

San Francisco Giants - 1997

Batter	1	2	3	4	5	6	7	8	9	AB R H RBI BB SO LOB	TOP																									
Tony Womack, L (1, 4) OBP: 0.400, SLG: 0.600	1-2 BB S 1B	2-3 K			3-2 SH5-3 G1-6-3 2B	0-2 G1-3		2-2 G1-3		5 1 2 0 0 1 3	Pittsburgh Pirates @ San Francisco Giants 3Com Park at Candlestick Point, San Francisco, CA Tue Apr 01 1997, 6:33 AM EST Att. 41,996 - Sunny - 62 F livebaseballscorecards.com																									
Jermaine Allensworth, R (1, 8) SAFE	3-3 K 1-2		2-3 K		1-1 SH5-3 2-3		2-3 K		4-1 G6-3 S E BB	3 1 0 0 1 3 1																										
Al Martin, L (1, 7) SAFE	4-2 BB BB		1-3 K		1-0 G1-6-3 3-H		1-0 1B 2B 1B		2-0 L8 1-2	4 1 1 1 1 1 1																										
Mark Johnson, L (1, 3) OBP: 0.400, SLG: 0.600	2-3 K		0-2 K 2B		3-3 K		0-2 1 SAFE 1 SAFE 1 SAFE 1 SAFE 1-2 2B 1B		0-1 G6-3 2-3	5 1 2 0 0 2 3																										
Kevin Elster, R (1, 6) OBP: 0.600, SLG: 0.750	4-2 BB 2-3		0-0 P4			0-1 E 1B 1B	1-2 1-H 2-H 2B		0-1 E6 3-H	4 1 2 2 1 0 1																										
18 Jason Kendall, R (1, 2) OBP: 0.200, SLG: 0.200	1-3 K		1-2 FC1-6-4 1B		0-0 E9 1B 1-2	0-1 P3 F9	0-1 F9		0-0 F9	5 0 1 0 0 1 6																										
Jose Guillen, R (1, 9)		2-3 K		0-0 FC1-6-4 1-2 1B	0-0 E9 1B 1-2	0-1 P3 F9	2-2 G3-1			4 0 0 0 0 1 3																										
Joe Randa, R (1, 5) OBP: 0.250, SLG: 0.500		3-1 K 2B		2-1 P3	3-2 F8		1-0 P3			4 0 1 0 0 0 3																										
Jon Lieber, L (1, 1) OBP: 0.333, SLG: 0.333		2-2 G6-3		1-3 K	3-2 K 1-3 2-H 1B		1-3 K			3 0 1 1 0 1 2																										
Matt Ruebel, L (6, 1)										0 0 0 0 0 0 0																										
Midre Cummings, L (8, PH)										1 0 0 0 0 1 0																										
Rich Loiselle, R (8, 1)										0 0 0 0 0 0 0																										
John Ericks, R (9, 1)										0 0 0 0 0 0 0																										
Inning Stats	R: 0 E: 0 K: 3 S: 21	H: 1 LOB: 3 BB: 2 P: 36	R: 0 E: 0 K: 2 S: 11	H: 1 LOB: 1 BB: 0 P: 20	R: 0 E: 0 K: 2 S: 12	H: 1 LOB: 1 BB: 0 P: 15	R: 0 E: 0 K: 1 S: 10	H: 1 LOB: 1 BB: 0 P: 13	R: 1 E: 0 K: 1 S: 10	H: 1 LOB: 0 BB: 0 P: 18	R: 1 E: 1 K: 0 S: 14	H: 2 LOB: 2 BB: 0 P: 20	R: 2 E: 0 K: 1 S: 17	H: 3 LOB: 1 BB: 0 P: 24	R: 0 E: 0 K: 1 S: 9	H: 0 LOB: 0 BB: 0 P: 13	R: 1 E: 1 K: 0 S: 7	H: 0 LOB: 1 BB: 1 P: 13	1B: 6 2B: 4 3B: 0 HR: 0	SF: 0 SAC: 1 DP: 0 HBP: 0	WP: 0 PB: 0 SB: 2 CS: 0	PA: 42														
PITCHER	IP WLS BF H R ER SO BB IBB HBP BLK WP HR S P ERA WHIP																																			
Mark Gardner, R (1, 1) ERA: 1.8	5.0		22	5	1	1	9	2	0	0	0	0	0	64	102	1.80	1.400																			
Rich DeLucia, R (6, 1) ERA:	0.2		5	2	1	0	0	0	0	0	0	0	0	11	17	0.00	3.000																			
Rich Rodriguez, L (6, 1) ERA: 27.0	0.2	L	4	2	2	2	1	0	0	0	0	0	0	10	13	27.00	3.000																			
Julian Tavarez, R (7, 1) ERA:	0.2		3	1	0	0	0	0	0	0	0	0	0	10	14	0.00	1.500																			
Doug Henry, R (8, 1) ERA:	2.0		8	0	1	0	1	1	0	0	0	0	0	16	26	0.00	0.500																			

AB	38
R	5
H	10
RBI	4
BB	3
SO	11
LOB	23



Batter	1	2	3	4	5	6	7	8	9	AB	R	H	RBI	BB	SO	LOB
Darryl Hamilton, L (1, 8) OBP: 0.250, SLG: 0.250	1-3 			1-1 FC2-6 1B	2-2 FC5		X	0-0 G3		4	0	1	0	0	1	3
Jose Vizcaino, S (1, 6) OBP: 0.250, SLG: 0.250	2-3 			0-0 FC2-6 SF9		0-2 G1-3 1B SF8		1-2 G6-3		4	2	1	0	0	1	1
Glenallen Hill, R (1, 9) OBP: 0.250, SLG: 0.333	1-2 P3			1-2 SF9		1 SAFE 1 SAFE 1 SAFE 3-2 SF8 G1-3 1B		2-1 F8		3	0	1	1	0	0	0
Barry Bonds, L (1, 7) OBP: 0.250, SLG: 0.250			1-1 P9	0-0 G3		2-0 G1-3		1-1 		4	0	1	0	0	0	2
Jeff Kent, R (1, 4)			2-1 P3		2-0 F8	3-2 SF8		2-2 G1-3		3	0	0	1	0	0	1
J.T. Snow, L (1, 3)			2-1 G4-3		0-2 G4-3	3-2 3-H 4-0 BB			2-3 K	3	0	0	0	1	1	0
Rick Wilkins, L (1, 2) OBP: 0.250, SLG: 0.250			2-2 G3		2-2 1B	2-3 K2-3		0-0 L7		4	0	1	0	0	1	2
Bill Mueller, S (1, 5) OBP: 0.250, SLG: 0.250			3-2 G4-3		2-0 FC5 BB 1B		1-3 K	3-2 F8		4	0	1	0	0	1	0
Mark Gardner, R (1, 1) Damon Berryhill, S (5, PH) Rich DeLucia, R (6, 1) Rich Rodriguez, L (6, 1) Julian Tavarez, L (7, 1) Wilson Delgado, S (7, PH) Doug Henry, R (8, 1)			1-1 G6-3		4-1 BB		0-1 F8			1	0	0	0	0	0	0

Inning Stats	R: 0	H: 0	E: 0	K: 2	S: 9	LOB: 0	BB: 0	P: 13	R: 0	H: 0	E: 0	K: 0	S: 6	LOB: 0	BB: 0	P: 11	R: 0	H: 0	E: 0	K: 0	S: 10	LOB: 0	BB: 0	P: 16	R: 1	H: 1	E: 0	K: 0	S: 7	LOB: 0	BB: 0	P: 9	R: 0	H: 2	E: 0	K: 1	S: 13	LOB: 3	BB: 1	P: 25	R: 1	H: 2	E: 0	K: 1	S: 14	LOB: 2	BB: 1	P: 28	R: 0	H: 0	E: 0	K: 1	S: 6	LOB: 0	BB: 0	P: 7	R: 0	H: 1	E: 0	K: 0	S: 11	LOB: 1	BB: 0	P: 17	R: 0	H: 0	E: 0	K: 1	S: 10	LOB: 0	BB: 0	P: 15	1B: 6	SF: 2	2B: 0	SAC: 0	3B: 0	DP: 0	HR: 0	HBP: 0	WP: 0	PA: 35
--------------	------	------	------	------	------	--------	-------	-------	------	------	------	------	------	--------	-------	-------	------	------	------	------	-------	--------	-------	-------	------	------	------	------	------	--------	-------	------	------	------	------	------	-------	--------	-------	-------	------	------	------	------	-------	--------	-------	-------	------	------	------	------	------	--------	-------	------	------	------	------	------	-------	--------	-------	-------	------	------	------	------	-------	--------	-------	-------	-------	-------	-------	--------	-------	-------	-------	--------	-------	--------

PITCHER	IP	WLS	BF	H	R	ER	SO	BB	IBB	HBP	BLK	WP	HR	S	P	ERA	WHIP
Jon Lieber, R (1, 1) ERA: 1.59	5.2		23	5	2	1	2	1	0	0	0	0	0	56	93	1.59	1.059
Matt Ruebel, L (6, 1) ERA:	1.1	W	5	0	0	0	2	1	0	0	0	0	0	9	16	0.00	0.750
Rich Loiselle, R (8, 1) ERA:	1.0		4	1	0	0	0	0	0	0	0	0	0	11	17	0.00	1.000
John Ericks, R (9, 1) ERA:	1.0	S	3	0	0	0	1	0	0	0	0	0	0	10	15	0.00	0.000

BOTTOM

Pittsburgh Pirates @ San Francisco Giants
3Com Park at Candlestick Point, San Francisco, CA

AB	31
R	2
H	6
RBI	2
BB	2
SO	5
LOB	9



PITCHER	IP	WLS	BF	H	R	ER	SO	BB	IBB	HBP	BLK	WP	HR	S	P	ERA	WHIP
Jon Lieber, R (1, 1) ERA: 1.59	5.2		23	5	2	1	2	1	0	0	0	0	0	56	93	1.59	1.059
Matt Ruebel, L (6, 1) ERA:	1.1	W	5	0	0	0	2	1	0	0	0	0	0	9	16	0.00	0.750
Rich Loiselle, R (8, 1) ERA:	1.0		4	1	0	0	0	0	0	0	0	0	0	11	17	0.00	1.000
John Ericks, R (9, 1) ERA:	1.0	S	3	0	0	0	1	0	0	0	0	0	0	10	15	0.00	0.000

Tue Apr 01 1997, 6:33 AM EST
Att: 41,996 - Sunny - 62 F

livebaseballscorecards.com

Batter	1	2	3	4	5	6	7	8	9
Darryl Hamilton, L OBP: 0.556, SLG: 0.429	4-0 WP BB SF9 BB	0-2 1B CS 1B		2-2 BB SH1-3 1-2 2B 1B		4-2 CS BB	1-0 L9		
Jose Vizcaino, S OBP: 0.625, SLG: 0.500	4-0 SF9 WP 1-2 HR BB	1-0 1B		2-0 SH1-3		4-2 BB BB		0-1 BB BB SF9 1B	
Glenallen Hill, R OBP: 0.333, SLG: 0.167 Jim Poole, L Rod Beck, R	2-3 K	1-2 CS	4-1 FC5-4 BB	1-0 FC6-2 BB 2B		2-3 K		4-2 SF9 BB 1-2 BB	
Barry Bonds, L OBP: 0.444, SLG: 0.200	1-0 SF9		0-1 F8	4-1 2B BB		4-0 SAFE BB		4-1 SAFE SF9 BB	
Jeff Kent, R OBP: 0.222, SLG: 0.857	3-2 HR		0-0 FC5-4 2B	1-0 2B		2-2 SAFE F8		1-1 SAFE SF9	
J.T. Snow, L OBP: 0.222, SLG: 0.250	2-0 P8		1-0 2B	3-1 G4-3		3-2 F8		2-3 K2-3	
Bill Mueller, S OBP: 0.556, SLG: 0.429		1-2 1B 1B	4-1 BB BB	2-1 K2-3-2 1B		4-0 BB BB		2-3 K	
Rick Wilkins, L OBP: 0.250, SLG: 0.143		1-3 K	3-2 G4-1	0-1 F9		4-1 BB		1-2 BB	
Oswaldo Fernandez, R Rich DeLucia, R Rich Rodriguez, L Julian Tavarez, L Damon Berryhill, S Doug Henry, R Stan Javier, S		0-3 K		4-1 SH1-3 1B FC6-2 BB		1-3 K2-3-2		0-1 F9	

Inning Stats	R: 3 E: 0 K: 1 S: 9	H: 1 LOB: 0 BB: 2 P: 25	R: 1 E: 0 K: 2 S: 16	H: 3 LOB: 1 BB: 0 P: 20	R: 0 E: 0 K: 0 S: 9	H: 1 LOB: 3 BB: 2 P: 21	R: 2 E: 0 K: 0 S: 10	H: 2 LOB: 2 BB: 2 P: 27	R: 0 E: 0 K: 1 S: 7	H: 1 LOB: 1 BB: 0 P: 10	R: 0 E: 0 K: 1 S: 12	H: 0 LOB: 2 BB: 3 P: 28	R: 0 E: 0 K: 0 S: 8	H: 0 LOB: 2 BB: 2 P: 20	R: 1 E: 0 K: 2 S: 14	H: 1 LOB: 2 BB: 2 P: 27
--------------	------------------------------	----------------------------------	-------------------------------	----------------------------------	------------------------------	----------------------------------	-------------------------------	----------------------------------	------------------------------	----------------------------------	-------------------------------	----------------------------------	------------------------------	----------------------------------	-------------------------------	----------------------------------

PITCHER	IP	WLS	BF	H	R	ER	SO	BB	IBB	HBP	BLK	WP	HR	S	P	ERA	WHIP
Steve Cooke, L ERA: 12.0	3.0	L	17	5	4	4	3	4	0	0	0	1	1	34	66	12.00	3.000
David Wainhouse, R ERA: 18.0	1.0		7	2	2	2	0	2	0	0	0	0	0	10	27	18.00	4.000
Jeff Granger, L ERA:	1.0		3	1	0	0	1	0	0	0	0	0	0	7	10	0.00	1.000
Marc Wilkins, R ERA:	1.1		8	0	0	0	1	5	0	0	0	0	0	17	44	0.00	3.750
Ricardo Rincon, L ERA: 5.4	1.2		8	1	1	1	2	2	0	0	0	0	0	17	31	5.40	1.800

AB R H RBI BB SO LOB

3 2 2 0 2 0 2

2 2 2 1 2 0 0

3 1 0 0 2 2 5

0 0 0 0 0 0 0

0 0 0 0 0 0 0

1 0 0 1 3 0 1

4 1 2 5 0 0 3

5 0 1 0 0 1 4

3 1 2 0 2 1 2

3 0 0 0 1 1 5

2 0 0 0 1 2 2

0 0 0 0 0 0 0

0 0 0 0 0 0 0

0 0 0 0 0 0 0

1 0 0 0 0 0 2

0 0 0 0 0 0 0

0 0 0 0 0 0 0

1B: 6 SF: 2

2B: 3 SAC: 1

3B: 0 DP: 1

HR: 1 HBP: 0

WP: 1 PA: 44

PB: 0

SB: 0

CS: 2

ERA WHIP

ERA WHIP

ERA WHIP

ERA WHIP

ERA WHIP

ERA WHIP

ERA WHIP

ERA WHIP

ERA WHIP

ERA WHIP

Pittsburgh Pirates @ San Francisco Giants
3Com Park at Candlestick Point, San Francisco, CA

livebaseballscores.com

AB 27
R 7
H 9
RBI 7
BB 13
SO 7
LOB 26




Thu Apr 03 1997, 10:05 PM EST

Att. 8,099 - Unknown - 60 F

Batter	1	2	3	4	5	6	7	8	9	AB R H RBI BB SO LOB	TOP																
Lance Johnson, L OBP: 0.476, SLG: 0.438 (1, 8) C S B B X	2-2 G5-3 ①		2-0 G6-3 ③			1-0 G4-3 3B ①	4-1 1B BB ①		1-0 1B ①	4 1 2 1 1 0 0	New York Mets @ San Francisco Giants 3Com Park at Candlestick Point, San Francisco, CA Fri Apr 04 1997, 10:05 PM EST Att: 8,380 - Unknown - 53 F livebaseballscorecards.com																
John Olerud, L OBP: 0.524, SLG: 0.813 (1, 3) B C X	1-1 G1-3 ②			4-1 2B BB ②		1-1 G4-3 ①	0-0 1B ③		0-3 1B ③	4 1 1 1 1 1 2																	
Bernard Gilkey, R OBP: 0.350, SLG: 0.471 (1, 7) B S F S	1-3 K ③			0-1 2B ②		4-2 2B G4-3 BB ②		2-2 F8 ①		3 1 1 0 0 1 0																	
Todd Hundley, S OBP: 0.444, SLG: 0.667 (1, 2) B S F B C C C C X		2-3 K ①		0-0 2B ①		2-0 G4-3 2B ②		2-1 P5 ②		4 0 2 1 0 1 0																	
Butch Huskey, R OBP: 0.167, SLG: 0.167 (1, 5) X C		0-1 FC6-4 1B ②		2-2 G5-3 ②		2-2 G4-3 ②		1-3 K ③		4 0 1 1 0 1 2																	
Carlos Baerga, S OBP: 0.250, SLG: 0.100 (1, 4) X C		0-1 FC6-4 1-2f ②		1-1 G6-3 ③		1-1 G3 ③		4-0 1B BB ③		3 1 0 0 1 0 3																	
Alex Ochoa, R OBP: 0.300, SLG: 0.300 (1, 9) X C		0-1 P2 ③			2-2 G1-3 ①		1-1 G5-3 ①		1-2 1B 1B ②	4 0 1 0 0 0 1																	
Edgardo Alfonzo, R OBP: 0.214, SLG: 0.333 (1, 6) C F B F B X			2-2 G6-3 ①		2-1 G4-3 ②		2-2 F9 ②		1-3 K ①	4 0 0 0 0 1 2																	
Dave Mlicki, R Andy Tomberlin, L OBP: 0.500, SLG: 0.500 Ricardo Jordan, L Greg McMichael, R Toby Borland, R Carl Everett, S (1, 1) (7, PH) (7, 1) (7, 1) (8, 1) (9, PH)			2-1 G4-3 ②		1-3 K ③		1-0 1B BB ①		0-1 F8 ②	2 0 0 0 0 1 0 1 0 1 0 1 0 0 0 0 0 2																	
Inning Stats	R: 0 E: 0 K: 1 S: 8	H: 0 LOB: 0 BB: 0 P: 12	R: 0 E: 0 K: 1 S: 10	H: 1 LOB: 1 BB: 0 P: 12	R: 0 E: 0 K: 0 S: 7	H: 0 LOB: 0 BB: 0 P: 13	R: 1 E: 0 K: 0 S: 10	H: 2 LOB: 1 BB: 1 P: 17	R: 0 E: 0 K: 1 S: 8	H: 0 LOB: 0 BB: 0 P: 13	R: 2 E: 0 K: 0 S: 14	H: 2 LOB: 1 BB: 1 P: 25	R: 0 E: 0 K: 0 S: 8	H: 2 LOB: 2 BB: 1 P: 16	R: 0 E: 0 K: 1 S: 8	H: 0 LOB: 0 BB: 0 P: 13	R: 1 E: 0 K: 2 S: 14	H: 2 LOB: 2 BB: 1 P: 21	1B: 5 2B: 3 3B: 1 HR: 0	SF: 0 SAC: 0 DP: 0 HBP: 0	WP: 0 PB: 0 SB: 0 CS: 0	PA: 38					
PITCHER	IP WLS BF H R ER SO BB IBB HBP BLK WP HR S P ERA WHIP											PITCHER	IP WLS BF H R ER SO BB IBB HBP BLK WP HR S P ERA WHIP														
Kirk Rueter, L ERA: 5.06 (1, 1)	5.1		22	5	3	3	3	2	0	0	0	0	0	51	83	5.06	1.312										
Julian Tavarez, R ERA: (6, 1)	1.1		6	1	0	0	0	1	0	0	0	0	0	13	24	0.00	1.500										
Rich Rodriguez, L ERA: 9.0 (7, 1)	0.1	W	1	1	0	0	0	0	0	0	0	0	0	1	1	0.00	3.000										
Doug Henry, R ERA: (8, 1)	1.0		3	0	0	0	1	0	0	0	0	0	0	8	13	0.00	0.000										
Rod Beck, R ERA: 6.75 (9, 1)	1.0	S	6	2	1	1	2	1	0	0	0	0	0	14	21	9.00	3.000										

AB	34
R	4
H	9
RBI	4
BB	4
SO	6
LOB	12



Batter	1	2	3	4	5	6	7	8	9	AB R H RBI BB SO LOB	TOP																
Lance Johnson, L (1, 8) OBP: 0.440, SLG: 0.400	1-2 G4-3		1-0 G6-3			0-0 L7			2-1 S 1B	4 0 1 0 0 0 0	<p>New York Mets @ San Francisco Giants 3Com Park at Candlestick Point, San Francisco, CA</p> <p>Sat Apr 05 1997, 6:33 AM EST Att. 13,768 - Sunny - 61 F</p> <p>livebaseballscorecards.com</p> <table border="1"> <tr><td>AB</td><td>30</td></tr> <tr><td>R</td><td>0</td></tr> <tr><td>H</td><td>3</td></tr> <tr><td>RBI</td><td>0</td></tr> <tr><td>BB</td><td>1</td></tr> <tr><td>SO</td><td>6</td></tr> <tr><td>LOB</td><td>7</td></tr> </table> 	AB	30	R	0	H	3	RBI	0	BB	1	SO	6	LOB	7		
AB	30																										
R	0																										
H	3																										
RBI	0																										
BB	1																										
SO	6																										
LOB	7																										
John Olerud, L (1, 3) OBP: 0.440, SLG: 0.650	1-3 K			1-2 F9		1-0 F9			0-0 L8	4 0 0 0 0 1 1																	
Bernard Gilkey, R (1, 7) OBP: 0.333, SLG: 0.400	3-3 K			4-1 S BB		2-3 K			2-1 L9	3 0 0 0 1 2 1																	
Todd Hundley, S (1, 2) OBP: 0.364, SLG: 0.500		1-1 G4-3		0-3 K		2-1 P3			1-3 K	4 0 0 0 0 2 2																	
Edgardo Alfonzo, R (1, 5) OBP: 0.176, SLG: 0.267		1-2 F9		3-2 P3		0-3 K				3 0 0 0 0 1 1																	
Carlos Baerga, S (1, 4) OBP: 0.267, SLG: 0.154		1-0 1B			0-2 P5		1-2 G6-3			3 0 1 0 0 0 0																	
Alex Ochoa, R (1, 9) OBP: 0.231, SLG: 0.231		2-2 P4			2-2 F8			0-1 G1-3		3 0 0 0 0 0 1																	
Rey Ordóñez, R (1, 6) OBP: 0.267, SLG: 0.267			1-0 F9		2-2 1B			0-1 F9		3 0 1 0 0 0 0																	
Rick Reed, R (1, 1)			3-2 F7		0-0 P3			0-2 G6-3		2 0 0 0 0 0 1																	
Carl Everett, S (8, PH)										1 0 0 0 0 0 0																	
Barry Manuel, R (8, 1)										0 0 0 0 0 0 0																	
Inning Stats	R: 0 E: 0 K: 2 S: 11	H: 0 LOB: 0 BB: 0 P: 16	R: 0 E: 0 K: 0 S: 12	H: 1 LOB: 1 BB: 0 P: 16	R: 0 E: 0 K: 0 S: 5	H: 0 LOB: 0 BB: 0 P: 10	R: 0 E: 0 K: 1 S: 10	H: 0 LOB: 1 BB: 1 P: 18	R: 0 E: 0 K: 0 S: 10	H: 1 LOB: 1 BB: 0 P: 14	R: 0 E: 0 K: 1 S: 7	H: 0 LOB: 0 BB: 0 P: 10	R: 0 E: 0 K: 1 S: 8	H: 0 LOB: 0 BB: 0 P: 11	R: 0 E: 0 K: 0 S: 7	H: 0 LOB: 0 BB: 0 P: 7	R: 0 E: 0 K: 1 S: 8	H: 1 LOB: 1 BB: 0 P: 13	1B: 3 2B: 0 3B: 0 HR: 0	SF: 0 SAC: 0 DP: 0 HBP: 0	WP: 0 PB: 0 SB: 2 CS: 0	PA: 31					
PITCHER	IP WLS BF H R ER SO BB IBB HBP BLK WP HR S P ERA WHIP																										
William Van Lanningham, R (1, 1) ERA:	7.0		24	2	0	0	5	1	0	0	0	0	0	63	95	0.00	0.429										
Joe Roa, R (8, 1) ERA:	1.0	W	3	0	0	0	0	0	0	0	0	0	0	7	7	0.00	0.000										
Jim Poole, L (9, 1) ERA:	0.1		2	1	0	0	0	0	0	0	0	0	0	3	5	0.00	3.000										
Rod Beck, R (9, 1) ERA: 4.5	0.2	S	2	0	0	0	1	0	0	0	0	0	0	5	8	0.00	0.000										

Batter	1	2	3	4	5	6	7	8	9	AB	R	H	RBI	BB	SO	LOB
Stan Javier, S OBP: 0.125, SLG: 0.125 (1, 8)	2-2 G4-3 1B		2-2 P9			1-1 G5-3		0-2 G3-1		4	1	1	0	0	0	0
Jose Vizcaino, S OBP: 0.400, SLG: 0.333 (1, 6)	1-1 G4-3		0-3 K			0-2 L7		0-0 G4-3		4	0	0	0	0	1	1
Glenallen Hill, R OBP: 0.471, SLG: 0.462 (1, 9)	2-2 2B 1B		1-0 F8			0-0 1B			2-1 2B	4	0	3	1	0	0	0
Barry Bonds, L OBP: 0.450, SLG: 0.385 (1, 7)	2-3 K			1-0 F9		0-0 P6			4-0 G5-4-3 BB	3	0	0	0	1	1	2
Jeff Kent, R OBP: 0.300, SLG: 0.588 (1, 4)	3-2 SAFE 2B			1-2 P4			2-3 K		1-3 K	4	0	1	0	0	2	2
J.T. Snow, L OBP: 0.250, SLG: 0.222 (1, 3)	0-1 L5			3-1 G4-3			0-0 G3		2-1 G5-4-3 1-2f	4	0	0	0	0	0	4
Bill Mueller, S OBP: 0.368, SLG: 0.294 (1, 5)		0-2 G6-3			1-3 K		1-0 P3			3	0	0	0	0	1	0
Rick Wilkins, L OBP: 0.313, SLG: 0.250 (1, 2)		3-2 P3			1-1 G4-3			4-2 2B BB		2	1	0	0	1	0	0
Mark Gardner, R (1, 1)		1-3 K			0-0 G5-3			1-1 2B		2	0	0	0	0	1	0
Rich Rodriguez, L (8, 1)										0	0	0	0	0	0	0
Damon Berryhill, S (8, PH)										1	0	1	1	0	0	0
Rich DeLucia, R (9, 1)										0	0	0	0	0	0	0
Jim Poole, L (9, 1)										0	0	0	0	0	0	0

Inning Stats	R: 1	H: 3	E: 0	LOB: 2	K: 1	S: 19	R: 0	H: 0	E: 0	LOB: 0	K: 1	S: 9	R: 0	H: 0	E: 0	LOB: 0	K: 1	S: 7	R: 0	H: 0	E: 0	LOB: 0	K: 1	S: 7	R: 0	H: 1	E: 0	LOB: 1	K: 0	S: 7	R: 0	H: 0	E: 0	LOB: 0	K: 1	S: 5	R: 1	H: 1	E: 0	LOB: 0	K: 0	S: 9	R: 0	H: 1	E: 0	LOB: 1	K: 1	S: 7	1B: 3	2B: 3	3B: 0	HR: 0	SF: 0	SAC: 0	DP: 1	HBP: 0	WP: 0	PA: 33
--------------	------	------	------	--------	------	-------	------	------	------	--------	------	------	------	------	------	--------	------	------	------	------	------	--------	------	------	------	------	------	--------	------	------	------	------	------	--------	------	------	------	------	------	--------	------	------	------	------	------	--------	------	------	-------	-------	-------	-------	-------	--------	-------	--------	-------	--------

PITCHER	IP	WLS	BF	H	R	ER	SO	BB	IBB	HBP	BLK	WP	HR	S	P	ERA	WHIP
Brian Bohanon, L (1, 1)	7.0	W	26	4	2	2	5	1	0	0	0	0	0	63	95	2.57	0.714
Greg McMichael, R (8, 1)	1.0		3	1	0	0	0	0	0	0	0	0	0	6	7	0.00	1.000
John Franco, L (9, 1)	1.0	S	4	1	0	0	1	1	0	0	0	0	0	7	16	0.00	2.000

BOTTOM

New York Mets @ San Francisco Giants
3Com Park at Candlestick Point, San Francisco, CA

Sun Apr 06 1997, 6:33 AM EDT
Att: 15,073 - Cloudy - 58 F

livebaseballscores.com

AB	31
R	2
H	6
RBI	2
BB	2
SO	6
LOB	9



Batter	1	2	3	4	5	6	7	8	9	AB R H RBI BB SO LOB	TOP																	
Mickey Morandini, L OBP: 0.250, SLG: 0.160 (1, 4)	2-2 G5-3		1-2 G6-3		0-0 FC5-4 1B		1-0 G4-3		1-1 G5-3	5 0 1 0 0 0 3																		
Kevin Stocker, S OBP: 0.367, SLG: 0.393 (1, 6)	3-3 K		4-1 BB		1-1 FC5-4 1-2f		3-2 BB 1B		0-0 G4-3	4 0 1 1 1 1 3																		
Gregg Jefferies, S OBP: 0.310, SLG: 0.280 (1, 7)	1-1 G6-3		2-0 G4-3			0-1 G6-3	4-2 SAFE 1 SAFE SAFE 1-2 BB		1-2 F7	4 0 0 0 1 0 3																		
Danny Tartabull, R Ron Blazier, R Erik Plantenberg, R (1, 9) (7, 1) (8, 1)		3-3 K		2-1 P3		4-2 1B 2B BB	2-3 K			3 1 0 0 1 2 2 0 0 0 0 0 0 0 0 0 0 0 0 0 0																		
Rico Brogna, L OBP: 0.200, SLG: 0.444 (1, 3)		1-2 G3		1-1 P5		1-0 P5	0-1 P6			4 0 0 0 0 0 3																		
Scott Rolen, R OBP: 0.286, SLG: 0.231 (1, 5)		4-0 FC5-4 BB		1-3 K		1-0 1-2 2B 1B		1-3 K		3 1 1 0 1 2 0																		
Mike Lieberthal, R OBP: 0.211, SLG: 0.737 (1, 2)		0-1 FC5-4 1-2f			2-3 K	1-0 1-H 2-H 2B		2-3 K		4 0 1 2 0 2 1																		
Wendell Magee, R OBP: 0.217, SLG: 0.286 (1, 8)			4-0 SH3-4 BB			0-0 G6-3	1-0 L4		0-1 G6-3	3 0 0 0 1 0 1																		
Calvin Maduro, R Kevin Sevcik, R Scott Ruffcorn, R Derrick May, L (1, 1) (5, PH) (5, 1) (7, PH) (7, 9)			0-1 SH3-4		1-0 1B		2-1 G4-3 1B 2B		0-2 G4-3 G5-3 1B	0 0 0 0 0 0 0 1 0 1 0 0 0 0 0 0 0 0 0 0 0 2 1 2 0 0 0 0																		
Inning Stats	R: 0 E: 0 K: 1 S: 9	H: 0 LOB: 0 BB: 0 P: 15	R: 0 E: 0 K: 1 S: 9	H: 0 LOB: 1 BB: 1 P: 17	R: 0 E: 0 K: 0 S: 8	H: 0 LOB: 2 BB: 2 P: 19	R: 0 E: 0 K: 1 S: 9	H: 0 LOB: 0 BB: 0 P: 13	R: 0 E: 0 K: 1 S: 8	H: 2 LOB: 2 BB: 0 P: 12	R: 2 E: 0 K: 0 S: 8	H: 2 LOB: 1 BB: 1 P: 16	R: 1 E: 0 K: 1 S: 17	H: 2 LOB: 2 BB: 1 P: 29	R: 0 E: 0 K: 2 S: 8	H: 0 LOB: 0 BB: 0 P: 11	R: 0 E: 0 K: 0 S: 9	H: 1 LOB: 1 BB: 0 P: 11	1B: 5 2B: 2 3B: 0 HR: 0	SF: 0 SAC: 1 DP: 0 HBP: 0	WP: 0 PB: 0 SB: 0 CS: 0	PA: 39						
PITCHER	IP WLS BF H R ER SO BB IBB HBP BLK WP HR S P ERA WHIP												PITCHER	IP WLS BF H R ER SO BB IBB HBP BLK WP HR S P ERA WHIP														
Shawn Estes, L ERA: 3.18 (1, 1)	5.2 W	25	4	2	2	4	4	0	0	0	0	0	0	50	90	3.18	1.412											
Julian Tavarez, R ERA: 2.45 (6, 1)	1.0	6	2	1	1	1	1	0	0	0	0	0	0	16	29	9.00	3.000											
Rich Rodriguez, L ERA: 5.4 (7, 1)	0.1	1	0	0	0	0	0	0	0	0	0	0	0	2	2	0.00	0.000											
Doug Henry, R ERA: (8, 1)	1.0	3	0	0	0	0	0	0	0	0	0	0	0	8	11	0.00	0.000											
Rod Beck, R ERA: 3.0 (9, 1)	1.0	S 4	1	0	0	0	0	0	0	0	0	0	0	9	11	0.00	1.000											

Philadelphia Phillies @ San Francisco Giants
 3Com Park at Candlestick Point, San Francisco, CA
 Mon Apr 07 1997, 10:05 PM EDT
 Att: 7,525 - Unknown - 59 F

AB	33
R	3
H	7
RBI	3
BB	5
SO	7
LOB	16



Batter	1	2	3	4	5	6	7	8	9	AB	R	H	RBI	BB	SO	LOB
Darryl Hamilton, L OBP: 0.318, SLG: 0.250 (1, 8)	2-2 BB 1B	1-2 P9		3-2 CS 1B		2-2 G1-3				4	1	2	0	0	0	0
Jose Vizcaino, S OBP: 0.417, SLG: 0.300 (1, 6)	4-0 BB BB 1-3 BB	4-2 2B SF8-4-5 BB		1-0 L9			0-3 K			2	2	0	0	2	1	1
Glenallen Hill, R OBP: 0.429, SLG: 0.471 (1, 9)	0-3 K	3-2 SF8-4-5 1-3 2B		2-2 CS 1-2	3-1 F7		1-0 P9			4	0	1	0	0	1	2
Barry Bonds, L OBP: 0.542, SLG: 0.429 (1, 7)	4-2 BB BB 1-2 1B BB	4-0 IBB		4-1 FC6-4 BB			1-2 1B			1	1	1	0	3	0	0
Jeff Kent, R OBP: 0.292, SLG: 0.526 (1, 4)	4-1 1B BB 1-2 2-3 3-H BB	3-2 SF8-4-5 2-3 3-H		1-1 FC6-4 WP BB 1-2f			2-1 G6-3			2	0	0	2	1	0	2
J.T. Snow, L OBP: 0.292, SLG: 0.200 (1, 3)	4-1 1B BB 1-2 2-3 3-H BB		0-0 F7		4-1 BB BB 1-3 BB		3-1 F9			2	0	0	1	2	0	0
Rick Wilkins, L OBP: 0.250, SLG: 0.188 (1, 2)	0-3 K		2-2 G5-3		2-3 K		2-3 K			4	0	0	0	0	3	5
Bill Mueller, S OBP: 0.348, SLG: 0.286 (1, 5)	0-0 1B		3-1 F7			2-3 K		0-0 P9		4	0	1	1	0	1	0
Shawn Estes, R (1, 1)	0-1 G5-3			2-3 K		2-3 K				2	0	0	0	0	1	3
Julian Tavarez, L (6, 1)										1	0	0	0	0	1	0
Rich Rodriguez, L (7, 1)										0	0	0	0	0	0	0
Doug Henry, R (8, 1)										0	0	0	0	0	0	0
Rod Beck, R (9, 1)										0	0	0	0	0	0	0

Inning Stats	R: 3	H: 2	LOB: 3	K: 2	P: 38	R: 1	H: 1	LOB: 1	K: 0	P: 30	R: 0	H: 0	LOB: 0	K: 0	P: 11	R: 0	H: 1	LOB: 0	K: 1	P: 19	R: 0	H: 0	LOB: 2	K: 1	P: 23	R: 0	H: 0	LOB: 0	K: 2	P: 18	R: 0	H: 1	LOB: 1	K: 1	P: 14	R: 0	H: 0	LOB: 0	K: 1	P: 11
	1B: 4	SF: 1	3B: 0	HR: 0		2B: 2	SAC: 0	DP: 1	CS: 1		WP: 1	PA: 36																												

PITCHER	IP	WLS	BF	H	R	ER	SO	BB	IBB	HBP	BLK	WP	HR	S	P	ERA	WHIP
Calvin Maduro, R ERA: 10.13 (1, 1)	4.0	L	20	4	4	4	3	5	1	0	0	0	0	52	98	9.00	2.250
Scott Ruffcorn, R ERA: 3.18 (5, 1)	2.0		8	0	0	0	3	2	0	0	0	1	0	21	41	0.00	1.000
Ron Blazier, R ERA: 6.75 (7, 1)	1.0		4	1	0	0	1	0	0	0	0	0	0	10	14	0.00	1.000
Erik Plantenberg, L ERA: 5.4 (8, 1)	1.0		3	0	0	0	1	0	0	0	0	0	0	6	11	0.00	0.000

BOTTOM

Philadelphia Phillies @ San Francisco Giants
3Com Park at Candlestick Point, San Francisco, CA

livebaseballscores.com

AB	26
R	4
H	5
RBI	4
BB	8
SO	8
LOB	13



WP: 1	PA: 36
PB: 0	
SB: 0	
CS: 1	

PITCHER	IP	WLS	BF	H	R	ER	SO	BB	IBB	HBP	BLK	WP	HR	S	P	ERA	WHIP
Calvin Maduro, R ERA: 10.13 (1, 1)	4.0	L	20	4	4	4	3	5	1	0	0	0	0	52	98	9.00	2.250
Scott Ruffcorn, R ERA: 3.18 (5, 1)	2.0		8	0	0	0	3	2	0	0	0	1	0	21	41	0.00	1.000
Ron Blazier, R ERA: 6.75 (7, 1)	1.0		4	1	0	0	1	0	0	0	0	0	0	10	14	0.00	1.000
Erik Plantenberg, L ERA: 5.4 (8, 1)	1.0		3	0	0	0	1	0	0	0	0	0	0	6	11	0.00	0.000

Mon Apr 07 1997, 10:05 PM EDT
Att. 7,525 - Unknown - 59 F

Batter	1	2	3	4	5	6	7	8	9	AB R H RBI BB SO LOB	TOP											
Mickey Morandini, L (1, 4) OBP: 0.250, SLG: 0.172	2-2 G4-3 G6-3 1B		2-3 K			0-0 G6-3		1-0 G4-3		4 1 1 0 0 1 1	Philadelphia Phillies @ San Francisco Giants 3Com Park at Candlestick Point, San Francisco, CA Tue Apr 08 1997, 10:05 PM EDT Att: 6,260 - Unknown - 56 F											
Kevin Stocker, S (1, 6) OBP: 0.324, SLG: 0.344	3-2 G4-3 1-3			0-3 K		2-3 K		2-2 F7		4 0 0 0 0 2 2												
Gregg Jefferies, S (1, 7) OBP: 0.273, SLG: 0.241	1-2 G6-3			1-0 F9			2-1 E6 G4-6-3 1B		2-0 L5	4 1 0 1 0 0 0												
Derrick May, L (1, 9) OBP: 0.333, SLG: 0.571	2-2 G3			2-2 1B			2-1 1 SAFE 1 SAFE 1 SAFE 1-2 G4-6-3 1B		1-0 G3-1	4 0 2 0 0 0 0												
Rico Brogna, L (1, 3) OBP: 0.208, SLG: 0.381		2-2 P5		3-2 G3			1-0 G4-6-3		4-2 FC6-4 BB	3 0 0 0 1 0 3												
Scott Rolen, R (1, 5) OBP: 0.313, SLG: 0.267		0-0 G4-3			2-2 G5-4-3 1B		3-2 1B		1-1 FC6-4	4 0 2 1 0 0 1												
Mike Lieberthal, R (1, 2) OBP: 0.182, SLG: 0.636		2-2 G5-3			2-3 K		0-0 F8			3 0 0 0 0 1 2												
Wendell Magee, R (1, 8) OBP: 0.231, SLG: 0.261			1-2 F7		0-0 G5-4-3			4-1 G4-3 SH3-4 BB		2 0 0 0 1 0 1												
Mark Leiter, R (1, 1) Kevin Sefcik, R (8, PH) Erik Plantenberg, R (8, 1) Ricky Bottalico, L (8, 1)			0-1 F9			0-2 G3-1		0-0 SH3-4		2 0 0 0 0 0 0												
										0 0 0 0 0 0 0												
										0 0 0 0 0 0 0												
										0 0 0 0 0 0 0												
										0 0 0 0 0 0 0												
Inning Stats	R: 1 E: 0 K: 0 S: 12	H: 1 LOB: 0 BB: 0 P: 20	R: 0 E: 0 K: 0 S: 8	H: 0 LOB: 0 BB: 0 P: 12	R: 0 E: 0 K: 1 S: 9	H: 0 LOB: 0 BB: 0 P: 12	R: 0 E: 0 K: 1 S: 11	H: 1 LOB: 1 BB: 0 P: 17	R: 0 E: 0 K: 1 S: 8	H: 1 LOB: 0 BB: 0 P: 12	R: 0 E: 0 K: 1 S: 8	H: 0 LOB: 0 BB: 0 P: 10	R: 1 E: 1 K: 0 S: 10	H: 2 LOB: 1 BB: 0 P: 18	R: 0 E: 0 K: 0 S: 6	H: 0 LOB: 1 BB: 1 P: 13	R: 0 E: 0 K: 0 S: 9	H: 0 LOB: 1 BB: 1 P: 17	1B: 5 2B: 0 3B: 0 HR: 0	SF: 0 SAC: 1 DP: 2 HBP: 0	WP: 0 PB: 0 SB: 1 CS: 0	PA: 33
PITCHER	IP WLS BF H R ER SO BB IBB HBP BLK WP HR S P ERA WHIP																					
Oswaldo Fernandez, R (1, 1) ERA: 3.75	7.0 L 25 5 2 1 4 0 0 0 0 0 0 0 66 101 1.29 0.714																					
Joe Roa, R (8, 1) ERA:	1.1 5 0 0 0 0 1 0 0 0 0 0 0 7 16 0.00 0.750																					
Jim Poole, L (9, 1) ERA:	0.1 2 0 0 0 0 1 0 0 0 0 0 0 6 11 0.00 3.000																					
Julian Tavarez, R (9, 1) ERA: 2.25	0.1 1 0 0 0 0 0 0 0 0 0 0 0 2 3 0.00 0.000																					

AB	30
R	2
H	5
RBI	2
BB	2
SO	4
LOB	10



Batter	1	2	3	4	5	6	7	8	9	AB R H RBI BB SO LOB	TOP		
Mickey Morandini, L (1, 4) OBP: 0.250, SLG: 0.182	0-1 G4-3		2-2 1B			0-3 K		0-3 K		4 0 1 0 0 2 1	Philadelphia Phillies @ San Francisco Giants 3Com Park at Candlestick Point, San Francisco, CA Wed Apr 09 1997, 6:33 AM EDT Att. 7,617 - Sunny - 63 F livebaseballscorecards.com		
Kevin Sevcik, R (1, 6) OBP: 0.125, SLG: 0.125	0-0 F8		2-1 L8			2-2 F9		2-2 P3	4 0 0 0 0 0 2				
Gregg Jefferies, S (1, 7) OBP: 0.297, SLG: 0.303	2-1 2B			1-0 L6		1-1 FC6-4		2-2 G3-6-1 1B	4 0 2 0 0 0 1				
Rex Hudler, R (1, 9) Derrick May, L (9, PH) OBP: 0.318, SLG: 0.545	2-2 P2			1-3 K		1-1 G5-3		0-0 G3-6-1	3 0 0 0 0 0 1 1 0 0 0 0 0 1				
Darren Daulton, L (1, 3) OBP: 0.250, SLG: 0.455		2-2 F8		3-1 G4-3		0-0 1B			3 0 1 0 0 0 0				
Scott Rolen, R (1, 5) OBP: 0.286, SLG: 0.242		1-3 K			3-1 G6-3		2-3 K		3 0 0 0 0 2 1				
Mark Parent, R (1, 2)		0-0 F9			1-1 F9		0-0 L8		3 0 0 0 0 0 1				
Wendell Magee, R (1, 8) OBP: 0.207, SLG: 0.231			1-0 G5-3		0-0 B1-3			1-1 P6	3 0 0 0 0 0 0				
Bobby Munoz, R (1, 1) Ruben Amaro Jr, S (8, PH) Mike Mimbbs, L (6, 1) Jerry Spradlin, S (7, 1) Kevin Stocker, S (8, PH) Erik Plattenberg, R (8, 1)			1-0 G6-3			2-2 FC6-4 1B		2-1 G6-3	1 0 0 0 0 0 0 1 0 1 0 0 0 0 0 0 0 0 0 0 0 0 0 0 0 0 0 0 1 0 0 0 0 0 0 0 0 0 0 0 0 0				
Inning Stats	R: 0 H: 1 E: 0 LOB: 1 K: 0 BB: 0 S: 8 P: 12	R: 0 H: 0 E: 0 LOB: 0 K: 1 BB: 0 S: 8 P: 11	R: 0 H: 1 E: 0 LOB: 1 K: 0 BB: 0 S: 7 P: 13	R: 0 H: 0 E: 0 LOB: 0 K: 1 BB: 0 S: 6 P: 11	R: 0 H: 0 E: 0 LOB: 0 K: 0 BB: 0 S: 5 P: 9	R: 0 H: 1 E: 0 LOB: 1 K: 1 BB: 0 S: 13 P: 18	R: 0 H: 1 E: 0 LOB: 1 K: 1 BB: 0 S: 9 P: 12	R: 0 H: 0 E: 0 LOB: 0 K: 1 BB: 0 S: 7 P: 10	R: 0 H: 1 E: 0 LOB: 0 K: 0 BB: 0 S: 7 P: 11	1B: 4 SF: 0 2B: 1 SAC: 0 3B: 0 DP: 1 HR: 0 HBP: 0		WP: 0 PA: 31 PB: 0 SB: 0 CS: 0	
PITCHER	IP WLS BF H R ER SO BB IBB HBP BLK WP HR S P ERA WHIP											PITCHER	IP WLS BF H R ER SO BB IBB HBP BLK WP HR S P ERA WHIP
Kirk Rueter, L (1, 1) ERA: 2.19	7.0 W 25 4 0 0 4 0 0 0 0 0 0 0 56 86 0.00 0.571												
Doug Henry, R (8, 1) ERA:	1.0 3 0 0 0 1 0 0 0 0 0 0 0 7 10 0.00 0.000												
Rod Beck, R (9, 1) ERA: 2.25	1.0 S 3 1 0 0 0 0 0 0 0 0 0 0 7 11 0.00 1.000												



Batter	1	2	3	4	5	6	7	8	9
Darryl Hamilton, L (1, 8) OBP: 0.226, SLG: 0.172	0-1 G4-3	1-1 G4-3			1-1 B1-3		2-1 G4-3	1-0 G3	
Jose Vizcaino, S (1, 6) OBP: 0.438, SLG: 0.308	1-2 HR 1B		0-0 G3		1-1 CS 1B		4-2 F8 BB		
Barry Bonds, L (1, 7) OBP: 0.531, SLG: 0.526	0-1 HR 1-H		2-3 K		4-0 CS BB		4-2 FC5 S BB		
Jeff Kent, R (1, 4) OBP: 0.281, SLG: 0.500	2-3 K		0-2 2B		1-2 G6-3		1-1 F8		
Glenallen Hill, R (1, 9) OBP: 0.379, SLG: 0.440 Doug Henry, R (8, 1) Rod Beck, R (9, 1)	1-1 1B		3-2 2B		1-3 K		1-1 FC5		
J.T. Snow, L (1, 3) OBP: 0.313, SLG: 0.250	0-2 1B		1-1 G1-3		3-3 K		3-1 F8		
Bill Mueller, S (1, 5) OBP: 0.367, SLG: 0.333	2-1 G1-3			3-2 G3		2-2 BB 1B		0-1 2B	
Marcus Jensen, S (1, 2)		0-0 F9		3-2 G3		4-0 BB		4-0 BB	
Kirk Rueter, L (1, 1) Stan Javier, S (8, 9)		1-3 K		1-2 G1-3		0-1 F7		2-2 L7	

Inning Stats	R: 2	H: 4	E: 0	K: 1	S: 17	L: 22	BB: 0	P: 23	R: 0	H: 0	E: 0	K: 1	S: 6	R: 0	H: 2	E: 0	K: 1	S: 12	R: 0	H: 0	E: 0	K: 0	S: 10	R: 0	H: 1	E: 0	K: 0	S: 7	R: 0	H: 1	E: 0	K: 2	S: 11	R: 0	H: 0	E: 0	K: 0	S: 10	R: 0	H: 1	E: 0	K: 0	S: 8
	LOB: 2	BB: 0				LOB: 0	BB: 0		LOB: 1	BB: 0		LOB: 0	BB: 0	LOB: 0	BB: 0		LOB: 1	BB: 1	LOB: 2	BB: 1		LOB: 2	BB: 2	LOB: 0	BB: 2	LOB: 2	BB: 1	LOB: 0	BB: 2	LOB: 2	BB: 1	LOB: 2	BB: 1	LOB: 0	BB: 0	LOB: 2	BB: 2	LOB: 2	BB: 1	LOB: 2	BB: 1	LOB: 2	BB: 1

PITCHER	IP	WLS	BF	H	R	ER	SO	BB	IBB	HBP	BLK	WP	HR	S	P	ERA	WHIP
Bobby Munoz, R (1, 1) ERA: 8.0	5.0	L	22	7	3	3	3	1	0	0	0	0	1	52	80	5.40	1.600
Mike Mimbs, L (6, 1) ERA: 2.84	1.1		8	1	0	0	2	3	0	0	0	0	0	17	37	0.00	3.000
Jerry Spradlin, R (7, 1) ERA:	0.2		2	0	0	0	0	0	0	0	0	0	0	4	6	0.00	0.000
Erik Plantenberg, L (8, 1) ERA: 2.7	1.0		5	1	0	0	0	1	0	0	0	0	0	8	18	0.00	2.000

BOTTOM

Philadelphia Phillies @ San Francisco Giants
 3Com Park at Candlestick Point, San Francisco, CA

Wed Apr 09 1997, 6:33 AM EDT
 Att. 7,617 - Sunny - 63 F

AB	R	H	RBI	BB	SO	LOB
5	0	0	0	0	0	2
3	1	2	0	1	0	0
2	1	1	2	2	1	0
4	1	1	0	0	1	4
4	0	2	1	0	1	2
0	0	0	0	0	0	0
0	0	0	0	0	0	0
4	0	1	0	0	1	1
4	0	2	0	0	0	2
2	0	0	0	2	0	0
3	0	0	0	0	1	2
1	0	0	0	0	0	2

AB	32
R	3
H	9
RBI	3
BB	5
SO	5
LOB	15

WP: 0 PA: 37
 PB: 0
 SB: 1
 CS: 2



Batter	1	2	3	4	5	6	7	8	9	AB R H RBI BB SO LOB	TOP									
Darryl Hamilton, L (1, 8) OBP: 0.278, SLG: 0.188	4-1 G4-6-3 1B BB	2-1 WP 1B		4-2 BB			1-3 K		0-0 F8	3 1 1 1 2 1 1										
Bill Mueller, S (1, 5) OBP: 0.353, SLG: 0.300	4-1 G4-6-3 1-2 BB	3-2 G6-3		1-1 L5			3-2 G6-3			3 0 0 0 1 0 3										
Glenallen Hill, R (1, 9) OBP: 0.364, SLG: 0.414	1-1 G4-6-3 1-2f 2-3		0-0 CS 1B		0-0 F8		2-3 K			4 0 1 0 0 1 2										
Barry Bonds, L (1, 7) OBP: 0.556, SLG: 0.545	0-2 HR 1B		4-2 CS 1-2 BB		2-1 S 2B 1B			1-0 L9		3 2 2 1 1 0 0										
Jeff Kent, R (1, 4) OBP: 0.343, SLG: 0.679	0-0 HR		4-1 BB		2-1 1-H 2B			0-1 G6-3		2 1 2 3 1 0 0										
Jose Vizcaino, S (5, 4) OBP: 0.424, SLG: 0.296	1-H HR		1-2 BB		1-H 2B					1 0 0 0 0 0 0										
J.T. Snow, L (1, 3) OBP: 0.278, SLG: 0.219	1-3 K		0-0 L4		2-0 G5-3			2-2 F9		4 0 0 0 0 1 1										
Marcus Jensen, S (1, 2) OBP: 0.375, SLG: 0.333		2-1 P6		0-0 2B		1-1 G6-3			3-3 K	4 0 1 0 0 1 0										
Rich Aurilia, R (1, 6) OBP: 0.500, SLG: 0.500		1-1 SH3-4 1B		1-1 G6-3		0-1 G6-4-3 1B			1-3 K	4 1 2 0 0 1 1										
Mark Gardner, R (1, 1)		0-0 SH3-4		3-3 K		0-1 G6-4-3			1-1 1B	2 0 0 0 0 1 2										
Julian Tavarez, L (7, 1)										0 0 0 0 0 0 0										
Rich Rodriguez, L (8, 1) OBP: 1.000, SLG: 1.000										1 0 1 0 0 0 0										
Doug Henry, R (9, 1)		1-2								0 0 0 0 0 0 0										
Inning Stats	R: 3 E: 0 K: 1 S: 11	H: 2 LOB: 0 BB: 2 P: 21	R: 1 E: 0 K: 0 S: 10	H: 2 LOB: 1 BB: 0 P: 18	R: 0 E: 0 K: 0 S: 9	H: 1 LOB: 1 BB: 2 P: 17	R: 0 E: 0 K: 1 S: 11	H: 1 LOB: 2 BB: 1 P: 20	R: 1 E: 0 K: 0 S: 6	H: 2 LOB: 0 BB: 0 P: 12	R: 0 E: 0 K: 2 S: 9	H: 0 LOB: 0 BB: 0 P: 15	R: 0 E: 0 K: 0 S: 7	H: 0 LOB: 0 BB: 0 P: 10	R: 0 E: 0 K: 2 S: 10	H: 1 LOB: 1 BB: 0 P: 15	1B: 7 2B: 2 3B: 0 HR: 1	SF: 0 SAC: 1 DP: 2 HBP: 0	WP: 1 PB: 0 SB: 1 CS: 2	PA: 37
PITCHER	IP WLS BF H R ER SO BB IBB HBP BLK WP HR S P ERA WHIP																			
Mark Clark, R (1, 1) ERA: 4.91	4.2 L 23 8 5 5 2 5 0 0 0 1 1 46 85 9.64 2.786																			
Joe Crawford, L (5, 1) ERA: 4.5	1.1 4 1 0 0 0 0 0 0 0 0 0 0 7 10 0.00 0.750																			
Ricardo Jordan, L (7, 1) ERA: 8.31	1.0 3 0 0 0 2 0 0 0 0 0 0 0 9 15 0.00 0.000																			
Barry Manuel, R (8, 1) ERA: 6.75	2.0 7 1 0 0 2 0 0 0 0 0 0 0 17 25 0.00 0.500																			

San Francisco Giants @ New York Mets
 Shea Stadium, Flushing, NY
 Sun Apr 13 1997, 3:33 AM EDT
 Cloudy - 64 F

livebaseballscorecards.com

AB	31
R	5
H	10
RBI	5
BB	5
SO	6
LOB	10



Batter	1	2	3	4	5	6	7	8	9	AB R H RBI BB SO LOB	TOP	
Marvin Benard, L (1, 8) <small>OBP: 0.400, SLG: 0.250</small> Rich Aurilia, R (8, PH) <small>OBP: 0.400, SLG: 0.400</small> (8, 6)	0-0 F2	0-3 K		0-3 K		4-0 BB		0-0 FC4-6		3 0 0 0 1 2 4 1 0 0 1 0 0 1		
Jose Vizcaino, S (1, 6) <small>OBP: 0.395, SLG: 0.375</small> (8, 4)	0-0 L7		0-0 F6		0-0 HR	0-3 K		0-0 4-3		5 1 1 1 0 1 3		
Glenallen Hill, R (1, 9) <small>OBP: 0.316, SLG: 0.353</small>	0-3 K		0-3 K		0-0 G5-3		0-0 F8		0-0 F9	5 0 0 0 0 2 0		
Barry Bonds, L (1, 7) <small>OBP: 0.512, SLG: 0.462</small>		0-0 P6	0-0 G4-3		0-0 F8		0-0 L7		4-0 SH5-3 1B BB	4 0 0 0 1 0 0		
J.T. Snow, L (1, 3) <small>OBP: 0.293, SLG: 0.222</small>		4-0 BB 2B BB		0-0 F8	0-0 F7		0-3 K		0-0 SH5-3 1-2 1B	4 1 1 0 1 1 0		
Mark Lewis, R (1, 4) <small>OBP: 1.000, SLG: 3.000</small> Doug Henry, R (8, 1) Jim Poole, L (8, 1) Rod Beck, R (9, 1)		4-0 BB 2B BB		0-0 HR		0-0 HR		0-0 1B BLK WP 1B	0-0 SH5-3 1-2 2-3	3 4 3 2 1 0		
Rick Wilkins, L (1, 2) <small>OBP: 0.286, SLG: 0.333</small>		0-0 FC5-4 1-H 2-H 2B		0-0 SH5-4 2B		0-0 F8		0-0 WP G4-3 FC4-6 1B	0-0 G3	5 1 3 2 0 0 2		
Bill Mueller, S (1, 5) <small>OBP: 0.395, SLG: 0.364</small>		4-0 FC5-4 BB		0-0 SH5-4 1B		0-0 2B		0-0 G4-3 1-2		3 0 2 0 1 0 2		
Shawn Estes, R (1, 1) Damon Berryhill, S (8, PH) <small>OBP: 0.571, SLG: 0.667</small> Joe Roa, R (6, 1) Julian Tavarez, L (7, 1) Darryl Hamilton, L (8, PH) <small>OBP: 0.297, SLG: 0.188</small> (8, 8)		0-0 FC5-4 1-2 2-3		0-0 SH5-4 1-2 2-3		0-0 G1-3		4-0 FC4-6 BB 2-3 3-H		1 0 0 0 0 0 2 1 0 0 0 0 0 1 0 0 0 0 0 0 0 0 0 0 0 0 0 0 0 0 0 0 1 0 0		
Inning Stats	R: 0 H: 0 E: 0 LOB: 0 K: 1 BB: 0 S: 5 P: 5	R: 2 H: 1 E: 0 LOB: 2 K: 1 BB: 3 S: 6 P: 18	R: 0 H: 0 E: 0 LOB: 0 K: 1 BB: 0 S: 5 P: 5	R: 1 H: 3 E: 0 LOB: 2 K: 1 BB: 0 S: 8 P: 8	R: 1 H: 1 E: 0 LOB: 0 K: 0 BB: 0 S: 4 P: 4	R: 1 H: 2 E: 0 LOB: 2 K: 1 BB: 1 S: 7 P: 11	R: 0 H: 0 E: 0 LOB: 0 K: 1 BB: 0 S: 5 P: 5	R: 2 H: 2 E: 0 LOB: 1 K: 0 BB: 1 S: 5 P: 9	R: 0 H: 1 E: 0 LOB: 2 K: 0 BB: 1 S: 4 P: 8	1B: 4 SF: 0 2B: 3 SAC: 2 3B: 0 DP: 0 HR: 3 HBP: 0	WP: 1 PA: 43 PB: 0 SB: 0 CS: 0	
PITCHER	IP WLS BF H R ER SO BB IBB HBP BLK WP HR S P ERA WHIP											
Bobby Jones, R (1, 1) <small>ERA: 3.8</small> Brian Bohanon, L (6, 1) <small>ERA: 3.6</small> Greg McMichael, R (9, 1) <small>ERA: 1.5</small>	5.1 L 26 7 5 5 4 3 0 0 0 0 3 31 43 8.44 1.875											

San Francisco Giants @ New York Mets
 Shea Stadium, Flushing, NY
 Sun Apr 13 1997, 3:38 AM EDT
 Att. 21,981 - Cloudy - 65 F

AB	35
R	7
H	10
RBI	6
BB	6
SO	6
LOB	15



BOTTOM

San Francisco Giants @ New York Mets
Shea Stadium, Flushing, NY
Sun Apr 13 1997, 3:38 AM EDT
Att. 21,981 - Cloudy - 65 F

livebaseballscorecards.com

AB 36
R 6
H 12
RBI 5
BB 4
SO 5
LOB 19



WP: 0 PA: 42
PB: 0
SB: 0
CS: 0

AB R H RBI BB SO LOB

4 1 1 2 1 0 5

4 1 1 0 0 1 1

5 1 2 2 0 0 0

4 1 1 1 1 1 2

5 1 1 0 0 1 3

2 0 1 0 1 0 1

1 0 0 0 0 0 1

0 0 0 0 0 0 0

3 0 1 0 0 0 3

0 0 0 0 0 0 0

1 0 0 0 0 1 1

0 0 0 0 0 0 0

1B: 9 SF: 0
2B: 2 SAC: 2
3B: 0 DP: 2
HR: 1 HBP: 0

Batter	1	2	3	4	5	6	7	8	9
Lance Johnson, L OBP: 0.404, SLG: 0.354 (1, 8)	4-0 SH1-3 1B BB	0-0 FC6-4 1-2f		0-0 G3		0-0 G1-6-3 1-2f		0-0 2B 1-H 2-H	
Rey Ordonez, R OBP: 0.289, SLG: 0.270 (1, 6)	0-0 SH1-3 1-2		0-0 L9		0-0 2B 1B	0-0 F3		0-3 K	
John Olerud, L OBP: 0.444, SLG: 0.660 (1, 3)	0-0 2-H 1B		0-0 L7		0-0 1B E 2B		0-0 L4	0-0 F7	
Bernard Gilkey, R OBP: 0.283, SLG: 0.340 (1, 7)	0-0 F8		0-0 HR		0-0 F9		4-0 G6-4-3 BB	0-3 K	
Butch Huskey, R OBP: 0.138, SLG: 0.143 Steve Bieser, L (9, PR)	0-0 F8		0-3 K2-3		0-0 E 1B		0-0 G6-4-3 1-2f	0-0 E 1B	
Alex Ochoa, R OBP: 0.179, SLG: 0.214 (1, 9)		0-0 G1-3		0-0 G6-3		0-3 K		0-0 2B 1B BB	0-0 G5-3 1-2
Alberto Castillo, R OBP: 0.800, SLG: 0.667 Carl Everett, S OBP: 0.120, SLG: 0.083 Todd Hundley, S OBP: 0.318, SLG: 0.514 (8, PH) (9, 2)		4-0 1B BB		0-0 SH2-4 1B		0-0 E4 1-2 3-H		0-0 F8	
Manny Alexander, R OBP: 0.222, SLG: 0.222 Brian Bohanon, L Matt Franco, L Greg McMichael, R (8, PH) (9, 1)		0-0 P4		0-0 SH2-4 1B		0-0 G6-3		0-3 K	
Bobby Jones, R OBP: 0.286, SLG: 0.167 Edgardo Alfonzo, R OBP: 0.250, SLG: 0.250 (6, 4)		0-0 SH2-4 FC6-4 1B		0-0 SH2-4		0-0 G1-6-3 1B		4-0 2B BB	

Inning Stats	R: 1	H: 1	E: 0	LOB: 1	K: 0	BB: 1	S: 4	P: 8	R: 0	H: 1	E: 0	LOB: 2	K: 0	BB: 1	S: 4	P: 8	R: 1	H: 1	E: 0	LOB: 0	K: 1	BB: 0	S: 6	P: 6	R: 0	H: 2	E: 0	LOB: 2	K: 0	BB: 0	S: 5	P: 5	R: 2	H: 3	E: 1	LOB: 2	K: 1	BB: 0	S: 9	P: 9	R: 0	H: 1	E: 0	LOB: 0	K: 0	BB: 0	S: 3	P: 3	R: 0	H: 0	E: 0	LOB: 0	K: 0	BB: 1	S: 2	P: 6	R: 2	H: 2	E: 0	LOB: 1	K: 2	BB: 1	S: 9	P: 13	R: 0	H: 1	E: 1	LOB: 2	K: 1	BB: 0	S: 6	P: 6	1B: 9	SF: 0	2B: 2	SAC: 2	3B: 0	DP: 2	HR: 1	HBP: 0	WP: 0	PA: 42
--------------	------	------	------	--------	------	-------	------	------	------	------	------	--------	------	-------	------	------	------	------	------	--------	------	-------	------	------	------	------	------	--------	------	-------	------	------	------	------	------	--------	------	-------	------	------	------	------	------	--------	------	-------	------	------	------	------	------	--------	------	-------	------	------	------	------	------	--------	------	-------	------	-------	------	------	------	--------	------	-------	------	------	-------	-------	-------	--------	-------	-------	-------	--------	-------	--------

PITCHER	IP	WLS	BF	H	R	ER	SO	BB	IBB	HBP	BLK	WP	HR	S	P	ERA	WHIP
Shawn Estes, L ERA: 4.22 (1, 1)	5.0		26	8	4	3	2	2	0	0	0	0	1	28	36	5.40	2.000
Joe Roa, R ERA: (6, 1)	1.1		5	1	0	0	0	1	0	0	0	0	0	4	8	0.00	1.500
Julian Tavarez, R ERA: 1.59 (7, 1)	0.2		1	0	0	0	0	0	0	0	0	0	0	1	1	0.00	0.000
Doug Henry, R ERA: 2.25 (8, 1)	0.2		4	1	2	2	1	1	0	0	0	0	0	5	9	27.00	3.000
Jim Poole, L ERA: (8, 1)	0.2		3	1	0	0	1	0	0	0	0	0	0	5	5	0.00	1.500
PITCHER	IP	WLS	BF	H	R	ER	SO	BB	IBB	HBP	BLK	WP	HR	S	P	ERA	WHIP
Rod Beck, R ERA: 1.93 (9, 1)	0.2		3	1	0	0	1	0	0	0	0	0	0	5	5	0.00	1.500

Batter	1	2	3	4	5	6	7	8	9	AB R H RBI BB SO LOB	TOP																									
Darryl Hamilton, L (1, 8) OBP: 0.286, SLG: 0.189	0-0 G4-3		0-0 1B		0-0 F8		0-0 G1-3		0-3 K	5 1 1 0 0 1 1																										
Jose Vizcaino, S (1, 6) OBP: 0.357, SLG: 0.333	0-3 K		0-0 F8		0-0 G4-3			0-3 K		4 0 0 0 0 2 1																										
Barry Bonds, L (1, 7) OBP: 0.533, SLG: 0.483	4-0 BB		0-0 1B		0-0 F8			0-0 PB HR 1B		3 1 2 0 1 0 0																										
Jeff Kent, R (1, 4) OBP: 0.359, SLG: 0.750	0-0 G5-3		0-0 FC5 1B		0-3 K2-3			0-0 HR		4 1 2 3 0 1 1																										
Glenallen Hill, R (1, 9) OBP: 0.310, SLG: 0.342		0-3 K	0-0 1B		0-3 K			0-0 G4-3		4 0 1 0 0 2 0																										
J.T. Snow, L (1, 3) OBP: 0.311, SLG: 0.211		4-0 BB	0-0 FC5 1B		0-0 G4-3			4-0 BB		2 0 0 0 2 0 3																										
Mark Lewis, R (1, 5) OBP: 0.625, SLG: 1.429		0-0 P6		0-0 L5			0-0 SH5-4 1B	0-0 G3		4 0 1 0 0 0 2																										
Rod Beck, R (9, 1)										0 0 0 0 0 0 0	AB 33 R 3 H 7 RBI 3 BB 3 SO 9 LOB 10																									
Rick Wilkins, L (1, 2) OBP: 0.250, SLG: 0.286	0-0 G4-3			0-0 L6			0-3 K		0-0 G4-3	4 0 0 0 0 1 2																										
Oswaldo Fernandez, R (1, 1)			0-3 K		0-3 K		0-0 SH5-4		0-0 F9	2 0 0 0 0 2 0																										
Rich Rodriguez, L (7, 1) OBP: 1.000, SLG: 1.000										0 0 0 0 0 0 0																										
Bill Mueller, S (9, PH) OBP: 0.365, SLG: 0.353										1 0 0 0 0 0 0																										
Inning Stats	R: 0 E: 0 K: 1 S: 5	H: 0 LOB: 1 BB: 1 P: 9	R: 0 E: 0 K: 1 S: 5	H: 0 LOB: 1 BB: 1 P: 9	R: 1 E: 0 K: 1 S: 9	H: 4 LOB: 3 BB: 0 P: 9	R: 0 E: 0 K: 1 S: 5	H: 0 LOB: 0 BB: 0 P: 5	R: 0 E: 0 K: 2 S: 7	H: 0 LOB: 0 BB: 0 P: 7	R: 0 E: 0 K: 1 S: 6	H: 1 LOB: 1 BB: 0 P: 6	R: 2 E: 0 K: 1 S: 7	H: 2 LOB: 1 BB: 1 P: 11	R: 0 E: 0 K: 1 S: 5	H: 0 LOB: 0 BB: 0 P: 5	1B: 6 2B: 0 3B: 0 HR: 1	SF: 0 SAC: 1 DP: 0 HBP: 0	WP: 0 PB: 1 SB: 0 CS: 0	PA: 37																
PITCHER	IP WLS BF H R ER SO BB IBB HBP BLK WP HR S P ERA WHIP																																			
Dave Micki, R (1, 1) ERA: 2.7	6.0		25	5	1	1	6	2	0	0	0	0	0	35	43	1.50	1.167																			
Greg McMichael, R (7, 1) ERA: 3.38	2.0	L	9	2	2	2	2	1	0	0	0	0	1	12	16	9.00	1.500																			
John Franco, L (9, 1) ERA: 1.29	1.0		3	0	0	0	1	0	0	0	0	0	0	5	5	0.00	0.000																			

San Francisco Giants @ New York Mets
Shea Stadium, Flushing, NY
Mon Apr 14 1997, 7:05 PM EDT
Att. 12,001 - Unknown - 54 F

livebaseballscorecards.com



BOTTOM

San Francisco Giants @ New York Mets
Shea Stadium, Flushing, NY
Mon Apr 14 1997, 7:05 PM EDT
Att: 12,001 - Unknown - 54 F

livebaseballscorecards.com

AB 31
R 2
H 7
RBI 2
BB 3
SO 4
LOB 9



WP: 0 PA: 35
PB: 0
SB: 0
CS: 2

AB R H RBI BB SO LOB

3 0 1 0 1 1 2

4 0 0 0 0 0 3

0 0 0 0 0 0 0

4 0 1 0 0 0 0

3 0 0 0 1 0 1

4 1 1 0 0 1 1

3 1 1 2 0 0 0

0 0 0 0 0 0 0

1 0 0 0 0 0 0

3 0 1 0 1 0 0

3 0 0 0 0 1 2

2 0 1 0 0 1 0

1 0 1 0 0 0 0

0 0 0 0 0 0 0

1B: 4 SF: 0

2B: 3 SAC: 0

3B: 0 DP: 1

HR: 1 HBP: 0

R: 0 H: 0

E: 0 LOB: 0

K: 0 BB: 0

S: 3 P: 3

R: 0 H: 0

E: 0 LOB: 0

K: 1 BB: 0

S: 5 P: 5

R: 0 H: 0

E: 0 LOB: 0

K: 2 BB: 0

S: 9 P: 9

R: 0 H: 0

E: 0 LOB: 0

K: 1 BB: 0

S: 5 P: 5

R: 0 H: 1

E: 0 LOB: 2

K: 0 BB: 2

S: 3 P: 11

R: 0 H: 0

E: 0 LOB: 0

K: 0 BB: 1

S: 2 P: 6

R: 0 H: 2

E: 0 LOB: 2

K: 0 BB: 0

S: 5 P: 5

R: 0 H: 0

E: 0 LOB: 0

K: 1 BB: 0

S: 5 P: 5

R: 0 H: 0

E: 0 LOB: 0

K: 1 BB: 0

S: 9 P: 9

R: 0 H: 0

E: 0 LOB: 0

K: 0 BB: 0

S: 4 P: 4

R: 0 H: 2

E: 0 LOB: 1

K: 0 BB: 0

S: 4 P: 4

R: 0 H: 0

E: 0 LOB: 0

K: 2 BB: 0

S: 9 P: 9

R: 0 H: 0

E: 0 LOB: 0

K: 1 BB: 0

S: 5 P: 5

R: 0 H: 0

E: 0 LOB: 0

K: 0 BB: 0

S: 3 P: 3

R: 0 H: 0

E: 0 LOB: 0

K: 0 BB: 0

S: 3 P: 3

R: 0 H: 0

E: 0 LOB: 0

K: 0 BB: 0

S: 3 P: 3

R: 0 H: 0

E: 0 LOB: 0

K: 0 BB: 0

S: 3 P: 3

R: 0 H: 0

E: 0 LOB: 0

K: 0 BB: 0

S: 3 P: 3

R: 0 H: 0

E: 0 LOB: 0

K: 0 BB: 0

S: 3 P: 3

R: 0 H: 0

E: 0 LOB: 0

K: 0 BB: 0

S: 3 P: 3

R: 0 H: 0

E: 0 LOB: 0

K: 0 BB: 0

S: 3 P: 3

R: 0 H: 0

E: 0 LOB: 0

K: 0 BB: 0

S: 3 P: 3

R: 0 H: 0

E: 0 LOB: 0

K: 0 BB: 0

S: 3 P: 3

R: 0 H: 0

E: 0 LOB: 0

K: 0 BB: 0

S: 3 P: 3

R: 0 H: 0

E: 0 LOB: 0

K: 0 BB: 0

S: 3 P: 3

R: 0 H: 0

E: 0 LOB: 0

K: 0 BB: 0

S: 3 P: 3

R: 0 H: 0

E: 0 LOB: 0

K: 0 BB: 0

S: 3 P: 3

R: 0 H: 0

E: 0 LOB: 0

K: 0 BB: 0

S: 3 P: 3

R: 0 H: 0

E: 0 LOB: 0

K: 0 BB: 0

S: 3 P: 3

R: 0 H: 0

E: 0 LOB: 0

K: 0 BB: 0

S: 3 P: 3

R: 0 H: 0

E: 0 LOB: 0

K: 0 BB: 0

S: 3 P: 3

R: 0 H: 0

E: 0 LOB: 0

K: 0 BB: 0

S: 3 P: 3

R: 0 H: 0

E: 0 LOB: 0

K: 0 BB: 0

S: 3 P: 3

R: 0 H: 0

E: 0 LOB: 0

K: 0 BB: 0

S: 3 P: 3

R: 0 H: 0

E: 0 LOB: 0

K: 0 BB: 0

S: 3 P: 3

R: 0 H: 0

E: 0 LOB: 0

K: 0 BB: 0

S: 3 P: 3

R: 0 H: 0

E: 0 LOB: 0

K: 0 BB: 0

S: 3 P: 3

R: 0 H: 0

E: 0 LOB: 0

K: 0 BB: 0

S: 3 P: 3

R: 0 H: 0

E: 0 LOB: 0

K: 0 BB: 0

S: 3 P: 3

R: 0 H: 0

E: 0 LOB: 0

K: 0 BB: 0

S: 3 P: 3

R: 0 H: 0

E: 0 LOB: 0

K: 0 BB: 0

S: 3 P: 3

R: 0 H: 0

E: 0 LOB: 0

K: 0 BB: 0

S: 3 P: 3

R: 0 H: 0

E: 0 LOB: 0

K: 0 BB: 0

S: 3 P: 3

R: 0 H: 0

E: 0 LOB: 0

K: 0 BB: 0

S: 3 P: 3

R: 0 H: 0

E: 0 LOB: 0

K: 0 BB: 0

S: 3 P: 3

R: 0 H: 0

E: 0 LOB: 0

K: 0 BB: 0

S: 3 P: 3

R: 0 H: 0

E: 0 LOB: 0

K: 0 BB: 0

S: 3 P: 3

R: 0 H: 0

E: 0 LOB: 0

K: 0 BB: 0

S: 3 P: 3

R: 0 H: 0

E: 0 LOB: 0

K: 0 BB: 0

S: 3 P: 3

R: 0 H: 0

E: 0 LOB: 0

K: 0 BB: 0

S: 3 P: 3

R: 0 H: 0

E: 0 LOB: 0

K: 0 BB: 0

S: 3 P: 3

R: 0 H: 0

E: 0 LOB: 0

K: 0 BB: 0

S: 3 P: 3

R: 0 H: 0

E: 0 LOB: 0

K: 0 BB: 0

S: 3 P: 3

R: 0 H: 0

E: 0 LOB: 0

K: 0 BB: 0

S: 3 P: 3

R: 0 H: 0

E: 0 LOB: 0

K: 0 BB: 0

S: 3 P: 3

R: 0 H: 0

E: 0 LOB: 0

K: 0 BB: 0

S: 3 P: 3

R: 0 H: 0

E: 0 LOB: 0

K: 0 BB: 0

S: 3 P: 3

R: 0 H: 0

E: 0 LOB: 0

K: 0 BB: 0

S: 3 P: 3

R: 0 H: 0

E: 0 LOB: 0

K: 0 BB: 0

S: 3 P: 3

R: 0 H: 0

E: 0 LOB: 0

K: 0 BB: 0

S: 3 P: 3

R: 0 H: 0

E: 0 LOB: 0

K: 0 BB: 0

S: 3 P: 3

R: 0 H: 0

E: 0 LOB: 0

K: 0 BB: 0

S: 3 P: 3

R: 0 H: 0

E: 0 LOB: 0

K: 0 BB: 0

S: 3 P: 3

R: 0 H: 0

E: 0 LOB: 0

Batter	1	2	3	4	5	6	7	8	9	AB R H RBI BB SO LOB	TOP												
Darryl Hamilton, L OBP: 0.319, SLG: 0.220 (1, 8)	2-2 G4-3		0-1 S 1B		1-0 F8	4-1 FC3-6 BB			3-2 1B BB 1B	4 1 2 0 1 0 0	<p>San Francisco Giants @ Philadelphia Phillies</p> <p>Veterans Stadium, Philadelphia, PA</p> <p>Tue Apr 15 1997, 7:05 PM EDT</p> <p>Att. 12,099 - Unknown - 56 F</p>												
Jose Vizcaino, S OBP: 0.340, SLG: 0.317 (1, 6)	1-1 G5-3		1-0 L5		1-0 F7	0-0 FC3-6		1-2 BB 1B 1B	5 1 1 0 0 0 3														
Glenallen Hill, R OBP: 0.319, SLG: 0.419 Doug Henry, R (1, 9) (9, 1)	0-0 2B		3-3 K 1-2			0-0 1B 3B	1-0 G6-3	2-2 K	5 1 2 0 0 2 3 0 0 0 0 0 0 0														
Barry Bonds, L OBP: 0.540, SLG: 0.469 (1, 7)	4-0 IBB		1-1 F7			1-2 1B 2B HBP	2-1 F9	2-1 BB 1B 1B	3 2 1 0 1 0 1														
Jeff Kent, R OBP: 0.386, SLG: 0.806 (1, 4)	2-3 K			3-2 HR		0-1 2B 1B	1-3 K	4-1 1B BB	4 2 2 3 1 2 2														
J.T. Snow, L OBP: 0.320, SLG: 0.233 (1, 3)		0-1 WP G5-3 1B		2-0 P4		3-2 L9		2-2 F8 1B	5 0 2 2 0 0 2														
Mark Lewis, R OBP: 0.500, SLG: 1.091 (1, 5)		3-2 G5-3 1-2		1-1 G6-3		0-2 1B 2B	1-2 P4	0-3 K	4 1 1 2 0 0 1														
Rick Wilkins, L OBP: 0.222, SLG: 0.250 (1, 2)		2-3 K		2-1 G4-3		2-3 K	0-0 G4-3		4 0 0 0 0 2 2														
William Van Landingham, R (1, 1) Marvin Benard, L OBP: 0.500, SLG: 0.400 (8, PH) Joe Roa, R (6, 1) Jim Poole, L (8, 1) Bill Mueller, S OBP: 0.375, SLG: 0.343 (8, 5) LeJon Powell, R (8, PH) (9, 9)		3-2 G3 2-3			1-0 G6-3	0-1 BB 1B		3-3 K	2 0 0 0 0 0 1 1 0 1 1 0 0 0 0 0 0 0 0 0 0 0 0 0 0 0 0 0 1 0 0 0 0 1 0 1 0 0 0 0 1 2														
Inning Stats	R: 0 E: 0 K: 1 S: 9	H: 1 LOB: 2 BB: 1 P: 18	R: 0 E: 0 K: 1 S: 11	H: 1 LOB: 1 BB: 0 P: 19	R: 0 E: 0 K: 1 S: 9	H: 1 LOB: 1 BB: 0 P: 14	R: 1 E: 0 K: 0 S: 8	H: 1 LOB: 0 BB: 0 P: 16	R: 0 E: 0 K: 0 S: 3	H: 0 LOB: 0 BB: 0 P: 6	R: 4 E: 0 K: 1 S: 19	H: 4 LOB: 2 BB: 1 P: 29	R: 0 E: 0 K: 1 S: 7	H: 0 LOB: 0 BB: 0 P: 11	R: 0 E: 0 K: 0 S: 8	H: 0 LOB: 0 BB: 0 P: 11	R: 3 E: 0 K: 3 S: 24	H: 4 LOB: 2 BB: 1 P: 42	1B: 8 2B: 2 3B: 1 HR: 1	SF: 0 SAC: 0 DP: 0 HBP: 1	WP: 1 PA: 43 PB: 0 SB: 1 CS: 0		
PITCHER	IP WLS BF H R ER SO BB IBB HBP BLK WP HR S P ERA WHIP	IP WLS BF H R ER SO BB IBB HBP BLK WP HR S P ERA WHIP	IP WLS BF H R ER SO BB IBB HBP BLK WP HR S P ERA WHIP	IP WLS BF H R ER SO BB IBB HBP BLK WP HR S P ERA WHIP	IP WLS BF H R ER SO BB IBB HBP BLK WP HR S P ERA WHIP	IP WLS BF H R ER SO BB IBB HBP BLK WP HR S P ERA WHIP	IP WLS BF H R ER SO BB IBB HBP BLK WP HR S P ERA WHIP	IP WLS BF H R ER SO BB IBB HBP BLK WP HR S P ERA WHIP	IP WLS BF H R ER SO BB IBB HBP BLK WP HR S P ERA WHIP	IP WLS BF H R ER SO BB IBB HBP BLK WP HR S P ERA WHIP	IP WLS BF H R ER SO BB IBB HBP BLK WP HR S P ERA WHIP	IP WLS BF H R ER SO BB IBB HBP BLK WP HR S P ERA WHIP	IP WLS BF H R ER SO BB IBB HBP BLK WP HR S P ERA WHIP	IP WLS BF H R ER SO BB IBB HBP BLK WP HR S P ERA WHIP	IP WLS BF H R ER SO BB IBB HBP BLK WP HR S P ERA WHIP	IP WLS BF H R ER SO BB IBB HBP BLK WP HR S P ERA WHIP	IP WLS BF H R ER SO BB IBB HBP BLK WP HR S P ERA WHIP	IP WLS BF H R ER SO BB IBB HBP BLK WP HR S P ERA WHIP	IP WLS BF H R ER SO BB IBB HBP BLK WP HR S P ERA WHIP	IP WLS BF H R ER SO BB IBB HBP BLK WP HR S P ERA WHIP	IP WLS BF H R ER SO BB IBB HBP BLK WP HR S P ERA WHIP		
Bobby Munoz, R ERA: 8.16 (1, 1)	5.1 L 25 7 5 5 3 0 1 1 0 1 1 51 88 8.44 1.312																						
Reggie Harris, R ERA: 1.59 (6, 1)	0.2 4 1 0 0 1 1 0 0 0 0 0 0 8 14 0.00 3.000																						
Mike Mims, L ERA: 1.93 (7, 1)	2.0 6 0 0 0 1 0 0 0 0 0 0 0 15 22 0.00 0.000																						
Jerry Spradlin, R ERA: 4.15 (9, 1)	0.2 4 2 2 2 2 0 0 0 0 0 0 0 14 23 27.00 3.000																						
Erik Plantenberg, L ERA: 6.23 (9, 1)	0.0 1 1 0 0 0 0 0 0 0 0 0 0 2 4 ∞ ∞																						
PITCHER	IP WLS BF H R ER SO BB IBB HBP BLK WP HR S P ERA WHIP	IP WLS BF H R ER SO BB IBB HBP BLK WP HR S P ERA WHIP	IP WLS BF H R ER SO BB IBB HBP BLK WP HR S P ERA WHIP	IP WLS BF H R ER SO BB IBB HBP BLK WP HR S P ERA WHIP	IP WLS BF H R ER SO BB IBB HBP BLK WP HR S P ERA WHIP	IP WLS BF H R ER SO BB IBB HBP BLK WP HR S P ERA WHIP	IP WLS BF H R ER SO BB IBB HBP BLK WP HR S P ERA WHIP	IP WLS BF H R ER SO BB IBB HBP BLK WP HR S P ERA WHIP	IP WLS BF H R ER SO BB IBB HBP BLK WP HR S P ERA WHIP	IP WLS BF H R ER SO BB IBB HBP BLK WP HR S P ERA WHIP	IP WLS BF H R ER SO BB IBB HBP BLK WP HR S P ERA WHIP	IP WLS BF H R ER SO BB IBB HBP BLK WP HR S P ERA WHIP	IP WLS BF H R ER SO BB IBB HBP BLK WP HR S P ERA WHIP	IP WLS BF H R ER SO BB IBB HBP BLK WP HR S P ERA WHIP	IP WLS BF H R ER SO BB IBB HBP BLK WP HR S P ERA WHIP	IP WLS BF H R ER SO BB IBB HBP BLK WP HR S P ERA WHIP	IP WLS BF H R ER SO BB IBB HBP BLK WP HR S P ERA WHIP	IP WLS BF H R ER SO BB IBB HBP BLK WP HR S P ERA WHIP	IP WLS BF H R ER SO BB IBB HBP BLK WP HR S P ERA WHIP	IP WLS BF H R ER SO BB IBB HBP BLK WP HR S P ERA WHIP	IP WLS BF H R ER SO BB IBB HBP BLK WP HR S P ERA WHIP	IP WLS BF H R ER SO BB IBB HBP BLK WP HR S P ERA WHIP	
Ron Blazier, R ERA: 6.23 (9, 1)	0.1 3 1 1 1 1 1 1 0 0 0 0 0 1 15 27.00 6.000																						

livebaseballscorecards.com

AB	39
R	8
H	12
RBI	8
BB	3
SO	8
LOB	17



Batter	1	2	3	4	5	6	7	8	9	AB	R	H	RBI	BB	SO	LOB
Gregg Jefferies, S OBP: 0.275, SLG: 0.244 (1, 7)	2-1 L7	1-1 S 1B		3-1 G4-3		2-2 G4-3		1-0 P6		5	0	1	1	0	0	2
Mickey Morandini, L OBP: 0.220, SLG: 0.170 (1, 4)	1-1 G4-3	1-3 K		3-2 F8		0-3 K			1-1 P6	5	0	0	0	0	2	1
Rico Brogna, L OBP: 0.351, SLG: 0.484 (1, 3)	4-1 S BB	1-0 G4-3			0-0 F8		0-3 K		4-2 BB	3	0	0	0	2	1	1
Darren Daulton, L OBP: 0.211, SLG: 0.294 (1, 9)	4-0 1-2 BB		0-0 G3-1		1-0 P3		0-1 L9		2-3 K	4	0	0	0	1	1	1
Mike Lieberthal, R OBP: 0.257, SLG: 0.529 (1, 2)	3-2 L9		2-2 P3		0-0 BB 1B		0-0 L6		2-2 F9	5	1	1	0	0	0	3
Scott Rolen, R OBP: 0.319, SLG: 0.256 (1, 5)		4-2 E S 1B BB	3-2 1B		4-2 1B 1-2 BB		1-2 SH2-4 1B			2	1	2	0	2	0	0
Rob Butler, L OBP: 0.750, SLG: 0.750 (8, PH)		2-2 SAFE	0-0		0-1 BB		1-0 SH2-4			3	1	3	2	0	0	0
Kevin Seifick, R OBP: 0.111, SLG: 0.111 (9, 1)		1-H S 2B 1B	1-3 1B		1-3 2-H 1B		1-2 SH2-4			0	0	0	0	0	0	0
Erik Plantenberg, R (9, 1)			1-3 1B							0	0	0	0	0	0	0
Ron Blazier, R (9, 1)			1-3 1B							0	0	0	0	0	0	0
Kevin Stocker, S OBP: 0.298, SLG: 0.318 (1, 6)		1 SAFE 3-3 S	1-1 G3		1-0 B2-3		4-1 BB			3	0	0	0	1	1	5
Bobby Munoz, R OBP: 0.230, SLG: 0.500 (6, 1)		2-0 BB		0-3 K				3-2 P9		2	1	1	1	0	1	0
Reggie Harris, R (6, PH)										0	0	0	0	0	0	0
23 Kevin Jordan, R (6, PH)										1	0	0	0	0	1	0
Mike Mimbs, L (7, 1)										0	0	0	0	0	0	0
Ruben Amaro Jr, S OBP: 0.286, SLG: 0.167 (8, PH)		2-H 1B 2B								1	0	0	0	0	0	2

Inning Stats	R: 0	H: 0	E: 0	K: 0	S: 10	R: 3	H: 3	E: 0	K: 2	S: 22	R: 0	H: 2	E: 0	K: 0	S: 10	R: 0	H: 0	E: 0	K: 1	S: 8	R: 1	H: 2	E: 0	K: 0	S: 8	R: 0	H: 0	E: 0	K: 2	S: 9	R: 0	H: 0	E: 0	K: 1	S: 6	R: 0	H: 1	E: 0	K: 0	S: 9	R: 0	H: 0	E: 0	K: 1	S: 12	1B: 7	SF: 0	2B: 1	SAC: 1	3B: 0	DP: 0	HR: 0	HBP: 0	WP: 0	PA: 41
--------------	------	------	------	------	-------	------	------	------	------	-------	------	------	------	------	-------	------	------	------	------	------	------	------	------	------	------	------	------	------	------	------	------	------	------	------	------	------	------	------	------	------	------	------	------	------	-------	-------	-------	-------	--------	-------	-------	-------	--------	-------	--------

PITCHER	IP	WLS	BF	H	R	ER	SO	BB	IBB	HBP	BLK	WP	HR	S	P	ERA	WHIP
William Van Landingham, R ERA: 3.0 (1, 1)	5.0	W	26	7	4	4	3	4	0	0	0	0	0	58	104	7.20	2.200
Joe Roa, R ERA: (6, 1)	2.0		7	1	0	0	3	0	0	0	0	0	0	18	21	0.00	0.500
Jim Poole, L ERA: (8, 1)	1.0		4	0	0	0	0	1	0	0	0	0	0	6	15	0.00	1.000
Doug Henry, R ERA: 2.0 (9, 1)	1.0		4	0	0	0	1	1	0	0	0	0	0	12	21	0.00	1.000

BOTTOM

San Francisco Giants @ Philadelphia Phillies
Veterans Stadium, Philadelphia, PA
Tue Apr 15 1997, 7:05 PM EDT
Att: 12,099 - Unknown - 56 F

livebaseballscorecards.com

AB	34
R	4
H	8
RBI	4
BB	6
SO	7
LOB	15



Batter	1	2	3	4	5	6	7	8	9	10	AB R H RBI BB SO LOB
Gregg Jefferies, S OBP: 0.286, SLG: 0.245 (1, 7)	4-0 1B BB	0-1 G5-3			0-1 1B SF9	1-1 L8			0-0 F7		4 2 1 0 1 0 2
Mickey Morandini, L OBP: 0.255, SLG: 0.196 (1, 4)	0-1 1B FC4-6	0-2 G6-3			3-2 1 SAFE FC4-6 1B		2-1 K2-3 HBP		1-1 G3		4 1 2 0 0 0 1
Rico Brogna, L OBP: 0.333, SLG: 0.457 (1, 3)	1-2 FC4-6 1B		3-2 P5		2-2 SF9		2-3 K2-3		1-3 K		4 0 1 2 0 2 1
Darren Daulton, L OBP: 0.304, SLG: 0.381 (1, 9)	3-2 FC4-6 1B		3-2		2-1 FC4-6		1-0 1B		0-0 P4		4 0 3 0 0 0 1
Erik Platenberg, R (8, 1)											0 0 0 0 0 0 0
Ricky Bottalico, L (8, 1)											0 0 0 0 0 0 0
Reggie Harris, R (10, 1)											0 0 0 0 0 0 0
Jerry Spradlin, S (10, 1)											0 0 0 0 0 0 0
Ruben Amaro Jr, S (10, PH)											1 0 0 0 0 0 0
Mike Lieberthal, R OBP: 0.250, SLG: 0.564 (1, 2)	3-2 FC4-6 FC6-4		0-0 F7		2-1 G4-3		0-3 K		0-0 HR		5 1 1 2 0 1 5
Scott Rolen, R OBP: 0.308, SLG: 0.250 (1, 5)	3-1 F8		0-3 K			0-1 E SF9 G1-3 1B		1-1 G6-3		0-1 F8	5 1 1 0 0 1 3
Wendell Magee, R OBP: 0.225, SLG: 0.250 (1, 8)	3-1 FC6-4			2-2 F9		1-0 G1-3		1-1 G4-3			4 0 0 0 0 0 3
Kevin Stocker, S OBP: 0.294, SLG: 0.333 (1, 6)		3-2 P4 2B		0-1 P4		1-1 E5		1-3 K			4 0 1 0 0 1 1
Curt Schilling, R OBP: 0.083, SLG: 0.091 (1, 1)		0-0 B2		1-0 G4-3		0-0 SF9			2-1 L8		2 0 0 1 0 0 1
Rob Butler, L OBP: 0.600, SLG: 0.600 (8, 9)						3-H					1 0 0 0 0 0 0

Inning Stats	R: 2	H: 3	E: 0	K: 0	S: 16	WLS	BF	H	R	ER	SO	BB	IBB	HBP	BLK	WP	HR	S	P	ERA	WHIP
	2	3	0	0	16		23	7	3	3	1	1	0	0	0	0	0	54	92	5.40	1.600
	0	2	0	0	9		1	1	0	0	0	0	0	0	0	0	0	8	11	0.00	1.000
	0	1	0	0	12		7	1	0	0	3	0	0	1	0	0	0	15	23	0.00	0.500
	0	0	0	0	10		3	0	0	0	0	0	0	0	0	0	0	5	8	0.00	0.000
	0	1	0	0	16		4	1	1	1	1	0	0	0	0	0	1	7	8	9.00	1.000

PITCHER	IP	WLS	BF	H	R	ER	SO	BB	IBB	HBP	BLK	WP	HR	S	P	ERA	WHIP
Kirk Rueter, L ERA: 3.12 (1, 1)	5.0		23	7	3	3	1	1	0	0	0	0	0	54	92	5.40	1.600
Julian Tavarez, R ERA: 1.35 (6, 1)	1.0		5	1	1	0	0	0	0	0	0	0	0	8	11	0.00	1.000
Rich Rodriguez, L ERA: 2.35 (7, 1)	2.0		7	1	0	0	3	0	0	1	0	0	0	15	23	0.00	0.500
Jim Poole, L ERA: (9, 1)	1.0	W	3	0	0	0	0	0	0	0	0	0	0	5	8	0.00	0.000
Rod Beck, R ERA: 2.7 (10, 1)	1.0	S	4	1	1	1	1	0	0	0	0	0	0	7	8	9.00	1.000


BOTTOM

San Francisco Giants @ Philadelphia Phillies
Veterans Stadium, Philadelphia, PA

Wed Apr 16 1997, 7:05 PM EDT
Att. 12,109 - Unknown - 64 F

AB	38
R	5
H	10
RBI	5
BB	1
SO	5
LOB	18

WP: 0 PA: 42
PB: 0
SB: 0
CS: 0



Batter	1	2	3	4	5	6	7	8	9	AB R H RBI BB SO LOB	TOP																
Luis Castillo, S OBP: 0.309, SLG: 0.297 (1, 4)	1-0 S 1B		1-1 G6-3			2-1 PO 1B		2-2 G6-3	2-3 K	5 0 2 0 0 1 3																	
Edgar Renteria, R OBP: 0.234, SLG: 0.262 (1, 6)	0-2 L8			1-2 F8		1-0 F9		1-1 1B		4 0 1 0 0 0 2																	
Gary Sheffield, R OBP: 0.544, SLG: 0.488 (1, 9)	1-2 P6			1-2 G6-3		0-1 PO	0-3 K	0-2 P6		4 0 0 0 0 1 2																	
Bobby Bonilla, S OBP: 0.333, SLG: 0.310 (1, 5)	0-0 G1-3			3-2 G4-3			0-0 F8		3-3 K2-3	4 0 0 0 0 1 1																	
Moises Alou, R OBP: 0.362, SLG: 0.547 (1, 7)		2-3 K			0-3 K		0-0 HR		2-1 BB SF9 1B	4 2 2 1 0 2 0																	
Jim Eisenreich, L OBP: 0.381, SLG: 0.294 (1, 3)		2-1 F7			0-1 1B		1-1 HR 1B		4-0 SF9 BB BB	3 1 2 0 1 0 0																	
Cliff Floyd, L OBP: 0.182, SLG: 0.400 (1, 8)		1-0 F7			1-0 F8		1-2 HR		4-1 BB BB	3 1 1 2 1 0 1																	
Charles Johnson, R OBP: 0.415, SLG: 0.529 (1, 2)			1-2 CS 1B		0-3 K		3-1 G5-3		0-2 SF9	3 0 1 1 0 1 1																	
Al Leiter, L Jay Powell, R Kurt Abbott, R Dennis Cook, L Jeff Conine, R Robb Nen, R (1, 1) (7, 1) (8, PH) (8, 1) (9, PH) (9, 1)			0-3 K			0-0 P6		2-0 G1-3	4-2 BB	2 0 0 0 0 0 1 1 0 0 0 0 0 0 0 0 1 0 1 0 0 0 0 0 0 0 0 0 0																	
Inning Stats	R: 0 E: 0 K: 0 S: 9	H: 1 LOB: 1 BB: 0 P: 11	R: 0 E: 0 K: 1 S: 6	H: 0 LOB: 0 BB: 0 P: 11	R: 0 E: 0 K: 1 S: 9	H: 1 LOB: 0 BB: 0 P: 11	R: 0 E: 0 K: 0 S: 13	H: 0 LOB: 0 BB: 0 P: 18	R: 0 E: 0 K: 2 S: 9	H: 1 LOB: 1 BB: 0 P: 10	R: 0 E: 0 K: 0 S: 5	H: 1 LOB: 0 BB: 0 P: 8	R: 3 E: 0 K: 1 S: 12	H: 3 LOB: 0 BB: 0 P: 17	R: 0 E: 0 K: 0 S: 9	H: 1 LOB: 1 BB: 0 P: 14	R: 1 E: 0 K: 2 S: 18	H: 1 LOB: 3 BB: 3 P: 37	1B: 7 2B: 0 3B: 0 HR: 2	SF: 1 SAC: 0 DP: 0 HBP: 0	WP: 0 PB: 0 SB: 1 CS: 1	PA: 38					
PITCHER	IP WLS BF H R ER SO BB IBB HBP BLK WP HR S P ERA WHIP																										
Mark Gardner, R ERA: 2.92 (1, 1)	6.2		25	7	3	3	5	0	0	0	0	0	2	61	81	4.05	1.050										
Julian Tavarez, R ERA: 2.16 (7, 1)	1.2		7	2	1	1	1	0	0	0	0	0	0	16	29	5.40	1.200										
Jim Poole, L ERA: (9, 1)	0.0		2	0	0	0	0	2	0	0	0	0	0	1	9	∞	∞										
Doug Henry, R ERA: 1.86 (9, 1)	0.2	W	3	0	0	0	1	1	0	0	0	0	0	12	18	0.00	1.500										

Florida Marlins @ San Francisco Giants
3Com Park at Candlestick Point, San Francisco, CA

Fri Apr 18 1997, 10:05 PM EDT
Att. 10,518 - Unknown - 55 F

AB	33
R	4
H	9
RBI	4
BB	3
SO	7
LOB	11



Batter	1	2	3	4	5	6	7	8	9	AB	R	H	RBI	BB	SO	LOB
LeJon Powell, R (1, 8) Bill Mueller, S (9, PH) OBP: 0.391, SLG: 0.385	3-3 K	0-1 L5			0-1 G5-3		1-1 G1-3		4-1 1B 2B BB	4	0	0	0	0	1	3
Jose Vizcaino, S (1, 6) OBP: 0.357, SLG: 0.340	1-2 G5-3		1-2 FC5-4 1B		3-2 G6-3		1-1 G4-6-3 1B		0-0 2B 1B 1B	5	1	3	0	0	0	0
Glenallen Hill, R (1, 9) OBP: 0.333, SLG: 0.547	1-1 1B		2-1 FC5-4 BB 1-2f		2-0 F8		0-0 G4-6-3 1-2f		2-2 1B 2B	5	0	2	2	0	0	2
Barry Bonds, L (1, 7) OBP: 0.533, SLG: 0.474	1-1 SAFE SAFE P2		1-0 F8		1-2 3B		4-0 FC3-6 BB		4-0 1B IBB	3	0	1	0	2	0	2
Jeff Kent, R (1, 4) OBP: 0.389, SLG: 0.727		1-0 F7	4-2 BB		3-3 K		0-0 FC3-6 3B		1-2 1B	4	1	1	1	1	1	2
Mark Lewis, R (1, 5) OBP: 0.529, SLG: 1.067		3-2 BB 1B	0-1 FC5 2-3f		4-0 IBB		1-1 1-H 3B			3	1	2	1	1	0	2
J.T. Snow, L (1, 3) OBP: 0.339, SLG: 0.208		4-2 SAFE SAFE 1B L5 BB		1-0 F8		4-2 SAFE IBB		3-3 K		2	0	0	0	2	1	1
Rick Wilkins, L (1, 2) OBP: 0.227, SLG: 0.308 Stan Javier, S (8, PH) OBP: 0.091, SLG: 0.091 Marcus Jensen, S (9, 2) OBP: 0.375, SLG: 0.333		4-0 1B BB		2-0 G3		2-3 K		3-3 K		2	0	0	0	1	1	3
Mark Gardner, R (1, 1) OBP: 0.125, SLG: 0.125 Julian Tavarez, L (7, 1) Jim Poole, L (9, 1) Doug Henry, R (9, 1) Marvin Benard, L (9, PH) OBP: 0.571, SLG: 0.400		0-2 1B		3-3 K		0-2 G5-3			4-2 1B 2B BB	3	0	1	1	0	1	3

Inning Stats	R: 0	H: 1	E: 0	K: 12	S: 12	L: 1	LOB: 1	BB: 0	P: 18	R: 1	H: 2	E: 0	K: 0	S: 13	R: 0	H: 1	E: 0	K: 0	S: 11	R: 0	H: 0	E: 0	K: 1	S: 7	R: 0	H: 0	E: 0	K: 0	S: 6	R: 0	H: 1	E: 0	K: 2	S: 18	R: 0	H: 1	E: 0	K: 0	S: 5	R: 1	H: 1	E: 0	K: 2	S: 10	R: 3	H: 3	E: 0	K: 0	S: 11	1B: 7	2B: 2	3B: 0	SF: 0	SAC: 0	DP: 2	HBP: 0	WP: 0	PA: 41
--------------	------	------	------	-------	-------	------	--------	-------	-------	------	------	------	------	-------	------	------	------	------	-------	------	------	------	------	------	------	------	------	------	------	------	------	------	------	-------	------	------	------	------	------	------	------	------	------	-------	------	------	------	------	-------	-------	-------	-------	-------	--------	-------	--------	-------	--------

PITCHER	IP	WLS	BF	H	R	ER	SO	BB	IBB	HBP	BLK	WP	HR	S	P	ERA	WHIP
Al Leiter, L (1, 1) ERA: 4.71	6.0		27	5	1	1	4	3	2	0	0	0	0	67	118	1.50	1.333
Jay Powell, R (7, 1) ERA: 4.5	1.0		3	1	0	0	0	0	0	0	0	0	0	5	7	0.00	1.000
Dennis Cook, L (8, 1) ERA: 1.13	1.0		5	1	1	1	2	1	0	0	0	0	0	10	21	9.00	2.000
Robb Nen, R (9, 1) ERA: 7.71	0.0	L	6	3	3	3	0	2	1	0	0	0	0	11	26	∞	∞

BOTTOM

Florida Marlins @ San Francisco Giants
3Com Park at Candlestick Point, San Francisco, CA

livebaseballscores.com

AB	32
R	5
H	10
RBI	5
BB	9
SO	6
LOB	19




Fri Apr 18 1997, 10:05 PM EDT
Att: 10,518 - Unknown - 55 F

Batter	1	2	3	4	5	6	7	8	9	AB R H RBI BB SO LOB	TOP
Kurt Abbott, R (1, 4) OBP: 0.133, SLG: 0.286	0-1 G3-1		0-3 K			0-3 K		0-3 K		4 0 0 0 0 3 1	Florida Marlins @ San Francisco Giants 3Com Park at Candlestick Point, San Francisco, CA Sat Apr 19 1997, 6:33 AM EDT Att. 16,197 - Overcast - 63 F livebaseballscorecards.com
Edgar Renteria, R (1, 6) OBP: 0.235, SLG: 0.250	1-3 K		2-3 K			4-0 CS BB			1-3 K	3 0 0 0 1 3 0	
Gary Sheffield, R (1, 9) OBP: 0.528, SLG: 0.467	0-0 HR 1B				2-2 F9				3-3 K	4 1 1 0 0 1 1	
Moises Alou, R (1, 7) OBP: 0.371, SLG: 0.589	1-0 HR				2-2 F8				1-2 P8	3 1 1 2 1 0 0	
Jeff Conine, R (1, 3) OBP: 0.473, SLG: 0.638	2-2 G1-3				2-1 3B				1-0 G6-4-3	3 0 1 0 0 0 1	
Alex Arias, R (1, 5) OBP: 0.286, SLG: 0.167		1-2 CS 1B			2-2 L9				2-1 G3-1	3 0 1 0 0 0 1	
Cliff Floyd, L (1, 8) OBP: 0.143, SLG: 0.308			3-3 K 1-2			2-2 G4-3			0-0 B1-3	3 0 0 0 0 1 1	
Charles Johnson, R (1, 2) OBP: 0.409, SLG: 0.500			0-0 G1-3			0-0 P5			4-2 FC1-6 BB	2 0 0 0 1 0 0	
Tony Saunders, L (1, 1) Rick Helling, R (8, 1)			2-2 F7			0-1 G1-3			0-1 FC1-6	3 0 0 0 0 0 1 0 0 0 0 0 0 0	
Inning Stats	R: 2 H: 2 E: 0 LOB: 0 K: 1 BB: 0 S: 11 P: 15	R: 0 H: 1 E: 0 LOB: 0 K: 1 BB: 0 S: 7 P: 11	R: 0 H: 0 E: 0 LOB: 0 K: 2 BB: 0 S: 14 P: 18	R: 0 H: 1 E: 0 LOB: 1 K: 0 BB: 0 S: 14 P: 22	R: 0 H: 0 E: 0 LOB: 0 K: 0 BB: 0 S: 6 P: 8	R: 0 H: 0 E: 0 LOB: 0 K: 1 BB: 1 S: 6 P: 14	R: 0 H: 0 E: 0 LOB: 0 K: 0 BB: 1 S: 4 P: 11	R: 0 H: 0 E: 0 LOB: 1 K: 1 BB: 1 S: 9 P: 13	R: 0 H: 0 E: 0 LOB: 0 K: 2 BB: 0 S: 9 P: 14	1B: 2 SF: 0 2B: 0 SAC: 0 3B: 1 DP: 1 HR: 1 HBP: 0	WP: 0 PA: 32 PB: 0 SB: 0 CS: 2
PITCHER	IP WLS BF H R ER SO BB IBB HBP BLK WP HR S P ERA WHIP										
Shawn Estes, L (1, 1) ERA: 3.38	8.0 W 28 4 2 2 6 3 0 0 0 0 0 1 71 112 2.25 0.875										
Rod Beck, R (9, 1) ERA: 2.35	1.0 S 3 0 0 0 2 0 0 0 0 0 0 0 9 14 0.00 0.000										



Batter	1	2	3	4	5	6	7	8	9	AB R H RBI BB SO LOB	TOP		
Luis Castillo, S (1, 4) OBP: 0.296, SLG: 0.284 Kurt Abbott, R (8, 4) OBP: 0.133, SLG: 0.286	1-2 L5		0-0 SH3-4		2-2 G4-3		0-1 FC4			3 0 0 0 0 0 3 0 0 0 0 0 0 0	Florida Marlins @ San Francisco Giants 3Com Park at Candlestick Point, San Francisco, CA Sun Apr 20 1997, 6:33 AM EDT Att. 24,514 - Cloudy - 66 F livebaseballscorecards.com		
Edgar Renteria, R (1, 6) OBP: 0.250, SLG: 0.265	2-2 2B 1B		0-0 F9		1-3 K		1-1 1B		4 0 2 0 0 1 2				
Gary Sheffield, R (1, 9) OBP: 0.513, SLG: 0.449	0-0 F7		0-0 FC6-4 1B		0-1 F7		1-3 K		4 0 1 0 0 1 2				
Moises Alou, R (1, 8) OBP: 0.364, SLG: 0.583	0-0 1-3 2B		1-0 FC6-4		0-1 G6-3		2-3 K		4 0 1 0 0 1 3				
Jim Eisenreich, L (1, 7) OBP: 0.320, SLG: 0.238	3-2 L7		1-1 F7		0-0 L7		0-2 L5		4 0 0 0 0 0 3				
Jeff Conine, R (1, 3) OBP: 0.458, SLG: 0.608		3-2 P4	3-2 F9		2-2 FC3-5 E 1B		2-2 F8		4 0 1 0 0 0 0				
Charles Johnson, R (1, 2) OBP: 0.375, SLG: 0.450		0-1 G3	2-1 G5-3		3-2 E5 FC4 FC3-5 1-2		1-1 L7		4 0 0 0 0 0 1				
Alex Arias, R (1, 5) OBP: 0.273, SLG: 0.200		2-1 G6-3	3-2 G5-3		1-2 FC3-5 FC4 1-2 2-3f		1-2 1B		4 0 1 0 0 0 2				
Alex Fernandez, R (1, 1) OBP: 0.333, SLG: 0.375 Cliff Floyd, L (7, PH) OBP: 0.133, SLG: 0.286 Dennis Cook, L (7, 1) Devon White, S (9, PH) OBP: 0.455, SLG: 0.390			4-2 1B SH3-4 BB		0-1 G4-3 2B		2-1 F8		1-3 K	1 0 1 0 1 0 0 1 0 0 0 0 0 2 0 0 0 0 0 0 0 1 0 0 0 0 1 1			
Inning Stats	R: 0 H: 2 E: 0 LOB: 2 K: 0 BB: 0 S: 15 P: 21	R: 0 H: 0 E: 0 LOB: 0 K: 0 BB: 0 S: 8 P: 13	R: 0 H: 1 E: 0 LOB: 2 K: 0 BB: 1 S: 6 P: 11	R: 0 H: 0 E: 0 LOB: 0 K: 0 BB: 0 S: 7 P: 13	R: 0 H: 1 E: 0 LOB: 1 K: 1 BB: 0 S: 13 P: 19	R: 0 H: 0 E: 0 LOB: 0 K: 0 BB: 0 S: 5 P: 5	R: 0 H: 1 E: 1 LOB: 2 K: 0 BB: 0 S: 14 P: 22	R: 0 H: 1 E: 0 LOB: 1 K: 2 BB: 0 S: 11 P: 15	R: 0 H: 1 E: 0 LOB: 1 K: 1 BB: 0 S: 11 P: 16	1B: 5 SF: 0 2B: 2 SAC: 1 3B: 0 DP: 0 HR: 0 HBP: 0	WP: 0 PA: 36 PB: 0 SB: 0 CS: 0		
PITCHER	IP WLS BF H R ER SO BB IBB HBP BLK WP HR S P ERA WHIP											PITCHER	IP WLS BF H R ER SO BB IBB HBP BLK WP HR S P ERA WHIP
Oswaldo Fernandez, R (1, 1) ERA: 2.45	7.0 W 28 5 0 0 1 1 0 0 0 0 0 0 68 104 0.00 0.857												
Doug Henry, R (8, 1) ERA: 1.74	0.2 3 1 0 0 2 0 0 0 0 0 0 0 8 12 0.00 1.500												
Rich Rodriguez, L (8, 1) ERA: 2.25	0.1 1 0 0 0 0 0 0 0 0 0 0 0 3 3 0.00 0.000												
Rod Beck, R (9, 1) ERA: 2.08	1.0 S 4 1 0 0 1 0 0 0 0 0 0 0 11 16 0.00 1.000												

Batter	1	2	3	4	5	6	7	8	9	AB R H RBI BB SO LOB	TOP		
Kenny Lofton, L (1, 8) OBP: 0.477, SLG: 0.590	1-2 1B 10 SF7 2B	2-2 G3		2-1 S 1B			4-2 1B E BB		1-1 L7	4 2 2 0 1 0 0	<p>Atlanta Braves @ San Francisco Giants 3Com Park at Candlestick Point, San Francisco, CA</p> <p>livebaseballscorecards.com</p> <p>AB 32 R 4 H 7 RBI 3 BB 5 SO 5 LOB 15</p> 		
Michael Tucker, L (1, 9) OBP: 0.420, SLG: 0.500 Mark Wohlers, R (9, 1)	0-0 BB 1B	2-1 G4-3		0-3 K 1-2			0-0 E9 1B 10 CS	2-2 1B	5 1 3 0 0 1 1 0 0 0 0 0 0 0				
10 Chipper Jones, S (1, 5) OBP: 0.400, SLG: 0.476	2-0 SF7		1-2 E3 FC4 BB SF8		0-0 F7		0-0 G5-3	0-3 K 1-2	4 1 0 1 0 1 2				
Fred McGriff, L (1, 3) OBP: 0.395, SLG: 0.423	4-0 BB 1B BB		4-1 FC4 BB		1-0 F7		4-0 BB		1 0 0 0 3 0 0				
Ryan Klesko, L (1, 7) OBP: 0.286, SLG: 0.442	0-0 BB 1-2 2-H		0-0 FC4 FC6-4 1-2f 2-3		1-0 G1-3		2-3 K		4 0 1 1 0 1 4				
Mark Lemke, S (1, 4) OBP: 0.295, SLG: 0.283	4-1 FC5-4 BB 1-2 2-3		1-2 SF8 3-H		3-3 K		0-1 G1-3		2 0 0 1 1 1 0				
Eddie Pérez, R (1, 2) OBP: 0.059, SLG: 0.059	1-2 P3		0-0 FC6-4 1-2f		0-1 G5-3		0-0 G5-3		4 0 0 0 0 0 4				
Jeff Blauser, R (1, 6) OBP: 0.437, SLG: 0.613	2-2 FC5-4 1-2f		1-2 G5-3		2-2 L9		3-2 2B		4 0 1 0 0 0 3				
Greg Maddux, R (1, 1) Tony Graffanino, R (7, PH) Mike Bielecki, R (7, 1) Andruw Jones, R (9, 9) OBP: 0.341, SLG: 0.432		0-1 G6-3		0-0 G4-3		0-3 K	1-1 F7		2 0 0 0 0 0 0 1 0 0 0 0 1 0 1 0 0 0 0 0 1 0 0 0 0 0 0 0				
Inning Stats	R: 2 H: 3 E: 0 LOB: 3 K: 0 BB: 2 S: 13 P: 27	R: 0 H: 0 E: 0 LOB: 0 K: 0 BB: 0 S: 8 P: 12	R: 1 H: 0 E: 1 LOB: 1 K: 0 BB: 1 S: 10 P: 16	R: 0 H: 1 E: 0 LOB: 1 K: 1 BB: 0 S: 9 P: 12	R: 0 H: 0 E: 0 LOB: 0 K: 0 BB: 0 S: 3 P: 5	R: 0 H: 0 E: 0 LOB: 0 K: 1 BB: 0 S: 9 P: 14	R: 1 H: 1 E: 1 LOB: 2 K: 2 BB: 2 S: 12 P: 22	R: 0 H: 1 E: 0 LOB: 1 K: 0 BB: 0 S: 10 P: 14	R: 0 H: 1 E: 0 LOB: 0 K: 1 BB: 0 S: 9 P: 12	1B: 5 SF: 2 2B: 2 SAC: 0 3B: 0 DP: 0 HR: 0 HBP: 0	WP: 0 PA: 39 PB: 0 SB: 1 CS: 1		
PITCHER	IP WLS BF H R ER SO BB IBB HBP BLK WP HR S P ERA WHIP											PITCHER	IP WLS BF H R ER SO BB IBB HBP BLK WP HR S P ERA WHIP
William Van Landingham, R (1, 1) ERA: 2.95	6.1 L 29 5 4 2 3 4 0 0 0 0 0 0 58 96 2.84 1.421												
Jim Poole, L (7, 1) ERA:	0.2 3 0 0 0 1 1 0 0 0 0 0 0 6 12 0.00 1.500												
Joe Roa, R (8, 1) ERA:	1.0 4 1 0 0 0 0 0 0 0 0 0 0 10 14 0.00 1.000												
Rich Rodriguez, L (9, 1) ERA: 2.0	1.0 3 1 0 0 1 0 0 0 0 0 0 0 9 12 0.00 1.000												

Atlanta Braves @ San Francisco Giants
3Com Park at Candlestick Point, San Francisco, CA

AB	32
R	4
H	7
RBI	3
BB	5
SO	5
LOB	15



Tue Apr 22 1997, 10:05 PM EDT
Att. 18,404 - Unknown - 60 F

Batter	1	2	3	4	5	6	7	8	9	AB	R	H	RBI	BB	SO	LOB
Stan Javier, S OBP: 0.261, SLG: 0.273 (1, 8)	0-1 G5-3 ①		2-2 HBP		0-1 1B			2-3 K ①		3	0	1	0	0	1	1
Jose Vizcaino, S OBP: 0.338, SLG: 0.328 (1, 6)	1-0 G6-3 ②		1-1 P6 ③		1-1 G6-3 ③			3-2 G6-4-3 ② ③ 1-2f		4	0	0	0	0	0	4
Barry Bonds, L OBP: 0.486, SLG: 0.396 (1, 7)	1-0 L6 ③			0-0 G5-4-3 1B		2-0 F7 ①			0-0 G3 ①	4	0	1	0	0	0	0
Jeff Kent, R OBP: 0.338, SLG: 0.611 (1, 4)		0-3 K ①		0-0 G5-4-3 ① ② 1-2f		1-3 K ②			2-3 K ②	4	0	0	0	0	3	1
J.T. Snow, L OBP: 0.348, SLG: 0.250 (1, 3)		1-2 G4-3 ②		4-1 2B BB		1-3 K ③			1-3 K ③	3	0	0	0	1	2	0
Glenallen Hill, R OBP: 0.313, SLG: 0.524 (1, 9)		1-3 K ③		0-0 2B			2-3 K ①			3	0	1	0	0	2	0
Mark Lewis, R OBP: 0.417, SLG: 0.773 (1, 5)			0-2 S 1B		2-1 L9 ③		1-0 G3-1 ②			3	0	1	0	0	0	2
Damon Berryhill, S OBP: 0.455, SLG: 0.444 (1, 2)			1-3 K ①		2-3 K ①		0-0 F8 ③			3	0	0	0	0	2	1
William Van Landingham, R (1, 1)			1-3 K ②		1-3 K ②			1-1 G6-4-3 1B		2	0	0	0	0	2	1
Jim Poole, L (7, 1)										0	0	0	0	0	0	0
Joe Roa, R (8, 1)										0	0	0	0	0	0	0
Marvin Benard, L OBP: 0.625, SLG: 0.500 (8, PH)										1	0	1	0	0	0	0
Rich Rodriguez, L OBP: 1.000, SLG: 1.000 (9, 1)										0	0	0	0	0	0	0

Inning Stats	R: 0	H: 0	E: 0	K: 0	S: 4	R: 0	H: 0	E: 0	K: 2	S: 10	R: 0	H: 1	E: 0	K: 2	S: 14	R: 0	H: 2	E: 0	K: 0	S: 6	R: 0	H: 1	E: 0	K: 2	S: 11	R: 0	H: 0	E: 0	K: 1	S: 7	R: 0	H: 0	E: 0	K: 1	S: 5	R: 0	H: 1	E: 0	K: 1	S: 9	R: 0	H: 0	E: 0	K: 2	S: 7	1B: 4	SF: 0	2B: 1	SAC: 0	3B: 0	DP: 2	HR: 0	HBP: 1	WP: 0	PA: 32
--------------	------	------	------	------	------	------	------	------	------	-------	------	------	------	------	-------	------	------	------	------	------	------	------	------	------	-------	------	------	------	------	------	------	------	------	------	------	------	------	------	------	------	------	------	------	------	------	-------	-------	-------	--------	-------	-------	-------	--------	-------	--------

PITCHER	IP	WLS	BF	H	R	ER	SO	BB	IBB	HBP	BLK	WP	HR	S	P	ERA	WHIP
Greg Maddux, R ERA: 1.33 (1, 1)	6.0	W	23	4	0	0	8	1	0	1	0	0	0	52	74	0.00	0.833
Mike Bielecki, R ERA: 1.64 (7, 1)	2.0		6	1	0	0	2	0	0	0	0	0	0	14	23	0.00	0.500
Mark Wohlers, R ERA: 3.24 (9, 1)	1.0		3	0	0	0	2	0	0	0	0	0	0	7	10	0.00	0.000

BOTTOM

Atlanta Braves @ San Francisco Giants
3Com Park at Candlestick Point, San Francisco, CA

Tue Apr 22 1997, 10:05 PM EDT
Att: 18,404 - Unknown - 60 F

livebaseballscores.com

AB	30
R	0
H	5
RBI	0
BB	1
SO	12
LOB	10



Batter	1	2	3	4	5	6	7	8	9	AB R H RBI BB SO LOB	TOP														
Kenny Lofton, L (1, 8) OBP: 0.473, SLG: 0.575	2-2 G4-3		3-2 G1-3			1-1 B5	1-2 2B 1-3 1B		4-0 G6-4-3 IBB	4 0 1 0 1 0 0															
Mark Lemke, S (1, 4) OBP: 0.333, SLG: 0.333	1-1 1B			4-0 G4-6-3 10 1B BB		2-2 1B	1-0 1-3 3-H 2B		1-2 G6-4-3 1-2f	4 0 3 1 1 0 2															
10 Chipper Jones, S (1, 5) OBP: 0.392, SLG: 0.463	1-3 K			1-0 G4-6-3 1-2 1B		2-0 F8	1-0 F8			4 0 1 0 0 1 4															
Fred McGriff, L (1, 3) OBP: 0.388, SLG: 0.413	3-2 G5-3			0-0 G4-6-3 1-2f 2-3		1-0 P8		2-1 SH1-4 1B		4 0 1 0 0 0 4															
Tony Graffanino, R (8, PR) OBP: 0.231, SLG: 0.167										0 0 0 0 0 0 0															
Michael Tucker, L (8, 7) OBP: 0.420, SLG: 0.500										0 0 0 0 0 0 0															
Andruw Jones, R (1, 9) OBP: 0.318, SLG: 0.400		3-2 G1-3		3-3 K			1-0 G1-3	1-1 SH1-4		3 0 0 0 0 1 1															
Javy Lopez, R (1, 2) OBP: 0.397, SLG: 0.561		1-0 G6-3			3-1 G4-3		4-1 HR BB	4-0 G4-3 IBB		2 1 0 0 2 0 0															
Ryan Klesko, L (1, 7) OBP: 0.283, SLG: 0.482		2-2 G6-3			1-3 K		0-0 HR	2-2 G4-3		4 1 1 2 0 1 2															
Jeff Blauser, R (1, 6) OBP: 0.440, SLG: 0.600			2-2 F7		4-0 BB		1-1 G6-3		0-1 SH1-4 1B	3 0 1 0 1 0 0															
Tom Glavine, L (1, 1) OBP: 0.364, SLG: 0.222			0-3 K		1-3 K		4-2 1B 2B BB		1-1 SH1-4	2 1 0 0 1 2 1															
Alan Embree, L (9, 1)										0 0 0 0 0 0 0															
Inning Stats	R: 0 E: 0 K: 1 S: 11	H: 1 LOB: 1 BB: 0 P: 18	R: 0 E: 0 K: 0 S: 10	H: 0 LOB: 0 BB: 0 P: 16	R: 0 E: 0 K: 1 S: 9	H: 0 LOB: 0 BB: 0 P: 14	R: 0 E: 0 K: 1 S: 5	H: 1 LOB: 1 BB: 1 P: 13	R: 0 E: 0 K: 0 S: 8	H: 0 LOB: 1 BB: 1 P: 17	R: 0 E: 0 K: 0 S: 7	H: 1 LOB: 1 BB: 0 P: 13	R: 3 E: 0 K: 0 S: 14	H: 3 LOB: 2 BB: 2 P: 27	R: 0 E: 0 K: 0 S: 7	H: 1 LOB: 2 BB: 1 P: 16	R: 0 E: 0 K: 0 S: 8	H: 1 LOB: 1 BB: 1 P: 13	1B: 6 2B: 1 3B: 0 HR: 1	SF: 0 SAC: 2 DP: 3 HBP: 0	WP: 0 PB: 0 SB: 0 CS: 0	PA: 38			
PITCHER	IP	WLS	BF	H	R	ER	SO	BB	IBB	HBP	BLK	WP	HR	S	P	ERA	WHIP								
Kirk Rueter, L (1, 1) ERA: 3.04	6.1		25	4	2	2	5	3	0	0	0	0	1	53	99	2.84	1.105								
Julian Tavarez, R (7, 1) ERA: 3.12	0.1		2	0	0	0	0	1	0	0	0	0	0	6	11	0.00	3.000								
Rich Rodriguez, L (7, 1) ERA: 1.74	1.1		7	3	1	1	0	0	1	0	0	0	0	12	24	6.75	2.250								
Doug Henry, R (9, 1) ERA: 1.59	1.0	W	4	1	0	0	0	0	1	0	0	0	0	8	13	0.00	1.000								

Atlanta Braves @ San Francisco Giants
3Com Park at Candlestick Point, San Francisco, CA

Wed Apr 23 1997, 6:33 AM EDT
Att. 17,050 - Sunny - 61 F

AB	30
R	3
H	8
RBI	3
BB	6
SO	5
LOB	14



Batter	1	2	3	4	5	6	7	8	9	AB	R	H	RBI	BB	SO	LOB
Jose Vizcaino, S OBP: 0.333, SLG: 0.323 (1, 6)	3-2 FC1-6 IHR 1B	0-0 G1-3			1-1 G5-3		2-0 L6 2-3			4	1	1	0	0	0	2
Stan Javier, S OBP: 0.296, SLG: 0.308 (1, 8)	0-2 FC1-6 1-2 1B		3-1 G4-6-3 1B		0-1 P9		0-1 G5-3			4	0	2	0	0	0	1
Glenallen Hill, R OBP: 0.310, SLG: 0.507 (1, 9)	1-0 FC1-6 IHR 1-2f 2-3		1-0 G4-6-3 1-2f		1-2 1B		1-3 K			4	1	1	0	0	1	3
Barry Bonds, L OBP: 0.487, SLG: 0.462 (1, 7)	0-0 IHR		0-0 E8 1B		1-2 G4-3		1-2 G6-3			4	1	2	3	0	0	1
Jeff Kent, R OBP: 0.333, SLG: 0.603 (1, 4)	2-1 G6-3		2-0 L5		2-0 P4		1-1 2B			4	0	1	0	0	0	1
Rick Wilkins, L OBP: 0.216, SLG: 0.273 Doug Henry, R (9, 1)	1-2 G3		4-0 G1-3 BB		2-3 K		1-3 K			3	0	0	0	1	2	1
Mark Lewis, R OBP: 0.370, SLG: 0.680 Rich Rodriguez, L OBP: 1.000, SLG: 1.000 Marcus Jensen, S OBP: 0.417, SLG: 0.333 LeJon Powell, R OBP: 0.143, SLG: 0.143 (9, PR)		3-2 G6-3	0-0 G1-3		0-1 L9		4-0 SH1-4 BB			3	0	0	0	0	0	1
J.T. Snow, L OBP: 0.361, SLG: 0.271 (1, 3)		2-2 FC6-4 1B	1-0 F9		2-1 WP SH1-4 1B		0-0 SH1-4			3	0	2	0	0	0	1
Kirk Rueter, L Julian Tavarez, L Bill Mueller, S OBP: 0.380, SLG: 0.372 (7, 5)		1-2 FC6-4 1-2f	1-3 K		1-1 SH1-4		0-1 1B			2	0	0	0	0	1	2
										0	0	0	0	0	0	0
										1	0	1	1	0	0	0

Inning Stats	R: 3	H: 3	E: 0	K: 0	S: 13	LOB: 0	BB: 0	P: 20	R: 0	H: 1	E: 0	K: 0	S: 10	LOB: 1	BB: 0	P: 16	R: 0	H: 2	E: 1	K: 0	S: 5	LOB: 1	BB: 0	P: 11	R: 0	H: 0	E: 0	K: 1	S: 5	LOB: 1	BB: 1	P: 11	R: 0	H: 1	E: 0	K: 0	S: 10	LOB: 0	BB: 0	P: 13	R: 0	H: 0	E: 0	K: 1	S: 7	LOB: 0	BB: 0	P: 11	R: 0	H: 1	E: 0	K: 0	S: 7	LOB: 1	BB: 0	P: 12	R: 0	H: 1	E: 0	K: 2	S: 13	LOB: 1	BB: 0	P: 17	R: 1	H: 1	E: 0	K: 0	S: 3	LOB: 1	BB: 1	P: 7	1B: 8	2B: 1	3B: 0	HR: 1	SF: 0	SAC: 2	DP: 1	HBP: 0	WP: 1	PB: 0	SB: 0	CS: 0	PA: 36
--------------	------	------	------	------	-------	--------	-------	-------	------	------	------	------	-------	--------	-------	-------	------	------	------	------	------	--------	-------	-------	------	------	------	------	------	--------	-------	-------	------	------	------	------	-------	--------	-------	-------	------	------	------	------	------	--------	-------	-------	------	------	------	------	------	--------	-------	-------	------	------	------	------	-------	--------	-------	-------	------	------	------	------	------	--------	-------	------	-------	-------	-------	-------	-------	--------	-------	--------	-------	-------	-------	-------	--------

PITCHER	IP	WLS	BF	H	R	ER	SO	BB	IBB	HBP	BLK	WP	HR	S	P	ERA	WHIP
Tom Glavine, L ERA: 1.95 (1, 1)	8.0		33	9	3	3	4	1	0	0	0	1	0	70	111	3.38	1.250
Alan Embree, L ERA: 5.79 (9, 1)	0.1	L	3	1	1	1	0	1	0	0	0	0	0	3	7	27.00	6.000

BOTTOM

Atlanta Braves @ San Francisco Giants
3Com Park at Candlestick Point, San Francisco, CA

Wed Apr 23 1997, 6:33 AM EDT
Att: 17,050 - Sunny - 61 F

AB	32
R	4
H	10
RBI	4
BB	2
SO	4
LOB	13

livebaseballscores.com



Batter	1	2	3	4	5	6	7	8	9	AB R H RBI BB SO LOB	TOP
Stan Javier, S (1, 8) OBP: 0.286, SLG: 0.353	1-1 L7		1-1 G3		0-1 G4-3		1-1 E6			4 0 0 0 0 0 1	
Jose Vizcaino, S (1, 6) OBP: 0.313, SLG: 0.292	0-2 G4-3		0-3 K			4-1 BB	1-1 FC6			3 0 0 0 1 1 2	
Glenallen Hill, R (1, 9) OBP: 0.304, SLG: 0.507	1-2 G1-3		0-3 K			0-2 P4		0-0 F8		4 0 0 0 0 1 1	
Barry Bonds, L (1, 7) OBP: 0.464, SLG: 0.421		1-0 G4-3 2B HBP		0-2 L7		4-0 IBB		2-2 L8		2 1 0 0 1 0 0	
Jeff Kent, R (1, 4) OBP: 0.312, SLG: 0.561		2-3 K		0-3 K		3-1 L8		1-2 L1		4 0 0 0 0 2 3	
J.T. Snow, L (1, 3) OBP: 0.363, SLG: 0.288		1-1 G4-3		0-0 2B		2-3 K		1-0 G1-3		4 0 1 0 0 1 3	
Bill Mueller, S (1, 5) OBP: 0.389, SLG: 0.404		2-2 1B 2B		2-2 L7			0-0 1B		3-3 K	4 1 2 1 0 1 1	AB 32 R 2 H 4 RBI 2 BB 2 SO 8 LOB 14
Rick Wilkins, L (1, 2) OBP: 0.224, SLG: 0.333		1-2 1B			0-0 G3		0-1 L9		2-1 F7	4 0 1 1 0 0 1	
Shawn Estes, R (1, 1)		1-0 L6			0-3 K		0-3 K			3 0 0 0 0 2 2	
Inning Stats	R: 0 E: 0 K: 0 S: 8 H: 0 LOB: 0 BB: 0 P: 10	R: 2 E: 0 K: 1 S: 13 H: 2 LOB: 1 BB: 0 P: 22	R: 0 E: 0 K: 2 S: 8 H: 0 LOB: 0 BB: 0 P: 9	R: 0 E: 0 K: 1 S: 13 H: 1 LOB: 1 BB: 0 P: 15	R: 0 E: 0 K: 1 S: 6 H: 0 LOB: 0 BB: 0 P: 6	R: 0 E: 0 K: 1 S: 9 H: 0 LOB: 2 BB: 2 P: 22	R: 0 E: 1 K: 1 S: 10 H: 1 LOB: 2 BB: 0 P: 12	R: 0 E: 0 K: 0 S: 7 H: 0 LOB: 0 BB: 0 P: 10	R: 0 E: 0 K: 1 S: 8 H: 0 LOB: 0 BB: 0 P: 14	1B: 2 2B: 2 3B: 0 HR: 0 SF: 0 SAC: 0 DP: 0 HBP: 1	WP: 0 PB: 0 SB: 2 CS: 0 PA: 35
PITCHER	IP WLS BF H R ER SO BB IBB HBP BLK WP HR S P ERA WHIP										
Chris Holt, R (1, 1) ERA: 3.63	8.0 L 32 4 2 2 7 1 1 1 0 0 0 74 106 2.25 0.625										
Russ Springer, R (9, 1) ERA: 1.93	1.0 3 0 0 0 1 0 0 0 0 0 0 8 14 0.00 0.000										

San Francisco Giants @ Houston Astros
Astrodome, Houston, TX
Sat Apr 26 1997, 8:05 PM EDT
Att. 36,837 - Dome - 72 F

livebaseballscorecards.com



Batter	1	2	3	4	5	6	7	8	9	AB R H RBI BB SO LOB	TOP
Stan Javier, S OBP: 0.256, SLG: 0.316 (1, 8) X	0-0 G6-3		2-2 F8		0-1 G1-3			1-0 B3		4 0 0 0 0 0 1	
Bill Mueller, S OBP: 0.362, SLG: 0.373 (1, 5) C B B B F F F X	2-3 K		0-2 E3 FC6			2-1 G5-3		2-2 F9		4 0 0 0 0 1 1	
Glenallen Hill, R OBP: 0.313, SLG: 0.545 (1, 9) X	0-0 HR		2-0 P3			0-1 G5-3		1-2 1B		4 1 2 1 0 0 1	
Barry Bonds, L OBP: 0.455, SLG: 0.459 (1, 7) B B F F F X	3-2 HR		1-0 FC6 1-2f			1-0 L7		0-0 G3		4 1 1 1 0 0 3	
J.T. Snow, L OBP: 0.357, SLG: 0.286 (1, 3) B X	1-0 L8			2-3 K			2-0 SH5-4 1B		2-2 F8	4 1 1 0 0 1 0	
Mark Lewis, R OBP: 0.294, SLG: 0.531 (1, 4) C B X		1-1 G6-3		0-2 G5-3			1-0 SH5-4 1-3		1-0 F9	3 0 0 0 0 0 0	
Damon Berryhill, S OBP: 0.400, SLG: 0.385 (1, 2) C X Julian Tavarez, L (7, 1) Doug Henry, R (8, 1) Jeff Kent, R OBP: 0.308, SLG: 0.552 (9, PH) Rod Beck, R (9, 1)		0-2 L6		0-0 L9			2-2 L5-3 1B		0-0 L8	3 0 1 1 0 0 0 0 0 0 0 0 0 0 0 0 0 0 0 0 0 1 0 0 0 0 0 0 0 0 0 0 0 0 0	AB 33 R 3 H 7 RBI 3 BB 0 SO 3 LOB 8
Rich Aurilia, R OBP: 0.375, SLG: 0.375 (1, 6) C B B B B X		3-2 FC6-4 1B			0-1 G5-3		1-2 L5-3 1-1			3 0 1 0 0 0 1	
Oswaldo Fernandez, R (1, 1) Marcus Jensen, S OBP: 0.462, SLG: 0.400 (7, 2) X		0-0 FC6-4 1-2f			0-3 K			0-0 1B		2 0 0 0 0 1 1 1 0 1 0 0 0 0	
Inning Stats	R: 2 E: 0 K: 1 S: 12 H: 2 LOB: 0 BB: 0 P: 18	R: 0 E: 0 K: 0 S: 9 H: 1 LOB: 1 BB: 0 P: 13	R: 0 E: 1 K: 0 S: 8 H: 0 LOB: 1 BB: 0 P: 13	R: 0 E: 0 K: 1 S: 7 H: 0 LOB: 0 BB: 0 P: 9	R: 0 E: 0 K: 1 S: 7 H: 0 LOB: 0 BB: 0 P: 7	R: 0 E: 0 K: 0 S: 5 H: 0 LOB: 0 BB: 0 P: 8	R: 1 E: 0 K: 0 S: 9 H: 2 LOB: 0 BB: 0 P: 15	R: 0 E: 0 K: 0 S: 12 H: 2 LOB: 2 BB: 0 P: 16	R: 0 E: 0 K: 0 S: 6 H: 0 LOB: 0 BB: 0 P: 9	1B: 5 2B: 1 3B: 0 HR: 2 SF: 0 SAC: 1 DP: 1 HBP: 0	WP: 0 PB: 0 SB: 1 CS: 0 PA: 34
PITCHER Shane Reynolds, R ERA: 2.91 (1, 1) Tom Martin, L ERA: (8, 1) John Hudek, R ERA: 2.25 (9, 1)	IP WLS BF H R ER SO BB IBB HBP BLK WP HR S P ERA WHIP	IP WLS BF H R ER SO BB IBB HBP BLK WP HR S P ERA WHIP	IP WLS BF H R ER SO BB IBB HBP BLK WP HR S P ERA WHIP	IP WLS BF H R ER SO BB IBB HBP BLK WP HR S P ERA WHIP	IP WLS BF H R ER SO BB IBB HBP BLK WP HR S P ERA WHIP	IP WLS BF H R ER SO BB IBB HBP BLK WP HR S P ERA WHIP	IP WLS BF H R ER SO BB IBB HBP BLK WP HR S P ERA WHIP	IP WLS BF H R ER SO BB IBB HBP BLK WP HR S P ERA WHIP	IP WLS BF H R ER SO BB IBB HBP BLK WP HR S P ERA WHIP	ERA WHIP	ERA WHIP

San Francisco Giants @ Houston Astros
 Astrodome, Houston, TX
 Sun Apr 27 1997, 4:33 AM EDT
 Att: 22,316 - Dome - 72 F

livebaseballscorecards.com



Batter	1	2	3	4	5	6	7	8	9	AB	R	H	RBI	BB	SO	LOB
Craig Biggio, R OBP: 0.365, SLG: 0.467 (1, 4)	0-0 G5-3	0-1 2B			0-0 L7		2-3 K			4	0	1	1	0	1	0
Bill Spiers, L OBP: 0.472, SLG: 0.463 (1, 5)	3-2 FC6-4 1B	2-1 L3			1-0 F7		2-2 1B			4	1	2	0	0	0	1
5 Jeff Bagwell, R OBP: 0.434, SLG: 0.640 (1, 3)	0-2 FC6-4 1B				1-2 WP 1B		3-2 F8			4	0	2	0	0	0	1
Thomas Howard, S OBP: 0.472, SLG: 0.581 (1, 7)	1-0 FC6-4 1B				3-3 K		1-3 K			4	0	0	1	0	2	3
Derek Bell, R OBP: 0.280, SLG: 0.259 (1, 8)	1-1 1B				1-1 G6-3		0-0 E BLK BB			3	0	1	0	1	0	1
Bobby Abreu, L OBP: 0.400, SLG: 0.379 (1, 9)	2-0 F8				2-1 G6-3		1-3 K			4	0	0	0	0	1	4
Brad Ausmus, R OBP: 0.400, SLG: 0.418 (1, 2)		0-2 G4-3 S 2B 1B			0-0 F7		0-0 E4 G4-6-3			4	1	1	0	0	0	1
Pat Listach, S OBP: 0.260, SLG: 0.227 (1, 6)		0-1 G4-3			0-2 G5-3		0-0 G4-6-3			3	0	0	0	0	0	3
Luis Gonzalez, L OBP: 0.325, SLG: 0.277 (9, PH)		1-3			1-2		1-2			1	0	0	0	0	0	0
Shane Reynolds, R OBP: 0.125, SLG: 0.250 (1, 1)		3-3 K			2-2 G6-3		1-0 F9			2	0	0	0	0	1	1
James Mouton, R OBP: 0.206, SLG: 0.323 (7, PH)										1	0	0	0	0	0	0
Tom Martin, L (8, 1)										0	0	0	0	0	0	0
John Hudek, S (9, 1)										0	0	0	0	0	0	0
Tony Eusebio, R OBP: 0.257, SLG: 0.188 (9, PH)										1	0	0	0	0	0	0

Inning Stats	R: 1	H: 3	E: 0	K: 0	S: 13	H: 3	LOB: 2	BB: 0	P: 20	R: 1	H: 2	E: 0	K: 1	S: 13	H: 0	LOB: 1	BB: 0	P: 18	R: 0	H: 0	E: 1	K: 0	S: 6	R: 0	H: 0	E: 0	K: 0	S: 7	R: 0	H: 1	E: 0	K: 1	S: 8	R: 0	H: 0	E: 1	K: 1	S: 7	R: 0	H: 0	E: 0	K: 1	S: 10	R: 0	H: 0	E: 0	K: 1	S: 6	R: 0	H: 0	E: 0	K: 1	S: 3	R: 0	H: 0	E: 0	K: 0	S: 3	R: 0	H: 0	E: 0	K: 0	S: 3	1B: 6	SF: 0	2B: 1	SAC: 0	3B: 0	DP: 1	HR: 0	HBP: 0	WP: 1	PA: 36
--------------	------	------	------	------	-------	------	--------	-------	-------	------	------	------	------	-------	------	--------	-------	-------	------	------	------	------	------	------	------	------	------	------	------	------	------	------	------	------	------	------	------	------	------	------	------	------	-------	------	------	------	------	------	------	------	------	------	------	------	------	------	------	------	------	------	------	------	------	-------	-------	-------	--------	-------	-------	-------	--------	-------	--------

PITCHER	IP	WLS	BF	H	R	ER	SO	BB	IBB	HBP	BLK	WP	HR	S	P	ERA	WHIP
Oswaldo Fernandez, R ERA: 2.56 (1, 1)	6.0	W	26	6	2	2	3	1	0	0	1	1	0	54	81	3.00	1.167
Julian Tavarez, R ERA: 2.45 (7, 1)	1.0		4	1	0	0	1	0	0	0	0	0	0	10	18	0.00	1.000
Doug Henry, R ERA: 1.46 (8, 1)	1.0		3	0	0	0	1	0	0	0	0	0	0	6	8	0.00	0.000
Rod Beck, R ERA: 1.86 (9, 1)	1.0	S	3	0	0	0	0	0	0	0	0	0	0	3	7	0.00	0.000

BOTTOM

San Francisco Giants @ Houston Astros
Astrodome, Houston, TX
Sun Apr 27 1997, 4:33 AM EDT
Att. 22,316 - Dome - 72 F

livebaseballscorecards.com

AB	35
R	2
H	7
RBI	2
BB	1
SO	5
LOB	15



Batter	1	2	3	4	5	6	7	8	9	AB R H RBI BB SO LOB	TOP											
LeJon Powell, R (1, 8) OBP: 0.167, SLG: 0.091	0-0 L7	4-2 BB		1-1 L7		3-3 K			2-2 L6	4 0 0 0 1 1 0	<p>San Francisco Giants @ St. Louis Cardinals</p> <p>Busch Stadium, St. Louis, MO</p> <p>Mon Apr 28 1997, 7:05 PM CDT</p> <p>Att. 21,803 - Unknown - 67 F</p>											
Jose Vizcaino, S (1, 6) OBP: 0.306, SLG: 0.276	4-2 BB	3-2 F7		1-1 G4-3			1-1 G5-3	1-1 G3	4 0 0 0 1 0 3													
Glenallen Hill, R (1, 9) OBP: 0.295, SLG: 0.512	3-2 FC5-4-5-4		3-3 K	0-0 G3			0-0 F8	0-3 K	5 0 0 0 0 2 1													
Barry Bonds, L (1, 7) OBP: 0.446, SLG: 0.438	4-0 IBB		3-3 K		2-3 K		3-1 G3		3 0 0 0 1 2 0													
Jeff Kent, R (1, 4) OBP: 0.305, SLG: 0.549	0-1 F8		1-0 WP 1B 2B		2-1 F9			3-2 F9	4 1 1 0 0 0 2													
J.T. Snow, L (1, 3) OBP: 0.386, SLG: 0.315		2-1 FC3-6 1B	2-1 1B		4-2 BB			0-1 1B	3 1 3 1 1 0 0													
Mark Lewis, R (1, 5) OBP: 0.316, SLG: 0.528		0-0 FC3-6 1B	1-0 1B		0-1 G5-3			1-1 F7	4 0 2 0 0 0 2													
Rick Wilkins, L (1, 2) OBP: 0.242, SLG: 0.345		1-1 FC3-6 BB	3-2 1B			1-1 G6-3		3-1 1B	4 0 2 1 0 0 2													
William Van Landingham, R (1, 1) Marvin Benard, L (8, PH) Joe Roa, R (6, 1) Rich Rodriguez, L (6, 1) Damon Berryhill, S (8, PH) Jim Poole, L (8, 1)		2-2 L9	1-3 K			0-0 F9		1-1 P3	2 0 0 0 0 0 1 4 1 0 1 0 0 0 0 0 0 2 0 0 0 0 0 0 0 0													
Inning Stats	R: 0 E: 0 K: 0 S: 8	H: 0 LOB: 2 BB: 2 P: 19	R: 0 E: 0 K: 3 S: 14	H: 2 LOB: 3 BB: 1 P: 26	R: 2 E: 0 K: 3 S: 19	H: 4 LOB: 2 BB: 0 P: 33	R: 0 E: 0 K: 0 S: 5	H: 0 LOB: 0 BB: 0 P: 7	R: 0 E: 0 K: 1 S: 9	H: 0 LOB: 1 BB: 1 P: 17	R: 0 E: 0 K: 1 S: 7	H: 0 LOB: 0 BB: 0 P: 11	R: 0 E: 0 K: 0 S: 5	H: 0 LOB: 0 BB: 0 P: 9	R: 0 E: 0 K: 0 S: 13	H: 2 LOB: 2 BB: 0 P: 21	R: 0 E: 0 K: 1 S: 9	H: 0 LOB: 0 BB: 0 P: 12	1B: 7 2B: 1 3B: 0 HR: 0	SF: 0 SAC: 0 DP: 0 HBP: 0	WP: 1 PB: 0 SB: 1 CS: 0	PA: 39
PITCHER	IP WLS BF H R ER SO BB IBB HBP BLK WP HR S P ERA WHIP																					
Andy Benes, R (1, 1) ERA: 3.6	5.0 W 25 6 2 2 4 3 1 0 0 1 0 55 102 3.60 1.800																					
Mark Petkovsek, R (6, 1) ERA: 1.96	2.2 10 2 0 0 1 0 0 0 0 0 0 23 38 0.00 0.750																					
Tony Fossas, L (8, 1) ERA: 3.0	0.1 1 0 0 0 0 0 0 0 0 0 0 2 3 0.00 0.000																					
Dennis Eckersley, R (9, 1) ERA: 2.84	1.0 S 3 0 0 0 1 0 0 0 0 0 0 9 12 0.00 0.000																					

AB	35
R	2
H	8
RBI	2
BB	4
SO	6
LOB	16



Batter	1	2	3	4	5	6	7	8	9	AB R H RBI BB SO LOB	TOP						
Marvin Benard, L (1, 8) <small>OBP: 0.625, SLG: 0.615</small> Rod Beck, R (9, 1)	2-2 	0-0 		2-2 		0-0 	4-2 		3-3 	5 2 4 1 1 1 0 0 0 0 0 0 0 0							
Jose Vizcaino, S (1, 6) <small>OBP: 0.311, SLG: 0.284</small>	2-0 	1-1 		0-0 		1-3 	1-1 			5 1 2 1 0 1 4							
Glenallen Hill, R (1, 9) <small>OBP: 0.290, SLG: 0.494</small>	0-0 		2-2 	1-1 		1-0 	2-0 			5 0 1 3 0 0 4							
Barry Bonds, L (1, 7) <small>OBP: 0.464, SLG: 0.448</small>	1-0 		3-1 	4-1 		1-2 		1-1 		3 1 2 0 1 0 1							
Jeff Kent, R (1, 4) <small>OBP: 0.333, SLG: 0.581</small>	1-1 		2-1 	4-1 		3-1 		2-0 		3 0 2 2 1 0 1							
J.T. Snow, L (1, 3) <small>OBP: 0.366, SLG: 0.295</small>	1-0 		2-1 	3-1 		1-0 		1-0 		5 0 0 0 0 0 9							
Bill Mueller, S (1, 5) <small>OBP: 0.349, SLG: 0.345</small> Doug Henry, R (8, 1) LeJon Powell, R (9, 8) <small>OBP: 0.167, SLG: 0.091</small>		4-1 		0-1 		1-0 		1-1 	1-1 	4 1 0 0 1 0 2 0 0 0 0 0 0 0 0 0 0 0 0 0 0	AB 38 R 7 H 11 RBI 7 BB 6 SO 6 LOB 23						
Marcus Jensen, S (1, 2) <small>OBP: 0.333, SLG: 0.267</small>		3-3 		0-0 	3-1 		1-0 		3-2 	5 0 0 0 0 1 1							
Kirk Rueter, L (1, 1) Damon Berryhill, S (7, PH) <small>OBP: 0.412, SLG: 0.357</small> Shawn Estes, R (7, PR) Julian Tavarez, L (7, 1) Jim Poole, L (8, 1) Mark Lewis, R (8, 5) <small>OBP: 0.308, SLG: 0.514</small>		0-3 		4-0 	2-3 		4-0 		2-3 	2 1 0 0 1 2 1 0 0 0 0 1 0 0 0 1 0 0 0 0 0 0 0 0 0 0 0 0 0 0 0 0 0 0 0 1 0 0 0 0 1 0							
Inning Stats	R: 2 H: 3 E: 0 LOB: 1 K: 0 BB: 0 S: 9 P: 16	R: 1 H: 1 E: 0 LOB: 1 K: 2 BB: 1 S: 11 P: 19	R: 1 H: 2 E: 0 LOB: 1 K: 0 BB: 3 S: 11 P: 20	R: 2 H: 2 E: 0 LOB: 3 K: 0 BB: 3 S: 12 P: 30	R: 0 H: 0 E: 0 LOB: 0 K: 1 BB: 0 S: 7 P: 13	R: 0 H: 1 E: 0 LOB: 3 K: 1 BB: 0 S: 10 P: 17	R: 1 H: 1 E: 0 LOB: 2 K: 0 BB: 2 S: 8 P: 21	R: 0 H: 1 E: 0 LOB: 1 K: 0 BB: 0 S: 7 P: 11	R: 0 H: 0 E: 0 LOB: 0 K: 2 BB: 0 S: 10 P: 18	1B: 8 SF: 0 2B: 3 SAC: 0 3B: 0 DP: 0 HR: 0 HBP: 2	WP: 1 PA: 46 PB: 0 SB: 4 CS: 0						
PITCHER	IP WLS BF H R ER SO BB IBB HBP BLK WP HR S P ERA WHIP											PITCHER	IP WLS BF H R ER SO BB IBB HBP BLK WP HR S P ERA WHIP				
Todd Stottlemyre, R (1, 1) <small>ERA: 4.06</small>	3.2		22	8	6	6	2	3	0	0	0	1	0	40	75	14.73	3.000
John Frascatore, R (4, 1) <small>ERA: 1.32</small>	2.1		11	1	0	0	2	1	0	2	0	0	0	20	40	0.00	0.857
Rich Batchelor, R (7, 1) <small>ERA: 4.2</small>	2.0		10	2	1	1	0	2	0	0	0	0	0	15	32	4.50	2.000
Tony Fossas, L (9, 1) <small>ERA: 2.57</small>	1.0	W	3	0	0	0	2	0	0	0	0	0	0	10	18	0.00	0.000

San Francisco Giants @ St. Louis Cardinals
 Busch Stadium, St. Louis, MO
 Tue Apr 29 1997, 7:05 PM CDT
 Att. 23,527 - Unknown - 73 F

livebaseballscorecards.com



Batter	1	2	3	4	5	6	7	8	9	AB R H RBI BB SO LOB
Delino DeShields, L (1, 4) OBP: 0.247, SLG: 0.292	2-2 G4-3		2-2 L8		1-1 G4-3		3-3 K		1-0 HR 1B	5 1 1 0 0 1 1
Ron Gant, R (1, 7) OBP: 0.319, SLG: 0.429	3-3 K		2-2 FC4-6 1B			1-2 L8		1-1 HR 1B	2-2 HR	5 2 2 3 0 1 1
Ray Lankford, L (1, 8) OBP: 0.548, SLG: 0.885	2-1 HR		2-1 1B			2-2 1B		1-1 HR		4 2 4 3 0 0 0
Brian Jordan, R (1, 9) OBP: 0.367, SLG: 0.329	0-2 G4-3		1-0 F9			2-0 F8		2-2 P4		3 0 0 0 0 0 3
Rich Batchelor, R (7, 1)						1 SAFE 1 SAFE				0 0 0 0 0 0 0
Gary Gaetti, R (8, PH) OBP: 0.274, SLG: 0.295										1 0 0 0 0 0 0
Tony Fossas, L (9, 1)										0 0 0 0 0 0 0
Tom Pagnozzi, R (1, 2) OBP: 0.250, SLG: 0.250		2-1 G4-3		0-3 K		3-2 F9		1-1 G4-3 1B		0 0 0 0 0 0 0
Tom Lampkin, L (2, PH) OBP: 0.267, SLG: 0.321										3 0 0 0 0 1 1
Willie McGee, S (8, PH) OBP: 0.372, SLG: 0.486										1 1 1 0 0 0 0
John Mabry, L (1, 3) OBP: 0.341, SLG: 0.314		4-2 BB		3-3 K			2-1 G1-3 2B 1B	0-2 G4-3		3 1 1 0 1 1 1
Danny Sheaffer, R (1, 5) OBP: 0.200, SLG: 0.111		1-1 F9		1-1 B1-3			0-0 G1-3	0-1 1B		4 0 1 1 0 0 2
Royce Clayton, R (1, 6) OBP: 0.257, SLG: 0.396		3-1 P4			1-1 G6-3		0-0 WP SF9 2B	1-0 L9		4 1 1 1 0 0 2
Todd Stottlemire, L (1, 1) OBP: 0.538, SLG: 0.143			4-2 FC4-6 BB		1-3 K		3-2 SF9		0-0 HR 1B	0 0 0 0 1 0 0
John Frascatore, R (4, 1)										1 0 0 0 0 1 0
Dmitri Young, S (7, 3)										1 1 1 1 0 0 0

Inning Stats	R: 1	H: 1	E: 0	K: 11	S: 18	R: 0	H: 0	E: 0	K: 9	S: 19	R: 0	H: 1	E: 0	K: 12	S: 23	R: 0	H: 0	E: 0	K: 8	S: 12	R: 0	H: 1	E: 0	K: 7	S: 10	R: 0	H: 2	E: 0	K: 12	S: 20	R: 3	H: 4	E: 0	K: 18	S: 24	R: 3	H: 3	E: 0	K: 6	S: 9	1B: 7	2B: 2	3B: 0	HR: 3	SF: 1	SAC: 0	DP: 0	HBP: 0
--------------	------	------	------	-------	-------	------	------	------	------	-------	------	------	------	-------	-------	------	------	------	------	-------	------	------	------	------	-------	------	------	------	-------	-------	------	------	------	-------	-------	------	------	------	------	------	-------	-------	-------	-------	-------	--------	-------	--------

PITCHER	IP	WLS	BF	H	R	ER	SO	BB	IBB	HBP	BLK	WP	HR	S	P	ERA	WHIP
Kirk Rueter, L (1, 1) ERA: 2.73	6.0		23	3	1	1	4	2	0	0	0	0	1	57	100	1.50	0.833
Julian Tavarez, R (7, 1) ERA: 4.5	1.0		6	3	3	3	1	0	0	0	0	0	0	14	23	27.00	3.000
Jim Poole, L (8, 1) ERA: 2.84	0.2		4	2	1	1	0	0	0	0	0	0	0	13	17	13.50	3.000
Doug Henry, R (8, 1) ERA: 1.42	0.1		2	1	1	1	0	0	0	0	0	0	0	3	4	27.00	3.000
Rod Beck, R (9, 1) ERA: 4.66	0.0	L	3	3	3	3	0	0	0	0	0	0	1	6	9	∞	∞


BOTTOM

San Francisco Giants @ St. Louis Cardinals
Busch Stadium, St. Louis, MO

Tue Apr 29 1997, 7:05 PM CDT
Att: 23,527 - Unknown - 73 F

AB	35
R	9
H	12
RBI	9
BB	2
SO	5
LOB	11

WP: 1 PA: 38
PB: 0
SB: 0
CS: 0



PITCHER	IP	WLS	BF	H	R	ER	SO	BB	IBB	HBP	BLK	WP	HR	S	P	ERA	WHIP
---------	----	-----	----	---	---	----	----	----	-----	-----	-----	----	----	---	---	-----	------

Batter	1	2	3	4	5	6	7	8	9	AB R H RBI BB SO LOB	TOP
Marvin Benard, L (1, 8) OBP: 0.650, SLG: 0.647 BB: 1, F: 1, C: 1, O: 1, X: 1	2-2 1B G6-3 HR 1B	2-3 K		1-0 BLK 1B			0-2 G6-4-3 1B			4 1 3 0 0 1 0	San Francisco Giants @ Pittsburgh Pirates Three Rivers Stadium, Pittsburgh, PA Wed Apr 30 1997, 7:05 PM EDT Att. 10,073 - Unknown - 74 F livebaseballscorecards.com
Jose Vizcaino, S (1, 6) OBP: 0.298, SLG: 0.271 X: 1	0-0 G6-3 1-2	0-1 G4-3		0-2 G4-3 1-2			0-0 G6-4-3 1-2f			4 0 0 0 0 0 3	
Glenallen Hill, R (1, 9) OBP: 0.309, SLG: 0.527 S: 1, X: 1	0-2 BB HR 1B		0-0 1B 2B		0-0 G4-3		0-0 G4-3 SF8 2B			4 3 3 0 0 0 0	
Barry Bonds, L (1, 7) OBP: 0.465, SLG: 0.443 B: 1, F: 1, C: 1, O: 1, X: 1	4-0 HR 1-2 BB		0-1 2-H 1B		1-1 F8		3-1 G4-3 2-3			3 1 1 1 1 0 1	
Jeff Kent, R (1, 4) OBP: 0.341, SLG: 0.610 B: 1, F: 1, C: 1, O: 1, X: 1	2-0 HR 1-H 2-H 3-H		0-1 P2		0-3 K		4-0 CS IBB			3 1 1 4 1 1 1	
J.T. Snow, L (1, 3) OBP: 0.351, SLG: 0.284 C: 1, F: 1, C: 1	0-3 K		0-3 K		1-0 G5-3		1-2 SF8 3-H			3 0 0 1 0 2 1	
Bill Mueller, S (1, 5) OBP: 0.343, SLG: 0.356 B: 1, X: 1	1-0 2B		1-3 K		0-1 G5-3		0-1 CS 1-2	0-0 G6-3		4 0 1 0 0 1 1	
Rick Wilkins, L (1, 2) OBP: 0.227, SLG: 0.322 C: 1, F: 1, C: 1	0-3 K		0-0 F8		2-1 L3		2-3 K			4 0 0 0 0 2 1	
Mark Gardner, R (1, 1) OBP: 0.071, SLG: 0.071 B: 1, F: 1, C: 1, O: 1, X: 1		3-3 K		1-1 G6-3		0-1 F9		3-3 K		4 0 0 0 0 2 0	
Inning Stats	R: 4 H: 4 E: 0 LOB: 1 K: 2 BB: 1 S: 17 P: 26	R: 0 H: 0 E: 0 LOB: 0 K: 2 BB: 0 S: 10 P: 15	R: 1 H: 2 E: 0 LOB: 1 K: 2 BB: 0 S: 13 P: 14	R: 0 H: 1 E: 0 LOB: 1 K: 0 BB: 0 S: 7 P: 9	R: 0 H: 0 E: 0 LOB: 0 K: 1 BB: 0 S: 6 P: 7	R: 0 H: 0 E: 0 LOB: 0 K: 0 BB: 0 S: 5 P: 8	R: 0 H: 1 E: 0 LOB: 0 K: 0 BB: 0 S: 7 P: 7	R: 1 H: 1 E: 0 LOB: 0 K: 0 BB: 1 S: 8 P: 16	R: 0 H: 0 E: 0 LOB: 0 K: 2 BB: 0 S: 9 P: 14	1B: 5 SF: 1 2B: 3 SAC: 0 3B: 0 DP: 1 HR: 1 HBP: 0	WP: 0 PA: 37 PB: 0 SB: 0 CS: 1
PITCHER Jon Lieber, R (1, 1) ERA: 3.28 Chris Peters, L (6, 1) ERA: 3.0 David Wainhouse, R (9, 1) ERA: 10.8	IP WLS BF H R ER SO BB IBB HBP BLK WP HR S P ERA WHIP 5.0 L 23 7 5 5 7 1 0 0 1 0 0 1 53 71 9.00 1.600 3.0 10 2 1 1 0 0 1 0 0 0 0 0 20 31 3.00 0.667 1.0 3 0 0 0 0 2 0 0 0 0 0 0 9 14 0.00 0.000	PITCHER IP WLS BF H R ER SO BB IBB HBP BLK WP HR S P ERA WHIP									



Batter	1	2	3	4	5	6	7	8	9	AB R H RBI BB SO LOB
Tony Womack, L (1, 4) OBP: 0.269, SLG: 0.330	0-1 G6-3			3-1 1B		0-2 F7			0-0 P4	4 1 1 0 0 0 0
Jermaine Allensworth, R (1, 8) OBP: 0.387, SLG: 0.418	1-0 G6-3			2-1 F7		1-3 K			1-2 G5-3	4 0 0 0 0 1 1
Al Martin, L (1, 7) OBP: 0.372, SLG: 0.371	0-3 K			3-3 K		1-3 K			0-3 K	4 0 0 0 0 4 1
Mark Johnson, L (1, 3) OBP: 0.322, SLG: 0.372		1-0 F7		1-0 1B		1-3 K				3 0 1 1 0 1 0
Kevin Young, R (8, 3) OBP: 0.304, SLG: 0.455				2-H						0 0 0 0 0 0 0
Kevin Elster, R (1, 6) OBP: 0.337, SLG: 0.447		0-3 K		3-2 F8		0-3 K				3 0 0 0 0 2 1
18 Jason Kendall, R (1, 2) OBP: 0.318, SLG: 0.338		2-0 G6-3			2-2 F9 2B		0-0 G6-3			3 0 1 0 0 0 0
Jose Guillen, R (1, 9) OBP: 0.329, SLG: 0.385			0-0 G6-3		1-3 K2-3		1-0 G1-3			3 0 0 0 0 1 1
Joe Randa, R (1, 5) OBP: 0.279, SLG: 0.342			0-2 G5-3		0-0 F9		2-2 L6			3 0 0 0 0 0 1
Jon Lieber, L (1, 1) OBP: 0.083, SLG: 0.083			1-3 K		2-2 G3-1		2-3 K			1 0 0 0 0 1 0
Midre Cummings, L (5, PH) OBP: 0.267, SLG: 0.370										1 0 0 0 0 0 1
Chris Peters, L (6, 1)										0 0 0 0 0 0 0
Dale Sveum, S (8, PH) OBP: 0.314, SLG: 0.406										1 0 0 0 0 1 0
David Wainhouse, L (9, 1)										0 0 0 0 0 0 0

Inning Stats	R: 0 E: 0 K: 1 S: 6	H: 0 LOB: 0 BB: 0 P: 7	R: 0 E: 0 K: 1 S: 5	H: 0 LOB: 0 BB: 0 P: 8	R: 0 E: 0 K: 1 S: 7	H: 0 LOB: 0 BB: 0 P: 8	R: 1 E: 0 K: 1 S: 12	H: 2 LOB: 1 BB: 0 P: 23	R: 0 E: 0 K: 1 S: 10	H: 1 LOB: 1 BB: 0 P: 15	R: 0 E: 0 K: 2 S: 10	H: 0 LOB: 0 BB: 0 P: 12	R: 0 E: 0 K: 2 S: 9	H: 0 LOB: 0 BB: 0 P: 10	R: 0 E: 0 K: 1 S: 8	H: 0 LOB: 0 BB: 0 P: 13	R: 0 E: 0 K: 1 S: 7	H: 0 LOB: 0 BB: 0 P: 8	1B: 2 2B: 1 3B: 0 HR: 0	SF: 0 SAC: 0 DP: 0 HBP: 0
PITCHER Mark Gardner, R (1, 1) ERA: 2.97	IP 9.0 WLS W BF 30 H 3 R 1 ER 1 SO 11 BB 0 IBB 0 HBP 0 BLK 0 WP 0 HR 0 S 74 P 104 ERA 1.00 WHIP 0.333																		WP: 0 PB: 0 SB: 1 CS: 0	PA: 30 ERA WHIP

BOTTOM

San Francisco Giants @ Pittsburgh Pirates
 Three Rivers Stadium, Pittsburgh, PA

Wed Apr 30 1997, 7:05 PM EDT
 Att: 10,073 - Unknown - 74 F

livebaseballscores.com


AB	30
R	1
H	3
RBI	1
BB	0
SO	11
LOB	6



Batter	1	2	3	4	5	6	7	8	9	AB R H RBI BB SO LOB	TOP											
LeJon Powell, R (1, 8) OBP: 0.267, SLG: 0.231	2-1 CS 2B		3-2 G5-3		0-0 SH5-4		4-2 1B BB			2 0 1 0 1 0 1	San Francisco Giants @ Pittsburgh Pirates Three Rivers Stadium, Pittsburgh, PA Thu May 01 1997, 3:33 AM EDT Att. 10,507 - Overcast - 55 F											
Jose Vizcaino, S (1, 6) OBP: 0.316, SLG: 0.295	1-3 1B		0-0 2B		4-1 FC7-4 BB		0-0 G5-4-3 1B			3 0 2 1 1 1 1												
Glenallen Hill, R (1, 9) OBP: 0.297, SLG: 0.505	1-2 E5		1-1 G6-3		1-1 FC7-4		0-1 G5-4-3			4 0 0 1 0 0 6												
Barry Bonds, L (1, 7) OBP: 0.448, SLG: 0.419	3-3 K			3-3 1B	2-2 G4-3			0-3 K		4 0 0 0 0 3 4												
Jeff Kent, R (1, 4) OBP: 0.337, SLG: 0.593		3-2 G3		1-0 F8		0-0 F8		3-1 1B		4 0 1 0 0 0 0												
Mark Lewis, R (1, 5) OBP: 0.302, SLG: 0.488		3-2 G4-3		3-1 1B		1-0 G5-3		2-3 K		4 0 1 0 0 1 0												
Julian Tavarez, L (8, 1)										0 0 0 0 0 0 0												
J.T. Snow, L (1, 3) OBP: 0.347, SLG: 0.282		2-3 1B		1-0 F9		3-2 1B				4 0 1 0 0 1 1												
Damon Berryhill, S (1, 2) OBP: 0.450, SLG: 0.412			0-0 FC 2B 1B		3-2 SH5-4 FC7-4 HBP 1B		1-3 K			3 2 2 0 0 1 1												
Joe Roa, R (6, 1)										0 0 0 0 0 0 0												
Rich Rodriguez, L (7, 1) OBP: 1.000, SLG: 1.000										0 0 0 0 0 0 0												
Bill Mueller, S (8, 5) OBP: 0.338, SLG: 0.350										1 0 0 0 0 1 0												
Shawn Estes, R (1, 1)			0-0 FC		1-2 FC7-4 SH5-4 HBP		2-3 K			1 0 0 0 0 0 1												
Rick Wilkins, L (6, 2) OBP: 0.224, SLG: 0.317										1 0 0 0 0 1 0												
Marcus Jensen, S (9, PH) OBP: 0.316, SLG: 0.250										1 0 0 0 0 1 0												
Inning Stats	R: 0 E: 1 K: 2 S: 13	H: 1 LOB: 2 BB: 0 P: 20	R: 0 E: 0 K: 1 S: 10	H: 0 LOB: 0 BB: 0 P: 18	R: 1 E: 1 K: 0 S: 8	H: 2 LOB: 1 BB: 0 P: 12	R: 0 E: 0 K: 1 S: 7	H: 1 LOB: 1 BB: 0 P: 15	R: 1 E: 0 K: 0 S: 12	H: 1 LOB: 2 BB: 1 P: 23	R: 0 E: 0 K: 1 S: 9	H: 1 LOB: 1 BB: 0 P: 14	R: 0 E: 0 K: 1 S: 8	H: 1 LOB: 1 BB: 1 P: 14	R: 0 E: 0 K: 2 S: 9	H: 1 LOB: 0 BB: 0 P: 14	R: 0 E: 0 K: 2 S: 9	H: 0 LOB: 0 BB: 0 P: 15	1B: 6 2B: 3 3B: 0 HR: 0	SF: 0 SAC: 2 DP: 2 HBP: 1	WP: 0 PB: 0 SB: 0 CS: 1	PA: 36
PITCHER	IP WLS BF H R ER SO BB IBB HBP BLK WP HR S P ERA WHIP																					
Steve Cooke, L (1, 1) ERA: 4.83	6.1 W 29 7 2 2 6 2 0 1 0 0 0 65 114 2.84 1.421																					
Marc Wilkins, R (7, 1) ERA: 5.68	0.2 1 0 0 0 0 0 0 0 0 0 0 2 2 0.00 0.000																					
Ricardo Rincon, L (8, 1) ERA: 2.08	2.0 S 6 1 0 0 4 0 0 0 0 0 0 18 29 0.00 0.500																					

AB	32
R	2
H	8
RBI	2
BB	2
SO	10
LOB	15



Batter	1	2	3	4	5	6	7	8	9	AB R H RBI BB SO LOB	TOP																								
Deion Sanders, L OBP: 0.419, SLG: 0.509 (1, 8)	P7		2B		1B	1B		FC6-4		5 0 3 1 0 0 1	Cincinnati Reds @ San Francisco Giants 3Com Park at Candlestick Point, San Francisco, CA Fri May 02 1997, 10:05 PM EDT Att. 11,959 - Unknown - 61 F livebaseballscorecards.com AB 38 R 6 H 13 RBI 6 BB 3 SO 7 LOB 18 																								
Lenny Harris, L OBP: 0.234, SLG: 0.318 (1, 4) (6, 9)	CS 1B		G4-3		K	G4-3		CS	HR	5 1 2 1 0 1 5																									
Barry Larkin, R OBP: 0.413, SLG: 0.373 (1, 6)	G6-3			G4-3		E 1B	FC3-6 1B		L9	5 1 2 0 0 0 1																									
Eddie Taubensee, L OBP: 0.371, SLG: 0.533 Jeff Brantley, R (9, 1)		HR		L6		E9 1B	FC3-6 BB		K	5 2 1 1 0 1 2 0 0 0 0 0 0 0																									
Hal Morris, L OBP: 0.327, SLG: 0.367 (1, 3)		CS 1B		2B		1B 2B BB	K		G3-1	4 1 2 0 1 1 1																									
Terry Pendleton, S OBP: 0.308, SLG: 0.273 (1, 5)		K		F8		2B FC6-2 1B	BB			3 0 1 2 1 1 2																									
Willie Greene, L OBP: 0.291, SLG: 0.371 (1, 7)		K			P6	FC6-2 1B 2B	G1			4 1 1 1 0 1 2																									
Curtis Goodwin, L OBP: 0.308, SLG: 0.333 Bret Boone, R OBP: 0.218, SLG: 0.169 (6, PH) (6, 4)			G6-3		F7	G6-3		K		2 0 0 0 0 0 0 2 0 0 0 0 1 2																									
Pete Schourek, L OBP: 0.250, SLG: 0.625 Jeff Branson, L OBP: 0.097, SLG: 0.067 Jeff Shaw, R Joe Oliver, R (8, 1) (8, 1) (9, 2)			K		1B 1B	FC6-2 1B S	FC6-4 BB			3 0 1 0 0 1 2 0 0 0 0 1 0 0 0 0 0 0 0 0 0 0 0 0 0 0 0 0																									
Inning Stats	R: 0 E: 0 K: 0 S: 9	H: 1 LOB: 0 BB: 0 P: 16	R: 1 E: 0 K: 2 S: 13	H: 2 LOB: 0 BB: 0 P: 21	R: 0 E: 0 K: 1 S: 9	H: 1 LOB: 1 BB: 0 P: 13	R: 0 E: 0 K: 0 S: 10	H: 1 LOB: 1 BB: 0 P: 17	R: 0 E: 0 K: 1 S: 8	H: 2 LOB: 2 BB: 0 P: 11		R: 4 E: 1 K: 0 S: 17	H: 4 LOB: 2 BB: 1 P: 30	R: 0 E: 0 K: 1 S: 8	H: 1 LOB: 2 BB: 1 P: 17	R: 0 E: 0 K: 1 S: 12	H: 0 LOB: 0 BB: 1 P: 20	R: 1 E: 0 K: 1 S: 8	H: 1 LOB: 0 BB: 0 P: 9	1B: 8 2B: 3 3B: 0 HR: 2	SF: 0 SAC: 0 DP: 0 HBP: 0	WP: 0 PB: 0 SB: 1 CS: 3	PA: 42												
PITCHER	IP WLS BF H R ER SO BB IBB HBP BLK WP HR S P ERA WHIP																																		
Oswaldo Fernandez, R ERA: 2.95 Jim Poole, L ERA: 2.16 Joe Roa, R ERA: 2.25	(1, 1) (6, 1) (8, 1)	5.0 2.0 2.0	L	25 9 7	10 2 1	5 0 1	3 0 1	4 1 2	1 1 1	0 0 0	0 0 0	0 0 1	58 16 20	93 32 29	5.40 0.00 4.50	2.200 1.500 1.000																			

Batter	1	2	3	4	5	6	7	8	9	AB R H RBI BB SO LOB
LeJon Powell, R OBP: 0.263, SLG: 0.412 (1, 8)	2-2 P3		0-0 HR			2-3 K		1-0 F9		4 1 1 1 0 1 0
J.T. Snow, L OBP: 0.333, SLG: 0.270 (1, 3)	3-1 F9		0-2 G1-3			0-3 K		3-3 K		4 0 0 0 0 2 0
Glenallen Hill, R OBP: 0.286, SLG: 0.485 (1, 9)	3-3 K			1-2 F8		0-1 G5-3		1-3 K		4 0 0 0 0 2 0
Barry Bonds, L OBP: 0.440, SLG: 0.449 (1, 7)		1-3 K		1-3 K		1-1 HR		3-2 P5		4 1 1 1 0 2 0
Jeff Kent, R OBP: 0.343, SLG: 0.583 (1, 4)		0-0 G6-3 1B		1-2 E5 S		1-3 K		4-0 BB		3 0 1 0 1 1 0
Mark Lewis, R OBP: 0.298, SLG: 0.455 (1, 5)		2-2 G6-3		1-2 P6		4-0 BB		0-2 F8		3 0 0 0 1 0 3
Rick Wilkins, L OBP: 0.214, SLG: 0.302 (1, 2)		1-0 L9		1-1 P4		1-1 L9		2-1 F8		3 0 0 0 0 0 2
Rich Aurilia, R OBP: 0.273, SLG: 0.273 (1, 6)			3-2 F9		0-0 F7		2-1 F8		3 0 0 0 0 0 1	
Joe Roa, R (8, 1)									0 0 0 0 0 0 0	
Oswaldo Fernandez, R (1, 1)			0-3 K		1-3 K			1-1 G3		2 0 0 0 0 2 0
Jim Poole, L (6, 1)									0 0 0 0 0 0 0	
Jose Vizcaino, S (8, 6)									1 0 0 0 0 0 0	

Inning Stats	R: 0 E: 0 K: 1 S: 8	H: 0 LOB: 0 BB: 0 P: 16	R: 0 E: 0 K: 1 S: 8	H: 1 LOB: 1 BB: 0 P: 12	R: 1 E: 0 K: 1 S: 11	H: 1 LOB: 0 BB: 0 P: 14	R: 0 E: 1 K: 1 S: 12	H: 0 LOB: 1 BB: 0 P: 16	R: 0 E: 0 K: 1 S: 6	H: 0 LOB: 0 BB: 0 P: 8	R: 0 E: 0 K: 2 S: 9	H: 0 LOB: 0 BB: 0 P: 11	R: 1 E: 0 K: 1 S: 10	H: 1 LOB: 1 BB: 1 P: 19	R: 0 E: 0 K: 1 S: 8	H: 0 LOB: 0 BB: 0 P: 13	R: 0 E: 0 K: 1 S: 11	H: 0 LOB: 1 BB: 1 P: 19	1B: 1 2B: 0 3B: 0 HR: 2	SF: 0 SAC: 0 DP: 0 HBP: 0
PITCHER	IP	WLS	BF	H	R	ER	SO	BB	IBB	HBP	BLK	WP	HR	S	P	ERA	WHIP	WP: 0 PB: 0 SB: 1 CS: 0	PA: 33	
Pete Schourek, L (1, 1) ERA: 5.7	7.0	W	26	3	2	2	8	1	0	0	0	0	0	64	96	2.57	0.571			
Jeff Shaw, R (8, 1) ERA: 1.04	1.0		3	0	0	0	1	0	0	0	0	0	0	8	13	0.00	0.000			
Jeff Brantley, R (9, 1) ERA:	1.0		4	0	0	0	1	1	0	0	0	0	0	11	19	0.00	1.000			

BOTTOM

Cincinnati Reds @ San Francisco Giants
3Com Park at Candlestick Point, San Francisco, CA

Fri May 02 1997, 10:05 PM EDT
 Att. 11,959 - Unknown - 61 F

livebaseballscorecards.com

AB	31
R	2
H	3
RBI	2
BB	2
SO	10
LOB	6



Batter	1	2	3	4	5	6	7	8	9	AB R H RBI BB SO LOB	TOP																
Deion Sanders, L (1, 8) OBP: 0.419, SLG: 0.529	0-1 G4-3		0-0 3B			3-3 K		2-2 P3	1-2 2B	5 0 2 1 0 1 0	<p>Cincinnati Reds @ San Francisco Giants</p> <p>3Com Park at Candlestick Point, San Francisco, CA</p> <p>Sat May 03 1997, 6:33 AM EDT</p> <p>Att. 18,149 - Sunny - 70 F</p> <p>livebaseballscorecards.com</p>																
Hal Morris, L (1, 3) OBP: 0.330, SLG: 0.366	2-1 G3		0-3 K			0-0 1B 1B		4-2 SH1-3 BB	0-2 SF8	3 1 1 1 1 1 1																	
Barry Larkin, R (1, 6) OBP: 0.413, SLG: 0.360	4-0 1B BB		2-2 F9			2-2 F7		1-0 E1 SH1-3	4-0 IBB	3 0 0 0 2 0 3																	
Lenny Harris, L (1, 9) OBP: 0.255, SLG: 0.333	1-1 1B				3-2 G3	2-2 1B		2-1 SH1-3	0-0 P4	4 0 2 1 0 0 2																	
Willie Greene, L (1, 7) OBP: 0.283, SLG: 0.359	0-0 F7				3-1 G3	2-1 G4-3		4-0 FC6-4 IBB		3 0 0 0 0 0 4																	
Ruben Sierra, S (8, PH) OBP: 0.315, SLG: 0.422										0 0 0 0 1 0 0																	
Terry Pendleton, S (1, 5) OBP: 0.250, SLG: 0.214		2-0 P3			2-1 G3		1-1 E4 FC3-5 BLK	0-1 FC6-4		3 0 0 0 0 0 0																	
Curtis Goodwin, L (7, PR) OBP: 0.308, SLG: 0.333										0 0 0 0 0 0 0																	
Bret Boone, R (7, 4) OBP: 0.216, SLG: 0.167										1 0 0 0 0 0 2																	
Joe Oliver, R (1, 2) OBP: 0.500, SLG: 0.333		4-1 G6-4-3 BB			3-1 F8		0-1 FC3-5 FC3-6	1-0 E FC5-2-5 1B		3 0 1 0 1 0 1																	
Jeff Branson, L (1, 4) OBP: 0.086, SLG: 0.059		0-1 G6-4-3 1-2f			1-0 G3		1 SAFE 0-0 FC3-6 FC6-4	2-0 E1 FC5-2-5 2B		4 1 0 0 0 0 3																	
John Smiley, L (1, 1) OBP: 0.071, SLG: 0.143			1-1 F8		0-0 F7		2-1 FC6-4	2-2 FC5-2-5 2B SF8		3 0 0 0 0 0 1																	
Jeff Shaw, R (8, 1)										0 0 0 0 0 0 0																	
Eddie Taubensee, L (9, PH) OBP: 0.371, SLG: 0.533										0 0 0 0 0 0 0																	
Eduardo Perez, R (9, PH) OBP: 0.368, SLG: 0.343										1 1 0 0 0 0 2																	
Jeff Brantley, R (9, 1)										0 0 0 0 0 0 0																	
Inning Stats	R: 0 E: 0 K: 0 S: 7	H: 1 LOB: 2 BB: 1 P: 14	R: 0 E: 0 K: 0 S: 4	H: 0 LOB: 0 BB: 1 P: 10	R: 0 E: 0 K: 1 S: 11	H: 1 LOB: 1 BB: 0 P: 14	R: 0 E: 0 K: 0 S: 9	H: 0 LOB: 0 BB: 0 P: 17	R: 0 E: 0 K: 0 S: 4	H: 0 LOB: 0 BB: 0 P: 8	R: 0 E: 0 K: 1 S: 15	H: 2 LOB: 2 BB: 0 P: 24	R: 0 E: 1 K: 0 S: 7	H: 0 LOB: 1 BB: 0 P: 10	R: 1 E: 1 K: 0 S: 14	H: 0 LOB: 2 BB: 2 P: 27	R: 2 E: 1 K: 0 S: 12	H: 2 LOB: 2 BB: 1 P: 22	1B: 4 2B: 1 3B: 1 HR: 0	SF: 1 SAC: 1 DP: 1 HBP: 0	WP: 0 PB: 0 SB: 0 CS: 0	PA: 40					
PITCHER	IP WLS BF H R ER SO BB IBB HBP BLK WP HR S P ERA WHIP																										
William Van Lanthingham, R (1, 1) ERA: 2.97	7.0		27	4	0	0	2	2	0	0	1	0	0	57	97	0.00	0.857										
Rich Rodriguez, L (8, 1) ERA: 1.38	0.2	L	5	0	1	0	0	1	1	0	0	0	0	12	25	0.00	1.500										
Julian Tavarez, R (8, 1) ERA: 4.05	0.1		3	1	2	0	0	0	0	0	0	0	0	4	7	0.00	3.000										
Jim Poole, L (9, 1) ERA: 1.93	1.0		5	1	0	0	0	0	1	0	0	0	0	10	17	0.00	1.000										

AB	33
R	3
H	6
RBI	3
BB	5
SO	2
LOB	19



Batter	1	2	3	4	5	6	7	8	9	AB	R	H	RBI	BB	SO	LOB
LeJon Powell, R (1, 8) OBP: 0.261, SLG: 0.381 Rick Wilkins, L (9, PH) OBP: 0.211, SLG: 0.297	0-1 P6-4 1B		3-3 K		1-3 K		3-2 F8		3-3 K2-3	4	0	1	0	0	2	2
Jose Vizcaino, S (1, 6) OBP: 0.301, SLG: 0.280	3-2 P6-4 1-2f		1-3 K		1-2 FC4-6 1-2f			0-1 G4-3		4	0	0	0	0	1	3
Glenallen Hill, R (1, 9) OBP: 0.275, SLG: 0.466	0-0 L9			0-0 G4-3		1-2 G6-3		0-0 F9		4	0	0	0	0	0	0
Barry Bonds, L (1, 7) OBP: 0.460, SLG: 0.469		2-0 1B 1B		0-0 1B		2-1 FC5 1B		4-0 IBB		3	0	3	0	1	0	0
Jeff Kent, R (1, 3) OBP: 0.330, SLG: 0.557		0-1 F7		0-2 F6		2-0 E5 FC5		1-2 P6		4	0	0	0	0	0	4
Mark Lewis, R (1, 4) OBP: 0.314, SLG: 0.521		2-1 1B 1-2 1B		0-0 F9		0-3 K			0-1 HR	4	1	2	1	0	1	3
Bill Mueller, S (1, 5) OBP: 0.333, SLG: 0.344		1-1 1B 1-2 2-H 1B			0-1 E6 1B		0-0 FC5 1-2 2-3f		3-2 P5	4	0	1	0	0	0	2
Marcus Jensen, S (1, 2) OBP: 0.318, SLG: 0.263 Marvin Benard, L (9, PH) OBP: 0.619, SLG: 0.611			0-3 K		0-0 FC4-6 1B		2-1 G5-3		0-3 K	3	0	1	0	0	1	2
William Van Landingham, R (1, 1) Stan Javier, S (7, PH) Rich Rodriguez, L (8, 1) Julian Tavarez, L (8, 1) Jim Poole, L (9, 1) J.T. Snow, L (9, 3)			0-3 K2-3		1-3 K		3-3 K		0-2 1B	2	0	0	0	0	2	2

Inning Stats	R: 0	H: 1	E: 0	LOB: 0	K: 0	S: 6	P: 9	R: 0	H: 3	E: 0	LOB: 2	K: 1	BB: 0	S: 10	P: 15	R: 0	H: 0	E: 0	LOB: 0	K: 3	BB: 0	S: 11	P: 15	R: 0	H: 1	E: 0	LOB: 1	K: 0	BB: 0	S: 6	P: 6	R: 0	H: 1	E: 1	LOB: 2	K: 2	BB: 0	S: 13	P: 16	R: 0	H: 1	E: 1	LOB: 2	K: 1	BB: 0	S: 10	P: 15	R: 0	H: 0	E: 0	LOB: 0	K: 1	BB: 0	S: 8	P: 16	R: 0	H: 0	E: 0	LOB: 1	K: 0	BB: 1	S: 7	P: 12	R: 1	H: 2	E: 0	LOB: 1	K: 2	BB: 0	S: 17	P: 23	1B: 8	SF: 0	2B: 1	SAC: 0	3B: 0	DP: 1	HR: 1	HBP: 0
--------------	------	------	------	--------	------	------	------	------	------	------	--------	------	-------	-------	-------	------	------	------	--------	------	-------	-------	-------	------	------	------	--------	------	-------	------	------	------	------	------	--------	------	-------	-------	-------	------	------	------	--------	------	-------	-------	-------	------	------	------	--------	------	-------	------	-------	------	------	------	--------	------	-------	------	-------	------	------	------	--------	------	-------	-------	-------	-------	-------	-------	--------	-------	-------	-------	--------

PITCHER	IP	WLS	BF	H	R	ER	SO	BB	IBB	HBP	BLK	WP	HR	S	P	ERA	WHIP
John Smiley, L (1, 1) ERA: 6.63	7.0	W	28	7	0	0	8	0	0	0	0	0	0	64	92	0.00	1.000
Jeff Shaw, R (8, 1) ERA: 0.98	1.0		4	0	0	0	0	0	1	0	0	0	0	7	12	0.00	0.000
Jeff Brantley, R (9, 1) ERA: 1.5	1.0	S	5	2	1	1	2	0	0	0	0	0	1	17	23	9.00	2.000

BOTTOM

Cincinnati Reds @ San Francisco Giants
3Com Park at Candlestick Point, San Francisco, CA

livebaseballscorecards.com

AB	36
R	1
H	9
RBI	1
BB	1
SO	10
LOB	19

GIANTS

WP: 0	PA: 37
PB: 0	
SB: 1	
CS: 0	

Sat May 03 1997, 6:33 AM EDT
Att. 18,149 - Sunny - 70 F

Batter	1	2	3	4	5	6	7	8	9	10	AB	R	H	RBI	BB	SO	LOB
Marvin Benard, L OBP: 0.538, SLG: 0.500 (1, 8)	F7 1-1		L7 0-2		G5-3 0-0			F7 1-1		BB WP 1B BB 4-2	4	1	0	0	1	0	2
Bill Mueller, S OBP: 0.364, SLG: 0.368 (1, 5)	E 3-1		G4-3 1-0			G6-3 1-1		BB 1B 1-2		BB 1B HBP 2-2	4	0	3	0	0	0	0
LeJon Powell, R OBP: 0.261, SLG: 0.381 (10, PR)	1B SAFE					L8 1-0		F9 1-0		1B BB 1-2 2-3	3	0	0	0	2	1	2
Barry Bonds, L OBP: 0.458, SLG: 0.452 (1, 7)	CS BB 1-3			K 0-3		G5-3 2-2		G6-3 2-2		BB 1-2	4	0	0	0	1	1	6
Jeff Kent, R OBP: 0.324, SLG: 0.533 (1, 4)	L5 SAFE SAFE SAFE SAFE 1-2			G5-3 1-1		G1-3 1-1		1B 1B 0-0		K 1-3	5	0	2	2	0	1	2
Glenallen Hill, R OBP: 0.281, SLG: 0.463 (1, 9)		G5-3 2-2								1B 1B 0-0	3	0	1	0	1	1	1
J.T. Snow, L OBP: 0.345, SLG: 0.290 (1, 3)						G4-3 BB 4-1		F7 0-0		K 2-3	4	0	2	0	0	0	1
Jose Vizcaino, S OBP: 0.308, SLG: 0.289 (1, 6)						G4-3 1B 1-2		G6-3 1-2		1B 1B 0-0	4	0	0	0	0	0	1
Marcus Jensen, S OBP: 0.269, SLG: 0.217 (1, 2)						F7 1-0		L9 0-0		K 2-3	4	0	0	0	0	1	5
Kirk Rueter, L Damon Berryhill, S Doug Henry, R Rich Rodriguez, L Rod Beck, R Stan Javier, S						G4-3 1-2		G4-3 1-0		L7 0-1	2	0	0	0	0	0	2
										K2-3 1-3	1	0	0	0	0	0	2

Inning Stats	R: 0	H: 1	E: 1	K: 0	S: 11	R: 0	H: 1	E: 0	K: 0	S: 7	R: 0	H: 0	E: 0	K: 0	S: 7	R: 0	H: 1	E: 0	K: 0	S: 6	R: 0	H: 1	E: 0	K: 0	S: 6	R: 0	H: 2	E: 0	K: 0	S: 7	R: 0	H: 1	E: 0	K: 1	S: 8	R: 0	H: 1	E: 0	K: 2	S: 8	R: 2	H: 1	E: 0	K: 2	S: 14	
	1	1	1	0	22	0	1	0	0	14	0	0	0	0	7	0	0	0	0	9	0	0	0	0	0	12	0	0	0	0	8	0	0	0	0	15	0	0	0	0	12	1	1	0	0	27

PITCHER	IP	WLS	BF	H	R	ER	SO	BB	IBB	HBP	BLK	WP	HR	S	P	ERA	WHIP
Mike Morgan, R ERA: 4.66 (1, 1)	6.0		22	4	0	0	1	2	0	0	0	0	0	46	79	0.00	1.000
Hector Carrasco, R ERA: 2.3 (7, 1)	1.1		7	3	0	0	0	0	0	0	0	0	0	10	12	0.00	2.250
Mike Remlinger, L ERA: 1.54 (8, 1)	0.1		1	0	0	0	0	0	0	0	0	0	0	1	2	0.00	0.000
Stan Belinda, R ERA: 5.03 (8, 1)	1.1		5	0	0	0	3	1	0	0	0	0	0	12	21	0.00	0.750
Jeff Brantley, R ERA: 4.05 (10, 1)	0.2	L	6	1	2	2	2	2	0	1	0	1	0	14	27	27.00	4.500

BOTTOM


Cincinnati Reds @ San Francisco Giants
3Com Park at Candlestick Point, San Francisco, CA

Sun May 04 1997, 6:33 AM EDT
 Att. 26,287 - Sunny - 72 F

livebaseballscorecards.com

AB	35
R	2
H	8
RBI	2
BB	5
SO	6
LOB	23

WP: 1 PA: 41
 FB: 0
 SB: 0
 CS: 1



Batter	1	2	3	4	5	6	7	8	9	AB R H RBI BB SO LOB	TOP										
Mark Grudzielanek, R OBP: 0.360, SLG: 0.449 (1, 6)	0-1 2B 1B	1-0 G4-6-3 1B		2-0 G1-3			4-0 BB		1-1 F9	4 1 2 0 1 0 2											
Mike Lansing, R OBP: 0.304, SLG: 0.380 (1, 4)	2-2 G6-3 1-H 1B 2B	0-0 G4-6-3			2-2 FC5-4 1B		0-3 K			4 1 2 1 0 1 2											
Rondell White, R OBP: 0.331, SLG: 0.517 (1, 8)	0-0 L9		1-2 G4-3		2-2 FC5-4 CS 1-2f		0-1 G1-3			4 0 0 0 0 0 3											
David Segui, S OBP: 0.398, SLG: 0.523 (1, 3)	2-2 G6-3 2-3		3-3 K		3-1 G4-3 1-2		1-1 G4-3			4 0 0 0 0 1 2											
Darrin Fletcher, L OBP: 0.309, SLG: 0.538 (1, 2)	1-2 BB BB 3-H 1B		2-0 1B		1-0 F8		0-0 G4-3			4 0 2 1 0 0 0											
Henry Rodriguez, L OBP: 0.358, SLG: 0.652 (1, 7)	4-2 BB 1-2 BB		1-1 F8		1-1 F8 2B		0-1 G6-3			3 0 1 0 1 0 1											
F.P. Santangelo, S OBP: 0.447, SLG: 0.418 (1, 9) (6, 5)	4-0 1-2 2-3 BB			4-2 FC1-4 BB		3-1 F8 2-3		2-1 L4		2 0 0 0 2 0 1											
Doug Strange, S OBP: 0.375, SLG: 0.455 Anthony Telford, R OBP: 0.400, SLG: 0.600 Omar Daal, L OBP: 0.333, SLG: 0.333 Marc Valdes, R OBP: 0.333, SLG: 0.333 Andy Stankiewicz, R OBP: 0.345, SLG: 0.423 (1, 5) (6, 1) (8, 1) (8, 1) (9, PH)	1-3 K		0-0 FC1-4 SH5-4 1-2f		2-1 F9		2-1 F7			3 0 0 0 0 1 5 0 1 0 0 0 0 0 0											
Carlos Perez, L OBP: 0.188, SLG: 0.333 Joe Orsulak, L OBP: 0.424, SLG: 0.464 (1, 1) (6, 9)		0-2 G4-3		0-0 SH5-4 1-2		1-0 P5		1-1 1B		1 0 0 0 0 0 0 2 0 1 0 0 0 0											
Inning Stats	R: 2 E: 0 K: 1 S: 21	H: 3 LOB: 3 BB: 2 P: 35	R: 0 E: 0 K: 0 S: 5	H: 1 LOB: 0 BB: 0 P: 6	R: 0 E: 0 K: 1 S: 9	H: 1 LOB: 1 BB: 0 P: 16	R: 0 E: 0 K: 0 S: 8	H: 0 LOB: 1 BB: 1 P: 14	R: 0 E: 0 K: 0 S: 7	H: 1 LOB: 1 BB: 0 P: 14	R: 0 E: 0 K: 1 S: 6	H: 0 LOB: 1 BB: 1 P: 11	R: 0 E: 0 K: 0 S: 5	H: 0 LOB: 0 BB: 0 P: 6	R: 0 E: 0 K: 0 S: 8	H: 1 LOB: 1 BB: 0 P: 14	1B: 6 2B: 2 3B: 0 HR: 0	SF: 0 SAC: 1 DP: 1 HBP: 0	WP: 0 PB: 0 SB: 0 CS: 1	PA: 37	
PITCHER	IP WLS BF H R ER SO BB IBB HBP BLK WP HR S P ERA WHIP																			PITCHER	IP WLS BF H R ER SO BB IBB HBP BLK WP HR S P ERA WHIP
Mark Gardner, R ERA: 2.98 (1, 1)	6.0 W 26 7 2 2 2 3 0 0 0 0 0 0 59 101 3.00 1.667																				
Julian Tavarez, R ERA: 3.77 (7, 1)	1.0 4 0 0 0 1 1 0 0 0 0 0 0 6 11 0.00 1.000																				
Jim Poole, L ERA: 1.74 (8, 1)	1.0 3 0 0 0 0 0 0 0 0 0 0 0 5 6 0.00 0.000																				
Rod Beck, R ERA: 3.86 (9, 1)	1.0 S 4 1 0 0 0 0 0 0 0 0 0 8 14 0.00 1.000																				

Montreal Expos @ San Francisco Giants
3Com Park at Candlestick Point, San Francisco, CA
 Mon May 05 1997, 10:05 PM EDT
 Att: 8,966 - Unknown - 63 F

AB	32
R	2
H	8
RBI	2
BB	4
SO	3
LOB	16



Batter	1	2	3	4	5	6	7	8	9	AB	R	H	RBI	BB	SO	LOB
LeJon Powell, R OBP: 0.259, SLG: 0.360 (1, 8)	0-0 P6	1-1 1-2 1B			1-3 K		2-2 G6-3			4	0	1	0	0	1	0
Jose Vizcaino, S OBP: 0.297, SLG: 0.277 (1, 6)	0-1 G3	0-0 P4			1-1 G4-3			2-3 K		4	0	0	0	0	1	2
Barry Bonds, L OBP: 0.451, SLG: 0.437 (1, 7)	4-2 HR BB				1-1 P5			0-0 G3		3	1	0	0	1	0	0
Jeff Kent, R OBP: 0.339, SLG: 0.579 (1, 4)	2-1 HR				0-0 P4			0-1 L9 1B 2B		3	2	2	2	1	0	0
Glenallen Hill, R OBP: 0.271, SLG: 0.446 (1, 9) Rod Beck, R (9, 1)	0-1 F9				0-1 G6-3			1-3 K		4	0	0	0	0	1	2
										0	0	0	0	0	0	0
Mark Lewis, R OBP: 0.333, SLG: 0.588 (1, 5)					2-2 F9 HR			1-2 1B		3	1	2	2	0	0	0
J.T. Snow, L OBP: 0.345, SLG: 0.284 (1, 3)					2-3 K			1-0 F7		2	0	0	0	1	1	1
Marcus Jensen, S OBP: 0.241, SLG: 0.192 (1, 2)					0-1 P2			2-1 G6-3		3	0	0	0	0	0	1
Mark Gardner, R OBP: 0.125, SLG: 0.067 (1, 1) Julian Tavarez, L (7, 1) Marvin Benard, L OBP: 0.519, SLG: 0.478 (7, PH) Jim Poole, L (8, 1) Stan Javier, S OBP: 0.244, SLG: 0.300 (9, 9)					0-0 G5-3			0-0 G5-3		1	0	0	0	1	0	0
										0	0	0	0	0	0	0
										1	0	0	0	0	0	0
										0	0	0	0	0	0	0
										0	0	0	0	0	0	0
										0	0	0	0	0	0	0
Inning Stats	R: 2 E: 0 K: 9 S: 9	H: 1 LOB: 0 BB: 1 P: 15	R: 1 E: 0 K: 11 S: 11	H: 2 LOB: 2 BB: 2 P: 22	R: 0 E: 0 K: 5 S: 5	H: 0 LOB: 0 BB: 0 P: 6	R: 0 E: 0 K: 1 S: 8	H: 0 LOB: 0 BB: 0 P: 12	R: 0 E: 0 K: 1 S: 7	H: 0 LOB: 0 BB: 0 P: 9	R: 1 E: 0 K: 11 S: 11	H: 2 LOB: 1 BB: 0 P: 13	R: 0 E: 0 K: 0 S: 6	H: 0 LOB: 0 BB: 0 P: 10	R: 0 E: 0 K: 2 S: 7	H: 0 LOB: 1 BB: 1 P: 14

BOTTOM

Montreal Expos @ San Francisco Giants
3Com Park at Candlestick Point, San Francisco, CA

livebaseballscorecards.com

AB	28
R	4
H	5
RBI	4
BB	4
SO	4
LOB	6



WP: 0	PA: 32
PB: 0	
SB: 0	
CS: 0	

PITCHER	IP	WLS	BF	H	R	ER	SO	BB	IBB	HBP	BLK	WP	HR	S	P	ERA	WHIP
Carlos Perez, L ERA: 3.92 (1, 1)	5.2	L	24	5	4	4	2	3	0	0	0	0	2	50	75	6.35	1.412
Anthony Telford, R ERA: 4.5 (6, 1)	1.1		4	0	0	0	0	0	0	0	0	0	7	12	0.00	0.000	
Omar Daal, L ERA: 6.61 (8, 1)	0.2		3	0	0	0	1	1	0	0	0	0	4	10	0.00	1.500	
Marc Valdes, R ERA: 6.6 (8, 1)	0.1		1	0	0	0	1	0	0	0	0	0	3	4	0.00	0.000	

Mon May 05 1997, 10:05 PM EDT
Att. 8,966 - Unknown - 63 F

Batter	1	2	3	4	5	6	7	8	9	AB R H RBI BB SO LOB
Marvin Benard, L OBP: 0.469, SLG: 0.407 (1, 9) BCBFX	2-2 G3 ①			0-3 K ①		1-2 G4-3 ①		4-2 FC5 BB 1-2 BB	3-2 F8 ③	4 0 0 0 1 1 2
Bill Mueller, S OBP: 0.358, SLG: 0.352 (1, 5) X	0-0 G3 ②			0-3 K ②		0-3 K ②		4-1 BB 1-2 2-3 BB		3 0 0 0 1 2 0
Barry Bonds, L OBP: 0.440, SLG: 0.422 Joe Roa, R Mark Lewis, R Doug Henry, R (1, 7) (8, 1) (8, PH) (9, 1) BSBXC	2-2 G3 ③			2-3 K ③		1-0 F8 ③		1-1 FC5 ③ 2-3f		3 0 0 0 0 1 0 0 0 0 0 0 0 0 1 0 0 0 0 0 3 0 0 0 0 0 0 0
Jeff Kent, R OBP: 0.345, SLG: 0.602 (1, 4)			2-3 K ①		2-1 1B 1B HBP		0-3 K ①		1-1 HR	3 2 1 1 0 2 0
J.T. Snow, L OBP: 0.342, SLG: 0.283 (1, 3)			2-3 K ②		3-2 BB 1B 1B		3-2 P5 ②		3-2 P7 ①	4 0 1 0 0 1 0
Stan Javier, S OBP: 0.267, SLG: 0.302 (1, 8) (8, 9)			2-2 P6 ③		1-1 SAFE BB 1B		0-3 K ③		4-2 BB 1B BB	3 1 1 1 1 1 0
Rick Wilkins, L Damon Berryhill, S OBP: 0.205, SLG: 0.288 OBP: 0.435, SLG: 0.368 (1, 2) (8, 2) X			0-0 L7 ①		1-3 K ①			2-2 L7 ①	4-0 1B BB	2 0 0 0 0 1 2 1 0 0 0 1 0 0
Jose Vizcaino, S Rich Aurilia, R OBP: 0.301, SLG: 0.275 OBP: 0.231, SLG: 0.231 (1, 6) (8, 6) BCBFBFX			3-2 F7 ②		4-1 G6-3 BB			0-0 G6-3 ②	3-2 P6 ②	1 0 0 0 1 0 0 2 0 0 0 0 0 2
Shawn Estes, R Julian Tavarez, L Rich Rodriguez, L LeJon Powell, R OBP: 1.000, SLG: 1.000 OBP: 0.310, SLG: 0.407 (1, 1) (6, 1) (7, 1) (8, 8) LBBFC			2-3 K ③		1-0 G6-3 ③ 1-2f			2-1 BB DI 1B	0-2 1B 2-H	2 0 0 0 0 1 3 0 0 0 0 0 0 0 0 0 0 0 0 0 0 2 0 2 1 0 0 0

Inning Stats	R: 0 E: 0 K: 0 S: 7	H: 0 LOB: 0 BB: 0 P: 11	R: 0 E: 0 K: 2 S: 18	H: 0 LOB: 0 BB: 0 P: 24	R: 0 E: 0 K: 1 S: 8	H: 0 LOB: 0 BB: 0 P: 13	R: 0 E: 0 K: 3 S: 9	H: 0 LOB: 0 BB: 0 P: 11	R: 1 E: 0 K: 1 S: 11	H: 2 LOB: 2 BB: 1 P: 23	R: 0 E: 0 K: 1 S: 7	H: 0 LOB: 0 BB: 0 P: 9	R: 0 E: 0 K: 2 S: 9	H: 0 LOB: 0 BB: 0 P: 12	R: 0 E: 0 K: 0 S: 14	H: 1 LOB: 3 BB: 2 P: 27	R: 2 E: 0 K: 0 S: 21	H: 2 LOB: 2 BB: 2 P: 39	1B: 4 2B: 0 3B: 0 HR: 1	SF: 0 SAC: 0 DP: 1 HBP: 1
--------------	------------------------------	----------------------------------	-------------------------------	----------------------------------	------------------------------	----------------------------------	------------------------------	----------------------------------	-------------------------------	----------------------------------	------------------------------	---------------------------------	------------------------------	----------------------------------	-------------------------------	----------------------------------	-------------------------------	----------------------------------	----------------------------------	------------------------------------

PITCHER	IP	WLS	BF	H	R	ER	SO	BB	IBB	HBP	BLK	WP	HR	S	P	ERA	WHIP
Pedro Martinez, R ERA: 0.5 (1, 1)	7.0	W	24	2	1	1	10	1	0	1	0	0	0	69	103	1.29	0.429
Dave Veres, R ERA: 3.43 (8, 1)	1.1		10	2	2	2	0	4	0	0	0	0	1	23	48	13.50	4.500
Anthony Telford, R ERA: 4.34 (9, 1)	0.2		3	1	0	0	0	0	0	0	0	0	0	12	18	0.00	1.500

BOTTOM

Montreal Expos @ San Francisco Giants
3Com Park at Candlestick Point, San Francisco, CA

livebaseballscorecards.com

AB 31
R 3
H 5
RBI 3
BB 5
SO 10
LOB 12

GIANTS

WP: 0 PA: 37
PB: 0
SB: 0
CS: 0
ERA
WHIP

Tue May 06 1997, 10:05 PM EDT
Att. 7,904 - Unknown - 65 F

Batter	1	2	3	4	5	6	7	8	9	AB R H RBI BB SO LOB	TOP
Mark Grudzielanek, R (1, 6) OBP: 0.360, SLG: 0.445 Joe Orsulak, L (8, 3) OBP: 0.441, SLG: 0.483	2-0 	0-0 			0-0 		1-1 		0-0 	6 2 3 1 0 0 0 1 0 1 0 0 0 0	Montreal Expos @ San Francisco Giants 3Com Park at Candlestick Point, San Francisco, CA Wed May 07 1997, 6:33 AM EDT Att: 9,598 - Sunny - 70 F livebaseballscorecards.com
Mike Lansing, R (1, 4) OBP: 0.341, SLG: 0.473 Andy Stankiewicz, R (7, 4) OBP: 0.367, SLG: 0.444	1-0 	3-2 			3-2 		4-1 	1-2 	5 3 4 5 1 0 2 1 0 1 0 0 0 0		
Rondell White, R (1, 8) OBP: 0.353, SLG: 0.550	0-0 		2-2 		1-0 		2-2 	0-1 	7 3 4 1 0 0 3		
David Segui, S (1, 3) OBP: 0.403, SLG: 0.517 Lee Smith, R (8, 1) Ugueth Urbina, R (9, 1)	3-3 		2-0 		2-2 			0-2 	6 3 3 0 0 1 4 0 0 0 0 0 0 0 0 0 0 0 0 0 0		
Henry Rodriguez, L (1, 7) OBP: 0.370, SLG: 0.675 F.P. Santangelo, S (5, 7) OBP: 0.459, SLG: 0.443	4-0 		0-2 		1-2 		1-1 	L5-4 	2 1 1 4 1 0 0 3 2 2 1 0 0 1		
Vladimir Guerrero, R (1, 9) OBP: 0.368, SLG: 0.563	1-1 		0-0 		0-0 		0-0 	1-2 	5 3 3 1 0 0 3		
Doug Strange, S (1, 5) OBP: 0.407, SLG: 0.537		1-1 		0-0 	2-1 		0-0 	6 1 3 4 0 0 2			
Chris Widger, R (1, 2) OBP: 0.218, SLG: 0.442		2-1 		0-1 	1-0 		0-0 	6 1 1 2 0 0 2			
Jeff Juden, R (1, 1) Marc Valdes, R (6, 1) OBP: 0.250, SLG: 0.250 Salomon Torres, R (7, 1) Sherman Obando, R (8, 7) OBP: 0.167, SLG: 0.294		1-3 		0-3 	2-2 		1-1 	3-3 	4 0 0 0 0 3 4 1 0 0 0 0 0 0 0 0 0 0 0 0 0 1 0 0 0 0 1 0		
Inning Stats	R: 0 H: 2 E: 0 LOB: 3 K: 1 BB: 1 S: 12 P: 23	R: 0 H: 1 E: 1 LOB: 2 K: 1 BB: 0 S: 11 P: 18	R: 1 H: 1 E: 0 LOB: 0 K: 0 BB: 0 S: 8 P: 12	R: 0 H: 0 E: 0 LOB: 0 K: 1 BB: 0 S: 6 P: 6	R: 5 H: 5 E: 1 LOB: 1 K: 0 BB: 0 S: 19 P: 31	R: 13 H: 13 E: 0 LOB: 1 K: 1 BB: 0 S: 29 P: 39	R: 0 H: 0 E: 0 LOB: 1 K: 0 BB: 1 S: 8 P: 16	R: 0 H: 2 E: 0 LOB: 1 K: 0 BB: 0 S: 7 P: 8	R: 0 H: 2 E: 0 LOB: 2 K: 1 BB: 0 S: 11 P: 15	1B: 16 SF: 0 2B: 7 SAC: 0 3B: 0 DP: 1 HR: 4 HBP: 1	WP: 1 PA: 57 PB: 0 SB: 0 CS: 0
PITCHER Oswaldo Fernandez, R (1, 1) ERA: 3.73 Joe Roa, R (5, 1) ERA: 4.61 Jim Poole, L (6, 1) ERA: 5.91 Julian Tavarez, R (6, 1) ERA: 7.16 Doug Henry, R (7, 1) ERA: 1.17	IP WLS BF H R ER SO BB IBB HBP BLK WP HR S P ERA WHIP 4.1 L 25 9 6 5 3 0 1 0 0 0 2 52 83 10.38 2.077	PITCHER Rich Rodriguez, L (8, 1) ERA: 1.13 Rod Beck, R (9, 1) ERA: 3.55	IP WLS BF H R ER SO BB IBB HBP BLK WP HR S P ERA WHIP 1.0 4 2 0 0 0 0 0 0 0 0 0 11 15 0.00 2.000								

Montreal Expos @ San Francisco Giants
 3Com Park at Candlestick Point, San Francisco, CA
 Wed May 07 1997, 6:33 AM EDT
 Att: 9,598 - Sunny - 70 F

AB	54
R	19
H	26
RBI	19
BB	2
SO	5
LOB	21



Batter	1	2	3	4	5	6	7	8	9	10	11	12	13	14	AB	R	H	RBI	BB	SO	LOB	TOP										
Brian McRae, S OBP: 0.299, SLG: 0.410 (1, 8)	1-0 HR		3-3 K		2-0 G6-3		4-1 BB BB		1-0 G4-6-3 1-2f			2-2 L7		2-1 CS 1B 1-H	6	1	2	2	1	1	1											
Shawon Dunston, R OBP: 0.292, SLG: 0.383 Turk Wendell, L (7, 1) Bob Patterson, R (9, 1) José Hernández, R OBP: 0.438, SLG: 0.571 (9, 6)	2-1 F9		1-0 L4			1-0 S BB 1B	4-0 BB BB 1-2 BB			1-2 G5-3		3-1 G6-3		0-0 CS 1B 1-2	3	0	1	0	1	0	0											
Mark Grace, L OBP: 0.431, SLG: 0.494 (1, 3)	2-2 G6-3			0-1 HR		4-0 BB BB 1-2	4-1 BB BB 1-2 2-3 BB			1-2 L7			4-1 FC6-4 BB	2-2 1B 1B 1-H 2-3	4	1	2	2	3	0	0											
Sammy Sosa, R OBP: 0.294, SLG: 0.394 (1, 9)	1-2 S 1B		1-2 G6-3		1-3 K		2-3 K			2-3 K			1-1 FC6-4 SH3 1-2f	3-2 DI 1B 1-3	7	0	2	0	0	3	6											
Dave Clark, L OBP: 0.297, SLG: 0.344 Terry Adams, R (11, 1) Kevin Foster, R (13, PH) Kent Bottenfield, R (13, 1)	1-0 F8			3-1 L9		3-2 F8		2-1 G3			1-1 P9		0-0 SH3	0-3 K 1-2	5	0	0	0	0	0	3											
Dave Hansen, L OBP: 0.500, SLG: 0.351 (1, 5)		1-3 K		1-0 G6-3		4-1 BB BB 1-2 2-3 BB		4-2 CS BB		1-1 F8			4-0 IBB		3	0	0	0	3	1	0											
23 Ryne Sandberg, R OBP: 0.262, SLG: 0.344 (1, 4)		1-1 P4			1-2 HR		2-3 K		1-3 K 1-2		2-1 F8		0-1 F7		6	1	2	1	0	2	6											
Scott Servais, R OBP: 0.313, SLG: 0.314 Mike Hubbard, R OBP: 0.167, SLG: 0.667 (9, 2) (9, 2)		0-0 F8			2-1 G6-3		0-0 G6-3		0-0 FC3-6 1B		2-2 G5-3			0-0 G4-3	4	0	1	0	0	0	0											
Steve Trachsel, R OBP: 0.143, SLG: 0.154 Larry Casian, R (8, 1) Brooks Kieschnick, L OBP: 0.310, SLG: 0.371 Ray Sanchez, R OBP: 0.333, SLG: 0.318 Mel Rojas, R (8, 1) Doug Glanville, R OBP: 0.286, SLG: 0.321 (11, 7)			1-1 F7		0-0 G4-3		2-2 G6-3		2-1 FC3-6 G4-6-3 1-2f			0-0 F8		3-2 S 1B 1B	2	0	0	0	0	0	0											
Inning Stats	R: 1 E: 0 K: 0 S: 12	H: 2 LOB: 1 BB: 0 P: 19	R: 0 E: 0 K: 1 S: 6	H: 0 LOB: 0 BB: 0 P: 8	R: 0 E: 0 K: 1 S: 7	H: 0 LOB: 0 BB: 12	R: 1 E: 0 K: 0 S: 8	H: 1 LOB: 0 BB: 13	R: 1 E: 0 K: 0 S: 7	H: 1 LOB: 0 BB: 12	R: 0 E: 2 K: 13	H: 1 LOB: 3 BB: 2 P: 28	R: 0 E: 0 K: 1 S: 11	H: 0 LOB: 0 BB: 3 P: 26	R: 0 E: 0 K: 1 S: 8	H: 0 LOB: 0 BB: 1 P: 15	R: 0 E: 0 K: 0 S: 9	H: 1 LOB: 1 BB: 0 P: 7	R: 0 E: 0 K: 1 S: 9	H: 0 LOB: 0 BB: 0 P: 13	R: 0 E: 0 K: 0 S: 9	H: 1 LOB: 1 BB: 0 P: 15	R: 0 E: 0 K: 0 S: 7	H: 0 LOB: 2 BB: 0 P: 12	R: 0 E: 0 K: 1 S: 6	H: 0 LOB: 2 BB: 2 P: 15	R: 2 E: 0 K: 1 S: 20	H: 5 LOB: 2 BB: 0 P: 29	1B: 9 2B: 0 3B: 0 HR: 3	SF: 0 SAC: 1 DP: 1 HBP: 0	WP: 0 PB: 0 SB: 3 CS: 3	PA: 59
PITCHER	IP WLS BF H R ER SO BB IBB HBP BLK WP HR S P ERA WHIP	IP WLS BF H R ER SO BB IBB HBP BLK WP HR S P ERA WHIP																														
William Van Landingham, R ERA: 3.22 (1, 1)	6.0 0.2 25 5 3 3 4 2 0 0 0 0 3 53 92 4.50 1.167	4.0 0.0 19 4 0 0 0 2 0 0 0 0 0 6 15 0.00 3.000																														
Julian Tavarez, R ERA: 6.88 (7, 1)	0.0 0.0 1 0 0 0 0 1 0 0 0 0 0 1 5 ∞ ∞	2.1 0.0 7 1 0 0 2 1 0 0 0 0 0 16 28 0.00 0.857																														
Jim Poole, L ERA: 5.91 (7, 1)	1.0 0.0 3 0 0 0 1 0 0 0 0 0 0 9 13 0.00 0.000																															
Doug Henry, R ERA: 1.02 (7, 1)																																
Rod Beck, R ERA: 3.29 (10, 1)																																
PITCHER	IP WLS BF H R ER SO BB IBB HBP BLK WP HR S P ERA WHIP	IP WLS BF H R ER SO BB IBB HBP BLK WP HR S P ERA WHIP																														
Rich Rodriguez, L ERA: 1.0 (11, 1)	2.0 L 7 1 0 0 0 0 0 0 0 0 0 2 2 1 1 0 0 0.00 0.500	2.0 L 12 5 2 2 1 1 1 0 0 0 0 26 44 9.00 3.000																														
Joe Roa, R ERA: 5.17 (13, 1)																																

Chicago Cubs @ San Francisco Giants
 3Com Park at Candlestick Point, San Francisco, CA
 Fri May 09 1997, 10:05 PM EDT
 Att: 10,309 - Unknown - 61 F

AB	50
R	5
H	12
RBI	5
BB	8
SO	8
LOB	20



Batter	1	2	3	4	5	6	7	8	9	AB R H RBI BB SO LOB	TOP									
Brian McRae, S (1, 8) OBP: 0.291, SLG: 0.399	1-2 G3		0-1 G5-3			1-3 K		0-0 G4-3		4 0 0 0 0 1 1	Chicago Cubs @ San Francisco Giants 3Com Park at Candlestick Point, San Francisco, CA Sat May 10 1997, 6:33 AM EDT Att. 17,074 - Overcast - 61 F livebaseballscorecards.com									
Doug Glanville, R (1, 7) OBP: 0.300, SLG: 0.351	1-2 G3 2B			0-0 G6-3		1-2 FC4-6 1B		3-2 1B 23 FC5-4 1B	4 1 2 0 0 0 1											
Mark Grace, L (1, 3) OBP: 0.425, SLG: 0.483	2-1 G3 2-3			2-2 G5-3		0-0 1B		2-2 P5	4 0 1 0 0 0 2											
Sammy Sosa, R (1, 9) OBP: 0.299, SLG: 0.397	0-0 G6-3			2-2 FC4-6 1B		3-3 K		0-1 23 E 1B 1-2 1B	4 1 2 0 0 1 3											
Shawon Dunston, R (1, 6) OBP: 0.291, SLG: 0.378		3-2 G3		0-0 FC4-6 1-2f		0-3 K		1-0 23 FC5-4 1B 1-2 2-3	4 0 1 0 0 1 1											
23 Ryne Sandberg, R (1, 4) OBP: 0.252, SLG: 0.330		2-3 K		2-2 P4		2-1 G3		1-1 FC5-4 1B 1-2f 2-H 3-H	4 0 0 1 0 1 1											
José Hernández, R (1, 5) OBP: 0.400, SLG: 0.516 Dave Clark, L (9, PH) OBP: 0.316, SLG: 0.364		3-2 G1-3		1-2 G3		2-2 G3		0-1 1B 1-3	3 0 0 0 0 0 0 1 0 1 0 0 0 0											
Mike Hubbard, R (1, 2) OBP: 0.111, SLG: 0.444 Dave Hansen, L (9, PH) OBP: 0.490, SLG: 0.342			2-3 K	2-3 K		2-3 K		2-3 K 2-3	3 0 0 0 0 3 0 1 0 0 0 0 1 2											
Amaury Telemaco, R (1, 1) OBP: 0.500, SLG: 0.400 Ramon Tatis, L (6, 1) Rey Sanchez, R (8, PH) OBP: 0.327, SLG: 0.311 Turk Wendell, L (8, 1)			1-3 K			0-1 FC4-6 1B		2-2 L4	2 0 1 0 0 1 0 0 0 0 0 0 0 0 1 0 0 0 0 0 0 0 0 0 0 0 0 0											
Inning Stats	R: 0 E: 0 K: 0 S: 10	H: 1 LOB: 1 BB: 0 P: 14	R: 0 E: 0 K: 1 S: 13	H: 0 LOB: 0 BB: 0 P: 21	R: 0 E: 0 K: 2 S: 9	H: 0 LOB: 0 BB: 0 P: 12	R: 0 E: 0 K: 1 S: 12	H: 1 LOB: 1 BB: 0 P: 13	R: 0 E: 0 K: 1 S: 16	H: 0 LOB: 0 BB: 0 P: 17		R: 0 E: 0 K: 2 S: 10	H: 0 LOB: 0 BB: 0 P: 14	R: 0 E: 0 K: 1 S: 12	H: 0 LOB: 0 BB: 0 P: 16	R: 2 E: 1 K: 1 S: 19	H: 4 LOB: 2 BB: 0 P: 28	1B: 7 2B: 1 3B: 0 HR: 0	SF: 0 SAC: 0 DP: 0 HBP: 0	WP: 0 PB: 0 SB: 0 CS: 0
PITCHER	IP WLS BF H R ER SO BB IBB HBP BLK WP HR S P ERA WHIP																			
Kirk Rueter, L (1, 1) ERA: 1.81	8.0 W 28 4 0 0 8 0 0 0 0 0 0 0 91 128 0.00 0.500																			
Jim Poole, L (9, 1) ERA: 6.55	0.1 2 1 1 1 0 0 0 0 0 0 0 0 9 14 27.00 3.000																			
Rod Beck, R (9, 1) ERA: 3.77	0.2 5 3 1 1 1 0 0 0 0 0 0 0 10 14 13.50 4.500																			

AB	35
R	2
H	8
RBI	1
BB	0
SO	9
LOB	11



Batter	1	2	3	4	5	6	7	8	9
Darryl Hamilton, L OBP: 0.333, SLG: 0.231 (1, 8)	1-1 G4-3	1-3 K			2-1 F8-5-4 1B		0-0 L7		
Stan Javier, S OBP: 0.309, SLG: 0.286 (1, 7)	1-1 G6-3		2-0 P4		1-2 F8-5-4		2-2 CS 1B		
Glenallen Hill, R OBP: 0.278, SLG: 0.456 (1, 9)	2-2 F8		1-0 G5-3			2-2 E 1B 2B	3-2 F7		
Jeff Kent, R OBP: 0.346, SLG: 0.560 (1, 4)		2-2 2B 1B	0-1 1B			0-3 K	0-3 K		
J.T. Snow, L OBP: 0.349, SLG: 0.300 (1, 3)		1-1 2B	3-3 K			3-1 S 1B			
Mark Lewis, R OBP: 0.302, SLG: 0.533 (1, 5)		0-1 WP 1B 2B		0-3 K		0-3 K			
Rick Wilkins, L OBP: 0.205, SLG: 0.282 (1, 2)		3-3 K		1-3 K		2-3 K			
Jose Vizcaino, S OBP: 0.297, SLG: 0.271 (1, 6)		0-2 SH1-4 1B		3-1 F9		0-3 K			
Kirk Rueter, L OBP: 0.125, SLG: 0.067 Jim Poole, L Rod Beck, R		0-0 SH1-4			0-1 F8-5-4 1B		0-1 G6-3		

Inning Stats	R: 0	H: 0	E: 0	K: 0	S: 7	P: 11	R: 3	H: 4	E: 0	K: 2	S: 21	P: 28	R: 0	H: 1	E: 0	K: 1	S: 7	P: 13	R: 0	H: 0	E: 0	K: 2	S: 8	P: 12	R: 0	H: 2	E: 0	K: 0	S: 7	P: 10	R: 1	H: 2	E: 0	K: 3	S: 16	P: 23	R: 0	H: 0	E: 0	K: 1	S: 6	P: 6	R: 0	H: 1	E: 0	K: 1	S: 11	P: 16
	0	0	0	0	7	11	3	4	0	2	21	28	0	1	0	1	7	13	0	0	0	8	12	0	10	0	2	0	7	10	1	2	0	16	23	0	0	6	6	0	1	16	0	1	16			

PITCHER	IP	WLS	BF	H	R	ER	SO	BB	IBB	HBP	BLK	WP	HR	S	P	ERA	WHIP
Amaury Telemaco, R ERA: 5.82 (1, 1)	5.1	L	22	8	4	4	6	0	0	0	0	1	0	57	83	6.75	1.500
Ramon Tatis, L ERA: 3.0 (6, 1)	1.2		6	1	0	0	3	0	0	0	0	0	0	15	20	0.00	0.600
Turk Wendell, R ERA: 4.0 (8, 1)	1.0		3	1	0	0	1	0	0	0	0	0	0	11	16	0.00	1.000

AB R H RBI BB SO LOB

4	0	1	0	0	1	1
4	0	1	0	0	0	2
4	1	1	0	0	0	1
4	1	2	0	0	2	2
3	1	2	1	0	1	1
3	1	1	2	0	2	1
3	0	0	0	0	3	2
3	0	1	1	0	1	0
2	0	1	0	0	0	0
0	0	0	0	0	0	0
0	0	0	0	0	0	0

AB	30
R	4
H	10
RBI	4
BB	0
SO	10
LOB	10



WP: 1 PA: 31
PB: 0
SB: 1
CS: 1

ERA WHIP

1B: 7 SF: 0
2B: 3 SAC: 1
3B: 1 DP: 0
HR: 0 HBP: 0

Chicago Cubs @ San Francisco Giants
3Com Park at Candlestick Point, San Francisco, CA

Sat May 10 1997, 6:33 AM EDT
Att: 17,074 - Overcast - 61 F

livebaseballscorecards.com

Batter	1	2	3	4	5	6	7	8	9
Darryl Hamilton, L OBP: 0.369, SLG: 0.241 (1, 8)	4-1 HR BB	0-3 K	0-1 1B 1-2 2-3 3-H		4-2 BB CS		4-0 G4-3 IBB		
Jose Vizcaino, S OBP: 0.285, SLG: 0.261 (1, 6)	1-3 K	1-3 K	2-1 SF8		3-2 G4-3 1-2		0-0 G4-3 1-2 2-3 3-H		
Glenallen Hill, R OBP: 0.275, SLG: 0.446 Stan Javier, S OBP: 0.309, SLG: 0.286 (1, 9) (8, 9)	1-3 K		2B 1B F8			2-3 K	0-0 P4		
Barry Bonds, L OBP: 0.439, SLG: 0.446 (1, 7)	1-0 HR		0-0 BB E 2B	3-2 G3		1-0 F8	4-0 S HR BB		
Mark Lewis, R OBP: 0.313, SLG: 0.524 Doug Henry, R (7, 1)	0-1 BB BB 1B		2-1 E BB 1B HBP	1-0 G6-3		1-3 K	1-3 K		
J.T. Snow, L OBP: 0.373, SLG: 0.339 (1, 3)	4-0 BB 1-2 BB		4-1 1B E BB 1-2 2-3 3-H	1-1 BB 1B		4-2 FC3-6 BB	0-0 HR		
Bill Mueller, S OBP: 0.379, SLG: 0.378 (1, 5)	4-0 BB 1-2 2-3 BB		2-1 E6 1B SF8 1B	4-1 BB 1-2 BB		1-1 FC3-6 1B 2B	0-1 G3		
Rick Wilkins, L OBP: 0.217, SLG: 0.289 (1, 2)	1-3 K		1-0 1B 1B 1-2 2-3 3-H	1-3 K		1-2 2B G4-3 1B	0-2 G3		
Mark Gardner, R OBP: 0.105, SLG: 0.056 Jim Poole, L Julian Tavarez, L Rich Rodriguez, L Jeff Kent, R OBP: 0.351, SLG: 0.573 (1, 1) (6, 1) (7, 1) (7, 1) (7, 4)		1-3 K	1-3 K		1-3 K		0-2 G4-3 2B		

Inning Stats	R: 2	H: 2	E: 0	LOB: 3	K: 3	S: 15	R: 0	H: 0	E: 0	LOB: 0	K: 3	S: 10	R: 5	H: 4	E: 1	LOB: 2	K: 1	S: 20	R: 0	H: 1	E: 0	LOB: 2	K: 1	S: 13	R: 0	H: 0	E: 0	LOB: 0	K: 2	S: 10	R: 2	H: 2	E: 0	LOB: 2	K: 0	S: 13	R: 2	H: 1	E: 0	LOB: 0	K: 1	S: 9					

PITCHER	IP	WLS	BF	H	R	ER	SO	BB	IBB	HBP	BLK	WP	HR	S	P	ERA	WHIP
Kevin Foster, R ERA: 5.17 (1, 1)	2.0	L	14	4	5	5	6	3	0	0	0	0	1	31	54	22.50	3.500
Larry Casian, L ERA: 7.71 (3, 1)	0.2		6	2	2	1	1	1	0	0	0	0	0	11	21	13.50	4.500
Kent Bottenfield, R ERA: 3.6 (3, 1)	2.1		9	1	0	0	2	2	0	0	0	0	0	26	46	0.00	1.286
Bob Patterson, L ERA: 3.52 (6, 1)	1.0		3	0	0	0	2	0	0	0	0	0	0	12	16	0.00	0.000
Turk Wendell, R ERA: 4.91 (7, 1)	0.1		5	2	2	2	0	1	1	0	0	0	0	11	21	54.00	9.000

AB	R	H	RBI	BB	SO	LOB
2	1	1	1	3	1	0
4	0	0	2	0	2	4
5	1	1	0	0	2	5
0	0	0	0	0	0	0
4	3	2	2	1	0	0
3	1	1	0	0	1	0
1	0	0	0	0	1	1
2	2	2	3	3	0	0
3	2	0	1	2	0	3
5	1	2	1	0	2	5
3	0	0	0	0	3	3
0	0	0	0	0	0	0
0	0	0	0	0	0	0
0	0	0	0	0	0	0
1	0	1	1	0	0	0

WP	HR	S	P	ERA	WHIP
0	0	2	2	0.00	0.000
0	1	9	14	18.00	2.000

AB	33
R	11
H	10
RBI	11
BB	9
SO	12
LOB	21



WP: 0 PA: 44
 PB: 0
 SB: 1
 CS: 1

Chicago Cubs @ San Francisco Giants
 3Com Park at Candlestick Point, San Francisco, CA
 Sun May 11 1997, 6:33 AM EDT
 Att. 22,951 - Cloudy - 61 F

Batter	1	2	3	4	5	6	7	8	9	AB R H RBI BB SO LOB	TOP		
Darryl Hamilton, L (1, 8) OBP: 0.377, SLG: 0.259	2-1 P7		0-1 G6-3 HR 1B	1-0 HBP 1B		0-1 P7			0-1 SH5-3	4 1 2 0 0 0 2			
Bill Mueller, S (1, 5) OBP: 0.370, SLG: 0.360	3-2 G3-1		1-0 FC4 HR 1-2	3-1 SAFE SAFE HBP G6-4-3 1-2		3-3 K			3-3 K	4 1 0 0 0 2 4			
Glenallen Hill, R (1, 9) OBP: 0.266, SLG: 0.430 Rod Beck, R (9, 1)	1-3 K		1-1 G6-3	0-1 G6-4-3			1-2 F7		1-3 K	5 0 0 0 0 2 5 0 0 0 0 0 0 0			
Barry Bonds, L (1, 7) OBP: 0.441, SLG: 0.437		4-0 1B 1B BB	4-0 HR IBB		1-3 K		1-0 G4-3			2 1 0 0 2 1 0			
Jeff Kent, R (1, 4) OBP: 0.348, SLG: 0.588		2-3 K	3-2 HR 1-H 2-H 3-H		3-3 K		3-3 K			4 1 1 4 0 3 1			
J.T. Snow, L (1, 3) OBP: 0.370, SLG: 0.336		1-1 1B 1-2 1B	3-3 K		3-1 G3-1			0-0 G3-1		4 0 1 0 0 1 0			
Jose Vizcaino, S (1, 6) OBP: 0.299, SLG: 0.272		0-0 1B 1-2 2-3	2-1 1B			4-1 CS BB		0-1 F7		3 0 2 0 1 0 0			
Rick Wilkins, L (1, 2) OBP: 0.218, SLG: 0.288		1-2 P3	2-2 G1-3			2-2 E 1B 1-2		2-2 L4		4 0 1 0 0 0 4			
Shawn Estes, R (1, 1) Rich Rodriguez, L (8, 1) Doug Henry, R (8, 1) Mark Lewis, R (9, PH) Stan Javier, S (9, 9) OBP: 0.309, SLG: 0.286		1-3 K		1-1 L9		1-2 E2			1-2 SH5-3 2B	3 0 0 0 0 1 4 0 0 0 0 0 0 0 0 0 0 0 0 0 0 1 0 1 0 0 0 0 0 0 0 0 0 0 0			
Inning Stats	R: 0 E: 0 K: 1 S: 8 H: 0 LOB: 0 BB: 0 P: 14	R: 0 E: 0 K: 2 S: 14 H: 2 LOB: 3 BB: 1 P: 23	R: 4 E: 1 K: 1 S: 16 H: 3 LOB: 1 BB: 1 P: 32	R: 0 E: 0 K: 0 S: 6 H: 1 LOB: 1 BB: 0 P: 11	R: 0 E: 0 K: 2 S: 8 H: 0 LOB: 0 BB: 0 P: 15	R: 0 E: 1 K: 1 S: 14 H: 1 LOB: 2 BB: 1 P: 24	R: 0 E: 0 K: 1 S: 7 H: 0 LOB: 0 BB: 0 P: 12	R: 0 E: 0 K: 0 S: 6 H: 0 LOB: 0 BB: 0 P: 8	R: 0 E: 0 K: 2 S: 12 H: 1 LOB: 1 BB: 0 P: 17	1B: 6 2B: 1 3B: 0 HR: 1 SF: 0 SAC: 1 DP: 1 HBP: 1	WP: 0 PB: 0 SB: 0 CS: 1 PA: 39		
PITCHER	IP WLS BF H R ER SO BB IBB HBP BLK WP HR S P ERA WHIP											PITCHER	IP WLS BF H R ER SO BB IBB HBP BLK WP HR S P ERA WHIP
Dave Burba, R (1, 1) ERA: 5.89	6.0 L 29 7 4 3 7 2 1 1 0 0 1 66 119 4.50 1.500												
Hector Carrasco, R (7, 1) ERA: 2.13	2.0 6 0 0 0 1 0 0 0 0 0 0 0 13 20 0.00 0.000												
Mike Remlinger, L (9, 1) ERA: 1.8	0.2 3 1 0 0 1 0 0 0 0 0 0 0 9 13 0.00 1.500												
Stan Belinda, R (9, 1) ERA: 4.13	0.1 1 0 0 0 1 0 0 0 0 0 0 0 3 4 0.00 0.000												

San Francisco Giants @ Cincinnati Reds
Cinergy Field, Cincinnati, OH

Tue May 13 1997, 7:05 PM EDT
Att. 17,828 - Unknown - 63 F

livebaseballscorecards.com

AB	34
R	4
H	8
RBI	4
BB	3
SO	10
LOB	20



Batter	1	2	3	4	5	6	7	8	9	AB R H RBI BB SO LOB
Deion Sanders, L (1, 8) OBP: 0.373, SLG: 0.465	2-2 G4-3		1-0 F9			4-0 CS BB BB		2-2 P6		3 0 0 0 1 0 2
Curtis Goodwin, L (1, 7) OBP: 0.455, SLG: 0.370	0-0 G6-3			1-1 G4-3		4-0 1 SAFE 1 SAFE BB		0-0 1-2 2-H 1B		3 0 1 1 1 0 0
Barry Larkin, R (1, 6) OBP: 0.402, SLG: 0.347 Pokey Reese, R (6, 6) OBP: 0.200, SLG: 0.273 Lenny Harris, L (8, PH) OBP: 0.215, SLG: 0.279	4-1 FC5-4 BB			1-3 K		1-2 CS 2-3	2-1 L9	3-2 L8		1 0 0 0 1 1 0 1 0 0 0 0 0 0 1 0 0 0 0 0 2
Eduardo Perez, R (1, 3) OBP: 0.365, SLG: 0.458	0-1 FC5-4 1-2f			0-2 G6-3			2-3 K		1-1 F9	4 0 0 0 0 1 1
Reggie Sanders, R (1, 9) OBP: 0.322, SLG: 0.474		3-1 G1-6-3 1B			0-0 CS 1B		2-1 1B		1-3 K	4 0 3 0 0 1 0
Willie Greene, L (1, 5) OBP: 0.318, SLG: 0.405		0-0 G1-6-3 1-2f		1-3 K			0-0 P6		1-2 P5	4 0 0 0 0 1 3
Bret Boone, R (1, 4) OBP: 0.267, SLG: 0.250		3-2 CS 1B		1 SAFE 3-3 K 1-2				4-2 1B BB		2 1 1 0 1 1 1
Joe Oliver, R (1, 2) OBP: 0.345, SLG: 0.407		1 SAFE 0-1 CS	0-0 G4-3			0-1 G6-3		2-2 1B 1-2 1B		3 0 1 0 0 0 0
Dave Burba, R (1, 1) OBP: 0.290, SLG: 0.250 Terry Pendleton, S (6, PH) OBP: 0.222, SLG: 0.240 Hector Carrasco, R (7, 1) OBP: 0.201, SLG: 0.268 Brook Fordyce, R (8, PH) OBP: 0.201, SLG: 0.268 Mike Remlinger, L (9, 1) Stan Belinda, R (9, 1)			0-0 G3			2-3 K		1-3 K		1 0 0 0 0 0 0 1 0 0 0 0 0 1 0 0 0 0 0 0 0 0 0 1 0 0 0 0 0 1 2 0 0 0 0 0 0 0 0 0 0 0 0 0 0 0 0

Inning Stats	R: 0 E: 0 K: 7 S: 7	H: 0 LOB: 1 BB: 1 P: 13	R: 0 E: 0 K: 7 S: 7	H: 2 LOB: 0 BB: 0 P: 13	R: 0 E: 0 K: 3 S: 3	H: 0 LOB: 0 BB: 0 P: 4	R: 0 E: 0 K: 1 S: 8	H: 1 LOB: 0 BB: 0 P: 12	R: 0 E: 0 K: 1 S: 7	H: 0 LOB: 1 BB: 2 P: 18	R: 0 E: 0 K: 1 S: 9	H: 1 LOB: 1 BB: 0 P: 15	R: 1 E: 0 K: 1 S: 24	H: 2 LOB: 2 BB: 1 P: 36	R: 0 E: 0 K: 1 S: 8	H: 0 LOB: 0 BB: 0 P: 11	1B: 6 2B: 0 3B: 0 HR: 0	SF: 0 SAC: 0 DP: 1 HBP: 0	WP: 0 PB: 0 SB: 0 CS: 3	PA: 35
--------------	------------------------------	----------------------------------	------------------------------	----------------------------------	------------------------------	---------------------------------	------------------------------	----------------------------------	------------------------------	----------------------------------	------------------------------	----------------------------------	-------------------------------	----------------------------------	------------------------------	----------------------------------	----------------------------------	------------------------------------	----------------------------------	--------

PITCHER	IP	WLS	BF	H	R	ER	SO	BB	IBB	HBP	BLK	WP	HR	S	P	ERA	WHIP
Shawn Estes, L (1, 1) ERA: 3.0	7.1	W	27	5	1	1	6	4	0	0	0	0	0	61	104	1.23	1.227
Rich Rodriguez, L (8, 1) ERA: 0.96	0.1		2	1	0	0	0	0	0	0	0	0	0	6	8	0.00	3.000
Doug Henry, R (8, 1) ERA: 0.89	0.1	S	1	0	0	0	0	0	0	0	0	0	0	6	9	0.00	0.000
Rod Beck, R (9, 1) ERA: 3.52	1.0	S	3	0	0	0	1	0	0	0	0	0	0	8	11	0.00	0.000


BOTTOM

San Francisco Giants @ Cincinnati Reds
Cinergy Field, Cincinnati, OH

Tue May 13 1997, 7:05 PM EDT
Att: 17,828 - Unknown - 63 F

livebaseballscorecards.com

AB	29
R	1
H	6
RBI	1
BB	4
SO	7
LOB	11



Batter	1	2	3	4	5	6	7	8	9	10	AB R H RBI BB SO LOB	TOP										
Darryl Hamilton, L (1, 8) OBP: 0.373, SLG: 0.281	0-0 SH2-3 2B		2-3 K		3-2 G4-6-3 1B			1-1 B3	1-1 E5	0-3 K	6 0 2 1 0 2 4											
Jose Vizcaino, S (1, 6) OBP: 0.298, SLG: 0.271	0-1 SH2-3		3-1 G5-3		0-2 G4-6-3 1-2f			1-1 G4-3 1B	0-3 K		4 0 1 0 0 1 4											
Stan Javier, S (1, 9) OBP: 0.283, SLG: 0.259	1-1 G5-3			1-1 F8		2-3 K		2-1 G4-3		2-3 K2-3	5 0 0 0 0 2 2											
Barry Bonds, L (1, 7) OBP: 0.453, SLG: 0.491	4-1 BB			1-0 F8		0-2 3B		4-0 IBB		2-1 HR	3 1 2 1 2 0 0											
Jeff Kent, R (1, 4) OBP: 0.350, SLG: 0.585	0-2 P3			4-2 BB		1-3 K		1-0 F9		0-0 WP BB 2B	4 1 1 0 1 1 5											
Mark Lewis, R (1, 5) OBP: 0.319, SLG: 0.529		0-3 K		1-2 F9		2-2 G5-3			0-0 1B E 1B	4-1 BB WP BB	4 1 1 0 0 1 2 0 0 0 0 1 0 0											
Bill Mueller, S (9, 5) OBP: 0.376, SLG: 0.360																						
J.T. Snow, L (1, 3) OBP: 0.371, SLG: 0.342		3-1 F9			3-2 1B 2B		1-3 K		1 SAFE 2-2 K	4-0 BB IBB	4 1 1 0 1 2 1											
Marcus Jensen, S (1, 2) OBP: 0.270, SLG: 0.265		2-3 K			1-0 1B 1B		3-2 G4-3		1 SAFE 0-2 K	2-3 K	4 0 1 0 0 2 1 1 0 0 0 0 1 3 0 0 0 0 0 0 0											
Glenallen Hill, R (10, PH) OBP: 0.264, SLG: 0.426																						
Rich Rodriguez, L (10, 1) OBP: 1.000, SLG: 1.000																						
Oswaldo Fernandez, R (1, 1) Jim Poole, L (8, 1) Damon Berryhill, S (9, PH) Marvin Benard, L (9, PR) Rod Beck, R (9, 1) Rick Wilkins, L (10, PH)			3-2 G3-1		2-3 K		3-3 K		1 SAFE 0-1 E 1B	4-2 BB	3 0 0 0 0 2 2 0 0 0 0 0 0 0 1 0 0 1 0 1 1 0 0											
Inning Stats	R: 0 E: 0 K: 0 S: 9	H: 1 LOB: 2 BB: 1 P: 14	R: 0 E: 0 K: 2 S: 9	H: 0 LOB: 0 BB: 0 P: 14	R: 0 E: 0 K: 1 S: 11	H: 0 LOB: 1 BB: 1 P: 16	R: 0 E: 0 K: 1 S: 15	H: 3 LOB: 1 BB: 0 P: 24	R: 0 E: 0 K: 2 S: 14	H: 1 LOB: 1 BB: 0 P: 19	R: 0 E: 0 K: 2 S: 9	H: 0 LOB: 0 BB: 0 P: 16	R: 0 E: 0 K: 0 S: 7	H: 1 LOB: 2 BB: 1 P: 16	R: 1 E: 1 K: 3 S: 14	H: 2 LOB: 2 BB: 0 P: 17	R: 2 E: 0 K: 3 S: 18	H: 2 LOB: 3 BB: 3 P: 36	1B: 5 2B: 3 3B: 1 HR: 1	SF: 0 SAC: 1 DP: 1 HBP: 0	WP: 1 PB: 0 SB: 0 CS: 0	PA: 46
PITCHER	IP WLS BF H R ER SO BB IBB HBP BLK WP HR S P ERA WHIP																					
Pete Schourek, L (1, 1) ERA: 5.03	5.1	22	5	1	1	5	2	0	0	0	0	0	0	60	96	1.69	1.312					
Stan Belinda, R (6, 1) ERA: 3.86	1.2	5	0	0	0	3	0	0	0	0	0	0	0	16	26	0.00	0.000					
Jeff Shaw, R (8, 1) ERA: 0.71	2.0	11	3	1	0	3	0	1	0	0	0	0	0	21	33	0.00	1.500					
Mike Remlinger, L (10, 1) ERA: 2.35	0.1	L 2	1	1	1	1	0	0	0	0	0	0	1	7	11	27.00	3.000					
Jeff Brantley, R (10, 1) ERA: 4.82	0.2	6	1	1	1	2	2	1	0	0	1	0	0	11	25	13.50	4.500					

San Francisco Giants @ Cincinnati Reds
Cinergy Field, Cincinnati, OH
Wed May 14 1997, 7:05 PM EDT
Att. 16,404 - Unknown - 72 F

livebaseballscorecards.com

AB 39
R 4
H 10
RBI 3
BB 6
SO 14
LOB 24



San Francisco Giants @ Cincinnati Reds

Cinergy Field, Cincinnati, OH

Wed May 14 1997, 7:05 PM EDT

Att. 16,404 - Unknown - 72 F

livebaseballscorecards.com

AB	36
R	2
H	9
RBI	2
BB	1
SO	7
LOB	11



WP	0	PA	38
PB	0		
SB	0		
CS	1		

Batter	1	2	3	4	5	6	7	8	9	10	AB	R	H	RBI	BB	SO	LOB
Deion Sanders, L OBP: 0.368, SLG: 0.453 (1, 8)	P6		G1-3		BB			K		F8	4	0	0	0	1	1	1
Curtis Goodwin, L OBP: 0.432, SLG: 0.355 (1, 7)	CS 1B			L7	F7			G6-4-3			4	0	1	0	0	0	4
Reggie Sanders, R OBP: 0.319, SLG: 0.500 (1, 9)	F9			K			L9		HR		4	1	1	1	0	1	1
Willie Greene, L OBP: 0.323, SLG: 0.435 (1, 5)	CS 1-2	HR		1B		G4-3		P5			4	1	2	1	0	0	0
Eddie Taubensee, L OBP: 0.348, SLG: 0.494 (1, 2)		G5-4-3 1B		K		F7		K			4	0	1	0	0	2	1
Eduardo Perez, R OBP: 0.357, SLG: 0.442 (1, 3)		P8			F8			K		1B	4	0	1	0	0	1	1
Bret Boone, R OBP: 0.268, SLG: 0.252 (1, 4)		G5-4-3			BB 1B			K		K	3	0	1	0	0	1	1
Jeff Shaw, R (8, 1)					1B						0	0	0	0	0	0	0
Terry Pendleton, S (9, PH)											1	0	0	0	0	1	1
Mike Remlinger, L (10, 1)											0	0	0	0	0	0	0
Jeff Brantley, R (10, 1)											0	0	0	0	0	0	0
Pokey Reese, R OBP: 0.179, SLG: 0.243 (1, 6)			L9		P9			F8		L8	4	0	0	0	0	0	1
Pete Schourek, L OBP: 0.250, SLG: 0.500 (1, 1)			G6-3		BB					G4-3	2	0	1	0	0	0	0
Stan Belinda, R (6, 1)					1B						0	0	0	0	0	0	0
Jeff Branson, L OBP: 0.111, SLG: 0.091 (8, 4)											1	0	1	0	0	0	0
Joe Oliver, R OBP: 0.333, SLG: 0.393 (10, PH)											1	0	0	0	0	0	0

Inning Stats	R: 0	H: 1	E: 0	K: 0	S: 8	P: 14	R: 1	H: 2	E: 0	K: 0	S: 8	P: 15	R: 0	H: 0	E: 0	K: 0	S: 7	R: 0	H: 1	E: 0	K: 2	S: 10	P: 17	R: 0	H: 2	E: 0	K: 0	S: 10	P: 18	R: 0	H: 0	E: 0	K: 0	S: 5	R: 0	H: 0	E: 0	K: 2	S: 10	P: 15	R: 0	H: 1	E: 0	K: 1	S: 7	P: 10	R: 1	H: 2	E: 0	K: 2	S: 13	P: 19	R: 0	H: 0	E: 0	K: 0	S: 12	P: 19	1B: 7	SF: 0	2B: 0	SAC: 0	3B: 0	DP: 2	HR: 2	HBP: 0	WP: 0	PA: 38
--------------	------	------	------	------	------	-------	------	------	------	------	------	-------	------	------	------	------	------	------	------	------	------	-------	-------	------	------	------	------	-------	-------	------	------	------	------	------	------	------	------	------	-------	-------	------	------	------	------	------	-------	------	------	------	------	-------	-------	------	------	------	------	-------	-------	-------	-------	-------	--------	-------	-------	-------	--------	-------	--------

PITCHER	IP	WLS	BF	H	R	ER	SO	BB	IBB	HBP	BLK	WP	HR	S	P	ERA	WHIP	
Oswaldo Fernandez, R ERA: 3.38 (1, 1)	7.0		26	6	1	1	4	1	0	0	0	0	0	1	58	96	1.29	1.000
Jim Poole, L ERA: 6.23 (8, 1)	1.0		3	1	0	0	1	0	0	0	0	0	0	7	10	0.00	1.000	
Rod Beck, R ERA: 3.86 (9, 1)	1.0	W	5	2	1	1	2	0	0	0	0	0	1	13	19	9.00	2.000	
Rich Rodriguez, L ERA: 0.92 (10, 1)	1.0	S	3	0	0	0	0	0	0	0	0	0	0	12	19	0.00	0.000	

BOTTOM

San Francisco Giants @ Montreal Expos
Olympic Stadium, Montreal, QB
Thu May 15 1997, 7:05 PM EDT
Att. 11,907 - Dome - 60 F

livebaseballscorecards.com

AB	34
R	8
H	13
RBI	7
BB	3
SO	3
LOB	14



WP	0	PA	41
PB	0		
SB	0		
CS	0		

AB R H RBI BB SO LOB

4	2	2	0	1	1	2
4	1	2	1	0	0	1
4	0	2	3	0	0	1
4	0	0	1	0	0	2
4	1	2	0	1	1	2
0	0	0	0	0	0	0
0	0	0	0	0	0	0
4	1	0	0	0	0	2
3	1	1	2	1	0	1
4	1	2	0	0	1	3
2	0	1	0	0	0	0
0	0	0	0	0	0	0
0	0	0	0	0	0	0
0	0	0	0	0	0	0
0	0	0	0	0	0	0
1	1	1	0	0	0	0

1B	8	SF	2
2B	4	SAC	2
3B	0	DP	0
HR	1	HBP	0

Batter	1	2	3	4	5	6	7	8	9								
Mark Grudzielanek, R (1, 6) OBP: 0.360, SLG: 0.435	3-1 F9 1B	2-3 K			0-0 SF9 1B	4-0 G5-3 BB		0-2 SH1-3 1B									
Mike Lansing, R (1, 4) OBP: 0.353, SLG: 0.458	1-2 SF8 2B		3-1 G5-3		1 SAFE 2-2 1 SAFE 1-3 1 SAFE 1-3	2-2 G5-3		1-2 SH1-3									
Rondell White, R (1, 8) OBP: 0.355, SLG: 0.545	1-0 2-3		2-1 F7		1-0 SF9	0-1 G5-3		1-0 FC6-4 1B									
David Segui, S (1, 3) OBP: 0.403, SLG: 0.500	2-0 SF8		2-0 G3		1 SAFE 1-0 3-H	F7		2-1 FC6-4									
Henry Rodriguez, L (1, 7) OBP: 0.382, SLG: 0.662	2-3 K			4-0			1-2 E 2B	0-0 G4-3									
Lee Smith, R (9, 1)																	
Ugueth Urbina, R (9, 1)																	
Vladimir Guerrero, R (1, 9) OBP: 0.386, SLG: 0.447		0-0 G6-3		0-0 L8		0-0 E9 HR		0-0 G2-3									
Darrin Fletcher, L (1, 2) OBP: 0.300, SLG: 0.512		2-0 F7		1-2 P5		1-1 HR		4-0 IBB									
Doug Strange, S (1, 5) OBP: 0.395, SLG: 0.549		0-2 1B 1B		1-0 F7		0-0 SH1-3 G5-3 2B		0-3 K									
Dustin Hermanson, R (1, 1) OBP: 0.222, SLG: 0.599		2-2			1-1 P3	1-0 SH1-3		3-1 SH1-3 1B 1B									
Andy Stanekiewicz, R (6, PH) OBP: 0.344, SLG: 0.414																	
Omar Daell, L (7, 1) OBP: 0.333, SLG: 0.333																	
Dave Veies, R (7, 1) OBP: 1.000, SLG: 1.000																	
Anthony Telford, R (7, 1) OBP: 0.400, SLG: 0.600																	
F.P. Santangelo, S (8, PH) OBP: 0.463, SLG: 0.436		1-2 1B															
Inning Stats	R: 1 E: 0 K: 1 S: 10	H: 2 LOB: 1 BB: 0 P: 19	R: 0 E: 0 K: 1 S: 12	H: 2 LOB: 2 BB: 0 P: 18	R: 0 E: 0 K: 0 S: 5	H: 0 LOB: 0 BB: 0 P: 12	R: 0 E: 0 K: 0 S: 7	H: 0 LOB: 1 BB: 1 P: 13	R: 1 E: 0 K: 0 S: 10	H: 2 LOB: 1 BB: 0 P: 15	R: 4 E: 1 K: 0 S: 14	H: 3 LOB: 1 BB: 1 P: 23	R: 0 E: 0 K: 1 S: 12	H: 1 LOB: 2 BB: 1 P: 20	R: 2 E: 0 K: 0 S: 12	H: 3 LOB: 1 BB: 0 P: 19	
PITCHER	IP	WLS	BF	H	R	ER	SO	BB	IBB	HBP	BLK	WP	HR	S	P	ERA	WHIP
William Van Landingham, R (1, 1) ERA: 3.48	5.0		24	7	4	4	2	1	0	0	0	0	0	48	82	7.20	1.600
Jim Poole, L (6, 1) ERA: 7.43	0.1		3	2	1	0	0	0	0	0	0	0	1	4	6	0.00	6.000
Joe Roa, R (6, 1) ERA: 4.96	0.2		3	0	1	1	0	1	0	0	0	0	0	6	12	13.50	1.500
Julian Tavarez, R (7, 1) ERA: 7.11	2.0	L	11	4	2	2	1	0	1	0	0	0	0	24	39	9.00	2.000

WP: 0 PA: 41

PB: 0 SB: 0 CS: 0

ERA WHIP

San Francisco Giants @ Montreal Expos
 Olympic Stadium, Montreal, QB
 Fri May 16 1997, 7:05 PM EDT
 Att. 22,365 - Dome

livebaseballscorecards.com

AB	38
R	13
H	14
RBI	13
BB	7
SO	5
LOB	21



WP	3	PA	48
PB	0		
SB	5		
CS	0		

Batter	1	2	3	4	5	6	7	8	9	AB R H RBI BB SO LOB
Darryl Hamilton, L OBP: 0.419, SLG: 0.342 (1, 8)	E9 1B 2B	FC6-4 1B	BB 1B 1B		G5-3 1B		G3-1 1B 1B		S BB	5 2 4 3 1 0 0
Jose Vizcaino, S OBP: 0.310, SLG: 0.276 (1, 6)	1-0 HR 1B	FC6-4 S 1-2	1B HR BB		G4-3 1B		K 1B		G6-3 1-2	5 2 1 1 1 1 4
Glenallen Hill, R OBP: 0.271, SLG: 0.445 Rod Beck, R (9, 1)	0-1 HR 1B	2-3 K 1-2	3-2 HR 1B		0-3 K 1B		1-1 G3-1 1B		G3-1	6 2 3 4 0 2 2 0 0 0 0 0 0 0
Barry Bonds, L OBP: 0.456, SLG: 0.518 (1, 7)	4-0 1B S SF BB	4-2 S BB	0-2 1B HR			P8 1B	G3-1 1-2 2-3			3 2 1 3 2 0 2
Jeff Kent, R OBP: 0.347, SLG: 0.563 (1, 4)	1 SAFE 1 SAFE SF SF8 1B	3-2 G5-3 1-2	1-1 G3-1			0-2 WP BB 1B	1-1 P4			5 1 2 0 0 0 4
J.T. Snow, L OBP: 0.386, SLG: 0.352 (1, 3)	0-1 SF SF8 1-3 3-H		1-1 SH1-4 1B 1B	4-1 G4-3 BB		4-0 G4-6-3 BB		1-1 G3		2 1 1 1 2 0 0
Bill Mueller, S OBP: 0.370, SLG: 0.359 Julian Tavarez, L (6, 1) Rich Rodriguez, L OBP: 1.000, SLG: 1.000 Doug Henry, R (7, 1) Stan Javier, S OBP: 0.279, SLG: 0.255 (9, 9)	0-1 SF8		1-0 SH1-4 1B 1B	2-1 G4-3		1-2 G4-6-3		0-1 G5-3		3 1 1 1 0 0 3 0 0 0 0 0 0 0 0 0 0 0 0 0 0 1 0 0 0 0 0 0 0 0 0 0 0 0 0
Rick Wilkins, L OBP: 0.234, SLG: 0.282 (1, 2)	1-3 K		0-0 F7	1-3 K			3-1 WP 1B 1B	1-0 G6-3		5 1 1 0 0 2 4
Kirk Rueter, L OBP: 0.111, SLG: 0.059 Joe Roa, R (4, 1) Mark Lewis, R OBP: 0.325, SLG: 0.514 (6, 5)	2-2 G6-3		1-1 SH1-4	0-0 G6-3			4-2 1B 1B BB	0-0 G3		2 0 0 0 0 0 2 0 0 0 0 0 0 0 1 1 0 0 1 0 0

Inning Stats	R: 5 E: 2 K: 1 S: 22	H: 4 LOB: 1 BB: 1 P: 35	R: 0 E: 0 K: 1 S: 10	H: 1 LOB: 2 BB: 1 P: 20	R: 6 E: 0 K: 0 S: 18	H: 5 LOB: 0 BB: 1 P: 31	R: 0 E: 0 K: 1 S: 7	H: 0 LOB: 1 BB: 1 P: 14	R: 0 E: 0 K: 1 S: 12	H: 0 LOB: 0 BB: 0 P: 13	R: 0 E: 0 K: 1 S: 11	H: 1 LOB: 1 BB: 1 P: 19	R: 2 E: 0 K: 1 S: 13	H: 3 LOB: 2 BB: 1 P: 23	R: 0 E: 0 K: 0 S: 5	H: 0 LOB: 0 BB: 0 P: 7	R: 0 E: 0 K: 0 S: 4	H: 0 LOB: 1 BB: 1 P: 9	1B: 11 2B: 1 3B: 0 HR: 2	SF: 2 SAC: 1 DP: 1 HBP: 0	WP: 3 PB: 0 SB: 5 CS: 0	PA: 48
--------------	-------------------------------	----------------------------------	-------------------------------	----------------------------------	-------------------------------	----------------------------------	------------------------------	----------------------------------	-------------------------------	----------------------------------	-------------------------------	----------------------------------	-------------------------------	----------------------------------	------------------------------	---------------------------------	------------------------------	---------------------------------	-----------------------------------	------------------------------------	----------------------------------	--------

PITCHER	IP	WLS	BF	H	R	ER	SO	BB	IBB	HBP	BLK	WP	HR	S	P	ERA	WHIP
Jim Bullinger, R ERA: 8.32 (1, 1)	2.2		19	8	8	7	2	2	0	0	0	0	1	40	68	23.62	3.750
Salomon Torres, R ERA: 13.03 (3, 1)	1.1		8	2	3	3	1	2	0	0	0	0	1	17	32	20.25	3.000
Anthony Telford, R ERA: 3.47 (5, 1)	2.0		7	1	0	0	1	1	0	0	0	1	0	23	32	0.00	1.000
Dave Veres, R ERA: 4.56 (7, 1)	0.0		2	1	2	2	0	1	0	0	0	1	0	4	11	∞	∞
Omar Daal, L ERA: 7.58 (7, 1)	0.2		4	2	0	0	1	0	0	0	0	0	0	7	9	0.00	3.000

PITCHER	IP	WLS	BF	H	R	ER	SO	BB	IBB	HBP	BLK	WP	HR	S	P	ERA	WHIP
Marc Valdes, R ERA: 5.21 (7, 1)	1.1		4	0	0	0	0	0	0	0	0	0	0	7	10	0.00	0.000
Ugueth Urbina, R ERA: 3.44 (9, 1)	1.0	W	4	0	0	0	0	1	0	0	0	0	0	4	9	0.00	1.000

BOTTOM

San Francisco Giants @ Montreal Expos
Olympic Stadium, Montreal, QB

livebaseballscorecards.com

AB	41
R	14
H	18
RBI	14
BB	5
SO	8
LOB	22



WP:	0	PA:	49
PB:	0		
SB:	1		
CS:	0		

Fri May 16 1997, 7:05 PM EDT
Att. 22,365 - Dome

AB R H RBI BB SO LOB

6	1	1	0	0	1	3
5	1	1	0	1	2	3
4	2	1	1	0	1	3
6	3	4	2	0	1	3
5	2	2	1	0	0	2
2	3	2	1	2	0	0
4	1	2	2	0	1	2
0	0	0	0	0	0	0
0	0	0	0	1	0	0
0	0	0	0	0	0	0
1	0	0	0	1	1	1
0	0	0	0	0	0	0
1	0	0	0	1	0	2
0	0	0	0	0	0	0

1B:	14	SF:	1
2B:	2	SAC:	1
3B:	1	DP:	1
HR:	1	HBP:	1

WP:	0	PA:	49
PB:	0		
SB:	1		
CS:	0		

Batter	1	2	3	4	5	6	7	8	9
Mark Grudzielanek, R (1, 6) OBP: 0.353, SLG: 0.431	G4-3		K	G5-4-3		E6 1B	2B	F9	
Mike Lansing, R (1, 4) OBP: 0.353, SLG: 0.449	L9		FC6-4 BB	G5-3		K	K	SH1-3 1B	
Rondell White, R (1, 8) OBP: 0.357, SLG: 0.538	G6-3		L8		1B 1B HBP	BB 1B 1B	K	SH1-3	
David Segui, S (1, 3) OBP: 0.413, SLG: 0.530		HR	FC6-4		1B 1B SF8	1B 1B	K	1B	
Henry Rodriguez, L (1, 7) OBP: 0.382, SLG: 0.653		G3		1B 1B 2B	1B 1B E	P6		F7	
Vladimir Guerrero, R (1, 9) OBP: 0.429, SLG: 0.475		3B BB		1B 1B 2B	SF8	1B BB		1B	
Doug Strange, S (1, 5) OBP: 0.400, SLG: 0.547		L9		1B 1B	K	FC5-4 1B		1B BB	
Marc Valdes, R (7, 1) OBP: 0.250, SLG: 0.250				1B 1B	E7	FC5-4		1B	
Joe Orsulak, L (8, PH) OBP: 0.391, SLG: 0.385				1B 2B	1B			1B	
Ugueth Urbina, R (9, 1)				1B	K			P7	
Chris Widger, R (1, 2) OBP: 0.284, SLG: 0.547		3B		1B					
Jim Bullinger, R (1, 1) OBP: 0.267, SLG: 0.467		K		G5-4-3 1B					
Salomon Torres, R (3, 1)									
Sherman Obando, R (4, PH) OBP: 0.200, SLG: 0.316									
Anthony Telford, R (5, 1) OBP: 0.333, SLG: 0.500									
Dave Veres, R (7, 1) OBP: 1.000, SLG: 1.000									
F.P. Santangelo, S (7, 5) OBP: 0.484, SLG: 0.430									
Omar Daal, L (7, 1) OBP: 0.333, SLG: 0.333									

Inning Stats	R: 0 E: 0 K: 10 S: 10	H: 0 LOB: 0 BB: 0 P: 16	R: 2 E: 0 K: 12 S: 12	H: 2 LOB: 1 BB: 1 P: 25	R: 0 E: 0 K: 1 S: 7	H: 0 LOB: 1 BB: 1 P: 18	R: 4 E: 0 K: 10 S: 10	H: 5 LOB: 0 BB: 0 P: 18	R: 3 E: 1 K: 2 S: 17	H: 3 LOB: 1 BB: 0 P: 22	R: 3 E: 1 K: 1 S: 16	H: 3 LOB: 2 BB: 1 P: 29	R: 0 E: 0 K: 3 S: 13	H: 1 LOB: 2 BB: 1 P: 22	R: 1 E: 0 K: 0 S: 13	H: 2 LOB: 2 BB: 1 P: 24	R: 1 E: 0 K: 0 S: 4	H: 2 LOB: 1 BB: 0 P: 5	1B: 14 2B: 2 3B: 1 HR: 1	SF: 1 SAC: 1 DP: 1 HBP: 1
--------------	--------------------------------	----------------------------------	--------------------------------	----------------------------------	------------------------------	----------------------------------	--------------------------------	----------------------------------	-------------------------------	----------------------------------	-------------------------------	----------------------------------	-------------------------------	----------------------------------	-------------------------------	----------------------------------	------------------------------	---------------------------------	-----------------------------------	------------------------------------

PITCHER	IP	WLS	BF	H	R	ER	SO	BB	IBB	HBP	BLK	WP	HR	S	P	ERA	WHIP
Kirk Rueter, L (1, 1) ERA: 2.83	3.0		18	7	6	6	2	2	0	0	0	0	1	34	68	18.00	3.000
Joe Roa, R (4, 1) ERA: 5.89	2.0		9	3	3	3	2	0	0	1	0	0	0	22	31	13.50	1.500
Julian Tavarez, R (6, 1) ERA: 6.98	0.1		3	1	2	1	1	0	0	0	0	0	0	5	9	27.00	3.000
Rich Rodriguez, L (6, 1) ERA: 1.33	0.2		5	2	1	0	0	1	0	0	0	0	0	11	20	0.00	4.500
Doug Henry, R (7, 1) ERA: 1.21	2.0		11	3	1	1	3	2	0	0	0	0	0	26	46	4.50	2.500

PITCHER	IP	WLS	BF	H	R	ER	SO	BB	IBB	HBP	BLK	WP	HR	S	P	ERA	WHIP
Rod Beck, R (9, 1) ERA: 4.32	0.1		3	2	1	1	0	0	0	0	0	0	0	4	5	27.00	6.000

Batter	1	2	3	4	5	6	7	8	9	AB R H RBI BB SO LOB	TOP											
Darryl Hamilton, L (1, 8) OBP: 0.400, SLG: 0.325	0-3 K		0-1 FC4-5-6 FC4-8			1-0 F7		0-1 B5-3		4 0 0 0 0 1 1												
Jose Vizcaino, S (1, 6) OBP: 0.301, SLG: 0.267	1-1 G6-3		2-2 FC4-6 SAFE			1-0 G4-3		1-2 G5-3		4 0 0 0 0 0 1												
Glenallen Hill, R (1, 9) OBP: 0.264, SLG: 0.433 Stan Javier, S (9, 9) OBP: 0.279, SLG: 0.255	2-3 K			1-0 P5		0-2 G4-3			2-3 K	4 0 0 0 0 2 0 0 0 0 0 0 0 0												
Barry Bonds, L (1, 7) OBP: 0.451, SLG: 0.508		1-2 L9		2-2 G4-3		1-0 F7			2-1 HR 1B	4 1 1 0 0 0 0												
Jeff Kent, R (1, 4) OBP: 0.344, SLG: 0.577		1-1 P3		0-2 E5		0-0 F7			2-0 HR 1-H	4 1 1 2 0 0 0												
J.T. Snow, L (1, 3) OBP: 0.382, SLG: 0.357		3-1 2B		0-3 K		0-1 F9			1-0 L8	4 0 1 0 0 1 1												
Mark Lewis, R (1, 5) OBP: 0.333, SLG: 0.500 Rod Beck, R (9, 1)		3-3 K			2-3 K			4-2 HR BB	4-2 BB	2 1 0 0 2 2 1 0 0 0 0 0 0 0	AB 33 R 4 H 5 RBI 4 BB 2 SO 9 LOB 6											
Damon Berryhill, S (1, 2) OBP: 0.444, SLG: 0.419 Rick Wilkins, L (3, 2) OBP: 0.237, SLG: 0.318			2-2 FC4-5-6 2B		0-0 F7			1-1 HR 1-H	2-2 F7	1 0 1 0 0 0 0 3 1 1 2 0 0 1												
Mark Gardner, R (1, 1) OBP: 0.091, SLG: 0.048 Bill Mueller, S (9, 5) OBP: 0.370, SLG: 0.359			0-3 K		2-3 K			0-3 K		3 0 0 0 0 3 1 0 0 0 0 0 0 0												
Inning Stats	R: 0 E: 0 K: 2 S: 9	H: 0 LOB: 0 BB: 0 P: 12	R: 0 E: 0 K: 1 S: 10	H: 1 LOB: 1 BB: 0 P: 18	R: 0 E: 0 K: 1 S: 11	H: 1 LOB: 1 BB: 0 P: 15	R: 0 E: 1 K: 1 S: 10	H: 0 LOB: 1 BB: 0 P: 13	R: 0 E: 0 K: 2 S: 9	H: 0 LOB: 0 BB: 0 P: 13	R: 0 E: 0 K: 0 S: 6	H: 0 LOB: 0 BB: 0 P: 8	R: 0 E: 0 K: 0 S: 4	H: 0 LOB: 0 BB: 0 P: 5	R: 2 E: 0 K: 1 S: 12	H: 1 LOB: 0 BB: 1 P: 18	R: 2 E: 0 K: 1 S: 13	H: 2 LOB: 1 BB: 1 P: 26	1B: 1 2B: 2 3B: 0 HR: 2	SF: 0 SAC: 0 DP: 0 HBP: 0	WP: 0 PB: 0 SB: 0 CS: 0	PA: 35
PITCHER	IP WLS BF H R ER SO BB IBB HBP BLK WP HR S P ERA WHIP																					
Amaury Telemaco, R (1, 1) ERA: 4.68	8.0 L 29 3 2 2 8 1 0 0 0 0 0 1 71 102 2.25 0.500																					
Mel Rojas, R (9, 1) ERA: 6.0	0.2 5 2 2 2 1 1 0 0 0 0 0 1 10 21 27.00 4.500																					
Bob Patterson, L (9, 1) ERA: 3.24	0.1 1 0 0 0 0 0 0 0 0 0 0 0 3 5 0.00 0.000																					

San Francisco Giants @ Chicago Cubs
Wrigley Field, Chicago, IL
Sat May 17 1997, 7:05 PM CDT
Att. 34,309 - Unknown - 45 F

livebaseballscorecards.com



Batter	1	2	3	4	5	6	7	8	9	AB R H RBI BB SO LOB	TOP																								
Stan Javier, S (1, 8) <small>OBP: 0.292, SLG: 0.259</small>	0-0 		1-0 			0-1 	0-0 		1-3 	3 1 1 0 0 1 1	San Francisco Giants @ Chicago Cubs Wrigley Field, Chicago, IL Sun May 18 1997, 3:33 AM CDT Att. 37,598 - Cloudy - 69 F																								
Mark Lewis, R (1, 5) <small>OBP: 0.329, SLG: 0.487</small>	2-0 		2-2 			0-0 	1-1 			4 1 1 0 0 0 3																									
Glenallen Hill, R (1, 9) <small>OBP: 0.264, SLG: 0.435</small>	0-0 			2-2 		1-2 	1-2 			4 0 1 1 0 0 1																									
Barry Bonds, L (1, 7) <small>OBP: 0.440, SLG: 0.492</small>		2-2 		0-0 		1-0 		0-0 		4 0 0 0 0 0 2																									
Jeff Kent, R (1, 4) <small>OBP: 0.342, SLG: 0.564</small>		0-0 		1-1 		4-0 		1-2 		3 0 0 0 1 0 0																									
J.T. Snow, L (1, 3) <small>OBP: 0.373, SLG: 0.346</small>		2-0 			0-3 	1-0 		3-2 		4 0 0 1 0 1 2																									
Rick Wilkins, L (1, 2) <small>OBP: 0.240, SLG: 0.319</small> Bill Mueller, S (9, PH) <small>OBP: 0.367, SLG: 0.355</small>			0-0 		1-0 	1-1 		3-2 		3 0 1 0 0 0 2 1 0 0 0 0 0 0																									
Rich Aurilia, R (1, 6) <small>OBP: 0.185, SLG: 0.308</small> Julian Tavarez, L (7, 1) <small>OBP: 0.367, SLG: 0.355</small> Jim Poole, L (7, 1) <small>OBP: 0.367, SLG: 0.355</small> Marvin Benard, L (9, PH) <small>OBP: 0.395, SLG: 0.333</small>			0-2 		1-0 		2-2 	0-2 		3 1 1 1 0 0 1 0 0 0 0 0 0 0 0 0 0 0 0 0 0 1 0 0 0 0 0 0																									
Shawn Estes, R (1, 1) <small>OBP: 0.500, SLG: 0.500</small> Joe Roa, R (2, 1) <small>OBP: 0.311, SLG: 0.273</small> Jose Vizcaino, S (7, PH) <small>OBP: 0.311, SLG: 0.273</small> (7, 6)			2-2 		0-3 		0-0 	4-1 		0 0 0 0 0 0 0 2 0 1 0 0 1 1 1 0 1 0 1 0 0																									
Inning Stats	R: 0 H: 0 E: 0 LOB: 0 K: 0 BB: 0 S: 3 P: 5	R: 0 H: 0 E: 0 LOB: 0 K: 0 BB: 0 S: 5 P: 9	R: 0 H: 1 E: 0 LOB: 2 K: 0 BB: 0 S: 10 P: 15	R: 0 H: 0 E: 0 LOB: 0 K: 0 BB: 0 S: 6 P: 9	R: 0 H: 1 E: 0 LOB: 1 K: 2 BB: 0 S: 8 P: 10	R: 2 H: 3 E: 0 LOB: 2 K: 0 BB: 1 S: 10 P: 18	R: 1 H: 2 E: 0 LOB: 1 K: 0 BB: 0 S: 10 P: 14	R: 0 H: 0 E: 0 LOB: 0 K: 0 BB: 0 S: 7 P: 11	R: 0 H: 0 E: 0 LOB: 1 K: 1 BB: 1 S: 12 P: 20	1B: 5 SF: 0 2B: 1 SAC: 1 3B: 0 DP: 0 HR: 1 HBP: 1		WP: 0 PA: 37 PB: 0 SB: 0 CS: 0																							
PITCHER	Terry Mulholland, L (1, 1) <small>ERA: 2.77</small> Turk Wendell, R (7, 1) <small>ERA: 4.35</small> Bob Patterson, L (8, 1) <small>ERA: 3.06</small> Terry Adams, R (9, 1) <small>ERA: 0.77</small>										PITCHER																								
	IP	WLS	BF	H	R	ER	SO	BB	IBB	HBP	BLK	WP	HR	S	P	ERA	WHIP	IP	WLS	BF	H	R	ER	SO	BB	IBB	HBP	BLK	WP	HR	S	P	ERA	WHIP	
	6.1		28	7	3	3	2	0	1	1	0	0	1	47	73	4.26	1.105																		

livebaseballscorecards.com

AB	33
R	3
H	7
RBI	3
BB	2
SO	3
LOB	13



Batter	1	2	3	4	5	6	7	8	9
Brian McRae, S OBP: 0.319, SLG: 0.456 (1, 8)	1-1 SH 2B	0-2 G3 1B		1-2 1B S 1B		1-2 G4-3	1-3 K		
Doug Glanville, R OBP: 0.309, SLG: 0.387 (1, 7)	1-0 SH G3 HR 2-H	1-1 G3		2-0 F8		1-3 K		0-0 CS 1B	
Mark Grace, L OBP: 0.445, SLG: 0.500 (1, 3)	1-0 G3	4-0 FC6-4 BB		1-2 FC6-4 1B		2-1 G4-3		1 SAFE 2-2 G4-3 1-2	
Sammy Sosa, R OBP: 0.326, SLG: 0.521 (1, 9)	1-0 HR 2-H	0-1 FC6-4 1-2f		0-0 FC6-4 1-2f			2-0 HR	2-3 K	
Shawon Dunston, R OBP: 0.314, SLG: 0.391 (1, 6)	4-2 S BB		0-1 G4-6-3 1B		0-2 G3-1 G6-3 1B		1-1 F8		
José Hernández, R OBP: 0.370, SLG: 0.490 (1, 5)	1-3 K		0-2 G4-6-3 1-2f		1 SAFE 1-2 G6-3 1-2		2-1 G4-3 23 1B 2B		
Rey Sanchez, R OBP: 0.313, SLG: 0.306 (1, 4)	2-0 G3-1 1-2		0-1 2B		0-0 G3-1 2-3		2-2 G4-3 2-3		
Mike Hubbard, R OBP: 0.154, SLG: 0.333 Dave Clark, L OBP: 0.273, SLG: 0.308 Scott Servais, R OBP: 0.325, SLG: 0.355 (8, 2)		0-3 K	1-1 L7		4-0 IBB		4-0 23 1B IBB		
Terry Mulholland, R OBP: 0.087, SLG: 0.087 Turk Wendell, L 23 Ryne Sandberg, R OBP: 0.252, SLG: 0.328 Bob Patterson, R Terry Adams, R (9, 1)		0-1 G3 1B 1B		0-2 B1-3	1-2 G1-3		1-1 1-2 1B		

Inning Stats	R: 3	H: 2	E: 1	LOB: 1	K: 1	S: 12	P: 23
	R: 0	H: 2	E: 0	LOB: 3	K: 1	S: 12	P: 17
	R: 0	H: 2	E: 0	LOB: 1	K: 0	S: 9	P: 10
	R: 0	H: 2	E: 0	LOB: 2	K: 0	S: 12	P: 16
	R: 0	H: 1	E: 0	LOB: 2	K: 0	S: 10	P: 16
	R: 0	H: 0	E: 0	LOB: 0	K: 1	S: 10	P: 14
	R: 2	H: 3	E: 0	LOB: 2	K: 1	S: 13	P: 26
	R: 0	H: 1	E: 0	LOB: 0	K: 1	S: 8	P: 12

AB	R	H	RBI	BB	SO	LOB
5	1	3	0	0	1	2
4	1	1	0	0	1	3
4	0	1	0	1	0	2
5	2	2	3	0	1	5
3	0	2	0	1	0	0
4	1	1	0	0	1	3
4	0	1	0	0	0	3
2	0	0	0	1	1	1
0	0	0	0	0	0	0
0	0	0	0	1	0	0
3	0	1	0	0	0	2
0	0	0	0	0	0	0
1	0	1	1	0	0	0
0	0	0	0	0	0	0
0	0	0	0	0	0	0


PITCHER	IP	WLS	BF	H	R	ER	SO	BB	IBB	HBP	BLK	WP	HR	S	P	ERA	WHIP
Shawn Estes, L ERA: 3.28 (1, 1)	1.2		12	4	3	2	2	2	2	0	0	0	1	22	38	10.80	3.600
Joe Roa, R ERA: 4.76 (2, 1)	4.1		18	5	0	0	1	0	1	0	0	0	0	43	58	0.00	1.154
Julian Tavarez, R ERA: 7.65 (7, 1)	0.2	L	4	2	2	2	0	0	0	0	0	0	1	8	15	27.00	3.000
Jim Poole, L ERA: 6.75 (7, 1)	1.1		6	2	0	0	2	0	1	0	0	0	0	13	23	0.00	1.500

BOTTOM

San Francisco Giants @ Chicago Cubs
Wrigley Field, Chicago, IL
Sun May 18 1997, 3:33 AM CDT
Att: 37,598 - Cloudy - 69 F

livebaseballscorecards.com

AB	35
R	5
H	13
RBI	4
BB	4
SO	5
LOB	21



WP: 0	PA: 40
PB: 0	
SB: 2	
CS: 1	

Batter	1	2	3	4	5	6	7	8	9	AB R H RBI BB SO LOB	TOP											
Eric Young Sr. R (1, 4) OBP: 0.427, SLG: 0.483	2-2 F8		0-0 G5-3		2-1 G4-3			2-2 G4-3		4 0 0 0 0 0 0	Colorado Rockies @ San Francisco Giants 3Com Park at Candlestick Point, San Francisco, CA Tue May 20 1997, 10:05 PM EDT Att. 12,431 - Unknown - 61 F livebaseballscorecards.com											
Quinton McCracken, S (1, 8) OBP: 0.363, SLG: 0.420	1-0 G3		1-1 L7			4-1 G6-4-3 BB		2-3 K		3 0 0 0 1 1 0												
Larry Walker, L (1, 9) OBP: 0.489, SLG: 0.775	0-0 G3			1-1 G4-3 HR 2B		0-0 F8		0-1 1B 1B		4 1 2 0 0 0 1												
Andres Galarraga, R (1, 3) OBP: 0.410, SLG: 0.570		0-2 G5-3		2-2 G4-3		1-0 G6-4-3		1-0 F8		4 0 0 0 0 0 3												
Ellis Burks, R (1, 7) OBP: 0.296, SLG: 0.442		0-0 G3-1 BB 1B		3-1 HR		3-2 G5-3		2-2 G5-4-3 1B		4 1 3 2 0 0 0												
Vinny Castilla, R (1, 5) OBP: 0.360, SLG: 0.536		4-0 G3-1 BB		0-0 P2		2-1 HR		0-0 G5-4-3		3 1 1 1 1 0 2												
Jeff Reed, L (1, 2) OBP: 0.405, SLG: 0.515		3-2 G3-1		1-1 G6-3		1-1 F9				3 0 0 0 0 0 2												
Jason Bates, S (1, 6) OBP: 0.315, SLG: 0.347		0-1 G3			0-0 P5		0-3 K			3 0 0 0 0 1 2												
Roger Bailey, R (1, 1) OBP: 0.261, SLG: 0.304		1-0 F8			1-2 G4-3			1-2 F8		2 0 0 0 0 0 0												
Darnell Coles, R (8, PH) OBP: 0.318, SLG: 0.476										1 0 0 0 0 0 0												
Mike DeJean, R (8, 1) OBP: 1.000, SLG: 2.000										0 0 0 0 0 0 0												
Mike Munoz, L (8, 1)										0 0 0 0 0 0 0												
Inning Stats	R: 0 E: 0 K: 0 S: 6	H: 0 LOB: 0 BB: 0 P: 9	R: 0 E: 0 K: 0 S: 10	H: 1 LOB: 2 BB: 1 P: 17	R: 0 E: 0 K: 0 S: 4	H: 0 LOB: 0 BB: 0 P: 6	R: 2 E: 0 K: 0 S: 10	H: 2 LOB: 0 BB: 0 P: 17	R: 0 E: 0 K: 0 S: 6	H: 0 LOB: 0 BB: 0 P: 9	R: 0 E: 0 K: 0 S: 3	H: 0 LOB: 0 BB: 1 P: 8	R: 1 E: 0 K: 1 S: 10	H: 1 LOB: 0 BB: 0 P: 16	R: 0 E: 0 K: 1 S: 9	H: 0 LOB: 0 BB: 0 P: 14	R: 0 E: 0 K: 0 S: 7	H: 2 LOB: 1 BB: 0 P: 10	1B: 3 2B: 1 3B: 0 HR: 2	SF: 0 SAC: 0 DP: 2 HBP: 0	WP: 0 PB: 0 SB: 0 CS: 0	PA: 33
PITCHER	IP WLS BF H R ER SO BB IBB HBP BLK WP HR S P ERA WHIP																					
William Van Landingham, R (1, 1) ERA: 3.54	7.0 W 26 4 3 3 1 2 0 0 0 0 0 2 49 82 3.86 0.857																					
Doug Henry, R (8, 1) ERA: 1.16	1.0 3 0 0 0 1 0 0 0 0 0 0 0 9 14 0.00 0.000																					
Rod Beck, R (9, 1) ERA: 3.86	1.0 S 4 2 0 0 0 0 0 0 0 0 0 0 7 10 0.00 2.000																					



Batter	1	2	3	4	5	6	7	8	9
Darryl Hamilton, L (1, 8) OBP: 0.388, SLG: 0.310 Stan Javier, S (5, 8) OBP: 0.304, SLG: 0.279	4-2 BB G4-3 HR BB	1-2 P4		3-2 G4-3		4-1 BB BB		3-2 SH2-3 2B	
Jose Vizcaino, S (1, 6) OBP: 0.331, SLG: 0.307	1-0 G4-3	0-0 1B		2-2 L7 1B 1B		1-0 L7		0-1 SH2-3 2-3	
Glenallen Hill, R (1, 9) OBP: 0.272, SLG: 0.432 Rod Beck, R (9, 1)	4-2 BB HR BB	0-0 G3		0-1 1B 1-2 1B		1-0 F7		0-0 G6-3	
Barry Bonds, L (1, 7) OBP: 0.446, SLG: 0.484	4-0 1-2 2-3 HR BB		1-1 G1-6-3 S 1B	2-0 L7		4-0 1-2 BB		3-2 G3-1	
Jeff Kent, R (1, 4) OBP: 0.344, SLG: 0.580	1-2 HR		0-0 P4	1-0 FC6-4 1B		0-0 L5			
J.T. Snow, L (1, 3) OBP: 0.396, SLG: 0.374	1-0 1B		4-2 G1-6-3 BB	1-0 FC6-4		0-1 SF7 1B			
Bill Mueller, S (1, 5) OBP: 0.359, SLG: 0.350	0-0 G3-6-1 1B		2-1 G1-6-3		2-2 G4-3		3-2 SF7		
Marcus Jensen, S (1, 2) OBP: 0.262, SLG: 0.237	1-1 G3-6-1 1-2f		4-0 IBB		1-3 K		1-2 G1-3		
William Van Landingham, R (1, 1) OBP: 0.059, SLG: 0.059 Doug Henry, R (8, 1) Marvin Benard, L (9, 9) OBP: 0.385, SLG: 0.324		1-1 G3	3-2 G5-3		0-1 G6-3		1-2 F8		

AB	R	H	RBI	BB	SO	LOB
2	1	0	0	1	0	0
1	0	1	0	1	0	0
4	1	2	0	0	0	2
4	1	1	0	1	0	3
0	0	0	0	0	0	0
3	1	1	0	2	0	3
4	1	2	5	0	0	3
3	1	2	0	1	0	2
3	0	1	1	0	0	2
3	0	0	0	1	1	2
4	0	0	0	0	0	3
0	0	0	0	0	0	0
0	0	0	0	0	0	0

BOTTOM	
Colorado Rockies @ San Francisco Giants	3Com Park at Candlestick Point, San Francisco, CA
Tue May 20 1997, 10:05 PM EDT	Att: 12,431 - Unknown - 61 F
AB	31
R	6
H	10
RBI	6
BB	7
SO	1
LOB	20
WP: 0	PA: 40
PB: 0	SB: 2
CS: 0	

Inning Stats	R	H	E	K	S	R	H	E	K	S	R	H	E	K	S	R	H	E	K	S	R	H	E	K	S	R	H	E	K	S	R	H	E	K	S
R: 4 E: 0 K: 12 S: 28	H: 3 LOB: 1 BB: 3 P: 28	R: 0 E: 0 K: 7 S: 9	H: 1 LOB: 1 BB: 0 P: 9	R: 0 E: 0 K: 10 S: 24	H: 1 LOB: 3 BB: 2 P: 24	R: 1 E: 0 K: 11 S: 20	H: 3 LOB: 2 BB: 0 P: 20	R: 0 E: 0 K: 8 S: 11	H: 0 LOB: 0 BB: 0 P: 11	R: 0 E: 0 K: 4 S: 14	H: 0 LOB: 2 BB: 2 P: 14	R: 1 E: 0 K: 12 S: 17	H: 1 LOB: 0 BB: 0 P: 17	R: 0 E: 0 K: 12 S: 18	H: 1 LOB: 1 BB: 0 P: 18	R: 0 E: 0 K: 12 S: 18	H: 1 LOB: 1 BB: 0 P: 18	R: 0 E: 0 K: 12 S: 18	H: 1 LOB: 1 BB: 0 P: 18	R: 0 E: 0 K: 12 S: 18	H: 1 LOB: 1 BB: 0 P: 18	R: 0 E: 0 K: 12 S: 18	H: 1 LOB: 1 BB: 0 P: 18	R: 0 E: 0 K: 12 S: 18	H: 1 LOB: 1 BB: 0 P: 18	R: 0 E: 0 K: 12 S: 18	H: 1 LOB: 1 BB: 0 P: 18	R: 0 E: 0 K: 12 S: 18	H: 1 LOB: 1 BB: 0 P: 18	R: 0 E: 0 K: 12 S: 18	H: 1 LOB: 1 BB: 0 P: 18	R: 0 E: 0 K: 12 S: 18	H: 1 LOB: 1 BB: 0 P: 18		

PITCHER	IP	WLS	BF	H	R	ER	SO	BB	IBB	HBP	BLK	WP	HR	S	P	ERA	WHIP
Roger Bailey, R (1, 1) ERA: 2.86	7.0	L	36	9	6	5	1	6	1	0	0	0	1	64	123	6.43	2.143
Mike DeJean, R (8, 1) ERA: 1.98	0.2		3	1	0	0	0	0	0	0	0	0	0	9	12	0.00	1.500
Mike Munoz, L (8, 1) ERA: 7.3	0.1		1	0	0	0	0	0	0	0	0	0	0	3	6	0.00	0.000

PITCHER	IP	WLS	BF	H	R	ER	SO	BB	IBB	HBP	BLK	WP	HR	S	P	ERA	WHIP
Roger Bailey, R (1, 1) ERA: 2.86	7.0	L	36	9	6	5	1	6	1	0	0	0	1	64	123	6.43	2.143
Mike DeJean, R (8, 1) ERA: 1.98	0.2		3	1	0	0	0	0	0	0	0	0	0	9	12	0.00	1.500
Mike Munoz, L (8, 1) ERA: 7.3	0.1		1	0	0	0	0	0	0	0	0	0	0	3	6	0.00	0.000

Batter	1	2	3	4	5	6	7	8	9	AB R H RBI BB SO LOB	TOP		
Eric Young Sr. R (1, 4) OBP: 0.429, SLG: 0.489 Jason Bates S (8, 4) OBP: 0.327, SLG: 0.347	1-1 1B 1B	0-0 G6-3		0-2 2B			0-2 G1-3		4-1 HR BB	4 1 2 1 0 0 1 0 1 0 0 1 0 0	Colorado Rockies @ San Francisco Giants 3Com Park at Candlestick Point, San Francisco, CA Wed May 21 1997, 6:33 AM EDT Att. 12,268 - Sunny - 71 F livebaseballscorecards.com		
Quinton McCracken, S (1, 8) OBP: 0.375, SLG: 0.430	3-2 FC5-4 1B S 1B		1-2 E6 FC4-6	0-0 2B			2-1 G3-1 HR 1B		0-3 K	5 2 3 0 0 1 1			
Larry Walker, L (1, 9) OBP: 0.481, SLG: 0.758	0-1 FC5-4 1B		0-0 FC4-6 BB 1-2f			2-0 E4 CS	0-0 G3-1 1-2		2-3 K	5 0 1 1 0 1 3			
Andres Galarraga, R (1, 3) OBP: 0.416, SLG: 0.584	1-0 FC5-4 E S G4-3 1-2f 2-3		4-2 G6-4-3 BB 1-2			2-3 K 1-2	2-1 HR HBP		3-1 HR 1-H	3 3 1 2 1 1 3			
Ellis Burks, R (1, 7) OBP: 0.307, SLG: 0.463	2-2 G4-3 1-H 3-H		2-0 G6-4-3 1-2f			4-2 BB	1-0 HR 1-H 2-H		4-0 FC1-4 BB	3 1 1 4 2 0 2			
Vinny Castilla, R (1, 5) OBP: 0.356, SLG: 0.526	1-2 G5-3		1-0 2B 1B			1-2 F9	2-1 G3		0-0 FC1-4 1-2f	5 1 1 0 0 0 2			
Kirt Manwaring, R (1, 2) OBP: 0.321, SLG: 0.347		2-1 E9 FC1-4		1-3 K		0-0 F8		1-3 K		4 0 0 0 0 2 1			
Walt Weiss, S (1, 6) OBP: 0.369, SLG: 0.372		1-1 FC1-4 SH3-4 1-2f		3-1 2B 2B 1-H		1-0 G3-1		0-3 K		4 1 1 1 0 1 1			
Kevin Ritz, R (1, 1) OBP: 0.160, SLG: 0.045 Jerry Dipoto, R (8, 1) Darren Holmes, R (8, 1) OBP: 0.143, SLG: 0.571 Steve Reed, R (9, 1)		2-1 SH3-4 1-2		0-0 F8		0-0 G4-3		1-1 G1-3		3 0 0 0 0 0 1 0			
Inning Stats	R: 3 E: 0 K: 0 S: 16 H: 3 LOB: 0 BB: 0 P: 24	R: 0 E: 1 K: 0 S: 8 H: 0 LOB: 1 BB: 0 P: 12	R: 0 E: 1 K: 0 S: 9 H: 0 LOB: 1 BB: 1 P: 16	R: 2 E: 0 K: 1 S: 11 H: 4 LOB: 2 BB: 0 P: 16	R: 0 E: 1 K: 1 S: 11 H: 0 LOB: 1 BB: 1 P: 20	R: 0 E: 0 K: 0 S: 3 H: 0 LOB: 0 BB: 0 P: 4	R: 3 E: 0 K: 0 S: 10 H: 2 LOB: 0 BB: 0 P: 17	R: 0 E: 0 K: 2 S: 8 H: 0 LOB: 0 BB: 0 P: 10	R: 2 E: 0 K: 2 S: 11 H: 1 LOB: 1 BB: 2 P: 24	1B: 6 2B: 2 3B: 0 HR: 2 SF: 0 SAC: 1 DP: 1 HBP: 1		WP: 0 PB: 0 SB: 2 CS: 1 PA: 42	
PITCHER	IP WLS BF H R ER SO BB IBB HBP BLK WP HR S P ERA WHIP											PITCHER	IP WLS BF H R ER SO BB IBB HBP BLK WP HR S P ERA WHIP
Kirk Rueter, L (1, 1) ERA: 3.31	4.0 L 20 7 5 4 1 1 0 0 0 0 0 0 44 68 9.00 2.000												
Keith Foulke, R (5, 1) ERA: 6.75	4.0 16 2 3 3 3 1 0 1 0 0 0 1 32 51 6.75 0.750												
Julian Tavarez, R (9, 1) ERA: 8.14	1.0 6 1 2 2 2 2 0 0 0 0 0 1 11 24 18.00 3.000												

BOTTOM

Colorado Rockies @ San Francisco Giants
3Com Park at Candlestick Point, San Francisco, CA

Wed May 21 1997, 6:33 AM EDT
Att. 12,268 - Sunny - 71 F

livebaseballscorecards.com

AB	36
R	7
H	11
RBI	7
BB	3
SO	6
LOB	15



WP	1	PA	42
PB	0		
SB	0		
CS	0		

AB R H RBI BB SO LOB

5	2	2	0	0	0	1
4	1	1	1	1	1	0
4	0	1	1	0	1	3
2	0	0	0	1	0	0
1	0	1	2	0	0	0
4	0	0	1	0	1	4
5	0	2	1	0	1	4
4	0	0	0	0	1	3
0	0	0	0	0	0	0
4	2	2	0	0	0	0
1	0	1	0	0	0	0
1	0	0	0	0	1	0
1	2	1	1	1	0	0

Batter	1	2	3	4	5	6	7	8	9
Stan Javier, S OBP: 0.311, SLG: 0.288 (1, 8)	F7		P7			G1-3		HBP SF7 1B	BB 1B
Jose Vizcaino, S OBP: 0.333, SLG: 0.306 (1, 6)	K			G4-3		G3		HBP 2B 1B	BB 1B
Glenallen Hill, R OBP: 0.270, SLG: 0.428 (1, 9)	G3			BB 1B		L8		SF9	K
Barry Bonds, L OBP: 0.444, SLG: 0.477 (1, 7)		F8		BB 1B			P2	2B HBP	BB 1B
Marvin Benard, L OBP: 0.415, SLG: 0.343 (8, 7)				BB				HBP	BB 1B
Jeff Kent, R OBP: 0.333, SLG: 0.563 (1, 4)		G3		F7		G5-3		SF7	K
J.T. Snow, L OBP: 0.397, SLG: 0.382 (1, 3)		P6		G4-3		1B		2B	K
Bill Mueller, S OBP: 0.347, SLG: 0.337 (1, 5)			F8		G3		K	G3-1	
Julian Tavarez, L (9, 1)									
Marcus Jensen, S OBP: 0.283, SLG: 0.262 (1, 2)			P4		G3			1B BB 1B	WP 1B 1B
Kirk Rueter, L OBP: 0.158, SLG: 0.111 (1, 1)								1B 1B	BB 1B 1B
Keith Foulke, R (5, 1)								SF9 BB	BB 1B 1B
Mark Lewis, R OBP: 0.341, SLG: 0.482 (8, PH) (9, 5)				1B		K			BB 1B 1B


Inning Stats	R: 0	H: 0	E: 0	K: 1	S: 7	R: 0	H: 0	E: 0	K: 0	S: 3	R: 0	H: 1	E: 0	K: 0	S: 5	R: 0	H: 1	E: 0	K: 1	S: 5	R: 0	H: 0	E: 0	K: 0	S: 7	R: 0	H: 1	E: 0	K: 1	S: 12	R: 4	H: 4	E: 0	K: 0	S: 14	R: 3	H: 4	E: 0	K: 3	S: 19	1B: 10	SF: 2	2B: 1	SAC: 0	3B: 0	DP: 0	HR: 0	HBP: 1	WP: 1	PA: 42
--------------	------	------	------	------	------	------	------	------	------	------	------	------	------	------	------	------	------	------	------	------	------	------	------	------	------	------	------	------	------	-------	------	------	------	------	-------	------	------	------	------	-------	--------	-------	-------	--------	-------	-------	-------	--------	-------	--------

PITCHER	IP	WLS	BF	H	R	ER	SO	BB	IBB	HBP	BLK	WP	HR	S	P	ERA	WHIP
Kevin Ritz, R ERA: 5.11 (1, 1)	7.0	W	28	5	3	3	3	2	0	0	0	0	0	52	90	3.86	1.000
Jerry Dipoto, R ERA: 8.5 (8, 1)	0.2		5	2	1	1	0	0	0	1	0	0	0	7	9	13.50	3.000
Darren Holmes, R ERA: 2.86 (8, 1)	0.2		7	4	3	3	1	1	0	0	0	1	0	13	24	40.50	7.500
Steve Reed, R ERA: 5.82 (9, 1)	0.2	S	2	0	0	0	2	0	0	0	0	0	0	7	12	0.00	0.000

Batter	1	2	3	4	5	6	7	8	9	AB R H RBI BB SO LOB	TOP
Eric Young Sr. R (1, 4) OBP: 0.420, SLG: 0.478 Mike Munoz, L (8, 1)	3-2 X F8		1-1 G3-4-1		1-1 G3			0-1 G6-3		4 0 0 0 0 0 0 0 0 0 0 0 0 0	Colorado Rockies @ San Francisco Giants 3Com Park at Candlestick Point, San Francisco, CA Thu May 22 1997, 6:33 AM EDT Att. 10,811 - Cloudy - 65 F livebaseballscorecards.com
Quinton McCracken, S (1, 8) OBP: 0.390, SLG: 0.432	4-2 S BB		0-1 1B 1B		4-0 BB			1-1 G1-3		2 0 1 0 2 0 0	
Larry Walker, L (1, 9) OBP: 0.477, SLG: 0.746	2-2 G1		1-1 1-3 1B		0-0 G1-3			2-2 F7		4 0 1 0 0 0 2	
Andres Galarraga, R (1, 3) OBP: 0.412, SLG: 0.576	2-2 G4-3		0-0 G1-3					2-2 G6-4-3 1B		4 0 1 0 0 0 3	
Ellis Burks, R (1, 7) OBP: 0.306, SLG: 0.480		3-1 HR		0-2 G6-3				0-1 G6-4-3 1-2f		4 1 1 1 0 0 1	
Vinny Castilla, R (1, 5) OBP: 0.356, SLG: 0.519 Mike DeJean, R (6, 1) OBP: 1.000, SLG: 2.000 Darnell Coles, R (8, 5) OBP: 0.348, SLG: 0.500		1-3 K		1-3 K				2-2 1B 1B		2 0 0 0 1 2 0 0 0 0 0 0 0 0 1 0 1 0 0 0 0	
Jeff Reed, L (1, 2) OBP: 0.410, SLG: 0.557		3-3 K		3-2 HR				0-0 1-2 1B		4 1 2 1 0 1 0	
Walt Weiss, S (1, 6) OBP: 0.359, SLG: 0.360		2-2 P5		2-1 F8				1-0 F7		4 0 0 0 0 0 2	
John Thomson, R (1, 1) Jason Bates, S (6, 5) (8, 4) OBP: 0.321, SLG: 0.340			0-0 G4-3		1-2 F8			2-0 G6-3		2 0 0 0 0 0 0 1 0 0 0 0 0 0	
Inning Stats	R: 0 H: 0 E: 0 LOB: 1 K: 0 BB: 1 S: 15 P: 26	R: 1 H: 1 E: 0 LOB: 0 K: 2 BB: 0 S: 11 P: 20	R: 0 H: 2 E: 0 LOB: 2 K: 0 BB: 0 S: 8 P: 10	R: 1 H: 1 E: 0 LOB: 0 K: 1 BB: 0 S: 15 P: 21	R: 0 H: 0 E: 0 LOB: 1 K: 0 BB: 1 S: 6 P: 12	R: 0 H: 0 E: 0 LOB: 0 K: 0 BB: 1 S: 8 P: 15	R: 0 H: 0 E: 0 LOB: 0 K: 0 BB: 0 S: 5 P: 9	R: 0 H: 0 E: 0 LOB: 0 K: 0 BB: 0 S: 8 P: 11	R: 0 H: 3 E: 0 LOB: 2 K: 0 BB: 0 S: 11 P: 16	1B: 5 SF: 0 2B: 0 SAC: 0 3B: 0 DP: 1 HR: 2 HBP: 0	WP: 0 PA: 36 PB: 0 SB: 1 CS: 1
PITCHER	IP WLS BF H R ER SO BB IBB HBP BLK WP HR S P ERA WHIP										
Mark Gardner, R (1, 1) ERA: 3.06	6.0 W 24 4 2 2 3 3 0 0 0 0 0 2 63 104 3.00 1.167										
Rich Rodriguez, L (7, 1) ERA: 1.16	2.0 6 0 0 0 0 0 0 0 0 0 0 0 13 20 0.00 0.000										
Doug Henry, R (9, 1) ERA: 1.11	1.0 5 3 0 0 0 0 0 0 0 0 0 0 11 16 0.00 3.000										



Batter	1	2	3	4	5	6	7	8	9	AB R H RBI BB SO LOB	TOP																				
Royce Clayton, R (1, 6) OBP: 0.296, SLG: 0.423	3-1 G6-3		1-1 G1-3			0-3 K			0-2 L8	4 0 0 0 0 1 1	St. Louis Cardinals @ San Francisco Giants 3Com Park at Candlestick Point, San Francisco, CA Fri May 23 1997, 10:05 PM EDT Att. 17,661 - Cloudy - 60 F																				
Delino DeShields, L (1, 4) OBP: 0.302, SLG: 0.393	2-1 L6			3-2 L3 1B		1-0 B5-3			0-2 G1	4 0 1 0 0 0 0																					
Willie McGee, S (1, 9) OBP: 0.318, SLG: 0.436	0-3 K			0-0 L3 1-2		1-2 G6-3			3-3 K	4 0 0 0 0 2 1																					
Ray Lankford, L (1, 8) OBP: 0.470, SLG: 0.711		1-1 F8		4-2 BB BB			0-1 G1-3			2 0 0 0 1 0 0																					
Ron Gant, R (1, 7) OBP: 0.299, SLG: 0.432		2-1 P6		4-2 SAFE SAFE 1-2 BB		3-2 G6-3				2 0 0 0 1 0 0																					
Gary Gaetti, R (1, 5) OBP: 0.261, SLG: 0.357		1-2 G6-3		2-2 F9		1-2 F9				3 0 0 0 0 0 2																					
John Mabry, L (1, 3) OBP: 0.323, SLG: 0.314			1-0 G4-6-3 1B		0-1 G4-3			1-3 K		3 0 1 0 0 1 0																					
Tom Lampkin, L (1, 2) OBP: 0.248, SLG: 0.298 Danny Sheaffer, R (8, PH) OBP: 0.297, SLG: 0.265 (8, 2)			0-0 G4-6-3 1-2f		3-2 G4-3			2-2 G5-3		2 0 0 0 0 0 1 1 0 0 0 0 0 0																					
Matt Morris, R (1, 1) OBP: 0.294, SLG: 0.250			4-2 BB		2-2 G1-3			2-3 K		2 0 0 0 1 1 0																					
Inning Stats	R: 0 E: 0 K: 1 S: 7	H: 0 LOB: 0 BB: 0 P: 12	R: 0 E: 0 K: 0 S: 7	H: 0 LOB: 0 BB: 0 P: 11	R: 0 E: 0 K: 0 S: 7	H: 1 LOB: 1 BB: 1 P: 13	R: 0 E: 0 K: 0 S: 14	H: 1 LOB: 2 BB: 2 P: 27	R: 0 E: 0 K: 0 S: 10	H: 0 LOB: 0 BB: 0 P: 15		R: 0 E: 0 K: 1 S: 7	H: 0 LOB: 0 BB: 0 P: 9	R: 0 E: 0 K: 0 S: 8	H: 0 LOB: 0 BB: 0 P: 12	R: 0 E: 0 K: 2 S: 10	H: 0 LOB: 0 BB: 0 P: 15	R: 0 E: 0 K: 1 S: 10	H: 0 LOB: 0 BB: 0 P: 13	1B: 2 2B: 1 3B: 0 HR: 0	SF: 0 SAC: 0 DP: 2 HBP: 0	WP: 0 PB: 0 SB: 0 CS: 0	PA: 30								
PITCHER Shawn Estes, L (1, 1) ERA: 2.75	IP 9.0	WLS W	BF 30	H 2	R 0	ER 0	SO 5	BB 3	IBB 0	HBP 0	BLK 0	WP 0	HR 0	S 80	P 127	ERA 0.00	WHIP 0.556														
											PITCHER	IP	WLS	BF	H	R	ER	SO	BB	IBB	HBP	BLK	WP	HR	S	P	ERA	WHIP			

AB	27
R	0
H	2
RBI	0
BB	3
SO	5
LOB	5
	

livebaseballscorecards.com

Batter	1	2	3	4	5	6	7	8	9	AB R H RBI BB SO LOB
Stan Javier, S OBP: 0.318, SLG: 0.282 (1, 8)	0-1 G6-3 SH1-3 1B	0-3 K			1-1 G4-3		1-3 K		1-2 FC6	5 1 1 0 0 2 3
Jose Vizcaino, S OBP: 0.351, SLG: 0.340 (1, 6)	2-1 SH1-3 1-2		0-0 L7		2-3 K			1-0 1B G6-4-3 2B		3 1 1 0 0 1 0
Glenallen Hill, R OBP: 0.272, SLG: 0.421 (1, 9)	1-1 G6-3		1-3 K			3-3 K		1-0 1B G6-4-3		4 0 1 0 0 2 1
Barry Bonds, L OBP: 0.437, SLG: 0.457 (1, 7)	4-0 1B 1B BB		3-2 S 1B		0-0 L9			1-1 G6-4-3 1-2f 3-H 1B		3 1 1 0 1 0 1
J.T. Snow, L OBP: 0.402, SLG: 0.392 (1, 3)	2-0 1B		2-3 K		3-3 K			3-2 1B		3 0 1 1 0 2 1
Julian Tavarez, L (7, 1)	1-2 1B									0 0 0 0 0 0 0
Marvin Benard, L OBP: 0.442, SLG: 0.378 (8, PH)	1-2 1B									1 0 1 0 0 0 0
Rod Beck, R (9, 1)	3-2 1B									0 0 0 0 0 0 0
Mark Lewis, R OBP: 0.333, SLG: 0.457 (1, 4)	1-3 2-H 1B			2-2 G6-3			0-0 BB 1B	0-1 L4		4 0 2 1 0 0 1
Bill Mueller, S OBP: 0.344, SLG: 0.327 (1, 5)	0-1 G3		3-3 K		3-3 K		4-2 BB		0-0 G6-3	3 0 0 0 1 1 2
Rick Wilkins, L OBP: 0.226, SLG: 0.292 (1, 2)		0-1 F9	2-3 K2-3				1-3 K		1-3 K	4 0 0 0 0 3 2
Joe Roa, R OBP: 0.333, SLG: 0.333 (1, 1)		0-1 P3			0-3 K		1-3 K		1-2 FC6 1B	1 0 0 0 0 0 0
Rene Arocha, R (5, 1)										1 0 0 0 0 1 0
Jim Poole, L (7, 1)										0 0 0 0 0 0 0
Jeff Kent, R OBP: 0.339, SLG: 0.553 (7, 3)										2 0 1 0 0 1 2

Inning Stats	R: 2	H: 3	E: 0	K: 0	S: 12	LOB: 2	BB: 1	P: 24	R: 0	H: 0	E: 0	K: 1	S: 7	LOB: 0	BB: 0	P: 7	R: 0	H: 1	E: 0	K: 2	S: 12	LOB: 1	BB: 0	P: 18	R: 0	H: 0	E: 0	K: 2	S: 9	LOB: 0	BB: 0	P: 16	R: 0	H: 0	E: 0	K: 2	S: 8	LOB: 0	BB: 0	P: 11	R: 0	H: 0	E: 0	K: 3	S: 8	LOB: 2	BB: 1	P: 20	R: 1	H: 3	E: 0	K: 0	S: 9	LOB: 1	BB: 0	P: 15	R: 0	H: 1	E: 0	K: 1	S: 11	LOB: 1	BB: 0	P: 14	1B: 8	2B: 1	3B: 0	HR: 0	SF: 0	SAC: 1	DP: 1	HBP: 0	WP: 0	PB: 0	SB: 1	CS: 0	PA: 37
PITCHER	IP	WLS	BF	H	R	ER	SO	BB	IBB	HBP	BLK	WP	HR	S	P	ERA	WHIP																																																												
Andy Benes, R ERA: 2.93 (1, 1)	7.0	W	28	5	2	2	12	2	0	0	0	0	0	69	110	2.57	1.000																																																												
Mark Petkovsek, R ERA: 1.71 (8, 1)	1.0		5	3	1	1	0	0	0	0	0	0	0	9	15	9.00	3.000																																																												
Dennis Eckersley, R ERA: 3.55 (9, 1)	1.0		4	1	0	0	1	0	0	0	0	0	0	11	14	0.00	1.000																																																												


BOTTOM

St. Louis Cardinals @ San Francisco Giants
 3Com Park at Candlestick Point, San Francisco, CA

Sat May 24 1997, 6:33 AM EDT
 Att. 18,303 - Sunny - 68 F

livebaseballscorecards.com

AB	34
R	3
H	9
RBI	2
BB	2
SO	13
LOB	13



Batter	1	2	3	4	5	6	7	8	9	AB R H RBI BB SO LOB	TOP																
Delino DeShields, L (1, 4) <small>OBP: 0.327, SLG: 0.429</small> Mike Gallego, R (8, PH) <small>OBP: 0.111, SLG: 0.111</small> (8, 4) (9, 6)	4-1 S 2B BB		X 0-0 S 1B 2B	4-0 2-3 BB	1-2 2-H 3-H 3B			X 0-0 P6		2 2 2 2 2 0 0 1 0 0 0 0 0 0																	
Ron Gant, R (1, 7) <small>OBP: 0.311, SLG: 0.439</small> Tony Fossas, L (8, 1) T.J. Mathews, R (9, 1)	2-2 P2 1-2		4-0 S 1B BB	1-3 2-3 BB	1-2 G4-3			1-0 F9		4 1 0 0 1 1 4 0 0 0 0 0 0 0 0 0 0 0 0 0 0																	
Ray Lankford, L (1, 8) <small>OBP: 0.456, SLG: 0.692</small>	4-0 2B IBB		3-2 F9 S 1B 1-H 2-H		2-2 F7	1-0 G3-1		3-3 K		4 1 1 2 1 1 0																	
Willie McGee, S (1, 9) <small>OBP: 0.337, SLG: 0.457</small> Micah Franklin, S (9, PH) <small>OBP: 0.370, SLG: 0.560</small> (9, 9)	1-2 1-H 2-H 2B		4-0 G4-6-3 BB 1-2	1-1 1B 1B	1-3 K			2-3 K		3 1 2 2 1 1 0 1 0 0 0 0 1 0																	
John Mabry, L (1, 3) <small>OBP: 0.321, SLG: 0.311</small>	1-2 G6-3		X 0-0 F9 2-3	1-0 BB 1B 1B	4-1 BB			3-3 K		4 1 1 0 1 1 3																	
Danny Sheaffer, R (1, 5) <small>OBP: 0.302, SLG: 0.275</small> (9, 4)	0-0 L9		1 SAFE 2-1 G4-6-3 1-2f	0-0 BB 1B 1B	0-0 G4-3			2-1 1B 1B		5 1 2 1 0 0 4																	
Tom Lampkin, L (1, 2) <small>OBP: 0.264, SLG: 0.306</small>		X 0-0 G6-4-3 1B		2-2 G4-3	4-2 SH1-3 1B 1-2 2-3 BB			2-1 G6-3		4 1 2 0 1 0 0																	
Royce Clayton, R (1, 6) <small>OBP: 0.294, SLG: 0.415</small> Mike Gulan, R (9, PH) (9, 5)		1 SAFE 1 SAFE 1-2 G6-4-3 1-2f		0-0 E1 S G1-4-3	2-2 SH1-3 3B 1B 1-2 2-H 3-H			1-2 L9		4 1 1 2 0 0 1 1 0 0 0 0 1 2																	
Todd Stottlemire, L (1, 1) <small>OBP: 0.360, SLG: 0.263</small> Mark Sweeney, L (8, 7) <small>OBP: 0.327, SLG: 0.209</small>		1-1 G4-3		0-0 G1-4-3	2-2 SH1-3			1-2 G4-3		3 0 0 0 0 0 1 0 0 0 0 0 0 0																	
Inning Stats	R: 2 E: 0 K: 0 S: 11	H: 1 LOB: 1 BB: 2 P: 23	R: 0 E: 0 K: 0 S: 8	H: 1 LOB: 0 BB: 0 P: 10	R: 2 E: 0 K: 0 S: 8	H: 2 LOB: 1 BB: 2 P: 21	R: 0 E: 1 K: 1 S: 8	H: 0 LOB: 2 BB: 1 P: 15	R: 5 E: 0 K: 0 S: 22	H: 5 LOB: 1 BB: 1 P: 36	R: 0 E: 0 K: 1 S: 6	H: 0 LOB: 1 BB: 1 P: 12	R: 0 E: 0 K: 0 S: 8	H: 0 LOB: 0 BB: 0 P: 12	R: 0 E: 0 K: 1 S: 5	H: 0 LOB: 0 BB: 0 P: 9	R: 0 E: 0 K: 3 S: 16	H: 2 LOB: 2 BB: 0 P: 27	1B: 8 2B: 2 3B: 1 HR: 0	SF: 0 SAC: 1 DP: 2 HBP: 0	WP: 0 PA: 44 PB: 0 SB: 6 CS: 0						
PITCHER	IP WLS BF H R ER SO BB IBB HBP BLK WP HR S P ERA WHIP	IP WLS BF H R ER SO BB IBB HBP BLK WP HR S P ERA WHIP													IP WLS BF H R ER SO BB IBB HBP BLK WP HR S P ERA WHIP												
William Van Landingham, R (1, 1) <small>ERA: 4.11</small> Keith Foulke, R (3, 1) <small>ERA: 10.8</small> Rich Rodriguez, L (5, 1) <small>ERA: 1.09</small> Julian Tavarez, R (7, 1) <small>ERA: 7.71</small> Jim Poole, L (8, 1) <small>ERA: 6.75</small>	2.0 L 13 4 4 4 0 3 1 0 0 0 0 24 49 18.00 3.500	2.2 14 4 5 5 1 2 0 0 0 0 0 0 27 48 16.88 2.250													1.0 5 2 0 0 3 0 0 0 0 0 0 8 12 0.00 1.500												
PITCHER	IP WLS BF H R ER SO BB IBB HBP BLK WP HR S P ERA WHIP	IP WLS BF H R ER SO BB IBB HBP BLK WP HR S P ERA WHIP													IP WLS BF H R ER SO BB IBB HBP BLK WP HR S P ERA WHIP												
Doug Henry, R (9, 1) <small>ERA: 1.07</small>	1.0 5 2 0 0 3 0 0 0 0 0 0 5 9 0.00 0.000	1.0 5 2 0 0 3 0 0 0 0 0 0 5 9 0.00 2.000													1.0 5 2 0 0 3 0 0 0 0 0 0 5 9 0.00 2.000												

St. Louis Cardinals @ San Francisco Giants
 3Com Park at Candlestick Point, San Francisco, CA
 Sun May 25 1997, 6:33 AM EDT
 Att. 21,929 - Sunny - 70 F

AB	36
R	9
H	11
RBI	9
BB	7
SO	6
LOB	15



Batter	1	2	3	4	5	6	7	8	9	AB	R	H	RBI	BB	SO	LOB
Stan Javier, S OBP: 0.323, SLG: 0.280 (1, 8)	4-1 BB BB	1-3 K		0-1 G3-1			3-1 L3 1B		1-0 FC6-4 1-2f	4	0	1	0	1	1	3
Jose Vizcaino, S OBP: 0.343, SLG: 0.331 Jim Poole, L Doug Henry, R (1, 6) (8, 1) (9, 1)	0-1 L8		3-3 K		0-0 F8		1-1 L3 1-2			4	0	0	0	0	1	2
Barry Bonds, L OBP: 0.438, SLG: 0.455 (1, 7)	4-1 1-2 BB		3-3 K		2-1 L4-3 1B			3-3 K		3	0	1	0	1	2	0
Jeff Kent, R OBP: 0.331, SLG: 0.539 (1, 4)	2-1 F8		2-1 E4 2B		1-0 L4-3 1-2			1-3 K		4	1	0	0	0	1	3
J.T. Snow, L OBP: 0.404, SLG: 0.401 (1, 3)	1-3 K		2-1 1-H 2B		1-2 FC4-6 1B			2-2 F9		4	0	2	1	0	1	2
Glenallen Hill, R OBP: 0.272, SLG: 0.418 (1, 9)		0-0 HR 1B	0-3 K		0-2 FC4-6 FC6-4 1-2f			3-3 K		4	1	1	0	0	2	2
Mark Lewis, R OBP: 0.321, SLG: 0.439 (1, 5)		0-3 SAFE K		1-0 G6-3		2-2 SAFE FC6-4 1-2f		0-3 K		4	0	0	0	0	2	2
Marcus Jensen, S OBP: 0.306, SLG: 0.341 Julian Tavarez, L Rich Aurilia, R OBP: 0.214, SLG: 0.370 (1, 2) (7, 1) (8, 6)		1-0 SAFE 1-H HR		4-0 SH3-4 BB		2-3 K		0-2 2B		2	1	1	2	1	1	1
William Van Landingham, R OBP: 0.056, SLG: 0.056 Keith Foulke, R Rich Rodriguez, L Rick Wilkins, L OBP: 0.500, SLG: 0.500 OBP: 0.231, SLG: 0.290 (1, 1) (3, 1) (5, 1) (7, 2)		0-3 SAFE K		0-0 SH3-4 1-2		0-1 P9		4-2 FC6-4 BB		1	0	0	0	0	1	0

Inning Stats	R: 0	H: 0	E: 0	K: 1	S: 9	R: 2	H: 2	E: 0	K: 3	S: 12	R: 1	H: 1	E: 1	K: 3	S: 16	R: 0	H: 0	E: 0	K: 0	S: 4	R: 0	H: 1	E: 0	K: 1	S: 12	R: 0	H: 0	E: 0	K: 2	S: 9	R: 0	H: 1	E: 0	K: 0	S: 6	R: 0	H: 0	E: 0	K: 2	S: 15	R: 0	H: 1	E: 0	K: 2	S: 15	1B: 4	SF: 0	2B: 4	SAC: 1	3B: 0	DP: 2	HR: 1	HBP: 0	WP: 0	PA: 37
--------------	------	------	------	------	------	------	------	------	------	-------	------	------	------	------	-------	------	------	------	------	------	------	------	------	------	-------	------	------	------	------	------	------	------	------	------	------	------	------	------	------	-------	------	------	------	------	-------	-------	-------	-------	--------	-------	-------	-------	--------	-------	--------

PITCHER	IP	WLS	BF	H	R	ER	SO	BB	IBB	HBP	BLK	WP	HR	S	P	ERA	WHIP
Todd Stottlemyre, R ERA: 4.02 (1, 1)	7.0	W	29	6	3	2	8	3	0	0	0	0	1	63	102	2.57	1.286
Tony Fossas, L ERA: 2.77 (8, 1)	1.0		3	0	0	0	2	0	0	0	0	0	0	9	15	0.00	0.000
T.J. Mathews, R ERA: 2.12 (9, 1)	1.0		5	1	0	0	2	1	0	0	0	0	0	15	23	0.00	2.000

BOTTOM

St. Louis Cardinals @ San Francisco Giants
3Com Park at Candlestick Point, San Francisco, CA

livebaseballscores.com

AB	32
R	3
H	7
RBI	3
BB	4
SO	12
LOB	15



PITCHER	IP	WLS	BF	H	R	ER	SO	BB	IBB	HBP	BLK	WP	HR	S	P	ERA	WHIP
Todd Stottlemyre, R ERA: 4.02 (1, 1)	7.0	W	29	6	3	2	8	3	0	0	0	0	1	63	102	2.57	1.286
Tony Fossas, L ERA: 2.77 (8, 1)	1.0		3	0	0	0	2	0	0	0	0	0	0	9	15	0.00	0.000
T.J. Mathews, R ERA: 2.12 (9, 1)	1.0		5	1	0	0	2	1	0	0	0	0	0	15	23	0.00	2.000

Sun May 25 1997, 6:33 AM EDT
 Att. 21,929 - Sunny - 70 F

Batter	1	2	3	4	5	6	7	8	9	AB R H RBI BB SO LOB	TOP																
Craig Biggio, R (1, 4) OBP: 0.387, SLG: 0.535	1-2 5 BB FC3-6 1B	1-1 1B			1-1 G4-3 FC4-6 2B		1-3 K		2-0 1B	5 2 4 0 0 1 0	Houston Astros @ San Francisco Giants 3Com Park at Candlestick Point, San Francisco, CA Mon May 26 1997, 6:33 AM EDT Att. 16,059 - Overcast - 67 F																
Brad Ausmus, R (1, 2) OBP: 0.345, SLG: 0.424	0-0 5 BB E 1B	1-2 P4			2-2 G4-3		1-1 G6-3	0-0 G6-3	5 1 1 0 0 0 4																		
5 Jeff Bagwell, R (1, 3) OBP: 0.423, SLG: 0.670	4-0 FC3-6 1-2 2-3 BB	1-1 G4-3			4-0 FC4-6 IBB		3-2 L9		2 0 0 0 2 0 2																		
Luis Gonzalez, L (1, 7) OBP: 0.357, SLG: 0.353	2-1 FC3-6 1-2f 2-H 3-H		2-3 K		2-1 FC4-6 1-2f 3-H		0-1 BB 1B		4 0 1 2 0 1 2																		
Sean Berry, R (1, 5) OBP: 0.239, SLG: 0.333	2-3 K		2-2 G5-3		0-0 L8		1-3 K		4 0 0 0 0 2 3																		
Ray Montgomery, R (1, 9) OBP: 0.316, SLG: 0.250	4-1 BB		1-3 K		3-1 G4-3		4-1 BB L8-4		2 0 0 0 1 1 0																		
Thomas Howard, S (8, PH) OBP: 0.315, SLG: 0.341							1-2 BB		0 0 0 0 1 0 0																		
Ricky Gutierrez, R (1, 6) OBP: 0.420, SLG: 0.511	0-3 K				1-0 P4		0-1 G3	1-1 L8-4	4 0 0 0 0 1 4																		
James Mouton, R (1, 8) OBP: 0.280, SLG: 0.328		2-1 F7			2-3 K		4-2 BB	2-3 K	3 0 0 0 1 2 0																		
Shane Reynolds, R (1, 1) OBP: 0.103, SLG: 0.172		3-2 1B			2-3 K		0-3 K	3-2 F7	3 0 1 0 0 2 1																		
Tom Martin, L (7, 1)									0 0 0 0 0 0 0																		
Russ Springer, R (8, 1)									0 0 0 0 0 0 0																		
Pat Listach, S (9, PH) OBP: 0.238, SLG: 0.187									1 0 0 0 0 0 0																		
Jose Lima, R (9, 1)									0 0 0 0 0 0 0																		
Inning Stats	R: 2 E: 1 K: 2 S: 13	H: 2 LOB: 2 BB: 2 P: 26	R: 0 E: 0 K: 0 S: 14	H: 2 LOB: 2 BB: 0 P: 22	R: 0 E: 0 K: 2 S: 13	H: 0 LOB: 0 BB: 0 P: 18	R: 0 E: 0 K: 2 S: 11	H: 0 LOB: 0 BB: 0 P: 16	R: 1 E: 0 K: 0 S: 8	H: 1 LOB: 1 BB: 1 P: 17	R: 0 E: 0 K: 1 S: 10	H: 0 LOB: 1 BB: 1 P: 17	R: 0 E: 0 K: 1 S: 10	H: 0 LOB: 0 BB: 0 P: 15	R: 0 E: 0 K: 1 S: 8	H: 1 LOB: 1 BB: 1 P: 14	R: 0 E: 0 K: 1 S: 11	H: 1 LOB: 1 BB: 0 P: 18	1B: 6 2B: 2 3B: 0 HR: 0	SF: 0 SAC: 0 DP: 1 HBP: 0	WP: 0 PB: 0 SB: 0 CS: 0	PA: 38					
PITCHER	IP WLS BF H R ER SO BB IBB HBP BLK WP HR S P ERA WHIP																										
Kirk Rueter, L (1, 1) ERA: 3.22	7.0		30	5	3	2	8	3	1	0	0	0	0	79	131	2.57	1.143										
Doug Henry, R (8, 1) ERA: 1.03	1.0		4	1	0	0	1	1	0	0	0	0	0	8	14	0.00	2.000										
Rich Rodriguez, L (9, 1) ERA: 1.07	0.2		2	0	0	0	1	0	0	0	0	0	0	9	14	0.00	0.000										
Julian Tavarez, R (9, 1) ERA: 7.61	0.1	W	2	1	0	0	0	0	0	0	0	0	0	2	4	0.00	3.000										

AB	33
R	3
H	7
RBI	2
BB	5
SO	10
LOB	16



Batter	1	2	3	4	5	6	7	8	9	AB	R	H	RBI	BB	SO	LOB
Marvin Benard, L (1, 9) OBP: 0.396, SLG: 0.333	1-1 F8	1-2 FC4-6 1B		3-3 K		0-0 G1-3		1-3 K		5	0	0	1	0	2	5
Jose Vizcaino, S (1, 6) OBP: 0.339, SLG: 0.327	1-0 F7	1-1 1B		1-2 G4-3			0-0 L9	3-2 G3		5	0	1	1	0	0	2
Barry Bonds, L (1, 7) OBP: 0.447, SLG: 0.483	2-0 1B	4-0 1BB		2-2 F7			0-1 1B		1-0 HR	4	1	3	1	1	0	0
Jeff Kent, R (1, 4) OBP: 0.330, SLG: 0.529	1-0 F9	3-3 K			4-1 BB		1-0 E1	1-2 FC4-6		3	0	0	0	1	1	5
J.T. Snow, L (1, 3) OBP: 0.401, SLG: 0.398		1-0 BB 1B	1-3 K		0-1 L8		1-3 K			4	1	1	0	0	2	3
Stan Javier, S (1, 8) OBP: 0.320, SLG: 0.279		1-1 BB BB	3-2 F7		1-0 G1-6-3		0-1 FC4-6			4	1	1	0	0	0	3
Bill Mueller, S (1, 5) OBP: 0.357, SLG: 0.345		4-2 FC4-6 BB	1-1 BB			3-2 L8		2-2 2B		3	1	2	0	1	0	0
Marcus Jensen, S (1, 2) OBP: 0.321, SLG: 0.340		1-2 F9	4-2 1 SAFE			3-2 FC4-6		1-0 B3		3	0	1	0	1	0	4
Kirk Rueter, L (1, 1) OBP: 0.182, SLG: 0.100		4-1 FC4-6	1-1 P7			0-0 FC4-6		4-2 BB		2	0	0	1	1	0	3
Doug Henry, R (8, 1)										0	0	0	0	0	0	0
Glenallen Hill, R (8, PH) OBP: 0.276, SLG: 0.418										0	0	0	0	1	0	0
Rich Rodriguez, L (9, 1) OBP: 0.500, SLG: 0.500										0	0	0	0	0	0	0
Julian Tavarez, L (9, 1)										0	0	0	0	0	0	0

Inning Stats	R: 0	H: 1	E: 0	K: 5	S: 5	H: 1	LOB: 1	BB: 0	P: 10	R: 3	H: 3	E: 0	K: 1	S: 20	H: 1	LOB: 2	BB: 1	P: 23	R: 0	H: 0	E: 0	K: 1	S: 10	R: 0	H: 0	E: 0	K: 4	S: 9	R: 0	H: 1	E: 1	K: 10	S: 10	R: 0	H: 1	E: 0	K: 1	S: 17	R: 0	H: 1	E: 0	K: 1	S: 17	R: 1	H: 1	E: 0	K: 0	S: 1	1B: 7	2B: 1	3B: 0	HR: 1	SF: 0	SAC: 0	DP: 1	HBP: 0	WP: 0	PA: 39
--------------	------	------	------	------	------	------	--------	-------	-------	------	------	------	------	-------	------	--------	-------	-------	------	------	------	------	-------	------	------	------	------	------	------	------	------	-------	-------	------	------	------	------	-------	------	------	------	------	-------	------	------	------	------	------	-------	-------	-------	-------	-------	--------	-------	--------	-------	--------

PITCHER	IP	WLS	BF	H	R	ER	SO	BB	IBB	HBP	BLK	WP	HR	S	P	ERA	WHIP
Shane Reynolds, R (1, 1) ERA: 3.07	6.0		28	6	3	3	3	4	1	0	0	0	0	63	115	4.50	1.667
Tom Martin, L (7, 1) ERA: 1.5	1.1		7	2	0	0	1	0	0	0	0	0	0	14	19	0.00	1.500
Russ Springer, R (8, 1) ERA: 2.35	0.2		3	0	0	0	1	1	0	0	0	0	0	13	21	0.00	1.500
Jose Lima, R (9, 1) ERA: 3.81	0.0	L	1	1	1	1	0	0	0	0	0	0	1	1	2	∞	∞

BOTTOM

Houston Astros @ San Francisco Giants
3Com Park at Candlestick Point, San Francisco, CA

Mon May 26 1997, 6:33 AM EDT
Att. 16,059 - Overcast - 67 F

livebaseballscores.com

AB	33
R	4
H	9
RBI	4
BB	6
SO	5
LOB	25



Batter	1	2	3	4	5	6	7	8	9	10	AB R H RBI BB SO LOB	TOP												
Craig Biggio, R OBP: 0.387, SLG: 0.529 (1, 4)	F8 G3-1		F8		1B	IBB			F8		4 0 1 0 1 0 1	Houston Astros @ San Francisco Giants 3Com Park at Candlestick Point, San Francisco, CA Tue May 27 1997, 6:33 AM EDT Att. 8,437 - Sunny - 70 F												
Brad Ausmus, R OBP: 0.340, SLG: 0.412 (1, 2)	CS BB			G1-3	F7	P3			P4		4 0 0 0 1 0 4													
5 Jeff Bagwell, R OBP: 0.423, SLG: 0.663 (1, 3)	F8			0-0	2B	1B		L7	E7	1B	5 1 2 0 0 0 2													
Luis Gonzalez, L OBP: 0.364, SLG: 0.363 (1, 7)	CS		K	2-1	1B	2B		FC5-4	1B	IBB	4 1 2 1 1 1 1													
Sean Berry, R OBP: 0.254, SLG: 0.348 Billy Wagner, L (9, 1)			CS	1B	BB	E		1B	2B	FC5-4	1-2f		L8	4 2 2 0 1 0 3 0 0 0 0 0 0 0										
Thomas Howard, S OBP: 0.330, SLG: 0.349 (1, 9)			K	1-2				G1-3					G6-4-3	1B	4 0 2 0 1 1 2									
Ricky Gutierrez, R OBP: 0.436, SLG: 0.520 (1, 6)			SH1-4	1B	E4	1B							L8		G6-4-3	1-2f	5 0 3 2 0 0 1							
James Mouton, R OBP: 0.266, SLG: 0.310 (1, 8)			B2		K			SH1-4					G6-3		G4-3		4 0 0 0 0 1 3							
Mike Hampton, R OBP: 0.100, SLG: 0.053 Ken Ramos, L (6, PH) Ramon Garcia, R (6, 1) Tom Martin, L (7, 1) Pat Listach, S OBP: 0.235, SLG: 0.185 Russ Springer, R (8, 1) Bill Spiers, L (9, 5)			SH1-4		G1-3			P3					G6-3				1 0 0 0 0 0 2 1 0 0 0 0 0 2 0 0 0 0 0 0 0 0 0 0 0 0 0 0 1 0							
Inning Stats	R: 0 E: 0 K: 0 S: 7	H: 0 LOB: 0 BB: 1 P: 15	R: 0 E: 0 K: 2 S: 9	H: 1 LOB: 1 BB: 0 P: 13	R: 0 E: 0 K: 0 S: 7	H: 1 LOB: 1 BB: 0 P: 11	R: 3 E: 1 K: 1 S: 19	H: 3 LOB: 2 BB: 2 P: 36	R: 0 E: 0 K: 0 S: 12	H: 1 LOB: 1 BB: 0 P: 20	R: 1 E: 0 K: 0 S: 13		H: 3 LOB: 3 BB: 1 P: 27	R: 0 E: 0 K: 0 S: 9	H: 1 LOB: 1 BB: 0 P: 14	R: 0 E: 0 K: 0 S: 5	H: 0 LOB: 0 BB: 0 P: 8	R: 0 E: 1 K: 0 S: 10	H: 1 LOB: 2 BB: 1 P: 19	R: 0 E: 0 K: 0 S: 9	H: 1 LOB: 0 BB: 0 P: 12	1B: 10 2B: 3 3B: 0 HR: 0	SF: 0 SAC: 2 DP: 2 HBP: 0	WP: 0 PB: 0 SB: 0 CS: 2
PITCHER	IP WLS BF H R ER SO BB IBB HBP BLK WP HR S P ERA WHIP												IP WLS BF H R ER SO BB IBB HBP BLK WP HR S P ERA WHIP											
Mark Gardner, R ERA: 3.23 Rene Arocha, R ERA: 15.0 Joe Roa, R ERA: 4.55 Rod Beck, R ERA: 3.48	(1, 1) (6, 1) (7, 1) (8, 1) (10, 1)	5.0 1.0 3.0 1.0	WLS 5 12 3	BF 24 12 3	H 8 2 1	R 4 0 0	ER 3 0 0	SO 3 0 0	BB 3 1 0	IBB 0 0 0	HBP 0 0 0	BLK 0 0 0	WP 0 0 0	HR 0 0 0	S 59 8 24 9	P 103 19 41 12	ERA 5.40 0.00 0.00 0.00	WHIP 2.200 1.000 0.667 1.000						

livebaseballscores.com

AB	37
R	4
H	12
RBI	3
BB	5
SO	3
LOB	21



Batter	1	2	3	4	5	6	7	8	9	10	AB	R	H	RBI	BB	SO	LOB
Marvin Benard, L OBP: 0.377, SLG: 0.304 (1, 9)	G4-3	K		BB 1-2		P5			K		4	0	0	0	1	2	0
Jose Vizcaino, S OBP: 0.340, SLG: 0.321 (1, 6)	FC5-4 BB		F7	BB 1-2		P5			G4-3		3	1	0	0	2	0	0
Barry Bonds, L OBP: 0.446, SLG: 0.483 (1, 7)	FC5-4 BB		F8	P6			G6-3			1B 2B	4	1	1	0	1	0	3
Jeff Kent, R OBP: 0.326, SLG: 0.537 (1, 4)	FC5-4 BB		G4-3		HR		L7			B3	5	1	1	1	0	0	3
Mark Lewis, R OBP: 0.333, SLG: 0.436 (1, 5)	BB			2B 1B	F9		G6-3			1B HBP	3	1	1	0	1	0	0
Stan Javier, S OBP: 0.343, SLG: 0.311 (1, 8)	BB		G5-3 1B	2B	S		1B		G3		4	1	3	3	1	0	0
J.T. Snow, L OBP: 0.393, SLG: 0.388 (1, 3)	K		G5-3		K		K		K		4	0	0	0	0	3	5
Marcus Jensen, S OBP: 0.298, SLG: 0.314 (1, 2)		G1-6-3		L9		K			L9		4	0	0	0	0	1	2
Mark Gardner, R Rene Arcocha, R Bill Mueller, S Joe Rios, R Glennallen Hill, R Rod Beck, R		G6-3		BB 1B		G4-3			K		2	0	1	1	0	0	0

Inning Stats	R: 1	H: 0	E: 0	K: 1	S: 13	H: 0	LOB: 3	BB: 4	P: 33	R: 0	H: 0	E: 0	K: 0	S: 6	H: 0	LOB: 0	BB: 0	P: 7	R: 0	H: 0	E: 0	K: 0	S: 6	H: 0	LOB: 0	BB: 0	P: 8	R: 2	H: 3	E: 0	K: 0	S: 14	R: 1	H: 2	E: 0	K: 2	S: 13	R: 0	H: 0	E: 0	K: 0	S: 8	R: 0	H: 0	E: 0	K: 0	S: 6	R: 0	H: 0	E: 0	K: 1	S: 10	R: 0	H: 0	E: 0	K: 2	S: 8	R: 0	H: 0	E: 0	K: 0	S: 8	R: 0	H: 0	E: 0	K: 0	S: 13	R: 0	H: 2	E: 0	K: 0	S: 10	R: 0	H: 0	E: 0	K: 0	S: 10	R: 0	H: 0	E: 0	K: 0	S: 8	R: 0	H: 0	E: 0	K: 0	S: 13	R: 1	H: 2	E: 0	K: 0	S: 6	R: 0	H: 0	E: 0	K: 0	S: 11	1B: 4	2B: 2	3B: 0	HR: 1	SF: 0	SAC: 0	DP: 0	HBP: 1	WP: 0	PA: 42
--------------	------	------	------	------	-------	------	--------	-------	-------	------	------	------	------	------	------	--------	-------	------	------	------	------	------	------	------	--------	-------	------	------	------	------	------	-------	------	------	------	------	-------	------	------	------	------	------	------	------	------	------	------	------	------	------	------	-------	------	------	------	------	------	------	------	------	------	------	------	------	------	------	-------	------	------	------	------	-------	------	------	------	------	-------	------	------	------	------	------	------	------	------	------	-------	------	------	------	------	------	------	------	------	------	-------	-------	-------	-------	-------	-------	--------	-------	--------	-------	--------

PITCHER	IP	WLS	BF	H	R	ER	SO	BB	IBB	HBP	BLK	WP	HR	S	P	ERA	WHIP
Mike Hampton, L ERA: 5.65 (1, 1)	5.0		26	5	4	4	4	6	0	0	0	0	1	52	96	7.20	2.200
Ramon Garcia, R ERA: 4.42 (6, 1)	1.0		3	0	0	0	0	0	0	0	0	0	0	8	10	0.00	0.000
Tom Martin, L ERA: 1.42 (7, 1)	1.0		3	0	0	0	0	0	0	0	0	0	0	6	9	0.00	0.000
Russ Springer, R ERA: 2.25 (8, 1)	1.0		3	0	0	0	1	0	0	0	0	0	0	10	18	0.00	0.000
Billy Wagner, L ERA: 1.04 (9, 1)	1.1	L	7	2	1	1	2	0	0	1	0	0	0	14	24	6.75	1.500

BOTTOM

Houston Astros @ San Francisco Giants
3Com Park at Candlestick Point, San Francisco, CA

Tue May 27 1997, 6:33 AM EDT
Att: 8,437 - Sunny - 70 F

AB	35
R	5
H	7
RBI	5
BB	6
SO	7
LOB	13

GIANTS

Batter	1	2	3	4	5	6	7	8	9	AB R H RBI BB SO LOB	TOP		
Marvin Benard, L (1, 9) OBP: 0.362, SLG: 0.294	2-1 P5			0-0 F7		1-0 FC4-2		3-1 1B SF7 1B	2-1 F7	5 1 1 0 0 0 2	San Francisco Giants @ Atlanta Braves Turner Field, Atlanta, GA Thu May 29 1997, 7:05 PM EDT Att. 38,844 - Unknown - 58 F		
Jose Vizcaino, S (1, 6) OBP: 0.344, SLG: 0.325	1-2 G5-3			0-0 1B		0-2 G4-3		0-0 1B SF7 1B		4 0 2 0 0 0 1			
Barry Bonds, L (1, 7) OBP: 0.438, SLG: 0.474	1-3 K			0-1 F9			1-3 K	3-0 SF7		3 0 0 1 0 2 1			
Jeff Kent, R (1, 4) OBP: 0.330, SLG: 0.536		0-1 F8		3-1 P6			2-2 1B 1B	1-2 S 1B		4 1 2 0 0 0 1			
J.T. Snow, L (1, 3) OBP: 0.395, SLG: 0.387		2-2 G5-3			1-2 G6-3		2-0 WP 1B 1B	4-1 1B		3 1 1 0 1 0 0			
Stan Javier, S (1, 8) OBP: 0.340, SLG: 0.309		3-3 K			1-2 G6-3		0-0 WP 1B	2-0 F7-2		4 1 1 1 0 1 3			
Rick Wilkins, L (1, 2) OBP: 0.240, SLG: 0.291			0-1 F8		1-0 G4-3		4-2 1B L8-2 BB		0-0 SH3-4 1B	3 0 1 0 1 0 0			
Bill Mueller, S (1, 5) OBP: 0.361, SLG: 0.360		1-2 G1-3				1-2 SH1-4 FC4-2 2B	0-0 1B		2-0 SH3-4	3 0 2 2 0 0 0			
Shawn Estes, R (1, 1) Darryl Hamilton, L (7, PH) Rich Rodriguez, L (7, 1) Doug Henry, R (8, 1) Mark Lewis, R (9, PH) Rod Beck, R (9, 1)			1-3 K			0-0 SH1-4	0-2 L8-2		2-0 L9	1 0 0 0 0 0 1 0 1 0 0 0 0 0 0 2 0 0 0 0 0 0 0 0 0 0 0 0 0 0 0 0 1 0 0 0 0 0 0 1 0 0 0 0 0 0 0 0			
Inning Stats	R: 0 H: 0 E: 0 LOB: 0 K: 1 BB: 0 S: 8 P: 12	R: 0 H: 0 E: 0 LOB: 0 K: 1 BB: 0 S: 9 P: 14	R: 0 H: 0 E: 0 LOB: 0 K: 1 BB: 0 S: 8 P: 10	R: 0 H: 1 E: 0 LOB: 1 K: 0 BB: 0 S: 6 P: 10	R: 0 H: 0 E: 0 LOB: 0 K: 0 BB: 0 S: 10 P: 13	R: 0 H: 1 E: 0 LOB: 1 K: 0 BB: 0 S: 8 P: 10	R: 3 H: 4 E: 0 LOB: 1 K: 1 BB: 1 S: 14 P: 23	R: 1 H: 3 E: 0 LOB: 2 K: 0 BB: 1 S: 9 P: 22	R: 0 H: 1 E: 0 LOB: 1 K: 0 BB: 0 S: 5 P: 11	1B: 9 SF: 1 2B: 3 SAC: 2 3B: 0 DP: 2 HR: 0 HBP: 0	WP: 1 PA: 37 PB: 0 SB: 1 CS: 0		
PITCHER	IP WLS BF H R ER SO BB IBB HBP BLK WP HR S P ERA WHIP											PITCHER	IP WLS BF H R ER SO BB IBB HBP BLK WP HR S P ERA WHIP
29 John Smoltz, R (1, 1) ERA: 2.8	7.0 L 29 8 4 4 4 1 0 0 0 0 1 0 66 98 5.14 1.286												
Alan Embree, L (8, 1) ERA: 3.6	0.1 1 0 0 0 0 0 0 0 0 0 0 0 1 4 0.00 0.000												
Joe Borowski, R (8, 1) ERA: 0.61	1.2 7 2 0 0 0 0 0 1 0 0 0 0 10 23 0.00 1.200												

livebaseballscorecards.com

AB	32
R	4
H	10
RBI	4
BB	2
SO	4
LOB	11



Batter	1	2	3	4	5	6	7	8	9	AB R H RBI BB SO LOB
Kenny Lofton, L OBP: 0.392, SLG: 0.439 (1, 8)	1-3 K		2-2 FC6-4 1B		1-0 L7	1-1 FC6-4 1-2f			1-1 G4-6-3 1-2f	5 0 1 0 0 1 4
Michael Tucker, L OBP: 0.382, SLG: 0.500 (1, 7)	0-0 10 BB 1B		1-0 FC6-4 10 2B G4-3 1-2f		4-2 10 G6-4-3 BB					3 1 1 0 0 1 1
10 Chipper Jones, S OBP: 0.366, SLG: 0.436 (1, 5)	4-0 1-2 BB		2-2 G4-3 1-3 2B		2-2 G6-4-3 1-2f			0-0 G4-3		3 0 1 0 1 0 1
Fred McGriff, L OBP: 0.339, SLG: 0.401 (1, 3)	3-3 K		2-2 G4-3			0-0 BB 29 BB 1B		0-1 G6-3		4 1 1 1 0 1 3
Andruw Jones, R OBP: 0.359, SLG: 0.400 (1, 9)	3-1 F9		2-3 3-H G4-3					1-0 F8		3 0 0 0 1 0 3
Javy Lopez, R OBP: 0.370, SLG: 0.539 (1, 2)		1-0 1B		1-0 G4-3		4-0 29 BB 1-2 BB		3-1 G6-3		3 0 1 0 1 0 0
Mark Lemke, S OBP: 0.291, SLG: 0.322 (1, 4)		0-0 F8		4-1 BB		2-3 K		3-3 K		3 0 0 0 1 2 4
Rafael Belliard, R OBP: 0.267, SLG: 0.267 (1, 6)		0-3 K		0-0 L9		1-3 K		0-0 E5 G4-6-3		3 0 0 0 0 2 5
Keith Lockhart, L OBP: 0.237, SLG: 0.290 (9, PH)										1 0 0 0 0 0 0
29 John Smoltz, R OBP: 0.500, SLG: 0.481 (1, 1)		3-3 K		0-0 G4-3		4-2 BB 1-2 2-3 3-H				2 0 0 1 1 1 2
Alan Embree, L (8, 1)										0 0 0 0 0 0 0
Joe Borowski, R (8, 1)										0 0 0 0 0 0 0
Ryan Klesko, L OBP: 0.327, SLG: 0.490 (9, PH)										1 0 0 0 0 1 1

Inning Stats	R: 0	H: 1	E: 0	LOB: 2	K: 2	BB: 1	S: 11	R: 0	H: 1	E: 0	LOB: 1	K: 2	BB: 0	S: 8	R: 1	H: 2	E: 0	LOB: 1	K: 0	BB: 0	S: 12	R: 0	H: 0	E: 0	LOB: 1	K: 0	BB: 1	S: 4	R: 0	H: 0	E: 0	LOB: 0	K: 0	BB: 1	S: 9	R: 1	H: 1	E: 0	LOB: 3	K: 2	BB: 3	S: 16	R: 0	H: 0	E: 0	LOB: 0	K: 1	BB: 0	S: 6	R: 0	H: 0	E: 0	LOB: 0	K: 1	BB: 0	S: 6	R: 0	H: 0	E: 1	LOB: 0	K: 1	BB: 0	S: 6	R: 0	H: 0	E: 1	LOB: 0	K: 1	BB: 0	S: 6	1B: 4	SF: 0	2B: 1	SAC: 0	3B: 0	DP: 2	HR: 0	HBP: 0	WP: 0	PA: 37
--------------	------	------	------	--------	------	-------	-------	------	------	------	--------	------	-------	------	------	------	------	--------	------	-------	-------	------	------	------	--------	------	-------	------	------	------	------	--------	------	-------	------	------	------	------	--------	------	-------	-------	------	------	------	--------	------	-------	------	------	------	------	--------	------	-------	------	------	------	------	--------	------	-------	------	------	------	------	--------	------	-------	------	-------	-------	-------	--------	-------	-------	-------	--------	-------	--------


PITCHER	IP	WLS	BF	H	R	ER	SO	BB	IBB	HBP	BLK	WP	HR	S	P	ERA	WHIP
Shawn Estes, L ERA: 2.77 (1, 1)	6.0		28	5	2	2	6	6	0	0	0	0	0	60	113	3.00	1.833
Rich Rodriguez, L ERA: 1.03 (7, 1)	1.0		3	0	0	0	1	0	0	0	0	0	0	6	8	0.00	0.000
Doug Henry, R ERA: 0.99 (8, 1)	1.0		3	0	0	0	1	0	0	0	0	0	0	6	13	0.00	0.000
Rod Beck, R ERA: 3.32 (9, 1)	1.0	S	3	0	0	0	1	0	0	0	0	0	0	6	9	0.00	0.000

BOTTOM

San Francisco Giants @ Atlanta Braves
Turner Field, Atlanta, GA

Thu May 29 1997, 7:05 PM EDT
Att: 38,844 - Unknown - 58 F

AB	31
R	2
H	5
RBI	2
BB	6
SO	9
LOB	24



Batter	1	2	3	4	5	6	7	8	9	AB R H RBI BB SO LOB	TOP																
Stan Javier, S (1, 8) OBP: 0.333, SLG: 0.296	2-2 P3		1-0 B2			3-2 F8	2-3 K		4-1 BB	4 0 0 0 1 1 0	San Francisco Giants @ Atlanta Braves Turner Field, Atlanta, GA Fri May 30 1997, 7:05 PM EDT Att. 45,181 - Unknown - 67 F																
Jose Vizcaino, S (1, 6) OBP: 0.340, SLG: 0.318	2-0 L1		2-2 L4			4-1 2B BB	2-3 K		0-0 F8	4 1 0 0 1 1 1																	
Barry Bonds, L (1, 7) OBP: 0.437, SLG: 0.478	3-2 F8		3-2 G6-3			0-0 E7 1B 2B		3-1 1B 1B 1B	1-0 F9	5 1 2 0 0 0 1																	
Jeff Kent, R (1, 4) OBP: 0.328, SLG: 0.529		2-3 K		1-1 G5-3		1-0 G5-3 1B		2-0 F9		4 0 1 1 0 1 1																	
Glenallen Hill, R (1, 9) OBP: 0.279, SLG: 0.414		0-0 F9		1-2 K		4-2 G5-3 BB		3-1 1B 1B		3 0 1 0 1 1 0																	
Mark Lewis, R (1, 5) OBP: 0.336, SLG: 0.443		3-2 BB 2B		0-1 L9		3-2 G5-3 1-2 2-3		3-2 1B		4 0 2 0 0 0 2																	
J.T. Snow, L (1, 3) OBP: 0.397, SLG: 0.382		4-0 BB BB			1-0 L4	4-1 IBB		1-3 K		2 0 0 0 2 1 3																	
Rick Wilkins, L (1, 2) OBP: 0.242, SLG: 0.286		4-2 BB			0-3 K	2-3 K		0-2 L7		2 0 0 0 1 2 3																	
Julian Tavaroz, L (6, 1)										0 0 0 0 0 0 0																	
Rich Rodriguez, L (7, 1) OBP: 0.500, SLG: 0.500										0 0 0 0 0 0 0																	
Darryl Hamilton, L (8, PH) OBP: 0.380, SLG: 0.302		1-2 2-3 BB								1 0 0 0 0 0 3																	
Doug Henry, R (8, 1)										0 0 0 0 0 0 0																	
Keith Foulke, R (1, 1)		0-2 P9			0-0 G4-3		3-1 G4-3		3-1 L7	2 0 0 0 0 0 3	GIANTS																
Jim Poole, L (5, 1)										0 0 0 0 0 0 0																	
Marcus Jensen, S (6, 2) OBP: 0.288, SLG: 0.302										2 0 0 0 0 0 0																	
Inning Stats	R: 0 E: 0 K: 0 S: 9	H: 0 LOB: 0 BB: 0 P: 16	R: 0 E: 0 K: 1 S: 13	H: 1 LOB: 3 BB: 2 P: 26	R: 0 E: 0 K: 0 S: 11	H: 0 LOB: 0 BB: 0 P: 17	R: 0 E: 0 K: 1 S: 7	H: 0 LOB: 0 BB: 0 P: 9	R: 0 E: 0 K: 1 S: 5	H: 0 LOB: 0 BB: 0 P: 6	R: 2 E: 1 K: 1 S: 19	H: 2 LOB: 3 BB: 3 P: 40	R: 0 E: 0 K: 2 S: 8	H: 0 LOB: 0 BB: 0 P: 15	R: 0 E: 0 K: 1 S: 17	H: 3 LOB: 3 BB: 0 P: 29	R: 0 E: 0 K: 0 S: 5	H: 0 LOB: 1 BB: 1 P: 13	1B: 4 2B: 2 3B: 0 HR: 0	SF: 0 SAC: 0 DP: 0 HBP: 0	WP: 0 PB: 0 SB: 0 CS: 0	PA: 39					
PITCHER	IP WLS BF H R ER SO BB IBB HBP BLK WP HR S P ERA WHIP																										
Tom Glavine, L (1, 1) ERA: 2.86	7.0		29	3	2	2	6	4	1	0	0	0	0	72	129	2.57	1.000										
Alan Embree, L (8, 1) ERA: 3.6	0.0		1	1	0	0	0	0	0	0	0	0	0	2	5	∞	∞										
Mike Bielecki, R (8, 1) ERA: 2.08	1.0		5	2	0	0	1	0	0	0	0	0	0	15	24	0.00	2.000										
Mark Wohlers, R (9, 1) ERA: 1.64	1.0	W	4	0	0	0	0	1	0	0	0	0	0	5	13	0.00	1.000										

livebaseballscorecards.com

BOTTOM

San Francisco Giants @ Atlanta Braves
Turner Field, Atlanta, GA

livebaseballscorecards.com

AB	31
R	4
H	8
RBI	4
BB	11
SO	3
LOB	23



WP:	0	PA:	43
PB:	0		
SB:	0		
CS:	0		

ERA	0.00	WHIP	3.000
-----	------	------	-------

AB R H RBI BB SO LOB

4 1 1 0 1 1 3

2 1 1 0 3 0 0

4 0 0 0 1 0 8

4 1 1 0 1 0 3

4 1 1 2 1 1 1

3 0 1 1 2 0 0

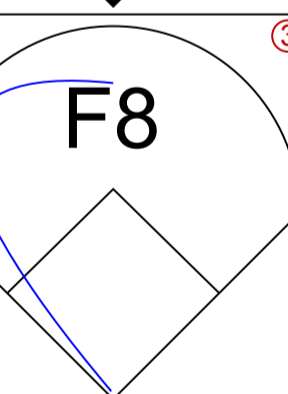
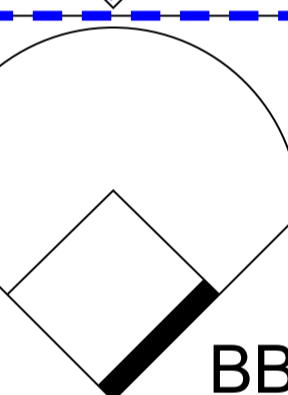
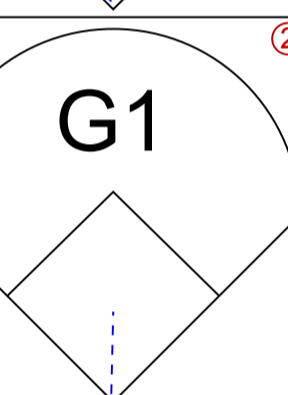
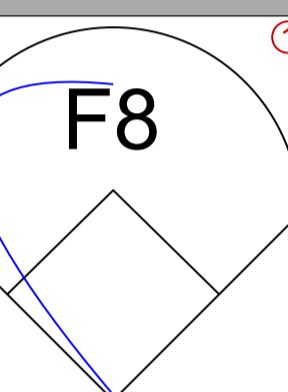
3 0 1 1 1 0 1

4 0 2 0 0 0 4

1B:	7	SF:	1
2B:	0	SAC:	0
3B:	0	DP:	3
HR:	1	HBP:	0

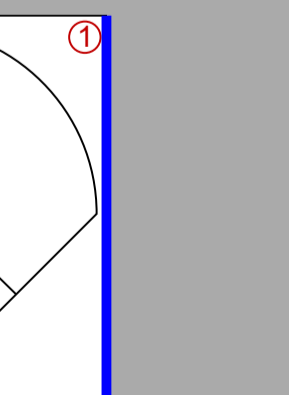
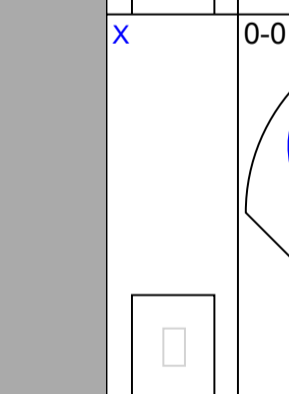
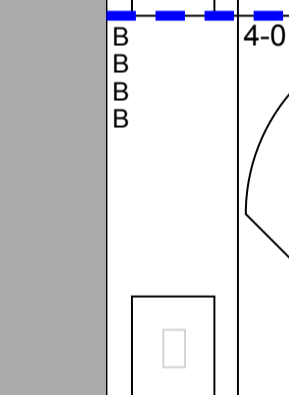
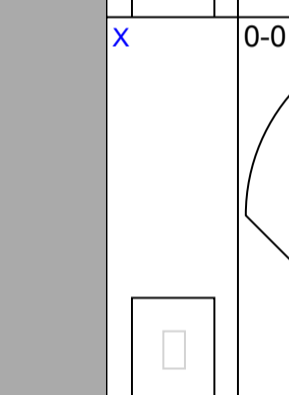
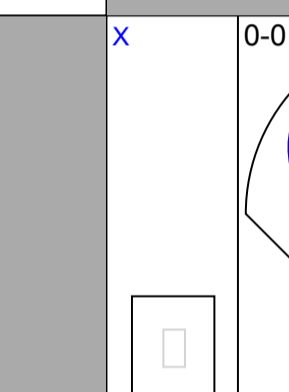

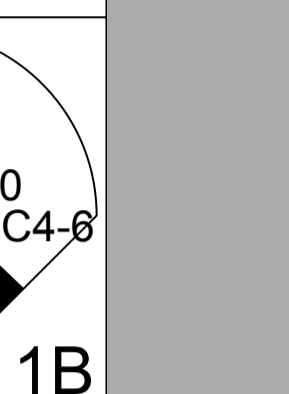
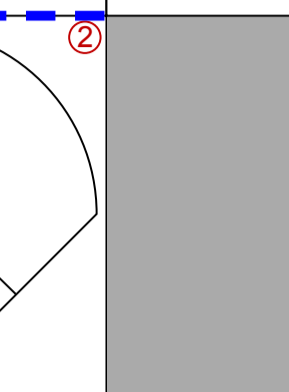
IP	0.1	WLS	0	BF	2	H	0	R	0	ER	0	SO	0	BB	1	IBB	0	HBP	0	BLK	0	WP	0	HR	0	S	1	P	5	ERA	0.00	WHIP	3.000
----	-----	-----	---	----	---	---	---	---	---	----	---	----	---	----	---	-----	---	-----	---	-----	---	----	---	----	---	---	---	---	---	-----	------	------	-------

9



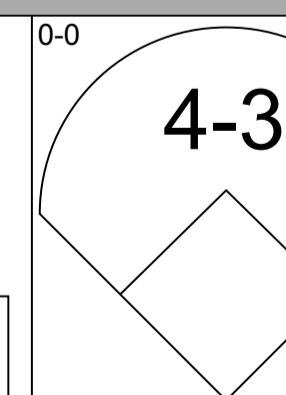
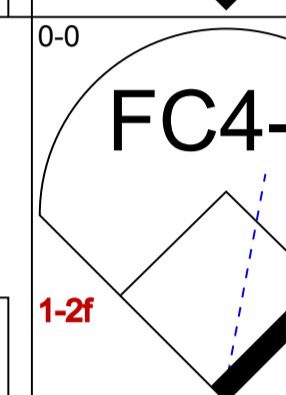
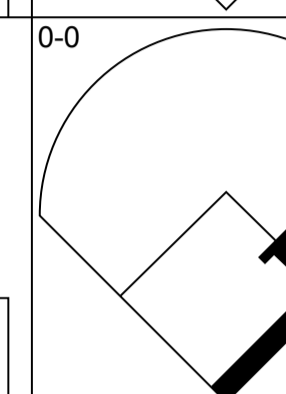
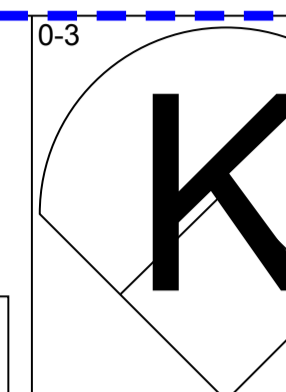
IP	0.1	WLS	0	BF	2	H	0	R	0	ER	0	SO	0	BB	1	IBB	0	HBP	0	BLK	0	WP	0	HR	0	S	1	P	5	ERA	0.00	WHIP	3.000
----	-----	-----	---	----	---	---	---	---	---	----	---	----	---	----	---	-----	---	-----	---	-----	---	----	---	----	---	---	---	---	---	-----	------	------	-------

8



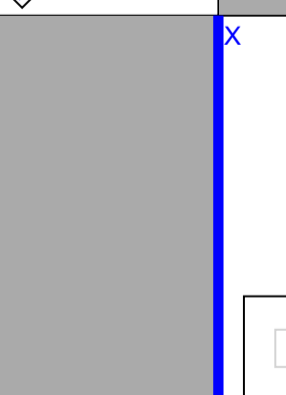
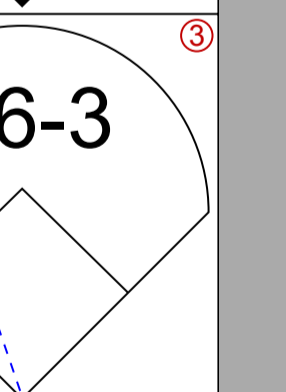
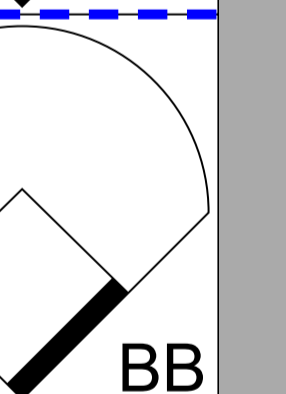
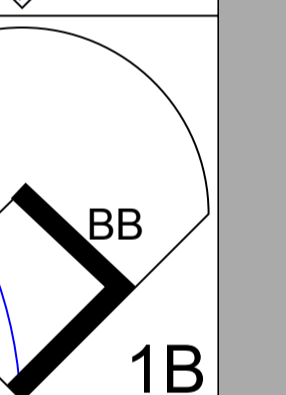

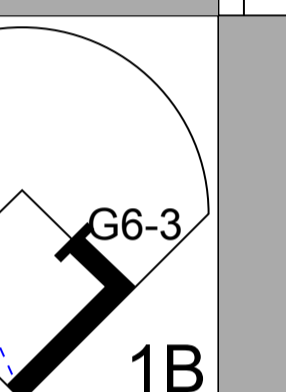



IP	0.1	WLS	0	BF	2	H	0	R	0	ER	0	SO	0	BB	1	IBB	0	HBP	0	BLK	0	WP	0	HR	0	S	1	P	5	ERA	0.00	WHIP	3.000
----	-----	-----	---	----	---	---	---	---	---	----	---	----	---	----	---	-----	---	-----	---	-----	---	----	---	----	---	---	---	---	---	-----	------	------	-------

7




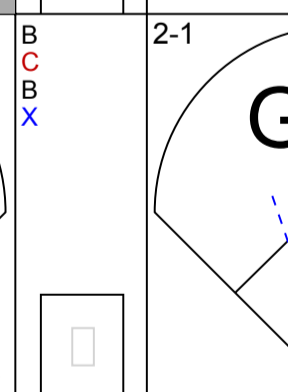
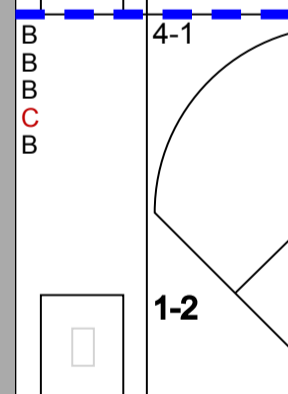
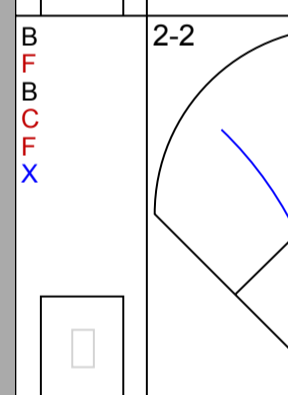
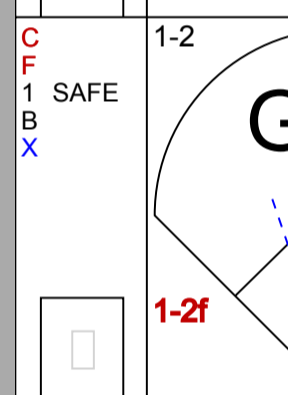
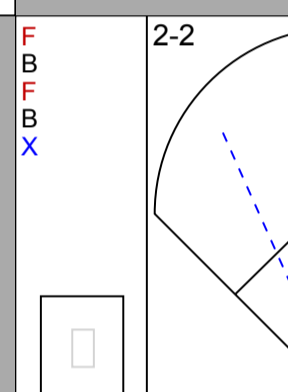



IP	0.1	WLS	0	BF	2	H	0	R	0	ER	0	SO	0	BB	1	IBB	0	HBP	0	BLK	0	WP	0	HR	0	S	1	P	5	ERA	0.00	WHIP	3.000
----	-----	-----	---	----	---	---	---	---	---	----	---	----	---	----	---	-----	---	-----	---	-----	---	----	---	----	---	---	---	---	---	-----	------	------	-------

6



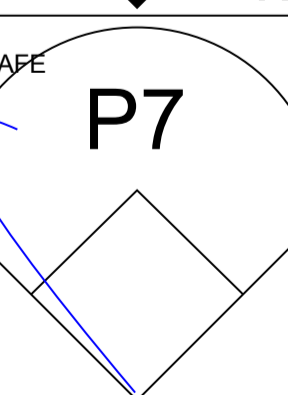
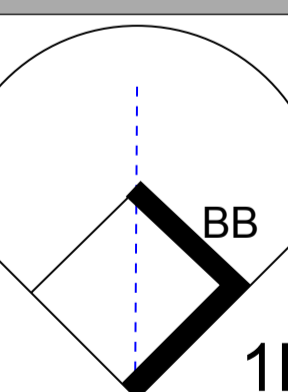

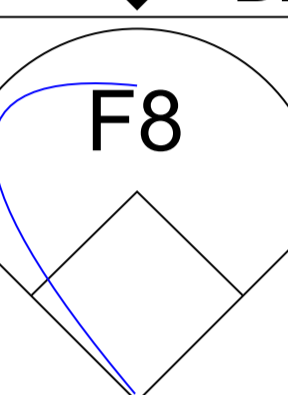
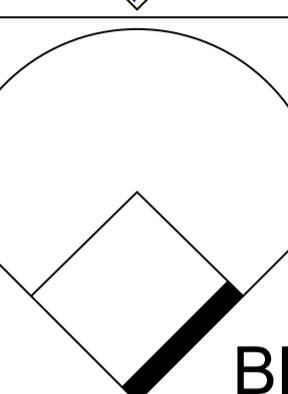
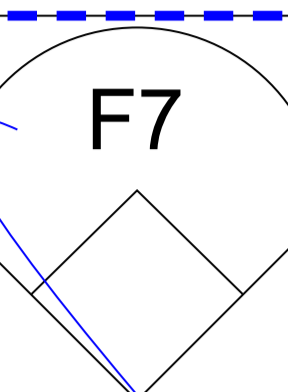
IP	0.1	WLS	0	BF	2	H	0	R	0	ER	0	SO	0	BB	1	IBB	0	HBP	0	BLK	0	WP	0	HR	0	S	1	P	5	ERA	0.00	WHIP	3.000
----	-----	-----	---	----	---	---	---	---	---	----	---	----	---	----	---	-----	---	-----	---	-----	---	----	---	----	---	---	---	---	---	-----	------	------	-------

5



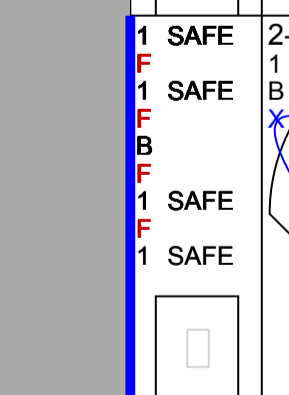
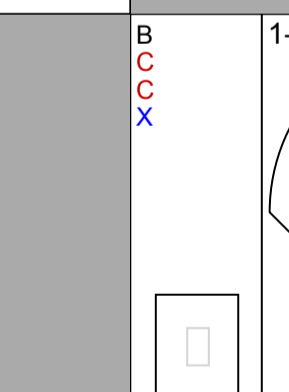
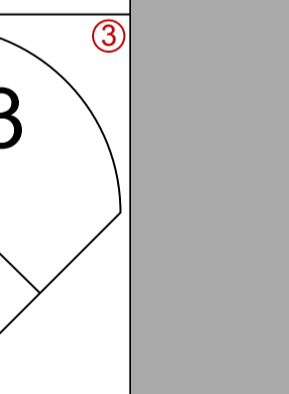

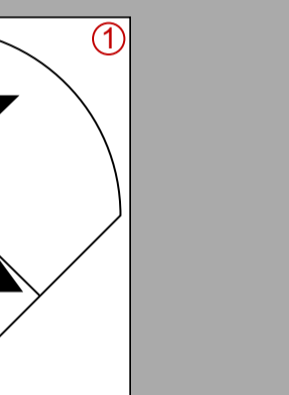
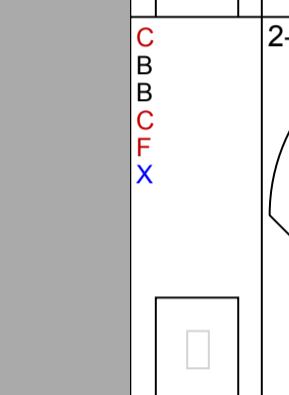
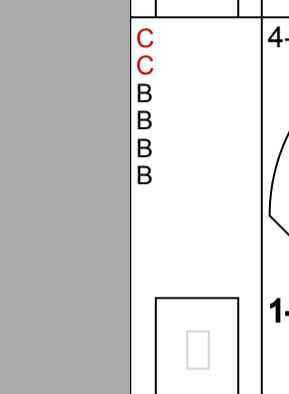
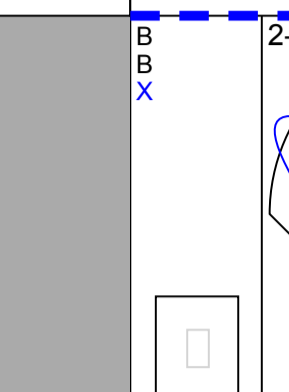
IP	0.1	WLS	0	BF	2	H	0	R	0	ER	0	SO	0	BB	1	IBB	0	HBP	0	BLK	0	WP	0	HR	0	S	1	P	5	ERA	0.00	WHIP	3.000
----	-----	-----	---	----	---	---	---	---	---	----	---	----	---	----	---	-----	---	-----	---	-----	---	----	---	----	---	---	---	---	---	-----	------	------	-------

4



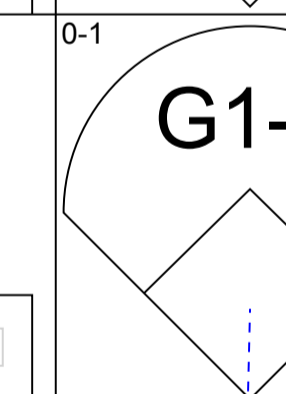
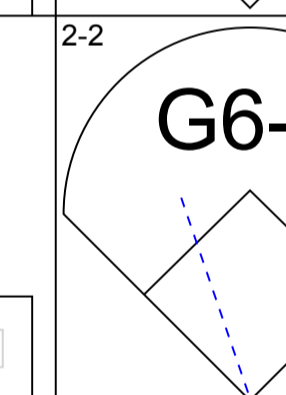
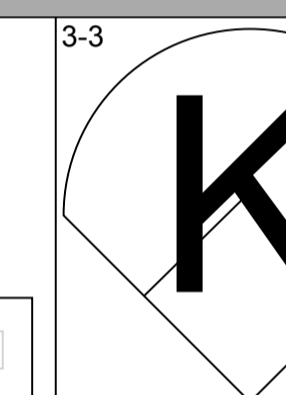
IP	0.1	WLS	0	BF	2	H	0	R	0	ER	0	SO	0	BB	1	IBB	0	HBP	0	BLK	0	WP	0	HR	0	S	1	P	5	ERA	0.00	WHIP	3.000
----	-----	-----	---	----	---	---	---	---	---	----	---	----	---	----	---	-----	---	-----	---	-----	---	----	---	----	---	---	---	---	---	-----	------	------	-------

3




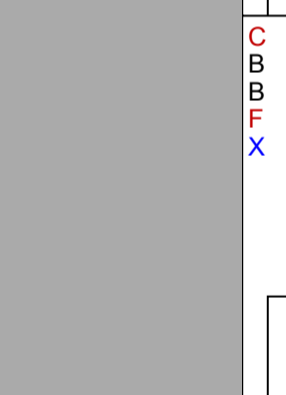

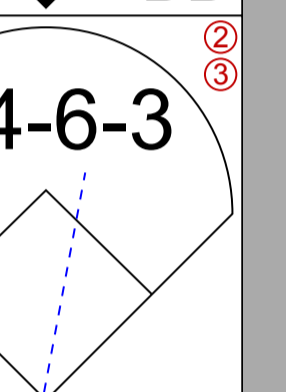
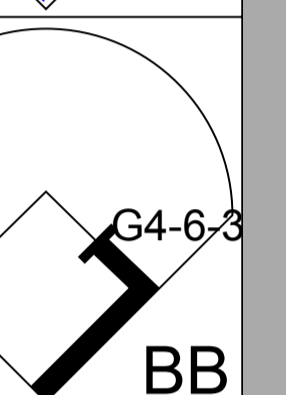
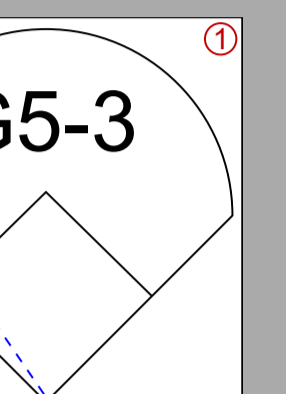
IP	0.1	WLS	0	BF	2	H	0	R	0	ER	0	SO	0	BB	1	IBB	0	HBP	0	BLK	0	WP	0	HR	0	S	1	P	5	ERA	0.00	WHIP	3.000
----	-----	-----	---	----	---	---	---	---	---	----	---	----	---	----	---	-----	---	-----	---	-----	---	----	---	----	---	---	---	---	---	-----	------	------	-------

2



IP	0.1	WLS	0	BF	2	H	0	R	0	ER	0	SO	0	BB	1	IBB	0	HBP	0	BLK	0	WP	0	HR	0	S	1	P	5	ERA	0.00	WHIP	3.000
----	-----	-----	---	----	---	---	---	---	---	----	---	----	---	----	---	-----	---	-----	---	-----	---	----	---	----	---	---	---	---	---	-----	------	------	-------

1



IP	0.1	WLS	0	BF	2	H	0	R	0	ER	0	SO	0	BB	1	IBB	0	HBP	0	BLK	0	WP	0	HR	0	S	1	P	5	ERA	0.00	WHIP	3.000
----	-----	-----	---	----	---	---	---	---	---	----	---	----	---	----	---	-----	---	-----	---	-----	---	----	---	----	---	---	---	---	---	-----	------	------	-------

Batter

Kenny Lofton, L (1, 8)
OBP: 0.396, SLG: 0.441

Michael Tucker, L (1, 9)
OBP: 0.388, SLG: 0.492

10 Chipper Jones, S (1, 5)
OBP: 0.360, SLG: 0.422

Fred McGriff, L (1, 3)
OBP: 0.339, SLG: 0.392

Ryan Klesko, L (1, 7)
OBP: 0.333, SLG: 0.519


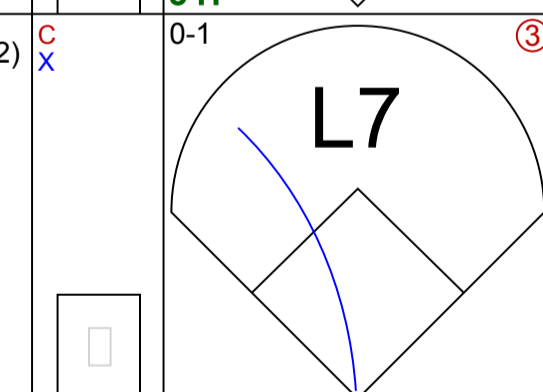
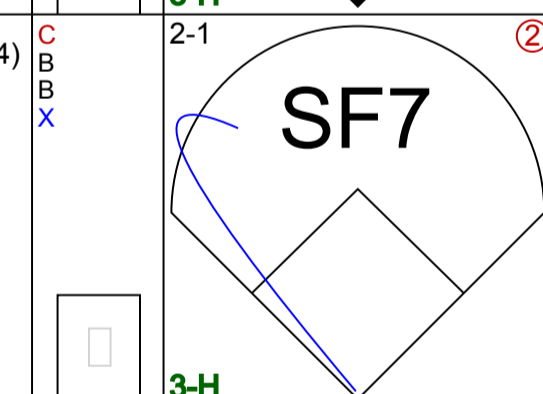
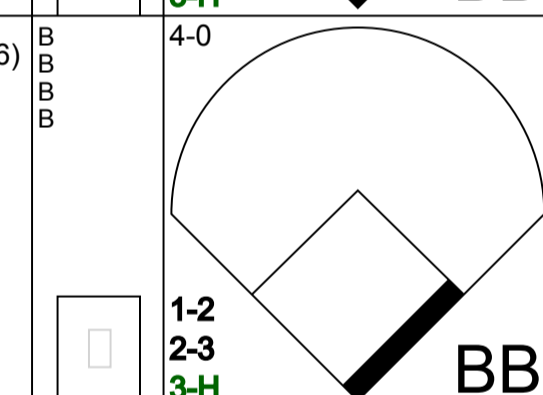
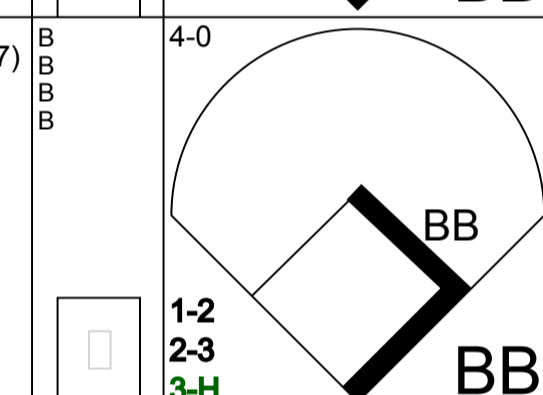
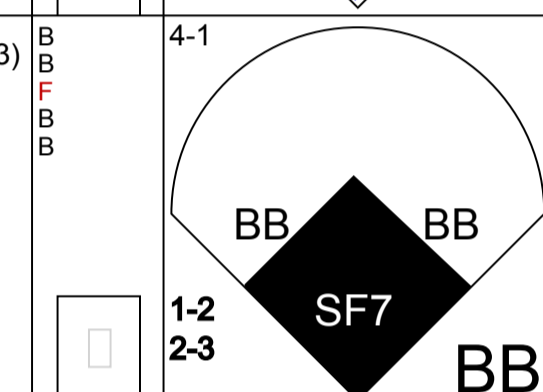
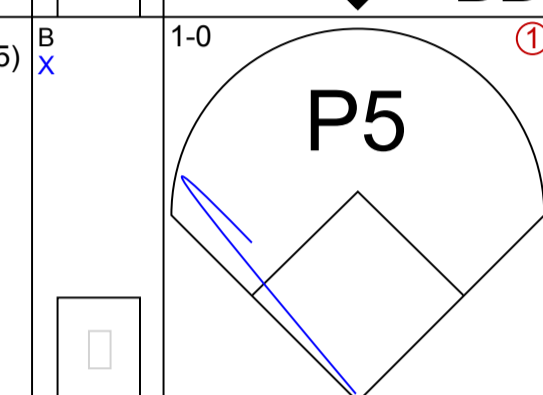
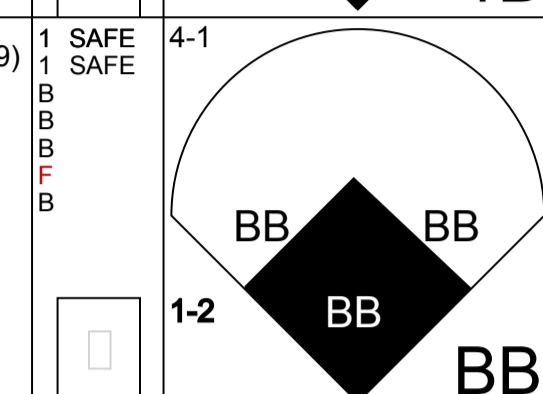
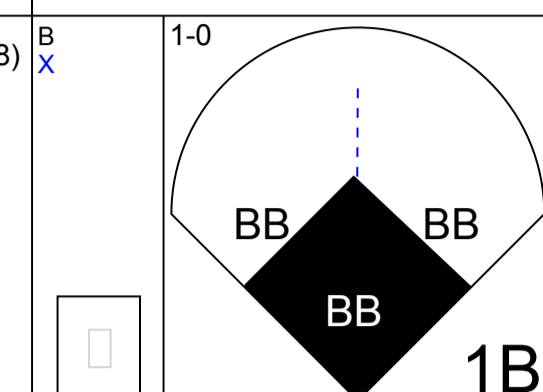
Jeff Blausler, R (1, 6)
OBP: 0.448, SLG: 0.600

Mark Lemke, S (1, 4)
OBP: 0.293, SLG: 0.321

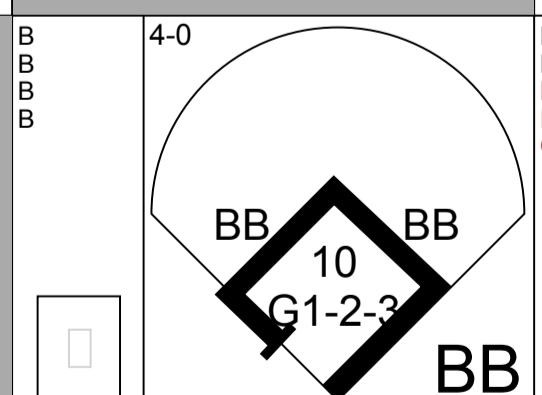

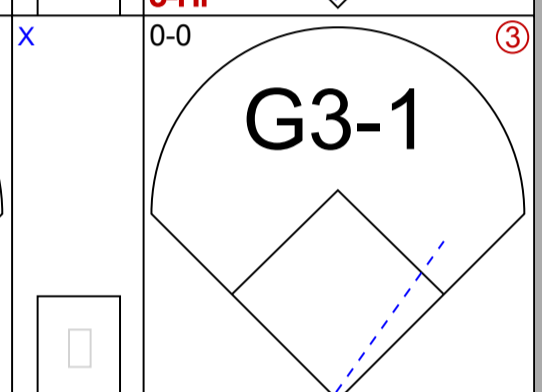
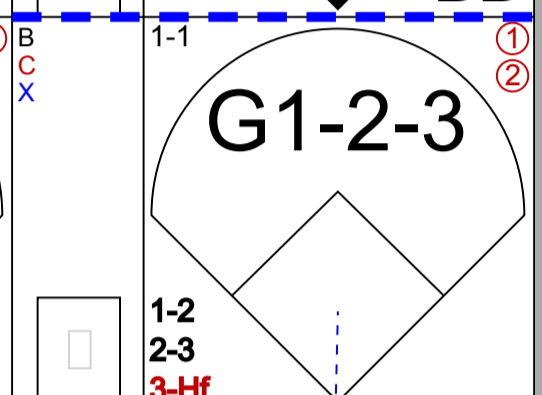
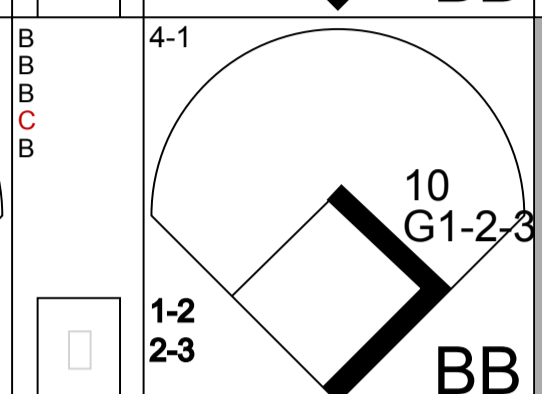
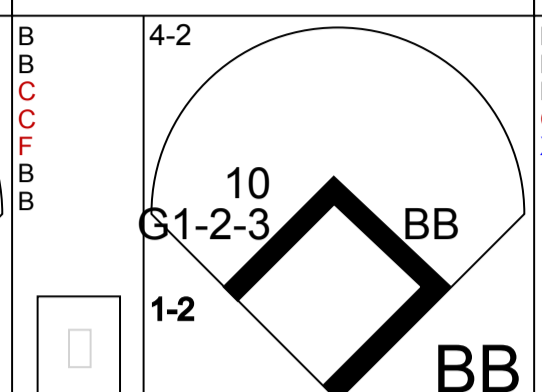
Eddie Pérez, R (1, 2)
OBP: 0.205, SLG: 0.227

Denny Neagle, L (1, 1)
ERA: 4.56
Mike Moroczai, R (6, PH)
OBP: 0.324, SLG: 0.384
Joe Borowski, R (7, 1)
Alan Embree, L (8, 1)
Andrew Jones, R (8, PH)
OBP: 0.362, SLG: 0.396
Brad Clontz, R (9, 1)

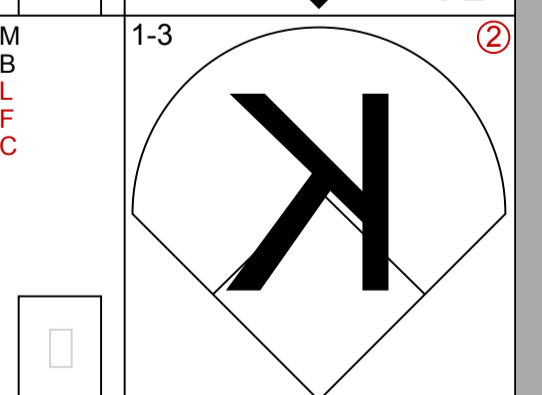
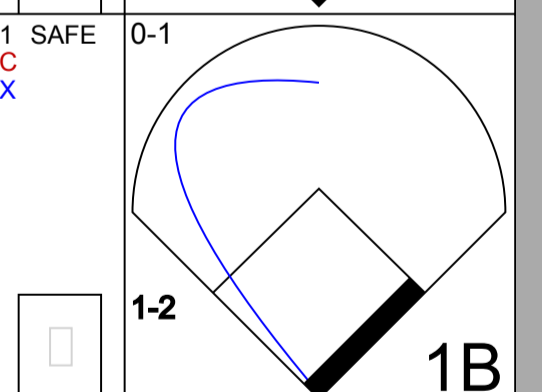
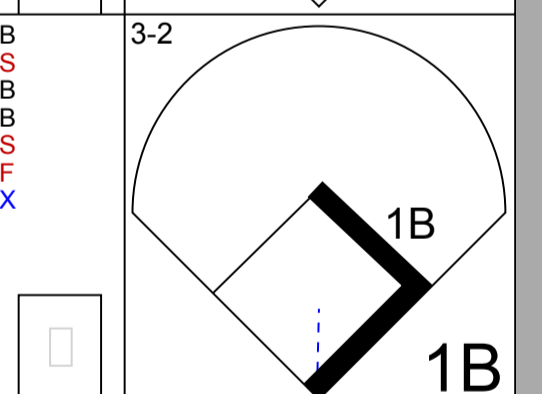
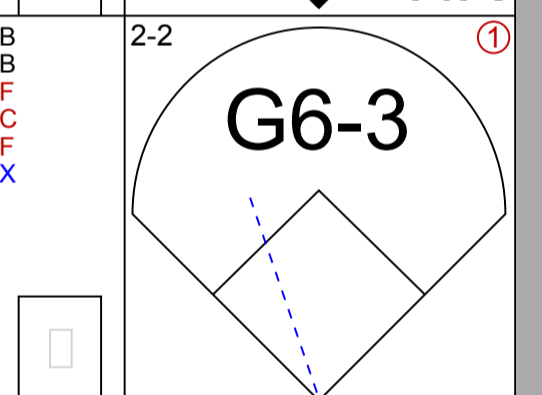
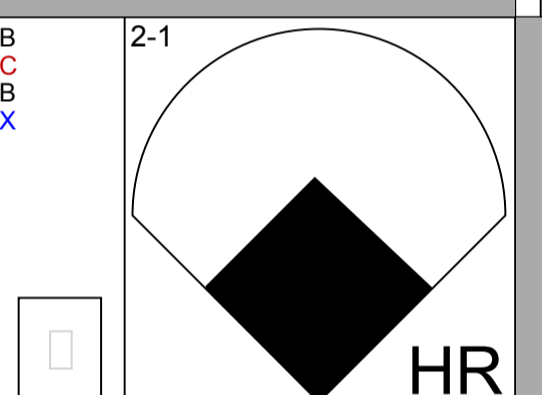

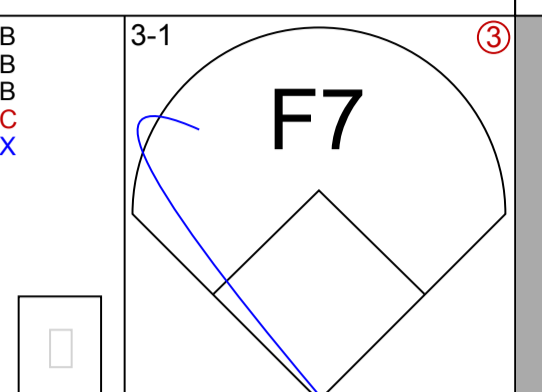
IP	1.0	WLS	0	BF	11	H	1	R	3	ER	0	SO	0	BB	7	IBB	0	HBP	0	BLK	0	WP	0	HR	0	S	12	P	44	ERA	27.00	WHIP	8.000
----	-----	-----	---	----	----	---	---	---	---	----	---	----	---	----	---	-----	---	-----	---	-----	---	----	---	----	---	---	----	---	----	-----	-------	------	-------




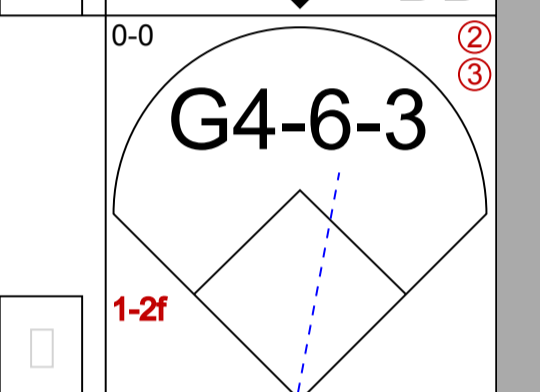
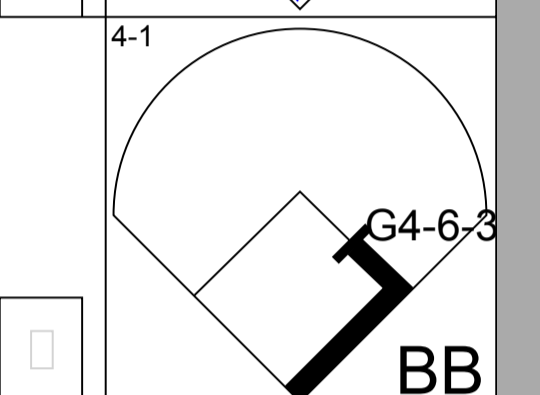
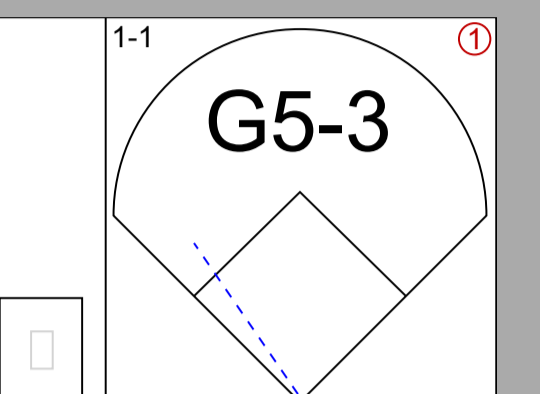

IP	1.0	WLS	0	BF	11	H	1	R	3	ER	0	SO	0	BB	7	IBB	0	HBP	0	BLK	0	WP	0	HR	0	S	12	P	44	ERA	27.00	WHIP	8.000
----	-----	-----	---	----	----	---	---	---	---	----	---	----	---	----	---	-----	---	-----	---	-----	---	----	---	----	---	---	----	---	----	-----	-------	------	-------




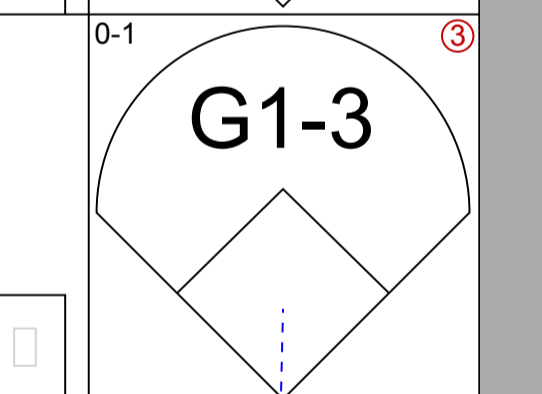
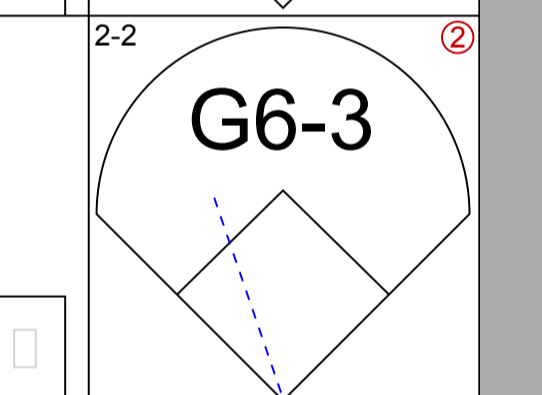
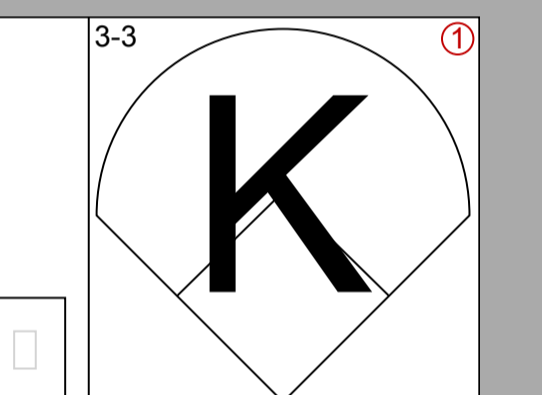

IP	1.0	WLS	0	BF	11	H	1	R	3	ER	0	SO	0	BB	7	IBB	0	HBP	0	BLK	0	WP	0	HR	0	S	12	P	44	ERA	27.00	WHIP	8.000
----	-----	-----	---	----	----	---	---	---	---	----	---	----	---	----	---	-----	---	-----	---	-----	---	----	---	----	---	---	----	---	----	-----	-------	------	-------



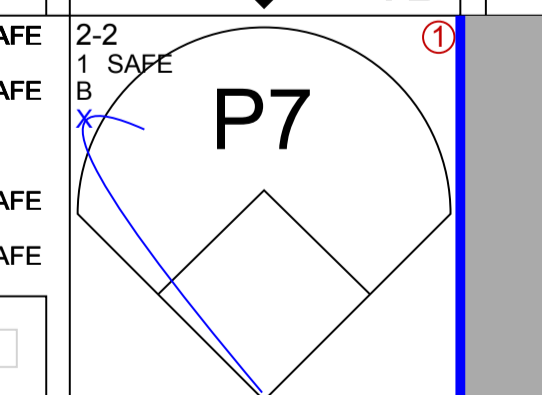
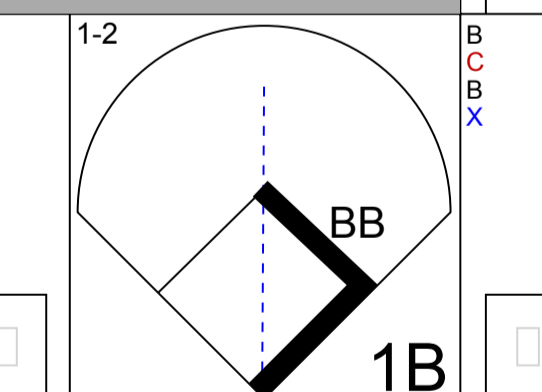

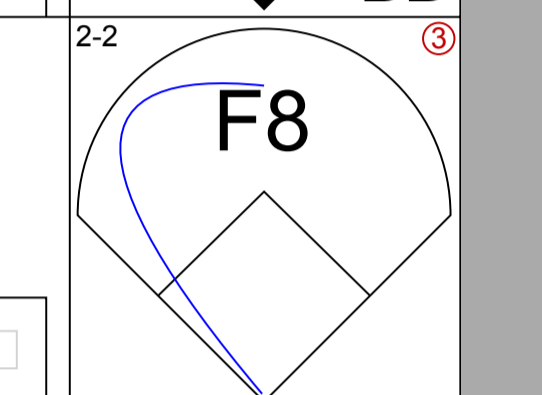
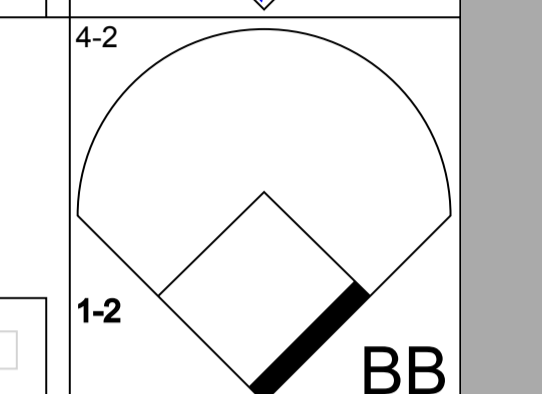
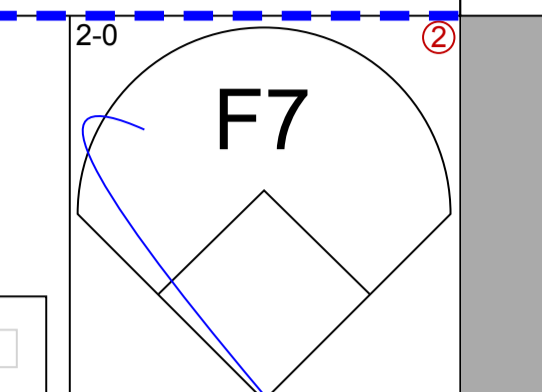
IP	1.0	WLS	0	BF	11	H	1	R	3	ER	0	SO	0	BB	7	IBB	0	HBP	0	BLK	0	WP	0	HR	0	S	12	P	44	ERA	27.00	WHIP	8.000
----	-----	-----	---	----	----	---	---	---	---	----	---	----	---	----	---	-----	---	-----	---	-----	---	----	---	----	---	---	----	---	----	-----	-------	------	-------



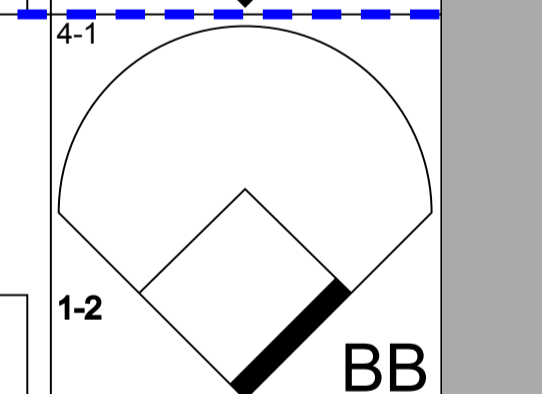
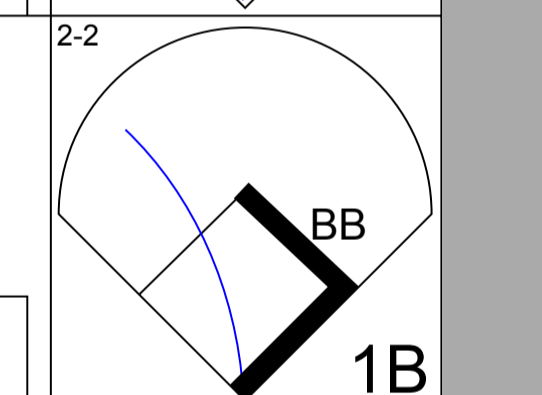
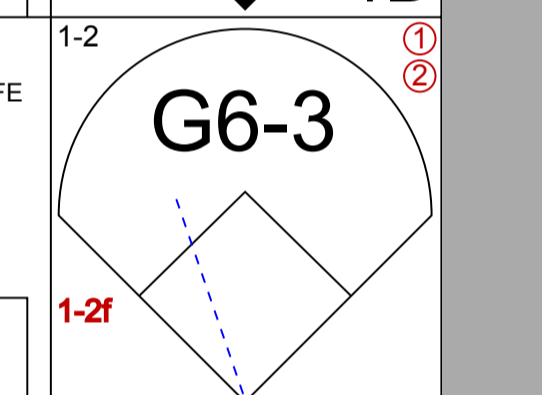
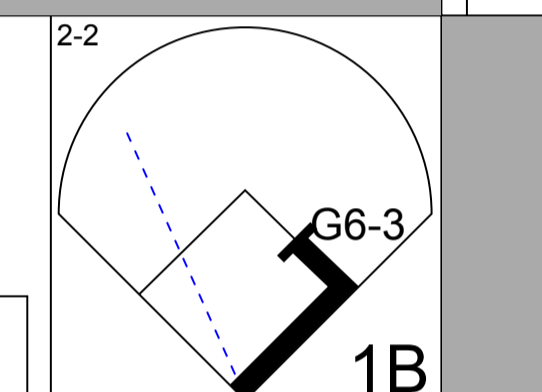



IP	1.0	WLS	0	BF	11	H	1	R	3	ER	0	SO	0	BB	7	IBB	0	HBP	0	BLK	0	WP	0	HR	0	S	12	P	44	ERA	27.00	WHIP	8.000
----	-----	-----	---	----	----	---	---	---	---	----	---	----	---	----	---	-----	---	-----	---	-----	---	----	---	----	---	---	----	---	----	-----	-------	------	-------



IP	1.0	WLS	0	BF	11	H	1	R	3	ER	0	SO	0	BB	7	IBB	0	HBP	0	BLK	0	WP	0	HR	0	S	12	P	44	ERA	27.00	WHIP	8.000
----	-----	-----	---	----	----	---	---	---	---	----	---	----	---	----	---	-----	---	-----	---	-----	---	----	---	----	---	---	----	---	----	-----	-------	------	-------



IP	1.0	WLS	0	BF	11	H	1	R	3	ER	0	SO	0	BB	7	IBB	0	HBP	0	BLK	0	WP	0	HR	0	S	12	P	44	ERA	27.00	WHIP	8.000
----	-----	-----	---	----	----	---	---	---	---	----	---	----	---	----	---	-----	---	-----	---	-----	---	----	---	----	---	---	----	---	----	-----	-------	------	-------



Batter	1	2	3	4	5	6	7	8	9	AB R H RBI BB SO LOB	TOP	
Stan Javier, S (1, 8) OBP: 0.339, SLG: 0.292	2-1 	3-1 			0-1 		0-2 		2-1 	5 0 1 0 0 0 1	San Francisco Giants @ Atlanta Braves Turner Field, Atlanta, GA Sun Jun 01 1997, 3:33 AM EDT Att. 46,501 - Cloudy - 68 F	
Jose Vizcaino, S (1, 6) OBP: 0.341, SLG: 0.326	0-2 		2-2 		0-0 		0-0 		3 0 1 0 0 0 0			
Barry Bonds, L (1, 7) OBP: 0.432, SLG: 0.467	2-2 		4-1 		0-1 		0-0 		3 1 1 0 1 0 2			
Jeff Kent, R (1, 4) OBP: 0.324, SLG: 0.514	0-2 		0-1 		1-1 		0-0 		4 1 1 0 0 0 3			
Glenallen Hill, R (1, 9) OBP: 0.286, SLG: 0.436	0-2 		1-0 		0-0 		3-2 		4 1 3 1 0 0 1			
Mark Lewis, R (1, 5) Doug Henry, R (8, 1) Rich Rodriguez, L (8, 1) OBP: 0.500, SLG: 0.500	1-0 		0-0 		4-2 		3-3 		3 0 2 2 1 1 1 0 0 0 0 0 0 0 0 0 0 0 0 0 0			
J.T. Snow, L (1, 3) OBP: 0.387, SLG: 0.376	1-3 		2-3 		1-0 		1-2 		4 0 0 0 0 2 3			
Marcus Jensen, S (1, 2) Marvin Benard, L (9, PH) OBP: 0.356, SLG: 0.288		0-0 		1-0 		0-3 		0-0 	3 0 0 0 0 1 2 1 0 0 0 0 0 0			
Kirk Rueter, L (1, 1) Darryl Hamilton, L (7, PH) Jim Poole, L (7, 1) Bill Mueller, S (8, 5) OBP: 0.363, SLG: 0.357		3-3 		0-0 		1-0 		4-2 	2 0 0 0 0 1 1 1 0 0 0 0 0 0 0 0 0 0 0 0 0 0 0 0 0 1 0 0			
Inning Stats	R: 3 H: 5 E: 0 LOB: 1 K: 1 BB: 0 S: 20 P: 26	R: 0 H: 0 E: 0 LOB: 0 K: 1 BB: 0 S: 6 P: 12	R: 0 H: 0 E: 0 LOB: 1 K: 0 BB: 1 S: 8 P: 15	R: 0 H: 1 E: 0 LOB: 1 K: 1 BB: 0 S: 7 P: 10	R: 0 H: 1 E: 1 LOB: 1 K: 0 BB: 0 S: 7 P: 8	R: 0 H: 1 E: 0 LOB: 1 K: 1 BB: 1 S: 7 P: 12	R: 0 H: 0 E: 0 LOB: 0 K: 0 BB: 0 S: 5 P: 6	R: 0 H: 1 E: 0 LOB: 1 K: 1 BB: 0 S: 9 P: 15	R: 0 H: 0 E: 0 LOB: 1 K: 0 BB: 1 S: 10 P: 17	1B: 6 SF: 0 2B: 3 SAC: 1 3B: 0 DP: 1 HR: 0 HBP: 0		WP: 0 PA: 37 PB: 0 SB: 1 CS: 1
PITCHER	Terrell Wade, L (1, 1) ERA: 4.76	Mike Bielecki, R (7, 1) ERA: 1.95	Mark Wohlers, R (9, 1) ERA: 1.57	PITCHER								IP WLS BF H R ER SO BB IBB HBP BLK WP HR S P ERA WHIP
	6.0 0 26 8 3 3 4 2 0 0 0 0 0 0 55 83 4.50 1.667	2.0 1 7 1 0 0 1 0 0 0 0 0 0 0 14 21 0.00 0.500	1.0 0 4 0 0 0 0 1 0 0 0 0 0 0 10 17 0.00 1.000									

livebaseballscorecards.com

AB	33
R	3
H	9
RBI	3
BB	3
SO	5
LOB	14



Batter	1	2	3	4	5	6	7	8	9
Kenny Lofton, L OBP: 0.396, SLG: 0.444 (1, 8)	1-0 SH3 2B		0-1 CS 1B		0-1 G6-3		2-1 L6	1-0 L9	
Michael Tucker, L OBP: 0.387, SLG: 0.489 (1, 7)	0-0 SH3 2-3		0-2 CS 1-2	1-0 F9	2-2 10E 10S 1B		0-1 F9		
10 Chipper Jones, S OBP: 0.358, SLG: 0.424 (1, 5)	3-1 G1-3			2-1 HR 2B	3-2 G4-3 1-3		0-0 G5-3		
Andruw Jones, R OBP: 0.349, SLG: 0.379 (1, 9)	3-2 G4-3			3-0 G5-3	2-0 F8			0-0 P4	
Jeff Blausler, R OBP: 0.449, SLG: 0.613 (1, 6)		1-2 F7		4-2 HR BB		2-1 B3	3-2 HR		
Ryan Klesko, L OBP: 0.337, SLG: 0.535 (1, 3)		1-1 F8		0-1 HR 1-H 2-H		3-2 L7	4-2 1B BB		
Eddie Pérez, R OBP: 0.250, SLG: 0.292 (1, 2)		3-2 F8		0-2 2B		3-2 BB 1B	0-0 BB 1B		
Tony Graffanino, R OBP: 0.341, SLG: 0.286 (1, 4)			1-2 F8	4-0 IBB		4-0 BB	2-3 K		
Terrell Wade, L OBP: 0.250, SLG: 0.182 (1, 1)			0-3 K		1-0 L7		4-0 BB		
Mike Mordecai, R OBP: 0.316, SLG: 0.353 (6, PH)									
Mike Bielecki, R (7, 1)									
Keith Lockhart, L OBP: 0.250, SLG: 0.281 (8, PH)									
Mark Wohlers, R (9, 1)									

Inning Stats	R: 0	H: 1	E: 0	K: 0	S: 7	R: 0	H: 0	E: 0	K: 0	S: 8	R: 0	H: 1	E: 0	K: 1	S: 10	R: 3	H: 3	E: 0	K: 0	S: 13	R: 0	H: 1	E: 0	K: 0	S: 12	R: 0	H: 0	E: 0	K: 0	S: 5	R: 1	H: 2	E: 0	K: 1	S: 13
	LOB: 1	BB: 0	P: 14			LOB: 0	BB: 0	P: 13			LOB: 2	BB: 2	P: 28	LOB: 1	BB: 0	P: 19					LOB: 2	BB: 1	P: 26							LOB: 3	BB: 2	P: 26			

PITCHER	IP	WLS	BF	H	R	ER	SO	BB	IBB	HBP	BLK	WP	HR	S	P	ERA	WHIP
Kirk Rueter, L ERA: 3.34 (1, 1)	6.0		27	7	3	3	2	2	1	0	0	0	1	63	111	4.50	1.500
Jim Poole, L ERA: 6.2 (7, 1)	1.1	L	6	1	1	1	0	1	0	0	0	0	1	12	21	6.75	1.500
Doug Henry, R ERA: 1.24 (8, 1)	0.1		3	1	0	0	1	1	0	0	0	0	0	5	10	0.00	6.000
Rich Rodriguez, L ERA: 0.93 (8, 1)	0.1		1	0	0	0	0	0	0	0	0	0	0	1	2	0.00	0.000

AB	R	H	RBI	BB	SO	LOB
5	0	2	0	0	0	3
3	0	1	0	0	0	0
4	1	1	0	0	0	2
4	0	0	0	0	0	3
3	2	1	1	1	0	0
3	1	1	3	1	0	0
4	0	3	0	0	0	0
2	0	0	0	2	1	2
2	0	0	0	0	1	2
1	0	0	0	0	1	2
0	0	0	0	0	0	0
0	0	0	0	1	0	0
0	0	0	0	0	0	0

WP	PA	ERA	WHIP
0	38		
0			
1			
1			

San Francisco Giants @ Atlanta Braves
Turner Field, Atlanta, GA
Sun Jun 01 1997, 3:33 AM EDT
Att. 46,501 - Cloudy - 68 F

livebaseballscorecards.com

AB	31
R	4
H	9
RBI	4
BB	5
SO	3
LOB	14



Batter	1	2	3	4	5	6	7	8	9	AB R H RBI BB SO LOB	TOP		
Stan Javier, S (1, 8) OBP: 0.349, SLG: 0.315	2-1 FC4-2 2B		0-0 BB BB 1B		3-2 F9		2-0 F9		1-2 1B 1-3 2-H	5 0 3 1 0 0 0			
Jose Vizcaino, S (1, 6) OBP: 0.348, SLG: 0.326	1-2 G6-3		4-2 BB 1-2 BB		4-2 BB		3-1 G6-3		0-0 1B 1-2 3-H	3 0 1 1 2 0 1			
Barry Bonds, L (1, 7) OBP: 0.432, SLG: 0.458	0-0 FC4-2		4-1 BB 1-2 2-3 BB		3-3 K			4-1 CS BB	1-0 G4-3	3 0 0 0 2 1 4			
Jeff Kent, R (1, 3) OBP: 0.322, SLG: 0.505	2-3 K		0-0 P5			4-2 F8 1B BB		1-1 L4 1-2		3 0 0 0 1 1 5			
Glenallen Hill, R (1, 9) OBP: 0.290, SLG: 0.437		2-0 F7		1-1 G5-3		1-1 FC6-4 1B		0-1 1B		4 0 2 0 0 0 0			
Mark Lewis, R (1, 4) OBP: 0.344, SLG: 0.453		0-0 G6-3		2-0 S 1B		0-0 L7		1-2 G6-3		4 0 1 0 0 0 2			
Bill Mueller, S (1, 5) OBP: 0.360, SLG: 0.353		0-1 G5-3		2-3 K 1-2		1-0 F8		1-1 1B 1B		4 1 1 0 0 1 3			
Marcus Jensen, S (1, 2) OBP: 0.262, SLG: 0.271			1-3 K		0-0 P3		0-0 FC6-4		3-2 1B 1B 1B	3 0 0 0 0 1 3 1 1 1 0 0 0 0			
Marvin Benard, L (9, PH) OBP: 0.367, SLG: 0.302													
Mark Gardner, R (1, 1) OBP: 0.107, SLG: 0.074			1-2 G4-3		3-3 K		1-1 G4-3		2-3 K	2 0 0 0 0 1 0 0 0 0 0 0 0 0			
Rene Arocha, R (5, 1)										1 0 0 0 0 0 0 0 0 0 0 0 0 0			
Darryl Hamilton, L (7, PH) OBP: 0.373, SLG: 0.295										0 0 0 0 0 0 0 1 0 0 0 0 1 2			
Julian Tavarez, L (7, 1)													
J.T. Snow, L (9, PH) OBP: 0.385, SLG: 0.374													
Inning Stats	R: 0 H: 1 E: 0 LOB: 1 K: 1 BB: 0 S: 9 P: 14	R: 0 H: 0 E: 0 LOB: 0 K: 0 BB: 0 S: 4 P: 6	R: 0 H: 1 E: 0 LOB: 3 K: 1 BB: 2 S: 14 P: 24	R: 0 H: 1 E: 0 LOB: 1 K: 1 BB: 0 S: 7 P: 12	R: 0 H: 0 E: 0 LOB: 1 K: 2 BB: 1 S: 14 P: 27	R: 0 H: 1 E: 0 LOB: 2 K: 0 BB: 1 S: 8 P: 14	R: 0 H: 0 E: 0 LOB: 0 K: 0 BB: 0 S: 5 P: 11	R: 0 H: 1 E: 0 LOB: 1 K: 0 BB: 1 S: 5 P: 10	R: 2 H: 4 E: 0 LOB: 2 K: 1 BB: 0 S: 16 P: 25	1B: 8 SF: 0 2B: 1 SAC: 0 3B: 0 DP: 0 HR: 0 HBP: 0	WP: 0 PA: 39 PB: 0 SB: 1 CS: 1		
PITCHER	IP WLS BF H R ER SO BB IBB HBP BLK WP HR S P ERA WHIP											PITCHER	IP WLS BF H R ER SO BB IBB HBP BLK WP HR S P ERA WHIP
Al Leiter, L (1, 1) ERA: 4.44	7.0 W 29 4 0 0 5 4 0 0 0 0 0 0 61 108 0.00 1.143												
Dennis Cook, L (8, 1) ERA: 0.84	0.0 1 0 0 0 0 1 0 0 0 0 0 0 1 5 ∞ ∞												
Jay Powell, R (8, 1) ERA: 1.89	1.1 5 3 2 2 0 0 0 0 0 0 0 0 12 18 13.50 2.250												
Robb Nen, R (9, 1) ERA: 5.26	0.2 S 4 2 0 0 1 0 0 0 0 0 0 0 8 12 0.00 3.000												

San Francisco Giants @ Florida Marlins
 Pro Player Stadium, Miami, FL
 Mon Jun 02 1997, 7:05 PM EDT
 Att. 18,962 - Cloudy - 85 F

livebaseballscorecards.com

AB	34
R	2
H	9
RBI	2
BB	5
SO	6
LOB	20



Batter	1	2	3	4	5	6	7	8	9	AB	R	H	RBI	BB	SO	LOB
Luis Castillo, S OBP: 0.356, SLG: 0.336 (1, 4)	3-3 K		2-1 G6-3	2-2 FC6-4 1-2f		2-1 B1-3				4	0	0	0	0	1	4
Edgar Renteria, R OBP: 0.298, SLG: 0.317 (1, 6)	0-1 G5-3		2-2 P4		2-1 G6-3		0-0 G1-3			4	0	0	0	0	0	1
Devon White, S OBP: 0.397, SLG: 0.381 (1, 8)	3-2 G4-3			2-2 G6-3	1-1 F8 BB 3B 1B		0-2 G3			4	1	1	0	0	0	0
Gary Sheffield, R OBP: 0.444, SLG: 0.410 (1, 9)		0-0 G4-3		0-0 HR	4-1 3B BB		4-1 BB			2	2	1	1	2	0	0
Moises Alou, R OBP: 0.388, SLG: 0.513 (1, 7)		1-0 G6-3		3-2 BB 2B 1B	2-2 F8		1-3 K			4	1	1	0	0	1	3
Bobby Bonilla, S OBP: 0.401, SLG: 0.515 (1, 5)		1-1 1B		4-2 2B BB 1-2	3-2 3B			1-1 G5-3		3	0	2	2	1	0	0
Jeff Conine, R OBP: 0.330, SLG: 0.372 (1, 3)		3-2 F9		1-2 2B	2-1 L8			2-0 G5-3		4	0	1	1	0	0	2
Charles Johnson, R OBP: 0.338, SLG: 0.354 (1, 2)			2-1 SH1-3 1B	4-0 FC6-4 IBB		0-0 F8		3-2 G5-3		3	0	1	0	1	0	0
Al Leiter, L OBP: 0.176, SLG: 0.125 (1, 1)			0-1 SH1-3	0-3 K		1-0 F7				2	0	0	0	0	1	3
Dennis Cook, L (8, 1)										0	0	0	0	0	0	0
Jay Powell, R OBP: 0.333, SLG: 0.333 (8, 1)										0	0	0	0	0	0	0
Robb Nen, R (9, 1)										0	0	0	0	0	0	0

Inning Stats	R: 0	H: 0	E: 0	K: 1	S: 9	H: 0	LOB: 0	BB: 0	P: 15	R: 0	H: 1	E: 0	K: 0	S: 8	H: 1	LOB: 1	BB: 0	P: 13	R: 0	H: 1	E: 0	K: 0	S: 13	R: 2	H: 3	E: 0	K: 1	S: 22	H: 2	LOB: 1	BB: 1	P: 28	R: 0	H: 0	E: 0	K: 1	S: 4	H: 0	LOB: 0	BB: 0	P: 7	R: 0	H: 0	E: 0	K: 1	S: 8	H: 0	LOB: 1	BB: 1	P: 13	R: 0	H: 0	E: 0	K: 0	S: 6	H: 0	LOB: 0	BB: 0	P: 12
1B: 4	SF: 0	2B: 1	SAC: 1	3B: 1	DP: 0	HR: 1	HBP: 0																																																				


BOTTOM

San Francisco Giants @ Florida Marlins
Pro Player Stadium, Miami, FL

Mon Jun 02 1997, 7:05 PM EDT
 Att. 18,962 - Cloudy - 85 F

livebaseballscorecards.com

AB	30
R	4
H	7
RBI	4
BB	4
SO	3
LOB	13



PITCHER	IP	WLS	BF	H	R	ER	SO	BB	IBB	HBP	BLK	WP	HR	S	P	ERA	WHIP
Mark Gardner, R ERA: 3.51 (1, 1)	4.2	L	24	7	4	4	2	2	1	0	0	0	1	65	109	7.71	1.929
Rene Arocha, R ERA: 12.27 (5, 1)	1.1		4	0	0	0	0	0	0	0	0	0	0	6	11	0.00	0.000
Julian Tavarez, R ERA: 6.59 (7, 1)	2.0		7	0	0	0	1	1	0	0	0	0	0	14	25	0.00	0.500

Batter	1	2	3	4	5	6	7	8	9	AB R H RBI BB SO LOB	TOP								
Darryl Hamilton, L OBP: 0.368, SLG: 0.293 (1, 8)	1-2 P4		0-0 G4-6-3 1B		1-1 L5	0-0 P5				4 0 1 0 0 0 0									
Bill Mueller, S OBP: 0.364, SLG: 0.382 (1, 5)	1-3 K		2-2 G4-6-3 1-2f		0-0 2B 1B	1-0 HR				4 2 2 1 0 1 1									
Stan Javier, S OBP: 0.362, SLG: 0.365 (1, 7)	1-1 3B		3-3 K		3-2 1B 2B	2-2 2B				4 1 3 0 0 1 0									
Jeff Kent, R OBP: 0.321, SLG: 0.500 (1, 4)	1-0 F8			2-1 P2	2-2 BB 3B 1B	2-3 K				4 1 1 2 0 1 2									
J.T. Snow, L OBP: 0.396, SLG: 0.398 (1, 3)		1-2 2B WP 1B		0-0 HR	4-2 1-2 3B BB	1-1 HBP				2 3 2 1 1 0 0									
Glenallen Hill, R OBP: 0.294, SLG: 0.453 (1, 9)		2-1 WP SAFE CS 2B		2-1 P3	1-0 1B 3B	0-1 L5				4 1 2 2 0 0 1									
Rick Wilkins, L OBP: 0.252, SLG: 0.294 (1, 2)		3-2 G3		2-0 1B	1-0 L3-1 1B					3 0 2 1 0 0 2									
Rich Aurilia, R OBP: 0.226, SLG: 0.345 (1, 6)		4-2 BB		2-1 F8	3-2 L3-1					2 0 0 0 1 0 2									
Shawn Estes, R OBP: 0.095, SLG: 0.200 (1, 1)		0-3 SAFE K		2-2 HR	3-2 P5					3 1 1 1 0 1 2									
Inning Stats	R: 0 E: 0 K: 1 S: 13	H: 1 LOB: 1 BB: 0 P: 17	R: 1 E: 0 K: 1 S: 16	H: 2 LOB: 2 BB: 1 P: 26	R: 0 E: 0 K: 1 S: 7	H: 1 LOB: 0 BB: 0 P: 12	R: 1 E: 0 K: 0 S: 8	H: 2 LOB: 1 BB: 0 P: 16	R: 6 E: 0 K: 0 S: 22	H: 6 LOB: 0 BB: 1 P: 39	R: 1 E: 0 K: 1 S: 12	H: 2 LOB: 1 BB: 0 P: 20	R: 0 E: 0 K: 0 S: 3	H: 0 LOB: 1 BB: 0 P: 4	1B: 6 2B: 5 3B: 2 HR: 3	SF: 0 SAC: 0 DP: 3 HBP: 1	WP: 1 PB: 0 SB: 0 CS: 1	PA: 33	
PITCHER Alex Fernandez, R ERA: 3.63 Rob Stanifer, R ERA: 3.65 Mark Hutton, R ERA: 5.81	IP WLS BF H R ER SO BB IBB HBP BLK WP HR S P ERA WHIP	4.1 L 23 10 7 7 3 2 0 0 0 1 2 61 100 14.54 2.769	1.2 8 4 2 2 1 0 0 0 0 0 0 1 17 30 10.80 2.400	0.1 2 0 0 0 0 0 0 0 1 0 0 0 3 4 0.00 0.000	PITCHER IP WLS BF H R ER SO BB IBB HBP BLK WP HR S P ERA WHIP														

San Francisco Giants @ Florida Marlins
 Pro Player Stadium, Miami, FL
 Tue Jun 03 1997, 3:33 AM EDT
 Att. 22,764 - Cloudy - 81 F

livebaseballscorecards.com

AB	30
R	9
H	14
RBI	8
BB	2
SO	4
LOB	10



Batter	1	2	3	4	5	6	7	8	9	AB R H RBI BB SO LOB	TOP											
Darryl Hamilton, L (1, 8) OBP: 0.360, SLG: 0.289	0-3 K		1-2 1B		0-0 F7		1-1 G6-3		0-3 K	5 0 1 0 0 2 3	<p>San Francisco Giants @ Los Angeles Dodgers Dodger Stadium, Los Angeles, CA</p> <p>Wed Jun 04 1997, 7:05 PM PDT Att. 30,357 - Unknown - 69 F</p>											
Jose Vizcaino, S (1, 6) OBP: 0.341, SLG: 0.319	0-0 5-3		3-1 F8			1-1 G6-3		2-2 L9	4 0 0 0 0 0 1													
Barry Bonds, L (1, 7) OBP: 0.429, SLG: 0.453	1-0 P5					1-0 F9		0-1 1B	4 0 1 0 0 0 0													
Jeff Kent, R (1, 4) OBP: 0.323, SLG: 0.497		0-3 K			2-2 HBP	1-0 1B		0-3 K	1 0 0 0 0 1 0													
Mark Lewis, R (4, PR) OBP: 0.346, SLG: 0.454									2 0 1 0 0 1 1													
J.T. Snow, L (1, 3) OBP: 0.398, SLG: 0.393		2-2 G6-3		1-2 P4		4-2 1B		4-2 BB	2 0 0 0 2 0 1													
Glenallen Hill, R (1, 9) OBP: 0.288, SLG: 0.444		2-3 K		2-3 K		1-2 BB		1-2 BB	4 0 0 0 0 4 5													
Bill Mueller, S (1, 5) OBP: 0.354, SLG: 0.370			1-3 K		1-3 K			0-3 K	4 0 0 0 0 4 0													
Rick Wilkins, L (1, 2) OBP: 0.267, SLG: 0.341			3-1 HR		1-2 SH1-4 1B		0-1 2B	2-3 K2-3	4 1 3 1 0 1 0													
Keith Foulke, R (1, 1)			2-3 K		0-0 SH1-4		2-2 P5	4-2 BB	1 0 0 0 0 1 0													
Marvin Benard, L (7, PH) OBP: 0.361, SLG: 0.296					1-2				1 0 0 0 0 0 1													
Rene Arocha, R (7, 1)									0 0 0 0 0 0 0													
Stan Javier, S (9, PH) OBP: 0.366, SLG: 0.365									0 0 0 0 1 0 0													
Inning Stats	R: 0 E: 0 K: 1 S: 5	H: 0 LOB: 0 BB: 0 P: 6	R: 0 E: 0 K: 2 S: 9	H: 0 LOB: 0 BB: 0 P: 13	R: 1 E: 0 K: 2 S: 18	H: 2 LOB: 1 BB: 0 P: 28	R: 0 E: 0 K: 1 S: 14	H: 0 LOB: 1 BB: 0 P: 21	R: 0 E: 0 K: 1 S: 8	H: 1 LOB: 1 BB: 0 P: 10	R: 0 E: 0 K: 1 S: 10	H: 1 LOB: 2 BB: 1 P: 18	R: 0 E: 0 K: 1 S: 10	H: 1 LOB: 1 BB: 0 P: 13	R: 0 E: 0 K: 2 S: 13	H: 1 LOB: 2 BB: 1 P: 19	R: 0 E: 0 K: 3 S: 13	H: 0 LOB: 1 BB: 1 P: 20	1B: 4 2B: 1 3B: 0 HR: 1	SF: 0 SAC: 1 DP: 0 HBP: 1	WP: 0 PB: 0 SB: 1 CS: 0	PA: 37
PITCHER	IP WLS BF H R ER SO BB IBB HBP BLK WP HR S P ERA WHIP																					
Ramon Martinez, R (1, 1) ERA: 3.12	7.0 W 28 5 1 1 9 1 0 1 0 0 0 1 74 109 1.29 0.857																					
Mark Guthrie, L (8, 1) ERA: 2.49	0.2 4 1 0 0 1 1 0 0 0 0 0 0 10 16 0.00 3.000																					
Antonio Osuna, R (8, 1) ERA: 0.82	0.1 1 0 0 0 1 0 0 0 0 0 0 0 3 3 0.00 0.000																					
Todd Worrell, R (9, 1) ERA: 3.63	1.0 4 0 0 0 3 1 0 0 0 0 0 0 13 20 0.00 1.000																					

AB	32
R	1
H	6
RBI	1
BB	3
SO	14
LOB	12



Batter	1	2	3	4	5	6	7	8	9	AB R H RBI BB SO LOB	TOP											
Darryl Hamilton, L (1, 8) OBP: 0.353, SLG: 0.284	2-3 K	1-2 1B		2-1 F7			0-2 G6-3		0-0 P4	5 0 1 2 0 1 0												
Jose Vizcaino, S (1, 6) OBP: 0.339, SLG: 0.318	2-3 K	1-2 1B			2-1 G6-3		1-1 G3			4 0 1 1 0 1 0												
Stan Javier, S (1, 9) OBP: 0.370, SLG: 0.370	2-0 1B	1-0 F8			1-1 E		3-1 F8			4 1 2 0 0 0 2												
Barry Bonds, L (1, 7) OBP: 0.426, SLG: 0.449	0-1 F9		2-0 F9		2-2 E		0-0 F8			4 1 1 1 0 0 1												
Mark Lewis, R (1, 4) OBP: 0.343, SLG: 0.447		1-2 BB	0-0 F7		2-1 G4-3		3-1 G5-3			4 1 1 0 0 0 0												
J.T. Snow, L (1, 3) OBP: 0.396, SLG: 0.390		3-2 F7	0-2 1B		0-0 G3		0-0 E6			4 0 1 0 0 0 1												
Bill Mueller, S (1, 5) OBP: 0.344, SLG: 0.359		0-0 F8	2-2 P5			1-2 L6		0-1 F7		4 0 0 0 0 0 3												
Rick Wilkins, L (1, 2) OBP: 0.266, SLG: 0.333		4-2 BB		0-0 G3		2-2 F9		1-3 K		3 1 0 0 1 1 0												
William Van Landingham, R (1, 1) OBP: 0.095, SLG: 0.050		4-2 BB		1-3 K		2-3 K		1-2 P6		2 1 0 0 1 2 0												
Julian Tavarez, L (7, 1)										0 0 0 0 0 0 0												
Doug Henry, R (8, 1)										0 0 0 0 0 0 0												
Marvin Benard, L (9, PH) OBP: 0.355, SLG: 0.291		1-2 1B								1 0 0 0 0 0 0												
Rod Beck, R (9, 1)		2-3 BB								0 0 0 0 0 0 0												
Inning Stats	R: 0 E: 0 K: 2 S: 10	H: 1 LOB: 1 BB: 0 P: 16	R: 3 E: 0 K: 0 S: 24	H: 3 LOB: 2 BB: 2 P: 39	R: 0 E: 0 K: 0 S: 8	H: 1 LOB: 1 BB: 0 P: 12	R: 0 E: 0 K: 1 S: 6	H: 0 LOB: 0 BB: 0 P: 9	R: 2 E: 1 K: 0 S: 10	H: 2 LOB: 0 BB: 0 P: 17	R: 0 E: 0 K: 1 S: 9	H: 0 LOB: 0 BB: 0 P: 14	R: 0 E: 0 K: 0 S: 7	H: 0 LOB: 0 BB: 0 P: 11	R: 0 E: 1 K: 0 S: 6	H: 0 LOB: 1 BB: 0 P: 9	R: 0 E: 0 K: 1 S: 8	H: 0 LOB: 0 BB: 0 P: 10	1B: 7 2B: 0 3B: 0 HR: 0	SF: 0 SAC: 0 DP: 0 HBP: 0	WP: 0 PB: 0 SB: 2 CS: 0	PA: 37
PITCHER	IP WLS BF H R ER SO BB IBB HBP BLK WP HR S P ERA WHIP																					
Ismael Valdez, R (1, 1) ERA: 3.03	5.0 L 24 7 5 4 3 2 0 0 0 0 0 0 58 93 7.20 1.800																					
Tom Candiotti, R (6, 1) ERA: 2.28	2.0 6 0 0 0 1 0 0 0 0 0 0 0 16 25 0.00 0.000																					
Scott Radinsky, L (8, 1) ERA: 3.24	1.0 4 0 0 0 0 0 0 0 0 0 0 0 6 9 0.00 0.000																					
Antonio Osuna, R (9, 1) ERA: 0.75	1.0 3 0 0 0 1 0 0 0 0 0 0 0 8 10 0.00 0.000																					

San Francisco Giants @ Los Angeles Dodgers
 Dodger Stadium, Los Angeles, CA
 Thu Jun 05 1997, 7:05 PM PDT
 Att. 30,487 - Unknown - 69 F

livebaseballscorecards.com

AB	35
R	5
H	7
RBI	4
BB	2
SO	5
LOB	7



BOTTOM

San Francisco Giants @ Los Angeles Dodgers
Dodger Stadium, Los Angeles, CA

Thu Jun 05 1997, 7:05 PM PDT
Att: 30,487 - Unknown - 69 F

livebaseballscorecards.com

AB	32
R	4
H	6
RBI	4
BB	2
SO	4
LOB	11



WP:	0	PA:	35
PB:	0		
SB:	0		
CS:	0		

AB R H RBI BB SO LOB

2 1 1 0 2 0 0

3 0 0 0 0 0 2

4 0 0 1 0 1 4

4 0 1 1 0 1 2

4 0 0 0 0 2 1

4 1 2 0 0 0 0

4 1 1 2 0 0 1

3 0 0 0 0 0 0

0 0 0 0 0 0 0

1 0 0 0 0 0 0

1 0 0 0 0 0 0

0 0 0 0 0 0 0

0 0 0 0 0 0 0

1 1 1 0 0 0 0

1B: 4 SF: 0

2B: 1 SAC: 1

3B: 0 DP: 1

HR: 1 HBP: 0


Batter	1	2	3	4	5	6	7	8	9	AB	R	H	RBI	BB	SO	LOB
Stan Javier, S OBP: 0.393, SLG: 0.385 (1, 8)	G3-1 G4-3 BB		2B 1B	1B BB		G1-2-3 1B		1B		3	1	3	0	2	0	0
Jose Vizcaino, S OBP: 0.341, SLG: 0.325 (1, 6)	G4-3		1B 2B	1B		K		L8		5	1	2	2	0	1	3
Barry Bonds, L OBP: 0.429, SLG: 0.447 (1, 7)	G3-1		HR 1B	1B IBB		1B IBB		G3		3	1	1	1	2	0	2
Glenallen Hill, R OBP: 0.291, SLG: 0.458 (1, 9)	K		HR 1B	FC6-4 IBB		1B		K		5	1	2	2	0	2	4
Mark Lewis, R OBP: 0.338, SLG: 0.433 (1, 4)			K			G1-2-3		G4-3		4	0	0	0	1	1	3
Bill Mueller, S OBP: 0.340, SLG: 0.353 (1, 5)			G4-3					K		5	0	1	0	0	1	1
J.T. Snow, L OBP: 0.389, SLG: 0.382 (1, 3)								P6		4	0	0	0	0	1	2
Marcus Jensen, S OBP: 0.261, SLG: 0.258 (1, 2)								P4		3	1	0	0	1	1	1
Rich Rodriguez, L OBP: 0.500, SLG: 0.500 (8, 1)								K		0	0	0	0	0	0	0
Rene Arocha, R (9, 1)								K		0	0	0	0	0	0	0
Kirk Rueter, L OBP: 0.167, SLG: 0.091 (1, 1)								K		0	0	0	0	0	0	0
Joe Roa, R OBP: 0.222, SLG: 0.222 (3, 1)								K		3	0	0	0	0	2	3
Jim Poole, L (6, 1)										0	0	0	0	0	0	0
Julian Tavarez, L (7, 1)										0	0	0	0	0	0	0
Rick Wilkins, L OBP: 0.264, SLG: 0.331 (8, 2)										1	0	0	0	0	1	0

Inning Stats	R: 0	H: 0	E: 0	K: 10	S: 10	R: 0	H: 0	E: 0	K: 7	S: 7	R: 4	H: 4	E: 0	K: 2	S: 18	R: 1	H: 1	E: 1	K: 13	S: 13	R: 0	H: 1	E: 0	K: 10	S: 10	R: 0	H: 0	E: 0	K: 8	S: 8	R: 0	H: 1	E: 0	K: 13	S: 7	
	0	0	0	10	10	0	0	0	7	7	4	4	0	2	18	1	1	1	13	13	0	1	0	0	10	10	0	0	0	8	8	0	1	0	13	7

PITCHER	IP	WLS	BF	H	R	ER	SO	BB	IBB	HBP	BLK	WP	HR	S	P	ERA	WHIP
Terrell Wade, L ERA: 5.36 (1, 1)	2.1		13	4	4	4	2	2	0	0	0	0	1	31	55	15.43	2.571
Paul Byrd, R ERA: 5.12 (3, 1)	2.2	W	14	2	1	0	3	2	1	0	0	0	0	27	52	0.00	1.500
Joe Borowski, R ERA: 1.08 (6, 1)	1.0		5	2	0	0	1	0	1	0	0	0	0	11	23	0.00	2.000
Mike Bielecki, R ERA: 2.08 (7, 1)	1.2		6	1	0	0	2	0	0	0	0	0	0	18	27	0.00	0.600
Alan Embree, L ERA: 3.12 (8, 1)	0.1		1	0	0	0	0	0	0	0	0	0	0	3	4	0.00	0.000

BOTTOM	
AB	36
R	5
H	9
RBI	5
BB	6
SO	10
LOB	19

WP: 0 PA: 42
 PB: 0
 SB: 2
 CS: 0



Atlanta Braves @ San Francisco Giants
 3Com Park at Candlestick Point, San Francisco, CA
 Fri Jun 06 1997, 10:05 PM EDT
 Att: 16,948 - Unknown - 64 F

Batter	1	2	3	4	5	6	7	8	9	AB R H RBI BB SO LOB	TOP																	
Kenny Lofton, L OBP: 0.401, SLG: 0.445 (1, 8)	1-1 G6-3	3-2 G1-6-3 1B		0-1 G5-3			1-2 F7		0-0 3B	5 0 2 3 0 0 0																		
Michael Tucker, L OBP: 0.371, SLG: 0.469 (1, 9) (7, 7)	0-0 P5	2-2 G1-6-3 1-2f			2-2 P7			1-1 G3	3-3 K	5 0 0 0 0 1 3																		
10 Chipper Jones, S OBP: 0.368, SLG: 0.421 (1, 5)	4-2 1B BB			4-0 1B SF8 BB		2-3 K		2-2 P7		2 1 0 0 2 1 0																		
Fred McGriff, L OBP: 0.341, SLG: 0.404 (1, 3)	3-2 BB 1B		1-1 S 1B		0-0 F8			0-1 P4		4 0 2 0 0 0 0																		
Ryan Klesko, L OBP: 0.340, SLG: 0.506 (1, 7) Andrew Jones, R OBP: 0.363, SLG: 0.445 (7, 9)	4-2 BB		2-3 K		2-3 K				2-2 HR	2 0 0 0 1 2 2 1 1 1 1 0 0 0																		
Keith Lockhart, L OBP: 0.308, SLG: 0.405 (1, 4)	0-0 P4		2-2 SF8		0-1 F8			1-1 G4-3		3 0 0 1 0 0 3																		
Jeff Blausen, R OBP: 0.439, SLG: 0.569 (1, 6)			3-3 K		0-1 F7			0-0 S 3B 1B		3 1 1 0 1 1 1																		
Eddie Pérez, R OBP: 0.255, SLG: 0.278 (1, 2)			1-1 E8 FC1-5 1B		0-0 F9		2-3 K	4-0 S 3B BB		3 2 0 0 1 1 1																		
Greg Maddux, R OBP: 0.069, SLG: 0.071 (1, 1) Mike Mordecai, R OBP: 0.317, SLG: 0.333 (9, PH) Mark Wohlers, R (9, 1)			0-0 FC1-5 1B		1-0 P3		0-1 G5-3	1-0 F8		3 0 0 0 0 0 2 1 0 0 0 0 0 2 0 0 0 0 0 0 0																		
Inning Stats	R: 0 E: 0 K: 0 S: 11	H: 1 LOB: 3 BB: 2 P: 23	R: 1 E: 1 K: 0 S: 15	H: 1 LOB: 1 BB: 1 P: 24	R: 1 E: 0 K: 2 S: 12	H: 1 LOB: 1 BB: 1 P: 24	R: 0 E: 0 K: 0 S: 4	H: 0 LOB: 0 BB: 0 P: 5	R: 0 E: 0 K: 1 S: 7	H: 0 LOB: 0 BB: 0 P: 9	R: 0 E: 0 K: 1 S: 9	H: 0 LOB: 0 BB: 0 P: 12	R: 0 E: 0 K: 0 S: 8	H: 0 LOB: 0 BB: 0 P: 11	R: 3 E: 0 K: 1 S: 15	H: 3 LOB: 1 BB: 1 P: 25	1B: 4 2B: 0 3B: 1 HR: 1	SF: 1 SAC: 0 DP: 1 HBP: 0	WP: 0 PB: 0 SB: 2 CS: 0	PA: 38								
PITCHER	IP WLS BF H R ER SO BB IBB HBP BLK WP HR S P ERA WHIP																											
Mark Gardner, R ERA: 3.28 (1, 1)	8.0		31	3	2	1	5	4	0	0	0	0	0	74	120	1.12	0.875											
Doug Henry, R ERA: 2.35 (9, 1)	0.2	L	5	2	3	3	0	1	0	0	0	0	1	8	15	40.50	4.500											
Rich Rodriguez, L ERA: 0.89 (9, 1)	0.1		2	1	0	0	1	0	0	0	0	0	0	7	10	0.00	3.000											

Atlanta Braves @ San Francisco Giants
3Com Park at Candlestick Point, San Francisco, CA
 Sat Jun 07 1997, 6:33 AM EDT
 Att. 30,440 - Sunny - 67 F

AB	32
R	5
H	6
RBI	5
BB	5
SO	6
LOB	14



Batter	1	2	3	4	5	6	7	8	9	AB R H RBI BB SO LOB
--------	---	---	---	---	---	---	---	---	---	----------------------

Kenny Lofton, L (1, 8) OBP: 0.397, SLG: 0.444	2-2 G4-3 WP 2B		0-2 FC1-6 1B		2-1 G4-3		3-2 G4-3		1-1 P7	5 2 1 0 0 0 1
Michael Tucker, L (1, 7) OBP: 0.372, SLG: 0.462	3-1 G4-3		1-1 F8		2-1 E S 1B HBP		2-1 2B HBP		1-1 G3-1	3 1 0 0 0 0 2
Jeff Blauser, R (1, 6) OBP: 0.441, SLG: 0.573	2-3 K		1-1 1B 1-2 1B		2-3 K		0-1 1-3 2B			4 0 2 0 0 2 1
Fred McGriff, L (1, 3) OBP: 0.347, SLG: 0.408	0-0 3-H 1B		3-1 1-2 2-H 1B		4-2 1B BB		2-3 K			3 0 2 1 1 1 2
Andruw Jones, R (1, 9) OBP: 0.359, SLG: 0.439	3-2 G5-3		2-1 G5-3		1-0 1-2 3-H 1B		3-3 K			4 0 1 1 0 1 5
Javy Lopez, R (1, 2) OBP: 0.365, SLG: 0.552					0-0 BLK 1B				0-3 K	4 0 1 0 0 2 2
Mike Mordecai, R (1, 5) OBP: 0.318, SLG: 0.333					1-3 K				2-0 P4	3 0 1 0 0 1 1
Keith Lockhart, L (8, PH) OBP: 0.302, SLG: 0.395									3-2 G4-3	1 0 0 0 0 0 0
Tony Graffanino, R (1, 4) OBP: 0.340, SLG: 0.326									0-0 P3	3 0 0 0 0 0 2
10 Chipper Jones, S (8, PH) OBP: 0.367, SLG: 0.419									1-1 F8	1 0 0 0 0 0 0
29 John Smoltz, R (1, 1) OBP: 0.500, SLG: 0.515										
Alan Embree, L (8, 1)										
Ryan Klesko, L (9, PH) OBP: 0.338, SLG: 0.503									2-3 K	3 0 1 0 0 0 1

Inning Stats	R: 1 E: 0 K: 1 S: 15	H: 2 LOB: 1 BB: 0 P: 25	R: 0 E: 0 K: 1 S: 9	H: 1 LOB: 0 BB: 0 P: 12	R: 1 E: 0 K: 0 S: 13	H: 3 LOB: 2 BB: 0 P: 22	R: 0 E: 0 K: 1 S: 7	H: 1 LOB: 1 BB: 0 P: 10	R: 1 E: 0 K: 1 S: 11	H: 1 LOB: 2 BB: 1 P: 22	R: 0 E: 0 K: 0 S: 5	H: 0 LOB: 0 BB: 0 P: 10	R: 0 E: 0 K: 2 S: 13	H: 1 LOB: 2 BB: 0 P: 23	R: 0 E: 0 K: 1 S: 9	H: 0 LOB: 0 BB: 0 P: 13	R: 0 E: 0 K: 1 S: 7	H: 0 LOB: 0 BB: 0 P: 11	1B: 7 2B: 2 3B: 0 HR: 0	SF: 0 SAC: 0 DP: 1 HBP: 2
--------------	-------------------------------	----------------------------------	------------------------------	----------------------------------	-------------------------------	----------------------------------	------------------------------	----------------------------------	-------------------------------	----------------------------------	------------------------------	----------------------------------	-------------------------------	----------------------------------	------------------------------	----------------------------------	------------------------------	----------------------------------	----------------------------------	------------------------------------

PITCHER	IP	WLS	BF	H	R	ER	SO	BB	IBB	HBP	BLK	WP	HR	S	P	ERA	WHIP
Shawn Estes, L (1, 1) ERA: 2.77	7.0		32	9	3	3	6	1	0	2	1	1	0	73	124	3.86	1.429
Julian Tavarez, R (8, 1) ERA: 6.0	0.2		2	0	0	0	1	0	0	0	0	0	0	7	10	0.00	0.000
Jim Poole, L (8, 1) ERA: 5.91	0.1	W	1	0	0	0	0	0	0	0	0	0	0	2	3	0.00	0.000
Rod Beck, R (9, 1) ERA: 3.0	1.0	S	3	0	0	0	1	0	0	0	0	0	0	7	11	0.00	0.000

TOP


Atlanta Braves @ San Francisco Giants
3Com Park at Candlestick Point, San Francisco, CA

Sun Jun 08 1997, 6:33 AM EDT
Att. 36,689 - Sunny - 66 F

livebaseballscorecards.com

AB	35
R	3
H	9
RBI	2
BB	1
SO	8
LOB	17

WP: 1 PA: 38
PB: 0
SB: 1
CS: 0



Batter	1	2	3	4	5	6	7	8	9
Darryl Hamilton, L (1, 8) OBP: 0.350, SLG: 0.283	0-2 G4-3		0-2 G6-3		0-0 P5			0-0 1B 1B	
Jose Vizcaino, S (1, 6) OBP: 0.333, SLG: 0.317	1-3 K		2-1 P7			0-1 L9		1-2 1B 1B	
Jeff Kent, R (1, 4) OBP: 0.321, SLG: 0.505	0-1 G6-3			1-2 HR		2-0 L5		1-2 1B	
Barry Bonds, L (1, 7) OBP: 0.423, SLG: 0.471		1-1 G1-3		0-0 HR		2-2 HR		1-2 2-H 3-H 2-2 P6	
J.T. Snow, L (1, 3) OBP: 0.381, SLG: 0.371		1-3 K		0-1 F8		2-3 K		1-3 K	
Glenallen Hill, R (1, 9) OBP: 0.292, SLG: 0.472		0-2 K		0-3 K			1-0 G4-3	0-0 P3	
Julian Tavarez, L (8, 1)									
Jim Poole, L (8, 1)									
Mark Lewis, R (8, PH) OBP: 0.333, SLG: 0.426									
Rod Beck, R (9, 1)		4-1 2B		3-2 F7			2-3 K		
Rick Wilkins, L (1, 2) OBP: 0.260, SLG: 0.318									
Bill Mueller, S (1, 5) OBP: 0.327, SLG: 0.338		3-2 P7			1-2 G6-3		2-3 K		
Shawn Estes, R (1, 1) OBP: 0.087, SLG: 0.182					0-0 G6-3			1-0 1B 1B	
Stan Javier, S (8, 9) OBP: 0.386, SLG: 0.378									

Inning Stats	R: 0	H: 0	E: 0	K: 1	S: 8	R: 0	H: 1	E: 0	K: 1	S: 12	R: 0	H: 0	E: 0	K: 0	S: 6	R: 2	H: 2	E: 0	K: 1	S: 15	R: 0	H: 0	E: 0	K: 1	S: 7	R: 1	H: 1	E: 0	K: 1	S: 9	R: 0	H: 0	E: 0	K: 2	S: 8	R: 2	H: 4	E: 0	K: 1	S: 17
	LOB: 0	BB: 0	P: 9	LOB: 2	BB: 1	LOB: 0	BB: 0	LOB: 0	BB: 0	P: 21	LOB: 0	BB: 0	LOB: 0	BB: 0	P: 8	LOB: 0	BB: 0	LOB: 0	BB: 0	P: 19	LOB: 0	BB: 0	LOB: 0	BB: 0	P: 8	LOB: 0	BB: 0	LOB: 0	BB: 0	P: 15	LOB: 0	BB: 0	LOB: 0	BB: 0	P: 13	LOB: 2	BB: 0	P: 23		

PITCHER										PITCHER																													
IP	WLS	BF	H	R	ER	SO	BB	IBB	HBP	BLK	WP	HR	S	P	ERA	WHIP	IP	WLS	BF	H	R	ER	SO	BB	IBB	HBP	BLK	WP	HR	S	P	ERA	WHIP						
29 John Smoltz, R (1, 1) ERA: 2.92	7.0	L	30	8	5	5	7	1	0	0	0	3	74	105	6.43	1.286																							
Alan Embree, L (8, 1) ERA: 2.95	1.0		3	0	0	1	0	0	0	0	0	0	8	11	0.00	0.000																							

AB	R	H	RBI	BB	SO	LOB
4	1	1	0	0	0	0
4	0	1	0	0	1	0
4	1	2	3	0	0	0
4	2	2	2	0	0	2
4	0	0	0	0	3	2
3	0	1	0	0	1	0
0	0	0	0	0	0	0
0	0	0	0	0	0	0
1	0	0	0	0	0	2
0	0	0	0	0	0	0
2	0	0	0	1	1	0
3	0	0	0	0	1	2
2	0	0	0	0	1	0
1	1	1	0	0	0	0

WP	PA	32
0	33	

Atlanta Braves @ San Francisco Giants
3Com Park at Candlestick Point, San Francisco, CA
 Sun Jun 08 1997, 6:33 AM EDT
 Att. 36,689 - Sunny - 66 F

AB	32
R	5
H	8
RBI	5
BB	1
SO	8
LOB	8



1B:	4	SF:	0
2B:	1	SAC:	0
3B:	0	DP:	0
HR:	3	HBP:	0
WP:	0	PA:	33
PB:	0	SB:	0
CS:	0		

Batter	1	2	3	4	5	6	7	8	9	AB R H RBI BB SO LOB	TOP									
Kurt Abbott, R (1, 4) OBP: 0.320, SLG: 0.500	1-1 L5		0-3 K			1-3 K			0-0 1B	4 1 1 0 0 2 1	Florida Marlins @ San Francisco Giants 3Com Park at Candlestick Point, San Francisco, CA Mon Jun 09 1997, 10:05 PM EDT Att. 10,699 - Unknown - 61 F AB 30 R 4 H 6 RBI 4 BB 2 SO 8 LOB 9									
Edgar Renteria, R (1, 6) OBP: 0.304, SLG: 0.307	3-2 G6-3			4-2 CS BB			4-1 2B G3 BB	2-1 L8	2 1 0 0 2 0 1											
Cliff Floyd, L (1, 8) OBP: 0.373, SLG: 0.391	1-3 K			1 SAFE 1 SAFE 3-3 1 SAFE 1 SAFE 1 SAFE 1-2			2-1 P6	1-1 1B 1B	4 1 1 0 0 2 2											
Gary Sheffield, R (1, 9) OBP: 0.444, SLG: 0.410		3-2 CS 1B		2-2 P3			3-1 G3 1-3 2B	3-2 E 1B SF7 1B	4 1 3 1 0 0 0											
Moises Alou, R (1, 7) OBP: 0.386, SLG: 0.493		2-0 F9			0-0 F8		0-0 G3	1-0 E7 FC5-4 1B	4 0 1 2 0 0 2											
Bobby Bonilla, S (1, 5) OBP: 0.387, SLG: 0.486		0-3 K			3-3 K		2-1 F8	3-0 SF7	3 0 0 1 0 2 2											
Jeff Conine, R (1, 3) OBP: 0.324, SLG: 0.376			0-2 L9		0-0 F9			1-0 F7	0-0 FC5-4	4 0 0 0 0 0 1										
Charles Johnson, R (1, 2) OBP: 0.335, SLG: 0.366			2-3 K			1-0 F9		1-1 G5-3		3 0 0 0 0 1 0										
Pat Rapp, R (1, 1) OBP: 0.167, SLG: 0.292 John Cangelosi, S (6, PH) OBP: 0.351, SLG: 0.288 Mark Hutton, R (6, 1) Jim Eisenreich, L (8, PH) OBP: 0.373, SLG: 0.398 Dennis Cook, L (8, 1)		0-2 1B			2-3 K		2-0 P6			0 0 0 0 0 0 0 1 0 0 0 0 1 0 0 0 0 0 0 0 0 1 0 0 0 0 0 0 0 0 0 0 0 0 0										
Inning Stats	R: 0 E: 0 K: 1 S: 10	H: 0 LOB: 0 BB: 0 P: 15	R: 0 E: 0 K: 1 S: 7	H: 1 LOB: 0 BB: 0 P: 12	R: 0 E: 0 K: 2 S: 12	H: 1 LOB: 1 BB: 0 P: 14	R: 0 E: 0 K: 1 S: 13	H: 0 LOB: 0 BB: 1 P: 22	R: 0 E: 0 K: 2 S: 7	H: 0 LOB: 0 BB: 0 P: 11	R: 1 E: 0 K: 0 S: 8	H: 1 LOB: 1 BB: 1 P: 19	R: 0 E: 0 K: 0 S: 4	H: 0 LOB: 0 BB: 0 P: 8	R: 3 E: 1 K: 0 S: 11	H: 4 LOB: 1 BB: 0 P: 18	1B: 6 2B: 2 3B: 0 HR: 0	SF: 1 SAC: 0 DP: 1 HBP: 0	WP: 0 PB: 0 SB: 0 CS: 2	PA: 34
PITCHER	IP WLS BF H R ER SO BB IBB HBP BLK WP HR S P ERA WHIP																			
Keith Foulke, R (1, 1) ERA: 5.7	6.1 W 22 3 1 1 8 2 0 0 0 0 0 0 59 96 1.42 0.789																			
Julian Tavarez, R (7, 1) ERA: 5.68	1.2 5 0 0 0 0 0 0 0 0 0 0 0 7 13 0.00 0.000																			
Doug Henry, R (9, 1) ERA: 2.84	1.0 7 4 3 2 0 0 0 0 0 0 0 0 11 18 18.00 4.000																			



Batter	1	2	3	4	5	6	7	8	9	AB R H RBI BB SO LOB	TOP		
Luis Castillo, S OBP: 0.349, SLG: 0.325 (1, 4)	0-0 G6-3		3-3 K		1-1 E5		0-0 1B 2B	3-2 F7		5 1 1 0 0 1 0	Florida Marlins @ San Francisco Giants 3Com Park at Candlestick Point, San Francisco, CA Tue Jun 10 1997, 6:33 AM EDT Att. 10,257 - Sunny - 61 F livebaseballscorecards.com		
Edgar Renteria, R OBP: 0.306, SLG: 0.313 (1, 6)	2-3 K		1-1 L8		1-0 F8		1-2 CS 1B	0-0 G6-3 SF9 2B	5 1 2 2 0 1 1				
Jim Eisenreich, L OBP: 0.369, SLG: 0.402 (1, 7) John Wehner, R OBP: 0.222, SLG: 0.176 (7, 7)	1-1 P6		2-1 F9		0-0 G4-3		1-0 1B 2B	2-0 G6-3	4 1 1 0 0 0 0 1 0 0 0 0 0 1				
Gary Sheffield, R OBP: 0.452, SLG: 0.408 (1, 9)		4-0 WP S BB		1-0 G6-3		4-2 L1-3 BB	4-0 1B IBB	4-2 1B BB	1 1 0 0 4 0 0				
Moises Alou, R OBP: 0.382, SLG: 0.488 (1, 8)		0-1 F7		0-0 P8		0-0 L1-3	1-2 E7 1B	0-0 SF9	4 1 1 2 0 0 2				
Bobby Bonilla, S OBP: 0.395, SLG: 0.488 (1, 5) Alex Arias, R OBP: 0.422, SLG: 0.421 (9, 5)		4-2 WP BB		2-2 G4-3		HR BB	HR BB	0-0 1B	3 1 2 1 2 0 0 0 0 0 0 0 0 0				
Jeff Conine, R OBP: 0.326, SLG: 0.370 (1, 3)		4-2 BB		4-0 WP S BLK BB		L9	K	0-3 K	3 1 0 0 2 2 4				
Charles Johnson, R OBP: 0.333, SLG: 0.383 (1, 2)		0-3 K		3-2 F9		1-H HR	G1-3		4 1 1 2 0 1 4				
Kevin Brown, R OBP: 0.250, SLG: 0.188 (1, 1)		0-2 G2-3		1-3 K		4-2 2B 1B BB	F7		3 1 0 0 1 1 4				
Inning Stats	R: 0 H: 0 E: 0 LOB: 0 K: 1 BB: 0 S: 6 P: 9	R: 0 H: 0 E: 0 LOB: 3 K: 1 BB: 3 S: 16 P: 28	R: 0 H: 0 E: 0 LOB: 0 K: 1 BB: 0 S: 7 P: 13	R: 0 H: 0 E: 0 LOB: 0 K: 0 BB: 0 S: 5 P: 8	R: 1 H: 0 E: 1 LOB: 1 K: 1 BB: 1 S: 9 P: 19	R: 0 H: 0 E: 0 LOB: 0 K: 0 BB: 1 S: 4 P: 8	R: 7 H: 6 E: 1 LOB: 1 K: 1 BB: 3 S: 25 P: 46	R: 0 H: 0 E: 0 LOB: 0 K: 0 BB: 0 S: 8 P: 15	R: 1 H: 2 E: 0 LOB: 2 K: 1 BB: 1 S: 10 P: 16	1B: 4 SF: 1 2B: 4 SAC: 0 3B: 0 DP: 1 HR: 1 HBP: 0	WP: 2 PA: 43 PB: 0 SB: 2 CS: 1		
PITCHER	IP WLS BF H R ER SO BB IBB HBP BLK WP HR S P ERA WHIP											PITCHER	IP WLS BF H R ER SO BB IBB HBP BLK WP HR S P ERA WHIP
William Van Landingham, R (1, 1) ERA: 4.38	6.1 L 27 1 4 3 4 7 0 0 1 2 1 53 103 4.26 1.263												
Dan Carlson, R (7, 1) ERA: 13.5	2.2 16 7 5 4 2 1 1 0 0 0 0 37 59 13.50 3.000												

Batter	1	2	3	4	5	6	7	8	9	AB	R	H	RBI	BB	SO	LOB
Darryl Hamilton, L (1, 8) OBP: 0.341, SLG: 0.296	0-1 G1-3			2-2 F7			2-0 L8		0-3 K	4	0	0	0	0	1	0
Jose Vizcaino, S (1, 6) OBP: 0.339, SLG: 0.318	2-3 K			1-2 G6-3			0-3 K			3	0	0	0	0	2	0
J.T. Snow, L (1, 3) OBP: 0.375, SLG: 0.363	1-0 G1-3			0-0 G4-3			1-0 G4-3			3	0	0	0	0	0	0
Barry Bonds, L (1, 7) OBP: 0.424, SLG: 0.482		0-0 G4-3			3-2 G4-3			2-2 F7		3	0	0	0	0	0	0
Jeff Kent, R (1, 4) OBP: 0.323, SLG: 0.498		3-3 K			0-0 G5-3			2-3 K		3	0	0	0	0	2	0
Glenallen Hill, R (1, 9) OBP: 0.285, SLG: 0.460 Marvin Benard, L (8, 9) OBP: 0.365, SLG: 0.291		1-0 G6-3			2-3 K			2-2 FC6-4 HBP		2	0	0	0	0	1	0
Mark Lewis, R (1, 5) OBP: 0.327, SLG: 0.415			0-0 G6-3			2-2 G6-3		0-1 FC6-4		3	0	0	0	0	0	1
Damon Berryhill, S (1, 2) OBP: 0.421, SLG: 0.394 Bill Mueller, S (9, PH) OBP: 0.317, SLG: 0.329			1-2 G5-3			1-0 G6-3			1-2 G3	2	0	0	0	0	0	0
William Van Landingham, R (1, 1) OBP: 0.087, SLG: 0.045 Dan Carlson, R (7, 1) Stan Javier, S (9, PH) OBP: 0.384, SLG: 0.375			1-1 G3			0-3 K			1-0 G6-3	1	0	0	0	0	0	0

Inning Stats	R: 0	H: 0	E: 0	K: 1	S: 7	R: 0	H: 0	E: 0	K: 1	S: 5	R: 0	H: 0	E: 0	K: 0	S: 6	R: 0	H: 0	E: 0	K: 1	S: 9	R: 0	H: 0	E: 0	K: 1	S: 10	R: 0	H: 0	E: 0	K: 1	S: 7	R: 0	H: 0	E: 0	K: 1	S: 5	R: 0	H: 0	E: 0	K: 1	S: 10	R: 0	H: 0	E: 0	K: 1	S: 16	R: 0	H: 0	E: 0	K: 1	S: 8	R: 0	H: 0	E: 0	K: 1	S: 10	R: 0	H: 0	E: 0	K: 1	S: 10	1B: 0	2B: 0	3B: 0	HR: 0	SF: 0	SAC: 0	DP: 0	HBP: 1	WP: 0	PB: 0	SB: 0	CS: 0	PA: 28
PITCHER Kevin Brown, R (1, 1) ERA: 2.81	IP	WLS	BF	H	R	ER	SO	BB	IBB	HBP	BLK	WP	HR	S	P	ERA	WHIP																			IP	WLS	BF	H	R	ER	SO	BB	IBB	HBP	BLK	WP	HR	S	P	ERA	WHIP																					

BOTTOM

Florida Marlins @ San Francisco Giants
3Com Park at Candlestick Point, San Francisco, CA

Tue Jun 10 1997, 6:33 AM EDT
 Att. 10,257 - Sunny - 61 F

livebaseballscorecards.com

AB 27
R 0
H 0
RBI 0
BB 0
SO 7
LOB 1



Batter	1	2	3	4	5	6	7	8	9	AB R H RBI BB SO LOB	TOP									
Luis Castillo, S OBP: 0.339, SLG: 0.315 (1, 4)	1-3 K	0-1 G1-4-3		2-2 G6-3		0-2 G6-3		2-3 K		5 0 0 0 0 2 4	Florida Marlins @ San Francisco Giants 3Com Park at Candlestick Point, San Francisco, CA Wed Jun 11 1997, 6:33 AM EDT Att. 10,118 - Cloudy - 70 F									
Edgar Renteria, R OBP: 0.307, SLG: 0.312 (1, 6)	0-0 G3		2-1 1B G3 1B		4-1 1B SH3-4 FC4-6 BB	1-1 G5-3		1-3 K		4 2 1 0 1 1 2										
Jim Eisenreich, L OBP: 0.368, SLG: 0.400 (1, 7) John Wehner, R OBP: 0.263, SLG: 0.222 (8, 7)	3-2 E6 2B		0-0 G3 P2 1B		0-1 SH3-4		0-0 F7		0-0 1B	3 1 1 0 0 0 0 1 0 1 0 0 0 0										
Gary Sheffield, R OBP: 0.455, SLG: 0.413 (1, 9)	1-0 HR 2B		1-0 P2		4-0 FC4-6 1B IBB		4-1 CS BB		1-3 K	3 1 1 1 2 1 3										
Moises Alou, R OBP: 0.390, SLG: 0.493 (1, 8)	4-1 HR BB		0-1 G3		1-0 FC4-6 1B		0-1 1B		2-2 G4-6-3 1B	4 1 3 1 1 0 1										
Bobby Bonilla, S OBP: 0.399, SLG: 0.502 (1, 5)	2-1 HR		4-1 CS IBB		3-1 FC4-6 FC6-4		1-0 1B		1-1 G4-6-3	4 1 2 4 1 0 4										
Jeff Conine, R OBP: 0.324, SLG: 0.367 (1, 3)	2-2 G1-3		2-1 CS		1-1 SH5-3 1B		1-1 FC6-4		1-3 K	4 0 1 0 0 1 4										
Charles Johnson, R OBP: 0.331, SLG: 0.379 (1, 2)		2-2 G4-3		1-3 K		1-0 G6-3 1B		2-1 G6-3		4 0 1 0 0 1 1										
Rick Helling, R OBP: 0.180, SLG: 0.100 (1, 1) Kurt Abbott, R OBP: 0.327, SLG: 0.505 (8, PH) Felix Heredia, L OBP: 0.500, SLG: 0.500 (8, PH) John Cangelosi, S OBP: 0.359, SLG: 0.313 (8, 1) Jay Powell, R OBP: 0.333, SLG: 0.333 (8, 1) Robb Nen, R (8, 1)		2-3 K		1-0 SH5-3		1-1 G6-3 1B		3-2 S 2B		1 0 0 0 0 1 0 1 0 1 0 0 0 0 0 0 0 0 0 0 0 1 0 1 0 0 0 0 0 0 0 0 0 0 0 0 0 0 0 0 0 0										
Inning Stats	R: 4 E: 1 K: 1 S: 16	H: 2 LOB: 0 BB: 1 P: 29	R: 0 E: 0 K: 1 S: 9	H: 0 LOB: 0 BB: 0 P: 13	R: 1 E: 0 K: 0 S: 8	H: 2 LOB: 1 BB: 1 P: 17	R: 0 E: 0 K: 1 S: 9	H: 1 LOB: 1 BB: 0 P: 14	R: 1 E: 0 K: 0 S: 8	H: 1 LOB: 2 BB: 2 P: 21		R: 0 E: 0 K: 0 S: 8	H: 2 LOB: 1 BB: 0 P: 11	R: 0 E: 0 K: 2 S: 12	H: 1 LOB: 1 BB: 0 P: 20	R: 0 E: 0 K: 1 S: 10	H: 2 LOB: 1 BB: 0 P: 14	1B: 10 2B: 2 3B: 0 HR: 1	SF: 0 SAC: 2 DP: 2 HBP: 0	WP: 0 PA: 43 PB: 0 SB: 1 CS: 2
PITCHER	IP WLS BF H R ER SO BB IBB HBP BLK WP HR S P ERA WHIP																			
Kirk Rueter, L ERA: 3.64 (1, 1)	4.1 L 23 6 6 2 3 2 2 0 0 0 0 1 46 86 4.15 1.846																			
Julian Tavarez, R ERA: 5.57 (5, 1)	0.2 2 0 0 0 0 0 0 0 0 0 0 0 4 8 0.00 0.000																			
Jim Poole, L ERA: 5.48 (6, 1)	1.2 8 4 0 0 0 1 0 0 0 0 0 0 13 21 0.00 3.000																			
Joe Roa, R ERA: 4.03 (7, 1)	1.1 5 1 0 0 3 0 0 0 0 0 0 0 15 24 0.00 0.750																			
Doug Henry, R ERA: 2.76 (9, 1)	1.0 4 2 0 0 1 0 0 0 0 0 0 0 10 14 0.00 2.000																			

AB	35
R	6
H	13
RBI	6
BB	5
SO	7
LOB	19



Batter	1	2	3	4	5	6	7	8	9	AB	R	H	RBI	BB	SO	LOB	
Darryl Hamilton, L OBP: 0.336, SLG: 0.300 (1, 8)	1-1 BB 2B	1-1 F7		2-0 F8		2-2 G3		3-2 F8		5	1	1	0	0	0	2	
Jose Vizcaino, S OBP: 0.340, SLG: 0.316 (1, 6)	4-1 BB SF9 BB	3-2 F9		1-1 2B 1B		1-0 F9		0-1 F8		4	1	1	0	1	0	2	
Jeff Kent, R OBP: 0.329, SLG: 0.507 (1, 4)	1-3 K	4-2 1-2 BB		1-0 2B		1-0 2B		1-3 K		4	0	2	0	1	2	3	
Barry Bonds, L OBP: 0.423, SLG: 0.474 (1, 7)	4-2 SF9 BB 1-2 2-3 BB	0-0 F8		3-2 P6		1-3 K			4-1 1B BB SF9 BB	3	1	0	0	2	1	5	
J.T. Snow, L OBP: 0.384, SLG: 0.369 (1, 3)	4-2 BB 1-2 2-3 3-H BB		X	0-0 2B		4-1 1B BB		1-1 F9		4-1 1B BB	2	0	1	1	3	0	0
Glenallen Hill, R OBP: 0.279, SLG: 0.452 (1, 9)	0-0 SF9		S	0-1 F7		0-3 K		0-0 G4-3		1-0 P4	4	0	0	1	0	4	
Mark Lewis, R OBP: 0.342, SLG: 0.424 (1, 5)	4-2 1-2 BB		B	1-1 F8		1-2 1B		2-2 1B		0-0 1B 1-2 2-3 1B	4	0	3	0	1	0	1
Rick Wilkins, L OBP: 0.245, SLG: 0.300 (1, 2)	1-3 K		X	0-0 P3		3-3 K		0-0 G3		0-0 SF9	4	0	0	1	0	2	7
Kirk Rueter, L OBP: 0.192, SLG: 0.087 (5, 1)		4-2 BB		2-2 P5		1-2 K		3-1 1B		0-3 K	1	0	0	0	1	0	0
Julian Javier, L OBP: 0.410, SLG: 0.382 (5, PH)										0	0	0	0	0	0	0	0
Damon Berryhill, S OBP: 0.375, SLG: 0.304 (6, 1)										0	0	0	0	0	1	2	0
Jim Poole, L OBP: 0.222, SLG: 0.222 (7, 1)										0	0	0	0	0	0	0	0
Joe Roa, R OBP: 0.375, SLG: 0.304 (8, PH)										0	0	0	0	0	0	0	0
Marvin Benard, L OBP: 0.375, SLG: 0.304 (9, 1)										0	0	0	0	0	0	0	0
Doug Henry, R OBP: 0.381, SLG: 0.372 (9, PH)										0	0	0	0	0	0	0	0
Stan Javier, S OBP: 0.381, SLG: 0.372 (9, PH)										0	0	0	0	0	1	2	0

Inning Stats	R: 2	H: 1	E: 0	LOB: 3	K: 2	P: 37	R: 0	H: 0	E: 0	LOB: 2	K: 0	P: 23	R: 0	H: 1	E: 0	LOB: 1	K: 0	P: 7	R: 0	H: 2	E: 0	LOB: 2	K: 0	P: 19	R: 0	H: 1	E: 0	LOB: 2	K: 3	P: 23	R: 0	H: 1	E: 0	LOB: 1	K: 1	P: 14	R: 0	H: 1	E: 0	LOB: 1	K: 0	P: 10	R: 0	H: 1	E: 0	LOB: 1	K: 1	P: 18	R: 1	H: 1	E: 0	LOB: 2	K: 1	P: 17	1B: 5	SF: 2	2B: 4	SAC: 0	3B: 0	DP: 0	HR: 0	HBP: 0	WP: 0	PA: 45
--------------	------	------	------	--------	------	-------	------	------	------	--------	------	-------	------	------	------	--------	------	------	------	------	------	--------	------	-------	------	------	------	--------	------	-------	------	------	------	--------	------	-------	------	------	------	--------	------	-------	------	------	------	--------	------	-------	------	------	------	--------	------	-------	-------	-------	-------	--------	-------	-------	-------	--------	-------	--------

PITCHER	IP	WLS	BF	H	R	ER	SO	BB	IBB	HBP	BLK	WP	HR	S	P	ERA	WHIP
Rick Helling, R ERA: 3.99 (1, 1)	5.0		27	5	2	2	5	7	0	0	0	0	0	59	109	3.60	2.400
Felix Heredia, L ERA: 2.42 (6, 1)	2.0		8	2	0	0	1	0	0	0	0	0	0	16	24	0.00	1.000
Jay Powell, R ERA: 2.04 (8, 1)	1.0		6	1	1	1	1	2	0	0	0	0	0	13	28	9.00	3.000
Robb Nen, R ERA: 4.71 (9, 1)	1.0	S	4	1	0	0	1	0	0	0	0	0	0	6	7	0.00	1.000

BOTTOM

Florida Marlins @ San Francisco Giants
3Com Park at Candlestick Point, San Francisco, CA

Wed Jun 11 1997, 6:33 AM EDT
Att: 10,118 - Cloudy - 70 F

livebaseballscorecards.com

AB	34
R	3
H	9
RBI	3
BB	9
SO	8
LOB	28



Batter	1	2	3	4	5	6	7	8	9	AB R H RBI BB SO LOB	TOP											
Darryl Hamilton, L (1, 8) OBP: 0.333, SLG: 0.298	1-1 G6-4-3 1B		0-2 G3-1			1-1 G3	2-1 F8			4 0 1 0 0 0 3	<p>San Francisco Giants @ Texas Rangers The Ballpark at Arlington, Arlington, TX</p> <p>Thu Jun 12 1997, 8:05 PM EDT Att. 46,507 - Unknown - 89 F</p>											
Jose Vizcaino, S (1, 6) OBP: 0.339, SLG: 0.315	0-1 G6-4-3 1-2f			1-1 P4			0-0 HBP 1B 1B	1-1 L3		4 1 1 0 0 0 1												
Jeff Kent, R (1, 4) OBP: 0.328, SLG: 0.502	2-2 P6			0-0 P7			1-0 SAFE 1B SAFE 1B 1-2 SF7 1B	1-0 F9		4 1 1 0 0 0 0												
Barry Bonds, L (1, 7) OBP: 0.424, SLG: 0.477		0-1 G4-3		3-2 F8			1-0 SF7 1B 1-2 2-3 2B HBP	0-0 2B		3 1 1 0 0 0 0												
Mark Lewis, R (1, 5) OBP: 0.340, SLG: 0.420		0-0 F9			2-0 F7		0-0 2B 1-2 2-3 3-H 1B	1-1 F8		4 0 1 1 0 0 1												
Bill Mueller, S (8, 5) OBP: 0.317, SLG: 0.329										0 0 0 0 0 0 0												
Glenallen Hill, R (1, 10) OBP: 0.274, SLG: 0.446		2-2 P3			0-0 F7		0-2 SF7			3 0 0 1 0 0 0												
Stan Javier, S (1, 9) OBP: 0.391, SLG: 0.414			3-2 HR		1-0 G6-3		0-0 1-3 3-H 2B			4 1 3 2 0 0 0												
J.T. Snow, L (1, 3) OBP: 0.386, SLG: 0.369			0-1 F7			0-0 CS 1B	4-0 IBB			3 0 1 0 1 0 1												
Marcus Jensen, S (1, 2) OBP: 0.247, SLG: 0.242			1-0 G5-3			1-3 K	1-3 K			4 0 0 0 0 3 5												
Inning Stats	R: 0 E: 0 K: 0 S: 7	H: 1 LOB: 0 BB: 0 P: 10	R: 0 E: 0 K: 0 S: 6	H: 0 LOB: 0 BB: 0 P: 8	R: 1 E: 0 K: 0 S: 9	H: 1 LOB: 0 BB: 0 P: 13	R: 0 E: 0 K: 0 S: 6	H: 0 LOB: 0 BB: 0 P: 10	R: 0 E: 0 K: 1 S: 3	H: 0 LOB: 0 BB: 0 P: 6	R: 0 E: 0 K: 1 S: 6	H: 1 LOB: 0 BB: 0 P: 8	R: 3 E: 0 K: 1 S: 12	H: 4 LOB: 3 BB: 1 P: 21	R: 0 E: 0 K: 0 S: 6	H: 1 LOB: 1 BB: 0 P: 9	R: 0 E: 0 K: 1 S: 8	H: 1 LOB: 1 BB: 0 P: 14	1B: 6 2B: 2 3B: 0 HR: 1	SF: 1 SAC: 0 DP: 1 HBP: 1	WP: 0 PB: 0 SB: 0 CS: 1	PA: 36
PITCHER	IP WLS BF H R ER SO BB IBB HBP BLK WP HR S P ERA WHIP																					
Darren Oliver, L (1, 1) ERA: 4.68	7.2 L 31 8 4 4 2 0 1 1 0 0 1 53 82 4.70 1.043																					
Xavier Hernandez, R (8, 1) ERA: 3.44	1.1 5 1 0 0 1 0 0 0 0 0 0 10 17 0.00 0.750																					

AB	33
R	4
H	9
RBI	4
BB	1
SO	3
LOB	11



livebaseballscorecards.com

Batter	1	2	3	4	5	6	7	8	9	AB R H RBI BB SO LOB
Warren Newson, L OBP: 0.367, SLG: 0.470 (1, 9)	0-1 G6-3 1 SAFE	1-2 FC6 1-2f				1-3 K 1 SAFE			0-0 F8	5 0 0 0 0 1 2
Ivan Rodriguez, R OBP: 0.369, SLG: 0.541 (1, 2)	1-3 K		1-0 G6-3		0-1 G4-3			3-2 G4-3		4 0 0 0 0 1 0
29 Rusty Greer, L OBP: 0.409, SLG: 0.498 (1, 7)	0-1 1B 1B		3-2 S 1B		0-0 2B			1-2 G4-3		4 0 3 0 0 0 0
Juan Gonzalez, R OBP: 0.298, SLG: 0.539 (1, 10)	3-1 1-2 1B		2-0 F7		1-2 G4-3			0-3 K		4 0 1 0 0 1 2
Will Clark, L OBP: 0.457, SLG: 0.552 (1, 3)	2-2 G1-4-3		1 SAFE 4-0 1B			2-2 3B 1B		2-2 F8		3 1 1 0 1 0 2
Dean Palmer, R OBP: 0.305, SLG: 0.382 (1, 5)		1-0 F9	2-2 F7		1-3 K			3-2 F7		4 0 0 0 0 1 3
Mark McLemore, S OBP: 0.267, SLG: 0.235 (1, 4)		0-1 E4 FC5-4		2-1 P7		1 SAFE 3-2 1B 3B		0-0 F8		4 1 1 1 0 0 0
Damon Buford, R OBP: 0.285, SLG: 0.332 Domingo Cedenno, S (9, PH) OBP: 0.303, SLG: 0.458 (1, 8)		1 SAFE 0-2 FC5-4 1B		2-2 L7		0-1 L7			0-0 F8	3 1 0 0 0 0 2 1 0 0 0 0 0 0
Billy Ripken, R OBP: 0.339, SLG: 0.429 Lee Stevens, L (9, PH) OBP: 0.327, SLG: 0.490 (1, 6)		1 SAFE 2-1 FC6 1B		0-0 G4-3		2-2 FC1-6-4 1B			0-1 G4-3	3 0 2 2 0 0 0 1 0 0 0 0 0 0

Inning Stats	R: 0	H: 2	E: 0	K: 1	S: 16	R: 1	H: 1	E: 1	K: 0	S: 11	R: 0	H: 1	E: 0	K: 0	S: 9	R: 0	H: 1	E: 0	K: 1	S: 10	R: 2	H: 3	E: 0	K: 1	S: 23	R: 0	H: 0	E: 0	K: 1	S: 9	R: 0	H: 0	E: 0	K: 10	S: 13	R: 0	H: 0	E: 0	K: 10	S: 15	R: 0	H: 0	E: 0	K: 4	S: 4	1B: 6	2B: 1	3B: 1	SF: 0	SAC: 0	DP: 0	HBP: 0	WP: 0	PB: 0	SB: 2	CS: 0	PA: 37
--------------	------	------	------	------	-------	------	------	------	------	-------	------	------	------	------	------	------	------	------	------	-------	------	------	------	------	-------	------	------	------	------	------	------	------	------	-------	-------	------	------	------	-------	-------	------	------	------	------	------	-------	-------	-------	-------	--------	-------	--------	-------	-------	-------	-------	--------

PITCHER	IP	WLS	BF	H	R	ER	SO	BB	IBB	HBP	BLK	WP	HR	S	P	ERA	WHIP
Mark Gardner, R ERA: 3.19 (1, 1)	8.0	W	34	8	3	2	4	0	1	0	0	0	0	95	140	2.25	1.000
Rod Beck, R ERA: 2.88 (9, 1)	1.0	S	3	0	0	0	0	0	0	0	0	0	0	4	4	0.00	0.000


BOTTOM

San Francisco Giants @ Texas Rangers
The Ballpark at Arlington, Arlington, TX

Thu Jun 12 1997, 8:05 PM EDT
Att: 46,507 - Unknown - 89 F

livebaseballscorecards.com

AB	36
R	3
H	8
RBI	3
BB	1
SO	4
LOB	11



Batter	1	2	3	4	5	6	7	8	9	AB R H RBI BB SO LOB	TOP											
Darryl Hamilton, L (1, 8) OBP: 0.338, SLG: 0.305	3-2 1B		0-0 G4-3	2-1 1B		1-1 SH1-3		0-1 F7		4 0 2 0 0 0 0												
Jose Vizcaino, S (1, 6) OBP: 0.336, SLG: 0.317	1-1 L9		0-1 F8	0-0 G4-3		2-3 K		3-1 L4		5 0 1 0 0 1 3												
Jeff Kent, R (1, 4) OBP: 0.325, SLG: 0.495	2-3 K		0-1 F8		0-0 F8	1-2 G6-3			2-2 FC4-6 1B	5 0 1 0 0 1 2												
Barry Bonds, L (1, 7) OBP: 0.428, SLG: 0.498	1-0 G4-3		4-1 BB IBB		3-0 HR		0-1 G4-3 WP 2B		0-1 FC4-6 G4-6-3	4 2 2 1 1 0 2												
Stan Javier, S (1, 9)			0-1 G6-3	4-1 BB	2-1 G6-3 2B 1B		1-0 G4-3		3-1 G4-6-3	4 1 1 0 1 0 2												
Glenallen Hill, R (1, 10) OBP: 0.270, SLG: 0.438			0-3 K	0-1 G1-3	0-0 G6-3		1-3 K			4 0 0 0 0 2 5												
J.T. Snow, L (1, 3) OBP: 0.395, SLG: 0.397			3-2 HR		2-2 1B 1B		0-0 2B BB			3 1 3 2 1 0 0												
Bill Mueller, S (1, 5) OBP: 0.327, SLG: 0.347			0-0 1B		0-0 L8		2-1 1B			4 0 3 0 0 0 1												
Rick Wilkins, L (1, 2) OBP: 0.245, SLG: 0.299			3-3 K		0-3 K		0-0 SH1-3 WP 1B		0-3 K	4 1 1 0 0 3 2												
Inning Stats	R: 0 E: 0 K: 1 S: 9	H: 1 LOB: 1 BB: 0 P: 16	R: 1 E: 0 K: 2 S: 13	H: 2 LOB: 1 BB: 0 P: 19	R: 0 E: 0 K: 1 S: 9	H: 1 LOB: 3 BB: 2 P: 17	R: 0 E: 0 K: 1 S: 10	H: 2 LOB: 2 BB: 0 P: 14	R: 2 E: 0 K: 0 S: 8	H: 4 LOB: 2 BB: 0 P: 15	R: 1 E: 0 K: 1 S: 9	H: 1 LOB: 0 BB: 0 P: 13	R: 1 E: 0 K: 1 S: 10	H: 2 LOB: 2 BB: 1 P: 16	R: 0 E: 0 K: 1 S: 7	H: 0 LOB: 0 BB: 0 P: 10	R: 0 E: 0 K: 0 S: 9	H: 1 LOB: 0 BB: 0 P: 14	1B: 8 2B: 4 3B: 0 HR: 2	SF: 0 SAC: 1 DP: 1 HBP: 0	WP: 2 PB: 0 SB: 0 CS: 0	PA: 41
PITCHER	IP WLS BF H R ER SO BB IBB HBP BLK WP HR S P ERA WHIP																					
Ken Hill, R (1, 1) ERA: 4.19	6.2		34	12	5	4	6	2	1	0	0	2	2	67	109	5.40	2.100					
Eric Gunderson, L (7, 1) ERA: 1.96	1.1		4	1	0	0	1	0	0	0	0	0	0	8	11	0.00	0.750					
John Wetteland, R (9, 1) ERA: 1.01	1.0	W	3	1	0	0	0	0	0	0	0	0	0	9	14	0.00	1.000					

San Francisco Giants @ Texas Rangers
The Ballpark at Arlington, Arlington, TX

AB	37
R	5
H	14
RBI	3
BB	3
SO	7
LOB	17



Fri Jun 13 1997, 8:05 PM EDT
Att. 44,168 - Unknown - 91 F

livebaseballscorecards.com

Batter	1	2	3	4	5	6	7	8	9	AB	R	H	RBI	BB	SO	LOB
Damon Buford, R OBP: 0.283, SLG: 0.325 (1, 8)	0-1 P7		0-0 L8		2-2 G5-3		3-1 L5	4-0 FC4-8 BB		4	0	0	0	1	0	0
Ivan Rodriguez, R OBP: 0.374, SLG: 0.544 (1, 2)	1-3 K		1-2 2B		1-2 E4 29 HR 1B		4-2 29 BB BB	1-2 FC4-6 1-2f		4	1	2	0	1	1	3
29 Rusty Greer, L OBP: 0.420, SLG: 0.530 (1, 7)	2-2 HR 1B		4-2 BB		1-1 HR		4-0 1-2 BB		2-1 HR	3	3	3	3	2	0	0
Juan Gonzalez, R OBP: 0.302, SLG: 0.557 (1, 9)	2-2 HR		1-3 K		1-0 G4-6-3 1B		1-1 L9			4	1	2	2	0	1	4
Will Clark, L OBP: 0.453, SLG: 0.543 (1, 3)	4-0 BB		0-1 F8		0-2 G4-6-3 1-2f					3	0	0	0	1	1	3
Dean Palmer, R OBP: 0.305, SLG: 0.380 Benji Gil, R OBP: 0.276, SLG: 0.329 (8, PR) (9, 6)	2-2 F8			3-1 G6-3		3-3 K		1-2 1B 2B 1B		4	0	1	0	0	1	1
Mike Simms, R OBP: 0.293, SLG: 0.491 Warren Newson, L OBP: 0.372, SLG: 0.475 (8, PH) (1, 10)		2-3 K		2-0 L8		1-0 G6-3		0-0 2B 1B		3	0	0	0	0	1	0
Mark McLemore, S OBP: 0.266, SLG: 0.230 (1, 4)		1-0 G6-3		4-0 BB		0-0 G6-3		2-3 K		3	0	0	0	1	1	2
Billy Ripken, R OBP: 0.336, SLG: 0.431 (9, 5) (1, 6)		1-1 L8		1-3 K			1-1 G4-3	1-2 2B		4	0	1	1	0	1	1

Inning Stats	R: 2	H: 2	E: 0	K: 1	S: 15	H: 2	LOB: 1	BB: 1	P: 26	R: 0	H: 0	E: 0	K: 1	S: 6	R: 0	H: 1	E: 0	K: 1	S: 11	R: 0	H: 0	E: 0	K: 1	S: 6	R: 2	H: 3	E: 1	K: 0	S: 12	R: 0	H: 0	E: 0	K: 1	S: 6	R: 0	H: 0	E: 0	K: 0	S: 8	R: 1	H: 3	E: 0	K: 2	S: 18	R: 1	H: 1	E: 0	K: 0	S: 2	1B: 5	2B: 2	3B: 0	HR: 3	SF: 0	SAC: 0	DP: 1	HBP: 0	WP: 0	PA: 39
--------------	------	------	------	------	-------	------	--------	-------	-------	------	------	------	------	------	------	------	------	------	-------	------	------	------	------	------	------	------	------	------	-------	------	------	------	------	------	------	------	------	------	------	------	------	------	------	-------	------	------	------	------	------	-------	-------	-------	-------	-------	--------	-------	--------	-------	--------


PITCHER	IP	WLS	BF	H	R	ER	SO	BB	IBB	HBP	BLK	WP	HR	S	P	ERA	WHIP
Shawn Estes, L ERA: 2.99 (1, 1)	6.2		30	6	4	4	5	5	0	0	0	0	2	62	114	5.40	1.650
Julian Tavarez, R ERA: 5.51 (7, 1)	0.1		1	0	0	0	0	0	0	0	0	0	0	2	3	0.00	0.000
Jim Poole, L ERA: 5.4 (8, 1)	0.1		1	0	0	0	1	0	0	0	0	0	0	5	6	0.00	0.000
Doug Henry, R ERA: 3.0 (8, 1)	0.1		5	3	1	1	1	1	0	0	0	0	0	10	18	27.00	12.000
Rod Beck, R ERA: 2.84 (8, 1)	0.1		1	0	0	0	0	0	0	0	0	0	0	3	4	0.00	0.000

BOTTOM

San Francisco Giants @ Texas Rangers
The Ballpark at Arlington, Arlington, TX

Fri Jun 13 1997, 8:05 PM EDT
Att: 44,168 - Unknown - 91 F

AB	33
R	6
H	10
RBI	6
BB	6
SO	7
LOB	14



Batter	1	2	3	4	5	6	7	8	9	AB R H RBI BB SO LOB	TOP											
Darryl Hamilton, L (1, 8) OBP: 0.347, SLG: 0.341	1-3 K	4-0 HR BB		1-0 HR		1-0 SH 2B	3-2 G4-3			4 3 2 1 1 1 1												
Rich Aurilia, R (1, 6) OBP: 0.306, SLG: 0.500	4-1 PB 1B BB	2-2 HR		4-1 FC4-6 BB		0-1 SH HR		2-3 K		2 2 1 4 2 1 0												
Jeff Kent, R (1, 4) OBP: 0.331, SLG: 0.530	1-3 K	0-1 HR		1-3 K		0-0 HR		3-1 2B		5 2 3 3 0 2 2												
Barry Bonds, L (1, 7) OBP: 0.425, SLG: 0.493 Marvin Benard, L (7, 7) OBP: 0.369, SLG: 0.298	1-1 PB 1B	3-2 F9		1-0 FC4-6		2-3 K		0-3 K		4 0 1 0 0 1 1 1 0 0 0 0 1 1												
Stan Javier, S (1, 9) OBP: 0.385, SLG: 0.397	1-3 K		3-3 K		4-1 S BB	2-3 K		0-0 F8		4 0 0 0 1 3 3												
Glenallen Hill, R (1, 10) OBP: 0.272, SLG: 0.439		0-2 BB HR 2B	4-2 E 1B BB		2-2 F8	3-1 F9		0-2 L7		4 2 1 0 1 0 1												
Mark Lewis, R (1, 5) OBP: 0.329, SLG: 0.405		1-3 K	3-1 L7		0-0 F8		0-0 F8	2-2 G6-3		5 0 0 0 0 1 3												
J.T. Snow, L (1, 3) OBP: 0.399, SLG: 0.404		3-3 K	3-1 CS 1B		4-2 BB		2-1 2B	2-0 F8		4 0 2 1 1 1 1												
Damon Berryhill, S (1, 2) OBP: 0.395, SLG: 0.351		4-1 BB HR BB	0-1 CS	0-0 G6-3	1-0 F7		1-1 F7			3 1 0 0 1 0 3												
Inning Stats	R: 0 E: 0 K: 3 S: 12	H: 1 LOB: 2 BB: 1 P: 20	R: 5 E: 0 K: 2 S: 21	H: 3 LOB: 0 BB: 2 P: 38	R: 1 E: 1 K: 1 S: 11	H: 1 LOB: 0 BB: 1 P: 24	R: 1 E: 0 K: 1 S: 7	H: 1 LOB: 1 BB: 1 P: 14	R: 0 E: 0 K: 0 S: 11	H: 0 LOB: 2 BB: 2 P: 22	R: 3 E: 1 K: 2 S: 12	H: 2 LOB: 0 BB: 0 P: 20	R: 0 E: 0 K: 0 S: 8	H: 1 LOB: 1 BB: 0 P: 14	R: 0 E: 0 K: 2 S: 12	H: 1 LOB: 1 BB: 0 P: 17	R: 0 E: 0 K: 0 S: 9	H: 0 LOB: 0 BB: 0 P: 13	1B: 2 2B: 4 3B: 0 HR: 4	SF: 0 SAC: 1 DP: 0 HBP: 0	WP: 0 PB: 1 SB: 1 CS: 1	PA: 45
PITCHER	IP WLS BF H R ER SO BB IBB HBP BLK WP HR S P ERA WHIP																					
Allen Watson, L (1, 1) ERA: 6.07	3.1 L 20 6 7 6 6 5 0 0 0 0 3 47 90 16.20 3.300																					
Shigetoshi Hasegawa, R (4, 1) ERA: 4.77	4.0 19 4 3 2 4 2 0 0 0 0 1 43 75 4.50 1.500																					
Matt Perisho, L (8, 1) ERA: 7.52	1.2 5 0 0 0 1 0 0 0 0 0 0 13 17 0.00 0.000																					

San Francisco Giants @ Anaheim Angels
Anaheim Stadium, Anaheim, CA
Sat Jun 14 1997, 10:05 PM EDT
Att. 27,875 - Unknown - 69 F

AB	36
R	10
H	10
RBI	9
BB	7
SO	11
LOB	16



Batter	1	2	3	4	5	6	7	8	9	AB R H RBI BB SO LOB
Tony Phillips, S (1, 7) OBP: 0.417, SLG: 0.383 Orlando Palmeiro, L (8, 8) OBP: 0.324, SLG: 0.254	0-2 F9		1-0 G6-4-3		3-3 K		0-1 F9		2-2 1B	4 0 0 0 0 1 2 1 0 1 0 0 0 0
Darin Erstad, L (1, 10) OBP: 0.355, SLG: 0.466	2-3 K		2-2 FC6-4 1B			2-2 P4	4-1 1B BB		3-2 F7	4 0 1 0 1 1 2
Dave Hollins, S (1, 5) OBP: 0.390, SLG: 0.485	1-1 G3		1-2 FC6-4			1-0 1B 1B	2-1 1B		1-2 F7	5 1 2 0 0 0 3
Jim Edmonds, L (1, 3) OBP: 0.380, SLG: 0.541		3-2 HR		1-1 F8		2-0 1B 1B	1-2 G6-3			4 1 2 1 0 0 2
Tim Salmon, R (1, 9) OBP: 0.375, SLG: 0.442		0-1 G6-3		1-2 P4		1-2 1B		0-0 16 G6-3 1B		4 0 2 1 0 0 0
16 Garret Anderson, L (1, 8) OBP: 0.350, SLG: 0.382 (8, 7)		1-2 1B 1B		1-0 F8		0-0 L3		2-0 G6-3		4 0 1 0 0 0 3
Jim Leyritz, R (1, 2) OBP: 0.354, SLG: 0.449		0-0 G1-6-3 1B			1-3 K	1-1 F8		2-0 G4-3		4 0 1 0 0 1 2
Luis Alicea, S (1, 4) OBP: 0.396, SLG: 0.436		1-2 G1-6-3			2-3 K		3-2 E8 G4-3 2B		2-2 P5	4 1 1 0 0 1 2
Gary Disarcina, R (1, 6) OBP: 0.280, SLG: 0.360 Craig Grebeck, R (8, 6) OBP: 0.380, SLG: 0.468			0-2 G6-4-3 1B		1-0 1B		0-0 G4-3		0-1 1B	3 0 2 1 0 0 0 1 0 1 0 0 0 0

Inning Stats	R: 0 E: 0 K: 1 S: 8	H: 0 LOB: 0 BB: 0 P: 11	R: 1 E: 0 K: 0 S: 12	H: 3 LOB: 1 BB: 0 P: 17	R: 0 E: 0 K: 0 S: 10	H: 2 LOB: 1 BB: 0 P: 14	R: 0 E: 0 K: 0 S: 9	H: 0 LOB: 0 BB: 0 P: 12	R: 0 E: 0 K: 3 S: 12	H: 1 LOB: 1 BB: 0 P: 19	R: 1 E: 0 K: 0 S: 11	H: 3 LOB: 2 BB: 0 P: 18	R: 1 E: 1 K: 0 S: 14	H: 2 LOB: 2 BB: 1 P: 24	R: 0 E: 0 K: 0 S: 3	H: 1 LOB: 0 BB: 0 P: 7	R: 0 E: 0 K: 0 S: 16	H: 2 LOB: 2 BB: 0 P: 24	1B: 12 2B: 1 3B: 0 HR: 1	SF: 0 SAC: 0 DP: 3 HBP: 0	WP: 0 PB: 0 SB: 0 CS: 0	PA: 39
--------------	------------------------------	----------------------------------	-------------------------------	----------------------------------	-------------------------------	----------------------------------	------------------------------	----------------------------------	-------------------------------	----------------------------------	-------------------------------	----------------------------------	-------------------------------	----------------------------------	------------------------------	---------------------------------	-------------------------------	----------------------------------	-----------------------------------	------------------------------------	----------------------------------	--------

PITCHER	IP	WLS	BF	H	R	ER	SO	BB	IBB	HBP	BLK	WP	HR	S	P	ERA	WHIP
Joe Roa, R (1, 1) ERA: 3.95	5.1		23	9	2	2	4	0	0	0	0	0	1	59	87	3.38	1.688
Rich Rodriguez, L (6, 1) ERA: 1.41	1.2		8	2	1	1	0	1	0	0	0	0	0	17	28	5.40	1.800
Julian Tavarez, R (8, 1) ERA: 5.35	1.0		3	1	0	0	0	0	0	0	0	0	0	3	7	0.00	1.000
Jim Poole, L (9, 1) ERA: 5.18	1.0		5	2	0	0	0	0	0	0	0	0	0	16	24	0.00	2.000

BOTTOM

San Francisco Giants @ Anaheim Angels
Anaheim Stadium, Anaheim, CA
Sat Jun 14 1997, 10:05 PM EDT
Att: 27,875 - Unknown - 69 F

livebaseballscores.com

AB	38
R	3
H	14
RBI	3
BB	1
SO	4
LOB	16



Batter	1	2	3	4	5	6	7	8	9	AB R H RBI BB SO LOB	TOP											
Darryl Hamilton, L (1, 8) OBP: 0.355, SLG: 0.353	2-2 2B		1-1 F8		3-2 PB FC3-2 1B	1-1 F7			4-2 S BB	4 0 2 0 1 0 1												
Jose Vizcaino, S (1, 6) OBP: 0.337, SLG: 0.319	0-3 K2-3		1-1 G4-3		0-0 FC3-2 PB 1B		0-0 CS 1B		2-1 G6-3	5 0 2 1 0 1 2												
Jeff Kent, R (1, 4) OBP: 0.328, SLG: 0.522	2-3 K			0-2 G4-6-3 1B	2-3 K		3-3 K		2-1 F9	5 0 1 0 0 3 5												
Barry Bonds, L (1, 7) OBP: 0.428, SLG: 0.488	4-0 IBB			0-1 G4-6-3 1-2f	4-0 FC3-2 IBB		0-3 K		4-0 IBB	2 0 0 0 3 1 1												
Stan Javier, S (1, 9) OBP: 0.380, SLG: 0.390	2-2 L4			1-2 HR 1B	2-1 FC3-2			3-2 L8	2-1 L8	5 1 1 0 0 0 7												
J.T. Snow, L (1, 3) OBP: 0.397, SLG: 0.415		0-0 G6-3		1-1 1 SAFE HR	2-3 K			2-0 G6-3		4 1 1 2 0 1 3												
Bill Mueller, S (1, 5) OBP: 0.331, SLG: 0.357		3-2 G4-3		3-2 1B		1-1 F7		0-2 E 2B		4 1 2 0 0 0 0												
Marvin Benard, L (1, 10) OBP: 0.353, SLG: 0.283 Glenallen Hill, R (8, PH) OBP: 0.271, SLG: 0.438		1-3 K		2-1 L5		0-0 F7		0-1 E7 2-H		3 0 0 0 0 1 1 1 0 0 0 0 0 0												
Damon Berryhill, S (1, 2) OBP: 0.404, SLG: 0.366			3-3 K		2-2 1B 1B	1-2 1B		0-0 F7		4 1 2 0 0 1 1												
Inning Stats	R: 0 E: 0 K: 2 S: 13	H: 1 LOB: 2 BB: 1 P: 23	R: 0 E: 0 K: 1 S: 9	H: 0 LOB: 0 BB: 0 P: 13	R: 0 E: 0 K: 1 S: 7	H: 0 LOB: 0 BB: 0 P: 12	R: 2 E: 0 K: 0 S: 18	H: 4 LOB: 1 BB: 0 P: 24	R: 1 E: 0 K: 2 S: 18	H: 3 LOB: 3 BB: 1 P: 33	R: 0 E: 0 K: 0 S: 8	H: 1 LOB: 1 BB: 0 P: 11	R: 0 E: 0 K: 2 S: 8	H: 1 LOB: 0 BB: 0 P: 11	R: 1 E: 1 K: 0 S: 10	H: 1 LOB: 1 BB: 0 P: 15	R: 0 E: 0 K: 0 S: 10	H: 0 LOB: 2 BB: 2 P: 24	1B: 8 2B: 2 3B: 0 HR: 1	SF: 0 SAC: 0 DP: 1 HBP: 0	WP: 0 PB: 1 SB: 1 CS: 1	PA: 41
PITCHER	IP WLS BF H R ER SO BB IBB HBP BLK WP HR S P ERA WHIP																					
Jason Dickson, R (1, 1) ERA: 3.31	7.0 L 31 10 3 3 8 0 2 0 0 0 0 1 81 127 3.86 1.429																					
Mike Holtz, L (8, 1) ERA: 0.98	0.2 3 1 1 0 0 0 0 0 0 0 0 0 7 12 0.00 1.500																					
Mike James, R (8, 1) ERA: 4.18	0.1 2 0 0 0 0 0 0 0 0 0 0 0 3 3 0.00 0.000																					
Troy Percival, R (9, 1) ERA: 3.52	1.0 5 0 0 0 0 0 1 1 0 0 0 0 10 24 0.00 1.000																					

San Francisco Giants @ Anaheim Angels
Anaheim Stadium, Anaheim, CA
 Sun Jun 15 1997, 6:33 AM EDT
 Att. 30,404 - Cloudy - 75 F

AB	37
R	4
H	11
RBI	3
BB	4
SO	8
LOB	21



Batter	1	2	3	4	5	6	7	8	9	AB	R	H	RBI	BB	SO	LOB
Tony Phillips, S OBP: 0.413, SLG: 0.377 (1, 10)	2-3 K	2-0 P6		4-1 BB 1-2 2-3		1-1 G4-6-3 1-2f		2-3 K		4	0	0	0	1	2	5
Orlando Palmeiro, L OBP: 0.338, SLG: 0.262 Craig Grebeck, R OBP: 0.375, SLG: 0.460 Dave Hollins, S OBP: 0.389, SLG: 0.483 (1, 8) (7, PH) (8, 5) (8, PH) (9, 5)	2-2 BB 1B		1-1 G4-3	4-2 BB 1-2 2-3 3-H			2-3 K	0-0 G4-3		2	0	1	1	1	0	0
Jim Edmonds, L OBP: 0.377, SLG: 0.532 (1, 3) (8, 8)	4-1 BB 1-2		3-1 G6-3	2-0 G3-1			1-1 G4-3		1-1 G4-3	4	0	0	0	1	0	3
Tim Salmon, R OBP: 0.383, SLG: 0.456 (1, 9)	0-3 K		2-2 BB 2B		4-2 BB 16 FC4-6		3-1 BB 16 1B		0-0 BB 2B	4	0	3	0	1	1	2
16 Garret Anderson, L OBP: 0.348, SLG: 0.378 (1, 7)	0-2 G4-3		3-1 G4-3		0-0 FC4-6 1-2f		2-1 BB 1-3 1B		1-1 F7	5	0	1	0	0	0	5
Jim Leyritz, R OBP: 0.355, SLG: 0.442 (1, 2)		4-2 BB BB		4-2 BB WP BB		1-3 K 1-2	3-1 L1		3-2 G6-3	3	1	0	0	2	1	4
Jack Howell, L OBP: 0.328, SLG: 0.509 (1, 5) (8, 3)		3-2 SAFE L8		1-3 SAFE K		2-2 G4-3		1-2 BB 1B		4	0	1	0	0	1	3
Luis Alicea, S OBP: 0.398, SLG: 0.432 (1, 4)		4-2 BB 1-2 BB		1-1 F7		0-0 G6-3		4-0 BB 1-2 BB		2	0	0	0	2	0	1
Gary Disarcina, R OBP: 0.283, SLG: 0.360 (1, 6)		2-2 L8		4-1 BB BB 1-2 BB		1-1 G4-6-3 1B		2-0 P6		3	0	1	0	1	0	4

Inning Stats	R: 0	H: 1	E: 0	LOB: 2	K: 2	P: 22	R: 0	H: 0	E: 0	LOB: 2	K: 0	P: 28	R: 0	H: 1	E: 0	LOB: 1	K: 0	P: 18	R: 1	H: 0	E: 0	LOB: 3	K: 1	P: 32	R: 0	H: 0	E: 0	LOB: 1	K: 1	P: 16	R: 0	H: 1	E: 0	LOB: 0	K: 0	P: 7	R: 0	H: 2	E: 0	LOB: 2	K: 1	P: 24	R: 0	H: 1	E: 0	LOB: 2	K: 1	P: 19	R: 0	H: 1	E: 0	LOB: 1	K: 0	P: 13	1B: 5	SF: 0	2B: 2	SAC: 0	3B: 0	DP: 1	HR: 0	HBP: 0	WP: 1	PA: 42
--------------	------	------	------	--------	------	-------	------	------	------	--------	------	-------	------	------	------	--------	------	-------	------	------	------	--------	------	-------	------	------	------	--------	------	-------	------	------	------	--------	------	------	------	------	------	--------	------	-------	------	------	------	--------	------	-------	------	------	------	--------	------	-------	-------	-------	-------	--------	-------	-------	-------	--------	-------	--------

PITCHER	IP	WLS	BF	H	R	ER	SO	BB	IBB	HBP	BLK	WP	HR	S	P	ERA	WHIP
William Van Lantham, R ERA: 4.19 (1, 1)	5.0	W	25	2	1	1	4	8	0	0	0	1	0	57	116	1.80	2.000
Rich Rodriguez, L ERA: 1.34 (6, 1)	1.2		7	3	0	0	1	0	0	0	0	0	0	16	26	0.00	1.800
Julian Tavarez, R ERA: 5.29 (7, 1)	0.1		3	1	0	0	0	1	0	0	0	0	0	5	13	0.00	6.000
Doug Henry, R ERA: 2.91 (8, 1)	1.0		3	0	0	0	1	0	0	0	0	0	0	7	11	0.00	0.000
Rod Beck, R ERA: 2.73 (9, 1)	1.0	S	4	1	0	0	0	0	0	0	0	0	0	8	13	0.00	1.000

BOTTOM

San Francisco Giants @ Anaheim Angels
Anaheim Stadium, Anaheim, CA
 Sun Jun 15 1997, 6:33 AM EDT
 Att. 30,404 - Cloudy - 75 F

livebaseballscorecards.com

AB	33
R	1
H	7
RBI	1
BB	9
SO	6
LOB	29



Batter	1	2	3	4	5	6	7	8	9	AB R H RBI BB SO LOB	TOP		
Joey Cora, S (1, 4) <small>OBP: 0.414, SLG: 0.525</small>	1-1 		1-1 		1-2 	1-1 			0-1 	5 0 2 0 0 0 3	Seattle Mariners @ San Francisco Giants 3Com Park at Candlestick Point, San Francisco, CA <small>Tue Jun 17 1997, 10:05 PM EDT</small> <small>Att. 40,024 - Unknown - 61 F</small>		
Rich Amaral, R (1, 7) <small>OBP: 0.306, SLG: 0.290</small> Rob Ducey, L (6, 7) <small>OBP: 0.279, SLG: 0.352</small>	1-1 		0-1 		0-0 			1-1 		2 0 0 0 0 0 2 1 0 1 0 0 0 0			
Ken Griffey Jr., L (1, 8) <small>OBP: 0.378, SLG: 0.662</small>	2-0 			2-3 		2-2 		0-0 		4 1 1 0 0 1 2			
Edgar Martinez, R (1, 3) <small>OBP: 0.445, SLG: 0.524</small>	2-2 			1-2 		2-3 		2-1 		4 1 1 1 0 1 3			
Jay Buhner, R (1, 9) <small>OBP: 0.381, SLG: 0.468</small>		2-2 		1-1 		1-0 		2-3 		4 1 1 0 0 1 0			
Dan Wilson, R (1, 2) <small>OBP: 0.337, SLG: 0.447</small>		1-2 		1-2 		0-2 		3-3 		3 0 1 1 0 1 0			
Russ Davis, R (1, 5) <small>OBP: 0.349, SLG: 0.530</small>		1-3 			1-2 	4-0 		1-3 		3 0 1 0 1 2 1			
Alvaro Espinoza, R (1, 6) <small>OBP: 0.286, SLG: 0.256</small> Brent Gates, S (9, PH) <small>OBP: 0.308, SLG: 0.431</small>		2-1 			1-3 	0-0 		0-0 		3 0 1 1 0 1 2 1 0 0 0 0 0 0			
Jeff Fassero, L (1, 1) Paul Sorrento, L (9, PH) <small>OBP: 0.347, SLG: 0.483</small>			0-3 		0-0 	0-3 		3-2 		3 0 0 0 0 2 4 1 0 0 0 0 0 0			
Inning Stats	R: 0 H: 1 E: 0 LOB: 1 K: 0 BB: 0 S: 8 P: 14	R: 0 H: 1 E: 0 LOB: 1 K: 1 BB: 0 S: 12 P: 18	R: 0 H: 0 E: 0 LOB: 0 K: 1 BB: 0 S: 7 P: 8	R: 1 H: 1 E: 0 LOB: 0 K: 1 BB: 0 S: 13 P: 18	R: 0 H: 2 E: 0 LOB: 2 K: 1 BB: 0 S: 11 P: 14	R: 2 H: 3 E: 1 LOB: 3 K: 2 BB: 1 S: 20 P: 30	R: 0 H: 1 E: 0 LOB: 0 K: 0 BB: 0 S: 5 P: 8	R: 0 H: 0 E: 0 LOB: 0 K: 3 BB: 0 S: 9 P: 15	R: 0 H: 0 E: 0 LOB: 0 K: 0 BB: 0 S: 6 P: 9	1B: 7 SF: 1 2B: 1 SAC: 1 3B: 0 DP: 1 HR: 1 HBP: 0		WP: 0 PA: 37 PB: 0 SB: 0 CS: 0	
PITCHER	IP WLS BF H R ER SO BB IBB HBP BLK WP HR S P ERA WHIP											PITCHER	IP WLS BF H R ER SO BB IBB HBP BLK WP HR S P ERA WHIP
Kirk Rueter, L (1, 1) <small>ERA: 3.59</small>	6.0 W 28 8 3 2 6 0 1 0 0 0 0 1 71 102 3.00 1.333												
Julian Tavarez, R (7, 1) <small>ERA: 5.14</small>	1.0 3 1 0 0 0 0 0 0 0 0 0 0 5 8 0.00 1.000												
Doug Henry, R (8, 1) <small>ERA: 2.83</small>	1.0 3 0 0 0 3 0 0 0 0 0 0 0 9 15 0.00 0.000												
Rod Beck, R (9, 1) <small>ERA: 2.63</small>	1.0 S 3 0 0 0 0 0 0 0 0 0 0 0 6 9 0.00 0.000												

AB	34
R	3
H	9
RBI	3
BB	1
SO	9
LOB	17



Batter	1	2	3	4	5	6	7	8	9	AB	R	H	RBI	BB	SO	LOB
Darryl Hamilton, L OBP: 0.350, SLG: 0.355 (1, 8)	0-2 G1-3	0-0 E 2B		2-2 G4-3		2-2 G3		0-0 G3		5	0	1	0	0	0	0
Jose Vizcaino, S OBP: 0.335, SLG: 0.313 (1, 6)	4-1 1B 1B 1B BB	2-0 E4 2-3		0-3 K		0-3 K		1-1 G6-3		4	1	0	0	1	2	1
Jeff Kent, R OBP: 0.327, SLG: 0.522 (1, 4)	0-3 K	0-3 K		0-0 BLK 2B		2-3 K				4	0	1	0	0	3	3
Barry Bonds, L OBP: 0.426, SLG: 0.484 (1, 7)	1-0 SAFE 1B 1-2 1B 1B	0-3 SAFE K		3-1 P6 2-3				2-1 G4-3		4	1	1	0	0	1	3
Glenallen Hill, R OBP: 0.271, SLG: 0.434 (1, 9)	1-0 1B 1-2 2-3 1B			2-2 G1-3		0-0 F9		2-3 K		4	0	1	0	0	1	0
Mark Lewis, R OBP: 0.339, SLG: 0.411 (1, 5)	1-0 1-3 2-H 3-H 1B			0-0 G5-3		2-0 CS 1B		4-1 2B BB		3	0	2	2	1	0	0
J.T. Snow, L OBP: 0.402, SLG: 0.427 (1, 3)	4-2 BB			1-2 WP 2B		2-3 K 1-2		1-0 2B		3	0	2	0	1	1	1
Damon Berryhill, S OBP: 0.412, SLG: 0.364 (1, 2)	0-0 G5-3			4-0 IBB		0-0 HR 1B		2-2 G5-3		3	1	1	0	1	0	5
Kirk Rueter, L OBP: 0.179, SLG: 0.080 Stan Javier, S OBP: 0.383, SLG: 0.415 Julian Tavarez, L OBP: 0.350, SLG: 0.355 Doug Henry, R OBP: 0.350, SLG: 0.355 Bill Mueller, S OBP: 0.350, SLG: 0.355 Rod Beck, R		1-0 G3	2-2 G1-3			1-0 HR		0-2 G6-3		2	0	0	0	0	0	2

Inning Stats	R: 2	H: 3	LOB: 3	K: 1	S: 13	P: 24	R: 0	H: 1	LOB: 2	K: 2	S: 9	R: 0	H: 1	LOB: 2	K: 0	S: 10	R: 0	H: 1	LOB: 1	K: 1	S: 9	R: 0	H: 1	LOB: 0	K: 1	S: 7	R: 2	H: 2	LOB: 0	K: 2	S: 11	R: 0	H: 1	LOB: 2	K: 1	S: 10	R: 0	H: 0	LOB: 0	K: 0	S: 6										
PITCHER Jeff Fassero, L ERA: 3.88 (1, 1)	IP	WLS	BF	H	R	ER	SO	BB	IBB	HBP	BLK	WP	HR	S	P	ERA	WHIP	IP	WLS	BF	H	R	ER	SO	BB	IBB	HBP	BLK	WP	HR	S	P	ERA	WHIP	IP	WLS	BF	H	R	ER	SO	BB	IBB	HBP	BLK	WP	HR	S	P	ERA	WHIP

BOTTOM

Seattle Mariners @ San Francisco Giants
3Com Park at Candlestick Point, San Francisco, CA

livebaseballscorecards.com

AB 34
R 4
H 10
RBI 4
BB 4
SO 8
LOB 15

GIANTS

Tue Jun 17 1997, 10:05 PM EDT
Att: 40,024 - Unknown - 61 F

WP: 1 PA: 38
PB: 0
SB: 0
CS: 1

Batter	1	2	3	4	5	6	7	8	9	AB R H RBI BB SO LOB	TOP
Joey Cora, S (1, 4) <small>OBP: 0.412, SLG: 0.521</small>	3-2 			1-1 		1-0 		0-0 		4 0 1 0 0 0 0	Seattle Mariners @ San Francisco Giants 3Com Park at Candlestick Point, San Francisco, CA <small>Wed Jun 18 1997, 6:33 AM EDT Att. 33,234 - Sunny - 66 F</small>
Alvaro Espinoza, R (1, 6) <small>OBP: 0.267, SLG: 0.238</small> Norm Charlton, S (7, 1) Edgar Martinez, R (8, PH) <small>OBP: 0.443, SLG: 0.522</small> Bobby Ayala, R (8, 1)	3-2 			0-1 		3-1 		2-0 		3 0 0 0 0 0 0 0 0 0 0 0 0 0 1 0 0 0 0 0 1 0 0 0 0 0 0 0	
Ken Griffey Jr., L (1, 8) <small>OBP: 0.377, SLG: 0.659</small>	2-3 			2-3 			0-0 		0-1 	4 0 1 0 0 2 0	
Paul Sorrento, L (1, 3) <small>OBP: 0.341, SLG: 0.473</small>		3-1 			0-1 		2-3 		0-3 	4 0 0 0 0 2 1	
Jay Buhner, R (1, 9) <small>OBP: 0.383, SLG: 0.479</small>		2-1 			1-0 		4-2 		3-3 	3 1 1 1 1 1 1	
José Cruz Jr., S (1, 7) <small>OBP: 0.361, SLG: 0.574</small>		2-2 			4-0 		2-2 		2-3 	3 0 0 0 1 1 2	
Russ Davis, R (1, 5) <small>OBP: 0.348, SLG: 0.541</small>			3-2 		2-2 			1-0 		3 1 1 1 0 0 1	
John Marzano, R (1, 2) <small>OBP: 0.314, SLG: 0.200</small> Dan Wilson, R (8, PH) <small>OBP: 0.336, SLG: 0.445</small> (8, 2)			2-2 		2-1 			1-2 		2 0 0 0 0 0 1 1 0 0 0 0 0 0	
Derek Lowe, R (1, 1) Brent Gates, S (7, 6) <small>OBP: 0.304, SLG: 0.425</small>			0-2 			0-3 		3-1 		2 0 0 0 0 1 0 1 0 0 0 0 0 0	
Inning Stats	R: 0 H: 0 E: 0 LOB: 0 K: 1 BB: 0 S: 12 P: 20	R: 0 H: 0 E: 0 LOB: 0 K: 0 BB: 0 S: 7 P: 14	R: 0 H: 0 E: 0 LOB: 0 K: 0 BB: 0 S: 9 P: 14	R: 0 H: 0 E: 0 LOB: 0 K: 1 BB: 0 S: 7 P: 10	R: 1 H: 1 E: 0 LOB: 1 K: 0 BB: 1 S: 9 P: 18	R: 0 H: 0 E: 0 LOB: 0 K: 1 BB: 0 S: 6 P: 10	R: 0 H: 0 E: 0 LOB: 1 K: 1 BB: 1 S: 9 P: 17	R: 1 H: 2 E: 0 LOB: 1 K: 0 BB: 0 S: 8 P: 15	R: 0 H: 1 E: 0 LOB: 1 K: 3 BB: 0 S: 11 P: 16	1B: 1 SF: 0 2B: 1 SAC: 0 3B: 0 DP: 0 HR: 2 HBP: 0	
PITCHER Mark Gardner, R (1, 1) <small>ERA: 3.12</small> Doug Henry, R (8, 1) <small>ERA: 2.8</small> Rod Beck, R (9, 1) <small>ERA: 2.54</small>	IP WLS BF H R ER SO BB IBB HBP BLK WP HR S P ERA WHIP 7.2 W 28 3 2 2 4 2 0 0 0 0 2 66 115 2.35 0.652 0.1 1 0 0 0 0 0 0 0 0 0 0 1 3 0.00 0.000 1.0 S 4 1 0 0 3 0 0 0 0 0 0 0 11 16 0.00 1.000	PITCHER IP WLS BF H R ER SO BB IBB HBP BLK WP HR S P ERA WHIP									

AB	31
R	2
H	4
RBI	2
BB	2
SO	7
LOB	7



Batter	1	2	3	4	5	6	7	8	9	AB R H RBI BB SO LOB	TOP											
Brett Butler, L (1, 8) OBP: 0.417, SLG: 0.355	0-1 G5-3		1-0 F7			3-2 L6		3-2 G6-4-3 1B		4 0 1 0 0 0 1	<p>Los Angeles Dodgers @ San Francisco Giants 3Com Park at Candlestick Point, San Francisco, CA</p> <p>Thu Jun 19 1997, 10:05 PM EDT Att. 18,112 - Unknown - 65 F</p>											
Todd Zeile, R (1, 5) OBP: 0.328, SLG: 0.438	1-2 G3		2-1 P3			1-3 K		2-1 G6-4-3 1-2f		4 0 0 0 0 1 3												
Mike Piazza, R (1, 2) OBP: 0.442, SLG: 0.584	4-1 BB			4-1 G4-3 BB		1-1 G6-3		0-1 F9		2 0 0 0 2 0 0												
Eric Karros, R (1, 3) OBP: 0.322, SLG: 0.443	0-2 L9			0-2 G4-3		1-3 K		2-2 HR		4 1 1 1 0 1 2												
Raul Mondesi, R (1, 9) OBP: 0.336, SLG: 0.508		0-2 G5-3		2-2 G5-3		1-1 G5-3		0-3 K		4 0 0 0 0 1 1												
Billy Ashley, R (1, 7) OBP: 0.287, SLG: 0.463		3-3 K		1-0 G1-4-3		3-2 HR		1-3 K		3 1 1 1 0 1 1												
Karim Garcia, L (9, PH) OBP: 0.267, SLG: 0.154										1 0 0 0 0 1 0												
Greg Gagne, R (1, 6) OBP: 0.288, SLG: 0.348		2-1 G6-3			3-3 K		2-3 K			3 0 0 0 0 2 0												
Wilton Guerrero, S (1, 4) OBP: 0.304, SLG: 0.415			1-2 G5-3		1-3 K		2-2 G5-3			3 0 0 0 0 1 0												
Pedro Astacio, R (1, 1) OBP: 0.174, SLG: 0.174			0-1 1B		0-3 K			4-1 1B BB		2 0 1 0 0 1 0												
Antonio Osuna, R (6, 1)										0 0 0 0 0 0 0												
Roger Cedeno, S (8, PH) OBP: 0.254, SLG: 0.232										0 0 0 0 1 0 0												
Mark Guthrie, R (8, 1)										0 0 0 0 0 0 0												
Inning Stats	R: 0 E: 0 K: 0 S: 12	H: 0 LOB: 1 BB: 1 P: 17	R: 0 E: 0 K: 1 S: 9	H: 0 LOB: 0 BB: 0 P: 14	R: 0 E: 0 K: 0 S: 8	H: 1 LOB: 1 BB: 0 P: 12	R: 0 E: 0 K: 0 S: 8	H: 0 LOB: 1 BB: 1 P: 15	R: 0 E: 0 K: 3 S: 9	H: 0 LOB: 0 BB: 0 P: 13	R: 0 E: 0 K: 1 S: 9	H: 0 LOB: 0 BB: 0 P: 14	R: 1 E: 0 K: 2 S: 14	H: 1 LOB: 0 BB: 0 P: 21	R: 0 E: 0 K: 2 S: 10	H: 1 LOB: 1 BB: 1 P: 21	R: 1 E: 0 K: 2 S: 13	H: 1 LOB: 0 BB: 0 P: 16	1B: 2 2B: 0 3B: 0 HR: 2	SF: 0 SAC: 0 DP: 1 HBP: 0	WP: 0 PB: 0 SB: 0 CS: 0	PA: 33
PITCHER	IP WLS BF H R ER SO BB IBB HBP BLK WP HR S P ERA WHIP																					
Shawn Estes, L (1, 1) ERA: 2.84	7.1 W 28 3 1 1 7 3 0 0 0 0 0 1 77 123 1.23 0.818																					
Doug Henry, R (8, 1) ERA: 2.75	0.2 1 0 0 0 0 0 0 0 0 0 0 0 2 4 0.00 0.000																					
Rod Beck, R (9, 1) ERA: 2.76	1.0 4 1 1 1 2 0 0 0 0 0 0 1 13 16 9.00 1.000																					

AB	30
R	2
H	4
RBI	2
BB	3
SO	9
LOB	8



Batter	1	2	3	4	5	6	7	8	9	10	AB	R	H	RBI	BB	SO	LOB	BOTTOM							
Darryl Hamilton, L OBP: 0.339, SLG: 0.344 (1, 8)	F9			G5-3	1B		FC5-4 BB 1B	K		F8	6	1	1	0	0	1	3	Los Angeles Dodgers @ San Francisco Giants 3Com Park at Candlestick Point, San Francisco, CA Fri Jun 20 1997, 10:05 PM EDT Att. 33,976 - Unknown - 61 F livebaseballscorecards.com							
Jose Vizcaino, S OBP: 0.325, SLG: 0.298 (1, 6)	G4-3			G4-3	K		1B BB		F8	G5-3	5	0	0	0	1	1	3								
Stan Javier, S OBP: 0.389, SLG: 0.456 (1, 9)	G6-3			L3		HR 1B	1B		L8		5	1	2	1	0	0	0								
Barry Bonds, L OBP: 0.420, SLG: 0.513 (1, 7)		P5			HR	F7	L9			HR	5	2	2	2	0	0	3								
Mark Lewis, R OBP: 0.341, SLG: 0.436 (1, 4)		G6-3			F9	HR		K		BB 2B	5	1	2	2	0	1	0								
J.T. Snow, L OBP: 0.405, SLG: 0.446 (1, 3)		F7			HR	K		1B 1B		IBB	4	2	2	1	1	1	0								
Bill Mueller, S OBP: 0.340, SLG: 0.378 (1, 5)			F7		1B BB	G4-3		1B 1B		BB	3	0	1	0	2	0	0								
Damon Berryhill, S OBP: 0.397, SLG: 0.340 (1, 2)			L8		K		G3-1		1B	K	4	0	1	1	0	1	1								
Shawn Estes, R OBP: 0.120, SLG: 0.208 (8, PR)											0	0	0	0	0	0	0								
Rick Wilkins, L OBP: 0.245, SLG: 0.297 (9, 2)											1	0	0	0	0	1	3								
Doug Henry, R OBP: 0.245, SLG: 0.297 (10, 1)											0	0	0	0	0	0	0								
Jim Poole, L OBP: 0.245, SLG: 0.297 (10, 1)											0	0	0	0	0	0	0								
Oswaldo Fernandez, R OBP: 0.273, SLG: 0.200 (3, 1)			G1-3		1B BB		FC5-4 BB				0	0	0	0	0	0	0								
Joe Roa, R OBP: 0.324, SLG: 0.500 (7, PH)											1	0	0	0	1	0	0								
Rich Aurilia, R OBP: 0.324, SLG: 0.500 (8, 1)											0	0	0	0	1	0	0								
Julian Tavarez, L OBP: 0.348, SLG: 0.279 (8, PH)											1	0	0	0	0	0	2								
Marvin Benard, L OBP: 0.250, SLG: 1.500 (9, 1)											0	0	0	0	0	0	0								
Rich Rodriguez, L OBP: 0.243, SLG: 0.239 (10, 2)											1	0	0	0	0	0	0								
Inning Stats	R: 0 E: 0 K: 0 S: 7	H: 0 LOB: 0 BB: 0 P: 9	R: 0 E: 0 K: 0 S: 3	H: 0 LOB: 0 BB: 0 P: 4	R: 0 E: 0 K: 0 S: 6	H: 0 LOB: 0 BB: 0 P: 6	R: 0 E: 0 K: 0 S: 8	H: 0 LOB: 0 BB: 0 P: 10	R: 2 E: 0 K: 2 S: 16	H: 3 LOB: 3 BB: 2 P: 29	R: 2 E: 0 K: 1 S: 10	H: 2 LOB: 0 BB: 0 P: 18	R: 1 E: 0 K: 0 S: 11	H: 1 LOB: 2 BB: 2 P: 25	R: 1 E: 0 K: 2 S: 13	H: 3 LOB: 2 BB: 0 P: 21	R: 1 E: 0 K: 1 S: 14	H: 2 LOB: 3 BB: 2 P: 30	R: 0 E: 0 K: 0 S: 9	H: 0 LOB: 0 BB: 0 P: 15	1B: 6 2B: 1 3B: 0 HR: 4	SF: 0 SAC: 0 DP: 0 HBP: 0	WP: 0 PB: 0 SB: 0 CS: 0	PA: 47	
PITCHER	IP WLS BF H R ER SO BB IBB HBP BLK WP HR S P ERA WHIP	IP WLS BF H R ER SO BB IBB HBP BLK WP HR S P ERA WHIP	IP WLS BF H R ER SO BB IBB HBP BLK WP HR S P ERA WHIP	IP WLS BF H R ER SO BB IBB HBP BLK WP HR S P ERA WHIP	IP WLS BF H R ER SO BB IBB HBP BLK WP HR S P ERA WHIP	IP WLS BF H R ER SO BB IBB HBP BLK WP HR S P ERA WHIP	IP WLS BF H R ER SO BB IBB HBP BLK WP HR S P ERA WHIP	IP WLS BF H R ER SO BB IBB HBP BLK WP HR S P ERA WHIP	IP WLS BF H R ER SO BB IBB HBP BLK WP HR S P ERA WHIP	IP WLS BF H R ER SO BB IBB HBP BLK WP HR S P ERA WHIP	IP WLS BF H R ER SO BB IBB HBP BLK WP HR S P ERA WHIP	IP WLS BF H R ER SO BB IBB HBP BLK WP HR S P ERA WHIP	IP WLS BF H R ER SO BB IBB HBP BLK WP HR S P ERA WHIP	IP WLS BF H R ER SO BB IBB HBP BLK WP HR S P ERA WHIP	IP WLS BF H R ER SO BB IBB HBP BLK WP HR S P ERA WHIP	IP WLS BF H R ER SO BB IBB HBP BLK WP HR S P ERA WHIP	IP WLS BF H R ER SO BB IBB HBP BLK WP HR S P ERA WHIP	IP WLS BF H R ER SO BB IBB HBP BLK WP HR S P ERA WHIP	IP WLS BF H R ER SO BB IBB HBP BLK WP HR S P ERA WHIP	IP WLS BF H R ER SO BB IBB HBP BLK WP HR S P ERA WHIP	IP WLS BF H R ER SO BB IBB HBP BLK WP HR S P ERA WHIP	IP WLS BF H R ER SO BB IBB HBP BLK WP HR S P ERA WHIP	IP WLS BF H R ER SO BB IBB HBP BLK WP HR S P ERA WHIP	IP WLS BF H R ER SO BB IBB HBP BLK WP HR S P ERA WHIP	IP WLS BF H R ER SO BB IBB HBP BLK WP HR S P ERA WHIP
Ismael Valdez, R ERA: 3.47 (1, 1)	5.1	23	5	4	4	2	0	0	0	0	0	0	0	0	0	0	0	6.75	1.312						
Scott Radinsky, L ERA: 3.0 (6, 1)	1.2	8	1	1	1	2	0	0	0	0	0	0	0	0	0	0	0	5.40	1.800						
Darren Hall, R ERA: 2.1 (8, 1)	0.1	4	3	1	1	0	0	0	0	0	0	0	0	0	0	0	0	27.00	9.000						
Antonio Osuna, R ERA: 3.2 (8, 1)	0.2	2	0	0	0	0	0	0	0	0	0	0	0	0	0	0	0	0.00	0.000						
Todd Worrell, R ERA: 4.61 (9, 1)	1.0	7	2	1	1	1	1	0	0	0	0	1	14	30	9.00	3.000									



Batter	1	2	3	4	5	6	7	8	9	AB R H RBI BB SO LOB	TOP											
Wilton Guerrero, S (1, 4) OBP: 0.303, SLG: 0.405	1-3 K		1-3 K		1-2 L9	4-2 1B WP BB		0-2 G6-3	1-1 G5-4-3 1B	5 1 1 0 1 2 0	<p>Los Angeles Dodgers @ San Francisco Giants</p> <p>3Com Park at Candlestick Point, San Francisco, CA</p> <p>Sat Jun 21 1997, 6:33 AM EDT</p> <p>Att. 46,937 - Sunny - 67 F</p> <p>livebaseballscorecards.com</p>											
Todd Zeile, R (1, 5) OBP: 0.332, SLG: 0.438	1-1 L4		2-0 L7		0-3 K	3-1 FC5 WP 1B		3-1 2B 1B	3-1 G5-4-3 1-2f	6 1 2 0 0 1 1												
Mike Piazza, R (1, 2) OBP: 0.433, SLG: 0.568	1-0 G6-3		1-0 L8		3-2 1B 1B	1-2 FC5 1-3 3-H		0-2 2B 1B	0-3 K	5 1 2 0 0 0 1 1 0 0 0 0 1 0												
Eric Karros, R (1, 3) OBP: 0.334, SLG: 0.450		4-2 WP 3B BB		2-2 F8	0-0 1B		4-2 BB G5-3 BB	1-1 1B 2B		3 2 2 1 2 0 0												
Raul Mondesi, R (1, 9) OBP: 0.345, SLG: 0.519		1-0 G3-1 1-H 3B		4-1 1B E BB	0-2 L8		1-1 G5-3 1-2	2-2 1B 1B		4 3 2 3 1 0 3 0 0 0 0 0 0 0												
37 Darren Dreifort, R (8, 1)																						
Karim Garcia, L (1, 7) OBP: 0.333, SLG: 0.350		2-0 G3-1		2-1 E9 1B 1B		4-0 1B 2B BB	0-0 P8	1-3 K		4 2 1 1 1 1 2												
Roger Cedeno, S (1, 8) OBP: 0.271, SLG: 0.242		0-1 E6		0-0 P5		1-0 2B SH1-4 1B	1-0 BB HBP	2-2 1B		4 1 2 0 0 0 1												
Tripp Cromer, R (1, 6) OBP: 0.667, SLG: 0.800		0-3 K		1-2 1B		2-2 SH1-4 CS 2B	4-2 FC6-4 BB	1-2 FC6-4 1B		4 0 3 3 1 1 1												
Tom Candiotti, R (1, 1) OBP: 0.284, SLG: 0.458		2-2 F7		0-0 F9		0-0 SH1-4 2-3 3-H	2-2 FC6-4 1-2f	2-1 FC6-4 1-2f		3 0 0 1 0 0 5 1 0 0 0 0 0 2												
Billy Ashley, R (8, PH) OBP: 0.284, SLG: 0.458																						
Inning Stats	R: 0 E: 0 K: 1 S: 6	H: 0 LOB: 0 BB: 0 P: 9	R: 2 E: 1 K: 1 S: 14	H: 1 LOB: 1 BB: 1 P: 23	R: 0 E: 0 K: 1 S: 5	H: 0 LOB: 0 BB: 0 P: 9	R: 2 E: 1 K: 0 S: 11	H: 2 LOB: 1 BB: 1 P: 20	R: 0 E: 0 K: 1 S: 13	H: 2 LOB: 2 BB: 0 P: 17	R: 3 E: 0 K: 0 S: 16	H: 3 LOB: 1 BB: 2 P: 29	R: 0 E: 0 K: 0 S: 11	H: 0 LOB: 3 BB: 2 P: 23	R: 4 E: 0 K: 1 S: 27	H: 6 LOB: 2 BB: 0 P: 39	R: 0 E: 0 K: 1 S: 7	H: 1 LOB: 0 BB: 0 P: 11	1B: 12 2B: 2 3B: 1 HR: 0	SF: 0 SAC: 1 DP: 1 HBP: 1	WP: 2 PB: 0 SB: 0 CS: 1	PA: 48
PITCHER	IP WLS BF H R ER SO BB IBB HBP BLK WP HR S P ERA WHIP																					
William Van Lanningham, R (1, 1) ERA: 4.52	5.0 L 26 7 7 6 4 3 0 0 0 1 0 54 89 10.80 2.000																					
Jim Poole, L (6, 1) ERA: 6.0	2.1 14 4 3 3 0 3 0 1 0 1 0 34 57 11.57 3.000																					
Rich Rodriguez, L (8, 1) ERA: 1.53	0.2 5 3 1 1 1 0 0 0 0 0 0 15 23 13.50 4.500																					
Julian Tavarez, R (9, 1) ERA: 4.86	1.0 3 1 0 0 0 1 0 0 0 0 0 7 11 0.00 1.000																					

AB	40
R	11
H	15
RBI	9
BB	6
SO	6
LOB	16



Batter	1	2	3	4	5	6	7	8	9	AB R H RBI BB SO LOB
Stan Javier, S (1, 8) OBP: 0.386, SLG: 0.447	1-1 G4-3		4-1 FC6-4 BB		1-3 K			0-1 G5-3		3 0 0 0 1 1 1
Jose Vizcaino, S (1, 6) OBP: 0.324, SLG: 0.297	0-0 G1-3		2-1 P8			1-0 G3		2-1 1B		4 0 1 0 0 0 2
Glenallen Hill, R (1, 9) OBP: 0.271, SLG: 0.440	2-1 3B		2-1 FC6-4 1-2f			2-1 G5-3		1-1 G4-3		4 0 1 0 0 0 3
Barry Bonds, L (1, 7) OBP: 0.418, SLG: 0.513	1-1 G4-3			0-0 P5		1-0 2B			0-3 K	4 0 1 0 0 1 1
Jeff Kent, R (1, 4) OBP: 0.316, SLG: 0.500		3-1 G5-3		1-3 K		0-3 K			1-1 G6-3	4 0 0 0 0 2 1
J.T. Snow, L (1, 3) OBP: 0.399, SLG: 0.438		3-2 G4-3		2-3 K			0-3 K		1-2 G3-1	4 0 0 0 0 2 0
Mark Lewis, R (1, 5) OBP: 0.335, SLG: 0.428		1-1 F8			1-1 G6-3		0-2 F8			3 0 0 0 0 0 0
Rick Wilkins, L (1, 2) OBP: 0.247, SLG: 0.298			0-1 SH1-4 1B		2-3 K		0-0 F8			3 0 1 0 0 1 0
Rich Rodriguez, L (8, 1) OBP: 0.500, SLG: 0.500										0 0 0 0 0 0 0
Julian Tavarez, L (9, 1)										0 0 0 0 0 0 0
William Van Landingham, R (1, 1) OBP: 0.125, SLG: 0.130			1-1 SH1-4		1-1 2B			1-1 G4-3		1 0 1 0 0 0 0
Jim Poole, L (6, 1)										0 0 0 0 0 0 0
Marcus Jensen, S (8, 2) OBP: 0.240, SLG: 0.235										1 0 0 0 0 0 0

Inning Stats	R: 0	H: 1	E: 0	LOB: 1	K: 0	S: 7	R: 0	H: 0	E: 0	LOB: 0	K: 0	S: 8	R: 0	H: 1	E: 0	LOB: 2	K: 0	S: 9	R: 0	H: 0	E: 0	LOB: 0	K: 2	S: 7	R: 0	H: 1	E: 0	LOB: 1	K: 2	S: 11	R: 0	H: 1	E: 0	LOB: 1	K: 1	S: 7	R: 0	H: 0	E: 0	LOB: 0	K: 1	S: 7	R: 0	H: 1	E: 0	LOB: 1	K: 0	S: 8	R: 0	H: 0	E: 0	LOB: 0	K: 1	S: 9	R: 0	H: 0	E: 0	LOB: 0	K: 1	S: 11
PITCHER	IP	WLS	BF	H	R	ER	SO	BB	IBB	HBP	BLK	WP	HR	S	P	ERA	WHIP																																											
Tom Candiotti, R (1, 1) ERA: 2.23	7.0	W	26	4	0	0	6	1	0	0	0	0	0	56	88	0.00	0.714																																											
37 Darren Dreifort, R (8, 1) ERA: 2.6	2.0		7	1	0	0	1	0	0	0	0	0	0	17	23	0.00	0.500																																											

BOTTOM

Los Angeles Dodgers @ San Francisco Giants
3Com Park at Candlestick Point, San Francisco, CA

Sat Jun 21 1997, 6:33 AM EDT
Att. 46,937 - Sunny - 67 F

livebaseballscores.com

AB	31
R	0
H	5
RBI	0
BB	1
SO	7
LOB	8



WP: 0	PA: 33
PB: 0	
SB: 0	
CS: 0	

Batter	1	2	3	4	5	6	7	8	9	AB R H RBI BB SO LOB	TOP		
Brett Butler, L OBP: 0.413, SLG: 0.349 (1, 8)	2-2 F8		3-2 CS 1B		0-1 L5			2-0 G6-4-3 1B		4 0 2 0 0 0 2	Los Angeles Dodgers @ San Francisco Giants 3Com Park at Candlestick Point, San Francisco, CA Sun Jun 22 1997, 10:05 PM EDT Att. 36,749 - Unknown - 65 F livebaseballscorecards.com		
Todd Zeile, R OBP: 0.328, SLG: 0.432 (1, 5)	3-1 G6-3		2-2 CS 1-2	3-1 G5-3		1-1 P4		1-1 G6-4-3 1-2f		4 0 0 0 0 0 1			
Mike Piazza, R OBP: 0.430, SLG: 0.563 (1, 2)	1-3 K			1-0 F9		1-1 G6-3		2-2 1B		4 0 1 0 0 1 0			
Eric Karros, R OBP: 0.333, SLG: 0.445 (1, 3)		2-2 F9		2-2 F9		4-0 CS BB		1-0 L9		3 0 0 0 1 0 1			
Raul Mondesi, R OBP: 0.343, SLG: 0.517 Roger Cedeno, S OBP: 0.260, SLG: 0.231 (1, 9) (2, 9)		0-3 K			1-2 G5-3	0-0 CS 1-2	2-2 F8	2-1 L9		1 0 0 0 0 1 0 3 0 0 0 0 0 1			
Billy Ashley, R OBP: 0.275, SLG: 0.442 Karim Garcia, L OBP: 0.320, SLG: 0.333 (1, 7) (9, PH)		3-1 G5-3			0-0 G6-3		1-1 G1-3	1-3 K		3 0 0 0 0 0 0 1 0 0 0 0 1 1			
Greg Gagne, R OBP: 0.301, SLG: 0.387 (1, 6)			3-1 HR		1-1 2B		1-2 1B			3 2 3 1 0 0 0			
Tripp Cramer, R OBP: 0.556, SLG: 0.571 Mark Guthrie, R (7, 1)			2-1 L4		4-0 2B IBB		0-2 L9			2 0 0 0 1 0 1 0 0 0 0 0 0 0			
Chan Ho Park, R OBP: 0.292, SLG: 0.391 Wilton Guerrero, S OBP: 0.301, SLG: 0.403 (1, 1) (7, 4)			1-3 K		1-0 2B		0-2 P7			2 0 1 1 0 1 0 1 0 0 0 0 0 0			
Inning Stats	R: 0 E: 0 K: 1 S: 8 H: 0 LOB: 0 BB: 0 P: 14	R: 0 E: 0 K: 1 S: 10 H: 0 LOB: 0 BB: 0 P: 15	R: 1 E: 0 K: 1 S: 15 H: 2 LOB: 0 BB: 0 P: 25	R: 0 E: 0 K: 0 S: 7 H: 0 LOB: 0 BB: 0 P: 13	R: 1 E: 0 K: 0 S: 9 H: 2 LOB: 2 BB: 1 P: 16	R: 0 E: 0 K: 0 S: 4 H: 0 LOB: 0 BB: 1 P: 10	R: 0 E: 0 K: 0 S: 12 H: 1 LOB: 1 BB: 0 P: 16	R: 0 E: 0 K: 0 S: 6 H: 1 LOB: 0 BB: 0 P: 9	R: 0 E: 0 K: 1 S: 10 H: 1 LOB: 1 BB: 0 P: 16	1B: 4 2B: 2 3B: 0 HR: 1 SF: 0 SAC: 0 DP: 1 HBP: 0	WP: 0 PB: 0 SB: 0 CS: 2 PA: 35		
PITCHER	IP WLS BF H R ER SO BB IBB HBP BLK WP HR S P ERA WHIP											PITCHER	IP WLS BF H R ER SO BB IBB HBP BLK WP HR S P ERA WHIP
Kirk Rueter, L ERA: 3.51 (1, 1)	7.0 W 26 5 2 2 3 1 1 0 0 0 1 65 109 2.57 0.857												
Rich Rodriguez, L ERA: 1.51 (8, 1)	0.1 2 1 0 0 0 0 0 0 0 0 0 4 6 0.00 3.000												
Julian Tavarez, R ERA: 4.78 (8, 1)	0.2 1 0 0 0 0 0 0 0 0 0 0 2 3 0.00 0.000												
Rod Beck, R ERA: 2.67 (9, 1)	1.0 S 4 1 0 0 1 0 0 0 0 0 0 10 16 0.00 1.000												

AB	31
R	2
H	7
RBI	2
BB	2
SO	4
LOB	7



Batter	1	2	3	4	5	6	7	8	9	AB	R	H	RBI	BB	SO	LOB
Darryl Hamilton, L OBP: 0.337, SLG: 0.338 (1, 8)	4-0 SH3 3B BB		1-2 G5-3		0-3 K		1-3 K			3	1	0	0	1	2	2
Bill Mueller, S OBP: 0.346, SLG: 0.380 (1, 5)	0-0 SH3 1-2		0-0 F8			4-2 CS BB	0-0 1-3 2-H 1B			2	0	1	1	1	0	0
Stan Javier, S OBP: 0.383, SLG: 0.455 (1, 9)	0-2 2-H 3B		0-1 G4-3			0-0 L8		0-1 B2-3		4	0	1	1	0	0	1
Barry Bonds, L OBP: 0.419, SLG: 0.526 (1, 7)	3-1 P5			0-1 HR		3-3 SAFE SAFE K2-6-2 1-2		2-1 CS 1B		4	1	2	1	0	1	2
Jeff Kent, R OBP: 0.312, SLG: 0.492 (1, 4)	1-2 G5-3			3-3 K		2-3 K		0-0 SAFE G4-3 1-2		4	0	0	0	0	2	3
J.T. Snow, L OBP: 0.402, SLG: 0.436 (1, 3)		4-2 BB		2-2 F9			4-2 1B E BB			1	1	0	0	2	0	0
Damon Berryhill, S OBP: 0.377, SLG: 0.321 (1, 2)		1-1 SAFE P5		1-3 K			3-1 F9			3	0	0	0	0	1	2
Rich Aurilia, R OBP: 0.325, SLG: 0.486 (1, 6)		3-3 K			1-0 F9		1-0 1B E 1B			3	1	1	0	0	1	1
Kirk Rueter, L OBP: 0.187, SLG: 0.074 Marvin Bernard, L OBP: 0.348, SLG: 0.279 Mark Lewis, R OBP: 0.333, SLG: 0.425 Rich Rodriguez, L OBP: 0.500, SLG: 0.500 Julian Tavarez, L Rod Beck, R		1-1 G5-3		2-2 G6-3			2-2 E3 1B 1-2 3-H			2	0	0	0	0	0	1

Inning Stats	R: 1	H: 1	E: 0	LOB: 1	K: 0	BB: 1	S: 9	P: 17	R: 0	H: 0	E: 0	LOB: 1	K: 1	BB: 1	S: 16	R: 0	H: 0	E: 0	LOB: 0	K: 0	BB: 0	S: 7	R: 1	H: 1	E: 0	LOB: 0	K: 2	BB: 0	S: 14	R: 0	H: 0	E: 0	LOB: 0	K: 1	BB: 0	S: 8	R: 0	H: 0	E: 1	LOB: 1	K: 2	BB: 1	S: 11	R: 2	H: 2	E: 1	LOB: 2	K: 1	BB: 1	S: 12	R: 0	H: 1	E: 0	LOB: 0	K: 0	BB: 0	S: 5	1B: 3	2B: 0	3B: 1	HR: 1	SF: 0	SAC: 1	DP: 0	HBP: 0	WP: 0	PA: 32
--------------	------	------	------	--------	------	-------	------	-------	------	------	------	--------	------	-------	-------	------	------	------	--------	------	-------	------	------	------	------	--------	------	-------	-------	------	------	------	--------	------	-------	------	------	------	------	--------	------	-------	-------	------	------	------	--------	------	-------	-------	------	------	------	--------	------	-------	------	-------	-------	-------	-------	-------	--------	-------	--------	-------	--------

PITCHER	IP	WLS	BF	H	R	ER	SO	BB	IBB	HBP	BLK	WP	HR	S	P	ERA	WHIP
Chan Ho Park, R ERA: 3.19 (1, 1)	6.1	L	26	3	4	3	6	4	0	0	0	0	1	70	114	4.26	1.105
Mark Guthrie, L ERA: 2.78 (7, 1)	1.2		6	2	0	0	1	0	0	0	0	0	0	12	17	0.00	1.200

Los Angeles Dodgers @ San Francisco Giants
3Com Park at Candlestick Point, San Francisco, CA

Sun Jun 22 1997, 10:05 PM EDT
Att: 36,749 - Unknown - 65 F

livebaseballscorecards.com

AB	27
R	4
H	5
RBI	4
BB	4
SO	7
LOB	13



Batter	1	2	3	4	5	6	7	8	9	AB R H RBI BB SO LOB	TOP											
Rickey Henderson, R OBP: 0.437, SLG: 0.365 (1, 7)	0-3 K	4-2 E BLK BB	3-2 F9		1-2 1B		0-2 P7		1-2 S HR	5 2 2 0 1 1 1												
Steve Finley, L OBP: 0.318, SLG: 0.502 (1, 8)	2-2 HR	4-1 BB E BB	2-1 L4		1-2 2B 1B		2-1 HR		1-0 1-H HR	5 4 4 4 1 0 1												
Tony Gwynn, L OBP: 0.429, SLG: 0.577 (1, 9)	0-2 1B HR	1-0 P5			0-2 2B		1-0 G3-1		1-1 G4-6-3 1B	6 1 3 1 0 0 2												
Ken Caminiti, S OBP: 0.326, SLG: 0.392 (1, 5)	0-1 HR	2-1 E8 BB			0-1 P5		0-0 1B		1-0 F8	6 2 3 0 0 0 4												
Wally Joyner, L OBP: 0.398, SLG: 0.507 (1, 3)	0-1 1-H 2-H HR	0-0 P5			4-1 1B 1-2 BB		0-0 HR		0-1 G4-6-3 1-2f	5 2 2 4 1 0 5												
Archi Cianfrocco, R OBP: 0.337, SLG: 0.391 (1, 4)	3-3 K	4-1 1-2 2-3 3-H BB			3-2 1-3 2-H 1B		0-0 F8		2-0 F8	4 0 1 2 1 1 0												
Chris Gomez, R OBP: 0.318, SLG: 0.333 (1, 6)	1-1 1B	0-0 P3			1-1 P3		2-2 1B		0-0 G6-3	5 0 2 0 0 0 5												
John Flaherty, R OBP: 0.283, SLG: 0.336 (1, 2)	2-2 1-3 1B				0-0 F7		0-1 L7		2-1 1B	5 0 2 0 0 1 3												
Will Cunnane, R OBP: 0.417, SLG: 0.545 (1, 1)	0-3 K				1-1 2B		0-2 F8		1-2 G3	1 0 0 0 0 1 2												
Jim Bruske, R OBP: 0.333, SLG: 0.667 (2, 1)										3 0 1 0 0 0 1												
Tim Worrell, R OBP: 0.294, SLG: 0.200 (7, 1)										0 0 0 0 0 0 0												
Mark Sweeney, L OBP: 0.113, SLG: 0.282 (8, PH)										1 0 0 0 0 0 1												
Doug Bochtler, R (8, 1)										0 0 0 0 0 0 0												
Trevor Hoffman, R OBP: 0.500, SLG: 0.500 (8, 1)										0 0 0 0 0 0 0												
Inning Stats	R: 4 E: 0 K: 3 S: 26	H: 6 LOB: 2 BB: 0 P: 34	R: 1 E: 1 K: 0 S: 9	H: 0 LOB: 3 BB: 3 P: 24	R: 0 E: 0 K: 0 S: 9	H: 1 LOB: 1 BB: 0 P: 15	R: 1 E: 0 K: 1 S: 24	H: 2 LOB: 2 BB: 1 P: 41	R: 1 E: 0 K: 0 S: 16	H: 3 LOB: 1 BB: 0 P: 19	R: 1 E: 0 K: 0 S: 10	H: 2 LOB: 1 BB: 0 P: 12	R: 1 E: 0 K: 0 S: 9	H: 2 LOB: 1 BB: 0 P: 14	R: 0 E: 0 K: 0 S: 7	H: 1 LOB: 1 BB: 0 P: 12	R: 2 E: 0 K: 0 S: 9	H: 3 LOB: 0 BB: 0 P: 13	1B: 13 2B: 2 3B: 0 HR: 5	SF: 0 SAC: 0 DP: 1 HBP: 0	WP: 0 PB: 0 SB: 1 CS: 0	PA: 50
PITCHER	IP WLS BF H R ER SO BB IBB HBP BLK WP HR S P ERA WHIP																					
Mark Gardner, R ERA: 3.5 (1, 1)	5.0 L 31 12 7 6 4 4 0 0 0 1 0 2 84 133 10.80 3.200																					
Jim Poole, L ERA: 6.11 (6, 1)	1.0 5 2 1 1 0 0 0 0 0 0 1 10 12 9.00 2.000																					
Rich Rodriguez, L ERA: 1.72 (7, 1)	1.0 5 2 1 1 0 0 0 0 0 0 1 9 14 9.00 2.000																					
Doug Henry, R ERA: 3.58 (8, 1)	1.0 4 1 0 0 0 0 0 0 0 0 0 7 12 0.00 1.000																					
Joe Roa, R ERA: 3.86 (9, 1)	1.0 5 3 2 2 0 0 0 0 0 0 0 9 13 18.00 3.000																					

San Diego Padres @ San Francisco Giants
3Com Park at Candlestick Point, San Francisco, CA

AB	46
R	11
H	20
RBI	11
BB	4
SO	4
LOB	25



Mon Jun 23 1997, 10:05 PM EDT
Att. 11,731 - Unknown - 63 F

WP: 0	PA: 50
-------	--------

Batter	1	2	3	4	5	6	7	8	9	AB	R	H	RBI	BB	SO	LOB
Darryl Hamilton, L OBP: 0.333, SLG: 0.333 (1, 8)	2-1 L9	3-2 P9	2-2 F7			2-1 1B			1-1 G5-3	5	0	1	0	0	0	0
Jose Vizcaino, S OBP: 0.329, SLG: 0.300 (1, 6)	4-2 HR	0-0 1B 1B			2-1 P7	1-2 F7			1-0 2B 1B	4	2	2	0	1	0	1
Stan Javier, S OBP: 0.394, SLG: 0.488 (1, 9)	2-1 HR	1-0 1B 1B			0-1 G2-3			2-2 1B 1B	3-1 2B	5	2	4	2	0	0	0
Barry Bonds, L OBP: 0.419, SLG: 0.521 (1, 7)	4-2 BB 1B	0-0 BB 1B			3-1 P4			3-2 F9	1-2 P6	4	1	1	0	1	0	3
Jeff Kent, R OBP: 0.320, SLG: 0.496 (1, 4)	0-1 BB 1B	1-2 BB 1B			0-0 F8			0-1 G4-6-3 1B	2-0 HBP	4	1	3	2	0	0	0
J.T. Snow, L OBP: 0.399, SLG: 0.429 (1, 3)	0-1 F7	4-2 G4-6-3 BB			0-1 G4-3			1-1 G4-6-3	0-3 K	4	0	0	0	1	1	7
Bill Mueller, S OBP: 0.344, SLG: 0.373 (1, 5)	4-2 2B BB	2-2 G4-6-3			1-1 G4-3			1-3 K		3	0	0	0	1	1	3
Damon Berryhill, S OBP: 0.369, SLG: 0.333 (1, 2)	2-1 2B				2-3 K			1-2 P5		4	0	1	2	0	1	0
Mark Gardner, R OBP: 0.176, SLG: 0.152 (1, 1)	1-3 2B				2-3 K			2-3 K		2	0	0	0	0	2	2
Jim Poole, L (6, 1)										0	0	0	0	0	0	0
Marvin Benard, L OBP: 0.343, SLG: 0.274 (6, PH)										1	0	0	0	0	1	0
Rich Rodriguez, L OBP: 0.550, SLG: 0.500 (7, 1)										0	0	0	0	0	0	0
Doug Henry, R (8, 1)										0	0	0	0	0	0	0
Glenallen Hill, R OBP: 0.270, SLG: 0.438 (8, PH)										1	0	0	0	0	1	0
Joe Roa, R OBP: 0.273, SLG: 0.200 (9, 1)										0	0	0	0	0	0	0

Inning Stats	R: 4	H: 3	E: 0	K: 1	S: 21	H: 3	LOB: 2	BB: 3	P: 40	R: 2	H: 4	E: 0	K: 0	S: 17	R: 0	H: 0	E: 0	K: 2	S: 9	R: 0	H: 0	E: 0	K: 0	S: 6	R: 0	H: 0	E: 0	K: 0	S: 5	R: 0	H: 1	E: 0	K: 1	S: 10	R: 0	H: 2	E: 0	K: 0	S: 10	R: 0	H: 0	E: 0	K: 2	S: 10	R: 0	H: 2	E: 0	K: 1	S: 11	1B: 9	2B: 2	3B: 0	HR: 1	SF: 0	SAC: 0	DP: 2	HBP: 1	WP: 0	PA: 42
--------------	------	------	------	------	-------	------	--------	-------	-------	------	------	------	------	-------	------	------	------	------	------	------	------	------	------	------	------	------	------	------	------	------	------	------	------	-------	------	------	------	------	-------	------	------	------	------	-------	------	------	------	------	-------	-------	-------	-------	-------	-------	--------	-------	--------	-------	--------

PITCHER	IP	WLS	BF	H	R	ER	SO	BB	IBB	HBP	BLK	WP	HR	S	P	ERA	WHIP
Will Cunnane, R ERA: 6.92 (1, 1)	1.1		14	7	6	6	1	3	0	0	0	0	1	33	57	40.50	7.500
Jim Bruske, R ERA: (2, 1)	5.0	W	18	3	0	0	3	1	0	0	0	0	0	43	71	0.00	0.800
Tim Worrell, R ERA: 5.37 (7, 1)	0.2		1	0	0	0	0	0	0	0	0	0	0	2	3	0.00	0.000
Doug Bochtler, R ERA: 3.03 (8, 1)	1.2		8	2	0	0	2	0	0	1	0	0	0	18	30	0.00	1.200
Trevor Hoffman, R ERA: 3.62 (9, 1)	0.1	S	1	0	0	0	1	0	0	0	0	0	0	3	3	0.00	0.000

BOTTOM

San Diego Padres @ San Francisco Giants
3Com Park at Candlestick Point, San Francisco, CA

Mon Jun 23 1997, 10:05 PM EDT
Att: 11,731 - Unknown - 63 F

livebaseballscorecards.com

AB	37
R	6
H	12
RBI	6
BB	4
SO	7
LOB	16



Batter	1	2	3	4	5	6	7	8	9	AB R H RBI BB SO LOB	TOP
Rickey Henderson, R OBP: 0.433, SLG: 0.357 (1, 9)	F7		1B BB	G6-3			FC6-4			3 1 0 0 1 0 1	San Diego Padres @ San Francisco Giants 3Com Park at Candlestick Point, San Francisco, CA Tue Jun 24 1997, 6:33 AM EDT Att. 10,192 - Sunny - 79 F
Chris Gomez, R OBP: 0.317, SLG: 0.332 (1, 6)	F7		1B			K	G5-3			4 0 1 0 0 1 1	
Steve Finley, L OBP: 0.325, SLG: 0.504 (1, 8)	FC6-4 HBP		1B			G3		G5-3 1B		3 0 2 1 0 0 0	
Ken Caminiti, S OBP: 0.325, SLG: 0.389 (1, 5)	FC6-4		1B			K		G5-3		4 0 1 0 0 1 2	
Greg Vaughn, R OBP: 0.294, SLG: 0.356 (1, 7)		P7	K			G4-3		F8		4 0 0 0 0 1 4	
Wally Joyner, L OBP: 0.400, SLG: 0.507 (1, 3)		BB 1B	K			G1-6-3 1B		G4-3		4 0 2 0 0 1 4	
Archi Cianfrocco, R OBP: 0.329, SLG: 0.381 (1, 4)		F9	L8			G1-6-3		F7		4 0 0 0 0 0 5	
Carlos Hernandez, R OBP: 0.300, SLG: 0.362 Quilvio Veras, S OBP: 0.328, SLG: 0.338 (9, PH)		BB		K			FC6-4 1B	K		2 0 1 0 1 1 0 1 0 0 0 0 1 0	
Danny Jackson, R OBP: 0.091, SLG: 0.091 Chris Jones, R OBP: 0.305, SLG: 0.431 Rich Batchelor, R (7, 1) Mark Sweeney, L OBP: 0.310, SLG: 0.278 (9, PH)		G6-3		G4-3			K	B2		2 0 0 0 0 0 2 1 0 0 0 0 1 1 0 0 0 0 0 0 0 1 0 0 0 0 0 0	
Inning Stats	R: 0 H: 0 E: 0 LOB: 1 K: 0 BB: 0 S: 9 P: 13	R: 0 H: 1 E: 0 LOB: 2 K: 0 BB: 1 S: 6 P: 15	R: 1 H: 3 E: 0 LOB: 3 K: 2 BB: 1 S: 14 P: 21	R: 0 H: 0 E: 0 LOB: 0 K: 1 BB: 0 S: 7 P: 13	R: 0 H: 0 E: 0 LOB: 0 K: 2 BB: 0 S: 10 P: 15	R: 0 H: 1 E: 0 LOB: 0 K: 0 BB: 0 S: 4 P: 8	R: 0 H: 1 E: 0 LOB: 1 K: 1 BB: 0 S: 12 P: 20	R: 0 H: 1 E: 0 LOB: 1 K: 0 BB: 0 S: 6 P: 9	R: 0 H: 0 E: 0 LOB: 0 K: 1 BB: 0 S: 8 P: 10	1B: 7 SF: 0 2B: 0 SAC: 0 3B: 0 DP: 1 HR: 0 HBP: 1	
PITCHER Shawn Estes, L ERA: 2.7 Rod Beck, R ERA: 2.59	IP WLS BF H R ER SO BB IBB HBP BLK WP HR S P ERA WHIP	8.0 W 33 7 1 1 6 2 0 1 0 0 0 0 68 114 1.12 1.125	1.0 S 3 0 0 0 1 0 0 0 0 0 0 0 8 10 0.00 0.000								

livebaseballscorecards.com

AB	33
R	1
H	7
RBI	1
BB	2
SO	7
LOB	20



Batter	1	2	3	4	5	6	7	8	9	AB	R	H	RBI	BB	SO	LOB	BOTTOM	
Darryl Hamilton, L OBP: 0.337, SLG: 0.337 (1, 8)	2-3 K 1B	0-0 1B 3-H		1-0 CS 1B			3-0 B5-3			4	0	2	1	0	1	0	San Diego Padres @ San Francisco Giants 3Com Park at Candlestick Point, San Francisco, CA <small>Tue Jun 24 1997, 6:33 AM EDT</small> <small>Att. 10,192 - Sunny - 79 F</small>	
Jose Vizcaino, S OBP: 0.331, SLG: 0.301 (1, 6)	2-2 P4	2-2 SAFE 1B		4-0 SAFE BB			2-2 L1			3	0	1	1	1	0	0		
Stan Javier, S OBP: 0.391, SLG: 0.489 (1, 3) (9, 9)	3-2 2B	0-0 L8		2-3 SAFE K			0-0 G3-1			4	0	1	0	0	1	3		
Barry Bonds, L OBP: 0.417, SLG: 0.529 (1, 7)	3-3 K		0-0 HR			2-1 F9		1-3 K		4	1	1	1	0	2	1		
Jeff Kent, R OBP: 0.316, SLG: 0.488 (1, 4)		2-0 F8	1-0 G4-3		1-1 F8		1-0 F7			4	0	0	0	0	0	0		
Glenallen Hill, R OBP: 0.266, SLG: 0.431 Rod Beck, R (9, 1)		3-2 P3	0-0 G6-3		1-0 L8		0-3 K			4	0	0	0	0	1	0		
Mark Lewis, R OBP: 0.339, SLG: 0.436 Bill Mueller, S OBP: 0.344, SLG: 0.373 (9, 5)		2-2 2B 1B	0-1 2B		2-1 G6-3					3	1	2	0	0	0	0		
Damon Berryhill, S OBP: 0.368, SLG: 0.350 (1, 2)		1-2 1B 2B	0-0 F9		0-1 G4-3					3	1	1	1	0	0	1		
Shawn Estes, R OBP: 0.143, SLG: 0.192 J.T. Snow, L OBP: 0.399, SLG: 0.429 (9, 3)		4-0 1B 1B HBP		0-3 K		2-1 G6-3				2	1	0	0	0	1	0		
Inning Stats	R: 0 E: 0 K: 2 S: 13	H: 1 LOB: 1 BB: 0 P: 23	R: 3 E: 0 K: 0 S: 15	H: 4 LOB: 2 BB: 0 P: 29	R: 1 E: 0 K: 0 S: 6	H: 2 LOB: 1 BB: 0 P: 7	R: 0 E: 0 K: 2 S: 9	H: 1 LOB: 1 BB: 1 P: 15	R: 0 E: 0 K: 0 S: 5	H: 0 LOB: 0 BB: 0 P: 9	R: 0 E: 0 K: 0 S: 6	H: 0 LOB: 0 BB: 0 P: 10	R: 0 E: 0 K: 0 S: 6	H: 0 LOB: 0 BB: 0 P: 11	R: 0 E: 0 K: 2 S: 7	H: 0 LOB: 0 BB: 0 P: 9		AB 31 R 4 H 8 RBI 4 BB 1 SO 6 LOB 5
PITCHER Danny Jackson, L ERA: 7.32 Rich Batchelor, R ERA: 4.57	IP 6.0 2.0	WLS L	BF 27	H 8	R 4	ER 4	SO 4	BB 1	IBB 0	HBP 1	BLK 0	WP 0	HR 1	S 54	P 93	ERA 6.00	WHIP 1.500	WP: 0 PA: 33 PB: 0 SB: 0 CS: 1
PITCHER	IP	WLS	BF	H	R	ER	SO	BB	IBB	HBP	BLK	WP	HR	S	P	ERA	WHIP	



Batter	1	2	3	4	5	6	7	8	9
Darryl Hamilton, L OBP: 0.347, SLG: 0.357 (1, 8)	1-2 1B 3B	4-2 1B 2B BB	1-1 G4-6-3 1B 2-3 3-H		1-2 1B		2-3 K	2-3 K	
Jose Vizcaino, S OBP: 0.338, SLG: 0.307 (1, 6)	1-2 L3	0-0 1-3 2B 1B	2-2 G4-6-3 1-2f		0-1 1-2 1B			1B 2B BB	
Barry Bonds, L OBP: 0.421, SLG: 0.534 (1, 7)	0-0 HBP G4-3 1B 3-H	4-2 1-2 2B BB		0-0 G3 1B 2B	0-0 L7			1B 1B	
J.T. Snow, L OBP: 0.402, SLG: 0.439 (1, 3)	4-0 G4-3 HBP BB 1-2	2-1 2B 2B 1-H 2-H 3-H		1-0 G3		2-2 F9		0-1 1B 2B 3-H	
Jeff Kent, R OBP: 0.324, SLG: 0.494 (1, 4)	1-0 G4-3 HBP 1-2 2-3	1-0 2B 2B 2-H		3-0 1B 3-H		0-1 E5 1B CS		4-0 1B 1B IBB	
Glenallen Hill, R OBP: 0.262, SLG: 0.424 Julian Tavarez, L (7, 1) Jim Poole, L (8, 1) Doug Henry, R (8, 1) Damon Berryhill, S OBP: 0.372, SLG: 0.361 (8, PH) Rod Beck, R (9, 1)	1-0 G4-3	2-3 K		0-0 F7		0-2 F7		3-1 1B BB 1B 1B 1-3 2-H 3-H	
Bill Mueller, S OBP: 0.345, SLG: 0.370 (1, 5)	0-1 G6-3		4-0 E 1B 1B BB	1 SAFE 0-0 G4-3		2-1 1B 2-3 1B		3-3 SAFE K	
Rick Wilkins, L OBP: 0.251, SLG: 0.297 (1, 2)		0-3 K	3-2 E7 1B 1B 1-3		1-0 L3	1-2 CS		4-2 G4-3 1B 1B BB 1-2	
Oswaldo Fernandez, R (1, 1) Mark Gardner, R OBP: 0.171, SLG: 0.147 (3, PH) Joe Roa, R OBP: 0.250, SLG: 0.182 (4, 1) Rich Rodriguez, L OBP: 0.500, SLG: 0.500 (6, 1) Stan Javier, S OBP: 0.392, SLG: 0.489 (7, 9)		0-3 K2-3	0-3 K		1-1 G6-3		3-2 G6-3	0-0 1B 1-2 2-3 3-H	

Inning Stats	R: 2	H: 2	E: 0	LOB: 2	K: 0	S: 10	P: 18	R: 4	H: 3	E: 0	LOB: 1	K: 3	S: 19	P: 32	R: 1	H: 2	E: 1	LOB: 1	K: 1	S: 11	P: 21	R: 1	H: 2	E: 0	LOB: 1	K: 0	S: 5	R: 0	H: 2	E: 0	LOB: 2	K: 0	S: 9	P: 12	R: 0	H: 1	E: 1	LOB: 1	K: 0	S: 12	P: 17	R: 0	H: 0	E: 0	LOB: 0	K: 1	S: 8	P: 13	R: 6	H: 5	E: 0	LOB: 2	K: 2	S: 23	P: 48
--------------	------	------	------	--------	------	-------	-------	------	------	------	--------	------	-------	-------	------	------	------	--------	------	-------	-------	------	------	------	--------	------	------	------	------	------	--------	------	------	-------	------	------	------	--------	------	-------	-------	------	------	------	--------	------	------	-------	------	------	------	--------	------	-------	-------

PITCHER	IP	WLS	BF	H	R	ER	SO	BB	IBB	HBP	BLK	WP	HR	S	P	ERA	WHIP
Andy Ashby, R ERA: 3.5 (1, 1)	6.0	L	34	12	8	7	4	4	0	0	0	0	0	66	109	10.50	2.667
Tim Worrell, R ERA: 5.3 (7, 1)	1.0		3	0	0	0	1	0	0	0	0	0	0	8	13	0.00	0.000
Doug Bochtler, R ERA: 4.5 (8, 1)	0.1		7	3	6	6	1	2	1	0	0	0	0	11	29	162.00	15.000
Rich Batchelor, R ERA: 4.43 (8, 1)	0.2		4	2	0	0	1	0	0	0	0	0	0	12	19	0.00	3.000

AB R H RBI BB SO LOB

5 2 3 1 1 2 3

5 2 3 2 1 0 3

5 4 3 1 1 0 4

4 2 2 4 1 0 1

3 1 2 2 1 0 0

4	0	0	1	0	1	5
0	0	0	0	0	0	0
0	0	0	0	0	0	0
0	0	0	0	0	0	0
1	1	1	2	0	0	0
0	0	0	0	0	0	0

4 1 1 0 1 1 5

4 1 1 0 1 1 0

1 0 0 0 0 1 0

1 0 0 0 0 1 2

1 0 0 0 0 0 0

0 0 0 0 0 0 0

2 0 1 1 0 0 0

1B: 12 SF: 0
2B: 4 SAC: 0
3B: 1 DP: 1
HR: 0 HBP: 1

WP: 0 PA: 49
PB: 0
SB: 1
CS: 1

AB 40
R 14
H 17
RBI 14
BB 7
SO 7
LOB 23

GIANTS

San Diego Padres @ San Francisco Giants
3Com Park at Candlestick Point, San Francisco, CA
 Wed Jun 25 1997, 6:33 AM EDT
 Att. 11,605 - Sunny - 70 F

Batter	1	2	3	4	5	6	7	8	9	AB R H RBI BB SO LOB	TOP														
Darryl Hamilton, L (1, 8) OBP: 0.344, SLG: 0.369	1-0 F7	1-1 E7		0-0 HR		2-0 G4-6-3		2-1 G4-6-3		5 1 1 2 0 0 5															
Jose Vizcaino, S (1, 6) OBP: 0.333, SLG: 0.302	1-0 G4-3	2-2 G3-1		1-0 L7			2-3 K		3-2 HR	4 0 0 0 0 1 2															
Rich Aurilia, R (7, 6) OBP: 0.341, SLG: 0.583										1 1 1 1 0 0 0															
Stan Javier, S (1, 9) OBP: 0.402, SLG: 0.486	4-0 1B BB		4-1 G3-6-1 BB		4-1 F9-6 1B BB		2-3 K 1B FC6-4		4-0 FC5-6 BB BB	1 1 0 0 4 1 0															
Barry Bonds, L (1, 7) OBP: 0.427, SLG: 0.538	3-1 1B		0-0 G3-6-1		0-0 1B		0-2 FC6-4 1B		4-2 FC5-6 BB	4 0 3 0 1 0 1															
Jeff Kent, R (1, 4) OBP: 0.319, SLG: 0.485	2-2 F9		1-1 P3		1-1 F9-6		1-2 FC6-4		0-0 FC5-6 G4-6-3	5 0 0 1 0 0 7															
J.T. Snow, L (1, 3) OBP: 0.402, SLG: 0.450		2-2 1B E 1B		3-1 HR		1-3 K		2-2 F9	1-1 G4-6-3	5 2 2 1 0 1 4															
Bill Mueller, S (1, 5) OBP: 0.343, SLG: 0.373		1-2 F7		1-0 HR 2B		0-0 G3		2-3 K		4 1 1 0 0 1 1															
Damon Berryhill, S (1, 2) OBP: 0.384, SLG: 0.359		0-1 F8		0-0 F7		1-2 HBP 1B		4-1 1B BB		3 0 1 0 1 0 2															
William Van Landingham, R (1, 1) OBP: 0.154, SLG: 0.160		2-1 E 1B		0-3 K		1-0 G4-6-3 HBP		2-2 G4-6-3 1B		2 0 1 0 0 1 1															
Mark Gardner, R (8, PH) OBP: 0.194, SLG: 0.147										0 0 0 0 0 0 0															
Keith Foulke, R (6, 1) OBP: 0.143, SLG: 0.143										0 0 0 0 0 0 0															
Rich Rodriguez, L (6, 1) OBP: 0.090, SLG: 0.500										0 0 0 0 0 0 0															
Julian Tavarez, L (6, 1) OBP: 0.090, SLG: 0.500										0 0 0 0 0 0 0															
Glenallen Hill, R (8, PH) OBP: 0.264, SLG: 0.426										1 0 1 0 0 0 0															
Jim Poole, L (8, 1) OBP: 0.264, SLG: 0.426										0 0 0 0 0 0 0															
Doug Henry, R (8, 1) OBP: 0.264, SLG: 0.426										0 0 0 0 0 0 0															
Inning Stats	R: 0 E: 0 K: 0 S: 8	H: 1 LOB: 2 BB: 1 P: 18	R: 1 E: 1 K: 0 S: 15	H: 2 LOB: 2 BB: 0 P: 23	R: 0 E: 0 K: 0 S: 4	H: 0 LOB: 0 BB: 1 P: 9	R: 3 E: 0 K: 1 S: 10	H: 3 LOB: 0 BB: 0 P: 15	R: 0 E: 0 K: 1 S: 8	H: 1 LOB: 1 BB: 1 P: 13	R: 0 E: 0 K: 0 S: 5	H: 1 LOB: 1 BB: 0 P: 9	R: 1 E: 0 K: 2 S: 15	H: 1 LOB: 1 BB: 0 P: 22	R: 0 E: 0 K: 1 S: 10	H: 1 LOB: 1 BB: 1 P: 20	R: 1 E: 0 K: 0 S: 9	H: 1 LOB: 1 BB: 2 P: 21	1B: 7 2B: 2 3B: 0 HR: 3	SF: 0 SAC: 0 DP: 5 HBP: 1	WP: 0 PB: 1 SB: 0 CS: 0	PA: 42			
PITCHER	IP WLS BF H R ER SO BB IBB HBP BLK WP HR S P ERA WHIP																								
Bryan Rekar, R (1, 1) ERA: 5.79	4.0		20	6	4	3	1	2	0	0	0	0	2	37	65	6.75	2.000								
Mike DeJean, R (5, 1) ERA: 3.74	2.0	W	8	2	0	0	1	1	0	1	0	0	0	13	22	0.00	1.500								
Mike Munoz, L (7, 1) ERA: 4.94	1.0		5	1	1	0	2	0	0	0	0	0	0	15	22	0.00	1.000								
Bruce Ruffin, L (8, 1) ERA: 5.32	0.1		2	0	0	0	1	1	0	0	0	0	0	5	11	0.00	3.000								
Curt Leskanic, R (8, 1) ERA: 4.08	1.2	S	7	2	1	1	0	2	0	0	0	0	1	14	30	5.40	2.400								

San Francisco Giants @ Colorado Rockies
 Coors Field, Denver, CO
 Thu Jun 26 1997, 7:05 PM MDT
 Att. 48,301 - Unknown - 85 F

AB	35
R	6
H	11
RBI	5
BB	6
SO	5
LOB	23



2	0	1	0	0	1	1
0	0	0	0	0	0	0
0	0	0	0	0	0	0
0	0	0	0	0	0	0
0	0	0	0	0	0	0
1	0	1	0	0	0	0
0	0	0	0	0	0	0
0	0	0	0	0	0	0

BOTTOM

San Francisco Giants @ Colorado Rockies
Coors Field, Denver, CO

livebaseballscorecards.com

AB	34
R	7
H	11
RBI	5
BB	5
SO	3
LOB	19



WP	2	PA	41
PB	0		
SB	0		
CS	3		

Thu Jun 26 1997, 7:05 PM MDT
Att: 48,301 - Unknown - 85 F

AB R H RBI BB SO LOB

4 1 1 0 1 0 1

3 0 1 1 1 0 1

3 0 1 0 1 0 1

3 1 1 1 2 1 4

4 0 1 0 0 0 6

4 1 0 0 0 1 2

2 0 1 1 0 1 0

4 2 2 1 0 0 1

1 0 0 0 0 0 1

3 0 2 1 0 0 1

1B	8	SF	0
2B	1	SAC	0
3B	2	DP	0
HR	0	HBP	1

WP	2	PA	41
PB	0		
SB	0		
CS	3		

1B	8	SF	0
2B	1	SAC	0
3B	2	DP	0
HR	0	HBP	1

WP	2	PA	41
PB	0		
SB	0		
CS	3		

1B	8	SF	0
2B	1	SAC	0
3B	2	DP	0
HR	0	HBP	1

WP	2	PA	41
PB	0		
SB	0		
CS	3		

1B	8	SF	0
2B	1	SAC	0
3B	2	DP	0
HR	0	HBP	1

WP	2	PA	41
PB	0		
SB	0		
CS	3		

1B	8	SF	0
2B	1	SAC	0
3B	2	DP	0
HR	0	HBP	1

WP	2	PA	41
PB	0		
SB	0		
CS	3		

1B	8	SF	0
2B	1	SAC	0
3B	2	DP	0
HR	0	HBP	1

WP	2	PA	41
PB	0		
SB	0		
CS	3		

1B	8	SF	0
2B	1	SAC	0
3B	2	DP	0
HR	0	HBP	1

WP	2	PA	41
PB	0		
SB	0		
CS	3		

1B	8	SF	0
2B	1	SAC	0
3B	2	DP	0
HR	0	HBP	1

WP	2	PA	41
PB	0		
SB	0		
CS	3		

1B	8	SF	0
2B	1	SAC	0
3B	2	DP	0
HR	0	HBP	1

WP	2	PA	41
PB	0		
SB	0		
CS	3		

1B	8	SF	0
2B	1	SAC	0
3B	2	DP	0
HR	0	HBP	1

WP	2	PA	41
PB	0		
SB	0		
CS	3		

1B	8	SF	0
2B	1	SAC	0
3B	2	DP	0
HR	0	HBP	1

WP	2	PA	41
PB	0		
SB	0		
CS	3		

1B	8	SF	0
2B	1	SAC	0
3B	2	DP	0
HR	0	HBP	1

WP	2	PA	41
PB	0		
SB	0		
CS	3		

1B	8	SF	0
2B	1	SAC	0
3B	2	DP	0
HR	0	HBP	1

WP	2	PA	41
PB	0		
SB	0		
CS	3		

1B	8	SF	0
2B	1	SAC	0
3B	2	DP	0
HR	0	HBP	1

WP	2	PA	41
PB	0		
SB	0		
CS	3		

1B	8	SF	0
2B	1	SAC	0
3B	2	DP	0
HR	0	HBP	1

WP	2	PA	41
PB	0		
SB	0		
CS	3		

1B	8	SF	0
2B	1	SAC	0
3B	2	DP	0
HR	0	HBP	1

WP	2	PA	41
PB	0		
SB	0		
CS	3		

1B	8	SF	0
2B	1	SAC	0
3B	2	DP	0
HR	0	HBP	1

WP	2	PA	41
PB	0		
SB	0		
CS	3		

1B	8	SF	0
2B	1	SAC	0
3B	2	DP	0
HR	0	HBP	1

WP	2	PA	41
PB	0		
SB	0		
CS	3		

1B	8	SF	0
2B	1	SAC	0
3B	2	DP	0
HR	0	HBP	1

WP	2	PA	41
PB	0		
SB	0		
CS	3		

1B	8	SF	0
2B	1	SAC	0
3B	2	DP	0
HR	0	HBP	1

WP	2	PA	41
PB	0		
SB	0		
CS	3		

1B	8	SF	0
2B	1	SAC	0
3B	2	DP	0
HR	0	HBP	1

WP	2	PA	41
PB	0		
SB	0		
CS	3		

1B	8	SF	0
2B	1	SAC	0
3B	2	DP	0
HR	0	HBP	1

WP	2	PA	41
PB	0		
SB	0		
CS	3		

1B	8	SF	0
2B	1	SAC	0
3B	2	DP	0
HR	0	HBP	1

WP	2	PA	41
PB	0		
SB	0		
CS	3		

1B	8	SF	0
2B	1	SAC	0
3B	2	DP	0
HR	0	HBP	1

WP	2	PA	41
PB	0		
SB	0		
CS	3		

1B	8	SF	0
2B	1	SAC	0
3B	2	DP	0
HR	0	HBP	1

WP	2	PA	41
PB	0		
SB	0		
CS	3		

1B	8	SF	0
2B	1	SAC	0
3B	2	DP	0
HR	0	HBP	1

WP	2	PA	41
PB	0		
SB	0		
CS	3		

1B	8	SF	0
2B	1	SAC	0
3B	2	DP	0
HR	0	HBP	1

WP	2	PA	41
PB	0		
SB	0		
CS	3		

1B	8	SF	0
2B	1	SAC	0
3B	2	DP	0
HR	0	HBP	1

WP	2	PA	41
PB	0		
SB	0		
CS	3		

1B	8	SF	0
2B	1	SAC	0
3B	2	DP	0
HR	0	HBP	1

WP	2	PA	41
PB	0		
SB	0		
CS	3		

1B	8	SF	0
2B	1	SAC	0
3B	2	DP	0
HR	0	HBP	1

WP	2	PA	41
PB	0		
SB	0		
CS	3		

1B	8	SF	0
2B	1	SAC	0
3B	2	DP	0
HR	0	HBP	1

WP	2	PA	41
PB	0		
SB	0		
CS	3		

1B	8	SF	0
2B	1	SAC	0
3B	2	DP	0
HR	0	HBP	1

WP	2	PA	41
PB	0		
SB	0		
CS	3		

1B	8	SF	0
2B	1	SAC	0
3B	2	DP	0
HR	0	HBP	1

WP	2	PA	41
PB	0		
SB	0		
CS	3		

1B	8	SF	0
2B	1	SAC	0
3B	2	DP	0
HR	0	HBP	1

WP	2	PA	41
PB	0		
SB	0		
CS	3		

1B	8	SF	0
2B	1	SAC	0
3B	2	DP	0
HR	0	HBP	1

WP	2	PA	41
PB	0		
SB	0		
CS	3		

1B	8	SF	0
2B	1	SAC	0
3B	2	DP	0
HR	0	HBP	1

WP	2	PA	41
PB	0		
SB	0		
CS	3		

1B	8	SF	0
2B	1	SAC	0
3B	2	DP	0
HR	0	HBP	1

WP	2	PA	41
PB	0		
SB	0		
CS	3		

Batter	1	2	3	4	5	6	7	8	9	AB R H RBI BB SO LOB	TOP											
Darryl Hamilton, L (1, 8) OBP: 0.345, SLG: 0.370	3-2 G5-3		0-0 1B		3-1 G4-6-3		3-2 G4-3		2-2 P6	5 1 2 0 0 0 1												
Jose Vizcaino, S (1, 6) OBP: 0.334, SLG: 0.315	0-0 G5-3		1-1 1B		1-1 G4-6-3		0-0 F9		1-1 HR	5 1 2 1 0 0 3												
Stan Javier, S (1, 9) OBP: 0.402, SLG: 0.484	1-2 G4-3		0-0 1B			1-1 G4-3		1-0 B5-3	3-3 K	5 1 2 1 0 1 0												
Barry Bonds, L (1, 7) OBP: 0.425, SLG: 0.545		0-3 K	1-0 F7			0-0 G4-3		1-0 HR		4 1 1 1 0 1 3												
Jeff Kent, R (1, 4) OBP: 0.318, SLG: 0.479		2-3 K		0-0 F8		1-0 L8		4-2 E		3 1 0 0 1 1 1												
J.T. Snow, L (1, 3) OBP: 0.403, SLG: 0.462		2-2 HR		1-3 K		3-1 1B		1-0 E1		4 1 2 2 0 1 1												
Bill Mueller, S (1, 5) OBP: 0.337, SLG: 0.365		0-1 G6-3		1-0 F7		2-2 F8		2-0 E6		4 0 0 1 0 0 2												
Damon Berryhill, S (1, 2) OBP: 0.377, SLG: 0.343			0-1 G1-3		0-0 F7		4-2 SH5-4	0-1 G5-4-3		3 0 0 0 1 0 2												
Kirk Rueter, L (1, 1) OBP: 0.182, SLG: 0.100			0-3 K		0-1 1B		0-0 SH5-4		1-1 G3	3 0 1 0 0 1 0												
Rod Beck, R (9, 1)										0 0 0 0 0 0 0												
Inning Stats	R: 0 E: 0 K: 0 S: 7	H: 0 LOB: 0 BB: 0 P: 11	R: 1 E: 0 K: 2 S: 18	H: 1 LOB: 0 BB: 0 P: 22	R: 1 E: 0 K: 1 S: 11	H: 3 LOB: 2 BB: 0 P: 12	R: 0 E: 0 K: 1 S: 6	H: 0 LOB: 0 BB: 0 P: 8	R: 0 E: 0 K: 0 S: 7	H: 2 LOB: 1 BB: 0 P: 11	R: 1 E: 0 K: 0 S: 10	H: 2 LOB: 1 BB: 0 P: 17	R: 0 E: 0 K: 0 S: 7	H: 0 LOB: 1 BB: 1 P: 14	R: 2 E: 2 K: 0 S: 8	H: 1 LOB: 1 BB: 1 P: 17	R: 1 E: 0 K: 1 S: 11	H: 1 LOB: 0 BB: 0 P: 18	1B: 7 2B: 0 3B: 0 HR: 3	SF: 0 SAC: 1 DP: 2 HBP: 0	WP: 0 PB: 0 SB: 0 CS: 0	PA: 39
PITCHER	IP WLS BF H R ER SO BB IBB HBP BLK WP HR S P ERA WHIP																					
John Thomson, R (1, 1) ERA: 5.59	6.0 L 25 8 3 3 4 0 0 0 0 0 0 1 59 81 4.50 1.333																					
Tim Scott, R (7, 1) ERA: 7.45	1.0 4 0 0 0 0 1 0 0 0 0 0 0 7 14 0.00 1.000																					
Mike Munoz, L (8, 1) ERA: 5.11	1.0 6 1 2 1 0 1 0 0 0 0 0 1 8 17 9.00 2.000																					
Steve Reed, R (9, 1) ERA: 4.96	1.0 4 1 1 1 1 0 0 0 0 0 0 1 11 18 9.00 1.000																					

San Francisco Giants @ Colorado Rockies
Coors Field, Denver, CO

Fri Jun 27 1997, 7:05 PM MDT
Att. 48,225 - Unknown - 87 F

AB	36
R	6
H	10
RBI	6
BB	2
SO	5
LOB	13



BOTTOM

San Francisco Giants @ Colorado Rockies
Coors Field, Denver, CO
Fri Jun 27 1997, 7:05 PM MDT
Att: 48,225 - Unknown - 87 F

livebaseballscores.com

AB 32
R 3
H 8
RBI 2
BB 1
SO 2
LOB 10



WP: 0 PA: 33
PB: 0
SB: 0
CS: 1

AB R H RBI BB SO LOB

3	1	0	0	1	0	2
4	1	1	2	0	1	0
4	0	1	0	0	0	0
4	0	1	0	0	1	1
4	0	2	0	0	0	1
4	0	0	0	0	0	4
3	0	1	0	0	0	0
3	1	1	0	0	0	1
1	0	0	0	0	0	1
1	0	1	0	0	0	0
0	0	0	0	0	0	0
0	0	0	0	0	0	0
1	0	0	0	0	0	0
0	0	0	0	0	0	0

1B: 7 SF: 0
2B: 0 SAC: 0
3B: 0 DP: 3
HR: 1 HBP: 0

Batter	1	2	3	4	5	6	7	8	9
Eric Young Sr., R OBP: 0.370, SLG: 0.422 (1, 4)	0-1 F8 ①		1-0 F8 ③			1-0 G4-6-3 ①② 1-2f 3-H			4-1 HR BB
Neifi Perez, S OBP: 0.263, SLG: 0.737 (1, 6)	2-1 G5-3 ②			2-2 F9 ①		1-3 K ③			1-1 HR 1-H
Larry Walker, L OBP: 0.503, SLG: 0.751 (1, 9)	1-0 G3 ③			0-1 G6-3 ②			0-0 F8 ①		1-2 G6-4-3 1B
Andres Galarraga, R OBP: 0.412, SLG: 0.605 (1, 3)		1-1 FC6-4 1B		3-3 K ③			1-1 G6-3 ②		1-0 G6-4-3 ①② 1-2f
Dante Bichette, R OBP: 0.336, SLG: 0.457 (1, 7)		1-2 FC6-4 CS 1-2f			2-2 G6-4-3 1B		1-2 E4 FC6-4		0-2 1B
Vinny Castilla, R OBP: 0.347, SLG: 0.529 (1, 5)		2-0 SAFE F8 1-2			3-0 G6-4-3 ①② 1-2f		2-0 FC6-4 ③ 1-2f		0-2 F8 ③
Kirt Manwaring, R OBP: 0.338, SLG: 0.341 (1, 2)			2-2 FC3-6 1B		2-1 F9 ③			2-2 G6-3 ①	
Quinton McCracken, S OBP: 0.363, SLG: 0.388 (1, 8)			2-0 FC3-6 ① 1-2f			0-0 G4-6-3 1B		1-1 F8 ②	
John Thomson, R OBP: 0.278, SLG: 0.278 (6, PH)			0-0 SAFE SAFE FC3-6 ②			1-1 SAFE SAFE G4-6-3 1B		1-1 G6-3 ③	
Harvey Fulliam, R OBP: 0.214, SLG: 0.083 (7, 1)									
Tim Scott, R (8, 1)									
Mike Munoz, L (8, 1)									
Ellis Burks, R OBP: 0.332, SLG: 0.514 (9, 1)									

Inning Stats	R: 0	H: 0	E: 0	K: 0	S: 5	H: 0	LOB: 0	BB: 0	P: 8	R: 0	H: 1	E: 0	K: 0	S: 7	H: 1	LOB: 0	BB: 0	P: 11	R: 0	H: 0	E: 0	K: 1	S: 9	H: 0	LOB: 0	BB: 0	P: 14	R: 0	H: 1	E: 0	K: 0	S: 6	H: 2	LOB: 0	BB: 0	P: 10	R: 0	H: 0	E: 1	K: 0	S: 7	H: 0	LOB: 1	BB: 0	P: 11	R: 0	H: 0	E: 0	K: 0	S: 7	H: 0	LOB: 0	BB: 0	P: 11	R: 2	H: 3	E: 0	K: 0	S: 15	H: 3	LOB: 1	BB: 1	P: 22	1B: 7	SF: 0	2B: 0	SAC: 0	3B: 0	DP: 3	HR: 1	HBP: 0	WP: 0	PA: 33
--------------	------	------	------	------	------	------	--------	-------	------	------	------	------	------	------	------	--------	-------	-------	------	------	------	------	------	------	--------	-------	-------	------	------	------	------	------	------	--------	-------	-------	------	------	------	------	------	------	--------	-------	-------	------	------	------	------	------	------	--------	-------	-------	------	------	------	------	-------	------	--------	-------	-------	-------	-------	-------	--------	-------	-------	-------	--------	-------	--------

PITCHER	IP	WLS	BF	H	R	ER	SO	BB	IBB	HBP	BLK	WP	HR	S	P	ERA	WHIP
Kirk Rueter, L ERA: 3.5 (1, 1)	8.0	W	29	6	3	3	2	1	0	0	0	0	1	58	98	3.38	0.875
Rod Beck, R ERA: 2.43 (9, 1)	1.0	S	4	2	0	0	0	0	0	0	0	0	0	12	14	0.00	2.000

PITCHER	IP	WLS	BF	H	R	ER	SO	BB	IBB	HBP	BLK	WP	HR	S	P	ERA	WHIP
---------	----	-----	----	---	---	----	----	----	-----	-----	-----	----	----	---	---	-----	------

Batter	1	2	3	4	5	6	7	8	9	AB R H RBI BB SO LOB	TOP	
Darryl Hamilton, L (1, 8) OBP: 0.343, SLG: 0.364	3-2 L5		0-0 G3-1			4-2 G4-3 WP 2B BB		2-1 G4-3		3 1 0 0 1 0 0		
Jose Vizcaino, S (1, 6) OBP: 0.333, SLG: 0.314	0-3 K		2-0 G5-4-3 1B			2-2 G4-3		1-1 G4-3		4 0 1 0 0 1 1		
Glenallen Hill, R (1, 9) OBP: 0.268, SLG: 0.431	1-0 S 1B		1-1 G5-4-3 1-2f			1-2 G1-4-3 2B		0-0 G6-3		4 0 2 1 0 0 1		
Barry Bonds, L (1, 7) OBP: 0.426, SLG: 0.541	4-0 1-2 BB			1-0 F7		0-0 G1-4-3			4-2 1B BB	2 0 0 0 2 0 1		
Jeff Kent, R (1, 4) OBP: 0.314, SLG: 0.472	2-3 K			1-0 G5-3		0-0 L8			0-0 F8	4 0 0 0 0 1 4		
J.T. Snow, L (1, 3) OBP: 0.405, SLG: 0.475				1-1 G3			0-2 S 1B		0-0 L6	4 1 2 1 0 0 1		
Mark Lewis, R (1, 5) OBP: 0.337, SLG: 0.431					1-0 F8		3-3 K		0-0 1-3 1B	4 0 1 0 0 1 1		
Rick Wilkins, L (1, 2) OBP: 0.246, SLG: 0.289					2-1 G4-3		2-3 K		0-0 F7	4 0 0 0 0 1 3		
Mark Gardner, R (1, 1) OBP: 0.189, SLG: 0.143					0-0 G6-3		3-1 L9			1 0 0 0 0 1 0		
Dan Carlson, R (3, 1)										1 0 0 0 0 0 0		
Damon Berryhill, S (7, PH) OBP: 0.372, SLG: 0.338										1 0 0 0 0 0 1		
Julian Tavarez, L (7, 1)										0 0 0 0 0 0 0		
Jim Poole, L (8, 1)										0 0 0 0 0 0 0		
Inning Stats	R: 0 H: 1 E: 0 LOB: 2 K: 2 BB: 1 S: 11 P: 21	R: 1 H: 1 E: 0 LOB: 0 K: 1 BB: 0 S: 9 P: 14	R: 0 H: 1 E: 0 LOB: 0 K: 0 BB: 0 S: 5 P: 7	R: 0 H: 0 E: 0 LOB: 0 K: 0 BB: 0 S: 4 P: 7	R: 0 H: 0 E: 0 LOB: 0 K: 0 BB: 0 S: 4 P: 7	R: 1 H: 1 E: 0 LOB: 1 K: 2 BB: 1 S: 11 P: 18	R: 0 H: 1 E: 0 LOB: 1 K: 2 BB: 0 S: 12 P: 20	R: 0 H: 0 E: 0 LOB: 0 K: 0 BB: 0 S: 5 P: 8	R: 0 H: 1 E: 0 LOB: 2 K: 0 BB: 1 S: 7 P: 11	1B: 4 SF: 0 2B: 1 SAC: 0 3B: 0 DP: 1 HR: 1 HBP: 0	WP: 1 PA: 35 PB: 0 SB: 2 CS: 0	
PITCHER Kevin Ritz, R (1, 1) ERA: 5.82	IP WLS BF H R ER SO BB IBB HBP BLK WP HR S P ERA WHIP	9.0 W 35 6 2 2 5 3 0 0 0 1 1 68 113 2.00 1.000										

San Francisco Giants @ Colorado Rockies
 Coors Field, Denver, CO
 Sat Jun 28 1997, 7:05 PM MDT
 Att. 48,273 - Unknown - 79 F

AB	32
R	2
H	6
RBI	2
BB	3
SO	5
LOB	13



BOTTOM

San Francisco Giants @ Colorado Rockies
Coors Field, Denver, CO

livebaseballscorecards.com

AB	35
R	4
H	10
RBI	4
BB	4
SO	8
LOB	22



WP	0	PA	41
PB	0		
SB	1		
CS	1		

Sun Jun 29 1997, 3:33 AM MDT
Att. 48,384 - Sunny - 84 F

AB R H RBI BB SO LOB

4 1 2 0 1 0 0

3 0 2 0 2 1 0

3 1 2 2 1 0 2

4 0 0 1 0 1 4

5 0 0 0 0 2 7

4 0 2 0 0 0 2

4 0 0 0 0 2 3

4 0 0 0 0 1 3

1B	8	SF	1
2B	0	SAC	0
3B	0	DP	1
HR	2	HBP	1

1B	8	SF	1
2B	0	SAC	0
3B	0	DP	1
HR	2	HBP	1

Batter	1	2	3	4	5	6	7	8	9
Eric Young Sr., R OBP: 0.374, SLG: 0.423 (1, 4)	2-2 CS BB 1B		0-2 G4-3		4-2 1B BB		1-0 1B BB SF4 1B	0-1 G4-3	
Quinton McCracken, S OBP: 0.365, SLG: 0.381 (1, 8)	4-2 S BB 1-2 BB		0-0 FC1-6 HBP 1B		0-0 G4-6-3 1B		4-1 SF4 1B BB 1-2 2-3	2-3 K	
Larry Walker, L OBP: 0.509, SLG: 0.767 (1, 9)	4-1 BB 1-2 2-3 BB		2-1 FC1-6 HBP 1-2		2-1 G4-6-3 1-2f		1-2 SF4 1B 1-2 2-3 3-H	1-1 HR	
Andres Galarraga, R OBP: 0.408, SLG: 0.597 (1, 3)	1-3 K 2-3		1-0 FC1-6 1-2f 2-3		3-2 E6 F9 1B		0-0 SF4 1-2 2-3 3-H	1-1 G5-3	
Dante Bichette, R OBP: 0.335, SLG: 0.481 (1, 7)	1-2 G5-3		1-3 K 1-2f 2-3		0-3 K 1-2f 2-3		0-0 G5-3 0-0	2-2 P6	
Vinny Castilla, R OBP: 0.348, SLG: 0.535 (1, 5)		0-0 1B		3-0 G5-3		1-2 FC6-4 1B 1-2	2-1 G4-3		
Kirt Manwaring, R OBP: 0.332, SLG: 0.333 (1, 2)		1-3 K		0-3 K		0-1 F9 2-3		1-0 G4-3	
Walt Weiss, S OBP: 0.360, SLG: 0.346 (1, 6)		0-0 P3		3-3 K		0-0 FC6-4 1-2f		1-2 G5-3	
Roger Bailey, R OBP: 0.231, SLG: 0.216 (7, 1) Jerry Dipoto, R OBP: 0.143, SLG: 0.143 (7, PH) Angel Echevarria, R OBP: 1.000, SLG: 1.000 (8, 1) Mike Munoz, L OBP: 0.267, SLG: 0.385 (8, PH) Harvey Pulliam, R OBP: 0.500, SLG: 1.000 (9, 1)		2-2 G3		1-3 K			3-0 BB 1B 1B 1B	3-2 HR	

Inning Stats	R: 0 E: 0 K: 1 S: 15	H: 1 LOB: 2 BB: 2 P: 26	R: 0 E: 0 K: 1 S: 8	H: 1 LOB: 1 BB: 0 P: 11	R: 0 E: 0 K: 1 S: 10	H: 1 LOB: 2 BB: 0 P: 14	R: 0 E: 0 K: 2 S: 7	H: 0 LOB: 0 BB: 0 P: 13	R: 0 E: 0 K: 1 S: 8	H: 1 LOB: 1 BB: 1 P: 15	R: 0 E: 1 K: 1 S: 13	H: 1 LOB: 2 BB: 0 P: 17	R: 2 E: 0 K: 0 S: 10	H: 3 LOB: 2 BB: 1 P: 21	R: 1 E: 0 K: 0 S: 11	H: 1 LOB: 0 BB: 0 P: 16	R: 1 E: 0 K: 1 S: 11	H: 1 LOB: 0 BB: 0 P: 17	1B: 8 2B: 0 3B: 0 HR: 2	SF: 1 SAC: 0 DP: 1 HBP: 1
--------------	-------------------------------	----------------------------------	------------------------------	----------------------------------	-------------------------------	----------------------------------	------------------------------	----------------------------------	------------------------------	----------------------------------	-------------------------------	----------------------------------	-------------------------------	----------------------------------	-------------------------------	----------------------------------	-------------------------------	----------------------------------	----------------------------------	------------------------------------

PITCHER	IP	WLS	BF	H	R	ER	SO	BB	IBB	HBP	BLK	WP	HR	S	P	ERA	WHIP
Shawn Estes, L ERA: 2.72 (1, 1)	6.0	W	30	8	2	2	7	4	0	1	0	0	0	67	111	3.00	2.000
Julian Tavarez, R ERA: 4.32 (7, 1)	1.0		3	0	0	0	0	0	0	0	0	0	0	4	6	0.00	0.000
Rich Rodriguez, L ERA: 1.85 (8, 1)	1.0		4	1	1	1	0	0	0	0	0	0	1	11	16	9.00	1.000
Doug Henry, R ERA: 3.66 (9, 1)	1.0		4	1	1	1	1	0	0	0	0	0	1	11	17	9.00	1.000

WP: 0 PA: 41

PB: 0

SB: 1

CS: 1

ERA: 3.66

WHIP: 1.000

BOTTOM

San Francisco Giants @ Seattle Mariners
The Kingdome, Seattle, WA

Mon Jun 30 1997, 10:05 PM EDT
Att: 41,231 - Dome - 68 F

livebaseballscorecards.com

AB	40
R	6
H	13
RBI	6
BB	3
SO	8
LOB	16



WP:	2	PA:	44
PB:	0		
SB:	0		
CS:	0		

AB	5	R	0	H	2	RBI	0	BB	0	SO	0	LOB	2
	0		0		0		0		0		0		0
	0		0		0		0		0		0		0

5	2	1	1	0	1	4							
---	---	---	---	---	---	---	--	--	--	--	--	--	--

5	1	1	0	0	1	1							
---	---	---	---	---	---	---	--	--	--	--	--	--	--

4	1	4	3	0	0	0							
---	---	---	---	---	---	---	--	--	--	--	--	--	--

4	1	1	0	1	1	2							
---	---	---	---	---	---	---	--	--	--	--	--	--	--

3	1	1	2	1	0	2							
	0	0	0	0	1	0							

5	0	0	0	0	3	3							
---	---	---	---	---	---	---	--	--	--	--	--	--	--

5	0	1	0	0	1	1							
---	---	---	---	---	---	---	--	--	--	--	--	--	--

3	0	2	0	0	1	1							
	1	0	0	0	0	0							
	0	0	0	0	0	0							

1B:	9	SF:	0
2B:	2	SAC:	0
3B:	0	DP:	2
HR:	3	HBP:	1

Batter	1	2	3	4	5	6	7	8	9	10
Joey Cora, S OBP: 0.401, SLG: 0.507 Rich Amaral, R OBP: 0.308, SLG: 0.280 Brent Gates, S OBP: 0.307, SLG: 0.413	P3		L4-3		G1-3	FC6-4 1B			FC4-6 1B	
Alex Rodriguez, R OBP: 0.387, SLG: 0.530	HR		G6-3		K	FC6-4 1-2f			FC4-6 1B WP	
Ken Griffey Jr., L OBP: 0.388, SLG: 0.661	G4-3			G3-1		HR 1B	G4-3		K	
Edgar Martinez, R OBP: 0.446, SLG: 0.542	1B			WP 1B		HR 1B	BB HBP		1B	
Jay Buhner, R OBP: 0.387, SLG: 0.496	K			F7		HR 1B	G4-6-3 BB		G6-3	
Paul Sorrento, L OBP: 0.352, SLG: 0.515 Mike Blowers, R OBP: 0.317, SLG: 0.403		P2		FC5-4 BB		HR 1B	G4-6-3		BB	
Russ Davis, R OBP: 0.342, SLG: 0.508		P5		FC5-4 1-2f		K			K	
José Cruz Jr., S OBP: 0.295, SLG: 0.485			K		L7				G4-3	
John Marzano, R OBP: 0.381, SLG: 0.405 Rob Ducey, L OBP: 0.289, SLG: 0.406 Dan Wilson, R OBP: 0.319, SLG: 0.418			L4-3 1B		K	1B			G4-3	

Inning Stats	R: 1	H: 2	E: 0	K: 1	S: 12	R: 0	H: 0	E: 0	K: 1	S: 5	R: 0	H: 1	E: 0	K: 0	S: 7	R: 0	H: 1	E: 0	K: 0	S: 11	R: 4	H: 6	E: 0	K: 1	S: 15	R: 0	H: 0	E: 0	K: 0	S: 5	R: 0	H: 0	E: 0	K: 1	S: 7	R: 1	H: 2	E: 0	K: 1	S: 8	R: 0	H: 0	E: 0	K: 1	S: 8	R: 0	H: 0	E: 0	K: 1	S: 8	1B: 9	2B: 2	3B: 0	HR: 3	SF: 0	SAC: 0	DP: 2	HBP: 1	WP: 2	PA: 44
--------------	------	------	------	------	-------	------	------	------	------	------	------	------	------	------	------	------	------	------	------	-------	------	------	------	------	-------	------	------	------	------	------	------	------	------	------	------	------	------	------	------	------	------	------	------	------	------	------	------	------	------	------	-------	-------	-------	-------	-------	--------	-------	--------	-------	--------

PITCHER	IP	WLS	BF	H	R	ER	SO	BB	IBB	HBP	BLK	WP	HR	S	P	ERA	WHIP
Keith Foulke, R ERA: 7.36	(1, 1)		5.0	24	9	5	4	1	0	0	0	1	3	53	82	9.00	2.000
Julian Tavarez, R ERA: 4.03	(6, 1)		3.0	12	2	0	2	1	0	1	0	0	0	22	39	0.00	1.000
Rod Beck, R ERA: 2.6	(9, 1)	W	5	2	1	1	1	0	0	0	0	1	0	10	15	6.75	1.500
Jim Poole, L ERA: 5.7	(10, 1)		0.0	1	0	0	0	1	0	0	0	0	0	2	6	∞	∞
Doug Henry, R ERA: 3.6	(10, 1)	S	2	0	0	0	1	0	0	0	0	0	0	4	6	0.00	0.000

Batter	1	2	3	4	5	6	7	8	9	AB R H RBI BB SO LOB	TOP		
Darryl Hamilton, L (1, 8) OBP: 0.341, SLG: 0.374	4-2 G1-3 BB		1-2 G1-3		2-1 L5		1-1 G1-3	1-2 G6-3		4 0 0 0 1 0 3			
Stan Javier, S (1, 9) OBP: 0.390, SLG: 0.467 Dan Carlson, R (8, 1) Rick Wilkins, L (9, PH) OBP: 0.244, SLG: 0.288	1-2 P4		0-0 S HBP E 1B		1-1 2B		0-0 F8		0-3 K	4 1 2 0 0 0 1 0 0 0 0 0 0 0 1 0 0 0 0 1 0			
Barry Bonds, L (1, 7) OBP: 0.423, SLG: 0.543 Marcus Jensen, S (7, 2) OBP: 0.237, SLG: 0.232	0-0 G1-3		1-1 E HBP		1-0 F9		2-0 P3		1-3 K	3 0 0 0 0 0 2 1 0 0 0 0 1 0			
Jeff Kent, R (1, 4) OBP: 0.321, SLG: 0.509	3-2 P5		1-1 F8		0-1 G1-3			0-1 FC4-8 1B	1-0 HR	5 1 2 1 0 0 3			
J.T. Snow, L (1, 3) OBP: 0.407, SLG: 0.481		4-2 BB BB BB	3-3 K		0-0 G6-3			0-1 FC4-6 1B	2-2 F7	4 1 0 0 1 1 2			
Mark Lewis, R (1, 5) OBP: 0.337, SLG: 0.439		4-2 BB BB		1-3 K		2-3 K		4-0 1B BB		2 0 0 0 2 2 0			
Glenallen Hill, R (1, 10) OBP: 0.276, SLG: 0.434 (8, 9)		0-1 F8		1-2 P2		2-2 1B 1B		3-2 BB 1B		4 0 2 1 0 0 2			
Damon Berryhill, S (1, 2) OBP: 0.374, SLG: 0.375 Marvin Benard, L (7, 7) OBP: 0.352, SLG: 0.274		4-0 G5-4-3 BB		2-2 G6-3		2-2 SAFE 1B		4-2 BB		2 0 1 0 1 0 0 0 0 0 0 1 0 0			
Rich Aurilia, R (1, 6) OBP: 0.333, SLG: 0.625		1-0 G5-4-3		1-2 HR		2-3 K		0-0 F9		4 1 1 1 0 1 8			
Inning Stats	R: 0 H: 0 E: 0 LOB: 1 K: 0 BB: 1 S: 11 P: 19	R: 0 H: 0 E: 0 LOB: 2 K: 0 BB: 3 S: 7 P: 20	R: 1 H: 1 E: 0 LOB: 1 K: 1 BB: 0 S: 10 P: 16	R: 0 H: 0 E: 0 LOB: 0 K: 1 BB: 0 S: 10 P: 14	R: 1 H: 2 E: 0 LOB: 1 K: 0 BB: 0 S: 10 P: 15	R: 0 H: 2 E: 0 LOB: 2 K: 2 BB: 0 S: 14 P: 22	R: 0 H: 0 E: 0 LOB: 0 K: 0 BB: 0 S: 4 P: 7	R: 1 H: 2 E: 1 LOB: 3 K: 0 BB: 2 S: 13 P: 25	R: 1 H: 1 E: 0 LOB: 0 K: 2 BB: 0 S: 10 P: 14	1B: 5 SF: 0 2B: 1 SAC: 0 3B: 0 DP: 1 HR: 2 HBP: 1	WP: 0 PA: 41 PB: 0 SB: 1 CS: 0		
PITCHER	IP WLS BF H R ER SO BB IBB HBP BLK WP HR S P ERA WHIP											PITCHER	IP WLS BF H R ER SO BB IBB HBP BLK WP HR S P ERA WHIP
Jamie Moyer, L (1, 1) ERA: 4.5	6.0 W 27 5 2 2 4 4 0 1 0 0 1 62 106 3.00 1.500												
39 Greg McCarthy, L (7, 1) ERA: 3.62	1.0 3 0 0 0 0 0 0 0 0 0 0 4 7 0.00 0.000												
Bob Wells, R (8, 1) ERA: 7.71	2.0 11 3 2 2 2 2 0 0 0 0 1 23 39 9.00 2.500												

San Francisco Giants @ Seattle Mariners
The Kingdome, Seattle, WA
Tue Jul 01 1997, 6:33 AM EDT
Att: 48,313 - Dome - 68 F

AB	34
R	4
H	8
RBI	3
BB	6
SO	6
LOB	21



Batter	1	2	3	4	5	6	7	8	9	AB	R	H	RBI	BB	SO	LOB
Darryl Hamilton, L OBP: 0.339, SLG: 0.368 Jim Poole, L (9, 1)	0-1 G6-3		3-1 F8		0-0 F7			4-0 G6-4-3 BB		3	0	0	0	1	0	1
Jose Vizcaino, S OBP: 0.339, SLG: 0.321 (1, 6)	3-1 1B		0-0 B5-3			0-0 FC6-4 1B		2-2 G6-4-3 1-2f		4	0	2	0	0	0	1
Stan Javier, S OBP: 0.383, SLG: 0.457 (1, 9) (9, 8) SAFE	3-1 F8		1-0 G3			1-1 FC6-4 1-2f		1-0 F8		4	0	0	0	0	0	2
Barry Bonds, L OBP: 0.422, SLG: 0.540 Marvin Benard, L OBP: 0.347, SLG: 0.270 (1, 7) (9, 7)	1-1 1B			1-3 K		3-3 K 1-2		1-3 K		3	0	1	0	0	2	1
Jeff Kent, R OBP: 0.317, SLG: 0.502 (1, 4)	0-1 G3			1-2 F7		2-3 K		0-1 G6-3		4	0	0	0	0	1	3
J.T. Snow, L OBP: 0.407, SLG: 0.491 (1, 3)		3-2 HR		1-3 K			0-2 F9			3	1	1	1	0	1	0
Mark Lewis, R OBP: 0.337, SLG: 0.438 (1, 5)		0-3 K			1-0 BLK 1B		1-0 G6-3			3	0	1	0	0	1	0
Marcus Jensen, S OBP: 0.228, SLG: 0.222 (1, 2)		2-1 G6-3			1-3 K		2-2 F8			3	0	0	0	0	1	1
Kirk Rueter, L OBP: 0.176, SLG: 0.097 Dan Carlson, R (5, 1) Glenallen Hill, R OBP: 0.275, SLG: 0.432 (8, PH) (9, 9)		0-0 G6-3			1-2 G5-3			2-2 G5-3		1	0	0	0	0	0	0
										1	0	0	0	0	0	1
										1	0	0	0	0	0	0

Inning Stats	R: 0	H: 2	E: 0	K: 10	S: 10	R: 1	H: 1	E: 0	K: 1	S: 11	R: 0	H: 0	E: 0	K: 0	S: 4	R: 0	H: 0	E: 0	K: 2	S: 9	R: 0	H: 1	E: 0	K: 1	S: 8	R: 0	H: 1	E: 0	K: 2	S: 9	R: 0	H: 0	E: 0	K: 0	S: 7	R: 0	H: 0	E: 0	K: 0	S: 7	R: 0	H: 0	E: 0	K: 1	S: 6	1B: 4	2B: 0	3B: 0	HR: 1	SF: 0	SAC: 0	DP: 1	HBP: 0	WP: 0	PB: 0	SB: 1	CS: 0	PA: 32
PITCHER	IP	WLS	BF	H	R	ER	SO	BB	IBB	HBP	BLK	WP	HR	S	P	ERA	WHIP																																									
Mike Oquist, R ERA: 4.03 (1, 1)	4.0		15	3	1	1	3	0	0	0	0	0	1	34	53	2.25	0.750																																									
Dane Johnson, R ERA: 4.96 (5, 1)	2.0	W	8	2	0	0	3	0	0	0	1	0	0	17	26	0.00	1.000																																									
Buddy Groom, L ERA: 4.55 (7, 1)	3.0	S	9	0	0	0	1	1	0	0	0	0	0	22	35	0.00	0.333																																									

BOTTOM

Oakland Athletics @ San Francisco Giants
3Com Park at Candlestick Point, San Francisco, CA

Wed Jul 02 1997, 6:33 AM EDT
Att. 26,506 - Sunny - 78 F


livebaseballscorecards.com

AB 31
R 1
H 5
RBI 1
BB 1
SO 7
LOB 10



Batter	1	2	3	4	5	6	7	8	9	AB	R	H	RBI	BB	SO	LOB	TOP
Damon Mashore, R (1, 8) OBP: 0.365, SLG: 0.324 Matt Stairs, L (7, PH) OBP: 0.447, SLG: 0.723 Mike Mohler, R (7, 1) Aaron Small, R (7, 1)	3-2 G6-3		4-2 CS BB		3-3 K		2-2 1B			2	0	0	0	1	1	0	Oakland Athletics @ San Francisco Giants 3Com Park at Candlestick Point, San Francisco, CA Thu Jul 03 1997, 10:05 PM EDT Att. 47,719 - Unknown - 62 F livebaseballscorecards.com
Scott Brosius, R (1, 5) OBP: 0.264, SLG: 0.306	2-2 G6-3		3-3 SAFE K		2-2 1B		1-0 1B			4	0	2	2	0	1	1	
Jason Giambi, L (1, 7) OBP: 0.365, SLG: 0.510	1-0 G4-3		1-1 G3-1		0-3 K		0-0 G4-3			4	0	0	0	0	1	2	
Mark McGwire, R (1, 3) OBP: 0.378, SLG: 0.647		2-3 K		2-3 K		0-1 G6-3		1-1 G6-3		4	0	0	0	0	2	0	
Pat Lennon, R (1, 9) OBP: 0.433, SLG: 0.392		4-1 BB 2B BB		4-2 BB		0-2 G4-3		1-1 F9		2	1	0	0	2	0	0	
Scott Spiezo, S (1, 4) OBP: 0.306, SLG: 0.399		4-2 2B 1-2 BB		2-3 SAFE K		2-2 F8		2-3 K		3	0	0	0	1	2	1	
George Williams, S (1, 2) OBP: 0.380, SLG: 0.325		0-1 P3		0-0 P4		2-1 1B G4-3 1B		1-2 G3-1		4	1	1	0	0	0	3	
Tony Batista, R (1, 6) OBP: 0.250, SLG: 0.348		0-0 1-3 2-H 2B		3-2 F9		1-1 G4-3		0-2 G6-3		4	0	1	1	0	0	1	
Brad Rigby, R (1, 1) Mark Bellhorn, S (5, PH) OBP: 0.390, SLG: 0.462 Carlos Reyes, S (5, 1) Jason McDonald, S (7, PH) OBP: 0.313, SLG: 0.315 (7, 8)		0-3 K		1-0 HR		4-0 1B BB		1-3 K		1	0	0	0	0	1	2	
Inning Stats	R: 0 E: 0 K: 0 S: 9 H: 0 LOB: 0 BB: 0 P: 15	R: 1 E: 0 K: 2 S: 12 H: 1 LOB: 2 BB: 2 P: 22	R: 0 E: 0 K: 1 S: 9 H: 0 LOB: 0 BB: 1 P: 17	R: 0 E: 0 K: 2 S: 9 H: 0 LOB: 1 BB: 1 P: 17	R: 1 E: 0 K: 1 S: 16 H: 2 LOB: 1 BB: 0 P: 25	R: 0 E: 0 K: 1 S: 8 H: 0 LOB: 0 BB: 0 P: 8	R: 2 E: 0 K: 0 S: 12 H: 3 LOB: 2 BB: 1 P: 24	R: 0 E: 0 K: 1 S: 7 H: 0 LOB: 0 BB: 0 P: 11	R: 0 E: 0 K: 1 S: 9 H: 0 LOB: 0 BB: 0 P: 11	1B: 4 2B: 1 3B: 0 HR: 1 SF: 0 SAC: 0 DP: 0 HBP: 0	WP: 0 PB: 0 SB: 0 CS: 1 PA: 36						
PITCHER	IP WLS BF H R ER SO BB IBB HBP BLK WP HR S P ERA WHIP	IP WLS BF H R ER SO BB IBB HBP BLK WP HR S P ERA WHIP	IP WLS BF H R ER SO BB IBB HBP BLK WP HR S P ERA WHIP	IP WLS BF H R ER SO BB IBB HBP BLK WP HR S P ERA WHIP	IP WLS BF H R ER SO BB IBB HBP BLK WP HR S P ERA WHIP	IP WLS BF H R ER SO BB IBB HBP BLK WP HR S P ERA WHIP	IP WLS BF H R ER SO BB IBB HBP BLK WP HR S P ERA WHIP	IP WLS BF H R ER SO BB IBB HBP BLK WP HR S P ERA WHIP	IP WLS BF H R ER SO BB IBB HBP BLK WP HR S P ERA WHIP	IP WLS BF H R ER SO BB IBB HBP BLK WP HR S P ERA WHIP	IP WLS BF H R ER SO BB IBB HBP BLK WP HR S P ERA WHIP						
Doug Creek, L (1, 1) ERA: 5.4	6.2 W	27 4	4 4	4 4	7 4	5 0	0 0	0 0	0 0	0 0	0 0	0 0	0 0	0 0	0 0	0 0	5.40 1.350
Julian Tavarez, R (7, 1) ERA: 4.0	0.1	3 2	0 0	0 0	0 0	0 0	0 0	0 0	0 0	0 0	0 0	0 0	0 0	0 0	0 0	0 0	4.00 6.000
Doug Henry, R (8, 1) ERA: 3.51	1.0	3 0	0 0	0 0	0 0	1 0	0 0	0 0	0 0	0 0	0 0	0 0	0 0	0 0	0 0	0 0	3.51 0.000
Rod Beck, R (9, 1) ERA: 2.52	1.0	S 3	0 0	0 0	0 0	1 0	0 0	0 0	0 0	0 0	0 0	0 0	0 0	0 0	0 0	0 0	2.52 0.000



Batter	1	2	3	4	5	6	7	8	9	AB R H RBI BB SO LOB	TOP	
Eric Young Sr. R (1, 4) OBP: 0.379, SLG: 0.427	2-3 K			1-2 G4-3			0-3 K		4-2 BB	3 0 0 0 1 2 0	Colorado Rockies @ San Francisco Giants 3Com Park at Candlestick Point, San Francisco, CA Fri Jul 04 1997, 10:05 PM EDT Att. 41,566 - Unknown - 60 F AB 27 R 0 H 1 RBI 0 BB 2 SO 11 LOB 5 	
Quinton McCracken, S (1, 8) OBP: 0.345, SLG: 0.354 Harvey Pulliam, R (9, PH) OBP: 0.200, SLG: 0.278 John Vander Wal, L (9, PH) OBP: 0.279, SLG: 0.217	2-1 CS 1B			0-3 K			2-2 G5-3		0-1 G4-3	3 0 1 0 0 1 0 0 0 0 0 0 0 0 1 0 0 0 0 0 2		
Larry Walker, L (1, 9) OBP: 0.492, SLG: 0.743	0-1 P4			3-2 G4-3			1-0 G4-3			3 0 0 0 0 0 1		
Andres Galarraga, R (1, 3) OBP: 0.402, SLG: 0.590	2-2 CS 1-2	1-1 G5-3					1-3 K		1-1 G4-3	3 0 0 0 0 1 0		
Dante Bichette, R (1, 7) OBP: 0.334, SLG: 0.476			2-1 F7				2-3 K		2-3 K	3 0 0 0 0 2 0		
Vinny Castilla, R (1, 5) OBP: 0.340, SLG: 0.528			2-2 G6-3				1-3 K		1-2 G4-3	3 0 0 0 0 1 0		
Kirt Manwaring, R (1, 2) OBP: 0.326, SLG: 0.320				1-1 F8			1-3 K		4-2 BB BB	2 0 0 0 1 1 0		
Walt Weiss, S (1, 6) OBP: 0.354, SLG: 0.345				2-0 F8			2-2 G6-3		3-3 K	3 0 0 0 0 1 1		
Jamey Wright, R (1, 1) OBP: 0.250, SLG: 0.118 Jerry Dipoto, R (6, 1) OBP: 0.125, SLG: 0.125 Steve Reed, R (8, 1) Mike Munoz, L (8, 1) Angel Echevarria, R (9, PH) OBP: 0.286, SLG: 0.286				1-2 F7			1-3 K		3-3 K	2 0 0 0 0 1 0 1 0 0 0 0 1 1		
Inning Stats	R: 0 H: 1 E: 0 LOB: 0 K: 1 BB: 0 S: 10 P: 16	R: 0 H: 0 E: 0 LOB: 0 K: 0 BB: 0 S: 8 P: 13	R: 0 H: 0 E: 0 LOB: 0 K: 0 BB: 0 S: 6 P: 10	R: 0 H: 0 E: 0 LOB: 0 K: 1 BB: 0 S: 10 P: 14	R: 0 H: 0 E: 0 LOB: 0 K: 3 BB: 0 S: 9 P: 13	R: 0 H: 0 E: 0 LOB: 0 K: 2 BB: 0 S: 11 P: 15	R: 0 H: 0 E: 0 LOB: 0 K: 1 BB: 0 S: 8 P: 11	R: 0 H: 0 E: 0 LOB: 0 K: 1 BB: 0 S: 10 P: 14	R: 0 H: 0 E: 0 LOB: 2 K: 2 BB: 2 S: 16 P: 30	1B: 1 SF: 0 2B: 0 SAC: 0 3B: 0 DP: 0 HR: 0 HBP: 0	WP: 0 PA: 30 PB: 0 SB: 0 CS: 1	
PITCHER Shawn Estes, L (1, 1) ERA: 2.51 Rod Beck, R (9, 1) ERA: 2.5	IP WLS BF H R ER SO BB IBB HBP BLK WP HR S P ERA WHIP											IP WLS BF H R ER SO BB IBB HBP BLK WP HR S P ERA WHIP
	8.2 W 28 1 0 0 11 2 0 0 0 0 0 0 86 134 0.00 0.346											

Batter	1	2	3	4	5	6	7	8	9	AB R H RBI BB SO LOB	TOP											
Eric Young Sr. R (1, 4) OBP: 0.378, SLG: 0.423	1-2 F9		4-2 BB		1-2 FC6-4			2-1 G6-4-3		3 0 0 0 1 0 3	Colorado Rockies @ San Francisco Giants 3Com Park at Candlestick Point, San Francisco, CA Sun Jul 06 1997, 6:33 AM EDT Att. 28,252 - Sunny - 65 F livebaseballscorecards.com											
Quinton McCracken, S (1, 8) OBP: 0.332, SLG: 0.339	1-2 F7		1-3 K			3-3 K		1-3 K		4 0 0 0 0 3 1												
Larry Walker, L (1, 9) OBP: 0.496, SLG: 0.741 Angel Echevarria, R (8, 9) OBP: 0.375, SLG: 0.286	0-1 P2			0-0 1B		3-2 1B		4-2 BB		3 0 2 0 0 0 0 0 0 0 0 1 0 0												
Andres Galarraga, R (1, 3) OBP: 0.399, SLG: 0.582 Mike DeJean, R (6, 1) OBP: 0.500, SLG: 1.000 Jeff McCurry, R (8, 1) Jeff Reed, L (9, PH) OBP: 0.377, SLG: 0.504		1-3 K		0-0 G6-4-3		0-3 K		2-1 L8		3 0 0 0 0 2 2 0 0 0 0 0 0 0 0 0 0 0 0 0 0 1 0 0 0 0 0 1												
Dante Bichette, R (1, 7) OBP: 0.329, SLG: 0.467		1-2 1B		1-3 K		1-0 FC6-4		2-1 F8		4 0 1 0 0 1 2												
Vinny Castilla, R (1, 5) OBP: 0.338, SLG: 0.531		0-3 K		0-2 1B		2-3 K		3-3 K		4 0 1 0 0 3 2												
Kirt Manwaring, R (1, 2) OBP: 0.322, SLG: 0.315		3-2 F9		0-0 F8		0-3 K				3 0 0 0 0 1 2												
Walt Weiss, S (1, 6) OBP: 0.350, SLG: 0.348			0-3 K		2-3 K		3-2 F8			3 0 0 0 0 2 1												
John Burke, S (1, 1) OBP: 0.167, SLG: 0.167 John Vander Wal, L (6, 3) OBP: 0.275, SLG: 0.213			2-3 K		0-0 1B		1-2 E1			2 0 1 0 0 1 0 1 0 0 0 0 0 0												
Inning Stats	R: 0 E: 0 K: 0 S: 8	H: 0 LOB: 0 BB: 0 P: 10	R: 0 E: 0 K: 2 S: 14	H: 1 LOB: 1 BB: 0 P: 19	R: 0 E: 0 K: 3 S: 13	H: 0 LOB: 1 BB: 1 P: 20	R: 0 E: 0 K: 1 S: 6	H: 1 LOB: 0 BB: 0 P: 7	R: 0 E: 0 K: 1 S: 15	H: 2 LOB: 2 BB: 0 P: 18		R: 0 E: 0 K: 2 S: 11	H: 1 LOB: 1 BB: 0 P: 18	R: 0 E: 0 K: 2 S: 9	H: 0 LOB: 0 BB: 0 P: 14	R: 0 E: 1 K: 1 S: 8	H: 0 LOB: 0 BB: 0 P: 12	R: 0 E: 0 K: 1 S: 10	H: 0 LOB: 1 BB: 1 P: 21	1B: 5 2B: 0 3B: 0 HR: 0	SF: 0 SAC: 0 DP: 2 HBP: 0	WP: 0 PB: 0 SB: 0 CS: 0
PITCHER	IP WLS BF H R ER SO BB IBB HBP BLK WP HR S P ERA WHIP																					
Mark Gardner, R (1, 1) ERA: 3.73	6.0 W 23 5 0 0 9 1 0 0 0 0 0 0 67 92 0.00 1.000																					
John Johnstone, R (7, 1) ERA:	1.0 3 0 0 0 2 0 0 0 0 0 0 0 9 14 0.00 0.000																					
Jim Poole, L (8, 1) ERA: 5.34	1.0 3 0 0 0 1 0 0 0 0 0 0 0 8 12 0.00 0.000																					
Doug Henry, R (9, 1) ERA: 3.43	1.0 4 0 0 0 1 1 0 0 0 0 0 0 10 21 0.00 1.000																					



Batter	1	2	3	4	5	6	7	8	9
Darryl Hamilton, L OBP: 0.345, SLG: 0.374 (1, 8)	0-1 SH 1B 2B	0-1 L6		2-0 F8		1-1 FC6-4 1B		4-2 BB BB	
Jose Vizcaino, S OBP: 0.334, SLG: 0.323 Rich Aurilia, R OBP: 0.348, SLG: 0.625 (1, 6) (8, 6)	1-1 SH 1B 2-3	1-2 G6-3		2-1 2B		2-3 K		4-1 BB 1-2	
Stan Javier, S OBP: 0.392, SLG: 0.464 (1, 9)	3-1 1B 1-2 SF8 3-H	3-2 1B		3-3 K		0-1 FC6-4 1-2f		0-1 G4-3	
Barry Bonds, L OBP: 0.418, SLG: 0.540 Marvin Benard, L OBP: 0.342, SLG: 0.266 (1, 7) (8, 7)	2-1 SF8 1-3 2-H 1B	1-3 K		0-0 L9		2-2 F7			
Jeff Kent, R OBP: 0.320, SLG: 0.500 (1, 4)	4-1 FC3-6 1-2 BB		1-1 E5 SF7		1-2 G5-3		3-3 K		
J.T. Snow, L OBP: 0.402, SLG: 0.517 (1, 3)	2-1 SF8 2-3 3-H		1-0 L3 1-3		0-0 HR		1-0 G3		
Mark Lewis, R OBP: 0.341, SLG: 0.453 (1, 5)	1-2 FC3-6 1-2 3-H 1B		4-0 BB		1-1 L4		0-3 K		
Damon Berryhill, S OBP: 0.392, SLG: 0.420 Marcus Jensen, S OBP: 0.225, SLG: 0.219 (1, 2) (8, PH) (9, 2)	0-1 FC3-6 1-2f 2-3		0-0 SF7 3-H		2-0 HR		1-2 G4-3		
Mark Gardner, R OBP: 0.175, SLG: 0.132 John Johnstone, R Jim Poole, L Glenallen Hill, R OBP: 0.273, SLG: 0.426 Doug Henry, R (1, 1) (7, 1) (8, 1) (8, PH) (9, 1)	1-2 G1-3		3-2 K		0-1 F8		1-0 L4		

Inning Stats	R: 4	H: 4	E: 1	LOB: 2	K: 0	S: 21	P: 35	R: 0	H: 1	E: 0	LOB: 1	K: 1	S: 13	P: 17	R: 1	H: 0	E: 2	LOB: 1	K: 1	S: 7	P: 16	R: 0	H: 1	E: 0	LOB: 1	K: 1	S: 7	P: 14	R: 2	H: 2	E: 0	LOB: 0	K: 0	S: 9	P: 13	R: 0	H: 1	E: 0	LOB: 1	K: 1	S: 15	P: 20	R: 0	H: 0	E: 0	LOB: 0	K: 2	S: 7	P: 11	R: 0	H: 0	E: 0	LOB: 2	K: 0	S: 14	P: 24
--------------	------	------	------	--------	------	-------	-------	------	------	------	--------	------	-------	-------	------	------	------	--------	------	------	-------	------	------	------	--------	------	------	-------	------	------	------	--------	------	------	-------	------	------	------	--------	------	-------	-------	------	------	------	--------	------	------	-------	------	------	------	--------	------	-------	-------

PITCHER	IP	WLS	BF	H	R	ER	SO	BB	IBB	HBP	BLK	WP	HR	S	P	ERA	WHIP
John Burke, R ERA: 5.89 (1, 1)	5.0	L	27	8	7	5	3	2	0	0	0	0	2	57	95	9.00	2.000
Mike DeJean, R ERA: 3.15 (6, 1)	2.0		7	1	0	0	3	0	0	0	0	0	0	22	31	0.00	0.500
Jeff McCurry, R ERA: 3.67 (8, 1)	1.0		5	0	0	0	0	2	0	0	0	0	0	14	24	0.00	2.000

BOTTOM

AB	R	H	RBI	BB	SO	LOB
4	1	2	0	1	0	0
3	1	1	0	0	1	1
0	0	0	0	1	0	0
5	1	2	1	0	1	4
4	1	1	1	0	1	3
0	0	0	0	0	0	0
3	1	0	0	1	1	0
3	1	1	2	0	0	1
3	0	1	1	1	1	0
2	1	1	2	0	0	2
1	0	0	0	0	0	0
3	0	0	0	0	1	3
0	0	0	0	0	0	0
0	0	0	0	0	0	0
1	0	0	0	0	0	0
0	0	0	0	0	0	0

AB 32
R 7
H 9
RBI 7
BB 4
SO 6
LOB 14

WP: 0 **PA: 39**
PB: 0
SB: 2
CS: 0

GIANTS

Colorado Rockies @ San Francisco Giants
3Com Park at Candlestick Point, San Francisco, CA
 Sun Jul 06 1997, 6:33 AM EDT
 Att. 28,252 - Sunny - 65 F

Batter	1	2	3	4	5	6	7	8	9	AB R H RBI BB SO LOB	TOP											
Darryl Hamilton, L (1, 8) OBP: 0.351, SLG: 0.378	1-2 G4-3		1-1 1B			2-1 1B		4-2 BB		3 0 2 0 1 0 0	<p>San Francisco Giants @ Los Angeles Dodgers Dodger Stadium, Los Angeles, CA</p> <p>Thu Jul 10 1997, 7:05 PM PDT Att. 42,942 - Unknown - 79 F</p>											
Jose Vizcaino, S (1, 6) OBP: 0.330, SLG: 0.319	3-1 E3		1-1 G5-3			2-2 F8		2-2 F7		4 0 0 0 0 0 3												
Stan Javier, S (1, 9) OBP: 0.385, SLG: 0.455	2-2 L7				1-1 F8		3-2 F8	0-0 FC6-4		4 0 0 0 0 0 3												
Barry Bonds, L (1, 7) OBP: 0.417, SLG: 0.538 Rich Aurilia, R (9, PH) OBP: 0.362, SLG: 0.625	3-3 K				1-0 P2		3-1 1B			3 0 1 0 0 1 1 0 0 0 0 1 0 0												
Jeff Kent, R (1, 4) OBP: 0.320, SLG: 0.497 Rick Wilkins, L (9, PH) OBP: 0.250, SLG: 0.294		0-0 L9			4-2 BB		3-3 K			2 0 0 0 1 1 2 0 0 0 0 1 0 0												
J.T. Snow, L (1, 3) OBP: 0.399, SLG: 0.512 Glenallen Hill, R (9, PH) OBP: 0.272, SLG: 0.424		1-0 L4			1-3 K		3-2 P6			3 0 0 0 0 1 1 1 0 0 0 0 1 2												
Mark Lewis, R (1, 5) OBP: 0.335, SLG: 0.443		3-1 F9					1-0 G4-3			4 0 0 0 0 0 2												
Damon Berryhill, S (1, 2) OBP: 0.381, SLG: 0.407			2-2 F8			0-0 F9		2-3 K		3 0 0 0 0 1 0												
Kirk Rueter, L (1, 1) OBP: 0.167, SLG: 0.091 John Johnstone, R (6, 1) Marvin Benard, L (8, PH) OBP: 0.338, SLG: 0.262 Jim Poole, L (8, 1)			1-2 G6-3			1-3 K		1-3 K		2 0 0 0 0 1 0 0 0 0 0 0 0 0 1 0 0 0 0 1 0 0 0 0 0 0 0 0												
Inning Stats	R: 0 E: 1 K: 1 S: 13	H: 0 LOB: 1 BB: 0 P: 22	R: 0 E: 0 K: 0 S: 4	H: 0 LOB: 0 BB: 0 P: 8	R: 0 E: 0 K: 0 S: 11	H: 1 LOB: 1 BB: 0 P: 16	R: 0 E: 0 K: 1 S: 8	H: 0 LOB: 1 BB: 1 P: 15	R: 0 E: 0 K: 1 S: 8	H: 0 LOB: 0 BB: 0 P: 11	R: 0 E: 0 K: 1 S: 18	H: 2 LOB: 2 BB: 0 P: 31	R: 0 E: 0 K: 1 S: 10	H: 0 LOB: 0 BB: 0 P: 16	R: 0 E: 0 K: 1 S: 14	H: 0 LOB: 1 BB: 1 P: 21	R: 0 E: 0 K: 1 S: 11	H: 0 LOB: 1 BB: 2 P: 20	1B: 3 2B: 0 3B: 0 HR: 0	SF: 0 SAC: 0 DP: 1 HBP: 0	WP: 0 PB: 0 SB: 1 CS: 0	PA: 34
PITCHER	IP WLS BF H R ER SO BB IBB HBP BLK WP HR S P ERA WHIP																					
Chan Ho Park, R (1, 1) ERA: 3.08	7.0 W 26 3 0 0 5 1 0 0 0 0 0 0 72 119 0.00 0.571																					
37 Darren Dreifort, R (8, 1) ERA: 2.25	1.0 4 0 0 0 1 1 0 0 0 0 0 0 14 21 0.00 1.000																					
Antonio Osuna, R (9, 1) ERA: 2.88	1.0 4 0 0 0 1 2 0 0 0 0 0 0 11 20 0.00 2.000																					

livebaseballscorecards.com

AB	30
R	0
H	3
RBI	0
BB	4
SO	7
LOB	14



Batter	1	2	3	4	5	6	7	8	9
Brett Butler, L (1, 7) OBP: 0.406, SLG: 0.351 37 Darren Dreifort, R (8, 1) OBP: 0.500, SLG: 0.500 Billy Ashley, R (8, PH) OBP: 0.288, SLG: 0.433 Antonio Osuna, R (9, 1)	1-2 SF7 2B 1B		3-2 E5 G5-4-3		2-1 F7		0-1 SH2-4	1-1 2B 1B	
Roger Cedeno, S (1, 8) OBP: 0.333, SLG: 0.320	0-1 SF7 G6-3 2B		0-0 G5-4-3		0-0 G1-3		1-1 G1-3	1-2 2B 2B	
Mike Piazza, R (1, 2) OBP: 0.422, SLG: 0.587 Tom Prince, R (8, PH) OBP: 0.309, SLG: 0.286 (9, 2)	3-2 SF7			0-1 G4-3		2-1 HR	1-3 K	2-0 2B	
Eric Karros, R (1, 3) OBP: 0.345, SLG: 0.496	1-2 G6-3			1-2 F9		0-0 S 1B SF7 1B		 1B 1B F8	
Raul Mondesi, R (1, 9) OBP: 0.347, SLG: 0.532 Eric Anthony, L (9, 9) OBP: 0.333, SLG: 0.464	3-2 G5-3		3-2 1B 2B	3-2 1B 2B	1-0 L9-6 S 1B		0-3 K		
Todd Zeile, R (1, 5) OBP: 0.322, SLG: 0.408		2-1 G4-3		1-1 2-H 1B	2-2 SF7		4-2 1B BB		
Greg Gagne, R (1, 6) OBP: 0.312, SLG: 0.389 Wilton Guerrero, S (9, 4)		2-1 P4		1-3 K	1-1 L9-6		1-0 1-2 2-H HR 1B		
Tripp Cromer, R (1, 4) OBP: 0.474, SLG: 0.559 (9, 6)		0-0 G4-3		2-2 FC1-6 1B		1-2 SH2-4 1B 1B	3-2 1-H 2-H HR		
Chan Ho Park, R (1, 1) OBP: 0.250, SLG: 0.333 Todd Hollandsworth, L (7, PH) OBP: 0.281, SLG: 0.329 (8, 7)			1-2 F8		0-2 FC1-6		0-2 SH2-4 1B	0-3 K	

AB	R	H	RBI	BB	SO	LOB
3	1	1	0	0	0	1
0	0	0	0	0	0	0
1	1	1	0	0	0	0
0	0	0	0	0	0	0
5	2	2	0	0	0	4
3	1	1	2	0	1	2
1	0	1	2	0	0	0
5	2	2	1	0	0	1
4	1	2	0	0	1	1
0	0	0	0	0	0	0
2	1	1	2	1	0	0
4	1	1	1	0	1	2
0	0	0	0	0	0	0
4	1	3	3	0	0	0
2	0	0	0	0	0	1
2	0	1	0	0	1	0

BOTTOM

San Francisco Giants @ Los Angeles Dodgers
 Dodger Stadium, Los Angeles, CA

Thu Jul 10 1997, 7:05 PM PDT
 Att: 42,942 - Unknown - 79 F

AB	36
R	11
H	16
RBI	11
BB	1
SO	4
LOB	12




1B:	10	SF:	2
2B:	5	SAC:	1
3B:	0	DP:	2
HR:	2	HBP:	0

WP:	0	PA:	40
PB:	0		
SB:	2		
CS:	0		

Inning	R	H	E	K	S	H	LOB	BB	P
1	2	2	0	16	24	0	0	5	24
2	0	0	0	5	9	0	0	0	9
3	0	0	1	0	13	0	0	0	13
4	1	2	0	1	21	0	1	0	21
5	0	1	0	9	13	0	0	0	13
6	2	3	0	11	17	0	0	0	17
7	0	2	0	14	17	0	0	0	17
8	6	6	0	24	41	0	1	0	41

PITCHER	IP	WLS	BF	H	R	ER	SO	BB	IBB	HBP	BLK	WP	HR	S	P	ERA	WHIP
Kirk Rueter, L (1, 1) ERA: 4.06	5.0	L	23	8	5	5	1	0	0	0	0	0	1	58	87	9.00	1.600
John Johnstone, R (6, 1) ERA:	2.0		7	2	0	0	1	0	0	0	0	0	0	21	27	0.00	1.000
Jim Poole, L (8, 1) ERA: 6.0	1.0		10	6	6	3	2	1	0	0	0	0	1	24	41	27.00	7.000

PITCHER	IP	WLS	BF	H	R	ER	SO	BB	IBB	HBP	BLK	WP	HR	S	P	ERA	WHIP
Kirk Rueter, L (1, 1) ERA: 4.06	5.0	L	23	8	5	5	1	0	0	0	0	0	1	58	87	9.00	1.600
John Johnstone, R (6, 1) ERA:	2.0		7	2	0	0	1	0	0	0	0	0	0	21	27	0.00	1.000
Jim Poole, L (8, 1) ERA: 6.0	1.0		10	6	6	3	2	1	0	0	0	0	1	24	41	27.00	7.000

Batter	1	2	3	4	5	6	7	8	9	AB R H RBI BB SO LOB	TOP									
Darryl Hamilton, L (1, 8) OBP: 0.352, SLG: 0.378	1-0 G4-3		1-1 SH5-3 BLK 1B		0-2 G3		1-0 F8		2-2 WP G3-1 1B	5 1 2 0 0 0 0	<p>San Francisco Giants @ Los Angeles Dodgers Dodger Stadium, Los Angeles, CA</p> <p>livebaseballscorecards.com</p> <p>AB 37 R 2 H 11 RBI 2 BB 3 SO 7 LOB 17</p> 									
Jose Vizcaino, S (1, 6) OBP: 0.332, SLG: 0.322	0-0 E5 1B CS		0-1 SH5-3 1-3		2-1 1B 1B		0-0 G3		1-2 G3-1 WP 1B	4 0 2 0 0 0 0										
Stan Javier, S (1, 9) OBP: 0.394, SLG: 0.461	1-1 1-3 1B		0-3 K2-3		0-0 1-3 1B		2-1 1B		4-2 G3-1 1-2 2-3 BB	4 0 3 0 1 1 1										
Barry Bonds, L (1, 7) OBP: 0.414, SLG: 0.531	2-3 K 3-H		4-0 IBB		1-2 F7		0-0 F7		1-0 G3-1 1-2 2-3 3-H 2-0	4 0 0 1 1 1 7										
Jeff Kent, R (1, 4) OBP: 0.318, SLG: 0.502		1-2 F8	1-2 F8		0-3 K		1-0 HR		1-0 F9	5 1 1 1 0 1 4										
J.T. Snow, L (1, 3) OBP: 0.397, SLG: 0.512		1-0 F9		3-3 K		3-2 1B 2B		0-3 K		4 0 1 0 0 2 0										
Mark Lewis, R (1, 5) OBP: 0.333, SLG: 0.439		1-1 BB 1B		0-0 G5-3		0-0 P3		3-2 G5-6-3		4 0 1 0 0 0 1										
Damon Berryhill, S (1, 2) OBP: 0.385, SLG: 0.404		4-1 SAFE 1-2 BB		2-1 G4-3		2-1 1B		3-3 K		3 0 1 0 1 1 0										
Keith Foulke, R (1, 1) OBP: 0.182, SLG: 0.182		0-2 G4-3		2-3 K		0-0 P5		1-1 F8		2 0 0 0 0 1 2										
Julian Tavarez, L (5, 1)										0 0 0 0 0 0 0										
Rick Wilkins, L (6, PH) OBP: 0.249, SLG: 0.293										1 0 0 0 0 0 2										
William Van Lanningham, R (6, 1) OBP: 0.154, SLG: 0.160										0 0 0 0 0 0 0										
Glenallen Hill, R (9, PH) OBP: 0.272, SLG: 0.423										1 0 0 0 0 0 0										
Inning Stats	R: 0 E: 1 K: 1 S: 7	H: 1 LOB: 2 BB: 0 P: 11	R: 0 E: 0 K: 0 S: 10	H: 1 LOB: 2 BB: 1 P: 17	R: 0 E: 0 K: 1 S: 10	H: 0 LOB: 0 BB: 0 P: 11	R: 0 E: 0 K: 1 S: 6	H: 2 LOB: 2 BB: 0 P: 11	R: 0 E: 0 K: 1 S: 10	H: 2 LOB: 2 BB: 0 P: 15	R: 0 E: 0 K: 0 S: 5	H: 1 LOB: 1 BB: 0 P: 8	R: 1 E: 0 K: 2 S: 12	H: 1 LOB: 0 BB: 0 P: 19	R: 1 E: 0 K: 0 S: 14	H: 2 LOB: 2 BB: 1 P: 25	1B: 9 2B: 2 3B: 0 HR: 1	SF: 0 SAC: 1 DP: 1 HBP: 0	WP: 1 PB: 0 SB: 0 CS: 1	PA: 41
PITCHER	IP WLS BF H R ER SO BB IBB HBP BLK WP HR S P ERA WHIP																			
Hideo Nomo, R (1, 1) ERA: 3.64	8.0 W 35 9 1 1 7 1 1 0 1 0 12 20 1.12 1.250																			
Mark Guthrie, L (9, 1) ERA: 3.92	0.1 4 2 1 1 0 1 0 0 0 0 1 0 27.00 9.000																			
Scott Radinsky, L (9, 1) ERA: 3.0	0.1 1 0 0 0 0 0 0 0 0 0 0 0 0.00 0.000																			
Todd Worrell, R (9, 1) ERA: 4.96	0.1 S 1 0 0 0 0 0 0 0 0 0 0 0 0.00 0.000																			

Fri Jul 11 1997, 7:05 PM PDT
Att. 46,869 - Unknown - 76 F

Batter	1	2	3	4	5	6	7	8	9
Brett Butler, L (1, 7) OBP: 0.405, SLG: 0.351 Todd Hollandsworth, L (6, PH) OBP: 0.283, SLG: 0.335 (7, 7)	2-1 F8		1-2 F8		1-2 BB 1B 1-2 1B	1-1 1B 2B		0-1 F8	
Roger Cedeno, S (1, 8) OBP: 0.347, SLG: 0.337	2-2 FC6-4 1B		2-2 F5		1-1 BB 1-2 1B 2-3 1B	3-1 G6-4-3 1B			
Mike Piazza, R (1, 2) OBP: 0.420, SLG: 0.582	1-2 FC6-4 1B 1-2f		0-2 L9		4-2 1B 1-2 HR 2-3 BB 3-H	1-0 G6-4-3 1-2f			
Eric Karros, R (1, 3) OBP: 0.349, SLG: 0.497	2-1 1-2 1B			2-2 G6-3	0-1 HR 1-2 2-H 3-H		4-0 WP BB		
Raul Mondesi, R (1, 9) OBP: 0.343, SLG: 0.526	1-0 P6			1-2 F9	2-3 K		1-3 K		
Todd Zeile, R (1, 5) OBP: 0.324, SLG: 0.417		2-2 F9		4-0 1B BB	1-2 HR 1-H 2-H		1-3 K		
Greg Gagne, R (1, 6) OBP: 0.314, SLG: 0.388		1-2 FC6-4 HBP		0-1 FC5-4 1B	2-2 G6-3		0-0 F8		
Tripp Cramer, R (1, 4) OBP: 0.429, SLG: 0.500		1-3 K		2-1 FC5-4 1-2f	2-0 F9		1-3 K		
Hideo Nomo, R (1, 1) OBP: 0.200, SLG: 0.325 Eric Anthony, L (8, PH) OBP: 0.328, SLG: 0.456 Mark Guthrie, R (9, 1) Scott Radinsky, L (9, 1) Todd Worrell, R (9, 1)		1-1 FC6-4 1-2f			2-2 1B BB 1B	0-3 K		2-2 G5-3	

Inning Stats	R: 0 E: 0 K: 0 S: 14	H: 2 LOB: 2 BB: 0 P: 22	R: 0 E: 0 K: 1 S: 10	H: 0 LOB: 1 BB: 0 P: 15	R: 0 E: 0 K: 0 S: 9	H: 0 LOB: 0 BB: 0 P: 12	R: 0 E: 0 K: 0 S: 10	H: 1 LOB: 2 BB: 1 P: 19	R: 6 E: 0 K: 1 S: 23	H: 5 LOB: 0 BB: 1 P: 38	R: 0 E: 0 K: 1 S: 8	H: 2 LOB: 1 BB: 0 P: 13	R: 0 E: 0 K: 2 S: 7	H: 0 LOB: 1 BB: 1 P: 13	R: 0 E: 0 K: 1 S: 9	H: 0 LOB: 0 BB: 0 P: 12
--------------	-------------------------------	----------------------------------	-------------------------------	----------------------------------	------------------------------	----------------------------------	-------------------------------	----------------------------------	-------------------------------	----------------------------------	------------------------------	----------------------------------	------------------------------	----------------------------------	------------------------------	----------------------------------

PITCHER	IP	WLS	BF	H	R	ER	SO	BB	IBB	HBP	BLK	WP	HR	S	P	ERA	WHIP
Keith Foulke, R (1, 1) ERA: 6.64	4.0	L	21	6	4	4	1	2	0	1	0	0	0	53	86	9.00	2.000
Julian Tavarez, R (5, 1) ERA: 4.27	1.0		5	2	2	2	1	0	0	0	0	0	1	13	20	18.00	2.000
William Van Landingham, R (6, 1) ERA: 4.93	3.0		11	2	0	0	4	1	0	0	0	1	0	24	38	0.00	1.000

AB	R	H	RBI	BB	SO	LOB
3	1	1	0	0	0	0
2	0	1	0	0	0	0
4	1	3	0	0	0	0
3	1	0	1	1	0	3
3	1	2	2	1	0	0
4	0	0	0	0	2	5
3	1	1	3	1	1	1
3	0	1	0	0	0	1
4	0	0	0	0	2	3
3	1	1	0	0	1	1
1	0	0	0	0	0	0
0	0	0	0	0	0	0
0	0	0	0	0	0	0
0	0	0	0	0	0	0

WP	PA
1	37

AB	R	H	RBI	BB	SO	LOB
33	6	10	6	3	6	14

San Francisco Giants @ Los Angeles Dodgers
Dodger Stadium, Los Angeles, CA
 Fri Jul 11 1997, 7:05 PM PDT
 Att: 46,869 - Unknown - 76 F

livebaseballscorecards.com



Batter	1	2	3	4	5	6	7	8	9	AB R H RBI BB SO LOB	TOP																									
Darryl Hamilton, L (1, 8) OBP: 0.353, SLG: 0.379	0-1 CS 1B		1-0 G3 1-2		2-0 F9		3-2 K		1 SAFE 0-1 1B 1B	5 1 2 0 0 1 2																										
Jose Vizcaino, S (1, 6) OBP: 0.333, SLG: 0.321	0-0 F8		0-0 G1-3			4-2 F7 G5-3 1B BB		0-0 G6-3	0-0 1B 1B	4 2 1 0 1 0 2																										
Glenallen Hill, R (1, 9) OBP: 0.272, SLG: 0.422 Stan Javier, S (8, PH) OBP: 0.394, SLG: 0.461 (8, 9)	2-2 G1-3 1-2			3-2 F7		1-1 G5-3 1B		0-1 L5	3-2 E8 HR 1B 1-H 2-H 3-H	3 0 1 0 0 0 1 2 1 1 2 0 0 0																										
Barry Bonds, L (1, 7) OBP: 0.416, SLG: 0.530		1-0 G4-3		1-0 1B 1B		1-0 F7 2-3		0-1 1B	1-0 CS HBP	4 0 2 0 0 0 2																										
Jeff Kent, R (1, 4) OBP: 0.319, SLG: 0.510		1-2 G6-3		0-0 1B 1B		1-2 G5-3		0-1 L9	1-2 HR 1-2 3-H	5 1 2 3 0 0 2																										
J.T. Snow, L (1, 3) OBP: 0.394, SLG: 0.507		3-2 FC6-4 1B		0-1 F8		1-2 L7			K G3	5 0 1 0 0 1 4																										
Mark Lewis, R (1, 5) OBP: 0.336, SLG: 0.455		3-1 FC6-4 1-2		3-3 K			0-0 1B P5-1-5 1B		2-2 HR	4 1 2 1 0 1 3																										
Rick Wilkins, L (1, 2) OBP: 0.259, SLG: 0.321			1-1 G3 1B		0-0 G3		2-2 P5-1-5 1B		0-1 HR	4 1 3 1 0 0 0																										
Mark Gardner, R (1, 1) OBP: 0.167, SLG: 0.125 Marvin Benard, L (7, PH) OBP: 0.333, SLG: 0.258 Rich Rodriguez, L (7, 1) OBP: 0.333, SLG: 0.333 Julian Tavarez, L (8, 1) Damon Berryhill, S (9, PH) OBP: 0.382, SLG: 0.400 Rich Aurilia, R (9, PR) OBP: 0.362, SLG: 0.625 Rod Beck, R (9, 1)			0-3 K		1-2 G6-3		1-0 P5-1-5 1B 3-3f		1-1 E4 1B 1B 1B	2 0 0 0 0 0 1 1 1 0 0 0 0 0 0 2 0 0 0 0 0 0 0 0 0 0 0 0 0 0 0 0 1 0 0 0 0 0 0 0 0 0 1 0 0 0 0 0 0 0 0 0 0 0 0 0																										
Inning Stats	R: 0 E: 0 K: 0 S: 6	H: 1 LOB: 0 BB: 0 P: 8	R: 0 E: 0 K: 0 S: 9	H: 1 LOB: 1 BB: 0 P: 17	R: 0 E: 0 K: 1 S: 7	H: 1 LOB: 1 BB: 0 P: 9	R: 0 E: 0 K: 1 S: 11	H: 2 LOB: 2 BB: 0 P: 18	R: 0 E: 0 K: 0 S: 5	H: 0 LOB: 0 BB: 0 P: 8	R: 1 E: 0 K: 0 S: 11	H: 1 LOB: 1 BB: 1 P: 19	R: 0 E: 0 K: 1 S: 10	H: 2 LOB: 1 BB: 0 P: 16	R: 0 E: 0 K: 0 S: 7	H: 1 LOB: 1 BB: 0 P: 7	R: 7 E: 2 K: 1 S: 24	H: 6 LOB: 1 BB: 0 P: 36	1B: 12 2B: 1 3B: 0 HR: 3	SF: 0 SAC: 0 DP: 1 HBP: 1	WP: 0 PB: 0 SB: 0 CS: 2	PA: 42														
PITCHER	IP WLS BF H R ER SO BB IBB HBP BLK WP HR S P ERA WHIP																				PITCHER	IP WLS BF H R ER SO BB IBB HBP BLK WP HR S P ERA WHIP														
Tom Candiotti, R (1, 1) ERA: 2.67	6.0	26	8	1	1	2	1	0	0	0	0	0	0	53	85	1.50	1.500																			
Scott Radinsky, L (7, 1) ERA: 2.92	1.0	2	0	0	0	1	0	0	0	0	0	0	0	6	10	0.00	0.000																			
37 Darren Dreifort, R (8, 1) ERA: 2.16	1.0	4	1	0	0	0	0	0	0	0	0	0	0	7	7	0.00	1.000																			
Todd Worrell, R (9, 1) ERA: 5.73	0.1	L	7	5	7	4	1	0	0	0	0	0	2	16	24	108.00	15.000																			
Antonio Osuna, R (9, 1) ERA: 3.16	0.2	3	1	0	0	0	0	0	1	0	0	0	1	8	12	0.00	1.500																			

San Francisco Giants @ Los Angeles Dodgers
Dodger Stadium, Los Angeles, CA
Sat Jul 12 1997, 7:05 PM PDT
Att. 53,792 - Unknown - 72 F

livebaseballscorecards.com

AB	40
R	8
H	15
RBI	7
BB	1
SO	4
LOB	19



Batter	1	2	3	4	5	6	7	8	9	AB R H RBI BB SO LOB
Brett Butler, L (1, 7) OBP: 0.399, SLG: 0.345 Todd Hollandsworth, L (8, 7) OBP: 0.286, SLG: 0.351	0-0 G6-3	1-2 G5-3			1-1 SH5-3		0-1 G6-3		0-1 HR	3 0 0 0 0 0 1 1 1 1 3 0 0 0
Roger Cedeno, S (1, 8) OBP: 0.341, SLG: 0.324	4-0 HR BB		1-2 G4-3		1-2 G3-1		0-0 G6-3		3-2 G6-3	4 1 0 0 1 0 1
Mike Piazza, R (1, 2) OBP: 0.421, SLG: 0.589	2-2 HR		0-0 G6-3		4-0 IBB			1-2 G6-3		3 1 1 2 1 0 0
Eric Karros, R (1, 3) OBP: 0.345, SLG: 0.491	0-1 F8		0-1 G4-3		1-3 K			1-3 K		4 0 0 0 0 2 2
Raul Mondesi, R (1, 9) OBP: 0.342, SLG: 0.525	1-2 2B			3-3 K		0-0 L9		1-0 G4-3		4 0 1 0 0 1 0
Todd Zeile, R (1, 5) OBP: 0.326, SLG: 0.418	2-1 L7		2-1 CS 1B		2-2 1B			1-2 F9		4 0 2 0 0 0 1
Greg Gagne, R (1, 6) OBP: 0.317, SLG: 0.389		1-3 K	1 SAFE 1 SAFE 1-2 1B		1-2 F8			1-2 BB HR 1B		4 1 2 0 0 1 1
Tripp Cromer, R (1, 4) OBP: 0.422, SLG: 0.488 Nelson Liriano, S (9, PH) OBP: 0.297, SLG: 0.379		2-2 SH3 1B	1 SAFE 1 SAFE 3-2 G4-3		1-3 K			2-1 L9		3 0 1 0 0 1 2 1 0 0 0 0 0 1
Tom Candiotti, R (1, 1) OBP: 0.125, SLG: 0.125 Scott Radinsky, L (7, 1) OBP: 0.286, SLG: 0.429 37 Darren Dreifort, R (8, 1) OBP: 0.500, SLG: 0.500 Todd Worrell, R (9, 1) Antonio Osuna, R (9, 1) Eric Anthony, L (9, PH) OBP: 0.338, SLG: 0.456		0-0 SH3		2-2 G3-1 SH5-3 1B			3-3 K		4-2 HR BB	1 0 1 0 0 0 0 0 0 0 0 0 0 0 1 0 0 0 0 0 1 0 1 0 0 1 0 0

Inning Stats	R: 2 E: 0 K: 0 S: 14	H: 2 LOB: 1 BB: 1 P: 22	R: 0 E: 0 K: 1 S: 11	H: 1 LOB: 1 BB: 0 P: 15	R: 0 E: 0 K: 0 S: 6	H: 0 LOB: 0 BB: 0 P: 7	R: 0 E: 0 K: 1 S: 12	H: 2 LOB: 1 BB: 0 P: 21	R: 0 E: 0 K: 1 S: 12	H: 1 LOB: 2 BB: 1 P: 21	R: 0 E: 0 K: 1 S: 12	H: 1 LOB: 1 BB: 0 P: 15	R: 0 E: 0 K: 1 S: 7	H: 0 LOB: 0 BB: 0 P: 10	R: 0 E: 0 K: 1 S: 7	H: 0 LOB: 0 BB: 0 P: 10	R: 3 E: 0 K: 0 S: 15	H: 2 LOB: 0 BB: 1 P: 26	1B: 6 2B: 1 3B: 0 HR: 2	SF: 0 SAC: 2 DP: 0 HBP: 0	WP: 0 PB: 0 SB: 0 CS: 1	PA: 38
--------------	-------------------------------	----------------------------------	-------------------------------	----------------------------------	------------------------------	---------------------------------	-------------------------------	----------------------------------	-------------------------------	----------------------------------	-------------------------------	----------------------------------	------------------------------	----------------------------------	------------------------------	----------------------------------	-------------------------------	----------------------------------	----------------------------------	------------------------------------	----------------------------------	--------

PITCHER	IP	WLS	BF	H	R	ER	SO	BB	IBB	HBP	BLK	WP	HR	S	P	ERA	WHIP
Mark Gardner, R (1, 1) ERA: 3.69	6.0		26	7	2	2	4	1	1	0	0	0	1	67	101	3.00	1.333
Rich Rodriguez, L (7, 1) ERA: 1.71	1.0		3	0	0	0	1	0	0	0	0	0	0	7	10	0.00	0.000
Julian Tavarez, R (8, 1) ERA: 4.18	1.0	W	3	0	0	0	1	0	0	0	0	0	0	7	10	0.00	0.000
Rod Beck, R (9, 1) ERA: 3.08	1.0		6	2	3	3	0	1	0	0	0	0	1	15	26	27.00	3.000

BOTTOM

San Francisco Giants @ Los Angeles Dodgers
 Dodger Stadium, Los Angeles, CA
 Sat Jul 12 1997, 7:05 PM PDT
 Att: 53,792 - Unknown - 72 F

livebaseballscorecards.com

AB	33
R	5
H	9
RBI	5
BB	3
SO	6
LOB	9



Batter	1	2	3	4	5	6	7	8	9
Brett Butler, L (1, 7) Darren Hall, R (7, 1) Scott Radinsky, L (8, 1) Eric Anthony, L (8, PH) Billy Ashley, R (8, PH) Tom Prince, R (9, 2) <small>OBP: 0.416, SLG: 0.350</small>	G6-3		SF9 1B		E 1B	SH2-4		CS 1B	
Roger Cedeno, S (1, 8) <small>OBP: 0.351, SLG: 0.363</small>	1B 1B		SF9 BB 1B		K 1B	FC3-2		HR 1B	
Mike Piazza, R (1, 2) Mark Guthrie, R (9, 1)	1B 1B		G4-6-3 BB		K 1B	G5-3		F9	
Eric Karros, R (1, 3) <small>OBP: 0.344, SLG: 0.490</small>	G5-4-3 1B		SF9		G5-3		K		
Raul Mondesi, R (1, 9) <small>OBP: 0.341, SLG: 0.531</small>	G5-4-3 1-2f		G4-6-3 1-2f			HR	K		
Todd Zeile, R (1, 5) <small>OBP: 0.325, SLG: 0.414</small>		G6-3		L6		1B BB 1B HBP	K		
Greg Gagne, R (1, 6) <small>OBP: 0.319, SLG: 0.389</small>		G5-3 1B		K		1B BB	G4-3		
Tripp Cromer, R (1, 4) <small>OBP: 0.429, SLG: 0.477</small>		G5-3 1-2		K		SH2-4 1B	1B BB		
Dennys Reyes, R (1, 1) Todd Hollandsworth, L (6, PH) (7, 7) <small>OBP: 0.291, SLG: 0.357</small>		K		S 1B BB		FC3-2 SH2-4 1B	1B CS 1B		

AB	R	H	RBI	BB	SO	LOB
3	1	2	0	0	0	0
0	0	0	0	0	0	0
0	0	0	0	0	0	0
0	0	0	0	0	0	0
1	1	1	1	0	0	0
0	0	0	0	0	0	0
5	2	3	2	0	1	3
4	0	1	0	1	1	3
0	0	0	0	0	0	0
3	0	1	2	0	1	1
4	1	1	1	0	1	4
3	1	0	0	0	1	0
3	1	1	0	1	1	1
1	1	0	0	1	1	1
2	0	2	2	0	0	0
1B: 11	SF: 1	2B: 0	SAC: 1	3B: 0	DP: 2	HR: 2
2B: 0	HBP: 1	3B: 0	CS: 2			

BOTTOM

San Francisco Giants @ Los Angeles Dodgers
 Dodger Stadium, Los Angeles, CA

Sun Jul 13 1997, 3:33 AM PDT
 Att: 51,730 - Sunny - 76 F

livebaseballscorecards.com

AB	32
R	9
H	13
RBI	8
BB	4
SO	8
LOB	13



Inning Stats	R	H	E	K	S	IP	WLS	BF	H	R	ER	SO	BB	IBB	HBP	BLK	WP	HR	S	P	ERA	WHIP
Shawn Estes, L (1, 1) ERA: 2.79	1	3	0	12	10	5.0	L	25	8	6	5	5	3	0	1	1	0	1	69	114	9.00	2.200
Julian Tavarez, R (6, 1) ERA: 4.1	0	1	0	8	25	1.0		5	2	0	0	0	0	0	0	0	0	9	15	0.00	2.000	
John Johnstone, R (7, 1) ERA:	0	0	0	10	3	1.0		3	0	0	3	0	0	0	0	0	0	9	13	0.00	0.000	
Doug Henry, R (8, 1) ERA: 3.61	0	0	0	10	3	0.1		3	1	2	0	1	0	0	0	0	0	10	17	54.00	6.000	
Rich Rodriguez, L (8, 1) ERA: 2.11	0	0	0	10	3	0.2		3	1	1	0	0	0	0	0	0	0	5	8	13.50	3.000	

WP	PA	ERA	WHIP
0	39		
0			
1			
2			

San Francisco Giants @ San Diego Padres
 Qualcomm Stadium, San Diego, CA

Mon Jul 14 1997, 10:05 PM EDT
 Att. 22,056 - Unknown - 72 F

AB	35
R	3
H	8
RBI	3
BB	4
SO	5
LOB	18



AB R H RBI BB SO LOB

4	1	0	0	1	1	2
5	0	3	2	0	0	1
4	0	1	0	1	1	2
3	0	0	0	1	1	4
4	0	1	0	0	1	3
4	1	1	0	0	0	2
4	0	1	1	0	1	2
4	0	0	0	0	0	2
0	0	0	0	0	0	0
2	0	0	0	0	0	0
0	0	0	0	0	0	0
0	1	0	0	1	0	0
0	0	0	0	0	0	0
1	0	1	0	0	0	0

Batter	1	2	3	4	5	6	7	8	9
Stan Javier, S (1, 8) OBP: 0.388, SLG: 0.454	0-3 K		4-0 S 1B BB		0-0 G3		0-0 G4-3		0-0 G4-3
Jose Vizcaino, S (1, 6) OBP: 0.333, SLG: 0.321	0-0 F8		0-0 1B 1B		0-0 FC5-4 1B		0-0 E7 1B		0-0 G4-3
Jeff Kent, R (1, 4) OBP: 0.317, SLG: 0.500	0-0 G5-3		0-0 1B		0-0 FC5-4 1-2f		0-0 BB		0-3 K
Barry Bonds, L (1, 7) OBP: 0.418, SLG: 0.535		0-0 G4-3	0-0 F7			4-0 S BB	0-3 K		
Mark Lewis, R (1, 5) OBP: 0.333, SLG: 0.452		0-0 F9	0-0 F8			0-3 K		0-0 2B	
Glenallen Hill, R (1, 9) OBP: 0.272, SLG: 0.423		0-0 1B 2B		0-0 F7		0-0 F8		0-0 G5-3	
J.T. Snow, L (1, 3) OBP: 0.392, SLG: 0.502		0-0 FC6-4 1B		0-0 F7		0-0 G5-3		0-3 K	
Damon Berryhill, S (1, 2) OBP: 0.359, SLG: 0.373		0-0 FC6-4		0-0 G6-3			0-0 G4-3	0-0 G3-1	
Doug Creek, L (1, 1) Joe Roa, R (2, 1) Jim Poole, L (6, 1) Marvin Benard, L (7, PH) John Johnstone, R (7, 1) Darryl Hamilton, L (9, PH)			0-0 G6-3		0-0 G6-3		4-0 E BB		0-0 G4-3 G4-3 1B

Inning Stats	R: 0	H: 0	E: 0	LOB: 0	K: 1	BB: 0	S: 5	P: 5	R: 1	H: 2	E: 0	LOB: 1	K: 0	BB: 0	S: 5	P: 5	R: 1	H: 2	E: 0	LOB: 2	K: 0	BB: 1	S: 5	P: 9	R: 0	H: 0	E: 0	LOB: 0	K: 0	BB: 0	S: 3	P: 3	R: 0	H: 1	E: 0	LOB: 1	K: 0	BB: 0	S: 4	P: 4	R: 0	H: 0	E: 0	LOB: 1	K: 1	BB: 1	S: 5	P: 9	R: 1	H: 1	E: 1	LOB: 2	K: 1	BB: 2	S: 6	P: 14	R: 0	H: 1	E: 0	LOB: 1	K: 1	BB: 0	S: 6	P: 6	R: 0	H: 1	E: 0	LOB: 1	K: 1	BB: 0	S: 6	P: 6	R: 0	H: 1	E: 0	LOB: 1	K: 1	BB: 0	S: 6	P: 6	1B: 6	SF: 0	2B: 2	SAC: 0	3B: 0	DP: 0	HR: 0	HBP: 0	WP: 0	PA: 39
--------------	------	------	------	--------	------	-------	------	------	------	------	------	--------	------	-------	------	------	------	------	------	--------	------	-------	------	------	------	------	------	--------	------	-------	------	------	------	------	------	--------	------	-------	------	------	------	------	------	--------	------	-------	------	------	------	------	------	--------	------	-------	------	-------	------	------	------	--------	------	-------	------	------	------	------	------	--------	------	-------	------	------	------	------	------	--------	------	-------	------	------	-------	-------	-------	--------	-------	-------	-------	--------	-------	--------

PITCHER	IP	WLS	BF	H	R	ER	SO	BB	IBB	HBP	BLK	WP	HR	S	P	ERA	WHIP
Danny Jackson, L (1, 1) ERA: 7.1	6.0	W	25	5	2	2	2	2	0	0	0	0	0	27	35	3.00	1.167
Jim Bruske, R (7, 1) ERA: 3.38	1.0		6	1	1	1	1	2	0	0	0	0	0	6	14	9.00	3.000
Tim Worrell, R (8, 1) ERA: 5.1	1.0		4	1	0	0	1	0	0	0	0	0	0	6	6	0.00	1.000
Trevor Hoffman, R (9, 1) ERA: 3.83	1.0	S	4	1	0	0	1	0	0	0	0	0	0	6	6	0.00	1.000

PITCHER	IP	WLS	BF	H	R	ER	SO	BB	IBB	HBP	BLK	WP	HR	S	P	ERA	WHIP
---------	----	-----	----	---	---	----	----	----	-----	-----	-----	----	----	---	---	-----	------

Batter	1	2	3	4	5	6	7	8	9
Rickey Henderson, R OBP: 0.437, SLG: 0.404 (1, 7)	0-0 G5-3 BB	4-0 FC5-6-4 BB		0-3 K		0-0 E4 1B		0-0 F9	
Quilvio Veras, S OBP: 0.345, SLG: 0.361 (1, 4)	0-0 3B 2B	0-0 FC5-6-4 1B		4-0 2B BB		0-0 L4		0-0 F7	
Tony Gwynn, L OBP: 0.440, SLG: 0.610 (1, 9)	0-0 1B 3B	0-0 1B		0-0 2B		4-0 WP IBB		0-0 F7	
Ken Caminiti, S OBP: 0.349, SLG: 0.410 (1, 5)	0-0 1B	0-0 G4-3		0-3 K		0-0 F7			
Steve Finley, L OBP: 0.334, SLG: 0.543 (1, 8)	0-0 P4			0-0 F7		0-3 K			
Archi Cianfrocco, R OBP: 0.328, SLG: 0.365 (1, 3)	0-0 F3			0-3 K		0-0 F8			
Chris Gomez, R OBP: 0.329, SLG: 0.352 (1, 6)		0-0 E5 BB		0-0 1B		0-0 P4		0-0 P4	
John Flaherty, R OBP: 0.283, SLG: 0.348 (1, 2)		4-0 FC5-6-4 1B		0-0 1B		0-3 K		0-0 F7	
Danny Jackson, R OBP: 0.167, SLG: 0.118 (1, 1)		0-3 K		0-0 G4-3		0-3 K		0-3 K	
Jim Bruske, R OBP: 0.200, SLG: 0.400 (7, 1)									
Mark Sweeney, L OBP: 0.327, SLG: 0.286 (7, PH)									
Tim Worrell, R OBP: 0.294, SLG: 0.200 (8, 1)									
Trevor Hoffman, R OBP: 0.500, SLG: 0.500 (9, 1)									

Inning Stats	R: 2 E: 0 K: 0 S: 6	H: 3 LOB: 1 BB: 0 P: 6	R: 2 E: 1 K: 1 S: 7	H: 1 LOB: 2 BB: 2 P: 15	R: 0 E: 0 K: 1 S: 7	H: 2 LOB: 2 BB: 0 P: 7	R: 1 E: 0 K: 2 S: 8	H: 1 LOB: 2 BB: 2 P: 16	R: 0 E: 0 K: 2 S: 7	H: 0 LOB: 0 BB: 0 P: 7	R: 0 E: 1 K: 1 S: 6	H: 1 LOB: 2 BB: 1 P: 10	R: 0 E: 0 K: 1 S: 5	H: 0 LOB: 1 BB: 1 P: 9	R: 0 E: 0 K: 0 S: 3	H: 0 LOB: 0 BB: 0 P: 3
--------------	------------------------------	---------------------------------	------------------------------	----------------------------------	------------------------------	---------------------------------	------------------------------	----------------------------------	------------------------------	---------------------------------	------------------------------	----------------------------------	------------------------------	---------------------------------	------------------------------	---------------------------------

PITCHER	IP	WLS	BF	H	R	ER	SO	BB	IBB	HBP	BLK	WP	HR	S	P	ERA	WHIP
Doug Creek, L ERA: 6.48	1.2	L	12	4	4	2	1	2	0	0	0	0	0	12	20	10.80	3.600
Joe Roa, R ERA: 4.83	4.0		19	4	1	1	5	1	2	0	0	0	0	26	38	2.25	1.250
Jim Poole, L ERA: 5.94	0.1		1	0	0	0	1	0	0	0	0	1	0	3	3	0.00	0.000
John Johnstone, R ERA:	2.0		7	0	0	0	1	1	0	0	0	0	0	8	12	0.00	0.500

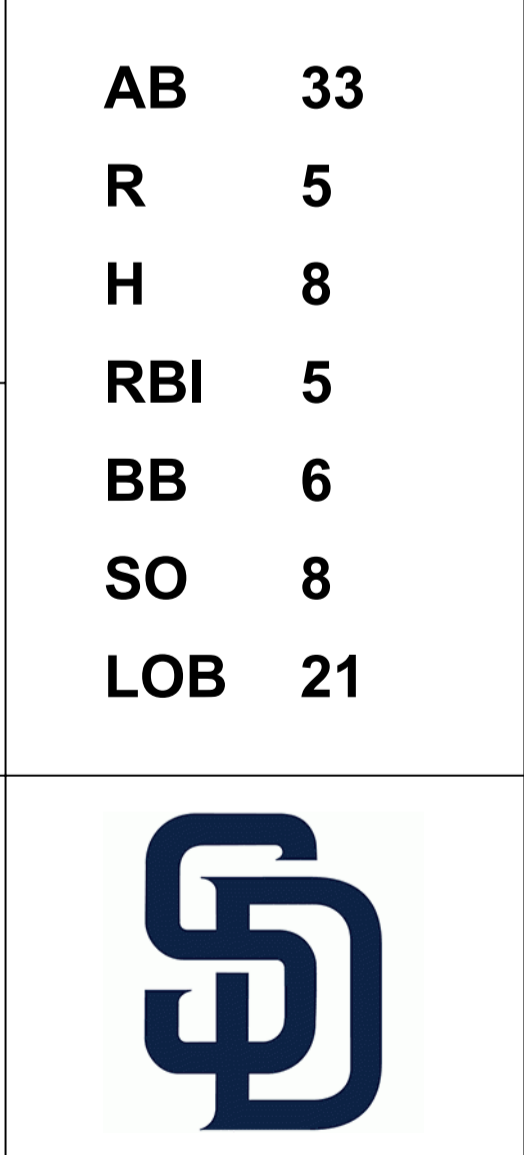
AB	R	H	RBI	BB	SO	LOB
4	0	1	0	1	1	0
4	2	1	1	1	0	3
4	1	3	3	1	0	0
4	0	1	1	0	1	5
3	0	0	0	1	1	3
3	0	0	0	1	1	3
4	1	1	0	0	0	1
3	1	1	0	1	1	1
3	0	0	0	0	2	4
0	0	0	0	0	0	0
1	0	0	0	0	1	1
0	0	0	0	0	0	0
0	0	0	0	0	0	0

AB	33
R	5
H	8
RBI	5
BB	6
SO	8
LOB	21

WP	PA
1	39

San Francisco Giants @ San Diego Padres
Qualcomm Stadium, San Diego, CA
Mon Jul 14 1997, 10:05 PM EDT
Att: 22,056 - Unknown - 72 F

livebaseballscorecards.com



Batter	1	2	3	4	5	6	7	8	9	AB R H RBI BB SO LOB	TOP	
Darryl Hamilton, L (1, 8) OBP: 0.374, SLG: 0.395 Julian Tavaréz, L (7, 1) Marcus Jensen, S (8, 2) OBP: 0.222, SLG: 0.216	0-0 G3 1B		0-0 FC3-5 2B			0-3 K	0-3 1B BB		0-3 K	3 2 2 1 2 1 0 0 0 0 0 0 0 0 1 0 0 0 0 1 0	San Francisco Giants @ San Diego Padres Qualcomm Stadium, San Diego, CA Tue Jul 15 1997, 10:05 PM EDT Att. 28,539 - Unknown - 71 F livebaseballscorecards.com	
Jose Vizcaino, S (1, 6) OBP: 0.335, SLG: 0.323 Rich Aurilia, R (7, PH) OBP: 0.367, SLG: 0.619	0-0 G3 1-2		0-0 FC3-5 CS 2-H			0-0 HR 1B	0-0 1B BB 1B		0-0 P3	4 2 2 1 0 0 2 2 0 1 2 0 0 0		
Barry Bonds, L (1, 7) OBP: 0.422, SLG: 0.557 Marvin Benard, L (7, PH) OBP: 0.342, SLG: 0.261	0-0 G3 2-3		0-0 CS 1-2	0-0 HR		0-0 HR 1-H	0-0 1B BB 1B		0-0 G1-3	4 3 3 5 0 0 1 2 0 1 1 0 0 0		
Jeff Kent, R (1, 4) OBP: 0.318, SLG: 0.497	0-0 F8			0-0 F9		0-3 K	0-0 1B BB FC4-6			4 1 1 2 1 1 1		
J.T. Snow, L (1, 3) OBP: 0.390, SLG: 0.497		0-0 G4-3 1B		0-0 F7		0-0 F8	0-0 G3 K			5 0 1 0 0 1 4		
Stan Javier, S (1, 9) OBP: 0.389, SLG: 0.453		0-0 G4-3 1-2		0-0 G1-3			0-0 WIP 1B HBP 1B FC4-6			5 2 2 1 0 0 4		
Mark Lewis, R (1, 5) OBP: 0.339, SLG: 0.458		0-3 K			0-3 K		0-0 E7 FC5 2B 1B BB HBP	0-0 G4-6-3 1B		4 2 2 1 0 2 1		
Rick Wilkins, L (1, 2) OBP: 0.263, SLG: 0.316 Doug Henry, R (8, 1) Rod Beck, R (9, 1)		0-0 G3-1			0-0 P3		0-0 1B BB BB 1B	0-3 K		3 2 0 0 2 1 2 0 0 0 0 0 0 0 0 0 0 0 0 0 0		
Kirk Rueter, L (1, 1) OBP: 0.154, SLG: 0.083 Glenallen Hill, R (7, PH) OBP: 0.273, SLG: 0.423			0-0 G1-3		0-0 G3-1		0-0 FC5 1B BB 1B BB 1B	0-0 G4-6-3 1-2f		3 1 0 1 0 0 1 2 1 1 1 0 0 1		
Inning Stats	R: 0 H: 1 E: 0 LOB: 1 K: 0 BB: 0 S: 4 P: 4	R: 0 H: 1 E: 0 LOB: 1 K: 1 BB: 0 S: 6 P: 6	R: 0 H: 1 E: 0 LOB: 0 K: 0 BB: 0 S: 3 P: 3	R: 1 H: 1 E: 0 LOB: 0 K: 0 BB: 0 S: 4 P: 4	R: 0 H: 0 E: 0 LOB: 0 K: 1 BB: 0 S: 5 P: 5	R: 2 H: 2 E: 0 LOB: 0 K: 2 BB: 0 S: 9 P: 9	R: 13 H: 9 E: 2 LOB: 3 K: 1 BB: 5 S: 15 P: 36	R: 0 H: 1 E: 0 LOB: 0 K: 1 BB: 0 S: 5 P: 5	R: 0 H: 0 E: 0 LOB: 0 K: 1 BB: 0 S: 5 P: 5	1B: 12 SF: 0 2B: 2 SAC: 0 3B: 0 DP: 1 HR: 2 HBP: 1		WP: 1 PA: 49 PB: 0 SB: 2 CS: 1
PITCHER	IP WLS BF H R ER SO BB IBB HBP BLK WP HR S P ERA WHIP											
Andy Ashby, R (1, 1) ERA: 4.06	6.0 L 27 8 7 7 4 1 0 0 0 1 2 34 38 10.50 1.500											
Pete Smith, R (7, 1) ERA: 6.48	0.1 6 4 4 3 0 1 0 0 0 0 0 5 9 81.00 15.000											
Rich Batchelor, R (7, 1) ERA: 5.97	0.0 4 1 2 2 0 2 0 1 0 0 0 1 10 ∞ ∞											
Sean Bergman, R (7, 1) ERA: 6.0	1.2 8 3 3 3 2 1 0 0 0 0 0 11 15 16.20 2.400											
Will Cunnane, R (9, 1) ERA: 5.83	1.0 3 0 0 0 0 1 0 0 0 0 0 5 5 0.00 0.000											

AB	42
R	16
H	16
RBI	16
BB	5
SO	7
LOB	17



Batter	1	2	3	4	5	6	7	8	9	AB R H RBI BB SO LOB	TOP	
Darryl Hamilton, L (1, 8) OBP: 0.372, SLG: 0.392	2-2 G1-3 1B		0-1 G4-3			1-1 G4-3		3-1 G4-3		4 0 1 0 0 0 0		
Stan Javier, S (1, 3) OBP: 0.387, SLG: 0.449	1-2 G1-3			1-3 K		1-0 G4-6-3 1B		2-1 F7		4 0 1 0 0 1 1		
Barry Bonds, L (1, 7) OBP: 0.418, SLG: 0.552 Marvin Benard, L (8, 7) OBP: 0.338, SLG: 0.257	1-3 K			2-1 L8		3-1 G4-6-3 1-2f		1-3 K		3 0 0 0 0 1 2 1 0 0 0 0 1 0		
Jeff Kent, R (1, 4) OBP: 0.314, SLG: 0.491	2-1 G6-3			2-0 E5			0-2 G5-3		2-0 G5-3	4 0 0 0 0 0 1		
Mark Lewis, R (1, 5) OBP: 0.339, SLG: 0.456		2-1 G4-3		1-1 F9			1-1 1B			3 0 1 0 0 0 1		
Glenallen Hill, R (1, 9) OBP: 0.274, SLG: 0.426		2-3 K2-3			3-1 G4-3 G5-3 2B		1-0 F9			3 1 1 0 0 1 1		
Damon Berryhill, S (1, 2) OBP: 0.350, SLG: 0.362 Rich Rodriguez, L (7, 1) OBP: 0.333, SLG: 0.333 Jim Poole, L (8, 1)		1-0 G3			0-0 G4-3		1-3 K2-3			3 0 0 0 0 1 2 0 0 0 0 0 0 0 0 0 0 0 0 0 0		
Rich Aurilia, R (1, 6) OBP: 0.346, SLG: 0.578			2-1 G5-3		0-1 G5-3			3-2 G6-3		3 0 0 1 0 0 0		
Keith Foulke, R (1, 1) OBP: 0.167, SLG: 0.167 John Johnstone, R (4, 1) Brian Johnson, R (7, 2) OBP: 0.260, SLG: 0.336		2-1 G6-3			0-3 K			0-1 G4-3		1 0 0 0 0 0 0 1 0 0 0 0 1 0 1 0 0 0 0 0 0		
Inning Stats	R: 0 H: 1 E: 0 LOB: 1 K: 1 BB: 0 S: 12 P: 18	R: 0 H: 0 E: 0 LOB: 0 K: 1 BB: 0 S: 6 P: 11	R: 0 H: 0 E: 0 LOB: 0 K: 0 BB: 0 S: 6 P: 10	R: 0 H: 0 E: 1 LOB: 1 K: 1 BB: 0 S: 8 P: 14	R: 1 H: 1 E: 0 LOB: 0 K: 1 BB: 0 S: 8 P: 11	R: 0 H: 1 E: 0 LOB: 0 K: 0 BB: 0 S: 5 P: 10	R: 0 H: 1 E: 0 LOB: 1 K: 1 BB: 0 S: 9 P: 12	R: 0 H: 0 E: 0 LOB: 0 K: 0 BB: 0 S: 7 P: 13	R: 0 H: 0 E: 0 LOB: 0 K: 1 BB: 0 S: 6 P: 11	1B: 3 SF: 0 2B: 1 SAC: 0 3B: 0 DP: 1 HR: 0 HBP: 0	WP: 0 PA: 31 PB: 0 SB: 0 CS: 0	
PITCHER Mike Hampton, L (1, 1) ERA: 4.52	IP WLS BF H R ER SO BB IBB HBP BLK WP HR S P ERA WHIP											PITCHER IP WLS BF H R ER SO BB IBB HBP BLK WP HR S P ERA WHIP

San Francisco Giants @ Houston Astros
 Astrodome, Houston, TX
 Wed Jul 16 1997, 8:05 PM EDT
 Att. 24,522 - Dome

livebaseballscorecards.com

AB 31
R 1
H 4
RBI 1
BB 0
SO 6
LOB 8



BOTTOM

San Francisco Giants @ Houston Astros
Astrodome, Houston, TX
Wed Jul 16 1997, 8:05 PM EDT
Att. 24,522 - Dome

livebaseballscorecards.com

AB 34
R 8
H 11
RBI 8
BB 7
SO 5
LOB 28



WP: 0 PA: 45
PB: 0
SB: 2
CS: 0

AB R H RBI BB SO LOB

3 2 2 0 2 0 1

4 2 2 0 1 0 1

3 2 2 3 1 1 3

4 0 2 1 1 1 4

2 0 0 1 0 0 3

2 0 0 1 1 1 1

1 0 0 0 0 0 0

5 1 1 0 0 0 6

4 1 1 1 0 1 4

4 0 1 1 1 1 1

1B: 8 SF: 0
2B: 2 SAC: 0
3B: 0 DP: 1
HR: 1 HBP: 4

Batter	1	2	3	4	5	6	7	8	9
Craig Biggio, R OBP: 0.406, SLG: 0.500 (1, 4)	4-0 5 1B BB	2-2 1B		2-2 5 2B 1B	4-0 1B BB	2-1 P4			
Chuck Carr, S OBP: 0.248, SLG: 0.276 (1, 8)	2-1 5 1B 1B	1-0 P6		4-1 5 2B BB	0-0 FC6-4 1B		1-1 P5		
5 Jeff Bagwell, R OBP: 0.435, SLG: 0.613 (1, 3)	0-1 E 1B FC4-6 1B		3-2 G6-4-3 S HBP	0-0 HBP 2B			4-2 BB		
Luis Gonzalez, L OBP: 0.362, SLG: 0.384 (1, 7)	1-2 E1 FC4-6 1B		1-2 G6-4-3 1B	4-0 HBP HBP BB		0-0 P2	0-3 K		
Derek Bell, R OBP: 0.325, SLG: 0.386 James Mouton, R OBP: 0.274, SLG: 0.328 (5, PH) (6, 9)	1-1 FC4-6 1B		1-0 G6-4-3 1B	1-2 HBP HBP		0-0 FC6-4	0-1 G1-3		
Sean Berry, R OBP: 0.296, SLG: 0.390 Ricky Gutierrez, R OBP: 0.315, SLG: 0.306 (7, 5)	0-2 L9		4-1 BB	3-2 1-2 2-3 3-H HBP		2-3 K	1-2 G6-3		
Brad Ausmus, R OBP: 0.326, SLG: 0.386 (1, 2)	0-1 L9		2-1 L4	2-1 P4		3-2 1B 2B	2-2 F8		
Tim Bogar, R OBP: 0.266, SLG: 0.342 (1, 6)		1-0 F8				0-1 G5-3	2-1 FC4-6 HBP		
Mike Hampton, R OBP: 0.167, SLG: 0.136 (1, 1)		1-3 K		3-2 L8	4-2 1B BB BB	0-1 2-H 1B	2-2 FC4-6		

Inning Stats	R: 3	H: 3	LOB: 1	BB: 1	S: 15	R: 0	H: 1	LOB: 1	BB: 0	S: 9	R: 0	H: 1	LOB: 2	BB: 1	S: 11	R: 4	H: 3	LOB: 3	BB: 2	S: 21	R: 0	H: 1	LOB: 3	BB: 2	S: 8	R: 1	H: 2	LOB: 1	BB: 0	S: 12	R: 0	H: 0	LOB: 1	BB: 1	S: 9	R: 0	H: 0	LOB: 1	BB: 1	S: 14	R: 0	H: 0	LOB: 1	BB: 0	S: 18
--------------	------	------	--------	-------	-------	------	------	--------	-------	------	------	------	--------	-------	-------	------	------	--------	-------	-------	------	------	--------	-------	------	------	------	--------	-------	-------	------	------	--------	-------	------	------	------	--------	-------	-------	------	------	--------	-------	-------

PITCHER	IP	WLS	BF	H	R	ER	SO	BB	IBB	HBP	BLK	WP	HR	S	P	ERA	WHIP
Keith Foulke, R ERA: 7.38 (1, 1)	3.1	L	20	7	6	6	1	3	0	1	0	0	1	46	80	16.20	3.000
John Johnstone, R ERA: 2.08 (4, 1)	2.2		17	4	2	2	3	3	0	2	0	0	0	30	56	6.75	2.625
Rich Rodriguez, L ERA: 2.06 (7, 1)	1.0		4	0	0	0	1	1	0	0	0	0	0	9	14	0.00	1.000
Jim Poole, L ERA: 5.77 (8, 1)	1.0		4	0	0	0	0	0	0	1	0	0	0	11	18	0.00	0.000

Batter	1	2	3	4	5	6	7	8	9	AB R H RBI BB SO LOB	TOP											
Darryl Hamilton, L (1, 8) OBP: 0.373, SLG: 0.394	0-1 G4-3	0-0 2B		2-2 L4		2-3 K			4-2 2B BB	4 1 1 0 1 1 1												
Jose Vizcaino, S (1, 6) OBP: 0.336, SLG: 0.327	0-2 F7	1-3 K		2-3 K			0-0 1B		1-0 1-H 2B	5 0 2 1 0 2 1												
Barry Bonds, L (1, 7) OBP: 0.421, SLG: 0.550	0-0 1B 2B 1B		4-2 2B SF7 BB		0-0 L3		1-3 K		4-0 G1-6-3 IBB	3 2 1 0 2 1 1												
Jeff Kent, R (1, 4) OBP: 0.316, SLG: 0.492	0-0 2B 1-2 1B		2-1 1-3 2B		0-3 K		1-2 F8		0-0 G1-6-3 1-2f	5 0 2 0 0 1 3												
J.T. Snow, L (1, 3) OBP: 0.394, SLG: 0.502	2-0 1-3 2-H 2B		4-0 BB		0-1 1B		3-2 F8			3 0 2 1 1 0 1												
Stan Javier, S (1, 9) OBP: 0.385, SLG: 0.445	4-2 BB		0-0 SF7		1-2 G6-3			2-2 G6-3		2 0 0 1 1 0 1												
Bill Mueller, S (1, 5) OBP: 0.336, SLG: 0.365	3-3 K		3-2 F7		1-0 L9			3-3 K		4 0 0 0 0 2 5												
Rick Wilkins, L (1, 2) OBP: 0.258, SLG: 0.309		0-0 G4-3	2-2 G4-3		1-1 F8			2-3 K		4 0 0 0 0 1 2												
Mark Gardner, R (1, 1) OBP: 0.178, SLG: 0.140 Marvin Benard, L (9, PH) OBP: 0.333, SLG: 0.254 Rod Beck, R (9, 1)		2-3 K		1-1 G5-3		3-2 1B			1-3 K	3 0 1 0 0 1 0 1 0 0 0 0 1 0 0 0 0 0 0 0 0												
Inning Stats	R: 1 E: 0 K: 1 S: 15	H: 3 LOB: 3 BB: 1 P: 24	R: 0 E: 0 K: 2 S: 11	H: 1 LOB: 1 BB: 0 P: 14	R: 1 E: 0 K: 0 S: 13	H: 1 LOB: 2 BB: 2 P: 28	R: 0 E: 0 K: 1 S: 13	H: 0 LOB: 0 BB: 0 P: 18	R: 0 E: 0 K: 1 S: 9	H: 1 LOB: 1 BB: 0 P: 10	R: 0 E: 0 K: 1 S: 10	H: 1 LOB: 1 BB: 0 P: 17	R: 0 E: 0 K: 1 S: 12	H: 1 LOB: 1 BB: 0 P: 17	R: 0 E: 0 K: 2 S: 9	H: 0 LOB: 0 BB: 0 P: 16	R: 1 E: 0 K: 1 S: 9	H: 1 LOB: 1 BB: 2 P: 19	1B: 5 2B: 4 3B: 0 HR: 0	SF: 1 SAC: 0 DP: 1 HBP: 0	WP: 0 PB: 0 SB: 0 CS: 0	PA: 40
PITCHER	IP WLS BF H R ER SO BB IBB HBP BLK WP HR S P ERA WHIP																					
Chris Holt, R (1, 1) ERA: 3.98	6.0 L 28 7 2 2 6 3 0 0 0 0 0 0 71 111 3.00 1.667																					
Tom Martin, L (7, 1) ERA: 1.93	2.0 7 1 0 0 3 0 0 0 0 0 0 0 21 33 0.00 0.500																					
Russ Springer, R (9, 1) ERA: 4.22	1.0 5 1 1 1 1 1 1 1 0 0 0 0 9 19 9.00 2.000																					

San Francisco Giants @ Houston Astros
Astrodome, Houston, TX
Thu Jul 17 1997, 4:33 AM EDT
Att. 29,955 - Dome

livebaseballscorecards.com

AB	34
R	3
H	9
RBI	3
BB	5
SO	10
LOB	15



BOTTOM

San Francisco Giants @ Houston Astros
Astrodome, Houston, TX
Thu Jul 17 1997, 4:33 AM EDT
Att. 29,955 - Dome

livebaseballscorecards.com

AB	29
R	1
H	5
RBI	1
BB	1
SO	6
LOB	6



WP:	0	PA:	32
PB:	0	SB:	0
CS:	0		

AB	R	H	RBI	BB	SO	LOB
4	0	0	0	0	0	1
3	0	1	0	0	1	0
1	0	0	0	0	0	1
0	0	0	0	0	0	0
4	0	0	0	0	2	1
4	0	0	0	0	1	0
4	1	2	0	0	0	0
2	0	1	0	1	0	0
2	0	0	1	0	1	2
3	0	1	0	0	1	1
1	0	0	0	0	0	0
1	0	0	0	0	0	0
0	0	0	0	0	0	0
0	0	0	0	0	0	0

Batter	1	2	3	4	5	6	7	8	9
Craig Biggio, R (1, 4) OBP: 0.402, SLG: 0.495	0-2 F9		2-2 G5-3			1-1 P4		1-2 F9	
Chuck Carr, S (1, 8) OBP: 0.250, SLG: 0.277	0-3 K		1-2 G4-3			2-2 1B		2-1 F8	
J.R. Phillips, L (8, PH) Russ Springer, R (9, 1)									
5 Jeff Bagwell, R (1, 3) OBP: 0.431, SLG: 0.606	0-3 K			1-0 G6-3		0-0 F8			2-3 K
Luis Gonzalez, L (1, 7) OBP: 0.359, SLG: 0.379		1-0 F7		0-0 P6			3-3 K		1-0 F7
Ricky Gutierrez, R (1, 5) OBP: 0.320, SLG: 0.319		2-2 1B SF8 1B		2-1 F8			0-0 2B		1-1 G4-3
Thomas Howard, S (1, 9) OBP: 0.326, SLG: 0.358		1-2 SAFE 1-3 1B		1-1 F9			4-2 SAFE G6-4-3 BB		
Brad Ausmus, R (1, 2) OBP: 0.322, SLG: 0.383		0-0 SF8 3-H		1-3 K			0-0 G6-4-3 1-2f		
Tim Bogar, R (1, 6) OBP: 0.267, SLG: 0.342		3-1 F8		0-3 K2-3				1-1 F9 SH3-4 1B	
Chris Holt, R (1, 1) OBP: 0.079, SLG: 0.054			1-2 L5			3-2 G3-1		0-0 SH3-4	
Bill Spiers, L (6, PH) OBP: 0.433, SLG: 0.443								1-2	
Tom Martin, L (7, 1)									
James Mouton, R (8, PH) (9, 8)									

Inning Stats	R: 0	H: 0	E: 0	K: 2	S: 9	R: 1	H: 2	E: 0	K: 0	S: 11	R: 0	H: 0	E: 0	K: 0	S: 9	R: 0	H: 0	E: 0	K: 2	S: 8	R: 0	H: 1	E: 0	K: 1	S: 7	R: 0	H: 1	E: 0	K: 0	S: 8	R: 0	H: 0	E: 0	K: 1	S: 6
	0	0	0	2	9	1	2	0	0	11	0	0	0	0	9	0	0	0	1	8	0	1	0	1	7	0	1	0	0	8	0	0	0	0	6
	0	0	0	0	9	0	1	0	0	11	0	0	0	0	9	0	0	0	0	8	0	1	0	1	7	0	1	0	0	8	0	0	0	0	6
	0	0	0	0	9	0	1	0	0	11	0	0	0	0	9	0	0	0	0	8	0	1	0	1	7	0	1	0	0	8	0	0	0	0	6

PITCHER	IP	WLS	BF	H	R	ER	SO	BB	IBB	HBP	BLK	WP	HR	S	P	ERA	WHIP
Mark Gardner, R (1, 1) ERA: 3.53	8.0	W	29	5	1	1	5	1	0	0	0	0	0	70	103	1.12	0.750
Rod Beck, R (9, 1) ERA: 2.93	1.0	S	3	0	0	0	1	0	0	0	0	0	0	6	10	0.00	0.000

Batter	1	2	3	4	5	6	7	8	9	AB R H RBI BB SO LOB	TOP											
Darryl Hamilton, L OBP: 0.377, SLG: 0.408 (1, 8) B C X	1-1 G4-3 ①		4-1 L3 BB ②		2-2 P5 ②		3-2 1-H HR ③		2-1 2-3 1B 1B	4 1 2 2 1 0 0	San Francisco Giants @ St. Louis Cardinals Busch Stadium, St. Louis, MO Fri Jul 18 1997, 7:05 PM CDT Att. 31,326 - Unknown - 99 F											
Jose Vizcaino, S OBP: 0.340, SLG: 0.334 (1, 6) X	0-0 BB 1B		0-0 L3 1-2 ②		1-1 2B ③		0-0 B1-3 ③		1-0 1-2 3-H 1B	5 0 3 1 0 0 1												
Barry Bonds, L OBP: 0.423, SLG: 0.551 (1, 7) B B B	4-0 1-2 BB		4-1 BB ②		0-3 K ③			2-2 G4-3 2B 2B	1-2 L7 ②	3 1 1 0 2 1 3												
Jeff Kent, R OBP: 0.311, SLG: 0.485 (1, 4) (6, 3) C C S	0-3 K ②		0-0 F9 ③			0-1 G5-3 ①		2-3 K ①	0-0 G6-3 ③	5 0 0 0 0 2 6												
Stan Javier, S OBP: 0.379, SLG: 0.438 (1, 3) (6, 9) F B X	1-1 L9 ③			3-1 F7 ①		3-3 K ②		0-0 G4-3 ②		4 0 0 0 0 1 3												
Glenallen Hill, R OBP: 0.274, SLG: 0.428 (1, 9) Jim Poole, L (6, 1) Marvin Benard, L OBP: 0.341, SLG: 0.278 (8, PH) Julian Tavarez, L (8, 1)		2-3 K ①		0-0 2B ③		1-1 F7 ③		0-1 2B ③		3 0 1 0 0 1 0 0 0 0 0 0 0 0 1 0 1 1 0 0 0 0 0 0 0 0 0 0												
Bill Mueller, S OBP: 0.335, SLG: 0.378 (1, 5)		3-1 HR ②		1-3 K ②			0-0 L7 ①	0-2 G3 ③		4 1 1 1 0 1 2												
Rick Wilkins, L OBP: 0.253, SLG: 0.302 (1, 2)		2-0 G1-3 ②		1-1 G4-3 ③			0-3 K ②		1-0 F7 ①	4 0 0 0 0 1 1												
Shawn Estes, R OBP: 0.154, SLG: 0.167 (1, 1) Mark Lewis, R OBP: 0.340, SLG: 0.461 (6, 4)		1-1 G4-3 ③			1-3 K ①		0-0 E5 WP HR		1-0 1B 1B 2B	2 0 0 0 0 1 0 2 2 1 0 0 0 0												
Inning Stats	R: 0 E: 0 K: 1 S: 8	H: 1 LOB: 2 BB: 1 P: 14	R: 1 E: 0 K: 1 S: 8	H: 1 LOB: 0 BB: 0 P: 16	R: 0 E: 0 K: 0 S: 4	H: 0 LOB: 1 BB: 2 P: 12	R: 0 E: 0 K: 1 S: 8	H: 1 LOB: 1 BB: 0 P: 13	R: 0 E: 0 K: 2 S: 14	H: 1 LOB: 1 BB: 0 P: 18		R: 0 E: 0 K: 1 S: 7	H: 0 LOB: 0 BB: 0 P: 11	R: 2 E: 1 K: 1 S: 11	H: 1 LOB: 0 BB: 0 P: 14	R: 1 E: 0 K: 1 S: 14	H: 2 LOB: 1 BB: 0 P: 18	R: 1 E: 0 K: 0 S: 9	H: 3 LOB: 2 BB: 0 P: 15	1B: 3 2B: 6 3B: 0 HR: 2	SF: 0 SAC: 0 DP: 1 HBP: 0	WP: 1 PB: 0 SB: 0 CS: 0
PITCHER	IP WLS BF H R ER SO BB IBB HBP BLK WP HR S P ERA WHIP																					
Todd Stottlemyre, R ERA: 3.89 (1, 1)	6.2 W 28 5 3 1 7 3 0 0 0 1 2 59 97 1.35 1.200																					
Rigo Beltran, L ERA: 3.27 (7, 1)	0.1 2 1 1 1 0 0 0 0 0 0 0 5 7 27.00 3.000																					
T.J. Mathews, R ERA: 1.71 (8, 1)	1.0 4 1 0 0 1 0 0 0 0 0 0 10 12 0.00 1.000																					
Dennis Eckersley, R ERA: 3.98 (9, 1)	1.0 S 6 3 1 1 0 0 0 0 0 0 0 9 15 9.00 3.000																					

livebaseballscorecards.com

AB 37
R 5
H 10
RBI 5
BB 3
SO 8
LOB 16



Batter	1	2	3	4	5	6	7	8	9	AB R H RBI BB SO LOB	TOP																									
Darryl Hamilton, L (1, 8) OBP: 0.377, SLG: 0.406	2-1 G4-3		2-1 G1-3		4-1 E 1B BB		1-0 L8		2-1 1B 1B	4 2 1 0 1 0 0	San Francisco Giants @ St. Louis Cardinals Busch Stadium, St. Louis, MO Sat Jul 19 1997, 7:05 PM CDT Att. 37,795 - Unknown - 80 F																									
Jose Vizcaino, S (1, 6) OBP: 0.346, SLG: 0.341	1-0 G5-3		1-2 1B		0-0 E9 1B 3B 1B		1-0 F9 BB 1B		0-0 1B 1B	5 1 4 0 0 0 0																										
Barry Bonds, L (1, 7) OBP: 0.423, SLG: 0.547	1-2 G6-3		1-1 G1-3		0-0 3B 1B		4-1 1-2 BB		2-3 K	4 1 1 1 1 1 3																										
Jeff Kent, R (1, 4) OBP: 0.313, SLG: 0.490		1-1 2B SF8 1B		1-1 F9	0-1 SF9 3B		1-1 F9		0-3 K	5 2 2 2 0 1 4																										
J.T. Snow, L (1, 3) OBP: 0.396, SLG: 0.511		1-1 1-3 2B		2-0 2B	0-0 SF9		3-3 K		1-1 1-2 2-H 1B	4 0 3 2 0 1 2																										
Stan Javier, S (1, 9) OBP: 0.376, SLG: 0.433		0-0 SF8		3-1 L7	0-0 B1			4-0 1B G4-6-3 BB	0-0 F8	3 1 0 1 1 0 3																										
Mark Lewis, R (1, 5) OBP: 0.347, SLG: 0.464		0-0 L7		4-0 IBB		2-2 CS 1B		0-0 G4-6-3 1B		3 0 2 0 1 0 1																										
Bill Mueller, S (8, 5) OBP: 0.335, SLG: 0.378										0 0 0 0 0 0 0																										
Damon Berryhill, S (1, 2) OBP: 0.339, SLG: 0.349		2-1 G6-3		0-1 G1		1 SAFE 3-3 K		1-2 G4-6-3		4 0 0 0 0 1 5																										
Pat Rapp, R (1, 1) OBP: 0.132, SLG: 0.211			0-0 G6-3		1-1 G6-3		1-3 K2-3		1-2 P4	3 0 0 0 0 1 0																										
Julian Tavarez, L (6, 1)										0 0 0 0 0 0 0																										
Rich Rodriguez, L (7, 1) OBP: 0.333, SLG: 0.333										0 0 0 0 0 0 0																										
Marvin Benard, L (8, PH) OBP: 0.337, SLG: 0.274										1 0 0 0 0 0 0																										
Doug Henry, R (8, 1)										0 0 0 0 0 0 0																										
Inning Stats	R: 0 E: 0 K: 0 S: 6	H: 0 LOB: 0 BB: 0 P: 10	R: 1 E: 0 K: 0 S: 8	H: 2 LOB: 1 BB: 0 P: 12	R: 0 E: 0 K: 0 S: 8	H: 1 LOB: 1 BB: 0 P: 12	R: 0 E: 0 K: 0 S: 7	H: 1 LOB: 2 BB: 1 P: 17	R: 4 E: 1 K: 0 S: 9	H: 3 LOB: 0 BB: 1 P: 14	R: 0 E: 0 K: 2 S: 12	H: 1 LOB: 0 BB: 0 P: 18	R: 0 E: 0 K: 1 S: 8	H: 1 LOB: 2 BB: 1 P: 18	R: 1 E: 0 K: 0 S: 7	H: 1 LOB: 0 BB: 1 P: 13	R: 1 E: 0 K: 2 S: 12	H: 3 LOB: 2 BB: 0 P: 17	1B: 10 2B: 2 3B: 1 HR: 0	SF: 2 SAC: 0 DP: 1 HBP: 0	WP: 0 PA: 42 PB: 0 SB: 0 CS: 1															
PITCHER	IP WLS BF H R ER SO BB IBB HBP BLK WP HR S P ERA WHIP																																			
Mark Petkovsek, R (1, 1) ERA: 4.12	4.1		22	7	5	5	0	1	1	0	0	0	0	36	63	10.38	1.846																			
Rigo Beltran, L (5, 1) ERA: 2.84	1.2		5	1	0	0	2	0	0	0	0	0	0	14	20	0.00	0.600																			
Tony Fossas, L (7, 1) ERA: 1.91	1.0		5	1	0	0	1	1	0	0	0	0	0	8	18	0.00	2.000																			
John Frascatore, R (8, 1) ERA: 2.7	1.0	W	4	1	1	1	0	1	0	0	0	0	0	7	13	9.00	2.000																			
Dennis Eckersley, R (9, 1) ERA: 4.13	1.0	S	6	3	1	1	2	0	0	0	0	0	0	12	17	9.00	3.000																			

livebaseballscorecards.com

AB	36
R	7
H	13
RBI	6
BB	4
SO	5
LOB	18



Batter	1	2	3	4	5	6	7	8	9
Royce Clayton, R OBP: 0.299, SLG: 0.375 (1, 6)	2-3 K	0-3 K		0-2 G4-3		4-2 FC3-2 BB		1-2 E6 BB HR	
Delino DeShields, L OBP: 0.358, SLG: 0.454 (1, 4)	2-2 G4-3		3-2 G5-3	2-3 K		0-0 FC3-2 FC5-4		4-2 HR BB	
Ron Gant, R OBP: 0.313, SLG: 0.420 (1, 7)	1-3 K		4-2 1B BB		1-2 G3	1-0 FC5-4		2-1 HR	
Ray Lankford, L OBP: 0.414, SLG: 0.658 (1, 8)		1-2 1B 2B	1-3 K		2-1 G3		1-2 G4-3 3B	1-2 G3-1	
Gary Gaetti, R OBP: 0.337, SLG: 0.451 (1, 5) (9, 3)		2-1 BB 1B	1-2 K		0-3 K		0-0 G4-3	1-1 G5-3	
Phil Plantier, L OBP: 0.321, SLG: 0.538 Dennis Eckersley, R (9, 1)		0-3 K	2-2 G3			1-1 BB SF9 1B	0-1 HR	1-1 G3-1	
John Mabry, L OBP: 0.361, SLG: 0.386 (9, 9)		1-2 K		1-2 SH3-4 BB G4-3 1B		2-0 BB FC3-2 1B	0-1 G3-1 2B		
Tom Lampkin, L OBP: 0.335, SLG: 0.394 (1, 2)		0-0 BB 1B		4-1 G4-3 SH3-4 BB		4-2 FC3-2 BB BB	3-2 G3-1		
Mark Petkovsek, R OBP: 0.192, SLG: 0.100 Rigo Belltray, L (5, 1) Dmitri Young, S OBP: 0.332, SLG: 0.379 Tony Fossas, L (7, 1) Scott Livingstone, L OBP: 0.186, SLG: 0.132 John Frascatore, R (8, 1) David Bell, R OBP: 0.250, SLG: 0.192 (9, 5)		4-1 BB BB BB BB		0-0 SH3-4		2-0 SF9	1-0 F7		

AB	R	H	RBI	BB	SO	LOB
4	1	0	1	1	2	4
4	1	0	0	1	1	4
4	1	1	3	1	1	3
5	2	2	0	0	1	1
5	0	2	2	0	1	0
5	2	2	1	0	1	3
0	0	0	0	0	0	0
4	1	3	0	0	1	1
2	0	1	0	2	0	1
0	0	0	0	1	0	0
0	0	0	0	0	0	0
0	0	0	1	0	0	0
0	0	0	0	0	0	0
1	0	0	0	0	0	1
0	0	0	0	0	0	0
0	0	0	0	0	0	0

BOTTOM	
San Francisco Giants @ St. Louis Cardinals	Busch Stadium, St. Louis, MO
Sat Jul 19 1997, 7:05 PM CDT	Att: 37,795 - Unknown - 80 F
AB	34
R	8
H	11
RBI	8
BB	6
SO	8
LOB	18
WP: 0	PA: 42
PB: 0	CS: 0
SB: 0	

Inning Stats		R: 0	H: 0	E: 0	K: 2	S: 9	P: 14	R: 1	H: 3	E: 0	K: 3	S: 16	R: 0	H: 1	E: 0	K: 1	S: 14	R: 1	H: 1	E: 0	K: 1	S: 11	R: 0	H: 0	E: 0	K: 1	S: 8	R: 1	H: 2	E: 0	K: 0	S: 10	R: 2	H: 3	E: 0	K: 0	S: 12	R: 3	H: 1	E: 1	K: 0	S: 17
PITCHER	IP	WLS	BF	H	R	ER	SO	BB	IBB	HBP	BLK	WP	HR	S	P	ERA	WHIP																									
Pat Rapp, R ERA: 4.51	(1, 1)	5.0	26	7	3	3	8	4	0	0	0	0	0	0	63	104	5.40	2.200																								
Julian Tavarez, R ERA: 3.86	(6, 1)	1.0	4	0	0	0	0	1	0	0	0	0	0	5	12	0.00	1.000																									
Rich Rodriguez, L ERA: 2.42	(7, 1)	1.0	6	3	2	2	0	0	0	0	0	0	0	1	12	17	18.00	3.000																								
Doug Henry, R ERA: 3.86	(8, 1)	1.0	L 6	1	3	2	0	1	0	0	0	0	0	1	17	27	18.00	2.000																								



Batter	1	2	3	4	5	6	7	8	9	AB R H RBI BB SO LOB	TOP											
Darryl Hamilton, L (1, 8) OBP: 0.378, SLG: 0.411	2-2 G3		3-3 K		4-0 E 1B S BB		0-0 E 3B	3-3 K		4 2 1 0 1 2 1	San Francisco Giants @ St. Louis Cardinals Busch Stadium, St. Louis, MO Sun Jul 20 1997, 3:33 AM CDT Att. 35,073 - Sunny - 95 F											
Jose Vizcaino, S (1, 6) OBP: 0.341, SLG: 0.336	1-3 K		1-3 K		1-3 K		1-1 E5		1-3 K	5 0 0 1 0 4 1												
Barry Bonds, L (1, 7) OBP: 0.425, SLG: 0.560	3-2 HR		1-2 2B		1-1 P3		0-3 K		3-1 G3 1B HR 1B	5 2 3 1 0 1 2												
Jeff Kent, R (1, 4) OBP: 0.314, SLG: 0.488	0-0 F9		0-0 P4		3-2 CS 1B		0-2 F7		1-2 G3 HR 1B	5 1 2 1 0 0 2												
J.T. Snow, L (1, 3) OBP: 0.396, SLG: 0.508		4-2 G6-3 1B G3-2 BB		0-1 E4 FC6-4	1-0 CS 1-2	1-2 P6		2-1 1B 1B	2-2 G3	4 1 1 0 1 0 2												
Stan Javier, S (1, 9) OBP: 0.380, SLG: 0.446		2-2 G6-3 1B		1-3 K		1-0 1B HBP		1-0 F7	1-0 HR	4 1 2 3 0 1 2												
Bill Mueller, S (1, 5) OBP: 0.336, SLG: 0.379		3-2 G6-3		2-0 FC6-4 2B		0-2 G4-6-3 1B		0-2 1B FC6-4 1B	0-3 K	5 2 2 0 0 1 3												
Brian Johnson, R (1, 2) OBP: 0.273, SLG: 0.350		4-0 IBB		0-1 1-H 2B		0-0 G4-6-3		0-2 FC6-4 1B		3 0 2 2 1 0 2												
Kirk Rueter, L (1, 1) OBP: 0.143, SLG: 0.077		1-2 G3-2		0-1 G1-3			2-3 K	2-1 FC6-4		3 0 0 0 0 1 4												
Marvin Benard, L (8, PH) OBP: 0.333, SLG: 0.270								1-2f 3-H		1 0 0 1 0 0 1												
Julian Tavarez, L (8, 1)										0 0 0 0 0 0 0												
John Johnstone, R (9, 1)										0 0 0 0 0 0 0												
Inning Stats	R: 1 E: 0 K: 1 S: 10	H: 1 LOB: 0 BB: 0 P: 16	R: 0 E: 0 K: 0 S: 14	H: 1 LOB: 2 BB: 2 P: 28	R: 0 E: 0 K: 2 S: 11	H: 1 LOB: 1 BB: 0 P: 16	R: 1 E: 1 K: 1 S: 10	H: 1 LOB: 1 BB: 0 P: 13	R: 1 E: 0 K: 1 S: 11	H: 1 LOB: 0 BB: 1 P: 19	R: 0 E: 0 K: 0 S: 7	H: 1 LOB: 1 BB: 0 P: 9	R: 1 E: 1 K: 2 S: 14	H: 1 LOB: 1 BB: 0 P: 17	R: 2 E: 0 K: 1 S: 15	H: 3 LOB: 1 BB: 0 P: 23	R: 3 E: 0 K: 2 S: 15	H: 3 LOB: 0 BB: 0 P: 23	1B: 8 2B: 2 3B: 1 HR: 2	SF: 0 SAC: 0 DP: 2 HBP: 1	WP: 0 PB: 0 SB: 1 CS: 1	PA: 44
PITCHER	IP WLS BF H R ER SO BB IBB HBP BLK WP HR S P ERA WHIP												PITCHER	IP WLS BF H R ER SO BB IBB HBP BLK WP HR S P ERA WHIP								
Alan Benes, R (1, 1) ERA: 2.68	7.0 L 31 7 4 3 7 2 1 1 0 0 1 77 118 3.86 1.286																					
Eric Ludwick, R (8, 1) ERA: 11.57	2.0 12 6 5 5 3 0 0 0 0 0 1 30 46 22.50 3.000																					

livebaseballscorecards.com

AB	39
R	9
H	13
RBI	9
BB	3
SO	10
LOB	20



Batter	1	2	3	4	5	6	7	8	9
Royce Clayton, R (1, 6) OBP: 0.296, SLG: 0.372 Scott Livingstone, L (8, PH) OBP: 0.184, SLG: 0.178 Mike Gallego, R (9, 6) OBP: 0.182, SLG: 0.214	0-0 B1-3		0-3 K		1-1 F7			1-3 K	
Danny Sheaffer, R (1, 5) OBP: 0.330, SLG: 0.314	0-0 G6-3		1-3 K			1-1 B5-3		1-3 K	
Ron Gant, R (1, 7) OBP: 0.312, SLG: 0.421	1-2 L5			3-2 E G4-6-3 2B		1-1 F9		0-0 F7	
Ray Lankford, L (1, 8) OBP: 0.415, SLG: 0.663		2-2 G6-3		0-1 E4 G4-6-3 2-3 2B		0-1 2B		0-0 E7 G3 2B	
Gary Gaetti, R (1, 3) OBP: 0.334, SLG: 0.447 Dmitri Young, S (9, PH) OBP: 0.331, SLG: 0.377		2-1 G5-3		1-1 G4-6-3 1-2f 3-H		1-3 K		1-1 G3	
John Mabry, L (1, 9) OBP: 0.363, SLG: 0.387		2-1 1B		0-0 P6		1-3 K		1-0 G6-4-3 1B	
Mike DiFelice, R (1, 2) OBP: 0.301, SLG: 0.347		1-3 K		2-2 E8 1B		2-0 F9		2-2 G6-4-3 1-2f	
David Bell, R (1, 4) OBP: 0.290, SLG: 0.310			0-0 2B		1-3 K		1-2 2B		
Alan Benes, R (1, 1) OBP: 0.191, SLG: 0.234 Phil Plantier, L (7, PH) OBP: 0.310, SLG: 0.519 Eric Ludwick, R (8, 1)			1-1 B2		0-3 K		1-1 G1-3		

AB	R	H	RBI	BB	SO	LOB
3	0	0	0	0	1	2
1	0	0	0	0	1	0
0	0	0	0	0	0	0
4	0	0	0	0	2	1
4	1	1	0	0	0	0
4	1	2	0	0	0	1
3	0	0	0	0	1	2
1	0	0	1	0	0	0
4	0	2	0	0	1	0
4	0	1	0	0	1	2
3	0	2	0	0	1	1
2	0	0	0	0	1	2
1	0	0	0	0	0	1
0	0	0	0	0	0	0

BOTTOM

San Francisco Giants @ St. Louis Cardinals
Busch Stadium, St. Louis, MO
 Sun Jul 20 1997, 3:33 AM CDT
 Att. 35,073 - Sunny - 95 F

livebaseballscorecards.com

AB	34
R	2
H	8
RBI	1
BB	0
SO	9
LOB	12



Inning Stats	R: 0	H: 0	E: 0	K: 5	S: 5	H: 0	LOB: 0	BB: 0	P: 6	R: 0	H: 1	E: 0	K: 1	S: 10	H: 1	LOB: 1	BB: 0	P: 17	R: 0	H: 1	E: 0	K: 2	S: 9	H: 1	LOB: 1	BB: 0	P: 11	R: 1	H: 1	E: 1	K: 0	S: 8	H: 1	LOB: 0	BB: 0	P: 12	R: 0	H: 1	E: 1	K: 2	S: 12	H: 1	LOB: 1	BB: 0	P: 16	R: 0	H: 1	E: 0	K: 1	S: 9	H: 1	LOB: 1	BB: 0	P: 12	R: 0	H: 1	E: 0	K: 1	S: 10	H: 0	LOB: 0	BB: 0	P: 10	R: 1	H: 2	E: 1	K: 0	S: 8	H: 2	LOB: 0	BB: 0	P: 12	1B: 3	2B: 5	3B: 0	HR: 0	SF: 0	SAC: 0	DP: 2	HBP: 0	WP: 0	PB: 0	SB: 0	CS: 0	PA: 34
--------------	------	------	------	------	------	------	--------	-------	------	------	------	------	------	-------	------	--------	-------	-------	------	------	------	------	------	------	--------	-------	-------	------	------	------	------	------	------	--------	-------	-------	------	------	------	------	-------	------	--------	-------	-------	------	------	------	------	------	------	--------	-------	-------	------	------	------	------	-------	------	--------	-------	-------	------	------	------	------	------	------	--------	-------	-------	-------	-------	-------	-------	-------	--------	-------	--------	-------	-------	-------	-------	--------

PITCHER	IP	WLS	BF	H	R	ER	SO	BB	IBB	HBP	BLK	WP	HR	S	P	ERA	WHIP
Kirk Rueter, L (1, 1) ERA: 3.83	7.0		27	6	1	1	7	0	0	0	0	0	0	63	89	1.29	0.857
Julian Tavarez, R (8, 1) ERA: 3.78	1.0		3	0	0	0	2	0	0	0	0	0	0	8	10	0.00	0.000
John Johnstone, R (9, 1) ERA: 2.79	1.0		4	2	1	1	0	0	0	0	0	0	0	8	12	9.00	2.000

PITCHER	IP	WLS	BF	H	R	ER	SO	BB	IBB	HBP	BLK	WP	HR	S	P	ERA	WHIP
---------	----	-----	----	---	---	----	----	----	-----	-----	-----	----	----	---	---	-----	------

Batter	1	2	3	4	5	6	7	8	9	AB R H RBI BB SO LOB	TOP	
Darryl Hamilton, L (1, 8) OBP: 0.376, SLG: 0.409 Marvin Benard, L (1, 9) OBP: 0.341, SLG: 0.273	0-3 		0-1 	1-3 			4-2 		1-3 	1 0 0 0 0 1 0 3 0 1 0 1 2 3		
Jose Vizcaino, S (1, 6) OBP: 0.339, SLG: 0.334	3-1 		0-0 	1-0 			2-2 		1-3 	5 0 1 0 0 1 5		
Barry Bonds, L (1, 7) OBP: 0.423, SLG: 0.555	1-3 		4-1 		0-0 		2-3 			3 0 0 0 1 2 2		
Mark Lewis, R (1, 4) OBP: 0.346, SLG: 0.460	1 SAFE 		0-3 		1-2 			2-0 		4 0 1 0 0 1 1		
J.T. Snow, L (1, 3) OBP: 0.397, SLG: 0.508	1-0 			0-2 		2-3 		1-1 		4 1 2 0 0 1 2		
Stan Javier, S (1, 9) (1, 8)		4-1 		3-2 		3-2 		2-2 		3 0 1 0 1 0 2		
Bill Mueller, S (1, 5) OBP: 0.335, SLG: 0.373		3-2 		4-0 		1-2 		2-3 		3 0 0 0 1 1 3		
Brian Johnson, R (1, 2) OBP: 0.273, SLG: 0.367		0-1 		1-1 		1-1 			0-1 	4 1 1 1 0 0 4		
Keith Foulke, R (1, 1) OBP: 0.154, SLG: 0.154 Joe Roga, R (3, 1) OBP: 0.214, SLG: 0.154 Damon Berryhill, S (4, PH) OBP: 0.344, SLG: 0.349 John Johnstone, R (4, 1) Jim Poole, L (7, 1) Rod Beck, R (8, 1) Rick Wilkins, L (9, PH) OBP: 0.251, SLG: 0.300		1-1 		4-2 			1-1 		3-2 	1 0 0 0 0 0 0 1 0 0 0 0 0 0 0 0 0 0 0 0 1 1 0 0 1 0 1 0 0 0 0 0 0 0		
Inning Stats	R: 0 H: 2 E: 0 LOB: 2 K: 2 BB: 0 S: 10 P: 15	R: 0 H: 0 E: 0 LOB: 1 K: 0 BB: 1 S: 10 P: 18	R: 0 H: 1 E: 0 LOB: 1 K: 1 BB: 1 S: 9 P: 13	R: 1 H: 1 E: 1 LOB: 3 K: 1 BB: 2 S: 17 P: 31	R: 0 H: 0 E: 0 LOB: 0 K: 1 BB: 0 S: 7 P: 10	R: 0 H: 1 E: 0 LOB: 0 K: 0 BB: 0 S: 9 P: 14	R: 0 H: 0 E: 0 LOB: 1 K: 1 BB: 1 S: 11 P: 20	R: 0 H: 1 E: 0 LOB: 1 K: 1 BB: 0 S: 9 P: 16	R: 1 H: 1 E: 0 LOB: 0 K: 2 BB: 0 S: 14 P: 19	1B: 6 SF: 0 2B: 0 SAC: 0 3B: 0 DP: 2 HR: 1 HBP: 0	WP: 1 PA: 38 PB: 0 SB: 0 CS: 0	
PITCHER	IP WLS BF H R ER SO BB IBB HBP BLK WP HR S P ERA WHIP											
Matt Morris, R (1, 1) ERA: 2.73	7.0 W 30 5 1 0 6 5 0 0 0 1 0 73 121 0.00 1.429											
John Frascatore, R (8, 1) ERA: 2.81	1.1 6 2 1 1 1 0 0 0 0 0 1 16 26 6.75 1.500											
Rigo Beltran, L (9, 1) ERA: 2.7	0.2 2 0 0 0 0 2 0 0 0 0 0 7 9 0.00 0.000											

San Francisco Giants @ St. Louis Cardinals
 Busch Stadium, St. Louis, MO
 Mon Jul 21 1997, 7:05 PM CDT
 Att. 30,567 - Unknown - 95 F

AB	33
R	2
H	7
RBI	2
BB	5
SO	9
LOB	23



Batter	1	2	3	4	5	6	7	8	9	AB R H RBI BB SO LOB
Midre Cummings, L (1, 8) OBP: 0.275, SLG: 0.390	1-0 E 2B		3-1 CS 1B			0-0 F9		0-2 G3		4 1 2 0 0 0 0
Mickey Morandini, L (1, 4) OBP: 0.387, SLG: 0.411	0-0 E5 FC4-6 1B		1-1 CS 1-2	0-1 G6-3		0-1 F7		1-0 L7		4 0 1 0 0 0 0
Gregg Jefferies, S (1, 7) OBP: 0.323, SLG: 0.378	1-1 FC4-6 CS 1-2f			1-1 P4			2-1 HR		2-1 L9	4 1 1 1 0 0 1
Scott Rolen, R (1, 5) OBP: 0.381, SLG: 0.477	2-3 SAFE 1-2			2-0 L8			2-3 K		4-2 2B BB	3 1 0 0 1 2 1
Rico Brogna, L (1, 3) OBP: 0.291, SLG: 0.433		1-0 L7			0-3 K		0-0 3B 1B		2-3 SAFE K	4 1 1 0 0 2 1
Mike Lieberthal, R (1, 2) OBP: 0.302, SLG: 0.477		0-2 F4			1-0 HR		1-0 P4		2-2 1-H 2B	4 1 2 2 0 0 1
Derrick May, L (1, 9) OBP: 0.266, SLG: 0.317		0-0 G4-3			3-3 K		3-2 1-H 3B		0-1 G6-3	3 0 1 1 0 1 0
Jerry Spradlin, S (7, 1)										0 0 0 0 0 0 0
Billy Brewer, L (7, 1)										0 0 0 0 0 0 0
Tony Barron, R (9, PH)										1 0 0 0 0 0 1
Kevin Stocker, S (1, 6) OBP: 0.326, SLG: 0.342			0-0 G4-3		2-3 K		2-3 K			3 0 0 0 0 2 1
55 Matt Beech, L (1, 1) OBP: 0.167, SLG: 0.250			1-0 P4			1-2 G3-1		2-2 G4-3		2 0 0 0 0 0 0
Ruben Amaro Jr, S (7, 9) OBP: 0.319, SLG: 0.343										1 0 0 0 0 0 0

Inning Stats	R: 1 E: 1 K: 1 S: 7	H: 2 LOB: 1 BB: 0 P: 11	R: 0 E: 0 K: 0 S: 5	H: 0 LOB: 0 BB: 0 P: 6	R: 0 E: 0 K: 0 S: 5	H: 1 LOB: 0 BB: 0 P: 10	R: 0 E: 0 K: 0 S: 5	H: 0 LOB: 0 BB: 0 P: 8	R: 1 E: 0 K: 3 S: 12	H: 1 LOB: 0 BB: 0 P: 18	R: 0 E: 0 K: 0 S: 6	H: 0 LOB: 0 BB: 0 P: 7	R: 2 E: 0 K: 2 S: 14	H: 3 LOB: 1 BB: 0 P: 24	R: 0 E: 0 K: 0 S: 7	H: 0 LOB: 0 BB: 0 P: 10	R: 1 E: 0 K: 1 S: 14	H: 1 LOB: 1 BB: 1 P: 24	1B: 3 2B: 3 3B: 1 HR: 2	SF: 0 SAC: 0 DP: 1 HBP: 0	WP: 0 PB: 0 SB: 0 CS: 2	PA: 35
--------------	------------------------------	----------------------------------	------------------------------	---------------------------------	------------------------------	----------------------------------	------------------------------	---------------------------------	-------------------------------	----------------------------------	------------------------------	---------------------------------	-------------------------------	----------------------------------	------------------------------	----------------------------------	-------------------------------	----------------------------------	----------------------------------	------------------------------------	----------------------------------	--------


PITCHER	IP	WLS	BF	H	R	ER	SO	BB	IBB	HBP	BLK	WP	HR	S	P	ERA	WHIP
Mark Gardner, R (1, 1) ERA: 3.61	7.0	W	26	7	4	4	6	0	0	0	0	0	2	54	84	5.14	1.000
Julian Tavarez, R (8, 1) ERA: 3.71	1.0		3	0	0	0	0	0	0	0	0	0	0	7	10	0.00	0.000
Jim Poole, L (9, 1) ERA: 5.45	0.2		4	1	1	1	1	1	0	0	0	0	0	12	22	13.50	3.000
Rod Beck, R (9, 1) ERA: 2.83	0.1	S	1	0	0	0	0	0	0	0	0	0	0	2	2	0.00	0.000

TOP

Philadelphia Phillies @ San Francisco Giants
3Com Park at Candlestick Point, San Francisco, CA

Tue Jul 22 1997, 10:05 PM EDT
Att. 12,630 - Unknown - 64 F

AB	33
R	5
H	8
RBI	4
BB	1
SO	7
LOB	6

Batter	1	2	3	4	5	6	7	8	9	AB R H RBI BB SO LOB	TOP														
Ruben Amaro Jr, S OBP: 0.339, SLG: 0.387 (1, 8) (6, 3)	2-1 1B 3B	4-1 BB		2-2 1B			0-0 G4-3		0-1 2B	4 1 3 0 1 0 0	<p>Philadelphia Phillies @ San Francisco Giants</p> <p>3Com Park at Candlestick Point, San Francisco, CA</p> <p>livebaseballscorecards.com</p> <p>AB 33 R 4 H 9 RBI 3 BB 4 SO 7 LOB 14</p> 														
Mickey Morandini, L OBP: 0.386, SLG: 0.411 Reggie Harris, R Mike Lieberthal, R OBP: 0.304, SLG: 0.481 (1, 4) (4, 1) (6, 2)	2-0 23 BB 1B	2-2 G3		2-2 G4-3			2-2 2B		0-2 G5-3	3 1 1 1 0 0 3 0 0 0 0 0 0 0 2 0 1 0 0 0 1															
Gregg Jefferies, S OBP: 0.320, SLG: 0.374 (1, 7)	2-3 SAFE K	2-3 K				0-0 G4-3			3-2 F8	4 0 0 0 0 2 4															
Scott Rolen, R OBP: 0.383, SLG: 0.476 Ricky Otero, S OBP: 0.341, SLG: 0.330 (1, 5) (6, 8)	4-0 23 BB 1B			4-2 23 BB 1B			2-2 P4		3-1 F7	1 2 0 0 2 0 0 1 0 0 0 0 0 1															
23 Kevin Jordan, R OBP: 0.250, SLG: 0.387 (1, 3) (6, 5)	1-0 E8 CS 1B		1 SAFE 3-1 F8				1-0 1B		1-0 L8	4 0 2 1 0 0 1															
Tony Barron, R OBP: 0.400, SLG: 0.250 (1, 9)	4-2 BB		1-1 G5-4-3 1B				1-3 K		1-0 G4-3	3 0 1 1 1 1 1															
Mark Parent, R OBP: 0.194, SLG: 0.185 Wayne Gomes, R Midre Cummings, L OBP: 0.273, SLG: 0.387 Billy Brewer, L (1, 2) (6, 1) (8, PH) (8, 1)	3-3 K		2-1 SAFE G5-4-3				0-3 K		1-3 K	3 0 0 0 0 2 3 0 0 0 0 0 0 0 1 0 0 0 0 1 0 0 0 0 0 0 0 0															
Kevin Stocker, S OBP: 0.325, SLG: 0.341 (1, 6)				3-2 F8			0-0 F8		0-1 G1-3	4 0 1 0 0 0 0															
Mark Leiter, R OBP: 0.097, SLG: 0.067 Scott Ruffcorn, R Kevin Sefcik, R OBP: 0.288, SLG: 0.339 (1, 1) (3, 1) (4, 4)		2-2 SAFE SH2-4		3-3 K			1-2 F9		3-2 G4-3	0 0 0 0 0 0 0 1 0 0 0 0 1 0 2 0 0 0 0 0 0															
Inning Stats	R: 3 E: 1 K: 2 S: 14	H: 3 LOB: 2 BB: 2 P: 32	R: 0 E: 0 K: 1 S: 11	H: 1 LOB: 2 BB: 1 P: 21	R: 1 E: 0 K: 0 S: 9	H: 1 LOB: 0 BB: 1 P: 18	R: 0 E: 0 K: 1 S: 14	H: 1 LOB: 1 BB: 0 P: 24	R: 0 E: 0 K: 1 S: 11	H: 1 LOB: 1 BB: 0 P: 15		R: 0 E: 0 K: 1 S: 7	H: 0 LOB: 0 BB: 0 P: 8	R: 0 E: 0 K: 0 S: 9	H: 1 LOB: 1 BB: 0 P: 17	R: 0 E: 0 K: 1 S: 5	H: 0 LOB: 0 BB: 0 P: 8	R: 0 E: 0 K: 0 S: 14	H: 1 LOB: 1 BB: 0 P: 17	1B: 6 2B: 3 3B: 1 HR: 0	SF: 0 SAC: 1 DP: 2 HBP: 0	WP: 0 PB: 1 SB: 0 CS: 1	PA: 38		
PITCHER	IP WLS BF H R ER SO BB IBB HBP BLK WP HR S P ERA WHIP	IP WLS BF H R ER SO BB IBB HBP BLK WP HR S P ERA WHIP	IP WLS BF H R ER SO BB IBB HBP BLK WP HR S P ERA WHIP	IP WLS BF H R ER SO BB IBB HBP BLK WP HR S P ERA WHIP	IP WLS BF H R ER SO BB IBB HBP BLK WP HR S P ERA WHIP	IP WLS BF H R ER SO BB IBB HBP BLK WP HR S P ERA WHIP	IP WLS BF H R ER SO BB IBB HBP BLK WP HR S P ERA WHIP	IP WLS BF H R ER SO BB IBB HBP BLK WP HR S P ERA WHIP	IP WLS BF H R ER SO BB IBB HBP BLK WP HR S P ERA WHIP	IP WLS BF H R ER SO BB IBB HBP BLK WP HR S P ERA WHIP	IP WLS BF H R ER SO BB IBB HBP BLK WP HR S P ERA WHIP	IP WLS BF H R ER SO BB IBB HBP BLK WP HR S P ERA WHIP	IP WLS BF H R ER SO BB IBB HBP BLK WP HR S P ERA WHIP	IP WLS BF H R ER SO BB IBB HBP BLK WP HR S P ERA WHIP	IP WLS BF H R ER SO BB IBB HBP BLK WP HR S P ERA WHIP	IP WLS BF H R ER SO BB IBB HBP BLK WP HR S P ERA WHIP	IP WLS BF H R ER SO BB IBB HBP BLK WP HR S P ERA WHIP	IP WLS BF H R ER SO BB IBB HBP BLK WP HR S P ERA WHIP	IP WLS BF H R ER SO BB IBB HBP BLK WP HR S P ERA WHIP	IP WLS BF H R ER SO BB IBB HBP BLK WP HR S P ERA WHIP	IP WLS BF H R ER SO BB IBB HBP BLK WP HR S P ERA WHIP	IP WLS BF H R ER SO BB IBB HBP BLK WP HR S P ERA WHIP	IP WLS BF H R ER SO BB IBB HBP BLK WP HR S P ERA WHIP	IP WLS BF H R ER SO BB IBB HBP BLK WP HR S P ERA WHIP	IP WLS BF H R ER SO BB IBB HBP BLK WP HR S P ERA WHIP

Wed Jul 23 1997, 6:33 AM EDT
Att. 14,591 - Overcast - 72 F

Batter	1	2	3	4	5	6	7	8	9	AB	R	H	RBI	BB	SO	LOB
Darryl Hamilton, L OBP: 0.379, SLG: 0.405 (1, 8)	4-2 HBP SF7 BB BB	0-0 G4-3	4-2 E HR BB	1-2 2B 1B	2-1 F7		0-2 G4-3			4	3	1	0	2	0	1
Jose Vizcaino, S OBP: 0.338, SLG: 0.331 (1, 6)	2-0 F8	4-1 1B BB	2-2 E4 HR	0-0 2B 1B	1-3 K			0-2 E5 FC4-6		5	2	1	1	1	1	3
Barry Bonds, L OBP: 0.432, SLG: 0.577 Marvin Benard, L OBP: 0.333, SLG: 0.266 (1, 7) (5, 7)	4-2 HBP 1B BB	2-1 S 1B	3-1 HR	1-3 K		1-0 G4-3		3-1 FC4-6 G6-3 1-2f		3	2	2	4	1	1	3
Jeff Kent, R OBP: 0.320, SLG: 0.510 Dan Carlson, R Doug Henry, R Rich Rodriguez, L OBP: 0.333, SLG: 0.333 (1, 4) (6, 1) (8, 1) (9, 1)	2-1 1B HBP	2-0 G6-3	0-1 E 1B	0-0 WP 1B 2B		0-1 P2		0-1 G6-3 1-2f		3	3	2	3	0	0	2
J.T. Snow, L OBP: 0.399, SLG: 0.517 Brian Johnson, R OBP: 0.277, SLG: 0.360 (1, 3) (6, PH) (7, 3)	1-1 SF7			4-0 BB 1B		4-2 BB				2	2	2	2	1	0	0
Stan Javier, S OBP: 0.387, SLG: 0.446 (1, 9)	3-2 1B 1B			2-3 BB		0-0 G3				4	0	1	1	1	2	3
Bill Mueller, S OBP: 0.347, SLG: 0.398 (1, 5)	0-0 S 1B		3-2 HR				1-1 1B			4	2	4	5	0	0	0
Rick Wilkins, L OBP: 0.255, SLG: 0.303 (1, 2)	1-3 K		1-0 E SH1-4 HR 1B				0-0 F9			5	2	2	0	0	1	5
Shawn Estes, R OBP: 0.146, SLG: 0.158 Mark Lewis, R OBP: 0.341, SLG: 0.453 (1, 1) (5, PH) (6, 4)		1-2 G4-3	0-0 SH1-4	0-2 F7	2-2 L9		2-3 K			2	0	0	0	0	0	2

Inning Stats	R: 3	H: 2	E: 0	K: 1	S: 18	LOB: 2	BB: 2	P: 35	R: 0	H: 1	E: 0	K: 0	S: 8	LOB: 2	BB: 1	P: 17	R: 7	H: 6	E: 2	K: 2	S: 30	LOB: 1	BB: 1	P: 48	R: 6	H: 5	E: 0	K: 1	S: 21	LOB: 2	BB: 2	P: 37	R: 0	H: 0	E: 0	K: 1	S: 9	LOB: 0	BB: 0	P: 14	R: 0	H: 0	E: 0	K: 0	S: 7	LOB: 1	BB: 1	R: 0	H: 1	E: 0	K: 1	S: 11	LOB: 1	BB: 0	P: 14	R: 0	H: 0	E: 1	K: 0	S: 7	LOB: 0	BB: 0	P: 10
--------------	------	------	------	------	-------	--------	-------	-------	------	------	------	------	------	--------	-------	-------	------	------	------	------	-------	--------	-------	-------	------	------	------	------	-------	--------	-------	-------	------	------	------	------	------	--------	-------	-------	------	------	------	------	------	--------	-------	------	------	------	------	-------	--------	-------	-------	------	------	------	------	------	--------	-------	-------

PITCHER	IP	WLS	BF	H	R	ER	SO	BB	IBB	HBP	BLK	WP	HR	S	P	ERA	WHIP
Mark Leiter, R ERA: 6.48 (1, 1)	2.2	L	21	7	9	5	2	4	0	1	0	0	2	47	89	16.88	4.125
Scott Ruffcorn, R ERA: 7.5 (3, 1)	1.0		10	6	6	5	2	0	0	1	0	0	0	24	33	45.00	6.000
Reggie Harris, R ERA: 5.09 (4, 1)	1.1		7	1	1	1	1	2	0	0	0	1	0	15	29	6.75	2.250
Wayne Gomes, R ERA: 4.79 (6, 1)	2.0		8	1	0	0	1	1	0	0	0	0	0	18	26	0.00	1.000
Billy Brewer, L ERA: 7.3 (8, 1)	1.0		3	0	0	0	0	0	0	0	0	0	0	7	10	0.00	0.000

BOTTOM

Philadelphia Phillies @ San Francisco Giants
 3Com Park at Candlestick Point, San Francisco, CA

Wed Jul 23 1997, 6:33 AM EDT
 Att. 14,591 - Overcast - 72 F

AB	38
R	16
H	15
RBI	16
BB	7
SO	6
LOB	22

livebaseballscores.com



PITCHER	IP	WLS	BF	H	R	ER	SO	BB	IBB	HBP	BLK	WP	HR	S	P	ERA	WHIP
WP: 1	PA: 49	1B: 12	SF: 1	PB: 0	SAC: 1	2B: 1	DP: 1	3B: 0	HBP: 2	HR: 2	WP: 0	SB: 2	CS: 0				

Batter	1	2	3	4	5	6	7	8	9	AB R H RBI BB SO LOB
Darryl Hamilton, L (1, 8) OBP: 0.383, SLG: 0.408	2-1 G6-3 G4-3 2B		4-2 1B SF8 BB	4-1 1B BB		2-1 P6		1-2 F8 2-3		3 3 1 0 2 0 2
Jose Vizcaino, S (1, 6) OBP: 0.338, SLG: 0.330	2-2 G6-3 2-3		0-0 WP 1B 1B	4-2 BB 1B BB		2-3 K		1-2 F9		4 1 1 0 1 1 3
Barry Bonds, L (1, 7) OBP: 0.434, SLG: 0.574	0-0 G4-3 3-H		4-1 1B WP BB	1-0 BB 1B		4-1 BB		2-3 K		3 0 1 2 2 1 0
Jeff Kent, R (1, 4) OBP: 0.318, SLG: 0.506	0-0 F9		1-2 SF8 3-H	4-1 BB 1-2 2-3 BB		3-1 G1-3		1-3 K		3 0 0 1 1 1 2
J.T. Snow, L (1, 3) OBP: 0.399, SLG: 0.515		1-0 G4-3	2-2 P2 1-2 2-3	1-3 K		2-2 G6-4-3 1B		2-1 1B 1B		5 0 2 0 0 1 5
Stan Javier, S (1, 9) OBP: 0.390, SLG: 0.447		4-0 S G3-1 BB	0-0 FC5-4 1B 2-3 3-H		2-2 G4-3		3-2 G6-4-3 1-2f		0-0 1B	4 0 2 1 1 0 1
Mark Lewis, R (1, 5) OBP: 0.335, SLG: 0.443		0-2 G3-1 1-2	0-0 FC5-4 1-2f		1-0 F8		0-0 F7		2-2 F8	5 0 0 0 0 0 5
Damon Berryhill, S (1, 2) OBP: 0.344, SLG: 0.342		4-0		0-0 G4-3		3-3 K		0-2 F8 G6-3 1B		2 0 0 0 1 1 0
John Johnstone, R (6, 1)										0 0 0 0 0 0 0
Rich Rodriguez, L (6, 1) OBP: 0.333, SLG: 0.333										0 0 0 0 0 0 0
Marvin Benard, L (8, PH) OBP: 0.341, SLG: 0.275										1 0 1 0 0 0 0
Doug Henry, R (9, 1)										0 0 0 0 0 0 0
Joe Roa, R (1, 1) OBP: 0.188, SLG: 0.133		3-2 G6-3		3-3 K		4-1 BB BB		2-2 G6-3 1-2		2 0 0 0 0 1 2
Jim Poole, L (6, 1)										0 0 0 0 0 0 0
Brian Johnson, R (6, 2) OBP: 0.280, SLG: 0.358										1 0 0 0 1 0 1

Inning Stats	R: 1	H: 1	E: 0	LOB: 0	K: 0	S: 8	P: 12	R: 0	H: 2	E: 0	LOB: 2	K: 0	S: 8	P: 20	R: 2	H: 2	E: 0	LOB: 2	K: 0	S: 15	P: 26	R: 1	H: 1	E: 0	LOB: 3	K: 2	S: 16	P: 33	R: 0	H: 0	E: 0	LOB: 0	K: 1	S: 9	P: 15	R: 0	H: 0	E: 0	LOB: 2	K: 1	S: 9	P: 24	R: 0	H: 1	E: 0	LOB: 0	K: 0	S: 8	P: 13	R: 0	H: 1	E: 0	LOB: 1	K: 0	S: 16	P: 20	R: 0	H: 2	E: 0	LOB: 2	K: 2	S: 15	P: 22	1B: 7	SF: 1	2B: 1	SAC: 0	3B: 0	DP: 1	HR: 0	HBP: 0
--------------	------	------	------	--------	------	------	-------	------	------	------	--------	------	------	-------	------	------	------	--------	------	-------	-------	------	------	------	--------	------	-------	-------	------	------	------	--------	------	------	-------	------	------	------	--------	------	------	-------	------	------	------	--------	------	------	-------	------	------	------	--------	------	-------	-------	------	------	------	--------	------	-------	-------	-------	-------	-------	--------	-------	-------	-------	--------

BOTTOM

Philadelphia Phillies @ San Francisco Giants
 3Com Park at Candlestick Point, San Francisco, CA

Thu Jul 24 1997, 6:33 AM EDT
 Att. 13,520 - Sunny - 75 F

AB	33
R	4
H	8
RBI	4
BB	9
SO	6
LOB	21

WP: 1 PA: 43
 PB: 0
 SB: 1
 CS: 0



PITCHER	IP	WLS	BF	H	R	ER	SO	BB	IBB	HBP	BLK	WP	HR	S	P	ERA	WHIP
Tyler Green, R (1, 1) ERA: 9.26	2.2		15	3	3	3	0	3	1	0	0	1	0	30	57	10.12	2.250
Wayne Gomes, R (3, 1) ERA: 4.7	2.1	W	11	1	1	1	3	3	0	0	0	0	0	26	49	3.86	1.714
Billy Brewer, L (6, 1) ERA: 6.28	2.0		9	2	0	0	1	2	0	0	0	0	0	21	41	0.00	2.000
Jerry Spradlin, R (8, 1) ERA: 5.64	1.0		3	0	0	0	0	0	0	0	0	0	0	12	16	0.00	0.000
Ricky Bottalico, R (9, 1) ERA: 3.53	1.0	S	5	2	0	0	2	0	0	0	0	0	0	15	22	0.00	2.000

Batter	1	2	3	4	5	6	7	8	9	AB R H RBI BB SO LOB	TOP											
Tony Womack, L (1, 4) OBP: 0.317, SLG: 0.359	2-2 G5-3	1-3 K		1-2 G4-3		4-2 BB		0-0 F7		4 0 0 0 1 1 2												
Jermaine Allensworth, R (1, 8) OBP: 0.339, SLG: 0.333	0-0 1B	1-0 1B		3-2 1B		2-1 SF7			4-2 1B	3 1 3 2 1 0 0												
Al Martin, L (1, 7) OBP: 0.368, SLG: 0.457	4-2 1B	0-1 G4-3		3-2 P5		1-0 G4-3			0-0 1B	4 1 1 0 1 0 4												
Kevin Young, R (1, 3) OBP: 0.349, SLG: 0.538	3-2 SF9		0-1 G3		3-2 1B		2-2 G5-3		3-2 FC6-2-5	5 0 3 1 0 0 2												
Dale Sveum, S (1, 5) OBP: 0.335, SLG: 0.461	2-2 SF9		1-1 G3		1-1 F8		4-0 CS		0-0 G1-6-3	3 0 0 1 1 0 4												
18 Jason Kendall, R (1, 2) OBP: 0.397, SLG: 0.439	4-1 BB		2-1 G6-3		2-2 G5-4-3		0-1 F7			3 0 0 0 1 0 3												
Jose Guillen, R (1, 9) OBP: 0.293, SLG: 0.400	3-2 F9		0-3 K			1-1 P3		0-2 CS	1-2 G6-3	4 0 0 0 0 1 3												
Kevin Polcovich, R (1, 6) OBP: 0.367, SLG: 0.408		2-0 HR		4-2 1B		0-1 SF7		0-0 F8		3 3 2 1 1 0 0												
Jason Schmidt, R (1, 1) OBP: 0.118, SLG: 0.147		1-1 G1-3		0-0 SH1-4		0-1 E9		4-0 BB		2 0 0 0 0 0 1												
Mark Johnson, L (8, PH) OBP: 0.349, SLG: 0.317				1-2 SH1-4						0 0 0 0 1 0 0												
Ricardo Rincon, L (8, 1)										0 0 0 0 0 0 0												
Rich Loiselle, R (9, 1)										0 0 0 0 0 0 0												
Inning Stats	R: 2 E: 0 K: 0 S: 17	H: 2 LOB: 2 BB: 2 P: 35	R: 1 E: 0 K: 1 S: 11	H: 2 LOB: 1 BB: 0 P: 16	R: 0 E: 0 K: 1 S: 9	H: 1 LOB: 1 BB: 0 P: 12	R: 1 E: 0 K: 0 S: 15	H: 1 LOB: 1 BB: 1 P: 25	R: 0 E: 0 K: 0 S: 10	H: 1 LOB: 0 BB: 0 P: 15	R: 1 E: 1 K: 0 S: 11	H: 1 LOB: 2 BB: 1 P: 19	R: 0 E: 0 K: 0 S: 7	H: 0 LOB: 0 BB: 1 P: 13	R: 0 E: 0 K: 0 S: 7	H: 0 LOB: 1 BB: 1 P: 12	R: 0 E: 0 K: 0 S: 10	H: 1 LOB: 1 BB: 1 P: 17	1B: 7 2B: 1 3B: 0 HR: 1	SF: 2 SAC: 1 DP: 2 HBP: 0	WP: 0 PB: 0 SB: 1 CS: 1	PA: 42
PITCHER	IP WLS BF H R ER SO BB IBB HBP BLK WP HR S P ERA WHIP																				PITCHER	IP WLS BF H R ER SO BB IBB HBP BLK WP HR S P ERA WHIP
Kirk Rueter, L (1, 1) ERA: 3.96	5.1 L 28 8 5 4 2 4 0 0 0 0 1 70 116 6.75 2.250																					
John Johnstone, R (6, 1) ERA: 1.84	1.2 5 0 0 0 0 0 1 0 0 0 0 0 10 19 0.00 0.600																					
Doug Henry, R (8, 1) ERA: 3.61	1.0 6 1 0 0 0 0 2 0 0 0 0 0 12 21 0.00 3.000																					
Julian Tavarez, R (9, 1) ERA: 3.64	1.0 2 0 0 0 0 0 0 0 0 0 0 0 5 8 0.00 0.000																					

Pittsburgh Pirates @ San Francisco Giants
 3Com Park at Candlestick Point, San Francisco, CA

Fri Jul 25 1997, 10:05 PM EDT
 Att. 14,236 - Unknown - 64 F

AB	31
R	5
H	9
RBI	5
BB	7
SO	2
LOB	19



WP	0	PA	42
PB	0		
SB	1		
CS	1		

Batter	1	2	3	4	5	6	7	8	9	AB	R	H	RBI	BB	SO	LOB
Darryl Hamilton, L (1, 8) OBP: 0.381, SLG: 0.405	2-1 1B		1-1 B1		0-1 G5-3		1-2 P6			4	0	1	0	0	0	0
Jose Vizcaino, S (1, 6) OBP: 0.335, SLG: 0.326	1-3 K		2-2 L6		1-0 G3-1		0-0 F9			4	0	0	0	0	1	1
Barry Bonds, L (1, 7) OBP: 0.436, SLG: 0.588	1-3 K		1-0 HR			1-2 1B		1-2 2B		4	2	3	1	0	1	0
Jeff Kent, R (1, 4) OBP: 0.318, SLG: 0.501		0-2 G1-3	0-1 P5		4-2 BB	1-2 BB		1-0 G6-3		3	0	0	0	1	0	1
J.T. Snow, L (1, 3) OBP: 0.398, SLG: 0.510		3-3 K		2-2 F7		4-2 BB		1-3 K		3	0	0	0	1	2	1
Stan Javier, S (1, 9) OBP: 0.392, SLG: 0.446		1-2 1B		4-1 BB		1-3 K		0-0 G6-3		3	0	1	0	1	1	3
Bill Mueller, S (1, 5) OBP: 0.346, SLG: 0.395		3-2 BB		3-0 G4-3		3-2 F7		2-1 G6-3		4	0	1	0	0	0	3
Rick Wilkins, L (1, 2) OBP: 0.255, SLG: 0.298		4-0 BB		1-3 K		1-2 G4-3		1-3 K		3	0	0	0	1	2	3
Kirk Rueter, L (1, 1) John Jolithstone, R (6, 1) Marvin Benard, L (7, PH) Doug Henry, R (8, 1) Glenallen Hill, R (9, 9) Julian Tavarez, L (9, 1)		0-3 K		0-1 G5-3			1-2 G3		2-2 F9	2	0	0	0	0	1	3

Inning Stats	R: 0	H: 1	E: 0	K: 2	S: 10	LOB: 0	BB: 0	P: 14	R: 0	H: 2	E: 0	K: 2	S: 19	LOB: 3	BB: 1	P: 30	R: 1	H: 1	E: 0	K: 0	S: 9	LOB: 0	BB: 0	P: 13	R: 0	H: 0	E: 0	K: 1	S: 8	LOB: 1	BB: 1	P: 18	R: 0	H: 0	E: 0	K: 0	S: 5	LOB: 0	BB: 0	P: 6	R: 1	H: 1	E: 0	K: 1	S: 18	LOB: 2	BB: 2	P: 32	R: 0	H: 0	E: 0	K: 0	S: 9	LOB: 0	BB: 0	P: 11	R: 0	H: 1	E: 0	K: 1	S: 8	LOB: 1	BB: 0	P: 11	R: 0	H: 0	E: 0	K: 1	S: 8	LOB: 0	BB: 0	P: 13	1B: 4	SF: 0	2B: 1	SAC: 0	3B: 0	DP: 0	HR: 1	HBP: 0	WP: 0	PA: 36
--------------	------	------	------	------	-------	--------	-------	-------	------	------	------	------	-------	--------	-------	-------	------	------	------	------	------	--------	-------	-------	------	------	------	------	------	--------	-------	-------	------	------	------	------	------	--------	-------	------	------	------	------	------	-------	--------	-------	-------	------	------	------	------	------	--------	-------	-------	------	------	------	------	------	--------	-------	-------	------	------	------	------	------	--------	-------	-------	-------	-------	-------	--------	-------	-------	-------	--------	-------	--------

PITCHER	IP	WLS	BF	H	R	ER	SO	BB	IBB	HBP	BLK	WP	HR	S	P	ERA	WHIP
Jason Schmidt, R (1, 1) ERA: 4.14	7.0	W	29	5	2	1	6	4	0	0	0	0	1	78	124	1.29	1.286
Ricardo Rincon, L (8, 1) ERA: 3.89	1.0		4	1	0	0	1	0	0	0	0	0	0	8	11	0.00	1.000
Rich Loiselle, R (9, 1) ERA: 3.18	1.0	S	3	0	0	0	1	0	0	0	0	0	0	8	13	0.00	0.000

BOTTOM

Pittsburgh Pirates @ San Francisco Giants
3Com Park at Candlestick Point, San Francisco, CA

livebaseballscorecards.com

AB	32
R	2
H	6
RBI	1
BB	4
SO	8
LOB	15



PITCHER	IP	WLS	BF	H	R	ER	SO	BB	IBB	HBP	BLK	WP	HR	S	P	ERA	WHIP
Jason Schmidt, R (1, 1) ERA: 4.14	7.0	W	29	5	2	1	6	4	0	0	0	0	1	78	124	1.29	1.286
Ricardo Rincon, L (8, 1) ERA: 3.89	1.0		4	1	0	0	1	0	0	0	0	0	0	8	11	0.00	1.000
Rich Loiselle, R (9, 1) ERA: 3.18	1.0	S	3	0	0	0	1	0	0	0	0	0	0	8	13	0.00	0.000

Fri Jul 25 1997, 10:05 PM EDT
 Att: 14,236 - Unknown - 64 F

Batter	1	2	3	4	5	6	7	8	9	AB R H RBI BB SO LOB	TOP											
Tony Womack, L (1, 4) OBP: 0.317, SLG: 0.357	4-2 S 2B BB	1-3 K		1-1 F9		3-2 1B 2B G5-3 1B	1-2 G4-3		2-2 G4-3	5 2 1 1 1 1 1	Pittsburgh Pirates @ San Francisco Giants 3Com Park at Candlestick Point, San Francisco, CA Sat Jul 26 1997, 6:33 AM EDT Att. 25,962 - Sunny - 65 F livebaseballscorecards.com											
Jermaine Allensworth, R (1, 8) OBP: 0.340, SLG: 0.332	3-3 SAFE K 1-2	4-2 BB			0-1 B3	2-1 G5-3	0-2 1B			4 0 1 1 1 1 3												
Al Martin, L (1, 7) OBP: 0.373, SLG: 0.459	0-0 2H 2B	2-3 K			4-2 BB	4-0 1B 2B IBB	1-3 K			3 1 1 1 2 2 3												
Kevin Young, R (1, 3) OBP: 0.346, SLG: 0.532	1-0 P5		0-3 K		3-2 SAFE F7	2-1 2B 1B		3-2 F7		5 0 1 1 0 1 2												
Dale Sveum, S (1, 5) OBP: 0.341, SLG: 0.482	3-2 BB		1-1 F7		0-1 G6-3	1-0 2B		1-0 HR		4 1 2 3 1 0 1												
Mark Smith, R (1, 9) OBP: 0.323, SLG: 0.552	1-3 K		4-2 BB			0-1 1B BB		0-1 F7		2 1 0 0 2 1 4												
Jason Christiansen, R (6, 1)										0 0 0 0 0 0 0												
Mark Johnson, L (8, PH) OBP: 0.348, SLG: 0.315										1 0 0 0 0 0 0												
Marc Wilkins, R (8, 1)										0 0 0 0 0 0 0												
Paul Wagner, R (9, 1)										0 0 0 0 0 0 0												
Keith Osik, R (1, 2) OBP: 0.324, SLG: 0.373		4-2 2B BB	1-0 F6			0-1 1B 1B		2-3 K		4 1 1 0 1 1 3												
Kevin Polcovich, R (1, 6) OBP: 0.374, SLG: 0.434		0-1 1H 1B 2B		3-2 K		0-1 SAFE 1B 2B G5-3 1B	1-0 E4		2-2 L5	5 3 3 0 0 1 0												
Esteban Loaiza, R (1, 1) OBP: 0.175, SLG: 0.200		0-0 BB 1B		0-0 G1-3		4-2 G5-3 1B BB	1-3 K		2-2 G1-3	2 0 1 1 0 0 0												
Turner Ward, S (6, PH) OBP: 0.432, SLG: 0.564										2 1 0 1 1 1 0												
Inning Stats	R: 1 E: 0 K: 2 S: 18	H: 1 LOB: 2 BB: 2 P: 30	R: 1 E: 0 K: 2 S: 21	H: 2 LOB: 2 BB: 2 P: 32	R: 0 E: 0 K: 1 S: 8	H: 0 LOB: 1 BB: 1 P: 14	R: 0 E: 0 K: 1 S: 6	H: 0 LOB: 0 BB: 0 P: 10	R: 0 E: 0 K: 0 S: 10	H: 0 LOB: 1 BB: 1 P: 17	R: 6 E: 0 K: 0 S: 19	H: 5 LOB: 2 BB: 3 P: 41	R: 1 E: 1 K: 2 S: 20	H: 2 LOB: 1 BB: 0 P: 24	R: 1 E: 0 K: 1 S: 9	H: 1 LOB: 0 BB: 0 P: 15	R: 0 E: 0 K: 0 S: 9	H: 0 LOB: 0 BB: 0 P: 15	1B: 6 2B: 3 3B: 1 HR: 1	SF: 0 SAC: 0 DP: 0 HBP: 0	WP: 0 PB: 0 SB: 1 CS: 0	PA: 46
PITCHER	IP WLS BF H R ER SO BB IBB HBP BLK WP HR S P ERA WHIP																					
Doug Creek, L (1, 1) ERA: 6.75	5.0 L 25 4 4 4 6 7 0 0 0 0 0 0 65 109 7.20 2.200																					
Rich Rodriguez, L (6, 1) ERA: 3.0	0.0 3 2 0 0 0 1 0 0 0 0 0 0 10 17 ∞ ∞																					
Julian Tavarez, R (6, 1) ERA: 3.74	1.0 6 2 4 4 0 0 1 0 0 0 0 0 7 18 36.00 2.000																					
Dan Carlson, R (7, 1) ERA: 7.63	2.0 9 3 2 2 3 0 0 0 0 0 1 29 39 9.00 1.500																					
Rod Beck, R (9, 1) ERA: 2.76	1.0 3 0 0 0 0 0 0 0 0 0 0 0 9 15 0.00 0.000																					

AB	37
R	10
H	11
RBI	9
BB	9
SO	9
LOB	17



Batter	1	2	3	4	5	6	7	8	9	AB	R	H	RBI	BB	SO	LOB
Darryl Hamilton, L (1, 8) OBP: 0.381, SLG: 0.407	2-2 G4-3		2-1 F9			1-2 G4-3 1-3 1B 2B		4-1 BB		4	1	1	0	1	0	2
Jose Vizcaino, S (1, 6) OBP: 0.331, SLG: 0.322	0-2 G6-3			0-0 G4-3	1-2 G4-3		1-1 L5	2-3 K		5	0	0	1	0	1	4
Barry Bonds, L (1, 7) OBP: 0.436, SLG: 0.587	0-3 K			2-3 K	4-0 S 1B IBB		1-2 K		0-0 E4 BB BB	4	0	1	0	1	2	0
Jeff Kent, R (1, 4) OBP: 0.316, SLG: 0.497		2-0 F9		1-2 E4 HBP BB	0-2 S 1B		2-0 F9		2-3 K	5	0	1	1	0	1	2
J.T. Snow, L (1, 3) OBP: 0.398, SLG: 0.506		2-2 K		4-1 HBP BB	3-3 K		2-3 K		4-1 BB BB	3	0	0	0	2	3	3
Glenallen Hill, R (1, 9) OBP: 0.274, SLG: 0.424		2-3 K		3-2 HBP	1-0 F8			1-0 FC5 BB 1B	4-2 BB BB	2	0	0	0	0	1	2
Dan Carlson, R (7, 1)										0	0	0	0	0	0	0
Marvin Benard, L (8, PH) OBP: 0.344, SLG: 0.280										1	0	1	0	0	0	0
Rod Beck, R (9, 1)										0	0	0	0	0	0	0
Mark Lewis, R (9, PH) OBP: 0.337, SLG: 0.443										0	0	0	0	1	0	0
Bill Mueller, S (1, 5) OBP: 0.347, SLG: 0.393			0-0 G3	0-3 K		1-1 L1-3 1B		4-2 G3 FC5 BB	0-3 K	4	0	1	0	1	2	6
Brian Johnson, R (1, 2) OBP: 0.285, SLG: 0.381		0-2 SH1-4 1B			0-0 HR	0-1 F9		0-1 FC5 G3	2-1 F9	4	1	2	1	0	0	3
Damon Berryhill, S (9, PH) OBP: 0.341, SLG: 0.339										1	0	0	0	0	0	3
Doug Creek, L (1, 1) OBP: 0.333, SLG: 0.333			0-1 SH1-4		1-2 2B G4-3 1B	3-2 L1-3		0-2 G3		1	1	1	0	0	0	0
Rich Rodriguez, L (6, 1) OBP: 0.333, SLG: 0.333										0	0	0	0	0	0	0
Julian Tavarez, L (6, 1)										0	0	0	0	0	0	0
Stan Javier, S (6, 9) OBP: 0.389, SLG: 0.442										2	0	0	0	0	0	3

Inning Stats	R: 0	H: 0	E: 0	K: 1	S: 11	H: 0	LOB: 0	BB: 0	P: 13	R: 0	H: 0	E: 0	K: 2	S: 8	H: 0	LOB: 0	BB: 0	P: 14	R: 0	H: 1	E: 0	K: 0	S: 8	H: 1	LOB: 1	BB: 0	P: 10	R: 0	H: 0	E: 1	K: 2	S: 15	R: 3	H: 4	E: 0	K: 1	S: 18	H: 1	LOB: 1	BB: 0	P: 13	R: 0	H: 1	E: 0	K: 1	S: 9	H: 1	LOB: 1	BB: 0	P: 15	R: 0	H: 1	E: 0	K: 1	S: 13	H: 1	LOB: 3	BB: 2	P: 24	R: 0	H: 0	E: 1	K: 2	S: 12	H: 0	LOB: 3	BB: 2	P: 24	1B: 5	2B: 2	3B: 0	HR: 1	SF: 0	SAC: 1	DP: 0	HBP: 1	WP: 0	PA: 44
--------------	------	------	------	------	-------	------	--------	-------	-------	------	------	------	------	------	------	--------	-------	-------	------	------	------	------	------	------	--------	-------	-------	------	------	------	------	-------	------	------	------	------	-------	------	--------	-------	-------	------	------	------	------	------	------	--------	-------	-------	------	------	------	------	-------	------	--------	-------	-------	------	------	------	------	-------	------	--------	-------	-------	-------	-------	-------	-------	-------	--------	-------	--------	-------	--------

PITCHER	IP	WLS	BF	H	R	ER	SO	BB	IBB	HBP	BLK	WP	HR	S	P	ERA	WHIP
Esteban Loaiza, R (1, 1) ERA: 4.34	5.0	W	24	5	3	3	6	1	1	1	0	0	1	60	91	5.40	1.200
Jason Christiansen, L (6, 1) ERA: 6.57	2.0		8	2	0	0	1	0	0	0	0	0	0	17	28	0.00	1.000
Marc Wilkins, R (8, 1) ERA: 4.07	1.0		6	1	0	0	1	2	0	0	0	0	0	13	24	0.00	3.000
Paul Wagner, R (9, 1) ERA: 1.5	1.0		6	0	0	0	2	2	0	0	0	0	0	12	24	0.00	2.000

BOTTOM

Pittsburgh Pirates @ San Francisco Giants
3Com Park at Candlestick Point, San Francisco, CA

Sat Jul 26 1997, 6:33 AM EDT
Att. 25,962 - Sunny - 65 F

livebaseballscorecards.com

AB	36
R	3
H	8
RBI	3
BB	6
SO	10
LOB	28



Batter	1	2	3	4	5	6	7	8	9	AB R H RBI BB SO LOB	TOP											
Tony Womack, L (1, 4) OBP: 0.323, SLG: 0.371	4-0 E S 1B BB	0-0		1-3 K		3-1 S 1B		0-1 CS 1B	1-1 FC1-4 1B	5 1 4 1 1 1 0	Pittsburgh Pirates @ San Francisco Giants 3Com Park at Candlestick Point, San Francisco, CA Sun Jul 27 1997, 6:38 AM EDT Att. 38,866 - Sunny - 63 F livebaseballscorecards.com											
Jermaine Allensworth, R (1, 8) OBP: 0.338, SLG: 0.332	3-2 G5-3 1-3	1-1 F8		0-1 1B		2-1 SF9 1-2 3-H		1-2 CS 1B	1-2 FC1-4 FC6-4	5 0 2 1 0 0 4												
Al Martin, L (1, 7) OBP: 0.378, SLG: 0.469	3-2 2B 1B 3-H		3-1 HR 1B	3-0 F7		0-0 P5		0-3 H 1-2 2-3	0-1 FC6-4 HR	6 2 2 2 0 1 5												
Kevin Young, R (1, 3) OBP: 0.349, SLG: 0.551	0-3 K		1-0 HR		1-2 G5-3		0-3 H	4-0 IBB	1-1 HR	5 2 2 4 1 2 1												
Joe Randa, R (1, 5) OBP: 0.355, SLG: 0.475	2-1 1-3 2B		2-1 L9		1-0 F8		3-2 E6 18 FC5-4	3-3 K	2-0 G6-3	6 0 1 0 0 1 2												
18 Jason Kendall, R (1, 2) OBP: 0.399, SLG: 0.435	4-2 BB		2-0 F9		4-0 WP S BB		1 SAFE FC5-4 1B 1-2f		4-2 HR BB	2 1 0 0 3 0 1												
Jose Guillen, R (1, 9) OBP: 0.297, SLG: 0.411	1-2 G4-3		1-1 1B		1 SAFE 2-3 K		1-1 HBP 1B	1-1 HR	3-1 HR	5 1 3 2 0 1 4												
Kevin Polcovich, R (1, 6) OBP: 0.378, SLG: 0.425		2-0 F8	0-0 F9		2-2 1B 67 SH3-4 SF9 HBP		3-2 1-2 HBP	4-2 67 SH 1B BB	4-2 1B BB	2 2 0 0 1 0 1												
67 Francisco Cordova, R (1, 1) OBP: 0.170, SLG: 0.093 Rich Loiselle, R (9, 1)		1-2 L4		1-3 K		0-0 SH3-4	2-2 G3-1	0-2 SH	0-2 FC1-4 1B FC6-4	3 1 0 0 0 1 3 0 0 0 0 0 0 0												
Inning Stats	R: 1 E: 0 K: 1 S: 21	H: 2 LOB: 3 BB: 2 P: 38	R: 0 E: 0 K: 0 S: 7	H: 1 LOB: 1 BB: 0 P: 11	R: 2 E: 0 K: 0 S: 9	H: 3 LOB: 1 BB: 0 P: 18	R: 0 E: 0 K: 2 S: 9	H: 1 LOB: 1 BB: 0 P: 14	R: 0 E: 0 K: 1 S: 8	H: 0 LOB: 1 BB: 1 P: 16	R: 1 E: 0 K: 0 S: 8	H: 1 LOB: 1 BB: 0 P: 15	R: 0 E: 1 K: 1 S: 16	H: 1 LOB: 3 BB: 0 P: 25	R: 0 E: 0 K: 2 S: 11	H: 2 LOB: 2 BB: 1 P: 19	R: 6 E: 1 K: 0 S: 21	H: 3 LOB: 0 BB: 2 P: 37	1B: 9 2B: 2 3B: 0 HR: 3	SF: 1 SAC: 2 DP: 0 HBP: 2	WP: 1 PB: 0 SB: 3 CS: 2	PA: 50
PITCHER	IP WLS BF H R ER SO BB IBB HBP BLK WP HR S P ERA WHIP																					
William Van Landingham, R (1, 1) ERA: 4.96	5.0 L 25 7 3 3 4 3 0 0 0 1 1 54 97 5.40 2.000																					
John Johnstone, R (6, 1) ERA: 2.16	2.0 11 2 1 1 1 0 0 2 0 0 0 24 40 4.50 1.000																					
Jim Poole, L (8, 1) ERA: 5.54	0.2 4 2 0 0 1 0 1 0 0 0 0 8 13 0.00 3.000																					
Doug Henry, R (8, 1) ERA: 4.07	0.1 5 1 4 4 1 2 0 0 0 0 1 14 28 108.00 9.000																					
Rich Rodriguez, L (9, 1) ERA: 3.31	1.0 5 2 2 1 0 0 0 0 0 0 0 1 10 15 9.00 2.000																					

AB	39
R	10
H	14
RBI	10
BB	6
SO	7
LOB	21



Batter	1	2	3	4	5	6	7	8	9	AB	R	H	RBI	BB	SO	LOB
--------	---	---	---	---	---	---	---	---	---	----	---	---	-----	----	----	-----

Stan Javier, S <small>OBP: 0.382, SLG: 0.436</small> (1, 8) X	0-0 			0-3 		0-0 		3-2 	1-1 	5	0	0	0	0	1	0
Jose Vizcaino, S <small>OBP: 0.329, SLG: 0.325</small> (1, 6) C X	0-1 			0-0 		0-2 		0-2 	0-0 	4	0	1	0	0	0	0
Barry Bonds, L <small>OBP: 0.437, SLG: 0.588</small> (1, 7) B B X	2-0 			3-3 		1-0 		1-1 	2-3 	5	0	1	0	0	2	1
Jeff Kent, R <small>OBP: 0.314, SLG: 0.493</small> (1, 4) X		0-0 			1-3 	3-3 			0-1 	4	1	1	0	0	2	1
J.T. Snow, L <small>OBP: 0.405, SLG: 0.524</small> (1, 3) F X		1-1 			1-1 		0-0 		1-1 	4	2	2	2	0	0	0
Glenallen Hill, R <small>OBP: 0.276, SLG: 0.423</small> (1, 9) B B X		1-2 			2-0 	1-2 		0-1 	1-0 	4	1	2	0	0	0	0
Bill Mueller, S <small>OBP: 0.349, SLG: 0.391</small> (1, 5) F B S C			1-3 		0-3 		0-0 		1-0 	4	1	2	0	0	2	2
Damon Berryhill, S <small>OBP: 0.341, SLG: 0.339</small> Doug Henry, R <small>OBP: 0.333, SLG: 0.333</small> Rich Rodriguez, L <small>OBP: 0.356, SLG: 0.635</small> Rich Aurilia, R <small>OBP: 0.331, SLG: 0.434</small> Mark Lewis, R <small>OBP: 0.331, SLG: 0.434</small>	1-3 			1-3 		3-2 		2-1 	1-0 	3	0	1	1	0	1	1
William Van Landingham, R <small>OBP: 0.148, SLG: 0.154</small> Marvin Benard, L <small>OBP: 0.327, SLG: 0.264</small> John Johnstone, R <small>OBP: 0.331, SLG: 0.434</small> Jim Poole, L <small>OBP: 0.331, SLG: 0.434</small> Rick Wilkins, L <small>OBP: 0.257, SLG: 0.316</small>	1-3 			0-0 			3-3 		1-2 	1	0	0	0	0	1	0

Inning Stats	R: 0	H: 0	E: 0	LOB: 0	K: 0	BB: 0	S: 4	P: 6	R: 0	H: 0	E: 0	LOB: 0	K: 0	BB: 0	S: 6	P: 8	R: 0	H: 0	E: 0	LOB: 0	K: 3	BB: 0	S: 9	P: 12	R: 1	H: 3	E: 0	LOB: 2	K: 2	BB: 0	S: 20	P: 27	R: 0	H: 1	E: 0	LOB: 1	K: 1	BB: 0	S: 9	P: 13	R: 0	H: 1	E: 0	LOB: 1	K: 0	BB: 0	S: 6	P: 8	R: 0	H: 1	E: 0	LOB: 1	K: 1	BB: 0	S: 12	P: 19	R: 6	H: 6	E: 0	LOB: 0	K: 1	BB: 0	S: 16	P: 24	1B: 7	SF: 0	2B: 1	SAC: 0	3B: 1	DP: 0	HR: 3	HBP: 0
--------------	------	------	------	--------	------	-------	------	------	------	------	------	--------	------	-------	------	------	------	------	------	--------	------	-------	------	-------	------	------	------	--------	------	-------	-------	-------	------	------	------	--------	------	-------	------	-------	------	------	------	--------	------	-------	------	------	------	------	------	--------	------	-------	-------	-------	------	------	------	--------	------	-------	-------	-------	-------	-------	-------	--------	-------	-------	-------	--------

PITCHER	IP	WLS	BF	H	R	ER	SO	BB	IBB	HBP	BLK	WP	HR	S	P	ERA	WHIP
67 Francisco Cordova, R <small>ERA: 3.12</small>	(1, 1)	8.0	W	35	11	6	6	9	0	0	0	0	2	81	115	6.75	1.375
Rich Loiselle, R <small>ERA: 3.17</small>	(9, 1)	1.0		4	1	1	1	1	0	0	0	0	1	9	13	9.00	1.000

BOTTOM

Pittsburgh Pirates @ San Francisco Giants
 3Com Park at Candlestick Point, San Francisco, CA

Sun Jul 27 1997, 6:38 AM EDT
 Att. 38,866 - Sunny - 63 F

livebaseballscorecards.com

AB	39
R	7
H	12
RBI	7
BB	0
SO	10
LOB	7



WP: 0	PA: 39
PB: 0	
SB: 1	
CS: 0	

Batter	1	2	3	4	5	6	7	8	9	AB R H RBI BB SO LOB	TOP
Lance Johnson, L (1, 8) OBP: 0.378, SLG: 0.380	1-0 G5-3 FC6 1B	2-1 G5-3			0-3 K			3-2 G3-1		4 1 1 0 0 1 0	New York Mets @ San Francisco Giants 3Com Park at Candlestick Point, San Francisco, CA Tue Jul 29 1997, 10:05 PM EDT Att. 14,949 - Unknown - 64 F livebaseballscorecards.com
Bernard Gilkey, R (1, 7) OBP: 0.317, SLG: 0.366	0-0 1-2 G5-3 1B		4-0 G3-6 BB		3-3 K		2-0 G5-3		3 1 1 0 1 1 0		
John Olerud, L (1, 3) OBP: 0.392, SLG: 0.471	2-0 G5-3		0-1 G3-6		0-1 1B		2-2 F9		4 0 1 0 0 0 3		
Todd Hundley, S (1, 2) OBP: 0.420, SLG: 0.583	2-1 FC6 1B		2-3 K		1-1 F8		4-2 FC5-4 BB		3 0 0 1 1 1 2		
Edgardo Alfonzo, R (1, 5) OBP: 0.388, SLG: 0.456	2-2 FC6-4 1B			0-0 G5-3		2-1 1B	0-2 FC5-4 G5-4-3		4 0 2 1 0 0 1		
Butch Huskey, R (1, 9) OBP: 0.309, SLG: 0.495	0-3 K		0-1 G6-3		0-3 K		1-1 G5-4-3		4 0 0 0 0 2 5		
Carlos Baerga, S (1, 4) OBP: 0.306, SLG: 0.388	0-1 FC6-4		2-1 G5-3			1-0 G6-3		3 0 0 0 0 0 2			
Rey Ordonez, R (1, 6) OBP: 0.275, SLG: 0.285		2-1 F8			1-0 G6-3		1-0 G4-3		3 0 0 0 0 0 0		
Brian Bohanon, L (1, 1) Greg McMichael, R (7, 1) Joe Crawford, L (8, 1)		0-3 K			3-2 G6-3		2-3 K		3 0 0 0 0 2 0 0 0 0 0 0 0 0 0 0 0 0 0 0 0		
Inning Stats	R: 2 H: 3 E: 0 LOB: 2 K: 1 BB: 0 S: 13 P: 20	R: 0 H: 0 E: 0 LOB: 0 K: 1 BB: 0 S: 8 P: 12	R: 0 H: 0 E: 0 LOB: 0 K: 1 BB: 1 S: 5 P: 11	R: 0 H: 0 E: 0 LOB: 0 K: 0 BB: 0 S: 5 P: 7	R: 0 H: 0 E: 0 LOB: 0 K: 1 BB: 0 S: 7 P: 11	R: 0 H: 2 E: 0 LOB: 2 K: 2 BB: 0 S: 13 P: 19	R: 0 H: 0 E: 0 LOB: 0 K: 1 BB: 0 S: 6 P: 10	R: 0 H: 0 E: 0 LOB: 0 K: 0 BB: 0 S: 8 P: 15	R: 0 H: 0 E: 0 LOB: 0 K: 0 BB: 1 S: 7 P: 12	1B: 5 SF: 0 2B: 0 SAC: 0 3B: 0 DP: 2 HR: 0 HBP: 0	WP: 0 PA: 33 PB: 0 SB: 0 CS: 0
PITCHER	IP WLS BF H R ER SO BB IBB HBP BLK WP HR S P ERA WHIP										
Shawn Estes, L (1, 1) ERA: 3.01	8.0 W 31 5 2 2 7 2 0 0 0 0 0 0 67 111 2.25 0.875										
Rod Beck, R (9, 1) ERA: 3.05	1.0 S 2 0 0 0 0 0 0 0 0 0 0 0 5 6 0.00 0.000										

New York Mets @ San Francisco Giants
 3Com Park at Candlestick Point, San Francisco, CA
 Tue Jul 29 1997, 10:05 PM EDT
 Att. 14,949 - Unknown - 64 F

AB 31
R 2
H 5
RBI 2
BB 2
SO 7
LOB 13



Batter	1	2	3	4	5	6	7	8	9
Stan Javier, S OBP: 0.382, SLG: 0.433 (1, 8)	2-0 G4-3 1B	0-0 1-2 1B		3-2 L8			4-2 G5-3 2B BB	0-1 P8	
Rich Aurilia, R OBP: 0.365, SLG: 0.636 (1, 6)	4-2 F9 1B BB	1-3 K			1-0 2B		1-0 G5-3 1-2		
Jose Vizcaino, S OBP: 0.329, SLG: 0.325 (8, 6)									
Barry Bonds, L OBP: 0.439, SLG: 0.592 (1, 7)	2-1 1-2 BB 1B			1-0 L5-3 1B		0-0 F7	2-1 1B HR 2B		
Jeff Kent, R OBP: 0.314, SLG: 0.489 (1, 4)	2-1 F9		1-0 L5-3 1-2		2-3 K		4-2 HR 1B BB		
Glenallen Hill, R OBP: 0.279, SLG: 0.423 (1, 9)	4-2 1-2 BB		2-3 K		0-0 P3		0-2 HR 1B		
Mark Lewis, R OBP: 0.330, SLG: 0.443 (1, 5)	1-2 F9			2-1 G6-3		0-0 G4-1	3-1 HR		
J.T. Snow, L OBP: 0.406, SLG: 0.523 (1, 3)		0-1 FC5-4 1B		4-2 FC1-5 1B BB		2-1 G5-3	1-1 G4-1		
Brian Johnson, R OBP: 0.286, SLG: 0.382 (1, 2)		1-0 FC5-4 1B 1-2f		1-2 FC1-5 1B		2-3 K		0-0 G6-3	
Shawn Estes, R OBP: 0.133, SLG: 0.143 (1, 1)		0-3 K		0-1 FC1-5			1-1 G6-3	0-1 F6	
Rod Beck, R (9, 1)				1-2 2-3f					

Inning Stats	R: 0	H: 1	E: 0	K: 0	S: 12	R: 0	H: 2	E: 0	K: 2	S: 10	R: 0	H: 1	E: 0	K: 1	S: 5	R: 0	H: 1	E: 0	K: 1	S: 6	R: 0	H: 0	E: 0	K: 1	S: 6	R: 5	H: 3	E: 0	K: 0	S: 17	R: 0	H: 0	E: 0	K: 0	S: 5				
	LOB: 3	BB: 2	P: 27	LOB: 2	BB: 0	P: 12	LOB: 0	BB: 0	P: 9	LOB: 2	BB: 1	P: 24	LOB: 0	BB: 0	P: 9	LOB: 0	BB: 0	P: 10	LOB: 0	BB: 0	R: 5 <td>H: 3 <td>LOB: 0</td> <td>BB: 2</td> <td>P: 33</td> <td>LOB: 0</td> <td>BB: 0</td> <td>P: 5</td> <td>LOB: 0</td> <td>BB: 0</td> <td>P: 5</td> <td>1B: 6</td> <td>SF: 0</td> <td>2B: 3</td> <td>SAC: 0</td> <td>3B: 0</td> <td>DP: 1</td> <td>HR: 1</td> <td>HBP: 0</td> </td>	H: 3 <td>LOB: 0</td> <td>BB: 2</td> <td>P: 33</td> <td>LOB: 0</td> <td>BB: 0</td> <td>P: 5</td> <td>LOB: 0</td> <td>BB: 0</td> <td>P: 5</td> <td>1B: 6</td> <td>SF: 0</td> <td>2B: 3</td> <td>SAC: 0</td> <td>3B: 0</td> <td>DP: 1</td> <td>HR: 1</td> <td>HBP: 0</td>	LOB: 0	BB: 2	P: 33	LOB: 0	BB: 0	P: 5	LOB: 0	BB: 0	P: 5	1B: 6	SF: 0	2B: 3	SAC: 0	3B: 0	DP: 1	HR: 1	HBP: 0

BOTTOM

New York Mets @ San Francisco Giants
 3Com Park at Candlestick Point, San Francisco, CA

Tue Jul 29 1997, 10:05 PM EDT
 Att: 14,949 - Unknown - 64 F

AB	32
R	5
H	9
RBI	5
BB	5
SO	5
LOB	18

livebaseballscorecards.com

GIANTS

WP: 0	PA: 37
PB: 0	
SB: 0	
CS: 0	

PITCHER	IP	WLS	BF	H	R	ER	SO	BB	IBB	HBP	BLK	WP	HR	S	P	ERA	WHIP
Brian Bohanon, L ERA: 4.68 (1, 1)	6.2		30	7	2	2	5	4	0	0	0	0	0	60	106	2.70	1.650
Greg McMichael, R ERA: 2.91 (7, 1)	0.1	L	4	2	3	3	0	1	0	0	0	0	1	10	18	81.00	9.000
Joe Crawford, L ERA: 5.09 (8, 1)	1.0		3	0	0	0	0	0	0	0	0	0	0	5	5	0.00	0.000

Batter	1	2	3	4	5	6	7	8	9	AB R H RBI BB SO LOB	TOP																
Lance Johnson, L (1, 8) OBP: 0.379, SLG: 0.381	0-1 G3			0-0 G6-3	0-0 G4-3			1-0 G3 1B	1-0 CS 1B	5 1 2 1 0 0 1																	
Bernard Gilkey, R (1, 7) OBP: 0.318, SLG: 0.365	1-2 G4-3			3-2 F8		0-0 1B		0-0 F8	3-H 4-2 1B G5-3	4 0 1 0 1 0 2																	
Edgardo Alfonzo, R (1, 5) OBP: 0.391, SLG: 0.458	0-1 G6-3			2-1 1B BB		1-1 1B		0-2 G3 1B	2-1 G5-3	5 1 3 1 0 0 1																	
Todd Hundley, S (1, 2) OBP: 0.420, SLG: 0.577		2-3 K		4-2 1B BB		0-0 F7		2-2 G3	4-0 1B	3 0 0 0 2 1 4																	
Butch Huskey, R (1, 3) Cory Lidle, R (8, 1) Matt Franco, L (9, PH) John Franco, L (9, 1)		1-0 F9		0-0 1B		1-1 G4-6-3		4-2 1B BB	1-2 1B	3 0 1 0 1 0 2 0 0 0 0 0 0 0 1 0 1 0 0 0 0 0 0 0 0 0 0 0																	
Carl Everett, S (1, 9) OBP: 0.323, SLG: 0.458		2-2 G1-3		1-3 K			2-1 P4	2-2 1B	0-0 P3	5 0 1 2 0 1 6																	
Luis Lopez, S (1, 4) OBP: 0.339, SLG: 0.347			1-1 G4-6-3 1B		0-0 G6-3		0-0 G4-3	3-1 F8		4 0 1 0 0 0 2																	
Rey Ordóñez, R (1, 6) OBP: 0.279, SLG: 0.286			0-1 G4-6-3		4-0 SH2-4 BB		0-3 K		2-1 2B 1B	3 1 1 0 1 1 1																	
Rick Reed, R (1, 1) Alex Ochoa, R (8, PH) John Olerud, L (8, 3)			2-3 K		1-1 SH2-4			2-2 F8 1B 1B	1-0 1B 2B	1 0 0 0 0 1 0 1 1 1 0 0 0 0 1 1 1 1 0 0 0																	
Inning Stats	R: 0 E: 0 K: 0 S: 7	H: 0 LOB: 0 BB: 0 P: 8	R: 0 E: 0 K: 1 S: 9	H: 0 LOB: 0 BB: 0 P: 14	R: 0 E: 0 K: 1 S: 7	H: 1 LOB: 0 BB: 0 P: 10	R: 0 E: 0 K: 1 S: 12	H: 2 LOB: 3 BB: 1 P: 22	R: 0 E: 0 K: 0 S: 5	H: 0 LOB: 1 BB: 1 P: 9	R: 0 E: 0 K: 0 S: 6	H: 2 LOB: 1 BB: 0 P: 8	R: 0 E: 0 K: 1 S: 6	H: 0 LOB: 0 BB: 0 P: 8	R: 3 E: 0 K: 0 S: 18	H: 4 LOB: 2 BB: 1 P: 32	R: 2 E: 0 K: 0 S: 16	H: 4 LOB: 3 BB: 2 P: 30	1B: 12 2B: 1 3B: 0 HR: 0	SF: 0 SAC: 1 DP: 2 HBP: 0	WP: 0 PB: 0 SB: 0 CS: 1	PA: 42					
PITCHER	IP WLS BF H R ER SO BB IBB HBP BLK WP HR S P ERA WHIP																										
Kirk Rueter, L (1, 1) ERA: 3.89	7.0		28	7	2	2	4	2	0	0	0	0	0	56	86	2.57	1.286										
Julian Tavarez, R (8, 1) ERA: 3.79	1.0	L	7	3	2	2	0	1	0	0	0	0	0	16	29	18.00	4.000										
Jim Poole, L (9, 1) ERA: 5.77	0.0		2	2	1	1	0	0	0	0	0	0	0	2	4	∞	∞										
Doug Henry, R (9, 1) ERA: 4.01	0.2		3	0	0	0	0	1	1	0	0	0	0	8	17	0.00	1.500										
Rich Rodriguez, L (9, 1) ERA: 3.28	0.1		2	1	0	0	0	0	0	0	0	0	0	4	5	0.00	3.000										

New York Mets @ San Francisco Giants
3Com Park at Candlestick Point, San Francisco, CA

Wed Jul 30 1997, 10:05 PM EDT
 Att. 15,234 - Unknown - 62 F

AB	36
R	5
H	13
RBI	5
BB	5
SO	4
LOB	19



WP	0	PA	42
PB	0		
SB	0		
CS	1		

Batter	1	2	3	4	5	6	7	8	9	AB R H RBI BB SO LOB	TOP										
Darryl Hamilton, L OBP: 0.379, SLG: 0.407 (1, 8) X	0-0 G1-3		0-0 L1	0-0 FC3-6		0-0 G4-3 2B 1B		0-0 G4-3		5 1 1 1 0 0 3											
Jose Vizcaino, S OBP: 0.329, SLG: 0.325 (1, 6) S S S	0-3 K		0-0 F9		0-0 BB 1B 1B	0-0 G4-3		0-0 S 2B 1B		5 2 2 0 0 1 1											
Barry Bonds, L OBP: 0.442, SLG: 0.588 (1, 7) X	0-0 1B 1B			0-0 F7	0-0 1B BB WP 1B	4-0 2B IBB		0-3 K		4 2 2 0 1 1 1											
Jeff Kent, R OBP: 0.316, SLG: 0.492 (1, 4) X	0-0 1-3 1B		0-0 L6	0-0 L6	4-0 1-2 2-3 BB	0-0 1-H 2-H 2B		0-0 1-H 2B		4 0 3 3 1 0 0											
Mark Lewis, R OBP: 0.324, SLG: 0.441 Roberto Hernandez, R Rod Beck, R (1, 5) (8, 1) (9, 1) X	0-0 F8		0-0 F8	0-0 1B 3B	0-0 P3	0-3 K		0-3 K2-3		5 1 1 0 0 2 7 0 0 0 0 0 0 0 0 0 0 0 0 0 0											
Stan Javier, S OBP: 0.384, SLG: 0.430 (1, 9) X		0-0 F9		4-0 S 1B BB	0-0 WP S 1B	4-0 S SH1-3 FC6-5 BB		0-0 F8		3 1 1 1 2 0 0											
J.T. Snow, L OBP: 0.408, SLG: 0.518 (1, 3) X		0-0 G3		4-0 BB 1B BB	0-0 G3	0-0 SH1-3		0-3 K		3 0 0 0 1 1 1											
Brian Johnson, R OBP: 0.293, SLG: 0.416 (1, 2) X		0-0 F8		0-0 BB 1B	4-0 1-2 2-H 3-H 1B	4-0 SH1-4 1B BB		0-3 K		4 1 1 2 1 1 1											
Wilson Alvarez, L Marvin Benard, L Julian Tavarez, L Bill Mueller, S (1, 1) (7, PH) (7, 1) (8, 5) X			0-0 G5-3	4-0 FC3-6 BB		0-0 SH1-4 F8				1 0 0 0 1 0 0 1 0 0 0 0 0 1 0 0 0 0 0 0 0 0 0 0 0 0 0 0											
Inning Stats	R: 0 E: 0 K: 1 S: 7	H: 2 LOB: 2 BB: 0 P: 7	R: 0 E: 0 K: 0 S: 3	H: 0 LOB: 0 BB: 0 P: 3	R: 0 E: 0 K: 0 S: 3	H: 0 LOB: 0 BB: 0 P: 3	R: 2 E: 0 K: 0 S: 5	H: 3 LOB: 1 BB: 1 P: 9	R: 3 E: 0 K: 1 S: 7	H: 2 LOB: 1 BB: 2 P: 15	R: 0 E: 0 K: 0 S: 3	H: 0 LOB: 1 BB: 1 P: 7	R: 1 E: 0 K: 2 S: 9	H: 2 LOB: 1 BB: 0 P: 9	R: 0 E: 0 K: 2 S: 7	H: 0 LOB: 0 BB: 0 P: 7	1B: 8 2B: 2 3B: 1 HR: 0	SF: 0 SAC: 2 DP: 0 HBP: 0	WP: 1 PB: 0 SB: 4 CS: 0	PA: 44	
PITCHER	IP WLS BF H R ER SO BB IBB HBP BLK WP HR S P ERA WHIP																			PITCHER	IP WLS BF H R ER SO BB IBB HBP BLK WP HR S P ERA WHIP
Kent Mercker, L ERA: 3.85 (1, 1)	4.0 L 22 6 4 4 1 4 0 0 0 0 0 20 36 9.00 2.500																				
Scott Sullivan, R ERA: 2.59 (5, 1)	1.0 3 1 0 0 0 0 0 0 0 0 1 0 3 3 0.00 1.000																				
Mike Remlinger, L ERA: 3.44 (6, 1)	1.1 9 2 3 3 1 2 1 0 0 0 0 0 8 20 20.25 3.000																				
Stan Belinda, R ERA: 2.96 (7, 1)	1.2 7 2 1 1 2 0 0 0 0 0 0 0 11 11 5.40 1.200																				
Jeff Shaw, R ERA: 1.79 (9, 1)	1.0 3 0 0 0 0 2 0 0 0 0 0 0 7 7 0.00 0.000																				

San Francisco Giants @ Cincinnati Reds
Cinergy Field, Cincinnati, OH
Fri Aug 01 1997, 7:05 PM EDT
Att. 25,636 - Unknown - 86 F

livebaseballscorecards.com

AB	35
R	8
H	11
RBI	7
BB	7
SO	6
LOB	15



Batter	1	2	3	4	5	6	7	8	9	AB	R	H	RBI	BB	SO	LOB
Curtis Goodwin, L (1, 8) OBP: 0.319, SLG: 0.309	0-0 G4-3		0-0 FC5-4 2B		0-3 K		0-0 L1		0-0 P1	5	1	0	0	0	1	5
Pokey Reese, R (1, 6) OBP: 0.298, SLG: 0.284	0-3 K		0-0 K			4-0 BB HR BB	0-0 FC5-4		0-0 FC4-6	4	1	1	2	1	1	2
Eric Owens, R (1, 7) OBP: 0.310, SLG: 0.259 Lenny Harris, L (8, PH) OBP: 0.289, SLG: 0.369 (9, 7)	0-0 F9		0-3 K			0-0 F8		0-0 F7	0-0 G3	3	0	0	0	0	1	2
Eduardo Perez, R (1, 3) OBP: 0.342, SLG: 0.457		0-0 G6-3		0-0 P5		0-0 F8		0-0 HR 1B		4	1	1	0	0	0	1
Reggie Sanders, R (1, 9) OBP: 0.321, SLG: 0.500		0-3 K		0-3 K		4-0 BB HR BB		0-0 HR 1B		3	2	1	2	1	2	0
Willie Greene, L (1, 5) OBP: 0.363, SLG: 0.474		0-0 P5		0-0 F8		0-0 HR		0-0 FC6-4 1B		4	1	2	3	0	0	0
Joe Oliver, R (1, 2) OBP: 0.335, SLG: 0.441 Stan Belinda, R (7, 1) Jon Nunnally, L (8, PH) OBP: 0.333, SLG: 0.438 Jeff Shaw, R (9, 1)			4-0 CS 1B BB		1-0 HBP	0-3 K		0-3 K		1	0	0	0	1	1	0
Bret Boone, R (1, 4) OBP: 0.294, SLG: 0.334			0-0 FC5-4 2B 1B		0-0 P5		0-0 G5-3	0-0 FC6-4		4	1	1	0	0	0	2
Kent Mercker, L (1, 1) OBP: 0.243, SLG: 0.182 Scott Sullivan, R (5, 1) Mike Kelly, R (5, PH) OBP: 0.308, SLG: 0.548 Mike Remlinger, L (6, 1) Eddie Taubensee, L (7, 2) OBP: 0.321, SLG: 0.469			4-0 FC5-4 BB		0-3 K		4-0 FC5-4 BB		0-0 FC4-6 1B	0	0	0	0	1	0	0

Inning Stats	R: 0	H: 0	E: 0	LOB: 0	K: 1	BB: 0	S: 5	P: 5	R: 0	H: 0	E: 0	LOB: 0	K: 1	BB: 0	S: 5	P: 5	R: 2	H: 2	E: 0	LOB: 1	K: 1	BB: 2	S: 6	P: 14	R: 0	H: 0	E: 0	LOB: 0	K: 1	BB: 0	S: 5	P: 5	R: 0	H: 0	E: 0	LOB: 1	K: 2	BB: 0	S: 7	P: 8	R: 3	H: 1	E: 0	LOB: 0	K: 1	BB: 2	S: 6	P: 14	R: 0	H: 0	E: 0	LOB: 1	K: 0	BB: 1	S: 3	P: 7	R: 2	H: 3	E: 0	LOB: 1	K: 1	BB: 0	S: 8	P: 8	R: 0	H: 1	E: 0	LOB: 1	K: 0	BB: 0	S: 4	P: 4	1B: 4	SF: 0	2B: 1	SAC: 0	3B: 0	DP: 0	HR: 2	HBP: 1	WP: 0	PA: 39
--------------	------	------	------	--------	------	-------	------	------	------	------	------	--------	------	-------	------	------	------	------	------	--------	------	-------	------	-------	------	------	------	--------	------	-------	------	------	------	------	------	--------	------	-------	------	------	------	------	------	--------	------	-------	------	-------	------	------	------	--------	------	-------	------	------	------	------	------	--------	------	-------	------	------	------	------	------	--------	------	-------	------	------	-------	-------	-------	--------	-------	-------	-------	--------	-------	--------

PITCHER	IP	WLS	BF	H	R	ER	SO	BB	IBB	HBP	BLK	WP	HR	S	P	ERA	WHIP
Wilson Alvarez, L (1, 1) ERA: 3.2	6.0	W	25	3	5	5	7	4	0	0	0	0	1	34	51	7.50	1.167
Julian Tavarez, R (7, 1) ERA: 3.73	1.0		4	0	0	0	0	1	0	0	0	0	0	3	7	0.00	1.000
Roberto Hernandez, R (8, 1) ERA: 2.76	1.0		6	3	2	2	1	0	0	0	0	0	1	8	8	18.00	3.000
Rod Beck, R (9, 1) ERA: 2.98	1.0	S	4	1	0	0	0	0	0	0	0	0	0	4	4	0.00	1.000


BOTTOM

San Francisco Giants @ Cincinnati Reds
Cinergy Field, Cincinnati, OH

Fri Aug 01 1997, 7:05 PM EDT
Att: 25,636 - Unknown - 86 F

AB	33
R	7
H	7
RBI	7
BB	5
SO	8
LOB	15

livebaseballscorecards.com



Batter	1	2	3	4	5	6	7	8	9	AB R H RBI BB SO LOB	TOP											
Darryl Hamilton, L (1, 8) OBP: 0.375, SLG: 0.401	0-3 K			0-1 F8		2-3 K		1-1 G3		4 0 0 0 0 2 0												
Jose Vizcaino, S (1, 6) OBP: 0.326, SLG: 0.322	3-3 K			0-3 K 1B BB		1-0 G6-3		2-1 G4-3		4 0 0 0 0 2 0												
Barry Bonds, L (1, 7) OBP: 0.442, SLG: 0.594	3-3 K			4-0 1B 1-2 BB		2-1 HR		0-1 G3		3 1 1 1 1 1 0												
Jeff Kent, R (1, 4) OBP: 0.316, SLG: 0.490		0-0 G5-3		0-1 1B 1-2 2-3		1-0 F8		1-3 K		4 0 1 0 0 1 0												
J.T. Snow, L (1, 3) OBP: 0.405, SLG: 0.514		0-1 G4-3		2-3 K		1-3 K				3 0 0 0 0 2 3												
Stan Javier, S (1, 9) OBP: 0.381, SLG: 0.425		2-2 L9		3-1 F9		1-0 G6-3				3 0 0 0 0 0 3												
Bill Mueller, S (1, 5) OBP: 0.348, SLG: 0.386			0-0 L5		4-2 G6-4-3 BB		1-3 K			2 0 0 0 1 1 0												
Brian Johnson, R (1, 2) OBP: 0.289, SLG: 0.409			2-0 F8		1-0 G6-4-3 1-2f		0-3 K			3 0 0 0 0 1 1												
Mark Gardner, R (1, 1) OBP: 0.151, SLG: 0.118			0-3 K		0-3 K		1-0 G4-3			2 0 0 0 0 2 0												
Doug Henry, R (6, 1)										0 0 0 0 0 0 0												
Marvin Benard, L (8, PH) OBP: 0.320, SLG: 0.258										1 0 0 0 0 0 0												
Rich Rodriguez, L (8, 1) OBP: 0.333, SLG: 0.333										0 0 0 0 0 0 0												
Inning Stats	R: 0 E: 0 K: 3 S: 10	H: 0 LOB: 0 BB: 0 P: 16	R: 0 E: 0 K: 0 S: 8	H: 0 LOB: 0 BB: 0 P: 10	R: 0 E: 0 K: 1 S: 5	H: 0 LOB: 0 BB: 0 P: 7	R: 0 E: 1 K: 2 S: 12	H: 1 LOB: 3 BB: 1 P: 21	R: 0 E: 0 K: 1 S: 7	H: 0 LOB: 0 BB: 1 P: 12	R: 1 E: 0 K: 1 S: 7	H: 1 LOB: 0 BB: 0 P: 13	R: 0 E: 0 K: 2 S: 7	H: 0 LOB: 0 BB: 0 P: 10	R: 0 E: 0 K: 1 S: 6	H: 0 LOB: 0 BB: 0 P: 8	R: 0 E: 0 K: 1 S: 8	H: 0 LOB: 0 BB: 0 P: 11	1B: 1 2B: 0 3B: 0 HR: 1	SF: 0 SAC: 0 DP: 1 HBP: 0	WP: 0 PB: 0 SB: 0 CS: 0	PA: 31
PITCHER	IP WLS BF H R ER SO BB IBB HBP BLK WP HR S P ERA WHIP																					
Brett Tomko, R (1, 1) ERA: 3.63	7.0 W 25 2 1 1 10 2 0 0 0 0 0 1 56 89 1.29 0.571																					
Jeff Shaw, R (8, 1) ERA: 1.74	2.0 6 0 0 0 2 0 0 0 0 0 0 0 14 19 0.00 0.000																					

San Francisco Giants @ Cincinnati Reds
Cinergy Field, Cincinnati, OH

Sat Aug 02 1997, 3:33 AM EDT
Att. 23,266 - Cloudy - 84 F

AB	29
R	1
H	2
RBI	1
BB	2
SO	12
LOB	7



Batter	1	2	3	4	5	6	7	8	9	10	AB R H RBI BB SO LOB	TOP													
Darryl Hamilton, L (1, 8) OBP: 0.375, SLG: 0.401	0-0 FC6-4 1B		0-3 K			0-0 G4-3		0-0 F7		0-0 2B 1B	5 1 2 1 0 1 1	San Francisco Giants @ Cincinnati Reds Cinergy Field, Cincinnati, OH Sun Aug 03 1997, 3:33 AM EDT Att: 21,272 - Sunny - 89 F													
Jose Vizcaino, S (1, 6) OBP: 0.326, SLG: 0.330	0-0 FC6-4 1B 1-2f		0-3 K			0-3 K2-3		0-0 HR		0-0 2B 1B	5 2 2 2 0 2 1														
Barry Bonds, L (1, 7) OBP: 0.444, SLG: 0.599	0-0 S 1-3 1B				0-0 G4-3 2B		0-0 G4-3		0-0 E 2B 2B	5 1 3 1 0 0 0															
Jeff Kent, R (1, 4) OBP: 0.317, SLG: 0.490	0-0 P3 1-2				0-0 G4-3		0-0 2B 2B		0-0 G4-3	4 2 1 0 1 0 3															
Stan Javier, S (1, 9) OBP: 0.375, SLG: 0.418	0-3 K				0-0 G1-3		0-0 F8		0-3 K	0-0 E5 2B 1-2 2-3 3-H	5 0 0 1 0 2 6														
J.T. Snow, L (1, 3) OBP: 0.405, SLG: 0.518		0-3 K			0-0 G3		0-0 2B		0-3 K	0-0 2B 1-3 2-H 3-H	5 0 2 3 0 2 1														
Bill Mueller, S (1, 5) OBP: 0.341, SLG: 0.377		0-0 G6-3				0-0 F7		0-0 P2		0-0 P5 P6	5 0 0 0 0 0 3														
Damon Berryhill, S (1, 2) OBP: 0.333, SLG: 0.331		0-0 P5				0-0 G6-3		0-0 G4-3		0-0 SH1-4 1B BB	3 0 0 0 0 0 1														
Jim Poole, L (7, 1)										0-0 FC5-4 BB	0 0 0 0 0 0 0														
Roberto Hernandez, R (8, 1)										0-0 SH1-4	0 0 0 0 0 0 0														
Glenallen Hill, R (10, PH) OBP: 0.280, SLG: 0.417										0-0 FC5-4 BB	0 1 0 0 2 0 0														
Rod Beck, R (10, 1)										0-0 FC5-4	0 0 0 0 0 0 0														
Shawn Estes, R (1, 1) OBP: 0.128, SLG: 0.136			0-0 F8					0-0 E7 HR 1B		0-0 SH1-4	2 0 0 0 0 0 0														
Julian Tavarez, L (6, 1)										0-0 FC5-4	0 0 0 0 0 0 0														
Brian Johnson, R (7, 2) OBP: 0.291, SLG: 0.410										0-0 FC5-4	2 1 1 0 0 0 3														
Inning Stats	R: 0 E: 0 K: 1 S: 7	H: 2 LOB: 2 BB: 0 P: 7	R: 0 E: 0 K: 1 S: 5	H: 0 LOB: 0 BB: 0 P: 5	R: 0 E: 0 K: 2 S: 7	H: 0 LOB: 0 BB: 0 P: 7	R: 0 E: 0 K: 0 S: 4	H: 1 LOB: 1 BB: 0 P: 4	R: 0 E: 0 K: 0 S: 3	H: 0 LOB: 0 BB: 0 P: 3	R: 0 E: 0 K: 1 S: 5	H: 0 LOB: 0 BB: 0 P: 5	R: 1 E: 0 K: 0 S: 5	H: 2 LOB: 1 BB: 0 P: 5	R: 2 E: 1 K: 0 S: 5	H: 2 LOB: 0 BB: 0 P: 5	R: 0 E: 0 K: 2 S: 7	H: 0 LOB: 0 BB: 0 P: 7	R: 5 E: 1 K: 0 S: 8	H: 4 LOB: 3 BB: 3 P: 20	1B: 5 2B: 5 3B: 0 HR: 1	SF: 0 SAC: 1 DP: 0 HBP: 0	WP: 0 PB: 0 SB: 1 CS: 0	PA: 45	
PITCHER	IP WLS BF H R ER SO BB IBB HBP BLK WP HR S P ERA WHIP																								
Mike Morgan, R (1, 1) ERA: 5.15	6.1																								
Mike Remlinger, L (7, 1) ERA: 3.4	0.2																								
Stan Belinda, R (8, 1) ERA: 3.13	2.0																								
Jeff Shaw, R (10, 1) ERA: 2.39	0.1	L																							
Felix Rodriguez, R (10, 1) ERA: 5.89	0.2																								

AB	41
R	8
H	11
RBI	8
BB	3
SO	7
LOB	19



BOTTOM

San Francisco Giants @ Cincinnati Reds
 Cinergy Field, Cincinnati, OH
 Sun Aug 03 1997, 3:33 AM EDT
 Att. 21,272 - Sunny - 89 F

livebaseballscorecards.com

AB	35
R	3
H	8
RBI	3
BB	2
SO	4
LOB	10



WP:	1	PA:	39
PB:	0		
SB:	0		
CS:	2		

AB	R	H	RBI	BB	SO	LOB
4	1	1	0	0	0	1

3	1	1	0	0	0	3
2	0	0	0	0	2	0

5	0	2	1	0	0	0
---	---	---	---	---	---	---

4	0	1	1	0	1	1
---	---	---	---	---	---	---

3	0	0	0	1	1	1
---	---	---	---	---	---	---

4	1	1	1	0	0	2
---	---	---	---	---	---	---

4	0	0	0	0	0	0
0	0	0	0	0	0	0
0	0	0	0	0	0	0

3	0	2	0	1	0	0
---	---	---	---	---	---	---

1	0	0	0	0	0	0
0	0	0	0	0	0	0
1	0	0	0	0	0	1
0	0	0	0	0	0	0
1	0	0	0	0	0	1

1B:	6	SF:	0
2B:	1	SAC:	1
3B:	0	DP:	2
HR:	1	HBP:	1

Batter	1	2	3	4	5	6	7	8	9	10
Deion Sanders, L (1, 8) OBP: 0.337, SLG: 0.371	L8		HBP			1B	F9			L9
Eric Owens, R (1, 7) OBP: 0.311, SLG: 0.263	G6-3		G4-6-3			1B				K
Jon Nunnally, L (8, PH) OBP: 0.309, SLG: 0.400	G6-3		G4-6-3			1B				K
Barry Larkin, R (1, 6) OBP: 0.448, SLG: 0.492	G3-1			G6-3		CS				F7
Eduardo Perez, R (1, 3) OBP: 0.331, SLG: 0.438		F7				CS				G5-3
Willie Greene, L (1, 5) OBP: 0.366, SLG: 0.481		G4-3				BB				F8
Reggie Sanders, R (1, 9) OBP: 0.324, SLG: 0.533		F8				G6-4-3				L8
Joe Oliver, R (1, 2) OBP: 0.329, SLG: 0.433			G5-3				L7			F8
Jeff Shaw, R (10, 1)										
Felix Rodriguez, R (10, 1)										
Bret Boone, R (1, 4) OBP: 0.296, SLG: 0.333			E SH			G4-3				WP
Mike Morgan, R (1, 1) OBP: 0.115, SLG: 0.160										1B
Mike Remlinger, L (7, 1)										
Lenny Harris, L (7, PH) OBP: 0.286, SLG: 0.367			SH							G4-3
Stan Belinda, R (8, 1)										
Eddie Taubensee, L (9, PH) OBP: 0.323, SLG: 0.484										

Inning Stats	R: 0	H: 0	R: 0	H: 0	R: 0	H: 0	R: 1	H: 1	R: 2	H: 4	R: 0	H: 1	R: 0	H: 1	R: 0	H: 1	R: 0	H: 0	1B:	SF:	WP:	PA:
	E: 0	LOB: 0	E: 0	LOB: 0	E: 1	LOB: 2	E: 0	LOB: 0	E: 0	LOB: 1	E: 0	LOB: 1	E: 0	LOB: 1	E: 0	LOB: 0	E: 0	LOB: 0	2B: <td>SAC: <td>PB: <td></td> </td></td>	SAC: <td>PB: <td></td> </td>	PB: <td></td>	
	K: 0	BB: 0	K: 0	BB: 0	K: 0	BB: 1	K: 2	BB: 0	K: 0	BB: 1	K: 0	BB: 0	K: 1	BB: 0	K: 0	BB: 0	K: 1	BB: 0	3B: <td>DP: <td>SB: <td></td> </td></td>	DP: <td>SB: <td></td> </td>	SB: <td></td>	
	S: 3	P: 3	S: 3	P: 3	S: 3	P: 8	S: 7	P: 7	S: 5	P: 9	S: 4	P: 4	S: 6	P: 6	S: 4	P: 4	S: 5	P: 5	HR: <td>HBP: <td>CS: <td></td> </td></td>	HBP: <td>CS: <td></td> </td>	CS: <td></td>	

PITCHER	IP	WLS	BF	H	R	ER	SO	BB	IBB	HBP	BLK	WP	HR	S	P	ERA	WHIP
Shawn Estes, L (1, 1) ERA: 3.09	5.1		23	5	3	3	2	2	0	1	0	0	1	24	33	5.06	1.312
Julian Tavarez, R (6, 1) ERA: 3.67	1.0		3	1	0	0	0	0	0	0	0	0	0	3	3	0.00	1.000
Jim Poole, L (7, 1) ERA: 5.67	0.2		2	0	0	0	0	0	0	0	0	1	0	2	2	0.00	0.000
Roberto Hernandez, R (8, 1) ERA: 2.65	2.0	W	8	2	0	0	1	0	0	0	0	0	0	10	10	0.00	1.000
Rod Beck, R (10, 1) ERA: 2.91	1.0		3	0	0	0	1	0	0	0	0	0	0	5	5	0.00	0.000

Batter	1	2	3	4	5	6	7	8	9	AB R H RBI BB SO LOB	TOP		
Darryl Hamilton, L (1, 8) OBP: 0.372, SLG: 0.398	0-0 G5-3		0-0 1B G4-3 1-2 1B		0-3 K	0-0 G4-3			0-0 G4-3	5 0 1 0 0 1 2	San Francisco Giants @ Cincinnati Reds Cinergy Field, Cincinnati, OH Mon Aug 04 1997, 7:05 PM EDT Att. 17,930 - Cloudy - 84 F		
Jose Vizcaino, S (1, 6) OBP: 0.327, SLG: 0.332	0-0 F9		0-0 G4-3 1-2 2-3		0-0 G6-3		4-0 HR BB	0-0 HR 2B	4 2 1 0 1 0 2				
Barry Bonds, L (1, 7) OBP: 0.441, SLG: 0.593	0-3 K		4-0 1B IBB		0-0 F8		0-0 F8	0-0 F7	4 0 0 0 1 1 2				
Jeff Kent, R (1, 4) OBP: 0.320, SLG: 0.489		0-0 F9	0-0 1B 1-2 2-3 3-H		4-0 BB 1B BB		0-3 K	1-0 HR HBP	3 2 1 1 1 1 1				
J.T. Snow, L (1, 3) OBP: 0.410, SLG: 0.535		4-0 CS BB	0-0 L5		4-0 1B 1-2 1B BB		0-0 HR 1-H	0-0 HR 1-H 2-H	3 3 2 5 2 0 3				
Glenallen Hill, R (1, 9) OBP: 0.284, SLG: 0.418		0-0 1B 1-2		0-0 F8		0-0 1B 1-2 2-H	0-0 P4	4-0 BB	4 0 2 1 1 0 0				
Mark Lewis, R (1, 5) OBP: 0.318, SLG: 0.432		0-0 P6		0-3 K		0-0 F8		0-0 G6-3	0-0 P6	5 0 0 0 0 1 4			
Brian Johnson, R (1, 2) OBP: 0.285, SLG: 0.429			0-0 P6		0-0 HR		0-0 SH1-3 1-3 2-H 1B	0-0 F9		4 1 2 2 0 0 0			
Kirk Rueter, L (1, 1) OBP: 0.143, SLG: 0.087 Marvin Benard, L (8, PH) OBP: 0.317, SLG: 0.256 Doug Henry, R (8, 1)			0-0 G4-3 1B 1B		0-0 G4-3		0-0 SH1-3	0-0 F8		2 1 1 0 0 0 0 1 0 0 0 0 0 0 0 0 0 0 0 0 0			
Inning Stats	R: 0 H: 0 E: 0 LOB: 0 K: 1 BB: 0 S: 5 P: 5	R: 0 H: 1 E: 0 LOB: 1 K: 0 BB: 1 S: 3 P: 7	R: 1 H: 3 E: 0 LOB: 3 K: 0 BB: 1 S: 6 P: 10	R: 1 H: 1 E: 0 LOB: 0 K: 1 BB: 0 S: 6 P: 6	R: 0 H: 0 E: 0 LOB: 0 K: 1 BB: 0 S: 5 P: 5	R: 2 H: 2 E: 0 LOB: 2 K: 0 BB: 2 S: 5 P: 13	R: 2 H: 1 E: 0 LOB: 0 K: 1 BB: 1 S: 6 P: 10	R: 0 H: 0 E: 0 LOB: 0 K: 0 BB: 0 S: 3 P: 3	R: 3 H: 2 E: 0 LOB: 1 K: 0 BB: 1 S: 5 P: 10	1B: 6 SF: 0 2B: 1 SAC: 1 3B: 0 DP: 0 HR: 3 HBP: 1	WP: 0 PA: 43 PB: 0 SB: 0 CS: 1		
PITCHER	IP WLS BF H R ER SO BB IBB HBP BLK WP HR S P ERA WHIP											PITCHER	IP WLS BF H R ER SO BB IBB HBP BLK WP HR S P ERA WHIP
Giovanni Carrara, R (1, 1) ERA: 6.75	5.1 L 26 7 4 4 3 3 1 0 0 0 0 1 28 44 6.75 1.875												
Richie Lewis, R (6, 1) ERA: 9.74	1.2 7 1 2 2 1 1 0 0 0 0 0 1 8 12 10.80 1.200												
Felix Rodriguez, R (8, 1) ERA: 6.64	2.0 10 2 3 3 0 1 0 1 0 0 0 1 8 13 13.50 1.500												

AB	35
R	9
H	10
RBI	9
BB	6
SO	4
LOB	14



Batter	1	2	3	4	5	6	7	8	9	AB	R	H	RBI	BB	SO	LOB
Doug Glanville, R (1, 7) OBP: 0.347, SLG: 0.424	0-1 F9			0-0 G3 1B		2-2 P8			2-2 1B	4	1	2	0	0	0	0
Brian McRae, S (1, 8) OBP: 0.324, SLG: 0.361	1-3 K			0-0 G3		3-3 K			0-3 K	4	0	0	0	0	3	2
Mark Grace, L (1, 3) OBP: 0.431, SLG: 0.472	3-2 F8			0-1 G6-4-3 1B			2-2 F7		1-0 P6	4	0	1	1	0	0	1
Sammy Sosa, R (1, 9) OBP: 0.301, SLG: 0.470			3-0 G4-3	0-1 G6-4-3			2-1 G6-3			3	0	0	0	0	0	1
Shawon Dunston, R (1, 6) OBP: 0.310, SLG: 0.438			0-3 K		1-0 HR		0-0 F9			3	1	1	1	0	1	0
23 Ryne Sandberg, R (1, 4) OBP: 0.301, SLG: 0.387			0-2 F8		1-1 L7			1-0 G4-6-3 1B		3	0	1	0	0	0	0
Kevin Orie, R (1, 5) OBP: 0.349, SLG: 0.422			1-2 P3		1-3 K			0-0 G4-6-3		3	0	0	0	0	1	1
Scott Servais, R (1, 2) OBP: 0.300, SLG: 0.339			0-0 L8		3-2 P6			1-0 G6-3		3	0	0	0	0	0	0
Kevin Foster, R (1, 1) Ramon Valdes, L (7, 1) Terry Adams, R (7, 1) Bob Patterson, R (8, 1) Turk Wendell, L (8, 1) Amaury Telemaco, R (9, 1) Dave Clark, L (9, PH)			0-2 L3		0-3 K				1-1 G3	2	0	0	0	0	0	1

Inning Stats	R: 0	H: 0	E: 0	LOB: 0	K: 1	BB: 0	S: 10	P: 14	R: 0	H: 0	E: 0	LOB: 0	K: 1	BB: 0	S: 7	P: 10	R: 0	H: 0	E: 0	LOB: 0	K: 0	BB: 0	S: 9	P: 10	R: 1	H: 2	E: 0	LOB: 0	K: 0	BB: 0	S: 6	P: 6	R: 1	H: 1	E: 0	LOB: 0	K: 1	BB: 0	S: 9	P: 15	R: 0	H: 0	E: 0	LOB: 0	K: 2	BB: 0	S: 12	P: 17	R: 0	H: 0	E: 0	LOB: 0	K: 0	BB: 0	S: 7	P: 11	R: 0	H: 1	E: 0	LOB: 0	K: 0	BB: 0	S: 3	P: 5	R: 0	H: 1	E: 0	LOB: 1	K: 1	BB: 0	S: 10	P: 14	1B: 4	SF: 0	2B: 0	SAC: 0	3B: 0	DP: 2	HR: 1	HBP: 0	WP: 0	PA: 30
--------------	------	------	------	--------	------	-------	-------	-------	------	------	------	--------	------	-------	------	-------	------	------	------	--------	------	-------	------	-------	------	------	------	--------	------	-------	------	------	------	------	------	--------	------	-------	------	-------	------	------	------	--------	------	-------	-------	-------	------	------	------	--------	------	-------	------	-------	------	------	------	--------	------	-------	------	------	------	------	------	--------	------	-------	-------	-------	-------	-------	-------	--------	-------	-------	-------	--------	-------	--------

PITCHER	IP	WLS	BF	H	R	ER	SO	BB	IBB	HBP	BLK	WP	HR	S	P	ERA	WHIP
Danny Darwin, R (1, 1) ERA: 4.07	6.0		20	3	2	2	5	0	0	0	0	0	1	53	72	3.00	0.500
Julian Tavarez, R (7, 1) ERA: 3.55	2.0	W	6	1	0	0	0	0	0	0	0	0	0	10	16	0.00	0.500
Roberto Hernandez, R (9, 1) ERA: 2.6	1.0		4	1	0	0	1	0	0	0	0	0	0	10	14	0.00	1.000

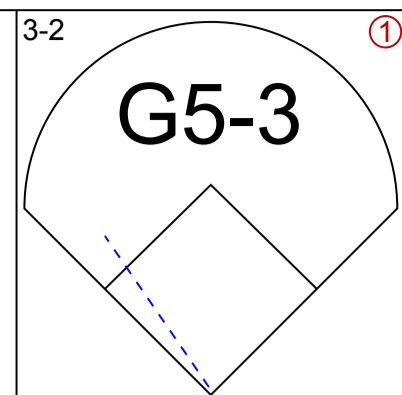
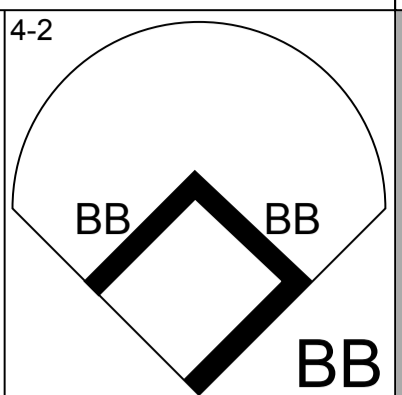
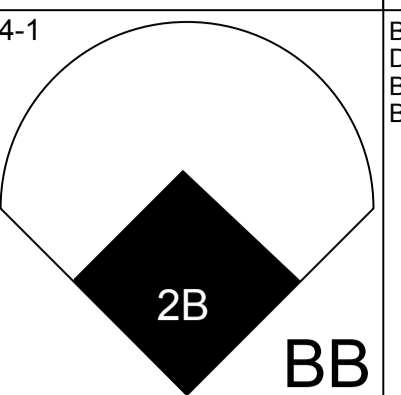
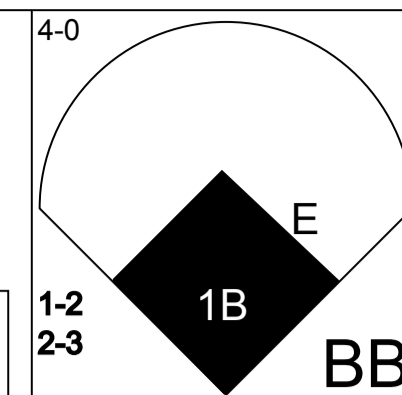
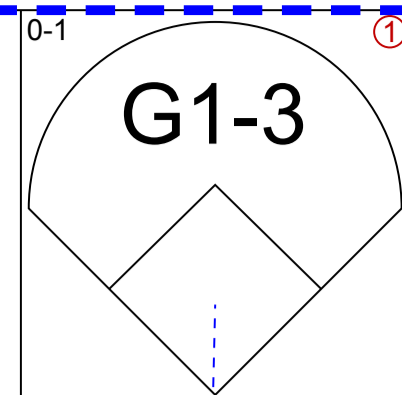
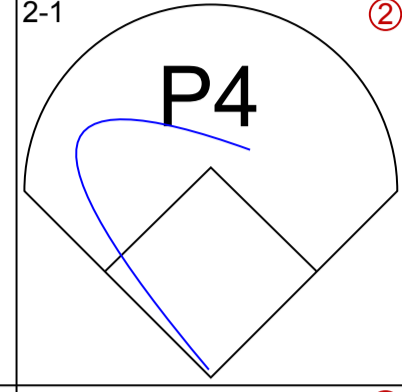
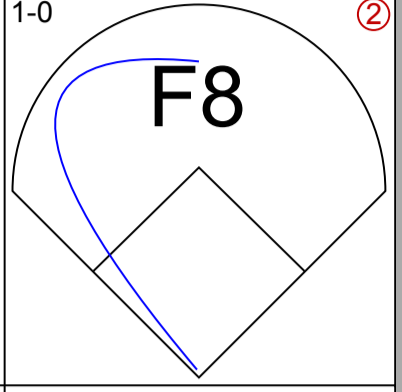
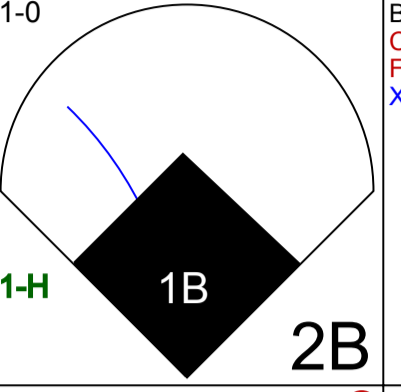
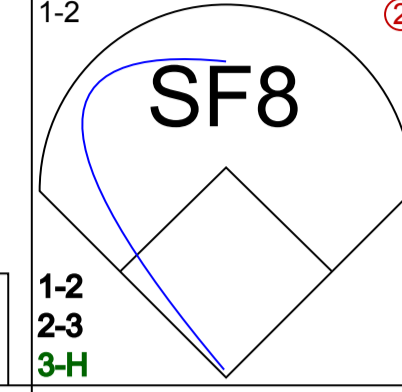
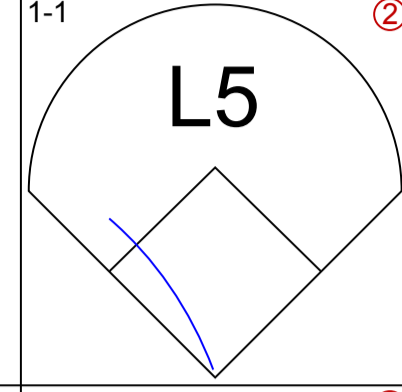
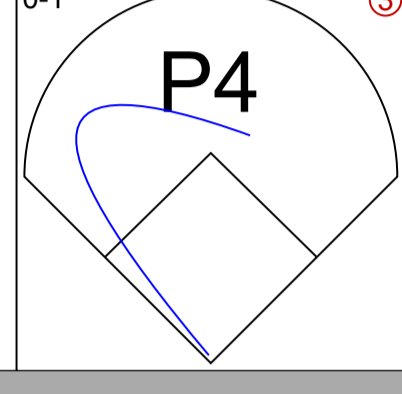
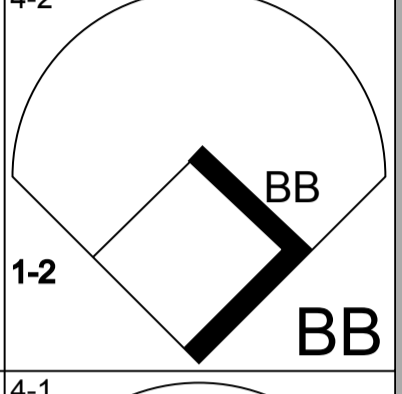
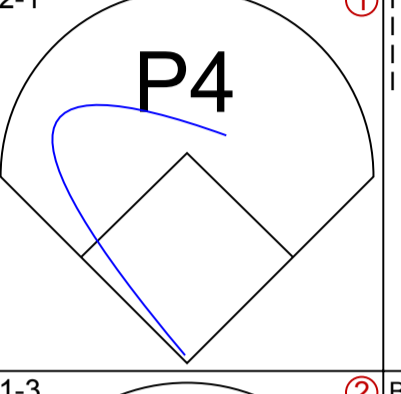
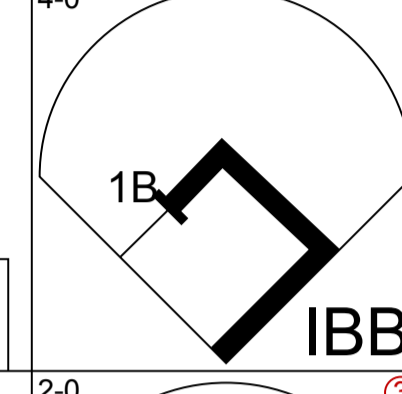
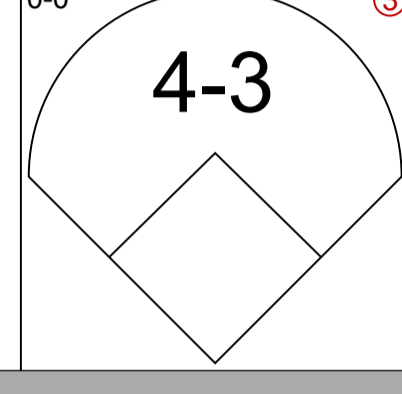
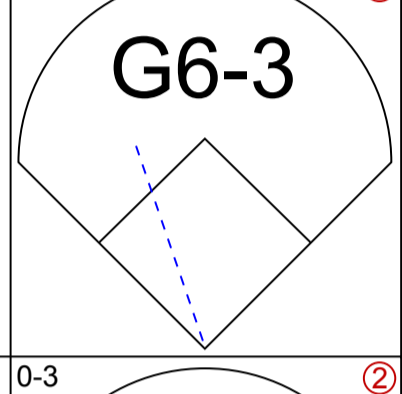
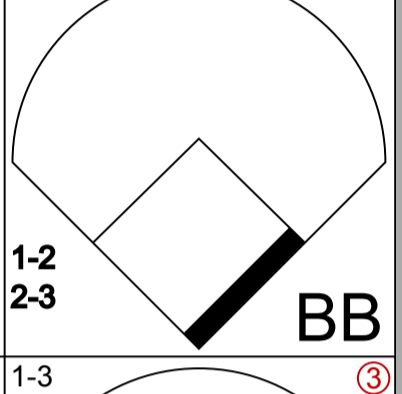
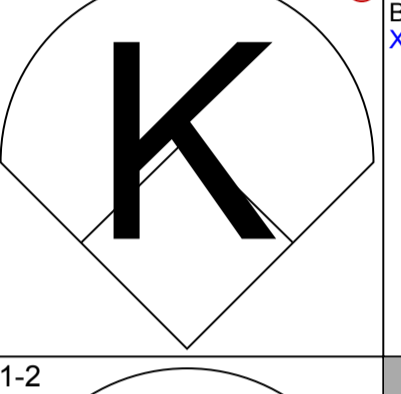
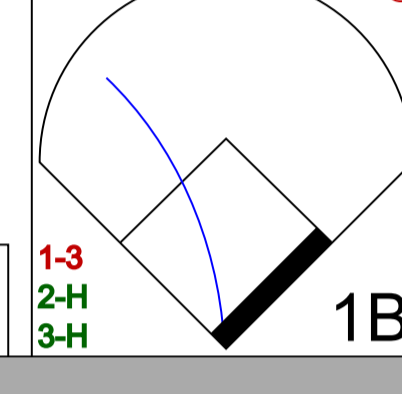

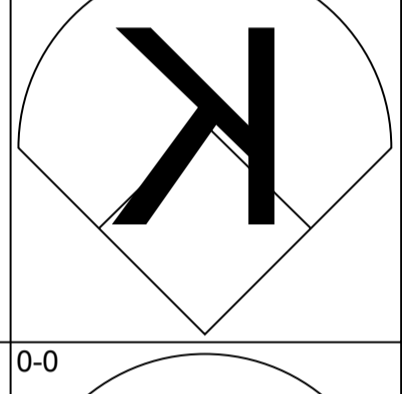
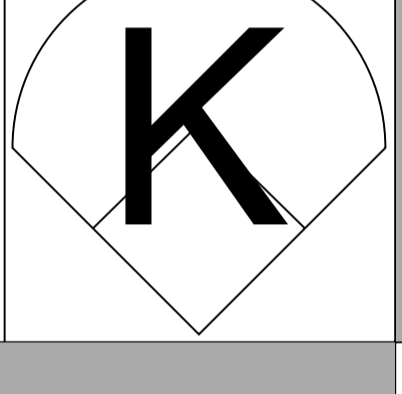
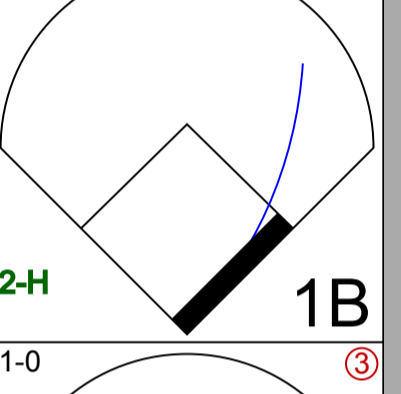


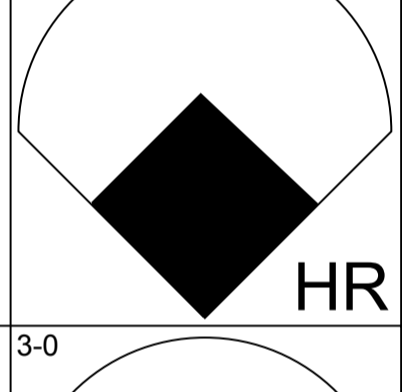

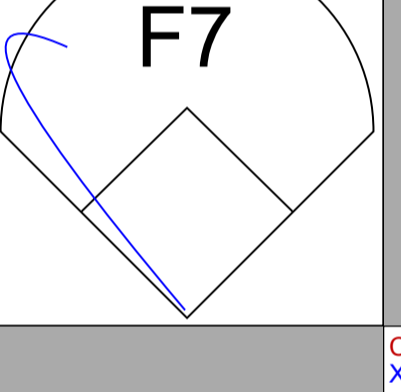
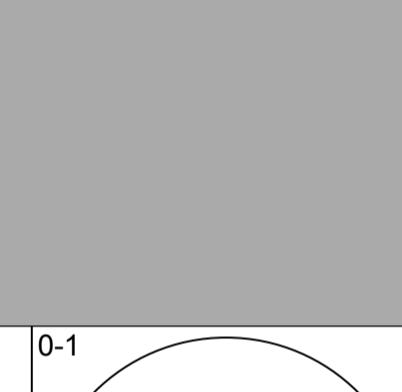

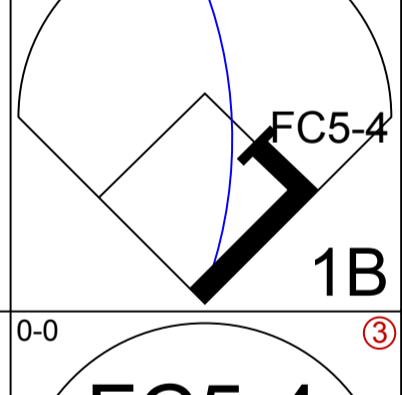


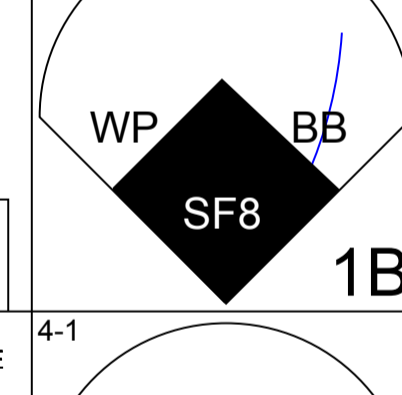




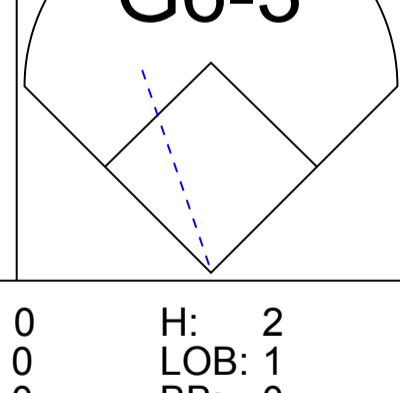
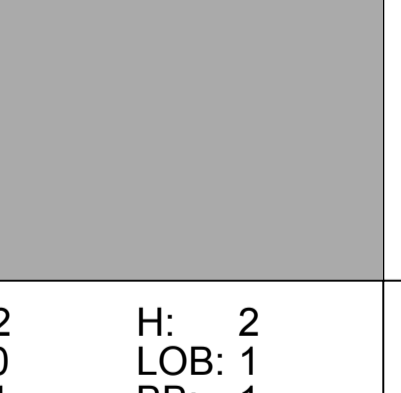
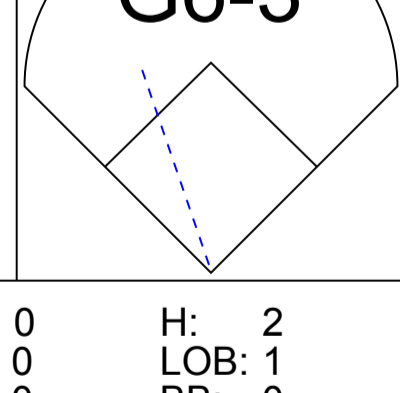
BOTTOM

San Francisco Giants @ Chicago Cubs
 Wrigley Field, Chicago, IL
 Tue Aug 05 1997, 7:05 PM CDT
 Att: 32,259 - Unknown - 67 F

AB	30
R	2
H	5
RBI	2
BB	0
SO	6
LOB	5

livebaseballscorecards.com



Batter	1	2	3	4	5	6	7	8	9	AB R H RBI BB SO LOB	TOP	
Stan Javier, S (1, 8) OBP: 0.380, SLG: 0.415 (9, 9)	3-2 G5-3 		4-2 BB BB 		4-1 2B BB 	4-0 1B BB 		0-1 G1-3 		2 2 0 0 3 0 0		
Rich Aurilia, R (1, 6) OBP: 0.353, SLG: 0.627 (9, 9)	2-1 P4 		1-0 F8 		1-0 1B 2B 	1-2 SF8 		1-1 L5 		4 1 1 2 0 0 1		
Barry Bonds, L (1, 7) OBP: 0.442, SLG: 0.586 (9, 9)	0-1 P4 		4-2 BB BB 		2-1 P4 	4-0 1B IBB 		0-0 4-3 		3 0 0 0 2 0 1		
Jeff Kent, R (1, 3) OBP: 0.322, SLG: 0.489 (9, 4)		2-0 G6-3 	4-1 1-2 2-3 BB 		1-3 K 	2-0 1B 		0-3 K 		4 0 1 2 1 2 1		
Mark Lewis, R (1, 4) OBP: 0.319, SLG: 0.443 J.T. Snow, L (9, PH) OBP: 0.408, SLG: 0.531 (9, 3)		0-3 K 	1-3 K 		1-2 2-H 1B 		2-0 HR 		4-0 BB 		4 1 2 2 0 2 3 0 0 0 0 1 0 0	
Glenallen Hill, R (1, 9) OBP: 0.284, SLG: 0.423 Rod Beck, R (9, 1)		0-0 HR 		1-1 G5-4-3 1B 		1-0 F7 		0-2 G6-3 		5 1 2 1 0 1 2 0 0 0 0 0 0 0		
Brian Johnson, R (1, 2) OBP: 0.298, SLG: 0.428		3-0 FC5-4 1B 		0-0 G5-4-3 		0-1 WP BB SF8 1B 		1-2 L9 		5 1 2 0 0 1 2		
Bill Mueller, S (1, 5) OBP: 0.353, SLG: 0.402	1 SAFE 0-0 FC5-4 			0-0 		4-1 1 SAFE 1 SAFE 1 SAFE 1 SAFE 1 SAFE 1B WP SF8 BB 		2-1 		3 1 2 0 1 0 1		
Pat Rapp, R (1, 1) OBP: 0.122, SLG: 0.195 Doug Henry, R (6, 1) Roberto Hernandez, R (8, 1) Darryl Hamilton, L (9, 8) OBP: 0.373, SLG: 0.396			1-1 G6-3 	0-0 G6-3 		0-0 L9 		0-3 K 		3 0 0 0 0 0 3 1 0 0 0 0 1 1 0 0 0 0 0 0 0 0 0 0 0 0 0 0		
Inning Stats	R: 0 H: 0 E: 0 LOB: 0 K: 0 BB: 0 S: 7 P: 12	R: 1 H: 2 E: 0 LOB: 1 K: 1 BB: 0 S: 7 P: 12	R: 0 H: 0 E: 0 LOB: 3 K: 1 BB: 3 S: 12 P: 27	R: 0 H: 2 E: 0 LOB: 1 K: 0 BB: 0 S: 5 P: 6	R: 2 H: 2 E: 0 LOB: 1 K: 1 BB: 1 S: 12 P: 22	R: 3 H: 2 E: 1 LOB: 2 K: 0 BB: 3 S: 8 P: 23	R: 1 H: 2 E: 0 LOB: 1 K: 1 BB: 0 S: 12 P: 17	R: 0 H: 0 E: 0 LOB: 0 K: 0 BB: 0 S: 5 P: 6	R: 0 H: 0 E: 0 LOB: 1 K: 3 BB: 1 S: 9 P: 15	1B: 6 SF: 1 2B: 2 SAC: 0 3B: 0 DP: 1 HR: 2 HBP: 0	WP: 1 PA: 43 PB: 0 SB: 0 CS: 0	
PITCHER Terry Mulholland, L (1, 1) ERA: 4.07 Kent Bottenfield, R (6, 1) ERA: 2.96 Ramon Tatis, L (8, 1) ERA: 4.17 Mel Rojas, R (9, 1) ERA: 4.34	IP WLS BF H R ER SO BB IBB HBP BLK WP HR S P ERA WHIP											PITCHER IP WLS BF H R ER SO BB IBB HBP BLK WP HR S P ERA WHIP

San Francisco Giants @ Chicago Cubs
 Wrigley Field, Chicago, IL
 Wed Aug 06 1997, 3:33 AM CDT
 Att. 26,942 - Cloudy - 74 F

livebaseballscorecards.com

AB	34
R	7
H	10
RBI	7
BB	8
SO	7
LOB	15



BOTTOM

San Francisco Giants @ Chicago Cubs
Wrigley Field, Chicago, IL
Wed Aug 06 1997, 3:33 AM CDT
Att. 26,942 - Cloudy - 74 F

livebaseballscorecards.com

AB	33
R	4
H	8
RBI	4
BB	3
SO	4
LOB	8



WP:	0	PA:	36
PB:	0		
SB:	0		
CS:	0		

AB R H RBI BB SO LOB

3	0	0	0	1	0	2
4	0	0	0	0	0	1
2	1	0	0	2	0	0
4	0	1	0	0	1	2
4	0	1	1	0	0	1
4	2	2	1	0	0	1
4	1	1	1	0	2	0
3	0	1	0	0	0	0
1	0	1	0	0	0	0
2	0	1	1	0	0	0
0	0	0	0	0	0	0
1	0	0	0	0	0	0
0	0	0	0	0	0	0
0	0	0	0	0	0	0
1	0	0	0	0	1	1

Batter	1	2	3	4	5	6	7	8	9
Doug Glanville, R OBP: 0.345, SLG: 0.420 (1, 8)	1-0 G4-3	0-1 G1-3			4-1 BB G5-4-3			1-0 G4-3	
Shawon Dunston, R OBP: 0.306, SLG: 0.433 (1, 6)	3-2 P6		3-2 P7		0-0 G5-4-3 1-2f			2-1 P5	
Mark Grace, L OBP: 0.432, SLG: 0.469 (1, 3)	2-1 G6-3		3-1 G4-3			4-0 G6-3 1B BB		4-0 BB	
Sammy Sosa, R OBP: 0.301, SLG: 0.468 (1, 9)		2-2 F8	0-2 1B			3-2 G6-3 1-2		0-3 K	
Dave Clark, L OBP: 0.342, SLG: 0.417 (1, 7)		0-1 F8	2-2 G6-3			2-1 G5-4-3 1B 2-H		1-2 G4-3	
Kevin Orie, R OBP: 0.351, SLG: 0.445 (1, 5)		1-0 1B 3B		0-1 F7		1-2 G5-4-3 1-2f		3-2 HR	
Tyler Houston, L OBP: 0.260, SLG: 0.312 (1, 2)		0-2 1B 1B 3-H		2-3 K			1-3 K	0-1 G6-3	
Rey Sanchez, R OBP: 0.288, SLG: 0.313 Dave Hansen, L OBP: 0.429, SLG: 0.390 (9, PH)		2-2 1B 1B		0-0 G5-3			2-2 L8	0-2 1B	
Terry Mulholland, R OBP: 0.183, SLG: 0.294 Kent Bottenfield, R OBP: 0.325, SLG: 0.450 José Hernández, R OBP: 0.325, SLG: 0.450 Ramon Latis, L OBP: 0.325, SLG: 0.450 Mel Rojas, R OBP: 0.300, SLG: 0.386 23 Ryne Sandberg, R OBP: 0.300, SLG: 0.386 (1, 1) (6, 1) (7, PH) (8, 1) (9, 1) (9, PH)		0-0 1B		1-1 F9			0-1 F7	2-3 K	

Inning Stats	R: 0	H: 0	E: 0	K: 0	S: 7	LOB: 0	BB: 0	P: 13	R: 2	H: 4	E: 0	K: 0	S: 18	LOB: 2	BB: 0	P: 22	R: 0	H: 1	E: 0	K: 1	S: 14	LOB: 0	BB: 0	P: 8	R: 0	H: 0	E: 0	K: 0	S: 6	LOB: 0	BB: 1	P: 9	R: 1	H: 1	E: 0	K: 0	S: 9	LOB: 0	BB: 1	P: 19	R: 0	H: 0	E: 0	K: 1	S: 8	LOB: 0	BB: 0	P: 11	R: 0	H: 0	E: 0	K: 1	S: 7	LOB: 1	BB: 1	P: 14	R: 1	H: 2	E: 0	K: 1	S: 20	LOB: 1	BB: 0	P: 26	1B: 6	SF: 0	2B: 0	SAC: 0	3B: 1	DP: 2	HR: 1	HBP: 0	WP: 0	PA: 36
--------------	------	------	------	------	------	--------	-------	-------	------	------	------	------	-------	--------	-------	-------	------	------	------	------	-------	--------	-------	------	------	------	------	------	------	--------	-------	------	------	------	------	------	------	--------	-------	-------	------	------	------	------	------	--------	-------	-------	------	------	------	------	------	--------	-------	-------	------	------	------	------	-------	--------	-------	-------	-------	-------	-------	--------	-------	-------	-------	--------	-------	--------

PITCHER	IP	WLS	BF	H	R	ER	SO	BB	IBB	HBP	BLK	WP	HR	S	P	ERA	WHIP
Pat Rapp, R ERA: 4.54 (1, 1)	5.1	W	23	6	3	3	1	2	0	0	0	0	0	55	89	5.06	1.500
Doug Henry, R ERA: 3.79 (6, 1)	1.2		4	0	0	0	1	0	0	0	0	0	0	11	15	0.00	0.000
Roberto Hernandez, R ERA: 2.55 (8, 1)	1.0		4	0	0	0	1	1	0	0	0	0	0	7	14	0.00	1.000
Rod Beck, R ERA: 3.04 (9, 1)	1.0		5	2	1	1	1	0	0	0	0	0	1	20	26	9.00	2.000

Batter	1	2	3	4	5	6	7	8	9	AB R H RBI BB SO LOB	TOP											
Darryl Hamilton, L (1, 8) OBP: 0.370, SLG: 0.393	2-1 G4-3		2-0 G5-3			1-1 E6 G1-3	1-3 K		1-2 1B	5 0 1 0 0 1 1												
Jose Vizcaino, S (1, 6) OBP: 0.322, SLG: 0.326	1-2 G6-3			0-1 F7		1-1 G1-3		1-3 K	0-0 G3	5 0 0 0 0 1 2												
Barry Bonds, L (1, 7) OBP: 0.441, SLG: 0.582	1-0 G4-3			1-1 L7		2-2 P7		4-2 FC5 BB BB		3 0 0 0 1 0 1												
Jeff Kent, R (1, 4) OBP: 0.319, SLG: 0.484		0-1 F8		2-3 K		0-0 P6		1-1 F9		4 0 0 0 0 1 2												
J.T. Snow, L (1, 3) OBP: 0.412, SLG: 0.540		1-1 G3-1			2-2 G4-3 G4-3 1B		0-0 HR	4-1 BB	1-2 BB	3 1 2 1 1 0 0												
Stan Javier, S (1, 9) OBP: 0.381, SLG: 0.414		0-1 1B			0-0 G4-3		4-1 2B BB	0-0 FC5		3 1 1 0 1 0 3												
Mark Lewis, R (1, 5) OBP: 0.316, SLG: 0.438		1-3 K			2-1 G4-3		2-3 K		4-2 WP S SF7 BB	3 0 0 0 0 2 3												
Marvin Benard, L (9, PH) OBP: 0.330, SLG: 0.275					2-3 K2-3					0 1 0 0 1 0 0												
Brian Johnson, R (1, 2) OBP: 0.299, SLG: 0.423					4-0 IBB				3-2 SF7	2 0 0 0 1 1 1												
Bill Mueller, S (9, PH) OBP: 0.352, SLG: 0.402					1-0 G4-3				1-H G4-3	0 0 0 1 0 0 0												
Wilson Alvarez, L (1, 1)									2-2 G4-3	2 0 0 0 0 1 2												
Glenallen Hill, R (7, PH) OBP: 0.286, SLG: 0.428										1 0 1 1 0 0 0												
Julian Tavarez, L (7, 1)										0 0 0 0 0 0 0												
Jim Poole, L (7, 1)										0 0 0 0 0 0 0												
Damon Berryhill, S (9, PH) OBP: 0.336, SLG: 0.341										1 0 0 0 0 0 0												
Inning Stats	R: 0 E: 0 K: 0 S: 6	H: 0 LOB: 0 BB: 0 P: 10	R: 0 E: 0 K: 1 S: 9	H: 1 LOB: 1 BB: 0 P: 11	R: 0 E: 0 K: 2 S: 10	H: 0 LOB: 0 BB: 0 P: 14	R: 0 E: 0 K: 1 S: 7	H: 0 LOB: 0 BB: 0 P: 10	R: 0 E: 0 K: 0 S: 7	H: 1 LOB: 2 BB: 1 P: 16	R: 0 E: 0 K: 0 S: 10	H: 0 LOB: 1 BB: 0 P: 14	R: 2 E: 0 K: 2 S: 14	H: 2 LOB: 1 BB: 1 P: 26	R: 0 E: 0 K: 1 S: 9	H: 0 LOB: 2 BB: 2 P: 19	R: 1 E: 0 K: 0 S: 13	H: 1 LOB: 1 BB: 1 P: 23	1B: 3 2B: 1 3B: 0 HR: 1	SF: 1 SAC: 0 DP: 0 HBP: 0	WP: 1 PB: 0 SB: 1 CS: 0	PA: 38
PITCHER	IP WLS BF H R ER SO BB IBB HBP BLK WP HR S P ERA WHIP																					
Geremi Gonzalez, R (1, 1) ERA: 4.03	6.2 W 27 4 2 2 5 1 1 0 0 0 1 60 97 2.70 0.750																					
Bob Patterson, L (7, 1) ERA: 3.56	0.1 1 0 0 0 1 0 0 0 0 0 0 3 4 0.00 0.000																					
Terry Adams, R (8, 1) ERA: 3.72	0.2 3 0 0 0 1 1 0 0 0 0 0 7 13 0.00 1.500																					
Ramon Tatis, L (8, 1) ERA: 4.14	0.1 2 0 0 0 0 1 0 0 0 0 0 2 6 0.00 3.000																					
Mel Rojas, R (9, 1) ERA: 4.42	1.0 5 1 1 1 0 1 0 0 0 1 0 13 23 9.00 2.000																					

San Francisco Giants @ Chicago Cubs
Wrigley Field, Chicago, IL
Thu Aug 07 1997, 3:33 AM CDT
Att. 24,510 - Sunny - 76 F

livebaseballscorecards.com

AB	32
R	3
H	5
RBI	3
BB	5
SO	7
LOB	15



Batter	1	2	3	4	5	6	7	8	9	AB	R	H	RBI	BB	SO	LOB
F.P. Santangelo, S OBP: 0.405, SLG: 0.409 (1, 4) BFBFS (9, 7)	2-3 K		1-3 K			1-2 G4-3		0-0 G6-4-3 1B		4	0	1	0	0	2	0
Vladimir Guerrero, R OBP: 0.375, SLG: 0.493 (1, 9) BFBFS X	1-2 G6-3		0-1 G6-3			1-0 2B		1-2 SAFE G6-4-3 1-2f		4	0	1	0	0	0	1
Rondell White, R OBP: 0.319, SLG: 0.476 (1, 8) BFBFS X	3-2 G6-3		2-3 K			3-3 2B		0-1 PB E 1B		4	0	1	0	0	2	1
David Segui, S OBP: 0.389, SLG: 0.497 (1, 3) X		0-0 PB 1B 1B		2-2 L7		4-0 IBB		4-0 SAFE 1B BB		2	1	1	0	2	0	0
Henry Rodriguez, L OBP: 0.302, SLG: 0.489 Andy Stankiewicz, R OBP: 0.279, SLG: 0.341 (1, 7) (9, 4) FBFBFS SAFE		3-3 K		0-3 K		1-3 K		1-2 F9		4	0	0	0	0	3	5
Mark Grudzielanek, R OBP: 0.323, SLG: 0.403 (1, 6) CBFBFS X		3-2 G6-3		1-0 G5-3				0-2 G6-3		4	1	1	0	0	0	1
Darrin Fletcher, L OBP: 0.320, SLG: 0.525 (1, 2) BFBFS X		1-0 1B 2-H 1B		3-2 G6-3		3-2 G6-3		3-2 P3		4	0	1	1	0	0	1
Doug Strange, S OBP: 0.333, SLG: 0.423 (1, 5) CBFBFS X		1-1 1B		0-0 G6-3		4-2 BB		4-2 BB		2	0	1	0	2	0	0
Pedro Martinez, R OBP: 0.170, SLG: 0.160 Jose Vidro, S OBP: 0.288, SLG: 0.357 (1, 1) (9, PH) FBFBFS SAFE		1-3 K2-3		1-3 K		1-3 K		1-3 SAFE K		3	0	0	0	0	3	3
										1	0	1	1	0	0	0

Inning Stats	R: 0	H: 0	E: 0	K: 1	S: 12	LOB: 0	BB: 0	P: 18
	R: 1	H: 3	E: 0	K: 2	S: 14	LOB: 2	BB: 0	P: 23
	R: 0	H: 0	E: 0	K: 2	S: 8	LOB: 0	BB: 0	P: 11
	R: 0	H: 0	E: 0	K: 1	S: 7	LOB: 0	BB: 0	P: 10
	R: 0	H: 0	E: 0	K: 1	S: 10	LOB: 0	BB: 0	P: 14
	R: 0	H: 1	E: 0	K: 2	S: 13	LOB: 2	BB: 1	P: 23
	R: 0	H: 0	E: 0	K: 1	S: 14	LOB: 1	BB: 1	P: 22
	R: 0	H: 2	E: 1	K: 0	S: 9	LOB: 2	BB: 1	P: 15
	R: 1	H: 2	E: 0	K: 0	S: 11	LOB: 2	BB: 1	P: 18
	1B: 7	SF: 0	2B: 1	SAC: 0	3B: 0	DP: 1	HR: 0	HBP: 0


BOTTOM

San Francisco Giants @ Montreal Expos
Olympic Stadium, Montreal, QB

Sat Aug 09 1997, 7:05 PM EDT
Att. 20,296 - Dome - 70 F

livebaseballscorecards.com

AB	32
R	2
H	8
RBI	2
BB	4
SO	10
LOB	12




WP: 0	PA: 36
PB: 2	
SB: 1	
CS: 0	

Batter	1	2	3	4	5	6	7	8	9	10	11	12	AB	R	H	RBI	BB	SO	LOB	TOP					
Darryl Hamilton, L OBP: 0.360, SLG: 0.381	(1, 8) L8	(1, 8) L7		(1, 8) 1B			(1, 8) 1B		(1, 8) G1-3		(1, 8) G6-3		6	0	2	1	0	0	5						
Jose Vizcaino, S OBP: 0.323, SLG: 0.326	(1, 6) G4-3		(1, 6) G3-6 1B		(1, 6) K		(1, 6) G5-3		(1, 6) CS 1B		(1, 6) PB 1B		5	0	2	0	0	1	1						
Julian Tavarez, L OBP: 0.379, SLG: 0.414	(10, 1) G4-3		(10, 1) G3-6 1B		(10, 1) K		(10, 1) G5-3		(10, 1) CS 1B		(10, 1) PB 1B		0	0	0	0	0	0	0						
Stan Javier, S OBP: 0.379, SLG: 0.414	(12, PH) G4-3		(12, PH) G3-6 1B		(12, PH) K		(12, PH) G5-3		(12, PH) CS 1B		(12, PH) PB 1B		1	1	1	0	0	0	0						
Doug Henry, R OBP: 0.379, SLG: 0.414	(12, 1) G4-3		(12, 1) G3-6 1B		(12, 1) K		(12, 1) G5-3		(12, 1) CS 1B		(12, 1) PB 1B		0	0	0	0	0	0	0						
Barry Bonds, L OBP: 0.435, SLG: 0.566	(1, 7) BB		(1, 7) G3-6 1B		(1, 7) K		(1, 7) G5-3		(1, 7) F7		(1, 7) PB 1B		4	1	0	0	2	2	2						
Jeff Kent, R OBP: 0.316, SLG: 0.480	(1, 4) L6		(1, 4) L7		(1, 4) K		(1, 4) G5-3		(1, 4) K		(1, 4) PB 1B		5	1	1	0	1	2	2						
J.T. Snow, L OBP: 0.408, SLG: 0.536	(1, 3) L6		(1, 3) L7		(1, 3) K		(1, 3) G5-3		(1, 3) K		(1, 3) PB 1B		4	2	1	2	2	1	1						
Glenallen Hill, R OBP: 0.291, SLG: 0.431	(1, 9) G4-3 1B		(1, 9) G6-3 BB		(1, 9) 1B G4-3 BB		(1, 9) G6-3		(1, 9) F8		(1, 9) 1B G1-6-3 1B		3	1	1	0	1	0	1						
Roberto Hernandez, R OBP: 0.291, SLG: 0.431	(8, 1) G6-3		(8, 1) G6-3 BB		(8, 1) G4-3 1B		(8, 1) G6-3		(8, 1) F8		(8, 1) 1B G1-6-3 1B		0	0	0	0	0	0	0						
Rod Beck, R OBP: 0.291, SLG: 0.431	(8, 1) G6-3		(8, 1) G6-3 BB		(8, 1) G4-3 1B		(8, 1) G6-3		(8, 1) F8		(8, 1) 1B G1-6-3 1B		0	0	0	0	0	0	0						
Rich Rodriguez, L OBP: 0.333, SLG: 0.333	(10, 1) G6-3		(10, 1) G6-3 BB		(10, 1) G4-3 1B		(10, 1) G6-3		(10, 1) F8		(10, 1) 1B G1-6-3 1B		0	0	0	0	0	0	0						
Rich Aurilia, R OBP: 0.378, SLG: 0.662	(10, 6) G6-3		(10, 6) G6-3 BB		(10, 6) G4-3 1B		(10, 6) G6-3		(10, 6) F8		(10, 6) 1B G1-6-3 1B		2	0	2	1	0	0	0						
Bill Mueller, S OBP: 0.351, SLG: 0.397	(1, 5) G4-3		(1, 5) G4-3 BB		(1, 5) G4-3 1B		(1, 5) G4-3		(1, 5) G4-3		(1, 5) 1B G1-6-3 1B		5	0	1	0	1	0	5						
Brian Johnson, R OBP: 0.299, SLG: 0.411	(1, 2) G4-3		(1, 2) G4-3 1B		(1, 2) G4-3 1B		(1, 2) G4-3		(1, 2) G4-3		(1, 2) 1B G1-6-3 1B		5	0	0	1	1	0	5						
Kirk Rueter, L OBP: 0.154, SLG: 0.102	(1, 1) G4-3		(1, 1) G4-3 1B		(1, 1) G4-3 1B		(1, 1) G4-3		(1, 1) G4-3		(1, 1) 1B G1-6-3 1B		3	0	1	1	0	1	2						
Marvin Benard, L OBP: 0.333, SLG: 0.272	(8, 9) G4-3		(8, 9) G4-3 1B		(8, 9) G4-3 1B		(8, 9) G4-3		(8, 9) G4-3		(8, 9) 1B G1-6-3 1B		1	0	0	0	1	1	0						
Inning Stats	R: 0 E: 0 K: 0 S: 6	H: 0 LOB: 1 BB: 1 P: 14	R: 1 E: 0 K: 0 S: 14	H: 1 LOB: 2 BB: 2 P: 27	R: 0 E: 0 K: 0 S: 8	H: 1 LOB: 0 BB: 0 P: 10	R: 2 E: 0 K: 1 S: 8	H: 2 LOB: 2 BB: 2 P: 19	R: 0 E: 0 K: 3 S: 9	H: 0 LOB: 0 BB: 0 P: 11	R: 0 E: 0 K: 0 S: 12	H: 1 LOB: 1 BB: 0 P: 17	R: 0 E: 0 K: 2 S: 14	H: 1 LOB: 2 BB: 1 P: 24	R: 0 E: 0 K: 1 S: 10	H: 0 LOB: 0 BB: 0 P: 15	R: 0 E: 0 K: 0 S: 8	H: 2 LOB: 3 BB: 1 P: 20	R: 3 E: 0 K: 0 S: 19	H: 3 LOB: 1 BB: 2 P: 33	1B: 11 2B: 1 3B: 0 HR: 0	SF: 0 SAC: 0 DP: 2 HBP: 0	WP: 0 PA: 54		
PITCHER	IP WLS BF H R ER SO P ERA WHIP	IP WLS BF H R ER SO P ERA WHIP	IP WLS BF H R ER SO P ERA WHIP	IP WLS BF H R ER SO P ERA WHIP	IP WLS BF H R ER SO P ERA WHIP	IP WLS BF H R ER SO P ERA WHIP	IP WLS BF H R ER SO P ERA WHIP	IP WLS BF H R ER SO P ERA WHIP	IP WLS BF H R ER SO P ERA WHIP	IP WLS BF H R ER SO P ERA WHIP	IP WLS BF H R ER SO P ERA WHIP	IP WLS BF H R ER SO P ERA WHIP	IP WLS BF H R ER SO P ERA WHIP	IP WLS BF H R ER SO P ERA WHIP	IP WLS BF H R ER SO P ERA WHIP	IP WLS BF H R ER SO P ERA WHIP	IP WLS BF H R ER SO P ERA WHIP	IP WLS BF H R ER SO P ERA WHIP	IP WLS BF H R ER SO P ERA WHIP	IP WLS BF H R ER SO P ERA WHIP	IP WLS BF H R ER SO P ERA WHIP	IP WLS BF H R ER SO P ERA WHIP	IP WLS BF H R ER SO P ERA WHIP	IP WLS BF H R ER SO P ERA WHIP	
Mike Johnson, R ERA: 7.74	(1, 1) 4.0	(1, 1) 3.0	(1, 1) 0.2	(1, 1) 0.1	(1, 1) 1.0	(1, 1) 4.0	(1, 1) 3.0	(1, 1) 0.2	(1, 1) 0.1	(1, 1) 2.0	(1, 1) 0.2	(1, 1) 1.0	(1, 1) 4.0	(1, 1) 3.0	(1, 1) 0.2	(1, 1) 0.1	(1, 1) 1.0	(1, 1) 2.0	(1, 1) 0.2	(1, 1) 0.1	(1, 1) 1.0	(1, 1) 2.0	(1, 1) 0.2	(1, 1) 0.1	(1, 1) 1.0
Steve Kline, L ERA: 5.34	(5, 1) 3.0	(5, 1) 10	(5, 1) 3	(5, 1) 0	(5, 1) 0	(5, 1) 10	(5, 1) 10	(5, 1) 3	(5, 1) 0	(5, 1) 3	(5, 1) 0	(5, 1) 0	(5, 1) 10	(5, 1) 10	(5, 1) 3	(5, 1) 0	(5, 1) 0	(5, 1) 0	(5, 1) 3	(5, 1) 0	(5, 1) 0	(5, 1) 10	(5, 1) 10	(5, 1) 3	(5, 1) 0
Rick DeHart, L ERA: 6.0	(8, 1) 0.2	(8, 1) 3	(8, 1) 1	(8, 1) 0	(8, 1) 0	(8, 1) 3	(8, 1) 3	(8, 1) 1	(8, 1) 0	(8, 1) 0	(8, 1) 0	(8, 1) 3	(8, 1) 3	(8, 1) 1	(8, 1) 0	(8, 1) 0	(8, 1) 0	(8, 1) 0	(8, 1) 3	(8, 1) 0	(8, 1) 0	(8, 1) 3	(8, 1) 3	(8, 1) 1	(8, 1) 0
Anthony Telford, R ERA: 2.74	(8, 1) 0.1	(8, 1) 2	(8, 1) 0	(8, 1) 0	(8, 1) 0	(8, 1) 2	(8, 1) 2	(8, 1) 0	(8, 1) 0	(8, 1) 0	(8, 1) 0	(8, 1) 2	(8, 1) 2	(8, 1) 0	(8, 1) 0	(8, 1) 0	(8, 1) 0	(8, 1) 0	(8, 1) 2	(8, 1) 0	(8, 1) 0	(8, 1) 2	(8, 1) 2	(8, 1) 0	(8, 1) 0
Ugueth Urbina, R ERA: 4.44	(9, 1) 1.0	(9, 1) 3	(9, 1) 0	(9, 1) 0	(9, 1) 0	(9, 1) 3	(9, 1) 3	(9, 1) 0	(9, 1) 0	(9, 1) 0	(9, 1) 0	(9, 1) 3	(9, 1) 3	(9, 1) 0	(9, 1) 0	(9, 1) 0	(9, 1) 0	(9, 1) 0	(9, 1) 3	(9, 1) 0	(9, 1) 0	(9, 1) 3	(9, 1) 3	(9, 1) 0	(9, 1) 0
PITCHER	IP WLS BF H R ER SO P ERA WHIP	IP WLS BF H R ER SO P ERA WHIP	IP WLS BF H R ER SO P ERA WHIP	IP WLS BF H R ER SO P ERA WHIP	IP WLS BF H R ER SO P ERA WHIP	IP WLS BF H R ER SO P ERA WHIP	IP WLS BF H R ER SO P ERA WHIP	IP WLS BF H R ER SO P ERA WHIP	IP WLS BF H R ER SO P ERA WHIP	IP WLS BF H R ER SO P ERA WHIP	IP WLS BF H R ER SO P ERA WHIP	IP WLS BF H R ER SO P ERA WHIP	IP WLS BF H R ER SO P ERA WHIP	IP WLS BF H R ER SO P ERA WHIP	IP WLS BF H R ER SO P ERA WHIP	IP WLS BF H R ER SO P ERA WHIP	IP WLS BF H R ER SO P ERA WHIP	IP WLS BF H R ER SO P ERA WHIP	IP WLS BF H R ER SO P ERA WHIP	IP WLS BF H R ER SO P ERA WHIP	IP WLS BF H R ER SO P ERA WHIP	IP WLS BF H R ER SO P ERA WHIP	IP WLS BF H R ER SO P ERA WHIP	IP WLS BF H R ER SO P ERA WHIP	IP WLS BF H R ER SO P ERA WHIP
Dave Veres, R ERA: 3.02	(10, 1) 2.0	(10, 1) 1.0	(10, 1) 0.2	(10, 1) 0.1	(10, 1) 2.0	(10, 1) 1.0	(10, 1) 2.0	(10, 1) 1.0	(10, 1) 0.2	(10, 1) 0.1	(10, 1) 2.0	(10, 1) 1.0	(10, 1) 2.0	(10, 1) 1.0	(10, 1) 0.2	(10, 1) 0.1	(10, 1) 2.0	(10, 1) 1.0	(10, 1) 2.0	(10, 1) 1.0	(10, 1) 0.2	(10, 1) 0.1	(10, 1) 2.0	(10, 1) 1.0	(10, 1) 0.2
Marc Valdes, R ERA: 3.81	(12, 1) 1.0	(12, 1) L	(12, 1) 7	(12, 1) 3	(12, 1) 3	(12, 1) 3	(12, 1) 3	(12, 1) 3	(12, 1) 0	(12, 1) 1	(12, 1) 1	(12, 1) 0	(12, 1) 0	(12, 1) 0	(12, 1) 0	(12, 1) 0	(12, 1) 0	(12, 1) 0	(12, 1) 19	(12, 1) 33	(12, 1) 27.00	(12, 1) 4.000	(12, 1) 0.00	(12, 1) 2.000	(12, 1) 0.00

San Francisco Giants @ Montreal Expos
Olympic Stadium, Montreal, QB
Sun Aug 10 1997, 3:33 AM EDT
Att. 24,170 - Dome - 70 F

AB	44
R	6
H	12
RBI	6
BB	9
SO	8
LOB	24



Batter	1	2	3	4	5	6	7	8	9	AB R H RBI BB SO LOB	TOP											
Deion Sanders, L (1, 8) OBP: 0.337, SLG: 0.377 Jon Nunnally, L (6, 8) OBP: 0.292, SLG: 0.385	0-0 HR	2-2 G6-3	0-1 1B			1-1 F9		2-3 K		4 1 2 1 0 0 0 1 0 0 0 0 1 0												
Pokey Reese, R (1, 6) OBP: 0.304, SLG: 0.289	4-0 1B BB	1-1 L9	2-2 L7			2-1 1B 1B		2-2 G5-3		4 1 1 0 1 0 1												
Chris Stynes, R (1, 7) OBP: 0.750, SLG: 1.250	2-2 P5	0-0 HR			0-2 F8	1-0 1B		0-1 G5-3		5 1 2 1 0 0 1												
Eduardo Perez, R (1, 3) OBP: 0.340, SLG: 0.494	0-1 E9 1B SF8	2-2 1B 2B			1-3 K	1-3 K		3-1 F9		5 2 1 0 0 2 3												
Reggie Sanders, R (1, 9) OBP: 0.335, SLG: 0.561	4-1 SF8 1B BB	0-1 1B 1B			3-2 F8	2-3 K		2-3 K		4 1 1 1 1 2 2												
Willie Greene, L (1, 5) OBP: 0.363, SLG: 0.468	3-1 1B 1B	2-2 1B			1-1 P6		1-1 G5-4-3 1B		1-3 K	5 0 3 1 0 1 0												
Joe Oliver, R (1, 2) OBP: 0.323, SLG: 0.456	0-0 SF8	0-0 L8			3-1 HR		0-0 G5-4-3			3 1 1 2 0 0 3	AB 39 R 7 H 13 RBI 7 BB 2 SO 7 LOB 13											
Bret Boone, R (1, 4) OBP: 0.300, SLG: 0.326	3-2 1B				1-0 L9	0-2 G4-3		3-1 FC6-4 1B		4 0 2 1 0 0 0												
Kent Mercker, L (1, 1) OBP: 0.233, SLG: 0.231 Scott Sullivan, R (8, 1)	2-3 K				0-0 P5	0-0 P4		0-0 FC6-4		4 0 0 0 0 1 3 0 0 0 0 0 0 0												
Inning Stats	R: 4 E: 1 K: 1 S: 18	H: 3 LOB: 2 BB: 2 P: 36	R: 2 E: 0 K: 0 S: 17	H: 4 LOB: 2 BB: 0 P: 24	R: 0 E: 0 K: 0 S: 9	H: 1 LOB: 1 BB: 0 P: 12	R: 0 E: 0 K: 1 S: 10	H: 0 LOB: 0 BB: 0 P: 14	R: 1 E: 0 K: 0 S: 8	H: 1 LOB: 0 BB: 0 P: 12	R: 0 E: 0 K: 2 S: 11	H: 2 LOB: 2 BB: 0 P: 18	R: 0 E: 0 K: 0 S: 6	H: 2 LOB: 1 BB: 0 P: 10	R: 0 E: 0 K: 1 S: 11	H: 0 LOB: 0 BB: 0 P: 15	R: 0 E: 0 K: 2 S: 8	H: 0 LOB: 0 BB: 0 P: 14	1B: 9 2B: 1 3B: 0 HR: 3	SF: 1 SAC: 0 DP: 1 HBP: 0	WP: 0 PB: 0 SB: 3 CS: 0	PA: 42
PITCHER	IP WLS BF H R ER SO BB IBB HBP BLK WP HR S P ERA WHIP																					
Pat Rapp, R (1, 1) ERA: 4.77	1.2 L 13 5 6 4 1 2 0 0 0 0 0 2 28 51 21.60 4.200																					
Danny Darwin, B (2, 1) ERA: 3.97	5.1 23 8 1 1 3 0 0 0 0 0 0 1 51 75 1.69 1.500																					
Jim Poole, L (8, 1) ERA: 5.57	1.0 3 0 0 0 1 0 0 0 0 0 0 0 11 15 0.00 0.000																					
Doug Henry, R (9, 1) ERA: 3.65	1.0 3 0 0 0 2 0 0 0 0 0 0 0 8 14 0.00 0.000																					

Cincinnati Reds @ San Francisco Giants
3Com Park at Candlestick Point, San Francisco, CA
Mon Aug 11 1997, 10:05 PM EDT
Att. 19,086 - Unknown - 66 F

AB 39
R 7
H 13
RBI 7
BB 2
SO 7
LOB 13



Batter	1	2	3	4	5	6	7	8	9	AB R H RBI BB SO LOB	TOP											
Deion Sanders, L (1, 8) OBP: 0.335, SLG: 0.375	0-2 G4-3		0-1 1B E 1B	1-3 K			2-3 K		1-3 K	5 1 1 0 0 3 3	Cincinnati Reds @ San Francisco Giants 3Com Park at Candlestick Point, San Francisco, CA Tue Aug 12 1997, 6:33 AM EDT Att. 15,890 - Sunny - 68 F											
Pokey Reese, R (1, 6) OBP: 0.302, SLG: 0.287	1-3 K		2-0 E 1-2 2-3 1B		3-3 K		3-2 F8		0-1 FC4 1-2f	5 0 1 0 0 2 1												
Chris Stynes, R (1, 5) OBP: 0.625, SLG: 1.000	1-3 K		0-0 E6 1-3 2-H 3-H 1B		0-0 G5-3			1-1 G4-3		4 0 1 1 0 1 0												
Eduardo Perez, R (1, 3) OBP: 0.343, SLG: 0.492		2-3 K	1-1 G6-3		4-2 BB			2-2 1B 1B		3 0 1 0 0 1 2												
Reggie Sanders, R (1, 9) OBP: 0.338, SLG: 0.565		1-2 F9		0-0 G3 1B 2B	1-3 K			0-0 1-2 1B		4 1 2 0 0 1 1												
Mike Kelly, R (1, 7) OBP: 0.322, SLG: 0.514		2-0 F8		2-0 G3 2-3		2-3 K		1-3 K		4 0 0 0 0 2 3												
Joe Oliver, R (1, 2) OBP: 0.322, SLG: 0.450			3-1 F8	4-0 1B IBB		0-0 F9		1-2 F8		3 0 0 0 1 0 2												
Felix Rodriguez, R (8, 1)										0 0 0 0 0 0 0												
Bret Boone, R (1, 4) OBP: 0.301, SLG: 0.324			4-1 1B 1B 1B	1-3 K		2-2 L8			0-0 FC1-6 1B	2 1 0 0 1 1 2												
Pedro Martinez, L (6, 1)										0 0 0 0 0 0 0												
Eddie Taubensee, L (8, 2) OBP: 0.318, SLG: 0.468										1 0 1 0 0 0 0												
Brook Fordyce, R (9, PR) OBP: 0.278, SLG: 0.308										0 0 0 0 0 0 0												
Brett Tomko, R (1, 1) OBP: 0.190, SLG: 0.200			1-2 B1	2-2 1B			0-0 F7		1-0 FC1-6 FC4 1-2f	2 0 1 1 0 0 1												
Scott Sullivan, R (5, 1)										0 0 0 0 0 0 0												
Lenny Harris, L (6, 4) OBP: 0.281, SLG: 0.356										2 0 0 0 0 0 1												
Inning Stats	R: 0 E: 0 K: 2 S: 9	H: 0 LOB: 0 BB: 0 P: 11	R: 0 E: 0 K: 1 S: 7	H: 0 LOB: 0 BB: 0 P: 12	R: 2 E: 1 K: 0 S: 12	H: 3 LOB: 2 BB: 1 P: 23	R: 1 E: 0 K: 2 S: 12	H: 2 LOB: 2 BB: 1 P: 22	R: 0 E: 0 K: 2 S: 12	H: 0 LOB: 1 BB: 1 P: 20	R: 0 E: 0 K: 1 S: 7	H: 0 LOB: 0 BB: 0 P: 11	R: 0 E: 0 K: 1 S: 7	H: 0 LOB: 0 BB: 0 P: 12	R: 0 E: 0 K: 1 S: 15	H: 2 LOB: 2 BB: 0 P: 20	R: 0 E: 0 K: 1 S: 7	H: 1 LOB: 1 BB: 0 P: 9	1B: 7 2B: 1 3B: 0 HR: 0	SF: 0 SAC: 0 DP: 0 HBP: 0	WP: 0 PB: 0 SB: 0 CS: 0	PA: 38
PITCHER	IP WLS BF H R ER SO BB IBB HBP BLK WP HR S P ERA WHIP																					
Wilson Alvarez, L (1, 1) ERA: 3.22	7.1 W 32 7 3 2 9 2 1 0 0 0 0 74 122 2.46 1.227																					
Roberto Hernandez, R (8, 1) ERA: 2.7	1.2 S 6 1 0 0 2 0 0 0 0 0 0 0 14 18 0.00 0.600																					

AB	35
R	3
H	8
RBI	2
BB	3
SO	11
LOB	16



BOTTOM

Chicago Cubs @ San Francisco Giants
3Com Park at Candlestick Point, San Francisco, CA

Wed Aug 13 1997, 6:33 AM EDT
Att. 17,357 - Sunny - 72 F

livebaseballscorecards.com

AB 35
R 5
H 10
RBI 4
BB 1
SO 6
LOB 13



WP: 0 PA: 38
PB: 0
SB: 2
CS: 1

AB R H RBI BB SO LOB

4 0 0 0 1 1 3

5 0 1 0 0 1 4

4 0 0 0 0 1 1

1 0 0 0 0 0 0
2 2 2 1 0 0 0

4 0 0 0 0 2 2

4 1 2 2 0 0 0

4 1 1 0 0 0 2

4 1 2 0 0 0 1

1B: 5 SF: 0
2B: 2 SAC: 1
3B: 1 DP: 1
HR: 2 HBP: 1

Batter	1	2	3	4	5	6	7	8	9
Darryl Hamilton, L (1, 8) OBP: 0.358, SLG: 0.374	2-2 L6		3-2 G6-4-3		0-1 P6		3-3 K		4-2 FC1-6 BB
Jose Vizcaino, S (1, 6) OBP: 0.320, SLG: 0.328	1-2 G6-3		1-2 3B		0-0 G5-3		1-3 K		1-0 FC1-6
Barry Bonds, L (1, 7) OBP: 0.433, SLG: 0.561	0-0 G4-3		0-3 K			0-1 P3		2-2 G4-3	
Jeff Kent, R (1, 4) OBP: 0.322, SLG: 0.489 Bill Mueller, S (4, PR) OBP: 0.360, SLG: 0.414 (5, 5)		2-1 P6		1-0 S HR HBP		0-2 CS 1B		0-0 HR	
J.T. Snow, L (1, 3) OBP: 0.404, SLG: 0.528		2-1 F7		1-3 SAFE K		3-2 G3-1		0-3 K	
Stan Javier, S (1, 9) OBP: 0.379, SLG: 0.420		1-1 1B		0-0 HR			0-0 F7	3-2 P9	
Mark Lewis, R (1, 5) OBP: 0.313, SLG: 0.437 (5, 4)		2-0 F8		1-0 G6-3			0-0 1B 1B		1-2 G3
Brian Johnson, R (1, 2) OBP: 0.298, SLG: 0.412			0-0 SH G6-4-3 2B		0-0 P6		3-2 1B 1B		1-2 G6-3
Mark Gardner, R (1, 1) OBP: 0.196, SLG: 0.125 Julian Javarez, L (7, 1) Glenallen Hill, R (7, PH) OBP: 0.292, SLG: 0.431 Doug Henry, R (8, 1) Rich Rodriguez, L (9, 1) OBP: 0.333, SLG: 0.333 Damon Berryhill, S (9, PH) OBP: 0.338, SLG: 0.346 Rich Aurilia, R (9, PR) OBP: 0.359, SLG: 0.623			0-0 SH G6-4-3		1-3 K		1-0 1B		0-0 2B

Inning Stats	R: 0	H: 0	E: 0	K: 8	H: 0	LOB: 0	BB: 0	P: 11	R: 0	H: 1	E: 0	K: 7	H: 1	LOB: 1	BB: 0	P: 14	R: 1	H: 2	E: 0	K: 17	H: 2	LOB: 1	BB: 0	P: 21	R: 2	H: 1	E: 0	K: 1	H: 1	LOB: 1	BB: 0	P: 9	R: 0	H: 0	E: 0	K: 6	H: 0	LOB: 0	BB: 0	P: 7	R: 0	H: 1	E: 0	K: 8	H: 1	LOB: 0	BB: 0	P: 11	R: 1	H: 3	E: 0	K: 2	H: 3	LOB: 2	BB: 0	P: 22	R: 1	H: 1	E: 0	K: 10	H: 1	LOB: 0	BB: 0	P: 15	R: 0	H: 1	E: 0	K: 11	H: 1	LOB: 2	BB: 1	P: 18	1B: 5	SF: 0	2B: 2	SAC: 1	3B: 1	DP: 1	HR: 2	HBP: 1	WP: 0	PA: 38
--------------	------	------	------	------	------	--------	-------	-------	------	------	------	------	------	--------	-------	-------	------	------	------	-------	------	--------	-------	-------	------	------	------	------	------	--------	-------	------	------	------	------	------	------	--------	-------	------	------	------	------	------	------	--------	-------	-------	------	------	------	------	------	--------	-------	-------	------	------	------	-------	------	--------	-------	-------	------	------	------	-------	------	--------	-------	-------	-------	-------	-------	--------	-------	-------	-------	--------	-------	--------

PITCHER	IP	WLS	BF	H	R	ER	SO	BB	IBB	HBP	BLK	WP	HR	S	P	ERA	WHIP
Geremi Gonzalez, R (1, 1) ERA: 4.15	6.1	W	26	7	4	4	3	0	0	0	0	0	1	59	83	5.68	1.105
Kent Bottenfield, R (7, 1) ERA: 3.0	0.0		1	1	0	0	0	0	0	0	0	0	0	1	2	∞	∞
Bob Patterson, L (7, 1) ERA: 3.4	1.2		6	1	1	1	3	0	0	0	0	0	1	16	25	5.40	0.600
Terry Adams, R (9, 1) ERA: 3.79	1.0	S	5	1	0	0	0	1	0	0	0	0	0	11	18	0.00	2.000

Batter	1	2	3	4	5	6	7	8	9	AB R H RBI BB SO LOB	TOP											
Lance Johnson, L (1, 8) OBP: 0.373, SLG: 0.398	3-2 G4-3			0-0 F7	0-1 G1-4-3			3-3 K	2-2 L6	5 0 0 0 0 1 4	<p>Chicago Cubs @ San Francisco Giants 3Com Park at Candlestick Point, San Francisco, CA</p> <p>Thu Aug 14 1997, 6:33 AM EDT Att. 16,949 - Cloudy - 70 F</p> <p>livebaseballscorecards.com</p>											
Doug Glanville, R (1, 7) OBP: 0.347, SLG: 0.410	3-1 G6-3			4-1 BB 23 WP 1B BB		1-1 F9		4-0 FC6-4 1-2 2-3 BB		2 1 0 0 2 0 0												
23 Ryne Sandberg, R (1, 4) OBP: 0.310, SLG: 0.390	2-3 K2-3			3-2 SAFE 1-2 BB 1B		1-3 K		2-3 K		4 1 1 0 0 3 3												
Sammy Sosa, R (1, 9) OBP: 0.298, SLG: 0.475				4-0 FC1-6 1-2 2-3 1B BB		1-3 K		2-1 FC6-4 1-2f		3 0 0 0 1 2 3												
Kevin Orie, R (1, 5) OBP: 0.353, SLG: 0.445				2-2 FC1-6 1-2 2-H 3-H 1B		1-0 G5-3		0-0 G5-3		4 0 1 2 0 1 0												
José Hernández, R (1, 3) OBP: 0.316, SLG: 0.447				0-0 FC1-6 1-2 2-3 1B		0-3 K		2-2 FC4-6 1B		3 0 0 0 0 1 2 1 0 1 0 0 0 0												
Dave Hansen, L (9, PH) OBP: 0.442, SLG: 0.444	0-2 G6-3																					
Scott Servais, R (1, 2) OBP: 0.306, SLG: 0.351				0-0 G4-3																		
Ramon Tatis, L (7, 1)																						
Dave Clark, L (9, PH) OBP: 0.349, SLG: 0.434																						
Rey Sanchez, R (1, 6) OBP: 0.287, SLG: 0.307				3-1 G4-6-3 1-2f 1B		1-3 K		2-2 BB 1B 1B		3 0 1 0 0 1 1 1 0 0 0 0 0 1												
Mark Grace, L (9, PH) OBP: 0.419, SLG: 0.452																						
Kevin Tapani, R (1, 1) OBP: 0.250, SLG: 0.143				1-3 K		1-3 K		0-0 BB 1B		2 0 0 0 0 2 0 1 0 1 0 0 0 0 1 0 1 1 0 0 0												
Mike Hubbard, R (7, 2) OBP: 0.235, SLG: 0.265																						
Tyler Houston, L (9, PH) OBP: 0.267, SLG: 0.312																						
Inning Stats	R: 0 E: 0 K: 1 S: 10	H: 0 LOB: 0 BB: 0 P: 18	R: 0 E: 0 K: 2 S: 10	H: 0 LOB: 0 BB: 0 P: 12	R: 0 E: 0 K: 1 S: 7	H: 1 LOB: 0 BB: 0 P: 11	R: 2 E: 0 K: 0 S: 13	H: 2 LOB: 2 BB: 2 P: 26	R: 0 E: 0 K: 2 S: 8	H: 0 LOB: 0 BB: 0 P: 10	R: 0 E: 0 K: 2 S: 9	H: 0 LOB: 0 BB: 0 P: 12	R: 0 E: 0 K: 1 S: 5	H: 0 LOB: 0 BB: 0 P: 6	R: 0 E: 0 K: 2 S: 12	H: 2 LOB: 3 BB: 1 P: 25	R: 1 E: 1 K: 0 S: 16	H: 2 LOB: 2 BB: 0 P: 25	1B: 7 2B: 0 3B: 0 HR: 0	SF: 0 SAC: 0 DP: 1 HBP: 0	WP: 1 PB: 0 SB: 0 CS: 0	PA: 37
PITCHER	IP WLS BF H R ER SO BB IBB HBP BLK WP HR S P ERA WHIP																					
Shawn Estes, L (1, 1) ERA: 2.98	7.1 W 29 5 2 2 10 3 0 0 0 1 0 69 111 2.46 1.091																					
Roberto Hernandez, R (8, 1) ERA: 2.67	0.2 2 0 0 0 1 0 0 0 0 0 0 5 9 0.00 0.000																					
Rod Beck, R (9, 1) ERA: 2.9	1.0 6 2 1 0 0 0 0 0 0 0 0 0 16 25 0.00 2.000																					



Batter	1	2	3	4	5	6	7	8	9
Darryl Hamilton, L OBP: 0.358, SLG: 0.377 (1, 8)	3-2 L8		3-1 F8	1-1 FC4-6 1-2f			1-1 SH2-3 PB 2B	1-2 1B 1B	
Jose Vizcaino, S OBP: 0.319, SLG: 0.327 (1, 6)	1-3 K		1-1 P5		0-1 G6-3		1-1 SH2-3 2-3	0-0 1B 1B	
Barry Bonds, L OBP: 0.431, SLG: 0.555 (1, 7)	1-3 K		4-1 2B BB		1-3 K		2-0 P5	2-1 G4-3	
Jeff Kent, R OBP: 0.327, SLG: 0.497 (1, 4)		4-0 1B HR BB	1-0 2B 1-H		2-1 E 2B		4-0 PB 1B IBB		
J.T. Snow, L OBP: 0.403, SLG: 0.525 (1, 3)		0-0 F8	2-0 L8		0-0 E3 CS		1-1 FC6-4 1B 1-H 3-H		
Stan Javier, S OBP: 0.378, SLG: 0.418 (1, 9)		2-1 HR 1B		2-2 P5	2-2 CS 1-2	0-3 K2-3	0-0 FC6-4 1-2f		
Bill Mueller, S OBP: 0.365, SLG: 0.435 (1, 5)		0-2 HR		0-1 E7 2B		2-2 1B		1-0 G4-3	
Damon Berryhill, S OBP: 0.336, SLG: 0.338 (1, 2)		2-3 K		4-2 FC4-6 BB		0-1 P5		3-1 L6	
Shawn Estes, R OBP: 0.151, SLG: 0.160 (1, 1)		0-0 G5-3		3-3 K		1-3 K		0-0 1B 1B 1B	
Roberto Hernandez, R OBP: 1.000, SLG: 1.000 (8, 1)									
Rod Beck, R (9, 1)									

AB	R	H	RBI	BB	SO	LOB
5	1	2	0	0	0	2
4	0	1	0	0	1	0
4	1	0	0	1	2	4
2	3	2	1	2	0	0
4	0	1	1	0	0	2
4	1	1	0	0	1	1
4	1	3	3	0	0	0
3	0	0	0	1	1	1
3	0	0	0	0	2	3
1	0	1	0	0	0	0
0	0	0	0	0	0	0

BOTTOM

Chicago Cubs @ San Francisco Giants
3Com Park at Candlestick Point, San Francisco, CA
 Thu Aug 14 1997, 6:33 AM EDT
 Att: 16,949 - Cloudy - 70 F

livebaseballscorecards.com

AB	34
R	7
H	11
RBI	5
BB	4
SO	7
LOB	13



1B: 6	SF: 0	WP: 0	PA: 40
2B: 4	SAC: 1	PB: 1	
3B: 0	DP: 0	SB: 0	
HR: 1	HBP: 0	CS: 1	

Inning Stats																																																																																									
R: 0		H: 0		E: 0		K: 2		S: 9		R: 3		H: 2		E: 0		K: 1		S: 10		R: 1		H: 1		E: 0		K: 0		S: 7		R: 0		H: 1		E: 1		K: 1		S: 14		R: 1		H: 1		E: 1		K: 1		S: 11		R: 0		H: 1		E: 0		K: 2		S: 11		R: 2		H: 2		E: 0		K: 0		S: 8		R: 0		H: 3		E: 0		K: 0		S: 10		R: 0		H: 1		E: 0		K: 0		S: 10	
PITCHER		IP	WLS	BF	H	R	ER	SO	BB	IBB	HBP	BLK	WP	HR	S	P	ERA	WHIP																		PITCHER		IP	WLS	BF	H	R	ER	SO	BB	IBB	HBP	BLK	WP	HR	S	P	ERA	WHIP																																			
Kevin Tapani, R ERA: 4.15 (1, 1)		6.1	L	29	7	6	5	7	3	0	0	0	0	1	66	108	7.11	1.579																		Ramon Tatis, L ERA: 3.88 (7, 1)		1.2		10	4	1	0	0	0	1	0	0	0	0	14	28	0.00	2.400																																			

Batter	1	2	3	4	5	6	7	8	9	AB R H RBI BB SO LOB	TOP											
F.P. Santangelo, S (1, 7) OBP: 0.393, SLG: 0.392	1-3 K	0-1 P8			0-3 K		0-0 F8		2-3 K	5 0 0 0 0 3 5												
Mike Lansing, R (1, 4) OBP: 0.353, SLG: 0.488	1-0 WP 1B 1B		1-1 P9			1-1 G4-6-3 1B		2-2 G5-3		4 0 2 0 0 0 0												
Vladimir Guerrero, R (1, 9) OBP: 0.376, SLG: 0.498	0-3 K		0-2 G6-3			2-2 F7		1-2 G6-3		4 0 0 0 0 1 2												
David Segui, S (1, 3) OBP: 0.383, SLG: 0.485	2-1 WP 1B		3-1 P3			3-1 G4-6-3 1-2f		1-1 1B		4 0 2 0 0 0 1												
Rondell White, R (1, 8) OBP: 0.309, SLG: 0.458	3-2 G5-3 1-2 2-3			1-2 L5			3-3 K	1-2 F7		4 0 0 0 0 1 3												
Mark Grudzielanek, R (1, 6) OBP: 0.322, SLG: 0.403		1-2 SH1-4 BB		2-0 G5-3			1-0 1B 2B 1B		1-3 K	4 1 1 0 0 1 0												
Jose Vidro, S (1, 5) OBP: 0.284, SLG: 0.344		0-1 P8		0-0 G3			0-0 2B 1B		0-1 P6	4 0 1 0 0 0 1												
Chris Widger, R (1, 2) OBP: 0.283, SLG: 0.430		4-1 SH1-4 BB		2-2 G5-3			0-2 2B		2-2 HR	3 1 2 2 1 0 0												
Mike Johnson, L (1, 1) Rick DeHart, L (5, 1) Andy Stankiewicz, R (7, PH) Marc Valdes, R (7, 1) Darrin Fletcher, L (9, PH)		0-2 SH1-4		1-3 K			0-0 P7		2-1 2B	1 0 0 0 0 1 0 0 0 0 0 0 0 0 1 0 0 0 0 0 2 0 0 0 0 0 0 0 1 0 1 0 0 0 0												
Inning Stats	R: 0 E: 0 K: 2 S: 13	H: 2 LOB: 2 BB: 0 P: 20	R: 0 E: 1 K: 0 S: 12	H: 0 LOB: 2 BB: 1 P: 16	R: 0 E: 0 K: 0 S: 7	H: 0 LOB: 0 BB: 0 P: 11	R: 0 E: 0 K: 0 S: 5	H: 0 LOB: 0 BB: 0 P: 8	R: 0 E: 0 K: 2 S: 9	H: 0 LOB: 0 BB: 0 P: 12	R: 0 E: 0 K: 0 S: 8	H: 1 LOB: 0 BB: 0 P: 14	R: 1 E: 0 K: 1 S: 10	H: 3 LOB: 2 BB: 0 P: 14	R: 0 E: 0 K: 0 S: 11	H: 1 LOB: 1 BB: 0 P: 16	R: 1 E: 0 K: 2 S: 15	H: 2 LOB: 1 BB: 0 P: 22	1B: 6 2B: 2 3B: 0 HR: 1	SF: 0 SAC: 1 DP: 1 HBP: 0	WP: 1 PB: 0 SB: 0 CS: 0	PA: 37
PITCHER	IP WLS BF H R ER SO BB IBB HBP BLK WP HR S P ERA WHIP																					
Kirk Rueter, L (1, 1) ERA: 3.58	7.0 W 28 6 1 1 5 1 0 0 0 1 0 64 95 1.29 1.000																					
Julian Tavarez, R (8, 1) ERA: 3.71	2.0 9 3 1 1 2 0 0 0 0 0 1 26 38 4.50 1.500																					

Montreal Expos @ San Francisco Giants
3Com Park at Candlestick Point, San Francisco, CA

AB	35
R	2
H	9
RBI	2
BB	1
SO	7
LOB	14



Fri Aug 15 1997, 10:05 PM EDT
 Att. 15,877 - Unknown - 58 F

WP: 1	PA: 37
PB: 0	
SB: 0	
CS: 0	

Montreal Expos @ San Francisco Giants
 3Com Park at Candlestick Point, San Francisco, CA

Sat Aug 16 1997, 6:33 AM EDT
 Att. 25,345 - Sunny - 69 F



WP: 2 PA: 44
 PB: 1
 SB: 1
 CS: 1

Batter	1	2	3	4	5	6	7	8	9	AB	R	H	RBI	BB	SO	LOB
Jose Vidro, S (1, 5) OBP: 0.292, SLG: 0.343	3-2 G6-3			1-0 G4-3	1-0 SF7			1-0 1B		3	1	1	2	1	0	0
Mike Lansing, R (1, 4) OBP: 0.356, SLG: 0.490	0-3			0-2 1B	3-2 F9			0-1 1B		5	0	3	3	0	1	1
Vladimir Guerrero, R (1, 9) OBP: 0.376, SLG: 0.498	2-1			1-2 P7				1-2 P4		4	0	1	0	0	0	3
David Segui, S (1, 3) OBP: 0.386, SLG: 0.493	2-2 CS	1-1 L3		4-1 1B				0-0 G4-3		3	1	1	1	2	0	2
Darrin Fletcher, L (1, 2) OBP: 0.320, SLG: 0.513			1-1 G3	3-2 L8				0-0		5	0	1	0	0	0	5
Mark Grudzielanek, R (1, 6) OBP: 0.323, SLG: 0.405			2-2 F9		1-1 WP			0-0 L4-6-3		5	2	2	0	0	0	1
Rondell White, R (1, 8) OBP: 0.314, SLG: 0.458					4-2 2B			4-0 2B		2	3	1	0	3	0	0
Ryan McGuire, L (1, 7) OBP: 0.336, SLG: 0.441					1-1 1B			1-2 1B		4	1	2	1	0	0	2
Dustin Hermanson, R (1, 1) Joe Orsulak, L (8, PH) Andy Stankiewicz, R (8, PH) Steve Kline, S (8, 1) Dave Veres, R (8, 1) Ugueth Urbina, R (8, 1)					2-3 K			1-3 K		3	0	0	0	0	2	3

Inning Stats	R: 0	H: 0	R: 0	H: 0	R: 0	H: 1	R: 0	H: 1	R: 2	H: 2	R: 1	H: 1	R: 2	H: 2	R: 3	H: 4	R: 0	H: 1	1B: 7	SF: 1	WP: 2	PA: 44
E: 0	LOB: 0	E: 0	LOB: 0	E: 0	LOB: 0	E: 0	LOB: 2	E: 0	LOB: 3	E: 0	LOB: 0	E: 0	LOB: 0	E: 0	LOB: 2	E: 0	LOB: 0	2B: 6	SAC: 0	PB: 1		
K: 1	BB: 0	K: 0	BB: 0	K: 0	BB: 1	K: 1	BB: 1	K: 1	BB: 3	K: 0	BB: 0	K: 1	BB: 3	K: 1	BB: 1	K: 0	BB: 0	3B: 0	DP: 2	SB: 1		
S: 12	P: 17	S: 9	P: 13	S: 4	P: 6	S: 11	P: 20	S: 13	P: 25	S: 11	P: 16	S: 17	P: 33	S: 15	P: 23	S: 4	P: 6	HR: 1	HBP: 1	CS: 1		

PITCHER	IP	WLS	BF	H	R	ER	SO	BB	IBB	HBP	BLK	WP	HR	S	P	ERA	WHIP
Pat Rapp, R (1, 1) ERA: 4.88	6.2	L	28	5	5	5	3	4	0	1	0	2	1	71	119	6.75	1.350
Doug Henry, R (7, 1) ERA: 3.55	0.0		3	2	0	0	0	0	1	0	0	0	0	5	10	∞	∞
Jim Poole, L (7, 1) ERA: 5.53	0.1		1	0	0	0	0	0	0	0	0	0	0	1	1	0.00	0.000
Danny Darwin, R (8, 1) ERA: 4.19	0.0		3	2	3	3	0	1	0	0	0	0	0	4	8	∞	∞
Rich Rodriguez, L (8, 1) ERA: 3.1	1.0		5	2	0	0	1	0	0	0	0	0	0	11	15	0.00	2.000

PITCHER	IP	WLS	BF	H	R	ER	SO	BB	IBB	HBP	BLK	WP	HR	S	P	ERA	WHIP
Terry Mulholland, L (9, 1) ERA: 4.04	1.0		3	1	0	0	0	0	0	0	0	0	0	4	6	0.00	1.000

Batter	1	2	3	4	5	6	7	8	9	AB	R	H	RBI	BB	SO	LOB
Darryl Hamilton, L (1, 8) OBP: 0.360, SLG: 0.382	1-1 P8		1-1 BB 1B 1-2 BB 1B		3-2 F8			1-2 G5-3	1-0 2B	5	1	2	1	0	0	0
Jose Vizcaino, S (1, 6) OBP: 0.318, SLG: 0.325	2-3 K		0-0 BB BB 1-2 2-3 1B		0-0 L7			1-0 HR 1B	0-3 K	5	1	2	0	0	2	2
Barry Bonds, L (1, 7) OBP: 0.433, SLG: 0.569	2-2 F9		4-1 BB BB 1-2 2-3 3-H BB				1-0 G3	0-2 HR 1B	0-1 L4	4	1	1	3	1	0	2
Jeff Kent, R (1, 4) OBP: 0.325, SLG: 0.497		2-3 K	4-2 BB BB 1-2 2-3 3-H BB				2-1 G6-3	0-0 L8	0-3 K	4	0	0	1	1	2	2
J.T. Snow, L (1, 3) OBP: 0.398, SLG: 0.516		2-3 K	0-0 G4-3				0-0 G4-3	4-2 1B BB		3	0	0	0	1	1	3
Glenallen Hill, R (1, 9) OBP: 0.290, SLG: 0.427		1-2 F8		3-3 K			1-2 F9	3-2 1B		3	0	0	0	0	1	0
Danny Darwin, R (8, 1)										0	0	0	0	0	0	0
Rich Rodriguez, L (8, 1)										0	0	0	0	0	0	0
Rich Aurilia, R (8, PH)										1	0	1	0	0	0	0
Terry Mulholland, R (9, 1) OBP: 0.163, SLG: 0.204										0	0	0	0	0	0	0
Mark Lewis, R (1, 5) OBP: 0.309, SLG: 0.431			1-2 K	0-3 K			1-2 P6	1-3 K		4	0	0	0	0	3	2
Damon Berryhill, S (1, 2) OBP: 0.346, SLG: 0.346			4-2 1B 1B BB	0-0 L9			1-2 1B		0-0 BB 2B 1B	3	2	2	0	1	0	0
Pat Rapp, R (1, 1) OBP: 0.116, SLG: 0.186			0-0 F3		0-3 K		2-3 K		4-0 BB 2B BB	2	0	0	0	0	1	1
Doug Henry, R (7, 1)										0	0	0	0	0	0	0
Jim Poole, L (7, 1)										0	0	0	0	0	0	0
Stan Javier, S (7, PH) OBP: 0.380, SLG: 0.414									1-2 BB	1	0	0	0	1	1	1

Inning Stats		R: 0	H: 0	R: 0	H: 0	R: 2	H: 2	R: 0	H: 0	R: 0	H: 0	R: 0	H: 0	R: 2	H: 3	R: 1	H: 2	1B: 6	SF: 0	WP: 0	PA: 40
		E: 0	LOB: 0	E: 0	LOB: 0	E: 0	LOB: 3	E: 0	LOB: 0	E: 0	LOB: 0	E: 0	LOB: 0	E: 0	LOB: 2	E: 0	LOB: 2	2B: 1	SAC: 0	PB: 0	
		K: 1	BB: 0	K: 2	BB: 0	K: 1	BB: 3	K: 1	BB: 0	K: 1	BB: 0	K: 1	BB: 0	K: 1	BB: 1	K: 2	BB: 1	3B: 0	DP: 0	SB: 0	
		S: 8	P: 13	S: 10	P: 15	S: 14	P: 28	S: 7	P: 10	S: 8	P: 11	S: 4	P: 7	S: 13	P: 18	S: 10	P: 15	HR: 1	HBP: 0	CS: 0	

PITCHER		IP	WLS	BF	H	R	ER	SO	BB	IBB	HBP	BLK	WP	HR	S	P	ERA	WHIP
Dustin Hermanson, R (1, 1) ERA: 3.89		7.0	W	27	3	2	2	8	3	0	0	0	0	0	64	102	2.57	0.857
Steve Kline, L (8, 1) ERA: 6.06		0.2		5	2	2	2	0	1	0	0	0	0	1	11	17	27.00	4.500
Dave Veres, R (8, 1) ERA: 3.09		0.1		4	2	1	1	1	1	0	0	0	0	0	7	15	27.00	9.000
Ugueth Urbina, R (9, 1) ERA: 4.25		1.0	S	4	1	0	0	2	0	0	0	0	0	0	9	10	0.00	1.000

BOTTOM


Montreal Expos @ San Francisco Giants
3Com Park at Candlestick Point, San Francisco, CA

Sat Aug 16 1997, 6:33 AM EDT
Att: 25,345 - Sunny - 69 F

livebaseballscorecards.com

AB	35
R	5
H	8
RBI	5
BB	5
SO	11
LOB	13



Batter	1	2	3	4	5	6	7	8	9	AB R H RBI BB SO LOB	TOP																
Jose Vidro, S (1, 5) OBP: 0.299, SLG: 0.338	0-0 G4-3		0-0 G5-3		4-0 1B 1B BB		0-0 G3		0-0 1-3 2-H 1B	4 1 1 1 1 0 0	Montreal Expos @ San Francisco Giants 3Com Park at Candlestick Point, San Francisco, CA Sun Aug 17 1997, 6:33 AM EDT Att. 28,759 - Unknown - 69 F livebaseballscorecards.com																
Mike Lansing, R (1, 4) OBP: 0.356, SLG: 0.487	0-3 K2-3		4-0 HR BB		0-0 1-2 1B 1B		0-0 G4-3		0-3 K	4 2 1 0 1 2 2																	
Vladimir Guerrero, R (1, 9) OBP: 0.377, SLG: 0.508	0-0 G3		0-0 1-H HR		0-0 1-2 2-H 1B 1B		0-3 K2-3		0-0 F9	5 1 2 3 0 1 2																	
David Segui, S (1, 3) OBP: 0.384, SLG: 0.490		0-0 L5	0-0 G5-3		0-0 1-2 2-H 1B			0-0 F8		4 0 1 1 0 0 0																	
Rondell White, R (1, 8) OBP: 0.313, SLG: 0.463		0-0 HR		0-0 P4	0-0 P1			0-3 K		4 1 1 1 0 1 2																	
Mark Grudzielanek, R (1, 6) OBP: 0.320, SLG: 0.402		0-0 G5-3		0-0 G4-3	0-0 F9			0-0 G4-3		4 0 0 0 0 0 2																	
Chris Widger, R (1, 2) OBP: 0.280, SLG: 0.431		4-0 BB BB		4-0 BB BB		0-0 G5-3			0-0 BB 1B 1B	2 1 1 0 2 0 0																	
Ryan McGuire, L (1, 7) OBP: 0.333, SLG: 0.430		0-0 F5		0-3 K		0-0 F7			4-0 1B 1-2 BB	3 0 0 0 1 1 2																	
Jose Paniagua, R Anthony Telford, R Andy Stankiewicz, R Marc Valdes, R Joe Orsatti, L Steve Kline, S Dave Veres, R Jim Bullinger, R Darrin Fletcher, L			0-0 F9		0-3 K	0-3 K			0-3 K	0 0 0 0 0 0 0 1 0 0 0 0 0 0 0 1 0 0 0 0 0 0 1 0 0 0 0 0 0 0 0 0 0 1 0 0 0 0 0 0 1 0 1 0 0 0 0 0 0 1 2																	
Inning Stats	R: 0 E: 0 K: 1 S: 5	H: 0 LOB: 0 BB: 0 P: 5	R: 1 E: 0 K: 0 S: 4	H: 1 LOB: 1 BB: 1 P: 8	R: 2 E: 0 K: 0 S: 4	H: 1 LOB: 0 BB: 1 P: 8	R: 0 E: 0 K: 1 S: 5	H: 0 LOB: 1 BB: 1 P: 9	R: 2 E: 0 K: 1 S: 8	H: 3 LOB: 2 BB: 1 P: 12		R: 0 E: 0 K: 1 S: 5	H: 0 LOB: 0 BB: 0 P: 5	R: 0 E: 0 K: 1 S: 5	H: 0 LOB: 0 BB: 0 P: 5	R: 0 E: 0 K: 1 S: 5	H: 0 LOB: 0 BB: 0 P: 5	R: 1 E: 0 K: 2 S: 9	H: 2 LOB: 2 BB: 1 P: 13	1B: 5 2B: 0 3B: 0 HR: 2	SF: 0 SAC: 0 DP: 0 HBP: 0	WP: 0 PB: 0 SB: 0 CS: 0	PA: 39				
PITCHER	IP WLS BF H R ER SO BB IBB HBP BLK WP HR S P ERA WHIP																										
Wilson Alvarez, L (1, 1) ERA: 3.4	4.1		4	5	5	3	4	0	0	0	0	0	2	23	39	10.38	1.846										
Doug Henry, R (5, 1) ERA: 3.45	1.2	W	6	1	0	0	1	0	0	0	0	0	0	8	8	0.00	0.600										
Julian Tavarez, R (7, 1) ERA: 3.65	1.0		3	0	0	0	1	0	0	0	0	0	0	5	5	0.00	0.000										
Roberto Hernandez, R (8, 1) ERA: 2.62	1.0		3	0	0	0	1	0	0	0	0	0	0	5	5	0.00	0.000										
Rod Beck, R (9, 1) ERA: 3.02	1.0	S	6	2	1	1	2	1	0	0	0	0	0	9	13	9.00	3.000										

Batter	1	2	3	4	5	6	7	8	9	AB R H RBI BB SO LOB	TOP											
Darryl Hamilton, L (1, 8) OBP: 0.359, SLG: 0.391	3-3 K		2-1 2B		1-1 F9			3-2 F8	1-1 L7	5 0 1 0 0 1 2												
Rich Aurilia, R (1, 6) OBP: 0.361, SLG: 0.608	3-2 F7		0-0 L7			1-1 S E 1B		3-1 L6		4 1 1 0 0 0 1												
Barry Bonds, L (1, 7) OBP: 0.434, SLG: 0.565 Rich Rodriguez, L (8, 1) OBP: 0.333, SLG: 0.333	4-0 FC5-4 BB			3-2 F7		3-2 P2		3-1 1B 1B		3 0 1 0 1 0 1 0 0 0 0 0 0 0												
Jeff Kent, R (1, 3) OBP: 0.324, SLG: 0.492	1-0 FC5-4 1-2f			3-2 F8		2-2 P4		2-1 1-2 1B		4 0 1 0 0 0 2												
Stan Javier, S (1, 9) OBP: 0.377, SLG: 0.410		1-1 F9		0-0 B1-3		1-2 E7 1-H		1-0 G4-3		4 0 0 0 0 0 2												
Mark Lewis, R (1, 4) OBP: 0.307, SLG: 0.425		1-3 K			0-0 L9	3-1 L9			2-2 P9	4 0 0 0 0 1 1												
Bill Mueller, S (1, 5) OBP: 0.367, SLG: 0.437		1-2 K			4-2 2B BB		1-1 G6-3		0-0 E SF9 2B	3 2 1 0 1 1 0												
Brian Johnson, R (1, 2) OBP: 0.289, SLG: 0.402			0-1 F9		1-0 1-H 2B		2-2 G6-3		2-2 E6	4 0 1 1 0 0 1												
Mark Gardner, R (1, 1) OBP: 0.153, SLG: 0.123 Terry Mulholland, R (4, 1) OBP: 0.160, SLG: 0.200 Glenallen Hill, R (7, PH) OBP: 0.288, SLG: 0.424 Jim Poole, L (7, 1) Jacob Cruz, L (8, 7)			1-2 G6-3		3-3 K		1-3 K		0-0 SF9 3-H	1 0 0 0 0 0 0 1 0 0 0 0 1 1 1 0 0 0 0 1 0 0 0 0 0 0 0 0 0 0 0 1 0 0 0												
Inning Stats	R: 0 E: 0 K: 1 S: 9	H: 0 LOB: 1 BB: 1 P: 20	R: 0 E: 0 K: 2 S: 8	H: 0 LOB: 0 BB: 0 P: 11	R: 0 E: 0 K: 0 S: 8	H: 1 LOB: 1 BB: 0 P: 11	R: 0 E: 0 K: 0 S: 7	H: 0 LOB: 0 BB: 0 P: 13	R: 1 E: 0 K: 1 S: 9	H: 1 LOB: 1 BB: 1 P: 18	R: 1 E: 1 K: 0 S: 15	H: 1 LOB: 1 BB: 0 P: 25	R: 0 E: 0 K: 1 S: 12	H: 0 LOB: 0 BB: 0 P: 16	R: 0 E: 0 K: 0 S: 11	H: 2 LOB: 2 BB: 0 P: 23	R: 1 E: 1 K: 0 S: 11	H: 1 LOB: 1 BB: 0 P: 16	1B: 3 2B: 3 3B: 0 HR: 0	SF: 1 SAC: 0 DP: 0 HBP: 0	WP: 0 PB: 0 SB: 1 CS: 0	PA: 37
PITCHER	IP WLS BF H R ER SO BB IBB HBP BLK WP HR S P ERA WHIP																					
55 Matt Beech, L (1, 1) ERA: 5.06	7.0 W 27 3 2 1 5 2 0 0 0 0 0 0 68 114 1.29 0.714																					
Ron Blazier, R (8, 1) ERA: 6.3	2.0 10 3 1 0 0 0 0 0 0 0 0 0 22 39 0.00 1.500																					

San Francisco Giants @ Philadelphia Phillies
Veterans Stadium, Philadelphia, PA
Mon Aug 18 1997, 7:05 PM EDT
Att. 15,478 - Unknown - 74 F

livebaseballscorecards.com

AB	34
R	3
H	6
RBI	2
BB	2
SO	5
LOB	11



Batter	1	2	3	4	5	6	7	8	9	AB	R	H	RBI	BB	SO	LOB
Midre Cummings, L (1, 8) OBP: 0.308, SLG: 0.389	0-2 G6-3		1-1 HR 1B	2-2 F8		0-1 1B	1-0 G6-3			5	2	2	0	0	0	1
Mickey Morandini, L (1, 4) OBP: 0.381, SLG: 0.399	3-3 K		1-2 HR 1B	3-2 BB 1B		1-0 HR 1B	0-0 FC5-4 1B			5	2	3	1	0	1	1
Scott Rolen, R (1, 5) OBP: 0.387, SLG: 0.488	4-1 BB		1-2 L5	4-2 BB		3-1 HR 1B	2-1 FC5-4			3	1	1	1	2	0	3
Rico Brogna, L (1, 3) OBP: 0.289, SLG: 0.424	1-2 1B		4-0 HR IBB	0-1 G4-3		0-0 HR 1B		2-2 1B G6-4-3 1B		4	3	3	0	1	0	3
Mike Lieberthal, R (1, 2) OBP: 0.315, SLG: 0.481	0-3 K		2-2 P4		1-0 G6-3	0-0 HR		0-0 G6-4-3 1B 1-2 1B		5	2	2	4	0	1	5
Billy McMillon, L (1, 7)		2-0 FC6-4 1B	3-2 HR		2-0 L7	0-1 G6-3		0-1 G6-4-3 1B 1-2 2-3		5	1	3	4	0	0	0
Tony Barron, R (1, 9) OBP: 0.321, SLG: 0.423		1-0 FC6-4	0-0 G5-3		1-3 K	0-1 E4		1-0 G6-4-3 1-2f 2-3 3-H		5	0	0	0	0	1	3
Kevin Stocker, S (1, 6) OBP: 0.336, SLG: 0.352		1-0 L6		2-2 55 FC5-6 1B				1-0 FC4-6 1B 3-H		4	1	2	1	0	0	2
55 Matt Beech, L (1, 1) OBP: 0.158, SLG: 0.211		1-3 K		0-0 FC5-6 BB 1B		1-1 SH1-4	1-2 F9	1-0 FC4-6 1-2f		2	0	0	0	0	1	2
Rex Hudler, R (7, PH) OBP: 0.211, SLG: 0.242										1	0	0	0	0	0	0
Ron Blazier, R (8, 1) OBP: 0.400, SLG: 0.400										1	0	0	0	0	0	1


Inning Stats	R: 0	H: 1	R: 0	H: 1	R: 4	H: 3	R: 0	H: 2	R: 0	H: 0	R: 6	H: 4	R: 0	H: 1	R: 2	H: 4
	E: 0	LOB: 2	E: 0	LOB: 1	E: 1	LOB: 0	E: 0	LOB: 3	E: 0	LOB: 0	E: 2	LOB: 1	E: 0	LOB: 1	E: 0	LOB: 1
	K: 2	BB: 1	K: 1	BB: 0	K: 0	BB: 1	K: 1	BB: 0	K: 0	BB: 0	K: 0	BB: 0	K: 0	BB: 0	K: 0	BB: 0
	S: 17	P: 25	S: 6	P: 11	S: 20	P: 32	S: 17	P: 28	S: 5	P: 9	S: 22	P: 33	S: 7	P: 11	S: 9	P: 14

PITCHER	IP	WLS	BF	H	R	ER	SO	BB	IBB	HBP	BLK	WP	HR	S	P	ERA	WHIP
Mark Gardner, R (1, 1) ERA: 3.83	3.2	L	21	7	4	4	3	2	1	0	0	0	1	58	94	9.82	2.455
Terry Mulholland, L (4, 1) ERA: 4.27	2.1		14	4	6	5	1	0	0	1	0	0	1	29	44	19.29	1.714
Jim Poole, L (7, 1) ERA: 5.4	1.0		4	1	0	0	0	0	0	0	0	0	0	7	11	0.00	1.000
Rich Rodriguez, L (8, 1) ERA: 3.38	1.0		6	4	2	2	0	0	0	0	0	0	0	9	14	18.00	4.000

BOTTOM

San Francisco Giants @ Philadelphia Phillies
Veterans Stadium, Philadelphia, PA
 Mon Aug 18 1997, 7:05 PM EDT
 Att: 15,478 - Unknown - 74 F

AB	40
R	12
H	16
RBI	11
BB	3
SO	4
LOB	21



WP	PA	1B	SF	PB	SAC	SB	CS
0	45	14	0	0	1	0	0
0		0	0	0	1	0	0
0		0	0	0	1	0	0
0		2	0	0	1	0	0

Batter	1	2	3	4	5	6	7	8	9	AB R H RBI BB SO LOB	TOP	
Darryl Hamilton, L (1, 8) OBP: 0.357, SLG: 0.387	0-0 G6-3		1-2 L8		4-0 BB 1B 1B BB	3-2 L9		2-1 SH3	0-0 F8	4 1 0 0 1 0 3		
Jose Vizcaino, S (1, 6) OBP: 0.319, SLG: 0.325	1-1 G4-3		0-0 L8		2-2 1B BB 1B 3B 1B	2-0 2B 1B		0-1 FC3 G4-3 BB		5 1 2 0 0 0 1		
Barry Bonds, L (1, 7) OBP: 0.437, SLG: 0.567	2-1 F8		4-2 BB		4-1 1B BB 1-2 2-3	2-1 2B		4-1 G4-3 1-2 BB		2 1 1 1 3 0 0		
J.T. Snow, L (1, 3) OBP: 0.395, SLG: 0.510		0-3 K	0-0 L8		1-3 K	2-3 K		0-0 G4-3		5 0 0 1 0 3 8		
Stan Javier, S (1, 9) OBP: 0.377, SLG: 0.413		0-0 HR 2B		2-2 G3	0-0 3B 1B	1-3 K		1-2 F7		5 2 2 1 0 1 4		
Bill Mueller, S (1, 5) OBP: 0.368, SLG: 0.448		1-3 K2-3		0-0 2B	1-1 SF8 3B		2-3 K	0-0 L7		5 1 2 3 0 2 1		
Mark Lewis, R (1, 4) OBP: 0.309, SLG: 0.436		3-2 HR		1-1 L7	2-0 SF8		1-1 P3	1-1 1B FC3-2 1B		4 1 2 3 0 0 1		
Brian Johnson, R (1, 2) OBP: 0.296, SLG: 0.404		2-2 1B		4-0 IBB	1-1 G6-3		3-2 G4-3	1-2 FC3-2 1B		4 0 2 0 1 0 0		
Shawn Estes, R (1, 1) OBP: 0.143, SLG: 0.151 Julian Tavaréz, L (7, 1) Glenallen Hill, R (8, PH) Roberto Hernandez, R (8, 1) Jacob Cruz, L (9, PH) Rod Beck, R (9, 1)		1-3 K		1-3 K		1-1 E4 1B 2B		0-0 SH3 G4-3 2B	0-0 FC3-2	3 1 0 0 0 0 2 3 0 0 0 0 0 0 0 0 1 1 1 0 0 0 0 0 0 0 0 0 0 0 0 0 1 0 0 0 0 0 0 2 0 0 0 0 0 0 0 0		
Inning Stats	R: 0 H: 0 E: 0 LOB: 0 K: 0 BB: 0 S: 5 P: 8	R: 2 H: 3 E: 0 LOB: 1 K: 3 BB: 0 S: 20 P: 27	R: 0 H: 0 E: 0 LOB: 1 K: 0 BB: 1 S: 8 P: 13	R: 0 H: 1 E: 0 LOB: 2 K: 1 BB: 1 S: 9 P: 17	R: 5 H: 3 E: 0 LOB: 0 K: 1 BB: 2 S: 13 P: 28	R: 1 H: 2 E: 1 LOB: 2 K: 2 BB: 0 S: 14 P: 25	R: 0 H: 0 E: 0 LOB: 0 K: 1 BB: 0 S: 8 P: 14	R: 1 H: 1 E: 0 LOB: 2 K: 0 BB: 1 S: 11 P: 18	R: 0 H: 2 E: 0 LOB: 2 K: 0 BB: 0 S: 8 P: 10	1B: 6 SF: 1 2B: 4 SAC: 1 3B: 1 DP: 0 HR: 1 HBP: 0	WP: 0 PA: 46 PB: 0 SB: 1 CS: 0	
PITCHER	IP WLS BF H R ER SO BB IBB HBP BLK WP HR S P ERA WHIP											
Mark Leiter, R (1, 1) ERA: 6.18	5.0 L 26 7 7 7 5 3 1 0 0 0 0 1 55 93 12.60 2.000											
Reggie Harris, R (6, 1) ERA: 5.26	0.1 4 2 1 0 0 0 0 0 0 0 0 0 8 16 0.00 6.000											
Ryan Karp, L (6, 1) ERA:	0.2 2 0 0 0 2 0 0 0 0 0 0 0 6 9 0.00 0.000											
Wayne Gomes, R (7, 1) ERA: 5.17	2.0 9 1 1 1 1 1 0 0 0 0 0 0 19 32 4.50 1.000											
Jerry Spradlin, R (9, 1) ERA: 5.29	1.0 5 2 0 0 0 0 0 0 0 0 0 0 8 10 0.00 2.000											

San Francisco Giants @ Philadelphia Phillies
Veterans Stadium, Philadelphia, PA
Tue Aug 19 1997, 7:05 PM EDT
Att. 17,379 - Unknown - 75 F

livebaseballscorecards.com

AB	39
R	9
H	12
RBI	9
BB	5
SO	8
LOB	23



BOTTOM

San Francisco Giants @ Philadelphia Phillies
Veterans Stadium, Philadelphia, PA
Tue Aug 19 1997, 7:05 PM EDT
Att: 17,379 - Unknown - 75 F

livebaseballscorecards.com

AB	36
R	5
H	9
RBI	5
BB	2
SO	5
LOB	19



WP	1	PA	39
PB	0		
SB	0		
CS	0		

AB R H RBI BB SO LOB

5	1	1	0	0	1	3
5	1	2	0	0	0	3
4	1	1	2	0	0	2
4	0	1	2	0	1	3
4	0	0	0	0	1	2
4	1	1	0	0	0	2
3	1	2	1	1	1	0
4	0	1	0	0	0	2
1	0	0	0	1	0	1
0	0	0	0	0	0	0
0	0	0	0	0	0	0
1	0	0	0	0	0	1
0	0	0	0	0	0	0
1	0	0	0	0	1	0
0	0	0	0	0	0	0

1B	7	SF	0
2B	2	SAC	0
3B	0	DP	0
HR	0	HBP	1

WP	1	PA	39
PB	0		
SB	0		
CS	0		

Batter	1	2	3	4	5	6	7	8	9
Rex Hudler, R (1, 7) OBP: 0.211, SLG: 0.239	1-1 P5		0-3 K		1-1 L8		1-2 FC6-4 2B 1B		0-1 G5-3
Kevin Sevcik, R (1, 4) OBP: 0.304, SLG: 0.373	1-0 L7		2-0 F9		0-0 2B 1B		2-2 FC6-4 1B		3-2 F8
Scott Rolen, R (1, 5) OBP: 0.387, SLG: 0.489	1-0 G4-3		2-0 HBP		1-2 23 WP 23 G6-3 2B		2-2 FC6-4 23 1B		2-2 G6-3
23 Kevin Jordan, R (1, 3) OBP: 0.250, SLG: 0.364		2-3 K	3-2 P4		2-2 G6-3		0-1 1B		
Mike Lieberthal, R (1, 2) OBP: 0.312, SLG: 0.476		0-1 P6		2-1 F8	1-1 L8		1-2 3-H 1B		
Ruben Amaro Jr, S (1, 8)		0-1 F9		1-2 2B 1B		0-2 G6-3	3-2 G3		
Tony Barron, R (1, 9) OBP: 0.350, SLG: 0.455			3-1 BB 1B HBP 1B	0-0 1-H 2B		4-1 BB		1-3 K	
Kevin Stocker, S (1, 6) OBP: 0.335, SLG: 0.351			0-0 HBP BB 1B	3-2 L9		1-2 P6		1-2 L8	
Mark Leiter, R (1, 1) Reggie Harris, R (6, 1) Ryan Karp, L (6, PH) Billy McMillon, L (6, PH) Wayne Gomes, R (7, 1) Midre Cummings, L (8, PH) Jerry Spradlin, S (9, 1)			4-0 HBP BB	2-1 L9		1-0 L8		1-3 K	

Inning Stats	R: 0 H: 0 E: 0 K: 4 S: 4	R: 0 H: 0 E: 0 K: 1 S: 7	R: 1 H: 2 E: 0 K: 1 S: 10	R: 1 H: 2 E: 0 K: 0 S: 11	R: 2 H: 2 E: 0 K: 0 S: 11	R: 0 H: 0 E: 0 K: 0 S: 8	R: 1 H: 3 E: 0 K: 1 S: 21	R: 0 H: 0 E: 0 K: 2 S: 12	R: 0 H: 0 E: 0 K: 0 S: 8
--------------	--------------------------	--------------------------	---------------------------	---------------------------	---------------------------	--------------------------	---------------------------	---------------------------	--------------------------

PITCHER	IP	WLS	BF	H	R	ER	SO	BB	IBB	HBP	BLK	WP	HR	S	P	ERA	WHIP
Shawn Estes, L (1, 1) ERA: 3.15	6.0	W	28	7	5	5	2	2	0	0	0	1	0	54	93	7.50	1.500
Julian Tavarez, R (7, 1) ERA: 3.6	1.0		5	2	0	0	1	0	0	0	0	0	0	18	26	0.00	2.000
Roberto Hernandez, R (8, 1) ERA: 2.58	1.0		3	0	0	0	2	0	0	0	0	0	0	12	15	0.00	0.000
Rod Beck, R (9, 1) ERA: 2.96	1.0		3	0	0	0	0	0	0	0	0	0	0	8	13	0.00	0.000

Batter	1	2	3	4	5	6	7	8	9	AB R H RBI BB SO LOB	TOP											
Darryl Hamilton, L (1, 8) OBP: 0.352, SLG: 0.381	2-2 G4-3		1-2 FC6-4			1-0 F9	1-1 E5		1-3 K	5 0 0 0 0 1 4												
Jose Vizcaino, S (1, 6) OBP: 0.319, SLG: 0.325	1-0 G3		1-0 G1-3			1-1 F8	3-2 1B			4 0 1 2 0 0 2												
Barry Bonds, L (1, 7) OBP: 0.439, SLG: 0.567	0-0 CS 1B			4-2 G6-3 1B BB		4-0 BB BB	1-1 P5			2 0 1 0 2 0 2												
Stan Javier, S (1, 9) OBP: 0.378, SLG: 0.412	2-1 CS 1-2	1-0 F8		1-0 G6-3		4-1 FC6-4 BB		1-1 S 1B		3 0 1 0 1 0 1												
Mark Lewis, R (1, 4) OBP: 0.305, SLG: 0.431		1-0 G5-3		2-3 K		0-0 FC6-4		1-3 K		4 0 0 0 0 2 4												
Bill Mueller, S (1, 5) OBP: 0.366, SLG: 0.445		3-2 F8		0-1 1B 2-H			2-2 G6-3	1-1 F9		4 0 1 0 0 0 1												
J.T. Snow, L (1, 3) OBP: 0.396, SLG: 0.509			0-0 FC3-5 1B		1-0 G1-3		2-0 E 1B 1B	0-3 K		4 1 2 0 0 1 1												
Brian Johnson, R (1, 2) OBP: 0.285, SLG: 0.401			1-2 FC6-4 FC3-5 1B		3-2 F9		1-3 K		1-3 K	4 0 1 0 0 2 1												
Kirk Rueter, L (1, 1) OBP: 0.175, SLG: 0.130			1-0 FC3-5		1-0 G4-3		3-1 E 1B		3-2 G6-3	2 0 0 0 0 0 2												
Glenallen Hill, R (7, PH) OBP: 0.292, SLG: 0.431										1 1 1 0 0 0 0												
Doug Henry, R (7, 1)										0 0 0 0 0 0 0												
Jacob Cruz, L (9, PH)			1-2 2-3f							1 0 0 0 0 0 0												
Inning Stats	R: 0 E: 0 K: 0 S: 8	H: 1 LOB: 0 BB: 0 P: 13	R: 0 E: 0 K: 0 S: 6	H: 0 LOB: 0 BB: 0 P: 11	R: 0 E: 0 K: 0 S: 11	H: 2 LOB: 2 BB: 0 P: 15	R: 0 E: 0 K: 1 S: 8	H: 1 LOB: 2 BB: 1 P: 15	R: 0 E: 0 K: 0 S: 6	H: 0 LOB: 0 BB: 0 P: 11	R: 0 E: 0 K: 0 S: 5	H: 0 LOB: 2 BB: 2 P: 15	R: 2 E: 1 K: 1 S: 18	H: 3 LOB: 2 BB: 0 P: 31	R: 0 E: 0 K: 2 S: 10	H: 1 LOB: 1 BB: 0 P: 13	R: 0 E: 0 K: 2 S: 9	H: 0 LOB: 0 BB: 0 P: 14	1B: 8 2B: 0 3B: 0 HR: 0	SF: 0 SAC: 0 DP: 0 HBP: 0	WP: 0 PB: 0 SB: 1 CS: 1	PA: 38
PITCHER	IP WLS BF H R ER SO BB IBB HBP BLK WP HR S P ERA WHIP																					
Steve Cooke, L (1, 1) ERA: 3.81	6.2 W 27 6 2 0 2 3 0 0 0 0 0 0 53 97 0.00 1.350																					
Jason Christiansen, L (7, 1) ERA: 4.43	0.0 2 1 0 0 0 0 0 0 0 0 0 0 7 11 ∞ ∞																					
Ricardo Rincon, L (7, 1) ERA: 3.78	1.1 5 1 0 0 2 0 0 0 0 0 0 0 12 16 0.00 0.750																					
Rich Loiselle, R (9, 1) ERA: 2.88	1.0 S 3 0 0 0 2 0 0 0 0 0 0 0 9 14 0.00 0.000																					

San Francisco Giants @ Pittsburgh Pirates
 Three Rivers Stadium, Pittsburgh, PA
 Fri Aug 22 1997, 7:05 PM EDT
 Att. 18,562 - Unknown - 60 F

AB	34
R	2
H	8
RBI	2
BB	3
SO	6
LOB	18



Batter	1	2	3	4	5	6	7	8	9	AB	R	H	RBI	BB	SO	LOB
Tony Womack, L OBP: 0.327, SLG: 0.390 (1, 4)	2-1 G1-3		1-1 L6		0-0 G4-3			1-0 F9		4	0	0	0	0	0	1
Jermaine Allensworth, R OBP: 0.355, SLG: 0.360 (1, 8)	2-3 K		2-2 F8 1B		0-2 F8			2-2 G5-3		4	0	1	0	0	1	1
Mark Smith, R OBP: 0.333, SLG: 0.520 (1, 7) Rich Loiselle, R (9, 1)	2-0 HR		2-2 P5				3-2 G1-3	1-3 K		4	1	1	1	0	1	1
Eddie Williams, R OBP: 0.300, SLG: 0.489 (1, 3) Jason Christiansen, R (7, 1) Ricardo Rincon, L (7, 1) Turner Ward, S OBP: 0.381, SLG: 0.474 (9, 7)	1-0 HR			1-3 K			1-2 L5			3	1	1	1	0	1	0
Joe Randa, R OBP: 0.358, SLG: 0.436 (1, 5)	1-2 G3			0-0 G1-3			3-2 G5-3			3	0	0	0	0	0	0
18 Jason Kendall, R OBP: 0.393, SLG: 0.435 (1, 2)		1-1 F9		2-1 F9				1-3 K		3	0	0	0	0	1	0
Jose Guillen, R OBP: 0.306, SLG: 0.428 (1, 9)		1-1 G5-3			2-2 2B E 1B			1-1 G5-3		3	1	1	0	0	0	0
Kevin Polcovich, R OBP: 0.355, SLG: 0.407 (1, 6)		0-0 P5			0-0 E9 1-H 2B			1-1 2B		3	0	2	0	0	0	0
Steve Cooke, R OBP: 0.068, SLG: 0.091 (1, 1) Dale Sveum, S OBP: 0.342, SLG: 0.490 (7, 3)			0-1 F9		0-0 G5-3			2-3 K		2	0	0	0	0	0	1
										1	0	0	0	0	1	1

Inning Stats	R: 2	H: 2	E: 0	LOB: 0	K: 1	S: 10	P: 18	R: 0	H: 0	E: 0	LOB: 0	K: 0	S: 5	P: 7	R: 0	H: 1	E: 0	LOB: 1	K: 0	S: 12	P: 17	R: 0	H: 0	E: 0	LOB: 0	K: 1	S: 6	P: 9	R: 1	H: 2	E: 1	LOB: 1	K: 0	S: 9	P: 11	R: 0	H: 0	E: 0	LOB: 0	K: 0	S: 12	P: 19	R: 0	H: 1	E: 0	LOB: 1	K: 2	S: 10	P: 15	R: 0	H: 0	E: 0	LOB: 0	K: 1	S: 7	P: 11
--------------	------	------	------	--------	------	-------	-------	------	------	------	--------	------	------	------	------	------	------	--------	------	-------	-------	------	------	------	--------	------	------	------	------	------	------	--------	------	------	-------	------	------	------	--------	------	-------	-------	------	------	------	--------	------	-------	-------	------	------	------	--------	------	------	-------

PITCHER	IP	WLS	BF	H	R	ER	SO	BB	IBB	HBP	BLK	WP	HR	S	P	ERA	WHIP
Kirk Rueter, L ERA: 3.56 (1, 1)	6.0	L	23	5	3	2	2	0	0	0	0	0	2	54	81	3.00	0.833
Doug Henry, R ERA: 3.34 (7, 1)	2.0		7	1	0	0	3	0	0	0	0	0	0	17	26	0.00	0.500

BOTTOM

San Francisco Giants @ Pittsburgh Pirates
 Three Rivers Stadium, Pittsburgh, PA
 Fri Aug 22 1997, 7:05 PM EDT
 Att: 18,562 - Unknown - 60 F

livebaseballscorecards.com

AB	30
R	3
H	6
RBI	2
BB	0
SO	5
LOB	5



WP	PA	3B	SF	SAC	DP	HBP
0	30	0	0	0	0	0

Batter	1	2	3	4	5	6	7	8	9	AB R H RBI BB SO LOB	TOP			
Darryl Hamilton, L (1, 8) OBP: 0.350, SLG: 0.379	0-1 CS 1B	3-1 G6-3			1-1 G3		2-1 G6-3		2-2 L6	5 0 1 0 0 0 2				
Jose Vizcaino, S (1, 6) OBP: 0.323, SLG: 0.324	4-2 1B 1-2 BB		1-3 K		4-0 BB			4-1 FC6-4 BB	4-2 BB	1 1 0 0 4 1 0				
Barry Bonds, L (1, 7) OBP: 0.439, SLG: 0.564	3-2 FC6-4 1B 1-3 1B		0-0 F8		1-3 K			4-0 FC6-4 BB	2-3 K	4 0 1 0 1 2 3				
Jeff Kent, R (1, 4) OBP: 0.325, SLG: 0.499	1-1 FC6-4 1B 1-2 3-H		2-2 L3			2-0 HR		1-0 FC6-4 1-2f 2-3		4 1 2 2 0 0 2				
J.T. Snow, L (1, 3) OBP: 0.393, SLG: 0.505	1-2 FC6-4 1-2f 2-3		1-2 G6-3		1-2 P4			2-3 K		4 0 0 0 0 1 4				
Stan Javier, S (1, 9) OBP: 0.377, SLG: 0.410	2-2 G5-3		0-1 G4-3		1-0 G6-3 1B			2-3 K		4 0 1 0 0 1 4				
Bill Mueller, S (1, 5) OBP: 0.365, SLG: 0.440			1-2 G4-3		1-2 G4-3		0-1 G6-3 1-2f		4-2 1B FC6-4 BB	3 1 0 0 1 0 1				
Brian Johnson, R (1, 2) OBP: 0.307, SLG: 0.431			3-2 3B		0-0 HR		4-1 G3-6-1 BB		0-1 FC6-4 1B	3 1 3 1 1 0 0				
Danny Darwin, R (1, 1) Jim Poole, L (4, 1) Rich Aurilia, R (5, PH) Terry Mulholland, R (5, 1) Jacob Cruz, L (7, PH) Julian Tavarez, L (7, 1) Glenallen Hill, R (9, PH)			2-3 K		1-2 F4		1-2 G3-6-1 1-2f		1-2 FC6-4 BB 1-2f 3-H	1 0 0 0 0 0 1 1 0 0 0 0 0 0 0 0 1 0 0 0 0 0 0 0 0 0 0 0 0 0 0 0 1 0 0 0 0 0 0 1 0 0 0 0 0 0 0 0 1 0 0 1 0 0 0 1				
Inning Stats	R: 1 H: 3 E: 0 LOB: 2 K: 0 BB: 1 S: 17 P: 27	R: 0 H: 1 E: 0 LOB: 1 K: 1 BB: 0 S: 11 P: 20	R: 0 H: 0 E: 0 LOB: 0 K: 1 BB: 0 S: 7 P: 10	R: 0 H: 0 E: 0 LOB: 0 K: 0 BB: 0 S: 8 P: 10	R: 1 H: 1 E: 0 LOB: 1 K: 1 BB: 1 S: 10 P: 17	R: 1 H: 2 E: 0 LOB: 0 K: 0 BB: 0 S: 8 P: 12	R: 0 H: 0 E: 0 LOB: 0 K: 0 BB: 1 S: 7 P: 14	R: 0 H: 0 E: 0 LOB: 2 K: 2 BB: 2 S: 8 P: 21	R: 1 H: 1 E: 0 LOB: 2 K: 1 BB: 2 S: 17 P: 30	1B: 5 SF: 0 2B: 0 SAC: 0 3B: 1 DP: 2 HR: 2 HBP: 0	WP: 0 PA: 39 PB: 0 SB: 0 CS: 1			
PITCHER	IP WLS BF H R ER SO BB IBB HBP BLK WP HR S P ERA WHIP												PITCHER	IP WLS BF H R ER SO BB IBB HBP BLK WP HR S P ERA WHIP
Esteban Loaiza, R (1, 1) ERA: 4.35	6.0 W 25 7 3 3 3 2 0 0 0 0 2 61 96 4.50 1.500													
Marc Wilkins, R (7, 1) ERA: 4.2	1.0 3 0 0 0 0 1 0 0 0 0 0 7 14 0.00 1.000													
Ricardo Rincon, L (8, 1) ERA: 3.7	1.0 5 0 0 0 2 2 0 0 0 0 0 8 21 0.00 2.000													
Rich Loiselle, R (9, 1) ERA: 2.98	1.0 S 6 1 1 1 1 2 0 0 0 0 0 17 30 9.00 3.000													

San Francisco Giants @ Pittsburgh Pirates
Three Rivers Stadium, Pittsburgh, PA

Sat Aug 23 1997, 7:05 PM EDT
Att. 42,502 - Unknown - 71 F

AB	32
R	4
H	8
RBI	4
BB	7
SO	6
LOB	19



BOTTOM

San Francisco Giants @ Pittsburgh Pirates
Three Rivers Stadium, Pittsburgh, PA

Sat Aug 23 1997, 7:05 PM EDT
Att: 42,502 - Unknown - 71 F

livebaseballscorecards.com

AB	33
R	6
H	10
RBI	6
BB	2
SO	6
LOB	24



WP:	0	PA:	40
PB:	0	SB:	1
CS:	0		

AB	R	H	RBI	BB	SO	LOB
4	1	1	0	0	1	3
4	1	3	2	1	0	1
4	2	1	1	0	1	3
0	0	0	0	0	0	0
0	0	0	0	0	0	0
1	0	0	0	0	0	3
0	0	0	0	0	0	0
4	1	1	1	1	1	5
4	0	1	1	0	1	2
3	0	1	0	0	0	1
4	0	0	0	0	1	4
3	0	2	1	0	1	0
1	0	0	0	0	0	2
1	1	0	0	0	0	0
0	0	0	0	0	0	0
1B:	6	SF:	0			
2B:	3	SAC:	3			
3B:	0	DP:	1			
HR:	1	HBP:	2			

Batter	1	2	3	4	5	6	7	8	9							
Tony Womack, L (1, 4) OBP: 0.327, SLG: 0.389	0-2 2B 1B	2-2 F7		1-3 K		1-1 SH2-3 1-2		3-1 G1-3 1-2								
Turner Ward, S (1, 8) OBP: 0.404, SLG: 0.513	2-1 1B 2B	2-2 G3		2-2 FC4-6 1B		0-0 2B 2-H		4-0 FC5-2 IBB								
Al Martin, L (1, 7) OBP: 0.359, SLG: 0.456	0-0 F7		3-2 HR	2-1 FC4-6 2B		3-3 K		3-2 FC5-2								
Marc Wilkins, R (7, 1)				1-2f				1-2 2-3 3-Hf								
Ricardo Rincon, L (8, 1)																
Mark Smith, R (8, PH) OBP: 0.331, SLG: 0.516																
Rich Loiselle, R (9, 1)																
Dale Sveum, S (1, 3) OBP: 0.343, SLG: 0.490	2-3 K		4-1 18 G5-3 1B BB	0-1 2B 1-H		2-2 F9		3-2 G4-3								
Joe Randa, R (1, 5) OBP: 0.357, SLG: 0.434	0-1 18 HBP 1B		0-0 F9	2-2 F8			2-3 K									
18 Jason Kendall, R (1, 2) OBP: 0.393, SLG: 0.434	1-2 1B HBP		1-0 G5-3			3-1 F9		2-2 G5-4-3 1B								
Jose Guillen, R (1, 9) OBP: 0.303, SLG: 0.423	1-3 K		1-1 E5 1B	2-3		3-2 F7		3-1 G5-4-3								
Kevin Polcovich, R (1, 6) OBP: 0.361, SLG: 0.410		2-0 SH3-4 1B	1-2	1-3 1B 3-H		3-3 K		1-0 SH FC5-2 HBP								
Esteban Loaiza, R (1, 1) OBP: 0.188, SLG: 0.191		0-0 SH3-4	0-1			0-1 E5 SH2-3 2B		0-1 SH FC5-2 G1-3								
Emil Brown, R (6, PH) OBP: 0.296, SLG: 0.274																
Jermaine Allensworth, R (8, PH) OBP: 0.355, SLG: 0.360																
Inning Stats	R: 2 E: 0 K: 2 S: 20	H: 3 LOB: 2 BB: 0 P: 26	R: 0 E: 0 K: 0 S: 9	H: 1 LOB: 1 BB: 0 P: 15	R: 2 E: 1 K: 0 S: 14	H: 2 LOB: 2 BB: 1 P: 24	R: 1 E: 0 K: 1 S: 14	H: 2 LOB: 1 BB: 0 P: 21	R: 0 E: 0 K: 1 S: 10	H: 0 LOB: 0 BB: 0 P: 19	R: 1 E: 1 K: 1 S: 12	H: 1 LOB: 1 BB: 0 P: 18	R: 0 E: 0 K: 1 S: 9	H: 1 LOB: 0 BB: 0 P: 15	R: 0 E: 1 K: 0 S: 12	H: 0 LOB: 3 BB: 1 P: 26
PITCHER	IP WLS L	WLS L	WLS L	WLS L	WLS L	WLS L	WLS L	WLS L	WLS L	WLS L	IP WLS L	IP WLS L	IP WLS L	IP WLS L	IP WLS L	IP WLS L
Danny Darwin, R (1, 1) ERA: 4.36	3.1										3.1					
Jim Poole, L (4, 1) ERA: 5.32	0.2										0.2					
Terry Mulholland, L (5, 1) ERA: 4.21	2.0										2.0					
Julian Tavarez, R (7, 1) ERA: 3.5	2.0										2.0					

BOTTOM

San Francisco Giants @ Pittsburgh Pirates
Three Rivers Stadium, Pittsburgh, PA
Sun Aug 24 1997, 3:33 AM EDT
Att. 33,363 - Cloudy - 70 F

livebaseballscorecards.com

AB 35
R 9
H 13
RBI 8
BB 4
SO 10
LOB 16



WP: 1 PA: 41
PB: 0
SB: 4
CS: 0

AB R H RBI BB SO LOB

4 1 2 0 1 0 1

5 1 1 1 0 2 4

5 0 2 2 0 0 0
0 0 0 0 0 0 0

4 1 1 1 0 2 1

5 1 2 0 0 2 2

4 0 1 1 0 1 2

3 3 2 0 1 0 1

2 1 1 1 1 1 2

3 0 1 2 0 2 3
0 0 0 0 0 0 0
0 0 0 0 0 0 0
0 0 0 0 0 0 0
0 1 0 0 1 0 0
0 0 0 0 0 0 0
0 0 0 0 0 0 0

1B: 7 SF: 1
2B: 6 SAC: 1
3B: 0 DP: 0
HR: 0 HBP: 0

WP: 0 PA: 41
PB: 0
SB: 4
CS: 0

ERA 0.00 WHIP 0.000

Batter	1	2	3	4	5	6	7	8	9
Tony Womack, L (1, 4) OBP: 0.329, SLG: 0.390	2-2 G1-3	1-1 F9		1-1 S 2-3 1B		3-1 1B		4-1 1B 1-2 IBB	
Jermaine Allensworth, R (1, 8) OBP: 0.353, SLG: 0.357	0-3 K		2-2 F9	3-2 F9 1-2 1B		2-3 K		2-1 1B 1-2 SF7 2-3 1B 3-H	
Al Martin, L (1, 7) OBP: 0.360, SLG: 0.455 Marc Wilkins, R (9, 1)	2-1 G4-3		3-1 S 1B		1-2 G4-3		0-0 F7	0-0 1B 1-3 2-H 2-3 3-H	
Eddie Williams, R (1, 3) OBP: 0.291, SLG: 0.490		1-1 1B G3 2B	2-3 K	1-2 K	2-1 G1-3		1-3 K	2-0 SF7 3-H	
Dale Sveum, S (1, 6) OBP: 0.344, SLG: 0.488		3-2 2B G3 1B	2-3 K	2-3 K	2-3 K		1-2 E9 1B	2-0 F7	
Turner Ward, S (1, 9) OBP: 0.398, SLG: 0.512		1-2 G3		1-0 F8		0-1 1B 2B	1-2 K		
Joe Randa, R (1, 5) OBP: 0.361, SLG: 0.442		4-1 2B BB		0-0 2B		1-1 G5-3		2-0 SH1-4 1B 2B	
Keith Osik, R (1, 2) OBP: 0.326, SLG: 0.384		2-3 K		0-0 1B WP 2B		4-2 1B BB		0-0 SH1-4	
Jon Lieber, L (1, 1) OBP: 0.152, SLG: 0.154 Jeff Wallace, L (7, 1) Clint Sodowsky, L (8, 1) OBP: 0.500, SLG: 0.500 Jason Christiansen, R (8, 1) Mark Smith, R (8, PH) OBP: 0.338, SLG: 0.516 Matt Ruebel, L (9, 1) Jose Guillen, R (9, 9) OBP: 0.303, SLG: 0.423		1-0 2B		3-3 K		2-3 K		4-0 1B S 1B BB	

Inning Stats	R: 0	H: 0	E: 0	K: 1	S: 8	H: 0	LOB: 0	BB: 0	P: 12	R: 3	H: 3	E: 0	K: 1	S: 15	R: 0	H: 1	E: 0	K: 2	S: 12	R: 2	H: 3	E: 0	K: 1	S: 11	R: 0	H: 0	E: 0	K: 1	S: 10	R: 0	H: 2	E: 0	K: 2	S: 16	R: 0	H: 1	E: 1	K: 2	S: 12	R: 4	H: 3	E: 0	K: 0	S: 8	1B: 7	SF: 1	2B: 6	SAC: 1	3B: 0	DP: 0	HR: 0	HBP: 0
--------------	------	------	------	------	------	------	--------	-------	-------	------	------	------	------	-------	------	------	------	------	-------	------	------	------	------	-------	------	------	------	------	-------	------	------	------	------	-------	------	------	------	------	-------	------	------	------	------	------	-------	-------	-------	--------	-------	-------	-------	--------

PITCHER	IP	WLS	BF	H	R	ER	SO	BB	IBB	HBP	BLK	WP	HR	S	P	ERA	WHIP
Mark Gardner, R (1, 1) ERA: 4.01	4.0		20	7	5	5	5	1	0	0	0	1	0	46	80	11.25	2.000
Rich Rodriguez, L (5, 1) ERA: 3.27	1.2		8	2	0	0	2	1	0	0	0	0	0	23	38	0.00	1.800
Roberto Hernandez, R (6, 1) ERA: 2.52	1.1		5	1	0	0	3	0	0	0	0	0	0	15	20	0.00	0.750
Doug Henry, R (8, 1) ERA: 3.9	0.1	L	5	2	4	4	0	1	1	0	0	0	0	5	17	108.00	9.000
Jim Poole, L (8, 1) ERA: 5.32	0.0		1	1	0	0	0	0	0	0	0	0	0	1	1	∞	∞

PITCHER	IP	WLS	BF	H	R	ER	SO	BB	IBB	HBP	BLK	WP	HR	S	P	ERA	WHIP
Julian Tavarez, R (8, 1) ERA: 3.47	0.2		2	0	0	0	0	0	0	0	0	0	0	2	6	0.00	0.000

Batter	1	2	3	4	5	6	7	8	9	AB R H RBI BB SO LOB	TOP											
Darryl Hamilton, L (1, 8) OBP: 0.348, SLG: 0.378	0-1 G1-3	2-1 G1-3			2-2 L8		3-2 1B 2B		3-3 K	5 1 1 1 0 1 1												
Bill Mueller, S (1, 5) OBP: 0.378, SLG: 0.456	4-1 FC5-4 BB		2-2 G5-3 2B		0-3 K		0-1 2-H 1B		0-0 E 1B	4 1 3 1 1 1 0												
Barry Bonds, L (1, 7) OBP: 0.435, SLG: 0.556	1-2 L8		2-2 P7		1-1 G3		2-3 K		2-2 E8 1-H	5 0 0 0 0 1 3												
Jeff Kent, R (1, 3) OBP: 0.323, SLG: 0.495	0-0 FC5-4 1-2f		2-2 G5-3 2-3		1-3 K		0-0 P3		2-3 K	5 0 0 0 0 2 3												
Mark Lewis, R (1, 4) OBP: 0.307, SLG: 0.433		1-1 G4-3	1-3 K		1-3 K		3-2 HR 1B			4 1 1 0 0 2 1												
Glenallen Hill, R (1, 9) OBP: 0.288, SLG: 0.432		3-3 K		1-0 P4		1-0 G5-3		1-0 HR		4 1 1 2 0 1 0												
Jose Vizcaino, S (1, 6) OBP: 0.326, SLG: 0.335		3-2 HR 1B		0-0 F8		2-1 G4-3		0-0 F9		4 1 1 0 0 0 0												
Brian Johnson, R (1, 2) OBP: 0.305, SLG: 0.438		1 SAFE 0-1 HR		0-1 1B		1-0 P6		0-3 K		4 1 2 2 0 1 0												
Shawn Estes, R (1, 1) OBP: 0.169, SLG: 0.179		0-0 1B		3-2 G6-3		1-1 2B 1B		0-0 G1-3		3 1 2 0 0 0 1												
Roberto Hernandez, R (7, 1) OBP: 1.000, SLG: 1.000										0 0 0 0 0 0 0												
Marvin Benard, L (9, PH) OBP: 0.330, SLG: 0.269										1 0 0 0 0 0 0												
Rod Beck, R (9, 1)										0 0 0 0 0 0 0												
Inning Stats	R: 0 E: 0 K: 0 S: 7	H: 0 LOB: 1 BB: 1 P: 12	R: 2 E: 0 K: 1 S: 17	H: 3 LOB: 1 BB: 0 P: 26	R: 0 E: 0 K: 1 S: 14	H: 1 LOB: 1 BB: 0 P: 21	R: 0 E: 0 K: 0 S: 11	H: 1 LOB: 1 BB: 0 P: 15	R: 0 E: 0 K: 1 S: 9	H: 0 LOB: 0 BB: 0 P: 12	R: 0 E: 0 K: 2 S: 7	H: 0 LOB: 0 BB: 0 P: 10	R: 2 E: 0 K: 1 S: 13	H: 3 LOB: 1 BB: 0 P: 22	R: 2 E: 0 K: 1 S: 9	H: 2 LOB: 0 BB: 0 P: 13	R: 1 E: 1 K: 2 S: 14	H: 1 LOB: 1 BB: 0 P: 21	1B: 7 2B: 2 3B: 0 HR: 2	SF: 0 SAC: 0 DP: 0 HBP: 0	WP: 0 PB: 0 SB: 0 CS: 0	PA: 40
PITCHER	IP WLS BF H R ER SO BB IBB HBP BLK WP HR S P ERA WHIP																					
Bobby Jones, R (1, 1) ERA: 3.68	6.2 L 29 8 4 4 5 1 0 0 0 0 1 75 113 5.40 1.350																					
Yorkis Perez, L (7, 1) ERA: 16.2	1.1 6 2 2 2 2 0 0 0 0 0 1 12 18 13.50 1.500																					
Mel Rojas, R (9, 1) ERA: 4.78	1.0 5 1 1 0 2 0 0 0 0 0 0 14 21 0.00 1.000																					

San Francisco Giants @ New York Mets
 Shea Stadium, Flushing, NY
 Mon Aug 25 1997, 7:05 PM EDT
 Att. 17,947 - Unknown - 73 F

AB	39
R	7
H	11
RBI	6
BB	1
SO	9
LOB	9



BOTTOM

San Francisco Giants @ New York Mets
 Shea Stadium, Flushing, NY
 Mon Aug 25 1997, 7:05 PM EDT
 Att: 17,947 - Unknown - 73 F

livebaseballscorecards.com

AB	33
R	1
H	6
RBI	1
BB	4
SO	8
LOB	14



WP: 3	PA: 37
PB: 0	SB: 0
CS: 0	

AB	R	H	RBI	BB	SO	LOB
5	0	2	0	0	2	1

3	1	2	0	1	1	0
---	---	---	---	---	---	---

4	0	1	0	0	0	4
---	---	---	---	---	---	---

4	0	0	0	0	2	2
---	---	---	---	---	---	---

3	0	1	1	1	0	0
---	---	---	---	---	---	---

2	0	0	0	1	0	2
---	---	---	---	---	---	---

1	0	0	0	0	1	1
---	---	---	---	---	---	---

3	0	0	0	0	0	3
---	---	---	---	---	---	---

0	0	0	0	0	0	0
---	---	---	---	---	---	---

1	0	0	0	0	0	1
---	---	---	---	---	---	---

0	0	0	0	0	0	0
---	---	---	---	---	---	---

3	0	0	0	0	0	0
---	---	---	---	---	---	---

1	0	0	0	0	0	0
---	---	---	---	---	---	---

1	0	0	0	1	1	0
---	---	---	---	---	---	---

2	0	0	0	0	1	0
---	---	---	---	---	---	---

1B:	6	SF:	0
2B:	0	SAC:	0
3B:	0	DP:	0
HR:	0	HBP:	0

Batter	1	2	3	4	5	6	7	8	9
Brian McRae, S (1, 8) OBP: 0.325, SLG: 0.368	2-2 K		1-0 BB 1B		3-3 K		0-0 1B WP 1B		1-2 G5-3
Edgardo Alfonzo, R (1, 5) OBP: 0.402, SLG: 0.457	2-3 K		4-0 1-2 BB			3-1 1B 1B	3-2 1-3 1B		
Bernard Gilkey, R (1, 7) OBP: 0.307, SLG: 0.348	0-0 G5-3		1-0 G1			0-0 G4-3 1-2 1B	3-2 G6-3		
Todd Hundley, S (1, 2) OBP: 0.399, SLG: 0.562		1-3 K		0-0 G4-3		0-3 K		3-1 G6-3	
Butch Huskey, R (1, 3) OBP: 0.312, SLG: 0.487		3-2 F7		1-0 F9		1-1 G4-3 1-2 2-H 1B		4-0 DI BB	
Alex Ochoa, R (1, 9) OBP: 0.272, SLG: 0.318		4-2 WP BB		0-0 L9		0-1 G4-3		1-3 K	
Carl Everett, S (8, PH) OBP: 0.302, SLG: 0.431						1-2 2-3			
Luis Lopez, S (1, 4) OBP: 0.331, SLG: 0.365		3-2 G6-3			0-1 F9	3-1 L6		3-2 P6	
Yorkis Perez, L (7, 1)									
Matt Franco, L (8, PH) OBP: 0.355, SLG: 0.412		1-2							
Mel Rojas, R (9, 1)									
Rey Ordonez, R (1, 6) OBP: 0.261, SLG: 0.267			1-2 G4-3		1-2 G6-3		0-1 F9		2-1 G3
John Olerud, L (9, PH) OBP: 0.392, SLG: 0.470									
Bobby Jones, R (1, 1) OBP: 0.179, SLG: 0.170			1-3 K		4-0 WP BB		2-3 K		1-0 L8
Jason Hardtke, S (7, 4) OBP: 0.324, SLG: 0.412									

Inning	R	H	E	K	S	H	LOB	BB	P
1	0	0	0	2	12	0	0	0	12
2	0	0	0	1	14	0	1	1	25
3	0	1	0	1	17	0	2	1	17
4	0	0	0	0	3	0	0	0	4
5	0	0	0	1	8	0	1	1	16
6	1	3	0	0	19	2	2	0	19
7	0	2	0	0	25	2	2	0	25
8	0	0	0	1	22	0	1	1	22
9	0	0	0	0	10	0	0	0	10

PITCHER	IP	WLS	BF	H	R	ER	SO	BB	IBB	HBP	BLK	WP	HR	S	P	ERA	WHIP
Shawn Estes, L (1, 1) ERA: 3.08	6.2	W	29	6	1	1	7	3	0	0	0	3	0	66	110	1.35	1.350
Roberto Hernandez, R (7, 1) ERA: 2.47	1.1		5	0	0	0	1	1	0	0	0	0	0	16	30	0.00	0.750
Rod Beck, R (9, 1) ERA: 2.91	1.0		3	0	0	0	0	0	0	0	0	0	0	6	10	0.00	0.000

PITCHER	IP	WLS	BF	H	R	ER	SO	BB	IBB	HBP	BLK	WP	HR	S	P	ERA	WHIP
Shawn Estes, L (1, 1) ERA: 3.08	6.2	W	29	6	1	1	7	3	0	0	0	3	0	66	110	1.35	1.350
Roberto Hernandez, R (7, 1) ERA: 2.47	1.1		5	0	0	0	1	1	0	0	0	0	0	16	30	0.00	0.750
Rod Beck, R (9, 1) ERA: 2.91	1.0		3	0	0	0	0	0	0	0	0	0	0	6	10	0.00	0.000

BOTTOM

San Francisco Giants @ New York Mets

Shea Stadium, Flushing, NY

Tue Aug 26 1997, 7:05 PM EDT
Att. 20,113 - Unknown - 73 F

livebaseballscorecards.com

AB	33
R	2
H	10
RBI	2
BB	5
SO	5
LOB	22



WP:	1	PA:	42
PB:	0	SB:	0
CS:	1		

PITCHER	IP	WLS	BF	H	R	ER	SO	BB	IBB	HBP	BLK	WP	HR	S	P	ERA	WHIP
Wilson Alvarez, L	(1, 1)	6.0	27	6	1	1	2	4	0	0	0	0	0	60	111	1.50	1.667
Doug Henry, R	(7, 1)	0.2	4	1	0	0	1	1	0	0	0	1	0	11	21	0.00	3.000
Jim Poole, L	(7, 1)	0.1	1	0	0	0	1	0	0	0	0	0	0	3	4	0.00	0.000
Julian Tavarez, R	(8, 1)	1.0	5	2	1	1	0	0	0	0	0	0	0	9	15	9.00	2.000
Rod Beck, R	(9, 1)	1.0	4	1	0	0	1	0	0	0	0	0	0	11	18	0.00	1.000

Batter	1	2	3	4	5	6	7	8	9	AB	R	H	RBI	BB	SO	LOB		
Carl Everett, S OBP: 0.306, SLG: 0.430 (1, 8) (8, 9)	1-0 BB 1B SF7 1B	4-0 FC6-4 BB		1-0 CS 3-H	3-2 F9		4-2 1B WP BB	3-2 G3		3	1	1	0	2	0	1		
Edgardo Alfonzo, R OBP: 0.402, SLG: 0.457 (1, 5)	1-2 SAFE 1B SAFE 1-2 1B	2-2 FC6-4 1-2f			1-0 1B 1B		2-1 L8		2-1 F9	5	0	2	0	0	0	3		
John Olerud, L OBP: 0.392, SLG: 0.468 (1, 3)	4-2 1-2 2-3 BB		2-3 K		2-0 F7		1-3 K		0-1 1B	4	0	1	0	1	2	2		
Butch Huskey, R OBP: 0.313, SLG: 0.489 (1, 9)	2-2 SF7 3-H		3-2 G5-3		2-2 FC4-6 1-3 1B		3-2 1-3 1B		2-1 F9	3	0	2	1	0	0	0		
Todd Hundley, S OBP: 0.394, SLG: 0.554 (1, 2)	3-2 P2		3-3 K		0-0 FC4-6 1-2f		1-3 K		3-3 K	5	0	0	0	0	3	7		
Bernard Gilkey, R OBP: 0.311, SLG: 0.353 (1, 7)	3-1 P4		0-0 FC4-6 1B		4-2 G6-4-3 BB		2-1 G5-3 2B 2B		2-1 G5-3 2B 2B	3	1	2	0	1	0	2		
Carlos Baerga, S OBP: 0.320, SLG: 0.410 Jason Hardtke, S OBP: 0.308, SLG: 0.389 (6, PH) (7, 4)		1-1 G6-3	1-0 SAFE 1B SAFE SH1-3 E CS 1-2f		2-2 SAFE G6-4-3		0-0 G5-3		0-0 G5-3	2	0	0	0	0	0	1		
Rey Ordonez, R OBP: 0.266, SLG: 0.268 Luis Lopez, S OBP: 0.329, SLG: 0.362 (8, PH) (9, 6)		1-1 SH1-4 1B	1-2 SAFE E4 SH1-3		4-2 BB		0-0 L7		0-0 L7	2	0	1	0	1	0	1		
Rick Reed, R OBP: 0.271, SLG: 0.400 Alex Ochoa, R OBP: 0.271, SLG: 0.316 Pete Harnisch, S Yorkis Perez, L Cory Lidie, R Brian McRae, S Matt Franco, L OBP: 0.327, SLG: 0.372 OBP: 0.352, SLG: 0.409 (6, PH) (7, 1) (8, 1) (8, 1) (8, 8) (9, PH)		1-1 SH1-4	0-1 SH1-3		0-0 F9		0-0 F9		1-1 2B	0	0	0	0	0	0	0		
Inning Stats	R: 1 E: 0 K: 0 S: 16	H: 2 LOB: 2 BB: 1 P: 30	R: 0 E: 0 K: 0 S: 9	H: 1 LOB: 2 BB: 1 P: 18	R: 0 E: 0 K: 2 S: 9	H: 0 LOB: 0 BB: 0 P: 17	R: 0 E: 1 K: 0 S: 7	H: 1 LOB: 1 BB: 0 P: 10	R: 0 E: 0 K: 0 S: 10	H: 2 LOB: 2 BB: 0 P: 17	R: 0 E: 0 K: 2 S: 14	H: 1 LOB: 2 BB: 1 P: 25	R: 1 E: 0 K: 0 S: 9	H: 2 LOB: 1 BB: 0 P: 15	R: 0 E: 0 K: 1 S: 11	H: 1 LOB: 1 BB: 0 P: 18	1B: 8 2B: 2 3B: 0 HR: 0	SF: 1 SAC: 2 DP: 1 HBP: 0

AB R H RBI BB SO LOB

3	1	1	0	2	0	1
5	0	2	0	0	0	3
4	0	1	0	1	2	2
3	0	2	1	0	0	0
5	0	0	0	0	3	7
3	1	2	0	1	0	2
2	0	0	0	0	0	1
2	0	0	0	0	0	2
2	0	1	0	1	0	1
1	0	0	0	0	0	1
0	0	0	0	0	0	0
0	0	0	0	0	0	0
0	0	0	0	0	0	0
0	0	0	0	0	0	0
0	0	0	0	0	0	0
1	0	1	1	0	0	0
1	0	0	0	0	0	1

BOTTOM

BOTTOM

San Francisco Giants @ New York Mets
Shea Stadium, Flushing, NY
Wed Aug 27 1997, 3:33 AM EDT
Att. 23,373 - Sunny - 81 F

livebaseballscores.com

AB	39
R	15
H	17
RBI	15
BB	2
SO	4
LOB	17



WP	0	PA	44
PB	0	SB	1
CS	0		

AB	R	H	RBI	BB	SO	LOB	
5	2	1	0	0	1	5	
5	3	4	5	0	0	0	
4	1	4	3	0	0	0	
0	0	0	0	0	0	0	
0	0	0	0	0	0	0	
5	2	1	2	0	0	4	
2	2	1	0	2	0	0	
5	0	1	2	0	1	5	
3	0	0	0	0	0	1	
0	0	0	0	0	0	0	
1	0	0	1	0	1	1	
5	2	2	1	0	0	1	
1	1	1	0	0	0	0	
1	1	1	0	0	0	0	
2	1	1	1	0	1	0	
1B:	13	SF:	1	WP:	0	PA:	44
2B:	3	SAC:	0	PB:	0	SB:	1
3B:	1	DP:	1	CS:	0		
HR:	0	HBP:	2				

Batter	1	2	3	4	5	6	7	8	9							
Carl Everett, S OBP: 0.305, SLG: 0.429 (1, 9)	L7 1-0		SF7 1B 1-3 2B		F7 0-0	K 1-3	FC1-2 1B 1-2 2-3 3-H									
Edgardo Alfonzo, R OBP: 0.406, SLG: 0.463 (1, 5)	F8 1-1		1B 2-3 3-H		FC6-4 1B 1-3 2B 3-H		1B 1B									
Bernard Gilkey, R OBP: 0.316, SLG: 0.361 Greg McMichael, R OBP: 0.667, SLG: 0.667 John Franco, L (8, 1) (9, 1)	1B 1-2		SF7 1-0 3-H		FC6-4 1B 2-3 3-H		1B 2B									
Butch Huskey, R OBP: 0.312, SLG: 0.485 (1, 3) (8, 7)	G1-3 1-2		F9 1-0		FC6-4 3B 1-2 3-H		1B F8									
Todd Pratt, R OBP: 0.483, SLG: 0.551 (1, 2)		P6 3-2		G6-4-3 1B 1-2	3B 4-1 BB		1B HBP 1-2 2-3 BB	FC6-4 HBP								
Brian McRae, S OBP: 0.325, SLG: 0.374 (1, 8)		F9 2-1		G6-4-3 1-2f	3B 1-1 1-H 2-H		K 3-3	FC6-4 FC4-6 1-2f								
Carlos Baerga, S OBP: 0.318, SLG: 0.407 Yorkis Perez, L (6, 1) Cory Lidle, R (6, 1) John Olerud, L OBP: 0.392, SLG: 0.467 (7, PH) (8, 3)		G6-3 2-1		G4-3 3-2	F8 0-0		1B 1B FC1-2 HBP 1-2 2-3 3-H	K 3-3								
Rey Ordonez, R OBP: 0.268, SLG: 0.271 (1, 6)		G6-3 0-1			1B 2B 1B 2-1	F8 0-0	FC1-2 1B 1-2 2-3 3-H	FC4-6 1-2f								
Jason Istringhausen, R OBP: 1.000, SLG: 1.000 Alex Ochoa, R OBP: 0.274, SLG: 0.320 Luis Lopez, S OBP: 0.331, SLG: 0.364 (1, 1) (5, PH) (6, 4)			2B 1B 2-2		2B 1B 1-3	K 2-3	FC1-2 1B 1-2 2-3 3-H									
Inning Stats	R: 0 E: 0 K: 0 S: 9	H: 1 LOB: 1 BB: 0 P: 13	R: 0 E: 0 K: 0 S: 7	H: 0 LOB: 0 BB: 0 P: 14	R: 2 E: 0 K: 0 S: 11	H: 3 LOB: 1 BB: 0 P: 15	R: 0 E: 0 K: 0 S: 8	H: 1 LOB: 0 BB: 0 P: 14	R: 5 E: 0 K: 0 S: 18	H: 5 LOB: 1 BB: 1 P: 27	R: 0 E: 0 K: 2 S: 7	H: 0 LOB: 0 BB: 0 P: 10	R: 8 E: 0 K: 1 S: 25	H: 7 LOB: 1 BB: 1 P: 43	R: 0 E: 0 K: 1 S: 10	H: 0 LOB: 1 BB: 0 P: 14

PITCHER	IP	WLS	BF	H	R	ER	SO	BB	IBB	HBP	BLK	WP	HR	S	P	ERA	WHIP
Kirk Rueter, L ERA: 3.74 (1, 1)	4.1		20	8	5	5	0	0	0	0	0	0	0	43	68	10.38	1.846
Julian Tavarez, R ERA: 3.77 (5, 1)	0.1	L	4	2	2	2	0	1	0	0	0	0	0	9	14	54.00	9.000
Rich Rodriguez, L ERA: 3.2 (5, 1)	1.1		4	0	0	0	2	0	0	0	0	0	0	8	11	0.00	0.000
Doug Henry, R ERA: 4.43 (7, 1)	0.0		4	3	4	4	0	1	0	0	0	0	0	8	15	∞	∞
Jim Poole, L ERA: 6.0 (7, 1)	0.2		7	4	4	4	1	0	0	1	0	0	0	13	22	54.00	6.000

PITCHER	IP	WLS	BF	H	R	ER	SO	BB	IBB	HBP	BLK	WP	HR	S	P	ERA	WHIP
Terry Mulholland, L ERA: 4.18 (7, 1)	1.1		5	0	0	0	1	0	0	1	0	0	0	14	20	0.00	0.000

Batter	1	2	3	4	5	6	7	8	9	AB R H RBI BB SO LOB	TOP																
Tom Goodwin, L (1, 8) OBP: 0.307, SLG: 0.338 John Wetteland, R (9, 1) OBP: 1.000, SLG: 2.000	1-2 F7		2-2 SH4-3 2B		0-3 K	1 SAFE 0-0 FC4-6 1-2f			F8 K	6 0 1 0 0 2 3 0 0 0 0 0 0 0																	
Ivan Rodriguez, R (1, 2) OBP: 0.380, SLG: 0.476	1-1 1B 1B		0-0 SH4-3 2-3		4-2 BB		1-3 K	1 SAFE 0-0 BB 2B	3 1 2 0 1 1 0																		
29 Rusty Greer, L (1, 7) OBP: 0.417, SLG: 0.543	2-1 F9		4-2 FC6-4 BB		2-0 P5		0-0 2B	4-0 BB 2B IBB	3 1 1 0 2 0 2																		
Juan Gonzalez, R (1, 9) OBP: 0.329, SLG: 0.569	2-2 1B		0-3 K			1-1 1B 1B G1-3	4-0 G5-4-3 IBB	4-1 2B BB	3 2 2 1 2 1 2																		
Lee Stevens, L (1, 3) OBP: 0.327, SLG: 0.489 Matt Whiteside, R (7, 1) Mike Simms, R (9, PH) OBP: 0.288, SLG: 0.459 Billy Ripken, R (9, 3) OBP: 0.298, SLG: 0.380	1-2 F7		0-0 FC6-4 1-2f		0-0 G1-3 1B 1B	0-0 G5-4-3		0-0 2B 2B	4 1 1 0 0 0 6 0 0 0 0 0 0 0 1 1 1 3 0 0 0 0 0 0 0 0 0 0																		
Fernando Tatis, R (1, 5) OBP: 0.307, SLG: 0.436		2-3 K		0-3 K		1-3 K		0-0 G6-3 2B	5 1 1 1 0 3 2																		
Domingo Cedeño, S (1, 4) OBP: 0.336, SLG: 0.390		2-1 L6		0-1 L7		4-1 G1-3 1B BB		1-2 G1-3 2B 1B	4 2 1 1 1 0 0																		
Benji Gil, R (1, 6) OBP: 0.262, SLG: 0.310		0-0 E5 2B		1-1 G5-3		1-2 G1-3		2-3 K G6-3	5 1 0 1 0 1 4																		
Bobby Witt, R (1, 1) OBP: 0.333, SLG: 1.000 Alex Diaz, S (8, PH) OBP: 0.294, SLG: 0.412 Eric Moody, R (6, 1) Scott Bailes, L (7, 1) Jim Leyritz, R (7, 3) OBP: 0.390, SLG: 0.409 Damon Buford, R (8, PR) OBP: 0.280, SLG: 0.318		2-2 2B		0-0 G6-3		2-2 FC4-6 1B		CI BB 1B	2 0 1 1 0 0 0 1 0 1 2 0 1 1 1 1 0 0 0																		
Inning Stats	R: 0 H: 2 E: 0 LOB: 2 K: 0 BB: 0 S: 15 P: 22	R: 1 H: 1 E: 1 LOB: 1 K: 1 BB: 0 S: 10 P: 16	R: 0 H: 1 E: 0 LOB: 2 K: 1 BB: 1 S: 13 P: 19	R: 0 H: 0 E: 0 LOB: 0 K: 1 BB: 0 S: 7 P: 8	R: 0 H: 0 E: 0 LOB: 1 K: 1 BB: 1 S: 7 P: 13	R: 3 H: 3 E: 0 LOB: 1 K: 1 BB: 1 S: 17 P: 26	R: 0 H: 1 E: 0 LOB: 1 K: 1 BB: 1 S: 5 P: 10	R: 0 H: 0 E: 0 LOB: 0 K: 1 BB: 0 S: 11 P: 14	R: 7 H: 5 E: 2 LOB: 1 K: 1 BB: 2 S: 19 P: 33	1B: 7 SF: 0 2B: 6 SAC: 1 3B: 0 DP: 1 HR: 0 HBP: 0	WP: 0 PA: 46 PB: 0 SB: 0 CS: 0																
PITCHER	IP WLS BF H R ER SO BB IBB HBP BLK WP HR S P ERA WHIP											PITCHER	IP WLS BF H R ER SO BB IBB HBP BLK WP HR S P ERA WHIP														
Danny Darwin, R (1, 1) ERA: 4.37	6.0	28	7	4	3	5	3	0	0	0	0	0	0	69	104	4.50	1.667										
Terry Mulholland, L (7, 1) ERA: 4.13	2.0		7	1	0	0	2	0	1	0	0	0	0	16	24	0.00	0.500										
Rod Beck, R (9, 1) ERA: 3.62	1.0	L	11	5	7	5	1	1	1	0	0	0	0	19	33	45.00	6.000										

Texas Rangers @ San Francisco Giants
3Com Park at Candlestick Point, San Francisco, CA

Thu Aug 28 1997, 10:05 PM EDT
Att. 18,852 - Unknown - 69 F

AB	38
R	11
H	13
RBI	11
BB	6
SO	8
LOB	19



Batter	1	2	3	4	5	6	7	8	9	AB R H RBI BB SO LOB
Darryl Hamilton, L OBP: 0.355, SLG: 0.377 (1, 8)	4-1 1B 2B BB	1-0 G3			2-3 K		2-0 SH1-4 1-2		4-2 DI G3 BB	2 1 0 0 2 1 0
Jose Vizcaino, S OBP: 0.326, SLG: 0.339 (1, 6)	1-1 L6		0-1 G4-6-3 1B		2-0 F8		2-3 K2-3		1-2 G3 1-2	5 0 1 0 0 1 3
Barry Bonds, L OBP: 0.439, SLG: 0.562 (1, 7)	2-2 2B 1-3 BB 1B		0-1 G4-6-3 1-2f		2-2 HR		4-0 IBB		3-3 K 2-3	4 2 2 1 1 1 2
Jeff Kent, R OBP: 0.320, SLG: 0.487 (1, 4)	0-0 BB 1-3 G2-3 2B		0-1 G6-3		2-3 K		1-0 G3-1		0-0 G3	5 0 1 1 0 1 3
J.T. Snow, L OBP: 0.395, SLG: 0.513 (1, 3)	4-2 BB BB			1-1 G4-3		1-0 HR		1-0 G4-3		3 1 1 1 1 0 0
Stan Javier, S OBP: 0.371, SLG: 0.400 (1, 9)	4-1 1-2 2-3 3-H BB		1-2 L8		0-1 P6		0-0 P7			3 0 0 1 1 0 0
Mark Lewis, R OBP: 0.309, SLG: 0.432 Terry Mulholland, R OBP: 0.160, SLG: 0.200 Glenallen Hill, R OBP: 0.289, SLG: 0.435 Brian Johnson, R OBP: 0.307, SLG: 0.438 (1, 5) (7, 1) (8, PH) (9, 2)	1-2 G2-3 3-H		4-2 1B BB		0-0 L9		3-2 E 2B			2 0 0 0 1 0 3 0 0 0 0 0 0 0 1 1 1 0 0 0 0 0 0 0 0 0 0 0
Doug Mirabelli, R OBP: 0.250, SLG: 0.250 Marvin Benard, L OBP: 0.333, SLG: 0.274 Rod Beck, R (1, 2) (8, PH) (9, 1)		2-3 K	1-2 1-3 1B		1-1 G1-3		0-0 SH1-4 1B		0-0 E7 1B	3 0 1 0 0 1 0 1 0 1 1 0 0 0 0 0 0 0 0 0 0
Danny Darwin, R Bill Mueller, S OBP: 0.376, SLG: 0.449 (1, 1) (7, 5)		1-3 K	2-1 L6					2-1 F8		2 0 0 0 0 1 2 2 0 1 0 0 0 1

Inning Stats	R: 2	H: 2	E: 0	K: 0	S: 14	LOB: 2	BB: 3	P: 30	R: 0	H: 0	E: 0	K: 2	S: 9	LOB: 0	BB: 0	P: 13	R: 0	H: 1	E: 0	K: 0	S: 6	LOB: 0	BB: 6	R: 1	H: 1	E: 0	K: 2	S: 13	LOB: 0	BB: 0	P: 21	R: 1	H: 1	E: 0	K: 0	S: 6	LOB: 0	BB: 0	P: 8	R: 0	H: 1	E: 0	K: 1	S: 6	LOB: 2	BB: 1	P: 15	R: 1	H: 2	E: 1	K: 0	S: 8	LOB: 1	BB: 0	P: 14	R: 0	H: 0	E: 0	K: 1	S: 12	LOB: 1	BB: 1	P: 20	1B: 5	2B: 2	3B: 0	HR: 2	SF: 0	SAC: 1	DP: 2	HBP: 0
--------------	------	------	------	------	-------	--------	-------	-------	------	------	------	------	------	--------	-------	-------	------	------	------	------	------	--------	-------	------	------	------	------	-------	--------	-------	-------	------	------	------	------	------	--------	-------	------	------	------	------	------	------	--------	-------	-------	------	------	------	------	------	--------	-------	-------	------	------	------	------	-------	--------	-------	-------	-------	-------	-------	-------	-------	--------	-------	--------

BOTTOM

Texas Rangers @ San Francisco Giants
3Com Park at Candlestick Point, San Francisco, CA
 Thu Aug 28 1997, 10:05 PM EDT
 Att: 18,852 - Unknown - 69 F

AB	33
R	5
H	9
RBI	5
BB	6
SO	6
LOB	14



PITCHER	IP	WLS	BF	H	R	ER	SO	BB	IBB	HBP	BLK	WP	HR	S	P	ERA	WHIP
Bobby Witt, R ERA: 4.43 (1, 1)	5.0		22	5	3	3	4	4	0	0	0	0	1	54	91	5.40	1.800
Eric Moody, R ERA: 3.97 (6, 1)	1.0		4	1	1	1	0	0	0	0	0	0	1	6	8	9.00	1.000
Scott Bailes, L ERA: 2.77 (7, 1)	0.2	W	4	1	0	0	1	0	1	0	0	0	0	5	13	0.00	1.500
Matt Whiteside, R ERA: 5.55 (7, 1)	1.1		6	2	1	1	0	0	0	0	0	0	0	9	16	6.75	1.500
John Wetteland, R ERA: 2.03 (9, 1)	1.0		4	0	0	0	1	1	0	0	0	0	0	12	20	0.00	1.000

Batter	1	2	3	4	5	6	7	8	9	AB R H RBI BB SO LOB	TOP											
Rickey Henderson, R OBP: 0.416, SLG: 0.380 (1, 7) C C C B B B X	3-2 HR		1-1 G1-6-3		0-0 F6		3-2 F7			4 1 1 1 0 0 0	Anaheim Angels @ San Francisco Giants 3Com Park at Candlestick Point, San Francisco, CA Sat Aug 30 1997, 6:33 AM EDT Att. 26,200 - Sunny - 71 F livebaseballscorecards.com											
Tony Phillips, S OBP: 0.393, SLG: 0.403 (1, 4) C F B B X	2-2 G6-3		4-0 BB			1-1 L8	2-1 2B			3 0 1 0 1 0 0												
Darin Erstad, L OBP: 0.365, SLG: 0.465 (1, 3) C X	0-1 1B		1-3 K			1-0 BB WP 2B	1-1 G6-3			4 1 2 0 0 1 2												
Tim Salmon, R OBP: 0.399, SLG: 0.512 (1, 9) B B X	2-0 L5			2-3 K		2-2 P4		3-3 K		4 0 0 0 0 2 2												
Dave Hollins, S OBP: 0.367, SLG: 0.434 (1, 5) B S S T S	1-2 K			0-0 CS S 1B		4-2 BB 2B BB		2-3 K		3 1 1 0 1 2 1												
Jim Edmonds, L OBP: 0.359, SLG: 0.500 (1, 8) F B C X		1-2 L4		4-2 SAFE BB 1-2 BB		4-2 2B BB		1-2 P5		2 0 0 0 2 0 0												
Chad Kreuter, S OBP: 0.313, SLG: 0.345 (1, 2) B X		1-0 G5-3		3-3 K		3-2 2B		2-2 L3		4 0 1 2 0 1 2												
Gary Disarcina, R OBP: 0.276, SLG: 0.326 16 Garret Anderson, L (9, PH) OBP: 0.328, SLG: 0.401 (1, 6) C O S		0-3 K			1-2 G1-3		0-0 P3		2-2 G4-3	3 0 0 0 0 1 2 1 0 0 0 0 0 0												
Dennis Springer, R (1, 1) Chris Turner, R OBP: 0.400, SLG: 0.500 (5, PH) Pep Harris, R (5, 1) Luis Alicea, S OBP: 0.368, SLG: 0.381 (7, PH) Greg Cadaret, L (7, 1) Jack Howell, L OBP: 0.323, SLG: 0.567 (9, PH) C T C C O C B B X			3-3 K		1-0 L8		1-2 F8		0-1 L6	1 0 0 0 0 0 1 0 1 0 0 0 0 0 0 0 0 0 0 0 0 0 0 0 1 0 0 0 0 0 0 0 0 0 0 0 0 0 0 0 1 0 0 0 0 0 0 0												
Inning Stats	R: 1 E: 0 K: 1 S: 13	H: 2 LOB: 1 BB: 0 P: 21	R: 0 E: 0 K: 1 S: 7	H: 0 LOB: 0 BB: 0 P: 9	R: 0 E: 0 K: 2 S: 10	H: 0 LOB: 1 BB: 1 P: 19	R: 0 E: 0 K: 2 S: 9	H: 1 LOB: 2 BB: 1 P: 18	R: 0 E: 0 K: 0 S: 5	H: 0 LOB: 0 BB: 0 P: 7	R: 2 E: 0 K: 0 S: 20	H: 2 LOB: 2 BB: 2 P: 35	R: 0 E: 0 K: 0 S: 10	H: 1 LOB: 1 BB: 0 P: 17	R: 0 E: 0 K: 2 S: 11	H: 0 LOB: 0 BB: 0 P: 17	R: 0 E: 0 K: 0 S: 9	H: 0 LOB: 0 BB: 0 P: 13	1B: 3 2B: 3 3B: 0 HR: 1	SF: 0 SAC: 0 DP: 1 HBP: 0	WP: 1 PB: 0 SB: 1 CS: 1	PA: 36
PITCHER	IP WLS BF H R ER SO BB IBB HBP BLK WP HR S P ERA WHIP																					
Shawn Estes, L ERA: 3.13 (1, 1)	6.0 W 26 5 3 3 6 4 0 0 0 1 1 64 109 4.50 1.500																					
Rich Rodriguez, L ERA: 3.09 (7, 1)	1.0 4 1 0 0 0 0 0 0 0 0 0 10 17 0.00 1.000																					
Roberto Hernandez, R ERA: 2.35 (8, 1)	1.0 3 0 0 0 2 0 0 0 0 0 0 11 17 0.00 0.000																					
Rod Beck, R ERA: 3.56 (9, 1)	1.0 3 0 0 0 0 0 0 0 0 0 0 9 13 0.00 0.000																					

Anaheim Angels @ San Francisco Giants
 3Com Park at Candlestick Point, San Francisco, CA
 Sat Aug 30 1997, 6:33 AM EDT
 Att. 26,200 - Sunny - 71 F

AB	32
R	3
H	6
RBI	3
BB	4
SO	8
LOB	9



Batter	1	2	3	4	5	6	7	8	9	AB	R	H	RBI	BB	SO	LOB
Darryl Hamilton, L OBP: 0.349, SLG: 0.370 (1, 8)	2-1 G4-3		3-2 CS 1B	0-1 G5-3		0-0 G1-3				4	0	1	0	0	0	2
Bill Mueller, S OBP: 0.374, SLG: 0.440 (1, 5)	0-3 K		1-2 SAFE G4-3		1-2 G3-1		2-3 K			4	0	0	0	0	2	1
Barry Bonds, L OBP: 0.440, SLG: 0.561 (1, 7)	1-1 P5			2-1 HR 1B	4-1 HR BB		2-0 F8			3	2	1	0	1	0	0
Jeff Kent, R OBP: 0.325, SLG: 0.496 (1, 4)		2-2 G2-3 2B		1-2 SAFE P6	1-2 F9		4-2 BB			3	1	1	0	1	0	2
J.T. Snow, L OBP: 0.394, SLG: 0.521 (1, 3)		1-1 G2-3		0-2 SAFE HR	0-1 SAFE HR		2-2 G4-3			4	2	2	4	0	0	2
Stan Javier, S OBP: 0.375, SLG: 0.400 (1, 9)		1-0 L3		0-1 HR 1B	0-0 5-3		0-0 F9			4	1	1	0	0	0	1
Jose Vizcaino, S OBP: 0.328, SLG: 0.348 (1, 6)		2-2 2B		0-0 HR		1-3 K		2-3 K		4	1	2	3	0	2	0
Brian Johnson, R OBP: 0.305, SLG: 0.430 (1, 2)		1-1 G3		1-2 F8		1-0 SH1-4 1B		2-2 F8		4	0	1	0	0	0	1
Shawn Estes, R OBP: 0.180, SLG: 0.190 Rich Rodriguez, L OBP: 0.333, SLG: 0.333 Roberto Hernandez, R OBP: 1.000, SLG: 1.000 Rod Beck, R (9, 1)			0-1 P3	1-2 1B		0-0 SH1-4				2	0	1	0	0	0	0

Inning Stats	R: 0	H: 0	E: 0	K: 1	S: 7	R: 1	H: 2	E: 0	K: 0	S: 11	R: 0	H: 1	E: 0	K: 0	S: 8	R: 4	H: 5	E: 0	K: 0	S: 20	R: 2	H: 1	E: 0	K: 1	S: 10	R: 0	H: 1	E: 0	K: 1	S: 7	R: 0	H: 0	E: 0	K: 1	S: 12	R: 0	H: 0	E: 0	K: 1	S: 7	R: 0	H: 0	E: 0	K: 1	S: 7	1B: 5	SF: 0	2B: 2	SAC: 1	3B: 0	DP: 0	HR: 3	HBP: 0	WP: 0	PA: 35
--------------	------	------	------	------	------	------	------	------	------	-------	------	------	------	------	------	------	------	------	------	-------	------	------	------	------	-------	------	------	------	------	------	------	------	------	------	-------	------	------	------	------	------	------	------	------	------	------	-------	-------	-------	--------	-------	-------	-------	--------	-------	--------

PITCHER	IP	WLS	BF	H	R	ER	SO	BB	IBB	HBP	BLK	WP	HR	S	P	ERA	WHIP
Dennis Springer, R ERA: 5.2 (1, 1)	4.0	L	19	8	5	5	1	0	0	0	0	0	2	46	64	11.25	2.000
Pep Harris, R ERA: 4.19 (5, 1)	2.0		9	2	2	2	1	1	0	0	0	0	1	17	25	9.00	1.500
Greg Cadaret, L ERA: 1.0 (7, 1)	2.0		7	0	0	0	2	1	0	0	0	0	0	19	33	0.00	0.500

BOTTOM

Anaheim Angels @ San Francisco Giants
3Com Park at Candlestick Point, San Francisco, CA

Sat Aug 30 1997, 6:33 AM EDT
Att: 26,200 - Sunny - 71 F

livebaseballscorecards.com

AB	32
R	7
H	10
RBI	7
BB	2
SO	4
LOB	9



Batter	1	2	3	4	5	6	7	8	9	AB R H RBI BB SO LOB	TOP		
Rickey Henderson, R OBP: 0.418, SLG: 0.378 Troy Percival, R (1, 7) B X (9, 1)	1-0 P6		4-0 BB		4-2 FC4-6 BB SF8 BB	4-2 1B BB		1-2 L4		2 1 0 0 3 0 0 0 0 0 0 0 0 0			
Tony Phillips, S OBP: 0.393, SLG: 0.402 (1, 4) B X	1-0 P4		1-1 P9		4-1 FC4-6 BB	1-1 S 1B		1-3 K		4 0 1 0 1 1 1			
Dave Hollins, S OBP: 0.364, SLG: 0.429 (1, 5) S B S C	1-3 K		0-0 L9		0-1 FC4-6 BB E 2B	2-2 G1		1-2 G6-3		5 1 0 0 0 1 5			
Tim Salmon, R OBP: 0.397, SLG: 0.510 (1, 9) B X		1-1 16 G1-3 7 1B		3-2 F9	2-0 SF8		3-2 L8		0-0 E5	4 1 1 1 0 0 0			
16 Garret Anderson, L OBP: 0.329, SLG: 0.400 (1, 8) B X (9, 7)	1-0 G1-3		2-2 1B 7 HR 1B		4-0 2B IBB		2-2 G4-3		2-1 G1-3	4 2 1 0 1 0 2			
Chris Turner, R OBP: 0.429, SLG: 0.500 Darin Erstad, L OBP: 0.368, SLG: 0.469 (1, 3) C B B B B B (5, PH) S B B B B B (5, 3) X	2-3 K		1-0 7 HR 1B		0-1 1-H 2-H 2B		3-1 1B			2 1 1 0 0 1 1 2 0 2 2 0 0 0			
7 Angelo Encarnacion, R OBP: 0.400, SLG: 1.000 (1, 2) B X	1-1 2-H 1B		1-2 1-H 3-H HR		1-1 G5-3		0-0 G4-3			4 1 2 4 0 0 2			
Craig Grebeck, R OBP: 0.369, SLG: 0.377 Gary Disarcina, R OBP: 0.276, SLG: 0.326 (1, 6) C C B B (8, 6) X	1-3 K		2-2 G5-3			2-1 G4-6-3 1B		1-2 G6-3		4 0 1 0 0 1 1 0 0 0 0 0 0 0			
Darrell May, L (1, 1) B S C T			1-2 K		1-3 K		1-0 G4-6-3 1-2f		2-3 K	2 0 0 0 0 2 0 1 0 0 0 0 0 1 0 0 0 0 0 0 0 1 0 0 0 0 1 0 0 0 0 0 0 0 0			
Jack Howell, L OBP: 0.321, SLG: 0.562 Mike James, R (6, PH) S B C T (6, 1) X													
Mike Holtz, L (7, 1) B S C T													
Jim Edmonds, L OBP: 0.359, SLG: 0.500 (9, 8) B S C T													
Inning Stats	R: 0 H: 0 E: 0 LOB: 0 K: 1 BB: 0 S: 5 P: 8	R: 1 H: 2 E: 0 LOB: 1 K: 2 BB: 0 S: 13 P: 19	R: 0 H: 0 E: 0 LOB: 1 K: 1 BB: 1 S: 6 P: 12	R: 3 H: 3 E: 0 LOB: 0 K: 1 BB: 0 S: 22 P: 32	R: 3 H: 1 E: 1 LOB: 1 K: 0 BB: 3 S: 10 P: 25	R: 0 H: 2 E: 0 LOB: 2 K: 0 BB: 1 S: 10 P: 20	R: 0 H: 1 E: 0 LOB: 1 K: 0 BB: 0 S: 10 P: 18	R: 0 H: 0 E: 0 LOB: 0 K: 1 BB: 0 S: 13 P: 17	R: 0 H: 0 E: 1 LOB: 1 K: 1 BB: 0 S: 11 P: 15	1B: 7 SF: 1 2B: 1 SAC: 0 3B: 0 DP: 1 HR: 1 HBP: 0	WP: 0 PA: 41 PB: 0 SB: 1 CS: 0		
PITCHER	IP WLS BF H R ER SO BB IBB HBP BLK WP HR S P ERA WHIP											PITCHER	IP WLS BF H R ER SO BB IBB HBP BLK WP HR S P ERA WHIP
Wilson Alvarez, L ERA: 3.56 (1, 1)	4.0 L 20 5 6 6 5 3 0 0 0 0 0 1 49 82 13.50 2.000												
Doug Henry, R ERA: 4.5 (5, 1)	1.0 5 1 1 1 0 0 0 1 0 0 0 0 7 14 9.00 1.000												
Julian Tavarez, R ERA: 3.91 (6, 1)	2.0 9 3 0 0 0 1 0 0 0 0 0 0 20 38 0.00 2.000												
Terry Mulholland, L ERA: 4.03 (8, 1)	2.0 7 0 0 0 0 2 0 0 0 0 0 0 24 32 0.00 0.000												

Anaheim Angels @ San Francisco Giants
 3Com Park at Candlestick Point, San Francisco, CA
 Sun Aug 31 1997, 6:33 AM EDT
 Att. 24,751 - Cloudy - 66 F

AB	35
R	7
H	9
RBI	7
BB	5
SO	7
LOB	13



Batter	1	2	3	4	5	6	7	8	9	AB	R	H	RBI	BB	SO	LOB
Darryl Hamilton, L OBP: 0.347, SLG: 0.367 (1, 8)	2-3 K		1-1 SH1-3		0-0 F8		2-2 P3			3	0	0	0	0	1	1
Bill Mueller, S OBP: 0.375, SLG: 0.454 (1, 5)	2-1 G5-3		1-1 1B		0-2 HR		1-1 F8			4	2	2	2	0	0	1
Barry Bonds, L OBP: 0.438, SLG: 0.557 (1, 7)	4-1 BB		1-3 K		1-2 L7		3-2 G1-3			3	0	0	0	1	1	2
Jeff Kent, R OBP: 0.327, SLG: 0.495 (1, 4)	4-2 BB		2-2 1B		1-0 F7		0-3 K			3	0	1	1	1	1	0
Stan Javier, S OBP: 0.371, SLG: 0.396 (1, 9)	1-2 F8		1-2 L9		2-1 G5-3		2-2 G5-3			4	0	0	0	0	0	3
J.T. Snow, L OBP: 0.393, SLG: 0.519 (1, 3)		2-2 G4-3		0-1 L8		1-1 1B		2-2 G2-3		4	0	1	0	0	0	0
Rich Aurilia, R OBP: 0.333, SLG: 0.556 Jose Vizcaino, S OBP: 0.327, SLG: 0.347 (9, PH)		0-1 G6-3		0-0 F8		0-3 K			3-2 L5	3	0	0	0	0	1	1
Brian Johnson, R OBP: 0.304, SLG: 0.439 (1, 2)		1-1 F8		3-2 L9			1-0 HR		1-3 K	4	1	1	1	0	1	0
Wilson Alvarez, L OBP: 0.188, SLG: 0.071 Doug Henry, R OBP: 0.307, SLG: 0.430 Mark Lewis, R OBP: 0.307, SLG: 0.430 Julian Tavarez, L OBP: 0.196, SLG: 0.299 Marvin Benard, L OBP: 0.196, SLG: 0.299 Terry Mulholland, R OBP: 0.289, SLG: 0.432 Glenallen Hill, R OBP: 0.289, SLG: 0.432 (9, PH)		4-1 2B		2-2 G4-3			2-1 2B		1-3 K	0	1	0	0	0	1	0

Inning Stats	R: 0	H: 0	E: 0	K: 1	S: 13	R: 0	H: 0	E: 0	K: 0	S: 7	R: 2	H: 2	E: 0	K: 1	S: 15	R: 0	H: 0	E: 0	K: 0	S: 7	R: 1	H: 1	E: 0	K: 0	S: 10	R: 0	H: 1	E: 0	K: 1	S: 8	R: 1	H: 2	E: 0	K: 0	S: 11	R: 0	H: 0	E: 0	K: 1	S: 10	R: 0	H: 0	E: 0	K: 2	S: 12	R: 0	H: 0	E: 0	K: 1	S: 17	1B: 2	2B: 2	3B: 0	HR: 2	SF: 0	SAC: 1	DP: 0	HBP: 0	WP: 0	PB: 0	SB: 3	CS: 0	PA: 36
--------------	------	------	------	------	-------	------	------	------	------	------	------	------	------	------	-------	------	------	------	------	------	------	------	------	------	-------	------	------	------	------	------	------	------	------	------	-------	------	------	------	------	-------	------	------	------	------	-------	------	------	------	------	-------	-------	-------	-------	-------	-------	--------	-------	--------	-------	-------	-------	-------	--------

PITCHER	IP	WLS	BF	H	R	ER	SO	BB	IBB	HBP	BLK	WP	HR	S	P	ERA	WHIP
Darrell May, L ERA: 4.35 (1, 1)	5.0		21	3	3	3	2	3	0	0	0	0	1	52	84	5.40	1.200
Mike James, R ERA: 4.58 (6, 1)	1.0		6	3	1	1	1	0	0	0	0	0	1	11	18	9.00	3.000
Mike Holtz, L ERA: 1.63 (7, 1)	2.0		6	0	0	0	1	0	0	0	0	0	0	18	28	0.00	0.000
Troy Percival, R ERA: 3.83 (9, 1)	1.0	S	3	0	0	0	2	0	0	0	0	0	0	12	17	0.00	0.000

BOTTOM

Anaheim Angels @ San Francisco Giants
3Com Park at Candlestick Point, San Francisco, CA

Sun Aug 31 1997, 6:33 AM EDT
Att: 24,751 - Cloudy - 66 F

livebaseballscores.com

AB	32
R	4
H	6
RBI	4
BB	3
SO	6
LOB	8



Batter	1	2	3	4	5	6	7	8	9	AB R H RBI BB SO LOB	TOP
Stan Javier, S (1, 8) X OBP: 0.369, SLG: 0.393 (7, 9)	0-0 G4-3 	3-1 FC5 		2-0 	1 SAFE 3-1 F9 			2-1 G3-1 		5 0 1 0 0 0 4	
Bill Mueller, S (1, 5) OBP: 0.373, SLG: 0.448	4-1 		3-1 P3 	2-0 P4 		2-0 L8 		0-3 K 		4 0 0 0 1 1 1	
Barry Bonds, L (1, 7) OBP: 0.438, SLG: 0.562	1-1 P6 		3-2 	2-1 F8 		1-0 F8 		0-0 		5 2 2 1 0 0 2	
Jeff Kent, R (1, 4) OBP: 0.327, SLG: 0.493	2-0 FC6-4 		1 SAFE 3-1 		4-1 	1-3 		0-0 P4 		4 2 1 1 1 1 1	
Glenallen Hill, R (1, 9) OBP: 0.291, SLG: 0.431 Darryl Hamilton, L (7, 8) OBP: 0.348, SLG: 0.367			1 SAFE 2-1 		4-2 		1-0 L8 	4-1 		3 1 1 0 1 1 0 0 1 0 0 1 0 0	
Mark Lewis, R (1, 10) OBP: 0.308, SLG: 0.435		0-0 	2-1 	2-2 E3 		1-3 		1-2 E6 		5 2 2 1 0 1 3	
J.T. Snow, L (1, 3) OBP: 0.395, SLG: 0.521		4-1 	2-0 F7 	1-2 2-3 FC4-2 		2-2 F8 		2-2 		4 0 2 4 1 0 2	
Brian Johnson, R (1, 2) OBP: 0.298, SLG: 0.432	1-0 SF9 		0-1 FC6-4 		1-3 		2-3 K 	2-2 P5 		4 0 0 1 0 2 5	
Jose Vizcaino, S (1, 6) OBP: 0.327, SLG: 0.346	1-1 			1-3 	2-2 FC4-2 		0-0 G1-3 			4 0 1 0 0 1 2	
Inning Stats	R: 0 H: 0 E: 0 LOB: 1 K: 0 BB: 1 S: 5 P: 12	R: 1 H: 2 E: 0 LOB: 2 K: 0 BB: 1 S: 12 P: 22	R: 2 H: 4 E: 0 LOB: 2 K: 0 BB: 0 S: 15 P: 30	R: 0 H: 1 E: 0 LOB: 1 K: 1 BB: 0 S: 8 P: 15	R: 2 H: 1 E: 1 LOB: 2 K: 1 BB: 2 S: 18 P: 35	R: 0 H: 0 E: 0 LOB: 0 K: 1 BB: 0 S: 5 P: 9	R: 0 H: 0 E: 0 LOB: 0 K: 1 BB: 0 S: 7 P: 11	R: 0 H: 0 E: 0 LOB: 0 K: 1 BB: 0 S: 6 P: 10	R: 3 H: 2 E: 1 LOB: 1 K: 1 BB: 1 S: 15 P: 24	1B: 7 SF: 1 2B: 1 SAC: 0 3B: 1 DP: 0 HR: 1 HBP: 0	WP: 1 PA: 44 PB: 0 SB: 2 CS: 0
PITCHER Andrew Lorraine, L (1, 1) ERA: 7.27 Buddy Groom, L (3, 1) ERA: 4.66 Aaron Small, R (5, 1) ERA: 4.09 Billy Taylor, R (8, 1) ERA: 4.26 T.J. Mathews, R (9, 1) ERA: 2.79	IP WLS BF H R ER SO BB IBB HBP BLK WP HR S P ERA WHIP	IP WLS BF H R ER SO BB IBB HBP BLK WP HR S P ERA WHIP		IP WLS BF H R ER SO BB IBB HBP BLK WP HR S P ERA WHIP		IP WLS BF H R ER SO BB IBB HBP BLK WP HR S P ERA WHIP		IP WLS BF H R ER SO BB IBB HBP BLK WP HR S P ERA WHIP			IP WLS BF H R ER SO BB IBB HBP BLK WP HR S P ERA WHIP

San Francisco Giants @ Oakland Athletics
 Oakland-Alameda County Coliseum, Oakland, CA

Mon Sep 01 1997, 7:05 PM PDT
 Att. 50,792 - Cloudy - 78 F

AB	38
R	8
H	10
RBI	8
BB	5
SO	7
LOB	20



Batter	1	2	3	4	5	6	7	8	9	AB	R	H	RBI	BB	SO	LOB
Mark Bellhorn, S OBP: 0.326, SLG: 0.368 (1, 10)	1-3 K	2-1 FC6-4			3-3 K		1-2 E2		0-0 FC4-6	5	0	0	0	0	2	4
Miguel Tejada, R OBP: 0.259, SLG: 0.400 (1, 6)	2-2 P3		1-1 P3		1-1 P6		1-1 G1-6-3		0-1 L8	5	0	0	0	0	0	2
Scott Brosius, R OBP: 0.261, SLG: 0.319 (1, 5) (9, 7)	3-3 K		4-2 BB		2-1 G6-3			1-2 G5-3	1-1 L6	4	0	0	0	1	1	1
Matt Stairs, L OBP: 0.415, SLG: 0.671 (1, 9)		1-3 K	3-1 F7		1-2 HR			2-2 BB 1B		4	1	2	1	0	1	1
Brian Leshar, R OBP: 0.231, SLG: 0.337 (1, 7)		3-1 1B	1-0 F7		1-1 G4-3			1-1 BB 1B		3	1	1	0	0	0	1
Jason McDonald, S OBP: 0.325, SLG: 0.377 (8, PH) (9, 8)								1-2 BB 1B		1	0	1	0	0	0	0
Jason Giambi, L OBP: 0.360, SLG: 0.478 (1, 3)		0-0 1B 1B		2-1 1B		1-0 P6		4-2 FC6-4 BB		3	0	2	1	1	0	0
Scott Spiezio, S OBP: 0.280, SLG: 0.355 (1, 4)		0-0 1B		2-0 P7		2-1 2B		0-1 P6		4	0	2	0	0	0	4
Ernie Young, R OBP: 0.297, SLG: 0.351 (1, 8)		2-3 K		1-3 K		0-0 G4-3		1-2 FC6-4		3	0	0	0	0	2	4
Dave Magadan, L OBP: 0.423, SLG: 0.418 (8, PH) (9, 5)								1-2f		1	0	0	0	0	0	3
Izzy Molina, R OBP: 0.195, SLG: 0.213 (1, 2)		1-1 FC6-4		1-3 K			0-1 G5-3		0-0 FC4-6	3	0	1	0	0	1	1
Brent Mayne, L OBP: 0.329, SLG: 0.371 (9, PH)		1-2 2-3 1B								1	0	1	0	0	0	0

Inning Stats	R: 0	H: 0	E: 0	K: 2	S: 10	R: 1	H: 4	E: 0	K: 2	S: 14	R: 0	H: 0	E: 0	K: 0	S: 9	R: 0	H: 1	E: 0	K: 2	S: 10	R: 0	H: 0	E: 0	K: 1	S: 10	R: 1	H: 2	E: 0	K: 0	S: 9	R: 0	H: 0	E: 1	K: 0	S: 7	R: 0	H: 2	E: 0	K: 0	S: 17	R: 0	H: 1	E: 0	K: 0	S: 6	1B: 7	2B: 1	3B: 1	SF: 0	SAC: 0	DP: 1	HBP: 0	WP: 0	PB: 0	SB: 0	CS: 0	PA: 39
--------------	------	------	------	------	-------	------	------	------	------	-------	------	------	------	------	------	------	------	------	------	-------	------	------	------	------	-------	------	------	------	------	------	------	------	------	------	------	------	------	------	------	-------	------	------	------	------	------	-------	-------	-------	-------	--------	-------	--------	-------	-------	-------	-------	--------

PITCHER	IP	WLS	BF	H	R	ER	SO	BB	IBB	HBP	BLK	WP	HR	S	P	ERA	WHIP
Kirk Rueter, L ERA: 3.69 (1, 1)	7.0	W	29	7	2	2	7	1	0	0	0	0	1	69	112	2.57	1.143
Roberto Hernandez, R ERA: 2.32 (8, 1)	1.0		6	2	0	0	0	1	0	0	0	0	0	17	26	0.00	3.000
Rod Beck, R ERA: 3.49 (9, 1)	1.0		4	1	0	0	0	0	0	0	0	0	0	6	7	0.00	1.000

BOTTOM

San Francisco Giants @ Oakland Athletics
Oakland-Alameda County Coliseum, Oakland, CA

livebaseballscores.com

AB	37
R	2
H	10
RBI	2
BB	2
SO	7
LOB	21



Mon Sep 01 1997, 7:05 PM PDT
Att: 50,792 - Cloudy - 78 F

Batter	1	2	3	4	5	6	7	8	9	AB R H RBI BB SO LOB	TOP																
Darryl Hamilton, L (1, 8) OBP: 0.349, SLG: 0.368	1-2 L3 1B		3-2 G6-3		1-2 P3		0-2 2B 1B		0-0 L7	5 0 2 1 0 0 3	San Francisco Giants @ Oakland Athletics Oakland-Alameda County Coliseum, Oakland, CA Wed Sep 03 1997, 7:05 PM PDT Att. 32,408 - Unknown - 68 F livebaseballscorecards.com																
Bill Mueller, S (1, 5) OBP: 0.376, SLG: 0.457	0-0 L3			3-1 G5-4-3 1B		2-1 2B	1-0 2B	1-0 G3-1	5 0 3 1 0 0 2																		
Barry Bonds, L (1, 7) OBP: 0.435, SLG: 0.557	1-3 K			1-0 FC4 1-2 G5-4-3		1-3 K	1-2 P6		4 0 0 0 0 2 4																		
Jeff Kent, R (1, 4) OBP: 0.325, SLG: 0.489		1-3 K		2-2 G5-4-3 1-2f 2-3		1-3 K	2-3 K		4 0 0 0 0 3 5																		
J.T. Snow, L (1, 3) OBP: 0.394, SLG: 0.517	1-1 L7			2-3 K		4-0 FC6-4 BB		2-3 K	3 0 0 0 1 2 1																		
Glenallen Hill, R (1, 10) OBP: 0.291, SLG: 0.429	1-0 P3				0-0 G3 1B G6-3	0-0 FC6-4		1-0 P8	4 1 1 0 0 0 2																		
Jacob Cruz, L (1, 9) OBP: 0.231, SLG: 0.250		2-0 L8		1 SAFE 2-2 G6-3 G3 1-2 1B			2-1 G4-3	3-2 G4-3	4 0 1 0 0 0 0																		
Jose Vizcaino, S (1, 6) OBP: 0.328, SLG: 0.346		0-3 K		1 SAFE 2-1 G3			1-0 1B 1B	4-1 G3-1 WP BB	3 1 1 0 1 1 2																		
Brian Johnson, R (1, 2) OBP: 0.302, SLG: 0.432 Damon Berryhill, S (9, PH) OBP: 0.352, SLG: 0.381		4-0 BB		2-2 G6-3		1 SAFE 1-1 1B 1B		2-2 G3-1	2 1 1 1 1 0 1 1 0 0 0 0 0 1																		
Inning Stats	R: 0 E: 0 K: 1 S: 7	H: 1 LOB: 0 BB: 0 P: 9	R: 0 E: 0 K: 1 S: 7	H: 0 LOB: 0 BB: 0 P: 10	R: 0 E: 0 K: 1 S: 7	H: 0 LOB: 1 BB: 1 P: 16	R: 0 E: 1 K: 1 S: 10	H: 1 LOB: 1 BB: 0 P: 18	R: 1 E: 0 K: 0 S: 13	H: 2 LOB: 1 BB: 0 P: 20	R: 0 E: 0 K: 2 S: 10	H: 1 LOB: 2 BB: 1 P: 18	R: 2 E: 0 K: 1 S: 16	H: 4 LOB: 2 BB: 0 P: 24	R: 0 E: 0 K: 1 S: 8	H: 0 LOB: 0 BB: 0 P: 14	R: 0 E: 0 K: 0 S: 9	H: 0 LOB: 1 BB: 1 P: 16	1B: 7 2B: 3 3B: 0 HR: 0	SF: 0 SAC: 0 DP: 2 HBP: 0	WP: 1 PB: 0 SB: 0 CS: 0	PA: 38					
PITCHER	IP WLS BF H R ER SO BB IBB HBP BLK WP HR S P ERA WHIP											PITCHER	IP WLS BF H R ER SO BB IBB HBP BLK WP HR S P ERA WHIP														
Brad Rigby, R (1, 1) ERA: 3.68	6.1 W	26 3	6 3	2 1	2 1	0 0	6 0	2 0	0 0	0 0	0 0	0 0	57 6	97 8	2.84 ∞	1.263 ∞											
Billy Taylor, R (7, 1) ERA: 4.4	0.0	3	3	1	1	0	0	0	0	0	0	0	6	8	∞	∞											
Buddy Groom, L (7, 1) ERA: 4.63	0.1	1	0	0	0	0	0	0	0	0	0	0	3	4	0.00	0.000											
Aaron Small, R (7, 1) ERA: 3.98	2.1	S	8	0	0	0	2	1	0	0	0	1	0	21	36	0.00	0.429										



Batter	1	2	3	4	5	6	7	8	9	AB R H RBI BB SO LOB	TOP											
Craig Biggio, R (1, 4) OBP: 0.408, SLG: 0.505 Richard Hidalgo, R (9, PH) OBP: 0.250, SLG: 0.375 (9, 9)	0-0 HR	4-0 FC3-6 BB	1-2 G6-3			2-2 G6-4-3 1B 1-3	3-2 1B		1-3 K	4 1 3 1 1 0 2 1 0 0 0 0 1 0												
Thomas Howard, S (1, 8) OBP: 0.339, SLG: 0.372	0-0 2B	1-2 F8		0-0 G4-3		0-1 G6-4-3 1B 1-2 3-H	0-1 G4-3		0-1 BB 1B	6 1 3 1 0 0 2												
Bill Spiers, L (1, 3) OBP: 0.441, SLG: 0.469 (9, 4)	1-2 1B E 2B 2-H	2-0 FC3-6 1-2f		3-1 2B		1-2 G6-4-3 1-2f 2-3		4-0 1B BB WP BB	4-0 BB 1-2 BB	4 2 2 1 2 0 3												
Derek Bell, R (1, 9) OBP: 0.347, SLG: 0.439 5 Jeff Bagwell, R (9, 3) OBP: 0.419, SLG: 0.577	2-2 E SF9 1B 2-3	0-0 G5-3		3-3 K		2-3 K		0-1 P6	2-3 K	6 1 1 0 0 3 6 0 0 0 0 0 0 0												
Luis Gonzalez, L (1, 7) OBP: 0.350, SLG: 0.359	2-3 K		4-1 HR BB	0-0 G4-3			1-1 1B 3B 1B	4-2 WP 1B BB	1-3 K	4 3 1 0 2 2 5												
Ricky Gutierrez, R (1, 5) OBP: 0.321, SLG: 0.365	1-2 E5 SF9 2B 1-3 3-H		0-0 HR		2-3 K		3-2 3B 1B	1-0 WP E 1B 1-2 2-3		5 4 3 3 0 1 1												
Brad Ausmus, R (1, 2) OBP: 0.317, SLG: 0.360	0-1 SF9 2-3 3-H		3-2 G5-3		3-2 L7		1-0 F9	2-2 E7 1B 1-H 2-H 3-H		4 0 1 2 0 0 2												
Tim Bogar, R (1, 6) OBP: 0.320, SLG: 0.390 Luis Rivera, R (3, PR) OBP: 0.333, SLG: 1.000 (3, 6)	0-0 2B		2-2 SH2-4 HBP		1-3 K		1-2 SF8 3B 1-H 2-H 3-H	1-3 K		1 0 1 1 0 0 0 3 1 1 2 0 2 1												
Mike Hampton, R (1, 1) OBP: 0.188, SLG: 0.159 Jose Cabrera, R (8, 1)	1-3 K		0-0 SH2-4		1-0 1B 1B		1-1 SF8	1-1 G5-3		3 1 1 1 0 1 2 0 0 0 0 0 0 0												
Inning Stats	R: 5 E: 1 K: 2 S: 22	H: 5 LOB: 1 BB: 0 P: 29	R: 0 E: 0 K: 0 S: 6	H: 0 LOB: 1 BB: 1 P: 12	R: 2 E: 0 K: 0 S: 11	H: 1 LOB: 2 BB: 1 P: 21	R: 0 E: 0 K: 1 S: 7	H: 1 LOB: 1 BB: 0 P: 13	R: 0 E: 0 K: 2 S: 9	H: 0 LOB: 0 BB: 0 P: 15	R: 1 E: 0 K: 1 S: 13	H: 3 LOB: 1 BB: 0 P: 19	R: 3 E: 0 K: 0 S: 20	H: 4 LOB: 1 BB: 0 P: 30	R: 3 E: 1 K: 1 S: 14	H: 2 LOB: 1 BB: 2 P: 27	R: 0 E: 0 K: 3 S: 11	H: 1 LOB: 2 BB: 1 P: 19	1B: 10 2B: 4 3B: 1 HR: 2	SF: 2 SAC: 1 DP: 1 HBP: 1	WP: 1 PB: 0 SB: 0 CS: 0	PA: 50
PITCHER	IP WLS BF H R ER SO BB IBB HBP BLK WP HR S P ERA WHIP																					
Mark Gardner, R (1, 1) ERA: 4.09	0.2 L 8 5 5 3 1 0 0 0 0 0 0 1 19 25 40.50 7.500																					
Pat Rapp, R (1, 1) ERA: 4.85	4.1 18 2 2 2 4 2 0 1 0 0 0 1 36 65 4.15 0.923																					
Cory Bailey, R (6, 1) ERA: 12.27	2.0 12 7 4 4 1 0 0 0 0 0 0 0 33 49 18.00 3.500																					
Jim Poole, L (8, 1) ERA: 6.8	1.0 7 2 3 2 1 2 0 0 0 1 0 0 14 27 18.00 4.000																					
Doug Henry, R (9, 1) ERA: 4.43	1.0 5 1 0 0 3 1 0 0 0 0 0 0 11 19 0.00 2.000																					

Houston Astros @ San Francisco Giants
3Com Park at Candlestick Point, San Francisco, CA

Thu Sep 04 1997, 10:05 PM EDT
Att: 8,565 - Unknown - 71 F

AB	41
R	14
H	17
RBI	12
BB	5
SO	10
LOB	24



Batter	1	2	3	4	5	6	7	8	9	AB	R	H	RBI	BB	SO	LOB	TOP										
Craig Biggio, R (1, 4) OBP: 0.407, SLG: 0.503	2-3 K		0-0 L8		4-0 IBB		0-1 F4			3	0	0	0	1	1	3											
Chuck Carr, S (1, 8) OBP: 0.304, SLG: 0.370	2-0 FC6-4 1B		0-1 G5-3		1-0 FC5		0-2 F8			4	0	1	0	0	0	6											
5 Jeff Bagwell, R (1, 3) OBP: 0.417, SLG: 0.574	1-3 SAFE K			4-2 FC6-4 BB		0-3 K		2-3 K		3	0	0	0	1	3	1											
Derek Bell, R (1, 9) OBP: 0.344, SLG: 0.434	0-0 FC6-4 1-2f		0-0 FC6-4 G6-4-3 1-2f		1-2 F8		0-3 K			4	0	0	0	0	1	2											
Ricky Gutierrez, R (1, 5) OBP: 0.316, SLG: 0.358		1-3 K		2-2 G6-4-3 1-2f		1-3 K		2-3 K		4	0	0	0	0	3	1											
Richard Hidalgo, R (1, 7) Bill Spiers, L (9, PH) OBP: 0.439, SLG: 0.467		0-3 K			1-1 SH2-4 2B		1-3 K		3-2 P7	3	0	1	0	0	2	0											
Luis Rivera, R (1, 6) Luis Gonzalez, L (9, PH) OBP: 0.349, SLG: 0.358		2-1 F9			1-3 K		3-1 2B 1B		1-3 K	3	1	1	0	0	1	1											
Tony Peña, R (1, 2) Thomas Howard, S (9, PH) OBP: 0.337, SLG: 0.371			0-0 G4-3		4-1 FC5 SH2-4 BB		1 SAFE 2-2 1-H 2B		0-1 G4-3	2	0	1	1	1	0	0											
Shane Reynolds, R (1, 1) Mike Magnante, L (7, 1) Russ Springer, R (7, 1) Tom Martin, L (8, 1) John Hudek, S (8, 1)			1-1 SH2-4 1B		0-0 SH2-4		4-2 BB			1	0	1	0	1	0	0											
Inning Stats	R: 0 E: 0 K: 2 S: 9	H: 1 LOB: 1 BB: 0 P: 14	R: 0 E: 0 K: 2 S: 9	H: 0 LOB: 0 BB: 0 P: 12	R: 0 E: 0 K: 0 S: 6	H: 1 LOB: 1 BB: 0 P: 7	R: 0 E: 0 K: 0 S: 7	H: 0 LOB: 0 BB: 1 P: 13	R: 0 E: 0 K: 1 S: 8	H: 1 LOB: 3 BB: 2 P: 19	R: 0 E: 0 K: 2 S: 9	H: 0 LOB: 0 BB: 0 P: 11	R: 1 E: 0 K: 1 S: 21	H: 2 LOB: 2 BB: 1 P: 30	R: 0 E: 0 K: 3 S: 10	H: 0 LOB: 0 BB: 0 P: 14	R: 0 E: 0 K: 1 S: 9	H: 0 LOB: 0 BB: 0 P: 13	1B: 3 2B: 2 3B: 0 HR: 0	SF: 0 SAC: 1 DP: 1 HBP: 0	WP: 0 PB: 0 SB: 0 CS: 0	PA: 35					
PITCHER	IP	WLS	BF	H	R	ER	SO	BB	IBB	HBP	BLK	WP	HR	S	P	ERA	WHIP										
Shawn Estes, L (1, 1) ERA: 3.07	6.1		27	5	1	1	8	3	1	0	0	0	0	62	99	1.42	1.263										
Roberto Hernandez, R (7, 1) ERA: 2.26	1.2	W	5	0	0	0	3	0	0	0	0	0	0	17	21	0.00	0.000										
Rod Beck, R (9, 1) ERA: 3.43	1.0	S	3	0	0	0	1	0	0	0	0	0	0	9	13	0.00	0.000										

Houston Astros @ San Francisco Giants
3Com Park at Candlestick Point, San Francisco, CA

Fri Sep 05 1997, 10:05 PM EDT
Att. 11,934 - Unknown - 65 F

livebaseballscores.com

AB	30
R	1
H	5
RBI	1
BB	4
SO	12
LOB	14



Batter	1	2	3	4	5	6	7	8	9
Darryl Hamilton, L OBP: 0.349, SLG: 0.368 (1, 8)	2-3 K ①		2-0 F7 ②		2-2 G4-6-3 ③		3-2 BB 1B 1B ①	2-1 1B 1-3 2-H 3-H ③	
Bill Mueller, S OBP: 0.373, SLG: 0.450 (1, 5)	0-3 K ②		1-0 G4-3 ③			1-1 G1-3 ①	0-1 BB 1-2 1B ②	1-0 CS ③	
Barry Bonds, L OBP: 0.438, SLG: 0.557 (1, 7)	2-2 FC5-4 1B ③			2-0 G4-3 ①		1-0 E1 S ②	4-1 1-2 2-3 BB ③		
Jeff Kent, R OBP: 0.323, SLG: 0.484 (1, 4)	1-1 FC5-4 1-2f ③			1-2 F9 ②		2-3 K 1-2 ③	3-2 F9 ③		
J.T. Snow, L OBP: 0.396, SLG: 0.524 (1, 3)		0-0 HR ①		3-2 1B 2B ②		4-1 FC6 IBB ③		4-1 SH5-4 1B BB ①	
Glenallen Hill, R OBP: 0.290, SLG: 0.427 Roberto Hernandez, R OBP: 1.000, SLG: 1.000 Marvin Benard, L OBP: 0.339, SLG: 0.289 Rod Beck, R (8, PH) (9, 1)		2-3 K ①		0-0 1B ②		1-2 FC6 1-2f ③		4-0 SH5-4 1B BB ①	
Jose Vizcaino, S OBP: 0.324, SLG: 0.342 (1, 6)		1-3 K ②		0-0 G3 ③			0-2 G3 ①	1-0 SH5-4 1-2 2-3 ①	
Brian Johnson, R OBP: 0.302, SLG: 0.444 (1, 2)		0-0 G4-3 ③			2-1 G5-3 ①		1-2 HR ②	3-3 K ②	
Shawn Estes, R OBP: 0.190, SLG: 0.200 Stan Javier, S OBP: 0.367, SLG: 0.388 (1, 1) (7, 9)			0-3 K2-3 ①		0-0 G4-6-3 1B ①		0-1 G4-3 ②	4-0 1B CS IBB ①	

Inning Stats	R: 0 E: 0 K: 2 S: 13	H: 1 LOB: 1 BB: 0 P: 18	R: 1 E: 0 K: 2 S: 10	H: 1 LOB: 0 BB: 0 P: 13	R: 0 E: 0 K: 1 S: 5	H: 0 LOB: 0 BB: 0 P: 8	R: 0 E: 0 K: 0 S: 10	H: 2 LOB: 2 BB: 0 P: 16	R: 0 E: 0 K: 0 S: 6	H: 1 LOB: 0 BB: 0 P: 10	R: 0 E: 1 K: 1 S: 10	H: 0 LOB: 2 BB: 1 P: 19	R: 1 E: 0 K: 0 S: 19	H: 3 LOB: 3 BB: 1 P: 30	R: 2 E: 0 K: 1 S: 7	H: 1 LOB: 1 BB: 3 P: 26
1B: 6 2B: 1 3B: 0 HR: 2	SF: 0 SAC: 1 DP: 1 HBP: 0	WP: 0 PA: 38														

PITCHER	IP	WLS	BF	H	R	ER	SO	BB	IBB	HBP	BLK	WP	HR	S	P	ERA	WHIP
Shane Reynolds, R ERA: 4.42 (1, 1)	6.2	L	28	7	2	2	6	0	0	0	0	0	2	65	99	2.70	1.050
Mike Magnante, L ERA: 1.99 (7, 1)	0.0		2	1	0	0	0	1	0	0	0	0	0	3	7	∞	∞
Russ Springer, R ERA: 4.53 (7, 1)	0.1		3	0	2	2	0	2	0	0	0	0	0	6	17	54.00	6.000
Tom Martin, L ERA: 2.37 (8, 1)	0.1		1	0	0	0	0	0	0	0	0	0	0	1	2	0.00	0.000
John Hudek, R ERA: 6.35 (8, 1)	0.2		3	1	0	0	1	0	1	0	0	0	0	5	15	0.00	1.500

BOTTOM

Houston Astros @ San Francisco Giants
3Com Park at Candlestick Point, San Francisco, CA

Fri Sep 05 1997, 10:05 PM EDT
Att. 11,934 - Unknown - 65 F

livebaseballscorecards.com

AB	31
R	4
H	9
RBI	4
BB	5
SO	7
LOB	12



Batter	1	2	3	4	5	6	7	8	9	AB R H RBI BB SO LOB	TOP																	
Craig Biggio, R (1, 4) OBP: 0.407, SLG: 0.501	1-3 K		0-1 E1		3-3 K		4-2 1B S BB		0-0 1B 1-2	4 0 1 0 1 2 0																		
Bill Spiers, L (1, 5) OBP: 0.445, SLG: 0.474 James Mouton, R (9, PR) OBP: 0.295, SLG: 0.333	0-2 G6-3 1B		2-3 K		0-0 5 HR 1B		2-2 SAFE 5 BB 1-3 1B		0-1 S 1-3 2-H 1B	5 1 4 1 0 1 1 0 0 0 0 0 0 0																		
5 Jeff Bagwell, R (1, 3) OBP: 0.419, SLG: 0.579	4-2 G6-3 1-2 BB		3-2 P4 1-2		3-2 SAFE 1-H HR		4-1 1-2 BB		1-3 K	3 1 1 2 2 1 3																		
Derek Bell, R (1, 9) OBP: 0.340, SLG: 0.429	1-2 G6-3 1-2 2-3		1-0 G5-3		2-3 K		0-0 G1-2-3		1-3 K 1-2	5 0 0 0 0 2 8																		
Luis Gonzalez, L (1, 7) OBP: 0.347, SLG: 0.355	1-1 G3-1				2-3 K		0-0 G3		1-2 G1-3	4 0 0 0 0 1 2																		
Richard Hidalgo, R (1, 8) OBP: 0.267, SLG: 0.400					3-3 K		0-1 G6-3		2-2 P5	4 0 1 0 0 1 0																		
Ricky Gutierrez, R (1, 6) OBP: 0.315, SLG: 0.354					4-0 BB		3-3 K		0-0 G5-3	3 0 0 0 1 2 1																		
Brad Ausmus, R (1, 2) OBP: 0.315, SLG: 0.357 Bobby Abreu, L (9, PH) OBP: 0.330, SLG: 0.358					1-2 L4		2-2 G5-3		2-2 1B 1B	3 0 0 0 0 1 2 1 1 1 0 0 0 0																		
Chris Holt, R (1, 1) OBP: 0.113, SLG: 0.098 Billy Wagner, L (8, 1) Chuck Carr, S (8, 8) OBP: 0.303, SLG: 0.368 Mike Magnante, L (8, 1)					1-3 K		2-3 K		1-3 K	3 0 0 0 0 3 1 0 0 0 0 0 0 0 1 0 0 0 0 1 1 0 0 0 0 0 0 0																		
Inning Stats	R: 0 E: 0 K: 1 S: 15	H: 1 LOB: 2 BB: 1 P: 22	R: 0 E: 0 K: 3 S: 13	H: 1 LOB: 1 BB: 0 P: 16	R: 0 E: 1 K: 1 S: 10	H: 0 LOB: 1 BB: 1 P: 20	R: 2 E: 0 K: 3 S: 16	H: 2 LOB: 0 BB: 0 P: 26	R: 0 E: 0 K: 1 S: 6	H: 0 LOB: 0 BB: 0 P: 9	R: 0 E: 0 K: 1 S: 16	H: 1 LOB: 3 BB: 2 P: 29	R: 0 E: 0 K: 0 S: 7	H: 0 LOB: 0 BB: 0 P: 10	R: 1 E: 0 K: 3 S: 16	H: 3 LOB: 3 BB: 0 P: 21	1B: 7 2B: 0 3B: 0 HR: 1	SF: 0 SAC: 0 DP: 0 HBP: 0	WP: 1 PB: 0 SB: 4 CS: 0	PA: 40								
PITCHER	IP WLS BF H R ER SO BB IBB HBP BLK WP HR S P ERA WHIP																											
Wilson Alvarez, L (1, 1) ERA: 3.53	6.2		29	5	2	2	12	3	0	0	0	1	1	84	132	2.70	1.200											
Julian Tavarez, R (7, 1) ERA: 4.06	1.1	W	5	0	0	0	0	1	0	0	0	0	0	9	16	0.00	0.750											
Rod Beck, R (9, 1) ERA: 3.57	0.1		4	3	1	1	1	0	0	0	0	0	0	9	12	27.00	9.000											
Roberto Hernandez, R (9, 1) ERA: 2.24	0.2	S	2	0	0	0	2	0	0	0	0	0	0	7	9	0.00	0.000											

Houston Astros @ San Francisco Giants
3Com Park at Candlestick Point, San Francisco, CA

AB	36
R	3
H	8
RBI	3
BB	4
SO	15
LOB	19



Sat Sep 06 1997, 6:33 AM EDT
Att. 17,636 - Sunny - 74 F

livebaseballscorecards.com

Batter	1	2	3	4	5	6	7	8	9
Darryl Hamilton, L (1, 8) OBP: 0.351, SLG: 0.366	4-2 G3-1 E 1B BB		1-1 L7		2-2 G6-3			4-2 1B E BB	
Bill Mueller, S (1, 5) OBP: 0.374, SLG: 0.454	1-2 G3-1 1-3		2-2 2B			0-0 G4-3		2-2 E 1B 1B	
Barry Bonds, L (1, 7) OBP: 0.439, SLG: 0.555	3-2 CS 1B		4-0 IBB			2-2 F8		0-1 E3 1B	
Jeff Kent, R (1, 4) OBP: 0.322, SLG: 0.482	2-3 K 1-2		2-1 F9			0-1 G6-3		1-2 1B	
J.T. Snow, L (1, 3) OBP: 0.396, SLG: 0.521		4-2 BB		0-0 L4			4-2 G6-3 BB	2-3 K	
Stan Javier, S (1, 9) OBP: 0.363, SLG: 0.384		1-2 F7		1-2 G6-3			1-3 K	0-3 K	
Jose Vizcaino, S (1, 6) OBP: 0.322, SLG: 0.340		0-3 K		0-0 G3			0-2 G6-3		
Damon Berryhill, S (1, 2) OBP: 0.350, SLG: 0.385		2-3 K			0-0 G3		2-2 L9		
Wilson Alvarez, L (1, 1) OBP: 0.167, SLG: 0.063			0-1 G5-3		0-1 G6-3			2-2 WP 1B 1B	
Julian Tavarez, L (7, 1)									
Marvin Benard, L (8, PH) OBP: 0.345, SLG: 0.296									
Rod Beck, R (9, 1)									
Roberto Hernandez, R (9, 1) OBP: 1.000, SLG: 1.000									

Inning Stats	R: 1 E: 1 K: 1 S: 13	H: 1 LOB: 1 BB: 1 P: 23	R: 0 E: 0 K: 2 S: 13	H: 0 LOB: 1 BB: 1 P: 20	R: 0 E: 0 K: 0 S: 10	H: 1 LOB: 2 BB: 1 P: 19	R: 0 E: 0 K: 0 S: 5	H: 0 LOB: 0 BB: 0 P: 6	R: 0 E: 0 K: 0 S: 7	H: 0 LOB: 0 BB: 0 P: 9	R: 0 E: 0 K: 0 S: 8	H: 0 LOB: 0 BB: 0 P: 10	R: 0 E: 0 K: 1 S: 14	H: 0 LOB: 1 BB: 1 P: 21	R: 4 E: 1 K: 2 S: 20	H: 3 LOB: 0 BB: 1 P: 31
--------------	-------------------------------	----------------------------------	-------------------------------	----------------------------------	-------------------------------	----------------------------------	------------------------------	---------------------------------	------------------------------	---------------------------------	------------------------------	----------------------------------	-------------------------------	----------------------------------	-------------------------------	----------------------------------

PITCHER	IP	WLS	BF	H	R	ER	SO	BB	IBB	HBP	BLK	WP	HR	S	P	ERA	WHIP
Chris Holt, R (1, 1) ERA: 3.45	7.0		27	3	2	1	4	3	1	0	0	0	0	73	113	1.29	0.857
Billy Wagner, L (8, 1) ERA: 2.93	0.0	L	2	1	0	0	0	1	0	0	0	1	0	5	11	∞	∞
Mike Magnante, L (8, 1) ERA: 1.94	1.0		4	1	3	1	2	0	0	0	0	0	0	12	15	9.00	1.000

AB	R	H	RBI	BB	SO	LOB
2	2	0	0	2	0	0
4	1	2	1	0	0	1
3	1	1	1	1	0	1
4	0	1	2	0	1	3
2	0	0	0	2	1	0
4	0	0	0	0	2	2
3	0	0	0	0	1	2
3	0	0	0	0	1	2
2	0	0	0	0	0	0
0	0	0	0	0	0	0
1	1	1	0	0	0	0
0	0	0	0	0	0	0
0	0	0	0	0	0	0

AB	28
R	5
H	5
RBI	4
BB	5
SO	6
LOB	11

GIANTS
 WP: 1 PA: 33
 PB: 0
 SB: 0
 CS: 1

Houston Astros @ San Francisco Giants
 3Com Park at Candlestick Point, San Francisco, CA
 Sat Sep 06 1997, 6:33 AM EDT
 Att. 17,636 - Sunny - 74 F

Batter	1	2	3	4	5	6	7	8	9	AB R H RBI BB SO LOB	TOP											
Craig Biggio, R (1, 4) OBP: 0.408, SLG: 0.501	1-2 5 HBP FC3-6 1B		3-1 5 G6-4-3 1B		0-1 G4-3		2-1 G5-3		1-0 F9 S HBP	4 1 2 0 0 0 1												
Bill Spiers, L (1, 5) OBP: 0.444, SLG: 0.468	4-1 FC3-6 5 HBP 1-2 BB		0-0 P5		3-1 L3		4-2 5 1B BB		3-2 F9 1-3	3 0 0 0 2 0 3												
5 Jeff Bagwell, R (1, 3) OBP: 0.420, SLG: 0.577	2-2 FC3-6 1-2 2-3 HBP		1-0 G6-4-3 1-2f		4-0 IBB		3-2 1-2 1B		3-3 K 2-3	3 0 1 0 1 1 2												
Derek Bell, R (1, 9) OBP: 0.339, SLG: 0.427	1-2 P3			1-0 1B 1B		3-1 P9		3-2 G5-3	2-3 K	5 0 1 0 0 1 8												
Bobby Abreu, L (1, 7) OBP: 0.328, SLG: 0.362	2-1 FC3-6 1-2f 2-3 3-H			1-2 L7		1-3 K		2-1 1B 2B		4 0 1 1 0 1 3												
Richard Hidalgo, R (1, 8) OBP: 0.316, SLG: 0.421	0-0 P4			3-2 1-2 1B		1-2 E 1B		2-3 K		4 0 2 0 0 1 3												
Brad Ausmus, R (1, 2) OBP: 0.314, SLG: 0.356		0-0 G3-1		3-2 P9		1-0 E3 G6-4-3 1-2		1-1 2-3 1B		4 0 1 0 0 0 3												
Ricky Gutierrez, R (1, 6) OBP: 0.311, SLG: 0.349		0-0 G6-3		3-3 K		0-0 G6-4-3		0-3 K		3 0 0 0 0 1 4												
Thomas Howard, S (8, PH) OBP: 0.336, SLG: 0.369										1 0 0 0 0 1 2												
Luis Rivera, R (8, 6) OBP: 0.333, SLG: 0.667										0 0 0 0 0 0 0												
Darryl Kile, R (1, 1) OBP: 0.172, SLG: 0.159										2 0 1 0 0 0 0												
Tom Martin, L (6, 1) OBP: 0.333, SLG: 0.348										0 0 0 0 0 0 0												
Russ Johnson, R (7, PH) OBP: 0.333, SLG: 0.348										1 0 0 0 0 0 0												
Oscar Henriquez, R (7, 1) OBP: 0.346, SLG: 0.355										0 0 0 0 0 0 0												
Luis Gonzalez, L (8, PH) OBP: 0.346, SLG: 0.355										1 0 0 0 0 0 2												
Billy Wagner, L (8, 1) OBP: 0.346, SLG: 0.355										0 0 0 0 0 0 0												
Inning Stats	R: 1 E: 0 K: 0 S: 13	H: 1 LOB: 2 BB: 1 P: 23	R: 0 E: 0 K: 0 S: 6	H: 0 LOB: 0 BB: 0 P: 9	R: 0 E: 0 K: 1 S: 4	H: 1 LOB: 0 BB: 0 P: 8	R: 0 E: 0 K: 1 S: 17	H: 2 LOB: 2 BB: 0 P: 28	R: 0 E: 0 K: 0 S: 8	H: 1 LOB: 2 BB: 1 P: 19	R: 0 E: 1 K: 1 S: 9	H: 1 LOB: 1 BB: 0 P: 12	R: 0 E: 0 K: 0 S: 13	H: 1 LOB: 2 BB: 1 P: 26	R: 0 E: 0 K: 2 S: 16	H: 2 LOB: 2 BB: 0 P: 23	R: 0 E: 0 K: 2 S: 12	H: 0 LOB: 1 BB: 0 P: 21	1B: 7 2B: 2 3B: 0 HR: 0	SF: 0 SAC: 0 DP: 2 HBP: 2	WP: 0 PB: 0 SB: 1 CS: 0	PA: 40
PITCHER	IP WLS BF H R ER SO BB IBB HBP BLK WP HR S P ERA WHIP																					
Kirk Rueter, L (1, 1) ERA: 3.6	6.2 W 29 6 1 1 2 2 2 1 1 0 0 0 64 113 1.35 1.200																					
Julian Tavarez, R (7, 1) ERA: 4.04	0.1 2 1 0 0 0 0 0 0 0 0 0 0 6 12 0.00 3.000																					
Roberto Hernandez, R (8, 1) ERA: 2.21	1.0 5 2 0 0 2 0 0 0 0 0 0 0 16 23 0.00 2.000																					
Rod Beck, R (9, 1) ERA: 3.51	1.0 4 0 0 0 2 0 0 0 1 0 0 0 12 21 0.00 0.000																					

Houston Astros @ San Francisco Giants
3Com Park at Candlestick Point, San Francisco, CA
Sun Sep 07 1997, 6:33 AM EDT
Att. 19,861 - Sunny - 71 F

AB	35
R	1
H	9
RBI	1
BB	3
SO	6
LOB	31



WP: 0	PA: 40
PB: 0	
SB: 1	
CS: 0	

PITCHER	IP	WLS	BF	H	R	ER	SO	BB	IBB	HBP	BLK	WP	HR	S	P	ERA	WHIP
Kirk Rueter, L	6.2	W	29	6	1	1	2	2	2	1	1	0	0	64	113	1.35	1.200
Julian Tavarez, R	0.1		2	1	0	0	0	0	0	0	0	0	0	6	12	0.00	3.000
Roberto Hernandez, R	1.0		5	2	0	0	2	0	0	0	0	0	0	16	23	0.00	2.000
Rod Beck, R	1.0		4	0	0	0	2	0	0	1	0	0	0	12	21	0.00	0.000

Batter	1	2	3	4	5	6	7	8	9
Darryl Hamilton, L OBP: 0.351, SLG: 0.363 (1, 8)	4-2 CS BB		4-2 2B BB	0-1 F7		3-2 K		0-0 FC1-6 E 1-2f	
Bill Mueller, S OBP: 0.373, SLG: 0.450 (1, 5)	4-2 1-2 BB		1-3 SAFE BB	1-2 F6		2-1 SH1-4 1-2 3-H		2-2 SAFE L9 1-3	
Barry Bonds, L OBP: 0.438, SLG: 0.555 (1, 7)	0-0 F7		2-2 FC1-6 1-H 2B		1-1 L9	0-0 P6			
Jeff Kent, R OBP: 0.323, SLG: 0.483 (1, 4)	0-3 BB		4-1 FC1-6 BB		1-0 2B		2-2 F8		
J.T. Snow, L OBP: 0.397, SLG: 0.519 (1, 3)		4-0 SH1-3 FC6-5 BB BB	2-2 FC1-6 BB 1-2f 2-3		4-2 G4-6-3 BB		1-1 G5-3		
Jacob Cruz, L OBP: 0.294, SLG: 0.214 Roberto Hernandez, R OBP: 1.000, SLG: 1.000 Rod Beck, R (8, 1) (9, 1)		4-2 FC6-5 SH1-3 1-2 BB	4-0 BB		0-0 G4-6-3 1-2f		2-2 G3-1		
Jose Vizcaino, S OBP: 0.324, SLG: 0.341 (1, 6)		0-0 SH1-3 1-2 2-3	0-3 BB			0-0 SH E HBP 1B		4-2 SH3-4 1B BB	
Brian Johnson, R OBP: 0.306, SLG: 0.444 (1, 2)		1-1 FC6-5 2-3 3-H		2-2 SH3-4 1B		2-2 E SH1-4 HBP		0-0 SH3-4 1-2	
Kirk Rueter, L OBP: 0.197, SLG: 0.155 Julian Tavarez, L Stan Javier, S OBP: 0.365, SLG: 0.385 (7, 1) (8, 9)		1-3 K		0-0 SH3-4 1-2		0-0 SH SH1-4		0-2 FC1-6 1B	

Inning Stats	R: 0	H: 0	E: 0	K: 1	S: 11	LOB: 1	BB: 2	P: 19
	R: 1	H: 0	E: 0	K: 1	S: 9	LOB: 1	BB: 2	P: 19
	R: 1	H: 1	E: 0	K: 2	S: 16	LOB: 3	BB: 3	P: 33
	R: 0	H: 1	E: 0	K: 0	S: 10	LOB: 1	BB: 0	P: 13
	R: 0	H: 1	E: 0	K: 0	S: 6	LOB: 1	BB: 1	P: 12
	R: 2	H: 1	E: 1	K: 1	S: 13	LOB: 1	BB: 0	P: 20
	R: 0	H: 0	E: 0	K: 0	S: 9	LOB: 0	BB: 0	P: 14
	R: 1	H: 1	E: 1	K: 0	S: 10	LOB: 1	BB: 1	P: 16

PITCHER	IP	WLS	BF	H	R	ER	SO	BB	IBB	HBP	BLK	WP	HR	S	P	ERA	WHIP
Darryl Kile, R ERA: 2.42 (1, 1)	5.0	L	27	4	4	2	4	8	0	1	0	0	0	57	103	3.60	2.400
Tom Martin, L ERA: 2.32 (6, 1)	1.0		3	0	0	0	1	0	0	0	0	0	0	8	13	0.00	0.000
Oscar Henriquez, R ERA: (7, 1)	1.0		3	0	0	0	0	0	0	0	0	0	0	9	14	0.00	0.000
Billy Wagner, L ERA: 3.03 (8, 1)	1.0		5	1	1	1	0	1	0	0	0	0	0	10	16	9.00	2.000

AB	R	H	RBI	BB	SO	LOB
3	1	0	0	2	1	4
3	0	0	1	1	1	3
4	0	1	1	0	0	2
3	0	1	0	1	1	1
2	1	0	0	2	0	2
2	0	0	0	2	0	2
0	0	0	0	0	0	0
0	0	0	0	0	0	0
2	2	1	0	1	1	3
2	1	1	1	0	0	1
1	0	0	0	0	1	1
0	0	0	0	0	0	0
1	0	1	1	0	0	0

AB	23
R	5
H	5
RBI	4
BB	9
SO	5
LOB	19

WP: 0 PA: 38
 PB: 0
 SB: 0
 CS: 1

Houston Astros @ San Francisco Giants
 3Com Park at Candlestick Point, San Francisco, CA
 Sun Sep 07 1997, 6:33 AM EDT
 Att. 19,861 - Sunny - 71 F



Batter	1	2	3	4	5	6	7	8	9	AB R H RBI BB SO LOB	TOP		
Delino DeShields, L OBP: 0.345, SLG: 0.444 (1, 4) C B B B X	3-1 L7 ①		1-2 G1-3 ①			1-2 L7 ① SAFE	0-0 2B ①		2-2 L9 ③ SAFE	5 0 1 1 0 0 1	St. Louis Cardinals @ San Francisco Giants 3Com Park at Candlestick Point, San Francisco, CA Tue Sep 09 1997, 10:05 PM EDT Att. 13,098 - Unknown - 68 F livebaseballscorecards.com		
Willie McGee, S OBP: 0.357, SLG: 0.433 (1, 9) C X	0-1 G1-3 ②		0-0 F8 ②			1-3 K ② S X	0-1 L4 ③			4 0 0 0 0 1 2			
Mark McGwire, R OBP: 0.396, SLG: 0.648 (1, 3) B B B C B	4-1 BB ③		0-0 G6-3 ③			4-1 BB ③		3-2 HR ①		2 1 1 1 2 0 0			
Ron Gant, R OBP: 0.315, SLG: 0.392 (1, 7) X	0-0 F8 ③			1-3 K ① C W T L S		1-1 F9 ③ S X		3-3 K ① C B B B C		4 0 0 0 0 2 2			
Ray Lankford, L OBP: 0.406, SLG: 0.597 (1, 8) B B B B X		3-1 HR 1B ②		1-3 K ② C W T L S			0-1 HR ① C X	3-1 G5-3 ② B C B B X		4 2 2 1 0 1 0			
Gary Gaetti, R OBP: 0.315, SLG: 0.418 (1, 5) B X		1-0 HR ③ 1-H		1-3 K ③ C W T L S			0-0 CS 1B ③ X	0-0 P8 ③		4 1 2 2 0 1 0			
Royce Clayton, R OBP: 0.300, SLG: 0.389 (1, 6) C X		0-1 F9 ①			1-1 P9 ① C X		0-1 G3-1 CS 2B 1B ① SAFE X	2-3 K ① C B B B S		4 1 1 0 0 1 0			
Eli Marrero, R OBP: 0.250, SLG: 0.375 (1, 2) Tom Lampkin, L OBP: 0.335, SLG: 0.386 (7, PH) (7, 2)		1-3 K ② S T L S			2-3 K ② S T L S		3-1 G3-1 ② SAFE X	0-0 1B ②		2 0 0 0 0 2 0 2 0 1 0 0 0 2			
Manny Aybar, R OBP: 0.143, SLG: 0.143 (1, 1) Dmitri Young, S OBP: 0.332, SLG: 0.356 (7, PH) Lance Painter, L (7, 1) Curtis King, R (8, 1) Scott Livingstone, L OBP: 0.206, SLG: 0.220 (9, PH) Dennis Eckersley, R (9, 1)		0-3 K ③ S T L S			0-3 K ③ S T L S		4-1 2B BB ③ B B B B X	1-3 K ② SAFE S		2 0 0 0 0 2 0 0 0 0 0 1 0 0 0 0 0 0 0 0 0 0 0 0 0 0 0 0 1 0 0 0 0 1 1 0 0 0 0 0 0 0			
Inning Stats	R: 0 E: 0 K: 0 S: 6 H: 0 LOB: 1 BB: 1 P: 13	R: 2 E: 0 K: 2 S: 11 H: 2 LOB: 0 BB: 0 P: 16	R: 0 E: 0 K: 0 S: 5 H: 0 LOB: 0 BB: 0 P: 6	R: 0 E: 0 K: 3 S: 11 H: 0 LOB: 0 BB: 0 P: 14	R: 0 E: 0 K: 2 S: 11 H: 0 LOB: 0 BB: 0 P: 14	R: 0 E: 0 K: 1 S: 9 H: 0 LOB: 1 BB: 1 P: 16	R: 2 E: 0 K: 0 S: 12 H: 4 LOB: 2 BB: 1 P: 18	R: 1 E: 0 K: 1 S: 9 H: 1 LOB: 0 BB: 0 P: 18	R: 0 E: 0 K: 2 S: 12 H: 1 LOB: 1 BB: 0 P: 17	1B: 4 2B: 1 3B: 0 HR: 3 SF: 0 SAC: 0 DP: 0 HBP: 0		WP: 0 PB: 0 SB: 0 CS: 2 PA: 37	
PITCHER	IP WLS BF H R ER SO BB IBB HBP BLK WP HR S P ERA WHIP											PITCHER	IP WLS BF H R ER SO BB IBB HBP BLK WP HR S P ERA WHIP
Terry Mulholland, L ERA: 4.19 (1, 1)	6.0 L 25 5 4 4 8 2 0 0 0 0 2 58 84 6.00 1.167												
Doug Henry, R ERA: 4.39 (7, 1)	0.2 2 0 0 0 0 1 0 0 0 0 0 4 10 0.00 1.500												
Rich Rodriguez, L ERA: 3.07 (7, 1)	0.1 2 1 0 0 0 0 0 0 0 0 0 3 3 0.00 3.000												
Julian Tavarez, R ERA: 4.05 (8, 1)	2.0 8 2 1 1 3 0 0 0 0 0 1 21 35 4.50 1.000												



Batter	1	2	3	4	5	6	7	8	9	AB	R	H	RBI	BB	SO	LOB
Darryl Hamilton, L OBP: 0.351, SLG: 0.361 (1, 8)	4-1 BB		1-1 SH 1B	1-3 K			0-0 P6			2	0	0	0	1	1	2
Bill Mueller, S OBP: 0.372, SLG: 0.447 (1, 5)	0-3 K		0-0 1B	2-3 K			1-2 G5-3			4	0	1	1	0	2	3
Barry Bonds, L OBP: 0.436, SLG: 0.551 (1, 7)	1-1 P9		0-0 P4		4-0 BLK F8 SF7 BB		3-1 F8			3	1	0	0	1	0	3
Jeff Kent, R OBP: 0.321, SLG: 0.479 (1, 4)	2-3 K		1-3 K		1-2 F8			2-0 L6		4	0	0	0	0	2	4
J.T. Snow, L OBP: 0.394, SLG: 0.516 (1, 3)		1-1 L4	1-2 L7		2-2 SF7			2-2 G6-3		3	0	0	1	0	0	2
Stan Javier, S OBP: 0.366, SLG: 0.385 (1, 9)		1-1 1B		4-0 SH BB	1-2 G5-3			2-2 L8		3	1	1	0	1	0	0
Jose Vizcaino, S OBP: 0.322, SLG: 0.338 (1, 6)		2-1 L7		1-0 P5		1-0 G5-3			3-2 G4-3	4	0	0	0	0	0	2
Brian Johnson, R OBP: 0.306, SLG: 0.443 Marvin Benard, L OBP: 0.342, SLG: 0.293 (1, 2) (9, PH)		1-0 F8		2-0 SH 1B		0-0 L9			0-1 G3	3	0	1	0	0	0	1
Terry Mulholland, R OBP: 0.173, SLG: 0.231 Doug Henry, R OBP: 0.333, SLG: 0.333 Julian Tavaréz, L OBP: 0.278, SLG: 0.200 (1, 1) (7, 1) (7, 1) (8, 1) (9, PH)			0-1 SH 1B	0-0 SH		0-0 G5-3			0-3 K	2	1	1	0	0	0	0

Inning Stats	R: 0	H: 0	E: 0	K: 2	S: 10	H: 0	LOB: 1	BB: 1	P: 17	R: 0	H: 1	E: 0	K: 0	S: 7	H: 1	LOB: 1	BB: 0	P: 12	R: 1	H: 2	E: 1	K: 1	S: 14	H: 1	LOB: 2	BB: 0	P: 17	R: 1	H: 0	E: 0	K: 0	S: 12	H: 0	LOB: 0	BB: 1	P: 20	R: 0	H: 0	E: 0	K: 0	S: 3	H: 0	LOB: 0	BB: 0	P: 4	R: 0	H: 0	E: 0	K: 0	S: 6	H: 0	LOB: 0	BB: 0	P: 10	R: 0	H: 0	E: 0	K: 1	S: 8	H: 0	LOB: 0	BB: 0	P: 14	R: 0	H: 0	E: 0	K: 0	S: 8	H: 0	LOB: 0	BB: 11	1B: 3	SF: 1	2B: 1	SAC: 2	3B: 0	DP: 0	HR: 0	HBP: 0	WP: 0	PA: 36
--------------	------	------	------	------	-------	------	--------	-------	-------	------	------	------	------	------	------	--------	-------	-------	------	------	------	------	-------	------	--------	-------	-------	------	------	------	------	-------	------	--------	-------	-------	------	------	------	------	------	------	--------	-------	------	------	------	------	------	------	------	--------	-------	-------	------	------	------	------	------	------	--------	-------	-------	------	------	------	------	------	------	--------	--------	-------	-------	-------	--------	-------	-------	-------	--------	-------	--------

PITCHER	IP	WLS	BF	H	R	ER	SO	BB	IBB	HBP	BLK	WP	HR	S	P	ERA	WHIP
Manny Aybar, R ERA: 4.11 (1, 1)	6.0	W	27	4	3	2	5	3	0	0	1	0	0	60	94	3.00	1.167
Lance Painter, L ERA: 9.53 (7, 1)	1.0		3	0	0	0	0	0	0	0	0	0	0	6	10	0.00	0.000
Curtis King, R ERA: 2.95 (8, 1)	1.0		3	0	0	0	0	0	0	0	0	0	0	8	14	0.00	0.000
Dennis Eckersley, R ERA: 3.64 (9, 1)	1.0	S	3	0	0	0	1	0	0	0	0	0	0	8	11	0.00	0.000


BOTTOM

St. Louis Cardinals @ San Francisco Giants
 3Com Park at Candlestick Point, San Francisco, CA

Tue Sep 09 1997, 10:05 PM EDT
 Att: 13,098 - Unknown - 68 F

livebaseballscorecards.com

AB	30
R	3
H	4
RBI	2
BB	3
SO	6
LOB	17



Batter	1	2	3	4	5	6	7	8	9	AB R H RBI BB SO LOB	TOP														
Stan Javier, S (1, 8) OBP: 0.369, SLG: 0.397 (8, 9)	0-0 L7		2-3 K		1-1 BB BB 1B		0-0 SF7	0-1 1B		4 0 2 2 0 1 0															
Bill Mueller, S (1, 5) OBP: 0.372, SLG: 0.442 (1, 5)	4-2 G4-3 BB		0-3 K		4-1 BB 1-2 BB		0-2 1B 1B	1-3 K		3 0 1 0 2 2 2															
Barry Bonds, L (1, 7) OBP: 0.439, SLG: 0.560 (1, 7)	3-1 G4-3 1-2		2-1 L7		4-2 1-2 2-3 BB		1-1 1-3 1B		0-0 HR 1B	4 1 2 0 1 0 1															
Jeff Kent, R (1, 4) OBP: 0.321, SLG: 0.482 (1, 4)	0-0 G5-3			1-2 E 1B	0-1 L8		0-1 L1		1-1 HR	5 1 2 2 0 0 6															
J.T. Snow, L (1, 3) OBP: 0.396, SLG: 0.512 (1, 3)		2-3 K		1-1 L6		2-2 G1-4-3		4-2 1B BB	0-1 L9	4 1 0 0 1 1 1															
Jacob Cruz, L (1, 9) OBP: 0.227, SLG: 0.158 LeJon Powell, R (8, PH) OBP: 0.343, SLG: 0.406 (8, 8)		2-3 K		1-2 E5 G4-3 1-2		0-1 L9		1-3 K	1-1 G3-1	3 0 0 0 0 1 1 2 0 0 0 0 1 1															
Jose Vizcaino, S (1, 6) OBP: 0.325, SLG: 0.343 (1, 6)		0-1 WP 1B		3-2 G4-3 1-2		2-3 K		0-1 G6-3 1B 1B	1-0 2B	5 1 3 0 0 1 2															
Damon Berryhill, S (1, 2) OBP: 0.355, SLG: 0.389 Rod Beck, R (9, 1)		2-3 K 1-2		0-1 P5		0-0 G4-3 WP SF7 1B		0-0 1B G6-3 1B	1-2 G6-3	5 1 2 1 0 1 2 0 0 0 0 0 0 0															
Wilson Alvarez, L (1, 1) OBP: 0.150, SLG: 0.056 Mark Lewis, R (7, PH) OBP: 0.308, SLG: 0.433 Julian Tavarez, L (7, 1) Glenallen Hill, R (8, PH) OBP: 0.286, SLG: 0.422 Rich Rodriguez, L (8, 1) OBP: 0.283, SLG: 0.333 Roberto Hernandez, R (8, 1) OBP: 1.000, SLG: 1.000 Brian Johnson, R (9, 2) OBP: 0.306, SLG: 0.442		3-2 F9		1-0 P6		1-2 G4-3		0-0 G6-3		2 0 0 0 0 0 2 1 0 0 0 0 0 1 0 0 0 0 0 0 0 1 0 0 0 0 0 2 0															
Inning Stats	R: 0 E: 0 K: 0 S: 7	H: 0 LOB: 1 BB: 1 P: 14	R: 0 E: 0 K: 3 S: 18	H: 1 LOB: 2 BB: 0 P: 27	R: 0 E: 0 K: 2 S: 10	H: 0 LOB: 0 BB: 0 P: 14	R: 0 E: 1 K: 0 S: 13	H: 1 LOB: 1 BB: 0 P: 19	R: 0 E: 0 K: 0 S: 11	H: 1 LOB: 3 BB: 2 P: 21	R: 0 E: 0 K: 1 S: 14	H: 0 LOB: 0 BB: 0 P: 18	R: 1 E: 0 K: 0 S: 13	H: 3 LOB: 2 BB: 0 P: 15	R: 2 E: 0 K: 2 S: 19	H: 3 LOB: 2 BB: 1 P: 25	R: 2 E: 0 K: 0 S: 12	H: 3 LOB: 1 BB: 0 P: 16	1B: 10 2B: 1 3B: 0 HR: 1	SF: 1 SAC: 0 DP: 1 HBP: 0	WP: 2 PB: 0 SB: 0 CS: 0	PA: 44			
PITCHER	IP WLS BF H R ER SO BB IBB HBP BLK WP HR S P ERA WHIP																								
Curt Schilling, R (1, 1) ERA: 2.82	7.0		31	6	1	1	6	3	0	0	0	2	0	86	128	1.29	1.286								
Ryan Karp, L (8, 1) ERA: 2.61	0.1		4	2	2	2	1	1	0	0	0	0	0	12	17	54.00	9.000								
Jerry Spradlin, R (8, 1) ERA: 4.64	1.2	L	9	4	2	2	1	0	0	0	0	0	1	19	24	10.80	2.400								

San Francisco Giants @ Philadelphia Phillies
 Veterans Stadium, Philadelphia, PA
 Thu Sep 11 1997, 7:05 PM EDT
 Att. 18,165 - Unknown - 74 F

livebaseballscorecards.com

AB	39
R	5
H	12
RBI	5
BB	4
SO	8
LOB	21



Batter	1	2	3	4	5	6	7	8	9	AB R H RBI BB SO LOB	TOP
Darryl Hamilton, L (1, 8) OBP: 0.349, SLG: 0.359	2-2 F7		2-2 F8		1-2 F8		0-0 L8		2-3 K	5 0 0 0 0 1 1	San Francisco Giants @ Florida Marlins Pro Player Stadium, Miami, FL Fri Sep 12 1997, 7:05 PM EDT Att. 30,964 - Unknown - 77 F
Bill Mueller, S (1, 5) OBP: 0.373, SLG: 0.442	1-0 1B		1-2 1B		2-3 K		1-3 K		2-2 F8	5 0 2 0 0 2 1	
Barry Bonds, L (1, 7) OBP: 0.439, SLG: 0.557	0-1 P2		1-1 L5		4-0 BB 1B BB		4-1 BB			2 0 0 0 2 0 2	
Jeff Kent, R (1, 4) OBP: 0.320, SLG: 0.480	3-3 K			0-0 G3-1	1-2 BB 1B		2-1 G1-3			4 0 1 0 0 1 2	
J.T. Snow, L (1, 3) OBP: 0.397, SLG: 0.509		1-2 G4-3		4-1 E 1B SF9 BB	4-1 BB		2-2 P3			2 1 0 0 2 0 0	
Glenallen Hill, R (1, 9) Roberto Hernandez, R (8, 1) Rod Beck, R (9, 1)		0-1 FC4 1B		3-2 SF9 E 1B	3-2 L7		3-1 G4-3			4 0 2 0 0 0 3 0 0 0 0 0 0 0 0 0 0 0 0 0 0	
Jose Vizcaino, S (1, 6) OBP: 0.323, SLG: 0.340		3-1 FC4		1-1 E3		1-2 F8		1-0 G5-3		4 0 0 0 0 0 3	
Brian Johnson, R (1, 2) OBP: 0.302, SLG: 0.437		2-2 G6-3		0-0 SF9		0-0 F6		1-2 F9		3 0 0 1 0 0 1	
Kirk Rueter, L (1, 1) Julian Tavarez, L (6, 1) LeJon Powell, R (8, 9) OBP: 0.361, SLG: 0.424			0-1 F8	2-2 K		1-2 G1-3		0-0 1B		3 0 0 0 0 1 2 0 0 0 0 0 0 0 1 0 1 0 0 0 0	
Inning Stats	R: 0 H: 1 E: 0 LOB: 1 K: 1 BB: 0 S: 11 P: 17	R: 0 H: 1 E: 1 LOB: 1 K: 0 BB: 0 S: 10 P: 16	R: 0 H: 1 E: 0 LOB: 1 K: 0 BB: 0 S: 11 P: 15	R: 1 H: 1 E: 1 LOB: 2 K: 1 BB: 1 S: 13 P: 23	R: 0 H: 1 E: 0 LOB: 3 K: 1 BB: 2 S: 14 P: 29	R: 0 H: 0 E: 0 LOB: 0 K: 0 BB: 0 S: 9 P: 11	R: 0 H: 0 E: 0 LOB: 1 K: 1 BB: 1 S: 7 P: 14	R: 0 H: 0 E: 0 LOB: 0 K: 0 BB: 0 S: 7 P: 13	R: 0 H: 1 E: 0 LOB: 1 K: 1 BB: 0 S: 12 P: 17	1B: 6 SF: 1 2B: 0 SAC: 0 3B: 0 DP: 0 HR: 0 HBP: 0	WP: 0 PA: 38 PB: 0 SB: 0 CS: 0
PITCHER Livan Hernandez, R (1, 1) ERA: 2.79 Dennis Cook, L (8, 1) ERA: 3.86	IP WLS BF H R ER SO BB IBB HBP BLK WP HR S P ERA WHIP										
	7.0 L 31 5 1 0 4 4 0 0 0 0 0 0 75 125 0.00 1.286										
	2.0 7 1 0 0 1 0 0 0 0 0 0 0 19 30 0.00 0.500										

livebaseballscorecards.com

AB 33
R 1
H 6
RBI 1
BB 4
SO 5
LOB 15



BOTTOM

San Francisco Giants @ Florida Marlins
Pro Player Stadium, Miami, FL

AB	32
R	0
H	8
RBI	0
BB	3
SO	4
LOB	22



WP	0	PA	35
PB	0		
SB	0		
CS	0		

Fri Sep 12 1997, 7:05 PM EDT
Att: 30,964 - Unknown - 77 F

livebaseballscorecards.com

AB	R	H	RBI	BB	SO	LOB
4	0	1	0	0	1	3
4	0	0	0	0	0	2
3	0	1	0	1	0	0
3	0	1	0	1	0	1
2	0	1	0	1	0	2
1	0	0	0	0	1	0
4	0	2	0	0	0	1
4	0	1	0	0	1	4
2	0	1	0	0	0	2
2	0	0	0	0	0	3
2	0	0	0	0	1	4
1	0	0	0	0	0	0
0	0	0	0	0	0	0

Batter	1	2	3	4	5	6	7	8	9
Devon White, S OBP: 0.340, SLG: 0.362 (1, 8)	1-0 G1-4-3 1B	0-1 G3-1			2-2 G6-3		1-3 K		
Edgar Renteria, R OBP: 0.329, SLG: 0.344 (1, 6)	2-2 G1-4-3 1-2f		1-0 F9		1-2 G4-3		2-0 G3-6 1-2f		
Gary Sheffield, R OBP: 0.427, SLG: 0.432 (1, 9)	4-0 FC5 BB		3-2 F8		3-1 G1-3			0-0 G3-6-3 1B	
Bobby Bonilla, S OBP: 0.374, SLG: 0.467 (1, 5)	4-2 1-2 BB		2-2 L4		1-1 1B FC5-2 1B		1-2 G3-6-3 1-2f		
Jeff Conine, R OBP: 0.338, SLG: 0.390 Darren Daulton, L OBP: 0.378, SLG: 0.474 (8, PH) (9, 3)	0-0 FC5 2-3f			4-2 FC5-4 BB		1-0 FC5-2 1B		3-3 K	
Moises Alou, R OBP: 0.377, SLG: 0.495 (1, 7)		0-2 1B 1B		2-2 FC5-4 2B 1-2f		1-2 FC5-2 1B		0-2 G6-3	
Charles Johnson, R OBP: 0.358, SLG: 0.476 (1, 2)		2-1 1-2 1B		2-1 F9		1-0 FC5-2 G4-6-3		3-3 K	
Kurt Abbott, R OBP: 0.321, SLG: 0.447 Craig Counsell, L OBP: 0.394, SLG: 0.435 (6, PH) (7, 4)		0-1 F9		0-0 1-3 2B		0-0 G4-6-3 1-2f		2-1 L9	
Livan Hernandez, R OBP: 0.192, SLG: 0.240 Cliff Floyd, L OBP: 0.357, SLG: 0.443 Dennis Cook, L OBP: 0.625, SLG: 1.000 (8, 1)		0-3 K		0-0 P4			1-0 E3 G3-6		

Inning Stats	R: 0	H: 1	E: 0	K: 0	S: 7	LOB: 2	BB: 2	P: 18	R: 0	H: 2	E: 0	K: 1	S: 12	LOB: 2	BB: 0	P: 14	R: 0	H: 0	E: 0	K: 0	S: 8	LOB: 0	BB: 0	P: 14	R: 0	H: 1	E: 0	K: 0	S: 11	LOB: 2	BB: 1	P: 19	R: 0	H: 0	E: 0	K: 0	S: 10	LOB: 0	BB: 0	P: 16	R: 0	H: 3	E: 0	K: 0	S: 8	LOB: 2	BB: 0	P: 12	R: 0	H: 0	E: 1	K: 1	S: 5	LOB: 0	BB: 0	P: 9	R: 0	H: 1	E: 0	K: 1	S: 10	LOB: 0	BB: 0	P: 14	R: 0	H: 0	E: 0	K: 1	S: 8	LOB: 0	BB: 0	P: 13	1B: 7	SF: 0	2B: 1	SAC: 0	3B: 0	DP: 4	HR: 0	HBP: 0	WP: 0	PA: 35
--------------	------	------	------	------	------	--------	-------	-------	------	------	------	------	-------	--------	-------	-------	------	------	------	------	------	--------	-------	-------	------	------	------	------	-------	--------	-------	-------	------	------	------	------	-------	--------	-------	-------	------	------	------	------	------	--------	-------	-------	------	------	------	------	------	--------	-------	------	------	------	------	------	-------	--------	-------	-------	------	------	------	------	------	--------	-------	-------	-------	-------	-------	--------	-------	-------	-------	--------	-------	--------

PITCHER	IP	WLS	BF	H	R	ER	SO	BB	IBB	HBP	BLK	WP	HR	S	P	ERA	WHIP
Kirk Rueter, L ERA: 3.5 (1, 1)	5.0	W	23	6	0	0	1	3	0	0	0	0	0	51	86	0.00	1.800
Julian Tavarez, R ERA: 3.9 (6, 1)	2.0		6	1	0	0	1	0	0	0	0	0	0	10	16	0.00	0.500
Roberto Hernandez, R ERA: 2.15 (8, 1)	1.0		3	1	0	0	1	0	0	0	0	0	0	10	14	0.00	1.000
Rod Beck, R ERA: 3.29 (9, 1)	1.0	S	3	0	0	0	1	0	0	0	0	0	0	8	13	0.00	0.000

Batter	1	2	3	4	5	6	7	8	9	AB R H RBI BB SO LOB	TOP
Marvin Benard, L <small>(1, 9) OBP: 0.336, SLG: 0.317</small> <small>(7, 7)</small>	2-2 		3-2 			2-1 			3-2 	4 1 1 1 0 0 1	
Darryl Hamilton, L <small>(1, 8) OBP: 0.349, SLG: 0.357</small> LeJon Powell, R <small>(8, 8) OBP: 0.351, SLG: 0.412</small>	4-2 			1-1 		0-1 		2-2 	2 0 0 0 1 0 0 1 0 0 0 0 0 0		
Barry Bonds, L <small>(1, 7) OBP: 0.440, SLG: 0.556</small> Doug Mirabelli, R <small>(7, 2) OBP: 0.167, SLG: 0.167</small>	4-2 		1-1 			4-0 		0-3 	1 0 0 0 2 0 0 1 0 0 0 0 1 0		
Jeff Kent, R <small>(1, 4) OBP: 0.319, SLG: 0.477</small> Cory Bailey, R <small>(7, 1) OBP: 0.173, SLG: 0.231</small> Terry Mulholland, R <small>(8, 1) OBP: 0.173, SLG: 0.231</small>	2-2 		1-1 			1-3 			3 0 0 0 0 1 3 0 0 0 0 0 0 0 0 0 0 0 0 0 0		
J.T. Snow, L <small>(1, 3) OBP: 0.396, SLG: 0.508</small>		1-1 		1-0 		1-0 			3 0 1 0 0 0 1		
Bill Mueller, S <small>(1, 5) OBP: 0.370, SLG: 0.438</small>		0-3 		0-0 		1-1 			3 0 0 0 0 1 1		
Jose Vizcaino, S <small>(1, 6) OBP: 0.322, SLG: 0.339</small> Wilson Delgado, S <small>(8, PH) (8, 4)</small>		1-1 		1-2 		1-3 			2 0 0 0 0 0 1 1 0 0 0 0 1 0		
Brian Johnson, R <small>(1, 2) OBP: 0.300, SLG: 0.434</small> Rich Aurilia, R <small>(7, 6) OBP: 0.330, SLG: 0.541</small>			0-0 			2-2 		1-1 	2 0 0 0 0 0 0 1 0 0 0 0 0 0		
Mark Gardner, R <small>(1, 1) OBP: 0.143, SLG: 0.115</small> John Johnstone, R <small>(5, 1)</small> Mark Lewis, R <small>(6, PH) OBP: 0.310, SLG: 0.435</small> Doug Henry, R <small>(6, 1)</small> Jacob Cruz, L <small>(7, 9) OBP: 0.217, SLG: 0.150</small>			0-3 			0-0 		1-3 	1 0 0 0 0 1 0 0 0 0 0 0 0 0 1 0 1 0 0 0 0 0 0 0 0 0 0 0 1 0 0 0 0 1 0		
Inning Stats	R: 0 H: 0 E: 0 LOB: 1 K: 0 BB: 2 S: 17 P: 29	R: 0 H: 0 E: 0 LOB: 0 K: 1 BB: 0 S: 7 P: 9	R: 0 H: 0 E: 0 LOB: 0 K: 1 BB: 0 S: 7 P: 10	R: 0 H: 0 E: 0 LOB: 0 K: 0 BB: 0 S: 6 P: 9	R: 0 H: 1 E: 0 LOB: 0 K: 0 BB: 0 S: 5 P: 7	R: 0 H: 1 E: 0 LOB: 0 K: 0 BB: 0 S: 7 P: 11	R: 0 H: 0 E: 0 LOB: 1 K: 1 BB: 1 S: 6 P: 12	R: 0 H: 0 E: 0 LOB: 0 K: 1 BB: 0 S: 7 P: 10	R: 1 H: 1 E: 0 LOB: 0 K: 2 BB: 0 S: 15 P: 21	1B: 2 SF: 0 2B: 0 SAC: 0 3B: 0 DP: 3 HR: 1 HBP: 0	WP: 0 PA: 30 PB: 0 SB: 1 CS: 0
PITCHER Kevin Brown, R <small>(1, 1) ERA: 2.7</small>	IP WLS BF H R ER SO BB IBB HBP BLK WP HR S P ERA WHIP 9.0 W 30 3 1 1 6 3 0 0 0 0 1 77 118 1.00 0.667										

San Francisco Giants @ Florida Marlins
 Pro Player Stadium, Miami, FL

livebaseballscorecards.com

AB	27
R	1
H	3
RBI	1
BB	3
SO	6
LOB	7



Sat Sep 13 1997, 3:33 AM EDT
 Att. 30,311 - Cloudy - 88 F

Batter	1	2	3	4	5	6	7	8	9
Devon White, S OBP: 0.341, SLG: 0.389 (1, 8)	2-1 HR		0-0 B1-3			1-1 HR		0-3 K	
Edgar Renteria, R OBP: 0.330, SLG: 0.345 (1, 6)	1-1 G3 G5-3 WP 1B		1-2 G4-3			1-1 HR 1B		0-0 P3	
Gary Sheffield, R OBP: 0.426, SLG: 0.429 (1, 9)	1-2 G5-3		3-3 K			0-0 F9		4-2 BB 1B BB	
John Wehner, R OBP: 0.348, SLG: 0.364 (7, PR) (8, 9)	1-2								
Bobby Bonilla, S OBP: 0.376, SLG: 0.466 (1, 5)	0-0 G3								
Alex Arias, R OBP: 0.345, SLG: 0.316 (9, 5)	2-3								
Darren Daulton, L OBP: 0.376, SLG: 0.470 (1, 3)	2-1 G4-3								
Jeff Conine, R OBP: 0.339, SLG: 0.392 (6, 3)	3-H								
Moises Alou, R OBP: 0.378, SLG: 0.501 (1, 7)									
Charles Johnson, R OBP: 0.357, SLG: 0.474 (1, 2)									
Craig Counsell, L OBP: 0.397, SLG: 0.438 (1, 4)									
Kevin Brown, R OBP: 0.183, SLG: 0.136 (1, 1)									

AB	R	H	RBI	BB	SO	LOB
5	2	2	2	0	2	0
4	2	2	0	0	0	0
3	0	0	0	1	1	2
0	1	0	0	0	0	0
1	2	0	0	3	0	1
0	0	0	0	0	0	0
3	0	0	0	0	0	3
1	0	1	1	0	0	0
4	1	2	3	0	0	1
4	0	1	1	0	0	2
4	0	2	0	0	0	0
4	0	0	0	0	1	3


BOTTOM

San Francisco Giants @ Florida Marlins
Pro Player Stadium, Miami, FL

Sat Sep 13 1997, 3:33 AM EDT
Att: 30,311 - Cloudy - 88 F

livebaseballscorecards.com

AB	33
R	8
H	10
RBI	7
BB	4
SO	4
LOB	12



Inning	1	2	3	4	5	6	7	8	9
R	2	0	0	1	4	0	1	0	0
H	2	1	0	2	3	0	2	0	0
E	0	0	0	0	0	0	0	0	0
K	0	1	0	1	0	1	0	1	0
S	11	9	8	14	13	9	11	6	6

PITCHER	IP	WLS	BF	H	R	ER	SO	BB	IBB	HBP	BLK	WP	HR	S	P	ERA	WHIP
Mark Gardner, R ERA: 4.29	4.1	L	22	7	6	6	2	2	0	0	0	1	2	47	75	12.46	2.077
John Johnstone, R ERA: 2.66	0.2		3	1	1	1	0	0	0	0	0	0	1	8	12	13.50	1.500
Doug Henry, R ERA: 4.59	1.0		3	0	0	0	1	0	0	0	0	0	0	9	13	0.00	0.000
Cory Bailey, R ERA: 10.13	1.0		6	2	1	1	0	2	0	0	0	0	0	11	22	9.00	4.000
Terry Mulholland, L ERA: 4.17	1.0		3	0	0	0	1	0	0	0	0	0	0	6	6	0.00	0.000

1B	2B	3B	HR	SF	SAC	DP	HBP	WP	HR	S	P	ERA	WHIP
7	0	0	3	0	0	0	0	1	0	0	0	0.00	0.000

San Francisco Giants @ Florida Marlins
 Pro Player Stadium, Miami, FL

Sun Sep 14 1997, 3:33 AM EDT
 Att. 28,610 - Overcast - 78 F

AB	34
R	4
H	8
RBI	4
BB	5
SO	4
LOB	18



WP:	0	PA:	39
PB:	0		
SB:	0		
CS:	0		

AB R H RBI BB SO LOB

4	0	1	0	1	1	1
5	1	1	1	0	0	3
5	0	0	0	0	0	3
3	1	0	0	1	0	0
3	1	1	0	0	0	0
1	0	1	2	0	0	0
0	0	0	0	0	0	0
3	0	1	0	0	1	1
0	0	0	0	0	0	0
1	0	0	0	0	0	1
3	1	2	1	1	1	0
2	0	1	0	1	0	2
0	0	0	0	0	0	0
0	0	0	0	1	0	0
2	0	0	0	0	1	3
0	0	0	0	0	0	0
2	0	0	0	0	0	4

1B:	3	SF:	0
2B:	5	SAC:	0
3B:	0	DP:	1
HR:	0	HBP:	0

Batter	1	2	3	4	5	6	7	8	9
Stan Javier, S OBP: 0.369, SLG: 0.395 (1, 8) (7, 9)	2-1 B5-3 ①		1-1 G5-4-3 1B ①		1-1 FC5-4 1-2f ③			0-3 K ①	4-2 G4-3 BB 1-2 2-3
Bill Mueller, S OBP: 0.368, SLG: 0.435 (1, 5)	2-2 P4 ②		2-2 G5-4-3 SAFE 1-2f ②		1-1 F8 ①		1-0 F8 ①	1-0 G3 2B 1B ①	2-1 G4-3 ②
Barry Bonds, L OBP: 0.437, SLG: 0.551 (1, 7)	3-2 P5 ③		2-1 G4-3 ③		1-2 G4-3 ②		1-2 G4-3 ②	3-2 G3 ②	1-1 P5 ③
Jeff Kent, R OBP: 0.318, SLG: 0.474 (1, 3) (7, 4)				2-1 P3 ①		2-2 F8 ③		4-2 2B BB ①	
Mark Lewis, R OBP: 0.310, SLG: 0.437 (1, 4)					1-1 G6-3 ②		0-0 P6 ①		
Darryl Hamilton, L OBP: 0.350, SLG: 0.361 (7, 8)									
Terry Mulholland, R OBP: 0.173, SLG: 0.231 (8, 1)									
Glenallen Hill, R OBP: 0.290, SLG: 0.425 (1, 9)					1-0 P3 ③		3-1 G3 2B ②		
Rich Rodriguez, L OBP: 0.333, SLG: 0.333 (7, 1)									
Brian Johnson, R OBP: 0.299, SLG: 0.432 (7, 2)									
Jose Vizcaino, S OBP: 0.325, SLG: 0.345 (1, 6)							4-0 K ①		2-1 BB G4-3 2B ①
Damon Berryhill, S OBP: 0.360, SLG: 0.391 (1, 2)									
Roberto Hernandez, R OBP: 1.000, SLG: 1.000 (7, 1)									
LeJon Powell, R OBP: 0.368, SLG: 0.412 (8, 8)							0-1 FC5-4 1B ②		4-2 G4-3 BB BB ②
Danny Darwin, R (1, 1)									
Julian Tavarez, L (6, 1)									
J.T. Snow, L OBP: 0.395, SLG: 0.506 (7, PH) (7, 3)									2-1 P6 ①

Inning Stats	R: 0	H: 0	E: 0	K: 0	S: 9	P: 16	R: 1	H: 2	E: 0	K: 1	S: 13	P: 23	R: 0	H: 1	E: 0	K: 0	S: 7	P: 12	R: 0	H: 0	E: 0	K: 0	S: 5	P: 9	R: 0	H: 1	E: 0	K: 2	S: 11	P: 16	R: 0	H: 0	E: 0	K: 0	S: 8	P: 12	R: 0	H: 1	E: 0	K: 0	S: 6	P: 13	R: 2	H: 2	E: 0	K: 1	S: 13	P: 21	R: 1	H: 1	E: 0	K: 0	S: 15	P: 30	1B: 3	SF: 0	2B: 5	SAC: 0	3B: 0	DP: 1	HR: 0	HBP: 0	WP: 0	PA: 39
--------------	------	------	------	------	------	-------	------	------	------	------	-------	-------	------	------	------	------	------	-------	------	------	------	------	------	------	------	------	------	------	-------	-------	------	------	------	------	------	-------	------	------	------	------	------	-------	------	------	------	------	-------	-------	------	------	------	------	-------	-------	-------	-------	-------	--------	-------	-------	-------	--------	-------	--------

PITCHER	IP	WLS	BF	H	R	ER	SO	BB	IBB	HBP	BLK	WP	HR	S	P	ERA	WHIP
Al Leiter, L ERA: 4.55 (1, 1)	4.0		15	3	1	1	1	0	1	0	0	0	0	34	60	2.25	0.750
Felix Heredia, L ERA: 4.33 (5, 1)	1.0		4	1	0	0	2	0	0	0	0	0	0	11	16	0.00	1.000
Antonio Alfonseca, R ERA: 2.04 (6, 1)	1.2		7	1	0	0	0	0	1	0	0	0	0	13	24	0.00	0.600
Ed Vosberg, L ERA: 3.99 (7, 1)	0.1		1	0	0	0	0	0	0	0	0	0	0	1	1	0.00	0.000
Jay Powell, R ERA: 3.45 (8, 1)	1.0	W	6	2	2	2	1	1	0	0	0	0	0	13	21	18.00	3.000

PITCHER	IP	WLS	BF	H	R	ER	SO	BB	IBB	HBP	BLK	WP	HR	S	P	ERA	WHIP
Robb Nen, R ERA: 3.91 (9, 1)	1.0		6	1	1	1	0	2	0	0	0	0	0	15	30	9.00	3.000

BOTTOM

San Francisco Giants @ Atlanta Braves
 Turner Field, Atlanta, GA
 Mon Sep 15 1997, 7:05 PM EDT
 Att: 38,641 - Unknown - 80 F

livebaseballscorecards.com

AB	32
R	5
H	8
RBI	5
BB	7
SO	9
LOB	19



WP: 0	PA: 40
PB: 0	
SB: 0	
CS: 0	

AB R H RBI BB SO LOB

4 1 1 0 1 2 2

4 0 1 1 1 1 2

4 1 0 1 1 1 3

3 1 1 2 2 1 0

3 0 1 0 1 1 3

3 0 0 0 1 0 4

3 1 1 0 0 0 2

1 0 0 0 0 1 2

0 0 0 0 0 0 0

3 0 2 1 0 1 0

1 0 0 0 0 0 0

1 0 0 0 0 1 1

0 0 0 0 0 0 0

1 1 1 0 0 0 0

1B: 6 SF: 0

2B: 1 SAC: 1

3B: 0 DP: 1

HR: 1 HBP: 0

Batter	1	2	3	4	5	6	7	8	9
Kenny Lofton, L OBP: 0.410, SLG: 0.439 (1, 8)	4-2 BB G5-4-3		3-3 K		1-3 K		2-1 G4-3		0-1 1B 10 FC4-6 1B
Jeff Blauser, R OBP: 0.401, SLG: 0.482 (1, 6)	1-1 BB G5-4-3 1-2f		4-1 BB			2-1 G6-3	2-3 K		0-0 1B 10 FC4-6 1B 1-3 3-H
10 Chipper Jones, S OBP: 0.377, SLG: 0.488 (1, 5)	2-3 K		1-1 G4-3			4-1 BB BB		0-0 G6-3	1-0 FC4-6 HR 1-2f 3-H
Fred McGriff, L OBP: 0.356, SLG: 0.444 (1, 3)		1-3 K		2-1 G1-4-3		4-1 FC4-6 BB		4-2 BB BB	1-1 HR 1-H
Javy Lopez, R OBP: 0.353, SLG: 0.531 (1, 2)		0-0 1B		4-1 G6-3 BB		0-0 L9		1-3 K	
Andruw Jones, R OBP: 0.338, SLG: 0.429 (1, 9)		0-1 F9		1-2 G6-3		1-2 FC4-6		4-2 BB	
Danny Bautista, R OBP: 0.289, SLG: 0.435 (1, 7)		2-1 G5-3		2-1 G5-3			2-2 2B 1B	2-3 K	
Greg Myers, L OBP: 0.321, SLG: 0.426 (8, PH)									
Kerry Ligtenberg, R (9, 1)									
Tony Graffanino, R OBP: 0.340, SLG: 0.432 (1, 4)			1-0 SH5-4 1B		1-3 K		1-0 G4-3 1-H 2B		1-0 F7
Tommy Gregg, L (9, PH)									
Tom Glavine, L OBP: 0.338, SLG: 0.246 (1, 1)			0-0 SH5-4		1-1 G5-3		3-3 K		0-0 1B 1B
Greg Colbrunn, R OBP: 0.318, SLG: 0.440 (7, PH)									
Alan Embree, L (8, 1)									
Michael Tucker, L OBP: 0.344, SLG: 0.426 (9, 7)									

Inning Stats	R: 0	H: 0	E: 0	K: 1	S: 8	H: 1	LOB: 0	BB: 1	P: 15	R: 0	H: 1	E: 0	K: 1	S: 8	H: 1	LOB: 2	BB: 0	P: 11	R: 0	H: 0	E: 0	K: 0	S: 8	H: 0	LOB: 1	BB: 1	P: 17	R: 0	H: 0	E: 0	K: 2	S: 8	H: 0	LOB: 0	BB: 0	P: 11	R: 0	H: 0	E: 0	K: 2	S: 8	H: 0	LOB: 2	BB: 2	P: 19	R: 1	H: 2	E: 0	K: 2	S: 13	H: 2	LOB: 1	BB: 0	P: 23	R: 0	H: 0	E: 0	K: 2	S: 16	H: 0	LOB: 2	BB: 2	P: 27	R: 4	H: 4	E: 0	K: 0	S: 8	H: 4	LOB: 0	BB: 0	P: 11	1B: 6	SF: 0	2B: 1	SAC: 1	3B: 0	DP: 1	HR: 1	HBP: 0	WP: 0	PA: 40
--------------	------	------	------	------	------	------	--------	-------	-------	------	------	------	------	------	------	--------	-------	-------	------	------	------	------	------	------	--------	-------	-------	------	------	------	------	------	------	--------	-------	-------	------	------	------	------	------	------	--------	-------	-------	------	------	------	------	-------	------	--------	-------	-------	------	------	------	------	-------	------	--------	-------	-------	------	------	------	------	------	------	--------	-------	-------	-------	-------	-------	--------	-------	-------	-------	--------	-------	--------

PITCHER	IP	WLS	BF	H	R	ER	SO	BB	IBB	HBP	BLK	WP	HR	S	P	ERA	WHIP
Shawn Estes, L ERA: 3.04 (1, 1)	7.1		31	4	1	1	7	6	0	0	0	0	0	64	120	1.23	1.364
Roberto Hernandez, R ERA: 2.61 (8, 1)	0.2		3	0	0	0	2	1	0	0	0	0	0	13	20	0.00	1.500
Rod Beck, R ERA: 3.82 (9, 1)	0.2	L	6	4	4	4	0	0	0	0	0	0	1	8	11	54.00	6.000

Batter	1	2	3	4	5	6	7	8	9	AB R H RBI BB SO LOB	TOP	
Darryl Hamilton, L (1, 8) OBP: 0.346, SLG: 0.355 Glenallen Hill, R (9, PH) OBP: 0.287, SLG: 0.422	0-0 G5-3		3-2 F7		0-1 L3		4-2 BB		0-0 SF8	3 0 0 0 1 0 0 0 0 0 1 0 0 0		
Bill Mueller, S (1, 5) OBP: 0.368, SLG: 0.433	2-0 F7		4-0 1B BB			0-1 BB WP 1B	1-3 K		3-H 1-3 K	4 1 1 0 1 2 2		
Barry Bonds, L (1, 7) OBP: 0.438, SLG: 0.548	2-2 F7		2-0 1-3 1B			4-0 E SF8 BB		1-2 G4-3		3 1 1 0 1 0 0		
Jeff Kent, R (1, 4) OBP: 0.317, SLG: 0.476 (8, 3)		1-3 K	2-3 K			4-2 S HBP		2-3 K		3 0 0 0 0 3 2		
J.T. Snow, L (1, 3) OBP: 0.392, SLG: 0.501 Doug Henry, R (8, 1)		4-0 1B BB		1-3 K		2-0 SF8		2-2 G3		2 0 0 1 1 1 0 0 0 0 0 0 0 0		
Stan Javier, S (1, 9) OBP: 0.368, SLG: 0.393		1-1 1-2 1B		0-1 G4-3		3-H 1-0 F8		1-2 G3-1		4 0 1 0 0 0 1		
Jose Vizcaino, S (1, 6) OBP: 0.324, SLG: 0.344		3-2 P6		0-0 L6		1-1 G6-3		1-1 WP 1B 1B		4 1 1 0 0 0 3		
Damon Berryhill, S (1, 2) OBP: 0.358, SLG: 0.387 LeJon Powell, R (9, PR) OBP: 0.368, SLG: 0.412		2-3 K		0-3 K		2-3 K		2-1 1B SF8 1B		4 0 1 1 0 3 2 0 1 0 0 0 0 0		
Wilson Alvarez, L (1, 1) OBP: 0.136, SLG: 0.050 Rich Aurilia, R (7, PH) OBP: 0.323, SLG: 0.522 Rich Rodriguez, L (7, 1) OBP: 0.333, SLG: 0.333 Mark Lewis, R (8, 4) OBP: 0.311, SLG: 0.436		1-2 P4		0-0 F7		0-3 K		1-0 1B		2 0 0 0 0 0 0 1 0 0 0 0 1 0 0 0 0 0 0 0 0 1 0 1 0 0 0 0		
Inning Stats	R: 0 E: 0 K: 0 S: 6 H: 0 LOB: 0 BB: 0 P: 10	R: 0 E: 0 K: 2 S: 15 H: 1 LOB: 2 BB: 1 P: 26	R: 0 E: 0 K: 1 S: 11 H: 1 LOB: 2 BB: 1 P: 23	R: 0 E: 0 K: 1 S: 6 H: 0 LOB: 0 BB: 0 P: 7	R: 0 E: 0 K: 1 S: 7 H: 0 LOB: 0 BB: 0 P: 7	R: 2 E: 0 K: 0 S: 8 H: 1 LOB: 1 BB: 1 P: 20	R: 0 E: 0 K: 3 S: 12 H: 0 LOB: 1 BB: 1 P: 19	R: 0 E: 0 K: 1 S: 9 H: 0 LOB: 0 BB: 0 P: 14	R: 2 E: 0 K: 1 S: 14 H: 3 LOB: 1 BB: 0 P: 20	1B: 6 2B: 0 3B: 0 HR: 0 SF: 2 SAC: 0 DP: 0 HBP: 1	WP: 4 PB: 0 SB: 2 CS: 0 PA: 38	
PITCHER	IP WLS BF H R ER SO BB IBB HBP BLK WP HR S P ERA WHIP											
Kevin Millwood, R (1, 1) ERA: 4.46	6.0 W 25 3 2 1 5 3 0 1 0 1 0 53 93 1.50 1.000											
Alan Embree, L (7, 1) ERA: 2.72	1.0 4 0 0 0 3 1 0 0 0 0 0 0 12 19 0.00 1.000											
Mike Cather, R (8, 1) ERA: 2.51	1.0 3 0 0 0 1 0 0 0 0 0 0 0 9 14 0.00 0.000											
Mark Wohlers, R (9, 1) ERA: 3.41	1.0 6 3 2 2 1 0 0 0 0 0 1 0 14 20 18.00 3.000											

San Francisco Giants @ Atlanta Braves
Turner Field, Atlanta, GA
Tue Sep 16 1997, 3:33 AM EDT
Att. 37,661 - Cloudy - 90 F

livebaseballscorecards.com

AB	31
R	4
H	6
RBI	3
BB	4
SO	10
LOB	10



Batter	1	2	3	4	5	6	7	8	9
Kenny Lofton, L OBP: 0.411, SLG: 0.438 (1, 8)	2-0 1B		1-3 K		4-0 BB		1-1 G6-3		
Jeff Blausler, R OBP: 0.402, SLG: 0.482 (1, 6)	1-3 K			0-0 1B	0-0 G3-6-3		0-0 1B		
10 Chipper Jones, S OBP: 0.378, SLG: 0.490 (1, 5)	2-2 F7			2-1 1B		1-1 HR	0-1 1B		
Fred McGriff, L OBP: 0.356, SLG: 0.442 (1, 3) Mark Wohlers, R (9, 1)	0-0 G6-3			3-2 1B		0-0 HR			
Andruw Jones, R OBP: 0.335, SLG: 0.425 (1, 9)			1-3 K			3-3 K			
Danny Bautista, R OBP: 0.287, SLG: 0.420 (1, 7)			2-1 P5		2-2 FC5-4 1B	4-0 HR			
Eddie Pérez, R OBP: 0.266, SLG: 0.348 (1, 2)			2-3 K2-3		1-0 1B	2-2 HR			
Tony Graffanino, R OBP: 0.335, SLG: 0.424 (1, 4)			0-3 K		2-3 K	0-1 F9			
Kevin Millwood, R (1, 1) Mike Mordecai, R OBP: 0.243, SLG: 0.234 (6, PH) Alan Embree, L (7, 1) Mike Cather, R (8, 1) Randall Simon, L OBP: 0.250, SLG: 0.250 (9, 3)			2-3 K		0-0 F9	3-3 K			

Inning Stats	R: 0	H: 1	E: 0	K: 1	S: 8	LOB: 1	BB: 0	P: 13	R: 0	H: 0	E: 0	K: 2	S: 8	LOB: 0	BB: 0	P: 13	R: 0	H: 0	E: 0	K: 3	S: 11	LOB: 0	BB: 0	P: 14	R: 2	H: 4	E: 0	K: 2	S: 20	LOB: 2	BB: 0	P: 30	R: 0	H: 0	E: 0	K: 0	S: 2	LOB: 0	BB: 1	P: 6	R: 4	H: 2	E: 1	K: 2	S: 18	LOB: 0	BB: 1	P: 31	R: 0	H: 1	E: 0	K: 0	S: 5	LOB: 0	BB: 0	P: 6	R: 0	H: 0	E: 0	K: 1	S: 6	LOB: 0	BB: 0	P: 12
--------------	------	------	------	------	------	--------	-------	-------	------	------	------	------	------	--------	-------	-------	------	------	------	------	-------	--------	-------	-------	------	------	------	------	-------	--------	-------	-------	------	------	------	------	------	--------	-------	------	------	------	------	------	-------	--------	-------	-------	------	------	------	------	------	--------	-------	------	------	------	------	------	------	--------	-------	-------

PITCHER	IP	WLS	BF	H	R	ER	SO	BB	IBB	HBP	BLK	WP	HR	S	P	ERA	WHIP
Wilson Alvarez, L ERA: 3.68 (1, 1)	6.0	L	27	7	6	5	10	1	1	0	0	0	1	67	107	7.50	1.333
Rich Rodriguez, L ERA: 3.03 (7, 1)	1.1		4	1	0	0	0	0	0	0	0	0	0	7	11	0.00	0.750
Doug Henry, R ERA: 4.54 (8, 1)	0.2		2	0	0	0	1	0	0	0	0	0	0	4	7	0.00	0.000

AB	R	H	RBI	BB	SO	LOB
3	0	1	0	1	1	0
4	1	2	0	0	1	2
4	2	2	0	0	0	2
4	1	1	2	0	0	2
0	0	0	0	0	0	0
4	0	0	0	0	3	3
3	1	0	0	1	1	1
3	1	2	4	0	1	0
3	0	0	0	0	2	2
2	0	0	0	0	1	0
1	0	0	0	0	1	0
0	0	0	0	0	0	0
0	0	0	0	0	0	0
0	0	0	0	0	0	0

WP	PA	ERA	WHIP
0	33		
0			
0			

San Francisco Giants @ Atlanta Braves
Turner Field, Atlanta, GA
Tue Sep 16 1997, 3:33 AM EDT
Att: 37,661 - Cloudy - 90 F

livebaseballscorecards.com

AB	31
R	6
H	8
RBI	6
BB	2
SO	11
LOB	12



Batter	1	2	3	4	5	6	7	8	9	AB R H RBI BB SO LOB	TOP											
Eric Young Sr., R (1, 4) OBP: 0.360, SLG: 0.399	2-2 L3			1-1 G1-3		0-0 1B		4-1 FC1-4 BB		3 0 1 0 1 0 0	Los Angeles Dodgers @ San Francisco Giants 3Com Park at Candlestick Point, San Francisco, CA Wed Sep 17 1997, 10:05 PM EDT Att. 56,625 - Unknown - 64 F livebaseballscorecards.com											
Otis Nixon, S (1, 8) OBP: 0.342, SLG: 0.315	0-1 F8			3-1 F8		0-0 1B		0-0 FC1-4		4 0 1 0 0 0 1												
Mike Piazza, R (1, 2) OBP: 0.430, SLG: 0.631	2-2 F8			3-2 G5-3		0-1 F8		0-1 F9		4 0 0 0 0 0 3												
Eric Karros, R (1, 3) OBP: 0.326, SLG: 0.449					2-1 F7	2-3 K			0-3 K	3 0 0 0 1 2 2												
Raul Mondesi, R (1, 9) OBP: 0.359, SLG: 0.532					0-1 HR		4-2 G1-6-3 BB		0-3 K	3 1 1 1 1 1 1												
Todd Zeile, R (1, 5) OBP: 0.358, SLG: 0.440					4-2 BB		1-2 G1-6-3		2-0 G6-3	3 0 0 0 1 1 2												
Darren Lewis, R (1, 7) OBP: 0.336, SLG: 0.288					0-1 F9		0-0 1B			3 0 1 0 0 0 1												
Greg Gagne, R (1, 6) OBP: 0.301, SLG: 0.354					0-0 G4-3		1-2 G1-3			3 0 0 0 0 1 2												
Chan Ho Park, R (1, 1) OBP: 0.250, SLG: 0.271					1-1 F9				3-2 L7	2 0 0 0 0 1 0												
Paul Konerko, R (8, PH) OBP: 0.333, SLG: 0.333										0 0 0 0 0 0 0												
Todd Hollandsworth, L (8, PH) OBP: 0.289, SLG: 0.362										1 0 0 0 0 0 0												
Antonio Osuna, R (8, 1) OBP: 0.500, SLG: 0.500										0 0 0 0 0 0 0												
Inning Stats	R: 0 E: 0 K: 0 S: 8	H: 0 LOB: 0 BB: 0 P: 12	R: 0 E: 0 K: 1 S: 7	H: 0 LOB: 0 BB: 1 P: 13	R: 0 E: 0 K: 1 S: 6	H: 0 LOB: 0 BB: 0 P: 9	R: 0 E: 0 K: 0 S: 8	H: 0 LOB: 0 BB: 0 P: 15	R: 1 E: 0 K: 0 S: 9	H: 1 LOB: 1 BB: 1 P: 15	R: 0 E: 0 K: 2 S: 11	H: 2 LOB: 2 BB: 0 P: 16	R: 0 E: 0 K: 0 S: 9	H: 1 LOB: 1 BB: 1 P: 15	R: 0 E: 0 K: 0 S: 9	H: 0 LOB: 1 BB: 1 P: 16	R: 0 E: 0 K: 2 S: 8	H: 0 LOB: 0 BB: 0 P: 10	1B: 3 2B: 0 3B: 0 HR: 1	SF: 0 SAC: 0 DP: 1 HBP: 0	WP: 0 PB: 0 SB: 0 CS: 1	PA: 33
PITCHER	IP WLS BF H R ER SO BB IBB HBP BLK WP HR S P ERA WHIP																					
Kirk Rueter, L (1, 1) ERA: 3.42	7.0 W 26 4 1 1 4 3 0 0 0 0 1 58 95 1.29 1.000																					
Roberto Hernandez, R (8, 1) ERA: 2.54	2.0 S 7 0 0 0 2 1 0 0 0 0 0 0 17 26 0.00 0.500																					



Batter	1	2	3	4	5	6	7	8	9	AB R H RBI BB SO LOB	TOP											
Darryl Hamilton, L (1, 8) OBP: 0.345, SLG: 0.357	1-1 G5-3		0-0 F8		1-1 G5-3	0-0 G3-1		3-1 HR		5 1 1 2 0 0 2	San Francisco Giants @ San Diego Padres Qualcomm Stadium, San Diego, CA Fri Sep 19 1997, 10:05 PM EDT Att. 33,024 - Unknown - 76 F											
Bill Mueller, S (1, 5) OBP: 0.371, SLG: 0.433	3-2 G4-3		0-1 G3			1-1 HR 1B	1-0 G4-3	1-0 1B		5 1 2 0 0 0 0												
Barry Bonds, L (1, 7) OBP: 0.443, SLG: 0.568	4-0 2B BB			3-2 G4-3		3-2 HR 1B	4-1 FC3-6 S BB	1-0 F8		3 1 1 2 2 0 1												
J.T. Snow, L (1, 3) OBP: 0.389, SLG: 0.501	1-1 1-3 2B			3-1 G1-3		0-0 G4-3	4-2 FC3-6 BB		3-3 K	4 0 1 0 1 1 0												
Stan Javier, S (1, 9) OBP: 0.365, SLG: 0.392	2-2 G4-3			3-1 2B		2-1 CS 1B 1B	0-0 FC3-6 1-2f 2-3	1-2 S 1B		5 1 3 0 0 0 4												
Mark Lewis, R (1, 4) OBP: 0.308, SLG: 0.430		1-3 K		3-2 G4-3		1 SAFE 3-2 F8 1B 2B 1B	1-0 L5	2-3 SAFE K		3 1 1 1 0 1 1 2 0 0 0 0 1 3												
Jeff Kent, R (7, PH) OBP: 0.314, SLG: 0.468								1-2 K														
Jose Vizcaino, S (1, 6) OBP: 0.323, SLG: 0.345		0-1 G6-3			1-1 3B	1-0 F8 2B 1B		0-2 F8	0-0 G5-3	5 1 2 0 0 0 1												
Brian Johnson, R (1, 2) OBP: 0.303, SLG: 0.444		2-3 K			0-0 G5-3	0-1 F8		1-0 P3		4 0 0 0 0 1 3												
Danny Darwin, R (1, 1) OBP: 0.067, SLG: 0.133			0-3 K		2-3 K	0-1 2B		4-1 HR BB		3 0 1 2 0 2 1 0 0 0 0 0 0 0 0 1 0 0 1 0 0 0 0 0 0 0 0 0 0 0 0 0 0 0 0												
Julian Tavarez, L (6, 1)																						
Rich Rodriguez, L (7, 1) OBP: 0.500, SLG: 0.333																						
Doug Henry, R (8, 1)																						
Roberto Hernandez, R (8, 1) OBP: 1.000, SLG: 1.000																						
Inning Stats	R: 0 E: 0 K: 0 S: 10	H: 1 LOB: 2 BB: 1 P: 21	R: 0 E: 0 K: 2 S: 8	H: 0 LOB: 0 BB: 0 P: 11	R: 0 E: 0 K: 1 S: 6	H: 0 LOB: 0 BB: 0 P: 6	R: 0 E: 0 K: 0 S: 11	H: 1 LOB: 1 BB: 0 P: 23	R: 0 E: 0 K: 1 S: 9	H: 1 LOB: 1 BB: 0 P: 13	R: 5 E: 0 K: 0 S: 20	H: 6 LOB: 1 BB: 0 P: 29	R: 0 E: 0 K: 0 S: 6	H: 0 LOB: 2 BB: 2 P: 16	R: 2 E: 0 K: 0 S: 9	H: 2 LOB: 1 BB: 1 P: 19	R: 0 E: 0 K: 2 S: 11	H: 1 LOB: 1 BB: 0 P: 16	1B: 6 2B: 3 3B: 1 HR: 2	SF: 0 SAC: 0 DP: 0 HBP: 0	WP: 0 PB: 0 SB: 2 CS: 1	PA: 43
PITCHER	IP WLS BF H R ER SO BB IBB HBP BLK WP HR S P ERA WHIP																					
Joey Hamilton, R (1, 1) ERA: 4.39	5.2 L 27 9 5 2 4 1 0 0 0 0 0 1 63 102 3.18 1.765																					
Jim Bruske, R (6, 1) ERA: 3.83	1.1 6 0 0 0 0 2 0 0 0 0 0 0 7 17 0.00 1.500																					
Doug Bochtler, R (8, 1) ERA: 4.77	0.2 4 1 2 2 0 1 0 0 0 0 0 1 7 15 27.00 3.000																					
Todd Erdos, R (8, 1) ERA: 4.63	1.1 6 2 0 0 2 0 0 0 0 0 0 0 13 20 0.00 1.500																					

livebaseballscorecards.com

AB	39
R	7
H	12
RBI	7
BB	4
SO	6
LOB	16



BOTTOM

San Francisco Giants @ San Diego Padres
Qualcomm Stadium, San Diego, CA

livebaseballscorecards.com

AB 37
R 4
H 13
RBI 4
BB 2
SO 6
LOB 17



WP: 0 PA: 40
PB: 0
SB: 0
CS: 0

Fri Sep 19 1997, 10:05 PM EDT
Att: 33,024 - Unknown - 76 F

AB R H RBI BB SO LOB

5 0 1 0 0 2 4

5 1 1 0 0 0 2

5 2 3 1 0 0 1

4 1 2 1 1 1 2

4 0 0 1 0 0 3

4 0 1 1 0 1 1

4 0 2 0 0 0 0

3 0 2 0 0 1 2

1 0 1 0 0 0 0

0 0 0 0 0 0 0

0 0 0 0 1 0 0

0 0 0 0 0 0 0

0 0 0 0 0 0 0

1 0 0 0 0 0 0

1B: 9 SF: 0
2B: 5 SAC: 1
3B: 0 DP: 2
HR: 0 HBP: 0

Batter	1	2	3	4	5	6	7	8	9
Quilvio Veras, S (1, 4) OBP: 0.361, SLG: 0.335	1-3 K		2-1 FC6-4		2-3 K		1-1 G5-3		3-2 FC3-6 1B
Steve Finley, L (1, 8) OBP: 0.304, SLG: 0.470	1-2 G4-3		0-1 F8			0-1 2B		2-2 G4-3	0-0 FC3-6 1B
Tony Gwynn, L (1, 9) OBP: 0.405, SLG: 0.547	1-1 F7		0-1 F8			0-1 1B		0-0 1B	3-2 1B
Ken Caminiti, S (1, 5) OBP: 0.394, SLG: 0.507		4-2 1B		0-0 G1-3		2-1 1B		0-0 1B	1-3 K
Wally Joyner, L (1, 3) OBP: 0.390, SLG: 0.494		0-1 F7		1-2 G6-3		1-0 L3		1-1 G4-3	
Greg Vaughn, R (1, 7) OBP: 0.320, SLG: 0.384		0-3 K		2-1 G5-3		1-1 F7		2-2 2B	
Chris Gomez, R (1, 6) OBP: 0.327, SLG: 0.330		0-0 1B			1-1 G1-3		2-2 G6-3	2-2 2B	
John Flaherty, R (1, 2) OBP: 0.326, SLG: 0.386		0-3 K			2-2 SH1-3		1-0 G5-3	3-3 K	
Mark Sweeney, L (8, PH) OBP: 0.354, SLG: 0.359									
Carlos Hernandez, R (9, 2) OBP: 0.333, SLG: 0.463									
Joey Hamilton, R (1, 1) OBP: 0.148, SLG: 0.250			0-1 FC6-4		1-1 SH1-3		4-0 BB		1-2 G5-3
Jim Bruske, R (6, 1) OBP: 0.167, SLG: 0.333									
Trey Seaman, L (7, PH) OBP: 0.293, SLG: 0.291									
Doug Bochler, R (8, 1) OBP: 0.293, SLG: 0.291									
Todd Erdos, R (8, 1) OBP: 0.310, SLG: 0.480									
Craig Shipley, R (9, PH) OBP: 0.310, SLG: 0.480									

Inning Stats	R: 0	H: 0	E: 0	K: 1	S: 8	H: 0	LOB: 0	BB: 0	P: 11	R: 0	H: 1	E: 0	K: 2	S: 11	R: 0	H: 1	E: 0	K: 0	S: 8	R: 0	H: 0	E: 0	K: 0	S: 6	R: 0	H: 1	E: 0	K: 1	S: 12	R: 2	H: 3	E: 0	K: 0	S: 9	R: 0	H: 1	E: 0	K: 0	S: 6	R: 2	H: 4	E: 0	K: 1	S: 17	R: 0	H: 2	E: 0	K: 1	S: 17	1B: 9	SF: 0	2B: 5	SAC: 1	3B: 0	DP: 2	HR: 0	HBP: 0	WP: 0	PA: 40
--------------	------	------	------	------	------	------	--------	-------	-------	------	------	------	------	-------	------	------	------	------	------	------	------	------	------	------	------	------	------	------	-------	------	------	------	------	------	------	------	------	------	------	------	------	------	------	-------	------	------	------	------	-------	-------	-------	-------	--------	-------	-------	-------	--------	-------	--------

PITCHER	IP	WLS	BF	H	R	ER	SO	BB	IBB	HBP	BLK	WP	HR	S	P	ERA	WHIP
Danny Darwin, R (1, 1) ERA: 4.27	5.0	W	22	6	2	2	4	1	0	0	0	0	0	51	71	3.60	1.400
Julian Tavarez, R (6, 1) ERA: 4.01	1.1		5	1	0	0	0	1	0	0	0	0	0	7	16	0.00	1.500
Rich Rodriguez, L (7, 1) ERA: 3.26	1.1		5	2	2	2	0	0	0	0	0	0	0	9	13	13.50	1.500
Doug Henry, R (8, 1) ERA: 4.41	0.0		2	2	0	0	0	0	0	0	0	0	0	7	11	∞	∞
Roberto Hernandez, R (8, 1) ERA: 2.48	1.1	S	6	2	0	0	2	0	0	0	0	0	0	20	31	0.00	1.500

Batter	1	2	3	4	5	6	7	8	9
Craig Shipley, R OBP: 0.328, SLG: 0.484 (1, 4)	4-0 FC3-6 BB E	1-2 1B 2B 1B	3-3 K		4-0 1B 2B BB	1-1 1B		0-1 FC5-4 1-2f	
Jorge Velandia, R OBP: 0.148, SLG: 0.192 (6, PR) (7, 4)									
Steve Finley, L OBP: 0.307, SLG: 0.469 (1, 8)	4-0 FC3-6 1-2 BB	1-3 K		4-0 1B 1B BB	0-2 1B 2B 1B	1-2 F9			
Trey Beamon, L OBP: 0.293, SLG: 0.291 (7, 7)									
Tony Gwynn, L OBP: 0.407, SLG: 0.550 (1, 9)	3-1 FC3-6 E 1-2f 2-3 HR	0-0 2B 1B		3-2 1B 1B BB	1-0 WP 2B 2B		4-1 BB		
Ruben Rivera, R OBP: 0.250, SLG: 0.100 (6, 9) (7, 8)									
Ken Caminiti, S OBP: 0.395, SLG: 0.508 (1, 5)	0-0 E5 1-2 HR	3-1 2B		3-3 K	4-0 WP 2B BB		0-1 F9		
George Arias, R OBP: 0.318, SLG: 0.364 (6, 5)									
Greg Vaughn, R OBP: 0.322, SLG: 0.397 (1, 7)	0-0 1-2 3-H HR	0-1 P5		2-3 K	1-0 1-2 2B		2-3 K		
Chris Jones, R OBP: 0.311, SLG: 0.438 (6, 7) (7, 9)									
Wally Joyner, L OBP: 0.392, SLG: 0.493 (1, 3)	0-0 L4		4-1 1B BB	4-2 1B 1B BB	0-0 F8		0-1 F7		
Derrek Lee, R OBP: 0.365, SLG: 0.333 (5, PH) (6, 3)									
Carlos Hernandez, R OBP: 0.331, SLG: 0.457 (1, 2)	1-0 G5-3		1-3 K	1-0 1B	0-1 F9		2-0 P6		
Mandy Romero, S OBP: 0.256, SLG: 0.381 (8, 2)									
Chris Gomez, R OBP: 0.327, SLG: 0.329 (1, 6)		4-2 1B SH1-4 BB	2-3 K	1-3 K		3-1 F9		3-2 FC5-4 1B	
Pete Smith, R OBP: 0.200, SLG: 0.276 (1, 1)									
Marc Kroon, R (8, 1)		1-1 SH1-4	1-1 1B		2-2 F9	0-0 F8		0-0 FC5-4 1-2f	
Mark Sweeney, L OBP: 0.352, SLG: 0.357 (8, PH)									
Sean Bergman, R OBP: 0.231, SLG: 0.308 (9, 1)									

Inning Stats	R: 4	H: 1	LOB: 0	K: 0	S: 6	P: 18	R: 2	H: 3	LOB: 2	K: 1	S: 17	P: 27	R: 0	H: 1	LOB: 2	K: 3	S: 14	R: 2	H: 2	LOB: 2	K: 3	S: 16	R: 4	H: 3	LOB: 1	K: 0	S: 11	R: 0	H: 1	LOB: 1	K: 0	S: 8	R: 0	H: 0	LOB: 1	K: 1	S: 8	R: 0	H: 1	LOB: 1	K: 0	S: 8	R: 0	H: 1	LOB: 1	K: 0	S: 8
--------------	------	------	--------	------	------	-------	------	------	--------	------	-------	-------	------	------	--------	------	-------	------	------	--------	------	-------	------	------	--------	------	-------	------	------	--------	------	------	------	------	--------	------	------	------	------	--------	------	------	------	------	--------	------	------

PITCHER	IP	WLS	BF	H	R	ER	SO	BB	IBB	HBP	BLK	WP	HR	S	P	ERA	WHIP
Shawn Estes, L ERA: 3.25 (1, 1)	1.2	L	12	3	6	5	1	3	0	0	0	0	1	19	38	27.00	3.600
Pat Rapp, R ERA: 4.9 (2, 1)	2.1		14	4	2	2	6	3	0	0	0	0	0	34	66	7.71	3.000
Jim Poole, L ERA: 7.26 (5, 1)	2.0		12	4	4	4	0	2	0	0	0	1	0	19	36	18.00	3.000
John Johnstone, R ERA: 2.55 (7, 1)	1.0		4	0	0	0	1	1	0	0	0	0	0	8	14	0.00	1.000
Cory Bailey, R ERA: 6.53 (8, 1)	1.0		4	1	0	0	0	0	0	0	0	0	0	8	13	0.00	1.000

AB	R	H	RBI	BB	SO	LOB		
3	3	2	0	2	1	2		
1	0	0	0	0	0	1		
3	2	1	0	2	1	3		
0	0	0	0	0	0	0		
4	3	3	3	0	0	2		
0	0	0	0	1	0	0		
3	2	1	2	1	1	3		
1	0	0	0	0	0	1		
4	1	2	5	0	1	4		
1	0	0	0	0	1	1		
1	0	0	0	2	0	0		
2	0	0	0	0	0	2		
4	0	1	2	0	1	2		
1	0	0	0	0	0	0		
4	1	1	0	1	2	3		
3	0	1	0	0	0	0		
0	0	0	0	0	0	0		
1	0	0	0	0	0	1		
0	0	0	0	0	0	0		
1B: 8	SF: 0	2B: 3	SAC: 1	3B: 0	DP: 0	HR: 1	WP: 1	PA: 46
2B: 0		3B: 0		HR: 0			PB: 0	
SB: 0							CS: 0	
WP: 1	PA: 46							

PITCHER	IP	WLS	BF	H	R	ER	SO	BB	IBB	HBP	BLK	WP	HR	S	P	ERA	WHIP
Shawn Estes, L ERA: 3.25 (1, 1)	1.2	L	12	3	6	5	1	3	0	0	0	0	1	19	38	27.00	3.600
Pat Rapp, R ERA: 4.9 (2, 1)	2.1		14	4	2	2	6	3	0	0	0	0	0	34	66	7.71	3.000
Jim Poole, L ERA: 7.26 (5, 1)	2.0		12	4	4	4	0	2	0	0	0	1	0	19	36	18.00	3.000
John Johnstone, R ERA: 2.55 (7, 1)	1.0		4	0	0	0	1	1	0	0	0	0	0	8	14	0.00	1.000
Cory Bailey, R ERA: 6.53 (8, 1)	1.0		4	1	0	0	0	0	0	0	0	0	0	8	13	0.00	1.000

San Francisco Giants @ San Diego Padres
Qualcomm Stadium, San Diego, CA
Sat Sep 20 1997, 6:33 AM EDT
Att: 30,812 - Sunny - 78 F

livebaseballscorecards.com

AB	36
R	12
H	12
RBI	12
BB	9
SO	8
LOB	25



BOTTOM

San Francisco Giants @ San Diego Padres
Qualcomm Stadium, San Diego, CA

livebaseballscorecards.com

AB 31
R 5
H 7
RBI 4
BB 6
SO 7
LOB 20



WP: 0 PA: 37
PB: 0
SB: 0
CS: 0

Sun Sep 21 1997, 6:33 AM EDT
Att. 34,737 - Sunny - 80 F

AB R H RBI BB SO LOB

4 1 1 0 1 1 2

4 0 1 0 0 0 1

4 1 1 1 0 1 0

3 2 1 1 1 0 0

2 1 0 0 2 2 3

0 0 0 0 0 0 0

1 0 0 0 2 0 0

1 0 0 0 0 0 3

3 0 0 0 0 0 4

1 0 1 2 0 0 0

0 0 0 0 0 0 0

3 0 0 0 0 0 4

1 0 0 0 0 0 0

3 0 1 0 0 1 4

1 0 0 0 0 1 0

2 0 1 0 0 0 1

0 0 0 0 0 0 0

1 0 0 0 0 0 2

0 0 0 0 0 0 0

0 0 0 0 0 0 0

0 0 0 0 0 0 0

1 0 0 0 0 1 0

1B: 5 SF: 0

2B: 1 SAC: 0

3B: 0 DP: 2

HR: 1 HBP: 0

1B: 5 SF: 0

2B: 1 SAC: 0

3B: 0 DP: 2

HR: 1 HBP: 0

1B: 5 SF: 0

2B: 1 SAC: 0

3B: 0 DP: 2

HR: 1 HBP: 0

1B: 5 SF: 0

2B: 1 SAC: 0

3B: 0 DP: 2

HR: 1 HBP: 0

1B: 5 SF: 0

2B: 1 SAC: 0

3B: 0 DP: 2

HR: 1 HBP: 0

1B: 5 SF: 0

2B: 1 SAC: 0

3B: 0 DP: 2

HR: 1 HBP: 0

1B: 5 SF: 0

2B: 1 SAC: 0

3B: 0 DP: 2

HR: 1 HBP: 0

1B: 5 SF: 0

2B: 1 SAC: 0

3B: 0 DP: 2

HR: 1 HBP: 0

1B: 5 SF: 0

2B: 1 SAC: 0

3B: 0 DP: 2

HR: 1 HBP: 0

1B: 5 SF: 0

2B: 1 SAC: 0

3B: 0 DP: 2

HR: 1 HBP: 0

1B: 5 SF: 0

2B: 1 SAC: 0

3B: 0 DP: 2

HR: 1 HBP: 0

1B: 5 SF: 0

2B: 1 SAC: 0

3B: 0 DP: 2

HR: 1 HBP: 0

1B: 5 SF: 0

2B: 1 SAC: 0

3B: 0 DP: 2

HR: 1 HBP: 0

1B: 5 SF: 0

2B: 1 SAC: 0

3B: 0 DP: 2

HR: 1 HBP: 0

1B: 5 SF: 0

2B: 1 SAC: 0

3B: 0 DP: 2

HR: 1 HBP: 0

1B: 5 SF: 0

2B: 1 SAC: 0

3B: 0 DP: 2

HR: 1 HBP: 0

1B: 5 SF: 0

2B: 1 SAC: 0

3B: 0 DP: 2

HR: 1 HBP: 0

1B: 5 SF: 0

2B: 1 SAC: 0

3B: 0 DP: 2

HR: 1 HBP: 0

1B: 5 SF: 0

2B: 1 SAC: 0

3B: 0 DP: 2

HR: 1 HBP: 0

1B: 5 SF: 0

2B: 1 SAC: 0

3B: 0 DP: 2

HR: 1 HBP: 0

1B: 5 SF: 0

2B: 1 SAC: 0

3B: 0 DP: 2

HR: 1 HBP: 0

1B: 5 SF: 0

2B: 1 SAC: 0

3B: 0 DP: 2

HR: 1 HBP: 0

1B: 5 SF: 0

2B: 1 SAC: 0

3B: 0 DP: 2

HR: 1 HBP: 0

1B: 5 SF: 0

2B: 1 SAC: 0

3B: 0 DP: 2

HR: 1 HBP: 0

1B: 5 SF: 0

2B: 1 SAC: 0

3B: 0 DP: 2

HR: 1 HBP: 0

1B: 5 SF: 0

2B: 1 SAC: 0

3B: 0 DP: 2

HR: 1 HBP: 0

1B: 5 SF: 0

2B: 1 SAC: 0

3B: 0 DP: 2

HR: 1 HBP: 0

1B: 5 SF: 0

2B: 1 SAC: 0

3B: 0 DP: 2

HR: 1 HBP: 0

1B: 5 SF: 0

2B: 1 SAC: 0

3B: 0 DP: 2

HR: 1 HBP: 0

1B: 5 SF: 0

2B: 1 SAC: 0

3B: 0 DP: 2

HR: 1 HBP: 0

1B: 5 SF: 0

2B: 1 SAC: 0

3B: 0 DP: 2

HR: 1 HBP: 0

1B: 5 SF: 0

2B: 1 SAC: 0

3B: 0 DP: 2

HR: 1 HBP: 0

1B: 5 SF: 0

2B: 1 SAC: 0

3B: 0 DP: 2

HR: 1 HBP: 0

1B: 5 SF: 0

2B: 1 SAC: 0

3B: 0 DP: 2

HR: 1 HBP: 0

1B: 5 SF: 0

2B: 1 SAC: 0

3B: 0 DP: 2

HR: 1 HBP: 0

1B: 5 SF: 0

2B: 1 SAC: 0

3B: 0 DP: 2

HR: 1 HBP: 0

1B: 5 SF: 0

2B: 1 SAC: 0

3B: 0 DP: 2

HR: 1 HBP: 0

1B: 5 SF: 0

2B: 1 SAC: 0

3B: 0 DP: 2

HR: 1 HBP: 0

1B: 5 SF: 0

2B: 1 SAC: 0

3B: 0 DP: 2

HR: 1 HBP: 0

1B: 5 SF: 0

2B: 1 SAC: 0

3B: 0 DP: 2

HR: 1 HBP: 0

1B: 5 SF: 0

2B: 1 SAC: 0

3B: 0 DP: 2

HR: 1 HBP: 0

1B: 5 SF: 0

2B: 1 SAC: 0

3B: 0 DP: 2

HR: 1 HBP: 0

1B: 5 SF: 0

2B: 1 SAC: 0

3B: 0 DP: 2

HR: 1 HBP: 0

1B: 5 SF: 0

2B: 1 SAC: 0

3B: 0 DP: 2

HR: 1 HBP: 0

1B: 5 SF: 0

2B: 1 SAC: 0

3B: 0 DP: 2

HR: 1 HBP: 0

1B: 5 SF: 0

2B: 1 SAC: 0

3B: 0 DP: 2

HR: 1 HBP: 0

1B: 5 SF: 0

2B: 1 SAC: 0

3B: 0 DP: 2

HR: 1 HBP: 0

1B: 5 SF: 0

2B: 1 SAC: 0

3B: 0 DP: 2

HR: 1 HBP: 0

1B: 5 SF: 0

2B: 1 SAC: 0

3B: 0 DP: 2

HR: 1 HBP: 0

1B: 5 SF: 0

2B: 1 SAC: 0

3B: 0 DP: 2

HR: 1 HBP: 0

1B: 5 SF: 0

2B: 1 SAC: 0

3B: 0 DP: 2

HR: 1 HBP: 0

1B: 5 SF: 0

2B: 1 SAC: 0

3B: 0 DP: 2

HR: 1 HBP: 0

1B: 5 SF: 0

2B: 1 SAC: 0

3B: 0 DP: 2

HR: 1 HBP: 0

1B: 5 SF: 0

2B: 1 SAC: 0

3B: 0 DP: 2

HR: 1 HBP: 0

1B: 5 SF: 0

2B: 1 SAC: 0

3B: 0 DP: 2

HR: 1 HBP: 0

1B: 5 SF: 0

2B: 1 SAC: 0

3B: 0 DP: 2

HR: 1 HBP: 0

1B: 5 SF: 0

2B: 1 SAC: 0

3B: 0 DP: 2

HR: 1 HBP: 0

1B: 5 SF: 0

2B: 1 SAC: 0

3B: 0 DP: 2

HR: 1 HBP: 0

1B: 5 SF: 0

2B: 1 SAC: 0

3B: 0 DP: 2

HR: 1 HBP: 0

Batter	1	2	3	4	5	6	7	8	9	AB R H RBI BB SO LOB	TOP																									
Darryl Hamilton, L (1, 8) OBP: 0.347, SLG: 0.362	0-3 K		0-1 F8 1B 1B		1-2 G1-3		0-0 F8	2-2 2B 1-H 2-H 3-H		5 1 2 3 0 1 1																										
Bill Mueller, S (1, 5) OBP: 0.371, SLG: 0.435	0-2 G4-3		1-0 1B 1-2 HR 1B		1-0 2B		1-1 G3	2-3 K		5 1 2 0 0 1 2																										
Barry Bonds, L (1, 7) OBP: 0.443, SLG: 0.573	4-0 S BB		0-0 F8		3-2 F7		4-2 1B BB	1-2 HR		3 2 1 1 2 0 3																										
Jeff Kent, R (1, 4) OBP: 0.314, SLG: 0.465	1-1 L3		2-0 1-2 HR 1B 3-H		3-2 G6-3		0-2 F4	1-2 G1-3		5 1 1 1 0 0 3																										
J.T. Snow, L (1, 3) OBP: 0.386, SLG: 0.502		2-0 G4-3	0-2 HR		0-1 F8		1-1 1B 2B 1B	1-3 K		5 2 2 3 0 1 0																										
Glenallen Hill, R (1, 9) OBP: 0.290, SLG: 0.430		2-2 HR	0-0 G5-3		0-3 K		2-1 2B 1B	1-1 F8		3 1 1 1 0 1 0																										
Stan Javier, S (6, 9) OBP: 0.366, SLG: 0.397							1-3 2B 1B			2 1 1 1 0 0 0																										
Jose Vizcaino, S (1, 6) OBP: 0.321, SLG: 0.344		2-0 F9		3-2 F8		0-0 G3	0-0 2B 2B			4 1 1 1 0 0 0																										
Brian Johnson, R (1, 2) OBP: 0.305, SLG: 0.440		0-1 F9		1-1 F8			2-1 SH3-4 1B	4-2 2B BB		3 1 1 0 1 0 0																										
Damon Berryhill, S (9, 2) OBP: 0.348, SLG: 0.375										0 0 0 0 0 0 0																										
Kirk Rueter, L (1, 1) OBP: 0.176, SLG: 0.138			1-1 G6-3		2-2 G1-3		0-0 SH3-4	2-3 K		2 0 0 0 0 0 0																										
Doug Henry, R (7, 1)										0 0 0 0 0 0 0																										
Roberto Hernandez, R (7, 1) OBP: 0.500, SLG: 0.500										1 0 0 0 0 1 3																										
Rich Rodriguez, L (9, 1) OBP: 0.500, SLG: 0.333										0 0 0 0 0 0 0																										
Inning Stats	R: 0 E: 0 K: 1 S: 8	H: 0 LOB: 1 BB: 1 P: 13	R: 1 E: 0 K: 0 S: 10	H: 1 LOB: 0 BB: 0 P: 16	R: 4 E: 0 K: 0 S: 13	H: 4 LOB: 0 BB: 0 P: 17	R: 0 E: 0 K: 0 S: 11	H: 0 LOB: 0 BB: 0 P: 17	R: 0 E: 0 K: 1 S: 6	H: 0 LOB: 0 BB: 0 P: 6	R: 0 E: 0 K: 0 S: 6	H: 1 LOB: 1 BB: 0 P: 9	R: 5 E: 0 K: 2 S: 26	H: 4 LOB: 1 BB: 2 P: 43	R: 1 E: 0 K: 1 S: 11	H: 1 LOB: 0 BB: 0 P: 15	1B: 6 2B: 3 3B: 0 HR: 3	SF: 0 SAC: 1 DP: 0 HBP: 0	WP: 0 PB: 0 SB: 1 CS: 0	PA: 42																
PITCHER	IP WLS BF H R ER SO BB IBB HBP BLK WP HR S P ERA WHIP																																			
Andy Ashby, R (1, 1) ERA: 4.18	7.0		29	7	5	5	2	1	0	0	0	0	2	66	98	6.43	1.143																			
Heath Murray, L (8, 1) ERA: 6.68	0.1	L	4	2	3	3	0	1	0	0	0	0	0	12	19	81.00	9.000																			
Dario Veras, R (8, 1) ERA: 5.11	0.0		2	1	0	0	0	1	0	0	0	0	0	5	9	∞	∞																			
Todd Erdos, R (8, 1) ERA: 4.38	0.2		3	1	2	2	2	0	0	0	0	0	0	9	15	27.00	1.500																			
Will Cunnane, R (9, 1) ERA: 5.52	1.0		4	1	1	1	1	0	0	0	0	0	1	11	15	9.00	1.000																			

San Francisco Giants @ San Diego Padres
Qualcomm Stadium, San Diego, CA
Mon Sep 22 1997, 10:05 PM EDT
Att. 22,229 - Unknown - 78 F

AB	38
R	11
H	12
RBI	11
BB	3
SO	5
LOB	12



Batter	1	2	3	4	5	6	7	8	9	AB R H RBI BB SO LOB
Quilvio Veras, S OBP: 0.360, SLG: 0.333 (1, 4)	3-2 F8	0-0 F9			1-3 K		0-1 1B 2B 1B		3-1 G4-3	5 1 1 0 0 1 2
Chris Gomez, R OBP: 0.326, SLG: 0.327 (1, 6) Craig Shipley, R OBP: 0.321, SLG: 0.473 (7, PH) (8, 6)	0-3 K		2-2 P2		2-2 G5-3		1-1 P6		0-1 G4-3	3 0 0 0 0 1 0 2 0 0 0 0 0 2
Tony Gwynn, L OBP: 0.409, SLG: 0.552 (1, 9)	1-0 1B		1-2 BB 1B		1-1 F7		1-1 2B 1B 1B		1-0 1B	5 1 4 0 0 0 0
Ken Caminiti, S OBP: 0.394, SLG: 0.512 (1, 5)	3-2 F9		2-1 F7			1-3 K FC1-4	0-1 1B 2B		1-2 G5-3	5 1 1 2 0 1 3
Greg Vaughn, R OBP: 0.326, SLG: 0.403 (1, 7) Steve Finley, L OBP: 0.308, SLG: 0.469 (7, PH) (8, 8)						0-0 FC1-4	0-1 1B 1B			2 1 1 1 1 0 1 1 0 1 2 0 0 0
Chris Jones, R OBP: 0.314, SLG: 0.437 (1, 8) (8, 7)						3-3 K	1-1 1B			4 0 2 0 0 1 3
Derrek Lee, R OBP: 0.368, SLG: 0.313 (1, 3)						2-3 K				2 0 0 0 2 2 1
Carlos Hernandez, R OBP: 0.328, SLG: 0.450 (1, 2)						1-2 L1	3-1 1B 1B 1B			4 1 1 0 0 1 3
Andy Ashby, R OBP: 0.160, SLG: 0.086 (1, 1) Ruben Rivera, R OBP: 0.231, SLG: 0.091 (7, PH) Heath Murray, L OBP: 0.231, SLG: 0.091 (8, 1) Dario Veras, R OBP: 0.231, SLG: 0.091 (8, 1) Todd Erdos, R OBP: 0.231, SLG: 0.091 (8, 1) Trey Beamon, L OBP: 0.283, SLG: 0.281 (8, PH) Will Cunnane, R OBP: 0.438, SLG: 0.500 (9, 1)						2-3 K	1-0 F9		0-0 G5-3	1 0 0 0 0 0 1 0 1 0 0 0 0 0 0 1 0 1 0 0 0 0 0 0 0 0 0 0 0 0 0 0 0

Inning Stats	R: 0 E: 0 K: 1 S: 15	H: 1 LOB: 1 BB: 0 P: 22	R: 1 E: 0 K: 1 S: 14	H: 2 LOB: 2 BB: 1 P: 27	R: 0 E: 0 K: 0 S: 10	H: 1 LOB: 2 BB: 1 P: 19	R: 0 E: 0 K: 2 S: 9	H: 0 LOB: 0 BB: 0 P: 13	R: 0 E: 0 K: 1 S: 9	H: 0 LOB: 0 BB: 0 P: 13	R: 0 E: 0 K: 3 S: 10	H: 0 LOB: 1 BB: 0 P: 16	R: 4 E: 0 K: 0 S: 15	H: 6 LOB: 2 BB: 0 P: 22	R: 0 E: 0 K: 0 S: 5	H: 0 LOB: 0 BB: 1 P: 9	R: 0 E: 0 K: 0 S: 10	H: 1 LOB: 1 BB: 0 P: 15	1B: 9 2B: 1 3B: 0 HR: 1	SF: 0 SAC: 1 DP: 1 HBP: 0
--------------	-------------------------------	----------------------------------	-------------------------------	----------------------------------	-------------------------------	----------------------------------	------------------------------	----------------------------------	------------------------------	----------------------------------	-------------------------------	----------------------------------	-------------------------------	----------------------------------	------------------------------	---------------------------------	-------------------------------	----------------------------------	----------------------------------	------------------------------------


PITCHER	IP	WLS	BF	H	R	ER	SO	BB	IBB	HBP	BLK	WP	HR	S	P	ERA	WHIP
Kirk Rueter, L ERA: 3.45 (1, 1)	6.1		28	6	3	3	8	2	0	0	0	2	1	72	119	4.26	1.263
Doug Henry, R ERA: 4.65 (7, 1)	0.1		3	2	0	0	0	0	0	0	0	0	0	6	8	0.00	6.000
Roberto Hernandez, R ERA: 2.43 (7, 1)	1.1	W	5	2	2	2	0	1	0	0	0	0	0	9	14	13.50	2.250
Rich Rodriguez, L ERA: 3.18 (9, 1)	1.0		4	1	0	0	0	0	0	0	0	0	0	10	15	0.00	1.000

BOTTOM

San Francisco Giants @ San Diego Padres
Qualcomm Stadium, San Diego, CA

Mon Sep 22 1997, 10:05 PM EDT
Att: 22,229 - Unknown - 78 F

AB	36
R	5
H	11
RBI	5
BB	3
SO	8
LOB	16



PITCHER	IP	WLS	BF	H	R	ER	SO	BB	IBB	HBP	BLK	WP	HR	S	P	ERA	WHIP
Kirk Rueter, L ERA: 3.45 (1, 1)	6.1		28	6	3	3	8	2	0	0	0	2	1	72	119	4.26	1.263
Doug Henry, R ERA: 4.65 (7, 1)	0.1		3	2	0	0	0	0	0	0	0	0	0	6	8	0.00	6.000
Roberto Hernandez, R ERA: 2.43 (7, 1)	1.1	W	5	2	2	2	0	1	0	0	0	0	0	9	14	13.50	2.250
Rich Rodriguez, L ERA: 3.18 (9, 1)	1.0		4	1	0	0	0	0	0	0	0	0	0	10	15	0.00	1.000

Batter	1	2	3	4	5	6	7	8	9	AB R H RBI BB SO LOB	TOP																
Darryl Hamilton, L (1, 8) OBP: 0.348, SLG: 0.361	2-2 F8	2-0 1B		4-2 2B BB		3-3 K		2-0 G4-3		4 1 1 1 1 1 1																	
Bill Mueller, S (1, 5) OBP: 0.372, SLG: 0.436	4-2 2B BB	1-3 K		2-2 L7		2-3 K			3-2 HR 2B	4 1 1 0 1 2 3																	
Barry Bonds, L (1, 7) OBP: 0.443, SLG: 0.577	3-2 F9			4-1 2B BB			3-2 G6-3		2-1 HR	4 1 1 2 1 0 1																	
Jeff Kent, R (1, 4) OBP: 0.314, SLG: 0.468	1-2 2B			0-1 2B			1-0 F9		2-3 K	5 0 2 1 0 1 0																	
J.T. Snow, L (1, 3) OBP: 0.386, SLG: 0.501 LeJon Powell, R (9, PR) OBP: 0.385, SLG: 0.429	1-0 F8			2-3 K			1-0 E5 FC5-4		1-0 DI 1B	5 1 2 0 0 1 4 0 1 0 0 0 0 0																	
Stan Javier, S (1, 9) OBP: 0.367, SLG: 0.398 Terry Mulholland, R (7, 1) OBP: 0.164, SLG: 0.218 Cory Bailey, R (8, 1) Glenallen Hill, R (9, PH) OBP: 0.289, SLG: 0.429		0-2 FC4-6 1B		0-1 1B			0-1 G4-3		2-3 K	4 0 2 0 0 0 1 0 0 0 0 0 0 0 0 0 0 0 0 0 0 1 0 0 0 0 1 1																	
Jose Vizcaino, S (1, 6) OBP: 0.322, SLG: 0.345 Mark Lewis, R (9, PH) OBP: 0.314, SLG: 0.432 Wilson Delgado, S (9, PR)		2-1 FC4-6 1B		0-1 1B			1-1 G3		1-0 G1-3 1B	4 1 2 1 0 0 1 1 0 1 1 0 0 0 0 0 0 0 0 0 0																	
Brian Johnson, R (1, 2) OBP: 0.301, SLG: 0.435 Damon Berryhill, S (9, PH) OBP: 0.346, SLG: 0.373		0-0 F8		0-0 G4-3			1-3 K		1-3 K	4 0 0 0 0 2 4 1 0 0 0 0 0 1																	
Danny Darwin, R (1, 1) OBP: 0.111, SLG: 0.167 Julian Tavarez, L (6, 1) Jacob Cruz, L (7, 9) OBP: 0.231, SLG: 0.136		0-0 1B					0-0 B1-3		1-2 G1-3	3 0 1 0 0 1 0 0 0 0 0 0 0 0 1 0 0 0 0 0 1																	
Inning Stats	R: 0 E: 0 K: 0 S: 15	H: 1 LOB: 2 BB: 1 P: 26	R: 1 E: 0 K: 1 S: 11	H: 3 LOB: 2 BB: 0 P: 16	R: 1 E: 0 K: 0 S: 10	H: 3 LOB: 2 BB: 0 P: 12	R: 1 E: 0 K: 2 S: 15	H: 1 LOB: 2 BB: 2 P: 26	R: 0 E: 0 K: 1 S: 7	H: 0 LOB: 0 BB: 0 P: 9	R: 0 E: 0 K: 2 S: 7	H: 0 LOB: 0 BB: 0 P: 12	R: 0 E: 1 K: 0 S: 11	H: 0 LOB: 1 BB: 0 P: 17	R: 0 E: 0 K: 1 S: 9	H: 1 LOB: 1 BB: 0 P: 14	R: 3 E: 0 K: 2 S: 18	H: 4 LOB: 1 BB: 0 P: 32	1B: 9 2B: 3 3B: 0 HR: 1	SF: 0 SAC: 0 DP: 0 HBP: 0	WP: 0 PB: 0 SB: 0 CS: 0	PA: 44					
PITCHER	IP WLS BF H R ER SO BB IBB HBP BLK WP HR S P ERA WHIP																										
John Thomson, R (1, 1) ERA: 4.41	4.0		23	8	3	3	3	3	0	0	0	0	0	51	80	6.75	2.750										
Darren Holmes, R (5, 1) ERA: 5.15	2.0	W	6	0	0	0	3	0	0	0	0	0	0	14	21	0.00	0.000										
Mike DeJean, R (7, 1) ERA: 4.09	2.0		8	1	0	0	1	0	0	0	0	0	0	20	31	0.00	0.500										
Jerry Dipoto, R (9, 1) ERA: 4.66	0.2		6	4	3	3	2	0	0	0	0	1	17	30	40.50	6.000											
Curt Leskanic, R (9, 1) ERA: 5.86	0.1	S	1	0	0	0	0	0	0	0	0	0	1	2	0.00	0.000											

San Francisco Giants @ Colorado Rockies
Coors Field, Denver, CO
Tue Sep 23 1997, 7:05 PM MDT
Att. 48,026 - Unknown - 50 F

AB	41
R	6
H	13
RBI	6
BB	3
SO	9
LOB	18




San Francisco Giants @ Colorado Rockies

Coors Field, Denver, CO

Tue Sep 23 1997, 7:05 PM MDT
Att: 48,026 - Unknown - 50 F

livebaseballscorecards.com

AB	36
R	7
H	14
RBI	7
BB	2
SO	4
LOB	17



WP: 0	PA: 40
PB: 0	
SB: 0	
CS: 0	

Batter	1	2	3	4	5	6	7	8	9	AB	R	H	RBI	BB	SO	LOB				
Walt Weiss, S OBP: 0.379, SLG: 0.393 (1, 6)	F8		BB		G3-1	BB 1B		G5-3		4	0	1	0	1	0	1				
Ellis Burks, R OBP: 0.363, SLG: 0.572 (1, 8) (8, 7)	2B		K		1B HR	1B		1B		4	2	3	1	1	1	1				
Larry Walker, L OBP: 0.454, SLG: 0.718 (1, 9)	P6		K		1B HR	1B		1B		5	1	2	1	0	1	5				
Andres Galarraga, R OBP: 0.389, SLG: 0.587 (1, 3)	K		L7		1B HR			G5-3		5	1	1	3	0	1	3				
Dante Bichette, R OBP: 0.343, SLG: 0.507 Quinton McCracken, S OBP: 0.370, SLG: 0.358 (1, 7) (8, 8)		2B 1B		F8 1B SF7	L7			L9		4	2	2	0	0	0	0				
Vinny Castilla, R OBP: 0.356, SLG: 0.554 (1, 5)	F9			1B	G5-3			1B		4	0	2	0	0	0	1				
Jeff Reed, L OBP: 0.390, SLG: 0.545 (1, 2)	2B			1B				K		4	0	1	1	0	1	3				
Neifi Perez, S OBP: 0.334, SLG: 0.436 (1, 4)	L7			SF7				P4		3	1	1	1	0	0	1				
John Thomson, R OBP: 0.256, SLG: 0.222 John Vander Wal, L OBP: 0.246, SLG: 0.216 Darren Holmes, R OBP: 0.150, SLG: 0.316 Jason Bates, S OBP: 0.338, SLG: 0.411 Mike DeJean, R OBP: 0.330, SLG: 0.667 Brian Raabe, R OBP: 0.111, SLG: 0.111 (1, 1) (4, PH) (5, 1) (6, PH) (7, 1) (8, PH) (9, 1) (9, 1)	G1-6-3			G5-3				SH1-4 1B		1	0	0	0	0	0	1				
Inning Stats	R: 0 E: 0 K: 1 S: 10	H: 1 LOB: 1 BB: 0 P: 14	R: 1 E: 0 K: 0 S: 9	H: 2 LOB: 1 BB: 0 P: 12	R: 0 E: 0 K: 2 S: 12	H: 0 LOB: 1 BB: 1 P: 18	R: 1 E: 0 K: 0 S: 12	H: 2 LOB: 1 BB: 0 P: 21	R: 3 E: 0 K: 0 S: 11	H: 3 LOB: 0 BB: 0 P: 15	R: 0 E: 0 K: 0 S: 13	H: 2 LOB: 3 BB: 1 P: 21	R: 0 E: 0 K: 1 S: 10	H: 1 LOB: 1 BB: 0 P: 16	R: 2 E: 0 K: 0 S: 11	H: 3 LOB: 1 BB: 0 P: 17	1B: 11 2B: 2 3B: 0 HR: 1	SF: 1 SAC: 1 DP: 0 HBP: 0	WP: 0 PB: 0 SB: 0 CS: 0	PA: 40

PITCHER	IP	WLS	BF	H	R	ER	SO	BB	IBB	HBP	BLK	WP	HR	S	P	ERA	WHIP
Danny Darwin, R ERA: 4.4 (1, 1)	5.2	L	28	10	5	5	3	1	0	0	0	0	0	63	92	7.94	1.941
Julian Tavarez, R ERA: 3.95 (6, 1)	1.0		5	1	0	0	0	1	0	0	0	0	0	11	20	0.00	2.000
Terry Mulholland, L ERA: 4.29 (7, 1)	1.0		6	3	2	2	1	0	0	0	0	0	0	13	20	18.00	3.000
Cory Bailey, R ERA: 8.1 (8, 1)	0.1		1	0	0	0	0	0	0	0	0	0	0	1	2	0.00	0.000

PITCHER	IP	WLS	BF	H	R	ER	SO	BB	IBB	HBP	BLK	WP	HR	S	P	ERA	WHIP
Dante Bichette, R OBP: 0.343, SLG: 0.507 Quinton McCracken, S OBP: 0.370, SLG: 0.358 (1, 7) (8, 8)	1.0		5	1	0	0	0	1	0	0	0	0	0	11	20	0.00	2.000
Jeff Reed, L OBP: 0.390, SLG: 0.545 (1, 2)	0.0		0	0	0	0	0	0	0	0	0	0	0	0	0	0.00	0.000
Neifi Perez, S OBP: 0.334, SLG: 0.436 (1, 4)	1.0		6	3	2	2	1	0	0	0	0	0	0	13	20	18.00	3.000
John Thomson, R OBP: 0.256, SLG: 0.222 John Vander Wal, L OBP: 0.246, SLG: 0.216 Darren Holmes, R OBP: 0.150, SLG: 0.316 Jason Bates, S OBP: 0.338, SLG: 0.411 Mike DeJean, R OBP: 0.330, SLG: 0.667 Brian Raabe, R OBP: 0.111, SLG: 0.111 (1, 1) (4, PH) (5, 1) (6, PH) (7, 1) (8, PH) (9, 1) (9, 1)	1.0		1	0	0	0	0	0	0	0	0	0	0	1	2	0.00	0.000

Batter	1	2	3	4	5	6	7	8	9	AB R H RBI BB SO LOB	TOP																								
Marvin Benard, L (1, 9) OBP: 0.325, SLG: 0.300 LeJon Powell, R (9, 8) OBP: 0.385, SLG: 0.429	2-2 G3		4-1 G5-3 BB		3-1 F7		2-0 G4-3		2-3 K	4 0 0 0 1 1 0 0 0 0 0 0 0 0	San Francisco Giants @ Colorado Rockies Coors Field, Denver, CO Wed Sep 24 1997, 3:33 AM MDT Att. 48,035 - Sunny - 62 F																								
Stan Javier, S (1, 8) OBP: 0.368, SLG: 0.399 (9, 9)	2-0 G4-3		0-1 G5-3 1-2		2-1 BB 1B			1-2 FC4-6 1B		4 0 2 0 0 0 1																									
Barry Bonds, L (1, 7) OBP: 0.443, SLG: 0.579	1-1 1B 3B		0-0 P2		4-1 1-2 BB			1-1 FC4-6 3B 1-2f		3 2 1 0 1 0 2																									
Jeff Kent, R (1, 4) OBP: 0.314, SLG: 0.467	1-0 BB 1B 3-H		1-3 K		1-0 G5-3			2-0 F7		4 0 1 1 0 1 4																									
J.T. Snow, L (1, 3) OBP: 0.388, SLG: 0.512	1 SAFE 1 SAFE 1-2 BB			2-1 HR		1-0 F7		3-1 1-H 3B		3 1 2 2 1 0 0																									
Mark Lewis, R (1, 5) OBP: 0.314, SLG: 0.430 Julian Tavarez, L (7, 1) Damon Berryhill, S (8, PH) Roberto Hernandez, R (8, 1) OBP: 0.500, SLG: 0.500	1-0 L8			4-0 G3-6-3 BB		2-0 G6-3		1-0 G4-3		2 0 0 0 1 0 2 0 0 0 0 0 0 0 1 0 0 0 0 0 1 0 0 0 0 0 0 0																									
Jose Vizcaino, S (1, 6) OBP: 0.320, SLG: 0.342		3-3 K		2-1 P6		1-0 G3		1-1 G4-3		4 0 0 0 0 1 1																									
Brian Johnson, R (1, 2) OBP: 0.303, SLG: 0.445		2-0 L3 1B		1-0 G3-6-3 1-2f			0-1 G1-3		1-2 HR	4 1 2 1 0 0 1																									
Pat Rapp, R (1, 1) OBP: 0.106, SLG: 0.170 Rich Rodriguez, L (6, 1) OBP: 0.500, SLG: 0.333 Bill Mueller, S (7, PH) OBP: 0.370, SLG: 0.433 (7, 5)		1 SAFE 1-0 L3		1-3 K			2-2 G4-3		0-0 F7	2 0 0 0 0 1 1 0 0 0 0 0 0 0 2 0 0 0 0 0 0																									
Inning Stats	R: 1 E: 0 K: 0 S: 9	H: 2 LOB: 2 BB: 1 P: 20	R: 0 E: 0 K: 1 S: 5	H: 1 LOB: 0 BB: 0 P: 11	R: 0 E: 0 K: 1 S: 7	H: 0 LOB: 1 BB: 1 P: 12	R: 1 E: 0 K: 0 S: 5	H: 1 LOB: 0 BB: 1 P: 14	R: 0 E: 0 K: 1 S: 9	H: 1 LOB: 2 BB: 1 P: 20		R: 0 E: 0 K: 0 S: 3	H: 0 LOB: 0 BB: 0 P: 7	R: 0 E: 0 K: 0 S: 6	H: 0 LOB: 0 BB: 0 P: 10	R: 1 E: 0 K: 0 S: 10	H: 2 LOB: 1 BB: 0 P: 17	R: 1 E: 0 K: 1 S: 10	H: 1 LOB: 0 BB: 0 P: 14	1B: 4 2B: 1 3B: 2 HR: 2	SF: 0 SAC: 0 DP: 2 HBP: 0	WP: 0 PA: 37 PB: 0 SB: 0 CS: 0													
PITCHER	IP WLS BF H R ER SO BB IBB HBP BLK WP HR S P ERA WHIP																																		
Roger Bailey, R (1, 1) ERA: 4.29 Mike Munoz, L (8, 1) ERA: 4.53 Mike DeJean, R (8, 1) ERA: 4.05 Steve Reed, R (9, 1) ERA: 4.18	7.0 0.1 0.2 1.0	L	28 2 3 4	5 1 1 1	2 1 0 1	2 1 0 1	3 0 0 1	4 0 0 0	0 0 0 0	0 0 0 0	0 0 0 0	0 0 0 0	1 5 5 10	14 7 10 14	9.00 27.00 0.00 9.00	1.286 3.000 1.500 1.000																			

livebaseballscorecards.com

AB	33
R	4
H	8
RBI	4
BB	4
SO	4
LOB	13



BOTTOM

San Francisco Giants @ Colorado Rockies
Coors Field, Denver, CO
Wed Sep 24 1997, 3:33 AM MDT
Att: 48,035 - Sunny - 62 F

livebaseballscores.com

AB	30
R	3
H	5
RBI	3
BB	4
SO	7
LOB	11



WP:	1	PA:	35
PB:	1		
SB:	1		
CS:	0		

AB R H RBI BB SO LOB

2 1 0 0 2 0 0

4 1 2 1 0 0 1

4 1 1 1 0 2 1

3 0 2 1 0 0 0

3 0 0 0 0 1 2

1 0 0 0 0 0 1

3 0 0 0 1 1 1

3 0 0 0 1 1 1

4 0 0 0 0 1 3

2 0 0 0 0 0 1

1 0 0 0 0 1 0

0 0 0 0 0 0 0

0 0 0 0 0 0 0

0 0 0 0 0 0 0

0 0 0 0 0 0 0

0 0 0 0 0 0 0

0 0 0 0 0 0 0

0 0 0 0 0 0 0

0 0 0 0 0 0 0

0 0 0 0 0 0 0

0 0 0 0 0 0 0

0 0 0 0 0 0 0

0 0 0 0 0 0 0

0 0 0 0 0 0 0

0 0 0 0 0 0 0

0 0 0 0 0 0 0

0 0 0 0 0 0 0

0 0 0 0 0 0 0

0 0 0 0 0 0 0

0 0 0 0 0 0 0

0 0 0 0 0 0 0

0 0 0 0 0 0 0

0 0 0 0 0 0 0

0 0 0 0 0 0 0

0 0 0 0 0 0 0

0 0 0 0 0 0 0

0 0 0 0 0 0 0

0 0 0 0 0 0 0

0 0 0 0 0 0 0

0 0 0 0 0 0 0

0 0 0 0 0 0 0

0 0 0 0 0 0 0

0 0 0 0 0 0 0

0 0 0 0 0 0 0

0 0 0 0 0 0 0

0 0 0 0 0 0 0

0 0 0 0 0 0 0

0 0 0 0 0 0 0

0 0 0 0 0 0 0

0 0 0 0 0 0 0

0 0 0 0 0 0 0

0 0 0 0 0 0 0

0 0 0 0 0 0 0

0 0 0 0 0 0 0

0 0 0 0 0 0 0

0 0 0 0 0 0 0

0 0 0 0 0 0 0

0 0 0 0 0 0 0

0 0 0 0 0 0 0

0 0 0 0 0 0 0

0 0 0 0 0 0 0

0 0 0 0 0 0 0

0 0 0 0 0 0 0

0 0 0 0 0 0 0

0 0 0 0 0 0 0

0 0 0 0 0 0 0

0 0 0 0 0 0 0

0 0 0 0 0 0 0

0 0 0 0 0 0 0

0 0 0 0 0 0 0

0 0 0 0 0 0 0

0 0 0 0 0 0 0

0 0 0 0 0 0 0

0 0 0 0 0 0 0

0 0 0 0 0 0 0

0 0 0 0 0 0 0

0 0 0 0 0 0 0

0 0 0 0 0 0 0

0 0 0 0 0 0 0

0 0 0 0 0 0 0

0 0 0 0 0 0 0

0 0 0 0 0 0 0

0 0 0 0 0 0 0

0 0 0 0 0 0 0

0 0 0 0 0 0 0

0 0 0 0 0 0 0

0 0 0 0 0 0 0

0 0 0 0 0 0 0

0 0 0 0 0 0 0

0 0 0 0 0 0 0

0 0 0 0 0 0 0

0 0 0 0 0 0 0

0 0 0 0 0 0 0

0 0 0 0 0 0 0

0 0 0 0 0 0 0

0 0 0 0 0 0 0

0 0 0 0 0 0 0

0 0 0 0 0 0 0

0 0 0 0 0 0 0

0 0 0 0 0 0 0

0 0 0 0 0 0 0

0 0 0 0 0 0 0

0 0 0 0 0 0 0

0 0 0 0 0 0 0

0 0 0 0 0 0 0

0 0 0 0 0 0 0

0 0 0 0 0 0 0

0 0 0 0 0 0 0

0 0 0 0 0 0 0

0 0 0 0 0 0 0

0 0 0 0 0 0 0

0 0 0 0 0 0 0

0 0 0 0 0 0 0

0 0 0 0 0 0 0

0 0 0 0 0 0 0

0 0 0 0 0 0 0

0 0 0 0 0 0 0

0 0 0 0 0 0 0

0 0 0 0 0 0 0

0 0 0 0 0 0 0

0 0 0 0 0 0 0

0 0 0 0 0 0 0

0 0 0 0 0 0 0

0 0 0 0 0 0 0

0 0 0 0 0 0 0

0 0 0 0 0 0 0

0 0 0 0 0 0 0

0 0 0 0 0 0 0

0 0 0 0 0 0 0

0 0 0 0 0 0 0

0 0 0 0 0 0 0

0 0 0 0 0 0 0

0 0 0 0 0 0 0

0 0 0 0 0 0 0

0 0 0 0 0 0 0

0 0 0 0 0 0 0

0 0 0 0 0 0 0

0 0 0 0 0 0 0

0 0 0 0 0 0 0

0 0 0 0 0 0 0

0 0 0 0 0 0 0

0 0 0 0 0 0 0

0 0 0 0 0 0 0

0 0 0 0 0 0 0

0 0 0 0 0 0 0

0 0 0 0 0 0 0

0 0 0 0 0 0 0

0 0 0 0 0 0 0

0 0 0 0 0 0 0

0 0 0 0 0 0 0

0 0 0 0 0 0 0

0 0 0 0 0 0 0

0 0 0 0 0 0 0

0 0 0 0 0 0 0

0 0 0 0 0 0 0

0 0 0 0 0 0 0

0 0 0 0 0 0 0

0 0 0 0 0 0 0

0 0 0 0 0 0 0

0 0 0 0 0 0 0

0 0 0 0 0 0 0

1B

1B

1B

1B

1B

1B

1B

1B

1B

2B

2B

2B

2B

2B

2B

2B

2B

2B

3B

3B

3B

3B

3B

3B

3B

3B

3B

4B

4B

4B

4B

4B

4B

4B

4B

4B

5B

5B

5B

5B

5B

5B

5B

5B

5B

6B

6B

6B

6B

6B

6B

6B

6B

6B

7B

7B

7B

7B

7B

7B

7B

7B

7B

8B

8B

8B

8B

8B

8B

8B

8B

8B

9B

9B

9B

9B

9B

9B

9B

9B

9B

10B

10B

10B

10B

10B

10B

10B

10B

10B

11B

11B

11B

11B

11B

11B

11B

11B

11B

R:	1	H:	2
E:	0	LOB:	1
K:	1	BB:	0
S:	12	P:	21

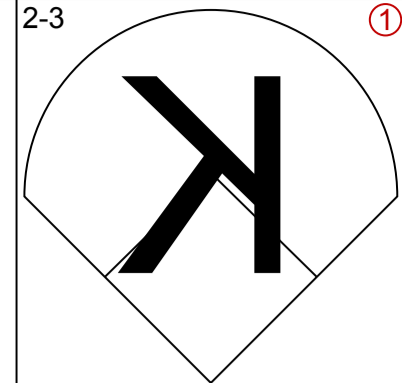
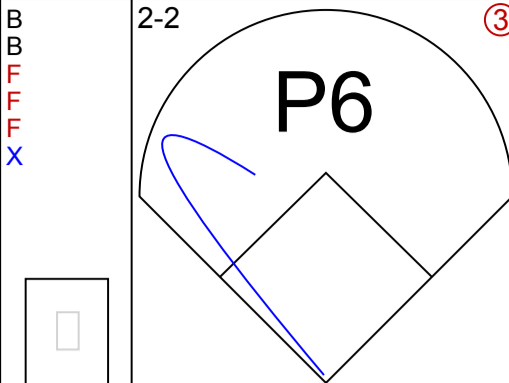
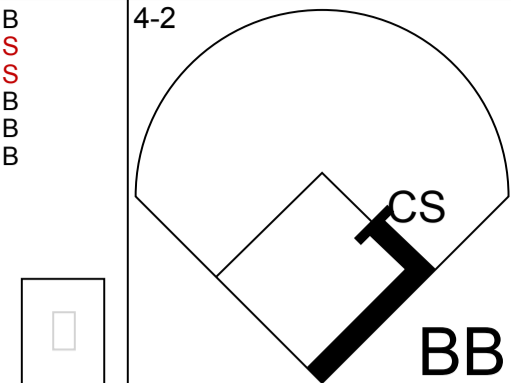
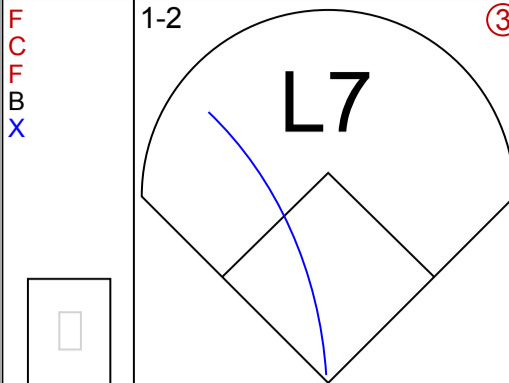
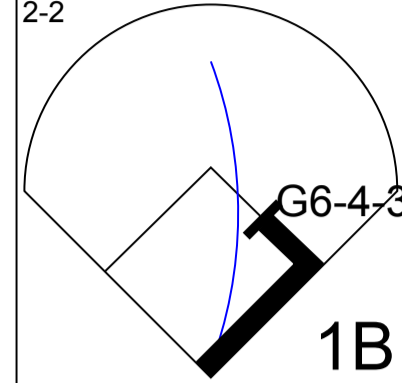
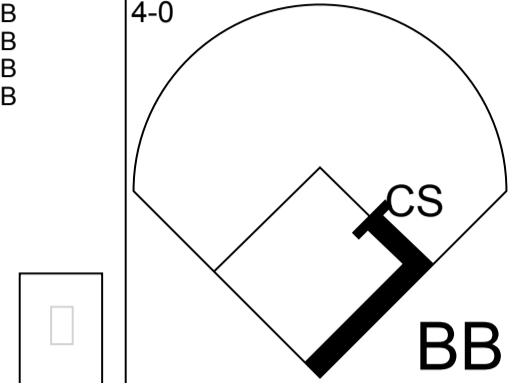
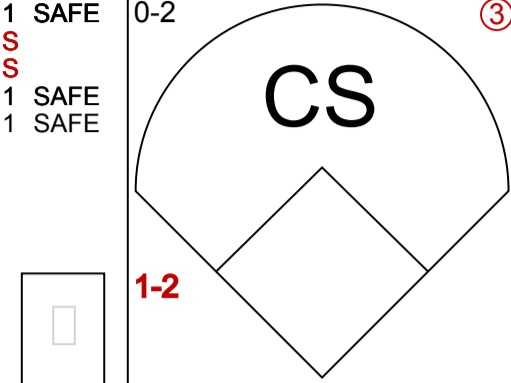
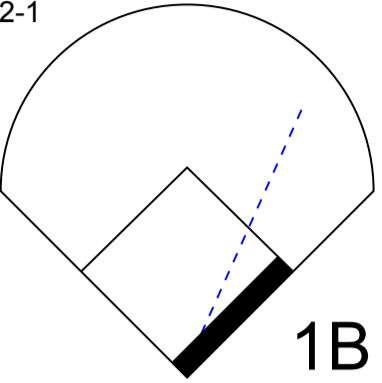
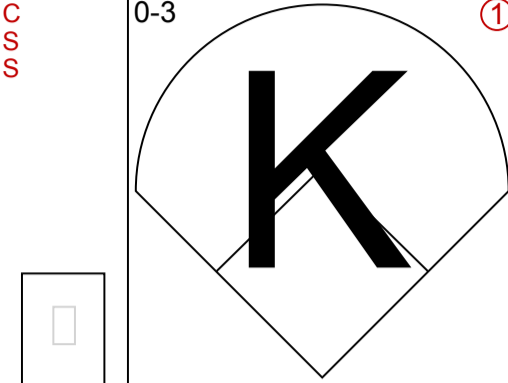
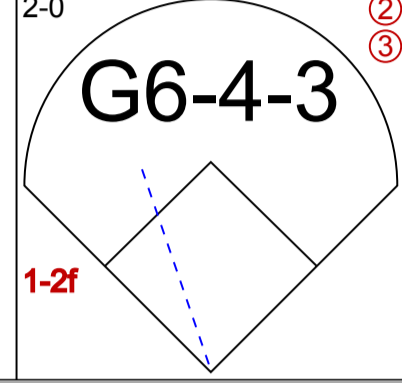
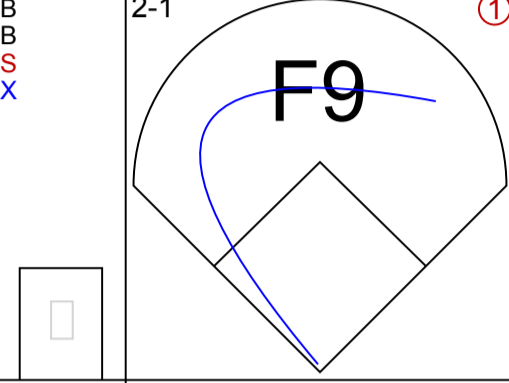
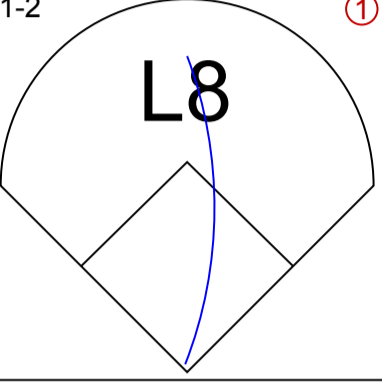
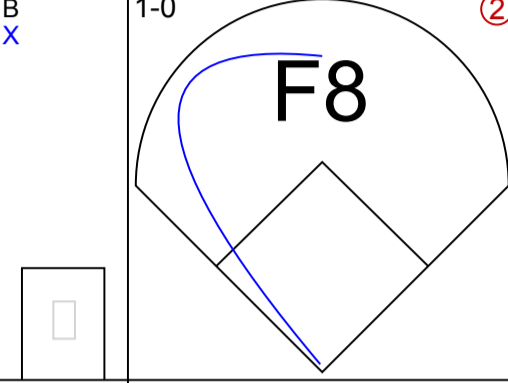
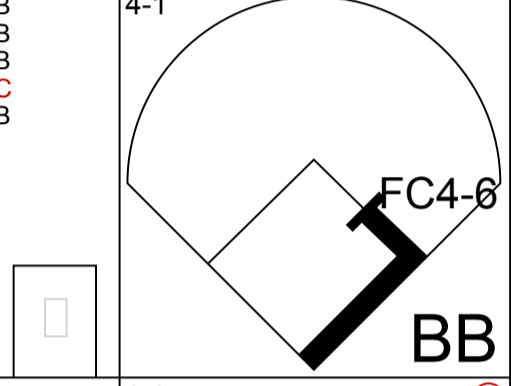
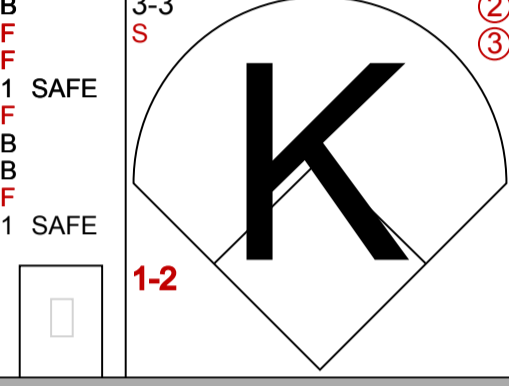
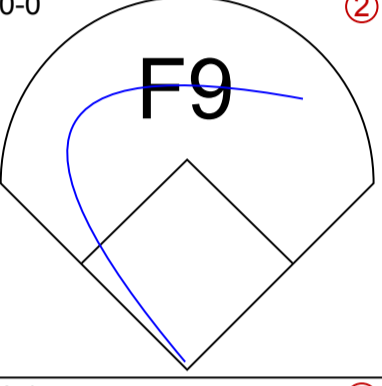
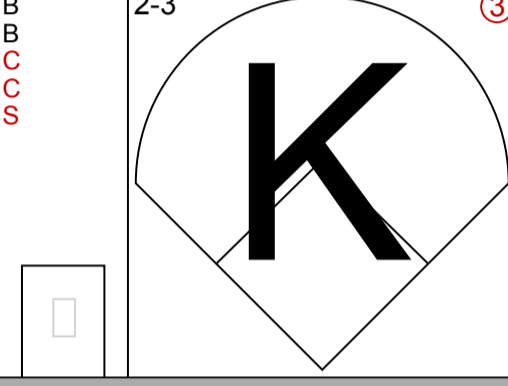
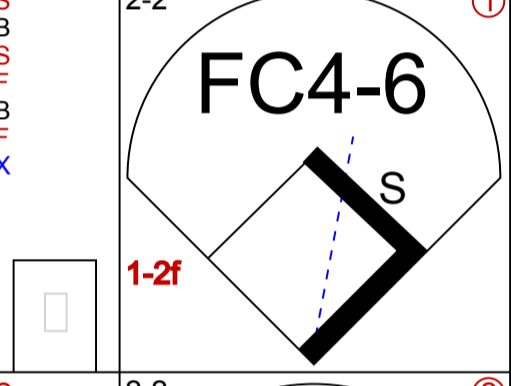
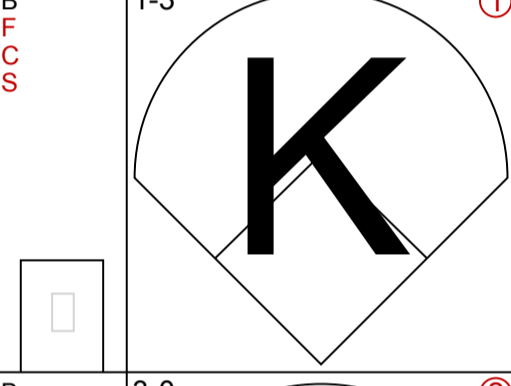
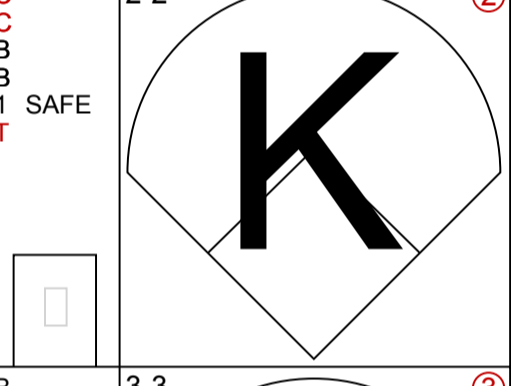
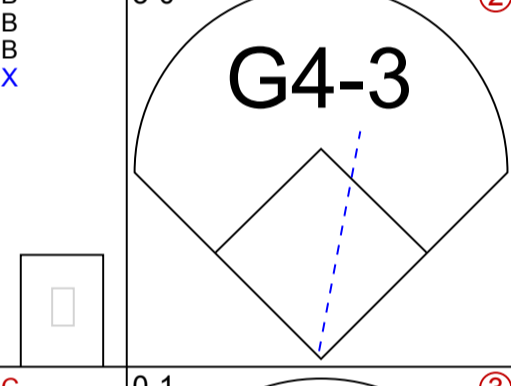
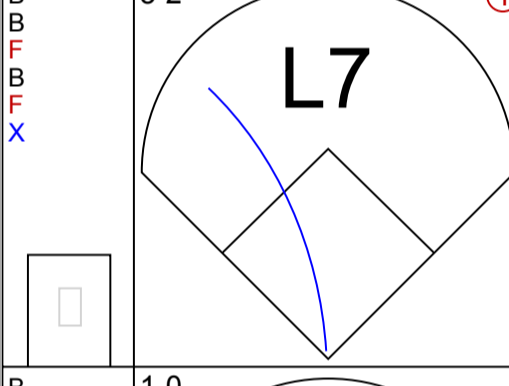
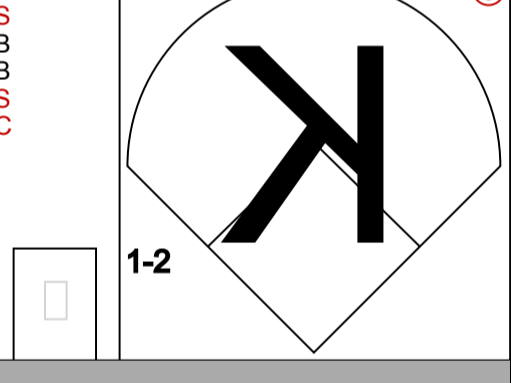
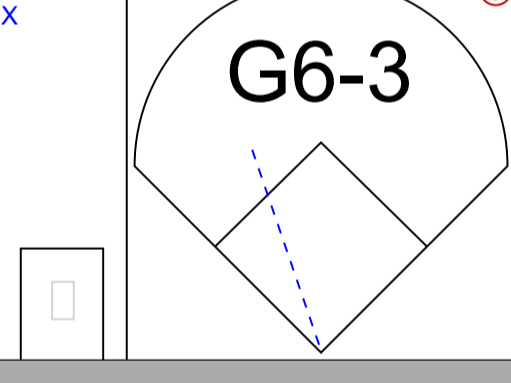
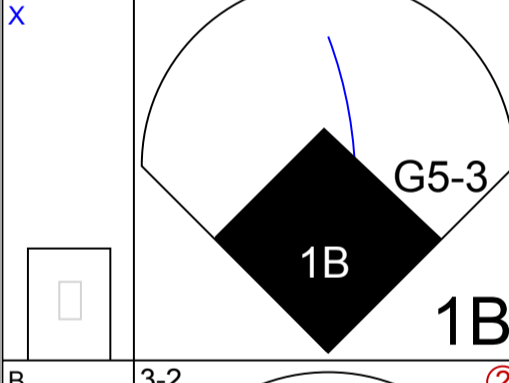
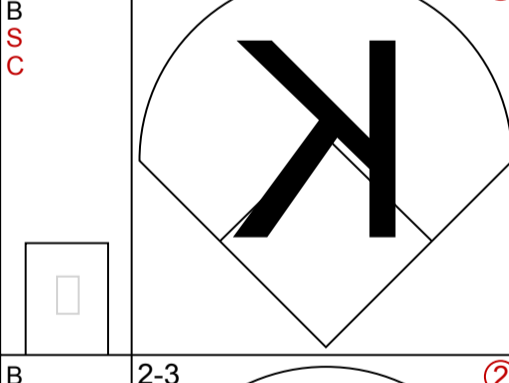
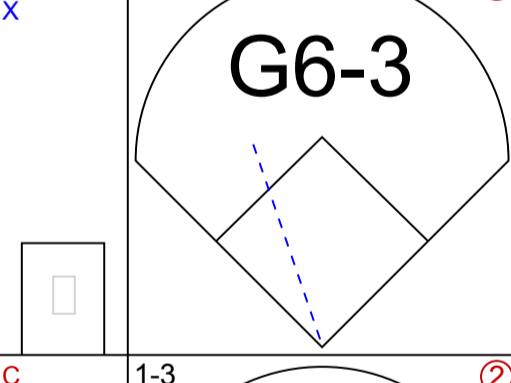
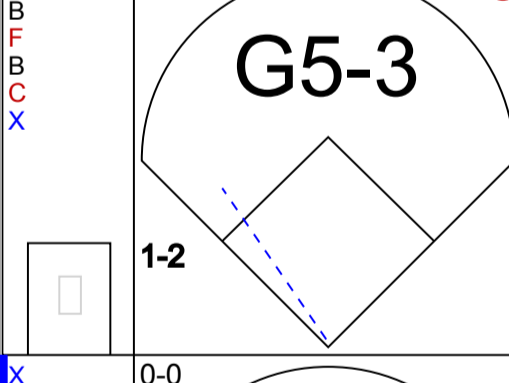
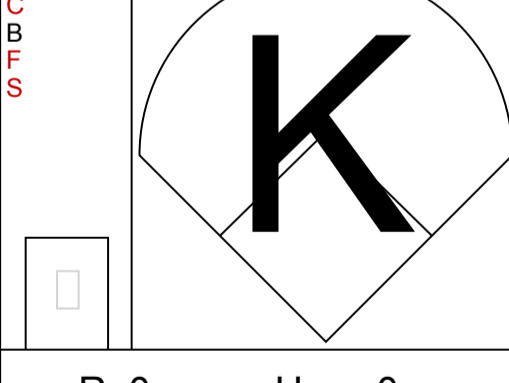
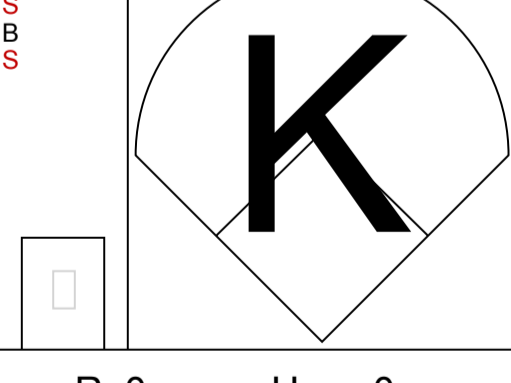
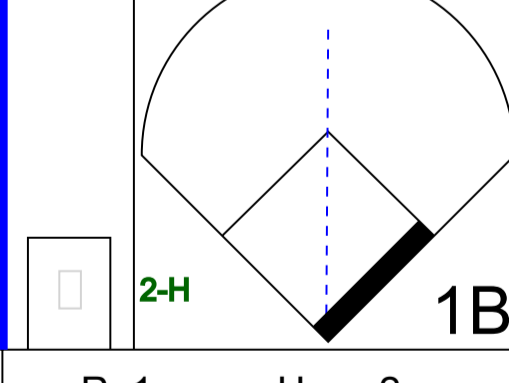
R:	0	H:	0
E:	0	LOB:	0
K:	2	BB:	0
S:	9	P:	16

R:	0	H:	1
E:	0	LOB:	1
K:	0	BB:	

Batter	1	2	3	4	5	6	7	8	9	AB R H RBI BB SO LOB	TOP	
Quilvio Veras, S (1, 4) <small>OBP: 0.358, SLG: 0.331</small> Sean Bergman, R (7, 1) <small>OBP: 0.231, SLG: 0.308</small> Marc Kroon, R (8, 1) Craig Shipley, R (9, PH) <small>OBP: 0.308, SLG: 0.452</small>	0-0 E3 G4-3 WP G4-3		4-1 FC4-6 BB		0-1 G4-3 2-3 3-H		0-0 F9		0-0 F9	3 1 0 1 1 0 2 0 0 0 0 0 0 0 0 0 0 0 0 0 0 1 0 0 0 0 0 0	San Diego Padres @ San Francisco Giants 3Com Park at Candlestick Point, San Francisco, CA Fri Sep 26 1997, 10:05 PM EDT Att. 40,491 - Unknown - 64 F livebaseballscorecards.com	
Steve Finley, L (1, 8) <small>OBP: 0.308, SLG: 0.472</small> Mark Sweeney, L (7, 9) <small>OBP: 0.357, SLG: 0.358</small>	2-2 G4-3 1-3		2-3 K 1 SAFE		1-1 G3			3-2 E 1B 1B	3 0 0 0 0 1 3 1 1 1 0 0 0 0			
Tony Gwynn, L (1, 9) <small>OBP: 0.409, SLG: 0.547</small> Chris Jones, R (6, 9) <small>OBP: 0.318, SLG: 0.441</small> (7, 8)	3-0 G4-3 3-H		2-1 FC4-6 1-2f		1-1 F9		3-2 1B E G1-3 1B	3 0 0 1 0 0 1 1 0 1 0 0 0 0				
Ken Caminiti, S (1, 5) <small>OBP: 0.392, SLG: 0.512</small> George Arias, R (6, 5) <small>OBP: 0.304, SLG: 0.348</small>	1-0 1B			0-3 K		2-0 G6-3		0-1 E5 G1-3 1B WP	3 0 1 0 0 1 0 1 1 0 0 0 0 2			
Greg Vaughn, R (1, 7) <small>OBP: 0.323, SLG: 0.397</small> Trey Beamon, L (6, 7) <small>OBP: 0.302, SLG: 0.300</small>	0-2 F8			3-3 K		4-0 BB		2-2 WP G1-3 1B	2 0 0 0 1 1 1 1 0 1 1 0 0 0			
Wally Joyner, L (1, 3) <small>OBP: 0.391, SLG: 0.486</small> Derrek Lee, R (6, 3) <small>OBP: 0.362, SLG: 0.306</small>		0-0 G4-3		1-3 K		0-2 G3-1		2-3 K	3 0 0 0 0 1 1 1 0 0 0 0 1 3			
Carlos Hernandez, R (1, 2) <small>OBP: 0.328, SLG: 0.448</small> Jorge Velandia, R (7, 4) <small>OBP: 0.143, SLG: 0.185</small>		1-1 G4-3			2-0 2B G4-3 1B		2-2 G4-3	2-2 G1-3	3 1 1 0 0 0 0 1 0 0 0 0 0 2			
Chris Gomez, R (1, 6) <small>OBP: 0.326, SLG: 0.324</small>		2-3 K		0-0 L6		2-2 G4-3		0-0 F8	4 0 0 0 0 1 1			
Pete Smith, R (1, 1) <small>OBP: 0.194, SLG: 0.267</small> Heath Murray, L (4, 1) Ruben Rivera, R (5, PH) <small>OBP: 0.259, SLG: 0.250</small> Will Cunnane, R (5, 1) <small>OBP: 0.436, SLG: 0.500</small> Jim Bruske, R (5, 1) <small>OBP: 0.167, SLG: 0.333</small> Todd Erdos, R (5, 1) Mandy Romero, S (7, PH) <small>OBP: 0.267, SLG: 0.372</small> (7, 2)			1-0 F9		1-0 G4-3 2B		4-0 BB	0-0 F7	1 0 0 0 0 0 0 0 0 0 0 0 0 0 1 0 1 0 1 0 0 0 1 0 0			
Inning Stats	R: 1 H: 1 E: 1 LOB: 1 K: 0 BB: 0 S: 10 P: 16	R: 0 H: 0 E: 0 LOB: 0 K: 1 BB: 0 S: 6 P: 9	R: 0 H: 0 E: 0 LOB: 1 K: 1 BB: 1 S: 7 P: 16	R: 0 H: 0 E: 0 LOB: 0 K: 3 BB: 0 S: 10 P: 14	R: 1 H: 2 E: 0 LOB: 1 K: 0 BB: 0 S: 7 P: 11	R: 0 H: 0 E: 0 LOB: 1 K: 0 BB: 1 S: 6 P: 13	R: 0 H: 0 E: 0 LOB: 1 K: 0 BB: 1 S: 9 P: 17	R: 2 H: 3 E: 1 LOB: 3 K: 1 BB: 0 S: 18 P: 30	R: 0 H: 0 E: 0 LOB: 0 K: 0 BB: 0 S: 3 P: 3	1B: 5 SF: 0 2B: 1 SAC: 0 3B: 0 DP: 0 HR: 0 HBP: 0	WP: 2 PA: 37 PB: 0 SB: 0 CS: 0	
PITCHER	IP WLS BF H R ER SO BB IBB HBP BLK WP HR S P ERA WHIP Shawn Estes, L (1, 1) <small>ERA: 3.18</small> Doug Henry, R (8, 1) <small>ERA: 4.71</small> Rod Beck, R (9, 1) <small>ERA: 3.52</small>	IP WLS BF H R ER SO BB IBB HBP BLK WP HR S P ERA WHIP (Empty)	IP WLS BF H R ER SO BB IBB HBP BLK WP HR S P ERA WHIP (Empty)	IP WLS BF H R ER SO BB IBB HBP BLK WP HR S P ERA WHIP (Empty)	IP WLS BF H R ER SO BB IBB HBP BLK WP HR S P ERA WHIP (Empty)	IP WLS BF H R ER SO BB IBB HBP BLK WP HR S P ERA WHIP (Empty)	IP WLS BF H R ER SO BB IBB HBP BLK WP HR S P ERA WHIP (Empty)	IP WLS BF H R ER SO BB IBB HBP BLK WP HR S P ERA WHIP (Empty)	IP WLS BF H R ER SO BB IBB HBP BLK WP HR S P ERA WHIP (Empty)	IP WLS BF H R ER SO BB IBB HBP BLK WP HR S P ERA WHIP (Empty)	IP WLS BF H R ER SO BB IBB HBP BLK WP HR S P ERA WHIP (Empty)	IP WLS BF H R ER SO BB IBB HBP BLK WP HR S P ERA WHIP (Empty)

AB	34
R	4
H	6
RBI	3
BB	3
SO	6
LOB	16



Batter	1	2	3	4	5	6	7	8	9	AB R H RBI BB SO LOB	TOP
Quilvio Veras, S (1, 4) OBP: 0.357, SLG: 0.329 C F B B B C	2-3 		2-2 			4-2 		1-2 		3 0 0 0 1 1 1	San Diego Padres @ San Francisco Giants 3Com Park at Candlestick Point, San Francisco, CA Sat Sep 27 1997, 6:33 AM EDT Att. 48,179 - Sunny - 76 F livebaseballscorecards.com
Steve Finley, L (1, 8) OBP: 0.311, SLG: 0.473 S F F F B B X	2-2 			4-0 		0-2 	2-1 		0-3 	3 0 2 0 1 1 0	
Ken Caminiti, S (1, 5) OBP: 0.390, SLG: 0.508 B B X	2-0 			2-1 			1-2 		1-0 	4 0 0 0 0 0 3	
Greg Vaughn, R (1, 7) OBP: 0.322, SLG: 0.393 B B B C		4-1 		3-3 			0-0 		2-3 	3 0 0 0 1 2 2	
Ruben Rivera, R (1, 9) OBP: 0.235, SLG: 0.200 S B F T B B X		2-2 			1-3 					3 0 0 0 0 2 2	
Wally Joyner, L (1, 3) OBP: 0.389, SLG: 0.482 C C B B T		2-2 			3-0 			3-2 		3 0 0 0 0 1 1	
Craig Shipley, R (1, 6) OBP: 0.308, SLG: 0.449 B C S B B			3-3 		0-1 			1-0 		3 1 1 0 0 1 1	
John Flaherty, R (1, 2) OBP: 0.323, SLG: 0.387 C S B C			1-3 			0-1 		3-2 		3 0 0 0 0 1 1	
Sterling Hitchcock, L (1, 1) OBP: 0.191, SLG: 0.100 Tim Wornell, R (6, 1) OBP: 0.294, SLG: 0.200 Heath Murray, L (7, 1) Paul Menhart, R (7, 1) Mark Sweeney, L (8, PH) OBP: 0.361, SLG: 0.363 Marc Kroon, R (8, 1)			2-3 			1-3 		0-0 		2 0 0 0 0 2 0 1 0 1 1 0 0 0 0 0 0 0 0 0 0	
Inning Stats	R: 0 H: 1 E: 0 LOB: 0 K: 1 BB: 0 S: 12 P: 18	R: 0 H: 0 E: 0 LOB: 1 K: 2 BB: 1 S: 12 P: 23	R: 0 H: 0 E: 0 LOB: 0 K: 2 BB: 0 S: 10 P: 15	R: 0 H: 0 E: 0 LOB: 1 K: 1 BB: 1 S: 7 P: 16	R: 0 H: 0 E: 0 LOB: 0 K: 1 BB: 0 S: 6 P: 10	R: 0 H: 0 E: 0 LOB: 0 K: 1 BB: 1 S: 9 P: 14	R: 0 H: 1 E: 0 LOB: 1 K: 1 BB: 0 S: 9 P: 14	R: 1 H: 2 E: 0 LOB: 1 K: 0 BB: 0 S: 12 P: 20	R: 0 H: 0 E: 0 LOB: 0 K: 2 BB: 0 S: 7 P: 10	1B: 4 SF: 0 2B: 1 SAC: 0 3B: 0 DP: 2 HR: 0 HBP: 0	WP: 0 PA: 32 PB: 0 SB: 1 CS: 2
PITCHER Wilson Alvarez, L (1, 1) ERA: 3.48 Roberto Hernandez, R (8, 1) ERA: 2.45 Rod Beck, R (9, 1) ERA: 3.47	IP WLS BF H R ER SO BB IBB HBP BLK WP HR S P ERA WHIP 7.0 W 23 2 0 0 9 3 0 0 0 0 0 0 65 110 0.00 0.714 1.0 5 2 1 1 0 0 0 0 0 0 0 0 12 20 9.00 2.000 1.0 3 0 0 0 0 2 0 0 0 0 0 0 7 10 0.00 0.000					PITCHER IP WLS BF H R ER SO BB IBB HBP BLK WP HR S P ERA WHIP					

San Diego Padres @ San Francisco Giants
 3Com Park at Candlestick Point, San Francisco, CA

AB	28
R	1
H	4
RBI	1
BB	3
SO	11
LOB	11



Batter	1	2	3	4	5	6	7	8	9	AB	R	H	RBI	BB	SO	LOB
Stan Javier, S OBP: 0.369, SLG: 0.396 (1, 8) (7, 9)	3-3 K		1-0 G1-3		1-0 G5-3	1-0 G4-3		2-3 K		5	0	0	0	0	2	2
Rich Aurilia, R OBP: 0.333, SLG: 0.520 Jose Vizcaino, S OBP: 0.321, SLG: 0.346 (1, 6) (7, PH) (8, 6)	1-2 P9		1-3 K2-3		2-1 G5-3		0-2 G4-3	2-0 F7		3	0	0	0	0	1	0
Barry Bonds, L OBP: 0.446, SLG: 0.585 (1, 7)	3-1 2B		4-1 BB		0-0 L9		3-2 1B BB			2	1	1	0	2	0	0
Jeff Kent, R OBP: 0.317, SLG: 0.474 (1, 4)	4-1 BB		2-1 F9			0-1 1B FC3-2 1B	1-2 F9			3	0	1	0	1	0	2
Mark Lewis, R OBP: 0.316, SLG: 0.434 Bill Mueller, S OBP: 0.371, SLG: 0.430 (1, 5) (7, 5)	1-1 L8			2-2 1B 2B		0-1 FC3-2 HBP 1B	4-1 1B 2B 1BB			3	2	2	0	0	0	2
Glenallen Hill, R OBP: 0.296, SLG: 0.434 Darryl Hamilton, L OBP: 0.355, SLG: 0.367 (1, 9) (7, 8)		4-1 S BB		2-0 FC6-4 1B		2-2 SF9 FC3-2 E HBP	0-2 S 2B 1B			1	1	1	1	1	0	0
J.T. Snow, L OBP: 0.389, SLG: 0.512 (1, 3)		2-3 SAFE SAFE K	1-2 K	1-3 K		3-2 FC3-2 E	2-0 2B			4	0	1	2	0	2	5
Brian Johnson, R OBP: 0.302, SLG: 0.443 Roberto Hernandez, R OBP: 0.500, SLG: 0.500 Rod Beck, R (1, 2) (8, 1) (9, 1)		0-2 G5-3		0-0 L8		1-2 SF9	1-1 F7			3	0	0	1	0	0	3
Wilson Alvarez, L OBP: 0.179, SLG: 0.115 Damon Berryhill, S OBP: 0.341, SLG: 0.366 (1, 1) (8, 2)		1-3 K		2-1 FC6-4		2-3 3-H E6		2-2 L8		0	0	0	0	0	1	3

Inning Stats	R	H	E	K	S	H	LOB	BB	P	R	H	E	K	S	H	LOB	BB	P
1	0	1	0	11	23	1	2	1	23									
2	0	0	0	13	20	0	1	1	20									
3	0	0	0	7	15	0	0	1	15									
4	1	2	0	10	17	0	1	0	17									
5	0	0	0	4	7	0	0	0	7									
6	2	2	1	21	32	1	2	0	32									
7	3	2	0	17	28	0	1	2	28									
8	0	0	0	7	13	0	0	0	13									
9	0	0	0	0	0	0	0	0	0									

BOTTOM

San Diego Padres @ San Francisco Giants
3Com Park at Candlestick Point, San Francisco, CA

Sat Sep 27 1997, 6:33 AM EDT
Att: 48,179 - Sunny - 76 F

AB	31
R	6
H	7
RBI	5
BB	5
SO	6
LOB	17

livebaseballscorecards.com

GIANTS

1B	4	SF	1	WP	0	PA	38
2B	3	SAC	0	PB	0		
3B	0	DP	0	SB	3		
HR	0	HBP	1	CS	0		

PITCHER	IP	WLS	BF	H	R	ER	SO	BB	IBB	HBP	BLK	WP	HR	S	P	ERA	WHIP
Sterling Hitchcock, L ERA: 5.2	(1, 1)	5.0	L	23	5	3	2	5	3	0	0	0	0	49	86	3.60	1.600
Tim Worrell, R ERA: 5.16	(6, 1)	1.2		9	0	2	0	1	1	1	0	0	0	27	46	10.80	0.600
Heath Murray, L ERA: 6.75	(7, 1)	0.0		2	2	1	0	0	0	0	0	0	0	5	7	∞	∞
Paul Menhart, R ERA: 4.7	(7, 1)	0.1		1	0	0	0	0	0	0	0	0	0	2	3	0.00	0.000
Marc Kroon, R ERA: 6.35	(8, 1)	1.0		3	0	0	1	0	0	0	0	0	0	7	13	0.00	0.000

Batter	1	2	3	4	5	6	7	8	9	10	11	AB	R	H	RBI	BB	SO	LOB	TOP												
Trey Beamon, L (1, 7) Joey Hamilton, R (10, 1) OBP: 0.309, SLG: 0.323 OBP: 0.140, SLG: 0.241	3-2 CS 1B		X 0-0 PB 2B			3-3 K 1		X 0-0 G4-3 2-3		P 1 SAFE X G6-4-3 1-2f		5 0 2 0 0 1 2 0 0 0 0 0 0 0																			
Chris Gomez, R (1, 6) Ken Caminiti, S (8, PH) Craig Shipley, R (8, 6) OBP: 0.326, SLG: 0.326 OBP: 0.389, SLG: 0.508 OBP: 0.306, SLG: 0.446	2-2 G1-3 1-2 2B		2-2 F8 2-3			2-2 G5-3 2		2-1 SF8 3-H			0-1 L9 F	3 0 1 0 0 0 1 0 0 0 1 0 0 0 1 0 0 0 0 0 0																			
Mark Sweeney, L (1, 9) Trevor Hoffman, R (8, 1) Chris Jones, R (10, 7) OBP: 0.358, SLG: 0.360 OBP: 0.333, SLG: 0.333 OBP: 0.322, SLG: 0.441	1-2 G1-3 2-3			1-2 F7 1		3-2 G4-3 3		1-0 1B 3			4-2 1B S HR BB	4 0 1 0 0 0 1 0 0 0 0 0 0 0 0 1 0 0 1 0 0																			
Ruben Rivera, R (1, 8) OBP: 0.318, SLG: 0.300	1-3 K 3		3-2 S 1B			3-2 1B 2		0-2 1B 1		2-3 K 3	3-2 HR 1B	5 1 3 0 0 2 2 1-3 HR 1B																			
Derrek Lee, R (1, 3) OBP: 0.365, SLG: 0.370		3-2 G4-6-3 1B		1 SAFE 2-3 K 1-2 2				0-0 F9 1		1-1 G6-3 1	2-2 HR 1-H 3-H 2-1	5 1 2 3 0 1 2 HR																			
George Arias, R (1, 5) OBP: 0.250, SLG: 0.286		0-0 G4-6-3 1-2f 2		X 0-0 F7 3				1-0 P9 2		1-0 G6-3 2	2-1 G5-3 2	5 0 0 0 0 0 3																			
Mandy Romero, S (1, 2) OBP: 0.240, SLG: 0.333		1-0 L3 3			1-0 F8 1			0-2 L9 3		1-3 K 3	0-3 K 3	5 0 0 0 0 2 1																			
Jorge Velandia, R (1, 4) Steve Finley, L (8, PH) OBP: 0.133, SLG: 0.172 OBP: 0.313, SLG: 0.475			X 0-0 F7 1			X 0-0 G5-3 2		0-2 2B 1B		X 0-0 FC5-6 1B		2 0 0 0 0 0 0 2 1 2 0 0 0 0																			
Andy Ashby, R (1, 1) Wally Joyner, L (8, PH) Quilvio Veras, S (8, 4) OBP: 0.097, SLG: 0.083 OBP: 0.390, SLG: 0.486 OBP: 0.357, SLG: 0.328			S 1-3 K 2		0-3 K 3			2-0 G4-3 1-H SF8 2B		B 1-0 FC5-6 1B		2 0 0 0 0 2 0 1 1 1 1 0 0 0 1 0 0 0 0 0 1																			
Inning Stats	R: 0 E: 0 K: 1 S: 13	H: 2 LOB: 1 BB: 0 P: 20	R: 0 E: 0 K: 0 S: 5	H: 1 LOB: 0 BB: 0 P: 9	R: 0 E: 0 K: 1 S: 8	H: 1 LOB: 1 BB: 0 P: 11	R: 0 E: 0 K: 1 S: 15	H: 1 LOB: 1 BB: 0 P: 21	R: 0 E: 0 K: 1 S: 5	H: 0 LOB: 0 BB: 0 P: 6	R: 0 E: 0 K: 1 S: 11	H: 0 LOB: 0 BB: 0 P: 19	R: 0 E: 0 K: 0 S: 8	H: 1 LOB: 1 BB: 0 P: 9	R: 2 E: 0 K: 1 S: 13	H: 3 LOB: 1 BB: 0 P: 20	R: 0 E: 0 K: 1 S: 6	H: 0 LOB: 0 BB: 0 P: 9	R: 0 E: 0 K: 0 S: 4	H: 1 LOB: 0 BB: 0 P: 5	R: 3 E: 0 K: 1 S: 22	H: 2 LOB: 0 BB: 1 P: 33	1B: 8 2B: 3 3B: 0 HR: 1	SF: 1 SAC: 0 DP: 2 HBP: 0	WP: 0 PB: 1 SB: 2 CS: 1	PA: 43					
PITCHER	IP WLS BF H R ER SO BB IBB HBP BLK WP HR S P ERA WHIP															IP WLS BF H R ER SO BB IBB HBP BLK WP HR S P ERA WHIP															
Pat Rapp, R (1, 1) ERA: 4.83	2.0 7 3 0 0 1 0 0 0 0 0 0 0 0 18 29 0.00 1.500															Julian Tavarez, R (8, 1) ERA: 3.87	0.2 3 1 0 0 1 0 0 0 0 0 0 0 0 1 11 0.00 1.000														
Jim Poole, L (3, 1) ERA: 7.11	1.0 4 1 0 0 1 0 0 0 0 0 0 0 0 8 11 0.00 1.000															Cory Bailey, R (9, 1) ERA: 8.38	3.0 L 12 3 3 3 2 1 0 0 0 0 0 0 1 32 47 9.00 1.333														
Danny Darwin, R (4, 1) ERA: 4.35	2.0 7 1 0 0 2 0 0 0 0 0 0 0 0 20 27 0.00 0.500																														
Terry Mulholland, L (6, 1) ERA: 4.24	2.0 7 1 0 0 1 0 0 0 0 0 0 0 0 19 28 0.00 0.500																														
John Johnstone, R (8, 1) ERA: 3.24	0.1 3 2 2 2 0 0 0 0 0 0 0 0 0 7 9 54.00 6.000																														

San Diego Padres @ San Francisco Giants
 3Com Park at Candlestick Point, San Francisco, CA
 Sun Sep 28 1997, 6:33 AM EDT
 Att: 47,968 - Sunny - 85 F

AB	41
R	5
H	12
RBI	5
BB	1
SO	8
LOB	13



Batter	1	2	3	4	5	6	7	8	9	10	11	AB R H RBI BB SO LOB
Darryl Hamilton, L (1, 8) LeJon Powell, R (4, 8) OBP: 0.354, SLG: 0.365 OBP: 0.372, SLG: 0.410	1-1 G3		2-1 G4-3		0-0 F7			1-3 K		0-3 K		2 0 0 0 0 0 0 3 0 0 0 0 2 1
Bill Mueller, S (1, 5) Danny Darwin, R (4, 1) Stan Javier, S (6, 9) Doug Mirabelli, R (8, 2) OBP: 0.369, SLG: 0.428 OBP: 0.111, SLG: 0.167 OBP: 0.368, SLG: 0.395 OBP: 0.250, SLG: 0.143	1-3 K		1-3 K			2-3 K		4-2 BB		3-2 G5-3		2 0 0 0 0 2 0 0 0 0 0 0 0 0 1 0 0 0 0 1 0 1 0 0 0 1 0 0
Barry Bonds, L (1, 7) Marvin Benard, L (5, 7) OBP: 0.446, SLG: 0.585 OBP: 0.315, SLG: 0.289	3-1 1B				0-0 F7		1-3 K	0-3 K		1-2 G4-3		2 0 1 0 0 0 0 3 0 0 0 0 2 1
Jeff Kent, R (1, 4) Wilson Delgado, S (5, 4) OBP: 0.316, SLG: 0.472 OBP: 0.143, SLG: 0.286	3-3 K				2-3 K		1-0 F8	2-1 F8			1-0 G4-3 G5-3 2B	2 0 0 0 0 2 1 3 1 1 0 0 0 1
J.T. Snow, L (1, 3) Damon Berryhill, S (5, 2) OBP: 0.387, SLG: 0.510 OBP: 0.335, SLG: 0.359			1-1 G4-3		1-3 K			3-3 K2-3			0-0 G4-3	2 0 0 0 0 1 0 3 0 0 0 0 1 1
Glenallen Hill, R (1, 9) Terry Mulholland, R (6, 1) Jacob Cruz, L (7, PH) OBP: 0.297, SLG: 0.435 OBP: 0.164, SLG: 0.218 OBP: 0.241, SLG: 0.200			3-3 K				1-0 SH2-4 G5-3 1B	1-2 1B 2B			1-1 G5-3	2 1 1 0 0 1 0 0 0 0 0 0 0 0 3 1 1 1 0 0 0
Jose Vizcaino, S (1, 6) Jim Poole, L (3, 1) Mark Lewis, R (4, 5) OBP: 0.323, SLG: 0.350 OBP: 0.318, SLG: 0.431			1-1 3B				3-0 SH2-4 HBP	2-2 P4			4-2 1B BB	1 0 1 0 0 0 0 0 0 0 0 0 0 0 2 0 0 0 1 0 1
Brian Johnson, R (1, 2) John Johnstone, R (8, 1) Julian Tavarez, L (8, 1) Cory Bailey, R (9, 1) OBP: 0.303, SLG: 0.443			0-2 G5-3				0-1 SH2-4	0-0 2-H 1B			1-1 1B	2 0 1 1 0 0 1 0 0 0 0 0 0 0 0 0 0 0 0 0 0 1 0 1 0 0 0 0
Pat Rapp, R (1, 1) Rich Aurilia, R (3, 6) OBP: 0.106, SLG: 0.170 OBP: 0.321, SLG: 0.500					0-0 F8		2-1 G5-3	2-3 K			1-3 K	0 0 0 0 0 0 0 4 0 0 1 0 2 4

BOTTOM

San Diego Padres @ San Francisco Giants
 3Com Park at Candlestick Point, San Francisco, CA
 Sun Sep 28 1997, 6:33 AM EDT
 Att. 47,968 - Sunny - 85 F

livebaseballscores.com

AB	39
R	3
H	7
RBI	3
BB	2
SO	14
LOB	11



Inning Stats	R: 0	H: 1	E: 0	LOB: 1	K: 2	BB: 0	S: 10	P: 18	R: 0	H: 1	E: 0	LOB: 1	K: 1	BB: 0	S: 10	P: 15	R: 0	H: 0	E: 0	LOB: 0	K: 1	BB: 0	S: 7	P: 10	R: 0	H: 0	E: 0	LOB: 0	K: 2	BB: 0	S: 7	P: 10	R: 1	H: 1	E: 0	LOB: 1	K: 0	BB: 0	S: 6	P: 12	R: 0	H: 0	E: 0	LOB: 0	K: 2	BB: 0	S: 7	P: 11	R: 1	H: 2	E: 0	LOB: 1	K: 2	BB: 0	S: 16	P: 24	R: 0	H: 0	E: 0	LOB: 1	K: 2	BB: 1	S: 11	P: 18	R: 0	H: 1	E: 0	LOB: 2	K: 1	BB: 1	S: 14	P: 23	R: 0	H: 0	E: 0	LOB: 0	K: 1	BB: 0	S: 9	P: 13	R: 1	H: 1	E: 0	LOB: 0	K: 0	BB: 0	S: 6	P: 10	1B: 4	SF: 0	2B: 2	SAC: 1	3B: 1	DP: 0	HR: 0	HBP: 1	WP: 0	PA: 43
PITCHER	IP	WLS	BF	H	R	ER	SO	BB	IBB	HBP	BLK	WP	HR	S	P	ERA	WHIP																			PITCHER																		IP	WLS	BF	H	R	ER	SO	BB	IBB	HBP	BLK	WP	HR	S	P	ERA	WHIP																												
Andy Ashby, R (1, 1) ERA: 4.13	7.0		27	5	2	2	10	0	0	1	0	0	0	63	100	2.57	0.714																			Andy Ashby, R (1, 1) ERA: 4.13																		7.0		27	5	2	2	10	0	0	1	0	0	0	63	100	2.57	0.714																												
Trevor Hoffman, R (8, 1) ERA: 2.66	2.0		9	1	0	0	3	2	0	0	0	0	0	25	41	0.00	1.500																			Trevor Hoffman, R (8, 1) ERA: 2.66																		2.0		9	1	0	0	3	2	0	0	0	0	25	41	0.00	1.500																													
Joey Hamilton, R (10, 1) ERA: 4.25	2.0	W	7	1	1	1	1	0	0	0	0	0	0	15	23	4.50	0.500																			Joey Hamilton, R (10, 1) ERA: 4.25																		2.0	W	7	1	1	1	1	0	0	0	0	15	23	4.50	0.500																														

BOTTOM

San Francisco Giants @ Florida Marlins
Pro Player Stadium, Miami, FL

AB	31
R	2
H	7
RBI	2
BB	5
SO	5
LOB	16



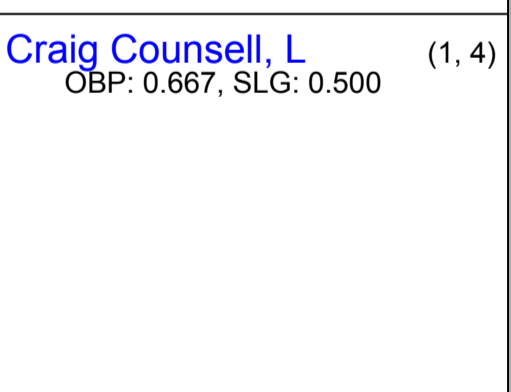
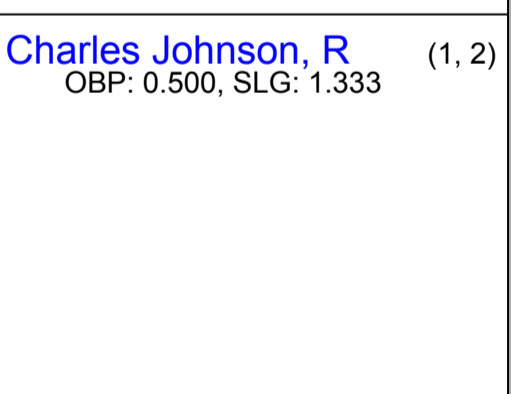
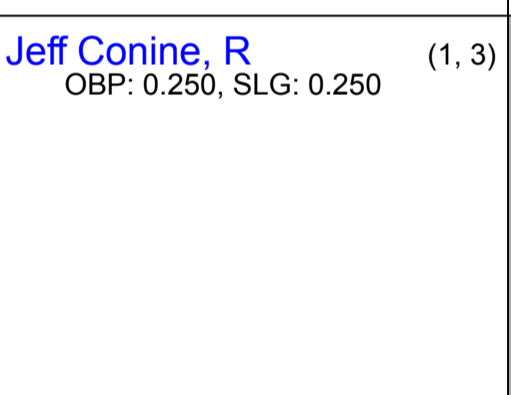
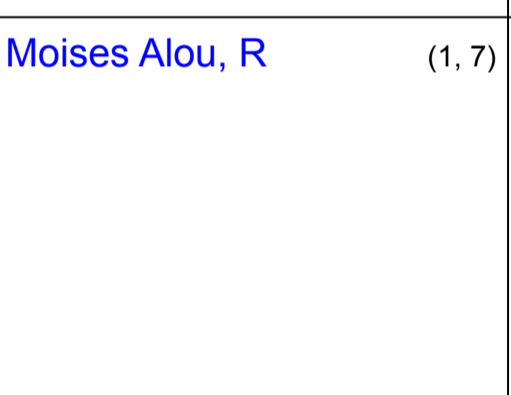
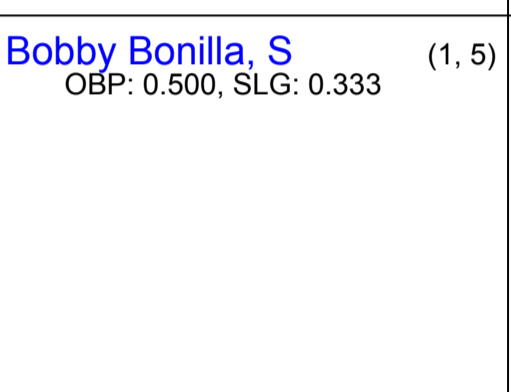
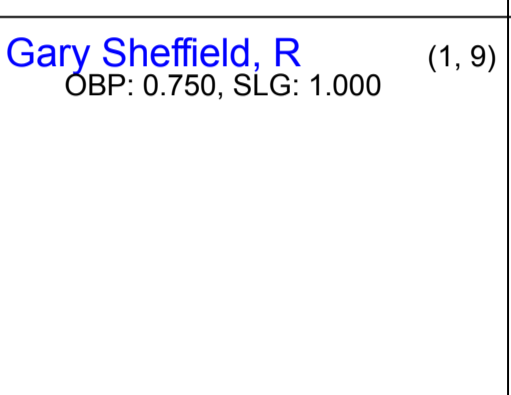
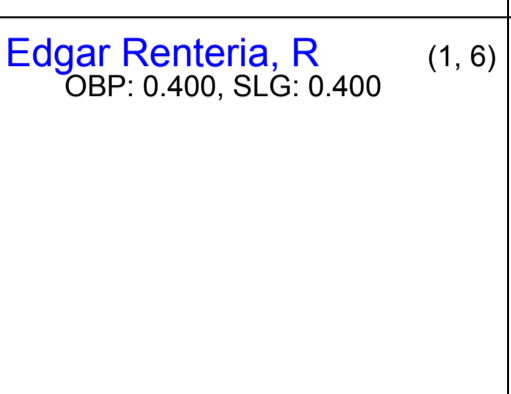
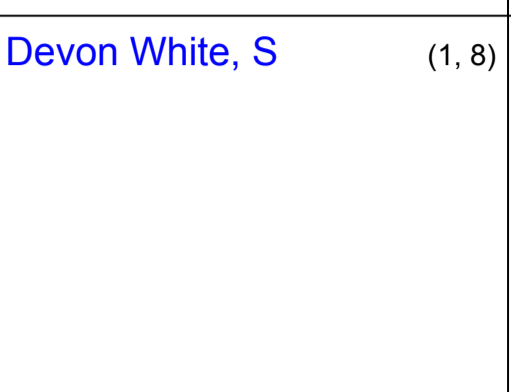


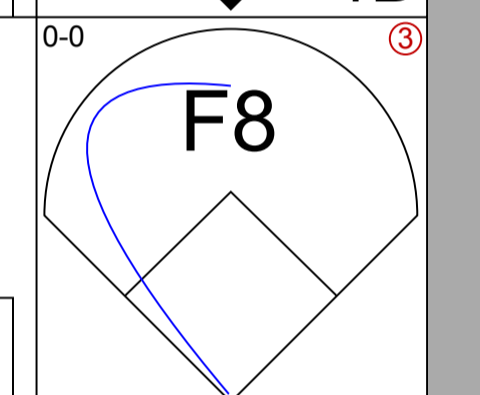
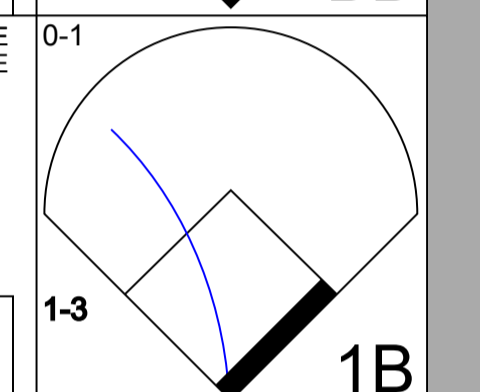
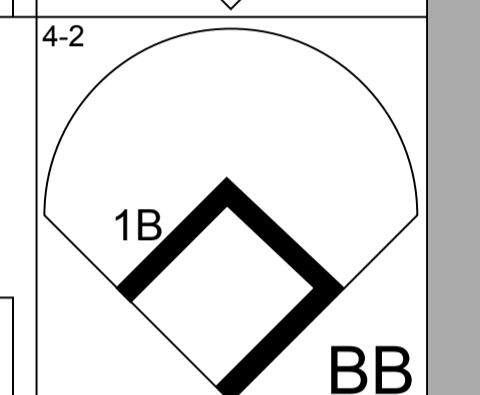
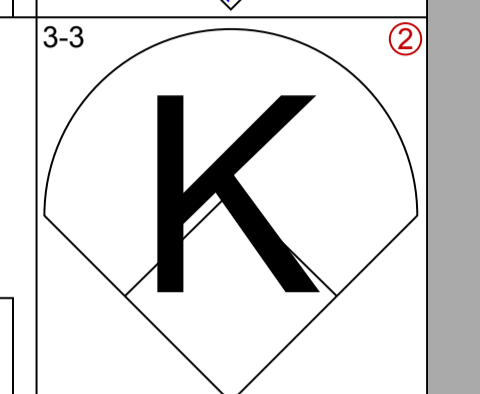
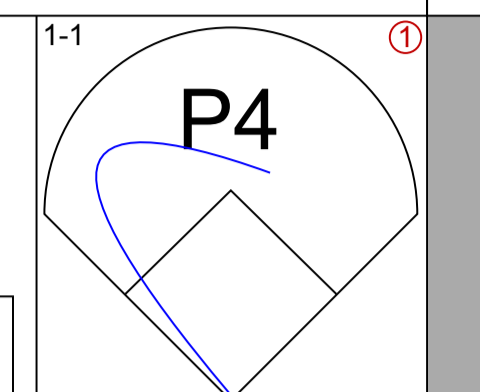
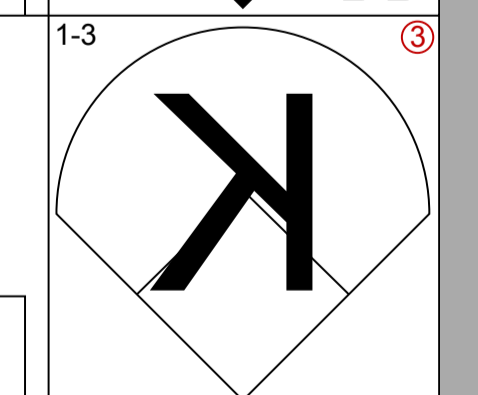
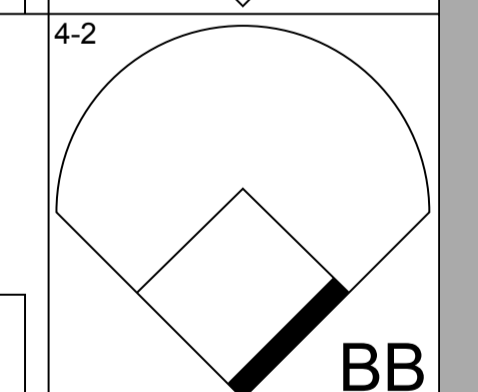
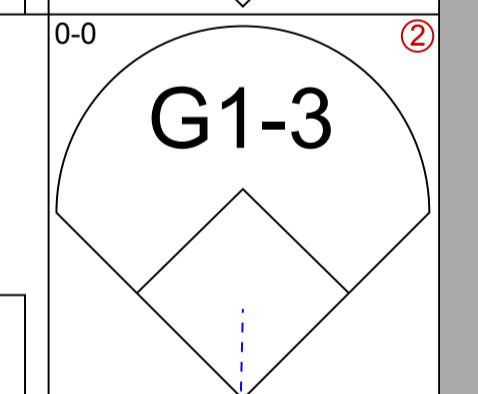
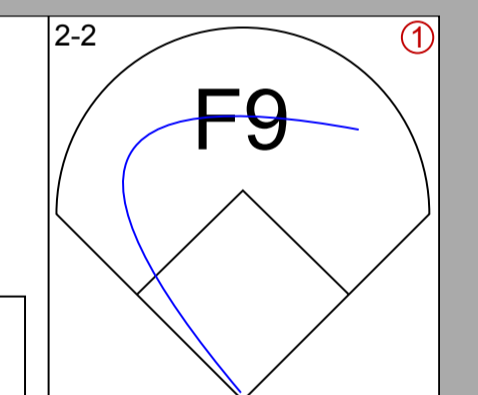


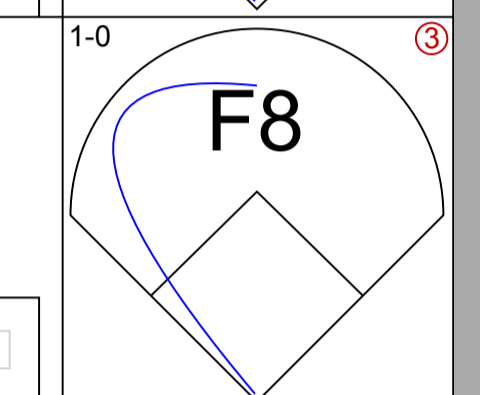
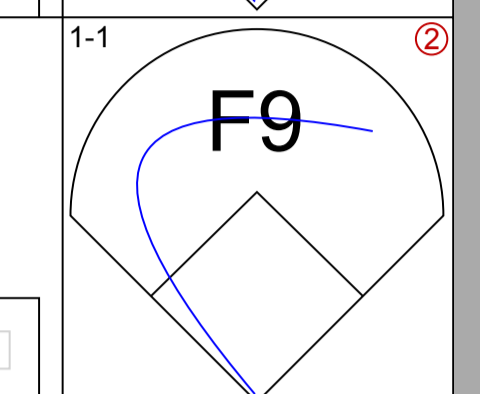
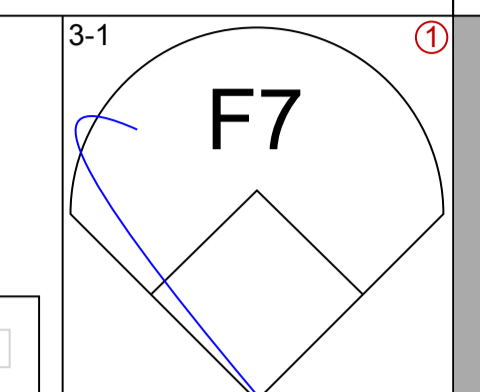

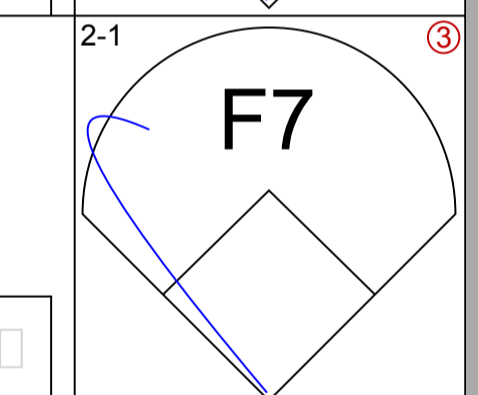
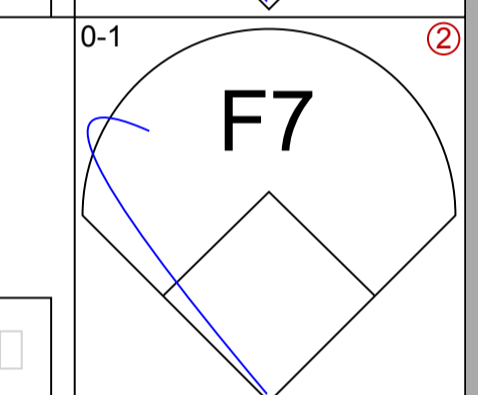
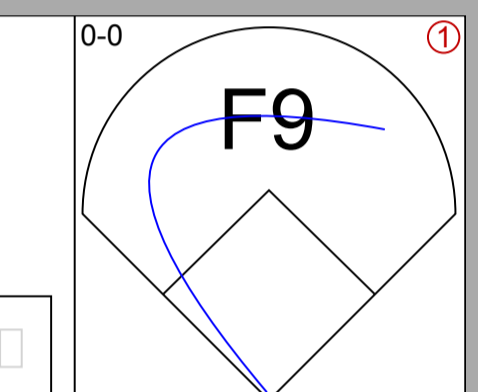

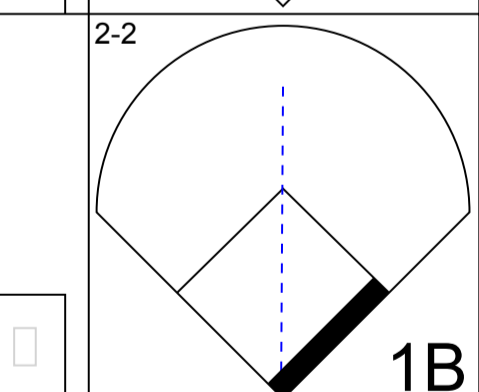
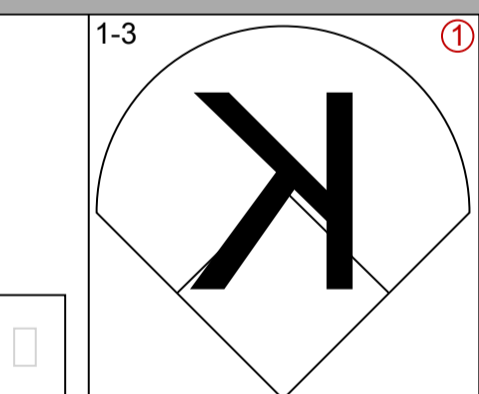

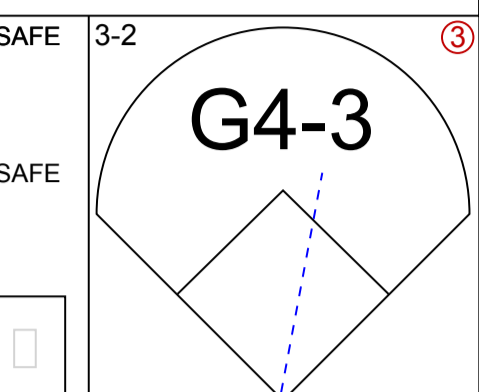

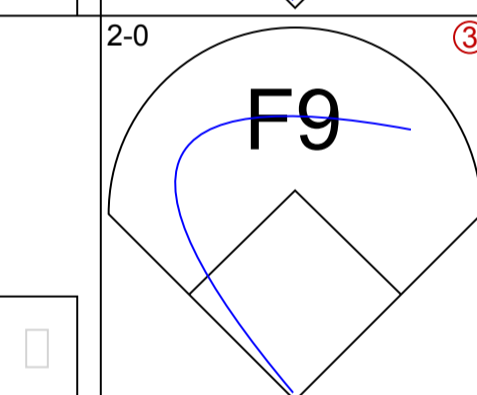
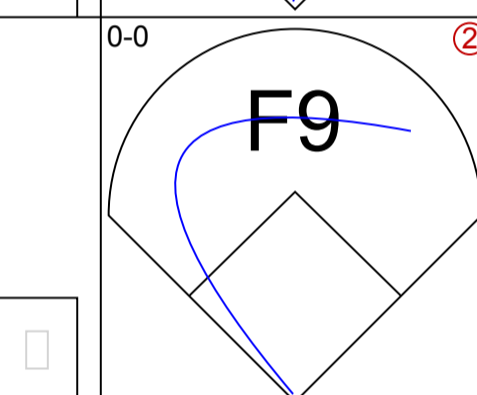
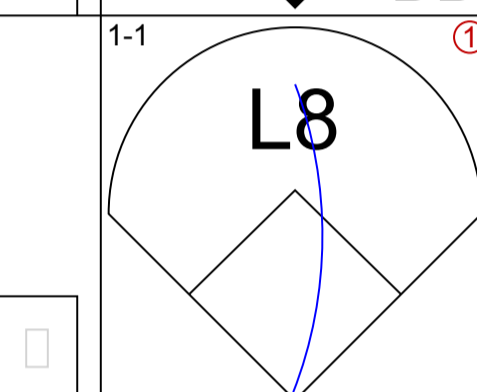
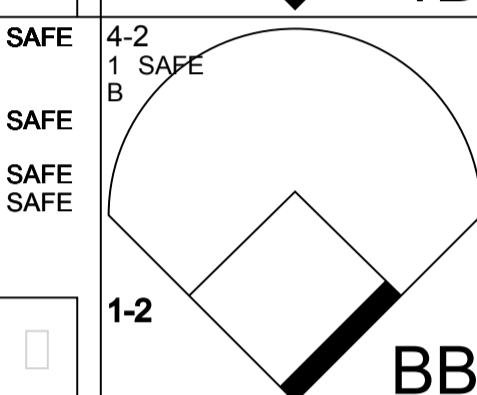
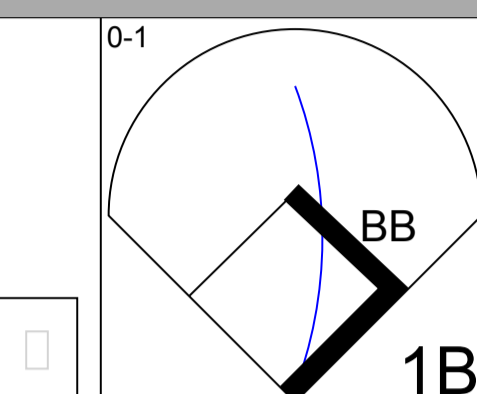

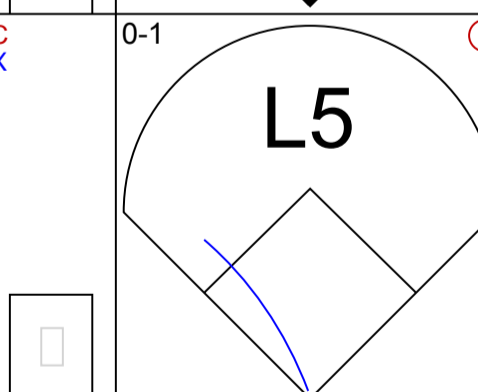
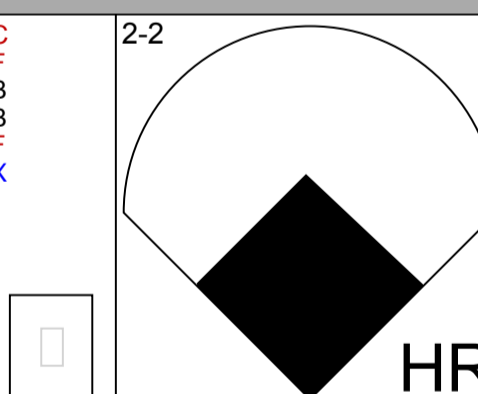

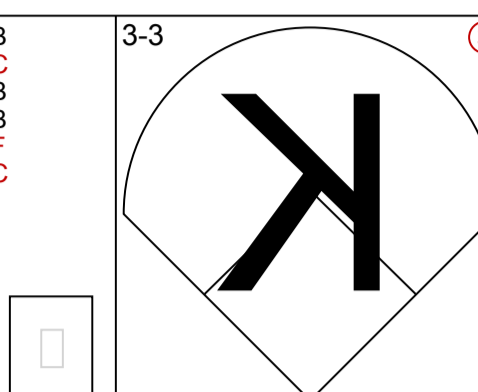

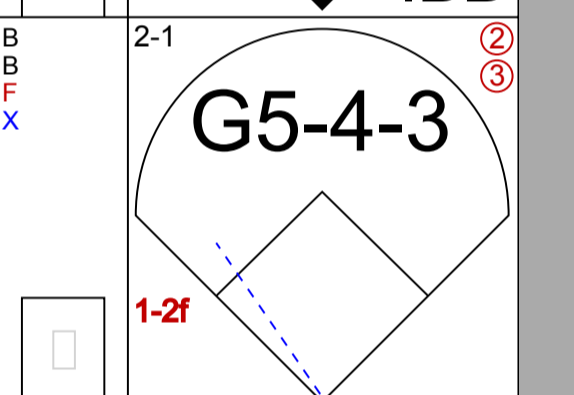
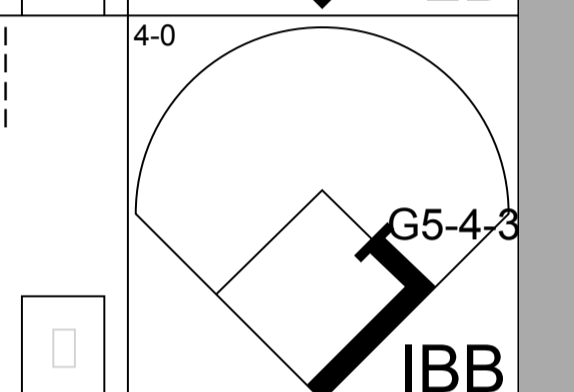
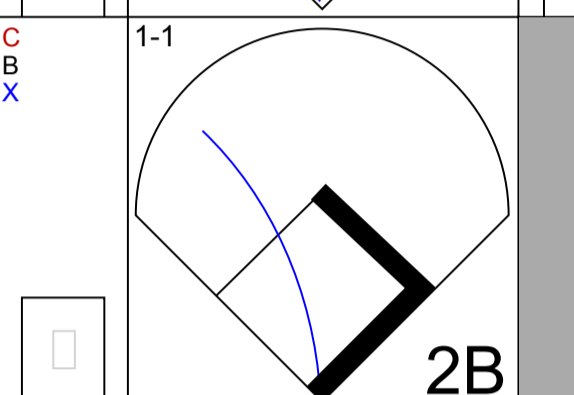
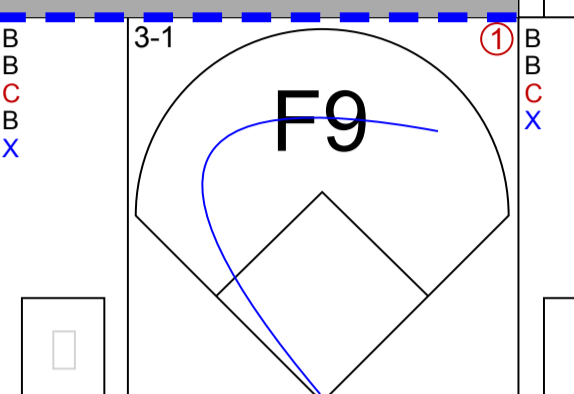

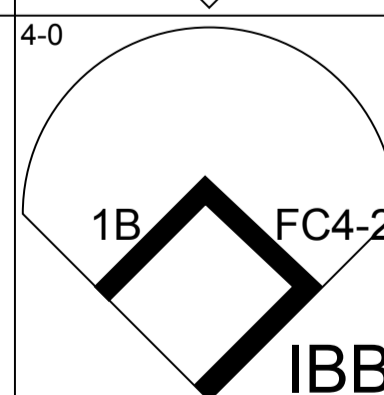
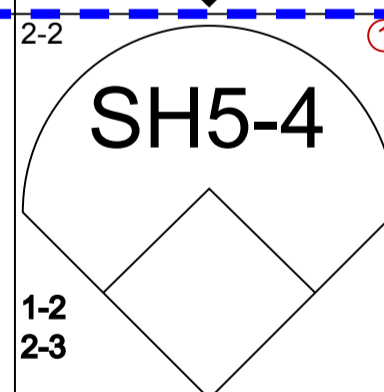
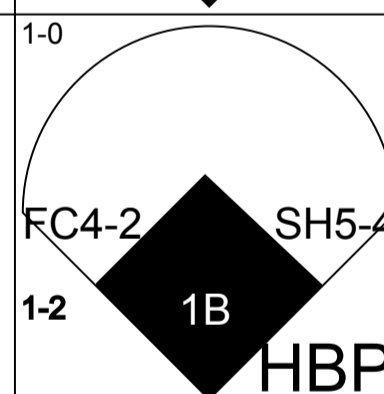
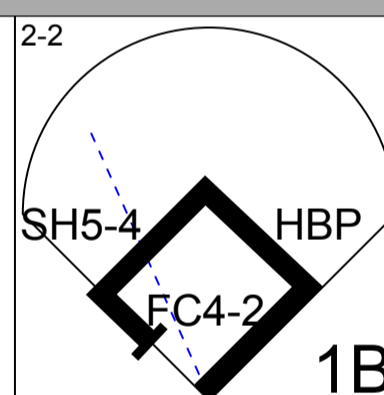

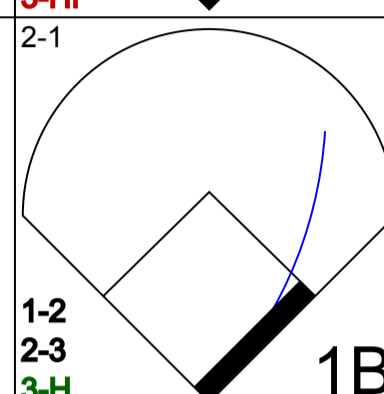
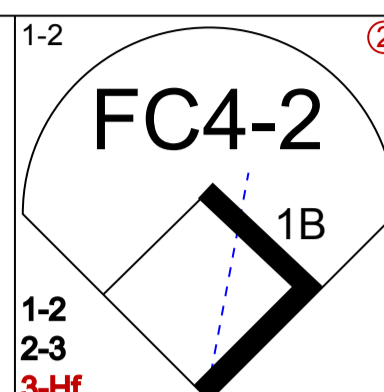
WP	0	PA	38
PB	0		
SB	0		
CS	0		

Tue Sep 30 1997, 3:33 AM EDT
Att. 42,167 - Overcast - 83 F

livebaseballscorecards.com

AB R H RBI BB SO LOB

5	0	0	0	0	1	4
5	0	2	1	0	1	0
2	0	1	0	2	0	0
3	0	1	0	1	0	2
4	0	0	0	0	0	6
4	0	1	0	0	0	2
3	2	1	1	0	1	0
2	0	1	0	1	0	0
2	0	0	0	0	2	2
1	0	0	0	0	0	0
0	0	0	0	0	0	0
0	0	0	0	1	0	0



R:	0	H:	1
E:	0	LOB:	2
K:	1	BB:	1
S:	12	P:	20

R:	0	H:	0
E:	0	LOB:	1
K:	1	BB:	1
S:	11	P:	18

R:	0	H:	0
E:	0	LOB:	0
K:	0	BB:	0
S:	5	P:	10

R:	0	H:	0
E:	0	LOB:	0
K:	0	BB:	0
S:	5	P:	7

R:	0	H:	1
E:	0	LOB:	2
K:	0	BB:	1
S:	8	P:	15

R:	1	H:	1
E:	0	LOB:	0
K:	1	BB:	0
S:	12	P:	19

R:	0	H:	1
E:	0	LOB:	1
K:	0	BB:	1
S:	6	P:	16

R:	1	H:	2
E:	0	LOB:	3
K:	0	BB:	1
S:	12	P:	24

IP	WLS	BF	H	R	ER	SO	BB	IBB	HBP	BLK	WP	HR	S	P	ERA	WHIP
7.0		28	4	1	1	5	3	0	0	0	0	1	66	107	1.29	1.000

IP	WLS	BF	H	R	ER	SO	BB	IBB	HBP	BLK	WP	HR	S	P	ERA	WHIP
1.0	L	6	2	1	1	0	0	1	1	0	0	0	10	23	9.00	2.000

IP	WLS	BF	H	R	ER	SO	BB	IBB	HBP	BLK	WP	HR	S	P	ERA	WHIP
0.2		4	1	0	0	0	0	1	0	0	0	0	8	17	0.00	1.500

Batter	1	2	3	4	5	6	7	8	9	AB	R	H	RBI	BB	SO	LOB
Devon White, S	(1, 8)									5	0	0	0	0	1	4
Edgar Renteria, R	(1, 6)									5	0	2	1	0	1	0
Gary Sheffield, R	(1, 9)									2	0	1	0	2	0	0
Bobby Bonilla, S	(1, 5)									3	0	1	0	1	0	2
Moises Alou, R	(1, 7)									4	0	0	0	0	0	6
Jeff Conine, R	(1, 3)									4	0	1	0	0	0	2
Charles Johnson, R	(1, 2)									3	2	1	1	0	1	0
Craig Counsell, L	(1, 4)									2	0	1	0	1	0	0
Kevin Brown, R	(1, 1)									2	0	0	0	0	2	2
Kurt Abbott, R	(7, PH)									1	0	0	0	0	0	0
Dennis Cook, L	(8, 1)									0	0	0	0	0	0	0
Jim Eisenreich, L	(9, PH)									0	0	0	0	1	0	0

1-1	3-1	3-3	1-1	1-0	0-0	0-0	0-0	0-0	2-2	0-0	4-2	1-3	0-0	2-2	0-0	4-2	1-3	1-1	3-3	1-2	
1 SAFE	1 SAFE	1 SAFE	1 SAFE	1 SAFE	1 SAFE	1 SAFE	1 SAFE	1 SAFE	1 SAFE	1 SAFE	1 SAFE	1 SAFE	1 SAFE	1 SAFE	1 SAFE	1 SAFE	1 SAFE	1 SAFE	1 SAFE	1 SAFE	1 SAFE

IP	WLS	BF	H	R	ER	SO	BB	IBB	HBP	BLK	WP	HR	S	P	ERA	WHIP
7.0		28	4	1	1	5	3	0	0	0	0	1	66	107	1.29	1.000

IP	WLS	BF	H	R	ER	SO	BB	IBB	HBP	BLK	WP	HR	S	P	ERA	WHIP
1.0	L	6	2	1	1	0	0	1	1	0	0	0	10	23	9.00	2.000

IP	WLS	BF	H	R	ER	SO	BB	IBB	HBP	BLK	WP	HR	S	P	ERA	WHIP
0.2		4	1	0	0	0	0	1	0	0	0	0	8	17	0.00	1.500

Batter	1	2	3	4	5	6	7	8	9	AB R H RBI BB SO LOB	TOP											
Stan Javier, S <small>(1, 8) OBP: 0.625, SLG: 0.750</small> <small>(8, 9)</small>	 2-1 1B 1B		 1-2 SH5-3 SF8 2B	 1-2 2-H 1B			 2-2 F7		 0-1 FC6-4 1-2 1B	5 2 4 1 0 0 0												
Jose Vizcaino, S <small>(1, 6) OBP: 0.143, SLG: 0.286</small> <small>(1, 6)</small>	 2-3 K		 0-0 SH5-3	 1-0 G4-3			 0-0 2B		 1-3 K	4 1 1 0 0 2 4												
Barry Bonds, L <small>(1, 7) OBP: 0.333, SLG: 0.625</small> <small>(1, 7)</small>	 0-0 1B		 1-1 SF8				 2-1 G6-3 2-H 2B		 0-0 FC6-4	4 0 2 2 0 1 1												
Jeff Kent, R <small>(1, 3) OBP: 0.900, SLG: 0.600</small> <small>(9, 4)</small>	 1-1 L6		 4-2 1B BB				 2-2 G6-3		 4-2 BB	3 0 0 0 2 1 3												
Mark Lewis, R <small>(1, 4) OBP: 0.900, SLG: 0.600</small> Roberto Hernandez, R <small>(9, 1)</small>	 2-2 CS 1-3 1B		 0-0 1B				 2-2 FC6-4 1-0 1B		 2-2 P3	5 0 3 1 0 0 3 0 0 0 0 0 0 0												
Glenallen Hill, R Rich Rodriguez, L LeJon Powell, R	 2-2 CS	 4-0 G4-6-3 BB	 2-3 K				 1-2 FC6-4		 3-2 P3	3 0 0 0 1 1 3 0 0 0 0 0 0 0 0 0 0 0 0 0 0												
Bill Mueller, S <small>(1, 5) OBP: 0.125, SLG: 0.500</small> <small>(1, 5)</small>		 2-1 G4-6-3		 3-1 P5			 2-2 G3		 1-2 F7	4 0 0 0 0 0 1												
Brian Johnson, R <small>(1, 2) OBP: 0.286, SLG: 0.667</small> <small>(1, 2)</small>		 1-0 HR		 4-2 WP SH1-4 1B BB			 1-3 K		 0-0 G6-3	3 2 1 1 1 1 0												
Shawn Estes, R Doug Henry, R Marvin Benard, L Julian Tavarez, L Darryl Hamilton, L J.T. Snow, L	 2-3 K		 0-0 SH1-4				 2-2 P5		 2-2 E3 1B E	1 0 0 0 0 0 1 0 0 0 0 0 0 0 0 0 1 0 0 0 0 0 0 0 0 0 0 0 0 0 0 0 1 1 0 0 0 0 0 0 0 0 0 0 0 0 0 0												
Inning Stats	R: 1 E: 0 K: 1 S: 13	H: 3 LOB: 1 BB: 0 P: 22	R: 1 E: 0 K: 1 S: 7	H: 1 LOB: 0 BB: 1 P: 16	R: 1 E: 0 K: 1 S: 13	H: 2 LOB: 2 BB: 1 P: 21	R: 1 E: 0 K: 0 S: 13	H: 1 LOB: 1 BB: 1 P: 22	R: 0 E: 0 K: 2 S: 12	H: 1 LOB: 1 BB: 0 P: 17	R: 0 E: 0 K: 1 S: 11	H: 0 LOB: 0 BB: 0 P: 16	R: 1 E: 0 K: 0 S: 11	H: 2 LOB: 1 BB: 0 P: 18	R: 0 E: 0 K: 0 S: 8	H: 0 LOB: 0 BB: 0 P: 12	R: 1 E: 2 K: 1 S: 15	H: 1 LOB: 2 BB: 1 P: 24	1B: 7 2B: 3 3B: 0 HR: 1	SF: 1 SAC: 2 DP: 1 HBP: 0	WP: 1 PB: 0 SB: 2 CS: 1	PA: 42
PITCHER	IP WLS BF H R ER SO BB IBB HBP BLK WP HR S P ERA WHIP																					
Al Leiter, L ERA: 9.0	(1, 1) 4.0 0 20 7 4 4 3 3 0 0 0 1 1 46 81 9.00 2.500																					
Livan Hernandez, R ERA: 2.25	(5, 1) 4.0 0 15 3 1 1 3 0 0 0 0 0 0 42 63 2.25 0.750																					
Robb Nen, R ERA:	(9, 1) 1.0 W 6 1 1 0 1 1 0 0 0 0 0 0 15 24 0.00 2.000																					

San Francisco Giants @ Florida Marlins
Pro Player Stadium, Miami, FL
 Wed Oct 01 1997, 3:33 AM EDT
 Att. 41,283 - Overcast - 83 F

AB	34
R	6
H	11
RBI	5
BB	4
SO	7
LOB	15



Batter	1	2	3	4	5	6	7	8	9	AB	R	H	RBI	BB	SO	LOB	TOP										
Kurt Abbott, R (1, 4) OBP: 0.250, SLG: 0.250 Craig Counsell, L (6, 4) OBP: 0.500, SLG: 0.600	1-2 G3		1-2 G5-3		2-2 G4-6-3 1B		1-1 G4-3	0-1 2B		3	0	1	0	0	0	0											
Edgar Renteria, R (1, 6) OBP: 0.267, SLG: 0.154	2-3 K		0-3 K		0-1 G4-6-3 1-2f		0-0 F9	0-1 L7		5	0	0	0	0	2	4											
Gary Sheffield, R (1, 9) OBP: 0.714, SLG: 1.000 John Wehner, R (9, PR) (9, 9)	4-1 BB		2-2 P3			0-0 P2	4-0 BB		2-2 G6-3 1B	3	0	1	0	2	0	0											
Bobby Bonilla, S (1, 5) OBP: 0.429, SLG: 0.583	0-2 F7			1-3 K		2-1 G4-3	0-0 F8		1-1 G6-3 1B	5	0	0	0	0	1	3											
Moises Alou, R (1, 7) OBP: 0.214, SLG: 0.286		1-0 G6-3		2-2 FC6-5 2B		2-2 BB HR 1B		1-1 F8	0-3 K	5	1	2	0	0	1	1											
Jeff Conine, R (1, 3) OBP: 0.417, SLG: 0.455		2-2 G5-3		3-1 FC6-5 FC6-4 2-3		1 SAFE 2-1 HR 1B		0-0 2B 1B		4	2	2	0	0	0	1											
Charles Johnson, R (1, 2) OBP: 0.500, SLG: 0.750		4-0 1B BB		1-2 FC6-4 1-2f		4-2 HR BB		2-1 2B 2B		2	2	1	1	2	0	1											
Devon White, S (1, 8) OBP: 0.308, SLG: 0.455		2-2 1B		0-2 L8		2-1 HR		2-2 K		4	1	2	4	0	1	1											
Alex Fernandez, R (1, 1) Jim Eisenreich, L (8, PH) Dennis Cook, L (8, 1) Robb Nen, R (9, 1)		1-3 K		4-2 1B BB		2-2 L8		4-1 2B BB		2	0	0	0	1	1	2											
Inning Stats	R: 0 E: 0 K: 1 S: 11	H: 0 LOB: 1 BB: 1 P: 18	R: 0 E: 0 K: 1 S: 12	H: 1 LOB: 2 BB: 1 P: 22	R: 0 E: 0 K: 1 S: 10	H: 0 LOB: 0 BB: 0 P: 13	R: 0 E: 0 K: 1 S: 12	H: 1 LOB: 1 BB: 1 P: 18	R: 4 E: 0 K: 0 S: 15	H: 3 LOB: 0 BB: 1 P: 29	R: 0 E: 0 K: 0 S: 4	H: 0 LOB: 1 BB: 1 P: 9	R: 2 E: 0 K: 1 S: 14	H: 3 LOB: 2 BB: 1 P: 23	R: 0 E: 0 K: 1 S: 9	H: 1 LOB: 1 BB: 0 P: 12	1B: 6 2B: 3 3B: 0 HR: 1	SF: 0 SAC: 0 DP: 2 HBP: 0	WP: 0 PB: 0 SB: 0 CS: 0	PA: 41							
PITCHER	IP	WLS	BF	H	R	ER	SO	BB	IBB	HBP	BLK	WP	HR	S	P	ERA	WHIP										
Wilson Alvarez, L (1, 1) ERA: 6.0	6.0	L	27	6	4	4	4	4	0	0	0	0	1	72	119	6.00	1.667										
Julian Tavaraz, R (7, 1) ERA: 4.5	1.0		4	0	0	0	0	1	0	0	0	0	0	4	9	0.00	1.000										
Roberto Hernandez, R (8, 1) ERA: 20.25	0.2		5	2	2	2	1	1	0	0	0	0	0	10	19	27.00	4.500										
Rich Rodriguez, L (8, 1) ERA:	0.0		1	1	0	0	0	0	0	0	0	0	0	2	2	∞	∞										
Rod Beck, R (8, 1) ERA:	1.1		4	1	0	0	1	0	0	0	0	0	0	11	14	0.00	0.750										

Florida Marlins @ San Francisco Giants
3Com Park at Candlestick Point, San Francisco, CA

AB	35
R	6
H	10
RBI	6
BB	6
SO	6
LOB	13



Fri Oct 03 1997, 10:05 PM EDT
Att. 57,188 - Sunny - 68 F

WP: 0	PA: 41
PB: 0	
SB: 0	
CS: 0	

Batter	1	2	3	4	5	6	7	8	9	AB	R	H	RBI	BB	SO	LOB
Stan Javier, S OBP: 0.417, SLG: 0.500 (1, 8)	K		G4-3		F6		FC6-4			4	0	0	0	0	1	3
Bill Mueller, S OBP: 0.250, SLG: 0.500 (1, 5)	1B		L6					P4		4	0	2	0	0	0	0
Barry Bonds, L OBP: 0.231, SLG: 0.417 (1, 7)	P6							G6-3		4	0	0	0	0	1	2
Jeff Kent, R OBP: 0.417, SLG: 0.900 (1, 4)	1B							F9		4	2	3	2	0	0	0
J.T. Snow, L OBP: 0.286, SLG: 0.167 (1, 3)	G5-3									3	0	1	0	1	0	2
Glenallen Hill, R (1, 9)										3	0	0	0	1	0	1
Jose Vizcaino, S OBP: 0.182, SLG: 0.273 (1, 6)										4	0	1	0	0	0	2
Brian Johnson, R OBP: 0.182, SLG: 0.400 (1, 2)										4	0	0	0	0	3	4
Wilson Alvarez, L (1, 1) Julian Tavarez, L (7, 1) Marvin Benard, L (7, PH) Roberto Hernandez, R (8, 1) Rich Rodriguez, L (8, 1) Rod Beck, R (8, 1) Damon Berryhill, S (9, PH)										2	0	0	0	0	0	0

Inning Stats	R: 0	H: 2	E: 0	K: 1	S: 17	R: 0	H: 0	E: 0	K: 1	S: 10	R: 0	H: 0	E: 0	K: 0	S: 6	R: 1	H: 2	E: 0	K: 0	S: 8	R: 0	H: 0	E: 1	K: 0	S: 11	R: 1	H: 2	E: 0	K: 1	S: 12	R: 0	H: 1	E: 1	K: 2	S: 11	R: 0	H: 0	E: 0	K: 0	S: 5	R: 0	H: 0	E: 0	K: 1	S: 13	R: 0	H: 0	E: 0	K: 1	S: 13	1B: 5	2B: 0	3B: 0	HR: 2	SF: 0	SAC: 0	DP: 1	HBP: 0	WP: 1	PB: 0	SB: 0	CS: 1	PA: 36
--------------	------	------	------	------	-------	------	------	------	------	-------	------	------	------	------	------	------	------	------	------	------	------	------	------	------	-------	------	------	------	------	-------	------	------	------	------	-------	------	------	------	------	------	------	------	------	------	-------	------	------	------	------	-------	-------	-------	-------	-------	-------	--------	-------	--------	-------	-------	-------	-------	--------

PITCHER	IP	WLS	BF	H	R	ER	SO	BB	IBB	HBP	BLK	WP	HR	S	P	ERA	WHIP
Alex Fernandez, R (1, 1) ERA: 2.57	7.0	W	28	7	2	2	5	0	0	0	0	0	2	75	115	2.57	1.000
Dennis Cook, L (8, 1) ERA:	1.0		4	0	0	0	0	1	0	0	0	0	0	8	17	0.00	1.000
Robb Nen, R (9, 1) ERA:	1.0		4	0	0	0	1	1	0	0	0	1	0	10	18	0.00	1.000

BOTTOM

Florida Marlins @ San Francisco Giants
3Com Park at Candlestick Point, San Francisco, CA

Fri Oct 03 1997, 10:05 PM EDT
Att: 57,188 - Sunny - 68 F

livebaseballscorecards.com

AB	34
R	2
H	7
RBI	2
BB	2
SO	6
LOB	18

