San Francisco Giants - 1998

Batter	1	2	3	4	5	6	7	8	9	10	11	12	13	AB	R	H	RBI	BB	SO	LOB
Darryl Hamilton, L (1, 8)	BBBB 4-0 G3-6-1 BB		BBBB 4-0 G1-2-3 HR 1B BB		x 0-0 E4 1B 1-3		SSS 0-3 ① K		SSS 0-3 ① K		SSS 0-3 ① K		x 0-0 ① FC6-2 1B 2B 1-3 3-H	5	2	0	0	2	3	3
Bill Mueller, S (1, 5) OBP: 0.500, SLG: 0.500 John Johnstone, R (11, 1) Alex Diaz, S (13, PH) OBP: 1.000, SLG: 1.000 Jim Poole, L (13, 1)	x 0-0 ① ② G3-6-1 1-2f		x 0-0 G1-2-3 HR 1B 1-2 2-3		x 0-0 ① SF8 3-H		BBBB 4-0 1B BB		x 0-0 1B 1B		x 0-0 ② G6-3		x 0-0 2B 2B 1B 1-2 3-H	4 0 1 0	1 0 1 0	2 0 1 0	1 0 1 0	0 0 0 0	1 0 0 0	0 0 0 0
Barry Bonds, L (1, 7) OBP: 0.429, SLG: 0.333	x 0-0 ③ G4-3		x 0-0 ① ② G1-2-3 1-2 2-3 3-Hf		x 0-0 ② L6		x 0-0 1B 1-2		x 0-0 1B 1-2		BBBB 4-0 BB		SSS 0-3 ② K	6	0	2	0	1	1	6
Jeff Kent, R (1, 4) OBP: 0.714, SLG: 1.286		x 0-0 BB 1B	x 0-0 2-H 3-H HR		x 0-0 1-2 1B		SSS 0-3 ② K		x 0-0 ② F7		x 0-0 ③ 1B		x 0-0 2B 1-3 2-H 2B	7	2	5	4	0	1	4
J.T. Snow, L (1, 3)		BBBB 4-0 1-2 BB	x 0-0 ③ L4		x 0-0 ③ F8		x 0-0 ③ F7		SSS 0-3 ③ K			x 0-0 ① G6-3	I I I 4-0 2B IBB	5	1	0	0	2	1	6
Stan Javier, S (1, 9) OBP: 0.143, SLG: 0.286	SSS 0-3 ① K			x 0-0 ① F8		x 0-0 ① G4-3		x 0-0 ① G5-3		SSS 0-3 ① K		x 0-0 ② G4-3	x 0-0 1-H 2-H 3-H 2B	7	0	1	3	0	2	2
Brian Johnson, R (1, 2) OBP: 0.286, SLG: 0.167	x 0-0 ② F9			x 0-0 ② P3		x 0-0 ② F9		BBBB 4-0 FC5-4 BB		x 0-0 1B		x 0-0 ③ G4-3	x 0-0 ③ G5-3	6	0	1	0	1	0	3
Rich Aurilia, R (1, 6) Steve Reed, R (4, 1) OBP: 1.000, SLG: 1.000 Julian Tavarez, L (7, 1) Robb Nen, R (9, 1) Charlie Hayes, R (11, 5)	x 0-0 ③ L6		SSS 0-3 ③ K			x 0-0 1B		x 0-0 ② FC5-4 1-2f		SSS 0-3 ② K			BBBB 4-0 1B FC6-2 BB	2 1 1 1 0	0 0 0 0 0	0 1 0 0 0	0 0 0 0 0	1 0 0 1 0	2 0 1 1 0	2 0 1 1 0
Shawn Estes, R (1, 1) OBP: 1.000, SLG: 2.000 Rey Sanchez, R (4, 6) OBP: 0.400, SLG: 0.400			x 0-0 1B G1-2-3 2B		x 0-0 E E SF8 1B	x 0-0 ③ F8		x 0-0 ③ P4		x 0-0 ③ L5			x 0-0 FC6-2 1-3 1B	1 5	0 2	1 2	0 0	0 0	0 0	0 3
Inning Stats	R: 0 E: 0 K: 0 S: 2 H: 0 LOB: 0 BB: 1 P: 6	R: 0 E: 0 K: 1 S: 6 H: 1 LOB: 2 BB: 1 P: 10	R: 3 E: 0 K: 0 S: 5 H: 3 LOB: 0 BB: 1 P: 9	R: 0 E: 0 K: 1 S: 5 H: 0 LOB: 0 BB: 0 P: 5	R: 1 E: 1 K: 0 S: 6 H: 2 LOB: 2 BB: 0 P: 6	R: 0 E: 0 K: 0 S: 4 H: 1 LOB: 1 BB: 0 P: 4	R: 0 E: 0 K: 2 S: 8 H: 1 LOB: 2 BB: 1 P: 12	R: 0 E: 0 K: 0 S: 3 H: 0 LOB: 1 BB: 1 P: 7	R: 0 E: 0 K: 2 S: 9 H: 2 LOB: 2 BB: 0 P: 9	R: 0 E: 0 K: 2 S: 8 H: 1 LOB: 1 BB: 0 P: 8	R: 0 E: 0 K: 1 S: 5 H: 1 LOB: 1 BB: 1 P: 9	R: 0 E: 0 K: 0 S: 3 H: 0 LOB: 0 BB: 0 P: 3	R: 5 E: 0 K: 1 S: 9 H: 4 LOB: 1 BB: 2 P: 17	1B: 12 2B: 3 3B: 0 HR: 1 SF: 1 SAC: 0 DP: 2 HBP: 0						

PITCHER		IP	WLS	BF	H	R	ER	SO	BB	IBB	HBP	BLK	WP	HR	S	P	ERA	WHIP
Shane Reynolds, R ERA: 4.5	(1, 1)	6.0		27	7	4	3	2	3	0	0	0	0	1	28	40	4.50	1.667
Mike Magnante, L ERA:	(7, 1)	2.0		9	1	0	0	2	2	0	0	0	0	0	11	19	0.00	1.500
Billy Wagner, L ERA:	(9, 1)	1.0		5	2	0	0	2	0	0	0	0	0	0	9	9	0.00	2.000
Doug Henry, R ERA:	(10, 1)	2.0		8	2	0	0	3	1	0	0	0	0	0	13	17	0.00	1.500
C.J. Nitkowski, L ERA: 16.2	(12, 1)	1.2	L	8	2	3	3	1	1	0	0	0	0	0	9	13	16.20	1.800

PITCHER		IP	WLS	BF	H	R	ER	SO	BB	IBB	HBP	BLK	WP	HR	S	P	ERA	WHIP
Jose Cabrera, R ERA: 54.0	(13, 1)	0.1		4	2	2	2	0	0	1	0	0	0	0	3	7	54.00	6.000

TOP

San Francisco Giants @ Houston Astros

Astrodome, Houston, TX

Tue Mar 31 1998, 4:33 AM EST

Att. 43,776 - Dome - 72 F

livebaseballscorecards.com

AB	52
R	9
H	16
RBI	9
BB	8
SO	10
LOB	32

PA: 61

WP: 0
PB: 0
SB: 0
CS: 0

BOTTOM

San Francisco Giants @ Houston Astros

Astrodome, Houston, TX

Tue Mar 31 1998, 4:33 AM EST

Att. 43,776 - Dome - 72 F

livebaseballscorecards.com

Batter	1	2	3	4	5	6	7	8	9	10	11	12	13	AB	R	H	RBI	BB	SO	LOB
Craig Biggio, R (1, 4) OBP: 0.333, SLG: 0.333	0-0 2B 1B	0-0 G5-4-3 1-2f		0-0 2B 1B 1-2 2-H		0-0 F8			0-0 G4-3			0-3 K		6	1	2	1	0	1	4
Derek Bell, R (1, 9) OBP: 0.667, SLG: 1.167	0-0 5 G4-3 2B 1-H		0-0 5 G5-4-3 1B	0-0 2B 1-3 2-H		0-3 K			0-3 K			0-0 2B		6	0	4	2	0	2	1
5 Jeff Bagwell, R (1, 3)	0-0 G4-3 2-3		0-0 G5-4-3 1-2f	4-0 IBB			4-0 L5-3 BB			0-3 K		0-0 G5-3		4	0	0	0	2	1	3
Sean Berry, R (1, 5) OBP: 0.500, SLG: 2.000 Bill Spiers, L (4, PH) (5, 5)	0-3 K		0-0 HR	0-0 F9			0-3 K			0-3 K			4-0 BB	2	1	1	1	0	1	1
													4-0 BB	3	0	0	0	1	2	4
Moises Alou, R (1, 7)	0-0 F9		0-3 K		0-0 G3-1		0-0 L5-3 1-2			0-3 K			4-0 FC5-4 1-2 BB	5	0	0	0	1	2	2
Richard Hidalgo, R (1, 8) OBP: 0.167, SLG: 0.167		0-0 BB 1B 1B		0-0 P4	0-0 G5-3			0-3 K			0-0 P3		0-0 F7	6	0	1	0	0	1	2
Ricky Gutierrez, R (1, 6) OBP: 0.250, SLG: 0.250 Billy Wagner, L (9, 1) Doug Henry, R (10, 1) Jack Howell, L (11, PH) C.J. Nitkowski, L (12, 1) Jose Cabrera, R (13, 1) Carl Everett, S (12, PH)		0-0 BB 1B 1-2 1B		0-0 G4-3	0-0 G6-3			0-0 G6-3			0-0 G4-3		0-0 P6	4 0 0 1 0 0 1	0 0 0 0 0 0 0	1 0 0 0 0 0 0	0 0 0 0 0 0 0	0 0 0 0 0 0 0	0 0 0 0 0 0 0	0 0 0 0 0 0 2
Brad Ausmus, R (1, 2)		4-0 G5-4-3 1-2 2-3 BB		4-0 E 1B BB	4-0 SH2-4 BB			0-3 K			0-0 F7		0-0 FC5-4 1-2f	3	1	0	0	3	1	2
Shane Reynolds, R (1, 1) Mike Magnante, L (7, 1) Tim Bogar, R (9, 6)	0-3 K			0-0 E4 1B 1-2 2B	0-0 SH2-4 1-2			0-3 K				0-0 F7		2 0 2	1 0 0	0 0 0	0 0 0	0 0 0	1 0 1	4 0 0
Inning Stats	R: 1 E: 0 K: 1 S: 7 H: 2 LOB: 1 BB: 0 P: 7	R: 0 E: 0 K: 1 S: 6 H: 2 LOB: 2 BB: 1 P: 10	R: 1 E: 0 K: 1 S: 6 H: 2 LOB: 0 BB: 0 P: 6	R: 2 E: 1 K: 0 S: 6 H: 2 LOB: 3 BB: 2 P: 14	R: 0 E: 0 K: 0 S: 3 H: 0 LOB: 0 BB: 0 P: 3	R: 0 E: 0 K: 1 S: 5 H: 0 LOB: 1 BB: 1 P: 9	R: 0 E: 0 K: 1 S: 4 H: 0 LOB: 0 BB: 1 P: 8	R: 0 E: 0 K: 2 S: 7 H: 0 LOB: 0 BB: 0 P: 7	R: 0 E: 0 K: 2 S: 7 H: 0 LOB: 0 BB: 0 P: 7	R: 0 E: 0 K: 3 S: 9 H: 0 LOB: 0 BB: 0 P: 9	R: 0 E: 0 K: 0 S: 3 H: 0 LOB: 0 BB: 0 P: 3	R: 0 E: 0 K: 1 S: 6 H: 1 LOB: 1 BB: 0 P: 6	R: 0 E: 0 K: 0 S: 3 H: 0 LOB: 2 BB: 2 P: 11	1B: 5 2B: 4 3B: 0 HR: 1	SF: 0 SAC: 1 DP: 3 HBP: 0		WP: 0 PB: 0 SB: 0 CS: 0	PA: 53			

PITCHER		IP	WLS	BF	H	R	ER	SO	BB	IBB	HBP	BLK	WP	HR	S	P	ERA	WHIP
Shawn Estes, L ERA: 4.91	(1, 1)	3.2		21	8	4	2	3	2	1	0	0	0	1	24	36	4.91	2.727
Steve Reed, R ERA:	(4, 1)	2.1		8	0	0	0	1	1	0	0	0	0	0	9	13	0.00	0.429
Julian Tavarez, R ERA:	(7, 1)	2.0		6	0	0	0	3	1	0	0	0	0	0	11	15	0.00	0.500
Robb Nen, R ERA:	(9, 1)	2.0		6	0	0	0	5	0	0	0	0	0	0	16	16	0.00	0.000
John Johnstone, R ERA:	(11, 1)	2.0	W	7	1	0	0	1	0	0	0	0	0	0	9	9	0.00	0.500

PITCHER		IP	WLS	BF	H	R	ER	SO	BB	IBB	HBP	BLK	WP	HR	S	P	ERA	WHIP
Jim Poole, L ERA:	(13, 1)	1.0		5	0	0	0	0	2	0	0	0	0	0	3	11	0.00	2.000

AB	45
R	4
H	9
RBI	4
BB	7
SO	13
LOB	25

Batter	1	2	3	4	5	6	7	8	9	AB	R	H	RBI	BB	SO	LOB
Darryl Hamilton, L (1, 8) OBP: 0.417, SLG: 0.400	B B C X 2-1 G5-4-3 1B		B X 1-0 ③ P5		B B X 2-0 BB 1-3 2-H 1B 2B	B B X 2-0 ③ G6-3			B F C B F B X 3-2 G4-6-3 1B	5	1	3	1	0	0	2
Bill Mueller, S (1, 5) OBP: 0.545, SLG: 0.625	F B F X 1-2 ① ② G5-4-3 1-2f			C B B S X 2-2 FC4-6 1B	B B B C B 4-1 BB 1B BB		B C X 1-1 2B		B B C 1 SAFE 1 SAFE F C 2-3 ① K	4	1	2	0	1	1	2
Barry Bonds, L (1, 7) OBP: 0.250, SLG: 0.182	B X 1-0 ③ F7			X 0-0 ① FC4-6 HR 1-2f	C F F S 0-3 ② K		F X 0-1 ① L8		B B C B B X 3-1 ② ③ G4-6-3 1-2f	5	1	0	0	0	1	6
Jeff Kent, R (1, 4) OBP: 0.545, SLG: 0.900		B F B T F S 2-3 ① K		S B F B F 1 SAFE S 2-3 ② K	B B B B 4-0 1B 1-2 2-3 3-H BB		C B C F S 1-3 ② K			3	0	0	1	1	3	2
Charlie Hayes, R (1, 3) John Johnstone, R (7, 1) Rich Rodriguez, L (7, 1) Julian Tavarez, L (8, 1) OBP: 0.600, SLG: 1.250		X 0-0 ② G6-3		1 SAFE 1 SAFE S X 0-1 1-H HR	X 0-0 ③ 1-3 2-H 3-H 1B		S B X 1-1 ③ G5-3			4 0 0 0	1 0 0 0	2 0 0 0	4 0 0 0	0 0 0 0	0 0 0 0	1 0 0 0
Stan Javier, S (1, 9) OBP: 0.273, SLG: 0.300		B B B B 4-0 BB		B B F B C S 3-3 ③ K		B B F B C X 3-2 FC6-4 1B 1B		C B B C F C 2-3 ① K		3	0	1	0	1	2	0
Brent Mayne, L (1, 2) OBP: 0.750, SLG: 1.000		1 SAFE B C F 1 B 1 S SAFE SAFE 2-3 ③ K			B F X 1-1 BB 2B 1B	F F X 0-2 FC6-4 1-2 1B		X 0-0 G3-1 2B		4	1	3	0	0	1	1
Rich Aurilia, R (1, 6)			B X 1-0 ① P3		B B 1 SAFE B B 4-0 2B 1-2 BB BB	F X 0-1 ① FC6-4 S 1-2f 2-3		C B X 1-1 ② G3-1 2-3		3	1	0	0	1	0	3
Orel Hershiser, R (1, 1) J.T. Snow, L (7, 3)			F B S B S 2-3 ② K		L L L 0-3 ① K	B 1 SAFE B S X 2-1 ② L8 1-2		C C B X 1-2 ③ L6		3 1	0 0	0 0	0 0	0 0	2 0	4 1
Inning Stats	R: 0 E: 0 K: 0 S: 6 H: 1 LOB: 0 BB: 0 P: 10	R: 0 E: 0 K: 2 S: 8 H: 0 LOB: 1 BB: 1 P: 16	R: 0 E: 0 K: 1 S: 5 H: 0 LOB: 0 BB: 0 P: 9	R: 2 E: 0 K: 2 S: 13 H: 2 LOB: 0 BB: 0 P: 20	R: 4 E: 0 K: 2 S: 12 H: 3 LOB: 2 BB: 3 P: 27	R: 0 E: 0 K: 0 S: 11 H: 2 LOB: 2 BB: 0 P: 18	R: 0 E: 0 K: 1 S: 10 H: 1 LOB: 1 BB: 0 P: 13	R: 0 E: 0 K: 1 S: 10 H: 1 LOB: 1 BB: 0 P: 14	R: 0 E: 0 K: 1 S: 9 H: 1 LOB: 0 BB: 0 P: 17	1B: 7 2B: 3 3B: 0 HR: 1	SF: 0 SAC: 0 DP: 2 HBP: 0						

PITCHER	IP	WLS	BF	H	R	ER	SO	BB	IBB	HBP	BLK	WP	HR	S	P	ERA	WHIP
Mike Hampton, L (1, 1) ERA: 9.0	6.0		28	8	6	6	7	4	0	0	0	0	1	55	100	9.00	2.000
Trever Miller, L (7, 1) ERA:	2.0	W	8	2	0	0	2	0	0	0	0	0	0	20	27	0.00	1.000
Billy Wagner, L (9, 1) ERA:	1.0	S	3	1	0	0	1	0	0	0	0	0	0	9	17	0.00	1.000

PITCHER	IP	WLS	BF	H	R	ER	SO	BB	IBB	HBP	BLK	WP	HR	S	P	ERA	WHIP

TOP

San Francisco Giants @ Houston Astros

Astrodome, Houston, TX

Wed Apr 01 1998, 8:05 PM EST

Att. 13,719 - Dome - 72 F

livebaseballscorecards.com

AB	35
R	6
H	11
RBI	6
BB	4
SO	10
LOB	22

PB: 0
SB: 1
CS: 0

BOTTOM

Batter	1	2	3	4	5	6	7	8	9	AB	R	H	RBI	BB	SO	LOB
Craig Biggio, R (1, 4) OBP: 0.545, SLG: 0.375	C S B H 2-2 5 BB S WP HBP	B X 1-0 FC4-6 1B 1-2			B B B C C B 4-2 5 F8 S 2B BB		B C F B B B 4-2 5 S BB	B F B F X 2-2 ② P4		2	2	1	0	2	0	1
Derek Bell, R (1, 9) OBP: 0.455, SLG: 0.700	S B B S B B 4-2 WP 5 BB HR BB 1-2	X 0-0 ② FC4-6 1-2f 2-3			B C F S 1-3 ① K 1-2		B 1 SAFE B 1 SAFE F B X 3-1 ① F7	S B S B X 2-2 ③ P4		4	1	0	0	1	1	5
5 Jeff Bagwell, R (1, 3)	B B B B 4-0 WP HR BB 1-2 2-3	B B C X 2-1 ③ P6			B C X 1-1 ② F8 2-3		C B B B F X 3-2 ② L7 1-2			3	1	0	0	1	0	4
Bill Spiers, L (1, 5) OBP: 0.286, SLG: 0.333	C F B F B X 2-2 ① G1-3 1-2 2-3 3-H	B B C B X 3-1 ① G4-3			B C B X 2-1 2B 3-H		B B S B F B 4-2 FC6-4 BB			3	0	1	1	0	0	2
Sean Berry, R (7, PH) OBP: 0.667, SLG: 2.000 (8, 5)										0	0	0	0	1	0	0
Moises Alou, R (1, 7) OBP: 0.200, SLG: 0.444	X 0-0 2-H 3-H HR	S X 0-1 ② L7			B S C X 1-2 ③ L5		C X 0-1 ③ FC6-4 1-2f			4	1	1	3	0	0	3
Carl Everett, S (1, 8) OBP: 0.200, SLG: 0.200	B C S S B B F C 3-3 ② K	C X 0-1 ③ G6-3				X 0-0 ① F8		B F X 1-1 1B 1B 1B		4	1	1	0	0	1	0
Ricky Gutierrez, R (1, 6) OBP: 0.375, SLG: 0.500	X 0-0 ③ G4-3			S B C S 1-3 ① K		B F S X 1-2 2B		B 1 SAFE 1 SAFE 1 SAFE B 1 SAFE X 2-0 1B PB 1B 1-3		4	1	2	0	0	1	0
Brad Ausmus, R (1, 2) OBP: 0.400, SLG: 0.143		X 0-0 ① F7		F B C F F B B X 3-2 ② G5-3		C X 0-1 ② F8		B S F X 1-2 PB 1B 1-3 3-H		4	0	1	1	0	0	1
Mike Hampton, R (1, 1) OBP: 0.500, SLG: 0.500		C B X 1-1 FC4-6 1B 1B		X 0-0 ③ G4-3		B S B S X 2-2 ③ F8		B S X 1-1 ① G4-3 2-3 3-H		2	0	1	0	0	0	0
35 Dave Clark, L (6, PH)										1	0	0	0	0	0	1
Trever Miller, R (7, 1)										0	0	0	0	0	0	0
Jack Howell, L (8, PH)										1	0	0	0	0	0	1
Billy Wagner, L (9, 1)										0	0	0	0	0	0	0
Inning Stats	R: 4 E: 0 K: 1 S: 14 H: 1 LOB: 0 BB: 2 P: 29	R: 0 E: 0 K: 0 S: 7 H: 2 LOB: 2 BB: 0 P: 11	R: 0 E: 0 K: 0 S: 6 H: 0 LOB: 0 BB: 0 P: 9	R: 0 E: 0 K: 1 S: 9 H: 0 LOB: 0 BB: 0 P: 13	R: 1 E: 0 K: 1 S: 12 H: 1 LOB: 1 BB: 1 P: 21	R: 0 E: 0 K: 0 S: 9 H: 1 LOB: 1 BB: 0 P: 12	R: 0 E: 0 K: 0 S: 11 H: 0 LOB: 2 BB: 0 P: 25	R: 2 E: 0 K: 0 S: 14 H: 3 LOB: 1 BB: 0 P: 23		1B: 5 2B: 2 3B: 0 HR: 1	SF: 0 SAC: 0 DP: 0 HBP: 1					

PITCHER		IP	WLS	BF	H	R	ER	SO	BB	IBB	HBP	BLK	WP	HR	S	P	ERA	WHIP
Orel Hershiser, R ERA: 7.5	(1, 1)	6.0		27	5	5	5	3	3	0	1	0	1	1	57	95	7.50	1.333
John Johnstone, R ERA:	(7, 1)	0.2		3	0	0	0	0	1	0	0	0	0	0	7	17	0.00	1.500
Rich Rodriguez, L ERA: 27.0	(7, 1)	0.1		3	1	1	1	0	1	0	0	0	0	0	6	11	27.00	6.000
Julian Tavarez, R ERA:	(8, 1)	1.0	L	5	2	1	0	0	0	0	0	0	0	0	12	20	0.00	2.000

PITCHER	IP	WLS	BF	H	R	ER	SO	BB	IBB	HBP	BLK	WP	HR	S	P	ERA	WHIP

San Francisco Giants @ Houston Astros

Astrodome, Houston, TX

Wed Apr 01 1998, 8:05 PM EST

Att. 13,719 - Dome - 72 F

livebaseballscorecards.com

AB	32
R	7
H	8
RBI	5
BB	5
SO	3
LOB	18

WP: 1 PB: 1 SB: 3 CS: 0 PA: 38

Batter	1	2	3	4	5	6	7	8	9	AB	R	H	RBI	BB	SO	LOB
Darryl Hamilton, L (1, 8) OBP: 0.294, SLG: 0.267	B C F S 1-3 ① K	C C S 0-3 ③ K		C C S 0-3 ① K	F X 0-1 ③ G4-3		B S F B F X 2-2 ③ G1-3			5	0	0	0	0	3	4
Alex Diaz, S (9, 8) OBP: 1.000, SLG: 1.000										0	0	0	0	0	0	0
Bill Mueller, S (1, 5) OBP: 0.563, SLG: 0.615	B C X 1-1 ② F9		B C C F B X 2-2 2B 1B 1B	B C F B X 2-2 ② G6-3		F F B B B F X 3-2 G4-3 BLK 1B 1B		C X 0-1 2B 1B		5	3	3	0	0	0	0
Barry Bonds, L (1, 7) OBP: 0.294, SLG: 0.375	X 0-0 2B 2B		B C 1 SAFE X 1-1 1-3 1B 2B	B B B C F X 3-2 ③ F7		1 SAFE B X 1-0 ① G4-3 1-3		C F 1 SAFE X 0-2 ① F8		5	2	2	0	0	0	2
Marvin Benard, L (9, 7)										0	0	0	0	0	0	0
Jeff Kent, R (1, 4) OBP: 0.625, SLG: 1.143	C X 0-1 2-H 2B		B B F B B 4-1 1B SF7 BB		C B X 1-1 2B 3B	F F X 0-2 ② G4-3		X 0-0 1-H 1B 2B		4	3	3	2	1	0	1
Stan Javier, S (1, 9) OBP: 0.438, SLG: 0.533	B C S X 1-2 ③ G4-1		X 0-0 1-3 2-H 3-H FC1-6 1B		B F F X 1-2 1B SF7 3-H 2B	S B X 1-1 1B 3-H 1B		X 0-0 2-H L5-3 1B		5	1	4	5	0	0	1
Brian Johnson, R (1, 2) OBP: 0.417, SLG: 0.222		B B B B 4-0 2B FC6-2 BB	C X 0-1 ① 1-2f FC1-6 2B		B B B F B 4-1 SF7 1B BB	B 1 SAFE F 1 SAFE B F 1 SAFE X 2-2 1-2 1B		B B X 2-0 ②③ 1-2 L5-3		3	0	1	0	2	0	3
J.T. Snow, L (1, 3) OBP: 0.308, SLG: 0.300		C 1 SAFE B 1 SAFE B X 2-1 1-3 2B	X 0-0 ② 3-H SF7		B B S X 2-1 1-2 2-3 SF7 1B	B C F X 1-2 ③ F9			X 0-0 ① L9	4	0	2	1	0	0	2
Rey Sanchez, R (1, 6) OBP: 0.300, SLG: 0.444	X 0-0 ① G5-3	S F F B 1 SAFE B X 2-2 1-3 2B		X 0-0 ① 1-2 2-3 3-H SF7			B B X 2-0 ① F7		B F C X 1-2 ② L9	4	0	1	1	0	0	2
Kirk Rueter, L (1, 1)	B B C B X 3-1 ② 3-H FC6-2	X 0-0 ③ G6-3		C S S 0-3 ② K			C C X 0-2 ② F8		S B B C F B F X 3-2 ③ G2-3	3	0	0	0	0	1	6
Steve Reed, R (6, 1) OBP: 0.500, SLG: 0.500										1	0	0	0	0	0	0
Russ Ortiz, R (8, 1)										1	0	0	0	0	0	0
Inning Stats	R: 1 E: 0 K: 1 S: 11 H: 2 LOB: 1 BB: 0 P: 14	R: 0 E: 0 K: 1 S: 8 H: 1 LOB: 2 BB: 1 P: 17	R: 3 E: 0 K: 0 S: 16 H: 4 LOB: 2 BB: 1 P: 25	R: 0 E: 0 K: 1 S: 9 H: 0 LOB: 0 BB: 0 P: 14	R: 2 E: 0 K: 1 S: 14 H: 3 LOB: 2 BB: 1 P: 22	R: 1 E: 0 K: 0 S: 16 H: 3 LOB: 2 BB: 0 P: 24	R: 0 E: 0 K: 0 S: 8 H: 0 LOB: 0 BB: 0 P: 12	R: 2 E: 0 K: 0 S: 8 H: 3 LOB: 0 BB: 0 P: 10	R: 0 E: 0 K: 0 S: 9 H: 0 LOB: 0 BB: 0 P: 13	1B: 8 2B: 8 3B: 1 HR: 0 SF: 2 SAC: 0 DP: 1 HBP: 0						

San Francisco Giants @ Houston Astros

Astrodome, Houston, TX

Thu Apr 02 1998, 8:05 PM EST

Att. 15,040 - Dome - 72 F

TOP

livebaseballscorecards.com

AB	40
R	9
H	16
RBI	9
BB	3
SO	4
LOB	21

WP: 0 PB: 0 SB: 0 CS: 0 PA: 45

PITCHER		IP	WLS	BF	H	R	ER	SO	BB	IBB	HBP	BLK	WP	HR	S	P	ERA	WHIP
John Halama, L ERA: 13.5	(1, 1)	4.0	L	23	9	6	6	3	2	0	0	0	0	0	49	77	13.50	2.750
C.J. Nitkowski, L ERA: 9.82	(5, 1)	2.0		11	4	1	1	1	1	0	0	1	0	0	25	39	4.50	2.500
Jose Cabrera, R ERA: 15.43	(7, 1)	2.0		8	3	2	2	0	0	0	0	0	0	0	16	22	9.00	1.500
Trever Miller, L ERA:	(9, 1)	1.0		3	0	0	0	0	0	0	0	0	0	0	9	13	0.00	0.000

PITCHER	IP	WLS	BF	H	R	ER	SO	BB	IBB	HBP	BLK	WP	HR	S	P	ERA	WHIP

Batter	1	2	3	4	5	6	7	8	9	AB	R	H	RBI	BB	SO	LOB
Craig Biggio, R (1, 4) OBP: 0.438, SLG: 0.250	1-1 F8	3-3 K			4-1 5 BB BB SF7 BB		1-1 P3		3-2 F8	4	1	0	0	1	1	2
Derek Bell, R (1, 9) OBP: 0.500, SLG: 0.692	4-2 BB BB BB		1-0 5 1B 2B		4-2 5 BB 1-2 BB		1-3 K		1-3 K	3	1	1	0	2	2	1
5 Jeff Bagwell, R (1, 3) OBP: 0.400, SLG: 0.100	3-2 F8		0-0 G6-4-3 2-H 1B		4-2 1-2 2-3 BB		3-2 P3		4-1 BB	3	0	1	1	2	0	2
Sean Berry, R (1, 5) OBP: 0.375, SLG: 0.800	4-1 BB 1-2 BB		2-3 K		0-0 SF7 3-H			1-3 K	1-0 F8	3	0	0	1	1	2	2
Moises Alou, R (1, 7) OBP: 0.286, SLG: 0.364	4-1 1-2 2-3 BB		2-2 G6-4-3 1-2f		0-0 F8			4-2 BB E BB		2	0	0	0	2	0	3
Richard Hidalgo, R (1, 8) OBP: 0.200, SLG: 0.111	2-1 F9			1-1 G6-4-3 HBP		3-2 G5-3		0-1 E4 BB 1-2		3	0	0	0	0	0	4
Tim Bogar, R (1, 6) Jose Cabrera, R (7, 1) 35 Dave Clark, L (8, PH) Trever Miller, R (9, 1)		1-0 G1-6-3 1B		1-1 G6-4-3 1-2f		3-3 K		3-2 K		2 0 1 0	0 0 0 0	1 0 0 0	0 0 0 0	0 0 1 0	0 0 2 0	1 0 2 0
Brad Ausmus, R (1, 2) OBP: 0.357, SLG: 0.100		2-2 G1-6-3 1-2		1-0 P5		1-0 G1-3		4-2 1-2 2-3 BB		3	0	0	0	1	0	1
John Halama, L (1, 1) C.J. Nitkowski, L (5, 1) Ricky Gutierrez, R (5, 6) OBP: 0.364, SLG: 0.400 Carl Everett, S (6, PH) OBP: 0.167, SLG: 0.167		2-3 K			1-1 F9		4-1 BB		3-3 K	1 0 2 1	0 0 0 0	0 0 0 0	0 0 1 0	1 0 1 0	1 0 1 0	1 0 3 0
Inning Stats	R: 0 E: 0 K: 0 S: 12 H: 0 LOB: 3 BB: 3 P: 30	R: 0 E: 0 K: 2 S: 10 H: 1 LOB: 1 BB: 0 P: 18	R: 1 E: 0 K: 1 S: 8 H: 2 LOB: 0 BB: 0 P: 13	R: 0 E: 0 K: 0 S: 4 H: 0 LOB: 0 BB: 0 P: 7	R: 1 E: 0 K: 0 S: 11 H: 0 LOB: 2 BB: 3 P: 24	R: 0 E: 0 K: 1 S: 8 H: 0 LOB: 0 BB: 0 P: 15	R: 0 E: 0 K: 1 S: 10 H: 0 LOB: 1 BB: 1 P: 19	R: 0 E: 1 K: 3 S: 18 H: 0 LOB: 3 BB: 2 P: 33	R: 0 E: 0 K: 1 S: 9 H: 0 LOB: 1 BB: 1 P: 18	1B: 2 2B: 1 3B: 0 HR: 0	SF: 1 SAC: 0 DP: 2 HBP: 1						

PITCHER		IP	WLS	BF	H	R	ER	SO	BB	IBB	HBP	BLK	WP	HR	S	P	ERA	WHIP
Kirk Rueter, L ERA: 3.6	(1, 1)	5.0	W	23	3	2	2	3	6	0	1	0	0	0	45	92	3.60	1.800
Steve Reed, R ERA:	(6, 1)	2.0		7	0	0	0	2	1	0	0	0	0	0	18	34	0.00	0.500
Russ Ortiz, R ERA:	(8, 1)	2.0		10	0	0	0	4	3	0	0	0	0	0	27	51	0.00	1.500

PITCHER	IP	WLS	BF	H	R	ER	SO	BB	IBB	HBP	BLK	WP	HR	S	P	ERA	WHIP

BOTTOM

San Francisco Giants @ Houston Astros

Astrodome, Houston, TX

Thu Apr 02 1998, 8:05 PM EST

Att. 15,040 - Dome - 72 F

livebaseballscorecards.com

AB	28
R	2
H	3
RBI	2
BB	10
SO	9
LOB	22

1B: 2	SF: 1	WP: 0	PA: 40
2B: 1	SAC: 0	PB: 0	
3B: 0	DP: 2	SB: 0	
HR: 0	HBP: 1	CS: 0	

Batter	1	2	3	4	5	6	7	8	9	AB	R	H	RBI	BB	SO	LOB
Darryl Hamilton, L (1, 8) OBP: 0.318, SLG: 0.350	C B B X 2-1 G3 ①			B F B X 2-1 CS 1B	X 0-0 2-H 3-H 2B	B B B C X 3-1 F7 ③		S C C 0-3 K ③		5	0	2	2	0	1	3
Bill Mueller, S (1, 5) OBP: 0.524, SLG: 0.529	B F F B F X 2-2 P6 ②			B F C B B X 3-2 1-2 FC4-6 1B ①	F C C 0-3 K ③		C C B B B F B 4-2 2B 1B BB		B X 1-0 L7 ①	4	1	1	0	1	1	1
Barry Bonds, L (1, 7) OBP: 0.273, SLG: 0.381	B B X 2-0 P8 ③			F C X 0-2 1-2f FC4-6 FC5-4 ②		C B X 1-1 G4-3 ①	C F B B B F X 2-2 1B 1-3 1B 2B		C F B B B C 3-3 K ②	5	1	1	0	0	1	1
Jeff Kent, R (1, 4) OBP: 0.571, SLG: 0.947		C X 0-1 G6-3 ①		X 0-0 FC5-4 1-2f ③		X 0-0 2B E 1B	C F F B F B X 2-2 1B 2-3 3-H G4-6-3 1B		B B F X 2-1 P3 ③	5	2	2	1	0	0	1
J.T. Snow, L (1, 3) OBP: 0.353, SLG: 0.429		B B F C X 2-2 G4-3 ②			X 0-0 F7 ①	X 0-0 1-H E8 3B 2B	B C F X 1-2 1-3 3-H G4-6-3 1B			4	1	2	1	0	0	0
Stan Javier, S (1, 9) OBP: 0.450, SLG: 0.611		B B X 2-0 F9 ③			B B C B C F B 4-2 1B 1B BB	B C X 1-2 2-H FC5 3B	C X 0-1 1-2f 3-H G4-6-3 ① ②			3	1	1	1	1	0	1
Brian Johnson, R (1, 2) OBP: 0.375, SLG: 0.231			X 0-0 G6-3 ①		X 0-0 1-2 SH1-4 1B 2B 1B	X 0-0 3-3 HBP FC5 1B ②	B C C X 1-2 G4-3 ③			4	1	1	0	0	0	1
Rich Aurilia, R (1, 6) OBP: 0.300, SLG: 0.222			B B S X 2-1 P8 ②		B C X 1-1 1-2 2-H SH1-4 2B 1B	S B B X 2-1 1-2 HBP 1B		X 0-0 F8 ①		4	1	2	1	0	0	0
Mark Gardner, R (1, 1) John Johnstone, R (7, 1) Robb Nen, R (9, 1)			B C S S 1-3 K ③		X 0-0 1-2 2-3 SH1-4 ②	B H 2-0 1-2 2-3 HBP		S X 0-1 L1 ②		1 1 0	0 0 0	0 0 0	0 0 0	0 0 0	1 0 0	0 0 0
Inning Stats	R: 0 E: 0 K: 0 S: 7 H: 0 LOB: 0 BB: 0 P: 13	R: 0 E: 0 K: 0 S: 6 H: 0 LOB: 0 BB: 0 P: 10	R: 0 E: 0 K: 1 S: 6 H: 0 LOB: 0 BB: 0 P: 9	R: 0 E: 0 K: 0 S: 9 H: 2 LOB: 1 BB: 0 P: 14	R: 3 E: 0 K: 1 S: 12 H: 3 LOB: 1 BB: 1 P: 17	R: 2 E: 1 K: 0 S: 12 H: 4 LOB: 3 BB: 0 P: 21	R: 3 E: 0 K: 0 S: 20 H: 3 LOB: 0 BB: 1 P: 30	R: 0 E: 0 K: 1 S: 6 H: 0 LOB: 0 BB: 0 P: 6	R: 0 E: 0 K: 1 S: 6 H: 0 LOB: 0 BB: 0 P: 12	1B: 8 2B: 3 3B: 1 HR: 0	SF: 0 SAC: 1 DP: 1 HBP: 1				WP: 0 PB: 0 SB: 0 CS: 1	PA: 40	

PITCHER		IP	WLS	BF	H	R	ER	SO	BB	IBB	HBP	BLK	WP	HR	S	P	ERA	WHIP
Jeff Suppan, R ERA: 8.44	(1, 1)	5.1	L	24	8	5	5	2	1	0	0	0	0	0	47	72	8.44	1.688
Clint Sodowsky, R ERA: 40.5	(6, 1)	0.2		8	4	3	3	0	1	0	1	0	0	0	20	36	40.50	7.500
Scott Brow, R ERA: 2.25	(7, 1)	3.0		8	0	0	0	2	0	0	0	0	0	0	17	24	0.00	0.000

PITCHER	IP	WLS	BF	H	R	ER	SO	BB	IBB	HBP	BLK	WP	HR	S	P	ERA	WHIP

TOP

San Francisco Giants @ Arizona Diamondbacks
Bank One Ballpark, Phoenix, AZ
Fri Apr 03 1998, 10:05 PM EST
Att. 45,590 - Unknown - 64 F

livebaseballscorecards.com

AB	36
R	8
H	12
RBI	6
BB	2
SO	4
LOB	8

BOTTOM

San Francisco Giants @ Arizona Diamondbacks
Bank One Ballpark, Phoenix, AZ
Fri Apr 03 1998, 10:05 PM EST
Att. 45,590 - Unknown - 64 F

livebaseballscorecards.com

Batter	1	2	3	4	5	6	7	8	9	AB	R	H	RBI	BB	SO	LOB
Devon White, S (1, 8) OBP: 0.286, SLG: 0.231	B C F C 1-3 K ①		B B C C X 2-2 F7 ③		S X 0-1 B1-3 ②		C S B X 1-2 G5-3 ③		B B S B X 3-1 G3 ③	1	0	0	0	0	1	0
Karim Garcia, L (2, 8) OBP: 0.063, SLG: 0.250										4	0	0	0	0	0	3
Jay Bell, R (1, 6) OBP: 0.294, SLG: 0.357	B B X 2-0 P3 ②			B C X 1-1 2B BB 1B	C B B B X 3-1 G1-3 ③			B B S F F S 2-3 K ①		4	1	1	0	0	1	0
Travis Lee, L (1, 3) OBP: 0.353, SLG: 0.563	B C C B S 2-3 K ③			B C S F B F C 2-3 K ①		B B B C B 4-1 2B G4-3 BB		B X 1-0 G3-1 ②		3	1	0	0	1	2	1
Matt Williams, R (1, 5) OBP: 0.294, SLG: 0.563		X 0-0 G6-3 ①		B F B X 2-1 BB 1-3 2B		X 0-0 G4-3 1-3 2B		X 0-0 G5-3 ③		4	0	2	0	0	0	0
Brent Brede, L (1, 9) OBP: 0.308, SLG: 0.364		B C X 1-1 G6-3 ②		B B I I 4-0 BB IBB		B S B C B X 3-2 G4-3 2-3 3-H ①			C F X 0-2 1B 3B	3	1	1	1	1	0	1
Yamil Benitez, R (1, 7) OBP: 0.286, SLG: 0.167		F B B B X 3-1 G6-3 ③		C B B B B 4-1 1-2 2-3 3-H BB		F B B B X 3-1 P6 ②			B S B B F B 4-2 1B BB	2	0	0	1	1	0	1
Kelly Stinnett, R (1, 2)		X 0-0 G6-3 ①	C B B F S 2-3 K ②		S F S 0-3 K ③				B C S S 1-3 K ①	4	0	0	0	0	3	6
Tony Batista, R (1, 4) OBP: 0.375, SLG: 0.375		C C B S 1-3 K ②	B F S S 1-3 K ③				B B B C F S 2-3 K ①		F X 0-1 P4 ②	4	0	0	0	0	3	5
Jeff Suppan, R (1, 1) OBP: 0.500, SLG: 0.500		B X 1-0 1B			B F C C 1-3 ①		F F C 0-3 ②		B F B F F F B F X 3-2 1-3 3-H 1B	2	0	1	0	0	1	0
Clint Sodowsky, L (6, 1)										0	0	0	0	0	0	0
Scott Brow, R (7, 1)										0	0	0	0	0	0	0
Andy Fox, L (7, 7) OBP: 0.500, SLG: 0.500										2	0	1	1	0	1	0
Chris Jones, R (9, PH) OBP: 0.500, SLG: 0.667										0	0	0	0	1	0	0
Inning Stats	R: 0 E: 0 K: 2 S: 7 H: 0 LOB: 0 BB: 0 P: 12	R: 0 E: 0 K: 0 S: 5 H: 0 LOB: 0 BB: 0 P: 9	R: 0 E: 0 K: 1 S: 8 H: 1 LOB: 1 BB: 0 P: 12	R: 1 E: 0 K: 3 S: 16 H: 2 LOB: 3 BB: 2 P: 32	R: 0 E: 0 K: 1 S: 7 H: 0 LOB: 0 BB: 0 P: 11	R: 1 E: 0 K: 1 S: 10 H: 1 LOB: 1 BB: 1 P: 20	R: 0 E: 0 K: 2 S: 10 H: 0 LOB: 0 BB: 0 P: 13	R: 0 E: 0 K: 1 S: 6 H: 0 LOB: 0 BB: 0 P: 9	R: 1 E: 0 K: 1 S: 18 H: 2 LOB: 2 BB: 1 P: 29	1B: 3 2B: 2 3B: 1 HR: 0	SF: 0 SAC: 0 DP: 0 HBP: 0			WP: 0 PB: 0 SB: 0 CS: 0	PA: 37		

PITCHER		IP	WLS	BF	H	R	ER	SO	BB	IBB	HBP	BLK	WP	HR	S	P	ERA	WHIP
Mark Gardner, R ERA: 3.0	(1, 1)	6.0	W	25	4	2	2	8	2	1	0	0	0	0	53	96	3.00	1.000
John Johnstone, R ERA:	(7, 1)	2.0		6	0	0	0	3	0	0	0	0	0	0	16	22	0.00	0.000
Robb Nen, R ERA: 3.0	(9, 1)	1.0		6	2	1	1	1	1	0	0	0	0	0	18	29	9.00	3.000

PITCHER	IP	WLS	BF	H	R	ER	SO	BB	IBB	HBP	BLK	WP	HR	S	P	ERA	WHIP

AB	33
R	3
H	6
RBI	3
BB	4
SO	12
LOB	17

Batter	1	2	3	4	5	6	7	8	9	AB	R	H	RBI	BB	SO	LOB
Alex Diaz, S (1, 8) OBP: 0.333, SLG: 0.333 Robb Nen, R (9, 1)	C B B X 2-1 F9 ①		X 0-0 1-3 1B ①			B X 1-0 P6 ①	F B X 1-1 G3 1-2 ①		S C B F S 1-3 K ①	5	0	1	0	0	1	1
										0	0	0	0	0	0	0
Rich Aurilia, R (1, 6) OBP: 0.400, SLG: 0.385	C C B F X 1-2 P7 ②		B B X 2-0 G5-3 ③			X 0-0 G4-3 1B 2B	B B F B X 3-1 1B BB G1-4-3 2-H 1B		B F C B B B 4-2 BB	4	2	2	1	1	0	2
Barry Bonds, L (1, 7) OBP: 0.296, SLG: 0.333	X 0-0 F9 ③			C B B B C B 4-2 S BB		B B C C B X 3-2 G4-3 2-3 ②	S B B B B 4-1 G1-4-3 1B 1-2 BB		B F B X 2-1 F8 ②	3	0	0	0	2	0	2
Jeff Kent, R (1, 4) OBP: 0.538, SLG: 0.833		C F S 0-3 K ①		B B S S S 2-3 K ①		C B X 1-1 BB 1B 3-H	B S F X 1-2 G1-4-3 1-2 2-3 1B		C C S 0-3 K ③	5	0	2	1	0	3	2
Charlie Hayes, R (1, 5) OBP: 0.444, SLG: 0.714 Julian Tavarez, L (7, 1) Darryl Hamilton, L (9, 8) OBP: 0.318, SLG: 0.350		B F S S S 1-3 K ②		B C C T 1-2 K ② 1-2		B B B B 4-0 BB 1-2	S C X 0-2 G1-4-3 1-2 2-3 3-H ②			3	0	0	1	1	2	3
										0	0	0	0	0	0	0
										0	0	0	0	0	0	0
Stan Javier, S (1, 9) OBP: 0.375, SLG: 0.500		B X 1-0 G5-3 ③		C B B X 2-1 P8 ③		F B F X 1-2 F8 ③	B C C X 1-2 G4-3 ③			4	0	0	0	0	0	5
J.T. Snow, L (1, 3) OBP: 0.333, SLG: 0.389			X 0-0 P6 ①		B C B X 2-1 G5-3 ①		F X 0-1 HR 1B	C X 0-1 P8 ①		4	1	1	0	0	0	0
Brian Johnson, R (1, 2) OBP: 0.350, SLG: 0.412			X 0-0 L9 ②		X 0-0 P2 ②		C F X 0-2 1-H HR	B C F B F S 2-3 K ②		4	1	1	2	0	1	0
Danny Darwin, R (1, 1)			S S H 1-2 1B HBP		S F C 0-3 K ③		B C B B B 4-1 G3 1B BB	B B F F F X 2-2 F8 ③		1	0	0	0	0	1	0
Rey Sanchez, R (7, PH) OBP: 0.364, SLG: 0.444										0	1	0	0	1	0	0
Bill Mueller, S (7, 5) OBP: 0.500, SLG: 0.500										1	0	0	0	0	0	0
Inning Stats	R: 0 E: 0 K: 0 S: 7 H: 0 LOB: 0 BB: 0 P: 10	R: 0 E: 0 K: 2 S: 7 H: 0 LOB: 0 BB: 0 P: 9	R: 0 E: 0 K: 0 S: 6 H: 1 LOB: 2 BB: 0 P: 9	R: 0 E: 0 K: 2 S: 10 H: 0 LOB: 1 BB: 1 P: 19	R: 0 E: 0 K: 1 S: 6 H: 0 LOB: 0 BB: 0 P: 8	R: 1 E: 0 K: 0 S: 10 H: 2 LOB: 2 BB: 1 P: 20	R: 4 E: 0 K: 0 S: 20 H: 4 LOB: 2 BB: 2 P: 34	R: 0 E: 0 K: 1 S: 9 H: 0 LOB: 0 BB: 0 P: 13	R: 0 E: 0 K: 2 S: 11 H: 0 LOB: 1 BB: 1 P: 18	1B: 5 2B: 1 3B: 0 HR: 1 SF: 0 SAC: 0 DP: 0 HBP: 1						

TOP

San Francisco Giants @ Arizona Diamondbacks

Bank One Ballpark, Phoenix, AZ

Sat Apr 04 1998, 5:33 AM EST

Att. 47,047 - Cloudy - 64 F

livebaseballscorecards.com

AB	34
R	5
H	7
RBI	5
BB	5
SO	8
LOB	15

PITCHER		IP	WLS	BF	H	R	ER	SO	BB	IBB	HBP	BLK	WP	HR	S	P	ERA	WHIP
Joel Adamson, L ERA: 4.5	(1, 1)	6.0		26	5	3	3	5	2	0	1	0	0	1	51	80	4.50	1.167
Gregg Olson, R ERA: 9.0	(7, 1)	1.0	L	7	2	2	2	0	2	0	0	0	0	0	15	29	18.00	4.000
Russ Springer, R ERA:	(8, 1)	2.0		7	0	0	0	3	1	0	0	0	0	0	20	31	0.00	0.500

PITCHER	IP	WLS	BF	H	R	ER	SO	BB	IBB	HBP	BLK	WP	HR	S	P	ERA	WHIP

WP: 0	PA: 40
PB: 0	
SB: 1	
CS: 0	

Batter	1	2	3	4	5	6	7	8	9	AB	R	H	RBI	BB	SO	LOB
Devon White, S (1, 8) OBP: 0.333, SLG: 0.250	X 0-0 ① G1-3		B S B B B 4-1 HR BB		C F B X 1-2 ① G3		C C B F X 1-2 1B 1B			3	1	1	0	1	0	0
Jay Bell, R (1, 6) OBP: 0.429, SLG: 0.647	B B F B B 4-1 FC5-4 BB		X 0-0 1-H 2-H HR		C B B F B X 3-2 1B		F P X 1-1 FC6-4 1-2 1B			3	1	3	3	1	0	0
Travis Lee, L (1, 3) OBP: 0.286, SLG: 0.450	F B F B S 2-3 ② K		B S B B F B X 3-2 ② G3		X 0-0 ② L8		S S B B X 2-2 ③ FC6-4 1-2f			4	0	0	0	0	1	4
Matt Williams, R (1, 5) OBP: 0.286, SLG: 0.550	B C S B X 2-2 ③ FC5-4 1-2f		B C X 1-1 2B		F B S S 1-3 ③ K			C B S B B F S 3-3 ① K		4	0	1	0	0	2	2
Brent Brede, L (1, 7) OBP: 0.235, SLG: 0.267		S X 0-1 ① G3-1	X 0-0 ③ G4-3			B X 1-0 ① G3		B B C C C 2-3 ② K		4	0	0	0	0	1	1
Jorge Fabregas, L (1, 2) OBP: 0.313, SLG: 0.154		B B F X 2-1 ② F7		X 0-0 1B 1B		B X 1-0 ② G4-3		X 0-0 ③ G4-3		4	0	1	0	0	0	0
Karim Garcia, L (1, 9) OBP: 0.050, SLG: 0.200		S X 0-1 ③ F8		B S X 1-1 ① F7		B B X 2-0 ③ G6-3			C F B S 1-3 ① K	4	0	0	0	0	1	1
Andy Fox, L (1, 4) OBP: 0.667, SLG: 0.600			B B B C B 4-1 SH3-4 HR BB	X 0-0 G4-3 1-2 1B			B C F X 1-2 G6-4-3 1B		B B B B C S C 3-3 ② K	3	1	2	0	1	1	0
Joel Adamson, L (1, 1) Gregg Olson, R (7, 1) Chris Jones, R (7, PH) OBP: 0.400, SLG: 0.500 Russ Springer, R (8, 1) Yamil Benitez, R (9, PH) OBP: 0.250, SLG: 0.143			X 0-0 ① SH3-4 1-2	X 0-0 ② ③ G4-3 1-2f			C X 0-1 ① ② G6-4-3 1-2f		S S S 0-3 ③ K2-3	1 0 1 0 1	0 0 0 0 0	0 0 0 0 0	0 0 0 0 0	0 0 0 0 1	0 0 0 0 0	2 0 1 0 0
Inning Stats	R: 0 E: 0 K: 1 S: 8 H: 0 LOB: 1 BB: 1 P: 16	R: 0 E: 0 K: 0 S: 6 H: 0 LOB: 0 BB: 0 P: 8	R: 3 E: 0 K: 0 S: 10 H: 2 LOB: 1 BB: 2 P: 22	R: 0 E: 0 K: 0 S: 5 H: 2 LOB: 1 BB: 0 P: 6	R: 0 E: 0 K: 1 S: 10 H: 1 LOB: 1 BB: 0 P: 15	R: 0 E: 0 K: 0 S: 3 H: 0 LOB: 0 BB: 0 P: 7	R: 0 E: 0 K: 0 S: 15 H: 3 LOB: 2 BB: 0 P: 19	R: 0 E: 0 K: 2 S: 8 H: 0 LOB: 0 BB: 0 P: 13	R: 0 E: 0 K: 3 S: 9 H: 0 LOB: 0 BB: 0 P: 13	1B: 6 2B: 1 3B: 0 HR: 1	SF: 0 SAC: 1 DP: 2 HBP: 0			WP: 0 PB: 0 SB: 0 CS: 0	PA: 36		

PITCHER		IP	WLS	BF	H	R	ER	SO	BB	IBB	HBP	BLK	WP	HR	S	P	ERA	WHIP
Danny Darwin, R ERA: 4.5	(1, 1)	6.0	W	25	5	3	3	2	3	0	0	0	0	1	42	74	4.50	1.333
Julian Tavarez, R ERA:	(7, 1)	2.0		8	3	0	0	2	0	0	0	0	0	0	23	32	0.00	1.500
Robb Nen, R ERA: 2.25	(9, 1)	1.0	S	3	0	0	0	3	0	0	0	0	0	0	9	13	0.00	0.000

PITCHER	IP	WLS	BF	H	R	ER	SO	BB	IBB	HBP	BLK	WP	HR	S	P	ERA	WHIP

BOTTOM

San Francisco Giants @ Arizona Diamondbacks

Bank One Ballpark, Phoenix, AZ

Sat Apr 04 1998, 5:33 AM EST

Att. 47,047 - Cloudy - 64 F

livebaseballscorecards.com

AB	32
R	3
H	8
RBI	3
BB	3
SO	7
LOB	11

Batter	1	2	3	4	5	6	7	8	9	AB	R	H	RBI	BB	SO	LOB
Darryl Hamilton, L (1, 8) OBP: 0.269, SLG: 0.292	C S B X 1-2 F8 ①		C F S 0-3 K ②			B F X 1-1 F8 ①	B B C X 2-1 G6-3 ③			4	0	0	0	0	1	2
Bill Mueller, S (1, 5) OBP: 0.500, SLG: 0.773	B C C B X 2-2 HR		B X 1-0 P7 ③			B C B B X 2-1 HR		B C B B X 3-1 L5 ①		4	2	2	2	0	0	1
Barry Bonds, L (1, 7) OBP: 0.290, SLG: 0.357	B X 1-0 G3 ②			B B F B X 3-1 G6-3 L1-6-3-4-5 2B		C B S F F X 1-2 P2 ②		B C B X 2-1 G5-3 ②		4	0	1	0	0	0	0
Jeff Kent, R (1, 4) OBP: 0.533, SLG: 0.778	C C C 0-3 K ③			S B X 1-1 G6-3 2-3 ①		B F B F B B 4-2 S BB		B B S S X 2-2 1B		3	0	1	0	1	1	1
J.T. Snow, L (1, 3) OBP: 0.320, SLG: 0.333		X 0-0 G1-3 ①		B B B X 3-0 L1-6-3-4-5 3-H ②③		B C B B B C F B 4-2 1-2 BB		B B X 2-0 F7 ③		3	0	0	0	1	0	2
Stan Javier, S (1, 9) OBP: 0.321, SLG: 0.423		C B X 1-1 F8 ②			B F B B X 3-1 F9 ①	B F X 1-1 P7 ③			C B S S 1-3 K ①	4	0	0	0	0	1	2
Brent Mayne, L (1, 2) OBP: 0.500, SLG: 0.750		C F X 0-2 G4-3 ③			C X 0-1 FC5 2B		F B X 1-1 G3-1 ①		B F B S S 2-3 K ②	4	0	1	0	0	1	0
Rey Sanchez, R (1, 6) OBP: 0.400, SLG: 0.462			F F B X 1-2 SH1 1B		C F B X 1-2 G5-3 ②		C B F X 1-2 SH3 1B		C C B F B B X 3-2 F8 ③	4	0	2	0	0	0	1
Shawn Estes, R (1, 1) OBP: 0.500, SLG: 1.000 Steve Reed, R (8, 1) OBP: 0.500, SLG: 0.500			X 0-0 SH1 1-2 ①		C X 0-1 FC5 2-3 ③		X 0-0 SH3 1-2 ②			1 0	0 0	0 0	0 0	0 0	0 0	1 0
Inning Stats	R: 1 H: 1 E: 0 LOB: 0 K: 1 BB: 0 S: 10 P: 14	R: 0 H: 0 E: 0 LOB: 0 K: 0 BB: 0 S: 6 P: 7	R: 0 H: 1 E: 0 LOB: 0 K: 1 BB: 0 S: 8 P: 10	R: 0 H: 1 E: 0 LOB: 0 K: 0 BB: 0 S: 5 P: 12	R: 0 H: 1 E: 0 LOB: 1 K: 0 BB: 0 S: 9 P: 13	R: 1 H: 1 E: 0 LOB: 2 K: 0 BB: 2 S: 16 P: 29	R: 0 H: 1 E: 0 LOB: 1 K: 0 BB: 0 S: 8 P: 12	R: 0 H: 1 E: 0 LOB: 1 K: 0 BB: 0 S: 8 P: 17	R: 0 H: 0 E: 0 LOB: 0 K: 2 BB: 0 S: 10 P: 16	1B: 3 SF: 0 2B: 3 SAC: 2 3B: 0 DP: 1 HR: 2 HBP: 0						

PITCHER		IP	WLS	BF	H	R	ER	SO	BB	IBB	HBP	BLK	WP	HR	S	P	ERA	WHIP
Andy Benes, R ERA: 4.73	(1, 1)	7.0	W	28	6	2	2	2	2	0	0	0	0	2	62	97	2.57	1.143
Omar Daal, L ERA: 5.4	(8, 1)	0.2		2	0	0	0	0	0	0	0	0	0	0	4	9	0.00	0.000
Scott Brow, R ERA: 2.08	(8, 1)	0.1		2	1	0	0	0	0	0	0	0	0	0	4	8	0.00	3.000
Felix Rodriguez, R ERA: 4.5	(9, 1)	1.0	S	3	0	0	0	2	0	0	0	0	0	0	10	16	0.00	0.000

PITCHER	IP	WLS	BF	H	R	ER	SO	BB	IBB	HBP	BLK	WP	HR	S	P	ERA	WHIP

TOP

San Francisco Giants @ Arizona Diamondbacks

Bank One Ballpark, Phoenix, AZ

Sun Apr 05 1998, 10:05 PM EDT

Att. 47,593 - Cloudy - 71 F

livebaseballscorecards.com

AB	31
R	2
H	7
RBI	2
BB	2
SO	4
LOB	10

Batter	1	2	3	4	5	6	7	8	9	AB	R	H	RBI	BB	SO	LOB
Devon White, S (1, 8) OBP: 0.318, SLG: 0.250	F B B F X 2-2 BB 1B 1B	C B F C 1-3 K ③		S B X 1-1 F9 ③			B C X 1-1 F9 ②			4	1	1	0	0	1	2
Jay Bell, R (1, 6) OBP: 0.440, SLG: 0.600	B S B B C B 4-2 1B 1B 1-2 BB	B C B S F C 2-3 K ①			C X 0-1 G4-6-3 1B		B C X 1-1 L6 ③			3	1	1	0	1	1	0
Travis Lee, L (1, 3) OBP: 0.280, SLG: 0.417	B X 1-0 BB 1B 1-2 2-H G6-4-3 1B	B C X 1-1 G4-3 ②			B B X 2-0 G4-6-3 ① ② 1-2f			B F X 1-1 P7 ①		4	1	1	1	0	0	1
Matt Williams, R (1, 5) OBP: 0.360, SLG: 0.583	B S F X 1-2 G6-4-3 BB 1-2 2-H 1B	C B X 1-1 FC6-4 1B			X 0-0 FC6-4 1B			X 0-0 P6 ②		4	0	3	1	0	0	0
Yamil Benitez, R (1, 7) OBP: 0.273, SLG: 0.111 Brent Brede, L (8, PH) OBP: 0.222, SLG: 0.250 (9, 7)	B F B F B B 4-2 G6-4-3 1-2 2-3 BB	B B X 2-0 FC6-4 ③ 1-2f			X 0-0 FC6-4 ③ 1-2f			F C B X 2-2 G4-3 ③		2 1	0 0	0 0	0 0	1 0	0 0	2 0
Chris Jones, R (1, 9) OBP: 0.375, SLG: 0.429	S X 0-1 G6-4-3 ① ② 1-2f 2-3 3-H			B X 1-0 P4 ①		X 0-0 G6-4-3 1B				3	0	1	0	0	0	2
Kelly Stinnett, R (1, 2) OBP: 0.143, SLG: 0.143	S C T B C 1-3 K ③			B B B C X 3-1 SH1-4 WP 1B		X 0-0 G6-4-3 ① ② 1-2f				3	0	1	0	0	1	2
Tony Batista, R (1, 4) OBP: 0.364, SLG: 0.300 Omar Daal, L (8, 1) Scott Brow, R (8, 1) Felix Rodriguez, R (9, 1)		X 0-0 G6-3 ①		B S B S F B B 4-2 SH1-4 1-2 BB		B C B B S F X 3-2 G6-3 ③				2 0 0 0	0 0 0 0	0 0 0 0	0 0 0 0	1 0 0 0	0 0 0 0	0 0 0 0
Andy Benes, R (1, 1) Edwin Diaz, R (7, PH) (8, 4)		S T B T B X 2-2 G6-3 ②		X 0-0 SH1-4 ② 1-2 2-3			B X 1-0 G3 ①			1 1	0 0	0 0	0 0	0 0	0 0	0 0
Inning Stats	R: 3 H: 3 E: 0 LOB: 1 K: 1 BB: 2 S: 17 P: 30	R: 0 H: 0 E: 0 LOB: 0 K: 1 BB: 0 S: 8 P: 11	R: 0 H: 1 E: 0 LOB: 1 K: 1 BB: 0 S: 9 P: 15	R: 0 H: 1 E: 0 LOB: 2 K: 0 BB: 1 S: 9 P: 18	R: 0 H: 2 E: 0 LOB: 1 K: 0 BB: 0 S: 5 P: 7	R: 0 H: 1 E: 0 LOB: 0 K: 0 BB: 0 S: 5 P: 8	R: 0 H: 0 E: 0 LOB: 0 K: 0 BB: 0 S: 5 P: 8	R: 0 H: 0 E: 0 LOB: 0 K: 0 BB: 0 S: 9 P: 12		1B: 8 2B: 0 3B: 0 HR: 0	SF: 0 SAC: 1 DP: 3 HBP: 0			WP: 1 PB: 0 SB: 0 CS: 0	PA: 32	

PITCHER		IP	WLS	BF	H	R	ER	SO	BB	IBB	HBP	BLK	WP	HR	S	P	ERA	WHIP
Shawn Estes, L ERA: 4.09	(1, 1)	7.1	L	30	8	3	3	3	3	0	0	0	1	0	60	100	3.68	1.500
Steve Reed, R ERA:	(8, 1)	0.2		2	0	0	0	0	0	0	0	0	0	0	7	9	0.00	0.000

PITCHER	IP	WLS	BF	H	R	ER	SO	BB	IBB	HBP	BLK	WP	HR	S	P	ERA	WHIP

BOTTOM

San Francisco Giants @ Arizona Diamondbacks

Bank One Ballpark, Phoenix, AZ

Sun Apr 05 1998, 10:05 PM EDT

Att. 47,593 - Cloudy - 71 F

livebaseballscorecards.com

AB	28
R	3
H	8
RBI	2
BB	3
SO	3
LOB	9

Batter	1	2	3	4	5	6	7	8	9	10	AB	R	H	RBI	BB	SO	LOB
Craig Biggio, R (1, 4) OBP: 0.436, SLG: 0.529	S X 0-1 ① L8		C B B F S 2-3 ② K		F X 0-1 ③ F9		B C B X 2-1 1-H 1B 2B			B C S F B B X 3-2 ① G6-3	5	1	1	1	0	1	0
Derek Bell, R (1, 9) OBP: 0.500, SLG: 0.656	F F B S 1-3 ② K		F S C 0-3 ③ K			F B S B S 2-3 ① K	B X 1-0 ② 2-H 1B			B F X 1-1 ② L9	5	0	1	1	0	3	0
5 Jeff Bagwell, R (1, 3) OBP: 0.436, SLG: 0.567	B F X 1-1 1B			B F B B B 4-1 WP S SF7 BB		B B S B F B 4-2 HBP 1B BB	B B X 2-0 ③ L6			C F B B B F F X 3-2 ③ G1-3	3	2	1	0	2	0	0
Sean Berry, R (1, 5) OBP: 0.478, SLG: 0.588	1 SAFE C F 1 SAFE B C 1-3 ③ K			F B 1 SAFE F C 1-3 ① K		H 1-0 1B 1-2 HBP		S B S B S 2-3 ① K			3	0	0	0	0	3	2
Moises Alou, R (1, 7) OBP: 0.400, SLG: 0.583		C S B X 1-2 2B		B C B B B 4-1 FC5-4 1-3 BB		B B X 2-0 1-2 2-H 1B		C B B B X 3-1 ② G6-3			3	0	2	1	1	0	0
Richard Hidalgo, R (1, 8) OBP: 0.310, SLG: 0.423		C X 0-1 ① L3		X 0-0 ② SF7 3-H		C B B C B X 3-2 ② P9		B F B F C 2-3 ③ K			3	0	0	1	0	1	3
Ricky Gutierrez, R (1, 6) OBP: 0.414, SLG: 0.385		B C B S T F B B 4-2 G5-4-3 BB		B 1 SAFE X 1-0 ③ FC5-4 1-2f		C S B X 1-2 ③ P4			C B C F X 1-2 ① G6-3		3	0	0	0	1	0	3
Brad Ausmus, R (1, 2) OBP: 0.321, SLG: 0.227 Bill Spiers, L (7, PH) OBP: 0.278, SLG: 0.267 Tony Eusebio, R (7, 2)		C F X 0-2 ② ③ G5-4-3 1-2f			X 0-0 ① G6-3		B B C C C 2-3 ① K		C S B B S 1-3 ② K		2 1 1	0 0 0	0 0 0	0 0 0	0 0 0	0 1 1	2 0 0
John Halama, L (1, 1) C.J. Nitkowski, L (5, 1) 35 Dave Clark, L (7, PH) OBP: 0.375, SLG: 0.167 Mike Magnante, L (7, 1) Carl Everett, S (9, PH) OBP: 0.176, SLG: 0.176 Billy Wagner, L (9, 1)			B S B X 2-1 ① G1-3		C S B X 1-2 ② G4-3		B B S B B 4-1 WP 2B BB		C F B C 1-3 ③ K		2 0 0 0 1 0	0 0 1 0 0 0	0 0 0 0 0 0	0 0 1 0 0 0	0 0 0 0 1 0	0 0 0 0 0 0	0 0 0 0 0 0
Inning Stats	R: 0 H: 1 E: 0 LOB: 1 K: 2 BB: 0 S: 10 P: 13	R: 0 H: 1 E: 0 LOB: 1 K: 0 BB: 1 S: 12 P: 17	R: 0 H: 0 E: 0 LOB: 0 K: 2 BB: 0 S: 8 P: 12	R: 1 H: 0 E: 0 LOB: 1 K: 1 BB: 2 S: 7 P: 17	R: 0 H: 0 E: 0 LOB: 0 K: 0 BB: 0 S: 6 P: 7	R: 1 H: 1 E: 0 LOB: 2 K: 1 BB: 1 S: 12 P: 25	R: 2 H: 2 E: 0 LOB: 0 K: 1 BB: 1 S: 8 P: 19	R: 0 H: 0 E: 0 LOB: 0 K: 2 BB: 0 S: 8 P: 15	R: 0 H: 0 E: 0 LOB: 0 K: 2 BB: 0 S: 10 P: 13	R: 0 H: 0 E: 0 LOB: 0 K: 0 BB: 0 S: 11 P: 18	1B: 3 2B: 2 3B: 0 HR: 0		SF: 1 SAC: 0 DP: 1 HBP: 1		WP: 2 PB: 0 SB: 1 CS: 0	PA: 39	

PITCHER		IP	WLS	BF	H	R	ER	SO	BB	IBB	HBP	BLK	WP	HR	S	P	ERA	WHIP
Orel Hershiser, R ERA: 5.56	(1, 1)	5.1		23	3	2	2	6	4	0	1	0	1	0	49	81	3.38	1.312
Steve Reed, R ERA:	(6, 1)	0.2		2	0	0	0	0	0	0	0	0	0	0	6	10	0.00	0.000
Julian Tavarez, R ERA: 2.57	(7, 1)	2.0		8	2	2	2	3	1	0	0	0	1	0	16	34	9.00	1.500
Robb Nen, R ERA: 1.5	(9, 1)	2.0	W	6	0	0	0	2	0	0	0	0	0	0	21	31	0.00	0.000

PITCHER	IP	WLS	BF	H	R	ER	SO	BB	IBB	HBP	BLK	WP	HR	S	P	ERA	WHIP

TOP

Houston Astros @ San Francisco Giants

3Com Park at Candlestick Point, San Francisco, CA

Tue Apr 07 1998, 6:33 AM EDT
Att. 55,370 - Cloudy - 62 F

livebaseballscorecards.com

AB	32
R	4
H	5
RBI	4
BB	5
SO	11
LOB	10

Houston Astros @ San Francisco Giants

3Com Park at Candlestick Point, San Francisco, CA

Tue Apr 07 1998, 6:33 AM EDT

Att. 55,370 - Cloudy - 62 F

livebaseballscorecards.com

BOTTOM

Batter	1	2	3	4	5	6	7	8	9	10	AB	R	H	RBI	BB	SO	LOB
Darryl Hamilton, L (1, 8) OBP: 0.290, SLG: 0.345	P7	G4-3			SH 1B 2B	G5-3			G3-1 SH3-4 1B		5	1	2	0	0	0	1
Bill Mueller, S (1, 5) OBP: 0.517, SLG: 0.750	BB 1B BB	G6-3			SH 1B 2B		1B		SH3-4		2	2	1	0	1	0	0
Barry Bonds, L (1, 7) OBP: 0.306, SLG: 0.344	1B BB	P5			2B 1B		L7		G3-1		4	0	1	1	1	0	2
Jeff Kent, R (1, 4) OBP: 0.543, SLG: 0.774	1B	G5-3			2B		F8		DI IBB		4	0	2	2	1	0	1
Stan Javier, S (1, 9) OBP: 0.273, SLG: 0.355	F7	4-3			G5-3		F8		G6-3		5	0	0	0	0	0	7
Brian Johnson, R (1, 2) OBP: 0.280, SLG: 0.318	K2-3	K			K			K		G6-3	5	0	0	0	0	4	4
J.T. Snow, L (1, 3) OBP: 0.333, SLG: 0.320		F8		WP 1B	K			P6		BB 1B BB	4	2	1	0	1	1	2
Rich Aurilia, R (1, 6) OBP: 0.500, SLG: 0.500		SH2-4 BB		WP		P8		2B		1B BB	3	0	2	0	2	0	0
Orel Hershiser, R (1, 1) Steve Reed, R (6, 1) OBP: 0.500, SLG: 0.500 Charlie Hayes, R (6, PH) OBP: 0.400, SLG: 0.625 Julian Tavarez, L (7, 1) Marvin Benard, L (8, PH) Robb Nen, R (9, 1) Rey Sanchez, R (10, PH) OBP: 0.438, SLG: 0.500		SH2-4		K		F8		G4-3		1B	1 0 1 0 1 0 0	0 0 0 0 0 0 0	0 0 0 0 0 0 0	0 0 0 0 0 0 0	0 0 0 0 0 0 0	1 0 0 0 1 0 0	1 0 0 0 0 0 0
Inning Stats	R: 1 H: 1 E: 0 LOB: 2 K: 1 BB: 2 S: 13 P: 25	R: 0 H: 0 E: 0 LOB: 1 K: 0 BB: 1 S: 6 P: 12	R: 0 H: 0 E: 0 LOB: 0 K: 0 BB: 0 S: 8 P: 11	R: 1 H: 2 E: 0 LOB: 1 K: 2 BB: 0 S: 13 P: 23	R: 2 H: 3 E: 0 LOB: 2 K: 2 BB: 0 S: 20 P: 31	R: 0 H: 0 E: 0 LOB: 0 K: 0 BB: 0 S: 6 P: 9	R: 0 H: 1 E: 0 LOB: 1 K: 0 BB: 0 S: 11 P: 14	R: 0 H: 1 E: 0 LOB: 1 K: 1 BB: 0 S: 11 P: 15	R: 0 H: 1 E: 0 LOB: 2 K: 0 BB: 1 S: 10 P: 17	R: 1 H: 1 E: 0 LOB: 2 K: 0 BB: 2 S: 7 P: 18	1B: 7 SF: 0 2B: 3 SAC: 3 3B: 0 DP: 0 HR: 0 HBP: 0						

PITCHER		IP	WLS	BF	H	R	ER	SO	BB	IBB	HBP	BLK	WP	HR	S	P	ERA	WHIP
John Halama, L ERA: 11.25	(1, 1)	4.0		22	6	4	4	3	3	0	0	0	1	0	49	84	9.00	2.250
C.J. Nitkowski, L ERA: 4.91	(5, 1)	2.0		6	0	0	0	2	0	0	0	0	0	0	17	27	0.00	0.000
Mike Magnante, L ERA: 1.5	(7, 1)	2.0		8	2	0	0	1	0	0	0	0	0	0	22	29	0.00	1.000
Billy Wagner, L ERA: 2.08	(9, 1)	1.1	L	9	2	1	1	0	2	1	0	0	0	0	17	35	6.75	3.000

PITCHER		IP	WLS	BF	H	R	ER	SO	BB	IBB	HBP	BLK	WP	HR	S	P	ERA	WHIP

AB	36
R	5
H	10
RBI	4
BB	6
SO	6
LOB	19

WP: 1 PA: 45
PB: 0
SB: 0
CS: 0

Batter	1	2	3	4	5	6	7	8	9	AB	R	H	RBI	BB	SO	LOB
Craig Biggio, R (1, 4) OBP: 0.455, SLG: 0.564	B B C X 2-1 5 G3-1 2B		X 0-0 ② G4-3 1-2		B C B B C X 3-2 5 1B 1B		X 0-0 HR 1B		F B X 1-1 ① P6	5	1	3	0	0	0	1
Derek Bell, R (1, 9) OBP: 0.512, SLG: 0.757	S C T B B S 2-3 ① K		X 0-0 HR 2-H 2B		F B B X 2-1 ② F7		P X 1-0 1-H HR		B F C X 1-2 1B	5	2	3	3	0	1	2
5 Jeff Bagwell, R (1, 3) OBP: 0.455, SLG: 0.559	C B B X 2-1 ② G3-1 2-3		B B B B 4-0 HR BB		1 SAFE C B B 1 SAFE C 1 SAFE 1 SAFE X 2-2 1-3 1B		X 0-0 CS 1B		C B B C S 2-3 ② K	4	1	2	0	1	1	2
Sean Berry, R (1, 5) OBP: 0.464, SLG: 0.667	S X 0-1 ③ L1		B B X 2-0 1-H 2-H HR		X 0-0 ③ P7		B 1 SAFE B 2-0 ③ CS 1-2	B B B C B 4-1 G6-4-3 BB	1 SAFE X 0-0 ③ P3	4	1	1	3	1	0	4
Moises Alou, R (1, 7) OBP: 0.353, SLG: 0.500		C B C X 1-2 ① G1-3	C X 0-1 ③ P3			C B X 1-1 ① G6-3		C C X 0-2 ①② G6-4-3 1-2f		4	0	0	0	0	0	1
Richard Hidalgo, R (1, 8) OBP: 0.333, SLG: 0.414		S F B B X 2-2 ② P3		C B B B F X 3-2 G6-4-3 1B		B F B B B X 3-1 ② F9		C B B B B 4-1 1B BB		3	0	1	0	1	0	0
Ricky Gutierrez, R (1, 6) OBP: 0.424, SLG: 0.400		B C X 1-1 CS 1B	X 0-0 ①② G6-4-3 1-2f			B C X 1-1 ③ G4-3		B C X 1-1 BB 1-3 1B		4	0	2	0	0	0	1
Brad Ausmus, R (1, 2) OBP: 0.344, SLG: 0.208	F 1 SAFE B 1 SAFE 1 SAFE B F 1 SAFE 2-2 ③ CS 1-2	F B B C B B 4-2 G4-3 2B BB	B F C B F B X 3-2 ③ G6-3				B B X 2-0 ① G5-3	B 1 B B C B SAFE 4-1 1-2 BB		2	1	0	0	2	0	0
Jose Lima, R (1, 1) Trever Miller, R (7, 1) Bob Scanlan, R (7, 1) Jack Howell, L (8, PH) OBP: 0.400, SLG: 0.250 Tony Eusebio, R (8, PH) Doug Henry, R (8, 1) Billy Wagner, L (9, 1)			1 SAFE B C M 1 SAFE L 1-3 ① K		C B F F S 1-3 ① K		X 0-0 ② 4-3	X 0-0 ③ F9		3 0 0 0 0 2 1 0 0 0 0 0 0 0 0 0 0 0 0 0 0 0 0 0 0 0 0 0 1 0 0 0 0 0 3 0 0 0 0 0 0 0 0 0 0 0 0 0 0						
Inning Stats	R: 0 H: 1 E: 0 LOB: 1 K: 1 BB: 0 S: 10 P: 16	R: 0 H: 1 E: 0 LOB: 0 K: 0 BB: 0 S: 10 P: 16	R: 4 H: 2 E: 0 LOB: 0 K: 1 BB: 2 S: 10 P: 21	R: 0 H: 1 E: 0 LOB: 0 K: 0 BB: 0 S: 8 P: 14	R: 0 H: 2 E: 0 LOB: 2 K: 1 BB: 0 S: 13 P: 21	R: 0 H: 0 E: 0 LOB: 0 K: 0 BB: 0 S: 6 P: 11	R: 2 H: 3 E: 0 LOB: 0 K: 0 BB: 0 S: 6 P: 10	R: 0 H: 1 E: 0 LOB: 3 K: 0 BB: 3 S: 9 P: 22	R: 0 H: 1 E: 0 LOB: 1 K: 1 BB: 0 S: 9 P: 13	1B: 8 SF: 0 2B: 2 SAC: 0 3B: 0 DP: 2 HR: 2 HBP: 0						

TOP

Houston Astros @ San Francisco Giants

3Com Park at Candlestick Point, San Francisco, CA

Wed Apr 08 1998, 10:05 PM EDT
Att. 10,021 - Cloudy - 58 F

livebaseballscorecards.com

AB	35
R	6
H	12
RBI	6
BB	5
SO	4
LOB	15

	WP: 0	PA: 42
	PB: 0	
	SB: 0	
	CS: 2	

PITCHER		IP	WLS	BF	H	R	ER	SO	BB	IBB	HBP	BLK	WP	HR	S	P	ERA	WHIP
Kirk Rueter, L ERA: 6.17	(1, 1)	6.2	L	30	10	6	6	3	2	0	0	0	0	2	63	107	8.10	1.800
Steve Reed, R ERA:	(7, 1)	0.1		0	0	0	0	0	0	0	0	0	0	0	0	2	0.00	0.000
Russ Ortiz, R ERA:	(8, 1)	0.2		5	1	0	0	0	3	0	0	0	0	0	8	21	0.00	6.000
Jim Poole, L ERA:	(8, 1)	0.1		1	0	0	0	0	0	0	0	0	0	0	1	1	0.00	0.000
John Johnstone, R ERA:	(9, 1)	1.0		4	1	0	0	1	0	0	0	0	0	0	9	13	0.00	1.000

PITCHER		IP	WLS	BF	H	R	ER	SO	BB	IBB	HBP	BLK	WP	HR	S	P	ERA	WHIP

BOTTOM

Houston Astros @ San Francisco Giants

3Com Park at Candlestick Point, San Francisco, CA

Wed Apr 08 1998, 10:05 PM EDT

Att. 10,021 - Cloudy - 58 F

livebaseballscorecards.com

Batter	1	2	3	4	5	6	7	8	9	AB	R	H	RBI	BB	SO	LOB
Darryl Hamilton, L (1, 8) OBP: 0.306, SLG: 0.333	2-2 BB 1B 1B 1B	2-3 K		2-2 G1-3			2-3 K		4-2 FC4-6 BB	4	1	1	0	1	2	4
Bill Mueller, S (1, 5) OBP: 0.500, SLG: 0.679	3-1 P7		0-0 L6		1-0 G3-6-3 1B		4-2 1B BB		0-3 K	4	0	1	0	1	1	2
Barry Bonds, L (1, 7) OBP: 0.341, SLG: 0.361	1-0 BB 1B 1-2 1B		4-2 CS BB		2-2 G3-6-3 1-2f		1-1 FC6-4 1-3 3-H 1B		1-1 FC4-6 E 1-2f	4	1	2	1	1	0	2
Jeff Kent, R (1, 4) OBP: 0.475, SLG: 0.667	0-1 F7		1-3 K 1-2		3-3 K		0-0 FC6-4 1-2f		3-2 E3 1-3	5	0	0	0	0	2	6
J.T. Snow, L (1, 3) OBP: 0.324, SLG: 0.286 Charlie Hayes, R (9, PH) OBP: 0.364, SLG: 0.556	4-2 1B BB 1-2 2-3			0-0 G4-3		1-0 P8		3-2 4-3	0-3 K	3 1	0 0	0 0	0 0	1 0	0 1	0 2
Stan Javier, S (1, 9) OBP: 0.324, SLG: 0.382	1-2 1-3 2-H 3-H 1B			3-2 1B 1B 1B		0-2 G3-1		4-2 1B BB		3	0	2	2	1	0	0
Brian Johnson, R (1, 2) OBP: 0.310, SLG: 0.346	0-1 F9			1-2 1B 1-2 1B		0-0 P9		3-2 1B 1-3 1B		4	0	2	0	0	0	2
Rich Aurilia, R (1, 6) OBP: 0.458, SLG: 0.500		1-0 G4-3		1-3 K			0-1 G4-3 1B 2B	1-3 K		4	1	1	0	0	2	4
Kirk Rueter, L (1, 1) OBP: 0.200, SLG: 0.200 Steve Reed, R (7, 1) OBP: 0.500, SLG: 0.500 Marvin Benard, L (7, PH) Russ Ortiz, R (8, 1) Jim Poole, L (8, 1) Brent Mayne, L (8, PH) OBP: 0.444, SLG: 0.667 John Johnstone, R (9, 1)		2-1 L5		2-2 1-2 2-3 1B			1-0 G4-3 2-3	1-1 F7		2 0 0 1 0 0 0 1 0	0 0 0 0 0 0 0 0 0	1 0 0 0 0 0 0 0 0	0 0 0 0 0 0 0 0 0	0 0 0 0 0 0 0 0 0	0 0 1 0 0 0 0 2 0	0 0 1 0 0 0 0 2 0
Inning Stats	R: 2 E: 0 K: 0 S: 15 H: 3 LOB: 2 BB: 1 P: 26	R: 0 E: 0 K: 1 S: 6 H: 0 LOB: 0 BB: 0 P: 11	R: 0 E: 0 K: 1 S: 6 H: 0 LOB: 1 BB: 1 P: 11	R: 0 E: 0 K: 1 S: 18 H: 3 LOB: 3 BB: 0 P: 27	R: 0 E: 0 K: 1 S: 7 H: 1 LOB: 0 BB: 0 P: 13	R: 0 E: 0 K: 0 S: 5 H: 0 LOB: 0 BB: 0 P: 6	R: 1 E: 0 K: 1 S: 14 H: 2 LOB: 2 BB: 1 P: 22	R: 0 E: 0 K: 1 S: 17 H: 1 LOB: 2 BB: 1 P: 29	R: 0 E: 1 K: 2 S: 16 H: 0 LOB: 2 BB: 1 P: 24	1B: 9 2B: 2 3B: 0 HR: 0		SF: 0 SAC: 0 DP: 2 HBP: 0		WP: 0 PB: 0 SB: 0 CS: 1		PA: 41

	AB	36
	R	3
	H	10
	RBI	3
	BB	5
	SO	8
	LOB	25

PITCHER		IP	WLS	BF	H	R	ER	SO	BB	IBB	HBP	BLK	WP	HR	S	P	ERA	WHIP
Jose Lima, R ERA: 2.63	(1, 1)	6.2	W	29	8	3	3	5	3	0	0	0	0	0	68	112	4.05	1.650
Trever Miller, L ERA: 3.0	(7, 1)	0.0		1	1	0	0	0	0	0	0	0	0	0	2	3	∞	∞
Bob Scanlan, R ERA:	(7, 1)	0.1		1	0	0	0	0	0	0	0	0	0	0	1	1	0.00	0.000
Doug Henry, R ERA:	(8, 1)	1.2		9	1	0	0	2	2	0	0	0	0	0	30	50	0.00	1.800
Billy Wagner, L ERA: 1.93	(9, 1)	0.1	S	1	0	0	0	1	0	0	0	0	0	0	3	3	0.00	0.000

PITCHER	IP	WLS	BF	H	R	ER	SO	BB	IBB	HBP	BLK	WP	HR	S	P	ERA	WHIP

Batter	1	2	3	4	5	6	7	8	9	AB	R	H	RBI	BB	SO	LOB
Craig Biggio, R (1, 4) OBP: 0.449, SLG: 0.535	B B B C C B 4-2 HR BB		X 0-0 ② G5-3		C X 0-1 F9 S 1B		B C F F F B X 2-2 ① P5		C B F F B S 2-3 ② K	4	1	1	0	1	1	1
Derek Bell, R (1, 9) OBP: 0.500, SLG: 0.810	C S F F 1 SAFE B 1 SAFE 1 SAFE X 1-H 1-2 HR		B X 1-0 2B		C F X 0-2 ② F9 1-3		B C X 1-1 ② P2		X 0-0 ③ G6-3	5	1	2	2	0	0	2
5 Jeff Bagwell, R (1, 3) OBP: 0.438, SLG: 0.514	B C F X 1-2 ① G5-3		B B B B 4-0 BB		B B C F F S 2-3 ③ K		B B F X 2-1 ③ G6-3			3	0	0	0	1	1	1
Sean Berry, R (1, 5) OBP: 0.438, SLG: 0.583	C B S X 1-2 ② F8		C B B F F X 2-2 ③ P4			X 0-0 ① P3		B B B B 4-0 FC4-6 BB		3	0	0	0	1	0	2
Moises Alou, R (1, 7) OBP: 0.342, SLG: 0.469	B C F F B F X 2-2 ③ G1-3			F X 0-1 ① F8		B F C C B X 2-2 G1-3 2B 1B		1 SAFE C 1 SAFE F S 0-3 ① K		4	1	1	0	0	1	1
Richard Hidalgo, R (1, 8) OBP: 0.297, SLG: 0.364		B C B X 2-1 ① P7		B C B F F F X 2-2 ② P3		B C 1 SAFE 1 SAFE 1 SAFE F F X 1-2 ② G1-3 1-2		1 SAFE C X 0-1 ② F8		4	0	0	0	0	0	2
Ricky Gutierrez, R (1, 6) OBP: 0.432, SLG: 0.441		C F F B F S 1-3 ② K		B F S X 1-2 1B		C B X 1-1 2-H 2B		C X 0-1 ③ FC4-6 1-2f		4	0	2	1	0	1	1
Brad Ausmus, R (1, 2) OBP: 0.361, SLG: 0.192		X 0-0 ③ G4-3		X 0-0 ③ P3		I I I I 4-0 FC6 IBB			C B B F B F F B 4-2 SH3-4 BB	2	0	0	0	2	0	1
Sean Bergman, R (1, 1) OBP: 0.200, SLG: 0.200 C.J. Nitkowski, L (7, 1)			S F F S 0-3 ① K	F C S 0-3 ① K2-3	C X 0-1 ③ FC6 1-2f				X 0-0 ① SH3-4 1-2	3 0	0 0	0 0	0 0	0 0	2 0	2 0
Inning Stats	R: 2 E: 0 K: 0 S: 18 H: 1 LOB: 0 BB: 1 P: 27	R: 0 E: 0 K: 1 S: 8 H: 0 LOB: 0 BB: 0 P: 11	R: 0 E: 0 K: 1 S: 10 H: 1 LOB: 2 BB: 1 P: 17	R: 0 E: 0 K: 0 S: 11 H: 1 LOB: 1 BB: 0 P: 14	R: 0 E: 0 K: 2 S: 12 H: 1 LOB: 1 BB: 0 P: 14	R: 1 E: 0 K: 0 S: 12 H: 2 LOB: 2 BB: 1 P: 20	R: 0 E: 0 K: 0 S: 9 H: 0 LOB: 0 BB: 0 P: 14	R: 0 E: 0 K: 1 S: 7 H: 0 LOB: 1 BB: 1 P: 11	R: 0 E: 0 K: 1 S: 10 H: 0 LOB: 1 BB: 1 P: 16	1B: 3 2B: 2 3B: 0 HR: 1 SF: 0 SAC: 1 DP: 0 HBP: 0						

TOP

Houston Astros @ San Francisco Giants

3Com Park at Candlestick Point, San Francisco, CA

Thu Apr 09 1998, 10:05 PM EDT

Att. 10,153 - Cloudy - 61 F

livebaseballscorecards.com

AB	32
R	3
H	6
RBI	3
BB	5
SO	6
LOB	13

PITCHER		IP	WLS	BF	H	R	ER	SO	BB	IBB	HBP	BLK	WP	HR	S	P	ERA	WHIP
Mark Gardner, R ERA: 3.75	(1, 1)	6.0	L	27	6	3	3	4	2	1	0	0	0	1	71	103	4.50	1.333
John Johnstone, R ERA:	(7, 1)	3.0		11	0	0	0	2	2	0	0	0	0	0	26	41	0.00	0.667

PITCHER	IP	WLS	BF	H	R	ER	SO	BB	IBB	HBP	BLK	WP	HR	S	P	ERA	WHIP

Batter	1	2	3	4	5	6	7	8	9	AB	R	H	RBI	BB	SO	LOB
Darryl Hamilton, L (1, 8) OBP: 0.325, SLG: 0.351	B X 1-0 1B		B B F X 2-1 BB 1B		F X 0-1 ① G6-3		B C X 1-1 ① G5-3			4	0	2	0	0	0	0
Bill Mueller, S (1, 5) OBP: 0.474, SLG: 0.613	F 1 SAFE F 1 SAFE B C 1-3 ① K		1 SAFE 1 SAFE B B B B 4-0 1-2 BB		F B F C 1-3 ② K		C B B B C F S 3-3 ② K			3	0	0	0	1	3	1
Barry Bonds, L (1, 7) OBP: 0.333, SLG: 0.350	1 SAFE B B 1 SAFE F X 2-1 ② P7		C B X 1-1 ③ L6		B B C X 2-1 1B		B F C B B F X 3-2 ③ P4			4	0	1	0	0	0	3
Jeff Kent, R (1, 4) OBP: 0.432, SLG: 0.600	F 1 SAFE 1 SAFE F F B X 1-2 ③ L7			B X 1-0 ① G3-1	1 SAFE C 1 SAFE 1 SAFE C 1 SAFE 1 SAFE B X 1-2 ③ P3			X 0-0 ① F7		4	0	0	0	0	0	2
J.T. Snow, L (1, 3) OBP: 0.316, SLG: 0.281		B X 1-0 ① G3-1		B F B B X 3-1 1B 1B 1B		C C X 1-2 ① F7		B X 1-0 ② L9		4	1	1	0	0	0	0
Stan Javier, S (1, 9) OBP: 0.317, SLG: 0.351		C B B B C F F B 4-2 G4-6-3 BB		B F 1 SAFE F B 1 SAFE X 2-2 ② F7		B B C C B S 3-3 ② K		C F S 0-3 ③ K		3	0	0	0	1	2	1
Brent Mayne, L (1, 2) OBP: 0.417, SLG: 0.583 Brian Johnson, R (9, PH) OBP: 0.300, SLG: 0.333		C 1 SAFE B B X 2-1 ② ③ G4-6-3 1-2f		S C F B X 1-2 1B 1-2 1B		X 0-0 E4 1B			B B B C F C 3-3 ① K	3 1	0 0	1 0	0 0	0 0	0 1	1 0
Rey Sanchez, R (1, 6) OBP: 0.500, SLG: 0.556			X 0-0 B3-6-4 1B	X 0-0 1-3 2-H 1B		L F F X 0-2 1-2 1B			B B C F X 2-2 ② L9	4	0	3	1	0	0	0
Mark Gardner, R (1, 1) Alex Diaz, S (6, PH) OBP: 0.286, SLG: 0.286 John Johnstone, R (7, 1) Charlie Hayes, R (9, PH) OBP: 0.333, SLG: 0.500			X 0-0 ① ② B3-6-4 1-2f	B 1 SAFE F F F X 1-2 ③ G1-3		S X 0-1 ③ L6			S B F B F B X 3-2 ③ P3	2 1 0 1	0 0 0 0	0 0 0 0	0 0 0 0	0 0 0 0	0 0 0 0	3 2 0 0
Inning Stats	R: 0 H: 1 E: 0 LOB: 1 K: 1 BB: 0 S: 10 P: 15	R: 0 H: 0 E: 0 LOB: 0 K: 0 BB: 1 S: 7 P: 14	R: 0 H: 2 E: 0 LOB: 2 K: 0 BB: 1 S: 6 P: 13	R: 1 H: 3 E: 0 LOB: 2 K: 0 BB: 0 S: 15 P: 23	R: 0 H: 1 E: 0 LOB: 1 K: 1 BB: 0 S: 10 P: 14	R: 0 H: 1 E: 1 LOB: 2 K: 1 BB: 0 S: 13 P: 17	R: 0 H: 0 E: 0 LOB: 0 K: 1 BB: 0 S: 10 P: 17	R: 0 H: 0 E: 0 LOB: 0 K: 1 BB: 0 S: 5 P: 6	R: 0 H: 0 E: 0 LOB: 0 K: 1 BB: 0 S: 10 P: 18	1B: 8 2B: 0 3B: 0 HR: 0	SF: 0 SAC: 0 DP: 2 HBP: 0			WP: 0 PB: 0 SB: 0 CS: 0	PA: 36		

PITCHER		IP	WLS	BF	H	R	ER	SO	BB	IBB	HBP	BLK	WP	HR	S	P	ERA	WHIP
Sean Bergman, R ERA: 5.23	(1, 1)	6.0	W	27	8	1	1	3	2	0	0	0	0	0	61	96	1.50	1.667
C.J. Nitkowski, L ERA: 3.48	(7, 1)	3.0	S	9	0	0	0	3	0	0	0	0	0	0	25	41	0.00	0.000

PITCHER	IP	WLS	BF	H	R	ER	SO	BB	IBB	HBP	BLK	WP	HR	S	P	ERA	WHIP

BOTTOM

Houston Astros @ San Francisco Giants

3Com Park at Candlestick Point, San Francisco, CA

Thu Apr 09 1998, 10:05 PM EDT
Att. 10,153 - Cloudy - 61 F

livebaseballscorecards.com

AB	34
R	1
H	8
RBI	1
BB	2
SO	6
LOB	13

Batter	1	2	3	4	5	6	7	8	9	AB	R	H	RBI	BB	SO	LOB
Royce Clayton, R (1, 6) OBP: 0.429, SLG: 0.405	X 0-0 WP 1B 1B		B C B F S 2-3 ① K	C B X 1-1 E1 CS	B F C B B X 3-2 ② ③ F4-6 2-3					4	1	1	0	0	1	2
Delino DeShields, L (1, 4) OBP: 0.444, SLG: 0.419	1 SAFE C P F S 1-3 ① K		C S B X 1-2 2B	P 1-0 ③ CS 1-2	S S S 0-3 ① K			F B F B F X 2-2 S 1B 1B		4	1	2	0	0	2	1
Mark McGwire, R (1, 3) OBP: 0.543, SLG: 0.848	1 SAFE 1 SAFE B B B B B 4-0 G5-3 1B 1-2 BB		C B B B B S C 3-3 ② K		F S B F F X 1-2 FC6-5 1B 1B			1 SAFE S 1 F P 1 B B S 3-3 ① K 1-2		3	0	1	0	1	2	2
Ray Lankford, L (1, 8) OBP: 0.575, SLG: 0.688	B B X 2-0 1-2 2-H 1B		C B X 1-1 ③ G3			X 0-0 FC6-5 1-2 1B		C B B B X 3-1 2-H 1B		4	0	3	2	0	0	1
Ron Gant, R (1, 7) OBP: 0.391, SLG: 0.632	S B X 1-1 ② ③ G5-3 2-3f			B T S B B S 3-3 ① K		B B C S X 2-2 ② FC6-5 1-2 2-3f		1 SAFE S 1 S B X 1-2 ② P3		4	0	0	0	0	1	5
John Mabry, L (1, 9) OBP: 0.364, SLG: 0.474 Braden Looper, R (8, 1)		B B X 2-0 HR		B C B B C X 3-2 ② G4-3		F F S 0-3 ③ K		1 SAFE B 1 B B C X 3-1 ③ F7		4 0	1 0	1 0	1 0	0 0	1 0	3 0
Tom Lampkin, L (1, 2) OBP: 0.410, SLG: 0.600		X 0-0 ① P7		C B X 1-1 ③ F9			B B X 2-0 ① G4-3		B F S B F X 2-2 ① L9	4	0	0	0	0	0	0
David Howard, S (1, 5) OBP: 0.353, SLG: 0.267		C B F B X 2-2 ② P7			C X 0-1 ① L9		B X 1-0 F4-6 1B 1B		B F B B C X 3-2 G4-6-3 1B	4	0	2	0	0	0	0
Todd Stottlemyre, L (1, 1) OBP: 0.250, SLG: 0.250 Gary Gaetti, R (7, PH) OBP: 0.423, SLG: 0.500 John Frascatore, R (7, 1) Brian Jordan, R (8, 9) OBP: 0.286, SLG: 0.462		T B T S 1-3 ③ K			X 0-0 ② G5-3		C X 0-1 1-2 1B		C X 0-1 ② ③ G4-6-3 1-2f	2 1 0 1	0 0 0 0	0 1 0 0	0 0 0 0	0 0 0 0	1 0 0 0	0 0 0 1
Inning Stats	R: 1 E: 0 K: 1 S: 8 H: 2 LOB: 1 BB: 1 P: 15	R: 1 E: 0 K: 1 S: 8 H: 1 LOB: 0 BB: 0 P: 13	R: 0 E: 0 K: 2 S: 11 H: 1 LOB: 1 BB: 0 P: 18	R: 0 E: 0 K: 1 S: 8 H: 0 LOB: 0 BB: 0 P: 15	R: 0 E: 1 K: 0 S: 6 H: 0 LOB: 0 BB: 0 P: 7	R: 0 E: 0 K: 2 S: 14 H: 2 LOB: 2 BB: 0 P: 17	R: 0 E: 0 K: 0 S: 7 H: 2 LOB: 1 BB: 0 P: 13	R: 1 E: 0 K: 1 S: 15 H: 2 LOB: 1 BB: 0 P: 26	R: 0 E: 0 K: 0 S: 9 H: 1 LOB: 0 BB: 0 P: 14	1B: 9 2B: 2 3B: 0 HR: 1		SF: 0 SAC: 0 DP: 3 HBP: 0			WP: 1 PB: 0 SB: 1 CS: 1	PA: 37

PITCHER		IP	WLS	BF	H	R	ER	SO	BB	IBB	HBP	BLK	WP	HR	S	P	ERA	WHIP
Danny Darwin, R ERA: 3.75	(1, 1)	6.0		24	6	2	2	7	1	0	0	0	1	1	55	85	3.00	1.167
Julian Tavarez, R ERA: 3.0	(7, 1)	2.0	W	9	4	1	1	1	0	0	0	0	0	0	22	39	4.50	2.000
Robb Nen, R ERA: 1.29	(9, 1)	1.0	S	3	1	0	0	0	0	0	0	0	0	0	9	14	0.00	1.000

PITCHER	IP	WLS	BF	H	R	ER	SO	BB	IBB	HBP	BLK	WP	HR	S	P	ERA	WHIP

TOP

St. Louis Cardinals @ San Francisco Giants

3Com Park at Candlestick Point, San Francisco, CA

Fri Apr 10 1998, 10:05 PM EDT

Att. 15,556 - Cloudy - 62 F

livebaseballscorecards.com

AB	35
R	3
H	11
RBI	3
BB	1
SO	8
LOB	15

BOTTOM

St. Louis Cardinals @ San Francisco Giants
3Com Park at Candlestick Point, San Francisco, CA
Fri Apr 10 1998, 10:05 PM EDT
Att. 15,556 - Cloudy - 62 F

livebaseballscorecards.com

Batter	1	2	3	4	5	6	7	8	9	AB	R	H	RBI	BB	SO	LOB
Darryl Hamilton, L (1, 8) OBP: 0.364, SLG: 0.359	G3		BB			1B	CS			2	1	1	0	2	0	0
Rich Aurilia, R (1, 6) OBP: 0.500, SLG: 0.522	1B		K			1B	S			3	1	2	0	1	1	1
Barry Bonds, L (1, 7) OBP: 0.327, SLG: 0.364	P4			F8		2B	K			4	1	1	1	0	1	2
Jeff Kent, R (1, 4) OBP: 0.396, SLG: 0.545	P4			G4-3		K		G6-3		4	0	0	0	0	1	3
J.T. Snow, L (1, 3) OBP: 0.357, SLG: 0.361		P4		1B		BB		G4-3		4	1	3	2	0	0	0
Stan Javier, S (1, 9) OBP: 0.311, SLG: 0.325		F7		G4-3		FC6-4		G4-3		3	0	0	0	1	0	2
Charlie Hayes, R (1, 5) OBP: 0.267, SLG: 0.385		K		P4		K		1B		3	0	0	0	0	2	2
Julian Tavarez, L (7, 1)										0	0	0	0	0	0	0
Marvin Benard, L (8, PH) OBP: 0.333, SLG: 0.333										1	1	1	1	0	0	0
Robb Nen, R (9, 1)										0	0	0	0	0	0	0
Brian Johnson, R (1, 2) OBP: 0.294, SLG: 0.323			P4			K		1B		4	0	1	0	0	1	2
Danny Darwin, R (1, 1)			K			K	F8	1B		2	0	0	0	0	2	0
Bill Mueller, S (7, 5) OBP: 0.475, SLG: 0.606										2	0	1	1	0	0	0

Inning Stats	1	2	3	4	5	6	7	8	9
	R: 0 H: 1 E: 0 LOB: 1 K: 0 BB: 0 S: 8 P: 10	R: 0 H: 0 E: 0 LOB: 0 K: 1 BB: 0 S: 7 P: 11	R: 0 H: 0 E: 0 LOB: 1 K: 2 BB: 1 S: 14 P: 20	R: 0 H: 1 E: 0 LOB: 1 K: 0 BB: 0 S: 8 P: 13	R: 0 H: 0 E: 0 LOB: 0 K: 2 BB: 0 S: 8 P: 11	R: 3 H: 4 E: 0 LOB: 2 K: 2 BB: 1 S: 24 P: 38	R: 0 H: 0 E: 0 LOB: 1 K: 1 BB: 2 S: 7 P: 18	R: 2 H: 4 E: 0 LOB: 2 K: 0 BB: 0 S: 7 P: 12	

1B: 8	SF: 0	WP: 0 PA: 36
2B: 2	SAC: 0	PB: 0
3B: 0	DP: 0	SB: 1
HR: 0	HBP: 0	CS: 1

AB	32
R	5
H	10
RBI	5
BB	4
SO	8
LOB	12

PITCHER		IP	WLS	BF	H	R	ER	SO	BB	IBB	HBP	BLK	WP	HR	S	P	ERA	WHIP
Todd Stottlemyre, R ERA: 2.14	(1, 1)	6.0		26	6	3	3	7	2	0	0	0	0	0	69	103	4.50	1.333
John Frascatore, R ERA: 11.57	(7, 1)	1.2	L	8	2	2	2	1	2	0	0	0	0	0	12	27	10.80	2.400
Braden Looper, R ERA: 5.4	(8, 1)	0.1		2	2	0	0	0	0	0	0	0	0	0	2	3	0.00	6.000

PITCHER	IP	WLS	BF	H	R	ER	SO	BB	IBB	HBP	BLK	WP	HR	S	P	ERA	WHIP

TOP

St. Louis Cardinals @ San Francisco Giants

3Com Park at Candlestick Point, San Francisco, CA

Sat Apr 11 1998, 6:33 AM EDT
Att. 23,795 - Cloudy - 63 F

livebaseballscorecards.com

Batter	1	2	3	4	5	6	7	8	9	AB	R	H	RBI	BB	SO	LOB
Royce Clayton, R (1, 6) OBP: 0.426, SLG: 0.415	G6-3		FC6 1B 1-2 2-3		FC1 2-3		BB HBP SF8 BB 1-2	1-H 2-H 2B		4	1	1	2	1	0	3
Brian Jordan, R (1, 9) OBP: 0.303, SLG: 0.433	F8		1-2 1B 3-H		L7		SF8 BB HBP 1-2 2-3 3-H	G5-3		4	0	1	2	0	0	3
Mike Busby, R (8, 1)										0	0	0	0	0	0	0
Mark McGwire, R (1, 3) OBP: 0.510, SLG: 0.757	P3		P6		G5-3		BB 1-2 2-3 3-H		F7	4	0	0	1	1	0	4
Ray Lankford, L (1, 8) OBP: 0.533, SLG: 0.639		L7		G6-3		K	SF8 2-3 3-H		1B	4	0	1	1	0	1	0
Gary Gaetti, R (1, 5) OBP: 0.387, SLG: 0.556		G2-3		HR		G5-3	G6-3		F8	5	1	1	1	0	0	3
Ron Gant, R (1, 7) OBP: 0.346, SLG: 0.545		G1-3		K		F9		P5	1 SAFE F/G/FS	3	0	0	0	0	1	0
Kent Bottenfield, R (6, 1)										0	0	0	0	0	0	0
Lance Painter, L (7, 1)										0	0	0	0	0	0	0
Brian Hunter, R (8, PH) OBP: 0.250, SLG: 0.143										1	0	0	0	0	0	0
John Mabry, L (8, 9) OBP: 0.348, SLG: 0.450										1	0	0	0	0	1	1
David Howard, S (1, 4) OBP: 0.381, SLG: 0.316			E BB 1B 1B	G3-1			1B SH1-4 HBP 1B	G3-1		4	2	2	0	0	0	0
Tom Lampkin, L (1, 2) OBP: 0.429, SLG: 0.583			K		E SH2-4 BB		SH1-4 1-2	1B 2B BB		1	1	0	0	2	1	1
Matt Morris, R (1, 1)										0	0	0	0	1	0	0
Willie McGee, S (6, 7) OBP: 0.400, SLG: 0.391			E 1-2 BB		SH2-4 1-2		HBP BB 2-3 1B	1-2 2B 1B		2	2	2	0	0	0	0
Inning Stats	R: 0 E: 0 K: 0 S: 6 H: 0 LOB: 0 BB: 0 P: 9	R: 0 E: 0 K: 0 S: 8 H: 0 LOB: 0 BB: 0 P: 14	R: 1 E: 1 K: 1 S: 18 H: 2 LOB: 2 BB: 1 P: 30	R: 1 E: 0 K: 1 S: 11 H: 1 LOB: 0 BB: 0 P: 14	R: 0 E: 1 K: 0 S: 12 H: 0 LOB: 2 BB: 1 P: 17	R: 0 E: 0 K: 1 S: 10 H: 0 LOB: 0 BB: 0 P: 13	R: 3 E: 0 K: 0 S: 10 H: 2 LOB: 2 BB: 2 P: 20	R: 2 E: 0 K: 0 S: 12 H: 2 LOB: 1 BB: 1 P: 21	R: 0 E: 0 K: 1 S: 10 H: 1 LOB: 1 BB: 0 P: 14	1B: 6 2B: 1 3B: 0 HR: 1 SF: 1 SAC: 2 DP: 0 HBP: 1						

AB	33
R	7
H	8
RBI	7
BB	5
SO	4
LOB	15

WP: 0 PB: 0 SB: 0 CS: 0 PA: 42

PITCHER		IP	WLS	BF	H	R	ER	SO	BB	IBB	HBP	BLK	WP	HR	S	P	ERA	WHIP
Shawn Estes, L ERA: 5.19	(1, 1)	6.1	L	28	5	5	5	3	3	0	0	0	0	1	72	109	7.11	1.263
Steve Reed, R ERA:	(7, 1)	0.0		2	0	0	0	0	1	0	1	0	0	0	1	6	∞	∞
Rich Rodriguez, L ERA: 13.5	(7, 1)	1.2		8	2	2	2	0	1	0	0	0	0	0	14	23	10.80	1.800
Russ Ortiz, R ERA:	(9, 1)	1.0		4	1	0	0	1	0	0	0	0	0	0	10	14	0.00	1.000

PITCHER	IP	WLS	BF	H	R	ER	SO	BB	IBB	HBP	BLK	WP	HR	S	P	ERA	WHIP

Batter	1	2	3	4	5	6	7	8	9	AB	R	H	RBI	BB	SO	LOB
Darryl Hamilton, L (1, 8) OBP: 0.347, SLG: 0.333	BCBFBFB 4-2 FC4-6 1B BB		CBCX 1-2 ① G4-3	X 0-0 ② SF7 3-H		BX 1-0 ② F8			CBBX 2-1 ① G1-3	3	0	0	1	1	0	1
Bill Mueller, S (1, 5) OBP: 0.444, SLG: 0.553	BBX 2-0 FC4-6 1-2 1B		X 0-0 ② G4-3	BBCCFX 2-2 ③ F7		BBFFBS 3-3 ③ K			BFCX 1-2 ② G1	5	0	1	0	0	1	3
Barry Bonds, L (1, 7) OBP: 0.333, SLG: 0.408	BSCBX 2-2 ① FC4-6 S 1-2f 2-3		X 0-0 1B 2B		X 0-0 L9 2B		X 0-0 ① F8		BX 1-0 ③ F9	5	1	2	0	0	0	2
Jeff Kent, R (1, 4) OBP: 0.385, SLG: 0.521	CFFFFS 1 SAFE 0-3 ② K 1-2		BX 1-0 2-H 1B		BCX 1-1 ① L9 2-3		BSBCFFS 2-3 ② K			4	0	1	1	0	2	3
J.T. Snow, L (1, 3) OBP: 0.326, SLG: 0.325	CBBCT 2-2 ③ K		BC1 SAFEBX 2-1 ③ F7		CBBX 2-1 ② L3		BCFC 1-3 ③ K			4	0	0	0	0	2	4
Brent Mayne, L (1, 2) OBP: 0.563, SLG: 0.667		BX 1-0 FC5-4 1B		BBX 2-0 1B 1B SF7 1B	FBBBB 4-1 BB			BBCX 2-1 E 1B		3	1	3	0	1	0	0
Alex Diaz, S (1, 9) OBP: 0.182, SLG: 0.182		BX 1-0 ① F8		FBCBX 2-2 ① P9	CCS 0-3 ③ K			CSS 0-3 ① K		4	0	0	0	0	2	5
Rey Sanchez, R (1, 6) OBP: 0.500, SLG: 0.545		BX 1-0 ② F6		CFFFFX 0-2 1B 1-2 1B		CBFFX 1-2 SH1-4 1B		BCCBX 2-2 E6 G3-6-1 1-2		4	0	2	0	0	0	2
Shawn Estes, R (1, 1) OBP: 0.500, SLG: 0.750 Steve Reed, R (7, 1) OBP: 0.500, SLG: 0.500 Rich Rodriguez, L (7, 1) Stan Javier, S (8, PH) OBP: 0.304, SLG: 0.317 Russ Ortiz, R (9, 1)		BFBX 2-1 ③ FC5-4 1-2f		X 0-0 1-2 2-3 1B		X 0-0 ① SH1-4 1-2		X 0-0 ②③ G3-6-1 1-2f		2 0 0 1 0	0 0 0 0 0	1 0 0 0 0	0 0 0 0 0	0 0 0 0 0	0 0 0 2 0	1 0 0 2 0
Inning Stats	R: 0 H: 1 E: 0 LOB: 2 K: 2 BB: 1 S: 15 P: 25	R: 0 H: 1 E: 0 LOB: 1 K: 0 BB: 0 S: 5 P: 10	R: 1 H: 2 E: 0 LOB: 1 K: 0 BB: 0 S: 8 P: 12	R: 1 H: 3 E: 0 LOB: 2 K: 0 BB: 0 S: 16 P: 22	R: 0 H: 1 E: 0 LOB: 2 K: 1 BB: 1 S: 9 P: 16	R: 0 H: 1 E: 0 LOB: 1 K: 1 BB: 0 S: 8 P: 13	R: 0 H: 0 E: 0 LOB: 0 K: 2 BB: 0 S: 9 P: 12	R: 0 H: 1 E: 1 LOB: 1 K: 1 BB: 0 S: 9 P: 13	R: 0 H: 0 E: 0 LOB: 0 K: 0 BB: 0 S: 6 P: 10	1B: 8 2B: 2 3B: 0 HR: 0	SF: 1 SAC: 1 DP: 1 HBP: 0	WP: 0 PB: 0 SB: 1 CS: 0	PA: 39				

BOTTOM

St. Louis Cardinals @ San Francisco Giants

3Com Park at Candlestick Point, San Francisco, CA

Sat Apr 11 1998, 6:33 AM EDT

Att. 23,795 - Cloudy - 63 F

livebaseballscorecards.com

AB	35
R	2
H	10
RBI	2
BB	2
SO	7
LOB	23

PITCHER		IP	WLS	BF	H	R	ER	SO	BB	IBB	HBP	BLK	WP	HR	S	P	ERA	WHIP
Matt Morris, R ERA: 3.6	(1, 1)	5.0		25	8	2	2	3	2	0	0	0	0	0	53	85	3.60	2.000
Kent Bottenfield, R ERA: 3.86	(6, 1)	1.0	W	4	1	0	0	1	0	0	0	0	0	0	8	13	0.00	1.000
Lance Painter, L ERA: 9.0	(7, 1)	1.0		3	0	0	0	2	0	0	0	0	0	0	9	12	0.00	0.000
Mike Busby, R ERA: 4.91	(8, 1)	2.0		7	1	0	0	1	0	0	0	0	0	0	15	23	0.00	0.500

PITCHER	IP	WLS	BF	H	R	ER	SO	BB	IBB	HBP	BLK	WP	HR	S	P	ERA	WHIP

Batter	1	2	3	4	5	6	7	8	9	AB	R	H	RBI	BB	SO	LOB
Delino DeShields, L (1, 4) OBP: 0.425, SLG: 0.400	G2-3	K			S 1B			K		4	0	1	0	0	2	1
Brian Jordan, R (1, 9) OBP: 0.324, SLG: 0.424	1B 1B 1B		CS HBP		L8 1-2			P2		3	1	1	0	0	0	1
Mark McGwire, R (1, 3) OBP: 0.509, SLG: 0.732	1B 1-2 1B		K			P7		BB 1B		4	0	2	0	0	1	1
Ray Lankford, L (1, 8) OBP: 0.531, SLG: 0.615	1-2 2-H 1B		L8			K		1-2 BB		3	0	1	1	1	1	1
Willie McGee, S (1, 7) OBP: 0.345, SLG: 0.333	K		CS 1-2	F8		G4-3		G3		4	0	0	0	0	1	4
Gary Gaetti, R (1, 5) OBP: 0.371, SLG: 0.548	G1-3			G5-3			G3-1 2B		K	4	0	1	0	0	1	2
Tom Lampkin, L (1, 2) OBP: 0.391, SLG: 0.525		F8		K			G3-1 2-3		L8	4	0	0	0	0	1	1
David Howard, S (1, 6) OBP: 0.360, SLG: 0.304 John Frascatore, R (9, 1)		SH3-4 1B			K		G3-1		G3	4 0	0 0	1 0	0 0	0 0	1 0	1 0
Cliff Politte, R (1, 1) Mark Petkovsek, R (7, 1) OBP: 0.667, SLG: 1.000 Royce Clayton, R (9, 6) OBP: 0.426, SLG: 0.415		SH3-4 1-2			G5-3		5-3			2 0 0	0 0 0	0 0 0	0 0 0	0 0 0	0 0 0	1 0 0
Inning Stats	R: 1 E: 0 K: 1 S: 13 H: 3 LOB: 2 BB: 0 P: 19	R: 0 E: 0 K: 1 S: 9 H: 1 LOB: 1 BB: 0 P: 15	R: 0 E: 0 K: 1 S: 6 H: 0 LOB: 0 BB: 0 P: 15	R: 0 E: 0 K: 1 S: 7 H: 0 LOB: 0 BB: 0 P: 9	R: 0 E: 0 K: 1 S: 9 H: 1 LOB: 1 BB: 0 P: 12	R: 0 E: 0 K: 1 S: 7 H: 0 LOB: 0 BB: 0 P: 9	R: 0 E: 0 K: 0 S: 4 H: 1 LOB: 1 BB: 0 P: 9	R: 0 E: 0 K: 1 S: 13 H: 1 LOB: 2 BB: 1 P: 20	R: 0 E: 0 K: 1 S: 7 H: 0 LOB: 0 BB: 0 P: 11	1B: 6 2B: 1 3B: 0 HR: 0		SF: 0 SAC: 1 DP: 0 HBP: 1			WP: 0 PB: 0 SB: 1 CS: 1		PA: 36

TOP

St. Louis Cardinals @ San Francisco Giants

3Com Park at Candlestick Point, San Francisco, CA

Sun Apr 12 1998, 6:33 AM EDT
Att. 17,683 - Cloudy - 60 F

livebaseballscorecards.com

AB	32
R	1
H	7
RBI	1
BB	1
SO	8
LOB	13

PITCHER		IP	WLS	BF	H	R	ER	SO	BB	IBB	HBP	BLK	WP	HR	S	P	ERA	WHIP
Orel Hershiser, R ERA: 3.93	(1, 1)	7.0		27	6	1	1	6	0	0	1	0	0	0	55	88	1.29	0.857
John Johnstone, R ERA:	(8, 1)	1.0		5	1	0	0	1	1	0	0	0	0	0	13	20	0.00	2.000
Robb Nen, R ERA: 1.13	(9, 1)	1.0	W	3	0	0	0	1	0	0	0	0	0	0	7	11	0.00	0.000

PITCHER		IP	WLS	BF	H	R	ER	SO	BB	IBB	HBP	BLK	WP	HR	S	P	ERA	WHIP

BOTTOM

Batter	1	2	3	4	5	6	7	8	9	AB	R	H	RBI	BB	SO	LOB
Darryl Hamilton, L (1, 8) OBP: 0.370, SLG: 0.348	C B B F B F X 3-2 G5-4-3 1B		C F X 0-2 ③ G4-3			B C B C X 2-2 ① G4-3		C B C B B X 3-2 BB BB 1B	C B B F B B 4-2 1-2 BB BB	4	0	2	0	1	0	1
Bill Mueller, S (1, 5) OBP: 0.440, SLG: 0.512	X 0-0 ① ② G5-4-3 1-2f			B B F F X 2-2 ① G3-1		B B X 2-0 ② P7		1 SAFE 1 SAFE B 1 SAFE B 1 B B SAFE 4-0 BB 1-2 BB	B B B B 4-0 1-2 2-3 3-H BB	3	0	0	1	2	0	1
Barry Bonds, L (1, 7) OBP: 0.310, SLG: 0.377	B C C X 1-2 ③ F8			F B X 1-1 ② F7		C B B X 2-1 ③ G3		F B F F F B S 2-3 ② K		4	0	0	0	0	1	2
Jeff Kent, R (1, 4) OBP: 0.393, SLG: 0.510		B B S F X 2-2 ① G6-3		B B X 2-0 ③ G6-3			C X 0-1 BB BB SF8 1B	S B B B B 4-1 1-2 2-3 BB		3	1	1	0	1	0	0
J.T. Snow, L (1, 3) OBP: 0.327, SLG: 0.310 John Johnstone, R (8, 1) Marvin Benard, L (8, PH) OBP: 0.250, SLG: 0.250 Robb Nen, R (9, 1)		B C B B F S 3-3 ② K			B S X 1-1 ① P4		B B B B 4-0 SF8 BB 1-2 F9-2 BB	S S S S 0-3 ③ K		2 0 1 0	0 0 0 0	0 0 0 0	0 0 0 0	1 0 0 0	1 0 1 0	0 0 3 0
Stan Javier, S (1, 9) OBP: 0.340, SLG: 0.326		B B C B B 4-1 CS BB			B F X 1-1 1B 1B		B B S F B B 4-2 1-2 2-3 BB		F X 0-1 ① L7	2	0	1	0	2	0	0
Brian Johnson, R (1, 2) OBP: 0.289, SLG: 0.353 Alex Diaz, S (9, PR) OBP: 0.182, SLG: 0.182	B S B 2-1 ③ CS 1-2	C F T 0-2 ① K			B C B X 2-1 ② F9		X 0-0 ① SF8 2-3 3-H		X 0-0 G4-3 BB 2B	3 0	0 1	1 0	1 0	0 0	1 0	1 0
Rich Aurilia, R (1, 6) OBP: 0.500, SLG: 0.519			B S B X 2-1 SH1-4 1B		X 0-0 1-2 1B		C X 0-1 ② ③ F9-2 3-H		X 0-0 ② G4-3 2-3	4	0	2	0	0	0	3
Orel Hershiser, R (1, 1) Charlie Hayes, R (8, 3) OBP: 0.294, SLG: 0.357			X 0-0 ② SH1-4 1-2		B X 1-0 ③ G3			C B B B X 2-1 ① G5-3	B C B B B C B 4-2 BB DI BB	1 1	0 0	0 0	0 0	0 1	0 0	2 0
Inning Stats	R: 0 E: 0 K: 0 S: 8 H: 1 LOB: 0 BB: 0 P: 12	R: 0 E: 0 K: 1 S: 9 H: 0 LOB: 0 BB: 1 P: 19	R: 0 E: 0 K: 1 S: 9 H: 1 LOB: 1 BB: 0 P: 11	R: 0 E: 0 K: 0 S: 6 H: 0 LOB: 0 BB: 0 P: 11	R: 0 E: 0 K: 0 S: 8 H: 2 LOB: 2 BB: 0 P: 13	R: 0 E: 0 K: 0 S: 6 H: 0 LOB: 0 BB: 0 P: 12	R: 1 E: 0 K: 0 S: 7 H: 1 LOB: 1 BB: 2 P: 15	R: 0 E: 0 K: 2 S: 14 H: 1 LOB: 3 BB: 2 P: 29	R: 1 E: 0 K: 0 S: 8 H: 1 LOB: 3 BB: 3 P: 20	1B: 6 2B: 2 3B: 0 HR: 0 SF: 1 SAC: 1 DP: 2 HBP: 0						

PITCHER		IP	WLS	BF	H	R	ER	SO	BB	IBB	HBP	BLK	WP	HR	S	P	ERA	WHIP
Cliff Politte, R ERA: 1.62	(1, 1)	6.0		23	5	1	1	2	2	0	0	0	0	0	48	84	1.50	1.167
Mark Petkovsek, R ERA: 4.7	(7, 1)	2.0		9	1	0	0	2	3	0	0	0	0	0	19	38	0.00	2.000
John Frascatore, R ERA: 11.81	(9, 1)	0.2	L	6	1	1	1	0	3	0	0	0	0	0	8	20	13.50	6.000

PITCHER	IP	WLS	BF	H	R	ER	SO	BB	IBB	HBP	BLK	WP	HR	S	P	ERA	WHIP

St. Louis Cardinals @ San Francisco Giants

3Com Park at Candlestick Point, San Francisco, CA

Sun Apr 12 1998, 6:33 AM EDT

Att. 17,683 - Cloudy - 60 F

livebaseballscorecards.com

AB	28
R	2
H	7
RBI	2
BB	8
SO	4
LOB	13

WP: 0 PB: 0 SB: 0 CS: 1 PA: 39

Batter	1	2	3	4	5	6	7	8	9	AB	R	H	RBI	BB	SO	LOB
Royce Clayton, R (1, 6) OBP: 0.404, SLG: 0.391	G6-3		F8	G3-1			G5-3		1B	5	0	1	0	0	0	2
Brian Jordan, R (1, 9) (7, 8) OBP: 0.310, SLG: 0.421	G6-3		BB 2B		G6-3		K		G5-3	5	0	1	0	0	1	1
Mark McGwire, R (1, 3) OBP: 0.508, SLG: 0.705 Jeff Brantley, R (8, 1)	1B		BB BB		F8			K		3 0	0 0	1 0	0 0	1 0	1 0	0 0
Ray Lankford, L (1, 8) OBP: 0.519, SLG: 0.585 John Mabry, L (7, 9) OBP: 0.333, SLG: 0.429	K		1-2 2-3 BB		F8			G3-1		2 1	0 0	0 0	0 0	1 0	1 0	1 0
Gary Gaetti, R (1, 5) OBP: 0.359, SLG: 0.514		F7	G2			1B		F7		4	0	1	0	0	0	3
Ron Gant, R (1, 7) OBP: 0.345, SLG: 0.500 Brian Hunter, R (8, 3) OBP: 0.222, SLG: 0.125		K		FC4-6 BB		K			K	2 1	0 0	0 0	0 0	1 0	2 1	1 0
Eli Marrero, R (1, 2) OBP: 0.500, SLG: 1.750		3B		K		P2			HR	4	1	2	1	0	1	2
Delino DeShields, L (1, 4) OBP: 0.386, SLG: 0.359		G4-3		FC4-6 1-2f 1B		P5			G4-3	4	0	0	0	0	0	3
Manny Aybar, R (1, 1) OBP: 0.500, SLG: 0.500 Juan Acevedo, R (6, 1) OBP: 1.000, SLG: 1.000 Willie McGee, S (6, 7) OBP: 0.355, SLG: 0.448			K	1-2 1B			F8		HR	2 0 2	0 0 1	1 0 1	0 0 1	0 0 0	1 0 0	0 0 0
Inning Stats	R: 0 E: 0 K: 1 S: 6 H: 1 LOB: 1 BB: 0 P: 6	R: 0 E: 0 K: 1 S: 6 H: 1 LOB: 1 BB: 0 P: 6	R: 0 E: 0 K: 1 S: 6 H: 1 LOB: 3 BB: 2 P: 14	R: 0 E: 0 K: 1 S: 6 H: 1 LOB: 2 BB: 1 P: 10	R: 0 E: 0 K: 0 S: 3 H: 0 LOB: 0 BB: 0 P: 3	R: 0 E: 0 K: 1 S: 6 H: 1 LOB: 1 BB: 0 P: 6	R: 0 E: 0 K: 1 S: 5 H: 0 LOB: 0 BB: 0 P: 5	R: 0 E: 0 K: 1 S: 5 H: 0 LOB: 0 BB: 0 P: 5	R: 2 E: 0 K: 1 S: 8 H: 3 LOB: 1 BB: 0 P: 8	1B: 4 2B: 1 3B: 1 HR: 2 SF: 0 SAC: 0 DP: 0 HBP: 0						

PITCHER	IP	WLS	BF	H	R	ER	SO	BB	IBB	HBP	BLK	WP	HR	S	P	ERA	WHIP
Kirk Rueter, L (1, 1) ERA: 4.08	6.0	W	26	5	0	0	5	3	0	0	0	0	0	33	45	0.00	1.333
Steve Reed, R (7, 1) ERA:	2.0		6	0	0	0	2	0	0	0	0	0	0	10	10	0.00	0.000
Julian Tavarez, R (9, 1) ERA: 4.5	1.0		6	3	2	2	1	0	0	0	0	0	2	8	8	18.00	3.000

PITCHER	IP	WLS	BF	H	R	ER	SO	BB	IBB	HBP	BLK	WP	HR	S	P	ERA	WHIP

TOP

St. Louis Cardinals @ San Francisco Giants

3Com Park at Candlestick Point, San Francisco, CA

Mon Apr 13 1998, 6:33 AM EDT
Att. 14,426 - Cloudy - 60 F

livebaseballscorecards.com

AB	35
R	2
H	8
RBI	2
BB	3
SO	8
LOB	13

WP: 0	PB: 0	SB: 0	CS: 0
PA: 38			

Batter	1	2	3	4	5	6	7	8	9	AB	R	H	RBI	BB	SO	LOB
Darryl Hamilton, L (1, 8) OBP: 0.373, SLG: 0.340	P4	K		BB		1B E 1-2 3-H 1B	F9			4	1	1	1	1	1	1
Bill Mueller, S (1, 5) OBP: 0.436, SLG: 0.522	2B 2B		F7	G3		E9 2B 1-H 2-H 1B	L4			5	2	2	1	0	0	3
Barry Bonds, L (1, 7) OBP: 0.339, SLG: 0.464 Alex Diaz, S (8, 7) OBP: 0.167, SLG: 0.167	WP 2-H 2B		S BB		HR	P4		K		3 1	1 0	2 0	2 0	1 0	0 1	1 0
Jeff Kent, R (1, 4) OBP: 0.383, SLG: 0.481 Rey Sanchez, R (8, 4) OBP: 0.480, SLG: 0.522	F7		F8	G5-3		2B BB		F9		3 1	1 0	0 0	0 0	1 0	0 0	2 0
J.T. Snow, L (1, 3) OBP: 0.370, SLG: 0.341	WP BB		1-2 BB	K		G4-3 1-H 3-H 2B		BB		2	0	1	2	3	1	0
Stan Javier, S (1, 9) OBP: 0.333, SLG: 0.304 Steve Reed, R (7, 1) OBP: 0.500, SLG: 0.500 Charlie Hayes, R (8, PH) OBP: 0.278, SLG: 0.333 Julian Tavarez, L (9, 1)	1-2 2-3 BB		K	G5-3		G4-3 2-3		F9		3 0 1 0	0 0 0 0	0 0 0 0	0 0 0 0	1 0 0 0	1 0 0 0	3 0 1 0
Brian Johnson, R (1, 2) OBP: 0.310, SLG: 0.368	G1-3			SH5-4 1B		2B 1B G1-3				4	1	2	0	0	0	4
Rich Aurilia, R (1, 6) OBP: 0.500, SLG: 0.548		K		P5		1B 1B 1-3 2B		FC4-6 1B		4	1	2	0	0	1	1
Kirk Rueter, L (1, 1) OBP: 0.167, SLG: 0.167 Marvin Benard, L (6, PH) OBP: 0.333, SLG: 0.333 (7, 9)		G4-3		SH5-4 1-2		1B 1B 2-3 3-H 1B		FC4-6 1-2f		1 2	0 1	0 1	0 1	0 0	0 0	0 1
Inning Stats	R: 1 E: 0 K: 0 S: 5 H: 2 LOB: 3 BB: 2 P: 13	R: 0 E: 0 K: 2 S: 7 H: 0 LOB: 0 BB: 0 P: 7	R: 0 E: 0 K: 1 S: 5 H: 0 LOB: 2 BB: 2 P: 13	R: 0 E: 0 K: 0 S: 4 H: 1 LOB: 2 BB: 1 P: 8	R: 1 E: 0 K: 1 S: 6 H: 1 LOB: 0 BB: 0 P: 6	R: 6 E: 1 K: 0 S: 9 H: 6 LOB: 1 BB: 1 P: 13	R: 0 E: 0 K: 0 S: 4 H: 1 LOB: 1 BB: 0 P: 4	R: 0 E: 0 K: 1 S: 5 H: 0 LOB: 1 BB: 1 P: 9		1B: 6 2B: 4 3B: 0 HR: 1 SF: 0 SAC: 1 DP: 0 HBP: 0						

PITCHER		IP	WLS	BF	H	R	ER	SO	BB	IBB	HBP	BLK	WP	HR	S	P	ERA	WHIP
Manny Aybar, R ERA: 11.68	(1, 1)	5.0	L	27	7	5	5	4	5	0	0	0	1	1	30	50	9.00	2.400
Juan Acevedo, R ERA: 9.0	(6, 1)	2.0		11	4	3	3	0	1	0	0	0	0	0	10	14	13.50	2.500
Jeff Brantley, R ERA:	(8, 1)	1.0		4	0	0	0	1	1	0	0	0	0	0	5	9	0.00	1.000

PITCHER	IP	WLS	BF	H	R	ER	SO	BB	IBB	HBP	BLK	WP	HR	S	P	ERA	WHIP

BOTTOM

St. Louis Cardinals @ San Francisco Giants

3Com Park at Candlestick Point, San Francisco, CA

Mon Apr 13 1998, 6:33 AM EDT

Att. 14,426 - Cloudy - 60 F

livebaseballscorecards.com

AB	34
R	8
H	11
RBI	7
BB	7
SO	5
LOB	17

PA: 42

WP: 1
PB: 0
SB: 1
CS: 0

San Diego Padres @ San Francisco Giants

3Com Park at Candlestick Point, San Francisco, CA

Tue Apr 14 1998, 10:05 PM EDT

Att. 11,669 - Cloudy - 58 F

livebaseballscorecards.com

TOP

Batter	1	2	3	4	5	6	7	8	9	AB	R	H	RBI	BB	SO	LOB
Quilvio Veras, S (1, 4) OBP: 0.379, SLG: 0.234	C B C X 1-2 E S 1B 1B	C X 0-1 G4-3 G3 1B		C B B C X 2-2 G1-3 ①	B X 1-0 1-2 2-H 1B		B B C X 2-1 G6-3 ③			5	1	3	1	0	0	1
Steve Finley, L (1, 8) OBP: 0.283, SLG: 0.446	B B 1 SAFE C X 2-1 1B 1-H 2B 1B	C X 0-1 G3 ① 1-2		X 0-0 F9 2B	B F X 1-1 G4-3 ③			X 0-0 B1 ①		5	1	2	1	0	0	3
Tony Gwynn, L (1, 9) OBP: 0.375, SLG: 0.471	B 1 SAFE 1 SAFE X 1-0 2B 1-3 HR 1B	C F X 0-2 G4-3 ② 2-3		C B B X 2-1 F9 ② 2-3		X 0-0 F8 ①		C F X 0-2 G3 ②		5	1	1	0	0	0	2
Wally Joyner, L (1, 3) OBP: 0.468, SLG: 0.650	C X 0-1 1-3 HR 3-H 2B	B B C B C X 3-2 L8 ③		B B F B B 4-1 FC6-4 BB		X 0-0 G5-3 1B		B X 1-0 P5 ③		4	1	2	1	1	0	1
Greg Vaughn, R (1, 7) OBP: 0.388, SLG: 0.525	X 0-0 2-H 3-H HR	B S B B X 2-1 HR	C B B C X 2-2 FC6-4 ③ 1-2f		S F B X 1-2 G5-3 ② 1-2				S B C F B X 2-2 F7 ①	5	2	2	4	0	0	3
Greg Myers, L (1, 2) OBP: 0.440, SLG: 0.500	C C F F F X 0-2 1B	X 0-0 G3 ①			F C F B X 1-2 24 1B 1B 1B	B C S S 1-3 K ③			S B C F X 1-2 L8 ②	5	0	2	0	0	1	1
Archi Cianfrocco, R (1, 5) OBP: 0.316, SLG: 0.556	S B C C 1-3 K ①	C B B B F S 3-3 K ②		F B C X 1-2 24 1B 1-2 1B 1B		F B F B F X 2-2 G6-4-3 2B			F S B B C 2-3 K ③	5	1	2	0	0	3	1
Chris Gomez, R (1, 6) OBP: 0.347, SLG: 0.381	F S B F S 1-3 K ②	B S F B B B 4-2 BB		B B X 2-0 L6 ①		S H 1-1 G6-4-3 HBP				2	0	0	0	1	1	3
24 Mark Langston, R (1, 1) OBP: 0.375, SLG: 0.429 Brian Boehringer, S (5, 1) Carlos Reyes, S (5, 1) Mark Sweeney, L (7, PH) OBP: 0.188, SLG: 0.071 Don Wengert, R (7, 1) Dan Miceli, R (8, 1)	B F F F B F B X 3-2 F8 ③	C T T 0-2 K ③			X 0-0 1B 1-2 2-H 1B ②	C X 0-1 G6-4-3 1-2f 2-3 ① ②				3 0 0 1 0 0	0 0 0 0 0 0	1 0 0 0 0 0	0 0 0 0 0 0	0 0 0 0 0 0	1 0 0 0 0 0	2 0 0 2 0 0
Inning Stats	R: 5 E: 0 K: 2 S: 27 H: 6 LOB: 1 BB: 0 P: 36	R: 0 E: 0 K: 0 S: 10 H: 1 LOB: 1 BB: 0 P: 13	R: 1 E: 0 K: 2 S: 11 H: 1 LOB: 1 BB: 1 P: 20	R: 0 E: 0 K: 0 S: 10 H: 1 LOB: 2 BB: 1 P: 20	R: 1 E: 0 K: 0 S: 12 H: 4 LOB: 2 BB: 0 P: 18	R: 0 E: 0 K: 1 S: 8 H: 1 LOB: 1 BB: 0 P: 10	R: 0 E: 0 K: 0 S: 9 H: 1 LOB: 1 BB: 0 P: 14	R: 0 E: 0 K: 0 S: 5 H: 0 LOB: 0 BB: 0 P: 6	R: 0 E: 0 K: 1 S: 11 H: 0 LOB: 0 BB: 0 P: 16	1B: 10 2B: 3 3B: 0 HR: 2 SF: 0 SAC: 0 DP: 1 HBP: 1						

	AB	40
	R	7
	H	15
	RBI	7
	BB	2
	SO	6
	LOB	19

WP: 0 PB: 0 SB: 1 CS: 0 PA: 43

PITCHER		IP	WLS	BF	H	R	ER	SO	BB	IBB	HBP	BLK	WP	HR	S	P	ERA	WHIP
Mark Gardner, R ERA: 6.19	(1, 1)	4.0		23	9	6	6	4	2	0	0	0	0	2	58	89	13.50	2.750
Jim Poole, L ERA: 3.38	(5, 1)	1.1		8	5	1	1	0	0	0	0	0	0	0	14	20	6.75	3.750
Julian Tavarez, R ERA: 3.86	(6, 1)	1.2	W	6	1	0	0	1	0	0	1	0	0	0	15	22	0.00	0.600
Rich Rodriguez, L ERA: 9.0	(8, 1)	1.0		3	0	0	0	0	0	0	0	0	0	0	5	6	0.00	0.000
Robb Nen, R ERA: 1.0	(9, 1)	1.0		3	0	0	0	1	0	0	0	0	0	0	11	16	0.00	0.000

PITCHER	IP	WLS	BF	H	R	ER	SO	BB	IBB	HBP	BLK	WP	HR	S	P	ERA	WHIP

Batter	1	2	3	4	5	6	7	8	9	AB	R	H	RBI	BB	SO	LOB
Alex Diaz, S (1, 8) OBP: 0.176, SLG: 0.235	F7	2B		FC6-4	G3		FC6-4			5	0	1	1	0	0	3
Rey Sanchez, R (1, 6) OBP: 0.500, SLG: 0.538	WP, 2B, BB	G6-3			HR, BB 2B		G6-3			3	2	1	1	2	0	2
Barry Bonds, L (1, 7) OBP: 0.343, SLG: 0.500	K		F8		HR IBB			K		4	1	1	2	1	2	1
Jeff Kent, R (1, 4) OBP: 0.400, SLG: 0.500	HR, 2B		G5-3		BB, BB 1B K			1B, WP PB, HBP		4	3	2	1	0	1	2
Stan Javier, S (1, 9) OBP: 0.390, SLG: 0.333	HR, BB		BB		SAFE BB 1B	CS, 1B		PB 1B, 1B		2	3	2	0	3	0	0
Charlie Hayes, R (1, 5) OBP: 0.304, SLG: 0.474 Robb Nen, R (9, 1)	HR		SAFE K SAFE		1B BB 1B	F8		L8		4 0	2 0	1 0	3 0	1 0	1 0	3 0
J.T. Snow, L (1, 3) OBP: 0.373, SLG: 0.347	K			P7	1B G3 1B	SAFE K		1B		5	1	2	3	0	2	1
Brian Johnson, R (1, 2) OBP: 0.326, SLG: 0.381		G6-3		K FC6-4	SH2-4 2B 1B	SAFE CS	FC6-4 1B			4	1	2	1	0	1	0
Mark Gardner, R (1, 1) Jim Poole, L (5, 1) Julian Tavarez, L (6, 1) Marvin Benard, L (7, PH) OBP: 0.286, SLG: 0.286 Rich Rodriguez, L (8, 1) Bill Mueller, S (9, 5) OBP: 0.436, SLG: 0.522		2B, BB		F9	SH2-4		K			1 0 0 1 0 0 0	0 0 0 0 0 0 0	0 0 0 0 0 0 0	0 0 0 0 0 0 0	1 0 0 0 0 0 0	0 0 0 0 1 0 0	1 0 0 1 1 0 0
Inning Stats	R: 4 E: 0 K: 2 S: 18 H: 2 LOB: 0 BB: 2 P: 30	R: 0 E: 0 K: 0 S: 7 H: 1 LOB: 1 BB: 1 P: 15	R: 0 E: 0 K: 1 S: 7 H: 0 LOB: 1 BB: 1 P: 13	R: 0 E: 0 K: 1 S: 9 H: 0 LOB: 1 BB: 0 P: 16	R: 7 E: 0 K: 1 S: 30 H: 5 LOB: 2 BB: 4 P: 53	R: 0 E: 0 K: 1 S: 7 H: 1 LOB: 0 BB: 0 P: 10	R: 0 E: 0 K: 1 S: 8 H: 1 LOB: 1 BB: 0 P: 11	R: 2 E: 0 K: 1 S: 9 H: 2 LOB: 1 BB: 0 P: 18		1B: 7 2B: 3 3B: 0 HR: 2 SF: 0 SAC: 1 DP: 0 HBP: 1						

PITCHER		IP	WLS	BF	H	R	ER	SO	BB	IBB	HBP	BLK	WP	HR	S	P	ERA	WHIP
24 Mark Langston, L ERA: 6.46	(1, 1)	4.0		21	4	6	6	4	5	0	0	0	2	2	46	85	13.50	2.250
Brian Boehringer, R ERA: 10.8	(5, 1)	0.2	L	9	4	5	5	0	2	1	0	0	0	0	21	36	67.50	9.000
Carlos Reyes, R ERA:	(5, 1)	1.1		4	1	0	0	2	0	0	0	0	0	0	11	16	0.00	0.750
Don Wengert, R ERA: 9.64	(7, 1)	1.0		4	1	0	0	1	0	0	0	0	0	0	8	11	0.00	1.000
Dan Miceli, R ERA: 2.61	(8, 1)	1.0		5	2	2	1	1	0	0	1	0	1	0	9	18	9.00	2.000

PITCHER	IP	WLS	BF	H	R	ER	SO	BB	IBB	HBP	BLK	WP	HR	S	P	ERA	WHIP

BOTTOM

San Diego Padres @ San Francisco Giants

3Com Park at Candlestick Point, San Francisco, CA

Tue Apr 14 1998, 10:05 PM EDT

Att. 11,669 - Cloudy - 58 F

livebaseballscorecards.com

AB	33
R	13
H	12
RBI	12
BB	8
SO	8
LOB	14

WP: 3 PA: 44
PB: 1
SB: 1
CS: 1

San Diego Padres @ San Francisco Giants

3Com Park at Candlestick Point, San Francisco, CA

Wed Apr 15 1998, 10:05 PM EDT
Att. 16,255 - Unknown - 55 F

livebaseballscorecards.com

TOP

Batter	1	2	3	4	5	6	7	8	9	AB R H RBI BB SO LOB
Quilvio Veras, S (1, 4) OBP: 0.381, SLG: 0.250	B S F X; 1-2; F9, 1B, 1B	C B F C; 1-3; K; ③			B C F F X; 1-2; FC4-6, 1B		X; 0-0; F9; ②		C C B B X; 2-2; G3; ③	5 0 2 0 0 1 4
Steve Finley, L (1, 8) OBP: 0.281, SLG: 0.433	B B 1 SAFE C X; 2-1; CS; 1-2; 1B		F X; 0-1; L9; ①		B C 1 SAFE X; 1-1; FC4-6; 1-2f; ②		B C S X; 1-2; FC6; 1-2f; ③			4 0 1 0 0 0 3
Tony Gwynn, L (1, 9) OBP: 0.350, SLG: 0.436	B X; 1-0; F9; 2-3; ①		B C X; 1-1; P7; ②		X; 0-0; L9; ③			C B X; 1-1; F7; ①		4 0 0 0 0 0 3
Ken Caminiti, S (1, 5) OBP: 0.333, SLG: 0.686	C F 1 SAFE B B B F F F; 4-2 F B; 1-2; BB; ②		C B B B F B; 4-2; BB			C F F C; 0-3; K; ①		X; 0-0; WP, 1B		2 0 1 0 2 1 0
Wally Joyner, L (1, 3) OBP: 0.431, SLG: 0.591	B F B X; 2-1; F7; ③		C C B F X; 1-2; F7; ③			X; 0-0; G4-3; ②		C B X; 1-1; L7; 1-2; ②		4 0 0 0 0 0 4
Greg Vaughn, R (1, 7) OBP: 0.377, SLG: 0.568 / James Mouton, R (8, 7) OBP: 0.267, SLG: 0.429		B B B X; 3-0; HR		C X; 0-1; P9; ①		C B B C X; 2-2; G1-3; ③		C B X; 1-1; L7; ③		4 1 1 1 0 0 1 / 0 0 0 0 0 0 0
Carlos Hernandez, R (1, 2) OBP: 0.300, SLG: 0.342		C C S; 0-3; K; ①		B X; 1-0; G6-3; ②			F F B B X; 2-2; FC6-4, 1B		B F X; 1-1; F7; ①	4 0 1 0 0 1 0
Chris Gomez, R (1, 6) OBP: 0.321, SLG: 0.348		B X; 1-0; G5-3; ②		C B S S; 1-3; K; ③			X; 0-0; FC6-4, 1B; 1-2f; ①		C B C B S; 2-3; K; ②	4 0 0 0 0 2 1
Kevin Brown, R (1, 1) OBP: 0.333, SLG: 0.417		B X; 1-0; 1B			C F B B F S; 2-3; K; ①		1 SAFE X; 0-0; FC6; 1-2; 1B		X; 0-0; 1B	4 0 3 0 0 1 0

Inning Stats	1	2	3	4	5	6	7	8	9
R	0	1	0	0	0	0	0	0	0
E	0	0	0	0	0	0	0	0	0
K	0	2	0	1	1	1	0	0	1
S	14	9	10	6	11	8	9	7	9
H	2	2	0	0	1	0	2	1	1
LOB	2	1	1	0	1	0	2	1	1
BB	1	0	1	0	0	0	0	0	0
P	24	15	16	8	15	10	12	10	14

1B: 8, SF: 0, 2B: 0, SAC: 0, 3B: 0, DP: 0, HR: 1, HBP: 0

WP: 1, PA: 37, PB: 0, SB: 0, CS: 1

AB	35
R	1
H	9
RBI	1
BB	2
SO	6
LOB	16

PITCHER	IP	WLS	BF	H	R	ER	SO	BB	IBB	HBP	BLK	WP	HR	S	P	ERA	WHIP
Danny Darwin, R (1, 1) ERA: 2.89	6.2	L	28	7	1	1	5	2	0	0	0	0	1	64	96	1.35	1.350
Rich Rodriguez, L (7, 1) ERA: 6.75	1.0		4	1	0	0	0	0	0	0	0	1	0	8	11	0.00	1.000
Steve Reed, R (8, 1) ERA:	1.1		5	1	0	0	1	0	0	0	0	0	0	11	17	0.00	0.750

PITCHER	IP	WLS	BF	H	R	ER	SO	BB	IBB	HBP	BLK	WP	HR	S	P	ERA	WHIP

BOTTOM

Batter	1	2	3	4	5	6	7	8	9	AB	R	H	RBI	BB	SO	LOB
Darryl Hamilton, L (1, 8) OBP: 0.355, SLG: 0.321	C B S C 1-3 K ①		B 1-0 CS ③ 1-2	L B X 1-1 G4-3 ①		B X 1-0 L6 ③			X 0-0 SH2-4 ① 2-3	3	0	0	0	0	1	0
Bill Mueller, S (1, 5) OBP: 0.407, SLG: 0.480	X 0-0 G3-1 ②			B X 1-0 L7 ②			B X 1-0 G3 ①		B S B S B X 3-2 4-3 ②	4	0	0	0	0	0	1
Barry Bonds, L (1, 7) OBP: 0.366, SLG: 0.508	C C B B X 2-2 G3 ③			B X 1-0 S 1B			C B B B X 3-1 G4-6-3 1B		B B I I 4-0 IBB	3	0	2	0	1	0	0
J.T. Snow, L (1, 3) OBP: 0.349, SLG: 0.321		F B X 1-1 L7 ①		C F 1 B F B F S SAFE 2-3 K ③ 1-2			F X 0-1 G4-6-3 ② ③ 1-2f		B C 1 B C S SAFE 2-3 K ③	4	0	0	0	0	2	4
Jeff Kent, R (1, 4) OBP: 0.382, SLG: 0.475		B S S F B C 2-3 K ②			B B B C C F X 3-2 G5-3 ①			B C X 1-1 F7 ①		3	0	0	0	0	1	0
Brent Mayne, L (1, 2) OBP: 0.474, SLG: 0.556		B B C F S 2-3 K ③			X 0-0 F8 ②			C B C B F S 2-3 K ②		3	0	0	0	0	2	0
Marvin Benard, L (1, 9) OBP: 0.300, SLG: 0.300			B X 1-0 B1-3 ①		F X 0-1 G1-3 ③			B B X 2-0 1B		3	0	1	0	0	0	0
Rich Aurilia, R (1, 6) OBP: 0.487, SLG: 0.515			B B C B B 4-1 CS BB			C X 0-1 P1 ①		B 1 SAFE B 1 SAFE X 2-0 F7 ③		2	0	0	0	1	0	1
Danny Darwin, R (1, 1) Rich Rodriguez, L (7, 1) Steve Reed, R (8, 1) OBP: 0.500, SLG: 0.500 Stan Javier, S (9, PH) OBP: 0.400, SLG: 0.367			C B L B 1 SAFE M 2-3 K ②			C B C F S 1-3 K ②			B X 1-0 SH2-4 2B	2 0 0 1	0 0 0 0	0 0 0 1	0 0 0 0	0 0 0 0	2 0 0 0	1 0 0 0
Inning Stats	R: 0 E: 0 K: 1 S: 7 H: 0 LOB: 0 BB: 0 P: 10	R: 0 E: 0 K: 2 S: 9 H: 0 LOB: 0 BB: 0 P: 14	R: 0 E: 0 K: 1 S: 5 H: 0 LOB: 0 BB: 1 P: 13	R: 0 E: 0 K: 1 S: 9 H: 1 LOB: 1 BB: 0 P: 14	R: 0 E: 0 K: 0 S: 7 H: 0 LOB: 0 BB: 0 P: 10	R: 0 E: 0 K: 1 S: 7 H: 0 LOB: 0 BB: 0 P: 9	R: 0 E: 0 K: 0 S: 5 H: 1 LOB: 0 BB: 0 P: 9	R: 0 E: 0 K: 1 S: 8 H: 1 LOB: 1 BB: 0 P: 15	R: 0 E: 0 K: 1 S: 8 H: 1 LOB: 2 BB: 1 P: 18	1B: 3 2B: 1 3B: 0 HR: 0	SF: 0 SAC: 1 DP: 1 HBP: 0					

PITCHER	IP	WLS	BF	H	R	ER	SO	BB	IBB	HBP	BLK	WP	HR	S	P	ERA	WHIP
Kevin Brown, R (1, 1) ERA: 1.53	9.0	W	31	4	0	0	8	1	1	0	0	0	0	65	112	0.00	0.556

PITCHER	IP	WLS	BF	H	R	ER	SO	BB	IBB	HBP	BLK	WP	HR	S	P	ERA	WHIP

San Diego Padres @ San Francisco Giants

3Com Park at Candlestick Point, San Francisco, CA

Wed Apr 15 1998, 10:05 PM EDT

Att. 16,255 - Unknown - 55 F

livebaseballscorecards.com

AB	28
R	0
H	4
RBI	0
BB	2
SO	8
LOB	7

1B: 3 2B: 1 3B: 0 HR: 0

SF: 0 SAC: 1 DP: 1 HBP: 0

WP: 0 PB: 0 SB: 1 CS: 1

PA: 32

Batter	1	2	3	4	5	6	7	8	9	AB	R	H	RBI	BB	SO	LOB
Darryl Hamilton, L (1, 8) OBP: 0.379, SLG: 0.339	C X 0-1 1B G4-6-3 1B		X 0-0 BB 1-3 1B		C B B B B 4-1 BB			C X 0-1 ① P5		3	1	2	0	1	0	0
Bill Mueller, S (1, 5) OBP: 0.413, SLG: 0.472	1 SAFE C B B F B F F 1 SAFE 1 SAFE 2-2 X G4-6-3 1-3 1B		B B B B 4-0 1-2 BB		1 SAFE B B C F B 1 SAFE 1 SAFE X 2-2 ② L9			B C B X 2-1 ② L5		3	0	1	0	1	0	1
Barry Bonds, L (1, 7) OBP: 0.347, SLG: 0.485	X 0-0 ① ② G4-6-3 1-2f 3-H		C F B B B F X 2-2 ② SF8 3-H		B B B X 3-0 ③ G3			C F C 0-3 ③ K		3	0	0	1	0	1	2
Jeff Kent, R (1, 4) OBP: 0.361, SLG: 0.446	B B X 2-0 ③ F7		C F F S 0-3 ③ K			X 0-0 ① F8			F B C X 1-2 ① P5	4	0	0	0	0	1	2
J.T. Snow, L (1, 3) OBP: 0.328, SLG: 0.298		C B B F F C 2-3 ① K		B X 1-0 ① F8		B F B X 2-1 ② G4-3			S B C X 1-2 ② L7	4	0	0	0	0	1	0
Stan Javier, S (1, 9) OBP: 0.391, SLG: 0.346		B B B C X 3-1 ② F7		C B B B 4-1 BB		C B B B B C X 3-2 ③ G6-3			M X 0-1 ③ F9	3	0	0	0	1	0	0
Brian Johnson, R (1, 2) OBP: 0.327, SLG: 0.378		B X 1-0 ③ G6-3		B B B C X 3-1 ② P4			B B B C C F X 3-2 G6-4-3 1B			3	0	1	0	0	0	1
Rich Aurilia, R (1, 6) OBP: 0.452, SLG: 0.472		C C B B F F C 2-3 ① K	X 0-0 ③ F8				S B X 1-1 ① ② G6-4-3 1-2f			3	0	0	0	0	1	2
Shawn Estes, R (1, 1) OBP: 0.500, SLG: 0.667 Alex Diaz, S (7, PH) OBP: 0.167, SLG: 0.222 John Johnstone, R (7, 1)		F F X 0-2 1B SF8 1B			B C F X 1-2 ① F7		B C B F X 2-2 ③ G4-3			2 1 0	1 0 0	1 0 0	0 0 0	0 0 0	0 0 0	0 0 0
Inning Stats	R: 1 H: 2 E: 0 LOB: 0 K: 0 BB: 0 S: 9 P: 13	R: 0 H: 0 E: 0 LOB: 0 K: 1 BB: 0 S: 7 P: 13	R: 1 H: 2 E: 0 LOB: 2 K: 2 BB: 1 S: 17 P: 25	R: 0 H: 0 E: 0 LOB: 1 K: 0 BB: 1 S: 5 P: 13	R: 0 H: 0 E: 0 LOB: 1 K: 0 BB: 1 S: 8 P: 18	R: 0 H: 0 E: 0 LOB: 0 K: 0 BB: 0 S: 6 P: 11	R: 0 H: 1 E: 0 LOB: 0 K: 0 BB: 0 S: 9 P: 15	R: 0 H: 0 E: 0 LOB: 0 K: 1 BB: 0 S: 7 P: 9	R: 0 H: 0 E: 0 LOB: 0 K: 0 BB: 0 S: 8 P: 10	1B: 5 SF: 1 2B: 0 SAC: 0 3B: 0 DP: 2 HR: 0 HBP: 0						

TOP

San Francisco Giants @ Milwaukee Brewers

Milwaukee County Stadium, Milwaukee, WI

Fri Apr 17 1998, 8:05 PM EDT
Att. 14,524 - Unknown - 54 F

livebaseballscorecards.com

AB	29
R	2
H	5
RBI	1
BB	3
SO	4
LOB	8

PITCHER		IP	WLS	BF	H	R	ER	SO	BB	IBB	HBP	BLK	WP	HR	S	P	ERA	WHIP
Jose Mercedes, R ERA: 4.11	(1, 1)	6.0	W	24	4	2	2	3	3	0	0	0	0	0	52	93	3.00	1.167
Al Reyes, R ERA: 9.0	(7, 1)	1.0		3	1	0	0	0	0	0	0	0	0	0	9	15	0.00	1.000
Mike Myers, L ERA: 1.42	(8, 1)	1.0		3	0	0	0	1	0	0	0	0	0	0	7	9	0.00	0.000
Doug Jones, R ERA: 3.6	(9, 1)	1.0	S	3	0	0	0	0	0	0	0	0	0	0	8	10	0.00	0.000

PITCHER	IP	WLS	BF	H	R	ER	SO	BB	IBB	HBP	BLK	WP	HR	S	P	ERA	WHIP

BOTTOM

San Francisco Giants @ Milwaukee Brewers

Milwaukee County Stadium, Milwaukee, WI

Fri Apr 17 1998, 8:05 PM EDT

Att. 14,524 - Unknown - 54 F

livebaseballscorecards.com

Batter	1	2	3	4	5	6	7	8	9	AB	R	H	RBI	BB	SO	LOB
Fernando Vina, L (1, 4) OBP: 0.493, SLG: 0.567	C B X 1-1 G5-4-3 1B	B F X 1-1 ② G3 1-2 2-3		X 0-0 ① F7		B B B X 3-0 ②③ L3 1-2				4	0	1	0	0	0	3
Jeff Cirillo, R (1, 5) OBP: 0.413, SLG: 0.377	C X 0-1 ①② G5-4-3 1-2f	B C F C 1-3 ③ K		C B B C B B 4-2 BB			B B C X 2-1 ① G4-3			3	0	0	0	1	1	3
John Jaha, R (1, 3) OBP: 0.404, SLG: 0.400 Jose Valentin, S (7, PR) OBP: 0.365, SLG: 0.549 (8, 6)	B B B B 4-0 1B 2B BB		B B B C F S 3-3 ① K	1 SAFE C X 0-1 ② L8			B F C F F B B B 4-2 S BB			2 0	1 0	0 0	0 0	2 0	1 0	1 0
Jeromy Burnitz, L (1, 9) OBP: 0.449, SLG: 0.691	B C X 1-1 1-3 2B 1B		B C B X 2-1 BB 2B 1B	B B S C B X 3-2 ③ G4-3			B B 1 SAFE C 1 SAFE 1 SAFE 1 SAFE S 1 SAFE 2-3 F F S ② K			4	2	2	0	0	1	2
Marquis Grissom, R (1, 8) OBP: 0.328, SLG: 0.469	X 0-0 1-H 3-H 2B	1 SAFE B B 1 SAFE B B B B 4-0 1-2 2B BB			B F X 1-1 ① L7		B S C F X 1-2 ③ G1-3 1-2			3	1	1	2	1	0	1
Mark Loretta, R (1, 6) OBP: 0.278, SLG: 0.267 (8, 3)	B C B F F X 2-2 ③ G6-3		B B B C X 3-1 1B BLK 1-H 2-H 2B		C B X 1-1 ② G6-3			B B C F F B B 4-2 S BB		3	1	1	2	1	0	1
Darrin Jackson, R (1, 7) OBP: 0.250, SLG: 0.182		F B F B B B B 4-2 G3 BB BB	B B X 2-0 BLK WP 2-3 1B		S X 0-1 ③ G5-3			X 0-0 ① F9		3	0	1	0	1	0	1
Mike Matheny, R (1, 2) OBP: 0.341, SLG: 0.425		B F B B B B 4-1 G3 1-2 BB	1 SAFE C B B C C 2-3 ② K 1-2			X 0-0 ① G6-3		1 SAFE 1 SAFE C P B 1 F S 2-3 ② K		3	0	0	0	1	2	3
Jose Mercedes, R (1, 1) OBP: 0.286, SLG: 0.167 Al Reyes, R (7, 1) Mike Myers, L (8, 1) Bob Hamelin, L (8, PH) OBP: 0.143, SLG: 0.053 Doug Jones, R (9, 1)		L L M 0-3 ① K	B S M B B F C 3-3 ③ K 2-3 3-H			X 0-0 L3 1B		B B C S X 2-2 ③ P6 1-2		3 0 0 1 0	0 0 0 0 0	1 0 0 0 0	0 0 0 0 0	0 0 0 0 0	2 0 0 0 0	3 0 0 1 0
Inning Stats	R: 2 E: 0 K: 0 S: 11 H: 3 LOB: 1 BB: 1 P: 19	R: 0 E: 0 K: 2 S: 11 H: 0 LOB: 2 BB: 2 P: 21	R: 3 E: 0 K: 3 S: 15 H: 3 LOB: 1 BB: 1 P: 34	R: 0 E: 0 K: 0 S: 8 H: 0 LOB: 1 BB: 1 P: 15	R: 0 E: 0 K: 0 S: 6 H: 0 LOB: 0 BB: 0 P: 8	R: 0 E: 0 K: 0 S: 3 H: 1 LOB: 0 BB: 0 P: 6	R: 0 E: 0 K: 1 S: 15 H: 0 LOB: 2 BB: 1 P: 24	R: 0 E: 0 K: 1 S: 12 H: 0 LOB: 1 BB: 1 P: 19		1B: 5 2B: 3 3B: 0 HR: 0	SF: 0 SAC: 0 DP: 2 HBP: 0			WP: 1 PB: 0 SB: 2 CS: 0		PA: 36

PITCHER		IP	WLS	BF	H	R	ER	SO	BB	IBB	HBP	BLK	WP	HR	S	P	ERA	WHIP
Shawn Estes, L ERA: 5.79	(1, 1)	6.0	L	28	7	5	5	5	5	0	0	1	1	0	54	103	7.50	2.000
John Johnstone, R ERA:	(7, 1)	2.0		8	0	0	0	2	2	0	0	0	0	0	27	43	0.00	1.000

PITCHER	IP	WLS	BF	H	R	ER	SO	BB	IBB	HBP	BLK	WP	HR	S	P	ERA	WHIP

AB	29
R	5
H	7
RBI	4
BB	7
SO	7
LOB	19

Batter	1	2	3	4	5	6	7	8	9	AB	R	H	RBI	BB	SO	LOB
Darryl Hamilton, L (1, 8) OBP: 0.357, SLG: 0.317	L6		G4-3		F7			G4-3		4	0	0	0	0	0	0
Bill Mueller, S (1, 5) OBP: 0.418, SLG: 0.464	G3 1B		G3			K		BB 1B		3	0	1	0	1	1	0
Barry Bonds, L (1, 7) OBP: 0.329, SLG: 0.457	1 SAFE 1 SAFE 1-2 G3		F8			G3		P7		4	0	0	0	0	0	2
Jeff Kent, R (1, 4) OBP: 0.382, SLG: 0.478	K			G3 G6-3 2B		S 1B		1-2 1B		4	1	3	0	0	1	1
J.T. Snow, L (1, 3) OBP: 0.310, SLG: 0.279		L3		G3 2-3		L5 1-2		P5		4	0	0	0	0	0	4
Stan Javier, S (1, 9) OBP: 0.397, SLG: 0.357		1B 1B		G6-3 3-H			S 1B		G5-3	4	0	2	1	0	0	0
Brian Johnson, R (1, 2) OBP: 0.321, SLG: 0.367		1 SAFE 1 SAFE 1 SAFE 1-3 FC6-4 1B		P9			P8		G6-3	4	0	1	0	0	0	1
Rey Sanchez, R (1, 6) OBP: 0.441, SLG: 0.467		K			G4-3		G1-3 1-2		G5-3	4	0	0	0	0	1	3
Orel Hershiser, R (1, 1)		FC6-4 1-2f			P4		K			2	0	0	0	0	0	2
Marvin Benard, L (7, PH) OBP: 0.273, SLG: 0.273										1	0	0	0	0	1	1
Jim Poole, L (7, 1)										0	0	0	0	0	0	0
Steve Reed, R (8, 1) OBP: 0.500, SLG: 0.500										0	0	0	0	0	0	0
Inning Stats	R: 0 H: 1 E: 0 LOB: 1 K: 1 BB: 0 S: 14 P: 25	R: 0 H: 2 E: 0 LOB: 2 K: 1 BB: 0 S: 17 P: 25	R: 0 H: 0 E: 0 LOB: 0 K: 0 BB: 0 S: 6 P: 12	R: 1 H: 1 E: 0 LOB: 0 K: 0 BB: 0 S: 8 P: 12	R: 0 H: 0 E: 0 LOB: 0 K: 0 BB: 0 S: 9 P: 15	R: 0 H: 1 E: 0 LOB: 1 K: 1 BB: 0 S: 11 P: 14	R: 0 H: 1 E: 0 LOB: 1 K: 1 BB: 0 S: 9 P: 17	R: 0 H: 1 E: 0 LOB: 2 K: 0 BB: 1 S: 7 P: 15	R: 0 H: 0 E: 0 LOB: 0 K: 0 BB: 0 S: 6 P: 7	1B: 6 SF: 0 2B: 1 SAC: 0 3B: 0 DP: 0 HR: 0 HBP: 0						

TOP

San Francisco Giants @ Milwaukee Brewers

Milwaukee County Stadium, Milwaukee, WI

Sat Apr 18 1998, 4:33 AM EDT
Att. 25,053 - Sunny - 59 F

livebaseballscorecards.com

AB	34
R	1
H	7
RBI	1
BB	1
SO	4
LOB	14

WP: 0 PA: 35
PB: 0
SB: 2
CS: 0

PITCHER		IP	WLS	BF	H	R	ER	SO	BB	IBB	HBP	BLK	WP	HR	S	P	ERA	WHIP
Paul Wagner, R ERA: 5.4	(1, 1)	5.2	W	22	5	1	1	3	0	0	0	0	0	0	62	99	1.59	0.882
Mike Myers, L ERA: 1.35	(6, 1)	0.1		1	0	0	0	0	0	0	0	0	0	0	3	4	0.00	0.000
Chad Fox, R ERA: 0.77	(7, 1)	1.0		4	1	0	0	1	0	0	0	0	0	0	9	17	0.00	1.000
Bob Wickman, R ERA: 1.5	(8, 1)	1.0		5	1	0	0	0	1	0	0	0	0	0	7	15	0.00	2.000
Doug Jones, R ERA: 3.27	(9, 1)	1.0	S	3	0	0	0	0	0	0	0	0	0	0	6	7	0.00	0.000

PITCHER	IP	WLS	BF	H	R	ER	SO	BB	IBB	HBP	BLK	WP	HR	S	P	ERA	WHIP

BOTTOM

Batter	1	2	3	4	5	6	7	8	9	AB	R	H	RBI	BB	SO	LOB
Fernando Vina, L (1, 4) OBP: 0.481, SLG: 0.549	C X 0-1 HR 1B	X 0-0 ③ F8			B C B X 2-1 ① G4-3	B X 1-0 ③ P7				4	1	1	0	0	0	1
Jeff Cirillo, R (1, 5) OBP: 0.405, SLG: 0.415	C B 1 SAFE X 1-1 1-H HR		C X 0-1 ① G4-3		C F B X 1-2 E5 1B	B X 1-0 ① P7				4	2	1	2	0	0	0
John Jaha, R (1, 3) OBP: 0.418, SLG: 0.405 Bob Hamelin, L (5, PR) OBP: 0.136, SLG: 0.050 (6, 3)	B B B B 4-0 S BB		B C X 1-1 ② G6-3		B B C X 2-1 E WP 3-H 1B	S B C S 1-3 ② K				2 1	0 0	1 0	1 0	1 0	0 1	0 0
Jeromy Burnitz, L (1, 9) OBP: 0.438, SLG: 0.678	B B C F B S 3-3 ① K 1-2		B C B X 2-1 ③ P8		B B F B F F 1 SAFE F X 3-2 ② F8	X 0-0 2B				4	0	1	0	0	1	2
Marquis Grissom, R (1, 8) OBP: 0.310, SLG: 0.441	B X 1-0 ② G5-3			B X 1-0 ① G6-3	B B S C X 2-2 E4 1-3	F B F F X 1-2 ③ G6-3				4	0	0	0	0	0	3
Jose Valentin, S (1, 6) OBP: 0.373, SLG: 0.528	B B B B F B 4-1 FC6-4 BB			B B C C F F B F B 4-2 S 1B BB	B B B X 3-0 ③ G3			B F L X 1-2 ① G6-3		2	0	0	0	2	0	2
Darrin Jackson, R (1, 7) OBP: 0.250, SLG: 0.200	C C X 0-2 ③ FC6-4 1-2f			1 SAFE L X 0-1 WP 1-2 1B		C X 0-1 ① G4-3		S X 0-1 ② G1-4-3		4	0	1	0	0	0	2
Mike Matheny, R (1, 2) OBP: 0.333, SLG: 0.432		B F C S C 1-3 ① K		B S S S 1-3 ② K		B X 1-0 2B		B F C B X 2-2 ③ G1-3		4	0	1	0	0	2	2
Paul Wagner, R (1, 1) OBP: 0.143, SLG: 0.143 Mike Myers, L (6, 1) Marc Newfield, R (6, PH) OBP: 0.289, SLG: 0.216 Chad Fox, R (7, 1) Bob Wickman, R (8, 1) Doug Jones, R (9, 1)		C B F F F F B F S 2-3 ② K		B S S B X 2-2 ③ G3 1-2 2-3		B B C F B X 3-2 ② F8				2 0 1 0 0 0	0 0 0 0 0 0	0 0 0 0 0 0	0 0 0 0 0 0	1 0 0 0 0 0	2 0 1 0 0 0
Inning Stats	R: 2 E: 0 K: 1 S: 12 H: 2 LOB: 2 BB: 2 P: 25	R: 0 E: 0 K: 2 S: 11 H: 0 LOB: 0 BB: 0 P: 14	R: 0 E: 0 K: 0 S: 6 H: 0 LOB: 0 BB: 0 P: 9	R: 0 E: 0 K: 1 S: 15 H: 1 LOB: 2 BB: 1 P: 23	R: 1 E: 2 K: 0 S: 16 H: 1 LOB: 2 BB: 0 P: 29	R: 0 E: 0 K: 0 S: 7 H: 1 LOB: 1 BB: 0 P: 12	R: 0 E: 0 K: 1 S: 9 H: 1 LOB: 1 BB: 0 P: 12	R: 0 E: 0 K: 0 S: 8 H: 0 LOB: 0 BB: 0 P: 11		1B: 3 2B: 2 3B: 0 HR: 1	SF: 0 SAC: 0 DP: 0 HBP: 0			WP: 2 PB: 0 SB: 2 CS: 0	PA: 35	

PITCHER		IP	WLS	BF	H	R	ER	SO	BB	IBB	HBP	BLK	WP	HR	S	P	ERA	WHIP
Orel Hershiser, R ERA: 3.7	(1, 1)	6.0	L	28	5	3	2	4	3	0	0	0	2	1	67	112	3.00	1.333
Jim Poole, L ERA: 2.25	(7, 1)	1.1		5	1	0	0	1	0	0	0	0	0	0	12	16	0.00	0.750
Steve Reed, R ERA:	(8, 1)	0.2		2	0	0	0	0	0	0	0	0	0	0	5	7	0.00	0.000

PITCHER	IP	WLS	BF	H	R	ER	SO	BB	IBB	HBP	BLK	WP	HR	S	P	ERA	WHIP

San Francisco Giants @ Milwaukee Brewers

Milwaukee County Stadium, Milwaukee, WI

Sat Apr 18 1998, 4:33 AM EDT
Att. 25,053 - Sunny - 59 F

livebaseballscorecards.com

AB	32
R	3
H	6
RBI	3
BB	3
SO	5
LOB	15

Batter	1	2	3	4	5	6	7	8	9	10	11	12	AB	R	H	RBI	BB	SO	LOB
Darryl Hamilton, L (1, 8) OBP: 0.368, SLG: 0.333	BB, FC5-4, 1B 1B	L6		1-2 2-H 1B		L5			K		1-2 1B		6	1	3	1	0	1	1
Bill Mueller, S (1, 5) OBP: 0.397, SLG: 0.435	FC5-4, BB 1-2 1B		G1-3	K			G6-3		K		G6-3		6	0	1	0	0	2	4
Barry Bonds, L (1, 7) OBP: 0.318, SLG: 0.434	K		G4-3		E4 1B 1B		BLK, S 1B			F9		K	6	0	1	0	0	2	2
John Johnstone, R (12, 1)													0	0	0	0	0	0	0
Jeff Kent, R (1, 4) OBP: 0.390, SLG: 0.479	FC5-4 1-2 2-3 BB		S BB		F7		K 1-3			G4-3 2B		F9	4	0	1	0	2	1	2
Charlie Hayes, R (1, 3) OBP: 0.296, SLG: 0.435	FC5-4 1-2f 2-3 3-H		G6-3 1-2		1B 1-2 1B		G2			G4-3 2-3		F9	4	0	1	1	0	0	4
Rich Rodriguez, L (7, 1)													0	0	0	0	0	0	0
Julian Tavarez, L (8, 1)													0	0	0	0	0	0	0
Jim Poole, L (8, 1)													0	0	0	0	0	0	0
Rey Sanchez, R (8, 6) OBP: 0.417, SLG: 0.438													2	0	0	0	0	0	1
Stan Javier, S (1, 9) OBP: 0.397, SLG: 0.361	G4-3			FC5-4 1B	1-3 2-H 1B		G4-3			G4-3			5	0	2	0	0	0	3
Robb Nen, R (10, 1)													0	0	0	0	0	0	0
Marvin Benard, L (12, 9) OBP: 0.273, SLG: 0.273													0	0	0	0	0	0	0
Brian Johnson, R (1, 2) OBP: 0.310, SLG: 0.340		SH2-4 BB		F8	G1-3			F7			F9		4	0	0	0	1	0	3
Rich Aurilia, R (1, 6) OBP: 0.413, SLG: 0.425	F8			FC5-4 1B 1-2f 1B		F8		G6-3			1B 1B		4	1	0	0	0	0	2
Steve Reed, R (8, 1) OBP: 0.500, SLG: 0.500													0	0	0	0	0	0	0
Alex Diaz, S (10, 9) OBP: 0.211, SLG: 0.263													1	0	1	0	0	0	0
(12, 7)																			
Kirk Rueter, L (1, 1) OBP: 0.250, SLG: 0.250	SH2-4 1-2			1B 1-2 1B		F7			F7		F7		2	0	1	0	0	0	0
J.T. Snow, L (7, 3) OBP: 0.301, SLG: 0.270													2	0	0	0	0	0	1
Inning Stats	R: 1 E: 0 K: 1 S: 7 H: 2 LOB: 2 BB: 1 P: 11	R: 0 E: 0 K: 0 S: 3 H: 0 LOB: 1 BB: 1 P: 7	R: 0 E: 0 K: 0 S: 3 H: 0 LOB: 1 BB: 1 P: 7	R: 1 E: 0 K: 1 S: 8 H: 3 LOB: 2 BB: 0 P: 8	R: 0 E: 1 K: 0 S: 5 H: 2 LOB: 2 BB: 0 P: 5	R: 0 E: 0 K: 0 S: 3 H: 0 LOB: 0 BB: 0 P: 3	R: 0 E: 0 K: 1 S: 6 H: 1 LOB: 1 BB: 0 P: 6	R: 0 E: 0 K: 0 S: 3 H: 0 LOB: 0 BB: 0 P: 3	R: 0 E: 0 K: 2 S: 7 H: 0 LOB: 0 BB: 0 P: 7	R: 0 E: 0 K: 0 S: 4 H: 1 LOB: 1 BB: 0 P: 4	R: 0 E: 0 K: 0 S: 5 H: 2 LOB: 2 BB: 0 P: 5	R: 0 E: 0 K: 1 S: 5 H: 0 LOB: 0 BB: 0 P: 5	1B: 10 2B: 1 3B: 0 HR: 0	SF: 0 SAC: 1 DP: 0 HBP: 0					

PITCHER		IP	WLS	BF	H	R	ER	SO	BB	IBB	HBP	BLK	WP	HR	S	P	ERA	WHIP
Scott Karl, L ERA: 2.63	(1, 1)	6.1		30	8	2	2	2	3	0	0	0	0	0	31	43	2.84	1.737
Steve Woodard, R ERA: 1.86	(7, 1)	0.2		2	0	0	0	1	0	0	0	1	0	0	4	4	0.00	0.000
Chad Fox, R ERA: 0.66	(8, 1)	2.0		6	0	0	0	2	0	0	0	0	0	0	10	10	0.00	0.000
Bob Wickman, R ERA: 1.2	(10, 1)	3.0	W	12	3	0	0	1	0	0	0	0	0	0	14	14	0.00	1.000

PITCHER	IP	WLS	BF	H	R	ER	SO	BB	IBB	HBP	BLK	WP	HR	S	P	ERA	WHIP

TOP

San Francisco Giants @ Milwaukee Brewers

Milwaukee County Stadium, Milwaukee, WI

Sun Apr 19 1998, 4:33 AM EDT

Att. 30,084 - Cloudy - 57 F

livebaseballscorecards.com

AB	46
R	2
H	11
RBI	2
BB	3
SO	6
LOB	23

WP: 0	PB: 0	SB: 2	CS: 0
PA: 50			

Batter	1	2	3	4	5	6	7	8	9	10	11	12	AB	R	H	RBI	BB	SO	LOB
Fernando Vina, L (1, 4) OBP: 0.471, SLG: 0.539	BBBB 4-0 1B BB		x 0-0 ① P2			SSS 0-3 ① K		x 0-0 1B SF9 2B		x 0-0 ① G4-3		x 0-0 ① B1	5	1	1	0	1	1	1
Jeff Cirillo, R (1, 5) OBP: 0.424, SLG: 0.443	x 0-0 ① L8		x 0-0 ② G5-3			x 0-0 1B		x 0-0 SF9 BB FC8-2 2-3 1B		BBBB 4-0 1B BB		x 0-0 1B 1-3 2B	5	0	3	0	1	0	1
John Jaha, R (1, 3) OBP: 0.424, SLG: 0.400 Eric Owens, R (8, PR) Bob Hamelin, L (9, 3) OBP: 0.125, SLG: 0.045	x 0-0 1-2 1B		x 0-0 ③ G3			x 0-0 ② L7		BBBBB 4-0 1-2 BB		x 0-0 ② P6		x 0-0 ② G3	3	0	1	0	1	0	1
													0	0	0	0	0	0	0
													2	0	0	0	0	0	3
Jeromy Burnitz, L (1, 9) OBP: 0.430, SLG: 0.651	x 0-0 ② L7			x 0-0 ① G4-3		x 0-0 ③ G4-3		x 0-0 ① SF9 2-3 3-H		x 0-0 1-3 1B		4-0 1B IBB	4	0	1	1	1	0	3
Marquis Grissom, R (1, 8) OBP: 0.299, SLG: 0.419	x 0-0 ③ G4-3			x 0-0 ② P4			x 0-0 ① G6-3	x 0-0 ② ③ FC8-2 3-H		x 0-0 ③ P6		x 0-0 1-2 2-3 3-H 1B	6	0	1	1	0	0	6
Mark Loretta, R (1, 6) OBP: 0.348, SLG: 0.278		BBBB 4-0 G1-3 BB		x 0-0 ③ G4-3			x 0-0 ② F9		x 0-0 FC1-6 1B		BBBB 4-0 G1-6-3 BB		3	0	1	0	2	0	0
Darrin Jackson, R (1, 7) OBP: 0.238, SLG: 0.250		x 0-0 ① G1-3 1-2			x 0-0 ① G6-3		x 0-0 1B 2B		x 0-0 ① FC1-6 G6-3 1-2f		SSS 0-3 ① K		5	1	1	0	0	1	3
Mike Matheny, R (1, 2) OBP: 0.333, SLG: 0.426 Jesse Levis, L (9, PH) OBP: 0.462, SLG: 0.391 (10, 2)		x 0-0 ② P2			x 0-0 ② L8		x 0-0 ② 2-H 1B		x 0-0 ② G6-3 1-2		x 0-0 ② ③ G1-6-3 1-2f		3	0	1	1	0	0	1
													2	0	0	0	0	0	2
Scott Karl, L (1, 1) OBP: 0.250, SLG: 0.143 Steve Woodard, L (7, 1) Marc Newfield, R (7, PH) OBP: 0.250, SLG: 0.211 Chad Fox, R (8, 1) Jose Valentin, S (9, PH) OBP: 0.368, SLG: 0.519 Bob Wickman, R (10, 1) Bobby Hughes, R (12, PH) OBP: 0.250, SLG: 0.250	x 0-0 ③ G4-3		x 0-0 ③ G6-3				x 0-0 ③ F9		SSS 0-3 ③ K			x 0-0 2B 1B	2	0	0	0	0	0	1
													0	0	0	0	0	0	0
													1	0	0	0	0	0	1
													0	0	0	0	0	0	0
													1	0	0	0	0	1	1
													0	0	0	0	0	0	0
													1	1	0	0	0	0	0
Inning Stats	R: 0 E: 0 K: 0 S: 4 H: 1 LOB: 2 BB: 1 P: 8	R: 0 E: 0 K: 0 S: 3 H: 0 LOB: 1 BB: 1 P: 7	R: 0 E: 0 K: 0 S: 3 H: 0 LOB: 0 BB: 0 P: 3	R: 0 E: 0 K: 0 S: 3 H: 0 LOB: 0 BB: 0 P: 3	R: 0 E: 0 K: 0 S: 3 H: 0 LOB: 0 BB: 0 P: 3	R: 0 E: 0 K: 1 S: 6 H: 1 LOB: 1 BB: 0 P: 6	R: 1 E: 0 K: 0 S: 5 H: 2 LOB: 1 BB: 0 P: 5	R: 1 E: 0 K: 0 S: 4 H: 2 LOB: 1 BB: 1 P: 8	R: 0 E: 0 K: 1 S: 6 H: 1 LOB: 1 BB: 0 P: 6	R: 0 E: 0 K: 0 S: 4 H: 1 LOB: 2 BB: 1 P: 8	R: 0 E: 0 K: 1 S: 4 H: 0 LOB: 0 BB: 1 P: 8	R: 1 E: 0 K: 0 S: 5 H: 3 LOB: 3 BB: 1 P: 9	1B: 8 2B: 4 3B: 0 HR: 0	SF: 1 SAC: 0 DP: 2 HBP: 0		WP: 0 PB: 0 SB: 0 CS: 0	PA: 50		

PITCHER		IP	WLS	BF	H	R	ER	SO	BB	IBB	HBP	BLK	WP	HR	S	P	ERA	WHIP
Kirk Rueter, L ERA: 3.33	(1, 1)	6.2		26	4	1	1	1	2	0	0	0	0	0	26	34	1.35	0.900
Rich Rodriguez, L ERA: 8.31	(7, 1)	0.1		2	1	1	1	0	0	0	0	0	0	0	2	2	27.00	3.000
Julian Tavarez, R ERA: 3.86	(8, 1)	0.0		2	1	0	0	0	1	0	0	0	0	0	1	5	∞	∞
Jim Poole, L ERA: 2.08	(8, 1)	0.1		1	0	0	0	0	0	0	0	0	0	0	1	1	0.00	0.000
Steve Reed, R ERA:	(8, 1)	1.2		5	1	0	0	1	0	0	0	0	0	0	7	7	0.00	0.600

PITCHER		IP	WLS	BF	H	R	ER	SO	BB	IBB	HBP	BLK	WP	HR	S	P	ERA	WHIP
Robb Nen, R ERA: 0.82	(10, 1)	2.0		8	1	0	0	1	2	0	0	0	0	0	8	16	0.00	1.500
John Johnstone, R ERA: 0.73	(12, 1)	0.2	L	6	3	1	1	0	0	1	0	0	0	0	5	9	13.50	4.500

BOTTOM

Francisco Giants @ Milwaukee Brewers

Milwaukee County Stadium, Milwaukee, WI

Sun Apr 19 1998, 4:33 AM EDT

Att. 30,084 - Cloudy - 57 F

livebaseballscorecards.com

AB	43
R	3
H	11
RBI	3
BB	6
SO	3
LOB	24

Batter	1	2	3	4	5	6	7	8	9	AB	R	H	RBI	BB	SO	LOB
Darryl Hamilton, L (1, 8) OBP: 0.363, SLG: 0.333	B C B B X 3-1 BB 1B	X 0-0 ② SF7 3-H		C F B C 1-3 ② K		C B S F B B X 3-2 ① FC5-4 1-2f		F B B S S S 2-3 ② K		3	0	1	1	0	1	1
Alex Diaz, S (7, 8) OBP: 0.200, SLG: 0.250										1	0	0	0	0	1	1
Bill Mueller, S (1, 5) OBP: 0.385, SLG: 0.418	C B F F F P S 2-3 ① K	F X 0-1 ③ L6		B B B C X 3-1 1B		X 0-0 ② F8		B X 1-0 G6-3		5	0	1	0	0	1	5
Barry Bonds, L (1, 7) OBP: 0.311, SLG: 0.457	B C B S C 2-3 ② K	X 0-0 HR	X 0-0 ③ F7			B C B F C 2-3 ③ K			X 0-0 ① F7	5	1	1	1	0	2	3
J.T. Snow, L (1, 3) OBP: 0.308, SLG: 0.284	B B B B 4-0 FC6 1-2 BB	S S B X 1-2 G4-3 1B 2B		C X 0-1 ① G3			B F B X 2-1 ① G3		B B F B X 3-1 ② F9	4	1	1	0	1	0	0
Stan Javier, S (1, 9) OBP: 0.372, SLG: 0.333	X 0-0 ③ FC6 1-2f	X 0-0 ① G4-3 2-3		C F F X 0-2 ② F7			B C F X 1-2 ② G3		B X 1-0 ③ G6-3	5	0	0	0	0	0	3
Rich Aurilia, R (1, 6) OBP: 0.440, SLG: 0.452		B X 1-0 ① G6-3	F S H 1-2 S 1B HBP		B S S X 1-2 HR 2B		B S B B B 4-1 BB			2	2	1	0	1	0	0
Brent Mayne, L (1, 2) OBP: 0.478, SLG: 0.682		C B X 1-1 1B SF7 1B 1B	B B F C S 2-3 ② K 1-2		B B C X 2-1 2-H HR		B X 1-0 ③ G4-3			4	2	2	2	0	1	3
Rey Sanchez, R (1, 4) OBP: 0.450, SLG: 0.457		B X 1-0 1-2 1B 1B	B X 1-0 ③ 2-H 3-H 1B		X 0-0 ③ G6-3			C B S T F H 2-2 SH1-3 HBP		3	0	2	2	0	0	0
Mark Gardner, R (1, 1) OBP: 0.444, SLG: 0.286		L X 0-1 1-2 2-3 1B		C B X 1-1 ① G6-3		C B X 1-1 FC5-4 1B		X 0-0 ① SH1-3 1-2		3	0	2	0	0	0	0
Inning Stats	R: 0 H: 1 E: 0 LOB: 2 K: 2 BB: 1 S: 12 P: 22	R: 1 H: 3 E: 0 LOB: 2 K: 0 BB: 0 S: 9 P: 12	R: 3 H: 3 E: 0 LOB: 1 K: 1 BB: 0 S: 11 P: 16	R: 0 H: 1 E: 0 LOB: 1 K: 1 BB: 0 S: 8 P: 13	R: 2 H: 2 E: 0 LOB: 0 K: 0 BB: 0 S: 12 P: 15	R: 0 H: 1 E: 0 LOB: 1 K: 1 BB: 0 S: 10 P: 16	R: 0 H: 0 E: 0 LOB: 1 K: 0 BB: 1 S: 7 P: 15	R: 0 H: 0 E: 0 LOB: 1 K: 1 BB: 0 S: 8 P: 13	R: 0 H: 0 E: 0 LOB: 0 K: 0 BB: 0 S: 4 P: 8	1B: 7 SF: 1 2B: 2 SAC: 1 3B: 0 DP: 0 HR: 2 HBP: 2						

PITCHER	IP	WLS	BF	H	R	ER	SO	BB	IBB	HBP	BLK	WP	HR	S	P	ERA	WHIP
Jon Lieber, R (1, 1) ERA: 6.94	5.0	L	26	10	6	6	4	1	0	1	0	0	2	52	78	10.80	2.200
Javier Martinez, R (6, 1) ERA: 2.08	2.0		8	1	0	0	1	1	0	0	0	0	0	17	31	0.00	1.000
Jeff Tabaka, L (8, 1) ERA: 2.84	2.0		7	0	0	0	1	0	0	1	0	0	0	12	21	0.00	0.000

PITCHER	IP	WLS	BF	H	R	ER	SO	BB	IBB	HBP	BLK	WP	HR	S	P	ERA	WHIP

San Francisco Giants @ Pittsburgh Pirates

Three Rivers Stadium, Pittsburgh, PA

Tue Apr 21 1998, 7:05 PM EDT
Att. 8,976 - Unknown - 65 F

TOP

livebaseballscorecards.com

AB	35
R	6
H	11
RBI	6
BB	2
SO	6
LOB	16

WP: 0 PA: 41
PB: 0
SB: 1
CS: 0

BOTTOM

San Francisco Giants @ Pittsburgh Pirates

Three Rivers Stadium, Pittsburgh, PA

Tue Apr 21 1998, 7:05 PM EDT

Att. 8,976 - Unknown - 65 F

livebaseballscorecards.com

Batter	1	2	3	4	5	6	7	8	9	AB	R	H	RBI	BB	SO	LOB
Tony Womack, L (1, 4) OBP: 0.236, SLG: 0.238	K		B1			SF7 3B		L8		4	1	1	0	0	1	0
Al Martin, L (1, 7) OBP: 0.244, SLG: 0.297	P5			K		SF7 3-H		F8		3	0	0	1	0	1	0
18 Jason Kendall, R (1, 2) OBP: 0.419, SLG: 0.545	G4-3			G5-3 3B		G6-4-3 BB			G6-3	3	1	1	0	1	0	0
Kevin Young, R (1, 3) OBP: 0.325, SLG: 0.408		BB		G5-3 3-H		G6-4-3 1-2f			HR	3	1	1	2	1	0	1
Jermaine Allensworth, R (1, 8) OBP: 0.419, SLG: 0.439		F8		1B			P3		1B	4	0	2	0	0	0	1
Jose Guillen, R (1, 9) OBP: 0.328, SLG: 0.524		L9		P6			FC4-6 1B		G6-3	4	0	1	0	0	0	2
Freddy Garcia, R (1, 5) Jeff Tabaka, R (8, 1)		K			P3		P3			3 0	0 0	0 0	0 0	0 0	1 0	2 0
Kevin Polcovich, R (1, 6) OBP: 0.167, SLG: 0.233			G1-3		P3		FC4-6 1-2f			3	0	0	0	0	0	1
Jon Lieber, L (1, 1) OBP: 0.375, SLG: 0.286 Mark Smith, R (5, PH) Javier Martinez, R (6, 1) Doug Strange, S (8, 5) OBP: 0.364, SLG: 0.452			K		P3			P4		1 1 0 1	0 0 0 0	0 0 0 0	0 0 0 0	0 0 0 0	1 0 0 0	0 0 0 0

Inning Stats																																			
	R: 0	H: 0		R: 0	H: 0		R: 0	H: 0		R: 1	H: 2		R: 0	H: 0		R: 1	H: 1		R: 0	H: 1		R: 0	H: 0		R: 1	H: 2		1B: 3	SF: 1		WP: 0	PA: 33		
	E: 0	LOB: 0		E: 0	LOB: 1		E: 0	LOB: 0		E: 0	LOB: 1		E: 0	LOB: 0		E: 0	LOB: 0		E: 0	LOB: 1		E: 0	LOB: 0		E: 0	LOB: 0		2B: 0	SAC: 0		PB: 0			
	K: 1	BB: 0		K: 1	BB: 1		K: 1	BB: 0		K: 1	BB: 0		K: 0	BB: 0		K: 0	BB: 1		K: 0	BB: 0		K: 0	BB: 0		K: 0	BB: 0		3B: 2	DP: 1		SB: 0			
	S: 6	P: 10		S: 9	P: 14		S: 7	P: 12		S: 21	P: 27		S: 5	P: 8		S: 6	P: 11		S: 12	P: 16		S: 8	P: 11		S: 10	P: 13		HR: 1	HBP: 0		CS: 0			

PITCHER	IP	WLS	BF	H	R	ER	SO	BB	IBB	HBP	BLK	WP	HR	S	P	ERA	WHIP
Mark Gardner, R (1, 1) ERA: 5.04	9.0	W	33	6	3	3	4	2	0	0	0	0	1	84	122	3.00	0.889

PITCHER	IP	WLS	BF	H	R	ER	SO	BB	IBB	HBP	BLK	WP	HR	S	P	ERA	WHIP

AB	30
R	3
H	6
RBI	3
BB	2
SO	4
LOB	7

San Francisco Giants @ Pittsburgh Pirates

Three Rivers Stadium, Pittsburgh, PA

Wed Apr 22 1998, 7:05 PM EDT

Att. 11,367 - Overcast - 58 F

livebaseballscorecards.com

TOP

Batter	1	2	3	4	5	6	7	8	9	AB	R	H	RBI	BB	SO	LOB
Alex Diaz, S (1, 8) OBP: 0.208, SLG: 0.250	C S S 0-3 ① K			B X 1-0 ① G3		X 0-0 1B 1-2 1B	F S S 0-3 ③ K			4	0	1	0	0	2	1
Bill Mueller, S (1, 5) OBP: 0.402, SLG: 0.451	B F F B B X 3-2 ② G1-3			B B X 2-0 1B		B X 1-0 1B 1-2 2-3		B X 1-0 G1-4-3 2B		4	0	3	0	0	0	0
Barry Bonds, L (1, 7) OBP: 0.309, SLG: 0.440	B B C B S F X 3-2 ③ F7			B C S B S 2-3 ② K		C F S 0-3 ② K		F B C B F B B 4-2 G1-4-3 BB		3	0	0	0	1	2	4
Jeff Kent, R (1, 4) OBP: 0.372, SLG: 0.455		B X 1-0 ① G6-3		S F F S 0-3 ③ K		X 0-0 ③ F9		B S X 1-1 ① ② G1-4-3 1-2f 2-3		4	0	0	0	0	1	6
J.T. Snow, L (1, 3) OBP: 0.305, SLG: 0.282		B B X 2-0 G1-6-3 1B			X 0-0 ① F7		B X 1-0 E7 2B	C B B S B F S 3-3 ③ K		4	1	1	0	0	1	1
Stan Javier, S (1, 9) OBP: 0.378, SLG: 0.348		L B X 1-1 ② ③ G1-6-3 1-2f			C S B B C 2-3 ② K		B X 1-0 G4-3 SF9 2-H 2B		B B C F B B 4-2 FC6-4 BB	3	1	1	1	1	1	1
Brian Johnson, R (1, 2) OBP: 0.290, SLG: 0.316			C X 0-1 ① G6-3		B B C B X 3-1 ③ G5-3		C X 0-1 ① G4-3 2-3		C S X 0-2 ① FC6-4 G4-3 1-2f	4	0	0	0	0	0	2
Rey Sanchez, R (1, 6) OBP: 0.432, SLG: 0.447			F B F S 1-3 ② K			C B X 1-1 1B 1B 1B	X 0-0 ② SF9 3-H		X 0-0 ② G4-3 1-2	3	0	1	1	0	1	1
Danny Darwin, R (1, 1) Julian Tavarez, L (6, 1) Marvin Benard, L (7, PH) OBP: 0.333, SLG: 0.273 Steve Reed, R (7, 1) OBP: 0.500, SLG: 0.500 Charlie Hayes, R (9, PH) OBP: 0.286, SLG: 0.417			C T F B S 1-3 ③ K			C M B C 1-3 ① K	B B B C S B 4-2 BB		B C C B X 2-2 ③ G6-3	2 0 0 0 1	0 0 0 0 0	0 0 0 0 0	0 0 1 0 0	0 0 0 0 0	2 0 0 0 0	1 0 0 0 1
Inning Stats	R: 0 E: 0 K: 1 S: 10 H: 0 LOB: 0 BB: 0 P: 16	R: 0 E: 0 K: 0 S: 4 H: 1 LOB: 0 BB: 0 P: 8	R: 0 E: 0 K: 2 S: 9 H: 0 LOB: 0 BB: 0 P: 11	R: 0 E: 0 K: 2 S: 9 H: 1 LOB: 1 BB: 0 P: 14	R: 0 E: 0 K: 1 S: 6 H: 0 LOB: 0 BB: 0 P: 11	R: 0 E: 0 K: 2 S: 11 H: 3 LOB: 3 BB: 0 P: 14	R: 2 E: 1 K: 1 S: 10 H: 1 LOB: 1 BB: 1 P: 16	R: 0 E: 0 K: 1 S: 10 H: 1 LOB: 1 BB: 1 P: 19	R: 0 E: 0 K: 0 S: 9 H: 0 LOB: 1 BB: 1 P: 15	1B: 5 2B: 2 3B: 0 HR: 0	SF: 1 SAC: 0 DP: 2 HBP: 0						

	AB	32
	R	2
	H	7
	RBI	2
	BB	3
	SO	10
	LOB	18

WP: 0 PB: 0 SB: 0 CS: 0 PA: 36

PITCHER		IP	WLS	BF	H	R	ER	SO	BB	IBB	HBP	BLK	WP	HR	S	P	ERA	WHIP
Jose Silva, R ERA: 4.18	(1, 1)	6.0	W	24	6	2	0	8	0	0	0	0	0	0	51	78	0.00	1.000
Marc Wilkins, R ERA: 1.13	(7, 1)	1.0		4	0	0	0	1	1	0	0	0	0	0	8	12	0.00	1.000
Ricardo Rincon, L ERA:	(8, 1)	1.0		4	1	0	0	1	1	0	0	0	0	0	10	19	0.00	2.000
Rich Loiselle, R ERA: 3.18	(9, 1)	1.0	S	4	0	0	0	0	1	0	0	0	0	0	9	15	0.00	1.000

PITCHER	IP	WLS	BF	H	R	ER	SO	BB	IBB	HBP	BLK	WP	HR	S	P	ERA	WHIP

BOTTOM

San Francisco Giants @ Pittsburgh Pirates

Three Rivers Stadium, Pittsburgh, PA

Wed Apr 22 1998, 7:05 PM EDT

Att. 11,367 - Overcast - 58 F

livebaseballscorecards.com

Batter	1	2	3	4	5	6	7	8	9	AB	R	H	RBI	BB	SO	LOB
Tony Womack, L (1, 4) OBP: 0.226, SLG: 0.227	F7		G6-3		K		G4-3			4	0	0	0	0	1	0
Al Martin, L (1, 7) OBP: 0.244, SLG: 0.295	L9		F9			E4 18 1B		S 2B 1B		4	2	1	0	0	0	0
18 Jason Kendall, R (1, 2) OBP: 0.423, SLG: 0.557	2B 2B		G1-3			1B 1B 1-3 1B		F8		4	2	2	0	0	0	1
Kevin Young, R (1, 3) OBP: 0.346, SLG: 0.480	PB 2-H 2B			HR		G6-3 1B 1-3 3-H 1B		F9		4	1	3	3	0	0	1
Jermaine Allensworth, R (1, 8) OBP: 0.424, SLG: 0.459	F7 2-3			G4-3		G6-3 1-2 3-H 1B		1-H 2B		4	0	2	2	0	0	1
Jose Guillen, R (1, 9) OBP: 0.310, SLG: 0.493		F8		K		G6-3 1-2f 2-3		K		4	0	0	0	0	2	3
Doug Strange, S (1, 5) OBP: 0.361, SLG: 0.424		BB		L7		G3				2	0	0	0	1	0	1
Kevin Polcovich, R (1, 6) OBP: 0.152, SLG: 0.212		F9			G4-3		K			3	0	0	0	0	1	1
Jose Silva, R (1, 1) Marc Wilkins, R (7, 1) Turner Ward, S (7, PH) OBP: 0.444, SLG: 0.483 Ricardo Rincon, L (8, 1) Rich Loiselle, R (9, 1)		K			G6-3		P5			2 0 1 0 0	0 0 0 0 0	0 0 0 0 0	0 0 0 0 0	0 0 0 0 0	1 0 0 0 0	1 0 0 0 0
Inning Stats	R: 1 E: 0 K: 0 S: 15 H: 2 LOB: 1 BB: 0 P: 22	R: 0 E: 0 K: 1 S: 9 H: 0 LOB: 1 BB: 1 P: 15	R: 0 E: 0 K: 0 S: 8 H: 0 LOB: 0 BB: 0 P: 12	R: 1 E: 0 K: 1 S: 8 H: 1 LOB: 0 BB: 0 P: 10	R: 0 E: 0 K: 1 S: 10 H: 0 LOB: 0 BB: 0 P: 12	R: 2 E: 1 K: 0 S: 13 H: 3 LOB: 1 BB: 0 P: 23	R: 0 E: 0 K: 1 S: 7 H: 0 LOB: 0 BB: 0 P: 9	R: 1 E: 0 K: 1 S: 12 H: 2 LOB: 1 BB: 0 P: 17		1B: 4 2B: 3 3B: 0 HR: 1 SF: 0 SAC: 0 DP: 1 HBP: 0						

		AB	32
		R	5
		H	8
		RBI	5
		BB	1
		SO	5
		LOB	9

PITCHER		IP	WLS	BF	H	R	ER	SO	BB	IBB	HBP	BLK	WP	HR	S	P	ERA	WHIP
Danny Darwin, R ERA: 3.42	(1, 1)	5.0	L	22	5	4	3	3	1	0	0	0	0	1	57	82	5.40	1.200
Julian Tavarez, R ERA: 3.55	(6, 1)	1.0		3	1	0	0	0	0	0	0	0	0	0	6	12	0.00	1.000
Steve Reed, R ERA: 0.66	(7, 1)	2.0		8	2	1	1	2	0	0	0	0	0	0	19	26	4.50	1.000

PITCHER	IP	WLS	BF	H	R	ER	SO	BB	IBB	HBP	BLK	WP	HR	S	P	ERA	WHIP

San Francisco Giants @ Pittsburgh Pirates

Three Rivers Stadium, Pittsburgh, PA

Thu Apr 23 1998, 3:33 AM EDT

Att. 9,899 - Overcast - 64 F

livebaseballscorecards.com

TOP

Batter	1	2	3	4	5	6	7	8	9	AB	R	H	RBI	BB	SO	LOB
Alex Diaz, S (1, 8) OBP: 0.179, SLG: 0.214	G6-3		G5-3			G3		F7		4	0	0	0	0	0	2
Bill Mueller, S (1, 5) OBP: 0.388, SLG: 0.432	G3-1		G4-3			G3		K		3	0	0	0	0	0	1
Marvin Benard, L (8, PH) OBP: 0.308, SLG: 0.250										1	0	0	0	0	1	1
Robb Nen, R (8, 1)										0	0	0	0	0	0	0
Barry Bonds, L (1, 7) OBP: 0.316, SLG: 0.448	G4-3		F8			2B			L9-3 BB	3	0	1	0	1	0	1
Jeff Kent, R (1, 4) OBP: 0.356, SLG: 0.432		K		K		P6			K	4	0	0	0	0	3	2
J.T. Snow, L (1, 3) OBP: 0.291, SLG: 0.267		K		G4-3			G4-3		L9-3 1-2	4	0	0	0	0	1	1
Stan Javier, S (1, 9) OBP: 0.376, SLG: 0.347		1B 1B		F8			K			3	0	1	0	0	1	0
Brian Johnson, R (1, 2) OBP: 0.292, SLG: 0.317		1-3 1B			K		F9			3	0	1	0	0	1	0
Rich Aurilia, R (1, 6) OBP: 0.434, SLG: 0.444		G1-3			K				1B	3	0	1	0	0	1	2
Shawn Estes, R (1, 1) OBP: 0.500, SLG: 0.625			G4-3 G5-3 1B		G4-3					2	0	1	0	0	0	0
Russ Ortiz, R (6, 1)										0	0	0	0	0	0	0
Charlie Hayes, R (8, PH) OBP: 0.276, SLG: 0.400									P9	1	0	0	0	0	0	1
(8, 5)																

	AB	31
	R	0
	H	5
	RBI	0
	BB	1
	SO	8
	LOB	11

Inning Stats	1	2	3	4	5	6	7	8	9
	R: 0 E: 0 K: 0 S: 3	H: 0 LOB: 0 BB: 0 P: 4	R: 0 E: 0 K: 2 S: 11	H: 2 LOB: 2 BB: 0 P: 16	R: 0 E: 0 K: 0 S: 8	H: 1 LOB: 1 BB: 0 P: 13	R: 0 E: 0 K: 1 S: 6	H: 0 LOB: 0 BB: 0 P: 8	R: 0 E: 0 K: 2 S: 9	H: 0 LOB: 0 BB: 0 P: 13	R: 0 E: 0 K: 0 S: 10	H: 1 LOB: 1 BB: 0 P: 17	R: 0 E: 0 K: 1 S: 9	H: 0 LOB: 0 BB: 0 P: 12	R: 0 E: 0 K: 1 S: 6	H: 1 LOB: 1 BB: 0 P: 9	R: 0 E: 0 K: 1 S: 4	H: 0 LOB: 0 BB: 1 P: 9

1B: 4	SF: 0	WP: 0	PA: 32
2B: 2	SAC: 0	PB: 0	
3B: 0	DP: 1	SB: 0	
HR: 0	HBP: 0	CS: 0	

PITCHER	IP	WLS	BF	H	R	ER	SO	BB	IBB	HBP	BLK	WP	HR	S	P	ERA	WHIP
67 Francisco Cordova, R (1, 1) ERA: 1.89	9.0	W	32	5	0	0	8	1	0	0	0	0	0	66	101	0.00	0.667

PITCHER	IP	WLS	BF	H	R	ER	SO	BB	IBB	HBP	BLK	WP	HR	S	P	ERA	WHIP

BOTTOM

San Francisco Giants @ Pittsburgh Pirates

Three Rivers Stadium, Pittsburgh, PA

Thu Apr 23 1998, 3:33 AM EDT

Att. 9,899 - Overcast - 64 F

livebaseballscorecards.com

Batter	1	2	3	4	5	6	7	8	9	AB	R	H	RBI	BB	SO	LOB
Kevin Polcovich, R (1, 4) OBP: 0.211, SLG: 0.270	G3 2B	18 2B BB HBP		L3		2B 18 SF9 1B		F7		4	2	2	0	0	0	0
Turner Ward, S (1, 9) OBP: 0.463, SLG: 0.500	G3 2-3	18 2B 1-2 2-3 3-H BB		18 1B 1B BB		18 SF9 PB 1-3 2B		L7		3	2	1	1	2	0	1
18 Jason Kendall, R (1, 2) OBP: 0.434, SLG: 0.575	G4-6-3 BB	1-3 2-H 3-H 2B		1B 1-3 1B		SF9 2-3 3-H		G3-1		3	0	2	3	1	0	0
Kevin Young, R (1, 3) OBP: 0.329, SLG: 0.456	G4-6-3 1-2f	G5-3		K		K				4	0	0	0	0	2	7
Jermaine Allensworth, R (1, 8) OBP: 0.443, SLG: 0.492		BB 2B 1B	2B	2-3 3-H 1B		P4 3-H				4	1	3	1	0	0	0
Mark Smith, R (1, 7)		2B BB 1-2 BB	K	F9			G4-3			3	1	0	0	1	1	3
Freddy Garcia, R (1, 5) OBP: 0.259, SLG: 0.408	K	K		K			2B			4	0	1	0	0	3	3
Lou Collier, R (1, 6) OBP: 0.240, SLG: 0.362	BB 18 2B 1-3 2-H 2B	IBB		K			K			3	1	1	1	1	2	1
67 Francisco Cordova, R (1, 1)	K	K		G4-3			G4-3			4	0	0	0	0	2	5
Inning Stats	R: 0 E: 0 K: 0 S: 7 H: 1 LOB: 1 BB: 1 P: 12	R: 4 E: 0 K: 2 S: 19 H: 3 LOB: 2 BB: 2 P: 36	R: 0 E: 0 K: 3 S: 12 H: 1 LOB: 2 BB: 1 P: 21	R: 1 E: 0 K: 1 S: 15 H: 2 LOB: 2 BB: 1 P: 26	R: 0 E: 0 K: 2 S: 10 H: 0 LOB: 0 BB: 0 P: 10	R: 2 E: 0 K: 1 S: 18 H: 2 LOB: 0 BB: 0 P: 28	R: 0 E: 0 K: 1 S: 9 H: 1 LOB: 1 BB: 0 P: 12	R: 0 E: 0 K: 0 S: 6 H: 0 LOB: 0 BB: 0 P: 8		1B: 4 2B: 6 3B: 0 HR: 0 SF: 1 SAC: 0 DP: 1 HBP: 1						

	AB	32
	R	7
	H	10
	RBI	6
	BB	5
	SO	10
	LOB	20

WP: 0 PB: 1 SB: 0 CS: 0 PA: 39

PITCHER		IP	WLS	BF	H	R	ER	SO	BB	IBB	HBP	BLK	WP	HR	S	P	ERA	WHIP
Shawn Estes, L ERA: 6.59	(1, 1)	5.1	L	30	9	7	6	8	4	1	1	0	0	0	73	121	10.12	2.438
Russ Ortiz, R ERA:	(6, 1)	1.2		6	1	0	0	2	0	0	0	0	0	0	17	24	0.00	0.600
Robb Nen, R ERA: 0.75	(8, 1)	1.0		3	0	0	0	0	0	0	0	0	0	0	6	8	0.00	0.000

PITCHER	IP	WLS	BF	H	R	ER	SO	BB	IBB	HBP	BLK	WP	HR	S	P	ERA	WHIP

Batter	1	2	3	4	5	6	7	8	9	AB	R	H	RBI	BB	SO	LOB
Fernando Vina, L (1, 4) OBP: 0.437, SLG: 0.500	B B B B 4-0 L6 BB	B X 1-0 P6 ③			B B C X 2-1 L7 ①	C X 0-1 G3 ② 2-3		B X 1-0 FC4-6 ③ 1-2f		4	0	0	0	1	0	4
Jeff Cirillo, R (1, 5) OBP: 0.392, SLG: 0.412	B B B C F 1 SAFE X 3-2 L6 ① ② 1-2		B C S X 1-2 2B		B S S B F B F B 4-2 BB HR BB	B B S B C C 3-3 K ③			C B X 1-1 G5-3 ①	4	1	1	0	1	1	2
Jose Valentin, S (1, 6) OBP: 0.393, SLG: 0.492	C B B X 2-1 G4-1 ③		B F F B X 2-2 G5-3 ①		B F 1 SAFE B B B 4-1 1-2 HR BB		B F B X 2-1 FC5-6-4 1B		F B B B S T 3-2 K ②	4	1	1	0	1	1	1
Jeremy Burnitz, L (1, 9) OBP: 0.411, SLG: 0.641		B B X 2-0 BB 1B 1B 1B	C X 0-1 P7 ②		F B X 1-1 1-H 2-H HR		X 0-0 FC5-6-4 ① E S 1-2f G3-4		C B B S S 2-3 K ③	5	3	2	3	0	1	2
Marquis Grissom, R (1, 8) OBP: 0.283, SLG: 0.416		F B F S 1-3 K ①	B B X 2-0 G5-3 ③		X 0-0 P9 ②		B F B F 1 SAFE B X 3-2 G3-4 ② 1-H			4	0	0	1	0	1	2
Geoff Jenkins, L (1, 7) OBP: 0.500, SLG: 1.250 Darrin Jackson, R (8, 7) OBP: 0.192, SLG: 0.200		B C B 1 SAFE X 2-1 BB 1-2 1B 1B		S B X 1-1 G1-3 ①	B B S X 2-1 HR		C X 0-1 P6 ③			4	2	2	1	0	0	0
										0	0	0	0	0	0	0
Bob Hamelin, L (1, 3) OBP: 0.188, SLG: 0.071		B B F F B F B 4-2 1B 1-2 2-3 BB		B C B B B 4-1 FC6-4 BB	C B S B F X 2-2 G3-1 ③			B C F B B F X 3-2 CS 1B		2	0	1	0	2	0	0
Mike Matheny, R (1, 2) OBP: 0.355, SLG: 0.439		P F B F X 2-2 G3-1 1-3 2-H 3-H 1B		S B X 1-1 L7 ②		L B X 1-1 G3 SH1-4 1B		H 1-0 FC4-6 HBP		3	0	2	2	0	0	1
Scott Karl, L (1, 1) OBP: 0.200, SLG: 0.111 Chad Fox, R (7, 1) Doug Jones, R (9, 1)		L M B X 1-2 G3-1 ② 1-2		B X 1-0 FC6-4 ③ 1-2f		M B X 1-1 SH1-4 ① 1-2		B S L L 1-3 K ① ② 2-3		2	0	0	0	0	0	3
										1	0	0	0	0	1	2
										0	0	0	0	0	0	0

TOP

Milwaukee Brewers @ San Francisco Giants

3Com Park at Candlestick Point, San Francisco, CA

Fri Apr 24 1998, 10:05 PM EDT

Att. 14,832 - Unknown - 55 F

livebaseballscorecards.com

AB	33
R	7
H	9
RBI	7
BB	5
SO	5
LOB	17

Inning Stats	1	2	3	4	5	6	7	8	9	1B: 6	SF: 0	WP: 0	PA: 40
R:	0	2	0	0	4	1	1	0	0	2B: 2	SAC: 1	PB: 0	
E:	0	0	0	0	0	0	0	0	0	3B: 0	DP: 1	SB: 1	
K:	0	1	0	0	0	1	0	1	2	HR: 2	HBP: 1	CS: 1	
S:	5	17	9	6	16	9	8	8	8				
H:	0	3	1	0	2	1	1	1	0				
LOB:	0	2	1	1	2	1	0	1	0				
BB:	1	1	0	1	0	0	0	0	0				
P:	14	29	14	13	31	14	13	14	14				

PITCHER		IP	WLS	BF	H	R	ER	SO	BB	IBB	HBP	BLK	WP	HR	S	P	ERA	WHIP
Orel Hershiser, R ERA: 4.91	(1, 1)	5.0	L	25	6	6	6	1	5	0	0	0	0	2	53	101	10.80	2.200
Jim Poole, L ERA: 1.42	(6, 1)	2.0		8	2	1	0	1	0	0	0	0	0	0	17	27	0.00	1.000
Julian Tavarez, R ERA: 3.21	(8, 1)	1.1		5	1	0	0	1	0	0	1	0	0	0	10	17	0.00	0.750
Rich Rodriguez, L ERA: 7.2	(9, 1)	0.2		2	0	0	0	2	0	0	0	0	0	0	6	11	0.00	0.000

PITCHER	IP	WLS	BF	H	R	ER	SO	BB	IBB	HBP	BLK	WP	HR	S	P	ERA	WHIP

Batter	1	2	3	4	5	6	7	8	9	AB	R	H	RBI	BB	SO	LOB
Darryl Hamilton, L (1, 8) OBP: 0.353, SLG: 0.315	1-0 BB, 2B, HBP	0-1 G4-3, 1-2		2-0 G6-3		1-1 G5-3			1-2 L5-3, 1-2	4	1	0	0	0	0	5
Bill Mueller, S (1, 5) OBP: 0.378, SLG: 0.418	2-3 K	0-0 2-H, 1B			2-0 L9		3-2 F8		2-3 K	5	0	1	1	0	2	1
Barry Bonds, L (1, 7) OBP: 0.333, SLG: 0.483	4-1 2B, G4-3, 1-2, BB	3-2 G3-1			4-2 G6-3, BB		3-1 HR			2	2	1	1	2	0	1
Jeff Kent, R (1, 4) OBP: 0.351, SLG: 0.435	1-1 G4-3, 1-3, 2-H, 1B, 2B		2-3 K		0-0 G6-3, 1-2		2-0 F7			4	1	1	1	0	1	1
Charlie Hayes, R (1, 3) OBP: 0.281, SLG: 0.393	0-0 G4-3, 2-3, 3-H		1-0 G6-4-3, 1B		0-1 L4		1-1 F8			3	0	1	1	0	0	2
J.T. Snow, L (7, PH) (8, 3) OBP: 0.287, SLG: 0.263										1	0	0	0	0	0	0
Stan Javier, S (1, 9) OBP: 0.382, SLG: 0.355	0-0 3-H, 1B		1-1 G6-4-3, 1-2f			1-0 FC4-6, 1B		3-3 K		4	0	2	1	0	1	1
Brian Johnson, R (1, 2) OBP: 0.275, SLG: 0.297	0-0 F9			3-1 P4		0-1 FC4-6, SH2-4, 1B, 1-2f		0-3 K		4	0	0	0	0	1	2
Rey Sanchez, R (1, 6) OBP: 0.438, SLG: 0.452		0-1 G4-3		1-2 1B		1-0 SH2-4, 1-2, 1B		3-3 K		4	0	2	0	0	1	0
Rich Rodriguez, L (9, 1)										0	0	0	0	0	0	0
Orel Hershiser, R (1, 1)										1	1	0	0	1	1	1
Jim Poole, L (6, 1)										0	0	0	0	0	0	0
Julian Tavarez, L (8, 1)										0	0	0	0	0	0	0
Rich Aurilia, R (9, 6) OBP: 0.444, SLG: 0.457		4-0 G4-3, 1B, BB		1-3 K		0-2 SH2-4, 1-2, 2-3			1-0 L5-3, 1B	1	0	1	0	0	0	0
Inning Stats	R: 3 E: 0 K: 1 S: 11 H: 2 LOB: 1 BB: 1 P: 19	R: 1 E: 0 K: 0 S: 8 H: 1 LOB: 1 BB: 1 P: 15	R: 0 E: 0 K: 1 S: 7 H: 1 LOB: 0 BB: 0 P: 11	R: 0 E: 0 K: 1 S: 10 H: 1 LOB: 1 BB: 0 P: 16	R: 0 E: 0 K: 0 S: 6 H: 0 LOB: 1 BB: 1 P: 12	R: 0 E: 0 K: 0 S: 9 H: 2 LOB: 2 BB: 0 P: 12	R: 1 E: 0 K: 0 S: 8 H: 1 LOB: 0 BB: 0 P: 17	R: 0 E: 0 K: 3 S: 10 H: 0 LOB: 0 BB: 0 P: 16	R: 0 E: 0 K: 1 S: 7 H: 1 LOB: 0 BB: 0 P: 11	1B: 7 2B: 2 3B: 0 HR: 1	SF: 0 SAC: 1 DP: 2 HBP: 1						

PITCHER	IP	WLS	BF	H	R	ER	SO	BB	IBB	HBP	BLK	WP	HR	S	P	ERA	WHIP
Scott Karl, L (1, 1) ERA: 3.56	6.1	W	30	8	5	5	3	3	0	1	0	0	1	56	96	7.11	1.737
Chad Fox, R (7, 1) ERA: 0.56	1.2		5	0	0	0	3	0	0	0	0	0	0	13	22	0.00	0.000
Doug Jones, R (9, 1) ERA: 2.77	1.0	S	3	1	0	0	1	0	0	0	0	0	0	7	11	0.00	1.000

PITCHER	IP	WLS	BF	H	R	ER	SO	BB	IBB	HBP	BLK	WP	HR	S	P	ERA	WHIP

BOTTOM

Milwaukee Brewers @ San Francisco Giants

3Com Park at Candlestick Point, San Francisco, CA

Fri Apr 24 1998, 10:05 PM EDT

Att. 14,832 - Unknown - 55 F

livebaseballscorecards.com

AB	33
R	5
H	9
RBI	5
BB	3
SO	7
LOB	14

Milwaukee Brewers @ San Francisco Giants

3Com Park at Candlestick Point, San Francisco, CA

Sat Apr 25 1998, 6:33 AM EDT

Att. 18,457 - Sunny - 70 F

livebaseballscorecards.com

TOP

Batter	1	2	3	4	5	6	7	8	9	AB	R	H	RBI	BB	SO	LOB
Fernando Vina, L (1, 4) OBP: 0.421, SLG: 0.479	C X 0-1 ① G4-3			B C B F X 2-2 ① L7		L X 0-1 ③ G4-3			C F S 0-3 ① K	4	0	0	0	0	1	0
Mark Loretta, R (1, 3) OBP: 0.286, SLG: 0.217	B B X 2-0 ② L9			C F B B X 2-2 ② G5-3			C F X 0-2 ① G6-3		X 0-0 ② G6-3	4	0	0	0	0	0	0
Jeff Cirillo, R (1, 5) OBP: 0.387, SLG: 0.398	B B X 2-0 ③ G1-3			B B B B 4-0 BB			C B X 1-1 ② F9		C B S C 1-3 ③ K	3	0	0	0	1	1	0
Jeromy Burnitz, L (1, 9) OBP: 0.408, SLG: 0.630		B C F C 1-3 ① K		S S P 1 F S 1 SAFE 1-3 ③ K			B C F F F X 1-2 1B E 1B			3	1	1	0	0	2	1
Marquis Grissom, R (1, 8) OBP: 0.284, SLG: 0.413		B B X 2-0 ② F8			C X 0-1 ① G1-6-3		1 SAFE B F F X 1-2 1-H E9 1B			3	0	1	0	0	0	0
Marc Newfield, R (1, 7) OBP: 0.255, SLG: 0.196		B C C S 1-3 ③ K			C B X 1-1 ② G3-1		S C B X 1-2 ③ G3-1			2	0	0	0	0	1	0
Geoff Jenkins, L (7, PH) (7, 7) OBP: 0.400, SLG: 1.000										1	0	0	0	0	0	1
Jose Valentin, S (1, 6) OBP: 0.391, SLG: 0.485			B F L C 1-3 ① K		B F F B F X 2-2 CS 1B			C F B F F S 1-3 ① K		3	0	1	0	0	2	0
Mike Matheny, R (1, 2) OBP: 0.338, SLG: 0.417			B C B F X 2-2 ② G4-3		1 SAFE 1 SAFE B 1 SAFE 1 SAFE 1-0 ③ CS 1-2	B X 1-0 ① G6-3		X 0-0 ② F7		3	0	0	0	0	0	0
Paul Wagner, R (1, 1) OBP: 0.111, SLG: 0.111			C B X 1-1 ③ G1-3			F S F C 0-3 ② K		C B F B S 2-3 ③ K		2	0	0	0	0	1	0
Bob Hamelin, L (8, PH) OBP: 0.182, SLG: 0.069										1	0	0	0	0	1	0
Mike Myers, L (8, 1)										0	0	0	0	0	0	0
Al Reyes, R (8, 1)										0	0	0	0	0	0	0
Inning Stats	R: 0 E: 0 K: 0 S: 4 H: 0 LOB: 0 BB: 0 P: 8	R: 0 E: 0 K: 2 S: 7 H: 0 LOB: 0 BB: 0 P: 11	R: 0 E: 0 K: 1 S: 8 H: 0 LOB: 0 BB: 0 P: 12	R: 0 E: 0 K: 1 S: 11 H: 0 LOB: 1 BB: 1 P: 19	R: 0 E: 0 K: 0 S: 8 H: 1 LOB: 0 BB: 0 P: 12	R: 0 E: 0 K: 1 S: 7 H: 0 LOB: 0 BB: 0 P: 8	R: 1 E: 1 K: 0 S: 16 H: 2 LOB: 1 BB: 0 P: 20	R: 0 E: 0 K: 2 S: 9 H: 0 LOB: 0 BB: 0 P: 12	R: 0 E: 0 K: 2 S: 7 H: 0 LOB: 0 BB: 0 P: 8	1B: 3 2B: 0 3B: 0 HR: 0	SF: 0 SAC: 0 DP: 0 HBP: 0						

	AB	29
	R	1
	H	3
	RBI	0
	BB	1
	SO	9
	LOB	2

WP: 0 PB: 0 SB: 0 CS: 1 PA: 31

PITCHER		IP	WLS	BF	H	R	ER	SO	BB	IBB	HBP	BLK	WP	HR	S	P	ERA	WHIP
Kirk Rueter, L	(1, 1)	6.2	W	23	3	1	0	5	1	0	0	0	0	0	58	86	0.00	0.600
ERA: 2.61																		
John Johnstone, R	(7, 1)	1.1		4	0	0	0	2	0	0	0	0	0	0	12	16	0.00	0.000
ERA: 0.66																		
Robb Nen, R	(9, 1)	1.0	S	3	0	0	0	2	0	0	0	0	0	0	7	8	0.00	0.000
ERA: 0.69																		

PITCHER	IP	WLS	BF	H	R	ER	SO	BB	IBB	HBP	BLK	WP	HR	S	P	ERA	WHIP

Batter	1	2	3	4	5	6	7	8	9	AB	R	H	RBI	BB	SO	LOB
Marvin Benard, L (1, 9) OBP: 0.353, SLG: 0.267 Robb Nen, R (9, 1)	F S B B X 2-2 G5-3 ①		B B F B B 4-1 BB		B F X 1-1 2B 2-H 1B		B B B S S F X 3-2 G4-3 ③			3 0	1 0	1 0	1 0	1 0	0 0	0 0
Bill Mueller, S (1, 5) OBP: 0.383, SLG: 0.434	C B B X 2-1 WP 1B		F B B F F S 2-3 K ②		X 0-0 1-H 2B			X 0-0 F8 ①		4	0	2	1	0	1	2
Barry Bonds, L (1, 7) OBP: 0.340, SLG: 0.473	S B F 1 B F 1 SAFE 1 SAFE 1 B 3-3 F S K ② 1-2		B F B C B B X 3-2 P9 ③		B B B I 4-0 IBB			B B C S T B B 4-2 BB BB		2	0	0	0	2	1	3
Jeff Kent, R (1, 4) OBP: 0.337, SLG: 0.416	C F S 0-3 K ③			B X 1-0 L5 ①	B X 1-0 L8 ③			B S 1 SAFE C S 1-3 K ②		4	0	0	0	0	2	4
J.T. Snow, L (1, 3) OBP: 0.286, SLG: 0.253		B B C X 2-1 G4-3 ①		F B B C C 2-3 K ②		S X 0-1 G3 ①		P B B F F B 4-2 1-2 BB		3	0	0	0	1	1	0
Stan Javier, S (1, 8) OBP: 0.366, SLG: 0.338 (9, 9)		B C X 1-1 G1-3 ②		C X 0-1 P6 ③		B B X 2-0 G3 ②		B X 1-0 L6 ③		4	0	0	0	0	0	2
Rey Sanchez, R (1, 6) OBP: 0.431, SLG: 0.444 John Johnstone, R (7, 1) Alex Diaz, S (9, 8) OBP: 0.179, SLG: 0.214		B F F B F C 2-3 K ③			B X 1-0 SH1-4 1B 1B	C F B S 1-3 K ③				3 0 0	1 0 0	1 0 0	0 0 0	0 0 0	2 0 0	0 0 0
Brian Johnson, R (1, 2) OBP: 0.278, SLG: 0.288			B B B B 4-0 SH3-4 BB		B 1 SAFE X 1-0 L9 ①		C B X 1-1 G6-3 ①			2	0	0	0	1	0	1
Kirk Rueter, L (1, 1) OBP: 0.250, SLG: 0.250 Rich Aurilia, R (7, 6) OBP: 0.436, SLG: 0.447			B X 1-0 SH3-4 ① 1-2		X 0-0 SH1-4 ② 1-2		B S C B F X 2-2 F9 ②			0 1	0 0	0 0	0 0	0 0	0 0	0 0
Inning Stats	R: 0 H: 1 E: 0 LOB: 1 K: 2 BB: 0 S: 13 P: 20	R: 0 H: 0 E: 0 LOB: 0 K: 1 BB: 0 S: 8 P: 13	R: 0 H: 0 E: 0 LOB: 2 K: 1 BB: 2 S: 9 P: 23	R: 0 H: 0 E: 0 LOB: 0 K: 1 BB: 0 S: 6 P: 9	R: 2 H: 3 E: 0 LOB: 2 K: 0 BB: 1 S: 7 P: 15	R: 0 H: 0 E: 0 LOB: 0 K: 1 BB: 0 S: 6 P: 9	R: 0 H: 0 E: 0 LOB: 0 K: 0 BB: 0 S: 10 P: 16	R: 0 H: 0 E: 0 LOB: 2 K: 1 BB: 2 S: 11 P: 20		1B: 3 SF: 0 2B: 1 SAC: 2 3B: 0 DP: 0 HR: 0 HBP: 0						WP: 1 PA: 33 PB: 0 SB: 0 CS: 0	

PITCHER		IP	WLS	BF	H	R	ER	SO	BB	IBB	HBP	BLK	WP	HR	S	P	ERA	WHIP
Paul Wagner, R ERA: 4.56	(1, 1)	7.0	L	28	4	2	2	6	2	1	0	0	1	0	59	105	2.57	0.857
Mike Myers, L ERA: 1.23	(8, 1)	0.1		2	0	0	0	0	1	0	0	0	0	0	4	8	0.00	3.000
Al Reyes, R ERA: 7.94	(8, 1)	0.2		3	0	0	0	1	1	0	0	0	0	0	7	12	0.00	1.500

PITCHER	IP	WLS	BF	H	R	ER	SO	BB	IBB	HBP	BLK	WP	HR	S	P	ERA	WHIP

BOTTOM

Milwaukee Brewers @ San Francisco Giants

3Com Park at Candlestick Point, San Francisco, CA

Sat Apr 25 1998, 6:33 AM EDT
Att. 18,457 - Sunny - 70 F

livebaseballscorecards.com

AB	26
R	2
H	4
RBI	2
BB	5
SO	7
LOB	12

Milwaukee Brewers @ San Francisco Giants

3Com Park at Candlestick Point, San Francisco, CA

Sun Apr 26 1998, 6:33 AM EDT

Att. 31,352 - Sunny - 78 F

livebaseballscorecards.com

TOP

Batter	1	2	3	4	5	6	7	8	9	AB	R	H	RBI	BB	SO	LOB
Fernando Vina, L (1, 4) OBP: 0.429, SLG: 0.500	1-0 F8 2B		2-2 1B HR 2B 1-3	2-3 K ①	4-0 IBB			0-1 B1-3 ①		4	1	2	0	1	1	0
Mark Loretta, R (1, 5) OBP: 0.333, SLG: 0.321	3-2 G3-6-3 1B		1-1 HR 1B 2-3 3-H	0-0 FC5 2B	1-1 L6 ③			3-3 K ②		5	1	3	1	0	1	3
Jose Valentin, S (1, 6) OBP: 0.402, SLG: 0.528	3-2 F8 ① 2-3		1-1 HR 1-H 3-H	4-2 BB		2-3 K ①		1-2 1B		4	1	2	3	1	1	2
Jeromy Burnitz, L (1, 9) OBP: 0.408, SLG: 0.628	1-1 G3-6-3 ②③ 1-2f		3-0 HR 2B	2-2 P6 ②		3-1 G3-1 ②		0-0 S 1B 1-3		5	1	2	0	0	0	4
Marquis Grissom, R (1, 8) OBP: 0.290, SLG: 0.454		0-0 2B	1-0 HR 2-H	3-1 FC5 ③ 2-3f		3-2 F9 ③		1-3 K ③ 1-2		5	1	2	2	0	1	4
Geoff Jenkins, L (1, 7) OBP: 0.333, SLG: 0.625		0-0 G6-3 ①	4-2 G6-4-3 BB		0-1 G3 ①		3-3 K ①		2-1 G5-3 ①	3	0	0	0	1	1	1
Darrin Jackson, R (7, 7) OBP: 0.185, SLG: 0.192										1	0	0	0	0	0	0
Jesse Levis, L (1, 2) OBP: 0.455, SLG: 0.357		3-3 K ②	1-2 G6-4-3 ①② 1-2f		4-2 2B BB		2-3 K ②		0-1 G4-3 ②	3	0	0	0	1	2	2
Chad Fox, R (7, 1)										0	0	0	0	0	0	0
Bob Wickman, R (8, 1)										0	0	0	0	0	0	0
Marc Newfield, R (9, PH) OBP: 0.250, SLG: 0.191										1	0	0	0	0	0	0
Doug Jones, R (9, 1)										0	0	0	0	0	0	0
Bob Hamelin, L (1, 3) OBP: 0.211, SLG: 0.147		1-1 F7 ③	1-1 1B		1-1 1-3 2B		2-2 G4-3 ③		2-3 K ③	5	0	2	0	0	1	1
Jeff Juden, R (1, 1) OBP: 0.273, SLG: 0.273			0-1 2B 1B 1B		1-3 K ②			2-2 HR		3	1	1	0	0	2	3
Mike Myers, L (6, 1)										0	0	0	0	0	0	0
Mike Matheny, R (7, 2) OBP: 0.348, SLG: 0.475			0-3 K ③							1	1	1	1	0	0	0

	AB	R	H	RBI	BB	SO	LOB
	40	7	15	7	4	10	20

Inning Stats	1	2	3	4	5	6	7	8	9
	R: 0 E: 0 K: 0 S: 12	H: 2 LOB: 1 BB: 0 P: 20	R: 0 E: 0 K: 1 S: 7	H: 1 LOB: 1 BB: 0 P: 11	R: 6 E: 0 K: 1 S: 23	H: 7 LOB: 1 BB: 1 P: 37	R: 0 E: 0 K: 1 S: 13	H: 1 LOB: 2 BB: 1 P: 24	R: 0 E: 0 K: 1 S: 14	H: 1 LOB: 3 BB: 2 P: 24	R: 0 E: 0 K: 1 S: 8	H: 0 LOB: 0 BB: 0 P: 16	R: 0 E: 0 K: 2 S: 10	H: 0 LOB: 0 BB: 0 P: 17	R: 1 E: 0 K: 2 S: 17	H: 3 LOB: 2 BB: 0 P: 24	R: 0 E: 0 K: 1 S: 7	H: 0 LOB: 0 BB: 0 P: 11

	1B: 6	SF: 0	WP: 0	PA: 44
	2B: 6	SAC: 0	PB: 0	
	3B: 0	DP: 2	SB: 1	
	HR: 3	HBP: 0	CS: 0	

PITCHER		IP	WLS	BF	H	R	ER	SO	BB	IBB	HBP	BLK	WP	HR	S	P	ERA	WHIP
Mark Gardner, R ERA: 6.67	(1, 1)	2.0		15	9	6	6	1	1	0	0	0	0	2	34	58	27.00	5.000
Julian Tavarez, R ERA: 2.65	(3, 1)	3.0		14	3	0	0	3	2	1	0	0	0	0	35	58	0.00	1.667
Rich Rodriguez, L ERA: 5.87	(6, 1)	2.2		11	3	1	1	4	0	0	0	0	0	1	32	53	3.38	1.125
Steve Reed, R ERA: 0.6	(8, 1)	1.1	W	4	0	0	0	2	0	0	0	0	0	0	10	15	0.00	0.000

PITCHER	IP	WLS	BF	H	R	ER	SO	BB	IBB	HBP	BLK	WP	HR	S	P	ERA	WHIP

BOTTOM

Milwaukee Brewers @ San Francisco Giants

3Com Park at Candlestick Point, San Francisco, CA

Sun Apr 26 1998, 6:33 AM EDT
Att. 31,352 - Sunny - 78 F

livebaseballscorecards.com

Batter	1	2	3	4	5	6	7	8	9	AB	R	H	RBI	BB	SO	LOB
Marvin Benard, L (1, 9) OBP: 0.455, SLG: 0.500	4-2 G4-3 S BB		0-2 PB 1-2 HR 1B	2-1 HR		4-1 1B BB		1-0 L7 ②		3	2	2	1	2	0	0
Bill Mueller, S (1, 5) OBP: 0.404, SLG: 0.460	3-2 G4-3 ① 1-3		4-0 1-2 2-3 HR BB	0-2 BB 1B		0-0 1-2 1B		2-1 2B 2B		4	2	3	0	1	0	1
Barry Bonds, L (1, 7) OBP: 0.351, SLG: 0.516	2-3 K ②		0-0 1-H 2-H 3-H HR	4-2 1-2 BB		2-1 P2 ③		1-0 2-H 2B		4	1	2	5	1	1	3
Jeff Kent, R (1, 4) OBP: 0.330, SLG: 0.415	2-1 P3 ③		1-1 FC4-6 2B	0-3 K ③			2-3 K ①	1-3 K ③		5	0	1	0	0	3	4
J.T. Snow, L (1, 3) OBP: 0.281, SLG: 0.241		1-2 P4 ①	4-1 FC4-6 BB		1-0 F8 ①		1-3 K ②		0-0 P6 ①	4	0	0	0	1	1	0
Stan Javier, S (1, 8) OBP: 0.367, SLG: 0.376		0-3 K ②	0-1 FC4-6 1-2f 2-3 ②		2-2 G4-3 ②		0-0 1B 1B		2-1 HR	5	1	2	1	0	1	2
Rich Aurilia, R (1, 6) OBP: 0.417, SLG: 0.423		3-1 L4 ③	2-2 F7 ③ 1-2		0-2 F7 ③		3-2 1-3 1B		0-0 F8 ②	5	0	1	0	0	0	2
Brian Johnson, R (1, 2) OBP: 0.276, SLG: 0.275			4-2 PB 1B HR HBP	1-2 G5-3 ①		0-2 F8 ①	1-3 K ③		0-0 HR	3	1	0	0	0	1	2
Steve Reed, R (8, 1) OBP: 0.500, SLG: 0.500										0	0	0	0	0	0	0
Charlie Hayes, R (9, PH) OBP: 0.303, SLG: 0.517										1	1	1	1	0	0	0
Mark Gardner, R (1, 1) OBP: 0.444, SLG: 0.286			0-3 K ①	3-3 K ②		0-3 K ②		2-2 F7 ①		0	0	0	0	0	0	0
Julian Tavarez, L (3, 1)										2	0	0	0	0	2	1
Rich Rodriguez, L (6, 1)										1	0	0	0	0	1	0
Brent Mayne, L (8, 2) OBP: 0.458, SLG: 0.652										1	0	0	0	0	0	0
Inning Stats	R: 0 E: 0 K: 1 S: 10 H: 0 LOB: 1 BB: 1 P: 21	R: 0 E: 0 K: 1 S: 8 H: 0 LOB: 0 BB: 0 P: 12	R: 4 E: 0 K: 1 S: 20 H: 3 LOB: 2 BB: 2 P: 35	R: 1 E: 0 K: 2 S: 19 H: 2 LOB: 2 BB: 1 P: 29	R: 0 E: 0 K: 0 S: 8 H: 0 LOB: 0 BB: 0 P: 11	R: 0 E: 0 K: 1 S: 11 H: 1 LOB: 2 BB: 1 P: 17	R: 0 E: 0 K: 3 S: 13 H: 2 LOB: 2 BB: 0 P: 20	R: 1 E: 0 K: 1 S: 11 H: 2 LOB: 1 BB: 0 P: 18	R: 2 E: 0 K: 0 S: 5 H: 2 LOB: 0 BB: 0 P: 7	1B: 5 2B: 3 3B: 0 HR: 4 SF: 0 SAC: 0 DP: 0 HBP: 1						

AB	38
R	8
H	12
RBI	8
BB	5
SO	10
LOB	15

WP: 0 PA: 44
PB: 1
SB: 2
CS: 0

PITCHER		IP	WLS	BF	H	R	ER	SO	BB	IBB	HBP	BLK	WP	HR	S	P	ERA	WHIP
Jeff Juden, R ERA: 3.48	(1, 1)	5.2		28	5	5	5	6	5	0	1	0	0	2	73	120	7.94	1.765
Mike Myers, L ERA: 1.17	(6, 1)	0.1		2	1	0	0	0	0	0	0	0	0	0	3	5	0.00	3.000
Chad Fox, R ERA: 0.53	(7, 1)	1.0		5	2	0	0	3	0	0	0	0	0	0	13	20	0.00	2.000
Bob Wickman, R ERA: 2.65	(8, 1)	1.0		5	2	1	1	1	0	0	0	0	0	0	11	18	9.00	2.000
Doug Jones, R ERA: 3.95	(9, 1)	0.2	L	4	2	2	2	0	0	0	0	0	0	2	5	7	27.00	3.000

PITCHER	IP	WLS	BF	H	R	ER	SO	BB	IBB	HBP	BLK	WP	HR	S	P	ERA	WHIP

Pittsburgh Pirates @ San Francisco Giants

3Com Park at Candlestick Point, San Francisco, CA

Mon Apr 27 1998, 10:05 PM EDT

Att. 10,127 - Unknown - 65 F

livebaseballscorecards.com

TOP

Batter	1	2	3	4	5	6	7	8	9	AB	R	H	RBI	BB	SO	LOB
Tony Womack, L (1, 4) OBP: 0.252, SLG: 0.241	K		HR 1B		G4-3		G3-1		FC5-4	5	1	1	1	0	1	3
Al Martin, L (1, 7) OBP: 0.281, SLG: 0.413	K		P5		3B			G5-3		4	1	1	0	0	1	1
18 Jason Kendall, R (1, 2) OBP: 0.433, SLG: 0.558	S 1B		E5 HR		G1-6-3 1B			P9		4	1	2	1	0	0	1
Kevin Young, R (1, 3) OBP: 0.279, SLG: 0.408	F9		HR		G1-6-3			L6		4	1	1	3	0	0	2
Jermaine Allensworth, R (1, 8) OBP: 0.435, SLG: 0.488		L3 1B	P8			K			FC6-5-4-6 2B	4	0	2	0	0	1	0
Turner Ward, S (1, 9) OBP: 0.358, SLG: 0.364		P4		G4-3		P4			FC6-5-4-6 BB	4	0	0	0	0	0	2
Doug Strange, S (1, 5) OBP: 0.353, SLG: 0.356		L3		G4-3		K			BB IBB	3	0	0	0	1	1	1
Lou Collier, R (1, 6) OBP: 0.255, SLG: 0.385			SH3-4 1B	2B			K		K	4	1	2	0	0	2	2
Jose Silva, R (1, 1)			SH3-4	K			G5-3		FC5-4 BB	2	0	0	0	0	1	1
Elmer Dessens, R (7, 1)										0	0	0	0	0	0	0
Jason Christiansen, R (7, 1)										0	0	0	0	0	0	0
Mark Smith, R (9, PH)										0	0	0	0	1	0	0
Rich Loiselle, R (9, 1)										0	0	0	0	0	0	0
Inning Stats	R: 0 E: 0 K: 2 S: 13 H: 1 LOB: 1 BB: 0 P: 17	R: 0 E: 0 K: 0 S: 7 H: 1 LOB: 0 BB: 0 P: 8	R: 4 E: 1 K: 0 S: 15 H: 3 LOB: 0 BB: 0 P: 25	R: 0 E: 0 K: 1 S: 11 H: 1 LOB: 1 BB: 0 P: 13	R: 1 E: 0 K: 0 S: 10 H: 2 LOB: 0 BB: 0 P: 16	R: 0 E: 0 K: 2 S: 8 H: 0 LOB: 0 BB: 0 P: 13	R: 0 E: 0 K: 1 S: 9 H: 0 LOB: 0 BB: 0 P: 10	R: 0 E: 0 K: 0 S: 5 H: 0 LOB: 0 BB: 0 P: 11	R: 0 E: 0 K: 1 S: 12 H: 1 LOB: 3 BB: 2 P: 24	1B: 5 2B: 3 3B: 1 HR: 1 SF: 0 SAC: 1 DP: 2 HBP: 0						

	AB	34
	R	5
	H	9
	RBI	5
	BB	2
	SO	7
	LOB	13

WP: 0 PB: 0 SB: 2 CS: 0 PA: 37

PITCHER		IP	WLS	BF	H	R	ER	SO	BB	IBB	HBP	BLK	WP	HR	S	P	ERA	WHIP
Danny Darwin, R (1, 1) ERA: 3.45		5.0		22	8	5	2	3	0	0	0	0	0	1	56	79	3.60	1.600
John Johnstone, R (6, 1) ERA: 0.57		2.0		6	0	0	0	3	0	0	0	0	0	0	17	23	0.00	0.000
Steve Reed, R (8, 1) ERA: 0.55		1.1		6	1	0	0	0	0	1	0	0	0	0	10	22	0.00	0.750
Robb Nen, R (9, 1) ERA: 0.66		0.2	W	3	0	0	0	1	1	0	0	0	0	0	7	13	0.00	1.500

PITCHER	IP	WLS	BF	H	R	ER	SO	BB	IBB	HBP	BLK	WP	HR	S	P	ERA	WHIP

Batter	1	2	3	4	5	6	7	8	9	AB	R	H	RBI	BB	SO	LOB
Marvin Benard, L (1, 9) OBP: 0.462, SLG: 0.524	C F X 0-2 ① G4-3		B B C F S 2-3 ③ K			B B C B B 4-1 G4-6-3 1B BB	C X 0-1 ① SH1-3 2-3		C F B X 1-2 1-H 1B 2B	3	1	1	1	1	1	0
Bill Mueller, S (1, 5) OBP: 0.413, SLG: 0.473	B C B X 2-1 WP 2B			B B X 2-0 ① L8		B X 1-0 G4-6-3 1-2 1B	B B C C S 2-3 ② K		I I I I 4-0 1B IBB IBB	4	0	2	0	1	1	1
Barry Bonds, L (1, 7) OBP: 0.371, SLG: 0.510	B F B B B 4-1 G6-4-3 2-3 BB			C C B B B B B 4-2 FC5-4 BB		B X 1-0 ①② G4-6-3 1-2f 2-3	B B S B B B 4-1 BB		I I I I 4-0 1B 1-2 IBB	1	0	0	0	4	0	2
Jeff Kent, R (1, 4) OBP: 0.324, SLG: 0.404	C 1 SAFE X 0-1 ②③ G6-4-3 1-2f			B S 1 SAFE B C X 2-2 ② FC5-4 FC4-6 1-2f		B B X 2-0 ③ F8	B B B C X 3-1 ③ L4		X 0-0 1-2 2-3 3-H 1B	5	0	1	1	0	0	6
Charlie Hayes, R (1, 3) OBP: 0.297, SLG: 0.485 Robb Nen, R (9, 1)		C F B X 1-2 ① G5-3		C X 0-1 ③ FC4-6 1-2f			X 0-0 1B BB E 1B	F B X 1-1 ① G6-3		4 0	1 0	1 0	0 0	0 0	0 0	1 0
Stan Javier, S (1, 8) OBP: 0.373, SLG: 0.375		S B F B B F F X 3-2 ② G4-3			X 0-0 FC5-4 1B		B B C B B 4-1 1B 1-2 E BB	B B F B F C 3-3 ② K		3	1	1	0	1	1	0
Rich Aurilia, R (1, 6) OBP: 0.406, SLG: 0.411		B B S B X 3-1 ③ F9			B X 1-0 ① FC5-4 WP 1-2f		S B C B F F F X 2-2 E 2B 1-2 2-3 1B	B X 1-0 ③ F7		4	1	1	0	0	0	1
Brian Johnson, R (1, 2) OBP: 0.263, SLG: 0.260			B B X 2-0 ① G4-3		C S F B S 1-3 ② K2-3 1-2		X 0-0 E3 2B 1-3 2-H 3-H		B F B B F F X 2-2 ① G6-3	4	1	0	0	0	1	2
Danny Darwin, R (1, 1) Darryl Hamilton, L (5, PH) OBP: 0.345, SLG: 0.311 John Johnstone, R (6, 1) Alex Diaz, S (7, PH) OBP: 0.207, SLG: 0.276 Steve Reed, R (8, 1) OBP: 0.500, SLG: 0.500 J.T. Snow, L (9, 3) OBP: 0.289, SLG: 0.241 Rey Sanchez, R (9, PR) OBP: 0.431, SLG: 0.444			C B S F B B F B C 3-3 ② K		C B C X 1-2 ③ G1-3		X 0-0 SH1-3 2-H 3-H 2B		B F F B F B B B 4-2 2B BB	1 1 0 1 0 0 0 0	0 0 0 0 1 0 0 1	0 0 0 2 0 0 0 0	0 0 0 0 0 0 0 0	1 0 0 0 0 0 0 0	0 0 0 0 0 0 0 0	0 1 0 0 0 0 0 0
Inning Stats	R: 0 E: 0 K: 0 S: 8 H: 1 LOB: 1 BB: 1 P: 14	R: 0 E: 0 K: 0 S: 10 H: 0 LOB: 0 BB: 0 P: 17	R: 0 E: 0 K: 2 S: 9 H: 0 LOB: 0 BB: 0 P: 16	R: 0 E: 0 K: 0 S: 8 H: 0 LOB: 1 BB: 1 P: 16	R: 0 E: 0 K: 1 S: 9 H: 1 LOB: 1 BB: 0 P: 12	R: 0 E: 0 K: 0 S: 4 H: 1 LOB: 1 BB: 1 P: 12	R: 4 E: 1 K: 1 S: 18 H: 3 LOB: 2 BB: 2 P: 33	R: 0 E: 0 K: 1 S: 6 H: 0 LOB: 0 BB: 0 P: 11	R: 2 E: 0 K: 0 S: 11 H: 2 LOB: 3 BB: 3 P: 26	1B: 5 2B: 3 3B: 0 HR: 0	SF: 0 SAC: 1 DP: 2 HBP: 0			WP: 2 PB: 0 SB: 0 CS: 0	PA: 40		

PITCHER		IP	WLS	BF	H	R	ER	SO	BB	IBB	HBP	BLK	WP	HR	S	P	ERA	WHIP
Jose Silva, R ERA: 3.94	(1, 1)	6.0		24	4	2	2	3	4	0	0	0	2	0	50	93	3.00	1.333
Elmer Dessens, R ERA: 6.0	(7, 1)	0.0		3	2	2	1	0	0	0	0	0	0	0	8	10	∞	∞
Jason Christiansen, L ERA: 0.87	(7, 1)	2.0		7	0	0	0	2	1	0	0	0	0	0	14	28	0.00	0.500
Rich Loiselle, R ERA: 3.95	(9, 1)	0.1	L	6	2	2	2	0	1	2	0	0	0	0	11	26	54.00	9.000

PITCHER	IP	WLS	BF	H	R	ER	SO	BB	IBB	HBP	BLK	WP	HR	S	P	ERA	WHIP

BOTTOM

Pittsburgh Pirates @ San Francisco Giants

3Com Park at Candlestick Point, San Francisco, CA

Mon Apr 27 1998, 10:05 PM EDT

Att. 10,127 - Unknown - 65 F

livebaseballscorecards.com

AB	31
R	6
H	8
RBI	4
BB	8
SO	5
LOB	14

Pittsburgh Pirates @ San Francisco Giants

3Com Park at Candlestick Point, San Francisco, CA

Tue Apr 28 1998, 6:33 AM EDT

Att. 11,551 - Sunny - 70 F

livebaseballscorecards.com

TOP

Batter	1	2	3	4	5	6	7	8	9	AB	R	H	RBI	BB	SO	LOB
Tony Womack, L (1, 4) OBP: 0.261, SLG: 0.250	S 18 G6-3 1B		G4-3			2-3 1B		G3		4	0	2	0	0	0	0
Al Martin, L (1, 7) OBP: 0.270, SLG: 0.396	F7			F7		K		L4		4	0	0	0	0	1	3
18 Jason Kendall, R (1, 2) OBP: 0.426, SLG: 0.539	G6-3 1-2			F8		G6-3			BB 1B SF9 HBP	3	1	0	0	0	0	3
Kevin Young, R (1, 3) OBP: 0.287, SLG: 0.406	F7 2-3			K			L9 BB L5 BB		1-2 BB 1B	3	0	1	0	1	1	1
Jermaine Allensworth, R (1, 8) OBP: 0.438, SLG: 0.476		K			F8		BB 1-2 BB		1-2 BB 2-3	2	0	0	0	2	1	0
Mark Smith, R (1, 9)		G6-3			K		L9 2-3		SF9 3-H	3	0	0	1	0	1	2
Freddy Garcia, R (1, 5) OBP: 0.250, SLG: 0.370		F9			G3		BB 1-2 BB		L6	2	0	0	0	1	0	0
Doug Strange, S (9, PH) OBP: 0.346, SLG: 0.348										1	0	0	0	0	0	2
Kevin Polcovich, R (1, 6) OBP: 0.218, SLG: 0.216			K			1B 67 SH1-4 BB	L5 3-H		F8	1	0	0	0	1	1	0
Turner Ward, S (7, PH) OBP: 0.352, SLG: 0.356										1	0	0	0	0	0	3
Lou Collier, R (7, 6) OBP: 0.250, SLG: 0.377										1	0	0	0	0	0	2
67 Francisco Cordova, R (1, 1)			K			SH1-4 1-2		G5-3		1	0	0	0	0	1	0
Jose Guillen, R (8, PH) OBP: 0.313, SLG: 0.487										1	0	0	0	0	0	0
Chris Peters, L (8, 1)			K							0	0	0	0	0	0	0
Inning Stats	R: 0 E: 0 K: 0 S: 4 H: 1 LOB: 1 BB: 0 P: 4	R: 0 E: 0 K: 1 S: 5 H: 0 LOB: 0 BB: 0 P: 5	R: 0 E: 0 K: 2 S: 7 H: 0 LOB: 0 BB: 0 P: 7	R: 0 E: 0 K: 1 S: 5 H: 0 LOB: 0 BB: 0 P: 5	R: 0 E: 0 K: 1 S: 5 H: 0 LOB: 0 BB: 0 P: 5	R: 0 E: 0 K: 1 S: 6 H: 1 LOB: 2 BB: 1 P: 10	R: 0 E: 0 K: 0 S: 2 H: 0 LOB: 2 BB: 3 P: 14	R: 0 E: 0 K: 0 S: 3 H: 0 LOB: 0 BB: 0 P: 3	R: 1 E: 0 K: 0 S: 4 H: 1 LOB: 2 BB: 1 P: 9	1B: 3 2B: 1 3B: 0 HR: 0	SF: 1 SAC: 1 DP: 1 HBP: 1					

AB	27
R	1
H	3
RBI	1
BB	5
SO	6
LOB	16

WP: 0 PB: 0 SB: 1 CS: 0 PA: 35

PITCHER		IP	WLS	BF	H	R	ER	SO	BB	IBB	HBP	BLK	WP	HR	S	P	ERA	WHIP
Shawn Estes, L ERA: 5.4	(1, 1)	6.1	W	25	2	0	0	6	4	0	0	0	0	0	33	49	0.00	0.947
Julian Tavarez, R ERA: 2.55	(7, 1)	0.2		1	0	0	0	0	0	0	0	0	0	0	1	1	0.00	0.000
Jim Poole, L ERA: 1.23	(8, 1)	1.0		3	0	0	0	0	0	0	0	0	0	0	3	3	0.00	0.000
Robb Nen, R ERA: 0.61	(9, 1)	1.0	S	6	1	1	0	0	1	0	1	0	0	0	4	9	0.00	2.000

PITCHER	IP	WLS	BF	H	R	ER	SO	BB	IBB	HBP	BLK	WP	HR	S	P	ERA	WHIP

Pittsburgh Pirates @ San Francisco Giants

3Com Park at Candlestick Point, San Francisco, CA

Tue Apr 28 1998, 6:33 AM EDT
Att. 11,551 - Sunny - 70 F

livebaseballscorecards.com

BOTTOM

Batter	1	2	3	4	5	6	7	8	9	AB	R	H	RBI	BB	SO	LOB
Marvin Benard, L (1, 9) OBP: 0.433, SLG: 0.458	G3		BBBB 4-0 1B BB		L4 1-2		F7			3	0	0	0	1	0	1
Bill Mueller, S (1, 5) OBP: 0.417, SLG: 0.468	L9		1-2 1B		F7			BBBBB 4-0 FC4-6 BB		3	0	1	0	1	0	1
Barry Bonds, L (1, 7) OBP: 0.358, SLG: 0.490	P2		SSS 0-3 K			G3-1		FC4-6 FC5-4 1-2f		4	0	0	0	0	1	3
Jeff Kent, R (1, 4) OBP: 0.321, SLG: 0.427		P4		P2		HR		FC5-4 1-2f		4	1	1	1	0	0	1
J.T. Snow, L (1, 3) OBP: 0.307, SLG: 0.299		HR		1B		G3 1B		SSS 0-3 K		4	1	3	1	0	1	1
Stan Javier, S (1, 8) OBP: 0.362, SLG: 0.363		G4-3		P2		G3 1-2				3	0	0	0	0	0	2
Brent Mayne, L (1, 2) OBP: 0.407, SLG: 0.577		G3-1		F7		G3				3	0	0	0	0	0	2
Rey Sanchez, R (1, 6) OBP: 0.407, SLG: 0.417			G6-3		L9		F7			3	0	0	0	0	0	0
Shawn Estes, R (1, 1) OBP: 0.500, SLG: 0.600			G5-3		E 1B		G3			2	0	1	0	0	0	0
Julian Tavarez, L (7, 1)										0	0	0	0	0	0	0
Alex Diaz, S (7, PH) OBP: 0.200, SLG: 0.267										1	0	0	0	0	0	0
Jim Poole, L (8, 1)										0	0	0	0	0	0	0
Robb Nen, R (9, 1)										0	0	0	0	0	0	0
Inning Stats	R: 0 E: 0 K: 0 S: 3 H: 0 LOB: 0 BB: 0 P: 3	R: 1 E: 0 K: 0 S: 4 H: 1 LOB: 0 BB: 0 P: 4	R: 0 E: 0 K: 1 S: 6 H: 1 LOB: 2 BB: 1 P: 10	R: 0 E: 0 K: 0 S: 4 H: 1 LOB: 1 BB: 0 P: 4	R: 0 E: 1 K: 0 S: 4 H: 1 LOB: 1 BB: 0 P: 4	R: 1 E: 0 K: 0 S: 5 H: 2 LOB: 1 BB: 0 P: 5	R: 0 E: 0 K: 0 S: 3 H: 0 LOB: 0 BB: 0 P: 3	R: 0 E: 0 K: 1 S: 5 H: 0 LOB: 1 BB: 1 P: 9		1B: 4 2B: 0 3B: 0 HR: 2 SF: 0 SAC: 0 DP: 0 HBP: 0					

	AB	30
	R	2
	H	6
	RBI	2
	BB	2
	SO	2
	LOB	11

PITCHER		IP	WLS	BF	H	R	ER	SO	BB	IBB	HBP	BLK	WP	HR	S	P	ERA	WHIP
67 Francisco Cordova, R ERA: 2.01	(1, 1)	7.0	L	28	6	2	2	1	1	0	0	0	0	2	29	33	2.57	1.000
Chris Peters, L ERA: 2.03	(8, 1)	1.0		4	0	0	0	1	1	0	0	0	0	0	5	9	0.00	1.000

PITCHER		IP	WLS	BF	H	R	ER	SO	BB	IBB	HBP	BLK	WP	HR	S	P	ERA	WHIP

Batter	1	2	3	4	5	6	7	8	9	AB	R	H	RBI	BB	SO	LOB
Alex Diaz, S (1, 8) OBP: 0.176, SLG: 0.235	G3			F9			L4		K	4	0	0	0	0	1	0
Rich Aurilia, R (1, 6) OBP: 0.412, SLG: 0.433	L3			L6			2B		G6-5-3 1B	4	0	2	0	0	0	0
Barry Bonds, L (1, 7) OBP: 0.355, SLG: 0.481	PO 1B			K			L4		G6-5-3 1-2f	4	0	1	0	0	1	2
Jeff Kent, R (1, 4) OBP: 0.313, SLG: 0.415	1 SAFE PO 1-2	K			F9		K			3	0	0	0	0	2	1
Charlie Hayes, R (1, 5) OBP: 0.325, SLG: 0.486		WP PB FC8-2 BB			K			G4-3 1B		2	0	1	0	1	1	0
Chris Jones, R (1, 9) OBP: 0.270, SLG: 0.235		FC8-2 1-H			F8			G4-3 1-2		3	0	1	0	0	0	1
J.T. Snow, L (1, 3) OBP: 0.298, SLG: 0.289			F9			K		K		3	0	0	0	0	2	2
Brian Johnson, R (1, 2) OBP: 0.253, SLG: 0.250			K			K		G4-3 1-2 2-3		3	0	0	0	0	2	2
Orel Hershiser, R (1, 1)			K			G3		G5-3		2	0	0	0	0	1	0
Julian Tavarez, L (7, 1)										0	0	0	0	0	0	0
Stan Javier, S (8, PH) OBP: 0.358, SLG: 0.359										1	0	0	0	0	0	2
John Johnstone, R (8, 1)										0	0	0	0	0	0	0
Inning Stats	R: 0 E: 0 K: 0 S: 4 H: 1 LOB: 0 BB: 0 P: 5	R: 0 E: 0 K: 1 S: 5 H: 0 LOB: 0 BB: 1 P: 12	R: 0 E: 0 K: 2 S: 8 H: 0 LOB: 0 BB: 0 P: 14	R: 0 E: 0 K: 1 S: 9 H: 0 LOB: 0 BB: 0 P: 14	R: 0 E: 0 K: 1 S: 6 H: 0 LOB: 0 BB: 0 P: 8	R: 0 E: 0 K: 2 S: 8 H: 0 LOB: 0 BB: 0 P: 12	R: 0 E: 0 K: 1 S: 10 H: 1 LOB: 1 BB: 0 P: 15	R: 0 E: 0 K: 1 S: 12 H: 2 LOB: 2 BB: 0 P: 16	R: 0 E: 0 K: 1 S: 9 H: 1 LOB: 0 BB: 0 P: 13	1B: 4 2B: 2 3B: 0 HR: 0		SF: 0 SAC: 0 DP: 2 HBP: 0				

PITCHER		IP	WLS	BF	H	R	ER	SO	BB	IBB	HBP	BLK	WP	HR	S	P	ERA	WHIP
Denny Neagle, L ERA: 3.27	(1, 1)	9.0	W	30	5	0	0	10	1	0	0	0	1	0	71	109	0.00	0.667

PITCHER	IP	WLS	BF	H	R	ER	SO	BB	IBB	HBP	BLK	WP	HR	S	P	ERA	WHIP

TOP

San Francisco Giants @ Atlanta Braves

Turner Field, Atlanta, GA

Thu Apr 30 1998, 7:05 PM EDT

Att. 31,818 - Cloudy - 59 F

livebaseballscorecards.com

AB	29
R	0
H	5
RBI	0
BB	1
SO	10
LOB	10

1B: 4 SF: 0
2B: 2 SAC: 0
3B: 0 DP: 2
HR: 0 HBP: 0

WP: 1 PA: 31
PB: 1
SB: 0
CS: 0

Batter	1	2	3	4	5	6	7	8	9	AB	R	H	RBI	BB	SO	LOB
Walt Weiss, S (1, 6) OBP: 0.506, SLG: 0.580	P5		BB FC4-6 1-2 2-3		G3		G6-3			3	0	0	0	1	0	0
Keith Lockhart, L (1, 4) OBP: 0.429, SLG: 0.631	G4-3		FC4-6 10 FC5-4 1-2f 2-3 3-H			10 1B 1B	1B			4	1	2	1	0	0	2
10 Chipper Jones, S (1, 5) OBP: 0.443, SLG: 0.708	F7		FC5-4 1-2f			1B HR 1-3	F9			4	1	1	0	0	0	3
Andres Galarraga, R (1, 3) OBP: 0.422, SLG: 0.657		G6-3		HR		G3 HR 1-3 3-H		FC6-4		4	2	3	2	0	0	0
Ryan Klesko, L (1, 7) OBP: 0.260, SLG: 0.396 Gerald Williams, R (9, 7) OBP: 0.257, SLG: 0.258		G6-3		F9		G3 1-2		F8		4 0	0 0	0 0	0 0	0 0	0 0	3 0
Javy Lopez, R (1, 2) OBP: 0.378, SLG: 0.684		K		L6		HR 2-H 3-H		FC6-4 1-2f		4	1	1	3	0	1	1
Michael Tucker, L (1, 9) OBP: 0.338, SLG: 0.412			K	G4-3		F8		F8		4	0	0	0	0	1	1
Andruw Jones, R (1, 8) OBP: 0.253, SLG: 0.387			BB SH FC4-6 1B		P2	G5-3				3	1	1	0	0	0	0
Denny Neagle, L (1, 1) OBP: 0.118, SLG: 0.118			SH FC4-6 BB 1-2		K		G6-3			2	0	0	0	0	1	0
Inning Stats	R: 0 E: 0 K: 0 S: 4 H: 0 LOB: 0 BB: 0 P: 6	R: 0 E: 0 K: 1 S: 5 H: 0 LOB: 0 BB: 0 P: 7	R: 1 E: 1 K: 1 S: 13 H: 1 LOB: 2 BB: 1 P: 23	R: 1 E: 0 K: 0 S: 11 H: 1 LOB: 0 BB: 0 P: 14	R: 0 E: 0 K: 1 S: 10 H: 0 LOB: 0 BB: 0 P: 14	R: 4 E: 0 K: 0 S: 13 H: 4 LOB: 0 BB: 0 P: 17	R: 0 E: 0 K: 0 S: 9 H: 1 LOB: 1 BB: 0 P: 17	R: 0 E: 0 K: 0 S: 12 H: 1 LOB: 1 BB: 0 P: 18		1B: 6 2B: 0 3B: 0 HR: 2 SF: 0 SAC: 1 DP: 0 HBP: 0				WP: 0 PB: 0 SB: 0 CS: 0 PA: 34		

PITCHER		IP	WLS	BF	H	R	ER	SO	BB	IBB	HBP	BLK	WP	HR	S	P	ERA	WHIP
Orel Hershiser, R ERA: 5.35	(1, 1)	6.0	L	26	6	6	5	3	1	0	0	0	0	2	56	81	7.50	1.167
Julian Tavarez, R ERA: 2.41	(7, 1)	1.0		4	1	0	0	0	0	0	0	0	0	0	9	17	0.00	1.000
John Johnstone, R ERA: 0.54	(8, 1)	1.0		4	1	0	0	0	0	0	0	0	0	0	12	18	0.00	1.000

PITCHER	IP	WLS	BF	H	R	ER	SO	BB	IBB	HBP	BLK	WP	HR	S	P	ERA	WHIP

San Francisco Giants @ Atlanta Braves

Turner Field, Atlanta, GA

Thu Apr 30 1998, 7:05 PM EDT
Att. 31,818 - Cloudy - 59 F

BOTTOM

livebaseballscorecards.com

AB	32
R	6
H	8
RBI	6
BB	1
SO	3
LOB	10

Batter	1	2	3	4	5	6	7	8	9	AB	R	H	RBI	BB	SO	LOB
Marvin Benard, L (1, 9) OBP: 0.412, SLG: 0.429	G6-3		K		G3-6-3 1-2f		1B 1-2			4	0	1	0	0	1	1
Bill Mueller, S (1, 5) OBP: 0.411, SLG: 0.459	HR 1B		G3		F8		G3			4	1	1	0	0	0	2
Barry Bonds, L (1, 7) OBP: 0.367, SLG: 0.523	SAFE 1-H HR		BB BB			G6-3 2B 0-0		G4-3 0-0		3	1	2	2	1	0	0
Jeff Kent, R (1, 4) OBP: 0.311, SLG: 0.404	F8		SAFE SAFE 1-2 BB			K 2-3		F7 2-2		3	0	0	0	1	1	1
J.T. Snow, L (1, 3) OBP: 0.287, SLG: 0.277	K		G4-3 0-0			G6-3 1-2 2-3		K 1-3		4	0	0	0	0	2	3
Stan Javier, S (1, 8) OBP: 0.345, SLG: 0.344		K 1-3		L7 0-0		G4-3 0-0			L6 2-2	4	0	0	0	0	1	1
Rich Aurilia, R (1, 6) OBP: 0.389, SLG: 0.406		G6-3 0-2		G6-3 2-1			G6-3 3-2		F8 0-2	4	0	0	0	0	0	0
Brian Johnson, R (1, 2) OBP: 0.244, SLG: 0.241 Brent Mayne, L (9, PH) OBP: 0.393, SLG: 0.556	E5 1-2		G6-3 0-0				F8 2-2		K 2-3	3 1	0 0	0 0	0 0	0 0	0 1	0 0
Kirk Rueter, L (1, 1) OBP: 0.300, SLG: 0.300 Rey Sanchez, R (7, PH) OBP: 0.418, SLG: 0.429 Steve Reed, R (7, 1) OBP: 0.500, SLG: 0.500 Jim Poole, L (8, 1)	G1-3				G3-6-3 1B 0-0		1B 1B 1-1			2 1 0 0	0 0 0 0	1 1 0 0	0 0 0 0	0 0 0 0	0 0 0 0	1 0 0 0
Inning Stats	R: 2 E: 0 K: 1 S: 10 H: 2 LOB: 0 BB: 0 P: 16	R: 0 E: 1 K: 1 S: 11 H: 0 LOB: 1 BB: 0 P: 14	R: 0 E: 0 K: 1 S: 12 H: 0 LOB: 2 BB: 2 P: 22	R: 0 E: 0 K: 0 S: 4 H: 0 LOB: 0 BB: 0 P: 6	R: 0 E: 0 K: 0 S: 3 H: 1 LOB: 0 BB: 0 P: 5	R: 0 E: 0 K: 1 S: 10 H: 1 LOB: 1 BB: 0 P: 13	R: 0 E: 0 K: 0 S: 12 H: 2 LOB: 2 BB: 0 P: 19	R: 0 E: 0 K: 1 S: 7 H: 0 LOB: 0 BB: 0 P: 10	R: 0 E: 0 K: 1 S: 10 H: 0 LOB: 0 BB: 0 P: 14	1B: 4 2B: 1 3B: 0 HR: 1 SF: 0 SAC: 0 DP: 1 HBP: 0						

PITCHER		IP	WLS	BF	H	R	ER	SO	BB	IBB	HBP	BLK	WP	HR	S	P	ERA	WHIP
Greg Maddux, R ERA: 2.42	(1, 1)	7.0	W	29	6	2	2	4	2	0	0	0	0	1	62	95	2.57	1.143
Mike Cather, R ERA: 3.95	(8, 1)	1.0		3	0	0	0	1	0	0	0	0	0	0	7	10	0.00	0.000
Kerry Ligtenberg, R ERA: 4.15	(9, 1)	1.0		3	0	0	0	1	0	0	0	0	0	0	10	14	0.00	0.000

PITCHER	IP	WLS	BF	H	R	ER	SO	BB	IBB	HBP	BLK	WP	HR	S	P	ERA	WHIP

TOP

San Francisco Giants @ Atlanta Braves

Turner Field, Atlanta, GA

Fri May 01 1998, 7:05 PM EDT

Att. 35,777 - Cloudy - 63 F

livebaseballscorecards.com

AB	33
R	2
H	6
RBI	2
BB	2
SO	6
LOB	9

WP: 0	PA: 35
PB: 0	
SB: 0	
CS: 0	

BOTTOM

San Francisco Giants @ Atlanta Braves

Turner Field, Atlanta, GA

Fri May 01 1998, 7:05 PM EDT
Att. 35,777 - Cloudy - 63 F

livebaseballscorecards.com

Batter	1	2	3	4	5	6	7	8	9	AB	R	H	RBI	BB	SO	LOB
Walt Weiss, S (1, 6) OBP: 0.506, SLG: 0.569	C B C C 1-3 K ①		B F X 1-1 G6-3 ③		B F C B X 2-2 1B		B B B B 4-0 10 G1 BB BB			3	0	1	0	1	1	0
Tony Graffanino, R (1, 4) OBP: 0.286, SLG: 0.333	C B B X 2-1 F9 ②			B X 1-0 HR	B B C 1 SAFE B X 3-1 L7 ③		B 1 SAFE B B B 1-2 4-0 10 G1 BB			3	1	1	1	1	0	1
10 Chipper Jones, S (1, 5) OBP: 0.429, SLG: 0.682	C B F S 1-3 K ③			B F F B X 2-2 F8 ①		C B B X 2-1 F8 ① C B C B X	2-2 G1 ① 1-2 2-3			4	0	0	0	0	1	2
Andres Galarraga, R (1, 3) OBP: 0.442, SLG: 0.663		C B B B C F X 3-2 G5-4-3 1B		X 0-0 HR 1B		B B B 4-0 S E BB	I I I I 4-0 G5-4-3 IBB			2	2	2	0	2	0	0
Andruw Jones, R (1, 8) OBP: 0.252, SLG: 0.412	C B X 1-1 G5-4-3 ① ② 1-2f			1 SAFE X 0-0 1-H HR	C S F B 1 SAFE 1 SAFE S 1-3 K ②	F X 0-1 G5-4-3 ② ③ 1-2f				4	1	1	2	0	1	5
Gerald Williams, R (1, 9) OBP: 0.308, SLG: 0.343	F C B F X 1-2 2B			B X 1-0 G5-4-3 1B		B B B X 3-0 E7 1-H 1B 1B		B C S X 1-2 P5 ①		4	1	3	1	0	0	0
Eddie Pérez, R (1, 2) OBP: 0.419, SLG: 0.500	B X 1-0 G5-3 ③			1 SAFE B B X 2-0 G5-4-3 ② ③ 1-2f		X 0-0 3-H 1B		C F B X 1-2 2B		4	0	2	1	0	0	2
Damon Hollins, R (1, 7) OBP: 0.167, SLG: 0.167			X 0-0 F7 ①		B C C F S 1-3 K ①	F B X 1-1 F8 ③		B S S X 1-2 P3 ②		4	0	0	0	0	1	2
Greg Maddux, R (1, 1) OBP: 0.333, SLG: 0.353 Michael Tucker, L (7, PH) OBP: 0.346, SLG: 0.464 Mike Cather, R (8, 1) Keith Lockhart, L (8, PH) OBP: 0.423, SLG: 0.621 Kerry Ligtenberg, R (9, 1)			C B B X 2-1 G6-3 ②		B X 1-0 P8 ②		B S X 1-1 HR	B C X 1-1 F7 ③		2 1 0 1 0	0 1 0 0 0	0 1 0 0 0	0 1 0 0 0	0 0 0 0 0	0 0 0 0 0	0 0 0 1 0
Inning Stats	R: 0 H: 0 E: 0 LOB: 0 K: 2 BB: 0 S: 8 P: 12	R: 0 H: 2 E: 0 LOB: 1 K: 0 BB: 0 S: 11 P: 17	R: 0 H: 0 E: 0 LOB: 0 K: 0 BB: 0 S: 5 P: 8	R: 3 H: 4 E: 0 LOB: 0 K: 0 BB: 0 S: 8 P: 14	R: 0 H: 1 E: 0 LOB: 1 K: 1 BB: 0 S: 10 P: 17	R: 2 H: 2 E: 1 LOB: 1 K: 1 BB: 1 S: 10 P: 21	R: 1 H: 1 E: 0 LOB: 2 K: 0 BB: 3 S: 7 P: 22	R: 0 H: 1 E: 0 LOB: 1 K: 0 BB: 0 S: 11 P: 15		1B: 6 SF: 0 2B: 2 SAC: 0 3B: 0 DP: 3 HR: 3 HBP: 0						

	AB	32
	R	6
	H	11
	RBI	6
	BB	4
	SO	4
	LOB	13

WP: 0 PA: 36
PB: 0
SB: 1
CS: 0

PITCHER		IP	WLS	BF	H	R	ER	SO	BB	IBB	HBP	BLK	WP	HR	S	P	ERA	WHIP
Kirk Rueter, L ERA: 3.41	(1, 1)	6.0	L	26	9	5	5	4	1	0	0	0	0	2	52	89	7.50	1.667
Steve Reed, R ERA: 1.0	(7, 1)	1.2		9	2	1	1	0	2	1	0	0	0	1	16	34	5.40	2.400
Jim Poole, L ERA: 1.17	(8, 1)	0.1		1	0	0	0	0	0	0	0	0	0	0	2	3	0.00	0.000

PITCHER	IP	WLS	BF	H	R	ER	SO	BB	IBB	HBP	BLK	WP	HR	S	P	ERA	WHIP

San Francisco Giants @ Atlanta Braves

Turner Field, Atlanta, GA

Sat May 02 1998, 7:05 PM EDT

Att. 46,597 - Unknown - 74 F

livebaseballscorecards.com

TOP

Batter	1	2	3	4	5	6	7	8	9	AB	R	H	RBI	BB	SO	LOB
Marvin Benard, L (1, 9) OBP: 0.421, SLG: 0.400	B B C B B 4-1 G3 BB		B B B B 4-0 F8 G4-3 BB		B X 1-0 ① P5		B C B X 2-1 ③ G3		S S F X 1-2 ② F9	2	0	0	0	2	0	1
Chris Jones, R (9, PH) OBP: 0.263, SLG: 0.229										1	0	0	0	0	0	2
Robb Nen, R (9, 1)										0	0	0	0	0	0	0
Bill Mueller, S (1, 5) OBP: 0.410, SLG: 0.451	F C B B X 2-2 ① G3 1-2		F X 0-1 ① G4-3 1-2		B X 1-0 G6-5-3 1B			B B B C B 4-1 SH5-3 1B G6-3 BB	C B C B B X 3-2 ③ F8	4	1	1	0	1	0	4
Barry Bonds, L (1, 7) OBP: 0.371, SLG: 0.518	B B B I 4-0 IBB		B B X 2-0 ② F8 2-3		B C X 1-1 ② ③ G6-5-3 1-2f			F B X 1-1 G6-3 SH5-3 1-2 1B		3	0	1	0	1	0	2
Jeff Kent, R (1, 4) OBP: 0.303, SLG: 0.393	C S X 0-2 ② F9		T B T B S 2-3 ③ K			F C F X 0-2 ① G6-3		X 0-0 ① SH5-3 1-2 2-3		3	0	0	0	0	1	3
J.T. Snow, L (1, 3) OBP: 0.277, SLG: 0.265	C B F X 1-2 ③ F8			F X 0-1 ① G3		B X 1-0 ② G4-3		X 0-0 ② G6-3 2-3 3-H		4	0	0	1	0	0	3
Stan Javier, S (1, 8) OBP: 0.351, SLG: 0.380 (9, 9)		B X 1-0 G4-3 3B		S B X 1-1 G4-3 1B 2B		B F X 1-1 ③ G5-3		X 0-0 ③ F7		4	2	2	0	0	0	1
Brent Mayne, L (1, 2) OBP: 0.375, SLG: 0.500		C S B B B X 3-2 ① G4-3 3-H		X 0-0 ② G4-3 2-3			C C B S 1-3 ① K		B B B B 4-0 FC2-6 BB	3	0	0	1	1	1	1
Alex Diaz, S (9, PR) (9, 8) OBP: 0.176, SLG: 0.235										0	0	0	0	0	0	0
Rey Sanchez, R (1, 6) OBP: 0.424, SLG: 0.434		C X 0-1 ② G6-3		C S B X 1-2 3-H 1B			B F B C X 2-2 SH3-4 1B		X 0-0 ① FC2-6 1B 1-2f	4	0	2	1	0	0	1
Mark Gardner, R (1, 1) OBP: 0.364, SLG: 0.222	S S S 0-3 ③ K			C B B B C C 3-3 ③ K			T X 0-1 ② SH3-4 1-2		X 0-0 1-3 1B	2	0	0	0	0	2	1
Rich Rodriguez, L (7, 1)										0	0	0	0	0	0	0
John Johnstone, R (8, 1)										0	0	0	0	0	0	0
Charlie Hayes, R (9, PH) OBP: 0.341, SLG: 0.500										1	0	1	0	0	0	0
Brian Johnson, R (9, 2) OBP: 0.244, SLG: 0.241										0	0	0	0	0	0	0
Inning Stats	R: 0 E: 0 K: 0 S: 10 H: 0 LOB: 2 BB: 2 P: 21	R: 1 E: 0 K: 1 S: 9 H: 1 LOB: 0 BB: 0 P: 13	R: 0 E: 0 K: 1 S: 6 H: 0 LOB: 1 BB: 1 P: 14	R: 1 E: 0 K: 1 S: 11 H: 2 LOB: 1 BB: 0 P: 16	R: 0 E: 0 K: 0 S: 4 H: 1 LOB: 0 BB: 0 P: 7	R: 0 E: 0 K: 0 S: 7 H: 0 LOB: 0 BB: 0 P: 9	R: 0 E: 0 K: 1 S: 10 H: 1 LOB: 1 BB: 0 P: 15	R: 1 E: 0 K: 0 S: 6 H: 1 LOB: 1 BB: 1 P: 11	R: 0 E: 0 K: 0 S: 9 H: 1 LOB: 2 BB: 1 P: 17	1B: 5 2B: 1 3B: 1 HR: 0 SF: 0 SAC: 2 DP: 1 HBP: 0						

AB	31
R	3
H	7
RBI	3
BB	5
SO	4
LOB	19

WP: 0 PB: 0 SB: 0 CS: 0 PA: 38

PITCHER		IP	WLS	BF	H	R	ER	SO	BB	IBB	HBP	BLK	WP	HR	S	P	ERA	WHIP
29 John Smoltz, R ERA: 2.19	(1, 1)	7.0		28	5	2	2	4	2	1	0	0	0	0	57	95	2.57	1.000
Mike Cather, R ERA: 4.3	(8, 1)	1.0		5	1	1	1	0	1	0	0	0	0	0	6	11	9.00	2.000
Mark Wohlers, R ERA: 1.93	(9, 1)	0.1		2	0	0	0	0	1	0	0	0	0	0	1	5	0.00	3.000
Alan Embree, L ERA:	(9, 1)	0.0		1	1	0	0	0	0	0	0	0	0	0	1	1	∞	∞
Kerry Ligtenberg, R ERA: 3.95	(9, 1)	0.2	W	2	0	0	0	0	0	0	0	0	0	0	7	11	0.00	0.000

PITCHER		IP	WLS	BF	H	R	ER	SO	BB	IBB	HBP	BLK	WP	HR	S	P	ERA	WHIP

BOTTOM

San Francisco Giants @ Atlanta Braves

Turner Field, Atlanta, GA

Sat May 02 1998, 7:05 PM EDT

Att. 46,597 - Unknown - 74 F

livebaseballscorecards.com

Batter	1	2	3	4	5	6	7	8	9	AB	R	H	RBI	BB	SO	LOB
Walt Weiss, S (1, 6) OBP: 0.500, SLG: 0.558	L6	1-3 2-H 1B		P5			FC1-6 1B		K 1-2	5	0	2	1	0	1	1
Keith Lockhart, L (1, 4) OBP: 0.408, SLG: 0.592	G6-3	G4-3			P5		1-2f FC1-6		2-H 1B	5	0	1	1	0	0	3
10 Chipper Jones, S (1, 5) OBP: 0.431, SLG: 0.675	WP 1B 1B		F7		S 1B		L6			4	0	2	0	0	0	1
Andres Galarraga, R (1, 3) OBP: 0.444, SLG: 0.657	1-2 WP 1B		1B		K 1-2		4-3			4	0	2	0	0	1	2
Ryan Klesko, L (1, 7) OBP: 0.252, SLG: 0.384 Gerald Williams, R (8, 7) OBP: 0.300, SLG: 0.333	1-2 2-3 F8		F7		G1-3			K		3 1	0 0	0 0	0 0	0 0	0 1	4 0
Javy Lopez, R (1, 2) OBP: 0.362, SLG: 0.650		G5-3	F7			F7		F8		4	0	0	0	0	0	1
Michael Tucker, L (1, 9) OBP: 0.365, SLG: 0.575		1B 2B		HR		HR		F8		4	3	3	2	0	0	0
Andruw Jones, R (1, 8) OBP: 0.243, SLG: 0.396		G5-3		K		P5			K	4	0	0	0	0	2	1
29 John Smoltz, R (1, 1) Mike Cather, R (8, 1) Mark Wohlers, R (9, 1) Alan Embree, L (9, 1) Kerry Ligtenberg, R (9, 1) Curtis Pride, L (9, PH) OBP: 0.243, SLG: 0.286		1B BB		4-3		G3-1			S 1B BB	2 0 0 0 0 0	0 0 0 0 0 1	0 0 0 0 0 0	0 0 0 0 0 0	1 0 0 0 0 1	0 0 0 0 0 0	0 0 0 0 0 0
Inning Stats	R: 0 E: 0 K: 0 S: 12 H: 2 LOB: 2 BB: 0 P: 22	R: 1 E: 0 K: 0 S: 12 H: 2 LOB: 2 BB: 1 P: 23	R: 0 E: 0 K: 0 S: 7 H: 1 LOB: 1 BB: 0 P: 12	R: 1 E: 0 K: 1 S: 13 H: 1 LOB: 0 BB: 0 P: 20	R: 0 E: 0 K: 1 S: 11 H: 1 LOB: 1 BB: 0 P: 16	R: 1 E: 0 K: 0 S: 7 H: 1 LOB: 0 BB: 0 P: 9	R: 0 E: 0 K: 0 S: 10 H: 1 LOB: 1 BB: 0 P: 14	R: 0 E: 0 K: 1 S: 8 H: 0 LOB: 0 BB: 0 P: 13	R: 1 E: 0 K: 2 S: 10 H: 1 LOB: 1 BB: 1 P: 18	1B: 7 2B: 1 3B: 0 HR: 2 SF: 0 SAC: 0 DP: 0 HBP: 0	WP: 1 PB: 0 SB: 2 CS: 0 PA: 38					

	AB	36
	R	4
	H	10
	RBI	4
	BB	2
	SO	5
	LOB	13

PITCHER		IP	WLS	BF	H	R	ER	SO	BB	IBB	HBP	BLK	WP	HR	S	P	ERA	WHIP
Mark Gardner, R ERA: 6.27	(1, 1)	6.0		28	9	3	3	2	1	0	0	0	1	2	65	106	4.50	1.667
Rich Rodriguez, L ERA: 5.19	(7, 1)	1.0		3	0	0	0	0	0	0	0	0	0	0	7	10	0.00	0.000
John Johnstone, R ERA: 0.51	(8, 1)	1.0		3	0	0	0	1	0	0	0	0	0	0	8	13	0.00	0.000
Robb Nen, R ERA: 1.17	(9, 1)	0.2	L	4	1	1	1	2	1	0	0	0	0	0	10	18	13.50	3.000

PITCHER	IP	WLS	BF	H	R	ER	SO	BB	IBB	HBP	BLK	WP	HR	S	P	ERA	WHIP

Batter	1	2	3	4	5	6	7	8	9	AB	R	H	RBI	BB	SO	LOB
Alex Diaz, S (1, 8) OBP: 0.175, SLG: 0.225	E6	F7		1B SF7 1B		F7		K	G1-4-3	6	2	1	1	0	1	3
Rich Aurilia, R (1, 6) OBP: 0.416, SLG: 0.522	1B 1B 1B		HR	1B		HR		F8		5	3	4	4	0	0	0
Barry Bonds, L (1, 7) OBP: 0.358, SLG: 0.500	F8		K	SF7		K			F9	4	0	0	1	0	2	2
Jeff Kent, R (1, 4) OBP: 0.299, SLG: 0.379	F8		P3	K		F8			1B SF7 BB	4	1	0	0	1	1	3
Charlie Hayes, R (1, 5) OBP: 0.370, SLG: 0.500	1B 1B		K	BB			G6-3		BB BB 1B 1B	4	1	2	1	1	1	0
Chris Jones, R (1, 9) OBP: 0.302, SLG: 0.282	1B			2B 2B	F8		K		BB 1B BB	4	2	2	1	1	1	1
J.T. Snow, L (1, 3) OBP: 0.282, SLG: 0.267	P4			2B 1B BB	K		1B		SF7	3	1	1	1	1	1	3
Brian Johnson, R (1, 2) OBP: 0.253, SLG: 0.253		K		1B 1B 2B	F8		K		1B BB	4	1	1	1	1	2	2
Danny Darwin, R (1, 1) OBP: 0.167, SLG: 0.091 Julian Tavarez, L (6, 1) Marvin Benard, L (8, PH) OBP: 0.410, SLG: 0.387 Rich Rodriguez, L (8, 1) Steve Reed, R (8, 1) OBP: 0.500, SLG: 0.500 Stan Javier, S (9, PH) OBP: 0.357, SLG: 0.386 Robb Nen, R (9, 1)		P2		K		HR 1B		G1-4-3	1B	3 0 1 0 0 1 0	1 0 0 0 0 0 0	1 0 0 0 0 0 0	0 0 0 0 0 1 0	1 0 0 0 0 0 0	2 0 0 0 0 0 0	0 0 0 0 0 0 0
Inning Stats	R: 2 E: 1 K: 0 S: 15 H: 3 LOB: 2 BB: 0 P: 24	R: 0 E: 0 K: 1 S: 6 H: 0 LOB: 0 BB: 0 P: 11	R: 1 E: 0 K: 2 S: 12 H: 1 LOB: 0 BB: 0 P: 19	R: 4 E: 0 K: 2 S: 19 H: 4 LOB: 1 BB: 1 P: 31	R: 0 E: 0 K: 1 S: 11 H: 0 LOB: 1 BB: 1 P: 19	R: 2 E: 0 K: 1 S: 11 H: 2 LOB: 0 BB: 0 P: 16	R: 0 E: 0 K: 2 S: 10 H: 1 LOB: 1 BB: 0 P: 17	R: 0 E: 0 K: 1 S: 11 H: 0 LOB: 0 BB: 0 P: 15	R: 3 E: 0 K: 0 S: 17 H: 2 LOB: 2 BB: 3 P: 35	1B: 9 2B: 2 3B: 0 HR: 2	SF: 2 SAC: 0 DP: 0 HBP: 0						

TOP

San Francisco Giants @ Atlanta Braves

Turner Field, Atlanta, GA

Sun May 03 1998, 3:33 AM EDT
Att. 36,958 - Cloudy - 63 F

livebaseballscorecards.com

AB	39
R	12
H	13
RBI	12
BB	5
SO	10
LOB	16

PITCHER		IP	WLS	BF	H	R	ER	SO	BB	IBB	HBP	BLK	WP	HR	S	P	ERA	WHIP
Tom Glavine, L ERA: 2.13	(1, 1)	4.0	L	23	8	7	5	5	2	0	0	0	0	1	57	94	11.25	2.500
Brian Edmondson, R ERA: 4.35	(5, 1)	2.0		8	2	2	2	2	0	0	0	0	0	1	17	26	9.00	1.000
Dennis Martinez, R ERA: 7.17	(7, 1)	2.0		7	1	0	0	3	0	0	0	0	0	0	21	32	0.00	0.500
Alan Embree, L ERA: 4.05	(9, 1)	0.2		6	1	3	3	0	3	0	0	0	0	0	13	28	40.50	6.000
Mike Cather, R ERA: 4.2	(9, 1)	0.1		2	1	0	0	0	0	0	0	0	0	0	4	7	0.00	3.000

PITCHER	IP	WLS	BF	H	R	ER	SO	BB	IBB	HBP	BLK	WP	HR	S	P	ERA	WHIP

Batter	1	2	3	4	5	6	7	8	9	AB	R	H	RBI	BB	SO	LOB
Walt Weiss, S (1, 6) OBP: 0.495, SLG: 0.544	B B C B C B 4-2 F8 10 HR BB		C X 0-1 ① F9		C X 0-1 ② G6-3	X 0-0 ③ G3		C C 0-2 ③ CS 1-2	B C C C 1-3 ① K	2	1	0	0	1	0	0
Ray Holbert, R (6, 6) OBP: 0.222, SLG: 0.133										2	0	0	0	0	1	0
Keith Lockhart, L (1, 4) OBP: 0.407, SLG: 0.579	B B C B X 3-1 ① F8 1-2		F B X 1-1 1B		C C B X 1-2 1B		C B X 1-1 ① G4-3		B B C F X 2-2 ② F8	5	0	2	0	0	0	1
10 Chipper Jones, S (1, 5) OBP: 0.430, SLG: 0.686	F B B B X 3-1 2-H HR		B F B C B X 3-2 ② L7		X 0-0 ③ L8		B B B C B 4-1 G6-4-3 BB		B B X 2-0 ③ G3	4	1	1	2	1	0	2
Andres Galarraga, R (1, 3) OBP: 0.438, SLG: 0.651	F B F B X 2-2 ② G5-3		C X 0-1 ③ F8			C X 0-1 1B 1B 2B	1 SAFE X 0-0 ② ③ G6-4-3 1-2f			4	1	1	0	0	0	2
Ryan Klesko, L (1, 7) OBP: 0.252, SLG: 0.379	B F L B B X 3-2 ③ F8			F F X 0-2 ① G4-3		B B X 2-0 1B 2B 2-3 1B		X 0-0 ① P6		4	1	1	0	0	0	0
Javy Lopez, R (1, 2) OBP: 0.367, SLG: 0.655		X 0-0 ① 6-3		S B F X 1-2 ② G6-3		C F X 0-2 2B 1-2 3-H 1B		B F B B X 3-1 HR 2B		4	2	2	1	0	0	0
Michael Tucker, L (1, 9) OBP: 0.382, SLG: 0.649		C F B X 1-2 ② F7		F X 0-1 2B		X 0-0 G4-3 G6-3 1-H 2-H 2B		B X 1-0 2-H HR		4	2	3	4	0	0	0
Andruw Jones, R (1, 8) OBP: 0.248, SLG: 0.392	B B B C B 4-1 BB			B F S F B S 2-3 ③ K		X 0-0 ① G4-3 2-3		H 1-0 CS HBP		1	0	0	0	1	1	1
Dennis Martinez, R (7, 1) OBP: 0.500, SLG: 0.667										0	0	0	0	0	0	0
Tony Graffanino, R (8, PH) OBP: 0.297, SLG: 0.333										0	0	0	0	0	0	0
Alan Embree, L (9, 1)										0	0	0	0	0	0	0
Mike Cather, R (9, 1)										0	0	0	0	0	0	0
Tom Glavine, L (1, 1) OBP: 0.182, SLG: 0.273	1 SAFE X 0-0 ③ F7				C B B B F C 3-3 ① K	F X 0-1 ② G6-3 3-H		S C T 0-2 ② K		1	0	0	0	0	0	1
Brian Edmondson, R (5, 1)										0	0	0	0	0	0	0
Gerald Williams, R (5, 8) OBP: 0.279, SLG: 0.308										3	0	0	1	0	2	1
Curtis Pride, L (6, PH) OBP: 0.237, SLG: 0.278										1	0	0	0	0	0	1
Inning Stats	R: 2 E: 0 K: 0 S: 12 H: 1 LOB: 0 BB: 1 P: 27	R: 0 E: 0 K: 0 S: 6 H: 0 LOB: 1 BB: 1 P: 11	R: 0 E: 0 K: 0 S: 9 H: 1 LOB: 1 BB: 0 P: 13	R: 0 E: 0 K: 1 S: 12 H: 1 LOB: 1 BB: 0 P: 15	R: 0 E: 0 K: 1 S: 9 H: 1 LOB: 1 BB: 0 P: 13	R: 4 E: 0 K: 0 S: 11 H: 4 LOB: 0 BB: 0 P: 13	R: 0 E: 0 K: 0 S: 4 H: 0 LOB: 0 BB: 1 P: 9	R: 2 E: 0 K: 1 S: 9 H: 2 LOB: 0 BB: 0 P: 14	R: 0 E: 0 K: 1 S: 7 H: 0 LOB: 0 BB: 0 P: 12	1B: 4 2B: 4 3B: 0 HR: 2	SF: 0 SAC: 0 DP: 1 HBP: 1		WP: 0 PB: 0 SB: 0 CS: 1		PA: 40		

PITCHER	IP	WLS	BF	H	R	ER	SO	BB	IBB	HBP	BLK	WP	HR	S	P	ERA	WHIP
Danny Darwin, R (1, 1) ERA: 4.54	5.0	W	25	8	6	6	2	2	0	0	0	0	1	55	88	10.80	2.000
Julian Tavarez, R (6, 1) ERA: 2.18	2.0		6	0	0	0	0	1	0	0	0	0	0	8	13	0.00	0.500
Rich Rodriguez, L (8, 1) ERA: 7.0	0.1		3	2	2	2	0	0	0	0	0	0	1	4	8	54.00	6.000
Steve Reed, R (8, 1) ERA: 0.96	0.2		2	0	0	0	1	0	0	1	0	0	0	5	6	0.00	0.000
Robb Nen, R (9, 1) ERA: 1.1	1.0		3	0	0	0	1	0	0	0	0	0	0	7	12	0.00	0.000

PITCHER	IP	WLS	BF	H	R	ER	SO	BB	IBB	HBP	BLK	WP	HR	S	P	ERA	WHIP

BOTTOM

San Francisco Giants @ Atlanta Braves

Turner Field, Atlanta, GA

Sun May 03 1998, 3:33 AM EDT
Att. 36,958 - Cloudy - 63 F

livebaseballscorecards.com

AB	35
R	8
H	10
RBI	8
BB	3
SO	4
LOB	9

San Francisco Giants @ Florida Marlins

Pro Player Stadium, Miami, FL

Mon May 04 1998, 7:05 PM EDT

Att. 12,806 - Cloudy - 77 F

TOP

Batter	1	2	3	4	5	6	7	8	9	AB R H RBI BB SO LOB
Darryl Hamilton, L (1, 8) OBP: 0.356, SLG: 0.321 Alex Diaz, S (6, 8) OBP: 0.171, SLG: 0.220	BBCX 2-1 F7 (1)		BBX 2-0 1B (HR)		CBBFBFX 3-2 1B (2B, BB)	BCX 1-1 G3-1 (1)		X 0-0 L8 (1)		4 2 2 0 0 0 0 1 0 0 0 0 0 1
Bill Mueller, S (1, 5) OBP: 0.413, SLG: 0.476 Charlie Hayes, R (7, 5) OBP: 0.362, SLG: 0.488	CSBBX 2-2 P4 (2)		BX 1-0 HR 1-H		BBBB 4-0 BB (2B, HR) 1-2	CBFBFX 2-2 G6-3 (2)		CBBBX 3-1 F8 (2)		3 2 1 2 1 0 0 1 0 0 0 0 0 1
Barry Bonds, L (1, 7) OBP: 0.369, SLG: 0.542 Marvin Benard, L (6, 7) OBP: 0.425, SLG: 0.438	BFBBCX 3-2 1B (CS)		BBX 2-0 HR		FX 0-1 2B (HR) 1-3 2-H	BBX 2-0 G4-3 (3)		FCX 0-2 2B 1-3		4 2 3 2 0 0 0 1 0 1 0 0 0 0
Jeff Kent, R (1, 4) OBP: 0.318, SLG: 0.433	CC1PB SAFE 2-2 CS (3) 1-2	X 0-0 1B (WP, 1B)	FSFBX 1-2 F7 (1)		SBSX 1-2 HR 2-H 3-H		CSBBFX 2-2 3B (FC6-2)	BCBBFB 4-2 BB		4 2 3 3 1 0 0
Stan Javier, S (1, 9) OBP: 0.347, SLG: 0.375 Chris Jones, R (6, 9) OBP: 0.289, SLG: 0.268		BFBX 2-1 P3 (1) 1-2	CCBFBFFX 2-2 F7 (2)		SSS 0-3 K (1)		X 0-0 FC6-2 (1) (F9, BB) 3-H	SFX 0-2 G1-3 (3)		3 0 0 0 0 1 1 2 0 0 0 0 0 4
J.T. Snow, L (1, 3) OBP: 0.279, SLG: 0.257		CCBFC 1-3 K (2)	BSX 1-1 G1-3 (3)		BBFBX 3-1 G4-3 (2)		BSBSBB 4-2 BB 1-2		X 0-0 G4-3 (1)	4 0 0 0 1 1 1
Rich Aurilia, R (1, 6) OBP: 0.420, SLG: 0.507 Rey Sanchez, R (7, 6) OBP: 0.417, SLG: 0.426		BBBCFB 4-2 BB (1B)		X 0-0 G6-3 (1)	BBFBSB 4-2 BB (1B)		CBFBFX 2-2 F9 (2) 2-3		CSS 0-3 K (2)	2 0 0 0 2 0 2 1 0 0 0 0 1 0
Brent Mayne, L (1, 2) OBP: 0.378, SLG: 0.486		BSX 1-1 1B 1-2 2-H		BBCFBX 3-2 F7 (2)	BBSCX 2-2 1B 1-2		BCCBS 2-3 K (3)		CBFFS 1-3 K (3)	5 0 2 1 0 2 2
Shawn Estes, R (1, 1) OBP: 0.429, SLG: 0.462		CBBFS 2-3 K (3)		BCFS 1-3 K (3)	CCFFX 0-2 P4 (3)			BFBSBB 4-2 BB (2B)		3 0 0 0 1 2 4

livebaseballscorecards.com

AB	38
R	8
H	12
RBI	8
BB	6
SO	7
LOB	16

Inning Stats

Inning	R	E	K	S	H	LOB	BB	P
1	0	0	0	11	1	0	0	19
2	1	0	2	14	2	2	1	24
3	3	0	0	15	3	0	0	24
4	0	0	1	7	0	0	0	11
5	4	0	1	24	4	2	2	41
6	0	0	0	7	0	0	0	12
7	0	0	1	14	1	2	1	24
8	0	0	0	13	1	3	2	24
9	0	0	2	8	0	0	0	9

1B: 6, 2B: 2, 3B: 1, HR: 3, SF: 0, SAC: 0, DP: 0, HBP: 0

WP: 1, PB: 0, SB: 0, CS: 1, PA: 45

PITCHER		IP	WLS	BF	H	R	ER	SO	BB	IBB	HBP	BLK	WP	HR	S	P	ERA	WHIP
Andy Larkin, R (ERA: 7.0)	(1, 1)	4.0	L	21	8	7	7	3	2	0	0	0	1	2	53	91	15.75	2.500
Manuel Barrios, R (ERA: 9.0)	(5, 1)	1.0		6	2	1	1	1	1	0	0	0	0	1	18	28	9.00	3.000
Kirt Ojala, L (ERA: 3.24)	(6, 1)	3.0		14	2	0	0	1	3	0	0	0	0	0	34	60	0.00	1.667
Donn Pall, R (ERA: 6.0)	(9, 1)	1.0		3	0	0	0	2	0	0	0	0	0	0	8	9	0.00	0.000

PITCHER	IP	WLS	BF	H	R	ER	SO	BB	IBB	HBP	BLK	WP	HR	S	P	ERA	WHIP

Batter	1	2	3	4	5	6	7	8	9	AB	R	H	RBI	BB	SO	LOB
John Cangelosi, S (1, 8) OBP: 0.276, SLG: 0.125	C B F X 1-2 ① G4-3		C B B F B F S 3-3 ② K		B X 1-0 ③ F9			B B B C S F X 3-2 ③ P4		4	0	0	0	0	1	1
Edgar Renteria, R (1, 6) OBP: 0.331, SLG: 0.339 Gregg Zaun, S (8, 4) OBP: 0.333, SLG: 0.500	F B B B X 2-1 G6-3 2B		C F S 0-3 ③ K			C C B B X 2-2 ① F8			X 0-0 ① L4	3 1	0 0	1 0	0 0	0 0	1 0	0 0
Cliff Floyd, L (1, 7) OBP: 0.394, SLG: 0.536	B S B B X 2-1 ② G6-3 2-3			B C X 1-1 1B		B C C S 1-3 ② K			F F F X 0-2 ② G4-3	4	0	1	0	0	1	1
Gary Sheffield, R (1, 9) OBP: 0.389, SLG: 0.446 Mark Kotsay, L (7, 9) OBP: 0.328, SLG: 0.404	B S B B X 3-1 ③ F9			B B C C F X 2-2 ① F8		X 0-0 ③ G6-3			B X 1-0 ③ G4-3	3 1	0 0	0 0	0 0	0 0	0 0	2 0
Bobby Bonilla, S (1, 5) OBP: 0.338, SLG: 0.344		B S B X 2-1 ① P3		B B F 1 SAFE X 2-1 ② P4			X 0-0 G4-6-3 1B			3	0	1	0	0	0	1
Derrek Lee, R (1, 3) OBP: 0.337, SLG: 0.479		B B X 2-0 ② G6-3		B F C B X 2-2 ③ L9			B S B F X 2-2 ① ② G4-6-3 1-2f			3	0	0	0	0	0	2
Charles Johnson, R (1, 2) OBP: 0.330, SLG: 0.442		B B C B S B 4-2 BB			B X 1-0 1B		B F B T B X 3-2 P4			2	0	1	0	1	0	0
Dave Berg, R (1, 4) OBP: 0.421, SLG: 0.323 (8, 6)		C S B S 1-3 ③ K			F X 0-1 ① F9			B F C F X 1-2 ① 6-3		3	0	0	0	0	1	2
Andy Larkin, R (1, 1) OBP: 0.100, SLG: 0.100 Manuel Barrios, R (5, 1) John Roskos, R (5, PH) OBP: 0.143, SLG: 0.143 Kirt Ojala, L (6, 1) Jim Eisenreich, L (8, PH) OBP: 0.302, SLG: 0.366 Donn Pall, R (9, 1)			X 0-0 ① G3-1		X 0-0 ② L9			X 0-0 ② G1-3		1 0 1 0 1 0	0 0 0 0 0 0	0 0 0 0 0 0	0 0 0 0 0 0	0 0 0 0 0 0	0 0 0 0 0 0	0 0 1 0 0 0
Inning Stats	R: 0 H: 1 E: 0 LOB: 1 K: 0 BB: 0 S: 9 P: 17	R: 0 H: 0 E: 0 LOB: 1 K: 1 BB: 1 S: 8 P: 17	R: 0 H: 0 E: 0 LOB: 0 K: 2 BB: 0 S: 8 P: 11	R: 0 H: 1 E: 0 LOB: 1 K: 0 BB: 0 S: 11 P: 18	R: 0 H: 1 E: 0 LOB: 1 K: 0 BB: 0 S: 5 P: 7	R: 0 H: 0 E: 0 LOB: 0 K: 1 BB: 0 S: 7 P: 10	R: 0 H: 1 E: 0 LOB: 0 K: 0 BB: 0 S: 7 P: 12	R: 0 H: 0 E: 0 LOB: 0 K: 0 BB: 0 S: 9 P: 13	R: 0 H: 0 E: 0 LOB: 0 K: 0 BB: 0 S: 6 P: 7	1B: 3 SF: 0 2B: 1 SAC: 0 3B: 0 DP: 1 HR: 0 HBP: 0						

PITCHER		IP	WLS	BF	H	R	ER	SO	BB	IBB	HBP	BLK	WP	HR	S	P	ERA	WHIP
Shawn Estes, L ERA: 4.3	(1, 1)	9.0	W	31	4	0	0	4	1	0	0	0	0	0	70	112	0.00	0.556

PITCHER	IP	WLS	BF	H	R	ER	SO	BB	IBB	HBP	BLK	WP	HR	S	P	ERA	WHIP

BOTTOM

San Francisco Giants @ Florida Marlins

Pro Player Stadium, Miami, FL

Mon May 04 1998, 7:05 PM EDT

Att. 12,806 - Cloudy - 77 F

livebaseballscorecards.com

AB	30
R	0
H	4
RBI	0
BB	1
SO	4
LOB	10

WP: 0 PA: 31
PB: 0
SB: 0
CS: 0

Batter	1	2	3	4	5	6	7	8	9	10	AB	R	H	RBI	BB	SO	LOB
Darryl Hamilton, L (1, 8) OBP: 0.358, SLG: 0.309	BBCSBFB 4-2 S 1B BB		FBFC 1-3 ① K		BBBB 4-0 WP 1B 1-2 BB		CBFX 1-2 ③ F8			CBBFFS 2-3 ① K	3	1	0	0	2	2	0
Bill Mueller, S (1, 5) OBP: 0.413, SLG: 0.482	FFBB1FBS SAFE SAFE 3-3 ① K 1-2		STBFS 1-3 ② K		FBX 1-1 WP 1-2 2-3 1B			CFS 0-3 ① K		X 0-0 2B 2B	5	1	2	0	0	3	1
Barry Bonds, L (1, 7) OBP: 0.377, SLG: 0.537	X 0-0 1B 2-H 1B		BBSCX 2-2 ③ L6		BBBI 4-0 1-2 2-3 3-H IBB			CFC 0-3 ② K		IIII 4-0 2B 2B IBB	3	1	1	1	2	1	0
Alex Diaz, S (10, 7) OBP: 0.171, SLG: 0.220											0	0	0	0	0	0	0
Jeff Kent, R (1, 4) OBP: 0.314, SLG: 0.432	CBCBB1FS SAFE 2-3 ② K			BFFX 1-2 ① L9	BSBCCC 2-3 ③ K			CX 0-1 ③ G6-3		X 0-0 2B 1-3 2-H 2B	5	1	1	1	0	2	4
Stan Javier, S (1, 9) OBP: 0.350, SLG: 0.370	BFBFX 2-2 1-2 1B			BCX 1-1 ② F7		X 0-0 ① F8			FFX 0-2 ① P3	BSFBFBI 4-2 2B IBB	4	1	1	0	1	0	0
J.T. Snow, L (1, 3) OBP: 0.283, SLG: 0.273	CCFBC 1-3 ③ K			CSBBFFBX 3-2 ③ G4-3		X 0-0 ② G3			BSBCBFX 3-2 1B	X 0-0 WP E 1-H 2-H 3-H 2B	5	1	2	3	0	1	2
Rey Sanchez, R (1, 6) OBP: 0.391, SLG: 0.397		BX 1-0 ① G6-3			CBSBX 2-2 ① F9	X 0-0 ③ B1-3			CFS 0-3 ② K	BCCBS 2-3 ② K 2-3	4	0	0	0	0	1	1
Robb Nen, R (9, 1)											1	0	0	0	0	1	1
Brent Mayne, L (1, 2) OBP: 0.333, SLG: 0.425		BFBX 2-1 ② G4-3			BBX 2-0 ② G3-1	X 0-0 ① L7			BBCSS 2-3 ③ K	X 0-0 E3 FC6-4 3-H	5	0	0	0	0	1	1
Orel Hershiser, R (1, 1) OBP: 0.143, SLG: 0.077		X 0-0 ③ P8			SBCX 1-2 1B S WP 1B	CLX 0-2 ② G1-3				X 2-2 HR 0-1 FC6-4 1-2*	3	1	1	0	0	0	0
Julian Tavarez, L (7, 1)											0	0	0	0	0	0	0
Rich Aurilia, R (9, 6) OBP: 0.422, SLG: 0.548											2	1	1	1	0	0	1
Inning Stats	R: 1 H: 2 E: 0 LOB: 2 K: 3 BB: 1 S: 19 P: 31	R: 0 H: 0 E: 0 LOB: 0 K: 0 BB: 0 S: 4 P: 7	R: 0 H: 0 E: 0 LOB: 0 K: 2 BB: 0 S: 10 P: 14	R: 0 H: 0 E: 0 LOB: 0 K: 0 BB: 0 S: 10 P: 15	R: 1 H: 2 E: 0 LOB: 3 K: 1 BB: 2 S: 12 P: 28	R: 0 H: 0 E: 0 LOB: 0 K: 0 BB: 0 S: 3 P: 3	R: 0 H: 0 E: 0 LOB: 0 K: 0 BB: 0 S: 7 P: 8	R: 0 H: 0 E: 0 LOB: 0 K: 2 BB: 0 S: 8 P: 8	R: 0 H: 1 E: 0 LOB: 1 K: 2 BB: 0 S: 13 P: 18	R: 6 H: 4 E: 1 LOB: 1 K: 2 BB: 2 S: 19 P: 33	1B: 5 SF: 0 2B: 3 SAC: 0 3B: 0 DP: 0 HR: 1 HBP: 0						

PITCHER		IP	WLS	BF	H	R	ER	SO	BB	IBB	HBP	BLK	WP	HR	S	P	ERA	WHIP
Brian Meadows, R ERA: 2.72	(1, 1)	8.0		31	4	2	2	8	2	1	0	0	1	0	73	114	2.25	0.750
Vic Darensbourg, L ERA: 6.11	(9, 1)	1.1	L	8	3	3	3	3	0	1	0	0	0	1	21	34	20.25	2.250
Jay Powell, R ERA: 4.0	(10, 1)	0.2		6	2	3	2	1	0	1	0	0	1	0	11	17	27.00	3.000

PITCHER	IP	WLS	BF	H	R	ER	SO	BB	IBB	HBP	BLK	WP	HR	S	P	ERA	WHIP

TOP

San Francisco Giants @ Florida Marlins

Pro Player Stadium, Miami, FL

Tue May 05 1998, 7:05 PM EDT

Att. 12,975 - Cloudy - 86 F

livebaseballscorecards.com

AB	40
R	8
H	9
RBI	6
BB	5
SO	12
LOB	11

1B: 5	SF: 0	WP: 2	PA:	45
2B: 3	SAC: 0	PB: 0		
3B: 0	DP: 0	SB: 2		
HR: 1	HBP: 0	CS: 0		

Batter	1	2	3	4	5	6	7	8	9	10	AB	R	H	RBI	BB	SO	LOB
Cliff Floyd, L (1, 7) OBP: 0.387, SLG: 0.517	B F B B B 4-1 SH5-3 BB		C S X 0-2 ① G3		C S B F X 1-2 ③ P6			X 0-0 ③ P6		B X 1-0 ② F9	4	0	0	0	1	0	0
Edgar Renteria, R (1, 6) OBP: 0.328, SLG: 0.344	1 SAFE X 0-0 ① SH5-3 1-2		S S B X 1-2 ② F8			C B F F X 1-2 ① G8			F X 0-1 BB E 2B	C B F S 1-3 ③ K	4	1	1	0	0	1	0
Mark Kotsay, L (1, 8) OBP: 0.333, SLG: 0.402	C B C B B X 3-2 ② G5-3		B C X 1-1 1B			X 0-0 ② G4-3			B B B C B 4-1 BB E BB		3	1	1	0	1	0	1
Gary Sheffield, R (1, 9) OBP: 0.385, SLG: 0.433	C B S X 1-2 ③ F8		1 SAFE B B C 1 SAFE B S F X 3-2 ③ G5-3			B C B F X 2-2 ③ G1-3			B B B B 4-0 S E 1-2 2-3 BB		3	0	0	0	1	0	2
Bobby Bonilla, S (1, 5) OBP: 0.333, SLG: 0.353		B F B X 2-1 2B		B F F S 1-3 ① K			B F B X 2-1 ① G6-3		B F X 1-1 ① F9		4	0	1	0	0	1	3
Jim Eisenreich, L (1, 3) OBP: 0.277, SLG: 0.333	C B C F X 1-2 ① P5			B X 1-0 ② G4-3			C X 0-1 ② G5-3		C X 0-1 E4 S 1-2 2-H 3-H		4	0	0	1	0	0	2
Charles Johnson, R (1, 2) OBP: 0.317, SLG: 0.422 Jay Powell, R (10, 1)	C F X 0-2 ② G5-3			B F X 1-1 ③ G5-3			X 0-0 ③ F9		X 0-0 ② F9 1-2 2-3		4 0	0 0	0 0	0 0	0 0	0 0	3 0
Craig Counsell, L (1, 4) OBP: 0.434, SLG: 0.433	I I I I 4-0 IBB				C X 0-1 ① G6-3			C C B B X 2-2 ① G6-3	X 0-0 ③ G4-3		3	0	0	0	1	0	2
Brian Meadows, R (1, 1) OBP: 0.133, SLG: 0.071 John Cangelosi, S (8, PH) OBP: 0.267, SLG: 0.120 Vic Darensbourg, L (9, 1) Gregg Zaun, S (10, 2) OBP: 0.324, SLG: 0.485	C C B X 1-2 ③ G1-3				X 0-0 ② G6-3			B B C X 2-1 ② L7		C B X 1-1 ① F9	2 1 0 1	0 0 0 0	0 0 0 0	0 0 0 0	0 0 0 0	0 0 0 0	2 0 0 0
Inning Stats	R: 0 E: 0 K: 0 S: 8 H: 0 LOB: 1 BB: 1 P: 16	R: 0 E: 0 K: 0 S: 12 H: 1 LOB: 2 BB: 1 P: 20	R: 0 E: 0 K: 0 S: 12 H: 1 LOB: 1 BB: 0 P: 17	R: 0 E: 0 K: 1 S: 6 H: 0 LOB: 0 BB: 0 P: 9	R: 0 E: 0 K: 0 S: 7 H: 0 LOB: 0 BB: 0 P: 8	R: 0 E: 0 K: 0 S: 8 H: 0 LOB: 0 BB: 0 P: 11	R: 0 E: 0 K: 0 S: 5 H: 0 LOB: 0 BB: 0 P: 7	R: 0 E: 0 K: 0 S: 6 H: 0 LOB: 0 BB: 0 P: 10	R: 2 E: 1 K: 0 S: 9 H: 1 LOB: 2 BB: 2 P: 18	R: 0 E: 0 K: 1 S: 6 H: 0 LOB: 0 BB: 0 P: 9	1B: 1 2B: 2 3B: 0 HR: 0 SF: 0 SAC: 1 DP: 0 HBP: 0						

PITCHER	IP	WLS	BF	H	R	ER	SO	BB	IBB	HBP	BLK	WP	HR	S	P	ERA	WHIP
Orel Hershiser, R (1, 1) ERA: 4.57	6.0		22	2	0	0	1	1	1	0	0	0	0	53	81	0.00	0.500
Julian Tavarez, R (7, 1) ERA: 1.99	2.0		6	0	0	0	0	0	0	0	0	0	0	11	17	0.00	0.000
Robb Nen, R (9, 1) ERA: 1.47	2.0	W	10	1	2	1	1	2	0	0	0	0	0	15	27	4.50	1.500

PITCHER	IP	WLS	BF	H	R	ER	SO	BB	IBB	HBP	BLK	WP	HR	S	P	ERA	WHIP

BOTTOM

San Francisco Giants @ Florida Marlins

Pro Player Stadium, Miami, FL

Tue May 05 1998, 7:05 PM EDT

Att. 12,975 - Cloudy - 86 F

livebaseballscorecards.com

AB	33
R	2
H	3
RBI	1
BB	4
SO	2
LOB	15

WP: 0 PB: 0 SB: 2 CS: 0 PA: 38

Batter	1	2	3	4	5	6	7	8	9	AB	R	H	RBI	BB	SO	LOB
Darryl Hamilton, L (1, 8) OBP: 0.360, SLG: 0.306	L C B F B X 2-2 ① F7		C B X 1-1 BB 1B 1B		C X 0-1 ① ② G6-4-3 1-2f		B B B 4-0 BB BB SF8 BB	C B F S 1-3 ① K		4	1	1	0	1	1	1
Bill Mueller, S (1, 5) OBP: 0.435, SLG: 0.496	C B B B X 3-1 G4-6-3 1B		1 SAFE 1 SAFE X 0-0 BB 1-2 1B		B F B X 2-1 HR 1B		B B C B B 4-1 FC4-6 BB 1-2 BB BB	S B B F B F B 4-2 1B BB FC6-4 BB		3	3	3	0	2	0	0
Barry Bonds, L (1, 7) OBP: 0.391, SLG: 0.561	X 0-0 ② ③ G4-6-3 1-2f		B B B C B 4-1 1-2 2-3 BB		C X 0-1 1-H HR		S B B C B B 4-2 FC4-6 1-2 2-3 BB	B S B C F F F B F 4-2 B FC6-4 1B 1-2 BB		2	1	1	2	3	0	1
Jeff Kent, R (1, 4) OBP: 0.317, SLG: 0.442		F B X 1-1 ① F8	C B B F X 2-2 ② L5		B B B X 3-0 2B		C C X 0-2 ① SF8 3-H	S X 0-1 FC6-4 1-2 2-3 1B		4	0	2	1	0	0	3
Stan Javier, S (1, 9) OBP: 0.336, SLG: 0.354		C X 0-1 ② G4-3	C B X 1-1 ③ F8		S B X 1-1 ③ F7		B B X 2-0 ② FC4-6 BB WP HR 1-2f 2-3	C F X 0-2 ② FC6-4 1-2f 2-3 3-H		5	1	0	1	0	0	8
J.T. Snow, L (1, 3) OBP: 0.288, SLG: 0.272		B C B X 2-1 BB 1B		F B B C X 2-2 ① F9		B C F B B X 3-2 ① L8	B B B C C B 4-2 BB HR 1-2 BB	B C B S F X 2-2 ③ G1-3		4	1	1	0	1	0	2
Rich Aurilia, R (1, 6) OBP: 0.432, SLG: 0.579		B 1 SAFE B F B 1 SAFE B 4-1 1-2 BB		F B B C C 2-3 ② K		X 0-0 HR	B F B B B 4-1 HR 1-2 2-3 3-H BB		C B B C F F F C 2-3 ① K	3	2	1	2	2	2	0
Brent Mayne, L (1, 2) OBP: 0.319, SLG: 0.467		C B C X 1-2 ③ F8		B B B C X 3-1 ③ F8		B S X 1-1 ② G4-3	B B B F B F X 3-2 1-H 2-H 3-H HR		B F S F F B F F F 2-2 F X G4-3	5	1	1	4	0	0	2
Kirk Rueter, L (1, 1) OBP: 0.333, SLG: 0.333 Alex Diaz, S (6, PH) OBP: 0.167, SLG: 0.214 John Johnstone, R (6, 1) Marvin Benard, L (7, PH) OBP: 0.415, SLG: 0.424 Steve Reed, R (7, 1) OBP: 0.500, SLG: 0.500 Charlie Hayes, R (9, PH) OBP: 0.354, SLG: 0.476 Robb Nen, R (9, 1)			X 0-0 ① G1-3		B C X 1-1 G6-4-3 1B		B B B F B F X 3-1 ③ F8		C B S B F F C 2-3 ③ K	2 0 1 0 0 0 0 1 0 0 0 0 0 0 0 0 0 0 0 0 0 1 0 0 0 0 0 0 0 0 0 0 0 0 0 1 0 0 0 0 1 0 0 0 0 0 0 0 0						
Inning Stats	R: 0 H: 1 E: 0 LOB: 0 K: 0 BB: 0 S: 7 P: 12	R: 0 H: 1 E: 0 LOB: 2 K: 0 BB: 1 S: 10 P: 18	R: 0 H: 2 E: 0 LOB: 3 K: 0 BB: 1 S: 10 P: 18	R: 0 H: 0 E: 0 LOB: 0 K: 1 BB: 0 S: 8 P: 15	R: 2 H: 4 E: 0 LOB: 1 K: 0 BB: 0 S: 11 P: 18	R: 1 H: 1 E: 0 LOB: 0 K: 0 BB: 0 S: 8 P: 15	R: 6 H: 1 E: 0 LOB: 0 K: 0 BB: 5 S: 16 P: 44	R: 1 H: 1 E: 0 LOB: 2 K: 1 BB: 2 S: 21 P: 32	R: 0 H: 0 E: 0 LOB: 0 K: 2 BB: 0 S: 20 P: 26	1B: 7 SF: 1 2B: 1 SAC: 0 3B: 0 DP: 2 HR: 3 HBP: 0					WP: 1 PA: 45 PB: 0 SB: 0 CS: 0	

TOP

San Francisco Giants @ Florida Marlins

Pro Player Stadium, Miami, FL

Wed May 06 1998, 7:05 PM EDT

Att. 16,189 - Cloudy - 80 F

livebaseballscorecards.com

AB	35
R	10
H	11
RBI	10
BB	9
SO	4
LOB	17

PITCHER		IP	WLS	BF	H	R	ER	SO	BB	IBB	HBP	BLK	WP	HR	S	P	ERA	WHIP
Livan Hernandez, R ERA: 5.88	(1, 1)	6.0		27	9	3	3	1	2	0	0	0	0	2	54	96	4.50	1.833
Felix Heredia, L ERA: 7.65	(7, 1)	0.0		3	0	3	3	0	3	0	0	0	0	0	3	15	∞	∞
Antonio Alfonseca, R ERA: 6.61	(7, 1)	1.0		6	1	3	3	0	2	0	0	0	1	1	13	29	27.00	3.000
Vic Darensbourg, L ERA: 6.5	(8, 1)	0.1	L	3	0	1	1	1	2	0	0	0	0	0	12	21	27.00	6.000
Rob Stanifer, R ERA: 3.52	(8, 1)	0.2		3	1	0	0	0	0	0	0	0	0	0	9	11	0.00	1.500

PITCHER		IP	WLS	BF	H	R	ER	SO	BB	IBB	HBP	BLK	WP	HR	S	P	ERA	WHIP
Donn Pall, R ERA: 4.5	(9, 1)	1.0		3	0	0	0	2	0	0	0	0	0	0	20	26	0.00	0.000

BOTTOM

San Francisco Giants @ Florida Marlins

Pro Player Stadium, Miami, FL

Wed May 06 1998, 7:05 PM EDT

Att. 16,189 - Cloudy - 80 F

livebaseballscorecards.com

Batter	1	2	3	4	5	6	7	8	9	AB	R	H	RBI	BB	SO	LOB
Cliff Floyd, L (1, 7) OBP: 0.388, SLG: 0.529	X 0-0 F7		B B F F F S 2-3 K		X 0-0 F9	X 0-0 F9 2B 3-H		B X 1-0 2B		5	0	2	1	0	1	1
Edgar Renteria, R (1, 6) OBP: 0.324, SLG: 0.333	B X 1-0 L9		B F B C X 2-2 L8		B B B B 4-0 1B HR BB 1-2	B B S X 2-1 F9 2-3		B C X 1-1 F9		4	1	0	0	1	0	2
Mark Kotsay, L (1, 8) OBP: 0.336, SLG: 0.402	B B C C F X 2-2 P2			B C X 1-1 HR 1B	C C F B B X 2-2 F9	T F F B S 1-3 K			B C X 1-1 F8 S 1B	5	1	2	0	0	1	3
Gary Sheffield, R (1, 9) OBP: 0.385, SLG: 0.459		B C X 1-1 L5		F X 0-1 1-H HR	B B C F F B X 3-2 1-3 2-H HR 1B		B S X 1-1 G6-3		X 0-0 P6	5	2	2	3	0	0	1
Bobby Bonilla, S (1, 5) OBP: 0.337, SLG: 0.438		C B B B F X 3-2 G5-3		X 0-0 HR	1 SAFE C B 1 SAFE X 1-1 1-H 3-H HR		C F S 0-3 K		B 1 SAFE B F B X 3-1 1-3 F8	5	2	2	4	0	1	1
Derrek Lee, R (1, 3) OBP: 0.344, SLG: 0.494 Gregg Zaun, S (9, PH) OBP: 0.342, SLG: 0.485		B C F X 1-2 2B		B B F C X 2-2 F7	B B F C B X 3-2 G4-3		B S B B X 3-1 1B		B C B B F F B 4-2 BB	4 0	0 0	2 0	0 0	0 1	0 0	0 0
Charles Johnson, R (1, 2) OBP: 0.321, SLG: 0.447	B B C B B 4-1 BB			F B B F X 2-1 G1-3		F B F X 1-2 HR	F C C 0-3 K		C B F X 1-2 P3	4	1	1	1	1	1	3
Craig Counsell, L (1, 4) OBP: 0.429, SLG: 0.444	C X 0-1 G3-1			C C B X 1-2 G5-3		B B C X 2-1 2B 3B		B B S F B F F X 3-2 G6-3		4	1	1	0	0	0	2
Livan Hernandez, R (1, 1) OBP: 0.238, SLG: 0.238 Jim Eisenreich, L (6, PH) OBP: 0.271, SLG: 0.326 Felix Heredia, L (7, 1) Antonio Alfonseca, R (7, 1) Vic Darensbourg, L (8, 1) Rob Stanifer, R (8, 1) John Cangelosi, S (8, PH) OBP: 0.258, SLG: 0.115 Donn Pall, R (9, 1)			X 0-0 G6-3		B C X 1-1 BB 1B 1B	S B B X 2-1 G4-3		X 0-0 L8		2 1 0 0 0 0 1 0	1 0 0 0 0 0 0 0	1 0 0 0 0 0 0 0	0 0 0 0 0 0 0 0	0 0 0 0 0 0 0 0	0 1 0 0 0 0 0 0	0 1 0 0 0 0 0 0
Inning Stats	R: 0 E: 0 K: 0 S: 6 H: 0 LOB: 0 BB: 0 P: 9	R: 0 E: 0 K: 0 S: 11 H: 1 LOB: 2 BB: 1 P: 20	R: 0 E: 0 K: 1 S: 8 H: 0 LOB: 0 BB: 0 P: 12	R: 3 E: 0 K: 0 S: 13 H: 3 LOB: 0 BB: 0 P: 19	R: 4 E: 0 K: 0 S: 16 H: 3 LOB: 0 BB: 1 P: 30	R: 2 E: 0 K: 1 S: 14 H: 3 LOB: 1 BB: 0 P: 22	R: 0 E: 0 K: 2 S: 10 H: 1 LOB: 1 BB: 0 P: 14	R: 0 E: 0 K: 0 S: 10 H: 1 LOB: 1 BB: 0 P: 15	R: 0 E: 0 K: 0 S: 11 H: 1 LOB: 2 BB: 1 P: 20	1B: 5 2B: 3 3B: 1 HR: 4	SF: 0 SAC: 0 DP: 0 HBP: 0						

	AB	40
	R	9
	H	13
	RBI	9
	BB	3
	SO	4
	LOB	14

WP: 0 PB: 0 SB: 1 CS: 0 PA: 43

PITCHER		IP	WLS	BF	H	R	ER	SO	BB	IBB	HBP	BLK	WP	HR	S	P	ERA	WHIP
Kirk Rueter, L ERA: 4.5	(1, 1)	5.0		24	7	7	7	1	2	0	0	0	0	3	54	90	12.60	1.800
John Johnstone, R ERA: 1.45	(6, 1)	1.0		6	3	2	2	1	0	0	0	0	0	1	14	22	18.00	3.000
Steve Reed, R ERA: 0.87	(7, 1)	2.0	W	8	2	0	0	2	0	0	0	0	0	0	20	29	0.00	1.000
Robb Nen, R ERA: 1.4	(9, 1)	1.0	S	5	1	0	0	0	1	0	0	0	0	0	11	20	0.00	2.000

PITCHER	IP	WLS	BF	H	R	ER	SO	BB	IBB	HBP	BLK	WP	HR	S	P	ERA	WHIP

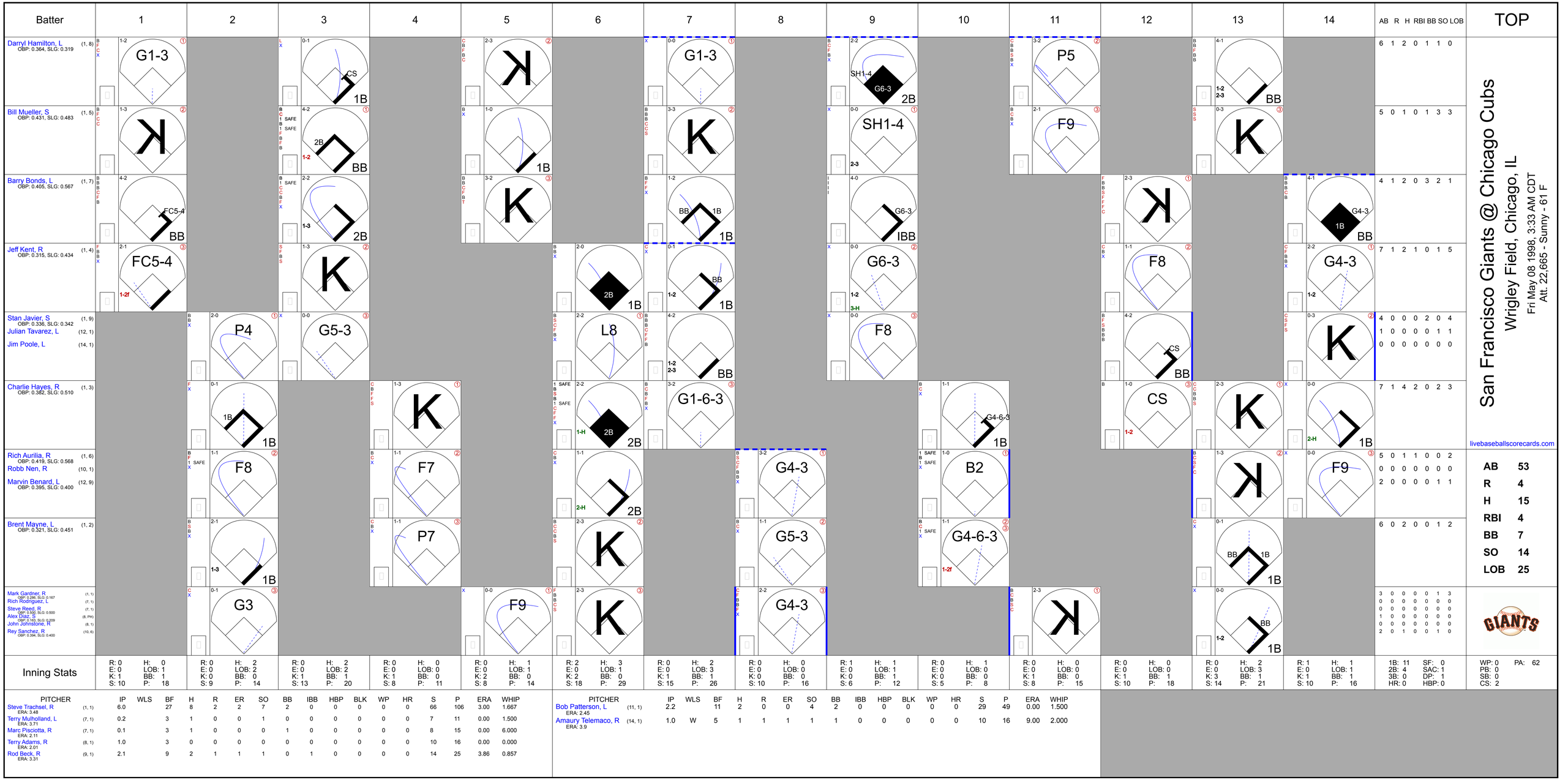

San Francisco Giants @ Chicago Cubs

Wrigley Field, Chicago, IL

Fri May 08 1998, 3:33 AM CDT
Att. 22,665 - Sunny - 61 F

livebaseballscorecards.com

Batter	1	2	3	4	5	6	7	8	9	10	11	12	13	14	AB R H RBI BB SO LOB
Darryl Hamilton, L (1, 8) OBP: 0.364, SLG: 0.319	G1-3		CS 1B		K		G1-3		SH1-4 G6-3 2B		P5		BB		6 1 2 0 1 1 0
Bill Mueller, S (1, 5) OBP: 0.431, SLG: 0.483	K		2B BB		1B		K		SH1-4		F9		K		5 0 1 0 1 3 3
Barry Bonds, L (1, 7) OBP: 0.405, SLG: 0.567	FC5-4 BB		2B		K		BB 1B 1B		G6-3 IBB			K		G4-3 1B BB	4 1 2 0 3 2 1
Jeff Kent, R (1, 4) OBP: 0.315, SLG: 0.434	FC5-4		K			2B 1B	BB 1B		G6-3			F8		G4-3	7 1 2 1 0 1 5
Stan Javier, S (1, 9) OBP: 0.336, SLG: 0.342		P4	G5-3			L8	BB		F8			CS BB		K	4 0 0 0 2 0 4
Julian Tavarez, L (12, 1)															1 0 0 0 0 1 1
Jim Poole, L (14, 1)															0 0 0 0 0 0 0
Charlie Hayes, R (1, 3) OBP: 0.382, SLG: 0.510		1B 1B		K		2B 2B	G1-6-3			G4-6-3 1B		CS	K	1B	7 1 4 2 0 2 3
Rich Aurilia, R (1, 6) OBP: 0.419, SLG: 0.568		F8		F7		2B		G4-3		B2			K	F9	5 0 1 1 0 0 2
Robb Nen, R (10, 1)															0 0 0 0 0 0 0
Marvin Benard, L (12, 9) OBP: 0.395, SLG: 0.400															2 0 0 0 0 1 1
Brent Mayne, L (1, 2) OBP: 0.321, SLG: 0.451		1B		P7		K		G5-3		G4-6-3			BB 1B 1B		6 0 2 0 0 1 2
Mark Gardner, R (1, 1) OBP: 0.286, SLG: 0.167		G3			F9	K		G4-3			K		BB 1B		3 0 0 0 0 1 3
Rich Rodriguez, L (7, 1)															0 0 0 0 0 0 0
Steve Reed, R (7, 1) OBP: 0.500, SLG: 0.500															0 0 0 0 0 0 0
Alex Diaz, S (8, PH) OBP: 0.163, SLG: 0.209															1 0 0 0 0 0 0
John Johnstone, R (8, 1)															0 0 0 0 0 0 0
Rey Sanchez, R (10, 6) OBP: 0.394, SLG: 0.400															2 0 1 0 0 1 0
Inning Stats	R: 0 E: 0 K: 1 S: 10 H: 0 LOB: 1 BB: 1 P: 18	R: 0 E: 0 K: 0 S: 9 H: 2 LOB: 2 BB: 0 P: 14	R: 0 E: 0 K: 1 S: 13 H: 2 LOB: 2 BB: 1 P: 20	R: 0 E: 0 K: 1 S: 8 H: 0 LOB: 0 BB: 0 P: 11	R: 0 E: 0 K: 2 S: 8 H: 1 LOB: 1 BB: 0 P: 14	R: 2 E: 0 K: 2 S: 18 H: 3 LOB: 1 BB: 0 P: 29	R: 0 E: 0 K: 1 S: 15 H: 2 LOB: 3 BB: 1 P: 26	R: 0 E: 0 K: 0 S: 10 H: 0 LOB: 0 BB: 0 P: 16	R: 1 E: 0 K: 0 S: 6 H: 1 LOB: 1 BB: 1 P: 12	R: 0 E: 0 K: 0 S: 5 H: 1 LOB: 0 BB: 0 P: 8	R: 0 E: 0 K: 1 S: 8 H: 0 LOB: 0 BB: 0 P: 15	R: 0 E: 0 K: 1 S: 10 H: 0 LOB: 0 BB: 1 P: 18	R: 0 E: 0 K: 3 S: 14 H: 2 LOB: 3 BB: 1 P: 21	R: 1 E: 0 K: 1 S: 10 H: 1 LOB: 1 BB: 1 P: 16	1B: 11 2B: 4 3B: 0 HR: 0 SF: 0 SAC: 1 DP: 1 HBP: 0

TOP	
AB	53
R	4
H	15
RBI	4
BB	7
SO	14
LOB	25

WP: 0 PB: 0 SB: 0 CS: 2 PA: 62

PITCHER		IP	WLS	BF	H	R	ER	SO	BB	IBB	HBP	BLK	WP	HR	S	P	ERA	WHIP
Steve Trachsel, R ERA: 3.48	(1, 1)	6.0		27	8	2	2	7	2	0	0	0	0	0	66	106	3.00	1.667
Terry Mulholland, L ERA: 3.71	(7, 1)	0.2		3	1	0	0	1	0	0	0	0	0	0	7	11	0.00	1.500
Marc Pisciotta, R ERA: 2.11	(7, 1)	0.1		3	1	0	0	0	1	0	0	0	0	0	8	15	0.00	6.000
Terry Adams, R ERA: 2.01	(8, 1)	1.0		3	0	0	0	0	0	0	0	0	0	0	10	16	0.00	0.000
Rod Beck, R ERA: 3.31	(9, 1)	2.1		9	2	1	1	1	0	1	0	0	0	0	14	25	3.86	0.857

PITCHER		IP	WLS	BF	H	R	ER	SO	BB	IBB	HBP	BLK	WP	HR	S	P	ERA	WHIP
Bob Patterson, L ERA: 2.45	(11, 1)	2.2		11	2	0	0	4	2	0	0	0	0	0	29	49	0.00	1.500
Amaury Telemaco, R ERA: 3.9	(14, 1)	1.0	W	5	1	1	1	1	1	0	0	0	0	0	10	16	9.00	2.000

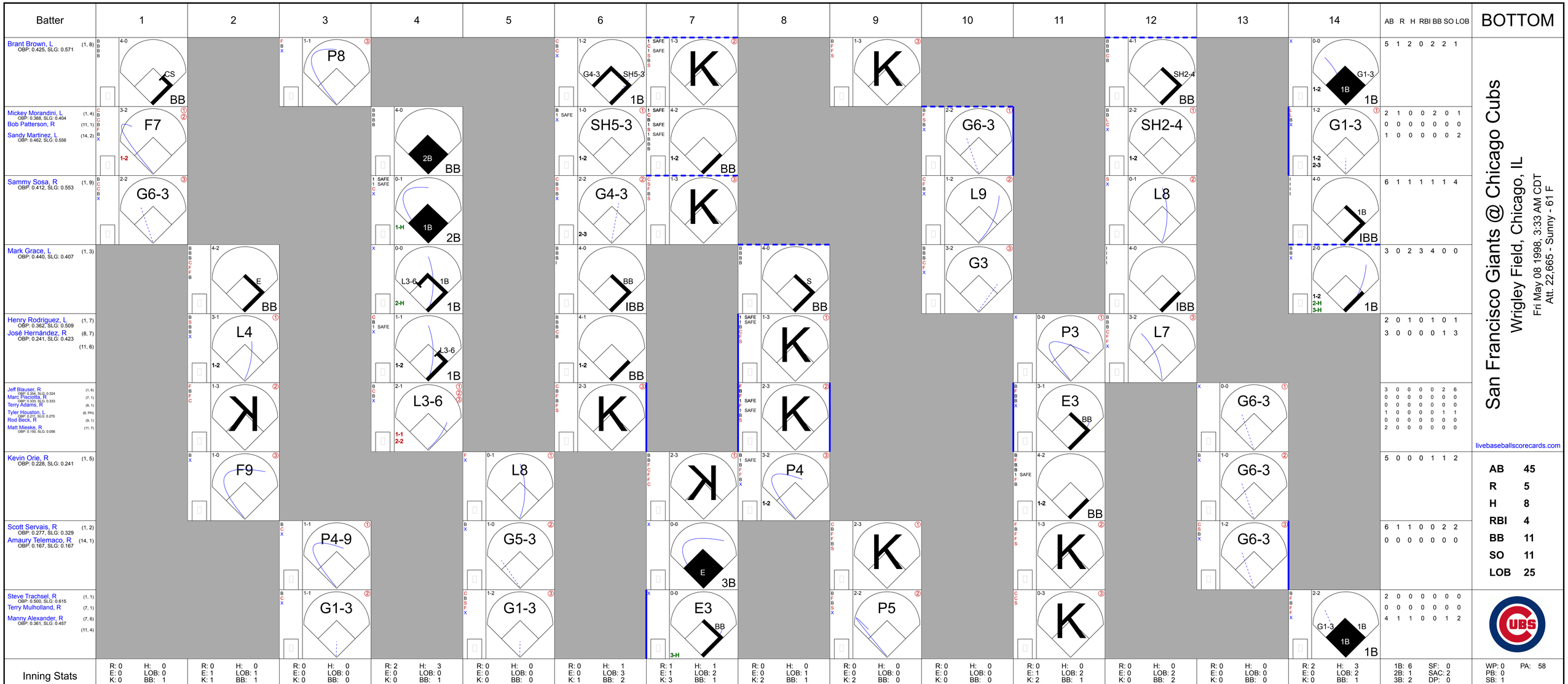
Batter
1
2
3
4
5
6
7
8
9
10
11
12
13
14
AB R H RBI BB SO LOB
BOTTOM
Brant Brown, L (1, 8) OBP: 0.425, SLG: 0.571
Mickey Morandini, L (1, 4) OBP: 0.388, SLG: 0.404
Bob Patterson, R (11, 1)
Sandy Martinez, L (14, 2) OBP: 0.462, SLG: 0.556
Sammy Sosa, R (1, 9) OBP: 0.412, SLG: 0.553
Mark Grace, L (1, 3) OBP: 0.440, SLG: 0.407
Henry Rodriguez, L (1, 7) OBP: 0.362, SLG: 0.509
José Hernández, R (8, 7) OBP: 0.241, SLG: 0.423
(11, 6)
Jeff Blauser, R (1, 6) OBP: 0.354, SLG: 0.324
Marc Pisciotta, R (7, 1) OBP: 0.333, SLG: 0.333
Terry Adams, R (8, 1)
Tyler Houston, L (8, PH) OBP: 0.211, SLG: 0.270
Rod Beck, R (9, 1)
Matt Mieske, R (11, 7) OBP: 0.100, SLG: 0.056
Kevin Orie, R (1, 5) OBP: 0.228, SLG: 0.241
Scott Servais, R (1, 2) OBP: 0.277, SLG: 0.329
Amaury Telemaco, R (14, 1) OBP: 0.167, SLG: 0.167
Steve Trachsel, R (1, 1) OBP: 0.500, SLG: 0.615
Terry Mulholland, R (7, 1)
Manny Alexander, R (7, 6) OBP: 0.361, SLG: 0.457
(11, 4)
5 1 2 0 2 2 1
2 1 0 0 2 0 1
0 0 0 0 0 0 0
1 0 0 0 0 0 2
6 1 1 1 1 1 4
3 0 2 3 4 0 0
2 0 1 0 1 0 1
3 0 0 0 0 1 3
3 0 0 0 0 2 6
0 0 0 0 0 0 0
0 0 0 0 0 0 0
1 0 0 0 0 1 1
0 0 0 0 0 0 0
2 0 0 0 0 0 0
5 0 0 0 1 1 2
6 1 1 0 0 2 2
0 0 0 0 0 0 0
2 0 0 0 0 0 0
0 0 0 0 0 0 0
4 1 1 0 0 1 2
San Francisco Giants @ Chicago Cubs
Wrigley Field, Chicago, IL
Fri May 08 1998, 3:33 AM CDT
Att. 22,665 - Sunny - 61 F
livebaseballscorecards.com
AB 45
R 5
H 8
RBI 4
BB 11
SO 11
LOB 25
Inning Stats
1: R: 0 E: 0 K: 0 S: 7 | H: 0 LOB: 0 BB: 1 P: 16
2: R: 0 E: 1 K: 1 S: 9 | H: 0 LOB: 1 BB: 1 P: 18
3: R: 0 E: 0 K: 0 S: 6 | H: 0 LOB: 0 BB: 0 P: 9
4: R: 2 E: 0 K: 0 S: 7 | H: 3 LOB: 0 BB: 1 P: 14
5: R: 0 E: 0 K: 0 S: 7 | H: 0 LOB: 0 BB: 0 P: 9
6: R: 0 E: 0 K: 1 S: 12 | H: 1 LOB: 3 BB: 2 P: 26
7: R: 1 E: 1 K: 3 S: 16 | H: 1 LOB: 2 BB: 1 P: 24
8: R: 0 E: 0 K: 2 S: 10 | H: 0 LOB: 1 BB: 1 P: 20
9: R: 0 E: 0 K: 2 S: 10 | H: 0 LOB: 0 BB: 0 P: 15
10: R: 0 E: 0 K: 0 S: 9 | H: 0 LOB: 0 BB: 0 P: 15
11: R: 0 E: 1 K: 2 S: 12 | H: 0 LOB: 2 BB: 1 P: 20
12: R: 0 E: 0 K: 0 S: 10 | H: 0 LOB: 2 BB: 2 P: 23
13: R: 0 E: 0 K: 0 S: 5 | H: 0 LOB: 0 BB: 0 P: 7
14: R: 2 E: 0 K: 0 S: 9 | H: 3 LOB: 2 BB: 1 P: 18
1B: 6 2B: 1 3B: 2 HR: 0
SF: 0 SAC: 2 DP: 0 HBP: 0
WP: 0 PB: 0 SB: 1 CS: 1
PA: 58
PITCHER IP WLS BF H R ER SO BB IBB HBP BLK WP HR S P ERA WHIP
Mark Gardner, R (1, 1) ERA: 5.72 6.1 27 5 3 2 3 4 1 0 0 0 0 55 101 2.84 1.421
Rich Rodriguez, L (7, 1) ERA: 6.75 0.1 2 0 0 0 1 1 0 0 0 0 0 5 10 0.00 3.000
Steve Reed, R (7, 1) ERA: 0.86 0.1 1 0 0 0 1 0 0 0 0 0 0 4 5 0.00 0.000
John Johnstone, R (8, 1) ERA: 1.31 2.0 7 0 0 0 4 1 0 0 0 0 0 20 35 0.00 0.500
Robb Nen, R (10, 1) ERA: 1.27 2.0 8 0 0 0 2 1 0 0 0 0 0 21 35 0.00 0.500
PITCHER IP WLS BF H R ER SO BB IBB HBP BLK WP HR S P ERA WHIP
Julian Tavarez, R (12, 1) ERA: 2.52 2.1 L 12 2 2 2 0 1 2 0 0 0 0 0 23 45 7.71 1.286
Jim Poole, L (14, 1) ERA: 1.17 0.0 1 1 0 0 0 0 0 0 0 0 0 1 3 ∞ ∞

Batter	1	2	3	4	5	6	7	8	9	AB	R	H	RBI	BB	SO	LOB
Darryl Hamilton, L (1, 8) OBP: 0.360, SLG: 0.316	B X 1-0 1B 2B 1B		S B X 1-1 ① G4-3		X 0-0 ② F7		B X 1-0 ③ F8			4	1	1	0	0	0	1
Rey Sanchez, R (1, 6) OBP: 0.400, SLG: 0.406	C F B F X 1-2 2B G6-3 1-3 1B		B X 1-0 E 1B 1B		F F B X 1-2 ③ G6-3			C C S 0-3 ① K		4	1	2	0	0	1	1
Barry Bonds, L (1, 7) OBP: 0.420, SLG: 0.585	B X 1-0 G6-3 1-3 3-H 2B		X 0-0 E2 G5-4-3 1-3 1B			B C X 1-1 G5-3 1B SF8 1B		B B B B 4-0 G6-4-3 BB		3	1	3	1	1	0	0
Jeff Kent, R (1, 4) OBP: 0.314, SLG: 0.429	C F B F S 1-3 ① K		B F B X 2-1 ② ③ G5-4-3 1-2f			C X 0-1 G5-3 1-2 1B		S X 0-1 ② ③ G6-4-3 1-2f		4	0	1	0	0	1	5
Charlie Hayes, R (1, 3) OBP: 0.356, SLG: 0.472	X 0-0 ② G6-3 2-3 3-H		B C B F F C 2-3 ① K			S X 0-1 ① G5-3 1-2 2-3			C B C B S 2-3 ① K	4	0	0	1	0	2	3
Bill Mueller, S (1, 5) OBP: 0.426, SLG: 0.488	S S B C 1-3 ③ K		B S B X 2-1 F8 ②			S X 0-1 ② SF8 3-H			C B B C X 2-2 WP 1B 2B	3	1	1	1	0	1	1
Chris Jones, R (1, 9) OBP: 0.286, SLG: 0.250		B B C X 2-1 ① G3	C S S 0-3 ③ K			B F B B X 3-1 ③ G5-3			B S B F B B 4-2 F7 1B 2-3 BB	3	1	0	0	1	1	1
Steve Reed, R (9, 1) OBP: 0.500, SLG: 0.500										0	0	0	0	0	0	0
Doug Mirabelli, R (1, 2)		B B F F F F S 2-3 ② K		C B F B B F B 4-2 SH1-4 BB			X 0-0 ① F9		B F B X 2-1 ② F7 1-2	2	0	0	0	1	1	0
Stan Javier, S (9, PH) OBP: 0.333, SLG: 0.339										1	0	0	0	0	0	2
(9, 9)																
Danny Darwin, R (1, 1) OBP: 0.143, SLG: 0.077		C C B S 1-3 ③ K			1 SAFE L X 0-1 ① SH1-4 1-2		B C X 1-1 ② G1-3		B F B X 2-1 ③ 2-H 3-H 1B	2	0	0	0	0	1	0
Rich Rodriguez, L (7, 1)										0	0	0	0	0	0	0
Brent Mayne, L (9, PH) OBP: 0.333, SLG: 0.462										1	0	1	2	0	0	0
(9, 2)																

TOP

San Francisco Giants @ Chicago Cubs

Wrigley Field, Chicago, IL

Sat May 09 1998, 3:33 AM CDT

Sunny - 62 F

livebaseballscorecards.com

AB	31
R	5
H	9
RBI	5
BB	3
SO	8
LOB	14

Inning Stats	1	2	3	4	5	6	7	8	9
	R: 2 E: 0 K: 2 S: 14	R: 0 E: 0 K: 2 S: 10	R: 0 E: 1 K: 0 S: 6	R: 0 E: 0 K: 2 S: 9	R: 0 E: 0 K: 0 S: 9	R: 1 E: 0 K: 0 S: 10	R: 0 E: 0 K: 0 S: 4	R: 0 E: 0 K: 1 S: 5	R: 2 E: 0 K: 1 S: 12
	H: 3 LOB: 1 BB: 0 P: 19	H: 0 LOB: 0 BB: 0 P: 15	H: 2 LOB: 1 BB: 0 P: 10	H: 0 LOB: 0 BB: 0 P: 13	H: 0 LOB: 1 BB: 1 P: 14	H: 2 LOB: 1 BB: 0 P: 14	H: 0 LOB: 0 BB: 0 P: 6	H: 0 LOB: 0 BB: 1 P: 9	H: 2 LOB: 1 BB: 1 P: 24

1B: 7	SF: 1	WP: 1
2B: 2	SAC: 1	PB: 0
3B: 0	DP: 2	SB: 0
HR: 0	HBP: 0	CS: 0
		PA: 36

PITCHER		IP	WLS	BF	H	R	ER	SO	BB	IBB	HBP	BLK	WP	HR	S	P	ERA	WHIP
Kevin Tapani, R ERA: 4.32	(1, 1)	7.0	L	28	7	3	3	6	1	0	0	0	0	0	62	91	3.86	1.143
Don Wengert, R ERA: 6.32	(8, 1)	2.0		8	2	2	2	2	2	0	0	0	1	0	17	33	9.00	2.000

PITCHER	IP	WLS	BF	H	R	ER	SO	BB	IBB	HBP	BLK	WP	HR	S	P	ERA	WHIP

BOTTOM

Batter	1	2	3	4	5	6	7	8	9	AB	R	H	RBI	BB	SO	LOB
Brant Brown, L (1, 8) OBP: 0.422, SLG: 0.563	X 0-0 CS 1B		B C F S 1-3 K			S X 0-1 F7	B B F B X 3-1 F7		B B F T F B B S 3-3 K	3	0	1	0	0	1	1
Jeff Blauser, R (7, PH) OBP: 0.351, SLG: 0.321										1	0	0	0	0	0	2
Don Wengert, R (8, 1)										0	0	0	0	0	0	0
José Hernández, R (9, PH) OBP: 0.236, SLG: 0.415										1	0	0	0	0	1	2
Mickey Morandini, L (1, 4) OBP: 0.384, SLG: 0.398	B X 1-0 F9		X 0-0 FC4-6 1-2f			X 0-0 F9 WP 1B		B F X 1-1 G1-3		4	0	1	0	0	0	2
Sammy Sosa, R (1, 9) OBP: 0.408, SLG: 0.541	X 0-0 F9			C B B F F X 2-2 G4-3		S B B B C B 4-2 BB		B B F X 2-1 G5-3		3	0	0	0	1	0	1
Mark Grace, L (1, 3) OBP: 0.429, SLG: 0.394	C B B 1 SAFE C 2-2 CS 1-2	B B F B X 3-1 P4		F C B B F B S 3-3 K		B X 1-0 F9 2-3		X 0-0 G4-3		4	0	0	0	0	1	2
Henry Rodriguez, L (1, 7) OBP: 0.366, SLG: 0.514		C B X 1-1 G3 2B		F B B X 2-1 G6-3		B F B X 2-1 G4-3			B S B S B B 4-2 1B 1B G4-6-3 BB	3	1	1	0	1	0	2
Tyler Houston, L (1, 5) OBP: 0.214, SLG: 0.268		F B X 1-1 G3 2-3			S C B X 1-2 G3-1		C B X 1-1 F8		X 0-0 G4-6-3 1-2 1B	4	0	1	0	0	0	1
Manny Alexander, R (1, 6) OBP: 0.350, SLG: 0.436		B F B B C F C 3-3 K			C X 0-1 L7		C C B S 1-3 K		C S F B X 1-2 G4-6-3 1-2 2-3 1B	4	0	1	0	0	2	1
Sandy Martinez, L (1, 2) OBP: 0.471, SLG: 0.692			X 0-0 F8		C X 0-1 1B 2B		B C B F X 2-2 1B 2B		C F F B B B F F X 3-2 G4-6-3 1-2f 2-3 3-H	4	0	2	0	0	0	2
Kevin Tapani, R (1, 1) OBP: 0.238, SLG: 0.118			B B B C C B 4-2 FC4-6 BB		X 0-0 2-H 1B		B C X 1-1 2-3 1B		B C F H 2-2 HBP	1	0	1	0	1	0	0
Matt Mieske, R (7, PH) OBP: 0.227, SLG: 0.105 (8, 8)										1	0	1	0	0	0	0
Inning Stats	R: 0 E: 0 K: 0 S: 5 H: 1 LOB: 0 BB: 0 P: 8	R: 0 E: 0 K: 1 S: 10 H: 1 LOB: 1 BB: 0 P: 18	R: 0 E: 0 K: 1 S: 7 H: 0 LOB: 1 BB: 1 P: 12	R: 0 E: 0 K: 1 S: 10 H: 0 LOB: 0 BB: 0 P: 17	R: 0 E: 0 K: 0 S: 8 H: 2 LOB: 2 BB: 0 P: 9	R: 0 E: 0 K: 0 S: 8 H: 1 LOB: 2 BB: 1 P: 15	R: 0 E: 0 K: 1 S: 12 H: 2 LOB: 2 BB: 0 P: 20	R: 0 E: 0 K: 0 S: 5 H: 0 LOB: 0 BB: 0 P: 8	R: 1 E: 0 K: 1 S: 19 H: 2 LOB: 2 BB: 1 P: 32	1B: 6 2B: 3 3B: 0 HR: 0 SF: 0 SAC: 0 DP: 1 HBP: 1							

PITCHER	IP	WLS	BF	H	R	ER	SO	BB	IBB	HBP	BLK	WP	HR	S	P	ERA	WHIP
Danny Darwin, R (1, 1) ERA: 3.79	6.2	W	27	7	0	0	4	2	0	0	0	1	0	58	94	0.00	1.350
Rich Rodriguez, L (7, 1) ERA: 5.91	1.1		4	0	0	0	0	0	0	0	0	0	0	7	13	0.00	0.000
Steve Reed, R (9, 1) ERA: 1.23	1.0		6	2	1	1	1	1	0	1	0	0	0	19	32	9.00	3.000

PITCHER	IP	WLS	BF	H	R	ER	SO	BB	IBB	HBP	BLK	WP	HR	S	P	ERA	WHIP

San Francisco Giants @ Chicago Cubs

Wrigley Field, Chicago, IL

Sat May 09 1998, 3:33 AM CDT

Sunny - 62 F

livebaseballscorecards.com

AB	33
R	1
H	9
RBI	0
BB	3
SO	5
LOB	16

WP: 1	PA: 38		
PB: 0			
SB: 0			
CS: 1			

Batter	1	2	3	4	5	6	7	8	9	AB	R	H	RBI	BB	SO	LOB
Marvin Benard, L (1, 7) OBP: 0.396, SLG: 0.385	B B C B C S 3-3 ① K		C C B X 1-2 1B		C B B F B X 3-2 ② F9		B B B C B 4-1 BLK G3 BB		B C F S 1-3 ③ K	4	0	1	0	1	2	1
Bill Mueller, S (1, 5) OBP: 0.428, SLG: 0.488	C C B F X 1-2 WP E 1B		1 SAFE 1 SAFE B B X 2-0 ① F8		C B B X 2-1 1B 1B		X 0-0 ② G3 1-2			4	0	2	0	0	0	2
Stan Javier, S (1, 9) OBP: 0.331, SLG: 0.336	B X 1-0 E4 WP 1-2		B B C 1 SAFE B 1 SAFE X 3-1 ② F8		C C X 0-2 1-3 1B		B X 1-0 ③ P5 2-3			4	0	1	0	0	0	3
Jim Poole, L (7, 1)										0	0	0	0	0	0	0
Jeff Kent, R (1, 4) OBP: 0.306, SLG: 0.417	F F B C 1-3 ② K		F B B X 2-1 ③ G5-3		B F X 1-1 ③ P9			X 0-0 ① G5-3		4	0	0	0	0	1	5
Charlie Hayes, R (1, 3) OBP: 0.349, SLG: 0.456	F 2 SAFE B B B C X 2-2 ③ G5-3 1-2 2-3			X 0-0 1B		X 0-0 ① G1-3		C B F B S 2-3 ② K		4	0	1	0	0	1	2
Brent Mayne, L (1, 2) OBP: 0.345, SLG: 0.444		B C B F B F F B 4-2 FC3-6 1B BB		X 0-0 ① F7		B F B F F F B B 4-2 BB		B F B F C 2-3 ③ K		2	0	0	0	2	1	1
Rich Aurilia, R (1, 6) OBP: 0.412, SLG: 0.553		B B X 2-0 FC3-6 1-2 1B		B F B X 2-1 ② P5		B C B F B X 2-2 ② F9			X 0-0 ① F9	4	0	1	0	0	0	2
Alex Diaz, S (1, 8) OBP: 0.152, SLG: 0.196		F B X 1-1 ① FC3-6 CS 1-2f 2-3		B C X 1-1 ③ F8		X 0-0 ③ G3			B B B B 4-0 BB	3	0	0	0	0	0	4
John Johnstone, R (6, 1)										0	0	0	0	0	0	0
Chris Jones, R (7, 9) OBP: 0.300, SLG: 0.250										0	0	0	0	1	0	0
Shawn Estes, R (1, 1) OBP: 0.375, SLG: 0.400		C F B B X 2-2 ② ③ L4 1-2			C S B X 1-2 ① P7		C C B C 1-3 ① K		C C C 0-3 ② K	2	0	0	0	0	0	2
Darryl Hamilton, L (6, 8) OBP: 0.354, SLG: 0.309										2	0	0	0	0	2	1
Inning Stats	R: 0 E: 1 K: 2 S: 14 H: 1 LOB: 2 BB: 0 P: 22	R: 0 E: 0 K: 0 S: 10 H: 1 LOB: 1 BB: 1 P: 19	R: 0 E: 0 K: 0 S: 8 H: 1 LOB: 1 BB: 0 P: 16	R: 0 E: 0 K: 0 S: 6 H: 1 LOB: 1 BB: 0 P: 9	R: 0 E: 0 K: 0 S: 13 H: 2 LOB: 2 BB: 0 P: 20	R: 0 E: 0 K: 0 S: 9 H: 0 LOB: 1 BB: 1 P: 15	R: 0 E: 0 K: 1 S: 6 H: 0 LOB: 1 BB: 1 P: 12	R: 0 E: 0 K: 2 S: 7 H: 0 LOB: 0 BB: 0 P: 11	R: 0 E: 0 K: 2 S: 7 H: 0 LOB: 1 BB: 1 P: 12	1B: 6 2B: 0 3B: 0 HR: 0	SF: 0 SAC: 0 DP: 0 HBP: 0						

PITCHER	IP	WLS	BF	H	R	ER	SO	BB	IBB	HBP	BLK	WP	HR	S	P	ERA	WHIP
Geremi Gonzalez, R (1, 1) ERA: 4.38	9.0	W	37	6	0	0	7	4	0	0	1	1	0	80	136	0.00	1.111

PITCHER	IP	WLS	BF	H	R	ER	SO	BB	IBB	HBP	BLK	WP	HR	S	P	ERA	WHIP

TOP

San Francisco Giants @ Chicago Cubs

Wrigley Field, Chicago, IL

Sat May 09 1998, 3:38 AM CDT

Att. 35,970 - Sunny - 56 F

livebaseballscorecards.com

AB	33
R	0
H	6
RBI	0
BB	4
SO	7
LOB	23

1B: 6	SF: 0	WP: 1	PA: 37
2B: 0	SAC: 0	PB: 0	
3B: 0	DP: 0	SB: 0	
HR: 0	HBP: 0	CS: 1	

Batter	1	2	3	4	5	6	7	8	9	AB	R	H	RBI	BB	SO	LOB
Manny Alexander, R (1, 4) OBP: 0.333, SLG: 0.409	B B C F X 2-2 G1-3 ①	X 0-0 G3 ③		C B C B C 2-3 K ②		X 0-0 2B 2-3 1B		C B B X 2-1 G6-3 ②		5	1	1	0	0	1	2
José Hernández, R (1, 8) OBP: 0.241, SLG: 0.400 Mark Grace, L (6, PH) OBP: 0.429, SLG: 0.403 (7, 3)	C C S 0-3 K ②		B B B B 4-0 1B BB SF9 BB	B X 1-0 G4-3 ③		F 1 SAFE B F 1 SAFE 1 SAFE B F F 2-2 1 SAFE X 1-H 3-H 2B		C B B X 2-1 G3 ③		2 2	1 0	0 1	0 2	1 0	1 0	0 0
Sammy Sosa, R (1, 9) OBP: 0.404, SLG: 0.529	C C B B B S 3-3 K ③		B B 1 SAFE B 4-0 SF9 1B SF8 1-2 BB		S S B B B S 2-3 K ①	S F S 0-3 K ②				3	1	0	0	1	3	1
Jeff Blauser, R (1, 6) OBP: 0.348, SLG: 0.319		X 0-0 G5-3 ①	C B B C B X 3-2 1B 1-2 2-3 1B		X 0-0 G5-3 ②	B B C B F X 3-2 G4-3 ③				4	0	1	0	0	0	1
Matt Mieske, R (1, 7) OBP: 0.308, SLG: 0.227		B F B F X 2-2 HR 1B	X 0-0 SF9 ① 2-3 3-H		B S B B B F F F X 3-2 2B 1B		X 0-0 FC3-6 1B			3	1	3	1	0	0	0
Kevin Orie, R (1, 5) OBP: 0.237, SLG: 0.286		X 0-0 1-H HR	B S C F X 1-2 SF8 ② 3-H		B X 1-0 1-3 2B		B X 1-0 FC3-6 ① FC3-6 1-2f			3	1	2	3	0	0	1
Brant Brown, L (1, 3) OBP: 0.426, SLG: 0.554 (7, 8)	S B H 2-1 SH1-4 1B HBP	B X 1-0 1-2 1B		F F B F B C 2-3 K ③		B X 1-0 FC3-6 ② 1-2f				3	0	1	0	0	1	3
Scott Servais, R (1, 2) OBP: 0.286, SLG: 0.337	X 0-0 SH1-4 1B 1-2	B F B S B C 3-3 K ③				F B B X 2-1 1B SH1-4 2B 1B	C B B X 2-1 F9 ③			4	1	2	0	0	1	3
Geremi Gonzalez, R (1, 1)	B X 1-0 SH1-4 ② 1-2 2-3		B C F S 1-3 K ①			L L B X 1-2 SH1-4 ① 1-2		X 0-0 F8 ①		2	0	0	0	0	1	0
Inning Stats	R: 0 E: 0 K: 2 S: 9 H: 0 LOB: 0 BB: 0 P: 14	R: 2 E: 0 K: 0 S: 9 H: 3 LOB: 2 BB: 0 P: 14	R: 2 E: 0 K: 1 S: 12 H: 2 LOB: 2 BB: 2 P: 28	R: 0 E: 0 K: 2 S: 7 H: 0 LOB: 0 BB: 0 P: 11	R: 0 E: 0 K: 2 S: 14 H: 2 LOB: 2 BB: 0 P: 22	R: 2 E: 0 K: 1 S: 17 H: 3 LOB: 1 BB: 0 P: 25	R: 0 E: 0 K: 0 S: 5 H: 1 LOB: 1 BB: 0 P: 9	R: 0 E: 0 K: 0 S: 5 H: 0 LOB: 0 BB: 0 P: 9		1B: 8 2B: 2 3B: 0 HR: 1 SF: 2 SAC: 2 DP: 0 HBP: 1						

PITCHER		IP	WLS	BF	H	R	ER	SO	BB	IBB	HBP	BLK	WP	HR	S	P	ERA	WHIP
Shawn Estes, L ERA: 4.93	(1, 1)	5.1	L	28	9	6	6	7	2	0	1	0	0	1	57	98	10.12	2.062
John Johnstone, R ERA: 1.27	(6, 1)	0.2		3	1	0	0	1	0	0	0	0	0	0	11	16	0.00	1.500
Jim Poole, L ERA: 0.93	(7, 1)	2.0		7	1	0	0	0	0	0	0	0	0	0	10	18	0.00	0.500

PITCHER	IP	WLS	BF	H	R	ER	SO	BB	IBB	HBP	BLK	WP	HR	S	P	ERA	WHIP

BOTTOM

San Francisco Giants @ Chicago Cubs

Wrigley Field, Chicago, IL

Sat May 09 1998, 3:38 AM CDT

Att. 35,970 - Sunny - 56 F

livebaseballscorecards.com

AB	31
R	6
H	11
RBI	6
BB	2
SO	8
LOB	11

Batter	1	2	3	4	5	6	7	8	9	AB	R	H	RBI	BB	SO	LOB
Darryl Hamilton, L (1, 8) OBP: 0.359, SLG: 0.310	C B X 1-1 1B		F F S 0-3 ③ K			B B C F X 2-2 ② L1			B C C B F B B 4-2 1B E BB	3	1	1	0	1	1	0
Bill Mueller, S (1, 5) OBP: 0.423, SLG: 0.481	B 1 SAFE B X 2-0 F8 ①			X 0-0 F8 ①		B B C X 2-1 G4-3 ③			1 SAFE X 0-0 E6 S 1-H 2B 1B	4	1	1	0	0	0	1
Barry Bonds, L (1, 7) OBP: 0.416, SLG: 0.571	S X 0-1 P9 ②			B B B X 3-0 F9 ②			S B B B X 3-1 F7 ①		C F F B B I I 4-2 1-2 2B IBB	3	1	0	0	1	0	1
Jeff Kent, R (1, 4) OBP: 0.311, SLG: 0.432	B C 1 SAFE S 1 SAFE S 1-3 K ③			X 0-0 2B			B S S B S 2-3 K ②		C X 0-1 FC3-6 1-H 2-H 2B	4	0	2	2	0	2	1
Stan Javier, S (1, 9) OBP: 0.329, SLG: 0.328		C B B F C 2-3 K ①		C B S B B X 3-2 P6 ③			B C B F B S 3-3 K ③		F B B F B B 4-2 FC3-6 BB	3	0	0	0	1	2	1
Charlie Hayes, R (1, 3) OBP: 0.328, SLG: 0.426		F X 0-1 F9 ②			C F X 0-2 P9 ①			F F B B B F X 3-2 G5-3 ①	C X 0-1 FC3-6 ② 1-2f 2-3	4	0	0	0	0	0	2
Brent Mayne, L (1, 2) OBP: 0.339, SLG: 0.431		C X 0-1 F7 ③			C B C S 1-3 K ②			B C B B X 3-1 G5-4-3 1B	C C F B F F F X 1-2 G4-3 ③	4	0	1	0	0	1	2
Rey Sanchez, R (1, 6) OBP: 0.384, SLG: 0.388			B X 1-0 G6-3 ①		L B F F S 1-3 K2-3 ③			C 1 SAFE X 0-1 G5-4-3 1-2f		3	0	0	0	0	1	1
Orel Hershiser, R (1, 1) OBP: 0.125, SLG: 0.067 Marvin Benard, L (9, PH) OBP: 0.388, SLG: 0.375 Robb Nen, R (9, 1)			C F S 0-3 ② K			B B C C X 2-2 ① G5-3			B F B F B X 3-2 ① G1-3	2	0	0	0	0	1	0
										1	0	0	0	0	0	0
										0	0	0	0	0	0	0

TOP

San Francisco Giants @ Chicago Cubs

Wrigley Field, Chicago, IL

Sun May 10 1998, 3:33 AM CDT

Att. 26,710 - Sunny - 54 F

livebaseballscorecards.com

AB	31
R	3
H	5
RBI	2
BB	3
SO	8
LOB	9

Inning Stats	1	2	3	4	5	6	7	8	9	1B: 3 SF: 0	WP: 0 PA: 34
	R: 0 H: 1 E: 0 LOB: 1 K: 1 BB: 0 S: 8 P: 12	R: 0 H: 0 E: 0 LOB: 0 K: 1 BB: 0 S: 7 P: 9	R: 0 H: 0 E: 0 LOB: 0 K: 2 BB: 0 S: 7 P: 8	R: 0 H: 1 E: 0 LOB: 1 K: 0 BB: 0 S: 6 P: 12	R: 0 H: 0 E: 0 LOB: 0 K: 2 BB: 0 S: 10 P: 12	R: 0 H: 0 E: 0 LOB: 0 K: 0 BB: 0 S: 8 P: 14	R: 0 H: 0 E: 0 LOB: 0 K: 2 BB: 0 S: 8 P: 16	R: 0 H: 1 E: 0 LOB: 0 K: 0 BB: 0 S: 8 P: 14	R: 3 H: 2 E: 1 LOB: 2 K: 0 BB: 3 S: 23 P: 39	2B: 2 SAC: 0 3B: 0 DP: 1 HR: 0 HBP: 0	PB: 0 SB: 1 CS: 0

PITCHER		IP	WLS	BF	H	R	ER	SO	BB	IBB	HBP	BLK	WP	HR	S	P	ERA	WHIP
Mark Clark, R ERA: 4.91	(1, 1)	8.1	L	29	4	2	2	8	1	0	0	0	0	0	69	111	2.16	0.600
Bob Patterson, L ERA: 3.68	(9, 1)	0.0		1	0	0	0	0	0	1	0	0	0	0	3	7	∞	∞
Rod Beck, R ERA: 3.18	(9, 1)	0.2		4	1	1	1	0	1	0	0	0	0	0	13	18	13.50	3.000

PITCHER	IP	WLS	BF	H	R	ER	SO	BB	IBB	HBP	BLK	WP	HR	S	P	ERA	WHIP

Batter	1	2	3	4	5	6	7	8	9	AB	R	H	RBI	BB	SO	LOB
Brant Brown, L (1, 8) OBP: 0.418, SLG: 0.540	X 0-0 G4-3 ①		C X 0-1 1-2 1B			B F F S 1-3 K ②			C S S 0-3 K ①	4	0	1	0	0	2	0
Mickey Morandini, L (1, 4) OBP: 0.373, SLG: 0.385	C B B B C X 3-2 P5 ②		B F B F F S 3-3 K ③			B X 1-0 G4-3 ③			B C C F S 1-3 K ②	4	0	0	0	0	2	2
Sammy Sosa, R (1, 9) OBP: 0.406, SLG: 0.528	C B B X 2-1 F9 ③			S B C S 1-3 K ①			B B S C X 2-2 FC3-6 1B		S B S X 1-2 1B	4	0	2	0	0	1	0
Mark Grace, L (1, 3) OBP: 0.419, SLG: 0.391		B C X 1-1 F7 ①		C X 0-1 F7 ②			B 1 SAFE F X 1-1 FC3-6 FC4-6 1-2f ①		S X 0-1 G4-3 ③	4	0	0	0	0	0	2
Henry Rodriguez, L (1, 7) OBP: 0.358, SLG: 0.500		B X 1-0 G1-3 ②		B B F F B X 3-2 G4-3 ③			X 0-0 FC4-6 1-2f ②			3	0	0	0	0	0	1
Jeff Blauser, R (1, 6) OBP: 0.341, SLG: 0.310		C C F C 0-3 K ③			S S F X 0-2 G6-3 ①		B X 1-0 L6 ③			3	0	0	0	0	1	1
Kevin Orie, R (1, 5) OBP: 0.239, SLG: 0.281			S B B B B 4-1 G6-4-3 BB		C B X 1-1 G3-1 ②			B X 1-0 P2 ①		2	0	0	0	1	0	0
Scott Servais, R (1, 2) OBP: 0.277, SLG: 0.326			X 0-0 G6-4-3 1-2f ① ②		B B B C S S 3-3 K ③			B B S B C X 3-2 G4-3 ②		3	0	0	0	0	1	1
Mark Clark, R (1, 1) OBP: 0.143, SLG: 0.077 Bob Patterson, R (9, 1) Rod Beck, R (9, 1)			B B B C F F F B 4-2 1B BB			C B B X 2-1 G5-3 ①		S B F F S 1-3 K ③		2 0 0	0 0 0	0 0 0	0 0 0	1 0 0	1 0 0	0 0 0
Inning Stats	R: 0 E: 0 K: 0 S: 6 H: 0 LOB: 0 BB: 0 P: 11	R: 0 E: 0 K: 1 S: 7 H: 0 LOB: 0 BB: 0 P: 9	R: 0 E: 0 K: 1 S: 12 H: 1 LOB: 2 BB: 2 P: 23	R: 0 E: 0 K: 1 S: 8 H: 0 LOB: 0 BB: 0 P: 12	R: 0 E: 0 K: 1 S: 9 H: 0 LOB: 0 BB: 0 P: 13	R: 0 E: 0 K: 1 S: 6 H: 0 LOB: 0 BB: 0 P: 10	R: 0 E: 0 K: 0 S: 7 H: 1 LOB: 1 BB: 0 P: 11	R: 0 E: 0 K: 1 S: 8 H: 0 LOB: 0 BB: 0 P: 13	R: 0 E: 0 K: 2 S: 12 H: 1 LOB: 1 BB: 0 P: 14	1B: 3 2B: 0 3B: 0 HR: 0	SF: 0 SAC: 0 DP: 1 HBP: 0						

PITCHER	IP	WLS	BF	H	R	ER	SO	BB	IBB	HBP	BLK	WP	HR	S	P	ERA	WHIP
Orel Hershiser, R (1, 1) ERA: 3.83	8.0	W	27	2	0	0	6	2	0	0	0	0	0	63	102	0.00	0.500
Robb Nen, R (9, 1) ERA: 1.21	1.0	S	4	1	0	0	2	0	0	0	0	0	0	12	14	0.00	1.000

PITCHER	IP	WLS	BF	H	R	ER	SO	BB	IBB	HBP	BLK	WP	HR	S	P	ERA	WHIP

BOTTOM

San Francisco Giants @ Chicago Cubs

Wrigley Field, Chicago, IL

Sun May 10 1998, 3:33 AM CDT

Att. 26,710 - Sunny - 54 F

livebaseballscorecards.com

AB	29
R	0
H	3
RBI	0
BB	2
SO	8
LOB	7

Montreal Expos @ San Francisco Giants

3Com Park at Candlestick Point, San Francisco, CA

Mon May 11 1998, 10:05 PM EDT

Att. 8,243 - Cloudy - 61 F

livebaseballscorecards.com

TOP

Batter	1	2	3	4	5	6	7	8	9	AB	R	H	RBI	BB	SO	LOB
F.P. Santangelo, S (1, 4) OBP: 0.362, SLG: 0.423	1-1 WP WP SF8 1B		2-1 F8		2-0 G5-4-3 1-2f		3-1 HBP 1-3 1B			4	1	2	0	0	0	1
Mark Grudzielanek, R (1, 6) OBP: 0.312, SLG: 0.359	4-2 WP 1-2 BB		2-2 G4-3			1-0 E5 1B G5-4-3	2-2 1-2 HBP			2	1	0	0	1	0	0
Vladimir Guerrero, R (1, 9) OBP: 0.350, SLG: 0.535	2-3 K 1-2 2-3		1-2 WP 1B			0-1 G5-4-3 1-3 1B	1-3 K			4	0	2	0	0	2	5
Rondell White, R (1, 8) OBP: 0.315, SLG: 0.396	2-2 SF8 3-H		2-1 F8 1-2			0-1 G5-4-3 1-2f 3-H		0-0 G6-3		3	0	0	1	0	0	2
Robert Perez, R (1, 7) OBP: 0.205, SLG: 0.385	3-3 K			0-1 G6-4-3 1B		0-0 1B		1-3 K		4	0	2	0	0	2	1
Chris Widger, R (1, 2) OBP: 0.333, SLG: 0.408		0-1 FC2-5-4 1B 1B		1-1 P8		0-0 L9		1-3 K		4	0	1	0	0	1	2
Mike Hubbard, R (8, 2) OBP: 0.091, SLG: 0.091										0	0	0	0	0	0	0
Shane Andrews, R (1, 5) OBP: 0.303, SLG: 0.491		2-3 K		3-2 G6-4-3 1-2f			0-1 G6-4-3 1B		0-3 K	4	0	1	0	0	2	2
Ryan McGuire, L (1, 3) OBP: 0.372, SLG: 0.385		2-2 FC2-5-4 1-2 1B			1-0 G5-4-3 1B		1-0 G6-4-3 1-2f		0-0 F8	4	0	2	0	0	0	1
Javier Vazquez, R (1, 1) OBP: 0.280, SLG: 0.333 Da Rond Stovall, S (5, PH) OBP: 0.333, SLG: 0.314 Marc Valdes, R (5, 1) OBP: 0.500, SLG: 0.400 Derrick May, L (7, PH) OBP: 0.227, SLG: 0.262 Steve Kline, S (7, 1) Anthony Telford, R (8, 1) Brad Fullmer, L (9, PH) OBP: 0.326, SLG: 0.364		0-0 FC2-5-4 1-2 2-3			1-1 F7		0-0 1B		2-3 K	1 1 0 1 0 0 0 1	0 0 0 0 0 0 0 0	0 0 0 1 0 0 0 0	0 0 0 0 0 0 0 0	0 0 0 0 0 0 0 1	0 1 0 0 0 0 0 0	2 1 0 0 0 0 0 0
Inning Stats	R: 1 E: 0 K: 2 S: 15 H: 1 LOB: 1 BB: 1 P: 26	R: 0 E: 0 K: 1 S: 9 H: 2 LOB: 1 BB: 0 P: 13	R: 0 E: 0 K: 0 S: 13 H: 1 LOB: 1 BB: 0 P: 20	R: 0 E: 0 K: 0 S: 8 H: 1 LOB: 0 BB: 0 P: 12	R: 0 E: 0 K: 0 S: 4 H: 1 LOB: 0 BB: 0 P: 8	R: 1 E: 1 K: 0 S: 7 H: 2 LOB: 1 BB: 0 P: 8	R: 0 E: 0 K: 1 S: 11 H: 3 LOB: 3 BB: 0 P: 18	R: 0 E: 0 K: 2 S: 7 H: 0 LOB: 0 BB: 0 P: 9	R: 0 E: 0 K: 2 S: 7 H: 0 LOB: 0 BB: 0 P: 9	1B: 11 2B: 0 3B: 0 HR: 0	SF: 1 SAC: 0 DP: 5 HBP: 1						

	AB	33
	R	2
	H	11
	RBI	1
	BB	1
	SO	8
	LOB	17

WP: 3 PB: 0 SB: 0 CS: 0 PA: 36

PITCHER		IP	WLS	BF	H	R	ER	SO	BB	IBB	HBP	BLK	WP	HR	S	P	ERA	WHIP
Kirk Rueter, L ERA: 4.13	(1, 1)	6.0	W	24	8	2	1	3	1	0	0	0	3	0	56	87	1.50	1.500
Julian Tavarez, R ERA: 2.42	(7, 1)	1.0		6	3	0	0	1	0	0	1	0	0	0	11	18	0.00	3.000
Steve Reed, R ERA: 1.17	(8, 1)	1.0		3	0	0	0	2	0	0	0	0	0	0	7	9	0.00	0.000
Robb Nen, R ERA: 1.16	(9, 1)	1.0		3	0	0	0	2	0	0	0	0	0	0	7	9	0.00	0.000

PITCHER	IP	WLS	BF	H	R	ER	SO	BB	IBB	HBP	BLK	WP	HR	S	P	ERA	WHIP

BOTTOM

Montreal Expos @ San Francisco Giants

3Com Park at Candlestick Point, San Francisco, CA

Mon May 11 1998, 10:05 PM EDT

Att. 8,243 - Cloudy - 61 F

livebaseballscorecards.com

Batter	1	2	3	4	5	6	7	8	9	AB	R	H	RBI	BB	SO	LOB
Darryl Hamilton, L (1, 8) OBP: 0.369, SLG: 0.311	C B X 1-1 P1 ①		B F B B B 4-1 HR BB	C X 0-1 E7 2B 1B		B B C B X 3-1 G6-3 ①		C B B F F B B 4-2 G6-3 S SF8 BB		3	3	1	0	2	0	0
Bill Mueller, S (1, 5) OBP: 0.429, SLG: 0.496	X 0-0 1B 2B		1 SAFE X 0-0 F9 ①	B X 1-0 2-H 2B		B F F B S 2-3 K ②		B 1 SAFE 1 SAFE 1 SAFE B B C S B 4-2 SF8 G6-3 1-2 BB		4	1	2	1	1	1	1
Barry Bonds, L (1, 7) OBP: 0.409, SLG: 0.580	B B X 2-0 G4-3 ②		B B X 2-0 1-H HR	B B C F X 2-2 G4-3 ③		C B S C 1-3 K ③		F S B B X 2-2 G6-3 ① 1-2 2-3		5	1	1	2	0	1	4
Jeff Kent, R (1, 4) OBP: 0.313, SLG: 0.454	C B X 1-1 2-H 1B		F B S B X 2-2 HR		B B C F S 2-3 K ①		X 0-0 E6 2B	F S F X 0-2 SF8 ② 2-3 3-H		4	2	2	3	0	1	0
Charlie Hayes, R (1, 3) OBP: 0.338, SLG: 0.446 J.T. Snow, L (8, PH) OBP: 0.286, SLG: 0.270 (9, 3)	F 1 SAFE B B B C 1 B C 3-3 K ③		X 0-0 F8 ②	C S X 0-2 G5-3 1B 1B			B F 1 SAFE X 1-1 WP 1-H 2B	C B B C C 2-3 K ③		4 1	0 0	2 0	1 0	0 0	1 1	1 1
Brent Mayne, L (1, 2) OBP: 0.348, SLG: 0.426		C S T F X 0-2 F8 ①	B B C B B 4-2 FC6-4 BB		C B 1 SAFE C F B X 2-2 G5-3 1-2 1B		C S B X 1-2 L1-3 ① 2-3			3	0	1	0	1	0	1
Chris Jones, R (1, 9) OBP: 0.278, SLG: 0.229 Steve Reed, R (8, 1) OBP: 0.500, SLG: 0.500 Robb Nen, R (9, 1)		X 0-0 F8 ②	B C F X 1-2 FC6-4 ③ 1-2f		C F X 0-2 G5-3 ② 1-2 2-3		F F B B B S 3-3 K2-3 ②			4 0 0	0 0 0	0 0 0	0 0 0	0 0 0	1 0 0	4 0 0
Rich Aurilia, R (1, 6) OBP: 0.426, SLG: 0.547		B B B B 4-0 BB	F B S C 1-3 K ①	I I I I 4-0 IBB			I I I I 4-0 IBB			1	0	0	0	3	1	0
Kirk Rueter, L (1, 1) OBP: 0.267, SLG: 0.267 Julian Tavarez, L (7, 1) Stan Javier, S (7, PH) (8, 9) OBP: 0.326, SLG: 0.325		F S S 0-3 K ③	F C S 0-3 K ②	B S F S 1-3 K ③			B B C F B X 3-2 G6-3 ③			3 0 1	0 0 0	0 0 0	0 0 0	0 0 0	3 0 0	4 0 2
Inning Stats	R: 1 E: 0 K: 1 S: 9 H: 2 LOB: 1 BB: 0 P: 16	R: 0 E: 0 K: 1 S: 9 H: 0 LOB: 1 BB: 1 P: 13	R: 3 E: 0 K: 0 S: 12 H: 2 LOB: 1 BB: 2 P: 25	R: 1 E: 1 K: 2 S: 12 H: 2 LOB: 1 BB: 0 P: 16	R: 0 E: 0 K: 2 S: 17 H: 2 LOB: 3 BB: 1 P: 26	R: 0 E: 0 K: 2 S: 8 H: 0 LOB: 0 BB: 0 P: 14	R: 1 E: 1 K: 1 S: 12 H: 1 LOB: 2 BB: 1 P: 24	R: 1 E: 0 K: 1 S: 15 H: 0 LOB: 1 BB: 2 P: 27		1B: 4 2B: 3 3B: 0 HR: 2	SF: 1 SAC: 0 DP: 0 HBP: 0			WP: 1 PB: 0 SB: 1 CS: 0	PA: 41		

	AB	33
	R	7
	H	9
	RBI	7
	BB	7
	SO	10
	LOB	18

PITCHER		IP	WLS	BF	H	R	ER	SO	BB	IBB	HBP	BLK	WP	HR	S	P	ERA	WHIP
Javier Vazquez, R ERA: 6.98	(1, 1)	4.0	L	21	6	5	4	4	3	0	0	0	0	2	42	70	9.00	2.250
Marc Valdes, R ERA: 7.77	(5, 1)	2.0		9	2	0	0	4	0	1	0	0	0	0	25	40	0.00	1.000
Steve Kline, L ERA: 4.26	(7, 1)	1.0		6	1	1	0	1	0	1	0	0	1	0	12	24	0.00	1.000
Anthony Telford, R ERA: 4.35	(8, 1)	1.0		5	0	1	1	1	2	0	0	0	0	0	15	27	9.00	2.000

PITCHER		IP	WLS	BF	H	R	ER	SO	BB	IBB	HBP	BLK	WP	HR	S	P	ERA	WHIP

Batter	1	2	3	4	5	6	7	8	9	AB	R	H	RBI	BB	SO	LOB
F.P. Santangelo, S (1, 4) (8, 7) OBP: 0.351, SLG: 0.407	F8 G6-3		K		L7			F9		5	0	0	0	0	1	3
Mark Grudzielanek, R (1, 6) OBP: 0.321, SLG: 0.408	HR	HR	K			G6-4-3 1B		F9		5	2	3	2	0	1	1
Vladimir Guerrero, R (1, 9) OBP: 0.345, SLG: 0.523	1B 1B 1B	P6		G6-3		L5			G5-3	5	1	1	0	0	0	1
Rondell White, R (1, 8) OBP: 0.312, SLG: 0.388	1B SF7 1-3 1B	G5-3		G6-3		G6-4-3 1-2f			P5	5	1	1	0	0	0	1
Brad Fullmer, L (1, 3) OBP: 0.331, SLG: 0.376 Mike Mordecai, R (8, 4) OBP: 0.107, SLG: 0.074	HR 2-3 3-H 1B	G3		WP 1B 2B			G6-3		G5-3	4 1	2 0	2 0	1 0	0 0	0 0	0 0
Ryan McGuire, L (1, 7) (8, 3) OBP: 0.362, SLG: 0.381	SF7 3-H		L8	FC6-4 2-H 1B			G3-1			3	0	1	2	0	0	0
Chris Widger, R (1, 2) OBP: 0.347, SLG: 0.486	1-H HR		HR	FC6-4 1-2f			2B			4	2	3	3	0	0	1
Shane Andrews, R (1, 5) OBP: 0.309, SLG: 0.491	E 1B		2B 1B		K		K			4	1	2	0	0	2	1
Carlos Perez, L (1, 1) OBP: 0.250, SLG: 0.300 Ugueth Urbina, R (9, 1)	E4 1-3 1B		1-H 2B		K			G3-1		4 0	0 0	2 0	1 0	0 0	1 0	0 0
Inning Stats	R: 5 E: 1 K: 0 S: 10 H: 7 LOB: 2 BB: 0 P: 10	R: 1 E: 0 K: 0 S: 4 H: 1 LOB: 0 BB: 0 P: 4	R: 2 E: 0 K: 2 S: 10 H: 3 LOB: 1 BB: 0 P: 10	R: 1 E: 0 K: 0 S: 5 H: 2 LOB: 1 BB: 0 P: 5	R: 0 E: 0 K: 2 S: 7 H: 0 LOB: 0 BB: 0 P: 7	R: 0 E: 0 K: 0 S: 3 H: 1 LOB: 0 BB: 0 P: 3	R: 0 E: 0 K: 1 S: 6 H: 1 LOB: 1 BB: 0 P: 6	R: 0 E: 0 K: 0 S: 3 H: 0 LOB: 0 BB: 0 P: 3	R: 0 E: 0 K: 0 S: 3 H: 0 LOB: 0 BB: 0 P: 3	1B: 8 2B: 3 3B: 0 HR: 4 SF: 1 SAC: 0 DP: 1 HBP: 0						

PITCHER		IP	WLS	BF	H	R	ER	SO	BB	IBB	HBP	BLK	WP	HR	S	P	ERA	WHIP
Mark Gardner, R ERA: 7.13	(1, 1)	2.1	L	18	11	8	8	0	0	0	0	0	0	4	18	18	30.86	4.714
Jim Poole, L ERA: 1.26	(3, 1)	4.2		17	4	1	1	5	0	0	0	0	1	0	27	27	1.93	0.857
John Johnstone, R ERA: 1.21	(8, 1)	1.0		3	0	0	0	0	0	0	0	0	0	0	3	3	0.00	0.000
Julian Tavarez, R ERA: 2.33	(9, 1)	1.0		3	0	0	0	0	0	0	0	0	0	0	3	3	0.00	0.000

PITCHER	IP	WLS	BF	H	R	ER	SO	BB	IBB	HBP	BLK	WP	HR	S	P	ERA	WHIP

TOP

Montreal Expos @ San Francisco Giants

3Com Park at Candlestick Point, San Francisco, CA

Wed May 13 1998, 6:33 AM EDT
Att. 10,244 - Sunny - 58 F

livebaseballscorecards.com

AB	40
R	9
H	15
RBI	9
BB	0
SO	5
LOB	8

WP: 1	PA: 41																	
PB: 0																		
SB: 0																		
CS: 0																		

Batter	1	2	3	4	5	6	7	8	9	AB	R	H	RBI	BB	SO	LOB
Darryl Hamilton, L (1, 8) OBP: 0.357, SLG: 0.299	G5-3		4-3			G6-3	P2			4	0	0	0	0	0	3
Bill Mueller, S (1, 5) OBP: 0.433, SLG: 0.507	WP, 1B, 1B		2-H, 2B			G6-3	K			3	1	2	1	0	0	0
J.T. Snow, L (7, 3) OBP: 0.284, SLG: 0.267										1	0	0	0	0	1	2
Barry Bonds, L (1, 7) OBP: 0.408, SLG: 0.574	CS, S, 1-H, 1B		P5			F7		K		3	0	1	1	0	0	1
Alex Diaz, S (7, 7) OBP: 0.149, SLG: 0.191										1	0	0	0	0	1	0
Jeff Kent, R (1, 4) OBP: 0.306, SLG: 0.442	K, 1-2			P5			G5-3	K		4	0	0	0	0	2	1
Charlie Hayes, R (1, 3) OBP: 0.333, SLG: 0.435	CS, 2-3	P3		F9			FC5, 2B, 1B	K		4	1	1	0	0	1	0
(7, 5)																
Stan Javier, S (1, 9) OBP: 0.318, SLG: 0.315		L4		F9			FC5, 1-3, 2B		K	4	1	0	0	0	1	1
Rich Aurilia, R (1, 6) OBP: 0.419, SLG: 0.544		F9			G6-3		1B, 2-H, 3-H, 2B		F9	4	1	1	2	0	0	0
Brent Mayne, L (1, 2) OBP: 0.357, SLG: 0.422			F8		K		BB, 2-H, 1B		BB	3	0	1	1	1	1	0
Mark Gardner, R (1, 1) OBP: 0.286, SLG: 0.167			2B, 2B		F8		1-2, BB		P6	0	0	0	0	0	0	0
Jim Poole, L (3, 1) OBP: 0.500, SLG: 1.000										2	1	1	0	0	0	0
Rey Sanchez, R (7, PH) OBP: 0.392, SLG: 0.388										0	0	0	0	1	0	0
John Johnstone, R (8, 1)										0	0	0	0	0	0	0
Julian Tavarez, L (9, 1)										0	0	0	0	0	0	0
Marvin Benard, L (9, PH) OBP: 0.380, SLG: 0.366										1	0	0	0	0	0	1
Inning Stats	R: 1 E: 0 K: 1 S: 6 H: 2 LOB: 0 BB: 0 P: 6	R: 0 E: 0 K: 0 S: 3 H: 0 LOB: 0 BB: 0 P: 3	R: 1 E: 0 K: 0 S: 5 H: 2 LOB: 1 BB: 0 P: 5	R: 0 E: 0 K: 0 S: 3 H: 0 LOB: 0 BB: 0 P: 3	R: 0 E: 0 K: 1 S: 5 H: 0 LOB: 0 BB: 0 P: 5	R: 0 E: 0 K: 0 S: 3 H: 0 LOB: 0 BB: 0 P: 3	R: 3 E: 1 K: 1 S: 9 H: 3 LOB: 2 BB: 1 P: 13	R: 0 E: 0 K: 3 S: 9 H: 0 LOB: 0 BB: 0 P: 9	R: 0 E: 0 K: 1 S: 5 H: 0 LOB: 1 BB: 1 P: 9	1B: 4 2B: 3 3B: 0 HR: 0	SF: 0 SAC: 0 DP: 0 HBP: 0						

PITCHER	IP	WLS	BF	H	R	ER	SO	BB	IBB	HBP	BLK	WP	HR	S	P	ERA	WHIP
Carlos Perez, L (1, 1) ERA: 3.46	8.0	W	32	7	5	4	6	1	0	0	0	1	0	43	47	4.50	1.000
Ugueth Urbina, R (9, 1) ERA: 0.93	1.0		4	0	0	0	1	1	0	0	0	0	0	5	9	0.00	1.000

PITCHER	IP	WLS	BF	H	R	ER	SO	BB	IBB	HBP	BLK	WP	HR	S	P	ERA	WHIP

BOTTOM

Montreal Expos @ San Francisco Giants
3Com Park at Candlestick Point, San Francisco, CA
Wed May 13 1998, 6:33 AM EDT
Att. 10,244 - Sunny - 58 F

livebaseballscorecards.com

AB	34
R	5
H	7
RBI	5
BB	2
SO	7
LOB	9

WP: 1	PA: 37		
PB: 0			
SB: 1			
CS: 1			

Batter	1	2	3	4	5	6	7	8	9	AB	R	H	RBI	BB	SO	LOB
Mike Mordecai, R (1, 4) OBP: 0.121, SLG: 0.094	S S S 0-3 ① K		x 0-0 ② F8		x 0-0 FC5-4 1-2 1B		x 0-0 ① G5-3		x 0-0 ③ G3	5	0	1	0	0	1	1
Mark Grudzielanek, R (1, 6) OBP: 0.313, SLG: 0.397	x 0-0 ② G4-3		x 0-0 ③ G4-3		x 0-0 ② F9 2-3		S S S 0-3 ② K			4	0	0	0	0	1	2
Vladimir Guerrero, R (1, 9) OBP: 0.345, SLG: 0.519	x 0-0 ③ 5-3			x 0-0 1B G6-4-3 1B	x 0-0 ③ FC5-4 1-2f		x 0-0 ③ L6			3	1	1	0	0	0	2
Steve Kline, S (5, 1)										0	0	0	0	0	0	0
Scott Livingstone, L (7, PH) OBP: 0.250, SLG: 0.286										1	0	0	0	0	0	0
Anthony Telford, R (7, 1)										0	0	0	0	0	0	0
Rondell White, R (1, 8) OBP: 0.316, SLG: 0.399		x 0-0 ① G6-3		x 0-0 G6-4-3 1-3 1B		x 0-0 BB 2B		x 0-0 ① G6-3		4	0	2	0	0	0	0
Chris Widger, R (1, 2) OBP: 0.344, SLG: 0.473	S S S 0-3 ② K		B B B B 4-0 G6-4-3 BB		S S S 0-3 ① K		S S S 0-3 ② K2-3			3	0	0	0	1	3	1
Robert Perez, R (1, 7) OBP: 0.209, SLG: 0.372	x 0-0 BB 1B		x 0-0 ① ② G6-4-3 1-2f 2-3 3-H					x 0-0 ③ G6-3		4	0	1	0	0	1	3
Shane Andrews, R (1, 5) OBP: 0.315, SLG: 0.482		B B B B 4-0 1-2 BB	x 0-0 ③ F9			B B B B 4-0 BB BB			x 0-0 ① G5-3	2	0	0	0	2	0	1
Ryan McGuire, L (1, 3) OBP: 0.373, SLG: 0.400		x 0-0 ③ F8			S S S 0-3 ① K	B B B B 4-0 1-2 2-3 BB			x 0-0 2B	3	0	1	0	1	1	2
Dustin Hermanson, R (1, 1)			x 0-0 ① G6-3		B B B B 4-0 F9 1B BB	S S S 0-3 ③ K			x 0-0 ② F7	0	0	0	0	0	0	0
Shayne Bennett, R (2, 1)										1	0	0	0	1	0	0
Da Rond Stovall, S (5, 9) OBP: 0.317, SLG: 0.297										2	0	0	0	0	1	4
Inning Stats	R: 0 E: 0 K: 1 S: 5 H: 0 LOB: 0 BB: 0 P: 5	R: 0 E: 0 K: 1 S: 6 H: 1 LOB: 2 BB: 1 P: 10	R: 0 E: 0 K: 0 S: 3 H: 0 LOB: 0 BB: 0 P: 3	R: 1 E: 0 K: 0 S: 4 H: 2 LOB: 1 BB: 1 P: 8	R: 0 E: 0 K: 1 S: 6 H: 1 LOB: 2 BB: 1 P: 10	R: 0 E: 0 K: 3 S: 10 H: 1 LOB: 3 BB: 2 P: 18	R: 0 E: 0 K: 1 S: 5 H: 0 LOB: 0 BB: 0 P: 5	R: 0 E: 0 K: 1 S: 5 H: 0 LOB: 0 BB: 0 P: 5	R: 0 E: 0 K: 0 S: 4 H: 1 LOB: 1 BB: 0 P: 4	1B: 4 2B: 2 3B: 0 HR: 0	SF: 0 SAC: 0 DP: 1 HBP: 0					

TOP

Montreal Expos @ San Francisco Giants

3Com Park at Candlestick Point, San Francisco, CA

Thu May 14 1998, 6:33 AM EDT

Cloudy - 58 F

livebaseballscorecards.com

AB	32
R	1
H	6
RBI	0
BB	5
SO	8
LOB	16

PITCHER		IP	WLS	BF	H	R	ER	SO	BB	IBB	HBP	BLK	WP	HR	S	P	ERA	WHIP
Shawn Estes, L ERA: 4.55	(1, 1)	6.0	W	27	5	1	1	6	5	0	0	0	0	0	34	54	1.50	1.667
Julian Tavarez, R ERA: 2.1	(7, 1)	3.0	S	10	1	0	0	2	0	0	0	0	0	0	14	14	0.00	0.333

PITCHER	IP	WLS	BF	H	R	ER	SO	BB	IBB	HBP	BLK	WP	HR	S	P	ERA	WHIP

WP: 0	PA: 37		
PB: 0			
SB: 0			
CS: 0			

Montreal Expos @ San Francisco Giants

3Com Park at Candlestick Point, San Francisco, CA

Thu May 14 1998, 6:33 AM EDT

Cloudy - 58 F

livebaseballscorecards.com

BOTTOM

Batter	1	2	3	4	5	6	7	8	9	AB	R	H	RBI	BB	SO	LOB
Darryl Hamilton, L (1, 8) OBP: 0.359, SLG: 0.297	E5	S 1B 1B	BBB G3 BB		SSS K ③			L4 ①		4	2	1	0	1	1	1
Bill Mueller, S (1, 5) OBP: 0.432, SLG: 0.511	2-H HR 2B	SSS 1-3 K ②	1-2 2-3 G3 ②			F9 ①		1B		5	1	2	1	0	1	3
Barry Bonds, L (1, 7) OBP: 0.413, SLG: 0.593	2-H HR	BBB HBP 1B BB	SSS K ③			G5-3 E 1B		F7 ②		4	2	2	2	1	1	3
Jeff Kent, R (1, 4) OBP: 0.314, SLG: 0.447	G4-3 2B	1B 1-2 1B HBP		F8 ①		BBB G5-3 1-2 BB		F8 ③		3	1	1	0	1	0	1
J.T. Snow, L (1, 3) OBP: 0.290, SLG: 0.275	G3 ①	1-3 2-H 3-H 1B 1B		CS 1B		G5-3 ② 1-2 2-3				4	0	2	2	0	0	3
Stan Javier, S (1, 9) OBP: 0.316, SLG: 0.313	G4-3 ② 2-3	1-2 3-H 1B		G3 ② ③ 1-2		G6-3 ③				4	0	1	1	0	0	4
Brent Mayne, L (1, 2) OBP: 0.351, SLG: 0.403	BBB FC6 BB	G4-3 ③			SSS K ①		F8 ①			3	0	0	0	1	1	2
Rey Sanchez, R (1, 6) OBP: 0.397, SLG: 0.394	FC6 ③ 1-2f		G3 SH3-4 1B		1B		G6-3 ②			4	0	2	0	0	0	2
Shawn Estes, R (1, 1) OBP: 0.333, SLG: 0.353 Julian Tavarez, L (7, 1)		G5-3 ①	SH3-4 ① 1-2		SSS K ②		G1-3 ③			2 1	0 0	0 0	0 0	0 0	1 0	1 0
Inning Stats	R: 3 E: 1 K: 0 S: 7 H: 3 LOB: 2 BB: 1 P: 11	R: 3 E: 0 K: 1 S: 8 H: 3 LOB: 2 BB: 1 P: 13	R: 0 E: 0 K: 1 S: 6 H: 1 LOB: 2 BB: 1 P: 10	R: 0 E: 0 K: 0 S: 3 H: 1 LOB: 0 BB: 0 P: 3	R: 0 E: 0 K: 3 S: 10 H: 1 LOB: 1 BB: 0 P: 10	R: 0 E: 1 K: 0 S: 4 H: 1 LOB: 2 BB: 1 P: 8	R: 0 E: 0 K: 0 S: 3 H: 0 LOB: 0 BB: 0 P: 3	R: 0 E: 0 K: 0 S: 4 H: 1 LOB: 1 BB: 0 P: 4		1B: 8 2B: 2 3B: 0 HR: 1 SF: 0 SAC: 1 DP: 0 HBP: 1						

	AB	34
	R	6
	H	11
	RBI	6
	BB	4
	SO	5
	LOB	20

WP: 0 PB: 0 SB: 2 CS: 1 PA: 40

PITCHER	IP	WLS	BF	H	R	ER	SO	BB	IBB	HBP	BLK	WP	HR	S	P	ERA	WHIP
Dustin Hermanson, R (1, 1) ERA: 3.94	1.0	L	8	3	3	2	0	1	0	0	0	0	1	7	11	18.00	4.000
Shayne Bennett, R (2, 1) ERA: 4.18	3.2		19	6	3	3	4	2	0	1	0	0	0	24	33	7.36	2.182
Steve Kline, L (5, 1) ERA: 3.86	1.1		6	1	0	0	1	1	0	0	0	0	0	7	11	0.00	1.500
Anthony Telford, R (7, 1) ERA: 3.97	2.0		7	1	0	0	0	0	0	0	0	0	0	7	7	0.00	0.500

PITCHER	IP	WLS	BF	H	R	ER	SO	BB	IBB	HBP	BLK	WP	HR	S	P	ERA	WHIP

Montreal Expos @ San Francisco Giants

3Com Park at Candlestick Point, San Francisco, CA

Thu May 14 1998, 6:38 AM EDT

Att. 12,055 - Cloudy - 60 F

livebaseballscorecards.com

TOP

Batter	1	2	3	4	5	6	7	8	9	AB	R	H	RBI	BB	SO	LOB
F.P. Santangelo, S (1, 4) OBP: 0.348, SLG: 0.403	L4		1B			K			P5	4	0	1	0	0	1	0
Mark Grudzielanek, R (1, 6) OBP: 0.305, SLG: 0.387	F8		K			G5-3			K	4	0	0	0	0	2	1
Vladimir Guerrero, R (1, 9) OBP: 0.349, SLG: 0.518	1B			CS 1B		G6-3			P4	4	0	2	0	0	0	0
Brad Fullmer, L (1, 3) OBP: 0.324, SLG: 0.367	K			F9			G3-1			3	0	0	0	0	1	2
Rondell White, R (1, 8) OBP: 0.317, SLG: 0.393		G5-3		BB 1-2			G5-3			2	0	0	0	1	0	0
Derrick May, L (1, 7) OBP: 0.213, SLG: 0.244		F9		G6-3			F8			3	0	0	0	0	0	1
Scott Livingstone, L (1, 5) OBP: 0.257, SLG: 0.290		G4-3			G4-3			G4-6-3 1B		3	0	1	0	0	0	0
Mike Hubbard, R (1, 2) OBP: 0.083, SLG: 0.083			G5-3		G1-3			K		2	0	0	0	0	0	0
Ryan McGuire, L (8, PH) OBP: 0.365, SLG: 0.391										1	0	0	0	0	1	1
Chris Widger, R (8, 2) OBP: 0.344, SLG: 0.473										0	0	0	0	0	0	0
Trey Moore, L (1, 1) OBP: 0.364, SLG: 0.400			P8		G4-3			G4-6-3 1-2f		2	0	0	0	0	0	0
Da Rond Stovall, S (8, PH) OBP: 0.310, SLG: 0.289										1	0	0	0	0	0	1
Mike Maddux, L (8, 1)										0	0	0	0	0	0	0
Inning Stats	R: 0 E: 0 K: 1 S: 6 H: 1 LOB: 1 BB: 0 P: 6	R: 0 E: 0 K: 0 S: 3 H: 0 LOB: 0 BB: 0 P: 3	R: 0 E: 0 K: 1 S: 6 H: 1 LOB: 1 BB: 0 P: 6	R: 0 E: 0 K: 0 S: 3 H: 1 LOB: 1 BB: 1 P: 7	R: 0 E: 0 K: 0 S: 3 H: 0 LOB: 0 BB: 0 P: 3	R: 0 E: 0 K: 1 S: 5 H: 0 LOB: 0 BB: 0 P: 5	R: 0 E: 0 K: 0 S: 3 H: 0 LOB: 0 BB: 0 P: 3	R: 0 E: 0 K: 1 S: 5 H: 1 LOB: 0 BB: 0 P: 5	R: 0 E: 0 K: 1 S: 5 H: 0 LOB: 0 BB: 0 P: 5	1B: 4 2B: 0 3B: 0 HR: 0	SF: 0 SAC: 0 DP: 1 HBP: 0					

	AB	29
	R	0
	H	4
	RBI	0
	BB	1
	SO	5
	LOB	6

WP: 0 PB: 0 SB: 0 CS: 1 PA: 30

PITCHER		IP	WLS	BF	H	R	ER	SO	BB	IBB	HBP	BLK	WP	HR	S	P	ERA	WHIP
Danny Darwin, R ERA: 3.17	(1, 1)	8.0	W	27	4	0	0	4	1	0	0	0	0	0	34	38	0.00	0.625
Robb Nen, R ERA: 1.11	(9, 1)	1.0	S	3	0	0	0	1	0	0	0	0	0	0	5	5	0.00	0.000

PITCHER	IP	WLS	BF	H	R	ER	SO	BB	IBB	HBP	BLK	WP	HR	S	P	ERA	WHIP

Montreal Expos @ San Francisco Giants

3Com Park at Candlestick Point, San Francisco, CA

Thu May 14 1998, 6:38 AM EDT

Att. 12,055 - Cloudy - 60 F

livebaseballscorecards.com

BOTTOM

Batter	1	2	3	4	5	6	7	8	9	AB	R	H	RBI	BB	SO	LOB
Alex Diaz, S (1, 8) OBP: 0.137, SLG: 0.176	S S S 0-3 K ①		x 0-0 F8 ①		x 0-0 G3-1 ③		x 0-0 F8 ③			4	0	0	0	0	1	1
Bill Mueller, S (1, 5) OBP: 0.422, SLG: 0.497	x 0-0 L8 ②		x 0-0 F9 ②			x 0-0 B5-3 ①		x 0-0 G4-3 ①		4	0	0	0	0	0	0
Barry Bonds, L (1, 7) OBP: 0.415, SLG: 0.588	x 0-0 G4-3 ③		x 0-0 F7 ③			x 0-0 S 1B 1B 1B		B B B 4-0 1B BB		3	1	1	0	1	0	0
Jeff Kent, R (1, 4) OBP: 0.318, SLG: 0.448		x 0-0 S 1B 1B		x 0-0 F8 ①		x 0-0 F7 ②		x 0-0 1-2 1B		4	1	2	0	0	0	1
Charlie Hayes, R (1, 3) OBP: 0.342, SLG: 0.438 Robb Nen, R (9, 1)		x 0-0 1-H FC4-6 1B		x 0-0 G3-1 ②		x 0-0 1B 1-2 1B		S S S 0-3 K ②		4 0	0 0	2 0	1 0	0 0	1 0	2 0
Chris Jones, R (1, 9) OBP: 0.281, SLG: 0.235 J.T. Snow, L (8, PH) OBP: 0.288, SLG: 0.273 (9, 3)		x 0-0 FC4-6 S ① 1-2f		S S S 0-3 K ③		x 0-0 FC6-4 1-2 2-H 1B		S S S 0-3 K ③		3 1	0 0	1 0	1 0	0 0	1 1	1 2
Rich Aurilia, R (1, 6) OBP: 0.407, SLG: 0.527		x 0-0 L8 ②			S S S 0-3 K ①	x 0-0 FC6-4 ③ 1-2f				3	0	0	0	0	1	3
Doug Mirabelli, R (1, 2) OBP: 0.500, SLG: 0.500		B B B 4-0 1-2 BB			x 0-0 2B		x 0-0 F9 ①			2	0	1	0	1	0	0
Danny Darwin, R (1, 1) OBP: 0.118, SLG: 0.063 Stan Javier, S (9, 9) OBP: 0.316, SLG: 0.313		S S S 0-3 K ③			x 0-0 F9 ②		x 0-0 G6-3 ②			3 0	0 0	0 0	0 0	0 0	1 0	3 0
Inning Stats	R: 0 H: 0 E: 0 LOB: 0 K: 1 BB: 0 S: 5 P: 5	R: 1 H: 2 E: 0 LOB: 2 K: 1 BB: 1 S: 7 P: 11	R: 0 H: 0 E: 0 LOB: 0 K: 0 BB: 0 S: 3 P: 3	R: 0 H: 0 E: 0 LOB: 0 K: 1 BB: 0 S: 5 P: 5	R: 0 H: 1 E: 0 LOB: 1 K: 1 BB: 0 S: 6 P: 6	R: 1 H: 3 E: 0 LOB: 2 K: 0 BB: 0 S: 6 P: 6	R: 0 H: 0 E: 0 LOB: 0 K: 0 BB: 0 S: 3 P: 3	R: 0 H: 1 E: 0 LOB: 2 K: 2 BB: 1 S: 8 P: 12		1B: 6 SF: 0 2B: 1 SAC: 0 3B: 0 DP: 0 HR: 0 HBP: 0						

	AB	31
	R	2
	H	7
	RBI	2
	BB	2
	SO	6
	LOB	13

WP: 0 PA: 33
PB: 0
SB: 3
CS: 0

PITCHER		IP	WLS	BF	H	R	ER	SO	BB	IBB	HBP	BLK	WP	HR	S	P	ERA	WHIP
Trey Moore, L ERA: 5.08	(1, 1)	7.0	L	28	6	2	2	4	1	0	0	0	0	0	35	39	2.57	1.000
Mike Maddux, R ERA: 4.5	(8, 1)	1.0		5	1	0	0	2	1	0	0	0	0	0	8	12	0.00	2.000

PITCHER	IP	WLS	BF	H	R	ER	SO	BB	IBB	HBP	BLK	WP	HR	S	P	ERA	WHIP

New York Mets @ San Francisco Giants

3Com Park at Candlestick Point, San Francisco, CA

Fri May 15 1998, 10:05 PM EDT

Att. 14,678 - Cloudy - 57 F

livebaseballscorecards.com

TOP

Batter	1	2	3	4	5	6	7	8	9	AB	R	H	RBI	BB	SO	LOB
Brian McRae, S (1, 8) OBP: 0.367, SLG: 0.372	G6-3		2B 2-H		G3			1B S BB		4	0	2	1	0	0	1
Preston Wilson, R (1, 7) OBP: 0.389, SLG: 0.471	K		G1-3			P9		1 SAFE 1 SAFE 1 SAFE BB 1-2 S		3	0	0	0	0	1	1
Rich Becker, L (8, PH) OBP: 0.333, SLG: 0.377 (8, 7)										0	0	0	0	1	0	0
John Olerud, L (1, 3) OBP: 0.466, SLG: 0.479	G1-3			HR		G3-1		F7		4	1	1	1	0	0	2
Butch Huskey, R (1, 9) OBP: 0.306, SLG: 0.367		G5-3		G3-6-1 1B		G3-1		K 1-2 2-3		4	0	1	0	0	1	2
Carlos Baerga, S (1, 4) OBP: 0.273, SLG: 0.345		G4-3		G3-6-1 1-2f				G4-6-3 1B	K	4	0	1	0	0	1	1
Matt Franco, L (1, 5) OBP: 0.382, SLG: 0.383		G4-3		G5-3				G4-6-3 1-2f	G4-3	3	0	0	0	0	0	1
Greg McMichael, R (7, 1)										0	0	0	0	0	0	0
John Hudek, S (8, 1)										0	0	0	0	0	0	0
Rick Wilkins, L (9, PH) OBP: 0.235, SLG: 0.304										1	0	0	0	0	0	0
Alberto Castillo, R (1, 2) OBP: 0.298, SLG: 0.288			G5-3		K		BB		P4	2	0	0	0	1	1	0
Bernard Gilkey, R (9, PH) OBP: 0.374, SLG: 0.342										1	0	0	0	0	0	0
Rey Ordonez, R (1, 6) OBP: 0.238, SLG: 0.236			SH1-4 2B BB		G1-3		G4-3			2	1	0	0	1	0	1
Masato Yoshii, R (1, 1) OBP: 0.273, SLG: 0.222			SH1-4 1-2		BB			L7		0	0	0	0	1	0	0
Luis Lopez, S (7, 5) OBP: 0.338, SLG: 0.357										1	0	0	0	0	0	0
Inning Stats	R: 0 E: 0 K: 1 S: 7 H: 0 LOB: 0 BB: 0 P: 13	R: 0 E: 0 K: 0 S: 5 H: 0 LOB: 0 BB: 0 P: 11	R: 1 E: 0 K: 0 S: 8 H: 1 LOB: 1 BB: 1 P: 18	R: 1 E: 0 K: 0 S: 6 H: 2 LOB: 0 BB: 0 P: 9	R: 0 E: 0 K: 1 S: 12 H: 0 LOB: 1 BB: 1 P: 21	R: 0 E: 0 K: 0 S: 9 H: 0 LOB: 0 BB: 0 P: 12	R: 0 E: 0 K: 0 S: 4 H: 1 LOB: 1 BB: 1 P: 8	R: 0 E: 0 K: 1 S: 11 H: 1 LOB: 2 BB: 1 P: 18	R: 0 E: 0 K: 1 S: 8 H: 0 LOB: 0 BB: 0 P: 8	1B: 3 2B: 1 3B: 0 HR: 1 SF: 0 SAC: 1 DP: 2 HBP: 0						

	AB	29
	R	2
	H	5
	RBI	2
	BB	4
	SO	4
	LOB	9

	WP: 0	PA: 34
	PB: 0	
	SB: 2	
	CS: 0	

PITCHER		IP	WLS	BF	H	R	ER	SO	BB	IBB	HBP	BLK	WP	HR	S	P	ERA	WHIP
Orel Hershiser, R ERA: 3.67	(1, 1)	7.0	W	26	4	2	2	2	3	0	0	0	0	1	51	92	2.57	1.000
Steve Reed, R ERA: 1.16	(8, 1)	0.1		3	1	0	0	0	1	0	0	0	0	0	5	9	0.00	6.000
Rich Rodriguez, L ERA: 5.73	(8, 1)	0.1		1	0	0	0	0	0	0	0	0	0	0	3	5	0.00	0.000
Robb Nen, R ERA: 1.05	(8, 1)	1.1	S	4	0	0	0	2	0	0	0	0	0	0	11	12	0.00	0.000

PITCHER	IP	WLS	BF	H	R	ER	SO	BB	IBB	HBP	BLK	WP	HR	S	P	ERA	WHIP

BOTTOM

Batter	1	2	3	4	5	6	7	8	9	AB	R	H	RBI	BB	SO	LOB
Darryl Hamilton, L (1, 8) OBP: 0.356, SLG: 0.289	S C B F F C 1-3 ① K		F B C F X 1-2 ① G4-3	X 0-0 ③ B1-3		B B C B B 4-1 BB		X 0-0 ① SH5-3 1-2		3	0	0	0	1	1	1
Bill Mueller, S (1, 5)	B F X 1-1 E1 G3		B F X 1-1 2B 1B		C B C X 1-2 HBP BB G6-4-3 1B	X 0-0 ③ L1		F B B B C F B 4-2 BB		4	1	2	0	1	0	2
Barry Bonds, L (1, 7) OBP: 0.415, SLG: 0.576	C F 1 SAFE B B X 2-2 ② G3 1-2		B C B X 2-1 ② P7		F B B C B F 1 SAFE B 4-2 G6-4-3 HBP 1-2 BB		B S B B F F B 4-2 S 2B BB	B B C B X 3-1 ② P6		3	1	0	0	2	0	4
Jeff Kent, R (1, 4) OBP: 0.326, SLG: 0.461	S S B B S 2-3 ③ K		B X 1-0 1-3 2B		M B C H 2-2 G6-4-3 1-2 2-3 HBP		1 SAFE 1 SAFE B B B X 2-0 G3-1 1-H 2B	S B C B F F B S 3-3 ③ K		4	0	2	1	0	2	3
J.T. Snow, L (1, 3) OBP: 0.280, SLG: 0.264		C B B X 2-1 ① L4	C C C F B B F B S 3-3 ③ K		C G B F X 1-2 ① ② G6-4-3 1-2f 2-3 3-H		B F F X 1-2 ① G3-1 2-3			4	0	0	0	0	1	5
Stan Javier, S (1, 9) OBP: 0.321, SLG: 0.326		B F B X 2-1 1B 1B		C B F B X 2-2 F9 1B 2B	B C B X 2-1 ③ L6		3 SAFE C C B B X 2-2 ② G3			4	1	2	0	0	0	2
Brent Mayne, L (1, 2) OBP: 0.372, SLG: 0.406		B 1 SAFE C F X 1-2 1B	F B X 1-1 ① F9 2-3			C C H 1-2 SH3 HBP	I I I I 4-0 IBB			2	0	1	0	1	0	1
Rich Aurilia, R (1, 6) OBP: 0.402, SLG: 0.515 Steve Reed, R (8, 1) OBP: 0.500, SLG: 0.500 Rich Rodriguez, L (8, 1) Robb Nen, R (8, 1)		C B F F F B S 2-3 ② K	X 0-0 3-H 1B			1 SAFE X 0-0 ① P4	B C F X 1-2 ③ G5-3			4 0 0 0	0 0 0 0	1 0 0 0	1 0 0 0	0 0 0 0	1 0 0 0	5 0 0 0
Orel Hershiser, R (1, 1) OBP: 0.111, SLG: 0.059 Rey Sanchez, R (8, 6) OBP: 0.405, SLG: 0.403		C B F B X 2-2 ③ F8	B B C X 2-1 ② F7			X 0-0 ② SH3 1-2		F C B B X 2-2 SH5-3 1B		2 1	0 0	0 1	0 0	0 0	0 0	3 0
Inning Stats	R: 0 H: 0 E: 1 LOB: 1 K: 2 BB: 0 S: 13 P: 19	R: 0 H: 2 E: 0 LOB: 2 K: 1 BB: 0 S: 15 P: 24	R: 0 H: 2 E: 0 LOB: 2 K: 1 BB: 0 S: 14 P: 22	R: 1 H: 2 E: 0 LOB: 1 K: 0 BB: 0 S: 9 P: 14	R: 1 H: 1 E: 0 LOB: 1 K: 0 BB: 1 S: 14 P: 24	R: 0 H: 0 E: 0 LOB: 2 K: 0 BB: 1 S: 6 P: 11	R: 1 H: 1 E: 0 LOB: 2 K: 0 BB: 2 S: 13 P: 27	R: 0 H: 1 E: 0 LOB: 2 K: 1 BB: 1 S: 14 P: 26		1B: 6 SF: 0 2B: 3 SAC: 2 3B: 0 DP: 1 HR: 0 HBP: 2						

PITCHER		IP	WLS	BF	H	R	ER	SO	BB	IBB	HBP	BLK	WP	HR	S	P	ERA	WHIP
Masato Yoshii, R ERA: 2.51	(1, 1)	6.0		29	7	2	2	4	2	0	2	0	0	0	71	114	3.00	1.500
Greg McMichael, R ERA: 4.32	(7, 1)	1.0	L	6	1	1	1	0	1	1	0	0	0	0	13	27	9.00	2.000
John Hudek, R ERA: 3.0	(8, 1)	1.0		5	1	0	0	1	1	0	0	0	0	0	14	26	0.00	2.000

PITCHER	IP	WLS	BF	H	R	ER	SO	BB	IBB	HBP	BLK	WP	HR	S	P	ERA	WHIP

New York Mets @ San Francisco Giants

3Com Park at Candlestick Point, San Francisco, CA

Fri May 15 1998, 10:05 PM EDT
Att. 14,678 - Cloudy - 57 F

livebaseballscorecards.com

AB	31
R	3
H	9
RBI	2
BB	5
SO	5
LOB	26

GIANTS

WP: 0	PA: 40		
PB: 0			
SB: 1			
CS: 0			

New York Mets @ San Francisco Giants

3Com Park at Candlestick Point, San Francisco, CA

Sat May 16 1998, 6:33 AM EDT
Att. 30,131 - Cloudy - 59 F

TOP

livebaseballscorecards.com

Batter	1	2	3	4	5	6	7	8	9	AB	R	H	RBI	BB	SO	LOB
Luis Lopez, S (1, 4) (8, 5) OBP: 0.354, SLG: 0.373	X 0-0 S 1B 1B	B X 1-0 2-H 1B 1B		B B S C C 2-3 ② K		C B F F F S 1-3 ③ K			B X 1-0 1B	5	2	3	1	0	2	0
Bernard Gilkey, R (1, 7) OBP: 0.375, SLG: 0.337	F B S B B X 3-2 ① L3 1-2	C B C B B B 4-2 1B BB		B C X 1-1 S 1B			C S S 0-3 ① K		B F F S 1-3 ③ K	4	0	1	0	1	2	2
John Olerud, L (1, 3) OBP: 0.473, SLG: 0.483	B B B C X 3-1 2-H 1B	B X 1-0 1-3 2-H 1B		1 SAFE B B C B B 4-1 1-2 BB			C B B B X 3-1 ② F8			3	0	2	2	1	0	0
Butch Huskey, R (1, 9) OBP: 0.297, SLG: 0.355	B B B C S S 3-3 ② K	B C F B B X 3-2 ③ G6-3		B F C S 1-3 ③ K			B S X 1-1 ③ P9			4	0	0	0	0	2	5
Jim Tatum, R (1, 5) OBP: 0.256, SLG: 0.486 Brian McRae, S (8, PH) OBP: 0.364, SLG: 0.368 (8, 8)	C B F B B B 4-2 BB	B B C X 2-1 ① F8			S B C S 1-3 ① K			B B F F B C 3-3 ① K		2 1	0 0	0 0	0 0	1 0	1 1	0 0
Preston Wilson, R (1, 8) OBP: 0.381, SLG: 0.421 Carlos Baerga, S (8, PH) OBP: 0.271, SLG: 0.342 (8, 4)	F B B S S 2-3 ③ K	C F B B X 2-2 ② G1-3			C F B F B F B 4-2 CS BB			B X 1-0 ② G4-3		2 1	0 0	0 0	0 0	1 0	1 0	2 0
Alberto Castillo, R (1, 2) OBP: 0.311, SLG: 0.357		B B X 2-0 PB 1B 1B	L F B F F X 1-2 HR		F S S 0-3 ② ③ K 1-2			B B B C X 3-1 ③ G6-3		4	2	2	1	0	1	1
Rey Ordonez, R (1, 6) OBP: 0.231, SLG: 0.228		1 SAFE B C X 1-1 ① B3	B X 1-0 ③ G3			X 0-0 ① P3			X 0-0 ① L9	4	0	0	0	0	0	1
Rick Reed, R (1, 1) OBP: 0.211, SLG: 0.294 Dennis Cook, L (8, 1) Rich Becker, L (9, PH) OBP: 0.330, SLG: 0.372 John Franco, L (9, 1)		B B C 1 SAFE 1 SAFE S S 2-3 ② K 1-2		F S B X 1-2 ① G5-3		B C X 1-1 ② L8			F B B B F F X 3-2 ② G6-3	3 0 1 0	0 0 0 0	0 0 0 0	0 0 0 0	1 0 0 0	1 0 0 0	1 0 0 0

AB	34
R	4
H	8
RBI	4
BB	4
SO	11
LOB	12

Inning Stats	1	2	3	4	5	6	7	8	9
	R: 1 E: 0 K: 2 S: 14	H: 2 LOB: 2 BB: 1 P: 29	R: 2 E: 0 K: 1 S: 13	H: 3 LOB: 2 BB: 1 P: 27	R: 1 E: 0 K: 0 S: 11	H: 1 LOB: 0 BB: 0 P: 17	R: 0 E: 0 K: 2 S: 12	H: 1 LOB: 2 BB: 1 P: 21	R: 0 E: 0 K: 2 S: 11	H: 0 LOB: 0 BB: 1 P: 16
	R: 0 E: 0 K: 1 S: 8	H: 0 LOB: 0 BB: 0 P: 10	R: 0 E: 0 K: 1 S: 7	H: 0 LOB: 0 BB: 0 P: 11	R: 0 E: 0 K: 1 S: 6	H: 0 LOB: 0 BB: 0 P: 13	R: 0 E: 0 K: 1 S: 9	H: 1 LOB: 1 BB: 0 P: 14		

1B: 7	SF: 0	WP: 0	PA: 38
2B: 0	SAC: 0	PB: 1
3B: 0	DP: 0	SB: 2
HR: 1	HBP: 0	CS: 1

PITCHER		IP	WLS	BF	H	R	ER	SO	BB	IBB	HBP	BLK	WP	HR	S	P	ERA	WHIP
Kirk Rueter, L ERA: 4.59	(1, 1)	3.0	L	17	6	4	4	3	2	0	0	0	0	1	38	73	12.00	2.667
John Johnstone, R ERA: 1.07	(4, 1)	3.0		11	1	0	0	5	2	0	0	0	0	0	31	47	0.00	1.000
Jim Poole, L ERA: 1.17	(7, 1)	1.0		3	0	0	0	1	0	0	0	0	0	0	7	11	0.00	0.000
Steve Reed, R ERA: 1.07	(8, 1)	2.0		7	1	0	0	2	0	0	0	0	0	0	15	27	0.00	0.500

PITCHER		IP	WLS	BF	H	R	ER	SO	BB	IBB	HBP	BLK	WP	HR	S	P	ERA	WHIP

Batter	1	2	3	4	5	6	7	8	9	AB	R	H	RBI	BB	SO	LOB
Darryl Hamilton, L (1, 8) OBP: 0.355, SLG: 0.284 Stan Javier, S (8, PH) OBP: 0.318, SLG: 0.324 (9, 8)	B F F X 1-2 P5 ①		B 1 SAFE F X 1-1 G4-3 ③			B C B B F B 4-2 BB		X 0-0 P3 ①		2 0 0 0 1 0 1 1 0 0 0 0 0 0						
Marvin Benard, L (1, 9) OBP: 0.358, SLG: 0.341 Chris Jones, R (8, PH) OBP: 0.276, SLG: 0.231 (9, 9)	C S B B X 2-2 G3 ②			B B B C F X 3-2 F7 ①		B X 1-0 P9 ②		C F C 0-3 K ②		3 0 0 0 0 0 1 1 0 0 0 0 1 0						
Barry Bonds, L (1, 7) OBP: 0.411, SLG: 0.565	X 0-0 G4-3 ③			B B X 2-0 G3-1 ②		B C B 1 SAFE C X 2-2 G3-1 ③		B B B 4-0 BB		3 0 0 0 1 0 1						
Jeff Kent, R (1, 4) OBP: 0.324, SLG: 0.456		B F X 1-1 P4 ①		B S B C B X 3-2 G5-3 ③			C C X 0-2 G4-6-3 1B	B B S F X 2-2 F8 ③		4 0 1 0 0 0 1						
J.T. Snow, L (1, 3) OBP: 0.279, SLG: 0.264		F C S 0-3 K ②			B X 1-0 G3 ①		X 0-0 G4-6-3 ①② 1-2f		B B C B F X 3-2 L4-6 1B 1B	4 0 1 0 0 1 1						
Charlie Hayes, R (1, 5) OBP: 0.361, SLG: 0.447		C S C 0-3 K ③			B C X 1-1 BB 1B		F B B F F B B 4-2 E 1B 1B BB		X 0-0 1-2 1B	3 1 2 0 1 1 0						
Brent Mayne, L (1, 2) OBP: 0.378, SLG: 0.403			B B C B C X 3-2 L4 ①		B B B 4-0 L3 1-2 BB		B X 1-0 E8 1B 1-3 1B		C B B X 2-1 L4-6 ①② 2-3	3 0 1 0 1 0 2						
Rey Sanchez, R (1, 6) OBP: 0.410, SLG: 0.408			C C X 0-2 1B		X 0-0 L3 ②③ 1-2		C B B X 2-1 1-2 3-H 1B		B B X 2-0 P4 ③	4 0 2 1 0 0 3						
Kirk Rueter, L (1, 1) OBP: 0.250, SLG: 0.250 John Johnstone, R (4, 1) Alex Diaz, S (6, PH) OBP: 0.135, SLG: 0.173 Jim Poole, L (7, 1) OBP: 0.500, SLG: 1.000 Bill Mueller, S (7, PH) OBP: 0.424, SLG: 0.493 Steve Reed, R (8, 1) OBP: 0.500, SLG: 0.500			M C B L 1-3 K ②			C F B B B B F T X 3-2 G6-3 ①	B C F B F F X 2-2 F8 ③			1 0 0 0 0 1 1 0 0 0 0 0 0 0 1 0 0 0 0 0 0 0 0 0 0 0 0 0 1 0 0 0 0 0 2 0 0 0 0 0 0 0						
Inning Stats	R: 0 E: 0 K: 0 S: 7 H: 0 LOB: 0 BB: 0 P: 10	R: 0 E: 0 K: 2 S: 8 H: 0 LOB: 0 BB: 0 P: 9	R: 0 E: 0 K: 1 S: 11 H: 1 LOB: 1 BB: 0 P: 16	R: 0 E: 0 K: 0 S: 7 H: 0 LOB: 0 BB: 0 P: 15	R: 0 E: 0 K: 0 S: 4 H: 1 LOB: 1 BB: 1 P: 10	R: 0 E: 0 K: 0 S: 10 H: 0 LOB: 1 BB: 1 P: 20	R: 1 E: 1 K: 0 S: 15 H: 3 LOB: 2 BB: 1 P: 24	R: 0 E: 0 K: 1 S: 7 H: 0 LOB: 1 BB: 1 P: 13	R: 0 E: 0 K: 0 S: 7 H: 2 LOB: 1 BB: 0 P: 14	1B: 7 2B: 2 3B: 0 HR: 0 SF: 0 SAC: 0 DP: 3 HBP: 0							

PITCHER		IP	WLS	BF	H	R	ER	SO	BB	IBB	HBP	BLK	WP	HR	S	P	ERA	WHIP
Rick Reed, R ERA: 2.75	(1, 1)	7.0	W	27	5	1	1	3	3	0	0	0	0	0	62	104	1.29	1.143
Dennis Cook, L ERA: 4.26	(8, 1)	1.0		4	0	0	0	1	1	0	0	0	0	0	7	13	0.00	1.000
John Franco, L ERA: 4.8	(9, 1)	1.0	S	4	2	0	0	0	0	0	0	0	0	0	7	14	0.00	2.000

PITCHER	IP	WLS	BF	H	R	ER	SO	BB	IBB	HBP	BLK	WP	HR	S	P	ERA	WHIP

BOTTOM

New York Mets @ San Francisco Giants

3Com Park at Candlestick Point, San Francisco, CA

Sat May 16 1998, 6:33 AM EDT
Att. 30,131 - Cloudy - 59 F

livebaseballscorecards.com

AB	31
R	1
H	7
RBI	1
BB	4
SO	4
LOB	13

GIANTS

New York Mets @ San Francisco Giants

3Com Park at Candlestick Point, San Francisco, CA

Sun May 17 1998, 6:33 AM EDT

Att. 24,408 - Sunny - 62 F

TOP

livebaseballscorecards.com

Batter	1	2	3	4	5	6	7	8	9	AB	R	H	RBI	BB	SO	LOB
Brian McRae, S (1, 8) OBP: 0.372, SLG: 0.381	F7		2B		HBP		FC5-4, 1B 2-H 3-H		P8	4	0	2	2	0	0	0
Matt Franco, L (1, 5) OBP: 0.373, SLG: 0.373	1B		L7		K		SAFE SAFE FC5-4 1-2f			4	0	1	0	0	1	4
Bernard Gilkey, R (1, 7) OBP: 0.360, SLG: 0.322 Mel Rojas, R (7, 1) Dennis Cook, L (8, 1)	L8		SAFE G5-3		K		SAFE K			4 0 0	0 0 0	0 0 0	0 0 0	0 0 0	2 0 0	5 0 0
John Olerud, L (1, 3) OBP: 0.461, SLG: 0.468	G6-3		K			L5		L7		4	0	0	0	0	1	2
Carlos Baerga, S (1, 4) OBP: 0.278, SLG: 0.355		F9, 2B		G6-3		P5		1B		4	0	2	0	0	0	0
Rich Becker, L (1, 9) OBP: 0.330, SLG: 0.363 (7, 7) Preston Wilson, R (8, PH) OBP: 0.364, SLG: 0.400 (8, 7)		BB		K		K	SAFE	K		2 1	0 0	0 0	0 0	1 1	2 1	0 1
Rick Wilkins, L (1, 2) OBP: 0.236, SLG: 0.286		F9 2-3		K			2B 1B BB		F8	3	1	0	0	1	1	3
Rey Ordonez, R (1, 6) OBP: 0.234, SLG: 0.231 Luis Lopez, S (9, PH) OBP: 0.349, SLG: 0.368	B3				SH1-4, 1B		L7		G6-3	3 1	0 0	1 0	0 0	0 0	0 0	3 0
Al Leiter, L (1, 1) OBP: 0.125, SLG: 0.188 Butch Huskey, R (7, PH) OBP: 0.300, SLG: 0.365 (7, 9)	K				SH1-4 1-2		SAFE 1B 2B 1-3		K	1 2	0 1	0 1	0 0	0 0	1 1	2 0
Inning Stats	R: 0 E: 0 K: 0 S: 10 H: 1 LOB: 1 BB: 0 P: 19	R: 0 E: 0 K: 1 S: 12 H: 1 LOB: 2 BB: 1 P: 23	R: 0 E: 0 K: 1 S: 11 H: 1 LOB: 1 BB: 0 P: 19	R: 0 E: 0 K: 2 S: 10 H: 0 LOB: 0 BB: 0 P: 15	R: 0 E: 0 K: 2 S: 11 H: 1 LOB: 2 BB: 0 P: 16	R: 0 E: 0 K: 1 S: 6 H: 0 LOB: 0 BB: 0 P: 10	R: 2 E: 0 K: 1 S: 14 H: 2 LOB: 1 BB: 1 P: 28	R: 0 E: 0 K: 1 S: 11 H: 1 LOB: 1 BB: 0 P: 19	R: 0 E: 0 K: 1 S: 8 H: 0 LOB: 0 BB: 0 P: 12	1B: 4 2B: 3 3B: 0 HR: 0 SF: 0 SAC: 1 DP: 0 HBP: 1	WP: 0 PB: 0 SB: 0 CS: 0 PA: 37					

	AB	33
	R	2
	H	7
	RBI	2
	BB	2
	SO	10
	LOB	20

PITCHER		IP	WLS	BF	H	R	ER	SO	BB	IBB	HBP	BLK	WP	HR	S	P	ERA	WHIP
Mark Gardner, R ERA: 6.38	(1, 1)	6.1	W	26	4	1	1	7	2	0	1	0	0	0	64	113	1.42	0.947
Julian Tavarez, R ERA: 2.35	(7, 1)	0.2		4	2	1	1	1	0	0	0	0	0	0	10	17	13.50	3.000
Rich Rodriguez, L ERA: 5.56	(8, 1)	0.1		2	1	0	0	0	0	0	0	0	0	0	6	12	0.00	3.000
Robb Nen, R ERA: 0.99	(8, 1)	1.2	S	5	0	0	0	2	0	0	0	0	0	0	13	19	0.00	0.000

PITCHER	IP	WLS	BF	H	R	ER	SO	BB	IBB	HBP	BLK	WP	HR	S	P	ERA	WHIP

BOTTOM

New York Mets @ San Francisco Giants

3Com Park at Candlestick Point, San Francisco, CA

Sun May 17 1998, 6:33 AM EDT
Att. 24,408 - Sunny - 62 F

livebaseballscorecards.com

Batter	1	2	3	4	5	6	7	8	9	AB	R	H	RBI	BB	SO	LOB
Darryl Hamilton, L (1, 8) OBP: 0.359, SLG: 0.292	0-1 FC5-4 S 1B		1-0 BB BB G4-3 1B	1-3 K			1-1 SH1-3 1-2	1-3 K		4	2	2	0	0	2	2
Bill Mueller, S (1, 5) OBP: 0.432, SLG: 0.497	2-3 K		4-2 G4-3 BB 1B 1-2 BB		1-1 FC3-6 1B		2-1 1B 2-3 1B			3	1	2	0	1	1	1
Barry Bonds, L (1, 7) OBP: 0.413, SLG: 0.564	2-0 FC5-4 1-2 1B		4-1 G4-3 1-2 2-3 BB		0-0 FC3-6 FC5-4 1-2f		2-0 SF9 3-H			2	0	1	1	1	0	1
Jeff Kent, R (1, 4) OBP: 0.323, SLG: 0.451	2-2 FC5-4 1B 1-2f 2-3		1-1 G4-3 1-2f 2-3 3-H		0-1 FC5-4 FC6-4 1-2f		0-1 1-2 1B			4	0	1	0	0	0	5
Charlie Hayes, R (1, 3) OBP: 0.368, SLG: 0.443 Rich Rodriguez, L (8, 1) Robb Nen, R (8, 1)	3-2 1-3 3-H 1B		4-2 1B BB		3-1 FC6-4 1-2f		1-3 K			3 0 0	0 0 0	1 0 0	1 0 0	1 0 0	1 0 0	3 0 0
Stan Javier, S (1, 9) OBP: 0.317, SLG: 0.322	1-1 P3		0-0 1-2 3-H 1B			3-3 K		2-3 K		4	0	1	1	0	2	2
Rich Aurilia, R (1, 6) OBP: 0.391, SLG: 0.500 Julian Tavarez, L (7, 1) J.T. Snow, L (8, 3) OBP: 0.284, SLG: 0.264		0-1 P3	3-2 K			0-1 G4-3		4-2 1B BB		3 0 0	0 0 0	0 0 0	0 0 0	0 0 1	1 0 0	2 0 0
Brent Mayne, L (1, 2) OBP: 0.360, SLG: 0.382		2-0 F7		3-1 F9		0-1 F7		2-2 F9		4	0	0	0	0	0	1
Mark Gardner, R (1, 1) OBP: 0.250, SLG: 0.143 Rey Sanchez, R (7, 6) OBP: 0.424, SLG: 0.416		2-3 K		2-3 K			4-0 1B SH1-3 SF9 BB	0-0 1-2 1B		2 1	0 1	0 1	0 0	0 1	2 0	0 0
Inning Stats	R: 1 E: 0 K: 1 S: 15 H: 3 LOB: 2 BB: 0 P: 25	R: 0 E: 0 K: 1 S: 6 H: 0 LOB: 0 BB: 0 P: 10	R: 2 E: 0 K: 1 S: 12 H: 2 LOB: 2 BB: 3 P: 29	R: 0 E: 0 K: 2 S: 8 H: 0 LOB: 0 BB: 0 P: 14	R: 0 E: 0 K: 0 S: 7 H: 1 LOB: 1 BB: 0 P: 11	R: 0 E: 0 K: 1 S: 8 H: 0 LOB: 0 BB: 0 P: 11	R: 1 E: 0 K: 1 S: 10 H: 2 LOB: 2 BB: 1 P: 20	R: 0 E: 0 K: 2 S: 14 H: 1 LOB: 2 BB: 1 P: 23		1B: 9 2B: 0 3B: 0 HR: 0	SF: 1 SAC: 1 DP: 1 HBP: 0					

	AB	30
	R	4
	H	9
	RBI	3
	BB	5
	SO	9
	LOB	17

PITCHER		IP	WLS	BF	H	R	ER	SO	BB	IBB	HBP	BLK	WP	HR	S	P	ERA	WHIP
Al Leiter, L ERA: 1.75	(1, 1)	6.0	L	26	6	3	3	6	3	0	0	0	0	0	56	100	4.50	1.500
Mel Rojas, R ERA: 1.53	(7, 1)	1.2		10	3	1	1	2	2	0	0	0	0	0	21	39	5.40	3.000
Dennis Cook, L ERA: 4.15	(8, 1)	0.1		1	0	0	0	1	0	0	0	0	0	0	3	4	0.00	0.000

PITCHER	IP	WLS	BF	H	R	ER	SO	BB	IBB	HBP	BLK	WP	HR	S	P	ERA	WHIP

San Francisco Giants @ Milwaukee Brewers

Milwaukee County Stadium, Milwaukee, WI

Tue May 19 1998, 8:05 PM EDT

Att. 13,138 - Cloudy - 81 F

livebaseballscorecards.com

TOP

Batter	1	2	3	4	5	6	7	8	9	AB	R	H	RBI	BB	SO	LOB
Darryl Hamilton, L (1, 8) OBP: 0.372, SLG: 0.293	4-3 S G1-2-3 1B		2B BB	4-3		BB 2B BB		CS 1B BB	G1	3	1	1	1	3	0	4
Bill Mueller, S (1, 5) OBP: 0.425, SLG: 0.484	4-3		L3		F8	2B BB		SAFE P3		4	0	0	1	1	0	3
Barry Bonds, L (1, 7) OBP: 0.423, SLG: 0.581	BB BB		2B		1B 1B	2B		F8		4	0	3	2	1	0	1
Jeff Kent, R (1, 4) OBP: 0.330, SLG: 0.453	BB BB		K		1B	K		1B		4	0	2	0	1	2	4
J.T. Snow, L (1, 3) OBP: 0.275, SLG: 0.254	G1-2-3			G3	P4	6-3		CS	K	5	0	0	0	0	1	7
Stan Javier, S (1, 9) OBP: 0.319, SLG: 0.324		G3		E 1B 1B	4-3	4-3			1B 1B 1B	5	1	2	0	0	0	4
Brent Mayne, L (1, 2) OBP: 0.374, SLG: 0.395		F8		E 1B		BB 1B BB 1B	F9		SF8	5	1	3	0	0	0	0
Rey Sanchez, R (9, PR) OBP: 0.424, SLG: 0.416										0	1	0	0	0	0	0
Doug Mirabelli, R (9, 2) OBP: 0.500, SLG: 0.500										0	0	0	0	0	0	0
Rich Aurilia, R (1, 6) OBP: 0.392, SLG: 0.495		F9		E5		BB BB BB 1B	G6-3			5	1	2	1	0	0	2
Shawn Estes, R (1, 1) OBP: 0.000, SLG: 0.316			F8	K		BB BB 2B BB	G6-3		SF8	2	0	0	0	0	1	3
Chris Jones, R (6, PH) OBP: 0.288, SLG: 0.231										0	1	0	0	1	0	0
Danny Darwin, R (6, 1) OBP: 0.118, SLG: 0.063										0	0	0	0	0	0	0
Alex Diaz, S (7, PH) OBP: 0.132, SLG: 0.170										1	0	0	0	0	0	0
Julian Tavarez, L (7, 1)										0	0	0	0	0	0	0
Charlie Hayes, R (9, PH) OBP: 0.364, SLG: 0.443										0	0	0	1	0	0	0
Jim Poole, L (9, 1) OBP: 0.500, SLG: 1.000										0	0	0	0	0	0	0
Inning Stats	R: 0 E: 0 K: 0 S: 3 H: 1 LOB: 2 BB: 2 P: 11	R: 0 E: 0 K: 0 S: 3 H: 0 LOB: 0 BB: 0 P: 5	R: 0 E: 0 K: 1 S: 6 H: 1 LOB: 2 BB: 1 P: 10	R: 0 E: 1 K: 1 S: 8 H: 2 LOB: 3 BB: 0 P: 10	R: 0 E: 0 K: 0 S: 5 H: 2 LOB: 2 BB: 0 P: 5	R: 4 E: 0 K: 1 S: 8 H: 3 LOB: 2 BB: 3 P: 20	R: 0 E: 0 K: 0 S: 7 H: 0 LOB: 0 BB: 0 P: 13	R: 0 E: 0 K: 0 S: 9 H: 1 LOB: 1 BB: 1 P: 17	R: 2 E: 0 K: 1 S: 17 H: 3 LOB: 1 BB: 0 P: 20	1B: 11 2B: 2 3B: 0 HR: 0 SF: 1 SAC: 0 DP: 1 HBP: 0							

	AB	38
	R	6
	H	13
	RBI	6
	BB	7
	SO	4
	LOB	28

WP: 0 PB: 0 SB: 1 CS: 1 PA: 47

PITCHER		IP	WLS	BF	H	R	ER	SO	BB	IBB	HBP	BLK	WP	HR	S	P	ERA	WHIP
21 Cal Eldred, R (1, 1) ERA: 4.08		5.0		28	8	4	4	2	5	0	0	0	0	0	27	51	7.20	2.600
Al Reyes, R (6, 1) ERA: 6.16		2.0		8	1	0	0	1	1	0	0	0	0	0	13	23	0.00	1.000
Mike Myers, L (8, 1) ERA: 0.59		1.0		4	1	0	0	0	1	0	0	0	0	0	9	17	0.00	2.000
Doug Jones, R (9, 1) ERA: 4.32		1.0	W	6	3	2	2	1	0	0	0	0	0	0	17	20	18.00	3.000

PITCHER	IP	WLS	BF	H	R	ER	SO	BB	IBB	HBP	BLK	WP	HR	S	P	ERA	WHIP

BOTTOM

Batter	1	2	3	4	5	6	7	8	9	AB	R	H	RBI	BB	SO	LOB
Fernando Vina, L (1, 4) OBP: 0.392, SLG: 0.463	BCBBCX 3-2 G5-3 ①	SSS 0-3 K ②		X 0-0 2-3 1B		X 0-0 L8 ③			BFX 1-1 SH1-3 HR 2B	5	1	2	0	0	1	1
Jeff Cirillo, R (1, 5) OBP: 0.416, SLG: 0.399	BBBB 4-0 HBP 1B BB	X 0-0 WP 2-H 1B		X 0-0 5-3 ③ 3-H			BBCCS 2-3 K ①		X 0-0 SH1-3 ① 2-3	3	1	1	1	1	1	1
Mark Loretta, R (1, 3) OBP: 0.397, SLG: 0.410	H 1-0 FC6-4 1B 1-2 HBP	X 0-0 6-3 ③ 1-2			X 0-0 5-3 ①		X 0-0 F9 ②		IIII 4-0 HR IBB	3	1	0	0	1	0	1
Jeromy Burnitz, L (1, 9) OBP: 0.368, SLG: 0.512	BBX 2-0 FC6-4 1-2 2-H 1B		X 0-0 F8 ①		BBBB 4-0 HR BB		BBCCBFBX 3-2 2B		CX 0-1 1-H 3-H HR	4	2	3	4	1	0	0
Marc Newfield, R (1, 7) Dave Nilsson, L (7, PH) Mike Myers, L (8, 1) Doug Jones, R (9, 1) OBP: 0.325, SLG: 0.338 OBP: 0.421, SLG: 0.556	X 0-0 FC6-4 ② 1-2f 2-3		SSS 0-3 K ②		X 0-0 1-H HR		BCFBBX 3-2 G4-3 ③			3 1 0 0	1 0 0 0	1 0 0 0	2 0 0 0	0 0 0 0	1 0 0 0	2 1 0 0
Eric Owens, R (1, 8) (8, 7) Geoff Jenkins, L (8, PH) (9, 7) OBP: 0.167, SLG: 0.304 OBP: 0.358, SLG: 0.613	X 0-0 G4-3 ③	X 0-0 L5 ③			SSS 0-3 K ②			X 0-0 G6-3 ①		3 1	0 0	0 0	0 0	0 0	1 0	2 0
Jose Valentin, S (1, 6) OBP: 0.333, SLG: 0.380		X 0-0 2B 2B		SSS 0-3 K ①	X 0-0 6-3 ③			BFFBS 2-3 K ②		4	1	1	0	0	2	0
Mike Matheny, R (1, 2) OBP: 0.322, SLG: 0.407		X 0-0 1B 2B 2-H		X 0-0 21 SH1-4 1B PB 1B		BBCX 2-1 G6-3 ①		BFBX 2-1 1B		4	2	3	1	0	0	0
21 Cal Eldred, R (1, 1) Al Reyes, R (6, 1) Darrin Jackson, R (8, 8) OBP: 0.125, SLG: 0.067 OBP: 0.333, SLG: 0.333 OBP: 0.184, SLG: 0.189		SSS 0-3 K ①		X 0-0 SH1-4 ② 1-2		CSS 0-3 K ②		BFBCS 2-3 K ③		1 1 1	0 0 0	0 0 0	0 0 0	0 0 0	1 1 1	1 0 1
Inning Stats	R: 1 H: 1 E: 0 LOB: 2 K: 0 BB: 1 S: 6 P: 16	R: 2 H: 3 E: 0 LOB: 1 K: 2 BB: 0 S: 10 P: 10	R: 0 H: 0 E: 0 LOB: 0 K: 1 BB: 0 S: 5 P: 5	R: 1 H: 2 E: 0 LOB: 1 K: 1 BB: 0 S: 7 P: 7	R: 2 H: 1 E: 0 LOB: 0 K: 1 BB: 1 S: 6 P: 10	R: 0 H: 0 E: 0 LOB: 0 K: 1 BB: 0 S: 6 P: 8	R: 0 H: 1 E: 0 LOB: 1 K: 1 BB: 0 S: 11 P: 19	R: 0 H: 1 E: 0 LOB: 1 K: 2 BB: 0 S: 9 P: 15	R: 3 H: 2 E: 0 LOB: 0 K: 0 BB: 1 S: 5 P: 10	1B: 5 SF: 0 2B: 4 SAC: 2 3B: 0 DP: 0 HR: 2 HBP: 1						

PITCHER		IP	WLS	BF	H	R	ER	SO	BB	IBB	HBP	BLK	WP	HR	S	P	ERA	WHIP
Shawn Estes, L ERA: 4.92	(1, 1)	5.0		25	7	6	5	5	2	0	1	0	1	1	34	48	9.00	1.800
Danny Darwin, R ERA: 3.1	(6, 1)	1.0		3	0	0	0	1	0	0	0	0	0	0	6	8	0.00	0.000
Julian Tavarez, R ERA: 2.2	(7, 1)	2.0		8	2	0	0	3	0	0	0	0	0	0	20	34	0.00	1.000
Jim Poole, L ERA: 2.87	(9, 1)	0.1	L	4	2	3	3	0	0	1	0	0	0	1	5	10	81.00	6.000

PITCHER	IP	WLS	BF	H	R	ER	SO	BB	IBB	HBP	BLK	WP	HR	S	P	ERA	WHIP

San Francisco Giants @ Milwaukee Brewers

Milwaukee County Stadium, Milwaukee, WI

Tue May 19 1998, 8:05 PM EDT

Att. 13,138 - Cloudy - 81 F

livebaseballscorecards.com

AB	34
R	9
H	11
RBI	8
BB	3
SO	9
LOB	10

WP: 1	PA: 40		
PB: 1			
SB: 0			
CS: 0			

Batter	1	2	3	4	5	6	7	8	9	AB	R	H	RBI	BB	SO	LOB
Darryl Hamilton, L (1, 8) OBP: 0.373, SLG: 0.297	B C X 1-1 CS 1B 1B		B B X 2-0 G3 ① 1B		C B 1 SAFE 1 SAFE F B F F X 2-2 P6 ① 1B	C X 0-1 FC5-4 1-2 2-H 1B			B X 1-0 G3 ① 1B	5	0	2	1	0	0	1
Bill Mueller, S (1, 5) OBP: 0.419, SLG: 0.475	C 1 SAFE 1 SAFE S 1 B X 1-2 1B		C B B X 2-1 G3 ② 1B		F B X 1-1 F8 ② 1B	B B B C X 3-1 FC5-4 ③ 1-2f 1B			C B B X 2-1 G4-3 ② 1B	5	0	1	0	0	0	3
Barry Bonds, L (1, 7) OBP: 0.427, SLG: 0.585	F C B B C 2-3 K ① 1B		B B B B 4-0 BB 1B		B X 1-0 1-H 2B 2B		F B X 1-1 L3 ① 1B		X 0-0 CS 1B	4	0	2	1	1	1	2
Jeff Kent, R (1, 4) OBP: 0.323, SLG: 0.443	C B B B S F C 3-3 K ② ③ 2-3 1B		F 1 SAFE X 0-1 F8 ③ 1B		F B B F F X 2-2 G6-3 ③ 1B		S B B X 2-1 F9 ② 1B		B B 2-0 CS ③ 1-2 1B	4	0	0	0	0	1	4
Stan Javier, S (1, 9) OBP: 0.318, SLG: 0.329		B C C B X 2-2 1B SF9 2B	C B B S X 2-2 G4-3 ① 1B		F S B B F B X 2-2 P7 ① 1B	B C F B B S 3-3 K ③ 1B				4	1	1	0	0	1	0
J.T. Snow, L (1, 3) OBP: 0.274, SLG: 0.254		B B X 2-0 1B 2-3 1B	C C X 0-2 F7 ② 1B		B B C S B F X 3-2 F9 ② 1B			C B B F F X 2-2 G4-3 ① 2B		4	0	1	0	0	0	0
Rich Aurilia, R (1, 6) OBP: 0.403, SLG: 0.519		C C X 0-2 SF9 ① 3-H	S C X 0-2 1B		C C X 0-2 1B			C B B X 2-1 G4-3 2B		3	1	3	1	0	0	0
Brent Mayne, L (1, 2) OBP: 0.379, SLG: 0.400		C C 1 SAFE F X 0-2 ② 1-3 1B	P B C 1 SAFE 1 SAFE X 2-1 G4-3 ③ 1B		C B B X 2-1 1-2 1B			B B B X 3-0 G4-3 ② 2-3 2B		4	1	2	0	0	0	2
Orel Hershiser, R (1, 1) OBP: 0.190, SLG: 0.150		C S B S 1-3 K ③ 1B			B X 1-0 2B	S S X 0-2 1-2 2-H 1B		B X 1-0 L9 ③ 1B		3	1	2	1	0	1	1
Marvin Benard, L (8, PH) OBP: 0.352, SLG: 0.333										1	0	0	0	0	0	1
Steve Reed, R (8, 1) OBP: 0.500, SLG: 0.500										0	0	0	0	0	0	0
Rich Rodriguez, L (8, 1)										0	0	0	0	0	0	0
Robb Nen, R (9, 1)										0	0	0	0	0	0	0
Inning Stats	R: 0 E: 0 K: 2 S: 12 H: 2 LOB: 1 BB: 0 P: 19	R: 1 E: 0 K: 1 S: 14 H: 3 LOB: 1 BB: 0 P: 19	R: 0 E: 0 K: 0 S: 5 H: 0 LOB: 1 BB: 1 P: 13	R: 0 E: 0 K: 0 S: 12 H: 1 LOB: 1 BB: 0 P: 15	R: 1 E: 0 K: 0 S: 13 H: 2 LOB: 1 BB: 0 P: 20	R: 2 E: 0 K: 0 S: 20 H: 4 LOB: 2 BB: 0 P: 30	R: 0 E: 0 K: 1 S: 7 H: 0 LOB: 0 BB: 0 P: 13	R: 0 E: 0 K: 0 S: 8 H: 1 LOB: 1 BB: 0 P: 16	R: 0 E: 0 K: 0 S: 4 H: 1 LOB: 0 BB: 0 P: 9	1B: 11 2B: 3 3B: 0 HR: 0 SF: 1 SAC: 0 DP: 0 HBP: 0						

PITCHER		IP	WLS	BF	H	R	ER	SO	BB	IBB	HBP	BLK	WP	HR	S	P	ERA	WHIP
Steve Woodard, R ERA: 4.18	(1, 1)	5.2	L	27	11	4	4	3	1	0	0	0	0	0	72	109	6.35	2.118
Mike Myers, L ERA: 0.54	(6, 1)	1.1		5	1	0	0	1	0	0	0	0	0	0	11	20	0.00	0.750
Bronswell Patrick, R ERA: 1.69	(8, 1)	2.0		7	2	0	0	0	0	0	0	0	0	0	12	25	0.00	1.000

PITCHER	IP	WLS	BF	H	R	ER	SO	BB	IBB	HBP	BLK	WP	HR	S	P	ERA	WHIP

TOP

San Francisco Giants @ Milwaukee Brewers

Milwaukee County Stadium, Milwaukee, WI

Wed May 20 1998, 8:05 PM EDT
Att. 15,286 - Cloudy - 62 F

livebaseballscorecards.com

AB	37
R	4
H	14
RBI	4
BB	1
SO	4
LOB	14

GIANTS

BOTTOM

Batter	1	2	3	4	5	6	7	8	9	AB	R	H	RBI	BB	SO	LOB
Fernando Vina, L (1, 4) OBP: 0.399, SLG: 0.464	B B B C B 4-1 G4-3 BB			S B B X 2-1 FC4-6 1B		F B F X 1-2 G4-3 ②		F F H 1-2 P3 1B 1B HBP		2	1	1	0	1	0	0
Jeff Cirillo, R (1, 5) OBP: 0.413, SLG: 0.395	C C X 0-2 ①② G4-3 1-2f			1 SAFE 1 SAFE X 0-0 ① F9		C F B F B F S 2-3 ③ K		C B 1 SAFE X 1-1 1B 1-2 1B		4	0	1	0	0	1	2
Jose Valentin, S (1, 6) OBP: 0.331, SLG: 0.383	C X 0-1 ③ F7			F 1 SAFE F 1 SAFE F F X 0-2 ② FC4-6 WP 1-2f			C B X 1-1 WP 1B 2B	B C S X 1-2 ② P3 2-3		4	1	1	0	0	0	3
Jeromy Burnitz, L (1, 9) OBP: 0.371, SLG: 0.509 (9, 8)		S B C B T C 2-3 ① K		B B B B 4-0 1-2 BB			F B F B S 2-3 K 2-3 ①	B B X 2-0 1-3 3-H 1B		3	0	1	1	1	2	1
Dave Nilsson, L (1, 3) OBP: 0.409, SLG: 0.524 Mark Loretta, R (8, PH) (9, 7) OBP: 0.393, SLG: 0.406		B X 1-0 ② G4-3		X 0-0 ③ L8			B B B C X 3-1 1B S 3-H 1B	1 SAFE C S 1 B B S 2-3 ③ K SAFE		3	0	1	1	0	0	2
										1	0	0	0	0	1	2
Geoff Jenkins, L (1, 7) OBP: 0.338, SLG: 0.576 (9, 9)		B X 1-0 ③ L8			F F X 0-2 ① F9		C B B B B F S 3-3 ② K 1-2		C B F S 1-3 ① K	4	0	0	0	0	2	1
Mike Matheny, R (1, 2) OBP: 0.328, SLG: 0.410			B C B B X 3-1 ① G5-3	X 0-0 G5-4-3 1B			B C F X 1-2 2-3 1B		C S S 0-3 ② K	4	0	2	0	0	1	0
Eric Owens, R (1, 8) OBP: 0.154, SLG: 0.280 Mike Myers, L (6, 1) Marquis Grissom, R (7, PH) OBP: 0.314, SLG: 0.436 Bronswell Patrick, R (8, 1) Marc Newfield, R (9, PH) OBP: 0.321, SLG: 0.333			F X 0-1 ② G3-1	B B X 2-0 ②③ G5-4-3 1-2f		S B B B C B X 3-2 ③ G5-3	B S C S X 1-2 ③ G1-3			2	0	0	0	0	0	1
										0	0	0	0	0	0	0
										1	0	0	0	0	0	2
										0	0	0	0	0	0	0
										1	0	0	0	0	0	0
Steve Woodard, L (1, 1) Darrin Jackson, R (6, 8) OBP: 0.182, SLG: 0.187 Bob Hamelin, L (8, PH) OBP: 0.196, SLG: 0.196 (9, 3)			S B X 1-1 ③ G4-3			C F B F S 1-3 ① K		B C F S 1-3 ① K		1	0	0	0	0	0	0
										1	0	0	0	0	1	0
										1	0	0	0	0	1	0

San Francisco Giants @ Milwaukee Brewers
Milwaukee County Stadium, Milwaukee, WI
Wed May 20 1998, 8:05 PM EDT
Att. 15,286 - Cloudy - 62 F

livebaseballscorecards.com

AB	32
R	2
H	7
RBI	2
BB	2
SO	9
LOB	14

Inning Stats	1	2	3	4	5	6	7	8	9
	R: 0 E: 0 K: 0 S: 6	H: 0 LOB: 0 BB: 1 P: 10	R: 0 E: 0 K: 1 S: 6	H: 0 LOB: 0 BB: 0 P: 10	R: 0 E: 0 K: 0 S: 6	H: 0 LOB: 0 BB: 0 P: 10	R: 0 E: 0 K: 0 S: 8	H: 1 LOB: 2 BB: 1 P: 14	R: 0 E: 0 K: 0 S: 5	H: 1 LOB: 0 BB: 0 P: 7	R: 0 E: 0 K: 2 S: 12	H: 0 LOB: 0 BB: 0 P: 16	R: 1 E: 0 K: 2 S: 16	H: 3 LOB: 2 BB: 0 P: 29	R: 1 E: 0 K: 2 S: 14	H: 2 LOB: 2 BB: 0 P: 22	R: 0 E: 0 K: 2 S: 9	H: 0 LOB: 0 BB: 0 P: 11

1B: 6	SF: 0
2B: 1	SAC: 0
3B: 0	DP: 2
HR: 0	HBP: 1

WP: 2	PA: 35
PB: 0	
SB: 1	
CS: 0	

PITCHER		IP	WLS	BF	H	R	ER	SO	BB	IBB	HBP	BLK	WP	HR	S	P	ERA	WHIP
Orel Hershiser, R ERA: 3.41	(1, 1)	7.0	W	26	5	1	1	5	2	0	0	0	2	0	59	96	1.29	1.000
Steve Reed, R ERA: 1.4	(8, 1)	0.1		3	1	1	1	1	0	0	1	0	0	0	7	10	27.00	3.000
Rich Rodriguez, L ERA: 5.25	(8, 1)	0.2		3	1	0	0	1	0	0	0	0	0	0	7	12	0.00	1.500
Robb Nen, R ERA: 0.95	(9, 1)	1.0	S	3	0	0	0	2	0	0	0	0	0	0	9	11	0.00	0.000

PITCHER	IP	WLS	BF	H	R	ER	SO	BB	IBB	HBP	BLK	WP	HR	S	P	ERA	WHIP

Batter	1	2	3	4	5	6	7	8	9	AB	R	H	RBI	BB	SO	LOB
Darryl Hamilton, L (1, 8) OBP: 0.386, SLG: 0.318	X 0-0 1B 2B	B B C B B 4-1 FC6-4 BB			B B C B X 3-1 1B 1B	B C X 1-1 2B 1B	C F S 0-3 ③ K		C F S 0-3 ② K	4	2	3	0	1	1	0
Alex Diaz, S (9, PH) OBP: 0.130, SLG: 0.167 (9, 8)										1	0	0	0	0	1	2
Bill Mueller, S (1, 5) OBP: 0.427, SLG: 0.488	L B B B F F X 3-2 ① 2-H 1B	C X 0-1 ③ FC6-4 1-2f			B 1 SAFE B F C X 2-2 ① 1B 1-2 1B	1 SAFE C B X 1-1 1B 1-H SF8 2B		X 0-0 1B 2B 1B	X 0-0 ③ FC6 1-2f	6	3	4	2	0	0	5
Barry Bonds, L (1, 7) OBP: 0.431, SLG: 0.583	B B S X 2-0 ② G3-1		B B S F X 2-2 ① F7		F B B X 2-1 WP 1B 1-3 1B	B B C B B 4-1 1B BB		B C X 1-1 ① 1-3 1B		4	1	2	0	1	0	0
John Johnstone, R (9, 1)										0	0	0	0	0	0	0
Jeff Kent, R (1, 4) OBP: 0.330, SLG: 0.452	C X 0-1 ③ L1		S B F C 1-3 ② K		B X 1-0 WP 1B 1-2 3-H 1B	S X 0-1 1-2 2-3 1B		B F B X 2-1 1B L5 3-H 2B		5	1	3	2	0	1	0
Charlie Hayes, R (1, 3) OBP: 0.366, SLG: 0.434		B X 2-0 ① G5-3	X 0-0 ③ G5-3		B B B B 4-0 1B 1-2 2-3 BB	B S X 1-1 ① P6		C C B X 1-2 2-3 1B		4	0	1	0	1	0	3
Chris Jones, R (1, 9) OBP: 0.281, SLG: 0.218	S B B B B 4-1 BB 1B BB	X 0-0 ① G6-3			S B F S 1-3 ② K	S F B X 1-2 ② SF8 3-H		C X 0-1 ② ③ L5 3-H		3	1	0	1	1	1	5
Rey Sanchez, R (1, 6) OBP: 0.422, SLG: 0.407	B P B B B 4-0 SH3-4 1B 1-2 BB	X 0-0 ② L9			B B X 2-0 1-3 2-H 3-H 1B	B F B X 2-1 ③ G3			C X 0-1 ① G6-3	4	0	1	2	1	0	2
Brian Johnson, R (1, 2) OBP: 0.281, SLG: 0.267	C F X 0-2 SH3-4 1-2 2-H 1B			B B B B 4-0 BB	I I I I 4-0 FC4 IBB		C B X 1-1 ① G6-3		B X 1-0 1B 1B	3	0	2	1	2	0	0
Kirk Rueter, L (1, 1) OBP: 0.211, SLG: 0.211	X 0-0 ② SH3-4 1-2 2-3			C B C B F C 2-3 ③ K	F B X 1-1 ③ FC4 1-2f		F F X 0-2 ② G1-3		C X 0-1 1-2 FC6 1B	3	0	0	0	0	1	4
Marvin Benard, L (9, PH) OBP: 0.364, SLG: 0.348 (9, 7)										1	0	1	0	0	0	0
Inning Stats	R: 1 E: 0 K: 0 S: 8 H: 2 LOB: 0 BB: 0 P: 13	R: 1 E: 0 K: 0 S: 10 H: 1 LOB: 3 BB: 3 P: 23	R: 0 E: 0 K: 1 S: 7 H: 0 LOB: 0 BB: 0 P: 10	R: 0 E: 0 K: 1 S: 6 H: 0 LOB: 1 BB: 1 P: 12	R: 3 E: 0 K: 1 S: 14 H: 5 LOB: 3 BB: 2 P: 34	R: 2 E: 0 K: 0 S: 14 H: 3 LOB: 2 BB: 1 P: 24	R: 0 E: 0 K: 1 S: 8 H: 0 LOB: 0 BB: 0 P: 9	R: 1 E: 0 K: 0 S: 10 H: 4 LOB: 1 BB: 0 P: 14	R: 0 E: 0 K: 1 S: 9 H: 2 LOB: 2 BB: 0 P: 10	1B: 14 2B: 4 3B: 0 HR: 0 SF: 1 SAC: 1 DP: 1 HBP: 0						

PITCHER	IP	WLS	BF	H	R	ER	SO	BB	IBB	HBP	BLK	WP	HR	S	P	ERA	WHIP
Scott Karl, L (1, 1) ERA: 4.11	5.0	L	30	10	7	7	3	6	1	0	0	1	0	50	103	12.60	3.200
Bobby Chouinard, R (6, 1) ERA: 3.0	3.0		12	5	1	1	1	0	0	0	0	0	0	27	36	3.00	1.667
Doug Jones, R (9, 1) ERA: 4.15	1.0		5	2	0	0	1	0	0	0	0	0	0	9	10	0.00	2.000

PITCHER	IP	WLS	BF	H	R	ER	SO	BB	IBB	HBP	BLK	WP	HR	S	P	ERA	WHIP

TOP

San Francisco Giants @ Milwaukee Brewers

Milwaukee County Stadium, Milwaukee, WI

Thu May 21 1998, 4:33 AM EDT
Att. 21,641 - Cloudy - 65 F

livebaseballscorecards.com

AB	38
R	8
H	17
RBI	8
BB	7
SO	5
LOB	21

WP: 1 PA: 47
PB: 0
SB: 0
CS: 0

Batter	1	2	3	4	5	6	7	8	9	AB	R	H	RBI	BB	SO	LOB
Fernando Vina, L (1, 4) OBP: 0.391, SLG: 0.454	B B B C C X 3-2 G3-1 ①		F B F C 1-3 K ③			B C C F B X 2-2 L8 ①			F B F X 1-2 F9 ①	4	0	0	0	0	1	0
Jose Valentin, S (1, 6) OBP: 0.330, SLG: 0.376	B X 1-0 F8 ②			B B B C C X 3-2 P6 ①		F C B B F B X 3-2 F6 ②			S F B B F F B B 4-2 1B BB	3	0	0	0	1	0	0
Jeff Cirillo, R (1, 5) OBP: 0.409, SLG: 0.391	C C X 0-2 G5-3 ③			X 0-0 F7 ②		C B B X 2-1 F9 ③			B B X 2-0 1-3 1B	4	0	1	0	0	0	0
Jeromy Burnitz, L (1, 9) OBP: 0.373, SLG: 0.523		X 0-0 HR		B S B B B 4-1 BB			C B B X 2-1 P4 ①		B C F B X 2-2 P8 ②	3	1	1	1	1	0	2
Marc Newfield, R (1, 7) OBP: 0.318, SLG: 0.319		C C B B B X 2-2 G4-3 ①		1 SAFE B F F 1 SAFE 1 SAFE B B B 4-2 1-2 BB			X 0-0 E6 G4-6-3		X 0-0 P3 ③	3	0	0	0	1	0	2
Dave Nilsson, L (1, 3) OBP: 0.360, SLG: 0.458 Bob Hamelin, L (8, 3) OBP: 0.196, SLG: 0.196		C B C F X 1-2 G4-3 ②		B X 1-0 L8 ③			B X 1-0 1-2f G4-6-3 ②③			3 0	0 0	0 0	0 0	0 0	0 0	3 0
Mike Matheny, R (1, 2) OBP: 0.328, SLG: 0.403 Doug Jones, R (9, 1)		X 0-0 P4 ③			C B B B X 2-1 F9 ①			B C S B B B 4-2 FC6-4 BB		2 0	0 0	0 0	0 0	1 0	0 0	0 0
Eric Owens, R (1, 8) OBP: 0.138, SLG: 0.250			B C B B C S 3-3 K ①		C B B X 1-1 L5 ②			F B B C B X 3-2 1-2f FC6-4 G4-6-3 ①		3	0	0	0	0	1	1
Scott Karl, L (1, 1) OBP: 0.158, SLG: 0.059 Bobby Chouinard, R (6, 1) Bobby Hughes, R (8, PH) OBP: 0.333, SLG: 0.429 (9, 2)			C B B B X 2-1 G1-3 ②		B B C C X 2-1 G3-1 ③			X 0-0 1-2f G4-6-3 ②③		2 0 1	0 0 0	0 0 0	0 0 0	0 0 0	0 0 0	0 0 1
Inning Stats	R: 0 H: 0 E: 0 LOB: 0 K: 0 BB: 0 S: 7 P: 11	R: 1 H: 1 E: 0 LOB: 0 K: 0 BB: 0 S: 9 P: 12	R: 0 H: 0 E: 0 LOB: 0 K: 2 BB: 0 S: 8 P: 14	R: 0 H: 0 E: 0 LOB: 2 K: 0 BB: 2 S: 8 P: 20	R: 0 H: 0 E: 0 LOB: 0 K: 0 BB: 0 S: 6 P: 11	R: 0 H: 0 E: 0 LOB: 0 K: 0 BB: 0 S: 10 P: 17	R: 0 H: 0 E: 1 LOB: 0 K: 0 BB: 0 S: 4 P: 7	R: 0 H: 0 E: 0 LOB: 0 K: 0 BB: 1 S: 6 P: 13	R: 0 H: 1 E: 0 LOB: 2 K: 0 BB: 1 S: 12 P: 21	1B: 1 SF: 0 2B: 0 SAC: 0 3B: 0 DP: 2 HR: 1 HBP: 0						

PITCHER		IP	WLS	BF	H	R	ER	SO	BB	IBB	HBP	BLK	WP	HR	S	P	ERA	WHIP
Kirk Rueter, L ERA: 4.12	(1, 1)	8.0	W	27	1	1	1	2	3	0	0	0	0	1	58	105	1.12	0.500
John Johnstone, R ERA: 1.03	(9, 1)	1.0		5	1	0	0	0	1	0	0	0	0	0	12	21	0.00	2.000

PITCHER	IP	WLS	BF	H	R	ER	SO	BB	IBB	HBP	BLK	WP	HR	S	P	ERA	WHIP

BOTTOM

San Francisco Giants @ Milwaukee Brewers

Milwaukee County Stadium, Milwaukee, WI

Thu May 21 1998, 4:33 AM EDT
Att. 21,641 - Cloudy - 65 F

livebaseballscorecards.com

AB	28
R	1
H	2
RBI	1
BB	4
SO	2
LOB	9

PA: 32
WP: 0
PB: 0
SB: 0
CS: 0

Batter	1	2	3	4	5	6	7	8	9	10	11	12	AB	R	H	RBI	BB	SO	LOB
Darryl Hamilton, L (1, 8) OBP: 0.384, SLG: 0.319 Robb Nen, R (12, 1)	C C B X 1-2 L7 ①		X 0-0 G4-3 ①		B C C B B X 3-2 G5-3 ③			C B S B F X 2-2 FC6-4 1B		X 0-0 1-2 BB 1B		B C X 1-1 G6-3 ③	6	0	2	0	0	0	0
Rich Aurilia, R (1, 6) OBP: 0.391, SLG: 0.500 Steve Reed, R (8, 1) OBP: 0.500, SLG: 0.500 John Johnstone, R (9, 1) Alex Diaz, S (10, PH) OBP: 0.127, SLG: 0.164 Julian Tavarez, L (10, 1) Marvin Benard, L (12, 9) OBP: 0.364, SLG: 0.348	B C X 1-1 P4 ②		B C X 1-1 G6-3 ②			B F B X 2-1 G4-3 ①		X 0-0 1-2f FC6-4 ③		C B F B S 1-3 K ②			4 0 0 1 0 0	0 0 0 0 0 0	0 0 0 0 0 0	0 0 0 0 1 0	0 0 0 0 0 0	0 0 0 0 1 0	1 0 0 0 2 0
Barry Bonds, L (1, 7) OBP: 0.431, SLG: 0.581	B B B C X 3-1 L9 ③		B X 1-0 F8 ③			B F B S X 2-2 F7 ②			B B S X 2-1 HR 2B	B B B 1-2 2-3 BB			4	1	1	0	1	0	0
Jeff Kent, R (1, 4) OBP: 0.332, SLG: 0.451		F X 0-1 1B G6-3 1B		X 0-0 CS BB 1B		F B S X 1-2 F8 ③			S F B B B C 2-3 K ①	X 0-0 L9 ③			5	1	2	0	0	1	4
Charlie Hayes, R (1, 5) OBP: 0.375, SLG: 0.435 Bill Mueller, S (9, PH) OBP: 0.433, SLG: 0.512 (9, 5)		B B C X 2-1 F7 1-3 1B	B S B 1 SAFE 1 SAFE B B 4-1 1-2 BB				B X 1-0 P6 ①		F B B X 2-1 2-H HR		X 0-0 G6-4-3 1B		2 2	0 1	1 2	0 2	1 0	0 0	0 0
Stan Javier, S (1, 9) OBP: 0.309, SLG: 0.318 (12, 8)	X 0-0 G6-3 ① 3-H		X 0-0 F8 ①			C L X 0-2 G6-3 ②			C B F X 1-2 G3 ②		B B B C X 3-1 1-2f G6-4-3 ① ②		5	0	0	1	0	0	4
J.T. Snow, L (1, 3) OBP: 0.265, SLG: 0.245	C B B X 2-1 F7 2-3 ②		C B S X 1-2 P9 2-3 ② ③			B F B X 2-1 F8 ③			C X 0-1 G6-3 ③		C B X 1-1 P5 ③		5	0	0	0	0	0	3
Brian Johnson, R (1, 2) OBP: 0.287, SLG: 0.258	B B B B 4-0 BB			B S B B B 4-1 CS BB				B C F B C 2-3 K ①		X 0-0 L9 ①		C B F B F S 2-3 K ①	3	0	0	0	2	2	0
Mark Gardner, R (1, 1) OBP: 0.222, SLG: 0.125 Rey Sanchez, R (8, PH) OBP: 0.419, SLG: 0.405 (8, 6)	B C F B F X 2-2 F8 ③			C 1 SAFE B X 1-1 1-2 F9 ① ②				F B X 1-1 G1-3 ②		C B B B F F B X 3-2 BB 1B 1B		X 0-0 L9 ②	2 3	0 0	0 1	0 0	0 0	0 0	3 0
Inning Stats	R: 0 H: 0 E: 0 LOB: 0 K: 0 BB: 0 S: 7 P: 12	R: 1 H: 2 E: 0 LOB: 2 K: 0 BB: 1 S: 11 P: 21	R: 0 H: 0 E: 0 LOB: 0 K: 0 BB: 0 S: 4 P: 6	R: 0 H: 1 E: 0 LOB: 1 K: 0 BB: 1 S: 6 P: 11	R: 0 H: 0 E: 0 LOB: 0 K: 0 BB: 1 S: 6 P: 14	R: 0 H: 0 E: 0 LOB: 0 K: 0 BB: 0 S: 8 P: 13	R: 0 H: 0 E: 0 LOB: 0 K: 0 BB: 0 S: 6 P: 9	R: 0 H: 1 E: 0 LOB: 1 K: 1 BB: 0 S: 10 P: 15	R: 2 H: 2 E: 0 LOB: 0 K: 1 BB: 0 S: 12 P: 19	R: 0 H: 2 E: 0 LOB: 3 K: 1 BB: 1 S: 12 P: 20	R: 0 H: 1 E: 0 LOB: 0 K: 0 BB: 0 S: 5 P: 9	R: 0 H: 0 E: 0 LOB: 0 K: 1 BB: 0 S: 7 P: 10	1B: 7 2B: 1 3B: 0 HR: 1	SF: 0 SAC: 0 DP: 1 HBP: 0	WP: 0 PB: 0 SB: 0 CS: 2	PA: 46		

TOP

San Francisco Giants @ St. Louis Cardinals

Busch Stadium, St. Louis, MO

Fri May 22 1998, 7:05 PM CDT

Att. 47,549 - Cloudy - 76 F

livebaseballscorecards.com

AB	42
R	3
H	9
RBI	3
BB	4
SO	4
LOB	17

PITCHER		IP	WLS	BF	H	R	ER	SO	BB	IBB	HBP	BLK	WP	HR	S	P	ERA	WHIP
Kent Mercker, L ERA: 5.79	(1, 1)	8.0		30	5	2	2	1	3	0	0	0	0	0	60	105	2.25	1.000
Jeff Brantley, R ERA: 3.38	(9, 1)	1.0		4	1	1	1	1	0	0	0	0	0	1	10	15	9.00	1.000
Juan Acevedo, R ERA: 5.06	(10, 1)	0.1		3	2	0	0	0	0	0	0	0	0	0	7	10	0.00	6.000
Lance Painter, L ERA: 4.15	(10, 1)	0.1		2	0	0	0	1	1	0	0	0	0	0	4	9	0.00	3.000
John Frascatore, R ERA: 6.11	(10, 1)	1.1		4	1	0	0	0	0	0	0	0	0	0	6	10	0.00	0.750

PITCHER		IP	WLS	BF	H	R	ER	SO	BB	IBB	HBP	BLK	WP	HR	S	P	ERA	WHIP
Curtis King, R ERA:	(12, 1)	1.0	W	3	0	0	0	1	0	0	0	0	0	0	7	10	0.00	0.000

Batter	1	2	3	4	5	6	7	8	9	10	11	12	AB	R	H	RBI	BB	SO	LOB
Ron Gant, R (1, 7) OBP: 0.292, SLG: 0.548	C B B B S F X 3-2 P4 ①		S X 0-1 G6-3 ①			G S F L S 0-3 K ①		S S F B C 1-3 K ②		B 1 SAFE B F X 2-1 L7 ③		X 0-1 1-2 3-H 1B	6	0	1	1	0	2	1
Ray Lankford, L (1, 8) OBP: 0.415, SLG: 0.522	C C B F F B X 2-2 G6-3 ②		C X 0-1 P6 ②			C B B X 2-1 HR 1B		B F S B X 2-2 HR			B F F B S 2-3 K ①		5	2	2	1	0	1	0
Mark McGwire, R (1, 3) OBP: 0.482, SLG: 0.800	B B S B F B 4-2 FC6-4 BB		C B X 1-1 F8 ③			1 SAFE F 1 SAFE B X 1-1 1-H HR		F S F B B S 2-3 K ③			B F B C B F F B 4-2 FC6-4 BB		3	1	1	2	2	1	0
Brian Jordan, R (1, 9) OBP: 0.402, SLG: 0.630 Curtis King, R (12, 1)	C X 0-1 FC6-4 1-2f ③			B X 1-0 G5-3 ①		X 0-0 F9 ②			X 0-0 G6-3 ①		C F F B F B F X 2-2 FC6-4 1B 1-2f ②		5	0	0	0	0	0	2
													0	0	0	0	0	0	0
John Mabry, L (1, 5) OBP: 0.340, SLG: 0.453		B F X 1-1 1B B1-3 1B		C B F X 1-2 G5-3 ②		X 0-0 G3-1 ③			B X 1-0 P8 ②		C P S B X 2-2 1-2 1B		5	0	2	0	0	0	0
Tom Pagnozzi, R (1, 2) OBP: 0.245, SLG: 0.239 Lance Painter, L (10, 1) John Frascatore, R (10, 1) Willie McGee, S (11, PH) OBP: 0.316, SLG: 0.359 (12, 9)		B C F S 1-3 K ①		C B X 1-2 G5-3 ③			S B B S S 2-3 K ①		B S F F F B X 3-2 F9 ③	X 0-0 G3 ③			4	0	0	0	0	2	1
													0	0	0	0	0	0	0
													0	0	0	0	0	0	0
													1	0	0	0	0	0	2
Royce Clayton, R (1, 6) OBP: 0.314, SLG: 0.319		X 0-0 B1-3 1-2 ②		C B X 1-1 G5-3 ①			X 0-0 L7 ②			F B B B C X 3-2 G6-3 ①		B X 1-0 G6-3 ①	5	0	0	0	0	0	1
David Howard, S (1, 4) OBP: 0.321, SLG: 0.360		B C X 1-1 2-3 1B		B B X 2-0 G6-3 ②			C B S C 1-3 K ③			X 0-0 G6-3 ②		S B C F B X 2-2 1B 1B 1B	5	1	2	0	0	1	0
Kent Mercker, L (1, 1) OBP: 0.143, SLG: 0.100 Jeff Brantley, R (9, 1) Juan Acevedo, R (10, 1) OBP: 1.000, SLG: 1.000 Tom Lampkin, L (10, 2) OBP: 0.330, SLG: 0.441		C B 1 SAFE B F C 2-3 K ③		F C F X 0-2 F9 ③				M B B F B X 3-2 L6 ①		C B B F X 2-2 1B		B B X 2-0 1-3 1B ③	3	0	0	0	0	1	2
													0	0	0	0	0	0	0
													0	0	0	0	0	0	0
													2	0	2	0	0	0	0
Inning Stats	R: 0 E: 0 K: 0 S: 13 H: 0 LOB: 1 BB: 1 P: 22	R: 0 E: 0 K: 2 S: 12 H: 2 LOB: 2 BB: 0 P: 17	R: 0 E: 0 K: 0 S: 6 H: 0 LOB: 0 BB: 0 P: 7	R: 0 E: 0 K: 0 S: 7 H: 0 LOB: 0 BB: 0 P: 10	R: 0 E: 0 K: 0 S: 7 H: 0 LOB: 0 BB: 0 P: 10	R: 2 E: 0 K: 1 S: 10 H: 2 LOB: 0 BB: 0 P: 13	R: 0 E: 0 K: 2 S: 7 H: 0 LOB: 0 BB: 0 P: 10	R: 1 E: 0 K: 2 S: 14 H: 1 LOB: 0 BB: 0 P: 22	R: 0 E: 0 K: 0 S: 7 H: 0 LOB: 0 BB: 0 P: 11	R: 0 E: 0 K: 0 S: 9 H: 1 LOB: 1 BB: 0 P: 16	R: 0 E: 0 K: 1 S: 18 H: 1 LOB: 2 BB: 1 P: 27	R: 1 E: 0 K: 0 S: 8 H: 3 LOB: 2 BB: 0 P: 13	1B: 8 2B: 0 3B: 0 HR: 2	SF: 0 SAC: 0 DP: 0 HBP: 0					

PITCHER		IP	WLS	BF	H	R	ER	SO	BB	IBB	HBP	BLK	WP	HR	S	P	ERA	WHIP
Mark Gardner, R ERA: 5.89	(1, 1)	7.0		26	4	2	2	5	1	0	0	0	0	1	62	89	2.57	0.714
Steve Reed, R ERA: 1.69	(8, 1)	1.0		4	1	1	1	2	0	0	0	0	0	1	14	22	9.00	1.000
John Johnstone, R ERA: 0.99	(9, 1)	1.0		3	0	0	0	0	0	0	0	0	0	0	7	11	0.00	0.000
Julian Tavarez, R ERA: 2.31	(10, 1)	2.1	L	12	4	1	1	1	1	0	0	0	0	0	33	54	3.86	2.143
Robb Nen, R ERA: 0.95	(12, 1)	0.0		1	1	0	0	0	0	0	0	0	0	0	2	2	∞	∞

PITCHER	IP	WLS	BF	H	R	ER	SO	BB	IBB	HBP	BLK	WP	HR	S	P	ERA	WHIP

BOTTOM

San Francisco Giants @ St. Louis Cardinals

Busch Stadium, St. Louis, MO

Fri May 22 1998, 7:05 PM CDT

Att. 47,549 - Cloudy - 76 F

livebaseballscorecards.com

AB	44
R	4
H	10
RBI	4
BB	2
SO	8
LOB	9

WP: 0 PA: 46
PB: 0
SB: 0
CS: 0

Batter	1	2	3	4	5	6	7	8	9	AB	R	H	RBI	BB	SO	LOB
Darryl Hamilton, L (1, 8) OBP: 0.379, SLG: 0.315	C B X 1-1 BB 3B 1B	B X 1-0 ③ G6-3		C F S 0-3 ③ K		B B C F X 2-2 ① L8		B X 1-0 ② G6-3		5	1	1	0	0	1	2
Bill Mueller, S (1, 5) OBP: 0.427, SLG: 0.500	B F B B 1 B SAFE 4-1 1-2 3B BB		B S F S 1-3 ① K		X 0-0 ① F7	B B B C X 3-1 ② F7		C B C B F F B F F 3-2 F F X ③ G6-3		4	1	0	0	1	1	0
Barry Bonds, L (1, 7) OBP: 0.430, SLG: 0.571	C X 0-1 ① P9		C B B B F B 4-2 G5-4-3 BB		B C B C F B B 4-2 G4-3 1B 1B BB	C B B C C 2-3 ③ K			X 0-0 ① L8	3	1	0	0	2	1	2
Jeff Kent, R (1, 4) OBP: 0.333, SLG: 0.460	C F X 0-2 1-H 2-H SF8 3B		X 0-0 ② ③ G5-4-3 1-2f		X 0-0 1B G4-3 1-2 2B 1B		B C F S 1-3 ① K		B F B F B X 3-2 ② F7	5	2	2	2	0	1	1
Stan Javier, S (1, 9) OBP: 0.317, SLG: 0.314	B B B C S B 4-2 BB			C S F F F F B B F 4-2 F B F B 1B G1-5-3 E BB	B C X 1-1 ② G4-3 1-2 2-3		B B B B 4-0 HR BB		B C C B S 2-3 ③ K	2	2	0	0	3	1	2
J.T. Snow, L (1, 3) OBP: 0.271, SLG: 0.274	C B B B C B X 3-2 ② SF8 3-H			C B X 1-1 ① F7	B X 1-0 2-3 3-H 2B 1B		B B B C C X 3-2 1-H HR			3	2	2	4	0	0	1
Rich Aurilia, R (1, 6) OBP: 0.394, SLG: 0.509 Steve Reed, R (7, 1) OBP: 0.500, SLG: 0.500	1 B X SAFE 1-0 ③ P4			X 0-0 ② G1-5-3 1-2	B F X 1-1 1-H 3-H 1B 2B		C X 0-1 G1-6-3 1B			4 0	1 0	2 0	2 0	0 0	0 0	2 0
Brent Mayne, L (1, 2) OBP: 0.384, SLG: 0.398		C S B F X 1-2 ① F7		B C B B B 4-1 E BB	C X 0-1 2-H 1B		1 B C F X SAFE 1-2 ② ③ G1-6-3 1-2f			3	0	1	1	1	0	1
Danny Darwin, R (1, 1) OBP: 0.111, SLG: 0.059 Rich Rodriguez, L (2, 1) OBP: 0.500, SLG: 0.500 Chris Jones, R (5, PH) OBP: 0.277, SLG: 0.214 John Johnstone, R (5, 1) Jim Poole, L (5, 1) OBP: 0.500, SLG: 1.000 Rey Sanchez, R (7, 6) OBP: 0.415, SLG: 0.400		F C C 0-3 ② K		B B C B C X 3-2 E5 1-3 2-H 1B	S B B F C 2-3 ③ K			C C B B F F X 2-2 ① G3		1 1 1 0 0 1	0 0 0 0 0 0	0 1 0 0 0 0	0 0 0 0 0 0	0 0 1 0 0 0	1 0 1 0 0 0	0 0 1 0 0 0
Inning Stats	R: 3 H: 2 E: 0 LOB: 1 K: 0 BB: 2 S: 14 P: 27	R: 0 H: 0 E: 0 LOB: 0 K: 1 BB: 0 S: 8 P: 10	R: 0 H: 0 E: 0 LOB: 0 K: 1 BB: 1 S: 6 P: 11	R: 1 H: 1 E: 1 LOB: 2 K: 1 BB: 2 S: 19 P: 31	R: 4 H: 4 E: 0 LOB: 1 K: 1 BB: 1 S: 15 P: 24	R: 0 H: 0 E: 0 LOB: 0 K: 1 BB: 0 S: 8 P: 15	R: 2 H: 2 E: 0 LOB: 0 K: 1 BB: 1 S: 11 P: 20	R: 0 H: 0 E: 0 LOB: 0 K: 0 BB: 0 S: 15 P: 21	R: 0 H: 0 E: 0 LOB: 0 K: 1 BB: 0 S: 7 P: 12	1B: 6 SF: 1 2B: 1 SAC: 0 3B: 1 DP: 2 HR: 1 HBP: 0						

TOP

San Francisco Giants @ St. Louis Cardinals
Busch Stadium, St. Louis, MO
Sat May 23 1998, 7:05 PM CDT
Att. 39,333 - Cloudy - 73 F

livebaseballscorecards.com

AB	33
R	10
H	9
RBI	9
BB	7
SO	7
LOB	12

	WP: 0	PA: 41
	PB: 0	
	SB: 0	
	CS: 0	

PITCHER		IP	WLS	BF	H	R	ER	SO	BB	IBB	HBP	BLK	WP	HR	S	P	ERA	WHIP
Manny Aybar, R ERA: 9.79	(1, 1)	4.2		25	6	8	7	3	6	0	0	0	0	0	57	96	13.50	2.571
Kent Bottenfield, R ERA: 5.84	(5, 1)	0.1		2	1	0	0	1	0	0	0	0	0	0	5	7	0.00	3.000
Lance Painter, L ERA: 4.8	(6, 1)	2.0	W	8	2	2	2	2	1	0	0	0	0	1	19	35	9.00	1.500
Curtis King, R ERA:	(8, 1)	2.0	S	6	0	0	0	1	0	0	0	0	0	0	22	33	0.00	0.000

PITCHER	IP	WLS	BF	H	R	ER	SO	BB	IBB	HBP	BLK	WP	HR	S	P	ERA	WHIP

BOTTOM

San Francisco Giants @ St. Louis Cardinals
Busch Stadium, St. Louis, MO
Sat May 23 1998, 7:05 PM CDT
Att. 39,333 - Cloudy - 73 F

livebaseballscorecards.com

Batter	1	2	3	4	5	6	7	8	9	AB	R	H	RBI	BB	SO	LOB
Ron Gant, R (1, 7) OBP: 0.287, SLG: 0.530	P7	WP, HR, SH2-4, 1B	G1-6-3		F7	F7		P9		6	1	1	0	0	0	2
Delino DeShields, L (1, 4) OBP: 0.411, SLG: 0.513	BB, 1B, 1B, 1B	SH2-4		G1-3	HR, BB	L8				3	2	1	0	1	0	1
Mark McGwire, R (1, 3) OBP: 0.490, SLG: 0.839	BB, 1B, 1B	HR, BB		HR	1-H, 2-H, HR		L7			4	4	3	4	1	0	0
Ray Lankford, L (1, 8) OBP: 0.420, SLG: 0.539	1B, 1B, BB	1-H, 3-H, HR		G5-3	L4		G1-3, BB			3	2	1	3	2	0	0
Brian Jordan, R (1, 9) OBP: 0.414, SLG: 0.648	1B, SF8, 1B	2B		1B, 1B	2B		G1-3			5	1	4	2	0	0	1
John Mabry, L (1, 5) OBP: 0.364, SLG: 0.461	SF8, 1B	K		1B	FC6-4, IBB		IBB			3	0	2	1	2	1	1
Royce Clayton, R (1, 6) OBP: 0.311, SLG: 0.318	SF8	L9		1B	FC6-4		F8			4	0	1	1	0	0	5
Tom Lampkin, L (1, 2) OBP: 0.324, SLG: 0.423	FC6-4, IBB	F7	G3			L9		G6-3		4	0	0	0	1	0	3
Manny Aybar, R (1, 1) OBP: 0.333, SLG: 0.333	FC6-4	G1			BB, HR, 1B	WP, 1B		P2		2	0	0	0	0	0	2
Kent Bottenfield, R (5, 1)										0	0	0	0	0	0	0
Brian Hunter, R (5, PH) OBP: 0.313, SLG: 0.523										1	1	1	0	0	0	0
Lance Painter, L (6, 1) OBP: 1.000, SLG: 1.000										1	0	1	0	0	0	0
Curtis King, R (8, 1)										1	0	0	0	0	0	0
Inning Stats	R: 4 E: 0 K: 0 S: 14 H: 4 LOB: 2 BB: 2 P: 28	R: 3 E: 0 K: 1 S: 15 H: 3 LOB: 1 BB: 1 P: 24	R: 0 E: 0 K: 0 S: 6 H: 0 LOB: 0 BB: 0 P: 8	R: 1 E: 0 K: 0 S: 9 H: 4 LOB: 3 BB: 0 P: 13	R: 3 E: 0 K: 0 S: 17 H: 3 LOB: 2 BB: 2 P: 33	R: 0 E: 0 K: 0 S: 15 H: 1 LOB: 1 BB: 0 P: 21	R: 0 E: 0 K: 0 S: 11 H: 0 LOB: 2 BB: 2 P: 22	R: 0 E: 0 K: 0 S: 8 H: 0 LOB: 0 BB: 0 P: 10		1B: 10 2B: 2 3B: 0 HR: 3	SF: 1 SAC: 1 DP: 0 HBP: 0					

	AB	37
	R	11
	H	15
	RBI	11
	BB	7
	SO	1
	LOB	15

WP: 2 PA: 46
PB: 0
SB: 0
CS: 0

PITCHER		IP	WLS	BF	H	R	ER	SO	BB	IBB	HBP	BLK	WP	HR	S	P	ERA	WHIP
Danny Darwin, R ERA: 4.26	(1, 1)	1.1		14	7	7	7	0	2	1	0	0	1	1	23	43	47.25	6.750
Rich Rodriguez, L ERA: 4.91	(2, 1)	2.2		12	4	1	1	1	0	0	0	0	0	1	21	30	3.38	1.500
John Johnstone, R ERA: 1.93	(5, 1)	0.2	L	7	3	3	3	0	1	1	0	0	0	1	14	28	40.50	6.000
Jim Poole, L ERA: 2.65	(5, 1)	1.1		5	1	0	0	0	0	0	0	0	1	0	18	26	0.00	0.750
Steve Reed, R ERA: 1.57	(7, 1)	2.0		8	0	0	0	0	1	1	0	0	0	0	19	32	0.00	0.500

PITCHER	IP	WLS	BF	H	R	ER	SO	BB	IBB	HBP	BLK	WP	HR	S	P	ERA	WHIP

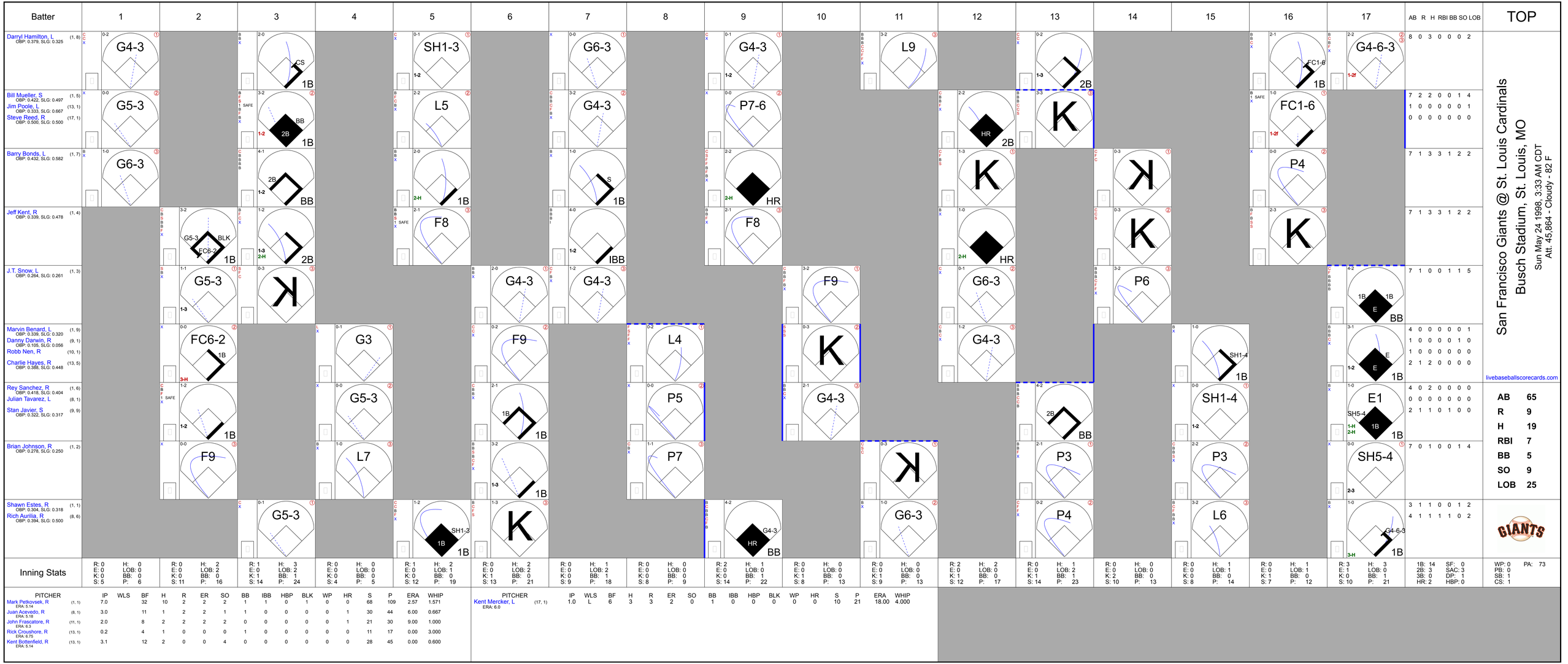
Batter
1
2
3
4
5
6
7
8
9
10
11
12
13
14
15
16
17
AB R H RBI BB SO LOB
TOP
Darryl Hamilton, L (1, 8) OBP: 0.379, SLG: 0.325
G4-3
G5-3
G6-3
SH1-3
L5
F8
G6-3
G4-3
P7-6
F8
G4-3
L9
K
P4
G4-6-3
8 0 3 0 0 0 2
Bill Mueller, S (1, 5) OBP: 0.422, SLG: 0.497
Jim Poole, L (13, 1) OBP: 0.333, SLG: 0.667
Steve Reed, R (17, 1) OBP: 0.500, SLG: 0.500
FC1-6
7 2 2 0 0 1 4
1 0 0 0 0 0 1
0 0 0 0 0 0 0
Barry Bonds, L (1, 7) OBP: 0.432, SLG: 0.582
7 1 3 3 1 2 2
Jeff Kent, R (1, 4) OBP: 0.339, SLG: 0.478
7 1 3 3 1 2 2
J.T. Snow, L (1, 3) OBP: 0.264, SLG: 0.261
G5-3
G4-3
F9
G6-3
P6
7 1 0 0 1 1 5
Marvin Benard, L (1, 9) OBP: 0.339, SLG: 0.320
Danny Darwin, R (9, 1) OBP: 0.105, SLG: 0.056
Robb Nen, R (10, 1)
Charlie Hayes, R (13, 5) OBP: 0.388, SLG: 0.448
FC6-2
G3
L4
F9
K
G4-3
SH1-4
4 0 0 0 0 0 1
1 0 0 0 0 1 0
1 0 0 0 0 0 0
2 1 2 0 0 0 0
Rey Sanchez, R (1, 6) OBP: 0.418, SLG: 0.404
Julian Tavarez, L (8, 1)
Stan Javier, S (9, 9) OBP: 0.322, SLG: 0.317
G5-3
P5
P5
SH1-4
E1
SH5-4
4 0 2 0 0 0 0
0 0 0 0 0 0 0
2 1 1 0 1 0 0
Brian Johnson, R (1, 2) OBP: 0.278, SLG: 0.250
F9
L7
P7
P3
P3
SH5-4
7 0 1 0 0 1 4
Shawn Estes, R (1, 1) OBP: 0.304, SLG: 0.318
Rich Aurilia, R (8, 6) OBP: 0.394, SLG: 0.500
G5-3
SH1-3
G4-3
G6-3
P4
L6
G4-6-3
3 1 1 0 0 1 2
4 1 1 1 1 0 2
Inning Stats
R: 0 H: 0 E: 0 LOB: 0 K: 0 BB: 0 S: 5 P: 6
R: 0 H: 2 E: 0 LOB: 2 K: 0 BB: 0 S: 11 P: 16
R: 1 H: 3 E: 0 LOB: 2 K: 1 BB: 1 S: 14 P: 24
R: 0 H: 0 E: 0 LOB: 0 K: 0 BB: 0 S: 4 P: 5
R: 1 H: 2 E: 0 LOB: 1 K: 0 BB: 0 S: 12 P: 19
R: 0 H: 2 E: 0 LOB: 2 K: 1 BB: 0 S: 13 P: 21
R: 0 H: 1 E: 0 LOB: 2 K: 0 BB: 1 S: 9 P: 18
R: 0 H: 0 E: 0 LOB: 0 K: 0 BB: 0 S: 8 P: 9
R: 2 H: 1 E: 0 LOB: 0 K: 0 BB: 1 S: 14 P: 22
R: 0 H: 0 E: 0 LOB: 0 K: 1 BB: 0 S: 8 P: 13
R: 0 H: 0 E: 0 LOB: 0 K: 1 BB: 0 S: 9 P: 13
R: 2 H: 2 E: 0 LOB: 0 K: 1 BB: 0 S: 12 P: 17
R: 0 H: 1 E: 0 LOB: 2 K: 1 BB: 1 S: 14 P: 23
R: 0 H: 0 E: 0 LOB: 0 K: 2 BB: 0 S: 10 P: 13
R: 0 H: 1 E: 0 LOB: 1 K: 0 BB: 0 S: 8 P: 14
R: 0 H: 1 E: 0 LOB: 1 K: 1 BB: 0 S: 7 P: 12
R: 3 H: 3 E: 1 LOB: 0 K: 0 BB: 1 S: 10 P: 21
1B: 14 SF: 0 2B: 3 SAC: 3 3B: 0 DP: 1 HR: 2 HBP: 0
WP: 0 PA: 73 PB: 0 SB: 1 CS: 1
PITCHER IP WLS BF H R ER SO BB IBB HBP BLK WP HR S P ERA WHIP
Mark Petkovsek, R (1, 1) ERA: 5.14 7.0 32 10 2 2 2 1 1 0 0 1 0 0 68 109 2.57 1.571
Juan Acevedo, R (8, 1) ERA: 5.18 3.0 11 1 2 2 1 1 0 0 0 0 1 30 44 6.00 0.667
John Frascatore, R (11, 1) ERA: 6.3 2.0 8 2 2 2 2 0 0 0 0 0 1 21 30 9.00 1.000
Rick Croushore, R (13, 1) ERA: 6.75 0.2 4 1 0 0 0 1 0 0 0 0 0 11 17 0.00 3.000
Kent Bottenfield, R (13, 1) ERA: 5.14 3.1 12 2 0 0 4 0 0 0 0 0 0 28 45 0.00 0.600
PITCHER IP WLS BF H R ER SO BB IBB HBP BLK WP HR S P ERA WHIP
Kent Mercker, L (17, 1) ERA: 6.0 1.0 L 6 3 3 2 0 1 0 0 0 0 0 0 10 21 18.00 4.000
San Francisco Giants @ St. Louis Cardinals
Busch Stadium, St. Louis, MO
Sun May 24 1998, 3:33 AM CDT
Att: 45,864 - Cloudy - 82 F
livebaseballscorecards.com
AB 65
R 9
H 19
RBI 7
BB 5
SO 9
LOB 25

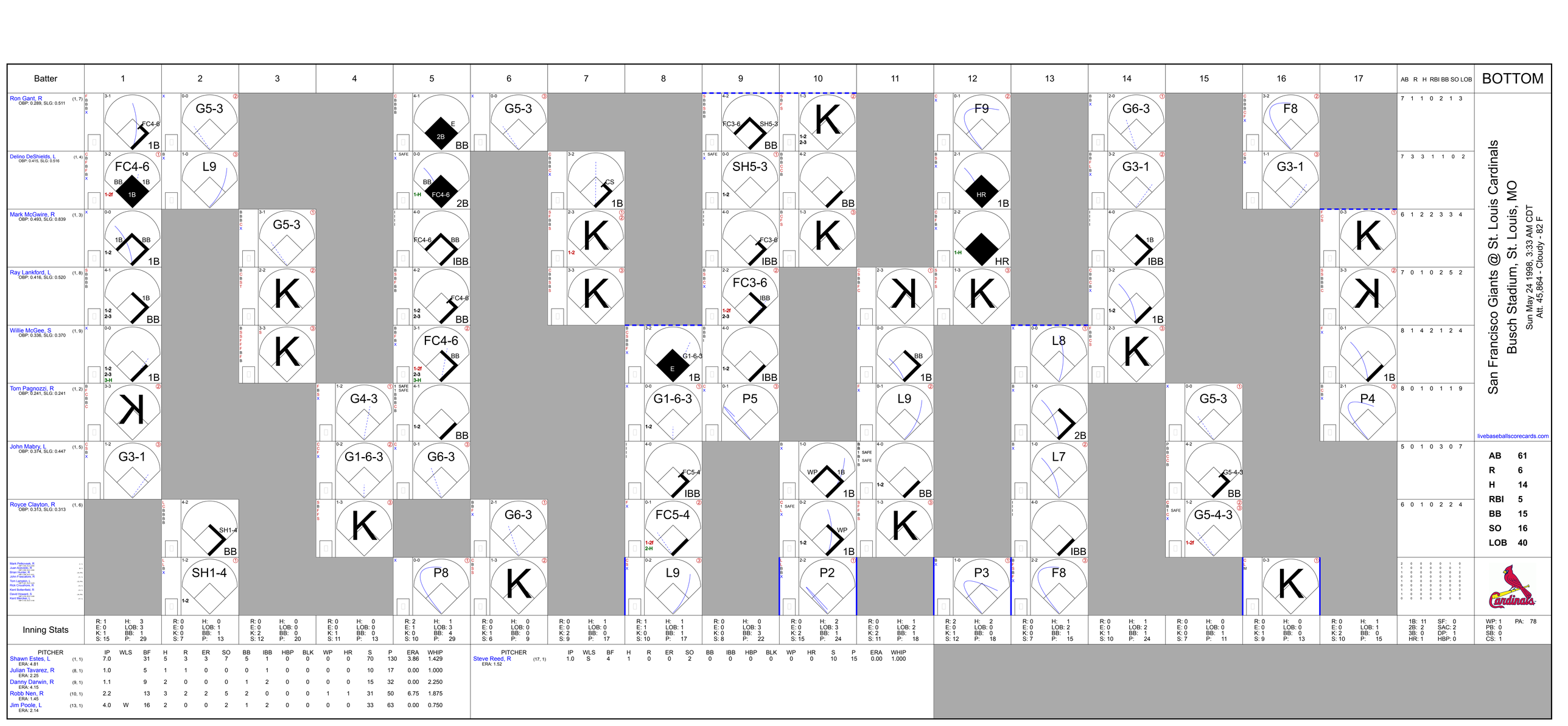

San Francisco Giants @ St. Louis Cardinals

Busch Stadium, St. Louis, MO

Sun May 24 1998, 3:33 AM CDT
Att. 45,864 - Cloudy - 82 F

livebaseballscorecards.com

Batter	1	2	3	4	5	6	7	8	9	10	11	12	13	14	15	16	17	AB	R	H	RBI	BB	SO	LOB
Ron Gant, R (1, 7) OBP: 0.289, SLG: 0.511	FC4-6 1B	G5-3			E 2B BB	G5-3			FC3-6 SH5-3 BB	K		F9		G6-3		F8		7	1	1	0	2	1	3
Delino DeShields, L (1, 4) OBP: 0.415, SLG: 0.516	FC4-6 BB 1B 1-2f	L9			BB FC4-6 2B 1-H		CS 1B		SH5-3 1-2	BB		HR 1B		G3-1		G3-1		7	3	3	1	1	0	2
Mark McGwire, R (1, 3) OBP: 0.493, SLG: 0.839	1B BB 1-2 1B		G5-3		FC4-6 BB IBB		K 1-2		FC3-6 IBB	K		HR 1-H		1B IBB			K	6	1	2	2	3	3	4
Ray Lankford, L (1, 8) OBP: 0.416, SLG: 0.520	1B BB 1-2 2-3		K		FC4-6 BB 1-2 2-3		K		FC3-6 IBB 1-2f 2-3		K	K		1B			K	7	0	1	0	2	5	2
Willie McGee, S (1, 9) OBP: 0.336, SLG: 0.370	1B 1-2 2-3 3-H		K		FC4-6 BB 1-2f 2-3 3-H			G1-6-3 E 1B	1B IBB		BB 1B		L8	K			1B	8	1	4	2	1	2	4
Tom Pagnozzi, R (1, 2) OBP: 0.241, SLG: 0.241	K			G4-3	BB 1-2			G1-6-3 1-2	P5		L9		2B		G5-3		P4	8	0	1	0	1	1	9
John Mabry, L (1, 5) OBP: 0.374, SLG: 0.447	G3-1			G1-6-3	G6-3			FC5-4 IBB		WP 1B 1B	BB 1-2		L7		G5-4-3 BB			5	0	1	0	3	0	7
Royce Clayton, R (1, 6) OBP: 0.313, SLG: 0.313		SH1-4 BB		K		G6-3		FC5-4 1-2f 2-H		WP 1B 1-2	K		IBB		G5-4-3 1-2f			6	0	1	0	2	2	4
Mark Petkovsek, R (2, 5) Juan Acevedo, R (2, 6) Brian Hunter, R (2, 7) John Frascatore, R (2, 8) Tom Lampkin, L (2, 9) Rick Crouchore, R (2, 10) Kent Bottenfield, R (2, 11) David Howard, S (2, 12) Kent Mercker, L (2, 13)		SH1-4 1-2			P8	K		L9		P2		P3	F8				K	2 0 0 0 0 1 0 / 1 0 0 0 0 0 1 / 0 0 0 0 0 0 0 / 1 0 0 0 0 0 0 / 1 0 0 0 0 0 0 / 0 0 0 0 0 0 0 / 1 0 0 0 0 0 2 / 0 0 0 0 0 1 0						
Inning Stats	R: 1 E: 0 K: 1 S: 15	H: 3 LOB: 3 BB: 1 P: 29	R: 0 E: 0 K: 0 S: 7	H: 0 LOB: 1 BB: 1 P: 13	R: 0 E: 0 K: 2 S: 12	H: 0 LOB: 0 BB: 0 P: 20	R: 0 E: 0 K: 1 S: 11	H: 0 LOB: 0 BB: 0 P: 13	R: 2 E: 1 K: 0 S: 10	H: 1 LOB: 3 BB: 4 P: 29	R: 0 E: 0 K: 1 S: 6	H: 0 LOB: 0 BB: 0 P: 9	R: 0 E: 0 K: 2 S: 9	H: 1 LOB: 0 BB: 0 P: 17	R: 1 E: 1 K: 0 S: 10	H: 1 LOB: 1 BB: 1 P: 17	R: 0 E: 0 K: 0 S: 8	H: 0 LOB: 3 BB: 3 P: 22	R: 0 E: 0 K: 2 S: 15	H: 2 LOB: 3 BB: 1 P: 24	R: 0 E: 0 K: 2 S: 11	H: 1 LOB: 2 BB: 1 P: 18	R: 2 E: 0 K: 1 S: 12	H: 2 LOB: 0 BB: 0 P: 18	R: 0 E: 0 K: 0 S: 7	H: 1 LOB: 2 BB: 1 P: 15	R: 0 E: 0 K: 1 S: 10	H: 1 LOB: 2 BB: 1 P: 24	R: 0 E: 0 K: 0 S: 7	H: 0 LOB: 0 BB: 1 P: 11	R: 0 E: 0 K: 1 S: 9	H: 0 LOB: 0 BB: 0 P: 13	R: 0 E: 0 K: 2 S: 10	H: 1 LOB: 1 BB: 0 P: 15	1B: 11 2B: 2 3B: 0 HR: 1	SF: 0 SAC: 2 DP: 1 HBP: 0	WP: 1 PB: 0 SB: 0 CS: 1	PA: 78

PITCHER		IP	WLS	BF	H	R	ER	SO	BB	IBB	HBP	BLK	WP	HR	S	P	ERA	WHIP
Shawn Estes, L ERA: 4.81	(1, 1)	7.0		31	5	3	3	7	5	1	0	0	0	0	70	130	3.86	1.429
Julian Tavarez, R ERA: 2.25	(8, 1)	1.0		5	1	1	0	0	0	1	0	0	0	0	10	17	0.00	1.000
Danny Darwin, R ERA: 4.15	(9, 1)	1.1		9	2	0	0	0	1	2	0	0	0	0	15	32	0.00	2.250
Robb Nen, R ERA: 1.45	(10, 1)	2.2		13	3	2	2	5	2	0	0	0	1	1	31	50	6.75	1.875
Jim Poole, L ERA: 2.14	(13, 1)	4.0	W	16	2	0	0	2	1	2	0	0	0	0	33	63	0.00	0.750

PITCHER		IP	WLS	BF	H	R	ER	SO	BB	IBB	HBP	BLK	WP	HR	S	P	ERA	WHIP
Steve Reed, R ERA: 1.52	(17, 1)	1.0	S	4	1	0	0	2	0	0	0	0	0	0	10	15	0.00	1.000

AB	61
R	6
H	14
RBI	5
BB	15
SO	16
LOB	40

Batter	1	2	3	4	5	6	7	8	9	AB	R	H	RBI	BB	SO	LOB
Darryl Hamilton, L (1, 8) OBP: 0.381, SLG: 0.325	FC8-5 BB 1B		K ①		BB BB		G6-3 ③			3	0	1	0	1	1	1
Bill Mueller, S (1, 5) OBP: 0.419, SLG: 0.489	1 SAFE F8 ①		1-2 HR BB		1 SAFE 1 SAFE 1 SAFE L7 ②			G5-3 ①		3	1	0	0	1	0	2
Barry Bonds, L (1, 7) OBP: 0.438, SLG: 0.598	1-2 FC8-5 BB		1-H 2-H HR		1-2 BB			E7 F9		2	1	1	3	2	0	0
Jeff Kent, R (1, 4) OBP: 0.333, SLG: 0.469	FC8-5 ② 1-2 2-3f		L1 ②		L5 ③			F9 ② 2-3		4	0	0	0	0	0	5
Charlie Hayes, R (1, 3) OBP: 0.373, SLG: 0.429	K ③		K ③			K ①		L9 ③		4	0	0	0	0	3	3
Marvin Benard, L (1, 9) OBP: 0.349, SLG: 0.352		F9 1B		F7 ①		G6-3 ②			2B	4	0	2	0	0	0	0
Rich Aurilia, R (1, 6) OBP: 0.383, SLG: 0.484		1 SAFE 1 SAFE 1 SAFE F9 ① ② 1-2		G5-3 ②		K ③			G1-3 ①	4	0	0	0	0	1	2
Brent Mayne, L (1, 2) OBP: 0.369, SLG: 0.380		P4 ③		L8 ③			L4 ①		K ②	4	0	0	0	0	1	1
Orel Hershiser, R (1, 1) OBP: 0.208, SLG: 0.174			BB HR 1B		L8 ①		G4-3 ②		K ③	3	1	1	0	0	0	0
Chris Jones, R (9, PH) OBP: 0.273, SLG: 0.211										1	0	0	0	0	1	1
Robb Nen, R (9, 1)										0	0	0	0	0	0	0
Inning Stats	R: 0 E: 0 K: 1 S: 9 H: 1 LOB: 2 BB: 1 P: 18	R: 0 E: 0 K: 0 S: 9 H: 1 LOB: 0 BB: 0 P: 12	R: 3 E: 0 K: 2 S: 16 H: 2 LOB: 0 BB: 1 P: 29	R: 0 E: 0 K: 0 S: 8 H: 0 LOB: 0 BB: 0 P: 12	R: 0 E: 0 K: 0 S: 13 H: 0 LOB: 2 BB: 2 P: 23	R: 0 E: 0 K: 2 S: 9 H: 0 LOB: 0 BB: 0 P: 11	R: 0 E: 0 K: 0 S: 6 H: 0 LOB: 0 BB: 0 P: 8	R: 0 E: 1 K: 0 S: 8 H: 0 LOB: 1 BB: 0 P: 9	R: 0 E: 0 K: 2 S: 11 H: 1 LOB: 1 BB: 0 P: 15	1B: 3 2B: 1 3B: 0 HR: 1 SF: 0 SAC: 0 DP: 0 HBP: 0						

PITCHER		IP	WLS	BF	H	R	ER	SO	BB	IBB	HBP	BLK	WP	HR	S	P	ERA	WHIP
Pete Harnisch, R ERA: 3.24	(1, 1)	5.0	L	22	4	3	3	3	4	0	0	0	0	1	55	94	5.40	1.600
Danny Graves, R ERA: 4.5	(6, 1)	2.0		6	0	0	0	2	0	0	0	0	0	0	15	19	0.00	0.000
Gabe White, L ERA: 5.45	(8, 1)	0.1		2	0	0	0	0	0	0	0	0	0	0	5	6	0.00	0.000
Stan Belinda, R ERA: 3.5	(8, 1)	1.2		6	1	0	0	2	0	0	0	0	0	0	14	18	0.00	0.600

PITCHER	IP	WLS	BF	H	R	ER	SO	BB	IBB	HBP	BLK	WP	HR	S	P	ERA	WHIP

TOP

San Francisco Giants @ Cincinnati Reds

Cinergy Field, Cincinnati, OH

Mon May 25 1998, 3:33 AM EDT

Att. 17,980 - Cloudy - 69 F

livebaseballscorecards.com

AB	32
R	3
H	5
RBI	3
BB	4
SO	7
LOB	15

Batter	1	2	3	4	5	6	7	8	9	AB	R	H	RBI	BB	SO	LOB
Reggie Sanders, R (1, 8) OBP: 0.344, SLG: 0.339	B X 1-0 G4-6-3 1B		B C B C 1 SAFE H 3-2 1-2 HBP		X 0-0 ③ L9			C B B X 2-1 ② F8		3	0	1	0	0	0	0
Lenny Harris, L (1, 7) OBP: 0.364, SLG: 0.400	C X 0-1 ① ② G4-6-3 1-2f		S C X 0-2 ③ G4-3			X 0-0 F9 WP 1B		C X 0-1 ③ G6-3		4	0	1	0	0	0	3
Barry Larkin, R (1, 6) OBP: 0.369, SLG: 0.416	C B C B X 2-2 ③ G5-3			B X 1-0 2B G4-3 1B		L 1 SAFE B B F B X 3-2 ① F9 1-3			C X 0-1 ① L9	4	1	1	0	0	0	1
Eddie Taubensee, L (1, 2) OBP: 0.415, SLG: 0.510		X 0-0 ① P5		C X 0-1 G4-3 1-3 2B		B F F S 1-3 ② K			C S S 0-3 ② K	4	0	1	0	0	2	1
Dmitri Young, S (1, 3) OBP: 0.371, SLG: 0.529		B S S C T X 1-2 ② G6-3		X 0-0 ① G4-3 2-3 3-H		X 0-0 ③ G3			X 0-0 ③ G3	4	0	0	1	0	0	2
Willie Greene, L (1, 5) OBP: 0.405, SLG: 0.481		F B F S 1-3 ③ K		B X 1-0 ② P6			B B B C X 3-1 ① G3-1			3	0	0	0	0	1	1
Bret Boone, R (1, 4) OBP: 0.325, SLG: 0.460			B B F B B 4-1 FC5-4 BB	C B B B F S 3-3 ③ K			C C S 0-3 ② K			2	0	0	0	1	2	1
Jon Nunnally, L (1, 9) OBP: 0.340, SLG: 0.419 Gabe White, L (8, 1) OBP: 0.333, SLG: 0.333 Stan Belinda, R (8, 1)			C X 0-1 ① FC5-4 HBP 1-2f		C B B C B X 3-2 ① F7		C X 0-1 ③ G6-3			3 0 0	0 0 0	0 0 0	0 0 0	0 0 0	0 0 0	1 0 0
Pete Harnisch, S (1, 1) OBP: 0.074, SLG: 0.038 Eduardo Perez, R (5, PH) OBP: 0.259, SLG: 0.250 Danny Graves, R (6, 1) Pat Watkins, R (8, 9) OBP: 0.258, SLG: 0.357			1 SAFE 1 SAFE M M 1 SAFE C 0-3 ② K		B B C S F F B F 3-3 F S ② K			B B C C S 2-3 ① K		1 1 0 1	0 0 0 0	0 0 0 0	0 0 0 0	1 1 0 0	1 0 0 1	1 0 0 0
Inning Stats	R: 0 E: 0 K: 0 S: 6 H: 1 LOB: 0 BB: 0 P: 9	R: 0 E: 0 K: 1 S: 8 H: 0 LOB: 0 BB: 0 P: 10	R: 0 E: 0 K: 1 S: 11 H: 0 LOB: 2 BB: 1 P: 18	R: 1 E: 0 K: 1 S: 8 H: 2 LOB: 1 BB: 0 P: 13	R: 0 E: 0 K: 1 S: 12 H: 0 LOB: 0 BB: 0 P: 18	R: 0 E: 0 K: 1 S: 8 H: 1 LOB: 1 BB: 0 P: 12	R: 0 E: 0 K: 1 S: 7 H: 0 LOB: 0 BB: 0 P: 10	R: 0 E: 0 K: 1 S: 7 H: 0 LOB: 0 BB: 0 P: 11	R: 0 E: 0 K: 1 S: 6 H: 0 LOB: 0 BB: 0 P: 6	1B: 3 2B: 1 3B: 0 HR: 0	SF: 0 SAC: 0 DP: 1 HBP: 1					

PITCHER		IP	WLS	BF	H	R	ER	SO	BB	IBB	HBP	BLK	WP	HR	S	P	ERA	WHIP
Orel Hershiser, R ERA: 3.15	(1, 1)	8.0	W	29	4	1	1	7	1	0	1	0	1	0	67	101	1.12	0.625
Robb Nen, R ERA: 1.41	(9, 1)	1.0	S	3	0	0	0	1	0	0	0	0	0	0	6	6	0.00	0.000

PITCHER	IP	WLS	BF	H	R	ER	SO	BB	IBB	HBP	BLK	WP	HR	S	P	ERA	WHIP

BOTTOM

San Francisco Giants @ Cincinnati Reds

Cinergy Field, Cincinnati, OH

Mon May 25 1998, 3:33 AM EDT
Att. 17,980 - Cloudy - 69 F

livebaseballscorecards.com

AB	30
R	1
H	4
RBI	1
BB	1
SO	8
LOB	11

WP: 1 PA: 32
PB: 0
SB: 0
CS: 0

San Francisco Giants @ Cincinnati Reds

Cinergy Field, Cincinnati, OH

Tue May 26 1998, 7:05 PM EDT

Att. 16,096 - Cloudy - 70 F

TOP

livebaseballscorecards.com

Batter	1	2	3	4	5	6	7	8	9	AB	R	H	RBI	BB	SO	LOB
Stan Javier, S (1, 8) (7, 9) OBP: 0.319, SLG: 0.313	C B B C S 2-3 ① K		C B C X 1-2 ① G1-4-3		C X 0-1 ② G5-3		C B B B X 3-1 1-3 HR 1B		S X 0-1 ② F9	5	1	1	0	0	1	0
Bill Mueller, S (1, 5) OBP: 0.419, SLG: 0.500	B B F C B B 4-2 G4-3 1B BB		B B X 2-0 ② P4		C B B X 2-1 ③ F9		B B B C F F X 3-2 1-H 3-H HR		B C B F F X 2-2 ③ P3	4	2	1	3	1	0	0
Barry Bonds, L (1, 7) OBP: 0.439, SLG: 0.591	B C 1 SAFE X 1-1 ② G4-3 1-2		B B B B 4-0 S BB			B B B B C B 4-1 CS BB	C F B X 1-2 ③ G4-3			2	0	0	0	2	0	1
Jeff Kent, R (1, 4) OBP: 0.336, SLG: 0.467	C S X 0-2 FC4-6 2-H 1B		B 1 SAFE 1 SAFE B S B B 4-1 1-2 BB			B C C S 1-3 ① ② K 1-2		C C B F B X 2-2 ① F8		3	0	1	1	1	1	1
Charlie Hayes, R (1, 3) OBP: 0.368, SLG: 0.421	C F 1 SAFE B F F X 1-2 ③ FC4-6 1-2f		F X 0-1 ③ F8			B C B C F F B X 3-2 ③ G6-3		B X 1-0 BB 1B		4	0	1	0	0	0	3
Chris Jones, R (1, 9) OBP: 0.261, SLG: 0.200 Darryl Hamilton, L (7, 8) OBP: 0.385, SLG: 0.325		F B B C S 2-3 ① K		F X 0-1 ① G4-3			S B F F B S 2-3 ① K		B B B B 4-0 1-2 BB	3 0	0 0	0 0	0 0	0 1	2 0	0 0
Rey Sanchez, R (1, 6) OBP: 0.412, SLG: 0.391		B B B B 4-0 BB		B F F B B X 3-2 ② P9			F B B X 2-1 ② G4-3	C C S 0-3 ② K		3	0	0	0	1	1	2
Brian Johnson, R (1, 2) OBP: 0.277, SLG: 0.280		1 SAFE B B C 1 SAFE S F F F F B 2-3 ② S K		B S X 1-1 ③ F8			B B B X 3-0 HR	B F X 1-1 ③ P3		4	1	1	1	0	1	3
Kirk Rueter, L (1, 1) OBP: 0.227, SLG: 0.227 John Johnstone, R (7, 1) Rich Rodriguez, L (8, 1) OBP: 0.500, SLG: 0.500 Steve Reed, R (8, 1) OBP: 0.500, SLG: 0.500 Marvin Benard, L (9, PH) OBP: 0.344, SLG: 0.345 Robb Nen, R (9, 1)		C F F F B X 1-2 ③ G4-3			B B C X 2-1 ① G5-3		X 0-0 1B HR 1B		C F B B S 1-3 ① K	3 0 0 0 1 0	1 0 0 0 0 0	1 0 0 0 0 0	0 0 0 0 0 0	0 0 0 0 1 0	0 0 0 0 0 0	1 0 0 0 0 0
Inning Stats	R: 1 E: 0 K: 1 S: 15 H: 1 LOB: 1 BB: 1 P: 23	R: 0 E: 0 K: 2 S: 14 H: 0 LOB: 1 BB: 1 P: 23	R: 0 E: 0 K: 0 S: 7 H: 0 LOB: 2 BB: 2 P: 18	R: 0 E: 0 K: 0 S: 7 H: 0 LOB: 0 BB: 0 P: 11	R: 0 E: 0 K: 0 S: 6 H: 0 LOB: 0 BB: 0 P: 10	R: 0 E: 0 K: 1 S: 9 H: 0 LOB: 0 BB: 1 P: 17	R: 4 E: 0 K: 1 S: 18 H: 4 LOB: 0 BB: 0 P: 32	R: 0 E: 0 K: 1 S: 10 H: 1 LOB: 2 BB: 1 P: 18	R: 0 E: 0 K: 1 S: 9 H: 0 LOB: 0 BB: 0 P: 12	1B: 4 2B: 0 3B: 0 HR: 2 SF: 0 SAC: 0 DP: 0 HBP: 0						

	AB	32
	R	5
	H	6
	RBI	5
	BB	6
	SO	7
	LOB	11

WP: 0 PB: 0 SB: 1 CS: 1 PA: 38

PITCHER		IP	WLS	BF	H	R	ER	SO	BB	IBB	HBP	BLK	WP	HR	S	P	ERA	WHIP
Mike Remlinger, L ERA: 4.06	(1, 1)	7.0	L	30	5	5	5	5	5	0	0	0	0	2	76	134	6.43	1.429
Scott Sullivan, R ERA: 5.66	(8, 1)	1.0		5	1	0	0	1	1	0	0	0	0	0	10	18	0.00	2.000
Gabe White, L ERA: 5.29	(9, 1)	1.0		3	0	0	0	1	0	0	0	0	0	0	9	12	0.00	0.000

PITCHER		IP	WLS	BF	H	R	ER	SO	BB	IBB	HBP	BLK	WP	HR	S	P	ERA	WHIP

BOTTOM

Batter	1	2	3	4	5	6	7	8	9	AB	R	H	RBI	BB	SO	LOB
Reggie Sanders, R (1, 8) OBP: 0.348, SLG: 0.348 Scott Sullivan, R (8, 1) OBP: 0.250, SLG: 0.250 Gabe White, L (9, 1) OBP: 0.333, SLG: 0.333 Jon Nunnally, L (9, PH) OBP: 0.338, SLG: 0.415	C B B B X 3-1 G4-3 G4-3 2B	X 0-0 ③ G6-3			B B B 4-0 CS BB		C F B B B S 3-3 ③ K		C B X 1-2 ③ FC3-6 1-2f	3 0 0 1	1 0 0 0	1 0 0 0	0 0 0 0	1 0 0 0	1 0 0 0	3 0 0 1
Pat Watkins, R (1, 9) (8, 8) OBP: 0.257, SLG: 0.344	X 0-0 ① G4-3 2-3	C X 0-1 ① G1-3	1 SAFE 1 SAFE B F B 1 SAFE 1 SAFE B X 3-1 ② ③ F9 1-2				C X 0-1 G4-6-3 1B 1B		4	0	1	0	0	0	2
Barry Larkin, R (1, 6) OBP: 0.366, SLG: 0.411	B X 1-0 ② G4-3 3-H	X 0-0 ② F7			B C F F X 1-2 ① G1-3			C B C B B F X 3-2 G4-6-3 1-2 1B	4	0	1	1	0	0	0
Dmitri Young, S (1, 3) OBP: 0.368, SLG: 0.522	C X 0-1 1B	C B B X 2-1 ③ F7				X 0-0 ② F8		C C B X 1-2 ① ② G4-6-3 1-2f 2-3	4	0	1	0	0	0	2
Willie Greene, L (1, 5) OBP: 0.402, SLG: 0.471	C B B B X 3-1 ③ G6-3			C F B B F B S 3-3 ① K		C B C X 1-2 ③ G1-3		B B B C B 4-1 BB	3	0	0	0	1	1	1
Melvin Nieves, S (1, 7) OBP: 0.317, SLG: 0.429		B B B C X 3-1 HR		B X 1-0 ② F8			B B C X 2-1 E5 2B	X 0-0 ③ P4	4	1	1	1	0	0	2
Bret Boone, R (1, 4) OBP: 0.324, SLG: 0.456		B X 1-0 ① F8		B C X 1-1 1B			B C F B B S 3-3 ① K	B C B F F X 2-2 ① P4	4	0	1	0	0	1	1
Brook Fordyce, R (1, 2) OBP: 0.295, SLG: 0.341 Eddie Taubensee, L (7, PH) OBP: 0.416, SLG: 0.509 (8, 2)	X 0-0 2B			B C B B X 3-1 ③ F9			B B C F B S 3-3 ② K	B B B C X 3-1 FC5-4 1B	2 2	0 0	1 1	0 0	0 0	0 1	1 1
Mike Remlinger, L (1, 1) OBP: 0.105, SLG: 0.158 Lenny Harris, L (7, PH) OBP: 0.367, SLG: 0.415 (8, 9)	B X 1-0 ② F9		C B F X 1-2 ① G6-3				B X 1-0 1-3 2B	X 0-0 ② FC5-4 FC3-6 1-2f	2 2	0 0	0 1	0 0	0 0	0 0	1 1
Inning Stats	R: 1 H: 2 E: 0 LOB: 1 K: 0 BB: 0 S: 8 P: 15	R: 1 H: 2 E: 0 LOB: 1 K: 0 BB: 0 S: 6 P: 11	R: 0 H: 0 E: 0 LOB: 0 K: 0 BB: 0 S: 5 P: 7	R: 0 H: 1 E: 0 LOB: 1 K: 1 BB: 0 S: 9 P: 17	R: 0 H: 0 E: 0 LOB: 0 K: 0 BB: 1 S: 5 P: 13	R: 0 H: 0 E: 0 LOB: 0 K: 0 BB: 0 S: 8 P: 10	R: 0 H: 1 E: 1 LOB: 2 K: 3 BB: 0 S: 13 P: 25	R: 0 H: 2 E: 0 LOB: 2 K: 0 BB: 1 S: 11 P: 19	R: 0 H: 1 E: 0 LOB: 1 K: 0 BB: 0 S: 10 P: 16	1B: 5 2B: 3 3B: 0 HR: 1	SF: 0 SAC: 0 DP: 1 HBP: 0			WP: 0 PB: 0 SB: 0 CS: 1	PA: 37		

PITCHER		IP	WLS	BF	H	R	ER	SO	BB	IBB	HBP	BLK	WP	HR	S	P	ERA	WHIP
Kirk Rueter, L ERA: 4.02	(1, 1)	6.0	W	24	5	2	2	1	1	0	0	0	0	1	43	77	3.00	1.000
John Johnstone, R ERA: 1.86	(7, 1)	1.0		6	3	0	0	3	0	0	0	0	0	0	17	30	0.00	3.000
Rich Rodriguez, L ERA: 4.7	(8, 1)	0.2		2	0	0	0	0	1	0	0	0	0	0	4	9	0.00	1.500
Steve Reed, R ERA: 1.5	(8, 1)	0.1		1	0	0	0	0	0	0	0	0	0	0	1	1	0.00	0.000
Robb Nen, R ERA: 1.36	(9, 1)	1.0	S	4	1	0	0	0	0	0	0	0	0	0	10	16	0.00	1.000

PITCHER	IP	WLS	BF	H	R	ER	SO	BB	IBB	HBP	BLK	WP	HR	S	P	ERA	WHIP

San Francisco Giants @ Cincinnati Reds

Cinergy Field, Cincinnati, OH

Tue May 26 1998, 7:05 PM EDT

Att. 16,096 - Cloudy - 70 F

livebaseballscorecards.com

AB	35
R	2
H	9
RBI	2
BB	2
SO	4
LOB	16

Batter	1	2	3	4	5	6	7	8	9	AB	R	H	RBI	BB	SO	LOB
Darryl Hamilton, L (1, 8) OBP: 0.376, SLG: 0.316	F7			G4-3	FC4-6 1-2f		G4-3			4	0	0	0	0	0	1
Bill Mueller, S (1, 5) OBP: 0.425, SLG: 0.500	G6-4-3 BB			F9	HR 1B			1B BB		2	1	1	0	2	0	0
Barry Bonds, L (1, 7) OBP: 0.440, SLG: 0.605	SAFE SAFE G6-4-3 1-2f			K	HR 1-H			SAFE G4-6-3 1-3 1B		4	1	2	2	0	1	1
Charlie Hayes, R (1, 3) OBP: 0.364, SLG: 0.414 Julian Tavarez, L (8, 1) Steve Reed, R (8, 1) OBP: 0.500, SLG: 0.500		G5-4-3 1B			G6-3	F9		SAFE SAFE K		4 0 0	0 0 0	1 0 0	0 0 0	0 0 0	1 0 0	2 0 0
Stan Javier, S (1, 9) OBP: 0.313, SLG: 0.306		G5-4-3 1-2f			G4-3	G6-3		G4-6-3 1-2f		4	0	0	0	0	0	3
Rich Aurilia, R (1, 6) OBP: 0.386, SLG: 0.500		G4-3			E7 1B 2B	2B			G6-3	4	1	2	0	0	0	0
Rey Sanchez, R (1, 4) OBP: 0.406, SLG: 0.385			G6-3		HR 3-H 1B	K			G5-3	4	1	1	1	0	1	1
Brian Johnson, R (1, 2) OBP: 0.278, SLG: 0.311 Brent Mayne, L (9, PH) OBP: 0.365, SLG: 0.376			F8		HR 1-H		G4-3		G6-3	3 1	1 0	1 0	2 0	0 0	0 0	0 0
Mark Gardner, R (1, 1) OBP: 0.238, SLG: 0.158 Jim Poole, L (7, 1) OBP: 0.333, SLG: 0.667 Jeff Kent, R (8, 3) OBP: 0.336, SLG: 0.467			G5-3		FC4-6 1B		K			3 0 0	0 0 0	1 0 0	0 0 0	0 0 0	1 0 0	0 0 0
Inning Stats	R: 0 E: 0 K: 0 S: 7 H: 0 LOB: 0 BB: 1 P: 14	R: 0 E: 0 K: 0 S: 5 H: 1 LOB: 0 BB: 0 P: 6	R: 0 E: 0 K: 0 S: 7 H: 0 LOB: 0 BB: 0 P: 11	R: 0 E: 0 K: 1 S: 7 H: 0 LOB: 0 BB: 0 P: 9	R: 3 E: 1 K: 0 S: 14 H: 4 LOB: 1 BB: 0 P: 18	R: 2 E: 0 K: 1 S: 14 H: 3 LOB: 1 BB: 0 P: 19	R: 0 E: 0 K: 1 S: 10 H: 0 LOB: 0 BB: 0 P: 12	R: 0 E: 0 K: 1 S: 11 H: 1 LOB: 1 BB: 1 P: 19	R: 0 E: 0 K: 0 S: 5 H: 0 LOB: 0 BB: 0 P: 5	1B: 5 2B: 2 3B: 0 HR: 2 SF: 0 SAC: 0 DP: 3 HBP: 0						

PITCHER		IP	WLS	BF	H	R	ER	SO	BB	IBB	HBP	BLK	WP	HR	S	P	ERA	WHIP
Eddie Priest, L ERA: 7.94	(1, 1)	5.2		24	8	5	5	1	1	0	0	0	0	2	50	71	7.94	1.588
Danny Graves, R ERA: 4.05	(6, 1)	1.1		4	0	0	0	2	0	0	0	0	0	0	14	18	0.00	0.000
Gabe White, L ERA: 5.29	(8, 1)	0.0		2	1	0	0	0	1	0	0	0	0	0	6	12	∞	∞
Scott Sullivan, R ERA: 5.5	(8, 1)	1.0	W	2	0	0	0	1	0	0	0	0	0	0	5	7	0.00	0.000
Jeff Shaw, R ERA: 1.2	(9, 1)	1.0	S	3	0	0	0	0	0	0	0	0	0	0	5	5	0.00	0.000

PITCHER	IP	WLS	BF	H	R	ER	SO	BB	IBB	HBP	BLK	WP	HR	S	P	ERA	WHIP

TOP

San Francisco Giants @ Cincinnati Reds

Cinergy Field, Cincinnati, OH

Wed May 27 1998, 3:33 AM EDT

Att. 17,742 - Cloudy - 72 F

livebaseballscorecards.com

AB	33
R	5
H	9
RBI	5
BB	2
SO	4
LOB	8

PA: 35

WP: 0
PB: 0
SB: 0
CS: 0

BOTTOM

San Francisco Giants @ Cincinnati Reds

Cinergy Field, Cincinnati, OH

Wed May 27 1998, 3:33 AM EDT

Att. 17,742 - Cloudy - 72 F

livebaseballscorecards.com

Batter	1	2	3	4	5	6	7	8	9	AB	R	H	RBI	BB	SO	LOB
Reggie Sanders, R (1, 8) OBP: 0.365, SLG: 0.383	2-2 G4-3 2B 1B		4-2 CS BB		2-1 F8 ①		2-0 1-H HR	4-1 1-2 2-3 BB		3	2	2	2	2	0	0
Lenny Harris, L (1, 7) OBP: 0.358, SLG: 0.395	1-1 G4-3 ① 1-2		4-1 2B E ① 1-2 BB		1-0 P6 ②		1-1 G3-1 ③	1-0 G4-3 ③		4	1	0	0	1	0	4
Jeff Shaw, R (9, 1)										0	0	0	0	0	0	0
Barry Larkin, R (1, 6) OBP: 0.374, SLG: 0.432	0-1 2-H 2B		3-2 1-3 2B		0-1 G5-3 ③			3-2 1B SH1-3 FC3-2 1B		4	0	3	1	0	0	0
Eddie Taubensee, L (1, 2) OBP: 0.420, SLG: 0.509	4-1 G4-6-3 BB		1-1 E5 3-H			2-0 G4-6-3 1B		0-0 ① SH1-3 1-2		2	0	1	1	1	0	1
Dmitri Young, S (1, 3) OBP: 0.366, SLG: 0.516	2-2 ②③ G4-6-3 1-2f		1-2 ②③ FC3-6-4-2-5-6 1-2 2-3			1-0 ①② G4-6-3 1-2f		0-1 FC3-2 2B 2-3 1B		4	1	1	0	0	0	5
Willie Greene, L (1, 5) OBP: 0.399, SLG: 0.466		1-2 1B		3-1 ① G4-3		2-2 ③ G3		2-2 ② FC3-2 2B 1-3 3-H		4	1	1	0	0	0	2
Bret Boone, R (1, 4) OBP: 0.327, SLG: 0.467		2-2 ① F9		2-0 G4-3 2B			0-1 ① F9	3-2 1B 2B 2-H 3-H		4	1	2	2	0	0	1
Jon Nunnally, L (1, 9) OBP: 0.342, SLG: 0.408		2-2 ② F8		1-2 ② G4-3 2-3			4-1 HR BB	4-0 BB 1B IBB		2	1	0	0	2	0	2
Eddie Priest, R (1, 1)		1-3 ③ K		1-3 ③ K			1-3 ② K	1-1 BB 1-2 2-H 1B		2	0	0	0	0	2	2
Danny Graves, R (6, 1)										0	0	0	0	0	0	0
Melvin Nieves, S (7, PH) OBP: 0.310, SLG: 0.417										1	0	0	0	0	1	1
Gabe White, L (8, 1) OBP: 0.333, SLG: 0.333										0	0	0	0	0	0	0
Scott Sullivan, R (8, 1) OBP: 0.250, SLG: 0.250										0	0	0	0	0	0	0
Chris Stynes, R (8, PH) OBP: 0.333, SLG: 0.366										1	0	1	1	0	0	0
Pat Watkins, R (8, PR) OBP: 0.257, SLG: 0.344										0	0	0	0	0	0	0
										(9, 7)						

Inning Stats	1	2	3	4	5	6	7	8	9
	R: 1 H: 2 E: 0 LOB: 1 K: 0 BB: 1 S: 12 P: 21	R: 0 H: 1 E: 0 LOB: 1 K: 1 BB: 0 S: 15 P: 21	R: 1 H: 1 E: 1 LOB: 1 K: 0 BB: 2 S: 13 P: 25	R: 0 H: 1 E: 0 LOB: 1 K: 1 BB: 0 S: 9 P: 16	R: 0 H: 0 E: 0 LOB: 0 K: 0 BB: 0 S: 5 P: 8	R: 0 H: 1 E: 0 LOB: 0 K: 0 BB: 0 S: 6 P: 11	R: 2 H: 1 E: 0 LOB: 0 K: 1 BB: 1 S: 9 P: 17	R: 3 H: 4 E: 0 LOB: 3 K: 0 BB: 2 S: 22 P: 40	

1B: 6	SF: 0
2B: 5	SAC: 1
3B: 0	DP: 3
HR: 1	HBP: 0

WP: 0	PA: 38
PB: 0	
SB: 0	
CS: 1	

AB	31
R	7
H	11
RBI	7
BB	6
SO	3
LOB	18

PITCHER		IP	WLS	BF	H	R	ER	SO	BB	IBB	HBP	BLK	WP	HR	S	P	ERA	WHIP
Mark Gardner, R ERA: 5.84	(1, 1)	6.2		28	7	4	4	3	4	0	0	0	0	1	67	116	5.40	1.650
Jim Poole, L ERA: 2.86	(7, 1)	1.0	L	5	2	2	2	0	0	0	0	0	0	0	15	21	18.00	2.000
Julian Tavarez, R ERA: 2.5	(8, 1)	0.0		4	2	1	1	0	1	1	0	0	0	0	8	20	∞	∞
Steve Reed, R ERA: 1.48	(8, 1)	0.1		1	0	0	0	0	0	0	0	0	0	0	1	2	0.00	0.000

PITCHER	IP	WLS	BF	H	R	ER	SO	BB	IBB	HBP	BLK	WP	HR	S	P	ERA	WHIP

Arizona Diamondbacks @ San Francisco Giants
3Com Park at Candlestick Point, San Francisco, CA

Thu May 28 1998, 10:05 PM EDT
Att. 12,066 - Cloudy - 57 F

livebaseballscorecards.com

Batter	1	2	3	4	5	6	7	8	9	AB	R	H	RBI	BB	SO	LOB
Andy Fox, L (1, 4) OBP: 0.356, SLG: 0.408 Gregg Olson, R (8, 1) OBP: 0.500, SLG: 2.000	4-0 1B FC6-4 BB	1-0 G4-6-3 1B		2-0 P5			1-1 HR	1-3 K		4 0	2 0	2 0	1 0	1 0	1 0	1 0
Devon White, S (1, 8) OBP: 0.342, SLG: 0.477	2-2 FC6-4 1B 1-3	1 SAFE 0-1 P5			1-2 G4-3		2-1 HR	2-0 G6-3		5	1	2	1	0	0	2
Travis Lee, L (1, 3) OBP: 0.341, SLG: 0.467	1 SAFE 2-0 FC6-4 1B 2B 1-2f 3-H	2-2 G4-6-3 1-2f			0-2 F9		2-3 K		1-0 F8	5	1	0	1	0	1	2
Matt Williams, R (1, 5) OBP: 0.332, SLG: 0.492	3-0 2B WP 1B 1-2		0-3 K		2-1 1B		2-0 G6-3 1B 2B		2-3 K	5	2	3	0	0	2	0
David Dellucci, L (1, 7) OBP: 0.346, SLG: 0.484	0-0 WP G5-3 2B 1-3 2-H		4-2 BB		2-3 K		2-1 G6-3 2-3		1-1 HR	4	2	2	2	1	1	2
Jay Bell, R (1, 6) OBP: 0.339, SLG: 0.406	4-1 G5-3 BB 2-3 3-H		0-3 K			2-3 K	1-0 1B 3-H		1-2 2B	4	0	2	1	1	2	1
Jorge Fabregas, L (1, 2) OBP: 0.289, SLG: 0.271 Amaury Telemaco, R (7, 1) OBP: 0.143, SLG: 0.143 Andy Stankiewicz, R (8, 4) OBP: 0.257, SLG: 0.240	1 SAFE 1-1 G5-3 1-2 3-H		0-0 G1-3			2-3 K	2-3 K		4-1 BB	4 0 0	0 0 0	0 0 0	1 0 0	0 0 1	2 0 0	3 0 0
Brent Brede, L (1, 9) OBP: 0.306, SLG: 0.354	4-0 IBB			2-2 K		0-0 1B		0-1 G4-3	0-0 G1-3	4	0	1	0	1	1	2
Brian Anderson, R (1, 1) OBP: 0.045, SLG: 0.045 Kelly Stinnett, R (7, 2) OBP: 0.348, SLG: 0.463	0-0 F8			0-1 F7		1-2 G4-3		4-2 BB		3 0	0 0	0 0	0 0	0 1	0 0	3 0
Inning Stats	R: 4 E: 0 K: 0 S: 10 H: 3 LOB: 2 BB: 3 P: 30	R: 0 E: 0 K: 0 S: 6 H: 1 LOB: 0 BB: 0 P: 9	R: 0 E: 0 K: 2 S: 11 H: 0 LOB: 1 BB: 1 P: 15	R: 0 E: 0 K: 1 S: 7 H: 0 LOB: 0 BB: 0 P: 11	R: 0 E: 0 K: 1 S: 13 H: 1 LOB: 1 BB: 0 P: 18	R: 0 E: 0 K: 2 S: 12 H: 1 LOB: 1 BB: 0 P: 17	R: 3 E: 0 K: 2 S: 16 H: 4 LOB: 1 BB: 0 P: 28	R: 0 E: 0 K: 1 S: 8 H: 0 LOB: 1 BB: 1 P: 15	R: 1 E: 0 K: 1 S: 12 H: 2 LOB: 2 BB: 1 P: 21	1B: 6 2B: 3 3B: 0 HR: 3 SF: 0 SAC: 0 DP: 1 HBP: 0						

TOP

AB	38
R	8
H	12
RBI	7
BB	6
SO	10
LOB	16

WP: 1 PA: 44
PB: 0
SB: 0
CS: 0

PITCHER		IP	WLS	BF	H	R	ER	SO	BB	IBB	HBP	BLK	WP	HR	S	P	ERA	WHIP
Danny Darwin, R ERA: 4.78	(1, 1)	6.1	L	31	9	7	7	7	3	1	0	0	1	2	68	116	9.95	1.895
Russ Ortiz, R ERA:	(7, 1)	1.2		7	1	0	0	2	1	0	0	0	0	0	15	27	0.00	1.200
John Johnstone, R ERA: 2.1	(9, 1)	1.0		6	2	1	1	1	1	0	0	0	0	1	12	21	9.00	3.000

PITCHER	IP	WLS	BF	H	R	ER	SO	BB	IBB	HBP	BLK	WP	HR	S	P	ERA	WHIP

Batter	1	2	3	4	5	6	7	8	9	AB	R	H	RBI	BB	SO	LOB
Darryl Hamilton, L (1, 8) OBP: 0.377, SLG: 0.311	C F B B F B B 4-2 FC5-4 BB BB		C C B F B B F B 4-2 BB		C X 0-1 P8 ②		B C B F X 2-2 F7-3-7 ②③ 1-2		C L C 0-3 K ①	3	0	0	0	2	1	1
Bill Mueller, S (1, 5) OBP: 0.424, SLG: 0.492	B B C F B B 4-2 FC5-4 1-2 BB		C X 0-1 F7 ③		X 0-0 G5-3 ③			C B X 1-1 G4-3 ①	B B B B 4-0 2B G4-3 BB	3	1	0	0	2	0	1
Jeff Kent, R (1, 4) OBP: 0.338, SLG: 0.470	C S X 0-2 FC5-4 CS ① 1-2f 2-3			B F F X 1-2 F8 ①		C X 0-1 F9 ①		B B C X 2-1 1B G3 1B	C B B X 2-1 G4-3 IBB 2B 1-3	5	2	2	0	0	0	2
Charlie Hayes, R (1, 3) OBP: 0.374, SLG: 0.427	1 SAFE B B C F B X 3-2 F8 ②③ 1-2			F B B X 2-1 G6-3 2B		B X 1-0 F7 ②		X 0-0 G3 1B 1B 1-3	F B F B B B 4-2 IBB G4-3 BB	4	1	2	0	1	0	2
Stan Javier, S (1, 9) OBP: 0.310, SLG: 0.303		C B B F T 2-2 K ①		B F B C X 2-2 G6-3 ② 2-3		C B B F X 2-2 FC6-4 1B		S B B B X 3-1 G3 ② 2-3 3-H	B F S B X 2-2 G4-3 ② 1-2 2-3 3-H	5	0	1	2	0	1	4
Rich Aurilia, R (1, 6) OBP: 0.378, SLG: 0.489 Russ Ortiz, R (7, 1) Marvin Benard, L (8, PH) OBP: 0.354, SLG: 0.357 John Johnstone, R (9, 1) J.T. Snow, L (9, PH) OBP: 0.269, SLG: 0.261		B C L F X 1-2 F7 ②		C S F B C 1-3 K ③		X 0-0 FC6-4 ③ 1-2f		B C B S X 2-2 WP BB 1B 3-H	C B B B B 4-1 IBB BB	3 0 1 0 0	0 0 0 0 0	0 0 1 0 0	0 0 1 0 0	0 0 0 0 1	1 0 0 0 0	2 0 0 0 0
Chris Jones, R (1, 7) OBP: 0.278, SLG: 0.270 Barry Bonds, L (8, PH) OBP: 0.444, SLG: 0.605 (9, 7)		B X 1-0 F9 ③			S X 0-1 HR 1B		B X 1-0 HR	B C B C B 4-2 WP BB 1-2	I I I I 4-0 IBB 1-2 2-3 3-H	3 0	2 0	2 0	1 0	0 1	0 2	0 0
Brian Johnson, R (1, 2) OBP: 0.280, SLG: 0.340 Brent Mayne, L (8, PH) OBP: 0.368, SLG: 0.372 (9, 2)			B F F F F X 1-2 G6-3 ①		B C F B X 2-2 1-H HR		X 0-0 G4-3 ①	C B B B B 4-1 1-2 2-3 BB	F B S B F B F X 3-2 L9 ③	3 1	1 0	1 0	2 0	0 1	0 0	0 3
Danny Darwin, R (1, 1) OBP: 0.095, SLG: 0.050 Rey Sanchez, R (7, 6) OBP: 0.407, SLG: 0.381			F X 0-1 B1-3 ②		C B B B S B X 3-2 G5-3 ①		B B B B 4-0 F7-3-7 BB	C S S 0-3 K ③		2 1	0 0	0 0	0 0	0 1	0 1	0 3
Inning Stats	R: 0 H: 0 E: 0 LOB: 1 K: 0 BB: 2 S: 11 P: 22	R: 0 H: 0 E: 0 LOB: 0 K: 1 BB: 0 S: 8 P: 12	R: 0 H: 0 E: 0 LOB: 1 K: 0 BB: 1 S: 13 P: 18	R: 0 H: 1 E: 0 LOB: 1 K: 1 BB: 0 S: 12 P: 18	R: 2 H: 2 E: 0 LOB: 0 K: 0 BB: 0 S: 11 P: 16	R: 0 H: 1 E: 0 LOB: 1 K: 0 BB: 0 S: 7 P: 10	R: 1 H: 1 E: 0 LOB: 0 K: 0 BB: 1 S: 5 P: 12	R: 2 H: 3 E: 0 LOB: 3 K: 1 BB: 2 S: 16 P: 32	R: 2 H: 1 E: 0 LOB: 3 K: 1 BB: 4 S: 16 P: 39	1B: 5 2B: 3 3B: 0 HR: 2	SF: 0 SAC: 0 DP: 1 HBP: 0			WP: 1 PB: 0 SB: 0 CS: 1	PA: 44		

PITCHER		IP	WLS	BF	H	R	ER	SO	BB	IBB	HBP	BLK	WP	HR	S	P	ERA	WHIP
Brian Anderson, L ERA: 3.95	(1, 1)	6.1	W	26	5	3	3	2	3	0	0	0	0	2	64	99	4.26	1.263
Amaury Telemaco, R ERA: 3.82	(7, 1)	1.1		7	3	2	2	0	1	0	0	0	0	0	13	27	13.50	3.000
Gregg Olson, R ERA: 3.8	(8, 1)	1.1	S	11	1	2	2	2	5	1	0	0	1	0	22	53	13.50	4.500

PITCHER	IP	WLS	BF	H	R	ER	SO	BB	IBB	HBP	BLK	WP	HR	S	P	ERA	WHIP

BOTTOM

Arizona Diamondbacks @ San Francisco Giants
3Com Park at Candlestick Point, San Francisco, CA
Thu May 28 1998, 10:05 PM EDT
Att. 12,066 - Cloudy - 57 F

livebaseballscorecards.com

AB	34
R	7
H	9
RBI	7
BB	10
SO	4
LOB	18

Batter	1	2	3	4	5	6	7	8	9	AB	R	H	RBI	BB	SO	LOB
David Dellucci, L (1, 7) OBP: 0.352, SLG: 0.490	B F B X 2-1 2B		B B B C F X 3-2 ③ F5			B B B C B 4-1 1B BB		B S B S F C 2-3 ② K		3	0	1	0	1	1	0
Devon White, S (1, 8) OBP: 0.340, SLG: 0.472	C B C C 1-3 ① K			X 0-0 ① G6-3		B B F B F X 3-2 1-2 2-3 1B		B S S X 1-1 ③ G6-3		4	0	1	0	0	1	1
Matt Williams, R (1, 5) OBP: 0.325, SLG: 0.481	X 0-0 ② G5-3			C S B S 1-3 ② K		B C S T 1-2 ② K			X 0-0 ① P3	4	0	0	0	0	2	4
Travis Lee, L (1, 3) OBP: 0.335, SLG: 0.457	C B B B C S 2-3 ③ K			B B F S S 2-3 ③ K		B C C B X 2-2 ③ G3			B C F S 1-3 ② K	4	0	0	0	0	3	4
Jay Bell, R (1, 6) OBP: 0.338, SLG: 0.418		C B F F F F X 1-2 ① F8			B X 1-0 ① L7		S B B S X 2-2 HR		C S B B S 1-3 ③ K	4	1	1	1	0	1	0
Kelly Stinnett, R (1, 2) OBP: 0.337, SLG: 0.447		F F B B F B X 3-2 ② F9			S C B C 1-3 ② K		B S B F X 2-2 E4 G6-4-3			3	0	0	0	0	1	0
Yamil Benitez, R (1, 9) OBP: 0.247, SLG: 0.316		B X 1-0 ③ F9			B X 1-0 ③ L9		C X 0-1 ① ② G6-4-3 1-2f			3	0	0	0	0	0	1
Tony Batista, R (1, 4) OBP: 0.321, SLG: 0.367			X 0-0 ① L6			B B C X 2-1 1B 2B	C B X 1-1 ③ F7			3	0	1	0	0	0	0
Willie Blair, R (1, 1) OBP: 0.080, SLG: 0.080			B X 1-0 ② G4-3			L X 0-1 ① B2		B B B C F F C 3-3 ① K		2	0	0	0	0	0	1
Damian Miller, R (8, PH) OBP: 0.500, SLG: 0.533										1	0	0	0	0	1	0
Russ Springer, R (8, 1)										0	0	0	0	0	0	0
Inning Stats	R: 0 E: 0 K: 2 S: 9 H: 1 LOB: 1 BB: 0 P: 14	R: 0 E: 0 K: 0 S: 11 H: 0 LOB: 0 BB: 0 P: 16	R: 0 E: 0 K: 0 S: 5 H: 0 LOB: 0 BB: 0 P: 9	R: 0 E: 0 K: 2 S: 7 H: 0 LOB: 0 BB: 0 P: 10	R: 0 E: 0 K: 1 S: 5 H: 0 LOB: 0 BB: 0 P: 8	R: 0 E: 0 K: 1 S: 14 H: 2 LOB: 3 BB: 1 P: 26	R: 1 E: 1 K: 0 S: 10 H: 1 LOB: 0 BB: 0 P: 15	R: 0 E: 0 K: 2 S: 11 H: 0 LOB: 0 BB: 0 P: 17	R: 0 E: 0 K: 2 S: 7 H: 0 LOB: 0 BB: 0 P: 9	1B: 1 2B: 2 3B: 0 HR: 1 SF: 0 SAC: 0 DP: 1 HBP: 0						

PITCHER		IP	WLS	BF	H	R	ER	SO	BB	IBB	HBP	BLK	WP	HR	S	P	ERA	WHIP
Shawn Estes, L ERA: 4.42	(1, 1)	8.0	W	29	4	1	1	8	1	0	0	0	0	1	72	115	1.12	0.625
Robb Nen, R ERA: 1.32	(9, 1)	1.0	S	3	0	0	0	2	0	0	0	0	0	0	7	9	0.00	0.000

PITCHER	IP	WLS	BF	H	R	ER	SO	BB	IBB	HBP	BLK	WP	HR	S	P	ERA	WHIP

TOP

Arizona Diamondbacks @ San Francisco Giants

3Com Park at Candlestick Point, San Francisco, CA

Fri May 29 1998, 10:05 PM EDT

Att. 16,859 - Cloudy - 59 F

livebaseballscorecards.com

AB	31
R	1
H	4
RBI	1
BB	1
SO	10
LOB	11

WP: 0	PA: 32																	
PB: 0																		
SB: 0																		
CS: 0																		

BOTTOM

Arizona Diamondbacks @ San Francisco Giants
3Com Park at Candlestick Point, San Francisco, CA
Fri May 29 1998, 10:05 PM EDT
Att. 16,859 - Cloudy - 59 F

livebaseballscorecards.com

Batter	1	2	3	4	5	6	7	8	9	AB	R	H	RBI	BB	SO	LOB
Darryl Hamilton, L (1, 8) OBP: 0.374, SLG: 0.315	C X 0-1 ① G6-3		B B X 2-0 ② F8		C B F B X 2-2 2B			C C B X 1-2 ② G4-3		4	0	1	0	0	0	0
Bill Mueller, S (1, 5) OBP: 0.421, SLG: 0.487	B B F F B X 3-2 HR 1B		C B F S 1-3 ③ K		F X 0-1 ③ P6			B F B F B T 3-2 ③ K		4	1	1	0	0	2	1
Barry Bonds, L (1, 7) OBP: 0.447, SLG: 0.622	X 0-0 1-H HR			C X 0-1 G5-4-3 1B		C B X 1-1 ① P7				3	1	2	2	0	0	0
Jeff Kent, R (1, 4) OBP: 0.333, SLG: 0.464	C B S X 1-2 ② F9			B X 1-0 ① ② G5-4-3 1-2f		F B B S B S 3-3 ② K				3	0	0	0	0	1	1
Charlie Hayes, R (1, 3) OBP: 0.373, SLG: 0.419	C B B X 2-1 ③ G4-3			B C B S F B B 4-2 BB		X 0-0 ③ G6-3				2	0	0	0	1	0	0
Brent Mayne, L (1, 2) OBP: 0.358, SLG: 0.361		B C F B X 2-2 ① G6-3		B B 1 SAFE B C X 3-1 ③ L8			C B B S B F F X 3-2 ① G4-3			3	0	0	0	0	0	1
Stan Javier, S (1, 9) OBP: 0.310, SLG: 0.315		C S B X 1-2 ② F8			F B X 1-1 1B 3B		C F B F B S 2-3 ② K			3	1	1	0	0	1	0
Rich Aurilia, R (1, 6) OBP: 0.377, SLG: 0.485		C B S C 1-3 ③ K			B B X 2-0 SH2-3-5 3-H 1B		B C S B B F X 3-2 ③ F7			3	0	1	1	0	1	0
Shawn Estes, R (1, 1) OBP: 0.292, SLG: 0.304 Marvin Benard, L (8, PH) OBP: 0.348, SLG: 0.351 Robb Nen, R (9, 1)			C B S S 1-3 ① K		1 SAFE X 0-0 ① ② SH2-3-5 1-3f			S B F B X 2-2 ① G4-3		1 1 0	0 0 0	0 0 0	0 0 0	0 0 0	1 0 0	0 0 0
Inning Stats	R: 2 H: 2 E: 0 LOB: 0 K: 0 BB: 0 S: 11 P: 17	R: 0 H: 0 E: 0 LOB: 0 K: 1 BB: 0 S: 9 P: 13	R: 0 H: 0 E: 0 LOB: 0 K: 2 BB: 0 S: 7 P: 11	R: 0 H: 1 E: 0 LOB: 1 K: 0 BB: 1 S: 8 P: 16	R: 1 H: 3 E: 0 LOB: 1 K: 0 BB: 0 S: 9 P: 14	R: 0 H: 0 E: 0 LOB: 0 K: 1 BB: 0 S: 6 P: 10	R: 0 H: 0 E: 0 LOB: 0 K: 1 BB: 0 S: 13 P: 21	R: 0 H: 0 E: 0 LOB: 0 K: 1 BB: 0 S: 9 P: 15		1B: 3 SF: 0 2B: 2 SAC: 1 3B: 1 DP: 2 HR: 1 HBP: 0						

	AB	27
	R	3
	H	6
	RBI	3
	BB	1
	SO	6
	LOB	3

WP: 0 PA: 29
PB: 0
SB: 0
CS: 0

PITCHER		IP	WLS	BF	H	R	ER	SO	BB	IBB	HBP	BLK	WP	HR	S	P	ERA	WHIP
Willie Blair, R ERA: 5.17	(1, 1)	7.0	L	26	6	3	3	5	1	0	0	0	0	1	63	102	3.86	1.000
Russ Springer, R ERA: 2.63	(8, 1)	1.0		3	0	0	0	1	0	0	0	0	0	0	9	15	0.00	0.000

PITCHER	IP	WLS	BF	H	R	ER	SO	BB	IBB	HBP	BLK	WP	HR	S	P	ERA	WHIP

Batter	1	2	3	4	5	6	7	8	9	AB	R	H	RBI	BB	SO	LOB
Andy Fox, L (1, 9) OBP: 0.353, SLG: 0.398	B B B C B 4-1 FC6-5 G1-3 BB		C S B X 1-2 ① G1-3	B C F X 1-2 ③ G6-3			B F X 1-1 ① G4-3			3	0	0	0	1	0	3
Tony Batista, R (1, 4) (8, 6) OBP: 0.317, SLG: 0.377	C C B 1 SAFE X 1-2 ① G1-3 1-2		F F B S 1-3 ② K		B X 1-0 G4-3 2B		B C F B B S 3-3 ② K			4	0	1	0	0	2	1
Travis Lee, L (1, 3) OBP: 0.329, SLG: 0.448	B X 1-0 ② FC6-5 FC6-4 2-3		B C X 1-1 ③ F9		B C X 1-1 ① G4-3 2-3		X 0-0 ③ G4-3			4	0	0	0	0	0	2
Matt Williams, R (1, 5) OBP: 0.319, SLG: 0.471	X 0-0 ③ FC6-4 1-2f			B S S X 1-2 ① G1-3	F 3 SAFE S B X 1-2 ② G6-3			X 0-0 ① G5-3		4	0	0	0	0	0	2
David Dellucci, L (1, 8) OBP: 0.348, SLG: 0.475		B B B B 4-0 G3 BB		S S S 0-3 K E 1B	C C F C 0-3 ③ K			B C C C 1-3 ② K		3	1	0	0	1	3	1
Jay Bell, R (1, 6) OBP: 0.332, SLG: 0.410 Felix Rodriguez, R (8, 1)	B F 1 SAFE B 1 SAFE F F S 2-3 ① K			S P B 1 SAFE X 2-1 E6 1B 1-2		B C F F S 1-3 ① K		C C B B F S 2-3 ③ K		4 0	0 0	0 0	0 0	0 0	3 0	2 0
Jorge Fabregas, L (1, 2) OBP: 0.298, SLG: 0.275 Kelly Stinnett, R (7, 2) OBP: 0.333, SLG: 0.442	1 SAFE 1 SAFE 1 SAFE C B X 1-1 ② G3 1-2			B X 1-0 BB 1-3 2-H 1B		B B B B 4-0 G3 BB			C F B X 1-2 ① G5-3	2 1	0 0	1 0	1 0	1 0	0 0	1 0
Brent Brede, L (1, 7) OBP: 0.311, SLG: 0.349	B C B B F B 4-2 BB			B B B B 4-0 1-2 BB		B X 1-0 ② G3 1-2			C B S B C 2-3 ② K	2	0	0	0	2	1	1
Omar Daal, L (1, 1) OBP: 0.300, SLG: 0.125 Clint Sodowsky, L (6, 1) Andy Stankiewicz, R (8, 4) OBP: 0.255, SLG: 0.238		B X 1-0 ③ G3		S S B S 1-3 ② K		X 0-0 ③ G4-3			C S F S 0-3 ③ K	3 0 1	0 0 0	0 0 0	0 0 0	0 0 0	1 0 1	6 0 0
Inning Stats	R: 0 H: 0 E: 0 LOB: 1 K: 0 BB: 1 S: 6 P: 12	R: 0 H: 0 E: 0 LOB: 2 K: 1 BB: 2 S: 9 P: 21	R: 0 H: 0 E: 0 LOB: 0 K: 1 BB: 0 S: 8 P: 11	R: 1 H: 1 E: 1 LOB: 3 K: 2 BB: 1 S: 16 P: 25	R: 0 H: 1 E: 0 LOB: 1 K: 1 BB: 0 S: 10 P: 13	R: 0 H: 0 E: 0 LOB: 1 K: 1 BB: 1 S: 6 P: 12	R: 0 H: 0 E: 0 LOB: 0 K: 1 BB: 0 S: 6 P: 10	R: 0 H: 0 E: 0 LOB: 0 K: 2 BB: 0 S: 8 P: 11	R: 0 H: 0 E: 0 LOB: 0 K: 2 BB: 0 S: 10 P: 13	1B: 1 SF: 0 2B: 1 SAC: 0 3B: 0 DP: 0 HR: 0 HBP: 0						

PITCHER		IP	WLS	BF	H	R	ER	SO	BB	IBB	HBP	BLK	WP	HR	S	P	ERA	WHIP
Orel Hershiser, R ERA: 2.91	(1, 1)	6.0	W	27	2	1	0	6	5	0	0	0	0	0	55	94	0.00	1.167
Rich Rodriguez, L ERA: 4.41	(7, 1)	1.0		3	0	0	0	1	0	0	0	0	0	0	6	10	0.00	0.000
Steve Reed, R ERA: 1.44	(8, 1)	1.0		3	0	0	0	2	0	0	0	0	0	0	8	11	0.00	0.000
Robb Nen, R ERA: 1.29	(9, 1)	1.0	S	3	0	0	0	2	0	0	0	0	0	0	10	13	0.00	0.000

PITCHER	IP	WLS	BF	H	R	ER	SO	BB	IBB	HBP	BLK	WP	HR	S	P	ERA	WHIP

TOP

Arizona Diamondbacks @ San Francisco Giants

3Com Park at Candlestick Point, San Francisco, CA

Sat May 30 1998, 6:33 AM EDT
Att. 28,185 - Sunny - 65 F

livebaseballscorecards.com

AB	31
R	1
H	2
RBI	1
BB	5
SO	11
LOB	19

1B: 1	SF: 0	WP: 0	PA: 36
2B: 1	SAC: 0	PB: 1	
3B: 0	DP: 0	SB: 0	
HR: 0	HBP: 0	CS: 0	

BOTTOM

Arizona Diamondbacks @ San Francisco Giants
3Com Park at Candlestick Point, San Francisco, CA
Sat May 30 1998, 6:33 AM EDT
Att. 28,185 - Sunny - 65 F

livebaseballscorecards.com

Batter	1	2	3	4	5	6	7	8	9	AB	R	H	RBI	BB	SO	LOB
Darryl Hamilton, L (1, 8) OBP: 0.378, SLG: 0.315 Stan Javier, S (3, PH) OBP: 0.315, SLG: 0.317 (4, 8)	4-2 G5-4-3 BB		3-2 G4-3			1 SAFE X; 0-0 SF8 1B; 1-3 1B	F B B F H; 3-2 HBP			0 2	0 1	0 1	0 0	1 0	0 0	0 0
Bill Mueller, S (1, 5) OBP: 0.414, SLG: 0.480	3-1 G5-4-3; 1-2f			1-1 G1-3		C X; 0-1 SF8; 1-2 3-H	C B F F B B S; 3-3 K			3	0	0	1	0	1	3
Barry Bonds, L (1, 7) OBP: 0.444, SLG: 0.614	2-3 K			0-3 K		B X; 1-0 FC5-4 1B; 2-H		S B X; 1-1 F7		4	0	1	1	0	2	0
Jeff Kent, R (1, 4) OBP: 0.336, SLG: 0.462		B X; 1-0 P4		F F B B B B; 4-2 BB		C X; 0-1 FC5-4 S; 1-2f		C B F X; 1-2 BB 1B; 1B		3	1	1	0	1	0	1
Charlie Hayes, R (1, 3) OBP: 0.377, SLG: 0.426 Robb Nen, R (9, 1)		B C S X; 1-2 1B 2B		B C B 1 SAFE B S F F X; 3-2 F8		S B X; 1-1 G2-3; 1-2		F B B B 1 SAFE F B; 4-2 1B BB; 1-2		3 0	0 0	1 0	0 0	1 0	0 0	2 0
Chris Jones, R (1, 9) OBP: 0.303, SLG: 0.299		B S F B F X; 2-2 G5-4-3; 2-3 1B			B C X; 1-1 1B		B C F B X; 2-2 E S 1B; 1B	C B B F B C; 3-3 K		4	1	3	0	0	1	2
Brian Johnson, R (1, 2) OBP: 0.287, SLG: 0.345		C B X; 1-1 G5-4-3; 1-2f			X; 0-0 G4-3		B S X; 1-1 FC9-6; 1-H 1B	B F F X; 1-2; 1-3 2-H 1B		4	0	2	2	0	0	2
Rey Sanchez, R (1, 6) OBP: 0.393, SLG: 0.366			B B X; 2-0 G6-3		C F B B C; 2-3 K		C B 1 SAFE F X; 1-2 FC9-6 SH1-3; 1-2f	B S B F S; 2-3 K		4	0	0	0	0	2	3
Orel Hershiser, R (1, 1) OBP: 0.231, SLG: 0.200 Rich Rodriguez, L (7, 1) OBP: 0.500, SLG: 0.500 Steve Reed, R (8, 1) OBP: 0.500, SLG: 0.500 J.T. Snow, L (9, 3) OBP: 0.269, SLG: 0.261			B C X; 1-1 G5-3			B F C X; 1-2 1B SF8 1B	B C L X; 1-2 SH1-3; 1-2			2 0 0 0	1 0 0 0	1 0 0 0	0 0 0 0	0 0 0 0	0 0 0 0	0 0 0 0
Inning Stats	R: 0 E: 0 K: 1 S: 8 / H: 0 LOB: 0 BB: 1 P: 17	R: 0 E: 0 K: 0 S: 10 / H: 2 LOB: 1 BB: 0 P: 15	R: 0 E: 0 K: 0 S: 8 / H: 0 LOB: 0 BB: 0 P: 14	R: 0 E: 0 K: 1 S: 12 / H: 0 LOB: 1 BB: 1 P: 20	R: 0 E: 0 K: 1 S: 6 / H: 1 LOB: 0 BB: 0 P: 9	R: 2 E: 0 K: 0 S: 11 / H: 3 LOB: 1 BB: 0 P: 14	R: 1 E: 0 K: 1 S: 17 / H: 2 LOB: 2 BB: 0 P: 28	R: 1 E: 0 K: 2 S: 16 / H: 2 LOB: 2 BB: 1 P: 28		1B: 9 2B: 1 3B: 0 HR: 0	SF: 1 SAC: 1 DP: 2 HBP: 1			WP: 0 PB: 0 SB: 2 CS: 0	PA: 35		

	AB	29
	R	4
	H	10
	RBI	4
	BB	3
	SO	6
	LOB	13

PITCHER		IP	WLS	BF	H	R	ER	SO	BB	IBB	HBP	BLK	WP	HR	S	P	ERA	WHIP
Omar Daal, L ERA: 2.87	(1, 1)	5.1	L	21	6	2	2	3	2	0	0	0	0	0	51	84	3.38	1.500
Clint Sodowsky, R ERA: 6.84	(6, 1)	2.0		10	3	2	2	1	0	0	1	0	0	0	26	40	9.00	1.500
Felix Rodriguez, R ERA: 4.74	(8, 1)	0.2		4	1	0	0	2	1	0	0	0	0	0	11	21	0.00	3.000

PITCHER	IP	WLS	BF	H	R	ER	SO	BB	IBB	HBP	BLK	WP	HR	S	P	ERA	WHIP

Batter	1	2	3	4	5	6	7	8	9	AB	R	H	RBI	BB	SO	LOB
Devon White, S (1, 8) OBP: 0.342, SLG: 0.475	K2-3		L9		FC1-5, 1-2, 1B		F7		1-H, 3-H, 2B	5	0	2	2	0	1	1
Tony Batista, R (1, 4) OBP: 0.317, SLG: 0.375	F7		1B		FC1-5, G6-3, 1-2, 2-3f			F7	G3-1	3	0	1	0	0	0	2
Andy Fox, L (8, PH) OBP: 0.348, SLG: 0.392 (8, 4)										2	0	0	0	0	0	1
Matt Williams, R (1, 5) OBP: 0.313, SLG: 0.462	F9		L8		G6-3, 1-2f			G5-3		4	0	0	0	0	0	3
Travis Lee, L (1, 3) OBP: 0.323, SLG: 0.440		G4-3	K			K		G4-3		4	0	0	0	0	2	1
Jay Bell, R (1, 6) OBP: 0.335, SLG: 0.406		2B, BB	G6-3			P8			G6-4-3, 1B, 1B, BB	2	2	0	0	2	0	0
Damian Miller, R (1, 2) OBP: 0.500, SLG: 0.579		1-H, 2B	G6-3			G6-3			G6-4-3, 1-2, 1B	4	0	2	1	0	0	0
Yamil Benitez, R (1, 7) OBP: 0.258, SLG: 0.317		HBP	S, 1B				G5-3		G6-4-3, 1-2f, 2-3	3	0	1	0	0	0	2
Brent Brede, L (1, 9) OBP: 0.310, SLG: 0.347		P5	K, 1-2				K		1B, 2B, 3-H, 1B	4	1	1	1	0	2	3
Jeff Suppan, R (1, 1) OBP: 0.316, SLG: 0.278		F4-3			FC1-5, 1B		1B		1-3, 2B, 1B	2	0	1	0	0	0	2
Scott Brow, R (6, 1)										0	0	0	0	0	0	0
Andy Stankiewicz, R (7, PH) OBP: 0.261, SLG: 0.245										1	0	1	0	0	0	0
Amaury Telemaco, R (7, 1) OBP: 0.143, SLG: 0.143										0	0	0	0	0	0	0
David Dellucci, L (9, PH) OBP: 0.354, SLG: 0.480										1	1	1	0	0	0	0
Inning Stats	R: 0 E: 0 K: 1 S: 5 H: 0 LOB: 0 BB: 0 P: 10	R: 1 E: 0 K: 0 S: 16 H: 1 LOB: 2 BB: 1 P: 29	R: 0 E: 0 K: 1 S: 10 H: 1 LOB: 1 BB: 0 P: 13	R: 0 E: 0 K: 1 S: 9 H: 1 LOB: 1 BB: 0 P: 17	R: 0 E: 0 K: 0 S: 7 H: 2 LOB: 1 BB: 0 P: 11	R: 0 E: 0 K: 1 S: 7 H: 0 LOB: 0 BB: 0 P: 11	R: 0 E: 0 K: 1 S: 13 H: 1 LOB: 1 BB: 0 P: 19	R: 0 E: 0 K: 0 S: 6 H: 0 LOB: 0 BB: 0 P: 10	R: 3 E: 0 K: 0 S: 20 H: 4 LOB: 1 BB: 1 P: 34	1B: 8 2B: 2 3B: 0 HR: 0 SF: 0 SAC: 0 DP: 2 HBP: 1	WP: 0 PB: 0 SB: 1 CS: 0 PA: 38					

PITCHER		IP	WLS	BF	H	R	ER	SO	BB	IBB	HBP	BLK	WP	HR	S	P	ERA	WHIP
Kirk Rueter, L ERA: 3.75	(1, 1)	7.0	W	28	6	1	1	5	1	0	1	0	0	0	67	110	1.29	1.000
Julian Tavarez, R ERA: 3.08	(8, 1)	2.0		10	4	3	3	0	1	0	0	0	0	0	26	44	13.50	2.500

PITCHER	IP	WLS	BF	H	R	ER	SO	BB	IBB	HBP	BLK	WP	HR	S	P	ERA	WHIP

TOP

Arizona Diamondbacks @ San Francisco Giants

3Com Park at Candlestick Point, San Francisco, CA

Sun May 31 1998, 6:33 AM EDT

Att. 35,800 - Cloudy - 63 F

livebaseballscorecards.com

AB	35
R	4
H	10
RBI	4
BB	2
SO	5
LOB	15

Batter	1	2	3	4	5	6	7	8	9	AB	R	H	RBI	BB	SO	LOB
Darryl Hamilton, L (1, 8) OBP: 0.373, SLG: 0.312	C B S B F B T 3-2 ① K		B X 1-0 ② G1-3		C B X 1-1 1B	C X 0-1 ③ P5		C S F B X 1-2 E1 2-H 3-H		5	0	1	0	0	1	1
Bill Mueller, S (1, 5) OBP: 0.414, SLG: 0.473	B C B B F F B 4-2 BB		B C B B B 4-1 BB		F 1 SAFE B 1 SAFE F 1 SAFE X 1-2 ② F8		X 0-0 ① G3	B B C X 2-1 ③ G4-3		3	0	0	0	2	0	2
Barry Bonds, L (1, 7) OBP: 0.441, SLG: 0.607	X 0-0 ② F8		B B X 2-0 ③ G1-3		F B B X 2-1 ③ L8		C B B X 2-1 1B			4	0	1	0	0	0	3
Jeff Kent, R (1, 4) OBP: 0.335, SLG: 0.458	C B S 1 SAFE 1 SAFE B F F 1 SAFE 3-2 B F X ③ F9			B C X 1-1 ① G3-1		B B X 2-0 1B 2B 1B	B X 1-0 ② P4			4	1	1	0	0	0	2
Stan Javier, S (1, 9) OBP: 0.314, SLG: 0.315		B C C S 1-3 ① K		B F B S X 2-2 ② F7		1 SAFE 1 SAFE X 0-0 1-3 2B 1B 1B	B X 1-0 ③ F8			4	1	1	0	0	1	1
J.T. Snow, L (1, 3) OBP: 0.274, SLG: 0.274		C B B B F E X 3-2 ② F7		B X 1-0 E9		B 1 SAFE F C B F F F X 2-2 1-3 3-H 1B 2B	B X 1-0 SH1-4 E 1B 1B			4	2	2	1	0	0	0
Rich Aurilia, R (1, 6) OBP: 0.381, SLG: 0.486		B B C F F F B X 3-2 ③ F9		C F C 0-3 ③ K		B F X 1-1 2-H 3-H 1B		F F B X 1-2 SH1-4 1-2 E 1B		4	1	2	2	0	1	1
Brian Johnson, R (1, 2) OBP: 0.294, SLG: 0.404			C F F F F X 0-2 HR		B S X 1-1 HR	1 SAFE X 0-0 ① P7		B C B C F X 2-2 ① L8		4	2	2	2	0	0	3
Kirk Rueter, L (1, 1) OBP: 0.200, SLG: 0.200 Julian Tavarez, L (8, 1)			B B B C C F X 3-2 ① L7		F B X 1-1 ① F9	L L 1 SAFE B S 1-3 ② K		L B X 1-1 ② SH1-4 1-2 2-3		3 0	0 0	0 0	0 0	0 0	1 0	1 0
Inning Stats	R: 0 H: 0 E: 0 LOB: 1 K: 1 BB: 1 S: 14 P: 24	R: 0 H: 0 E: 0 LOB: 0 K: 1 BB: 0 S: 12 P: 19	R: 1 H: 1 E: 0 LOB: 1 K: 0 BB: 1 S: 13 P: 23	R: 0 H: 0 E: 1 LOB: 1 K: 1 BB: 0 S: 9 P: 13	R: 1 H: 2 E: 0 LOB: 1 K: 0 BB: 0 S: 11 P: 17	R: 3 H: 4 E: 0 LOB: 1 K: 1 BB: 0 S: 15 P: 21	R: 0 H: 1 E: 0 LOB: 1 K: 0 BB: 0 S: 5 P: 9	R: 2 H: 2 E: 1 LOB: 1 K: 0 BB: 0 S: 16 P: 24		1B: 7 SF: 0 2B: 1 SAC: 1 3B: 0 DP: 0 HR: 2 HBP: 0				WP: 0 PA: 38 PB: 0 SB: 0 CS: 0		

BOTTOM

Arizona Diamondbacks @ San Francisco Giants

3Com Park at Candlestick Point, San Francisco, CA

Sun May 31 1998, 6:33 AM EDT

Att. 35,800 - Cloudy - 63 F

livebaseballscorecards.com

AB	35
R	7
H	10
RBI	5
BB	2
SO	4
LOB	14

PITCHER		IP	WLS	BF	H	R	ER	SO	BB	IBB	HBP	BLK	WP	HR	S	P	ERA	WHIP
Jeff Suppan, R ERA: 7.04	(1, 1)	5.0	L	24	6	5	5	3	2	0	0	0	0	2	66	107	9.00	1.600
Scott Brow, R ERA: 7.17	(6, 1)	1.0		4	1	0	0	1	0	0	0	0	0	0	8	10	0.00	1.000
Amaury Telemaco, R ERA: 3.62	(7, 1)	2.0		10	3	2	0	0	0	0	0	0	0	0	21	33	0.00	1.500

PITCHER	IP	WLS	BF	H	R	ER	SO	BB	IBB	HBP	BLK	WP	HR	S	P	ERA	WHIP

Cincinnati Reds @ San Francisco Giants

3Com Park at Candlestick Point, San Francisco, CA

Mon Jun 01 1998, 10:05 PM EDT

Att. 10,986 - Cloudy - 59 F

TOP

livebaseballscorecards.com

Batter	1	2	3	4	5	6	7	8	9	AB	R	H	RBI	BB	SO	LOB
Reggie Sanders, R (1, 8) OBP: 0.364, SLG: 0.428	HR		F9		K		K			4	1	1	1	0	2	2
Chris Stynes, R (1, 7) OBP: 0.330, SLG: 0.360	L3-6 S 1B		L5		G3-1			G4-3		3	0	1	0	0	0	0
Gabe White, L (5, 1) OBP: 0.333, SLG: 0.333										0	0	0	0	0	0	0
Lenny Harris, L (8, PH) OBP: 0.340, SLG: 0.372 (8, 1)										1	0	0	0	0	0	0
Barry Larkin, R (1, 6) OBP: 0.369, SLG: 0.438	L3-6 1-3		L9			F7		K		3	0	0	0	0	0	1
Pokey Reese, R (6, 6) OBP: 0.212, SLG: 0.191	SAFE									1	0	0	0	0	1	0
Eddie Taubensee, L (1, 2) OBP: 0.415, SLG: 0.500	1B 2B			F9		F8		P6		3	1	1	0	0	0	0
Brook Fordyce, R (6, 2) OBP: 0.286, SLG: 0.326										1	0	0	0	0	0	0
Dmitri Young, S (1, 3) OBP: 0.374, SLG: 0.529	CS 1B 2-H			2B 2B		F7			P3	4	1	2	1	0	0	0
Willie Greene, L (1, 5) OBP: 0.413, SLG: 0.475	CS 1-2	G4-3		F7			BB BB		G3	3	0	0	0	1	0	1
Bret Boone, R (1, 4) OBP: 0.329, SLG: 0.491		K		2B 2-H			K		K	3	0	1	1	0	2	1
Eduardo Perez, R (9, PH) OBP: 0.268, SLG: 0.260										1	0	0	0	0	1	0
Jon Nunnally, L (1, 9) OBP: 0.352, SLG: 0.397		BB	G4-3				BB 1-2			1	0	0	0	2	0	1
Eddie Priest, R (1, 1)		K			P8		K			0	0	0	0	0	0	0
Scott Sullivan, R (1, 1) OBP: 0.200, SLG: 0.200										1	0	0	0	0	1	1
Pat Watkins, R (5, PH) OBP: 0.250, SLG: 0.324										1	0	0	0	0	0	0
David Weathers, R (5, 1) OBP: 0.188, SLG: 0.286										0	0	0	0	0	0	0
Melvin Nieves, S (5, 7) OBP: 0.340, SLG: 0.405										1	0	0	0	0	1	2
Inning Stats	R: 2 E: 0 K: 0 S: 13 H: 4 LOB: 0 BB: 0 P: 23	R: 0 E: 0 K: 2 S: 8 H: 0 LOB: 1 BB: 1 P: 13	R: 0 E: 0 K: 0 S: 5 H: 0 LOB: 0 BB: 0 P: 8	R: 1 E: 0 K: 0 S: 14 H: 2 LOB: 1 BB: 0 P: 19	R: 0 E: 0 K: 1 S: 10 H: 0 LOB: 0 BB: 0 P: 14	R: 0 E: 0 K: 0 S: 4 H: 0 LOB: 0 BB: 0 P: 5	R: 0 E: 0 K: 3 S: 12 H: 0 LOB: 2 BB: 2 P: 24	R: 0 E: 0 K: 1 S: 6 H: 0 LOB: 0 BB: 0 P: 8	R: 0 E: 0 K: 1 S: 8 H: 0 LOB: 0 BB: 0 P: 11	1B: 2 2B: 4 3B: 0 HR: 1 SF: 0 SAC: 0 DP: 1 HBP: 0						

	AB	31
	R	3
	H	6
	RBI	3
	BB	3
	SO	8
	LOB	9

WP: 0 PB: 0 SB: 1 CS: 1 PA: 35

PITCHER		IP	WLS	BF	H	R	ER	SO	BB	IBB	HBP	BLK	WP	HR	S	P	ERA	WHIP
Mark Gardner, R ERA: 5.64	(1, 1)	7.0	W	28	6	3	3	6	3	0	0	0	0	1	66	106	3.86	1.286
John Johnstone, R ERA: 2.03	(8, 1)	1.0		3	0	0	0	1	0	0	0	0	0	0	6	8	0.00	0.000
Jim Poole, L ERA: 2.74	(9, 1)	1.0		3	0	0	0	1	0	0	0	0	0	0	8	11	0.00	0.000

PITCHER	IP	WLS	BF	H	R	ER	SO	BB	IBB	HBP	BLK	WP	HR	S	P	ERA	WHIP

Batter	1	2	3	4	5	6	7	8	9	AB	R	H	RBI	BB	SO	LOB
Darryl Hamilton, L (1, 8) OBP: 0.374, SLG: 0.314	1-1 SF7 1B 1B 1B	0-2 G3		1-0 B1	1-3 K	0-0 1-2 2-H 1B		3-2 F7		5	1	2	1	0	1	4
John Johnstone, R (8, 1)										0	0	0	0	0	0	0
Bill Mueller, S (8, PH) OBP: 0.412, SLG: 0.471										1	0	0	0	0	0	0
Jim Poole, L (9, 1) OBP: 0.333, SLG: 0.667										0	0	0	0	0	0	0
Rich Aurilia, R (1, 6) OBP: 0.388, SLG: 0.497	1-1 E 1B 1-2 1B		1-1 HR CS 2B	0-0 P3	3-2 BB BB 1B 1-2 2-H 3-H 1B	0-2 P4				5	3	3	2	0	0	2
Barry Bonds, L (1, 7) OBP: 0.450, SLG: 0.616	1-1 E 1B 1-2 2-3 1B		4-2 HR CS 2-3 BB	2-0 1B 2B 2B 4-0 BB 1B 1-2 2-3 BB		0-0 L8				2	4	2	0	2	0	0
Marvin Benard, L (6, 7) OBP: 0.343, SLG: 0.345										1	0	0	0	0	0	2
Jeff Kent, R (1, 4) OBP: 0.341, SLG: 0.476	2-1 SF7 1-3 2-H 3-H		3-1 HR 1-H 3-H	0-0 2B 1B 2-3 4-2 1B BB 1-2 2-3 3-H BB			0-1 P2			2	2	2	5	1	0	0
Rey Sanchez, R (6, 4) OBP: 0.389, SLG: 0.363										1	0	0	0	0	0	0
Charlie Hayes, R (1, 5) OBP: 0.386, SLG: 0.442	0-2 CS 1B 3-H		2-1 F9	3-1 WP 1-H 3-H 2B 1B			2-2 G5-3			5	1	3	5	0	0	1
Chris Jones, R (1, 9) OBP: 0.296, SLG: 0.333	2-1 P4		2-3 K	2-3 K 3-2 F9			1-1 HR			5	1	1	1	0	2	5
J.T. Snow, L (1, 3) OBP: 0.288, SLG: 0.272	1-2 CS 1-2	4-2 BB	4-0 BB		4-2 1B 1B 1B BB	4-1 1B 1B 1B BB	1-3 K			1	2	0	0	4	1	0
Brian Johnson, R (1, 2) OBP: 0.292, SLG: 0.398		1-0 L7	1-1 F8		2-2 1B 1B 1-2 3-H 1B	0-2 F8		0-3 K		4	1	1	1	0	0	4
Brent Mayne, L (8, 2) OBP: 0.355, SLG: 0.357										1	0	0	0	0	1	0
Mark Gardner, R (1, 1) OBP: 0.280, SLG: 0.217		1-3 K		0-2 L9	0-0 BB 1B 1-2 2-3 BB 1B	0-1 1B 1-2 1B		1-0 F8		4	1	2	0	0	1	1
Stan Javier, S (8, 8) OBP: 0.313, SLG: 0.314										1	0	0	0	0	0	0
Inning Stats	R: 3 H: 4 E: 1 LOB: 0 K: 0 BB: 0 S: 15 P: 23	R: 0 H: 0 E: 0 LOB: 1 K: 1 BB: 1 S: 14 P: 20	R: 3 H: 2 E: 0 LOB: 2 K: 1 BB: 2 S: 18 P: 35	R: 0 H: 0 E: 0 LOB: 0 K: 0 BB: 0 S: 6 P: 7	R: 8 H: 7 E: 0 LOB: 2 K: 2 BB: 3 S: 28 P: 56	R: 1 H: 2 E: 0 LOB: 2 K: 0 BB: 1 S: 11 P: 15	R: 1 H: 1 E: 0 LOB: 0 K: 1 BB: 0 S: 12 P: 16	R: 0 H: 0 E: 0 LOB: 0 K: 1 BB: 0 S: 9 P: 13		1B: 11 SF: 1 2B: 3 SAC: 0 3B: 0 DP: 0 HR: 2 HBP: 0						

BOTTOM

Cincinnati Reds @ San Francisco Giants

3Com Park at Candlestick Point, San Francisco, CA

Mon Jun 01 1998, 10:05 PM EDT

Att. 10,986 - Cloudy - 59 F

livebaseballscorecards.com

AB	38
R	16
H	16
RBI	15
BB	7
SO	6
LOB	19

PITCHER		IP	WLS	BF	H	R	ER	SO	BB	IBB	HBP	BLK	WP	HR	S	P	ERA	WHIP
Eddie Priest, L ERA: 10.5	(1, 1)	0.1	L	5	4	3	2	0	0	0	0	0	0	0	11	16	54.00	12.000
Scott Sullivan, R ERA: 5.62	(1, 1)	3.2		15	2	3	2	2	3	0	0	0	0	1	42	69	4.91	1.364
David Weathers, R ERA: 6.59	(5, 1)	0.2		11	6	8	8	2	3	0	0	0	1	0	22	47	108.00	13.500
Gabe White, L ERA: 5.45	(5, 1)	2.1		12	4	2	2	1	1	0	0	0	0	1	29	40	7.71	2.143
Lenny Harris, R ERA:	(8, 1)	1.0		3	0	0	0	1	0	0	0	0	0	0	9	13	0.00	0.000

PITCHER	IP	WLS	BF	H	R	ER	SO	BB	IBB	HBP	BLK	WP	HR	S	P	ERA	WHIP

Batter	1	2	3	4	5	6	7	8	9	AB	R	H	RBI	BB	SO	LOB
Reggie Sanders, R (1, 8) OBP: 0.355, SLG: 0.415	S C F F S 0-3 ① K		S F X 0-2 ② G6-3		F F B X 1-2 ② L6		F X 0-1 ③ G4-3			4	0	0	0	0	1	3
Chris Stynes, R (1, 7) OBP: 0.324, SLG: 0.352	C S S 0-3 ② K		B C X 1-1 ③ L9		X 0-0 ③ G5-3			C F S 0-3 ① K		4	0	0	0	0	2	2
Barry Larkin, R (1, 6) OBP: 0.371, SLG: 0.440	B B C X 2-1 HR 1B			C X 0-1 ① G5-3		X 0-0 ① G6-3		B C X 1-1 1B		4	1	2	0	0	0	0
Eddie Taubensee, L (1, 2) OBP: 0.412, SLG: 0.511	B C S F X 1-2 1-H HR			C B X 1-1 ② G4-3		B B X 2-0 ② P7		X 0-0 ② L8		4	1	1	2	0	0	1
Dmitri Young, S (1, 3) OBP: 0.377, SLG: 0.529	C X 0-1 ③ L8			F X 0-1 1B		X 0-0 1B		C F C 0-3 ③ K		4	0	2	0	0	1	1
Willie Greene, L (1, 5) OBP: 0.405, SLG: 0.465		F X 0-1 ① F8		1 SAFE F B F 1 SAFE B B C 3-3 ③ K		X 0-0 ③ L1			B X 1-0 ① P6	4	0	0	0	0	1	2
Bret Boone, R (1, 4) OBP: 0.328, SLG: 0.487		B F X 1-1 ② G5-3			C B X 1-1 E 1B		B B C F X 2-2 E6 G3-1		C B S S 1-3 ② K	4	0	1	0	0	1	0
Jon Nunnally, L (1, 9) OBP: 0.349, SLG: 0.393		F X 0-1 ③ G1-3			B F 1 SAFE X 1-1 E4 SH3-4 1-3		F X 0-1 ① G3-1 1-2		B C S X 1-2 1B	4	0	1	0	0	0	2
Scott Winchester, R (1, 1) Gabe White, L (6, 1) OBP: 0.333, SLG: 0.333 Danny Graves, R (6, 1) Melvin Nieves, S (7, PH) OBP: 0.333, SLG: 0.395 Stan Belinda, R (7, 1) Lenny Harris, L (9, PH) OBP: 0.337, SLG: 0.368			C S B S 1-3 ① K		L B M B B X 3-2 ① SH3-4 1-2		F B B F S 2-3 ② K		S F S 0-3 ③ K	1 0 0 1 0 1	0 0 0 0 0 0	0 0 0 0 0 1	0 0 0 0 0 1	1 0 0 0 0 1	0 0 0 1 0 1	0 0 0 1 0 1
Inning Stats	R: 2 E: 0 K: 2 S: 16 H: 2 LOB: 0 BB: 0 P: 19	R: 0 E: 0 K: 0 S: 6 H: 0 LOB: 0 BB: 0 P: 7	R: 0 E: 0 K: 1 S: 8 H: 0 LOB: 0 BB: 0 P: 10	R: 0 E: 0 K: 1 S: 9 H: 1 LOB: 1 BB: 0 P: 13	R: 0 E: 1 K: 0 S: 11 H: 1 LOB: 2 BB: 0 P: 17	R: 0 E: 0 K: 0 S: 4 H: 1 LOB: 1 BB: 0 P: 6	R: 0 E: 1 K: 1 S: 10 H: 0 LOB: 1 BB: 0 P: 14	R: 0 E: 0 K: 2 S: 9 H: 1 LOB: 1 BB: 0 P: 10	R: 0 E: 0 K: 2 S: 10 H: 1 LOB: 1 BB: 0 P: 13	1B: 6 2B: 0 3B: 0 HR: 1 SF: 0 SAC: 1 DP: 0 HBP: 0						

PITCHER		IP	WLS	BF	H	R	ER	SO	BB	IBB	HBP	BLK	WP	HR	S	P	ERA	WHIP
Danny Darwin, R ERA: 4.57	(1, 1)	6.2	W	27	5	2	2	5	0	0	0	0	0	1	62	84	2.70	0.750
Steve Reed, R ERA: 1.41	(7, 1)	0.2		3	1	0	0	1	0	0	0	0	0	0	7	8	0.00	1.500
Rich Rodriguez, L ERA: 4.24	(8, 1)	0.2		2	0	0	0	1	0	0	0	0	0	0	4	4	0.00	0.000
Robb Nen, R ERA: 1.25	(9, 1)	1.0	S	4	1	0	0	2	0	0	0	0	0	0	10	13	0.00	1.000

PITCHER	IP	WLS	BF	H	R	ER	SO	BB	IBB	HBP	BLK	WP	HR	S	P	ERA	WHIP

TOP

Cincinnati Reds @ San Francisco Giants

3Com Park at Candlestick Point, San Francisco, CA

Tue Jun 02 1998, 10:05 PM EDT
Att. 10,320 - Cloudy - 53 F

livebaseballscorecards.com

AB	35
R	2
H	7
RBI	2
BB	0
SO	9
LOB	13

BOTTOM

Cincinnati Reds @ San Francisco Giants

3Com Park at Candlestick Point, San Francisco, CA

Tue Jun 02 1998, 10:05 PM EDT

Att. 10,320 - Cloudy - 53 F

livebaseballscorecards.com

Batter	1	2	3	4	5	6	7	8	9	AB	R	H	RBI	BB	SO	LOB
Darryl Hamilton, L (1, 8) OBP: 0.379, SLG: 0.335	G5-3 1B 1B	F8			HR	1B 1-2 BB				4	2	2	1	1	0	1
Bill Mueller, S (1, 5) OBP: 0.403, SLG: 0.459	G5-3 1-2		G6-3		G3	P2		G3		5	0	0	0	0	0	4
Barry Bonds, L (1, 7) OBP: 0.454, SLG: 0.617	FC5 1B BB		K		E9 1B	1-2 2-3 3-H 1B				3	1	2	1	1	1	0
Jeff Kent, R (1, 4) OBP: 0.344, SLG: 0.474	FC5 1-2 2-H 1B		1B HBP		K	K				3	0	1	1	0	2	4
Stan Javier, S (1, 9) OBP: 0.316, SLG: 0.314	FC5 1-2 2-3		1 SAFE 1 SAFE 1 SAFE 1-3 1B		1B BB	K				3	0	1	0	1	1	5
J.T. Snow, L (1, 3) OBP: 0.287, SLG: 0.272	L9	F8	1 SAFE		1-2 2-H 1B		G4-3			4	0	1	1	0	0	4
Rey Sanchez, R (1, 6) OBP: 0.376, SLG: 0.349		G6-3		P3	L7		K			4	0	0	0	0	1	2
Brent Mayne, L (1, 2) OBP: 0.360, SLG: 0.366		SH1-4 BB		G4-3		SH 1B 2B	G4-3			3	1	1	0	1	0	0
Danny Darwin, R (1, 1) OBP: 0.091, SLG: 0.048		SH1-4 1-2		K		SH 1B BB 2-3		K		1	0	0	0	0	1	0
Steve Reed, R (7, 1) OBP: 0.500, SLG: 0.500										0	0	0	0	0	0	0
Rich Rodriguez, L (8, 1) OBP: 0.500, SLG: 0.500										0	0	0	0	0	0	0
Marvin Benard, L (8, PH) OBP: 0.338, SLG: 0.339										1	0	0	0	0	1	0
Robb Nen, R (9, 1)										0	0	0	0	0	0	0
Inning Stats	R: 1 E: 0 K: 0 S: 13 H: 2 LOB: 2 BB: 1 P: 22	R: 0 E: 0 K: 0 S: 6 H: 0 LOB: 1 BB: 1 P: 10	R: 0 E: 0 K: 1 S: 13 H: 1 LOB: 2 BB: 0 P: 23	R: 0 E: 0 K: 1 S: 7 H: 0 LOB: 0 BB: 0 P: 9	R: 2 E: 1 K: 1 S: 11 H: 3 LOB: 2 BB: 1 P: 20	R: 1 E: 0 K: 2 S: 24 H: 2 LOB: 3 BB: 1 P: 36	R: 0 E: 0 K: 1 S: 7 H: 0 LOB: 0 BB: 0 P: 12	R: 0 E: 0 K: 1 S: 10 H: 0 LOB: 0 BB: 0 P: 13		1B: 6 2B: 1 3B: 0 HR: 1 SF: 0 SAC: 2 DP: 0 HBP: 1					WP: 0 PB: 0 SB: 0 CS: 0 PA: 38	

	AB	31
	R	4
	H	8
	RBI	4
	BB	4
	SO	7
	LOB	20

PITCHER	IP	WLS	BF	H	R	ER	SO	BB	IBB	HBP	BLK	WP	HR	S	P	ERA	WHIP
Scott Winchester, R (1, 1) ERA: 4.46	5.0	L	27	7	4	4	3	3	0	1	0	0	1	54	91	7.20	2.000
Gabe White, L (6, 1) ERA: 5.4	0.1		3	1	0	0	0	1	0	0	0	0	0	11	16	0.00	6.000
Danny Graves, R (6, 1) ERA: 3.24	0.2		2	0	0	0	2	0	0	0	0	0	0	9	13	0.00	0.000
Stan Belinda, R (7, 1) ERA: 3.32	2.0		6	0	0	0	2	0	0	0	0	0	0	17	25	0.00	0.000

PITCHER	IP	WLS	BF	H	R	ER	SO	BB	IBB	HBP	BLK	WP	HR	S	P	ERA	WHIP

Cincinnati Reds @ San Francisco Giants

3Com Park at Candlestick Point, San Francisco, CA

Wed Jun 03 1998, 6:33 AM EDT

Att. 13,524 - Overcast - 62 F

TOP

livebaseballscorecards.com

Batter	1	2	3	4	5	6	7	8	9	AB	R	H	RBI	BB	SO	LOB
Reggie Sanders, R (1, 8) OBP: 0.351, SLG: 0.429	G6-3		G6-3			G5-3	1-H 2-H HR		P6	5	1	1	3	0	0	2
Chris Stynes, R (1, 5) OBP: 0.330, SLG: 0.355	FC4-1-6 1B			G6-4-3 1B		G5-3	BB		F7	4	0	2	0	1	0	2
Barry Larkin, R (1, 6) OBP: 0.364, SLG: 0.430	FC4-1-6 1-2f			G6-4-3 1-2f		F9	K			4	0	0	0	0	1	3
Dmitri Young, S (1, 7) OBP: 0.374, SLG: 0.524	F9			G1-3			1B SF8 1B	K		4	1	1	0	0	1	1
Bret Boone, R (1, 4) OBP: 0.331, SLG: 0.491		G4-6-3 1B			2B		K	F9		4	0	2	0	0	1	1
Eduardo Perez, R (1, 3) OBP: 0.267, SLG: 0.260		K			K		1-3 2B 1B	F8		4	1	1	0	0	2	2
Pat Watkins, R (1, 9) OBP: 0.256, SLG: 0.316 Lenny Harris, L (9, PH) OBP: 0.343, SLG: 0.375		G4-6-3 1-2f			BB		SF8 3-H		1B	1 1	0 0	0 1	1 0	1 0	0 0	1 0
Brook Fordyce, R (1, 2) OBP: 0.288, SLG: 0.347 Eddie Taubensee, L (9, PH) OBP: 0.410, SLG: 0.508			G4-3		F9		HR 2B		K	3 1	1 0	1 0	1 0	0 0	0 1	2 1
Brett Tomko, R (1, 1) OBP: 0.143, SLG: 0.111 Scott Sullivan, R (5, 1) OBP: 0.200, SLG: 0.200 Melvin Nieves, S (7, PH) OBP: 0.346, SLG: 0.395 Danny Graves, R (7, 1) Willie Greene, L (9, PH) OBP: 0.408, SLG: 0.468			K		K		HR BB		1-2 1B	2 0 0 0 1	0 0 1 0 0	0 0 0 0 1	0 0 1 0 0	2 0 0 0 0	2 0 0 0 0	2 0 0 0 0

	AB	34
	R	5
	H	10
	RBI	5
	BB	3
	SO	8
	LOB	17

Inning Stats																								
	R: 0	H: 1		R: 0	H: 1		R: 0	H: 0		R: 0	H: 1		R: 0	H: 1		R: 0	H: 0		R: 5	H: 4		R: 0	H: 0	
	E: 0	LOB: 1		E: 0	LOB: 0		E: 0	LOB: 0		E: 0	LOB: 0		E: 0	LOB: 2		E: 0	LOB: 0		E: 0	LOB: 1		E: 0	LOB: 0	
	K: 0	BB: 0		K: 1	BB: 0		K: 1	BB: 0		K: 0	BB: 0		K: 2	BB: 1		K: 0	BB: 0		K: 2	BB: 2		K: 1	BB: 0	
	S: 4	P: 4		S: 5	P: 5		S: 5	P: 5		S: 3	P: 3		S: 8	P: 12		S: 3	P: 3		S: 11	P: 19		S: 5	P: 5	

	R: 0	H: 2		1B: 7	SF: 1		WP: 0	PA: 38
	E: 0	LOB: 2		2B: 2	SAC: 0		PB: 0	
	K: 1	BB: 0		3B: 0	DP: 2		SB: 0	
	S: 7	P: 7		HR: 1	HBP: 0		CS: 0	

PITCHER		IP	WLS	BF	H	R	ER	SO	BB	IBB	HBP	BLK	WP	HR	S	P	ERA	WHIP
Shawn Estes, L ERA: 4.61	(1, 1)	6.2	W	28	8	5	5	5	2	0	0	0	0	1	36	44	6.75	1.500
John Johnstone, R ERA: 1.95	(7, 1)	1.1		5	0	0	0	2	1	0	0	0	0	0	8	12	0.00	0.750
Robb Nen, R ERA: 1.22	(9, 1)	1.0	S	5	2	0	0	1	0	0	0	0	0	0	7	7	0.00	2.000

PITCHER	IP	WLS	BF	H	R	ER	SO	BB	IBB	HBP	BLK	WP	HR	S	P	ERA	WHIP

BOTTOM

Cincinnati Reds @ San Francisco Giants

3Com Park at Candlestick Point, San Francisco, CA

Wed Jun 03 1998, 6:33 AM EDT

Att. 13,524 - Overcast - 62 F

livebaseballscorecards.com

Batter	1	2	3	4	5	6	7	8	9	AB	R	H	RBI	BB	SO	LOB
Darryl Hamilton, L (1, 8) OBP: 0.384, SLG: 0.348	G6-3		WP 2B		2B 1B	G3-1		2-3 1B		5	2	3	0	0	0	0
Bill Mueller, S (1, 5) OBP: 0.407, SLG: 0.462	F8		FC1-6 WP 2-H BB		1-H 1B 2B	G4-6-3 BB		K		3	1	1	1	2	1	2
Barry Bonds, L (1, 7) OBP: 0.455, SLG: 0.612 Marvin Benard, L (7, 7) OBP: 0.338, SLG: 0.339	F9		FC1-6 1-2 IBB		1B 2B 2-H 1B	G4-6-3 1-2f				3 0	1 0	1 0	1 0	1 0	0 0	1 0
Jeff Kent, R (1, 4) OBP: 0.340, SLG: 0.468 Rey Sanchez, R (7, 4) OBP: 0.373, SLG: 0.346		F9	FC1-6 CS 1-2f 2-3		F7		G5-3			3 1	0 0	0 0	0 0	0 0	0 0	3 0
Stan Javier, S (1, 9) OBP: 0.324, SLG: 0.323		1B 1B	CS 1-2	F9 S 1B	2B SF4 1-2 1B		G1-3			4	1	3	0	0	0	0
J.T. Snow, L (1, 3) OBP: 0.292, SLG: 0.283		1-3 1B	K 1-2	HR 2B 1-3 2-H			K			4	1	2	1	0	2	1
Rich Aurilia, R (1, 6) OBP: 0.378, SLG: 0.486		K	F9 2-3	SF4 3-H				G3-1		3	0	0	1	0	1	2
Brian Johnson, R (1, 2) OBP: 0.313, SLG: 0.463			HR	IBB	HR 2-H			1B G5-3 1B		3	2	3	3	1	0	0
Shawn Estes, R (1, 1) OBP: 0.259, SLG: 0.269 John Johnstone, R (7, 1) Charlie Hayes, R (8, PH) OBP: 0.383, SLG: 0.439 Robb Nen, R (9, 1)			K	G1-3	K			G5-3 1-2		3 0 1 0	0 0 0 0	0 0 0 0	0 0 0 0	0 0 0 0	2 0 0 0	2 0 1 0
Inning Stats	R: 0 H: 0 E: 0 LOB: 0 K: 0 BB: 0 S: 3 P: 3	R: 0 H: 2 E: 0 LOB: 1 K: 1 BB: 0 S: 6 P: 6	R: 2 H: 2 E: 0 LOB: 1 K: 1 BB: 2 S: 6 P: 14	R: 0 H: 1 E: 0 LOB: 2 K: 1 BB: 1 S: 6 P: 10	R: 6 H: 6 E: 0 LOB: 0 K: 1 BB: 0 S: 11 P: 11	R: 0 H: 0 E: 0 LOB: 0 K: 0 BB: 1 S: 2 P: 6	R: 0 H: 0 E: 0 LOB: 0 K: 1 BB: 0 S: 5 P: 5	R: 0 H: 2 E: 0 LOB: 2 K: 1 BB: 0 S: 7 P: 7		1B: 8 SF: 1 2B: 3 SAC: 0 3B: 0 DP: 1 HR: 2 HBP: 0				WP: 3 PA: 39 PB: 0 SB: 1 CS: 1		

	AB	33
	R	8
	H	13
	RBI	7
	BB	4
	SO	6
	LOB	12

PITCHER		IP	WLS	BF	H	R	ER	SO	BB	IBB	HBP	BLK	WP	HR	S	P	ERA	WHIP
Brett Tomko, R ERA: 4.35	(1, 1)	4.1	L	24	10	7	7	3	1	2	0	0	2	1	27	39	14.54	2.538
Scott Sullivan, R ERA: 5.61	(5, 1)	1.2		6	1	1	1	1	1	0	0	0	0	1	7	11	5.40	1.200
Danny Graves, R ERA: 2.89	(7, 1)	2.0		8	2	0	0	2	0	0	0	0	0	0	12	12	0.00	1.000

PITCHER		IP	WLS	BF	H	R	ER	SO	BB	IBB	HBP	BLK	WP	HR	S	P	ERA	WHIP

Batter	1	2	3	4	5	6	7	8	9	AB	R	H	RBI	BB	SO	LOB
Darryl Hamilton, L (1, 8) OBP: 0.385, SLG: 0.349	L3		BB BB 1B 1B	BB 1B		L8		K		5	1	2	0	0	1	2
Bill Mueller, S (1, 5) OBP: 0.411, SLG: 0.458	P6		BB 1B BB 1-2	SAFE 1-2 BB		1-2 2-3 BB		L7		2	1	0	0	3	0	0
Barry Bonds, L (1, 7) OBP: 0.450, SLG: 0.601	P5		G4-3 1B G3-1 1-2 2-3 BB	P6		K			G4-3	4	1	0	0	1	1	5
Jeff Kent, R (1, 4) OBP: 0.341, SLG: 0.471		1B 2B	G3-1 G4-3 1-2 2-H 3-H 1B		F8		F9		F8	5	0	2	2	0	0	0
Stan Javier, S (1, 9) OBP: 0.321, SLG: 0.320		S 1B 2-3	G4-3 1-2 2-3		P5		K		G3	5	0	1	0	0	1	2
J.T. Snow, L (1, 3) OBP: 0.291, SLG: 0.282		K	G3-1 2-3 3-H		F8		1B 1B			4	0	1	1	0	1	3
Brian Johnson, R (1, 2) OBP: 0.312, SLG: 0.456		K 1-2	K			E6 BB BB	FC6 1-2 1B			4	0	1	0	0	2	3
Rich Aurilia, R (1, 6) OBP: 0.375, SLG: 0.477		BB		F9		F7	FC6 1-2f			3	0	0	0	1	0	3
Jim Poole, L (7, 1) OBP: 0.333, SLG: 0.667										0	0	0	0	0	0	0
Steve Reed, R (7, 1) OBP: 0.500, SLG: 0.500										0	0	0	0	0	0	0
Rich Rodriguez, L (8, 1) OBP: 0.500, SLG: 0.500										0	0	0	0	0	0	0
Robb Nen, R (9, 1)										0	0	0	0	0	0	0
Orel Hershiser, R (1, 1) OBP: 0.241, SLG: 0.185		P4		P4		BB 1-2		F9		2	0	0	0	1	0	3
Rey Sanchez, R (7, 6) OBP: 0.370, SLG: 0.343										1	0	0	0	0	0	0
Inning Stats	R: 0 E: 0 K: 0 S: 8 H: 0 LOB: 0 BB: 0 P: 13	R: 0 E: 0 K: 2 S: 15 H: 2 LOB: 3 BB: 1 P: 27	R: 3 E: 0 K: 1 S: 15 H: 2 LOB: 1 BB: 2 P: 34	R: 0 E: 0 K: 0 S: 14 H: 1 LOB: 2 BB: 1 P: 22	R: 0 E: 0 K: 0 S: 4 H: 0 LOB: 0 BB: 0 P: 7	R: 0 E: 1 K: 1 S: 12 H: 0 LOB: 3 BB: 2 P: 26	R: 0 E: 0 K: 1 S: 12 H: 2 LOB: 2 BB: 0 P: 16	R: 0 E: 0 K: 1 S: 9 H: 0 LOB: 0 BB: 0 P: 14	R: 0 E: 0 K: 0 S: 7 H: 0 LOB: 0 BB: 0 P: 10	1B: 6 2B: 1 3B: 0 HR: 0 SF: 0 SAC: 0 DP: 0 HBP: 0						

PITCHER		IP	WLS	BF	H	R	ER	SO	BB	IBB	HBP	BLK	WP	HR	S	P	ERA	WHIP
Kent Bottenfield, R ERA: 6.48	(1, 1)	3.0	L	16	4	3	3	3	3	0	0	0	0	0	38	74	9.00	2.333
Manny Aybar, R ERA: 7.85	(4, 1)	2.1		11	1	0	0	0	2	0	0	0	0	0	22	38	0.00	1.286
Lance Painter, L ERA: 4.58	(6, 1)	0.2		3	0	0	0	1	1	0	0	0	0	0	8	17	0.00	1.500
Rick Croushore, R ERA: 3.18	(7, 1)	2.0		8	2	0	0	2	0	0	0	0	0	0	21	30	0.00	1.000
Jeff Brantley, R ERA: 3.24	(9, 1)	1.0		3	0	0	0	0	0	0	0	0	0	0	7	10	0.00	0.000

PITCHER	IP	WLS	BF	H	R	ER	SO	BB	IBB	HBP	BLK	WP	HR	S	P	ERA	WHIP

TOP

San Francisco Giants @ St. Louis Cardinals

Busch Stadium, St. Louis, MO

Fri Jun 05 1998, 7:05 PM CDT
Att. 43,239 - Cloudy - 63 F

livebaseballscorecards.com

AB	35
R	3
H	7
RBI	3
BB	6
SO	6
LOB	21

WP: 0 PA: 41
PB: 0
SB: 1
CS: 0

Batter	1	2	3	4	5	6	7	8	9	AB	R	H	RBI	BB	SO	LOB
Delino DeShields, L (1, 4) OBP: 0.401, SLG: 0.473	G4-3		G3-1		G4-6-3, 1B	K		L7		5	0	1	0	0	1	5
Ray Lankford, L (1, 8) OBP: 0.395, SLG: 0.465	HR, 2B		F8		G4-6-3		G4-3		L4	5	1	1	0	0	0	2
Mark McGwire, R (1, 3) OBP: 0.492, SLG: 0.844	HR			K	FC6, IBB		FC6-4, 1B		K	4	1	2	2	1	2	0
Brian Jordan, R (1, 9) OBP: 0.408, SLG: 0.603	G1-6-3, BB			K	FC6		F7		K	4	0	0	0	1	2	3
Gary Gaetti, R (1, 5) OBP: 0.380, SLG: 0.471	G1-6-3			BB, 1B, HBP		F9	FC6-4			3	0	0	0	0	0	2
John Mabry, L (1, 7) OBP: 0.362, SLG: 0.424		G4-3		BB, 1B		P6		1B, SH3-4, BB		3	0	1	0	1	0	0
Royce Clayton, R (1, 6) OBP: 0.304, SLG: 0.297		G6-3		BB		BB, 2B		SH3-4		2	0	1	0	1	0	0
Tom Lampkin, L (1, 2) OBP: 0.317, SLG: 0.396 Tom Pagnozzi, R (8, PH) OBP: 0.287, SLG: 0.291 (9, 2)		G6-3		G3		BB, IBB		1B		2 1	0 0	0 1	0 0	1 0	0 0	3 0
Kent Bottenfield, R (1, 1) Brian Hunter, R (3, PH) OBP: 0.271, SLG: 0.436 Manny Aybar, R (4, 1) OBP: 0.357, SLG: 0.357 Lance Painter, L (6, 1) OBP: 1.000, SLG: 1.000 Ron Gant, R (6, PH) OBP: 0.286, SLG: 0.430 Rick Croushore, R (7, 1) Willie McGee, S (8, PH) OBP: 0.331, SLG: 0.356 Jeff Brantley, R (9, 1)			K		G4-6-3, 1B		BB	SAFE	K	0 1 1 0 0 0 0 1 0	0 0 0 0 0 0 0 0 0	0 1 1 0 0 0 1 0 0	0 0 0 0 0 0 0 1 0	0 1 0 0 0 1 0 0 0	0 0 0 0 0 0 0 2 0	0 0 0 0 0 0 0 0 0
Inning Stats	R: 2 E: 0 K: 0 S: 9 H: 2 LOB: 0 BB: 1 P: 17	R: 0 E: 0 K: 0 S: 7 H: 0 LOB: 0 BB: 0 P: 11	R: 0 E: 0 K: 1 S: 8 H: 0 LOB: 0 BB: 0 P: 13	R: 0 E: 0 K: 2 S: 13 H: 1 LOB: 3 BB: 1 P: 22	R: 0 E: 0 K: 0 S: 8 H: 2 LOB: 2 BB: 1 P: 16	R: 0 E: 0 K: 1 S: 10 H: 1 LOB: 3 BB: 2 P: 21	R: 0 E: 0 K: 0 S: 6 H: 1 LOB: 1 BB: 0 P: 8	R: 0 E: 0 K: 1 S: 10 H: 1 LOB: 2 BB: 1 P: 18	R: 0 E: 0 K: 2 S: 9 H: 0 LOB: 0 BB: 0 P: 15	1B: 5 2B: 2 3B: 0 HR: 1	SF: 0 SAC: 1 DP: 2 HBP: 1					

PITCHER		IP	WLS	BF	H	R	ER	SO	BB	IBB	HBP	BLK	WP	HR	S	P	ERA	WHIP
Orel Hershiser, R ERA: 2.92	(1, 1)	6.0	W	28	6	2	2	4	3	2	1	0	0	1	55	100	3.00	1.500
Jim Poole, L ERA: 2.7	(7, 1)	0.1		1	0	0	0	0	0	0	0	0	0	0	3	4	0.00	0.000
Steve Reed, R ERA: 1.36	(7, 1)	1.0		5	1	0	0	0	1	0	0	0	0	0	6	11	0.00	2.000
Rich Rodriguez, L ERA: 4.0	(8, 1)	1.0		4	1	0	0	1	0	0	0	0	0	0	10	17	0.00	1.000
Robb Nen, R ERA: 1.19	(9, 1)	0.2	S	2	0	0	0	2	0	0	0	0	0	0	6	9	0.00	0.000

PITCHER	IP	WLS	BF	H	R	ER	SO	BB	IBB	HBP	BLK	WP	HR	S	P	ERA	WHIP

BOTTOM

San Francisco Giants @ St. Louis Cardinals

Busch Stadium, St. Louis, MO

Fri Jun 05 1998, 7:05 PM CDT

Att. 43,239 - Cloudy - 63 F

livebaseballscorecards.com

AB	32
R	2
H	8
RBI	2
BB	6
SO	7
LOB	17

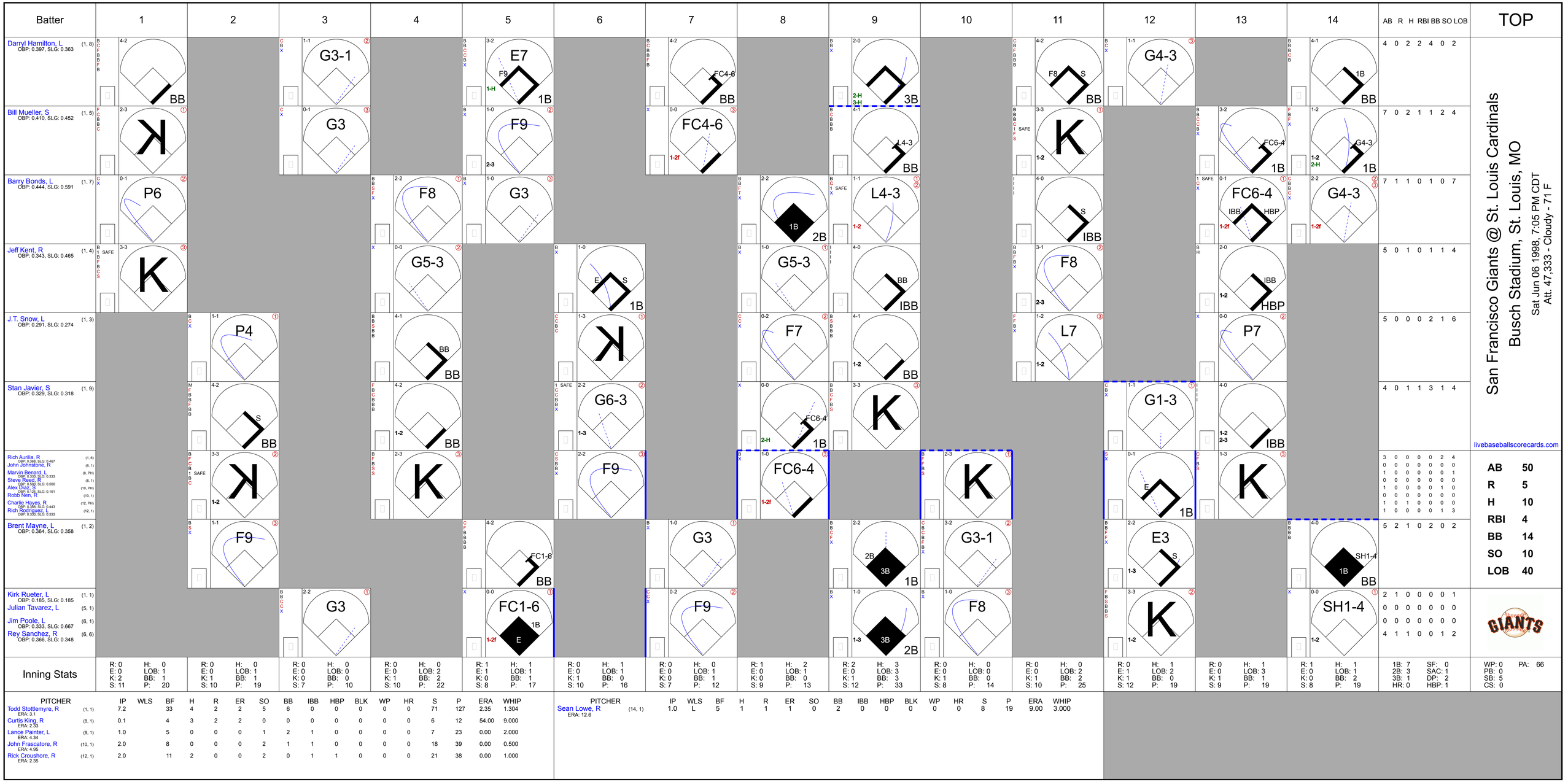

San Francisco Giants @ St. Louis Cardinals

Busch Stadium, St. Louis, MO

Sat Jun 06 1998, 7:05 PM CDT
Att. 47,333 - Cloudy - 71 F

livebaseballscorecards.com

Batter	1	2	3	4	5	6	7	8	9	10	11	12	13	14	AB	R	H	RBI	BB	SO	LOB
Darryl Hamilton, L (1, 8) OBP: 0.397, SLG: 0.363	BB		G3-1		E7 F9 1-H 1B		FC4-6 BB		2-H 3-H 3B		F8 S BB	G4-3		1B BB	4	0	2	2	4	0	2
Bill Mueller, S (1, 5) OBP: 0.410, SLG: 0.452	K		G3		F9 2-3		FC4-6 1-2f		L4-3 BB		K 1-2		FC6-4 1B	G4-3 1-2 2-H 1B	7	0	2	1	1	2	4
Barry Bonds, L (1, 7) OBP: 0.444, SLG: 0.591	P6			F8	G3			1B 2B	L4-3 1-2		S IBB		FC6-4 IBB HBP 1-2f	G4-3 1-2f	7	1	1	0	1	0	7
Jeff Kent, R (1, 4) OBP: 0.343, SLG: 0.465	K			G5-3		E S 1B		G5-3	BB IBB		F8 2-3		IBB HBP 1-2		5	0	1	0	1	1	4
J.T. Snow, L (1, 3) OBP: 0.291, SLG: 0.274		P4		BB BB		K		F7	BB		L7 1-2		P7		5	0	0	0	2	1	6
Stan Javier, S (1, 9) OBP: 0.329, SLG: 0.318		S BB		BB 1-2		G6-3 1-3		FC6-4 2-H 1B	K			G1-3	IBB 1-2 2-3		4	0	1	1	3	1	4
Rich Aurilia, R (1, 6) OBP: 0.368, SLG: 0.467; John Johnstone, R (6, 1); Marvin Benard, L (8, PH) OBP: 0.333, SLG: 0.333; Steve Reed, R (8, 1) OBP: 0.500, SLG: 0.500; Alex Diaz, S (10, PH) OBP: 0.125, SLG: 0.161; Robb Nen, R (10, 1); Charlie Hayes, R (12, PH) OBP: 0.368, SLG: 0.443; Rich Rodriguez, L (12, 1) OBP: 0.333, SLG: 0.333		K 1-2		K	F9		FC6-4 1-2f		K		E 1B	K		3	0	0	0	0	2	4
															0	0	0	0	0	0	0
															1	0	0	0	0	0	1
															0	0	0	0	0	0	0
															1	0	0	0	0	1	0
															0	0	0	0	0	0	0
															1	0	1	0	0	0	0
															1	0	0	0	0	1	3
Brent Mayne, L (1, 2) OBP: 0.364, SLG: 0.358		F9			FC1-6 BB		G3		2B 3B 1B	G3-1		E3 S 1-3		SH1-4 1B BB	5	2	1	0	2	0	2
Kirk Rueter, L (1, 1) OBP: 0.185, SLG: 0.185; Julian Tavarez, L (5, 1); Jim Poole, L (6, 1) OBP: 0.333, SLG: 0.667; Rey Sanchez, R (6, 6) OBP: 0.366, SLG: 0.348			G3		FC1-6 1B E 1-2f		F9		3B 2B 1-3	F8		K 1-2		SH1-4 1-2	2	1	0	0	0	0	1
															0	0	0	0	0	0	0
															0	0	0	0	0	0	0
															4	1	1	0	0	1	2

Inning Stats	1	2	3	4	5	6	7	8	9	10	11	12	13	14	AB	R	H	RBI	BB	SO	LOB
	R: 0 E: 0 K: 2 S: 11	H: 0 LOB: 1 BB: 1 P: 20	R: 0 E: 0 K: 1 S: 10	H: 0 LOB: 1 BB: 1 P: 19	R: 0 E: 0 K: 0 S: 7	H: 0 LOB: 0 BB: 0 P: 10	R: 0 E: 0 K: 1 S: 10	H: 0 LOB: 2 BB: 2 P: 22	R: 1 E: 1 K: 0 S: 8	H: 1 LOB: 1 BB: 1 P: 17	R: 0 E: 0 K: 1 S: 10	H: 1 LOB: 1 BB: 0 P: 16	R: 0 E: 0 K: 0 S: 7	H: 0 LOB: 1 BB: 1 P: 12	R: 1 E: 0 K: 0 S: 9	H: 2 LOB: 1 BB: 0 P: 13	R: 2 E: 0 K: 1 S: 12	H: 3 LOB: 3 BB: 3 P: 33	R: 0 E: 0 K: 1 S: 8	H: 0 LOB: 0 BB: 0 P: 14	R: 0 E: 0 K: 1 S: 10	H: 0 LOB: 2 BB: 2 P: 25	R: 0 E: 1 K: 1 S: 12	H: 1 LOB: 2 BB: 0 P: 19	R: 0 E: 0 K: 1 S: 9	H: 1 LOB: 3 BB: 1 P: 19	R: 1 E: 0 K: 0 S: 8	H: 1 LOB: 1 BB: 2 P: 19	1B: 7 2B: 3 3B: 1 HR: 0	SF: 0 SAC: 1 DP: 2 HBP: 1	WP: 0 PB: 0 SB: 5 CS: 0	PA: 66

PITCHER		IP	WLS	BF	H	R	ER	SO	BB	IBB	HBP	BLK	WP	HR	S	P	ERA	WHIP
Todd Stottlemyre, R ERA: 3.1	(1, 1)	7.2		33	4	2	2	5	6	0	0	0	0	0	71	127	2.35	1.304
Curtis King, R ERA: 2.33	(8, 1)	0.1		4	3	2	2	0	0	0	0	0	0	0	6	12	54.00	9.000
Lance Painter, L ERA: 4.34	(9, 1)	1.0		5	0	0	0	1	2	1	0	0	0	0	7	23	0.00	2.000
John Frascatore, R ERA: 4.95	(10, 1)	2.0		8	0	0	0	2	1	1	0	0	0	0	18	39	0.00	0.500
Rick Croushore, R ERA: 2.35	(12, 1)	2.0		11	2	0	0	2	0	1	1	0	0	0	21	38	0.00	1.000

PITCHER		IP	WLS	BF	H	R	ER	SO	BB	IBB	HBP	BLK	WP	HR	S	P	ERA	WHIP
Sean Lowe, R ERA: 12.6	(14, 1)	1.0	L	5	1	1	1	0	2	0	0	0	0	0	8	19	9.00	3.000

TOP	
AB	50
R	5
H	10
RBI	4
BB	14
SO	10
LOB	40

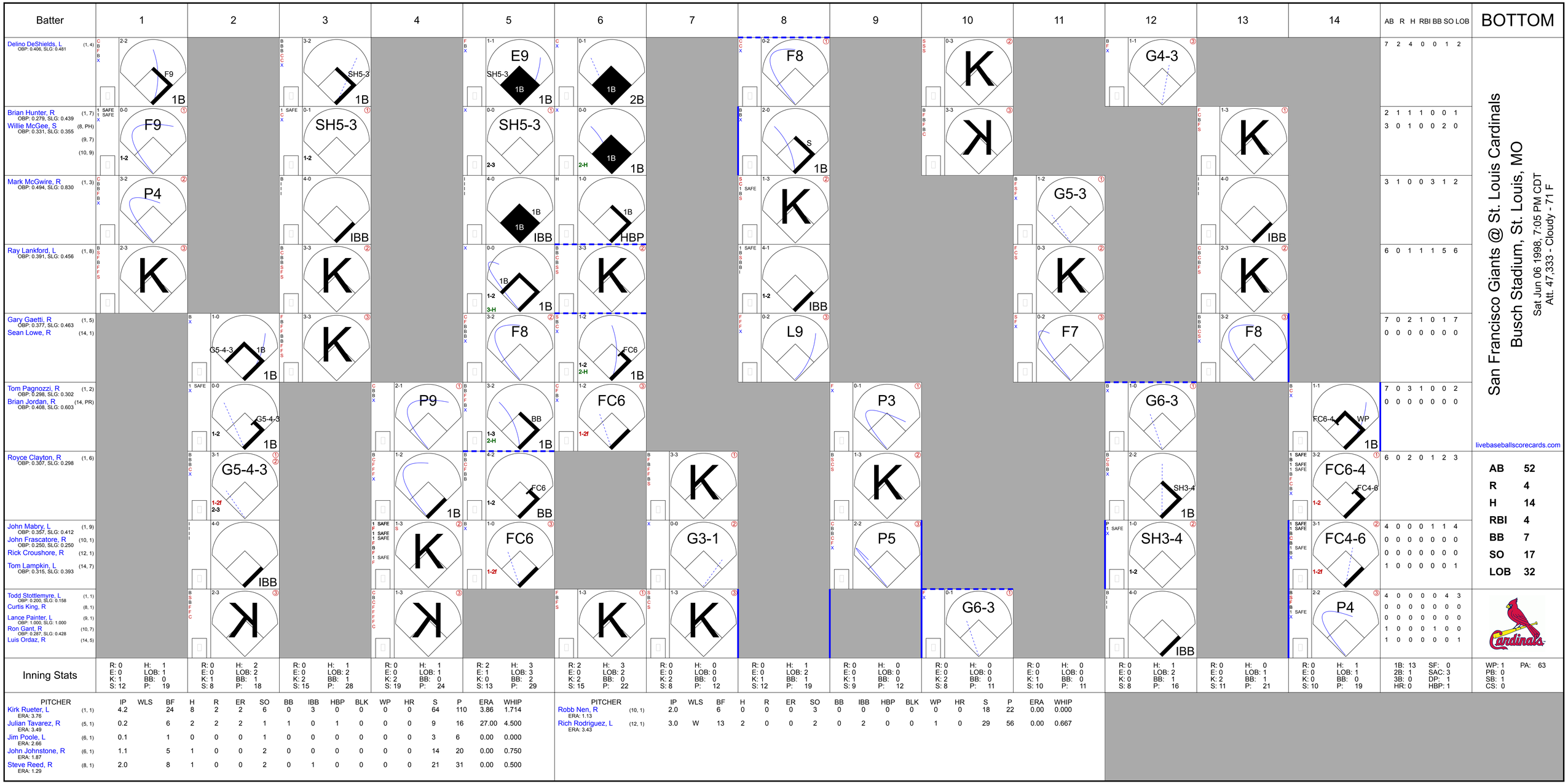
Batter
1
2
3
4
5
6
7
8
9
10
11
12
13
14
AB R H RBI BB SO LOB
BOTTOM
Delino DeShields, L (1, 4) OBP: 0.406, SLG: 0.481
7 2 4 0 0 1 2
Brian Hunter, R (1, 7) OBP: 0.279, SLG: 0.439
Willie McGee, S (8, PH) OBP: 0.331, SLG: 0.355 (9, 7) (10, 9)
2 1 1 1 0 0 1
3 0 1 0 0 2 0
Mark McGwire, R (1, 3) OBP: 0.494, SLG: 0.830
3 1 0 0 3 1 2
Ray Lankford, L (1, 8) OBP: 0.391, SLG: 0.456
6 0 1 1 1 5 6
Gary Gaetti, R (1, 5) OBP: 0.377, SLG: 0.463
Sean Lowe, R (14, 1)
7 0 2 1 0 1 7
0 0 0 0 0 0 0
Tom Pagnozzi, R (1, 2) OBP: 0.298, SLG: 0.302
Brian Jordan, R (14, PR) OBP: 0.408, SLG: 0.603
7 0 3 1 0 0 2
0 0 0 0 0 0 0
Royce Clayton, R (1, 6) OBP: 0.307, SLG: 0.298
6 0 2 0 1 2 3
John Mabry, L (1, 9) OBP: 0.357, SLG: 0.412
John Frascatore, R (10, 1) OBP: 0.250, SLG: 0.250
Rick Croushore, R (12, 1)
Tom Lampkin, L (14, 7) OBP: 0.315, SLG: 0.393
4 0 0 0 1 1 4
0 0 0 0 0 0 0
0 0 0 0 0 0 0
1 0 0 0 0 0 1
Todd Stottlemyre, L (1, 1) OBP: 0.200, SLG: 0.158
Curtis King, R (8, 1)
Lance Painter, L (9, 1) OBP: 1.000, SLG: 1.000
Ron Gant, R (10, 7) OBP: 0.287, SLG: 0.428
Luis Ordaz, R (14, 5)
4 0 0 0 0 4 3
0 0 0 0 0 0 0
0 0 0 0 0 0 0
1 0 0 0 1 0 0
1 0 0 0 0 0 1
Inning Stats
R: 0 E: 0 K: 1 S: 12 H: 1 LOB: 1 BB: 0 P: 19
R: 0 E: 0 K: 1 S: 8 H: 2 LOB: 2 BB: 1 P: 18
R: 0 E: 0 K: 2 S: 15 H: 1 LOB: 2 BB: 1 P: 28
R: 0 E: 0 K: 2 S: 19 H: 1 LOB: 1 BB: 0 P: 24
R: 2 E: 1 K: 0 S: 13 H: 3 LOB: 3 BB: 2 P: 29
R: 2 E: 0 K: 2 S: 15 H: 3 LOB: 2 BB: 0 P: 22
R: 0 E: 0 K: 2 S: 8 H: 0 LOB: 0 BB: 0 P: 12
R: 0 E: 0 K: 1 S: 12 H: 1 LOB: 2 BB: 1 P: 19
R: 0 E: 0 K: 1 S: 9 H: 0 LOB: 0 BB: 0 P: 12
R: 0 E: 0 K: 2 S: 8 H: 0 LOB: 0 BB: 0 P: 11
R: 0 E: 0 K: 1 S: 10 H: 0 LOB: 0 BB: 0 P: 11
R: 0 E: 0 K: 0 S: 8 H: 1 LOB: 2 BB: 1 P: 16
R: 0 E: 0 K: 2 S: 11 H: 0 LOB: 1 BB: 1 P: 21
R: 0 E: 0 K: 0 S: 10 H: 1 LOB: 1 BB: 0 P: 19
1B: 13 2B: 1 3B: 0 HR: 0
SF: 0 SAC: 3 DP: 1 HBP: 1
WP: 1 PB: 0 SB: 1 CS: 0
PA: 63
PITCHER IP WLS BF H R ER SO BB IBB HBP BLK WP HR S P ERA WHIP
Kirk Rueter, L (1, 1) ERA: 3.76 4.2 24 8 2 2 6 0 3 0 0 0 0 64 110 3.86 1.714
Julian Tavarez, R (5, 1) ERA: 3.49 0.2 6 2 2 1 1 0 1 0 0 0 0 9 16 27.00 4.500
Jim Poole, L (6, 1) ERA: 2.66 0.1 1 0 0 0 1 0 0 0 0 0 0 3 6 0.00 0.000
John Johnstone, R (6, 1) ERA: 1.87 1.1 5 1 0 0 2 0 0 0 0 0 0 14 20 0.00 0.750
Steve Reed, R (8, 1) ERA: 1.29 2.0 8 1 0 0 2 0 1 0 0 0 0 21 31 0.00 0.500
PITCHER IP WLS BF H R ER SO BB IBB HBP BLK WP HR S P ERA WHIP
Robb Nen, R (10, 1) ERA: 1.13 2.0 6 0 0 0 3 0 0 0 0 1 0 18 22 0.00 0.000
Rich Rodriguez, L (12, 1) ERA: 3.43 3.0 W 13 2 0 0 2 0 2 0 0 1 0 29 56 0.00 0.667
San Francisco Giants @ St. Louis Cardinals
Busch Stadium, St. Louis, MO
Sat Jun 06 1998, 7:05 PM CDT
Att. 47,333 - Cloudy - 71 F
livebaseballscorecards.com
AB 52
R 4
H 14
RBI 4
BB 7
SO 17
LOB 32
Cardinals

Batter	1	2	3	4	5	6	7	8	9	AB	R	H	RBI	BB	SO	LOB
Darryl Hamilton, L (1, 8) OBP: 0.402, SLG: 0.374	FC1-6 1B		FC6-4 1B		G4-3		WP SF8 2B		G4-3	5	1	3	2	0	0	0
Bill Mueller, S (1, 5) OBP: 0.402, SLG: 0.442	FC1-6 L9-3		K		F8		G5-3		F7	5	0	0	0	0	1	4
Barry Bonds, L (1, 7) OBP: 0.442, SLG: 0.592	L9-3		F7			2B 2B	SF8			3	1	1	1	0	0	3
Jeff Kent, R (1, 4) OBP: 0.349, SLG: 0.486		FC6-4 1B 1B	FC6-4			1B 2B	HR			4	1	3	2	0	0	2
Charlie Hayes, R (1, 3) OBP: 0.383, SLG: 0.437		FC6-4 1B		L4		G5-3	K			4	0	1	0	0	1	1
Chris Jones, R (1, 9) OBP: 0.294, SLG: 0.329		FC6-4		K		G6-4-3 1B		F9		4	0	1	0	0	1	2
Brian Johnson, R (1, 2) OBP: 0.310, SLG: 0.473		K		HR		G6-4-3		G5-3		4	1	1	1	0	1	4
Rey Sanchez, R (1, 6) OBP: 0.362, SLG: 0.345		F8		L4			2B 2B 1B	K		4	1	1	0	0	1	2
Mark Gardner, R (1, 1) OBP: 0.321, SLG: 0.308			1B		F9		2B		L9	3	1	2	0	0	0	0
John Johnstone, R (7, 1)										0	0	0	0	0	0	0
Marvin Benard, L (9, PH) OBP: 0.329, SLG: 0.328										1	0	0	0	0	0	0
Robb Nen, R (9, 1)										0	0	0	0	0	0	0
Inning Stats	R: 0 E: 0 K: 0 S: 5 H: 1 LOB: 0 BB: 0 P: 8	R: 0 E: 0 K: 1 S: 17 H: 2 LOB: 2 BB: 0 P: 20	R: 0 E: 0 K: 1 S: 12 H: 2 LOB: 2 BB: 0 P: 19	R: 1 E: 0 K: 1 S: 12 H: 1 LOB: 0 BB: 0 P: 16	R: 0 E: 0 K: 0 S: 5 H: 0 LOB: 0 BB: 0 P: 7	R: 1 E: 0 K: 0 S: 12 H: 3 LOB: 1 BB: 0 P: 16	R: 4 E: 0 K: 1 S: 13 H: 4 LOB: 0 BB: 0 P: 21	R: 0 E: 0 K: 1 S: 8 H: 0 LOB: 0 BB: 0 P: 12	R: 0 E: 0 K: 0 S: 7 H: 0 LOB: 0 BB: 0 P: 11	1B: 7 2B: 5 3B: 0 HR: 2 SF: 1 SAC: 0 DP: 2 HBP: 0						

TOP

San Francisco Giants @ St. Louis Cardinals

Busch Stadium, St. Louis, MO

Sun Jun 07 1998, 3:33 AM CDT

Att. 41,576 - Sunny - 76 F

livebaseballscorecards.com

AB	37
R	6
H	13
RBI	6
BB	0
SO	5
LOB	18

PITCHER		IP	WLS	BF	H	R	ER	SO	BB	IBB	HBP	BLK	WP	HR	S	P	ERA	WHIP
Kent Mercker, L ERA: 5.83	(1, 1)	6.2	L	31	13	6	6	3	0	0	0	0	1	2	73	101	8.10	1.950
Manny Aybar, R ERA: 7.4	(7, 1)	2.1		7	0	0	0	2	0	0	0	0	0	0	18	29	0.00	0.000

PITCHER		IP	WLS	BF	H	R	ER	SO	BB	IBB	HBP	BLK	WP	HR	S	P	ERA	WHIP

BOTTOM

Batter	1	2	3	4	5	6	7	8	9	AB	R	H	RBI	BB	SO	LOB
Delino DeShields, L (1, 4) OBP: 0.406, SLG: 0.481	4-1 BB	1-2 FC4-6 (1-2f)		2-2 L5		2-2 F7			2-1 FC5-2 (1-3)	4	1	1	0	1	0	2
Ray Lankford, L (1, 8) OBP: 0.387, SLG: 0.449	1-1 F7	1-1 FC4-6 (1-2f)			1-0		0-0 F8		2-3 K	5	1	1	0	0	1	4
Mark McGwire, R (1, 3) OBP: 0.500, SLG: 0.838	2-2 2B (1-3)	4-2 BB (1-2)			0-1 G4-3 (1-H)		2-2 P6		4-0 IBB	3	1	2	1	2	0	0
Brian Jordan, R (1, 9) OBP: 0.403, SLG: 0.593	1-0 1B (2-3 3-H)	0-0 P4			1-1 G6-3		1-0 G3-1		0-1 FC5-2 (1-2 2-3 3-Hf)	5	1	1	1	0	0	6
John Mabry, L (1, 7) OBP: 0.352, SLG: 0.404	1-2 1B (1-3 3-H)		0-0 G4-3		0-0 G4-3 (2-3)			2-3 K	0-0 FC6-4 (1-2f)	5	1	1	1	0	1	4
Gary Gaetti, R (1, 5) OBP: 0.374, SLG: 0.455	4-2 HBP (1-2)		1-1 G5-3		3-2 G5-3			1-2 F8		3	0	0	0	0	0	1
Tom Pagnozzi, R (1, 2) OBP: 0.305, SLG: 0.310 Tom Lampkin, L (3, 2) OBP: 0.323, SLG: 0.395	0-0 G6-3 (1-2 2-H 3-H)		2-1 F7			1-0 FC6-4		4-0 BB		1 2	0 0	1 1	2 0	0 1	0 0	0 0
Royce Clayton, R (1, 6) OBP: 0.302, SLG: 0.293	3-2 G6-3 (1-2f)			1-1 G5-3		0-1 FC6-4 SH2-3 (1-2f)		0-3 K		4	0	0	0	0	1	4
Kent Mercker, L (1, 1) OBP: 0.222, SLG: 0.160 Manny Aybar, R (7, 1) OBP: 0.357, SLG: 0.357 Willie McGee, S (9, PH) OBP: 0.336, SLG: 0.361		0-0 FC4-6		1-0 G4-3		0-0 SH2-3 (1-2)			1-1 FC5-2	2 0 1	0 0 0	1 0 1	0 0 0	0 0 0	0 0 0	0 0 0
Inning Stats	R: 4 E: 0 K: 0 S: 20 H: 4 LOB: 1 BB: 1 P: 36	R: 0 E: 0 K: 0 S: 9 H: 1 LOB: 2 BB: 1 P: 15	R: 0 E: 0 K: 0 S: 5 H: 0 LOB: 0 BB: 0 P: 8	R: 0 E: 0 K: 0 S: 6 H: 0 LOB: 0 BB: 0 P: 10	R: 1 E: 0 K: 0 S: 9 H: 2 LOB: 1 BB: 0 P: 14	R: 0 E: 0 K: 0 S: 7 H: 1 LOB: 1 BB: 0 P: 10	R: 0 E: 0 K: 0 S: 5 H: 0 LOB: 0 BB: 0 P: 8	R: 0 E: 0 K: 2 S: 9 H: 0 LOB: 1 BB: 1 P: 16	R: 0 E: 0 K: 1 S: 11 H: 2 LOB: 3 BB: 1 P: 20	1B: 7 2B: 3 3B: 0 HR: 0	SF: 0 SAC: 1 DP: 1 HBP: 1						

PITCHER		IP	WLS	BF	H	R	ER	SO	BB	IBB	HBP	BLK	WP	HR	S	P	ERA	WHIP
Mark Gardner, R ERA: 5.79	(1, 1)	6.0	W	28	8	5	5	0	2	0	1	0	0	0	56	93	7.50	1.667
John Johnstone, R ERA: 1.77	(7, 1)	2.0		7	0	0	0	2	1	0	0	0	0	0	14	24	0.00	0.500
Robb Nen, R ERA: 1.11	(9, 1)	1.0	S	6	2	0	0	1	0	1	0	0	0	0	11	20	0.00	2.000

PITCHER	IP	WLS	BF	H	R	ER	SO	BB	IBB	HBP	BLK	WP	HR	S	P	ERA	WHIP

San Francisco Giants @ St. Louis Cardinals

Busch Stadium, St. Louis, MO

Sun Jun 07 1998, 3:33 AM CDT
Att. 41,576 - Sunny - 76 F

livebaseballscorecards.com

AB	35
R	5
H	10
RBI	5
BB	4
SO	3
LOB	21

1B: 7	SF: 0	WP: 0	PA: 41
2B: 3	SAC: 1	PB: 0	
3B: 0	DP: 1	SB: 0	
HR: 0	HBP: 1	CS: 0	

Seattle Mariners @ San Francisco Giants

3Com Park at Candlestick Point, San Francisco, CA

Mon Jun 08 1998, 10:05 PM EDT

Att. 34,166 - Cloudy - 59 F

TOP

livebaseballscorecards.com

Batter	1	2	3	4	5	6	7	8	9	AB	R	H	RBI	BB	SO	LOB
Joey Cora, S (1, 4) OBP: 0.359, SLG: 0.394	0-0 G1-3 1B	0-1 2-3 1B		3-2 1B			1-1 G4-3 1B 1B		1-1 ① G6-3	5	1	4	0	0	0	0
Jeff Huson, L (1, 3) OBP: 0.256, SLG: 0.300	1-1 ① G1-3 1-2	1-1 ③ F7		0-0 ③ G4-3			0-0 G4-3 1B 1-2 1B		0-1 ② G4-3	4	1	1	0	0	0	4
Rich Amaral, R (9, PH) OBP: 0.318, SLG: 0.364										1	0	0	0	0	0	0
Ken Griffey Jr., L (1, 8) OBP: 0.365, SLG: 0.647	1-1 ② P5		0-0 ① F9		0-1 ① P6		2-2 ① G4-3 1-2 2-3		1-3 ③ K	5	0	0	0	0	1	3
Alex Rodriguez, R (1, 6) OBP: 0.354, SLG: 0.592	4-1 FC4-6 BB		0-0 S E 1B		1-0 ② G6-3		0-1 CS 2-H 3-H 1B			3	0	2	2	1	0	0
Dan Wilson, R (1, 2) OBP: 0.317, SLG: 0.370	2-2 ③ FC4-6 1-2f		0-2 E1 FC6-4 1-2		0-1 2B		1-0 ② P3			4	0	1	0	0	0	4
Rob Ducey, L (1, 9) OBP: 0.336, SLG: 0.405		1-0 2B 2B	2-3 ② K 2-3		1-0 ③ G3-1		1-0 ③ CS 1-2	2-3 ① K		4	1	1	0	0	2	3
Glenallen Hill, R (1, 7) OBP: 0.343, SLG: 0.513	2-1 ① L7	2-2 ③ FC6-4 1-2f				1-0 ① G6-3		3-2 G4-3 2B		4	0	1	0	0	0	3
Charles Gipson, R (8, PR) OBP: 0.273, SLG: 0.200										0	0	0	0	0	0	0
(8, 7)																
Russ Davis, R (1, 5) OBP: 0.315, SLG: 0.451	3-2 1B 2-H 2B			1-3 ① K		1-1 ② F9		0-0 ② G4-3 2-3		4	0	1	1	0	1	1
Randy Johnson, R (1, 1)	0-3 ② K			1-2 ② G4-3		1-2 ③ G1-3		1-2 ③ G6-3		3	0	0	0	0	1	1
Edgar Martinez, R (8, PH) OBP: 0.410, SLG: 0.547										1	0	0	0	0	0	2
Mike Timlin, R (8, 1)										0	0	0	0	0	0	0
Paul Spoljaric, R (8, 1)										0	0	0	0	0	0	0

	AB	38
	R	3
	H	11
	RBI	3
	BB	1
	SO	5
	LOB	21

Inning Stats																								
	R: 0	H: 1	R: 1	H: 3	R: 0	H: 1	R: 0	H: 1	R: 0	H: 1	R: 0	H: 0	R: 2	H: 3	R: 0	H: 1	R: 0	H: 0	1B: 7	SF: 0	WP: 0	PA: 40
	E: 0	LOB: 2	E: 0	LOB: 2	E: 1	LOB: 2	E: 0	LOB: 1	E: 0	LOB: 1	E: 0	LOB: 0	E: 0	LOB: 0	E: 0	LOB: 2	E: 0	LOB: 0	2B: 4	SAC: 0	PB: 0	
	K: 0	BB: 1	K: 1	BB: 0	K: 1	BB: 0	K: 1	BB: 0	K: 0	BB: 0	K: 0	BB: 0	K: 0	BB: 0	K: 1	BB: 0	K: 1	BB: 0	3B: 0	DP: 0	SB: 1	
	S: 9	P: 17	S: 13	P: 20	S: 12	P: 16	S: 10	P: 15	S: 6	P: 8	S: 6	P: 9	S: 9	P: 14	S: 11	P: 17	S: 7	P: 9	HR: 0	HBP: 0	CS: 1	

PITCHER		IP	WLS	BF	H	R	ER	SO	BB	IBB	HBP	BLK	WP	HR	S	P	ERA	WHIP
Danny Darwin, R ERA: 4.54	(1, 1)	6.1	W	30	9	3	3	3	1	0	0	0	0	0	62	94	4.26	1.579
Steve Reed, R ERA: 1.23	(7, 1)	1.2		6	2	0	0	1	0	0	0	0	0	0	14	22	0.00	1.200
Rich Rodriguez, L ERA: 3.27	(9, 1)	1.0	S	3	0	0	0	1	0	0	0	0	0	0	7	9	0.00	0.000

PITCHER	IP	WLS	BF	H	R	ER	SO	BB	IBB	HBP	BLK	WP	HR	S	P	ERA	WHIP

BOTTOM

Seattle Mariners @ San Francisco Giants

3Com Park at Candlestick Point, San Francisco, CA

Mon Jun 08 1998, 10:05 PM EDT

Att. 34,166 - Cloudy - 59 F

livebaseballscorecards.com

Batter	1	2	3	4	5	6	7	8	9	AB	R	H	RBI	BB	SO	LOB
Alex Diaz, S (1, 8) OBP: 0.133, SLG: 0.167 Darryl Hamilton, L (8, 8) OBP: 0.402, SLG: 0.374	X 0-0 P6 ①		F F X 0-2 P6 ②		B M F F X 1-2 BB 1B 1B		F X 0-1 G6-3 ①			4 1 1 0 0 0 1 0 0 0 0 0 0 0						
Bill Mueller, S (1, 5) OBP: 0.407, SLG: 0.443	C B B X 2-1 G1-3 ②		C 1 SAFE B X 1-1 BB 1-2 2B 1B		1 SAFE B 1 B B B 4-0 G4-3 1B 1-2 BB		B B B B 4-0 CS BB			2 1 1 0 2 0 0						
Barry Bonds, L (1, 7) OBP: 0.443, SLG: 0.588	C F X 0-2 G3-1 ③		B B C F B B 4-2 2B 1-2 2-3 BB		B F X 1-1 G4-3 1-2 2-H 1B		X 0-0 L8 ②			3 0 1 1 1 0 1						
Jeff Kent, R (1, 4) OBP: 0.348, SLG: 0.486		F B F S 1-3 K ①	C S X 0-2 1-3 2-H 3-H 2B		C B X 1-1 G4-3 ① 1-2 2-3		B 1-0 CS ③ 1-2	C C B F X 1-2 P8 ①		4 0 1 2 0 1 2						
Charlie Hayes, R (1, 3) OBP: 0.375, SLG: 0.426 J.T. Snow, L (8, PH) (9, 3) OBP: 0.289, SLG: 0.273		B X 1-0 G6-3 ②	B B B C F F S 3-3 K ③		S S S 0-3 K ②			B C F F B X 2-2 F6 ②		3 0 0 0 0 2 4 1 0 0 0 0 0 0						
Stan Javier, S (1, 9) OBP: 0.328, SLG: 0.317		F C B C 1-3 K ③		B X 1-0 G6-3 ①	F B S S 1-3 K ③			B F T B B X 3-2 1B 1B		4 0 1 0 0 2 2						
Rich Aurilia, R (1, 6) OBP: 0.371, SLG: 0.487			C B F B F X 2-2 HR	C B B S T 2-2 K ②		B X 1-0 L8 ①		X 0-0 1-2 1B		4 1 2 1 0 1 0						
Brian Johnson, R (1, 2) OBP: 0.310, SLG: 0.477 Brent Mayne, L (8, PH) (9, 2) OBP: 0.361, SLG: 0.355			X 0-0 E5 BB 1B 2B	C B X 1-1 2B		S F S 0-3 K ②		C X 0-1 F7 ③		3 1 1 0 0 1 0 1 0 0 0 0 0 2						
Danny Darwin, R (1, 1) OBP: 0.080, SLG: 0.042 Steve Reed, R (7, 1) OBP: 0.500, SLG: 0.500 Rich Rodriguez, L (9, 1) OBP: 0.333, SLG: 0.333			L M S 0-3 K ①	S C S 0-3 K ③		S S B S 1-3 K ③				3 0 0 0 0 3 2 0 0 0 0 0 0 0 0 0 0 0 0 0 0						
Inning Stats	R: 0 H: 0 E: 0 LOB: 0 K: 0 BB: 0 S: 6 P: 8	R: 0 H: 0 E: 0 LOB: 0 K: 2 BB: 0 S: 7 P: 10	R: 3 H: 3 E: 1 LOB: 2 K: 2 BB: 1 S: 22 P: 32	R: 0 H: 1 E: 0 LOB: 1 K: 2 BB: 0 S: 9 P: 13	R: 1 H: 2 E: 0 LOB: 2 K: 2 BB: 1 S: 14 P: 22	R: 0 H: 0 E: 0 LOB: 0 K: 2 BB: 0 S: 7 P: 9	R: 0 H: 0 E: 0 LOB: 0 K: 0 BB: 1 S: 3 P: 8	R: 0 H: 2 E: 0 LOB: 2 K: 0 BB: 0 S: 14 P: 20		1B: 5 SF: 0 2B: 2 SAC: 0 3B: 0 DP: 0 HR: 1 HBP: 0						

	AB	32
	R	4
	H	8
	RBI	4
	BB	3
	SO	10
	LOB	14

WP: 0 PA: 36
PB: 0
SB: 0
CS: 1

PITCHER		IP	WLS	BF	H	R	ER	SO	BB	IBB	HBP	BLK	WP	HR	S	P	ERA	WHIP
Randy Johnson, L ERA: 5.34	(1, 1)	7.0	L	30	6	4	2	10	3	0	0	0	0	1	68	102	2.57	1.286
Mike Timlin, R ERA: 4.15	(8, 1)	0.2		4	2	0	0	0	0	0	0	0	0	0	12	18	0.00	3.000
Paul Spoljaric, L ERA: 5.08	(8, 1)	0.1		1	0	0	0	0	0	0	0	0	0	0	2	2	0.00	0.000

PITCHER	IP	WLS	BF	H	R	ER	SO	BB	IBB	HBP	BLK	WP	HR	S	P	ERA	WHIP

Seattle Mariners @ San Francisco Giants

3Com Park at Candlestick Point, San Francisco, CA

Tue Jun 09 1998, 10:05 PM EDT

Att. 24,137 - Overcast - 58 F

livebaseballscorecards.com

TOP

Batter	1	2	3	4	5	6	7	8	9	AB	R	H	RBI	BB	SO	LOB
Joey Cora, S (1, 4) OBP: 0.359, SLG: 0.387	B B C C X 2-2 ① L7	B C C X 1-2 ③ FC6-4 1-2f		B B B B 4-0 FC3-6 1-2 BB	B B C B X 3-1 ③ FC4-6 1-2f		B B B C B 4-1 ③ 1-2 2-3 BB		B F S B B X 3-2 ③ G6-3	4	0	0	0	2	0	4
Rich Amaral, R (1, 9) OBP: 0.303, SLG: 0.346 David Segui, S (7, PH) OBP: 0.393, SLG: 0.563 39 Greg McCarthy, L (7, 1) Heathcliff Slocumb, R (8, 1)	B F B X 2-1 ② G5-3		B C B B B C F F X 3-2 ① G5-3	B C C F X 1-2 ② FC3-6 HBP 1-2f 2-3		B C S S 1-3 ① K	C B F F F B F S 2-3 ③ K			4	0	0	0	0	1	2
										1	0	0	0	0	1	3
										0	0	0	0	0	0	0
										0	0	0	0	0	0	0
Ken Griffey Jr., L (1, 8) OBP: 0.369, SLG: 0.655	B B C F X 2-2 ③ L9		B B F B B S F T F F F 4-2 BB BB BB	H 1-0 1-2 HBP		X 0-0 HR		B B S B F S 3-3 ① K		3	1	1	1	1	1	0
Alex Rodriguez, R (1, 6) OBP: 0.358, SLG: 0.603		B X 1-0 HR	C B X 1-1 ② F8	C C F B B F F S 2-3 ③ K		B B X 2-0 G6-4-3 1B		B B C X 2-1 G5-4-3 1B		5	1	3	1	0	1	4
Dan Wilson, R (1, 2) OBP: 0.314, SLG: 0.362		B F X 1-1 ① F8	B B B C B 4-1 BB 1-2 BB		B F X 1-1 ① G6-3	B 1 SAFE X 1-0 ②③ G6-4-3 1-2f		B C X 1-1 ②③ G5-4-3 1-2f		4	0	0	0	1	0	2
Russ Davis, R (1, 5) OBP: 0.325, SLG: 0.476		B X 1-0 HR 2B	B B B B 4-0 1-2 2-3 BB		B X 1-0 1B 1B		C B F X 1-2 ① G6-3		B C S X 1-2 HR	4	3	3	1	1	0	0
Glenallen Hill, R (1, 7) OBP: 0.344, SLG: 0.528 Paul Spoljaric, R (3, 1) Jeff Huson, L (5, PH) OBP: 0.250, SLG: 0.293 31 Bobby Ayala, R (5, 1) Rob Ducey, L (7, PH) OBP: 0.338, SLG: 0.407 (7, 9)	B B B X 3-0 2-H HR	B F F B B S 3-3 ③ K		B X 1-0 ② L7		B B X 2-0 BB 1B		B X 1-0 ① L3		2	1	1	2	0	1	3
										0	0	0	0	0	0	0
										1	0	0	0	0	0	1
										0	0	0	0	0	0	0
										2	0	1	0	0	0	0
Dave McCarty, R (1, 3) OBP: 0.455, SLG: 0.471		B C C X 1-2 27 FC1 1B		C B S B F S 2-3 ① K	S C 1 SAFE B X 1-2 1B 1-2		F B 1 SAFE B X 2-1 BB 1-2 1B		B X 1-0 ② P2	5	0	3	0	0	1	0
27 Ken Cloude, R (1, 1) Charles Gipson, R (3, 7) OBP: 0.357, SLG: 0.250 Edgar Martinez, R (9, PH) OBP: 0.413, SLG: 0.547		X 0-0 ② FC1 1-2f FC6-4		B C B B B 4-1 FC3-6 BB BB	X 0-0 FC4-6 1-2 2-H 1B		B B S S F S 2-3 ② K		B S C B F B F B 4-2 BB	1	0	0	0	0	0	1
										2	0	1	1	1	1	2
										0	0	0	0	1	0	0

Inning Stats	1	2	3	4	5	6	7	8	9
	R: 0 H: 0 E: 0 LOB: 0 K: 0 BB: 0 S: 8 P: 14	R: 3 H: 4 E: 0 LOB: 1 K: 0 BB: 0 S: 12 P: 20	R: 0 H: 0 E: 0 LOB: 3 K: 1 BB: 3 S: 19 P: 38	R: 0 H: 0 E: 0 LOB: 3 K: 2 BB: 2 S: 15 P: 29	R: 1 H: 3 E: 0 LOB: 2 K: 0 BB: 0 S: 10 P: 17	R: 1 H: 2 E: 0 LOB: 0 K: 1 BB: 0 S: 6 P: 10	R: 0 H: 2 E: 0 LOB: 3 K: 2 BB: 1 S: 17 P: 30	R: 0 H: 1 E: 0 LOB: 0 K: 1 BB: 0 S: 7 P: 13	R: 1 H: 1 E: 0 LOB: 1 K: 0 BB: 1 S: 12 P: 22

	AB	38
	R	6
	H	13
	RBI	6
	BB	7
	SO	7
	LOB	22

	1B: 8	SF: 0	WP: 0	PA: 46
	2B: 1	SAC: 0	PB: 0	
	3B: 0	DP: 2	SB: 0	
	HR: 4	HBP: 1	CS: 0	

PITCHER		IP	WLS	BF	H	R	ER	SO	BB	IBB	HBP	BLK	WP	HR	S	P	ERA	WHIP
Shawn Estes, L ERA: 4.73	(1, 1)	3.2		21	4	3	3	2	5	0	1	0	0	2	48	93	7.36	2.455
Julian Tavarez, R ERA: 3.7	(4, 1)	2.2		14	7	2	2	2	0	0	0	0	0	1	28	46	6.75	2.625
John Johnstone, R ERA: 1.69	(7, 1)	1.2	W	6	1	0	0	3	1	0	0	0	0	0	18	32	0.00	1.200
Robb Nen, R ERA: 1.3	(9, 1)	1.0	S	5	1	1	1	0	1	0	0	0	0	1	12	22	9.00	2.000

PITCHER		IP	WLS	BF	H	R	ER	SO	BB	IBB	HBP	BLK	WP	HR	S	P	ERA	WHIP

Batter	1	2	3	4	5	6	7	8	9	AB	R	H	RBI	BB	SO	LOB
Darryl Hamilton, L (1, 8) OBP: 0.397, SLG: 0.369	B C B X 2-1 L7 ①		F F B B S 3-1 1B 1B 1B	B F F B T 2-2 K ②		F F B F B S 2-3 K ③		C C F X 0-2 E6 G5 1-2		5	1	1	0	0	2	1
Bill Mueller, S (1, 5) OBP: 0.404, SLG: 0.438	C C B B C 2-3 K ②		F F X 0-2 1B 1B 1-2 1B	C B B X 2-1 F9 ③			B X 1-0 L8 ① H 1-0 2B HBP	X 0-0 G5 ② 1-2 2-3		5	1	1	0	0	1	2
Barry Bonds, L (1, 7) OBP: 0.445, SLG: 0.585	S B F F T 1-2 K ③		B B F X 2-1 1B HR 1-3 2-H 1B		C B X 1-1 F8 ①			I I I 4-0 IBB		3	1	1	1	1	1	0
Jeff Kent, R (1, 4) OBP: 0.355, SLG: 0.492 Rich Aurilia, R (7, 6) OBP: 0.373, SLG: 0.494		B B F F X 2-2 1B	B B X 2-0 HR 1-3 3-H 1B		X 0-0 1B SF8 1B		1 SAFE C F X 0-2 2B 1-3	C B B F B C 3-3 K ③		3 2	2 0	3 1	1 0	0 0	0 1	0 3
J.T. Snow, L (1, 3) OBP: 0.298, SLG: 0.296		B B X 2-0 L8 ①	B C B B F X 3-2 HR 1-H 3-H		C B F F B B X 3-2 2B 1B 1-3		B B B I 4-0 IBB			3	2	2	3	1	0	1
Stan Javier, S (1, 9) OBP: 0.326, SLG: 0.314		C B 1 SAFE S S 1-3 K ② F B F B B 4-2 BB BB			C B S X 1-2 SF8 ② 3-H		C B F F B S 2-3 K ②			2	0	0	1	1	2	4
Brent Mayne, L (1, 2) OBP: 0.365, SLG: 0.364		B C B F B X 3-2 F7 ③ B B 1 SAFE B B 4-0 BB 1-2			B B F F F B X 3-2 2-5 2B 1-H		X 0-0 G3 ③			3	0	1	1	1	0	4
Rey Sanchez, R (1, 6) OBP: 0.359, SLG: 0.342 (7, 4)			B X 1-3 L7 ③ C B S 0-3 K ③		B S 1-1 2-5 ③ 2-3	B F B B F F X 3-2 G1-3 ①		C B B B X 2-1 G5 E 1B		4	0	1	0	0	1	2
Shawn Estes, R (1, 1) OBP: 0.250, SLG: 0.259 Julian Tavarez, L (4, 1) John Johnstone, R (7, 1) Marvin Benard, L (8, PH) OBP: 0.324, SLG: 0.323 Robb Nen, R (9, 1)			B B C B C X 3-2 F7 ② F B F F B F X 2-2 G4-3 ①			C S X 0-2 G4-3 ②		1 SAFE S B F X 1-2 L7 ①		1 2 0 1 0	0 0 0 0 0	0 0 0 0 0	0 0 0 0 0	0 0 0 0 0	0 0 0 0 0	0 0 0 1 0
Inning Stats	R: 0 E: 0 K: 2 S: 9 H: 0 LOB: 0 BB: 0 P: 14	R: 0 E: 0 K: 1 S: 10 H: 1 LOB: 1 BB: 0 P: 18	R: 5 E: 0 K: 1 S: 22 H: 5 LOB: 2 BB: 2 P: 44	R: 0 E: 0 K: 1 S: 9 H: 0 LOB: 0 BB: 0 P: 15	R: 2 E: 0 K: 0 S: 15 H: 3 LOB: 1 BB: 0 P: 24	R: 0 E: 0 K: 1 S: 11 H: 0 LOB: 0 BB: 0 P: 16	R: 0 E: 0 K: 1 S: 9 H: 1 LOB: 3 BB: 1 P: 17	R: 0 E: 1 K: 1 S: 14 H: 1 LOB: 3 BB: 1 P: 24		1B: 8 2B: 2 3B: 0 HR: 1	SF: 1 SAC: 0 DP: 0 HBP: 1					

PITCHER		IP	WLS	BF	H	R	ER	SO	BB	IBB	HBP	BLK	WP	HR	S	P	ERA	WHIP
27 Ken Cloude, R ERA: 6.09	(1, 1)	2.2	L	15	6	5	5	3	1	0	0	0	0	1	37	68	16.88	2.625
Paul Spoljaric, L ERA: 4.85	(3, 1)	1.1		5	0	0	0	2	1	0	0	0	0	0	13	23	0.00	0.750
31 Bobby Ayala, R ERA: 7.09	(5, 1)	2.0		9	3	2	2	1	0	0	0	0	0	0	26	40	9.00	1.500
39 Greg McCarthy, L ERA: 3.0	(7, 1)	1.0		6	1	0	0	1	0	1	1	0	0	0	9	17	0.00	1.000
Heathcliff Slocumb, R ERA: 8.46	(8, 1)	1.0		6	1	0	0	1	0	1	0	0	0	0	14	24	0.00	1.000

PITCHER	IP	WLS	BF	H	R	ER	SO	BB	IBB	HBP	BLK	WP	HR	S	P	ERA	WHIP

BOTTOM

Seattle Mariners @ San Francisco Giants

3Com Park at Candlestick Point, San Francisco, CA

Tue Jun 09 1998, 10:05 PM EDT

Att. 24,137 - Overcast - 58 F

livebaseballscorecards.com

AB	34
R	7
H	11
RBI	7
BB	4
SO	8
LOB	18

WP: 0 PB: 0 SB: 0 CS: 0 PA: 40

Seattle Mariners @ San Francisco Giants

3Com Park at Candlestick Point, San Francisco, CA

Wed Jun 10 1998, 6:33 AM EDT

Att. 23,590 - Overcast - 64 F

livebaseballscorecards.com

TOP

Batter	1	2	3	4	5	6	7	8	9	AB	R	H	RBI	BB	SO	LOB
Joey Cora, S (1, 4) OBP: 0.364, SLG: 0.388	4-2 BBCBFFFB 1B BB 1B BB		3-2 BBBCFX BB G5-3 FC4-6 1B	4-0 BBBB 1-2 2-3 BB		X 0-0 ① SH5-3 2-3		C X 0-1 ③ G4-3		2	2	1	0	2	0	0
Rob Ducey, L (1, 9) OBP: 0.333, SLG: 0.393	BBBBB 4-0 1B 1-2 BB		1 SAFE BBSX 1-1 ① G5-3 1-2	BFBX 2-1 ② P5		CFX 0-2 ② P2			BBSCS 2-3 ① K	4	0	0	0	1	1	5
Ken Griffey Jr., L (1, 8) OBP: 0.373, SLG: 0.653	BFSBX 2-2 ① 1B 1-1 2-3 1B		IIIII 4-0 FC4-6 BB IBB	FBFX 1-2 ③ L9		BSBBCC 3-3 ③ K			BBBX 3-0 S 1B	4	1	2	0	1	1	4
Alex Rodriguez, R (1, 6) OBP: 0.365, SLG: 0.604	H 1-0 1B HBP		BBBCSB 4-2 FC4-6 1-2 2-3 BB		BX 1-0 G4-3 S 1B 1B		BCFBX 2-2 CS 1B		B 1 SAFE SBSBS 3-3 ② K 1-2	3	1	2	0	1	1	1
David Segui, S (1, 3) OBP: 0.393, SLG: 0.558	X 0-0 G5-4-3 1-3 2-H 3-H 1B		X 0-0 ② FC4-6 FC5-4 1-2f 2-3 3-H		C 1 SAFE CCX 0-2 ① G4-3 1-3		FX 0-1 ① F8		IIIII 4-0 IBB	4	0	1	3	1	0	4
Russ Davis, R (1, 5) OBP: 0.326, SLG: 0.474	BBSBX 3-1 ②③ G5-4-3 1-2f		X 0-0 ③ FC5-4 1-2f		CBSFX 1-2 3-H 1B		P 1 SAFE B 1 SAFE X 2-0 ② FC5-4 1-2 1B		CSS 0-3 ③ K	5	0	2	1	0	1	6
Glenallen Hill, R (1, 7) OBP: 0.342, SLG: 0.522		SCBBS 1-3 ① K		BBCBX 3-1 BB 1B 1B	BX 1-0 ② F8	X 0-0 ③ FC5-4 1-2f				4	0	1	0	0	1	2
Charles Gipson, R (7, 7) OBP: 0.357, SLG: 0.250										0	0	0	0	0	0	0
John Marzano, R (1, 2) OBP: 0.367, SLG: 0.444		BCX 1-1 ② F9		FBX 1-1 1-2 BB 1B	CBFC 1-3 ③ K			BCX 1-1 ① G1-3		4	0	1	0	0	1	1
26 Bill Swift, R (1, 1) Dave McCarty, R (8, PH) OBP: 0.435, SLG: 0.444 Paul Spoljaric, R (8, 1) Heathcliff Slocumb, R (9, 1)		BFX 1-1 ③ G6-3		CLM 0-3 ① K		X 0-0 E5 SH5-3		BBFX 2-1 ② G6-3		3	0	0	0	0	1	2
										1	0	0	0	0	0	0
										0	0	0	0	0	0	0
										0	0	0	0	0	0	0

	AB	34
	R	4
	H	10
	RBI	4
	BB	6
	SO	7
	LOB	25

Inning Stats	1	2	3	4	5	6	7	8	9			
	R: 2 E: 0 K: 0 S: 10	H: 2 LOB: 1 BB: 2 P: 24	R: 0 E: 0 K: 1 S: 7	H: 0 LOB: 0 BB: 0 P: 10	R: 1 E: 0 K: 0 S: 9	H: 1 LOB: 2 BB: 2 P: 21	R: 0 E: 0 K: 1 S: 12	H: 2 LOB: 3 BB: 1 P: 23	R: 1 E: 0 K: 1 S: 12	H: 2 LOB: 1 BB: 0 P: 16	R: 0 E: 1 K: 1 S: 8	H: 0 LOB: 1 BB: 0 P: 11
	R: 0 E: 0 K: 0 S: 8	H: 2 LOB: 1 BB: 0 P: 11	R: 0 E: 0 K: 0 S: 6	H: 0 LOB: 0 BB: 0 P: 9	R: 0 E: 0 K: 3 S: 10	H: 1 LOB: 2 BB: 1 P: 22	1B: 10 2B: 0 3B: 0 HR: 0	SF: 0 SAC: 1 DP: 1 HBP: 1	WP: 0 PB: 0 SB: 2 CS: 1	PA: 42		

PITCHER		IP	W	L	S	BF	H	R	ER	SO	BB	IBB	HBP	BLK	WP	HR	P	ERA	WHIP
Orel Hershiser, R ERA: 3.19	(1, 1)	4.0		L		22	6	4	4	2	4	1	1	0	0	0	80	9.00	2.500
Jim Poole, L ERA: 2.36	(5, 1)	3.0				12	3	0	0	2	0	0	0	0	0	0	36	0.00	1.000
Julian Tavarez, R ERA: 3.53	(8, 1)	2.0				8	1	0	0	3	0	1	0	0	0	0	31	0.00	0.500

PITCHER	IP	W	L	S	BF	H	R	ER	SO	BB	IBB	HBP	BLK	WP	HR	P	ERA	WHIP

Batter	1	2	3	4	5	6	7	8	9	AB	R	H	RBI	BB	SO	LOB
Darryl Hamilton, L (1, 8) OBP: 0.391, SLG: 0.362	G3		K		F8			K		4	0	0	0	0	2	2
Marvin Benard, L (1, 9) OBP: 0.311, SLG: 0.308	G6-3		G3		K			L7		3	0	0	0	0	1	2
Alex Diaz, S (8, PH) OBP: 0.131, SLG: 0.164 (9, 9)										1	0	0	0	0	0	0
Barry Bonds, L (1, 7) OBP: 0.446, SLG: 0.583	HBP			G6-3		G6-3		P9		1	0	0	0	0	0	0
Chris Jones, R (6, 7) OBP: 0.287, SLG: 0.321										2	0	0	0	0	0	0
J.T. Snow, L (1, 3) OBP: 0.302, SLG: 0.306	1B			G1-3		L9			2B	4	0	2	0	0	0	0
Bill Mueller, S (1, 5) OBP: 0.398, SLG: 0.430	G1-3			G1-3		K			F7	4	0	0	0	0	1	3
Rich Aurilia, R (1, 6) OBP: 0.370, SLG: 0.488		K			1B		G6-3		L8	4	1	1	0	0	1	1
Brian Johnson, R (1, 2) OBP: 0.315, SLG: 0.478		K			FC2-5		K		1B	4	0	2	0	0	2	0
Rey Sanchez, R (1, 4) OBP: 0.366, SLG: 0.350		G6-3			F8 FC2-5				P7	3	0	2	1	0	0	0
Brent Mayne, L (9, PH) OBP: 0.362, SLG: 0.360										1	0	0	0	0	0	2
Orel Hershiser, R (1, 1) OBP: 0.233, SLG: 0.179			K		FC2-5					1	0	0	0	0	1	0
Jim Poole, L (5, 1) OBP: 0.250, SLG: 0.500										1	0	0	0	0	0	2
Jeff Ball, R (7, PH)										1	0	0	0	0	0	1
Julian Tavarez, L (8, 1)							L7			0	0	0	0	0	0	0
Inning Stats	R: 0 E: 0 K: 0 S: 11 H: 1 LOB: 2 BB: 0 P: 20	R: 0 E: 0 K: 2 S: 7 H: 0 LOB: 0 BB: 0 P: 8	R: 0 E: 0 K: 2 S: 8 H: 0 LOB: 0 BB: 0 P: 11	R: 0 E: 0 K: 0 S: 6 H: 0 LOB: 0 BB: 0 P: 12	R: 1 E: 0 K: 1 S: 15 H: 3 LOB: 2 BB: 0 P: 21	R: 0 E: 0 K: 1 S: 5 H: 0 LOB: 0 BB: 0 P: 6	R: 0 E: 0 K: 1 S: 11 H: 1 LOB: 1 BB: 0 P: 17	R: 0 E: 0 K: 1 S: 14 H: 0 LOB: 0 BB: 0 P: 21	R: 0 E: 0 K: 0 S: 11 H: 2 LOB: 2 BB: 0 P: 16	1B: 6 2B: 1 3B: 0 HR: 0	SF: 0 SAC: 0 DP: 0 HBP: 1			WP: 0 PB: 0 SB: 0 CS: 0	PA: 35		

PITCHER		IP	WLS	BF	H	R	ER	SO	BB	IBB	HBP	BLK	WP	HR	S	P	ERA	WHIP
26 Bill Swift, R ERA: 4.54	(1, 1)	7.0	W	27	5	1	1	7	0	0	1	0	0	0	63	95	1.29	0.714
Paul Spoljaric, L ERA: 4.7	(8, 1)	1.0		3	0	0	0	1	0	0	0	0	0	0	14	21	0.00	0.000
Heathcliff Slocumb, R ERA: 8.16	(9, 1)	1.0	S	5	2	0	0	0	0	0	0	0	0	0	11	16	0.00	2.000

PITCHER	IP	WLS	BF	H	R	ER	SO	BB	IBB	HBP	BLK	WP	HR	S	P	ERA	WHIP

BOTTOM

Seattle Mariners @ San Francisco Giants

3Com Park at Candlestick Point, San Francisco, CA

Wed Jun 10 1998, 6:33 AM EDT

Att. 23,590 - Overcast - 64 F

livebaseballscorecards.com

AB	34
R	1
H	7
RBI	1
BB	0
SO	8
LOB	13

Batter	1	2	3	4	5	6	7	8	9	AB	R	H	RBI	BB	SO	LOB
Darryl Hamilton, L (1, 8) OBP: 0.391, SLG: 0.363	X 0-0 BB 1B	C B X 1-1 F7 ③			B X 1-0 HR 1B		B C C X 1-2 G5-3 ②		B B X 2-0 P1 ③	5	1	2	0	0	0	3
Bill Mueller, S (1, 5) OBP: 0.396, SLG: 0.425	1 SAFE B B 1 SAFE B B 4-0 1-2 BB		B B C X 2-1 G4-3 ①		1 SAFE B F 1 SAFE 1 B F B F 3-3 S K ①		B C B B F C 3-3 K ③			3	0	0	0	1	2	1
Barry Bonds, L (1, 7) OBP: 0.443, SLG: 0.590	B C B X 2-1 F7 ①		B B C X 2-1 P2 ②		B F X 1-1 1-H HR			B B F B F X 3-2 G4-3 ①		4	1	1	2	0	0	2
Charlie Hayes, R (1, 3) OBP: 0.374, SLG: 0.424 J.T. Snow, L (8, PH) OBP: 0.300, SLG: 0.304 (8, 3)	B X 1-0 F7 ②		B B X 2-0 1B		B B C S B F S 3-3 K ②			C B X 1-1 G3 ②		3 1	0 0	1 0	0 0	0 0	1 0	2 0
Brian Johnson, R (1, 2) OBP: 0.307, SLG: 0.464	S S S S 1-3 K ③		B S X 1-1 G4-3 ③		S X 0-1 G6-3 ③			C S B F B X 2-2 F9 ③		4	0	0	0	0	1	3
Chris Jones, R (1, 9) OBP: 0.289, SLG: 0.321 John Johnstone, R (6, 1) Rich Rodriguez, L (7, 1) OBP: 0.333, SLG: 0.333 Steve Reed, R (7, 1) OBP: 0.500, SLG: 0.500 Jim Poole, L (8, 1) OBP: 0.250, SLG: 0.500 Brent Mayne, L (8, 2) OBP: 0.367, SLG: 0.366		C B F S 1-3 K ①		S B X 1-1 1B		S B B X 2-1 G6-3 ①			B F X 1-1 1B	3 0 0 0 0 0 1	0 0 0 0 0 0 0	1 0 0 0 0 0 0	0 0 0 0 0 0 0	0 0 0 0 0 0 0	1 0 0 0 0 0 0	0 0 0 0 0 0 0
Rich Aurilia, R (1, 6) OBP: 0.368, SLG: 0.482		X 0-0 P4 ②		1 SAFE B 1 SAFE X 1-0 F8 ①		B S F B X 2-2 F8 ②			F B X 1-1 1-2 1B	4	0	1	0	0	0	1
Rey Sanchez, R (1, 4) OBP: 0.362, SLG: 0.370		C B X 1-1 HR		S B C B 1 SAFE S 2-3 K ②		C B B S S 2-3 K ③			C F B B F S 2-3 K ①	4	1	1	1	0	3	3
Kirk Rueter, L (1, 1) OBP: 0.207, SLG: 0.207 Stan Javier, S (6, 9) OBP: 0.324, SLG: 0.311		X 0-0 1B		F B X 1-1 G4-3 ③			B B C E B X 3-2 G6-3 ①		F B X 1-1 F9 ②	2 2	0 0	1 0	0 0	0 0	0 0	1 2
Inning Stats	R: 0 E: 0 K: 1 S: 7 H: 1 LOB: 2 BB: 1 P: 15	R: 1 E: 0 K: 1 S: 9 H: 2 LOB: 1 BB: 0 P: 12	R: 0 E: 0 K: 0 S: 7 H: 1 LOB: 1 BB: 0 P: 14	R: 0 E: 0 K: 1 S: 8 H: 1 LOB: 1 BB: 0 P: 13	R: 2 E: 0 K: 2 S: 13 H: 2 LOB: 0 BB: 0 P: 21	R: 0 E: 0 K: 1 S: 8 H: 0 LOB: 0 BB: 0 P: 14	R: 0 E: 0 K: 1 S: 9 H: 0 LOB: 0 BB: 0 P: 16	R: 0 E: 0 K: 0 S: 9 H: 0 LOB: 0 BB: 0 P: 15	R: 0 E: 0 K: 1 S: 11 H: 2 LOB: 2 BB: 0 P: 18	1B: 7 2B: 0 3B: 0 HR: 2 SF: 0 SAC: 0 DP: 0 HBP: 0						

PITCHER		IP	WLS	BF	H	R	ER	SO	BB	IBB	HBP	BLK	WP	HR	S	P	ERA	WHIP
Sterling Hitchcock, L ERA: 3.9	(1, 1)	6.0		26	7	3	3	6	1	0	0	0	0	2	52	89	4.50	1.333
Roberto Ramirez, L ERA:	(7, 1)	1.1		4	0	0	0	1	0	0	0	0	0	0	12	22	0.00	0.000
Dan Miceli, R ERA: 3.21	(8, 1)	0.2	W	2	0	0	0	0	0	0	0	0	0	0	6	9	0.00	0.000
Brian Boehringer, R ERA: 4.46	(9, 1)	1.0		5	2	0	0	1	0	0	0	0	0	0	11	18	0.00	2.000

PITCHER	IP	WLS	BF	H	R	ER	SO	BB	IBB	HBP	BLK	WP	HR	S	P	ERA	WHIP

TOP

San Francisco Giants @ San Diego Padres

Qualcomm Stadium, San Diego, CA

Fri Jun 12 1998, 10:05 PM EDT

Att. 60,789 - Cloudy - 71 F

livebaseballscorecards.com

AB	36
R	3
H	9
RBI	3
BB	1
SO	8
LOB	18

WP: 0 PA: 37
PB: 0
SB: 0
CS: 0

Batter	1	2	3	4	5	6	7	8	9	AB	R	H	RBI	BB	SO	LOB
Quilvio Veras, S (1, 4) OBP: 0.393, SLG: 0.348	B F C C 1-3 K ①		B C B X 2-1 F8 ②		B S B B F X 3-2 BB 1B 1B		C B B C B X 3-2 E6 2B 1B	B B C X 2-1 2B 1B 1-3 3-H 1B		5	2	3	1	0	1	0
Steve Finley, L (1, 8) OBP: 0.301, SLG: 0.393	B C X 1-1 G5-3 ②		C C B X 1-2 G4-3 ③		F X 0-1 FC5 BB 1-2 1B		B S C B S 2-3 K ①	F B B 1 SAFE X 2-1 P4 ①		5	0	1	0	0	1	3
Greg Vaughn, R (1, 7) OBP: 0.371, SLG: 0.636	C C C 0-3 K ③			B C B F B F C 3-3 K ①	C B B B F F F B 4-2 1-2 2-3 BB		X 0-0 F7 ②	B X 1-0 1B 1-3 3-H 2B		4	1	1	1	1	2	1
Ken Caminiti, S (1, 5) OBP: 0.354, SLG: 0.473 Ed Giovanola, L (9, 5) OBP: 0.326, SLG: 0.359		S S B X 1-2 G5-3 ①		B C B X 2-1 1B	F B B B X 3-1 FC5 ③ 2-3f		B C B B X 3-1 BB 2B 2-H	I I I I 4-0 1B HR IBB		4 0	1 0	2 0	1 0	1 0	0 0	3 0
Wally Joyner, L (1, 3) OBP: 0.377, SLG: 0.455		B X 1-0 1B 1B		B F C C 1-3 K ②		B X 1-0 F7 ① I I I I	4-0 BB IBB	X 0-0 HR 1B 1-2 2-H 3-H		4	1	2	2	1	1	1
Ruben Rivera, R (1, 9) OBP: 0.455, SLG: 0.657		B F B B X 3-1 F7 ②		1 SAFE 1 SAFE B X 1-0 F8 ③		C B C X 1-2 1B SF7 1B	B C F B F B F B 4-2 1-2 2-3 BB	B X 1-0 1-H 2-H HR		4	2	2	3	1	0	2
Andy Sheets, R (1, 6) OBP: 0.313, SLG: 0.384 Dan Miceli, R (8, 1) OBP: 1.000, SLG: 1.000 James Mouton, R (8, PH) OBP: 0.241, SLG: 0.250 Brian Boehringer, S (9, 1)		B X 1-0 1-2 1B			B C B B B C C 3-3 K ①	1 SAFE B B F F 1 X 2-2 S 1-3 1B	F B S S S 1-3 K ③	B B C T S 2-3 K ②		4 0 1 0	0 0 0 0	2 0 0 0	0 0 0 0	0 0 0 0	2 0 1 0	3 0 0 0
Carlos Hernandez, R (1, 2) OBP: 0.298, SLG: 0.348 Tony Gwynn, L (6, PH) OBP: 0.385, SLG: 0.521 Roberto Ramirez, L (7, 1) Chris Gomez, R (8, 6) OBP: 0.329, SLG: 0.364		B B C X 2-1 F7 ③			C B B X 2-1 HR	F 1 SAFE X 0-1 SF7 ② 3-H		1-0 E FC1 1B 1B 2-2 F8 ②		2 0 0 2	1 0 0 1	1 0 0 0	1 1 0 0	0 0 0 0	0 0 0 0	2 0 0 0
Sterling Hitchcock, L (1, 1) OBP: 0.313, SLG: 0.313 Mandy Romero, S (6, PH) (7, 2)			F S B S 1-3 K ①		C B B F X 2-2 G6-3 ②	B S 1 SAFE C S 1-3 K ③ 1-2		X 0-0 FC1 1B 2B 1-3		2 2	0 1	0 0	0 0	0 0	1 1	0 2
Inning Stats	R: 0 H: 0 E: 0 LOB: 0 K: 2 BB: 0 S: 8 P: 10	R: 0 H: 2 E: 0 LOB: 2 K: 0 BB: 0 S: 9 P: 17	R: 0 H: 0 E: 0 LOB: 0 K: 1 BB: 0 S: 8 P: 12	R: 0 H: 1 E: 0 LOB: 1 K: 2 BB: 0 S: 10 P: 17	R: 1 H: 3 E: 0 LOB: 3 K: 1 BB: 1 S: 18 P: 35	R: 1 H: 2 E: 0 LOB: 1 K: 1 BB: 0 S: 12 P: 17	R: 1 H: 2 E: 1 LOB: 3 K: 2 BB: 2 S: 16 P: 33	R: 7 H: 5 E: 1 LOB: 0 K: 1 BB: 1 S: 18 P: 33		1B: 11 SF: 1 2B: 2 SAC: 0 3B: 0 DP: 0 HR: 2 HBP: 0						

PITCHER		IP	WLS	BF	H	R	ER	SO	BB	IBB	HBP	BLK	WP	HR	S	P	ERA	WHIP
Kirk Rueter, L ERA: 3.73	(1, 1)	5.1		25	8	2	2	6	1	0	0	0	0	1	60	102	3.38	1.688
John Johnstone, R ERA: 1.66	(6, 1)	0.2		2	0	0	0	1	0	0	0	0	0	0	5	6	0.00	0.000
Rich Rodriguez, L ERA: 3.63	(7, 1)	0.1		2	1	1	1	1	0	0	0	0	0	0	6	11	27.00	3.000
Steve Reed, R ERA: 1.45	(7, 1)	0.2	L	7	2	2	2	1	1	1	0	0	0	0	12	25	27.00	4.500
Jim Poole, L ERA: 3.9	(8, 1)	1.0		8	4	5	4	1	0	1	0	0	0	1	16	30	36.00	4.000

PITCHER	IP	WLS	BF	H	R	ER	SO	BB	IBB	HBP	BLK	WP	HR	S	P	ERA	WHIP

BOTTOM

San Francisco Giants @ San Diego Padres

Qualcomm Stadium, San Diego, CA

Fri Jun 12 1998, 10:05 PM EDT
Att. 60,789 - Cloudy - 71 F

livebaseballscorecards.com

AB	39
R	10
H	15
RBI	10
BB	4
SO	10
LOB	17

WP: 0 PA: 44
PB: 0
SB: 1
CS: 0

Batter	1	2	3	4	5	6	7	8	9	AB	R	H	RBI	BB	SO	LOB
Darryl Hamilton, L (1, 8) OBP: 0.389, SLG: 0.358	B B B F B 4-1 G3-6-1 BB		C X 0-1 E4 G3 1B G6-3		C X 0-1 ① F7		S B 1 SAFE B 1 SAFE X 2-1 ② ③ G4-6-3 1-2f			3	1	0	0	1	0	1
Bill Mueller, S (1, 4) (8, 5)	X 0-0 ① ② G3-6-1 1-2f		1 SAFE B B X 2-0 G6-3 G3 1-2 1B		S F B X 1-2 ② G3			B C B X 2-1 ① L3		4	0	1	0	0	0	1
Barry Bonds, L (1, 7) OBP: 0.440, SLG: 0.582	B X 1-0 ③ F7		X 0-0 ① G3 1-2 2-3		B B F B B 4-1 FC5-4 BB			S C X 0-2 ② F7		3	0	0	0	1	0	2
Charlie Hayes, R (1, 5) OBP: 0.364, SLG: 0.411 Rich Rodriguez, L (8, 1) OBP: 0.333, SLG: 0.333		B C X 1-1 ① F7	B B X 2-0 ② G6-3 2-3 3-H		1 SAFE C 1 SAFE B 1 SAFE F B X 2-2 ③ FC5-4 1-2f			C C F B S 1-3 ③ K		4 0	0 0	0 0	1 0	0 0	1 0	2 0
J.T. Snow, L (1, 3) OBP: 0.295, SLG: 0.298		C X 0-1 ② G3	X 0-0 ③ F8			C C B X 1-2 ① P3			C S B X 1-2 ① G3	4	0	0	0	0	0	1
Stan Javier, S (1, 9) OBP: 0.322, SLG: 0.307		B C S F B B B 4-2 S 1B BB		C X 0-1 ① G4-3		B X 1-0 ② G3-1			C B S B S 2-3 ② K	3	1	0	0	1	1	0
Brent Mayne, L (1, 2) OBP: 0.371, SLG: 0.365		B 1 SAFE B C F B B 4-2 1B 1-2 BB		X 0-0 FC6-4 1B		B X 1-0 ③ G3-1			B B S B F X 3-2 ③ G4-3	3	0	1	0	1	0	0
Rich Aurilia, R (1, 6) OBP: 0.367, SLG: 0.479		C B X 1-1 1-2 2-H 1B		B S C B F S 2-3 ② K			S B C F F X 1-2 ① L9			3	0	1	1	0	1	1
Mark Gardner, R (1, 1) OBP: 0.300, SLG: 0.286 Marvin Benard, L (7, PH) OBP: 0.320, SLG: 0.318 Julian Tavarez, L (7, 1) Rey Sanchez, R (8, 4) OBP: 0.362, SLG: 0.370		C X 0-1 ③ G1-3	X 0-0 ③ FC6-4 1-2f				X 0-0 G4-6-3 1B			2 1 0 0	0 0 0 0	0 1 0 0	0 0 0 0	0 0 0 0	0 0 0 0	3 0 0 0
Inning Stats	R: 0 H: 0 E: 0 LOB: 0 K: 0 BB: 1 S: 3 P: 8	R: 1 H: 1 E: 0 LOB: 2 K: 0 BB: 2 S: 14 P: 24	R: 1 H: 1 E: 1 LOB: 1 K: 0 BB: 0 S: 6 P: 10	R: 0 H: 1 E: 0 LOB: 1 K: 1 BB: 0 S: 8 P: 10	R: 0 H: 0 E: 0 LOB: 1 K: 0 BB: 1 S: 9 P: 16	R: 0 H: 0 E: 0 LOB: 0 K: 0 BB: 0 S: 5 P: 8	R: 0 H: 1 E: 0 LOB: 0 K: 0 BB: 0 S: 8 P: 11	R: 0 H: 0 E: 0 LOB: 0 K: 1 BB: 0 S: 9 P: 12	R: 0 H: 0 E: 0 LOB: 0 K: 1 BB: 0 S: 9 P: 15	1B: 4 SF: 0 2B: 0 SAC: 0 3B: 0 DP: 2 HR: 0 HBP: 0						

TOP

San Francisco Giants @ San Diego Padres

Qualcomm Stadium, San Diego, CA

Sat Jun 13 1998, 10:05 PM EDT
Att. 54,390 - Unknown - 70 F

livebaseballscorecards.com

AB	30
R	2
H	4
RBI	2
BB	4
SO	3
LOB	11

PITCHER		IP	WLS	BF	H	R	ER	SO	BB	IBB	HBP	BLK	WP	HR	S	P	ERA	WHIP
Joey Hamilton, R ERA: 4.92	(1, 1)	7.0	W	28	4	2	1	1	4	0	0	0	0	0	53	87	1.29	1.143
Roberto Ramirez, L ERA:	(8, 1)	0.2		2	0	0	0	0	0	0	0	0	0	0	5	7	0.00	0.000
Dan Miceli, R ERA: 3.18	(8, 1)	0.1		1	0	0	0	1	0	0	0	0	0	0	4	5	0.00	0.000
Trevor Hoffman, R ERA: 1.57	(9, 1)	1.0	S	3	0	0	0	1	0	0	0	0	0	0	9	15	0.00	0.000

PITCHER	IP	WLS	BF	H	R	ER	SO	BB	IBB	HBP	BLK	WP	HR	S	P	ERA	WHIP

Batter	1	2	3	4	5	6	7	8	9	AB	R	H	RBI	BB	SO	LOB
Quilvio Veras, S (1, 4) OBP: 0.393, SLG: 0.346	B B C X 2-1 B1-3 2B 1B	C B B F B C 3-3 ③ K 1-2		B F B B B 4-1 S BB		B B F C B F C 3-3 ② K		C F B X 1-2 ② F9		4	1	1	0	1	2	2
Steve Finley, L (1, 8) OBP: 0.299, SLG: 0.393	B C 1 SAFE X 1-1 ① B1-3 1-2		B B B C X 3-1 BB 1B 2B	1 SAFE B F C S 1-3 ② K 1-2		C F C 0-3 ③ K		X 0-0 ③ G4-3		5	1	1	0	0	2	3
Greg Vaughn, R (1, 7) OBP: 0.369, SLG: 0.628	B B C B B 4-1 2B BB		B B B F X 3-1 ① P6	B S X 1-1 ③ P4			B B F B X 3-1 ① G5-3			3	1	0	0	1	0	2
Ken Caminiti, S (1, 5) OBP: 0.357, SLG: 0.477	C B B B X 3-1 ② F7		X 0-0 ② F7		B B B 4-0 BB		B B X 2-0 1B 2B			3	0	1	0	1	0	3
Wally Joyner, L (1, 3) OBP: 0.384, SLG: 0.461	B B B C F X 3-2 1-H 2-H 2B		I I I I I 4-0 BB 1B IBB		C B X 1-1 ① F8		I I I I 4-0 1B IBB			2	1	1	2	2	0	1
Ruben Rivera, R (1, 9) OBP: 0.458, SLG: 0.632	C X 0-1 ③ L3		B B C B C B B 4-2 E 1B 1-2 2-3 BB		B X 1-0 ② P3		F F F B B X 2-2 1-2 2-3 1B			3	0	1	0	1	0	2
Carlos Hernandez, R (1, 2) OBP: 0.297, SLG: 0.345		B C X 1-1 ① G5-3	X 0-0 E7 FC4-6 1-3 2-H 3-H 1B		F B F 1 SAFE F B X 2-2 ③ G6-3		C F F B S 1-3 ② K			4	0	1	2	0	1	4
Chris Gomez, R (1, 6) OBP: 0.322, SLG: 0.356		C C B X 1-2 ② G5-3	C B X 1-1 ③ FC4-6 1-2f			B C X 1-1 ① G1-3	X 0-0 ③ G1-3			4	0	0	0	0	0	5
Joey Hamilton, R (1, 1) OBP: 0.167, SLG: 0.143 Roberto Ramirez, L (8, 1) Dan Miceli, R (8, 1) OBP: 1.000, SLG: 1.000 Mark Sweeney, L (8, PH) OBP: 0.307, SLG: 0.312 James Mouton, R (8, PH) OBP: 0.237, SLG: 0.245 Trevor Hoffman, R (9, 1)		C C X 0-2 WP 1B		F C C 0-3 ① K		C X 0-1 1B		X 0-0 ① F7		3 0 2 0 0 1 0 0 0 0 0 0 0 0 0 0 0 0 0 0 0 0 0 0 0 0 0 0 1 0 0 0 0 0 0 0 0 0 0 0 0 0						
Inning Stats	R: 2 H: 2 E: 0 LOB: 1 K: 0 BB: 1 S: 12 P: 25	R: 0 H: 1 E: 0 LOB: 1 K: 1 BB: 0 S: 11 P: 16	R: 2 H: 2 E: 1 LOB: 2 K: 0 BB: 2 S: 10 P: 25	R: 0 H: 0 E: 0 LOB: 1 K: 2 BB: 1 S: 9 P: 15	R: 0 H: 0 E: 0 LOB: 1 K: 0 BB: 1 S: 7 P: 15	R: 0 H: 1 E: 0 LOB: 1 K: 2 BB: 0 S: 11 P: 15	R: 0 H: 2 E: 0 LOB: 3 K: 1 BB: 1 S: 12 P: 24	R: 0 H: 0 E: 0 LOB: 0 K: 0 BB: 0 S: 5 P: 6		1B: 5 SF: 0 2B: 3 SAC: 0 3B: 0 DP: 0 HR: 0 HBP: 0						

PITCHER		IP	WLS	BF	H	R	ER	SO	BB	IBB	HBP	BLK	WP	HR	S	P	ERA	WHIP
Mark Gardner, R ERA: 5.8	(1, 1)	6.0	L	29	6	4	4	5	4	1	0	0	1	0	60	111	6.00	1.667
Julian Tavarez, R ERA: 3.45	(7, 1)	1.0		6	2	0	0	1	0	1	0	0	0	0	12	24	0.00	2.000
Rich Rodriguez, L ERA: 3.47	(8, 1)	1.0		3	0	0	0	0	0	0	0	0	0	0	5	6	0.00	0.000

PITCHER	IP	WLS	BF	H	R	ER	SO	BB	IBB	HBP	BLK	WP	HR	S	P	ERA	WHIP

BOTTOM

San Francisco Giants @ San Diego Padres

Qualcomm Stadium, San Diego, CA

Sat Jun 13 1998, 10:05 PM EDT

Att. 54,390 - Unknown - 70 F

livebaseballscorecards.com

AB	32
R	4
H	8
RBI	4
BB	6
SO	6
LOB	22

WP: 1 PA: 38
PB: 0
SB: 1
CS: 0

Batter	1	2	3	4	5	6	7	8	9	AB	R	H	RBI	BB	SO	LOB
Darryl Hamilton, L (1, 8) OBP: 0.391, SLG: 0.365	F7		G4-6-3 1-2f			IBB 1B 1-3 1B		G6-3 2B		4	0	2	0	0	0	1
Marvin Benard, L (1, 9) OBP: 0.316, SLG: 0.314	G4-3			G3-1		IBB 1-2 3-H 1B		G6-3 2-3		4	0	1	1	0	0	1
Bill Mueller, S (1, 5) OBP: 0.392, SLG: 0.419	1B			F7		F7		K		4	0	1	0	0	1	3
Barry Bonds, L (1, 7) OBP: 0.438, SLG: 0.575	F7			P5		IBB 1-2 2-3			K	3	0	0	0	1	1	1
J.T. Snow, L (1, 3) OBP: 0.294, SLG: 0.297		K			F9	G1-3			2B 1B	4	1	1	0	0	1	3
Rich Aurilia, R (1, 6) OBP: 0.370, SLG: 0.486		K			G6-3		G4-6-3 1B		1-H 2B	4	0	2	1	0	1	0
Brian Johnson, R (1, 2) OBP: 0.301, SLG: 0.455		F9			F7		G4-6-3 1-2f		G4-6-3 1B	3	0	0	0	0	0	1
Brent Mayne, L (9, PH) OBP: 0.376, SLG: 0.371										1	0	1	0	0	0	0
Rey Sanchez, R (1, 4) OBP: 0.359, SLG: 0.366			F9			1B 1B	G6-3	G4-6-3 1-2f		4	1	1	0	0	0	2
Danny Darwin, R (1, 1) OBP: 0.111, SLG: 0.040						F9		F8		1	0	0	0	1	0	1
Steve Reed, R (7, 1) OBP: 0.500, SLG: 0.500										0	0	0	0	0	0	0
Rich Rodriguez, L (7, 1) OBP: 0.333, SLG: 0.333										0	0	0	0	0	0	0
Stan Javier, S (8, PH) OBP: 0.321, SLG: 0.305										1	0	0	0	0	0	0
John Johnstone, R (8, 1)			BB							0	0	0	0	0	0	0
Inning Stats	R: 0 E: 0 K: 0 S: 9 H: 1 LOB: 1 BB: 0 P: 16	R: 0 E: 0 K: 2 S: 9 H: 0 LOB: 0 BB: 0 P: 13	R: 0 E: 0 K: 0 S: 7 H: 0 LOB: 0 BB: 1 P: 15	R: 0 E: 0 K: 0 S: 4 H: 0 LOB: 0 BB: 0 P: 5	R: 0 E: 0 K: 0 S: 6 H: 0 LOB: 0 BB: 0 P: 8	R: 1 E: 0 K: 0 S: 20 H: 3 LOB: 3 BB: 1 P: 31	R: 0 E: 0 K: 0 S: 7 H: 1 LOB: 0 BB: 0 P: 10	R: 0 E: 0 K: 1 S: 13 H: 1 LOB: 1 BB: 0 P: 16	R: 1 E: 0 K: 1 S: 8 H: 3 LOB: 1 BB: 0 P: 12	1B: 7 2B: 2 3B: 0 HR: 0 SF: 0 SAC: 0 DP: 3 HBP: 0						

PITCHER		IP	WLS	BF	H	R	ER	SO	BB	IBB	HBP	BLK	WP	HR	S	P	ERA	WHIP
Andy Ashby, R ERA: 2.14	(1, 1)	7.1	W	27	5	1	1	2	1	1	0	0	0	0	65	102	1.23	0.818
Roberto Ramirez, L ERA:	(8, 1)	0.2		3	1	0	0	1	0	0	0	0	0	0	10	12	0.00	1.500
Trevor Hoffman, R ERA: 1.82	(9, 1)	1.0	S	5	3	1	1	1	0	0	0	0	0	0	8	12	9.00	3.000

PITCHER	IP	WLS	BF	H	R	ER	SO	BB	IBB	HBP	BLK	WP	HR	S	P	ERA	WHIP

TOP

San Francisco Giants @ San Diego Padres

Qualcomm Stadium, San Diego, CA

Sun Jun 14 1998, 6:33 AM EDT
Att. 40,151 - Sunny - 76 F

livebaseballscorecards.com

AB	33
R	2
H	9
RBI	2
BB	2
SO	4
LOB	13

WP: 0	PA: 35
PB: 0	
SB: 0	
CS: 0	

Batter	1	2	3	4	5	6	7	8	9	AB	R	H	RBI	BB	SO	LOB
Quilvio Veras, S (1, 4) OBP: 0.395, SLG: 0.362	X 0-0 ① G6-3		C B X 1-1 E S 1B 2-H			S B C F X 1-2 HR		C B X 1-1 ② L6		4	1	2	2	0	0	0
Steve Finley, L (1, 8) OBP: 0.295, SLG: 0.388	C F X 0-2 ② G5-3		B C 1 SAFE 1 SAFE B B F S 3-3 ③ K 1-3			C B X 1-1 ② G4-3		F F C 0-3 ③ K		4	0	0	0	0	2	1
Greg Vaughn, R (1, 7) OBP: 0.365, SLG: 0.620	C C B F B X 2-2 ③ G5-3			F B X 1-1 ① G5-3		X 0-0 ③ F7				3	0	0	0	0	0	0
Ken Caminiti, S (1, 5) OBP: 0.356, SLG: 0.474		B F C B B X 3-2 ① G3		C S C 0-3 ② K			C B X 1-1 E 1B 1B 1B			3	1	1	0	0	1	0
Wally Joyner, L (1, 3) OBP: 0.383, SLG: 0.459		C B B X 2-1 ② P2		C C B F B B X 3-2 ③ G3			X 0-0 E6 1-3 1B			3	0	1	0	0	0	0
Ruben Rivera, R (1, 9) OBP: 0.431, SLG: 0.585		B S S C 1-3 ③ K			S F S 0-3 ① K		B C B S T 2-2 ① K			3	0	0	0	0	3	2
Carlos Hernandez, R (1, 2) OBP: 0.294, SLG: 0.341 Mark Sweeney, L (7, PH) OBP: 0.307, SLG: 0.312 James Mouton, R (7, PH) OBP: 0.250, SLG: 0.259 Mandy Romero, S (8, 2)			B B B C C X 3-2 ① G5-3		X 0-0 ② G5-3		B F F X 1-2 G6-4-3 3-H 1B			2 0 1 0	0 0 0 0	0 0 1 0	0 0 1 0	0 0 0 0	0 0 0 0	0 0 0 0
Chris Gomez, R (1, 6) OBP: 0.323, SLG: 0.356			C C B F F F B X 2-2 SH1-4 1B 1B		F B B B F C 3-3 ③ K		C X 0-1 ② ③ G6-4-3 1-2f			3	1	1	0	0	1	2
Andy Ashby, R (1, 1) OBP: 0.083, SLG: 0.083 Roberto Ramirez, L (8, 1) Ed Giovanola, L (8, PH) OBP: 0.322, SLG: 0.354 Trevor Hoffman, R (9, 1)			T X 0-1 ② SH1-4 1-2			S S B S 1-3 ① K		B B S S S X 2-2 ① F7		1 0 1 0	0 0 0 0	0 0 0 0	0 0 0 0	1 0 0 0	0 0 0 0	0 0 0 0
Inning Stats	R: 0 E: 0 K: 0 S: 8 H: 0 LOB: 0 BB: 0 P: 10	R: 0 E: 0 K: 1 S: 8 H: 0 LOB: 0 BB: 0 P: 14	R: 1 E: 0 K: 1 S: 16 H: 2 LOB: 1 BB: 0 P: 25	R: 0 E: 0 K: 1 S: 9 H: 0 LOB: 0 BB: 0 P: 13	R: 0 E: 0 K: 2 S: 7 H: 0 LOB: 0 BB: 0 P: 10	R: 1 E: 0 K: 1 S: 10 H: 1 LOB: 0 BB: 0 P: 13	R: 1 E: 1 K: 1 S: 11 H: 3 LOB: 1 BB: 0 P: 15	R: 0 E: 0 K: 1 S: 8 H: 0 LOB: 0 BB: 0 P: 11		1B: 5 2B: 0 3B: 0 HR: 1 SF: 0 SAC: 1 DP: 1 HBP: 0				WP: 0 PB: 0 SB: 1 CS: 0 PA: 29		

PITCHER		IP	WLS	BF	H	R	ER	SO	BB	IBB	HBP	BLK	WP	HR	S	P	ERA	WHIP
Danny Darwin, R ERA: 4.42	(1, 1)	6.0	L	23	5	3	2	6	0	0	0	0	0	1	61	89	3.00	0.833
Steve Reed, R ERA: 1.43	(7, 1)	0.1		1	0	0	0	1	0	0	0	0	0	0	3	5	0.00	0.000
Rich Rodriguez, L ERA: 3.38	(7, 1)	0.2		2	1	0	0	0	0	0	0	0	0	0	5	6	0.00	1.500
John Johnstone, R ERA: 1.62	(8, 1)	1.0		3	0	0	0	1	0	0	0	0	0	0	8	11	0.00	0.000

PITCHER	IP	WLS	BF	H	R	ER	SO	BB	IBB	HBP	BLK	WP	HR	S	P	ERA	WHIP

BOTTOM

San Francisco Giants @ San Diego Padres

Qualcomm Stadium, San Diego, CA

Sun Jun 14 1998, 6:33 AM EDT
Att. 40,151 - Sunny - 76 F

livebaseballscorecards.com

AB	28
R	3
H	6
RBI	3
BB	0
SO	8
LOB	5

Batter	1	2	3	4	5	6	7	8	9	10	11	12	AB	R	H	RBI	BB	SO	LOB
Neifi Perez, S (1, 6) OBP: 0.315, SLG: 0.378	C X 0-1 G5-3 ①			S F C 0-3 K ①		C X 0-1 B3 ②		B X 1-0 P3 ②			C S F B S 1-3 K ②		5	0	0	0	0	2	0
3 Mike Lansing, R (1, 4) OBP: 0.289, SLG: 0.313	B B B C C F X 3-2 G5-3 ②			C B C X 1-2 G4-3 ②		X 0-0 BB 1B 1B		C B S B F C 2-3 K ③			X 0-0 G6-3 ③		5	1	1	0	0	1	0
Larry Walker, L (1, 9) OBP: 0.417, SLG: 0.586	S B C S 1-3 K ③			B C B B B 4-1 BB		B B F B 1 S S B SAFE 4-2 1B 1-2 BB			X 0-0 G4-3 ①			C S X 0-2 E 2B	3	1	1	0	2	1	0
Dante Bichette, R (1, 7) OBP: 0.351, SLG: 0.498		B B S S X 2-1 L5 ①		S B F B S 2-3 K ③		X 0-0 1-2 2-H 1B			C S C 0-3 K ②			C X 0-1 E7 2-H HR 1B	5	1	2	1	0	2	1
Ellis Burks, R (1, 8) OBP: 0.333, SLG: 0.500		B C B F B B 4-2 G6-4-3 BB			C B S B F B S 3-3 K ①	B S X 1-1 L1 ③			S S S 0-3 K ③			L B B F X 2-2 2-H HR	4	1	1	2	1	2	2
Vinny Castilla, R (1, 5) OBP: 0.350, SLG: 0.574		B C F F F X 1-2 G6-4-3 1-2f ② ③			B F B B B X 3-1 L8 ②		F F S 0-3 K ①			X 0-0 F9 ①		C F S 0-3 K ①	5	0	0	0	0	2	1
Greg Colbrunn, R (1, 3) OBP: 0.344, SLG: 0.415			B X 1-0 F9 ①		B X 1-0 1B		B B X 2-0 F9 ②			F B F S 1-3 K ②		C B B F X 2-2 G6-3 ②	3	0	1	0	0	0	0
17 Todd Helton, L (10, PH) OBP: 0.339, SLG: 0.449 (10, 3)													2	0	0	0	0	1	0
Kirt Manwaring, R (1, 2) OBP: 0.359, SLG: 0.336			C C B F X 1-2 G4-3 ②		B X 1-0 G1-3 ③		B X 1-0 G6-3 ③			C F S 0-3 K ③		C F B B F S 2-3 K ③	5	0	0	0	0	2	1
John Thomson, R (1, 1) OBP: 0.220, SLG: 0.148			S C S 0-3 K ③		S C S 0-3 K ①		L B B C T 2-2 K ①				B C F S 1-3 K ①		3	0	0	0	0	3	0
Chuck McElroy, L (9, 1)													0	0	0	0	0	0	0
Mike DeJean, R (10, 1)													0	0	0	0	0	0	0
1 Curtis Goodwin, L (11, PH) OBP: 0.340, SLG: 0.322													1	0	0	0	0	1	0
Curt Leskanic, R (11, 1)													0	0	0	0	0	0	0
Jerry Dipoto, R (12, 1)													0	0	0	0	0	0	0
Inning Stats	R: 0 E: 0 K: 1 S: 9 H: 0 LOB: 0 BB: 0 P: 13	R: 0 E: 0 K: 0 S: 9 H: 0 LOB: 0 BB: 1 P: 16	R: 0 E: 0 K: 1 S: 8 H: 0 LOB: 0 BB: 0 P: 10	R: 0 E: 0 K: 2 S: 10 H: 0 LOB: 1 BB: 1 P: 17	R: 0 E: 0 K: 1 S: 8 H: 1 LOB: 1 BB: 0 P: 16	R: 1 E: 0 K: 1 S: 11 H: 2 LOB: 2 BB: 1 P: 16	R: 0 E: 0 K: 1 S: 5 H: 0 LOB: 0 BB: 0 P: 8	R: 0 E: 0 K: 2 S: 8 H: 0 LOB: 0 BB: 0 P: 13	R: 0 E: 0 K: 2 S: 7 H: 0 LOB: 0 BB: 0 P: 7	R: 0 E: 0 K: 2 S: 7 H: 0 LOB: 0 BB: 0 P: 8	R: 0 E: 0 K: 2 S: 8 H: 0 LOB: 0 BB: 0 P: 10	R: 3 E: 1 K: 2 S: 18 H: 3 LOB: 0 BB: 0 P: 24	1B: 4 2B: 1 3B: 0 HR: 1	SF: 0 SAC: 0 DP: 1 HBP: 0					

PITCHER		IP	WLS	BF	H	R	ER	SO	BB	IBB	HBP	BLK	WP	HR	S	P	ERA	WHIP
Shawn Estes, L ERA: 4.37	(1, 1)	9.0		32	3	1	1	11	3	0	0	0	0	0	75	116	1.00	0.667
Robb Nen, R ERA: 1.24	(10, 1)	2.0		6	0	0	0	4	0	0	0	0	0	0	15	18	0.00	0.000
John Johnstone, R ERA: 2.25	(12, 1)	1.0	L	6	3	3	3	2	0	0	0	0	0	1	18	24	27.00	3.000

PITCHER	IP	WLS	BF	H	R	ER	SO	BB	IBB	HBP	BLK	WP	HR	S	P	ERA	WHIP

TOP

Colorado Rockies @ San Francisco Giants

3Com Park at Candlestick Point, San Francisco, CA

Mon Jun 15 1998, 10:05 PM EDT

Att. 16,891 - Unknown - 62 F

livebaseballscorecards.com

AB	41
R	4
H	6
RBI	3
BB	3
SO	17
LOB	5

WP: 0 PB: 0 SB: 0 CS: 0 PA: 44

Batter	1	2	3	4	5	6	7	8	9	10	11	12	AB	R	H	RBI	BB	SO	LOB
Darryl Hamilton, L (1, 8) OBP: 0.395, SLG: 0.365	B C B F X 2-2 G6-3 ①			F F X 0-2 1B ①	X 0-0 L3 ③				C B B F F F B F F 4-2 B 1B BB		B B B B 4-0 BB		3	0	1	0	2	0	0
Rey Sanchez, R (1, 4) OBP: 0.354, SLG: 0.360	S X 0-1 L4 ②			B B F X 2-1 P9 ②			C X 0-1 G1-3 ①		1 SAFE P C 1 C P X 2-2 1-3 1B		1 SAFE B B 1 C B C X 3-2 P9 ③		5	0	1	0	0	0	1
Marvin Benard, L (1, 7) OBP: 0.305, SLG: 0.301 Chris Jones, R (9, PH) (10, 7) OBP: 0.293, SLG: 0.317	X 0-0 G6-3 ③			C B B B B S F X 3-2 G3 ③			B B C F T 2-2 K ②		B B B C F F X 3-2 L8 ③			B B B B 4-0 HR BB	3 1	0 1	0 0	0 1	0 0	1 2	0 2
J.T. Snow, L (1, 3) OBP: 0.296, SLG: 0.330		B X 1-0 G4-3 ①			B X 1-0 HR		B S F X 1-2 G3 ③			B B C X 2-1 L7 ①		X 0-0 1-H HR	5	2	2	3	0	0	0
Stan Javier, S (1, 9) OBP: 0.319, SLG: 0.300		C B X 1-1 G4-3 ②			C B B B B S B 4-2 G4-6-3 BB			B G C B X 3-2 G6-3 ①		T S B F B X 2-2 P7 ②		C B F X 1-2 G3 ①	4	0	0	0	1	0	0
Bill Mueller, S (1, 5) OBP: 0.389, SLG: 0.415		B B X 2-0 G1-3 ③			B 1 SAFE 1 SAFE X 1-0 G4-6-3 ①② 1-2f			B F X 1-1 G4-3 ②		F F F X 0-2 FC6-4 1B		F X 0-1 G4-3 ②	5	0	1	0	0	0	1
Rich Aurilia, R (1, 6) OBP: 0.360, SLG: 0.472			X 0-0 P9 ①		C X 0-1 L9 ③			B X 1-0 F9 ③		B X 0-0 FC6-4 ③ 1-2f		B X 1-0 G6-3 ③	5	0	0	0	0	0	1
Brian Johnson, R (1, 2) OBP: 0.294, SLG: 0.442			B B X 2-0 P2 ②			B B C B S F X 3-2 L7 ①			B F B S X 2-2 G4-3 ①		F B S B B S 3-3 K ①		4	0	0	0	0	1	0
Shawn Estes, R (1, 1) OBP: 0.233, SLG: 0.241 Alex Diaz, S (9, PH) OBP: 0.129, SLG: 0.161 Robb Nen, R (10, 1) Charlie Hayes, R (11, PH) OBP: 0.361, SLG: 0.408 John Johnstone, R (12, 1)			S S F B B S 2-3 K ③			L C S 0-3 K ②			S S F F B S 1-3 K ②		B C X 1-1 G5-3 ②		2 1 0 1 0	0 0 0 0 0	0 0 0 0 0	0 0 0 0 0	0 1 0 0 0	2 0 0 0 0	0 0 0 0 0
Inning Stats	R: 0 E: 0 K: 0 S: 6 H: 0 LOB: 0 BB: 0 P: 8	R: 0 E: 0 K: 0 S: 4 H: 0 LOB: 0 BB: 0 P: 8	R: 0 E: 0 K: 1 S: 6 H: 0 LOB: 0 BB: 0 P: 10	R: 0 E: 0 K: 0 S: 9 H: 1 LOB: 0 BB: 0 P: 14	R: 1 E: 0 K: 0 S: 6 H: 1 LOB: 0 BB: 1 P: 12	R: 0 E: 0 K: 1 S: 9 H: 0 LOB: 0 BB: 0 P: 12	R: 0 E: 0 K: 1 S: 9 H: 0 LOB: 0 BB: 0 P: 12	R: 0 E: 0 K: 0 S: 6 H: 0 LOB: 0 BB: 0 P: 11	R: 0 E: 0 K: 1 S: 23 H: 1 LOB: 2 BB: 1 P: 33	R: 0 E: 0 K: 0 S: 11 H: 1 LOB: 1 BB: 0 P: 15	R: 0 E: 0 K: 1 S: 8 H: 0 LOB: 1 BB: 1 P: 19	R: 2 E: 0 K: 0 S: 7 H: 1 LOB: 0 BB: 1 P: 13	1B: 3 2B: 0 3B: 0 HR: 2	SF: 0 SAC: 0 DP: 1 HBP: 0					

PITCHER		IP	WLS	BF	H	R	ER	SO	BB	IBB	HBP	BLK	WP	HR	S	P	ERA	WHIP
John Thomson, R ERA: 5.02	(1, 1)	8.2		29	3	1	1	4	2	0	0	0	0	1	74	113	1.04	0.577
Chuck McElroy, L ERA: 1.39	(9, 1)	0.1		1	0	0	0	0	0	0	0	0	0	0	4	7	0.00	0.000
Mike DeJean, R ERA: 2.29	(10, 1)	1.0		4	1	0	0	0	0	0	0	0	0	0	11	15	0.00	1.000
Curt Leskanic, R ERA: 4.64	(11, 1)	1.0	W	4	0	0	0	1	1	0	0	0	0	0	8	19	0.00	1.000
Jerry Dipoto, R ERA: 3.52	(12, 1)	1.0	S	5	1	2	2	0	1	0	0	0	0	1	7	13	18.00	2.000

PITCHER	IP	WLS	BF	H	R	ER	SO	BB	IBB	HBP	BLK	WP	HR	S	P	ERA	WHIP

BOTTOM

Colorado Rockies @ San Francisco Giants

3Com Park at Candlestick Point, San Francisco, CA

Mon Jun 15 1998, 10:05 PM EDT

Att. 16,891 - Unknown - 62 F

livebaseballscorecards.com

AB	39
R	3
H	5
RBI	3
BB	4
SO	5
LOB	5

WP: 0 PB: 0 SB: 0 CS: 0 PA: 43

Colorado Rockies @ San Francisco Giants

3Com Park at Candlestick Point, San Francisco, CA

Tue Jun 16 1998, 10:05 PM EDT

Att. 12,585 - Unknown - 66 F

livebaseballscorecards.com

TOP

Batter	1	2	3	4	5	6	7	8	9	AB	R	H	RBI	BB	SO	LOB
Neifi Perez, S (1, 6) OBP: 0.320, SLG: 0.384	G4-3		2B		1B		G4-3		BB	4	0	2	0	1	0	0
3 Mike Lansing, R (1, 4) OBP: 0.288, SLG: 0.322	G5-3		P4		P3		HR		F9	5	1	1	1	0	0	3
Larry Walker, L (1, 9) OBP: 0.422, SLG: 0.585	G6-3		BB			1B 17 1B 1B	G5-4-3 HBP			2	1	1	0	1	0	0
Dante Bichette, R (1, 7) OBP: 0.350, SLG: 0.495		G6-3	F8			BB 17 1B 1-2 1B	G5-4-3 1-2f			4	0	1	0	0	0	3
Mike Munoz, L (8, 1)										0	0	0	0	0	0	0
Ellis Burks, R (1, 8) OBP: 0.332, SLG: 0.504 (7, 7)		G6-3 3B		K		K		G6-3		4	1	1	0	0	2	2
Vinny Castilla, R (1, 5) OBP: 0.345, SLG: 0.566		G6-3 3-H		K		F8		G5-3		4	0	0	1	0	1	2
17 Todd Helton, L (1, 3) OBP: 0.341, SLG: 0.450		1B		K		BB 1-2 2-H 1B		F8		4	0	2	1	0	1	0
Jeff Reed, L (1, 2) OBP: 0.349, SLG: 0.405		L4			G4-3	FC6-4 1-2 2-3 BB			K2-3	3	0	0	0	1	1	1
Bobby Jones, R (1, 1) OBP: 0.143, SLG: 0.214			G5-3		K	FC6-4 1-2f			G6-3	3	0	0	0	0	1	3
1 Curtis Goodwin, L (7, 8) OBP: 0.337, SLG: 0.318										1	0	0	0	0	0	0
Dave Veres, R (7, 1) OBP: 0.500, SLG: 0.500										0	0	0	0	0	0	0
Inning Stats	R: 0 E: 0 K: 0 S: 3 H: 0 LOB: 0 BB: 0 P: 3	R: 1 E: 0 K: 0 S: 5 H: 2 LOB: 1 BB: 0 P: 5	R: 0 E: 0 K: 0 S: 4 H: 1 LOB: 2 BB: 1 P: 8	R: 0 E: 0 K: 3 S: 9 H: 0 LOB: 0 BB: 0 P: 9	R: 0 E: 0 K: 1 S: 6 H: 1 LOB: 1 BB: 0 P: 6	R: 1 E: 0 K: 1 S: 8 H: 3 LOB: 3 BB: 1 P: 12	R: 1 E: 0 K: 0 S: 3 H: 1 LOB: 0 BB: 0 P: 4	R: 0 E: 0 K: 0 S: 3 H: 0 LOB: 0 BB: 0 P: 3	R: 0 E: 0 K: 1 S: 5 H: 0 LOB: 1 BB: 1 P: 9	1B: 5 2B: 1 3B: 1 HR: 1 SF: 0 SAC: 0 DP: 1 HBP: 1						

	AB	34
	R	3
	H	8
	RBI	3
	BB	3
	SO	6
	LOB	14

WP: 0 PB: 0 SB: 0 CS: 0 PA: 38

PITCHER		IP	WLS	BF	H	R	ER	SO	BB	IBB	HBP	BLK	WP	HR	S	P	ERA	WHIP
Orel Hershiser, R ERA: 3.27	(1, 1)	6.1		30	8	3	3	5	2	0	1	0	0	1	37	46	4.26	1.579
Julian Tavarez, R ERA: 3.33	(7, 1)	1.2	W	4	0	0	0	0	0	0	0	0	0	0	4	4	0.00	0.000
Robb Nen, R ERA: 1.21	(9, 1)	1.0	S	4	0	0	0	1	1	0	0	0	0	0	5	9	0.00	1.000

PITCHER		IP	WLS	BF	H	R	ER	SO	BB	IBB	HBP	BLK	WP	HR	S	P	ERA	WHIP

BOTTOM

Colorado Rockies @ San Francisco Giants

3Com Park at Candlestick Point, San Francisco, CA

Tue Jun 16 1998, 10:05 PM EDT

Att. 12,585 - Unknown - 66 F

livebaseballscorecards.com

Batter	1	2	3	4	5	6	7	8	9	AB	R	H	RBI	BB	SO	LOB
Darryl Hamilton, L (1, 8) OBP: 0.396, SLG: 0.364	BBBB 4-0 1B G5-4-3 BB		x 0-0 ② G3		x 0-0 ③ G1-3		x 0-0 1B 1B SF8 1-2 2-3 1B	0-0 ③ CS 1-2		3	2	1	0	1	0	1
Rey Sanchez, R (1, 4) OBP: 0.364, SLG: 0.379	x 0-0 G5-4-3 1-3 1B		x 0-0 1B 2B			x 0-0 ① G5-3	x 0-0 SF8 1B 1-2 2-H 3-H 1B			4	0	3	2	0	0	0
Stan Javier, S (1, 9) OBP: 0.321, SLG: 0.303	x 0-0 ① ② G5-4-3 1-2f 3-H		x 0-0 ③ 2-H 1B			SSS 0-3 ② K	x 0-0 WP 1-2 2-3 1B			4	0	2	0	0	1	1
Charlie Hayes, R (1, 5) OBP: 0.365, SLG: 0.409	x 0-0 S 1B			x 0-0 ① F8		BBBB 4-0 1B 2B BB	x 0-0 ① SF8 2-3 3-H			2	1	1	1	1	0	0
Jeff Ball, R (1, 3) OBP: 0.250, SLG: 0.250 J.T. Snow, L (7, PH) OBP: 0.295, SLG: 0.328 (8, 3)	x 0-0 ③ G6-3 1-2			x 0-0 ② G6-3		x 0-0 2B 1-2 1B	SSS 0-3 ② K 1-2			3 1	0 0	1 0	0 0	0 0	0 1	1 2
Rich Aurilia, R (1, 6) OBP: 0.358, SLG: 0.473		x 0-0 ① F8		x 0-0 ③ G6-3		x 0-0 1-3 2-H 2B	SSS 0-3 ③ K			4	0	1	1	0	1	2
Chris Jones, R (1, 7) OBP: 0.284, SLG: 0.306 Julian Tavarez, L (7, 1) Jacob Cruz, L (8, PH) Robb Nen, R (9, 1)		x 0-0 ② P5			SSS 0-3 ① K	x 0-0 ③ P3		SSS 0-3 ① K		3 0 1 0	0 0 0 0	0 0 0 0	0 0 0 0	1 0 1 0	0 0 0 0	2 0 0 0
Brian Johnson, R (1, 2) OBP: 0.293, SLG: 0.437		x 0-0 ③ P4			x 0-0 ② G5-3		x 0-0 1B 1B 1B 1B	SSS 0-3 ② K		4	1	1	0	0	1	0
Orel Hershiser, R (1, 1) OBP: 0.250, SLG: 0.200 Marvin Benard, L (7, 7) OBP: 0.321, SLG: 0.320			x 0-0 ① L6		x 0-0 1B		x 0-0 1-2 1B 1B 1B	x 0-0 CS 1B		2 2	0 1	1 2	0 0	0 0	0 0	0 0
Inning Stats	R: 1 H: 2 E: 0 LOB: 1 K: 0 BB: 1 S: 4 P: 8	R: 0 H: 0 E: 0 LOB: 0 K: 0 BB: 0 S: 3 P: 3	R: 0 H: 2 E: 0 LOB: 2 K: 0 BB: 0 S: 4 P: 4	R: 0 H: 0 E: 0 LOB: 0 K: 0 BB: 0 S: 3 P: 3	R: 0 H: 1 E: 0 LOB: 1 K: 1 BB: 0 S: 6 P: 6	R: 1 H: 2 E: 0 LOB: 2 K: 1 BB: 1 S: 7 P: 11	R: 3 H: 5 E: 0 LOB: 2 K: 2 BB: 0 S: 12 P: 12	R: 0 H: 1 E: 0 LOB: 0 K: 2 BB: 0 S: 7 P: 7		1B: 11 2B: 2 3B: 0 HR: 0	SF: 1 SAC: 0 DP: 1 HBP: 0			WP: 1 PB: 0 SB: 1 CS: 1	PA: 37	

	AB	33
	R	5
	H	13
	RBI	4
	BB	2
	SO	6
	LOB	9

PITCHER		IP	WLS	BF	H	R	ER	SO	BB	IBB	HBP	BLK	WP	HR	S	P	ERA	WHIP
Bobby Jones, L ERA: 5.55	(1, 1)	6.0	L	28	10	5	5	2	2	0	0	0	0	0	30	38	7.50	2.000
Dave Veres, R ERA: 3.47	(7, 1)	1.0		5	2	0	0	2	0	0	0	0	1	0	9	9	0.00	2.000
Mike Munoz, L ERA: 9.0	(8, 1)	1.0		3	1	0	0	2	0	0	0	0	0	0	7	7	0.00	1.000

PITCHER	IP	WLS	BF	H	R	ER	SO	BB	IBB	HBP	BLK	WP	HR	S	P	ERA	WHIP

Colorado Rockies @ San Francisco Giants

3Com Park at Candlestick Point, San Francisco, CA

Wed Jun 17 1998, 6:33 AM EDT

Att. 19,125 - Sunny - 72 F

livebaseballscorecards.com

TOP

Batter	1	2	3	4	5	6	7	8	9	AB	R	H	RBI	BB	SO	LOB
Neifi Perez, S (1, 6) OBP: 0.319, SLG: 0.382	G4-3	B3			G4-3			3 FC4-6 1B		4	0	1	0	0	0	0
3 Mike Lansing, R (1, 4) OBP: 0.291, SLG: 0.322	1B 1B 1B		BBBB 4-0 G5-4-3 BB			G5-3		0-0 FC4-6 1-2f		3	1	1	0	1	0	1
Dante Bichette, R (1, 7) OBP: 0.352, SLG: 0.495	1B WP 1-3 1B		F8			S 1B		P2		4	1	2	0	0	0	2
Vinny Castilla, R (1, 5) OBP: 0.344, SLG: 0.561	WP PB SF9 1-3 3-H 1B		G5-4-3 1-2f			F9		G4-3		4	1	1	1	0	0	3
Ellis Burks, R (1, 8) OBP: 0.335, SLG: 0.504	SF9 1-H 3-H			SSS K		BBBB 4-0 BB 1-2			G3 BB 1B	2	0	1	1	1	1	0
Greg Colbrunn, R (1, 3) OBP: 0.344, SLG: 0.435 17 Todd Helton, L (9, PH) OBP: 0.340, SLG: 0.448	3B			G5-3		F9			SSS K	3 1	0 0	1 0	0 0	0 0	0 1	2 1
7 Kurt Abbott, R (1, 9) OBP: 0.312, SLG: 0.372 Jeff Reed, L (9, PH) OBP: 0.354, SLG: 0.405	SSS K			G5-3			G5-3		BBBB 4-0 G3 1-2 BB	3 0	0 0	0 0	0 0	0 1	1 0	1 0
Kirt Manwaring, R (1, 2) OBP: 0.353, SLG: 0.328 Larry Walker, L (9, PH) OBP: 0.420, SLG: 0.583		G5-3			F8		G6-3		G3 1-2 2-3	3 1	0 0	0 0	0 0	0 0	0 0	0 2
Darryl Kile, R (1, 1) OBP: 0.250, SLG: 0.286 Mike DeJean, R (7, 1) Chuck McElroy, L (8, 1) John Vander Wal, L (9, PH) OBP: 0.377, SLG: 0.381		SSS K			P3		SSS K		SSS K	3 0 0 1	0 0 0 0	0 0 0 0	0 0 0 0	0 0 0 0	2 0 0 1	0 0 0 2
Inning Stats	R: 3 E: 0 K: 1 S: 9 H: 4 LOB: 1 BB: 0 P: 9	R: 0 E: 0 K: 1 S: 5 H: 0 LOB: 0 BB: 0 P: 5	R: 0 E: 0 K: 0 S: 2 H: 0 LOB: 0 BB: 1 P: 6	R: 0 E: 0 K: 1 S: 5 H: 0 LOB: 0 BB: 0 P: 5	R: 0 E: 0 K: 0 S: 3 H: 0 LOB: 0 BB: 0 P: 3	R: 0 E: 0 K: 0 S: 4 H: 1 LOB: 2 BB: 1 P: 8	R: 0 E: 0 K: 1 S: 5 H: 0 LOB: 0 BB: 0 P: 5	R: 0 E: 0 K: 0 S: 4 H: 1 LOB: 1 BB: 0 P: 4	R: 0 E: 0 K: 2 S: 8 H: 1 LOB: 2 BB: 1 P: 12	1B: 6 2B: 0 3B: 1 HR: 0	SF: 1 SAC: 0 DP: 1 HBP: 0						

	AB	32
	R	3
	H	7
	RBI	2
	BB	3
	SO	6
	LOB	14

WP: 1 PB: 1 SB: 1 CS: 0 PA: 36

PITCHER		IP	WLS	BF	H	R	ER	SO	BB	IBB	HBP	BLK	WP	HR	S	P	ERA	WHIP
Kirk Rueter, L ERA: 3.78	(1, 1)	6.0	W	24	5	3	3	3	2	0	0	0	1	0	28	36	4.50	1.167
Rich Rodriguez, L ERA: 3.24	(7, 1)	1.0		4	1	0	0	1	0	0	0	0	0	0	6	6	0.00	1.000
Steve Reed, R ERA: 1.4	(8, 1)	1.0		3	0	0	0	0	0	0	0	0	0	0	3	3	0.00	0.000
Robb Nen, R ERA: 1.18	(9, 1)	1.0	S	5	1	0	0	2	1	0	0	0	0	0	8	12	0.00	2.000

PITCHER	IP	WLS	BF	H	R	ER	SO	BB	IBB	HBP	BLK	WP	HR	S	P	ERA	WHIP

Batter	1	2	3	4	5	6	7	8	9	AB	R	H	RBI	BB	SO	LOB
Darryl Hamilton, L (1, 8) OBP: 0.400, SLG: 0.371	K	2B		P5		FC3-6 1B		G1-6-3 BB		4	0	2	2	1	1	0
Bill Mueller, S (1, 5) OBP: 0.385, SLG: 0.415	WP 1B 2B	G4-3			G4-3	FC3-6		G1-6-3		5	1	1	0	0	0	5
Barry Bonds, L (1, 7) OBP: 0.437, SLG: 0.570	K		G1-4-3 1B		G4-3		1B 1B BB	K		4	1	1	0	1	2	2
Charlie Hayes, R (1, 3) OBP: 0.368, SLG: 0.412	1B		G1-4-3		K		1B 1B 1B			4	0	2	1	0	1	1
Stan Javier, S (1, 9) OBP: 0.320, SLG: 0.302	L6		F8			HR 1B	K			4	1	1	0	0	1	4
Rich Aurilia, R (1, 6) OBP: 0.366, SLG: 0.492		SH1-4 BB 2B 1B	FC4-6 BB			HR	F9			3	2	2	2	1	0	2
Brent Mayne, L (1, 2) OBP: 0.387, SLG: 0.373 Robb Nen, R (9, 1)		SH1-4 BB 2B	FC4-6			G4-3 BB	1B 1B			2 0	1 0	1 0	1 0	2 0	0 0	2 0
Rey Sanchez, R (1, 4) OBP: 0.361, SLG: 0.375		F7		G5-3		G4-3	1B			4	0	1	0	0	0	3
Kirk Rueter, L (1, 1) OBP: 0.226, SLG: 0.226 Rich Rodriguez, L (7, 1) OBP: 0.333, SLG: 0.333 Brian Johnson, R (8, 2) OBP: 0.297, SLG: 0.437 Steve Reed, R (8, 1) OBP: 0.500, SLG: 0.500		SH1-4		P5		1B		G1-6-3 BB		2 0 0 0	0 0 0 0	1 0 0 0	0 0 0 0	0 0 1 0	0 0 0 0	0 0 0 0
Inning Stats	R: 1 E: 0 K: 2 S: 9 H: 2 LOB: 1 BB: 0 P: 9	R: 2 E: 0 K: 0 S: 5 H: 2 LOB: 1 BB: 1 P: 9	R: 0 E: 0 K: 0 S: 4 H: 1 LOB: 2 BB: 1 P: 8	R: 0 E: 0 K: 0 S: 3 H: 0 LOB: 0 BB: 0 P: 3	R: 0 E: 0 K: 1 S: 5 H: 0 LOB: 0 BB: 0 P: 5	R: 2 E: 0 K: 0 S: 6 H: 4 LOB: 2 BB: 1 P: 10	R: 1 E: 0 K: 1 S: 7 H: 3 LOB: 2 BB: 1 P: 11	R: 0 E: 0 K: 1 S: 4 H: 0 LOB: 1 BB: 2 P: 12		1B: 9 2B: 2 3B: 0 HR: 1	SF: 0 SAC: 1 DP: 2 HBP: 0					

PITCHER	IP	WLS	BF	H	R	ER	SO	BB	IBB	HBP	BLK	WP	HR	S	P	ERA	WHIP
Darryl Kile, R (1, 1) ERA: 4.51	6.0	L	31	10	6	6	3	4	0	0	0	1	1	33	49	9.00	2.333
Mike DeJean, R (7, 1) ERA: 2.23	1.0		4	2	0	0	1	0	0	0	0	0	0	6	6	0.00	2.000
Chuck McElroy, L (8, 1) ERA: 1.35	1.0		4	0	0	0	1	2	0	0	0	0	0	4	12	0.00	2.000

PITCHER	IP	WLS	BF	H	R	ER	SO	BB	IBB	HBP	BLK	WP	HR	S	P	ERA	WHIP

BOTTOM

Colorado Rockies @ San Francisco Giants

3Com Park at Candlestick Point, San Francisco, CA

Wed Jun 17 1998, 6:33 AM EDT
Att. 19,125 - Sunny - 72 F

livebaseballscorecards.com

AB	32
R	6
H	12
RBI	6
BB	6
SO	5
LOB	19

1B: 9 SF: 0
2B: 2 SAC: 1
3B: 0 DP: 2
HR: 1 HBP: 0

WP: 1 PA: 39
PB: 0
SB: 0
CS: 0

Batter	1	2	3	4	5	6	7	8	9	AB	R	H	RBI	BB	SO	LOB
Quilvio Veras, S (1, 4) OBP: 0.397, SLG: 0.371	F8			F8	L8			G6-4-3 1B E 1B	S BB	4	1	1	0	1	0	1
Steve Finley, L (1, 8) OBP: 0.289, SLG: 0.381	K			L9	P6			SAFE G6-4-3 1-2 1B	SF7 3-H	3	0	0	0	0	1	0
Ruben Rivera, R (8, PH) OBP: 0.446, SLG: 0.581 (8, 8)										1	0	1	1	0	0	0
Tony Gwynn, L (1, 9) OBP: 0.379, SLG: 0.507	G3			BB	F7			G6-4-3 1-2f 2-3	G6-3 1-2	4	0	0	0	1	0	3
Ken Caminiti, S (1, 5) OBP: 0.342, SLG: 0.462		K		K	K			E5 HR 3-H		4	1	0	0	0	3	1
Greg Vaughn, R (1, 7) OBP: 0.370, SLG: 0.632		P6			G6-3			HR 1-H HR		4	2	2	3	0	0	0
Wally Joyner, L (1, 3) OBP: 0.386, SLG: 0.449		K			F7			K	1B	4	0	1	0	0	2	0
Carlos Hernandez, R (1, 2) OBP: 0.307, SLG: 0.343			P4					F9	F8	3	1	0	0	1	0	1
Roberto Ramirez, L (8, 1)										0	0	0	0	0	0	0
Dan Miceli, R (9, 1) OBP: 1.000, SLG: 1.000										0	0	0	0	0	0	0
Chris Gomez, R (1, 6) OBP: 0.327, SLG: 0.375			K		1-2 3B			1-2	SF7	4	2	3	0	0	1	0
Joey Hamilton, R (1, 1) OBP: 0.184, SLG: 0.216			K					G1-3		2	0	1	2	0	1	0
Carlos Reyes, S (6, 1)										0	0	0	0	0	0	0
Mark Sweeney, L (7, PH) OBP: 0.297, SLG: 0.304										1	0	0	0	0	0	1
Brian Boehringer, S (7, 1)										0	0	0	0	0	0	0
Mandy Romero, S (8, 2)										1	0	0	0	0	1	1
Inning Stats	R: 0 E: 0 K: 1 S: 7 H: 0 LOB: 0 BB: 0 P: 9	R: 0 E: 0 K: 2 S: 9 H: 0 LOB: 0 BB: 0 P: 15	R: 0 E: 0 K: 2 S: 8 H: 0 LOB: 0 BB: 0 P: 14	R: 0 E: 0 K: 1 S: 10 H: 0 LOB: 1 BB: 1 P: 17	R: 2 E: 0 K: 0 S: 9 H: 2 LOB: 1 BB: 1 P: 16	R: 0 E: 0 K: 1 S: 6 H: 0 LOB: 0 BB: 0 P: 8	R: 1 E: 0 K: 1 S: 17 H: 2 LOB: 1 BB: 0 P: 24	R: 3 E: 1 K: 0 S: 16 H: 4 LOB: 1 BB: 0 P: 27	R: 1 E: 0 K: 1 S: 11 H: 1 LOB: 1 BB: 1 P: 19	1B: 5 2B: 0 3B: 2 HR: 2	SF: 1 SAC: 0 DP: 1 HBP: 0						

PITCHER		IP	WLS	BF	H	R	ER	SO	BB	IBB	HBP	BLK	WP	HR	S	P	ERA	WHIP
Mark Gardner, R ERA: 5.65	(1, 1)	7.0		28	5	4	4	8	2	0	0	0	0	1	68	106	5.14	1.000
Rich Rodriguez, L ERA: 3.16	(8, 1)	0.2		3	1	0	0	0	0	0	0	0	0	0	5	9	0.00	1.500
Steve Reed, R ERA: 1.62	(8, 1)	0.1		3	2	2	0	0	0	0	0	0	0	1	9	15	0.00	6.000
John Johnstone, R ERA: 2.41	(9, 1)	1.0	L	5	1	1	1	1	1	0	0	0	0	0	11	19	9.00	2.000

PITCHER	IP	WLS	BF	H	R	ER	SO	BB	IBB	HBP	BLK	WP	HR	S	P	ERA	WHIP

San Diego Padres @ San Francisco Giants

3Com Park at Candlestick Point, San Francisco, CA

Thu Jun 18 1998, 10:05 PM EDT
Att. 16,899 - Cloudy - 55 F

TOP

livebaseballscorecards.com

AB	35
R	7
H	9
RBI	6
BB	3
SO	9
LOB	8

WP: 0 PB: 0 SB: 1 CS: 0 PA: 39

Batter	1	2	3	4	5	6	7	8	9	AB	R	H	RBI	BB	SO	LOB
Darryl Hamilton, L (1, 8) OBP: 0.404, SLG: 0.371	BBBB 4-0 G6-3 1B BB		CFBBBB 4-2 1B 1B BB	C X 0-1 G1-3 ③		BBCX 2-1 1-2 3-H 1B		BCCCB1FC SAFE 2-3 K ②		3	1	1	1	2	1	1
Rich Aurilia, R (1, 6) OBP: 0.367, SLG: 0.489	BFX 1-1 G6-3 1-2 1B		X 0-0 1B 1-2 3B 1B		BX 1-0 L9 ①	FCS 0-3 K ②		1 SAFE BCBS1S SAFE 2-3 K2-3 ③		5	1	2	0	0	2	3
Barry Bonds, L (1, 7) OBP: 0.430, SLG: 0.558	X 0-0 G6-3 1-2f 2-3 ① ②		BCFS 1-3 K ①		SBX 1-1 G4-3 ②	SBBBX 3-1 G4-3 ③			CFBX 1-2 G4-3 ①	5	0	0	0	0	1	6
Charlie Hayes, R (1, 3) OBP: 0.369, SLG: 0.407	SSBBBBB 4-2 WP BB		BBFBFX 3-2 1-3 2-H 3B 1B		BCBBFX 3-2 G6-3 ③		CCBFBBFX 3-2 P8 ①		BBX 2-0 G6-3 ②	4	1	1	1	1	0	0
Stan Javier, S (1, 9) OBP: 0.327, SLG: 0.320 Steve Reed, R (8, 1) OBP: 0.500, SLG: 0.500 Chris Jones, R (9, 9) OBP: 0.284, SLG: 0.306 Jacob Cruz, L (9, PH)	FFBBBBFFFF 4-2 B 1-2 BB		F 1 SAFE 1 SAFE X 0-1 1-H 3-H FC6-2 3B			BFX 1-1 G4-3 1B 2B	SBBBBFS 3-3 K ②		BBBCCSS 3-3 K ③	3 0 0 1	1 0 0 0	2 0 0 0	2 0 0 0	1 0 0 0	1 0 0 1	0 0 0 0
Bill Mueller, S (1, 5) OBP: 0.384, SLG: 0.412	BCBFX 2-2 G4-3 ③		X 0-0 FC6-2 3-H ②			X 0-0 G4-3 2-3 ①	X 0-0 1B			4	0	1	0	0	0	5
Rey Sanchez, R (1, 4) OBP: 0.358, SLG: 0.372		BX 1-0 G6-3 ①	CBX 1-1 L7 ③			BX 1-0 1B 3-H 1B	BBX 2-0 L8 ③			4	1	1	1	0	0	2
Brian Johnson, R (1, 2) OBP: 0.296, SLG: 0.432		CBX 1-1 G5-3 ②		CBCFFFX 1-2 G1-3 ①		B 1 SAFE X 1-0 1B 1-2 1B		CBBSS 2-3 K ①		4	1	1	0	0	1	0
Mark Gardner, R (1, 1) OBP: 0.303, SLG: 0.290 Rich Rodriguez, L (8, 1) OBP: 0.333, SLG: 0.333 Marvin Benard, L (8, 9) OBP: 0.329, SLG: 0.320 John Johnstone, R (9, 1)		BBCBCX 3-2 G4-3 ③		X 0-0 G4-3 ②		CMX 0-2 1-3 2-H 1B		FBBCBFB 4-2 BB		3 0 0 0	0 0 0 0	1 0 0 0	1 0 0 0	0 0 1 0	0 0 0 0	0 0 0 0
Inning Stats	R: 0 H: 1 E: 0 LOB: 3 K: 0 BB: 3 S: 14 P: 29	R: 0 H: 0 E: 0 LOB: 0 K: 0 BB: 0 S: 6 P: 11	R: 3 H: 3 E: 0 LOB: 1 K: 1 BB: 1 S: 14 P: 23	R: 0 H: 0 E: 0 LOB: 0 K: 0 BB: 0 S: 9 P: 10	R: 0 H: 0 E: 0 LOB: 0 K: 0 BB: 0 S: 6 P: 11	R: 3 H: 5 E: 0 LOB: 2 K: 1 BB: 0 S: 15 P: 23	R: 0 H: 1 E: 0 LOB: 1 K: 1 BB: 0 S: 10 P: 18	R: 0 H: 0 E: 0 LOB: 1 K: 3 BB: 1 S: 13 P: 23	R: 0 H: 0 E: 0 LOB: 0 K: 1 BB: 0 S: 7 P: 13	1B: 8 2B: 1 3B: 1 HR: 0	SF: 0 SAC: 0 DP: 1 HBP: 0			WP: 1 PB: 0 SB: 0 CS: 0	PA: 41		

PITCHER		IP	WLS	BF	H	R	ER	SO	BB	IBB	HBP	BLK	WP	HR	S	P	ERA	WHIP
Joey Hamilton, R ERA: 5.19	(1, 1)	5.1		28	9	6	6	1	4	0	0	0	1	0	59	99	10.12	2.438
Carlos Reyes, R ERA: 3.58	(6, 1)	0.2		2	0	0	0	1	0	0	0	0	0	0	5	8	0.00	0.000
Brian Boehringer, R ERA: 4.95	(7, 1)	1.1		6	1	0	0	2	1	0	0	0	0	0	16	30	0.00	1.500
Roberto Ramirez, L ERA:	(8, 1)	1.0	W	3	0	0	0	2	0	0	0	0	0	0	10	15	0.00	0.000
Dan Miceli, R ERA: 2.95	(9, 1)	0.2	S	2	0	0	0	1	0	0	0	0	0	0	4	9	0.00	0.000

PITCHER	IP	WLS	BF	H	R	ER	SO	BB	IBB	HBP	BLK	WP	HR	S	P	ERA	WHIP

BOTTOM

San Diego Padres @ San Francisco Giants

3Com Park at Candlestick Point, San Francisco, CA

Thu Jun 18 1998, 10:05 PM EDT
Att. 16,899 - Cloudy - 55 F

livebaseballscorecards.com

AB	36
R	6
H	10
RBI	6
BB	5
SO	7
LOB	17

San Diego Padres @ San Francisco Giants

3Com Park at Candlestick Point, San Francisco, CA

Fri Jun 19 1998, 10:05 PM EDT

Att. 23,034 - Unknown - 58 F

TOP

livebaseballscorecards.com

Batter	1	2	3	4	5	6	7	8	9	AB	R	H	RBI	BB	SO	LOB
Quilvio Veras, S (1, 4) OBP: 0.401, SLG: 0.371	F8		2B BB		CS 1B		G4-6-3 BB	G6-3		3	1	1	0	2	0	2
Steve Finley, L (1, 8) OBP: 0.291, SLG: 0.395	HR		G4-3 1-H 2B		F7 1-2		G4-6-3 1-2f		L9	5	1	2	2	0	0	2
Tony Gwynn, L (1, 9) OBP: 0.372, SLG: 0.496	G4-3		G4-3 2-3			G4-3	L7		G4-3	5	0	0	0	0	0	1
Ken Caminiti, S (1, 5) OBP: 0.348, SLG: 0.480	F7		K			S 1B BB		WP BB 1B	HR	4	3	2	1	1	1	1
Greg Vaughn, R (1, 7) OBP: 0.377, SLG: 0.644		HR	G5-3			1B 2B BB 1-2		WP BB 1B 1-2	FC6-4 1B	3	3	2	1	2	0	1
Ruben Rivera, R (9, 7) OBP: 0.446, SLG: 0.581										0	0	0	0	0	0	0
Wally Joyner, L (1, 3) OBP: 0.386, SLG: 0.445		F8		G5-4-3 1B		F8		SH1-4 1B BB 1-3 2-H	FC6-4 1-2f	4	0	1	0	1	0	3
Carlos Hernandez, R (1, 2) OBP: 0.316, SLG: 0.352		1B	G5-4-3 1-2f			2B 1B 1-3 2-H		SH1-4 1B 1-2 3-H		4	1	3	2	0	0	1
Chris Gomez, R (1, 6) OBP: 0.326, SLG: 0.377		P7				2B 1-H 3-H		F8		4	0	1	2	0	1	3
Andy Ashby, R (1, 1) OBP: 0.077, SLG: 0.077		P3			K	K		SH1-4 1-2 2-3		3	0	0	0	0	2	2
Carlos Reyes, S (8, 1)										0	0	0	0	0	0	0
Roberto Ramirez, L (8, 1)										0	0	0	0	0	0	0
Trevor Hoffman, R (9, 1)										0	0	0	0	0	0	0
Inning Stats	R: 1 H: 1 E: 0 LOB: 0 K: 0 BB: 0 S: 10 P: 11	R: 1 H: 2 E: 0 LOB: 1 K: 0 BB: 0 S: 9 P: 18	R: 1 H: 1 E: 0 LOB: 1 K: 1 BB: 1 S: 11 P: 19	R: 0 H: 1 E: 0 LOB: 0 K: 1 BB: 0 S: 6 P: 11	R: 0 H: 1 E: 0 LOB: 0 K: 1 BB: 0 S: 8 P: 15	R: 3 H: 2 E: 0 LOB: 1 K: 1 BB: 2 S: 14 P: 29	R: 0 H: 0 E: 0 LOB: 0 K: 0 BB: 1 S: 5 P: 9	R: 2 H: 2 E: 0 LOB: 2 K: 0 BB: 2 S: 15 P: 30	R: 1 H: 2 E: 0 LOB: 1 K: 0 BB: 0 S: 8 P: 14	1B: 7 SF: 0 2B: 2 SAC: 1 3B: 0 DP: 2 HR: 3 HBP: 0						

	AB	35
	R	9
	H	12
	RBI	8
	BB	6
	SO	4
	LOB	16

	WP: 2	PA: 42
	PB: 0	
	SB: 1	
	CS: 1	

PITCHER		IP	WLS	BF	H	R	ER	SO	BB	IBB	HBP	BLK	WP	HR	S	P	ERA	WHIP
Danny Darwin, R ERA: 4.77	(1, 1)	5.2	L	25	7	6	6	3	3	0	0	0	0	2	54	99	9.53	1.765
Julian Tavarez, R ERA: 3.23	(6, 1)	1.1		5	1	0	0	1	1	0	0	0	0	0	9	13	0.00	1.500
John Johnstone, R ERA: 2.81	(8, 1)	0.2		6	2	2	2	0	2	0	0	0	1	0	13	27	27.00	6.000
Jim Poole, L ERA: 4.03	(8, 1)	1.1		6	2	1	1	0	0	0	0	0	0	1	10	17	6.75	1.500

PITCHER	IP	WLS	BF	H	R	ER	SO	BB	IBB	HBP	BLK	WP	HR	S	P	ERA	WHIP

BOTTOM

San Diego Padres @ San Francisco Giants

3Com Park at Candlestick Point, San Francisco, CA

Fri Jun 19 1998, 10:05 PM EDT

Att. 23,034 - Unknown - 58 F

livebaseballscorecards.com

Batter	1	2	3	4	5	6	7	8	9	AB	R	H	RBI	BB	SO	LOB
Darryl Hamilton, L (1, 8) OBP: 0.396, SLG: 0.363	B B C B X 3-1 F7 ①		B C C B F F X 2-2 G4-3 ③		C X 0-1 G4-3 ①		F F B X 1-2 P7 ③		C B C B B F F F X 3-2 P7 ③	5	0	0	0	0	0	1
Rey Sanchez, R (1, 4) OBP: 0.356, SLG: 0.364	C B X 1-1 P6 ②			B B B B 4-0 2B 1B BB	C B F F X 1-2 G6-3 ②			B B C B X 3-1 G6-3 ①		3	1	0	0	1	0	0
Bill Mueller, S (1, 5) OBP: 0.382, SLG: 0.414	X 0-0 L8 ③			F B 1 SAFE X 1-1 FC6-4 1B 1-3 2B	X 0-0 G4-3 ③			B C B X 2-1 F7 ②		4	1	1	0	0	0	0
Barry Bonds, L (1, 7) OBP: 0.434, SLG: 0.563		C X 0-1 P5 ①		C B X 1-1 FC6-4 1B 3-H		C F B B B F B 4-2 CS BB		X 0-0 1B 2B		3	1	2	1	1	0	0
Charlie Hayes, R (1, 3) OBP: 0.373, SLG: 0.431		B F C B F S 2-3 K ②		M B S F F B X 2-2 FC6-4 FC5-4 1B ① 1-2f 2-3		F 1 SAFE 1 SAFE X 0-1 HR ① 1-2		X 0-0 1B 2-H		4	1	2	2	0	1	2
Stan Javier, S (1, 9) OBP: 0.326, SLG: 0.319		X 0-0 G3 ③		B B X 2-0 FC5-4 1B 1-2 3-H		B C F X 1-2 G3 ②		B B S X 2-1 L5 ③		4	0	1	1	0	0	1
Rich Aurilia, R (1, 6) OBP: 0.369, SLG: 0.497			C B C B X 2-2 G4-3 3B	B B X 2-0 FC5-4 PB ② 1-2f 2-3		F B B B F X 2-2 L8 ③			B B B C B 4-1 BB	3	1	1	0	1	0	2
Brent Mayne, L (1, 2) OBP: 0.386, SLG: 0.367			B B B X 3-0 G4-3 ① 3-H	B B I 4-0 1-2 IBB			B X 1-0 G4-3 ①		S X 0-1 P2 ①	2	0	0	1	1	0	0
Brian Johnson, R (9, PH) OBP: 0.294, SLG: 0.429										1	0	0	0	0	0	1
Danny Darwin, R (1, 1) OBP: 0.103, SLG: 0.037			L C O 0-3 K ②	S C S 0-3 K ③			B C S X 1-2 G4-3 ②		S B C S X 1-2 P8 ②	2	0	0	0	0	2	3
Julian Tavarez, L (6, 1)										0	0	0	0	0	0	0
Jacob Cruz, L (7, PH)										1	0	0	0	0	0	0
John Johnstone, R (8, 1)										0	0	0	0	0	0	0
Jim Poole, L (8, 1) OBP: 0.250, SLG: 0.500										0	0	0	0	0	0	0
Marvin Benard, L (9, PH) OBP: 0.326, SLG: 0.316										1	0	0	0	0	0	1
Inning Stats	R: 0 E: 0 K: 0 S: 5 H: 0 LOB: 0 BB: 0 P: 9	R: 0 E: 0 K: 1 S: 7 H: 0 LOB: 0 BB: 0 P: 9	R: 1 E: 0 K: 1 S: 12 H: 1 LOB: 0 BB: 0 P: 19	R: 2 E: 0 K: 1 S: 14 H: 3 LOB: 3 BB: 2 P: 30	R: 0 E: 0 K: 0 S: 7 H: 0 LOB: 0 BB: 0 P: 8	R: 1 E: 0 K: 0 S: 11 H: 1 LOB: 0 BB: 1 P: 18	R: 0 E: 0 K: 0 S: 7 H: 0 LOB: 0 BB: 0 P: 10	R: 1 E: 0 K: 0 S: 8 H: 2 LOB: 1 BB: 0 P: 15	R: 0 E: 0 K: 0 S: 12 H: 0 LOB: 1 BB: 1 P: 20	1B: 3 2B: 2 3B: 1 HR: 1	SF: 0 SAC: 0 DP: 0 HBP: 0					

	AB	33
	R	5
	H	7
	RBI	5
	BB	4
	SO	3
	LOB	11

WP: 0 PB: 1 SB: 0 CS: 1 PA: 37

PITCHER		IP	WLS	BF	H	R	ER	SO	BB	IBB	HBP	BLK	WP	HR	S	P	ERA	WHIP
Andy Ashby, R ERA: 2.38	(1, 1)	7.2	W	31	6	5	5	3	2	1	0	0	0	1	68	113	5.87	1.043
Carlos Reyes, R ERA: 3.58	(8, 1)	0.0		1	1	0	0	0	0	0	0	0	0	0	1	1	∞	∞
Roberto Ramirez, L ERA:	(8, 1)	0.1		2	0	0	0	0	1	0	0	0	0	0	3	9	0.00	3.000
Trevor Hoffman, R ERA: 1.64	(9, 1)	1.0		3	0	0	0	0	0	0	0	0	0	0	11	15	0.00	0.000

PITCHER	IP	WLS	BF	H	R	ER	SO	BB	IBB	HBP	BLK	WP	HR	S	P	ERA	WHIP

San Diego Padres @ San Francisco Giants

3Com Park at Candlestick Point, San Francisco, CA

Sat Jun 20 1998, 6:33 AM EDT

Att. 35,782 - Cloudy - 63 F

livebaseballscorecards.com

TOP

Batter	1	2	3	4	5	6	7	8	9	AB	R	H	RBI	BB	SO	LOB
Andy Sheets, R (1, 4) OBP: 0.319, SLG: 0.375	G6-4-3, BB 1B		K			K		2B BB		3	0	1	0	1	2	0
Steve Finley, L (1, 8) OBP: 0.294, SLG: 0.397	G6-4-3 1-2 BB			G4-3 G6-3 2B		L9		K		3	1	1	0	1	1	1
Greg Vaughn, R (1, 7) OBP: 0.376, SLG: 0.642	G6-4-3 1-2f 2-3			G4-3 2-3		F7		K 1-3 2B		4	0	1	0	0	0	3
Ken Caminiti, S (1, 5) OBP: 0.346, SLG: 0.475	G5-3			G6-3 3-H			SH5-3, 1B BB 1B	K		4	1	1	1	0	1	3
Ruben Rivera, R (1, 9) OBP: 0.458, SLG: 0.587 Wally Joyner, L (8, PH) OBP: 0.384, SLG: 0.443 (8, 3)		G6-4-3 1B		G6-3			BB, SH5-3 1-2 1B	G4-3		3 1	0 0	2 0	0 0	0 0	0 0	0 2
Archi Cianfrocco, R (1, 3) OBP: 0.222, SLG: 0.246 (8, 9) Quilvio Veras, S (9, PH) OBP: 0.399, SLG: 0.369	G6-4-3 1-2f				BB		SH5-3 1-2 2-3		L7	1 1	0 0	0 0	0 0	1 0	0 0	1 0
Mandy Romero, S (1, 2) Tony Gwynn, L (7, PH) OBP: 0.375, SLG: 0.496 Donne Wall, R (7, 1) OBP: 0.400, SLG: 0.400 Mark Sweeney, L (9, PH) OBP: 0.293, SLG: 0.300	K				F7		BB IBB		K	2 0 0 1	0 0 0 0	0 0 0 0	0 0 0 0	0 1 0 0	1 0 0 1	1 0 0 0
Chris Gomez, R (1, 6) OBP: 0.325, SLG: 0.372		G6-3			K		G6-4-3 1-2 2-3 3-H BB		G5-3	3	0	0	1	1	1	1
24 Mark Langston, R (1, 1) OBP: 0.231, SLG: 0.250 Carlos Hernandez, R (7, PH) OBP: 0.314, SLG: 0.350 (7, 2)		K			G1-3		G6-4-3 1-2f			2 1	0 0	0 0	0 0	0 0	1 0	1 3
Inning Stats	R: 0 E: 0 K: 0 S: 8 H: 1 LOB: 1 BB: 1 P: 16	R: 0 E: 0 K: 1 S: 10 H: 1 LOB: 0 BB: 0 P: 17	R: 0 E: 0 K: 2 S: 9 H: 0 LOB: 0 BB: 0 P: 11	R: 1 E: 0 K: 0 S: 8 H: 1 LOB: 0 BB: 0 P: 12	R: 0 E: 0 K: 1 S: 7 H: 0 LOB: 1 BB: 1 P: 12	R: 0 E: 0 K: 1 S: 8 H: 0 LOB: 0 BB: 0 P: 15	R: 1 E: 0 K: 0 S: 10 H: 2 LOB: 2 BB: 2 P: 19	R: 0 E: 0 K: 2 S: 15 H: 1 LOB: 2 BB: 1 P: 20	R: 0 E: 0 K: 1 S: 7 H: 0 LOB: 0 BB: 0 P: 11	1B: 4 2B: 2 3B: 0 HR: 0 SF: 0 SAC: 1 DP: 3 HBP: 0						

	AB	29
	R	2
	H	6
	RBI	2
	BB	5
	SO	8
	LOB	16

PITCHER		IP	WLS	BF	H	R	ER	SO	BB	IBB	HBP	BLK	WP	HR	S	P	ERA	WHIP
Shawn Estes, L ERA: 4.24	(1, 1)	7.1	W	29	5	2	2	6	4	1	0	0	0	0	68	115	2.46	1.227
Robb Nen, R ERA: 1.14	(8, 1)	1.2	S	6	1	0	0	2	0	0	0	0	0	0	14	18	0.00	0.600

PITCHER	IP	WLS	BF	H	R	ER	SO	BB	IBB	HBP	BLK	WP	HR	S	P	ERA	WHIP

Batter	1	2	3	4	5	6	7	8	9	AB	R	H	RBI	BB	SO	LOB
Darryl Hamilton, L (1, 8) OBP: 0.396, SLG: 0.361	C C B B F F C 2-3 K ①		C 1 SAFE X 0-1 2B 1-2 1B		B X 1-0 G1-3 ①		B C B B B 4-1 1B BB	X 0-0 P5 ②		4	1	1	0	1	1	2
Rich Aurilia, R (1, 6) OBP: 0.370, SLG: 0.500	C S B X 1-2 F9 ②		B S S X 1-2 1-H 2-H 2B		X 0-0 G5-3 ②		P F C X 1-2 P9 ①	B C F X 1-2 1-3 2-H 1B		5	0	2	3	0	0	1
Barry Bonds, L (1, 7) OBP: 0.434, SLG: 0.559	B B B C X 3-1 G3 ③		B B S C C 2-3 K ③		B B B B 4-1 BB		B C C B B F X 3-2 1-2 1B	X 0-0 F8 ③		4	0	1	0	1	1	3
Charlie Hayes, R (1, 3) OBP: 0.370, SLG: 0.432		B B C B X 3-1 P3 ①		S X 0-1 PB 1B 2B	S B 1 SAFE S S 1-3 K ③		B X 1-0 F8 ②			4	1	1	0	0	1	3
Chris Jones, R (1, 9) OBP: 0.283, SLG: 0.295		X 0-0 G6-3 ②		B S B S B F B 4-2 2-3 CS 1B BB		B C S X 1-2 L5 ①	B C S S 1-3 K ③			3	0	0	0	1	1	2
Robb Nen, R (8, 1)										0	0	0	0	0	0	0
Bill Mueller, S (1, 5) OBP: 0.383, SLG: 0.415		C F B B X 2-2 F8 ③		C 1 SAFE B S X 1-2 1-2 3-H 1B		B B X 2-0 G3 ②		X 0-0 1B 1B		4	1	2	1	0	0	0
Brian Johnson, R (1, 2) OBP: 0.293, SLG: 0.421			B B S C B X 3-2 P9 ①	B B X 2-0 P6 ①		B B B B 4-0 BB	L 1 SAFE L F S 0-3 K ①			3	0	0	0	1	1	3
Ramon Martinez, R (1, 4) OBP: 1.000, SLG: 1.000			B S B X 2-1 1B 2B 1B	B B X 2-0 ② 1-2 2-3 1B		B C B B B 4-1 1-2 BB	B X 1-0 1B 1-3 1B 1B			3	2	3	0	1	0	0
Shawn Estes, R (1, 1) OBP: 0.212, SLG: 0.219			1 SAFE L 1 S S 0-3 K ②	X 0-0 P3 ③		C B F B X 2-2 P3 ③	B C B B X 3-1 1B 1-2 3-H 1B			3	0	0	0	0	1	5
Stan Javier, S (8, 9) OBP: 0.328, SLG: 0.322										1	0	1	1	0	0	0
Inning Stats	R: 0 H: 0 E: 0 LOB: 0 K: 1 BB: 0 S: 10 P: 16	R: 0 H: 0 E: 0 LOB: 0 K: 0 BB: 0 S: 6 P: 11	R: 2 H: 3 E: 0 LOB: 1 K: 2 BB: 0 S: 16 P: 24	R: 1 H: 3 E: 0 LOB: 2 K: 0 BB: 1 S: 11 P: 20	R: 0 H: 0 E: 0 LOB: 1 K: 1 BB: 1 S: 6 P: 12	R: 0 H: 0 E: 0 LOB: 2 K: 0 BB: 2 S: 8 P: 21	R: 0 H: 1 E: 0 LOB: 2 K: 1 BB: 1 S: 13 P: 22	R: 2 H: 4 E: 0 LOB: 2 K: 1 BB: 0 S: 13 P: 18		1B: 9 SF: 0 2B: 2 SAC: 0 3B: 0 DP: 0 HR: 0 HBP: 0						

PITCHER	IP	WLS	BF	H	R	ER	SO	BB	IBB	HBP	BLK	WP	HR	S	P	ERA	WHIP
24 Mark Langston, L (1, 1) ERA: 5.09	6.0	L	27	6	3	3	4	4	0	0	0	0	0	57	104	4.50	1.667
Donne Wall, R (7, 1) ERA: 2.81	2.0		12	5	2	2	2	1	0	0	0	0	0	26	40	9.00	3.000

PITCHER	IP	WLS	BF	H	R	ER	SO	BB	IBB	HBP	BLK	WP	HR	S	P	ERA	WHIP

BOTTOM

San Diego Padres @ San Francisco Giants

3Com Park at Candlestick Point, San Francisco, CA

Sat Jun 20 1998, 6:33 AM EDT
Att. 35,782 - Cloudy - 63 F

livebaseballscorecards.com

AB	34
R	5
H	11
RBI	5
BB	5
SO	6
LOB	19

WP: 0	PA: 39		
PB: 1			
SB: 0			
CS: 1			

San Diego Padres @ San Francisco Giants

3Com Park at Candlestick Point, San Francisco, CA

Sun Jun 21 1998, 6:33 AM EDT

Att. 46,506 - Cloudy - 65 F

TOP

livebaseballscorecards.com

Batter	1	2	3	4	5	6	7	8	9	AB	R	H	RBI	BB	SO	LOB
Quilvio Veras, S (1, 4) OBP: 0.401, SLG: 0.373	C B B F X 2-2 ① G4-3		B C F B B B 4-2 3B BB	B F F X 1-2 ② F7			C X 0-1 S SF7 2B		B B X 2-0 ① F8	3	2	1	0	1	0	0
Andy Sheets, R (9, PH) OBP: 0.317, SLG: 0.371 (9, 4)										1	0	0	0	0	0	0
Steve Finley, L (1, 8) OBP: 0.292, SLG: 0.401	C T F S 0-3 ② K		1 SAFE 1 SAFE C 1 SAFE 1 SAFE B 1 SAFE 3-2 F B X 1-H 2B 3B	C X 0-1 ③ G4-3			S S B X 1-2 ① F7		B B F X 2-1 ② G4-3	5	1	1	1	0	1	1
Tony Gwynn, L (1, 9) OBP: 0.383, SLG: 0.504	B F F B B F X 3-2 1B		B X 1-0 F8 1B 3-H 2B		B F C X 1-2 ① G4-3		B I I I 4-0 2-3 IBB		B X 1-0 1B	4	1	3	1	1	0	0
Ruben Rivera, R (9, PR) OBP: 0.458, SLG: 0.587 (9, 9)										0	0	0	0	0	0	0
Ken Caminiti, S (1, 5) OBP: 0.338, SLG: 0.464	B B C B F S 3-3 ③ K		B B X 2-0 ① F8 2-3		B C S X 1-2 ② G3		B F S X 1-2 ② SF7 3-H		1 SAFE F F B 1 SAFE X 1-2 ③ F8	4	0	0	1	0	1	3
Greg Vaughn, R (1, 7) OBP: 0.374, SLG: 0.639		F S X 0-2 G6-3 1B 2B	B B B X 3-0 ② G5-3		B S B B B S F F X 3-2 ③ L4		X 0-0 ③ P2			4	1	1	0	0	0	2
Wally Joyner, L (1, 3) OBP: 0.386, SLG: 0.451		X 0-0 ① G6-3 2-3	I I I I 4-0 1B IBB			X 0-0 ① G3-1		B C X 1-1 3B		3	0	1	0	1	0	1
Carlos Hernandez, R (1, 2) OBP: 0.323, SLG: 0.355		F X 0-1 3-H 1B	B X 1-0 1-2 3-H 1B			C B B B F B 4-2 B5-6 S BB		B S C B T 2-2 ① K		3	0	2	2	1	1	1
Chris Gomez, R (1, 6) OBP: 0.324, SLG: 0.367		B X 1-0 ② L7	C X 0-1 ③ L3			B B F S F B B 4-2 1-2 BB		B F L X 1-2 ② G5-3		3	0	0	0	1	0	4
Kevin Brown, R (1, 1) OBP: 0.244, SLG: 0.231		X 0-0 ③ G5-3		B C X 1-1 ① G5-3		C X 0-1 ② ③ B5-6 2-3f		X 0-0 ③ G5-3		4	0	0	0	0	0	4
Trevor Hoffman, R (9, 1)										0	0	0	0	0	0	0

	AB	34
	R	5
	H	9
	RBI	5
	BB	5
	SO	3
	LOB	16

Inning Stats																		
	R: 0	H: 1	R: 1	H: 2	R: 3	H: 3	R: 0	H: 0	R: 0	H: 0	R: 0	H: 1	R: 1	H: 1	R: 0	H: 1	R: 0	H: 1
	E: 0	LOB: 1	E: 0	LOB: 1	E: 0	LOB: 2	E: 0	LOB: 0	E: 0	LOB: 1	E: 0	LOB: 1	E: 0	LOB: 1	E: 0	LOB: 1	E: 0	LOB: 1
	K: 2	BB: 0	K: 0	BB: 0	K: 0	BB: 2	K: 0	BB: 0	K: 0	BB: 2	K: 0	BB: 1	K: 0	BB: 1	K: 1	BB: 0	K: 0	BB: 0
	S: 14	P: 22	S: 8	P: 9	S: 12	P: 30	S: 7	P: 9	S: 11	P: 16	S: 8	P: 16	S: 9	P: 15	S: 9	P: 13	S: 7	P: 13

	1B: 4	SF: 1	WP: 0	PA: 40
	2B: 4	SAC: 0	PB: 0	
	3B: 2	DP: 1	SB: 2	
	HR: 0	HBP: 0	CS: 0	

PITCHER		IP	WLS	BF	H	R	ER	SO	BB	IBB	HBP	BLK	WP	HR	S	P	ERA	WHIP
Orel Hershiser, R ERA: 3.54	(1, 1)	3.0	L	17	6	4	4	2	1	1	0	0	0	0	34	61	12.00	2.333
Russ Ortiz, R ERA: 0.9	(4, 1)	3.0		11	1	1	1	0	2	0	0	0	0	0	28	43	3.00	1.000
Jim Poole, L ERA: 3.99	(7, 1)	0.1		2	0	0	0	0	0	1	0	0	0	0	3	8	0.00	0.000
Julian Tavarez, R ERA: 3.12	(7, 1)	1.2		6	1	0	0	1	0	0	0	0	0	0	13	18	0.00	0.600
Rich Rodriguez, L ERA: 3.04	(9, 1)	1.0		4	1	0	0	0	0	0	0	0	0	0	7	13	0.00	1.000

PITCHER	IP	WLS	BF	H	R	ER	SO	BB	IBB	HBP	BLK	WP	HR	S	P	ERA	WHIP

BOTTOM

San Diego Padres @ San Francisco Giants

3Com Park at Candlestick Point, San Francisco, CA

Sun Jun 21 1998, 6:33 AM EDT

Att. 46,506 - Cloudy - 65 F

livebaseballscorecards.com

Batter	1	2	3	4	5	6	7	8	9	AB	R	H	RBI	BB	SO	LOB
Darryl Hamilton, L (1, 8) OBP: 0.394, SLG: 0.363	C B B C B F X 3-2 G1-3 ①		C F X 0-2 FC5-4 ③ 1-2f			B F X 1-1 G4-3 G4-3 2B		C X 0-1 G3 ③		4	1	1	0	0	0	1
Bill Mueller, S (1, 5) OBP: 0.382, SLG: 0.412	B B B C X 3-1 CS 1B			C B X 1-1 G1-3 ①		B X 1-0 G4-3 ① 2-3			S X 0-1 G4-3 ①	4	0	1	0	0	0	1
Barry Bonds, L (1, 7) OBP: 0.429, SLG: 0.550	1 SAFE C 1 SAFE B B B 1 SAFE 1 SAFE C 3-3 S K ② ③ 1-2			B F C B F B F S 3-3 K ②		B C C B F B X 2-2 G4-3 ② 3-H			X 0-0 F8 ②	4	0	0	1	0	2	1
Brent Mayne, L (1, 2) OBP: 0.389, SLG: 0.371		C B X 1-1 G3-1 ①		C B X 1-1 1B		C B B X 2-1 G6-3 ③			C X 0-1 1B 1B 1B	4	0	2	0	0	0	0
Charlie Hayes, R (1, 3) OBP: 0.373, SLG: 0.434		C B F B B C 3-3 K ②		F C B S 1-3 K ③			C X 0-1 G6-4-3 1B		X 0-0 1B 1B 1-2	4	0	2	0	0	2	1
Stan Javier, S (1, 9) OBP: 0.331, SLG: 0.325		B F F F F B B T 3-2 K ③			B C B X 2-1 F8 1B		X 0-0 G6-4-3 ① ② 1-2f		X 0-0 1B 1-2 2-3	4	0	2	0	0	1	1
Rich Aurilia, R (1, 6) OBP: 0.363, SLG: 0.490			B X 1-0 G4-3 ①		C B X 1-1 F8 ① 1-2		B B C F F C 2-3 K ③		B F S S 1-3 K ③	4	0	0	0	0	2	4
Ramon Martinez, R (1, 4) OBP: 0.714, SLG: 0.600			B F B F B F B 4-2 FC5-4 BB		C F B F B S 2-3 K ②			B B C X 2-1 G3 ①		2	0	0	0	1	1	1
Orel Hershiser, R (1, 1) OBP: 0.242, SLG: 0.194 Russ Ortiz, R (4, 1) Jim Poole, L (7, 1) OBP: 0.250, SLG: 0.500 Julian Tavarez, L (7, 1) Marvin Benard, L (8, PH) OBP: 0.322, SLG: 0.312 Rich Rodriguez, L (9, 1) OBP: 0.333, SLG: 0.333			C C B L 1-3 K ②		B C S C 1-3 K ③			B S X 1-1 G6-3 ②		1 1 0 0 1	0 0 0 0 0	0 0 0 0 0	0 0 0 0 0	1 1 0 0 0	1 1 0 0 0	1 1 0 0 0
Inning Stats	R: 0 H: 1 E: 0 LOB: 1 K: 1 BB: 0 S: 9 P: 18	R: 0 H: 0 E: 0 LOB: 0 K: 2 BB: 0 S: 10 P: 17	R: 0 H: 0 E: 0 LOB: 1 K: 1 BB: 1 S: 10 P: 16	R: 0 H: 1 E: 0 LOB: 1 K: 2 BB: 0 S: 12 P: 18	R: 0 H: 1 E: 0 LOB: 1 K: 2 BB: 0 S: 11 P: 17	R: 1 H: 1 E: 0 LOB: 0 K: 0 BB: 0 S: 8 P: 14	R: 0 H: 1 E: 0 LOB: 0 K: 1 BB: 0 S: 7 P: 9	R: 0 H: 0 E: 0 LOB: 0 K: 0 BB: 0 S: 6 P: 9	R: 0 H: 3 E: 0 LOB: 3 K: 1 BB: 0 S: 10 P: 11	1B: 7 2B: 2 3B: 0 HR: 0	SF: 0 SAC: 0 DP: 2 HBP: 0			WP: 0 PB: 0 SB: 0 CS: 1	PA: 34		

	AB	33
	R	1
	H	8
	RBI	1
	BB	1
	SO	10
	LOB	12

PITCHER		IP	WLS	BF	H	R	ER	SO	BB	IBB	HBP	BLK	WP	HR	S	P	ERA	WHIP
Kevin Brown, R ERA: 2.71	(1, 1)	8.2	W	32	7	1	1	9	1	0	0	0	0	0	79	124	1.04	0.923
Trevor Hoffman, R ERA: 1.62	(9, 1)	0.1	S	2	1	0	0	1	0	0	0	0	0	0	4	5	0.00	3.000

PITCHER	IP	WLS	BF	H	R	ER	SO	BB	IBB	HBP	BLK	WP	HR	S	P	ERA	WHIP

San Francisco Giants @ Oakland Athletics

Network Associates Coliseum, Oakland, CA

Mon Jun 22 1998, 10:05 PM EDT

Att. 36,096 - Cloudy - 61 F

livebaseballscorecards.com

TOP

Batter	1	2	3	4	5	6	7	8	9	AB	R	H	RBI	BB	SO	LOB
Darryl Hamilton, L (1, 8) OBP: 0.391, SLG: 0.364	F B F F B F F B S 3-3 K ①		1 SAFE 1 SAFE 1 SAFE B C 1 SAFE B C 1 SAFE 3-3 K ③		X 0-0 2B BB 1-H 2-H 2B	B X 1-0 G6-3 ①	F B X 1-1 F7 ③			5	1	1	2	0	2	1
Rich Aurilia, R (1, 6) OBP: 0.360, SLG: 0.488	B X 1-0 G5-3 ②			B B S F X 2-2 G6-3 ①	X 0-0 BB 1B 2-3 2B	C B F F B F X 2-2 G6-3 ②		X 0-0 G6-3 ①		5	1	1	0	0	0	0
Barry Bonds, L (1, 7) OBP: 0.431, SLG: 0.557	C B B B S S 3-3 K ③			B F C B F X 2-2 WP 2B	I I I I 4-0 1B BB 1B IBB	C B B B X 3-1 2B		X 0-0 G3 ②		4	1	2	0	1	1	0
Charlie Hayes, R (1, 3) OBP: 0.368, SLG: 0.423		C C B B X 2-2 F7 ①		C C B F F X 1-2 P6 ② 2-3	B S B B B 4-1 1B 1B 1-2 2-3 3-H BB	B B B C X 3-1 F8 ③		F B X 1-1 F8 ③		4	1	0	1	1	0	2
J.T. Snow, L (8, 3) OBP: 0.295, SLG: 0.328										0	0	0	0	0	0	0
Bill Mueller, S (1, 5) OBP: 0.382, SLG: 0.416		C S S 0-3 K ②		B B S S S B S 3-3 K ③	C F X 0-2 1B G1-3 1-2 2-3 3-H 1B		C F X 0-2 HR 2B		C C F C 0-3 K ①	5	2	2	1	0	3	1
Chris Jones, R (1, 10) OBP: 0.288, SLG: 0.312		B X 1-0 G6-3 ③			B X 1-0 SH5-4 1B 2B		X 0-0 F9 ①		B C B F S 2-3 K ②	5	2	2	2	0	1	1
					B X 0-1 1-3 2-H 3-H G1-3 1B											
Marvin Benard, L (1, 9) OBP: 0.330, SLG: 0.304			L H 1-1 P2-6 1B HBP		B X 1-0 SH5-4 2-3		B C B B B 4-1 HR BB		X 0-0 G5-3 ③	2	1	0	1	1	0	1
					X 0-0 G1-3 1-2 3-H											
Brian Johnson, R (1, 2) OBP: 0.303, SLG: 0.429			C X 0-1 1-2 1B		B B X 2-1 1B 2B 3-H 1B		F B S B F X 2-2 P3 ②			4	1	3	2	0	0	2
					X 0-0 2-H 1B											
Rey Sanchez, R (1, 4) OBP: 0.359, SLG: 0.387			L B L B X 2-2 P2-6 ① ② 2-3f		X 0-0 1-2 2B 1B		C S B F F X 1-2 1-H 2-H HR			4	2	2	3	0	0	3
					X 0-2 G4-3 ③											

	AB	38
	R	12
	H	13
	RBI	12
	BB	3
	SO	7
	LOB	11

Inning Stats	1	2	3	4	5	6	7	8	9	1B: 6	SF: 0	WP: 1	PA: 43
R:	0	0	0	0	9	0	3	0	0	2B: 7	SAC: 1	PB: 0	
E:	0	0	0	0	0	0	0	0	0	3B: 0	DP: 1	SB: 0	
K:	2	1	1	1	0	0	0	0	2	HR: 1	HBP: 1	CS: 0	
S:	10	7	11	15	19	10	16	4	8				
H:	0	0	1	1	8	1	2	0	0				
LOB:	0	0	1	1	1	1	0	0	0				
BB:	0	0	0	0	2	0	1	0	0				
P:	17	10	17	23	31	19	24	5	10				

PITCHER		IP	WLS	BF	H	R	ER	SO	BB	IBB	HBP	BLK	WP	HR	S	P	ERA	WHIP
Kenny Rogers, L ERA: 3.04	(1, 1)	3.0		10	1	0	0	4	0	0	1	0	0	0	28	44	0.00	0.333
Aaron Small, R ERA: 7.25	(4, 1)	1.1	L	12	6	7	7	1	1	1	0	0	1	0	23	43	47.25	5.250
Mike Mohler, L ERA: 4.28	(5, 1)	2.1		13	5	4	4	0	1	0	0	0	0	0	30	45	15.43	2.571
Buddy Groom, L ERA: 5.46	(7, 1)	1.1		5	1	1	1	0	0	0	0	0	0	1	11	14	6.75	0.750
Mike Fetters, R ERA: 3.21	(9, 1)	1.0		3	0	0	0	2	0	0	0	0	0	0	8	10	0.00	0.000

PITCHER	IP	WLS	BF	H	R	ER	SO	BB	IBB	HBP	BLK	WP	HR	S	P	ERA	WHIP

Batter	1	2	3	4	5	6	7	8	9	AB	R	H	RBI	BB	SO	LOB
Rickey Henderson, R (1, 8) (7, 7) OBP: 0.362, SLG: 0.366	C B C B X 2-2 F4 ①		F F B B C 2-3 K ②		B B C B B 4-1 G6-3 BB	B B B B 4-0 1B 1-2 2-3 BB		X 0-0 HR		3	1	1	1	2	1	1
Miguel Tejada, R (1, 6) OBP: 0.326, SLG: 0.373	X 0-0 G5-3 ②		C B X 1-1 G1-3 ③		B X 2-0 G6-3 ② 1-2	B F X 1-1 SF7 ② 3-H		X 0-0 G6-3 ①		4	0	0	1	0	0	3
Ben Grieve, L (1, 9) OBP: 0.397, SLG: 0.498	B C X 1-1 G1-3 ③			S X 0-1 G3 ①	C B B F S 2-3 K ③	X 0-0 S 1B 1-3 2-H		C X 0-1 L9 ②		5	0	1	1	0	1	2
Kevin Mitchell, R (1, 7) OBP: 0.289, SLG: 0.316 Ryan Christenson, R (6, PH) (7, 8) OBP: 0.320, SLG: 0.330		C B B X 2-1 F9 ①		B B C X 2-1 1B 3B		X 0-0 G5-3 ① 1-2 2-3 K ③		B F X 1-1 G6-3 ③		3 2	1 0	1 0	0 0	0 0	0 1	0 2
Matt Stairs, L (1, 10) OBP: 0.399, SLG: 0.544		B B C T B X 3-2 G6-3 ②		C B B B X 3-2 G5-3 3-H 1B		C C B F F X 1-2 BB 2B 1B	B B B C X 3-1 1B G4-3 1B		B F B X 2-1 2B	5	2	4	1	0	0	0
Mike Blowers, R (1, 5) OBP: 0.304, SLG: 0.392		B C F B B B 4-2 BB		C C X 0-2 G5-3 ② 1-2		B C B S F B B B 4-2 2B 1B 1-2 BB	C B S F S 1-3 K ①		C X 0-1 G5-3 ①	3	1	0	0	2	1	3
Jason Giambi, L (1, 3) OBP: 0.359, SLG: 0.429		B B B C 1 SAFE F X 3-2 G1-3 ③		C S B B F B F X 3-2 G5-3 ③		B X 1-0 1B 1-3 2-H 2B	F B B B X 3-1 G4-3 1-3 1B		F C S 0-3 K ②	5	1	2	1	0	1	3
Rafael Bournigal, R (1, 4) OBP: 0.264, SLG: 0.331			B C X 1-1 F7 ①		C X 0-1 G4-3 2B	X 0-0 BB 1B SF7 2-H 3-H 1B	B C S X 1-2 G4-3 ② 1-2 3-H		C S X 0-2 G6-3 ③	5	1	2	3	0	0	2
A.J. Hinch, R (1, 2) OBP: 0.301, SLG: 0.339 Izzy Molina, R (6, PH) (7, 2) OBP: 0.500, SLG: 0.500			B C B C B F F F F 3-2 X 2B		B F X 1-1 G4-3 ① 2-3	F B S B F B F 1 SAFE X 3-2 BB 1B 1-2 1B	B B C X 2-1 G1-3 ③			2 2	0 1	1 1	0 0	0 0	0 0	1 1
Inning Stats	R: 0 E: 0 K: 0 S: 6 H: 0 LOB: 0 BB: 0 P: 9	R: 0 E: 0 K: 0 S: 10 H: 0 LOB: 1 BB: 1 P: 22	R: 0 E: 0 K: 1 S: 14 H: 1 LOB: 1 BB: 0 P: 21	R: 1 E: 0 K: 0 S: 15 H: 2 LOB: 1 BB: 0 P: 23	R: 0 E: 0 K: 1 S: 9 H: 1 LOB: 2 BB: 1 P: 18	R: 5 E: 0 K: 1 S: 23 H: 5 LOB: 2 BB: 2 P: 39	R: 1 E: 0 K: 1 S: 13 H: 2 LOB: 1 BB: 0 P: 23	R: 1 E: 0 K: 0 S: 6 H: 1 LOB: 0 BB: 0 P: 7	R: 0 E: 0 K: 1 S: 10 H: 1 LOB: 1 BB: 0 P: 12	1B: 7 2B: 4 3B: 1 HR: 1	SF: 1 SAC: 0 DP: 0 HBP: 0						

BOTTOM

San Francisco Giants @ Oakland Athletics

Network Associates Coliseum, Oakland, CA

Mon Jun 22 1998, 10:05 PM EDT

Att. 36,096 - Cloudy - 61 F

livebaseballscorecards.com

AB	39
R	8
H	13
RBI	8
BB	4
SO	5
LOB	18

PITCHER		IP	WLS	BF	H	R	ER	SO	BB	IBB	HBP	BLK	WP	HR	S	P	ERA	WHIP
Kirk Rueter, L ERA: 4.05	(1, 1)	5.1	W	26	7	5	5	2	3	0	0	0	0	0	65	110	8.44	1.875
John Johnstone, R ERA: 2.98	(6, 1)	0.2		5	2	1	1	1	1	0	0	0	0	0	12	22	13.50	4.500
Rich Rodriguez, L ERA: 3.45	(7, 1)	2.0		9	3	2	2	1	0	0	0	0	0	1	19	30	9.00	1.500
Robb Nen, R ERA: 1.12	(9, 1)	1.0		4	1	0	0	1	0	0	0	0	0	0	10	12	0.00	1.000

PITCHER	IP	WLS	BF	H	R	ER	SO	BB	IBB	HBP	BLK	WP	HR	S	P	ERA	WHIP

San Francisco Giants @ Oakland Athletics

Network Associates Coliseum, Oakland, CA

Tue Jun 23 1998, 10:05 PM EDT
Att. 45,169 - Cloudy - 59 F

livebaseballscorecards.com

Batter	1	2	3	4	5	6	7	8	9	AB	R	H	RBI	BB	SO	LOB
Darryl Hamilton, L (1, 8) OBP: 0.386, SLG: 0.358	2-1 F9			1-3 K		0-0 F9		1-2 G1-3		4	0	0	0	0	1	0
Marvin Benard, L (1, 10) OBP: 0.316, SLG: 0.289	1-2 G1-3			0-0 G6-3		0-2 G6-3		0-0 G3		4	0	0	0	0	0	0
Barry Bonds, L (1, 7) OBP: 0.432, SLG: 0.566	1-0 G4-3			2-1 G3		1-0 HR			4-1 G6-3 S SF8 BB	3	2	1	1	1	0	0
J.T. Snow, L (1, 3) OBP: 0.294, SLG: 0.342		0-1 F9			0-0 HR	2-1 G6-3			1 SAFE 2-2 G6-3 1-3	4	1	1	1	0	0	1
Chris Jones, R (1, 9) OBP: 0.287, SLG: 0.333		2-1 L8			2-0 WP 3B		0-2 F9		1-2 SF8 3-H	3	1	1	1	0	0	0
Bill Mueller, S (1, 5) OBP: 0.387, SLG: 0.420		1-1 F7			2-2 F7 WP 3-H 1B		0-0 1B		0-1 1B	4	0	3	0	0	0	0
Rich Aurilia, R (1, 6) OBP: 0.353, SLG: 0.479			0-1 G6-3		1-2 F7 1-3		1-0 P3		0-3 1 SAFE 1 SAFE K	4	0	0	0	0	1	3
Brian Johnson, R (1, 2) OBP: 0.298, SLG: 0.422			2-2 P6		0-0 P3		3-2 F8			3	0	0	0	0	0	2
Rey Sanchez, R (1, 4) OBP: 0.353, SLG: 0.380			0-1 G5-3		1-1 F6			0-0 G6-3		3	0	0	0	0	0	1

TOP	
AB	32
R	4
H	6
RBI	3
BB	1
SO	2
LOB	7

Inning Stats	1	2	3	4	5	6	7	8	9		
	R: 0 H: 0 E: 0 LOB: 0 K: 0 BB: 0 S: 6 P: 10	R: 0 H: 0 E: 0 LOB: 0 K: 0 BB: 0 S: 6 P: 9	R: 0 H: 0 E: 0 LOB: 0 K: 0 BB: 0 S: 7 P: 9	R: 0 H: 0 E: 0 LOB: 0 K: 1 BB: 0 S: 6 P: 9	R: 2 H: 3 E: 0 LOB: 1 K: 0 BB: 0 S: 12 P: 18	R: 1 H: 1 E: 0 LOB: 0 K: 0 BB: 0 S: 7 P: 10	R: 0 H: 1 E: 0 LOB: 1 K: 0 BB: 0 S: 8 P: 12	R: 0 H: 0 E: 0 LOB: 0 K: 0 BB: 0 S: 5 P: 6	R: 1 H: 1 E: 0 LOB: 1 K: 1 BB: 1 S: 12 P: 19	1B: 3 SF: 1 2B: 0 SAC: 0 3B: 1 DP: 0 HR: 2 HBP: 0	WP: 2 PA: 34 PB: 0 SB: 1 CS: 0

PITCHER		IP	WLS	BF	H	R	ER	SO	BB	IBB	HBP	BLK	WP	HR	S	P	ERA	WHIP
Tom Candiotti, R ERA: 5.11	(1, 1)	8.0	L	29	5	3	3	1	0	0	0	0	2	2	57	83	3.38	0.625
Buddy Groom, L ERA: 5.7	(9, 1)	0.1		2	0	1	1	0	1	0	0	0	0	0	4	10	27.00	3.000
Billy Taylor, R ERA: 2.35	(9, 1)	0.2		3	1	0	0	1	0	0	0	0	0	0	8	9	0.00	1.500

PITCHER	IP	WLS	BF	H	R	ER	SO	BB	IBB	HBP	BLK	WP	HR	S	P	ERA	WHIP

Batter	1	2	3	4	5	6	7	8	9	AB	R	H	RBI	BB	SO	LOB
Rickey Henderson, R (1, 7) OBP: 0.358, SLG: 0.361	C C F B B X 2-2 P3 ①		F F B X 1-2 G5-3 ②		B X 1-0 F9 ②		C B F B X 2-2 G6-3 ② 1-2 2-3			4	0	0	0	0	0	2
Ryan Christenson, R (1, 8) OBP: 0.318, SLG: 0.353	C S X 0-2 G6-3 ②		B B C S X 2-2 HR		C F T 0-2 K ③		X 0-0 L7 ③			4	1	1	1	0	1	2
Ben Grieve, L (1, 9) OBP: 0.395, SLG: 0.495	B B C C C 2-3 K ③		X 0-0 FC6 1B ①			X 0-0 G4-3 ①		B C C B B S 3-3 K ①		4	0	1	0	0	2	0
Matt Stairs, L (1, 10) OBP: 0.397, SLG: 0.539		B B F B X 3-1 2B SF8 1B	B X 1-0 FC6 1-2f ③			C B B X 2-1 G4-3 ②		B B C C S 2-3 K ②		4	1	1	0	0	1	1
Jason Giambi, L (1, 3) OBP: 0.365, SLG: 0.436		F B X 1-1 SF8 1-3 2B	B F C B B B 4-2 FC1-5 SH5-3 BB			C B F X 1-2 FC5-4 1B		C B B B C S 3-3 K ③		3	0	2	0	1	1	0
Mike Blowers, R (1, 5) OBP: 0.300, SLG: 0.388		B B F X 2-1 SF8 2-3 3-H ①	X 0-0 SH5-3 1-2 ①			X 0-0 FC5-4 1-2f ③			B X 1-0 F8 ①	2	0	0	1	0	0	1
Miguel Tejada, R (1, 6) OBP: 0.313, SLG: 0.356	C B F F B X 2-2 G6-3 ②		B S F X 1-2 FC1-5 2-3 ②				F X 0-1 G6-3 ①		B C X 1-1 G6-3 ②	4	0	0	0	0	0	2
Rafael Bournigal, R (1, 4) OBP: 0.263, SLG: 0.328		B B C F F X 2-2 L7 ③	X 0-0 L7 ③				B B C X 2-1 G6-3 1B 1B		B C F X 1-2 G6-3 ③	4	0	1	0	0	0	2
A.J. Hinch, R (1, 2) OBP: 0.297, SLG: 0.335			C F B B S 2-3 K ①		B B X 2-0 G4-3 ①		B X 1-0 G6-3 1-2 1B			2	0	0	0	0	1	0
Kevin Mitchell, R (7, PH) OBP: 0.298, SLG: 0.325										1	0	1	0	0	0	0
Izzy Molina, R (8, 2) OBP: 0.500, SLG: 0.500										0	0	0	0	0	0	0
Inning Stats	R: 0 E: 0 K: 1 S: 10 H: 0 LOB: 0 BB: 0 P: 14	R: 1 E: 0 K: 0 S: 14 H: 2 LOB: 1 BB: 0 P: 24	R: 1 E: 0 K: 1 S: 11 H: 2 LOB: 1 BB: 0 P: 17	R: 0 E: 0 K: 0 S: 7 H: 0 LOB: 1 BB: 1 P: 12	R: 0 E: 0 K: 1 S: 5 H: 0 LOB: 0 BB: 0 P: 8	R: 0 E: 0 K: 0 S: 7 H: 1 LOB: 1 BB: 0 P: 10	R: 0 E: 0 K: 0 S: 9 H: 2 LOB: 2 BB: 0 P: 14	R: 0 E: 0 K: 3 S: 9 H: 0 LOB: 0 BB: 0 P: 17	R: 0 E: 0 K: 0 S: 6 H: 0 LOB: 0 BB: 0 P: 9	1B: 5 2B: 1 3B: 0 HR: 1	SF: 1 SAC: 1 DP: 0 HBP: 0			WP: 0 PB: 0 SB: 0 CS: 0	PA: 35		

PITCHER		IP	WLS	BF	H	R	ER	SO	BB	IBB	HBP	BLK	WP	HR	S	P	ERA	WHIP
Mark Gardner, R ERA: 5.42	(1, 1)	7.0	W	29	7	2	2	3	1	0	0	0	0	1	63	99	2.57	1.143
Rich Rodriguez, L ERA: 3.34	(8, 1)	1.0		3	0	0	0	3	0	0	0	0	0	0	9	17	0.00	0.000
Robb Nen, R ERA: 1.09	(9, 1)	1.0	S	3	0	0	0	0	0	0	0	0	0	0	6	9	0.00	0.000

PITCHER	IP	WLS	BF	H	R	ER	SO	BB	IBB	HBP	BLK	WP	HR	S	P	ERA	WHIP

BOTTOM

San Francisco Giants @ Oakland Athletics

Network Associates Coliseum, Oakland, CA

Tue Jun 23 1998, 10:05 PM EDT

Att. 45,169 - Cloudy - 59 F

livebaseballscorecards.com

AB	32
R	2
H	7
RBI	2
BB	1
SO	6
LOB	10

Oakland Athletics @ San Francisco Giants

3Com Park at Candlestick Point, San Francisco, CA

Wed Jun 24 1998, 10:05 PM EDT

Att. 18,142 - Overcast - 59 F

livebaseballscorecards.com

TOP

Batter	1	2	3	4	5	6	7	8	9	AB R H RBI BB SO LOB
Rickey Henderson, R (1, 7) OBP: 0.355, SLG: 0.356	F B S X 1-2 G5-3 ①		B C B X 2-1 F9 ②		F B B B C X 3-2 G4-3 ②		B B C B C F B 4-2 G6-4-3 BB		C B B X 2-1 G6-3 ①	4 0 0 0 1 0 1
Bip Roberts, S (1, 4) OBP: 0.356, SLG: 0.308 Mike Mohler, R (7, 1) Jack Voigt, R (8, 3) OBP: 0.206, SLG: 0.190 Mike Fetters, R (8, 1)	C F F B X 1-2 P8 ②		X 0-0 1B		B X 1-0 1B 3-H		B B S S B F X 3-2 G6-4-3 ② ③ 1-2f		B B X 2-0 G5-3 ②	4 0 2 1 0 0 2 0 0 0 0 0 0 0 1 0 0 0 0 0 0 0 0 0 0 0 0 0
Ben Grieve, L (1, 9) OBP: 0.395, SLG: 0.491	C B B X 2-1 1B		B B B F F X 3-2 L8 ③		1 SAFE C 1 SAFE B P X 2-1 F8 ③			B B F S F B B 4-2 E 1B HR BB	B X 1-0 L9 ③	4 1 1 0 1 0 2
Jason Giambi, L (1, 3) OBP: 0.366, SLG: 0.448 Billy Taylor, R (9, 1)	B B S X 2-1 G4-3 ③			F B F B X 2-2 F7 ①		B F X 1-1 HR		B B X 2-0 E HR 1-2 1B		4 2 2 1 0 0 1 0 0 0 0 0 0 0
Mike Blowers, R (1, 5) OBP: 0.295, SLG: 0.380		B S B F X 2-2 F9 ①		B C B X 2-1 F8 ②		F B C F X 1-2 F9 ①		L M 2 SAFE B X 1-2 FC5 HR 1-2 2-3		4 1 0 0 0 0 2
Mike Macfarlane, R (1, 2) OBP: 0.328, SLG: 0.481 Matt Stairs, L (8, PH) OBP: 0.399, SLG: 0.554 A.J. Hinch, R (8, 2) OBP: 0.297, SLG: 0.335		S B F X 1-2 G4-3 ②		S S F F B X 1-2 G6-3 ③		S C B B X 2-2 F9 ②		C B B F B X 3-2 HR 1-H 2-H 3-H		3 0 0 0 0 0 0 1 1 1 4 0 0 0 0 0 0 0 0 0 0
Miguel Tejada, R (1, 6) OBP: 0.330, SLG: 0.385		X 0-0 1B			C X 0-1 2B 2B	B B X 2-0 CS 1B		C B B C X 2-2 G5-3 ①		4 1 3 0 0 0 0
Ryan Christenson, R (1, 8) OBP: 0.324, SLG: 0.361		B F F S 1-3 K ③			F X 0-1 SH1-3 1B 2B 2-H	C B 1-1 CS ③ 1-2	S H 1-1 SH1-4 HBP	C B B C X 2-2 F7 ②		3 1 1 1 0 1 1
Blake Stein, R (1, 1) T.J. Mathews, R (6, 1) Rafael Bournigal, R (7, PH) OBP: 0.261, SLG: 0.325 (7, 4)			C B B X 2-1 L9 ①		L M X 0-2 SH1-3 ① 2-3		1 SAFE L P X 1-1 SH1-4 ① 1-2	B X 1-0 G5-3 ③		1 0 0 0 0 0 0 0 0 0 0 0 0 0 1 0 0 0 0 0 0

Inning Stats	1	2	3	4	5	6	7	8	9
R	0	0	0	0	2	1	0	4	0
E	0	0	0	0	0	0	0	1	0
K	0	1	0	0	0	0	0	0	0
S	11	10	8	10	14	11	11	17	4
H	1	1	1	0	3	2	0	2	0
LOB	1	1	1	0	1	0	1	0	0
BB	0	0	0	0	0	0	1	1	0
P	17	14	15	15	19	18	19	32	9

AB	34
R	7
H	10
RBI	7
BB	2
SO	1
LOB	9

1B: 6, 2B: 2, 3B: 0, HR: 2, SF: 0, SAC: 2, DP: 1, HBP: 1

WP: 0, PB: 0, SB: 0, CS: 1, PA: 40

PITCHER		IP	WLS	BF	H	R	ER	SO	BB	IBB	HBP	BLK	WP	HR	S	P	ERA	WHIP
Danny Darwin, R ERA: 4.74	(1, 1)	6.1		28	8	3	3	1	1	0	1	0	0	1	71	110	4.26	1.421
Jim Poole, L ERA: 4.5	(7, 1)	0.2	L	3	1	2	2	0	1	0	0	0	0	0	8	17	27.00	3.000
Steve Reed, R ERA: 2.03	(8, 1)	1.0		5	1	2	2	0	0	0	0	0	0	1	13	22	18.00	1.000
Julian Tavarez, R ERA: 3.06	(9, 1)	1.0		3	0	0	0	0	0	0	0	0	0	0	4	9	0.00	0.000

PITCHER	IP	WLS	BF	H	R	ER	SO	BB	IBB	HBP	BLK	WP	HR	S	P	ERA	WHIP

BOTTOM

Oakland Athletics @ San Francisco Giants

3Com Park at Candlestick Point, San Francisco, CA

Wed Jun 24 1998, 10:05 PM EDT

Att. 18,142 - Overcast - 59 F

livebaseballscorecards.com

Batter	1	2	3	4	5	6	7	8	9	AB	R	H	RBI	BB	SO	LOB
Darryl Hamilton, L (1, 8) OBP: 0.391, SLG: 0.359	C B B F B S 3-3 K ①		B B C F F B 4-2 BB		C C B B B 4-2 BB		X 0-0 SH1-4 ① 1-2	X 0-0 WP 1-3 1B 3-H		2	0	1	1	2	1	0
Bill Mueller, S (1, 5) OBP: 0.384, SLG: 0.415	B F B B S F X 3-2 G4-3 ②		B B X 2-0 P8 ③		B C X 1-1 G6-3 ③		F B B B 4-1 1B BB	B C B C F F F X 2-2 G4-3 ③ 1-3 3-H		4	0	0	0	1	0	4
Barry Bonds, L (1, 7) OBP: 0.434, SLG: 0.576	X 0-0 HR			B F X 1-1 F8 ①		B F B B B B 4-1 1B E BB	B X 1-0 1-3 1B 2-H		F S C 0-3 K ①	4	2	2	2	1	1	0
J.T. Snow, L (1, 3) OBP: 0.297, SLG: 0.348	B B F F X 2-2 P7 ③			B B F F F X 2-2 WP SF7 2B		1 SAFE B F X 1-1 S 1-3 1B	1 SAFE 1 SAFE 1 SAFE C F 1 SAFE B C 1-3 K ②		B F B F C 2-3 K ②	5	1	2	0	0	2	2
Stan Javier, S (1, 9) OBP: 0.325, SLG: 0.320		S B C C 1-3 K ①		B F F B B X 3-2 SF7 ② 2-H		B X 1-0 L6 ①	X 0-0 L9 ③		C B B C X 2-2 G4-3 ③	4	0	0	1	0	1	4
Brian Johnson, R (1, 2) OBP: 0.297, SLG: 0.419 Brent Mayne, L (4, 2) OBP: 0.395, SLG: 0.373		S C B B S 2-3 K ②	C X 0-1 F8 ③			F F B B B B 4-2 1-2 3-H BB		B C S F B X 2-2 FC5-4 1B		1 2	0 0	0 1	0 0	0 1	1 0	0 0
Rey Sanchez, R (1, 6) OBP: 0.345, SLG: 0.370 (7, 4)	B B X 2-0 F9 ③				F F B B X 2-2 G3 E3	F F C 0-3 K ②		C B X 1-1 FC5-4 ① FC5-4 1B 1-2f 1B		4	1	0	0	0	1	3
Ramon Martinez, R (1, 4) OBP: 0.500, SLG: 0.375 Jim Poole, L (7, 1) OBP: 0.250, SLG: 0.500 Steve Reed, R (8, 1) OBP: 0.500, SLG: 0.500 Marvin Benard, L (8, PH) OBP: 0.323, SLG: 0.298 Julian Tavarez, L (9, 1)			F F X 0-2 F9 ①		F X 0-1 G3 ① 2-3	B C S B X 2-2 L6 ③		B X 1-0 FC5-4 1-2 1B		3 0 0 1 0	0 0 0 0 0	0 0 0 1 0	0 0 0 0 0	0 0 0 0 0	0 0 0 0 0	3 0 0 0 0
Danny Darwin, R (1, 1) OBP: 0.097, SLG: 0.034 Rich Aurilia, R (7, 6) OBP: 0.355, SLG: 0.479			B C F S 1-3 K ②		B C X 1-1 F9 ②		B C X 1-1 SH1-4 1B 1B	B B X 2-0 FC5-4 ② 1B WP 1-2f 2-3		2 2	0 2	0 1	0 0	0 0	1 0	1 2
Inning Stats	R: 1 H: 1 E: 0 LOB: 0 K: 1 BB: 0 S: 11 P: 19	R: 0 H: 0 E: 0 LOB: 0 K: 2 BB: 0 S: 7 P: 12	R: 0 H: 0 E: 0 LOB: 1 K: 1 BB: 1 S: 10 P: 17	R: 1 H: 1 E: 0 LOB: 0 K: 0 BB: 0 S: 10 P: 16	R: 0 H: 0 E: 1 LOB: 2 K: 0 BB: 1 S: 11 P: 19	R: 1 H: 1 E: 0 LOB: 2 K: 1 BB: 2 S: 12 P: 24	R: 1 H: 2 E: 0 LOB: 2 K: 1 BB: 1 S: 9 P: 16	R: 2 H: 3 E: 0 LOB: 1 K: 0 BB: 0 S: 15 P: 23	R: 0 H: 0 E: 0 LOB: 0 K: 2 BB: 0 S: 9 P: 13	1B: 6 2B: 1 3B: 0 HR: 1	SF: 1 SAC: 1 DP: 0 HBP: 0					WP: 3 PB: 0 SB: 1 CS: 0	PA: 41

	AB	34
	R	6
	H	8
	RBI	4
	BB	5
	SO	8
	LOB	19

PITCHER		IP	WLS	BF	H	R	ER	SO	BB	IBB	HBP	BLK	WP	HR	S	P	ERA	WHIP
Blake Stein, R ERA: 5.98	(1, 1)	5.1		24	3	3	2	4	4	0	0	0	1	1	55	99	3.38	1.312
T.J. Mathews, R ERA: 5.58	(6, 1)	0.2		2	0	0	0	1	0	0	0	0	0	0	6	8	0.00	0.000
Mike Mohler, L ERA: 4.76	(7, 1)	1.0	W	7	3	2	2	1	1	0	0	0	0	0	13	22	18.00	4.000
Mike Fetters, R ERA: 3.41	(8, 1)	1.0		5	2	1	1	0	0	0	0	0	1	0	11	17	9.00	2.000
Billy Taylor, R ERA: 2.29	(9, 1)	1.0	S	3	0	0	0	2	0	0	0	0	0	0	9	13	0.00	0.000

PITCHER	IP	WLS	BF	H	R	ER	SO	BB	IBB	HBP	BLK	WP	HR	S	P	ERA	WHIP

Batter	1	2	3	4	5	6	7	8	9	AB	R	H	RBI	BB	SO	LOB
Rickey Henderson, R (1, 7) OBP: 0.359, SLG: 0.358	B S B F F X 2-2 ① G4-3		B C B 1 SAFE B F C 3-3 ② K	F C B F F B X 2-2 S 1-3 2-H 3-H 1B			C B F F X 1-2 SH1-3 1B		B B B C S F B 4-2 S 2B BB	4	1	2	2	1	1	1
Ryan Christenson, R (1, 8) OBP: 0.336, SLG: 0.371	B S S F B B B 4-2 BB		B B B C B 4-1 1-2 BB	F S S 0-3 ③ K 1-2 3-H			1 SAFE C X 0-1 ① SH1-3 1-2		B X 1-0 FC5-4 1-H 2B	2	0	1	1	2	1	1
Ben Grieve, L (1, 9) OBP: 0.395, SLG: 0.486	B C B X 2-1 ② F7		B X 1-0 ③ G3-1		C C C 0-3 ① K		B B B C B 4-1 CS BB		S B B B B 4-1 FC5-4 BB	3	0	0	0	2	1	3
Mike Blowers, R (1, 5) OBP: 0.293, SLG: 0.376	C C B C 1-3 ③ K			F S B X 1-2 WP PB G6-3 1B	C S X 0-2 ② G3		B C F F B S 2-3 ②③ K 1-2		B B X 2-0 ② FC5-4 1-2f 2-3	5	1	1	0	0	2	5
Jason Giambi, L (1, 3) OBP: 0.368, SLG: 0.447 Jack Voigt, R (8, PR) OBP: 0.203, SLG: 0.186 (8, 3)		F C C 0-3 ① K		B F B F B B 4-2 WP WP 1B 1-2 BB	F F F F C 0-3 ③ K			B C X 1-1 G1-3 G5-3 1B	X 0-0 F8	3 1	1 0	1 0	0 0	1 0	2 0	0 2
Mike Macfarlane, R (1, 2) OBP: 0.325, SLG: 0.472 Billy Taylor, R (8, 1)		X 0-0 ② G6-3		C F F B X 1-2 ① G6-3 1-2 2-H		B X 1-0 G6-3 WP 1B		C B B 1 SAFE F X 2-2 ① G5-3 1-2		4 0	0 0	1 0	1 0	0 0	0 0	2 0
Miguel Tejada, R (1, 6) OBP: 0.317, SLG: 0.368		C B F S 1-3 ③ K		B C B S F B S 3-3 ② K2-3 2-3		X 0-0 ① L8		B F X 1-1 ② G1-3 2-3		4	0	0	0	0	2	4
Rafael Bournigal, R (1, 4) OBP: 0.268, SLG: 0.326		B C X 1-1 S 1B	I I I I	4-0 S 1B IBB		F B S F F F B X 2-2 ② G6-3 1-3		S S B F X 1-2 ③ F7		3	1	1	0	1	0	3
Jimmy Haynes, R (1, 1) T.J. Mathews, R (7, 1) Mike Fetters, R (8, 1) Izzy Molina, R (8, 2) OBP: 0.500, SLG: 0.500 Matt Stairs, L (9, PH) OBP: 0.356, SLG: 0.552 A.J. Hinch, R (9, 2) OBP: 0.297, SLG: 0.335		B F L C 1-3 ① K	S B B B B 4-1 1B E 1-2 BB		S C C 0-3 ③ K			C C B C 1-3 ① K		2 0 0 0 1 0	1 0 0 0 0 0	0 0 0 0 0 0	0 0 0 0 0 0	1 0 0 0 0 0	2 0 0 0 1 0	2 0 0 0 0 0
Inning Stats	R: 0 H: 0 E: 0 LOB: 1 K: 1 BB: 1 S: 12 P: 21	R: 0 H: 0 E: 0 LOB: 0 K: 2 BB: 0 S: 7 P: 8	R: 0 H: 1 E: 0 LOB: 2 K: 2 BB: 1 S: 10 P: 20	R: 4 H: 2 E: 0 LOB: 1 K: 2 BB: 3 S: 22 P: 41	R: 0 H: 0 E: 0 LOB: 0 K: 2 BB: 0 S: 11 P: 11	R: 0 H: 1 E: 0 LOB: 1 K: 1 BB: 0 S: 11 P: 14	R: 0 H: 1 E: 0 LOB: 2 K: 1 BB: 1 S: 11 P: 18	R: 0 H: 1 E: 0 LOB: 2 K: 0 BB: 0 S: 11 P: 16	R: 1 H: 1 E: 0 LOB: 2 K: 1 BB: 2 S: 10 P: 22	1B: 6 SF: 0 2B: 2 SAC: 1 3B: 0 DP: 1 HR: 0 HBP: 0						

TOP

Oakland Athletics @ San Francisco Giants

3Com Park at Candlestick Point, San Francisco, CA

Thu Jun 25 1998, 6:33 AM EDT

Att. 23,069 - Overcast - 64 F

livebaseballscorecards.com

AB	32
R	5
H	7
RBI	4
BB	8
SO	12
LOB	23

WP: 3 PA: 41
PB: 1
SB: 4
CS: 1

PITCHER		IP	WLS	BF	H	R	ER	SO	BB	IBB	HBP	BLK	WP	HR	S	P	ERA	WHIP
Shawn Estes, L ERA: 4.24	(1, 1)	6.1	L	30	5	4	3	10	5	1	0	0	3	0	80	127	4.26	1.579
John Johnstone, R ERA: 2.93	(7, 1)	0.2		1	0	0	0	1	0	0	0	0	0	0	4	6	0.00	0.000
Julian Tavarez, R ERA: 3.12	(8, 1)	2.0		10	2	1	1	1	2	0	0	0	0	0	21	38	4.50	2.000

PITCHER	IP	WLS	BF	H	R	ER	SO	BB	IBB	HBP	BLK	WP	HR	S	P	ERA	WHIP

BOTTOM

Batter	1	2	3	4	5	6	7	8	9	AB	R	H	RBI	BB	SO	LOB
Darryl Hamilton, L (1, 8) OBP: 0.384, SLG: 0.352	C C X 0-2 G1-3 ①		B B C F X 2-2 L7 ①		B F S F X 1-2 P6 ②		B C F B F F X 2-2 F7 ②		B F S B F X 2-2 G4-3 ②	5	0	0	0	0	0	1
Rey Sanchez, R (1, 6) (9, 4) OBP: 0.352, SLG: 0.370	B C X 1-1 1B		B F X 1-1 G5-3 ②		C B B F B B 4-2 BB		X 0-0 F7 ③		B B C B F B 4-2 BB	3	0	1	0	2	0	0
Barry Bonds, L (1, 7) OBP: 0.428, SLG: 0.565	F B F 1 SAFE 1 SAFE C 1-3 K ②		C B B X 2-1 P7 ③		X 0-0 P7 ③			B C X 1-1 G4-3 ①	C B C F C 1-3 K ③	5	0	0	0	0	2	4
J.T. Snow, L (1, 3) OBP: 0.304, SLG: 0.357	B B 1 SAFE B X 3-0 L7 ③			B C X 1-1 WP SF7 2B	B F F B F T F B F F 4-2 F B G6-3 BB			C B B F B F X 3-2 1B 1B 1B		3	2	2	0	1	0	1
Stan Javier, S (1, 9) OBP: 0.327, SLG: 0.322		X 0-0 FC4-6 BB 1B		F S B B S 2-3 K ①	B F B F B X 3-2 G6-3 ① ② 1-2f			X 0-0 1B 1-2 1B		4	0	2	0	0	1	2
Bill Mueller, S (1, 5) OBP: 0.382, SLG: 0.414		X 0-0 F7 ①		C B X 1-1 SF7 ② 2-H	X 0-0 BB 1B			S X 0-1 F8 ②		3	0	1	1	0	0	3
Brent Mayne, L (1, 2) OBP: 0.404, SLG: 0.375		B S B B B 4-1 FC4-6 1-2 BB		C B B B X 2-2 G3 ③	1 SAFE C B B B 1 SAFE B F B 4-2 1-2 BB			C B B B X 3-1 1-2 2-H 1B		2	0	1	1	2	0	0
Ramon Martinez, R (1, 4) OBP: 0.462, SLG: 0.455 Charlie Hayes, R (8, PH) OBP: 0.366, SLG: 0.420 Rich Aurilia, R (9, 6) OBP: 0.355, SLG: 0.479		1 SAFE 1 SAFE X 0-0 FC4-6 1-2f 2-3 ②			B B F B X 3-1 SH1-4 2B	C B B X 2-1 F9 ③		C B B C X 2-2 P5 ③		3 1 0	0 0 0	1 0 0	0 0 0	0 0 0	0 0 0	4 2 0
Shawn Estes, R (1, 1) OBP: 0.206, SLG: 0.212 John Johnstone, R (7, 1) Marvin Benard, L (7, PH) OBP: 0.320, SLG: 0.294 Julian Tavarez, L (8, 1) Chris Jones, R (9, PH) OBP: 0.284, SLG: 0.330		B S C B B S 3-3 K ③			L B X 1-1 SH1-4 ① 2-3		C S F X 0-2 P3 ①		C B B X 2-1 G6-3 ①	1 0 1 0 1	0 0 0 0 0	0 0 0 0 0	0 0 0 0 0	1 0 0 0 0	2 0 0 0 0	2 0 0 0 0
Inning Stats	R: 0 H: 1 E: 0 LOB: 1 K: 1 BB: 0 S: 10 P: 15	R: 0 H: 1 E: 0 LOB: 2 K: 1 BB: 1 S: 7 P: 14	R: 0 H: 0 E: 0 LOB: 0 K: 0 BB: 0 S: 7 P: 12	R: 1 H: 1 E: 0 LOB: 0 K: 1 BB: 0 S: 10 P: 16	R: 0 H: 1 E: 0 LOB: 2 K: 0 BB: 1 S: 11 P: 20	R: 0 H: 1 E: 0 LOB: 2 K: 0 BB: 2 S: 15 P: 28	R: 0 H: 0 E: 0 LOB: 0 K: 0 BB: 0 S: 10 P: 12	R: 1 H: 3 E: 0 LOB: 2 K: 0 BB: 0 S: 14 P: 23	R: 0 H: 0 E: 0 LOB: 1 K: 1 BB: 1 S: 12 P: 21	1B: 6 2B: 2 3B: 0 HR: 0	SF: 1 SAC: 1 DP: 1 HBP: 0			WP: 1 PB: 0 SB: 0 CS: 0	PA: 39		

PITCHER		IP	WLS	BF	H	R	ER	SO	BB	IBB	HBP	BLK	WP	HR	S	P	ERA	WHIP
Jimmy Haynes, R ERA: 3.84	(1, 1)	6.0	W	26	5	1	1	3	4	0	0	0	1	0	60	105	1.50	1.500
T.J. Mathews, R ERA: 5.4	(7, 1)	1.0		3	0	0	0	0	0	0	0	0	0	0	10	12	0.00	0.000
Mike Fetters, R ERA: 3.64	(8, 1)	0.2		5	3	1	1	0	0	0	0	0	0	0	11	18	13.50	4.500
Billy Taylor, R ERA: 2.21	(8, 1)	1.1	S	5	0	0	0	1	1	0	0	0	0	0	15	26	0.00	0.750

PITCHER	IP	WLS	BF	H	R	ER	SO	BB	IBB	HBP	BLK	WP	HR	S	P	ERA	WHIP

Oakland Athletics @ San Francisco Giants

3Com Park at Candlestick Point, San Francisco, CA

Thu Jun 25 1998, 6:33 AM EDT

Att. 23,069 - Overcast - 64 F

livebaseballscorecards.com

AB	32
R	2
H	8
RBI	2
BB	5
SO	4
LOB	19

TOP

Texas Rangers @ San Francisco Giants
3Com Park at Candlestick Point, San Francisco, CA
Fri Jun 26 1998, 10:05 PM EDT
Att. 18,180 - Unknown - 66 F

livebaseballscorecards.com

Batter	1	2	3	4	5	6	7	8	9	AB	R	H	RBI	BB	SO	LOB
Tom Goodwin, L (1, 8) OBP: 0.377, SLG: 0.310	X; 0-0; G4-3; ①		C C X; 0-2; G4-3; ②		X; 0-0; G4-3; 1B		X; 0-0; G5-3; ①	C X; 0-1; L8; ②		5	0	1	0	0	0	0
Mark McLemore, S (1, 4) OBP: 0.434, SLG: 0.408	B B B C B; 4-1; BB		B B B C C F F B; 4-2; BB		C B P 1 SAFE 1 SAFE X; 2-1; G4-3; 1-2; ①		C B F B X; 2-2; 29 1B; 2B	C F B B S; 2-3; K; ③		3	1	1	0	2	1	1
29 Rusty Greer, L (1, 7) OBP: 0.381, SLG: 0.425	C B F C; 1-3; ꓘ; ②		1 SAFE X; 0-0; F8; ③		B B C B X; 3-1; G6-3; ②		X; 0-0; HR; 2-H; 1B		C B C B B F B; 4-2; G6-4-3; BB	4	1	1	1	1	1	3
Juan Gonzalez, R (1, 9) OBP: 0.341, SLG: 0.602	C B F F 1 SAFE S; 1-3; K; ③			B S B S X; 2-2; G1-3; ①	X; 0-0; G5-3; ③		1 SAFE B X; 1-0; 1-H; HR		B B B X; 3-0; G6-4-3; 1-2f; ① ②	5	1	1	2	0	1	3
Will Clark, L (1, 3) OBP: 0.398, SLG: 0.496		X; 0-0; G6-3; ①		B C B B X; 3-1; HR; 1B; 1B		B B X; 2-0; G4-3; ①	B S B X; 2-1; HR		B B B C C X; 3-2; FC6-4; 1B	5	2	3	1	0	0	0
Ivan Rodriguez, R (1, 2) OBP: 0.405, SLG: 0.578		B S X; 1-1; 1B		B F B X; 2-1; L7; ②		B C X; 1-1; G6-3; ②	B B F S S; 2-3; K; ②		C X; 0-1; FC6-4; 1-2f; ③	5	0	1	0	0	1	2
Kevin Elster, R (1, 6) OBP: 0.340, SLG: 0.404		X; 0-0; L5; ②		B B C S X; 2-2; HR; 1-2; 1B		C X; 0-1; 2B	C C X; 0-2; 1B			4	1	3	0	0	0	1
Fernando Tatis, R (1, 5) OBP: 0.298, SLG: 0.339		F F 1 SAFE 1 SAFE S; 0-3; K; ③		F X; 0-1; 1-H 2-H; HR		I I I I; 4-0; IBB	B B B C S S; 3-3; K; ③			3	1	1	3	1	2	2
Darren Oliver, R (1, 1) OBP: 0.167, SLG: 0.333 Tim Crabtree, R (7, 1) John Wetteland, R (9, 1)			C B S F C; 1-3; ꓘ; ①	B C C B X; 2-2; G5-3; ③		B S F F S; 1-3; K; ③		B B B C C X; 3-2; P9; ①		3 1 0	0 0 0	0 0 0	0 0 0	0 0 0	2 0 0	2 0 0

Totals	
AB	38
R	7
H	12
RBI	7
BB	4
SO	8
LOB	14

Inning Stats	1	2	3	4	5	6	7	8	9
R	0	0	0	3	0	0	4	0	0
E	0	0	0	0	0	0	0	0	0
K	2	1	1	0	0	1	2	1	0
S	9	7	12	15	7	9	17	8	9
H	0	1	0	3	1	1	5	0	1
LOB	1	1	1	0	1	2	1	0	1
BB	1	0	1	0	0	1	0	0	1
P	15	8	17	26	11	17	27	13	19

1B: 7 SF: 0
2B: 2 SAC: 0
3B: 0 DP: 1
HR: 3 HBP: 0

WP: 0 PA: 42
PB: 0
SB: 0
CS: 0

PITCHER	IP	WLS	BF	H	R	ER	SO	BB	IBB	HBP	BLK	WP	HR	S	P	ERA	WHIP
Orel Hershiser, R (1, 1) ERA: 3.84	6.1	L	31	9	6	6	5	2	1	0	0	0	2	65	103	8.53	1.737
John Johnstone, R (7, 1) ERA: 3.02	1.2		7	2	1	1	3	0	0	0	0	0	1	19	31	5.40	1.200
Russ Ortiz, R (9, 1) ERA: 0.82	1.0		4	1	0	0	0	1	0	0	0	0	0	9	19	0.00	2.000

PITCHER	IP	WLS	BF	H	R	ER	SO	BB	IBB	HBP	BLK	WP	HR	S	P	ERA	WHIP

BOTTOM

Texas Rangers @ San Francisco Giants

3Com Park at Candlestick Point, San Francisco, CA

Fri Jun 26 1998, 10:05 PM EDT

Att. 18,180 - Unknown - 66 F

livebaseballscorecards.com

Batter	1	2	3	4	5	6	7	8	9	AB	R	H	RBI	BB	SO	LOB
Stan Javier, S (1, 8) (9, 9) OBP: 0.329, SLG: 0.324	BX 1-0 BB 1B 1B 1B	X 0-0 G5-3 ②		LBBFFX 2-2 F8 ③			BX 1-0 L8 ①		X 0-0 1B 1B	5	1	2	0	0	0	0
Rey Sanchez, R (1, 4) OBP: 0.359, SLG: 0.376	BX 1-0 BB 1B 1-2 1B	BTFC 1-3 K ③			SFX 0-2 G5-3 ①		CX 0-1 G1-3 1B		BCBFFFX 2-2 1-2 1B	5	1	3	0	0	1	0
Barry Bonds, L (1, 7) OBP: 0.425, SLG: 0.557	BCBBB 4-1 BB 1B 1-2 2-3 BB		BFX 1-1 F9 ①		FBBBCBX 3-2 G4-3 ②		FBBB1FX SAFE 2-2 G1-3 ② 1-2		CSFS 0-3 K ③	4	0	0	0	1	1	3
Charlie Hayes, R (1, 5) OBP: 0.363, SLG: 0.416	STS 0-3 K ①		CBX 1-1 1B 1B		BSBBBX 3-1 P4 ③		BFBFS 2-3 K ③			4	0	1	0	0	2	4
Chris Jones, R (1, 9) OBP: 0.286, SLG: 0.330 Darryl Hamilton, L (8, PH) OBP: 0.383, SLG: 0.351 (9, 8)	CBBFX 2-2 BB 1B 1-2 2-H 3-H 1B		FSS 0-3 K ②			BBBCX 3-1 G5-3 ①		BCX 1-1 G4-3 ①		3 1	0 0	1 0	2 0	0 0	1 0	1 0
Rich Aurilia, R (1, 6) OBP: 0.357, SLG: 0.493	CBBBCX 3-2 F7 ②		FCBX 1-2 1-2 1B			BBFX 2-1 HR		BFFS 1-3 K ②		4	1	2	1	0	1	2
J.T. Snow, L (1, 3) OBP: 0.303, SLG: 0.352	BCBBB 4-1 1-2 2-3 BB	X 0-0 F4 ③				BX 1-0 L7 ②		FBBFX 2-2 G4-3 ③		3	0	0	0	1	0	2
Brian Johnson, R (1, 2) OBP: 0.296, SLG: 0.415	CX 0-1 P3 ③			X 0-0 P4 ①		SBX 1-1 1B			BCFFFS 1-3 K ①	4	0	1	0	0	1	3
Orel Hershiser, R (1, 1) OBP: 0.222, SLG: 0.176 John Johnstone, R (7, 1) Russ Ortiz, R (9, 1) Marvin Benard, L (9, PH) OBP: 0.316, SLG: 0.291		BCX 1-1 P9 ①		BBCFX 2-2 F8 ②		X 0-0 P4 ③			X 0-0 G3-1 ②	3 0 0 1	0 0 0 0	0 0 0 0	0 0 0 0	0 0 0 0	0 0 0 0	1 0 0 0
Inning Stats	R: 2 E: 0 K: 1 S: 15 H: 3 LOB: 3 BB: 2 P: 30	R: 0 E: 0 K: 1 S: 6 H: 0 LOB: 0 BB: 0 P: 8	R: 0 E: 0 K: 1 S: 11 H: 2 LOB: 2 BB: 0 P: 14	R: 0 E: 0 K: 0 S: 8 H: 0 LOB: 0 BB: 0 P: 12	R: 0 E: 0 K: 0 S: 8 H: 0 LOB: 0 BB: 0 P: 14	R: 1 E: 0 K: 0 S: 8 H: 2 LOB: 1 BB: 0 P: 15	R: 0 E: 0 K: 1 S: 9 H: 1 LOB: 1 BB: 0 P: 14	R: 0 E: 0 K: 1 S: 8 H: 0 LOB: 0 BB: 0 P: 12	R: 0 E: 0 K: 2 S: 16 H: 2 LOB: 2 BB: 0 P: 19	1B: 9 2B: 0 3B: 0 HR: 1	SF: 0 SAC: 0 DP: 0 HBP: 0						

	AB	37
	R	3
	H	10
	RBI	3
	BB	2
	SO	7
	LOB	16

PITCHER		IP	WLS	BF	H	R	ER	SO	BB	IBB	HBP	BLK	WP	HR	S	P	ERA	WHIP
Darren Oliver, L ERA: 6.81	(1, 1)	6.0	W	27	7	3	3	3	2	0	0	0	0	1	56	93	4.50	1.500
Tim Crabtree, R ERA: 3.66	(7, 1)	2.2		11	3	0	0	3	0	0	0	0	0	0	29	41	0.00	1.125
John Wetteland, R ERA: 1.5	(9, 1)	0.1	S	1	0	0	0	1	0	0	0	0	0	0	4	4	0.00	0.000

PITCHER	IP	WLS	BF	H	R	ER	SO	BB	IBB	HBP	BLK	WP	HR	S	P	ERA	WHIP

Batter	1	2	3	4	5	6	7	8	9	10	AB	R	H	RBI	BB	SO	LOB
Mark McLemore, S (1, 4) OBP: 0.428, SLG: 0.399	K	FC1-2 1B 1-2 3-H	BB 1-2 2-3		G6-4-3 1-2f			K		K	5	0	0	0	1	3	4
Roberto Kelly, R (1, 8) OBP: 0.346, SLG: 0.628	BB	1B 1-3 2-H	L1			FC5-4 29 BB 1B		K		K	5	0	2	1	1	2	3
Danny Patterson, R (10, 1)											0	0	0	0	0	0	0
29 Rusty Greer, L (1, 7) OBP: 0.381, SLG: 0.421	P6	L7		G1		1 SAFE FC5-4 1-2		BB			3	0	0	0	2	0	3
Juan Gonzalez, R (1, 9) OBP: 0.339, SLG: 0.596	G4-3		HR 1B	L7		FC5-4 G4-6-3 1-2f 2-3		L7			5	1	1	0	0	0	4
Will Clark, L (1, 3) OBP: 0.401, SLG: 0.507		HR 1B	HR 1-H	BB		G4-6-3 1-2f			L7		4	2	2	2	1	0	2
Bill Haselman, R (1, 2) OBP: 0.351, SLG: 0.593		HR 1-H	BB BB 1B L1-5	K			L4		1B		4	1	2	2	1	1	1
Kevin Elster, R (1, 6) OBP: 0.346, SLG: 0.406		F8	BB BB 1-2 1B		E BB		1B		K		4	0	2	0	1	1	1
Fernando Tatis, R (1, 5) OBP: 0.301, SLG: 0.343		E FC1-2 2B	BB 1-2 2-3		E5 G6-4-3 1-2		1 SAFE F8		P5		3	0	1	0	1	0	2
Luis Alicea, S (9, PH) OBP: 0.373, SLG: 0.418											1	0	0	0	0	0	1
(9, 5)																	
John Burkett, R (1, 1)		E6 FC1-2 1B 2-3	L1-5 3-H		F9		G4-3			G4-3	3	1	0	0	0	0	6
Lee Stevens, L (7, PH) OBP: 0.300, SLG: 0.474											1	0	0	0	0	0	1
Eric Gunderson, R (7, 1)											0	0	0	0	0	0	0
Xavier Hernandez, L (7, 1)											0	0	0	0	0	0	0
Tom Goodwin, L (10, PH) OBP: 0.376, SLG: 0.309											1	0	0	0	0	0	0
(10, 8)																	

Inning Stats	1	2	3	4	5	6	7	8	9	10	1B: 7	SF: 0	WP: 0	PA: 47
	R: 0 E: 0 K: 1 S: 12	H: 0 LOB: 1 BB: 1 P: 21	R: 3 E: 1 K: 0 S: 16	H: 4 LOB: 2 BB: 0 P: 23	R: 2 E: 0 K: 0 S: 19	H: 3 LOB: 3 BB: 3 P: 34	R: 0 E: 0 K: 1 S: 10	H: 0 LOB: 1 BB: 1 P: 16	R: 0 E: 1 K: 0 S: 6	H: 0 LOB: 1 BB: 1 P: 15	R: 0 E: 0 K: 0 S: 6	H: 1 LOB: 1 BB: 1 P: 15	R: 0 E: 0 K: 0 S: 9	H: 1 LOB: 1 BB: 0 P: 13	R: 0 E: 0 K: 2 S: 11	H: 0 LOB: 1 BB: 1 P: 16	R: 0 E: 0 K: 1 S: 11	H: 1 LOB: 1 BB: 0 P: 16	R: 0 E: 0 K: 2 S: 10	H: 0 LOB: 0 BB: 0 P: 15	2B: 2 3B: 0 HR: 2	DP: 3 HBP: 0	PB: 0 SB: 0 CS: 0	

PITCHER		IP	WLS	BF	H	R	ER	SO	BB	IBB	HBP	BLK	WP	HR	S	P	ERA	WHIP
Kirk Rueter, L ERA: 4.34	(1, 1)	2.0		17	7	5	4	1	3	0	0	0	0	2	40	66	18.00	5.000
Julian Tavarez, R ERA: 2.89	(3, 1)	4.0		15	1	0	0	1	4	0	0	0	0	0	29	58	0.00	1.250
Steve Reed, R ERA: 1.93	(7, 1)	2.0		8	1	0	0	2	1	0	0	0	0	0	20	29	0.00	1.000
Robb Nen, R ERA: 1.05	(9, 1)	2.0	W	7	1	0	0	3	0	0	0	0	0	0	21	31	0.00	0.500

PITCHER	IP	WLS	BF	H	R	ER	SO	BB	IBB	HBP	BLK	WP	HR	S	P	ERA	WHIP

TOP

Texas Rangers @ San Francisco Giants

3Com Park at Candlestick Point, San Francisco, CA

Sat Jun 27 1998, 6:33 AM EDT
Att. 28,753 - Sunny - 73 F

livebaseballscorecards.com

AB	39
R	5
H	10
RBI	5
BB	8
SO	7
LOB	28

Batter	1	2	3	4	5	6	7	8	9	10	AB	R	H	RBI	BB	SO	LOB
Darryl Hamilton, L (1, 8) OBP: 0.389, SLG: 0.358	C B X 1-1 BB G4-3 E 1B	B C C C 1-3 K ②			B F B X 2-1 G5-4-3 1B		S B F X 1-2 FC6-4 CS 1B 1B	F B B C B X 3-2 G6-3 ③		X 0-0 1-2 2-H 1B	6	2	4	1	0	1	0
Rey Sanchez, R (1, 4) (9, 6) OBP: 0.349, SLG: 0.366	1 SAFE C 1 SAFE X 0-1 G4-3 ① 1-2	B B B C X 3-1 P9 ③			B X 1-0 G5-4-3 ① ② 1-2f		C S B B 1 SAFE C 2-3 K ① 1-2		B B B C C F F X 3-2 G5-3 ①		5	0	0	0	0	1	3
Barry Bonds, L (1, 7) OBP: 0.427, SLG: 0.553	B B B B 4-0 E BB BB BB		X 0-0 F8 ①		B F C C 1-3 K ③		B B S B B 4-1 FC6-4 BB		H 1-0 FC6-4 S HBP		2	1	0	0	2	1	0
J.T. Snow, L (1, 3) OBP: 0.305, SLG: 0.347	B B B B 4-0 BB E 1-2 2-3 BB		B F B S X 2-2 F7 ②			X 0-0 F8 ①	B B C B X 3-1 FC6-4 E 1B 1B 1-2f 2-3 ②		1 SAFE F S B B B B B 4-2 FC6-4 1-2 BB		3	1	0	0	2	0	2
Stan Javier, S (1, 9) OBP: 0.333, SLG: 0.333	X 0-0 E5 BB 1-2 2-3 3-H		B C X 1-1 S 1B			C B F B F F B X 3-2 2B 2B	X 0-0 E8 E 1B 1B 1-3 3-H		B B X 2-0 FC6-4 1-2f 2-3 ②		5	1	3	1	0	0	4
Bill Mueller, S (1, 5) OBP: 0.382, SLG: 0.412	B C F B B B B 4-2 1-2 2-3 3-H BB		B B C B F C 3-3 K ③ 1-2			F F F F C 0-3 K ②	B 1 SAFE X 1-0 E8 1-3 3-H 1B		B C X 1-1 F9 ③		4	0	1	2	1	2	4
Rich Aurilia, R (1, 6) OBP: 0.355, SLG: 0.493 Ramon Martinez, R (9, 4) OBP: 0.429, SLG: 0.417	B F X 1-1 F9 ②			X 0-0 P5 ①		X 0-0 2-H 2B	B C B S F X 2-2 G5-3 ③			C F X 0-2 G5-3 ①	4 1	0 0	1 0	1 0	0 0	0 0	5 0
Brian Johnson, R (1, 2) OBP: 0.293, SLG: 0.406 Shawn Estes, R (10, PR) OBP: 0.206, SLG: 0.212	F B X 1-1 G3 ③			S C B S 1-3 K ②		F H 1-1 HBP	F F B T 1-2 K ①			B X 1-0 E5 1B	4 0	0 1	0 0	0 0	0 0	2 0	3 0
Kirk Rueter, L (1, 1) OBP: 0.219, SLG: 0.219 Julian Tavarez, L (3, 1) Charlie Hayes, R (6, PH) OBP: 0.361, SLG: 0.414 Steve Reed, R (7, 1) OBP: 0.500, SLG: 0.500 Marvin Benard, L (8, PH) OBP: 0.313, SLG: 0.287 Robb Nen, R (9, 1) Brent Mayne, L (10, PH) OBP: 0.408, SLG: 0.375		X 0-0 L7 ①		B C L F C 1-3 K ③		F S B B B S 3-3 K ③	F X 0-1 B2-3 ②			B B B B 4-0 1B BB	1 1 1 0 1 0 0	0 0 0 0 0 0 0	0 0 0 0 0 0 0	0 0 0 0 0 0 1	0 1 0 0 0 0 0	0 0 1 0 0 0 0	0 0 2 0 0 0 0
Inning Stats	R: 2 E: 1 K: 0 S: 11 H: 1 LOB: 3 BB: 3 P: 26	R: 0 E: 0 K: 1 S: 6 H: 0 LOB: 0 BB: 0 P: 10	R: 0 E: 0 K: 1 S: 9 H: 1 LOB: 1 BB: 0 P: 15	R: 0 E: 0 K: 2 S: 8 H: 0 LOB: 0 BB: 0 P: 10	R: 0 E: 0 K: 1 S: 6 H: 1 LOB: 0 BB: 0 P: 10	R: 1 E: 0 K: 2 S: 16 H: 2 LOB: 2 BB: 0 P: 23	R: 2 E: 2 K: 1 S: 15 H: 3 LOB: 2 BB: 1 P: 28	R: 0 E: 0 K: 1 S: 8 H: 0 LOB: 0 BB: 0 P: 12	R: 0 E: 0 K: 0 S: 10 H: 0 LOB: 2 BB: 1 P: 21	R: 1 E: 1 K: 0 S: 5 H: 1 LOB: 2 BB: 1 P: 10	1B: 7 2B: 2 3B: 0 HR: 0	SF: 0 SAC: 0 DP: 1 HBP: 2					

PITCHER		IP	WLS	BF	H	R	ER	SO	BB	IBB	HBP	BLK	WP	HR	S	P	ERA	WHIP
John Burkett, R ERA: 5.71	(1, 1)	6.0		27	5	3	2	7	3	0	1	0	0	0	56	94	3.00	1.333
Eric Gunderson, L ERA: 2.06	(7, 1)	0.2		6	3	2	0	1	1	0	0	0	0	0	11	22	0.00	6.000
Xavier Hernandez, R ERA: 3.91	(7, 1)	2.1		9	0	0	0	1	1	0	1	0	0	0	22	39	0.00	0.429
Danny Patterson, R ERA: 3.91	(10, 1)	0.1	L	4	1	1	0	0	1	0	0	0	0	0	5	10	0.00	6.000

PITCHER	IP	WLS	BF	H	R	ER	SO	BB	IBB	HBP	BLK	WP	HR	S	P	ERA	WHIP

BOTTOM

Texas Rangers @ San Francisco Giants

3Com Park at Candlestick Point, San Francisco, CA

Sat Jun 27 1998, 6:33 AM EDT

Att. 28,753 - Sunny - 73 F

livebaseballscorecards.com

AB	38
R	6
H	9
RBI	5
BB	6
SO	9
LOB	23

WP: 0 PB: 0 SB: 2 CS: 1 PA: 46

Batter	1	2	3	4	5	6	7	8	9	AB	R	H	RBI	BB	SO	LOB
Tom Goodwin, L (1, 8) OBP: 0.377, SLG: 0.312	C B C B X 2-2 ① G6-3			B S B X 2-1 G6-4-3 1B			X 0-0 ① G6-3		C X 0-1 G5-4-3 1B	4	0	2	0	0	0	0
Mark McLemore, S (1, 4) OBP: 0.422, SLG: 0.392	B B F F B S 3-3 ② K			1 SAFE C 1 SAFE F B X 1-2 ① ② G6-4-3 1-2f			F X 0-1 E6		C B X 1-1 ② ③ G5-4-3 1-2f	4	0	0	0	0	1	2
29 Rusty Greer, L (1, 7) OBP: 0.378, SLG: 0.417	X 0-0 ③ G1-3			B C S X 1-2 ③ P6			B B C X 2-1 ② P7			3	0	0	0	0	0	1
Juan Gonzalez, R (1, 9) OBP: 0.336, SLG: 0.591		B F F B F S 2-3 ① K			F B X 1-1 ① G4-3		B S B F F S 2-3 ③ K			3	0	0	0	0	2	1
Will Clark, L (1, 3) OBP: 0.398, SLG: 0.502		B B B C X 3-1 ② G5-3			B B F F B S 3-3 ② K			B C B B F X 3-2 ① F7		3	0	0	0	0	1	0
Ivan Rodriguez, R (1, 2) OBP: 0.401, SLG: 0.572		C X 0-1 ③ G4-3			X 0-0 ③ G6-3			B F X 1-1 ② G5-3		3	0	0	0	0	0	0
Kevin Elster, R (1, 6) OBP: 0.346, SLG: 0.405			B S C C 1-3 ① K			B X 1-0 ① P9		C F B F B X 2-2 1B		3	0	1	0	0	1	0
Fernando Tatis, R (1, 5) OBP: 0.298, SLG: 0.339			X 0-0 ② P9			B F B B X 3-1 ② F7		B C B B B C X 3-2 ③ F8		3	0	0	0	0	0	1
Aaron Sele, R (1, 1) OBP: 0.250, SLG: 0.500			X 0-0 ③ P5			B X 1-0 ③ F8			C B B X 2-1 ① P9	1	0	0	0	0	0	0
Domingo Cedeno, S (6, PH) OBP: 0.355, SLG: 0.446										1	0	0	0	0	0	0
Scott Bailes, L (6, 1)										0	0	0	0	0	0	0
Luis Alicea, S (9, PH) OBP: 0.370, SLG: 0.415										1	0	0	0	0	0	0
Inning Stats	R: 0 E: 0 K: 1 S: 7 H: 0 LOB: 0 BB: 0 P: 12	R: 0 E: 0 K: 1 S: 8 H: 0 LOB: 0 BB: 0 P: 13	R: 0 E: 0 K: 1 S: 5 H: 0 LOB: 0 BB: 0 P: 6	R: 0 E: 0 K: 0 S: 8 H: 1 LOB: 0 BB: 0 P: 12	R: 0 E: 0 K: 1 S: 6 H: 0 LOB: 0 BB: 0 P: 10	R: 0 E: 0 K: 0 S: 4 H: 0 LOB: 0 BB: 0 P: 9	R: 0 E: 1 K: 1 S: 9 H: 0 LOB: 1 BB: 0 P: 13	R: 0 E: 0 K: 0 S: 12 H: 1 LOB: 1 BB: 0 P: 21	R: 0 E: 0 K: 0 S: 6 H: 1 LOB: 0 BB: 0 P: 9	1B: 3 2B: 0 3B: 0 HR: 0 SF: 0 SAC: 0 DP: 2 HBP: 0						

Texas Rangers @ San Francisco Giants

3Com Park at Candlestick Point, San Francisco, CA

Sun Jun 28 1998, 6:33 AM EDT

Att. 36,664 - Cloudy - 64 F

TOP

livebaseballscorecards.com

AB	29
R	0
H	3
RBI	0
BB	0
SO	5
LOB	5

PITCHER		IP	WLS	BF	H	R	ER	SO	BB	IBB	HBP	BLK	WP	HR	S	P	ERA	WHIP
Mark Gardner, R ERA: 4.95	(1, 1)	9.0	W	29	3	0	0	5	0	0	0	0	0	0	65	105	0.00	0.333

PITCHER	IP	WLS	BF	H	R	ER	SO	BB	IBB	HBP	BLK	WP	HR	S	P	ERA	WHIP

BOTTOM

Texas Rangers @ San Francisco Giants

3Com Park at Candlestick Point, San Francisco, CA

Sun Jun 28 1998, 6:33 AM EDT
Att. 36,664 - Cloudy - 64 F

livebaseballscorecards.com

Batter	1	2	3	4	5	6	7	8	9	AB	R	H	RBI	BB	SO	LOB
Darryl Hamilton, L (1, 8) OBP: 0.389, SLG: 0.357	1-0 E 1B 1B	4-2 BB 1B HR BB	0-1 ③ F8			3-2 ① G1-3		0-3 ③ K		4	2	1	0	1	1	0
Bill Mueller, S (1, 4) OBP: 0.381, SLG: 0.409	0-0 E4 HBP 1-3 1B	0-0 BB 1-2 HR 1B		0-1 ① G4-3		1-0 ② G6-3				4	2	1	0	0	0	1
Barry Bonds, L (1, 7) OBP: 0.425, SLG: 0.547	4-2 1B 1-2 SF7 HBP	3-3 ② K		0-0 ② G6-3		2-1 ③ G4-3				3	1	0	0	0	1	2
Charlie Hayes, R (1, 5) OBP: 0.364, SLG: 0.412	0-0 SF7 1-3 2-H 3-H 1B	4-1 HR 1-2 2-3 BB		1-1 ③ G5-3			2-3 ① K			3	1	1	2	1	1	0
J.T. Snow, L (1, 3) OBP: 0.308, SLG: 0.362	1-1 ① SF7 1-2 3-H	1-0 1-H 2-H 3-H HR			4-0 1B BB		3-2 ② F8			2	1	1	5	1	0	0
Stan Javier, S (1, 9) OBP: 0.342, SLG: 0.345	4-2 FC6-4 BB	0-2 1B			0-0 1-2 1B		0-0 2B			3	0	3	0	1	0	0
Brent Mayne, L (1, 2) OBP: 0.397, SLG: 0.364	1-3 ② K	1-3 ③ K			0-3 ① K		1-0 ③ G3-1			4	0	0	0	0	3	6
Rey Sanchez, R (1, 6) OBP: 0.342, SLG: 0.358	1-0 ③ FC6-4 1-2f		1-1 ① G4-3		0-2 ② L8			1-3 ① K		4	0	0	0	0	1	4
Mark Gardner, R (1, 1) OBP: 0.270, SLG: 0.257		2-3 ① K	2-3 ② K		1-3 ③ K			1-3 ② K		4	0	0	0	0	4	2
Inning Stats	R: 3 H: 2 E: 1 LOB: 2 K: 1 BB: 1 S: 13 P: 25	R: 4 H: 3 E: 0 LOB: 1 K: 3 BB: 2 S: 18 P: 33	R: 0 H: 0 E: 0 LOB: 0 K: 1 BB: 0 S: 9 P: 12	R: 0 H: 0 E: 0 LOB: 0 K: 0 BB: 0 S: 5 P: 6	R: 0 H: 1 E: 0 LOB: 2 K: 2 BB: 1 S: 10 P: 15	R: 0 H: 0 E: 0 LOB: 0 K: 0 BB: 0 S: 6 P: 12	R: 0 H: 1 E: 0 LOB: 1 K: 1 BB: 0 S: 9 P: 15	R: 0 H: 0 E: 0 LOB: 0 K: 3 BB: 0 S: 9 P: 11		1B: 5 SF: 1 2B: 1 SAC: 0 3B: 0 DP: 0 HR: 1 HBP: 1						

	AB	31
	R	7
	H	7
	RBI	7
	BB	4
	SO	11
	LOB	15

WP: 0 PA: 37
PB: 0
SB: 0
CS: 0

PITCHER		IP	WLS	BF	H	R	ER	SO	BB	IBB	HBP	BLK	WP	HR	S	P	ERA	WHIP
Aaron Sele, R ERA: 4.26	(1, 1)	5.0	L	27	6	7	6	7	4	0	1	0	0	1	55	91	10.80	2.000
Scott Bailes, L ERA: 4.55	(6, 1)	3.0		10	1	0	0	4	0	0	0	0	0	0	24	38	0.00	0.333

PITCHER	IP	WLS	BF	H	R	ER	SO	BB	IBB	HBP	BLK	WP	HR	S	P	ERA	WHIP

San Francisco Giants @ Anaheim Angels

Edison International Field, Anaheim, CA

Tue Jun 30 1998, 10:05 PM EDT

Att. 25,629 - Unknown - 76 F

TOP

livebaseballscorecards.com

Batter	1	2	3	4	5	6	7	8	9	AB	R	H	RBI	BB	SO	LOB
Darryl Hamilton, L (1, 8) OBP: 0.389, SLG: 0.362	G4-3 3B	G4-3			G6-3		K	BB		4	1	1	0	1	1	1
Bill Mueller, S (1, 5) OBP: 0.384, SLG: 0.411	G4-3 BB	G6-3			BB 1B 1B		BB 1B	K		4	1	2	0	1	1	2
Barry Bonds, L (1, 7) OBP: 0.431, SLG: 0.547	G4-3 1-2 3-H	1B BB			BB 1-2 1B		1 SAFE 1 SAFE 1B 1-2 1B BB		S BB	2	1	1	1	3	0	1
Charlie Hayes, R (1, 10) OBP: 0.365, SLG: 0.412	K	1B 1-3 1B			K		1B 1-2 2-H 1B		F8 1-2	5	0	2	1	0	2	4
Stan Javier, S (1, 9) OBP: 0.350, SLG: 0.349	FC6-4 BB	1 SAFE 1-2 1B			1-2 2-3 BB		G6-3 1-2 2-H 1B		F7	3	0	2	1	2	0	1
Rich Aurilia, R (1, 6) OBP: 0.348, SLG: 0.482	FC6-4 1-2f	K			F8		G6-3 1-2f		P6	5	0	0	0	0	1	10
J.T. Snow, L (1, 3) OBP: 0.307, SLG: 0.357		FC4-6 BB		K		G5-3		K		3	0	0	0	1	2	0
Brian Johnson, R (1, 2) OBP: 0.287, SLG: 0.397		L4		K		G5-3		F8		4	0	0	0	0	1	1
Rey Sanchez, R (1, 4) OBP: 0.335, SLG: 0.350		1 SAFE 1 SAFE FC4-6 1-2f		G6-3		P4		E4		4	0	0	0	0	0	1

	AB	34
	R	3
	H	8
	RBI	3
	BB	8
	SO	8
	LOB	21

Inning Stats	1	2	3	4	5	6	7	8	9	1B: 7	SF: 0	WP: 0	PA: 42
R	1	0	0	0	0	0	2	0	0	2B: 0	SAC: 0	PB: 0	
E	0	0	0	0	0	0	0	1	0	3B: 1	DP: 1	SB: 1	
K	1	0	1	2	1	0	1	2	0	HR: 0	HBP: 0	CS: 0	
S	7	8	13	9	11	3	19	15	15				
H	1	0	2	0	2	0	3	0	0				
LOB	2	1	2	0	3	0	1	2	1				
BB	2	1	1	0	1	0	1	1	1				
P	18	14	24	12	21	7	29	26	22				

PITCHER		IP	WLS	BF	H	R	ER	SO	BB	IBB	HBP	BLK	WP	HR	S	P	ERA	WHIP
Chuck Finley, L ERA: 3.05	(1, 1)	6.1	W	31	7	3	3	6	6	0	0	0	0	0	67	122	4.26	2.053
Shigetoshi Hasegawa, R ERA: 3.48	(7, 1)	0.2		2	1	0	0	0	0	0	0	0	0	0	3	3	0.00	1.500
Greg Cadaret, L ERA: 3.0	(8, 1)	1.0		5	0	0	0	2	1	0	0	0	0	0	15	26	0.00	1.000
Troy Percival, R ERA: 2.8	(9, 1)	1.0	S	4	0	0	0	0	1	0	0	0	0	0	15	22	0.00	1.000

PITCHER		IP	WLS	BF	H	R	ER	SO	BB	IBB	HBP	BLK	WP	HR	S	P	ERA	WHIP

BOTTOM

San Francisco Giants @ Anaheim Angels
Edison International Field, Anaheim, CA
Tue Jun 30 1998, 10:05 PM EDT
Att. 25,629 - Unknown - 76 F

livebaseballscorecards.com

Batter	1	2	3	4	5	6	7	8	9	AB	R	H	RBI	BB	SO	LOB
Darin Erstad, L (1, 7) OBP: 0.366, SLG: 0.557	CBFX 1-2 CS 1B		CBFX 1-2 G5-3 ③		BSX 1-1 G4-3 ③		CX 0-1 G4-3 ②			4	0	1	0	0	0	1
Dave Hollins, S (1, 5) OBP: 0.332, SLG: 0.385	BBX 2-0 F7 ①			FX 0-1 F8 BB 1B		SBX 1-1 1B 2B 1B	CFS 0-3 K ③			4	1	2	0	0	1	1
Jim Edmonds, L (1, 8) OBP: 0.371, SLG: 0.534	CBBFBBS 3-3 K ② ③ 1-2			BCBFBFC 3-3 K ①		1 SAFE CFBX 1-1 2B 16 HR 1B 1-2		CFBFC 1-3 K ①		4	1	1	0	0	3	2
Tim Salmon, R (1, 10) OBP: 0.414, SLG: 0.558 Orlando Palmeiro, L (8, PR) OBP: 0.500, SLG: 0.565		BCSBX 2-2 G4-3 ①		1 SAFE BFBBF 1 SAFE B 4-2 1-2 BB		CX 0-1 16 HR 2B 1-3 2-H		BBSBX 3-1 1B		3 0	1 0	2 0	1 0	1 0	0 0	0 0
Cecil Fielder, R (1, 3) OBP: 0.352, SLG: 0.449		CSFBBX 1-2 E9 1B		FCBBX 2-2 F8 ② 2-3		BBCSX 2-2 G6-3 ①		1 SAFE CX 0-1 P4 ②		4	0	1	0	0	0	5
16 Garret Anderson, L (1, 9) OBP: 0.321, SLG: 0.477		CBBBSFFC 3-3 K ②		CFBS 1-3 K ③		X 0-0 2-H 3-H HR		CBB 1 SAFE FX 2-2 G1-3 ③		4	1	1	3	0	2	4
Phil Nevin, R (1, 2) OBP: 0.353, SLG: 0.450		CBSBX 2-2 G2-3 ③			SSS 0-3 K ①	X 0-0 G5-3 ②				3	0	0	0	0	1	1
11 Justin Baughman, R (1, 4) OBP: 0.283, SLG: 0.336			BBFX 2-1 G5-3 ①		BBCX 2-1 G5-3 ②	FSX 0-2 G6-3 ③				3	0	0	0	0	0	0
Gary Disarcina, R (1, 6) OBP: 0.337, SLG: 0.431			CX 0-1 G4-3 ②		X 0-0 1B		CBBX 2-1 G5-3 ①			3	0	1	0	0	0	0
Inning Stats	R: 0 E: 0 K: 1 S: 7 H: 1 LOB: 1 BB: 0 P: 13	R: 0 E: 1 K: 1 S: 15 H: 1 LOB: 1 BB: 0 P: 23	R: 0 E: 0 K: 0 S: 7 H: 0 LOB: 0 BB: 0 P: 10	R: 0 E: 0 K: 2 S: 14 H: 1 LOB: 2 BB: 1 P: 24	R: 0 E: 0 K: 1 S: 8 H: 1 LOB: 1 BB: 0 P: 11	R: 4 E: 0 K: 0 S: 14 H: 4 LOB: 0 BB: 0 P: 18	R: 0 E: 0 K: 1 S: 7 H: 0 LOB: 0 BB: 0 P: 9	R: 0 E: 0 K: 1 S: 11 H: 1 LOB: 1 BB: 0 P: 17		1B: 7 2B: 2 3B: 0 HR: 1	SF: 0 SAC: 0 DP: 1 HBP: 0					

	AB	32
	R	4
	H	9
	RBI	4
	BB	1
	SO	7
	LOB	14

WP: 0 PB: 0 SB: 0 CS: 1 PA: 33

PITCHER		IP	WLS	BF	H	R	ER	SO	BB	IBB	HBP	BLK	WP	HR	S	P	ERA	WHIP
Shawn Estes, L ERA: 4.28	(1, 1)	7.1	L	31	9	4	4	7	1	0	0	0	0	1	78	118	4.91	1.364
Julian Tavarez, R ERA: 2.86	(8, 1)	0.2		2	0	0	0	0	0	0	0	0	0	0	5	7	0.00	0.000

PITCHER	IP	WLS	BF	H	R	ER	SO	BB	IBB	HBP	BLK	WP	HR	S	P	ERA	WHIP

Batter	1	2	3	4	5	6	7	8	9	10	AB	R	H	RBI	BB	SO	LOB
Darryl Hamilton, L (1, 8) OBP: 0.389, SLG: 0.363	B B B C X 3-1 PB 1B		B C C X 1-2 ③ G5-3		B 1 SAFE C B 1 SAFE 1 SAFE F S 2-3 ③ K			C B X 1-1 ① G6-3		L X 0-1 WP 1-2 HR 1B	5	1	2	0	0	1	1
Bill Mueller, S (1, 4) OBP: 0.387, SLG: 0.423 (10, 5)	B C B B F S 3-3 ① K 1-3			B F F X 1-2 PB S 1B		B C B F X 2-2 ① G3-1		F X 0-1 BB 1B		L L B X 1-2 1-H 2-H HR	5	1	3	3	0	1	1
Barry Bonds, L (1, 7) OBP: 0.427, SLG: 0.551	B C B F S 2-3 ② K			B B X 2-0 ① F7		B X 1-0 HR		B B C F X 2-2 ② L6		C B B C F F B X 3-2 ① F8	5	1	1	1	0	1	4
Charlie Hayes, R (1, 5) OBP: 0.371, SLG: 0.416 Rey Sanchez, R (10, PR) OBP: 0.335, SLG: 0.350 (10, 4)	C F X 0-2 ③ F9			1 SAFE B B B B C B 4-1 G4-6-3 1-2 BB		S X 0-1 ② F9		1 SAFE B B B F 1 SAFE B 4-1 1-2 BB		C B F X 1-2 1B 2B	3 0	0 1	1 0	0 0	2 0	0 0	1 0
J.T. Snow, L (1, 3) OBP: 0.309, SLG: 0.358		B C S S 1-3 ① K		C S B F B F B X 3-2 ②③ G4-6-3 1-2f 2-3		B F X 1-1 FC6-4 1B		C B S S 1-3 ③ K		B X 1-0 2-H 1B	5	0	2	1	0	2	4
Chris Jones, R (1, 10) OBP: 0.278, SLG: 0.320 Marvin Benard, L (9, PH) OBP: 0.307, SLG: 0.281		B B X 2-0 ② P4			C F B X 1-2 ① G2	B 1 SAFE B X 2-0 ③ FC6-4 1-2f			B B B C F S 3-3 ① K	C X 0-1 ② F7	3 2	0 0	0 0	0 0	0 0	0 1	1 2
Stan Javier, S (1, 9) OBP: 0.348, SLG: 0.346		X 0-0 ③ F7			X 0-0 1B SF7 1B		B X 1-0 ① L6		F X 0-1 ② G6-3	B B X 2-0 ③ G6-3	5	1	1	0	0	0	2
Rich Aurilia, R (1, 6) OBP: 0.347, SLG: 0.478			C F S 0-3 ① K		1 SAFE X 0-0 1-3 1B		B F C X 1-2 ② F7		B B B X 3-0 ③ P4		4	0	1	0	0	1	0
Brent Mayne, L (1, 2) OBP: 0.394, SLG: 0.363 Shawn Estes, R (10, PR) OBP: 0.206, SLG: 0.212 Brian Johnson, R (10, 2) OBP: 0.287, SLG: 0.397			B B F C F B S 3-3 ② K		B B B X 3-0 ② SF7 3-H		B B B C C F S 3-3 ③ K			B B B C X 3-1 WP 1B HR 1B	3 0 0	0 1 0	1 0 0	1 0 0	0 0 0	2 0 0	0 0 0
Inning Stats	R: 0 E: 0 K: 2 S: 11 H: 1 LOB: 1 BB: 0 P: 19	R: 0 E: 0 K: 1 S: 5 H: 0 LOB: 0 BB: 0 P: 8	R: 0 E: 0 K: 2 S: 10 H: 0 LOB: 0 BB: 0 P: 14	R: 0 E: 0 K: 0 S: 10 H: 1 LOB: 1 BB: 1 P: 20	R: 1 E: 0 K: 1 S: 9 H: 2 LOB: 1 BB: 0 P: 15	R: 1 E: 0 K: 0 S: 9 H: 2 LOB: 1 BB: 0 P: 15	R: 0 E: 0 K: 1 S: 8 H: 0 LOB: 0 BB: 0 P: 13	R: 0 E: 0 K: 1 S: 11 H: 1 LOB: 2 BB: 1 P: 19	R: 0 E: 0 K: 1 S: 6 H: 0 LOB: 0 BB: 0 P: 12	R: 4 E: 0 K: 0 S: 19 H: 5 LOB: 2 BB: 0 P: 30	1B: 9 2B: 1 3B: 0 HR: 2	SF: 1 SAC: 0 DP: 1 HBP: 0					

PITCHER		IP	WLS	BF	H	R	ER	SO	BB	IBB	HBP	BLK	WP	HR	S	P	ERA	WHIP
Steve Sparks, R ERA: 3.29	(1, 1)	7.1		29	7	2	2	7	1	0	0	0	0	1	66	109	2.46	1.091
Mike Holtz, L ERA: 6.75	(8, 1)	0.2		3	0	0	0	1	1	0	0	0	0	0	7	14	0.00	1.500
Rich DeLucia, R ERA: 5.26	(9, 1)	1.0		3	0	0	0	1	0	0	0	0	0	0	6	12	0.00	0.000
Greg Cadaret, L ERA: 4.64	(10, 1)	0.1	L	5	4	4	4	0	0	0	0	0	1	1	15	23	108.00	12.000
Pep Harris, R ERA: 6.32	(10, 1)	0.2		3	1	0	0	0	0	0	0	0	0	0	4	7	0.00	1.500

PITCHER	IP	WLS	BF	H	R	ER	SO	BB	IBB	HBP	BLK	WP	HR	S	P	ERA	WHIP

TOP

San Francisco Giants @ Anaheim Angels

Edison International Field, Anaheim, CA

Wed Jul 01 1998, 10:05 PM EDT
Att. 24,299 - Unknown - 76 F

livebaseballscorecards.com

AB	40
R	6
H	12
RBI	6
BB	2
SO	9
LOB	16

1B: 9	SF: 1	WP: 1	PA: 43
2B: 1	SAC: 0	PB: 3	
3B: 0	DP: 1	SB: 1	
HR: 2	HBP: 0	CS: 0	

San Francisco Giants @ Anaheim Angels

Edison International Field, Anaheim, CA

Wed Jul 01 1998, 10:05 PM EDT
Att. 24,299 - Unknown - 76 F

livebaseballscorecards.com

BOTTOM

Batter	1	2	3	4	5	6	7	8	9	10	AB	R	H	RBI	BB	SO	LOB
Darin Erstad, L (1, 7) OBP: 0.364, SLG: 0.551	F8			1B		F8		G3-1	K 1-2		5	0	1	0	0	1	1
Dave Hollins, S (1, 5) OBP: 0.336, SLG: 0.390	F7			F8		2B		2B BB		E G1-3 1B	4	2	2	0	1	0	1
Jim Edmonds, L (1, 8) OBP: 0.369, SLG: 0.532	K			K 1-2		G4-3		2B 1-H		E4 G1-3 1-3	5	1	1	1	0	2	3
Tim Salmon, R (1, 10) OBP: 0.417, SLG: 0.555 Damon Mashore, R (7, PR) OBP: 0.330, SLG: 0.372 Orlando Palmeiro, L (8, PH) OBP: 0.500, SLG: 0.600		P4		BB			16 1B BB	2B 2-H		L4	1 0 2	0 0 0	0 0 1	0 0 1	2 0 0	0 0 0	0 0 2
Cecil Fielder, R (1, 3) OBP: 0.346, SLG: 0.441		K		F8			P4	K		G1-3 2-3 3-H	5	0	0	1	0	2	5
16 Garret Anderson, L (1, 9) OBP: 0.319, SLG: 0.472		G6-3			F8		BB 1-3 1B	F8		F8	5	0	1	0	0	0	2
Matt Walbeck, S (1, 2) OBP: 0.316, SLG: 0.380			G5-4-3 1B		G3-1		BB 1-2		K		3	0	1	0	1	1	0
11 Justin Baughman, R (1, 4) OBP: 0.274, SLG: 0.325			F9		F7		K2-3		K		4	0	0	0	0	2	4
Gary Disarcina, R (1, 6) OBP: 0.336, SLG: 0.428			G5-4-3 1-2f			G5-3	F8		S 1B		4	0	1	0	0	0	4

Inning Stats	1	2	3	4	5	6	7	8	9	10
	R: 0 E: 0 K: 1 S: 6	H: 0 LOB: 0 BB: 0 P: 10	R: 0 E: 0 K: 1 S: 7	H: 0 LOB: 0 BB: 0 P: 10	R: 0 E: 0 K: 0 S: 6	H: 1 LOB: 0 BB: 0 P: 11	R: 0 E: 0 K: 1 S: 10	H: 1 LOB: 2 BB: 1 P: 19	R: 0 E: 0 K: 0 S: 5	H: 0 LOB: 0 BB: 0 P: 8
	R: 0 E: 0 K: 0 S: 6	H: 1 LOB: 1 BB: 0 P: 12	R: 0 E: 0 K: 1 S: 17	H: 1 LOB: 3 BB: 2 P: 33	R: 2 E: 0 K: 1 S: 13	H: 2 LOB: 1 BB: 1 P: 22	R: 0 E: 0 K: 3 S: 13	H: 1 LOB: 1 BB: 0 P: 16	R: 1 E: 1 K: 0 S: 16	H: 1 LOB: 1 BB: 0 P: 20

	AB	R	H	RBI	BB	SO	LOB
AB	38						
R	3						
H	8						
RBI	3						
BB	4						
SO	8						
LOB	22						

	1B	SF	WP	PA
	5	0	0	42
	2B: 3	SAC: 0	PB: 0	
	3B: 0	DP: 1	SB: 2	
	HR: 0	HBP: 0	CS: 0	

PITCHER		IP	WLS	BF	H	R	ER	SO	BB	IBB	HBP	BLK	WP	HR	S	P	ERA	WHIP
Danny Darwin, R ERA: 4.42	(1, 1)	6.1		24	4	0	0	3	2	0	0	0	0	0	45	84	0.00	0.947
John Johnstone, R ERA: 2.98	(7, 1)	0.2		3	0	0	0	1	1	0	0	0	0	0	12	19	0.00	1.500
Rich Rodriguez, L ERA: 3.9	(8, 1)	0.1		3	1	2	2	0	1	0	0	0	0	0	4	9	54.00	6.000
Steve Reed, R ERA: 1.91	(8, 1)	0.1		2	1	0	0	1	0	0	0	0	0	0	6	8	0.00	3.000
Jim Poole, L ERA: 4.45	(8, 1)	0.1		1	0	0	0	0	0	0	0	0	0	0	3	5	0.00	0.000

PITCHER		IP	WLS	BF	H	R	ER	SO	BB	IBB	HBP	BLK	WP	HR	S	P	ERA	WHIP
Robb Nen, R ERA: 1.01	(9, 1)	2.0	W	9	2	1	0	3	0	0	0	0	0	0	29	36	0.00	1.000

Batter	1	2	3	4	5	6	7	8	9	AB	R	H	RBI	BB	SO	LOB
Darryl Hamilton, L (1, 8) OBP: 0.383, SLG: 0.357	G6-3	FC4-6 1-2f			G6-3	FC4-6 BB S 1-2f		K		5	0	0	0	0	1	3
Bill Mueller, S (1, 5) OBP: 0.387, SLG: 0.419	2B BB		G6-3		F8	BB 1-2		F8		3	1	0	0	2	0	1
Stan Javier, S (1, 9) OBP: 0.355, SLG: 0.353	HR 1-H		FC5-4 BB		S 1B	BB 1-2 2-3			G6-3	3	1	2	1	2	0	0
Charlie Hayes, R (1, 10) OBP: 0.362, SLG: 0.404	G5-3	FC5-4 2B 1-2f			P2 1-2	G3-1			K	5	1	0	0	0	1	6
J.T. Snow, L (1, 3) OBP: 0.315, SLG: 0.394	HR 2-H		2B 1-H			HR	F7		F9	5	2	3	4	0	0	0
Rich Aurilia, R (1, 6) OBP: 0.346, SLG: 0.476 Ramon Martinez, R (6, 4) OBP: 0.400, SLG: 0.385	G6-3	G6-3				SH1-4 1B 1B	G5-3			3 1	1 0	1 0	0 0	0 0	0 0	1 0
Marvin Benard, L (1, 7) OBP: 0.314, SLG: 0.290		G4-3		G5-4-3 1B		SH1-4 1-2 1B	P5			4	1	2	0	0	0	0
Brian Johnson, R (1, 2) OBP: 0.283, SLG: 0.390		F8		G5-4-3 1-2f		SH1-4 1-2 2-3		F8		3	0	0	0	0	0	1
Rey Sanchez, R (1, 4) (6, 6) OBP: 0.343, SLG: 0.355		FC4-6 HBP		K		FC4-6 2-H 3-H 1B		1B		3	0	2	2	0	1	0
Inning Stats	R: 3 E: 0 K: 0 S: 14 H: 2 LOB: 0 BB: 1 P: 24	R: 0 E: 0 K: 0 S: 9 H: 0 LOB: 1 BB: 0 P: 13	R: 1 E: 0 K: 0 S: 8 H: 1 LOB: 1 BB: 1 P: 16	R: 0 E: 0 K: 1 S: 7 H: 1 LOB: 0 BB: 0 P: 11	R: 0 E: 0 K: 0 S: 9 H: 1 LOB: 1 BB: 0 P: 14	R: 3 E: 0 K: 0 S: 14 H: 4 LOB: 3 BB: 2 P: 31	R: 0 E: 0 K: 0 S: 8 H: 0 LOB: 0 BB: 0 P: 13	R: 0 E: 0 K: 1 S: 8 H: 1 LOB: 1 BB: 0 P: 13	R: 0 E: 0 K: 1 S: 7 H: 0 LOB: 0 BB: 0 P: 11	1B: 6 2B: 2 3B: 0 HR: 2 SF: 0 SAC: 1 DP: 1 HBP: 1						

PITCHER		IP	WLS	BF	H	R	ER	SO	BB	IBB	HBP	BLK	WP	HR	S	P	ERA	WHIP
Jason Dickson, R ERA: 6.13	(1, 1)	5.1	L	27	9	7	7	1	2	0	1	0	0	2	56	91	11.81	2.062
Pep Harris, R ERA: 5.4	(6, 1)	2.2		11	1	0	0	1	2	0	0	0	0	0	21	44	0.00	1.125
Mike Holtz, L ERA: 6.43	(9, 1)	1.0		3	0	0	0	1	0	0	0	0	0	0	7	11	0.00	0.000

PITCHER	IP	WLS	BF	H	R	ER	SO	BB	IBB	HBP	BLK	WP	HR	S	P	ERA	WHIP

San Francisco Giants @ Anaheim Angels

Edison International Field, Anaheim, CA

Thu Jul 02 1998, 10:05 PM EDT

Att. 33,272 - Unknown - 76 F

TOP

livebaseballscorecards.com

AB	35
R	7
H	10
RBI	7
BB	4
SO	3
LOB	12

BOTTOM

Batter	1	2	3	4	5	6	7	8	9	AB	R	H	RBI	BB	SO	LOB
Darin Erstad, L (1, 7) OBP: 0.367, SLG: 0.561	C B X 1-1 HR	B F X 1-1 G6-3 ③		B C 1 SAFE 1 SAFE F 1 SAFE B B X 3-2 G4-3 ③			B C X 1-1 G6-4-3 1-2 1B		C B B S X 2-2 HR 1-2 1B	5	2	3	1	0	0	2
Dave Hollins, S (1, 5) OBP: 0.337, SLG: 0.401	B B S C B X 3-2 F8 1B 1B		X 0-0 F7 ①		B B B C C X 3-2 F8 ①		X 0-0 G6-4-3 ①② 1-2f 2-3		B X 1-0 1-H 2-H HR	5	1	2	3	0	0	2
Jim Edmonds, L (1, 8) OBP: 0.372, SLG: 0.531	B B B C C X 3-2 F8 1-2 1B		C B B X 2-1 F9 1B 1B		B B F S F B X 3-2 F8 ②		S C B B B B 4-2 BB		B X 1-0 G4-3 ①	4	0	2	0	1	0	0
Tim Salmon, R (1, 10) OBP: 0.413, SLG: 0.545	C B F X 1-2 F8 ① 1-2 2-3		B F B X 2-1 1-2 1B		B S B X 2-1 F9 ③		X 0-0 F8 ③		C X 0-1 L6 ②	5	0	1	0	0	0	4
Cecil Fielder, R (1, 3) OBP: 0.341, SLG: 0.433	F B B F F C 1-3 K ②		X 0-0 F9 ② 2-3			B B X 2-0 G6-3 ①		B C F X 1-2 G6-3 ①	C S F X 0-2 G6-3 ③	5	0	0	0	0	1	4
16 Garret Anderson, L (1, 9) OBP: 0.321, SLG: 0.472	B C B X 2-1 P6 ③		B B B C C S 3-3 K ③			B C X 1-1 1B 1B		B B X 2-0 1B		4	0	2	0	0	1	4
Phil Nevin, R (1, 2) OBP: 0.350, SLG: 0.444		C C C 0-3 K ①		F B F B S 2-3 K ①		B F B X 2-1 11 G6-4-3 1-2 1B		B B F F S 2-3 K ②		4	0	1	0	0	3	1
11 Justin Baughman, R (1, 4) OBP: 0.273, SLG: 0.331		B B C X 2-1 G4-3 2B		B L X 1-1 G6-3 ②		B B C F C X 2-2 G6-4-3 ②③ 1-2f		B B C B C X 3-2 G5-3 ③		4	0	1	0	0	0	3
Gary Disarcina, R (1, 6) OBP: 0.341, SLG: 0.433		C X 0-1 G4-3 ② 2-3		B C X 1-1 1B			B C S B X 2-2 G6-4-3 1B 1B		C X 0-1 1B HR 1B	4	1	3	0	0	0	1
Inning Stats	R: 1 E: 0 K: 1 S: 17 H: 3 LOB: 2 BB: 0 P: 28	R: 0 E: 0 K: 1 S: 9 H: 1 LOB: 1 BB: 0 P: 12	R: 0 E: 0 K: 1 S: 9 H: 2 LOB: 2 BB: 0 P: 16	R: 0 E: 0 K: 1 S: 10 H: 1 LOB: 1 BB: 0 P: 17	R: 0 E: 0 K: 0 S: 9 H: 0 LOB: 0 BB: 0 P: 17	R: 0 E: 0 K: 0 S: 8 H: 2 LOB: 2 BB: 0 P: 15	R: 0 E: 0 K: 0 S: 9 H: 2 LOB: 2 BB: 1 P: 16	R: 0 E: 0 K: 1 S: 10 H: 1 LOB: 1 BB: 0 P: 18	R: 3 E: 0 K: 0 S: 13 H: 3 LOB: 0 BB: 0 P: 17	1B: 12 2B: 1 3B: 0 HR: 2 SF: 0 SAC: 0 DP: 2 HBP: 0							

PITCHER		IP	WLS	BF	H	R	ER	SO	BB	IBB	HBP	BLK	WP	HR	S	P	ERA	WHIP
Kirk Rueter, L ERA: 4.2	(1, 1)	5.1	W	25	9	1	1	4	0	0	0	0	0	1	59	100	1.69	1.688
Julian Tavarez, R ERA: 2.73	(6, 1)	2.2		10	3	0	0	1	1	0	0	0	0	0	22	39	0.00	1.500
Rich Rodriguez, L ERA: 4.75	(9, 1)	0.1		4	3	3	3	0	0	0	0	0	0	1	7	11	81.00	9.000
Steve Reed, R ERA: 1.88	(9, 1)	0.2		2	0	0	0	0	0	0	0	0	0	0	6	6	0.00	0.000

PITCHER	IP	WLS	BF	H	R	ER	SO	BB	IBB	HBP	BLK	WP	HR	S	P	ERA	WHIP

San Francisco Giants @ Anaheim Angels

Edison International Field, Anaheim, CA

Thu Jul 02 1998, 10:05 PM EDT

Att. 33,272 - Unknown - 76 F

livebaseballscorecards.com

AB	40
R	4
H	15
RBI	4
BB	1
SO	5
LOB	21

1B: 12 2B: 1 3B: 0 HR: 2 SF: 0 SAC: 0 DP: 2 HBP: 0

WP: 0 PB: 0 SB: 0 CS: 0 PA: 41

Batter	1	2	3	4	5	6	7	8	9	AB	R	H	RBI	BB	SO	LOB
Wilton Guerrero, S (1, 4) OBP: 0.267, SLG: 0.302	K		G5-3		G4-3		F8			4	0	0	0	0	1	0
Jim Eisenreich, L (1, 7) OBP: 0.269, SLG: 0.256	L9		B1-3			FC4-6 BB		F9		3	1	0	0	1	0	0
Raul Mondesi, R (1, 8) OBP: 0.317, SLG: 0.526	G6-3			HR		FC4-6 1B 1-2		F7		4	1	2	1	0	0	0
Gary Sheffield, R (1, 9) OBP: 0.425, SLG: 0.530		HR		G4-3		L4		K		4	1	1	1	0	1	2
Eric Karros, R (1, 3) OBP: 0.352, SLG: 0.439		G6-3		WP BB BB		FC4-6 1-2 2-3 1B			P8	3	0	1	0	1	0	0
Bobby Bonilla, S (1, 5) OBP: 0.294, SLG: 0.343		E5		1 SAFE 1 SAFE G4-6-3 1-2 BB		FC4-6 1-2f 2-3 3-H			1B	3	0	1	1	1	0	2
Charles Johnson, R (1, 2) OBP: 0.278, SLG: 0.383		P2		G4-6-3 1-2f 2-3		L7			K	4	0	0	0	0	1	6
Juan Castro, R (1, 6) OBP: 0.257, SLG: 0.280		G5-3			G5-3		L7		K	3	0	0	0	0	0	1
Paul Konerko, R (9, PH) OBP: 0.272, SLG: 0.306										1	0	0	0	0	1	1
Ismael Valdez, R (1, 1) OBP: 0.229, SLG: 0.188			G1-3		G3-1		G4-3			2	0	0	0	0	0	0
Roger Cedeno, S (7, PH) OBP: 0.351, SLG: 0.307										1	0	0	0	0	0	0
Mark Guthrie, R (7, 1)										0	0	0	0	0	0	0
Manuel Barrios, R (8, 1)										0	0	0	0	0	0	0
Inning Stats	R: 0 E: 0 K: 1 S: 8 H: 0 LOB: 0 BB: 0 P: 11	R: 1 E: 1 K: 0 S: 10 H: 1 LOB: 1 BB: 0 P: 15	R: 0 E: 0 K: 0 S: 5 H: 0 LOB: 0 BB: 0 P: 7	R: 1 E: 0 K: 0 S: 8 H: 1 LOB: 1 BB: 2 P: 19	R: 0 E: 0 K: 0 S: 8 H: 0 LOB: 0 BB: 0 P: 11	R: 1 E: 0 K: 0 S: 13 H: 2 LOB: 2 BB: 1 P: 23	R: 0 E: 0 K: 0 S: 3 H: 0 LOB: 0 BB: 0 P: 7	R: 0 E: 0 K: 1 S: 6 H: 0 LOB: 0 BB: 0 P: 8	R: 0 E: 0 K: 2 S: 10 H: 1 LOB: 1 BB: 0 P: 13	1B: 3 2B: 0 3B: 0 HR: 2	SF: 0 SAC: 0 DP: 1 HBP: 0						

PITCHER	IP	WLS	BF	H	R	ER	SO	BB	IBB	HBP	BLK	WP	HR	S	P	ERA	WHIP
Orel Hershiser, R (1, 1) ERA: 3.85	7.0	W	28	4	3	3	1	3	0	0	0	1	2	55	93	3.86	1.000
Steve Reed, R (8, 1) ERA: 1.84	1.0		3	0	0	0	1	0	0	0	0	0	0	6	8	0.00	0.000
Robb Nen, R (9, 1) ERA: 0.99	1.0	S	4	1	0	0	2	0	0	0	0	0	0	10	13	0.00	1.000

PITCHER	IP	WLS	BF	H	R	ER	SO	BB	IBB	HBP	BLK	WP	HR	S	P	ERA	WHIP

TOP

Los Angeles Dodgers @ San Francisco Giants
3Com Park at Candlestick Point, San Francisco, CA
Fri Jul 03 1998, 10:05 PM EDT
Att. 56,788 - Overcast - 57 F

livebaseballscorecards.com

AB	32
R	3
H	5
RBI	3
BB	3
SO	4
LOB	12

1B: 3 2B: 0 3B: 0 HR: 2 SF: 0 SAC: 0 DP: 1 HBP: 0

WP: 1 PB: 0 SB: 0 CS: 0 PA: 35

BOTTOM

Batter	1	2	3	4	5	6	7	8	9	AB	R	H	RBI	BB	SO	LOB
Darryl Hamilton, L (1, 8) OBP: 0.389, SLG: 0.358	C C F B X 1-2 1B S 1B 1B	B C B B F B 4-2 1-3 BB		C B B X 2-1 ③ F7		B B C B B 4-1 BB		B B C B B 4-1 G6-4-3 1-2 BB		2	1	1	0	3	0	1
Bill Mueller, S (1, 5) OBP: 0.385, SLG: 0.416 (5, 4) Robb Nen, R (9, 1)	B 1 SAFE F B F F F X 2-2 1B 1B 1-3 F9-2 1B	S C B B B F F X 3-2 ③ F9			C B B X 2-1 ① G4-3	1 SAFE 1 SAFE F B F S 1-3 ③ K		B C S B X 2-2 ②③ G6-4-3 1-2f		5 0	0 0	1 0	0 0	0 0	1 0	5 0
Barry Bonds, L (1, 7) OBP: 0.426, SLG: 0.546	C X 0-1 ① P4		B C X 1-1 ① F7		B B C B B 4-1 1B HR BB		B B X 2-0 ① G3			3	1	0	0	1	0	2
Stan Javier, S (1, 9) OBP: 0.360, SLG: 0.359	X 0-0 1B 1-2 3-H 1B	B B B F X 3-1 ② G3			X 0-0 1-2 HR 1B		X 0-0 CS 1B			4	1	3	1	0	0	0
J.T. Snow, L (1, 3) OBP: 0.325, SLG: 0.419	C F X 0-2 1-2 2-3 1B	B B F C F B B 4-2 BB			B X 1-0 1-H 2-H HR		1 SAFE 1 SAFE B C F X 1-2 ② 1-2 HR 2B			3	2	3	3	1	0	0
Rich Aurilia, R (1, 6) OBP: 0.344, SLG: 0.472 Charlie Hayes, R (5, 5) OBP: 0.363, SLG: 0.422	C X 0-1 ②③ F9-2 3-H	X 0-0 ③ G6-3			C X 0-1 ② G5-3		B B X 2-0 2-H HR			2 2	0 1	0 1	0 2	0 0	0 0	4 0
Rey Sanchez, R (1, 4) OBP: 0.341, SLG: 0.358 (5, 6)		C X 0-1 ① P8		C B B B C F X 2-2 ① F7	B S X 1-1 ③ L7		B B X 2-0 ③ 2B			4	0	1	0	0	0	0
Brian Johnson, R (1, 2) OBP: 0.292, SLG: 0.395		C X 0-1 BB 1B		B C F F X 1-2 SH3 1B		B X 1-0 ① F8		S F B B B F B 4-2 BB BB		3	0	2	0	1	0	0
Orel Hershiser, R (1, 1) OBP: 0.211, SLG: 0.167 Steve Reed, R (8, 1) OBP: 0.500, SLG: 0.500 Marvin Benard, L (8, PH) OBP: 0.311, SLG: 0.287 Ramon Martinez, R (9, 4) OBP: 0.400, SLG: 0.385		X 0-0 ② B3		B C X 1-1 ② SH3 1-2		S M S 0-3 ② K		X 0-0 ① F7		2 0 1 0	0 0 0 0	0 0 0 0	0 0 0 0	1 0 0 0	1 0 1 0	1 0 1 0
Inning Stats	R: 1 E: 0 K: 0 S: 17 H: 4 LOB: 2 BB: 0 P: 20	R: 0 E: 0 K: 0 S: 12 H: 1 LOB: 2 BB: 1 P: 19	R: 0 E: 0 K: 0 S: 8 H: 0 LOB: 1 BB: 1 P: 16	R: 0 E: 0 K: 0 S: 12 H: 1 LOB: 1 BB: 0 P: 18	R: 3 E: 0 K: 0 S: 9 H: 2 LOB: 0 BB: 1 P: 17	R: 0 E: 0 K: 2 S: 8 H: 0 LOB: 1 BB: 1 P: 14	R: 2 E: 0 K: 0 S: 7 H: 4 LOB: 1 BB: 0 P: 14	R: 0 E: 0 K: 0 S: 8 H: 0 LOB: 1 BB: 2 P: 18		1B: 8 2B: 3 3B: 0 HR: 2	SF: 0 SAC: 1 DP: 2 HBP: 0					

PITCHER	IP	WLS	BF	H	R	ER	SO	BB	IBB	HBP	BLK	WP	HR	S	P	ERA	WHIP
Ismael Valdez, R (1, 1) ERA: 4.19	6.0	L	29	8	4	4	2	4	0	0	0	0	1	66	104	6.00	2.000
Mark Guthrie, L (7, 1) ERA: 2.53	1.0		5	4	2	2	0	0	0	0	0	0	1	7	14	18.00	4.000
Manuel Barrios, R (8, 1) ERA: 2.45	1.0		4	0	0	0	0	2	0	0	0	0	0	8	18	0.00	2.000

PITCHER	IP	WLS	BF	H	R	ER	SO	BB	IBB	HBP	BLK	WP	HR	S	P	ERA	WHIP

Los Angeles Dodgers @ San Francisco Giants
3Com Park at Candlestick Point, San Francisco, CA
Fri Jul 03 1998, 10:05 PM EDT
Att. 56,788 - Overcast - 57 F

livebaseballscorecards.com

AB	31
R	6
H	12
RBI	6
BB	6
SO	2
LOB	14

WP: 0 PB: 0 SB: 1 CS: 1 PA: 38

Batter	1	2	3	4	5	6	7	8	9	AB	R	H	RBI	BB	SO	LOB
Wilton Guerrero, S (1, 4) OBP: 0.276, SLG: 0.310	B C B X 2-1 BB 3B 1B	B B C B X 3-1 F8 ③			B F X 1-1 2B 1B 1B	C B S B F B S 3-3 K 2-3			S X 0-1 G4-3 ①	4	2	2	0	0	1	1
Juan Castro, R (8, 4) OBP: 0.255, SLG: 0.277										1	0	0	0	0	0	0
Matt Luke, L (1, 7) OBP: 0.354, SLG: 0.553	1 SAFE B B B B C B 1-2 4-1 3B BB	B C B S F X 2-2 G3-1 ①			X 1-3 0-0 1B 2B	1 SAFE B 1 SAFE 1 SAFE C 1 SAFE F X 1-2 P2 ②			B F X 1-1 1B E 1B	4	3	2	0	1	0	2
Raul Mondesi, R (1, 8) OBP: 0.324, SLG: 0.539	X 1-H 2-H 0-0 1B 3B	B C B S B X 3-2 2B			B X 3-H 1-0 1B 1B	B X 1-0 P5 ③			S B S F 1 SAFE F 1 SAFE B F F 1-H 2-2 1 SAFE E7 SF9 1B	5	3	4	3	0	0	2
Gary Sheffield, R (1, 9) OBP: 0.424, SLG: 0.527	C S F B X 1-2 P6 ①	B B B C S X 3-2 G5-3 ②			C F B B B X 1-3 2-H 3-2 1B SF9 1B		C X 0-1 P7 ①		I I I I 4-0 S IBB	4	1	1	1	1	0	2
Eric Karros, R (1, 3) OBP: 0.349, SLG: 0.436	B B B B C S C 3-3 K ②	B C F B C 2-3 K ③			1 SAFE 1 SAFE F P X 1-3 3-H 1-1 1B		B C B C X 2-2 G6-3 ②		X 3-H 0-0 SF9 ②	4	0	1	2	0	2	2
Bobby Bonilla, S (1, 5) OBP: 0.293, SLG: 0.343	B B B B C X 3-H 3-1 1B	C B C B B F X 3-2 L7 ①			C X 3-H 0-1 SF9 ②		S B B S F X 2-2 F5 ③		F 1 SAFE 1 SAFE B S X 1-2 1-2 L7 ③	3	0	1	2	0	0	0
Adrián Beltré, R (7, 5) OBP: 0.242, SLG: 0.355										1	0	0	0	0	0	1
Charles Johnson, R (1, 2) OBP: 0.274, SLG: 0.377	C B F X 3-H 1-2 G5-3 ③	X 0-0 F8 ②			C F S 3-H 0-3 K ③			B S F C 1-3 K ①		4	0	0	0	0	2	2
Alex Cora, L (1, 6) OBP: 0.091, SLG: 0.091	C X 0-1 G4-3 ①	C F B B B F B C 3-3 K ③				B C X 1-2 1-1 WP SH3-4 1B		C B F C 1-3 K ②		4	0	1	0	0	2	0
Dave Mlicki, R (1, 1) OBP: 0.214, SLG: 0.192	C C B X 1-2 G1-3 ②				F X 0-1 F9 ①	L B 1 SAFE X 1-2 1-1 SH3-4 ①		B X 1-0 G5-3 ③		2	0	0	0	0	0	0
Greg McMichael, R (6, 1)										0	0	0	0	0	0	0
Roger Cedeno, S (8, PH) OBP: 0.348, SLG: 0.304										1	0	0	0	0	0	0
Scott Radinsky, L (8, 1)										0	0	0	0	0	0	0
Antonio Osuna, R (9, 1)										0	0	0	0	0	0	0
Inning Stats	R: 3 E: 0 K: 1 S: 16 H: 3 LOB: 1 BB: 1 P: 30	R: 0 E: 0 K: 0 S: 7 H: 0 LOB: 0 BB: 0 P: 11	R: 0 E: 0 K: 1 S: 13 H: 1 LOB: 1 BB: 0 P: 23	R: 0 E: 0 K: 1 S: 9 H: 0 LOB: 0 BB: 0 P: 15	R: 4 E: 0 K: 1 S: 17 H: 5 LOB: 1 BB: 0 P: 22	R: 0 E: 0 K: 1 S: 12 H: 1 LOB: 2 BB: 0 P: 19	R: 0 E: 0 K: 0 S: 9 H: 0 LOB: 0 BB: 0 P: 13	R: 0 E: 0 K: 2 S: 7 H: 0 LOB: 0 BB: 0 P: 10	R: 2 E: 1 K: 0 S: 15 H: 2 LOB: 1 BB: 1 P: 23	1B: 9 2B: 2 3B: 1 HR: 0	SF: 2 SAC: 1 DP: 0 HBP: 0					

PITCHER	IP	WLS	BF	H	R	ER	SO	BB	IBB	HBP	BLK	WP	HR	S	P	ERA	WHIP
Mark Gardner, R (1, 1) ERA: 5.33	4.1	L	23	9	7	7	3	1	0	0	0	0	0	57	96	14.54	2.308
John Johnstone, R (5, 1) ERA: 2.87	1.2		7	1	0	0	2	0	0	0	0	1	0	17	24	0.00	0.600
Julian Tavarez, R (7, 1) ERA: 2.6	3.0		12	2	2	0	2	0	1	0	0	0	0	31	46	0.00	0.667

PITCHER	IP	WLS	BF	H	R	ER	SO	BB	IBB	HBP	BLK	WP	HR	S	P	ERA	WHIP

TOP

Los Angeles Dodgers @ San Francisco Giants

3Com Park at Candlestick Point, San Francisco, CA

Sat Jul 04 1998, 6:33 AM EDT
Att. 41,012 - Sunny - 67 F

livebaseballscorecards.com

AB	37
R	9
H	12
RBI	8
BB	2
SO	7
LOB	12

WP: 1	PA: 42		
PB: 0			
SB: 1			
CS: 0			

BOTTOM

Batter	1	2	3	4	5	6	7	8	9	AB	R	H	RBI	BB	SO	LOB
Darryl Hamilton, L (1, 8) OBP: 0.390, SLG: 0.358	1-2 FC4-6 1B		G1-3		G6-3	F8			1-2 BB 1B 2-3	5	0	2	0	0	0	2
Stan Javier, S (1, 9) OBP: 0.361, SLG: 0.357	1-0 FC4-6 BB 1B 1-2f		0-0 L7		4-1 BB 1B BB		0-1 E S G4-3 1B		1-2 L6	4	3	1	0	1	0	3
Barry Bonds, L (1, 7) OBP: 0.428, SLG: 0.542	4-1 1B SF7 BB 1-2		1-0 F7		4-0 WP 1B BB 1-2		1-0 L8		4-2 BB 1-2	2	1	0	0	3	0	1
Charlie Hayes, R (1, 5) OBP: 0.364, SLG: 0.422	0-1 1B 1-3 2-H			0-2 G6-3	2-2 WP 1B 1-2 2-H		3-2 G4-3 1-H		3-3 K	5	0	2	3	0	1	3
J.T. Snow, L (1, 3) OBP: 0.322, SLG: 0.416	0-0 SF7 3-H			2-1 1B FC6-4 1B	1-1 G3-1 1-2 2-3		1-1 F3		1-2 F7	4	1	1	1	0	0	5
Bill Mueller, S (1, 4) OBP: 0.383, SLG: 0.414	0-1 F8			1-0 FC6-4 1-3 1B	1-1 G1-3			2-2 L6		4	0	1	0	0	0	1
Rey Sanchez, R (1, 6) OBP: 0.340, SLG: 0.356		0-0 G6-3		0-1 FC6-4 1-2f 3-H	0-0 G6-3			1-2 G5-4-3 1B		4	0	1	1	0	0	1
Brian Johnson, R (1, 2) OBP: 0.296, SLG: 0.394		0-1 G3-6-2-1 1B		3-1 F7	4-1 BB BB			1-1 G5-4-3 1-2f		3	0	1	0	1	0	2
Mark Gardner, R (1, 1) OBP: 0.263, SLG: 0.250	0-2 G3-6-2-1 1-2f				3-2 F8	4-0 1-2 BB			0-1 1B 2B	1	0	0	0	0	0	1
John Johnstone, R (5, 1)										1	0	0	0	0	0	0
Wilson Delgado, S (6, PH)										0	0	0	0	1	0	0
Julian Tavarez, L (7, 1)										0	0	0	0	0	0	0
Marvin Benard, L (9, PH) OBP: 0.318, SLG: 0.305										1	0	1	0	0	0	0
Inning Stats	R: 2 E: 0 K: 0 S: 10 H: 2 LOB: 1 BB: 1 P: 16		R: 0 E: 0 K: 0 S: 6 H: 1 LOB: 0 BB: 0 P: 6	R: 0 E: 0 K: 0 S: 8 H: 0 LOB: 0 BB: 0 P: 10	R: 1 E: 0 K: 0 S: 11 H: 2 LOB: 1 BB: 0 P: 17	R: 1 E: 0 K: 0 S: 11 H: 1 LOB: 2 BB: 2 P: 27	R: 0 E: 0 K: 0 S: 5 H: 0 LOB: 2 BB: 2 P: 14	R: 1 E: 0 K: 0 S: 8 H: 1 LOB: 0 BB: 0 P: 13	R: 0 E: 0 K: 0 S: 8 H: 1 LOB: 0 BB: 0 P: 12	R: 0 E: 0 K: 1 S: 18 H: 2 LOB: 3 BB: 1 P: 28	1B: 9 2B: 2 3B: 0 HR: 0 SF: 1 SAC: 0 DP: 2 HBP: 0						

PITCHER	IP	WLS	BF	H	R	ER	SO	BB	IBB	HBP	BLK	WP	HR	S	P	ERA	WHIP
Dave Mlicki, R (1, 1) ERA: 4.55	5.0	W	23	6	4	4	0	3	0	0	0	1	0	46	76	7.20	1.800
Greg McMichael, R (6, 1) ERA: 4.14	2.0		9	1	1	0	0	2	0	0	0	0	0	13	27	0.00	1.500
Scott Radinsky, L (8, 1) ERA: 3.21	1.0		3	1	0	0	0	0	0	0	0	0	0	8	12	0.00	1.000
Antonio Osuna, R (9, 1) ERA: 1.59	1.0		6	2	0	0	1	1	0	0	0	0	0	18	28	0.00	3.000

PITCHER	IP	WLS	BF	H	R	ER	SO	BB	IBB	HBP	BLK	WP	HR	S	P	ERA	WHIP

Los Angeles Dodgers @ San Francisco Giants
3Com Park at Candlestick Point, San Francisco, CA
Sat Jul 04 1998, 6:33 AM EDT
Att. 41,012 - Sunny - 67 F

livebaseballscorecards.com

AB	34
R	5
H	10
RBI	5
BB	6
SO	1
LOB	19

WP: 1	PA: 41		
PB: 0			
SB: 1			
CS: 0			

Batter	1	2	3	4	5	6	7	8	9	AB	R	H	RBI	BB	SO	LOB
Wilton Guerrero, S (1, 4) OBP: 0.273, SLG: 0.305	C B T S 1-3 ① K		F B F F X 1-2 1B 1B		B X 1-0 ② G4-3 2-3		X 0-0 ② F9		F X 0-1 E5	5	0	1	0	0	1	2
Trenidad Hubbard, R (1, 7) OBP: 0.379, SLG: 0.491 Mark Guthrie, R (7, 1) Matt Luke, L (9, PH) OBP: 0.350, SLG: 0.547	C S X 0-2 ② F7		B X 1-0 1-2 1B		C B B S S 2-3 ③ K		X 0-0 E4 1-3 1B		B F S 2 SAFE F S 1-3 ③ K	4 0 1	0 0 0	2 0 0	0 0 0	0 0 0	1 0 1	1 0 1
Raul Mondesi, R (1, 8) OBP: 0.323, SLG: 0.536	S B B S S 2-3 ③ K		B B B C F C 3-3 ③ K			C B X 1-1 FC6-4 1B	X 0-0 ③ G5-3			4	0	1	0	0	2	4
Gary Sheffield, R (1, 9) OBP: 0.425, SLG: 0.524		C B S S 1-3 ① K2-3		X 0-0 CS 1B		B X 1-0 ① FC6-4 BB BB 1-2f		C B B B B 4-1 BB		3	0	1	0	1	1	1
Eric Karros, R (1, 3) OBP: 0.352, SLG: 0.434		B C S S X 1-2 1B	B B S F B F 1 SAFE F S 3-3 ① ② K 1-2			1 B B F B B 1 SAFE 4-1 G5-3 BB 1-2 BB		1 SAFE 1 SAFE C 1 SAFE C B B B B F 3-2 X ① P3		3	0	1	0	1	1	2
Bobby Bonilla, S (1, 5) OBP: 0.297, SLG: 0.343		S X 0-1 ② F9	B B X 2-0 1B			C C B B B B 4-2 1-2 2-3 BB		B 1 B S F F S 2-3 ② K		3	0	1	0	1	1	2
Charles Johnson, R (1, 2) OBP: 0.270, SLG: 0.371		B C B S X 2-2 ③ F8	X 0-0 ③ F7			X 0-0 ② ③ G5-3 2-3f		C B S 1 SAFE S 1-3 ③ K		4	0	0	0	0	1	6
Juan Castro, R (1, 6) OBP: 0.265, SLG: 0.282 Jim Eisenreich, L (9, PH) OBP: 0.267, SLG: 0.254			C B S S 1-3 ① K		B X 1-0 37 G4-3 SH1-4 1B		B B B C B 4-1 E BB		B C C B F F X 2-2 ① F7	2 1	0 0	1 0	0 0	1 0	1 0	0 0
37 Darren Dreifort, R (1, 1) OBP: 0.212, SLG: 0.161 Roger Cedeno, S (7, PH) OBP: 0.343, SLG: 0.299 (7, 7)			F X 0-1 ② F8		L B 1 SAFE M X 1-2 ① SH1-4 1-2		B C B S C 2-3 ① K		C S S 0-3 ② K	1 2	0 0	0 0	0 0	0 0	0 2	0 1
Inning Stats	R: 0 E: 0 K: 2 S: 9 H: 0 LOB: 0 BB: 0 P: 12	R: 0 E: 0 K: 1 S: 11 H: 1 LOB: 1 BB: 0 P: 15	R: 0 E: 0 K: 2 S: 13 H: 2 LOB: 2 BB: 0 P: 19	R: 0 E: 0 K: 1 S: 8 H: 2 LOB: 1 BB: 0 P: 13	R: 0 E: 0 K: 1 S: 8 H: 1 LOB: 1 BB: 0 P: 13	R: 0 E: 0 K: 0 S: 7 H: 1 LOB: 2 BB: 2 P: 17	R: 0 E: 1 K: 1 S: 7 H: 1 LOB: 2 BB: 1 P: 13	R: 0 E: 0 K: 2 S: 12 H: 0 LOB: 1 BB: 1 P: 22	R: 0 E: 1 K: 2 S: 14 H: 0 LOB: 1 BB: 0 P: 17	1B: 8 2B: 1 3B: 0 HR: 0	SF: 0 SAC: 1 DP: 2 HBP: 0					

TOP

Los Angeles Dodgers @ San Francisco Giants
3Com Park at Candlestick Point, San Francisco, CA
Sun Jul 05 1998, 6:33 AM EDT
Att. 40,111 - Sunny - 70 F

livebaseballscorecards.com

AB	33
R	0
H	8
RBI	0
BB	4
SO	12
LOB	20

PITCHER		IP	WLS	BF	H	R	ER	SO	BB	IBB	HBP	BLK	WP	HR	S	P	ERA	WHIP
Shawn Estes, L ERA: 4.05	(1, 1)	6.2	W	29	8	0	0	8	3	0	0	0	0	0	62	101	0.00	1.650
Steve Reed, R ERA: 1.79	(7, 1)	1.1		5	0	0	0	2	1	0	0	0	0	0	13	23	0.00	0.750
Robb Nen, R ERA: 0.98	(9, 1)	1.0	S	4	0	0	0	2	0	0	0	0	0	0	14	17	0.00	0.000

PITCHER	IP	WLS	BF	H	R	ER	SO	BB	IBB	HBP	BLK	WP	HR	S	P	ERA	WHIP

WP: 0 PB: 0 SB: 0 CS: 1 PA: 38

Batter	1	2	3	4	5	6	7	8	9	AB R H RBI BB SO LOB	BOTTOM
Darryl Hamilton, L (1, 8) OBP: 0.388, SLG: 0.357	B C B C X 2-2 ① G6-3			X 0-0 G4-6-3 1B	B S F B X 2-2 E3 1-2		B X 1-0 ② F8			4 0 1 0 0 0 1	Los Angeles Dodgers @ San Francisco Giants 3Com Park at Candlestick Point, San Francisco, CA Sun Jul 05 1998, 6:33 AM EDT Att. 40,111 - Sunny - 70 F
Bill Mueller, S (1, 4) (9, 5) OBP: 0.382, SLG: 0.410	B F B S B S 3-3 ② K			1 SAFE L B F X 1-2 ① ② G4-6-3 1-2f	B B B C S S 3-3 ③ K		B B B B 4-0 BB BB			3 0 0 0 1 2 3	
Barry Bonds, L (1, 7) OBP: 0.431, SLG: 0.553	C B C S 1-3 ③ K			B S C B X 2-2 2B		B B X 2-0 SF8 3B	B B C B F B 4-2 1-2 BB			3 1 2 0 1 1 0	
Stan Javier, S (1, 9) OBP: 0.359, SLG: 0.354		B X 1-0 ① G4-3		B B S S X 2-2 ③ G6-3		B F B B B 4-1 S BB BB	B C C B B X 3-2 ③ F8			3 0 0 0 1 0 3	
J.T. Snow, L (1, 3) OBP: 0.321, SLG: 0.413		B F S F S 1-3 ② K			F B B F B B 4-2 1B 1B BB	B S B X 2-1 ① SF8 3-H		C F C 0-3 ① ꓘ		2 1 0 1 1 2 0	
Charlie Hayes, R (1, 5) OBP: 0.362, SLG: 0.418 Robb Nen, R (9, 1)		F B X 1-1 ③ P8			B S B S X 2-2 1B G5-4-3 1-2 1B	1 SAFE 1 SAFE S S X 0-2 ② P3		B B T C S 2-3 ② K		4 1 1 0 0 1 1 0 0 0 0 0 0 0	livebaseballscorecards.com
Brent Mayne, L (1, 2) OBP: 0.409, SLG: 0.384			B B X 2-0 G5-4-3 1B		S X 0-1 G5-4-3 1-3 2-H 1B	B 1 SAFE B B B 4-0 S 1-2 BB		B B X 2-0 2B		3 0 3 1 1 0 0	**AB** 29 **R** 3 **H** 8 **RBI** 2 **BB** 5 **SO** 7 **LOB** 13
Rey Sanchez, R (1, 6) (9, 4) OBP: 0.333, SLG: 0.348			C S F X 0-2 ① ② G5-4-3 1-2f		X 0-0 ① ② G5-4-3 1-2f 3-H	C F B B C 2-3 ③ ꓘ 1-2 2-3		B X 1-0 ③ F8		4 0 0 0 0 1 5	
Shawn Estes, R (1, 1) OBP: 0.222, SLG: 0.229 Steve Reed, R (7, 1) OBP: 0.333, SLG: 0.333 Wilson Delgado, S (9, 6)			C B X 1-1 ③ G4-3		X 0-0 E 1B		S X 0-1 ① G1-3			2 0 1 0 0 0 0 1 0 0 0 0 0 0 0 0 0 0 0 0 0	
Inning Stats	R: 0 H: 0 E: 0 LOB: 0 K: 2 BB: 0 S: 9 P: 15	R: 0 H: 0 E: 0 LOB: 0 K: 1 BB: 0 S: 7 P: 10	R: 0 H: 1 E: 0 LOB: 0 K: 0 BB: 0 S: 7 P: 10	R: 0 H: 2 E: 0 LOB: 1 K: 0 BB: 0 S: 10 P: 15	R: 2 H: 3 E: 1 LOB: 2 K: 1 BB: 1 S: 15 P: 26	R: 1 H: 1 E: 0 LOB: 2 K: 1 BB: 2 S: 10 P: 24	R: 0 H: 0 E: 0 LOB: 2 K: 0 BB: 2 S: 8 P: 20	R: 0 H: 1 E: 0 LOB: 1 K: 2 BB: 0 S: 8 P: 13		1B: 5 SF: 1 2B: 2 SAC: 0 3B: 1 DP: 3 HR: 0 HBP: 0	WP: 0 PA: 35 PB: 0 SB: 2 CS: 0

PITCHER		IP	WLS	BF	H	R	ER	SO	BB	IBB	HBP	BLK	WP	HR	S	P	ERA	WHIP
37 Darren Dreifort, R ERA: 3.61	(1, 1)	6.0	L	26	7	3	3	5	3	0	0	0	0	0	58	100	4.50	1.667
Mark Guthrie, L ERA: 2.38	(7, 1)	2.0		9	1	0	0	2	2	0	0	0	0	0	16	33	0.00	1.500

PITCHER	IP	WLS	BF	H	R	ER	SO	BB	IBB	HBP	BLK	WP	HR	S	P	ERA	WHIP

Batter	1	2	3	4	5	6	7	8	9	AB	R	H	RBI	BB	SO	LOB
Darryl Hamilton, L (1, 8) OBP: 0.389, SLG: 0.357	B C B C F X 2-2 1B G4-6-3 1B		X 0-0 ① G4-3		B B B C B 4-1 BB		B C B F X 2-2 ② ③ G1-6-3 1-2f			3	1	1	0	1	0	1
Steve Reed, R (7, 1) OBP: 0.333, SLG: 0.333										0	0	0	0	0	0	0
Danny Darwin, R (8, 1) OBP: 0.097, SLG: 0.034										0	0	0	0	0	0	0
Wilson Delgado, S (1, 6) OBP: 0.400, SLG: 0.250	B X 1-0 G4-6-3 1-3 1B		B X 1-0 ② G4-3		C X 0-1 ② F7			B B X 2-0 ① F7		4	0	1	0	0	0	2
Barry Bonds, L (1, 7) OBP: 0.428, SLG: 0.548	B B X 2-0 ① ② G4-6-3 1-2f 3-H		B X 1-0 ③ F8		S B F B F F X 2-2 ③ G1-3			B B X 2-0 1B 1B		3	0	0	0	0	0	3
Brian Johnson, R (7, 7) OBP: 0.300, SLG: 0.397										1	0	1	0	0	0	0
Charlie Hayes, R (1, 5) OBP: 0.369, SLG: 0.422	B C B C F B F B 4-2 BB BB			X 0-0 ① G6-3		C S B X 1-2 1B WP G4-6-3 1B		F C B X 1-2 1-3 1B		3	1	2	0	1	0	0
J.T. Snow, L (1, 3) OBP: 0.324, SLG: 0.412	B B B B C B 4-1 FC6-4 1-2 BB			C C B S 1-3 ② K		B F F F B X 2-2 G4-6-3 1-3 1B		B F B B B F F C 3-3 ② K		3	0	1	0	1	2	2
Stan Javier, S (1, 9) OBP: 0.359, SLG: 0.353	X 0-0 ③ FC6-4 1-2f			B B B C X 3-1 1B		F B F B F F X 3-2 ① ② G4-6-3 1-2f 3-H		C B B X 2-1 ③ P3		3	0	1	0	0	0	3
Chris Jones, R (7, 9) OBP: 0.276, SLG: 0.317										1	0	0	0	0	0	2
Jeff Kent, R (1, 4) OBP: 0.351, SLG: 0.486		B X 1-0 ① G5-3		F S B X 1-2 ③ F9		F F B S 1-3 ③ K			X 0-0 ① G4-3	3	0	0	0	1	1	1
Bill Mueller, S (7, 4) OBP: 0.381, SLG: 0.409										1	0	0	0	0	0	0
Brent Mayne, L (1, 2) OBP: 0.405, SLG: 0.376		B C X 1-1 ② L6			B F B B C B 4-2 SH1-4 BB		B C C B S 2-3 ① K		B B X 2-0 ② G3	3	0	0	0	1	1	0
Shawn Estes, R (1, 1) OBP: 0.216, SLG: 0.222		C L B B B X 3-2 ③ G6-3			X 0-0 ① SH1-4 1-2		S B F B F X 2-2 G1-6-3 1B		B F X 1-1 ③ G3	1	0	0	0	0	0	0
Jim Poole, L (5, 1) OBP: 0.250, SLG: 0.500										0	0	0	0	0	0	0
Marvin Benard, L (7, PH) (7, 8) OBP: 0.321, SLG: 0.309										2	0	1	0	0	0	0
Inning Stats	R: 1 E: 0 K: 0 S: 13 H: 2 LOB: 2 BB: 2 P: 26	R: 0 E: 0 K: 0 S: 6 H: 0 LOB: 0 BB: 0 P: 11	R: 0 E: 0 K: 0 S: 3 H: 0 LOB: 0 BB: 0 P: 5	R: 0 E: 0 K: 1 S: 9 H: 1 LOB: 1 BB: 0 P: 14	R: 0 E: 0 K: 0 S: 11 H: 0 LOB: 2 BB: 2 P: 21	R: 1 E: 0 K: 1 S: 16 H: 2 LOB: 0 BB: 0 P: 23	R: 0 E: 0 K: 1 S: 10 H: 1 LOB: 0 BB: 0 P: 16	R: 0 E: 0 K: 1 S: 11 H: 2 LOB: 2 BB: 0 P: 21	R: 0 E: 0 K: 0 S: 4 H: 0 LOB: 0 BB: 0 P: 7	1B: 8 2B: 0 3B: 0 HR: 0 SF: 0 SAC: 1 DP: 3 HBP: 0							

PITCHER	IP	WLS	BF	H	R	ER	SO	BB	IBB	HBP	BLK	WP	HR	S	P	ERA	WHIP
Darryl Kile, R (1, 1) ERA: 4.95	6.0	W	25	5	2	2	2	4	0	0	0	1	0	58	100	3.00	1.500
Chuck McElroy, L (7, 1) ERA: 1.77	2.0		8	3	0	0	2	0	0	0	0	0	0	21	37	0.00	1.500
Jerry Dipoto, R (9, 1) ERA: 4.62	1.0		3	0	0	0	0	0	0	0	0	0	0	4	7	0.00	0.000

PITCHER	IP	WLS	BF	H	R	ER	SO	BB	IBB	HBP	BLK	WP	HR	S	P	ERA	WHIP

TOP

San Francisco Giants @ Colorado Rockies

Coors Field, Denver, CO

Fri Jul 10 1998, 7:05 PM MDT

Att. 48,174 - Overcast - 60 F

livebaseballscorecards.com

AB	31
R	2
H	8
RBI	0
BB	4
SO	4
LOB	14

WP: 1	PA: 36		
PB: 0			
SB: 0			
CS: 0			

BOTTOM

San Francisco Giants @ Colorado Rockies

Coors Field, Denver, CO

Fri Jul 10 1998, 7:05 PM MDT

Att. 48,174 - Overcast - 60 F

livebaseballscorecards.com

Batter	1	2	3	4	5	6	7	8	9	AB	R	H	RBI	BB	SO	LOB
Neifi Perez, S (1, 6) OBP: 0.332, SLG: 0.406	1-0 1B		0-0 SH1-4 1-2	0-0 HR 2-H		3-1 HR	0-2 F8			4	3	3	2	0	0	0
Ellis Burks, R (1, 8) (9, 7)	1-0 G4-6-3 1B 1-2		1-1 G6-3	0-1 HR 2-H		1-2 2B	2-2 G6-3			5	2	3	2	0	0	1
Dante Bichette, R (1, 7) OBP: 0.354, SLG: 0.512 Jeff Barry, S (9, 9) OBP: 0.212, SLG: 0.200	2-1 G4-6-3 1-2 2-H		3-1 G4-3	0-1		3-2 HR 3-H		1-0 F7		5 0	1 0	3 0	2 0	0 0	0 0	1 0
Larry Walker, L (1, 9) OBP: 0.408, SLG: 0.562 John Vander Wal, L (8, PH) OBP: 0.380, SLG: 0.526 Jerry Dipoto, R (9, 1)	0-1 G4-6-3 1-2f 2-3			P5 K		3-2 L4		2-0 F8		4 1 0	0 0 0	0 0 0	0 0 0	0 0 0	1 0 0	4 0 0
Vinny Castilla, R (1, 5) OBP: 0.358, SLG: 0.585	0-0 F9			1-0 17 HBP 3 2B	0-0 F8	1-1 2-H HR		1-0 3B		5	2	3	2	0	0	1
17 Todd Helton, L (1, 3) OBP: 0.343, SLG: 0.480		0-1 G3		2-2 3 2B 1-2 HBP	2-0 1B	3-3 K		1-2 G3		4	1	1	0	0	1	1
3 Mike Lansing, R (1, 4) OBP: 0.306, SLG: 0.350		1-0 G6-4-3 1B		2-2 S 2B 1-H 2-H	0-0 F7	2-0 1B				4	1	3	2	0	0	1
Kirt Manwaring, R (1, 2) OBP: 0.345, SLG: 0.333		2-2 G6-4-3 1-2f		2-1 2B 2-H	0-1 1-2 1B	3-1 P3				4	1	2	1	0	0	2
Darryl Kile, R (1, 1) OBP: 0.295, SLG: 0.372 Chuck McElroy, L (7, 1) 1 Curtis Goodwin, L (9, 8) OBP: 0.322, SLG: 0.309			1-2 SH1-4	3-2 G6-3	0-1 G4-3		1-3 K			3 1 0	0 0 0	1 0 0	0 0 0	0 1 0	0 0 0	3 0 0
Inning Stats	R: 1 H: 3 E: 0 LOB: 1 K: 0 BB: 0 S: 7 P: 11	R: 0 H: 1 E: 0 LOB: 0 K: 0 BB: 0 S: 6 P: 9	R: 0 H: 1 E: 0 LOB: 1 K: 0 BB: 0 S: 8 P: 13	R: 6 H: 6 E: 0 LOB: 1 K: 1 BB: 0 S: 24 P: 38	R: 0 H: 2 E: 0 LOB: 2 K: 0 BB: 0 S: 7 P: 9	R: 4 H: 5 E: 0 LOB: 1 K: 1 BB: 0 S: 24 P: 43	R: 0 H: 0 E: 0 LOB: 0 K: 1 BB: 0 S: 9 P: 12	R: 0 H: 1 E: 0 LOB: 1 K: 0 BB: 0 S: 6 P: 11		1B: 10 SF: 0 2B: 4 SAC: 1 3B: 2 DP: 2 HR: 3 HBP: 1						

	AB	40
	R	11
	H	19
	RBI	11
	BB	0
	SO	3
	LOB	14

WP: 0 PA: 42
PB: 0
SB: 1
CS: 0

PITCHER		IP	WLS	BF	H	R	ER	SO	BB	IBB	HBP	BLK	WP	HR	S	P	ERA	WHIP
Shawn Estes, L ERA: 4.42	(1, 1)	4.0	L	22	11	7	7	1	0	0	1	0	0	1	45	71	15.75	2.750
Jim Poole, L ERA: 5.29	(5, 1)	2.0		13	7	4	4	1	0	0	0	0	0	2	31	52	18.00	3.500
Steve Reed, R ERA: 1.75	(7, 1)	1.0		3	0	0	0	1	0	0	0	0	0	0	9	12	0.00	0.000
Danny Darwin, R ERA: 4.38	(8, 1)	1.0		4	1	0	0	0	0	0	0	0	0	0	6	11	0.00	1.000

PITCHER	IP	WLS	BF	H	R	ER	SO	BB	IBB	HBP	BLK	WP	HR	S	P	ERA	WHIP

San Francisco Giants @ Colorado Rockies

Coors Field, Denver, CO

Sat Jul 11 1998, 7:05 PM MDT

Att. 48,262 - Cloudy - 90 F

TOP

livebaseballscorecards.com

Batter	1	2	3	4	5	6	7	8	9	AB	R	H	RBI	BB	SO	LOB
Darryl Hamilton, L (1, 8) OBP: 0.398, SLG: 0.364	C S B X 1-2 G4-3 1B 1B		B C X 1-1 1B 2B	B B B B 4-0 1B 1-2 3-H BB		B B B B 4-0 PO 2-3 BB			C C B B F F F B B 4-2 BB	2	2	2	0	3	0	0
Bill Mueller, S (1, 5) (8, 4) OBP: 0.381, SLG: 0.409	B B B C C X 3-2 ① G4-3 1-2		X 0-0 G6-4-3 2-H 1B	X 0-0 1-2 2-3 1B		B F 1 SAFE 1-1 ③ PO 1-2	B C B C X 2-2 ① G5		X 0-0 ② L9	5	0	2	1	0	0	2
Barry Bonds, L (1, 7) OBP: 0.422, SLG: 0.539	B C B B X 3-1 ② F7		B X 1-0 ① F8	B B X 2-0 ③ P6			F B X 1-1 ② F8		C F B C 1-3 ③ K	5	0	0	0	0	1	6
Stan Javier, S (1, 9) OBP: 0.358, SLG: 0.352	B B C X 2-1 PB S 2-H 1B		X 0-0 ② ③ G6-4-3 1-2f		C C C 0-3 ① K		X 0-0 ③ G5-3			4	0	1	1	0	1	1
J.T. Snow, L (1, 3) OBP: 0.326, SLG: 0.408	B C B C B B 4-2 1-3 BB			F F B B B B 4-2 1B 1B BB	X 0-0 ② F8			F S X 0-2 ① F7		2	1	0	0	2	0	0
Jeff Kent, R (1, 4) OBP: 0.349, SLG: 0.483 John Johnstone, R (8, 1)	B C F S 1-3 ③ K		B X 1-0 ① 1-3 1B	C F X 0-2 ③ G3				B F F B X 2-2 ② G6-3		4 0	0 0	1 0	0 0	0 0	1 0	2 0
Brian Johnson, R (1, 2) OBP: 0.303, SLG: 0.404		X 0-0 FC1-6-4 2B	B B C B X 3-1 ② G5-3		X 0-0 ① G4-3			F B X 1-1 FC6 1B		4	0	2	0	0	0	1
Rey Sanchez, R (1, 6) OBP: 0.332, SLG: 0.347	B F X 1-1 ① ② FC1-6-4 2-3		X 0-0 1B WP 3-H 1B		B X 1-0 ② G5-3			B X 1-0 ③ FC6 1-2f		4	1	1	1	0	0	2
Orel Hershiser, R (1, 1) OBP: 0.244, SLG: 0.231 Rich Rodriguez, L (7, 1) OBP: 0.333, SLG: 0.333 Charlie Hayes, R (8, 5) OBP: 0.367, SLG: 0.420		B B C F X 2-2 ③ G4-3	L X 0-1 1B WP 1-3 1B		X 0-0 WP 2B			X 0-0 ① F9		3 0 1	0 0 0	2 0 0	0 0 0	0 0 0	0 0 0	0 0 0

Inning Stats	R: 1 E: 0 K: 1 S: 15	H: 2 LOB: 2 BB: 1 P: 29	R: 0 E: 0 K: 0 S: 6	H: 1 LOB: 0 BB: 0 P: 9	R: 1 E: 0 K: 0 S: 5	H: 2 LOB: 0 BB: 0 P: 7	R: 2 E: 0 K: 0 S: 10	H: 4 LOB: 3 BB: 2 P: 24	R: 0 E: 0 K: 1 S: 7	H: 0 LOB: 0 BB: 0 P: 7	R: 0 E: 0 K: 0 S: 4	H: 1 LOB: 1 BB: 1 P: 10	R: 0 E: 0 K: 0 S: 6	H: 0 LOB: 0 BB: 0 P: 9	R: 0 E: 0 K: 0 S: 9	H: 1 LOB: 1 BB: 0 P: 13	R: 0 E: 0 K: 1 S: 10	H: 0 LOB: 1 BB: 1 P: 15	1B: 8 2B: 4 3B: 0 HR: 0	SF: 0 SAC: 0 DP: 2 HBP: 0	WP: 2 PB: 1 SB: 1 CS: 0	PA: 40

	AB	34
	R	4
	H	11
	RBI	3
	BB	5
	SO	3
	LOB	14

PITCHER		IP	WLS	BF	H	R	ER	SO	BB	IBB	HBP	BLK	WP	HR	S	P	ERA	WHIP
Jamey Wright, R ERA: 6.03	(1, 1)	6.0		28	10	4	4	2	4	0	0	0	2	0	47	86	6.00	2.333
Chuck McElroy, L ERA: 1.73	(7, 1)	1.0	W	3	0	0	0	0	0	0	0	0	0	0	6	9	0.00	0.000
Mike DeJean, R ERA: 2.25	(8, 1)	1.0		4	1	0	0	0	0	0	0	0	0	0	9	13	0.00	1.000
Jerry Dipoto, R ERA: 4.54	(9, 1)	0.2		3	0	0	0	0	1	0	0	0	0	0	7	11	0.00	1.500
Mike Munoz, L ERA: 5.92	(9, 1)	0.1	S	1	0	0	0	1	0	0	0	0	0	0	3	4	0.00	0.000

PITCHER		IP	WLS	BF	H	R	ER	SO	BB	IBB	HBP	BLK	WP	HR	S	P	ERA	WHIP

Batter	1	2	3	4	5	6	7	8	9	AB	R	H	RBI	BB	SO	LOB
Neifi Perez, S (1, 6) OBP: 0.332, SLG: 0.403	C S L 0-3 ① K		X 0-0 ① G4-3		C X 0-1 ① F7		B B B C F B 4-2 1B 2B 1-2 BB			3	1	0	0	1	1	0
Ellis Burks, R (1, 8) (8, 7)	X 0-0 E6		C X 0-1 ② F9		C B B X 2-1 G6-3 1B		B C X 1-1 2B 1-2 2-3 1B			4	1	2	0	0	0	0
Dante Bichette, R (1, 7) OBP: 0.356, SLG: 0.523 1 Curtis Goodwin, L (7, PR) OBP: 0.322, SLG: 0.309 (8, 8)	B B X 2-0 ② F9		B C F X 1-2 HR		B B F X 2-1 ② ③ G6-3 1-2f		B X 1-0 1-H 2-H 3-H 2B			4 0	1 0	2 0	4 0	0 0	0 0	2 0
Larry Walker, L (1, 9) OBP: 0.403, SLG: 0.553	X 0-0 ③ G4-3		X 0-0 ③ F6			S F B F X 1-2 ① G3	C B B X 2-1 ③ G3			4	0	0	0	0	0	2
Vinny Castilla, R (1, 5) OBP: 0.357, SLG: 0.582		X 0-0 ① G4-3		F X 0-1 3 FC5-4 1B		C X 0-1 ② P4		X 0-0 ① G6-3		4	0	1	0	0	0	0
17 Todd Helton, L (1, 3) OBP: 0.345, SLG: 0.484		B X 1-0 3 2B 1B		X 0-0 ① P6		B B B C X 3-1 ③ G3		C B B F F X 2-2 2B		4	1	2	0	0	0	1
3 Mike Lansing, R (1, 4) OBP: 0.306, SLG: 0.352		C B X 1-1 1-H 2B		B X 1-0 ② FC5-4 BB 1-2f			X 0-0 ① G4-3	C X 0-1 ② G5-3		4	0	1	1	0	0	2
Jeff Reed, L (1, 2) OBP: 0.352, SLG: 0.417		B C B X 2-1 ② G5-3		B B B B 4-0 1-2 BB			B X 1-0 ② G3	C C F B B X 2-2 ③ F7		3	0	0	0	1	0	2
Jamey Wright, R (1, 1) OBP: 0.167, SLG: 0.172 Chuck McElroy, L (7, 1) Jeff Barry, S (7, PH) OBP: 0.235, SLG: 0.226 Mike DeJean, R (8, 1) Jerry Dipoto, R (9, 1) Mike Munoz, L (9, 1)	B C X 1-1 ③ G6-3		F F B X 1-2 ③ G1-3				B S B X 2-1 1B BB 2B 1B			2 0 1 0 0 0 0	0 0 1 0 0 0 0	0 0 1 0 0 0 0	0 0 1 0 0 0 0	0 0 0 0 0 0 0	0 0 0 0 0 0 0	3 0 0 0 0 0 0
Inning Stats	R: 0 E: 1 K: 1 S: 6 H: 0 LOB: 1 BB: 0 P: 8	R: 1 E: 0 K: 0 S: 8 H: 2 LOB: 1 BB: 0 P: 13	R: 1 E: 0 K: 0 S: 7 H: 1 LOB: 0 BB: 0 P: 8	R: 0 E: 0 K: 0 S: 7 H: 1 LOB: 2 BB: 1 P: 13	R: 0 E: 0 K: 0 S: 6 H: 1 LOB: 0 BB: 0 P: 10	R: 0 E: 0 K: 0 S: 8 H: 0 LOB: 0 BB: 0 P: 12	R: 3 E: 0 K: 0 S: 11 H: 3 LOB: 1 BB: 1 P: 22	R: 0 E: 0 K: 0 S: 11 H: 1 LOB: 1 BB: 0 P: 15		1B: 5 2B: 3 3B: 0 HR: 1	SF: 0 SAC: 0 DP: 1 HBP: 0			WP: 0 PB: 0 SB: 0 CS: 0	PA: 35	

PITCHER		IP	WLS	BF	H	R	ER	SO	BB	IBB	HBP	BLK	WP	HR	S	P	ERA	WHIP
Orel Hershiser, R ERA: 4.01	(1, 1)	6.2	L	30	8	5	5	1	2	0	0	0	0	1	51	82	6.75	1.500
Rich Rodriguez, L ERA: 4.7	(7, 1)	0.1		1	0	0	0	0	0	0	0	0	0	0	2	4	0.00	0.000
John Johnstone, R ERA: 2.81	(8, 1)	1.0		4	1	0	0	0	0	0	0	0	0	0	11	15	0.00	1.000

PITCHER	IP	WLS	BF	H	R	ER	SO	BB	IBB	HBP	BLK	WP	HR	S	P	ERA	WHIP

BOTTOM

San Francisco Giants @ Colorado Rockies

Coors Field, Denver, CO

Sat Jul 11 1998, 7:05 PM MDT

Att. 48,262 - Cloudy - 90 F

livebaseballscorecards.com

AB	33
R	5
H	9
RBI	5
BB	2
SO	1
LOB	12

Batter	1	2	3	4	5	6	7	8	9	AB	R	H	RBI	BB	SO	LOB
Darryl Hamilton, L (1, 8) OBP: 0.393, SLG: 0.359	L3	G4-3			G6-3		SH1-4		F7	4	0	0	0	0	0	2
Bill Mueller, S (1, 4) OBP: 0.380, SLG: 0.405	HR, BB	G6-3			F9		L6			3	1	0	0	1	0	2
Barry Bonds, L (1, 7) OBP: 0.421, SLG: 0.545	HR		G1-3		F8		P6			4	1	1	2	0	0	1
Charlie Hayes, R (1, 5) OBP: 0.365, SLG: 0.416	1B		K		K			F9		4	1	1	0	0	2	0
J.T. Snow, L (1, 3) OBP: 0.329, SLG: 0.410	F8		1B		1B			G5-3		4	0	2	0	0	0	1
Stan Javier, S (1, 9) OBP: 0.356, SLG: 0.351	1B		G4-3		F7			F8		4	0	1	0	0	0	2
Steve Reed, R (8, 1) OBP: 0.333, SLG: 0.333										0	0	0	0	0	0	0
Brian Johnson, R (1, 2) OBP: 0.307, SLG: 0.406	1B			G6-3	1B				F8	4	0	2	1	0	0	0
Rey Sanchez, R (1, 6) OBP: 0.330, SLG: 0.345		1B		G1-3		F9			G3	4	0	1	0	0	0	2
Kirk Rueter, L (1, 1) OBP: 0.212, SLG: 0.212		SH1-4		G4-3			BB		1B	1	0	0	0	0	0	0
Ramon Martinez, R (7, PH) OBP: 0.438, SLG: 0.385										0	0	0	0	1	0	0
Julian Tavarez, L (7, 1)										0	0	0	0	0	0	0
Dean Hartgraves, R (7, 1)										0	0	0	0	0	0	0
Marvin Benard, L (8, 9) OBP: 0.327, SLG: 0.316										1	0	1	0	0	0	0
Inning Stats	R: 3 E: 0 K: 0 S: 16 H: 4 LOB: 1 BB: 1 P: 29	R: 0 E: 0 K: 0 S: 12 H: 1 LOB: 1 BB: 0 P: 15	R: 0 E: 0 K: 1 S: 9 H: 1 LOB: 1 BB: 0 P: 15	R: 0 E: 0 K: 0 S: 7 H: 0 LOB: 0 BB: 0 P: 10	R: 0 E: 0 K: 0 S: 5 H: 0 LOB: 0 BB: 0 P: 7	R: 0 E: 0 K: 1 S: 11 H: 2 LOB: 2 BB: 0 P: 19	R: 0 E: 0 K: 0 S: 9 H: 0 LOB: 1 BB: 1 P: 16	R: 0 E: 0 K: 0 S: 7 H: 0 LOB: 0 BB: 0 P: 10	R: 0 E: 0 K: 0 S: 8 H: 1 LOB: 1 BB: 0 P: 14	1B: 8 2B: 0 3B: 0 HR: 1 SF: 0 SAC: 2 DP: 0 HBP: 0						

PITCHER		IP	WLS	BF	H	R	ER	SO	BB	IBB	HBP	BLK	WP	HR	S	P	ERA	WHIP
Pedro Astacio, R ERA: 6.1	(1, 1)	6.2	W	29	8	3	3	2	2	0	0	0	0	1	67	108	4.05	1.500
Chuck McElroy, L ERA: 1.71	(7, 1)	0.1		1	0	0	0	0	0	0	0	0	0	0	2	3	0.00	0.000
Mike DeJean, R ERA: 2.17	(8, 1)	1.2		6	1	0	0	0	0	0	0	0	0	0	14	22	0.00	0.600
Mike Munoz, L ERA: 5.84	(9, 1)	0.1	S	1	0	0	0	0	0	0	0	0	0	0	1	2	0.00	0.000

PITCHER	IP	WLS	BF	H	R	ER	SO	BB	IBB	HBP	BLK	WP	HR	S	P	ERA	WHIP

San Francisco Giants @ Colorado Rockies

Coors Field, Denver, CO

Sun Jul 12 1998, 7:05 PM MDT

Att. 48,334 - Cloudy - 90 F

TOP

livebaseballscorecards.com

AB	33
R	3
H	9
RBI	3
BB	2
SO	2
LOB	10

WP: 0	PA: 37		
PB: 0			
SB: 0			
CS: 0			

Batter	1	2	3	4	5	6	7	8	9	AB	R	H	RBI	BB	SO	LOB
Neifi Perez, S (1, 6) OBP: 0.328, SLG: 0.398	G6-3		FC1-5	G4-3			G5-3			4	1	0	0	0	0	3
Ellis Burks, R (1, 8) (8, 7) OBP: 0.348, SLG: 0.510	P4		2B SF7 BB		F9		1B 1B			3	1	1	0	1	0	0
Dante Bichette, R (1, 7) OBP: 0.357, SLG: 0.525	L6		2B		P4		1B			4	0	2	3	0	0	0
Mike DeJean, R (8, 1)										0	0	0	0	0	0	0
Mike Munoz, L (9, 1)										0	0	0	0	0	0	0
Larry Walker, L (1, 9) OBP: 0.404, SLG: 0.555		1B 2B	FC6 HBP		G6-3		K			3	0	1	0	0	1	2
Vinny Castilla, R (1, 5) OBP: 0.354, SLG: 0.577		G6-3	SF7 3-H			G3		G5-3		3	0	0	1	0	0	1
Greg Colbrunn, R (1, 3) OBP: 0.356, SLG: 0.450		3 L1-3 1B	FC6 1-2f			3 L1-3 1B		1B		3	0	2	0	0	0	2
17 Todd Helton, L (8, 3) OBP: 0.347, SLG: 0.486										1	0	1	0	0	0	0
3 Mike Lansing, R (1, 4) OBP: 0.302, SLG: 0.348		L1-3 1-2		P3		L1-3 1-2		K		4	0	0	0	0	1	4
Kirt Manwaring, R (1, 2) OBP: 0.353, SLG: 0.356			FC1-5 SH 1B	HR			1B SH1-4 1B HBP		K	3	2	2	1	0	1	1
Pedro Astacio, R (1, 1) OBP: 0.194, SLG: 0.176			SH BB FC1-5 2B 1-2	K			SH1-4 1-2			1	1	0	0	0	1	0
Chuck McElroy, L (7, 1)										0	0	0	0	0	0	0
1 Curtis Goodwin, L (8, 8) OBP: 0.322, SLG: 0.309										0	0	0	0	0	0	0
Inning Stats	R: 0 E: 0 K: 0 S: 8 H: 0 LOB: 0 BB: 0 P: 15	R: 0 E: 0 K: 0 S: 5 H: 2 LOB: 1 BB: 0 P: 10	R: 3 E: 1 K: 0 S: 15 H: 2 LOB: 2 BB: 1 P: 29	R: 1 E: 0 K: 1 S: 10 H: 1 LOB: 0 BB: 0 P: 14	R: 0 E: 0 K: 0 S: 6 H: 0 LOB: 0 BB: 0 P: 9	R: 0 E: 0 K: 0 S: 7 H: 1 LOB: 0 BB: 0 P: 11	R: 1 E: 0 K: 1 S: 10 H: 2 LOB: 2 BB: 0 P: 19	R: 0 E: 0 K: 2 S: 13 H: 1 LOB: 1 BB: 0 P: 19		1B: 6 2B: 4 3B: 0 HR: 1	SF: 1 SAC: 2 DP: 2 HBP: 2					

PITCHER	IP	WLS	BF	H	R	ER	SO	BB	IBB	HBP	BLK	WP	HR	S	P	ERA	WHIP
Kirk Rueter, L (1, 1) ERA: 4.13	6.0	L	25	6	4	2	1	1	0	1	0	0	1	51	88	3.00	1.167
Julian Tavarez, R (7, 1) ERA: 2.71	0.2		5	2	1	1	0	0	0	1	0	0	0	7	14	13.50	3.000
Dean Hartgraves, L (7, 1) ERA:	0.2		3	1	0	0	1	0	0	0	0	0	0	8	13	0.00	1.500
Steve Reed, R (8, 1) ERA: 1.72	0.2		2	0	0	0	2	0	0	0	0	0	0	8	11	0.00	0.000

PITCHER	IP	WLS	BF	H	R	ER	SO	BB	IBB	HBP	BLK	WP	HR	S	P	ERA	WHIP

BOTTOM

San Francisco Giants @ Colorado Rockies

Coors Field, Denver, CO

Sun Jul 12 1998, 7:05 PM MDT

Att. 48,334 - Cloudy - 90 F

livebaseballscorecards.com

AB	29
R	5
H	9
RBI	5
BB	1
SO	4
LOB	13

WP: 0	PA: 35		
PB: 0			
SB: 0			
CS: 0			

Batter	1	2	3	4	5	6	7	8	9	AB	R	H	RBI	BB	SO	LOB
Darryl Hamilton, L (1, 8) OBP: 0.392, SLG: 0.358	C B F B S 2-3 ① K		C B X 1-1 ③ F7		S X 0-1 ② F9		X 0-0 1B			4	0	1	0	0	1	1
Bill Mueller, S (1, 5) OBP: 0.376, SLG: 0.400	B X 1-0 ② F8			B X 1-0 ① G6-3	B B X 2-0 ③ F7		B B F X 2-1 ③ G4-3			4	0	0	0	0	0	2
Barry Bonds, L (1, 7) OBP: 0.421, SLG: 0.551	B F C C 1-3 ③ K			B F X 1-1 ① HR 2B		B S X 1-1 ① F9		B B C X 2-1 S E 2B		4	2	2	0	0	1	0
Jeff Kent, R (1, 4) OBP: 0.348, SLG: 0.491		X 0-0 ① F8		B C S B X 2-2 ② P4		C B F F F X 1-2 HR		C B B X 2-1 ① P3 2-H		4	1	1	1	0	0	1
J.T. Snow, L (1, 3) OBP: 0.331, SLG: 0.409		F B X 1-1 1B 1B		B S S B B 4-1 HR BB		C S B X 1-2 ② G6-3		X 0-0 ② G1-6-3		3	1	1	0	1	0	0
Stan Javier, S (1, 9) OBP: 0.361, SLG: 0.366		X 0-0 G6-3 1-2 1B		X 0-0 1-H 2-H HR		C X 0-1 1B		X 0-0 ③ F9		4	1	3	3	0	0	0
Brian Johnson, R (1, 2) OBP: 0.303, SLG: 0.400 John Johnstone, R (6, 1) Wilson Delgado, S (9, PH) OBP: 0.333, SLG: 0.200		X 0-0 ② ③ G6-3 1-2f		X 0-0 ③ F8		1 SAFE C C B S 1-3 ③ K			S X 0-1 ① G1-3	3 0 1	0 0 0	0 0 0	0 0 0	0 0 0	1 0 0	3 0 0
Rey Sanchez, R (1, 6) OBP: 0.326, SLG: 0.340 Marvin Benard, L (9, PH) OBP: 0.324, SLG: 0.313			F C B X 1-2 ① G6-3		X 0-0 ① F7		C B F X 1-2 ① G5-3		F B X 1-1 ② L6	3 1	0 0	0 0	0 0	0 0	0 0	0 0
Danny Darwin, R (1, 1) OBP: 0.121, SLG: 0.097 Brent Mayne, L (6, 2) OBP: 0.400, SLG: 0.371			S S B F B S 2-3 ② K		B B X 2-0 2B		B B B C X 3-1 ② F7		B C X 1-1 ③ G6-3	2 2	0 0	1 0	0 0	0 0	1 0	0 0
Inning Stats	R: 0 E: 0 K: 2 S: 7 H: 0 LOB: 0 BB: 0 P: 11	R: 0 E: 0 K: 0 S: 5 H: 2 LOB: 1 BB: 0 P: 6	R: 0 E: 0 K: 1 S: 9 H: 0 LOB: 0 BB: 0 P: 13	R: 3 E: 0 K: 0 S: 9 H: 2 LOB: 0 BB: 1 P: 17	R: 0 E: 0 K: 0 S: 5 H: 1 LOB: 1 BB: 0 P: 9	R: 1 E: 0 K: 1 S: 15 H: 2 LOB: 1 BB: 0 P: 19	R: 0 E: 0 K: 0 S: 8 H: 1 LOB: 1 BB: 0 P: 14	R: 1 E: 0 K: 0 S: 6 H: 1 LOB: 0 BB: 0 P: 10	R: 0 E: 0 K: 0 S: 6 H: 0 LOB: 0 BB: 0 P: 8	1B: 4 2B: 3 3B: 0 HR: 2	SF: 0 SAC: 0 DP: 1 HBP: 0					

PITCHER	IP	WLS	BF	H	R	ER	SO	BB	IBB	HBP	BLK	WP	HR	S	P	ERA	WHIP
Dave Mlicki, R (1, 1) ERA: 4.6	6.2	W	28	8	4	4	4	1	0	0	0	0	2	56	85	5.40	1.350
Scott Radinsky, L (7, 1) ERA: 2.89	1.1		5	1	1	0	0	0	0	0	0	0	0	8	14	0.00	0.750
Jeff Shaw, R (9, 1) ERA: 1.74	1.0	S	3	0	0	0	0	0	0	0	0	0	0	6	8	0.00	0.000

PITCHER	IP	WLS	BF	H	R	ER	SO	BB	IBB	HBP	BLK	WP	HR	S	P	ERA	WHIP

TOP

San Francisco Giants @ Los Angeles Dodgers
Dodger Stadium, Los Angeles, CA
Mon Jul 13 1998, 7:05 PM PDT
Att. 36,409 - Unknown - 78 F

livebaseballscorecards.com

AB	35
R	5
H	9
RBI	4
BB	1
SO	4
LOB	7

WP: 0	PB: 0	SB: 1	CS: 0	PA: 36					

BOTTOM

San Francisco Giants @ Los Angeles Dodgers
Dodger Stadium, Los Angeles, CA
Mon Jul 13 1998, 7:05 PM PDT
Att. 36,409 - Unknown - 78 F

livebaseballscorecards.com

Batter	1	2	3	4	5	6	7	8	9	AB	R	H	RBI	BB	SO	LOB
Wilton Guerrero, S (1, 4) OBP: 0.298, SLG: 0.362	G4-3 3B	F8		F7		G4-3				4	1	1	0	0	0	2
Juan Castro, R (1, 6) OBP: 0.282, SLG: 0.292	G4-3 3-H	L9			1B 1B	2-H 1B				4	1	2	2	0	0	1
Raul Mondesi, R (1, 8) OBP: 0.315, SLG: 0.529	HR		P3		1 SAFE K	1 SAFE L5				4	1	1	1	0	1	2
Gary Sheffield, R (1, 9) OBP: 0.441, SLG: 0.538	HR 2B		SF8 1B		1B 1-2 1B		F9			4	2	3	0	0	0	0
Eric Karros, R (1, 3) OBP: 0.365, SLG: 0.461	2 SAFE 2-H HR		FC6-4 1-3 1B		F9		G4-3			4	1	2	2	0	0	2
Bobby Bonilla, S (1, 7) OBP: 0.298, SLG: 0.347	L4		SF8 3-H		1-3 2-H 1B		1B			3	0	2	2	0	0	0
Jim Eisenreich, L (8, 7) OBP: 0.266, SLG: 0.254										0	0	0	0	0	0	0
Adrian Beltré, R (1, 5) OBP: 0.234, SLG: 0.318	F7		FC6-4 1-2f		P3			K		4	0	0	0	0	1	3
Charles Johnson, R (1, 2) OBP: 0.261, SLG: 0.356		F9		F7		P5		L4		4	0	0	0	0	0	0
Dave Mlicki, R (1, 1) OBP: 0.226, SLG: 0.207										3	1	1	0	0	0	0
Scott Radinsky, L (7, 1)										0	0	0	0	0	0	0
Roger Cedeno, S (8, PH) OBP: 0.341, SLG: 0.298										1	0	0	0	0	0	0
Jeff Shaw, R (9, 1)		1B		F8		E4 1B		L6		0	0	0	0	0	0	0
Inning Stats	R: 4 H: 4 E: 0 LOB: 0 K: 0 BB: 0 S: 12 P: 21	R: 0 H: 1 E: 0 LOB: 1 K: 0 BB: 0 S: 8 P: 11	R: 1 H: 2 E: 0 LOB: 1 K: 0 BB: 0 S: 10 P: 14	R: 0 H: 0 E: 0 LOB: 0 K: 0 BB: 0 S: 5 P: 8	R: 1 H: 3 E: 0 LOB: 2 K: 1 BB: 0 S: 8 P: 13	R: 1 H: 1 E: 1 LOB: 1 K: 0 BB: 0 S: 11 P: 16	R: 0 H: 1 E: 0 LOB: 1 K: 0 BB: 0 S: 6 P: 8	R: 0 H: 0 E: 0 LOB: 0 K: 1 BB: 0 S: 7 P: 10		1B: 8 SF: 1 2B: 1 SAC: 0 3B: 1 DP: 0 HR: 2 HBP: 0						

	AB	35
	R	7
	H	12
	RBI	7
	BB	0
	SO	2
	LOB	10

WP: 0 PA: 36
PB: 0
SB: 0
CS: 0

PITCHER		IP	WLS	BF	H	R	ER	SO	BB	IBB	HBP	BLK	WP	HR	S	P	ERA	WHIP
Danny Darwin, R ERA: 4.66	(1, 1)	5.2	L	29	11	7	6	1	0	0	0	0	0	2	52	79	9.53	1.941
John Johnstone, R ERA: 2.68	(6, 1)	2.1		7	1	0	0	1	0	0	0	0	0	0	15	22	0.00	0.429

PITCHER	IP	WLS	BF	H	R	ER	SO	BB	IBB	HBP	BLK	WP	HR	S	P	ERA	WHIP

Batter	1	2	3	4	5	6	7	8	9	AB	R	H	RBI	BB	SO	LOB
Darryl Hamilton, L (1, 8) OBP: 0.390, SLG: 0.357	B X 1-0 L6-3 1B		B B X 2-0 ③ F9			C C X 0-2 ② G3		C F B C 1-3 ① K		4	0	1	0	0	1	0
Rey Sanchez, R (1, 6) OBP: 0.325, SLG: 0.338	B 1 SAFE B X 2-0 ① ② L6-3 1-2			F X 0-1 ① G6-3		C F B C 1-3 ③ K		F X 0-1 1B		4	0	1	0	0	1	1
Barry Bonds, L (1, 7) OBP: 0.420, SLG: 0.545	X 0-0 ③ P4			C B B X 2-1 ② F9			B C B B B 4-1 G1-6-3 BB 1B BB	L S S 0-3 ② K		3	1	0	0	1	1	1
Jeff Kent, R (1, 4) OBP: 0.347, SLG: 0.485		B C B X 2-1 ① F8		F X 0-1 ③ G4-3			C B B 1 SAFE 1 SAFE B B 4-1 G1-6-3 1-2 BB	S B F C 1-3 ③ K		3	0	0	0	1	1	1
J.T. Snow, L (1, 3) OBP: 0.330, SLG: 0.406		B B X 2-0 ② F9			C C B B F F B F X 3-2 CS 1B 1B		F B B B 2 SAFE X 3-1 ① ② G1-6-3 1-2f 2-3		C F B B B C 2-3 ① K	4	0	1	0	0	1	2
Stan Javier, S (1, 9) OBP: 0.363, SLG: 0.369		F X 0-1 2B			F S B C 1-3 ① K		B B C B B 4-1 1B BB		B C B X 2-1 ② G6-3	3	0	1	0	1	1	1
Charlie Hayes, R (1, 5) OBP: 0.369, SLG: 0.420 Steve Reed, R (7, 1) OBP: 0.333, SLG: 0.333 Chris Jones, R (9, PH) OBP: 0.274, SLG: 0.314 John Johnstone, R (9, 1) Robb Nen, R (9, 1)		B C F F B C 2-3 ③ K			C B X 1-1 1-2 1B		F X 0-1 HBP 1-3 3-H 1B		C F B S 1-3 ③ K	3 0 1 0 0	0 0 0 0 0	2 0 0 0 0	1 0 0 0 0	0 0 1 0 0	1 0 0 0 0	1 0 0 0 0
Brian Johnson, R (1, 2) OBP: 0.303, SLG: 0.396			C F F B B X 1-2 ① G4-3		C S B B B F S 3-3 ② ③ K 2-3		F B H 2-1 1-2 HBP			2	0	0	0	0	1	2
Mark Gardner, R (1, 1) OBP: 0.250, SLG: 0.237 Bill Mueller, S (7, PH) OBP: 0.375, SLG: 0.399 (7, 5)			F X 0-1 ② G1-3			B C B S B S 3-3 ① K	F S 0-3 ③ K			2 1	0 0	0 0	0 0	0 0	1 1	0 3
Inning Stats	R: 0 E: 0 K: 0 S: 3 H: 1 LOB: 0 BB: 0 P: 6	R: 0 E: 0 K: 1 S: 9 H: 1 LOB: 1 BB: 0 P: 15	R: 0 E: 0 K: 0 S: 7 H: 0 LOB: 0 BB: 0 P: 10	R: 0 E: 0 K: 0 S: 6 H: 0 LOB: 0 BB: 0 P: 8	R: 0 E: 0 K: 2 S: 15 H: 2 LOB: 2 BB: 0 P: 23	R: 0 E: 0 K: 2 S: 9 H: 0 LOB: 0 BB: 0 P: 13	R: 1 E: 0 K: 1 S: 11 H: 1 LOB: 3 BB: 3 P: 28	R: 0 E: 0 K: 3 S: 11 H: 1 LOB: 1 BB: 0 P: 13	R: 0 E: 0 K: 2 S: 8 H: 0 LOB: 0 BB: 0 P: 13	1B: 5 2B: 3 3B: 0 HR: 0	SF: 0 SAC: 0 DP: 3 HBP: 1			WP: 0 PB: 0 SB: 0 CS: 1	PA: 34		

PITCHER		IP	WLS	BF	H	R	ER	SO	BB	IBB	HBP	BLK	WP	HR	S	P	ERA	WHIP
Chan Ho Park, R ERA: 4.32	(1, 1)	6.2		24	4	1	1	5	3	0	0	0	0	0	54	95	1.35	1.050
Antonio Osuna, R ERA: 1.9	(7, 1)	0.1		3	1	0	0	1	0	0	1	0	0	0	6	8	0.00	3.000
Scott Radinsky, L ERA: 2.75	(8, 1)	2.0	W	7	1	0	0	5	0	0	0	0	0	0	19	26	0.00	0.500

PITCHER	IP	WLS	BF	H	R	ER	SO	BB	IBB	HBP	BLK	WP	HR	S	P	ERA	WHIP

TOP

San Francisco Giants @ Los Angeles Dodgers

Dodger Stadium, Los Angeles, CA

Tue Jul 14 1998, 7:05 PM PDT

Att. 41,513 - Unknown - 78 F

livebaseballscorecards.com

AB	30
R	1
H	6
RBI	1
BB	3
SO	11
LOB	12

San Francisco Giants @ Los Angeles Dodgers

Dodger Stadium, Los Angeles, CA

Tue Jul 14 1998, 7:05 PM PDT

Att. 41,513 - Unknown - 78 F

livebaseballscorecards.com

BOTTOM

Batter	1	2	3	4	5	6	7	8	9	AB	R	H	RBI	BB	SO	LOB
Wilton Guerrero, S (1, 4) OBP: 0.288, SLG: 0.350	F7		K			K		G3		4	0	0	0	0	2	1
Juan Castro, R (1, 6) OBP: 0.273, SLG: 0.282	F9		K			G4-3			G5-3	4	0	0	0	0	1	1
Raul Mondesi, R (1, 8) OBP: 0.319, SLG: 0.535	G6-3			CS 1B		1B			E WP 2B	4	1	3	0	0	0	0
Gary Sheffield, R (1, 9) OBP: 0.442, SLG: 0.535		K		CS BB 1-2		F8			WP E IBB	2	0	0	0	2	1	1
Eric Karros, R (1, 3) OBP: 0.359, SLG: 0.454		G4-3		F8			G5-3		K	4	0	0	0	0	1	3
Bobby Bonilla, S (1, 7) OBP: 0.298, SLG: 0.344 Scott Radinsky, L (8, 1) Matt Luke, L (9, PH) OBP: 0.324, SLG: 0.505		BB		CS 1-2	G6-3		P4		E6 WP 1-2 2-3	2 0 1	0 0 0	0 0 0	0 0 0	1 0 0	0 0 0	0 0 2
Adrian Beltré, R (1, 5) OBP: 0.220, SLG: 0.298		K			F9		K		WP 1-2 2-3 3-H	4	0	0	0	0	2	3
Charles Johnson, R (1, 2) OBP: 0.265, SLG: 0.369			SH1-4 1B		HR			K		3	1	2	1	0	1	0
Chan Ho Park, R (1, 1) OBP: 0.205, SLG: 0.308 Antonio Osuna, R (7, 1) Jim Eisenreich, L (8, 7) OBP: 0.264, SLG: 0.252			SH1-4 1-2		F9			K		1 0 1	0 0 0	0 0 0	0 0 0	0 0 0	0 0 1	0 0 0
Inning Stats	R: 0 E: 0 K: 0 S: 6 H: 0 LOB: 0 BB: 0 P: 11	R: 0 E: 0 K: 2 S: 13 H: 0 LOB: 1 BB: 1 P: 22	R: 0 E: 0 K: 2 S: 11 H: 1 LOB: 1 BB: 0 P: 16	R: 0 E: 0 K: 0 S: 6 H: 1 LOB: 0 BB: 1 P: 10	R: 1 E: 0 K: 0 S: 7 H: 1 LOB: 0 BB: 0 P: 13	R: 0 E: 0 K: 1 S: 9 H: 1 LOB: 1 BB: 0 P: 16	R: 0 E: 0 K: 1 S: 9 H: 0 LOB: 0 BB: 0 P: 14	R: 0 E: 0 K: 2 S: 7 H: 0 LOB: 0 BB: 0 P: 9	R: 1 E: 1 K: 1 S: 8 H: 1 LOB: 2 BB: 1 P: 16	1B: 3 2B: 1 3B: 0 HR: 1 SF: 0 SAC: 1 DP: 0 HBP: 0						

	AB	30
	R	2
	H	5
	RBI	1
	BB	3
	SO	9
	LOB	11

WP: 1 PA: 35
PB: 0
SB: 0
CS: 2

PITCHER		IP	WLS	BF	H	R	ER	SO	BB	IBB	HBP	BLK	WP	HR	S	P	ERA	WHIP
Mark Gardner, R ERA: 5.13	(1, 1)	6.0		22	4	1	1	5	2	0	0	0	0	1	52	88	1.50	1.000
Steve Reed, R ERA: 1.65	(7, 1)	2.0		6	0	0	0	3	0	0	0	0	0	0	16	23	0.00	0.000
John Johnstone, R ERA: 2.66	(9, 1)	0.1	L	3	1	1	0	0	0	1	0	0	0	0	4	9	0.00	3.000
Robb Nen, R ERA: 0.97	(9, 1)	0.1		3	0	0	0	1	0	0	0	0	1	0	4	7	0.00	0.000

PITCHER		IP	WLS	BF	H	R	ER	SO	BB	IBB	HBP	BLK	WP	HR	S	P	ERA	WHIP

Batter	1	2	3	4	5	6	7	8	9	AB	R	H	RBI	BB	SO	LOB
Darryl Hamilton, L (1, 8) OBP: 0.396, SLG: 0.358	C B X 1-1 1B 1B		B B B C B 4-1 G3 BB		B B B C B 4-1 FC6-4 BB		F B H 2-1 G3 WP HBP		C B B B X 3-1 ② L4	2	1	1	0	2	0	0
Bill Mueller, S (1, 5) OBP: 0.375, SLG: 0.399	B B X 2-0 1-2 1B		X 0-0 ② G3 1-2		S B 1 SAFE B X 2-1 ① FC6-4 1-2f		C B F B X 2-2 ② G3 1-2		B X 1-0 1B	5	0	2	0	0	0	3
Barry Bonds, L (1, 7) OBP: 0.417, SLG: 0.539	B B X 2-0 ① F8		S B B B X 3-1 ③ F7		B C X 1-1 ② F7		I I I I 4-0 WP IBB		F B B 1 SAFE X 2-1 ③ F9	4	0	0	0	1	0	5
Jeff Kent, R (1, 4) OBP: 0.346, SLG: 0.493 Russ Ortiz, R (7, 1) Steve Reed, R (8, 1) OBP: 0.333, SLG: 0.333 Chris Jones, R (8, 9) OBP: 0.274, SLG: 0.314	C S B C 1-3 ② K			B B X 2-0 HR	1 SAFE C F F B B F B X 3-2 ③ G5-3		S B B S B S 3-3 ③ K 1-3 2-H			4 0 0 0	1 0 0 0	1 0 0 0	1 0 0 0	0 0 0 0	2 0 0 0	4 0 0 0
J.T. Snow, L (1, 3) OBP: 0.329, SLG: 0.408	B F C F B B S 3-3 ③ K			B F X 1-1 ① G6-3		B B F B X 3-1 SH1-4 1B 2B		F X 0-1 ① G5-3		4	1	1	0	0	1	2
Stan Javier, S (1, 9) OBP: 0.365, SLG: 0.370 Robb Nen, R (8, 1)		C S B C 1-3 ① K		B B C B B 4-1 S HR BB		B X 1-0 ① SH1-4 2-3		B B C X 2-1 S 1B		2 0	1 0	1 0	0 0	1 0	1 0	0 0
Brent Mayne, L (1, 2) OBP: 0.402, SLG: 0.395		C C B X 1-2 ② G1-3		C B F B B X 3-2 1-H HR		B B X 2-0 G6-4-3 3-H 1B		C F B F C 1-3 ② K 1-2		4	1	2	3	0	1	1
Rey Sanchez, R (1, 6) OBP: 0.319, SLG: 0.332 (7, 4)		B F S S S 1-3 ③ K		X 0-0 ② G4-3		1 SAFE 1 SAFE X 0-0 ② ③ G6-4-3 1-2f		F F F S 0-3 ③ K		4	0	0	0	0	2	2
Orel Hershiser, R (1, 1) OBP: 0.233, SLG: 0.220 Wilson Delgado, S (7, PH) OBP: 0.250, SLG: 0.143 (7, 6)			B C B B C F S 3-3 ① K	C C B X 1-2 ③ F8			C C B S 1-3 ① K		F X 0-1 ① G3	2 2	0 0	0 0	0 0	0 0	1 1	0 0
Inning Stats	R: 0 H: 2 E: 0 LOB: 2 K: 2 BB: 0 S: 11 P: 20	R: 0 H: 0 E: 0 LOB: 0 K: 2 BB: 0 S: 9 P: 12	R: 0 H: 0 E: 0 LOB: 1 K: 1 BB: 1 S: 8 P: 18	R: 3 H: 2 E: 0 LOB: 0 K: 0 BB: 1 S: 11 P: 22	R: 0 H: 0 E: 0 LOB: 1 K: 0 BB: 1 S: 10 P: 20	R: 1 H: 2 E: 0 LOB: 0 K: 0 BB: 0 S: 5 P: 11	R: 1 H: 0 E: 0 LOB: 1 K: 2 BB: 1 S: 10 P: 22	R: 0 H: 1 E: 0 LOB: 1 K: 2 BB: 0 S: 12 P: 15	R: 0 H: 1 E: 0 LOB: 1 K: 0 BB: 0 S: 7 P: 13	1B: 5 SF: 0 2B: 1 SAC: 1 3B: 0 DP: 1 HR: 2 HBP: 1						WP: 3 PA: 39 PB: 0 SB: 2 CS: 0

PITCHER		IP	WLS	BF	H	R	ER	SO	BB	IBB	HBP	BLK	WP	HR	S	P	ERA	WHIP
37 Darren Dreifort, R ERA: 3.73	(1, 1)	7.0	L	31	6	5	5	7	3	1	1	0	1	2	64	125	6.43	1.286
Mark Guthrie, L ERA: 2.08	(8, 1)	2.0		8	2	0	0	2	0	0	0	0	0	0	19	28	0.00	1.000

PITCHER	IP	WLS	BF	H	R	ER	SO	BB	IBB	HBP	BLK	WP	HR	S	P	ERA	WHIP

TOP

San Francisco Giants @ Los Angeles Dodgers
Dodger Stadium, Los Angeles, CA
Wed Jul 15 1998, 7:05 PM PDT
Att. 34,596 - Unknown - 86 F

livebaseballscorecards.com

AB	33
R	5
H	8
RBI	4
BB	4
SO	9
LOB	17

Batter	1	2	3	4	5	6	7	8	9	AB	R	H	RBI	BB	SO	LOB
Wilton Guerrero, S (1, 4) OBP: 0.295, SLG: 0.350	F9		SH1-4 1-2 1B		G5-3 HBP		L6			3	1	1	0	0	0	0
Juan Castro, R (1, 6) OBP: 0.275, SLG: 0.283	K		SH1-4 1-2 2-3		K			1B		3	0	1	0	0	2	1
Raul Mondesi, R (1, 8) OBP: 0.324, SLG: 0.537	K2-3		FC6-4 2-H 3-H 1B		1-1 1-2 1B			2-0 1-2 1B		4	0	3	2	0	1	0
Gary Sheffield, R (1, 9) OBP: 0.440, SLG: 0.530		4-2 FC6-4 BB	0-3 K		1-1 G5-3 2-3f			0-1 L7		3	0	0	0	1	1	5
Eric Karros, R (1, 3) OBP: 0.354, SLG: 0.447		2-1 FC6-4 G4-3 1-2f 1B	1-0 FC6-4 1-2f			3-2 P6		1-3 K		4	1	0	0	0	1	4
Matt Luke, L (1, 7) OBP: 0.313, SLG: 0.486		1-0 G4-3 2-3		2-2 G4-3		1-0 G4-3		0-3 K2-3		4	0	0	0	0	1	3
Adrian Beltré, R (1, 5) OBP: 0.241, SLG: 0.300		2-1 3-H 1B		1-0 CS HBP		0-0 6-3			P4	3	0	1	1	0	0	0
Charles Johnson, R (1, 2) OBP: 0.265, SLG: 0.366		F8		4-0 1-2 BB			K		K	3	0	0	0	1	2	1
37 Darren Dreifort, R (1, 1) OBP: 0.243, SLG: 0.200 Roger Cedeno, S (7, PH) OBP: 0.338, SLG: 0.295 Mark Guthrie, R (8, 1) Trenidad Hubbard, R (9, PH) OBP: 0.389, SLG: 0.540			0-0 SH1-4 1B 1B		0-0 F8		1-2 G2-3		2-1 G4-3	2 1 0 1	1 0 0 0	1 0 0 0	0 0 0 0	0 0 0 0	0 0 0 0	1 0 0 0
Inning Stats	R: 0 H: 0 E: 0 LOB: 0 K: 2 BB: 0 S: 9 P: 13	R: 1 H: 1 E: 1 LOB: 1 K: 0 BB: 1 S: 8 P: 18	R: 2 H: 3 E: 0 LOB: 1 K: 1 BB: 0 S: 12 P: 17	R: 0 H: 0 E: 0 LOB: 1 K: 0 BB: 1 S: 4 P: 11	R: 0 H: 1 E: 0 LOB: 1 K: 1 BB: 0 S: 7 P: 11	R: 0 H: 0 E: 0 LOB: 0 K: 0 BB: 0 S: 5 P: 9	R: 0 H: 0 E: 0 LOB: 0 K: 1 BB: 0 S: 9 P: 14	R: 0 H: 2 E: 0 LOB: 2 K: 2 BB: 0 S: 12 P: 16	R: 0 H: 0 E: 0 LOB: 0 K: 1 BB: 0 S: 7 P: 11	1B: 7 2B: 0 3B: 0 HR: 0	SF: 0 SAC: 1 DP: 1 HBP: 2			WP: 0 PB: 0 SB: 0 CS: 1	PA: 36		

PITCHER		IP	WLS	BF	H	R	ER	SO	BB	IBB	HBP	BLK	WP	HR	S	P	ERA	WHIP
Orel Hershiser, R ERA: 3.96	(1, 1)	6.0	W	25	5	3	2	4	2	0	2	0	0	0	45	79	3.00	1.167
Russ Ortiz, R ERA: 0.75	(7, 1)	1.0		5	2	0	0	1	0	0	0	0	0	0	13	21	0.00	2.000
Steve Reed, R ERA: 1.64	(8, 1)	0.1		1	0	0	0	0	0	0	0	0	0	0	2	2	0.00	0.000
Robb Nen, R ERA: 0.94	(8, 1)	1.2	S	5	0	0	0	3	0	0	0	0	0	0	13	18	0.00	0.000

BOTTOM

San Francisco Giants @ Los Angeles Dodgers
Dodger Stadium, Los Angeles, CA
Wed Jul 15 1998, 7:05 PM PDT
Att. 34,596 - Unknown - 86 F

livebaseballscorecards.com

AB	31
R	3
H	7
RBI	3
BB	2
SO	8
LOB	15

Batter	1	2	3	4	5	6	7	8	9	AB	R	H	RBI	BB	SO	LOB
Darryl Hamilton, L (1, 8) OBP: 0.398, SLG: 0.364	C B F F B X 2-2 BB 1B G3 1B	B B X 2-0 1B 2-H 2B			C B F X 1-2 ① G5-3			B X 1-0 1B 3B 1B	C X 0-1 ② L6	5	3	3	1	0	0	1
Bill Mueller, S (1, 5) OBP: 0.378, SLG: 0.402	F B X 1-1 G3 BB 1-2 1B	F B B B C X 3-2 2-H 1B			B F B F F X 2-2 ② G4-3			B C X 1-1 1-2 3B 1B	B B C B C S 3-3 ③ K	5	1	3	1	0	1	1
Barry Bonds, L (1, 7) OBP: 0.415, SLG: 0.541	B C B X 2-1 ① P2	F B X 1-1 ③ F8			B X 1-0 ③ F8			X 0-0 1-H 2-H G3-1 3B		4	1	1	2	0	0	3
Jeff Kent, R (1, 4) OBP: 0.348, SLG: 0.491	B S B B B 4-1 G3 1-2 2-3 BB		B X 1-0 G6-4-3 1B			S B B F B S 3-3 ① K		C S S 0-3 ① K		3	0	1	0	1	2	1
J.T. Snow, L (1, 3) OBP: 0.325, SLG: 0.402	C B X 1-1 ② G3 1-2 2-3 3-H		C B X 1-1 ① ② G6-4-3 1-2f			F X 0-1 ② F9		S X 0-1 ② G3-1 3-H		4	0	0	2	0	0	3
Stan Javier, S (1, 9) OBP: 0.361, SLG: 0.365	C B B B X 3-1 ③ L9		X 0-0 ③ G6-3			B B F B X 3-1 ③ L8		X 0-0 ③ L8		4	0	0	0	0	0	2
Rey Sanchez, R (1, 6) OBP: 0.318, SLG: 0.327		S B H 2-1 SH1-4 2B HBP		F S B X 1-2 ① G1-3			F C B B B X 3-2 ① L9		B B B B C X 3-1 ① G5-3	3	1	0	0	0	0	0
Brian Johnson, R (1, 2) OBP: 0.302, SLG: 0.408		B 1 S F 1 S SAFE SAFE 1-3 ① K		B B F C X 2-2 ② G6-3			B C C B S 2-3 ② K		C B B B X 3-1 HR	4	1	1	1	0	2	1
Kirk Rueter, L (1, 1) OBP: 0.206, SLG: 0.206 Chris Brock, R (4, 1) Wilson Delgado, S (7, PH) OBP: 0.222, SLG: 0.125 Dean Hartgraves, R (7, 1) Steve Reed, R (8, 1) OBP: 0.333, SLG: 0.333 Marvin Benard, L (9, PH) OBP: 0.330, SLG: 0.320		X 0-0 ② SH1-4 1-2		S S S 0-3 ③ K			F C X 0-2 ③ G6-3		B F B X 2-1 1B	1 0 1 0 0 1	0 0 0 0 0 0	0 0 0 0 0 1	0 0 0 0 0 0	0 0 0 0 0 0	1 0 0 0 0 0	0 0 0 0 0 0
Inning Stats	R: 1 E: 0 K: 0 S: 13 H: 2 LOB: 2 BB: 1 P: 26	R: 2 E: 0 K: 1 S: 11 H: 2 LOB: 1 BB: 0 P: 20	R: 0 E: 0 K: 0 S: 4 H: 1 LOB: 0 BB: 0 P: 6	R: 0 E: 0 K: 1 S: 9 H: 0 LOB: 0 BB: 0 P: 12	R: 0 E: 0 K: 0 S: 8 H: 0 LOB: 0 BB: 0 P: 12	R: 0 E: 0 K: 1 S: 7 H: 0 LOB: 0 BB: 0 P: 13	R: 0 E: 0 K: 1 S: 9 H: 0 LOB: 0 BB: 0 P: 14	R: 3 E: 0 K: 1 S: 10 H: 3 LOB: 0 BB: 0 P: 12	R: 1 E: 0 K: 1 S: 11 H: 2 LOB: 1 BB: 0 P: 22	1B: 7 2B: 1 3B: 1 HR: 1 SF: 0 SAC: 1 DP: 1 HBP: 1						

PITCHER		IP	WLS	BF	H	R	ER	SO	BB	IBB	HBP	BLK	WP	HR	S	P	ERA	WHIP
Jose Lima, R ERA: 3.79	(1, 1)	8.0	W	33	8	6	6	5	1	0	1	0	0	0	71	115	6.75	1.125
Doug Henry, R ERA: 2.78	(9, 1)	1.0		5	2	1	1	1	0	0	0	0	0	1	11	22	9.00	2.000

PITCHER		IP	WLS	BF	H	R	ER	SO	BB	IBB	HBP	BLK	WP	HR	S	P	ERA	WHIP

TOP

San Francisco Giants @ Houston Astros

Astrodome, Houston, TX

Fri Jul 17 1998, 8:05 PM EDT
Att. 40,709 - Dome - 72 F

livebaseballscorecards.com

AB	35
R	7
H	10
RBI	7
BB	1
SO	6
LOB	12

PA: 38

WP: 0
PB: 0
SB: 0
CS: 0

Batter	1	2	3	4	5	6	7	8	9	AB	R	H	RBI	BB	SO	LOB
Craig Biggio, R (1, 4) OBP: 0.391, SLG: 0.503	B C F X 1-2 E 1B E 1B	X 0-0 ③ G6-3		B C H 2-1 HBP 1B 1-2 2-3 HBP	B C B C B X 3-2 S 2B		B C X 1-1 1B 1B 1B	X 0-0 ② FC5 FC6-4 1-2 2-3f		5	3	3	0	0	0	3
Ricky Gutierrez, R (1, 6) OBP: 0.373, SLG: 0.349 Doug Henry, R (9, 1)	B B B C C X 3-2 E 5 SF8 1-2 1B		B F S S S 1-3 ① K	B C B F H 3-2 1B 1B 1-2 2-3 3-H HBP	F S F B B F B F B B 4-2 S BB		B B B C X 3-1 1B 5 1B 1-2 1B	C B X 1-1 ③ FC6-4 1-2f		4 0	3 0	2 0	1 0	1 0	1 0	2 0
Derek Bell, R (1, 9) OBP: 0.370, SLG: 0.505	B B F X 2-1 E5 5 SF8 1-3 2-H		B F X 1-1 ② F9	B B X 2-0 BB 1B 1-3 2-H 3-H 1B	B F C X 1-2 ③ F8 1-2 2-3		C B S B X 2-2 5 1B 1-3 2-H 1B			5	0	2	3	0	0	3
5 Jeff Bagwell, R (1, 3) OBP: 0.399, SLG: 0.541	X 0-0 ① SF8 2-3 3-H		B C B X 2-1 1B	1 SAFE B B B F X 2-1 ② P4		C C X 0-2 ① G5-3	C X 0-1 FC5-4 1-2 3-H 1B			4	0	2	2	0	0	2
Moises Alou, R (1, 7) OBP: 0.379, SLG: 0.585	X 0-0 ② G5-3		1 SAFE F B X 1-1 ③ F9	X 0-0 BB 1-2 3-H		C B C F F X 1-2 ② F8	X 0-0 ③ FC5-4 1-2f			5	0	1	1	0	0	4
Carl Everett, S (1, 8) OBP: 0.399, SLG: 0.509	X 0-0 ③ G4-3			3-1 1B 1B 1B 4-0 1-2 2-3 BB		S B F X 1-2 1B		C F S 0-3 ① K2-3		4	1	2	0	1	1	1
Sean Berry, R (1, 5) OBP: 0.375, SLG: 0.459		C B B B X 3-1 FC5-4 1B		1 SAFE 1 SAFE 3 SAFE X 0-0 HBP 1B 1-3 HBP 1B 0-3 ③ K		X 0-0 ③ F7		B B X 2-0 2B 2B		5	2	3	0	0	1	4
Brad Ausmus, R (1, 2) OBP: 0.360, SLG: 0.364		B C X 1-1 ① FC5-4 SH3-4 1-2f		F 1 SAFE X 0-1 HBP HBP 1B 1-2 3-H 1B	B F C B C 2-3 ① K		X 0-0 ① F7	B 2 SAFE C X 1-1 FC5 2-H 2B		5	1	2	2	0	1	1
Jose Lima, R (1, 1) OBP: 0.174, SLG: 0.159 Tim Bogar, R (8, PH) OBP: 0.250, SLG: 0.235 (9, 6)		M B L X 1-2 ② SH3-4 1-2		L L L 0-3 ① K	B C S B T 2-2 ② K		C B C F X 1-2 ② P3	C S B B B B 4-2 FC5 BB		3 0	0 0	0 0	0 0	0 1	2 0	2 0
Inning Stats	R: 2 H: 2 E: 1 LOB: 1 K: 0 BB: 0 S: 11 P: 17	R: 0 H: 1 E: 0 LOB: 1 K: 0 BB: 0 S: 8 P: 13	R: 0 H: 1 E: 0 LOB: 1 K: 1 BB: 0 S: 9 P: 14	R: 5 H: 5 E: 0 LOB: 3 K: 2 BB: 1 S: 19 P: 35	R: 0 H: 1 E: 0 LOB: 2 K: 2 BB: 1 S: 17 P: 29	R: 0 H: 1 E: 0 LOB: 1 K: 0 BB: 0 S: 12 P: 14	R: 2 H: 4 E: 0 LOB: 2 K: 0 BB: 0 S: 15 P: 22	R: 1 H: 2 E: 0 LOB: 2 K: 1 BB: 1 S: 11 P: 19		1B: 14 SF: 1 2B: 3 SAC: 1 3B: 0 DP: 0 HR: 0 HBP: 2						

PITCHER		IP	WLS	BF	H	R	ER	SO	BB	IBB	HBP	BLK	WP	HR	S	P	ERA	WHIP
Kirk Rueter, L ERA: 4.5	(1, 1)	3.1	L	21	8	7	6	2	0	0	2	0	0	0	40	66	16.20	2.400
Chris Brock, R ERA:	(4, 1)	2.2		13	3	0	0	3	2	0	0	0	0	0	36	56	0.00	1.875
Dean Hartgraves, L ERA: 13.5	(7, 1)	1.1		10	6	3	3	1	0	0	0	0	0	0	21	31	20.25	4.500
Steve Reed, R ERA: 1.62	(8, 1)	0.2		3	0	0	0	0	1	0	0	0	0	0	5	10	0.00	1.500

PITCHER	IP	WLS	BF	H	R	ER	SO	BB	IBB	HBP	BLK	WP	HR	S	P	ERA	WHIP

BOTTOM

San Francisco Giants @ Houston Astros

Astrodome, Houston, TX

Fri Jul 17 1998, 8:05 PM EDT

Att. 40,709 - Dome - 72 F

livebaseballscorecards.com

AB	40
R	10
H	17
RBI	9
BB	3
SO	6
LOB	22

WP: 0 PA: 47
PB: 0
SB: 2
CS: 0

TOP

San Francisco Giants @ Houston Astros
Astrodome, Houston, TX
Sat Jul 18 1998, 4:33 AM EDT
Att. 35,257 - Dome - 72 F

Batter	1	2	3	4	5	6	7	8	9	AB	R	H	RBI	BB	SO	LOB
Darryl Hamilton, L (1, 8) OBP: 0.397, SLG: 0.366	C C B X; 1-2; L8 ①		C C B B X; 2-2; 2B		X; 0-0; G4-1 ③			B B C X; 2-1; G6-3 ①		4	0	1	0	0	0	0
Bill Mueller, S (1, 5) OBP: 0.374, SLG: 0.397	S F B C; 1-3; K ②		X; 0-0; F8 ②			C F X; 0-2; G4-3 ①		C B F C; 1-3; K ②		4	0	0	0	0	2	1
Barry Bonds, L (1, 7) OBP: 0.414, SLG: 0.541	X; 0-0; 2B		B C C C; 1-3; K ③			F F S; 0-3; K ②		C B C B B X; 3-2; F8 ③		4	0	1	0	0	2	1
Jeff Kent, R (1, 4) OBP: 0.343, SLG: 0.484	X; 0-0; F8 ③			X; 0-0; P6 ①		B F X; 1-1; G5-3 ③			B B C X; 2-1; F4 ①	4	0	0	0	0	0	1
J.T. Snow, L (1, 3) OBP: 0.324, SLG: 0.403		C F B B F X; 2-2; F8 ①		X; 0-0; 1B 2B			F F X; 0-2; G4-3 ①		C F C; 0-3; K ②	4	0	1	0	0	1	0
Stan Javier, S (1, 9) OBP: 0.363, SLG: 0.367		B F F B X; 2-2; L5 ②		B C C F X; 1-2; 1B; G6-4-3; 2-3			F B X; 1-1; 1B; G4-3; BB; 1B		X; 0-0; G4-3 ③	4	1	2	0	0	0	0
Brent Mayne, L (1, 2) OBP: 0.407, SLG: 0.396		B C B B X; 3-1; 1B		X; 0-0; G6-4-3 ② ③; 1-2f			1 SAFE B B B C B; 4-1; BB; 1B; G4-3; 1-2			2	1	1	0	1	0	2
Rey Sanchez, R (1, 6) OBP: 0.314, SLG: 0.323		X; 0-0; F7 ③			C X; 0-1; P3 ①		X; 0-0; G4-3 ②; 1-2; 2-3			3	0	0	0	0	0	3
Danny Darwin, R (1, 1) OBP: 0.114, SLG: 0.091			B B C F F F C; 2-3; K ①		C C F B S; 1-3; K ②		F B C B F X; 2-2; 1B ③; 2-H; 3-H			2	0	0	0	0	2	0
Marvin Benard, L (7, PH) OBP: 0.336, SLG: 0.327										1	0	1	2	0	0	0
John Johnstone, R (7, 1)										0	0	0	0	0	0	0
Rich Rodriguez, L (8, 1) OBP: 0.333, SLG: 0.333										0	0	0	0	0	0	0
Inning Stats	R: 0 E: 0 K: 1 S: 8 H: 1 LOB: 1 BB: 0 P: 10	R: 0 E: 0 K: 0 S: 10 H: 1 LOB: 1 BB: 0 P: 17	R: 0 E: 0 K: 2 S: 12 H: 1 LOB: 1 BB: 0 P: 17	R: 0 E: 0 K: 0 S: 7 H: 2 LOB: 1 BB: 0 P: 8	R: 0 E: 0 K: 1 S: 7 H: 0 LOB: 0 BB: 0 P: 8	R: 0 E: 0 K: 1 S: 8 H: 0 LOB: 0 BB: 0 P: 9	R: 2 E: 0 K: 0 S: 11 H: 2 LOB: 1 BB: 1 P: 18	R: 0 E: 0 K: 1 S: 8 H: 0 LOB: 0 BB: 0 P: 14	R: 0 E: 0 K: 1 S: 6 H: 0 LOB: 0 BB: 0 P: 8	1B: 4 2B: 3 3B: 0 HR: 0	SF: 0 SAC: 0 DP: 1 HBP: 0					

livebaseballscorecards.com

AB	32
R	2
H	7
RBI	2
BB	1
SO	7
LOB	8

WP: 0 PB: 0 SB: 0 CS: 0 PA: 33

PITCHER		IP	WLS	BF	H	R	ER	SO	BB	IBB	HBP	BLK	WP	HR	S	P	ERA	WHIP
Sean Bergman, R ERA: 3.18	(1, 1)	7.0	W	27	7	2	2	5	1	0	0	0	0	0	63	87	2.57	1.143
C.J. Nitkowski, L ERA: 3.42	(8, 1)	1.0		3	0	0	0	1	0	0	0	0	0	0	8	14	0.00	0.000
Jay Powell, R ERA: 4.08	(9, 1)	1.0		3	0	0	0	1	0	0	0	0	0	0	6	8	0.00	0.000

PITCHER	IP	WLS	BF	H	R	ER	SO	BB	IBB	HBP	BLK	WP	HR	S	P	ERA	WHIP

Batter	1	2	3	4	5	6	7	8	9	AB	R	H	RBI	BB	SO	LOB
Craig Biggio, R (1, 4) OBP: 0.392, SLG: 0.503	L7		1B		1B		K			4	0	2	1	0	1	1
Bill Spiers, L (1, 5) OBP: 0.379, SLG: 0.392	F8		L8		F9			2B 1B		4	1	1	0	0	0	3
Derek Bell, R (1, 9) OBP: 0.371, SLG: 0.516	G1-3			G6-3		HR		2B		4	2	2	2	0	0	0
5 Jeff Bagwell, R (1, 3) OBP: 0.398, SLG: 0.535		G5-3		BB		G4-3		G6-3		3	0	0	0	1	0	1
Moises Alou, R (1, 7) OBP: 0.378, SLG: 0.580		K		P6		K		2B WP HBP		3	1	0	0	0	2	1
Carl Everett, S (1, 8) OBP: 0.397, SLG: 0.509		P2		F8		K		WP SF8 2B		4	1	1	1	0	1	1
Ricky Gutierrez, R (1, 6) OBP: 0.374, SLG: 0.364			FC6-4 1B		HR		G6-3	SF8		3	1	2	2	0	0	0
Brad Ausmus, R (1, 2) OBP: 0.362, SLG: 0.364			FC6-4 1B		SH2-4 1B		K		BB	3	1	1	0	1	1	1
Sean Bergman, R (1, 1) OBP: 0.054, SLG: 0.054			K		SH2-4		1B		K	1	0	0	0	0	1	1
35 Dave Clark, L (7, PH) OBP: 0.258, SLG: 0.209										1	0	1	0	0	0	0
C.J. Nitkowski, L (8, 1)										0	0	0	0	0	0	0
Sean Berry, R (8, PH) OBP: 0.373, SLG: 0.457										1	0	0	0	0	1	1
Jay Powell, R (9, 1)										0	0	0	0	0	0	0
Inning Stats	R: 0 E: 0 K: 0 S: 11 H: 0 LOB: 0 BB: 0 P: 15	R: 0 E: 0 K: 1 S: 6 H: 0 LOB: 0 BB: 0 P: 7	R: 0 E: 0 K: 1 S: 11 H: 2 LOB: 2 BB: 0 P: 12	R: 0 E: 0 K: 0 S: 9 H: 0 LOB: 1 BB: 1 P: 18	R: 2 E: 0 K: 0 S: 10 H: 3 LOB: 0 BB: 0 P: 16	R: 1 E: 0 K: 2 S: 13 H: 1 LOB: 0 BB: 0 P: 20	R: 0 E: 0 K: 2 S: 11 H: 1 LOB: 1 BB: 0 P: 17	R: 4 E: 0 K: 1 S: 18 H: 3 LOB: 1 BB: 1 P: 30		1B: 6 2B: 2 3B: 0 HR: 2	SF: 1 SAC: 1 DP: 0 HBP: 1			WP: 1 PB: 0 SB: 0 CS: 1	PA: 36		

PITCHER		IP	WLS	BF	H	R	ER	SO	BB	IBB	HBP	BLK	WP	HR	S	P	ERA	WHIP
Danny Darwin, R ERA: 4.65	(1, 1)	6.0	L	24	6	3	3	4	1	0	0	0	0	2	60	88	4.50	1.167
John Johnstone, R ERA: 3.12	(7, 1)	1.1		8	3	3	3	2	0	0	1	0	0	0	19	30	20.25	2.250
Rich Rodriguez, L ERA: 4.88	(8, 1)	0.2		4	1	1	1	1	1	0	0	0	1	0	10	17	13.50	3.000

PITCHER	IP	WLS	BF	H	R	ER	SO	BB	IBB	HBP	BLK	WP	HR	S	P	ERA	WHIP

BOTTOM

San Francisco Giants @ Houston Astros

Astrodome, Houston, TX

Sat Jul 18 1998, 4:33 AM EDT

Att. 35,257 - Dome - 72 F

livebaseballscorecards.com

AB	31
R	7
H	10
RBI	6
BB	2
SO	7
LOB	10

Batter	1	2	3	4	5	6	7	8	9	10	11	12	AB	R	H	RBI	BB	SO	LOB
Darryl Hamilton, L (1, 8) OBP: 0.393, SLG: 0.363	F9		G3		P6		G3-6-3 1-2f			K		F8 G6-3 1B	6	0	1	0	0	1	2
Bill Mueller, S (1, 5) OBP: 0.376, SLG: 0.395	K			HR 1B	BB			G5-3 E BB		L7		G6-3 1-2	4	1	1	0	2	1	1
Barry Bonds, L (1, 7) OBP: 0.417, SLG: 0.548	F8			1-H HR	1 SAFE 1 SAFE SAFE SAFE 1-2 BB			L9		S BB		IBB	3	1	1	2	3	0	1
Jeff Kent, R (1, 4) OBP: 0.340, SLG: 0.476		F8		F8	P4			E5 G5-3 1-2		1-2 IBB		F8 2-3	5	0	0	0	1	0	5
Charlie Hayes, R (1, 3) OBP: 0.367, SLG: 0.431 Steve Reed, R (8, 1) OBP: 0.333, SLG: 0.333 Marvin Benard, L (10, PH) OBP: 0.333, SLG: 0.324 John Johnstone, R (10, 1) Wilson Delgado, S (11, 6) OBP: 0.200, SLG: 0.111		F8		HR		F8		G5-3 1-2 2-3		P5		K	4 0 1 0 1	1 0 0 0 0	1 0 0 0 0	1 0 0 0 0	0 0 0 0 1	0 0 2 0 2	2 0 0 0 2
Chris Jones, R (1, 9) OBP: 0.267, SLG: 0.306 Stan Javier, S (8, PH) OBP: 0.361, SLG: 0.365 (8, 9)		K		K		G5-3		K			G5-3		3 2	0 0	0 0	0 0	0 0	2 1	0 2
Rey Sanchez, R (1, 6) OBP: 0.320, SLG: 0.333 Robb Nen, R (11, 1)			WP 1B	1B	K				G4-3		2B		5 0	0 0	3 0	0 0	0 0	1 0	0 0
Brian Johnson, R (1, 2) OBP: 0.301, SLG: 0.402 Kirk Rueter, L (9, PR) OBP: 0.206, SLG: 0.206 Brent Mayne, L (9, 2) OBP: 0.404, SLG: 0.393			P3 1-2	F8			P3		BB		L8		3 0 1	0 0 0	0 0 0	0 0 0	1 0 0	0 0 1	2 0 1
Mark Gardner, R (1, 1) OBP: 0.256, SLG: 0.225 J.T. Snow, L (8, 3) OBP: 0.322, SLG: 0.400			K		F9		G3-6-3		K 1-2		G3-1		2 2	0 0	0 0	0 0	1 0	1 1	1 2
Inning Stats	R: 0 H: 0 E: 0 LOB: 0 K: 1 BB: 0 S: 13 P: 19	R: 0 H: 0 E: 0 LOB: 0 K: 1 BB: 0 S: 8 P: 11	R: 0 H: 1 E: 0 LOB: 1 K: 1 BB: 0 S: 10 P: 17	R: 3 H: 4 E: 0 LOB: 1 K: 1 BB: 0 S: 20 P: 32	R: 0 H: 0 E: 0 LOB: 2 K: 0 BB: 2 S: 7 P: 16	R: 0 H: 0 E: 0 LOB: 0 K: 1 BB: 0 S: 12 P: 17	R: 0 H: 0 E: 0 LOB: 0 K: 0 BB: 1 S: 5 P: 11	R: 0 H: 0 E: 1 LOB: 2 K: 1 BB: 1 S: 12 P: 20	R: 0 H: 0 E: 0 LOB: 1 K: 1 BB: 1 S: 6 P: 13	R: 0 H: 0 E: 0 LOB: 2 K: 1 BB: 2 S: 15 P: 28	R: 0 H: 1 E: 0 LOB: 1 K: 0 BB: 0 S: 7 P: 10	R: 0 H: 1 E: 0 LOB: 2 K: 1 BB: 1 S: 12 P: 18	1B: 4 2B: 2 3B: 0 HR: 2	SF: 0 SAC: 0 DP: 2 HBP: 0	WP: 1 PB: 0 SB: 1 CS: 1	PA: 50			

PITCHER		IP	WLS	BF	H	R	ER	SO	BB	IBB	HBP	BLK	WP	HR	S	P	ERA	WHIP
Pete Schourek, L ERA: 4.43	(1, 1)	5.0		22	5	3	3	4	2	0	0	0	1	2	58	95	5.40	1.400
Scott Elarton, R ERA: 4.03	(6, 1)	2.0		6	0	0	0	1	1	0	0	0	0	0	17	28	0.00	0.500
Mike Magnante, L ERA: 5.55	(8, 1)	0.1		3	0	0	0	0	1	0	0	0	0	0	8	14	0.00	3.000
Jay Powell, R ERA: 3.86	(8, 1)	2.1		9	0	0	0	3	2	1	0	0	0	0	20	41	0.00	0.857
Trever Miller, L ERA: 2.7	(10, 1)	1.1		5	1	0	0	0	0	0	0	0	0	0	12	16	0.00	0.750

PITCHER		IP	WLS	BF	H	R	ER	SO	BB	IBB	HBP	BLK	WP	HR	S	P	ERA	WHIP
Doug Henry, R ERA: 2.72	(12, 1)	1.0	W	5	1	0	0	1	0	1	0	0	0	0	12	18	0.00	1.000

TOP

San Francisco Giants @ Houston Astros

Astrodome, Houston, TX

Sun Jul 19 1998, 4:33 AM EDT

Att. 32,900 - Dome - 72 F

livebaseballscorecards.com

AB	42
R	3
H	7
RBI	3
BB	8
SO	9
LOB	23

Batter	1	2	3	4	5	6	7	8	9	10	11	12	AB	R	H	RBI	BB	SO	LOB
Craig Biggio, R (1, 4) OBP: 0.389, SLG: 0.496	0-3 K	0-0 P3			1-1 G6-4-3 1-2f			1-2 G6-3		0-1 F7		4-0 1B BB IBB	5	0	0	0	1	1	3
Ricky Gutierrez, R (1, 6) OBP: 0.370, SLG: 0.357	0-3 K	0-0 L9			1-1 G6-3			0-3 K		0-1 F8		4-0 1B 1-2 2-3 BB	5	0	0	0	1	2	1
Derek Bell, R (1, 9) OBP: 0.371, SLG: 0.512	4-2 5 BB HR BB	0-0 L5				0-0 F9		1-3 K			1-0 P4	0-2 1-2 2-3 3-H 1B	5	1	1	1	1	1	0
5 Jeff Bagwell, R (1, 3) OBP: 0.401, SLG: 0.532	4-0 1-2 HR BB	2-1 L5				4-2 G1-3 HBP			4-0 FC6-5 S BB		1-3 K		2	1	0	0	2	1	0
Moises Alou, R (1, 7) OBP: 0.381, SLG: 0.589	2-0 1-H 2-H HR			3-2 S 1B		1-0 G1-3 1-2			1-3 K		2-1 2B 1B		5	1	3	3	0	1	2
Carl Everett, S (1, 8) OBP: 0.394, SLG: 0.507	1-0 F8			0-1 F7		3-2 G4-3			2-1 FC6-5 1-3		1-0 1-3 2B		5	0	1	0	0	0	3
Sean Berry, R (1, 5) OBP: 0.371, SLG: 0.452	1-0 1B			2-0 G5-3 1-2			1-1 G6-3		1-3 K		0-1 G5-3		4	0	1	0	0	1	2
Trever Miller, R (10, 1) OBP: 0.500, SLG: 1.000													0	0	0	0	0	0	0
Tony Eusebio, R (11, PH) OBP: 0.330, SLG: 0.308													1	0	0	0	0	0	2
Doug Henry, R (12, 1)													0	0	0	0	0	0	0
Brad Ausmus, R (1, 2) OBP: 0.359, SLG: 0.360	0-0 F7			1-3 K			2-2 L8			2-2 1B		1-3 K	5	0	1	0	0	2	2
Pete Schourek, L (1, 1) OBP: 0.143, SLG: 0.214	1-1 F7				2-1 G6-4-3 1B		0-0 G3			1-2 P6		2-2 BB 1B 2B	1	0	0	0	0	0	1
35 Dave Clark, L (5, PH) OBP: 0.265, SLG: 0.218													1	0	1	0	0	0	0
Scott Elarton, R (6, 1)													0	0	0	0	0	0	0
J.R. Phillips, L (7, PH) OBP: 0.315, SLG: 0.340													1	0	0	0	0	0	0
Mike Magnante, L (8, 1) OBP: 1.000, SLG: 1.000													0	0	0	0	0	0	0
Jay Powell, R (8, 1)													0	0	0	0	0	0	0
Bill Spiers, L (10, 5) OBP: 0.380, SLG: 0.397													2	1	1	0	0	0	1
Inning Stats	R: 3 E: 0 K: 2 S: 10 H: 1 LOB: 0 BB: 2 P: 21	R: 0 E: 0 K: 0 S: 5 H: 1 LOB: 1 BB: 0 P: 7	R: 0 E: 0 K: 0 S: 4 H: 0 LOB: 0 BB: 0 P: 6	R: 0 E: 0 K: 1 S: 9 H: 1 LOB: 1 BB: 0 P: 15	R: 0 E: 0 K: 0 S: 6 H: 1 LOB: 0 BB: 0 P: 10	R: 0 E: 0 K: 0 S: 7 H: 0 LOB: 1 BB: 0 P: 15	R: 0 E: 0 K: 0 S: 6 H: 0 LOB: 0 BB: 0 P: 9	R: 0 E: 0 K: 2 S: 11 H: 0 LOB: 0 BB: 0 P: 13	R: 0 E: 0 K: 2 S: 8 H: 0 LOB: 1 BB: 1 P: 16	R: 0 E: 0 K: 0 S: 11 H: 1 LOB: 1 BB: 0 P: 14	R: 0 E: 0 K: 1 S: 9 H: 2 LOB: 2 BB: 0 P: 14	R: 1 E: 0 K: 1 S: 9 H: 2 LOB: 3 BB: 2 P: 20	1B: 6 2B: 2 3B: 0 HR: 1	SF: 0 SAC: 0 DP: 1 HBP: 1		WP: 0 PB: 0 SB: 2 CS: 0	PA: 48	

PITCHER		IP	WLS	BF	H	R	ER	SO	BB	IBB	HBP	BLK	WP	HR	S	P	ERA	WHIP
Mark Gardner, R ERA: 5.06	(1, 1)	7.0		27	4	3	3	3	2	0	1	0	0	1	47	83	3.86	0.857
Steve Reed, R ERA: 1.56	(8, 1)	2.0		7	0	0	0	4	1	0	0	0	0	0	19	29	0.00	0.500
John Johnstone, R ERA: 3.06	(10, 1)	1.0		4	1	0	0	0	0	0	0	0	0	0	11	14	0.00	1.000
Robb Nen, R ERA: 1.07	(11, 1)	1.1	L	10	4	1	1	2	1	1	0	0	0	0	18	34	6.75	3.750

PITCHER	IP	WLS	BF	H	R	ER	SO	BB	IBB	HBP	BLK	WP	HR	S	P	ERA	WHIP

BOTTOM

San Francisco Giants @ Houston Astros

Astrodome, Houston, TX

Sun Jul 19 1998, 4:33 AM EDT

Att. 32,900 - Dome - 72 F

livebaseballscorecards.com

AB	42
R	4
H	9
RBI	4
BB	5
SO	9
LOB	17

Batter	1	2	3	4	5	6	7	8	9	AB	R	H	RBI	BB	SO	LOB
Andy Fox, L (1, 5) OBP: 0.338, SLG: 0.392	B B C X 2-1 G3-1 ①		C X 0-1 G6-3 ②		B B B C X 3-1 SF7 ② 3-H		B B B C B 4-1 G6-4-3 BB			2	0	0	1	1	0	0
Danny Klassen, R (1, 4) OBP: 0.392, SLG: 0.523	S C B S 1-3 K ②		C S S 0-3 K ③		F B B B B 4-1 BB BB		B 1 SAFE S X 1-1 G6-4-3 ②③ 1-2f			3	0	0	0	1	2	1
Travis Lee, L (1, 3) OBP: 0.361, SLG: 0.485	F B B X 2-1 G6-3 ③			C C B S 1-3 K ①	B B B C B 4-1 1-2 2-3 BB			B X 1-0 G4-3 ①		3	0	0	0	1	1	0
Devon White, S (1, 8) OBP: 0.328, SLG: 0.465		C X 0-1 G3 ①		B F F F F S 1-3 K ②	B F C F B X 2-2 P7 ③			C B S X 1-2 G3-1 ②		4	0	0	0	0	1	3
David Dellucci, L (1, 7) OBP: 0.351, SLG: 0.456		B C B B S X 2-2 E5 WP BB 1B		B B B B 4-0 BB		C B C B B X 3-2 L8 ①		C C B C 1-3 K ③		3	1	0	0	1	1	0
Jay Bell, R (1, 6) OBP: 0.345, SLG: 0.422		B C B B B 4-1 1-2 WP 1B BB		C S 1 SAFE S 0-3 K ③		X 0-0 F8 ②			C B B B F S 3-3 K ①	3	0	0	0	1	2	1
Karim Garcia, L (1, 9) OBP: 0.261, SLG: 0.394		S B B S S C 2-3 K ②			X 0-0 E8 SH1-3 SF7 1B	B C X 1-1 HR			X 0-0 L9 ②	4	2	2	1	0	1	2
Kelly Stinnett, R (1, 2) OBP: 0.335, SLG: 0.443		C B X 1-1 1-H 2-H 1B ③			B B S B B B 4-1 BB SH1-3 BB	B S C X 1-2 P4 ③			F S B S 1-3 K ③	3	0	1	1	1	1	0
Omar Daal, L (1, 1) OBP: 0.182, SLG: 0.053			C B F F S 1-3 K ①		L L X 0-2 SH1-3 ① 1-2 2-3		B B C B X 3-1 P6 ①			1	0	0	0	0	1	0
Brent Brede, L (7, PH) OBP: 0.313, SLG: 0.341										1	0	0	0	0	0	0
Bobby Chouinard, R (7, 1)										0	0	0	0	0	0	0
Willie Banks, R (8, 1)										0	0	0	0	0	0	0

TOP

Arizona Diamondbacks @ San Francisco Giants
3Com Park at Candlestick Point, San Francisco, CA
Mon Jul 20 1998, 10:05 PM EDT
Att. 15,550 - Overcast - 60 F

livebaseballscorecards.com

AB	27
R	3
H	3
RBI	3
BB	6
SO	10
LOB	7

Inning Stats	1	2	3	4	5	6	7	8	9	1B: 2	SF: 1	WP: 1	PA: 35
	R: 0 E: 0 K: 1 S: 7 H: 0 LOB: 0 BB: 0 P: 12	R: 1 E: 1 K: 1 S: 11 H: 1 LOB: 2 BB: 1 P: 20	R: 0 E: 0 K: 2 S: 9 H: 0 LOB: 0 BB: 0 P: 10	R: 0 E: 0 K: 3 S: 11 H: 0 LOB: 1 BB: 1 P: 17	R: 1 E: 1 K: 0 S: 13 H: 1 LOB: 3 BB: 3 P: 30	R: 1 E: 0 K: 0 S: 9 H: 1 LOB: 0 BB: 0 P: 14	R: 0 E: 0 K: 0 S: 5 H: 0 LOB: 0 BB: 1 P: 13	R: 0 E: 0 K: 1 S: 7 H: 0 LOB: 0 BB: 0 P: 10	R: 0 E: 0 K: 2 S: 7 H: 0 LOB: 0 BB: 0 P: 11	2B: 0 3B: 0 HR: 1	SAC: 1 DP: 1 HBP: 0	PB: 0 SB: 0 CS: 0	

PITCHER		IP	WLS	BF	H	R	ER	SO	BB	IBB	HBP	BLK	WP	HR	S	P	ERA	WHIP
Russ Ortiz, R ERA: 1.42	(1, 1)	7.0		29	3	3	2	7	6	0	0	0	1	1	65	116	2.57	1.286
Rich Rodriguez, L ERA: 4.73	(8, 1)	1.0	W	3	0	0	0	1	0	0	0	0	0	0	7	10	0.00	0.000
Robb Nen, R ERA: 1.06	(9, 1)	1.0	S	3	0	0	0	2	0	0	0	0	0	0	7	11	0.00	0.000

PITCHER	IP	WLS	BF	H	R	ER	SO	BB	IBB	HBP	BLK	WP	HR	S	P	ERA	WHIP

BOTTOM

Arizona Diamondbacks @ San Francisco Giants
3Com Park at Candlestick Point, San Francisco, CA
Mon Jul 20 1998, 10:05 PM EDT
Att. 15,550 - Overcast - 60 F

livebaseballscorecards.com

Batter	1	2	3	4	5	6	7	8	9	AB	R	H	RBI	BB	SO	LOB
Stan Javier, S (1, 8) (8, 9) OBP: 0.364, SLG: 0.364	BFFBFBB 4-2 1B 2B BB	X 0-0 BB 1B		C X 0-1 ②③ L1-3 1-2			BBBBB 4-0 1B BB	1 SAFE B X 1-0 ③ L6		3	1	1	0	2	0	2
Chris Jones, R (1, 9) OBP: 0.274, SLG: 0.306 Rich Rodriguez, L (8, 1) OBP: 0.333, SLG: 0.333 Robb Nen, R (9, 1)	1 SAFE CCX 0-2 2B 1-2 1B	FBBSFBFB 4-2 1-2 BB			C B X 1-1 ① L9		1 SAFE CBFS 1-3 ② K			3	1	1	0	1	1	1
										0	0	0	0	0	0	0
										0	0	0	0	0	0	0
Barry Bonds, L (1, 7) OBP: 0.418, SLG: 0.550	B X 1-0 G4-3 SF7 1-H 2-H 2B	CBFFS 1-3 ③ K			B C B X 2-1 ② G3		BBF 1 SAFE F 1 SAFE X 2-2 S 1-3 1B			4	1	2	2	0	1	2
Charlie Hayes, R (1, 5) OBP: 0.365, SLG: 0.428	CFBBX 2-2 ① G4-3 2-3		CBBFBX 3-2 G5-4-3 1B		B F B B C S 3-3 ③ K		B T B B F X 3-2 ③ F9 1-2			4	0	1	0	0	1	3
Jeff Kent, R (1, 4) OBP: 0.336, SLG: 0.472 Ramon Martinez, R (7, 4) OBP: 0.471, SLG: 0.429	X 0-0 ② SF7 3-H		B X 1-0 ①② G5-4-3 1-2f			C X 0-1 ① G4-3		X 0-0 SH5-4 HR 1B		2	0	0	1	0	0	1
										1	1	1	0	0	0	0
Rich Aurilia, R (1, 6) OBP: 0.347, SLG: 0.473	BBBB 4-0 BB		C X 0-1 1B			F X 0-1 ② G5-3		1 SAFE X 0-0 ① SH5-4 1-2		2	0	1	0	1	0	0
J.T. Snow, L (1, 3) OBP: 0.324, SLG: 0.410	B X 1-0 ③ G4-3		B 1 SAFE F X 1-1 ③ P3			BBBB 4-0 BB		CBCBX 2-2 2-H HR		3	1	1	2	1	0	2
Brian Johnson, R (1, 2) OBP: 0.296, SLG: 0.394		CBBCC 2-3 ① K		B F C S 1-3 ① K2-3		B S X 1-1 ③ L1		C C B X 1-2 ② L4		4	0	0	0	0	2	1
Russ Ortiz, R (1, 1) Darryl Hamilton, L (7, PH) (8, 8) OBP: 0.394, SLG: 0.363		CBCFFS 1-3 ② K		B B B B 4-0 L1-3 BB			C X 0-1 ① L7	B C B F F B X 3-2 1B		1	0	0	0	1	1	0
										2	0	1	0	0	0	0
Inning Stats	R: 3 H: 2 E: 0 LOB: 1 K: 0 BB: 2 S: 11 P: 23	R: 0 H: 1 E: 0 LOB: 2 K: 3 BB: 1 S: 17 P: 25	R: 0 H: 2 E: 0 LOB: 1 K: 0 BB: 0 S: 8 P: 13	R: 0 H: 0 E: 0 LOB: 0 K: 1 BB: 1 S: 5 P: 10	R: 0 H: 0 E: 0 LOB: 0 K: 1 BB: 0 S: 7 P: 13	R: 0 H: 0 E: 0 LOB: 1 K: 0 BB: 1 S: 6 P: 11	R: 0 H: 1 E: 0 LOB: 2 K: 1 BB: 1 S: 11 P: 21	R: 2 H: 3 E: 0 LOB: 1 K: 0 BB: 0 S: 14 P: 21		1B: 7 SF: 1 2B: 2 SAC: 1 3B: 0 DP: 2 HR: 1 HBP: 0				WP: 0 PA: 37 PB: 0 SB: 1 CS: 0		

	AB	29
	R	5
	H	9
	RBI	5
	BB	6
	SO	6
	LOB	12

PITCHER		IP	WLS	BF	H	R	ER	SO	BB	IBB	HBP	BLK	WP	HR	S	P	ERA	WHIP
Omar Daal, L ERA: 3.17	(1, 1)	6.0		26	5	3	3	5	5	0	0	0	0	0	54	95	4.50	1.667
Bobby Chouinard, R ERA: 4.35	(7, 1)	1.2	L	10	4	2	2	1	1	0	0	0	0	1	24	40	10.80	3.000
Willie Banks, R ERA: 7.57	(8, 1)	0.1		1	0	0	0	0	0	0	0	0	0	0	1	2	0.00	0.000

PITCHER		IP	WLS	BF	H	R	ER	SO	BB	IBB	HBP	BLK	WP	HR	S	P	ERA	WHIP

Arizona Diamondbacks @ San Francisco Giants

3Com Park at Candlestick Point, San Francisco, CA

Tue Jul 21 1998, 10:05 PM EDT

Att. 12,433 - Overcast - 60 F

TOP

livebaseballscorecards.com

Batter	1	2	3	4	5	6	7	8	9	AB	R	H	RBI	BB	SO	LOB
Andy Fox, L (1, 5) OBP: 0.339, SLG: 0.393	2-2 FC5-4 BB 1B 1B	0-2 G4-3 2-3			1-0 G4-3		0-2 BB 1B 1B 3-H 1B	3-2 P6		5	2	2	1	0	0	2
Danny Klassen, R (1, 4) OBP: 0.375, SLG: 0.490	0-3 K	0-1 P8			1-2 G4-3		0-0 BB 1B 1B 1-2		2-2 F9	5	1	1	0	0	1	2
Travis Lee, L (1, 3) OBP: 0.366, SLG: 0.485	4-0 FC5-4 BB 1-2		0-0 E6 1B		0-0 1B		4-0 1B BB 1-2 2-3		4-1 PB 1B BB	2	1	1	0	3	0	0
Devon White, S (1, 8) OBP: 0.329, SLG: 0.465	1-2 FC5-4 1B 1-2f 2-3		0-1 F9-6 1-2 1B		2-2 G4-3		0-1 S 1-3 2-H 3-H 1B		1-2 P4	5	0	2	2	0	0	4
David Dellucci, L (1, 7) OBP: 0.349, SLG: 0.452	0-2 1-3 3-H 1B		2-1 L7			1-2 G4-3	3-3 K 1-2		1-1 1-H 1B	4	0	1	1	0	1	4
Alan Embree, L (7, 1)										0	0	0	0	0	0	0
Tony Batista, R (9, PH) OBP: 0.306, SLG: 0.451										1	0	1	1	0	0	0
Gregg Olson, R (9, 1) OBP: 0.500, SLG: 2.000										0	0	0	0	0	0	0
Jay Bell, R (1, 6) OBP: 0.343, SLG: 0.417	1-0 HBP		3-2 F9-6 1-2			0-0 P4	3-3 K		1-1 G1-3	4	0	0	0	0	1	5
Karim Garcia, L (1, 9) OBP: 0.255, SLG: 0.385	0-0 L6			1-0 G4-3		3-2 L8		1-0 G4-3		4	0	0	0	0	0	3
Damian Miller, R (1, 2) OBP: 0.397, SLG: 0.500		4-1 G4-3 SH1-4 BB		1-0 G6-3			2-2 G3-1 1B 2B	1-1 1B		3	1	2	0	1	0	0
Andy Benes, R (1, 1) OBP: 0.268, SLG: 0.278										1	0	0	0	0	0	0
Brent Brede, L (7, PH) OBP: 0.310, SLG: 0.337										2	0	0	0	0	0	2
(7, 7)		1-1 SH1-4 1-2		1-0 G5-3			2-1 G3-1 2-3	0-0 F7								

	AB	36
	R	5
	H	10
	RBI	5
	BB	4
	SO	3
	LOB	22

Inning Stats	1	2	3	4	5	6	7	8	9
	R: 1 E: 0 K: 1 S: 14	R: 0 E: 0 K: 0 S: 8	R: 0 E: 1 K: 0 S: 9	R: 0 E: 0 K: 0 S: 3	R: 0 E: 0 K: 0 S: 8	R: 0 E: 0 K: 0 S: 7	R: 3 E: 0 K: 2 S: 20	R: 0 E: 0 K: 0 S: 8	R: 1 E: 0 K: 0 S: 11
	H: 2 LOB: 3 BB: 1 P: 22	H: 0 LOB: 1 BB: 1 P: 13	H: 1 LOB: 1 BB: 0 P: 14	H: 0 LOB: 0 BB: 0 P: 6	H: 1 LOB: 1 BB: 0 P: 12	H: 0 LOB: 0 BB: 0 P: 11	H: 4 LOB: 2 BB: 1 P: 34	H: 1 LOB: 1 BB: 0 P: 13	H: 1 LOB: 1 BB: 1 P: 20

	1B	9	SF	0	WP	0	PA	42
	2B	2	SAC	1	PB	1		
	3B	0	DP	1	SB	1		
	HR	0	HBP	1	CS	0		

PITCHER		IP	WLS	BF	H	R	ER	SO	BB	IBB	HBP	BLK	WP	HR	S	P	ERA	WHIP
Orel Hershiser, R ERA: 4.05	(1, 1)	6.1	L	29	7	4	4	1	2	0	1	0	0	0	58	91	5.68	1.421
Rich Rodriguez, L ERA: 4.68	(7, 1)	0.1		3	1	0	0	1	1	0	0	0	0	0	5	12	0.00	6.000
Steve Reed, R ERA: 1.52	(7, 1)	1.1		5	1	0	0	1	0	0	0	0	0	0	14	22	0.00	0.750
Dean Hartgraves, L ERA: 10.13	(9, 1)	0.2		3	0	1	0	0	1	0	0	0	0	0	7	14	0.00	1.500
John Johnstone, R ERA: 3.04	(9, 1)	0.1		2	1	0	0	0	0	0	0	0	0	0	4	6	0.00	3.000

PITCHER	IP	WLS	BF	H	R	ER	SO	BB	IBB	HBP	BLK	WP	HR	S	P	ERA	WHIP

BOTTOM

Batter	1	2	3	4	5	6	7	8	9	AB	R	H	RBI	BB	SO	LOB
Darryl Hamilton, L (1, 8) OBP: 0.394, SLG: 0.365	B C X 1-1 ① F7	B C B F B F F X 3-2 ③ G3			B C F X 1-2 2B	B B B B 4-0 E BB		C C B C 1-3 ③ K		4	1	1	0	1	1	0
Rey Sanchez, R (1, 4) OBP: 0.319, SLG: 0.332 Charlie Hayes, R (9, PH) OBP: 0.368, SLG: 0.431	X 0-0 1B WP 1B	X 0-0 ① G5-3			B L B X 2-1 ① P7	1 SAFE F B X 1-1 E6 1-3			B X 1-0 G6-3 1B	4 1	1 0	1 1	0 0	0 0	0 0	2 0
Barry Bonds, L (1, 7) OBP: 0.416, SLG: 0.548	X 0-0 ② P8	X 0-0 ② F7			X 0-0 1B 2-H 2B	C B S F B F B X 3-2 ③ G6-3			F C F B B B X 3-2 ① L7	5	1	1	1	0	0	4
J.T. Snow, L (1, 3) OBP: 0.325, SLG: 0.410	1 SAFE B X 1-0 WP 1-3 1B	F B F B X 2-2 2B 1B			C B B F B F S 3-3 ② K		B C X 1-1 ① G6-3		B X 1-0 ② ③ G6-3 1-2f	5	0	2	0	0	1	2
Stan Javier, S (1, 9) OBP: 0.371, SLG: 0.373	C C B B B B 4-2 S 2-3 3-H BB	X 0-0 1-3 2B			B S B F B X 3-2 1B 2-H 1B		B X 1-0 WP 1B			3	0	3	1	1	0	0
Bill Mueller, S (1, 5) OBP: 0.377, SLG: 0.395	B S B B S B 4-2 1-2 BB	C B F F B B X 3-2 ③ L1			1 SAFE X 0-0 1-2 1B		B X 1-0 ② L9 1-2			3	0	1	0	1	0	3
Brent Mayne, L (1, 2) OBP: 0.398, SLG: 0.386 Brian Johnson, R (7, PH) OBP: 0.295, SLG: 0.393 (8, 2)	C C F B B S 2-3 ③ K			B X 1-0 ① L9	B C X 1-1 ③ G4-3		F B F S 1-3 ③ K			3 1	0 0	0 0	0 0	0 0	1 1	5 1
Rich Aurilia, R (1, 6) OBP: 0.342, SLG: 0.465		B X 1-0 ① P3		B B B C S X 3-2 ② L3		B F X 1-1 ① G5-3		X 0-0 ① G5-3		4	0	0	0	0	0	0
Orel Hershiser, R (1, 1) OBP: 0.217, SLG: 0.205 Rich Rodriguez, L (7, 1) OBP: 0.333, SLG: 0.333 Steve Reed, R (7, 1) OBP: 0.333, SLG: 0.333 Jeff Kent, R (8, PH) OBP: 0.335, SLG: 0.471 Dean Hartgraves, R (9, 1) John Johnstone, R (9, 1)		C X 0-1 ② G3-1		B C C B S 2-3 ③ K		C B C B F B F S 3-3 ② K		B X 1-0 ② F9		3 0 0 1 0 0 0	0 0 0 0 0 0 0	0 0 0 0 0 0 0	0 0 0 0 0 0 0	0 0 0 0 0 0 0	2 0 0 0 0 0 0	0 0 0 0 0 0 0
Inning Stats	R: 1 H: 2 E: 0 LOB: 3 K: 1 BB: 2 S: 13 P: 25	R: 0 H: 0 E: 0 LOB: 0 K: 0 BB: 0 S: 8 P: 12	R: 0 H: 2 E: 0 LOB: 2 K: 0 BB: 0 S: 10 P: 15	R: 0 H: 0 E: 0 LOB: 0 K: 1 BB: 0 S: 7 P: 13	R: 2 H: 4 E: 0 LOB: 2 K: 1 BB: 0 S: 16 P: 26	R: 0 H: 0 E: 1 LOB: 2 K: 1 BB: 1 S: 14 P: 26	R: 0 H: 1 E: 0 LOB: 1 K: 1 BB: 0 S: 7 P: 11	R: 0 H: 0 E: 0 LOB: 0 K: 1 BB: 0 S: 5 P: 7	R: 0 H: 1 E: 0 LOB: 0 K: 0 BB: 0 S: 6 P: 11						

PITCHER		IP	WLS	BF	H	R	ER	SO	BB	IBB	HBP	BLK	WP	HR	S	P	ERA	WHIP
Andy Benes, R ERA: 4.63	(1, 1)	6.0	W	30	8	3	3	4	3	0	0	0	1	0	68	117	4.50	1.833
Alan Embree, L ERA: 3.82	(7, 1)	2.0		7	1	0	0	2	0	0	0	0	1	0	12	18	0.00	0.500
Gregg Olson, R ERA: 3.95	(9, 1)	1.0	S	3	1	0	0	0	0	0	0	0	0	0	6	11	0.00	1.000

PITCHER	IP	WLS	BF	H	R	ER	SO	BB	IBB	HBP	BLK	WP	HR	S	P	ERA	WHIP

Arizona Diamondbacks @ San Francisco Giants
3Com Park at Candlestick Point, San Francisco, CA
Tue Jul 21 1998, 10:05 PM EDT
Att. 12,433 - Overcast - 60 F

livebaseballscorecards.com

AB	37
R	3
H	10
RBI	2
BB	3
SO	6
LOB	17

1B: 7	SF: 0	WP: 2	PA: 40
2B: 3	SAC: 0	PB: 0	
3B: 0	DP: 1	SB: 1	
HR: 0	HBP: 0	CS: 0	

Batter	1	2	3	4	5	6	7	8	9	AB	R	H	RBI	BB	SO	LOB
Royce Clayton, R (1, 6) OBP: 0.318, SLG: 0.336	B X 1-0 FC5-4 1B		B B B C S X 3-2 ① P6		B B X 2-0 ② P9			L F 1 S SAFE 0-3 ① K		4	0	1	0	0	1	1
Brian Hunter, R (1, 7) OBP: 0.259, SLG: 0.419	B F 1 SAFE B F F X 2-2 ① FC5-4 G5-4-3 1-2f		C C S 0-3 ② K		B S X 1-1 ③ L8			1 SAFE B B B C 1 SAFE C F 1 SAFE 3-3 ② K		3	0	0	0	0	1	1
Ray Lankford, L (8, PH) OBP: 0.393, SLG: 0.498 (8, 8)										1	0	0	0	0	1	1
Mark McGwire, R (1, 3) OBP: 0.481, SLG: 0.756	B C B B X 3-1 ②③ G5-4-3 1-2f		C B B B C C 3-3 ③ K			B B B X 3-0 ① P9		C B F B 1 SAFE F X 2-2 ③ P5		4	0	0	0	0	1	2
Brian Jordan, R (1, 8) OBP: 0.377, SLG: 0.558 (8, 9)		B B B B 4-0 HR BB		X 0-0 HR		B F X 1-1 ② F8			B X 1-0 ① P6	3	2	1	1	1	0	0
Willie McGee, S (1, 9) OBP: 0.298, SLG: 0.316	C C B 1 SAFE 1 SAFE S 1-3 ① K		C X 0-1 ① F4			B C X 1-1 ③ G1-3			B X 1-0 ② G1-3	3	0	0	0	0	1	1
John Frascatore, R (6, 1) OBP: 0.250, SLG: 0.250										0	0	0	0	0	0	0
Placido Polanco, R (8, 4) OBP: 0.265, SLG: 0.303										1	0	0	0	0	0	0
Gary Gaetti, R (1, 5) OBP: 0.341, SLG: 0.435		X 0-0 1-H HR		B C X 1-1 ② F7			C X 0-1 ① G1-3		B X 1-0 1B	4	1	2	2	0	0	0
Eli Marrero, R (1, 2) OBP: 0.287, SLG: 0.346	X 0-0 1B			C F F F B B F X 2-2 1B			B B X 2-0 ② G5-3		S X 0-1 ③ F8	4	0	2	0	0	0	1
Bobby Witt, R (1, 1)	F 1 SAFE B F C 1-3 ② K			1 SAFE B B S B F 1 SAFE F X 2-2 ③ G4-3			B C S S 1-3 ③ K			2	0	0	0	0	1	2
John Mabry, L (6, 9) OBP: 0.319, SLG: 0.386 (8, 7)										1	0	0	0	0	1	0
12 Pat Kelly, R (1, 4) OBP: 0.304, SLG: 0.500	C S B B X 2-2 ③ P3				B C C X 1-2 ① G5-3			B B B 4-0 BB		2	0	0	0	1	0	1
Rick Croushore, R (8, 1)										0	0	0	0	0	0	0
Inning Stats	R: 0 E: 0 K: 0 S: 7 H: 1 LOB: 0 BB: 0 P: 13	R: 2 E: 0 K: 2 S: 11 H: 2 LOB: 1 BB: 1 P: 19	R: 0 E: 0 K: 2 S: 9 H: 0 LOB: 0 BB: 0 P: 15	R: 1 E: 0 K: 0 S: 15 H: 2 LOB: 1 BB: 0 P: 20	R: 0 E: 0 K: 0 S: 6 H: 0 LOB: 0 BB: 0 P: 10	R: 0 E: 0 K: 0 S: 5 H: 0 LOB: 0 BB: 0 P: 10	R: 0 E: 0 K: 1 S: 6 H: 0 LOB: 0 BB: 0 P: 9	R: 0 E: 0 K: 2 S: 13 H: 0 LOB: 1 BB: 1 P: 22	R: 0 E: 0 K: 0 S: 5 H: 1 LOB: 1 BB: 0 P: 8	1B: 4 2B: 0 3B: 0 HR: 2 SF: 0 SAC: 0 DP: 1 HBP: 0						

TOP

St. Louis Cardinals @ San Francisco Giants

3Com Park at Candlestick Point, San Francisco, CA

Wed Jul 22 1998, 10:05 PM EDT
Att. 40,147 - Cloudy - 61 F

livebaseballscorecards.com

AB	32
R	3
H	6
RBI	3
BB	2
SO	7
LOB	10

WP: 0 PB: 0 SB: 0 CS: 0 PA: 34

PITCHER		IP	WLS	BF	H	R	ER	SO	BB	IBB	HBP	BLK	WP	HR	S	P	ERA	WHIP
Kirk Rueter, L ERA: 4.46	(1, 1)	7.0	L	26	5	3	3	5	1	0	0	0	0	2	59	96	3.86	0.857
John Johnstone, R ERA: 3.02	(8, 1)	0.1		2	0	0	0	1	1	0	0	0	0	0	3	7	0.00	3.000
Dean Hartgraves, L ERA: 9.0	(8, 1)	0.1		1	0	0	0	1	0	0	0	0	0	0	6	9	0.00	0.000
Steve Reed, R ERA: 1.48	(8, 1)	1.1		5	1	0	0	0	0	0	0	0	0	0	9	14	0.00	0.750

PITCHER	IP	WLS	BF	H	R	ER	SO	BB	IBB	HBP	BLK	WP	HR	S	P	ERA	WHIP

BOTTOM

Batter	1	2	3	4	5	6	7	8	9	AB	R	H	RBI	BB	SO	LOB
Darryl Hamilton, L (1, 8) OBP: 0.394, SLG: 0.368	B C F X 1-2 G5-3 ①	F C B X 1-2 1-2 2-H 3-H 1B			C B X 1-1 L3 ①		C B B F X 2-2 2B		C X 0-1 G3 ③	5	0	2	2	0	0	1
Bill Mueller, S (1, 5) OBP: 0.376, SLG: 0.393	B X 1-0 F8 ②	X 0-0 G4-3 ③			B B C B F X 3-2 1B		F C B F X 1-2 G4-3 ③			4	0	1	0	0	0	3
Barry Bonds, L (1, 7) OBP: 0.414, SLG: 0.543	C B B B B 4-1 S BB		C F X 0-2 G4-3 ①		B B X 2-0 F7 ②			X 0-0 P8 ①		3	0	0	0	1	0	1
Jeff Kent, R (1, 4) OBP: 0.331, SLG: 0.464	1 SAFE B B T S S 2-3 K ③ 1-2		F X 0-1 F9 ②		S 1 SAFE C X 0-2 G1-3 ③			C T S 0-3 K ②		4	0	0	0	0	2	2
J.T. Snow, L (1, 3) OBP: 0.327, SLG: 0.407		F B B C F B B 4-2 BB 1B 1B BB	F C B C 1-3 K ③			B C B S B F S 3-3 K ①		B T S B B B 4-2 BB		2	1	0	0	2	2	0
Stan Javier, S (1, 9) OBP: 0.367, SLG: 0.369		C S C 0-3 K ①		C B B F X 2-2 F7 ①		F B X 1-1 G3 ②		X 0-0 P8 ③		4	0	0	0	0	1	2
Rich Aurilia, R (1, 6) OBP: 0.345, SLG: 0.463		C B B X 2-1 BB 1-2 1B 1B		F X 0-1 L9 ②		X 0-0 F2 ③			B B B B 4-0 BB	3	1	1	0	1	0	0
Brent Mayne, L (1, 2) OBP: 0.400, SLG: 0.385		C B B B B 4-1 1B 1-2 2-3 BB		B C C B F X 2-2 1B			X 0-0 G1-3 ①		C 1 SAFE B B F S 2-3 K ①	3	0	1	0	1	1	1
Kirk Rueter, L (1, 1) OBP: 0.194, SLG: 0.194 Marvin Benard, L (7, PH) OBP: 0.339, SLG: 0.320 John Johnstone, R (8, 1) Dean Hartgraves, R (8, 1) Steve Reed, R (8, 1) OBP: 0.333, SLG: 0.333 Charlie Hayes, R (9, PH) OBP: 0.366, SLG: 0.429		C F F T 0-2 K ②		X 0-0 G6-3 ③			F X 0-1 P5 ②		B B S F S 2-3 K ②	2 1 0 0 0 0 1	0 0 0 0 0 0 0	0 0 0 0 0 0 0	0 0 0 0 0 0 0	0 0 0 0 0 0 0	1 0 0 0 0 0 1	4 0 0 0 0 0 1
Inning Stats	R: 0 H: 0 E: 0 LOB: 1 K: 1 BB: 1 S: 8 P: 16	R: 2 H: 2 E: 0 LOB: 2 K: 2 BB: 2 S: 17 P: 28	R: 0 H: 0 E: 0 LOB: 0 K: 1 BB: 0 S: 8 P: 9	R: 0 H: 1 E: 0 LOB: 1 K: 0 BB: 0 S: 10 P: 14	R: 0 H: 1 E: 0 LOB: 1 K: 0 BB: 0 S: 9 P: 15	R: 0 H: 0 E: 0 LOB: 0 K: 1 BB: 0 S: 7 P: 11	R: 0 H: 1 E: 0 LOB: 1 K: 0 BB: 0 S: 10 P: 13	R: 0 H: 0 E: 0 LOB: 1 K: 1 BB: 1 S: 7 P: 11	R: 0 H: 0 E: 0 LOB: 1 K: 2 BB: 1 S: 8 P: 16	1B: 4 2B: 1 3B: 0 HR: 0	SF: 0 SAC: 0 DP: 0 HBP: 0						

PITCHER		IP	WLS	BF	H	R	ER	SO	BB	IBB	HBP	BLK	WP	HR	S	P	ERA	WHIP
Bobby Witt, R ERA: 7.07	(1, 1)	5.0	W	22	4	2	2	4	3	0	0	0	0	0	52	82	3.60	1.400
John Frascatore, R ERA: 3.9	(6, 1)	2.2		10	1	0	0	2	1	0	0	0	0	0	23	34	0.00	0.750
Rick Croushore, R ERA: 2.83	(8, 1)	1.1	S	5	0	0	0	2	1	0	0	0	0	0	9	17	0.00	0.750

PITCHER	IP	WLS	BF	H	R	ER	SO	BB	IBB	HBP	BLK	WP	HR	S	P	ERA	WHIP

St. Louis Cardinals @ San Francisco Giants
3Com Park at Candlestick Point, San Francisco, CA
Wed Jul 22 1998, 10:05 PM EDT
Att. 40,147 - Cloudy - 61 F

livebaseballscorecards.com

AB	32
R	2
H	5
RBI	2
BB	5
SO	8
LOB	15

WP: 0	PA: 37		
PB: 0			
SB: 1			
CS: 0			

Batter	1	2	3	4	5	6	7	8	9	AB	R	H	RBI	BB	SO	LOB
Royce Clayton, R (1, 6) OBP: 0.322, SLG: 0.339	G5-3		G4-3		BB		S, 1B, 2B	BB, BB, SF, BB (1-2)		3	2	1	0	2	0	0
Brian Jordan, R (1, 9) Willie McGee, S (8, 9) OBP: 0.377, SLG: 0.557 OBP: 0.298, SLG: 0.316	K			G3-1, 2B	P6		G6-3	SF, BB (1-2, 2-3), BB		4 0	0 0	1 0	0 0	1 0	1 0	3 0
Mark McGwire, R (1, 3) Curtis King, R (8, 1) Jeff Brantley, R (9, 1) OBP: 0.482, SLG: 0.752	F7			G3-1 (2-3)		1B, BB, FC6-4, BB	1B, WP, SF8, IBB	SF (1-2, 2-3, 3-H), BB		2 0 0	2 0 0	0 0 0	1 0 0	3 0 0	0 0 0	1 0 0
Ray Lankford, L (1, 8) OBP: 0.395, SLG: 0.500		1B, 1B		K		FC6-4, 1B, 1B (1-2), BB	(1-3, 2-H), 1B	SF (1-2, 2-3, 3-H)		3	1	2	2	1	1	1
John Mabry, L (1, 7) OBP: 0.317, SLG: 0.383		F7		G4-3		FC6-4, 1B (1-2, 2-3)	SF8 (3-H)	P5		4	0	1	1	0	0	5
Gary Gaetti, R (1, 5) OBP: 0.342, SLG: 0.438		G6-4-3, 1B (1-2)			1B, G4-3, 2B	FC6-4, SH3, 1B (1-2f, 2-3, 3-H)	P3	F9		5	1	2	1	0	0	6
Eli Marrero, R (1, 2) OBP: 0.304, SLG: 0.395		G6-4-3 (1-2f)			G4-3, 1B (2-3)	SH3, 1B (1-2, 3-H)		HR	P4	5	1	3	2	0	0	2
Kent Bottenfield, R (1, 1) Brian Hunter, R (8, PH) (8, 3) OBP: 0.067, SLG: 0.067 OBP: 0.254, SLG: 0.411			G6-3		G4-3 (1-2, 3-H)	SH3 (1-2, 2-3)		P2	F9	2 2	0 0	0 0	1 0	0 0	0 0	1 0
12 Pat Kelly, R (1, 4) OBP: 0.286, SLG: 0.440			K		F7	F8		BB, BB, BB, 1B	K	5	1	1	0	0	2	3
Inning Stats	R: 0 E: 0 K: 1 S: 5 H: 0 LOB: 0 BB: 0 P: 5	R: 0 E: 0 K: 0 S: 4 H: 2 LOB: 1 BB: 0 P: 4	R: 0 E: 0 K: 1 S: 5 H: 0 LOB: 0 BB: 0 P: 5	R: 0 E: 0 K: 1 S: 6 H: 1 LOB: 1 BB: 0 P: 6	R: 1 E: 0 K: 0 S: 5 H: 2 LOB: 2 BB: 1 P: 9	R: 2 E: 0 K: 0 S: 5 H: 2 LOB: 2 BB: 2 P: 13	R: 2 E: 0 K: 0 S: 5 H: 2 LOB: 1 BB: 1 P: 9	R: 3 E: 1 K: 0 S: 6 H: 2 LOB: 3 BB: 3 P: 18	R: 0 E: 0 K: 1 S: 5 H: 0 LOB: 0 BB: 0 P: 5	1B: 7 2B: 3 3B: 0 HR: 1 SF: 2 SAC: 1 DP: 1 HBP: 0						

PITCHER		IP	WLS	BF	H	R	ER	SO	BB	IBB	HBP	BLK	WP	HR	S	P	ERA	WHIP
Danny Darwin, R ERA: 4.67	(1, 1)	5.1	L	25	7	3	3	3	3	0	0	0	0	0	28	40	5.06	1.875
Chris Brock, R ERA: 4.91	(6, 1)	1.0		5	1	2	2	0	0	1	0	0	0	0	4	8	18.00	1.000
Dean Hartgraves, L ERA: 9.53	(7, 1)	2.2		15	3	3	3	1	3	0	0	0	1	1	14	26	10.12	2.250

PITCHER	IP	WLS	BF	H	R	ER	SO	BB	IBB	HBP	BLK	WP	HR	S	P	ERA	WHIP

TOP

St. Louis Cardinals @ San Francisco Giants

3Com Park at Candlestick Point, San Francisco, CA

Thu Jul 23 1998, 6:33 AM EDT
Att. 46,393 - Sunny - 68 F

livebaseballscorecards.com

AB	35
R	8
H	11
RBI	8
BB	7
SO	4
LOB	22

PA: 45

WP: 1	
PB: 0	
SB: 1	
CS: 0	

Batter	1	2	3	4	5	6	7	8	9	AB	R	H	RBI	BB	SO	LOB
Darryl Hamilton, L (1, 8) OBP: 0.393, SLG: 0.365	BBBB 4-0 CS BB		x 0-0 ① G6-3		x 0-0 ③ F9		x 0-0 ③ F8			3	0	0	0	1	0	1
Bill Mueller, S (1, 5) OBP: 0.375, SLG: 0.395	x 0-0 ①② F9 1-2		x 0-0 ② G4-3			x 0-0 2B		SSS 0-3 ① K		4	0	1	0	0	1	1
Barry Bonds, L (1, 7) OBP: 0.415, SLG: 0.542 Marvin Benard, L (9, 7) OBP: 0.330, SLG: 0.320	x 0-0 ③ F7		SSS 0-3 ③ K			BBBB 4-0 BB		x 0-0 1B		3 0	0 0	1 0	0 0	1 0	1 0	0 0
Jeff Kent, R (1, 4) OBP: 0.327, SLG: 0.458 Ramon Martinez, R (9, 4) OBP: 0.471, SLG: 0.429		x 0-0 ① G5-3		x 0-0 ① F8		x 0-0 ① F7		SSS 0-3 ② K		4 0	0 0	0 0	0 0	0 0	1 0	3 0
J.T. Snow, L (1, 3) OBP: 0.326, SLG: 0.405		x 0-0 BB 1B 1B		x 0-0 ② F9		SSS 0-3 ② K		x 0-0 ③ G4-3		4	1	1	0	0	1	3
Stan Javier, S (1, 9) OBP: 0.370, SLG: 0.368 Dean Hartgraves, R (7, 1) Rey Sanchez, R (9, PH) OBP: 0.317, SLG: 0.330		BBBB 4-0 1B 1-2 BB		BBBB 4-0 BB		x 0-0 ③ G4-3			x 0-0 ① F8	1 0 1	0 0 0	0 0 0	0 0 0	2 0 0	0 0 0	2 0 0
Rich Aurilia, R (1, 6) OBP: 0.339, SLG: 0.456		x 0-0 ② L5		x 0-0 ③ P3			x 0-0 ① F7		x 0-0 E9	4	0	0	0	0	0	3
Brent Mayne, L (1, 2) OBP: 0.402, SLG: 0.384		x 0-0 1-2 2-H 1B			x 0-0 ① G4-3		BBBB 4-0 BB		SSS 0-3 ② K	3	0	1	1	1	1	1
Danny Darwin, R (1, 1) OBP: 0.108, SLG: 0.086 Chris Brock, R (6, 1) Chris Jones, R (7, 9) OBP: 0.270, SLG: 0.301		SSS 0-3 ③ K			x 0-0 ② G5-3		x 0-0 ② P4		SSS 0-3 ③ K	2 0 2	0 0 0	0 0 0	0 0 0	0 0 0	1 0 1	2 0 2
Inning Stats	R: 0 E: 0 K: 0 S: 2 H: 0 LOB: 0 BB: 1 P: 6	R: 1 E: 0 K: 1 S: 7 H: 2 LOB: 2 BB: 1 P: 11	R: 0 E: 0 K: 1 S: 5 H: 0 LOB: 0 BB: 0 P: 5	R: 0 E: 0 K: 0 S: 3 H: 0 LOB: 1 BB: 1 P: 7	R: 0 E: 0 K: 0 S: 3 H: 0 LOB: 0 BB: 0 P: 3	R: 0 E: 0 K: 1 S: 6 H: 1 LOB: 2 BB: 1 P: 10	R: 0 E: 0 K: 0 S: 3 H: 0 LOB: 1 BB: 1 P: 7	R: 0 E: 0 K: 2 S: 8 H: 1 LOB: 1 BB: 0 P: 8	R: 0 E: 1 K: 2 S: 8 H: 0 LOB: 1 BB: 0 P: 8	1B: 3 2B: 1 3B: 0 HR: 0	SF: 0 SAC: 0 DP: 0 HBP: 0					WP: 0 PB: 0 SB: 0 CS: 1	PA: 36

PITCHER		IP	WLS	BF	H	R	ER	SO	BB	IBB	HBP	BLK	WP	HR	S	P	ERA	WHIP
Kent Bottenfield, R ERA: 4.73	(1, 1)	7.0	W	28	3	1	1	3	5	0	0	0	0	0	29	49	1.29	1.143
Curtis King, R ERA: 4.36	(8, 1)	1.0		4	1	0	0	2	0	0	0	0	0	0	8	8	0.00	1.000
Jeff Brantley, R ERA: 5.81	(9, 1)	1.0		4	0	0	0	2	0	0	0	0	0	0	8	8	0.00	0.000

PITCHER	IP	WLS	BF	H	R	ER	SO	BB	IBB	HBP	BLK	WP	HR	S	P	ERA	WHIP

BOTTOM

St. Louis Cardinals @ San Francisco Giants

3Com Park at Candlestick Point, San Francisco, CA

Thu Jul 23 1998, 6:33 AM EDT

Att. 46,393 - Sunny - 68 F

livebaseballscorecards.com

AB	31
R	1
H	4
RBI	1
BB	5
SO	7
LOB	18

Cincinnati Reds @ San Francisco Giants

3Com Park at Candlestick Point, San Francisco, CA

Fri Jul 24 1998, 10:05 PM EDT

Att. 16,931 - Unknown - 61 F

TOP

livebaseballscorecards.com

Batter	1	2	3	4	5	6	7	8	9	AB	R	H	RBI	BB	SO	LOB
Pokey Reese, R (1, 5) (6, 6) OBP: 0.313, SLG: 0.316	C X 0-1 ① G5-3		C C B F F F X 1-2 ③ G1-3		B X 1-0 1-2 1B			B C F C 1-3 ① K		4	0	1	0	0	1	2
Sean Casey, L (1, 3) OBP: 0.324, SLG: 0.328	B B X 2-0 ② F8			B S X 1-1 ① G4-3	X 0-0 ③ P7			B B S X 2-1 ② F7		4	0	0	0	0	0	3
Barry Larkin, R (1, 6) OBP: 0.376, SLG: 0.468	C X 0-1 ③ P3			B B C F X 2-2 ② G1-3		C X 0-1 ① G5-3		S X 0-1 ③ G4-3		3	0	0	0	0	0	0
Chris Stynes, R (6, 5) OBP: 0.322, SLG: 0.351										1	0	0	0	0	0	1
Willie Greene, L (1, 9) OBP: 0.368, SLG: 0.416		X 0-0 ① G4-3		B B S C X 2-2 ③ G4-3		B C F S 1-3 ② K			B F F B B X 3-2 ① F8	4	0	0	0	0	1	0
Paul Konerko, R (1, 7) OBP: 0.276, SLG: 0.330		B X 1-0 ② G6-3			C F X 0-2 2B 61 SF8 1B	B C S B X 2-2 ③ P4			B F B F X 2-2 ② L5	4	1	1	0	0	0	0
Bret Boone, R (1, 4) OBP: 0.325, SLG: 0.445		X 0-0 ③ F8			C S X 0-2 61 SF8 1-3 1B 2B		C F X 0-2 ① G6-3		C F B B F S 2-3 ③ K	4	1	1	0	0	1	0
61 Mike Frank, L (1, 8) OBP: 0.289, SLG: 0.293			B B F C F B F S 3-3 ① K		B C X 1-1 ① SF8 2-3 3-H		S F B F X 1-2 ② P2			2	0	0	1	0	1	0
Guillermo Garcia, R (1, 2) OBP: 0.222, SLG: 0.556			C F C 0-3 ② K		C C B B X 2-2 FC5-4 3-H 1B		X 0-0 ③ F9			3	0	1	1	0	1	0
Scott Winchester, R (1, 1) OBP: 0.167, SLG: 0.130			B F X 1-1 1B		F B B B F X 3-2 ② FC5-4 1B 1-2f			B B B B 4-0 BB		1	0	1	0	0	0	0
Rick Krivda, R (4, 1)										0	0	0	0	0	0	0
Eduardo Perez, R (5, PH) OBP: 0.314, SLG: 0.324										1	0	0	0	0	0	1
Scott Sullivan, R (5, 1) OBP: 0.167, SLG: 0.167										0	0	0	0	0	0	0
26 John Hudek, S (7, 1)										0	0	0	0	0	0	0
Melvin Nieves, S (8, PH) OBP: 0.402, SLG: 0.340										0	0	0	1	0	0	0
Danny Graves, R (8, 1)										0	0	0	0	0	0	0

Inning Stats	1	2	3	4	5	6	7	8	9	1B	SF	WP	PA
R:	0	0	0	0	2	0	0	0	0	4	1	0	33
E:	0	0	0	0	0	0	0	0	0	2B: 1	SAC: 0	PB: 0	
K:	0	0	2	0	0	1	0	1	1	3B: 0	DP: 0	SB: 0	
S:	5	3	16	8	16	8	8	7	10	HR: 0	HBP: 0	CS: 0	
H:	0	0	1	0	4	0	0	0	0				
LOB:	0	0	0	0	2	0	0	1	0				
BB:	0	0	0	0	0	0	0	1	0				
P:	7	4	21	13	23	11	9	14	17				

	AB	R	H	RBI	BB	SO	LOB
	31	2	5	2	1	5	7

PITCHER		IP	W/L/S	BF	H	R	ER	SO	BB	IBB	HBP	BLK	WP	HR	S	P	ERA	WHIP
Mark Gardner, R ERA: 4.88	(1, 1)	8.0	W	30	5	2	2	4	1	0	0	0	0	0	71	102	2.25	0.750
Jose Mesa, R ERA: 5.07	(9, 1)	1.0		3	0	0	0	1	0	0	0	0	0	0	10	17	0.00	0.000

PITCHER		IP	W/L/S	BF	H	R	ER	SO	BB	IBB	HBP	BLK	WP	HR	S	P	ERA	WHIP

Batter	1	2	3	4	5	6	7	8	9	AB	R	H	RBI	BB	SO	LOB
Darryl Hamilton, L (1, 8) OBP: 0.395, SLG: 0.367	4-1 G5-4-3 BB		B B C B B 3-1 1B 1B SF7 1B	C B X 1-1 2B HR 1B 3-H	C B F F B B X 3-2 ② F9			X 0-0 E5 FC5-4		4	2	2	1	1	0	0
Rey Sanchez, R (1, 6) OBP: 0.319, SLG: 0.336 (8, 4)	X 0-0 ①② G5-4-3 1-2f		C B 1 SAFE X 1-1 1B 1-2 1B	C B F X 1-2 HR 2B 1-3	B S B S S 2-3 ③ K			F B X 1-1 ① FC5-4 F7 PB 1B 1-2f		5	2	2	0	0	1	2
Barry Bonds, L (1, 7) OBP: 0.418, SLG: 0.543 Marvin Benard, L (8, 7) OBP: 0.328, SLG: 0.317	X 0-0 HR 1B		B X 1-0 FC6-4 1B 1-2 2-3	I I I 4-0 HR IBB		C F B B S 2-3 ① K		F F B B X 2-2 ② F7 1-3		3 1	2 0	2 0	0 0	1 0	1 0	0 1
Jeff Kent, R (1, 4) OBP: 0.329, SLG: 0.480 Rich Aurilia, R (8, 6) OBP: 0.342, SLG: 0.458	1 SAFE C 1 SAFE B X 1-1 1-H HR		F X 0-1 ② SF7 3-H	B B S B X 3-1 1-H 2-H 3-H HR		C B X 1-1 ② P9		C S X 0-2 3-H 1B		3 1	2 0	2 1	7 1	0 0	0 0	0 0
Joe Carter, R (1, 9) OBP: 0.295, SLG: 0.424	S S F B S 1-3 ③ K		C B X 1-1 ③ FC6-4 1-2f	B F X 1-1 1B 2B		B X 1-0 ③ G5-3		B B B C F X 3-2 ③ G6-3		5	1	1	0	0	1	3
J.T. Snow, L (1, 3) OBP: 0.328, SLG: 0.406		B X 1-0 ① G6-3	2-2 HR 1B 3-1 ② F7				C S B B X 2-2 G4-6-3 BB 1B			4	1	2	0	0	0	1
Charlie Hayes, R (1, 5) OBP: 0.373, SLG: 0.446 Bill Mueller, S (7, PR) (8, 5) OBP: 0.375, SLG: 0.395		C X 0-1 ② G3	3-1 1-H HR 1-0 2-H 1B				C S B B B B 4-2 G4-6-3 BB 1-2			3 0	1 0	2 0	3 0	1 0	0 0	0 0
Brent Mayne, L (1, 2) OBP: 0.399, SLG: 0.387		B F X 1-1 ③ G6-3	0-1 WP 1B 2B 1-2 ③ G4-3				C S X 0-2 ①② G4-6-3 1-2f 2-3			4	1	1	0	0	0	3
Mark Gardner, R (1, 1) OBP: 0.234, SLG: 0.205 Jose Mesa, R (9, 1)			B C X 1-1 ① G1-3	M B F B S 2-3 ① K 2-3	S C S 0-3 ① K		S C C 0-3 ③ K			4 0	0 0	0 0	0 0	0 0	3 0	3 0
Inning Stats	R: 2 H: 2 E: 0 LOB: 0 K: 1 BB: 1 S: 9 P: 15	R: 0 H: 0 E: 0 LOB: 0 K: 0 BB: 0 S: 5 P: 7	R: 1 H: 3 E: 0 LOB: 2 K: 0 BB: 0 S: 11 P: 18	R: 8 H: 8 E: 0 LOB: 1 K: 1 BB: 1 S: 25 P: 47	R: 0 H: 0 E: 0 LOB: 0 K: 2 BB: 0 S: 10 P: 15	R: 0 H: 0 E: 0 LOB: 0 K: 1 BB: 0 S: 6 P: 10	R: 0 H: 1 E: 0 LOB: 2 K: 1 BB: 1 S: 11 P: 17	R: 1 H: 1 E: 1 LOB: 1 K: 0 BB: 0 S: 12 P: 18		1B: 9 2B: 3 3B: 0 HR: 3	SF: 1 SAC: 0 DP: 2 HBP: 0					

PITCHER		IP	WLS	BF	H	R	ER	SO	BB	IBB	HBP	BLK	WP	HR	S	P	ERA	WHIP
Scott Winchester, R ERA: 5.81	(1, 1)	3.1	L	22	11	10	10	2	1	1	0	0	1	3	42	73	27.00	3.600
Rick Krivda, L ERA: 4.74	(4, 1)	0.2		4	2	1	1	0	0	0	0	0	0	0	8	14	13.50	3.000
Scott Sullivan, R ERA: 4.6	(5, 1)	2.0		6	0	0	0	3	0	0	0	0	0	0	16	25	0.00	0.000
26 John Hudek, R ERA: 2.95	(7, 1)	1.0		4	1	0	0	1	1	0	0	0	0	0	11	17	0.00	2.000
Danny Graves, R ERA: 3.48	(8, 1)	1.0		5	1	1	0	0	0	0	0	0	0	0	12	18	0.00	1.000

PITCHER	IP	WLS	BF	H	R	ER	SO	BB	IBB	HBP	BLK	WP	HR	S	P	ERA	WHIP

BOTTOM

Cincinnati Reds @ San Francisco Giants

3Com Park at Candlestick Point, San Francisco, CA

Fri Jul 24 1998, 10:05 PM EDT

Att. 16,931 - Unknown - 61 F

livebaseballscorecards.com

AB	37
R	12
H	15
RBI	12
BB	3
SO	6
LOB	13

WP: 1 PA: 41
PB: 1
SB: 0
CS: 0

Batter	1	2	3	4	5	6	7	8	9	AB	R	H	RBI	BB	SO	LOB
Reggie Sanders, R (1, 9) OBP: 0.330, SLG: 0.433	C H 1-1 CS HBP		B S F B B B 4-2 S BB		B C B B X 3-1 ① G6-3	S X 0-1 2B 2B		B X 1-0 E FC1-5 1-2 1B		3	1	2	0	1	0	1
Sean Casey, L (1, 3) OBP: 0.333, SLG: 0.341	C B X 1-1 ① CS 1-2 1B		B B X 2-0 ③ G6-3 1-2		B B B C B 4-1 2B BB	C B X 1-1 2-H 2B		L X 0-1 ① FC1-5 E 1-2 2-3f		4	1	2	1	1	0	3
Barry Larkin, R (1, 6) OBP: 0.376, SLG: 0.465	B B X 2-0 ② FC6 1-2 1B			B B F X 2-1 ① F7	C B B F F B X 3-2 ② P3	B S B C S 2-3 ② K		2 SAFE 4-0 1-2 2-3 IBB		4	0	1	0	1	1	3
Eddie Taubensee, L (1, 2) OBP: 0.357, SLG: 0.432	1 SAFE B X 1-0 ③ FC6 1-2f			C F S 0-3 ② K	B S B B X 3-1 1-H 2-H 2B	I 4-0 IBB		B C S F S 1-3 ② K		4	0	1	2	1	2	4
Paul Konerko, R (1, 7) OBP: 0.272, SLG: 0.325 Stan Belinda, R (5, 1) Melvin Nieves, S (6, PH) OBP: 0.398, SLG: 0.337 Scott Sullivan, R (6, 1) OBP: 0.167, SLG: 0.167 26 John Hudek, S (7, 1) Eduardo Perez, R (8, PH) OBP: 0.312, SLG: 0.321 Gabe White, L (8, 1) OBP: 0.250, SLG: 0.250 Danny Graves, R (9, 1)		B C X 1-1 ① P2		C B S F B X 2-2 ③ L5	C B B F B F X 3-2 ③ F4	B S S B B S 3-3 ③ K		C B B B S F X 3-2 ③ F8		3 0 1 0 0 1 0	0 0 0 0 0 0 0	0 0 0 0 0 0 0	0 0 0 0 0 0 0	0 0 0 0 0 1 0	0 0 0 0 0 0 0	1 0 2 0 0 3 0
Bret Boone, R (1, 4) OBP: 0.326, SLG: 0.452		B X 1-0 ② G1-3			B X 1-0 HR	B S C B X 2-2 E6 1B HR	C F B X 1-2 61 G3-6-3 1B		C F B X 1-2 ① G6-3	5	2	2	1	0	0	0
61 Mike Frank, L (1, 8) OBP: 0.284, SLG: 0.299		B X 1-0 ③ G1-3			C X 0-1 2B 2B	X 0-0 ① F8	F X 0-1 ① ② G3-6-3 1-2f		F S X 0-2 ② L6	5	1	1	0	0	0	2
Pokey Reese, R (1, 5) OBP: 0.316, SLG: 0.328			B F X 1-1 ① P9		F F B B X 2-2 2-H 2B 2B	1 SAFE C X 0-1 1-3 HR 1B	C B C F B B S 3-3 ③ K		B B C F F X 2-2 ③ F8	5	2	2	1	0	1	0
Steve Parris, R (1, 1) OBP: 0.167, SLG: 0.167 Willie Greene, L (5, PH) OBP: 0.373, SLG: 0.433 (5, 7)			B B C C B S 3-3 ② K		B C X 1-1 2-H 2B 2B	B B 1 SAFE X 2-0 1-H 3-H HR		C B X 1-1 FC1-5 1B 1B		1 3	0 2	0 3	0 4	0 0	1 0	0 0
Inning Stats	R: 0 E: 0 K: 0 S: 5 H: 2 LOB: 1 BB: 0 P: 10	R: 0 E: 0 K: 0 S: 4 H: 0 LOB: 0 BB: 0 P: 7	R: 0 E: 0 K: 1 S: 8 H: 0 LOB: 1 BB: 1 P: 18	R: 0 E: 0 K: 1 S: 9 H: 0 LOB: 0 BB: 0 P: 13	R: 5 E: 0 K: 0 S: 21 H: 5 LOB: 1 BB: 1 P: 41	R: 4 E: 1 K: 2 S: 17 H: 4 LOB: 2 BB: 1 P: 31	R: 0 E: 0 K: 1 S: 9 H: 1 LOB: 0 BB: 0 P: 13	R: 0 E: 1 K: 1 S: 13 H: 2 LOB: 3 BB: 1 P: 23	R: 0 E: 0 K: 0 S: 10 H: 0 LOB: 0 BB: 0 P: 13	1B: 6 2B: 6 3B: 0 HR: 2 SF: 0 SAC: 0 DP: 1 HBP: 1						

PITCHER	IP	WLS	BF	H	R	ER	SO	BB	IBB	HBP	BLK	WP	HR	S	P	ERA	WHIP
Russ Ortiz, R (1, 1) ERA: 3.04	4.2	L	21	6	5	5	2	2	0	1	0	0	1	41	77	9.64	1.714
Alvin Morman, L (5, 1) ERA: 5.32	0.0		1	1	0	0	0	0	0	0	0	0	0	2	5	∞	∞
John Johnstone, R (5, 1) ERA: 3.44	1.1		10	4	4	3	2	0	1	0	0	0	1	21	38	20.25	3.000
Chris Brock, R (7, 1) ERA: 3.86	1.0		5	3	0	0	1	0	0	0	0	0	0	12	18	0.00	3.000
Rich Rodriguez, L (8, 1) ERA: 4.41	2.0		7	0	0	0	1	0	1	0	0	0	0	20	31	0.00	0.000

PITCHER	IP	WLS	BF	H	R	ER	SO	BB	IBB	HBP	BLK	WP	HR	S	P	ERA	WHIP

TOP

Cincinnati Reds @ San Francisco Giants

3Com Park at Candlestick Point, San Francisco, CA

Sat Jul 25 1998, 6:33 AM EDT

Att. 50,054 - Sunny - 66 F

livebaseballscorecards.com

AB	39
R	9
H	14
RBI	9
BB	4
SO	6
LOB	19

WP: 0	PB: 0	SB: 1	CS: 2	PA: 44		

BOTTOM

Cincinnati Reds @ San Francisco Giants

3Com Park at Candlestick Point, San Francisco, CA

Sat Jul 25 1998, 6:33 AM EDT
Att. 50,054 - Sunny - 66 F

livebaseballscorecards.com

Batter	1	2	3	4	5	6	7	8	9	AB	R	H	RBI	BB	SO	LOB
Darryl Hamilton, L (1, 8) OBP: 0.395, SLG: 0.365	1-2 BB BB HR 1B	2-1 G1-3 ③			0-1 B4-3 ①		4-0 1B 1B 1-2 SF8 BB	0-3 K ③		4	2	1	0	1	1	1
Bill Mueller, S (1, 5) OBP: 0.377, SLG: 0.398	4-0 BB 1-2 HR BB		1-0 SH2-4 2B		0-3 K ②		2-2 1B 1-2 2-3 1B		2-2 L7 ①	4	1	2	0	1	1	0
Stan Javier, S (1, 9) OBP: 0.376, SLG: 0.372	4-1 1-2 2-3 HR BB		1-0 SH2-4 ① 2-3		4-0 S BB		2-2 1-2 2-3 3-H 1B		3-2 HR 1B	2	2	2	1	2	0	0
Jeff Kent, R (1, 4) OBP: 0.327, SLG: 0.485	1-3 K ①		3-3 K ②		3-3 K ③ 1-2		1-1 L7 ①		1-0 1-H HR	5	1	1	2	0	3	8
Joe Carter, R (1, 7) OBP: 0.291, SLG: 0.418	2-3 K ②		0-0 F9 ③			1-3 K ①	0-0 SF8 ② 3-H		2-2 F8 ②	4	0	0	1	0	2	4
J.T. Snow, L (1, 3) OBP: 0.330, SLG: 0.421	2-1 1-H 2-H 3-H HR			2-1 L9 ①		2-1 WP 2B	0-1 G4-3 ③		0-1 2B	4	1	2	4	0	0	2
Rich Aurilia, R (1, 6) OBP: 0.338, SLG: 0.452	1-0 P2 ③			1-1 E3		2-3 K ② 2-3		1-2 P4 ①	1-3 K ③	3	0	0	0	0	1	1
Chris Brock, R (7, 1)										0	0	0	0	0	0	0
Rich Rodriguez, L (8, 1) OBP: 0.333, SLG: 0.333										0	0	0	0	0	0	0
Charlie Hayes, R (8, 3) OBP: 0.370, SLG: 0.442										2	0	0	0	0	1	1
Barry Bonds, L (9, PH) OBP: 0.419, SLG: 0.547										1	0	1	0	0	0	0
Doug Mirabelli, R (1, 2) OBP: 0.400, SLG: 0.375		2-3 K ①		1-3 K ②		1-2 G5-3 ③		0-1 1B		4	0	1	0	0	2	2
Russ Ortiz, R (1, 1)		1-2 G4-3 ②		0-3 K ③			0-0 1B BB 1B 1B	2-2 P6 ②		2	0	0	0	0	1	1
Alvin Morman, L (5, 1)										0	0	0	0	0	0	0
John Johnstone, R (5, 1)										0	0	0	0	0	0	0
Rey Sanchez, R (7, 6) OBP: 0.320, SLG: 0.338										2	1	1	0	0	0	1

	AB	37
	R	8
	H	11
	RBI	8
	BB	4
	SO	12
	LOB	21

Inning Stats	1	2	3	4	5	6	7	8	9
	R: 4 E: 0 K: 2 S: 14 H: 2 LOB: 0 BB: 2 P: 29	R: 0 E: 0 K: 1 S: 10 H: 0 LOB: 0 BB: 0 P: 15	R: 0 E: 0 K: 1 S: 7 H: 1 LOB: 1 BB: 0 P: 12	R: 0 E: 1 K: 2 S: 11 H: 0 LOB: 1 BB: 0 P: 15	R: 0 E: 0 K: 2 S: 8 H: 0 LOB: 1 BB: 1 P: 15	R: 0 E: 0 K: 2 S: 12 H: 1 LOB: 1 BB: 0 P: 18	R: 2 E: 0 K: 0 S: 17 H: 3 LOB: 2 BB: 1 P: 26	R: 0 E: 0 K: 1 S: 17 H: 1 LOB: 1 BB: 0 P: 20	R: 2 E: 0 K: 1 S: 25 H: 3 LOB: 1 BB: 0 P: 34

1B: 6	SF: 1	WP: 1	PA: 43
2B: 3	SAC: 1	PB: 0	
3B: 0	DP: 0	SB: 1	
HR: 2	HBP: 0	CS: 0	

PITCHER		IP	WLS	BF	H	R	ER	SO	BB	IBB	HBP	BLK	WP	HR	S	P	ERA	WHIP
Steve Parris, R ERA: 4.4	(1, 1)	4.0		18	3	4	4	6	2	0	0	0	0	1	42	71	9.00	1.250
Stan Belinda, R ERA: 3.14	(5, 1)	1.0	W	4	0	0	0	2	1	0	0	0	0	0	8	15	0.00	1.000
Scott Sullivan, R ERA: 4.77	(6, 1)	1.0		8	4	2	2	2	1	0	0	0	1	0	24	38	18.00	5.000
26 John Hudek, R ERA: 2.87	(7, 1)	1.0		3	0	0	0	0	0	0	0	0	0	0	5	6	0.00	0.000
Gabe White, L ERA: 4.81	(8, 1)	1.2		9	4	2	2	1	0	0	0	0	0	1	38	49	10.80	2.400

PITCHER		IP	WLS	BF	H	R	ER	SO	BB	IBB	HBP	BLK	WP	HR	S	P	ERA	WHIP
Danny Graves, R ERA: 3.46	(9, 1)	0.1	S	1	0	0	0	1	0	0	0	0	0	0	4	5	0.00	0.000

Batter	1	2	3	4	5	6	7	8	9	10	AB	R	H	RBI	BB	SO	LOB
Reggie Sanders, R (1, 9) (4, 8) OBP: 0.332, SLG: 0.441	B C B B F X 3-2 SF9 3B		S S X 0-2 G3 1B		B B X 2-0 G6-3 ③			X 0-0 SH1-4 ① 1-2		S B L B F B S 3-3 K ②	4	1	2	0	0	1	0
Sean Casey, L (1, 3) OBP: 0.329, SLG: 0.333	C B B X 2-1 SF9 ① 3-H		1 SAFE B B C P B X 3-1 G3 ② 1-2			B F B B C X 3-2 F7 ①		C F F B B B F B 4-2 BB		C B S B B F F C 3-3 K ③	3	0	0	1	1	1	1
Barry Larkin, R (1, 6) OBP: 0.372, SLG: 0.460	C B B F X 2-2 G5-3 ②		B B X 2-0 F9 ③			F F F B X 1-2 F8 ②		F F S 0-3 K ②			4	0	0	0	0	1	3
Eddie Taubensee, L (1, 2) OBP: 0.356, SLG: 0.428	S F B B B X 3-2 P6 ③			C F X 0-2 P7 ①		B C B F B F B 4-2 BB		S X 0-1 P8 ③			3	0	0	0	1	0	2
Willie Greene, L (1, 7) (4, 9) OBP: 0.371, SLG: 0.431		C B B B F X 3-2 P4 ①		B B B C F S 3-3 K ②		C B F S 1-3 K ③			C X 0-1 SH3-4 1B		4	0	1	0	0	2	1
Bret Boone, R (1, 4) OBP: 0.328, SLG: 0.454		C C X 0-2 61 FC6-4 1B		B F X 1-1 61 FC4-6 1B			C B B X 2-1 F8 ①		X 0-0 SH3-4 ① 1-2		3	0	2	0	0	0	0
61 Mike Frank, L (1, 8) OBP: 0.278, SLG: 0.292 Paul Konerko, R (4, 7) OBP: 0.270, SLG: 0.321		X 0-0 FC6-4 ② 1-2f		S B B X 2-1 FC4-6 ③ 1-2f			C X 0-1 P5 ②		B X 1-0 P3 ②		2	0	0	0	0	0	2
											2	0	0	0	0	0	1
Pokey Reese, R (1, 5) OBP: 0.307, SLG: 0.317		C X 0-1 G5-3 ③			B C X 1-1 G6-3 ①		B B C C S 2-3 K ③		S B B F F X 2-2 P5 ③		4	0	0	0	0	1	2
Brett Tomko, R (1, 1) OBP: 0.125, SLG: 0.109 Melvin Nieves, S (10, PH) OBP: 0.395, SLG: 0.333 Stan Belinda, R (10, 1)			F F B X 1-2 G1-3 ①		X 0-0 P8 ②			C S B F X 1-2 E1 SH1-4		F S B S 1-3 K ①	3	0	0	0	0	0	0
											1	0	0	0	0	1	0
											0	0	0	0	0	0	0
Inning Stats	R: 1 E: 0 K: 0 S: 11 H: 1 LOB: 0 BB: 0 P: 21	R: 0 E: 0 K: 0 S: 9 H: 1 LOB: 1 BB: 0 P: 12	R: 0 E: 0 K: 0 S: 10 H: 1 LOB: 1 BB: 0 P: 15	R: 0 E: 0 K: 1 S: 10 H: 1 LOB: 1 BB: 0 P: 16	R: 0 E: 0 K: 0 S: 4 H: 0 LOB: 0 BB: 0 P: 7	R: 0 E: 0 K: 1 S: 13 H: 0 LOB: 1 BB: 1 P: 22	R: 0 E: 0 K: 1 S: 7 H: 0 LOB: 0 BB: 0 P: 11	R: 0 E: 1 K: 1 S: 14 H: 0 LOB: 2 BB: 1 P: 19	R: 0 E: 0 K: 0 S: 8 H: 1 LOB: 1 BB: 0 P: 11	R: 0 E: 0 K: 3 S: 12 H: 0 LOB: 0 BB: 0 P: 19	1B: 4 2B: 0 3B: 1 HR: 0	SF: 1 SAC: 2 DP: 0 HBP: 0					

PITCHER	IP	WLS	BF	H	R	ER	SO	BB	IBB	HBP	BLK	WP	HR	S	P	ERA	WHIP
Orel Hershiser, R (1, 1) ERA: 3.9	7.0		26	4	1	1	3	1	0	0	0	0	0	64	104	1.29	0.714
Robb Nen, R (8, 1) ERA: 1.02	2.0		9	1	0	0	1	1	0	0	0	0	0	22	30	0.00	1.000
Jose Mesa, R (10, 1) ERA: 4.98	1.0	W	3	0	0	0	3	0	0	0	0	0	0	12	19	0.00	0.000

PITCHER	IP	WLS	BF	H	R	ER	SO	BB	IBB	HBP	BLK	WP	HR	S	P	ERA	WHIP

TOP

Cincinnati Reds @ San Francisco Giants

3Com Park at Candlestick Point, San Francisco, CA

Sun Jul 26 1998, 6:33 AM EDT
Att. 34,638 - Sunny - 67 F

livebaseballscorecards.com

AB	33
R	1
H	5
RBI	1
BB	2
SO	7
LOB	12

1B: 4	SF: 1	WP: 0	PA: 38
2B: 0	SAC: 2	PB: 0	
3B: 1	DP: 0	SB: 0	
HR: 0	HBP: 0	CS: 0	

Batter	1	2	3	4	5	6	7	8	9	10	AB	R	H	RBI	BB	SO	LOB
Darryl Hamilton, L (1, 8) OBP: 0.394, SLG: 0.362	G6-3			G4-3		BB			G4-3		3	0	0	0	1	0	0
Rey Sanchez, R (1, 6) Jose Mesa, R (10, 1)	P4			SF8 3B		G5-3 2-3f			F7		4 0	1 0	1 0	0 0	0 0	0 0	2 0
Barry Bonds, L (1, 7) OBP: 0.418, SLG: 0.542	F9			CS BB			F8		P5		3	0	0	0	1	0	0
Jeff Kent, R (1, 4) OBP: 0.329, SLG: 0.495		K		SF8 3-H			BB			HR	2	1	1	2	1	1	0
Joe Carter, R (1, 9) OBP: 0.288, SLG: 0.414 Robb Nen, R (8, 1) Shawon Dunston, R (10, 6) OBP: 0.265, SLG: 0.404	L7			CS 1-2	F8		F8				3 0 0	0 0 0	0 0 0	0 0 0	0 0 0	0 0 0	1 0 0
J.T. Snow, L (1, 3) OBP: 0.327, SLG: 0.417	K				P5		K				3	0	0	0	0	2	1
Charlie Hayes, R (1, 5) OBP: 0.365, SLG: 0.436		L9			F9			P6			3	0	0	0	0	0	0
Brent Mayne, L (1, 2) OBP: 0.398, SLG: 0.392		G4-3				G5-3 2B		K			3	0	1	0	0	1	0
Orel Hershiser, R (1, 1) OBP: 0.208, SLG: 0.196 Stan Javier, S (8, 9) OBP: 0.375, SLG: 0.370		G4-3				B5		G6-3			2 1	0 0	0 0	0 0	0 0	0 0	1 0
Inning Stats	R: 0 E: 0 K: 0 S: 6 H: 0 LOB: 0 BB: 0 P: 9	R: 0 E: 0 K: 2 S: 9 H: 0 LOB: 0 BB: 0 P: 11	R: 0 E: 0 K: 0 S: 7 H: 0 LOB: 0 BB: 0 P: 11	R: 1 E: 0 K: 0 S: 8 H: 1 LOB: 0 BB: 1 P: 16	R: 0 E: 0 K: 0 S: 6 H: 0 LOB: 0 BB: 0 P: 11	R: 0 E: 0 K: 0 S: 4 H: 1 LOB: 1 BB: 1 P: 9	R: 0 E: 0 K: 1 S: 10 H: 0 LOB: 1 BB: 1 P: 17	R: 0 E: 0 K: 1 S: 7 H: 0 LOB: 0 BB: 0 P: 10	R: 0 E: 0 K: 0 S: 8 H: 0 LOB: 0 BB: 0 P: 11	R: 1 E: 0 K: 0 S: 2 H: 1 LOB: 0 BB: 0 P: 2	1B: 0 2B: 1 3B: 1 HR: 1 SF: 1 SAC: 0 DP: 1 HBP: 0	WP: 0 PB: 0 SB: 0 CS: 1 PA: 32					

PITCHER	IP	WLS	BF	H	R	ER	SO	BB	IBB	HBP	BLK	WP	HR	S	P	ERA	WHIP
Brett Tomko, R (1, 1) ERA: 4.27	9.0		30	2	1	1	4	3	0	0	0	0	0	65	105	1.00	0.556
Stan Belinda, R (10, 1) ERA: 3.31	0.0	L	1	1	1	1	0	0	0	0	0	0	1	2	2	∞	∞

PITCHER	IP	WLS	BF	H	R	ER	SO	BB	IBB	HBP	BLK	WP	HR	S	P	ERA	WHIP

BOTTOM

Cincinnati Reds @ San Francisco Giants

3Com Park at Candlestick Point, San Francisco, CA

Sun Jul 26 1998, 6:33 AM EDT
Att. 34,638 - Sunny - 67 F

livebaseballscorecards.com

AB	27
R	2
H	3
RBI	2
BB	3
SO	4
LOB	5

Batter	1	2	3	4	5	6	7	8	9	AB	R	H	RBI	BB	SO	LOB
Darryl Hamilton, L (1, 8) OBP: 0.396, SLG: 0.366	C B F X 1-2 ① F8		C X 0-1 ③ G6-3			C X 0-1 HBP 1B 1B	C S X 0-2 1-2 2B 1B	B B C X 2-1 E7 2-H 1B		5	2	3	0	0	0	0
Bill Mueller, S (1, 5) OBP: 0.378, SLG: 0.399	S B S S 1-3 ② K			B B B C B 4-1 1B BB		B X 1-0 ① F9	B B C F B X 3-2 1-H 2-H WP 2B	C B F B B X 3-2 ③ P6		4	1	1	2	1	1	2
Barry Bonds, L (1, 7) OBP: 0.418, SLG: 0.538	C C B C 1-3 ③ K			S B F X 1-2 ① P7		B C S T B H 3-2 1B 1-2 HBP	F H 1-1 WP HBP		C S S 0-3 ① K	3	1	0	0	0	2	1
Jeff Kent, R (1, 4) OBP: 0.334, SLG: 0.495 Shawon Dunston, R (8, 4) OBP: 0.263, SLG: 0.401		B C F B B B 4-2 G4-6-3 BB BB	B C B X 2-1 ② L5			X 0-0 G6-3 1-3 2-H 1B	C B B F B F B 4-2 1-H 2-H 1B BB		S S F S 0-3 ② K	2 1	0 0	1 0	1 0	2 0	0 1	1 0
J.T. Snow, L (1, 3) OBP: 0.334, SLG: 0.421		B C B B F B 4-2 G4-6-3 1-2 BB	X 0-0 1-2 1B			F B B B S F X 2-2 ②③ G6-3 1-2f	B C B F X 2-2 1-2 1B		C F B X 1-2 1B	4	0	3	0	1	0	2
Stan Javier, S (1, 9) OBP: 0.373, SLG: 0.366		X 0-0 ①② G4-6-3 1-2f 2-3	C B B B B C X 3-2 ③ G4-3				B B B B 4-1 CS BB 1-3 Q K		F C S 0-3 ③ K	4	0	0	0	1	2	7
Rich Aurilia, R (1, 6) OBP: 0.333, SLG: 0.445		B C F B B B F F F S 3-3 ③ K			F F B F B F X 2-2 ① G5-3		X 0-0 ① L8	X 0-0 ① F9		4	0	0	0	0	1	2
Brent Mayne, L (1, 2) OBP: 0.395, SLG: 0.394			B B B B C X 3-1 ① G4-3		C B B B B F F S 3-3 ② K		S B B B X 2-1 ② 1-2 1B 2B	B F B F X 2-2 ② G4-3		4	1	1	0	0	1	0
Kirk Rueter, L (1, 1) OBP: 0.225, SLG: 0.250			F X 0-1 ② G1		B C S B C 2-3 ③ K		X 0-0 1B 2B 2-H 1B	X 0-0 E 2B		4	2	2	1	0	1	0
Inning Stats	R: 0 E: 0 K: 2 S: 9 H: 0 LOB: 0 BB: 0 P: 12	R: 0 E: 0 K: 1 S: 11 H: 0 LOB: 1 BB: 2 P: 22	R: 0 E: 0 K: 0 S: 6 H: 0 LOB: 0 BB: 0 P: 9	R: 0 E: 0 K: 0 S: 10 H: 1 LOB: 2 BB: 1 P: 20	R: 0 E: 0 K: 2 S: 12 H: 0 LOB: 0 BB: 0 P: 19	R: 1 E: 0 K: 0 S: 11 H: 2 LOB: 1 BB: 0 P: 17	R: 5 E: 0 K: 1 S: 21 H: 5 LOB: 2 BB: 2 P: 38	R: 1 E: 1 K: 0 S: 10 H: 2 LOB: 1 BB: 0 P: 17	R: 0 E: 0 K: 3 S: 13 H: 1 LOB: 1 BB: 0 P: 14	1B: 8 2B: 3 3B: 0 HR: 0 SF: 0 SAC: 0 DP: 2 HBP: 2						

PITCHER		IP	WLS	BF	H	R	ER	SO	BB	IBB	HBP	BLK	WP	HR	S	P	ERA	WHIP
Javier Vazquez, R ERA: 5.61	(1, 1)	6.2	L	27	5	3	3	5	4	0	1	0	0	0	64	110	4.05	1.350
Steve Kline, L ERA: 3.05	(7, 1)	0.0		3	2	1	1	0	0	0	1	0	0	0	7	11	∞	∞
Miguel Batista, R ERA: 4.22	(7, 1)	0.1		3	1	2	2	1	1	0	0	0	1	0	9	16	54.00	6.000
Shayne Bennett, R ERA: 4.78	(8, 1)	1.0		5	2	1	0	0	0	0	0	0	0	0	10	17	0.00	2.000
Ugueth Urbina, R ERA: 1.19	(9, 1)	1.0		4	1	0	0	3	0	0	0	0	0	0	13	14	0.00	1.000

PITCHER	IP	WLS	BF	H	R	ER	SO	BB	IBB	HBP	BLK	WP	HR	S	P	ERA	WHIP

San Francisco Giants @ Montreal Expos

Olympic Stadium, Montreal, QB

Tue Jul 28 1998, 7:05 PM EDT

Att. 9,543 - Cloudy - 74 F

TOP

livebaseballscorecards.com

AB	35
R	7
H	11
RBI	4
BB	5
SO	9
LOB	15

1B: 8 2B: 3 3B: 0 HR: 0
SF: 0 SAC: 0 DP: 2 HBP: 2

WP: 4 PB: 0 SB: 0 CS: 1
PA: 42

BOTTOM

San Francisco Giants @ Montreal Expos

Olympic Stadium, Montreal, QB

Tue Jul 28 1998, 7:05 PM EDT

Att. 9,543 - Cloudy - 74 F

livebaseballscorecards.com

Batter	1	2	3	4	5	6	7	8	9	AB	R	H	RBI	BB	SO	LOB
Orlando Cabrera, R (1, 4) OBP: 0.324, SLG: 0.396	F8		F8			G4-3			G4-6-3 1B	4	0	1	0	0	0	0
Terry Jones, S (1, 8) OBP: 0.265, SLG: 0.290	G4-3 1B			F9 BB SF9 BB		G4-3			P9	3	1	1	0	1	0	1
Mark Grudzielanek, R (1, 6) OBP: 0.320, SLG: 0.378	G4-3 1-2			1 SAFE 1-2 BB		P3			G4-6-3 1-2f	3	0	0	0	1	0	2
Vladimir Guerrero, R (1, 9) OBP: 0.362, SLG: 0.569	G6-3			F9 2-3			K			3	0	0	0	0	1	3
Shane Andrews, R (1, 5) OBP: 0.305, SLG: 0.439		K		SF9 3-H			F9			2	0	0	1	0	1	0
Brad Fullmer, L (1, 3) OBP: 0.326, SLG: 0.450		G4-3		1 SAFE K			P5			3	0	0	0	0	1	1
Shayne Bennett, R (8, 1)										0	0	0	0	0	0	0
Ugueth Urbina, R (9, 1)										0	0	0	0	0	0	0
Robert Perez, R (1, 7) OBP: 0.224, SLG: 0.324		F7			F9			L8		3	0	0	0	0	0	0
Chris Widger, R (1, 2) OBP: 0.279, SLG: 0.375			F9		L3			P6		3	0	0	0	0	0	0
Javier Vazquez, R (1, 1) OBP: 0.243, SLG: 0.278			G6-3		P9			K		2	0	0	0	0	0	0
Steve Kline, S (7, 1)										0	0	0	0	0	0	0
Miguel Batista, R (7, 1)										0	0	0	0	0	0	0
Ryan McGuire, L (8, 3) OBP: 0.333, SLG: 0.293										1	0	0	0	0	1	0

Inning Stats	1	2	3	4	5	6	7	8	9
R:	0	0	0	1	0	0	0	0	0
E:	0	0	0	0	0	0	0	0	0
K:	0	1	0	1	0	0	1	1	0
S:	10	10	5	11	6	6	10	7	4
H:	1	0	0	0	0	0	0	0	1
LOB:	1	0	0	1	0	0	0	0	0
BB:	0	0	0	2	0	0	0	0	0
P:	16	13	8	21	9	7	14	10	5

1B:	2
2B:	0
3B:	0
HR:	0
SF:	1
SAC:	0
DP:	1
HBP:	0
WP:	0
PB:	0
SB:	0
CS:	0
PA:	30

PITCHER	IP	WLS	BF	H	R	ER	SO	BB	IBB	HBP	BLK	WP	HR	S	P	ERA	WHIP
Kirk Rueter, L (1, 1) ERA: 4.21	9.0	W	30	2	1	1	4	2	0	0	0	0	0	69	103	1.00	0.444

PITCHER	IP	WLS	BF	H	R	ER	SO	BB	IBB	HBP	BLK	WP	HR	S	P	ERA	WHIP

AB	27
R	1
H	2
RBI	1
BB	2
SO	4
LOB	7

Batter	1	2	3	4	5	6	7	8	9	AB	R	H	RBI	BB	SO	LOB
Darryl Hamilton, L (1, 8) OBP: 0.395, SLG: 0.367	F8		G4-3			G4-3 2B		G3-1		4	0	1	0	0	0	0
Rich Aurilia, R (1, 6) OBP: 0.332, SLG: 0.442	CS BB 1B		K			L5		G4-3		4	0	1	0	0	1	1
Barry Bonds, L (1, 7) OBP: 0.416, SLG: 0.533	1-2 BB		F8			G4-3			K	3	0	0	0	1	1	1
Jeff Kent, R (1, 4) OBP: 0.330, SLG: 0.489	K 2-3			E6 G6-4-3		G5-3			G5-3	4	0	0	0	0	1	3
J.T. Snow, L (1, 3) OBP: 0.333, SLG: 0.419		G5-3 1B 1B		K			G3-1		P7	4	0	1	0	0	1	1
Joe Carter, R (1, 9) OBP: 0.285, SLG: 0.409		K		G6-4-3 1-2f			F8			3	0	0	0	0	1	2
Bill Mueller, S (1, 5) OBP: 0.380, SLG: 0.402		SAFE G5-3 1-2 1B			G4-3		2-1 1B			3	0	2	0	0	0	0
Doug Mirabelli, R (1, 2) OBP: 0.308, SLG: 0.273		G5-3 1-2 2-3			F7		K			3	0	0	0	0	1	3
Danny Darwin, R (1, 1) OBP: 0.103, SLG: 0.081		K			L8			G4-3		2	0	0	0	0	1	2
John Johnstone, R (5, 1)										0	0	0	0	0	0	0
Shawon Dunston, R (8, PH) OBP: 0.262, SLG: 0.399										1	0	0	0	0	0	0
Alvin Morman, L (8, 1)										0	0	0	0	0	0	0
Inning Stats	R: 0 E: 0 K: 1 S: 11 H: 1 LOB: 1 BB: 1 P: 19	R: 0 E: 0 K: 2 S: 17 H: 2 LOB: 2 BB: 0 P: 26	R: 0 E: 0 K: 1 S: 6 H: 0 LOB: 0 BB: 0 P: 11	R: 0 E: 1 K: 1 S: 5 H: 0 LOB: 0 BB: 0 P: 9	R: 0 E: 0 K: 0 S: 6 H: 0 LOB: 0 BB: 0 P: 10	R: 0 E: 0 K: 0 S: 14 H: 1 LOB: 1 BB: 0 P: 20	R: 0 E: 0 K: 1 S: 9 H: 1 LOB: 1 BB: 0 P: 15	R: 0 E: 0 K: 0 S: 7 H: 0 LOB: 0 BB: 0 P: 10	R: 0 E: 0 K: 1 S: 5 H: 0 LOB: 0 BB: 0 P: 7	1B: 4 2B: 1 3B: 0 HR: 0	SF: 0 SAC: 0 DP: 1 HBP: 0					

PITCHER	IP	WLS	BF	H	R	ER	SO	BB	IBB	HBP	BLK	WP	HR	S	P	ERA	WHIP
Dustin Hermanson, R (1, 1) ERA: 3.45	7.0	W	26	5	0	0	6	1	0	0	0	0	0	68	110	0.00	0.857
Mike Maddux, R (8, 1) ERA: 4.71	2.0		6	0	0	0	1	0	0	0	0	0	0	12	17	0.00	0.000

PITCHER	IP	WLS	BF	H	R	ER	SO	BB	IBB	HBP	BLK	WP	HR	S	P	ERA	WHIP

TOP

San Francisco Giants @ Montreal Expos

Olympic Stadium, Montreal, QB

Wed Jul 29 1998, 7:05 PM EDT

Att. 8,293 - Unknown - 78 F

livebaseballscorecards.com

AB	31
R	0
H	5
RBI	0
BB	1
SO	7
LOB	13

WP: 0	PA: 32
PB: 0	
SB: 0	
CS: 1	

Batter	1	2	3	4	5	6	7	8	9	AB	R	H	RBI	BB	SO	LOB
Terry Jones, S (1, 8) OBP: 0.263, SLG: 0.286	G3		G1-3		E S 1B 1B	1-2f FC4-6				4	1	1	0	0	0	1
Ryan McGuire, L (1, 7) OBP: 0.326, SLG: 0.286	K		F7		F8		F7			4	0	0	0	0	1	1
Mark Grudzielanek, R (1, 6) OBP: 0.324, SLG: 0.380	HR 1B		G1-6-3		1B 1-H 3B 1B		G5-4-3 BB			3	2	2	1	1	0	0
Vladimir Guerrero, R (1, 9) OBP: 0.366, SLG: 0.577	1-H HR			S 1B BB	1-2 3B 1B		1-2f G5-4-3			3	3	2	2	1	0	1
Brad Fullmer, L (1, 3) OBP: 0.328, SLG: 0.456	K			1-H G6-3 1B	1-H 2-H 3B			0-0 G4-3		4	0	2	3	0	1	0
Chris Widger, R (1, 2) OBP: 0.275, SLG: 0.371		G5-3		1-2 G6-3	F7			1-1 G5-3		4	0	0	0	0	0	2
Shane Andrews, R (1, 5) OBP: 0.305, SLG: 0.440		FC1-5 2B		G6-3		G4-3		0-0 G6-3		4	0	1	0	0	0	1
Orlando Cabrera, R (1, 4) OBP: 0.324, SLG: 0.413		2-3 FC1-5		G1-3		FC6-2 3B				3	0	1	0	0	0	2
Dustin Hermanson, R (1, 1) OBP: 0.263, SLG: 0.129 Mike Maddux, L (8, 1)		G4-3			K	3-H FC6-2 FC4-6				3 0	0 0	0 0	0 0	0 0	1 0	2 0
Inning Stats	R: 2 H: 2 E: 0 LOB: 0 K: 2 BB: 0 S: 11 P: 13	R: 0 H: 1 E: 0 LOB: 1 K: 0 BB: 0 S: 6 P: 10	R: 0 H: 0 E: 0 LOB: 0 K: 0 BB: 0 S: 4 P: 7	R: 1 H: 1 E: 0 LOB: 1 K: 0 BB: 1 S: 8 P: 17	R: 3 H: 4 E: 0 LOB: 1 K: 1 BB: 0 S: 11 P: 15	R: 0 H: 1 E: 0 LOB: 1 K: 0 BB: 1 S: 12 P: 15	R: 0 H: 0 E: 0 LOB: 0 K: 0 BB: 1 S: 7 P: 14	R: 0 H: 0 E: 0 LOB: 0 K: 0 BB: 0 S: 4 P: 5		1B: 5 SF: 0 2B: 1 SAC: 0 3B: 2 DP: 1 HR: 1 HBP: 0						WP: 0 PA: 34 PB: 0 SB: 2 CS: 0	

PITCHER		IP	WLS	BF	H	R	ER	SO	BB	IBB	HBP	BLK	WP	HR	S	P	ERA	WHIP
Danny Darwin, R ERA: 4.94	(1, 1)	4.2	L	23	8	6	6	3	1	0	0	0	0	1	39	60	11.57	1.929
John Johnstone, R ERA: 3.3	(5, 1)	2.1		8	1	0	0	0	1	0	0	0	0	0	20	31	0.00	0.857
Alvin Morman, L ERA: 5.09	(8, 1)	1.0		3	0	0	0	0	0	0	0	0	0	0	4	5	0.00	0.000

PITCHER	IP	WLS	BF	H	R	ER	SO	BB	IBB	HBP	BLK	WP	HR	S	P	ERA	WHIP

BOTTOM

San Francisco Giants @ Montreal Expos

Olympic Stadium, Montreal, QB

Wed Jul 29 1998, 7:05 PM EDT

Att. 8,293 - Unknown - 78 F

livebaseballscorecards.com

AB	32
R	6
H	9
RBI	6
BB	2
SO	3
LOB	10

San Francisco Giants @ Montreal Expos

Olympic Stadium, Montreal, QB

Thu Jul 30 1998, 7:05 PM EDT

Att. 7,575 - Overcast - 63 F

TOP

livebaseballscorecards.com

Batter	1	2	3	4	5	6	7	8	9	AB	R	H	RBI	BB	SO	LOB
Darryl Hamilton, L (1, 8) OBP: 0.393, SLG: 0.365	C B B X 2-1 ① G6-3		C B C B X 2-2 ① G6-3			B X 1-0 HR 1B	F B B F B F F X 3-2 ② G6-3 1-3 2-H		X 0-0 ① F7	2	0	0	0	0	0	0
Marvin Benard, L (5, 8) OBP: 0.328, SLG: 0.318										3	1	1	1	0	0	1
Shawon Dunston, R (1, 6) OBP: 0.266, SLG: 0.423	B C B B F B F X 3-2 ② L8		C F B B C 1-3 ② K			X 0-0 HR 1-H	X 0-0 ③ L7		C B X 1-1 2B	5	1	2	2	0	1	1
Barry Bonds, L (1, 7) OBP: 0.418, SLG: 0.530	B B B B C B 4-1 BB		X 0-0 ③ P5			B C F B B B F B 4-2 G4-3 WP G4-3 BB		B B B C F B 4-2 F9 1B BB	C X 0-1 ② F7	2	2	0	0	3	0	1
Charlie Hayes, R (1, 5) OBP: 0.366, SLG: 0.430	B 1 SAFE F C X 1-2 ③ G5-3			B B B C C F B 4-2 G6-3 BB		1 SAFE 1 SAFE B X 1-0 ① G4-3 1-3		C B B X 2-1 ① F9 1-2	B C B F B B 4-2 BB	3	0	0	0	2	0	3
J.T. Snow, L (1, 3) OBP: 0.334, SLG: 0.419		C B F B X 2-2 G3 G4-3 1B 1B		B X 1-0 ① ② G6-3 1-2f		C S X 0-2 ② G4-3 3-H		B X 1-0 BB 1B 1B 2-H	X 0-0 ③ G4-3	5	1	2	2	0	0	3
Joe Carter, R (1, 9) OBP: 0.288, SLG: 0.411		C X 0-1 G4-3 G3 1B 1-2		B C F S 1-3 ③ K		B B S F X 2-2 ③ L9		B X 1-0 BB 1B 1-2		4	0	2	0	0	1	0
Brent Mayne, L (1, 2) OBP: 0.392, SLG: 0.387		C B F X 1-2 ① G3 1-2 2-3			B S F B X 2-2 ① L5		B B F B X 3-1 ① G4-3	S B B B F B 4-2 1-2 2-3 BB		3	0	0	0	1	0	2
Rey Sanchez, R (1, 4) OBP: 0.319, SLG: 0.344		F B X 1-1 ② G4-3 2-3 3-H			X 0-0 ② F9		C B S B F X 2-2 WP 1B G6-3 1B	X 0-0 ② F9		3	1	1	1	0	0	1
Jeff Kent, R (8, PH) OBP: 0.330, SLG: 0.487										1	0	0	0	0	0	3
Rich Rodriguez, L (8, 1) OBP: 0.333, SLG: 0.333										0	0	0	0	0	0	0
Mark Gardner, R (1, 1) OBP: 0.224, SLG: 0.196		B S X 1-1 ③ G1-3			C B B F F B X 3-2 ③ G6-3		X 0-0 G6-3 WP 1-2	C B B F C 2-3 ③ K		2	0	0	0	0	0	1
Chris Brock, R (5, 1)										0	0	0	0	0	0	0
Rich Aurilia, R (7, PH) OBP: 0.335, SLG: 0.444										1	0	1	0	0	0	0
Jose Mesa, R (7, 1)										0	0	0	0	0	0	0
Bill Mueller, S (8, PH) OBP: 0.379, SLG: 0.401										1	0	0	0	0	1	3
(8, 4)																

Inning Stats	1	2	3	4	5	6	7	8	9
	R: 0 E: 0 K: 0 S: 10	R: 1 E: 0 K: 0 S: 12	R: 0 E: 0 K: 1 S: 7	R: 0 E: 0 K: 1 S: 7	R: 0 E: 0 K: 0 S: 8	R: 3 E: 0 K: 0 S: 12	R: 1 E: 0 K: 0 S: 13	R: 1 E: 0 K: 1 S: 12	R: 0 E: 0 K: 0 S: 8
	H: 0 LOB: 1 BB: 1 P: 20	H: 2 LOB: 1 BB: 0 P: 17	H: 0 LOB: 0 BB: 0 P: 10	H: 0 LOB: 0 BB: 1 P: 13	H: 0 LOB: 0 BB: 0 P: 13	H: 2 LOB: 0 BB: 1 P: 20	H: 2 LOB: 1 BB: 0 P: 21	H: 2 LOB: 3 BB: 2 P: 26	H: 1 LOB: 2 BB: 1 P: 13

1B: 7 SF: 0
2B: 1 SAC: 0
3B: 0 DP: 1
HR: 1 HBP: 0

WP: 2 PA: 41
PB: 0
SB: 0
CS: 0

	AB	35
	R	6
	H	9
	RBI	6
	BB	6
	SO	3
	LOB	19

PITCHER		IP	WLS	BF	H	R	ER	SO	BB	IBB	HBP	BLK	WP	HR	S	P	ERA	WHIP
Mike Thurman, R ERA: 4.76	(1, 1)	5.0	W	21	4	4	4	2	3	0	0	0	0	1	49	83	7.20	1.400
Anthony Telford, R ERA: 3.48	(6, 1)	2.0		8	2	1	1	0	0	0	0	0	2	0	20	31	4.50	1.000
Steve Kline, L ERA: 3.22	(8, 1)	0.1		5	2	1	1	0	2	0	0	0	0	0	8	20	27.00	12.000
Shayne Bennett, R ERA: 4.66	(8, 1)	1.2	S	7	1	0	0	1	1	0	0	0	0	0	12	19	0.00	1.200

PITCHER	IP	WLS	BF	H	R	ER	SO	BB	IBB	HBP	BLK	WP	HR	S	P	ERA	WHIP

Batter	1	2	3	4	5	6	7	8	9	AB	R	H	RBI	BB	SO	LOB
Terry Jones, S (1, 8) OBP: 0.256, SLG: 0.325	B C C F B F S 2-3 K ①		X 0-0 SF7 3B 1-H 2-H		F F S 0-3 K ① B F F S 1-3 K ③			B B B C X 3-1 L4 ①		5	1	1	2	0	3	0
Orlando Cabrera, R (1, 4) OBP: 0.336, SLG: 0.472	C F B F C 1-3 K ②		B F X 1-1 SF7 ② 3-H		B X 1-0 1B 3B		B C F B F X 2-2 1B 3B	C X 0-1 1B 2B		4	3	3	1	0	1	0
Mark Grudzielanek, R (1, 6) OBP: 0.324, SLG: 0.380 Mike Mordecai, R (6, 6) OBP: 0.230, SLG: 0.246	B S X 1-1 G3-1 ③		X 0-0 G6-3 ③		B B S B F X 3-2 HR 1B 3-H		B B X 2-0 1B WP 1B 1B 3-H	X 0-0 2B 1B 2-H		3 2	1 1	1 2	1 2	0 0	0 0	0 0
Vladimir Guerrero, R (1, 9) OBP: 0.366, SLG: 0.584		F B B X 2-1 L3 ①		X 0-0 HR	1 SAFE B F X 1-1 F7 ②		S S F F X 0-2 P8 ① 1-3	B F B B X 3-1 2B		5	1	2	1	0	0	2
Brad Fullmer, L (1, 3) OBP: 0.330, SLG: 0.465 Ryan McGuire, L (8, 3) OBP: 0.324, SLG: 0.284		B F B F S 2-3 K ②		B B C F F B C 3-3 K ①	X 0-0 HR 1-H		B F X 1-1 F9 1B WP 1B 1-3	C F B F B S 2-3 K ②		4 1	2 0	2 0	2 0	0 0	2 1	0 2
Derrick May, L (1, 7) OBP: 0.257, SLG: 0.327	B X 1-0 F7 ③		B C B B X 3-1 WP E SF7 1B	B B F F F X 2-2 2B			C B B X 2-1 WP 1B 1-2 3-H	S B X 1-1 G3-1 ③		5	1	3	1	0	0	2
Chris Widger, R (1, 2) OBP: 0.275, SLG: 0.367		B B B C F B 4-2 BB 3B BB	X 0-0 E6 WP 1-2	B B B X 3-0 F9 ③			X 0-0 F9 ② 2-3			3	1	0	0	1	0	4
Shane Andrews, R (1, 5) OBP: 0.304, SLG: 0.438		S X 0-1 L8 ①	B B C B X 3-1 SF7 ② 1-2 2-H			X 0-0 P6 ① B B F S F F B B	4-2 BB 1-2 3-H			2	0	0	1	1	0	1
Mike Thurman, R (1, 1) Anthony Telford, R (6, 1) Scott Livingstone, L (7, PH) OBP: 0.212, SLG: 0.208 Steve Kline, S (8, 1) Shayne Bennett, R (8, 1)		B B B B 4-0 BB 3B 1-2	B C C B B S 3-3 K ③			F B B X 2-1 P6 ② B F B S S	2-3 K ③			1 1 1 0 0	1 0 0 0 0	0 0 0 0 0	0 0 0 0 0	1 0 0 0 0	1 0 1 0 0	1 0 2 0 0
Inning Stats	R: 0 H: 0 E: 0 LOB: 0 K: 2 BB: 0 S: 11 P: 15	R: 0 H: 0 E: 0 LOB: 0 K: 1 BB: 0 S: 6 P: 11	R: 3 H: 1 E: 0 LOB: 0 K: 0 BB: 2 S: 8 P: 17	R: 2 H: 2 E: 1 LOB: 1 K: 2 BB: 0 S: 13 P: 25	R: 3 H: 4 E: 0 LOB: 1 K: 1 BB: 0 S: 15 P: 25	R: 0 H: 0 E: 0 LOB: 0 K: 1 BB: 0 S: 6 P: 9	R: 3 H: 4 E: 0 LOB: 2 K: 1 BB: 1 S: 21 P: 34	R: 1 H: 3 E: 0 LOB: 2 K: 1 BB: 0 S: 13 P: 22		1B: 6 SF: 2 2B: 3 SAC: 0 3B: 3 DP: 0 HR: 2 HBP: 0						

BOTTOM

San Francisco Giants @ Montreal Expos

Olympic Stadium, Montreal, QB

Thu Jul 30 1998, 7:05 PM EDT

Att. 7,575 - Overcast - 63 F

livebaseballscorecards.com

AB	37
R	12
H	14
RBI	11
BB	3
SO	9
LOB	14

PITCHER		IP	WLS	BF	H	R	ER	SO	BB	IBB	HBP	BLK	WP	HR	S	P	ERA	WHIP
Mark Gardner, R ERA: 5.13	(1, 1)	4.1	L	21	5	7	6	6	2	0	0	0	1	1	45	79	12.46	1.615
Chris Brock, R ERA: 4.26	(5, 1)	1.2		7	2	1	1	1	0	0	0	0	0	1	14	23	5.40	1.200
Jose Mesa, R ERA: 5.37	(7, 1)	1.0		8	4	3	3	1	1	0	0	0	2	0	21	34	27.00	5.000
Rich Rodriguez, L ERA: 4.54	(8, 1)	1.0		6	3	1	1	1	0	0	0	0	0	0	13	22	9.00	3.000

PITCHER	IP	WLS	BF	H	R	ER	SO	BB	IBB	HBP	BLK	WP	HR	S	P	ERA	WHIP

Batter	1	2	3	4	5	6	7	8	9	AB	R	H	RBI	BB	SO	LOB
Marvin Benard, L (1, 8) OBP: 0.339, SLG: 0.330	BCX 1-1 BB 1B	BCBBCTX 3-2 1B			BFBCS 2-3 ① K	BBFCX 2-2 S 1B	SSS 0-3 ② K			5	2	3	0	0	2	2
Bill Mueller, S (1, 5) OBP: 0.381, SLG: 0.404	BCBBB 4-1 1B 1B 1-2 BB	CBBSX 2-2 ③ L7			CFBX 1-2 1B 1B 1-2 1B	BB1SAFECCC 2-3 ② K	X 0-0 2-H 2B			4	1	2	1	1	1	2
Charlie Hayes, R (1, 3) OBP: 0.371, SLG: 0.434 Robb Nen, R (9, 1)	CBX 1-1 1B 1-3 2-H 1B		BCFX 1-2 ① G5-3		FCBFX 1-2 1B 1-2 2-3 1B	C1SAFECBBCFX 2-2 1-H 1B			BCFBBBFS 3-3 ③ K	5	1	3	2	0	1	1
										0	0	0	0	0	0	0
Barry Bonds, L (1, 7) OBP: 0.419, SLG: 0.530	CX 0-1 CS 1B 2-H 3-H		CBBBCFBS 3-3 ② K		BCBSX 2-2 G6-4-3 1-2 2-3 3-H 1B		SC1SAFEPS 1-3 ③ K			4	0	2	3	0	2	1
Jeff Kent, R (1, 4) OBP: 0.329, SLG: 0.494	CBCBFBFX 3-2 ① 1-2 HR		CBX 1-1 ③ L8		BX 1-0 ②③ G6-4-3 1-2f			CBFFBFS 2-3 ① K		4	1	1	1	0	1	3
Joe Carter, R (1, 9) OBP: 0.284, SLG: 0.405 Jose Mesa, R (8, 1) J.T. Snow, L (9, 3) OBP: 0.334, SLG: 0.419	CBX 1-1 ② P4			X 0-0 ① F9		FBX 1-1 ① F9		SBFFBS 2-3 ② K		4	0	0	0	0	1	0
										0	0	0	0	0	0	0
										0	0	0	0	0	0	0
Brent Mayne, L (1, 2) OBP: 0.385, SLG: 0.379	BBCFBFX 3-2 ③ G4-3			BBX 2-0 ② L6		BBX 2-0 ② L7		BCSC 1-3 ③ K		4	0	0	0	0	1	0
Rich Aurilia, R (1, 6) OBP: 0.331, SLG: 0.439 John Johnstone, R (6, 1) Stan Javier, S (8, 9) OBP: 0.372, SLG: 0.365		BCSBC 2-3 ① K		SBFC 1-3 ③ K		BBSSBFFFC 3-3 ③ K			BBCBCS 3-3 ① K	3	0	0	0	0	3	0
										0	0	0	0	0	0	0
										1	0	0	0	0	1	0
Russ Ortiz, R (1, 1) OBP: 0.250, SLG: 0.143 Alvin Morman, L (5, 1) Rey Sanchez, R (6, 6) OBP: 0.321, SLG: 0.349		CFX 0-2 ② G4-3			BCBFFX 2-2 1B 1B 1B 1B	BCCBC 2-3 ① K			CBBFFFX 2-2 2B 2B	2	1	1	0	0	0	0
										0	0	0	0	0	0	0
										2	1	1	0	0	1	0
Inning Stats	R: 4 E: 0 K: 0 S: 18 H: 4 LOB: 0 BB: 1 P: 31	R: 0 E: 0 K: 1 S: 13 H: 1 LOB: 1 BB: 0 P: 20	R: 0 E: 0 K: 1 S: 9 H: 0 LOB: 0 BB: 0 P: 14	R: 0 E: 0 K: 1 S: 5 H: 0 LOB: 0 BB: 0 P: 8	R: 1 E: 0 K: 1 S: 18 H: 4 LOB: 2 BB: 0 P: 27	R: 0 E: 0 K: 1 S: 9 H: 0 LOB: 0 BB: 0 P: 15	R: 1 E: 0 K: 3 S: 17 H: 2 LOB: 1 BB: 0 P: 25	R: 0 E: 0 K: 3 S: 12 H: 0 LOB: 0 BB: 0 P: 17	R: 1 E: 0 K: 3 S: 16 H: 2 LOB: 1 BB: 0 P: 24	1B: 10 2B: 2 3B: 0 HR: 1	SF: 0 SAC: 0 DP: 1 HBP: 0					

TOP

San Francisco Giants @ Philadelphia Phillies
Veterans Stadium, Philadelphia, PA
Fri Jul 31 1998, 7:05 PM EDT
Att. 21,763 - Cloudy - 78 F

livebaseballscorecards.com

AB	38
R	7
H	13
RBI	7
BB	1
SO	14
LOB	9

PITCHER		IP	WLS	BF	H	R	ER	SO	BB	IBB	HBP	BLK	WP	HR	S	P	ERA	WHIP
Curt Schilling, R ERA: 3.27	(1, 1)	6.0		26	9	5	5	5	1	0	0	0	0	1	72	115	7.50	1.667
Wayne Gomes, R ERA: 3.52	(7, 1)	2.0		8	2	1	1	6	0	0	0	0	0	0	29	42	4.50	1.000
Yorkis Perez, L ERA: 3.31	(9, 1)	1.0	L	5	2	1	1	3	0	0	0	0	0	0	16	24	9.00	2.000

PITCHER	IP	WLS	BF	H	R	ER	SO	BB	IBB	HBP	BLK	WP	HR	S	P	ERA	WHIP

Batter	1	2	3	4	5	6	7	8	9	AB	R	H	RBI	BB	SO	LOB
Doug Glanville, R (1, 8) OBP: 0.357, SLG: 0.437	C X 0-1 B3 2B		C B X 1-1 2B		C B X 1-1 ① F8 E 2B 1B	C F X 0-2 ① G4-3		B B X 2-0 ② G5-3 2-3		5	0	2	0	0	0	1
Gregg Jefferies, S (1, 7) OBP: 0.337, SLG: 0.414	X 0-0 ① B3 2-3		C X 0-1 ③ G3		C S B F B B F F F 3-2 X E 2B 1B	C B F B B F S 3-3 ② K		I I I I 4-0 IBB		4	1	1	0	1	1	2
Scott Rolen, R (1, 5) OBP: 0.387, SLG: 0.525	F B B C B X 3-2 ② F3			F B S B B F F B 4-2 1B SF7 BB	B C 1 SAFE C B 1 SAFE X 2-2 1-H 1B 2B	B F F X 1-2 S 1B		X 0-0 ③ G4-3		4	2	2	1	1	0	3
Rico Brogna, L (1, 3) OBP: 0.333, SLG: 0.466	B C F B B S 3-3 ③ K			F B B 1 SAFE X 2-1 1-3 2B 1B	C X 0-1 BB S 2-H BB 1B	F B F B S 2-3 ③ K 1-2			B S X 1-1 ① G3	5	2	2	1	0	2	2
Bobby Estalella, R (1, 2) OBP: 0.258, SLG: 0.407		X 0-0 ① F7		B B 1 SAFE S C F X 2-2 ① SF7 3-H	1 SAFE B F F B B B 4-2 BB BB 1-2 BB		C B F F X 1-2 ① P2		C B F S 1-3 ② K	3	0	0	1	1	1	0
Bobby Abreu, L (1, 9) OBP: 0.402, SLG: 0.466		C B X 1-1 ② G4-3		F B B B F X 3-2 F9 1-H 2B 2B	B F B B B 4-2 BB 1-2 2-3 BB		C B F B S 2-3 ② K		S X 0-1 ③ L6	4	1	1	1	1	1	0
Mark Lewis, R (1, 4) OBP: 0.317, SLG: 0.383		B C C X 1-2 ③ G6-3		X 0-0 ② F9 2-3	B S B B B 4-1 1-2 2-3 3-H BB		X 0-0 ③ G5-3			3	0	0	1	1	0	1
Desi Relaford, S (1, 6) OBP: 0.314, SLG: 0.366			B C F B S 2-3 ① K	B F B B X 3-1 3-H 2B	B C B F S 3-3 ② K			B F F B B X 3-2 G5-3 SH2-3 1B		4	0	2	1	0	2	3
Curt Schilling, R (1, 1) OBP: 0.148, SLG: 0.135 Wayne Gomes, R (7, 1) Kevin Sefcik, R (8, PH) OBP: 0.382, SLG: 0.341 Yorkis Perez, L (9, 1)			X 0-0 ② S B S S 1-6-3	1-3 ③ K	L F S 0-3 ③ K			F X 0-1 ① SH2-3 1-2		3 0 0 0	0 0 0 0	0 0 0 0	0 0 0 0	0 0 0 0	2 0 0 0	4 0 0 0
Inning Stats	R: 0 E: 0 K: 1 S: 9 H: 1 LOB: 1 BB: 0 P: 15	R: 0 E: 0 K: 0 S: 6 H: 0 LOB: 0 BB: 0 P: 8	R: 0 E: 0 K: 1 S: 8 H: 1 LOB: 1 BB: 0 P: 11	R: 3 E: 0 K: 1 S: 19 H: 3 LOB: 1 BB: 1 P: 34	R: 3 E: 1 K: 2 S: 25 H: 3 LOB: 3 BB: 3 P: 46	R: 0 E: 0 K: 2 S: 13 H: 1 LOB: 1 BB: 0 P: 19	R: 0 E: 0 K: 1 S: 8 H: 0 LOB: 0 BB: 0 P: 11	R: 0 E: 0 K: 0 S: 7 H: 1 LOB: 2 BB: 1 P: 16	R: 0 E: 0 K: 1 S: 7 H: 0 LOB: 0 BB: 0 P: 9	1B: 5 2B: 5 3B: 0 HR: 0	SF: 1 SAC: 1 DP: 0 HBP: 0					

PITCHER		IP	WLS	BF	H	R	ER	SO	BB	IBB	HBP	BLK	WP	HR	S	P	ERA	WHIP
Russ Ortiz, R ERA: 4.5	(1, 1)	4.1		23	8	6	6	3	2	0	0	0	0	0	58	94	12.46	2.308
Alvin Morman, L ERA: 4.94	(5, 1)	0.2		4	0	0	0	2	2	0	0	0	0	0	9	20	0.00	3.000
John Johnstone, R ERA: 3.19	(6, 1)	2.0		7	1	0	0	3	0	0	0	0	0	0	21	30	0.00	0.500
Jose Mesa, R ERA: 5.28	(8, 1)	1.0	W	5	1	0	0	0	0	1	0	0	0	0	7	16	0.00	1.000
Robb Nen, R ERA: 1.01	(9, 1)	1.0	S	3	0	0	0	1	0	0	0	0	0	0	7	9	0.00	0.000

PITCHER	IP	WLS	BF	H	R	ER	SO	BB	IBB	HBP	BLK	WP	HR	S	P	ERA	WHIP

BOTTOM

San Francisco Giants @ Philadelphia Phillies

Veterans Stadium, Philadelphia, PA

Fri Jul 31 1998, 7:05 PM EDT

Att. 21,763 - Cloudy - 78 F

livebaseballscorecards.com

AB	35
R	6
H	10
RBI	6
BB	5
SO	9
LOB	16

Batter	1	2	3	4	5	6	7	8	9	10	AB	R	H	RBI	BB	SO	LOB
Marvin Benard, L (1, 9) OBP: 0.354, SLG: 0.350	1-2 G1-3 1B	1-1 3-H 1B		G3-1		0-0 L5		0-0 1-H 2B		4-0 1-2 2-3 IBB	5	0	3	2	1	0	1
Bill Mueller, S (1, 5) OBP: 0.381, SLG: 0.404	1-0 F5	0-0 L9			2-1 1B SH1-4 2B 1B	3-2 G6-3			1-0 BB 1B	0-0 2-3 3-H SF8	5	1	2	1	0	0	2
Ellis Burks, R (1, 8) OBP: 0.353, SLG: 0.506	1 SAFE 1 SAFE 2-1 1-2 G1-3		1-0 FC5-4 1B		0-0 1-2 SH1-4	2-3 K			2-3 K	2-1 G1-3	5	0	1	0	0	2	5
Barry Bonds, L (1, 7) OBP: 0.419, SLG: 0.526	3-3 K		0-2 L9		4-2 1B 2B BB		3-2 G5-3		4-1 1-2 BB		3	1	0	0	2	1	2
Jeff Kent, R (1, 4) OBP: 0.327, SLG: 0.489		0-3 K	0-1 1-2f FC5-4		1-1 1-2 2-3 2B 1B		2-3 K		1-0 P3		5	1	1	0	0	2	3
J.T. Snow, L (1, 3) OBP: 0.335, SLG: 0.422		2-2 1B 2B 1B	0-3 K		2-0 1-H 2-H 3-H 2B		3-3 K		1-1 F7		5	1	2	3	0	2	3
Rich Aurilia, R (1, 6) OBP: 0.336, SLG: 0.442	0-0 1-3 2B 1B			2-0 SH3 1B	3-2 1B			1-2 G5-3		0-1 F7	5	1	3	0	0	0	0
Brent Mayne, L (1, 2) OBP: 0.385, SLG: 0.385 Shawon Dunston, R (10, PR) OBP: 0.266, SLG: 0.423 Doug Mirabelli, R (10, 2) OBP: 0.308, SLG: 0.273	1-0 F8 1B 1-H 3-H 2B			0-0 F8	3-1 L8			1-0 F8		1-1 WP BB SF8 1B	5 0 0	1 1 0	2 0 0	2 0 0	0 0 0	0 0 0	3 0 0
Orel Hershiser, R (1, 1) OBP: 0.200, SLG: 0.188 John Johnstone, R (6, 1) Jose Mesa, R (7, 1) Robb Nen, R (8, 1) Charlie Hayes, R (10, PH) OBP: 0.373, SLG: 0.434 Rich Rodriguez, L (10, 1) OBP: 0.333, SLG: 0.333	1-1 2-3 F8		1-0 1-2 SH3		2-1 G5-3			4-2 2B BB		4-2 1-2 SF8 WP BB	2 0 0 0 0 0 0	0 0 0 1 0 0 0	0 0 0 0 0 1 0	0 0 1 0 0 0 0	0 0 0 0 0 0 0	0 0 0 0 0 0 0	3 0 0 0 0 0 0
Inning Stats	R: 0 E: 0 K: 1 S: 9 H: 1 LOB: 1 BB: 0 P: 16	R: 3 E: 0 K: 1 S: 13 H: 4 LOB: 1 BB: 0 P: 18	R: 0 E: 0 K: 1 S: 9 H: 1 LOB: 1 BB: 0 P: 10	R: 0 E: 0 K: 0 S: 5 H: 1 LOB: 1 BB: 0 P: 9	R: 3 E: 0 K: 0 S: 15 H: 4 LOB: 2 BB: 1 P: 32	R: 0 E: 0 K: 1 S: 7 H: 0 LOB: 0 BB: 0 P: 12	R: 0 E: 0 K: 2 S: 12 H: 0 LOB: 0 BB: 0 P: 20	R: 1 E: 0 K: 0 S: 7 H: 1 LOB: 1 BB: 1 P: 13	R: 0 E: 0 K: 1 S: 8 H: 1 LOB: 2 BB: 1 P: 17	R: 1 E: 0 K: 0 S: 10 H: 1 LOB: 3 BB: 2 P: 21	1B: 11 2B: 3 3B: 0 HR: 0	SF: 1 SAC: 2 DP: 0 HBP: 0					

PITCHER		IP	WLS	BF	H	R	ER	SO	BB	IBB	HBP	BLK	WP	HR	S	P	ERA	WHIP
Mark Portugal, R ERA: 4.97	(1, 1)	5.0		27	11	6	6	3	1	0	0	0	0	0	51	85	10.80	2.400
Ken Ryan, R ERA:	(6, 1)	1.0		3	0	0	0	1	0	0	0	0	0	0	7	12	0.00	0.000
Jerry Spradlin, R ERA: 3.51	(7, 1)	2.0		7	1	1	1	2	1	0	0	0	0	0	19	33	4.50	1.000
Ricky Bottalico, R ERA: 3.86	(9, 1)	2.0	L	11	2	1	1	1	2	1	0	0	1	0	18	38	4.50	2.000

PITCHER	IP	WLS	BF	H	R	ER	SO	BB	IBB	HBP	BLK	WP	HR	S	P	ERA	WHIP

TOP

San Francisco Giants @ Philadelphia Phillies

Veterans Stadium, Philadelphia, PA

Sat Aug 01 1998, 7:05 PM EDT
Att. 24,452 - Unknown - 80 F

livebaseballscorecards.com

AB	40
R	8
H	14
RBI	8
BB	5
SO	7
LOB	22

WP: 1 PA: 48
PB: 0
SB: 0
CS: 0

San Francisco Giants @ Philadelphia Phillies

Veterans Stadium, Philadelphia, PA

Sat Aug 01 1998, 7:05 PM EDT

Att. 24,452 - Unknown - 80 F

BOTTOM

Batter	1	2	3	4	5	6	7	8	9	10	AB	R	H	RBI	BB	SO	LOB
Doug Glanville, R (1, 8) OBP: 0.358, SLG: 0.438	C F B S 1-3 K ①		B B C B B 4-1 2B BB		F X 0-1 G3-1 1B 1-3 2-H 2B	B X 1-0 G4-3 ③		X 0-0 F7 ③			4	1	1	1	1	1	1
Gregg Jefferies, S (1, 7) OBP: 0.336, SLG: 0.414	C B B X 2-1 G4-3 ②		B X 1-0 1-3 2-H 2B		C X 0-1 G3-1 ① 2-3 3-H		B F B X 2-1 L8 ①		B F X 1-1 L8 ①		5	0	1	2	0	0	1
Scott Rolen, R (1, 5) OBP: 0.385, SLG: 0.520	C C B F S 1-3 K ③		C F B C 1-3 K ③		B S S B S 2-3 K ②		S B B C B B 4-2 BB		C S X 0-2 F8 ②		4	0	0	0	1	3	3
Rico Brogna, L (1, 3) OBP: 0.331, SLG: 0.463		X 0-0 G6-3 ①		B C B F F F X 2-2 G3-1 ①	X 0-0 WP 3-H 1B		C B 1 SAFE B B X 3-1 L8 ②		S B S B X 2-2 G3 ③		5	0	1	1	0	0	1
Bobby Estalella, R (1, 2) OBP: 0.250, SLG: 0.375		B B S F X 2-2 P2 ②		S B S F B F B X 3-2 BB 1B	S C 1 SAFE B F B S 2-3 K ③ 1-2		C X 0-1 L8 ③			C B S X 1-2 G6-3 ①	5	0	1	0	0	1	2
Bobby Abreu, L (1, 9) OBP: 0.402, SLG: 0.463		B B C B F X 3-2 G3-1 ③		B 1 SAFE 1 SAFE B B B 4-0 G5-4-3 1-2 BB		B B C X 2-1 F9 ①		B S B X 2-1 F7 ①		B S S B X 2-2 1B BB 1B	4	0	1	0	1	0	0
Mark Lewis, R (1, 4) OBP: 0.320, SLG: 0.391			S B C B B X 3-2 G5-3 ①	C F B B B F F X 3-2 G5-4-3 ② ③ 1-2f		C B X 1-1 HR		B B F B B 4-1 G3 23 HR WP BB		B B F 1 SAFE B B 4-1 1-2 1B BB	3	2	1	1	2	0	2
Desi Relaford, S (1, 6) OBP: 0.318, SLG: 0.370			B C B X 2-1 G5-3 2B 1B		C X 0-1 1B 2B 1B	X 0-0 G4-3 ②		B F B B F F F X 3-2 G3 ② 1-3		B X 1-0 G6-4-3 1-2 2-3 1B	5	2	3	0	0	0	1
Mark Portugal, R (1, 1) OBP: 0.241, SLG: 0.333 Jon Zuber, L (5, PH) OBP: 0.333, SLG: 0.526 Ken Ryan, R (6, 1) Ruben Amaro Jr, S (6, PH) OBP: 0.263, SLG: 0.309 Jerry Spradlin, S (7, 1) 23 Kevin Jordan, R (8, PH) OBP: 0.318, SLG: 0.382 Ricky Bottalico, L (9, 1) Kevin Sefcik, R (10, PH) OBP: 0.379, SLG: 0.337		X 0-0 G5-3 ② 1-2			X 0-0 2B 1-2 G3-1 1B	B C B X 2-1 2B		F B X 1-1 3-H HR		C B B F F F X 2-2 G6-4-3 ② ③ 1-2f	1 1 0 1 0 1 0 1	0 1 0 0 0 1 0 0	0 1 0 1 0 2 0 0	0 0 0 0 0 0 0 0	0 0 0 0 0 0 0 0	0 0 0 0 0 0 0 0	1 0 0 0 0 0 0 3
Inning Stats	R: 0 H: 0 E: 0 LOB: 0 K: 2 BB: 0 S: 9 P: 13	R: 0 H: 0 E: 0 LOB: 0 K: 0 BB: 0 S: 7 P: 12	R: 1 H: 2 E: 0 LOB: 2 K: 1 BB: 1 S: 11 P: 22	R: 0 H: 1 E: 0 LOB: 1 K: 0 BB: 1 S: 15 P: 27	R: 3 H: 4 E: 0 LOB: 1 K: 2 BB: 0 S: 15 P: 19	R: 1 H: 2 E: 0 LOB: 1 K: 0 BB: 0 S: 8 P: 14	R: 0 H: 0 E: 0 LOB: 1 K: 0 BB: 1 S: 8 P: 17	R: 2 H: 1 E: 0 LOB: 0 K: 0 BB: 1 S: 11 P: 21	R: 0 H: 0 E: 0 LOB: 0 K: 0 BB: 0 S: 8 P: 11	R: 0 H: 2 E: 0 LOB: 2 K: 0 BB: 1 S: 13 P: 23	1B: 7 SF: 0 2B: 3 SAC: 0 3B: 0 DP: 2 HR: 2 HBP: 0						

PITCHER		IP	WLS	BF	H	R	ER	SO	BB	IBB	HBP	BLK	WP	HR	S	P	ERA	WHIP
Orel Hershiser, R ERA: 4.07	(1, 1)	5.2		27	9	5	5	5	2	0	0	0	1	1	64	105	7.94	1.941
John Johnstone, R ERA: 3.17	(6, 1)	0.1		1	0	0	0	0	0	0	0	0	0	0	1	2	0.00	0.000
Jose Mesa, R ERA: 5.28	(7, 1)	1.2		7	0	1	1	0	2	0	0	0	1	0	16	34	5.40	1.200
Robb Nen, R ERA: 1.13	(8, 1)	1.1	W	5	1	1	1	0	0	0	0	0	0	1	11	15	6.75	0.750
Rich Rodriguez, L ERA: 4.42	(10, 1)	1.0	S	5	2	0	0	0	1	0	0	0	0	0	13	23	0.00	3.000

PITCHER	IP	WLS	BF	H	R	ER	SO	BB	IBB	HBP	BLK	WP	HR	S	P	ERA	WHIP

AB	40
R	7
H	12
RBI	7
BB	5
SO	5
LOB	15

WP: 2 PA: 45
PB: 0
SB: 0
CS: 0

livebaseballscorecards.com

TOP

San Francisco Giants @ Philadelphia Phillies

Veterans Stadium, Philadelphia, PA

Sun Aug 02 1998, 3:33 AM EDT

Att. 27,668 - Sunny - 85 F

livebaseballscorecards.com

Batter	1	2	3	4	5	6	7	8	9	AB	R	H	RBI	BB	SO	LOB
Marvin Benard, L (1, 9) OBP: 0.363, SLG: 0.372 Stan Javier, S (6, 9) OBP: 0.374, SLG: 0.367 (7, 7)	P2	HR, BB		1B, 2B	G6-3, 1-2	2-H 3-H 2B		1-2 1B		4	2	2	2	1	0	1
										1	1	1	0	0	0	0
Ellis Burks, R (1, 8) OBP: 0.357, SLG: 0.514 (7, 9)	G6-3	1-H 2-H HR		1B, FC5-4, HBP	1B, BB	L6		2-H 1B		4	2	2	4	1	0	1
Barry Bonds, L (1, 7) OBP: 0.425, SLG: 0.544 Shawon Dunston, R (7, PR) OBP: 0.264, SLG: 0.421 (7, 8)	1B, 3B	HR		FC5-4, 1B 1-3 2-H	S, 1B 1-3 2-H		HR, HBP	P5		4	2	4	3	0	0	0
										1	1	0	0	0	0	1
Jeff Kent, R (1, 4) OBP: 0.328, SLG: 0.497 Rich Aurilia, R (7, 6) OBP: 0.338, SLG: 0.444	BB, 1B 3-H	HR		FC5-4, WP, 1B 1-2f 3-H	G3 1-2		P3		1B	5	1	2	3	0	0	4
										1	0	1	0	0	0	0
J.T. Snow, L (1, 3) OBP: 0.342, SLG: 0.435 Chris Brock, R (8, 1)	BB 1-2	K		WP, 1B 1-2		1B, 1B	HR 1-H		F8	4	2	3	2	1	1	0
										1	0	0	0	0	0	1
Charlie Hayes, R (1, 5) OBP: 0.364, SLG: 0.422	F8		G5-3	K 1-2 2-3		L9	K		F4	6	0	0	0	0	2	7
Brent Mayne, L (1, 2) OBP: 0.384, SLG: 0.388		K	2B	F8		G1-3, 1B 1-3 2B	G3-1		G4-3	6	1	2	0	0	1	4
Rey Sanchez, R (1, 6) OBP: 0.326, SLG: 0.356 (7, 4)	HR, 2B	K		FC1-6, BB	G1-3 1-2 3-H 2B		F9			4	2	2	1	1	1	1
Kirk Rueter, L (1, 1) OBP: 0.205, SLG: 0.227 Joe Carter, R (8, PH) OBP: 0.287, SLG: 0.405 (8, 3)	K	L7		FC1-6, WP 1-2f 1B	G1-3 1-2 2-3			1B, BB		4	1	0	0	0	1	5
										0	0	0	0	1	0	0

Inning Stats	1	2	3	4	5	6	7	8	9
	R: 1 H: 2 E: 0 LOB: 2 K: 0 BB: 1 S: 16 P: 29	R: 5 H: 4 E: 0 LOB: 0 K: 3 BB: 1 S: 23 P: 38	R: 0 H: 1 E: 0 LOB: 1 K: 1 BB: 0 S: 11 P: 13	R: 2 H: 3 E: 0 LOB: 2 K: 1 BB: 0 S: 17 P: 25	R: 1 H: 1 E: 0 LOB: 2 K: 0 BB: 2 S: 10 P: 21	R: 3 H: 4 E: 0 LOB: 1 K: 0 BB: 0 S: 16 P: 26	R: 2 H: 1 E: 0 LOB: 1 K: 1 BB: 0 S: 9 P: 16	R: 1 H: 2 E: 0 LOB: 1 K: 0 BB: 1 S: 11 P: 23	R: 0 H: 1 E: 0 LOB: 1 K: 0 BB: 0 S: 9 P: 11

AB	45
R	15
H	19
RBI	15
BB	5
SO	6
LOB	25

1B: 10 SF: 0
2B: 4 SAC: 0
3B: 1 DP: 0
HR: 4 HBP: 2

WP: 2 PA: 52
PB: 0
SB: 1
CS: 0

PITCHER		IP	WLS	BF	H	R	ER	SO	BB	IBB	HBP	BLK	WP	HR	S	P	ERA	WHIP
Mike Welch, R (1, 1) ERA: 8.49	(1, 1)	3.0	L	20	8	8	8	4	2	0	1	0	0	3	55	87	24.00	3.333
Yorkis Perez, L (4, 1) ERA: 3.38	(4, 1)	2.0		11	3	1	1	1	2	0	0	0	2	0	22	39	4.50	2.500
Ken Ryan, R (6, 1) ERA: 13.5	(6, 1)	1.0		7	4	3	3	0	0	0	0	0	0	0	16	26	27.00	4.000
Ricky Bottalico, R (7, 1) ERA: 4.24	(7, 1)	0.0		1	0	1	1	0	0	0	1	0	0	0	0	1	∞	∞
Wayne Gomes, R (7, 1) ERA: 3.6	(7, 1)	1.0		4	1	1	1	1	0	0	0	0	0	1	9	15	9.00	1.000

PITCHER		IP	WLS	BF	H	R	ER	SO	BB	IBB	HBP	BLK	WP	HR	S	P	ERA	WHIP
Jerry Spradlin, R (8, 1) ERA: 3.61	(8, 1)	1.0		5	2	1	1	0	1	0	0	0	0	0	11	23	9.00	3.000
Mark Leiter, R (9, 1) ERA: 3.25	(9, 1)	1.0		4	1	0	0	0	0	0	0	0	0	0	9	11	0.00	1.000

Batter	1	2	3	4	5	6	7	8	9	AB	R	H	RBI	BB	SO	LOB
Doug Glanville, R (1, 8) OBP: 0.355, SLG: 0.434	X 0-0 F7 ①			F B C B B F X 3-2 F8 ①	C B F B F S 2-3 K ③		X 0-0 G5-3 ③			4	0	0	0	0	1	2
Gregg Jefferies, S (1, 7) OBP: 0.337, SLG: 0.415	C B B X 2-1 F9 ②			B B X 2-0 HR 1B		X 0-0 1B		B B X 2-0 F8 ①		4	1	2	0	0	0	0
Scott Rolen, R (1, 5) OBP: 0.384, SLG: 0.526 Ricky Bottalico, L (7, 1) Wayne Gomes, R (7, 1) Jerry Spradlin, S (8, 1) Bobby Abreu, L (8, PH) OBP: 0.401, SLG: 0.462 Mark Leiter, R (9, 1)	F F B C 1-3 K ③			B C B C B X 3-2 1-H HR		C X 0-1 L9 ①		B C F S 1-3 K ②		3 0 0 0 1 0	1 0 0 0 0 0	1 0 0 0 0 0	2 0 0 0 0 0	0 0 0 0 0 0	1 0 0 0 1 0	1 0 0 0 0 0
23 Kevin Jordan, R (1, 3) OBP: 0.316, SLG: 0.385		C B C B F X 2-2 P2 ①		S B B X 2-1 2B		B B X 2-0 F8 ②		C F F X 0-2 P5 ③		4	0	1	0	0	0	1
Mark Lewis, R (1, 4) OBP: 0.317, SLG: 0.386		C B B F C 2-3 K ②		B F X 1-1 F4 ②		B B F B F X 3-2 F9 ③			X 0-0 F9 ①	4	0	0	0	0	1	2
Ruben Amaro Jr, S (1, 9) OBP: 0.241, SLG: 0.292		B C B X 2-1 G5-3 ③		C F B X 1-2 G6-3 ③			F F B X 1-2 F7 ①		B B F X 2-1 L6 ②	4	0	0	0	0	0	1
Mark Parent, R (1, 2) OBP: 0.283, SLG: 0.256			F B X 1-1 P3 ①		X 0-0 G5-3 ①		B B F X 2-1 G6-3 ②		F C X 0-2 1B	4	0	1	0	0	0	0
Alex Arias, R (1, 6) OBP: 0.340, SLG: 0.356 Desi Relaford, S (7, PR) OBP: 0.317, SLG: 0.369 (8, 6)			B C B X 2-1 G6-3 ②		C C B B F F X 2-2 HR		H 1-0 1B HBP		F F X 0-2 L9 ③	2 1	1 0	1 0	1 0	0 0	0 0	0 1
Mike Welch, L (1, 1) Yorkis Perez, L (4, 1) Jon Zuber, L (5, PH) OBP: 0.318, SLG: 0.500 Ken Ryan, R (6, 1) Kevin Sefcik, R (7, 5) OBP: 0.385, SLG: 0.345			C S B F S 1-3 K ③		S F B F C 1-3 K ②		B X 1-0 1-3 1B			1 0 1 0 1	0 0 0 0 0	0 0 0 0 1	0 0 0 0 0	0 0 1 0 0	1 0 0 0 0	0 0 0 0 0
Inning Stats	R: 0 H: 0 E: 0 LOB: 0 K: 1 BB: 0 S: 6 P: 9	R: 0 H: 0 E: 0 LOB: 0 K: 1 BB: 0 S: 9 P: 15	R: 0 H: 0 E: 0 LOB: 0 K: 1 BB: 0 S: 8 P: 12	R: 2 H: 3 E: 0 LOB: 1 K: 0 BB: 0 S: 15 P: 27	R: 1 H: 1 E: 0 LOB: 0 K: 2 BB: 0 S: 14 P: 19	R: 0 H: 1 E: 0 LOB: 1 K: 0 BB: 0 S: 7 P: 12	R: 0 H: 1 E: 0 LOB: 2 K: 0 BB: 0 S: 7 P: 12	R: 0 H: 0 E: 0 LOB: 0 K: 1 BB: 0 S: 8 P: 11	R: 0 H: 1 E: 0 LOB: 1 K: 0 BB: 0 S: 9 P: 11	1B: 4 2B: 1 3B: 0 HR: 2	SF: 0 SAC: 0 DP: 0 HBP: 1			WP: 0 PB: 0 SB: 0 CS: 0	PA: 35		

PITCHER		IP	WLS	BF	H	R	ER	SO	BB	IBB	HBP	BLK	WP	HR	S	P	ERA	WHIP
Kirk Rueter, L ERA: 4.2	(1, 1)	7.0	W	28	6	3	3	5	0	0	1	0	0	2	66	106	3.86	0.857
Chris Brock, R ERA: 3.24	(8, 1)	2.0		7	1	0	0	1	0	0	0	0	0	0	17	22	0.00	0.500

PITCHER	IP	WLS	BF	H	R	ER	SO	BB	IBB	HBP	BLK	WP	HR	S	P	ERA	WHIP

BOTTOM

San Francisco Giants @ Philadelphia Phillies

Veterans Stadium, Philadelphia, PA

Sun Aug 02 1998, 3:33 AM EDT

Att. 27,668 - Sunny - 85 F

livebaseballscorecards.com

AB	34
R	3
H	7
RBI	3
BB	0
SO	6
LOB	8

Batter	1	2	3	4	5	6	7	8	9	AB	R	H	RBI	BB	SO	LOB
Marvin Benard, L (1, 9) OBP: 0.386, SLG: 0.400	C X 0-1 2B SF9 1B		B B C X 2-1 2B		C B C B B X 3-2 G4-3 1B 1B		B F B B B 4-1 L9 S BB		B B X 2-0 BB 1B 2B 1B	4	3	4	0	1	0	0
Bill Mueller, S (1, 5) OBP: 0.381, SLG: 0.403	C C S 0-3 ① K		B C C S 1-3 ① K		F X 0-1 ① G4-3 1-2		B B B C S B 4-2 1-2 BB		1 SAFE B S X 1-1 BB 1-2 2B 1B	4	1	1	0	1	2	3
Ellis Burks, R (1, 8) OBP: 0.358, SLG: 0.514	X 0-0 SF9 1-3 2B		B F B C S S 2-3 ② K		C F B F S 1-3 ② K		C B C B B X 3-2 ② L9 2-3		B B B B 4-0 2B 1-2 2-3 1B BB	4	1	1	0	1	2	4
Barry Bonds, L (1, 7) OBP: 0.422, SLG: 0.541	B B X 2-0 ② SF9 2-3 3-H		B F F F B B S 3-3 ③ K		C B B P C X 3-2 2-H 1B		B C S C C 1-3 ③ K		X 0-0 ② F7	4	0	1	2	0	2	6
Jeff Kent, R (1, 4) OBP: 0.329, SLG: 0.498 Robb Nen, R (9, 1)	F S B B B S 2-3 ③ K			X 0-0 G5-3 1B 1B	B S B B C X 2-2 ③ F8			C C B S 1-3 ① K	C B X 1-1 1B 1-3 2-H 3-H 2B	5 0	1 0	2 0	2 0	0 0	2 0	2 0
J.T. Snow, L (1, 3) OBP: 0.340, SLG: 0.430		B C X 1-1 ① L8		S B X 1-1 ① F4		B F C X 1-2 ① F6		C B S C 1-3 ② K	I I I I 4-0 1B IBB	4	0	0	0	1	1	1
Rich Aurilia, R (1, 6) OBP: 0.339, SLG: 0.447		B X 1-0 ② G5-3		B B S F X 2-2 ② G5-3 1-2		B B F B X 3-1 ② F9		S S B F X 1-2 2B	X 0-0 1-2 2-3 3-H 1B	5	0	2	1	0	0	1
Brent Mayne, L (1, 2) OBP: 0.384, SLG: 0.385		B B B B 4-0 BB		C X 0-1 2-H 1B		B B X 2-0 ③ G4-3		C S X 0-2 ③ F7	B C C C S 1-3 ③ K	4	0	1	1	1	1	4
Danny Darwin, R (1, 1) OBP: 0.098, SLG: 0.077 Rich Rodriguez, L (6, 1) OBP: 0.333, SLG: 0.333 Shawon Dunston, R (7, PH) OBP: 0.263, SLG: 0.418 John Johnstone, R (7, 1) Jose Mesa, R (8, 1) Stan Javier, S (9, PH) OBP: 0.373, SLG: 0.366 Rey Sanchez, R (9, 4) OBP: 0.326, SLG: 0.356		S B X 1-1 ③ F7		F C C 0-3 ③ K			B C X 1-1 ① G5-3		B F S B B X 2-2 ① G3-1	2 0 1 0 0 1 0	0 0 0 0 0 0 0	0 0 0 0 0 0 0	0 0 0 0 0 0 0	0 0 0 0 0 0 0	1 0 0 0 0 0 0	2 0 0 0 0 0 0
Inning Stats	R: 1 H: 2 E: 0 LOB: 1 K: 2 BB: 0 S: 10 P: 14	R: 0 H: 0 E: 0 LOB: 1 K: 0 BB: 1 S: 5 P: 12	R: 0 H: 1 E: 0 LOB: 1 K: 3 BB: 0 S: 12 P: 20	R: 1 H: 2 E: 0 LOB: 1 K: 1 BB: 0 S: 11 P: 14	R: 1 H: 2 E: 0 LOB: 1 K: 1 BB: 0 S: 16 P: 24	R: 0 H: 0 E: 0 LOB: 0 K: 0 BB: 0 S: 6 P: 12	R: 0 H: 0 E: 0 LOB: 2 K: 1 BB: 2 S: 11 P: 24	R: 0 H: 1 E: 0 LOB: 1 K: 2 BB: 0 S: 13 P: 16	R: 3 H: 4 E: 0 LOB: 3 K: 1 BB: 2 S: 13 P: 28	1B: 8 2B: 4 3B: 0 HR: 0	SF: 1 SAC: 0 DP: 0 HBP: 0					

PITCHER		IP	WLS	BF	H	R	ER	SO	BB	IBB	HBP	BLK	WP	HR	S	P	ERA	WHIP
Carlton Loewer, R ERA: 6.61	(1, 1)	6.0	L	26	7	3	3	7	1	0	0	0	0	0	60	96	4.50	1.333
Wayne Gomes, R ERA: 3.5	(7, 1)	2.0		9	1	0	0	3	2	0	0	0	0	0	24	40	0.00	1.500
Ricky Bottalico, R ERA: 5.18	(9, 1)	1.0		9	4	3	3	1	1	1	0	0	0	0	13	28	27.00	5.000

PITCHER	IP	WLS	BF	H	R	ER	SO	BB	IBB	HBP	BLK	WP	HR	S	P	ERA	WHIP

TOP

San Francisco Giants @ Philadelphia Phillies

Veterans Stadium, Philadelphia, PA

Mon Aug 03 1998, 3:33 AM EDT

Att. 31,080 - Sunny - 84 F

livebaseballscorecards.com

AB	38
R	6
H	12
RBI	6
BB	5
SO	11
LOB	23

1B: 8 SF: 1
2B: 4 SAC: 0
3B: 0 DP: 0
HR: 0 HBP: 0

WP: 0 PA: 44
PB: 0
SB: 1
CS: 0

Batter	1	2	3	4	5	6	7	8	9	AB	R	H	RBI	BB	SO	LOB
Doug Glanville, R (1, 8) OBP: 0.353, SLG: 0.434	B X 1-0 2B		C F F B B X 2-2 F7 ①	B X 1-0 L6 ③			X 0-0 F4 ①		B C B F B S 3-3 K ①	5	0	1	0	0	1	2
Gregg Jefferies, S (1, 7) OBP: 0.336, SLG: 0.412	C F X 0-2 L6 ①		B X 1-0 BB 1B		B B B C F X 3-2 G1-3 ①		C X 0-1 P5 ②		B F B X 2-1 G3 ②	5	0	1	0	0	0	1
Scott Rolen, R (1, 5) OBP: 0.387, SLG: 0.532	F B X 1-1 L7 ②		B B 1 SAFE F B F B **1-2** BB		F S B B H 3-2 HBP		B S S F B B F X 3-2 HR		C F F B F S 1-3 K ③	3	1	1	1	1	1	1
Rico Brogna, L (1, 3) OBP: 0.330, SLG: 0.460	B B F B C X 3-2 P5 ③		S B F S 1-3 K ②		B F 1 SAFE 1 SAFE X 1-1 F7 ②		X 0-0 WP 1B			4	0	1	0	0	1	4
Bobby Estalella, R (1, 2) OBP: 0.225, SLG: 0.333		C C B S 1-3 K ①	B B F F B X 3-2 P5 ③		S B C 1 SAFE F C 1-3 K ③		B F B X 2-1 F7 ③ **1-2**			4	0	0	0	0	2	4
Bobby Abreu, L (1, 9) OBP: 0.401, SLG: 0.461		B C F B B B 4-2 1B BB		X 0-0 F9 ①		C B B B X 3-1 FC5-4 1B		C B X 1-1 F7 ①		3	0	1	0	1	0	0
Mark Lewis, R (1, 4) OBP: 0.321, SLG: 0.389		F 1 SAFE B F 1 SAFE X 1-2 FC6-4 **1-3** 1B		C B B B F B 4-2 1B BB		B F X 1-1 F8 ①		B F B X 2-1 1B		3	0	2	0	1	0	1
Desi Relaford, S (1, 6) OBP: 0.317, SLG: 0.367		C B 1 SAFE X 1-1 P5 ②		X 0-0 SH3-4 **1-3** 1B		1 SAFE 1 SAFE B B X 2-0 FC5-4 FC6-4 **1-2f** ②		B X 1-0 L8 ②		4	0	1	0	0	0	4
Carlton Loewer, R (1, 1) OBP: 0.167, SLG: 0.118 Ruben Amaro Jr, S (6, PH) OBP: 0.238, SLG: 0.288 Wayne Gomes, R (7, 1) 23 Kevin Jordan, R (8, PH) OBP: 0.315, SLG: 0.382 Ricky Bottalico, L (9, 1)		C X 0-1 FC6-4 ③ **1-2f**		F B B 1 SAFE X 2-1 SH3-4 ② **1-2**		X 0-0 FC6-4 ③ **1-2f**		B B F B S F S 3-3 K ③		1 1 0 1 0	0 0 0 0 0	0 0 0 0 0	0 0 0 0 0	0 0 0 1 0	0 0 0 1 0	2 1 0 1 0
Inning Stats	R: 0 E: 0 K: 0 S: 9 H: 1 LOB: 1 BB: 0 P: 14	R: 0 E: 0 K: 1 S: 12 H: 1 LOB: 2 BB: 1 P: 19	R: 0 E: 0 K: 1 S: 13 H: 1 LOB: 2 BB: 1 P: 24	R: 0 E: 0 K: 0 S: 7 H: 1 LOB: 2 BB: 1 P: 14	R: 0 E: 0 K: 1 S: 11 H: 0 LOB: 1 BB: 0 P: 19	R: 0 E: 0 K: 0 S: 6 H: 1 LOB: 1 BB: 0 P: 12	R: 1 E: 0 K: 0 S: 11 H: 2 LOB: 1 BB: 0 P: 16	R: 0 E: 0 K: 1 S: 9 H: 1 LOB: 1 BB: 0 P: 16	R: 0 E: 0 K: 2 S: 10 H: 0 LOB: 0 BB: 0 P: 16	1B: 6 2B: 1 3B: 0 HR: 1	SF: 0 SAC: 1 DP: 0 HBP: 1			WP: 1 PB: 0 SB: 0 CS: 0	PA: 39		

PITCHER		IP	WLS	BF	H	R	ER	SO	BB	IBB	HBP	BLK	WP	HR	S	P	ERA	WHIP
Danny Darwin, R ERA: 4.74	(1, 1)	5.0	W	23	4	0	0	3	3	0	1	0	0	0	52	90	0.00	1.400
Rich Rodriguez, L ERA: 4.3	(6, 1)	1.0		4	1	0	0	0	0	0	0	0	0	0	6	12	0.00	1.000
John Johnstone, R ERA: 3.26	(7, 1)	1.0		5	2	1	1	0	0	0	0	0	1	1	11	16	9.00	2.000
Jose Mesa, R ERA: 5.19	(8, 1)	1.0		4	1	0	0	1	0	0	0	0	0	0	9	16	0.00	1.000
Robb Nen, R ERA: 1.11	(9, 1)	1.0		3	0	0	0	2	0	0	0	0	0	0	10	16	0.00	0.000

PITCHER	IP	WLS	BF	H	R	ER	SO	BB	IBB	HBP	BLK	WP	HR	S	P	ERA	WHIP

BOTTOM

San Francisco Giants @ Philadelphia Phillies

Veterans Stadium, Philadelphia, PA

Mon Aug 03 1998, 3:33 AM EDT

Att. 31,080 - Sunny - 84 F

livebaseballscorecards.com

AB	34
R	1
H	8
RBI	1
BB	3
SO	6
LOB	21

Batter	1	2	3	4	5	6	7	8	9	10	AB	R	H	RBI	BB	SO	LOB
Shawon Dunston, R (1, 8) OBP: 0.261, SLG: 0.408	C F B B B F X 3-2 ① G1-3		H 1-0 1B 1-2 1B HBP		C B X 1-1 ① G1-3		B X 1-0 ① F7		B X 1-0 ② FC6-4 CS 1-2f 1B		4	2	0	0	0	0	1
Jose Mesa, R (9, 1)											0	0	0	0	0	0	0
Ellis Burks, R (1, 9) OBP: 0.363, SLG: 0.515	B F B B B 4-1 G3-6-3 BB		B B F C X 2-2 1B CS 1-2 2-3 1B		B X 1-0 F7 S 1B		B F B L F F F C 2-3 ② K		B X 1 SAFE S 1 SAFE B S B B 4-2 1B 1-2 BB		3	0	2	0	2	1	0
(9, 8)																	
Barry Bonds, L (1, 7) OBP: 0.422, SLG: 0.539	1 SAFE C B B X 2-1 ② G3-6-3 ③ 1-2f		X 0-0 CS 1-3 2-H 3-H 1B		1 SAFE B 1 SAFE B B B C X 3-1 ② F7 1-3		B X 1-0 ③ F8		C B S F X 1-2 FC6-4 1-3 2-H 1B		5	0	2	3	0	0	2
Jeff Kent, R (1, 4) OBP: 0.327, SLG: 0.493		B B B B 4-0 G6-4-3 BB	B B C C X 2-2 ② ③ P3 1-3 3-H		C B X 1-1 ③ F8			F F B B F B X 3-2 ① G6-3	B B X 2-0 ③ FC6-4 1-2f		4	0	0	0	1	0	5
Charlie Hayes, R (1, 5) OBP: 0.361, SLG: 0.415		X 0-0 ① ② G6-4-3 1-2f		B S B B B 4-1 G4-3 G6-3 BB		X 0-0 ① F9		C X 0-1 ② P6		C X 0-1 ① G5-3	4	0	0	0	1	0	1
Joe Carter, R (1, 3) OBP: 0.289, SLG: 0.410		B F X 1-1 1B		X 0-0 ① G6-3 1-2		B X 1-0 2B 2B		C F B B X 2-2 ③ G4-3		F B B F F F B X 3-2 ② L9	4	1	2	0	0	0	1
John Johnstone, R (8, 1)											0	0	0	0	0	0	0
Marvin Benard, L (9, 9) OBP: 0.383, SLG: 0.397											1	0	0	0	0	0	0
Brent Mayne, L (1, 2) OBP: 0.383, SLG: 0.390	C F B C 1-3 ③ K			B C X 1-1 ② G4-3 2-3		X 0-0 1B 2-H 2B			C C X 0-2 ① L3	B B C C C 2-3 ③ K	3	1	1	1	0	1	2
Stan Javier, S (9, PH) OBP: 0.372, SLG: 0.364											1	0	0	0	0	0	0
Doug Mirabelli, R (9, 2) OBP: 0.286, SLG: 0.250											1	0	0	0	0	1	0
Rich Aurilia, R (1, 6) OBP: 0.344, SLG: 0.453			C F B B F S 2-3 ① K	I I I I 4-0 IBB		B B X 2-0 ② 2-H 1B			X 0-0 1B 2B		3	1	2	1	1	1	0
Mark Gardner, R (1, 1) OBP: 0.231, SLG: 0.188			S B S B B B 4-2 1B HBP 1B BB	X 0-0 ③ G1-3		B B C X 2-1 ③ L9			B X 1-0 FC6-4 2-H 1B		2	1	0	0	1	0	2
Rich Rodriguez, L (6, 1) OBP: 0.333, SLG: 0.333											0	0	0	0	0	0	0
J.T. Snow, L (8, 3) OBP: 0.341, SLG: 0.432											1	0	1	1	0	0	0
Inning Stats	R: 0 E: 0 K: 0 S: 7 H: 0 LOB: 0 BB: 1 P: 16	R: 0 E: 0 K: 1 S: 6 H: 1 LOB: 1 BB: 1 P: 12	R: 2 E: 0 K: 1 S: 13 H: 2 LOB: 1 BB: 1 P: 24	R: 0 E: 0 K: 0 S: 5 H: 0 LOB: 2 BB: 2 P: 14	R: 0 E: 0 K: 0 S: 7 H: 1 LOB: 1 BB: 0 P: 13	R: 2 E: 0 K: 0 S: 6 H: 3 LOB: 0 BB: 0 P: 11	R: 0 E: 0 K: 1 S: 8 H: 0 LOB: 0 BB: 0 P: 12	R: 0 E: 0 K: 0 S: 9 H: 0 LOB: 0 BB: 0 P: 14	R: 2 E: 0 K: 0 S: 13 H: 3 LOB: 2 BB: 1 P: 22	R: 0 E: 0 K: 1 S: 11 H: 0 LOB: 0 BB: 0 P: 16	1B: 7 2B: 3 3B: 0 HR: 0	SF: 0 SAC: 0 DP: 2 HBP: 1						

PITCHER		IP	WLS	BF	H	R	ER	SO	BB	IBB	HBP	BLK	WP	HR	S	P	ERA	WHIP
Al Leiter, L	(1, 1)	6.0		27	7	4	4	2	4	1	1	0	0	0	44	90	6.00	1.833
ERA: 2.34																		
Turk Wendell, R	(7, 1)	2.0		6	0	0	0	1	0	0	0	0	0	0	17	26	0.00	0.000
ERA: 3.43																		
John Franco, L	(9, 1)	1.0		7	3	2	1	0	1	0	0	0	0	0	13	22	9.00	4.000
ERA: 4.46																		
Dennis Cook, L	(10, 1)	1.0	W	3	0	0	0	1	0	0	0	0	0	0	11	16	0.00	0.000
ERA: 2.09																		

PITCHER	IP	WLS	BF	H	R	ER	SO	BB	IBB	HBP	BLK	WP	HR	S	P	ERA	WHIP

TOP

San Francisco Giants @ New York Mets

Shea Stadium, Flushing, NY

Tue Aug 04 1998, 7:05 PM EDT
Att. 32,943 - Cloudy - 82 F

livebaseballscorecards.com

AB	36
R	6
H	10
RBI	6
BB	6
SO	4
LOB	14

WP: 0	PA: 43		
PB: 0			
SB: 1			
CS: 3			

Batter	1	2	3	4	5	6	7	8	9	10	AB	R	H	RBI	BB	SO	LOB
Tony Phillips, S (1, 9) (8, 7) OBP: 0.444, SLG: 0.492	G3-1		K		G3-1	2B 1-3 3-H		G4-3 S BB		1B WP 31 FC6-2 1B	5	0	2	1	1	0	0
Edgardo Alfonzo, R (1, 5) OBP: 0.344, SLG: 0.364	F9		L7		K	G6-3 3-H		F8 1-2		31 FC6-2 1B 1-2 FC3-2 BB	5	0	0	1	1	1	2
John Olerud, L (1, 3) OBP: 0.439, SLG: 0.529	31 BB 1B		F8		1B	G4-3		G4-3 2-3		FC3-2 31 FC6-2 1-2 BB 2-3 1B	6	1	3	0	0	0	2
31 Mike Piazza, R (1, 2) OBP: 0.369, SLG: 0.510	1-2 BB			1B 1B BB	F8		G6-3	IBB		FC6-2 BB FC3-2 1-2 2-3 3-Hf	3	0	0	0	3	0	4
Brian McRae, S (1, 8) OBP: 0.360, SLG: 0.493	K			1B 1-2 1B		1B S 1B 1B	E 1B G4-3 1B	K		FC3-2 BB 1-2 2-3 3-Hf	6	2	3	0	0	2	7
Todd Hundley, S (1, 7) OBP: 0.250, SLG: 0.197 Lenny Harris, L (7, PR) (8, 9) OBP: 0.326, SLG: 0.339		G6-3	K			P4	E7 G4-3 1-3 2B 1B		SH3-4 1B	1-2 2-3 3-H BB	4 1	0 1	1 1	0 1	0 1	1 0	3 0
Carlos Baerga, S (1, 4) OBP: 0.318, SLG: 0.394 Rey Ordonez, R (8, 6) OBP: 0.286, SLG: 0.297		2B	1-2 2-3 1B			1B 1-2 1B HBP	G4-3 1-2 3-H		SH3-4 1-2		3 0	1 0	2 0	1 0	0 0	0 0	1 0
Luis Lopez, S (1, 6) (8, 4) OBP: 0.338, SLG: 0.358		F7		P6		1B 1-2 2-3 1B	2-H 2B		K		5	1	2	1	0	1	5
Al Leiter, L (1, 1) OBP: 0.220, SLG: 0.139 Matt Franco, L (6, PH) OBP: 0.396, SLG: 0.404 Todd Pratt, R (6, PH) OBP: 0.353, SLG: 0.633 Turk Wendell, L (7, 1) John Franco, L (9, 1) Jorge Fabregas, L (9, PH) OBP: 0.260, SLG: 0.242 Dennis Cook, L (10, 1)	K		K		K	2B 1-3 2-H 3-H G6-3 1B	G4-3		K		2 0 1 1 0 0 1	0 0 1 0 0 0 0	0 0 1 0 0 0 0	0 0 2 0 0 0 1	2 0 0 0 0 1 1	4 0 0 0 0 0 0	0 0 0 1 0 0 0
Inning Stats	R: 0 H: 1 E: 0 LOB: 2 K: 1 BB: 1 S: 11 P: 21	R: 0 H: 1 E: 0 LOB: 1 K: 1 BB: 0 S: 9 P: 15	R: 0 H: 0 E: 0 LOB: 0 K: 1 BB: 0 S: 5 P: 9	R: 0 H: 2 E: 0 LOB: 3 K: 2 BB: 1 S: 14 P: 27	R: 0 H: 1 E: 0 LOB: 1 K: 1 BB: 0 S: 10 P: 19	R: 4 H: 4 E: 0 LOB: 1 K: 0 BB: 0 S: 18 P: 29	R: 2 H: 3 E: 1 LOB: 1 K: 0 BB: 0 S: 12 P: 18	R: 0 H: 0 E: 0 LOB: 2 K: 1 BB: 2 S: 11 P: 21	R: 0 H: 1 E: 0 LOB: 3 K: 2 BB: 0 S: 10 P: 15	R: 1 H: 2 E: 0 LOB: 3 K: 0 BB: 2 S: 11 P: 22	1B: 12 2B: 3 3B: 0 HR: 0	SF: 0 SAC: 1 DP: 0 HBP: 1					

PITCHER		IP	WLS	BF	H	R	ER	SO	BB	IBB	HBP	BLK	WP	HR	S	P	ERA	WHIP
Mark Gardner, R ERA: 5.13	(1, 1)	5.1		26	7	3	3	6	2	0	1	0	0	0	56	102	5.06	1.688
Rich Rodriguez, L ERA: 4.81	(6, 1)	1.2		10	5	3	3	0	0	0	0	0	0	0	23	36	16.20	3.000
John Johnstone, R ERA: 3.21	(8, 1)	1.0		5	0	0	0	1	1	1	0	0	0	0	11	21	0.00	1.000
Jose Mesa, R ERA: 5.2	(9, 1)	1.2	L	10	3	1	1	2	2	0	0	0	1	0	21	37	5.40	3.000

PITCHER	IP	WLS	BF	H	R	ER	SO	BB	IBB	HBP	BLK	WP	HR	S	P	ERA	WHIP

BOTTOM

San Francisco Giants @ New York Mets

Shea Stadium, Flushing, NY

Tue Aug 04 1998, 7:05 PM EDT
Att. 32,943 - Cloudy - 82 F

livebaseballscorecards.com

AB	43
R	7
H	15
RBI	7
BB	6
SO	9
LOB	30

WP: 1 PA: 51
PB: 0
SB: 2
CS: 0

TOP

San Francisco Giants @ New York Mets
Shea Stadium, Flushing, NY
Wed Aug 05 1998, 7:05 PM EDT
Att. 35,571 - Unknown - 82 F

Batter	1	2	3	4	5	6	7	8	9	AB R H RBI BB SO LOB
Marvin Benard, L (1, 9) OBP: 0.384, SLG: 0.405	C F B F B X 2-2 F9 ①		B B F X 2-1 1-3 2B	C X 0-1 G4-3 ③		B S S X 1-2 E S 2-H 1B		X 0-0 F9 ③		5 0 2 1 0 0 1
Bill Mueller, S (1, 5) OBP: 0.383, SLG: 0.402	C B F B X 2-2 F8 ②		B B B B 4-0 FC3-6 BB		C X 0-1 2B 2B 1B	B F B B B 4-1 1-3 BB			B B X 2-0 G6-3 ①	3 1 1 0 2 0 0
Ellis Burks, R (1, 8) OBP: 0.366, SLG: 0.519	C F B F F X 1-2 1B		C B S F B B X 3-2 F8 ②		C X 0-1 1-3 2B 2B	B C S S 1-3 K ②			F B B B F F X 3-2 S 1B	5 1 3 0 0 1 5
Barry Bonds, L (1, 7) OBP: 0.422, SLG: 0.539	C X 0-1 P5 ③		F C X 0-2 FC3-6 1-2f ③		X 0-0 1B E 2-H 3-H 2B	B F B X 2-1 F8 ③			B B B I 4-0 G6-4-3 1-2 IBB	4 0 1 2 1 0 6
Jeff Kent, R (1, 4) OBP: 0.328, SLG: 0.491		X 0-0 G6-3 ①		C B B X 2-1 S 2B 1B	B X 1-0 G3-6-3-2 2-3 1B		C B B X 2-1 P3 ①		B B X 2-0 G6-4-3 ② ③ 1-2f	5 1 2 0 0 0 2
J.T. Snow, L (1, 3) OBP: 0.340, SLG: 0.433		B C B F F X 2-2 F7 ②		B F X 1-1 1B G5-3 1-H 2B	X 0-0 G3-6-3-2 ① ② ③ 1-2f 3-H		X 0-0 G4-3 ②			4 1 1 1 0 0 2
Rey Sanchez, R (1, 6) (9, 4) OBP: 0.328, SLG: 0.362		C B X 1-1 G5-3 ③		C X 0-1 G5-3 2-3 1B		B X 1-0 2B 2B	X 0-0 B1-3 ③			4 1 2 0 0 0 0
Doug Mirabelli, R (1, 2) OBP: 0.278, SLG: 0.313			C F F B C 1-3 K ①	C X 0-1 G5-3 ① 1-2 3-H		B B B C X 3-1 2-H 1B 2B		F X 0-1 P2 ①		4 1 1 2 0 1 1
Russ Ortiz, R (1, 1) OBP: 0.250, SLG: 0.182 Robb Nen, R (9, 1) Rich Aurilia, R (9, 6) OBP: 0.344, SLG: 0.453			C B B C X 2-2 2B 1B	C C S 0-3 K ②		C S X 0-2 L4 ①		C F F S 0-3 K ②		4 0 1 0 0 2 2 0 0 0 0 0 0 0 0 0 0 0 0 0 0
Inning Stats	R: 0 E: 0 K: 0 S: 14 H: 1 LOB: 1 BB: 0 P: 19	R: 0 E: 0 K: 0 S: 7 H: 0 LOB: 0 BB: 0 P: 10	R: 0 E: 0 K: 1 S: 16 H: 2 LOB: 3 BB: 1 P: 28	R: 2 E: 0 K: 1 S: 13 H: 3 LOB: 1 BB: 0 P: 16	R: 2 E: 0 K: 0 S: 7 H: 4 LOB: 0 BB: 0 P: 8	R: 2 E: 0 K: 1 S: 15 H: 3 LOB: 2 BB: 1 P: 27	R: 0 E: 0 K: 0 S: 4 H: 0 LOB: 0 BB: 0 P: 6	R: 0 E: 0 K: 1 S: 7 H: 0 LOB: 0 BB: 0 P: 7	R: 0 E: 0 K: 0 S: 6 H: 1 LOB: 1 BB: 1 P: 17	1B: 8 2B: 6 3B: 1 HR: 0 SF: 0 SAC: 0 DP: 1 HBP: 0

AB	38
R	6
H	14
RBI	6
BB	3
SO	4
LOB	19

WP: 0 PB: 0 SB: 3 CS: 0 PA: 41

PITCHER		IP	WLS	BF	H	R	ER	SO	BB	IBB	HBP	BLK	WP	HR	S	P	ERA	WHIP
Bobby Jones, R ERA: 3.98	(1, 1)	5.0	L	26	12	6	6	2	1	0	0	0	0	0	60	88	10.80	2.600
Willie Blair, R ERA: 5.26	(6, 1)	2.0		8	1	0	0	1	1	0	0	0	0	0	16	26	0.00	1.000
Mel Rojas, R ERA: 4.25	(8, 1)	2.0		7	1	0	0	1	0	1	0	0	0	0	13	24	0.00	0.500

PITCHER	IP	WLS	BF	H	R	ER	SO	BB	IBB	HBP	BLK	WP	HR	S	P	ERA	WHIP

livebaseballscorecards.com

BOTTOM

San Francisco Giants @ New York Mets

Shea Stadium, Flushing, NY

Wed Aug 05 1998, 7:05 PM EDT

Att. 35,571 - Unknown - 82 F

livebaseballscorecards.com

Batter	1	2	3	4	5	6	7	8	9	AB	R	H	RBI	BB	SO	LOB
Tony Phillips, S (1, 9) OBP: 0.453, SLG: 0.493	G4-3		BB		1B				1B	4	0	2	1	1	1	0
Lenny Harris, L (1, 5) OBP: 0.318, SLG: 0.330	G4-3		FC3-6 2B 1-2f 2-3		G4-6-3 1-2f		G6-3		K	5	1	0	0	0	1	5
John Olerud, L (1, 3) OBP: 0.440, SLG: 0.534	F8		2B 1-H 3-H		2B			K		4	0	2	2	0	1	0
Brian McRae, S (1, 8) OBP: 0.357, SLG: 0.488		F9	F8		K			K		4	0	0	0	0	2	2
Matt Franco, L (1, 7) OBP: 0.394, SLG: 0.393		L8		BB		G3-1		L6		3	1	0	0	1	0	0
Carlos Baerga, S (1, 4) OBP: 0.323, SLG: 0.399		1B		K		BB			2B 31 1B	3	1	2	0	1	1	1
Todd Pratt, R (1, 2) OBP: 0.327, SLG: 0.585		G6-3		F7		K			G5-3	4	0	0	0	0	1	4
Rey Ordonez, R (1, 6) OBP: 0.289, SLG: 0.301 Todd Hundley, S (9, PH) OBP: 0.246, SLG: 0.194			FC3-6 SH1-4 2B BB	1-H 2B	K				F7	2 1	1 0	1 0	1 0	1 0	1 0	1 1
Bobby Jones, R (1, 1) OBP: 0.219, SLG: 0.219 Willie Blair, R (6, 1) OBP: 0.102, SLG: 0.083 Luis Lopez, S (7, PH) OBP: 0.337, SLG: 0.356 Mel Rojas, R (8, 1) 31 Mike Piazza, R (9, PH) OBP: 0.371, SLG: 0.511			SH1-4 1-2	K			F7		1B 2-3	1 0 1 0 1	0 0 0 0 0	0 0 0 0 1	0 0 0 0 0	0 0 0 0 0	1 0 0 0 0	1 0 0 0 0
Inning Stats	R: 0 E: 0 K: 0 S: 10 H: 0 LOB: 0 P: 12	R: 0 E: 0 K: 0 S: 6 H: 1 LOB: 1 BB: 0 P: 8	R: 2 E: 0 K: 0 S: 10 H: 1 LOB: 1 BB: 2 P: 23	R: 1 E: 0 K: 2 S: 9 H: 1 LOB: 1 BB: 1 P: 15	R: 0 E: 0 K: 1 S: 13 H: 2 LOB: 1 BB: 0 P: 18	R: 0 E: 0 K: 2 S: 9 H: 0 LOB: 1 BB: 1 P: 16	R: 0 E: 0 K: 1 S: 6 H: 0 LOB: 0 BB: 0 P: 12	R: 0 E: 0 K: 2 S: 9 H: 0 LOB: 0 BB: 0 P: 11	R: 1 E: 0 K: 1 S: 15 H: 3 LOB: 2 BB: 0 P: 18	1B: 4 2B: 4 3B: 0 HR: 0 SF: 0 SAC: 1 DP: 1 HBP: 0						

	AB	33
	R	4
	H	8
	RBI	4
	BB	4
	SO	9
	LOB	15

PITCHER		IP	WLS	BF	H	R	ER	SO	BB	IBB	HBP	BLK	WP	HR	S	P	ERA	WHIP
Russ Ortiz, R ERA: 4.5	(1, 1)	8.0	W	33	6	4	4	8	4	0	0	0	0	0	75	119	4.50	1.250
Robb Nen, R ERA: 1.09	(9, 1)	1.0	S	5	2	0	0	1	0	0	0	0	0	0	12	14	0.00	2.000

PITCHER	IP	WLS	BF	H	R	ER	SO	BB	IBB	HBP	BLK	WP	HR	S	P	ERA	WHIP

Batter	1	2	3	4	5	6	7	8	9	AB	R	H	RBI	BB	SO	LOB
Marvin Benard, L (1, 9) OBP: 0.391, SLG: 0.403	C F B B B B 4-2 1B 1B BB	B B B 4-0 BB			C B F X 1-2 ① L1		C S X 0-2 ③ L3	X 0-0 1B		3	1	1	0	2	0	0
Bill Mueller, S (1, 5) OBP: 0.383, SLG: 0.402	P F F F 1 F 1 F X SAFE SAFE 1-3 1B 1B 1B	1 SAFE B B F B F F X 2-2 ③ F8			F C B B F B F X 3-2 ② G3-1			X 0-0 2B HR 1B 1-0 ③ L3		5	2	2	0	0	0	2
Barry Bonds, L (1, 7) OBP: 0.424, SLG: 0.542	F B S X 1-2 1B 1-2 3-H 1B		F X 0-1 ① G3-1		F F F B X 1-2 ③ F7			B B F C B F X 3-2 1-3 HR 2B	B C B X 2-1 G6-3 BB 1B	5	1	3	1	0	0	0
Jeff Kent, R (1, 4) OBP: 0.332, SLG: 0.500	C B S F S 1-3 ① K		F F X 0-2 ② G6-3			F C B X 1-2 FC6-4 1B		X 0-0 2-H 3-H HR	B F B B 1 SAFE 1 SAFE 1 SAFE B 4-1 G6-3 1-2 BB	4	1	2	3	1	1	2
J.T. Snow, L (1, 3) OBP: 0.338, SLG: 0.429 Joe Carter, R (8, PH) (8, 3) OBP: 0.287, SLG: 0.407	X 0-0 ② P5		C F C C 0-3 ③ K			X 0-0 ① F9		C B B F S 2-3 ① K	B F S F B 2 B X SAFE 3-2 ① G6-3 1-2 2-3	3 2	0 0	0 0	0 0	0 0	1 1	3 2
Stan Javier, S (1, 8) OBP: 0.372, SLG: 0.363	F X 0-1 1-3 2-H 1B			X 0-0 ① L8		B C X 1-1 ② F7		B X 1-0 ② G4-3	3 SAFE B I I I 4-0 IBB	4	0	1	1	1	0	1
Rich Aurilia, R (1, 6) OBP: 0.345, SLG: 0.456	S T S 0-3 ③ K			C X 0-1 2B		X 0-0 ③ FC6-4 1-2f		B C X 1-1 2B HR 1B	C B S S 1-3 ② K	5	1	2	0	0	2	6
Brent Mayne, L (1, 2) OBP: 0.379, SLG: 0.390		C S B X 1-2 ① G4-3		C X 0-1 ② L8			B B F F X 2-2 ① G4-3	B S C X 1-2 1-3 HR 2B	B C B F C 2-3 ③ K	5	1	1	0	0	1	4
Orel Hershiser, R (1, 1) OBP: 0.192, SLG: 0.180 Shawon Dunston, R (7, PH) OBP: 0.260, SLG: 0.406 Alvin Morman, L (7, 1) Charlie Hayes, R (8, PH) OBP: 0.364, SLG: 0.430 John Johnstone, R (8, 1) Robb Nen, R (8, 1) Rey Sanchez, R (9, 6) OBP: 0.328, SLG: 0.362 Jose Mesa, R (9, 1)		C C F F X 0-2 ② G1-3		B F F X 1-2 ③ G6-3			B B F X 2-1 ② B5-3	F B B X 2-1 2-H 3-H HR		2 1 0 1 0 0 0 0 0	0 0 0 1 0 0 0 0 0	0 0 0 1 0 0 0 0 0	0 0 0 3 0 0 0 0 0	0 0 0 0 0 0 0 0 0	0 0 0 0 0 0 0 0 0	1 0 0 0 0 0 0 0 0
Inning Stats	R: 2 H: 3 E: 0 LOB: 2 K: 2 BB: 1 S: 22 P: 28	R: 0 H: 0 E: 0 LOB: 1 K: 0 BB: 1 S: 12 P: 19	R: 0 H: 0 E: 0 LOB: 0 K: 1 BB: 0 S: 8 P: 8	R: 0 H: 1 E: 0 LOB: 1 K: 0 BB: 0 S: 8 P: 9	R: 0 H: 0 E: 0 LOB: 0 K: 0 BB: 0 S: 12 P: 17	R: 0 H: 1 E: 0 LOB: 1 K: 0 BB: 0 S: 7 P: 9	R: 0 H: 0 E: 0 LOB: 0 K: 0 BB: 0 S: 8 P: 12	R: 6 H: 7 E: 0 LOB: 1 K: 1 BB: 0 S: 19 P: 30	R: 0 H: 1 E: 0 LOB: 3 K: 2 BB: 2 S: 13 P: 29	1B: 8 SF: 0 2B: 3 SAC: 0 3B: 0 DP: 0 HR: 2 HBP: 0						

PITCHER		IP	WLS	BF	H	R	ER	SO	BB	IBB	HBP	BLK	WP	HR	S	P	ERA	WHIP
Masato Yoshii, R ERA: 3.86	(1, 1)	7.0		30	7	4	4	3	2	0	0	0	0	0	82	110	5.14	1.286
Dennis Cook, L ERA: 2.63	(8, 1)	0.2		5	3	1	1	1	0	0	0	0	0	1	10	15	13.50	4.500
Greg McMichael, R ERA: 4.22	(8, 1)	0.1		3	2	3	3	0	0	0	0	0	0	1	4	7	81.00	6.000
Turk Wendell, R ERA: 3.35	(9, 1)	1.0	W	6	1	0	0	2	1	1	0	0	0	0	13	29	0.00	2.000

PITCHER	IP	WLS	BF	H	R	ER	SO	BB	IBB	HBP	BLK	WP	HR	S	P	ERA	WHIP

TOP

San Francisco Giants @ New York Mets

Shea Stadium, Flushing, NY

Thu Aug 06 1998, 3:33 AM EDT

Att. 36,920 - Sunny - 76 F

livebaseballscorecards.com

AB	40
R	8
H	13
RBI	8
BB	4
SO	6
LOB	21

1B: 8	SF: 0	WP: 0	PA: 44	
2B: 3	SAC: 0	PB: 0		
3B: 0	DP: 0	SB: 0		
HR: 2	HBP: 0	CS: 0		

Batter	1	2	3	4	5	6	7	8	9	AB	R	H	RBI	BB	SO	LOB
Tony Phillips, S (1, 9) (7, 7) OBP: 0.473, SLG: 0.568	B B B C C X 3-2 ① 1B		C B B X 2-1 G6-3 2B		C 2 SAFE C X 0-2 HR 2-3 1B		C B B B F F X 3-2 HR	S B B S S 2-3 ② K		5	2	4	1	0	1	1
Edgardo Alfonzo, R (1, 5) OBP: 0.342, SLG: 0.370	C C B F X 1-2 ② F8		C X 0-1 ② G6-3 2-3		B X 1-0 1-H 3-H HR		C F B C 1-3 ① K	B X 1-0 ③ F9		5	1	1	3	0	1	2
John Olerud, L (1, 3) OBP: 0.439, SLG: 0.540	C B B B X 3-1 ③ G4-3		B X 1-0 ③ G4-3		B C F B B S 3-3 ② K		B B C X 2-1 HR		B B C X 3-1 1B 1B 1B	5	2	2	1	0	1	1
31 Mike Piazza, R (1, 2) OBP: 0.367, SLG: 0.506 Greg McMichael, R (8, 1) Turk Wendell, L (9, 1) Matt Franco, L (9, PH) OBP: 0.398, SLG: 0.398		B B B C X 3-1 ① G6-3		B X 1-0 ① G3-1	X 0-0 ③ F8		B B C C B F S 3-3 ② K		B B F F X 1-2 1B 1-3 BB 1B	4 0 0 1	0 0 0 1	0 0 0 1	0 0 0 0	0 0 0 0	1 0 0 0	0 0 0 0
Brian McRae, S (1, 8) OBP: 0.360, SLG: 0.496		B B B F X 3-1 ② G3		B F B C S 2-3 ② K		B F B F F F X 2-2 HR	F B B B C B 4-2 BB		C B X 1-1 BB IBB 1-3 3-H 1B	4	1	2	2	1	1	0
Todd Hundley, S (1, 7) OBP: 0.278, SLG: 0.246 Lenny Harris, L (6, PR) OBP: 0.320, SLG: 0.328 (7, 9)		B C B C X 2-2 1B 1B		B C B B B X 3-1 2B		F X 0-1 1B	1 SAFE 1 SAFE F 1 SAFE X 0-1 ③ G6-3		B B I I 4-0 BB 1-2 IBB	3 1	0 0	3 0	0 0	0 1	0 0	0 1
Luis Lopez, S (1, 4) (9, 6) OBP: 0.343, SLG: 0.356	B F F X 1-2 FC5-4 1-2 1B		C S B S 1-3 ③ K			1 SAFE 1 SAFE 1 SAFE X 0-0 ① F7		B B B C C B 4-2 WP 1B G4-3 BB	B B C B B 4-1 1-2 2-3 3-H BB	3	1	1	1	2	1	2
Rey Ordonez, R (1, 6) OBP: 0.290, SLG: 0.305 Carlos Baerga, S (8, PH) (9, 4) OBP: 0.324, SLG: 0.401	C F B X 1-2 ③ FC5-4 1-2f				X 0-0 1B HR 2B	C 1 SAFE X 0-1 ② L8		B X 1-0 G4-3 WP 1-2 1B		3 1	1 0	1 1	0 0	0 0	0 0	3 0
Masato Yoshii, R (1, 1) OBP: 0.108, SLG: 0.086 Dennis Cook, L (8, 1) Todd Pratt, R (8, 2) OBP: 0.327, SLG: 0.585 Jorge Fabregas, L (8, PH) OBP: 0.259, SLG: 0.240 (9, 2)			C S S 0-3 ① K		B L 2 SAFE L L 1-3 ① K	C X 0-1 ③ G5-3		B B F F B F F F X 3-2 ① G4-3 1-3 2-H		3 0 0 1	0 0 0 0	0 0 0 0	0 0 0 1	0 0 0 0	2 0 0 0	2 0 0 1
Inning Stats	R: 0 E: 0 K: 0 S: 9 H: 1 LOB: 0 BB: 0 P: 16	R: 0 E: 0 K: 0 S: 13 H: 2 LOB: 2 BB: 0 P: 23	R: 0 E: 0 K: 1 S: 8 H: 1 LOB: 1 BB: 0 P: 11	R: 0 E: 0 K: 2 S: 9 H: 1 LOB: 1 BB: 0 P: 16	R: 3 E: 0 K: 2 S: 12 H: 3 LOB: 0 BB: 0 P: 17	R: 1 E: 0 K: 0 S: 12 H: 2 LOB: 0 BB: 0 P: 14	R: 2 E: 0 K: 2 S: 17 H: 2 LOB: 1 BB: 1 P: 30	R: 1 E: 0 K: 1 S: 11 H: 1 LOB: 1 BB: 1 P: 22	R: 2 E: 0 K: 0 S: 9 H: 3 LOB: 3 BB: 2 P: 22	1B: 9 2B: 3 3B: 0 HR: 4	SF: 0 SAC: 0 DP: 0 HBP: 0						

PITCHER		IP	WLS	BF	H	R	ER	SO	BB	IBB	HBP	BLK	WP	HR	S	P	ERA	WHIP
Orel Hershiser, R ERA: 4.14	(1, 1)	6.0		27	10	4	4	5	0	0	0	0	0	2	63	97	6.00	1.667
Alvin Morman, L ERA: 5.47	(7, 1)	1.0		6	2	2	2	2	1	0	0	0	0	2	17	30	18.00	3.000
John Johnstone, R ERA: 3.36	(8, 1)	0.0		2	1	1	1	0	1	0	0	0	0	0	3	8	∞	∞
Robb Nen, R ERA: 1.34	(8, 1)	1.0	L	7	3	2	2	1	0	1	0	0	1	0	16	31	18.00	3.000
Jose Mesa, R ERA: 5.2	(9, 1)	0.0		1	0	0	0	0	1	0	0	0	0	0	1	5	∞	∞

PITCHER	IP	WLS	BF	H	R	ER	SO	BB	IBB	HBP	BLK	WP	HR	S	P	ERA	WHIP

BOTTOM

San Francisco Giants @ New York Mets

Shea Stadium, Flushing, NY

Thu Aug 06 1998, 3:33 AM EDT

Att. 36,920 - Sunny - 76 F

livebaseballscorecards.com

AB	39
R	9
H	16
RBI	9
BB	4
SO	8
LOB	13

1B: 9 2B: 3 3B: 0 HR: 4 SF: 0 SAC: 0 DP: 0 HBP: 0

WP: 1 PB: 0 SB: 0 CS: 0 PA: 43

Atlanta Braves @ San Francisco Giants

3Com Park at Candlestick Point, San Francisco, CA

Fri Aug 07 1998, 10:05 PM EDT

Att. 29,676 - Overcast - 60 F

livebaseballscorecards.com

TOP

Batter	1	2	3	4	5	6	7	8	9	AB	R	H	RBI	BB	SO	LOB
Walt Weiss, S (1, 6) OBP: 0.408, SLG: 0.362	G4-3	FC6 1-2f		1B 1B		E1		G4-3		5	0	1	0	0	0	1
Gerald Williams, R (1, 9) OBP: 0.317, SLG: 0.417	G4-3		E 10 1B G6-3 1B	1-2 1B		F8			G4-3	5	1	2	0	0	0	1
10 Chipper Jones, S (1, 5) OBP: 0.407, SLG: 0.563	HR		G6-3 E 1-2 1B	K		P5			G1-3	5	1	2	1	0	1	3
Andres Galarraga, R (1, 3) OBP: 0.398, SLG: 0.597	WP E 1B		E4 G6-3 1-2 2-3	F8			K		F9	5	1	1	0	0	1	4
Javy Lopez, R (1, 2) OBP: 0.339, SLG: 0.551	E4 1-H		G6-3 1-2f 2-3 3-H		HR		K			4	1	1	1	0	1	2
Andruw Jones, R (1, 8) OBP: 0.307, SLG: 0.493	G4-3		BB		G5-3		3B			3	0	1	0	1	0	1
Tony Graffanino, R (1, 4) OBP: 0.302, SLG: 0.375		G4-3 1 SAFE 1 SAFE 1 SAFE	K		L1		L9			4	0	0	0	0	1	3
Danny Bautista, R (1, 7) OBP: 0.261, SLG: 0.364		G1-3		HR	G4-3			P3		4	1	1	1	0	0	0
Tom Glavine, L (1, 1) OBP: 0.302, SLG: 0.346		FC6 1B		P7		K		G4-3		4	0	1	0	0	1	0

	AB	39
	R	5
	H	10
	RBI	3
	BB	1
	SO	5
	LOB	15

Inning Stats	1	2	3	4	5	6	7	8	9
	R: 2 E: 1 K: 0 S: 13	H: 2 LOB: 1 BB: 0 P: 19	R: 0 E: 0 K: 0 S: 9	H: 1 LOB: 1 BB: 0 P: 13	R: 1 E: 1 K: 1 S: 9	H: 2 LOB: 2 BB: 1 P: 19	R: 1 E: 0 K: 1 S: 11	H: 3 LOB: 2 BB: 0 P: 15	R: 1 E: 0 K: 0 S: 8	H: 1 LOB: 0 BB: 0 P: 15	R: 0 E: 1 K: 1 S: 8	H: 0 LOB: 1 BB: 0 P: 10	R: 0 E: 0 K: 2 S: 10	H: 1 LOB: 1 BB: 0 P: 12	R: 0 E: 0 K: 0 S: 6	H: 0 LOB: 0 BB: 0 P: 12	R: 0 E: 0 K: 0 S: 4	H: 0 LOB: 0 BB: 0 P: 9

	1B: 6	SF: 0	WP: 1	PA: 40
	2B: 0	SAC: 0	PB: 0	
	3B: 1	DP: 1	SB: 0	
	HR: 3	HBP: 0	CS: 0	

PITCHER		IP	WLS	BF	H	R	ER	SO	BB	IBB	HBP	BLK	WP	HR	S	P	ERA	WHIP
Kirk Rueter, L ERA: 4.24	(1, 1)	5.0	L	26	9	5	3	2	1	0	0	0	1	3	50	81	5.40	2.000
Chris Brock, R ERA: 2.38	(6, 1)	3.0		11	1	0	0	3	0	0	0	0	0	0	24	34	0.00	0.333
Rich Rodriguez, L ERA: 4.69	(9, 1)	1.0		3	0	0	0	0	0	0	0	0	0	0	4	9	0.00	0.000

PITCHER		IP	WLS	BF	H	R	ER	SO	BB	IBB	HBP	BLK	WP	HR	S	P	ERA	WHIP

Batter	1	2	3	4	5	6	7	8	9	AB	R	H	RBI	BB	SO	LOB
Marvin Benard, L (1, 9) OBP: 0.394, SLG: 0.401	C C X 0-2 G1-3 ①		B C B X 2-1 1B		C B B B C B 4-2 BB			X 0-0 F7 ②		3	0	1	0	1	0	0
Rich Aurilia, R (1, 6) OBP: 0.341, SLG: 0.449	B X 1-0 P7 ②		X 0-0 F9 ②		C C C 0-3 K ③			X 0-0 G5-3 ③		4	0	0	0	0	1	2
Ellis Burks, R (1, 8) OBP: 0.365, SLG: 0.516	B C X 1-1 1B		1 SAFE B B B C F F X 3-2 G1-3 ③			C C S 0-3 K ①			B B F F C 2-3 K ①	4	0	1	0	0	2	1
Barry Bonds, L (1, 7) OBP: 0.420, SLG: 0.537	F B B B F X 3-2 G1-3 ③			X 0-0 P8 ①		X 0-0 L7 ②			B F B F B F F F X 3-2 G4-3 ②	4	0	0	0	0	0	1
Jeff Kent, R (1, 4) OBP: 0.328, SLG: 0.494		B B C X 2-1 G6-3 ①		C B F B F F F X 2-2 G1-3 ②		C F F X 0-2 F7 ③			X 0-0 G4-3 ③	4	0	0	0	0	0	0
Charlie Hayes, R (1, 5) OBP: 0.367, SLG: 0.431		B C B X 2-1 FC5-4 1B		B B C C B B 4-2 BB			X 0-0 F9 ①			2	0	1	0	1	0	0
J.T. Snow, L (1, 3) OBP: 0.335, SLG: 0.425		B X 1-0 FC5-4 FC6-4 1-2f ②		B F C C 1-3 K ③			B B X 2-0 L8 ②			3	0	0	0	0	1	2
Brian Johnson, R (1, 2) OBP: 0.291, SLG: 0.387		B B B X 3-0 FC6-4 1-2f ③			B X 1-0 G6-3 ①		S B X 1-1 P9 ③			3	0	0	0	0	0	1
Kirk Rueter, L (1, 1) OBP: 0.200, SLG: 0.222			B C B X 2-1 G5-3 ①		B F F X 1-2 G5-3 ②			C B B X 2-1 G3-1 ①		1	0	0	0	0	0	0
Rey Sanchez, R (5, PH) OBP: 0.327, SLG: 0.360										1	0	0	0	0	0	0
Chris Brock, R (6, 1)										0	0	0	0	0	0	0
Joe Carter, R (8, PH) OBP: 0.287, SLG: 0.406										1	0	0	0	0	0	0
Rich Rodriguez, L (9, 1) OBP: 0.333, SLG: 0.333										0	0	0	0	0	0	0
Inning Stats	R: 0 E: 0 K: 0 S: 9 H: 1 LOB: 1 BB: 0 P: 14	R: 0 E: 0 K: 0 S: 6 H: 1 LOB: 1 BB: 0 P: 14	R: 0 E: 0 K: 0 S: 9 H: 1 LOB: 1 BB: 0 P: 16	R: 0 E: 0 K: 1 S: 12 H: 0 LOB: 1 BB: 1 P: 19	R: 0 E: 0 K: 1 S: 9 H: 0 LOB: 1 BB: 1 P: 15	R: 0 E: 0 K: 1 S: 8 H: 0 LOB: 0 BB: 0 P: 8	R: 0 E: 0 K: 0 S: 4 H: 0 LOB: 0 BB: 0 P: 7	R: 0 E: 0 K: 0 S: 4 H: 0 LOB: 0 BB: 0 P: 6	R: 0 E: 0 K: 1 S: 10 H: 0 LOB: 0 BB: 0 P: 15	1B: 3 2B: 0 3B: 0 HR: 0	SF: 0 SAC: 0 DP: 0 HBP: 0					

PITCHER	IP	WLS	BF	H	R	ER	SO	BB	IBB	HBP	BLK	WP	HR	S	P	ERA	WHIP
Tom Glavine, L (1, 1) ERA: 2.47	9.0	W	32	3	0	0	4	2	0	0	0	0	0	71	114	0.00	0.556

PITCHER	IP	WLS	BF	H	R	ER	SO	BB	IBB	HBP	BLK	WP	HR	S	P	ERA	WHIP

BOTTOM

Atlanta Braves @ San Francisco Giants

3Com Park at Candlestick Point, San Francisco, CA

Fri Aug 07 1998, 10:05 PM EDT
Att. 29,676 - Overcast - 60 F

livebaseballscorecards.com

AB	30
R	0
H	3
RBI	0
BB	2
SO	4
LOB	7

Atlanta Braves @ San Francisco Giants

3Com Park at Candlestick Point, San Francisco, CA

Sat Aug 08 1998, 6:33 AM EDT

Att. 39,174 - Overcast - 61 F

TOP

livebaseballscorecards.com

Batter	1	2	3	4	5	6	7	8	9	AB	R	H	RBI	BB	SO	LOB
Ozzie Guillen, L (1, 6) OBP: 0.339, SLG: 0.353	1-1 10 G3 2B 2B	0-2 FC4-6 1B		2-1 1B 10 SF9 2B	0-3 ① K		4-1 1B 10 1B BB		0-0 E3 10 G3 10 WP HR	5	4	3	0	1	1	0
Keith Lockhart, L (1, 4) OBP: 0.324, SLG: 0.398	0-1 ① F7	0-1 ② FC4-6 10 BB 1-2f		0-0 HR 2-3 1B	0-2 HR		2-0 HBP 10 1B 1-3 L9-2 1B		2-2 ① P6	6	2	3	1	0	0	3
10 Chipper Jones, S (1, 5) OBP: 0.406, SLG: 0.560	1-1 ② G3 2-3	4-2 1-2 BB		0-0 ① SF9 3-H	2-2 G4-3 ②		2-2 HBP 1-2 3-H 1B		3-2 ② G3 1-3	4	0	1	2	1	0	2
Andres Galarraga, R (1, 3) OBP: 0.399, SLG: 0.605 Greg Colbrunn, R (6, 3) OBP: 0.374, SLG: 0.492	3-1 3-H 2B 2B	2-2 ③ P8		0-0 1-H HR	0-1 ③ L9		1-0 1-2 2-3 HBP		2-0 3-H HR	4 1	2 1	2 1	3 2	0 0	0 0	2 0
Ryan Klesko, L (1, 7) OBP: 0.360, SLG: 0.517 Rudy Seanez, R (7, 1) Dennis Martinez, R (8, 1) OBP: 0.167, SLG: 0.182 Tony Graffanino, R (9, PH) OBP: 0.300, SLG: 0.373 Kerry Ligtenberg, R (9, 1) Mark Wohlers, R (9, 1)	0-0 2-H HR 2B		1-2 2B 1B	0-0 1B 2B 1B		0-0 ① L6	2-1 ② L9-2 3-H		2-3 ③ K	5 0 0 1 0 0	3 0 0 0 0 0	3 0 0 0 0 0	1 0 0 0 0 0	0 0 0 0 0 0	0 0 0 1 0 0	3 0 0 0 0 0
Javy Lopez, R (1, 2) OBP: 0.340, SLG: 0.557	0-0 2-H HR		1 SAFE 1 SAFE 2-2 ① F7	1-2 2B 1-2 1B		3-0 ② G5-3		2-2 ① G4-3		5	1	2	2	0	0	1
Michael Tucker, L (1, 9) OBP: 0.336, SLG: 0.451 Gerald Williams, R (8, PH) OBP: 0.316, SLG: 0.415 (8, 9)	1-1 1B		3-2 G5-3 1-H 2B	1-1 1-3 2-H 2B		0-0 1B		3-3 ② K		4 1	0 0	4 0	2 0	0 0	0 1	0 0
Andruw Jones, R (1, 8) OBP: 0.306, SLG: 0.496	2-0 ③ F8		2-0 ② G5-3 2-3	1-1 ② P2		0-1 ③ G5-3		0-0 HR		5	1	1	1	0	0	5
Kevin Millwood, R (1, 1) OBP: 0.216, SLG: 0.094 Danny Bautista, R (7, PH) OBP: 0.256, SLG: 0.358 (7, 7)		1-0 ① F3	0-2 ③ P7	2-1 ③ L8			1-1 ① G5-3	1-3 ③ K		3 2	0 0	0 0	0 0	0 0	0 1	3 0
Inning Stats	R: 4 H: 5 E: 0 LOB: 1 K: 0 BB: 0 S: 13 P: 21	R: 0 H: 1 E: 0 LOB: 2 K: 0 BB: 1 S: 13 P: 20	R: 1 H: 2 E: 0 LOB: 1 K: 0 BB: 0 S: 14 P: 22	R: 4 H: 6 E: 0 LOB: 2 K: 0 BB: 0 S: 15 P: 22	R: 1 H: 1 E: 0 LOB: 0 K: 1 BB: 0 S: 11 P: 13	R: 0 H: 1 E: 0 LOB: 1 K: 0 BB: 0 S: 5 P: 8	R: 1 H: 2 E: 0 LOB: 2 K: 0 BB: 1 S: 9 P: 21	R: 1 H: 1 E: 0 LOB: 0 K: 2 BB: 0 S: 10 P: 16	R: 2 H: 1 E: 1 LOB: 0 K: 1 BB: 0 S: 16 P: 25	1B: 9 SF: 1 2B: 7 SAC: 0 3B: 0 DP: 1 HR: 5 HBP: 1						

AB	46
R	14
H	20
RBI	14
BB	2
SO	4
LOB	19

PITCHER		IP	WLS	BF	H	R	ER	SO	BB	IBB	HBP	BLK	WP	HR	S	P	ERA	WHIP	PITCHER		IP	WLS	BF	H	R	ER	SO	BB	IBB	HBP	BLK	WP	HR	S	P	ERA	WHIP
Danny Darwin, R ERA: 5.12	(1, 1)	3.1	L	21	10	7	7	0	1	0	0	0	0	1	44	69	18.90	3.300																			
John Johnstone, R ERA: 3.64	(4, 1)	2.2		14	6	3	3	1	0	0	0	0	0	2	27	37	10.12	2.250																			
Julian Tavarez, R ERA: 2.81	(7, 1)	1.0		6	2	1	1	0	1	0	1	0	0	0	9	21	9.00	3.000																			
Rich Rodriguez, L ERA: 4.79	(8, 1)	1.0		4	1	1	1	2	0	0	0	0	0	1	10	16	9.00	1.000																			
Jose Mesa, R ERA: 5.12	(9, 1)	1.0		5	1	2	0	1	0	0	0	0	1	1	16	25	0.00	1.000																			

BOTTOM

Atlanta Braves @ San Francisco Giants

3Com Park at Candlestick Point, San Francisco, CA

Sat Aug 08 1998, 6:33 AM EDT
Att. 39,174 - Overcast - 61 F

livebaseballscorecards.com

Batter	1	2	3	4	5	6	7	8	9	AB	R	H	RBI	BB	SO	LOB
Marvin Benard, L (1, 9) OBP: 0.388, SLG: 0.394	C B B B C X 3-2 G4-3 ①		B C B F F B X 3-2 F8 ②		S B X 1-1 2-H 3-H 1B		C C X 0-2 G6-3 ①		F B C B C 2-3 K ①	5	0	1	2	0	1	0
Ellis Burks, R (1, 8) OBP: 0.363, SLG: 0.513 Shawon Dunston, R (5, PH) OBP: 0.261, SLG: 0.405 (6, 8)	B B X 2-0 P8 ②		B B X 2-0 L7 ③		C T S 0-3 K ③		C X 0-1 G4-3 1B 1B		X 0-0 F8 ②	2 3	0 1	0 1	0 1	0 0	0 1	0 1
Barry Bonds, L (1, 7) OBP: 0.419, SLG: 0.534 Stan Javier, S (6, 7) OBP: 0.369, SLG: 0.360	X 0-0 P8 ③			B C C S 1-3 K ①		F X 0-1 G6-3 ①	C X 0-1 1-2 G4-3 ②		B B F X 2-1 L7 ③	2 3	0 0	0 0	0 0	0 0	1 0	0 1
Jeff Kent, R (1, 4) OBP: 0.329, SLG: 0.494 Joe Carter, R (6, 3) OBP: 0.288, SLG: 0.406	X 0-0 BB 1B			S X 0-1 P9 ②		C T B B F B B 4-2 BB 3B BB	X 0-0 2-H 1B			2 2	0 0	1 1	0 1	0 0	0 0	0 1
J.T. Snow, L (1, 3) OBP: 0.333, SLG: 0.422 Rich Aurilia, R (6, 6) OBP: 0.342, SLG: 0.448	B S 1 S X SAFE 1-2 P7 ①			C G B C 1-3 K ③		S F B X 1-2 L7 ②	S S X 0-2 F4 ③			2 1	0 1	0 1	0 0	0 1	1 0	1 1
Bill Mueller, S (1, 5) OBP: 0.384, SLG: 0.400	B T F F B F B B 4-2 1-2 BB				X 0-0 P6 ①	B B B B 4-0 1-2 3B BB		B F C B X 2-2 F7 ①		2	1	0	0	2	0	0
Rey Sanchez, R (1, 6) OBP: 0.333, SLG: 0.372 (6, 4)	C C F C 0-3 K ②				B C F B B F B 4-2 SH1-3 1B 1B BB	B S C F F X 1-2 1-H 2-H 1B 3B		X 0-0 1B		3	2	2	2	1	1	2
Brent Mayne, L (1, 2) OBP: 0.381, SLG: 0.392	X 0-0 G3 ③				C C F X 0-2 1-2 SH1-3 1B 1B	X 0-0 3-H 1B		C X 0-1 F9 ②		4	1	2	1	0	0	3
Danny Darwin, R (1, 1) OBP: 0.095, SLG: 0.075 John Johnstone, R (4, 1) Charlie Hayes, R (6, PH) OBP: 0.366, SLG: 0.429 Julian Tavarez, L (7, 1) Rich Rodriguez, L (8, 1) OBP: 0.333, SLG: 0.333 Brian Johnson, R (8, PH) OBP: 0.200, SLG: 0.385 Jose Mesa, R (9, 1)			C S S 0-3 K ①		X 0-0 SH1-3 ② 1-2 2-3	C B C S 1-3 K ③		C B S X 1-2 G5-3 ③		1 0 0 1 0 0 0 1 0	0 0 0 0 0 0 0 0 0	0 0 0 0 0 0 0 0 0	0 0 0 0 0 0 0 0 0	1 0 1 0 0 0 0 0 0	0 0 1 0 0 0 0 0 0	0 0 1 0 0 0 0 1 0
Inning Stats	R: 0 E: 0 K: 0 S: 5 H: 0 LOB: 0 BB: 0 P: 10	R: 0 E: 0 K: 1 S: 12 H: 1 LOB: 2 BB: 1 P: 17	R: 0 E: 0 K: 1 S: 8 H: 0 LOB: 0 BB: 0 P: 13	R: 0 E: 0 K: 2 S: 8 H: 0 LOB: 0 BB: 0 P: 10	R: 2 E: 0 K: 1 S: 14 H: 2 LOB: 1 BB: 1 P: 19	R: 3 E: 0 K: 1 S: 17 H: 2 LOB: 1 BB: 2 P: 28	R: 1 E: 0 K: 0 S: 11 H: 2 LOB: 1 BB: 0 P: 11	R: 0 E: 0 K: 0 S: 9 H: 1 LOB: 1 BB: 0 P: 12	R: 0 E: 0 K: 1 S: 6 H: 0 LOB: 0 BB: 0 P: 10	1B: 7 2B: 0 3B: 1 HR: 0	SF: 0 SAC: 1 DP: 0 HBP: 0						

	AB	34
	R	6
	H	8
	RBI	6
	BB	4
	SO	7
	LOB	12

PITCHER		IP	WLS	BF	H	R	ER	SO	BB	IBB	HBP	BLK	WP	HR	S	P	ERA	WHIP
Kevin Millwood, R ERA: 4.51	(1, 1)	6.0	W	27	5	5	5	6	4	0	0	0	0	0	64	97	7.50	1.500
Rudy Seanez, R ERA: 2.01	(7, 1)	1.0		5	2	1	1	0	0	0	0	0	0	0	11	11	9.00	2.000
Dennis Martinez, R ERA: 4.78	(8, 1)	1.0		4	1	0	0	0	0	0	0	0	0	0	9	12	0.00	1.000
Kerry Ligtenberg, R ERA: 3.04	(9, 1)	0.2		2	0	0	0	1	0	0	0	0	0	0	4	6	0.00	0.000
Mark Wohlers, R ERA: 10.18	(9, 1)	0.1		1	0	0	0	0	0	0	0	0	0	0	2	4	0.00	0.000

PITCHER		IP	WLS	BF	H	R	ER	SO	BB	IBB	HBP	BLK	WP	HR	S	P	ERA	WHIP

WP: 0 PB: 0 SB: 0 CS: 0 PA: 39

Atlanta Braves @ San Francisco Giants

3Com Park at Candlestick Point, San Francisco, CA

Sun Aug 09 1998, 10:05 PM EDT

Att. 43,957 - Unknown - 67 F

TOP

livebaseballscorecards.com

Batter	1	2	3	4	5	6	7	8	9	AB	R	H	RBI	BB	SO	LOB
Ozzie Guillen, L (1, 6) OBP: 0.340, SLG: 0.356	BBBB 4-0 10 HR G4-3 BB		BCCFS 1-3 ① K2-3		CFX 0-2 ② G4-3		CBFX 1-2 ③ L8		1 SAFE 1 SAFE BFP 1 SAFE FFX 2-2 10 1B 1-3 2B	4	2	1	0	1	1	0
Keith Lockhart, L (1, 4) OBP: 0.321, SLG: 0.394 Tony Graffanino, R (8, PH) OBP: 0.298, SLG: 0.369 (8, 4)	CX 0-1 ① G4-3 1-2		BX 1-0 ② F7		BX 1-0 ③ G3-1			BBBCFX 2-2 ① P6	CBFS 1-3 ② K	3 2	0 0	0 0	0 0	0 0	0 1	1 2
10 Chipper Jones, S (1, 5) OBP: 0.412, SLG: 0.570	BCBBX 3-1 2-H HR		BBFBB 4-1 HR BB			BX 1-0 S 1B		FX 0-1 HBP S 1B	BBCSX 2-2 2-H 3-H 1B	4	2	4	4	1	0	0
Andres Galarraga, R (1, 3) OBP: 0.399, SLG: 0.609	BFH 2-1 G3-1 HBP		X 0-0 1-H HR			BS1BSSS SAFE 2-3 ① K		BBSBSTX 3-2 ② G5-3 1-2	1 SAFE BFBB1 SAFE X 3-1 ③ F9	4	1	1	2	0	1	3
Ryan Klesko, L (1, 7) OBP: 0.358, SLG: 0.513 Danny Bautista, R (9, 7) OBP: 0.256, SLG: 0.358	1 SAFE BX 1-0 ② G3-1 1-2		X 0-0 ③ G4-1			BCBSFC 2-3 ② K 1-2		IIII 4-0 HBP IBB		3 0	0 0	0 0	0 0	1 0	1 0	2 0
Javy Lopez, R (1, 2) OBP: 0.339, SLG: 0.553	CBFFS 1-3 ③ K			FBBX 2-1 ① G5-3		BX 1-0 ③ G3		FH 1-1 FC5-4 1-2 2-3 HBP		3	0	0	0	0	1	2
Michael Tucker, L (1, 9) OBP: 0.335, SLG: 0.457 Dennis Martinez, R (8, 1) OBP: 0.167, SLG: 0.182 Kerry Ligtenberg, R (9, 1)		BCBSFFX 2-2 ① F8		SBFFBC 2-3 ② K			CX 0-1 HR	CSBFBX 2-2 1-2f ③ FC5-4		4 0 0	1 0 0	1 0 0	1 0 0	0 0 0	1 0 0	3 0 0
Andruw Jones, R (1, 8) OBP: 0.303, SLG: 0.492		CBSFFBFX 2-2 ② G2-3		X 0-0 ③ P3			CCS 0-3 ① K		BX 1-0 ① P7	4	0	0	0	0	1	0
29 John Smoltz, R (1, 1) OBP: 0.366, SLG: 0.265 John Rocker, R (7, 1) Rudy Seanez, R (7, 1) Gerald Williams, R (8, 9) OBP: 0.319, SLG: 0.418		CBCBBBS 3-3 ③ K			SFBC 1-3 ① K		BSCBBBFFX 3-2 ② F8		FBBBSFX 2-2 2B 10 1B 1B	3 0 0 1	0 0 0 1	0 0 0 1	0 0 0 0	0 0 0 0	2 0 0 0	0 0 0 0

Inning Stats																																			
	R: 2	H: 1		R: 0	H: 0		R: 2	H: 1		R: 0	H: 0		R: 0	H: 0		R: 0	H: 1		R: 1	H: 1		R: 0	H: 1		R: 2	H: 3		1B: 4	SF: 0		WP: 0	PA: 40			
	E: 0	LOB: 1		E: 0	LOB: 0		E: 0	LOB: 1		E: 0	LOB: 0		E: 0	LOB: 0		E: 0	LOB: 1		E: 0	LOB: 0		E: 0	LOB: 3		E: 0	LOB: 1		2B: 1	SAC: 0		PB: 0				
	K: 1	BB: 1		K: 1	BB: 0		K: 1	BB: 1		K: 1	BB: 0		K: 1	BB: 0		K: 2	BB: 0		K: 1	BB: 0		K: 0	BB: 1		K: 1	BB: 0		3B: 0	DP: 0		SB: 2				
	S: 10	P: 21		S: 14	P: 21		S: 8	P: 14		S: 7	P: 11		S: 7	P: 9		S: 9	P: 15		S: 13	P: 17		S: 14	P: 26		S: 18	P: 28		HR: 3	HBP: 2		CS: 0				

PITCHER		IP	WLS	BF	H	R	ER	SO	BB	IBB	HBP	BLK	WP	HR	S	P	ERA	WHIP
Mark Gardner, R ERA: 5.19	(1, 1)	7.0		28	4	5	5	8	2	0	1	0	0	3	68	108	6.43	0.857
Rich Rodriguez, L ERA: 4.75	(8, 1)	0.1		2	1	0	0	0	0	0	0	0	0	0	5	7	0.00	3.000
Julian Tavarez, R ERA: 2.78	(8, 1)	0.2		4	0	0	0	0	0	1	1	0	0	0	9	19	0.00	0.000
Jose Mesa, R ERA: 5.32	(9, 1)	1.0	L	6	3	2	2	1	0	0	0	0	0	0	18	28	18.00	3.000

PITCHER	IP	WLS	BF	H	R	ER	SO	BB	IBB	HBP	BLK	WP	HR	S	P	ERA	WHIP

AB	35
R	7
H	8
RBI	7
BB	3
SO	9
LOB	13

BOTTOM

Atlanta Braves @ San Francisco Giants

3Com Park at Candlestick Point, San Francisco, CA

Sun Aug 09 1998, 10:05 PM EDT

Att. 43,957 - Unknown - 67 F

livebaseballscorecards.com

Batter	1	2	3	4	5	6	7	8	9	AB	R	H	RBI	BB	SO	LOB
Stan Javier, S (1, 8) OBP: 0.370, SLG: 0.359	L6		BB HR 1B		K S		BB SF9 1B BB		K	4	2	1	0	1	2	0
Ellis Burks, R (1, 9) OBP: 0.364, SLG: 0.510	K		1 SAFE 1-2 HR BB		1-2 K		1 SAFE SF9 BB 1-2 1B		G4-3	4	1	1	0	1	2	1
Barry Bonds, L (1, 7) OBP: 0.423, SLG: 0.551	HR		1-H 2-H HR		IBB		S 1-2 2-3 BB			2	2	2	4	2	0	0
Jeff Kent, R (1, 4) OBP: 0.326, SLG: 0.490	K		G5-3		K		SF9 2-3 3-H			3	0	0	1	0	2	2
J.T. Snow, L (1, 3) OBP: 0.332, SLG: 0.418		G4-3		4-3		G4-6-3 1B BB	K 1-2			3	0	0	0	1	1	2
Bill Mueller, S (1, 5) OBP: 0.385, SLG: 0.401		K		WP 1B		G4-6-3 1-2 1B		G4-3		4	0	2	0	0	1	0
Shawon Dunston, R (1, 6) OBP: 0.255, SLG: 0.395	L1			K		G4-6-3 1-2f 2-3		K		4	0	0	0	0	2	3
Jose Mesa, R (9, 1)										0	0	0	0	0	0	0
Brent Mayne, L (1, 2) OBP: 0.375, SLG: 0.385			G4-3	G4-3 1-2		G3		G4-3		4	0	0	0	0	0	2
Mark Gardner, R (1, 1) OBP: 0.222, SLG: 0.180			K		G4-3		K		K	2	0	0	0	0	1	0
Marvin Benard, L (7, PH) OBP: 0.385, SLG: 0.392										1	0	0	0	0	1	0
Rich Rodriguez, L (8, 1) OBP: 0.333, SLG: 0.333										0	0	0	0	0	0	0
Julian Tavarez, L (8, 1)										0	0	0	0	0	0	0
Rey Sanchez, R (9, 6) OBP: 0.332, SLG: 0.370										1	0	0	0	0	1	0
Inning Stats	R: 1 E: 0 K: 2 S: 11 H: 1 LOB: 0 BB: 0 P: 18	R: 0 E: 0 K: 1 S: 8 H: 0 LOB: 0 BB: 0 P: 12	R: 3 E: 0 K: 1 S: 9 H: 2 LOB: 0 BB: 1 P: 18	R: 0 E: 0 K: 1 S: 9 H: 1 LOB: 1 BB: 0 P: 14	R: 0 E: 0 K: 3 S: 11 H: 0 LOB: 2 BB: 1 P: 20	R: 0 E: 0 K: 0 S: 7 H: 1 LOB: 1 BB: 1 P: 14	R: 1 E: 0 K: 2 S: 13 H: 1 LOB: 2 BB: 2 P: 28	R: 0 E: 0 K: 1 S: 8 H: 0 LOB: 0 BB: 0 P: 13	R: 0 E: 0 K: 2 S: 10 H: 0 LOB: 0 BB: 0 P: 18	1B: 4 2B: 0 3B: 0 HR: 2	SF: 1 SAC: 0 DP: 1 HBP: 0						

	AB	32
	R	5
	H	6
	RBI	5
	BB	5
	SO	13
	LOB	10

WP: 1 PB: 1 SB: 2 CS: 0 PA: 38

PITCHER		IP	WLS	BF	H	R	ER	SO	BB	IBB	HBP	BLK	WP	HR	S	P	ERA	WHIP
29 John Smoltz, R ERA: 3.36	(1, 1)	6.1		29	6	5	5	9	3	1	0	0	1	2	61	111	7.11	1.421
John Rocker, L ERA: 2.31	(7, 1)	0.0		1	0	0	0	0	1	0	0	0	0	0	2	6	∞	∞
Rudy Seanez, R ERA: 1.96	(7, 1)	0.2		2	0	0	0	1	0	0	0	0	0	0	5	7	0.00	0.000
Dennis Martinez, R ERA: 4.71	(8, 1)	1.0	W	3	0	0	0	1	0	0	0	0	0	0	8	13	0.00	0.000
Kerry Ligtenberg, R ERA: 2.98	(9, 1)	1.0	S	3	0	0	0	2	0	0	0	0	0	0	10	18	0.00	0.000

PITCHER		IP	WLS	BF	H	R	ER	SO	BB	IBB	HBP	BLK	WP	HR	S	P	ERA	WHIP

Batter	1	2	3	4	5	6	7	8	9	AB	R	H	RBI	BB	SO	LOB
Brant Brown, L (1, 8) OBP: 0.359, SLG: 0.525	C F B C 1-3 ① K		B B B C X 3-1 FC6-5 WP 1-3 1B		F F B S 1-3 ① K		B C C F F B X 2-2 ① P6		B B B X 3-0 2-H 2B	5	0	2	1	0	2	0
Mickey Morandini, L (1, 4) OBP: 0.410, SLG: 0.423	B C B C X 2-2 ② G1-3		C B X 1-1 ② FC6-5 S 1-3 3-H		X 0-0 ② G3-1		F X 0-1 ② G5-3		F B B B S F B X 3-2 ② L9	5	0	0	1	0	0	2
Sammy Sosa, R (1, 9) OBP: 0.378, SLG: 0.648	C C S 0-3 ③ K		S B F F C 1-3 ③ K 1-2		B B B F X 3-1 HR		B F B X 2-1 HR		B S B S F X 2-2 ③ P4	5	2	2	2	0	2	2
Mark Grace, L (1, 3) OBP: 0.412, SLG: 0.492		C B B X 2-1 ① G4-3		B B B C B 4-1 HR BB	B B F X 2-1 HR		C X 0-1 ③ G4-3			3	2	1	1	1	0	0
Henry Rodriguez, L (1, 7) OBP: 0.335, SLG: 0.526 Lance Johnson, L (8, PR) OBP: 0.235, SLG: 0.206 (8, 8)		B B S B F B 4-2 BB	S B 1 SAFE B X 2-1 ① P7		B S X 1-1 HR			B B S X 2-2 G4-6-3 1B		3 0	1 0	2 0	1 0	1 0	0 0	1 0
Tyler Houston, L (1, 5) OBP: 0.290, SLG: 0.429 Manny Alexander, R (8, 6) OBP: 0.276, SLG: 0.351	F C F S 0-3 ② K		B B B C X 3-1 1-H HR		B F X 1-1 ③ G6-3			1 SAFE P X 1-0 ① ② G4-6-3 1-2f		4 0	1 0	1 0	2 0	0 0	1 0	2 0
José Hernández, R (1, 6) OBP: 0.324, SLG: 0.494 (8, 5)	B B C S B X 3-2 ③ F9		C B C X 1-2 ② L9		B B C F S 2-3 ① K			X 0-0 ③ G6-3		4	0	0	0	0	1	2
Sandy Martinez, L (1, 2) OBP: 0.347, SLG: 0.390			C F S 0-3 ① K	C C X 0-2 1B	F F X 0-2 ② F7				B C B B F X 3-2 ① G6-3	4	0	1	0	0	1	0
Kevin Tapani, R (1, 1) OBP: 0.237, SLG: 0.264 Felix Heredia, L (6, 1) Matt Karchner, R (7, 1) Glenallen Hill, R (9, PH) OBP: 0.331, SLG: 0.513 Rod Beck, R (9, 1)			B C B S B B 4-2 1B FC6-5 BB	C S C 0-3 ③ K	X 0-0 ③ G6-3				F B C C X 1-2 E8 2B	2 0 0 1 0	1 0 0 1 0	0 0 0 0 0	0 0 0 0 0	1 0 0 0 0	1 0 0 0 0	1 0 0 0 0
Inning Stats	R: 0 H: 0 E: 0 LOB: 0 K: 2 BB: 0 S: 9 P: 12	R: 0 H: 0 E: 0 LOB: 1 K: 1 BB: 1 S: 11 P: 20	R: 1 H: 1 E: 0 LOB: 1 K: 2 BB: 1 S: 13 P: 22	R: 2 H: 2 E: 0 LOB: 1 K: 1 BB: 1 S: 14 P: 24	R: 3 H: 3 E: 0 LOB: 0 K: 1 BB: 0 S: 12 P: 20	R: 0 H: 0 E: 0 LOB: 0 K: 1 BB: 0 S: 7 P: 9	R: 1 H: 1 E: 0 LOB: 0 K: 0 BB: 0 S: 11 P: 15	R: 0 H: 1 E: 0 LOB: 1 K: 0 BB: 0 S: 6 P: 8	R: 1 H: 1 E: 1 LOB: 1 K: 0 BB: 0 S: 15 P: 27	1B: 3 SF: 0 2B: 1 SAC: 0 3B: 0 DP: 1 HR: 5 HBP: 0						

PITCHER		IP	WLS	BF	H	R	ER	SO	BB	IBB	HBP	BLK	WP	HR	S	P	ERA	WHIP
Russ Ortiz, R ERA: 5.27	(1, 1)	5.0	L	24	6	6	6	7	3	0	0	0	1	4	59	98	10.80	1.800
Chris Brock, R ERA: 2.35	(6, 1)	4.0		15	3	2	1	1	0	0	0	0	0	1	39	59	2.25	0.750

PITCHER	IP	WLS	BF	H	R	ER	SO	BB	IBB	HBP	BLK	WP	HR	S	P	ERA	WHIP

TOP

Chicago Cubs @ San Francisco Giants

3Com Park at Candlestick Point, San Francisco, CA

Mon Aug 10 1998, 10:05 PM EDT

Att. 28,866 - Unknown - 64 F

livebaseballscorecards.com

AB	36
R	8
H	9
RBI	8
BB	3
SO	8
LOB	10

PA: 39

WP: 1
PB: 0
SB: 1
CS: 0

BOTTOM

Batter	1	2	3	4	5	6	7	8	9	AB	R	H	RBI	BB	SO	LOB
Marvin Benard, L (1, 9) OBP: 0.386, SLG: 0.392	B X 1-0 G6-4-3 E 1B		C X 0-1 1B HR 1B	C B B B X 3-1 L7		C X 0-1 P6			B C B B C F F X 3-2 G3 1-2	5	1	2	0	0	0	3
Bill Mueller, S (1, 5) OBP: 0.381, SLG: 0.396	F X 0-1 E5 G6-4-3 1-2		1 SAFE X 0-0 P7		C B X 1-1 G5-3		C X 0-1 G5-3		B S B F X 2-2 G3 2-3	5	0	0	0	0	0	3
Ellis Burks, R (1, 8) OBP: 0.366, SLG: 0.510	C S F B B X 2-2 G6-4-3 1-2f 2-3		X 0-0 HR 1-2 1B		C S B B F F F X 2-2 G1-3		B F F B B X 3-2 1B		B B B B 4-0 BB	4	1	2	0	1	0	2
Barry Bonds, L (1, 7) OBP: 0.423, SLG: 0.557	S B S S 1-3 K		B C B X 2-1 1-H 2-H HR		B C X 1-1 1B		B X 1-0 F7		C X 0-1 F9	5	1	2	3	0	1	4
Jeff Kent, R (1, 4) OBP: 0.325, SLG: 0.496		C B F X 1-2 F9	B X 1-0 HR		B B B X 3-0 F7		C 1 SAFE F B S 1-3 K			4	1	1	1	0	1	2
J.T. Snow, L (1, 3) OBP: 0.332, SLG: 0.415		B B F B F F F S 3-3 K	F B C B B F F B 4-2 G6-4-3 BB			C S X 0-2 F9		B S F X 1-2 G4-3		3	0	0	0	1	1	0
Rey Sanchez, R (1, 6) OBP: 0.335, SLG: 0.372		C C B X 1-2 2B 1B	F X 0-1 G6-4-3 1-2f			C X 0-1 1B 1B		B B B C F X 3-2 G6-3		4	1	2	0	0	0	1
Brian Johnson, R (1, 2) OBP: 0.289, SLG: 0.387		S X 0-1 1-H 2B	X 0-0 G6-3			B X 1-0 F9		S B C F S 1-3 K		4	0	1	1	0	1	1
Russ Ortiz, R (1, 1) OBP: 0.214, SLG: 0.154 Chris Brock, R (6, 1) OBP: 0.500, SLG: 0.500 Stan Javier, S (9, PH) OBP: 0.371, SLG: 0.359		C F B B F F C 2-3 K	X 0-0 P3			X 0-0 1-2 1B			S B B C F B B 4-2 G3 G3 BB	2 1 0	0 0 0	0 1 0	0 0 0	0 0 1	1 0 0	1 0 0
Inning Stats	R: 0 E: 1 K: 1 S: 10 H: 1 LOB: 1 BB: 0 P: 14	R: 1 E: 0 K: 2 S: 18 H: 2 LOB: 1 BB: 0 P: 25	R: 4 E: 0 K: 0 S: 13 H: 4 LOB: 0 BB: 1 P: 20	R: 0 E: 0 K: 0 S: 4 H: 0 LOB: 0 BB: 0 P: 7	R: 0 E: 0 K: 0 S: 11 H: 1 LOB: 1 BB: 0 P: 18	R: 0 E: 0 K: 0 S: 9 H: 2 LOB: 2 BB: 0 P: 10	R: 0 E: 0 K: 1 S: 9 H: 1 LOB: 1 BB: 0 P: 14	R: 0 E: 0 K: 1 S: 10 H: 0 LOB: 0 BB: 0 P: 15	R: 0 E: 0 K: 0 S: 12 H: 0 LOB: 2 BB: 2 P: 25	1B: 8 2B: 1 3B: 0 HR: 2	SF: 0 SAC: 0 DP: 2 HBP: 0						

PITCHER		IP	WLS	BF	H	R	ER	SO	BB	IBB	HBP	BLK	WP	HR	S	P	ERA	WHIP
Kevin Tapani, R ERA: 4.61	(1, 1)	5.2	W	27	10	5	5	3	1	0	0	0	0	2	63	92	7.94	1.941
Felix Heredia, L ERA: 5.28	(6, 1)	1.0		4	1	0	0	0	0	0	0	0	0	0	8	12	0.00	1.000
Matt Karchner, R ERA: 5.14	(7, 1)	1.1		4	0	0	0	2	0	0	0	0	0	0	13	19	0.00	0.000
Rod Beck, R ERA: 3.47	(9, 1)	1.0	S	5	0	0	0	0	2	0	0	0	0	0	12	25	0.00	2.000

PITCHER	IP	WLS	BF	H	R	ER	SO	BB	IBB	HBP	BLK	WP	HR	S	P	ERA	WHIP

Chicago Cubs @ San Francisco Giants

3Com Park at Candlestick Point, San Francisco, CA

Mon Aug 10 1998, 10:05 PM EDT

Att. 28,866 - Unknown - 64 F

livebaseballscorecards.com

AB	37
R	5
H	11
RBI	5
BB	3
SO	5
LOB	17

WP: 0	PB: 0	SB: 0	CS: 0
PA: 40			

Chicago Cubs @ San Francisco Giants

3Com Park at Candlestick Point, San Francisco, CA

Tue Aug 11 1998, 6:33 AM EDT

Att. 25,065 - Sunny - 77 F

livebaseballscorecards.com

TOP

Batter	1	2	3	4	5	6	7	8	9	AB	R	H	RBI	BB	SO	LOB
Brant Brown, L (1, 8) (7, 7) OBP: 0.357, SLG: 0.518	K		F7		F7		K	FC6 SH5-4 BB 1-2		4	0	0	0	1	2	3
Manny Alexander, R (1, 4) (7, 6) OBP: 0.284, SLG: 0.367	G6-4-3 1B		K		2-H 2B		BB 1B 2B 1-H	SH5-4 1-2 2-3		4	1	3	2	0	1	1
Sammy Sosa, R (1, 9) OBP: 0.382, SLG: 0.648	G6-4-3 1-2f			1B SF8 HBP		BB BB E 1B	1B BB BB IBB	FC6 IBB		2	3	1	0	2	0	1
Mark Grace, L (1, 3) OBP: 0.414, SLG: 0.490		G3		1-3 1B		E BB FC5-2 1-2 BB	BB 1B FC4-2 1-2 2-3 BB	FC6 1-2f 2-3 3-H		3	0	1	1	2	0	2
Henry Rodriguez, L (1, 7) OBP: 0.335, SLG: 0.524 Glenallen Hill, R (7, PH) OBP: 0.333, SLG: 0.515 Terry Adams, R (7, 1) Jeff Blauser, R (8, PH) OBP: 0.348, SLG: 0.289 Dave Stevens, R (8, 1)		G3		SF8 3-H		FC5-2 E 1-2 2-3 BB	FC4-2 BB 1-2 2-3 3-H 1B	F7		1 1 0 1 0	0 1 0 0 0	0 1 0 0 0	1 1 0 0 0	1 0 0 0 0	0 0 0 0 0	0 0 0 2 0
Tyler Houston, L (1, 5) OBP: 0.293, SLG: 0.424		1B		F7		E1 FC5-2 1-2 2-3 3-H	FC4-2 BB 1-2 2-3 3-H		K	4	0	1	1	1	1	3
José Hernández, R (1, 6) OBP: 0.321, SLG: 0.489 Mickey Morandini, L (7, PH) (7, 4) OBP: 0.408, SLG: 0.421	G1-3		K		FC5-2 G6-4-3 1-2 2-3 3-Hf	FC4-2 1-2 2-3 3-Hf		L6	1B	3 2	0 0	0 0	0 0	0 0	1 0	5 3
Sandy Martinez, L (1, 2) OBP: 0.360, SLG: 0.395			34 SH3-4 1B		34 SH2-4 2B BB	G6-4-3 1-2f	G4-3		1B	4	1	2	0	1	0	6
34 Kerry Wood, R (1, 1) OBP: 0.133, SLG: 0.200 Terry Mulholland, R (5, 1) OBP: 0.375, SLG: 0.286 Lance Johnson, L (7, PH) OBP: 0.245, SLG: 0.217 (7, 8)			SH3-4 1-2		SH2-4 1-2		2B 1B	SH5-4 BB FC6 1B	G1-3	0 0 3	0 0 2	0 0 2	0 0 0	0 0 0	0 0 0	0 0 1
Inning Stats	R: 0 H: 1 E: 0 LOB: 0 K: 1 BB: 0 S: 5 P: 5	R: 0 H: 1 E: 0 LOB: 1 K: 0 BB: 0 S: 4 P: 4	R: 0 H: 1 E: 0 LOB: 1 K: 1 BB: 0 S: 6 P: 6	R: 1 H: 1 E: 0 LOB: 1 K: 1 BB: 0 S: 6 P: 7	R: 1 H: 1 E: 0 LOB: 1 K: 0 BB: 1 S: 3 P: 7	R: 1 H: 1 E: 1 LOB: 2 K: 0 BB: 2 S: 4 P: 12	R: 3 H: 3 E: 0 LOB: 3 K: 1 BB: 3 S: 8 P: 20	R: 1 H: 1 E: 0 LOB: 2 K: 0 BB: 2 S: 4 P: 12	R: 0 H: 1 E: 0 LOB: 1 K: 1 BB: 0 S: 6 P: 6	1B: 9 SF: 1 2B: 2 SAC: 3 3B: 0 DP: 2 HR: 0 HBP: 1						

AB	32
R	7
H	11
RBI	6
BB	8
SO	5
LOB	27

WP: 0 PA: 45
PB: 0
SB: 0
CS: 0

PITCHER		IP	WLS	BF	H	R	ER	SO	BB	IBB	HBP	BLK	WP	HR	S	P	ERA	WHIP
Orel Hershiser, R ERA: 4.13	(1, 1)	5.0		23	6	3	2	3	3	0	1	0	0	0	25	38	3.60	1.800
Julian Tavarez, R ERA: 3.14	(6, 1)	1.1		7	2	3	3	1	0	1	0	0	0	0	8	12	20.25	1.500
Rich Rodriguez, L ERA: 4.75	(7, 1)	0.0		1	0	0	0	0	1	0	0	0	0	0	0	4	∞	∞
Jose Mesa, R ERA: 5.4	(7, 1)	0.2	W	6	2	1	1	0	2	0	0	0	0	0	4	12	13.50	6.000
John Johnstone, R ERA: 3.58	(8, 1)	1.0		4	0	0	0	0	0	1	0	0	0	0	3	7	0.00	0.000

PITCHER		IP	WLS	BF	H	R	ER	SO	BB	IBB	HBP	BLK	WP	HR	S	P	ERA	WHIP
Robb Nen, R ERA: 1.32	(9, 1)	1.0	S	4	1	0	0	1	0	0	0	0	0	0	6	6	0.00	1.000

Batter	1	2	3	4	5	6	7	8	9	AB	R	H	RBI	BB	SO	LOB
Marvin Benard, L (1, 9) OBP: 0.386, SLG: 0.395	BBBB 4-0 FC5-4 BB		x 0-0 1-H 3B 2B	SSS 0-3 ③ K		SSS 0-3 ③ K		x 0-0 ② G4-3 2-3		4	1	1	1	1	2	3
Stan Javier, S (1, 8) OBP: 0.374, SLG: 0.358	x 0-0 ① FC5-4 BB 1-2f		BBBB 4-0 3B BB		x 0-0 G4-3 BB 1B		BBBB 4-0 S 1B BB	x 0-0 ③ F9		3	2	1	0	2	0	2
Barry Bonds, L (1, 7) OBP: 0.427, SLG: 0.564	BBBB 4-0 1-2 BB		x 0-0 1-H HR 3B 3-H		BBBB 4-0 G4-3 1-2 BB		x 0-0 1-H HR 1B			2	2	2	3	2	0	0
Jeff Kent, R (1, 4) OBP: 0.327, SLG: 0.512	SSS 0-3 ② K		x 0-0 HR 3-H		x 0-0 ①② G4-3 1-2f 2-3		x 0-0 1-H HR			4	2	2	4	0	1	4
J.T. Snow, L (1, 3) OBP: 0.328, SLG: 0.410	x 0-0 ③ F9		SSS 0-3 ① K		x 0-0 ③ G5-3		x 0-0 ① F7			4	0	0	0	0	1	3
Charlie Hayes, R (1, 5) OBP: 0.364, SLG: 0.426		x 0-0 ① L4	SSS 0-3 ② K			x 0-0 1B 1B	x 0-0 ② P2			4	0	1	0	0	1	0
Brent Mayne, L (1, 2) OBP: 0.369, SLG: 0.377 Robb Nen, R (9, 1)		SSS 0-3 ② K	SSS 0-3 ③ K			x 0-0 ① F7	x 0-0 ③ G4-3			4 0	0 0	0 0	0 0	0 0	2 0	1 0
Rich Aurilia, R (1, 6) OBP: 0.341, SLG: 0.445		SSS 0-3 ③ K		x 0-0 ① G4-3		SSS 0-3 ② K		x 0-0 G4-3 SH3-4 1B		4	0	1	0	0	2	1
Orel Hershiser, R (1, 1) OBP: 0.204, SLG: 0.192 Julian Tavarez, L (6, 1) OBP: 0.111, SLG: 0.111 Rich Rodriguez, L (7, 1) OBP: 0.333, SLG: 0.333 Jose Mesa, R (7, 1) Brian Johnson, R (8, 2) OBP: 0.289, SLG: 0.387 John Johnstone, R (8, 1)			x 0-0 2B 1B	SSS 0-3 ② K		x 0-0 1-2 1B		x 0-0 ① SH3-4 1-2		2 1 0 0 0 0	1 0 0 0 0 0	1 1 0 0 0 0	0 0 0 0 0 0	0 0 0 0 0 0	1 0 0 0 0 0	0 0 0 0 0 0
Inning Stats	R: 0 E: 0 K: 1 S: 5 H: 0 LOB: 2 BB: 2 P: 13	R: 0 E: 0 K: 2 S: 7 H: 0 LOB: 0 BB: 0 P: 7	R: 5 E: 0 K: 3 S: 13 H: 4 LOB: 0 BB: 1 P: 17	R: 0 E: 0 K: 2 S: 7 H: 0 LOB: 0 BB: 0 P: 7	R: 0 E: 0 K: 0 S: 3 H: 1 LOB: 1 BB: 1 P: 7	R: 0 E: 0 K: 2 S: 9 H: 2 LOB: 2 BB: 0 P: 9	R: 3 E: 0 K: 0 S: 5 H: 2 LOB: 0 BB: 1 P: 9	R: 0 E: 0 K: 0 S: 4 H: 1 LOB: 1 BB: 0 P: 4		1B: 6 2B: 1 3B: 1 HR: 2	SF: 0 SAC: 1 DP: 1 HBP: 0			WP: 0 PB: 0 SB: 1 CS: 0	PA: 38	

PITCHER		IP	WLS	BF	H	R	ER	SO	BB	IBB	HBP	BLK	WP	HR	S	P	ERA	WHIP
34 Kerry Wood, R ERA: 3.57	(1, 1)	4.0		20	5	5	5	8	3	0	0	0	0	1	33	45	11.25	2.000
Terry Mulholland, L ERA: 2.45	(5, 1)	2.0		8	2	0	0	2	1	0	0	0	0	0	11	15	0.00	1.500
Terry Adams, R ERA: 3.9	(7, 1)	1.0	L	6	2	3	3	0	1	0	0	0	0	1	5	9	27.00	3.000
Dave Stevens, R ERA: 3.97	(8, 1)	1.0		4	1	0	0	0	0	0	0	0	0	0	4	4	0.00	1.000

PITCHER	IP	WLS	BF	H	R	ER	SO	BB	IBB	HBP	BLK	WP	HR	S	P	ERA	WHIP

BOTTOM

Chicago Cubs @ San Francisco Giants

3Com Park at Candlestick Point, San Francisco, CA

Tue Aug 11 1998, 6:33 AM EDT
Att. 25,065 - Sunny - 77 F

livebaseballscorecards.com

AB	32
R	8
H	10
RBI	8
BB	5
SO	10
LOB	14

Batter	1	2	3	4	5	6	7	8	9	AB	R	H	RBI	BB	SO	LOB
Jeff Blauser, R (1, 6) OBP: 0.348, SLG: 0.298	x 0-0 ① P4		BBB 4-0 FC1-6 BB	x 0-0 HR		x 0-0 ③ F9		x 0-0 ① G5-3		4	1	1	1	1	0	2
Mickey Morandini, L (1, 4) OBP: 0.406, SLG: 0.419	x 0-0 ② G1-3		x 0-0 ② FC1-6 1-2f	x 0-0 ③ G5-3			x 0-0 1B BB E 1B	x 0-0 ② G3		5	1	1	0	0	0	1
Mark Grace, L (1, 3) OBP: 0.414, SLG: 0.488	x 0-0 ③ G4-3		x 0-0 ③ F7		x 0-0 ① F9		BBBB 4-0 E 1-2 1B BB	x 0-0 1B		4	1	1	0	1	0	1
Sammy Sosa, R (1, 8) OBP: 0.384, SLG: 0.646 (6, 9)		BBBB 4-0 S BB		BBBB 4-0 FC4-6 BB	x 0-0 ② G4-3		x 0-0 E5 1B 1-3 2-H HR 1B	SSS 0-3 ③ K		3	1	1	0	2	1	1
Glenallen Hill, R (1, 9) OBP: 0.330, SLG: 0.510 Lance Johnson, L (6, 8) OBP: 0.248, SLG: 0.221	SSS 0-3 ① K			x 0-0 ① FC4-6 1-2f HR	SSS 0-3 ③ K		x 0-0 1-3 3-H HR 1B		SSS 0-3 ① K	3 2	1 1	0 1	0 1	0 0	2 1	2 0
Henry Rodriguez, L (1, 7) OBP: 0.339, SLG: 0.546 Brant Brown, L (7, 7) OBP: 0.356, SLG: 0.516	SSS 0-3 ② K 1-2			x 0-0 1-H HR		x 0-0 1B FC1-2 2B	x 0-0 1-H 3-H HR		x 0-0 ② F7	4 1	2 0	3 0	5 0	0 0	1 0	1 0
Manny Alexander, R (1, 5) OBP: 0.295, SLG: 0.374		BBB 4-0 BB		x 0-0 HR 1B		x 0-0 SH1-4 FC1-2 2-3 1B	x 0-0 G5-4-3 1B		x 0-0 ③ P4	4	1	3	0	1	0	0
Scott Servais, R (1, 2) OBP: 0.277, SLG: 0.322		x 0-0 ③ G4-3		x 0-0 1-H HR		x 0-0 ① FC1-2 SH1-4 1-2 3-H	x 0-0 ① ② G5-4-3 1-2f			4	1	1	2	0	0	5
Steve Trachsel, R (1, 1) OBP: 0.327, SLG: 0.295 Felix Heredia, L (8, 1) Dave Stevens, R (9, 1)			SSS 0-3 ① K	x 0-0 ② G1-3		x 0-0 ② SH1-4 1-2 2-3	x 0-0 ③ G6-3			3 0 0	0 0 0	0 0 0	0 0 0	0 0 0	1 0 0	0 0 0
Inning Stats	R: 0 E: 0 K: 0 S: 3 H: 0 LOB: 0 BB: 0 P: 3	R: 0 E: 0 K: 2 S: 7 H: 0 LOB: 2 BB: 2 P: 15	R: 0 E: 0 K: 1 S: 5 H: 0 LOB: 1 BB: 1 P: 9	R: 5 E: 0 K: 0 S: 7 H: 4 LOB: 0 BB: 1 P: 11	R: 0 E: 0 K: 1 S: 5 H: 0 LOB: 0 BB: 0 P: 5	R: 0 E: 0 K: 0 S: 5 H: 2 LOB: 2 BB: 0 P: 5	R: 5 E: 1 K: 0 S: 7 H: 5 LOB: 0 BB: 1 P: 11	R: 0 E: 0 K: 1 S: 6 H: 1 LOB: 1 BB: 0 P: 6	R: 0 E: 0 K: 1 S: 5 H: 0 LOB: 0 BB: 0 P: 5	1B: 7 2B: 1 3B: 0 HR: 4 SF: 0 SAC: 1 DP: 1 HBP: 0				WP: 0 PB: 0 SB: 1 CS: 0	PA: 43	

PITCHER		IP	WLS	BF	H	R	ER	SO	BB	IBB	HBP	BLK	WP	HR	S	P	ERA	WHIP
Kirk Rueter, L ERA: 4.44	(1, 1)	4.0	L	20	4	5	5	3	4	0	0	0	0	3	22	38	11.25	2.000
Danny Darwin, R ERA: 5.25	(5, 1)	2.0		11	4	3	3	1	1	0	0	0	0	0	12	16	13.50	2.500
Rich Rodriguez, L ERA: 4.84	(7, 1)	3.0		12	4	2	2	2	0	0	0	0	0	1	16	16	6.00	1.333

PITCHER	IP	WLS	BF	H	R	ER	SO	BB	IBB	HBP	BLK	WP	HR	S	P	ERA	WHIP

TOP

Chicago Cubs @ San Francisco Giants

3Com Park at Candlestick Point, San Francisco, CA

Wed Aug 12 1998, 6:33 AM EDT
Att. 25,109 - Sunny - 77 F

livebaseballscorecards.com

AB	37
R	10
H	12
RBI	9
BB	5
SO	6
LOB	13

BOTTOM

Chicago Cubs @ San Francisco Giants

3Com Park at Candlestick Point, San Francisco, CA

Wed Aug 12 1998, 6:33 AM EDT
Att. 25,109 - Sunny - 77 F

livebaseballscorecards.com

Batter	1	2	3	4	5	6	7	8	9	AB	R	H	RBI	BB	SO	LOB
Marvin Benard, L (1, 9) OBP: 0.385, SLG: 0.394 Joe Carter, R (8, PH) (9, 9) OBP: 0.287, SLG: 0.405	0-0 1B 1B	0-3 K		0-0 PO 1-2	0-0 G3			0-3 K		3 1	0 0	1 0	0 0	0 0	1 1	1 0
Bill Mueller, S (1, 5) OBP: 0.378, SLG: 0.392	0-0 F8		0-0 G3-1		0-3 K			0-0 F8		4	0	0	0	0	1	1
Barry Bonds, L (1, 7) OBP: 0.428, SLG: 0.562	0-0 1-2 1B		0-3 K		0-0 P4			4-0 BB		3	0	1	0	1	1	0
Jeff Kent, R (1, 4) OBP: 0.326, SLG: 0.512	0-3 K		0-0 2B			0-0 G6-3		0-0 G2-3		4	0	1	0	0	1	3
Ellis Burks, R (1, 8) OBP: 0.363, SLG: 0.505	0-0 P2		0-0 G6-3			0-0 G4-3			0-0 G4-3	4	0	0	0	0	0	3
Charlie Hayes, R (1, 3) OBP: 0.364, SLG: 0.437		0-0 HR		0-0 G6-3		0-0 F8			0-0 G4-3	3	1	1	1	0	0	0
Rich Aurilia, R (1, 6) OBP: 0.340, SLG: 0.453		0-0 P6		0-0 HR			0-0 P5		0-0 G4-3	4	1	1	1	0	0	0
Brian Johnson, R (1, 2) OBP: 0.290, SLG: 0.387		0-0 F8		0-0 FC5-4 1B			0-0 G1-3			3	0	1	0	0	0	0
Kirk Rueter, L (1, 1) OBP: 0.217, SLG: 0.239 Shawon Dunston, R (4, PH) OBP: 0.254, SLG: 0.393 Danny Darwin, R (5, 1) OBP: 0.095, SLG: 0.075 J.T. Snow, L (7, 3) OBP: 0.327, SLG: 0.409 Rich Rodriguez, L (7, 1) OBP: 0.333, SLG: 0.333 Stan Javier, S (9, PH) OBP: 0.373, SLG: 0.357		0-0 1B		0-0 FC5-4 PO 1-2f			0-0 F8			1 1 0 1 0 1	0 0 0 0 0 0	1 0 0 0 0 0	0 0 0 0 0 0	0 0 0 0 0 0	0 1 0 0 0 0	0 0 0 0 0 0
Inning Stats	R: 0 E: 0 K: 1 S: 7 H: 2 LOB: 2 BB: 0 P: 7	R: 1 E: 0 K: 1 S: 7 H: 2 LOB: 1 BB: 0 P: 7	R: 0 E: 0 K: 1 S: 6 H: 1 LOB: 1 BB: 0 P: 6	R: 1 E: 0 K: 0 S: 4 H: 2 LOB: 0 BB: 0 P: 4	R: 0 E: 0 K: 1 S: 5 H: 0 LOB: 0 BB: 0 P: 5	R: 0 E: 0 K: 0 S: 3 H: 0 LOB: 0 BB: 0 P: 3	R: 0 E: 0 K: 0 S: 3 H: 0 LOB: 0 BB: 0 P: 3	R: 0 E: 0 K: 1 S: 5 H: 0 LOB: 1 BB: 1 P: 9	R: 0 E: 0 K: 0 S: 3 H: 0 LOB: 0 BB: 0 P: 3	1B: 4 2B: 1 3B: 0 HR: 2	SF: 0 SAC: 0 DP: 0 HBP: 0						

AB	33
R	2
H	7
RBI	2
BB	1
SO	5
LOB	9

WP: 0 PB: 0 SB: 0 CS: 0 PA: 35

PITCHER		IP	WLS	BF	H	R	ER	SO	BB	IBB	HBP	BLK	WP	HR	S	P	ERA	WHIP
Steve Trachsel, R ERA: 4.21	(1, 1)	7.0	W	27	7	2	2	4	0	0	0	0	0	2	35	35	2.57	1.000
Felix Heredia, L ERA: 5.17	(8, 1)	1.0		4	0	0	0	1	1	0	0	0	0	0	5	9	0.00	1.000
Dave Stevens, R ERA: 3.8	(9, 1)	1.0		3	0	0	0	0	0	0	0	0	0	0	3	3	0.00	0.000

PITCHER	IP	WLS	BF	H	R	ER	SO	BB	IBB	HBP	BLK	WP	HR	S	P	ERA	WHIP

Batter	1	2	3	4	5	6	7	8	9	AB	R	H	RBI	BB	SO	LOB
Todd Dunwoody, L (1, 8) OBP: 0.282, SLG: 0.364	C C B F C 1-3 ① K		B S F S 1-3 ① K2-3		B B B C F X 3-2 ② L7			C B F S 1-3 ① K		4	0	0	0	0	3	2
Edgar Renteria, R (1, 6) OBP: 0.352, SLG: 0.351 Dave Berg, R (5, PH) OBP: 0.350, SLG: 0.367 (5, 6)	B F B B B 4-1 S BB		X 0-0 ② G6-3		C C F B B X 2-2 ③ P9 1-2 2-3			X 0-0 ② P9		1 2	0 0	0 0	0 0	1 0	0 0	0 2
Mark Kotsay, L (1, 9) OBP: 0.320, SLG: 0.390	B B F 1 SAFE F 1 SAFE F B X 3-2 1-2 1B		C X 0-1 ③ G3			B F C X 1-2 ① G1-3		B C C B X 2-2 ③ G6-3		4	0	1	0	0	0	0
Derrek Lee, R (1, 3) OBP: 0.332, SLG: 0.449	B X 1-0 ② F7			C B C B X 2-2 ① L9		X 0-0 ② F8			C X 0-1 L4-6 1B 1B	4	0	1	0	0	0	2
Cliff Floyd, L (1, 7) OBP: 0.331, SLG: 0.455	C S B F F B F X 2-2 ③ P6			B X 1-0 ② P9		B B X 2-0 ③ P7			B S C X 1-2 1B	4	0	1	0	0	0	2
Kevin Orie, R (1, 5) OBP: 0.258, SLG: 0.271		X 0-0 2B		C X 0-1 ③ G5-3			B B C B X 3-1 ① F7		C X 0-1 ① P6	4	0	1	0	0	0	2
Gregg Zaun, S (1, 2) OBP: 0.285, SLG: 0.303		F B C B B B C 3-3 ① K			F B B B B 4-1 WP 1B BB		B F B B C X 2-2 FC4-6 1B		B F C B X 2-2 ②③ L4-6 2-3	3	0	1	0	1	1	3
Luis Castillo, S (1, 4) OBP: 0.250, SLG: 0.226		B B F B F F C 3-3 ② K			B F F B F F X 2-2 WP 1-2 1B		X 0-0 ② FC4-6 1-2f			3	0	1	0	0	1	2
Andy Larkin, R (1, 1) OBP: 0.167, SLG: 0.138 Brian Edmondson, R (2, 1) Ryan Jackson, L (5, PH) OBP: 0.307, SLG: 0.352 Donn Pall, R (5, 1)	C C C 0-3 ③ K				C F F S 0-3 ① K		C C S 0-3 ③ K			1 0 1 1	0 0 0 0	0 0 0 0	0 0 0 0	0 0 0 0	1 0 1 1	1 0 2 1
Inning Stats	R: 0 E: 0 K: 1 S: 16 H: 1 LOB: 2 BB: 1 P: 27	R: 0 E: 0 K: 3 S: 11 H: 1 LOB: 1 BB: 0 P: 17	R: 0 E: 0 K: 1 S: 6 H: 0 LOB: 0 BB: 0 P: 7	R: 0 E: 0 K: 0 S: 6 H: 0 LOB: 0 BB: 0 P: 9	R: 0 E: 0 K: 1 S: 17 H: 1 LOB: 2 BB: 1 P: 28	R: 0 E: 0 K: 0 S: 5 H: 0 LOB: 0 BB: 0 P: 8	R: 0 E: 0 K: 1 S: 9 H: 1 LOB: 1 BB: 0 P: 14	R: 0 E: 0 K: 1 S: 7 H: 0 LOB: 0 BB: 0 P: 10	R: 0 E: 0 K: 0 S: 10 H: 2 LOB: 1 BB: 0 P: 13	1B: 5 2B: 2 3B: 0 HR: 0 SF: 0 SAC: 0 DP: 1 HBP: 0						

PITCHER	IP	WLS	BF	H	R	ER	SO	BB	IBB	HBP	BLK	WP	HR	S	P	ERA	WHIP
Mark Gardner, R (1, 1) ERA: 4.89	9.0	W	34	6	0	0	8	2	0	0	0	1	0	87	133	0.00	0.889

PITCHER	IP	WLS	BF	H	R	ER	SO	BB	IBB	HBP	BLK	WP	HR	S	P	ERA	WHIP

TOP

Florida Marlins @ San Francisco Giants

3Com Park at Candlestick Point, San Francisco, CA

Fri Aug 14 1998, 10:05 PM EDT
Att. 18,077 - Cloudy - 61 F

livebaseballscorecards.com

AB	32
R	0
H	6
RBI	0
BB	2
SO	8
LOB	19

WP: 1 PA: 34
PB: 0
SB: 1
CS: 0

Batter	1	2	3	4	5	6	7	8	9	AB	R	H	RBI	BB	SO	LOB
Marvin Benard, L (1, 9) OBP: 0.391, SLG: 0.421	C B C X; 1-2; F7 ①	S B B B B; 4-1; 1B WP 1-2 SF7 BB	B X; 1-0; L7 ③			X; 0-0; HR		B X; 1-0; PB 2B		4	2	2	1	1	0	0
Bill Mueller, S (1, 5) OBP: 0.378, SLG: 0.391	C C B B F F X; 2-2; G3 ②	C F B X; 1-2; E S 1-3 2-H 1B 1B		B X; 1-0; G4-3 ①		B B B C F F B; 4-2; WP BB 1B BB		C S B B C; 2-3; K ①		4	2	1	1	1	1	1
Ellis Burks, R (1, 8) OBP: 0.363, SLG: 0.503	B B S B S B; 4-2; S BB	C B 1 SAFE B B 1 SAFE X; 3-1; SF7 3-H ②		B B B B; 4-0; G5-4-3 BB		C C S; 0-3; K ①		C S B F S; 1-3; K 2-3 ②		2	0	0	1	2	2	2
Jeff Kent, R (1, 4) OBP: 0.327, SLG: 0.509	C B 1 SAFE B B B; 4-1; 1-2 BB	C 1 SAFE F B X; 1-2; 1-H HR 1B		X; 0-0; G5-4-3 1-2f ② ③		B X; 1-0; L7 ②		X; 0-0; F8 ③		4	1	1	1	1	0	3
J.T. Snow, L (1, 3) OBP: 0.329, SLG: 0.417	B X; 1-0; P2 ③	B C F F B B X; 3-2; 1-H HR			F X; 0-1; P5 ①	F C B B B B; 4-2; WP 1-2 1B BB				3	2	1	2	1	0	2
Stan Javier, S (1, 7) OBP: 0.379, SLG: 0.363		X; 0-0; 2B 1B 1B / B B B B; 4-0; FC6 BB			X; 0-0; S 1B	B S B B T F X; 3-2; 1-H 2-H 1B ③				3	1	3	2	1	0	0
Rey Sanchez, R (1, 6) OBP: 0.333, SLG: 0.374		F 1 SAFE B X; 1-1; 1-3 1B 2B / X; 0-0; FC6 1-2f ③			B C F S; 1-3; K 1-2 ②		C C S; 0-3; K ①			4	1	1	0	0	2	2
Brent Mayne, L (1, 2) OBP: 0.367, SLG: 0.372		C F B S; 1-3; K ①	X; 0-0; G3-1 ①		I I I I; 4-0; IBB		X; 0-0; L6 ②			3	0	0	0	1	1	2
Mark Gardner, R (1, 1) OBP: 0.224, SLG: 0.185		B B S X; 2-1; WP BB 1B 2-H 3-H 1B	B C X; 1-1; G4-3 ②		B F C S; 1-3; K ③		X; 0-0; G6-3 ③			4	1	1	2	0	1	2
Inning Stats	R: 0 H: 0 E: 0 LOB: 2 K: 0 BB: 2 S: 12 P: 24	R: 7 H: 6 E: 0 LOB: 1 K: 1 BB: 2 S: 22 P: 42	R: 0 H: 0 E: 0 LOB: 0 K: 0 BB: 0 S: 4 P: 6	R: 0 H: 0 E: 0 LOB: 0 K: 0 BB: 1 S: 2 P: 7	R: 0 H: 1 E: 0 LOB: 2 K: 2 BB: 1 S: 9 P: 15	R: 3 H: 2 E: 0 LOB: 1 K: 1 BB: 2 S: 14 P: 26	R: 0 H: 0 E: 0 LOB: 0 K: 1 BB: 0 S: 5 P: 5	R: 0 H: 1 E: 0 LOB: 1 K: 2 BB: 0 S: 9 P: 13		1B: 6 SF: 1 2B: 2 SAC: 0 3B: 0 DP: 1 HR: 2 HBP: 0						

BOTTOM

Florida Marlins @ San Francisco Giants
3Com Park at Candlestick Point, San Francisco, CA
Fri Aug 14 1998, 10:05 PM EDT
Att. 18,077 - Cloudy - 61 F

livebaseballscorecards.com

AB	31
R	10
H	10
RBI	10
BB	8
SO	7
LOB	14

WP: 2 PA: 40
PB: 1
SB: 3
CS: 0

PITCHER		IP	WLS	BF	H	R	ER	SO	BB	IBB	HBP	BLK	WP	HR	S	P	ERA	WHIP
Andy Larkin, R ERA: 8.67	(1, 1)	1.2	L	15	6	7	7	1	4	0	0	0	1	1	33	65	37.80	6.000
Brian Edmondson, R ERA: 3.59	(2, 1)	2.1		7	0	0	0	0	1	0	0	0	0	0	7	14	0.00	0.429
Donn Pall, R ERA: 6.75	(5, 1)	4.0		18	4	3	3	6	2	1	0	0	1	1	37	59	6.75	1.500

PITCHER	IP	WLS	BF	H	R	ER	SO	BB	IBB	HBP	BLK	WP	HR	S	P	ERA	WHIP

Batter	1	2	3	4	5	6	7	8	9	10	AB	R	H	RBI	BB	SO	LOB
Todd Dunwoody, L (1, 8) OBP: 0.283, SLG: 0.362	C B S X 1-2 S 1B		B B S S S 2-3 ② K		B B B C F B 4-2 BB		C C B X 1-2 ② G3-1		B C X 1-1 ② FC3-2 2-3 3-H		4	0	1	0	1	1	2
Edgar Renteria, R (1, 6) OBP: 0.351, SLG: 0.350	B F B 1 SAFE F S 2-3 ① K		C F X 0-2 ③ L9		C B F F C 1-3 ③ K		B X 1-0 1B		X 0-0 ③ F8		5	0	1	0	0	2	5
Mark Kotsay, L (1, 9) OBP: 0.318, SLG: 0.388	S B 1 SAFE F 1 SAFE B X 2-2 ② P9			X 0-0 ① G5-3		B C B B S F X 3-2 1B 2B 1B	C F C 0-3 ③ K			B B X 2-0 ① P9	5	1	1	0	0	1	2
Derrek Lee, R (1, 3) OBP: 0.333, SLG: 0.446	C B S 1 SAFE B B F F B 4-2 1-2 BB			B B F X 2-1 ② P9		X 0-0 ① P7		B B B C S X 3-2 ① G6-3		B X 1-0 G4-3 1B	4	0	1	0	1	0	1
Cliff Floyd, L (1, 7) OBP: 0.332, SLG: 0.461	F C X 0-2 ③ G3			X 0-0 HR		C X 0-1 ② F7		X 0-0 G5-4-3 1B		B B S F F 1 SAFE B X 3-2 ② G4-3 1-2	5	1	2	1	0	0	4
Kevin Orie, R (1, 5) OBP: 0.261, SLG: 0.270		B C B S S 2-3 ① K		C C B B B X 3-2 ③ G1-3		1 SAFE B B X 2-0 1-3 2B 1B		X 0-0 ② G5-4-3 1-2f		I I I 4-0 IBB	4	1	1	0	1	1	1
Mike Redmond, R (1, 2) OBP: 0.350, SLG: 0.421		B S B X 2-1 ② F9		C F X 0-2 ① G3-1	S X 0-1 1-H 3-H 2B				B B B C C X 3-2 SH2-4 BB FC3-2 1B	C B X 1-1 ③ G4-3	3	0	1	2	0	0	0
John Cangelosi, S (9, PH) OBP: 0.376, SLG: 0.333											1	0	1	0	0	0	0
Antonio Alfonseca, R (9, 1)											0	0	0	0	0	0	0
Ryan Jackson, L (10, PH) OBP: 0.306, SLG: 0.350											1	0	0	0	0	0	2
Matt Mantei, R (10, 1) OBP: 0.500, SLG: 0.500											0	0	0	0	0	0	0
Luis Castillo, S (1, 4) OBP: 0.250, SLG: 0.206		X 0-0 ③ G5-3			F C B X 1-2 ② G5-3	B B F C F F F B X 3-2 ③ G4-3			C B L B B B 4-2 FC3-2 SH2-4 1-2 BB		3	0	0	0	1	0	1
Livan Hernandez, R (1, 1) OBP: 0.191, SLG: 0.235			S T F X 0-2 ① G6-3		X 0-0 2B		F B S B X 2-2 ① P3		M X 0-1 ① SH2-4 1-2 2-3		3	0	1	0	0	0	0
Gregg Zaun, S (9, PH) OBP: 0.285, SLG: 0.303											0	0	0	0	0	0	0
(9, 2)																	

TOP

Florida Marlins @ San Francisco Giants

3Com Park at Candlestick Point, San Francisco, CA

Sat Aug 15 1998, 6:33 AM EDT

Att. 23,523 - Sunny - 65 F

livebaseballscorecards.com

AB	38
R	3
H	10
RBI	3
BB	4
SO	5
LOB	18

Inning Stats	1	2	3	4	5	6	7	8	9	10	1B: 7	SF: 0	WP: 0	PA: 43
	R: 0 E: 0 K: 1 S: 16	H: 1 LOB: 2 BB: 1 P: 25	R: 0 E: 0 K: 1 S: 6	H: 0 LOB: 0 BB: 0 P: 10	R: 0 E: 0 K: 1 S: 10	H: 0 LOB: 0 BB: 0 P: 12	R: 1 E: 0 K: 0 S: 7	H: 1 LOB: 0 BB: 0 P: 12	R: 0 E: 0 K: 1 S: 13	H: 1 LOB: 2 BB: 1 P: 19	2B: 2 3B: 0 HR: 1	SAC: 1 DP: 1 HBP: 0	PB: 0 SB: 1 CS: 0	
	R: 2 E: 0 K: 0 S: 16	H: 3 LOB: 1 BB: 0 P: 24	R: 0 E: 0 K: 1 S: 10	H: 1 LOB: 1 BB: 0 P: 14	R: 0 E: 0 K: 0 S: 5	H: 1 LOB: 0 BB: 0 P: 8	R: 0 E: 0 K: 0 S: 10	H: 1 LOB: 2 BB: 1 P: 18	R: 0 E: 0 K: 0 S: 8	H: 1 LOB: 2 BB: 1 P: 19				

PITCHER		IP	WLS	BF	H	R	ER	SO	BB	IBB	HBP	BLK	WP	HR	S	P	ERA	WHIP
Russ Ortiz, R ERA: 5.17	(1, 1)	6.0		26	6	3	3	4	2	0	0	0	0	1	68	102	4.50	1.333
Rich Rodriguez, L ERA: 4.7	(7, 1)	1.1		6	2	0	0	1	0	0	0	0	0	0	14	21	0.00	1.500
Julian Tavarez, R ERA: 3.09	(8, 1)	1.0		4	1	0	0	0	1	0	0	0	0	0	8	15	0.00	2.000
Robb Nen, R ERA: 1.31	(9, 1)	0.2		2	0	0	0	0	0	0	0	0	0	0	3	4	0.00	0.000
Jose Mesa, R ERA: 5.32	(10, 1)	1.0	W	5	1	0	0	0	0	1	0	0	0	0	8	19	0.00	1.000

PITCHER	IP	WLS	BF	H	R	ER	SO	BB	IBB	HBP	BLK	WP	HR	S	P	ERA	WHIP

Batter	1	2	3	4	5	6	7	8	9	10	AB	R	H	RBI	BB	SO	LOB
Marvin Benard, L (1, 9) OBP: 0.391, SLG: 0.421	C C B B X 2-2 1B 1B		C B B S X 2-2 1B 1B		F B F F B S 2-3 ② K		C 1 SAFE C F B 1 SAFE X 1-2 ②③ G6-4-3 1-2f		B X 1-0 ②③ G4-3 1-2f		5	0	2	0	0	1	5
Bill Mueller, S (1, 5) OBP: 0.381, SLG: 0.390	1 SAFE 1 SAFE C C B B X 2-2 ① G6-4-3 1-2 1B		F X 0-1 ③ L3		F C C 0-3 ③ K			C B B B B 4-1 SH3-4 BB		B C B B B 4-1 F9 BB SF7 BB	3	1	1	0	2	1	3
Ellis Burks, R (1, 8) OBP: 0.365, SLG: 0.504	X 0-0 ②③ G6-4-3 1-2f			B B X 2-0 ① G6-3		C X 0-1 1B 1B 2B		C X 0-1 ① SH3-4 1-2		B L B B B 4-1 1-2 BB	3	1	1	0	1	0	1
Jeff Kent, R (1, 4) OBP: 0.328, SLG: 0.516		B B F B X 3-1 ① G1-4-3		F C B B B X 3-2 HR		C B F B B X 3-2 1B 2-3 1B		X 0-0 ② F8		B B F S X 2-2 ① F9 2-3	5	1	2	1	0	0	3
J.T. Snow, L (1, 3) OBP: 0.328, SLG: 0.413		B X 1-0 ② F9		B C F C 1-3 ② K		F 1 SAFE S B C 1-3 ① K		C B S B B F B 4-2 BB		B F X 1-1 ② SF7 3-H	3	0	0	1	1	2	2
Stan Javier, S (1, 7) OBP: 0.380, SLG: 0.364		X 0-0 1B		F C B F F F X 1-2 ③ L6		B 1 SAFE S B B B X 3-1 ② 1-3 2B 3-H 1B		F F B B B F S 3-3 ③ K			4	1	2	1	0	1	2
Rich Aurilia, R (1, 6) OBP: 0.343, SLG: 0.462 Rich Rodriguez, L (7, 1) OBP: 0.333, SLG: 0.333 Julian Tavarez, L (8, 1) OBP: 0.111, SLG: 0.111 Robb Nen, R (9, 1) Shawon Dunston, R (9, PH) OBP: 0.258, SLG: 0.397 Jose Mesa, R (10, 1)		F B B F F 1 SAFE C 2-3 ③ K			F S X 0-2 G3-1 2B	1 SAFE X 0-0 ③ 1-H 2B			S T F X 0-2 1B 1B		3 0 0 0 1	0 0 0 0 0	2 0 0 0 1	1 0 0 0 0	0 0 0 0 0	1 0 0 0 0	1 0 0 0 0
Brent Mayne, L (1, 2) OBP: 0.365, SLG: 0.370			C B B F F F X 2-2 ① G3		B F B F F F X 2-2 ① G3-1 2-3		B X 1-0 ① G5-3		X 0-0 G4-3 1-2 1B		4	0	1	0	0	0	1
Russ Ortiz, R (1, 1) OBP: 0.250, SLG: 0.143 Rey Sanchez, R (7, 6) OBP: 0.334, SLG: 0.373			B C F S 1-3 ② K		B B B C F B 4-2 BB		B S B B B 4-1 G6-4-3 BB		F S L 0-3 ① K		1 1	0 0	0 0	0 0	1 1	1 1	0 2
Inning Stats	R: 0 H: 2 E: 0 LOB: 0 K: 0 BB: 0 S: 7 P: 11	R: 0 H: 1 E: 0 LOB: 1 K: 1 BB: 0 S: 8 P: 14	R: 0 H: 1 E: 0 LOB: 1 K: 1 BB: 0 S: 12 P: 17	R: 1 H: 1 E: 0 LOB: 0 K: 1 BB: 0 S: 13 P: 20	R: 0 H: 1 E: 0 LOB: 2 K: 2 BB: 1 S: 16 P: 24	R: 2 H: 4 E: 0 LOB: 1 K: 1 BB: 0 S: 11 P: 18	R: 0 H: 0 E: 0 LOB: 0 K: 0 BB: 1 S: 6 P: 12	R: 0 H: 0 E: 0 LOB: 2 K: 1 BB: 2 S: 11 P: 22	R: 0 H: 2 E: 0 LOB: 1 K: 1 BB: 0 S: 9 P: 10	R: 1 H: 0 E: 0 LOB: 1 K: 0 BB: 2 S: 7 P: 18	1B: 8 SF: 1 2B: 3 SAC: 1 3B: 0 DP: 3 HR: 1 HBP: 0						

PITCHER		IP	WLS	BF	H	R	ER	SO	BB	IBB	HBP	BLK	WP	HR	S	P	ERA	WHIP
Livan Hernandez, R ERA: 4.38	(1, 1)	8.0		33	10	3	3	7	4	0	0	0	0	1	84	138	3.38	1.750
Antonio Alfonseca, R ERA: 3.81	(9, 1)	1.0		4	2	0	0	1	0	0	0	0	0	0	9	10	0.00	2.000
Matt Mantei, R ERA: 3.06	(10, 1)	0.2	L	4	0	1	1	0	2	0	0	0	0	0	7	18	13.50	3.000

PITCHER	IP	WLS	BF	H	R	ER	SO	BB	IBB	HBP	BLK	WP	HR	S	P	ERA	WHIP

BOTTOM

Florida Marlins @ San Francisco Giants

3Com Park at Candlestick Point, San Francisco, CA

Sat Aug 15 1998, 6:33 AM EDT
Att. 23,523 - Sunny - 65 F

livebaseballscorecards.com

AB	33
R	4
H	12
RBI	4
BB	6
SO	8
LOB	20

WP: 0 PA: 41
PB: 0
SB: 0
CS: 0

Florida Marlins @ San Francisco Giants

3Com Park at Candlestick Point, San Francisco, CA

Sun Aug 16 1998, 6:33 AM EDT

Att. 28,289 - Sunny - 65 F

TOP

livebaseballscorecards.com

Batter	1	2	3	4	5	6	7	8	9	AB	R	H	RBI	BB	SO	LOB
Todd Dunwoody, L (1, 8) OBP: 0.282, SLG: 0.359	S X 0-1 1B 1B 1B 1B	C B X 1-1 ③ G1-3		C B B C F T 2-2 ② K		C F C 0-3 ③ K		B B C S S 2-3 ③ K		5	1	1	0	0	3	5
Edgar Renteria, R (1, 6) OBP: 0.352, SLG: 0.351 Dave Berg, R (1, PR) (1, 6) OBP: 0.348, SLG: 0.364	X 0-0 1B 1B 1B 1-2	C B B F X 2-2 ① L7	X 0-0 ③ FC5-4 1-2f				B X 1-0 S 1B		B B C S C 2-3 ① K	1 4	0 0	1 1	0 0	0 0	0 1	0 2
Mark Kotsay, L (1, 9) OBP: 0.319, SLG: 0.388	X 0-0 1B 1-2 2-3	C X 0-1 E 1B			B C B X 2-1 ① F7		B L X 1-1 ① B1		B C B F X 2-2 ② F7	5	0	2	0	0	0	1
Derrek Lee, R (1, 3) OBP: 0.332, SLG: 0.443	B X 1-0 FC4-6 1B 1-2 2-3 3-H	1 SAFE X 0-0 ② G5-3 1-2			B B S X 2-1 ② G5-3		B B S B S S 3-3 ② K 1-2		C B X 1-1 ③ L9	5	0	1	1	0	1	2
Cliff Floyd, L (1, 7) OBP: 0.331, SLG: 0.458	B X 1-0 ① L9	B B B B 4-0 BB			C F S 0-3 ③ K		S B B S S 2-3 ③ K			3	0	0	0	1	2	4
Kevin Orie, R (1, 5) OBP: 0.264, SLG: 0.283	C X 0-1 ② P4	C S C 0-3 ③ K				B X 1-0 HR		B S C B B F B 4-2 1B BB		3	1	1	1	1	1	5
Gregg Zaun, S (1, 2) OBP: 0.284, SLG: 0.302	C B C F F F X 1-2 ③ FC4-6 1-2f			X 0-0 1B 1B		F C B X 1-2 ① G3		F B C B F S 2-3 ① K		4	0	1	0	0	1	4
Luis Castillo, S (1, 4) OBP: 0.295, SLG: 0.263		S F B B B F X 2-2 ① F7		C C B X 1-2 FC5-4 1B 1-2		X 0-0 E8 1B		B X 1-0 1-3 1B		4	0	3	0	0	0	0
Jesus Sanchez, L (1, 1) OBP: 0.098, SLG: 0.125 Brian Edmondson, R (4, 1) Ryan Jackson, L (6, PH) OBP: 0.305, SLG: 0.348 Rob Stanifer, R (6, 1) John Cangelosi, S (8, PH) OBP: 0.373, SLG: 0.331 Antonio Alfonseca, R (8, 1)		X 0-0 ② G1-3		C L F L 0-3 ① K		B C S S 1-3 ② K		C 1 SAFE B C S S 1-3 ② K		2 0 1 0 1 0	0 0 0 0 0 0	0 0 0 0 0 0	0 0 0 0 0 0	1 0 1 0 0 0	2 0 1 0 1 0	2 0 1 0 2 0
Inning Stats	R: 1 H: 4 E: 0 LOB: 3 K: 0 BB: 0 S: 14 P: 17	R: 0 H: 0 E: 0 LOB: 0 K: 0 BB: 0 S: 7 P: 10	R: 0 H: 1 E: 1 LOB: 2 K: 1 BB: 1 S: 9 P: 15	R: 0 H: 2 E: 0 LOB: 2 K: 2 BB: 0 S: 13 P: 16	R: 0 H: 0 E: 0 LOB: 0 K: 1 BB: 0 S: 7 P: 11	R: 1 H: 2 E: 1 LOB: 1 K: 2 BB: 0 S: 11 P: 14	R: 0 H: 1 E: 0 LOB: 1 K: 2 BB: 0 S: 9 P: 16	R: 0 H: 1 E: 0 LOB: 2 K: 3 BB: 1 S: 14 P: 24	R: 0 H: 0 E: 0 LOB: 0 K: 1 BB: 0 S: 8 P: 13	1B: 10 SF: 0 2B: 0 SAC: 0 3B: 0 DP: 0 HR: 1 HBP: 0						

	AB	38
	R	2
	H	11
	RBI	2
	BB	2
	SO	12
	LOB	28

	WP: 0	PA: 40
	PB: 0	
	SB: 1	
	CS: 0	

PITCHER		IP	WLS	BF	H	R	ER	SO	BB	IBB	HBP	BLK	WP	HR	S	P	ERA	WHIP
Orel Hershiser, R ERA: 4.08	(1, 1)	6.0	W	29	10	2	2	6	1	0	0	0	0	1	62	85	3.00	1.833
Rich Rodriguez, L ERA: 4.6	(7, 1)	1.0		3	0	0	0	2	0	0	0	0	0	0	8	14	0.00	0.000
John Johnstone, R ERA: 3.53	(8, 1)	1.0		5	1	0	0	3	1	0	0	0	0	0	14	24	0.00	2.000
Robb Nen, R ERA: 1.29	(9, 1)	1.0	S	3	0	0	0	1	0	0	0	0	0	0	8	13	0.00	0.000

PITCHER	IP	WLS	BF	H	R	ER	SO	BB	IBB	HBP	BLK	WP	HR	S	P	ERA	WHIP

Batter	1	2	3	4	5	6	7	8	9	AB	R	H	RBI	BB	SO	LOB
Shawon Dunston, R (1, 8) OBP: 0.258, SLG: 0.393	C X 0-1 FC5-4 1B	B F X 1-1 ③ L5		C S B X 1-2 ③ G5-3		B F X 1-1 ③ F8				4	0	1	0	0	0	2
John Johnstone, R (8, 1)										0	0	0	0	0	0	0
Robb Nen, R (9, 1)										0	0	0	0	0	0	0
Stan Javier, S (1, 7) OBP: 0.382, SLG: 0.366	F F 1 SAFE F B X 1-2 ① FC5-4 WP 2B 1-2f		B X 1-0 G6-4-3 1B 1B		X 0-0 1B 2B 1B		F X 0-1 ① G6-3			4	2	2	0	0	0	1
Ellis Burks, R (1, 9) OBP: 0.366, SLG: 0.504	B B S F 1 SAFE (7, 8) 1 SAFE T 2-2 ② K	C B F X 1-2 G6-4-3 1-2 1B			X 0-0 2B 1-2 FC4-2 1B		S X 0-1 ② L6			4	0	2	0	0	1	1
Jeff Kent, R (1, 4) OBP: 0.329, SLG: 0.521	C F 1 SAFE B F F X 1-2 1-H 1B 2B	B 1 SAFE T X 1-1 ①② G6-4-3 1-2f 2-3			B B F X 2-1 FC4-2 1-3 2-H 2B		F B B B F X 3-2 ③ P2			4	1	2	2	0	0	2
Charlie Hayes, R (1, 5) OBP: 0.366, SLG: 0.436	X 0-0 2-H 1B	F B B B B 4-1 BB			C B F X 1-2 ① FC4-2 FC6-4 2-3 3-H			B B C F X 2-2 ① G4-3		3	0	1	1	1	0	2
Joe Carter, R (1, 3) OBP: 0.284, SLG: 0.401	B 1 SAFE B X 2-0 ③ F9	B B X 2-0 ③ F9			B X 1-0 ② P4			B B B B 4-0 FC5-4 BB		3	0	0	0	0	0	5
J.T. Snow, L (8, PH) OBP: 0.329, SLG: 0.413 (9, 3)										0	0	0	0	1	0	0
Rich Aurilia, R (1, 6) OBP: 0.338, SLG: 0.455		B C B F X 2-2 ① G4-3		X 0-0 ① P3	F B B F X 2-2 ③ FC6-4 1-2f			C X 0-1 ② FC5-4 FC5-4 1-2f		4	0	0	0	0	0	3
Brian Johnson, R (1, 2) OBP: 0.289, SLG: 0.384		X 0-0 SH3-4 1B		C F B X 1-2 E6 SH2-4		C B F S 1-3 ① K		S X 0-1 ③ FC5-4 1-2f		4	0	1	0	0	1	1
Orel Hershiser, R (1, 1) OBP: 0.200, SLG: 0.189		1 SAFE F X 0-1 ② SH3-4 1-2		M P 1 SAFE X 1-1 ② SH2-4 1-2		X 0-0 ② G5-3				1	0	0	0	0	0	0
Marvin Benard, L (7, 9) OBP: 0.391, SLG: 0.421										0	0	0	0	0	0	0
Rich Rodriguez, L (7, 1) OBP: 0.333, SLG: 0.333										0	0	0	0	0	0	0
Inning Stats	R: 2 E: 0 K: 1 S: 16 H: 3 LOB: 1 BB: 0 P: 22	R: 0 E: 0 K: 0 S: 8 H: 1 LOB: 1 BB: 0 P: 11	R: 0 E: 0 K: 0 S: 8 H: 2 LOB: 2 BB: 1 P: 17	R: 0 E: 1 K: 0 S: 10 H: 0 LOB: 1 BB: 0 P: 12	R: 1 E: 0 K: 0 S: 11 H: 3 LOB: 2 BB: 0 P: 17	R: 0 E: 0 K: 1 S: 6 H: 0 LOB: 0 BB: 0 P: 8	R: 0 E: 0 K: 0 S: 7 H: 0 LOB: 0 BB: 0 P: 10	R: 0 E: 0 K: 0 S: 8 H: 0 LOB: 1 BB: 1 P: 14		1B: 7 2B: 2 3B: 0 HR: 0 SF: 0 SAC: 2 DP: 1 HBP: 0						

PITCHER		IP	WLS	BF	H	R	ER	SO	BB	IBB	HBP	BLK	WP	HR	S	P	ERA	WHIP
Jesus Sanchez, L ERA: 4.08	(1, 1)	3.1	L	16	6	2	2	1	1	0	0	0	1	0	33	51	5.40	2.100
Brian Edmondson, R ERA: 3.64	(4, 1)	1.2		9	3	1	1	0	0	0	0	0	0	0	20	28	5.40	1.800
Rob Stanifer, R ERA: 4.25	(6, 1)	2.0		6	0	0	0	1	0	0	0	0	0	0	13	18	0.00	0.000
Antonio Alfonseca, R ERA: 3.74	(8, 1)	1.0		4	0	0	0	0	1	0	0	0	0	0	8	14	0.00	1.000

PITCHER	IP	WLS	BF	H	R	ER	SO	BB	IBB	HBP	BLK	WP	HR	S	P	ERA	WHIP

BOTTOM

Florida Marlins @ San Francisco Giants

3Com Park at Candlestick Point, San Francisco, CA

Sun Aug 16 1998, 6:33 AM EDT
Att. 28,289 - Sunny - 65 F

livebaseballscorecards.com

AB	31
R	3
H	9
RBI	3
BB	2
SO	2
LOB	17

1B: 7 2B: 2 3B: 0 HR: 0
SF: 0 SAC: 2 DP: 1 HBP: 0

WP: 1 PB: 0 SB: 0 CS: 0
PA: 35

Batter	1	2	3	4	5	6	7	8	9	AB	R	H	RBI	BB	SO	LOB
Marvin Benard, L (1, 9) OBP: 0.390, SLG: 0.425	F F B X 1-2 2B		B B C F B F F F F 3-2 X E4 G6-3 WP		B C X 1-1 ① SH2-3 1-2		C B B B X 3-1 ② L7		C B B B X 2-1 ① P3	3	1	1	0	0	0	0
Joe Carter, R (9, PH) OBP: 0.284, SLG: 0.400										1	0	0	0	0	0	1
Rey Sanchez, R (1, 6) OBP: 0.329, SLG: 0.366	B C L S 1-3 ① K		B C X 1-1 ② G6-3 2-3		C X 0-1 ② G6-3		B F S X 1-2 ③ G5-3		F F B F B F F B F 3-2 X L9 ②	5	0	0	0	0	1	4
Barry Bonds, L (1, 7) OBP: 0.428, SLG: 0.558	F B F C 1-3 ② K		B B B B B 4-1 S 3-H BB		I I I I 4-0 E IBB			F B F B X 2-2 ① G3	F B B X 2-1 ③ F9	3	0	0	0	2	1	2
Jeff Kent, R (1, 4) OBP: 0.333, SLG: 0.521	B B B C B 4-1 BB		P B B C S F F F X 3-2 ③ G6-3 1-2		X 0-0 E7 1-3 2-H 1B			B B B C F B 4-2 WP 2B BB		2	1	1	1	2	0	1
J.T. Snow, L (1, 3) OBP: 0.328, SLG: 0.414	C F S 0-3 ③ K			B F B X 2-1 ① G3-1	C B F S 1-3 ③ K			F B C B B X 3-2 G3-1 1-H WP 2B		4	1	1	1	0	2	4
Ellis Burks, R (1, 8) OBP: 0.367, SLG: 0.505		B X 1-0 ① G6-4-3 1B		F B B X 2-1 1B		X 0-0 ① F9		B F F F B F B X 3-2 ② G3-1 2-3		1	0	1	0	0	0	0
Stan Javier, S (4, PH) OBP: 0.381, SLG: 0.366										3	0	1	0	0	0	1
(4, 8)																
Bill Mueller, S (1, 5) OBP: 0.380, SLG: 0.388	C F S 0-3 ① K			F X 0-1 ② F7		B B X 2-0 ② G6-3		C F B B B B 4-2 FC6-4 3-H BB		3	0	0	0	1	1	2
Brent Mayne, L (1, 2) OBP: 0.361, SLG: 0.365	B X 1-0 ②③ G6-4-3 1-2f			X 0-0 ③ G4-3		C F C 0-3 ③ K		X 0-0 ③ FC6-4 1-2f		3	0	0	0	0	1	2
Brian Johnson, R (8, PH) OBP: 0.288, SLG: 0.383										1	0	0	0	0	0	1
(8, 2)																
Kirk Rueter, L (1, 1) OBP: 0.229, SLG: 0.250			B X 1-0 ① L1		C X 0-1 SH2-3 E 1B		X 0-0 ① G6-3		X 0-0 1B	2	1	1	0	0	0	0
Shawon Dunston, R (7, PH) OBP: 0.256, SLG: 0.391										1	0	0	0	0	0	0
Julian Tavarez, L (7, 1) OBP: 0.111, SLG: 0.111										0	0	0	0	0	0	0
Jose Mesa, R (8, 1)										0	0	0	0	0	0	0
Rich Aurilia, R (9, PH) OBP: 0.340, SLG: 0.457										1	0	1	0	0	0	0
Inning Stats	R: 0 E: 0 K: 3 S: 13 H: 1 LOB: 2 BB: 1 P: 20	R: 0 E: 0 K: 1 S: 5 H: 1 LOB: 0 BB: 0 P: 7	R: 1 E: 1 K: 0 S: 18 H: 0 LOB: 1 BB: 1 P: 29	R: 0 E: 0 K: 0 S: 7 H: 1 LOB: 1 BB: 0 P: 11	R: 1 E: 1 K: 1 S: 10 H: 2 LOB: 2 BB: 1 P: 16	R: 0 E: 0 K: 1 S: 5 H: 0 LOB: 0 BB: 0 P: 7	R: 0 E: 0 K: 0 S: 6 H: 0 LOB: 0 BB: 0 P: 10	R: 2 E: 0 K: 0 S: 16 H: 1 LOB: 1 BB: 2 P: 32	R: 0 E: 0 K: 0 S: 12 H: 1 LOB: 1 BB: 0 P: 19	1B: 5 2B: 2 3B: 0 HR: 0 SF: 0 SAC: 1 DP: 1 HBP: 0						

TOP

San Francisco Giants @ Atlanta Braves

Turner Field, Atlanta, GA

Tue Aug 18 1998, 7:05 PM EDT
Att. 42,986 - Cloudy - 85 F

livebaseballscorecards.com

AB	33
R	4
H	7
RBI	2
BB	5
SO	6
LOB	18

PITCHER		IP	WLS	BF	H	R	ER	SO	BB	IBB	HBP	BLK	WP	HR	S	P	ERA	WHIP
Greg Maddux, R ERA: 1.65	(1, 1)	7.0	W	29	5	2	1	6	2	1	0	0	1	0	64	100	1.29	1.000
Rudy Seanez, R ERA: 2.88	(8, 1)	0.2		4	1	2	2	0	1	0	0	0	1	0	13	25	27.00	3.000
Norm Charlton, L ERA: 6.75	(8, 1)	1.1		6	1	0	0	0	1	0	0	0	1	0	15	26	0.00	1.500

PITCHER	IP	WLS	BF	H	R	ER	SO	BB	IBB	HBP	BLK	WP	HR	S	P	ERA	WHIP

WP: 3 PA: 39
PB: 0
SB: 1
CS: 0

BOTTOM

San Francisco Giants @ Atlanta Braves

Turner Field, Atlanta, GA

Tue Aug 18 1998, 7:05 PM EDT
Att. 42,986 - Cloudy - 85 F

livebaseballscorecards.com

Batter	1	2	3	4	5	6	7	8	9	AB	R	H	RBI	BB	SO	LOB
Walt Weiss, S (1, 6) OBP: 0.401, SLG: 0.362	C C B B B X 3-2 2B 2B		B C C B B X 3-2 ① G6-3		B X 1-0 ② F8		B C F B F F B F X 3-2 SH5-3 2B 2B	B F B B C B 4-2 FC5-4 BB		4	2	2	0	1	0	0
Gerald Williams, R (1, 9) OBP: 0.328, SLG: 0.441	B X 1-0 10 F9 SF8 2-H 2B		C C X 0-2 10 2B 2B		B B C X 2-1 ③ G5-3		X 0-0 ① SH5-3 2-3	F C X 0-2 ③ FC5-4 1-2f		4	2	2	1	0	0	1
10 Chipper Jones, S (1, 5) OBP: 0.416, SLG: 0.577	C X 0-1 ① F9 2-3		B B F B C F X 3-2 G4-3 2-H 2B			C C B C 1-3 ① K	I I I I 4-0 HBP 2B IBB			3	1	1	1	1	1	1
Andres Galarraga, R (1, 3) OBP: 0.398, SLG: 0.614	B C F F B F B X 3-2 ② SF8 3-H		B B X 2-0 ② G4-3 2-3			F B B X 2-1 F9 2B 2B	H 1-0 1-2 2B HBP			2	2	1	1	0	0	1
Andruw Jones, R (1, 8) OBP: 0.305, SLG: 0.482	B X 1-0 ③ F9		C B B X 2-1 ③ F9			B B B B 4-0 2B BB	F X 0-1 ② F6			3	1	0	0	1	0	4
Eddie Pérez, R (1, 2) OBP: 0.359, SLG: 0.444		B B F X 2-1 ① G6-3		F B B F F X 2-2 ① P6		X 0-0 ② F9 2-3	C F F B X 1-2 1-H 2-H 3-H 2B			4	0	1	3	0	0	2
Danny Bautista, R (1, 7) OBP: 0.266, SLG: 0.375		C F B X 1-2 2B		X 0-0 ② G6-3		X 0-0 1-H 3-H 2B	B S B X 2-1 ③ G6-3			4	0	2	2	0	0	1
Tony Graffanino, R (1, 4) OBP: 0.290, SLG: 0.352		B B X 2-0 ② F9		B B C X 2-1 ③ F8		C B B B B 4-1 FC4-6 BB		B X 1-0 ① F9		3	0	0	0	1	0	1
Greg Maddux, R (1, 1) OBP: 0.281, SLG: 0.290 Rudy Seanez, R (8, 1) Norm Charlton, S (8, 1)		F C X 0-2 ③ G5-3			B F X 1-1 ① G6-3	S B C X 1-2 ③ FC4-6 1-2f		B X 1-0 ② G4-3		3 0 1	0 0 0	0 0 0	0 0 0	0 0 0	0 0 0	3 0 0
Inning Stats	R: 2 E: 0 K: 0 S: 12 H: 2 LOB: 0 BB: 0 P: 20	R: 0 E: 0 K: 0 S: 9 H: 1 LOB: 1 BB: 0 P: 14	R: 1 E: 0 K: 0 S: 13 H: 2 LOB: 1 BB: 0 P: 23	R: 0 E: 0 K: 0 S: 7 H: 0 LOB: 0 BB: 0 P: 11	R: 0 E: 0 K: 0 S: 5 H: 0 LOB: 0 BB: 0 P: 9	R: 2 E: 0 K: 1 S: 11 H: 2 LOB: 2 BB: 2 P: 23	R: 3 E: 0 K: 0 S: 15 H: 2 LOB: 1 BB: 1 P: 26	R: 0 E: 0 K: 0 S: 7 H: 0 LOB: 1 BB: 1 P: 13		1B: 0 2B: 9 3B: 0 HR: 0	SF: 1 SAC: 1 DP: 0 HBP: 1					

	AB	31
	R	8
	H	9
	RBI	8
	BB	4
	SO	1
	LOB	14

PITCHER		IP	WLS	BF	H	R	ER	SO	BB	IBB	HBP	BLK	WP	HR	S	P	ERA	WHIP
Kirk Rueter, L ERA: 4.56	(1, 1)	6.0	L	27	7	5	5	1	2	0	0	0	0	0	57	100	7.50	1.500
Julian Tavarez, R ERA: 3.44	(7, 1)	1.0		7	2	3	3	0	0	1	1	0	0	0	15	26	27.00	2.000
Jose Mesa, R ERA: 5.24	(8, 1)	1.0		4	0	0	0	0	1	0	0	0	0	0	7	13	0.00	1.000

PITCHER	IP	WLS	BF	H	R	ER	SO	BB	IBB	HBP	BLK	WP	HR	S	P	ERA	WHIP

WP: 0 PB: 0 SB: 0 CS: 0 PA: 38

Batter	1	2	3	4	5	6	7	8	9	AB	R	H	RBI	BB	SO	LOB
Marvin Benard, L (1, 9) OBP: 0.385, SLG: 0.419	F B L F X 1-2 G4-3 1B 1B		B C C B C 2-3 ① K	B C S F S 1-3 ① K		C S B C 1-3 ③ K		S B B 1 F F B F X SAFE 3-2 ② L8		5	0	1	0	0	3	2
Rich Aurilia, R (1, 6) OBP: 0.341, SLG: 0.460	S B X 1-1 ① G4-3 1-2		S X 0-1 BB BB 1B 1B	B C F X 1-2 ② F8			X 0-0 1B 2B	C F B S 1-3 ③ K		5	2	2	0	0	1	3
Barry Bonds, L (1, 7) OBP: 0.429, SLG: 0.556	C B B X 2-1 ② 1B 2-H 1B		B B B B 4-0 1B BB 1B 1-2 BB	B X 1-0 ③ F8			I I I I 4-0 FC3-6 1B IBB		B B S S C 2-3 ① K	3	2	1	0	2	1	1
Jeff Kent, R (1, 4) OBP: 0.339, SLG: 0.522	S B B X 2-1 2-H 1B		C B B F B F B 4-2 1B 1B 1-2 2-3 BB		B F X 1-1 ① G5-3		X 0-0 FC3-6 1-2 2-H 1B		B F B B B 4-1 BB	3	1	2	2	2	0	0
Ellis Burks, R (1, 8) OBP: 0.368, SLG: 0.502	B B B B 4-0 FC6-4 BB		B B X 2-0 1B SF8 1-2 2-3 3-H 1B		B B F S B X 3-2 ② G5-3		B B F X 2-2 ① FC3-6 G2-3 1-2f 2-3		B C F F B X 2-2 ② F9	4	1	1	1	1	0	3
Charlie Hayes, R (1, 5) OBP: 0.366, SLG: 0.435	B B X 2-0 ③ FC6-4 1-2f		B C X 1-1 WP 1-3 2-H 3-H 1B		B F B X 2-1 1B		C B C F X 1-2 ② G2-3 1-2		B B B C S X 3-2 ③ F9	5	0	2	2	0	0	5
Joe Carter, R (1, 3) OBP: 0.283, SLG: 0.398		C B B F B F F B 4-2 FC4-6 BB	C B X 1-1 ② SF8 3-H		B X 1-0 ③ P8		C B S B B X 3-2 ③ G5-3			2	0	0	1	1	0	3
Rich Rodriguez, L (7, 1) OBP: 0.333, SLG: 0.333										0	0	0	0	0	0	0
Robb Nen, R (9, 1)										0	0	0	0	0	0	0
Brian Johnson, R (1, 2) OBP: 0.291, SLG: 0.382		B F X 1-1 ① FC4-6 CS 1-2f	B X 1-0 ③ F7 1-2			X 0-0 B3-4-6 1B		B B B C B 4-1 BB		3	0	1	0	1	0	2
Mark Gardner, R (1, 1) OBP: 0.230, SLG: 0.193		C B B B F F C 3-3 ② ③ K 1-2		C X 0-1 1B		X 0-0 ① ② B3-4-6 1-2f		B C F G B F S 3-3 ① K		3	0	1	0	0	1	2
J.T. Snow, L (7, 3) OBP: 0.328, SLG: 0.413										1	0	0	0	0	1	1
Inning Stats	R: 1 H: 3 E: 0 LOB: 2 K: 0 BB: 1 S: 11 P: 23	R: 0 H: 0 E: 0 LOB: 1 K: 1 BB: 1 S: 10 P: 18	R: 4 H: 3 E: 0 LOB: 1 K: 1 BB: 2 S: 14 P: 29	R: 0 H: 1 E: 0 LOB: 1 K: 1 BB: 0 S: 10 P: 13	R: 0 H: 1 E: 0 LOB: 1 K: 0 BB: 0 S: 8 P: 15	R: 0 H: 1 E: 0 LOB: 2 K: 1 BB: 1 S: 5 P: 22	R: 1 H: 2 E: 0 LOB: 2 K: 0 BB: 1 S: 12 P: 22	R: 0 H: 0 E: 0 LOB: 1 K: 2 BB: 1 S: 13 P: 24	R: 0 H: 0 E: 0 LOB: 1 K: 1 BB: 1 S: 11 P: 22	1B: 10 SF: 1 2B: 2 SAC: 0 3B: 0 DP: 2 HR: 0 HBP: 0						

TOP

San Francisco Giants @ Atlanta Braves

Turner Field, Atlanta, GA

Wed Aug 19 1998, 7:05 PM EDT

Att. 44,535 - Overcast - 80 F

livebaseballscorecards.com

AB	34
R	6
H	11
RBI	6
BB	7
SO	7
LOB	22

PITCHER		IP	WLS	BF	H	R	ER	SO	BB	IBB	HBP	BLK	WP	HR	S	P	ERA	WHIP	PITCHER	IP	WLS	BF	H	R	ER	SO	BB	IBB	HBP	BLK	WP	HR	S	P	ERA	WHIP
Tom Glavine, L ERA: 2.53	(1, 1)	5.0	L	25	8	5	5	3	4	0	0	0	1	0	53	98	9.00	2.400																	
Dennis Martinez, R ERA: 4.58	(6, 1)	2.0		9	3	1	1	1	0	1	0	0	0	0	17	28	4.50	1.500																	
Adam Butler, L ERA: 13.5	(8, 1)	1.0		4	0	0	0	2	1	0	0	0	0	0	13	24	0.00	1.000																	
John Rocker, L ERA: 2.08	(9, 1)	1.0		4	0	0	0	1	1	0	0	0	0	0	11	22	0.00	1.000																	

BOTTOM

San Francisco Giants @ Atlanta Braves

Turner Field, Atlanta, GA

Wed Aug 19 1998, 7:05 PM EDT
Att. 44,535 - Overcast - 80 F

livebaseballscorecards.com

Batter	1	2	3	4	5	6	7	8	9	AB	R	H	RBI	BB	SO	LOB
Walt Weiss, S (1, 6) OBP: 0.397, SLG: 0.359	C B B F B X 3-2 F7 ①		C X 0-1 G3-1 ③		B X 1-0 SF8 ① 3-H		C X 0-1 F9 ②			3	0	0	1	0	0	0
Adam Butler, L (8, 1)										0	0	0	0	0	0	0
John Rocker, R (9, 1)										0	0	0	0	0	0	0
Keith Lockhart, L (1, 4) OBP: 0.321, SLG: 0.396	B B C X 2-1 G6-3 ②			B X 1-0 F8 ①	S B F X 1-2 P5 ②		B C C B X 2-2 G4-3 ③			3	0	0	0	0	0	2
Tony Graffanino, R (7, PH) OBP: 0.289, SLG: 0.351										1	0	0	0	0	0	0
(8, 4)																
10 Chipper Jones, S (1, 5) OBP: 0.416, SLG: 0.579	B C C X 1-2 G3 ③			B B X 2-0 1B 1B G1-2-3 1B	C C B B B F X 3-2 1-3 2-H 2B			C B C F B X 2-2 G6-3 ①		4	0	2	1	0	0	0
Andres Galarraga, R (1, 3) OBP: 0.399, SLG: 0.612		B F B X 2-1 P4 ①		F S X 0-2 1B 1-2 1B	C B S B B F B 4-2 BB			B B F F X 2-2 G6-3 ②		3	0	1	0	1	0	0
Ryan Klesko, L (1, 7) OBP: 0.359, SLG: 0.504		B B F B B F X 3-2 1B		B C B F F X 2-2 1B 1-2 2-3 1B	F B X 1-1 F9 ③			B S C P S 2-3 K ③		4	0	2	0	0	1	3
Javy Lopez, R (1, 2) OBP: 0.332, SLG: 0.527	X 0-0 F9 ②			C B X 1-1 G1-2-3 ② ③ 3-Hf		X 0-0 F8 ①			S F X 0-2 P3 ①	4	0	0	0	0	0	4
Michael Tucker, L (1, 9) OBP: 0.331, SLG: 0.435	B C B B B F F F X 3-2 P3 ③				C B B C B F F B 4-2 1B 1B SF8 BB	C X 0-1 G4-3 ②			C F S 0-3 K ②	3	1	0	0	1	1	1
Andruw Jones, R (1, 8) OBP: 0.305, SLG: 0.480			B B C X 2-1 G4-3 ①		C X 0-1 1B 10 2B 1-2 1B	X 0-0 G5-3 ③			S F B S 1-3 K ③	4	1	1	0	0	1	0
Tom Glavine, L (1, 1) OBP: 0.286, SLG: 0.327			B C X 1-1 G6-3 ②		F S X 0-2 10 2B 1-2 2-3 1B		B C X 1-1 L4 ①			1	0	0	0	0	0	0
Greg Colbrunn, R (5, PH) OBP: 0.387, SLG: 0.500										1	0	1	0	0	0	0
Dennis Martinez, R (6, 1) OBP: 0.167, SLG: 0.182										0	0	0	0	0	0	0
Ozzie Guillen, L (7, PH) OBP: 0.333, SLG: 0.349										1	0	0	0	0	0	0
(8, 6)																
Inning Stats	R: 0 E: 0 K: 0 S: 8 H: 0 LOB: 0 BB: 0 P: 14	R: 0 E: 0 K: 0 S: 11 H: 1 LOB: 1 BB: 0 P: 19	R: 0 E: 0 K: 0 S: 6 H: 0 LOB: 0 BB: 0 P: 9	R: 0 E: 0 K: 0 S: 10 H: 3 LOB: 2 BB: 0 P: 16	R: 2 E: 0 K: 0 S: 22 H: 3 LOB: 3 BB: 2 P: 36	R: 0 E: 0 K: 0 S: 4 H: 0 LOB: 0 BB: 0 P: 4	R: 0 E: 0 K: 0 S: 7 H: 0 LOB: 0 BB: 0 P: 10	R: 0 E: 0 K: 1 S: 11 H: 0 LOB: 0 BB: 0 P: 16	R: 0 E: 0 K: 2 S: 9 H: 0 LOB: 0 BB: 0 P: 10	1B: 6 2B: 1 3B: 0 HR: 0	SF: 1 SAC: 0 DP: 1 HBP: 0			WP: 0 PB: 0 SB: 0 CS: 0	PA: 35		

PITCHER		IP	WLS	BF	H	R	ER	SO	BB	IBB	HBP	BLK	WP	HR	S	P	ERA	WHIP
Mark Gardner, R ERA: 4.82	(1, 1)	6.0	W	26	7	2	2	0	2	0	0	0	0	0	61	98	3.00	1.500
Rich Rodriguez, L ERA: 4.41	(7, 1)	2.0		6	0	0	0	1	0	0	0	0	0	0	18	26	0.00	0.000
Robb Nen, R ERA: 1.27	(9, 1)	1.0		3	0	0	0	2	0	0	0	0	0	0	9	10	0.00	0.000

PITCHER	IP	WLS	BF	H	R	ER	SO	BB	IBB	HBP	BLK	WP	HR	S	P	ERA	WHIP

Batter	1	2	3	4	5	6	7	8	9	AB	R	H	RBI	BB	SO	LOB
Stan Javier, S (1, 9) OBP: 0.379, SLG: 0.362	F7		K		G6-3 3-H		BB BB		K	4	0	0	1	1	2	0
Bill Mueller, S (1, 5) OBP: 0.380, SLG: 0.395	G4-3			K	HR		F9		1B	5	1	2	1	0	1	1
Barry Bonds, L (1, 7) OBP: 0.431, SLG: 0.565	K			BB 2B	HR		BB 1-2		P3	4	1	2	1	1	1	1
Jeff Kent, R (1, 4) OBP: 0.338, SLG: 0.518		F9		BB	F9		L7			3	0	0	0	1	0	2
Ellis Burks, R (1, 8) OBP: 0.371, SLG: 0.504		G4-3 BB		K		BB 1B		FC4-6 1B		3	0	2	0	1	1	2
J.T. Snow, L (1, 3) OBP: 0.329, SLG: 0.411		G4-3 1-2		FC6-4 1-2 2-3 BB		1 SAFE G4-6-3 1-2 BB		FC4-6 1-2f		2	0	0	0	2	0	2
Rey Sanchez, R (1, 6) OBP: 0.326, SLG: 0.362		G6-3		FC6-4 1-2f		B2		F8		3	0	0	0	0	0	6
Marvin Benard, L (8, PH) OBP: 0.383, SLG: 0.416										1	0	0	0	0	0	1
Chris Brock, R (8, 1) OBP: 0.500, SLG: 0.500										0	0	0	0	0	0	0
Brent Mayne, L (1, 2) OBP: 0.359, SLG: 0.367			G6-3		G4-3 G6-3 2B	G4-6-3 1-2f		G1-3		4	1	1	0	0	0	3
Russ Ortiz, R (1, 1) OBP: 0.222, SLG: 0.125			K		G4-3 2-3		K		F9	2	0	0	0	0	1	1
Julian Tavarez, L (5, 1) OBP: 0.111, SLG: 0.111										0	0	0	0	0	0	0
Shawon Dunston, R (7, PH) OBP: 0.255, SLG: 0.389										1	0	0	0	0	1	0
John Johnstone, R (7, 1)										0	0	0	0	0	0	0
Rich Aurilia, R (8, 6) OBP: 0.340, SLG: 0.458										1	0	0	0	0	0	0
Inning Stats	R: 0 E: 0 K: 1 S: 9 H: 0 LOB: 0 BB: 0 P: 12	R: 0 E: 0 K: 0 S: 7 H: 0 LOB: 1 BB: 1 P: 15	R: 0 E: 0 K: 2 S: 7 H: 0 LOB: 0 BB: 0 P: 10	R: 0 E: 0 K: 2 S: 15 H: 1 LOB: 3 BB: 2 P: 32	R: 3 E: 0 K: 0 S: 15 H: 3 LOB: 0 BB: 0 P: 21	R: 0 E: 0 K: 0 S: 4 H: 1 LOB: 1 BB: 1 P: 8	R: 0 E: 0 K: 1 S: 7 H: 0 LOB: 2 BB: 2 P: 19	R: 0 E: 0 K: 0 S: 11 H: 1 LOB: 1 BB: 0 P: 17	R: 0 E: 0 K: 1 S: 11 H: 1 LOB: 1 BB: 0 P: 11	1B: 3 2B: 2 3B: 0 HR: 2 SF: 0 SAC: 0 DP: 1 HBP: 0	WP: 0 PB: 0 SB: 0 CS: 0 PA: 39					

TOP

San Francisco Giants @ Chicago Cubs

Wrigley Field, Chicago, IL

Thu Aug 20 1998, 3:33 AM CDT

Att. 37,803 - Sunny - 84 F

livebaseballscorecards.com

AB	33
R	3
H	7
RBI	3
BB	6
SO	7
LOB	19

PITCHER		IP	WLS	BF	H	R	ER	SO	BB	IBB	HBP	BLK	WP	HR	S	P	ERA	WHIP
Kevin Tapani, R ERA: 4.61	(1, 1)	5.0	W	22	4	3	3	5	3	0	0	0	0	2	53	90	5.40	1.400
Terry Adams, R ERA: 3.82	(6, 1)	1.1		6	1	0	0	1	2	0	0	0	0	0	7	15	0.00	2.250
Felix Heredia, L ERA: 5.06	(7, 1)	0.1		2	0	0	0	0	1	0	0	0	0	0	3	10	0.00	3.000
Matt Karchner, R ERA: 4.91	(7, 1)	1.1		5	1	0	0	0	0	0	0	0	0	0	12	19	0.00	0.750
Rod Beck, R ERA: 3.36	(9, 1)	1.0		4	1	0	0	1	0	0	0	0	0	0	11	11	0.00	1.000

PITCHER	IP	WLS	BF	H	R	ER	SO	BB	IBB	HBP	BLK	WP	HR	S	P	ERA	WHIP

Batter	1	2	3	4	5	6	7	8	9	AB	R	H	RBI	BB	SO	LOB
Lance Johnson, L (1, 8) OBP: 0.274, SLG: 0.238	B C B C X 2-2 F9 ①		B B B S X 3-1 F8 ①	C B F X 1-2 FC5-4 1B 3-H	B F F B X 2-2 1B			C F F B B B F B 4-2 1B 1B BB		4	1	2	1	1	0	0
Mickey Morandini, L (1, 4) OBP: 0.406, SLG: 0.411	F B C F B B B 4-2 S BB		B B B B 4-0 1B BB	X 0-0 F9 ②	1 SAFE B 1 SAFE X 1-0 L8 ③			C B B 1 SAFE 1 SAFE B X 3-1 1B 1-3 1B		3	0	1	0	2	0	3
Sammy Sosa, R (1, 9) OBP: 0.379, SLG: 0.638	X 0-0 P8 ②		B S 1 SAFE B F 1 SAFE F C 2-3 K ②	X 0-0 FC5-4 ③ 1-2f		B F C B S 2-3 K ①		B C F F 1 SAFE 1 SAFE S 1-3 K ②		5	0	0	0	0	3	6
Mark Grace, L (1, 3) OBP: 0.417, SLG: 0.487	C C T 0-2 K ③ 1-2		1 SAFE P F B F X 2-2 1-3 1B		B B C F C 2-3 K ①	X 0-0 F8 ②		C X 0-1 1-3 1B 3-H		5	0	2	1	0	2	1
Henry Rodriguez, L (1, 7) OBP: 0.338, SLG: 0.545 Terry Adams, R (6, 1) Felix Heredia, L (7, 1) Matt Karchner, R (7, 1) Gary Gaetti, R (8, PH) OBP: 0.338, SLG: 0.453 Rod Beck, R (9, 1)		C B X 1-1 FC6-4 BB 1B	B C F S 2-3 K ③		C B X 1-1 FC4 1B HR 1B	C C B B C 2-3 K ③		S B B S F S 2-3 K ③		3 1 0 0 1	1 0 0 0 0	2 0 0 0 0	0 0 0 0 0	1 1 0 0 1	2 0 0 0 2	2 0 0 0 1
José Hernández, R (1, 5) OBP: 0.331, SLG: 0.503		C B C B B B 4-2 FC6-4 1-2 BB	B C B B B 4-1 1B 1B BB	S X 0-1 FC4 1-2 1B		B B C X 2-1 F8 CS 2B				2	1	2	0	2	0	0
Tyler Houston, L (1, 2) OBP: 0.282, SLG: 0.403	C X 0-1 FC6-4 ① 1-2f 2-3		X 0-0 1B 1-2 1B	S B X 1-1 FC4 ② 1-2f 2-3 HR		F F B B X 2-2 F8 ① 2-3				4	2	1	0	0	0	5
Jeff Blauser, R (1, 6) OBP: 0.348, SLG: 0.301	F 1 SAFE B F F B F 1 SAFE B 3-2 P4 ② X		F B B B X 2-1 FC3-6 1-3 2-H 1B	H 1-0 HR HBP		M C S 0-3 K ② ③ 3-H				3	1	1	1	0	1	3
Kevin Tapani, R (1, 1) OBP: 0.219, SLG: 0.241 Glenallen Hill, R (5, PH) OBP: 0.338, SLG: 0.520 (6, 7) Brant Brown, L (9, 7) OBP: 0.352, SLG: 0.510	F B C B C 2-3 K ③		B L C X 1-2 FC3-6 ① 1-2f 1B	F B F F B B X 3-2 1-H 2-H 3-H HR				B X 1-0 G6-3 ①		2 2 0	0 1 0	0 1 0	0 4 0	0 0 0	1 0 0	4 0 0
Inning Stats	R: 0 E: 0 K: 1 S: 10 H: 0 LOB: 1 BB: 1 P: 16	R: 0 E: 0 K: 1 S: 14 H: 1 LOB: 2 BB: 1 P: 24	R: 0 E: 0 K: 2 S: 13 H: 1 LOB: 2 BB: 1 P: 25	R: 2 E: 0 K: 0 S: 12 H: 3 LOB: 2 BB: 1 P: 20	R: 4 E: 0 K: 1 S: 16 H: 4 LOB: 1 BB: 0 P: 27	R: 0 E: 0 K: 2 S: 7 H: 0 LOB: 0 BB: 0 P: 11	R: 0 E: 0 K: 1 S: 8 H: 1 LOB: 0 BB: 0 P: 12	R: 1 E: 0 K: 2 S: 17 H: 2 LOB: 2 BB: 1 P: 28		1B: 10 2B: 1 3B: 0 HR: 1	SF: 0 SAC: 0 DP: 0 HBP: 1			WP: 0 PB: 0 SB: 1 CS: 1	PA: 41		

PITCHER		IP	WLS	BF	H	R	ER	SO	BB	IBB	HBP	BLK	WP	HR	S	P	ERA	WHIP
Russ Ortiz, R ERA: 5.57	(1, 1)	4.2	L	26	7	5	5	5	4	0	1	0	0	0	58	99	9.64	2.357
Julian Tavarez, R ERA: 3.5	(5, 1)	1.1		6	2	1	1	2	0	0	0	0	0	1	14	24	6.75	1.500
John Johnstone, R ERA: 3.48	(7, 1)	1.0		3	1	0	0	1	0	0	0	0	0	0	8	12	0.00	1.000
Chris Brock, R ERA: 2.76	(8, 1)	1.0		6	2	1	1	2	1	0	0	0	0	0	17	28	9.00	3.000

PITCHER	IP	WLS	BF	H	R	ER	SO	BB	IBB	HBP	BLK	WP	HR	S	P	ERA	WHIP

BOTTOM

San Francisco Giants @ Chicago Cubs

Wrigley Field, Chicago, IL

Thu Aug 20 1998, 3:33 AM CDT

Att. 37,803 - Sunny - 84 F

livebaseballscorecards.com

AB	35
R	7
H	12
RBI	7
BB	5
SO	10
LOB	26

Batter	1	2	3	4	5	6	7	8	9	AB	R	H	RBI	BB	SO	LOB
Marvin Benard, L (1, 9) OBP: 0.384, SLG: 0.416	B F X 1-1 P4 ①		X 0-0 F8 ②		B C B B X 3-1 1-2 1B		C X 0-1 F7 ②		C X 0-1 G3 1B 1B	5	0	2	0	0	0	1
Rich Aurilia, R (1, 6) OBP: 0.341, SLG: 0.457	C S T X 0-2 G6-3 ②		C X 0-1 2-H 1B		B X 1-0 F9 ③		B B F F S 2-3 K ③		1 SAFE B 1 SAFE X 1-0 1-2 G3 1B	5	0	2	1	0	1	2
Barry Bonds, L (1, 7) OBP: 0.431, SLG: 0.562	B X 1-0 G4-3 ③		X 0-0 F8 ③			S X 0-1 HR 1B		B B B B 4-0 SH1-3 1B 2B BB	B B X 2-0 1-2 2-3 G3 ②	4	2	1	0	1	0	3
Jeff Kent, R (1, 4) OBP: 0.341, SLG: 0.526		B S B T B B 4-2 FC6-4 BB		B X 1-0 P3 ①		B C B X 2-1 1-H HR		C B X 1-1 1-2 SH1-3 2B 1B	C X 0-1 F9 ③	4	2	2	2	1	0	2
Ellis Burks, R (1, 8) OBP: 0.368, SLG: 0.500		B X 1-0 1-2f FC6-4 ①		B B X 2-0 L7 ②		C X 0-1 G5-3 ①		X 0-0 1-2 2-3 SH1-3 ①		3	0	0	0	0	0	1
Charlie Hayes, R (1, 3) OBP: 0.365, SLG: 0.436 J.T. Snow, L (9, 3) OBP: 0.329, SLG: 0.411		B S X 1-1 L9 ②		B C B S C 2-3 K ③		C B B X 2-1 G4-3 ②		B B S X 2-1 2-H 3-H F8 2B		4 0	0 0	1 0	2 0	0 0	1 0	1 0
Bill Mueller, S (1, 5) OBP: 0.379, SLG: 0.392		X 0-0 P6 ③			X 0-0 L6 ①	B B C S F B B 4-2 BB		F B X 1-1 2-3 F8 ②		3	0	0	0	1	0	2
Brian Johnson, R (1, 2) OBP: 0.291, SLG: 0.384			X 0-0 1B 2B		F S B B B X 2-2 P3 ②	B S B C F S 2-3 K ③		F F S 0-3 K ③		4	1	1	0	0	2	2
Orel Hershiser, R (1, 1) OBP: 0.211, SLG: 0.185 John Johnstone, R (5, 1) Stan Javier, S (7, PH) OBP: 0.378, SLG: 0.361 Rich Rodriguez, L (7, 1) OBP: 0.333, SLG: 0.333 Jose Mesa, R (8, 1) Shawon Dunston, R (9, PH) OBP: 0.254, SLG: 0.387 Robb Nen, R (9, 1)		C B S S 1-3 K ①			B B B B 4-0 1B BB		S B F C 1-3 K ①		S X 0-1 F9 ①	1 0 1 0 0 1 0	0 0 0 0 0 0 0	0 0 0 0 0 0 0	0 0 0 0 0 0 0	1 0 0 0 0 0 0	1 0 1 0 0 0 0	1 0 0 0 0 0 0
Inning Stats	R: 0 H: 0 E: 0 LOB: 0 K: 0 BB: 0 S: 7 P: 9	R: 0 H: 0 E: 0 LOB: 1 K: 0 BB: 1 S: 6 P: 12	R: 1 H: 2 E: 0 LOB: 1 K: 1 BB: 0 S: 8 P: 9	R: 0 H: 0 E: 0 LOB: 0 K: 1 BB: 0 S: 5 P: 10	R: 0 H: 1 E: 0 LOB: 2 K: 0 BB: 1 S: 7 P: 17	R: 2 H: 2 E: 0 LOB: 1 K: 1 BB: 1 S: 15 P: 25	R: 0 H: 0 E: 0 LOB: 0 K: 2 BB: 0 S: 8 P: 11	R: 2 H: 2 E: 0 LOB: 1 K: 1 BB: 1 S: 10 P: 18	R: 0 H: 2 E: 0 LOB: 2 K: 0 BB: 0 S: 8 P: 11	1B: 6 SF: 0 2B: 2 SAC: 1 3B: 0 DP: 0 HR: 1 HBP: 0						

PITCHER		IP	WLS	BF	H	R	ER	SO	BB	IBB	HBP	BLK	WP	HR	S	P	ERA	WHIP
34 Kerry Wood, R ERA: 3.48	(1, 1)	6.0		26	5	3	3	3	3	0	0	0	0	1	48	82	4.50	1.333
Terry Mulholland, L ERA: 2.78	(7, 1)	1.0		5	1	2	2	2	1	0	0	0	0	0	10	18	18.00	2.000
Matt Karchner, R ERA: 4.81	(8, 1)	1.0		4	1	0	0	1	0	0	0	0	0	0	8	11	0.00	1.000
Dave Stevens, R ERA: 3.75	(9, 1)	0.1		3	2	0	0	0	0	0	0	0	0	0	5	6	0.00	6.000
Felix Heredia, L ERA: 4.99	(9, 1)	0.2	W	2	0	0	0	0	0	0	0	0	0	0	3	5	0.00	0.000

PITCHER	IP	WLS	BF	H	R	ER	SO	BB	IBB	HBP	BLK	WP	HR	S	P	ERA	WHIP

TOP

San Francisco Giants @ Chicago Cubs

Wrigley Field, Chicago, IL

Fri Aug 21 1998, 3:33 AM CDT

Att. 39,059 - Sunny - 83 F

livebaseballscorecards.com

AB	35
R	5
H	9
RBI	5
BB	4
SO	6
LOB	15

WP: 0	PA: 40		
PB: 0			
SB: 0			
CS: 0			

Batter	1	2	3	4	5	6	7	8	9	AB	R	H	RBI	BB	SO	LOB
Lance Johnson, L (1, 8) OBP: 0.284, SLG: 0.256	G4-3		BB, 1B 2-H 1B		FC3-6 1B	1-3 2B		G5-3 1-3		5	1	3	1	0	0	1
Mickey Morandini, L (1, 4) OBP: 0.404, SLG: 0.407	F8		1B 1-2 BB		FC3-6 HR 1-2f	L5 3-H			G4-3	4	1	0	0	1	0	4
Sammy Sosa, R (1, 9) OBP: 0.381, SLG: 0.644	F9		S 1-3 2-H 1B		HR 1-H		K		BB 1B 1B	5	2	3	3	0	1	0
Mark Grace, L (1, 3) OBP: 0.415, SLG: 0.482		G6-3	G3 1-2		G4-3		F7		1B 1-2 BB	4	1	0	0	1	0	2
Henry Rodriguez, L (1, 7) OBP: 0.339, SLG: 0.543		G4-3		K	E4 1B		1B		1B 1-3 2-H 1B	5	0	2	1	0	1	0
José Hernández, R (1, 6) OBP: 0.334, SLG: 0.504 (7, 5)		F8		F8 1B	SAFE 1-2 1B		F7		1-2 3-H 1B	5	0	3	1	0	0	1
Tyler Houston, L (1, 2) OBP: 0.278, SLG: 0.397 Glenallen Hill, R (8, PH) OBP: 0.337, SLG: 0.519 Scott Servais, R (9, 2) OBP: 0.276, SLG: 0.316		G6-3		F8 1-2	F7			K		3 1 0	0 0 0	0 0 0	0 0 0	0 1 0	0 0 0	3 0 0
Gary Gaetti, R (1, 5) OBP: 0.344, SLG: 0.455 Manny Alexander, R (6, PR) OBP: 0.290, SLG: 0.359 (7, 6)			34 SH1-3 1B BB	34 FC6-4 HBP		2B L5 1B		F7		1 1	1 0	1 0	0 0	1 0	0 0	0 0
34 Kerry Wood, R (1, 1) OBP: 0.120, SLG: 0.180 Terry Mulholland, R (7, 1) OBP: 0.375, SLG: 0.286 Matt Karchner, R (8, 1) Brant Brown, L (8, PH) OBP: 0.354, SLG: 0.510 Dave Stevens, R (9, 1) Felix Heredia, L (9, 1)			SH1-3 1-2	FC6-4 1-2f		B2		WP BB		2 0 0 0 0 0	0 0 0 0 0 0	0 0 0 0 0 0	0 0 0 0 0 0	0 0 0 1 0 0	0 0 0 0 0 0	3 0 0 0 0 0
Inning Stats	R: 0 E: 0 K: 0 S: 6 H: 0 LOB: 0 BB: 0 P: 10	R: 0 E: 0 K: 0 S: 6 H: 0 LOB: 0 BB: 0 P: 6	R: 2 E: 0 K: 0 S: 9 H: 2 LOB: 2 BB: 2 P: 25	R: 0 E: 0 K: 1 S: 7 H: 1 LOB: 2 BB: 0 P: 10	R: 2 E: 1 K: 0 S: 14 H: 3 LOB: 2 BB: 0 P: 23	R: 0 E: 0 K: 0 S: 9 H: 2 LOB: 2 BB: 0 P: 15	R: 0 E: 0 K: 1 S: 11 H: 1 LOB: 1 BB: 0 P: 19	R: 0 E: 0 K: 1 S: 8 H: 0 LOB: 1 BB: 1 P: 20	R: 2 E: 0 K: 0 S: 10 H: 3 LOB: 2 BB: 1 P: 15	1B: 10 2B: 2 3B: 0 HR: 1 SF: 0 SAC: 1 DP: 1 HBP: 1						

PITCHER		IP	WLS	BF	H	R	ER	SO	BB	IBB	HBP	BLK	WP	HR	S	P	ERA	WHIP
Orel Hershiser, R ERA: 4.19	(1, 1)	4.2		24	6	4	4	1	2	0	1	0	0	1	40	72	7.71	1.714
John Johnstone, R ERA: 3.41	(5, 1)	1.1		5	2	0	0	0	0	0	0	0	0	0	11	17	0.00	1.500
Rich Rodriguez, L ERA: 4.32	(7, 1)	1.0		4	1	0	0	1	0	0	0	0	0	0	11	19	0.00	1.000
Jose Mesa, R ERA: 5.16	(8, 1)	1.0		4	0	0	0	1	1	0	0	0	1	0	8	20	0.00	1.000
Robb Nen, R ERA: 1.52	(9, 1)	0.1	L	5	3	2	2	0	1	0	0	0	0	0	10	15	54.00	12.000

PITCHER	IP	WLS	BF	H	R	ER	SO	BB	IBB	HBP	BLK	WP	HR	S	P	ERA	WHIP

BOTTOM

San Francisco Giants @ Chicago Cubs

Wrigley Field, Chicago, IL

Fri Aug 21 1998, 3:33 AM CDT

Att. 39,059 - Sunny - 83 F

livebaseballscorecards.com

AB	36
R	6
H	12
RBI	6
BB	4
SO	3
LOB	14

Batter	1	2	3	4	5	6	7	8	9	10	AB	R	H	RBI	BB	SO	LOB
Shawon Dunston, R (1, 8) OBP: 0.249, SLG: 0.379	B F B X 2-1 P2 ①			B X 1-0 F8 ①		B B F X 2-1 F8 ②		C F B B F F X 2-2 F8 ① 2-3		X 0-0 E SH SF9 1B	4	0	0	0	0	0	2
Stan Javier, S (10, PH) OBP: 0.380, SLG: 0.362 (10, 8)											1	1	1	0	0	0	0
Rich Aurilia, R (1, 6) OBP: 0.337, SLG: 0.451	C B X 1-1 G5-3 ②			B X 1-0 P3 ②		B B S S B F X 3-2 G6-3 ③		C F F 1 SAFE X 0-2 G6-3 ② ③ 1-2		X 0-0 SH IBB BB 1-3	4	0	0	0	0	0	2
Barry Bonds, L (1, 7) OBP: 0.432, SLG: 0.563	B B B X 3-0 G3-1 ③			C B F F B F X 2-2 G4-3 ③			B C B B C B 4-2 E BB		B F B F X 2-2 1B 2B 2B	B B C F B F B 4-2 IBB 1-2 BB	3	1	1	0	2	0	0
Jeff Kent, R (1, 4) OBP: 0.339, SLG: 0.530		B F S T F B X 2-2 P6 ①			C B B S S X 2-2 HR		B C S S 1-3 K ①		B X 1-0 F8 ①	B X 1-0 SF9 ① 3-H	4	1	1	2	0	1	2
Ellis Burks, R (1, 9) OBP: 0.367, SLG: 0.495		X 0-0 F9 ②			B B X 2-0 E4 FC4-6		B X 1-0 F8 ②		B C B F X 2-2 G5-3 ②	I I I 4-0 G6-3 IBB 1-2 2-3	4	0	0	0	1	0	2
Charlie Hayes, R (1, 5) OBP: 0.362, SLG: 0.432		B S S X 1-2 G5-3 ③			X 0-0 FC4-6 FC5-4 1-2f ①		X 0-0 E4 1-3		F F B B X 2-2 2B 1B 2-3	F X 0-1 G6-3 ② ③ 1-2f	5	1	1	0	0	0	5
Joe Carter, R (1, 3) OBP: 0.283, SLG: 0.399			B B F B X 3-1 F8 ①		S B B B 1 SAFE F X 2-2 FC5-4 ② 1-2f		X 0-0 F9 ③		C X 0-1 1B 2B 1-H 3-H		4	1	1	2	0	0	3
J.T. Snow, L (10, 3) OBP: 0.329, SLG: 0.411											0	0	0	0	0	0	0
Brian Johnson, R (1, 2) OBP: 0.291, SLG: 0.383			B X 1-0 G6-3 ②		F X 0-1 P5 ③			F B X 1-1 F8 1B 1B	F X 0-1 2-H 1B		3	0	1	0	0	0	1
Marvin Benard, L (9, PH) OBP: 0.387, SLG: 0.419											1	0	1	1	0	0	0
Rich Rodriguez, L (9, 1) OBP: 0.333, SLG: 0.333											0	0	0	0	0	0	0
Robb Nen, R (10, 1)											0	0	0	0	0	0	0
Danny Darwin, R (1, 1) OBP: 0.091, SLG: 0.071			F B F S 1-3 K ③			C C B C 1-3 K ①		B X 1-0 G6-3 1-2 1B	C C B B B X 3-2 L8 ③		2	0	0	0	0	2	0
Julian Tavarez, L (6, 1) OBP: 0.111, SLG: 0.111											0	0	0	0	0	0	0
Rey Sanchez, R (8, PH) OBP: 0.328, SLG: 0.364											1	0	1	0	0	0	0
Jose Mesa, R (8, 1)											0	0	0	0	0	0	0
Brent Mayne, L (9, PH) OBP: 0.358, SLG: 0.366 (9, 2)											1	0	0	0	0	0	1
Inning Stats	R: 0 E: 0 K: 0 S: 5 H: 0 LOB: 0 BB: 0 P: 11	R: 0 E: 0 K: 0 S: 8 H: 0 LOB: 0 BB: 0 P: 11	R: 0 E: 0 K: 1 S: 6 H: 0 LOB: 0 BB: 0 P: 11	R: 0 E: 0 K: 0 S: 7 H: 0 LOB: 0 BB: 0 P: 11	R: 1 E: 1 K: 0 S: 10 H: 1 LOB: 1 BB: 0 P: 16	R: 0 E: 0 K: 1 S: 8 H: 0 LOB: 0 BB: 0 P: 14	R: 0 E: 1 K: 1 S: 8 H: 0 LOB: 2 BB: 1 P: 14	R: 0 E: 0 K: 0 S: 12 H: 2 LOB: 1 BB: 0 P: 16	R: 3 E: 0 K: 0 S: 17 H: 4 LOB: 1 BB: 0 P: 27	R: 1 E: 1 K: 0 S: 8 H: 1 LOB: 2 BB: 2 P: 17	1B: 5 2B: 2 3B: 0 HR: 1	SF: 1 SAC: 1 DP: 1 HBP: 0	WP: 0 PB: 0 SB: 0 CS: 0	PA: 42			

PITCHER		IP	WLS	BF	H	R	ER	SO	BB	IBB	HBP	BLK	WP	HR	S	P	ERA	WHIP
Jesus Sanchez, L ERA: 3.91	(1, 1)	8.0		29	3	1	1	3	1	0	0	0	0	1	64	104	1.12	0.500
Antonio Alfonseca, R ERA: 4.08	(9, 1)	0.2		6	4	3	3	0	0	0	0	0	0	0	14	21	40.50	6.000
Brian Edmondson, R ERA: 3.48	(9, 1)	1.1	L	7	1	1	0	0	1	1	0	0	0	0	11	23	0.00	1.500

PITCHER	IP	WLS	BF	H	R	ER	SO	BB	IBB	HBP	BLK	WP	HR	S	P	ERA	WHIP

TOP

San Francisco Giants @ Florida Marlins

Pro Player Stadium, Miami, FL

Sat Aug 22 1998, 7:05 PM EDT
Att. 27,121 - Unknown - 86 F

livebaseballscorecards.com

AB	37
R	5
H	8
RBI	5
BB	3
SO	3
LOB	18

Batter	1	2	3	4	5	6	7	8	9	10	AB	R	H	RBI	BB	SO	LOB
Luis Castillo, S (1, 4) OBP: 0.292, SLG: 0.218	B X 1-0 ① G4-3		B B C B F T 3-2 ① K			S B C B B S 3-3 ② K		C F B C 1-3 ② K			4	0	0	0	0	3	1
Edgar Renteria, R (1, 6) OBP: 0.349, SLG: 0.347	C C X 0-2 ② F8		B B C B F F F X 3-2 ②③ G4-6-3 1-2f			S S X 0-2 S 1B 1B		X 0-0 ③ L9			4	1	1	0	0	0	1
Mark Kotsay, L (1, 8) (9, 9) OBP: 0.316, SLG: 0.382	F F F B B X 2-2 ③ G6-3			F B B X 2-1 ① G3-1		C B B F X 2-2 PB 1-H 1B 1B			S B B X 2-1 ① F7		4	1	1	1	0	0	0
Derrek Lee, R (1, 3) OBP: 0.329, SLG: 0.438		B B B C S F F B 4-2 HR BB		B C C B X 2-2 ② G5-3		B C B B X 3-1 S 2-H 1B			C C B C 1-3 ② K		3	1	1	1	1	1	0
Cliff Floyd, L (1, 7) OBP: 0.330, SLG: 0.457		X 0-0 ① F8		B F F B X 2-2 ③ P6		C F 1 SAFE B B X 2-2 ③ F8 1-2			B X 1-0 ③ G4-3		4	0	0	0	0	0	2
Kevin Orie, R (1, 5) OBP: 0.276, SLG: 0.307		B 1 SAFE 1 SAFE B F X 2-1 1-H HR		B B C B B 4-1 G6-4-3 BB			C B F B C 2-3 ① K			B X 1-0 ① G6-3	3	1	1	2	1	1	0
Ryan Jackson, L (1, 9) OBP: 0.301, SLG: 0.340 Todd Dunwoody, L (9, 8) OBP: 0.281, SLG: 0.350		B B C B X 3-1 ② G3		1 SAFE S B 1 SAFE 1 SAFE C X 1-2 ① F8			C C B F B X 2-2 ② G3			C F B F F B F F S 2-3 ② K	3 1	0 0	0 0	0 0	0 0	1 1	1 0
Mike Redmond, R (1, 2) OBP: 0.357, SLG: 0.438 Gregg Zaun, S (10, PH) OBP: 0.286, SLG: 0.308		C F F F F B F F F X 1-2 ③ F9		F F F F X 0-2 ②③ G6-4-3 1-2f			B C S X 1-2 ③ L6			X 0-0 1B	3 1	0 0	0 1	0 0	0 0	0 0	1 0
Jesus Sanchez, L (1, 1) OBP: 0.116, SLG: 0.143 John Cangelosi, S (8, PH) OBP: 0.358, SLG: 0.317 Antonio Alfonseca, R (9, 1) Brian Edmondson, R (9, 1) Dave Berg, R (10, PH) OBP: 0.347, SLG: 0.358			M F B X 1-2 G4-6-3 1B			S X 0-1 ① G3		C B B L X 2-2 ① G6-3		B B C F S 2-3 ③ K	2 1 0 0 1	0 0 0 0 0	1 0 0 0 0	0 0 0 0 1	0 0 0 0 1	0 0 0 0 1	0 0 0 0 1
Inning Stats	R: 0 E: 0 K: 0 S: 8 H: 0 LOB: 0 BB: 0 P: 11	R: 2 E: 0 K: 0 S: 17 H: 1 LOB: 0 BB: 1 P: 27	R: 0 E: 0 K: 1 S: 11 H: 1 LOB: 0 BB: 0 P: 18	R: 0 E: 0 K: 0 S: 8 H: 0 LOB: 0 BB: 0 P: 14	R: 0 E: 0 K: 0 S: 9 H: 0 LOB: 0 BB: 1 P: 14	R: 2 E: 0 K: 1 S: 16 H: 3 LOB: 1 BB: 0 P: 26	R: 0 E: 0 K: 1 S: 10 H: 0 LOB: 0 BB: 0 P: 15	R: 0 E: 0 K: 1 S: 7 H: 0 LOB: 0 BB: 0 P: 10	R: 0 E: 0 K: 1 S: 6 H: 0 LOB: 0 BB: 0 P: 10	R: 0 E: 0 K: 2 S: 12 H: 1 LOB: 1 BB: 0 P: 17	1B: 5 2B: 0 3B: 0 HR: 1 SF: 0 SAC: 0 DP: 2 HBP: 0						

PITCHER	IP	WLS	BF	H	R	ER	SO	BB	IBB	HBP	BLK	WP	HR	S	P	ERA	WHIP
Danny Darwin, R (1, 1) ERA: 5.29	5.2		22	5	4	4	2	2	0	0	0	0	1	66	105	6.35	1.235
Julian Tavarez, R (6, 1) ERA: 3.44	1.1		4	0	0	0	1	0	0	0	0	0	0	13	20	0.00	0.000
Jose Mesa, R (8, 1) ERA: 5.09	1.0		3	0	0	0	1	0	0	0	0	0	0	7	10	0.00	0.000
Rich Rodriguez, L (9, 1) ERA: 4.24	1.0	W	3	0	0	0	1	0	0	0	0	0	0	6	10	0.00	0.000
Robb Nen, R (10, 1) ERA: 1.5	1.0	S	4	1	0	0	2	0	0	0	0	0	0	12	17	0.00	1.000

PITCHER	IP	WLS	BF	H	R	ER	SO	BB	IBB	HBP	BLK	WP	HR	S	P	ERA	WHIP

BOTTOM

San Francisco Giants @ Florida Marlins

Pro Player Stadium, Miami, FL

Sat Aug 22 1998, 7:05 PM EDT

Att. 27,121 - Unknown - 86 F

livebaseballscorecards.com

AB	34
R	4
H	6
RBI	4
BB	2
SO	7
LOB	7

WP: 0 PB: 1 SB: 2 CS: 0

PA: 36

San Francisco Giants @ Florida Marlins

Pro Player Stadium, Miami, FL

Sun Aug 23 1998, 3:33 AM EDT

Att. 36,701 - Sunny - 91 F

livebaseballscorecards.com

TOP

Batter	1	2	3	4	5	6	7	8	9	AB	R	H	RBI	BB	SO	LOB
Stan Javier, S (1, 8) OBP: 0.379, SLG: 0.361	B C F F B X 2-2 S 1B	C X 0-1 G4-3 ③		B C B S X 2-2 F7 ③		B B B C B 4-1 1-2 2-3 BB	B F X 1-1 SF8 ② 3-H		F F S 0-3 K ③	4	0	1	1	1	1	1
Rich Aurilia, R (1, 6) OBP: 0.335, SLG: 0.448 Marvin Benard, L (8, 9) OBP: 0.387, SLG: 0.419	1 SAFE B C S X 1-2 F9 ① 1-2	X 0-0 G6-3 ①	C X 0-1 G6-3 ①	C T X 0-2 G5-3 ③	X 0-0 1-2 2-3 1B				5 0	0 0	1 0	0 0	0 0	0 0	4 0
Barry Bonds, L (1, 7) OBP: 0.431, SLG: 0.567 Joe Carter, R (7, PH) OBP: 0.282, SLG: 0.398 (7, 7)	X 0-0 F7 ②	C B X 1-1 HR	B S X 1-1 F8 ②				2-2 F8 ③ 1-1 P5			4 1	1 0	1 0	1 0	0 0	0 0	1 3
Jeff Kent, R (1, 4) OBP: 0.343, SLG: 0.531 Rey Sanchez, R (7, 4) OBP: 0.327, SLG: 0.363	B C F B F X 2-2 F8 ③	B B X 2-0 HR 1B	B F C X 1-2 1B		C B F B F B B 4-2 HBP 1B BB	X 0-0 G5-3 ①			3 1	2 0	2 0	0 0	1 0	0 0	1 0
Ellis Burks, R (1, 9) OBP: 0.369, SLG: 0.495 Chris Brock, R (8, 1) OBP: 0.500, SLG: 0.500	B F C X 1-2 BB HR 1B	C B F 1 SAFE S 1-3 K ②	B C F B F S 2-3 K ③		B B H 3-0 1B 1-2 BB HBP	B B B C X 3-1 G5-4-3 1B			4 0	2 0	2 0	0 0	0 0	2 0	2 0
Charlie Hayes, R (1, 3) OBP: 0.366, SLG: 0.444	B B C B F F F F B 4-2 1-2 HR BB	C 1 SAFE F 1 SAFE X 0-2 1-H HR			B B F X 2-1 G6-3 ①	B F X 1-1 BB BB 1B 1-3 2-H 1B	B X 1-0 G5-4-3 ② ③ 1-2f		4 0	3 0	2 0	3 0	1 0	0 0	1 0
Bill Mueller, S (1, 5) OBP: 0.383, SLG: 0.400	B B C C X 2-2 1-H 2-H HR	S F F X 0-2 P4 ③			B B C F F B F B 4-2 FC5-4 BB	B C B B S B 4-2 1B BB SF8 1-2 BB			F B F F B B B B 4-2 BB	2 0	2 0	1 0	3 0	3 0	0 0	0 0
Brian Johnson, R (1, 2) OBP: 0.289, SLG: 0.377	F X 0-1 P4 ①		F B F S 1-3 K ①		B X 1-0 FC5-4 ② BB 1B 1-2f	B B B B 4-0 1B 1B 1-2 2-3 3-H BB			X 0-0 F9 ①	4 0	0 0	0 0	1 0	1 0	1 0	2 0
Kirk Rueter, L (1, 1) OBP: 0.250, SLG: 0.269 Shawon Dunston, R (8, 6) OBP: 0.248, SLG: 0.377	C S X 0-2 G1-3 ②		X 0-0 G4-3 ②		F X 0-1 BB 1-2 1B	X 0-0 1B 1-2 2-3 3-H 1B			X 0-0 F8 ②	4 1	0 0	2 0	1 0	0 0	0 0	0 1
Inning Stats	R: 0 E: 0 K: 0 S: 13 H: 1 LOB: 1 BB: 0 P: 18	R: 3 E: 0 K: 0 S: 18 H: 2 LOB: 0 BB: 1 P: 25	R: 3 E: 0 K: 1 S: 14 H: 3 LOB: 0 BB: 0 P: 18	R: 0 E: 0 K: 1 S: 7 H: 0 LOB: 0 BB: 0 P: 10	R: 0 E: 0 K: 1 S: 11 H: 1 LOB: 1 BB: 0 P: 15	R: 0 E: 0 K: 0 S: 13 H: 1 LOB: 3 BB: 2 P: 24	R: 4 E: 0 K: 0 S: 16 H: 3 LOB: 3 BB: 3 P: 36	R: 0 E: 0 K: 0 S: 4 H: 1 LOB: 0 BB: 0 P: 8	R: 0 E: 0 K: 1 S: 8 H: 0 LOB: 1 BB: 1 P: 12	1B: 9 2B: 0 3B: 0 HR: 3 SF: 1 SAC: 0 DP: 1 HBP: 1						

	AB	37
	R	10
	H	12
	RBI	10
	BB	7
	SO	4
	LOB	16

WP: 0 PB: 0 SB: 1 CS: 0 PA: 46

PITCHER		IP	WLS	BF	H	R	ER	SO	BB	IBB	HBP	BLK	WP	HR	S	P	ERA	WHIP
Kirt Ojala, L ERA: 3.9	(1, 1)	2.2	L	15	6	6	6	1	1	0	0	0	0	3	41	57	20.25	2.625
Donn Pall, R ERA: 5.59	(3, 1)	2.1		8	1	0	0	2	0	0	0	0	0	0	22	29	0.00	0.429
Andy Larkin, R ERA: 9.0	(6, 1)	1.1		12	2	4	4	0	5	0	1	0	0	0	23	52	27.00	5.250
Rob Stanifer, R ERA: 3.99	(7, 1)	1.2		7	3	0	0	0	0	0	0	0	0	0	10	16	0.00	1.800
Justin Speier, R ERA: 8.1	(9, 1)	1.0		4	0	0	0	1	1	0	0	0	0	0	8	12	0.00	1.000

PITCHER	IP	WLS	BF	H	R	ER	SO	BB	IBB	HBP	BLK	WP	HR	S	P	ERA	WHIP

Batter	1	2	3	4	5	6	7	8	9	AB	R	H	RBI	BB	SO	LOB
John Cangelosi, S (1, 8) OBP: 0.353, SLG: 0.308	C B B S C 2-3 ① K			C X 0-1 ① F7		C B X 1-1 ① G3-1		B X 1-0 ① G3	F B C B B B 4-2 BB	4	0	0	0	1	1	0
Luis Castillo, S (1, 4) OBP: 0.286, SLG: 0.250	B F X 1-1 ② G5-3			B C B B C X 3-2 ② G1-4-3		C X 0-1 SF3-9 3B		B C S B X 2-2 ② F7	C F B X 1-2 ③ G4-3	5	1	1	0	0	0	2
Dave Berg, R (1, 6) OBP: 0.351, SLG: 0.371	C C B B F X 2-2 ③ F8			M B B B X 3-1 1B		C B X 1-1 ② SF3-9 3-H		X 0-0 2B		3	0	2	1	0	0	0
Derrek Lee, R (1, 3) OBP: 0.327, SLG: 0.434		B C F C 1-3 ① K		B X 1-0 ③ F8		C B C X 1-2 ③ F9		F X 0-1 ③ G3-1		3	0	0	0	0	1	1
Rob Stanifer, R (7, 1)										0	0	0	0	0	0	0
Cliff Floyd, L (8, PH) OBP: 0.329, SLG: 0.456										1	0	0	0	0	0	1
Justin Speier, R (9, 1)										0	0	0	0	0	0	0
Kevin Orie, R (1, 5) OBP: 0.275, SLG: 0.306		C B B B X 3-1 ② F9			C B X 1-1 PB E G6-3 1B		B C X 1-1 ① G5-3		C B X 1-1 ① P6	4	1	1	0	0	0	0
John Wehner, R (1, 7) OBP: 0.296, SLG: 0.273		B B C B X 3-1 ③ G1-3			C B L B X 3-2 E1 G6-3 PB 1-2		B B X 2-0 FC3-6 1B		C B B C X 2-2 1B 2B 1B	4	1	2	0	0	0	1
Ryan Jackson, L (1, 9) OBP: 0.296, SLG: 0.333 (7, 3)			C B X 1-1 ① F8		B C S B C 2-3 ① K 1-2 2-3		C X 0-1 ② FC3-6 1-2f 2B		X 0-0 ② F8	4	1	0	0	0	1	4
Mike Redmond, R (1, 2) OBP: 0.362, SLG: 0.450			B X 1-0 ② G4-3		X 0-0 ② G6-3 2-3 3-H		B X 1-0 1-H 2B		F X 0-1 1-2 2B 1B	4	1	2	2	0	0	1
Kirt Ojala, L (1, 1) OBP: 0.250, SLG: 0.214			S B C B X 2-2 ③ G3		C C S 0-3 ③ K		B B C B F S 3-3 ③ K		X 0-0 1-H 2-H 2B	0	0	0	0	0	0	0
Donn Pall, R (3, 1)										1	0	0	0	0	0	0
Todd Dunwoody, L (5, PH) OBP: 0.280, SLG: 0.349										1	0	0	0	0	1	1
Andy Larkin, R (6, 1) OBP: 0.167, SLG: 0.138										0	0	0	0	0	0	0
Mark Kotsay, L (7, 9) OBP: 0.316, SLG: 0.384										2	0	1	2	0	1	1
Inning Stats	R: 0 E: 0 K: 1 S: 9 H: 0 LOB: 0 BB: 0 P: 14	R: 0 E: 0 K: 1 S: 7 H: 0 LOB: 0 BB: 0 P: 14	R: 0 E: 0 K: 0 S: 6 H: 0 LOB: 0 BB: 0 P: 10	R: 0 E: 0 K: 0 S: 8 H: 1 LOB: 1 BB: 0 P: 15	R: 1 E: 1 K: 2 S: 12 H: 1 LOB: 1 BB: 0 P: 18	R: 1 E: 0 K: 0 S: 9 H: 1 LOB: 0 BB: 0 P: 12	R: 1 E: 0 K: 1 S: 9 H: 2 LOB: 1 BB: 0 P: 16	R: 0 E: 0 K: 0 S: 7 H: 1 LOB: 1 BB: 0 P: 10	R: 2 E: 0 K: 0 S: 14 H: 3 LOB: 2 BB: 1 P: 22	1B: 5 2B: 3 3B: 1 HR: 0 SF: 1 SAC: 0 DP: 0 HBP: 0						

PITCHER		IP	WLS	BF	H	R	ER	SO	BB	IBB	HBP	BLK	WP	HR	S	P	ERA	WHIP
Kirk Rueter, L ERA: 4.47	(1, 1)	7.0	W	27	5	3	2	5	0	0	0	0	0	0	60	99	2.57	0.714
Chris Brock, R ERA: 3.44	(8, 1)	2.0		11	4	2	2	0	1	0	0	0	0	0	21	32	9.00	2.500

PITCHER	IP	WLS	BF	H	R	ER	SO	BB	IBB	HBP	BLK	WP	HR	S	P	ERA	WHIP

BOTTOM

San Francisco Giants @ Florida Marlins

Pro Player Stadium, Miami, FL

Sun Aug 23 1998, 3:33 AM EDT
Att. 36,701 - Sunny - 91 F

livebaseballscorecards.com

AB	36
R	5
H	9
RBI	5
BB	1
SO	5
LOB	12

Batter	1	2	3	4	5	6	7	8	9	AB	R	H	RBI	BB	SO	LOB
Marvin Benard, L (1, 9) OBP: 0.387, SLG: 0.418	F7	1-3 1B 3-H		L7			F8 2-3	BB 2-H 1B		5	0	2	2	0	0	1
Bill Mueller, S (1, 5) OBP: 0.387, SLG: 0.401	PB G3 1B 1B	HBP		F9			1-0 3-H 1B	4-1 1-2 BB		3	1	2	1	1	0	0
Barry Bonds, L (1, 7) OBP: 0.427, SLG: 0.561	G3 1-2	P5			K		K 2-0	L6		5	0	0	0	0	2	7
Jeff Kent, R (1, 4) OBP: 0.348, SLG: 0.533	S 1B 2-H 1B		FC5-4 1B 1B		CS 1B		F7		SH2-4 1B BB	4	1	3	1	1	0	1
Stan Javier, S (1, 8) OBP: 0.382, SLG: 0.371	1-2 1-H 1B		1 SAFE 2-1 FC5-4 1-2 1B		K 1-2			HR 3B	SH2-4 1-2	4	1	3	0	0	1	1
J.T. Snow, L (1, 3) OBP: 0.330, SLG: 0.409 Joe Carter, R (4, 3) OBP: 0.285, SLG: 0.409		4-2 2B FC4-2 BB	FC5-4 1-2f 2-3			F7		2-1 3-H HR	1-0 2-H 1B	1 3	0 1	0 2	0 3	1 0	0 0	2 0
Brent Mayne, L (1, 2) OBP: 0.351, SLG: 0.358		F7	P2			F8		F8	F7	5	0	0	0	0	0	3
Rey Sanchez, R (1, 6) OBP: 0.326, SLG: 0.365		FC4-2 1B 1-3 2B	K			K		E6 1B		4	2	1	0	0	2	2
Mark Gardner, R (1, 1) OBP: 0.222, SLG: 0.186		FC4-2 1B 2-3 3-H		K			F8 1B 1-1	K		2	0	0	0	0	1	2
Shawon Dunston, R (7, PH) OBP: 0.251, SLG: 0.385										1	1	1	0	0	0	0
Rich Rodriguez, L (7, 1) OBP: 0.250, SLG: 0.250										1	0	0	0	0	1	1
Julian Tavarez, L (8, 1) OBP: 0.111, SLG: 0.111										0	0	0	0	0	0	0
Robb Nen, R (9, 1)										0	0	0	0	0	0	0

TOP

San Francisco Giants @ Florida Marlins

Pro Player Stadium, Miami, FL

Mon Aug 24 1998, 3:33 AM EDT

Att. 13,254 - Cloudy - 90 F

livebaseballscorecards.com

AB	38
R	7
H	14
RBI	7
BB	3
SO	7
LOB	20

Inning Stats	1	2	3	4	5	6	7	8	9
	R: 1 E: 0 K: 0 S: 12	R: 1 E: 0 K: 0 S: 11	R: 0 E: 0 K: 1 S: 8	R: 0 E: 0 K: 1 S: 8	R: 0 E: 0 K: 2 S: 11	R: 0 E: 0 K: 1 S: 12	R: 1 E: 0 K: 1 S: 9	R: 3 E: 1 K: 1 S: 15	R: 1 E: 0 K: 0 S: 5
	H: 3 LOB: 2 BB: 0 P: 18	H: 2 LOB: 3 BB: 1 P: 19	H: 2 LOB: 2 BB: 0 P: 11	H: 0 LOB: 0 BB: 0 P: 10	H: 1 LOB: 1 BB: 0 P: 20	H: 0 LOB: 0 BB: 0 P: 14	H: 2 LOB: 1 BB: 0 P: 16	H: 3 LOB: 2 BB: 1 P: 26	H: 1 LOB: 0 BB: 1 P: 12

1B: 10	SF: 0	WP: 0
2B: 3	SAC: 1	PB: 1
3B: 1	DP: 1	SB: 1
HR: 1	HBP: 1	CS: 1

PA: 43

PITCHER		IP	WLS	BF	H	R	ER	SO	BB	IBB	HBP	BLK	WP	HR	S	P	ERA	WHIP
Brian Meadows, R ERA: 4.63	(1, 1)	2.0		14	7	2	2	0	1	0	1	0	0	0	26	42	9.00	4.000
Vic Darensbourg, L ERA: 3.9	(3, 1)	4.2		16	3	1	1	6	0	0	0	0	0	0	44	63	1.93	0.643
Brian Edmondson, R ERA: 3.71	(7, 1)	1.0	L	7	3	3	2	1	0	0	0	0	0	1	13	21	18.00	3.000
Justin Speier, R ERA: 7.94	(8, 1)	1.1		6	1	1	1	0	2	0	0	0	0	0	8	20	6.75	2.250

PITCHER	IP	WLS	BF	H	R	ER	SO	BB	IBB	HBP	BLK	WP	HR	S	P	ERA	WHIP

BOTTOM

Batter	1	2	3	4	5	6	7	8	9	AB	R	H	RBI	BB	SO	LOB
Todd Dunwoody, L (1, 8) OBP: 0.282, SLG: 0.365	G4-3		HR		3B		G5-3		K	5	1	2	1	0	1	0
Edgar Renteria, R (1, 6) OBP: 0.349, SLG: 0.346	G1-3		HBP		P4		G4-3		BB	2	0	0	0	0	0	1
Dave Berg, R (7, 6) OBP: 0.353, SLG: 0.368										1	0	0	0	1	0	0
Mark Kotsay, L (1, 9) OBP: 0.313, SLG: 0.380	G6-3		F7 1-2		FC3-2 3-H		G4-3		G3	5	0	0	0	0	0	3
(9, 3)																
Cliff Floyd, L (1, 7) OBP: 0.328, SLG: 0.461		P4	HR 2-3		K			G6-3		4	1	1	1	0	1	1
Ryan Jackson, L (1, 3) OBP: 0.305, SLG: 0.352		PB 1B 2B	1B			2B		P3		3	1	3	0	0	0	0
John Cangelosi, S (8, PH) OBP: 0.351, SLG: 0.306										1	0	0	0	0	0	0
(9, 9)																
Kevin Orie, R (1, 5) OBP: 0.275, SLG: 0.305		P3 2-3	F8			K		1B		4	0	1	0	0	1	3
Luis Castillo, S (1, 4) OBP: 0.297, SLG: 0.266		S 1B 3-H 1B		G6-3		K		1B 1-2		4	1	2	1	0	1	1
Gregg Zaun, S (1, 2) OBP: 0.289, SLG: 0.309		1-H 1B		K		FC4-6 IBB		G4-3		3	0	1	1	1	1	2
Brian Meadows, R (1, 1) OBP: 0.191, SLG: 0.140		P4		K		FC4-6 1-2f			P4	1	0	0	0	0	0	1
Vic Darensbourg, L (3, 1)										2	0	0	0	0	1	2
Brian Edmondson, R (7, 1)										0	0	0	0	0	0	0
Justin Speier, R (8, 1)										0	0	0	0	0	0	0
John Wehner, R (9, PH) OBP: 0.292, SLG: 0.269										1	0	0	0	0	0	0
Inning Stats	R: 0 E: 0 K: 0 S: 5 H: 0 LOB: 0 BB: 0 P: 6	R: 2 E: 0 K: 0 S: 14 H: 3 LOB: 1 BB: 0 P: 23	R: 2 E: 0 K: 0 S: 12 H: 3 LOB: 1 BB: 0 P: 20	R: 0 E: 0 K: 2 S: 7 H: 0 LOB: 0 BB: 0 P: 8	R: 0 E: 0 K: 1 S: 6 H: 1 LOB: 1 BB: 0 P: 9	R: 0 E: 0 K: 2 S: 9 H: 1 LOB: 2 BB: 1 P: 17	R: 0 E: 0 K: 0 S: 5 H: 0 LOB: 0 BB: 0 P: 9	R: 0 E: 0 K: 0 S: 8 H: 2 LOB: 2 BB: 0 P: 11	R: 0 E: 0 K: 1 S: 12 H: 0 LOB: 1 BB: 1 P: 18	1B: 5 2B: 2 3B: 1 HR: 2	SF: 0 SAC: 0 DP: 0 HBP: 1						

PITCHER	IP	WLS	BF	H	R	ER	SO	BB	IBB	HBP	BLK	WP	HR	S	P	ERA	WHIP
Mark Gardner, R (1, 1) ERA: 4.86	6.0		27	8	4	4	5	0	1	1	0	0	2	53	83	6.00	1.333
Rich Rodriguez, L (7, 1) ERA: 4.1	1.2	W	6	1	0	0	0	0	0	0	0	0	0	9	15	0.00	0.600
Julian Tavarez, R (8, 1) ERA: 3.42	0.1		2	1	0	0	0	0	0	0	0	0	0	4	5	0.00	3.000
Robb Nen, R (9, 1) ERA: 1.48	1.0	S	4	0	0	0	1	1	0	0	0	0	0	12	18	0.00	1.000

PITCHER	IP	WLS	BF	H	R	ER	SO	BB	IBB	HBP	BLK	WP	HR	S	P	ERA	WHIP

San Francisco Giants @ Florida Marlins

Pro Player Stadium, Miami, FL

Mon Aug 24 1998, 3:33 AM EDT

Att. 13,254 - Cloudy - 90 F

livebaseballscorecards.com

AB	36
R	4
H	10
RBI	4
BB	2
SO	6
LOB	14

WP: 0	PB: 1	SB: 2	CS: 0	PA:	39	

New York Mets @ San Francisco Giants

3Com Park at Candlestick Point, San Francisco, CA

Tue Aug 25 1998, 10:05 PM EDT

Att. 20,916 - Overcast - 61 F

TOP

livebaseballscorecards.com

Batter	1	2	3	4	5	6	7	8	9	AB	R	H	RBI	BB	SO	LOB
Tony Phillips, S (1, 9) (6, 7) OBP: 0.385, SLG: 0.403	B C B B B 4-1 E 31 HR BB	B S C C 1-3 K			F F B B C 2-3 ① K		B S B F X 2-2 ② F8 2-3		B B C X 2-1 ③ G4-3 1-2	4	1	0	0	1	2	3
Edgardo Alfonzo, R (1, 5) OBP: 0.356, SLG: 0.410	B B C 1 SAFE S 1 SAFE B X 3-2 ① L8		B B C S B T 3-2 ① K		B B C F B F X 3-2 2B		B C B S B C 3-3 ③ K			4	0	1	0	0	2	2
John Olerud, L (1, 3) OBP: 0.436, SLG: 0.539	1 SAFE C B C C X 1-2 E4 31 HR 1-3		C B X 1-1 2B		B S X 1-1 ② G6-3			B F B C B C 3-3 ① K		4	1	1	0	0	1	2
31 Mike Piazza, R (1, 2) OBP: 0.363, SLG: 0.523	B C B B X 3-1 1-H 3-H HR		C B X 1-1 ② P9		C T F X 0-2 ③ G4-3			B B C S B B 4-2 BB		3	1	1	3	1	0	2
Brian McRae, S (1, 8) OBP: 0.360, SLG: 0.484	X 0-0 ② F7		B C C B T 2-2 ③ K			X 0-0 ① G4-3		C B X 1-1 ② L9		4	0	0	0	0	1	2
Todd Hundley, S (1, 7) OBP: 0.250, SLG: 0.255 Greg McMichael, R (7, 1) Jermaine Allensworth, R (8, PH) OBP: 0.359, SLG: 0.398 Turk Wendell, L (8, 1)	C S X 0-2 ③ G3			S F B B F X 2-2 ① G4-3		B T C S 1-3 ② K		C B F F B X 2-2 ③ G1-3		3 0 1 0	0 0 0 0	0 0 0 0	0 0 0 0	0 0 0 0	1 0 0 0	0 0 1 0
Carlos Baerga, S (1, 4) OBP: 0.310, SLG: 0.376		B X 1-0 ① G6-3		X 0-0 1B		B F F X 1-2 ③ F7			S B X 1-1 ① G3-1	4	0	1	0	0	0	0
Rey Ordonez, R (1, 6) OBP: 0.289, SLG: 0.308		B C F F B X 2-2 SH1-3 1B		C C C 0-3 ② K			F X 0-1 F8 G4-6-3 1B		F S B B X 2-2 ② F7	4	0	2	0	0	1	1
Rick Reed, R (1, 1) OBP: 0.179, SLG: 0.189 Lenny Harris, L (6, 9) OBP: 0.320, SLG: 0.359 Dennis Cook, L (6, 1)		X 0-0 ② SH1-3 1-2		B C F B C 2-3 ③ K			C X 0-1 ① G4-6-3 1-2		X 0-0 G4-3 1B	1 2 0	0 0 0	0 1 0	0 0 0	0 0 0	1 0 0	1 1 0
Inning Stats	R: 3 E: 1 K: 0 S: 13 H: 1 LOB: 0 BB: 1 P: 24	R: 0 E: 0 K: 1 S: 9 H: 1 LOB: 1 BB: 0 P: 13	R: 0 E: 0 K: 2 S: 10 H: 1 LOB: 1 BB: 0 P: 17	R: 0 E: 0 K: 2 S: 11 H: 1 LOB: 1 BB: 0 P: 15	R: 0 E: 0 K: 1 S: 13 H: 1 LOB: 1 BB: 0 P: 19	R: 0 E: 0 K: 1 S: 7 H: 0 LOB: 0 BB: 0 P: 9	R: 0 E: 0 K: 1 S: 10 H: 1 LOB: 1 BB: 0 P: 15	R: 0 E: 0 K: 1 S: 11 H: 0 LOB: 1 BB: 1 P: 21	R: 0 E: 0 K: 0 S: 8 H: 1 LOB: 1 BB: 0 P: 13	1B: 4 2B: 2 3B: 0 HR: 1 SF: 0 SAC: 1 DP: 0 HBP: 0						

	AB	34
	R	3
	H	7
	RBI	3
	BB	2
	SO	9
	LOB	15

WP: 0 PB: 0 SB: 0 CS: 0 PA: 37

PITCHER		IP	WLS	BF	H	R	ER	SO	BB	IBB	HBP	BLK	WP	HR	S	P	ERA	WHIP
Russ Ortiz, R ERA: 5.22	(1, 1)	7.0	W	29	6	3	2	8	1	0	0	0	0	1	73	112	2.57	1.000
Rich Rodriguez, L ERA: 4.02	(8, 1)	1.0		4	0	0	0	1	1	0	0	0	0	0	11	21	0.00	1.000
Robb Nen, R ERA: 1.46	(9, 1)	1.0		4	1	0	0	0	0	0	0	0	0	0	8	13	0.00	1.000

PITCHER	IP	WLS	BF	H	R	ER	SO	BB	IBB	HBP	BLK	WP	HR	S	P	ERA	WHIP

New York Mets @ San Francisco Giants

3Com Park at Candlestick Point, San Francisco, CA

Tue Aug 25 1998, 10:05 PM EDT

Att. 20,916 - Overcast - 61 F

livebaseballscorecards.com

BOTTOM

Batter	1	2	3	4	5	6	7	8	9	AB	R	H	RBI	BB	SO	LOB
Marvin Benard, L (1, 9) OBP: 0.392, SLG: 0.431	1-1 CS 1B		1-2 F8 2B (2-H)		1-1 G1-3 WP SF9 1B	1-0 SF8 (3-H)		2-1 E6 F8 S		4	1	3	2	0	0	0
Rich Aurilia, R (1, 6) OBP: 0.336, SLG: 0.443	1-1 G4-3 (1-2)		3-2 F8 (2-3)		3-1 SF9 G1-3 HBP (1-2)	4-2 1B BB (1-2 2-3)		3-1 F8 (1-3)		3	0	0	0	1	0	3
Barry Bonds, L (1, 7) OBP: 0.427, SLG: 0.566	2-2 HR		2-3 K		0-0 G1-3 (1-2 2-3)	1-0 1B (1-2 2-3 3-H)		0-0 P3		5	1	2	2	0	1	4
Jeff Kent, R (1, 4) OBP: 0.347, SLG: 0.532	2-2 G5-3			0-1 1B SF7 1B	0-1 SF9 (2-3 3-H)	2-3 K				3	1	1	1	0	1	3
Charlie Hayes, R (1, 3) OBP: 0.364, SLG: 0.441		1-1 L9		2-1 (1-3) 1B	1-2 G6-3	1-1 P3				4	0	1	0	0	0	4
Ellis Burks, R (1, 8) OBP: 0.370, SLG: 0.504		2-0 F7		3-2 SF7 (3-H)		0-0 HR	0-1 G3-6-3 1B			3	1	2	2	0	0	0
Bill Mueller, S (1, 5) OBP: 0.388, SLG: 0.401		0-0 G3		4-2 BB		2-1 1B SF8 1B	0-0 G3-6-3 (1-2f)			3	1	1	0	1	0	1
Brian Johnson, R (1, 2) OBP: 0.293, SLG: 0.379			0-0 SH1-4 2B 1B	2-3 S K		0-1 BB E 1B (1-3) 1B	0-3 K			4	2	2	0	0	2	2
Russ Ortiz, R (1, 1) OBP: 0.211, SLG: 0.118 Rich Rodriguez, L (8, 1) OBP: 0.250, SLG: 0.250 Stan Javier, S (8, PH) OBP: 0.382, SLG: 0.370 Robb Nen, R (9, 1)			0-0 SH1-4 (1-2)	2-1 P4		1-0 SH 1B BB (1-2)		0-0 G3		1 0 1 0	0 0 0 0	0 0 0 0	0 0 0 0	0 0 0 0	0 0 0 0	2 0 0 0
Inning Stats	R: 1 E: 0 K: 0 S: 11 H: 2 LOB: 0 BB: 0 P: 17	R: 0 E: 0 K: 0 S: 4 H: 0 LOB: 0 BB: 0 P: 7	R: 1 E: 0 K: 1 S: 14 H: 2 LOB: 1 BB: 0 P: 20	R: 1 E: 0 K: 1 S: 21 H: 2 LOB: 2 BB: 1 P: 34	R: 1 E: 0 K: 0 S: 9 H: 1 LOB: 1 BB: 0 P: 14	R: 3 E: 1 K: 1 S: 18 H: 4 LOB: 3 BB: 1 P: 30	R: 0 E: 0 K: 1 S: 6 H: 1 LOB: 0 BB: 0 P: 6	R: 0 E: 1 K: 0 S: 6 H: 0 LOB: 1 BB: 0 P: 11		1B: 9 2B: 1 3B: 0 HR: 2	SF: 3 SAC: 2 DP: 1 HBP: 1					

AB	31
R	7
H	12
RBI	7
BB	2
SO	4
LOB	19

WP: 1 PB: 0 SB: 1 CS: 1 PA: 39

PITCHER		IP	WLS	BF	H	R	ER	SO	BB	IBB	HBP	BLK	WP	HR	S	P	ERA	WHIP
Rick Reed, R ERA: 3.23	(1, 1)	5.0	L	27	10	7	7	2	1	0	1	0	1	2	65	101	12.60	2.200
Dennis Cook, L ERA: 2.28	(6, 1)	1.0		5	1	0	0	1	1	0	0	0	0	0	12	21	0.00	2.000
Greg McMichael, R ERA: 3.79	(7, 1)	1.0		3	1	0	0	1	0	0	0	0	0	0	6	6	0.00	1.000
Turk Wendell, R ERA: 2.83	(8, 1)	1.0		4	0	0	0	0	0	0	0	0	0	0	6	11	0.00	0.000

PITCHER	IP	WLS	BF	H	R	ER	SO	BB	IBB	HBP	BLK	WP	HR	S	P	ERA	WHIP

Batter	1	2	3	4	5	6	7	8	9	AB	R	H	RBI	BB	SO	LOB
Lenny Harris, L (1, 9) OBP: 0.318, SLG: 0.369	C X 0-1 HR	C B B B F X 3-2 ③ F8			C C X 0-2 ① FC1-4 FC5-4 1-2f		F B X 1-1 ① L9		X 0-0 ① F9	5	1	1	1	0	0	2
Edgardo Alfonzo, R (1, 5) OBP: 0.354, SLG: 0.408	X 0-0 G3 1B 1B		B F F X 1-2 ① F9		S X 0-1 ② FC5-4 E 1B 31 WP 1-2f		X 0-0 E5 G3		C B X 1-1 ② F8	5	2	1	0	0	0	1
John Olerud, L (1, 3) OBP: 0.434, SLG: 0.536	B 1 F B F X SAFE 2-2 ① G3 1-2	C X 0-1 ② G5-3			X 0-0 E6 31 WP 1-3 1B 1B		B B X 2-0 ② G3 2-3		C F B B B F B F X 3-2 ③ F8	5	1	1	0	0	0	2
31 Mike Piazza, R (1, 2) OBP: 0.366, SLG: 0.523	B F F B B B 4-2 1B BB	X 0-0 1B			B F B B B 4-1 1B 1-2 3-H BB		C F F F X 0-2 ③ P4			2	0	1	0	2	0	1
Brian McRae, S (1, 8) OBP: 0.363, SLG: 0.487	B C C B F B X 3-2 CS 1-3 2-H 1B	B B B B S F F X 3-2 ③ G3-1			B B C X 2-1 1-2 2-H 1B			B F B F F X 2-2 FC6-4 BB 1B		4	0	3	2	0	0	1
Tony Phillips, S (1, 7) OBP: 0.382, SLG: 0.395	B F B B S S 2-3 ② ③ K 1-2			X 0-0 ① G4-3	C B F X 1-2 ③ P7			B C B F F F B B 4-2 FC6-4 1-2 BB		3	0	0	0	1	1	4
Luis Lopez, S (1, 4) OBP: 0.324, SLG: 0.344		C F F B X 1-2 ① G6-3		C F F B X 1-2 ② G6-3		F X 0-1 ① G3		B B L L F F C 2-3 ① K		4	0	0	0	0	1	2
Rey Ordonez, R (1, 6) OBP: 0.286, SLG: 0.305		B B C C X 2-2 ② G6-3		F F X 0-2 ③ G5-3		C B C B X 2-2 ② P3		X 0-0 ② FC6-4 1-2f 2-3		4	0	0	0	0	0	2
Hideo Nomo, R (1, 1) OBP: 0.204, SLG: 0.250		X 0-0 1B			B S X 1-1 FC1-4 1B	S B S B X 2-2 ③ G4-3		B X 1-0 ③ P6		4	0	2	0	0	0	2
Inning Stats	R: 2 E: 0 K: 1 S: 15 H: 3 LOB: 1 BB: 1 P: 26	R: 0 E: 0 K: 0 S: 11 H: 1 LOB: 1 BB: 0 P: 17	R: 0 E: 0 K: 0 S: 11 H: 1 LOB: 1 BB: 0 P: 15	R: 0 E: 0 K: 0 S: 8 H: 0 LOB: 0 BB: 0 P: 9	R: 2 E: 1 K: 0 S: 14 H: 3 LOB: 2 BB: 1 P: 22	R: 0 E: 0 K: 0 S: 8 H: 0 LOB: 0 BB: 0 P: 12	R: 0 E: 1 K: 0 S: 9 H: 0 LOB: 1 BB: 0 P: 12	R: 0 E: 0 K: 1 S: 15 H: 1 LOB: 2 BB: 1 P: 24	R: 0 E: 0 K: 0 S: 8 H: 0 LOB: 0 BB: 0 P: 12	1B: 8 2B: 0 3B: 0 HR: 1 SF: 0 SAC: 0 DP: 0 HBP: 0						

PITCHER		IP	WLS	BF	H	R	ER	SO	BB	IBB	HBP	BLK	WP	HR	S	P	ERA	WHIP
Orel Hershiser, R ERA: 4.25	(1, 1)	6.0	L	27	8	4	4	1	2	0	0	0	1	1	67	101	6.00	1.667
John Johnstone, R ERA: 3.31	(7, 1)	2.0		9	1	0	0	1	1	0	0	0	0	0	24	36	0.00	1.000
Jose Mesa, R ERA: 5.01	(9, 1)	1.0		3	0	0	0	0	0	0	0	0	0	0	8	12	0.00	0.000

PITCHER	IP	WLS	BF	H	R	ER	SO	BB	IBB	HBP	BLK	WP	HR	S	P	ERA	WHIP

TOP

New York Mets @ San Francisco Giants

3Com Park at Candlestick Point, San Francisco, CA

Wed Aug 26 1998, 6:33 AM EDT
Att. 18,227 - Sunny - 70 F

livebaseballscorecards.com

AB	36
R	4
H	9
RBI	3
BB	3
SO	2
LOB	17

WP: 1	PA: 39
PB: 0	
SB: 0	
CS: 1	

Batter	1	2	3	4	5	6	7	8	9	AB	R	H	RBI	BB	SO	LOB
Marvin Benard, L (1, 9) OBP: 0.385, SLG: 0.422	B B C B S S S 3-3 K ①			B F X 1-1 G3-1 ①		C C X 0-2 G4-3 ②		B X 1-0 B4-3 ③		4	0	0	0	0	1	0
Rich Aurilia, R (1, 6) OBP: 0.333, SLG: 0.439 John Johnstone, R (7, 1) Jose Mesa, R (9, 1) Shawon Dunston, R (9, PH) OBP: 0.250, SLG: 0.383	B X 1-0 F8 ②			S X 0-1 L8 ②		B X 1-0 G4-3 ③			B F F C 1-3 K ①	3 0 0 1	0 0 0 0	0 0 0 0	0 0 0 0	0 0 0 1	0 0 0 0	0 0 0 0
Barry Bonds, L (1, 7) OBP: 0.426, SLG: 0.563	F B B C C C 2-3 K ③			B B F C F B F S 3-3 K ③			S F S 0-3 K ①		B X 1-0 L4-3 1B	4	0	1	0	0	3	0
Jeff Kent, R (1, 4) OBP: 0.349, SLG: 0.531		F F S 0-3 K ①			C S B B F X 2-2 WP BB SF8 1B		B B B C F B 4-2 1B BB		X 0-0 L4-3 1-2 ② ③	3	1	1	0	1	1	1
Ellis Burks, R (1, 8) OBP: 0.372, SLG: 0.503		F F F X 0-2 G5-3 ②			C B B C B B 4-2 G4-3 S 1-2 BB		S X 0-1 1-3 1B			2	0	1	0	1	0	0
Joe Carter, R (1, 3) OBP: 0.283, SLG: 0.407		C X 0-1 F9 ③			B B S X 2-1 SF8 ① 1-2 2-H		F B B F B X 3-2 F7 ②			2	0	0	1	0	0	2
Bill Mueller, S (1, 5) OBP: 0.386, SLG: 0.398		F C B B B S 2-3 K ①			C B B F F X 2-2 G4-3 ② 2-3		S B F B F S 2-3 K2-3 ③			3	0	0	0	0	2	3
Brian Johnson, R (1, 2) OBP: 0.289, SLG: 0.375		C F F S 0-3 K ②			F C X 0-2 G3 ③			X 0-0 G4-3 ①		3	0	0	0	0	1	1
Orel Hershiser, R (1, 1) OBP: 0.207, SLG: 0.182 Rey Sanchez, R (6, PH) (7, 6) OBP: 0.324, SLG: 0.362		B C B F S 2-3 K ③				X 0-0 L9 ①		B B C X 2-1 G4-3 ②		1 2	0 0	0 0	0 0	0 0	1 0	0 0
Inning Stats	R: 0 H: 0 E: 0 LOB: 0 K: 2 BB: 0 S: 7 P: 13	R: 0 H: 0 E: 0 LOB: 0 K: 1 BB: 0 S: 9 P: 9	R: 0 H: 0 E: 0 LOB: 0 K: 3 BB: 0 S: 10 P: 14	R: 0 H: 0 E: 0 LOB: 0 K: 1 BB: 0 S: 9 P: 13	R: 1 H: 1 E: 0 LOB: 1 K: 0 BB: 1 S: 14 P: 24	R: 0 H: 0 E: 0 LOB: 0 K: 0 BB: 0 S: 5 P: 6	R: 0 H: 1 E: 0 LOB: 2 K: 2 BB: 1 S: 14 P: 23	R: 0 H: 0 E: 0 LOB: 0 K: 0 BB: 0 S: 4 P: 7	R: 0 H: 1 E: 0 LOB: 0 K: 1 BB: 0 S: 5 P: 7	1B: 3 SF: 1 2B: 1 SAC: 0 3B: 0 DP: 1 HR: 0 HBP: 0						WP: 1 PA: 31 PB: 0 SB: 1 CS: 0

PITCHER	IP	WLS	BF	H	R	ER	SO	BB	IBB	HBP	BLK	WP	HR	S	P	ERA	WHIP
Hideo Nomo, R (1, 1) ERA: 4.54	9.0	W	31	3	1	1	10	2	0	0	0	1	0	77	116	1.00	0.556

PITCHER	IP	WLS	BF	H	R	ER	SO	BB	IBB	HBP	BLK	WP	HR	S	P	ERA	WHIP

BOTTOM

New York Mets @ San Francisco Giants

3Com Park at Candlestick Point, San Francisco, CA

Wed Aug 26 1998, 6:33 AM EDT
Att. 18,227 - Sunny - 70 F

livebaseballscorecards.com

AB	28
R	1
H	3
RBI	1
BB	2
SO	10
LOB	7

New York Mets @ San Francisco Giants

3Com Park at Candlestick Point, San Francisco, CA

Thu Aug 27 1998, 6:33 AM EDT

Att. 17,823 - Sunny - 68 F

TOP

livebaseballscorecards.com

Batter	1	2	3	4	5	6	7	8	9	AB	R	H	RBI	BB	SO	LOB
Lenny Harris, L (1, 7) (6, 9) OBP: 0.316, SLG: 0.367	G5-4-3 1B		P5			P5	G3			4	0	1	0	0	0	0
Edgardo Alfonzo, R (1, 5) OBP: 0.355, SLG: 0.409	G5-4-3 1-2f			31 1B BB G4-6-3 1B		F8		G6-4-3 1B		4	1	2	0	0	0	1
John Olerud, L (1, 3) OBP: 0.435, SLG: 0.534	G4-3			BBBB 4-0 G4-6-3 31 1B 1-2 BB		31 HR 1B		G6-4-3 1-2f		3	1	1	0	1	0	1
31 Mike Piazza, R (1, 2) OBP: 0.369, SLG: 0.532 Jorge Fabregas, L (7, 2) OBP: 0.265, SLG: 0.262		1B		G4-6-3 1-2 2-3 1B		1-H HR		F7		3 1	1 0	3 0	2 0	0 0	0 0	0 0
Brian McRae, S (1, 8) OBP: 0.364, SLG: 0.487		L7		G4-6-3 1-2f 2-3 3-H		1B 1B			G6-3 1B	4	0	2	0	0	0	3
Carlos Baerga, S (1, 4) OBP: 0.310, SLG: 0.375		F8		G1-3		1-2 1B			G6-3 1-2f	4	0	1	0	0	0	3
Jermaine Allensworth, R (1, 9) OBP: 0.356, SLG: 0.394 Mel Rojas, R (6, 1) Willie Blair, R (8, 1) OBP: 0.135, SLG: 0.100 Todd Hundley, S (9, PH) OBP: 0.248, SLG: 0.252		F7			SSS K		F7		K	3 0 0 1	0 0 0 0	0 0 0 0	0 0 0 0	0 0 0 0	1 0 0 1	3 0 0 0
Rey Ordonez, R (1, 6) OBP: 0.285, SLG: 0.304 Luis Lopez, S (7, PH) (7, 6) OBP: 0.323, SLG: 0.342			SSS K		F7		SSS K			2 1	0 0	0 0	0 0	0 0	1 1	0 0
Armando Reynoso, R (1, 1) OBP: 0.167, SLG: 0.167 Greg McMichael, R (5, 1) Matt Franco, L (6, 7) OBP: 0.382, SLG: 0.380			G5-3		G6-3		G4-3			2 0 1	0 0 0	0 0 0	0 0 0	0 0 0	0 0 0	0 0 0
Inning Stats	R: 0 E: 0 K: 0 S: 3 H: 1 LOB: 0 BB: 0 P: 3	R: 0 E: 0 K: 0 S: 4 H: 1 LOB: 1 BB: 0 P: 4	R: 0 E: 0 K: 1 S: 5 H: 0 LOB: 0 BB: 0 P: 5	R: 1 E: 0 K: 0 S: 4 H: 2 LOB: 1 BB: 1 P: 8	R: 0 E: 0 K: 1 S: 5 H: 0 LOB: 0 BB: 0 P: 5	R: 2 E: 0 K: 0 S: 7 H: 4 LOB: 2 BB: 0 P: 7	R: 0 E: 0 K: 1 S: 5 H: 0 LOB: 0 BB: 0 P: 5	R: 0 E: 0 K: 0 S: 3 H: 1 LOB: 0 BB: 0 P: 3	R: 0 E: 0 K: 1 S: 5 H: 1 LOB: 0 BB: 0 P: 5	1B: 9 2B: 0 3B: 0 HR: 1	SF: 0 SAC: 0 DP: 4 HBP: 0					

	AB	33
	R	3
	H	10
	RBI	2
	BB	1
	SO	4
	LOB	11

WP: 0 PB: 0 SB: 0 CS: 0 PA: 34

PITCHER		IP	WLS	BF	H	R	ER	SO	BB	IBB	HBP	BLK	WP	HR	S	P	ERA	WHIP
Danny Darwin, R ERA: 5.27	(1, 1)	5.2	W	22	6	3	3	2	1	0	0	0	0	1	25	29	4.76	1.235
Rich Rodriguez, L ERA: 4.0	(6, 1)	0.1		3	2	0	0	0	0	0	0	0	0	0	3	3	0.00	6.000
Julian Tavarez, R ERA: 3.33	(7, 1)	2.0		6	1	0	0	1	0	0	0	0	0	0	8	8	0.00	0.500
Jose Mesa, R ERA: 4.94	(9, 1)	1.0		3	1	0	0	1	0	0	0	0	0	0	5	5	0.00	1.000

PITCHER		IP	WLS	BF	H	R	ER	SO	BB	IBB	HBP	BLK	WP	HR	S	P	ERA	WHIP

Batter	1	2	3	4	5	6	7	8	9	AB	R	H	RBI	BB	SO	LOB
Marvin Benard, L (1, 9) OBP: 0.393, SLG: 0.426	x 0-0 BB G4-3 1B	x 0-0 ③ F8		H 1-0 P6 HBP	x 0-0 1-2 2-H 2B 1B	x 0-0 1B 1B		S S S 0-3 ③ K		5	1	3	1	0	1	1
Bill Mueller, S (1, 5) OBP: 0.388, SLG: 0.403	x 0-0 ① G4-3 1-2		x 0-0 BB BB 1B 1B	x 0-0 ① ② P6 1-2f	x 0-0 1-H 2-H 2B	x 0-0 1-3 1B				5	1	3	2	0	0	2
Barry Bonds, L (1, 7) OBP: 0.427, SLG: 0.563	B B B B 4-0 BB BB		x 0-0 ① P3	x 0-0 2B	4-0 IBB	S S S 0-3 ③ K				3	0	1	0	2	1	3
Jeff Kent, R (1, 4) OBP: 0.349, SLG: 0.535	S S S 0-3 ② K	B B B 4-0 1B BB 1-2 SF9 BB	S S S 0-3 ③ K	x 0-0 ③ L4		x 0-0 HR				4	2	1	1	1	2	5
Charlie Hayes, R (1, 3) OBP: 0.368, SLG: 0.438	B B B B 4-0 1-2 2-3 BB	B B B B 4-0 SF9 1B 1-2 2-3 1B BB		x 0-0 ① G6-3	B B B 4-0 G1-3 1B HR BB	S S S 0-3 ① K				2	2	0	0	3	1	0
Ellis Burks, R (1, 8) OBP: 0.374, SLG: 0.512	S S S 0-3 ③ K		x 0-0 BB 1-2 2-3 3-H 1B 1B	x 0-0 HR	x 0-0 G1-3 1-2 HR 1B	x 0-0 ② G5-3				5	2	3	2	0	1	3
Brent Mayne, L (1, 2) OBP: 0.348, SLG: 0.356		x 0-0 FC3-6 1B	x 0-0 ② SF9 2-3 3-H		S S S 0-3 ② K	x 0-0 ① G1-3 1-2 2-3	x 0-0 ③ F9			4	0	1	1	0	1	2
Rey Sanchez, R (1, 6) OBP: 0.325, SLG: 0.361		x 0-0 ① FC3-6 SH3 1-2f	B B B B 4-0 1B 1-2 BB	x 0-0 1B 1B 1B	S S S 0-3 ② K		x 0-0 ① F8			4	1	1	0	1	1	3
Danny Darwin, R (1, 1) OBP: 0.130, SLG: 0.114 Rich Rodriguez, L (6, 1) OBP: 0.250, SLG: 0.250 Shawon Dunston, R (6, PH) OBP: 0.254, SLG: 0.402 Julian Tavarez, L (7, 1) OBP: 0.111, SLG: 0.111 Joe Carter, R (8, PH) OBP: 0.282, SLG: 0.405 Jose Mesa, R (9, 1)		x 0-0 ② SH3 1-2	x 0-0 ③ 1-2 2-H 3-H 1B	x 0-0 1-2 2B 1B 1B		x 0-0 2-H 3-H HR		x 0-0 ② P4		2 0 1 0 1 0	1 0 1 0 0 0	2 0 1 0 0 0	1 0 3 0 0 0	0 0 0 0 0 0	0 0 0 0 0 0	0 0 0 0 0 0
Inning Stats	R: 0 E: 0 K: 2 S: 8 H: 1 LOB: 3 BB: 2 P: 16	R: 0 E: 0 K: 0 S: 4 H: 1 LOB: 1 BB: 0 P: 4	R: 3 E: 0 K: 0 S: 5 H: 3 LOB: 2 BB: 3 P: 17	R: 0 E: 0 K: 1 S: 5 H: 1 LOB: 1 BB: 0 P: 6	R: 4 E: 0 K: 1 S: 10 H: 5 LOB: 2 BB: 1 P: 14	R: 3 E: 0 K: 2 S: 11 H: 4 LOB: 2 BB: 1 P: 15	R: 1 E: 0 K: 1 S: 6 H: 1 LOB: 0 BB: 0 P: 6	R: 0 E: 0 K: 1 S: 5 H: 0 LOB: 0 BB: 0 P: 5		1B: 11 2B: 3 3B: 0 HR: 3		SF: 1 SAC: 1 DP: 1 HBP: 1		WP: 0 PB: 0 SB: 0 CS: 0		PA: 46

PITCHER		IP	WLS	BF	H	R	ER	SO	BB	IBB	HBP	BLK	WP	HR	S	P	ERA	WHIP
Armando Reynoso, R ERA: 2.95	(1, 1)	4.2	L	28	10	7	7	4	5	0	1	0	0	1	30	51	13.50	3.214
Greg McMichael, R ERA: 4.19	(5, 1)	1.0		10	5	3	3	1	1	1	0	0	0	1	10	18	27.00	6.000
Mel Rojas, R ERA: 5.56	(6, 1)	1.1		5	1	1	1	2	0	0	0	0	0	1	9	9	6.75	0.750
Willie Blair, R ERA: 5.1	(8, 1)	1.0		3	0	0	0	1	0	0	0	0	0	0	5	5	0.00	0.000

PITCHER	IP	WLS	BF	H	R	ER	SO	BB	IBB	HBP	BLK	WP	HR	S	P	ERA	WHIP

BOTTOM

New York Mets @ San Francisco Giants

3Com Park at Candlestick Point, San Francisco, CA

Thu Aug 27 1998, 6:33 AM EDT
Att. 17,823 - Sunny - 68 F

livebaseballscorecards.com

AB	36
R	11
H	16
RBI	11
BB	7
SO	8
LOB	19

Batter	1	2	3	4	5	6	7	8	9	10	AB	R	H	RBI	BB	SO	LOB
Doug Glanville, R (1, 8) OBP: 0.350, SLG: 0.411	P7		FC3-6 1-2f		G4-3 2-3			BB 1B 2B	K		4	1	0	0	1	1	3
Kevin Sefcik, R (1, 7) OBP: 0.407, SLG: 0.400	K		F8		G5-3			1B 1-2 2B	K 1-2		5	1	1	0	0	2	3
Scott Rolen, R (1, 5) OBP: 0.385, SLG: 0.523	BB 1B		F9			L9		1B 1-H 2-H 2B		G3-1 E 2B	5	2	3	2	0	0	1
Rico Brogna, L (1, 3) OBP: 0.321, SLG: 0.446	FC6-4 1-2 BB			G4-3		G1-3		2-H BB 1B		G3-1 2-3	4	0	1	1	1	0	1
Mark Lewis, R (1, 4) OBP: 0.302, SLG: 0.350	FC6-4 1-2f			G3		P5		F8		E5 3-H	5	0	0	0	0	0	3
Bobby Abreu, L (1, 9) OBP: 0.404, SLG: 0.487		G5-3		1B			F9	1-2 BB		IBB	3	0	1	0	2	0	0
Bobby Estalella, R (1, 2) OBP: 0.239, SLG: 0.371		G5-3		G1-3			P5	K		P6	5	0	0	0	0	1	5
Desi Relaford, S (1, 6) OBP: 0.305, SLG: 0.337		K			SH3-4 G4-3 BB		L9		F9	G3-1	4	0	0	0	1	1	2
Tyler Green, R (1, 1) OBP: 0.222, SLG: 0.219 Ricky Bottalico, L (7, 1) Ruben Amaro Jr. S (8, PH) OBP: 0.224, SLG: 0.264 Wayne Gomes, R (8, 1) 23 Kevin Jordan, R (9, PH) OBP: 0.312, SLG: 0.368 Mark Leiter, R (9, 1)			E6 FC3-6		SH3-4 1-2			P7	PB 1B		1 0 1 0 1 0	0 0 0 0 0 0	0 0 0 0 1 0	0 0 0 0 0 0	0 0 0 0 0 0	0 0 0 0 0 0	0 0 0 0 0 0
Inning Stats	R: 0 H: 1 E: 0 LOB: 2 K: 1 BB: 1 S: 6 P: 12	R: 0 H: 0 E: 0 LOB: 0 K: 1 BB: 0 S: 6 P: 9	R: 0 H: 0 E: 1 LOB: 1 K: 0 BB: 0 S: 12 P: 21	R: 0 H: 1 E: 0 LOB: 1 K: 0 BB: 0 S: 9 P: 16	R: 0 H: 0 E: 0 LOB: 1 K: 0 BB: 1 S: 9 P: 17	R: 0 H: 0 E: 0 LOB: 0 K: 0 BB: 0 S: 4 P: 7	R: 0 H: 0 E: 0 LOB: 0 K: 0 BB: 0 S: 8 P: 13	R: 3 H: 3 E: 0 LOB: 2 K: 1 BB: 2 S: 12 P: 25	R: 0 H: 1 E: 0 LOB: 1 K: 2 BB: 0 S: 12 P: 16	R: 1 H: 1 E: 1 LOB: 2 K: 0 BB: 1 S: 11 P: 20	1B: 5 SF: 0 2B: 2 SAC: 1 3B: 0 DP: 0 HR: 0 HBP: 0						

PITCHER		IP	WLS	BF	H	R	ER	SO	BB	IBB	HBP	BLK	WP	HR	S	P	ERA	WHIP
Kirk Rueter, L ERA: 4.3	(1, 1)	6.0		23	2	0	0	2	2	0	0	0	0	0	46	82	0.00	0.667
John Johnstone, R ERA: 3.63	(7, 1)	1.1		7	2	3	3	0	1	0	0	0	0	0	12	22	20.25	2.250
Rich Rodriguez, L ERA: 3.98	(8, 1)	0.1		3	1	0	0	0	1	0	0	0	0	0	5	12	0.00	6.000
Jose Mesa, R ERA: 4.85	(8, 1)	1.1		5	1	0	0	3	0	0	0	0	0	0	15	20	0.00	0.750
Robb Nen, R ERA: 1.44	(10, 1)	1.0	L	6	1	1	0	0	0	1	0	0	0	0	11	20	0.00	1.000

PITCHER	IP	WLS	BF	H	R	ER	SO	BB	IBB	HBP	BLK	WP	HR	S	P	ERA	WHIP

TOP

Philadelphia Phillies @ San Francisco Giants

3Com Park at Candlestick Point, San Francisco, CA

Fri Aug 28 1998, 10:05 PM EDT

Att. 14,317 - Cloudy - 60 F

livebaseballscorecards.com

AB	38
R	4
H	7
RBI	3
BB	5
SO	5
LOB	18

WP: 0 PA: 44
PB: 1
SB: 0
CS: 0

Batter	1	2	3	4	5	6	7	8	9	10	AB	R	H	RBI	BB	SO	LOB
Marvin Benard, L (1, 9) OBP: 0.388, SLG: 0.421 Robb Nen, R (10, 1)	C S B B B X 2-2 ① G6-3		B L B B X 3-1 ③ G3-1			B B B C C X 3-2 ① F8		B B F F F X 2-2 FC5-4 1-2 1B	B F F F B B X 3-2 ③ L9		5 0	0 0	1 0	0 0	0 0	0 0	3 0
Bill Mueller, S (1, 5) OBP: 0.388, SLG: 0.401	C B X 1-1 G3-6-3 1B			C B B B F B 4-2 E BB		B C F S 1-3 ② K		B X 1-0 ② FC5-4 E 1-2f 2-3		C B X 1-1 ① P7	4	1	1	0	1	1	2
Barry Bonds, L (1, 7) OBP: 0.425, SLG: 0.558	1 SAFE B F X 1-1 ② ③ G3-6-3 1-2f			F B 1 SAFE B B B 4-1 F9 S 1-H BB		B X 1-0 ③ F8		F B X 1-1 E4 2-4 1-2 3-H		B C F B B B F F C 3-3 ② K	4	0	0	0	1	1	2
Jeff Kent, R (1, 4) OBP: 0.350, SLG: 0.532		B B B B 4-0 FC3-4 BB		S B C S 1-3 ① K 1-2			B F S B S 2-3 ① K	C B B 2-1 ③ 2-4 1-2	B X 1-0 SH1-4 1B HBP 1B	F B B F S 2-3 ③ K	4	1	1	0	1	3	1
Charlie Hayes, R (1, 3) OBP: 0.370, SLG: 0.439		C X 0-1 ① P3		2 SAFE X 0-0 ② F9 2-3			B B F B X 3-1 1B		X 0-0 HBP SH1-4 1-2 1B		4	0	2	0	0	0	2
Ellis Burks, R (1, 8) OBP: 0.372, SLG: 0.508		C 1 SAFE X 0-1 ② FC3-4 1-2f		B B S B S F F X 3-2 ③ F8			S C C 0-3 ② K		X 0-0 ① SH1-4 1-2 2-3		3	0	0	0	0	1	3
Rich Aurilia, R (1, 6) OBP: 0.331, SLG: 0.435 Jose Mesa, R (8, 1) Stan Javier, S (9, PH) OBP: 0.383, SLG: 0.370 (10, 9)		B C C B 1 SAFE F X 2-2 ③ P9		B B B C X 3-1 ① G5-3			C B S 1 SAFE 1 SAFE S 1-3 ③ K		I I I I 4-0 HBP IBB		3 0 0	0 0 0	0 0 0	0 0 0	0 0 1	1 0 0	2 0 0
Brian Johnson, R (1, 2) OBP: 0.292, SLG: 0.374			S B S C 1-3 ① K	C B C B X 2-2 ② G4-3				C X 0-1 FC5-4 1B E 1B	B S F H 2-2 1-2 2-3 3-H HBP		3	1	1	1	0	1	0
Kirk Rueter, L (1, 1) OBP: 0.241, SLG: 0.259 John Johnstone, R (7, 1) Rich Rodriguez, L (8, 1) OBP: 0.250, SLG: 0.250 Rey Sanchez, R (8, 6) OBP: 0.323, SLG: 0.358			X 0-0 ② G5-3	X 0-0 ③ G4-3				X 0-0 ① P9	B X 1-0 ② P8		2 0 0 2	0 0 0 0	0 0 0 0	0 0 0 0	0 0 0 0	0 0 0 0	0 0 0 4
Inning Stats	R: 0 H: 1 E: 0 LOB: 0 K: 0 BB: 0 S: 7 P: 11	R: 0 H: 0 E: 0 LOB: 1 K: 0 BB: 1 S: 8 P: 14	R: 0 H: 0 E: 0 LOB: 0 K: 1 BB: 0 S: 6 P: 10	R: 1 H: 0 E: 0 LOB: 0 K: 1 BB: 2 S: 12 P: 24	R: 0 H: 0 E: 0 LOB: 1 K: 0 BB: 0 S: 6 P: 11	R: 0 H: 0 E: 0 LOB: 0 K: 1 BB: 0 S: 7 P: 12	R: 0 H: 1 E: 0 LOB: 1 K: 3 BB: 0 S: 11 P: 17	R: 1 H: 2 E: 1 LOB: 2 K: 0 BB: 0 S: 10 P: 16	R: 1 H: 2 E: 0 LOB: 3 K: 0 BB: 1 S: 10 P: 21	R: 0 H: 0 E: 0 LOB: 0 K: 2 BB: 0 S: 10 P: 16	1B: 6 2B: 0 3B: 0 HR: 0	SF: 0 SAC: 1 DP: 1 HBP: 1						

PITCHER		IP	WLS	BF	H	R	ER	SO	BB	IBB	HBP	BLK	WP	HR	S	P	ERA	WHIP
Tyler Green, R ERA: 4.65	(1, 1)	6.0		21	1	1	0	3	3	0	0	0	0	0	46	82	0.00	0.667
Ricky Bottalico, R ERA: 6.68	(7, 1)	1.0		4	1	0	0	3	0	0	0	0	0	0	11	17	0.00	1.000
Wayne Gomes, R ERA: 4.12	(8, 1)	1.0		6	2	1	0	0	0	0	0	0	0	0	10	16	0.00	2.000
Mark Leiter, R ERA: 3.51	(9, 1)	2.0	W	10	2	1	1	2	0	1	1	0	0	0	20	37	4.50	1.000

PITCHER	IP	WLS	BF	H	R	ER	SO	BB	IBB	HBP	BLK	WP	HR	S	P	ERA	WHIP

BOTTOM

Philadelphia Phillies @ San Francisco Giants

3Com Park at Candlestick Point, San Francisco, CA

Fri Aug 28 1998, 10:05 PM EDT

Att. 14,317 - Cloudy - 60 F

livebaseballscorecards.com

AB	34
R	3
H	6
RBI	1
BB	4
SO	8
LOB	19

1B: 6	SF: 0	WP: 0	PA: 40
2B: 0	SAC: 1	PB: 0	
3B: 0	DP: 1	SB: 1	
HR: 0	HBP: 1	CS: 0	

Batter	1	2	3	4	5	6	7	8	9	AB	R	H	RBI	BB	SO	LOB
Doug Glanville, R (1, 8) OBP: 0.353, SLG: 0.413	1-1 FC1-6 1B		2-0 G6-4-3 1B		3-2 P4 ②			2-2 FC4-6 1B		4	0	3	0	0	0	0
Desi Relaford, S (1, 6) OBP: 0.302, SLG: 0.334	0-0 ① FC1-6 1-2f		0-0 ① ② G6-4-3 1-2f		2-2 ③ F9			0-0 ① FC4-6 S 2B 1-2f		4	1	0	0	0	0	3
Scott Rolen, R (1, 5) OBP: 0.382, SLG: 0.519	3-3 ② K		0-1 ③ P4			3-2 ① G5-3		3-1 ② F8 1-2		4	0	0	0	0	1	2
Jerry Spradlin, S (8, 1) OBP: 1.000, SLG: 2.000										0	0	0	0	0	0	0
Rico Brogna, L (1, 3) OBP: 0.325, SLG: 0.456	0-0 ③ L9			2-0 BB 1B		2-2 HR		2-0 2-H 2B		4	1	3	2	0	0	1
Bobby Abreu, L (1, 9) OBP: 0.401, SLG: 0.482		1-1 ① P6		2-3 ① K		0-1 ② G1-3		1-1 ③ F7		4	0	0	0	0	1	2
Mark Lewis, R (1, 4) OBP: 0.302, SLG: 0.349		0-0 ② G5-3		4-2 1-2 BB		1-0 ③ F9			1-0 ① F8	1	0	0	0	1	0	0
Mike Grace, R (4, 1) OBP: 0.160, SLG: 0.087										0	0	0	0	0	0	0
Ruben Amaro Jr, S (6, PH) OBP: 0.222, SLG: 0.261										1	0	0	0	0	0	0
Ken Ryan, R (6, 1)										0	0	0	0	0	0	0
Alex Arias, R (8, 5) OBP: 0.353, SLG: 0.343										1	0	0	0	0	0	0
Wendell Magee, R (1, 7) OBP: 0.250, SLG: 1.000		3-2 HR		1-0 ② P3			3-1 ① P6		0-0 ② F9	4	1	1	1	0	0	2
Mark Parent, R (1, 2) OBP: 0.280, SLG: 0.286		0-0 1B		1-2 ③ F7			2-3 ② K		1-3 ③ K	4	0	1	0	0	2	2
Carlton Loewer, R (1, 1) OBP: 0.185, SLG: 0.083										1	0	0	0	0	0	1
23 Kevin Jordan, R (4, 4) OBP: 0.309, SLG: 0.364		1-2 ③ P7			3-3 ① K		1-0 ③ F9			2	0	0	0	0	1	0
Inning Stats	R: 0 E: 0 K: 1 S: 7 H: 1 LOB: 1 BB: 0 P: 11	R: 1 E: 0 K: 0 S: 10 H: 2 LOB: 1 BB: 0 P: 15	R: 0 E: 0 K: 0 S: 4 H: 1 LOB: 0 BB: 0 P: 6	R: 0 E: 0 K: 1 S: 11 H: 1 LOB: 2 BB: 1 P: 21	R: 0 E: 0 K: 1 S: 12 H: 0 LOB: 0 BB: 0 P: 20	R: 1 E: 0 K: 0 S: 12 H: 1 LOB: 0 BB: 0 P: 18	R: 0 E: 0 K: 1 S: 6 H: 0 LOB: 0 BB: 0 P: 12	R: 1 E: 0 K: 0 S: 10 H: 2 LOB: 1 BB: 0 P: 18	R: 0 E: 0 K: 1 S: 5 H: 0 LOB: 0 BB: 0 P: 7	1B: 5 2B: 1 3B: 0 HR: 2 SF: 0 SAC: 0 DP: 1 HBP: 0						

PITCHER		IP	WLS	BF	H	R	ER	SO	BB	IBB	HBP	BLK	WP	HR	S	P	ERA	WHIP
Mark Gardner, R ERA: 4.76	(1, 1)	9.0	W	35	8	3	3	5	1	0	0	0	0	2	77	128	3.00	1.000

PITCHER	IP	WLS	BF	H	R	ER	SO	BB	IBB	HBP	BLK	WP	HR	S	P	ERA	WHIP

TOP

Philadelphia Phillies @ San Francisco Giants
3Com Park at Candlestick Point, San Francisco, CA
Sat Aug 29 1998, 6:33 AM EDT
Att. 30,147 - Sunny - 70 F

livebaseballscorecards.com

AB	34
R	3
H	8
RBI	3
BB	1
SO	5
LOB	13

PA: 35

WP: 0
PB: 0
SB: 1
CS: 0

Batter	1	2	3	4	5	6	7	8	9	AB	R	H	RBI	BB	SO	LOB
Stan Javier, S (1, 9) OBP: 0.381, SLG: 0.366	F8	G4-3	F7			P9 1B SF8 BB	G3-1			4	1	0	0	1	0	3
Bill Mueller, S (1, 5) OBP: 0.390, SLG: 0.404	G4-3		HR BB	HR 2B		SF8 BB 1B 1-2		G5-3		4	2	2	0	1	0	0
Barry Bonds, L (1, 7) OBP: 0.426, SLG: 0.565	E 1B		1-H HR	P6		P9 2-3		BB 1B		4	1	2	2	0	0	3
Marvin Benard, L (8, 7) OBP: 0.391, SLG: 0.424										1	1	1	0	0	0	0
Jeff Kent, R (1, 4) OBP: 0.353, SLG: 0.540	E6 FC6-4 1-2		L9 WP 2B 1B	2-H HR		BB 1-2		P3		3	2	2	2	1	0	1
Shawon Dunston, R (8, 6) OBP: 0.252, SLG: 0.400										1	0	0	0	0	0	1
Ellis Burks, R (1, 8) OBP: 0.370, SLG: 0.505	FC6-4 1-2f		1 SAFE L9 1-3	G5-3		SF8 2-3 3-H		BB 1-2		3	0	0	1	1	0	3
Joe Carter, R (1, 3) OBP: 0.287, SLG: 0.420		HR	2B 3-H 2B	K		F8		1-3 2-H 1B		5	2	3	3	0	1	2
Brent Mayne, L (1, 2) OBP: 0.349, SLG: 0.361		K	G6-3 1B 2-H 2B	G3			1B	F8		5	1	2	1	0	1	2
Rey Sanchez, R (1, 6) OBP: 0.319, SLG: 0.354 (8, 4)		F7	G6-3 2-3	L8			P6			4	0	0	0	0	0	2
Mark Gardner, R (1, 1) OBP: 0.239, SLG: 0.194		BB	3-H 1B	G1-4-3			K			3	0	1	1	1	1	1
Inning Stats	R: 0 H: 1 E: 1 LOB: 2 K: 0 BB: 0 S: 10 P: 17	R: 1 H: 1 E: 0 LOB: 1 K: 1 BB: 1 S: 11 P: 19	R: 5 H: 5 E: 0 LOB: 1 K: 0 BB: 1 S: 20 P: 34	R: 2 H: 2 E: 0 LOB: 0 K: 1 BB: 0 S: 10 P: 15	R: 0 H: 0 E: 0 LOB: 0 K: 0 BB: 0 S: 4 P: 4	R: 1 H: 1 E: 0 LOB: 2 K: 0 BB: 2 S: 12 P: 23	R: 0 H: 1 E: 0 LOB: 1 K: 1 BB: 0 S: 8 P: 12	R: 1 H: 2 E: 0 LOB: 2 K: 0 BB: 1 S: 11 P: 18		1B: 7 SF: 1 2B: 3 SAC: 0 3B: 0 DP: 0 HR: 3 HBP: 0						

PITCHER		IP	WLS	BF	H	R	ER	SO	BB	IBB	HBP	BLK	WP	HR	S	P	ERA	WHIP
Carlton Loewer, R ERA: 6.34	(1, 1)	3.1	L	22	9	8	8	1	2	0	0	0	1	3	45	77	21.60	3.300
Mike Grace, R ERA: 5.48	(4, 1)	1.2		5	0	0	0	1	0	0	0	0	0	0	10	12	0.00	0.000
Ken Ryan, R ERA: 2.87	(6, 1)	2.0		10	2	1	1	1	2	0	0	0	0	0	20	35	4.50	2.000
Jerry Spradlin, R ERA: 3.42	(8, 1)	1.0		6	2	1	1	0	1	0	0	0	0	0	11	18	9.00	3.000

PITCHER	IP	WLS	BF	H	R	ER	SO	BB	IBB	HBP	BLK	WP	HR	S	P	ERA	WHIP

BOTTOM

Philadelphia Phillies @ San Francisco Giants
3Com Park at Candlestick Point, San Francisco, CA
Sat Aug 29 1998, 6:33 AM EDT
Att. 30,147 - Sunny - 70 F

livebaseballscorecards.com

AB	37
R	10
H	13
RBI	10
BB	5
SO	3
LOB	18

Batter	1	2	3	4	5	6	7	8	9	AB	R	H	RBI	BB	SO	LOB
Doug Glanville, R (1, 8) OBP: 0.350, SLG: 0.410	C B X 1-1 P4 ①		C B 1 SAFE B X 2-1 L9 ③ 1-2			C B B X 2-1 G3 ② 1-2	X 0-0 F8 ② 2-3		C B S X 1-2 FC4-6 ② 1-2f	5	0	0	0	0	0	4
Wendell Magee, R (1, 7) OBP: 0.333, SLG: 0.889	B B B X 3-0 F8 ②			B X 1-0 L6 ①		B B C X 2-1 1B 2B ② 2-H	C F X 0-2 2B ③ 3-H		B B 1 SAFE X 2-0 F8 ③	5	1	2	2	0	0	1
Scott Rolen, R (1, 5) OBP: 0.381, SLG: 0.517	C S S 0-3 K ③			C B F S 1-3 K ②		C F B X 1-2 2B 1B ② 2-H	X 0-0 F7 ③			4	1	1	1	0	2	1
Rico Brogna, L (1, 3) OBP: 0.324, SLG: 0.457		S B C X 1-2 F9 ①		B B F B X 3-1 G4-3 ③		F X 0-1 1B 2B ① 1-H		F B X 1-1 G6-3 ①		4	1	1	1	0	0	0
Bobby Abreu, L (1, 9) OBP: 0.404, SLG: 0.482		B F F B B F B 4-2 G1-6-3 BB			X 0-0 P7 ①	I I I 4-0 1B IBB		B B C B X 3-1 1B 1B		2	0	1	0	2	0	0
Mark Lewis, R (1, 4) OBP: 0.304, SLG: 0.351		1 SAFE B X 1-0 G1-6-3 ② ③ 1-2f			B F B C S 2-3 K ②	B C B X 2-1 1B 1-3 2-H		F 1 B X 1-1 G6-4-3 1B 1-2		4	0	2	1	0	1	1
Bobby Estalella, R (1, 2) OBP: 0.231, SLG: 0.358			B F X 1-1 G4-3 ①		X 0-0 P4 ③	F F C 0-3 K ③		B B C F X 2-2 G6-4-3 ② ③ 1-2f		4	0	0	0	0	1	4
Alex Arias, R (1, 6) OBP: 0.367, SLG: 0.358			C B B B F F X 3-2 S 1B			B C B X 2-1 G6-3 ①	C B B B X 3-1 F8 SH1-4 2B 1B		B C S X 1-2 FC4-6 1B	4	1	3	0	0	0	0
Curt Schilling, R (1, 1) OBP: 0.152, SLG: 0.127			1 SAFE L L L 0-3 K ②			B B B B 4-0 G3 2B BB	B L X 1-1 SH1-4 ① 1-2		B L L L 1-3 K ①	2	1	0	0	1	2	2
Inning Stats	R: 0 E: 0 K: 1 S: 6 H: 0 LOB: 0 BB: 0 P: 10	R: 0 E: 0 K: 0 S: 7 H: 0 LOB: 0 BB: 1 P: 13	R: 0 E: 0 K: 1 S: 11 H: 1 LOB: 1 BB: 0 P: 17	R: 0 E: 0 K: 1 S: 6 H: 0 LOB: 0 BB: 0 P: 11	R: 0 E: 0 K: 1 S: 5 H: 0 LOB: 0 BB: 0 P: 7	R: 4 E: 0 K: 1 S: 16 H: 4 LOB: 2 BB: 2 P: 33	R: 1 E: 0 K: 0 S: 9 H: 2 LOB: 1 BB: 0 P: 13	R: 0 E: 0 K: 0 S: 9 H: 2 LOB: 1 BB: 0 P: 16	R: 0 E: 0 K: 1 S: 10 H: 1 LOB: 1 BB: 0 P: 15	1B: 7 2B: 3 3B: 0 HR: 0 SF: 0 SAC: 1 DP: 2 HBP: 0							WP: 0 PB: 0 SB: 1 CS: 0 PA: 38

PITCHER		IP	WLS	BF	H	R	ER	SO	BB	IBB	HBP	BLK	WP	HR	S	P	ERA	WHIP
Russ Ortiz, R ERA: 5.32	(1, 1)	5.2	L	23	4	4	4	4	2	1	0	0	0	0	46	84	6.35	1.059
Julian Tavarez, R ERA: 3.31	(6, 1)	0.1		2	1	0	0	1	0	0	0	0	0	0	5	7	0.00	3.000
Chris Brock, R ERA: 3.72	(7, 1)	1.0		5	2	1	1	0	0	0	0	0	0	0	9	13	9.00	2.000
Rich Rodriguez, L ERA: 3.88	(8, 1)	1.1		6	3	0	0	1	0	0	0	0	0	0	15	24	0.00	2.250
Robb Nen, R ERA: 1.43	(9, 1)	0.2		2	0	0	0	0	0	0	0	0	0	0	4	7	0.00	0.000

PITCHER	IP	WLS	BF	H	R	ER	SO	BB	IBB	HBP	BLK	WP	HR	S	P	ERA	WHIP

TOP

Philadelphia Phillies @ San Francisco Giants
3Com Park at Candlestick Point, San Francisco, CA

Sun Aug 30 1998, 6:33 AM EDT
Att. 36,920 - Sunny - 67 F

livebaseballscorecards.com

AB	34
R	5
H	10
RBI	5
BB	3
SO	6
LOB	13

BOTTOM

Philadelphia Phillies @ San Francisco Giants
3Com Park at Candlestick Point, San Francisco, CA
Sun Aug 30 1998, 6:33 AM EDT
Att. 36,920 - Sunny - 67 F

livebaseballscorecards.com

Batter	1	2	3	4	5	6	7	8	9	AB	R	H	RBI	BB	SO	LOB
Marvin Benard, L (1, 9) OBP: 0.384, SLG: 0.415	B C C X 1-2 G6-3 ①		B B C X 2-1 L9 ③			C B X 1-1 G6-3 ②	B C X 1-1 FC6-4 ③ 1-2f			4	0	0	0	0	0	3
Rich Aurilia, R (1, 6) OBP: 0.327, SLG: 0.430	C S B F F X 1-2 P4 ②			S X 0-1 P4 ①		B X 1-0 G6-3 ③		F B S F S 1-3 K L6-4-3 WP		4	0	0	0	0	1	0
Barry Bonds, L (1, 7) OBP: 0.428, SLG: 0.578	C B X 1-1 G6-3 ③			X 0-0 HR			B B X 2-0 HR	B B B I 4-0 L6-4-3 1-2 IBB		3	2	2	2	1	0	0
Jeff Kent, R (1, 4) OBP: 0.352, SLG: 0.538		B X 1-0 G6-3 ①		B B F F X 2-2 G4-3 ②			C B X 1-1 G4-3 3B 1B	B B X 2-0 L6-4-3 ①②③ 1-2 2-3		4	1	1	0	0	0	2
Charlie Hayes, R (1, 3) OBP: 0.368, SLG: 0.436 Shawon Dunston, R (9, PR) OBP: 0.252, SLG: 0.400		C B C S 1-3 K ②		C X 0-1 G5-3 ③			B B F F X 2-1 G4-3 ① 1-2		F B F F X 1-2 FC6-4 1B	4 0	0 0	1 0	0 0	0 0	1 0	1 0
Ellis Burks, R (1, 8) OBP: 0.369, SLG: 0.507		F X 0-1 P6 ③			C S X 0-2 G2-3 ①		B X 1-0 FC6-4 2-H 3B		F X 0-1 FC6-4 S ① 1-2f	4	1	1	1	0	0	1
Bill Mueller, S (1, 5) OBP: 0.391, SLG: 0.404			B C C C 1-3 K ①		X 0-0 G6-3 1B		B B S B B 4-1 FC6-4 HBP BB		C B B F F F B F S 3-3 K ② 1-2	3	0	1	0	1	2	1
Brian Johnson, R (1, 2) OBP: 0.296, SLG: 0.375 J.T. Snow, L (9, PH) OBP: 0.329, SLG: 0.408			C B X 1-1 SH3-4 1B		C F X 0-2 G6-3 ②③ 1-2f		F B H 2-1 FC6-4 1-2 HBP		S B C B X 2-2 G4-3 ③	2 1	0 0	1 0	0 0	0 0	0 0	1 2
Russ Ortiz, R (1, 1) OBP: 0.211, SLG: 0.118 Julian Tavarez, L (6, 1) OBP: 0.111, SLG: 0.111 Stan Javier, S (6, PH) OBP: 0.380, SLG: 0.365 Chris Brock, R (7, 1) OBP: 0.500, SLG: 0.500 Joe Carter, R (7, PH) OBP: 0.286, SLG: 0.419 Rich Rodriguez, L (8, 1) OBP: 0.250, SLG: 0.250 Robb Nen, R (9, 1)			X 0-0 SH3-4 ② 1-2			B B C B C S 3-3 K ①	B S B B B X 3-1 FC6-4 ② FC6-4 1-2f 2-3 3-H			0 0 1 0 1 0 0	0 0 0 0 0 0 0	0 0 0 0 1 0 2	0 0 0 0 0 0 0	0 0 0 0 1 0 2	0 0 1 0 0 0 0	0 0 0 0 0 0 0
Inning Stats	R: 0 E: 0 K: 0 S: 10 H: 0 LOB: 0 BB: 0 P: 13	R: 0 E: 0 K: 1 S: 6 H: 0 LOB: 0 BB: 0 P: 8	R: 0 E: 0 K: 1 S: 8 H: 1 LOB: 1 BB: 0 P: 12	R: 1 E: 0 K: 0 S: 8 H: 1 LOB: 0 BB: 0 P: 10	R: 0 E: 0 K: 0 S: 7 H: 1 LOB: 0 BB: 0 P: 7	R: 0 E: 0 K: 1 S: 6 H: 0 LOB: 0 BB: 0 P: 11	R: 3 E: 0 K: 0 S: 12 H: 3 LOB: 2 BB: 1 P: 28	R: 0 E: 0 K: 1 S: 5 H: 0 LOB: 0 BB: 1 P: 12	R: 0 E: 0 K: 1 S: 14 H: 1 LOB: 2 BB: 0 P: 20	1B: 4 2B: 0 3B: 2 HR: 2	SF: 0 SAC: 1 DP: 1 HBP: 1						

	AB	31
	R	4
	H	7
	RBI	4
	BB	2
	SO	5
	LOB	13

WP: 2 PB: 0 SB: 1 CS: 0 PA: 35

PITCHER	IP	WLS	BF	H	R	ER	SO	BB	IBB	HBP	BLK	WP	HR	S	P	ERA	WHIP
Curt Schilling, R (1, 1) ERA: 3.24	9.0	W	35	7	4	4	5	1	1	1	0	2	2	76	121	4.00	0.889

PITCHER	IP	WLS	BF	H	R	ER	SO	BB	IBB	HBP	BLK	WP	HR	S	P	ERA	WHIP

TOP

Philadelphia Phillies @ San Francisco Giants

3Com Park at Candlestick Point, San Francisco, CA

Mon Aug 31 1998, 10:05 PM EDT
Att. 13,092 - Unknown - 63 F

livebaseballscorecards.com

Batter	1	2	3	4	5	6	7	8	9	AB	R	H	RBI	BB	SO	LOB
Doug Glanville, R (1, 8) OBP: 0.347, SLG: 0.406	K		F9		G5-3		K2-3		F7	5	0	0	0	0	2	3
Wendell Magee, R (1, 7) OBP: 0.429, SLG: 0.846	2B		FC6-4 BB		K			E6 1B 1B	F9	4	1	2	0	1	1	1
Scott Rolen, R (1, 5) OBP: 0.381, SLG: 0.514	K		FC6-4 1-2f			F8		1B 2-3 1B		4	0	1	0	0	1	2
Rico Brogna, L (1, 3) OBP: 0.325, SLG: 0.457	G1-3			2B SF8 1B		G3		CS 1-3 3-H 1B		4	1	2	1	0	0	1
Bobby Abreu, L (1, 9) OBP: 0.404, SLG: 0.484		K		SF8 1-3 2B		F8		S 1-2 BB		3	0	1	0	1	1	0
Mark Lewis, R (1, 4) OBP: 0.304, SLG: 0.349		G6-3		SF8 2-3 3-H			P6	23 FC5-4 1-2 IBB		2	0	0	1	1	0	0
Bobby Estalella, R (1, 2) OBP: 0.233, SLG: 0.351 23 Kevin Jordan, R (8, PH) OBP: 0.308, SLG: 0.363 Mark Parent, R (8, 2) OBP: 0.280, SLG: 0.286		E6		P2			1B BB	FC5-4 1-2f		2 1 0	0 0 0	0 0 0	0 0 0	1 0 0	0 0 0	1 2 0
Alex Arias, R (1, 6) OBP: 0.355, SLG: 0.345		G6-3		K				L5	P3	4	0	0	0	0	1	3
Mark Portugal, R (1, 1) OBP: 0.262, SLG: 0.308 Ruben Amaro Jr, S (7, PH) OBP: 0.230, SLG: 0.269 Wayne Gomes, R (7, 1) Mark Leiter, R (8, 1) Kevin Sefcik, R (9, PH) OBP: 0.412, SLG: 0.400			K		K			1-3 1B	BB	2 1 0 0 0	0 0 0 0 0	0 1 0 0 0	0 0 0 0 0	0 0 0 0 1	2 0 0 0 0	0 0 0 0 0
Inning Stats	R: 0 E: 0 K: 2 S: 9 H: 1 LOB: 1 BB: 0 P: 12	R: 0 E: 1 K: 1 S: 11 H: 0 LOB: 1 BB: 0 P: 18	R: 0 E: 0 K: 1 S: 5 H: 0 LOB: 1 BB: 1 P: 11	R: 1 E: 0 K: 1 S: 14 H: 2 LOB: 1 BB: 0 P: 19	R: 0 E: 0 K: 2 S: 9 H: 0 LOB: 0 BB: 0 P: 14	R: 0 E: 0 K: 0 S: 8 H: 0 LOB: 0 BB: 0 P: 13	R: 0 E: 0 K: 1 S: 11 H: 1 LOB: 2 BB: 1 P: 20	R: 1 E: 1 K: 0 S: 13 H: 3 LOB: 2 BB: 2 P: 26	R: 0 E: 0 K: 0 S: 10 H: 0 LOB: 1 BB: 1 P: 18	1B: 5 2B: 2 3B: 0 HR: 0 SF: 1 SAC: 0 DP: 0 HBP: 0						

AB	32
R	2
H	7
RBI	2
BB	5
SO	8
LOB	13

WP: 0 PB: 0 SB: 1 CS: 1 PA: 38

PITCHER		IP	WLS	BF	H	R	ER	SO	BB	IBB	HBP	BLK	WP	HR	S	P	ERA	WHIP
Orel Hershiser, R ERA: 4.13	(1, 1)	7.0		28	4	1	1	8	2	0	0	0	0	0	67	107	1.29	0.857
Julian Tavarez, R ERA: 3.44	(8, 1)	0.0		2	2	1	1	0	0	0	0	0	0	0	5	9	∞	∞
Rich Rodriguez, L ERA: 3.83	(8, 1)	0.2		3	1	0	0	0	1	1	0	0	0	0	4	12	0.00	3.000
Jose Mesa, R ERA: 4.76	(8, 1)	1.1	W	5	0	0	0	0	1	0	0	0	0	0	14	23	0.00	0.750

PITCHER		IP	WLS	BF	H	R	ER	SO	BB	IBB	HBP	BLK	WP	HR	S	P	ERA	WHIP

Batter	1	2	3	4	5	6	7	8	9	AB	R	H	RBI	BB	SO	LOB
Marvin Benard, L (1, 9) OBP: 0.382, SLG: 0.410	C L X 0-2 ① G3-1		C B C F C 1-3 ③ K		S X 0-1 ③ G4-3			B B B B 4-0 PB E BB		3	1	0	0	1	1	2
Bill Mueller, S (1, 5) OBP: 0.388, SLG: 0.400	C F B B B C 3-3 ② K			B C X 1-1 ① P5		F C B B C 2-3 ① K		C B B X 2-1 FC3 1B 1-H		4	1	0	0	0	2	0
Barry Bonds, L (1, 7) OBP: 0.428, SLG: 0.576	C B B B B 4-1 BB			X 0-0 ② F8		C F B X 1-2 ② G4-3		I I I I 4-0 1B SF8 IBB		2	1	0	0	2	0	0
Jeff Kent, R (1, 4) OBP: 0.353, SLG: 0.544	C C X 0-2 ③ G5-3			C X 0-1 HR		B B B F F F X 3-2 ③ F8		B B X 2-0 SF8 2B 1-3 2-H 1B		4	2	2	2	0	0	1
Ellis Burks, R (1, 8) OBP: 0.370, SLG: 0.510		X 0-0 G6-4-3 1B		B B F C B C 3-3 ③ K			C X 0-1 F8 FC6 2B	B B B C S X 3-2 ① SF8 1-2 3-H		3	1	2	1	0	1	0
Joe Carter, R (1, 3) OBP: 0.288, SLG: 0.423		C X 0-1 ① ② G6-4-3 1-2f			B X 1-0 1B 1B		C B X 1-1 ① F8 2-3	B S X 1-1 2-H 2B		4	0	2	1	0	0	2
Brent Mayne, L (1, 2) OBP: 0.348, SLG: 0.359		C X 0-1 ③ P4			X 0-0 1-3 1B		C F X 0-2 FC6 FC4-6 3-H	F F X 0-2 ② F8		4	0	1	1	0	0	1
Rich Aurilia, R (1, 6) OBP: 0.323, SLG: 0.425			B B C T X 2-2 ① G4-3		B F X 1-1 ① F4		X 0-0 ② FC4-6 1-2f	C X 0-1 ③ P4		4	0	0	0	0	0	4
Orel Hershiser, R (1, 1) OBP: 0.200, SLG: 0.175			F X 0-1 ② F4		C C X 0-2 ② F9		C B B X 2-1 ③ F8			2	0	0	0	0	0	2
Shawon Dunston, R (7, PH) OBP: 0.251, SLG: 0.398										1	0	0	0	0	0	1
Julian Tavarez, L (8, 1) OBP: 0.111, SLG: 0.111										0	0	0	0	0	0	0
Rich Rodriguez, L (8, 1) OBP: 0.250, SLG: 0.250										0	0	0	0	0	0	0
Jose Mesa, R (8, 1)										0	0	0	0	0	0	0
Inning Stats	R: 0 E: 0 K: 1 S: 10 H: 0 LOB: 1 BB: 1 P: 17	R: 0 E: 0 K: 0 S: 5 H: 1 LOB: 0 BB: 0 P: 5	R: 0 E: 0 K: 1 S: 9 H: 0 LOB: 0 BB: 0 P: 12	R: 1 E: 0 K: 1 S: 8 H: 1 LOB: 0 BB: 0 P: 12	R: 0 E: 0 K: 0 S: 9 H: 2 LOB: 2 BB: 0 P: 11	R: 0 E: 0 K: 1 S: 10 H: 0 LOB: 0 BB: 0 P: 16	R: 1 E: 0 K: 0 S: 10 H: 1 LOB: 1 BB: 0 P: 13	R: 4 E: 1 K: 0 S: 13 H: 2 LOB: 1 BB: 2 P: 29		1B: 4 2B: 2 3B: 0 HR: 1 SF: 1 SAC: 0 DP: 1 HBP: 0						

PITCHER		IP	WLS	BF	H	R	ER	SO	BB	IBB	HBP	BLK	WP	HR	S	P	ERA	WHIP
Mark Portugal, R ERA: 4.34	(1, 1)	6.0		22	4	1	1	4	1	0	0	0	0	1	51	73	1.50	0.833
Wayne Gomes, R ERA: 4.39	(7, 1)	1.0	L	8	1	4	4	0	1	1	0	0	0	0	12	25	36.00	2.000
Mark Leiter, R ERA: 3.58	(8, 1)	1.0		5	2	1	0	0	0	0	0	0	0	0	11	17	0.00	2.000

PITCHER	IP	WLS	BF	H	R	ER	SO	BB	IBB	HBP	BLK	WP	HR	S	P	ERA	WHIP

BOTTOM

Philadelphia Phillies @ San Francisco Giants
3Com Park at Candlestick Point, San Francisco, CA
Mon Aug 31 1998, 10:05 PM EDT
Att. 13,092 - Unknown - 63 F

livebaseballscorecards.com

AB	31
R	6
H	7
RBI	5
BB	3
SO	4
LOB	13

WP: 0	PB: 1	SB: 0	CS: 0	PA: 35		

Montreal Expos @ San Francisco Giants

3Com Park at Candlestick Point, San Francisco, CA

Tue Sep 01 1998, 10:05 PM EDT

Att. 10,160 - Unknown - 60 F

livebaseballscorecards.com

TOP

Batter	1	2	3	4	5	6	7	8	9	AB	R	H	RBI	BB	SO	LOB
Wilton Guerrero, S (1, 4) OBP: 0.300, SLG: 0.357	1-3 K		0-1 BB BB 1B 1B	0-1 2-H HR		2-3 K		0-1 G6-3 2B 1B		5	3	3	2	0	2	0
Orlando Cabrera, R (1, 6) OBP: 0.322, SLG: 0.408	4-1 S BB		4-1 BB 1B 1-2 BB	2-0 F3		0-1 P3		3-1 G6-3 1-2		3	1	0	0	2	0	1
Shane Andrews, R (1, 5) OBP: 0.305, SLG: 0.446	4-2 FC6-4 1-2 BB		0-1 F8	2-1 HR		2-2 2B		0-1 BLK 1B 2-H 2B		4	2	3	2	1	0	2
Vladimir Guerrero, R (1, 9) OBP: 0.371, SLG: 0.599	0-2 L6		4-2 1B 1-2 2-3 BB	2-0 P8		4-0 IBB		0-3 K 2-3		3	0	0	0	2	1	3
Brad Fullmer, L (1, 3) OBP: 0.330, SLG: 0.460	2-2 FC6-4 1-2f		1-2 1-2 2-H 3-H 1B		0-2 G6-3 2B	0-1 F9		1-1 3-H 1B		4	0	2	2	0	0	4
Shayne Bennett, R (6, 1)										0	0	0	0	0	0	0
Scott Livingstone, L (8, PH) OBP: 0.226, SLG: 0.243										0	0	0	0	0	0	0
Robert Perez, R (8, PH) OBP: 0.221, SLG: 0.291										1	0	1	1	0	0	0
Anthony Telford, R (8, 1)										0	0	0	0	0	0	0
Chris Widger, R (1, 2) OBP: 0.273, SLG: 0.366		0-2 G6-3	2-1 F7		0-0 G6-3		1-1 1B 2B	1-3 K		2	0	0	0	0	0	2
Bob Henley, R (5, PH) OBP: 0.370, SLG: 0.439										3	0	1	0	0	1	2
(5, 2)																
F.P. Santangelo, S (1, 7) OBP: 0.329, SLG: 0.297		0-1 G1-3	1-3 K		2-0 G6-3 2-3		0-1 P7		1-1 G6-3	5	0	0	0	0	1	4
Terry Jones, S (1, 8) OBP: 0.305, SLG: 0.309		0-1 1B		4-1 SH1-4 HR BB	4-0 S IBB		2-2 CS 2-3 1B		1-2 G1-3	3	1	2	0	2	0	0
Miguel Batista, R (1, 1)		1-2 G4-3		0-1 SH1-4 1-2	0-3 K 1-2		3-2 G1-3 1-2		0-1 P5	2	0	0	0	0	1	3
Kirk Bullinger, R (6, 1)										0	0	0	0	0	0	0
Steve Kline, S (6, 1)										0	0	0	0	0	0	0
Ryan McGuire, L (6, 3) OBP: 0.296, SLG: 0.251										2	0	0	0	0	0	2

Inning Stats	1	2	3	4	5	6	7	8	9
	R: 0 H: 0 E: 0 LOB: 2 K: 1 BB: 2 S: 15 P: 25	R: 0 H: 1 E: 0 LOB: 1 K: 0 BB: 0 S: 12 P: 13	R: 2 H: 2 E: 0 LOB: 2 K: 1 BB: 2 S: 17 P: 29	R: 3 H: 2 E: 0 LOB: 0 K: 0 BB: 1 S: 9 P: 19	R: 0 H: 1 E: 0 LOB: 2 K: 1 BB: 1 S: 8 P: 14	R: 0 H: 1 E: 0 LOB: 2 K: 1 BB: 1 S: 12 P: 20	R: 0 H: 2 E: 0 LOB: 1 K: 0 BB: 0 S: 11 P: 17	R: 2 H: 3 E: 0 LOB: 1 K: 2 BB: 0 S: 14 P: 19	R: 0 H: 0 E: 0 LOB: 0 K: 0 BB: 0 S: 7 P: 9

AB	37	
R	7	
H	12	
RBI	7	
BB	7	
SO	6	
LOB	23	

1B: 6 SF: 0
2B: 4 SAC: 1
3B: 0 DP: 0
HR: 2 HBP: 0

WP: 0 PA: 45
PB: 0
SB: 2
CS: 1

PITCHER		IP	WLS	BF	H	R	ER	SO	BB	IBB	HBP	BLK	WP	HR	S	P	ERA	WHIP
Danny Darwin, R ERA: 5.4	(1, 1)	3.1		19	4	4	4	2	5	0	0	0	0	1	49	76	10.80	2.700
Cory Bailey, R ERA: 13.5	(4, 1)	0.2		3	1	1	1	0	0	0	0	0	0	1	4	10	13.50	1.500
John Johnstone, R ERA: 3.53	(5, 1)	2.0	W	10	2	0	0	2	0	2	0	0	0	0	20	34	0.00	1.000
Julian Tavarez, R ERA: 3.6	(7, 1)	1.2		8	4	2	2	1	0	0	0	1	0	0	20	29	10.80	2.400
Rich Rodriguez, L ERA: 3.83	(8, 1)	0.0		1	1	0	0	0	0	0	0	0	0	0	2	3	∞	∞

PITCHER		IP	WLS	BF	H	R	ER	SO	BB	IBB	HBP	BLK	WP	HR	S	P	ERA	WHIP
Jose Mesa, R ERA: 4.74	(8, 1)	0.1		1	0	0	0	1	0	0	0	0	0	0	3	4	0.00	0.000
Robb Nen, R ERA: 1.41	(9, 1)	1.0	S	3	0	0	0	0	0	0	0	0	0	0	7	9	0.00	0.000

BOTTOM

Batter	1	2	3	4	5	6	7	8	9	AB	R	H	RBI	BB	SO	LOB
Stan Javier, S OBP: 0.350, SLG: 0.363 (1, 9) Joe Carter, R OBP: 0.290, SLG: 0.433 (6, PH) Julian Tavarez, L OBP: 0.111, SLG: 0.111 (7, 1) Rich Rodriguez, L OBP: 0.250, SLG: 0.250 (8, 1) Jose Mesa, R (8, 1) Brian Johnson, R OBP: 0.299, SLG: 0.381 (8, 2) Ramon Martinez, R OBP: 0.471, SLG: 0.429 (8, PR) Robb Nen, R (9, 1)	C B B B B 4-1 G5-4-3 BB		B F F B X 2-2 ① G5-3		C B B S C 2-3 ① K	B X 1-0 1-H 2-H HR		B C B S X 2-2 SH1-4 SF7 2B		2 0 0 0 1 1 0 1 1 1 3 0 0 0 0 0 0 0 0 0 0 0 0 0 0 0 0 0 0 0 0 0 0 0 0 1 0 1 0 0 0 0 0 1 0 0 0 0 0 0 0 0 0 0 0 0						
Rich Aurilia, R (1, 6) OBP: 0.323, SLG: 0.423	X 0-0 ① ② G5-4-3 1-2f		B S B B F X 3-2 HBP BB F8-2 1B		B X 1-0 ② P3	B X 2-0 ② P4		B X 1-0 ① SH1-4 2-3		4 0 1 0 0 0 1						
Barry Bonds, L (1, 7) OBP: 0.433, SLG: 0.586	F B C F X 1-2 HR		B B B B 4-0 HBP 1-2 BB		B X 1-0 2B	B S B B F B 4-2 HR BB		I I I I 4-0 1B IBB		2 2 2 1 3 0 0						
Jeff Kent, R (1, 4) OBP: 0.354, SLG: 0.550	B B B C X 3-1 ③ L7		S T B H 2-2 1-2 2-3 HBP		B B C S C 2-3 ③ K	C X 0-1 1-H HR		S X 0-1 ② SF7 3-H		3 1 1 3 0 1 1						
Charlie Hayes, R (1, 5) OBP: 0.366, SLG: 0.432		C B B S S 2-3 ① K	F B S B B F F X 2-2 ② ③ F8-2 3-H			B X 2-3 G4-3 0-3 K		B 1 SAFE 1 SAFE F B X 2-1 1-2 1B		5 0 1 0 0 2 3						
Ellis Burks, R (1, 8) OBP: 0.371, SLG: 0.509	C B C B F X 2-2 S 1B		B C B X 2-1 ① F7			X 0-0 1B 1B 1B	B C X 1-1 ① F7	C X 0-1 ③ G1-3		5 1 2 0 0 0 2						
J.T. Snow, L (1, 3) OBP: 0.333, SLG: 0.413	1 SAFE B B F 1 SAFE 1 B B 4-1 1-2 BB		F B F F B C 2-3 ② K			C B X 1-1 1B 1-3 1B 1B	B S S S B F X 3-2 2B			3 1 2 0 1 1 0						
Brent Mayne, L (1, 2) OBP: 0.350, SLG: 0.361 Doug Mirabelli, R (9, 2) OBP: 0.278, SLG: 0.313	C F B S 1-3 ② K		B B C B X 3-1 1B			F X 0-1 1B HR 1-3 3-H 1B	X 0-0 ② F8			4 1 2 1 0 1 3 0 0 0 0 0 0 0						
Danny Darwin, R OBP: 0.128, SLG: 0.111 (1, 1) Cory Bailey, R (4, 1) Armando Rios, L (4, PH) John Johnstone, R (5, 1) Marvin Benard, L OBP: 0.383, SLG: 0.410 (6, PH) (7, 9)	S C B S 1-3 ③ K		B B F F S 2-3 ③ K			B B 1 SAFE X 2-0 1-2 3-H HR 1B	C B B X 2-1 ③ L8			1 0 0 0 0 1 2 0 0 0 0 0 0 0 1 0 0 0 0 1 1 0 0 0 0 0 0 0 2 1 1 1 0 0 1						
Inning Stats	R: 1 H: 1 E: 0 LOB: 0 K: 0 BB: 1 S: 8 P: 16	R: 0 H: 1 E: 0 LOB: 2 K: 3 BB: 1 S: 14 P: 24	R: 0 H: 1 E: 0 LOB: 2 K: 0 BB: 1 S: 13 P: 26	R: 0 H: 1 E: 0 LOB: 1 K: 2 BB: 0 S: 11 P: 20	R: 0 H: 1 E: 0 LOB: 1 K: 2 BB: 0 S: 8 P: 14	R: 7 H: 6 E: 0 LOB: 0 K: 1 BB: 1 S: 17 P: 29	R: 0 H: 1 E: 0 LOB: 1 K: 0 BB: 0 S: 9 P: 15	R: 1 H: 2 E: 0 LOB: 2 K: 0 BB: 1 S: 10 P: 19		1B: 8 SF: 1 2B: 4 SAC: 1 3B: 0 DP: 2 HR: 3 HBP: 1				WP: 0 PA: 42 PB: 0 SB: 1 CS: 0		

PITCHER		IP	WLS	BF	H	R	ER	SO	BB	IBB	HBP	BLK	WP	HR	S	P	ERA	WHIP
Miguel Batista, R ERA: 4.09	(1, 1)	5.0		22	5	1	1	7	3	0	1	0	0	1	54	100	1.80	1.600
Kirk Bullinger, R ERA: 27.0	(6, 1)	0.1		5	4	4	4	0	0	0	0	0	0	0	8	13	108.00	12.000
Steve Kline, L ERA: 3.19	(6, 1)	0.1	L	3	1	1	1	0	1	0	0	0	0	1	4	11	27.00	6.000
Shayne Bennett, R ERA: 4.78	(6, 1)	1.1		6	2	2	2	1	0	0	0	0	0	1	14	20	13.50	1.500
Anthony Telford, R ERA: 4.16	(8, 1)	1.0		6	2	1	1	0	0	1	0	0	0	0	10	19	9.00	2.000

PITCHER	IP	WLS	BF	H	R	ER	SO	BB	IBB	HBP	BLK	WP	HR	S	P	ERA	WHIP

Montreal Expos @ San Francisco Giants

3Com Park at Candlestick Point, San Francisco, CA

Tue Sep 01 1998, 10:05 PM EDT

Att. 10,160 - Unknown - 60 F

livebaseballscorecards.com

AB	34
R	9
H	14
RBI	9
BB	5
SO	8
LOB	14

Batter	1	2	3	4	5	6	7	8	9	AB	R	H	RBI	BB	SO	LOB
Wilton Guerrero, S (1, 4) OBP: 0.295, SLG: 0.351	F9	G3			P5		K		K	5	0	0	0	0	2	3
Orlando Cabrera, R (1, 6) OBP: 0.323, SLG: 0.404	G1-3		G5-3 1B BB		G5-3		P3		F8	2	0	0	0	1	0	0
Shayne Bennett, R (5, 1)										0	0	0	0	0	0	0
Mike Maddux, L (5, 1)										0	0	0	0	0	0	0
Derrick May, L (7, PH) OBP: 0.272, SLG: 0.327										2	0	0	0	0	0	1
(7, 7)																
Robert Perez, R (1, 7) OBP: 0.222, SLG: 0.290	G6-3		G5-3 1-2 1B		F7		P6		K	4	0	1	0	0	0	1
Steve Kline, S (7, 1)										0	0	0	0	0	0	0
F.P. Santangelo, S (9, PH) OBP: 0.329, SLG: 0.296										1	0	0	0	0	1	0
Vladimir Guerrero, R (1, 9) OBP: 0.371, SLG: 0.600	G6-3	G5-3 1-2 2-3				1B 2B		K		3	0	1	0	0	0	2
Ryan McGuire, L (6, PR) OBP: 0.294, SLG: 0.250										1	0	0	0	0	1	0
(6, 9)																
Shane Andrews, R (1, 5) OBP: 0.306, SLG: 0.444	WP 1B BB	K				P4		1B BB		2	1	0	0	2	1	3
Brad Fullmer, L (1, 3) OBP: 0.333, SLG: 0.462	BB 2B 1-H 1B	P5				2-3 1B		1-2 1B		4	1	3	1	0	0	2
Bob Henley, R (1, 2) OBP: 0.364, SLG: 0.420	2B 1-2 BB			F8		P6		F9		3	0	0	0	1	0	5
Terry Jones, S (1, 8) OBP: 0.304, SLG: 0.315	1-3 2B 2-H			G1-3		F8		G4-3		4	0	1	1	0	0	5
Javier Vazquez, R (1, 1) OBP: 0.208, SLG: 0.217	K1-3			G4-3			3B		HR	1	0	0	0	0	1	2
Kirk Bullinger, R (2, 1)										1	0	0	0	0	0	0
Mike Mordecai, R (5, 6) OBP: 0.252, SLG: 0.356										2	1	2	1	0	0	0
Inning Stats	R: 0 E: 0 K: 0 S: 3 H: 0 LOB: 0 BB: 0 P: 3	R: 2 E: 0 K: 1 S: 7 H: 2 LOB: 2 BB: 2 P: 15	R: 0 E: 0 K: 1 S: 6 H: 1 LOB: 2 BB: 1 P: 10	R: 0 E: 0 K: 0 S: 3 H: 0 LOB: 0 BB: 0 P: 3	R: 0 E: 0 K: 0 S: 3 H: 0 LOB: 0 BB: 0 P: 3	R: 0 E: 0 K: 0 S: 5 H: 2 LOB: 3 BB: 0 P: 5	R: 0 E: 0 K: 1 S: 6 H: 1 LOB: 1 BB: 0 P: 6	R: 0 E: 0 K: 1 S: 6 H: 1 LOB: 2 BB: 1 P: 10	R: 1 E: 0 K: 2 S: 8 H: 1 LOB: 0 BB: 0 P: 8	1B: 4 2B: 2 3B: 1 HR: 1	SF: 0 SAC: 0 DP: 0 HBP: 0						

PITCHER	IP	WLS	BF	H	R	ER	SO	BB	IBB	HBP	BLK	WP	HR	S	P	ERA	WHIP
Kirk Rueter, L (1, 1) ERA: 4.27	5.1	W	24	5	2	2	2	3	0	0	0	1	0	25	37	3.38	1.500
Chris Brock, R (6, 1) ERA: 3.27	2.2		11	2	0	0	2	1	0	0	0	0	0	14	18	0.00	1.125
Alvin Morman, L (9, 1) ERA: 5.61	1.0		4	1	1	1	2	0	0	0	0	0	1	8	8	9.00	1.000

PITCHER	IP	WLS	BF	H	R	ER	SO	BB	IBB	HBP	BLK	WP	HR	S	P	ERA	WHIP

TOP

Montreal Expos @ San Francisco Giants

3Com Park at Candlestick Point, San Francisco, CA

Wed Sep 02 1998, 6:33 AM EDT

Att. 10,673 - Sunny - 76 F

livebaseballscorecards.com

AB	35
R	3
H	8
RBI	3
BB	4
SO	6
LOB	24

1B: 4	SF: 0	WP: 1	PA: 39
2B: 2	SAC: 0	PB: 0	
3B: 1	DP: 0	SB: 0	
HR: 1	HBP: 0	CS: 0	

Batter	1	2	3	4	5	6	7	8	9	AB	R	H	RBI	BB	SO	LOB
Marvin Benard, L (1, 9) OBP: 0.383, SLG: 0.415 (7, 8)	0-0 WP S 2B 1B	0-3 K	0-0 G1-3		0-0 HR 2-H 2B	0-0 L8				5	2	2	1	0	1	4
Bill Mueller, S (1, 5) OBP: 0.390, SLG: 0.400	BBBB 4-0 BB 1-2 2B BB	0-0 P5		0-0 1B 2B 1B	BBBB 4-0 HR BB		0-0 F9			3	3	1	0	2	0	2
Barry Bonds, L (1, 7) OBP: 0.437, SLG: 0.595	BBBB 4-0 2B 1-2 2-3 2B BB	0-0 FC6-4 1-2 3-H 1B		0-0 1-2 2B 1B	0-0 1-H 2-H HR		0-0 F9			3	3	3	4	1	0	0
Joe Carter, R (6, 7) OBP: 0.289, SLG: 0.432										1	0	0	0	0	0	0
Jeff Kent, R (1, 4) OBP: 0.355, SLG: 0.554	0-0 2B 1-3 2-H 3-H 2B	0-0 FC6-4 1-2f 2-3		0-0 G4-3 1-H 2-H 2B	0-0 G3		0-3 K			4	1	2	4	0	0	2
Ramon Martinez, R (7, 4) OBP: 0.444, SLG: 0.400										1	0	0	0	0	1	0
J.T. Snow, L (1, 3) OBP: 0.335, SLG: 0.415	0-0 FC1-6 2-H 3-H 2B		0-0 G4-3	0-0 G4-3 2-3	BBBB 4-0 1B BB			0-0 F8		3	0	1	2	1	0	1
Charlie Hayes, R (8, PH) OBP: 0.364, SLG: 0.431 (9, 3)										1	0	0	0	0	0	0
Stan Javier, S (1, 8) OBP: 0.379, SLG: 0.362	0-0 FC1-6 G6-4-3 2-2		0-0 E4 1B 2B	0-0 P6	0-0 1-2 1B			0-0 G4-3		4	1	1	0	0	0	2
Chris Jones, R (7, 9) OBP: 0.268, SLG: 0.298										1	0	0	0	0	0	0
Brian Johnson, R (1, 2) OBP: 0.297, SLG: 0.378	0-0 G6-4-3 1-2f		0-0 2B 1-2 1B	0-0 G6-3	SSS 0-3 K			SSS 0-3 K		5	0	1	0	0	2	4
Rey Sanchez, R (1, 6) OBP: 0.325, SLG: 0.365		0-0 1B 1B 2B	0-0 1-3 2-H 2B		H 1-0 SH1-4 2B HBP	0-0 F7				2	2	2	1	0	0	0
Shawon Dunston, R (6, 6) OBP: 0.250, SLG: 0.396										1	0	0	0	0	0	0
Kirk Rueter, L (1, 1) OBP: 0.250, SLG: 0.268		0-0 FC6-4 1B 2-3 1B	0-0 G6-3		0-0 SH1-4 1-2	0-0 G5-3				2	0	1	0	0	0	2
Chris Brock, R (6, 1) OBP: 0.333, SLG: 0.333										1	0	0	0	0	0	0
Alvin Morman, L (9, 1)										0	0	0	0	0	0	0
Inning Stats	R: 4 E: 0 K: 0 S: 5 H: 3 LOB: 0 BB: 2 P: 13	R: 1 E: 0 K: 1 S: 8 H: 3 LOB: 2 BB: 0 P: 8	R: 1 E: 1 K: 0 S: 6 H: 2 LOB: 2 BB: 0 P: 6	R: 2 E: 0 K: 0 S: 6 H: 3 LOB: 1 BB: 0 P: 6	R: 4 E: 0 K: 1 S: 8 H: 3 LOB: 2 BB: 2 P: 17	R: 0 E: 0 K: 0 S: 3 H: 0 LOB: 0 BB: 0 P: 3	R: 0 E: 0 K: 1 S: 5 H: 0 LOB: 0 BB: 0 P: 5	R: 0 E: 0 K: 1 S: 5 H: 0 LOB: 0 BB: 0 P: 5		1B: 7 2B: 6 3B: 0 HR: 1 SF: 0 SAC: 1 DP: 1 HBP: 1						

BOTTOM

Montreal Expos @ San Francisco Giants

3Com Park at Candlestick Point, San Francisco, CA

Wed Sep 02 1998, 6:33 AM EDT

Att. 10,673 - Sunny - 76 F

livebaseballscorecards.com

AB	37
R	12
H	14
RBI	12
BB	4
SO	4
LOB	17

WP: 1 PB: 0 SB: 1 CS: 0 PA: 43

PITCHER		IP	WLS	BF	H	R	ER	SO	BB	IBB	HBP	BLK	WP	HR	S	P	ERA	WHIP
Javier Vazquez, R ERA: 6.11	(1, 1)	1.2	L	12	6	5	5	1	2	0	0	0	1	0	12	20	27.00	4.800
Kirk Bullinger, R ERA: 14.73	(2, 1)	2.1		13	5	3	2	0	0	0	0	0	0	0	13	13	7.71	2.143
Shayne Bennett, R ERA: 5.15	(5, 1)	0.2		7	2	4	4	0	2	0	1	0	0	1	4	13	54.00	6.000
Mike Maddux, R ERA: 4.0	(5, 1)	1.1		5	1	0	0	1	0	0	0	0	0	0	7	7	0.00	0.750
Steve Kline, L ERA: 3.09	(7, 1)	2.0		6	0	0	0	2	0	0	0	0	0	0	10	10	0.00	0.000

PITCHER	IP	WLS	BF	H	R	ER	SO	BB	IBB	HBP	BLK	WP	HR	S	P	ERA	WHIP

Batter	1	2	3	4	5	6	7	8	9	AB	R	H	RBI	BB	SO	LOB
Marvin Benard, L (1, 9) OBP: 0.380, SLG: 0.407	C B S B F S 2-3 ① K		X 0-0 ③ G3-1		B B B 4-0 BB		F S S 0-3 ① K2-3		B C B F B F X 3-2 ② G4-3 2-3	4	0	0	0	1	2	2
Bill Mueller, S (1, 5) OBP: 0.388, SLG: 0.398	B B C B S X 3-2 ② F7			B B F X 2-1 ① G6-3	C S S 0-3 ③ K		C S B X 1-2 ② G3-1		C B X 1-1 1B 3-H 1B	5	0	1	1	0	1	3
Barry Bonds, L (1, 7) OBP: 0.442, SLG: 0.601	B B B C B 4-1 CS BB			B F C B F X 2-2 1B		B B X 2-0 CS 1B	X 0-0 2B		F X 0-1 1-2 1B	4	0	4	0	1	0	0
Jeff Kent, R (1, 4) OBP: 0.352, SLG: 0.548	B 1-0 ③ CS 1-2	B F X 1-1 ① F9		B S S F F S 1-3 ② K		S F S 0-3 ① K	F F X 0-2 ③ F7		C S X 0-2 ③ G1-3	5	0	0	0	0	2	5
J.T. Snow, L (1, 3) OBP: 0.334, SLG: 0.412		C X 0-1 ② G3		C B X 1-1 ③ F7		F F B F B B B 4-2 ② HR 1-2 BB		C S S X 0-2 ① G4-3		3	1	0	0	1	0	1
Ellis Burks, R (1, 8) OBP: 0.374, SLG: 0.516		F C B S 1-3 ③ K			F C F X 0-2 1B S 1B	B X 1-0 1-H HR		F B B B B 4-1 G1-6-3 BB		3	1	2	2	1	1	0
Brent Mayne, L (1, 2) OBP: 0.345, SLG: 0.356			B F C B B X 3-2 ① G6-3		B B F B C S 3-3 ① K	B B F B X 3-1 ③ L4		B B S B X 3-1 ②③ G1-6-3 1-2f		4	0	0	0	0	1	2
Rich Aurilia, R (1, 6) OBP: 0.327, SLG: 0.424			C B B B B B 4-1 SH1-4 BB		B F B S S 2-3 ② K 1-2	X 0-0 HR 1B			C B B S B B 4-2 G4-3 WP 1B BB	2	2	1	0	2	1	1
Shawn Estes, R (1, 1) OBP: 0.237, SLG: 0.243 Chris Brock, R (6, 1) OBP: 0.333, SLG: 0.333 Armando Rios, L (7, PH) OBP: 0.500, SLG: 2.000 Julian Tavarez, L (7, 1) OBP: 0.111, SLG: 0.111 Chris Jones, R (9, PH) OBP: 0.266, SLG: 0.296			C B X 1-1 ② SH1-4 1-2		C B S X 1-2 2-3 1B	B B B C F F F X 3-2 1-H HR			C B B S B X 2-2 ① G5-3 1-2	1 0 1 0 1	0 0 1 0 0	1 0 1 0 0	0 0 2 0 0	0 0 0 0 0	0 0 0 0 0	0 0 0 0 1
Inning Stats	R: 0 H: 0 E: 0 LOB: 0 K: 1 BB: 1 S: 8 P: 18	R: 0 H: 0 E: 0 LOB: 0 K: 1 BB: 0 S: 7 P: 9	R: 0 H: 0 E: 0 LOB: 1 K: 0 BB: 1 S: 7 P: 15	R: 0 H: 1 E: 0 LOB: 1 K: 1 BB: 0 S: 13 P: 19	R: 0 H: 2 E: 0 LOB: 3 K: 3 BB: 1 S: 16 P: 26	R: 2 H: 2 E: 0 LOB: 0 K: 1 BB: 1 S: 10 P: 20	R: 2 H: 3 E: 0 LOB: 1 K: 1 BB: 0 S: 16 P: 20	R: 0 H: 0 E: 0 LOB: 0 K: 0 BB: 1 S: 6 P: 13	R: 1 H: 2 E: 0 LOB: 2 K: 0 BB: 1 S: 16 P: 26	1B: 7 SF: 0 2B: 1 SAC: 1 3B: 0 DP: 1 HR: 2 HBP: 0						WP: 1 PA: 41 PB: 0 SB: 1 CS: 2

TOP

San Francisco Giants @ Los Angeles Dodgers

Dodger Stadium, Los Angeles, CA

Fri Sep 04 1998, 7:05 PM PDT

Att. 35,182 - Cloudy - 76 F

livebaseballscorecards.com

AB	33
R	5
H	10
RBI	5
BB	6
SO	8
LOB	15

PITCHER		IP	WLS	BF	H	R	ER	SO	BB	IBB	HBP	BLK	WP	HR	S	P	ERA	WHIP
37 Darren Dreifort, R ERA: 4.0	(1, 1)	7.0	W	31	8	4	4	8	4	0	0	0	0	2	77	127	5.14	1.714
Sean Maloney, R ERA: 2.89	(8, 1)	1.2		7	1	1	1	0	2	0	0	0	1	0	17	34	5.40	1.800
Jeff Shaw, R ERA: 2.22	(9, 1)	0.1	S	2	1	0	0	0	0	0	0	0	0	0	5	5	0.00	3.000

PITCHER	IP	WLS	BF	H	R	ER	SO	BB	IBB	HBP	BLK	WP	HR	S	P	ERA	WHIP

Batter	1	2	3	4	5	6	7	8	9	AB	R	H	RBI	BB	SO	LOB
Eric Young Sr., R (1, 4) OBP: 0.357, SLG: 0.394	X 0-0 ① G5-3	B C C B F X 2-2 2-H 3-H 1B		S X 0-1 L3 1B		B C S B F B X 3-2 ① G5-3 1-2		C B C F B X 2-2 1B 1B		5	0	3	2	0	0	1
Trenidad Hubbard, R (1, 7) OBP: 0.363, SLG: 0.461 (5, 8)	C B F C 1-3 ② K	1 SAFE F 1 SAFE 1 SAFE F B 1 SAFE X 1-2 ③ F9		X 0-0 ①② L3 1-2		B C T F X 1-2 ② F9		P B X 2-0 1-2 1B		5	0	1	0	0	1	3
Raul Mondesi, R (1, 8) OBP: 0.310, SLG: 0.509 Matt Luke, L (5, 7) OBP: 0.264, SLG: 0.436	B X 1-0 E6 FC5-4		F B F B S 2-3 ① K	C B X 1-1 ③ G1-3		B B C X 2-1 ③ G4-3		B X 1-0 ③ G4-3		3 2	0 0	0 0	0 0	0 0	1 0	0 3
Eric Karros, R (1, 3) OBP: 0.348, SLG: 0.477	B C X 1-1 ③ FC5-4 1-2f		F B B B X 3-1 BB HR 1B		F X 0-1 ① G5-3		F B F B B X 3-2 ① G6-3			4	1	1	0	0	0	1
Bobby Bonilla, S (1, 5) OBP: 0.324, SLG: 0.385 Adrian Beltré, R (6, 5) OBP: 0.273, SLG: 0.357		B S C T B B B 4-2 G3 S 1B BB	B B B B 4-0 1-2 HR BB		F B C X 1-2 ② F8		B B B C X 3-1 E5 S			1 1	2 0	0 0	0 0	2 0	0 0	0 0
Mark Grudzielanek, R (1, 6) OBP: 0.314, SLG: 0.365	C B X 1-1 ① G3 1-3	B X 1-0 1-H 2-H HR			C X 0-1 ③ G5-3		1 SAFE S C 1 SAFE X 0-2 ② P3			4	1	1	3	0	0	2
Roger Cedeno, S (1, 9) OBP: 0.332, SLG: 0.309	B B B B 4-0 1B 1B BB	B B C F B X 3-2 ② G4-3				B B B B 4-0 HR BB	B X 1-0 ③ G4-3 1-2			2	2	0	0	2	0	1
Charles Johnson, R (1, 2) OBP: 0.289, SLG: 0.384	X 0-0 37 SH1-4 1-3 1B 3-H 1B	S B S B X 2-2 1B				1 SAFE 1 SAFE F B 1 SAFE 1 SAFE F F 1 SAFE 1-2 X 1-H HR		C C X 0-2 ① G4-3		4	2	3	3	0	0	0
37 Darren Dreifort, R (1, 1) OBP: 0.255, SLG: 0.286 Sean Maloney, R (8, 1) Jeff Shaw, R (9, 1)	X 0-0 ② SH1-4 1-2	C B C S 1-3 ③ K				C X 0-1 G5-3 1B		C B S S 1-3 ② K		2 1 0	0 0 0	1 0 0	0 0 0	0 0 0	1 1 0	1 0 0
Inning Stats	R: 0 E: 1 K: 1 S: 7 H: 0 LOB: 1 BB: 0 P: 10	R: 3 E: 0 K: 0 S: 14 H: 2 LOB: 1 BB: 2 P: 26	R: 3 E: 0 K: 2 S: 15 H: 3 LOB: 1 BB: 1 P: 31	R: 0 E: 0 K: 0 S: 5 H: 1 LOB: 0 BB: 0 P: 6	R: 0 E: 0 K: 0 S: 7 H: 0 LOB: 0 BB: 0 P: 8	R: 2 E: 0 K: 0 S: 16 H: 2 LOB: 1 BB: 1 P: 27	R: 0 E: 1 K: 0 S: 9 H: 0 LOB: 1 BB: 0 P: 16	R: 0 E: 0 K: 1 S: 13 H: 2 LOB: 2 BB: 0 P: 18		1B: 8 2B: 1 3B: 0 HR: 2 SF: 0 SAC: 1 DP: 1 HBP: 0						

PITCHER		IP	WLS	BF	H	R	ER	SO	BB	IBB	HBP	BLK	WP	HR	S	P	ERA	WHIP
Shawn Estes, L ERA: 4.66	(1, 1)	5.0	L	24	6	6	6	3	3	0	0	0	0	1	48	81	10.80	1.800
Chris Brock, R ERA: 3.91	(6, 1)	1.0		6	2	2	2	0	1	0	0	0	0	1	16	27	18.00	3.000
Julian Tavarez, R ERA: 3.51	(7, 1)	2.0		9	2	0	0	1	0	0	0	0	0	0	22	34	0.00	1.000

PITCHER	IP	WLS	BF	H	R	ER	SO	BB	IBB	HBP	BLK	WP	HR	S	P	ERA	WHIP

BOTTOM

San Francisco Giants @ Los Angeles Dodgers

Dodger Stadium, Los Angeles, CA

Fri Sep 04 1998, 7:05 PM PDT

Att. 35,182 - Cloudy - 76 F

livebaseballscorecards.com

AB	34
R	8
H	10
RBI	8
BB	4
SO	4
LOB	12

Batter	1	2	3	4	5	6	7	8	9	AB	R	H	RBI	BB	SO	LOB
Marvin Benard, L (1, 9) OBP: 0.373, SLG: 0.400	C X 0-1 ① P6			C B C B B X 3-2 ① P5		B S B S B X 3-2 ② F7		S X 0-1 ① P3		4	0	0	0	0	0	0
Bill Mueller, S (1, 5) OBP: 0.391, SLG: 0.398	B S B B C B 4-2 CS BB			B B F X 2-1 BB 1B		B B C B B 4-1 BB		B C X 1-1 ② G3		2	0	1	0	2	0	0
Barry Bonds, L (1, 7) OBP: 0.440, SLG: 0.597	F B C B B F S 3-3 ② ③ K 1-2			B B F C B B 4-2 FC4-6 BB 1-2		C B B B X 3-1 ③ G4-3		B F B F B X 3-2 ③ F7		3	0	0	0	1	1	2
Jeff Kent, R (1, 4) OBP: 0.353, SLG: 0.554		B B F C X 2-2 ① L8		C F S 0-3 ② K			B F X 1-1 E 1B		B C X 1-1 HR	4	2	2	1	0	1	2
Ellis Burks, R (1, 8) OBP: 0.373, SLG: 0.513		C B C F B X 2-2 ② F9		B X 1-0 ③ FC4-6 1-2f			H 1-0 FC4-6 HBP		B B X 2-0 ① G5-3	3	0	0	0	0	0	2
J.T. Snow, L (1, 3) OBP: 0.331, SLG: 0.408		C B S S 1-3 ③ K			F B S C 1-3 ① K		B B X 2-0 ① FC4-6 1-2f 2-H		B X 1-0 ② L5	4	0	0	0	0	2	1
Rich Aurilia, R (1, 6) OBP: 0.324, SLG: 0.419			S B F F S 1-3 ① K		C B X 1-1 ② G4-3		S B S B B X 3-2 ② G6-3		B S B B B X 3-1 ③ P4	4	0	0	0	0	1	1
Brian Johnson, R (1, 2) OBP: 0.294, SLG: 0.374			F B B C B F S 3-3 ② K		F B B X 2-1 ③ F7		X 0-0 ③ F9			3	0	0	0	0	1	1
Orel Hershiser, R (1, 1) OBP: 0.197, SLG: 0.172 John Johnstone, R (3, 1) Ramon Martinez, R (6, PH) OBP: 0.421, SLG: 0.375 Danny Darwin, R (6, 1) OBP: 0.128, SLG: 0.111 Armando Rios, L (8, PH) OBP: 0.667, SLG: 2.667 Jose Mesa, R (8, 1)			X 0-0 ③ G5-3			B S C B X 2-2 ① G6-3		B S X 1-1 HR		1 0 1 0 1 0	0 0 0 0 1 0	0 0 0 0 1 0	0 0 0 0 1 0	0 0 0 0 0 0	0 0 0 0 0 0	0 0 0 0 0 0
Inning Stats	R: 0 H: 0 E: 0 LOB: 1 K: 1 BB: 1 S: 8 P: 15	R: 0 H: 0 E: 0 LOB: 0 K: 1 BB: 0 S: 10 P: 15	R: 0 H: 0 E: 0 LOB: 0 K: 2 BB: 0 S: 9 P: 13	R: 0 H: 1 E: 0 LOB: 2 K: 1 BB: 1 S: 11 P: 21	R: 0 H: 0 E: 0 LOB: 0 K: 1 BB: 0 S: 7 P: 11	R: 0 H: 0 E: 0 LOB: 1 K: 0 BB: 1 S: 9 P: 21	R: 1 H: 1 E: 1 LOB: 1 K: 0 BB: 0 S: 7 P: 14	R: 1 H: 1 E: 0 LOB: 0 K: 0 BB: 0 S: 9 P: 14	R: 1 H: 1 E: 0 LOB: 0 K: 0 BB: 0 S: 6 P: 13	1B: 2 2B: 1 3B: 0 HR: 2	SF: 0 SAC: 0 DP: 1 HBP: 1			WP: 0 PB: 0 SB: 0 CS: 1	PA: 34		

PITCHER	IP	WLS	BF	H	R	ER	SO	BB	IBB	HBP	BLK	WP	HR	S	P	ERA	WHIP
Chan Ho Park, R (1, 1) ERA: 3.87	9.0	W	34	4	3	3	6	3	0	1	0	0	2	76	137	3.00	0.778

PITCHER	IP	WLS	BF	H	R	ER	SO	BB	IBB	HBP	BLK	WP	HR	S	P	ERA	WHIP

TOP

San Francisco Giants @ Los Angeles Dodgers
Dodger Stadium, Los Angeles, CA
Sat Sep 05 1998, 3:33 AM PDT
Att. 35,802 - Cloudy - 78 F

livebaseballscorecards.com

AB	30
R	3
H	4
RBI	2
BB	3
SO	6
LOB	9

Batter	1	2	3	4	5	6	7	8	9	AB	R	H	RBI	BB	SO	LOB
Eric Young Sr., R (1, 4) OBP: 0.360, SLG: 0.402	B C C B X 2-2 HR	B C X 1-1 ② F7	C B C B F B X 3-2 S 1B 1-2 2-3 3-H			C X 0-1 ① F7		C B B B 4-1 1B BB		4	1	2	2	1	0	1
Roger Cedeno, S (1, 9) OBP: 0.338, SLG: 0.315	X 0-0 1B G4-3 1B	C B B B B 4-1 1B BB	C B F F F F X 1-2 ② SF8 2-3 3-H			B X 1-0 ② G4-3		B B X 2-0 ② 1-2 2-3 1B		3	1	2	1	1	0	0
Eric Karros, R (1, 3) OBP: 0.349, SLG: 0.476	B C F B F X 2-2 G4-3 1-3 1B	C F X 0-2 1-2 2-H 1B	C S B S 1-3 ③ K 1-2			X 0-0 ③ P9		F S F S 0-3 ③ K		5	0	2	1	0	2	4
Bobby Bonilla, S (1, 5) OBP: 0.320, SLG: 0.379 Adrian Beltré, R (8, 5) OBP: 0.273, SLG: 0.357	B B B C F S 3-3 ① K	F B S X 1-2 ③ L7		C B B S F B X 3-2 ① P6			B B B C F X 3-2 ① F7			4 0	0 0	0 0	0 0	0 0	1 0	4 0
Jim Eisenreich, L (1, 7) OBP: 0.290, SLG: 0.255	B X 1-0 ② G4-3 1-2 3-H		F o C B X 2-2 2B 1B	X 0-0 ② G6-3			X 0-0 ② F8			4	1	1	1	0	0	1
Mark Grudzielanek, R (1, 6) OBP: 0.317, SLG: 0.367	B B B C B 4-1 BB		X 0-0 1B 1B 2B 1-H	C S F F B X 1-2 ③ G5-3			B B B 4-0 BB			2	1	1	1	2	0	0
Charles Johnson, R (1, 2) OBP: 0.288, SLG: 0.383	B B C C B F X 3-2 ③ G1-6-3		F X 0-1 1B BB SF8 2-3 1B		S F B S 1-3 ① K		B X 1-0 ③ P3			4	1	1	0	0	1	3
Trenidad Hubbard, R (1, 8) OBP: 0.371, SLG: 0.465		C B X 1-1 SH1-4 1B	B B B B 4-0 SF8 1B 1-2 BB		C B S C 1-3 ② K			B X 1-0 CS SH2-4 1B		3	1	2	0	1	1	0
Chan Ho Park, R (1, 1) OBP: 0.234, SLG: 0.274		X 0-0 ① SH1-4 1-2	S F B S 1-3 ① K		S F F F B F S 1-3 ③ K			X 0-0 ① SH2-4 1-2		2	0	0	0	0	2	3
Inning Stats	R: 2 H: 3 E: 0 LOB: 2 K: 1 BB: 1 S: 17 P: 32	R: 1 H: 2 E: 0 LOB: 2 K: 0 BB: 1 S: 12 P: 19	R: 3 H: 4 E: 0 LOB: 2 K: 2 BB: 1 S: 24 P: 35	R: 0 H: 0 E: 0 LOB: 0 K: 0 BB: 0 S: 10 P: 14	R: 0 H: 0 E: 0 LOB: 0 K: 3 BB: 0 S: 12 P: 15	R: 0 H: 0 E: 0 LOB: 0 K: 0 BB: 0 S: 4 P: 5	R: 0 H: 0 E: 0 LOB: 1 K: 0 BB: 1 S: 5 P: 13	R: 0 H: 2 E: 0 LOB: 2 K: 1 BB: 1 S: 8 P: 15		1B: 9 SF: 1 2B: 1 SAC: 2 3B: 0 DP: 0 HR: 1 HBP: 0						

PITCHER		IP	WLS	BF	H	R	ER	SO	BB	IBB	HBP	BLK	WP	HR	S	P	ERA	WHIP
Orel Hershiser, R ERA: 4.39	(1, 1)	2.0	L	16	8	6	6	1	2	0	0	0	0	1	36	59	27.00	5.000
John Johnstone, R ERA: 3.39	(3, 1)	3.0		11	1	0	0	5	1	0	0	0	0	0	39	56	0.00	0.667
Danny Darwin, R ERA: 5.33	(6, 1)	2.0		7	0	0	0	0	1	0	0	0	0	0	9	18	0.00	0.500
Jose Mesa, R ERA: 4.68	(8, 1)	1.0		5	2	0	0	1	1	0	0	0	0	0	8	15	0.00	3.000

PITCHER	IP	WLS	BF	H	R	ER	SO	BB	IBB	HBP	BLK	WP	HR	S	P	ERA	WHIP

BOTTOM

San Francisco Giants @ Los Angeles Dodgers

Dodger Stadium, Los Angeles, CA

Sat Sep 05 1998, 3:33 AM PDT

Att. 35,802 - Cloudy - 78 F

livebaseballscorecards.com

AB	31
R	6
H	11
RBI	6
BB	5
SO	7
LOB	16

WP: 0 PA: 39
PB: 0
SB: 1
CS: 1

San Francisco Giants @ Los Angeles Dodgers

Dodger Stadium, Los Angeles, CA

Sun Sep 06 1998, 7:05 PM PDT

Att. 39,803 - Unknown - 82 F

TOP

livebaseballscorecards.com

Batter	1	2	3	4	5	6	7	8	9	AB	R	H	RBI	BB	SO	LOB
Rey Sanchez, R (1, 6) OBP: 0.326, SLG: 0.365	K	FC6-4 1-2 2-H 1B			G5-3		SH1-3 1B		K	5	0	2	1	0	2	0
Shawon Dunston, R (1, 8) OBP: 0.251, SLG: 0.392 Marvin Benard, L (7, 9) OBP: 0.376, SLG: 0.400	K	FC6-4 1-2f			BB 2B HBP		SH1-3 1-2		S BB	2 0	1 0	0 0	0 0	0 1	1 0	2 0
Barry Bonds, L (1, 7) OBP: 0.440, SLG: 0.593	F8		G4-3		2B 1-2 BB		K		FC6-4 1-2 BB	3	1	0	0	2	1	1
Jeff Kent, R (1, 4) OBP: 0.353, SLG: 0.554		HR BB	L3		1-H 2-H 2B		F8		K	4	1	1	2	1	1	3
Ellis Burks, R (1, 9) OBP: 0.371, SLG: 0.516 (7, 8)		1-H HR	K		K			G2	FC6-4 1-2f	5	1	1	2	0	2	3
Joe Carter, R (1, 3) OBP: 0.289, SLG: 0.430 J.T. Snow, L (8, 3) OBP: 0.331, SLG: 0.408	P5	G6-3		G6-3				1B SH1-3 1B		4 0	1 0	1 0	0 0	0 0	0 0	1 0
Charlie Hayes, R (1, 5) OBP: 0.363, SLG: 0.428	K	L3		G6-3				SH1-3 1-3 1B		4	0	1	0	0	1	0
Brian Johnson, R (1, 2) OBP: 0.298, SLG: 0.372		1B 1B BB		BB	F3			SH1-3 1-2 3-H		1	1	0	1	2	0	0
Mark Gardner, R (1, 1) OBP: 0.239, SLG: 0.197 Robb Nen, R (9, 1)		1B 1-2 1B		G1-3				G5-3		4 0	0 0	1 0	0 0	0 0	1 0	2 0

	AB	32
	R	6
	H	7
	RBI	6
	BB	6
	SO	9
	LOB	12

Inning Stats	1	2	3	4	5	6	7	8	9
	R: 0 E: 0 K: 2 S: 8	R: 3 E: 0 K: 1 S: 13	R: 0 E: 0 K: 1 S: 7	R: 0 E: 0 K: 0 S: 6	R: 2 E: 0 K: 1 S: 9	R: 0 E: 0 K: 1 S: 7	R: 0 E: 0 K: 1 S: 7	R: 1 E: 0 K: 0 S: 6	R: 0 E: 0 K: 2 S: 10
	H: 0 LOB: 0 BB: 0 P: 10	H: 3 LOB: 2 BB: 2 P: 27	H: 0 LOB: 0 BB: 0 P: 10	H: 0 LOB: 1 BB: 1 P: 13	H: 1 LOB: 1 BB: 1 P: 20	H: 0 LOB: 0 BB: 0 P: 11	H: 1 LOB: 1 BB: 0 P: 8	H: 2 LOB: 1 BB: 0 P: 13	H: 0 LOB: 2 BB: 2 P: 21

1B: 5	SF: 0	WP: 0	PA: 41
2B: 1	SAC: 2	PB: 0	
3B: 0	DP: 0	SB: 1	
HR: 1	HBP: 1	CS: 0	

PITCHER		IP	WLS	BF	H	R	ER	SO	BB	IBB	HBP	BLK	WP	HR	S	P	ERA	WHIP
Brian Bohanon, L ERA: 2.91	(1, 1)	7.0	L	31	5	5	5	7	4	0	1	0	0	1	57	99	6.43	1.286
Sean Maloney, R ERA: 3.48	(8, 1)	1.0		5	2	1	1	0	0	0	0	0	0	0	6	13	9.00	2.000
Jeff Kubenka, L ERA:	(9, 1)	1.0		5	0	0	0	2	2	0	0	0	0	0	10	21	0.00	2.000

PITCHER		IP	WLS	BF	H	R	ER	SO	BB	IBB	HBP	BLK	WP	HR	S	P	ERA	WHIP

Batter	1	2	3	4	5	6	7	8	9	AB	R	H	RBI	BB	SO	LOB
Eric Young Sr., R (1, 4) OBP: 0.359, SLG: 0.399	F8		G4-3			BB		L6		3	0	0	0	1	0	0
Trenidad Hubbard, R (1, 8) OBP: 0.369, SLG: 0.460	CS 1B		F6			F9		B1-3		4	0	1	0	0	0	1
Eric Karros, R (1, 3) OBP: 0.348, SLG: 0.474	K		F9			G3-1 1B		L7		4	0	1	0	0	1	1
Bobby Bonilla, S (1, 7) OBP: 0.319, SLG: 0.388		HR		F7		G3-1			K	4	1	1	1	0	1	2
Jim Eisenreich, L (1, 9) OBP: 0.289, SLG: 0.267		G4-3 3B		G6-3		G1-3			G6-3	4	1	1	0	0	0	2
Mark Grudzielanek, R (1, 6) OBP: 0.317, SLG: 0.368		G4-3 3-H		F9			2B		G5-3	4	0	1	1	0	0	0
Charles Johnson, R (1, 2) OBP: 0.289, SLG: 0.381		BLK BB			F7		G6-3			2	0	0	0	1	0	1
Adrián Beltré, R (1, 5) OBP: 0.269, SLG: 0.351		K			F9		K			3	0	0	0	0	2	2
Brian Bohanon, L (1, 1) OBP: 0.306, SLG: 0.417		K			K		F9			2	0	0	0	0	2	1
Paul Lo Duca, R (7, PH) OBP: 0.333, SLG: 0.333										1	0	0	0	0	0	1
Sean Maloney, R (8, 1)										0	0	0	0	0	0	0
Jeff Kubenka, R (9, 1)										0	0	0	0	0	0	0
Inning Stats	R: 0 E: 0 K: 1 S: 6 H: 1 LOB: 0 BB: 0 P: 8	R: 2 E: 0 K: 2 S: 17 H: 2 LOB: 1 BB: 1 P: 29	R: 0 E: 0 K: 0 S: 4 H: 0 LOB: 0 BB: 0 P: 5	R: 0 E: 0 K: 0 S: 11 H: 0 LOB: 0 BB: 0 P: 17	R: 0 E: 0 K: 1 S: 7 H: 0 LOB: 0 BB: 0 P: 8	R: 0 E: 0 K: 0 S: 8 H: 1 LOB: 2 BB: 1 P: 14	R: 0 E: 0 K: 1 S: 13 H: 1 LOB: 1 BB: 0 P: 16	R: 0 E: 0 K: 0 S: 5 H: 0 LOB: 0 BB: 0 P: 6	R: 0 E: 0 K: 1 S: 6 H: 0 LOB: 0 BB: 0 P: 7	1B: 2 2B: 1 3B: 1 HR: 1	SF: 0 SAC: 0 DP: 0 HBP: 0						

PITCHER	IP	WLS	BF	H	R	ER	SO	BB	IBB	HBP	BLK	WP	HR	S	P	ERA	WHIP
Mark Gardner, R (1, 1) ERA: 4.66	8.0	W	30	5	2	2	5	2	0	0	1	0	1	71	103	2.25	0.875
Robb Nen, R (9, 1) ERA: 1.39	1.0		3	0	0	0	1	0	0	0	0	0	0	6	7	0.00	0.000

PITCHER	IP	WLS	BF	H	R	ER	SO	BB	IBB	HBP	BLK	WP	HR	S	P	ERA	WHIP

BOTTOM

San Francisco Giants @ Los Angeles Dodgers

Dodger Stadium, Los Angeles, CA

Sun Sep 06 1998, 7:05 PM PDT

Att. 39,803 - Unknown - 82 F

livebaseballscorecards.com

AB	31
R	2
H	5
RBI	2
BB	2
SO	6
LOB	11

1B: 2	SF: 0	WP: 0	PA: 33
2B: 1	SAC: 0	PB: 0	
3B: 1	DP: 0	SB: 0	
HR: 1	HBP: 0	CS: 1	

San Francisco Giants @ San Diego Padres

Qualcomm Stadium, San Diego, CA

Mon Sep 07 1998, 10:05 PM EDT

Att. 19,393 - Unknown - 72 F

livebaseballscorecards.com

TOP

Batter	1	2	3	4	5	6	7	8	9	AB	R	H	RBI	BB	SO	LOB
Marvin Benard, L (1, 9) OBP: 0.374, SLG: 0.397	F9		G3			G4-3		1B 2B 1B		4	1	1	0	0	0	1
Bill Mueller, S (1, 5) OBP: 0.390, SLG: 0.397	G5-3			F8		1B HR 1B		K		4	1	1	0	0	1	1
Barry Bonds, L (1, 7) OBP: 0.440, SLG: 0.593	F7			F8		1-2 HR 1B		1-2 2B 1B		4	2	2	0	0	0	0
Jeff Kent, R (1, 4) OBP: 0.354, SLG: 0.560		K		1B		1-H 2-H HR		P4		4	1	2	3	0	1	2
Ellis Burks, R (1, 8) OBP: 0.370, SLG: 0.516		F7		G5-3		F8		1-H 2-H 2B		4	0	1	2	0	0	1
J.T. Snow, L (1, 3) OBP: 0.328, SLG: 0.403		F9			K	K			G6-3	4	0	0	0	0	2	0
Rey Sanchez, R (1, 6) OBP: 0.328, SLG: 0.365			F9		G5-3 E4 1B		F9		G6-4-3 BB	3	0	1	0	1	0	0
Brian Johnson, R (1, 2) OBP: 0.294, SLG: 0.367			K		G5-3 1-2		G6-3		G6-4-3 1-2f	4	0	0	0	0	1	2
Russ Ortiz, R (1, 1) OBP: 0.238, SLG: 0.158			1B		E4 2-H		K			2	0	1	0	0	0	1
Rich Rodriguez, L (6, 1) OBP: 0.200, SLG: 0.200										1	0	0	0	0	1	0
Julian Tavarez, L (7, 1) OBP: 0.111, SLG: 0.111										0	0	0	0	0	0	0
Jose Mesa, R (8, 1)										0	0	0	0	0	0	0
Robb Nen, R (9, 1)										0	0	0	0	0	0	0

	AB	34
	R	5
	H	9
	RBI	5
	BB	1
	SO	6
	LOB	8

Inning Stats	1	2	3	4	5	6	7	8	9
	R: 0 E: 0 K: 0 S: 6	R: 0 E: 0 K: 1 S: 5	R: 0 E: 0 K: 1 S: 11	R: 0 E: 0 K: 0 S: 8	R: 0 E: 1 K: 1 S: 10	R: 3 E: 0 K: 1 S: 10	R: 0 E: 0 K: 1 S: 6	R: 2 E: 0 K: 1 S: 14	R: 0 E: 0 K: 0 S: 2
	H: 0 LOB: 0 BB: 0 P: 9	H: 0 LOB: 0 BB: 0 P: 9	H: 1 LOB: 1 BB: 0 P: 15	H: 1 LOB: 1 BB: 0 P: 10	H: 1 LOB: 2 BB: 0 P: 14	H: 3 LOB: 0 BB: 0 P: 13	H: 0 LOB: 0 BB: 0 P: 9	H: 3 LOB: 1 BB: 0 P: 16	H: 0 LOB: 0 BB: 1 P: 7

	1B	7	SF	0	WP	0	PA	35
	2B	1	SAC	0	PB	0		
	3B	0	DP	1	SB	0		
	HR	1	HBP	0	CS	0		

PITCHER		IP	WLS	BF	H	R	ER	SO	BB	IBB	HBP	BLK	WP	HR	S	P	ERA	WHIP
58 Stan Spencer, R ERA: 3.32	(1, 1)	7.0		27	6	3	3	5	0	0	0	0	0	1	56	79	3.86	0.857
Randy Myers, L ERA: 4.42	(8, 1)	0.1	L	3	2	2	2	1	0	0	0	0	0	0	9	10	54.00	6.000
Dan Miceli, R ERA: 3.32	(8, 1)	0.2		2	1	0	0	0	0	0	0	0	0	0	5	6	0.00	1.500
Donne Wall, R ERA: 2.51	(9, 1)	1.0		3	0	0	0	0	1	0	0	0	0	0	2	7	0.00	1.000

PITCHER		IP	WLS	BF	H	R	ER	SO	BB	IBB	HBP	BLK	WP	HR	S	P	ERA	WHIP

Batter	1	2	3	4	5	6	7	8	9	AB	R	H	RBI	BB	SO	LOB
Quilvio Veras, S (1, 4) OBP: 0.387, SLG: 0.362	C B F B C 2-3 K 1	X 0-0 1B		C B C F X 1-2 G5-3 3		B C B B B 4-1 G4-6-3 BB		B B B B 4-0 1B BB		3	0	1	0	2	1	0
Tony Gwynn, L (1, 9) OBP: 0.373, SLG: 0.490 Ruben Rivera, R (8, PR) OBP: 0.333, SLG: 0.397 (9, 9)	B X 1-0 HBP 2B 1B	X 0-0 3 3-1			B F B F X 2-2 G3 1	S B B F X 2-2 G4-6-3 2 3 1-2f		B X 1-0 WP 1-3 1B		5 0	1 0	2 0	0 0	0 0	0 0	3 0
Ken Caminiti, S (1, 5) OBP: 0.363, SLG: 0.532	X 0-0 2 F7		C B B B X 3-1 WP S 1B		F C B X 1-2 HR		B F C X 1-2 BB SF8 2B	C B B B B 4-1 1-2 BB		4	2	3	1	1	0	1
Greg Vaughn, R (1, 7) OBP: 0.366, SLG: 0.622	C B F H 2-2 2B 1-2 HBP		S F S 0-3 1 K 1-2	X 0-0 2 L5			B B I 4-0 BB IBB	F S S 0-3 3 K		3	0	0	0	1	2	4
Steve Finley, L (1, 8) OBP: 0.303, SLG: 0.405	B C F F X 1-2 1-3 2-H 2B		S F X 0-2 2 F8		B X 1-0 1B		B B B C B 4-1 L3 1-2 2-3 BB		S X 0-1 1 G4-3	4	0	2	1	1	0	1
John Vander Wal, L (1, 3) OBP: 0.379, SLG: 0.527 George Arias, R (7, PH) OBP: 0.333, SLG: 0.588 Mark Sweeney, L (7, PH) OBP: 0.342, SLG: 0.372 (8, 3)	B F C B B F F B 4-2 BB		S B B B F F F B 4-2 2-3 BB		S S S 0-3 3 K	X 0-0 1 SF8 3-H			B B F X 2-1 2 F7	1 0 1	0 0 0	0 0 1	0 0 0	2 0 0	1 0 0	1 0 0
Greg Myers, L (1, 2) OBP: 0.298, SLG: 0.377	C C X 0-2 3 F7		F B X 1-1 3 F8			C B B B X 2-1 HR	X 0-0 2 3 L3 1-2		B F F C 1-3 3 K	5	1	1	1	0	1	7
Chris Gomez, R (1, 6) OBP: 0.346, SLG: 0.378		C B B X 2-1 58 G3-6-4 1B		B C C B F F X 2-2 1 G4-3		F B B B B 4-1 58 SH3-4 BB		S B F S 1-3 1 K		3	0	1	0	1	1	0
58 Stan Spencer, R (1, 1) OBP: 0.143, SLG: 0.286 Randy Myers, L (8, 1) Dan Miceli, R (8, 1) OBP: 1.000, SLG: 1.000 Jim Leyritz, R (8, PH) OBP: 0.395, SLG: 0.482 Donne Wall, R (9, 1) OBP: 0.286, SLG: 0.286		B L X 1-1 1 2 G3-6-4 1-2f		S B F F S 1-3 2 K		F B F F X 1-2 1 SH3-4 1-2		B X 1-0 2 L5-3		2 0 0 1 0	0 0 0 0 0	0 0 0 0 0	0 0 0 0 0	0 0 0 0 0	1 0 0 0 0	1 0 0 0 0
Inning Stats	R: 1 E: 0 K: 1 S: 18 H: 2 LOB: 3 BB: 1 P: 28	R: 0 E: 0 K: 0 S: 6 H: 2 LOB: 1 BB: 0 P: 9	R: 0 E: 0 K: 1 S: 14 H: 1 LOB: 2 BB: 1 P: 22	R: 0 E: 0 K: 1 S: 13 H: 0 LOB: 0 BB: 0 P: 17	R: 1 E: 0 K: 1 S: 11 H: 2 LOB: 1 BB: 0 P: 15	R: 1 E: 0 K: 0 S: 10 H: 1 LOB: 1 BB: 2 P: 23	R: 1 E: 0 K: 0 S: 6 H: 1 LOB: 1 BB: 2 P: 15	R: 0 E: 0 K: 2 S: 9 H: 1 LOB: 3 BB: 2 P: 20	R: 0 E: 0 K: 1 S: 7 H: 0 LOB: 0 BB: 0 P: 10	1B: 6 2B: 3 3B: 0 HR: 2 SF: 1 SAC: 1 DP: 3 HBP: 1						

PITCHER		IP	WLS	BF	H	R	ER	SO	BB	IBB	HBP	BLK	WP	HR	S	P	ERA	WHIP
Russ Ortiz, R ERA: 5.32	(1, 1)	5.0		26	8	3	3	4	3	0	1	0	1	2	65	100	5.40	2.200
Rich Rodriguez, L ERA: 3.92	(6, 1)	1.0		6	1	1	1	0	2	1	0	0	0	0	11	27	9.00	3.000
Julian Tavarez, R ERA: 3.43	(7, 1)	1.2	W	6	1	0	0	1	1	0	0	0	0	0	7	14	0.00	1.200
Jose Mesa, R ERA: 4.66	(8, 1)	0.1		2	0	0	0	1	1	0	0	0	1	0	4	8	0.00	3.000
Robb Nen, R ERA: 1.37	(9, 1)	1.0	S	3	0	0	0	1	0	0	0	0	0	0	7	10	0.00	0.000

PITCHER	IP	WLS	BF	H	R	ER	SO	BB	IBB	HBP	BLK	WP	HR	S	P	ERA	WHIP

BOTTOM

San Francisco Giants @ San Diego Padres

Qualcomm Stadium, San Diego, CA

Mon Sep 07 1998, 10:05 PM EDT
Att. 19,393 - Unknown - 72 F

livebaseballscorecards.com

AB	32
R	4
H	10
RBI	4
BB	8
SO	7
LOB	18

PA: 43
WP: 2
PB: 0
SB: 1
CS: 0

San Francisco Giants @ San Diego Padres

Qualcomm Stadium, San Diego, CA

Tue Sep 08 1998, 10:05 PM EDT

Att. 19,362 - Unknown - 72 F

TOP

Batter	1	2	3	4	5	6	7	8	9	AB	R	H	RBI	BB	SO	LOB
Marvin Benard, L (1, 9) OBP: 0.386, SLG: 0.421	B X 1-0 HR		B B X 2-0 E4 G4-3 1B		C B X 1-1 IBB S FC1-2 1B	B F B B B 4-1 G3 BB BB		B F C B F X 2-2 CS 1B		4	1	4	1	1	0	0
Bill Mueller, S (1, 5) OBP: 0.390, SLG: 0.396	X 0-0 ① F7		B C B B X 3-1 ② G4-3 2-3		F B C B B X 3-2 ① G3 1-2	B S B F B F B 4-2 G3 1-2 BB		F B P 2-1 ③ CS 1-2	B X 1-0 G5-4-3 1B	4	0	1	0	1	0	2
Barry Bonds, L (1, 7) OBP: 0.440, SLG: 0.589	B B B B 4-0 S BB		X 0-0 ③ G4-3		B B B I 4-0 FC1-2 1B 2-3 IBB	X 0-0 ② G3 1-2 2-3			C X 0-1 ① P7	3	1	0	0	2	0	4
Jeff Kent, R (1, 4) OBP: 0.351, SLG: 0.554	C S C 0-3 ② K 1-2			B F B F B S 3-3 ① K	B S X 1-1 ② FC1-2 1B 1-2 1B 3-H	F X 0-1 ③ F8			B X 1-0 ②③ G5-4-3 1-2f	5	1	0	0	0	2	6
Ellis Burks, R (1, 8) OBP: 0.373, SLG: 0.519	X 0-0 ③ G5-3			B C X 1-1 2B 2B	S B X 1-1 1B 1-2 2-H 1B 1B		B B B B 4-0 G5-4-3 BB			3	2	2	1	1	0	1
J.T. Snow, L (1, 3) OBP: 0.332, SLG: 0.408		C F B B B B 4-2 F8-3 BB		B B F F X 2-2 BB 2-H 2B	C B X 1-1 1B 1-3 2-H 1B		B X 1-0 ①② G5-4-3 1-2f			3	0	2	2	1	0	1
Brent Mayne, L (1, 2) OBP: 0.347, SLG: 0.355		C X 0-1 ① L4		C B B B B 4-1 BB BB	X 0-0 FC6-4 1-2 3-H 1B		C S S 0-3 ③ K			3	0	1	1	1	1	1
Rich Aurilia, R (1, 6) OBP: 0.323, SLG: 0.415		C X 0-1 ②③ F8-3 1-2		B B C C B B 4-2 G1-6-3 1-2 2-3 BB	B X 1-0 ③ FC6-4 1-2f			B X 1-0 ① G1-3		3	0	0	0	1	0	3
Kirk Rueter, L (1, 1) OBP: 0.241, SLG: 0.259 Chris Jones, R (6, PH) OBP: 0.264, SLG: 0.293 John Johnstone, R (6, 1) Armando Rios, L (8, PH) OBP: 0.500, SLG: 2.000 Jose Mesa, R (8, 1) Robb Nen, R (9, 1)			B F X 1-1 ① G6-3	F F X 0-2 ②③ G1-6-3 1-2f		F F B B C 2-3 ① K		B B F C C 2-3 ② K		2 1 0 1 0 0	0 0 0 0 0 0	0 0 0 0 0 0	0 0 0 0 0 0	0 0 0 0 0 0	0 1 0 1 0 0	3 0 0 0 0 0

livebaseballscorecards.com

AB	32
R	5
H	10
RBI	5
BB	8
SO	5
LOB	21

Inning Stats

Inning	R	E	K	S	H	LOB	BB	P
1	1	0	1	6	1	1	1	11
2	0	0	0	6	0	0	1	10
3	0	1	0	6	1	1	0	12
4	1	0	1	14	2	2	2	28
5	3	0	0	13	4	2	1	25
6	0	0	1	10	0	2	2	20
7	0	0	1	4	0	0	1	9
8	0	0	1	10	1	0	0	16
9	0	0	0	4	1	0	0	6

1B: 7 SF: 0
2B: 3 SAC: 0
3B: 0 DP: 4
HR: 1 HBP: 0

WP: 0 PA: 41
PB: 0
SB: 2
CS: 1

PITCHER		IP	WLS	BF	H	R	ER	SO	BB	IBB	HBP	BLK	WP	HR	S	P	ERA	WHIP
Andy Ashby, R ERA: 3.32	(1, 1)	5.0	L	26	8	5	5	2	4	1	0	0	0	1	45	86	9.00	2.400
Roberto Ramirez, L ERA: 8.44	(6, 1)	0.2		4	0	0	0	1	2	0	0	0	0	0	8	18	0.00	3.000
Brian Boehringer, R ERA: 4.39	(6, 1)	2.1		7	1	0	0	2	1	0	0	0	0	0	16	27	0.00	0.857
Scott Sanders, R ERA: 7.93	(9, 1)	1.0		3	1	0	0	0	0	0	0	0	0	0	4	6	0.00	1.000

PITCHER	IP	WLS	BF	H	R	ER	SO	BB	IBB	HBP	BLK	WP	HR	S	P	ERA	WHIP

Batter	1	2	3	4	5	6	7	8	9	AB	R	H	RBI	BB	SO	LOB
Quilvio Veras, S (1, 4) OBP: 0.386, SLG: 0.361	X 0-0 G6-3 ①		B X 1-0 G4-3 ①			X 0-0 F8 ①		S T B X 2-2 G3 ③		2	0	0	0	0	0	0
Andy Sheets, R (6, PH) OBP: 0.317, SLG: 0.366 (7, 4)										1	0	0	0	0	0	0
Mark Sweeney, L (8, PH) OBP: 0.340, SLG: 0.370 (9, 9)										1	0	0	0	0	0	1
Tony Gwynn, L (1, 9) OBP: 0.372, SLG: 0.496	B C T B F X 2-2 HR		B B B S T X 3-2 G4-3 ②			B S X 1-1 G6-3 ②			B C F B X 2-2 G4-3 S 1B	3	1	1	1	0	0	0
Ed Giovanola, L (9, 4) OBP: 0.325, SLG: 0.318										1	0	1	0	0	0	0
Ken Caminiti, S (1, 5) OBP: 0.360, SLG: 0.527	S B B X 2-1 G6-3 ②		F C B C 1-3 K ③			S X 0-1 F7 ③			S S B S 1-3 K ①	4	0	0	0	0	2	1
Greg Vaughn, R (1, 7) OBP: 0.365, SLG: 0.618	B B B B 4-0 BB			B C F S 1-3 K ①			F F B B B S 3-3 K ①		B B X 2-0 G4-3 ② 1-3	3	0	0	0	1	2	1
Jim Leyritz, R (1, 3) OBP: 0.390, SLG: 0.474	B B S X 2-1 F9 ③			B X 1-0 G5-3 ②			F B F B X 2-2 F8 ②		S S S 0-3 K ③	4	0	0	0	0	1	2
Steve Finley, L (1, 8) OBP: 0.301, SLG: 0.403		F B C B B X 3-2 G3 ①		C B X 1-1 G3 ③			B X 1-0 G4-3 ③			3	0	0	0	0	0	0
Carlos Hernandez, R (1, 2) OBP: 0.307, SLG: 0.374		B X 1-0 1B			B C X 1-1 F7 ①			B F X 1-1 L6 ①		3	0	1	0	0	0	0
Chris Gomez, R (1, 6) OBP: 0.344, SLG: 0.375		C B S C 1-3 K ②			B F X 1-1 G4-3 ②			C C X 0-2 G4-3 ②		3	0	0	0	0	1	1
Andy Ashby, R (1, 1) OBP: 0.145, SLG: 0.149		S C B B S 2-3 K ③			C B B X 2-1 G6-3 ③			B F X 1-1 1B		1	0	0	0	0	1	1
George Arias, R (5, PH) OBP: 0.316, SLG: 0.556										1	0	0	0	0	0	0
Roberto Ramirez, L (6, 1)										0	0	0	0	0	0	0
Brian Boehringer, S (6, 1)										0	0	0	0	0	0	0
John Vander Wal, L (8, PH) OBP: 0.383, SLG: 0.531										1	0	1	0	0	0	0
Scott Sanders, R (9, 1)										0	0	0	0	0	0	0
Inning Stats	R: 1 E: 0 K: 0 S: 10 H: 1 LOB: 1 BB: 1 P: 20	R: 0 E: 0 K: 2 S: 10 H: 1 LOB: 1 BB: 0 P: 17	R: 0 E: 0 K: 1 S: 7 H: 0 LOB: 0 BB: 0 P: 12	R: 0 E: 0 K: 1 S: 6 H: 0 LOB: 0 BB: 0 P: 9	R: 0 E: 0 K: 0 S: 6 H: 0 LOB: 0 BB: 0 P: 10	R: 0 E: 0 K: 0 S: 5 H: 0 LOB: 0 BB: 0 P: 6	R: 0 E: 0 K: 1 S: 7 H: 0 LOB: 0 BB: 0 P: 13	R: 0 E: 0 K: 0 S: 10 H: 1 LOB: 1 BB: 0 P: 14	R: 0 E: 0 K: 2 S: 10 H: 1 LOB: 1 BB: 0 P: 15	1B: 3 2B: 0 3B: 0 HR: 1	SF: 0 SAC: 0 DP: 0 HBP: 0						

PITCHER		IP	WLS	BF	H	R	ER	SO	BB	IBB	HBP	BLK	WP	HR	S	P	ERA	WHIP
Kirk Rueter, L ERA: 4.2	(1, 1)	5.0	W	18	2	1	1	4	1	0	0	0	0	1	39	68	1.80	0.600
John Johnstone, R ERA: 3.3	(6, 1)	2.0		6	0	0	0	1	0	0	0	0	0	0	12	19	0.00	0.000
Jose Mesa, R ERA: 4.6	(8, 1)	1.0		4	1	0	0	0	0	0	0	0	0	0	10	14	0.00	1.000
Robb Nen, R ERA: 1.36	(9, 1)	1.0		4	1	0	0	2	0	0	0	0	0	0	10	15	0.00	1.000

PITCHER	IP	WLS	BF	H	R	ER	SO	BB	IBB	HBP	BLK	WP	HR	S	P	ERA	WHIP

BOTTOM

San Francisco Giants @ San Diego Padres

Qualcomm Stadium, San Diego, CA

Tue Sep 08 1998, 10:05 PM EDT
Att. 19,362 - Unknown - 72 F

livebaseballscorecards.com

AB	31
R	1
H	4
RBI	1
BB	1
SO	7
LOB	7

1B: 3	SF: 0	WP: 0	PA: 32
2B: 0	SAC: 0	PB: 0	
3B: 0	DP: 0	SB: 1	
HR: 1	HBP: 0	CS: 0	

Batter	1	2	3	4	5	6	7	8	9	AB	R	H	RBI	BB	SO	LOB
Stan Javier, S (1, 8) OBP: 0.377, SLG: 0.360	B B C F X 2-2 FC6-4 1B		X 0-0 ① G6-3		T X 0-1 ② FC6-4 S 2B 1-2f		X 0-0 ② F8		C S B X 1-2 ② G3-1	5	1	1	0	0	0	1
Ellis Burks, R (1, 9) OBP: 0.373, SLG: 0.517	B 1 SAFE X 1-0 ① FC6-4 BB S 1-2f		C B B S S 2-3 ② K		C B B B C B 4-2 2B BB 1-2		B X 1-0 1B		C C C 0-3 ③ K	4	1	1	0	1	2	1
Barry Bonds, L (1, 7) OBP: 0.441, SLG: 0.589	C S B X 1-2 ② P2		B C B B F B 4-2 BB		B B F X 2-1 1B 2B 1-H 2-H		C B 1 SAFE S 1 SAFE C 1-3 ③ K			3	1	1	2	1	1	2
Jeff Kent, R (1, 4) OBP: 0.352, SLG: 0.552	B C B B B 4-1 BB BB 1-2		S B C 1 S 1-3 ③ K		B C F X 1-2 1B 2-H			C X 0-1 ① G6-3		3	0	1	1	1	1	1
Charlie Hayes, R (1, 5) OBP: 0.362, SLG: 0.424	B B B B C B 4-1 BB 1-2 2-3			B X 1-0 ① G5-3	1 SAFE X 0-0 ③ G4-3			B X 1-0 ② G5-3		3	0	0	0	1	0	1
Joe Carter, R (1, 3) OBP: 0.288, SLG: 0.431	C B C F B S 2-3 ③ K			B X 1-0 ② P2		F B F B X 2-2 ① P4		B C F X 1-2 2B 1B		4	0	1	0	0	1	3
Rich Aurilia, R (1, 6) OBP: 0.322, SLG: 0.413 Jose Mesa, R (8, 1)		C X 0-1 ① G6-3		C B B X 2-1 ③ G5-3		B F F F B S 2-3 ② K2-3		B C C B X 2-2 1B 2-3		4 0	0 0	1 0	0 0	0 0	1 0	0 0
Brian Johnson, R (1, 2) OBP: 0.291, SLG: 0.363 Bill Mueller, S (8, PH) OBP: 0.389, SLG: 0.395 Brent Mayne, L (8, 2) OBP: 0.347, SLG: 0.355		C B X 1-1 ② G4-3			B S C S S 1-3 K FC6-4	B C S S S 1-3 ③ K		S X 0-1 ③ F8		3 1 0	0 0 0	0 0 0	0 0 0	0 0 0	2 0 0	0 2 0
Shawn Estes, R (1, 1) OBP: 0.231, SLG: 0.237 Cory Bailey, R (4, 1) Chris Jones, R (5, PH) OBP: 0.262, SLG: 0.291 Danny Darwin, R (5, 1) OBP: 0.128, SLG: 0.111 Marvin Benard, L (7, PH) OBP: 0.385, SLG: 0.419 Julian Tavarez, L (7, 1) OBP: 0.111, SLG: 0.111 Rey Sanchez, R (8, 6) OBP: 0.327, SLG: 0.364 Rich Rodriguez, L (8, 1) OBP: 0.200, SLG: 0.200		B F C S 1-3 ③ K			B C X 1-1 ① F9		B C B C F C 2-3 ① K		F F S 0-3 ① K	1 0 1 0 1 0 1 0 1 0	0 0 0 0 0 0 0 0 0 0	0 0 0 0 0 0 0 0 0 0	0 0 0 0 0 0 0 0 0 0	0 0 0 0 0 0 0 0 0 0	1 0 0 0 1 0 0 0 1 0	0 0 1 0 0 0 0 0 0 0
Inning Stats	R: 0 H: 1 E: 0 LOB: 3 K: 1 BB: 2 S: 13 P: 27	R: 0 H: 0 E: 0 LOB: 0 K: 1 BB: 0 S: 7 P: 9	R: 0 H: 0 E: 0 LOB: 1 K: 2 BB: 1 S: 9 P: 16	R: 0 H: 0 E: 0 LOB: 0 K: 0 BB: 0 S: 4 P: 8	R: 3 H: 2 E: 1 LOB: 1 K: 1 BB: 1 S: 15 P: 24	R: 0 H: 0 E: 0 LOB: 0 K: 2 BB: 0 S: 10 P: 15	R: 0 H: 1 E: 0 LOB: 1 K: 2 BB: 0 S: 9 P: 13	R: 0 H: 2 E: 0 LOB: 2 K: 0 BB: 0 S: 11 P: 15	R: 0 H: 0 E: 0 LOB: 0 K: 2 BB: 0 S: 9 P: 10	1B: 4 2B: 2 3B: 0 HR: 0	SF: 0 SAC: 0 DP: 0 HBP: 0					

TOP

San Francisco Giants @ San Diego Padres

Qualcomm Stadium, San Diego, CA

Wed Sep 09 1998, 10:05 PM EDT

Att. 26,589 - Cloudy - 72 F

livebaseballscorecards.com

AB	34
R	3
H	6
RBI	3
BB	4
SO	11
LOB	12

WP: 0 PA: 38
PB: 0
SB: 2
CS: 0

PITCHER		IP	WLS	BF	H	R	ER	SO	BB	IBB	HBP	BLK	WP	HR	S	P	ERA	WHIP
Sterling Hitchcock, L ERA: 3.95	(1, 1)	6.1	W	27	3	3	0	8	4	0	0	0	0	0	62	105	0.00	1.105
Donne Wall, R ERA: 2.45	(7, 1)	1.1		7	3	0	0	1	0	0	0	0	0	0	14	20	0.00	2.250
Trevor Hoffman, R ERA: 1.51	(8, 1)	1.1	S	4	0	0	0	2	0	0	0	0	0	0	11	12	0.00	0.000

PITCHER	IP	WLS	BF	H	R	ER	SO	BB	IBB	HBP	BLK	WP	HR	S	P	ERA	WHIP

Batter	1	2	3	4	5	6	7	8	9	AB	R	H	RBI	BB	SO	LOB
Steve Finley, L (1, 8) OBP: 0.300, SLG: 0.406	C F X 0-2 HR	C B X 1-1 G3 ③		B C F X 1-2 FC4-6 ① FC1 1-2f		C X 0-1 G4-3 ①		B B X 2-0 FC1 BB BB 1B 1-2 3-H		5	2	1	2	0	0	3
Andy Sheets, R (1, 4) OBP: 0.310, SLG: 0.357 John Vander Wal, L (8, PH) OBP: 0.388, SLG: 0.531 Ed Giovanola, L (9, 4) OBP: 0.325, SLG: 0.318	C C X 0-2 G6-3 ①		X 0-0 G4-3 ①	S B X 1-1 FC1 1-3		X 0-0 F8 ②		B C B F B B 4-2 BB 1B 1-2 2-3 BB		4 0 0	0 1 0	0 0 0	0 0 0	0 1 0	0 0 0	1 0 0
Ken Caminiti, S (1, 5) OBP: 0.360, SLG: 0.523	B B C B F B 4-2 S BB G5-3 BB		F B B B F F B 4-2 HR BB	F B C S 1-3 K ②		C C S 0-3 K ③		B S F S 1-3 K ②		3	2	0	0	2	3	5
Greg Vaughn, R (1, 7) OBP: 0.369, SLG: 0.624	C B 1 SAFE F B F F B B 4-2 G5-3 1-2 BB		S B B B X 2-1 HR 1-H	I I I 4-0 IBB			B S B S C 2-3 K ①	F T B B B B 4-2 1B 1-2 2-3 3-H BB		2	1	1	3	3	1	0
Jim Leyritz, R (1, 2) OBP: 0.388, SLG: 0.470 Carlos Hernandez, R (8, 2) OBP: 0.309, SLG: 0.376	B X 1-0 G5-3 ② 1-2 2-H		X 0-0 BB 1B	S S S 0-3 K ③			S C C 0-3 K ②	B B C B X 3-1 1-2 2-H 3-H 1B		4 1	0 0	1 1	1 2	0 0	2 0	4 0
Wally Joyner, L (1, 3) OBP: 0.376, SLG: 0.460 Trevor Hoffman, R (8, 1)	S C F X 0-2 G4-3 ③		B C B F B B 4-2 1-2 BB		B F F F X 1-2 G1-3 ①		B F C X 1-2 F7 ③	F B B F S 2-3 K ③		3 1	0 0	0 0	0 0	1 0	0 1	1 2
Ruben Rivera, R (1, 9) OBP: 0.337, SLG: 0.396		B F F B B F X 3-2 SH1-4 1B	C B S C 1-3 K ②		B B X 2-0 G5-3 ②			B F B B B F B 4-2 F9 BB FC1 BB		3	1	1	0	1	1	2
Chris Gomez, R (1, 6) OBP: 0.345, SLG: 0.375		X 0-0 P6 ①	B B X 2-0 F9 ③		B S B X 2-1 1B			B 1 SAFE F 1 SAFE L P F 1 F SAFE 4-2 B F 1 SAFE 1 SAFE B BB FC1 1-2 BB BB		3	1	1	0	1	0	3
Sterling Hitchcock, L (1, 1) OBP: 0.170, SLG: 0.152 Donne Wall, R (7, 1) OBP: 0.286, SLG: 0.286 Mark Sweeney, L (8, 3) OBP: 0.338, SLG: 0.368		B X 1-0 SH1-4 ② 1-2		X 0-0 FC4-6 1B	X 0-0 G5-3 ③			C F B X 1-2 F9 ① 2-3		2 0 1	0 0 0	1 0 0	0 0 0	0 0 0	0 0 0	1 0 2
Inning Stats	R: 2 H: 1 E: 0 LOB: 1 K: 0 BB: 2 S: 18 P: 27	R: 0 H: 1 E: 0 LOB: 1 K: 0 BB: 0 S: 8 P: 13	R: 2 H: 2 E: 0 LOB: 2 K: 1 BB: 2 S: 13 P: 26	R: 0 H: 1 E: 1 LOB: 3 K: 2 BB: 1 S: 12 P: 19	R: 0 H: 1 E: 0 LOB: 1 K: 0 BB: 0 S: 7 P: 12	R: 0 H: 0 E: 0 LOB: 0 K: 1 BB: 0 S: 6 P: 6	R: 0 H: 0 E: 0 LOB: 0 K: 2 BB: 0 S: 9 P: 12	R: 4 H: 1 E: 0 LOB: 2 K: 2 BB: 4 S: 24 P: 48		1B: 5 SF: 0 2B: 0 SAC: 1 3B: 0 DP: 0 HR: 2 HBP: 0						WP: 0 PA: 42 PB: 0 SB: 1 CS: 0

PITCHER		IP	WLS	BF	H	R	ER	SO	BB	IBB	HBP	BLK	WP	HR	S	P	ERA	WHIP
Shawn Estes, L ERA: 4.8	(1, 1)	3.2	L	22	5	4	4	2	4	1	0	0	0	2	48	82	9.82	2.455
Cory Bailey, R ERA: 9.0	(4, 1)	0.1		1	0	0	0	1	0	0	0	0	0	0	3	3	0.00	0.000
Danny Darwin, R ERA: 5.25	(5, 1)	2.0		7	1	0	0	1	0	0	0	0	0	0	13	18	0.00	0.500
Julian Tavarez, R ERA: 3.62	(7, 1)	1.0		5	0	2	2	2	2	0	0	0	0	0	17	27	18.00	2.000
Rich Rodriguez, L ERA: 4.06	(8, 1)	0.1		2	0	0	0	0	0	0	0	0	0	0	4	7	0.00	0.000

PITCHER		IP	WLS	BF	H	R	ER	SO	BB	IBB	HBP	BLK	WP	HR	S	P	ERA	WHIP
Jose Mesa, R ERA: 4.68	(8, 1)	0.2		5	1	2	2	2	2	0	0	0	0	0	12	26	27.00	4.500

BOTTOM

San Francisco Giants @ San Diego Padres

Qualcomm Stadium, San Diego, CA

Wed Sep 09 1998, 10:05 PM EDT

Att. 26,589 - Cloudy - 72 F

livebaseballscorecards.com

AB	32
R	8
H	7
RBI	8
BB	9
SO	8
LOB	24

Colorado Rockies @ San Francisco Giants

3Com Park at Candlestick Point, San Francisco, CA

Fri Sep 11 1998, 10:05 PM EDT

Att. 34,698 - Unknown - 69 F

livebaseballscorecards.com

TOP

Batter	1	2	3	4	5	6	7	8	9	AB	R	H	RBI	BB	SO	LOB
Darryl Hamilton, L (1, 8) OBP: 0.400, SLG: 0.408	C B B X 2-1 ① L7		B B B C F C 3-3 ② K		B B B 4-0 WP SH3-4 BB	F B B X 2-1 ② G3 1-2 2-3		B X 1-0 2-H 3-H HR		4	1	1	3	1	1	3
Neifi Perez, S (1, 6) OBP: 0.322, SLG: 0.388	X 0-0 ② G4-3		F X 0-1 ③ B1		F 1 SAFE X 0-1 ① SH3-4 1-2	S X 0-1 2-H 3-H 1B		X 0-0 ② B1-3		4	0	1	2	0	0	2
Dante Bichette, R (1, 7) OBP: 0.361, SLG: 0.522 Jerry Dipoto, R (8, 1)	B B B S S C 3-3 ③ K			B F F F X 1-2 ① G4-3	X 0-0 ② L7	B F S B X 3-2 ③ F7		B B B F X 3-1 ③ P3		5 0	0 0	0 0	0 0	0 0	1 0	3 0
Larry Walker, L (1, 9) OBP: 0.443, SLG: 0.625		B B B C B 4-1 17 1B BB	B C B B F B 4-2 2-3 BB	B B B C B 4-1 17 1B 1B BB			C B S B F S 2-3 ① K		X 0-0 17 G6-4-3 1B	2	1	1	0	3	1	0
Vinny Castilla, R (1, 5) OBP: 0.372, SLG: 0.606		B X 1-0 ① P8		X 0-0 BB 17 1B 1-2 1B	S C S 0-3 ③ K		B S B S X 2-2 ② G4-3		B C X 1-1 ① F9	5	0	1	0	0	1	4
17 Todd Helton, L (1, 3) OBP: 0.382, SLG: 0.531		1 SAFE X 0-0 3 G4-3 1-3 1B		C B X 1-1 BB 1-2 2-H 1B		B B C X 2-1 3 HBP 7 1B 1B	B B C S B X 3-2 ③ L8		1 SAFE 1 SAFE X 0-0 ② ③ G6-4-3 1-2f	5	1	3	1	0	0	1
3 Mike Lansing, R (1, 4) OBP: 0.318, SLG: 0.390		X 0-0 ② ③ G4-3 1-2f		B F B F B X 3-2 ② P9		B C H 2-1 G3 7 1B 1-2 1B HBP		B X 1-0 1 SH1-4 1B HR 1B		3	2	1	0	0	0	4
Jeff Reed, L (1, 2) OBP: 0.381, SLG: 0.468 Edgard Clemente, R (8, PR) OBP: 0.667, SLG: 0.500 Kirt Manwaring, R (8, 2) OBP: 0.341, SLG: 0.336			C B F B B F X 3-2 ① G6-3	B C C F F B B B 4-2 1-2 2-3 BB		F B B X 2-1 ① F7		C S B X 1-2 1 SH1-4 1-2 HR 1B		3 0 0	0 1 0	1 0 0	0 0 0	1 0 0	0 0 0	2 0 0
Jamey Wright, R (1, 1) OBP: 0.226, SLG: 0.327 Curt Leskanic, R (5, 1) 7 Kurt Abbott, R (6, PH) OBP: 0.305, SLG: 0.406 David Wainhouse, L (6, 1) Chuck McElroy, L (6, 1) OBP: 0.200, SLG: 0.200 39 Jim Stoops, R (7, 1) 1 Curtis Goodwin, L (8, PH) OBP: 0.320, SLG: 0.316 (8, 7)			X 0-0 3B	C S B F F S 1-3 ③ K		B X 1-0 G3 1-2 2-H 1B		B F F B X 2-2 ① SH1-4 1-2 2-3		2 0 1 0 0 0 0 0	0 0 1 0 0 0 0 0	1 0 1 0 0 0 0 0	0 0 0 0 0 0 0 0	3 0 0 0 0 0 0 0	0 0 0 0 0 0 0 0	3 0 0 0 0 0 0 0
Inning Stats	R: 0 E: 0 K: 1 S: 6 H: 0 LOB: 0 BB: 0 P: 11	R: 0 E: 0 K: 0 S: 4 H: 1 LOB: 1 BB: 1 P: 9	R: 0 E: 0 K: 1 S: 11 H: 1 LOB: 1 BB: 0 P: 17	R: 1 E: 0 K: 1 S: 20 H: 2 LOB: 3 BB: 2 P: 34	R: 0 E: 0 K: 1 S: 8 H: 0 LOB: 2 BB: 2 P: 16	R: 3 E: 0 K: 0 S: 13 H: 3 LOB: 1 BB: 0 P: 25	R: 0 E: 0 K: 1 S: 10 H: 0 LOB: 0 BB: 0 P: 17	R: 3 E: 0 K: 0 S: 11 H: 3 LOB: 1 BB: 0 P: 19	R: 0 E: 0 K: 0 S: 4 H: 1 LOB: 0 BB: 0 P: 5	1B: 9 2B: 0 3B: 1 HR: 1	SF: 0 SAC: 2 DP: 2 HBP: 1					

	AB	34
	R	7
	H	11
	RBI	7
	BB	5
	SO	5
	LOB	22

WP: 1 PB: 0 SB: 0 CS: 0 PA: 42

PITCHER

PITCHER		IP	WLS	BF	H	R	ER	SO	BB	IBB	HBP	BLK	WP	HR	S	P	ERA	WHIP
Orel Hershiser, R ERA: 4.46	(1, 1)	5.1		27	6	4	4	4	5	0	1	0	1	0	55	100	6.75	2.062
Rich Rodriguez, L ERA: 3.94	(6, 1)	1.2		6	1	0	0	1	0	0	0	0	0	0	17	29	0.00	0.600
Julian Tavarez, R ERA: 3.83	(8, 1)	0.1		3	2	2	2	0	0	0	0	0	0	0	7	11	54.00	6.000
Alvin Morman, L ERA: 5.81	(8, 1)	0.2	L	3	1	1	1	0	0	0	0	0	0	1	4	8	13.50	1.500
Jose Mesa, R ERA: 4.62	(9, 1)	1.0		3	1	0	0	0	0	0	0	0	0	0	4	5	0.00	1.000

PITCHER	IP	WLS	BF	H	R	ER	SO	BB	IBB	HBP	BLK	WP	HR	S	P	ERA	WHIP

Batter	1	2	3	4	5	6	7	8	9	AB	R	H	RBI	BB	SO	LOB
Stan Javier, S (1, 9) OBP: 0.380, SLG: 0.359	B B C B F X 3-2 ① F8		B B L F C 2-3 ① K		B B B C B 4-1 HR BB	B S B B B 4-1 1B 1B BB	B B C B B 4-1 BB		X 0-0 FC6-4 1B	3	2	1	0	3	1	1
Bill Mueller, S (1, 5) OBP: 0.388, SLG: 0.394 Charlie Hayes, R (3, PH) OBP: 0.362, SLG: 0.433 (4, 5)	X 0-0 ② G1-3		B X 1-0 ② G4-3 2-3		F 1 B X SAFE 1-1 1-H HR	B 1 F C X SAFE SAFE 1-2 1-2 1B 1B	B X 1-0 ③ F8		C B B X 2-1 ③ FC6-4 1-2f	1 0 0 0 0 0 0 5 2 2 2 0 0 4						
Barry Bonds, L (1, 7) OBP: 0.440, SLG: 0.587	C B B B F C 3-3 ③ K		B F B X 2-1 ③ G4-3		B B S C X 2-2 BB 1B 1B	C C B C 1-3 ② K		S X 0-1 G5-3 S 1B		5	1	2	0	0	2	3
Jeff Kent, R (1, 4) OBP: 0.354, SLG: 0.552		C B X 1-1 ① G5-3		B X 1-0 FC6-4 1B	1 SAFE 1 SAFE S 1 P C B B B 4-2 1-2 2B 1B BB	B F X 1-1 E 1B 1-2 2-H 1B		C B B F F B X 3-2 ① G5-3 1-3		4	1	2	1	1	0	1
Ellis Burks, R (1, 8) OBP: 0.375, SLG: 0.518		B S X 1-1 2B 1B	C C 1 SAFE X 0-2 ① FC6-4 G6-3 1B 1-2f	B B B C S X 3-2 2B 1-2 2-H 1B	C X 0-1 E2 1-3 2-H 1B		C B B B S F F S 3-3 ② K		5	0	3	2	0	1	2
J.T. Snow, L (1, 3) OBP: 0.337, SLG: 0.417		B X 1-0 1-3 2B	S X 0-1 G6-3 1-2 1B	B C C X 1-2 1-3 2-H 2B	B B F S B S 3-3 ③ K			C B T F B F F B B 4-2 BB		4	0	3	1	1	1	2
Rich Aurilia, R (1, 6) OBP: 0.320, SLG: 0.410 Rich Rodriguez, L (6, 1) OBP: 0.200, SLG: 0.200 Shawon Dunston, R (7, PH) OBP: 0.255, SLG: 0.392 Julian Tavarez, L (8, 1) OBP: 0.111, SLG: 0.111 Alvin Morman, L (8, 1) Marvin Benard, L (8, PH) OBP: 0.383, SLG: 0.417 Jose Mesa, R (9, 1)	S B F B B S 3-3 ② K		B F B F B F F F X 3-2 ② G6-3 1-2 2-3	B S B S C 2-3 ② K		C B C H 2-2 CS HBP	F C B F X 1-2 ③ F7		3 0 0 0 0 2 6 0 0 0 0 0 0 0 0 0 0 0 0 0 0 0 0 0 0 0 0 0 0 0 0 0 0 0 0 1 0 0 0 0 0 2 0 0 0 0 0 0 0						
Brian Johnson, R (1, 2) OBP: 0.288, SLG: 0.359 Brent Mayne, L (7, PH) OBP: 0.352, SLG: 0.362 (8, 2) Ramon Martinez, R (9, PR) OBP: 0.421, SLG: 0.375	F C S 0-3 ③ K		B F S B B C 3-3 ③ K	F S 0-3 ③ K		S B F B X 2-2 ① 1-2 2B			B B B B 4-0 G3-6-4 BB	3 0 0 0 0 3 6 1 0 1 0 1 0 0 0 0 0 0 0 0 0						
Orel Hershiser, R (1, 1) OBP: 0.206, SLG: 0.200 Rey Sanchez, R (6, 6) OBP: 0.324, SLG: 0.360		X 0-0 G4-3 2B		T M X 0-2 ① F6	B X 1-0 ① L4	X 0-0 ② F9			X 0-0 ① ② G3-6-4 1-2f	2 0 1 0 0 0 0 3 0 0 0 0 0 2						
Inning Stats	R: 0 H: 0 E: 0 LOB: 0 K: 1 BB: 0 S: 7 P: 13	R: 0 H: 2 E: 0 LOB: 2 K: 2 BB: 0 S: 11 P: 17	R: 0 H: 1 E: 0 LOB: 1 K: 1 BB: 0 S: 7 P: 12	R: 0 H: 2 E: 0 LOB: 2 K: 1 BB: 0 S: 14 P: 21	R: 4 H: 4 E: 0 LOB: 2 K: 2 BB: 2 S: 24 P: 40	R: 2 H: 3 E: 1 LOB: 2 K: 2 BB: 1 S: 15 P: 26	R: 0 H: 1 E: 0 LOB: 2 K: 0 BB: 1 S: 8 P: 17	R: 0 H: 1 E: 0 LOB: 2 K: 1 BB: 1 S: 20 P: 31	R: 0 H: 1 E: 0 LOB: 1 K: 0 BB: 1 S: 4 P: 10	1B: 10 SF: 0 2B: 4 SAC: 0 3B: 0 DP: 1 HR: 1 HBP: 1						WP: 0 PA: 47 PB: 0 SB: 1 CS: 1	

PITCHER		IP	WLS	BF	H	R	ER	SO	BB	IBB	HBP	BLK	WP	HR	S	P	ERA	WHIP
Jamey Wright, R ERA: 5.69	(1, 1)	4.1		23	8	4	4	5	2	0	0	0	0	1	54	91	8.31	2.308
Curt Leskanic, R ERA: 3.88	(5, 1)	0.2		3	1	0	0	2	0	0	0	0	0	0	9	12	0.00	1.500
David Wainhouse, R ERA: 5.59	(6, 1)	0.1		3	1	2	2	0	1	0	0	0	0	0	5	11	54.00	6.000
Chuck McElroy, L ERA: 1.9	(6, 1)	0.2		4	2	0	0	2	0	0	0	0	0	0	10	15	0.00	3.000
39 Jim Stoops, R ERA:	(7, 1)	1.0	W	5	1	0	0	0	1	0	1	0	0	0	8	17	0.00	2.000

PITCHER		IP	WLS	BF	H	R	ER	SO	BB	IBB	HBP	BLK	WP	HR	S	P	ERA	WHIP
Jerry Dipoto, R ERA: 3.39	(8, 1)	2.0	S	9	2	0	0	1	2	0	0	0	0	0	24	41	0.00	2.000

BOTTOM

Colorado Rockies @ San Francisco Giants

3Com Park at Candlestick Point, San Francisco, CA

Fri Sep 11 1998, 10:05 PM EDT

Att. 34,698 - Unknown - 69 F

livebaseballscorecards.com

AB	40
R	6
H	15
RBI	6
BB	6
SO	10
LOB	29

Colorado Rockies @ San Francisco Giants

3Com Park at Candlestick Point, San Francisco, CA

Sat Sep 12 1998, 6:33 AM EDT

Att. 30,422 - Sunny - 77 F

livebaseballscorecards.com

TOP

Batter	1	2	3	4	5	6	7	8	9	AB	R	H	RBI	BB	SO	LOB
Darryl Hamilton, L (1, 8) OBP: 0.398, SLG: 0.405	B C B C F C 2-3 ① K		F F F B S 1-3 ③ K			B C F X 1-2 ① G4-3		X 0-0 ② F7		4	0	0	0	0	2	0
Neifi Perez, S (1, 6) OBP: 0.322, SLG: 0.387	X 0-0 ② F8			B B M F X 2-2 ① G1-3		S F B B X 2-2 ② G4-3		B X 1-0 1B		4	0	1	0	0	0	0
Dante Bichette, R (1, 7) OBP: 0.362, SLG: 0.523	B B X 2-0 ③ L6			B C X 1-1 2B		B B S B X 3-1 FC5 1B		1 SAFE B F 1 SAFE F 1 SAFE X 1-2 ③ G5-3		4	0	2	0	0	0	1
Larry Walker, L (1, 9) OBP: 0.443, SLG: 0.626		B B F F C 2-3 ① K		C S B S 1-3 ② K		1 SAFE 1 SAFE B S 1 SAFE X 1-1 **1-2** 1B			B S S X 1-2 3 S 1B 2B	4	1	2	0	0	2	1
Vinny Castilla, R (1, 5) OBP: 0.370, SLG: 0.602		B B B X 3-0 ② P6		C C F X 0-2 ③ P3		S T X 0-2 ③ FC5 **2-3f**			F S S 0-3 ① K2-3	4	0	0	0	0	1	4
17 Todd Helton, L (1, 3) OBP: 0.383, SLG: 0.530 1 Curtis Goodwin, L (9, PR) OBP: 0.320, SLG: 0.316 Angel Echevarria, R (9, 3) OBP: 0.500, SLG: 0.750		C B B B X 3-1 1B			B C C C 2-3 ① K		B X 1-0 ① P5		I I I I 4-0 S 1B IBB	3 0 0	0 0 0	1 0 0	0 0 0	1 0 0	1 0 0	0 0 0
3 Mike Lansing, R (1, 4) OBP: 0.320, SLG: 0.391		C B X 1-1 ③ F7			B F X 1-1 2B		B B B B 4-0 G3-6 BB		B B C F B S 3-3 ② K **2-3**	3	0	1	0	1	1	3
Kirt Manwaring, R (1, 2) OBP: 0.338, SLG: 0.332 Jeff Reed, L (9, PH) OBP: 0.383, SLG: 0.470 (9, 2)			B X 1-0 ① L9		C F B S 1-3 ② K		1 SAFE B C X 1-1 ② ③ G3-6 **1-2f**		B C X 1-1 **1-2** **3-H** 1B	3 1	0 0	0 1	0 1	0 0	1 0	2 0
Pedro Astacio, R (1, 1) OBP: 0.153, SLG: 0.158 Chuck McElroy, L (9, 1) OBP: 0.200, SLG: 0.200 Jerry Dipoto, R (9, 1)			F S B C 1-3 ② K		F F X 0-2 ③ F8			S C F T 0-2 ① K	B C F F S 1-3 ③ K **2-3**	4 0 0	0 0 0	0 0 0	0 0 0	0 0 0	3 0 0	3 0 0

Inning Stats	1	2	3	4	5	6	7	8	9
	R: 0 E: 0 K: 1 S: 6	H: 0 LOB: 0 BB: 0 P: 10	R: 0 E: 0 K: 1 S: 8	H: 1 LOB: 1 BB: 0 P: 17	R: 0 E: 0 K: 2 S: 8	H: 0 LOB: 0 BB: 0 P: 11	R: 0 E: 0 K: 1 S: 12	H: 1 LOB: 1 BB: 0 P: 16	R: 0 E: 0 K: 2 S: 11	H: 1 LOB: 1 BB: 0 P: 15	R: 0 E: 0 K: 0 S: 13	H: 2 LOB: 2 BB: 0 P: 20	R: 0 E: 0 K: 0 S: 3	H: 0 LOB: 0 BB: 1 P: 9	R: 0 E: 0 K: 1 S: 9	H: 1 LOB: 1 BB: 0 P: 11	R: 1 E: 0 K: 3 S: 15	H: 2 LOB: 3 BB: 1 P: 25

	AB	34
	R	1
	H	8
	RBI	1
	BB	2
	SO	11
	LOB	14

	1B: 5	SF: 0	WP: 0	PA: 36
	2B: 3	SAC: 0	PB: 0	
	3B: 0	DP: 1	SB: 2	
	HR: 0	HBP: 0	CS: 0	

PITCHER		IP	WLS	BF	H	R	ER	SO	BB	IBB	HBP	BLK	WP	HR	S	P	ERA	WHIP
Mark Gardner, R ERA: 4.46	(1, 1)	8.0		30	6	0	0	8	1	0	0	0	0	0	70	109	0.00	0.875
Robb Nen, R ERA: 1.45	(9, 1)	1.0	L	6	2	1	1	3	0	1	0	0	0	0	15	25	9.00	2.000

PITCHER	IP	WLS	BF	H	R	ER	SO	BB	IBB	HBP	BLK	WP	HR	S	P	ERA	WHIP

BOTTOM

Colorado Rockies @ San Francisco Giants

3Com Park at Candlestick Point, San Francisco, CA

Sat Sep 12 1998, 6:33 AM EDT
Att. 30,422 - Sunny - 77 F

livebaseballscorecards.com

Batter	1	2	3	4	5	6	7	8	9	AB	R	H	RBI	BB	SO	LOB
Marvin Benard, L (1, 9) OBP: 0.389, SLG: 0.420	C B L F C 1-3 ① K		B B X 2-0 1B			B B B B 4-0 L5-3 BB			F X 0-1 1B SH1-4 1B	3	0	2	0	1	1	0
Rich Aurilia, R (1, 6) OBP: 0.320, SLG: 0.409	X 0-0 FC6-4 1B		1 SAFE B X 1-0 ③ P6			1 SAFE C 1 X 0-1 ②③ L5-3 1-2			X 0-0 ① SH1-4 1-2	3	0	1	0	0	0	2
Barry Bonds, L (1, 7) OBP: 0.437, SLG: 0.583	F C B 1 SAFE C 1-3 ② K			X 0-0 ① P8			X 0-0 ① F8		B B F X 2-1 ② F8	4	0	0	0	0	1	2
Jeff Kent, R (1, 4) OBP: 0.354, SLG: 0.549	C B B B X 3-1 ③ FC6-4 1-2f			F F X 0-2 ② L6			X 0-0 ② G5-3		X 0-0 2-3 1B	4	0	1	0	0	0	1
Ellis Burks, R (1, 8) OBP: 0.373, SLG: 0.513		C S B B F X 2-2 ① L6		F X 0-1 ③ G5-3			C B B B X 3-1 ③ F8		B B B B C S X 3-2 ③ P8	4	0	0	0	0	0	2
J.T. Snow, L (1, 3) OBP: 0.335, SLG: 0.413		B B B C C C 3-3 ② K			B B X 2-0 ① G6-3			C B B X 2-1 ① F8		3	0	0	0	0	1	0
Charlie Hayes, R (1, 5) OBP: 0.359, SLG: 0.429		B F X 1-1 ③ G6-3			F X 0-1 ② L9			B X 1-0 ② P8		3	0	0	0	0	0	0
Brent Mayne, L (1, 2) OBP: 0.355, SLG: 0.365 Shawon Dunston, R (8, PR) OBP: 0.255, SLG: 0.392 Brian Johnson, R (9, 2) OBP: 0.288, SLG: 0.359			B B T B X 3-1 B3-6-4 1B		B B C C F F B F F 3-3 S ③ K2-3			X 0-0 1B		3 0 0	0 0 0	2 0 0	0 0 0	0 0 0	1 0 0	0 0 0
Mark Gardner, R (1, 1) OBP: 0.233, SLG: 0.191 Stan Javier, S (8, PH) OBP: 0.380, SLG: 0.359 Robb Nen, R (9, 1)			X 0-0 ①② B3-6-4 1-2f			F C B X 1-2 ① L4		C B C F T 1-2 ③ K		2 1 0	0 0 0	0 0 0	0 0 0	0 1 0	1 1 0	

Inning Stats	1	2	3	4	5	6	7	8	9
	R: 0 E: 0 K: 2 S: 10	H: 1 LOB: 1 BB: 0 P: 15	R: 0 E: 0 K: 1 S: 9	H: 0 LOB: 0 BB: 0 P: 15	R: 0 E: 0 K: 0 S: 5	H: 2 LOB: 1 BB: 0 P: 11	R: 0 E: 0 K: 0 S: 6	H: 0 LOB: 0 BB: 0 P: 6	R: 0 E: 0 K: 1 S: 10	H: 0 LOB: 0 BB: 0 P: 15	R: 0 E: 0 K: 0 S: 5	H: 0 LOB: 0 BB: 1 P: 10	R: 0 E: 0 K: 0 S: 4	H: 0 LOB: 0 BB: 0 P: 7	R: 0 E: 0 K: 1 S: 8	H: 1 LOB: 1 BB: 0 P: 12	R: 0 E: 0 K: 0 S: 9	H: 2 LOB: 2 BB: 0 P: 14

	AB	30
	R	0
	H	6
	RBI	0
	BB	1
	SO	5
	LOB	9

1B: 6 2B: 1 3B: 0 HR: 0 SF: 0 SAC: 1 DP: 2 HBP: 0

WP: 0 PB: 0 SB: 0 CS: 0 PA: 32

PITCHER		IP	WLS	BF	H	R	ER	SO	BB	IBB	HBP	BLK	WP	HR	S	P	ERA	WHIP
Pedro Astacio, R ERA: 6.3	(1, 1)	8.1	W	29	5	0	0	5	1	0	0	0	0	0	60	94	0.00	0.720
Chuck McElroy, L ERA: 1.89	(9, 1)	0.1		1	0	0	0	0	0	0	0	0	0	0	2	4	0.00	0.000
Jerry Dipoto, R ERA: 3.38	(9, 1)	0.1	S	2	1	0	0	0	0	0	0	0	0	0	4	7	0.00	3.000

PITCHER		IP	WLS	BF	H	R	ER	SO	BB	IBB	HBP	BLK	WP	HR	S	P	ERA	WHIP

Batter	1	2	3	4	5	6	7	8	9	AB	R	H	RBI	BB	SO	LOB
Darryl Hamilton, L (1, 8) OBP: 0.397, SLG: 0.403	B B B C C X 3-2 FC4-6 S 1B		B X 1-0 ① B2		C F X 0-2 ③ G1-3			B B B C F S 3-3 ① K		4	0	1	0	0	1	2
Neifi Perez, S (1, 6) OBP: 0.320, SLG: 0.385	X 0-0 ① B2		B B 1 SAFE B C F S 3-3 ② ③ K 1-2			X 0-0 ① G4-3		S X 0-1 ② B1		4	0	0	0	0	1	2
Dante Bichette, R (1, 7) OBP: 0.364, SLG: 0.526 1 Curtis Goodwin, L (8, 7) OBP: 0.320, SLG: 0.316	1 SAFE B B B B 4-0 FC4-6 1-2 BB			B C X 1-1 G4-3 SF9 2B		F F X 0-2 CS 1B		F B X 1-1 ③ G1-3		3 0	1 0	2 0	0 0	1 0	0 0	0 0
Larry Walker, L (1, 9) OBP: 0.442, SLG: 0.622 Edgard Clemente, R (9, PR) OBP: 0.667, SLG: 0.500	C B X 1-1 ② FC4-6 1-2f 2-3			F B X 1-1 ① G4-3 2-3		B B F F S 2-3 ② ③ K 1-2			C B B F X 2-2 1B	4 0	0 0	1 0	0 0	0 0	1 0	4 0
Vinny Castilla, R (1, 5) OBP: 0.368, SLG: 0.599	F F 1 SAFE P F S 1-3 ③ K			C X 0-1 ② SF9 3-H			B X 1-0 ① F8		S F F S 0-3 ① K	3	0	0	1	0	2	3
17 Todd Helton, L (1, 3) OBP: 0.384, SLG: 0.529		B F B S X 2-2 3 G1-6-3 1B		S B C X 1-2 ③ L4			B B F B B 4-1 HR BB		B S C B S 2-3 ② K	3	1	1	0	1	1	1
3 Mike Lansing, R (1, 4) OBP: 0.318, SLG: 0.388		B B X 2-0 ① ② G1-6-3 1-2f			C C B S 1-3 ① K		C B S B S 2-3 ② K		B C X 1-1 ③ F8	4	0	0	0	0	2	3
Jeff Reed, L (1, 2) OBP: 0.386, SLG: 0.483		B B C B S T T F F F 3-2 ③ X F7			B S B F B B 4-2 SH2-4 BB		C F B X 1-2 1-H HR			2	1	1	2	1	0	0
John Thomson, R (1, 1) OBP: 0.154, SLG: 0.125 Chuck McElroy, L (8, 1) OBP: 0.200, SLG: 0.200			C S B X 1-2 CS 1B		B X 1-0 ② SH2-4 1-2		F B C F F S 1-3 ③ K			2 0	0 0	1 0	0 0	0 0	1 0	0 0
Inning Stats	R: 0 H: 1 E: 0 LOB: 2 K: 1 BB: 1 S: 11 P: 19	R: 0 H: 1 E: 0 LOB: 0 K: 0 BB: 0 S: 11 P: 18	R: 0 H: 1 E: 0 LOB: 1 K: 1 BB: 0 S: 7 P: 12	R: 1 H: 1 E: 0 LOB: 0 K: 0 BB: 0 S: 9 P: 12	R: 0 H: 0 E: 0 LOB: 1 K: 1 BB: 1 S: 9 P: 15	R: 0 H: 1 E: 0 LOB: 0 K: 1 BB: 0 S: 7 P: 9	R: 2 H: 1 E: 0 LOB: 0 K: 2 BB: 1 S: 13 P: 22	R: 0 H: 0 E: 0 LOB: 0 K: 1 BB: 0 S: 7 P: 11	R: 0 H: 1 E: 0 LOB: 1 K: 2 BB: 0 S: 12 P: 17	1B: 5 SF: 1 2B: 2 SAC: 1 3B: 0 DP: 2 HR: 1 HBP: 0						

PITCHER		IP	WLS	BF	H	R	ER	SO	BB	IBB	HBP	BLK	WP	HR	S	P	ERA	WHIP
Russ Ortiz, R ERA: 5.19	(1, 1)	7.0		27	6	3	3	6	3	0	0	0	0	1	67	107	3.86	1.286
John Johnstone, R ERA: 3.26	(8, 1)	1.0	W	3	0	0	0	1	0	0	0	0	0	0	7	11	0.00	0.000
Robb Nen, R ERA: 1.43	(9, 1)	1.0	S	4	1	0	0	2	0	0	0	0	0	0	12	17	0.00	1.000

PITCHER	IP	WLS	BF	H	R	ER	SO	BB	IBB	HBP	BLK	WP	HR	S	P	ERA	WHIP

TOP

Colorado Rockies @ San Francisco Giants

3Com Park at Candlestick Point, San Francisco, CA

Sun Sep 13 1998, 6:33 AM EDT
Att. 30,278 - Sunny - 80 F

livebaseballscorecards.com

AB	29
R	3
H	7
RBI	3
BB	3
SO	9
LOB	15

BOTTOM

Colorado Rockies @ San Francisco Giants

3Com Park at Candlestick Point, San Francisco, CA

Sun Sep 13 1998, 6:33 AM EDT
Att. 30,278 - Sunny - 80 F

livebaseballscorecards.com

Batter	1	2	3	4	5	6	7	8	9	AB	R	H	RBI	BB	SO	LOB
Marvin Benard, L (1, 9) OBP: 0.394, SLG: 0.427	C C F B X 1-2 L4-6 2B		B F F X 1-2 ② G4-3 3-H			X 0-0 FC3-5 1-2 1B		B B B B 4-0 BB HR BB		3	1	2	1	1	0	0
Bill Mueller, S (1, 5) OBP: 0.387, SLG: 0.392	B X 1-0 ① P6		B B F F B C F C 3-3 ③ K			B C X 1-1 ① FC3-5 1-2 2-3f		1 SAFE B B B C B 4-1 HR 1-2 BB		3	1	0	0	1	1	3
Barry Bonds, L (1, 7) OBP: 0.436, SLG: 0.586	B X 1-0 ② ③ L4-6 2-3			X 0-0 ① P5		C X 0-1 ② P6		F B X 1-1 1-H 2-H HR		4	1	1	3	0	0	3
Jeff Kent, R (1, 4) OBP: 0.353, SLG: 0.546		X 0-0 ① G6-3		B B F B B 4-1 G4-6-3 BB		X 0-0 ③ L8		C B S B F X 2-2 ② G4-3		3	0	0	0	1	0	2
J.T. Snow, L (1, 3) OBP: 0.332, SLG: 0.409		F F X 0-2 ② P7		F X 0-1 ② ③ G4-6-3 1-2f			B F F X 1-2 ① G5-3	L L X 0-2 ③ B2-3		4	0	0	0	0	0	1
Ellis Burks, R (1, 8) OBP: 0.371, SLG: 0.510		B C X 1-1 E6		B X 1-0 ① G6-3			X 0-0 ② L5			3	0	0	0	0	0	0
Brent Mayne, L (1, 2) OBP: 0.355, SLG: 0.365		1 SAFE B C X 1-1 ③ L4		F X 0-1 ② P8			B X 1-0 1B			3	0	1	0	0	0	1
Rich Aurilia, R (1, 6) OBP: 0.320, SLG: 0.411 John Johnstone, R (8, 1) Robb Nen, R (9, 1)			B B F F B X 3-2 SH1-4 G4-3 2B			X 0-0 ③ F8		B X 1-0 ③ F7		3 0 0	1 0 0	1 0 0	0 0 0	0 0 0	0 0 0	1 0 0
Russ Ortiz, R (1, 1) OBP: 0.273, SLG: 0.200 Shawon Dunston, R (8, 6) OBP: 0.254, SLG: 0.390			B X 1-0 ① SH1-4 2-3			C X 0-1 FC3-5 1B 1B		F F F B B S 2-3 ① K		1 1	0 0	1 0	0 0	0 0	0 1	0 0
Inning Stats	R: 0 H: 1 E: 0 LOB: 0 K: 0 BB: 0 S: 6 P: 9	R: 0 H: 0 E: 1 LOB: 1 K: 0 BB: 0 S: 8 P: 10	R: 1 H: 1 E: 0 LOB: 0 K: 1 BB: 0 S: 11 P: 19	R: 0 H: 0 E: 0 LOB: 0 K: 0 BB: 1 S: 4 P: 8	R: 0 H: 0 E: 0 LOB: 0 K: 0 BB: 0 S: 4 P: 5	R: 0 H: 2 E: 0 LOB: 2 K: 0 BB: 0 S: 8 P: 9	R: 0 H: 1 E: 0 LOB: 1 K: 0 BB: 0 S: 6 P: 9	R: 3 H: 1 E: 0 LOB: 0 K: 1 BB: 2 S: 14 P: 27		1B: 3 SF: 0 2B: 3 SAC: 1 3B: 0 DP: 2 HR: 1 HBP: 0						WP: 0 PA: 32 PB: 0 SB: 0 CS: 0	

	AB	28
	R	4
	H	6
	RBI	4
	BB	3
	SO	2
	LOB	11

PITCHER		IP	WLS	BF	H	R	ER	SO	BB	IBB	HBP	BLK	WP	HR	S	P	ERA	WHIP
John Thomson, R ERA: 4.83	(1, 1)	7.1		29	5	3	3	2	3	0	0	0	0	0	52	84	3.68	1.091
Chuck McElroy, L ERA: 2.0	(8, 1)	0.2	L	3	1	1	1	0	0	0	0	0	0	1	9	12	13.50	1.500

PITCHER	IP	WLS	BF	H	R	ER	SO	BB	IBB	HBP	BLK	WP	HR	S	P	ERA	WHIP

Batter	1	2	3	4	5	6	7	8	9	AB	R	H	RBI	BB	SO	LOB
Stan Javier, S (1, 8) (6, 7) OBP: 0.378, SLG: 0.358	F B F X 1-2 G6-3 ①		B C B F B F F X 3-2 1-2 1B ①			C F B S 1-3 K ①		C B X 1-1 L6 ②		4	0	1	0	0	1	0
Ellis Burks, R (1, 9) OBP: 0.369, SLG: 0.507 Armando Rios, L (6, 9) OBP: 0.600, SLG: 1.800	C F B C 1-3 K ②		F B F S 1-3 K ③			X 0-0 G4-3 ②		X 0-0 1B 1B		3 1	0 0	0 1	0 0	0 0	2 0	2 0
Barry Bonds, L (1, 7) OBP: 0.437, SLG: 0.592 LeJon Powell, R (6, 8) OBP: 1.000, SLG: 1.000	X 0-0 F8 ③			B C F F X 1-2 HR		S X 0-1 FC5-4 1B		X 0-0 1-2 1B		3 1	1 0	2 1	1 0	0 0	0 0	0 0
Jeff Kent, R (1, 4) OBP: 0.351, SLG: 0.542 Ramon Martinez, R (7, 4) OBP: 0.400, SLG: 0.353		B C X 1-1 F9 ①		X 0-0 P8 ①		C X 0-1 FC5-4 1-2f ③		X 0-0 F9 ③		3 1	0 0	0 0	0 0	0 0	0 0	1 2
Joe Carter, R (1, 3) OBP: 0.285, SLG: 0.426		B C F X 1-2 P4 ②		C C S 0-3 K ②			X 0-0 P8 ①		X 0-0 F8 ①	4	0	0	0	0	1	0
Charlie Hayes, R (1, 5) OBP: 0.355, SLG: 0.423		B B X 2-0 P4 ③		X 0-0 P4 ③			C B X 1-1 G6-3 ②		X 0-0 G6-3 ②	4	0	0	0	0	0	0
Rich Aurilia, R (1, 6) OBP: 0.317, SLG: 0.407			C B X 1-1 P6 ①		B F B X 2-1 P3 ①		S B X 1-1 P8 ③		C X 0-1 G6-3 ③	4	0	0	0	0	0	0
Brian Johnson, R (1, 2) OBP: 0.292, SLG: 0.373			X 0-0 1B 1B		B X 1-0 G1-3 ②			B X 1-0 HR		3	1	2	1	0	0	0
Shawn Estes, R (1, 1) OBP: 0.231, SLG: 0.237 Cory Bailey, R (2, 1) Chris Jones, R (3, PH) OBP: 0.260, SLG: 0.288 Danny Darwin, R (3, 1) OBP: 0.128, SLG: 0.111 Chris Brock, R (3, 1) OBP: 0.250, SLG: 0.250 Shawon Dunston, R (8, PH) OBP: 0.252, SLG: 0.388 Alvin Morman, L (8, 1)			B C X 1-1 P3 ②		F S X 0-2 P9 ③			S X 0-1 G3 ①		0 0 1 0 1 1 0	0 0 0 0 0 0 0	0 0 0 0 0 0 0	0 0 0 0 0 0 0	0 0 0 0 0 0 0	0 0 0 0 0 0 0	0 0 1 0 0 0 0
Inning Stats	R: 0 H: 0 E: 0 LOB: 0 K: 1 BB: 0 S: 7 P: 9	R: 0 H: 0 E: 0 LOB: 0 K: 0 BB: 0 S: 6 P: 10	R: 0 H: 2 E: 0 LOB: 2 K: 1 BB: 0 S: 13 P: 19	R: 1 H: 1 E: 0 LOB: 0 K: 1 BB: 0 S: 9 P: 10	R: 0 H: 0 E: 0 LOB: 0 K: 0 BB: 0 S: 6 P: 9	R: 0 H: 1 E: 0 LOB: 1 K: 1 BB: 0 S: 8 P: 9	R: 0 H: 0 E: 0 LOB: 0 K: 0 BB: 0 S: 5 P: 7	R: 1 H: 3 E: 0 LOB: 2 K: 0 BB: 0 S: 8 P: 10	R: 0 H: 0 E: 0 LOB: 0 K: 0 BB: 0 S: 4 P: 4	1B: 5 2B: 0 3B: 0 HR: 2	SF: 0 SAC: 0 DP: 0 HBP: 0				WP: 0 PB: 0 SB: 0 CS: 0	PA: 34	

PITCHER		IP	WLS	BF	H	R	ER	SO	BB	IBB	HBP	BLK	WP	HR	S	P	ERA	WHIP
Brian Anderson, L ERA: 4.34	(1, 1)	8.0	W	31	7	2	2	4	0	0	0	0	0	2	62	83	2.25	0.875
Vladimir Nunez, R ERA: 7.71	(9, 1)	1.0		3	0	0	0	0	0	0	0	0	0	0	4	4	0.00	0.000

PITCHER	IP	WLS	BF	H	R	ER	SO	BB	IBB	HBP	BLK	WP	HR	S	P	ERA	WHIP

TOP

San Francisco Giants @ Arizona Diamondbacks

Bank One Ballpark, Phoenix, AZ

Mon Sep 14 1998, 10:05 PM EDT

Att. 39,715 - Dome - 72 F

livebaseballscorecards.com

AB	34
R	2
H	7
RBI	2
BB	0
SO	4
LOB	6

Batter	1	2	3	4	5	6	7	8	9	AB	R	H	RBI	BB	SO	LOB
Andy Fox, L (1, 8) OBP: 0.363, SLG: 0.412	K	BB, 2B, 2-H, 2B	1-3, 1B, 2B	F9		K				5	2	2	1	0	2	0
Jay Bell, R (1, 4) OBP: 0.356, SLG: 0.438	E7, 1B, 1B	BB, 2B, BB	HBP, 2-H, 3-H, 1B	K			G5-3			4	3	2	2	1	1	0
Hanley Frias, S (8, 5) OBP: 0.136, SLG: 0.364										0	0	0	0	0	0	0
Tony Batista, R (1, 6) OBP: 0.330, SLG: 0.569	1B, 2-3, 1B	BB, 1-2, 2-3, 2B, BB	1B, 1-2, HBP	L7			P6			3	3	1	0	1	0	0
Matt Williams, R (1, 5) OBP: 0.320, SLG: 0.431	1B, 1-2, 3-H, 1B	P3	1B, 1-2, 2-H, 2B, 1B		G1-3		K			5	1	2	2	0	1	3
Andy Stankiewicz, R (8, 4) OBP: 0.258, SLG: 0.248										0	0	0	0	0	0	0
Travis Lee, L (1, 3) OBP: 0.344, SLG: 0.426	1-3, 2-H, 1B	1-H, 2-H, 3-H, 1B, 2B	1-3, 2-H, 2B, 1B		P7			P7		5	2	3	5	0	0	0
Brent Brede, L (9, 3) OBP: 0.307, SLG: 0.325										0	0	0	0	0	0	0
Damian Miller, R (1, 2) OBP: 0.350, SLG: 0.463	K	2-H, 1B	K		1B			P3		5	0	2	1	0	2	4
Yamil Benitez, R (1, 7) OBP: 0.275, SLG: 0.383	G4-3	P4	1-H, 3-H, 2B		F9			1B		5	1	2	2	0	0	4
Karim Garcia, L (1, 9) OBP: 0.258, SLG: 0.359		SH2-4, 2B, 1B	G6-3, 2-H, 1B			G4-6-3, 1B		F8		5	1	3	1	0	0	1
Brian Anderson, R (1, 1) OBP: 0.141, SLG: 0.098		SH2-4, 1-2	2B, 1B, BB			G4-6-3, 1-2f, 1B				2	1	0	0	1	1	2
Vladimir Nunez, R (9, 1)			K							0	0	0	0	0	0	0
Inning Stats	R: 2 E: 1 K: 2 S: 17 H: 4 LOB: 2 BB: 0 P: 24	R: 5 E: 0 K: 0 S: 13 H: 4 LOB: 1 BB: 2 P: 30	R: 7 E: 0 K: 2 S: 25 H: 6 LOB: 1 BB: 1 P: 39	R: 0 E: 0 K: 1 S: 8 H: 0 LOB: 0 BB: 0 P: 11	R: 0 E: 0 K: 0 S: 5 H: 1 LOB: 1 BB: 0 P: 7	R: 0 E: 0 K: 1 S: 9 H: 1 LOB: 0 BB: 0 P: 14	R: 0 E: 0 K: 1 S: 7 H: 0 LOB: 0 BB: 0 P: 10	R: 0 E: 0 K: 0 S: 9 H: 1 LOB: 1 BB: 0 P: 12		1B: 13 2B: 4 3B: 0 HR: 0 SF: 0 SAC: 1 DP: 1 HBP: 1						

PITCHER		IP	WLS	BF	H	R	ER	SO	BB	IBB	HBP	BLK	WP	HR	S	P	ERA	WHIP
Shawn Estes, L ERA: 5.2	(1, 1)	1.2	L	15	8	7	7	2	2	0	0	0	0	0	29	53	37.80	6.000
Cory Bailey, R ERA: 6.75	(2, 1)	0.1		1	0	0	0	0	0	0	0	0	0	0	1	1	0.00	0.000
Danny Darwin, R ERA: 5.55	(3, 1)	0.1		6	3	5	5	0	1	0	1	0	0	0	10	16	135.00	12.000
Chris Brock, R ERA: 3.9	(3, 1)	4.2		18	5	2	2	5	0	0	0	0	0	0	44	65	3.86	1.071
Alvin Morman, L ERA: 5.6	(8, 1)	1.0		4	1	0	0	0	0	0	0	0	0	0	9	12	0.00	1.000

PITCHER	IP	WLS	BF	H	R	ER	SO	BB	IBB	HBP	BLK	WP	HR	S	P	ERA	WHIP

BOTTOM

San Francisco Giants @ Arizona Diamondbacks

Bank One Ballpark, Phoenix, AZ

Mon Sep 14 1998, 10:05 PM EDT

Att. 39,715 - Dome - 72 F

livebaseballscorecards.com

AB	39
R	14
H	17
RBI	14
BB	3
SO	7
LOB	14

WP: 0 PA: 44
PB: 0
SB: 0
CS: 0

Batter	1	2	3	4	5	6	7	8	9	10	11	AB	R	H	RBI	BB	SO	LOB
Marvin Benard, L (1, 9) OBP: 0.391, SLG: 0.427	B X 1-0 L7 ①			C B M B X 2-2 1B 2B	B B X 2-0 G4-3 ①			C B B X 2-1 P6 ①		F B B B F X 3-2 G4-3 ③		5	1	1	0	0	0	1
Bill Mueller, S (1, 5) OBP: 0.386, SLG: 0.390	X 0-0 G4-3 ②			B B F B X 3-1 2B 1B 1B 2-H	X 0-0 G4-3 ②			B X 1-0 G6-3 ②			B B C X 2-1 G6-3 ①	5	1	1	1	0	0	0
Barry Bonds, L (1, 7) OBP: 0.435, SLG: 0.591	X 0-0 F8 ③			B C B X 2-1 1B 2B 1-3	C B S S 1-3 K ③			B X 1-1 P9 ③			B C C B F S 2-3 K ②	5	1	1	0	0	2	0
Jeff Kent, R (1, 4) OBP: 0.351, SLG: 0.542		B S B S B F C 3-3 K ①		B B S S F F B 4-2 1B HR BB		B C F B B X 3-2 F9 ①			B X 1-0 G5-3 ①		B F X 1-1 2B	4	1	1	0	1	1	0
J.T. Snow, L (1, 3) OBP: 0.332, SLG: 0.409 Charlie Hayes, R (9, PH) OBP: 0.353, SLG: 0.421 (9, 3)		C B B C B X 3-2 P7 ②		F B C X 1-2 HR 1B 1-3 2-H 3-H		B F B F X 2-2 L6 ②			C X 0-1 G6-3 ②		B F S X 1-2 G6-3 ③	3	1	1	2	0	0	0
												2	0	0	0	0	0	1
Stan Javier, S (1, 8) OBP: 0.375, SLG: 0.354		F B F F X 1-2 G6-3 ③		F X 0-1 L4 ①		S B F X 1-2 G4-3 ③			B B S F B F S 3-3 K ③			4	0	0	0	0	1	2
Shawon Dunston, R (1, 6) OBP: 0.253, SLG: 0.402			B X 1-0 P6 ①	X 0-0 HR 1-H 3-H			B X 1-0 G4-3 ①			B B B B C B 4-1 G4-3 SH1-4 BB ①		3	1	1	3	0	0	0
Rich Aurilia, R (9, 6) OBP: 0.318, SLG: 0.407												0	0	0	0	1	0	0
Brent Mayne, L (1, 2) OBP: 0.351, SLG: 0.361			X 0-0 G3 ②	B F X 1-1 G1-3 ②			C C B B F S 2-3 K ②			1 SAFE B L X 1-1 SH1-4 ① 1-2		3	0	0	0	0	1	0
Kirk Rueter, L (1, 1) OBP: 0.230, SLG: 0.246 Rich Rodriguez, L (7, 1) OBP: 0.250, SLG: 0.200 John Johnstone, R (7, 1) Robb Nen, R (8, 1) Joe Carter, R (10, PH) OBP: 0.285, SLG: 0.425 Jose Mesa, R (10, 1)			X 0-0 F8 ③	C X 0-1 G1-3 ③			C S S B S 1-3 K ③			B B F B X 3-1 G4-3 ② 2-3		3	0	0	0	0	1	0
												0	0	0	0	0	0	0
												0	0	0	0	0	0	0
												0	0	0	0	0	0	0
												1	0	0	0	0	0	1
												0	0	0	0	0	0	0
Inning Stats	R: 0 E: 0 K: 0 S: 3 H: 0 LOB: 0 BB: 0 P: 4	R: 0 E: 0 K: 1 S: 10 H: 0 LOB: 0 BB: 0 P: 17	R: 0 E: 0 K: 0 S: 3 H: 0 LOB: 0 BB: 0 P: 4	R: 6 E: 0 K: 0 S: 20 H: 5 LOB: 0 BB: 1 P: 33	R: 0 E: 0 K: 1 S: 5 H: 0 LOB: 0 BB: 0 P: 8	R: 0 E: 0 K: 0 S: 9 H: 0 LOB: 0 BB: 0 P: 15	R: 0 E: 0 K: 2 S: 8 H: 0 LOB: 0 BB: 0 P: 12	R: 0 E: 0 K: 0 S: 5 H: 0 LOB: 0 BB: 0 P: 9	R: 0 E: 0 K: 1 S: 7 H: 0 LOB: 0 BB: 0 P: 11	R: 0 E: 0 K: 0 S: 8 H: 0 LOB: 1 BB: 1 P: 19	R: 0 E: 0 K: 1 S: 11 H: 1 LOB: 1 BB: 0 P: 17	1B: 2 2B: 3 3B: 0 HR: 1	SF: 0 SAC: 1 DP: 0 HBP: 0		WP: 0 PB: 0 SB: 0 CS: 0	PA: 41		

PITCHER		IP	WLS	BF	H	R	ER	SO	BB	IBB	HBP	BLK	WP	HR	S	P	ERA	WHIP
Amaury Telemaco, R ERA: 3.92	(1, 1)	3.1		16	5	6	6	1	1	0	0	0	0	1	32	53	16.20	1.800
Clint Sodowsky, R ERA: 5.66	(4, 1)	1.2		5	0	0	0	1	0	0	0	0	0	0	9	13	0.00	0.000
Felix Rodriguez, R ERA: 5.44	(6, 1)	2.0		6	0	0	0	2	0	0	0	0	0	0	17	27	0.00	0.000
Alan Embree, L ERA: 4.53	(8, 1)	1.1		4	0	0	0	0	0	0	0	0	0	0	6	11	0.00	0.000
Willie Banks, R ERA: 4.83	(9, 1)	1.2		6	0	0	0	1	1	0	0	0	0	0	14	28	0.00	0.600

PITCHER		IP	WLS	BF	H	R	ER	SO	BB	IBB	HBP	BLK	WP	HR	S	P	ERA	WHIP
Gregg Olson, R ERA: 2.8	(11, 1)	1.0	W	4	1	0	0	1	0	0	0	0	0	0	11	17	0.00	1.000

TOP

San Francisco Giants @ Arizona Diamondbacks
Bank One Ballpark, Phoenix, AZ
Tue Sep 15 1998, 10:05 PM EDT
Att. 41,619 - Dome - 72 F

livebaseballscorecards.com

AB	38
R	6
H	6
RBI	6
BB	2
SO	6
LOB	5

Batter	1	2	3	4	5	6	7	8	9	10	11	AB	R	H	RBI	BB	SO	LOB
Andy Fox, L (1, 8) OBP: 0.363, SLG: 0.413	B C C X 1-2 G4-3 ①			C B B X 2-1 P6 ①		C B F X 1-2 L6 ①	B B B C F F F 1 SAFE X 3-2 G4-3 ② 1-2 3-H		F X 0-1 BB 1B 1-2 2-H		F B S X 1-2 SH1-4 1B 2B	6	1	2	2	0	0	1
Jay Bell, R (1, 4) OBP: 0.355, SLG: 0.434	B F B C B F X 3-2 L6 ②			B B X 2-0 F8 ②		X 0-0 F8 ②	B B C F X 2-2 L7 ③		B B B C B 4-1 BB 1-2 2-3		B B B B C X 3-1 SH1-4 ① 2-3	4	0	0	0	1	0	1
Tony Batista, R (1, 6) OBP: 0.333, SLG: 0.567	C B C B F F X 2-2 F8 ③			B B F S X 2-2 HR 1B		F X 0-1 BB 1B		B S F B F S 2-3 K ①	S B B B X 3-2 SF9 ② 3-H		B B B B C F F B 4-2 1B DI BB	4	1	2	1	1	1	0
Matt Williams, R (1, 5) OBP: 0.324, SLG: 0.439		X 0-0 G5-4-3 1B		S B B B X 2-1 1-H HR		B C B B 4-1 1-2 BB		S B B X 2-1 G3 1B	F X 0-1 L6 ③		B F F B S 2-3 K ② 1-2	5	1	3	2	1	1	4
Travis Lee, L (1, 3)		B F 1 SAFE B F 1 SAFE X 2-2 G5-4-3 ① ② 1-2f		B B C X 2-1 G6-3 ③		B B F C S 2-3 K ③		B X 1-0 G3 ② 1-2		B X 1-0 G3-1 ①	B F X 1-2 2-3 3-H 1B	6	0	1	1	0	1	4
Yamil Benitez, R (1, 7) OBP: 0.275, SLG: 0.380 Willie Banks, R (9, 1) Brent Brede, L (10, PH) OBP: 0.310, SLG: 0.329 (11, 7)		B X 1-0 F8 ③			B C X 1-1 P6 ①		B F B B X 3-1 FC6-4 1B 1B	B F X 1-1 G5-3 ③		X 0-0 1B		4 0 1	1 0 0	1 0 1	0 0 0	0 0 0	0 0 0	1 0 0
Kelly Stinnett, R (1, 2) OBP: 0.348, SLG: 0.419 Hanley Frias, S (9, PR) OBP: 0.136, SLG: 0.364 Damian Miller, R (10, 2) OBP: 0.348, SLG: 0.459			B F B X 2-1 L3 ①		F B B X 2-1 FC5-4 1B		X 0-0 FC6-4 1-2		C S X 0-2 E 1B	1 SAFE F S C 0-3 K ②		4 0 1	0 1 0	3 0 0	0 0 0	0 0 0	0 0 1	0 0 1
Karim Garcia, L (1, 9) OBP: 0.257, SLG: 0.357			X 0-0 G5-3 ②		B B C B C C 3-3 K ②		B F X 1-1 FC6-4 1B G4-3 1-2f 2-3		B S X 1-1 FC4 BB 1B SF9 1-2		B B X 2-0 FC5-4 1-2 1B	5	2	1	0	0	1	4
Amaury Telemaco, R (1, 1) OBP: 0.091, SLG: 0.129 Clint Sodowsky, L (4, 1) OBP: 0.300, SLG: 0.400 Andy Stankiewicz, R (5, PH) OBP: 0.257, SLG: 0.246 Felix Rodriguez, R (6, 1) Devon White, S (7, PH) OBP: 0.336, SLG: 0.465 Alan Embree, L (8, 1) David Dellucci, L (9, 7) OBP: 0.317, SLG: 0.401 Gregg Olson, R (11, 1) OBP: 0.500, SLG: 2.000			B B C S C 2-3 K ③		B B B B C X 3-1 FC5-4 ③ 1-2f		1 SAFE S B B C B X 3-2 G4-3 1-3 3-H 1B		X 0-0 P8 ①	B X 1-0 FC5-4 ③ 1-2f		1 0 1 0 1 0 2 0	0 0 0 0 0 0 0 0	0 0 0 0 1 0 0 0	0 0 1 0 0 0 0 0	1 0 0 0 0 0 0 0	0 0 0 0 0 0 0 0	0 0 1 0 0 0 4 0
Inning Stats	R: 0 H: 0 E: 0 LOB: 0 K: 0 BB: 0 S: 12 P: 18	R: 0 H: 1 E: 0 LOB: 0 K: 0 BB: 0 S: 5 P: 8	R: 0 H: 0 E: 0 LOB: 0 K: 1 BB: 0 S: 6 P: 10	R: 2 H: 2 E: 0 LOB: 0 K: 0 BB: 0 S: 10 P: 20	R: 0 H: 1 E: 0 LOB: 1 K: 1 BB: 0 S: 9 P: 18	R: 0 H: 1 E: 0 LOB: 2 K: 1 BB: 1 S: 11 P: 18	R: 2 H: 3 E: 0 LOB: 1 K: 0 BB: 0 S: 16 P: 28	R: 0 H: 1 E: 0 LOB: 1 K: 1 BB: 0 S: 9 P: 15	R: 2 H: 2 E: 1 LOB: 2 K: 0 BB: 1 S: 14 P: 22	R: 0 H: 2 E: 0 LOB: 2 K: 1 BB: 0 S: 7 P: 11	R: 1 H: 2 E: 0 LOB: 2 K: 1 BB: 1 S: 14 P: 25	1B: 13 SF: 1 2B: 1 SAC: 1 3B: 0 DP: 1 HR: 1 HBP: 0						

PITCHER		IP	WLS	BF	H	R	ER	SO	BB	IBB	HBP	BLK	WP	HR	S	P	ERA	WHIP
Kirk Rueter, L ERA: 4.26	(1, 1)	6.0		25	7	4	4	3	1	0	0	0	0	1	56	98	6.00	1.333
Rich Rodriguez, L ERA: 3.9	(7, 1)	0.2		3	1	0	0	0	0	0	0	0	0	0	10	17	0.00	1.500
John Johnstone, R ERA: 3.25	(7, 1)	0.1		1	0	0	0	0	0	0	0	0	0	0	3	5	0.00	0.000
Robb Nen, R ERA: 1.4	(8, 1)	2.0		11	3	2	0	1	1	0	0	0	0	0	23	37	0.00	2.000
Jose Mesa, R ERA: 4.63	(10, 1)	1.2	L	10	4	1	1	2	1	0	0	0	0	0	21	36	5.40	3.000

PITCHER	IP	WLS	BF	H	R	ER	SO	BB	IBB	HBP	BLK	WP	HR	S	P	ERA	WHIP

BOTTOM

San Francisco Giants @ Arizona Diamondbacks

Bank One Ballpark, Phoenix, AZ

Tue Sep 15 1998, 10:05 PM EDT

Att: 41,619 - Dome - 72 F

livebaseballscorecards.com

AB	45
R	7
H	15
RBI	7
BB	3
SO	6
LOB	21

WP: 0 PA: 50
PB: 0
SB: 0
CS: 0

Batter	1	2	3	4	5	6	7	8	9	10	AB	R	H	RBI	BB	SO	LOB
Marvin Benard, L (1, 9) OBP: 0.384, SLG: 0.418	F B B X 2-1 G4-3 ①		B B F F F F X 3-2 G3 ①		B X 1-0 F8 ①		B B F B X 3-1 F8 ②		1 SAFE F F 1 SAFE B 1 SAFE F X 1-2 FC6-4 ③ 1-2f		5	0	0	0	0	0	1
Bill Mueller, S (1, 5) OBP: 0.389, SLG: 0.398	C B C B X 2-2 P8 ②		F X 0-1 WP G4-3 2B		B F B B C X 3-2 FC4-6 1B		C B X 1-1 2B			C X 0-1 3B 1B	5	2	4	0	0	0	0
Barry Bonds, L (1, 7) OBP: 0.434, SLG: 0.591	C B F X 1-2 P2 ③		B B X 2-0 G4-3 ② 2-H		X 0-0 FC4-6 FC6-4 ② 1-2f		B X 1-0 P8 ③			X 0-0 2B 3B 1-H	5	1	1	2	0	0	2
Jeff Kent, R (1, 4) OBP: 0.350, SLG: 0.540		B B X 2-0 P4 ①	S F B S 1-3 K2-3 ③		1 SAFE 1 SAFE B B B X 3-0 FC6-4 ③ 1-2f			X 0-0 G5-3 ①		X 0-0 2B 3-H	5	0	1	1	0	1	1
J.T. Snow, L (1, 3) OBP: 0.333, SLG: 0.416		B X 1-0 G3 3B 1B		C X 0-1 P9 ①		F B X 1-1 HR		C F B F F X 1-2 G3-1 ②		B X 1-0 F7 ①	5	2	2	1	0	0	1
Stan Javier, S (1, 8) OBP: 0.375, SLG: 0.352		B F C X 1-2 G3 ② 1-2		B B C F B B 4-2 BLK 1B BB		B F S B S 2-3 K ①		B S C B F F X 2-2 G6-3 ③		X 0-0 G5-3 ②	2	1	0	0	1	1	1
LeJon Powell, R (7, 8) OBP: 0.500, SLG: 0.500											1	0	0	0	0	0	0
John Johnstone, R (8, 1)											0	0	0	0	0	0	0
Charlie Hayes, R (10, PH) OBP: 0.352, SLG: 0.419											1	0	0	0	0	0	1
Robb Nen, R (10, 1)											0	0	0	0	0	0	0
Rich Aurilia, R (1, 6) OBP: 0.317, SLG: 0.410		X 0-0 2-H 3B		1 SAFE B B B F C B X 3-2 G5-3 ② 1-2		B X 1-0 G4-3 ②			C F B X 1-2 P3 ①	B F F X 1-2 G5-3 ③	5	0	1	1	0	0	2
Brian Johnson, R (1, 2) OBP: 0.294, SLG: 0.372		B B B I 4-0 IBB		X 0-0 2-H 1B		B S S S 1-3 K ③			F B S B X 2-2 G6-3 ②		3	0	1	1	1	1	0
Orel Hershiser, R (1, 1) OBP: 0.200, SLG: 0.194		X 0-0 P7 ③		B B B C X 3-1 F8 ③				X 0-0 P7 ①			2	0	0	0	0	0	3
Joe Carter, R (7, PH) OBP: 0.284, SLG: 0.423											1	0	0	0	0	0	0
Rich Rodriguez, L (7, 1) OBP: 0.200, SLG: 0.200											0	0	0	0	0	0	0
Armando Rios, L (8, 8) OBP: 0.667, SLG: 1.800									B B B B 4-0 FC6-4 BB		0	0	0	0	1	0	0

Inning Stats																													
	R: 0	E: 0	K: 0	S: 8	H: 0	LOB: 0	BB: 0	P: 13	R: 1	E: 0	K: 0	S: 7	H: 2	LOB: 2	BB: 1	P: 15	R: 1	E: 0	K: 1	S: 10	H: 1	LOB: 0	BB: 0	P: 16
	R: 1	E: 0	K: 0	S: 10	H: 1	LOB: 1	BB: 1	P: 20	R: 0	E: 0	K: 0	S: 6	H: 1	LOB: 1	BB: 0	P: 13	R: 1	E: 0	K: 2	S: 9	H: 1	LOB: 0	BB: 0	P: 14
	R: 0	E: 0	K: 0	S: 6	H: 1	LOB: 1	BB: 0	P: 11	R: 0	E: 0	K: 0	S: 11	H: 0	LOB: 0	BB: 0	P: 14	R: 0	E: 0	K: 0	S: 10	H: 0	LOB: 1	BB: 1	P: 18
	R: 2	E: 0	K: 0	S: 9	H: 3	LOB: 1	BB: 0	P: 11	1B: 4	2B: 3	3B: 2	HR: 1	SF: 0	SAC: 0	DP: 0	HBP: 0	WP: 1	PB: 0	SB: 0	CS: 0	PA: 43			

PITCHER		IP	WLS	BF	H	R	ER	SO	BB	IBB	HBP	BLK	WP	HR	S	P	ERA	WHIP
Bobby Chouinard, R ERA: 3.99	(1, 1)	3.0		13	3	2	2	1	0	1	0	0	1	0	25	44	6.00	1.000
Vladimir Nunez, R ERA: 6.23	(4, 1)	2.0		9	2	1	1	0	1	0	0	1	0	0	16	33	4.50	1.500
Ben Ford, R ERA: 8.64	(6, 1)	1.0		4	1	1	1	2	0	0	0	0	0	1	9	14	9.00	1.000
Alan Embree, L ERA: 4.44	(7, 1)	1.0		4	1	0	0	0	0	0	0	0	0	0	6	11	0.00	1.000
Aaron Small, R ERA: 5.21	(8, 1)	2.0		7	0	0	0	0	1	0	0	0	0	0	21	32	0.00	0.500

PITCHER		IP	WLS	BF	H	R	ER	SO	BB	IBB	HBP	BLK	WP	HR	S	P	ERA	WHIP
Gregg Olson, R ERA: 3.03	(10, 1)	1.0	L	6	3	2	2	0	0	0	0	0	0	0	9	11	18.00	3.000

TOP

San Francisco Giants @ Arizona Diamondbacks

Bank One Ballpark, Phoenix, AZ

Wed Sep 16 1998, 10:05 PM EDT

Att. 40,547 - Dome - 72 F

livebaseballscorecards.com

AB	40
R	6
H	10
RBI	6
BB	3
SO	3
LOB	12

Batter	1	2	3	4	5	6	7	8	9	10	AB	R	H	RBI	BB	SO	LOB
Andy Fox, L (1, 8) OBP: 0.359, SLG: 0.409 Gregg Olson, R (10, 1) OBP: 0.500, SLG: 2.000	C F S 0-3 K ①			B B X 2-0 F8 ①		F X 0-1 G4-3 ②	C B C X 1-2 G6-3 ②		C F B S 1-3 K ③		5	0	0	0	0	2	2
											0	0	0	0	0	0	0
Tony Batista, R (1, 6) OBP: 0.331, SLG: 0.564	F B B X 2-1 G5-3 ②			B F C B X 2-2 G1-3 ②		C F X 0-2 1B 2B	C B F B S 2-3 K ③			X 0-0 P8 ①	5	1	1	0	0	1	0
Travis Lee, L (1, 3) OBP: 0.342, SLG: 0.422	S B B X 2-1 G3-1 ③			S B B F F B C 3-3 K ③		B S B F B B 4-2 1B 1B 1B BB		B S X 1-1 F8 ①		S X 0-1 G4-3 1B	4	2	1	0	1	1	0
Matt Williams, R (1, 5) OBP: 0.324, SLG: 0.438		X 0-0 G5-3 ①			X 0-0 FC4-6 1B	B S F X 1-2 1-2 H 1B 1B		S X 0-1 G6-3 ②		S X 0-1 G4-3 ② 1-2	5	1	2	1	0	0	1
David Dellucci, L (1, 7) OBP: 0.318, SLG: 0.401		S X 0-1 G4-3 ②			C X 0-1 FC4-6 ① G1-5-3 1B 1-2f	F S B X 1-2 1-2 2-3 E 1B 1B		S F X 0-2 G5-3 ③		B B C B S X 3-2 2-H 1B	5	1	2	1	0	0	1
Jay Bell, R (1, 4) OBP: 0.355, SLG: 0.434	B B X 2-0 L6 ③				C 1 SAFE X 0-1 G1-5-3 1-2 1B	S X 0-1 E9 1-H 2-H 3-H 1B			X 0-0 P8 ①	B F 1 SAFE B F F S 2-3 K ③	5	0	2	2	0	1	1
Karim Garcia, L (1, 9) OBP: 0.260, SLG: 0.357			F S F B S 1-3 K ①		X 0-0 G1-5-3 ② 1-2 2-3	S 4-0 FC6-4 IBB			B B S B S X 3-2 BB 1B		3	0	1	0	1	1	2
Damian Miller, R (1, 2) OBP: 0.339, SLG: 0.447			C B F S 1-3 K ②		F C S 0-3 K ③	S B B C X 2-2 FC6-4 ③ 1-2f			C 1 SAFE X 0-1 F8 ②		4	0	0	0	0	2	5
Bobby Chouinard, R (1, 1) Vladimir Nunez, R (8, 1) Ben Ford, R (6, 1) Hanley Frias, S (6, PH) OBP: 0.100, SLG: 0.348 Alan Embree, L (7, 1) Yamil Benitez, R (7, PH) OBP: 0.214, SLG: 0.379 Aaron Small, R (8, 1) Devon White, S (9, PH) OBP: 0.357, SLG: 0.405 (10, 3)			S B B S C 1-3 K ③			B S X 1-1 G4-3 ①	B F B B F X 3-2 L7 ①		B B F B B F B 4-2 1-2 BB		1	0	0	0	0	1	0
											0	0	0	0	0	0	0
											0	0	0	0	0	0	0
											1	0	0	0	0	0	0
											0	0	0	0	0	0	0
											1	0	0	0	0	0	0
											0	0	0	0	0	0	0
											0	0	0	0	1	0	0
Inning Stats	R: 0 E: 0 K: 1 S: 7 H: 0 LOB: 0 BB: 0 P: 11	R: 0 E: 0 K: 0 S: 4 H: 0 LOB: 0 BB: 0 P: 6	R: 0 E: 0 K: 3 S: 10 H: 0 LOB: 0 BB: 0 P: 13	R: 0 E: 0 K: 1 S: 7 H: 0 LOB: 0 BB: 0 P: 14	R: 0 E: 0 K: 1 S: 9 H: 2 LOB: 2 BB: 0 P: 9	R: 4 E: 1 K: 0 S: 20 H: 4 LOB: 2 BB: 2 P: 33	R: 0 E: 0 K: 1 S: 9 H: 0 LOB: 0 BB: 0 P: 15	R: 0 E: 0 K: 0 S: 7 H: 0 LOB: 0 BB: 0 P: 8	R: 0 E: 0 K: 1 S: 11 H: 1 LOB: 2 BB: 1 P: 19	R: 1 E: 0 K: 1 S: 12 H: 2 LOB: 1 BB: 0 P: 17	1B: 8 2B: 1 3B: 0 HR: 0 SF: 0 SAC: 0 DP: 0 HBP: 0						

PITCHER		IP	WLS	BF	H	R	ER	SO	BB	IBB	HBP	BLK	WP	HR	S	P	ERA	WHIP
Orel Hershiser, R ERA: 4.46	(1, 1)	6.0		26	6	4	3	6	1	1	0	0	0	0	57	86	4.50	1.167
Rich Rodriguez, L ERA: 3.82	(7, 1)	1.1		4	0	0	0	1	0	0	0	0	0	0	11	18	0.00	0.000
John Johnstone, R ERA: 3.18	(8, 1)	1.2	W	7	1	0	0	1	1	0	0	0	0	0	16	24	0.00	1.200
Robb Nen, R ERA: 1.49	(10, 1)	1.0	S	5	2	1	1	1	0	0	0	0	0	0	12	17	9.00	2.000

PITCHER	IP	WLS	BF	H	R	ER	SO	BB	IBB	HBP	BLK	WP	HR	S	P	ERA	WHIP

BOTTOM

San Francisco Giants @ Arizona Diamondbacks

Bank One Ballpark, Phoenix, AZ

Wed Sep 16 1998, 10:05 PM EDT

Att. 40,547 - Dome - 72 F

livebaseballscorecards.com

AB	39
R	5
H	9
RBI	4
BB	3
SO	9
LOB	12

WP: 0 PB: 0 SB: 0 CS: 0 PA: 42

Batter	1	2	3	4	5	6	7	8	9	AB	R	H	RBI	BB	SO	LOB
Roger Cedeno, S (1, 8) OBP: 0.342, SLG: 0.324	C B B S B F B 4-2 1B BB		B B C B F C 3-3 ② K		B X 1-0 G6-3 1B 2B		C S B C 1-3 ① K		B X 1-0 ② G4-3 1-2	4	1	1	0	1	2	1
Jim Eisenreich, L (1, 7) OBP: 0.276, SLG: 0.271 Scott Radinsky, L (7, 1) Eric Weaver, R (8, 1) Trenidad Hubbard, R (9, PH) OBP: 0.358, SLG: 0.446	F B 1 SAFE B 1 S B X SAFE 3-2 ① L7		B B X 2-0 3B		B B X 2-0 ② G6-3 2-3		F C B X 1-2 ② F7		B F B S S 2-3 ③ K	4 0 0 1	0 0 0 0	1 0 0 0	0 0 0 0	0 0 0 0	0 0 0 1	2 0 0 1
Eric Karros, R (1, 3) OBP: 0.353, SLG: 0.480	1 SAFE 1 SAFE F S B 1 SAFE X 1-2 1B		B B B B 4-0 BB		B B F B F B 4-2 1B BB WP BB		B B X 2-0 ③ P7			2	1	1	0	2	0	0
Bobby Bonilla, S (1, 5) OBP: 0.329, SLG: 0.391	F C B B B F X 3-2 ② F8		C B C B X 2-2 ③ G4-3		F F B B B B 4-2 WP 1B 1-2 BB			C B F S 1-3 ① K		3	0	0	0	1	1	4
Raul Mondesi, R (1, 9) OBP: 0.315, SLG: 0.502	B F B F B F X 2-2 ③ G5-3			C X 0-1 E S G6-3 1B	C F B F B X 2-2 WP 1-2 2-3 3-H 1B			B B B T F F F S 3-3 ② K		4	1	2	1	0	1	2
Mark Grudzielanek, R (1, 6) OBP: 0.317, SLG: 0.363		S F X 0-2 ① G6-3		1 SAFE B F B S F X 2-2 ① G6-3 1-H	B B B C X 3-1 ③ L7 1-2 2-3 3-H			B B S C F B F F F 3-2 F X FC5-4 1B		4	0	1	1	0	0	2
Charles Johnson, R (1, 2) OBP: 0.285, SLG: 0.379		B X 1-0 ② P2		F B F C 1-3 ② K		X 0-0 ① G6-3		B 1 SAFE X 1-0 ③ FC5-4 1-2f		4	0	0	0	0	1	1
Juan Castro, R (1, 4) OBP: 0.250, SLG: 0.260 Mike Metcalfe, S (9, PH)		F X 0-1 ③ F9		S B S X 1-2 ③ G6-3		C C B X 1-2 ② P9			C H C 0-3 ① K	3 1	0 0	0 0	0 0	0 0	0 1	0 0
Dave Mlicki, R (1, 1) OBP: 0.170, SLG: 0.122 Jeff Kubenka, R (6, 1) Matt Luke, L (7, 7) OBP: 0.275, SLG: 0.432			C B B F C 2-3 ① K		X 0-0 ① B1-3	B F X 1-1 ③ L8			B X 1-0 G4-3 1B	3 0 1	0 0 0	0 0 1	0 0 0	1 0 0	0 0 0	0 0 0
Inning Stats	R: 0 E: 0 K: 0 S: 16 H: 1 LOB: 2 BB: 1 P: 29	R: 0 E: 0 K: 0 S: 6 H: 0 LOB: 0 BB: 0 P: 7	R: 0 E: 0 K: 2 S: 10 H: 1 LOB: 2 BB: 1 P: 23	R: 1 E: 0 K: 1 S: 12 H: 1 LOB: 0 BB: 0 P: 16	R: 2 E: 0 K: 0 S: 13 H: 2 LOB: 2 BB: 2 P: 29	R: 0 E: 0 K: 0 S: 6 H: 0 LOB: 0 BB: 0 P: 8	R: 0 E: 0 K: 1 S: 7 H: 0 LOB: 0 BB: 0 P: 11	R: 0 E: 0 K: 2 S: 17 H: 1 LOB: 1 BB: 0 P: 25	R: 0 E: 0 K: 2 S: 8 H: 1 LOB: 1 BB: 0 P: 12	1B: 5 2B: 1 3B: 1 HR: 0	SF: 0 SAC: 0 DP: 0 HBP: 0	WP: 1 PB: 0 SB: 1 CS: 0	PA: 38				

TOP

Los Angeles Dodgers @ San Francisco Giants

3Com Park at Candlestick Point, San Francisco, CA

Fri Sep 18 1998, 10:05 PM EDT
Att. 31,452 - Unknown - 61 F

livebaseballscorecards.com

AB	34
R	3
H	7
RBI	2
BB	4
SO	8
LOB	13

PITCHER		IP	WLS	BF	H	R	ER	SO	BB	IBB	HBP	BLK	WP	HR	S	P	ERA	WHIP
Mark Gardner, R ERA: 4.39	(1, 1)	7.0		30	5	3	2	4	4	0	0	0	1	0	70	123	2.57	1.286
Julian Tavarez, R ERA: 3.78	(8, 1)	1.0	W	4	1	0	0	2	0	0	0	0	0	0	17	25	0.00	1.000
Robb Nen, R ERA: 1.47	(9, 1)	1.0	S	4	1	0	0	2	0	0	0	0	0	0	8	12	0.00	1.000

PITCHER	IP	WLS	BF	H	R	ER	SO	BB	IBB	HBP	BLK	WP	HR	S	P	ERA	WHIP

Batter	1	2	3	4	5	6	7	8	9	AB	R	H	RBI	BB	SO	LOB
Marvin Benard, L (1, 9) OBP: 0.385, SLG: 0.424	X 0-0 ① B2		B B X 2-0 1-3 2B		C C C 0-3 ③ K		B B X 2-0 1-2 3-H 1B			4	0	2	1	0	1	0
Ellis Burks, R (1, 8) OBP: 0.366, SLG: 0.503	F B F X 1-2 ② G4-3		C F B B B F F F X 3-2 ③ F9			B C B F S 2-3 ① K	B C S S 1-3 ③ K			4	0	0	0	0	2	4
Barry Bonds, L (1, 7) OBP: 0.436, SLG: 0.600	B B S X 2-1 ③ F8			S B F B F F X 2-2 S 2B 1B		C X 0-1 2B 2B		C B X 1-1 HR		4	3	3	1	0	0	0
Jeff Kent, R (1, 4) OBP: 0.353, SLG: 0.548		B X 1-0 ① F9		C B B S X 2-2 1-H 2B		S B B X 2-1 FC8-5 2-H 2B		C S B X 1-2 SH1-4 2B		4	0	3	2	0	0	0
J.T. Snow, L (1, 3) OBP: 0.331, SLG: 0.414 Joe Carter, R (6, PH) OBP: 0.285, SLG: 0.422 (7, 3) Shawon Dunston, R (8, PR) OBP: 0.253, SLG: 0.402 Robb Nen, R (9, 1)		C F B X 1-2 ② P5		X 0-0 ① F8		C F X 0-2 ②③ FC8-5 2-3		B B B C B 4-1 SH1-4 BB		2 1 0 0	0 0 0 0	0 0 0 0	0 1 0 0	0 0 0 0	0 1 0 0	1 1 0 0
Charlie Hayes, R (1, 5) OBP: 0.352, SLG: 0.417 (9, 3)		B C B X 2-1 ③ G5-3		F B B B F S 3-3 ② K			B C B B B 4-1 1B SH1-4 1B BB	B B X 2-0 ① SH1-4 1-2 2-3		2	1	0	0	1	1	1
Brent Mayne, L (1, 2) OBP: 0.354, SLG: 0.360			F S B B B F B B 4-2 2B BB	B C B B X 3-1 ③ G4-2-3			B F X 1-1 ① SH1-4 1-2	B B B B 4-0 BB		1	0	0	0	2	0	1
Rich Aurilia, R (1, 6) OBP: 0.316, SLG: 0.408			F B F F B 1 X SAFE 2-2 ① P6		X 0-0 ① P5		C B X 1-1 1B 2-3 1B	B S F X 1-2 ② P6		4	0	1	0	0	0	4
Mark Gardner, R (1, 1) OBP: 0.227, SLG: 0.186 Chris Jones, R (7, PH) OBP: 0.258, SLG: 0.286 Julian Tavarez, L (8, 1) OBP: 0.111, SLG: 0.111 Bill Mueller, S (8, PH) OBP: 0.389, SLG: 0.397 (9, 5)			L B L F F L 1-3 ② K		B B C B C F F X 3-2 ② L8		S B F S 1-3 ② K	F B B F B X 3-2 ③ P5		2 1 0 1	0 0 0 0	0 0 0 0	0 0 0 0	1 1 0 0	1 1 0 0	1 2 0 3
Inning Stats	R: 0 E: 0 K: 0 S: 6 H: 0 LOB: 0 BB: 0 P: 9	R: 0 E: 0 K: 0 S: 6 H: 0 LOB: 0 BB: 0 P: 10	R: 0 E: 0 K: 1 S: 19 H: 1 LOB: 2 BB: 1 P: 31	R: 1 E: 0 K: 1 S: 14 H: 2 LOB: 1 BB: 0 P: 24	R: 0 E: 0 K: 1 S: 9 H: 0 LOB: 0 BB: 0 P: 12	R: 1 E: 0 K: 1 S: 10 H: 2 LOB: 0 BB: 0 P: 14	R: 1 E: 0 K: 2 S: 12 H: 2 LOB: 2 BB: 1 P: 22	R: 1 E: 0 K: 0 S: 13 H: 2 LOB: 3 BB: 2 P: 29		1B: 3 2B: 6 3B: 0 HR: 1	SF: 0 SAC: 2 DP: 1 HBP: 0					

BOTTOM

Los Angeles Dodgers @ San Francisco Giants

3Com Park at Candlestick Point, San Francisco, CA

Fri Sep 18 1998, 10:05 PM EDT

Att. 31,452 - Unknown - 61 F

livebaseballscorecards.com

AB	30
R	4
H	9
RBI	4
BB	4
SO	6
LOB	18

WP: 0 PB: 0 SB: 1 CS: 0 PA: 36

PITCHER		IP	WLS	BF	H	R	ER	SO	BB	IBB	HBP	BLK	WP	HR	S	P	ERA	WHIP
Dave Mlicki, R ERA: 4.67	(1, 1)	5.1		22	5	2	2	4	1	0	0	0	0	0	61	97	3.38	1.125
Jeff Kubenka, L ERA: 1.42	(6, 1)	1.1		5	1	1	1	1	1	0	0	0	0	0	11	18	6.75	1.500
Scott Radinsky, L ERA: 2.63	(7, 1)	0.1	L	4	3	1	1	1	0	0	0	0	0	1	9	14	27.00	9.000
Eric Weaver, R ERA: 1.29	(8, 1)	1.0		5	0	0	0	0	2	0	0	0	0	0	8	22	0.00	2.000

PITCHER	IP	WLS	BF	H	R	ER	SO	BB	IBB	HBP	BLK	WP	HR	S	P	ERA	WHIP

Batter	1	2	3	4	5	6	7	8	9	AB	R	H	RBI	BB	SO	LOB
Roger Cedeno, S (1, 8) OBP: 0.339, SLG: 0.321	C L B F X 1-2 ① G4-3		B B X 2-0 ② FC6-4 1-2f		F B B F X 2-2 ③ G3-1		X 0-0 2B 1B 1B	F B X 1-1 ③ P6		5	1	1	0	0	0	4
Juan Castro, R (1, 4) OBP: 0.249, SLG: 0.264	C B B X 2-1 ② P6		1 SAFE C 1 SAFE B P X 2-1 ③ F7			S S B F B S 2-3 ① K	X 0-0 1-3 1B 2B		F S X 0-2 ① G4-3	5	1	1	0	0	1	1
Eric Karros, R (1, 3) OBP: 0.355, SLG: 0.481 Damon Hollins, R (6, PR) OBP: 0.250, SLG: 0.250 (6, 7)	B S C C 1-3 ③ K			B B S X 2-1 G4-6-3 1B		F S B B B X 2-2 1B 1B 1B	B F B B B S F X 3-2 2-H 3-H 1B		C B X 1-1 ② G5-3	3 2	0 1	2 1	0 2	0 0	1 0	0 0
Bobby Bonilla, S (1, 5) OBP: 0.329, SLG: 0.391 Adrian Beltré, R (6, 5) OBP: 0.276, SLG: 0.348		F B S X 1-2 G3 1B		B S C B X 2-2 ① ② G4-6-3 1-2f		X 0-0 ② F6	X 0-0 1-2 1B		C B X 1-1 ③ P5	3 2	0 0	1 1	0 0	0 0	0 0	2 0
Raul Mondesi, R (1, 9) OBP: 0.315, SLG: 0.501 Gary Rath, L (6, 1) Jim Eisenreich, L (7, PH) OBP: 0.275, SLG: 0.270 Mark Guthrie, R (7, 1) Jeff Kubenka, R (8, 1)		B B B C S X 3-2 ① F9		B F B B B X 3-1 ③ L8		X 0-0 1B 1-2 1B	B B B C F X 3-2 ② F7			3 0 1 0 0	1 0 0 0 0	1 0 0 0 0	0 0 0 0 0	0 0 0 0 0	0 0 0 0 0	1 0 2 0 0
Matt Luke, L (1, 7) OBP: 0.279, SLG: 0.431 (6, 3)		B 1 SAFE 1 SAFE C X 1-1 ② G3 1-2			S C H 1-2 2B HBP	B F X 1-1 1B 1-3 2-H 1B	B C S C 1-3 ③ K			3	0	1	1	0	1	3
Mark Grudzielanek, R (1, 6) OBP: 0.317, SLG: 0.363 Alex Cora, L (7, 6) OBP: 0.156, SLG: 0.194		C F B S 1-3 ③ K			B B X 2-0 ① F7	B X 1-0 1-2 3-H 1B		X 0-0 ① G3		3 1	0 0	1 0	1 0	0 0	1 0	2 0
Charles Johnson, R (1, 2) OBP: 0.285, SLG: 0.382 Sean Maloney, R (5, 1) Trenidad Hubbard, R (6, PH) OBP: 0.359, SLG: 0.443 (6, 9)			B B X 2-0 ① P4		B B X 2-0 1-3 2B	C B S B X 2-2 ③ P8		B C B B B 4-1 BB		2 0 1	0 0 0	1 0 0	0 0 0	0 0 1	0 0 0	0 0 2
Ismael Valdez, R (1, 1) OBP: 0.224, SLG: 0.196 Mike Judd, R (3, 1) Paul Lo Duca, R (5, PH) OBP: 0.143, SLG: 0.143 (5, 2)			X 0-0 FC6-4 1B		S B B F X 2-2 ② F4		C F B B S 2-3 ① K	X 0-0 ② L7		1 0 3	0 0 0	1 0 0	0 0 0	0 0 1	0 0 0	0 0 3
Inning Stats	R: 0 E: 0 K: 1 S: 9 H: 0 LOB: 0 BB: 0 P: 13	R: 0 E: 0 K: 1 S: 11 H: 1 LOB: 1 BB: 0 P: 17	R: 0 E: 0 K: 0 S: 6 H: 1 LOB: 1 BB: 0 P: 11	R: 0 E: 0 K: 0 S: 7 H: 1 LOB: 0 BB: 0 P: 14	R: 0 E: 0 K: 0 S: 10 H: 1 LOB: 2 BB: 0 P: 19	R: 2 E: 0 K: 1 S: 15 H: 4 LOB: 2 BB: 0 P: 23	R: 2 E: 0 K: 2 S: 16 H: 4 LOB: 2 BB: 0 P: 25	R: 0 E: 0 K: 0 S: 5 H: 0 LOB: 1 BB: 1 P: 10	R: 0 E: 0 K: 0 S: 7 H: 0 LOB: 0 BB: 0 P: 9	1B: 10 2B: 2 3B: 0 HR: 0	SF: 0 SAC: 0 DP: 1 HBP: 1					

PITCHER		IP	WLS	BF	H	R	ER	SO	BB	IBB	HBP	BLK	WP	HR	S	P	ERA	WHIP
Russ Ortiz, R ERA: 5.23	(1, 1)	6.1	W	30	11	4	4	4	0	0	1	0	0	0	67	111	5.68	1.737
John Johnstone, R ERA: 3.17	(7, 1)	0.1		2	1	0	0	0	0	0	0	0	0	0	4	7	0.00	3.000
Rich Rodriguez, L ERA: 3.79	(7, 1)	0.1		1	0	0	0	1	0	0	0	0	0	0	3	4	0.00	0.000
Cory Bailey, R ERA: 3.86	(8, 1)	1.0		4	0	0	0	0	1	0	0	0	0	0	5	10	0.00	1.000
Jose Mesa, R ERA: 4.57	(9, 1)	1.0		3	0	0	0	0	0	0	0	0	0	0	7	9	0.00	0.000

PITCHER	IP	WLS	BF	H	R	ER	SO	BB	IBB	HBP	BLK	WP	HR	S	P	ERA	WHIP

TOP

Los Angeles Dodgers @ San Francisco Giants
3Com Park at Candlestick Point, San Francisco, CA

Sat Sep 19 1998, 6:33 AM EDT
Att. 41,671 - Sunny - 76 F

livebaseballscorecards.com

AB	38
R	4
H	12
RBI	4
BB	1
SO	5
LOB	20

WP: 0 PB: 0 SB: 0 CS: 0 PA: 40

Batter	1	2	3	4	5	6	7	8	9	AB	R	H	RBI	BB	SO	LOB
Marvin Benard, L (1, 9) OBP: 0.385, SLG: 0.425	1-0 F9 2B	1-3 ② K	4-2 HR 1-2 2-3 3-H BB	0-3 ② K2-3		2-3 ① K	2-2 1B 1B			4	1	1	1	1	3	5
Armando Rios, L (7, 7) OBP: 0.714, SLG: 1.667										1	0	1	0	0	0	0
Bill Mueller, S (1, 5) OBP: 0.388, SLG: 0.401	0-1 ① F8	3-3 ③ K	3-2 HR 1-H 2-H 3-H HR	4-2 BB HR BB		3-2 ② F7	0-3 ② K			5	2	1	4	1	2	5
Barry Bonds, L (1, 7) OBP: 0.438, SLG: 0.599	4-2 BB	F7 1B	4-2 HR 1-2 2-3 3-H BB			3-1 1B	0-0 1-2 1B			2	1	1	1	2	0	0
Joe Carter, R (5, 7) OBP: 0.289, SLG: 0.425										2	0	2	0	0	0	0
Jeff Kent, R (1, 4) OBP: 0.355, SLG: 0.556	0-1 ② F9 2-3	2B 2B	3-2 HR 1-H 2-H 3-H HR			2-1 ③ G5-3	0-0 ③ F9			4	2	2	4	0	0	3
Ramon Martinez, R (7, 4) OBP: 0.381, SLG: 0.333		1-2 HBP								1	0	0	0	0	0	2
J.T. Snow, L (1, 3) OBP: 0.330, SLG: 0.415	2-0 ③ P6	K	0-3 ③ K				2-2 BB BB FC3-6 1B	3-3 ① K		4	1	1	1	0	2	4
Charlie Hayes, R (7, 3) OBP: 0.352, SLG: 0.417										2	1	1	0	0	1	0
Ellis Burks, R (1, 8) OBP: 0.367, SLG: 0.503		0-0 FC5-4 1B	1-2 ② G1-3	0-0 1B 1B	0-1 ① G6-3		4-2 BB E 1-2 BB	0-2 E1 WP		4	1	2	0	0	0	1
LeJon Powell, R (7, 8) OBP: 0.500, SLG: 0.333										1	1	0	0	1	0	0
Brian Johnson, R (1, 2) OBP: 0.303, SLG: 0.386	1-0 ① FC5-4 1B 1B 1-2f	4-2 1B BB BB	2-0 SH1-4 1B 1-2 BB 1B	2-1 HR		4-1 FC3-6 1-2 2-3 BB	1-3 ② K 1-2			3	3	2	1	2	0	1
Cory Bailey, R (8, 1)										0	0	0	0	0	0	0
Chris Jones, R (8, PH) OBP: 0.256, SLG: 0.283										1	0	0	0	0	1	1
Jose Mesa, R (9, 1)										0	0	0	0	0	0	0
Rich Aurilia, R (1, 6) OBP: 0.320, SLG: 0.410	2-2 1B 1-2 1B	4-1 BB 1B 1-2 2-3 HR BB	2-2 BB SH1-4 1-2 2-H HR 1B	0-0 ② L7		2-1 ① FC3-6 1-2f 2-H 3-H HR	0-3 ③ K			3	2	2	1	1	0	0
Wilson Delgado, S (7, PH) OBP: 0.167, SLG: 0.091										2	1	0	1	0	1	2
Russ Ortiz, R (1, 1) OBP: 0.320, SLG: 0.261	0-1 1-2 2-3 1B	2-1 BB 1-2 2-3 3-H HR 1B	1-0 ① SH1-4 1-2 2-3	1-3 ③ K			2-1 2-H HR			3	1	2	1	0	1	0
John Johnstone, R (7, 1)										0	0	0	0	0	0	0
Rich Rodriguez, L (7, 1) OBP: 0.200, SLG: 0.200										0	0	0	0	0	0	0
Doug Mirabelli, R (7, PH) OBP: 0.316, SLG: 0.529										1	1	1	2	0	0	0
(8, 2)																
Inning Stats	R: 0 E: 0 K: 0 S: 8 H: 1 LOB: 2 BB: 1 P: 15	R: 0 E: 0 K: 2 S: 14 H: 3 LOB: 3 BB: 0 P: 21	R: 7 E: 0 K: 1 S: 31 H: 5 LOB: 2 BB: 3 P: 59	R: 6 E: 0 K: 2 S: 22 H: 4 LOB: 0 BB: 2 P: 38	R: 1 E: 0 K: 1 S: 8 H: 1 LOB: 0 BB: 0 P: 11	R: 0 E: 0 K: 1 S: 11 H: 1 LOB: 1 BB: 0 P: 21	R: 4 E: 1 K: 1 S: 18 H: 4 LOB: 2 BB: 2 P: 34	R: 0 E: 1 K: 3 S: 14 H: 0 LOB: 1 BB: 0 P: 18								

PITCHER		IP	WLS	BF	H	R	ER	SO	BB	IBB	HBP	BLK	WP	HR	S	P	ERA	WHIP
Ismael Valdez, R ERA: 4.17	(1, 1)	2.2	L	21	9	7	7	2	4	0	0	0	0	1	48	86	23.62	4.875
Mike Judd, R ERA: 15.09	(3, 1)	1.1		11	4	6	6	3	2	0	1	0	0	1	27	47	40.50	4.500
Sean Maloney, R ERA: 5.11	(5, 1)	1.0		4	1	1	1	1	0	0	0	0	0	1	8	11	9.00	1.000
Gary Rath, L ERA:	(6, 1)	1.0		4	1	0	0	1	0	0	0	0	0	0	11	21	0.00	1.000
Mark Guthrie, L ERA: 3.5	(7, 1)	1.0		9	4	4	4	1	2	0	0	0	0	1	18	34	36.00	6.000

PITCHER		IP	WLS	BF	H	R	ER	SO	BB	IBB	HBP	BLK	WP	HR	S	P	ERA	WHIP
Jeff Kubenka, L ERA: 1.23	(8, 1)	1.0		4	0	0	0	3	0	0	0	0	1	0	14	18	0.00	0.000

BOTTOM

Los Angeles Dodgers @ San Francisco Giants

3Com Park at Candlestick Point, San Francisco, CA

Sat Sep 19 1998, 6:33 AM EDT

Att. 41,671 - Sunny - 76 F

livebaseballscorecards.com

AB	43
R	18
H	19
RBI	17
BB	8
SO	11
LOB	24

1B: 12	SF: 0	WP: 1	PA: 53
2B: 3	SAC: 1	PB: 0	
3B: 0	DP: 0	SB: 1	
HR: 4	HBP: 1	CS: 0	

Batter	1	2	3	4	5	6	7	8	9	AB	R	H	RBI	BB	SO	LOB
Roger Cedeno, S (1, 7) OBP: 0.333, SLG: 0.315	F X 0-1 ① G1-3		B F F B C 2-3 ③ K			B B F B F S 3-3 ③ K			B X 1-0 ③ L9	4	0	0	0	0	2	0
Trenidad Hubbard, R (1, 8) OBP: 0.359, SLG: 0.457	B C B S F B X 3-2 HR			X 0-0 ① G1-3			B C S X 1-2 ① G5-3			3	1	1	1	0	0	0
Eric Karros, R (1, 3) OBP: 0.355, SLG: 0.480	F F F F F B X 1-2 ② G1-3			C F X 0-2 ② G5-3			B C X 1-1 G6-4-3 1B			3	0	1	0	0	0	0
Bobby Bonilla, S (1, 5) OBP: 0.326, SLG: 0.387	C F F F B B F B X 3-2 ③ F8			F B B F C 2-3 ③ K			C B S B 1 SAFE X 2-2 ② ③ G6-4-3 1-2f			3	0	0	0	0	1	1
Adrián Beltré, R (7, 5) OBP: 0.276, SLG: 0.348										0	0	0	0	0	0	0
Raul Mondesi, R (1, 9) OBP: 0.315, SLG: 0.499		B S B S F B F B 4-2 G6-3 BB			F B B F B S 3-3 ① K			B F B F F C 2-3 ① K		2	0	0	0	1	2	0
Mark Grudzielanek, R (1, 6) OBP: 0.315, SLG: 0.361		X 0-0 ① ② G6-3 1-2f			B F X 1-1 ② G6-3			B B S S C 2-3 ② K		3	0	0	0	0	1	1
Charles Johnson, R (1, 2) OBP: 0.284, SLG: 0.380		F F F C 0-3 ③ K			X 0-0 ③ G5-3			B B S S B X 3-2 ③ G5-3		3	0	0	0	0	1	0
Juan Castro, R (1, 4) OBP: 0.245, SLG: 0.260			B X 1-0 ① F8			B B C S S 2-3 ① K			X 0-0 ① G4-3	3	0	0	0	0	1	0
Carlos Perez, L (1, 1) OBP: 0.205, SLG: 0.232			F L C 0-3 ② K			C B F B S 2-3 ② K			X 0-0 ② L3	3	0	0	0	0	2	0
Inning Stats	R: 1 H: 1 E: 0 LOB: 0 K: 0 BB: 0 S: 18 P: 25	R: 0 H: 0 E: 0 LOB: 0 K: 1 BB: 1 S: 9 P: 13	R: 0 H: 0 E: 0 LOB: 0 K: 2 BB: 0 S: 7 P: 10	R: 0 H: 0 E: 0 LOB: 0 K: 1 BB: 0 S: 7 P: 9	R: 0 H: 0 E: 0 LOB: 0 K: 1 BB: 0 S: 6 P: 10	R: 0 H: 0 E: 0 LOB: 0 K: 3 BB: 0 S: 9 P: 16	R: 0 H: 1 E: 0 LOB: 0 K: 0 BB: 0 S: 8 P: 12	R: 0 H: 0 E: 0 LOB: 0 K: 2 BB: 0 S: 10 P: 17	R: 0 H: 0 E: 0 LOB: 0 K: 0 BB: 0 S: 3 P: 4	1B: 1 SF: 0 2B: 0 SAC: 0 3B: 0 DP: 2 HR: 1 HBP: 0						

PITCHER		IP	WLS	BF	H	R	ER	SO	BB	IBB	HBP	BLK	WP	HR	S	P	ERA	WHIP
Shawn Estes, L ERA: 4.98	(1, 1)	8.0	L	25	2	1	1	10	1	0	0	0	0	1	74	112	1.12	0.375
Julian Tavarez, R ERA: 3.73	(9, 1)	1.0		3	0	0	0	0	0	0	0	0	0	0	3	4	0.00	0.000

PITCHER	IP	WLS	BF	H	R	ER	SO	BB	IBB	HBP	BLK	WP	HR	S	P	ERA	WHIP

TOP

Los Angeles Dodgers @ San Francisco Giants
3Com Park at Candlestick Point, San Francisco, CA
Sun Sep 20 1998, 6:33 AM EDT
Att. 40,184 - Sunny - 71 F

livebaseballscorecards.com

AB	27
R	1
H	2
RBI	1
BB	1
SO	10
LOB	2

1B: 1 SF: 0
2B: 0 SAC: 0
3B: 0 DP: 2
HR: 1 HBP: 0

WP: 0 PA: 28
PB: 0
SB: 0
CS: 0

Batter	1	2	3	4	5	6	7	8	9	AB	R	H	RBI	BB	SO	LOB
Ellis Burks, R (1, 8) OBP: 0.366, SLG: 0.500	B C X 1-1 L7 ①		C X 0-1 F8 ③			C F B T 1-2 K ①		B B B C T B 4-2 G6-4-3 BB		3	0	0	0	1	1	0
Bill Mueller, S (1, 5) OBP: 0.385, SLG: 0.398	B B F C B F S 3-3 K ②			B C F F S 1-3 K ①		X 0-0 F9 ②		C X 0-1 G6-4-3 ②③ 1-2f		4	0	0	0	0	2	2
Barry Bonds, L (1, 7) OBP: 0.436, SLG: 0.596	F B C X 1-2 G4-3 ③			F X 0-1 G4-3 ②		B C F B B B 4-2 CS BB			C B C X 1-2 L9 ①	3	0	0	0	1	0	0
Jeff Kent, R (1, 4) OBP: 0.354, SLG: 0.554		C B B F F F T 2-2 K ①		B B F S S 2-3 K ③		1 SAFE 0-0 CS ③ 1-2	C B B F F X 2-2 WP 1B		B F B B S X 3-2 P4 ②	4	0	1	0	0	2	0
Charlie Hayes, R (1, 3) OBP: 0.351, SLG: 0.415		X 0-0 S 1B			B F X 1-1 G6-3 ①		F B B F X 2-2 P4 ①		X 0-0 G4-3 ③	4	0	1	0	0	0	1
Joe Carter, R (1, 9) OBP: 0.289, SLG: 0.425		X 0-0 P4 ②			C X 0-1 BB 1B		F C B X 1-2 L7 ② 1-2			3	0	1	0	0	0	2
Rich Aurilia, R (1, 6) OBP: 0.321, SLG: 0.408		B C B F F F B X 3-2 P7 ③ 1-2			B C B B B 4-1 BB 1-2		F X 0-1 F7 ③			2	0	0	0	1	0	2
Brian Johnson, R (1, 2) OBP: 0.303, SLG: 0.392 Armando Rios, L (8, PR) OBP: 0.714, SLG: 1.667 Brent Mayne, L (9, 2) OBP: 0.354, SLG: 0.360			C X 0-1 F7 ①		B B 2 SAFE B C C S 3-3 K ②			B F F X 1-2 3B		3	0	1	0	0	1	2
										0	0	0	0	0	0	0
										0	0	0	0	0	0	0
Shawn Estes, R (1, 1) OBP: 0.220, SLG: 0.225 Marvin Benard, L (8, PH) OBP: 0.384, SLG: 0.423 Julian Tavarez, L (9, 1) OBP: 0.111, SLG: 0.111			F F S 0-3 K ②		F F S 0-3 K ③			B X 1-0 G4-3 ①		2	0	0	0	0	2	2
										1	0	0	0	0	0	1
										0	0	0	0	0	0	0
Inning Stats	R: 0 E: 0 K: 1 S: 9 H: 0 LOB: 0 P: 14	R: 0 E: 0 K: 1 S: 12 H: 1 LOB: 1 BB: 0 P: 17	R: 0 E: 0 K: 1 S: 7 H: 0 LOB: 0 BB: 0 P: 7	R: 0 E: 0 K: 2 S: 9 H: 0 LOB: 0 BB: 0 P: 12	R: 0 E: 0 K: 2 S: 11 H: 1 LOB: 2 BB: 1 P: 19	R: 0 E: 0 K: 1 S: 6 H: 0 LOB: 0 BB: 1 P: 11	R: 0 E: 0 K: 0 S: 12 H: 1 LOB: 1 BB: 0 P: 17	R: 0 E: 0 K: 0 S: 8 H: 1 LOB: 1 BB: 1 P: 14	R: 0 E: 0 K: 0 S: 7 H: 0 LOB: 0 BB: 0 P: 11	1B: 3 2B: 0 3B: 1 HR: 0	SF: 0 SAC: 0 DP: 1 HBP: 0			WP: 1 PB: 0 SB: 1 CS: 1		PA: 33	

PITCHER		IP	WLS	BF	H	R	ER	SO	BB	IBB	HBP	BLK	WP	HR	S	P	ERA	WHIP
Carlos Perez, L ERA: 3.61	(1, 1)	9.0	W	32	4	0	0	8	3	0	0	0	1	0	81	122	0.00	0.778

PITCHER	IP	WLS	BF	H	R	ER	SO	BB	IBB	HBP	BLK	WP	HR	S	P	ERA	WHIP

BOTTOM

Los Angeles Dodgers @ San Francisco Giants

3Com Park at Candlestick Point, San Francisco, CA

Sun Sep 20 1998, 6:33 AM EDT

Att. 40,184 - Sunny - 71 F

livebaseballscorecards.com

AB	29
R	0
H	4
RBI	0
BB	3
SO	8
LOB	12

Batter	1	2	3	4	5	6	7	8	9	AB	R	H	RBI	BB	SO	LOB
Tony Womack, L (1, 4) OBP: 0.319, SLG: 0.358	B B B C C X 3-2 18 WP 1B		B B C L B X 3-2 ① F8		C C X 0-2 ③ FC4-6 1-2f		B S B F F X 2-2 FC6 1B		S F X 0-2 ③ FC6-4 1-2f	5	0	2	0	0	0	4
Adrian Brown, S (1, 8) OBP: 0.331, SLG: 0.323	C F X 1-1 ① L8		B X 1-0 ②③ G1-6-4-3 1-2f			B C B X 2-1 ① F9	1 SAFE C X 0-1 ③ FC6 1-2f			4	0	0	0	0	0	3
18 Jason Kendall, R (1, 2) OBP: 0.412, SLG: 0.474	1 SAFE B B B B 4-0 FC6-4 1-2 BB			B C B T X 2-2 ① L7		C C F B F F X 1-2 S 2B 1B		B B B C C X 3-1 ① F9		3	1	1	0	1	0	0
Kevin Young, R (1, 3) OBP: 0.330, SLG: 0.475	C F C 0-3 ② K			C B F B S 2-3 ② K		B T X 1-1 FC1-5 1-H 2B		F S C 0-3 ② K		4	0	1	1	0	3	2
Jose Guillen, R (1, 9) OBP: 0.303, SLG: 0.424	B C S F F F X 1-2 ③ FC6-4 1-2f			B S X 1-1 ③ G1-3		B B C C X 2-1 E5 FC1-5		B F B S F B X 3-2 E1		4	0	0	0	0	0	3
Emil Brown, R (1, 7) OBP: 0.297, SLG: 0.286		S C B B X 2-2 ① G5-3			B B B C X 3-1 G5-4-3 1B 1B	B C F X 1-2 ② FC1-5 1-2 2-3f		C F S 0-3 ③ K		4	0	1	0	0	1	3
Aramis Ramirez, R (1, 5) OBP: 0.304, SLG: 0.363		C B C F F F C 1-3 ② K			X 0-0 G5-4-3 1-2 1B	B B F B F F S 3-3 ③ K			B S B F X 2-2 ① P7	4	0	1	0	0	2	2
Abraham Nunez, S (1, 6) OBP: 0.333, SLG: 0.263		X 0-0 ③ B4-3			F X 0-1 ①② G5-4-3 1-2f 2-3		C C F S 0-3 ① K		B C B F B S 3-3 ② K	4	0	0	0	0	2	2
Jose Silva, R (1, 1) OBP: 0.138, SLG: 0.077 Javier Martinez, R (5, 1) Doug Strange, S (7, PH) OBP: 0.218, SLG: 0.216 Jeff Tabaka, R (7, 1) Tim Laker, R (9, PH) OBP: 0.435, SLG: 0.600			B B B S B 4-1 G1-6-4-3 BB		B S B S B B 4-2 FC4-6 BB		X 0-0 ② L6		B C B F X 2-2 FC6-4 1B	0 0 1 0 1	0 0 0 0 0	0 0 0 0 1	0 0 0 0 0	0 0 0 0 0	0 0 0 0 0	0 0 0 0 0
Inning Stats	R: 0 E: 0 K: 1 S: 15 H: 1 LOB: 2 BB: 1 P: 23	R: 0 E: 0 K: 1 S: 10 H: 0 LOB: 0 BB: 0 P: 13	R: 0 E: 0 K: 0 S: 5 H: 0 LOB: 0 BB: 1 P: 13	R: 0 E: 0 K: 1 S: 8 H: 0 LOB: 0 BB: 0 P: 13	R: 0 E: 0 K: 0 S: 10 H: 2 LOB: 2 BB: 1 P: 17	R: 1 E: 1 K: 1 S: 19 H: 2 LOB: 2 BB: 0 P: 29	R: 0 E: 0 K: 1 S: 11 H: 1 LOB: 1 BB: 0 P: 13	R: 0 E: 1 K: 2 S: 12 H: 0 LOB: 1 BB: 0 P: 18	R: 0 E: 0 K: 1 S: 12 H: 1 LOB: 1 BB: 0 P: 19	1B: 6 2B: 1 3B: 0 HR: 0 SF: 0 SAC: 0 DP: 2 HBP: 0						

PITCHER		IP	WLS	BF	H	R	ER	SO	BB	IBB	HBP	BLK	WP	HR	S	P	ERA	WHIP
Orel Hershiser, R ERA: 4.35	(1, 1)	7.0	W	29	6	1	1	5	3	0	0	0	1	0	78	121	1.29	1.286
Jose Mesa, R ERA: 4.52	(8, 1)	1.0		4	0	0	0	2	0	0	0	0	0	0	12	18	0.00	0.000
Cory Bailey, R ERA: 2.7	(9, 1)	1.0		4	1	0	0	1	0	0	0	0	0	0	12	19	0.00	1.000

PITCHER	IP	WLS	BF	H	R	ER	SO	BB	IBB	HBP	BLK	WP	HR	S	P	ERA	WHIP

TOP

Pittsburgh Pirates @ San Francisco Giants

3Com Park at Candlestick Point, San Francisco, CA

Mon Sep 21 1998, 10:05 PM EDT

Att. 15,695 - Cloudy - 61 F

livebaseballscorecards.com

AB	34
R	1
H	7
RBI	1
BB	3
SO	8
LOB	19

WP: 1 PB: 0 SB: 1 CS: 0 PA: 37

BOTTOM

Batter	1	2	3	4	5	6	7	8	9	AB	R	H	RBI	BB	SO	LOB
Marvin Benard, L (1, 9) OBP: 0.390, SLG: 0.433	C X 0-1 1B 3B		B B B B 4-0 FC3-6 BB		L B X 1-1 ① SH1-4 1-2 2-3	B B F B F B 4-2 E S BB		C B B S B B 4-2 1-2 BB		1	1	1	0	2	0	0
LeJon Powell, R (8, PH) OBP: 0.600, SLG: 0.333										0	0	0	0	1	0	0
(9, 8)																
Bill Mueller, S (1, 5) OBP: 0.386, SLG: 0.400	C X 0-1 G6-3 1B 3-H 1B		1 SAFE B X 1-0 ① FC3-6 1-2f		C B F F B B X 3-2 HR 2-H 3-H 2B	B C S C 1-3 ③ K 1-3		B B T B F F X 3-2 ② P6		5	1	2	3	0	1	4
Barry Bonds, L (1, 7) OBP: 0.437, SLG: 0.594	F B X 1-1 G6-3 1-2 1B		B B X 2-0 ② F7		I I I I 4-0 HR IBB		X 0-0 ① G4-3	S F B B S 2-3 ③ K		3	1	1	0	1	0	1
Chris Jones, R (8, PH) OBP: 0.254, SLG: 0.281										1	0	0	0	0	1	2
(9, 7)																
Jeff Kent, R (1, 4) OBP: 0.355, SLG: 0.558	C F C 0-3 ① K		1 SAFE C X 0-1 ③ F8		X 0-0 1-H 2-H HR		H 1-0 WP HR HBP			3	2	1	3	0	1	3
Cory Bailey, R (9, 1)										0	0	0	0	0	0	0
Ellis Burks, R (1, 8) OBP: 0.363, SLG: 0.496	X 0-0 ② G6-3 1-2 2-3			B B F S B X 3-2 ① P5	X 0-0 ② L7		B B C B F S 3-3 ② K 1-2			4	0	0	0	0	1	3
(9, 9)																
J.T. Snow, L (1, 3) OBP: 0.331, SLG: 0.414	B B F C X 2-2 ③ 6-3			F C F B B F F F X 2-2 ② F9	F X 0-1 1B		B C B B F X 3-2 2-H HR			3	0	1	0	0	0	2
Joe Carter, R (7, PH) OBP: 0.291, SLG: 0.434										1	1	1	2	0	0	0
(8, 3)																
Rich Aurilia, R (1, 6) OBP: 0.320, SLG: 0.405			B B B C B 4-1 G4-6-3 BB	X 0-0 ③ F8	B X 1-0 ③ F8		B C S X 1-2 ③ L7			3	0	0	0	1	0	1
Brian Johnson, R (1, 2) OBP: 0.302, SLG: 0.388			1 SAFE B X 1-0 ① ② G4-6-3 1-2f		B B B B 4-0 SH1-4 HBP 2B BB	B B X 2-0 ① F9		F X 0-1 ① G6-3		3	1	0	0	1	0	1
Orel Hershiser, R (1, 1) OBP: 0.206, SLG: 0.188			B F F B B X 3-2 ③ F8		C H 1-1 SH1-4 1-2 2B HBP	C S F X 0-2 ② P3		C X 0-1 BB 1B		2	1	0	0	0	0	0
Jose Mesa, R (8, 1)										0	0	0	0	0	0	0
Ramon Martinez, R (8, PH) OBP: 0.409, SLG: 0.368										1	0	1	0	0	0	0
(9, 4)																
Inning Stats	R: 1 H: 3 E: 0 LOB: 2 K: 1 BB: 0 S: 13 P: 16		R: 0 H: 0 E: 0 LOB: 0 K: 0 BB: 1 S: 5 P: 13	R: 0 H: 0 E: 0 LOB: 1 K: 0 BB: 1 S: 4 P: 11	R: 0 H: 0 E: 0 LOB: 0 K: 0 BB: 0 S: 11 P: 16	R: 5 H: 3 E: 0 LOB: 1 K: 0 BB: 2 S: 12 P: 26	R: 0 H: 0 E: 0 LOB: 1 K: 1 BB: 0 S: 10 P: 17	R: 2 H: 1 E: 0 LOB: 0 K: 1 BB: 0 S: 10 P: 18	R: 0 H: 1 E: 0 LOB: 2 K: 1 BB: 1 S: 13 P: 22								

PITCHER	IP	WLS	BF	H	R	ER	SO	BB	IBB	HBP	BLK	WP	HR	S	P	ERA	WHIP
Jose Silva, R (1, 1) ERA: 4.29	4.1	L	22	5	6	6	1	3	1	1	0	0	1	41	77	12.46	1.846
Javier Martinez, R (5, 1) ERA: 5.17	1.2		7	1	0	0	1	1	0	0	0	0	0	14	22	0.00	1.200
Jeff Tabaka, L (7, 1) ERA: 2.7	2.0		10	2	2	2	2	1	0	1	0	1	1	23	40	9.00	1.500

PITCHER	IP	WLS	BF	H	R	ER	SO	BB	IBB	HBP	BLK	WP	HR	S	P	ERA	WHIP

Pittsburgh Pirates @ San Francisco Giants

3Com Park at Candlestick Point, San Francisco, CA

Mon Sep 21 1998, 10:05 PM EDT

Att. 15,695 - Cloudy - 61 F

livebaseballscorecards.com

AB	30
R	8
H	8
RBI	8
BB	6
SO	4
LOB	17

1B: 4	SF: 0	WP: 1	PA: 39
2B: 1	SAC: 1	PB: 0	
3B: 1	DP: 1	SB: 1	
HR: 2	HBP: 2	CS: 0	

Pittsburgh Pirates @ San Francisco Giants

3Com Park at Candlestick Point, San Francisco, CA

Tue Sep 22 1998, 10:05 PM EDT

Att. 16,228 - Cloudy - 60 F

livebaseballscorecards.com

TOP

Batter	1	2	3	4	5	6	7	8	9	AB	R	H	RBI	BB	SO	LOB
Tony Womack, L (1, 4) OBP: 0.319, SLG: 0.356	B B B B 4-0 CS BB		C F S 0-3 ③ K		C F B X 1-2 ② L4		C B F F S 1-3 ③ K			3	0	0	0	1	2	3
Ricardo Rincon, L (7, 1)										0	0	0	0	0	0	0
Rich Loiselle, R (8, 1)										0	0	0	0	0	0	0
Adrian Brown, S (1, 8) OBP: 0.329, SLG: 0.321	B 1 SAFE B B X 3-0 ① ② B1-3 1-2			B C B F X 2-2 ① G4-3	C X 0-1 18 HBP 2-3 3-H 1B			B C B X 2-1 ① P3		4	0	1	1	0	0	1
18 Jason Kendall, R (1, 2) OBP: 0.413, SLG: 0.476	X 0-0 ③ F3			B B X 2-0 2B	B C H 2-1 1-2 HBP			B S F X 1-2 ② P4		2	0	1	0	0	0	0
Keith Osik, R (6, 2) OBP: 0.343, SLG: 0.281										1	0	0	0	0	0	0
Tim Laker, R (1, 3) OBP: 0.407, SLG: 0.542		C B C B X 2-2 ① L4		S C B X 1-2 ② F8	C B F B F S 2-3 ③ K			B C B C X 2-2 1B 1B		4	0	1	0	0	1	4
Jose Guillen, R (1, 9) OBP: 0.303, SLG: 0.423		B C B B S X 2-2 ② G5-3		C B X 1-1 ③ P3		F B B X 2-1 ① G6-3		X 0-0 1-2 1B		4	0	1	0	0	0	1
Emil Brown, R (1, 7) OBP: 0.293, SLG: 0.282		B F B F X 2-2 ③ G4-3			B X 1-0 BB 2B 1B	C C B B S 2-3 ② K		B F F X 1-2 ③ L4		4	1	1	0	0	1	2
Freddy Garcia, R (1, 5) OBP: 0.337, SLG: 0.500			B X 1-0 ① G6-3		B B B B 4-0 2B 1B 1-2 BB	B B B C X 3-1 ③ F8			B B F S X 2-2 ① P3	3	1	0	0	1	0	0
Lou Collier, R (1, 6) OBP: 0.318, SLG: 0.340			B X 1-0 1B		C F B B F F F B X 3-2 1B 2B 1-3 2-H		C F C 0-3 ① K		F B S X 1-2 ② F9	4	0	2	1	0	1	0
Jon Lieber, L (1, 1) OBP: 0.216, SLG: 0.188			C S B S 1-3 ② K		F B B B X 3-1 ① F9		C F S 0-3 ② K		B S B B X 3-1 ③ G6-3	0	0	0	0	0	0	0
Manny Martinez, R (3, PH) OBP: 0.290, SLG: 0.433										1	0	0	0	0	1	1
Sean Lawrence, L (3, 1)										0	0	0	0	0	0	0
Kevin Young, R (5, PH) OBP: 0.330, SLG: 0.474										1	0	0	0	0	0	2
Jeff McCurry, R (5, 1)										0	0	0	0	0	0	0
Kevin Polcovich, R (7, PH) OBP: 0.255, SLG: 0.245										2	0	0	0	0	1	0
(7, 4)																

Inning Stats	1	2	3	4	5	6	7	8	9
	R: 0 E: 0 K: 0 S: 2 H: 0 LOB: 0 BB: 1 P: 9	R: 0 E: 0 K: 0 S: 9 H: 0 LOB: 0 BB: 0 P: 15	R: 0 E: 0 K: 2 S: 8 H: 1 LOB: 1 BB: 0 P: 11	R: 0 E: 0 K: 0 S: 9 H: 1 LOB: 1 BB: 0 P: 15	R: 2 E: 0 K: 1 S: 19 H: 3 LOB: 3 BB: 1 P: 35	R: 0 E: 0 K: 1 S: 7 H: 0 LOB: 0 BB: 0 P: 14	R: 0 E: 0 K: 3 S: 10 H: 0 LOB: 0 BB: 0 P: 11	R: 0 E: 0 K: 0 S: 12 H: 2 LOB: 2 BB: 0 P: 18	R: 0 E: 0 K: 0 S: 8 H: 0 LOB: 0 BB: 0 P: 14

	AB	33
	R	2
	H	7
	RBI	2
	BB	2
	SO	7
	LOB	14

1B: 5 SF: 0 2B: 2 SAC: 0 3B: 0 DP: 0 HR: 0 HBP: 1

WP: 0 PA: 36 PB: 0 SB: 0 CS: 1

PITCHER		IP	WLS	BF	H	R	ER	SO	BB	IBB	HBP	BLK	WP	HR	S	P	ERA	WHIP
Kirk Rueter, L ERA: 4.22	(1, 1)	6.0	W	25	5	2	2	4	2	0	1	0	0	0	54	99	3.00	1.167
John Johnstone, R ERA: 3.13	(7, 1)	1.0		3	0	0	0	3	0	0	0	0	0	0	10	11	0.00	0.000
Alvin Morman, L ERA: 5.4	(8, 1)	1.0		5	2	0	0	0	0	0	0	0	0	0	12	18	0.00	2.000
Danny Darwin, R ERA: 5.51	(9, 1)	1.0		3	0	0	0	0	0	0	0	0	0	0	8	14	0.00	0.000

PITCHER	IP	WLS	BF	H	R	ER	SO	BB	IBB	HBP	BLK	WP	HR	S	P	ERA	WHIP

Batter	1	2	3	4	5	6	7	8	9	AB	R	H	RBI	BB	SO	LOB
Marvin Benard, L (1, 8) OBP: 0.393, SLG: 0.440 (7, 9)	C C X 0-2 ① L7	B F F B X 2-2 HR 2B	B B B C B 4-1 1B 1-2 1B BB		B F B X 2-1 1B 2B	C X 0-1 ② G4-3		C S F B S 1-3 ② K		5	2	2	0	1	1	2
Bill Mueller, S (1, 5) OBP: 0.385, SLG: 0.399	C C X 0-2 ② F9	C X 0-1 ① L7	X 0-0 1B 1-2 2-3 3-H 1B		X 0-0 BB 2-H 1B	C B S B F X 2-2 ③ G1-3		X 0-0 ③ G5-3		6	0	2	2	0	0	3
Barry Bonds, L (1, 7) OBP: 0.440, SLG: 0.606 Armando Rios, L (5, PR) OBP: 0.625, SLG: 1.429 (6, 7)	B C X 1-1 E 3B	F B X 1-1 2-H HR	B X 1-0 ③ 1-2 2-H 3-H 1B		F B B B B 4-1 1-2 BB	X 0-0 ① G4-3				3 1	2 0	3 0	3 0	1 0	0 0	0 0
Jeff Kent, R (1, 4) OBP: 0.353, SLG: 0.554 Ramon Martinez, R (7, 4) OBP: 0.435, SLG: 0.368	C B B X 2-1 E5 1B 1B 3-H	C S S 0-3 ② K	X 0-0 ① L8	C F X 0-2 ③ F8		B B F B B 4-1 BB				4 0	1 0	0 0	0 0	0 1	1 0	2 0
J.T. Snow, L (1, 3) OBP: 0.331, SLG: 0.416	B F X 1-1 BB 1B 1-2 2B 1B	X 0-0 ③ G4-3	C X 0-1 ② F7		X 0-0 1B HR 2B	C B C F B C 2-3 ② K				5	2	2	0	0	1	1
Joe Carter, R (1, 9) OBP: 0.298, SLG: 0.442 John Johnstone, R (7, 1) Shawon Dunston, R (7, PH) OBP: 0.252, SLG: 0.400 Alvin Morman, L (8, 1) Danny Darwin, R (9, 1) OBP: 0.128, SLG: 0.111	B B F S B X 3-2 BB 2B 1-2 2-H 1B	C X 0-1 1B FC1-2 2B	F B B B F F B 4-2 BB		C X 0-1 HR 2-3 1B	B X 1-0 ③ G1-3				3 0 1 0 0	2 0 0 0 0	3 0 0 0 0	1 0 0 0 0	1 0 0 0 0	0 0 1 0 0	0 0 1 0 0
Brent Mayne, L (1, 2) OBP: 0.357, SLG: 0.361 Brian Johnson, R (6, 2) OBP: 0.303, SLG: 0.399	B C B C B B 4-2 1-2 2-3 2B BB	X 0-0 FC1-2 2-3 1B	C F X 0-2 ③ F8		B X 1-0 1-H 3-H HR			B B F C X 2-2 ① G4-3		2 2	2 1	1 1	0 3	1 0	0 0	1 0
Rich Aurilia, R (1, 6) OBP: 0.319, SLG: 0.406 Wilson Delgado, S (8, 6) OBP: 0.231, SLG: 0.250	C B S B F X 2-2 1-H 2-H 3-H 2B	C C B F X 1-2 ① P6	B S B F B F C 3-3 ① K		B C B X 2-1 ① G5-3			B X 1-0 2B		4 1	0 0	1 1	3 0	0 0	1 0	2 0
Kirk Rueter, L (1, 1) OBP: 0.219, SLG: 0.234 LeJon Powell, R (6, PH) OBP: 0.714, SLG: 1.250 (7, 8)	S X 0-1 ③ G5-3	S F F X 0-2 ② FC1-2 1B BB 1B 2-3 3-H	X 0-0 ② G4-3		B X 1-0 HR			C B F B B F B 4-2 BB		3 1	1 1	0 1	0 1	0 1	0 0	3 0
Inning Stats	R: 5 H: 4 E: 1 LOB: 1 K: 0 BB: 1 S: 23 P: 36	R: 2 H: 2 E: 0 LOB: 0 K: 1 BB: 0 S: 11 P: 14	R: 2 H: 4 E: 0 LOB: 2 K: 0 BB: 1 S: 14 P: 20	R: 0 H: 0 E: 0 LOB: 1 K: 0 BB: 1 S: 9 P: 13	R: 1 H: 2 E: 0 LOB: 2 K: 1 BB: 1 S: 12 P: 21	R: 4 H: 4 E: 0 LOB: 0 K: 0 BB: 0 S: 13 P: 19	R: 0 H: 0 E: 0 LOB: 1 K: 1 BB: 1 S: 7 P: 14	R: 0 H: 1 E: 0 LOB: 2 K: 1 BB: 1 S: 12 P: 20		1B: 7 SF: 0 2B: 6 SAC: 0 3B: 1 DP: 0 HR: 3 HBP: 0						

PITCHER		IP	WLS	BF	H	R	ER	SO	BB	IBB	HBP	BLK	WP	HR	S	P	ERA	WHIP
Jon Lieber, R ERA: 4.11	(1, 1)	2.0	L	14	6	7	2	1	1	0	0	0	0	1	34	50	9.00	3.500
Sean Lawrence, L ERA: 7.32	(3, 1)	2.0		11	4	2	2	0	2	0	0	0	0	0	23	33	9.00	3.000
Jeff McCurry, R ERA: 6.52	(5, 1)	2.0		13	6	5	5	1	1	0	0	0	0	2	25	40	22.50	3.500
Ricardo Rincon, L ERA: 2.81	(7, 1)	1.0		4	0	0	0	1	1	0	0	0	0	0	7	14	0.00	1.000
Rich Loiselle, R ERA: 3.5	(8, 1)	1.0		5	1	0	0	1	1	0	0	0	0	0	12	20	0.00	2.000

PITCHER	IP	WLS	BF	H	R	ER	SO	BB	IBB	HBP	BLK	WP	HR	S	P	ERA	WHIP

BOTTOM

Pittsburgh Pirates @ San Francisco Giants

3Com Park at Candlestick Point, San Francisco, CA

Tue Sep 22 1998, 10:05 PM EDT
Att. 16,228 - Cloudy - 60 F

livebaseballscorecards.com

AB	41
R	14
H	17
RBI	13
BB	6
SO	4
LOB	15

WP: 0 PA: 47
PB: 0
SB: 0
CS: 0

Batter	1	2	3	4	5	6	7	8	9	AB	R	H	RBI	BB	SO	LOB
Tony Womack, L (1, 8) OBP: 0.319, SLG: 0.355	S S S 0-3 ① K		S S S 0-3 ③ K		x 0-0 1B			x 0-0 ② F7		4	0	1	0	0	2	0
Abraham Nunez, S (1, 6) OBP: 0.346, SLG: 0.268	x 0-0 CS 1B			B B B B 4-0 1B FC6-4 BB	S S S 0-3 ③ K			S S S 0-3 ③ K		3	1	1	0	1	2	1
Turner Ward, S (1, 7) OBP: 0.325, SLG: 0.424	x 0-0 ②③ F7 1-2			x 0-0 FC6-4 1-3 1B		x 0-0 ① L5			S S S 0-3 ① K	4	0	1	0	0	1	1
Kevin Young, R (1, 3) OBP: 0.329, SLG: 0.474		x 0-0 ① G5-3		S S S 0-3 ① K		x 0-0 ② G4-3			x 0-0 2B	4	0	1	0	0	1	2
Jose Guillen, R (1, 9) OBP: 0.301, SLG: 0.420		S S S 0-3 ② K		x 0-0 ② FC6-4 1-2f 3-H		S S S 0-3 ③ K			x 0-0 ② G4-3	4	0	0	1	0	2	2
Doug Strange, S (1, 4) OBP: 0.230, SLG: 0.229		x 0-0 2B		B B B B 4-0 BB			x 0-0 G5-4-3 1B		S S S 0-3 ③ K2-3	3	0	2	0	1	1	1
Aramis Ramirez, R (1, 5) OBP: 0.301, SLG: 0.358		S S S 0-3 ③ K		S S S 0-3 ③ K			x 0-0 ①② G5-4-3 1-2f			3	0	0	0	0	2	4
Keith Osik, R (1, 2) OBP: 0.333, SLG: 0.272			S S S 0-3 ① K		x 0-0 ① F9		x 0-0 ③ G6-3			3	0	0	0	0	1	0
Chris Peters, L (1, 1) OBP: 0.250, SLG: 0.231 Mike Williams, R (7, 1) Adrian Brown, S (8, PH) OBP: 0.326, SLG: 0.319 Jason Christiansen, R (8, 1) OBP: 0.250, SLG: 0.250			x 0-0 ② L5		S S S 0-3 ② K			x 0-0 ① P6		2 0 1 0	0 0 0 0	0 0 0 0	0 0 0 0	0 0 0 0	1 0 0 0	0 0 0 0

Inning Stats	1	2	3	4	5	6	7	8	9
	R: 0 E: 0 K: 1 S: 5	R: 0 E: 0 K: 2 S: 8	R: 0 E: 0 K: 2 S: 7	R: 1 E: 1 K: 2 S: 8	R: 0 E: 0 K: 2 S: 8	R: 0 E: 0 K: 1 S: 5	R: 0 E: 0 K: 0 S: 3	R: 0 E: 0 K: 1 S: 5	R: 0 E: 0 K: 2 S: 8
	H: 1 LOB: 0 BB: 0 P: 5	H: 1 LOB: 1 BB: 0 P: 8	H: 0 LOB: 0 BB: 0 P: 7	H: 1 LOB: 2 BB: 2 P: 16	H: 1 LOB: 1 BB: 0 P: 8	H: 0 LOB: 0 BB: 0 P: 5	H: 1 LOB: 0 BB: 0 P: 3	H: 0 LOB: 0 BB: 0 P: 5	H: 1 LOB: 1 BB: 0 P: 8

1B: 4 SF: 0
2B: 2 SAC: 0
3B: 0 DP: 1
HR: 0 HBP: 0

WP: 0 PA: 33
PB: 0
SB: 0
CS: 1

PITCHER		IP	WLS	BF	H	R	ER	SO	BB	IBB	HBP	BLK	WP	HR	S	P	ERA	WHIP
Mark Gardner, R ERA: 4.27	(1, 1)	8.0	W	29	5	1	1	11	2	0	0	0	0	0	49	57	1.12	0.875
Robb Nen, R ERA: 1.45	(9, 1)	1.0	S	4	1	0	0	2	0	0	0	0	0	0	8	8	0.00	1.000

PITCHER	IP	WLS	BF	H	R	ER	SO	BB	IBB	HBP	BLK	WP	HR	S	P	ERA	WHIP

TOP

Pittsburgh Pirates @ San Francisco Giants

3Com Park at Candlestick Point, San Francisco, CA

Wed Sep 23 1998, 6:33 AM EDT
Att. 13,915 - Cloudy - 65 F

livebaseballscorecards.com

AB	31
R	1
H	6
RBI	1
BB	2
SO	13
LOB	11

Batter	1	2	3	4	5	6	7	8	9	AB	R	H	RBI	BB	SO	LOB
Marvin Benard, L (1, 8) (9, 9) OBP: 0.391, SLG: 0.437	G5-3		G4-3		FC4-6 1-2f		S 1B 3-H			4	0	1	1	0	0	3
Rey Sanchez, R (1, 6) OBP: 0.326, SLG: 0.362	E6 FC6-4			G5-4-3 1B		SH2-3 HR 1B	G6-3 1-2			4	1	2	0	0	0	1
Barry Bonds, L (1, 7) OBP: 0.440, SLG: 0.604	K			F7		SH2-3 1-2	IBB			2	0	0	0	1	1	2
Jeff Kent, R (1, 4) OBP: 0.352, SLG: 0.550	FC6-4 1-2f			G5-4-3 1-2f		HR BB	K			3	1	0	0	1	1	4
Joe Carter, R (1, 9) OBP: 0.300, SLG: 0.450		G6-3 1B			G5-3	HR 1-H 2-H		K		4	1	2	3	0	1	0
LeJon Powell, R (9, 8) OBP: 0.714, SLG: 1.250										0	0	0	0	0	0	0
Charlie Hayes, R (1, 3) OBP: 0.351, SLG: 0.414		G6-3 1-2f			G4-3	G5-4-3 1B		1B 2B		3	0	1	0	0	0	1
J.T. Snow, L (8, 3) OBP: 0.333, SLG: 0.420										1	0	1	0	0	0	0
Bill Mueller, S (1, 5) OBP: 0.384, SLG: 0.398		F7			BB BB 1B	G5-4-3 1-2f		K		4	0	1	0	0	1	2
Brian Johnson, R (1, 2) OBP: 0.309, SLG: 0.405			L6		BB 1-2 BB		SH1-4 1B 2B	2-3 1B		3	1	2	0	1	0	0
Mark Gardner, R (1, 1) OBP: 0.234, SLG: 0.183			G6-3		FC4-6 1-2 2-3 BB		SH1-4 2-3	K		1	0	0	0	1	0	0
Shawon Dunston, R (8, PH) OBP: 0.251, SLG: 0.398										1	0	0	0	0	1	2
Robb Nen, R (9, 1)										0	0	0	0	0	0	0
Inning Stats	R: 0 E: 1 K: 1 S: 6 H: 0 LOB: 1 BB: 0 P: 6	R: 0 E: 0 K: 0 S: 3 H: 1 LOB: 0 BB: 0 P: 3	R: 0 E: 0 K: 0 S: 3 H: 0 LOB: 0 BB: 0 P: 3	R: 0 E: 0 K: 0 S: 3 H: 1 LOB: 0 BB: 0 P: 3	R: 0 E: 0 K: 0 S: 4 H: 1 LOB: 3 BB: 2 P: 12	R: 3 E: 0 K: 0 S: 5 H: 3 LOB: 0 BB: 1 P: 9	R: 1 E: 0 K: 1 S: 7 H: 2 LOB: 2 BB: 1 P: 11	R: 0 E: 0 K: 3 S: 11 H: 2 LOB: 2 BB: 0 P: 11		1B: 7 2B: 2 3B: 0 HR: 1	SF: 0 SAC: 2 DP: 3 HBP: 0				WP: 0 PB: 0 SB: 1 CS: 0	PA: 36	

PITCHER		IP	WLS	BF	H	R	ER	SO	BB	IBB	HBP	BLK	WP	HR	S	P	ERA	WHIP
Chris Peters, L ERA: 3.47	(1, 1)	6.1	L	28	8	4	4	1	3	0	0	0	0	1	27	39	5.68	1.737
Mike Williams, R ERA: 1.94	(7, 1)	0.2		3	0	0	0	1	0	1	0	0	0	0	4	8	0.00	0.000
Jason Christiansen, L ERA: 2.51	(8, 1)	1.0		5	2	0	0	3	0	0	0	0	0	0	11	11	0.00	2.000

PITCHER	IP	WLS	BF	H	R	ER	SO	BB	IBB	HBP	BLK	WP	HR	S	P	ERA	WHIP

BOTTOM

Pittsburgh Pirates @ San Francisco Giants

3Com Park at Candlestick Point, San Francisco, CA

Wed Sep 23 1998, 6:33 AM EDT

Att. 13,915 - Cloudy - 65 F

livebaseballscorecards.com

AB	30
R	4
H	10
RBI	4
BB	4
SO	5
LOB	15

Pittsburgh Pirates @ San Francisco Giants

3Com Park at Candlestick Point, San Francisco, CA

Thu Sep 24 1998, 6:33 AM EDT

Att. 16,754 - Cloudy - 62 F

livebaseballscorecards.com

TOP

Batter	1	2	3	4	5	6	7	8	9	AB	R	H	RBI	BB	SO	LOB
Tony Womack, L (1, 8) OBP: 0.319, SLG: 0.356	x 0-0 S 1B		x 0-0 F7 ②		x 0-0 SF7 ② 3-H		x 0-0 G4-3 ②		x 0-0 1B 1B	4	0	2	1	0	0	1
Adrian Brown, S (1, 9) OBP: 0.336, SLG: 0.336	x 0-0 G6-3 ① 1-2		x 0-0 1-3 2B		x 0-0 18 BB 1B		x 0-0 G4-3 ③		x 0-0 1-3 1B	5	0	3	0	0	0	1
18 Jason Kendall, R (1, 2) OBP: 0.413, SLG: 0.474	x 0-0 P6 ②		BBBB 4-0 BB		BBBB 4-0 1-2 BB			x 0-0 P3 ①	SSS 0-3 K ③	3	0	0	0	2	1	3
Kevin Young, R (1, 3) OBP: 0.329, SLG: 0.474	x 0-0 G5-3 ③		SSS 0-3 K ③		x 0-0 P3 ③			x 0-0 1B FC6-4 2B		4	1	1	0	0	1	6
Turner Ward, S (1, 7) OBP: 0.327, SLG: 0.425		x 0-0 F4 ①		x 0-0 F9 ①		x 0-0 FC5-4 1B		x 0-0 FC6-4 2-3 1B		4	0	2	0	0	0	0
Doug Strange, S (1, 4) OBP: 0.225, SLG: 0.224		x 0-0 P6 ②		SSS 0-3 K ②		x 0-0 F7 ①		x 0-0 FC6-4 ② 1-2f 3-H		4	0	0	1	0	1	2
Aramis Ramirez, R (1, 5) OBP: 0.296, SLG: 0.352		SSS 0-3 K ③		x 0-0 5-3 ③		x 0-0 F8 ②		x 0-0 G4-3 ③		4	0	0	0	0	1	2
Abraham Nunez, S (1, 6) OBP: 0.345, SLG: 0.295			x 0-0 B1-3 ①		x 0-0 SH1-4 SF7 2B	x 0-0 FC5-4 ③ 1-2f				3	1	1	0	0	0	1
Jeff Tabaka, R (6, 1)										0	0	0	0	0	0	0
Javier Martinez, R (7, 1)										0	0	0	0	0	0	0
Tim Laker, R (9, PH) OBP: 0.393, SLG: 0.520									x 0-0 P3 ①	1	0	0	0	0	0	0
Elmer Dessens, R (1, 1)			BBBB 4-0 2B BB		x 0-0 SH1-4 ① 2-3					0	0	0	0	1	0	0
Lou Collier, R (6, 6) OBP: 0.316, SLG: 0.338							SSS 0-3 K ①		x 0-0 G1-3 ②	2	0	0	0	0	1	0

Totals	
AB	34
R	2
H	9
RBI	2
BB	3
SO	5
LOB	16

Inning Stats

Inning	R	E	K	S	H	LOB	BB	P
1	0	0	0	4	1	1	0	4
2	0	0	1	5	0	0	0	5
3	0	0	1	6	1	3	2	14
4	0	0	1	5	0	0	0	5
5	1	0	0	5	2	2	1	9
6	0	0	0	4	1	1	0	4
7	0	0	1	5	0	0	0	5
8	1	0	0	5	2	1	0	5
9	0	0	1	7	2	2	0	7

1B: 6 SF: 1
2B: 3 SAC: 1
3B: 0 DP: 0
HR: 0 HBP: 0

WP: 0 PA: 39
PB: 0
SB: 1
CS: 0

PITCHER		IP	WLS	BF	H	R	ER	SO	BB	IBB	HBP	BLK	WP	HR	S	P	ERA	WHIP
Russ Ortiz, R ERA: 5.03	(1, 1)	5.0	W	22	4	1	1	3	3	0	0	0	0	0	25	37	1.80	1.400
John Johnstone, R ERA: 3.09	(6, 1)	1.0		4	1	0	0	0	0	0	0	0	0	0	4	4	0.00	1.000
Julian Tavarez, R ERA: 3.78	(7, 1)	1.1		5	1	1	1	1	0	0	0	0	0	0	7	7	6.75	0.750
Rich Rodriguez, L ERA: 3.77	(8, 1)	0.1		2	1	0	0	0	0	0	0	0	0	0	2	2	0.00	3.000
Jose Mesa, R ERA: 4.5	(8, 1)	0.1		1	0	0	0	0	0	0	0	0	0	0	1	1	0.00	0.000

PITCHER		IP	WLS	BF	H	R	ER	SO	BB	IBB	HBP	BLK	WP	HR	S	P	ERA	WHIP
Robb Nen, R ERA: 1.44	(9, 1)	1.0		5	2	0	0	1	0	0	0	0	0	0	7	7	0.00	2.000

BOTTOM

Pittsburgh Pirates @ San Francisco Giants

3Com Park at Candlestick Point, San Francisco, CA

Thu Sep 24 1998, 6:33 AM EDT

Att. 16,754 - Cloudy - 62 F

livebaseballscorecards.com

Batter	1	2	3	4	5	6	7	8	9	AB	R	H	RBI	BB	SO	LOB
Marvin Benard, L (1, 8) (8, 9) OBP: 0.384, SLG: 0.429	G6-3	F7			K	G1-3		G3		5	0	0	0	0	1	2
Bill Mueller, S (1, 5) OBP: 0.383, SLG: 0.397	L4		G6-3		FC6-4 1B		F9			4	0	1	0	0	0	0
Barry Bonds, L (1, 7) OBP: 0.441, SLG: 0.612	HR		2B		P6		S 1B SF9 HBP			3	2	2	1	0	0	1
Jeff Kent, R (1, 4) OBP: 0.353, SLG: 0.550	FC5-4 1B		F9		FC6-4 1-2f		S 1B 1-2 1B			4	1	2	0	0	0	2
Joe Carter, R (1, 9) OBP: 0.300, SLG: 0.457 LeJon Powell, R (8, 8) OBP: 0.714, SLG: 1.250	FC5-4 1-2f		G6-3			HR	SF9 1-2 2-H			3 0	1 0	1 0	2 0	0 0	0 0	2 0
J.T. Snow, L (1, 3) OBP: 0.332, SLG: 0.419		K		F7		G4-3	WP 2-H 1B			4	0	1	1	0	1	0
Rich Aurilia, R (1, 6) OBP: 0.319, SLG: 0.412 Jose Mesa, R (8, 1) Robb Nen, R (9, 1)	HR			F8		F9	P3 1-2			4 0 0	1 0 0	1 0 0	1 0 0	0 0 0	0 0 0	1 0 0
Brian Johnson, R (1, 2) OBP: 0.311, SLG: 0.403	F8			BB		1B BB		K		2	0	0	0	2	1	0
Russ Ortiz, R (1, 1) OBP: 0.333, SLG: 0.400 John Johnstone, R (6, 1) Stan Javier, S (6, PH) OBP: 0.376, SLG: 0.354 Julian Tavarez, L (7, 1) OBP: 0.111, SLG: 0.111 Rich Rodriguez, L (8, 1) OBP: 0.200, SLG: 0.200 Rey Sanchez, R (8, 6) OBP: 0.325, SLG: 0.361	HR			G6-3		1-3 1B		G5-3		2 0 1 0 0 1	1 0 0 0 0 0	1 0 1 0 0 0	1 0 0 0 0 0	0 0 0 0 0 0	0 0 0 0 0 0	1 0 0 0 0 0
Inning Stats	R: 1 E: 0 K: 0 S: 5 H: 2 LOB: 1 BB: 0 P: 5	R: 2 E: 0 K: 1 S: 7 H: 2 LOB: 0 BB: 0 P: 7	R: 0 E: 0 K: 0 S: 4 H: 1 LOB: 1 BB: 0 P: 4	R: 0 E: 0 K: 0 S: 3 H: 0 LOB: 1 BB: 1 P: 7	R: 0 E: 0 K: 1 S: 6 H: 1 LOB: 1 BB: 0 P: 6	R: 1 E: 0 K: 0 S: 5 H: 2 LOB: 2 BB: 1 P: 9	R: 2 E: 0 K: 0 S: 5 H: 2 LOB: 1 BB: 0 P: 6	R: 0 E: 0 K: 1 S: 5 H: 0 LOB: 0 BB: 0 P: 5		1B: 5 2B: 1 3B: 0 HR: 4	SF: 1 SAC: 0 DP: 0 HBP: 1			WP: 1 PB: 0 SB: 2 CS: 0	PA: 37		

	AB	33
	R	6
	H	10
	RBI	6
	BB	2
	SO	3
	LOB	9

PITCHER	IP	WLS	BF	H	R	ER	SO	BB	IBB	HBP	BLK	WP	HR	S	P	ERA	WHIP
Elmer Dessens, R (1, 1) ERA: 5.67	5.2	L	26	7	4	4	2	2	0	0	0	0	4	28	36	6.35	1.588
Jeff Tabaka, L (6, 1) ERA: 3.02	0.2		5	2	2	2	0	0	0	1	0	0	0	4	5	27.00	3.000
Javier Martinez, R (7, 1) ERA: 4.95	1.2		6	1	0	0	1	0	0	0	0	1	0	8	8	0.00	0.600

PITCHER	IP	WLS	BF	H	R	ER	SO	BB	IBB	HBP	BLK	WP	HR	S	P	ERA	WHIP

Batter	1	2	3	4	5	6	7	8	9	AB	R	H	RBI	BB	SO	LOB
Marvin Benard, L (1, 8) (6, 9) OBP: 0.390, SLG: 0.430	L7		F8		SH3-4 S G3 BB	FC4-6 1B BB 1B 1-3 2-H	SAFE 1B 1B 1-3		1-2 BB	4	2	2	1	2	0	0
Rich Aurilia, R (1, 6) OBP: 0.324, SLG: 0.416	1B FC6-4 1B 3-2		G6-3 WP 1B 1B 1-2		SH3-4 1-3	SAFE FC4-6 1B 2-0 1-2 3-H	2-0 1B 1-2 3-H		K 0-3	5	2	4	2	0	1	2
Barry Bonds, L (1, 7) OBP: 0.439, SLG: 0.607	FC6-4 S 1B 0-1 1-3		G6-3 3-1 1-3		G3 0-0 3-H	FC4-6 BB BB 0-0 1-2f 2-3	K 3-3		P4 2-2	6	0	1	1	0	1	7
Jeff Kent, R (1, 4) OBP: 0.358, SLG: 0.551	FC6-4 BB 4-2 1-2		1B 2-2 3-H		1B BB 4-2	BB BB 4-0 1-2		G6-3 SH3-4 1B 1B 2-2	K 2-3	3	1	2	1	3	1	2
Joe Carter, R (1, 9) OBP: 0.301, SLG: 0.456 John Johnstone, R (6, 1) Ramon Martinez, R (8, PH) OBP: 0.435, SLG: 0.368 Jose Mesa, R (8, 1) Brent Mayne, L (8, 2) OBP: 0.357, SLG: 0.361	FC6-4 2-2 1-2f 2-3 3-H		SAFE P4 2-2		1B 1-1 1-2	BB 4-1 1-2 2-3 3-H		SH3-4 0-0 1-2		3 0 0 0 0	0 0 0 0 0	1 0 0 0 0	2 0 0 0 0	1 0 0 0 0	0 0 0 0 0	3 0 0 0 0
J.T. Snow, L (1, 3) OBP: 0.331, SLG: 0.418	P4 1-2			2B 1-2	G5-3 0-0	G3-1 1-0		G6-3 0-1 2-3		5	0	1	0	0	0	8
Bill Mueller, S (1, 5) OBP: 0.383, SLG: 0.397		G6-4-3 1B 1-1		G6-3 1-1	G3-1 1-0	F7 2-2		WP 1B 0-0 3-H		5	0	2	1	0	0	1
Brian Johnson, R (1, 2) OBP: 0.310, SLG: 0.399 Rich Rodriguez, L (8, 1) OBP: 0.200, SLG: 0.200 Robb Nen, R (9, 1)		G6-4-3 2-1 1-2f		G6-3 1-1	BB 1B 1B 1-0	F9 3-2		G6-3 2-2 1-2		5 0 0	1 0 0	1 0 0	0 0 0	0 0 0	0 0 0	3 0 0
Shawn Estes, R (1, 1) OBP: 0.209, SLG: 0.214 Julian Tavarez, L (5, 1) OBP: 0.111, SLG: 0.111 Armando Rios, L (6, PH) OBP: 0.667, SLG: 1.429 Stan Javier, S (6, 8) OBP: 0.379, SLG: 0.355		K 3-3		K 0-3	1B 1B BB 4-2 1-2	1B 1B 1B 1-1			S BB 4-2	2 0 0 1	0 0 1 1	0 0 0 1	0 0 1 1	2 0 0 0	1 0 0 0	1 0 0 0
Inning Stats	R: 1 E: 0 K: 0 S: 16 H: 2 LOB: 2 BB: 1 P: 28	R: 0 E: 0 K: 1 S: 9 H: 1 LOB: 0 BB: 0 P: 15	R: 1 E: 0 K: 0 S: 13 H: 2 LOB: 1 BB: 0 P: 22	R: 0 E: 0 K: 1 S: 11 H: 1 LOB: 1 BB: 0 P: 14	R: 1 E: 0 K: 0 S: 7 H: 1 LOB: 2 BB: 2 P: 17	R: 3 E: 0 K: 0 S: 9 H: 3 LOB: 3 BB: 3 P: 27	R: 1 E: 0 K: 1 S: 14 H: 3 LOB: 2 BB: 0 P: 26	R: 1 E: 0 K: 0 S: 10 H: 2 LOB: 1 BB: 0 P: 14	R: 0 E: 0 K: 2 S: 16 H: 0 LOB: 2 BB: 2 P: 28	1B: 14 2B: 1 3B: 0 HR: 0	SF: 0 SAC: 2 DP: 1 HBP: 0						

PITCHER		IP	WLS	BF	H	R	ER	SO	BB	IBB	HBP	BLK	WP	HR	S	P	ERA	WHIP
John Thomson, R ERA: 4.81	(1, 1)	5.0		24	7	3	3	2	3	0	0	0	1	0	56	96	5.40	2.000
Curt Leskanic, R ERA: 4.46	(6, 1)	0.1	L	5	3	3	3	0	1	0	0	0	0	0	6	15	81.00	12.000
Mike Munoz, L ERA: 5.8	(6, 1)	0.1		1	0	0	0	0	0	0	0	0	0	0	1	1	0.00	0.000
David Wainhouse, R ERA: 4.91	(6, 1)	0.1		3	0	0	0	0	2	0	0	0	0	0	2	11	0.00	6.000
Jerry Dipoto, R ERA: 3.58	(7, 1)	2.0		11	5	2	2	1	0	0	0	0	1	0	24	40	9.00	2.500

PITCHER		IP	WLS	BF	H	R	ER	SO	BB	IBB	HBP	BLK	WP	HR	S	P	ERA	WHIP
Dave Veres, R ERA: 2.87	(9, 1)	1.0		5	0	0	0	2	2	0	0	0	0	0	16	28	0.00	2.000

TOP

San Francisco Giants @ Colorado Rockies

Coors Field, Denver, CO

Fri Sep 25 1998, 7:05 PM MDT

Att. 48,147 - Unknown - 80 F

livebaseballscorecards.com

AB	39
R	8
H	15
RBI	8
BB	8
SO	5
LOB	27

WP: 2	PA: 49								
PB: 0									
SB: 3									
CS: 0									

BOTTOM

San Francisco Giants @ Colorado Rockies

Coors Field, Denver, CO

Fri Sep 25 1998, 7:05 PM MDT

Att. 48,147 - Unknown - 80 F

livebaseballscorecards.com

Batter	1	2	3	4	5	6	7	8	9	AB	R	H	RBI	BB	SO	LOB
Darryl Hamilton, L (1, 8) OBP: 0.398, SLG: 0.400	G6-3		F8		K	BB		F9		4	0	0	0	1	1	3
Neifi Perez, S (1, 6) OBP: 0.313, SLG: 0.375	G4-6-3 1B		G1-3		1B 1-3 2-H 1B	1 SAFE 1 SAFE F8			G4-3	5	1	2	1	0	0	1
Dante Bichette, R (1, 7) OBP: 0.360, SLG: 0.514	G4-6-3 1-2f			FC5-4 BB	17 E 1B 1-3 3-H 1B	P4			G6-3	4	1	1	1	1	0	1
Vinny Castilla, R (1, 5) OBP: 0.361, SLG: 0.588	G6-3			FC5-4 17 FC3-6 1-2f	3 BB 17 E 1B 1-2 3-H 1B	G5-3			F8	5	0	1	1	0	0	1
17 Todd Helton, L (1, 3) OBP: 0.379, SLG: 0.527	3B BB		FC3-6 3 FC6-4 1-2f		E4 3 BB 1-2 2-H	G6-3				3	1	0	0	1	0	2
3 Mike Lansing, R (1, 4) OBP: 0.325, SLG: 0.409	K		FC6-4 1-2f		1-2 2-3 BB			1B 2B		3	1	1	0	1	1	2
Edgard Clemente, R (1, 9) OBP: 0.412, SLG: 0.467	1 SAFE 1-H 3B				K	K		K		4	0	1	1	0	3	4
Kirt Manwaring, R (1, 2) OBP: 0.335, SLG: 0.325	G4-3				7 BB 1B BB	K		K		1	1	0	0	1	0	1
Jason Bates, S (6, PH) OBP: 0.263, SLG: 0.222										1	0	0	0	0	1	0
Jerry Dipoto, R (7, 1)										0	0	0	0	0	0	0
Larry Walker, L (8, PH) OBP: 0.442, SLG: 0.621										1	0	0	0	0	1	1
Dave Veres, R (9, 1) OBP: 0.333, SLG: 0.333										0	0	0	0	0	0	0
John Thomson, R (1, 1) ERA: 0.00, SLG: 0.125			K		1B 1-2 BB	P5		2-H 1B		1	0	0	0	0	1	0
7 Kurt Abbott, R (5, PH) OBP: 0.310, SLG: 0.424										0	1	0	0	1	0	0
Curt Leskanic, R (6, 1)										0	0	0	0	0	0	0
Mike Munoz, L (6, 1)										0	0	0	0	0	0	0
David Wainhouse, L (6, 1)										0	0	0	0	0	0	0
Jeff Reed, L (6, PH) OBP: 0.385, SLG: 0.473										1	0	0	0	0	0	0
Angel Echevarria, R (7, 2)																
22 Mark Strittmatter, R (8, 2)										1	0	1	1	0	0	0
										0	0	0	0	0	0	0

Inning Stats	1	2	3	4	5	6	7	8	9
	R: 0 E: 0 K: 0 S: 9	H: 1 LOB: 0 BB: 0 P: 13	R: 1 E: 0 K: 1 S: 10	H: 1 LOB: 1 BB: 1 P: 16	R: 0 E: 0 K: 1 S: 9	H: 0 LOB: 0 BB: 0 P: 14	R: 0 E: 0 K: 0 S: 9	H: 0 LOB: 1 BB: 1 P: 16	R: 4 E: 1 K: 3 S: 31	H: 3 LOB: 3 BB: 3 P: 56	R: 0 E: 0 K: 1 S: 10	H: 0 LOB: 1 BB: 1 P: 18	R: 0 E: 0 K: 0 S: 4	H: 0 LOB: 0 BB: 0 P: 6	R: 1 E: 0 K: 2 S: 14	H: 2 LOB: 1 BB: 0 P: 21	R: 0 E: 0 K: 0 S: 6	H: 0 LOB: 0 BB: 0 P: 7

	AB	34
	R	6
	H	7
	RBI	5
	BB	6
	SO	8
	LOB	16

1B: 5	SF: 0	WP: 0	PA: 40
2B: 1	SAC: 0	PB: 0	
3B: 1	DP: 1	SB: 0	
HR: 0	HBP: 0	CS: 0	

PITCHER		IP	WLS	BF	H	R	ER	SO	BB	IBB	HBP	BLK	WP	HR	S	P	ERA	WHIP
Shawn Estes, L ERA: 5.06	(1, 1)	4.2		20	3	4	4	4	4	0	0	0	0	0	55	94	7.71	1.500
Julian Tavarez, R ERA: 3.76	(5, 1)	0.1		5	2	1	0	1	1	0	0	0	0	0	13	21	0.00	9.000
John Johnstone, R ERA: 3.02	(6, 1)	2.0	W	7	0	0	0	1	1	0	0	0	0	0	14	24	0.00	0.500
Jose Mesa, R ERA: 4.59	(8, 1)	0.1		2	1	1	1	1	0	0	0	0	0	0	5	7	27.00	3.000
Rich Rodriguez, L ERA: 3.73	(8, 1)	0.2		3	1	0	0	1	0	0	0	0	0	0	9	14	0.00	1.500

PITCHER		IP	WLS	BF	H	R	ER	SO	BB	IBB	HBP	BLK	WP	HR	S	P	ERA	WHIP
Robb Nen, R ERA: 1.42	(9, 1)	1.0	S	3	0	0	0	0	0	0	0	0	0	0	6	7	0.00	0.000

Batter	1	2	3	4	5	6	7	8	9	AB	R	H	RBI	BB	SO	LOB
Marvin Benard, L (1, 9) OBP: 0.391, SLG: 0.435	X 0-0 ① P6		B B F S X 2-2 ② G4-3	C X 0-1 2-H 2B		B B X 2-0 CS 1B			C B X 1-1 ① L8	4	0	2	1	0	0	0
Joe Carter, R (9, PH) OBP: 0.301, SLG: 0.455										1	0	0	0	0	0	0
LeJon Powell, R (9, 8) OBP: 0.714, SLG: 1.250										0	0	0	0	0	0	0
Rich Aurilia, R (1, 6) OBP: 0.323, SLG: 0.414	C S C 0-3 ② K		B B F F S 2-3 ③ K	B C C B B S 3-3 ③ K		1 SAFE P F B S 2-2 ③ CS 1-2	B C B F B X 3-2 ① F9		C B X 1-1 1B 1B	5	0	1	0	0	3	1
Barry Bonds, L (1, 7) OBP: 0.442, SLG: 0.610	C B B B B 4-1 2B BB			X 0-0 1B 2B	C X 0-1 ① G6-3		B C X 1-1 CS 1B		B X 1-0 G6-4-3 1-2 1B	4	2	3	0	1	0	0
Jeff Kent, R (1, 4) OBP: 0.360, SLG: 0.553	C X 0-1 1-H 2B			B X 1-0 1B E 2-H 1B	B B C S X 2-2 ② F7		1 SAFE B B X 2-0 ② 1-2 1B		B X 1-0 ②③ G6-4-3 1-2f	5	1	3	2	0	0	2
J.T. Snow, L (1, 3) OBP: 0.332, SLG: 0.419	B B F B F X 3-2 ③ G3			X 0-0 E9 1-H HR 1B	B C C X 1-2 1B		B X 1-0 ③ G3-1			4	1	2	0	0	0	2
Charlie Hayes, R (1, 5) OBP: 0.350, SLG: 0.422		B B X 2-0 ① F9		X 0-0 2-H HR	B C C B B X 3-2 ③ F9			B X 1-0 ① G4-3		4	1	1	2	0	0	1
Stan Javier, S (1, 8) OBP: 0.382, SLG: 0.374 (9, 9)		B C B X 2-1 ② F8		F X 0-1 SH3-4 2B 1B		F B B X 2-1 HR		B B B C X 3-1 HR		4	3	3	2	0	0	0
Brent Mayne, L (1, 2) OBP: 0.356, SLG: 0.357	C C F F X 0-2 ③ G3			C B S 1 SAFE F S 1-3 ① K		B C F S 1-3 ① K		F B B B F B 4-2 CS BB		3	0	0	0	1	2	1
Orel Hershiser, R (1, 1) OBP: 0.200, SLG: 0.182		B C S X 1-2 ① G6-3	B F X 1-1 ② SH3-4 1-2			C X 0-1 ② L9		M B C B B X 3-2 ②③ F7 1-2		2	0	0	0	0	0	0
Rich Rodriguez, L (6, 1) OBP: 0.167, SLG: 0.167										1	0	0	0	0	0	1
Jose Mesa, R (8, 1)										0	0	0	0	0	0	0
Inning Stats	R: 1 E: 0 K: 1 S: 10 H: 1 LOB: 1 BB: 1 P: 17	R: 0 E: 0 K: 0 S: 8 H: 0 LOB: 0 BB: 0 P: 12	R: 0 E: 0 K: 1 S: 9 H: 0 LOB: 0 BB: 0 P: 14	R: 5 E: 1 K: 2 S: 17 H: 6 LOB: 1 BB: 0 P: 23	R: 0 E: 0 K: 0 S: 11 H: 1 LOB: 1 BB: 0 P: 17	R: 1 E: 0 K: 1 S: 11 H: 2 LOB: 0 BB: 0 P: 17	R: 0 E: 0 K: 0 S: 7 H: 2 LOB: 1 BB: 0 P: 14	R: 1 E: 0 K: 0 S: 8 H: 1 LOB: 0 BB: 1 P: 19	R: 0 E: 0 K: 0 S: 6 H: 2 LOB: 1 BB: 0 P: 10	1B: 9 2B: 3 3B: 0 HR: 3 SF: 0 SAC: 1 DP: 1 HBP: 0						

PITCHER		IP	WLS	BF	H	R	ER	SO	BB	IBB	HBP	BLK	WP	HR	S	P	ERA	WHIP
Darryl Kile, R ERA: 5.2	(1, 1)	6.0	L	28	10	7	7	5	1	0	0	0	0	2	66	100	10.50	1.833
39 Jim Stoops, R ERA: 2.25	(7, 1)	2.0		8	3	1	1	0	1	0	0	0	0	1	15	33	4.50	2.000
Mike Munoz, L ERA: 5.66	(9, 1)	1.0		4	2	0	0	0	0	0	0	0	0	0	6	10	0.00	2.000

PITCHER	IP	WLS	BF	H	R	ER	SO	BB	IBB	HBP	BLK	WP	HR	S	P	ERA	WHIP

TOP

San Francisco Giants @ Colorado Rockies

Coors Field, Denver, CO

Sat Sep 26 1998, 3:33 AM MDT

Att. 47,462 - Sunny - 75 F

livebaseballscorecards.com

AB	37
R	8
H	15
RBI	7
BB	2
SO	5
LOB	8

WP: 0 PB: 0 SB: 0 CS: 3 PA: 41

BOTTOM

San Francisco Giants @ Colorado Rockies

Coors Field, Denver, CO

Sat Sep 26 1998, 3:33 AM MDT

Att. 47,462 - Sunny - 75 F

livebaseballscorecards.com

Batter	1	2	3	4	5	6	7	8	9	AB	R	H	RBI	BB	SO	LOB
Darryl Hamilton, L (1, 8) OBP: 0.398, SLG: 0.399	G4-3		SH1-3 1-2		FC3-6 1B		B1			3	0	1	0	0	0	0
Neifi Perez, S (1, 6) OBP: 0.311, SLG: 0.372	F9		F9		FC3-6 1-2f		K			4	0	0	0	0	1	2
Dante Bichette, R (1, 7) OBP: 0.357, SLG: 0.511	K		K		G6-3		L4			4	0	0	0	0	2	2
Larry Walker, L (1, 9) OBP: 0.444, SLG: 0.631		17 BB 3 SF8 2B		1B 17 G6-4-3 1B		HR		K		4	3	3	1	0	1	0
Vinny Castilla, R (1, 5) OBP: 0.362, SLG: 0.587		3 SF8 17 BB BB		17 G6-4-3 1-3 1B		F7		K		3	0	1	0	1	1	0
17 Todd Helton, L (1, 3) OBP: 0.380, SLG: 0.525		G4-6-3 1-2 2-3 BB		G6-4-3 1-2f 3-H		3 2B BB		G5-3		2	1	0	0	2	0	1
3 Mike Lansing, R (1, 4) OBP: 0.326, SLG: 0.412		SF8 2-3 3-H				1-H 2B			K	3	0	2	2	0	1	0
Jeff Reed, L (1, 2) OBP: 0.378, SLG: 0.469 Angel Echevarria, R (6, PH) OBP: 0.455, SLG: 0.586 39 Jim Stoops, R (7, 1) Mike Munoz, L (9, 1) Jason Bates, S (9, PH) OBP: 0.259, SLG: 0.219	1 SAFE 1 SAFE 1 SAFE	G4-6-3 1-2f		G4-3		F9			G4-3	2 1 0 0 1	0 0 0 0 0	0 0 0 0 0	0 0 0 0 0	0 0 0 0 0	0 0 0 0 0	3 1 0 0 0
Darryl Kile, R (1, 1) OBP: 0.293, SLG: 0.324 7 Kurt Abbott, R (6, PH) OBP: 0.311, SLG: 0.422 Kirt Manwaring, R (7, 2) OBP: 0.335, SLG: 0.325 Edgard Clemente, R (9, PH) OBP: 0.389, SLG: 0.438			SH1-3 1B		K	G4-3			G2-3	2 1 0 1	0 0 0 0	1 0 0 0	0 0 0 0	1 0 0 0	0 1 0 0	0 1 0 0

Inning Stats	1	2	3	4	5	6	7	8	9
	R: 0 E: 0 K: 1 S: 6 H: 0 LOB: 0 BB: 0 P: 10	R: 1 E: 0 K: 0 S: 13 H: 1 LOB: 1 BB: 2 P: 26	R: 0 E: 0 K: 1 S: 7 H: 1 LOB: 1 BB: 0 P: 11	R: 1 E: 0 K: 0 S: 9 H: 3 LOB: 1 BB: 0 P: 13	R: 0 E: 0 K: 1 S: 9 H: 1 LOB: 1 BB: 0 P: 14	R: 2 E: 0 K: 0 S: 8 H: 2 LOB: 1 BB: 1 P: 16	R: 0 E: 0 K: 1 S: 7 H: 0 LOB: 0 BB: 0 P: 12	R: 0 E: 0 K: 2 S: 9 H: 0 LOB: 0 BB: 0 P: 14	R: 0 E: 0 K: 1 S: 6 H: 0 LOB: 0 BB: 0 P: 11

1B: 5	SF: 1
2B: 2	SAC: 1
3B: 0	DP: 2
HR: 1	HBP: 0
WP: 0	PA: 36
PB: 0	
SB: 0	
CS: 0	

AB	31
R	4
H	8
RBI	3
BB	3
SO	7
LOB	10

PITCHER		IP	WLS	BF	H	R	ER	SO	BB	IBB	HBP	BLK	WP	HR	S	P	ERA	WHIP
Orel Hershiser, R ERA: 4.41	(1, 1)	5.1	W	25	8	4	4	3	3	0	0	0	0	1	48	83	6.75	2.062
Rich Rodriguez, L ERA: 3.62	(6, 1)	2.0		6	0	0	0	2	0	0	0	0	0	0	14	24	0.00	0.000
Jose Mesa, R ERA: 4.5	(8, 1)	1.2		5	0	0	0	2	0	0	0	0	0	0	12	20	0.00	0.000

PITCHER	IP	WLS	BF	H	R	ER	SO	BB	IBB	HBP	BLK	WP	HR	S	P	ERA	WHIP

San Francisco Giants @ Colorado Rockies

Coors Field, Denver, CO

Sun Sep 27 1998, 3:33 AM MDT

Att. 48,028 - Sunny - 70 F

TOP

livebaseballscorecards.com

Batter	1	2	3	4	5	6	7	8	9	AB	R	H	RBI	BB	SO	LOB
Marvin Benard, L (1, 8) OBP: 0.396, SLG: 0.434	C B B X 2-1 P5 ①		B B B C B 4-1 G3-1 PB 2B BB	B C B B B 4-1 BB	B B B C X 3-1 1-2 3-H 1B		B C B C B F F B 4-2 1-2 2-3 BB		F B F X 1-2 G4-3 ③	3	1	1	1	3	0	0
(6, 9)																
Robb Nen, R (9, 1)										0	0	0	0	0	0	0
Bill Mueller, S (1, 5) OBP: 0.382, SLG: 0.394	B B B B 4-0 G4-3 BB		B 1 SAFE F B X 2-1 G3-1 ① 1-3	1 SAFE 1 SAFE 1 SAFE B C B 1 SAFE X 2-1 F9 ③	C X 0-1 G1-3 ③		B X 1-0 G4-3 ③			4	0	0	0	1	0	7
Julian Tavarez, L (7, 1) OBP: 0.111, SLG: 0.111										0	0	0	0	0	0	0
Armando Rios, L (9, 9) OBP: 0.667, SLG: 1.429										0	0	0	0	0	0	0
Barry Bonds, L (1, 7) OBP: 0.441, SLG: 0.613	F 1 SAFE B B B B F 1 SAFE X 3-2 G4-3 ② 1-2		F F X 0-2 F8 HR 3-H 2B		C B C F B X 2-2 2B 3B	B X 1-0 F8 ①		X 0-0 F7 ①		5	2	2	1	0	0	1
Jeff Kent, R (1, 4) OBP: 0.361, SLG: 0.559	B F X 1-1 P3 ③		F X 0-1 F8 ② 2-3		F X 0-1 1B E 3-H 2B	B B B C X 3-1 F9 ②		C B F B F F X 2-2 HR		5	2	2	2	0	0	2
Joe Carter, R (1, 9) OBP: 0.305, SLG: 0.466		C B B F B X 3-2 S 1B	B B B F F X 3-2 3-H HR		B X 1-0 E FC4-6 2-3 1B	X 0-0 P4 ③		B X 1-0 1B		4	2	3	2	0	0	0
Rich Rodriguez, L (6, 1) OBP: 0.167, SLG: 0.167										0	0	0	0	0	0	0
Charlie Hayes, R (7, 5) OBP: 0.352, SLG: 0.423										1	0	1	0	0	0	0
J.T. Snow, L (1, 3) OBP: 0.331, SLG: 0.419		C X 0-1 P5 ①	B C B C F X 2-2 2B		B X 1-0 E6 FC4-6 BB 1B 1-3 3-H		B B X 2-0 G3 ①	B B X 2-0 F7 ②		5	1	1	1	0	0	3
Rich Aurilia, R (1, 6) OBP: 0.321, SLG: 0.410		C C F X 0-2 L9 ② 1-2	B C B X 2-1 G6-3 ③		F B S B F B F B 4-2 FC4-6 1-2 BB		B C X 1-1 G6-3 ②	B X 1-0 F8 ③		4	0	0	0	1	0	3
Brian Johnson, R (1, 2) OBP: 0.312, SLG: 0.399		I I I I 4-0 IBB		B X 1-0 F9 ①	B F S S 1-3 K ①		X 0-0 BB 1B 1B		C B X 1-1 G3 ①	3	0	1	0	1	1	3
Wilson Delgado, S (7, PR) OBP: 0.231, SLG: 0.250										0	0	0	0	0	0	0
Brent Mayne, L (7, 2) OBP: 0.355, SLG: 0.355										1	0	0	0	0	0	0
Kirk Rueter, L (1, 1) OBP: 0.209, SLG: 0.224		S B X 1-1 G4-3 ③		C S B X 1-2 F8 ②	X 0-0 FC4-6 1B 1-2f 2-3 3-H		X 0-0 BB 1-2 1B		X 0-0 F8 ②	3	0	0	1	0	0	4
John Johnstone, R (5, 1)										0	0	0	0	0	0	0
Stan Javier, S (6, 8) OBP: 0.383, SLG: 0.374										2	0	1	0	0	0	0

	AB	40
	R	8
	H	12
	RBI	8
	BB	6
	SO	1
	LOB	23

Inning Stats										
	R: 0	H: 0	R: 0	H: 1	R: 3	H: 3	R: 0	H: 0	R: 4	H: 4
	E: 0	LOB: 1	E: 0	LOB: 2	E: 0	LOB: 1	E: 0	LOB: 1	E: 1	LOB: 2
	K: 0	BB: 1	K: 0	BB: 1	K: 0	BB: 1	K: 0	BB: 1	K: 1	BB: 1
	S: 7	P: 17	S: 11	P: 19	S: 17	P: 30	S: 7	P: 15	S: 20	P: 32

Inning Stats										
	R: 0	H: 0	R: 0	H: 2	R: 1	H: 2	R: 0	H: 0	1B: 6	SF: 0	WP: 0	PA: 46
	E: 0	LOB: 0	E: 0	LOB: 3	E: 0	LOB: 1	E: 0	LOB: 0	2B: 3	SAC: 0	PB: 1	
	K: 0	BB: 0	K: 0	BB: 1	K: 0	BB: 0	K: 0	BB: 0	3B: 1	DP: 0	SB: 1	
	S: 4	P: 8	S: 10	P: 18	S: 9	P: 15	S: 6	P: 8	HR: 2	HBP: 0	CS: 0	

PITCHER		IP	WLS	BF	H	R	ER	SO	BB	IBB	HBP	BLK	WP	HR	S	P	ERA	WHIP
Jamey Wright, R ERA: 5.67	(1, 1)	4.0		24	7	7	5	0	3	1	0	0	0	1	50	93	11.25	2.500
Dave Veres, R ERA: 2.83	(5, 1)	1.0		5	1	0	0	1	1	0	0	0	0	0	12	20	0.00	2.000
Curt Leskanic, R ERA: 4.4	(6, 1)	1.0		3	0	0	0	0	0	0	0	0	0	0	4	8	0.00	0.000
Chuck McElroy, L ERA: 2.9	(7, 1)	0.2		5	2	0	0	0	1	0	0	0	0	0	9	16	0.00	4.500
Pedro Astacio, R ERA: 6.23	(7, 1)	1.1		6	2	1	1	0	0	0	0	0	0	1	10	17	6.75	1.500

PITCHER		IP	WLS	BF	H	R	ER	SO	BB	IBB	HBP	BLK	WP	HR	S	P	ERA	WHIP
Jerry Dipoto, R ERA: 3.53	(9, 1)	1.0	W	3	0	0	0	0	0	0	0	0	0	0	6	8	0.00	0.000

Batter	1	2	3	4	5	6	7	8	9	AB	R	H	RBI	BB	SO	LOB
Darryl Hamilton, L (1, 8) OBP: 0.398, SLG: 0.401	B C B F B F X 3-2 ① G6-3		B C X 1-1 G6-3 2B		C C B X 1-2 3B 1-2 1B	C F F X 0-2 ②③ L3 1-2		X 0-0 ③ L6		5	1	2	0	0	0	2
Neifi Perez, S (1, 6) OBP: 0.313, SLG: 0.382	B C X 1-1 ② B1-3		X 0-0 ① F7		B C F X 1-2 1B 1-H 2-H 3B		X 0-0 FC4-6 1B		F X 0-1 HR	5	2	3	3	0	0	1
Larry Walker, L (1, 9) OBP: 0.445, SLG: 0.630	B C S B B X 3-2 FC6-4 1B		B B S X 2-1 ② G6-3 2-3		F C B X 1-2 17 HR 1B 3-H 1B		B C S B 1 SAFE F X 2-2 ① FC4-6 1-2f HR			4	2	2	1	0	0	2
Dante Bichette, R (1, 7) OBP: 0.357, SLG: 0.509	B X 1-0 ③ FC6-4 1-2f		B X 1-0 ③ G5-3		X 0-0 17 HR 1-2 1B		1 SAFE F 1 SAFE X 0-1 ② P3			4	1	1	0	0	0	3
Vinny Castilla, R (1, 5) OBP: 0.362, SLG: 0.589	S B B B X 2-1 ① G5-3		B C X 1-1 ① G1-3		F F B S 1-3 ② K		1 SAFE X 0-0 1-H HR			4	1	1	2	0	1	2
17 Todd Helton, L (1, 3) OBP: 0.380, SLG: 0.530	B X 1-0 1B 1B		F C B F B X 2-2 ② F7		B X 1-0 1-H 2-H HR		B B X 2-0 ③ G6-3			4	1	2	3	0	0	0
3 Mike Lansing, R (1, 4) OBP: 0.325, SLG: 0.411 Jerry Dipoto, R (9, 1)	X 0-0 ② L9		B B X 2-0 ③ F7		F B C C 1-3 ③ K			C B S B X 2-2 ① G5-3		2 0	0 0	0 0	0 0	0 0	0 0	1 0
Kirt Manwaring, R (1, 2) OBP: 0.339, SLG: 0.330 1 Curtis Goodwin, L (6, PH) OBP: 0.313, SLG: 0.308 Jeff Reed, L (7, 2) OBP: 0.377, SLG: 0.467	C C B X 1-2 1-3 1B		B C C B B X 3-2 1B 3B 1B		B F C C B B X 3-2 ① P7			X 0-0 ② G6-3		2 1 1	1 0 0	2 0 0	0 0 0	0 0 0	0 0 0	0 0 0
Jamey Wright, R (1, 1) OBP: 0.071, SLG: 0.286 Terry Shumpert, R (6, 4) OBP: 0.333, SLG: 0.385 Dave Veres, R (6, 1) OBP: 0.000, SLG: 0.000 7 Kurt Abbott, R (5, PH) OBP: 0.306, SLG: 0.418 (6, 4) Curt Leskanic, R (6, 1) Edgard Clemente, R (6, PH) OBP: 0.421, SLG: 0.421 Chuck McElroy, L (7, 1) OBP: 0.400, SLG: 0.200 Pedro Astacio, R (7, 1) OBP: 0.000, SLG: 0.161 Jason Bates, S (6, PH) OBP: 0.286, SLG: 0.230 (6, 4)	X 0-0 ③ F8				C F F F B B S 2-3 ① K	C C B F X 1-2 L3 1B		B B X 2-0 1B		1 1 0 2 0 1 0 0 1	0 0 0 0 0 1 0 0 0	0 0 0 0 0 0 0 0 1	0 0 0 0 0 0 0 0 1	0 1 0 1 0 0 0 0 0	0 1 0 0 0 0 0 0 0	2 1 0 0 0 0 0 0 0
Inning Stats	R: 0 E: 0 K: 0 S: 10 H: 1 LOB: 1 BB: 0 P: 18	R: 0 E: 0 K: 0 S: 8 H: 2 LOB: 2 BB: 0 P: 12	R: 0 E: 0 K: 0 S: 6 H: 1 LOB: 1 BB: 0 P: 10	R: 0 E: 0 K: 0 S: 7 H: 0 LOB: 0 BB: 0 P: 12	R: 6 E: 0 K: 3 S: 25 H: 6 LOB: 0 BB: 0 P: 36	R: 0 E: 0 K: 0 S: 11 H: 1 LOB: 0 BB: 0 P: 15	R: 2 E: 0 K: 0 S: 9 H: 2 LOB: 0 BB: 0 P: 13	R: 0 E: 0 K: 0 S: 6 H: 1 LOB: 1 BB: 0 P: 10	R: 1 E: 0 K: 0 S: 2 H: 1 LOB: 0 BB: 0 P: 2	1B: 10 2B: 2 3B: 1 HR: 3	SF: 0 SAC: 0 DP: 1 HBP: 0	WP: 0 PB: 0 SB: 0 CS: 0	PA: 38				

PITCHER		IP	WLS	BF	H	R	ER	SO	BB	IBB	HBP	BLK	WP	HR	S	P	ERA	WHIP
Kirk Rueter, L ERA: 4.36	(1, 1)	4.1		22	9	5	5	1	0	0	0	0	0	0	49	78	10.38	2.077
John Johnstone, R ERA: 3.09	(5, 1)	1.0		5	2	1	1	2	0	0	0	0	0	1	14	21	9.00	2.000
Rich Rodriguez, L ERA: 3.7	(6, 1)	1.0		3	1	1	1	0	0	0	0	0	0	0	9	11	9.00	1.000
Julian Tavarez, R ERA: 3.8	(7, 1)	1.2		7	2	1	1	0	0	0	0	0	0	1	10	16	5.40	1.200
Robb Nen, R ERA: 1.52	(9, 1)	0.0	L	1	1	1	1	0	0	0	0	0	0	1	2	2	∞	∞

PITCHER	IP	WLS	BF	H	R	ER	SO	BB	IBB	HBP	BLK	WP	HR	S	P	ERA	WHIP

BOTTOM

San Francisco Giants @ Colorado Rockies

Coors Field, Denver, CO

Sun Sep 27 1998, 3:33 AM MDT

Att. 48,028 - Sunny - 70 F

livebaseballscorecards.com

AB	38
R	9
H	15
RBI	9
BB	0
SO	3
LOB	14

Batter	1	2	3	4	5	6	7	8	9	AB	R	H	RBI	BB	SO	LOB
Stan Javier, S (1, 8) OBP: 0.385, SLG: 0.374	C B X 1-1 ① P8		F B B B B 4-1 BB		B B B C B 4-1 BB		C B B X 2-1 ② P7		X 0-0 SF9 BB FC6-4 1-2 3-H 1B	3	1	1	1	2	0	2
Rich Aurilia, R (1, 6) OBP: 0.319, SLG: 0.407 Shawon Dunston, R (7, PH) OBP: 0.255, SLG: 0.401 (7, 6) Ellis Burks, R (9, PH) OBP: 0.365, SLG: 0.496 Rey Sanchez, R (9, PR) OBP: 0.325, SLG: 0.361	B B X 2-0 ② G5-3		B C B 1 SAFE F C 2-3 ③ K		B 1 SAFE F F B 1 SAFE X 2-2 ② F9		F B B X 2-2 1-2 2-3 1B		C S B F F B F F B 4-2 B FC6-4 1-2 2-3 BB	3 1 0 0	0 0 0 0	0 1 0 0	0 0 0 0	0 0 1 0	1 0 0 0	2 0 0 0
Barry Bonds, L (1, 7) OBP: 0.438, SLG: 0.609	C C F B B S 2-3 ③ K			F F B B X 2-2 ① G5-3	F C X 0-2 ③ P5		B C X 1-1 ③ G3		C B X 1-1 ① SF9 2-3 3-H	4	0	0	1	0	1	4
Jeff Kent, R (1, 4) OBP: 0.359, SLG: 0.555		C X 0-1 ① G1-3		F S B H 2-2 G3 BB HBP		C B F B X 2-2 ① L4		X 0-0 ① G6-3	B B F X 2-1 ② FC6-4 1-2f 3-H	4	0	0	1	0	0	1
Joe Carter, R (1, 9) OBP: 0.304, SLG: 0.461		B B C B X 3-1 ② L9		C 1 SAFE B B 1 SAFE F F B B B 4-2 G3 1-2 BB		F C B F F S 1-3 ② K		B B C F X 2-2 ② G6-3	C B F X 2-2 ③ P3	4	0	0	0	1	1	1
J.T. Snow, L (1, 3) OBP: 0.332, SLG: 0.423		B B B B 4-0 BB		C X 0-1 ② G3 1-2 2-3		X 0-0 ③ F7		X 0-0 3B		3	0	1	0	1	0	2
Charlie Hayes, R (1, 5) OBP: 0.351, SLG: 0.419 Jose Mesa, R (8, 1)		B B C S B 1 SAFE X 3-2 ③ F9		F B B B S B 4-2 BB			F B B X 2-1 ① L4	C X 0-1 ③ G4-3		3 0	0 0	0 0	0 0	1 0	0 0	2 0
Brian Johnson, R (1, 2) OBP: 0.310, SLG: 0.396 Brent Mayne, L (7, PH) OBP: 0.359, SLG: 0.360 (7, 2)		F F F B X 1-2 ① F9	C B B F C 2-3 ③ K				X 0-0 1B BB 1B		X 0-0 1B 1B 1B	2 2	0 1	0 2	0 0	0 0	1 0	3 0
Mark Gardner, R (1, 1) OBP: 0.228, SLG: 0.178 Rich Rodriguez, L (6, 1) OBP: 0.167, SLG: 0.167 John Johnstone, R (6, 1) Armando Rios, L (7, PH) OBP: 0.700, SLG: 1.429 Russ Ortiz, R (7, 1) OBP: 0.333, SLG: 0.400 Alvin Morman, L (7, 1) Bill Mueller, S (8, 5) OBP: 0.383, SLG: 0.395		C F B B S 2-3 ② K			B C F B C 2-3 ① K		B C S B F F B B 4-2 1B 1-2 BB		B C X 1-1 BB 1B SF9 1-3 1B	2 0 0 0 0 0 1	0 0 0 0 0 0 1	0 0 0 0 0 0 1	0 0 0 0 1 0 1	0 0 0 0 0 0 0	2 0 0 0 0 0 0	0 0 0 0 0 0 0
Inning Stats	R: 0 E: 0 K: 1 S: 7 H: 0 LOB: 0 BB: 0 P: 12	R: 0 E: 0 K: 0 S: 7 H: 0 LOB: 1 BB: 1 P: 17	R: 0 E: 0 K: 2 S: 11 H: 0 LOB: 1 BB: 1 P: 20	R: 0 E: 0 K: 1 S: 15 H: 0 LOB: 3 BB: 2 P: 29	R: 0 E: 0 K: 1 S: 10 H: 0 LOB: 1 BB: 1 P: 18	R: 0 E: 0 K: 1 S: 9 H: 0 LOB: 0 BB: 0 P: 12	R: 0 E: 0 K: 0 S: 14 H: 2 LOB: 3 BB: 1 P: 25	R: 0 E: 0 K: 0 S: 7 H: 1 LOB: 1 BB: 0 P: 9	R: 3 E: 0 K: 0 S: 17 H: 3 LOB: 1 BB: 1 P: 27	1B: 5 2B: 0 3B: 1 HR: 0 SF: 1 SAC: 0 DP: 0 HBP: 1						

TOP

San Francisco Giants @ Chicago Cubs

Wrigley Field, Chicago, IL

Mon Sep 28 1998, 7:05 PM CDT

Att. 39,556 - Overcast - 70 F

livebaseballscorecards.com

AB	32
R	3
H	6
RBI	3
BB	7
SO	6
LOB	17

WP: 0 PA: 41
PB: 0
SB: 0
CS: 0

PITCHER		IP	WLS	BF	H	R	ER	SO	BB	IBB	HBP	BLK	WP	HR	S	P	ERA	WHIP
Steve Trachsel, R ERA: 4.46	(1, 1)	6.1	W	27	1	0	0	6	6	0	1	0	0	0	66	121	0.00	1.105
Matt Karchner, R ERA: 5.15	(7, 1)	0.1		2	1	0	0	0	0	0	0	0	0	0	5	9	0.00	3.000
Felix Heredia, L ERA: 5.06	(7, 1)	0.1		1	0	0	0	0	0	0	0	0	0	0	2	3	0.00	0.000
Kevin Tapani, R ERA: 4.85	(8, 1)	1.0		6	3	2	2	0	0	0	0	0	0	0	10	13	18.00	3.000
Terry Mulholland, L ERA: 2.89	(9, 1)	0.1		3	1	0	0	0	1	0	0	0	0	0	9	14	0.00	6.000

PITCHER		IP	WLS	BF	H	R	ER	SO	BB	IBB	HBP	BLK	WP	HR	S	P	ERA	WHIP
Rod Beck, R ERA: 3.02	(9, 1)	0.2	S	2	0	1	1	0	0	0	0	0	0	0	5	9	13.50	0.000

Batter	1	2	3	4	5	6	7	8	9	AB	R	H	RBI	BB	SO	LOB
Lance Johnson, L (1, 8) OBP: 0.335, SLG: 0.352	C S B X 1-2 G6-3 ①		C C X 0-2 G6-3 ③			C B X 1-1 1B 1B 1B	C X 0-1 P9 ③			4	1	1	0	0	0	2
Mickey Morandini, L (1, 4) OBP: 0.380, SLG: 0.385	C B F X 1-2 G1-6-3 1B			C C B B B F X 3-2 F7 ①		1 SAFE X 0-0 F7 ①		B C F F B S 2-3 K ①		4	0	1	0	0	1	1
Sammy Sosa, R (1, 9) OBP: 0.377, SLG: 0.647	X 0-0 G1-6-3 ② ③ 1-2f			B B S S S 2-3 K ②		1 SAFE S 1 SAFE X 0-1 BB 1-3 1B 1B		B F S B B F X 3-2 2B WP 1B		4	2	2	0	0	1	1
Mark Grace, L (1, 3) OBP: 0.401, SLG: 0.471		C B B X 2-1 G6-4-3 1B		C B X 1-1 P5 ③		B 1 SAFE B B C B 4-1 1B 1-2 BB		X 0-0 WP 1-3 2B		3	0	2	0	1	0	0
Henry Rodriguez, L (1, 7) OBP: 0.334, SLG: 0.530 Matt Mieske, R (6, PH) OBP: 0.373, SLG: 0.402 Matt Karchner, R (7, 7) Felix Heredia, L (7, 1) Kevin Tapani, R (7, 1) OBP: 0.205, SLG: 0.200 Terry Mulholland, R (8, 1) OBP: 0.368, SLG: 0.412 Rod Beck, R (9, 1)		B C B F 1 SAFE X 2-2 F9 ①	B B B C X 3-1 HR 1B	C X 0-1 G6-4-3 1-3 2-H 3-H 1B		P X 1-0 G4-3 ②				2 1 0 0 1 0 0	1 0 0 0 0 0 0	1 1 0 0 0 0 0	0 2 0 0 0 0 0	0 0 0 0 0 0 0	1 0 0 0 2 0 0	0 0 0 0 0 0 0
Gary Gaetti, R (1, 5) OBP: 0.356, SLG: 0.495		X 0-0 G6-4-3 ② ③ 1-2f	C C X 0-2 1-H HR	1 B F S X 1-2 G6-4-3 ② ③ 1-2f		C C B F F F B X 2-2 F7 ③ 2-3 3-H				4	1	1	2	0	0	4
Tyler Houston, L (1, 2) OBP: 0.290, SLG: 0.396		C C B B X 2-2 F8 ①	X 0-0 F8 ①			B B B C X 3-1 G4-3 ①				3	0	0	0	0	0	0
José Hernández, R (1, 6) OBP: 0.311, SLG: 0.471		B C B B B 4-1 SH3-4 BB	B C B S B C 3-3 K ②				S B B X 2-1 G3-1 S 1B			2	0	1	0	1	1	0
Steve Trachsel, R (1, 1) OBP: 0.338, SLG: 0.359 Orlando Merced, S (7, 7) OBP: 0.336, SLG: 0.413		X 0-0 SH3-4 ② 1-2	C B B X 2-1 F8 ③			C 1 SAFE S F B F F 1 SAFE F 2-2 B X G3-1 ② 1-3				1 1	0 0	0 0	0 0	0 0	0 0	0 1
Inning Stats	R: 0 E: 0 K: 0 S: 7 H: 1 LOB: 0 BB: 0 P: 9	R: 0 E: 0 K: 0 S: 6 H: 1 LOB: 0 BB: 0 P: 10	R: 0 E: 0 K: 0 S: 8 H: 0 LOB: 1 BB: 1 P: 14	R: 0 E: 0 K: 1 S: 9 H: 0 LOB: 0 BB: 0 P: 15	R: 2 E: 0 K: 1 S: 11 H: 2 LOB: 0 BB: 0 P: 19	R: 2 E: 0 K: 0 S: 11 H: 3 LOB: 1 BB: 1 P: 17	R: 0 E: 0 K: 0 S: 13 H: 1 LOB: 1 BB: 0 P: 20	R: 1 E: 0 K: 1 S: 17 H: 2 LOB: 1 BB: 0 P: 24								

BOTTOM

San Francisco Giants @ Chicago Cubs

Wrigley Field, Chicago, IL

Mon Sep 28 1998, 7:05 PM CDT

Att. 39,556 - Overcast - 70 F

livebaseballscorecards.com

AB	30
R	5
H	10
RBI	4
BB	2
SO	3
LOB	12

1B: 8	2B: 1	3B: 0	HR: 1	SF: 0	SAC: 1	DP: 3	HBP: 0	WP: 1	PB: 0	SB: 1	CS: 0	PA: 33
---	---	---	---	---	---	---	---	---	---	---	---	---

PITCHER		IP	WLS	BF	H	R	ER	SO	BB	IBB	HBP	BLK	WP	HR	S	P	ERA	WHIP
Mark Gardner, R ERA: 4.33	(1, 1)	5.1	L	21	6	4	4	2	1	0	0	0	0	1	46	73	6.75	1.312
Rich Rodriguez, L ERA: 3.7	(6, 1)	0.0		2	1	0	0	0	1	0	0	0	0	0	3	7	∞	∞
John Johnstone, R ERA: 3.07	(6, 1)	0.2		1	0	0	0	0	0	0	0	0	0	0	3	4	0.00	0.000
Russ Ortiz, R ERA: 4.99	(7, 1)	0.2		3	1	0	0	0	0	0	0	0	0	0	11	18	0.00	1.500
Alvin Morman, L ERA: 5.28	(7, 1)	0.2		2	0	0	0	1	0	0	0	0	0	0	6	8	0.00	0.000

PITCHER		IP	WLS	BF	H	R	ER	SO	BB	IBB	HBP	BLK	WP	HR	S	P	ERA	WHIP
Jose Mesa, R ERA: 4.57	(8, 1)	0.2		4	2	1	1	0	0	0	0	0	1	0	13	18	13.50	3.000