

San Francisco Giants - 1998

Batter	1	2	3	4	5	6	7	8	9	10	11	12	13	AB R H RBI BB SO LOB	TOP																							
Darryl Hamilton, L (1.8)														5 2 0 0 2 3 3	San Francisco Giants @ Houston Astros Astrodome, Houston, TX Tue Mar 31 1998, 4:33 AM EST Att. 43,776 - Dome - 72 F livebaseballscorecards.com AB 52 R 9 H 16 RBI 9 BB 8 SO 10 LOB 32																							
Bill Mueller, S (1.5) John Johnstone, R (11.1)														4 1 2 1 1 0 1 0 0 0 0 0 0 0 1 1 1 1 0 0 0 0 0 0 0 0 0 0																								
Alex Diaz, S (13. PH) Jim Poole, L (13.1)														6 0 2 0 1 1 6																								
Barry Bonds, L (1.7)														7 2 5 4 0 1 4																								
Jeff Kent, R (1.4) OBP: 0.714, SLG: 1.286														5 1 0 0 2 1 6																								
J.T. Snow, L (1.3)														7 0 1 3 0 2 2																								
Stan Javier, S (1.9) OBP: 0.143, SLG: 0.286														6 0 1 0 1 0 3																								
Brian Johnson, R (1.2) OBP: 0.286, SLG: 0.167														2 0 0 0 0 1 2 1 0 1 0 0 0 0 1 0 0 0 0 0 1 1 0 0 0 0 1 1 0 0 0 0 1 0 0																								
Rich Aurilia, R (1.6) Steve Reed, R (4.1) Julian Tavarez, L (7.1) Robb Nen, R (8.1) Charlie Hayes, R (11.5)														1 0 1 0 0 0 0 1 0 0 0 0 1 1 0 0 0 0 1 0 0																								
Shawn Estes, R (1.1) Rey Sanchez, R (4.6) OBP: 1.000, SLG: 2.000														1 0 1 0 0 0 0 5 2 2 0 0 0 3																								
Inning Stats	R: 0 E: 0 K: 0 S: 2	H: 0 LOB: 0 BB: 1 P: 6	R: 0 E: 0 K: 1 S: 6	H: 1 LOB: 2 BB: 1 P: 10	R: 3 E: 0 K: 0 S: 5	H: 3 LOB: 0 BB: 1 P: 9	R: 0 E: 0 K: 1 S: 5	H: 0 LOB: 0 BB: 0 P: 5	R: 1 E: 1 K: 0 S: 6	H: 2 LOB: 2 BB: 0 P: 6	R: 0 E: 0 K: 2 S: 8	H: 1 LOB: 2 BB: 1 P: 12	R: 0 E: 0 K: 2 S: 9	H: 0 LOB: 1 BB: 0 P: 7		R: 0 E: 0 K: 2 S: 8	H: 2 LOB: 2 BB: 0 P: 9	R: 0 E: 0 K: 1 S: 5	H: 1 LOB: 1 BB: 1 P: 9	R: 0 E: 0 K: 0 S: 3	H: 0 LOB: 0 BB: 0 P: 3	R: 5 E: 0 K: 1 S: 9	H: 4 LOB: 1 BB: 2 P: 17	1B: 12 2B: 3 3B: 0 HR: 1	SF: 1 SAC: 0 DP: 2 HBP: 0	W/P: 0 PB: 0 SB: 0 CS: 0	PA: 61											
PITCHER	IP Shane Reynolds, R (1.1) Mike Magnante, L (7.1) Billy Wagner, L (8.1) Doug Henry, R (10.1) C.J. Nitkowski, L (12.1)	WLS 6.0 2.0 1.0 2.0 1.2	BF 27 9 5 8 8	H 7 1 2 2 3	R 4 0 0 0 3	ER 3 0 0 0 3	SO 2 0 2 3 1	BB 3 2 0 1 0	IBB 0 0 0 0 0	HBP 0 0 0 0 0	BLK 0 0 0 0 0	WP 0 0 0 0 0	HR 1 0 0 0 0	S 28 11 9 13 9		P 40 19 9 17 13	ERA 4.50 0.00 0.00 0.00 16.20	WHIP 1.667 1.500 2.000 1.500 1.800	PITCHER Jose Cabrera, R (13.1) ERA: 54.0	IP 0.1	WLS 0	BF 4	H 2	R 2	ER 2	SO 0	BB 0	IBB 1	HBP 0	BLK 0	WP 0	HR 0	S 3	P 7	ERA 54.00	WHIP 6.000		

Batter	1	2	3	4	5	6	7	8	9	10	11	12	13	AB R H RBI BB SO LOB	BOTTOM																							
Craig Biggio, R (1.4) OBP: 0.333, SLG: 0.333														6 1 2 1 0 1 4	San Francisco Giants @ Houston Astros Astrodome, Houston, TX Tue Mar 31 1998, 4:33 AM EST Att. 43,776 - Dome - 72 F livebaseballscorecards.com AB 45 R 4 H 9 RBI 4 BB 7 SO 13 LOB 25																							
Derek Bell, R (1.9) OBP: 0.667, SLG: 1.167														6 0 4 2 0 2 1																								
5 Jeff Bagwell, R (1.3)														4 0 0 0 2 1 3																								
Sean Berry, R (1.5) Bill Spiers, L (5.5)														2 1 1 1 0 1 1 3 0 0 0 1 2 4																								
Moises Alou, R (1.7)														5 0 0 0 1 2 2																								
Richard Hidalgo, R (1.8) OBP: 0.167, SLG: 0.167														6 0 1 0 0 1 2																								
Ricky Gutierrez, R (1.6) Billy Wagner, L (8.1) Doug Henry, R (9.1) Jack Howell, L (11. PH) C.J. Nitkowski, L (12.1) Jose Cabrera, R (13.1) Carl Everett, S (13. PH)														4 0 1 0 0 0 0 0 0 0 0 0 0 0 1 0 0 0 0 0 0 0 0 0 0 0 0 0 1 0 0 0 0 0 2																								
Brad Ausmus, R (1.2)														3 1 0 0 3 1 2																								
Shane Reynolds, R (1.1) Mike Magnante, L (7.1) Tim Bogar, R (9.6)														2 1 0 0 0 1 4 0 0 0 0 0 0 0 2 0 0 0 0 1 0																								
Inning Stats	R: 1 E: 0 K: 1 S: 7	H: 2 LOB: 1 BB: 0 P: 7	R: 0 E: 0 K: 1 S: 6	H: 2 LOB: 2 BB: 1 P: 10	R: 1 E: 0 K: 1 S: 6	H: 2 LOB: 0 BB: 0 P: 6	R: 2 E: 1 K: 0 S: 6	H: 2 LOB: 3 BB: 2 P: 14	R: 0 E: 0 K: 0 S: 3	H: 0 LOB: 0 BB: 0 P: 3	R: 0 E: 0 K: 1 S: 5	H: 0 LOB: 1 BB: 1 P: 9	R: 0 E: 0 K: 2 S: 8	H: 0 LOB: 0 BB: 0 P: 7		R: 0 E: 0 K: 3 S: 9	H: 0 LOB: 0 BB: 0 P: 9	R: 0 E: 0 K: 0 S: 3	H: 1 LOB: 1 BB: 0 P: 6	R: 0 E: 0 K: 0 S: 6	H: 0 LOB: 2 BB: 2 P: 11	1B: 5 2B: 4 3B: 0 HR: 1	SF: 0 SAC: 1 DP: 3 HBP: 0	W/P: 0 PB: 0 SB: 0 CS: 0	PA: 53													
PITCHER	IP Shawn Estes, L (1.1) Steve Reed, R (4.1) Julian Tavarez, R (7.1) Robb Nen, R (8.1) John Johnstone, R (11.1)	WLS 3.2 2.1 2.0 2.0 2.0	BF 21 8 0 6 7	H 8 0 0 0 1	R 4 0 0 0 0	ER 2 0 0 0 0	SO 3 0 3 5 1	BB 2 1 0 0 0	IBB 1 0 0 0 0	HBP 0 0 0 0 0	BLK 0 0 0 0 0	WP 0 0 0 0 0	HR 1 0 0 0 0	S 24 9 11 16 9		P 36 13 15 16 9	ERA 4.91 0.00 0.00 0.00 0.00	WHIP 2.727 0.429 0.500 0.000 0.500	PITCHER Jim Poole, L (13.1) ERA:	IP 1.0	WLS 1.0	BF 5	H 0	R 0	ER 0	SO 0	BB 2	IBB 0	HBP 0	BLK 0	WP 0	HR 0	S 3	P 11	ERA 0.00	WHIP 2.000		



Batter	1	2	3	4	5	6	7	8	9	AB	R	H	RBI	BB	SO	LOB	TOP								
Darryl Hamilton, L (1, 8) OBP: 0.294, SLG: 0.267 Alex Diaz, S (9, 8) OBP: 1.000, SLG: 1.000										5	0	0	0	0	3	4	San Francisco Giants @ Houston Astros Astrodome, Houston, TX Thu Apr 02 1998, 8:05 PM EST Att: 15,040 - Dome - 72 F								
Bill Mueller, S (1, 5) OBP: 0.615, SLG: 0.615										5	3	3	0	0	0	0									
Barry Bonds, L (1, 7) OBP: 0.294, SLG: 0.375 Marvin Benard, L (9, 7)										5	2	2	0	0	0	2									
Jeff Kent, R (1, 4) OBP: 0.625, SLG: 1.143										4	3	3	2	1	0	1									
Stan Javier, S (1, 9) OBP: 0.438, SLG: 0.533										5	1	4	5	0	0	1									
Brian Johnson, R (1, 2) OBP: 0.417, SLG: 0.222										3	0	1	0	2	0	3									
J.T. Snow, L (1, 3) OBP: 0.308, SLG: 0.300										4	0	2	1	0	0	2									
Rey Sanchez, R (1, 6) OBP: 0.300, SLG: 0.444										4	0	1	1	0	0	2									
Kirk Rueter, L (1, 1) Steve Reed, R (6, 1) Russ Ortiz, R (8, 1)										3	0	0	0	0	1	6									
										1	0	0	0	0	0	0									
										1	0	0	0	0	0	0									
Inning Stats	R: 1 E: 0 K: 1 S: 11	H: 2 LOB: 1 BB: 0 P: 14	R: 0 E: 0 K: 1 S: 8	H: 1 LOB: 2 BB: 1 P: 17	R: 3 E: 0 K: 0 S: 16	H: 4 LOB: 0 BB: 1 P: 25	R: 0 E: 0 K: 1 S: 9	H: 0 LOB: 0 BB: 0 P: 14	R: 2 E: 0 K: 1 S: 14	H: 3 LOB: 2 BB: 1 P: 22	R: 1 E: 0 K: 0 S: 16	H: 3 LOB: 0 BB: 0 P: 24	R: 0 E: 0 K: 0 S: 8	H: 0 LOB: 0 BB: 0 P: 12	R: 2 E: 0 K: 0 S: 8	H: 3 LOB: 0 BB: 0 P: 10	R: 0 E: 0 K: 0 S: 9	H: 0 LOB: 0 BB: 0 P: 13	1B: 8 2B: 8 3B: 1 HR: 0	SF: 2 SAC: 0 DP: 1 HBP: 0	WP: 0 PB: 0 SB: 0 CS: 0	PA: 45			
PITCHER	IP	WLS	BF	H	R	ER	SO	BB	IBB	HBP	BLK	WP	HR	S	P	ERA	WHIP								
John Halama, L (1, 1) ERA: 13.5	4.0	L	23	9	6	6	3	2	0	0	0	0	0	49	77	13.50	2.750								
C.J. Nitkowski, L (5, 1) ERA: 9.92	2.0		11	4	1	1	1	1	0	0	1	0	0	25	39	4.50	2.500								
Jose Cabrera, R (7, 1) ERA: 15.43	2.0		8	3	2	2	0	0	0	0	0	0	0	16	22	9.00	1.500								
Trever Miller, L (9, 1) ERA:	1.0		3	0	0	0	0	0	0	0	0	0	0	9	13	0.00	0.000								

Batter	1	2	3	4	5	6	7	8	9	AB	R	H	RBI	BB	SO	LOB	BOTTOM								
Craig Biggio, R (1, 4) OBP: 0.338, SLG: 0.250										4	1	0	0	1	1	2	San Francisco Giants @ Houston Astros Astrodome, Houston, TX Thu Apr 02 1998, 8:05 PM EST Att: 15,040 - Dome - 72 F								
Derek Bell, R (1, 9) OBP: 0.500, SLG: 0.692										3	1	1	0	2	2	1									
5 Jeff Bagwell, R (1, 3) OBP: 0.300, SLG: 0.100										3	0	1	1	2	0	2									
Sean Berry, R (1, 5) OBP: 0.375, SLG: 0.800										3	0	0	1	1	2	2									
Moises Alou, R (1, 7) OBP: 0.286, SLG: 0.364										2	0	0	0	2	0	3									
Richard Hidalgo, R (1, 8) OBP: 0.200, SLG: 0.111										3	0	0	0	0	0	4									
Tim Lincecum, R (1, 6) OBP: 0.250, SLG: 0.250 Jose Cabrera, R (7, 1) 35 Dave Clark, L (8, PH) Trever Miller, R (9, 1)										2	0	1	0	0	0	1									
Brad Ausmus, R (1, 2) OBP: 0.357, SLG: 0.100										3	0	0	0	1	0	1									
John Halama, L (1, 1) C.J. Nitkowski, L (5, 1) Ricky Gutierrez, R (5, 6) Carl Everett, S (6, PH) OBP: 0.167, SLG: 0.167										1	0	0	0	0	1	1									
										0	0	0	0	0	0	0									
										2	0	0	0	1	1	3									
										1	0	0	0	1	0	0									
Inning Stats	R: 0 E: 0 K: 0 S: 12	H: 0 LOB: 3 BB: 3 P: 30	R: 0 E: 0 K: 2 S: 10	H: 1 LOB: 0 BB: 0 P: 18	R: 1 E: 0 K: 1 S: 8	H: 2 LOB: 0 BB: 0 P: 13	R: 0 E: 0 K: 0 S: 4	H: 0 LOB: 0 BB: 0 P: 7	R: 1 E: 0 K: 0 S: 11	H: 0 LOB: 2 BB: 3 P: 24	R: 0 E: 0 K: 1 S: 8	H: 0 LOB: 0 BB: 0 P: 15	R: 0 E: 0 K: 1 S: 10	H: 0 LOB: 1 BB: 1 P: 19	R: 0 E: 1 K: 3 S: 18	H: 0 LOB: 3 BB: 2 P: 33	R: 0 E: 0 K: 1 S: 9	H: 0 LOB: 1 BB: 1 P: 18	1B: 2 2B: 1 3B: 0 HR: 0	SF: 1 SAC: 0 DP: 2 HBP: 1	WP: 0 PB: 0 SB: 0 CS: 0	PA: 40			
PITCHER	IP	WLS	BF	H	R	ER	SO	BB	IBB	HBP	BLK	WP	HR	S	P	ERA	WHIP								
Kirk Rueter, L (1, 1) ERA: 3.6	5.0	W	23	3	2	2	3	6	0	0	0	0	0	45	92	3.60	1.800								
Steve Reed, R (6, 1) ERA:	2.0		7	0	0	0	2	1	0	0	0	0	0	18	34	0.00	0.500								
Russ Ortiz, R (8, 1) ERA:	2.0		10	0	0	0	4	3	0	0	0	0	0	27	51	0.00	1.500								

Batter	1	2	3	4	5	6	7	8	9	AB	R	H	RBI	BB	SO	LOB	TOP				
Darryl Hamilton, L OBP: 0.318, SLG: 0.350	G3			1B	2B	F7		K		5	0	2	2	0	1	3					
Bill Mueller, S OBP: 0.524, SLG: 0.529	P6			1B					L7	4	1	1	0	1	1	1					
Barry Bonds, L OBP: 0.273, SLG: 0.381	P8			FC4-6						5	1	1	0	0	1	1					
Jeff Kent, R OBP: 0.571, SLG: 0.947		G6-3		FC5-4					P3	5	2	2	1	0	0	1					
J.T. Snow, L OBP: 0.353, SLG: 0.429	G4-3					F7				4	1	2	1	0	0	0					
Stan Javier, S OBP: 0.450, SLG: 0.611	F9									3	1	1	1	1	0	1					
Brian Johnson, R OBP: 0.375, SLG: 0.231			G6-3							4	1	1	0	0	0	1					
Rich Aurilia, R OBP: 0.300, SLG: 0.222			P8							4	1	2	1	0	0	0					
Mark Gardner, R John Johnstone, R Robb Nen, R										1	0	0	0	0	1	0					
Inning Stats	R: 0 H: 0 E: 0 K: 0 S: 7	H: 0 LOB: 0 BB: 0 P: 13	R: 0 H: 0 E: 0 K: 0 S: 6	H: 0 LOB: 0 BB: 0 P: 10	R: 0 H: 0 E: 0 K: 1 S: 6	H: 0 LOB: 0 BB: 0 P: 9	R: 0 H: 2 E: 0 K: 0 S: 9	H: 2 LOB: 1 BB: 0 P: 14	R: 3 H: 3 E: 0 K: 1 S: 12	H: 3 LOB: 1 BB: 1 P: 17	R: 2 H: 4 E: 1 K: 0 S: 12	H: 4 LOB: 3 BB: 0 P: 21	R: 3 H: 3 E: 0 K: 0 S: 20	H: 3 LOB: 0 BB: 1 P: 30	R: 0 H: 0 E: 0 K: 1 S: 6	H: 0 LOB: 0 BB: 0 P: 6	R: 0 H: 0 E: 0 K: 1 S: 6	H: 0 LOB: 0 BB: 0 P: 12	1B: 8 2B: 3 3B: 1 HR: 0	SF: 0 SAC: 1 DP: 1 HBP: 1	WP: 0 PA: 40 PB: 0 SB: 0 CS: 1
PITCHER	IP	WLS	BF	H	R	ER	SO	BB	IBB	HBP	BLK	WP	HR	S	P	ERA	WHIP				
Jeff Suppan, R ERA: 8.44	5.1	L	24	8	5	5	2	1	0	0	0	0	0	47	72	8.44	1.688				
Clint Sodowsky, R ERA: 40.5	0.2		8	4	3	3	0	1	0	1	0	0	0	20	36	40.50	7.500				
Scott Brow, R ERA: 2.25	3.0		8	0	0	0	2	0	0	0	0	0	0	17	24	0.00	0.000				

San Francisco Giants @ Arizona Diamondbacks
Bank One Ballpark, Phoenix, AZ
Fri Apr 03 1998, 10:05 PM EST
Att: 45,590 - Unknown - 64 F

AB	36
R	8
H	12
RBI	6
BB	2
SO	4
LOB	8



Batter	1	2	3	4	5	6	7	8	9	AB	R	H	RBI	BB	SO	LOB	BOTTOM				
Devon White, S OBP: 0.286, SLG: 0.231	K		F7		B1-3				G3	1	0	0	0	0	1	0					
Karim Garcia, L OBP: 0.063, SLG: 0.250										4	0	0	0	0	0	3					
Jay Bell, R OBP: 0.294, SLG: 0.357	P3			2B	G1-3					4	1	1	0	0	1	0					
Travis Lee, L OBP: 0.353, SLG: 0.563	K									3	1	0	0	1	2	1					
Matt Williams, R OBP: 0.294, SLG: 0.563		G6-3								4	0	2	0	0	0	0					
Brent Brede, L OBP: 0.308, SLG: 0.364		G6-3								3	1	1	1	1	0	1					
Yamil Benitez, R OBP: 0.286, SLG: 0.167		G6-3								2	0	0	1	1	0	1					
Kelly Stinnett, R			G6-3							4	0	0	0	0	3	6					
Tony Batista, R OBP: 0.375, SLG: 0.375			K		K					4	0	0	0	0	3	5					
Jeff Suppan, R OBP: 0.500, SLG: 0.500										2	0	1	0	0	1	0					
Clint Sodowsky, L										0	0	0	0	0	0	0					
Scott Brow, R										0	0	0	0	0	0	0					
Andy Fox, L OBP: 0.500, SLG: 0.500										2	0	1	1	0	1	0					
Chris Jones, R OBP: 0.500, SLG: 0.667										0	0	0	0	0	1	0					
Inning Stats	R: 0 H: 0 E: 0 K: 2 S: 7	H: 0 LOB: 0 BB: 0 P: 12	R: 0 H: 0 E: 0 K: 0 S: 5	H: 0 LOB: 0 BB: 0 P: 9	R: 0 H: 1 E: 0 K: 1 S: 8	H: 1 LOB: 1 BB: 0 P: 12	R: 1 H: 2 E: 0 K: 3 S: 16	H: 2 LOB: 2 BB: 2 P: 32	R: 0 H: 0 E: 0 K: 1 S: 7	H: 0 LOB: 0 BB: 0 P: 11	R: 1 H: 1 E: 0 K: 0 S: 10	H: 1 LOB: 1 BB: 1 P: 20	R: 0 H: 0 E: 0 K: 2 S: 10	H: 0 LOB: 0 BB: 0 P: 13	R: 0 H: 0 E: 0 K: 1 S: 6	H: 0 LOB: 0 BB: 0 P: 9	R: 0 H: 0 E: 0 K: 1 S: 18	H: 0 LOB: 0 BB: 0 P: 29	1B: 3 2B: 2 3B: 1 HR: 0	SF: 0 SAC: 0 DP: 0 HBP: 0	WP: 0 PA: 37 PB: 0 SB: 0 CS: 0
PITCHER	IP	WLS	BF	H	R	ER	SO	BB	IBB	HBP	BLK	WP	HR	S	P	ERA	WHIP				
Mark Gardner, R ERA: 3.0	6.0	W	25	4	2	2	8	2	0	0	0	0	0	53	96	3.00	1.000				
John Johnstone, R ERA	2.0		6	0	0	0	3	0	0	0	0	0	0	16	22	0.00	0.000				
Robb Nen, R ERA: 3.0	1.0		6	2	1	1	1	1	0	0	0	0	0	18	29	9.00	3.000				

San Francisco Giants @ Arizona Diamondbacks
Bank One Ballpark, Phoenix, AZ
Fri Apr 03 1998, 10:05 PM EST
Att: 45,590 - Unknown - 64 F

AB	33
R	3
H	6
RBI	3
BB	4
SO	12
LOB	17



Batter	1	2	3	4	5	6	7	8	9	AB	R	H	RBI	BB	SO	LOB	TOP								
Alex Diaz, S OBP: 0.333, SLG: 0.333 Robb Nen, R (9, 1)	F9		1B			P6	G3		K	5	0	1	0	0	1	1									
Rich Aurilia, R OBP: 0.400, SLG: 0.385 (1, 6)	P7		G5-3			G4-3	1B	BB	BB	4	2	2	1	1	0	2									
Barry Bonds, L OBP: 0.296, SLG: 0.333 (1, 7)	F9			BB		G4-3	1B	BB	F8	3	0	0	0	2	0	2									
Jeff Kent, R OBP: 0.538, SLG: 0.833 (1, 4)		K		K		BB	G1-4-3	1B	K	5	0	2	1	0	3	2									
Charlie Hayes, R OBP: 0.444, SLG: 0.714 Julian Tavaréz, L (7, 1)	K			K		1B	G1-4-3	1B		3	0	0	1	1	2	3									
Darryl Hamilton, L OBP: 0.318, SLG: 0.350 (9, 8)				K		BB	BB			0	0	0	0	0	0	0									
Stan Javier, S OBP: 0.375, SLG: 0.500 (1, 9)	G5-3			P8		F8	G4-3			4	0	0	0	0	0	5									
J.T. Snow, L OBP: 0.333, SLG: 0.389 (1, 3)			P6		G5-3		HR	1B	P8	4	1	1	0	0	0	0									
Brian Johnson, R OBP: 0.350, SLG: 0.412 (1, 2)			L9		P2		HR	K		4	1	1	2	0	1	0									
Danny Darwin, R (1, 1)			1B		K		G3	F8		1	0	0	0	0	1	0									
Rey Sanchez, R OBP: 0.364, SLG: 0.444 Bill Mueller, S OBP: 0.500, SLG: 0.500 (7, 5)			HBP		K		1B	BB	F8	0	1	0	0	1	0	0									
										1	0	0	0	0	0	0									
Inning Stats	R: 0 E: 0 K: 0 S: 7	H: 0 LOB: 0 BB: 0 P: 10	R: 0 E: 0 K: 2 S: 7	H: 0 LOB: 0 BB: 0 P: 9	R: 0 E: 0 K: 0 S: 6	H: 1 LOB: 2 BB: 0 P: 9	R: 0 E: 0 K: 2 S: 10	H: 0 LOB: 1 BB: 1 P: 19	R: 0 E: 0 K: 1 S: 6	H: 0 LOB: 0 BB: 0 P: 8	R: 1 E: 0 K: 0 S: 10	H: 2 LOB: 2 BB: 1 P: 20	R: 4 E: 0 K: 0 S: 20	H: 4 LOB: 2 BB: 2 P: 34	R: 0 E: 0 K: 1 S: 9	H: 0 LOB: 0 BB: 0 P: 13	R: 0 E: 0 K: 2 S: 11	H: 0 LOB: 1 BB: 1 P: 18	1B: 5 2B: 1 3B: 0 HR: 1	SF: 0 SAC: 0 DP: 0 HBP: 1	WP: 0 PB: 0 SB: 1 CS: 0	PA: 40			
PITCHER	IP	WLS	BF	H	R	ER	SO	BB	IBB	HBP	BLK	WP	HR	S	P	ERA	WHIP								
Joel Adamson, L ERA: 4.5 (1, 1)	6.0		26	5	3	3	5	2	0	1	0	0	1	51	80	4.50	1.167								
Gregg Olson, R ERA: 9.0 (7, 1)	1.0	L	7	2	2	2	0	2	0	0	0	0	0	15	29	18.00	4.000								
Russ Springer, R ERA: (8, 1)	2.0		7	0	0	0	3	1	0	0	0	0	0	20	31	0.00	0.500								

San Francisco Giants @ Arizona Diamondbacks
Bank One Ballpark, Phoenix, AZ
Sat Apr 04 1998, 5:33 AM EST
Att: 47,047 - Cloudy - 64 F

AB	34
R	5
H	7
RBI	5
BB	5
SO	8
LOB	15



Batter	1	2	3	4	5	6	7	8	9	AB	R	H	RBI	BB	SO	LOB	BOTTOM								
Devon White, S OBP: 0.333, SLG: 0.250 (1, 8)	G1-3		HR		G3		1B			3	1	1	0	1	0	0									
Jay Bell, R OBP: 0.429, SLG: 0.647 (1, 6)	FC5-4		HR		1B		FC6-4			3	1	3	3	1	0	0									
Travis Lee, L OBP: 0.286, SLG: 0.450 (1, 3)	K		G3		L8		FC6-4			4	0	0	0	0	1	4									
Matt Williams, R OBP: 0.286, SLG: 0.550 (1, 5)	FC5-4		2B		K			K		4	0	1	0	0	2	2									
Brent Brede, L OBP: 0.235, SLG: 0.267 (1, 7)		G3-1	G4-3			G3		K		4	0	0	0	0	1	1									
Jorge Fabregas, L OBP: 0.313, SLG: 0.154 (1, 2)	F7				1B	G4-3		G4-3		4	0	1	0	0	0	0									
Karim Garcia, L OBP: 0.050, SLG: 0.200 (1, 9)		F8			F7	G6-3			K	4	0	0	0	0	1	1									
Andy Fox, L OBP: 0.667, SLG: 0.600 (1, 4)							G6-4-3		K	3	1	2	0	1	1	0									
Joel Adamson, L (1, 1)			SH3-4		1B		G6-4-3		K	1	0	0	0	0	0	2									
Gregg Olson, R (7, 1)			SH3-4		G4-3				K2-3	0	0	0	0	0	0	0									
Chris Jones, R OBP: 0.400, SLG: 0.500 Russ Springer, R (8, 1)										1	0	0	0	0	0	1									
Yamil Benitez, R OBP: 0.250, SLG: 0.143 (9, PH)										0	0	0	0	0	0	0									
										1	0	0	0	0	1	0									
Inning Stats	R: 0 E: 0 K: 1 S: 8	H: 0 LOB: 0 BB: 1 P: 16	R: 0 E: 0 K: 0 S: 6	H: 0 LOB: 0 BB: 0 P: 8	R: 3 E: 0 K: 0 S: 10	H: 2 LOB: 1 BB: 2 P: 22	R: 0 E: 0 K: 0 S: 5	H: 2 LOB: 1 BB: 0 P: 6	R: 0 E: 0 K: 1 S: 10	H: 1 LOB: 0 BB: 0 P: 15	R: 0 E: 0 K: 0 S: 3	H: 0 LOB: 0 BB: 0 P: 7	R: 0 E: 0 K: 0 S: 15	H: 3 LOB: 2 BB: 0 P: 19	R: 0 E: 0 K: 2 S: 8	H: 0 LOB: 0 BB: 0 P: 13	R: 0 E: 0 K: 3 S: 9	H: 0 LOB: 0 BB: 0 P: 13	1B: 6 2B: 1 3B: 0 HR: 1	SF: 0 SAC: 1 DP: 2 HBP: 0	WP: 0 PB: 0 SB: 0 CS: 0	PA: 36			
PITCHER	IP	WLS	BF	H	R	ER	SO	BB	IBB	HBP	BLK	WP	HR	S	P	ERA	WHIP								
Danny Darwin, R ERA: 4.5 (1, 1)	6.0	W	25	5	3	3	2	3	0	0	0	0	0	42	74	4.50	1.333								
Julian Tavaréz, R ERA: (7, 1)	2.0		8	3	0	0	2	0	0	0	0	0	0	23	32	0.00	1.500								
Robb Nen, R ERA: 2.25 (9, 1)	1.0	S	3	0	0	0	3	0	0	0	0	0	0	9	13	0.00	0.000								

San Francisco Giants @ Arizona Diamondbacks
Bank One Ballpark, Phoenix, AZ
Sat Apr 04 1998, 5:33 AM EST
Att: 47,047 - Cloudy - 64 F

AB	32
R	3
H	8
RBI	3
BB	3
SO	7
LOB	11



Batter	1	2	3	4	5	6	7	8	9	AB	R	H	RBI	BB	SO	LOB	TOP									
Darryl Hamilton, L OBP: 0.269, SLG: 0.292	1-2 F8		0-3 K			1-1 F8	2-1 G6-3			4	0	0	0	0	1	2										
Bill Mueller, S OBP: 0.500, SLG: 0.773	2-2 HR		1-0 P7			2-1 HR		3-1 L5		4	2	2	2	0	0	1										
Barry Bonds, L OBP: 0.290, SLG: 0.357	1-0 G3			3-1 G6-3 2B		1-2 P2		2-1 G5-3		4	0	1	0	0	0	0										
Jeff Kent, R OBP: 0.533, SLG: 0.778	0-3 K			1-1 G6-3		4-2 S BB		2-2 1B		3	0	1	0	1	1	1										
J.T. Snow, L OBP: 0.320, SLG: 0.333		0-0 G1-3		3-0 L1-6-3-4-5		4-2 BB		2-0 F7		3	0	0	0	1	0	2										
Stan Javier, S OBP: 0.321, SLG: 0.423		1-1 F8				3-1 F9	1-1 P7		1-3 K	4	0	0	0	0	1	2										
Brent Mayne, L OBP: 0.500, SLG: 0.750		0-2 G4-3				0-1 FC5 2B		1-1 G3-1		2-3 K	4	0	1	0	0	1										
Rey Sanchez, R OBP: 0.400, SLG: 0.462			1-2 SH1 1B			1-2 G5-3		1-2 SH3 1B		3-2 F8	4	0	2	0	0	0	1									
Shawn Estes, R OBP: 0.500, SLG: 1.000			0-0 SH1			0-1 FC5		0-0 SH3			1	0	0	0	0	0	1									
Steve Reed, R OBP: 0.500, SLG: 0.500			1-2			2-3		1-2			0	0	0	0	0	0	0									
Inning Stats	R: 1 E: 0 K: 1 S: 10	H: 1 LOB: 0 BB: 0 P: 14	R: 0 E: 0 K: 0 S: 6	H: 0 LOB: 0 BB: 0 P: 7	R: 0 E: 0 K: 1 S: 8	H: 1 LOB: 0 BB: 0 P: 10	R: 0 E: 0 K: 0 S: 5	H: 1 LOB: 0 BB: 0 P: 12	R: 0 E: 0 K: 0 S: 9	H: 1 LOB: 1 BB: 0 P: 13	R: 1 E: 0 K: 0 S: 16	H: 1 LOB: 2 BB: 2 P: 29	R: 0 E: 0 K: 0 S: 8	H: 1 LOB: 1 BB: 0 P: 12	R: 0 E: 0 K: 0 S: 8	H: 1 LOB: 1 BB: 0 P: 17	R: 0 E: 0 K: 2 S: 10	H: 0 LOB: 0 BB: 0 P: 16	1B: 3 2B: 3 3B: 0 HR: 2	SF: 0 SAC: 2 DP: 1 HBP: 0	WP: 0 PB: 0 SB: 1 CS: 0	PA: 35				
PITCHER	IP	WLS	BF	H	R	ER	SO	BB	IBB	HBP	BLK	WP	HR	S	P	ERA	WHIP									
Andy Benes, R ERA: 4.73	(1, 1)	7.0	W	28	6	2	2	2	2	0	0	0	0	2	62	97	2.57	1.143								
Omar Daal, L ERA: 5.4	(8, 1)	0.2		2	0	0	0	0	0	0	0	0	0	4	9	0.00	0.000									
Scott Brow, R ERA: 2.08	(8, 1)	0.1		2	1	0	0	0	0	0	0	0	0	4	8	0.00	3.000									
Felix Rodriguez, R ERA: 4.5	(9, 1)	1.0	S	3	0	0	0	2	0	0	0	0	0	10	16	0.00	0.000									

San Francisco Giants @ Arizona Diamondbacks
Bank One Ballpark, Phoenix, AZ
Sun Apr 05 1998, 10:05 PM EDT
Att: 47,593 - Cloudy - 71 F

livebaseballscorecards.com

AB 31
R 2
H 7
RBI 2
BB 2
SO 4
LOB 10




Batter	1	2	3	4	5	6	7	8	9	AB	R	H	RBI	BB	SO	LOB	BOTTOM								
Devon White, S OBP: 0.318, SLG: 0.250	2-2 BB 1B		1-3 K		1-1 F9		1-1 F9			4	1	1	0	0	1	2									
Jay Bell, R OBP: 0.440, SLG: 0.600	4-2 1B BB		2-3 K		0-1 G4-6-3 1B		1-1 L6			3	1	1	0	1	1	0									
Travis Lee, L OBP: 0.280, SLG: 0.417	1-0 BB 1B		1-1 G4-3		2-0 G4-6-3			1-1 P7		4	1	1	1	0	0	1									
Matt Williams, R OBP: 0.360, SLG: 0.583	1-2 G6-4-3 BB 1B		1-1 FC6-4 1B		0-0 FC6-4 1B			0-0 P6		4	0	3	1	0	0	0									
Yamil Benitez, R OBP: 0.273, SLG: 0.111	4-2 1B		2-0 FC6-4		0-0 FC6-4			2-2 G4-3		2	0	0	0	1	0	2									
Brent Brede, L OBP: 0.222, SLG: 0.250	(8, PH) G6-4-3 BB		1-2 FC6-4		1-2 FC6-4					1	0	0	0	0	0	0									
Chris Jones, R OBP: 0.375, SLG: 0.429	0-1 G6-4-3			1-0 P4		0-0 G6-4-3 1B				3	0	1	0	0	0	2									
Kelly Stinnett, R OBP: 0.143, SLG: 0.143	1-2 2-3 3-H K			3-1 SH1-4 WP 1B		0-0 G6-4-3				3	0	1	0	0	1	2									
Tony Batista, R OBP: 0.364, SLG: 0.300		0-0 G6-3		4-2 SH1-4 BB		3-2 G6-3				2	0	0	0	1	0	0									
Omar Daal, L	(8, 1)									0	0	0	0	0	0	0									
Scott Brow, R	(8, 1)									0	0	0	0	0	0	0									
Felix Rodriguez, R	(9, 1)									0	0	0	0	0	0	0									
Andy Benes, R	(1, 1)									1	0	0	0	0	0	0									
Edwin Diaz, R (7, PH)	(8, 4)									1	0	0	0	0	0	0									
Inning Stats	R: 3 E: 0 K: 1 S: 17	H: 3 LOB: 1 BB: 2 P: 30	R: 0 E: 0 K: 1 S: 8	H: 0 LOB: 0 BB: 0 P: 11	R: 0 E: 0 K: 1 S: 9	H: 1 LOB: 1 BB: 0 P: 15	R: 0 E: 0 K: 0 S: 9	H: 1 LOB: 2 BB: 1 P: 18	R: 0 E: 0 K: 0 S: 5	H: 2 LOB: 1 BB: 0 P: 7	R: 0 E: 0 K: 0 S: 5	H: 1 LOB: 0 BB: 0 P: 8	R: 0 E: 0 K: 0 S: 5	H: 0 LOB: 0 BB: 0 P: 8	R: 0 E: 0 K: 0 S: 9	H: 0 LOB: 0 BB: 0 P: 12	1B: 8 2B: 0 3B: 0 HR: 0	SF: 0 SAC: 1 DP: 3 HBP: 0	WP: 1 PB: 0 SB: 0 CS: 0	PA: 32					
PITCHER	IP	WLS	BF	H	R	ER	SO	BB	IBB	HBP	BLK	WP	HR	S	P	ERA	WHIP								
Shawn Estes, L ERA: 4.09	(1, 1)	7.1	L	30	8	3	3	3	0	0	0	1	0	60	100	3.68	1.500								
Steve Reed, R ERA:	(8, 1)	0.2		2	0	0	0	0	0	0	0	0	0	7	9	0.00	0.000								


San Francisco Giants @ Arizona Diamondbacks
Bank One Ballpark, Phoenix, AZ
Sun Apr 05 1998, 10:05 PM EDT
Att: 47,593 - Cloudy - 71 F

livebaseballscorecards.com

AB 28
R 3
H 8
RBI 2
BB 3
SO 3
LOB 9



Batter	1	2	3	4	5	6	7	8	9	10	AB	R	H	RBI	BB	SO	LOB	TOP						
Craig Biggio, R OBP: 0.436, SLG: 0.529 (1.4)	L8		K		F9		1B 2B			G6-3	5	1	1	1	0	1	0	Houston Astros @ San Francisco Giants 3Com Park at Candlestick Point, San Francisco, CA Tue Apr 07 1998, 6:33 AM EDT Att: 55,370 - Cloudy - 62 F livebaseballscorecards.com AB 32 R 4 H 5 RBI 4 BB 5 SO 11 LOB 10 						
Derek Bell, R OBP: 0.500, SLG: 0.656 (1.9)	K		K			K	1B			L9	5	0	1	1	0	3	0							
5 Jeff Bagwell, R OBP: 0.436, SLG: 0.567 (1.3)	1B				WP SF7 BB	1B HBP BB	L6			G1-3	3	2	1	0	2	0	0							
Sean Berry, R OBP: 0.478, SLG: 0.588 (1.5)	K				1B	1B HBP					3	0	0	0	0	3	2							
Moises Alou, R OBP: 0.400, SLG: 0.583 (1.7)		2B			FC5-4 BB	1B				G6-3	3	0	2	1	1	0	0							
Richard Hidalgo, R OBP: 0.310, SLG: 0.423 (1.8)	L3				SF7	1B					3	0	0	1	0	1	3							
Ricky Gutierrez, R OBP: 0.414, SLG: 0.385 (1.6)		BB			FC5-4	P4				G6-3	3	0	0	0	1	0	3							
Brad Ausmus, R OBP: 0.321, SLG: 0.227 Bill Splers, L OBP: 0.278, SLG: 0.267 Tony Eusebio, R (7.2)	G5-4-3 BB				G6-3		K			K	2	0	0	0	0	2								
John Halama, L C.J. Nitkowski, L 35 Dave Clark, L Mike Magnante, L Carl Everett, S Billy Wagner, L (1.11)					G1-3	G4-3	WP 2B BB			K	2	0	0	0	0	0	0							
Inning Stats	R: 0 E: 0 K: 2 S: 10	H: 1 LOB: 1 P: 13	R: 0 E: 0 K: 0 S: 12	H: 1 LOB: 1 BB: 1 P: 17	R: 0 E: 0 K: 2 S: 8	H: 0 LOB: 0 BB: 0 P: 12	R: 1 E: 0 K: 1 S: 7	H: 0 LOB: 1 BB: 2 P: 17	R: 0 E: 0 K: 0 S: 6	H: 0 LOB: 0 BB: 0 P: 7	R: 1 E: 0 K: 1 S: 12	H: 1 LOB: 2 BB: 1 P: 25	R: 2 E: 0 K: 1 S: 8	H: 2 LOB: 1 BB: 1 P: 19	R: 0 E: 0 K: 2 S: 8	H: 0 LOB: 0 BB: 0 P: 15	R: 0 E: 0 K: 2 S: 10		H: 0 LOB: 0 BB: 0 P: 13	R: 0 E: 0 K: 0 S: 11	H: 0 LOB: 0 BB: 0 P: 18	1B: 3 2B: 2 3B: 0 HR: 0	SF: 1 SAC: 0 DP: 1 HBP: 1	WP: 2 PB: 0 SB: 1 CS: 0
PITCHER	IP WLS BF H R ER SO BB IBB HBP BLK WP HR S P ERA WHIP	5.1 2 23 3 2 2 6 4 0 0 0 1 0 49 81 3.38 1.312	0.2 0 0 0 0 0 0 0 0 0 0 0 0 6 10 0.00 0.000	2.0 8 2 2 2 3 1 0 0 0 1 0 16 34 9.00 1.500	2.0 W 6 0 0 0 2 0 0 0 0 0 0 21 31 0.00 0.000																			

Batter	1	2	3	4	5	6	7	8	9	10	AB	R	H	RBI	BB	SO	LOB	BOTTOM						
Darryl Hamilton, L OBP: 0.290, SLG: 0.345 (1.8)	P7	G4-3			SH 1B 2B	G5-3			G3-1 SH3-4 1B		5	1	2	0	0	0	1	Houston Astros @ San Francisco Giants 3Com Park at Candlestick Point, San Francisco, CA Tue Apr 07 1998, 6:33 AM EDT Att: 55,370 - Cloudy - 62 F livebaseballscorecards.com AB 36 R 5 H 10 RBI 4 BB 6 SO 6 LOB 19 						
Bill Mueller, S OBP: 0.517, SLG: 0.790 (1.5)	BB 1B BB		G6-3		SH 1B 2B		1B		SH3-4		2	2	1	0	1	0	0							
Barry Bonds, L OBP: 0.306, SLG: 0.344 (1.7)	1B BB		P5		2B 1B		L7		G3-1		4	0	1	1	1	0	2							
Jeff Kent, R OBP: 0.543, SLG: 0.774 (1.4)	1B		G5-3		1B 2B		F8		DI IBB		4	0	2	2	1	0	1							
Stan Javier, S OBP: 0.273, SLG: 0.355 (1.9)	F7			4-3	G5-3		F8		G6-3		5	0	0	0	0	0	7							
Brian Johnson, R OBP: 0.280, SLG: 0.318 (1.2)	K2-3			K	K		K		G6-3		5	0	0	0	0	4	4							
J.T. Snow, L OBP: 0.333, SLG: 0.320 (1.3)		F8		1B WP 1B	K		P6		BB 1B BB		4	2	1	0	1	1	2							
Rich Aurilia, R OBP: 0.500, SLG: 0.500 (1.6)		SH2-4 BB		WP 1B		P8		2B	1B BB		3	0	2	0	2	0	0							
Orel Hershiser, R Steve Reed, R Charlie Hayes, R Julian Tavarez, L Marvin Benard, L Robb Nen, R Ray Sanchez, R (1.11)	SH2-4			K		F8		G4-3		1B	1	0	0	0	0	1	1							
Inning Stats	R: 1 E: 0 K: 1 S: 13	H: 1 LOB: 2 BB: 2 P: 25	R: 0 E: 0 K: 0 S: 6	H: 0 LOB: 1 BB: 1 P: 12	R: 0 E: 0 K: 0 S: 8	H: 0 LOB: 0 BB: 0 P: 11	R: 1 E: 0 K: 2 S: 13	H: 2 LOB: 1 BB: 0 P: 23	R: 2 E: 0 K: 2 S: 20	H: 3 LOB: 2 BB: 0 P: 31	R: 0 E: 0 K: 0 S: 6	H: 0 LOB: 0 BB: 0 P: 9	R: 0 E: 0 K: 1 S: 11	H: 1 LOB: 1 BB: 0 P: 14	R: 0 E: 0 K: 1 S: 11	H: 1 LOB: 1 BB: 0 P: 15	R: 0 E: 0 K: 0 S: 10		H: 1 LOB: 2 BB: 1 P: 17	R: 1 E: 0 K: 0 S: 7	H: 1 LOB: 2 BB: 2 P: 18	1B: 7 2B: 3 3B: 0 HR: 0	SF: 0 SAC: 3 DP: 0 HBP: 0	WP: 1 PB: 0 SB: 0 CS: 0
PITCHER	IP WLS BF H R ER SO BB IBB HBP BLK WP HR S P ERA WHIP	4.0 6 6 6 4 4 3 3 0 0 0 0 0 0 49 84 9.00 2.250	2.0 0 0 0 2 0 0 0 0 0 0 0 0 17 27 0.00 0.000	2.0 8 2 0 0 1 0 0 0 0 0 0 22 29 0.00 1.000	1.1 L 9 2 1 1 0 2 1 0 0 0 0 17 35 6.75 3.000																			

Batter	1	2	3	4	5	6	7	8	9	AB	R	H	RBI	BB	SO	LOB	TOP								
Craig Biggio, R OBP: 0.349, SLG: 0.535 (1, 4)	4-2 HR BB		0-0 G5-3				0-1 F9 S 1B		2-3 K	4	1	1	0	1	1	1	Houston Astros @ San Francisco Giants 3Com Park at Candlestick Point, San Francisco, CA Thu Apr 09 1998, 10:05 PM EDT Att: 10,153 - Cloudy - 61 F livebaseballscorecards.com								
Derek Bell, R OBP: 0.500, SLG: 0.810 (1, 9)	1-2 1-H HR		1-0 2B			0-2 F9 1-3	1-1 P2		0-0 G6-3	5	1	2	2	0	0	2									
5 Jeff Bagwell, R OBP: 0.438, SLG: 0.514 (1, 3)	1-2 G5-3		4-0 BB			2-3 K	2-1 G6-3			3	0	0	0	1	1	1									
Sean Berry, R OBP: 0.438, SLG: 0.583 (1, 5)	1-2 F8		2-2 P4			0-0 P3		4-0 FC4-6 BB		3	0	0	0	1	0	2									
Moises Alou, R OBP: 0.342, SLG: 0.469 (1, 7)	2-2 G1-3			0-1 F8		2-2 G1-3 2B 1B		0-3 K		4	1	1	0	0	1	1									
Richard Hidalgo, R OBP: 0.297, SLG: 0.364 (1, 8)		2-1 P7		2-2 P3		1-2 G1-3		0-1 F8		4	0	0	0	0	0	2									
Ricky Gutierrez, R OBP: 0.432, SLG: 0.441 (1, 6)		1-3 K		1-2 1B		1-1 2B		0-1 FC4-6 1-2		4	0	2	1	0	1	1									
Brad Ausmus, R OBP: 0.361, SLG: 0.192 (1, 2)		0-0 G4-3		0-0 P3		4-0 FC6 IBB		4-2 SH3-4 BB		2	0	0	0	2	0	1									
Sean Bergman, R OBP: 0.200, SLG: 0.200 (1, 1)			0-3 K		0-3 K2-3		0-1 FC6 1-2		0-0 SH3-4	3	0	0	0	0	2	2									
C.J. Nitkowski, L ERA: (7, 1)									1-2	0	0	0	0	0	0	0									
Inning Stats	R: 2 E: 0 K: 0 S: 18	H: 1 LOB: 0 BB: 1 P: 27	R: 0 E: 0 K: 1 S: 8	H: 0 LOB: 0 BB: 0 P: 11	R: 0 E: 0 K: 1 S: 10	H: 1 LOB: 2 BB: 1 P: 17	R: 0 E: 0 K: 0 S: 11	H: 1 LOB: 1 BB: 0 P: 14	R: 0 E: 0 K: 2 S: 12	H: 1 LOB: 1 BB: 1 P: 14	R: 1 E: 0 K: 0 S: 12	H: 2 LOB: 2 BB: 1 P: 20	R: 0 E: 0 K: 0 S: 9	H: 0 LOB: 0 BB: 0 P: 14	R: 0 E: 0 K: 1 S: 7	H: 0 LOB: 1 BB: 1 P: 11	R: 0 E: 0 K: 1 S: 10	H: 0 LOB: 1 BB: 1 P: 16	1B: 3 2B: 2 3B: 0 HR: 1	SF: 0 SAC: 1 DP: 0 HBP: 0	WP: 0 PB: 0 SB: 1 CS: 0	PA: 38			
PITCHER	IP	WLS	BF	H	R	ER	SO	BB	IBB	HBP	BLK	WP	HR	S	P	ERA	WHIP								
Mark Gardner, R ERA: 3.75 (1, 1)	6.0	L	27	6	3	3	4	2	1	0	0	0	1	71	103	4.50	1.333								
John Johnstone, R ERA: (7, 1)	3.0	S	11	0	0	0	2	2	0	0	0	0	0	26	41	0.00	0.667								

Batter	1	2	3	4	5	6	7	8	9	AB	R	H	RBI	BB	SO	LOB	BOTTOM								
Darryl Hamilton, L OBP: 0.325, SLG: 0.351 (1, 8)	1-0 1B		2-1 BB 1B				0-1 G6-3		1-1 G5-3	4	0	2	0	0	0	0	Houston Astros @ San Francisco Giants 3Com Park at Candlestick Point, San Francisco, CA Thu Apr 09 1998, 10:05 PM EDT Att: 10,153 - Cloudy - 61 F livebaseballscorecards.com								
Bill Mueller, S OBP: 0.474, SLG: 0.613 (1, 5)	1-3 K		4-0 BB 1-2			1-3 K		3-3 K		3	0	0	0	1	3	1									
Barry Bonds, L OBP: 0.333, SLG: 0.350 (1, 7)	2-1 P7		1-1 L6			2-1 1B		3-2 P4		4	0	1	0	0	0	3									
Jeff Kent, R OBP: 0.432, SLG: 0.600 (1, 4)	1-2 L7		1-0 G3-1			1-2 P3		0-0 F7		4	0	0	0	0	0	2									
J.T. Snow, L OBP: 0.316, SLG: 0.281 (1, 3)		1-0 G3-1		3-1 1B 1B		1-2 F7		1-0 L9		4	1	1	0	0	0	0									
Stan Javier, S OBP: 0.317, SLG: 0.351 (1, 9)		4-2 G4-6-3 BB		2-2 F7		3-3 K		0-3 K		3	0	0	0	1	2	1									
Brent Mayne, L OBP: 0.217, SLG: 0.583 (1, 2)		2-1 G4-6-3		1-2 1B 1B		0-0 E4 1B		3-3 K		3	0	1	0	0	0	1									
Brian Johnson, R OBP: 0.300, SLG: 0.333 (9, PH)			0-0 1B 1B		1-2 1B		0-2 L9		2-2 L9	4	0	3	1	0	0	0									
Rey Sanchez, R OBP: 0.500, SLG: 0.556 (1, 6)			0-0 B3-6-4 1B		1-3 2H 1B		1-2 1B		3-2 P3	2	0	0	0	0	0	3									
Mark Gardner, R ERA: 5.23 (1, 1)	6.0	W	27	8	1	1	3	2	0	0	0	0	0	0	0	2									
Alex Diaz, S OBP: 0.286, SLG: 0.286 (6, PH)			0-0 B3-6-4		1-2 G1-3		0-1 L6			1	0	0	0	0	0	2									
John Johnstone, R ERA: (7, 1)	3.0	S	9	0	0	0	3	0	0	0	0	0	0	0	0	0									
Charlie Hayes, R OBP: 0.333, SLG: 0.500 (9, PH)										1	0	0	0	0	0	0									
Inning Stats	R: 0 E: 0 K: 1 S: 10	H: 1 LOB: 0 BB: 0 P: 15	R: 0 E: 0 K: 0 S: 7	H: 0 LOB: 0 BB: 1 P: 14	R: 0 E: 0 K: 0 S: 6	H: 2 LOB: 2 BB: 1 P: 13	R: 1 E: 0 K: 0 S: 15	H: 3 LOB: 2 BB: 0 P: 23	R: 0 E: 0 K: 1 S: 10	H: 1 LOB: 1 BB: 0 P: 14	R: 0 E: 0 K: 1 S: 13	H: 1 LOB: 2 BB: 0 P: 17	R: 0 E: 0 K: 1 S: 10	H: 0 LOB: 0 BB: 0 P: 17	R: 0 E: 0 K: 1 S: 5	H: 0 LOB: 0 BB: 0 P: 6	R: 0 E: 0 K: 1 S: 10	H: 0 LOB: 0 BB: 0 P: 18	1B: 8 2B: 0 3B: 0 HR: 0	SF: 0 SAC: 0 DP: 2 HBP: 0	WP: 0 PB: 0 SB: 0 CS: 0	PA: 36			
PITCHER	IP	WLS	BF	H	R	ER	SO	BB	IBB	HBP	BLK	WP	HR	S	P	ERA	WHIP								
Sean Bergman, R ERA: 5.23 (1, 1)	6.0	W	27	8	1	1	3	2	0	0	0	0	0	61	96	1.50	1.667								
C.J. Nitkowski, L ERA: 3.45 (7, 1)	3.0	S	9	0	0	0	3	0	0	0	0	0	0	25	41	0.00	0.000								



Batter	1	2	3	4	5	6	7	8	9	AB	R	H	RBI	BB	SO	LOB	TOP																									
Royce Clayton, R OBP: 0.429, SLG: 0.405	0-0 WP 1B		2-3 K		1-1 E1		3-2 F4-6			4	1	1	0	0	1	2	St. Louis Cardinals @ San Francisco Giants 3Com Park at Candlestick Point, San Francisco, CA Fri Apr 10 1998, 10:05 PM EDT Att: 15,556 - Cloudy - 62 F																									
Delino DeShields, L OBP: 0.444, SLG: 0.419	1-3 SAFE K		1-2 2B		1-0 CS			2-2 S 1B		4	1	2	0	0	2	1																										
Mark McGwire, R OBP: 0.543, SLG: 0.848	1-4 SAFE G5-3 1B BB		3-3 2B		1-2 FC6-5 1B			3-3 SAFE SAFE SAFE SAFE SAFE SAFE 1B		3	0	1	0	1	2	2																										
Ray Lankford, L OBP: 0.575, SLG: 0.688	1-1 SAFE 2H 1B		1-1 G3		0-0 FC6-5 1B			3-1 1B		4	0	3	2	0	0	1																										
Ron Gant, R OBP: 0.391, SLG: 0.632	1-1 SAFE G5-3			3-3 K		2-2 FC6-5 1B		1-2 SAFE SAFE SAFE SAFE SAFE SAFE 1B		4	0	0	0	0	1	5																										
John Mabry, L OBP: 0.394, SLG: 0.474		2-0 HR		3-2 G4-3		0-3 K		3-1 F7		4	1	1	1	0	1	3																										
Braden Looper, R (8, 1)										0	0	0	0	0	0	0																										
Tom Lampkin, L OBP: 0.410, SLG: 0.600		0-0 P7		1-1 F9				2-0 G4-3		4	0	0	0	0	0	0																										
David Howard, S OBP: 0.353, SLG: 0.267		2-2 P7			0-1 L9			1-0 F4-6 1B		4	0	2	0	0	0	0																										
Todd Stottlemyre, L OBP: 0.250, SLG: 0.250		1-3 K			0-0 G5-3			0-1 1B		2	0	0	0	0	1	0																										
Gary Gaetti, R OBP: 0.453, SLG: 0.500										1	0	1	0	0	0	0																										
John Frascatore, R (7, 1)										0	0	0	0	0	0	0																										
Brian Jordan, R OBP: 0.286, SLG: 0.462								1-2 1B		1	0	0	0	0	0	1																										
Inning Stats	R: 1 E: 0 K: 1 S: 8	H: 2 LOB: 1 BB: 1 P: 15	R: 1 E: 0 K: 1 S: 8	H: 1 LOB: 0 BB: 0 P: 13	R: 0 E: 0 K: 2 S: 11	H: 1 LOB: 1 BB: 0 P: 18	R: 0 E: 0 K: 1 S: 8	H: 0 LOB: 0 BB: 0 P: 15	R: 0 E: 1 K: 0 S: 6	H: 0 LOB: 0 BB: 0 P: 7	R: 0 E: 0 K: 2 S: 14	H: 2 LOB: 2 BB: 0 P: 17	R: 0 E: 0 K: 0 S: 7	H: 2 LOB: 1 BB: 0 P: 13	R: 1 E: 0 K: 1 S: 15	H: 2 LOB: 1 BB: 0 P: 26	R: 0 E: 0 K: 0 S: 9	H: 1 LOB: 0 BB: 0 P: 14	1B: 9 2B: 2 3B: 0 HR: 1	SF: 0 SAC: 0 DP: 3 HBP: 0	WP: 1 PB: 0 SB: 1 CS: 1	PA: 37																				
PITCHER	IP	WLS	BF	H	R	ER	SO	BB	IBB	HBP	BLK	WP	HR	S	P	ERA	WHIP	PITCHER								IP	WLS	BF	H	R	ER	SO	BB	IBB	HBP	BLK	WP	HR	S	P	ERA	WHIP
Danny Darwin, R ERA: 3.75	6.0		24	6	2	2	7	1	0	0	0	1	1	55	85	3.00	1.167																									
Julian Tavarez, R ERA: 3.0	2.0	W	9	4	1	1	1	0	0	0	0	0	0	22	39	4.50	2.000																									
Robb Nen, R ERA: 1.29	1.0	S	3	1	0	0	0	0	0	0	0	0	0	9	14	0.00	1.000																									

AB	35
R	3
H	11
RBI	3
BB	1
SO	8
LOB	15



Batter	1	2	3	4	5	6	7	8	9	AB	R	H	RBI	BB	SO	LOB	BOTTOM																										
Darryl Hamilton, L OBP: 0.364, SLG: 0.359	1-1 G3		4-2 BB			3-2 1B 2B		4-1 CS BB		2	1	1	0	2	0	0	St. Louis Cardinals @ San Francisco Giants 3Com Park at Candlestick Point, San Francisco, CA Fri Apr 10 1998, 10:05 PM EDT Att: 15,556 - Cloudy - 62 F																										
Rich Aurilia, R OBP: 0.500, SLG: 0.522	0-0 1B		2-3 K			1-1 2B 1B		4-2 S BB		3	1	2	0	1	1	1																											
Barry Bonds, L OBP: 0.327, SLG: 0.364	0-1 P4			1-2 F8		2-1 1B 2B		1-3 K		4	1	1	1	0	1	2																											
Jeff Kent, R OBP: 0.396, SLG: 0.545	1-2 SAFE P4			1-0 G4-3		0-3 K		2-1 G6-3		4	0	0	0	0	1	3																											
J.T. Snow, L OBP: 0.357, SLG: 0.361		1-1 P4		1-0 1B		3-2 BB 1B		1-0 G4-3 1B 2B		4	1	3	2	0	0	0																											
Stan Javier, S OBP: 0.311, SLG: 0.325		1-1 F7		2-2 G4-3		4-2 FC6-4 BB		1-0 G4-3		3	0	0	0	1	0	2																											
Charlie Hayes, R OBP: 0.267, SLG: 0.385		2-3 K			2-0 P4		1-3 K		0-0 1B 1B	3	0	0	0	0	2	2																											
Julian Tavarez, L (7, 1)										0	0	0	0	0	0	0																											
Marvin Benard, L OBP: 0.333, SLG: 0.333										1	1	1	1	0	0	0																											
Robb Nen, R (9, 1)										0	0	0	0	0	0	0																											
Brian Johnson, R OBP: 0.294, SLG: 0.323			0-0 P4		1-3 K		0-1 FC6-4		0-0 1B 1B	4	0	1	0	0	1	2																											
Danny Darwin, R (1, 1)					0-3 K			1-0 F8		2	0	0	0	0	2	0																											
Bill Mueller, S OBP: 0.475, SLG: 0.606								1-3 3H 1B		2	0	1	1	0	0	0																											
Inning Stats	R: 0 E: 0 K: 0 S: 8	H: 1 LOB: 1 BB: 0 P: 10	R: 0 E: 0 K: 1 S: 7	H: 0 LOB: 0 BB: 0 P: 11	R: 0 E: 0 K: 2 S: 14	H: 0 LOB: 1 BB: 1 P: 20	R: 0 E: 0 K: 0 S: 8	H: 1 LOB: 1 BB: 0 P: 13	R: 0 E: 0 K: 2 S: 8	H: 0 LOB: 0 BB: 0 P: 11	R: 3 E: 0 K: 2 S: 24	H: 4 LOB: 2 BB: 1 P: 38	R: 0 E: 0 K: 1 S: 7	H: 0 LOB: 1 BB: 2 P: 18	R: 2 E: 0 K: 0 S: 7	H: 4 LOB: 2 BB: 0 P: 12	1B: 8 2B: 2 3B: 0 HR: 0	SF: 0 SAC: 0 DP: 0 HBP: 0	WP: 0 PB: 0 SB: 1 CS: 1	PA: 36																							
PITCHER	IP	WLS	BF	H	R	ER	SO	BB	IBB	HBP	BLK	WP	HR	S	P	ERA	WHIP	PITCHER								IP	WLS	BF	H	R	ER	SO	BB	IBB	HBP	BLK	WP	HR	S	P	ERA	WHIP	
Todd Stottlemyre, R ERA: 2.14	6.0		26	6	3	3	7	2	0	0	0	0	0	69	103	4.50	1.333																										
John Frascatore, R ERA: 11.57	1.2	L	8	2	2	2	1	2	0	0	0	0	0	12	27	10.80	2.400																										
Braden Looper, R ERA: 6.4	0.1		2	2	0	0	0	0	0	0	0	0	0	2	3	0.00	6.000																										



Batter	1	2	3	4	5	6	7	8	9	AB	R	H	RBI	BB	SO	LOB	TOP										
Delino DeShields, L OBP: 0.425, SLG: 0.400	G2-3	K			S			K		4	0	1	0	0	2	1	St. Louis Cardinals @ San Francisco Giants 3Com Park at Candlestick Point, San Francisco, CA Sun Apr 12 1998, 6:33 AM EDT Att: 17,683 - Cloudy - 60 F										
Brian Jordan, R OBP: 0.324, SLG: 0.424	1B	1B		CS	HBP		L8	P2		3	1	1	0	0	0	1											
Mark McGwire, R OBP: 0.509, SLG: 0.732	1B	1B		K			P7	BB	1B	4	0	2	0	0	1	1											
Ray Lankford, L OBP: 0.531, SLG: 0.615	1B	1B		L8			K		1B	3	0	1	1	1	1	1											
Willie McGee, S OBP: 0.345, SLG: 0.333	K			CS	F8		G4-3		G3	4	0	0	0	0	1	4											
Gary Gaetti, R OBP: 0.371, SLG: 0.548	G1-3			G5-3			G3-1	2B	K	4	0	1	0	0	1	2											
Tom Lampkin, L OBP: 0.391, SLG: 0.525		F8		K			G3-1		L8	4	0	0	0	0	1	1											
David Howard, S OBP: 0.360, SLG: 0.304							G3-1		G3	4	0	1	0	0	1	1											
John Frascatore, R OBP: 0.250, SLG: 0.415		SH3-4					G3-1		G3	0	0	0	0	0	0	0											
Cliff Politte, R OBP: 0.250, SLG: 0.415							5-3			2	0	0	0	0	0	1											
Mark Petkovsek, R OBP: 0.289, SLG: 0.353		SH3-4								0	0	0	0	0	0	0											
Royce Clayton, R OBP: 0.426, SLG: 0.415										0	0	0	0	0	0	0											
Inning Stats	R: 1 E: 0 K: 1 S: 13	H: 3 LOB: 2 BB: 0 P: 19	R: 0 E: 0 K: 1 S: 9	H: 1 LOB: 1 BB: 0 P: 15	R: 0 E: 0 K: 1 S: 6	H: 0 LOB: 0 BB: 0 P: 15	R: 0 E: 0 K: 1 S: 7	H: 0 LOB: 0 BB: 0 P: 9	R: 0 E: 0 K: 1 S: 9	H: 1 LOB: 1 BB: 0 P: 12	R: 0 E: 0 K: 0 S: 4	H: 1 LOB: 1 BB: 0 P: 9	R: 0 E: 0 K: 1 S: 13	H: 1 LOB: 2 BB: 1 P: 20	R: 0 E: 0 K: 1 S: 7	H: 0 LOB: 0 BB: 0 P: 11	1B: 6 2B: 1 3B: 0 HR: 0	SF: 0 SAC: 1 DP: 0 HBP: 1	WP: 0 PB: 0 SB: 1 CS: 1	PA: 36							
PITCHER	IP	WLS	BF	H	R	ER	SO	BB	IBB	HBP	BLK	WP	HR	S	P	ERA	WHIP										
Orel Hershiser, R ERA: 3.93	(1, 1)	7.0	27	6	1	1	6	0	0	1	0	0	0	55	88	1.29	0.857										
John Johnstone, R ERA:	(8, 1)	1.0	5	1	0	0	1	1	0	0	0	0	0	13	20	0.00	2.000										
Robb Nen, R ERA: 1.13	(9, 1)	1.0	W	3	0	0	0	1	0	0	0	0	0	7	11	0.00	0.000										

AB	32
R	1
H	7
RBI	1
BB	1
SO	8
LOB	13



Batter	1	2	3	4	5	6	7	8	9	AB	R	H	RBI	BB	SO	LOB	BOTTOM										
Darryl Hamilton, L OBP: 0.370, SLG: 0.348	G4-3		G4-3			G4-3		BB	BB	4	0	2	0	1	0	1	St. Louis Cardinals @ San Francisco Giants 3Com Park at Candlestick Point, San Francisco, CA Sun Apr 12 1998, 6:33 AM EDT Att: 17,683 - Cloudy - 60 F										
Bill Mueller, S OBP: 0.440, SLG: 0.512	G5-4-3			G3-1		P7		BB	BB	3	0	0	1	2	0	1											
Barry Bonds, L OBP: 0.310, SLG: 0.377	F8			F7		G3				4	0	0	0	0	1	2											
Jeff Kent, R OBP: 0.393, SLG: 0.510		G6-3		G6-3			BB	SF8	BB	3	1	1	0	1	0	0											
J.T. Snow, L OBP: 0.327, SLG: 0.310					P4					2	0	0	0	1	1	0											
John Johnstone, R ERA:	(8, 1)									0	0	0	0	0	0	0											
Marvin Benard, L OBP: 0.250, SLG: 0.250	(8, PH)						SF8	BB		1	0	0	0	0	1	3											
Robb Nen, R ERA: 1.13	(9, 1)						F9-2	BB		0	0	0	0	0	0	0											
Stan Javier, S OBP: 0.340, SLG: 0.326	(1, 9)								L7	2	0	1	0	2	0	0											
Brian Johnson, R OBP: 0.289, SLG: 0.353	(1, 2)									3	0	1	1	0	1	1											
Alex Diaz, S OBP: 0.182, SLG: 0.182	(9, PR)								G4-3	0	1	0	0	0	0	0											
Rich Aurilia, R OBP: 0.500, SLG: 0.519	(1, 6)								BB	4	0	2	0	0	0	3											
Orel Hershiser, R ERA: 1.62	(1, 1)									1	0	0	0	0	0	2											
Charlie Hayes, R OBP: 0.294, SLG: 0.357	(8, 3)								G5-3	1	0	0	0	1	0	0											
Inning Stats	R: 0 E: 0 K: 0 S: 8	H: 1 LOB: 0 BB: 0 P: 12	R: 0 E: 0 K: 1 S: 9	H: 0 LOB: 1 BB: 1 P: 19	R: 0 E: 0 K: 1 S: 9	H: 1 LOB: 1 BB: 0 P: 11	R: 0 E: 0 K: 0 S: 6	H: 0 LOB: 0 BB: 0 P: 11	R: 0 E: 0 K: 0 S: 6	H: 2 LOB: 2 BB: 0 P: 13	R: 1 E: 0 K: 0 S: 7	H: 1 LOB: 1 BB: 2 P: 15	R: 0 E: 0 K: 2 S: 14	H: 1 LOB: 3 BB: 2 P: 29	R: 1 E: 0 K: 0 S: 8	H: 1 LOB: 3 BB: 3 P: 20	1B: 6 2B: 2 3B: 0 HR: 0	SF: 1 SAC: 1 DP: 2 HBP: 0	WP: 0 PB: 0 SB: 0 CS: 1	PA: 39							
PITCHER	IP	WLS	BF	H	R	ER	SO	BB	IBB	HBP	BLK	WP	HR	S	P	ERA	WHIP										
Cliff Politte, R ERA: 1.62	(1, 1)	6.0	23	5	1	1	2	2	0	0	0	0	0	48	84	1.50	1.167										
Mark Petkovsek, R ERA: 4.7	(7, 1)	2.0	9	1	0	0	2	3	0	0	0	0	0	19	38	0.00	2.000										
John Frascatore, R ERA: 11.81	(9, 1)	0.2	L	6	1	1	1	3	0	0	0	0	0	8	20	13.50	6.000										

AB	28
R	2
H	7
RBI	2
BB	8
SO	4
LOB	13



Batter	1	2	3	4	5	6	7	8	9	AB	R	H	RBI	BB	SO	LOB	TOP										
Royce Clayton, R OBP: 0.404, SLG: 0.391 (1, 6)	G6-3		F8	G3-1			G5-3		G5-3	5	0	1	0	0	0	2	St. Louis Cardinals @ San Francisco Giants 3Com Park at Candlestick Point, San Francisco, CA Mon Apr 13 1998, 6:33 AM EDT Att: 14,426 - Cloudy - 60 F										
Brian Jordan, R OBP: 0.310, SLG: 0.421 (1, 9) (7, 8)	G6-3		BB			G6-3	K		G5-3	5	0	1	0	0	1	1											
Mark McGwire, R OBP: 0.508, SLG: 0.705 Jeff Brantley, R (8, 1)	1B		BB	BB		F8			K	3	0	1	0	1	1	0											
Ray Lankford, L OBP: 0.519, SLG: 0.585 John Mabry, L OBP: 0.335, SLG: 0.429 (7, 9)	K		1-2	BB		F8			G3-1	2	0	0	0	1	1	1											
Gary Gaetti, R OBP: 0.359, SLG: 0.514 (1, 5)		F7	G2						F7	4	0	1	0	0	0	3											
Ron Gant, R OBP: 0.345, SLG: 0.500 Brian Hunter, R OBP: 0.222, SLG: 0.125 (8, 3)	K			FC4-6					K	2	0	0	0	1	2	1											
Eli Marrero, R OBP: 0.500, SLG: 1.750 (1, 2)	3B		K				P2			4	1	2	1	0	1	2											
Delino DeShields, L OBP: 0.386, SLG: 0.359 (1, 4)	G4-3			FC4-6			P5		G4-3	4	0	0	0	0	0	3											
Manny Aybar, R OBP: 0.500, SLG: 0.500 Juan Acevedo, R OBP: 1.000, SLG: 1.000 Willie McGee, S OBP: 0.355, SLG: 0.448 (6, 7)			K	1-2			F8			2	0	1	0	0	1	0											
				1B					HR	2	1	1	1	0	0	0											
Inning Stats	R: 0 E: 0 K: 1 S: 6	H: 1 LOB: 1 BB: 0 P: 6	R: 0 E: 0 K: 1 S: 6	H: 1 LOB: 1 BB: 0 P: 6	R: 0 E: 0 K: 1 S: 6	H: 1 LOB: 3 BB: 2 P: 14	R: 0 E: 0 K: 1 S: 6	H: 1 LOB: 2 BB: 1 P: 10	R: 0 E: 0 K: 0 S: 3	H: 0 LOB: 0 BB: 0 P: 3	R: 0 E: 0 K: 1 S: 5	H: 0 LOB: 0 BB: 0 P: 5	R: 0 E: 0 K: 1 S: 5	H: 0 LOB: 0 BB: 0 P: 5	R: 2 E: 0 K: 1 S: 8	H: 3 LOB: 1 BB: 0 P: 8	1B: 4 2B: 1 3B: 1 HR: 2	SF: 0 SAC: 0 DP: 0 HBP: 0	WP: 0 PB: 0 SB: 0 CS: 0	PA: 38							
PITCHER	IP	WLS	BF	H	R	ER	SO	BB	IBB	HBP	BLK	WP	HR	S	P	ERA	WHIP										
Kirk Rueter, L ERA: 4.08 (1, 1)	6.0	W	26	5	0	0	5	3	0	0	0	0	0	33	45	0.00	1.333										
Steve Reed, R ERA: (7, 1)	2.0		6	0	0	0	2	0	0	0	0	0	0	10	10	0.00	0.000										
Julian Tavaroz, R ERA: 4.5 (9, 1)	1.0		6	3	2	2	1	0	0	0	0	0	2	8	8	18.00	3.000										

Batter	1	2	3	4	5	6	7	8	9	AB	R	H	RBI	BB	SO	LOB	BOTTOM										
Darryl Hamilton, L OBP: 0.373, SLG: 0.340 (1, 8)	P4					1B	F9			4	1	1	1	1	1	1	St. Louis Cardinals @ San Francisco Giants 3Com Park at Candlestick Point, San Francisco, CA Mon Apr 13 1998, 6:33 AM EDT Att: 14,426 - Cloudy - 60 F										
Bill Mueller, S OBP: 0.436, SLG: 0.522 (1, 5)	2B		F7	G3		E9	L4			5	2	2	1	0	0	3											
Barry Bonds, L OBP: 0.339, SLG: 0.464 Alex Diaz, S OBP: 0.167, SLG: 0.167 (8, 7)	2B			S		HR	P4		K	3	1	2	2	1	0	1											
Jeff Kent, R OBP: 0.383, SLG: 0.481 Rey Sanchez, R OBP: 0.490, SLG: 0.522 (8, 4)	2B		BB	BB		HR	P4		K	1	0	0	0	0	1	0											
Jeff Kent, R OBP: 0.383, SLG: 0.481 Rey Sanchez, R OBP: 0.490, SLG: 0.522 (8, 4)	F7		F8			G5-3	2B		F9	3	1	0	0	1	0	2											
J.T. Snow, L OBP: 0.370, SLG: 0.341 (1, 3)	WP			BB		K	G4-3			2	0	1	2	3	1	0											
Stan Javier, S OBP: 0.333, SLG: 0.304 Steve Reed, R OBP: 0.500, SLG: 0.500 Charlie Hayes, R OBP: 0.276, SLG: 0.333 Julian Tavaroz, L (9, 1)	BB		BB	BB		1-2	BB			3	0	0	0	1	1	3											
Stan Javier, S OBP: 0.333, SLG: 0.304 Steve Reed, R OBP: 0.500, SLG: 0.500 Charlie Hayes, R OBP: 0.276, SLG: 0.333 Julian Tavaroz, L (9, 1)	BB					G5-3	G4-3		F9	0	0	0	0	0	0	0											
Brian Johnson, R OBP: 0.310, SLG: 0.368 (1, 2)	G1-3									4	1	2	0	0	0	4											
Rich Aurilia, R OBP: 0.500, SLG: 0.548 (1, 6)		K				P5				4	1	2	0	0	1	1											
Kirk Rueter, L OBP: 0.167, SLG: 0.167 Marvin Benard, L OBP: 0.333, SLG: 0.333 (6, PH) (7, 9)	G4-3			SH5-4						1	0	0	0	0	0	0											
				SH5-4						2	1	1	1	0	0	1											
Inning Stats	R: 1 E: 0 K: 0 S: 5	H: 2 LOB: 3 BB: 2 P: 13	R: 0 E: 0 K: 2 S: 7	H: 0 LOB: 0 BB: 0 P: 7	R: 0 E: 0 K: 1 S: 5	H: 0 LOB: 2 BB: 2 P: 13	R: 0 E: 0 K: 0 S: 4	H: 1 LOB: 2 BB: 1 P: 8	R: 1 E: 0 K: 1 S: 6	H: 1 LOB: 0 BB: 0 P: 6	R: 6 E: 1 K: 0 S: 9	H: 6 LOB: 1 BB: 1 P: 13	R: 0 E: 0 K: 0 S: 4	H: 1 LOB: 1 BB: 0 P: 4	R: 0 E: 0 K: 1 S: 5	H: 0 LOB: 1 BB: 1 P: 9	1B: 6 2B: 4 3B: 0 HR: 1	SF: 0 SAC: 1 DP: 0 HBP: 0	WP: 1 PB: 0 SB: 1 CS: 0	PA: 42							
PITCHER	IP	WLS	BF	H	R	ER	SO	BB	IBB	HBP	BLK	WP	HR	S	P	ERA	WHIP										
Manny Aybar, R ERA: 11.68 (1, 1)	5.0	L	27	7	5	5	4	5	0	0	0	0	1	30	50	9.00	2.400										
Juan Acevedo, R ERA: 9.0 (6, 1)	2.0		11	4	3	3	0	1	0	0	0	0	0	10	14	13.50	2.500										
Jeff Brantley, R ERA: (8, 1)	1.0		4	0	0	0	1	1	0	0	0	0	0	5	9	0.00	1.000										



Batter	1	2	3	4	5	6	7	8	9	AB	R	H	RBI	BB	SO	LOB	TOP										
Quilvio Veras, S OBP: 0.391, SLG: 0.250 (1,4)										5	0	2	0	0	1	4	San Diego Padres @ San Francisco Giants 3Com Park at Candlestick Point, San Francisco, CA Wed Apr 15 1998, 10:05 PM EDT Att: 16,255 - Unknown - 55 F livebaseballscorecards.com										
Steve Finley, L OBP: 0.281, SLG: 0.433 (1,8)										4	0	1	0	0	0	3											
Tony Gwynn, L OBP: 0.350, SLG: 0.436 (1,9)										4	0	0	0	0	0	3											
Ken Caminiti, S OBP: 0.333, SLG: 0.686 (1,5)										2	0	1	0	2	1	0											
Wally Joyner, L OBP: 0.431, SLG: 0.591 (1,3)										4	0	0	0	0	0	4											
Greg Vaughn, R OBP: 0.377, SLG: 0.568 (8,7)										4	1	1	1	0	0	1											
James Mouton, R OBP: 0.267, SLG: 0.429 (8,7)										0	0	0	0	0	0	0											
Carlos Hernandez, R OBP: 0.300, SLG: 0.342 (1,2)										4	0	1	0	0	1	0											
Chris Gomez, R OBP: 0.321, SLG: 0.348 (1,6)										4	0	0	0	0	2	1											
Kevin Brown, R OBP: 0.333, SLG: 0.417 (1,1)										4	0	3	0	0	1	0											
Inning Stats	R: 0 E: 0 K: 0 S: 14	H: 2 LOB: 2 BB: 1 P: 24	R: 1 E: 0 K: 2 S: 9	H: 2 LOB: 1 BB: 0 P: 15	R: 0 E: 0 K: 0 S: 10	H: 0 LOB: 1 BB: 1 P: 16	R: 0 E: 0 K: 1 S: 6	H: 0 LOB: 0 BB: 0 P: 8	R: 0 E: 0 K: 1 S: 11	H: 1 LOB: 1 BB: 0 P: 15	R: 0 E: 0 K: 1 S: 8	H: 0 LOB: 0 BB: 0 P: 10	R: 0 E: 0 K: 0 S: 9	H: 2 LOB: 2 BB: 0 P: 12	R: 0 E: 0 K: 0 S: 7	H: 1 LOB: 1 BB: 0 P: 10	R: 0 E: 0 K: 1 S: 9	H: 1 LOB: 1 BB: 0 P: 14	1B: 8 2B: 0 3B: 0 HR: 1	SF: 0 SAC: 0 DP: 0 HBP: 0	WP: 1 PB: 0 SB: 1 CS: 0	PA: 37					
PITCHER	IP	WLS	BF	H	R	ER	SO	BB	IBB	HBP	BLK	WP	HR	S	P	ERA	WHIP										
Danny Darwin, R ERA: 2.89 (1,1)	6.2	L	28	7	1	1	5	2	0	0	0	0	1	64	96	1.35	1.350										
Rich Rodriguez, L ERA: 6.75 (7,1)	1.0		4	1	0	0	0	0	0	0	0	1	0	8	11	0.00	1.000										
Steve Reed, R ERA: (8,1)	1.1		5	1	0	0	1	0	0	0	0	0	0	11	17	0.00	0.750										

Batter	1	2	3	4	5	6	7	8	9	AB	R	H	RBI	BB	SO	LOB	BOTTOM										
Darryl Hamilton, L OBP: 0.355, SLG: 0.321 (1,8)										3	0	0	0	0	1	0	San Diego Padres @ San Francisco Giants 3Com Park at Candlestick Point, San Francisco, CA Wed Apr 15 1998, 10:05 PM EDT Att: 16,255 - Unknown - 55 F livebaseballscorecards.com										
Bill Mueller, S OBP: 0.407, SLG: 0.480 (1,5)										4	0	0	0	0	1	0											
Barry Bonds, L OBP: 0.366, SLG: 0.508 (1,7)										3	0	2	0	1	0	0											
J.T. Snow, L OBP: 0.349, SLG: 0.321 (1,3)										4	0	0	0	0	2	4											
Jeff Kent, R OBP: 0.382, SLG: 0.475 (1,4)										3	0	0	0	0	1	0											
Brent Mayne, L OBP: 0.474, SLG: 0.556 (1,2)										3	0	0	0	0	2	0											
Marvin Benard, L OBP: 0.300, SLG: 0.300 (1,9)										3	0	1	0	0	0	0											
Rich Aurilia, R OBP: 0.487, SLG: 0.515 (1,6)										2	0	0	0	1	0	1											
Danny Darwin, R (1,1)										2	0	0	0	0	2	1											
Rich Rodriguez, L (7,1)										0	0	0	0	0	0	0											
Steve Reed, R (8,1)										0	0	0	0	0	0	0											
Stan Javier, S (8, PH)										1	0	1	0	0	0	0											
Inning Stats	R: 0 E: 0 K: 1 S: 7	H: 0 LOB: 0 BB: 0 P: 10	R: 0 E: 0 K: 2 S: 9	H: 0 LOB: 0 BB: 0 P: 14	R: 0 E: 0 K: 1 S: 5	H: 0 LOB: 0 BB: 1 P: 13	R: 0 E: 0 K: 1 S: 9	H: 1 LOB: 1 BB: 0 P: 14	R: 0 E: 0 K: 0 S: 7	H: 0 LOB: 0 BB: 0 P: 10	R: 0 E: 0 K: 1 S: 7	H: 0 LOB: 0 BB: 0 P: 9	R: 0 E: 0 K: 0 S: 5	H: 1 LOB: 0 BB: 0 P: 9	R: 0 E: 0 K: 1 S: 8	H: 1 LOB: 2 BB: 0 P: 15	R: 0 E: 0 K: 1 S: 8	H: 1 LOB: 1 BB: 1 P: 18	1B: 3 2B: 1 3B: 0 HR: 0	SF: 0 SAC: 1 DP: 1 HBP: 0	WP: 0 PB: 0 SB: 1 CS: 1	PA: 32					
PITCHER	IP	WLS	BF	H	R	ER	SO	BB	IBB	HBP	BLK	WP	HR	S	P	ERA	WHIP										
Kevin Brown, R ERA: 1.53 (1,1)	9.0	W	31	4	0	0	8	1	1	0	0	0	0	65	112	0.00	0.556										



Batter	1	2	3	4	5	6	7	8	9	AB	R	H	RBI	BB	SO	LOB	TOP			
Darryl Hamilton, L (1, 8) OBP: 0.379, SLG: 0.339	0-1 1B G4-6-3		0-0 BB		4-1 BB			0-1 P5		3	1	2	0	1	0	0	San Francisco Giants @ Milwaukee Brewers Milwaukee County Stadium, Milwaukee, WI Fri Apr 17 1998, 8:05 PM EDT Att: 14,524 - Unknown - 54 F livebaseballscorecards.com			
Bill Mueller, S (1, 5) OBP: 0.413, SLG: 0.472	2-2 1B G4-6-3		4-0 BB		2-2 L9			2-1 L5		3	0	1	0	1	0	1				
Barry Bonds, L (1, 7) OBP: 0.347, SLG: 0.485	0-0 1B G4-6-3		2-2 BB		3-0 G3			0-3 K		3	0	0	1	0	1	2				
Jeff Kent, R (1, 4) OBP: 0.361, SLG: 0.446	2-0 1B F7		0-3 K		0-0 F8			1-2 P5		4	0	0	0	0	1	2				
J.T. Snow, L (1, 3) OBP: 0.328, SLG: 0.298		2-3 K		1-0 F8				2-1 G4-3		4	0	0	0	0	1	0				
Stan Javier, S (1, 9) OBP: 0.391, SLG: 0.346		3-1 F7		4-1 BB				3-2 G6-3		3	0	0	0	1	0	0				
Brian Johnson, R (1, 2) OBP: 0.327, SLG: 0.378		1-0 G6-3		3-1 BB				3-2 G6-4-3 1B		3	0	1	0	0	0	1				
Rich Aurilia, R (1, 6) OBP: 0.452, SLG: 0.472			2-3 K		0-0 F8			1-1 G6-4-3		3	0	0	0	0	1	2				
Shawn Estes, R (1, 1) OBP: 0.500, SLG: 0.667			0-2 1B SF8		1-2 F7			2-2 G4-3		2	1	1	0	0	0	0				
Alex Diaz, S (7, PH) OBP: 0.167, SLG: 0.222										1	0	0	0	0	0	0				
John Johnstone, R (7, 1)										0	0	0	0	0	0	0				
Inning Stats	R: 1 E: 0 K: 0 S: 9	H: 2 LOB: 0 BB: 0 P: 13	R: 0 E: 0 K: 1 S: 7	H: 0 LOB: 0 BB: 0 P: 13	R: 1 E: 0 K: 2 S: 17	H: 2 LOB: 2 BB: 1 P: 25	R: 0 E: 0 K: 0 S: 5	H: 0 LOB: 1 BB: 1 P: 13	R: 0 E: 0 K: 0 S: 6	H: 0 LOB: 0 BB: 0 P: 11	R: 0 E: 0 K: 1 S: 9	H: 1 LOB: 0 BB: 0 P: 15	R: 0 E: 0 K: 0 S: 7	H: 0 LOB: 0 BB: 0 P: 10	R: 0 E: 0 K: 0 S: 8	H: 0 LOB: 0 BB: 0 P: 10	1B: 5 2B: 0 3B: 0 HR: 0	SF: 1 SAC: 0 DP: 2 HBP: 0	WP: 0 PB: 0 SB: 0 CS: 0	PA: 33
PITCHER	IP WLS BF H R ER SO BB IBB HBP BLK WP HR S P ERA WHIP	IP WLS BF H R ER SO BB IBB HBP BLK WP HR S P ERA WHIP	IP WLS BF H R ER SO BB IBB HBP BLK WP HR S P ERA WHIP	IP WLS BF H R ER SO BB IBB HBP BLK WP HR S P ERA WHIP	IP WLS BF H R ER SO BB IBB HBP BLK WP HR S P ERA WHIP	IP WLS BF H R ER SO BB IBB HBP BLK WP HR S P ERA WHIP	IP WLS BF H R ER SO BB IBB HBP BLK WP HR S P ERA WHIP	IP WLS BF H R ER SO BB IBB HBP BLK WP HR S P ERA WHIP	IP WLS BF H R ER SO BB IBB HBP BLK WP HR S P ERA WHIP	IP WLS BF H R ER SO BB IBB HBP BLK WP HR S P ERA WHIP	IP WLS BF H R ER SO BB IBB HBP BLK WP HR S P ERA WHIP	IP WLS BF H R ER SO BB IBB HBP BLK WP HR S P ERA WHIP	IP WLS BF H R ER SO BB IBB HBP BLK WP HR S P ERA WHIP	IP WLS BF H R ER SO BB IBB HBP BLK WP HR S P ERA WHIP	IP WLS BF H R ER SO BB IBB HBP BLK WP HR S P ERA WHIP	IP WLS BF H R ER SO BB IBB HBP BLK WP HR S P ERA WHIP	IP WLS BF H R ER SO BB IBB HBP BLK WP HR S P ERA WHIP			
Jose Mercedes, R (1, 1) ERA: 4.11	6.0 W 24	4 2 2 3	3 0 0 0	0 0 0 0	0 0 0 0	0 0 0 0	0 0 9 15	0 0 7 9	0 0 0 0	3.00 1.167										
Al Reyes, R (7, 1) ERA: 9.0	1.0 3 1 0	0 0 0 0	0 0 0 0	0 0 0 0	0 0 9 15	0 0 7 9	0 0 0 0	0 0 0 0	0 0 0 0	0.00 1.000										
Mike Myers, L (8, 1) ERA: 1.42	1.0 S 3	0 0 0 0	0 0 0 0	0 0 0 0	0 0 8 10	0 0 0 0	0 0 0 0	0 0 0 0	0 0 0 0	0.00 0.000										
Doug Jones, R (9, 1) ERA: 3.6	1.0 S 3	0 0 0 0	0 0 0 0	0 0 0 0	0 0 8 10	0 0 0 0	0 0 0 0	0 0 0 0	0 0 0 0	0.00 0.000										

Batter	1	2	3	4	5	6	7	8	9	AB	R	H	RBI	BB	SO	LOB	BOTTOM			
Fernando Vina, L (1, 4) OBP: 0.493, SLG: 0.567	1-1 1B G5-4-3	1-1 G3		0-0 F7		3-0 L3				4	0	1	0	0	0	3	San Francisco Giants @ Milwaukee Brewers Milwaukee County Stadium, Milwaukee, WI Fri Apr 17 1998, 8:05 PM EDT Att: 14,524 - Unknown - 54 F livebaseballscorecards.com			
Jeff Cirillo, R (1, 5) OBP: 0.413, SLG: 0.377	0-1 1B G5-4-3	1-3 K		4-2 BB		2-1 G4-3				3	0	0	0	1	1	3				
John Jaha, R (1, 3) OBP: 0.404, SLG: 0.400	4-0 1B 2B		3-3 K	0-1 L8		4-2 BB				2	1	0	0	2	1	1				
Jose Valentin, S (7, PR) OBP: 0.365, SLG: 0.549	8, 6) 1B 2B			0-1 L8		4-2 BB				0	0	0	0	0	0	0				
Jeremy Burnitz, L (1, 9) OBP: 0.449, SLG: 0.691	1-1 1B 2B		2-1 BB	3-2 G4-3		2-3 K				4	2	2	0	0	1	2				
Marquis Grissom, R (1, 8) OBP: 0.328, SLG: 0.469	0-0 1B 2B		4-0 BB	1-1 L7		1-2 G1-3				3	1	1	2	1	0	1				
Mark Loretta, R (1, 6) OBP: 0.276, SLG: 0.267	2-2 1B G6-3		3-1 1B BLK	1-1 G6-3		4-2 BB				3	1	1	2	1	0	1				
Darrin Jackson, R (1, 7) OBP: 0.250, SLG: 0.182		4-2 G3 BB	2-0 BLK WP	0-1 G5-3		0-0 F9				3	0	1	0	1	0	1				
Mike Matheny, R (1, 2) OBP: 0.341, SLG: 0.425	4-1 1B G3		2-3 K	0-0 G6-3		2-3 K				3	0	0	0	1	2	3				
Jose Mercedes, R (1, 1) OBP: 0.286, SLG: 0.167	0-3 K		3-3 K	0-0 L3		2-2 P6				3	0	1	0	0	2	3				
Al Reyes, R (7, 1) ERA: 5.79	2.0 L 8	0 0 0 0	2 2 0 0	2 2 0 0	0 0 27 43	0 0 0 0	0 0 0 0	0 0 0 0	0 0 0 0	0.00 1.000										
John Johnstone, R (7, 1)	2.0 L 8	0 0 0 0	2 2 0 0	2 2 0 0	0 0 27 43	0 0 0 0	0 0 0 0	0 0 0 0	0 0 0 0	0.00 1.000										
Inning Stats	R: 2 E: 0 K: 0 S: 11	H: 3 LOB: 1 BB: 1 P: 19	R: 0 E: 0 K: 2 S: 11	H: 0 LOB: 2 BB: 2 P: 21	R: 3 E: 0 K: 3 S: 15	H: 3 LOB: 1 BB: 1 P: 34	R: 0 E: 0 K: 0 S: 8	H: 0 LOB: 1 BB: 1 P: 15	R: 0 E: 0 K: 0 S: 3	H: 1 LOB: 0 BB: 0 P: 6	R: 0 E: 0 K: 1 S: 15	H: 0 LOB: 2 BB: 1 P: 24	R: 0 E: 0 K: 1 S: 12	H: 0 LOB: 1 BB: 1 P: 19	R: 0 E: 0 K: 0 S: 8	H: 0 LOB: 0 BB: 0 P: 8	1B: 5 2B: 3 3B: 0 HR: 0	SF: 0 SAC: 0 DP: 2 HBP: 0	WP: 1 PB: 0 SB: 2 CS: 0	PA: 36
PITCHER	IP WLS BF H R ER SO BB IBB HBP BLK WP HR S P ERA WHIP	IP WLS BF H R ER SO BB IBB HBP BLK WP HR S P ERA WHIP	IP WLS BF H R ER SO BB IBB HBP BLK WP HR S P ERA WHIP	IP WLS BF H R ER SO BB IBB HBP BLK WP HR S P ERA WHIP	IP WLS BF H R ER SO BB IBB HBP BLK WP HR S P ERA WHIP	IP WLS BF H R ER SO BB IBB HBP BLK WP HR S P ERA WHIP	IP WLS BF H R ER SO BB IBB HBP BLK WP HR S P ERA WHIP	IP WLS BF H R ER SO BB IBB HBP BLK WP HR S P ERA WHIP	IP WLS BF H R ER SO BB IBB HBP BLK WP HR S P ERA WHIP	IP WLS BF H R ER SO BB IBB HBP BLK WP HR S P ERA WHIP	IP WLS BF H R ER SO BB IBB HBP BLK WP HR S P ERA WHIP	IP WLS BF H R ER SO BB IBB HBP BLK WP HR S P ERA WHIP	IP WLS BF H R ER SO BB IBB HBP BLK WP HR S P ERA WHIP	IP WLS BF H R ER SO BB IBB HBP BLK WP HR S P ERA WHIP	IP WLS BF H R ER SO BB IBB HBP BLK WP HR S P ERA WHIP	IP WLS BF H R ER SO BB IBB HBP BLK WP HR S P ERA WHIP	IP WLS BF H R ER SO BB IBB HBP BLK WP HR S P ERA WHIP			
Shawn Estes, L (1, 1) ERA: 5.79	6.0 L 28	7 5 5 5	7 5 5 5	7 5 5 5	1 1 1 1	1 1 1 1	1 1 1 1	1 1 1 1	1 1 1 1	7.50 2.000										
John Johnstone, R (7, 1)	2.0 L 8	0 0 0 0	2 2 0 0	2 2 0 0	0 0 27 43	0 0 0 0	0 0 0 0	0 0 0 0	0 0 0 0	0.00 1.000										

Batter	1	2	3	4	5	6	7	8	9	AB	R	H	RBI	BB	SO	LOB	TOP										
Darryl Hamilton, L (1,8) OBP: 0.397, SLG: 0.317	L6		G4-3		F7			G4-3		4	0	0	0	0	0	0	San Francisco Giants @ Milwaukee Brewers Milwaukee County Stadium, Milwaukee, WI Sat Apr 18 1998, 4:33 AM EDT Att: 25,053 - Sunny - 59 F										
Bill Mueller, S (1,5) OBP: 0.418, SLG: 0.464	G3 1B		G3			K		1B BB		3	0	1	0	1	1	0											
Barry Bonds, L (1,7) OBP: 0.329, SLG: 0.457	G3		F8			G3		P7		4	0	0	0	0	2												
Jeff Kent, R (1,4) OBP: 0.382, SLG: 0.478	K				G3 2B			1B		4	1	3	0	0	1	1											
J.T. Snow, L (1,3) OBP: 0.310, SLG: 0.279		L3			G3			L5 1B		4	0	0	0	0	4												
Stan Javier, S (1,9) OBP: 0.397, SLG: 0.357		1B			G6-3			S 1B		4	0	2	1	0	0	0											
Brian Johnson, R (1,2) OBP: 0.321, SLG: 0.367		1B			P9			P8		4	0	1	0	0	0	1											
Rey Sanchez, R (1,6) OBP: 0.441, SLG: 0.467		K				G4-3		G1-3		4	0	0	0	0	1	3											
Orel Hershiser, R (1,1) OBP: 0.416, SLG: 0.273		FC6-4				P4				2	0	0	0	0	2												
Marvin Benard, L (7,PH) OBP: 0.273, SLG: 0.273										1	0	0	0	0	1	1											
Jim Poole, L (7,1) OBP: 0.500, SLG: 0.500										0	0	0	0	0	0	0											
Steve Reed, R (8,1) OBP: 0.500, SLG: 0.500										0	0	0	0	0	0	0											
Inning Stats	R: 0 E: 0 K: 1 S: 14	H: 1 LOB: 0 BB: 0 P: 25	R: 0 E: 0 K: 1 S: 17	H: 2 LOB: 2 BB: 0 P: 25	R: 0 E: 0 K: 0 S: 6	H: 0 LOB: 0 BB: 0 P: 12	R: 1 E: 0 K: 0 S: 8	H: 1 LOB: 0 BB: 0 P: 12	R: 0 E: 0 K: 1 S: 9	H: 0 LOB: 1 BB: 0 P: 15	R: 0 E: 0 K: 1 S: 11	H: 1 LOB: 1 BB: 0 P: 14	R: 0 E: 0 K: 1 S: 9	H: 1 LOB: 0 BB: 0 P: 17	R: 0 E: 0 K: 0 S: 7	H: 1 LOB: 2 BB: 1 P: 15	R: 0 E: 0 K: 0 S: 6	H: 0 LOB: 0 BB: 0 P: 7	1B: 6 2B: 1 3B: 0 HR: 0	SF: 0 SAC: 0 DP: 0 HBP: 0	WP: 0 PB: 0 SB: 2 CS: 0	PA: 35					
PITCHER	IP	WLS	BF	H	R	ER	SO	BB	IBB	HBP	BLK	WP	HR	S	P	ERA	WHIP										
Paul Wagner, R (1,1) ERA: 5.4	5.2	W	22	5	1	1	3	0	0	0	0	0	0	62	99	1.59	0.882										
Mike Myers, L (6,1) ERA: 1.35	0.1		1	0	0	0	0	0	0	0	0	0	0	3	4	0.00	0.000										
Chad Fox, R (7,1) ERA: 0.77	1.0		4	1	0	0	1	0	0	0	0	0	0	9	17	0.00	1.000										
Bob Wickman, R (8,1) ERA: 1.5	1.0	S	5	1	0	0	0	1	0	0	0	0	0	7	15	0.00	2.000										
Doug Jones, R (9,1) ERA: 3.27	1.0	S	3	0	0	0	0	0	0	0	0	0	0	6	7	0.00	0.000										

Batter	1	2	3	4	5	6	7	8	9	AB	R	H	RBI	BB	SO	LOB	BOTTOM										
Fernando Vina, L (1,4) OBP: 0.481, SLG: 0.549	HR 1B		F8		G4-3			P7		4	1	1	0	0	0	1	San Francisco Giants @ Milwaukee Brewers Milwaukee County Stadium, Milwaukee, WI Sat Apr 18 1998, 4:33 AM EDT Att: 25,053 - Sunny - 59 F										
Jeff Cirillo, R (1,5) OBP: 0.405, SLG: 0.415	HR		G4-3		E5 1B			P7		4	2	1	2	0	0	0											
John Jaha, R (1,3) OBP: 0.416, SLG: 0.405			G6-3		E WP 1B			K		2	0	1	1	1	0	0											
Bob Hamelin, L (6,PR) OBP: 0.136, SLG: 0.050					3H 1B					1	0	0	0	0	1	0											
Jeremy Burnitz, L (1,9) OBP: 0.438, SLG: 0.678	K		P8		F8					4	0	1	0	0	1	2											
Marquis Grissom, R (1,8) OBP: 0.310, SLG: 0.441	G5-3				G6-3			E4		4	0	0	0	0	0	3											
Jose Valentin, S (1,6) OBP: 0.373, SLG: 0.528					S 1B BB			G3		2	0	0	0	2	0	2											
Darrin Jackson, R (1,7) OBP: 0.250, SLG: 0.200	FC6-4				WP 1B			G4-3		4	0	1	0	0	0	2											
Mike Matheny, R (1,2) OBP: 0.333, SLG: 0.432			K		K			G1-3		4	0	1	0	0	2	2											
Paul Wagner, R (1,1) ERA: 5.4					G3					2	0	0	0	0	1	2											
Mike Myers, L (6,1) ERA: 1.35										0	0	0	0	0	0	0											
Marc Newfield, R (6,PH) OBP: 0.216, SLG: 0.216										1	0	0	0	0	0	1											
Chad Fox, R (7,1) ERA: 0.77										0	0	0	0	0	0	0											
Bob Wickman, R (8,1) ERA: 1.5										0	0	0	0	0	0	0											
Doug Jones, R (9,1) ERA: 3.27										0	0	0	0	0	0	0											
Inning Stats	R: 2 E: 0 K: 1 S: 12	H: 2 LOB: 2 BB: 2 P: 25	R: 0 E: 0 K: 2 S: 11	H: 0 LOB: 0 BB: 0 P: 14	R: 0 E: 0 K: 0 S: 6	H: 0 LOB: 0 BB: 0 P: 9	R: 0 E: 0 K: 1 S: 15	H: 1 LOB: 2 BB: 1 P: 23	R: 1 E: 2 K: 0 S: 16	H: 1 LOB: 2 BB: 0 P: 29	R: 0 E: 0 K: 0 S: 7	H: 1 LOB: 1 BB: 0 P: 12	R: 0 E: 0 K: 1 S: 9	H: 1 LOB: 1 BB: 0 P: 12	R: 0 E: 0 K: 0 S: 8	H: 0 LOB: 0 BB: 0 P: 11	R: 0 E: 0 K: 0 S: 6	H: 0 LOB: 0 BB: 0 P: 7	1B: 3 2B: 2 3B: 0 HR: 1	SF: 0 SAC: 0 DP: 0 HBP: 0	WP: 2 PB: 0 SB: 2 CS: 0	PA: 35					
PITCHER	IP	WLS	BF	H	R	ER	SO	BB	IBB	HBP	BLK	WP	HR	S	P	ERA	WHIP										
Orel Hershiser, R (1,1) ERA: 3.7	6.0	L	28	5	3	2	4	3	0	0	0	0	0	67	112	3.00	1.333										
Jim Poole, L (7,1) ERA: 2.25	1.1		5	1	0	0	1	0	0	0	0	0	0	12	16	0.00	0.750										
Steve Reed, R (8,1) ERA: 3.27	0.2		2	0	0	0	0	0	0	0	0	0	0	5	7	0.00	0.000										




Batter	1	2	3	4	5	6	7	8	9	10	11	12	AB	R	H	RBI	BB	SO	LOB	TOP										
Darryl Hamilton, L OBP: 0.368, SLG: 0.333 (1.8)	0-0 BB FC5-4 1B	0-0 L6		0-0 1-2 2H 1B		0-0 L5			0-3 K		0-0 1-2 1B		6	1	3	1	0	1	1											
Bill Mueller, S OBP: 0.397, SLG: 0.435 (1.5)	0-0 FC5-4 BB 1-2 1B		0-0 G1-3	0-3 K			0-0 G6-3		0-3 K		0-0 G6-3		6	0	1	0	0	2	4											
Barry Bonds, L OBP: 0.318, SLG: 0.434 John Johnstone, R (12.1)	0-3 K		0-0 G4-3		0-0 E4 1B		0-0 BLK S 1B		0-0 F9			0-3 K	6	0	1	0	0	2	2	0	0	0	0	0	0	0	0	0		
Jeff Kent, R OBP: 0.390, SLG: 0.479 (1.4)	4-0 FC5-4 BB 1-2 2-3 3H		4-0 S BB		0-0 F7		0-3 K		0-0 G4-3 2B			0-0 F9	4	0	1	0	2	1	2											
Charlie Hayes, R OBP: 0.296, SLG: 0.435 Rich Rodriguez, L (7.1)	0-3 FC5-4		0-0 G6-3		0-0 1B		0-0 G2					0-0 F9	4	0	1	1	0	0	4	0	0	0	0	0	0	0	0	0		
Julian Tavarez, L (8.1)					1-2 1B								0	0	0	0	0	0	0	0	0	0	0	0	0	0	0	0		
Jim Poole, L (8.1)					1-2 1B								2	0	0	0	0	0	1											
Rey Sanchez, R OBP: 0.417, SLG: 0.438 (8.6)	1-2 2-3 3H				1-2 1B								2	0	0	0	0	0	1											
Stan Javier, S OBP: 0.387, SLG: 0.361 Robb Nen, R (10.1)	0-0 G4-3				0-0 FC5-4 1B		0-0 G4-3						5	0	2	0	0	3												
Marvin Benard, L OBP: 0.273, SLG: 0.273 (12.9)					0-0 FC5-4 1B		1-3 2H 1B						0	0	0	0	0	0	0	0										
Brian Johnson, R OBP: 0.310, SLG: 0.340 (1.2)		4-0 SH2-4 BB			0-0 F8		0-0 G1-3					0-0 F9	4	0	0	0	1	0	3											
Rich Aurilia, R OBP: 0.413, SLG: 0.425 Steve Reed, R OBP: 0.500, SLG: 0.500 Alex Diaz, S OBP: 0.211, SLG: 0.263 (12.7)	0-0 F8				0-0 FC5-4 1B		0-0 F8		0-0 G6-3			0-0 F9	4	1	0	0	0	0	2	0	0	0	0	0	0	0	0	0		
Kirk Rueter, L OBP: 0.250, SLG: 0.250 J.T. Snow, L OBP: 0.301, SLG: 0.270 (7.3)	0-0 SH2-4				1-2 1B		0-0 F7					0-0 F7	2	0	1	0	0	0	0	2	0	0	0	0	0	0	0	1		
Inning Stats	R: 1 E: 0 K: 1 S: 7	H: 2 LOB: 2 BB: 1 P: 11	R: 0 E: 0 K: 0 S: 3	H: 0 LOB: 1 BB: 1 P: 7	R: 0 E: 0 K: 0 S: 3	H: 0 LOB: 1 BB: 1 P: 7	R: 1 E: 0 K: 1 S: 8	H: 3 LOB: 2 BB: 0 P: 8	R: 0 E: 1 K: 0 S: 5	H: 2 LOB: 2 BB: 0 P: 5	R: 0 E: 0 K: 3 S: 6	H: 1 LOB: 1 BB: 0 P: 6	R: 0 E: 0 K: 0 S: 3	H: 0 LOB: 0 BB: 0 P: 3	R: 0 E: 0 K: 2 S: 4	H: 1 LOB: 1 BB: 0 P: 4	R: 0 E: 0 K: 0 S: 5	H: 2 LOB: 2 BB: 0 P: 5	R: 0 E: 0 K: 1 S: 5	H: 0 LOB: 0 BB: 0 P: 6	1B: 10 2B: 1 3B: 0 HR: 0	SF: 0 SAC: 1 DP: 0 HBP: 0	WP: 0 PB: 0 SB: 0 CS: 0	PA: 50						
PITCHER	IP WLS BF H R ER SO BB IBB HBP BLK WP HR S P ERA WHIP	6.1 2 30 8 2 2 2 0 0 0 0 0 0 31 43 2.84 1.737	0.2 0 2 0 0 0 1 0 0 0 0 0 0 4 4 0.00 0.000	2.0 6 0 0 0 0 2 0 0 0 0 0 0 10 10 0.00 0.000	3.0 W 12 3 0 0 0 1 0 0 0 0 0 0 14 14 0.00 1.000																									

San Francisco Giants @ Milwaukee Brewers
Milwaukee County Stadium, Milwaukee, WI
Sun Apr 19 1998, 4:33 AM EDT
Alt. 30.084 - Cloudy - 57 F

livebaseballscorecards.com

AB 46
R 2
H 11
RBI 2
BB 3
SO 6
LOB 23




Batter	1	2	3	4	5	6	7	8	9	10	11	12	AB	R	H	RBI	BB	SO	LOB	BOTTOM									
Fernando Vina, L OBP: 0.471, SLG: 0.539 (1.4)	4-0 1B BB		0-0 P2			0-3 K		0-0 1B SF9 2B		0-0 G4-3		0-0 B1	5	1	1	0	1	1	1										
Jeff Cirillo, R OBP: 0.424, SLG: 0.443 (1.5)	0-0 L8		0-0 G5-3			0-0 1B		0-0 SF9 FC8-2 1B		4-0 1B BB		0-0 1B 2B	5	0	3	0	1	0	1										
John Jaha, R OBP: 0.424, SLG: 0.400 Eric Owens, R (8, PR)	0-0 1-2 1B		0-0 G3			0-0 L7		4-0 1-2 BB		0-0 P6		0-0 G3	3	0	1	0	1	0	1	0	0	0	0	0	0	0	0	0	
Bob Hamelin, L OBP: 0.125, SLG: 0.045 (9.3)						0-0 L7		0-0 1-2 BB		0-0 P6		0-0 G3	2	0	0	0	0	0	3										
Jeremy Burnitz, L OBP: 0.430, SLG: 0.651 (1.9)	0-0 L7				0-0 G4-3		0-0 G4-3		0-0 SF9		0-0 P6		4-0 1B IBB	4	0	1	1	1	0	3									
Marquis Grissom, R OBP: 0.289, SLG: 0.419 (1.8)	0-0 G4-3				0-0 P4		0-0 G6-3		0-0 FC8-2		0-0 P6		0-0 1B	6	0	1	1	0	0	6									
Mark Loretta, R OBP: 0.348, SLG: 0.278 (1.6)		4-0 G1-3 BB			0-0 G4-3		0-0 F9		0-0 FC1-6 1B		4-0 G1-6-3 BB		3	0	1	0	2	0	0										
Darrin Jackson, R OBP: 0.238, SLG: 0.250 (1.7)		0-0 G1-3			0-0 G6-3		0-0 G6-3		0-0 FC1-6 G6-3 1-2 1B		0-3 K		5	1	1	0	0	1	3										
Mike Matheny, R OBP: 0.333, SLG: 0.426 Jesse Lewis, L (9, PH)	0-0 P2				0-0 L8		0-0 L8		0-0 G6-3		0-0 G1-6-3		3	0	1	1	0	0	1										
Scott Karl, L OBP: 0.214, SLG: 0.214 Sun-Woodward, L (7.1)	0-0 G4-3				0-0 G6-3		0-0 F9		0-3 K			0-0 2B 1B	2	0	0	0	0	0	1										
Marc Newfield, R OBP: 0.233, SLG: 0.211 Chad Fox, R (8.1)													1	0	0	0	0	0	0										
Jose Valentin, S OBP: 0.145, SLG: 0.145 Bob Wickman, R (10.1)													1	0	0	0	0	0	1										
Bobby Hughes, R OBP: 0.330, SLG: 0.280 (12, PH)													1	1	1	0	0	0	0										
Inning Stats	R: 0 E: 0 K: 0 S: 4	H: 1 LOB: 2 BB: 1 P: 8	R: 0 E: 0 K: 0 S: 3	H: 0 LOB: 1 BB: 1 P: 7	R: 0 E: 0 K: 0 S: 3	H: 0 LOB: 0 BB: 0 P: 3	R: 0 E: 0 K: 0 S: 3	H: 0 LOB: 0 BB: 0 P: 3	R: 0 E: 0 K: 0 S: 6	H: 1 LOB: 1 BB: 0 P: 6	R: 1 E: 0 K: 0 S: 4	H: 2 LOB: 1 BB: 1 P: 5	R: 1 E: 0 K: 0 S: 4	H: 2 LOB: 1 BB: 1 P: 3	R: 0 E: 0 K: 1 S: 6	H: 1 LOB: 2 BB: 1 P: 8	R: 0 E: 0 K: 0 S: 4	H: 1 LOB: 2 BB: 1 P: 8	R: 0 E: 0 K: 1 S: 4	H: 0 LOB: 0 BB: 1 P: 8	R: 1 E: 0 K: 0 S: 5	H: 3 LOB: 3 BB: 1 P: 9	1B: 8 2B: 4 3B: 0 HR: 0	SF: 1 SAC: 0 DP: 2 HBP: 0	WP: 0 PB: 0 SB: 0 CS: 0	PA: 50			
PITCHER	IP WLS BF H R ER SO BB IBB HBP BLK WP HR S P ERA WHIP	6.2 26 4 1 1 1 1 2 0 0 0 0 0 26 34 1.35 0.900	0.1 1 1 1 0 0 0 0 0 0 0 0 0 2 2 27.00 3.000	0.0 2 1 0 0 0 0 0 0 0 0 0 0 1 1 0.00 0.000	0.1 1 0 0 0 0 0 0 0 0 0 0 0 1 1 0.00 0.000																								


San Francisco Giants @ Milwaukee Brewers
Milwaukee County Stadium, Milwaukee, WI
Sun Apr 19 1998, 4:33 AM EDT
Alt. 30.084 - Cloudy - 57 F

livebaseballscorecards.com

AB 43
R 3
H 11
RBI 3
BB 6
SO 3
LOB 24



Batter	1	2	3	4	5	6	7	8	9	AB	R	H	RBI	BB	SO	LOB	TOP										
Darryl Hamilton, L (1, 8) OBP: 0.363, SLG: 0.333 Alex Diaz, S (7, 8) OBP: 0.200, SLG: 0.250	3-1 BB 1B	0-0 SF7		1-3 K		3-2 FC5-4 1-2		2-3 K		3 0 1 1 0 1 1 1 0 0 0 0 1 1							San Francisco Giants @ Pittsburgh Pirates Three Rivers Stadium, Pittsburgh, PA Tue Apr 21 1998, 7:05 PM EDT Att. 8,976 - Unknown - 65 F livebaseballscorecards.com										
Bill Mueller, S (1, 5) OBP: 0.385, SLG: 0.418	2-3 K	0-1 L6		3-1 1B		0-0 F8		1-0 G6-3		5 0 1 0 0 1 5																	
Barry Bonds, L (1, 7) OBP: 0.311, SLG: 0.457	2-3 K		0-0 HR	0-0 F7		2-3 K			0-0 F7	5 1 1 1 0 2 3																	
J.T. Snow, L (1, 3) OBP: 0.308, SLG: 0.284	4-0 FC6 1-2 BB		1-2 G4-3 1B 2B		0-1 G3		2-1 G3		3-1 F9	4 1 1 0 1 0 0																	
Stan Javier, S (1, 9) OBP: 0.372, SLG: 0.333	0-0 FC6 1-2		0-0 G4-3		0-2 F7		1-2 G3		1-0 G6-3	5 0 0 0 0 0 3																	
Rich Aurilia, R (1, 6) OBP: 0.440, SLG: 0.452		1-0 G6-3	1-2 1B S HBP		1-2 HR 2B		4-1 BB			2 2 1 0 1 0 0																	
Brent Mayne, L (1, 2) OBP: 0.478, SLG: 0.682		1-1 1B SF7 1B	2-3 K		2-1 HR 2B		1-0 G4-3			4 2 2 2 0 1 3																	
Rey Sanchez, R (1, 4) OBP: 0.450, SLG: 0.457		1-0 1B	1-0 1B		0-0 G6-3		2-2 SH1-3 HBP			3 0 2 2 0 0 0																	
Mark Gardner, R (1, 1) OBP: 0.444, SLG: 0.286		0-1 1B	1-2 1B		1-1 G6-3		1-1 FC5-4 1B		0-0 SH1-3	3 0 2 0 0 0 0																	
Inning Stats	R: 0 E: 0 K: 2 S: 12	H: 1 LOB: 2 BB: 1 P: 22	R: 1 E: 0 K: 0 S: 9	H: 3 LOB: 2 BB: 0 P: 12	R: 3 E: 0 K: 1 S: 11	H: 3 LOB: 1 BB: 0 P: 16	R: 0 E: 0 K: 1 S: 8	H: 1 LOB: 1 BB: 0 P: 13	R: 2 E: 0 K: 0 S: 12	H: 2 LOB: 0 BB: 0 P: 15	R: 0 E: 0 K: 1 S: 10	H: 1 LOB: 1 BB: 0 P: 16	R: 0 E: 0 K: 1 S: 7	H: 0 LOB: 1 BB: 1 P: 15	R: 0 E: 0 K: 1 S: 8	H: 0 LOB: 0 BB: 0 P: 13		R: 0 E: 0 K: 0 S: 4	H: 0 LOB: 0 BB: 0 P: 8	1B: 7 2B: 2 3B: 0 HR: 2	SF: 1 SAC: 1 DP: 0 HBP: 2	WP: 0 PB: 0 SB: 1 CS: 0	PA: 41				
PITCHER	IP	WLS	BF	H	R	ER	SO	BB	IBB	HBP	BLK	WP	HR	S	P	ERA	WHIP										
Jon Lieber, R (1, 1) ERA: 6.94	5.0	L	26	10	6	6	4	1	0	1	0	0	2	52	78	10.80	2.200										
Javier Martinez, R (6, 1) ERA: 2.08	2.0		8	1	0	0	1	1	0	0	0	0	0	17	31	0.00	1.000										
Jeff Tabaka, L (8, 1) ERA: 2.84	2.0		7	0	0	0	1	0	0	1	0	0	0	12	21	0.00	0.000										

Batter	1	2	3	4	5	6	7	8	9	AB	R	H	RBI	BB	SO	LOB	BOTTOM										
Tony Womack, L (1, 4) OBP: 0.236, SLG: 0.238	2-3 K		2-1 B1			0-0 SF7 3B		2-1 L8		4 1 1 0 0 1 0							San Francisco Giants @ Pittsburgh Pirates Three Rivers Stadium, Pittsburgh, PA Tue Apr 21 1998, 7:05 PM EDT Att. 8,976 - Unknown - 65 F livebaseballscorecards.com										
Al Martin, L (1, 7) OBP: 0.244, SLG: 0.297	2-0 P5			0-3 K		0-0 SF7 3B		0-0 F8		3 0 0 1 0 1 0																	
1B Jason Kendall, R (1, 2) OBP: 0.419, SLG: 0.545	0-0 G4-3			3-1 G5-3 3B		3-1 G6-4-3 BB			1-1 G6-3	3 1 1 0 1 0 0																	
Kevin Young, R (1, 3) OBP: 0.325, SLG: 0.408		4-2 BB		1-1 G5-3		1-2 G6-4-3			1-2 HR	3 1 1 2 1 0 1																	
Jermaine Allensworth, R (1, 8) OBP: 0.419, SLG: 0.439		0-0 F8		2-2 1B			1-2 P3		1-2 1B	4 0 2 0 0 0 1																	
Jose Guillen, R (1, 9) OBP: 0.328, SLG: 0.524		0-2 L9		1-2 P6		3-2 FC4-6 1B			0-1 G6-3	4 0 1 0 0 0 2																	
Freddy Garcia, R (1, 5) OBP: 0.260, SLG: 0.400 Jeff Tabaka, R (8, 1)		1-3 K			0-0 P3		0-0 P3			3 0 0 0 0 1 2 0 0 0 0 0 0 0																	
Kevin Polcovich, R (1, 6) OBP: 0.167, SLG: 0.233			1-1 G1-3		0-0 P3		0-2 FC4-6			3 0 0 0 0 0 1																	
Jon Lieber, L (1, 1) OBP: 0.375, SLG: 0.286 Mark Smith, R (5, PH)			2-3 K		3-2 P3			1-2 P4		1 0 0 0 0 1 0 1 0 0 0 0 0 0 0 0 0 0 0 0 0 1 0 0 0 0 0 0																	
Inning Stats	R: 0 E: 0 K: 1 S: 6	H: 0 LOB: 0 BB: 0 P: 10	R: 0 E: 0 K: 1 S: 9	H: 0 LOB: 1 BB: 1 P: 14	R: 0 E: 0 K: 1 S: 7	H: 0 LOB: 0 BB: 0 P: 12	R: 1 E: 0 K: 1 S: 21	H: 2 LOB: 1 BB: 0 P: 27	R: 0 E: 0 K: 0 S: 5	H: 0 LOB: 0 BB: 0 P: 8	R: 1 E: 0 K: 0 S: 6	H: 1 LOB: 0 BB: 1 P: 11	R: 0 E: 0 K: 0 S: 12	H: 1 LOB: 1 BB: 0 P: 16	R: 0 E: 0 K: 0 S: 8	H: 0 LOB: 0 BB: 0 P: 11		R: 1 E: 0 K: 0 S: 10	H: 2 LOB: 0 BB: 0 P: 13	1B: 3 2B: 0 3B: 2 HR: 1	SF: 1 SAC: 0 DP: 1 HBP: 0	WP: 0 PB: 0 SB: 0 CS: 0	PA: 33				
PITCHER	IP	WLS	BF	H	R	ER	SO	BB	IBB	HBP	BLK	WP	HR	S	P	ERA	WHIP										
Mark Gardner, R (1, 1) ERA: 5.04	9.0	W	33	6	3	3	4	2	0	0	0	0	1	84	122	3.00	0.889										

Batter	1	2	3	4	5	6	7	8	9	AB	R	H	RBI	BB	SO	LOB	TOP								
Alex Diaz, S OBP: 0.208, SLG: 0.250	K			G3		1B	K			4	0	1	0	0	2	1	San Francisco Giants @ Pittsburgh Pirates Three Rivers Stadium, Pittsburgh, PA Wed Apr 22 1998, 7:05 PM EDT Att: 11,367 - Overcast - 58 F								
Bill Mueller, S OBP: 0.402, SLG: 0.451	G1-3			1B		1B		G1-4-3		4	0	3	0	0	0	0									
Barry Bonds, L OBP: 0.309, SLG: 0.440	F7			K		K		G1-4-3	BB	3	0	0	0	1	2	4									
Jeff Kent, R OBP: 0.372, SLG: 0.455		G6-3		K		F9		G1-4-3		4	0	0	0	0	1	6									
J.T. Snow, L OBP: 0.305, SLG: 0.282		G1-6-3			F7		E7	K		4	1	1	0	0	1	1									
Stan Javier, S OBP: 0.378, SLG: 0.348	G1-6-3				K		G4-3	SF9	BB	3	1	1	1	1	1	1									
Brian Johnson, R OBP: 0.290, SLG: 0.316			G6-3		G5-3		G4-3	FC6-4	BB	4	0	0	0	0	0	2									
Rey Sanchez, R OBP: 0.432, SLG: 0.447			K			1B	SF9	G4-3		3	0	1	1	0	1	1									
Danny Darwin, R			K			1B		G6-3		2	0	0	0	0	2	1									
Julian Tavarez, L			K							0	0	0	0	0	0	0									
Marvin Benard, L OBP: 0.333, SLG: 0.273										0	0	0	0	1	0	0									
Steve Reed, R OBP: 0.500, SLG: 0.500										0	0	0	0	0	0	0									
Charlie Hayes, R OBP: 0.295, SLG: 0.417										1	0	0	0	0	0	1									
Inning Stats	R: 0 E: 0 K: 1 S: 10	H: 0 LOB: 0 BB: 0 P: 16	R: 0 E: 0 K: 0 S: 4	H: 1 LOB: 0 BB: 0 P: 8	R: 0 E: 0 K: 2 S: 9	H: 0 LOB: 0 BB: 0 P: 11	R: 0 E: 0 K: 2 S: 9	H: 1 LOB: 1 BB: 0 P: 14	R: 0 E: 0 K: 1 S: 6	H: 0 LOB: 0 BB: 0 P: 11	R: 0 E: 0 K: 2 S: 11	H: 3 LOB: 3 BB: 0 P: 14	R: 2 E: 1 K: 1 S: 10	H: 1 LOB: 1 BB: 1 P: 16	R: 0 E: 0 K: 1 S: 10	H: 1 LOB: 1 BB: 1 P: 19	R: 0 E: 0 K: 0 S: 9	H: 0 LOB: 1 BB: 1 P: 15	1B: 5 2B: 2 3B: 0 HR: 0	SF: 1 SAC: 0 DP: 2 HBP: 0	WP: 0 PB: 0 SB: 0 CS: 0	PA: 36			
PITCHER	IP	WLS	BF	H	R	ER	SO	BB	IBB	HBP	BLK	WP	HR	S	P	ERA	WHIP								
Jose Silva, R ERA: 4.18	(1, 1)	6.0	W	24	6	2	0	8	0	0	0	0	0	51	78	0.00	1.000								
Marc Wilkins, R ERA: 1.13	(7, 1)	1.0		4	0	0	0	1	1	0	0	0	0	8	12	0.00	1.000								
Ricardo Rincon, L ERA: 1.13	(8, 1)	1.0		4	1	0	0	1	1	0	0	0	0	10	19	0.00	2.000								
Rich Loiselle, R ERA: 3.18	(9, 1)	1.0	S	4	0	0	0	0	1	0	0	0	0	9	15	0.00	1.000								

AB 32
R 2
H 7
RBI 2
BB 3
SO 10
LOB 18



Batter	1	2	3	4	5	6	7	8	9	AB	R	H	RBI	BB	SO	LOB	BOTTOM								
Tony Womack, L OBP: 0.226, SLG: 0.227	F7		G6-3		K		G4-3			4	0	0	0	0	1	0	San Francisco Giants @ Pittsburgh Pirates Three Rivers Stadium, Pittsburgh, PA Wed Apr 22 1998, 7:05 PM EDT Att: 11,367 - Overcast - 58 F								
Al Martin, L OBP: 0.244, SLG: 0.295	L9		F9			E4		S		4	2	1	0	0	0	0									
18 Jason Kendall, R OBP: 0.423, SLG: 0.557	2B		G1-3			1B		F8		4	2	2	0	0	0	1									
Kevin Young, R OBP: 0.346, SLG: 0.480	2B				HR			F9		4	1	3	3	0	0	1									
Jermaine Allensworth, R OBP: 0.424, SLG: 0.459	F7			G4-3		1B		G6-3		4	0	2	2	0	0	1									
Jose Guillen, R OBP: 0.310, SLG: 0.493		F8		K		G6-3		K		4	0	0	0	0	2	3									
Doug Strange, S OBP: 0.361, SLG: 0.424			BB		L7		G3			2	0	0	0	1	0	1									
Kevin Polcovich, R OBP: 0.152, SLG: 0.212		F9			G4-3		K			3	0	0	0	0	1	1									
Jose Silva, R					G6-3		P5			2	0	0	0	0	1	1									
Marc Wilkins, R										0	0	0	0	0	0	0									
Turner Ward, S OBP: 0.444, SLG: 0.483										1	0	0	0	0	0	0									
Ricardo Rincon, L ERA: 3.55										0	0	0	0	0	0	0									
Rich Loiselle, R ERA: 0.66										0	0	0	0	0	0	0									
Inning Stats	R: 1 E: 0 K: 0 S: 15	H: 2 LOB: 1 BB: 0 P: 22	R: 0 E: 0 K: 1 S: 9	H: 0 LOB: 1 BB: 1 P: 15	R: 0 E: 0 K: 0 S: 8	H: 0 LOB: 0 BB: 0 P: 12	R: 1 E: 0 K: 1 S: 8	H: 1 LOB: 0 BB: 0 P: 10	R: 0 E: 0 K: 1 S: 10	H: 0 LOB: 0 BB: 0 P: 12	R: 2 E: 1 K: 0 S: 13	H: 3 LOB: 1 BB: 0 P: 23	R: 0 E: 0 K: 1 S: 7	H: 0 LOB: 0 BB: 0 P: 9	R: 1 E: 0 K: 1 S: 12	H: 2 LOB: 1 BB: 0 P: 17	R: 0 E: 0 K: 0 S: 9	H: 0 LOB: 1 BB: 0 P: 17	1B: 4 2B: 3 3B: 0 HR: 1	SF: 0 SAC: 0 DP: 1 HBP: 0	WP: 0 PB: 1 SB: 1 CS: 0	PA: 33			
PITCHER	IP	WLS	BF	H	R	ER	SO	BB	IBB	HBP	BLK	WP	HR	S	P	ERA	WHIP								
Danny Darwin, R ERA: 3.42	(1, 1)	5.0	L	22	5	4	3	3	1	0	0	0	0	57	82	5.40	1.200								
Julian Tavarez, R ERA: 3.55	(6, 1)	1.0		3	1	0	0	0	0	0	0	0	0	6	12	0.00	1.000								
Steve Reed, R ERA: 0.66	(7, 1)	2.0		8	2	1	1	2	0	0	0	0	0	19	26	4.50	1.000								



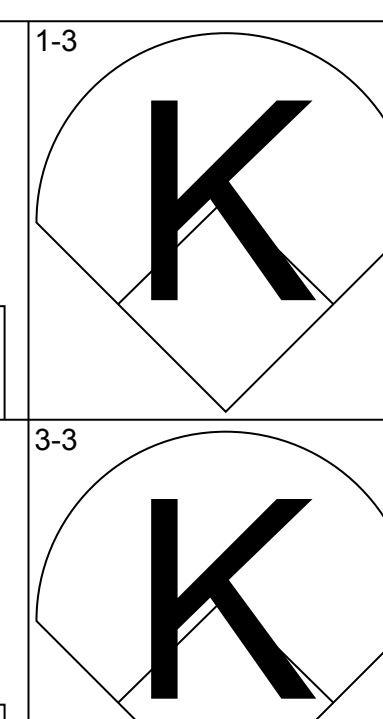
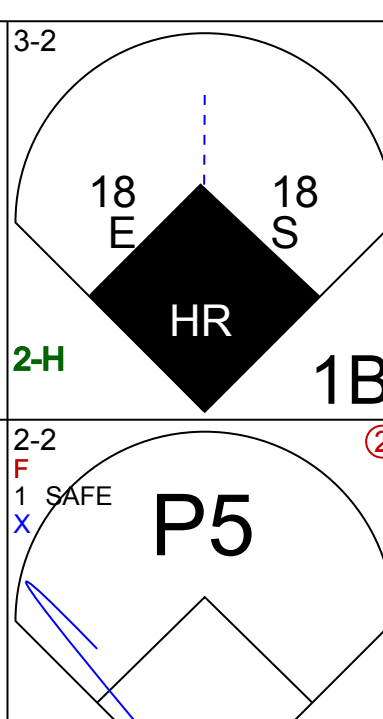
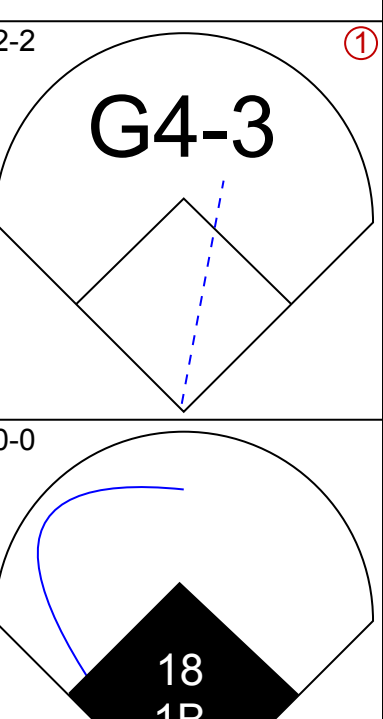
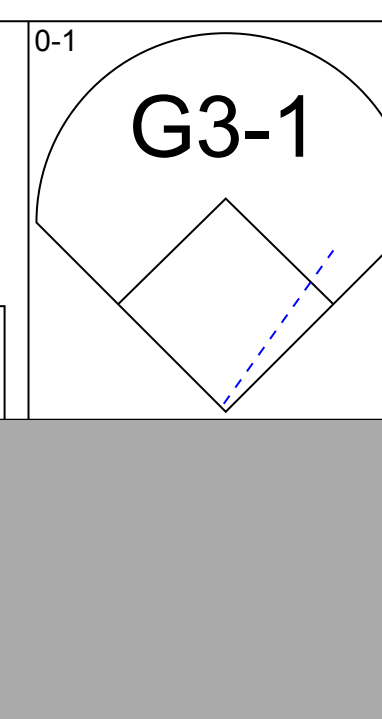
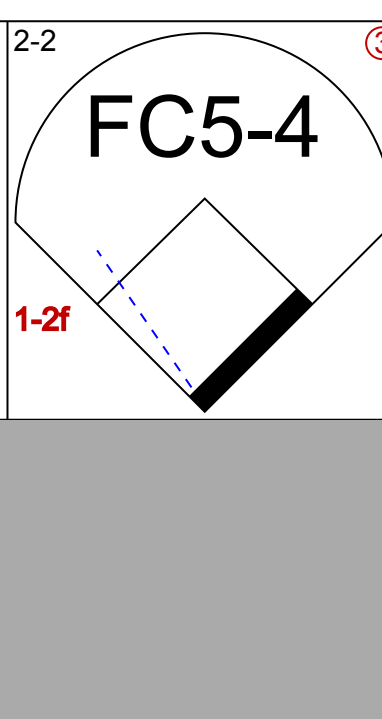
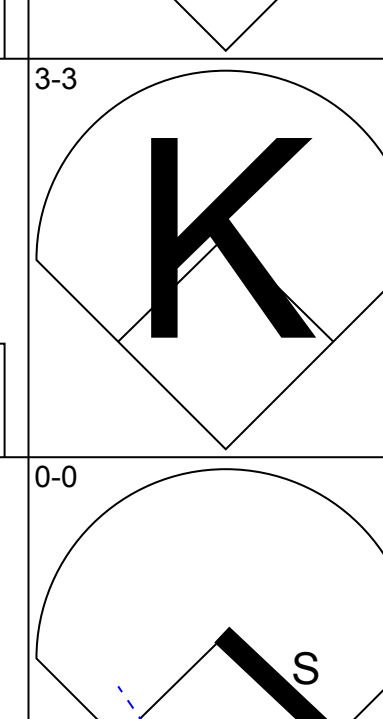
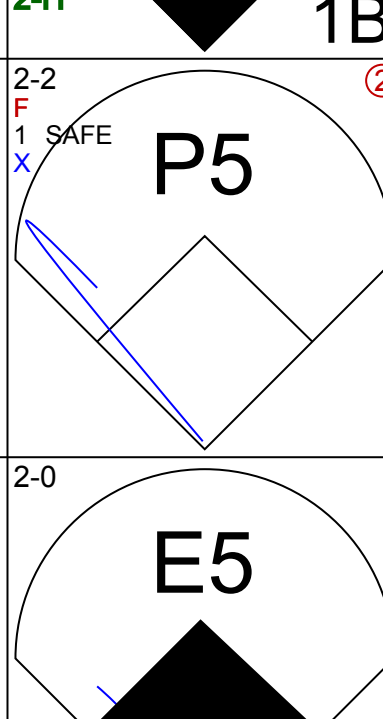
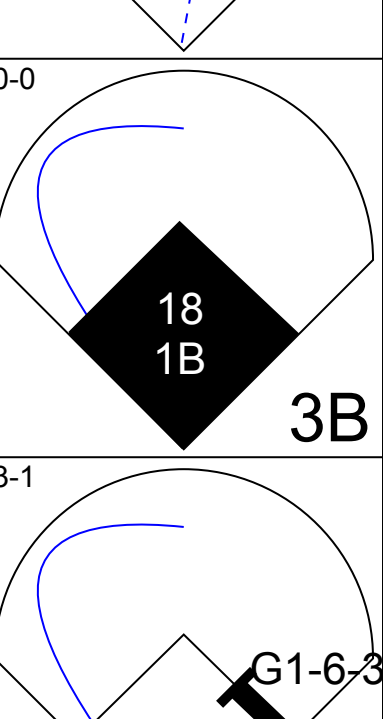
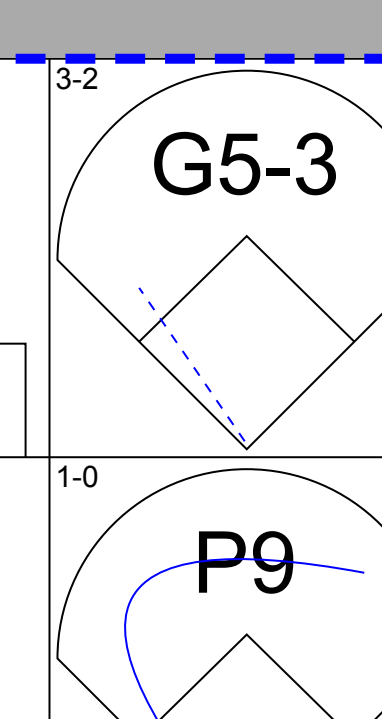
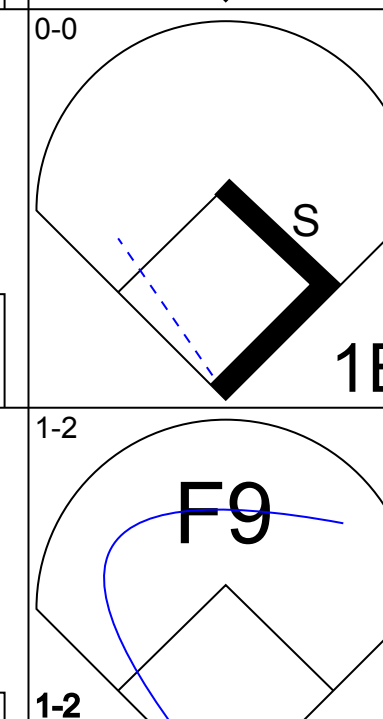
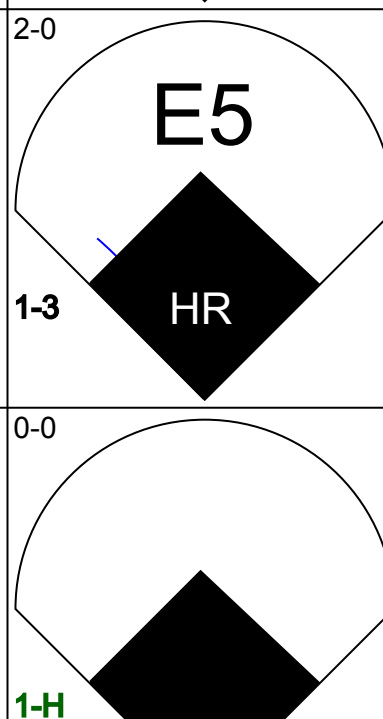
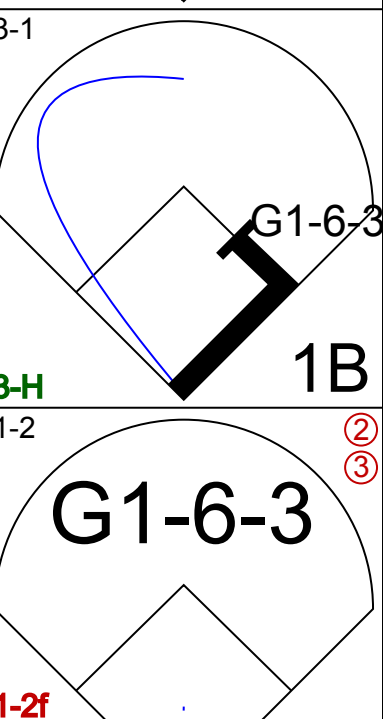
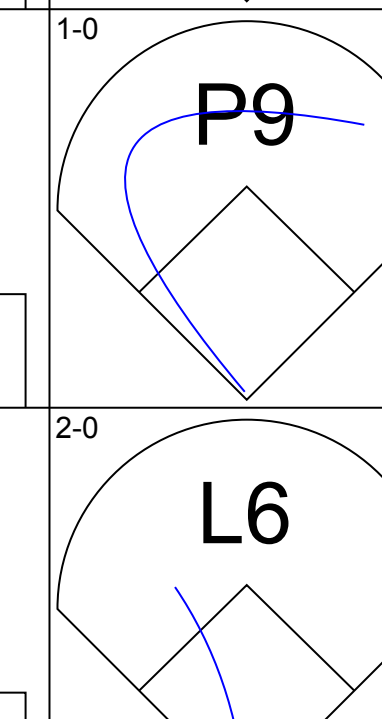
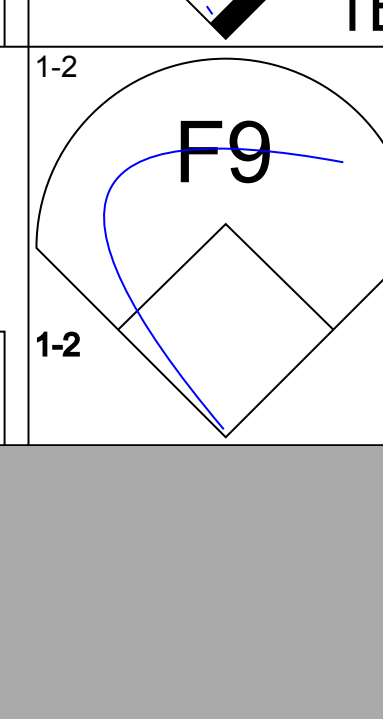
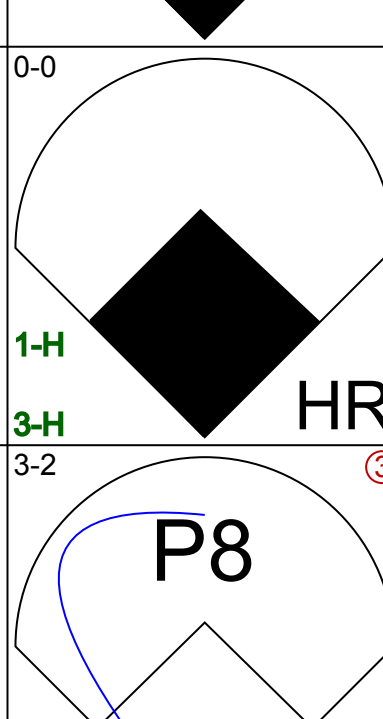
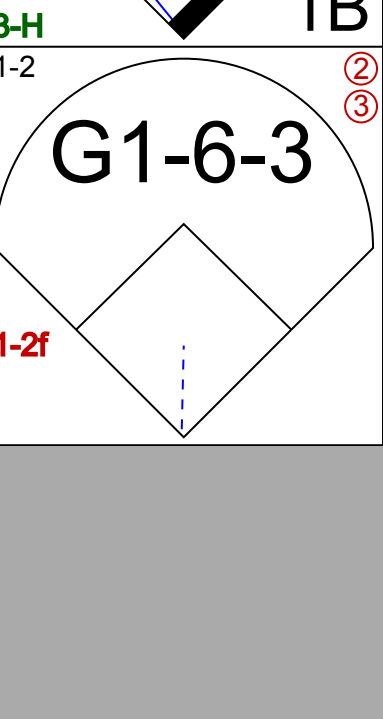
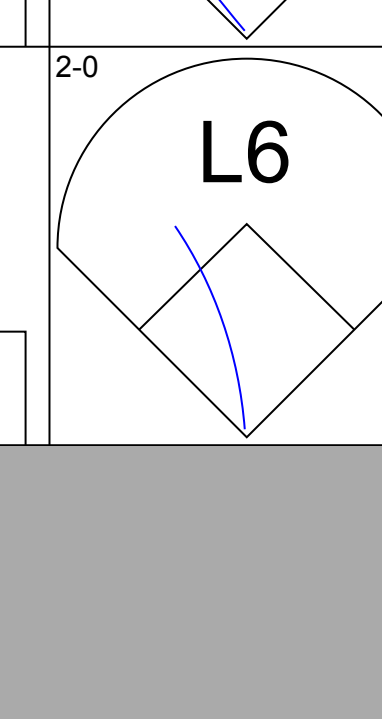
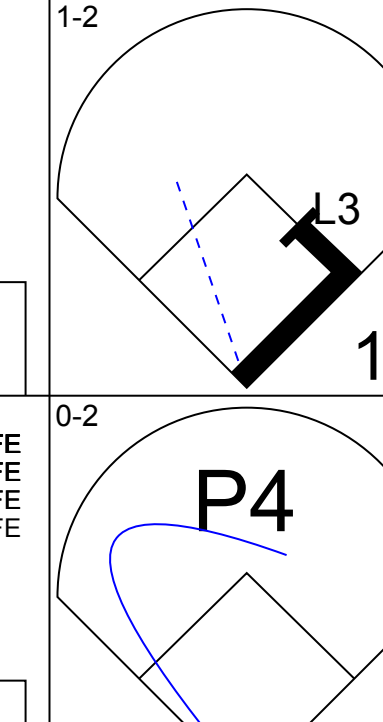
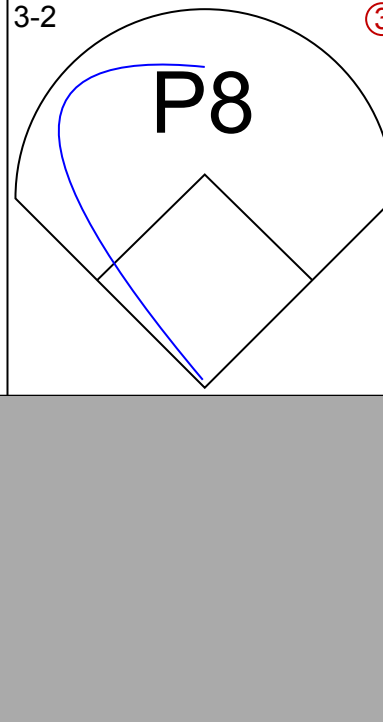
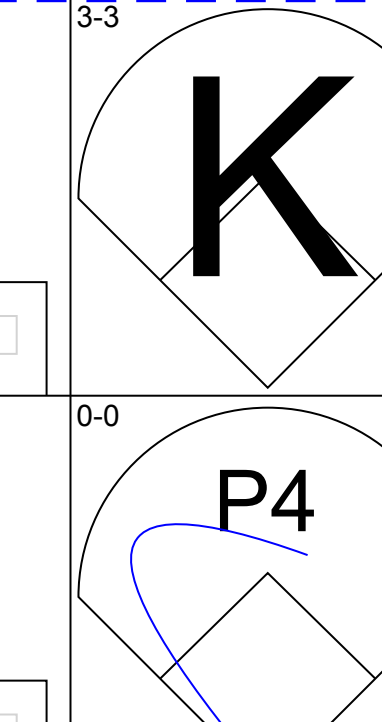
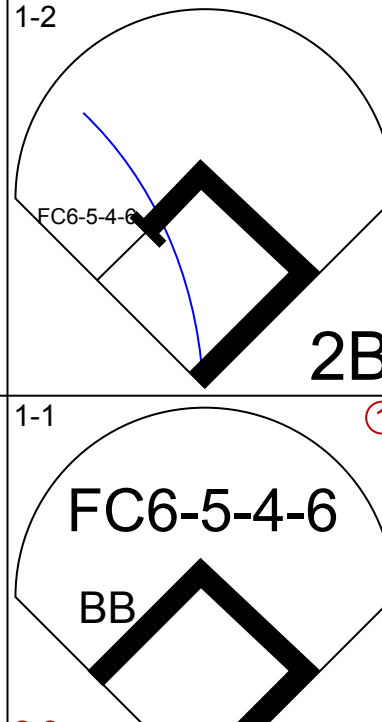

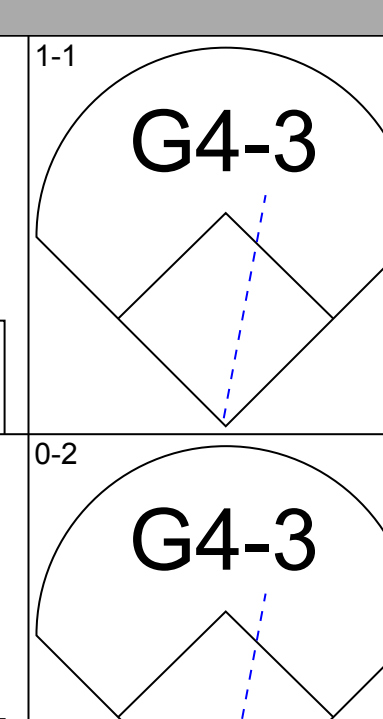
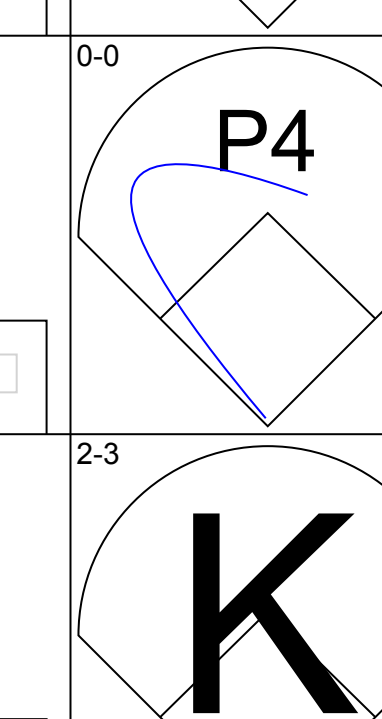
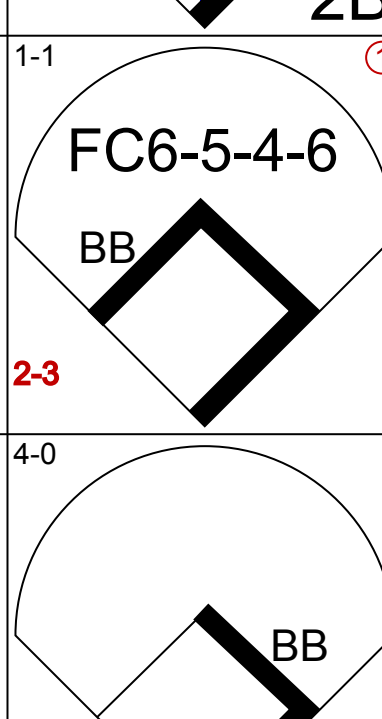

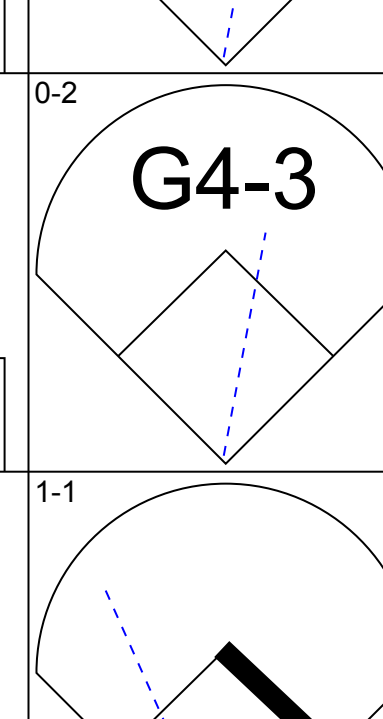
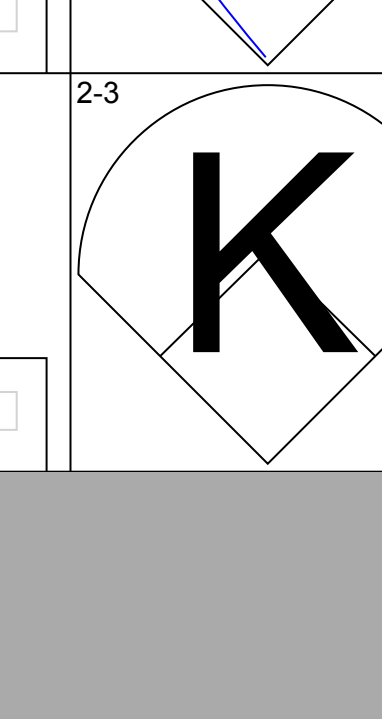
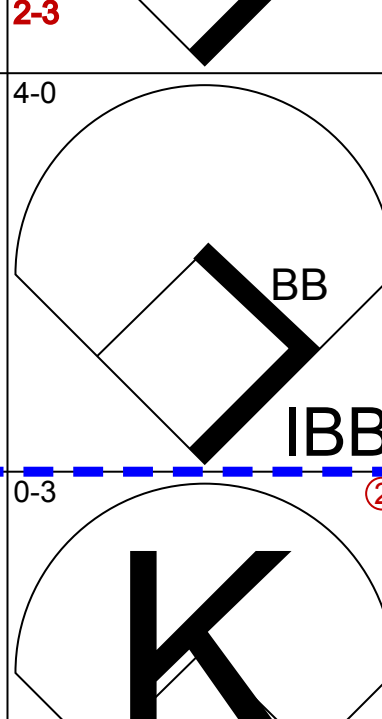
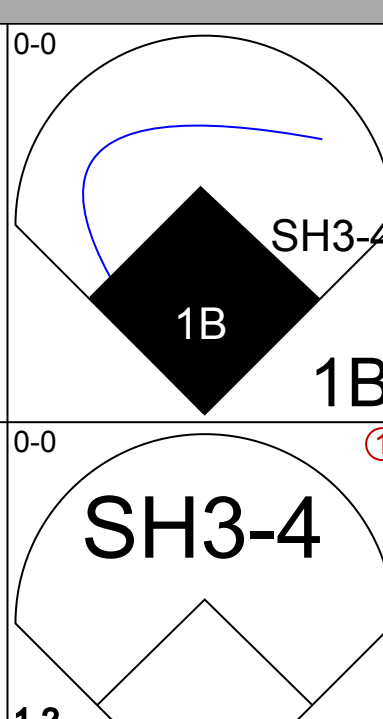
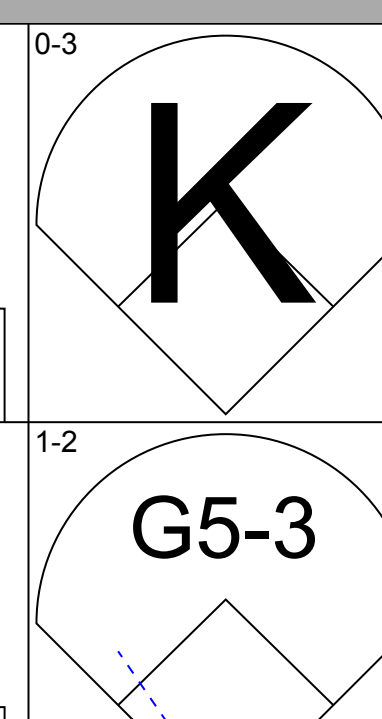
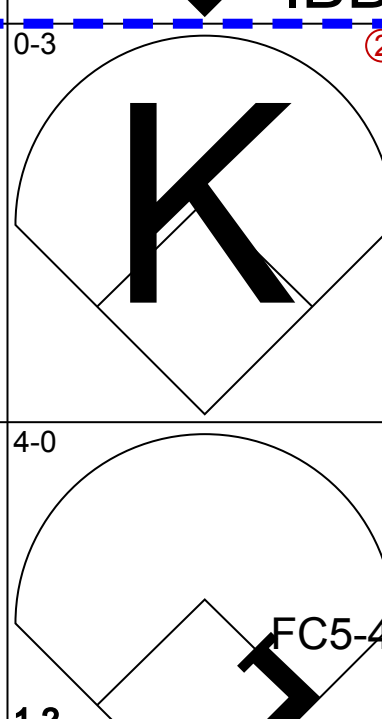
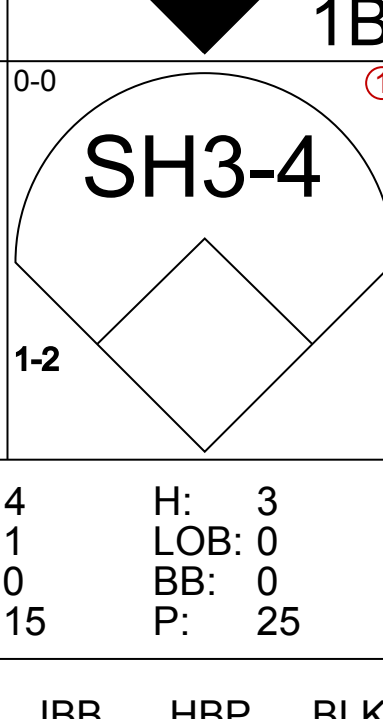
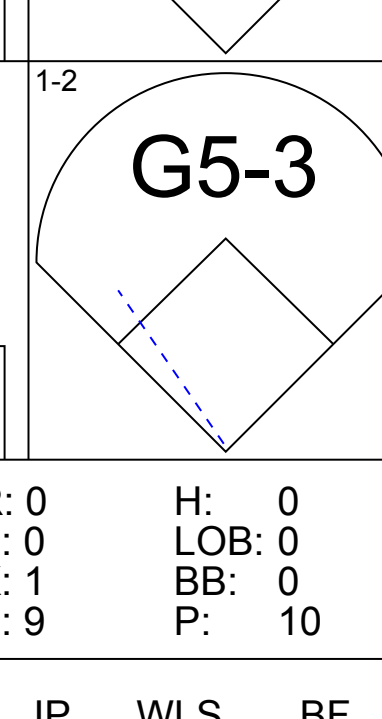
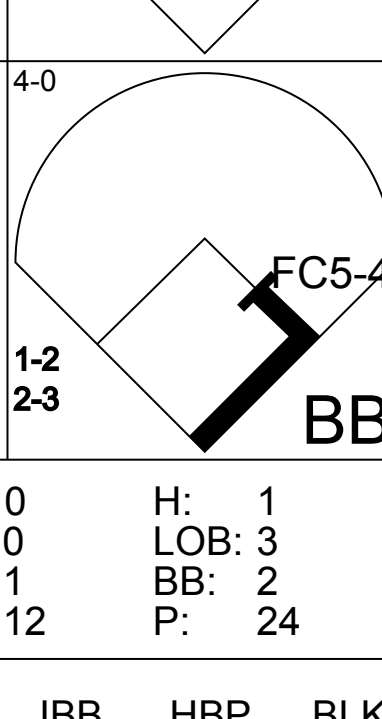
Batter	1	2	3	4	5	6	7	8	9	AB	R	H	RBI	BB	SO	LOB	TOP					
Alex Diaz, S OBP: 0.179, SLG: 0.214 (1, 8)	G6-3		G5-3			G3		F7		4	0	0	0	0	0	2	San Francisco Giants @ Pittsburgh Pirates Three Rivers Stadium, Pittsburgh, PA Thu Apr 23 1998, 3:33 AM EDT Att. 9,899 - Overcast - 64 F livebaseballscorecards.com					
Bill Mueller, S OBP: 0.388, SLG: 0.432 Marvin Benard, L (8, PH) OBP: 0.308, SLG: 0.250 Robb Nen, R (8, 1)	G3-1		G4-3			G3		K		3	0	0	0	0	1	1						
Barry Bonds, L OBP: 0.316, SLG: 0.448 (1, 7)	G4-3		F8			2B				3	0	1	0	1	0	1						
Jeff Kent, R OBP: 0.356, SLG: 0.432 (1, 4)		K				P6				4	0	0	0	0	3	2						
J.T. Snow, L OBP: 0.291, SLG: 0.267 (1, 3)		K				G4-3				4	0	0	0	1	1							
Stan Javier, S OBP: 0.376, SLG: 0.347 (1, 9)		1B				F8				3	0	1	0	0	1	0						
Brian Johnson, R OBP: 0.292, SLG: 0.317 (1, 2)		1B				K				3	0	1	0	0	1	0						
Rich Aurilia, R OBP: 0.434, SLG: 0.444 (1, 6)		G1-3				K				3	0	1	0	0	1	2						
Shawn Estes, R OBP: 0.500, SLG: 0.625 Russ Ortiz, R (6, PH) Charlie Hayes, R OBP: 0.276, SLG: 0.400 (8, 5)			G4-3	G5-3	G4-3			P9		2	0	1	0	0	0	0						
										0	0	0	0	0	0	1						
Inning Stats	R: 0 E: 0 K: 0 S: 3	H: 0 LOB: 0 BB: 4 P: 4	R: 0 E: 0 K: 2 S: 11	H: 2 LOB: 2 BB: 16 P: 10	R: 0 E: 0 K: 0 S: 8	H: 1 LOB: 1 BB: 0 P: 13	R: 0 E: 0 K: 1 S: 6	H: 0 LOB: 0 BB: 0 P: 8	R: 0 E: 0 K: 2 S: 9	H: 0 LOB: 0 BB: 0 P: 13	R: 0 E: 0 K: 1 S: 10	H: 1 LOB: 1 BB: 0 P: 17	R: 0 E: 0 K: 1 S: 9	H: 0 LOB: 0 BB: 0 P: 12	R: 0 E: 0 K: 1 S: 6	H: 1 LOB: 1 BB: 1 P: 9	R: 0 E: 0 K: 1 S: 4	H: 0 LOB: 0 BB: 1 P: 9	1B: 4 2B: 2 3B: 0 HR: 0	SF: 0 SAC: 0 DP: 1 HBP: 0	WP: 0 PB: 0 SB: 0 CS: 0	PA: 32
PITCHER 67 Francisco Cordova, R ERA: 1.89 (1, 1)	IP: 9.0 WLS: W BF: 32 H: 5 R: 0 ER: 0 SO: 8 BB: 1 IBB: 0 HBP: 0 BLK: 0 WP: 0 HR: 0 S: 66 P: 101 ERA: 0.00 WHIP: 0.667																					

Batter	1	2	3	4	5	6	7	8	9	AB	R	H	RBI	BB	SO	LOB	BOTTOM
Kevin Polcovich, R OBP: 0.211, SLG: 0.270 (1, 4)	G3	18 BB 2B		L3		2B		F7		4	2	2	0	0	0	0	San Francisco Giants @ Pittsburgh Pirates Three Rivers Stadium, Pittsburgh, PA Thu Apr 23 1998, 3:33 AM EDT Att. 9,899 - Overcast - 64 F livebaseballscorecards.com
Turner Ward, S OBP: 0.463, SLG: 0.500 (1, 9)	G3	18 BB 2B		18 BB 1B		18 SF9 PB		L7		3	2	1	1	2	0	1	
18 Jason Kendall, R OBP: 0.434, SLG: 0.575 (1, 2)	G4-6-3			1B		SF9		G3-1		3	0	2	3	1	0	0	
Kevin Young, R OBP: 0.329, SLG: 0.456 (1, 3)	G4-6-3	G5-3		K		K				4	0	0	0	0	2	7	
Jermaine Allensworth, R OBP: 0.443, SLG: 0.492 (1, 8)		2B		2B		P4				4	1	3	1	0	0	0	
Mark Smith, R (1, 7)		2B		F9				G4-3		3	1	0	0	1	1	3	
Freddy Garcia, R OBP: 0.259, SLG: 0.408 (1, 5)		K		K		K		2B		4	0	1	0	0	3	3	
Lou Collier, R OBP: 0.240, SLG: 0.362 (1, 6)		18 BB 2B		K		K		K		3	1	1	1	1	2	1	
67 Francisco Cordova, R (1, 1)		K		K		G4-3		G4-3		4	0	0	0	0	2	5	
										1B: 4 2B: 6 3B: 0 HR: 0	SF: 1 SAC: 0 DP: 1 HBP: 1	WP: 0 PB: 1 SB: 0 CS: 0	PA: 39				
Inning Stats	R: 0 E: 0 K: 0 S: 7	H: 1 LOB: 1 BB: 1 P: 12	R: 4 E: 0 K: 2 S: 19	H: 3 LOB: 2 BB: 2 P: 36	R: 0 E: 0 K: 3 S: 12	H: 1 LOB: 1 BB: 1 P: 21	R: 1 E: 0 K: 1 S: 15	H: 2 LOB: 2 BB: 1 P: 26	R: 0 E: 0 K: 2 S: 10	H: 0 LOB: 0 BB: 0 P: 10	R: 2 E: 0 K: 1 S: 18	H: 2 LOB: 0 BB: 0 P: 28	R: 0 E: 0 K: 1 S: 9	H: 1 LOB: 1 BB: 0 P: 12	R: 0 E: 0 K: 0 S: 6	H: 0 LOB: 0 BB: 0 P: 8	
PITCHER Shawn Estes, L ERA: 6.59 Russ Ortiz, R Robb Nen, R ERA: 0.75 (1, 1)	IP: 5.1 WLS: L BF: 30 H: 9 R: 7 ER: 6 SO: 8 BB: 4 IBB: 1 HBP: 1 BLK: 0 WP: 0 HR: 0 S: 73 P: 121 ERA: 10.12 WHIP: 2.438																
PITCHER	IP: 1.2 WLS: 6 BF: 1 H: 1 R: 0 ER: 0 SO: 2 BB: 0 IBB: 0 HBP: 0 BLK: 0 WP: 0 HR: 0 S: 17 P: 24 ERA: 0.00 WHIP: 0.600																
PITCHER	IP: 1.0 WLS: 3 BF: 0 H: 0 R: 0 ER: 0 SO: 0 BB: 0 IBB: 0 HBP: 0 BLK: 0 WP: 0 HR: 0 S: 6 P: 8 ERA: 0.00 WHIP: 0.000																

Batter	1	2	3	4	5	6	7	8	9	AB R H RBI BB SO LOB	TOP									
Fernando Vina, L (1,4) OBP: 0.421, SLG: 0.479	0-1 G4-3			2-2 L7		0-1 G4-3			0-3 K	4 0 0 0 0 1 0	Milwaukee Brewers @ San Francisco Giants 3Com Park at Candlestick Point, San Francisco, CA Sat Apr 25 1998, 6:33 AM EDT Att: 18,457 - Sunny - 70 F livebaseballscorecards.com									
Mark Loretta, R (1,3) OBP: 0.286, SLG: 0.217	2-0 L9			2-2 G5-3			0-2 G6-3		0-0 G6-3	4 0 0 0 0 0 0										
Jeff Cirillo, R (1,5) OBP: 0.387, SLG: 0.398	2-0 G1-3			4-0 BB			1-1 F9		1-3 K	3 0 0 0 1 1 0										
Jeremy Burnitz, L (1,9) OBP: 0.408, SLG: 0.630		1-3 K		1-3 K			1-2 E 1B			3 1 1 0 0 2 1										
Marquis Grissom, R (1,8) OBP: 0.284, SLG: 0.413		2-0 F8			0-1 G1-6-3		1-2 E9 1B			3 0 1 0 0 0 0										
Marc Newfield, R (1,7) OBP: 0.285, SLG: 0.196		1-3 K			1-1 G3-1		1-2 G3-1			2 0 0 0 0 1 0										
Geoff Jenkins, L (7,PH) OBP: 0.400, SLG: 1.000										1 0 0 0 0 0 1										
Jose Valentin, S (1,6) OBP: 0.391, SLG: 0.485			1-3 K		2-2 CS 1B			1-3 K		3 0 1 0 0 2 0										
Mike Matheny, R (1,2) OBP: 0.338, SLG: 0.417			2-2 G4-3		1-0 CS	1-0 G6-3		0-0 F7		3 0 0 0 0 0 0										
Paul Wagner, R (1,1) OBP: 0.111, SLG: 0.111			1-1 G1-3					2-3 K		2 0 0 0 0 1 0										
Bob Hamelin, L (8,PH) OBP: 0.162, SLG: 0.069										1 0 0 0 0 1 0										
Mike Myers, L (8,1)										0 0 0 0 0 0 0										
Al Reyes, R (8,1)										0 0 0 0 0 0 0										
Inning Stats	R: 0 E: 0 K: 0 S: 4	H: 0 LOB: 0 BB: 0 P: 8	R: 0 E: 0 K: 2 S: 7	H: 0 LOB: 0 BB: 0 P: 11	R: 0 E: 0 K: 1 S: 8	H: 0 LOB: 0 BB: 0 P: 12	R: 0 E: 0 K: 1 S: 11	H: 1 LOB: 1 BB: 1 P: 19	R: 0 E: 0 K: 1 S: 7	H: 0 LOB: 0 BB: 0 P: 8	R: 1 E: 1 K: 0 S: 16	H: 2 LOB: 1 BB: 0 P: 20	R: 0 E: 0 K: 2 S: 9	H: 0 LOB: 0 BB: 0 P: 12	R: 0 E: 0 K: 2 S: 7	H: 0 LOB: 0 BB: 0 P: 8	1B: 3 2B: 0 3B: 0 HR: 0	SF: 0 SAC: 0 DP: 0 HBP: 0	WP: 0 PB: 0 CS: 1	PA: 31
PITCHER	IP WLS BF H R ER SO BB IBB HBP BLK WP HR S P ERA WHIP																			
Kirk Rueter, L (1,1) ERA: 2.61	6.2 W 23 3 1 0 5 1 0 0 0 0 0 0 58 86 0.00 0.600																			
John Johnstone, R (7,1) ERA: 0.66	1.1 4 0 0 0 2 0 0 0 0 0 0 0 12 16 0.00 0.000																			
Robb Nen, R (9,1) ERA: 0.69	1.0 S 3 0 0 0 2 0 0 0 0 0 0 0 7 8 0.00 0.000																			

Batter	1	2	3	4	5	6	7	8	9	AB R H RBI BB SO LOB	BOTTOM									
Marvin Benard, L (1,9) OBP: 0.353, SLG: 0.267	2-2 G5-3				1-1 2B 1B		3-2 G4-3			3 1 1 1 1 0 0	Milwaukee Brewers @ San Francisco Giants 3Com Park at Candlestick Point, San Francisco, CA Sat Apr 25 1998, 6:33 AM EDT Att: 18,457 - Sunny - 70 F livebaseballscorecards.com									
Robb Nen, R (9,1)			4-1 BB		2H 1B					0 0 0 0 0 0 0										
Bill Mueller, S (1,5) OBP: 0.383, SLG: 0.434	2-1 WP 1B		2-3 K		0-0 1H 2B			0-0 F8		4 0 2 1 0 1 2										
Barry Bonds, L (1,7) OBP: 0.340, SLG: 0.473	3-3 K		3-2 P9		4-0 IBB			4-2 BB BB		2 0 0 0 2 1 3										
Jeff Kent, R (1,4) OBP: 0.337, SLG: 0.416	0-3 K			1-0 L5	1-0 L8			1-3 K		4 0 0 0 0 2 4										
J.T. Snow, L (1,3) OBP: 0.286, SLG: 0.253		2-1 G4-3		2-3 K		0-1 G3		4-2 BB		3 0 0 0 1 1 0										
Stan Javier, S (1,8) OBP: 0.366, SLG: 0.338		1-1 G1-3		0-1 P6		2-0 G3		1-0 L6		4 0 0 0 0 0 2										
Rey Sanchez, R (1,6) OBP: 0.431, SLG: 0.444		2-3 K			1-0 SH1-4 1B	1-3 K				3 1 1 0 0 2 0										
John Johnstone, R (7,1) Alex Diaz, S (9,8) OBP: 0.179, SLG: 0.214										0 0 0 0 0 0 0										
Brian Johnson, R (1,2) OBP: 0.278, SLG: 0.288			4-0 SH3-4 BB		1-0 L9		1-1 G6-3			2 0 0 0 1 0 1										
Kirk Rueter, L (1,1) OBP: 0.250, SLG: 0.250			1-0 SH3-4		0-0 SH1-4		2-2 F9			0 0 0 0 0 0 0										
Rich Aurilia, R (7,6) OBP: 0.436, SLG: 0.447					1-2					1 0 0 0 0 0 0										
Inning Stats	R: 0 E: 0 K: 2 S: 13	H: 1 LOB: 1 BB: 0 P: 20	R: 0 E: 0 K: 1 S: 8	H: 0 LOB: 0 BB: 0 P: 13	R: 0 E: 0 K: 1 S: 9	H: 0 LOB: 2 BB: 2 P: 23	R: 0 E: 0 K: 1 S: 6	H: 0 LOB: 0 BB: 0 P: 9	R: 2 E: 0 K: 0 S: 7	H: 3 LOB: 2 BB: 1 P: 15	R: 0 E: 0 K: 1 S: 6	H: 0 LOB: 0 BB: 0 P: 9	R: 0 E: 0 K: 0 S: 10	H: 0 LOB: 0 BB: 0 P: 16	R: 0 E: 0 K: 1 S: 11	H: 0 LOB: 2 BB: 2 P: 20	1B: 3 2B: 1 3B: 0 HR: 0	SF: 0 SAC: 2 DP: 0 HBP: 0	WP: 1 PB: 0 CS: 0	PA: 33
PITCHER	IP WLS BF H R ER SO BB IBB HBP BLK WP HR S P ERA WHIP																			
Paul Wagner, R (1,1) ERA: 4.56	7.0 L 28 4 2 2 6 2 1 0 0 0 0 0 105 2.57 0.857																			
Mike Myers, L (8,1) ERA: 1.23	0.1 2 0 0 0 0 1 0 0 0 0 0 0 4 8 0.00 3.000																			
Al Reyes, R (8,1) ERA: 7.94	0.2 3 0 0 0 1 1 0 0 0 0 0 0 7 12 0.00 1.500																			

Batter	1	2	3	4	5	6	7	8	9	AB	R	H	RBI	BB	SO	LOB	TOP					
Fernando Vina, L (1.4) OBP: 0.428, SLG: 0.500										4	1	2	0	1	1	0	Milwaukee Brewers @ San Francisco Giants 3Com Park at Candlestick Point, San Francisco, CA Sun Apr 26 1998, 6:33 AM EDT Att: 31,352 - Sunny - 78 F					
Mark Loretta, R (1.5) OBP: 0.333, SLG: 0.321										5	1	3	1	0	1	3						
Jose Valentin, S (1.6) OBP: 0.402, SLG: 0.528										4	1	2	3	1	1	2						
Jeremy Burnitz, L (1.9) OBP: 0.408, SLG: 0.628										5	1	2	0	0	0	4						
Marquis Grissom, R (1.8) OBP: 0.290, SLG: 0.454										5	1	2	2	0	1	4						
Geoff Jenkins, L (1.7) Darrin Jackson, R (7.7) OBP: 0.333, SLG: 0.625 OBP: 0.185, SLG: 0.192											3	0	0	0	1	1						
Jesse Levis, L (1.2) Chad Fox, R (7.1) Bob Wickman, R (8.1) Marc Newfield, R (9. PH) Doug Jones, R (9.1)											3	0	0	0	1	2						
Bob Hamelin, L (1.3)											5	0	2	0	0	1						
Jeff Juden, R (1.1) Mike Myers, L (6.1) Mike Matheny, R (7.2) OBP: 0.273, SLG: 0.273 OBP: 0.348, SLG: 0.475										3	1	1	0	0	2	3						
										0	0	0	0	0	0	0						
										1	1	1	1	0	0	0						
Inning Stats	R: 0 E: 0 K: 0 S: 12	H: 2 LOB: 1 BB: 0 P: 20	R: 0 E: 0 K: 1 S: 7	H: 1 LOB: 1 BB: 0 P: 11	R: 6 E: 0 K: 1 S: 23	H: 7 LOB: 1 BB: 1 P: 37	R: 0 E: 0 K: 1 S: 13	H: 1 LOB: 2 BB: 1 P: 24	R: 0 E: 0 K: 1 S: 14	H: 1 LOB: 3 BB: 2 P: 24	R: 0 E: 0 K: 2 S: 10	H: 0 LOB: 0 BB: 0 P: 17	R: 1 E: 0 K: 2 S: 17	H: 3 LOB: 2 BB: 0 P: 24	R: 0 E: 0 K: 1 S: 7	H: 0 LOB: 0 BB: 0 P: 11	1B: 6 2B: 6 3B: 0 HR: 3	SF: 0 SAC: 0 DP: 2 HBP: 0	WP: 0 PB: 0 SB: 1 CS: 0	PA: 44		
PITCHER	IP WLS BF H R ER SO BB IBB HBP BLK WP HR S P ERA WHIP																					
Mark Gardner, R (1.1) ERA: 6.67	2.0 15 9 6 6 1 1 0 0 0 0 2 34 58 27.00 5.000																					
Julian Tavarez, R (3.1) ERA: 2.65	3.0 14 3 0 0 3 2 1 0 0 0 0 35 58 0.00 1.667																					
Rich Rodriguez, L (6.1) ERA: 5.87	2.2 11 3 1 1 4 0 0 0 0 0 1 32 53 3.38 1.125																					
Steve Reed, R (8.1) ERA: 0.6	1.1 W 4 0 0 0 2 0 0 0 0 0 0 10 15 0.00 0.000																					
Batter	1	2	3	4	5	6	7	8	9	AB	R	H	RBI	BB	SO	LOB	BOTTOM					
Marvin Benard, L (1.9) OBP: 0.455, SLG: 0.500										3	2	2	1	2	0	0	Milwaukee Brewers @ San Francisco Giants 3Com Park at Candlestick Point, San Francisco, CA Sun Apr 26 1998, 6:33 AM EDT Att: 31,352 - Sunny - 78 F					
Bill Mueller, S (1.5) OBP: 0.404, SLG: 0.460										4	2	3	0	1	0	1						
Barry Bonds, L (1.7) OBP: 0.351, SLG: 0.516										4	1	2	5	1	1	3						
Jeff Kent, R (1.4) OBP: 0.330, SLG: 0.415										5	0	1	0	0	3	4						
J.T. Snow, L (1.3) OBP: 0.281, SLG: 0.241											4	0	0	0	1	0						
Stan Javier, S (1.8) OBP: 0.367, SLG: 0.376											5	1	2	1	0	1						
Rich Aurilia, R (1.6) OBP: 0.417, SLG: 0.423											5	0	1	0	0	2						
Brian Johnson, R (1.2) Steve Reed, R (8.1) Charlie Hayes, R (9. PH) OBP: 0.276, SLG: 0.275 OBP: 0.500, SLG: 0.500 OBP: 0.303, SLG: 0.517										3	1	0	0	0	1	2						
Mark Gardner, R (1.1) Julian Tavarez, L (3.1) Rich Rodriguez, L (6.1) Brent Mayne, L (8.2) OBP: 0.444, SLG: 0.286 ERA: 1.17 ERA: 0.53 ERA: 2.85 ERA: 3.95										0	0	0	0	0	0	0						
										2	0	0	0	0	2	1						
										1	0	0	0	1	0	0						
										1	0	0	0	0	0	0						
Inning Stats	R: 0 E: 0 K: 1 S: 10	H: 0 LOB: 1 BB: 1 P: 21	R: 0 E: 0 K: 1 S: 8	H: 0 LOB: 0 BB: 0 P: 12	R: 4 E: 0 K: 1 S: 20	H: 3 LOB: 2 BB: 2 P: 35	R: 1 E: 0 K: 2 S: 19	H: 2 LOB: 2 BB: 1 P: 29	R: 0 E: 0 K: 0 S: 8	H: 0 LOB: 0 BB: 0 P: 11	R: 0 E: 0 K: 1 S: 11	H: 1 LOB: 2 BB: 1 P: 17	R: 0 E: 0 K: 3 S: 13	H: 2 LOB: 2 BB: 0 P: 20	R: 1 E: 0 K: 1 S: 11	H: 2 LOB: 1 BB: 0 P: 18	R: 2 E: 0 K: 0 S: 5	H: 2 LOB: 0 BB: 0 P: 7	1B: 5 2B: 3 3B: 0 HR: 4	SF: 0 SAC: 0 DP: 0 HBP: 1	WP: 0 PB: 1 SB: 2 CS: 0	PA: 44
PITCHER	IP WLS BF H R ER SO BB IBB HBP BLK WP HR S P ERA WHIP																					
Jeff Juden, R (1.1) ERA: 3.48	5.2 28 5 5 5 6 5 0 0 0 0 0 73 120 7.94 1.765																					
Mike Myers, L (6.1) ERA: 1.17	0.1 2 1 0 0 0 0 0 0 0 0 0 3 5 0.00 3.000																					
Chad Fox, R (7.1) ERA: 0.53	1.0 5 2 0 0 3 0 0 0 0 0 0 13 20 0.00 2.000																					
Bob Wickman, R (8.1) ERA: 2.85	1.0 5 2 1 1 1 0 0 0 0 0 0 11 18 9.00 2.000																					
Doug Jones, R (9.1) ERA: 3.95	0.2 L 4 2 2 2 0 0 0 0 0 0 2 5 7 27.00 3.000																					
AB	R	H	RBI	BB	SO	LOB	WP	HR	S	P	ERA	WHIP					GIANTS					
40	7	15	7	4	10	20																

Batter	1	2	3	4	5	6	7	8	9	AB	R	H	RBI	BB	SO	LOB	TOP					
Tony Womack, L (1.4) OBP: 0.252, SLG: 0.241										5	1	1	1	0	1	3						
Al Martin, L (1.7) OBP: 0.281, SLG: 0.413										4	1	1	0	0	1	1						
18 Jason Kendall, R (1.2) OBP: 0.433, SLG: 0.558										4	1	2	1	0	0	1						
Kevin Young, R (1.3) OBP: 0.279, SLG: 0.408										4	1	1	3	0	0	2						
Jermaine Allensworth, R (1.8) OBP: 0.435, SLG: 0.488										4	0	2	0	0	1	0						
Turner Ward, S (1.9) OBP: 0.358, SLG: 0.364										4	0	0	0	0	0	2						
Doug Strange, S (1.5) OBP: 0.353, SLG: 0.356										3	0	0	0	1	1	1						
Lou Collier, R (1.6) OBP: 0.255, SLG: 0.385										4	1	2	0	0	2	2						
Jose Silva, R (1.1)										2	0	0	0	0	1	1						
Elmer Dessens, R (7.1)										0	0	0	0	0	0	0						
Jason Christiansen, R (7.1)										0	0	0	0	0	0	0						
Mark Smith, R (9. PH)										0	0	0	0	1	0	0						
Rich Loiselle, R (9.1)										0	0	0	0	0	0	0						
Inning Stats	R: 0 E: 0 K: 2 S: 13	H: 1 LOB: 1 BB: 0 P: 17	R: 0 E: 0 K: 0 S: 7	H: 1 LOB: 0 BB: 0 P: 8	R: 4 E: 1 K: 0 S: 15	H: 3 LOB: 0 BB: 0 P: 25	R: 0 E: 0 K: 1 S: 11	H: 1 LOB: 1 BB: 0 P: 13	R: 1 E: 0 K: 0 S: 10	H: 2 LOB: 0 BB: 0 P: 16	R: 0 E: 0 K: 2 S: 8	H: 0 LOB: 0 BB: 0 P: 13	R: 0 E: 0 K: 1 S: 9	H: 0 LOB: 0 BB: 0 P: 10	R: 0 E: 0 K: 0 S: 5	H: 0 LOB: 0 BB: 0 P: 11	R: 0 E: 0 K: 1 S: 12	H: 1 LOB: 3 BB: 2 P: 24	1B: 5 2B: 3 3B: 1 HR: 1	SF: 0 SAC: 1 DP: 2 HBP: 0	WP: 0 PB: 0 CS: 2	PA: 37
PITCHER	IP	WLS	BF	H	R	ER	SO	BB	IBB	HBP	BLK	WP	HR	S	P	ERA	WHIP					
Danny Darwin, R (1.1) ERA: 3.45	5.0		22	8	5	2	3	0	0	0	0	0	1	56	79	3.60	1.600					
John Johnstone, R (6.1) ERA: 0.57	2.0		6	0	0	0	3	0	0	0	0	0	0	17	23	0.00	0.000					
Steve Reed, R (8.1) ERA: 0.55	1.1		6	1	0	0	0	0	1	0	0	0	0	10	22	0.00	0.750					
Robb Nen, R (9.1) ERA: 0.66	0.2	W	3	0	0	0	1	1	0	0	0	0	0	7	13	0.00	1.500					

Pittsburgh Pirates @ San Francisco Giants
3Com Park at Candlestick Point, San Francisco, CA

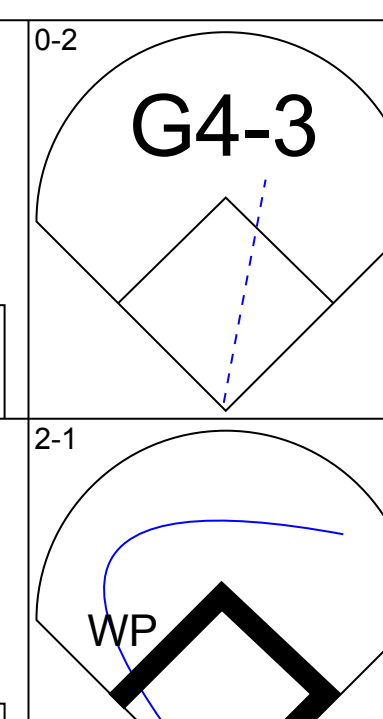

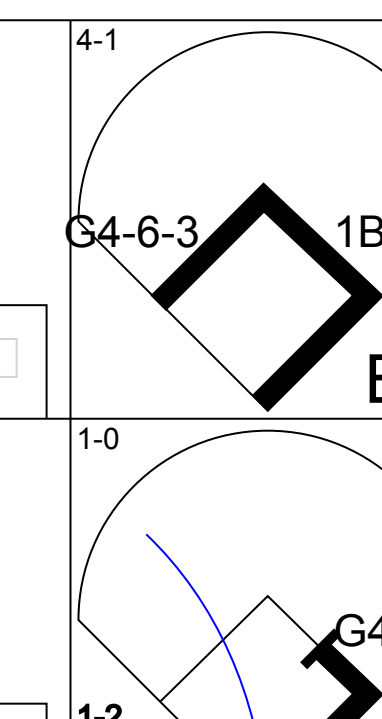
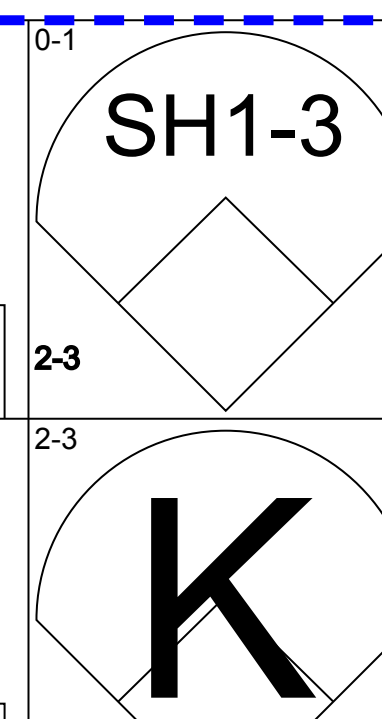
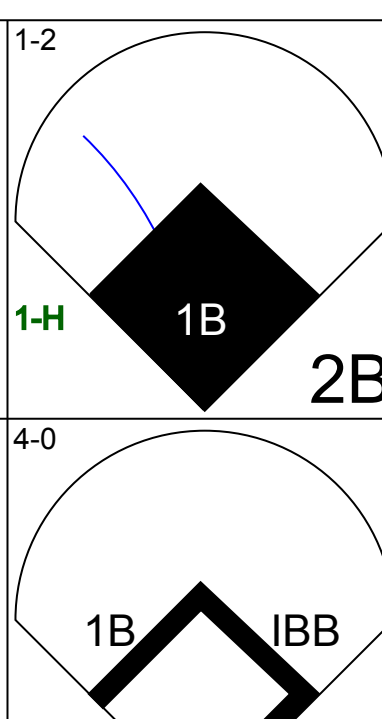
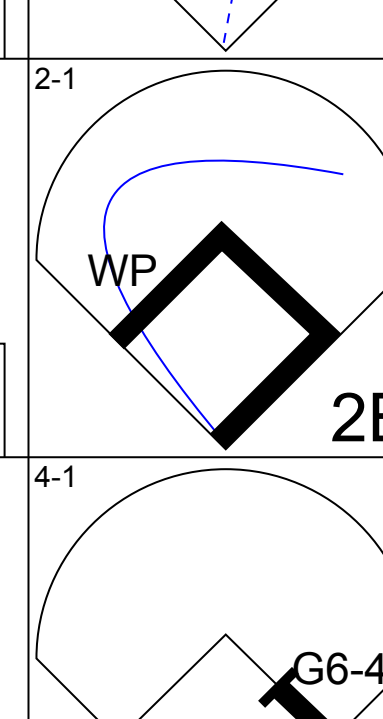
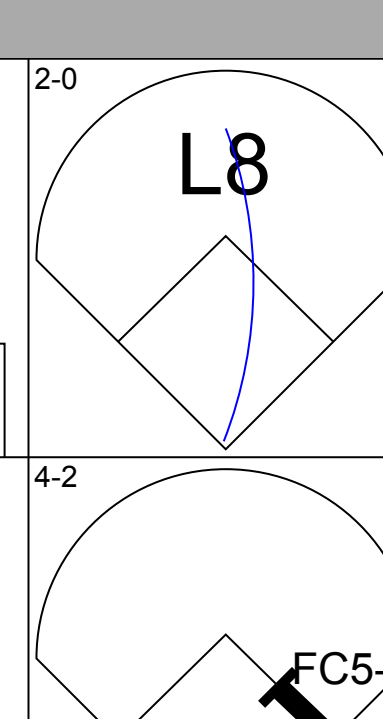
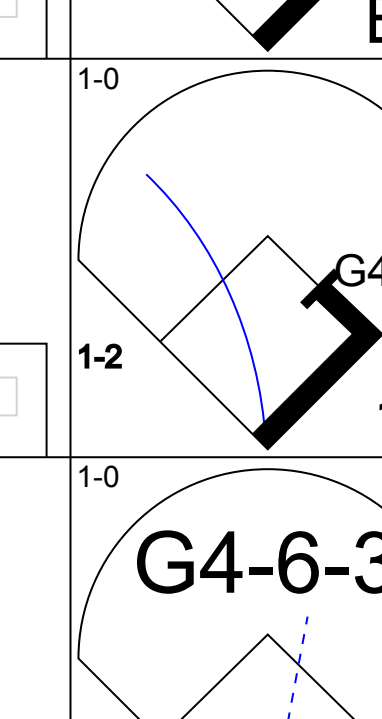
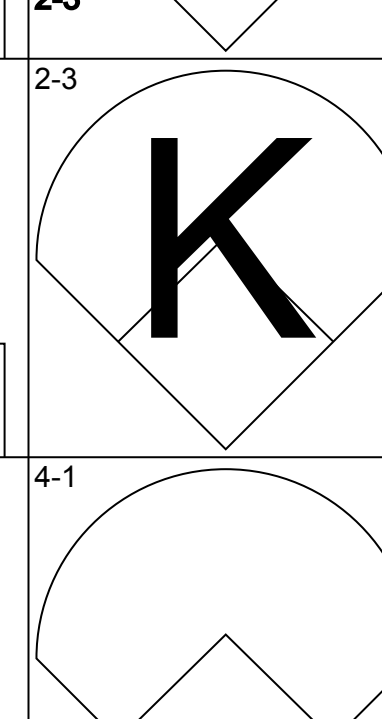
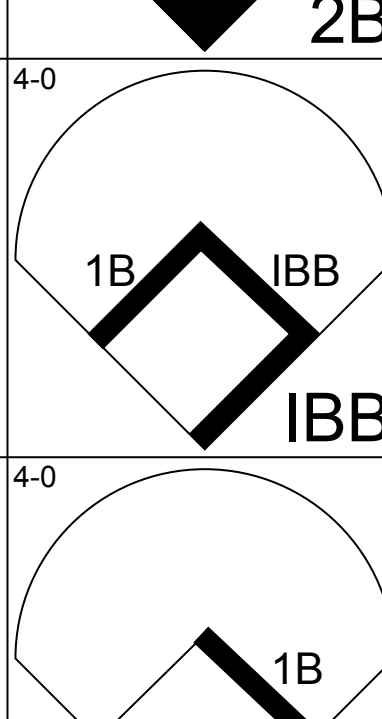
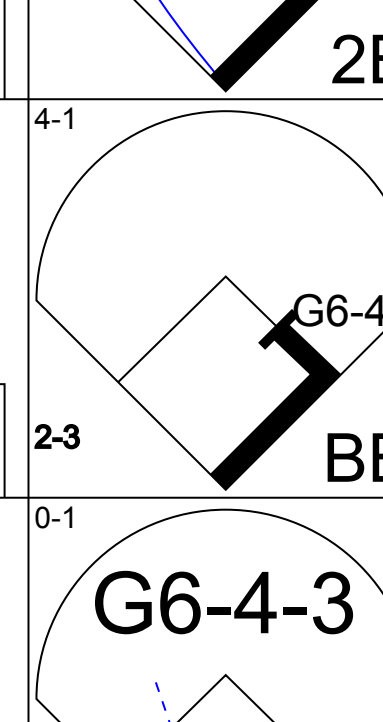
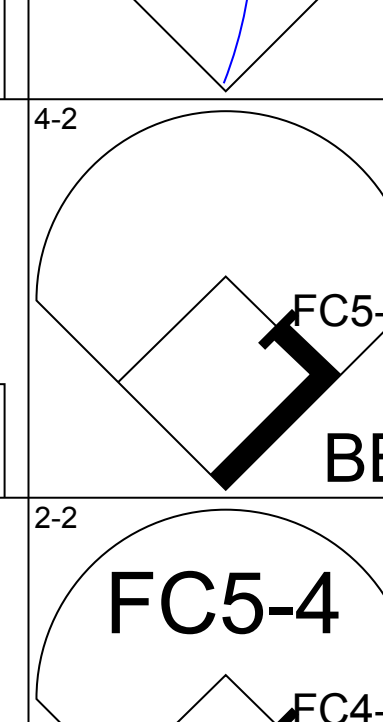
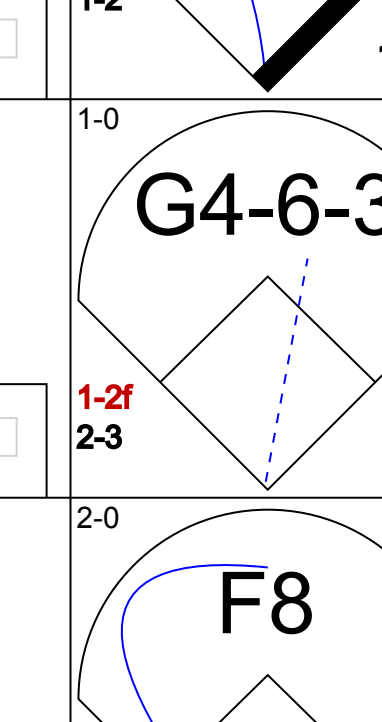
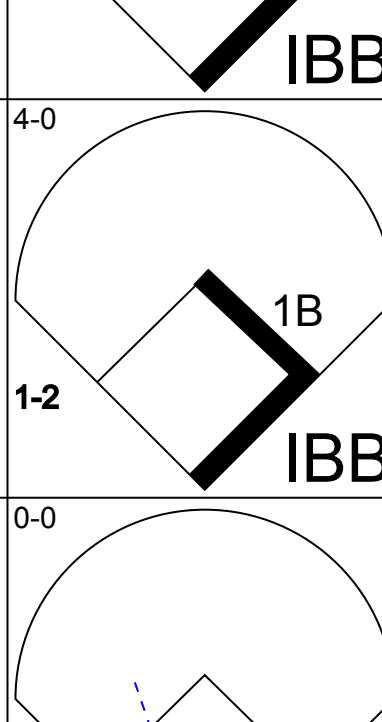
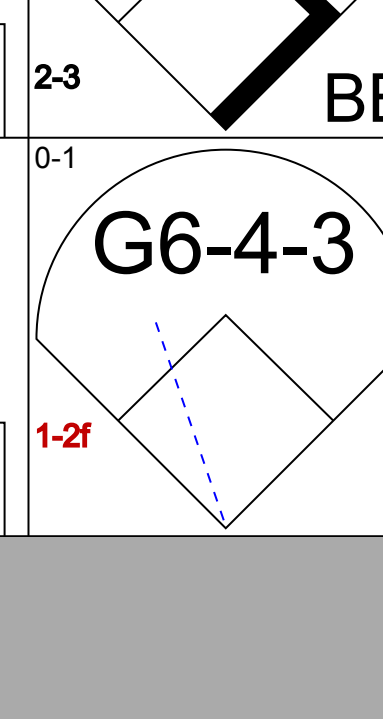
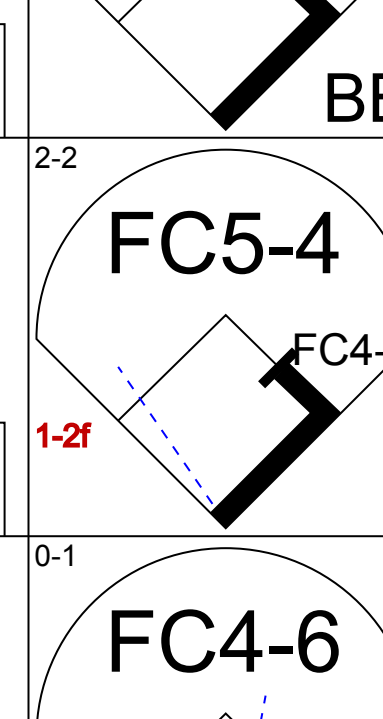
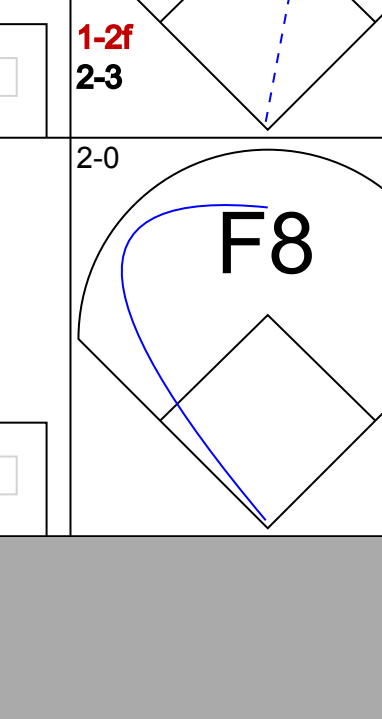
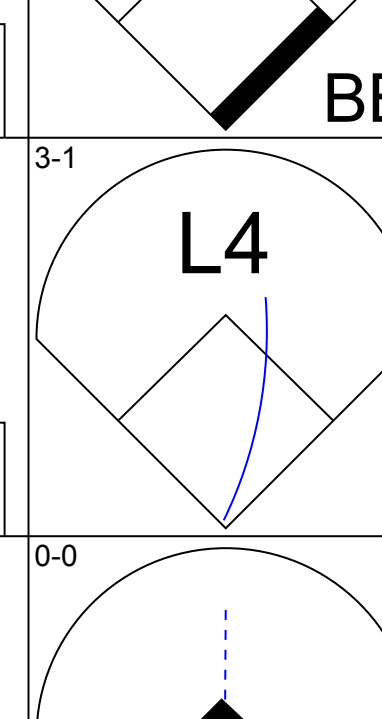
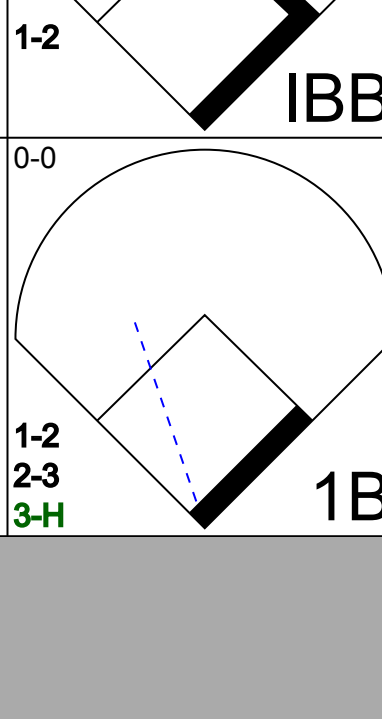
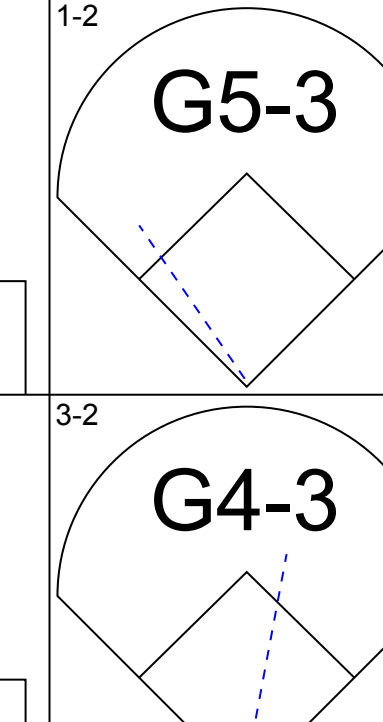
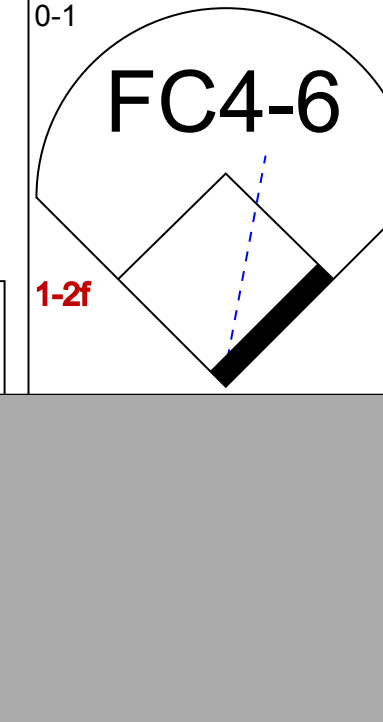
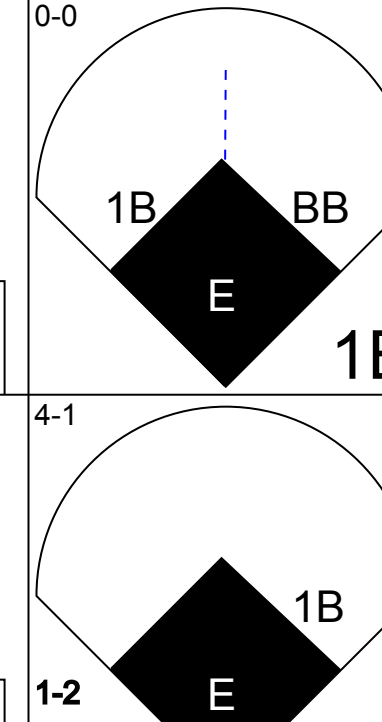
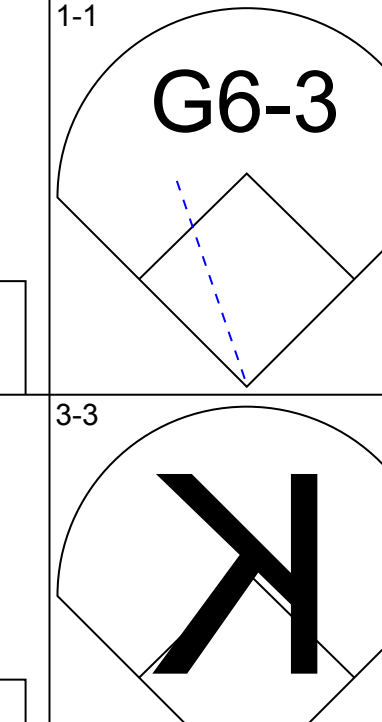
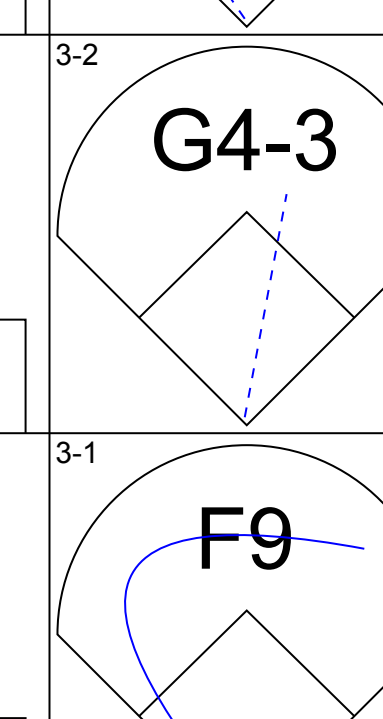
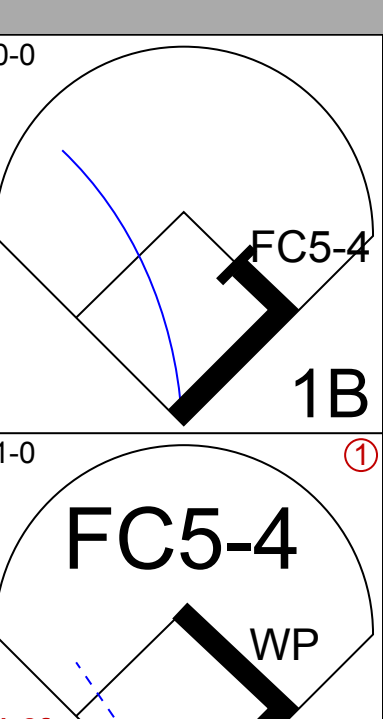
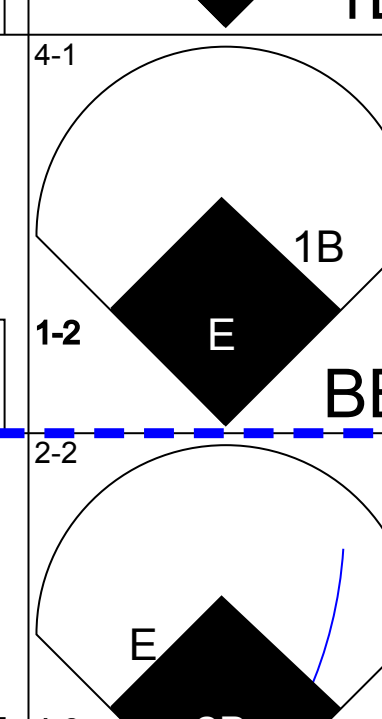
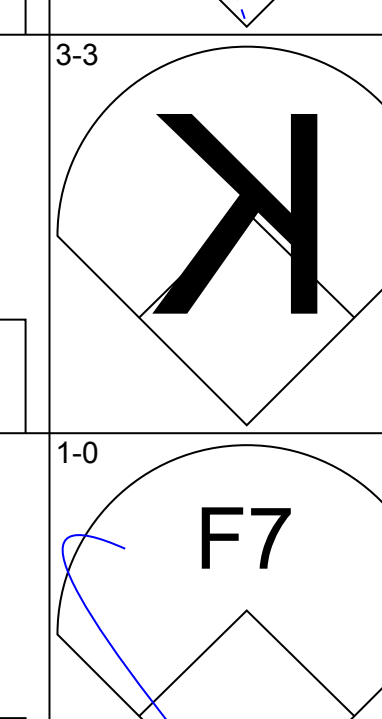
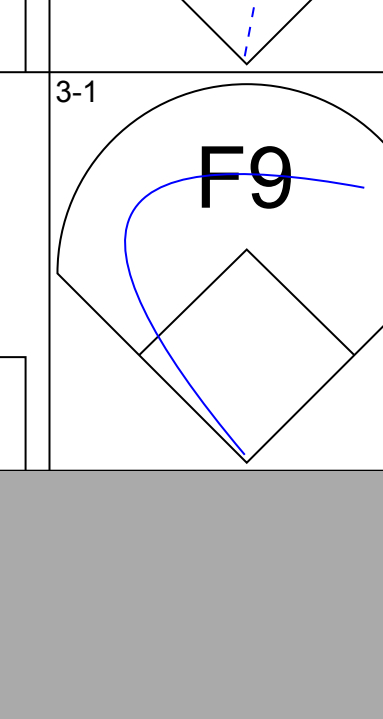
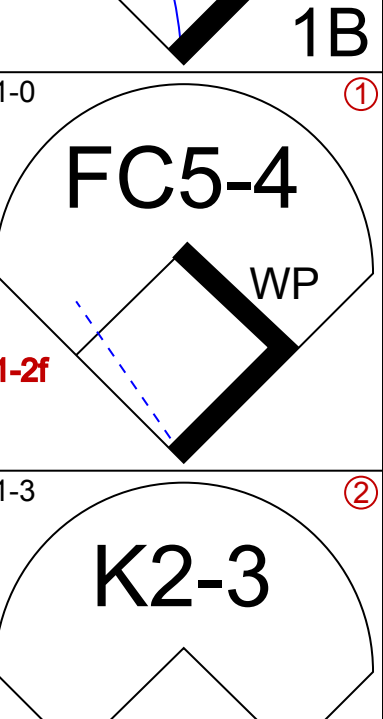
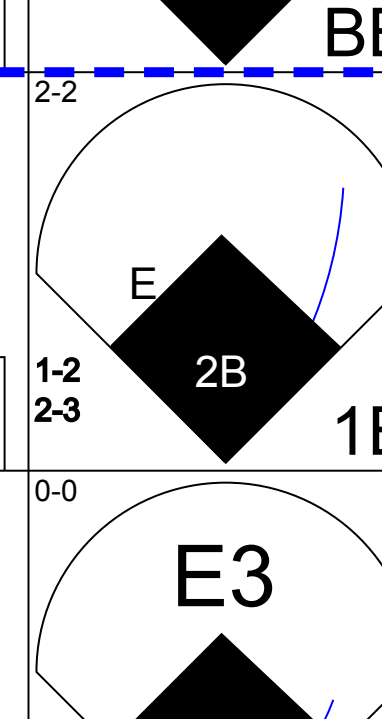
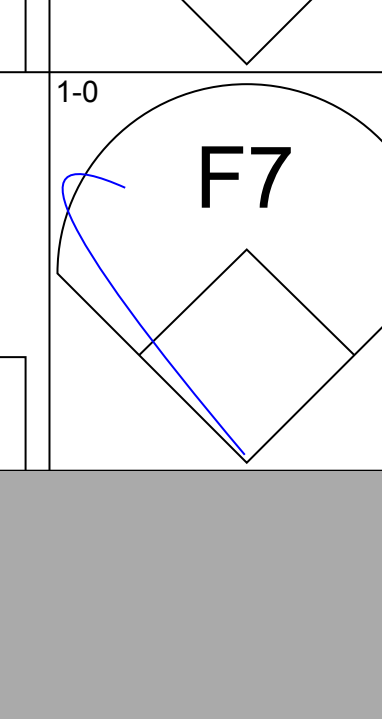
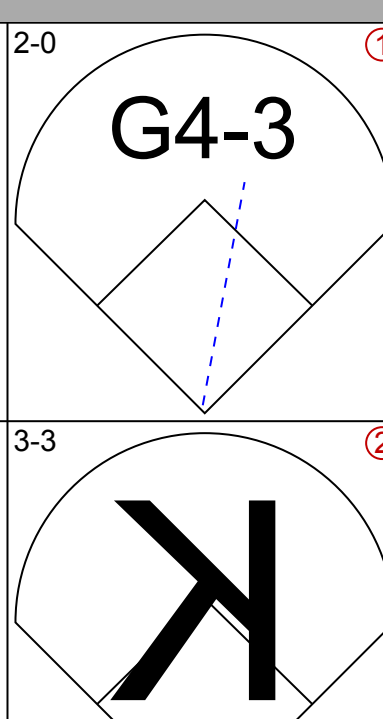
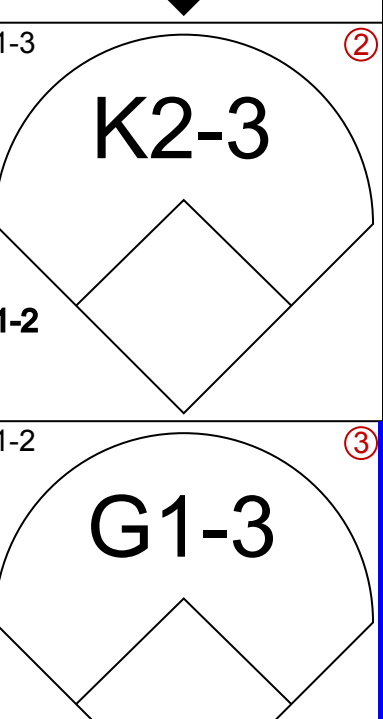
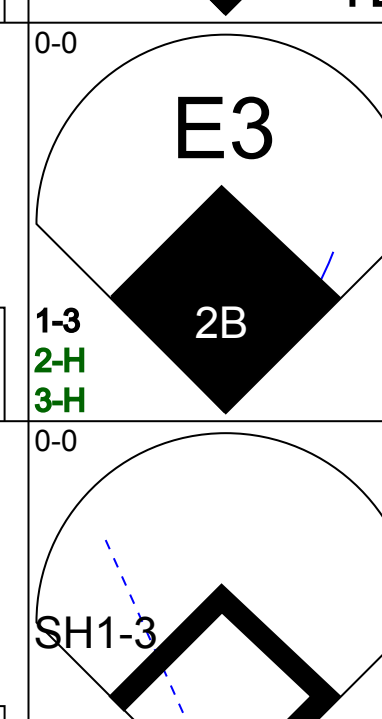
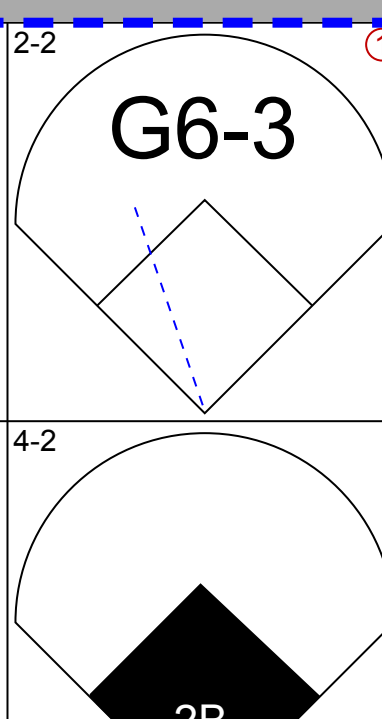
AB 34
R 5
H 9
RBI 5
BB 2
SO 7
LOB 13



WP: 0 PA: 37
PB: 0
SB: 2
CS: 0

Mon Apr 27 1998, 10:05 PM EDT
Att: 10,127 - Unknown - 65 F

livebaseballscorecards.com

Batter	1	2	3	4	5	6	7	8	9	AB	R	H	RBI	BB	SO	LOB	BOTTOM					
Marvin Benard, L (1.9) OBP: 0.462, SLG: 0.524										3	1	1	1	1	1	0						
Bill Mueller, S (1.5) OBP: 0.413, SLG: 0.473										4	0	2	0	1	1	1						
Barry Bonds, L (1.7) OBP: 0.371, SLG: 0.510										1	0	0	0	4	0	2						
Jeff Kent, R (1.4) OBP: 0.324, SLG: 0.404										5	0	1	1	0	0	6						
Charlie Hayes, R (1.3) OBP: 0.297, SLG: 0.485										4	1	1	0	0	0	1						
Robb Nen, R (9.1)										0	0	0	0	0	0	0						
Stan Javier, S (1.8) OBP: 0.373, SLG: 0.375										3	1	1	0	1	1	0						
Rich Aurilia, R (1.6) OBP: 0.406, SLG: 0.411										4	1	1	0	0	0	1						
Brian Johnson, R (1.2) OBP: 0.263, SLG: 0.260										4	1	0	0	0	1	2						
Danny Darwin, R (1.1)										1	0	0	0	0	1	0						
Darryl Hamilton, L (5. PH) OBP: 0.348, SLG: 0.371										1	0	0	0	0	0	1						
John Johnstone, R (8.1) ERA: 0.57										0	0	0	0	0	0	0						
Alex Diaz, S (7. PH) OBP: 0.207, SLG: 0.276										1	0	1	2	0	0	0						
Steve Reed, R (9.1) ERA: 0.55										0	0	0	0	0	0	0						
J.T. Snow, L (9.3) OBP: 0.302, SLG: 0.500										0	0	0	0	0	0	0						
Rey Sanchez, R (9. PH) OBP: 0.431, SLG: 0.241										0	0	0	0	1	0	0						
Rey Sanchez, R (9. PH) OBP: 0.431, SLG: 0.444										0	1	0	0	0	0	0						
Inning Stats	R: 0 E: 0 K: 0 S: 8	H: 1 LOB: 1 BB: 1 P: 14	R: 0 E: 0 K: 0 S: 10	H: 0 LOB: 0 BB: 0 P: 17	R: 0 E: 0 K: 2 S: 9	H: 0 LOB: 0 BB: 0 P: 16	R: 0 E: 0 K: 0 S: 8	H: 0 LOB: 1 BB: 1 P: 16	R: 0 E: 0 K: 1 S: 9	H: 1 LOB: 1 BB: 0 P: 12	R: 0 E: 0 K: 0 S: 4	H: 1 LOB: 1 BB: 1 P: 12	R: 4 E: 1 K: 1 S: 18	H: 3 LOB: 2 BB: 2 P: 33	R: 0 E: 0 K: 1 S: 6	H: 0 LOB: 0 BB: 0 P: 11	R: 2 E: 0 K: 0 S: 11	H: 2 LOB: 3 BB: 3 P: 26	1B: 5 2B: 3 3B: 0 HR: 0	SF: 0 SAC: 1 DP: 2 HBP: 0	WP: 2 PB: 0 SB: 0 CS: 0	PA: 40
PITCHER	IP	WLS	BF	H	R	ER	SO	BB	IBB	HBP	BLK	WP	HR	S	P	ERA	WHIP					
Jose Silva, R (1.1) ERA: 3.94	6.0		24	4	2	2	3	4	0	0	0	0	0	50	93	3.00	1.333					
Elmer Dessens, R (7.1) ERA: 6.0	0.0		3	2	2	1	0	0	0	0	0	0	0	8	10	-	-					
Jason Christiansen, L (7.1) ERA: 0.87	2.0		7	0	0	0	2	1	0	0	0	0	0	14	28	0.00	0.500					
Rich Loiselle, R (9.1) ERA: 3.95	0.1	L	6	2	2	2	0	1	2	0	0	0	0	11	26	54.00	9.000					

Pittsburgh Pirates @ San Francisco Giants
3Com Park at Candlestick Point, San Francisco, CA

AB 31
R 6
H 8
RBI 4
BB 8
SO 5
LOB 14



WP: 2 PA: 40
PB: 0
SB: 0
CS: 0

Mon Apr 27 1998, 10:05 PM EDT
Att: 10,127 - Unknown - 65 F

livebaseballscorecards.com

Batter	1	2	3	4	5	6	7	8	9	AB	R	H	RBI	BB	SO	LOB	TOP										
Tony Womack, L (1.4) OBP: 0.281, SLG: 0.250										4	0	2	0	0	0	0											
Al Martin, L (1.7) OBP: 0.270, SLG: 0.396										4	0	0	0	0	1	3											
18 Jason Kendall, R (1.2) OBP: 0.426, SLG: 0.539										3	1	0	0	0	0	3											
Kevin Young, R (1.3) OBP: 0.287, SLG: 0.406										3	0	1	0	1	1	1											
Jermaine Allensworth, R (1.8) OBP: 0.438, SLG: 0.476										2	0	0	0	2	1	0											
Mark Smith, R (1.9)										3	0	0	1	0	1	2											
Freddy Garcia, R (1.5) Doug Strange, S (0. PH) OBP: 0.346, SLG: 0.348										2	0	0	0	1	0	0											
Kevin Polcovich, R (1.6) Turner Ward, S (7. PH) Lou Collier, R (7.6) OBP: 0.250, SLG: 0.377										1	0	0	0	1	1	0											
67 Francisco Cordova, R (1.1) Jose Guillen, R (8. PH) Chris Peters, L (8.1) OBP: 0.313, SLG: 0.487										1	0	0	0	0	1	0											
Inning Stats	R: 0 E: 0 K: 0 S: 4	H: 1 LOB: 1 BB: 0 P: 4	R: 0 E: 0 K: 1 S: 5	H: 0 LOB: 0 BB: 0 P: 5	R: 0 E: 0 K: 2 S: 7	H: 0 LOB: 0 BB: 0 P: 7	R: 0 E: 0 K: 1 S: 5	H: 0 LOB: 0 BB: 0 P: 5	R: 0 E: 0 K: 1 S: 6	H: 1 LOB: 2 BB: 1 P: 10	R: 0 E: 0 K: 0 S: 2	H: 0 LOB: 2 BB: 3 P: 14	R: 0 E: 0 K: 0 S: 3	H: 0 LOB: 0 BB: 0 P: 3	R: 1 E: 0 K: 0 S: 4	H: 1 LOB: 2 BB: 1 P: 9	1B: 3 2B: 1 3B: 0 HR: 0	SF: 1 SAC: 1 DP: 1 HBP: 1	WP: 0 PB: 0 SB: 1 CS: 0	PA: 35							
PITCHER	IP	WLS	BF	H	R	ER	SO	BB	IBB	HBP	BLK	WP	HR	S	P	ERA	WHIP										
Shawn Estes, L (1.1) ERA: 5.4	6.1	W	25	2	0	0	6	4	0	0	0	0	0	33	49	0.00	0.947										
Julian Tavarez, R (7.1) ERA: 2.55	0.2		1	0	0	0	0	0	0	0	0	0	0	1	1	0.00	0.000										
Jim Poole, L (8.1)	1.0	S	6	1	1	0	0	1	0	1	0	0	0	4	9	0.00	2.000										
Robb Nen, R (9.1) ERA: 0.61																											

Pittsburgh Pirates @ San Francisco Giants
 3Com Park at Candlestick Point, San Francisco, CA

AB 27
 R 1
 H 3
 RBI 1
 BB 5
 SO 6
 LOB 16



WP: 0 PA: 35
 PB: 0
 SB: 1
 CS: 0

Tue Apr 28 1998, 6:33 AM EDT
 Att: 11,551 - Sunny - 70 F

livebaseballscorecards.com

Batter	1	2	3	4	5	6	7	8	9	AB	R	H	RBI	BB	SO	LOB	BOTTOM										
Marvin Benard, L (1.9) OBP: 0.433, SLG: 0.458										3	0	0	0	1	0	1											
Bill Mueller, S (1.5) OBP: 0.417, SLG: 0.468										3	0	1	0	1	0	1											
Barry Bonds, L (1.7) OBP: 0.358, SLG: 0.490										4	0	0	0	0	1	3											
Jeff Kent, R (1.4) OBP: 0.321, SLG: 0.427										4	1	1	1	0	0	1											
J.T. Snow, L (1.3) OBP: 0.307, SLG: 0.299										4	1	3	1	0	1	1											
Stan Javier, S (1.8) OBP: 0.362, SLG: 0.363										3	0	0	0	0	0	2											
Brent Mayne, L (1.2) OBP: 0.407, SLG: 0.577										3	0	0	0	0	0	2											
Rey Sanchez, R (1.6) OBP: 0.407, SLG: 0.417										3	0	0	0	0	0	0											
Shawn Estes, R (1.1) Julian Tavarez, L (7.1) Alex Diaz, S (7. PH) Jim Poole, L (8.1) Robb Nen, R (9.1)										2	0	1	0	0	0	0											
Inning Stats	R: 0 E: 0 K: 0 S: 3	H: 0 LOB: 0 BB: 0 P: 3	R: 1 E: 0 K: 0 S: 4	H: 1 LOB: 0 BB: 0 P: 4	R: 0 E: 0 K: 1 S: 6	H: 1 LOB: 2 BB: 1 P: 10	R: 0 E: 0 K: 0 S: 4	H: 1 LOB: 1 BB: 0 P: 4	R: 0 E: 0 K: 0 S: 5	H: 2 LOB: 1 BB: 0 P: 5	R: 0 E: 0 K: 0 S: 3	H: 0 LOB: 0 BB: 0 P: 3	R: 0 E: 0 K: 1 S: 5	H: 0 LOB: 1 BB: 1 P: 9	1B: 4 2B: 0 3B: 0 HR: 2	SF: 0 SAC: 0 DP: 0 HBP: 0	WP: 0 PB: 0 SB: 0 CS: 0	PA: 32									
PITCHER	IP	WLS	BF	H	R	ER	SO	BB	IBB	HBP	BLK	WP	HR	S	P	ERA	WHIP										
67 Francisco Cordova, R (1.1) ERA: 2.03	7.0	L	28	6	2	2	1	1	0	0	0	0	0	5	9	0.00	1.000										
Chris Peters, L (8.1) ERA: 2.03	1.0		4	0	0	0	1	1	0	0	0	0	0	5	9	0.00	1.000										

Pittsburgh Pirates @ San Francisco Giants
 3Com Park at Candlestick Point, San Francisco, CA

AB 30
 R 2
 H 6
 RBI 2
 BB 2
 SO 2
 LOB 11



WP: 0 PA: 32
 PB: 0
 SB: 0
 CS: 0

Tue Apr 28 1998, 6:33 AM EDT
 Att: 11,551 - Sunny - 70 F

livebaseballscorecards.com

Batter	1	2	3	4	5	6	7	8	9	AB	R	H	RBI	BB	SO	LOB	TOP			
Alex Diaz, S OBP: 0.176, SLG: 0.235 (1.8)	G3			F9			L4		K	4	0	0	0	0	1	0	San Francisco Giants @ Atlanta Braves Turner Field, Atlanta, GA Thu Apr 30 1998, 7:05 PM EDT Att: 31,818 - Cloudy - 59 F			
Rich Aurilia, R OBP: 0.412, SLG: 0.433 (1.6)	L3			L6			2B		G6-5-3 1B	4	0	2	0	0	0	0				
Barry Bonds, L OBP: 0.355, SLG: 0.481 (1.7)	PO 1B			K			L4		G6-5-3 1-2	4	0	1	0	0	1	2				
Jeff Kent, R OBP: 0.313, SLG: 0.415 (1.4)	PO 1-2			K			F9		K	3	0	0	0	0	2	1				
Charlie Hayes, R OBP: 0.325, SLG: 0.486 (1.5)				WP PB FC8-2 BB			K		G4-3 1B	2	0	1	0	1	1	0				
Chris Jones, R OBP: 0.270, SLG: 0.235 (1.9)				FC8-2 1-H			F8		G4-3 1-2	3	0	1	0	0	0	1				
J.T. Snow, L OBP: 0.298, SLG: 0.289 (1.3)				F9			K		K	3	0	0	0	0	2	2				
Brian Johnson, R OBP: 0.253, SLG: 0.250 (1.2)				K			K		G4-3 1-2 2-3	3	0	0	0	0	2	2				
Orel Hershiser, R (1.1)				K			G3		G5-3	2	0	0	0	0	1	0				
Julian Tavaréz, L (7.1)										0	0	0	0	0	0	0				
Stan Javier, S (8. PH)										1	0	0	0	0	0	2				
John Johnstone, R (8.1)										0	0	0	0	0	0	0				
Inning Stats	R: 0 E: 0 K: 0 S: 4	H: 1 LOB: 0 BB: 0 P: 5	R: 0 E: 0 K: 1 S: 5	H: 0 LOB: 0 BB: 1 P: 12	R: 0 E: 0 K: 2 S: 8	H: 0 LOB: 0 BB: 0 P: 14	R: 0 E: 0 K: 1 S: 9	H: 0 LOB: 0 BB: 0 P: 14	R: 0 E: 0 K: 2 S: 6	H: 0 LOB: 0 BB: 0 P: 8	R: 0 E: 0 K: 1 S: 10	H: 1 LOB: 1 BB: 0 P: 15	R: 0 E: 0 K: 1 S: 12	H: 2 LOB: 2 BB: 0 P: 16	R: 0 E: 0 K: 1 S: 9	H: 1 LOB: 0 BB: 0 P: 13	1B: 4 2B: 2 3B: 0 HR: 0	SF: 0 SAC: 0 DP: 2 HBP: 0	WP: 1 PB: 1 SB: 0 CS: 0	PA: 31
PITCHER Denny Neagle, L ERA: 3.27 (1.1)	IP: 9.0 WLS: W BF: 30 H: 5 R: 0 ER: 0 SO: 10 BB: 1 IBB: 0 HBP: 0 BLK: 0 WP: 1 HR: 0 S: 71 P: 109 ERA: 0.00 WHIP: 0.667																			

Batter	1	2	3	4	5	6	7	8	9	AB	R	H	RBI	BB	SO	LOB	BOTTOM			
Walt Weiss, S OBP: 0.506, SLG: 0.580 (1.6)	P5			FC4-6 BB			G6-3			3	0	0	0	1	0	0	San Francisco Giants @ Atlanta Braves Turner Field, Atlanta, GA Thu Apr 30 1998, 7:05 PM EDT Att: 31,818 - Cloudy - 59 F			
Keith Lockhart, L OBP: 0.428, SLG: 0.631 (1.4)	G4-3			FC4-6 FC5-4			10 1B			4	1	2	1	0	0	2				
10 Chipper Jones, S OBP: 0.443, SLG: 0.708 (1.5)	F7			FC5-4			1B HR			4	1	1	0	0	0	3				
Andres Galarraga, R OBP: 0.422, SLG: 0.657 (1.3)				HR			G3 HR			4	2	3	2	0	0	0				
Ryan Klesko, L OBP: 0.280, SLG: 0.396 (1.7)							G3			4	0	0	0	0	0	3				
Gerald Williams, R OBP: 0.257, SLG: 0.258 (9.7)							F8			0	0	0	0	0	0	0				
Javy Lopez, R OBP: 0.378, SLG: 0.684 (1.2)							L6			4	1	1	3	0	1	1				
Michael Tucker, L OBP: 0.338, SLG: 0.412 (1.9)							K			4	0	0	0	0	1	1				
Andruw Jones, R OBP: 0.253, SLG: 0.387 (1.8)							G4-3			3	1	1	0	0	0	0				
Denny Neagle, L OBP: 0.118, SLG: 0.118 (1.1)							SH FC4-6 BB			2	0	0	0	0	1	0				
Inning Stats	R: 0 E: 0 K: 0 S: 4	H: 0 LOB: 0 BB: 0 P: 6	R: 0 E: 0 K: 1 S: 5	H: 0 LOB: 0 BB: 0 P: 7	R: 1 E: 1 K: 1 S: 13	H: 1 LOB: 2 BB: 1 P: 23	R: 1 E: 0 K: 0 S: 11	H: 1 LOB: 0 BB: 0 P: 14	R: 0 E: 0 K: 1 S: 10	H: 0 LOB: 0 BB: 0 P: 14	R: 4 E: 0 K: 0 S: 13	H: 4 LOB: 0 BB: 0 P: 17	R: 0 E: 0 K: 0 S: 9	H: 1 LOB: 1 BB: 0 P: 17	R: 0 E: 0 K: 0 S: 12	H: 1 LOB: 1 BB: 0 P: 18	1B: 6 2B: 0 3B: 0 HR: 2	SF: 0 SAC: 1 DP: 0 HBP: 0	WP: 0 PB: 0 SB: 0 CS: 0	PA: 34
PITCHER Orel Hershiser, R ERA: 5.35 (1.1)	IP: 6.0 WLS: L BF: 26 H: 6 R: 6 ER: 5 SO: 3 BB: 1 IBB: 0 HBP: 0 BLK: 0 WP: 0 HR: 2 S: 56 P: 81 ERA: 7.50 WHIP: 1.167																			
Julian Tavaréz, R (7.1)	1.0 4 1 0 0 0																			
John Johnstone, R (8.1)	1.0 4 1 0 0 0																			

Batter	1	2	3	4	5	6	7	8	9	AB	R	H	RBI	BB	SO	LOB	TOP					
Alex Diaz, S OBP: 0.175, SLG: 0.225 (1, 8)	E6 F8 1B 1B	F7		1B SF7 1B		F7		K	G1-4-3	6	2	1	1	0	1	3						
Rich Aurilia, R OBP: 0.416, SLG: 0.522 (1, 6)	1B 1B			HR		HR		F8		5	3	4	4	0	0	0						
Barry Bonds, L OBP: 0.358, SLG: 0.500 (1, 7)	F8			K		K			F9	4	0	0	1	0	2	2						
Jeff Kent, R OBP: 0.299, SLG: 0.379 (1, 4)	F8			P3		K			1B SF7 BB	4	1	0	0	1	1	3						
Charlie Hayes, R OBP: 0.370, SLG: 0.500 (1, 5)	1B 1B			K				G6-3	BB 1B	4	1	2	1	1	1	0						
Chris Jones, R OBP: 0.302, SLG: 0.282 (1, 9)	1B					F8		K	BB 1B	4	2	2	1	1	1	1						
J.T. Snow, L OBP: 0.282, SLG: 0.267 (1, 3)	P4			2B 1B BB		K		1B	SF7	3	1	1	1	1	1	3						
Brian Johnson, R OBP: 0.253, SLG: 0.253 (1, 2)				1B 1B 2B		F8		K	1B	4	1	1	1	1	2	2						
Danny Darwin, R Julian Tavarez, L Marvin Benard, L Rich Rodriguez, L Steve Reed, R Stan Javier, S Robb Nen, R	P2			K				G1-4-3	1B	3	1	1	0	0	1	2						
Inning Stats	R: 2 E: 1 K: 0 S: 15	H: 3 LOB: 2 BB: 0 P: 24	R: 0 E: 0 K: 1 S: 6	H: 0 LOB: 0 BB: 0 P: 11	R: 1 E: 0 K: 2 S: 12	H: 1 LOB: 0 BB: 0 P: 19	R: 4 E: 0 K: 2 S: 19	H: 4 LOB: 1 BB: 1 P: 31	R: 0 E: 0 K: 1 S: 11	H: 0 LOB: 1 BB: 1 P: 19	R: 2 E: 0 K: 1 S: 11	H: 2 LOB: 0 BB: 0 P: 16	R: 0 E: 0 K: 2 S: 10	H: 1 LOB: 1 BB: 0 P: 17	R: 0 E: 0 K: 1 S: 11	H: 0 LOB: 0 BB: 0 P: 15	R: 3 E: 0 K: 0 S: 17	H: 2 LOB: 2 BB: 3 P: 35	1B: 9 2B: 2 3B: 0 HR: 2	SF: 2 SAC: 0 DP: 0 HBP: 0	WP: 0 PB: 0 SB: 0 CS: 0	PA: 46
PITCHER	IP WLS BF H R ER SO BB IBB HBP BLK WP HR S P ERA WHIP																					
Tom Glavine, L ERA: 2.13	(1, 1) 4.0 L 23 8 7 5 5 2 0 0 0 0 0 1 57 94 11.25 2.500																					
Brian Edmondson, R ERA: 4.35	(5, 1) 2.0 8 2 2 2 2 0 0 0 0 0 0 1 17 26 9.00 1.000																					
Dennis Martinez, R ERA: 7.17	(7, 1) 2.0 7 1 0 0 3 0 0 0 0 0 0 0 21 32 0.00 0.500																					
Alan Embree, L ERA: 4.05	(9, 1) 0.2 6 1 3 3 0 3 0 0 0 0 0 0 13 28 40.50 6.000																					
Mike Cather, R ERA: 4.2	(9, 1) 0.1 2 1 0 0 0 0 0 0 0 0 0 0 4 7 0.00 3.000																					

San Francisco Giants @ Atlanta Braves
Turner Field, Atlanta, GA
Sun May 03 1998, 3:33 AM EDT
Att: 36,958 - Cloudy - 63 F

AB 39
R 12
H 13
RBI 12
BB 5
SO 10
LOB 16



Batter	1	2	3	4	5	6	7	8	9	AB	R	H	RBI	BB	SO	LOB	BOTTOM					
Walt Weiss, S OBP: 0.495, SLG: 0.544 (1, 6)	F8 10 HR BB					G6-3		CS	K	2	1	0	0	1	0	0						
Ray Holbert, R OBP: 0.222, SLG: 0.133 (6, 6)						G3				2	0	0	0	0	1	0						
Keith Lockhart, L OBP: 0.407, SLG: 0.579 (1, 4)	F8			1B		1B		G4-3	F8	5	0	2	0	0	0	1						
10 Chipper Jones, S OBP: 0.430, SLG: 0.686 (1, 5)	2H HR			L7		L8		G6-4-3 BB	G3	4	1	1	2	1	0	2						
Andres Galarraga, R OBP: 0.438, SLG: 0.651 (1, 3)	G5-3			F8				1B 2B	G6-4-3	4	1	1	0	0	0	2						
Ryan Klesko, L OBP: 0.252, SLG: 0.379 (1, 7)	F8			G4-3		1B 2B		P6		4	1	1	0	0	0	0						
Javy Lopez, R OBP: 0.367, SLG: 0.655 (1, 2)				G6-3		1B 2B		HR		4	2	2	1	0	0	0						
Michael Tucker, L OBP: 0.382, SLG: 0.649 (1, 9)	F7			2B		G4-3 2B		HR		4	2	3	4	0	0	0						
Andruw Jones, R OBP: 0.248, SLG: 0.392 (1, 8)								HR		1	0	0	0	1	1	1						
Dennis Martinez, R ERA: 2.18						G4-3				0	0	0	0	0	0	0						
Tony Graffanino, R OBP: 0.297, SLG: 0.333 (8, PH)				K				CS		0	0	0	0	0	0	0						
Alan Embree, L OBP: 0.297, SLG: 0.333 (9, 1)								HBP		0	0	0	0	0	0	0						
Mike Cather, R ERA: 4.2 (9, 1)										0	0	0	0	0	0	0						
Tom Glavine, L OBP: 0.182, SLG: 0.273 (1, 1)										1	0	0	0	0	0	1						
Brian Edmondson, R ERA: 4.35 (5, 1)										0	0	0	0	0	0	0						
Gerald Williams, R OBP: 0.279, SLG: 0.308 (6, PH)										3	0	0	1	0	2	1						
Curtis Pride, L OBP: 0.237, SLG: 0.278 (6, PH)										1	0	0	0	0	0	1						
Inning Stats	R: 2 E: 0 K: 0 S: 12	H: 1 LOB: 1 BB: 1 P: 27	R: 0 E: 0 K: 0 S: 6	H: 0 LOB: 1 BB: 1 P: 11	R: 0 E: 0 K: 0 S: 9	H: 1 LOB: 1 BB: 0 P: 13	R: 0 E: 0 K: 1 S: 12	H: 1 LOB: 1 BB: 0 P: 15	R: 0 E: 0 K: 0 S: 9	H: 1 LOB: 1 BB: 0 P: 13	R: 4 E: 0 K: 0 S: 11	H: 4 LOB: 0 BB: 0 P: 13	R: 0 E: 0 K: 0 S: 4	H: 0 LOB: 0 BB: 1 P: 9	R: 2 E: 0 K: 1 S: 9	H: 2 LOB: 0 BB: 0 P: 14	R: 0 E: 0 K: 1 S: 7	H: 0 LOB: 0 BB: 0 P: 12	1B: 4 2B: 4 3B: 0 HR: 2	SF: 0 SAC: 0 DP: 1 HBP: 1	WP: 0 PB: 0 SB: 0 CS: 1	PA: 40
PITCHER	IP WLS BF H R ER SO BB IBB HBP BLK WP HR S P ERA WHIP																					
Danny Darwin, R ERA: 4.54	(1, 1) 5.0 W 25 8 6 6 2 2 0 0 0 0 0 0 8 13 0.00 0.500																					
Julian Tavarez, R ERA: 2.18 (6, 1)	2.0 6 0 0 0 0 1 0 0 0 0 0 0 8 13 0.00 0.500																					
Rich Rodriguez, L ERA: 7.0 (8, 1)	0.1 3 2 2 2 0 0 0 0 0 0 0 1 4 8 54.00 6.000																					
Steve Reed, R ERA: 0.96 (8, 1)	0.2 2 0 0 0 1 0 0 1 0 0 0 0 5 6 0.00 0.000																					
Robb Nen, R ERA: 1.1 (9, 1)	1.0 3 0 0 0 1 0 0 0 0 0 0 0 7 12 0.00 0.000																					

San Francisco Giants @ Atlanta Braves
Turner Field, Atlanta, GA
Sun May 03 1998, 3:33 AM EDT
Att: 36,958 - Cloudy - 63 F

AB 35
R 8
H 10
RBI 8
BB 3
SO 4
LOB 9



Batter	1	2	3	4	5	6	7	8	9	10	AB	R	H	RBI	BB	SO	LOB	TOP						
Darryl Hamilton, L OBP: 0.358, SLG: 0.309	4-2 S 1B BB		1-3 K		4-0 WP 1B BB		1-2 F8			2-3 K	3	1	0	0	2	2	0							
Bill Mueller, S OBP: 0.413, SLG: 0.482	3-3 K		1-3 K		1-1 WP 1B			0-3 K		0-0 2B	5	1	2	0	0	3	1							
Bary Bonds, L OBP: 0.377, SLG: 0.537	0-0 1B		2-2 L6		4-0 1B			0-3 K		4-0 2B 2B	3	1	1	1	2	1	0							
Alex Diaz, S OBP: 0.171, SLG: 0.220	2-H 1B				1-2 2-3 3-H IBB					0-0 2B IBB	0	0	0	0	0	0	0							
Jeff Kent, R OBP: 0.314, SLG: 0.432	2-3 K			1-2 L9				0-1 G6-3		0-0 2B	5	1	1	1	0	2	4							
Stan Javier, S OBP: 0.350, SLG: 0.370	2-2 1B			1-1 F7			0-0 F8		0-2 P3	4-2 2B IBB	4	1	1	0	1	0	0							
J.T. Snow, L OBP: 0.283, SLG: 0.273	1-3 K			3-2 G4-3			0-0 G3		3-2 1B	0-0 WP E 2B	5	1	2	3	0	1	2							
Rey Sanchez, R OBP: 0.391, SLG: 0.397		1-0 G6-3			2-2 F9		0-0 B1-3		0-3 K	2-3 K	4	0	0	0	0	1	1							
Robb Nen, R											1	0	0	0	0	1	1							
Brent Mayne, L OBP: 0.333, SLG: 0.425		2-1 G4-3			2-0 G3-1		0-0 L7		2-3 K	0-0 E3 FC6-4	5	0	0	0	0	1	1							
Orel Hershiser, R OBP: 0.143, SLG: 0.077		0-0 P8			1-2 1B WP 1B		0-2 G1-3			3-H HR FC6-4	3	1	1	0	0	0	0							
Julian Tavarez, L OBP: 0.422, SLG: 0.548											2	1	1	1	0	0	1							
Inning Stats	R: 1 E: 0 K: 3 S: 19	H: 2 LOB: 2 BB: 1 P: 31	R: 0 E: 0 K: 0 S: 4	H: 0 LOB: 0 BB: 0 P: 7	R: 0 E: 0 K: 2 S: 10	H: 0 LOB: 0 BB: 0 P: 14	R: 0 E: 0 K: 0 S: 10	H: 0 LOB: 0 BB: 0 P: 15	R: 1 E: 0 K: 1 S: 12	H: 2 LOB: 3 BB: 2 P: 28	R: 0 E: 0 K: 0 S: 3	H: 0 LOB: 0 BB: 0 P: 3	R: 0 E: 0 K: 2 S: 8	H: 0 LOB: 0 BB: 0 P: 8	R: 0 E: 0 K: 2 S: 13	H: 1 LOB: 1 BB: 0 P: 18	R: 6 E: 1 K: 2 S: 19	H: 4 LOB: 1 BB: 2 P: 33	1B: 5 2B: 3 3B: 0 HR: 1	SF: 0 SAC: 0 DP: 0 HBP: 0	WP: 2 PB: 0 SB: 2 CS: 0	PA: 45		
PITCHER	IP	WLS	BF	H	R	ER	SO	BB	IBB	HBP	BLK	WP	HR	S	P	ERA	WHIP							
Brian Meadows, R ERA: 2.72	8.0		31	4	2	2	8	2	1	0	0	1	0	73	114	2.25	0.750							
Vic Darensbourg, L ERA: 6.11	1.1	L	8	3	3	3	3	0	1	0	0	0	1	21	34	20.25	2.250							
Jay Powell, R ERA: 4.0	0.2		6	2	3	2	1	0	1	0	0	1	0	11	17	27.00	3.000							

San Francisco Giants @ Florida Marlins
Pro Player Stadium, Miami, FL
Tue May 05 1998, 7:05 PM EDT
Att. 12,975 - Cloudy - 86 F

AB	40
R	8
H	9
RBI	6
BB	5
SO	12
LOB	11



Batter	1	2	3	4	5	6	7	8	9	10	AB	R	H	RBI	BB	SO	LOB	BOTTOM						
Cliff Floyd, L OBP: 0.387, SLG: 0.517	4-1 SH5-3 BB		0-2 G3		1-2 P6			0-0 P6		1-0 F9	4	0	0	0	1	0	0							
Edgar Renteria, R OBP: 0.328, SLG: 0.344	0-0 SH5-3		1-2 F8			1-2 G8			0-1 BB E 2B	1-3 K	4	1	1	0	0	1	0							
Mark Kotsay, L OBP: 0.333, SLG: 0.402	3-2 G5-3		1-1 1B			0-0 G4-3			4-1 BB E BB		3	1	1	0	1	0	1							
Gary Sheffield, R OBP: 0.365, SLG: 0.433	1-2 F8		3-2 G5-3			2-2 G1-3			4-0 S E BB	1-2 2-3 BB	3	0	0	0	1	0	2							
Bobby Bonilla, S OBP: 0.333, SLG: 0.353		2-1 2B			1-3 K			2-1 G6-3		1-1 F9	4	0	1	0	0	1	3							
Jim Eisenreich, L OBP: 0.277, SLG: 0.333		1-2 P5			1-0 G4-3			0-1 G5-3		0-1 E4 S	4	0	0	1	0	0	2							
Charles Johnson, R OBP: 0.317, SLG: 0.422		0-2 G5-3			1-1 G5-3			0-0 F9		0-0 F9	4	0	0	0	0	0	3							
Jay Powell, R										1-2 2-3	0	0	0	0	0	0	0							
Craig Counsell, L OBP: 0.434, SLG: 0.433		4-0 IBB				0-1 G6-3			2-2 G6-3	0-0 G4-3	3	0	0	0	1	0	2							
Brian Meadows, R OBP: 0.133, SLG: 0.071		1-2 G1-3				0-0 G6-3			2-1 L7		2	0	0	0	0	0	2							
John Cangelosi, S ERA: 1.99										1-1 F9	1	0	0	0	0	0	0							
Vic Darensbourg, L OBP: 0.287, SLG: 0.120											0	0	0	0	0	0	0							
Gregg Zaun, S OBP: 0.324, SLG: 0.485											1	0	0	0	0	0	0							
Inning Stats	R: 0 E: 0 K: 0 S: 8	H: 0 LOB: 1 BB: 1 P: 16	R: 0 E: 0 K: 0 S: 12	H: 1 LOB: 2 BB: 1 P: 20	R: 0 E: 0 K: 0 S: 12	H: 1 LOB: 1 BB: 1 P: 17	R: 0 E: 0 K: 1 S: 6	H: 0 LOB: 0 BB: 0 P: 9	R: 0 E: 0 K: 0 S: 7	H: 0 LOB: 0 BB: 0 P: 8	R: 0 E: 0 K: 0 S: 8	H: 0 LOB: 0 BB: 0 P: 11	R: 0 E: 0 K: 0 S: 5	H: 0 LOB: 0 BB: 0 P: 7	R: 0 E: 0 K: 0 S: 6	H: 0 LOB: 0 BB: 0 P: 10	R: 2 E: 1 K: 0 S: 9	H: 1 LOB: 2 BB: 2 P: 18	R: 0 E: 0 K: 1 S: 6	H: 0 LOB: 0 BB: 0 P: 9	1B: 1 2B: 2 3B: 0 HR: 0	SF: 0 SAC: 1 DP: 0 HBP: 0	WP: 0 PB: 0 SB: 2 CS: 0	PA: 38
PITCHER	IP	WLS	BF	H	R	ER	SO	BB	IBB	HBP	BLK	WP	HR	S	P	ERA	WHIP							
Orel Hershiser, R ERA: 4.57	6.0		22	2	0	0	1	1	1	0	0	0	0	53	81	0.00	0.500							
Julian Tavarez, R ERA: 1.99	2.0		6	0	0	0	0	0	0	0	0	0	0	11	17	0.00	0.000							
Robb Nen, R ERA: 1.47	2.0	W	10	1	2	1	1	2	0	0	0	0	0	15	27	4.50	1.500							

San Francisco Giants @ Florida Marlins
Pro Player Stadium, Miami, FL
Tue May 05 1998, 7:05 PM EDT
Att. 12,975 - Cloudy - 86 F

AB	33
R	2
H	3
RBI	1
BB	4
SO	2
LOB	15



Batter	1	2	3	4	5	6	7	8	9	AB	R	H	RBI	BB	SO	LOB	TOP																
Darryl Hamilton, L (1.8) OBP: 0.360, SLG: 0.306	F7		BB 1B		G6-4-3		BB SF8 BB	K		4	1	1	0	1	1	1	San Francisco Giants @ Florida Marlins Pro Player Stadium, Miami, FL Wed May 06 1998, 7:05 PM EDT Att: 16,189 - Cloudy - 80 F																
Bill Mueller, S (1.5) OBP: 0.435, SLG: 0.496	G4-6-3		BB		HR		FC4-6 BB	1B BB		3	3	3	0	2	0	0																	
Barry Bonds, L (1.7) OBP: 0.391, SLG: 0.561	G4-6-3		BB		HR		FC4-6 BB	FC6-4 1B		2	1	1	2	3	0	1																	
Jeff Kent, R (1.4) OBP: 0.317, SLG: 0.442		F8	L5		HR		SF8	FC6-4		4	0	2	1	0	0	3																	
Stan Javier, S (1.9) OBP: 0.336, SLG: 0.354	G4-3		F8		F7		FC4-6 BB WP	FC6-4		5	1	0	1	0	0	8																	
J.T. Snow, L (1.3) OBP: 0.286, SLG: 0.272	BB				F9		L8	G1-3		4	1	1	0	1	0	2																	
Rich Aurilia, R (1.6) OBP: 0.432, SLG: 0.579	1B		K				HR			3	2	1	2	2	2	0																	
Brent Mayne, L (1.2) OBP: 0.319, SLG: 0.467	F8		F8		G4-3		G4-3	G4-3		5	1	1	4	0	0	2																	
Kirk Rueter, L (1.1) Alex Diaz, S (6. PH) John Johnstone, R (6. PH) Marvin Benard, L (7. PH) Steve Reed, R (7. PH) Charlie Hayes, R (8. PH) Robb Nen, R (9. PH)			G1-3		G6-4-3		F8	F8		2	0	1	0	0	0	0																	
Inning Stats	R: 0 E: 0 K: 0 S: 7	H: 1 LOB: 0 BB: 0 P: 12	R: 0 E: 0 K: 0 S: 10	H: 1 LOB: 2 BB: 1 P: 18	R: 0 E: 0 K: 1 S: 10	H: 2 LOB: 3 BB: 1 P: 18	R: 0 E: 0 K: 1 S: 8	H: 0 LOB: 0 BB: 0 P: 15	R: 2 E: 0 K: 0 S: 11	H: 4 LOB: 1 BB: 0 P: 18	R: 1 E: 0 K: 0 S: 8	H: 1 LOB: 0 BB: 0 P: 15	R: 6 E: 0 K: 0 S: 16	H: 1 LOB: 2 BB: 5 P: 44	R: 1 E: 0 K: 1 S: 21	H: 1 LOB: 2 BB: 2 P: 32		R: 0 E: 0 K: 2 S: 20	H: 0 LOB: 0 BB: 0 P: 26	1B: 7 2B: 1 3B: 0 HR: 3	SF: 1 SAC: 0 DP: 2 HBP: 0	WP: 1 PB: 0 SB: 0 CS: 0	PA: 45										
PITCHER	IP WLS BF H R ER SO BB IBB HBP BLK WP HR S P ERA WHIP	IP WLS BF H R ER SO BB IBB HBP BLK WP HR S P ERA WHIP																															
Livan Hernandez, R (1.1) ERA: 6.88	6.0	27	9	3	3	1	2	0	0	0	0	0	2	54	96	4.50	1.833																
Felix Hernandez, L (7.1) ERA: 7.65	0.0	3	0	3	3	0	3	0	0	0	0	0	0	0	3	15	∞																
Antonio Alfonseca, R (7.1) ERA: 6.81	1.0	6	1	3	3	0	2	0	0	0	1	1	13	29	27.00	3.000																	
Vic Darenbourg, L (8.1) ERA: 6.5	0.1	L	3	0	1	1	2	0	0	0	0	0	12	21	27.00	6.000																	
Rob Stanifer, R (8.1) ERA: 3.52	0.2	3	1	0	0	0	0	0	0	0	0	0	9	11	0.00	1.500																	
PITCHER	IP WLS BF H R ER SO BB IBB HBP BLK WP HR S P ERA WHIP	IP WLS BF H R ER SO BB IBB HBP BLK WP HR S P ERA WHIP																															
Donn Pall, R (9.1) ERA: 4.5	1.0	3	0	0	0	2	0	0	0	0	0	0	0	2	26	0.00	0.000																

AB	35
R	10
H	11
RBI	10
BB	9
SO	4
LOB	17



Batter	1	2	3	4	5	6	7	8	9	AB	R	H	RBI	BB	SO	LOB	BOTTOM														
Cliff Floyd, L (1.7) OBP: 0.388, SLG: 0.529	F7		K		F9		F9			5	0	2	1	0	1	1	San Francisco Giants @ Florida Marlins Pro Player Stadium, Miami, FL Wed May 06 1998, 7:05 PM EDT Att: 16,189 - Cloudy - 80 F														
Edgar Renteria, R (1.6) OBP: 0.324, SLG: 0.333	L9		L8		1B HR		F9			4	1	0	0	1	0	2															
Mark Kotsay, L (1.8) OBP: 0.336, SLG: 0.402	P2				F9		K			5	1	2	0	0	1	3															
Gary Sheffield, R (1.9) OBP: 0.385, SLG: 0.459	L5				HR		G6-3			5	2	2	3	0	0	1															
Bobby Bonilla, S (1.5) OBP: 0.337, SLG: 0.438	G5-3				HR		K			5	2	2	4	0	1	1															
Derek Lee, R (1.3) OBP: 0.344, SLG: 0.494					F7		G4-3			4	0	2	0	0	0	0															
Gregg Zaun, S (9. PH) OBP: 0.342, SLG: 0.485							1B			0	0	0	0	1	0	0															
Charles Johnson, R (1.2) OBP: 0.321, SLG: 0.447					G1-3					4	1	1	1	1	1	3															
Craig Counsell, L (1.4) OBP: 0.429, SLG: 0.444	G3-1				G5-3					4	1	1	0	0	0	2															
Livan Hernandez, R (1.1) Jim Eisenreich, L (6. PH) Felix Hernandez, L (7.1) Antonio Alfonseca, R (7.1) Vic Darenbourg, L (8.1) Rob Stanifer, R (8.1) John Cangelosi, S (8. PH) Donn Pall, R (9.1)			G6-3				G4-3			2	1	1	0	0	0	0															
Inning Stats	R: 0 E: 0 K: 0 S: 6	H: 0 LOB: 0 BB: 0 P: 9	R: 0 E: 0 K: 0 S: 11	H: 1 LOB: 2 BB: 1 P: 20	R: 0 E: 0 K: 1 S: 8	H: 0 LOB: 0 BB: 0 P: 12	R: 3 E: 0 K: 0 S: 13	H: 3 LOB: 0 BB: 0 P: 19	R: 4 E: 0 K: 0 S: 16	H: 3 LOB: 1 BB: 1 P: 30	R: 2 E: 0 K: 1 S: 14	H: 3 LOB: 1 BB: 0 P: 22	R: 0 E: 0 K: 2 S: 10	H: 1 LOB: 1 BB: 0 P: 14	R: 0 E: 0 K: 0 S: 10	H: 1 LOB: 2 BB: 1 P: 15	R: 0 E: 0 K: 0 S: 11	H: 1 LOB: 2 BB: 1 P: 20	1B: 5 2B: 3 3B: 1 HR: 4	SF: 0 SAC: 0 DP: 0 HBP: 0	WP: 0 PB: 0 SB: 1 CS: 0	PA: 43									
PITCHER	IP WLS BF H R ER SO BB IBB HBP BLK WP HR S P ERA WHIP	IP WLS BF H R ER SO BB IBB HBP BLK WP HR S P ERA WHIP																													
Kirk Rueter, L (1.1) ERA: 4.5	5.0	24	7	7	1	0	0	0	0	0	1	14	22	18.00	3.000																
John Johnstone, R (6.1) ERA: 1.45	1.0	6	3	2	2	1	0	0	0	0	0	20	29	0.00	1.000																
Steve Reed, R (7.1) ERA: 0.87	2.0	W	8	2	0	0	0	0	0	0	0	11	20	0.00	2.000																
Robb Nen, R (9.1) ERA: 1.4	1.0	S	5	1	0	0	1	0	0	0	0	11	20	0.00	2.000																



Batter	1	2	3	4	5	6	7	8	9	AB	R	H	RBI	BB	SO	LOB	TOP			
Darryl Hamilton, L (1, 8) OBP: 0.360, SLG: 0.316										4	1	1	0	0	0	1	San Francisco Giants @ Chicago Cubs Wrigley Field, Chicago, IL Sat May 09 1998, 3:33 AM CDT Sunny - 62 F			
Rey Sanchez, R (1, 6) OBP: 0.400, SLG: 0.406										4	1	2	0	0	1	1				
Barry Bonds, L (1, 7) OBP: 0.420, SLG: 0.585										3	1	3	1	1	0	0				
Jeff Kent, R (1, 4) OBP: 0.314, SLG: 0.429										4	0	1	0	0	1	5				
Charlie Hayes, R (1, 3) OBP: 0.356, SLG: 0.472										4	0	0	1	0	2	3				
Bill Mueller, S (1, 5) OBP: 0.426, SLG: 0.488										3	1	1	1	0	1	1				
Chris Jones, R (1, 9) OBP: 0.286, SLG: 0.250										3	1	0	0	1	1	1				
Steve Reed, R (9, 1) OBP: 0.500, SLG: 0.500										0	0	0	0	0	0	0				
Doug Mirabelli, R (1, 2)										2	0	0	0	1	1	0				
Stan Javier, S (9, PH) OBP: 0.333, SLG: 0.339										1	0	0	0	0	0	2				
Danny Darwin, R (1, 1) OBP: 0.143, SLG: 0.077										2	0	0	0	0	1	0				
Rich Rodriguez, L (7, 1)										0	0	0	0	0	0	0				
Brent Mayne, L (9, PH) OBP: 0.333, SLG: 0.462										1	0	1	2	0	0	0				
Inning Stats	R: 2 E: 0 K: 2 S: 14	H: 3 LOB: 1 BB: 0 P: 19	R: 0 E: 0 K: 2 S: 10	H: 0 LOB: 0 BB: 0 P: 15	R: 0 E: 1 K: 0 S: 6	H: 2 LOB: 1 BB: 0 P: 10	R: 0 E: 0 K: 2 S: 9	H: 0 LOB: 0 BB: 0 P: 13	R: 0 E: 0 K: 0 S: 9	H: 2 LOB: 1 BB: 1 P: 14	R: 0 E: 0 K: 0 S: 4	H: 0 LOB: 0 BB: 0 P: 6	R: 0 E: 0 K: 1 S: 5	H: 0 LOB: 0 BB: 1 P: 9	R: 2 E: 0 K: 1 S: 12	H: 2 LOB: 1 BB: 1 P: 24	1B: 7 2B: 2 3B: 0 HR: 0	SF: 1 SAC: 1 DP: 2 HBP: 0	WP: 1 PB: 0 SB: 0 CS: 0	PA: 36
PITCHER	IP WLS BF H R ER SO BB IBB HBP BLK WP HR S P ERA WHIP																			
Kevin Tapani, R (1, 1) ERA: 4.32	7.0 L 28 7 3 3 6 1 0 0 0 0 0 62 91 3.86 1.143																			
Don Wengert, R (8, 1) ERA: 6.32	2.0 8 2 2 2 2 2 0 0 0 1 0 17 33 9.00 2.000																			

AB	31
R	5
H	9
RBI	5
BB	3
SO	8
LOB	14



Batter	1	2	3	4	5	6	7	8	9	AB	R	H	RBI	BB	SO	LOB	BOTTOM					
Brant Brown, L (1, 8) OBP: 0.422, SLG: 0.563										3	0	1	0	0	1	1	San Francisco Giants @ Chicago Cubs Wrigley Field, Chicago, IL Sat May 09 1998, 3:33 AM CDT Sunny - 62 F					
Jeff Blausler, R (7, PH) OBP: 0.351, SLG: 0.321										1	0	0	0	0	0	2						
Don Wengert, R (8, 1)										0	0	0	0	0	0	0						
José Hernández, R (9, PH) OBP: 0.236, SLG: 0.415										1	0	0	0	0	1	2						
Mickey Morandini, L (1, 4) OBP: 0.384, SLG: 0.398										4	0	1	0	0	0	2						
Sammy Sosa, R (1, 9) OBP: 0.408, SLG: 0.541										3	0	0	0	1	0	1						
Mark Grace, L (1, 3) OBP: 0.429, SLG: 0.394										4	0	0	0	0	1	2						
Henry Rodríguez, L (1, 7) OBP: 0.366, SLG: 0.514										3	1	1	0	1	0	2						
Tyler Houston, L (1, 5) OBP: 0.214, SLG: 0.268										4	0	1	0	0	0	1						
Manny Alexander, R (1, 6) OBP: 0.350, SLG: 0.436										4	0	1	0	0	2	1						
Sandy Martínez, L (1, 2) OBP: 0.471, SLG: 0.692										4	0	2	0	0	0	2						
Kevin Tapani, R (1, 1) OBP: 0.238, SLG: 0.118										1	0	1	0	1	0	0						
Matt Mieske, R (7, PH) OBP: 0.227, SLG: 0.105										1	0	1	0	0	0	0						
Inning Stats	R: 0 E: 0 K: 0 S: 5	H: 1 LOB: 0 BB: 0 P: 8	R: 0 E: 0 K: 1 S: 10	H: 1 LOB: 1 BB: 0 P: 18	R: 0 E: 0 K: 1 S: 7	H: 0 LOB: 1 BB: 1 P: 12	R: 0 E: 0 K: 1 S: 10	H: 0 LOB: 0 BB: 0 P: 17	R: 0 E: 0 K: 0 S: 8	H: 2 LOB: 2 BB: 0 P: 9	R: 0 E: 0 K: 0 S: 8	H: 1 LOB: 2 BB: 1 P: 15	R: 0 E: 0 K: 1 S: 12	H: 2 LOB: 2 BB: 0 P: 20	R: 0 E: 0 K: 0 S: 5	H: 0 LOB: 0 BB: 0 P: 8	R: 1 E: 0 K: 1 S: 19	H: 2 LOB: 2 BB: 1 P: 32	1B: 6 2B: 3 3B: 0 HR: 0	SF: 0 SAC: 0 DP: 1 HBP: 1	WP: 1 PB: 0 SB: 0 CS: 1	PA: 38
PITCHER	IP WLS BF H R ER SO BB IBB HBP BLK WP HR S P ERA WHIP																					
Danny Darwin, R (1, 1) ERA: 3.79	6.2 W 27 7 0 0 4 2 0 0 0 0 0 7 94 0.00 1.350																					
Rich Rodriguez, L (7, 1) ERA: 5.91	1.1 4 0 0 0 0 0 0 0 0 0 0 7 13 0.00 0.000																					
Steve Reed, R (9, 1) ERA: 1.23	1.0 6 2 1 1 1 1 0 1 0 0 0 19 32 9.00 3.000																					

AB	33
R	1
H	9
RBI	0
BB	3
SO	5
LOB	16



Batter	1	2	3	4	5	6	7	8	9	AB	R	H	RBI	BB	SO	LOB	TOP			
Marvin Benard, L (1, 7) OBP: 0.396, SLG: 0.385										4	0	1	0	1	2	1	San Francisco Giants @ Chicago Cubs Wrigley Field, Chicago, IL Sat May 09 1998, 3:38 AM CDT Att: 35,970 - Sunny - 56 F			
Bill Mueller, S (1, 5) OBP: 0.428, SLG: 0.488										4	0	2	0	0	0	2				
Stan Javier, S (1, 9) OBP: 0.331, SLG: 0.336 Jim Poole, L (7, 1)										4	0	1	0	0	0	3				
Jeff Kent, R (1, 4) OBP: 0.306, SLG: 0.417									4	0	0	0	0	1	5					
Charlie Hayes, R (1, 3) OBP: 0.349, SLG: 0.456									4	0	1	0	0	1	2					
Brent Mayne, L (1, 2) OBP: 0.345, SLG: 0.444									2	0	0	0	2	1	1					
Rich Aurilia, R (1, 6) OBP: 0.412, SLG: 0.553									4	0	1	0	0	0	2					
Alex Diaz, S (1, 8) OBP: 0.152, SLG: 0.196 John Johnstone, R (6, 1)									3	0	0	0	0	0	4					
Chris Jones, R (7, 9) OBP: 0.300, SLG: 0.250									0	0	0	0	1	0	0					
Shawn Estes, R (1, 1) OBP: 0.375, SLG: 0.400 Darryl Hamilton, L (6, 8) OBP: 0.354, SLG: 0.309									2	0	0	0	0	0	2					
Inning Stats	R: 0 E: 1 K: 2 S: 14	H: 1 LOB: 2 BB: 0 P: 22	R: 0 E: 0 K: 0 S: 10	H: 1 LOB: 1 BB: 1 P: 19	R: 0 E: 0 K: 0 S: 8	H: 1 LOB: 1 BB: 0 P: 16	R: 0 E: 0 K: 0 S: 6	H: 2 LOB: 2 BB: 0 P: 9	R: 0 E: 0 K: 0 S: 9	H: 0 LOB: 1 BB: 1 P: 15	R: 0 E: 0 K: 1 S: 6	H: 0 LOB: 1 BB: 1 P: 12	R: 0 E: 0 K: 2 S: 7	H: 0 LOB: 0 BB: 0 P: 11	R: 0 E: 0 K: 2 S: 7	H: 0 LOB: 1 BB: 1 P: 12	1B: 6 2B: 0 3B: 0 HR: 0	SF: 0 SAC: 0 DP: 0 HBP: 0	WP: 1 PB: 0 SB: 0 CS: 1	PA: 37
PITCHER Geremi Gonzalez, R (1, 1) ERA: 4.38	IP: 9.0 WLS: W BF: 37 H: 6 R: 0 ER: 0 SO: 7 BB: 4 IBB: 0 HBP: 0 BLK: 1 WP: 1 HR: 0 S: 80 P: 136 ERA: 0.00 WHIP: 1.111															PITCHER				

Batter	1	2	3	4	5	6	7	8	9	AB	R	H	RBI	BB	SO	LOB	BOTTOM			
Manny Alexander, R (1, 4) OBP: 0.333, SLG: 0.409										5	1	1	0	0	1	2	San Francisco Giants @ Chicago Cubs Wrigley Field, Chicago, IL Sat May 09 1998, 3:38 AM CDT Att: 35,970 - Sunny - 56 F			
José Hernández, R (1, 8) OBP: 0.241, SLG: 0.400 Mark Grace, L (6, FH) OBP: 0.429, SLG: 0.403									2	1	0	0	1	1	0					
Sammy Sosa, R (1, 9) OBP: 0.404, SLG: 0.529									3	1	0	0	1	3	1					
Jeff Blauser, R (1, 6) OBP: 0.348, SLG: 0.319									4	0	1	0	0	0	1					
Matt Mieske, R (1, 7) OBP: 0.308, SLG: 0.227								3	1	3	1	0	0	0						
Kevin Orie, R (1, 5) OBP: 0.237, SLG: 0.286								3	1	2	3	0	0	1						
Brant Brown, L (1, 3) OBP: 0.426, SLG: 0.554								3	0	1	0	0	1	3						
Scott Servais, R (1, 2) OBP: 0.286, SLG: 0.337									4	1	2	0	0	1	3					
Geremi Gonzalez, R (1, 1)									2	0	0	0	0	1	0					
Inning Stats	R: 0 E: 0 K: 2 S: 9	H: 0 LOB: 0 BB: 0 P: 14	R: 2 E: 0 K: 0 S: 9	H: 3 LOB: 2 BB: 0 P: 14	R: 2 E: 0 K: 1 S: 12	H: 2 LOB: 2 BB: 2 P: 28	R: 0 E: 0 K: 2 S: 7	H: 0 LOB: 0 BB: 0 P: 11	R: 0 E: 0 K: 1 S: 14	H: 2 LOB: 2 BB: 0 P: 22	R: 2 E: 0 K: 1 S: 17	H: 3 LOB: 1 BB: 0 P: 25	R: 0 E: 0 K: 0 S: 5	H: 1 LOB: 0 BB: 0 P: 9	R: 0 E: 0 K: 0 S: 5	H: 0 LOB: 0 BB: 0 P: 9		1B: 8 2B: 2 3B: 0 HR: 1	SF: 2 SAC: 2 DP: 0 HBP: 1	WP: 0 PB: 0 SB: 0 CS: 0
PITCHER Shawn Estes, L (1, 1) ERA: 4.93 John Johnstone, R (6, 1) ERA: 1.27 Jim Poole, L (7, 1) ERA: 0.93	IP: 5.1 WLS: L BF: 28 H: 9 R: 6 ER: 6 SO: 7 BB: 2 IBB: 0 HBP: 1 BLK: 0 WP: 0 HR: 1 S: 57 P: 98 ERA: 10.12 WHIP: 2.062															PITCHER				



Batter	1	2	3	4	5	6	7	8	9	AB R H RBI BB SO LOB	TOP									
Darryl Hamilton, L (1, 8) OBP: 0.359, SLG: 0.310	1-1 1B		0-3 K			2-2 L1			4-2 1B E BB	3 1 1 0 1 1 0	San Francisco Giants @ Chicago Cubs Wrigley Field, Chicago, IL Sun May 10 1998, 3:33 AM CDT Att: 26,710 - Sunny - 54 F									
Bill Mueller, S (1, 5) OBP: 0.423, SLG: 0.481	2-0 F8			0-0 F8		2-1 G4-3			0-0 E6 2B 1B	4 1 1 0 0 0 1										
Barry Bonds, L (1, 7) OBP: 0.416, SLG: 0.571	0-1 P9			3-0 F9			3-1 F7		4-2 2B IBB	3 1 0 0 1 0 1										
Jeff Kent, R (1, 4) OBP: 0.311, SLG: 0.432	1-3 K			0-0 2B			2-3 K		0-1 FC3-6 2B	4 0 2 2 0 2 1										
Stan Javier, S (1, 9)		2-3 K		3-2 P6			3-3 K		4-2 FC3-6 BB	3 0 0 0 1 2 1										
Charlie Hayes, R (1, 3) OBP: 0.326, SLG: 0.426		0-1 F9			0-2 P9			3-2 G5-3	0-1 FC3-6	4 0 0 0 0 0 2										
Brent Mayne, L (1, 2) OBP: 0.339, SLG: 0.431		0-1 F7			1-3 K			3-1 G5-4-3 1B	1-2 G4-3	4 0 1 0 0 1 2										
Rey Sanchez, R (1, 6) OBP: 0.384, SLG: 0.388			1-0 G6-3		1-3 K2-3			0-1 G5-4-3		3 0 0 0 0 1 1										
Orel Hershiser, R (1, 1) OBP: 0.125, SLG: 0.067			0-3 K			2-2 G5-3			3-2 G1-3	2 0 0 0 0 1 0										
Manvin Benard, L (9, PH) OBP: 0.388, SLG: 0.375										1 0 0 0 0 0 0										
Robb Nen, R (9, 1)										0 0 0 0 0 0 0										
Inning Stats	R: 0 E: 0 K: 1 S: 8	H: 1 LOB: 1 BB: 0 P: 12	R: 0 E: 0 K: 1 S: 7	H: 0 LOB: 0 BB: 0 P: 9	R: 0 E: 0 K: 2 S: 7	H: 0 LOB: 0 BB: 0 P: 8	R: 0 E: 0 K: 0 S: 6	H: 1 LOB: 1 BB: 0 P: 12	R: 0 E: 0 K: 2 S: 10	H: 0 LOB: 0 BB: 0 P: 12	R: 0 E: 0 K: 0 S: 8	H: 0 LOB: 0 BB: 0 P: 16	R: 0 E: 0 K: 0 S: 8	H: 1 LOB: 0 BB: 0 P: 14	R: 3 E: 1 K: 0 S: 23	H: 2 LOB: 2 BB: 3 P: 39	1B: 3 2B: 2 3B: 0 HR: 0	SF: 0 SAC: 0 DP: 1 HBP: 0	WP: 0 PB: 0 SB: 1 CS: 0	PA: 34
PITCHER	IP WLS BF H R ER SO BB IBB HBP BLK WP HR S P ERA WHIP																			
Mark Clark, R (1, 1) ERA: 4.91	8.1 L 29 4 2 2 8 1 0 0 0 0 0 69 111 2.16 0.600																			
Bob Patterson, L (9, 1) ERA: 3.68	0.0 1 0 0 0 0 0 1 0 0 0 0 3 7 ∞ ∞																			
Rod Beck, R (9, 1) ERA: 3.18	0.2 4 1 1 1 0 1 0 0 0 0 0 13 18 13.50 3.000																			

AB	31
R	3
H	5
RBI	2
BB	3
SO	8
LOB	9



Batter	1	2	3	4	5	6	7	8	9	AB R H RBI BB SO LOB	BOTTOM											
Brant Brown, L (1, 8) OBP: 0.418, SLG: 0.540	0-0 G4-3		0-1 1-2 1B			1-3 K			0-3 K	4 0 1 0 0 2 0	San Francisco Giants @ Chicago Cubs Wrigley Field, Chicago, IL Sun May 10 1998, 3:33 AM CDT Att: 26,710 - Sunny - 54 F											
Mickey Morandini, L (1, 4) OBP: 0.373, SLG: 0.385	3-2 P5		3-3 K			1-0 G4-3			1-3 K	4 0 0 0 0 2 2												
Sammy Sosa, R (1, 9) OBP: 0.406, SLG: 0.528	2-1 F9			1-3 K			2-2 FC3-6 1B		1-2 1B	4 0 2 0 0 1 0												
Mark Grace, L (1, 3) OBP: 0.419, SLG: 0.391		1-1 F7		0-1 F7			1-1 FC3-6 FC4-6		0-1 G4-3	4 0 0 0 0 0 2												
Henry Rodriguez, L (1, 7) OBP: 0.358, SLG: 0.500		1-0 G1-3		3-2 G4-3			0-0 FC4-6			3 0 0 0 0 0 1												
Jeff Blauser, R (1, 6) OBP: 0.341, SLG: 0.310		0-3 K			0-2 G6-3		1-0 L6			3 0 0 0 0 1 1												
Kevin Orie, R (1, 5) OBP: 0.239, SLG: 0.281			4-1 G6-4-3 BB		1-1 G3-1			1-0 P2		2 0 0 0 1 0 0												
Scott Servais, R (1, 2) OBP: 0.277, SLG: 0.326			0-0 G6-4-3		3-3 K			3-2 G4-3		3 0 0 0 0 1 1												
Mark Clark, R (1, 1) OBP: 0.143, SLG: 0.077			4-2 1B BB			2-1 G5-3		1-3 K		2 0 0 0 1 1 0												
Bob Patterson, R (9, 1)										0 0 0 0 0 0 0												
Rod Beck, R (9, 1)										0 0 0 0 0 0 0												
Inning Stats	R: 0 E: 0 K: 0 S: 6	H: 0 LOB: 0 BB: 0 P: 11	R: 0 E: 0 K: 1 S: 7	H: 0 LOB: 0 BB: 0 P: 9	R: 0 E: 0 K: 1 S: 12	H: 1 LOB: 2 BB: 2 P: 23	R: 0 E: 0 K: 1 S: 8	H: 0 LOB: 0 BB: 0 P: 12	R: 0 E: 0 K: 1 S: 9	H: 0 LOB: 0 BB: 0 P: 13	R: 0 E: 0 K: 1 S: 6	H: 0 LOB: 0 BB: 0 P: 10	R: 0 E: 0 K: 0 S: 7	H: 1 LOB: 1 BB: 0 P: 11	R: 0 E: 0 K: 1 S: 8	H: 0 LOB: 0 BB: 0 P: 13	R: 0 E: 0 K: 2 S: 12	H: 1 LOB: 1 BB: 0 P: 14	1B: 3 2B: 0 3B: 0 HR: 0	SF: 0 SAC: 0 DP: 1 HBP: 0	WP: 0 PB: 0 SB: 0 CS: 0	PA: 31
PITCHER	IP WLS BF H R ER SO BB IBB HBP BLK WP HR S P ERA WHIP																					
Orel Hershiser, R (1, 1) ERA: 3.83	8.0 W 27 2 0 0 6 2 0 0 0 0 0 63 102 0.00 0.500																					
Robb Nen, R (9, 1) ERA: 1.21	1.0 S 4 1 0 0 2 0 0 0 0 0 0 12 14 0.00 1.000																					

AB	29
R	0
H	3
RBI	0
BB	2
SO	8
LOB	7



Batter	1	2	3	4	5	6	7	8	9	AB	R	H	RBI	BB	SO	LOB	TOP											
F.P. Santangelo, S OBP: 0.362, SLG: 0.423 (1, 4)	1-1 WP SF8 1B		2-1 F8		2-0 G5-4-3 1-2		3-1 HBP 1B			4	1	2	0	0	0	1	Montreal Expos @ San Francisco Giants 3Com Park at Candlestick Point, San Francisco, CA Mon May 11 1998, 10:05 PM EDT Att: 8,243 - Cloudy - 61 F livebaseballscorecards.com											
Mark Crutzielnek, R OBP: 0.312, SLG: 0.359 (1, 6)	4-2 WP BB		2-2 G4-3			1-0 E5 1B G5-4-3	2-2 SAFE HBP			2	1	0	0	1	0	0												
Vladimir Guerrero, R OBP: 0.350, SLG: 0.535 (1, 9)	2-3 K		1-2 WP 1B			0-1 G5-4-3 1B	1-3 HBP			4	0	2	0	0	2	5												
Rondell White, R OBP: 0.315, SLG: 0.396 (1, 8)	2-2 SF8		2-1 F8			0-1 G5-4-3 1-2		0-0 G6-3		3	0	0	1	0	0	2												
Robert Perez, R OBP: 0.205, SLG: 0.385 (1, 7)	3-3 K			0-1 G6-4-3 1B		0-0 1B		1-3 K		4	0	2	0	0	2	1												
Chris Widger, R OBP: 0.333, SLG: 0.408 Mike Hubbard, R OBP: 0.091, SLG: 0.091 (8, 2)		0-1 FC2-5-4 1B		1-1 P8		0-0 L9		1-3 K		4	0	1	0	0	1	2												
Shane Andrews, R OBP: 0.303, SLG: 0.491 (1, 5)		2-3 K		3-2 G6-4-3 1-2				0-1 G6-4-3 1B		4	0	1	0	0	2	2												
Ryan McGuire, L OBP: 0.372, SLG: 0.385 (1, 3)		2-2 FC2-5-4 1B			1-0 G5-4-3 1B			1-0 G6-4-3		4	0	2	0	0	0	1												
Javier Vazquez, R OBP: 0.285, SLG: 0.330 Da'Ron Davis, S OBP: 0.333, SLG: 0.314 Marc Valdes, R OBP: 0.260, SLG: 0.400 Derrick Mize, S OBP: 0.262 Steve Kline, S Anthony Telford, R Brad Fullmer, L OBP: 0.326, SLG: 0.364 (5, PH) (5, PH) (7, PH) (7, PH) (8, PH) (9, PH)		0-0 FC2-5-4		1-1 F7				0-0 1B		1	0	0	0	0	0	2												
Inning Stats	R: 1 E: 0 K: 2 S: 15	H: 1 LOB: 1 BB: 1 P: 26	R: 0 E: 0 K: 1 S: 9	H: 2 LOB: 1 BB: 0 P: 13	R: 0 E: 0 K: 0 S: 13	H: 1 LOB: 1 BB: 0 P: 20	R: 0 E: 0 K: 0 S: 8	H: 1 LOB: 0 BB: 0 P: 12	R: 0 E: 0 K: 0 S: 4	H: 1 LOB: 0 BB: 0 P: 8	R: 1 E: 1 K: 0 S: 7	H: 2 LOB: 1 BB: 0 P: 8	R: 0 E: 0 K: 1 S: 11	H: 3 LOB: 3 BB: 0 P: 18	R: 0 E: 0 K: 2 S: 7	H: 0 LOB: 0 BB: 0 P: 9		R: 0 E: 0 K: 2 S: 7	H: 0 LOB: 0 BB: 0 P: 9	1B: 11 2B: 0 3B: 0 HR: 0	SF: 1 SAC: 0 DP: 5 HBP: 1	WP: 3 PB: 0 SB: 0 CS: 0	PA: 36					
PITCHER	IP	WLS	BF	H	R	ER	SO	BB	IBB	HBP	BLK	WP	HR	S	P	ERA	WHIP											
Kirk Rueter, L ERA: 4.13 Julian Tavarez, R ERA: 2.42 Steve Reed, R ERA: 1.17 Robb Nen, R ERA: 1.16	(1, 1)	6.0	W	24	8	2	1	3	1	0	0	0	3	0	56	87	1.50	1.500										
	(7, 1)	1.0		6	3	0	0	1	0	0	1	0	0	0	11	18	0.00	3.000										
	(8, 1)	1.0		3	0	0	0	2	0	0	0	0	0	7	9	0.00	0.000											
	(9, 1)	1.0		3	0	0	0	2	0	0	0	0	0	7	9	0.00	0.000											

Batter	1	2	3	4	5	6	7	8	9	AB	R	H	RBI	BB	SO	LOB	BOTTOM											
Darryl Hamilton, L OBP: 0.369, SLG: 0.311 (1, 8)	1-1 P1		4-1 HR BB	0-1 E7 2B 1B		3-1 G6-3		4-2 G6-3 SF8 BB		3	3	1	0	2	0	0	Montreal Expos @ San Francisco Giants 3Com Park at Candlestick Point, San Francisco, CA Mon May 11 1998, 10:05 PM EDT Att: 8,243 - Cloudy - 61 F livebaseballscorecards.com											
Bill Mueller, S OBP: 0.429, SLG: 0.496 (1, 5)	0-0 1B		0-0 SAFE F9	1-0 2H 2B		2-3 K		4-2 SAFE SAFE SAFE SF8 G6-3 BB		4	1	2	1	1	1	1												
Barry Bonds, L OBP: 0.409, SLG: 0.580 (1, 7)	2-0 G4-3		2-0 1H HR	2-2 G4-3		1-3 K		2-2 G6-3 1-2 2-3		5	1	1	2	0	1	4												
Jeff Kent, R OBP: 0.313, SLG: 0.454 (1, 4)	1-1 2H 1B		2-2 HR		2-3 K		0-0 E6 2B	0-2 SF8		4	2	2	3	0	1	0												
Charlie Hayes, R OBP: 0.338, SLG: 0.446 J.T. Snow, L OBP: 0.286, SLG: 0.270 (8, PH) (9, 3)	3-3 K		0-0 F8	0-2 G5-3 1B		0-2 G5-3 1B		1-1 SAFE WP 1H 2B	2-3 3-H 2-3 K	4	0	2	1	0	1	1												
Brent Mayne, L OBP: 0.346, SLG: 0.426 (1, 2)		0-2 F8	4-2 FC6-4 BB		2-2 SAFE G5-3 1B		1-2 L1-3			3	0	1	0	1	0	1												
Chris Jones, R OBP: 0.278, SLG: 0.229 Steve Reed, R OBP: 0.500, SLG: 0.500 Robb Nen, R (9, 1)		0-0 F8	1-2 FC6-4		0-2 G5-3		3-3 K2-3			4	0	0	0	0	1	4												
Rich Aurilia, R OBP: 0.426, SLG: 0.547 (1, 6)		4-0 BB		1-3 K		4-0 K		4-0 IBB		1	0	0	0	3	1	0												
Kirk Rueter, L OBP: 0.267, SLG: 0.267 Julian Tavarez, L Stan Javier, S OBP: 0.326, SLG: 0.325 (7, PH) (8, 9)		0-3 K		0-3 K		1-3 K		3-2 G6-3		3	0	0	0	0	3	4												
Inning Stats	R: 1 E: 0 K: 1 S: 9	H: 2 LOB: 1 BB: 0 P: 16	R: 0 E: 0 K: 1 S: 9	H: 0 LOB: 1 BB: 1 P: 13	R: 3 E: 0 K: 0 S: 12	H: 2 LOB: 1 BB: 2 P: 25	R: 1 E: 1 K: 2 S: 12	H: 2 LOB: 1 BB: 0 P: 16	R: 0 E: 0 K: 2 S: 17	H: 2 LOB: 3 BB: 1 P: 26	R: 0 E: 0 K: 2 S: 8	H: 0 LOB: 0 BB: 0 P: 14	R: 1 E: 1 K: 1 S: 12	H: 1 LOB: 2 BB: 1 P: 24	R: 1 E: 0 K: 1 S: 15	H: 0 LOB: 1 BB: 2 P: 27		1B: 4 2B: 3 3B: 0 HR: 2	SF: 1 SAC: 0 DP: 0 HBP: 0	WP: 1 PB: 0 SB: 1 CS: 0	PA: 41							
PITCHER	IP	WLS	BF	H	R	ER	SO	BB	IBB	HBP	BLK	WP	HR	S	P	ERA	WHIP											
Javier Vazquez, R ERA: 6.98 Marc Valdes, R ERA: 7.77 Steve Kline, L ERA: 4.26 Anthony Telford, R ERA: 4.35	(1, 1)	4.0	L	21	6	5	4	4	3	0	0	0	0	0	25	40	9.00	2.250										
	(5, 1)	2.0		9	2	0	0	4	0	1	0	0	0	0	25	40	0.00	1.000										
	(7, 1)	1.0		6	1	1	0	1	0	1	0	0	1	0	12	24	0.00	1.000										
	(8, 1)	1.0		5	0	1	1	1	2	0	0	0	0	0	15	27	9.00	2.000										

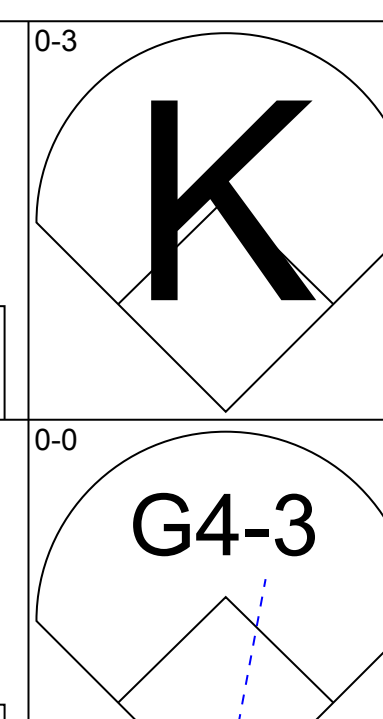
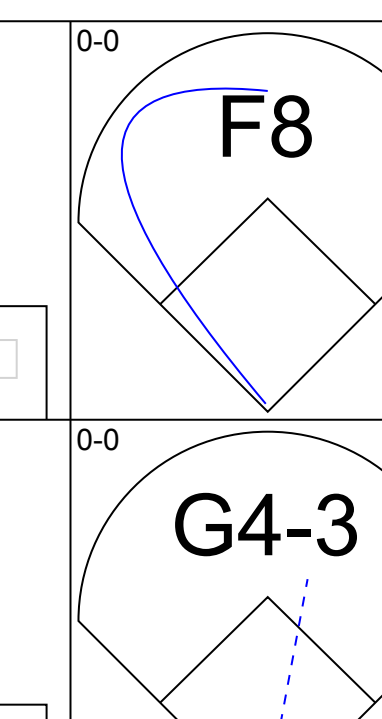
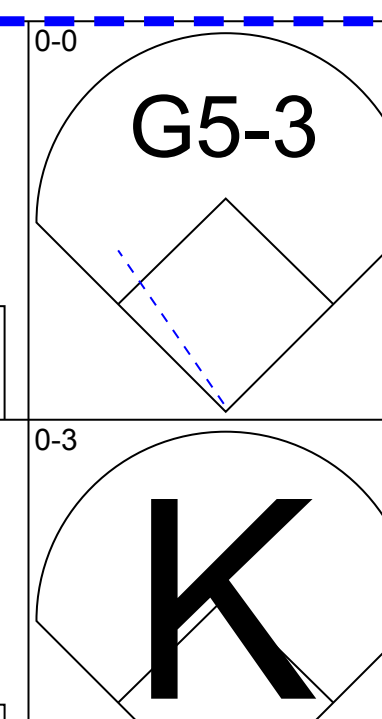
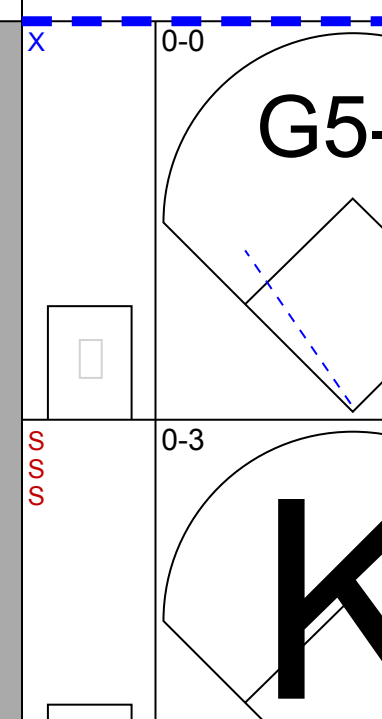
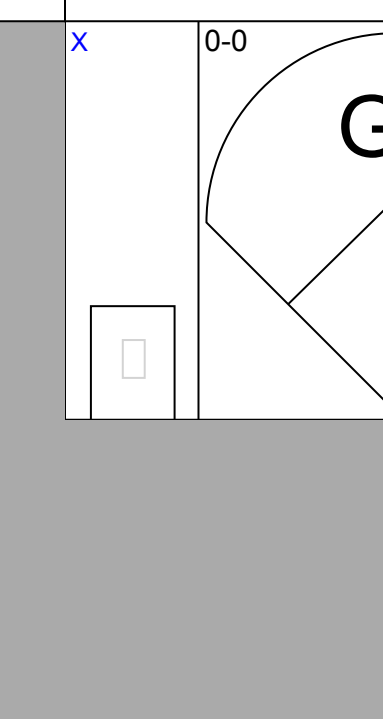
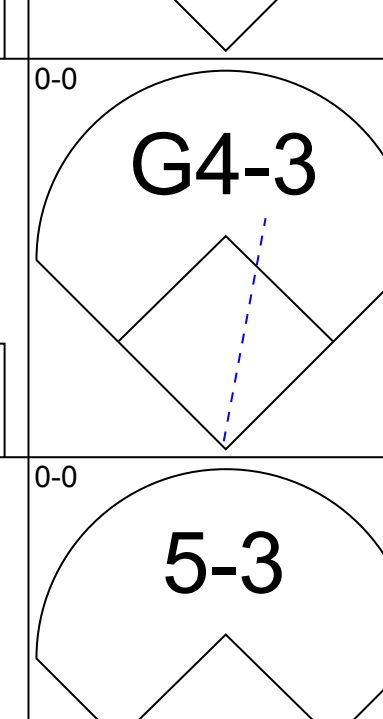
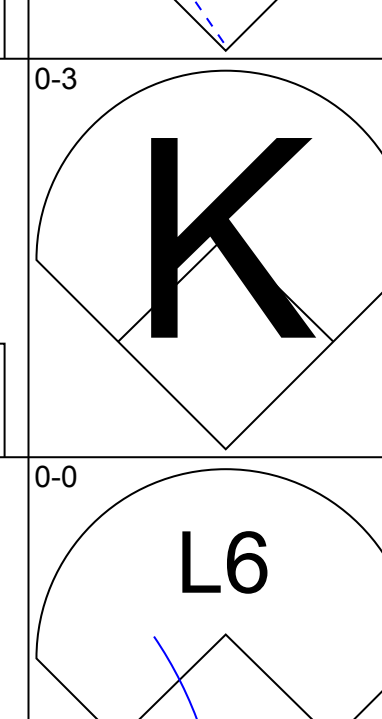
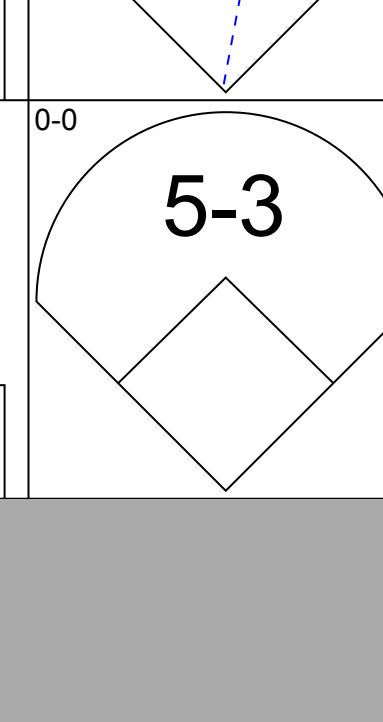
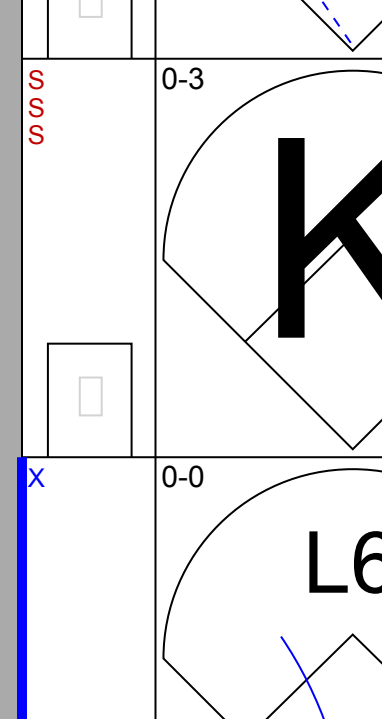
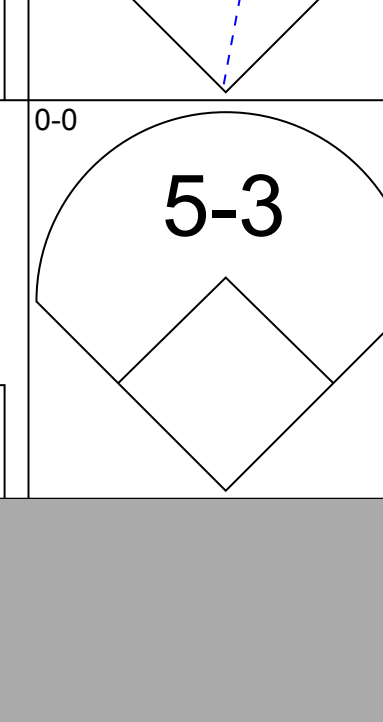
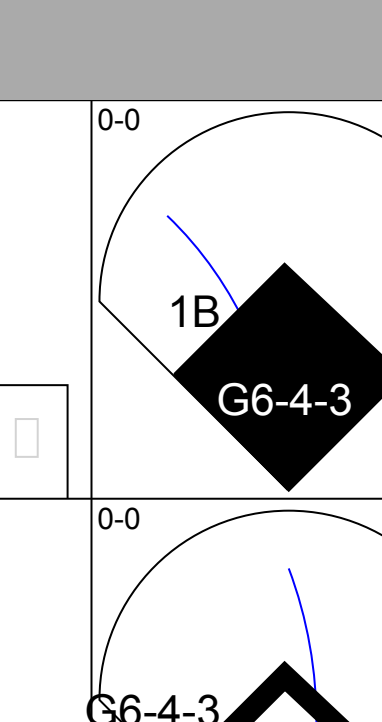
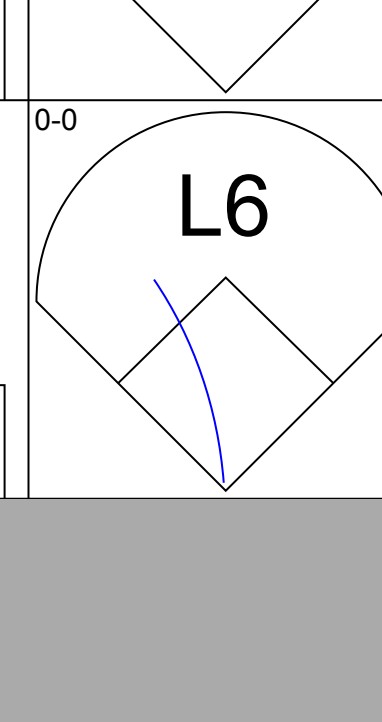
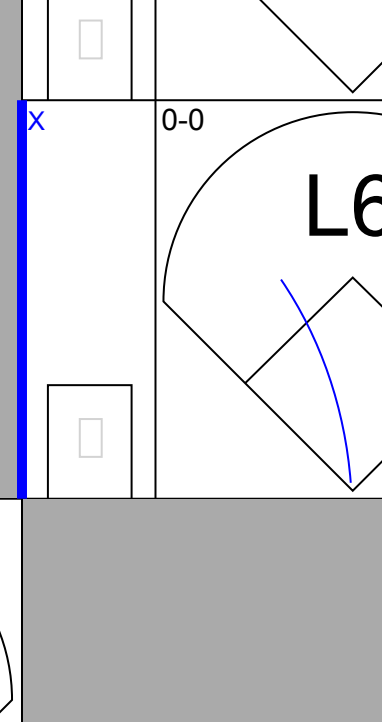
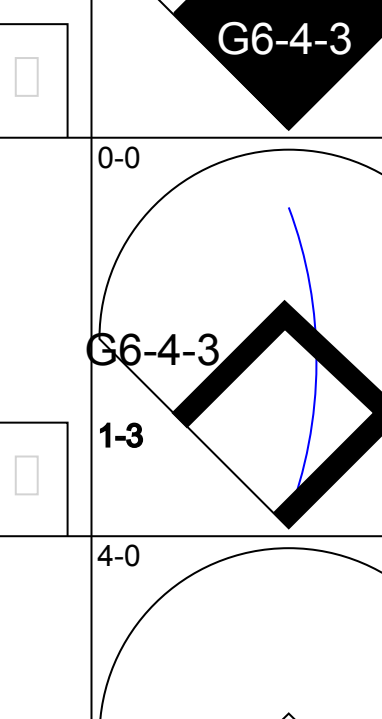
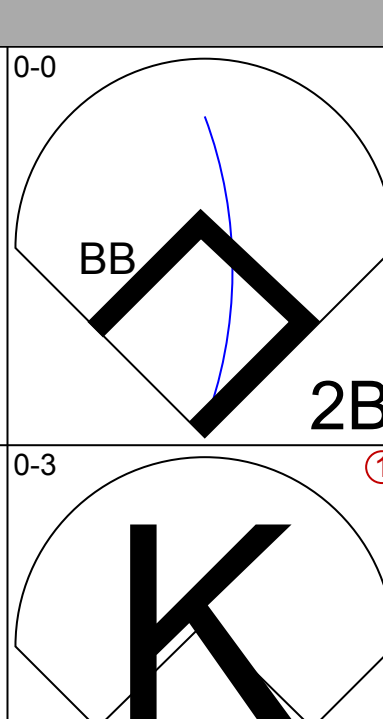
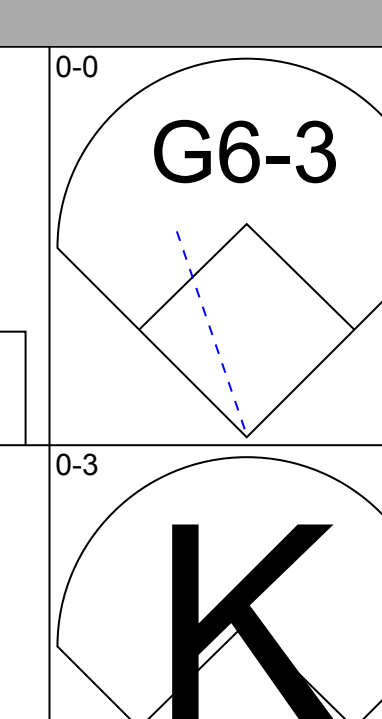

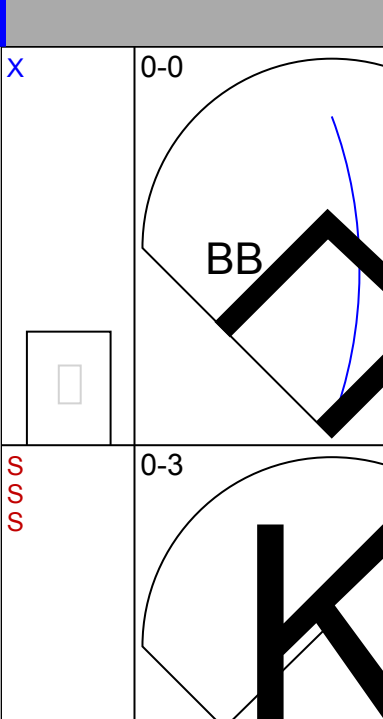
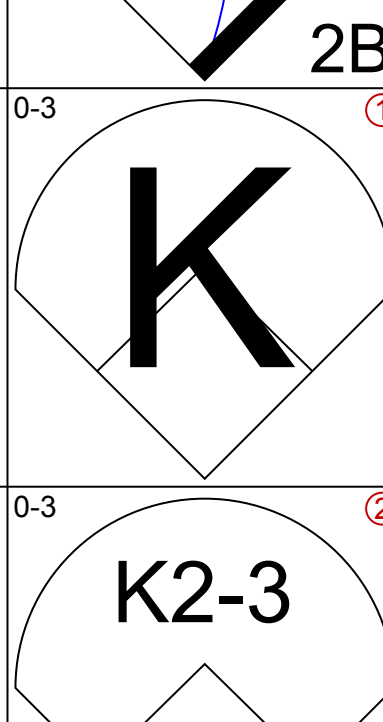
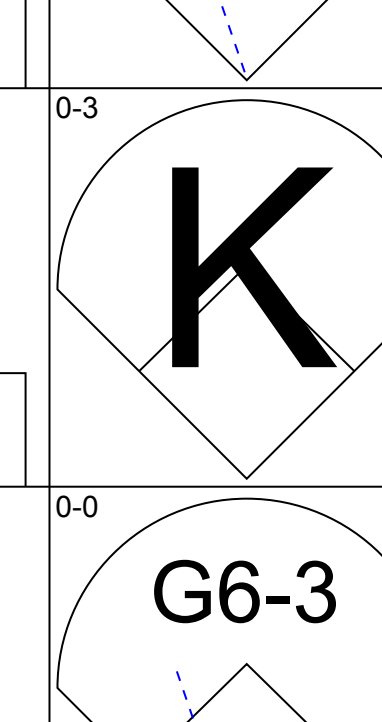
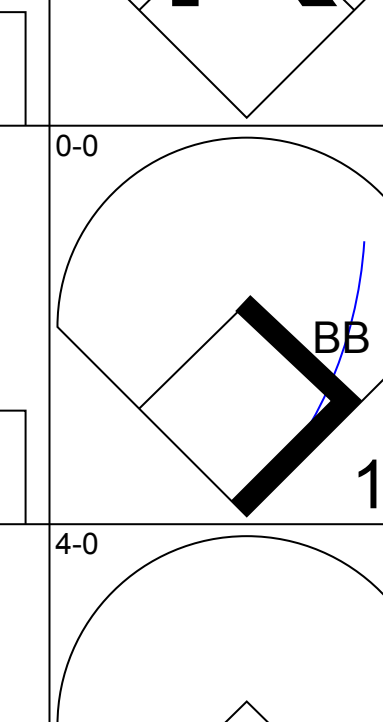
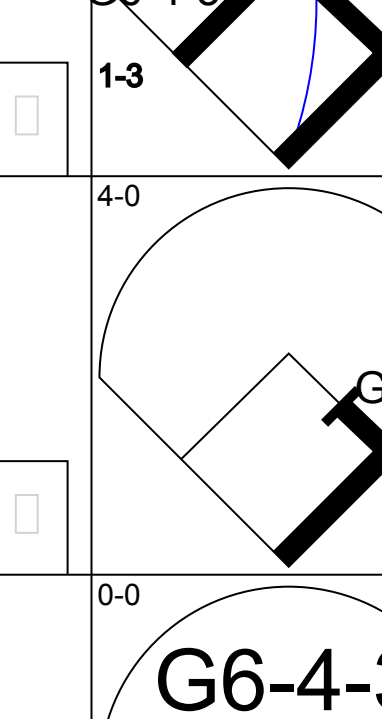
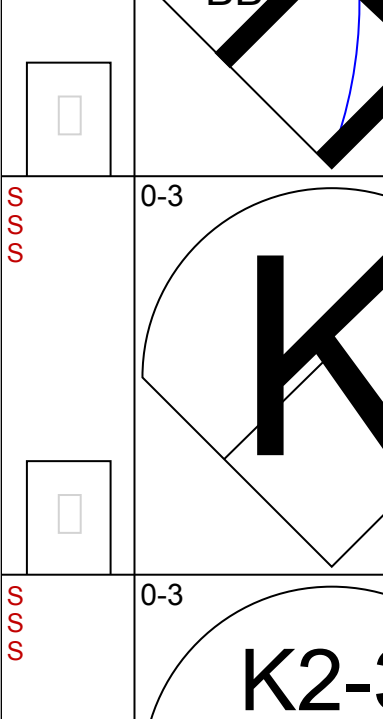
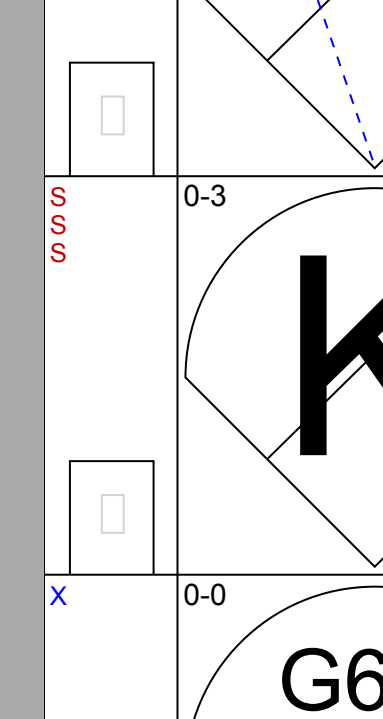


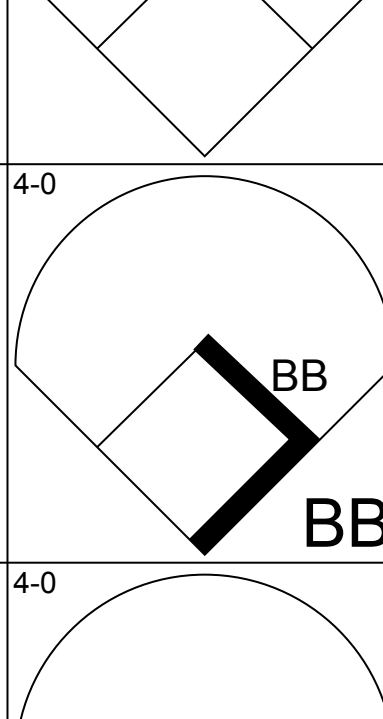
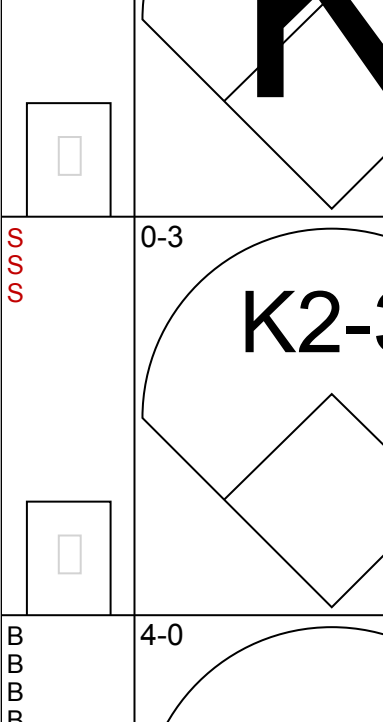
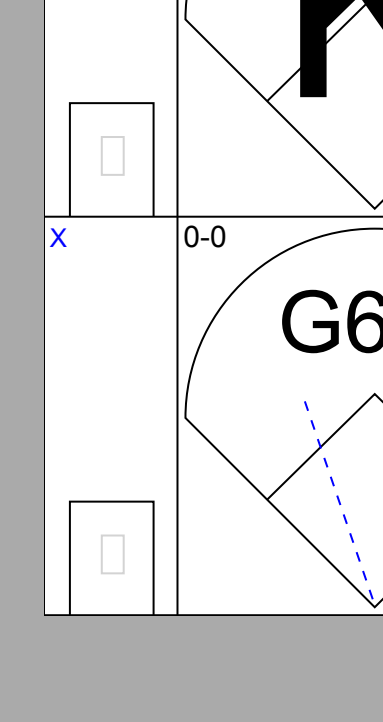


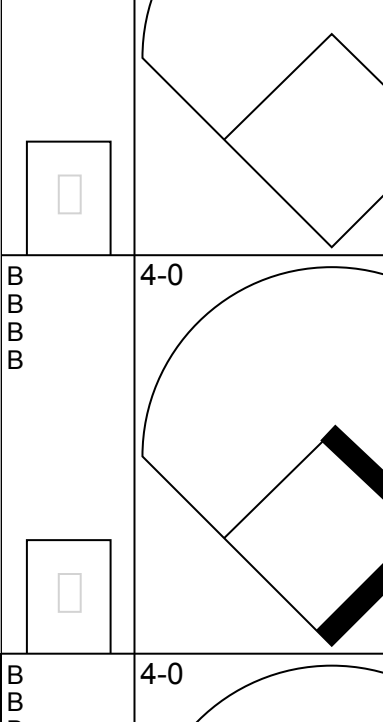
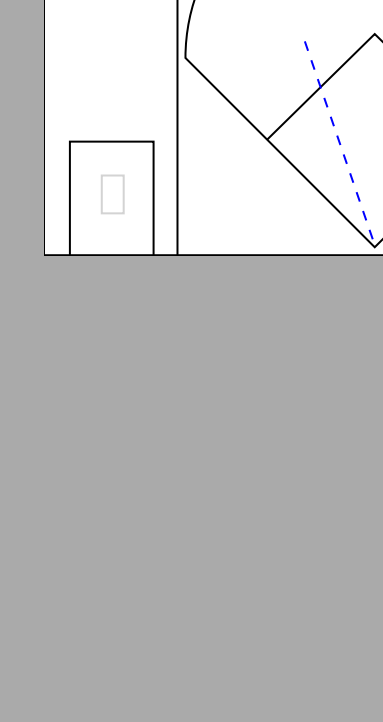

AB	33
R	2
H	11
RBI	1
BB	1
SO	8
LOB	17



Batter	1	2	3	4	5	6	7	8	9	AB	R	H	RBI	BB	SO	LOB	TOP										
F.P. Santangelo, S OBP: 0.351, SLG: 0.407 (1, 4)										5	0	0	0	0	1	3	Montreal Expos @ San Francisco Giants 3Com Park at Candlestick Point, San Francisco, CA Wed May 13 1998, 6:33 AM EDT Att. 10,244 - Sunny - 58 F										
Mark Crutzielnek, R OBP: 0.321, SLG: 0.408 (1, 6)										5	2	3	2	0	1	1											
Vladimir Guerrero, R OBP: 0.345, SLG: 0.523 (1, 9)										5	1	1	0	0	0	1											
Rondell White, R OBP: 0.312, SLG: 0.388 (1, 8)										5	1	1	0	0	0	1											
Brad Fullmer, L OBP: 0.331, SLG: 0.376 Mike Mordecai, R OBP: 0.107, SLG: 0.074 (1, 3)										4	2	2	1	0	0	0											
Ryan McGuire, L OBP: 0.362, SLG: 0.381 (1, 7)										3	0	1	2	0	0	0											
Chris Widger, R OBP: 0.347, SLG: 0.486 (1, 2)										4	2	3	3	0	0	1											
Shane Andrews, R OBP: 0.309, SLG: 0.491 (1, 5)										4	1	2	0	0	2	1											
Carlos Perez, L OBP: 0.250, SLG: 0.300 Ugueth Urbina, R (9, 1)										4	0	2	1	0	1	0											
Inning Stats	R: 5 E: 1 K: 0 S: 10	H: 7 LOB: 2 BB: 0 P: 10	R: 1 E: 0 K: 0 S: 4	H: 1 LOB: 0 BB: 0 P: 4	R: 2 E: 0 K: 2 S: 10	H: 3 LOB: 1 BB: 0 P: 10	R: 1 E: 0 K: 0 S: 5	H: 2 LOB: 1 BB: 0 P: 5	R: 0 E: 0 K: 2 S: 7	H: 0 LOB: 0 BB: 0 P: 7	R: 0 E: 0 K: 0 S: 3	H: 1 LOB: 0 BB: 0 P: 3	R: 0 E: 0 K: 1 S: 6	H: 1 LOB: 1 BB: 0 P: 6	R: 0 E: 0 K: 0 S: 3	H: 0 LOB: 0 BB: 0 P: 3	R: 0 E: 0 K: 0 S: 3	H: 0 LOB: 0 BB: 0 P: 3	R: 0 E: 0 K: 0 S: 3	H: 0 LOB: 0 BB: 0 P: 3	1B: 8 2B: 3 3B: 0 HR: 4	SF: 1 SAC: 0 DP: 1 HBP: 0	WP: 1 PB: 0 CS: 0	PA: 41			
PITCHER	IP	WLS	BF	H	R	ER	SO	BB	IBB	HBP	BLK	WP	HR	S	P	ERA	WHIP										
Mark Gardner, R ERA: 7.13 (1, 1)	2.1	L	18	11	8	8	0	0	0	0	0	0	4	18	18	30.86	4.714										
Jim Poole, L ERA: 1.29 (3, 1)	4.2		17	4	1	1	5	0	0	0	0	1	0	27	27	1.93	0.857										
John Johnstone, R ERA: 1.21 (8, 1)	1.0		3	0	0	0	0	0	0	0	0	0	0	3	3	0.00	0.000										
Julian Tavaréz, R ERA: 2.33 (9, 1)	1.0		3	0	0	0	0	0	0	0	0	0	0	3	3	0.00	0.000										

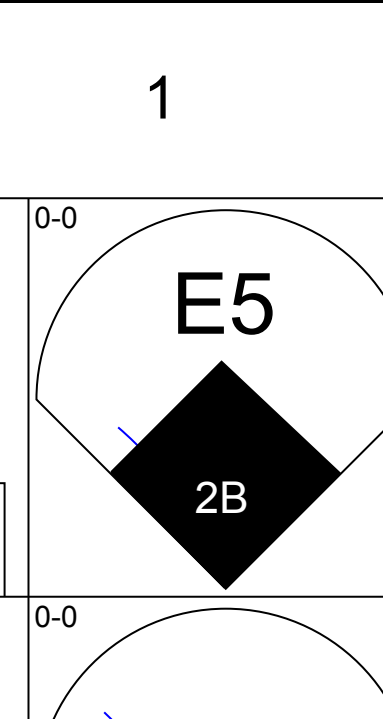
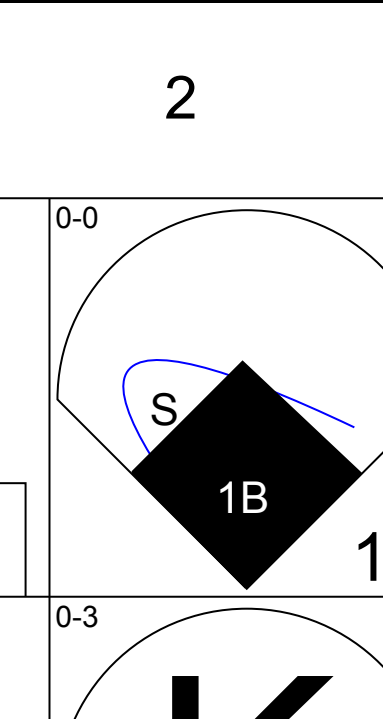
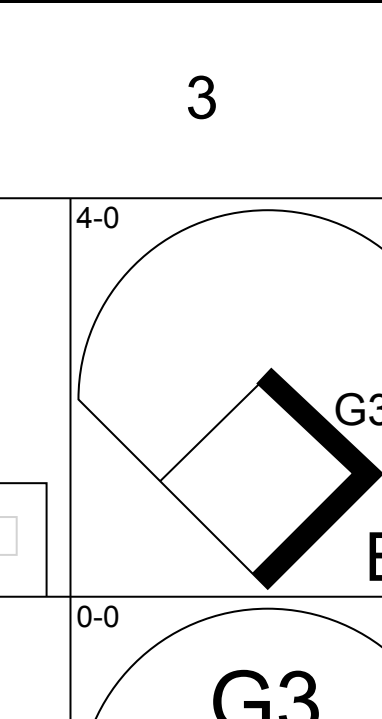
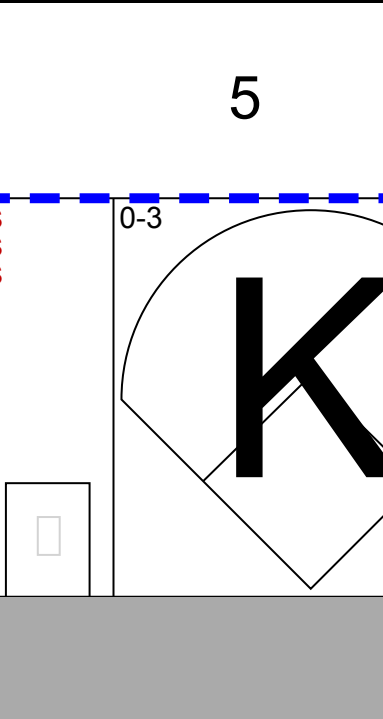
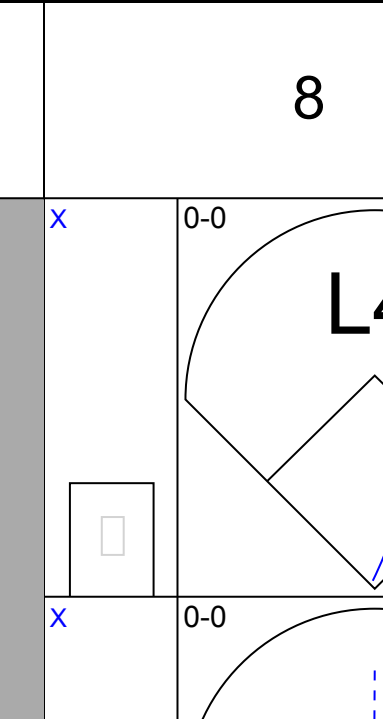
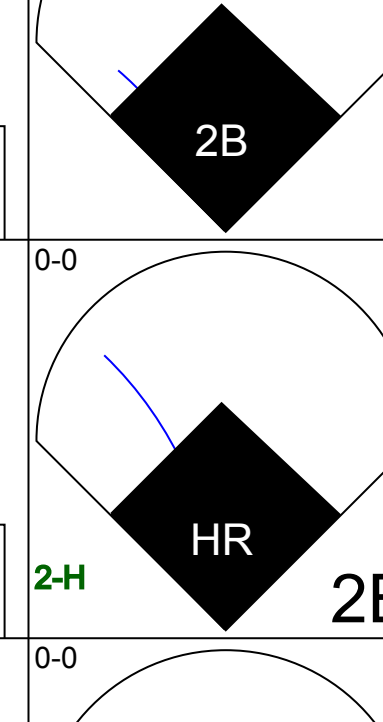
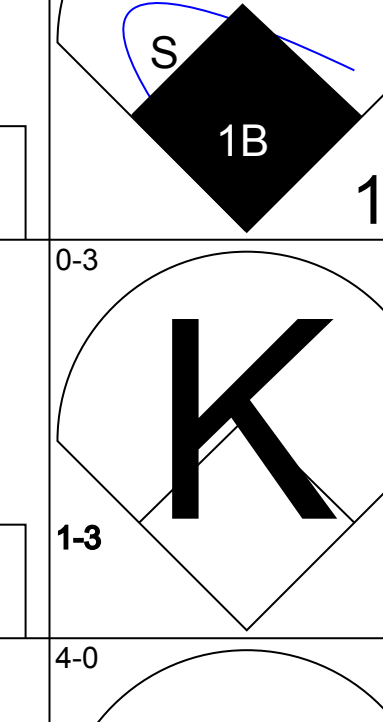
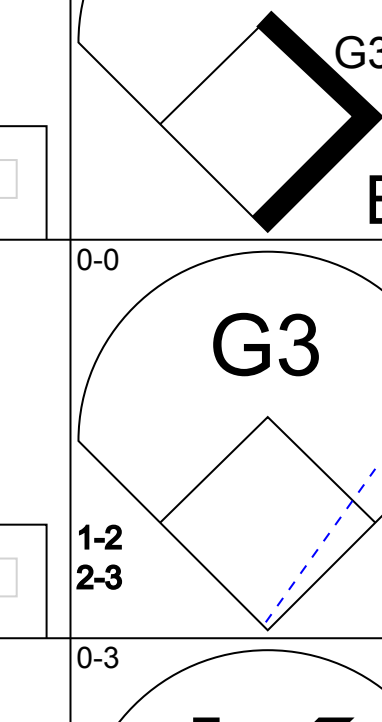
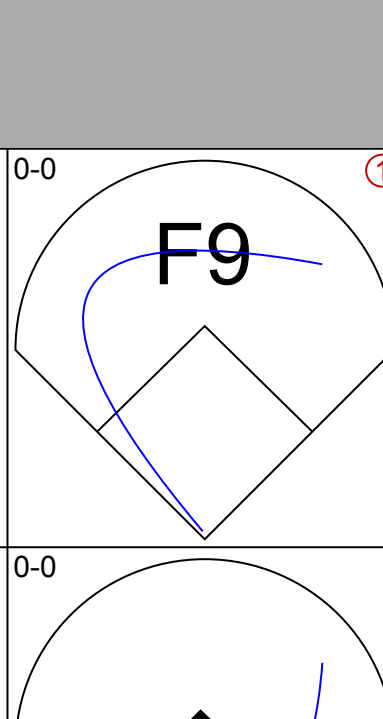
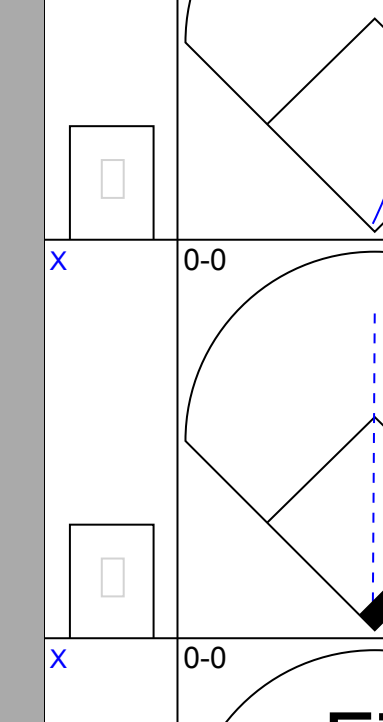
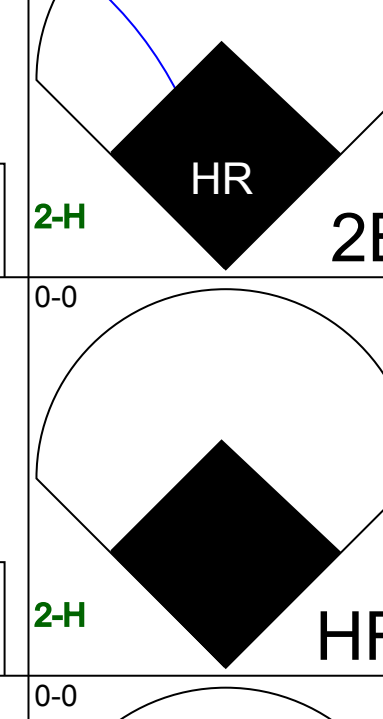
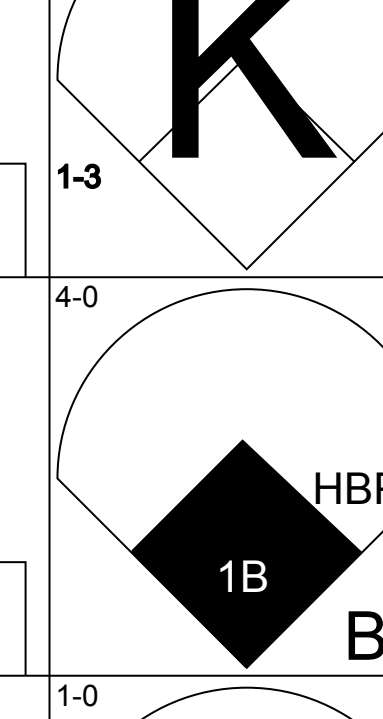
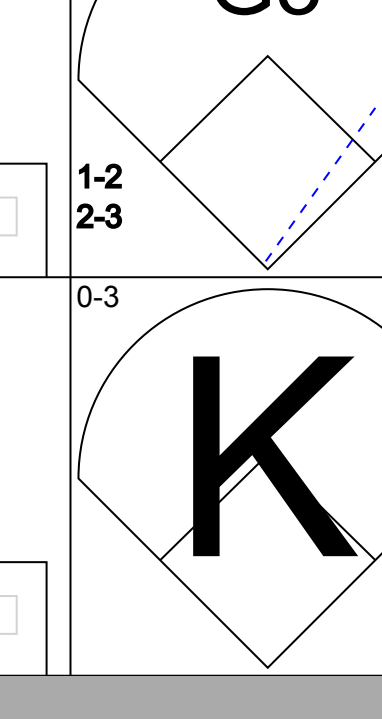
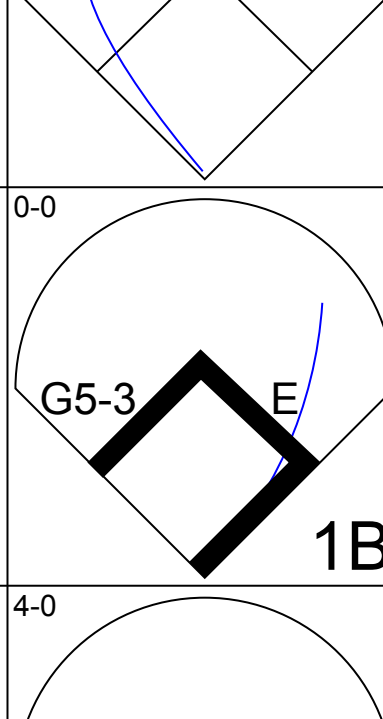
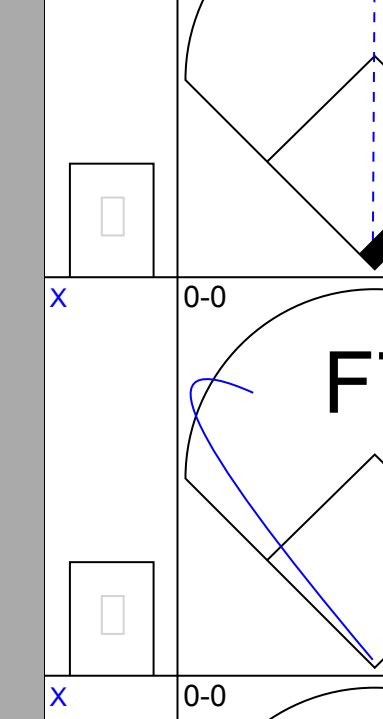
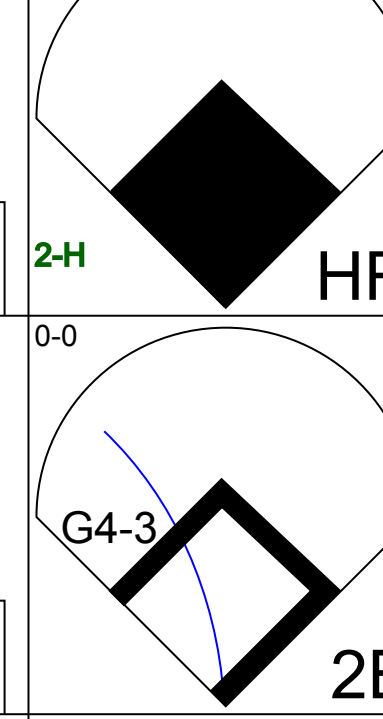
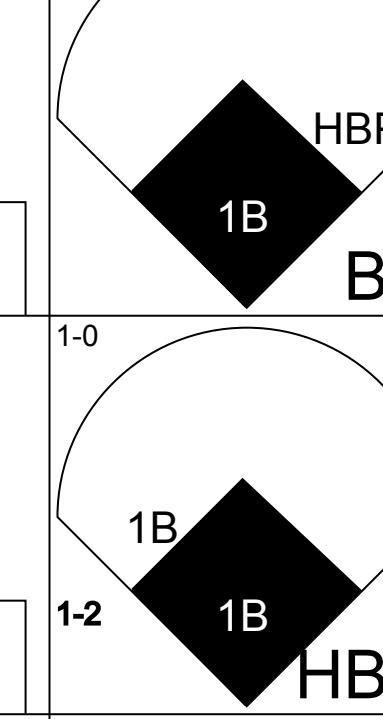
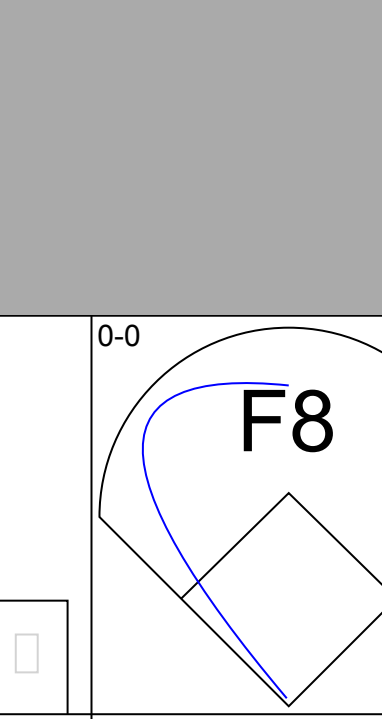
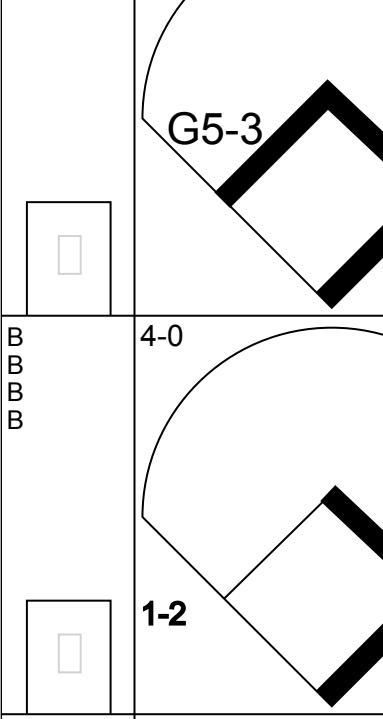
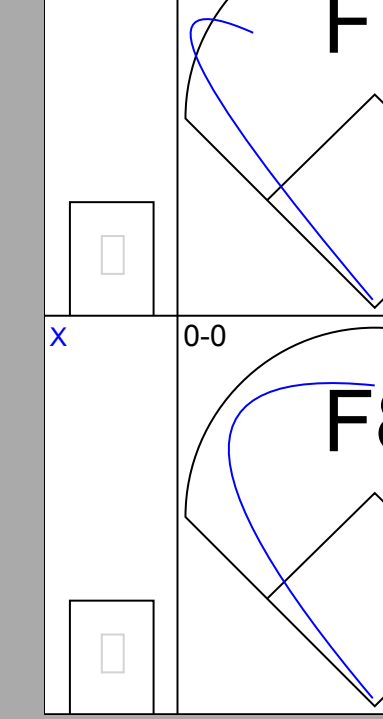
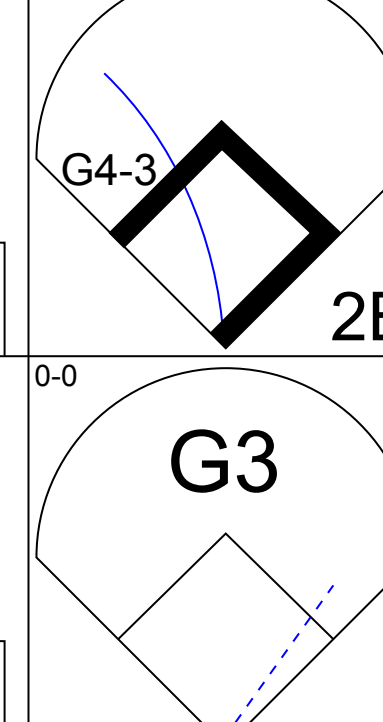
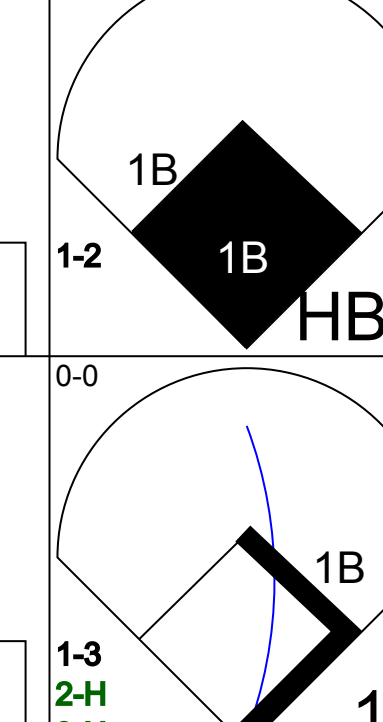
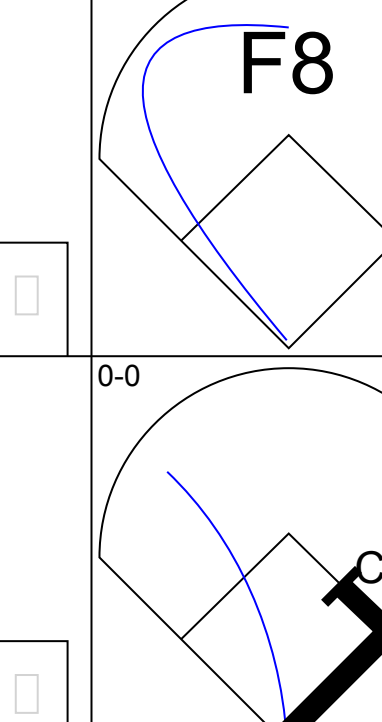
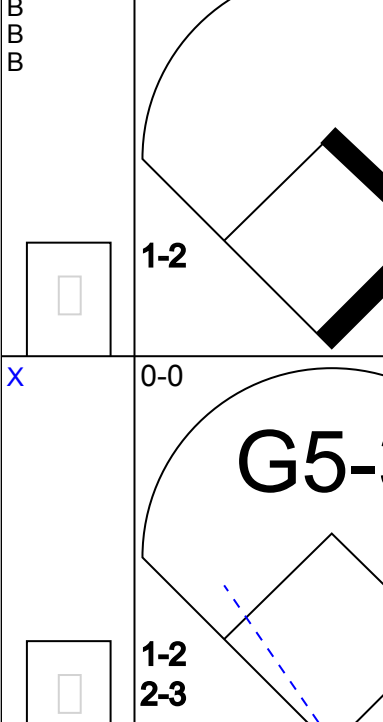
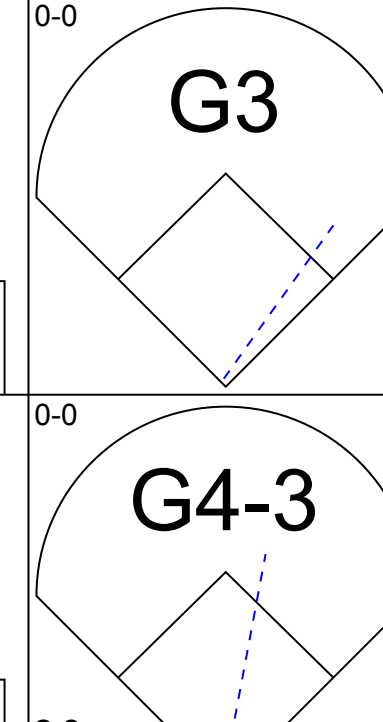
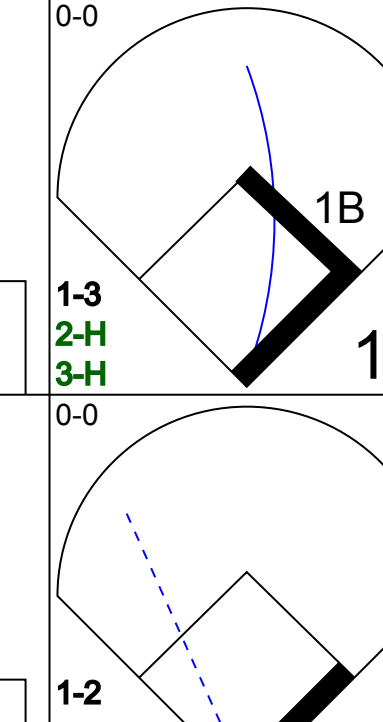
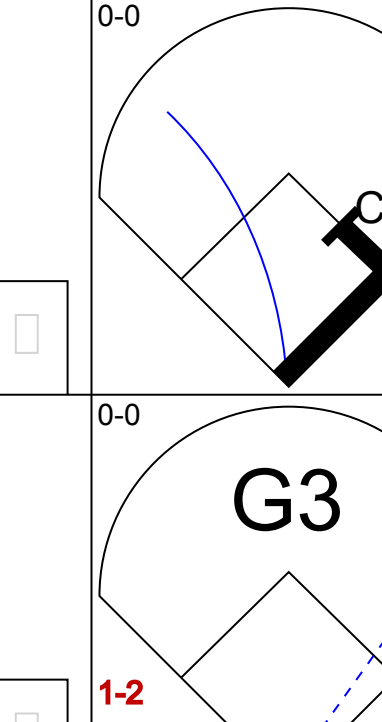
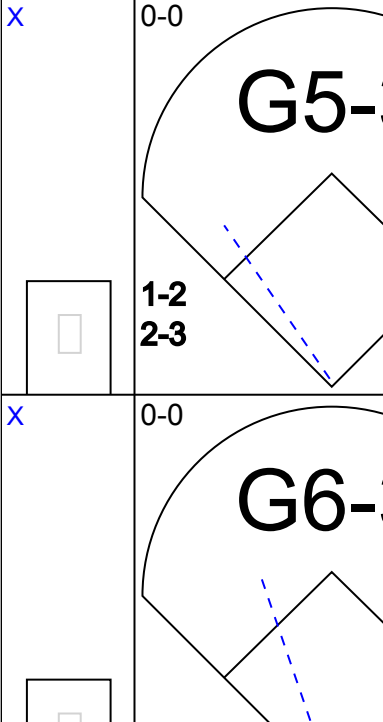
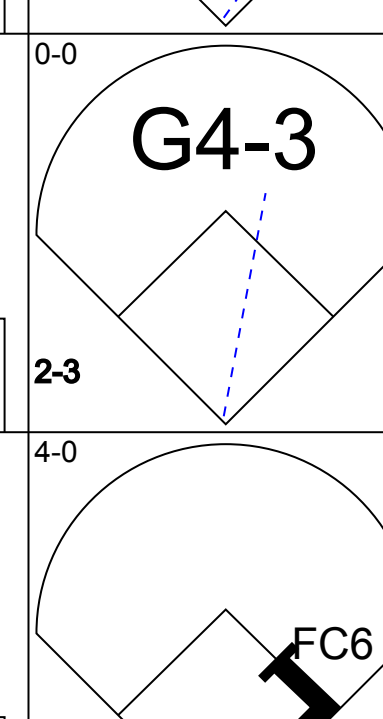
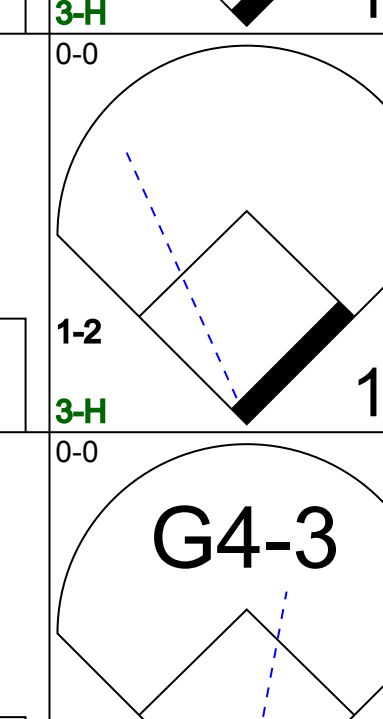
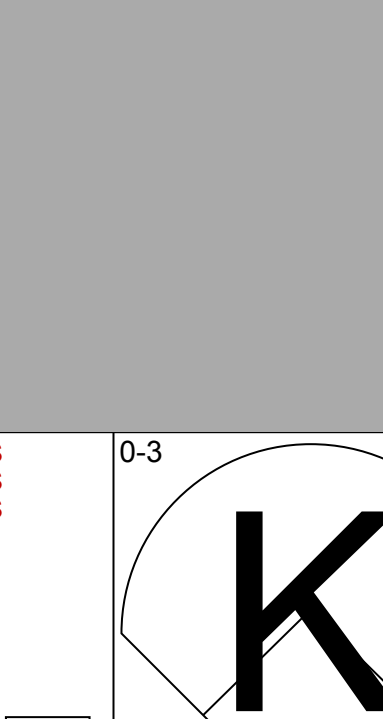
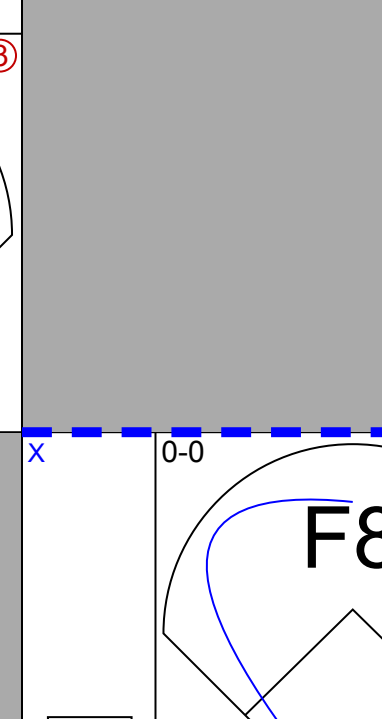
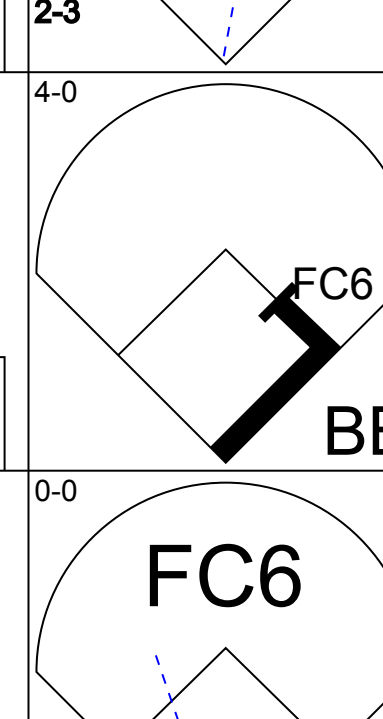
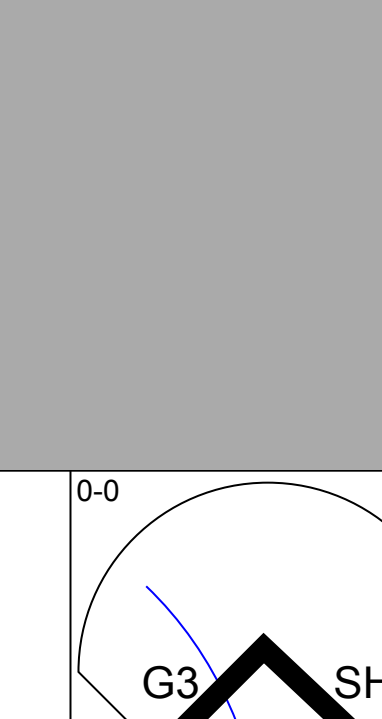
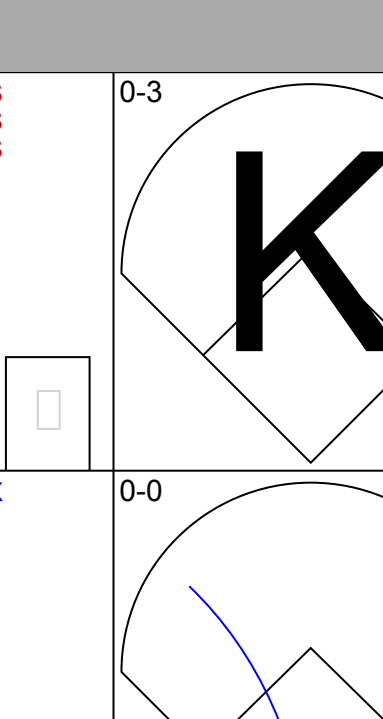
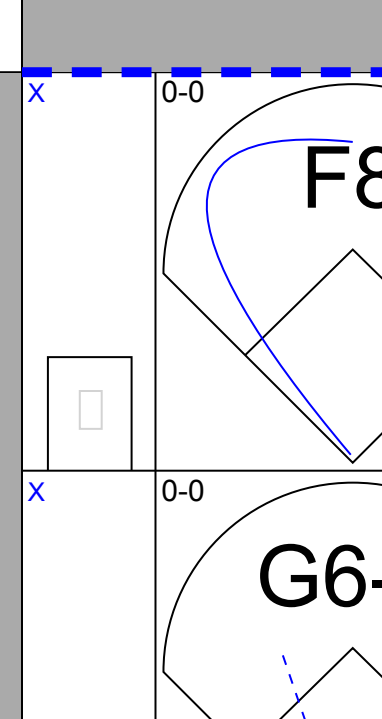
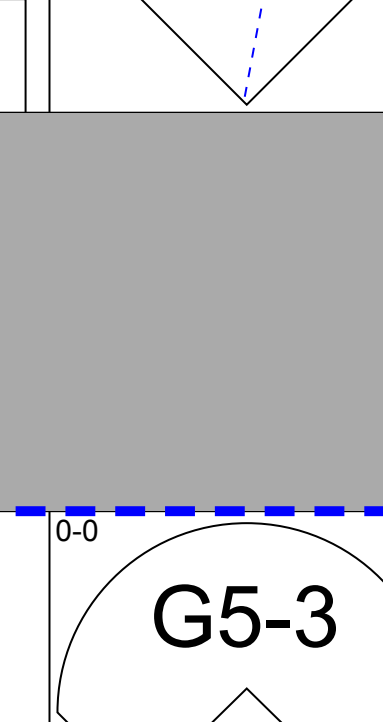
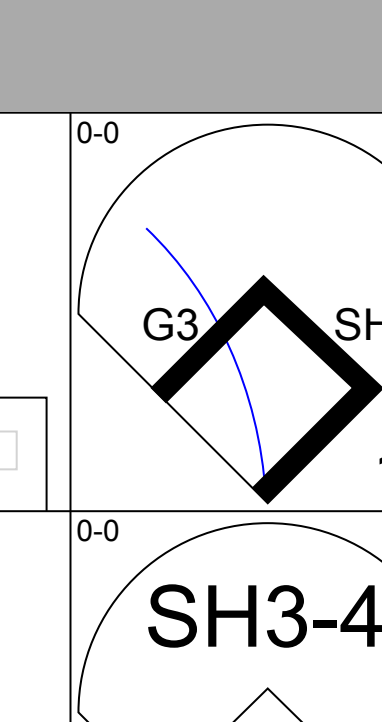
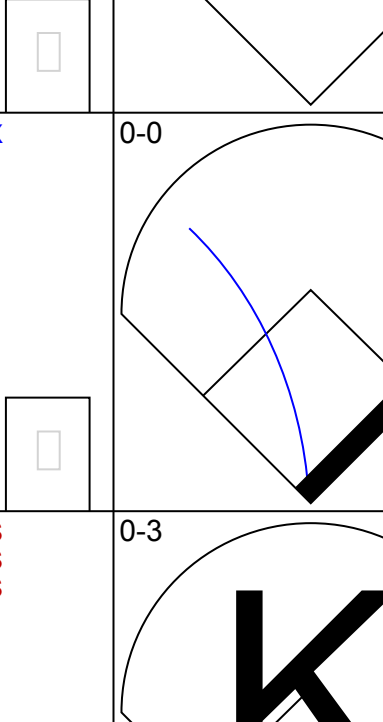
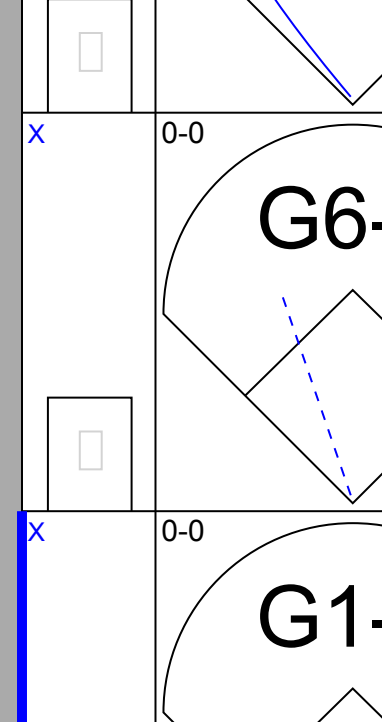
Batter	1	2	3	4	5	6	7	8	9	AB	R	H	RBI	BB	SO	LOB	BOTTOM										
Darryl Hamilton, L OBP: 0.357, SLG: 0.299 (1, 8)										4	0	0	0	0	0	3	Montreal Expos @ San Francisco Giants 3Com Park at Candlestick Point, San Francisco, CA Wed May 13 1998, 6:33 AM EDT Att. 10,244 - Sunny - 58 F										
Bill Mueller, S OBP: 0.433, SLG: 0.507 J.T. Snow, L OBP: 0.284, SLG: 0.267 (1, 5)										3	1	2	1	0	0	0											
Barry Bonds, L OBP: 0.408, SLG: 0.574 Alex Diaz, S OBP: 0.148, SLG: 0.191 (1, 7)										3	0	1	1	0	0	1											
Jeff Kent, R OBP: 0.306, SLG: 0.442 (1, 4)										4	0	0	0	0	2	1											
Charlie Hayes, R OBP: 0.333, SLG: 0.435 (1, 3)										4	1	1	0	0	1	0											
Stan Javier, S OBP: 0.318, SLG: 0.315 (1, 9)										4	1	0	0	0	1	1											
Rich Aurilia, R OBP: 0.419, SLG: 0.544 (1, 6)										4	1	1	2	0	0	0											
Brent Mayne, L OBP: 0.357, SLG: 0.422 (1, 2)										3	0	1	1	1	1	0											
Mark Gardner, R ERA: 7.13 Jim Poole, L ERA: 1.29 John Johnstone, R ERA: 1.21 Julian Tavaréz, R ERA: 2.33 (1, 1)										0	0	0	0	0	0	0											
Inning Stats	R: 1 E: 0 K: 1 S: 6	H: 2 LOB: 0 BB: 0 P: 6	R: 0 E: 0 K: 0 S: 3	H: 0 LOB: 0 BB: 0 P: 3	R: 1 E: 0 K: 0 S: 5	H: 2 LOB: 1 BB: 0 P: 5	R: 0 E: 0 K: 0 S: 3	H: 0 LOB: 0 BB: 0 P: 3	R: 0 E: 0 K: 1 S: 5	H: 0 LOB: 0 BB: 0 P: 5	R: 0 E: 0 K: 0 S: 3	H: 0 LOB: 0 BB: 0 P: 3	R: 3 E: 1 K: 1 S: 9	H: 3 LOB: 2 BB: 1 P: 13	R: 0 E: 0 K: 3 S: 9	H: 0 LOB: 0 BB: 0 P: 9	R: 0 E: 0 K: 1 S: 5	H: 0 LOB: 1 BB: 1 P: 9	R: 0 E: 0 K: 0 S: 5	H: 0 LOB: 0 BB: 0 P: 9	1B: 4 2B: 3 3B: 0 HR: 0	SF: 0 SAC: 0 DP: 0 HBP: 0	WP: 1 PB: 0 CS: 1	PA: 37			
PITCHER	IP	WLS	BF	H	R	ER	SO	BB	IBB	HBP	BLK	WP	HR	S	P	ERA	WHIP										
Carlos Perez, L ERA: 3.46 (1, 1)	8.0	W	32	7	5	4	6	1	0	0	0	0	0	43	47	4.50	1.000										
Ugueth Urbina, R ERA: 0.93 (9, 1)	1.0		4	0	0	0	1	1	0	0	0	0	0	5	9	0.00	1.000										



Batter	1	2	3	4	5	6	7	8	9	AB	R	H	RBI	BB	SO	LOB	TOP				
Mike Mordecai, R OBP: 0.121, SLG: 0.094 (1, 4)										5	0	1	0	0	1	1	Montreal Expos @ San Francisco Giants 3Com Park at Candlestick Point, San Francisco, CA Thu May 14 1998, 6:33 AM EDT Cloudy - 58 F				
Mark Grudzielanek, R OBP: 0.313, SLG: 0.397 (1, 6)										4	0	0	0	0	1	2					
Vladimir Guerrero, R OBP: 0.346, SLG: 0.519 Steve Kline, S (5, 1)										3	1	1	0	0	0	2					
Scott Livingstone, L Anthony Telford, R (7, PH) (7, 1)										0	0	0	0	0	0	0					
Rondell White, R OBP: 0.316, SLG: 0.399 (1, 8)										4	0	2	0	0	0	0					
Chris Widger, R OBP: 0.344, SLG: 0.473 (1, 2)										3	0	0	0	1	3	1					
Robert Perez, R OBP: 0.209, SLG: 0.372 (1, 7)										4	0	1	0	0	1	3					
Shane Andrews, R OBP: 0.315, SLG: 0.482 (1, 5)										2	0	0	0	2	0	1					
Ryan McGuire, L OBP: 0.373, SLG: 0.400 (1, 3)										3	0	1	0	1	1	2					
Dustin Hermanson, R Shayne Bennett, R Da Rond Stovall, S OBP: 0.317, SLG: 0.297 (1, 1) (2, 1) (5, 9)										0	0	0	0	0	0	0					
Inning Stats	R: 0 E: 0 K: 1 S: 5	H: 0 LOB: 0 BB: 0 P: 5	R: 0 E: 0 K: 1 S: 6	H: 1 LOB: 2 BB: 1 P: 10	R: 0 E: 0 K: 0 S: 3	H: 0 LOB: 0 BB: 0 P: 3	R: 1 E: 0 K: 0 S: 4	H: 2 LOB: 1 BB: 1 P: 8	R: 0 E: 0 K: 3 S: 10	H: 1 LOB: 2 BB: 1 P: 18	R: 0 E: 0 K: 1 S: 5	H: 0 LOB: 0 BB: 0 P: 5	R: 0 E: 0 K: 1 S: 5	H: 0 LOB: 1 BB: 0 P: 4	R: 0 E: 0 K: 0 S: 4	H: 1 LOB: 1 BB: 0 P: 4	1B: 4 2B: 2 3B: 0 HR: 0	SF: 0 SAC: 0 DP: 1 HBP: 0	WP: 0 PB: 0 SB: 0 CS: 0	PA: 37	
PITCHER	IP WLS BF H R ER SO BB IBB HBP BLK WP HR S P ERA WHIP	IP WLS BF H R ER SO BB IBB HBP BLK WP HR S P ERA WHIP	IP WLS BF H R ER SO BB IBB HBP BLK WP HR S P ERA WHIP	IP WLS BF H R ER SO BB IBB HBP BLK WP HR S P ERA WHIP	IP WLS BF H R ER SO BB IBB HBP BLK WP HR S P ERA WHIP	IP WLS BF H R ER SO BB IBB HBP BLK WP HR S P ERA WHIP	IP WLS BF H R ER SO BB IBB HBP BLK WP HR S P ERA WHIP	IP WLS BF H R ER SO BB IBB HBP BLK WP HR S P ERA WHIP	IP WLS BF H R ER SO BB IBB HBP BLK WP HR S P ERA WHIP	IP WLS BF H R ER SO BB IBB HBP BLK WP HR S P ERA WHIP	IP WLS BF H R ER SO BB IBB HBP BLK WP HR S P ERA WHIP	IP WLS BF H R ER SO BB IBB HBP BLK WP HR S P ERA WHIP	IP WLS BF H R ER SO BB IBB HBP BLK WP HR S P ERA WHIP	IP WLS BF H R ER SO BB IBB HBP BLK WP HR S P ERA WHIP	IP WLS BF H R ER SO BB IBB HBP BLK WP HR S P ERA WHIP	IP WLS BF H R ER SO BB IBB HBP BLK WP HR S P ERA WHIP	IP WLS BF H R ER SO BB IBB HBP BLK WP HR S P ERA WHIP	IP WLS BF H R ER SO BB IBB HBP BLK WP HR S P ERA WHIP	IP WLS BF H R ER SO BB IBB HBP BLK WP HR S P ERA WHIP	IP WLS BF H R ER SO BB IBB HBP BLK WP HR S P ERA WHIP	IP WLS BF H R ER SO BB IBB HBP BLK WP HR S P ERA WHIP

AB	32
R	1
H	6
RBI	0
BB	5
SO	8
LOB	16



Batter	1	2	3	4	5	6	7	8	9	AB	R	H	RBI	BB	SO	LOB	BOTTOM				
Darryl Hamilton, L OBP: 0.359, SLG: 0.297 (1, 8)										4	2	1	0	1	1	1	Montreal Expos @ San Francisco Giants 3Com Park at Candlestick Point, San Francisco, CA Thu May 14 1998, 6:33 AM EDT Cloudy - 58 F				
Bill Mueller, S OBP: 0.432, SLG: 0.511 (1, 5)										5	1	2	1	0	1	3					
Barry Bonds, L OBP: 0.413, SLG: 0.593 (1, 7)										4	2	2	2	1	1	3					
Jeff Kent, R OBP: 0.314, SLG: 0.447 (1, 4)										3	1	1	0	1	0	1					
J.T. Snow, L OBP: 0.290, SLG: 0.275 (1, 3)										4	0	2	2	0	0	3					
Stan Javier, S OBP: 0.316, SLG: 0.313 (1, 9)										4	0	1	1	0	0	4					
Brent Mayne, L OBP: 0.351, SLG: 0.403 (1, 2)										3	0	0	0	1	1	2					
Rey Sanchez, R OBP: 0.397, SLG: 0.394 (1, 6)										4	0	2	0	0	0	2					
Shawn Estes, R OBP: 0.333, SLG: 0.353 Julian Tavarez, L (1, 1) (7, 1)										2	0	0	0	0	1	1					
Inning Stats	R: 3 E: 1 K: 0 S: 7	H: 3 LOB: 2 BB: 1 P: 11	R: 3 E: 0 K: 1 S: 8	H: 3 LOB: 2 BB: 1 P: 13	R: 0 E: 0 K: 1 S: 6	H: 1 LOB: 1 BB: 1 P: 10	R: 0 E: 0 K: 0 S: 3	H: 1 LOB: 0 BB: 0 P: 3	R: 0 E: 1 K: 0 S: 4	H: 1 LOB: 2 BB: 1 P: 8	R: 0 E: 0 K: 0 S: 3	H: 0 LOB: 0 BB: 0 P: 3	R: 0 E: 0 K: 0 S: 4	H: 1 LOB: 1 BB: 0 P: 4	R: 0 E: 0 K: 0 S: 4	H: 1 LOB: 1 BB: 0 P: 4		1B: 8 2B: 2 3B: 0 HR: 1	SF: 0 SAC: 1 DP: 0 HBP: 1	WP: 0 PB: 0 SB: 0 CS: 1	PA: 40
PITCHER	IP WLS BF H R ER SO BB IBB HBP BLK WP HR S P ERA WHIP	IP WLS BF H R ER SO BB IBB HBP BLK WP HR S P ERA WHIP	IP WLS BF H R ER SO BB IBB HBP BLK WP HR S P ERA WHIP	IP WLS BF H R ER SO BB IBB HBP BLK WP HR S P ERA WHIP	IP WLS BF H R ER SO BB IBB HBP BLK WP HR S P ERA WHIP	IP WLS BF H R ER SO BB IBB HBP BLK WP HR S P ERA WHIP	IP WLS BF H R ER SO BB IBB HBP BLK WP HR S P ERA WHIP	IP WLS BF H R ER SO BB IBB HBP BLK WP HR S P ERA WHIP	IP WLS BF H R ER SO BB IBB HBP BLK WP HR S P ERA WHIP	IP WLS BF H R ER SO BB IBB HBP BLK WP HR S P ERA WHIP	IP WLS BF H R ER SO BB IBB HBP BLK WP HR S P ERA WHIP	IP WLS BF H R ER SO BB IBB HBP BLK WP HR S P ERA WHIP	IP WLS BF H R ER SO BB IBB HBP BLK WP HR S P ERA WHIP	IP WLS BF H R ER SO BB IBB HBP BLK WP HR S P ERA WHIP	IP WLS BF H R ER SO BB IBB HBP BLK WP HR S P ERA WHIP	IP WLS BF H R ER SO BB IBB HBP BLK WP HR S P ERA WHIP	IP WLS BF H R ER SO BB IBB HBP BLK WP HR S P ERA WHIP	IP WLS BF H R ER SO BB IBB HBP BLK WP HR S P ERA WHIP	IP WLS BF H R ER SO BB IBB HBP BLK WP HR S P ERA WHIP	IP WLS BF H R ER SO BB IBB HBP BLK WP HR S P ERA WHIP	IP WLS BF H R ER SO BB IBB HBP BLK WP HR S P ERA WHIP



Batter	1	2	3	4	5	6	7	8	9	AB	R	H	RBI	BB	SO	LOB	TOP										
F.P. Santangelo, S (1,4) OBP: 0.348, SLG: 0.403	L4		1B			K			P5	4	0	1	0	0	1	0											
Mark Grudzielanek, R (1,6) OBP: 0.366, SLG: 0.387	F8		K			G5-3			K	4	0	0	0	0	2	1											
Vladimir Guerrero, R (1,9) OBP: 0.349, SLG: 0.518	1B					G6-3			P4	4	0	2	0	0	0	0											
Brad Fuller, L (1,3) OBP: 0.324, SLG: 0.367	K					F9			G3-1	3	0	0	0	0	1	2											
Rondell White, R (1,8) OBP: 0.317, SLG: 0.393		G5-3				G5-3			G5-3	2	0	0	0	1	0	0											
Derrick May, L (1,7) OBP: 0.213, SLG: 0.244	F9					G6-3			F8	3	0	0	0	0	0	1											
Scott Livingstone, L (1,5) OBP: 0.297, SLG: 0.290	G4-3					G4-3			G4-6-3	3	0	1	0	0	0	0											
Mike Hubbard, R (1,2) OBP: 0.083, SLG: 0.083						G1-3			K	2	0	0	0	0	0	0											
Ryan McGuire, L (8, PH) OBP: 0.365, SLG: 0.391						G5-3				1	0	0	0	0	1	1											
Chris Widger, R (8,2) OBP: 0.344, SLG: 0.473						G4-3			G4-6-3	0	0	0	0	0	0	0											
Trey Moore, L (1,1) OBP: 0.364, SLG: 0.400						P8				2	0	0	0	0	0	0											
Da Rond Stovall, S (8, PH) OBP: 0.318, SLG: 0.289										1	0	0	0	0	0	1											
Mike Maddux, L (8,1)										0	0	0	0	0	0	0											
Inning Stats	R: 0 E: 0 K: 1 S: 6	H: 1 LOB: 1 BB: 0 P: 6	R: 0 E: 0 K: 0 S: 3	H: 0 LOB: 0 BB: 0 P: 3	R: 0 E: 0 K: 1 S: 6	H: 1 LOB: 1 BB: 0 P: 6	R: 0 E: 0 K: 0 S: 3	H: 1 LOB: 1 BB: 1 P: 7	R: 0 E: 0 K: 0 S: 3	H: 0 LOB: 0 BB: 0 P: 3	R: 0 E: 0 K: 1 S: 5	H: 0 LOB: 0 BB: 0 P: 5	R: 0 E: 0 K: 0 S: 3	H: 0 LOB: 0 BB: 0 P: 3	R: 0 E: 0 K: 1 S: 5	H: 1 LOB: 0 BB: 0 P: 5	R: 0 E: 0 K: 1 S: 5	H: 0 LOB: 0 BB: 0 P: 5	1B: 4 2B: 0 3B: 0 HR: 0	SF: 0 SAC: 0 DP: 1 HBP: 0	WP: 0 PB: 0 SB: 0 CS: 1	PA: 30					
PITCHER	IP	WLS	BF	H	R	ER	SO	BB	IBB	HBP	BLK	WP	HR	S	P	ERA	WHIP										
Danny Darwin, R (1,1) ERA: 3.17	8.0	W	27	4	0	0	4	1	0	0	0	0	0	34	38	0.00	0.625										
Robb Nen, R (9,1) ERA: 1.11	1.0	S	3	0	0	0	1	0	0	0	0	0	0	5	5	0.00	0.000										

Montreal Expos @ San Francisco Giants
 3Com Park at Candlestick Point, San Francisco, CA
 Thu May 14 1998, 6:38 AM EDT
 Att: 12,055 - Cloudy - 60 F

AB	29
R	0
H	4
RBI	0
BB	1
SO	5
LOB	6



Batter	1	2	3	4	5	6	7	8	9	AB	R	H	RBI	BB	SO	LOB	BOTTOM										
Alex Diaz, S (1,8) OBP: 0.137, SLG: 0.176	K		F8			G3-1			F8	4	0	0	0	0	1	1											
Bill Mueller, S (1,5) OBP: 0.422, SLG: 0.497	L8		F9			B5-3			G4-3	4	0	0	0	0	0	0											
Barry Bonds, L (1,7) OBP: 0.415, SLG: 0.588	G4-3		F7			S 1B			1B BB	3	1	1	0	1	0	0											
Jeff Kent, R (1,4) OBP: 0.318, SLG: 0.448		S 1B				F8			F7	4	1	2	0	0	0	1											
Charlie Hayes, R (1,3) OBP: 0.342, SLG: 0.438						G3-1				4	0	2	1	0	1	2											
Robb Nen, R (9,1)									K	0	0	0	0	0	0	0											
Chris Jones, R (1,9) OBP: 0.281, SLG: 0.235										3	0	1	1	0	1	1											
J.T. Snow, L (8, PH) OBP: 0.288, SLG: 0.273						K			K	1	0	0	0	0	1	2											
Rich Aurilia, R (1,6) OBP: 0.407, SLG: 0.527									K	3	0	0	0	0	1	3											
Doug Mirabeli, R (1,2) OBP: 0.500, SLG: 0.500										2	0	1	0	1	0	0											
Danny Darwin, R (1,1) OBP: 0.118, SLG: 0.063										3	0	0	0	0	1	3											
Stan Javier, S (9,9) OBP: 0.316, SLG: 0.313									F9	0	0	0	0	0	0	0											
Inning Stats	R: 0 E: 0 K: 1 S: 5	H: 0 LOB: 0 BB: 0 P: 5	R: 1 E: 0 K: 1 S: 7	H: 2 LOB: 2 BB: 1 P: 11	R: 0 E: 0 K: 0 S: 3	H: 0 LOB: 0 BB: 0 P: 3	R: 0 E: 0 K: 1 S: 5	H: 0 LOB: 0 BB: 0 P: 5	R: 0 E: 0 K: 0 S: 6	H: 1 LOB: 1 BB: 0 P: 6	R: 1 E: 0 K: 0 S: 6	H: 3 LOB: 2 BB: 0 P: 6	R: 0 E: 0 K: 0 S: 3	H: 0 LOB: 0 BB: 0 P: 3	R: 0 E: 0 K: 2 S: 8	H: 1 LOB: 2 BB: 1 P: 12	R: 0 E: 0 K: 2 S: 8	H: 1 LOB: 2 BB: 1 P: 12	1B: 6 2B: 1 3B: 0 HR: 0	SF: 0 SAC: 0 DP: 0 HBP: 0	WP: 0 PB: 0 SB: 3 CS: 0	PA: 33					
PITCHER	IP	WLS	BF	H	R	ER	SO	BB	IBB	HBP	BLK	WP	HR	S	P	ERA	WHIP										
Trey Moore, L (1,1) ERA: 5.08	7.0	L	28	6	2	2	4	1	0	0	0	0	0	35	39	2.57	1.000										
Mike Maddux, R (8,1) ERA: 4.5	1.0		5	1	0	0	2	1	0	0	0	0	0	8	12	0.00	2.000										

Montreal Expos @ San Francisco Giants
 3Com Park at Candlestick Point, San Francisco, CA
 Thu May 14 1998, 6:38 AM EDT
 Att: 12,055 - Cloudy - 60 F

AB	31
R	2
H	7
RBI	2
BB	2
SO	6
LOB	13



Batter	1	2	3	4	5	6	7	8	9	AB	R	H	RBI	BB	SO	LOB	TOP
Brian McRae, S (1, 8) OBP: 0.367, SLG: 0.372	1-1 G6-3		3-2 2H 2B		3-1 G3			0-0 S BB 1B		4	0	2	1	0	0	1	New York Mets @ San Francisco Giants 3Com Park at Candlestick Point, San Francisco, CA Fri May 15 1998, 10:05 PM EDT Att: 14,678 - Cloudy - 57 F
Preston Wilson, R (1, 7) OBP: 0.389, SLG: 0.471 Rich Becker, L (8, PH) OBP: 0.333, SLG: 0.377	3-3 K		2-2 G1-3			2-2 P9		4-2 S BB		3	0	0	0	0	1	1	
John Olerud, L (1, 3) OBP: 0.466, SLG: 0.479	2-1 G1-3			1-0 HR		0-1 G3-1		2-2 F7		4	1	1	1	0	0	2	
Butch Huskey, R (1, 9) OBP: 0.306, SLG: 0.367		2-2 G5-3		0-0 G3-6-1 1B		1-2 G3-1		1-3 K		4	0	1	0	0	1	2	
Carlos Baerga, S (1, 4) OBP: 0.273, SLG: 0.345		2-0 G4-3		1-1 G3-6-1 1-2F			0-1 G4-6-3 1B		0-3 K	4	0	1	0	0	1	1	
Matt Franco, L (1, 5) OBP: 0.382, SLG: 0.383 Greg McMichael, R (7, 1) John Hudek, S (8, 1) Rick Wilkins, L (9, PH) OBP: 0.235, SLG: 0.304	2-0 G4-3			1-1 G5-3			0-0 G4-6-3		0-0 G4-3	3	0	0	0	0	0	1	
Alberto Castillo, R (1, 2) OBP: 0.298, SLG: 0.288 Bernard Gilkey, R (9, PH) OBP: 0.374, SLG: 0.342			1-0 G5-3		2-3 K		4-0 BB		0-1 P4	2	0	0	0	1	1	0	
Rey Ordenez, R (1, 6) OBP: 0.238, SLG: 0.236			4-0 SH1-4 2B BB		0-1 G1-3		0-0 G4-3			2	1	0	0	1	0	1	
Masato Yoshii, R (1, 1) OBP: 0.273, SLG: 0.222 Luis Lopez, S (7, 5) OBP: 0.338, SLG: 0.357			0-0 SH1-4		4-2 BB			0-1 L7		0	0	0	0	1	0	0	
			1-2 BB							1	0	0	0	0	0	0	
Inning Stats	R: 0 H: 0 E: 0 LOB: 0 K: 1 BB: 0 S: 7 P: 13	R: 0 H: 0 E: 0 LOB: 0 K: 0 BB: 0 S: 5 P: 11	R: 1 H: 1 E: 0 LOB: 1 K: 0 BB: 1 S: 8 P: 18	R: 1 H: 2 E: 0 LOB: 0 K: 0 BB: 0 S: 6 P: 9	R: 0 H: 0 E: 0 LOB: 1 K: 1 BB: 1 S: 12 P: 21	R: 0 H: 0 E: 0 LOB: 0 K: 0 BB: 0 S: 9 P: 12	R: 0 H: 1 E: 0 LOB: 1 K: 0 BB: 1 S: 4 P: 8	R: 0 H: 1 E: 0 LOB: 2 K: 1 BB: 1 S: 11 P: 18	R: 0 H: 0 E: 0 LOB: 0 K: 1 BB: 0 S: 8 P: 8	1B: 3 SF: 0 2B: 1 SAC: 1 3B: 0 DP: 2 HR: 1 HBP: 0	WP: 0 PA: 34 PB: 0 SB: 2 CS: 0						
PITCHER	IP WLS BF H R ER SO BB IBB HBP BLK WP HR S P ERA WHIP																
Orel Hershiser, R (1, 1) ERA: 3.67	7.0 W 26 4 2 2 2 2 3 0 0 0 0 0 1 51 92 2.57 1.000																
Steve Reed, R (8, 1) ERA: 1.16	0.1 3 1 0 0 0 0 1 0 0 0 0 0 0 5 9 0.00 6.000																
Rich Rodriguez, L (8, 1) ERA: 5.73	0.1 1 0 0 0 0 0 0 0 0 0 0 0 0 3 5 0.00 0.000																
Robb Nen, R (8, 1) ERA: 1.05	1.1 S 4 0 0 0 2 0 0 0 0 0 0 0 0 11 12 0.00 0.000																

Batter	1	2	3	4	5	6	7	8	9	AB	R	H	RBI	BB	SO	LOB	BOTTOM
Darryl Hamilton, L (1, 8) OBP: 0.356, SLG: 0.289	1-3 K		1-2 G4-3	0-0 B1-3		4-1 BB		0-0 SH5-3		3	0	0	0	1	1	1	New York Mets @ San Francisco Giants 3Com Park at Candlestick Point, San Francisco, CA Fri May 15 1998, 10:05 PM EDT Att: 14,678 - Cloudy - 57 F
Bill Mueller, S (1, 5) OBP: 0.427, SLG: 0.497	1-1 E1 G3		1-1 2B 1B		1-2 HBP BB G6-4-3 1B		0-0 L1		4-2 BB	4	1	2	0	1	0	2	
Barry Bonds, L (1, 7) OBP: 0.415, SLG: 0.576	2-2 G3		2-1 P7		4-2 G6-4-3 HBP BB		4-2 S BB		3-1 P6	3	1	0	0	2	0	4	
Jeff Kent, R (1, 4) OBP: 0.326, SLG: 0.461	2-3 K		1-0 2B		2-2 G6-4-3 HBP		2-0 G3-1 2B		3-3 K	4	0	2	1	0	2	3	
J.T. Snow, L (1, 3) OBP: 0.280, SLG: 0.264		2-1 L4	3-3 K		1-2 G6-4-3 1-2F 2-3 3-H		1-2 G3-1			4	0	0	0	0	1	5	
Stan Javier, S (1, 9) OBP: 0.321, SLG: 0.326		2-1 1B 1B		2-2 F9 1B 2B		2-1 L6		2-2 G3		4	1	2	0	0	0	2	
Brent Mayne, L (1, 2) OBP: 0.372, SLG: 0.406	1-2 1B 1B			1-1 F9		1-2 SH3 HBP		4-0 IBB		2	0	1	0	1	0	1	
Rich Aurilia, R (1, 6) OBP: 0.402, SLG: 0.515 Steve Reed, R (8, 1) OBP: 0.500, SLG: 0.500 Rich Rodriguez, L (8, 1) Robb Nen, R (8, 1)	2-3 K			0-0 F9 1B		0-0 P4 G5-3		1-2 G5-3		4	0	1	1	0	1	5	
Orel Hershiser, R (1, 1) OBP: 0.111, SLG: 0.059 Rey Sanchez, R (8, 6) OBP: 0.405, SLG: 0.403	2-2 F8			3-H 2-1 F7		0-0 SH3		2-2 SH5-3 1B		2	0	0	0	0	0	3	
										1	0	1	0	0	0	0	
Inning Stats	R: 0 H: 0 E: 1 LOB: 1 K: 2 BB: 0 S: 13 P: 19	R: 0 H: 2 E: 0 LOB: 2 K: 1 BB: 0 S: 15 P: 24	R: 0 H: 2 E: 0 LOB: 2 K: 1 BB: 0 S: 14 P: 22	R: 1 H: 2 E: 0 LOB: 1 K: 0 BB: 0 S: 9 P: 14	R: 1 H: 1 E: 0 LOB: 1 K: 0 BB: 1 S: 14 P: 24	R: 0 H: 0 E: 0 LOB: 2 K: 0 BB: 1 S: 6 P: 11	R: 1 H: 1 E: 0 LOB: 2 K: 0 BB: 2 S: 13 P: 27	R: 0 H: 1 E: 0 LOB: 2 K: 1 BB: 1 S: 14 P: 26		1B: 6 SF: 0 2B: 3 SAC: 2 3B: 0 DP: 1 HR: 0 HBP: 2	WP: 0 PA: 40 PB: 0 SB: 1 CS: 0						
PITCHER	IP WLS BF H R ER SO BB IBB HBP BLK WP HR S P ERA WHIP																
Masato Yoshii, R (1, 1) ERA: 2.51	6.0 L 6 1 1 1 0 1 1 0 0 0 0 0 13 27 9.00 2.000																
Greg McMichael, R (7, 1) ERA: 4.32	1.0 6 1 1 1 0 1 1 0 0 0 0 0 14 26 0.00 2.000																
John Hudek, R (8, 1) ERA: 3.0	5 1 0 0 1 1 0 0 0 0 0 0 0 14 26 0.00 2.000																

Batter	1	2	3	4	5	6	7	8	9	AB	R	H	RBI	BB	SO	LOB	TOP					
Brian McRae, S OBP: 0.372, SLG: 0.381 (1, 8)	F7		2B		HBP		FC5-4 1B		P8	4	0	2	2	0	0	0	New York Mets @ San Francisco Giants 3Com Park at Candlestick Point, San Francisco, CA Sun May 17 1998, 6:33 AM EDT Att: 24,408 - Sunny - 62 F AB 33 R 2 H 7 RBI 2 BB 2 SO 10 LOB 20					
Matt Franco, L OBP: 0.373, SLG: 0.373 (1, 5)	1B		L7		K		FC5-4 1-2			4	0	1	0	0	1	4						
Bernard Gilkey, R OBP: 0.360, SLG: 0.322 Mel Rojas, R (7, 1) Dennis Cook, L (8, 1)	L8		G5-3		K		K			4	0	0	0	0	2	5						
John Olerud, L OBP: 0.461, SLG: 0.468 (1, 3)	G6-3		K				L5		L7	4	0	0	0	0	1	2						
Carlos Baerga, S OBP: 0.278, SLG: 0.355 (1, 4)		F9 2B		G6-3		P5			1B	4	0	2	0	0	0	0						
Rich Becker, L OBP: 0.330, SLG: 0.363 (7, 7)				K		K			K	2	0	0	0	1	2	0						
Preston Wilson, R OBP: 0.364, SLG: 0.400 (8, PH) (8, 7)		BB							K	1	0	0	0	0	1	1						
Rick Wilkins, L OBP: 0.236, SLG: 0.286 (1, 2)	F9			K			2B 1B BB		F8	3	1	0	0	1	1	3						
Rey Ordenez, R OBP: 0.234, SLG: 0.231 Luis Lopez, S OBP: 0.349, SLG: 0.368 (9, PH)	B3						L7		G6-3	3	0	1	0	0	0	3						
Al Leiter, L OBP: 0.125, SLG: 0.188 Butch Huskey, R OBP: 0.300, SLG: 0.365 (7, PH) (7, 9)	K				SH1-4 1B		SH1-4 1B		K	1	0	0	0	0	1	2						
Inning Stats	R: 0 E: 0 K: 0 S: 10	H: 1 LOB: 1 BB: 0 P: 19	R: 0 E: 0 K: 1 S: 12	H: 1 LOB: 2 BB: 1 P: 23	R: 0 E: 0 K: 1 S: 11	H: 1 LOB: 1 BB: 0 P: 19	R: 0 E: 0 K: 2 S: 10	H: 0 LOB: 0 BB: 0 P: 15	R: 0 E: 0 K: 1 S: 6	H: 0 LOB: 0 BB: 0 P: 10	R: 2 E: 0 K: 1 S: 14	H: 2 LOB: 1 BB: 1 P: 28	R: 0 E: 0 K: 1 S: 11	H: 1 LOB: 1 BB: 0 P: 19	R: 0 E: 0 K: 1 S: 8	H: 0 LOB: 0 BB: 0 P: 12	1B: 4 2B: 3 HR: 0	SF: 0 SAC: 1 DP: 0 HBP: 1	WP: 0 PB: 0 SB: 0 CS: 0	PA: 37		
PITCHER	IP	WLS	BF	H	R	ER	SO	BB	IBB	HBP	BLK	WP	HR	S	P	ERA	WHIP					
Mark Gardner, R ERA: 6.38 Julian Tavarez, R ERA: 2.35 Rich Rodriguez, L ERA: 5.56 Robb Nen, R ERA: 0.99	(1, 1) (7, 1) (8, 1) (8, 1)	6.1 0.2 0.1 1.2	W 4 2 S	26 2 1 5	4 2 1 0	1 1 0 0	7 1 0 2	2 0 0 0	0 0 0 0	1 0 0 0	0 0 0 0	0 0 0 0	0 0 0 0	0 6 13	64 10 6 19	113 17 0 19	1.42 13.50 0.00 0.00	0.947 3.000 3.000 0.000				
Batter	1	2	3	4	5	6	7	8	9	AB	R	H	RBI	BB	SO	LOB	BOTTOM					
Darryl Hamilton, L OBP: 0.359, SLG: 0.292 (1, 8)	FC5-4 1B		BB G4-3 1B		K		SH1-3		K	4	2	2	0	0	2	2	New York Mets @ San Francisco Giants 3Com Park at Candlestick Point, San Francisco, CA Sun May 17 1998, 6:33 AM EDT Att: 24,408 - Sunny - 62 F AB 30 R 4 H 9 RBI 3 BB 5 SO 9 LOB 17					
Bill Mueller, S OBP: 0.432, SLG: 0.497 (1, 5)	K		G4-3 1B BB				FC3-6 1B			3	1	2	0	1	1	1						
Barry Bonds, L OBP: 0.413, SLG: 0.564 (1, 7)	FC5-4 1B		G4-3 BB				FC3-6 FC5-4		SF9	2	0	1	1	1	0	1						
Jeff Kent, R OBP: 0.323, SLG: 0.451 (1, 4)	FC5-4 1B		G4-3				FC5-4 FC6-4			4	0	1	0	0	0	5						
Charlie Hayes, R OBP: 0.368, SLG: 0.443 Rich Rodriguez, L (8, 1) Robb Nen, R (8, 1)	FC5-4 1B		G4-3 1B BB				FC6-4		K	3	0	1	1	1	1	3						
Stan Javier, S OBP: 0.317, SLG: 0.322 (1, 9)	P3								K	4	0	1	1	0	2	2						
Rich Aurilia, R OBP: 0.391, SLG: 0.500 Julian Tavarez, L (7, 1) J.T. Snow, L OBP: 0.284, SLG: 0.264 (8, 3)		P3		K			G4-3			3	0	0	0	0	1	2						
Brent Mayne, L OBP: 0.360, SLG: 0.382 (1, 2)	F7						F7		F9	4	0	0	0	0	0	1						
Mark Gardner, R OBP: 0.250, SLG: 0.143 Rey Sanchez, R OBP: 0.424, SLG: 0.416 (7, 6)	K			K					1B SH1-3 SF9 BB	2	0	0	0	0	2	0						
Inning Stats	R: 1 E: 0 K: 1 S: 15	H: 3 LOB: 2 BB: 0 P: 25	R: 0 E: 0 K: 1 S: 6	H: 0 LOB: 0 BB: 0 P: 10	R: 2 E: 0 K: 1 S: 12	H: 2 LOB: 3 BB: 3 P: 29	R: 0 E: 0 K: 2 S: 8	H: 0 LOB: 0 BB: 0 P: 14	R: 0 E: 0 K: 1 S: 7	H: 1 LOB: 1 BB: 0 P: 11	R: 0 E: 0 K: 1 S: 8	H: 0 LOB: 0 BB: 0 P: 11	R: 1 E: 0 K: 0 S: 10	H: 2 LOB: 2 BB: 1 P: 20	R: 0 E: 0 K: 2 S: 14	H: 1 LOB: 2 BB: 1 P: 23		1B: 9 2B: 0 3B: 0 HR: 0	SF: 1 SAC: 1 DP: 1 HBP: 0	WP: 0 PB: 0 SB: 1 CS: 0	PA: 37	
PITCHER	IP	WLS	BF	H	R	ER	SO	BB	IBB	HBP	BLK	WP	HR	S	P	ERA	WHIP					
Al Leiter, L ERA: 1.75 Mel Rojas, R ERA: 1.53 Dennis Cook, L ERA: 4.15	(1, 1) (7, 1) (8, 1)	6.0 1.2 0.1	L 10 1	6 3 0	3 1 0	3 1 0	3 2 1	3 2 0	0 0 0	0 0 0	0 0 0	0 0 0	0 0 0	0 21 3	39 4	5.40 0.00	3.000 0.000					

Batter	1	2	3	4	5	6	7	8	9	AB	R	H	RBI	BB	SO	LOB	TOP	
Darryl Hamilton, L OBP: 0.372, SLG: 0.293	0-0 4-3 S G1-2-3 1B		4-0 2B BB	0-0 4-3	0-0 4-3	4-0 2B BB		4-0 CS 1B BB	1-2 G1	3	1	1	1	3	0	4		
Bill Mueller, S OBP: 0.425, SLG: 0.484	0-0 4-3		0-0 L3		0-0 F8	4-0 2B BB		1-2 2-3 3-H BB	1-2 P3	4	0	0	1	1	0	3		
Barry Bonds, L OBP: 0.423, SLG: 0.581	4-0 BB BB		0-0 1-3 2B		0-0 1B			2-2 F8		4	0	3	2	1	0	1		
Jeff Kent, R OBP: 0.330, SLG: 0.453	4-0 1-2 BB		0-3 K		0-0 1-2 1B			1-1 1-2 1B		4	0	2	0	1	2	4		
J.T. Snow, L OBP: 0.275, SLG: 0.254	0-0 G1-2-3			0-0 G3	0-0 P4	0-0 6-3		0-1 CS	0-3 K	5	0	0	0	0	1	7		
Stan Javier, S OBP: 0.318, SLG: 0.324		2-0 G3		0-0 E 1B	0-0 4-3	0-0 4-3			1-1 1B 1B	5	1	2	0	0	0	4		
Brent Mayne, L OBP: 0.374, SLG: 0.395		0-0 F8		0-0 E 1B				0-2 1B SF8		5	1	3	0	0	0	0		
Rey Sanchez, R OBP: 0.424, SLG: 0.416				1-2 1B		0-0 BB BB 1B		3-1 F9		0	1	0	0	0	0	0		
Doug Mirabeli, R OBP: 0.500, SLG: 0.500				0-0 E5		0-0 BB BB 1B		1-0 G6-3		0	0	0	0	0	0	0		
Rich Aurilia, R OBP: 0.392, SLG: 0.495				1-2 2-3		1-2 BB 1B		1-3 3-H 1B		5	1	2	1	0	0	2		
Shawn Estes, R OBP: 0.300, SLG: 0.316			0-0 F8		2-3 K			2-2 G6-3		2	0	0	0	0	1	3		
Chris Jones, R OBP: 0.298, SLG: 0.231						1-2 2-3 BB BB			1-2 SF8	0	0	1	0	0	0	0		
Danny Darwin, R OBP: 0.318, SLG: 0.063										0	0	0	0	0	0	0		
Alex Diaz, S OBP: 0.300, SLG: 0.170										0	0	0	0	0	0	0		
Julian Tavaraz, L OBP: 0.348, SLG: 0.643										0	0	0	0	1	0	0		
Charlie Hayes, R OBP: 0.500, SLG: 1.000										0	0	0	0	0	0	0		
Jim Poole, L OBP: 0.500, SLG: 1.000										0	0	0	0	0	0	0		
Inning Stats	R: 0 E: 0 K: 0 S: 3	H: 1 LOB: 2 BB: 2 P: 11	R: 0 E: 0 K: 0 S: 3	H: 0 LOB: 0 BB: 0 P: 5	R: 0 E: 0 K: 1 S: 6	H: 1 LOB: 2 BB: 1 P: 10	R: 0 E: 0 K: 1 S: 8	H: 2 LOB: 3 BB: 0 P: 10	R: 0 E: 0 K: 0 S: 5	H: 0 LOB: 0 BB: 0 P: 13	R: 0 E: 0 K: 0 S: 9	H: 1 LOB: 1 BB: 1 P: 17	R: 2 E: 0 K: 1 S: 17	H: 3 LOB: 1 BB: 0 P: 20	1B: 11 2B: 2 3B: 0 HR: 0	SF: 1 SAC: 0 DP: 1 HBP: 0	WP: 0 PA: 47 PB: 0 SB: 1 CS: 1	
PITCHER	IP WLS BF H R ER SO BB IBB HBP BLK WP HR S P ERA WHIP	IP WLS BF H R ER SO BB IBB HBP BLK WP HR S P ERA WHIP	IP WLS BF H R ER SO BB IBB HBP BLK WP HR S P ERA WHIP	IP WLS BF H R ER SO BB IBB HBP BLK WP HR S P ERA WHIP	IP WLS BF H R ER SO BB IBB HBP BLK WP HR S P ERA WHIP	IP WLS BF H R ER SO BB IBB HBP BLK WP HR S P ERA WHIP	IP WLS BF H R ER SO BB IBB HBP BLK WP HR S P ERA WHIP	IP WLS BF H R ER SO BB IBB HBP BLK WP HR S P ERA WHIP	IP WLS BF H R ER SO BB IBB HBP BLK WP HR S P ERA WHIP	IP WLS BF H R ER SO BB IBB HBP BLK WP HR S P ERA WHIP	IP WLS BF H R ER SO BB IBB HBP BLK WP HR S P ERA WHIP	IP WLS BF H R ER SO BB IBB HBP BLK WP HR S P ERA WHIP	IP WLS BF H R ER SO BB IBB HBP BLK WP HR S P ERA WHIP	IP WLS BF H R ER SO BB IBB HBP BLK WP HR S P ERA WHIP	IP WLS BF H R ER SO BB IBB HBP BLK WP HR S P ERA WHIP	IP WLS BF H R ER SO BB IBB HBP BLK WP HR S P ERA WHIP	IP WLS BF H R ER SO BB IBB HBP BLK WP HR S P ERA WHIP	
21 Cal Eldred, R ERA: 4.08	5.0	28	8	4	4	2	5	0	0	0	0	0	0	0	27	51	7.20	2.600
Al Reyes, R ERA: 8.19	2.0	8	1	0	0	1	1	0	0	0	0	0	0	0	13	23	0.00	1.000
Mike Myers, L ERA: 0.59	1.0	4	1	0	0	0	1	0	0	0	0	0	0	9	17	0.00	2.000	
Doug Jones, R ERA: 4.32	1.0	W 6	3	2	2	1	0	0	0	0	0	0	0	17	20	18.00	3.000	

San Francisco Giants @ Milwaukee Brewers
 Milwaukee County Stadium, Milwaukee, WI
 Tue May 19 1998, 8:05 PM EDT
 Att: 13,138 - Cloudy - 81 F

AB 38
R 6
H 13
RBI 6
BB 7
SO 4
LOB 28



Batter	1	2	3	4	5	6	7	8	9	AB	R	H	RBI	BB	SO	LOB	BOTTOM		
Fernando Vina, L OBP: 0.392, SLG: 0.463	3-2 G5-3		0-3 K	0-0 2-3 1B		0-0 L8			1-1 SH1-3 HR 2B	5	1	2	0	0	1	1			
Jeff Cirillo, R OBP: 0.416, SLG: 0.399	4-0 HBP 1B BB		0-0 WP 1B	0-0 5-3				2-3 K	0-0 SH1-3	3	1	1	1	1	1	1			
Mark Loretta, R OBP: 0.397, SLG: 0.410	1-0 FC6-4 1B HBP		0-0 6-3		0-0 5-3			0-0 F9	4-0 HR IBB	3	1	0	0	1	0	1			
Jeremy Burnitz, L OBP: 0.368, SLG: 0.512	2-0 FC6-4 1B		0-0 F8		4-0 HR BB			3-2 2B	0-1 HR	4	2	3	4	1	0	0			
Marc Newfield, R OBP: 0.325, SLG: 0.338	0-0 FC6-4		0-3 K		0-0 HR			3-2 G4-3		3	1	1	2	0	1	2			
Dave Nilsson, L OBP: 0.421, SLG: 0.556										1	0	0	0	0	0	1			
Mike Myers, L OBP: 0.358, SLG: 0.613										0	0	0	0	0	0	0			
Doug Jones, R OBP: 0.358, SLG: 0.613										0	0	0	0	0	0	0			
Eric Owens, R OBP: 0.167, SLG: 0.304	0-0 G4-3		0-0 L5		0-3 K			0-0 G6-3		3	0	0	0	0	1	2			
Geoff Jenkins, L OBP: 0.358, SLG: 0.613										1	0	0	0	0	0	0			
Jose Valentin, S OBP: 0.333, SLG: 0.380		0-0 2B 2B		0-3 K		0-0 6-3		2-3 K		4	1	1	0	0	2	0			
Mike Matheny, R OBP: 0.322, SLG: 0.407		0-0 2H 1B 2B		0-0 1B SH1-4 PB 1B		2-1 G6-3		2-1 1B		4	2	3	1	0	0	0			
21 Cal Eldred, R OBP: 0.125, SLG: 0.067			0-3 K		0-0 SH1-4			2-3 1B		1	0	0	0	0	1	1			
Al Reyes, R OBP: 0.333, SLG: 0.333										1	0	0	0	0	1	0			
Darrin Jackson, R OBP: 0.184, SLG: 0.189										1	0	0	0	0	1	1			
Inning Stats	R: 1 E: 0 K: 0 S: 6	H: 1 LOB: 1 BB: 1 P: 16	R: 2 E: 0 K: 2 S: 10	H: 3 LOB: 0 BB: 0 P: 10	R: 0 E: 0 K: 1 S: 5	H: 0 LOB: 0 BB: 0 P: 5	R: 1 E: 0 K: 1 S: 7	H: 2 LOB: 1 BB: 0 P: 7	R: 2 E: 0 K: 1 S: 6	H: 1 LOB: 0 BB: 1 P: 10	R: 0 E: 0 K: 1 S: 11	H: 1 LOB: 1 BB: 0 P: 19	R: 0 E: 0 K: 2 S: 9	H: 1 LOB: 1 BB: 0 P: 15	R: 3 E: 0 K: 0 S: 5	H: 2 LOB: 0 BB: 1 P: 10	1B: 5 2B: 4 3B: 0 HR: 2	SF: 0 SAC: 2 DP: 0 HBP: 1	WP: 1 PA: 40 PB: 1 SB: 0 CS: 0
PITCHER	IP WLS BF H R ER SO BB IBB HBP BLK WP HR S P ERA WHIP	IP WLS BF H R ER SO BB IBB HBP BLK WP HR S P ERA WHIP	IP WLS BF H R ER SO BB IBB HBP BLK WP HR S P ERA WHIP	IP WLS BF H R ER SO BB IBB HBP BLK WP HR S P ERA WHIP	IP WLS BF H R ER SO BB IBB HBP BLK WP HR S P ERA WHIP	IP WLS BF H R ER SO BB IBB HBP BLK WP HR S P ERA WHIP	IP WLS BF H R ER SO BB IBB HBP BLK WP HR S P ERA WHIP	IP WLS BF H R ER SO BB IBB HBP BLK WP HR S P ERA WHIP	IP WLS BF H R ER SO BB IBB HBP BLK WP HR S P ERA WHIP	IP WLS BF H R ER SO BB IBB HBP BLK WP HR S P ERA WHIP	IP WLS BF H R ER SO BB IBB HBP BLK WP HR S P ERA WHIP	IP WLS BF H R ER SO BB IBB HBP BLK WP HR S P ERA WHIP	IP WLS BF H R ER SO BB IBB HBP BLK WP HR S P ERA WHIP	IP WLS BF H R ER SO BB IBB HBP BLK WP HR S P ERA WHIP	IP WLS BF H R ER SO BB IBB HBP BLK WP HR S P ERA WHIP	IP WLS BF H R ER SO BB IBB HBP BLK WP HR S P ERA WHIP	IP WLS BF H R ER SO BB IBB HBP BLK WP HR S P ERA WHIP		
Shawn Estes, L ERA: 4.92	5.0	25	7	6	5	5	2	0	0	0	0	0	0	0	34	48	9.00	1.800	
Danny Darwin, R ERA: 3.1	1.0	3	0	0	0	1	0	0	0	0	0	0	0	6	8	0.00	0.000		
Julian Tavaraz, R ERA: 2.2	2.0	8	2	0	0	3	0	0	0	0	0	0	0	20	34	0.00	1.000		
Jim Poole, L ERA: 2.87	0.1	L 4	2	3	3	0	0	1	0	0	0	1	5	10	81.00	6.000			

San Francisco Giants @ Milwaukee Brewers
 Milwaukee County Stadium, Milwaukee, WI
 Tue May 19 1998, 8:05 PM EDT
 Att: 13,138 - Cloudy - 81 F

AB 34
R 9
H 11
RBI 8
BB 3
SO 9
LOB 10



Batter	1	2	3	4	5	6	7	8	9	AB	R	H	RBI	BB	SO	LOB	TOP							
Darryl Hamilton, L OBP: 0.379, SLG: 0.315	1-1 BB 3B	1-0 G6-3		0-3 K		2-2 L8		1-0 G6-3		5	1	1	0	0	1	2								
Bill Mueller, S OBP: 0.427, SLG: 0.500	4-1 BB 3B		1-3 K		0-0 F7	3-1 F7		3-2 G6-3		4	1	0	0	1	1	0								
Barry Bonds, L OBP: 0.430, SLG: 0.571	0-1 P9		4-2 G5-4-3 BB		4-2 G4-3 1B BB	2-3 K			0-0 L8	3	1	0	0	2	1	2								
Jeff Kent, R OBP: 0.333, SLG: 0.460	0-2 SF8 3B		0-0 G5-4-3		0-0 1B G4-3 2B 1B		1-3 K		3-2 F7	5	2	2	2	0	1	1								
Stan Javier, S OBP: 0.317, SLG: 0.314	4-2 BB			4-2 1B G1-5-3 BB	1-1 G4-3		4-0 HR BB		2-3 K	2	0	0	0	3	1	2								
J.T. Snow, L OBP: 0.271, SLG: 0.274	3-2 SF8			1-1 F7	1-0 2B 1B		3-2 HR			3	2	2	4	0	0	1								
Rich Aurilia, R OBP: 0.509, SLG: 0.509	1-0 P4			0-0 G1-5-3	1-1 1B		0-1 G1-6-3 1B			4	1	2	2	0	0	2								
Steve Reed, R OBP: 0.500, SLG: 0.500				1-2 BB	0-1 2B		1-2 G1-6-3			0	0	0	0	0	0	0								
Brent Mayne, L OBP: 0.384, SLG: 0.398		1-2 F7		4-1 BB	0-1 1B		1-2 G1-6-3			3	0	1	1	1	0	1								
Danny Darwin, R OBP: 0.111, SLG: 0.059			0-3 K		2-3 K		2-2 G3			1	0	0	0	0	1	0								
Rich Rodriguez, L OBP: 0.286, SLG: 0.500										1	0	1	0	0	0	0								
Chris Jones, R OBP: 0.277, SLG: 0.274										0	0	0	0	0	1	1								
John Johnstone, R OBP: 0.402, SLG: 1.000										0	0	0	0	0	0	0								
Jim Poole, L OBP: 0.402, SLG: 1.000										0	0	0	0	0	0	0								
Rey Sanchez, R OBP: 0.410, SLG: 0.400										1	0	0	0	0	0	0								
Inning Stats	R: 3 E: 0 K: 0 S: 14	H: 2 LOB: 1 BB: 2 P: 27	R: 0 E: 0 K: 1 S: 8	H: 0 LOB: 0 BB: 0 P: 10	R: 0 E: 0 K: 1 S: 6	H: 0 LOB: 0 BB: 1 P: 11	R: 1 E: 1 K: 1 S: 19	H: 1 LOB: 2 BB: 2 P: 31	R: 4 E: 0 K: 1 S: 15	H: 4 LOB: 1 BB: 1 P: 24	R: 0 E: 0 K: 1 S: 8	H: 0 LOB: 0 BB: 0 P: 15	R: 2 E: 0 K: 1 S: 11	H: 2 LOB: 0 BB: 1 P: 20	R: 0 E: 0 K: 0 S: 15	H: 0 LOB: 0 BB: 0 P: 21	R: 0 E: 0 K: 1 S: 7	H: 0 LOB: 0 BB: 0 P: 12	1B: 6 2B: 1 3B: 1 HR: 1	SF: 1 SAC: 0 DP: 2 HBP: 0	WP: 0 PB: 0 SB: 0 CS: 0	PA: 41		
PITCHER	IP WLS BF H R ER SO BB IBB HBP BLK WP HR S P ERA WHIP	IP WLS BF H R ER SO BB IBB HBP BLK WP HR S P ERA WHIP	IP WLS BF H R ER SO BB IBB HBP BLK WP HR S P ERA WHIP	IP WLS BF H R ER SO BB IBB HBP BLK WP HR S P ERA WHIP	IP WLS BF H R ER SO BB IBB HBP BLK WP HR S P ERA WHIP	IP WLS BF H R ER SO BB IBB HBP BLK WP HR S P ERA WHIP	IP WLS BF H R ER SO BB IBB HBP BLK WP HR S P ERA WHIP	IP WLS BF H R ER SO BB IBB HBP BLK WP HR S P ERA WHIP	IP WLS BF H R ER SO BB IBB HBP BLK WP HR S P ERA WHIP	IP WLS BF H R ER SO BB IBB HBP BLK WP HR S P ERA WHIP	IP WLS BF H R ER SO BB IBB HBP BLK WP HR S P ERA WHIP	IP WLS BF H R ER SO BB IBB HBP BLK WP HR S P ERA WHIP	IP WLS BF H R ER SO BB IBB HBP BLK WP HR S P ERA WHIP	IP WLS BF H R ER SO BB IBB HBP BLK WP HR S P ERA WHIP	IP WLS BF H R ER SO BB IBB HBP BLK WP HR S P ERA WHIP	IP WLS BF H R ER SO BB IBB HBP BLK WP HR S P ERA WHIP	IP WLS BF H R ER SO BB IBB HBP BLK WP HR S P ERA WHIP	IP WLS BF H R ER SO BB IBB HBP BLK WP HR S P ERA WHIP	IP WLS BF H R ER SO BB IBB HBP BLK WP HR S P ERA WHIP	IP WLS BF H R ER SO BB IBB HBP BLK WP HR S P ERA WHIP	IP WLS BF H R ER SO BB IBB HBP BLK WP HR S P ERA WHIP	IP WLS BF H R ER SO BB IBB HBP BLK WP HR S P ERA WHIP	IP WLS BF H R ER SO BB IBB HBP BLK WP HR S P ERA WHIP	IP WLS BF H R ER SO BB IBB HBP BLK WP HR S P ERA WHIP

San Francisco Giants @ St. Louis Cardinals
Busch Stadium, St. Louis, MO
Sat May 23 1998, 7:05 PM CDT
Att: 39,333 - Cloudy - 73 F

AB 33
R 10
H 9
RBI 9
BB 7
SO 7
LOB 12



Batter	1	2	3	4	5	6	7	8	9	AB	R	H	RBI	BB	SO	LOB	BOTTOM							
Ron Gant, R OBP: 0.287, SLG: 0.530	0-1 P7	1-1 WP SH2-4 HR 1B	0-0 G1-6-3		2-2 F7	1-2 F7		0-0 P9		6	1	1	0	0	0	2								
Delino DeShields, L OBP: 0.471, SLG: 0.513	0-0 BB 1B	0-0 SH2-4		1-0 G1-3	4-2 HR BB	3-2 L8				3	2	1	0	1	0	1								
Mark McGwire, R OBP: 0.490, SLG: 0.839	1-2 BB 1B	4-2 HR BB		1-0 HR	2-2 HR		1-1 L7			4	4	3	4	1	0	0								
Ray Lankford, L OBP: 0.420, SLG: 0.539	4-0 1B BB	1-2 HR		1-1 G5-3	1-0 L4		4-2 G1-3 BB			3	2	1	3	2	0	0								
Brian Jordan, R OBP: 0.414, SLG: 0.648	1-0 SF8 1B	0-0 2B		1-1 1B 1B	1-2 2B		0-0 G1-3			5	1	4	2	0	0	1								
John Mabry, L OBP: 0.364, SLG: 0.461	1-3 SF8 1B	1-3 K		0-0 1B	4-0 FC6-4 IBB		4-0 IBB			3	0	2	1	2	1	1								
Royce Clayton, R OBP: 0.311, SLG: 0.318	2-1 SF8	2-2 L9		0-0 1B	2-2 FC6-4		2-2 F8			4	0	1	1	0	0	5								
Tom Lampkin, L OBP: 0.324, SLG: 0.423	4-1 FC6-4 IBB		1-2 F7	0-0 G3		2-2 L9		2-2 G6-3		4	0	0	0	1	0	3								
Manny Aybar, R OBP: 0.333, SLG: 0.333	2-1 FC6-4		1-1 G1		0-0 BB HR 1B		0-1 WP 1B		0-1 P2	2	0	0	0	0	0	2								
Kent Bottenfield, R ERA: 4.91										0	0	0	0	0	0	0								
Brian Hunter, R OBP: 0.313, SLG: 0.523										1	1	1	0	0	0	0								
Lance Painter, L OBP: 1.000, SLG: 1.000										1	1	1	0	0	0	0								
Curtis King, R ERA: 1.57										1	0	0	0	0	0	0								
Inning Stats	R: 4 E: 0 K: 0 S: 14	H: 4 LOB: 2 BB: 2 P: 28	R: 3 E: 0 K: 1 S: 15	H: 3 LOB: 1 BB: 1 P: 24	R: 0 E: 0 K: 0 S: 6	H: 0 LOB: 0 BB: 0 P: 8	R: 1 E: 0 K: 0 S: 9	H: 4 LOB: 3 BB: 0 P: 13	R: 3 E: 0 K: 0 S: 17	H: 3 LOB: 2 BB: 2 P: 33	R: 0 E: 0 K: 0 S: 15	H: 1 LOB: 1 BB: 0 P: 21	R: 0 E: 0 K: 0 S: 11	H: 0 LOB: 2 BB: 2 P: 22	R: 0 E: 0 K: 0 S: 8	H: 0 LOB: 0 BB: 0 P: 10	R: 0 E: 0 K: 0 S: 8	H: 0 LOB: 0 BB: 0 P: 10	1B: 10 2B: 2 3B: 0 HR: 3	SF: 1 SAC: 1 DP: 0 HBP: 0	WP: 2 PB: 0 SB: 0 CS: 0	PA: 46		
PITCHER	IP WLS BF H R ER SO BB IBB HBP BLK WP HR S P ERA WHIP	IP WLS BF H R ER SO BB IBB HBP BLK WP HR S P ERA WHIP	IP WLS BF H R ER SO BB IBB HBP BLK WP HR S P ERA WHIP	IP WLS BF H R ER SO BB IBB HBP BLK WP HR S P ERA WHIP	IP WLS BF H R ER SO BB IBB HBP BLK WP HR S P ERA WHIP	IP WLS BF H R ER SO BB IBB HBP BLK WP HR S P ERA WHIP	IP WLS BF H R ER SO BB IBB HBP BLK WP HR S P ERA WHIP	IP WLS BF H R ER SO BB IBB HBP BLK WP HR S P ERA WHIP	IP WLS BF H R ER SO BB IBB HBP BLK WP HR S P ERA WHIP	IP WLS BF H R ER SO BB IBB HBP BLK WP HR S P ERA WHIP	IP WLS BF H R ER SO BB IBB HBP BLK WP HR S P ERA WHIP	IP WLS BF H R ER SO BB IBB HBP BLK WP HR S P ERA WHIP	IP WLS BF H R ER SO BB IBB HBP BLK WP HR S P ERA WHIP	IP WLS BF H R ER SO BB IBB HBP BLK WP HR S P ERA WHIP	IP WLS BF H R ER SO BB IBB HBP BLK WP HR S P ERA WHIP	IP WLS BF H R ER SO BB IBB HBP BLK WP HR S P ERA WHIP	IP WLS BF H R ER SO BB IBB HBP BLK WP HR S P ERA WHIP	IP WLS BF H R ER SO BB IBB HBP BLK WP HR S P ERA WHIP	IP WLS BF H R ER SO BB IBB HBP BLK WP HR S P ERA WHIP	IP WLS BF H R ER SO BB IBB HBP BLK WP HR S P ERA WHIP	IP WLS BF H R ER SO BB IBB HBP BLK WP HR S P ERA WHIP	IP WLS BF H R ER SO BB IBB HBP BLK WP HR S P ERA WHIP	IP WLS BF H R ER SO BB IBB HBP BLK WP HR S P ERA WHIP	IP WLS BF H R ER SO BB IBB HBP BLK WP HR S P ERA WHIP

San Francisco Giants @ St. Louis Cardinals
Busch Stadium, St. Louis, MO
Sat May 23 1998, 7:05 PM CDT
Att: 39,333 - Cloudy - 73 F


AB 37
R 11
H 15
RBI 11
BB 7
SO 1
LOB 15



Batter	1	2	3	4	5	6	7	8	9	10	11	12	13	14	15	16	17	AB	R	H	RBI	BB	SO	LOB	TOP												
Darryl Hamilton, L OBP: 0.379, SLG: 0.325	G4-3		CS 1B		SH1-3		G6-3		G4-3		L9					FC1-6 1B	G4-6-3	8	0	3	0	0	0	2													
Bill Mueller, S OBP: 0.422, SLG: 0.487	G5-3		2B 1B		L5		G4-3		P7-6				HR 2B			FC1-6 1B		7	2	2	0	0	1	4													
Jim Poole, L OBP: 0.333, SLG: 0.667	G5-3		2B 1B		L5		G4-3		P7-6				HR 2B			FC1-6 1B		1	0	0	0	0	0	1													
Steve Reed, R OBP: 0.500, SLG: 0.500	G5-3		2B 1B		L5		G4-3		P7-6				HR 2B			FC1-6 1B		0	0	0	0	0	0	0													
Barry Bonds, L OBP: 0.432, SLG: 0.582	G6-3		2B BB													P4		7	1	3	3	1	2	2													
Jeff Kent, R OBP: 0.339, SLG: 0.478			G5-3 BLK FC6-2 1B													K		7	1	3	3	1	2	2													
J.T. Snow, L OBP: 0.364, SLG: 0.261	G5-3																	7	1	3	3	1	2	2													
Marvin Benard, L OBP: 0.339, SLG: 0.320																		7	1	3	3	1	2	2													
Danny Darwin, R OBP: 0.105, SLG: 0.056																		7	1	3	3	1	2	2													
Robb Nen, R OBP: 0.356, SLG: 0.448																		7	1	3	3	1	2	2													
Rey Sanchez, R OBP: 0.418, SLG: 0.404																		7	1	3	3	1	2	2													
Julian Tavaréz, L OBP: 0.322, SLG: 0.317																		7	1	3	3	1	2	2													
Brian Johnson, R OBP: 0.276, SLG: 0.250																		7	1	3	3	1	2	2													
Shawn Estes, R OBP: 0.394, SLG: 0.318																		7	1	3	3	1	2	2													
Rich Aurilia, R OBP: 0.384, SLG: 0.500																		7	1	3	3	1	2	2													
Inning Stats	R: 0 E: 0 K: 0 S: 5	H: 0 LOB: 0 BB: 0 P: 6	R: 0 E: 0 K: 0 S: 11	H: 2 LOB: 2 BB: 0 P: 16	R: 1 E: 0 K: 1 S: 14	H: 3 LOB: 2 BB: 1 P: 24	R: 0 E: 0 K: 0 S: 4	H: 0 LOB: 0 BB: 0 P: 5	R: 1 E: 0 K: 0 S: 12	H: 2 LOB: 1 BB: 0 P: 19	R: 0 E: 0 K: 0 S: 13	H: 2 LOB: 2 BB: 0 P: 21	R: 0 E: 0 K: 0 S: 9	H: 1 LOB: 0 BB: 1 P: 18	R: 0 E: 0 K: 0 S: 8	H: 0 LOB: 0 BB: 0 P: 9	R: 2 E: 0 K: 0 S: 14	H: 1 LOB: 0 BB: 1 P: 22	R: 0 E: 0 K: 1 S: 8	H: 0 LOB: 0 BB: 0 P: 13	R: 0 E: 0 K: 1 S: 9	H: 0 LOB: 0 BB: 0 P: 13	R: 2 E: 0 K: 1 S: 12	H: 2 LOB: 0 BB: 0 P: 17	R: 0 E: 0 K: 1 S: 14	H: 1 LOB: 2 BB: 1 P: 23	R: 0 E: 0 K: 2 S: 10	H: 0 LOB: 0 BB: 0 P: 13	R: 0 E: 0 K: 0 S: 8	H: 1 LOB: 1 BB: 0 P: 12	R: 3 E: 0 K: 0 S: 10	H: 3 LOB: 0 BB: 1 P: 21	1B: 14 2B: 3 3B: 0 HR: 2	SF: 0 SAC: 3 DP: 1 HBP: 0	WP: 0 PB: 0 SB: 1 CS: 1	PA: 73	
PITCHER	IP	WLS	BF	H	R	ER	SO	BB	IBB	HBP	BLK	WP	HR	S	P	ERA	WHIP																				
Mark Pelkovsek, R ERA: 5.14	7.0	3.0	32	11	2	2	2	1	1	0	0	0	0	1	30	44	6.00	0.667																			
Juan Acevedo, R ERA: 5.13	2.0	8	2	2	2	2	0	0	0	0	0	0	1	21	30	9.00	1.000																				
John Frascatore, R ERA: 4.15	0.2	4	1	0	0	0	0	1	0	0	0	0	0	11	17	0.00	3.000																				
Rick Croushore, R ERA: 7.71	3.1	12	2	0	0	4	0	0	0	0	0	0	0	28	45	0.00	0.600																				
Kent Mercker, L ERA: 6.0	1.0	1.0	6	3	3	2	0	0	1	0	0	0	0	21	21	18.00	4.000																				

San Francisco Giants @ St. Louis Cardinals
 Busch Stadium, St. Louis, MO
 Sun May 24 1998, 3:33 AM CDT
 Att. 45,864 - Cloudy - 82 F

AB 65
 R 9
 H 19
 RBI 7
 BB 5
 SO 9
 LOB 25



Batter	1	2	3	4	5	6	7	8	9	10	11	12	13	14	15	16	17	AB	R	H	RBI	BB	SO	LOB	BOTTOM
Ron Gant, R OBP: 0.289, SLG: 0.511	FC4-6 1B	G5-3			2B BB	G5-3			FC3-6 SH5-3 BB	K			F9		G6-3			7	1	1	0	2	1	3	
Delino DeShields, L OBP: 0.416, SLG: 0.516	FC4-6 BB 1B	L9			BB FC4-6 2B				SH5-3 BB							G3-1		7	3	3	1	1	0	2	
Mark McGwire, R OBP: 0.493, SLG: 0.839	1B BB				FC4-6 BB				FC3-6 IBB	K			HR 1B					6	1	2	2	3	3	4	
Ray Lankford, L OBP: 0.416, SLG: 0.520	1B BB				FC4-6 BB				FC3-6 IBB				HR					7	0	1	0	2	5	2	
Willie McGee, S OBP: 0.336, SLG: 0.370	1B BB				FC4-6 BB				FC3-6 IBB									8	1	4	2	1	2	4	
Tom Pagnozzi, R OBP: 0.241, SLG: 0.241									G1-6-3 1B	P5								8	0	1	0	1	1	9	
John Mabry, L OBP: 0.374, SLG: 0.447	G3-1								G1-6-3 BB	G6-3								5	0	1	0	3	0	7	
Royce Clayton, R OBP: 0.313, SLG: 0.313									G1-6-3 1B									6	0	1	0	2	2	4	
Mark Johnson, R ERA: 4.31									G1-6-3 1B									2	1	0	0	0	1	2	
John Franco, R ERA: 4.31									G1-6-3 1B									1	0	0	0	0	0	1	
John Franco, R ERA: 4.31									G1-6-3 1B									1	0	0	0	0	0	1	
John Franco, R ERA: 4.31									G1-6-3 1B									1	0	0	0	0	0	1	
John Franco, R ERA: 4.31									G1-6-3 1B									1	0	0	0	0	0	1	
John Franco, R ERA: 4.31									G1-6-3 1B									1	0	0	0	0	0	1	
John Franco, R ERA: 4.31									G1-6-3 1B									1	0	0	0	0	0	1	
John Franco, R ERA: 4.31									G1-6-3 1B									1	0	0	0	0	0	1	
John Franco, R ERA: 4.31									G1-6-3 1B									1	0	0	0	0	0	1	
John Franco, R ERA: 4.31									G1-6-3 1B									1	0	0	0	0	0	1	
John Franco, R ERA: 4.31									G1-6-3 1B									1	0	0	0	0	0	1	
John Franco, R ERA: 4.31									G1-6-3 1B									1	0	0	0	0	0	1	
John Franco, R ERA: 4.31									G1-6-3 1B									1	0	0	0	0	0	1	
John Franco, R ERA: 4.31									G1-6-3 1B									1	0	0	0	0	0	1	
John Franco, R ERA: 4.31									G1-6-3 1B									1	0	0	0	0	0	1	
John Franco, R ERA: 4.31									G1-6-3 1B									1	0	0	0	0	0	1	
John Franco, R ERA: 4.31									G1-6-3 1B									1	0	0	0	0	0	1	
John Franco, R ERA: 4.31									G1-6-3 1B									1	0	0	0	0	0	1	
John Franco, R ERA: 4.31									G1-6-3 1B									1	0	0	0	0	0	1	
John Franco, R ERA: 4.31									G1-6-3 1B									1	0	0	0	0	0	1	
John Franco, R ERA: 4.31									G1-6-3 1B									1	0	0	0	0	0	1	
John Franco, R ERA: 4.31									G1-6-3 1B									1	0	0	0	0	0	1	
John Franco, R ERA: 4.31									G1-6-3 1B									1	0	0	0	0	0	1	
John Franco, R ERA: 4.31									G1-6-3 1B									1	0	0	0	0	0	1	
John Franco, R ERA: 4.31									G1-6-3 1B									1	0	0	0	0	0	1	
John Franco, R ERA: 4.31									G1-6-3 1B									1	0	0	0	0	0	1	
John Franco, R ERA: 4.31									G1-6-3 1B									1	0	0	0	0	0	1	
John Franco, R ERA: 4.31									G1-6-3 1B									1	0	0	0	0	0	1	
John Franco, R ERA: 4.31									G1-6-3 1B									1	0	0	0	0	0	1	
John Franco, R ERA: 4.31									G1-6-3 1B									1	0	0	0	0	0		

Batter	1	2	3	4	5	6	7	8	9	AB	R	H	RBI	BB	SO	LOB	TOP		
Darryl Hamilton, L (1, 8) OBP: 0.381, SLG: 0.325	1-2 FC8-5 BB 1B		2-3 K		4-2 BB BB		1-1 G6-3			3	0	1	0	1	1	1			
Bill Mueller, S (1, 5) OBP: 0.419, SLG: 0.489	0-0 F8		4-1 HR BB		1-2 L7		0-2 G5-3			3	1	0	0	1	0	2			
Barry Bonds, L (1, 7) OBP: 0.438, SLG: 0.598	4-0 FC8-5 BB		2-1 HR		4-1 BB BB		1-1 E7 F9			2	1	1	3	2	0	0			
Jeff Kent, R (1, 4) OBP: 0.333, SLG: 0.469	2-1 FC8-5		1-2 L1		1-0 L5		0-1 F9			4	0	0	0	0	0	5			
Charlie Hayes, R (1, 3) OBP: 0.373, SLG: 0.429	2-3 K		3-3 K				1-3 K			4	0	0	0	0	3	3			
Marvin Benard, L (1, 9) OBP: 0.348, SLG: 0.352					1-1 F7		1-1 G6-3			4	0	2	0	0	0	0			
Rich Aurilia, R (1, 6) OBP: 0.383, SLG: 0.484					0-1 G5-3		0-3 K			4	0	0	0	0	1	2			
Brent Mayne, L (1, 2) OBP: 0.369, SLG: 0.380					3-2 L8		1-2 L4			4	0	0	0	0	1	1			
Orel Hershiser, R (1, 1) OBP: 0.208, SLG: 0.174					1-2 BB HR 1B		0-2 L8			3	1	1	0	0	0	0			
Chris Jones, R (9, PH) OBP: 0.273, SLG: 0.211										1	0	0	0	0	1	1			
Robb Nen, R (9, 1)										0	0	0	0	0	0	0			
Inning Stats	R: 0 E: 0 K: 1 S: 9	H: 1 LOB: 2 BB: 1 P: 18	R: 0 E: 0 K: 0 S: 9	H: 1 LOB: 0 BB: 0 P: 12	R: 3 E: 0 K: 2 S: 16	H: 2 LOB: 0 BB: 1 P: 29	R: 0 E: 0 K: 0 S: 8	H: 0 LOB: 0 BB: 0 P: 12	R: 0 E: 0 K: 2 S: 13	H: 0 LOB: 2 BB: 2 P: 23	R: 0 E: 0 K: 0 S: 6	H: 0 LOB: 0 BB: 0 P: 8	R: 0 E: 1 K: 0 S: 8	H: 0 LOB: 1 BB: 0 P: 9	R: 0 E: 0 K: 2 S: 11	H: 1 LOB: 1 BB: 0 P: 15	1B: 3 2B: 1 3B: 0 HR: 1	SF: 0 SAC: 0 DP: 0 HBP: 0	WP: 0 PA: 36 PB: 0 SB: 0 CS: 0
PITCHER	IP WLS BF H R ER SO BB IBB HBP BLK WP HR S P ERA WHIP	IP WLS BF H R ER SO BB IBB HBP BLK WP HR S P ERA WHIP	IP WLS BF H R ER SO BB IBB HBP BLK WP HR S P ERA WHIP	IP WLS BF H R ER SO BB IBB HBP BLK WP HR S P ERA WHIP	IP WLS BF H R ER SO BB IBB HBP BLK WP HR S P ERA WHIP	IP WLS BF H R ER SO BB IBB HBP BLK WP HR S P ERA WHIP	IP WLS BF H R ER SO BB IBB HBP BLK WP HR S P ERA WHIP	IP WLS BF H R ER SO BB IBB HBP BLK WP HR S P ERA WHIP	IP WLS BF H R ER SO BB IBB HBP BLK WP HR S P ERA WHIP	IP WLS BF H R ER SO BB IBB HBP BLK WP HR S P ERA WHIP	IP WLS BF H R ER SO BB IBB HBP BLK WP HR S P ERA WHIP	IP WLS BF H R ER SO BB IBB HBP BLK WP HR S P ERA WHIP	IP WLS BF H R ER SO BB IBB HBP BLK WP HR S P ERA WHIP	IP WLS BF H R ER SO BB IBB HBP BLK WP HR S P ERA WHIP	IP WLS BF H R ER SO BB IBB HBP BLK WP HR S P ERA WHIP	IP WLS BF H R ER SO BB IBB HBP BLK WP HR S P ERA WHIP	IP WLS BF H R ER SO BB IBB HBP BLK WP HR S P ERA WHIP	IP WLS BF H R ER SO BB IBB HBP BLK WP HR S P ERA WHIP	

San Francisco Giants @ Cincinnati Reds
Cinergy Field, Cincinnati, OH
Mon May 25 1998, 3:33 AM EDT
Att: 17,980 - Cloudy - 69 F

AB	32
R	3
H	5
RBI	3
BB	4
SO	7
LOB	15



Batter	1	2	3	4	5	6	7	8	9	AB	R	H	RBI	BB	SO	LOB	BOTTOM				
Reggie Sanders, R (1, 8) OBP: 0.344, SLG: 0.339	1-0 G4-6-3 1B		3-2 HBP		0-0 L9			2-1 F8		3	0	1	0	0	0	0					
Lenny Harris, L (1, 7) OBP: 0.384, SLG: 0.400	0-1 G4-6-3		0-2 G4-3				0-0 F9 WP 1B			4	0	1	0	0	0	3					
Barry Larkin, R (1, 6) OBP: 0.369, SLG: 0.416	2-2 G5-3				1-0 2B G4-3 1B		3-2 F9			4	1	1	0	0	0	1					
Eddie Taubensee, L (1, 2) OBP: 0.415, SLG: 0.510					0-1 G4-3 2B		1-3 K			4	0	1	0	0	2	1					
Dmitri Young, S (1, 3) OBP: 0.371, SLG: 0.529					0-0 G4-3		0-0 G3			4	0	0	1	0	0	2					
Willie Greene, L (1, 5) OBP: 0.405, SLG: 0.481					2-3 3H P6		3-1 G3-1			3	0	0	0	0	1	1					
Bret Boone, R (1, 4) OBP: 0.325, SLG: 0.460					4-1 FC5-4 BB		0-3 K			2	0	0	0	1	2	1					
Jon Nunnally, L (1, 9) OBP: 0.340, SLG: 0.419					0-1 FC5-4 HBP		3-2 F7			3	0	0	0	0	0	1					
Gabe White, L (8, 1) OBP: 0.333, SLG: 0.333					1-2 K					0	0	0	0	0	0	0					
Stan Belinda, R (8, 1)										0	0	0	0	0	0	0					
Pete Harnisch, S (1, 1) OBP: 0.074, SLG: 0.038					0-3 K		3-3 K			1	0	0	0	0	1	1					
Eduardo Perez, R (5, PH) OBP: 0.259, SLG: 0.250										1	0	0	0	0	1	0					
Danny Graves, R (6, 1)										0	0	0	0	0	0	0					
Pat Watkins, R (8, 9) OBP: 0.258, SLG: 0.357										1	0	0	0	0	1	0					
Inning Stats	R: 0 E: 0 K: 0 S: 6	H: 1 LOB: 0 BB: 0 P: 9	R: 0 E: 0 K: 1 S: 8	H: 0 LOB: 0 BB: 0 P: 10	R: 0 E: 0 K: 1 S: 11	H: 0 LOB: 2 BB: 1 P: 18	R: 1 E: 0 K: 1 S: 8	H: 2 LOB: 1 BB: 0 P: 13	R: 0 E: 0 K: 1 S: 12	H: 0 LOB: 0 BB: 0 P: 18	R: 0 E: 0 K: 1 S: 8	H: 1 LOB: 1 BB: 0 P: 12	R: 0 E: 0 K: 1 S: 7	H: 0 LOB: 0 BB: 0 P: 10	R: 0 E: 0 K: 1 S: 7	H: 0 LOB: 0 BB: 0 P: 11	R: 0 E: 0 K: 1 S: 6	H: 0 LOB: 0 BB: 0 P: 6	1B: 3 2B: 1 3B: 0 HR: 0	SF: 0 SAC: 0 DP: 1 HBP: 1	WP: 1 PA: 32 PB: 0 SB: 0 CS: 0
PITCHER	IP WLS BF H R ER SO BB IBB HBP BLK WP HR S P ERA WHIP	IP WLS BF H R ER SO BB IBB HBP BLK WP HR S P ERA WHIP	IP WLS BF H R ER SO BB IBB HBP BLK WP HR S P ERA WHIP	IP WLS BF H R ER SO BB IBB HBP BLK WP HR S P ERA WHIP	IP WLS BF H R ER SO BB IBB HBP BLK WP HR S P ERA WHIP	IP WLS BF H R ER SO BB IBB HBP BLK WP HR S P ERA WHIP	IP WLS BF H R ER SO BB IBB HBP BLK WP HR S P ERA WHIP	IP WLS BF H R ER SO BB IBB HBP BLK WP HR S P ERA WHIP	IP WLS BF H R ER SO BB IBB HBP BLK WP HR S P ERA WHIP	IP WLS BF H R ER SO BB IBB HBP BLK WP HR S P ERA WHIP	IP WLS BF H R ER SO BB IBB HBP BLK WP HR S P ERA WHIP	IP WLS BF H R ER SO BB IBB HBP BLK WP HR S P ERA WHIP	IP WLS BF H R ER SO BB IBB HBP BLK WP HR S P ERA WHIP	IP WLS BF H R ER SO BB IBB HBP BLK WP HR S P ERA WHIP	IP WLS BF H R ER SO BB IBB HBP BLK WP HR S P ERA WHIP	IP WLS BF H R ER SO BB IBB HBP BLK WP HR S P ERA WHIP	IP WLS BF H R ER SO BB IBB HBP BLK WP HR S P ERA WHIP	IP WLS BF H R ER SO BB IBB HBP BLK WP HR S P ERA WHIP			

San Francisco Giants @ Cincinnati Reds
Cinergy Field, Cincinnati, OH
Mon May 25 1998, 3:33 AM EDT
Att: 17,980 - Cloudy - 69 F

AB	30
R	1
H	4
RBI	1
BB	1
SO	8
LOB	11



Batter	1	2	3	4	5	6	7	8	9	AB	R	H	RBI	BB	SO	LOB	TOP					
Stan Javier, S OBP: 0.319, SLG: 0.313 (1, 8)										5	1	1	0	0	1	0	San Francisco Giants @ Cincinnati Reds Cinergy Field, Cincinnati, OH Tue May 26 1998, 7:05 PM EDT Att: 16,096 - Cloudy - 70 F					
Bill Mueller, S OBP: 0.419, SLG: 0.500 (1, 5)										4	2	1	3	1	0	0						
Barry Bonds, L OBP: 0.439, SLG: 0.591 (1, 7)										2	0	0	0	2	0	1						
Jeff Kent, R OBP: 0.336, SLG: 0.467 (1, 4)										3	0	1	1	1	1	1						
Charlie Hayes, R OBP: 0.368, SLG: 0.421 (1, 3)										4	0	1	0	0	0	3						
Chris Jones, R OBP: 0.261, SLG: 0.200 Darryl Hamilton, L OBP: 0.385, SLG: 0.325 (7, 8)										3	0	0	0	0	2	0						
Rey Sanchez, R OBP: 0.412, SLG: 0.391 (1, 6)										3	0	0	0	1	1	2						
Brian Johnson, R OBP: 0.277, SLG: 0.280 (1, 2)										4	1	1	1	0	1	3						
Kirk Rueter, L OBP: 0.227, SLG: 0.327 John Johnstone, R OBP: 0.326, SLG: 0.500 Rich Rodriguez, L OBP: 0.326, SLG: 0.500 Steve Reed, R OBP: 0.344, SLG: 0.345 Marvin Benard, L OBP: 0.344, SLG: 0.345 Robb Nen, R (9, 1)										3	1	1	0	0	0	1						
Inning Stats	R: 1 E: 0 K: 1 S: 15	H: 1 LOB: 1 BB: 1 P: 23	R: 0 E: 0 K: 2 S: 14	H: 0 LOB: 1 BB: 2 P: 23	R: 0 E: 0 K: 0 S: 7	H: 0 LOB: 0 BB: 0 P: 11	R: 0 E: 0 K: 0 S: 6	H: 0 LOB: 0 BB: 1 P: 10	R: 0 E: 0 K: 1 S: 9	H: 0 LOB: 0 BB: 1 P: 17	R: 4 E: 0 K: 1 S: 18	H: 4 LOB: 0 BB: 0 P: 32	R: 0 E: 0 K: 1 S: 10	H: 1 LOB: 2 BB: 1 P: 18	R: 0 E: 0 K: 1 S: 9	H: 0 LOB: 0 BB: 0 P: 12		1B: 4 2B: 0 3B: 0 HR: 2	SF: 0 SAC: 0 DP: 0 HBP: 0	WP: 0 PB: 0 SB: 1 CS: 1	PA: 38	
PITCHER	IP WLS BF H R ER SO BB IBB HBP BLK WP HR S P ERA WHIP	IP WLS BF H R ER SO BB IBB HBP BLK WP HR S P ERA WHIP	IP WLS BF H R ER SO BB IBB HBP BLK WP HR S P ERA WHIP	IP WLS BF H R ER SO BB IBB HBP BLK WP HR S P ERA WHIP	IP WLS BF H R ER SO BB IBB HBP BLK WP HR S P ERA WHIP	IP WLS BF H R ER SO BB IBB HBP BLK WP HR S P ERA WHIP	IP WLS BF H R ER SO BB IBB HBP BLK WP HR S P ERA WHIP	IP WLS BF H R ER SO BB IBB HBP BLK WP HR S P ERA WHIP	IP WLS BF H R ER SO BB IBB HBP BLK WP HR S P ERA WHIP	IP WLS BF H R ER SO BB IBB HBP BLK WP HR S P ERA WHIP	IP WLS BF H R ER SO BB IBB HBP BLK WP HR S P ERA WHIP	IP WLS BF H R ER SO BB IBB HBP BLK WP HR S P ERA WHIP	IP WLS BF H R ER SO BB IBB HBP BLK WP HR S P ERA WHIP	IP WLS BF H R ER SO BB IBB HBP BLK WP HR S P ERA WHIP	IP WLS BF H R ER SO BB IBB HBP BLK WP HR S P ERA WHIP	IP WLS BF H R ER SO BB IBB HBP BLK WP HR S P ERA WHIP	IP WLS BF H R ER SO BB IBB HBP BLK WP HR S P ERA WHIP	IP WLS BF H R ER SO BB IBB HBP BLK WP HR S P ERA WHIP	IP WLS BF H R ER SO BB IBB HBP BLK WP HR S P ERA WHIP	IP WLS BF H R ER SO BB IBB HBP BLK WP HR S P ERA WHIP	IP WLS BF H R ER SO BB IBB HBP BLK WP HR S P ERA WHIP	IP WLS BF H R ER SO BB IBB HBP BLK WP HR S P ERA WHIP

AB	32
R	5
H	6
RBI	5
BB	6
SO	7
LOB	11



BOTTOM

Reggie Sanders, R OBP: 0.348, SLG: 0.348 (1, 8)									3	1	1	0	1	1	3	San Francisco Giants @ Cincinnati Reds Cinergy Field, Cincinnati, OH Tue May 26 1998, 7:05 PM EDT Att: 16,096 - Cloudy - 70 F						
Scott Sullivan, R OBP: 0.250, SLG: 0.250 Gabe White, L OBP: 0.333, SLG: 0.333 Jon Nunnally, L OBP: 0.338, SLG: 0.415 (9, PH)										4	0	1	0	0	2							
Pat Watkins, R OBP: 0.257, SLG: 0.344 (1, 9)										4	0	1	0	0	2							
Barry Larkin, R OBP: 0.366, SLG: 0.411 (1, 6)										4	0	1	1	0	0							
Dmitri Young, S OBP: 0.368, SLG: 0.522 (1, 3)										4	0	1	0	0	2							
Willie Greene, L OBP: 0.402, SLG: 0.471 (1, 5)										3	0	0	0	1	1							
Melvin Nieves, S OBP: 0.317, SLG: 0.429 (1, 7)									4	1	1	1	0	0	2							
Bret Boone, R OBP: 0.324, SLG: 0.456 (1, 4)									4	0	1	0	0	1	1							
Brook Fordyce, R OBP: 0.295, SLG: 0.341 Eddie Taubensee, L OBP: 0.416, SLG: 0.509 (7, PH)									2	0	1	0	0	0	1							
Mike Remlinger, L OBP: 0.105, SLG: 0.158 Lenny Harris, L OBP: 0.367, SLG: 0.415 (7, PH)										2	0	0	0	0	1							
Inning Stats	R: 1 E: 0 K: 0 S: 8	H: 2 LOB: 1 BB: 0 P: 15	R: 1 E: 0 K: 0 S: 6	H: 2 LOB: 0 BB: 0 P: 11	R: 0 E: 0 K: 0 S: 5	H: 0 LOB: 0 BB: 0 P: 7	R: 0 E: 0 K: 1 S: 9	H: 1 LOB: 1 BB: 0 P: 17	R: 0 E: 0 K: 0 S: 5	H: 0 LOB: 0 BB: 1 P: 13	R: 0 E: 0 K: 3 S: 13	H: 1 LOB: 2 BB: 0 P: 25	R: 0 E: 0 K: 0 S: 11	H: 2 LOB: 2 BB: 1 P: 19	R: 0 E: 0 K: 0 S: 10	H: 1 LOB: 1 BB: 0 P: 16	1B: 5 2B: 3 3B: 0 HR: 1	SF: 0 SAC: 0 DP: 1 HBP: 0	WP: 0 PB: 0 SB: 0 CS: 1	PA: 37		
PITCHER	IP WLS BF H R ER SO BB IBB HBP BLK WP HR S P ERA WHIP	IP WLS BF H R ER SO BB IBB HBP BLK WP HR S P ERA WHIP	IP WLS BF H R ER SO BB IBB HBP BLK WP HR S P ERA WHIP	IP WLS BF H R ER SO BB IBB HBP BLK WP HR S P ERA WHIP	IP WLS BF H R ER SO BB IBB HBP BLK WP HR S P ERA WHIP	IP WLS BF H R ER SO BB IBB HBP BLK WP HR S P ERA WHIP	IP WLS BF H R ER SO BB IBB HBP BLK WP HR S P ERA WHIP	IP WLS BF H R ER SO BB IBB HBP BLK WP HR S P ERA WHIP	IP WLS BF H R ER SO BB IBB HBP BLK WP HR S P ERA WHIP	IP WLS BF H R ER SO BB IBB HBP BLK WP HR S P ERA WHIP	IP WLS BF H R ER SO BB IBB HBP BLK WP HR S P ERA WHIP	IP WLS BF H R ER SO BB IBB HBP BLK WP HR S P ERA WHIP	IP WLS BF H R ER SO BB IBB HBP BLK WP HR S P ERA WHIP	IP WLS BF H R ER SO BB IBB HBP BLK WP HR S P ERA WHIP	IP WLS BF H R ER SO BB IBB HBP BLK WP HR S P ERA WHIP	IP WLS BF H R ER SO BB IBB HBP BLK WP HR S P ERA WHIP	IP WLS BF H R ER SO BB IBB HBP BLK WP HR S P ERA WHIP	IP WLS BF H R ER SO BB IBB HBP BLK WP HR S P ERA WHIP	IP WLS BF H R ER SO BB IBB HBP BLK WP HR S P ERA WHIP	IP WLS BF H R ER SO BB IBB HBP BLK WP HR S P ERA WHIP	IP WLS BF H R ER SO BB IBB HBP BLK WP HR S P ERA WHIP	IP WLS BF H R ER SO BB IBB HBP BLK WP HR S P ERA WHIP

AB	35
R	2
H	9
RBI	2
BB	2
SO	4
LOB	16



Batter	1	2	3	4	5	6	7	8	9	AB	R	H	RBI	BB	SO	LOB	TOP					
Darryl Hamilton, L (1, 8) OBP: 0.376, SLG: 0.316	F7			G4-3	FC4-6		G4-3			4	0	0	0	0	0	1	San Francisco Giants @ Cincinnati Reds Cinergy Field, Cincinnati, OH Wed May 27 1998, 3:33 AM EDT Att: 17,742 - Cloudy - 72 F					
Bill Mueller, S (1, 5) OBP: 0.425, SLG: 0.500	G6-4-3 BB			F9		HR		1B BB		2	1	1	0	2	0	0						
Barry Bonds, L (1, 7) OBP: 0.440, SLG: 0.605	G6-4-3 1-2			K		HR		G4-6-3 1B		4	1	2	2	0	1	1						
Charlie Hayes, R (1, 3) OBP: 0.364, SLG: 0.414 Julian Tavarez, L (8, 1) Steve Reed, R (8, 1) OBP: 0.500, SLG: 0.500	G5-4-3 1B				G6-3	F9		K		4	0	1	0	0	1	2						
Stan Javier, S (1, 9) OBP: 0.313, SLG: 0.306	G5-4-3 1-2			G4-3	G6-3			G4-6-3 1-2		4	0	0	0	0	0	3						
Rich Aurilia, R (1, 6) OBP: 0.386, SLG: 0.500	G4-3			E7 1B		2B		G6-3		4	1	2	0	0	0	0						
Rey Sanchez, R (1, 4) OBP: 0.406, SLG: 0.385			G6-3		HR 1B		K		G5-3	4	1	1	1	0	1	1						
Brian Johnson, R (1, 2) OBP: 0.278, SLG: 0.311 Brent Mayne, L (9, PH) OBP: 0.365, SLG: 0.376	F8					HR		G6-3		3	1	1	2	0	0	0						
Mark Gardner, R (1, 1) OBP: 0.238, SLG: 0.158 Jim Poole, L (7, 1) Jeff Kent, R (8, 3) OBP: 0.336, SLG: 0.467	G5-3					FC4-6 1B				3	0	1	0	0	1	0						
Inning Stats	R: 0 E: 0 K: 0 S: 7	H: 0 LOB: 1 BB: 1 P: 14	R: 0 E: 0 K: 0 S: 5	H: 1 LOB: 0 BB: 0 P: 6	R: 0 E: 0 K: 0 S: 7	H: 0 LOB: 0 BB: 0 P: 11	R: 0 E: 0 K: 1 S: 7	H: 0 LOB: 0 BB: 0 P: 9	R: 3 E: 1 K: 0 S: 14	H: 4 LOB: 1 BB: 0 P: 18	R: 2 E: 0 K: 1 S: 14	H: 3 LOB: 1 BB: 0 P: 19	R: 0 E: 0 K: 1 S: 10	H: 0 LOB: 0 BB: 0 P: 12	R: 0 E: 0 K: 1 S: 11	H: 1 LOB: 1 BB: 0 P: 19		R: 0 E: 0 K: 0 S: 5	H: 0 LOB: 0 BB: 0 P: 5	1B: 5 2B: 2 3B: 0 HR: 2	SF: 0 SAC: 0 DP: 3 HBP: 0	WP: 0 PB: 0 SB: 0 CS: 0
PITCHER	IP WLS BF H R ER SO BB IBB HBP BLK WP HR S P ERA WHIP																					
Eddie Priest, L (1, 1) ERA: 7.94	5.2	24	8	5	5	1	1	0	0	0	0	0	0	2	50	71	7.94	1.588				
Danny Graves, R (6, 1) ERA: 4.05	1.1	4	0	0	0	2	0	0	0	0	0	0	0	0	14	18	0.00	0.000				
Gabe White, L (8, 1) ERA: 5.29	0.0	2	1	0	0	0	1	0	0	0	0	0	0	6	12	∞	∞					
Scott Sullivan, R (8, 1) ERA: 5.5	1.0	W	2	0	0	0	1	0	0	0	0	0	0	5	7	0.00	0.000					
Jeff Shaw, R (9, 1) ERA: 1.2	1.0	S	3	0	0	0	0	0	0	0	0	0	0	5	5	0.00	0.000					

Batter	1	2	3	4	5	6	7	8	9	AB	R	H	RBI	BB	SO	LOB	BOTTOM			
Reggie Sanders, R (1, 8) OBP: 0.365, SLG: 0.383	G4-3 2B 1B			CS BB			F8			3	2	2	2	2	0	0	San Francisco Giants @ Cincinnati Reds Cinergy Field, Cincinnati, OH Wed May 27 1998, 3:33 AM EDT Att: 17,742 - Cloudy - 72 F			
Lenny Harris, L (1, 7) OBP: 0.358, SLG: 0.395 Jeff Shaw, R (9, 1)	G4-3 1-2			2B BB			P6		G4-3	4	1	0	0	1	0	4				
Barry Larkin, R (1, 6) OBP: 0.374, SLG: 0.432	G4-3 2H			2B			G5-3		G4-3 1B SH1-3 FC3-2	4	0	3	1	0	0	0				
Eddie Taubensee, L (1, 2) OBP: 0.420, SLG: 0.509	G4-6-3 BB			E5			G4-6-3 1B		SH1-3	2	0	1	1	1	0	1				
Dmitri Young, S (1, 3) OBP: 0.366, SLG: 0.516	G4-6-3 1-2			FC3-6-4-2-5-6			G4-6-3 1-2		FC3-2 2B 1B	4	1	1	0	0	0	5				
Willie Greene, L (1, 5) OBP: 0.399, SLG: 0.466				G4-3 1B			G3		FC3-2 2B	4	1	1	0	0	0	2				
Bret Boone, R (1, 4) OBP: 0.327, SLG: 0.467	F9			G4-3 2B			F9		1B 2B	4	1	2	2	0	0	1				
Jon Nunnally, L (1, 9) OBP: 0.342, SLG: 0.408	F8			G4-3 2-3			G4-3 HR		BB 1B IBB	2	1	0	0	2	0	2				
Eddie Priest, R (1, 1) Danny Graves, R (6, 1) Melvin Nieves, S (7, PH) Gabe White, L (8, 1) Scott Sullivan, R (8, 1) Chris Stynes, R (8, PH) Pat Watkins, R (8, 7)	K			K			K		BB 1B	2	0	0	0	0	2	2				
Inning Stats	R: 1 E: 0 K: 0 S: 12	H: 2 LOB: 1 BB: 1 P: 21	R: 0 E: 0 K: 1 S: 15	H: 1 LOB: 0 BB: 0 P: 21	R: 1 E: 1 K: 0 S: 13	H: 1 LOB: 1 BB: 2 P: 25	R: 0 E: 0 K: 1 S: 9	H: 1 LOB: 0 BB: 0 P: 16	R: 0 E: 0 K: 0 S: 6	H: 0 LOB: 0 BB: 0 P: 11	R: 2 E: 0 K: 1 S: 9	H: 1 LOB: 0 BB: 1 P: 17	R: 3 E: 0 K: 0 S: 22	H: 4 LOB: 3 BB: 2 P: 40	R: 0 E: 0 K: 0 S: 5	H: 0 LOB: 0 BB: 0 P: 5		1B: 6 2B: 5 3B: 0 HR: 1	SF: 0 SAC: 1 DP: 3 HBP: 0	WP: 0 PB: 0 SB: 0 CS: 1
PITCHER	IP WLS BF H R ER SO BB IBB HBP BLK WP HR S P ERA WHIP																			
Mark Gardner, R (1, 1) ERA: 5.84	6.2	28	7	4	4	3	4	0	0	0	0	0	0	1	67	116	5.40	1.650		
Jim Poole, L (7, 1) ERA: 2.98	1.0	L	5	2	2	2	0	0	0	0	0	0	0	15	21	18.00	2.000			
Julian Tavarez, R (8, 1) ERA: 2.5	0.0	4	2	1	1	0	1	1	0	0	0	0	0	8	20	∞	∞			
Steve Reed, R (8, 1) ERA: 1.48	0.1	1	0	0	0	0	0	0	0	0	0	0	0	1	2	0.00	0.000			

Batter	1	2	3	4	5	6	7	8	9	AB	R	H	RBI	BB	SO	LOB	TOP								
David Dellucci, L (1,7) OBP: 0.352, SLG: 0.490	2-1 2B		3-2 F5			4-1 1B BB		2-3 K		3	0	1	0	1	1	0	Arizona Diamondbacks @ San Francisco Giants 3Com Park at Candlestick Point, San Francisco, CA Fri May 29 1998, 10:05 PM EDT Att: 16,859 - Cloudy - 59 F livebaseballscorecards.com								
Devon White, S (1,8) OBP: 0.340, SLG: 0.472	1-3 K			0-0 G6-3		3-2 1-2 2-3 1B		1-1 G6-3		4	0	1	0	0	1	1									
Matt Williams, R (1,5) OBP: 0.325, SLG: 0.481	0-0 G5-3			1-3 K		1-2 K			0-0 P3	4	0	0	0	0	2	4									
Travis Lee, L (1,3) OBP: 0.335, SLG: 0.457	2-3 K			2-3 K		2-2 G3			1-3 K	4	0	0	0	0	3	4									
Jay Bell, R (1,6) OBP: 0.338, SLG: 0.418		1-2 F8			1-0 L7				1-3 K	4	1	1	1	0	1	0									
Kelly Stinnett, R (1,2) OBP: 0.337, SLG: 0.447		3-2 F9			1-3 K		2-2 HR		2-2 E4 G6-4-3	3	0	0	0	0	1	0									
Yamil Benitez, R (1,9) OBP: 0.247, SLG: 0.316			1-0 F9		1-0 L9			0-1 G6-4-3 1-2		3	0	0	0	0	0	1									
Tony Batista, R (1,4) OBP: 0.321, SLG: 0.367			0-0 L6			2-1 1B 2B		1-1 F7		3	0	1	0	0	0	0									
Willie Blair, R (1,1) OBP: 0.080, SLG: 0.080			1-0 G4-3			0-1 B2			3-3 K	2	0	0	0	0	0	1									
Damian Miller, R (8,PH) OBP: 0.500, SLG: 0.533										1	0	0	0	0	1	0									
Russ Springer, R (8,1)										0	0	0	0	0	0	0									
Inning Stats	R: 0 E: 0 K: 2 S: 9	H: 1 LOB: 1 BB: 0 P: 14	R: 0 E: 0 K: 0 S: 11	H: 0 LOB: 0 BB: 0 P: 16	R: 0 E: 0 K: 0 S: 5	H: 0 LOB: 0 BB: 0 P: 9	R: 0 E: 0 K: 2 S: 7	H: 0 LOB: 0 BB: 0 P: 10	R: 0 E: 0 K: 1 S: 5	H: 0 LOB: 0 BB: 0 P: 8	R: 0 E: 0 K: 1 S: 14	H: 2 LOB: 3 BB: 1 P: 26	R: 1 E: 1 K: 0 S: 10	H: 1 LOB: 0 BB: 0 P: 15	R: 0 E: 0 K: 2 S: 11	H: 0 LOB: 0 BB: 0 P: 17	R: 0 E: 0 K: 2 S: 7	H: 0 LOB: 0 BB: 0 P: 9	1B: 1 2B: 2 3B: 0 HR: 1	SF: 0 SAC: 0 DP: 1 HBP: 0	WP: 0 PB: 0 CS: 0	PA: 32			
PITCHER	IP WLS BF H R ER SO BB IBB HBP BLK WP HR S P ERA WHIP	8.0 W 29 4 1 1 8 1 0 0 0 0 1 72 115 1.12 0.625	1.0 S 3 0 0 0 2 0 0 0 0 0 0 7 9 0.00 0.000																						

Batter	1	2	3	4	5	6	7	8	9	AB	R	H	RBI	BB	SO	LOB	BOTTOM							
Darryl Hamilton, L (1,8) OBP: 0.374, SLG: 0.315	0-1 G6-3		2-0 F8			2-2 2B		1-2 G4-3		4	0	1	0	0	0	0	Arizona Diamondbacks @ San Francisco Giants 3Com Park at Candlestick Point, San Francisco, CA Fri May 29 1998, 10:05 PM EDT Att: 16,859 - Cloudy - 59 F livebaseballscorecards.com							
Bill Mueller, S (1,5) OBP: 0.421, SLG: 0.487	3-2 HR		1-3 K		0-1 P6			3-2 K		4	1	1	0	0	2	1								
Barry Bonds, L (1,7) OBP: 0.447, SLG: 0.622	0-0 1B HR			0-1 G5-4-3 1B		1-1 P7				3	1	2	2	0	0	0								
Jeff Kent, R (1,4) OBP: 0.333, SLG: 0.464	1-2 F9			1-0 G5-4-3 1-2		3-3 K				3	0	0	0	0	1	1								
Charlie Hayes, R (1,3) OBP: 0.373, SLG: 0.419	2-1 G4-3			4-2 BB		0-0 G6-3				2	0	0	0	1	0	0								
Brent Mayne, L (1,2) OBP: 0.356, SLG: 0.361		2-2 G6-3		3-1 L8			3-2 G4-3			3	0	0	0	0	0	1								
Stan Javier, S (1,9) OBP: 0.310, SLG: 0.315		1-2 F8			1-1 1B 3B		2-3 K			3	1	1	0	0	1	0								
Rich Aurilia, R (1,6) OBP: 0.377, SLG: 0.485		1-3 K			2-0 3B 1B		3-2 F7			3	0	1	1	0	1	0								
Shawn Estes, R (1,1) OBP: 0.292, SLG: 0.304					1-3 K			2-2 G4-3		1	0	0	0	0	1	0								
Marvin Benard, L (8,PH) OBP: 0.348, SLG: 0.351										1	0	0	0	0	0	0								
Robb Nen, R (9,1)										0	0	0	0	0	0	0								
Inning Stats	R: 2 E: 0 K: 0 S: 11	H: 2 LOB: 0 BB: 0 P: 17	R: 0 E: 0 K: 1 S: 9	H: 0 LOB: 0 BB: 0 P: 13	R: 0 E: 0 K: 2 S: 7	H: 0 LOB: 0 BB: 0 P: 11	R: 0 E: 0 K: 0 S: 8	H: 1 LOB: 1 BB: 1 P: 16	R: 1 E: 0 K: 0 S: 9	H: 3 LOB: 1 BB: 0 P: 14	R: 0 E: 0 K: 1 S: 6	H: 0 LOB: 0 BB: 0 P: 10	R: 0 E: 0 K: 1 S: 13	H: 0 LOB: 0 BB: 0 P: 21	R: 0 E: 0 K: 1 S: 9	H: 0 LOB: 0 BB: 0 P: 15	1B: 3 2B: 2 3B: 1 HR: 1	SF: 0 SAC: 1 DP: 2 HBP: 0	WP: 0 PB: 0 CS: 0	PA: 29				
PITCHER	IP WLS BF H R ER SO BB IBB HBP BLK WP HR S P ERA WHIP	7.0 L 26 6 3 3 5 1 0 0 0 0 1 63 102 3.86 1.000	1.0 3 0 0 0 1 0 0 0 0 0 0 0 9 15 0.00 0.000																					



Batter	1	2	3	4	5	6	7	8	9	AB	R	H	RBI	BB	SO	LOB	TOP							
Devon White, S OBP: 0.342, SLG: 0.475	K2-3		L9			FC1-5 1B	F7										5 0 2 2 0 1 1							
Tony Batista, R OBP: 0.317, SLG: 0.375	F7					FC1-5 G6-3 1B											3 0 1 0 0 0 2							
Andy Fox, L OBP: 0.348, SLG: 0.392																	2 0 0 0 0 0 1							
Matt Williams, R OBP: 0.313, SLG: 0.462	F9		L8			G6-3											4 0 0 0 0 0 3							
Travis Lee, L OBP: 0.323, SLG: 0.440																	4 0 0 0 0 2 1							
Jay Bell, R OBP: 0.335, SLG: 0.406																	2 2 0 0 2 0 0							
Damian Miller, R OBP: 0.500, SLG: 0.579																	4 0 2 1 0 0 0							
Yamil Benitez, R OBP: 0.258, SLG: 0.317																	3 0 1 0 0 0 2							
Brent Brede, L OBP: 0.310, SLG: 0.347																	4 1 1 1 0 2 3							
Jeff Suppan, R OBP: 0.316, SLG: 0.278																	2 0 1 0 0 0 2							
Scott Brow, R OBP: 0.251, SLG: 0.245																	0 0 0 0 0 0 0							
Andy Stankiewicz, R OBP: 0.143, SLG: 0.143																	1 0 1 0 0 0 0							
Amaury Telemaco, R OBP: 0.354, SLG: 0.480																	0 0 0 0 0 0 0							
David Dellucci, L OBP: 0.354, SLG: 0.480																	1 1 1 0 0 0 0							
Inning Stats	R: 0 E: 0 K: 1 S: 5	H: 0 LOB: 0 BB: 0 P: 10	R: 1 E: 0 K: 0 S: 16	H: 1 LOB: 2 BB: 1 P: 29	R: 0 E: 0 K: 1 S: 10	H: 1 LOB: 1 BB: 0 P: 13	R: 0 E: 0 K: 1 S: 9	H: 1 LOB: 1 BB: 0 P: 17	R: 0 E: 0 K: 0 S: 7	H: 2 LOB: 1 BB: 0 P: 11	R: 0 E: 0 K: 1 S: 7	H: 0 LOB: 0 BB: 0 P: 11	R: 0 E: 0 K: 1 S: 13	H: 1 LOB: 1 BB: 0 P: 19	R: 0 E: 0 K: 0 S: 6	H: 0 LOB: 0 BB: 0 P: 10	R: 3 E: 0 K: 0 S: 20	H: 4 LOB: 1 BB: 1 P: 34	1B: 8 2B: 2 3B: 0 HR: 0	SF: 0 SAC: 0 DP: 2 HBP: 1	WP: 0 PB: 0 SB: 1 CS: 1	PA: 38		
PITCHER	IP WLS BF H R ER SO BB IBB HBP BLK WP HR S P ERA WHIP	7.0 W 28 6 1 1 5 1 0 1 0 0 0 0 67 110 1.29 1.000	2.0 L 10 4 3 3 0 1 0 0 0 0 0 0 26 44 13.50 2.500																					

Arizona Diamondbacks @ San Francisco Giants
3Com Park at Candlestick Point, San Francisco, CA

AB 35
R 4
H 10
RBI 4
BB 2
SO 5
LOB 15



WP: 0 PA: 38
PB: 0
SB: 1
CS: 1

Batter	1	2	3	4	5	6	7	8	9	AB	R	H	RBI	BB	SO	LOB	BOTTOM						
Darryl Hamilton, L OBP: 0.373, SLG: 0.312	K		G1-3														5 0 1 0 0 1 1						
Bill Mueller, S OBP: 0.414, SLG: 0.473																	3 0 0 0 2 0 2						
Barry Bonds, L OBP: 0.441, SLG: 0.607																	4 0 1 0 0 0 3						
Jeff Kent, R OBP: 0.335, SLG: 0.458																	4 1 1 0 0 0 2						
Stan Javier, S OBP: 0.314, SLG: 0.315																	4 1 1 0 0 1 1						
J.T. Snow, L OBP: 0.274, SLG: 0.274																	4 2 2 1 0 0 0						
Rich Aurilia, R OBP: 0.381, SLG: 0.486																	4 1 2 2 0 1 1						
Brian Johnson, R OBP: 0.294, SLG: 0.404																	4 2 2 2 0 0 3						
Kirk Rueter, L OBP: 0.200, SLG: 0.200																	3 0 0 0 0 1 1						
Julian Tavaraz, L																	0 0 0 0 0 0 0						
Inning Stats	R: 0 E: 0 K: 1 S: 14	H: 0 LOB: 1 BB: 1 P: 24	R: 0 E: 0 K: 1 S: 12	H: 0 LOB: 0 BB: 0 P: 19	R: 1 E: 0 K: 0 S: 13	H: 1 LOB: 1 BB: 1 P: 23	R: 0 E: 1 K: 1 S: 9	H: 0 LOB: 1 BB: 0 P: 13	R: 1 E: 0 K: 0 S: 11	H: 2 LOB: 1 BB: 0 P: 17	R: 3 E: 0 K: 1 S: 15	H: 4 LOB: 1 BB: 0 P: 21	R: 0 E: 0 K: 0 S: 5	H: 1 LOB: 1 BB: 0 P: 9	R: 2 E: 1 K: 0 S: 16	H: 2 LOB: 1 BB: 0 P: 24	1B: 7 2B: 1 3B: 0 HR: 2	SF: 0 SAC: 1 DP: 0 HBP: 0	WP: 0 PB: 0 SB: 0 CS: 0	PA: 38			
PITCHER	IP WLS BF H R ER SO BB IBB HBP BLK WP HR S P ERA WHIP	5.0 L 24 6 5 5 3 2 0 0 0 0 0 8 10 0.00 1.000	1.0 L 4 1 0 0 1 0 0 0 0 0 0 0 8 10 0.00 1.000	2.0 L 10 3 2 0 0 0 0 0 0 0 0 0 21 33 0.00 1.500																			

Arizona Diamondbacks @ San Francisco Giants
3Com Park at Candlestick Point, San Francisco, CA

AB 35
R 7
H 10
RBI 5
BB 2
SO 4
LOB 14



WP: 0 PA: 38
PB: 0
SB: 0
CS: 0

Sun May 31 1998, 6:33 AM EDT
Att: 35,800 - Cloudy - 63 F

Batter	1	2	3	4	5	6	7	8	9	AB	R	H	RBI	BB	SO	LOB	TOP					
Reggie Sanders, R OBP: 0.364, SLG: 0.428										4	1	1	1	0	2	2	Cincinnati Reds @ San Francisco Giants 3Com Park at Candlestick Point, San Francisco, CA Mon Jun 01 1998, 10:05 PM EDT Att: 10,986 - Cloudy - 59 F					
Chris Stynes, R OBP: 0.330, SLG: 0.360										3	0	1	0	0	0	0						
Gabe White, L OBP: 0.333, SLG: 0.333										0	0	0	0	0	0	0						
Lenny Harris, L OBP: 0.340, SLG: 0.372										1	0	0	0	0	0	0						
Barry Larkin, R OBP: 0.369, SLG: 0.438										3	0	0	0	0	0	1						
Pokey Reese, R OBP: 0.212, SLG: 0.191										1	0	0	0	0	1	0						
Eddie Taubensee, L OBP: 0.415, SLG: 0.500										3	1	1	0	0	0	0						
Brook Fordyce, R OBP: 0.296, SLG: 0.326										1	0	0	0	0	0	0						
Dmitri Young, S OBP: 0.374, SLG: 0.529										4	1	2	1	0	0	0						
Willie Greene, L OBP: 0.413, SLG: 0.475										3	0	0	0	1	0	1						
Bret Boone, R OBP: 0.299, SLG: 0.491										3	0	1	1	0	2	1						
Eduardo Perez, R OBP: 0.268, SLG: 0.260										1	0	0	0	0	1	0						
Jon Nunnally, L OBP: 0.352, SLG: 0.397										1	0	0	0	2	0	1						
Eddie Priest, R OBP: 0.188, SLG: 0.286										0	0	0	0	0	0	0						
Scott Sullivan, R OBP: 0.250, SLG: 0.324										1	0	0	0	0	1	1						
Pat Watkins, R OBP: 0.250, SLG: 0.324										1	0	0	0	0	0	0						
David Weathers, R OBP: 0.188, SLG: 0.286										0	0	0	0	0	0	0						
Melvin Nieves, S OBP: 0.340, SLG: 0.405										1	0	0	0	0	1	2						
Inning Stats	R: 2 E: 0 K: 0 S: 13	H: 4 LOB: 0 BB: 0 P: 23	R: 0 E: 0 K: 2 S: 8	H: 0 LOB: 1 BB: 1 P: 13	R: 0 E: 0 K: 0 S: 5	H: 0 LOB: 1 BB: 0 P: 8	R: 1 E: 0 K: 0 S: 14	H: 2 LOB: 1 BB: 0 P: 19	R: 0 E: 0 K: 1 S: 10	H: 0 LOB: 0 BB: 0 P: 14	R: 0 E: 0 K: 0 S: 4	H: 0 LOB: 2 BB: 2 P: 5	R: 0 E: 0 K: 3 S: 12	H: 0 LOB: 2 BB: 2 P: 24	R: 0 E: 0 K: 1 S: 6	H: 0 LOB: 0 BB: 0 P: 8	R: 0 E: 0 K: 1 S: 8	H: 0 LOB: 0 BB: 0 P: 11	1B: 2 2B: 4 3B: 0 HR: 1	SF: 0 SAC: 0 DP: 1 HBP: 0	WP: 0 PB: 0 SB: 1 CS: 1	PA: 35
PITCHER	IP WLS BF H R ER SO BB IBB HBP BLK WP HR S P ERA WHIP																	PITCHER	IP WLS BF H R ER SO BB IBB HBP BLK WP HR S P ERA WHIP			
Mark Gardner, R ERA: 5.64	(1, 1) 7.0 W 28 6 3 3 6 3 0 0 0 0 0 1 66 106 3.86 1.286																					
John Johnstone, R ERA: 2.03	(8, 1) 1.0 3 0 0 0 1 0 0 0 0 0 0 0 6 8 0.00 0.000																					
Jim Poole, L ERA: 2.74	(9, 1) 1.0 3 0 0 0 1 0 0 0 0 0 0 0 8 11 0.00 0.000																					



Batter	1	2	3	4	5	6	7	8	9	AB	R	H	RBI	BB	SO	LOB	BOTTOM			
Darryl Hamilton, L OBP: 0.374, SLG: 0.314										5	1	2	1	0	1	4	Cincinnati Reds @ San Francisco Giants 3Com Park at Candlestick Point, San Francisco, CA Mon Jun 01 1998, 10:05 PM EDT Att: 10,986 - Cloudy - 59 F			
John Johnstone, R OBP: 0.412, SLG: 0.471										0	0	0	0	0	0	0				
Bill Mueller, S OBP: 0.333, SLG: 0.667										1	0	0	0	0	0	0				
Rich Aurilia, R OBP: 0.388, SLG: 0.497										5	3	3	2	0	0	2				
Barry Bonds, L OBP: 0.450, SLG: 0.616										2	4	2	0	2	0	0				
Marvin Benard, L OBP: 0.343, SLG: 0.345										1	0	0	0	0	0	2				
Jeff Kent, R OBP: 0.341, SLG: 0.476										2	2	2	5	1	0	0				
Rey Sanchez, R OBP: 0.399, SLG: 0.363										1	0	0	0	0	0	0				
Charlie Hayes, R OBP: 0.386, SLG: 0.442										5	1	3	5	0	0	1				
Chris Jones, R OBP: 0.296, SLG: 0.333										5	1	1	1	0	2	5				
J.T. Snow, L OBP: 0.288, SLG: 0.272										1	2	0	0	4	1	0				
Brian Johnson, R OBP: 0.292, SLG: 0.398										4	1	1	1	0	0	4				
Brent Mayne, L OBP: 0.355, SLG: 0.357										1	0	0	0	0	1	0				
Mark Gardner, R OBP: 0.280, SLG: 0.217										4	1	2	0	0	1	1				
Stan Javier, S OBP: 0.313, SLG: 0.314										1	0	0	0	0	0	0				
Inning Stats	R: 3 E: 1 K: 0 S: 15	H: 4 LOB: 0 BB: 0 P: 23	R: 0 E: 0 K: 1 S: 14	H: 0 LOB: 1 BB: 1 P: 20	R: 3 E: 0 K: 1 S: 18	H: 2 LOB: 2 BB: 2 P: 35	R: 0 E: 0 K: 0 S: 6	H: 0 LOB: 0 BB: 0 P: 7	R: 0 E: 0 K: 2 S: 28	H: 7 LOB: 2 BB: 3 P: 56	R: 1 E: 0 K: 0 S: 11	H: 2 LOB: 2 BB: 1 P: 15	R: 1 E: 0 K: 1 S: 12	H: 1 LOB: 0 BB: 0 P: 16	R: 0 E: 0 K: 1 S: 9	H: 0 LOB: 0 BB: 0 P: 13	1B: 11 2B: 3 3B: 0 HR: 2	SF: 1 SAC: 0 DP: 0 HBP: 0	WP: 1 PB: 1 SB: 0 CS: 3	PA: 47
PITCHER	IP WLS BF H R ER SO BB IBB HBP BLK WP HR S P ERA WHIP																	PITCHER	IP WLS BF H R ER SO BB IBB HBP BLK WP HR S P ERA WHIP	
Eddie Priest, L ERA: 10.5	(1, 1) 3.2 15 2 3 2 2 3 0 0 0 0 0 1 42 69 4.91 1.364																			
Scott Sullivan, R ERA: 5.62	(5, 1) 0.2 11 6 8 8 2 3 0 0 0 0 1 0 22 47 108.00 13.500																			
Gabe White, L ERA: 5.45	(5, 1) 2.1 12 4 2 2 1 1 0 0 0 0 0 1 29 40 7.71 2.143																			
Lenny Harris, R ERA:	(8, 1) 1.0 3 0 0 0 1 0 0 0 0 0 0 0 9 13 0.00 0.000																			



Batter	1	2	3	4	5	6	7	8	9	AB	R	H	RBI	BB	SO	LOB	TOP					
Reggie Sanders, R OBP: 0.355, SLG: 0.415	(1, 8) K		(2) G6-3		(2) L6		(3) G4-3			4	0	0	0	0	1	3						
Chris Stynes, R OBP: 0.324, SLG: 0.352	(1, 7) K		(3) L9		(3) G5-3					4	0	0	0	0	2	2						
Barry Larkin, R OBP: 0.371, SLG: 0.440	(1, 6) HR				(1) G5-3		(1) G6-3			4	1	2	0	0	0	0						
Eddie Taubensee, L OBP: 0.412, SLG: 0.511	(1, 2) HR				(2) G4-3		(2) P7			4	1	1	2	0	0	1						
Dmitri Young, S OBP: 0.377, SLG: 0.529	(1, 3) L8				(1) G5-3		(1) G6-3			4	0	2	0	0	1	1						
Willie Greene, L OBP: 0.405, SLG: 0.465					(1) F8		(1) L1			4	0	0	0	0	1	2						
Bret Boone, R OBP: 0.328, SLG: 0.487					(2) G5-3		(2) E6			4	0	1	0	0	1	0						
Jon Nunnally, L OBP: 0.349, SLG: 0.393					(3) G1-3		(1) E4			4	0	1	0	0	0	2						
Scott Winchester, R Gabe White, L Danny Graves, R Melvin Nieves, S Stan Belinda, R Lenny Harris, L	(1, 1) (6, 1) (6, 1) (7, PH) (7, 1) (6, PH)				(1) K		(1) SH3-4			1	0	0	0	0	1	0						
Inning Stats	R: 2 E: 0 K: 2 S: 16	H: 2 LOB: 0 BB: 0 P: 19	R: 0 E: 0 K: 0 S: 6	H: 0 LOB: 0 BB: 0 P: 7	R: 0 E: 0 K: 1 S: 8	H: 0 LOB: 0 BB: 0 P: 10	R: 0 E: 0 K: 1 S: 9	H: 1 LOB: 1 BB: 0 P: 13	R: 0 E: 1 K: 0 S: 11	H: 1 LOB: 2 BB: 0 P: 17	R: 0 E: 0 K: 0 S: 4	H: 1 LOB: 1 BB: 0 P: 6	R: 0 E: 1 K: 1 S: 10	H: 0 LOB: 1 BB: 0 P: 14	R: 0 E: 0 K: 2 S: 9	H: 1 LOB: 1 BB: 0 P: 10	R: 0 E: 0 K: 2 S: 10	H: 1 LOB: 1 BB: 0 P: 13	1B: 6 2B: 0 3B: 0 HR: 1	SF: 0 SAC: 1 DP: 0 HBP: 0	WP: 0 PB: 0 SB: 0 CS: 0	PA: 36
PITCHER	IP	WLS	BF	H	R	ER	SO	BB	IBB	HBP	BLK	WP	HR	S	P	ERA	WHIP					
Danny Darwin, R ERA: 4.57	(1, 1)	6.2	W	27	5	2	2	5	0	0	0	0	0	1	62	84	2.70	0.750				
Steve Reed, R ERA: 1.41	(7, 1)	0.2		3	1	0	0	1	0	0	0	0	0	7	8	0.00	1.500					
Rich Rodriguez, L ERA: 4.24	(8, 1)	0.2		2	0	0	0	1	0	0	0	0	0	4	4	0.00	0.000					
Robb Nen, R ERA: 1.25	(9, 1)	1.0	S	4	1	0	0	2	0	0	0	0	0	10	13	0.00	1.000					

Cincinnati Reds @ San Francisco Giants
3Com Park at Candlestick Point, San Francisco, CA
Tue Jun 02 1998, 10:05 PM EDT
Att: 10,320 - Cloudy - 53 F

AB 35
R 2
H 7
RBI 2
BB 0
SO 9
LOB 13



Batter	1	2	3	4	5	6	7	8	9	AB	R	H	RBI	BB	SO	LOB	BOTTOM				
Darryl Hamilton, L OBP: 0.379, SLG: 0.335	(1, 8) HR		(3) F8		(1) G5-3		(2) G3			4	2	2	1	1	0	1					
Bill Mueller, S OBP: 0.403, SLG: 0.459	(1, 5) G5-3		(1) G6-3		(1) G3		(1) P2			5	0	0	0	0	0	4					
Barry Bonds, L OBP: 0.454, SLG: 0.617	(1, 7) FC5		(2) K		(2) E9		(2) K			3	1	2	1	1	1	0					
Jeff Kent, R OBP: 0.344, SLG: 0.474	(1, 4) FC5		(2) 1B		(2) K		(2) K			3	0	1	1	0	2	4					
Stan Javier, S OBP: 0.316, SLG: 0.314	(1, 9) FC5		(2) 1B		(2) 1B		(3) K			3	0	1	0	1	1	5					
J.T. Snow, L OBP: 0.287, SLG: 0.272	(1, 3) L9		(3) F8		(1) G4-3		(1) G4-3			4	0	1	1	0	0	4					
Rey Sanchez, R OBP: 0.376, SLG: 0.349			(1) G6-3		(1) P3		(2) K			4	0	0	0	0	1	2					
Brent Mayne, L OBP: 0.360, SLG: 0.366			(2) SH1-4		(2) G4-3		(2) SH			3	1	1	0	1	0	0					
Danny Darwin, R OBP: 0.091, SLG: 0.048	(1, 1)		(2) SH1-4		(3) K		(1) SH			1	0	0	0	0	1	0					
Steve Reed, R OBP: 0.500, SLG: 0.500	(7, 1)									0	0	0	0	0	0	0					
Rich Rodriguez, L OBP: 0.500, SLG: 0.500	(8, 1)									0	0	0	0	0	0	0					
Marvin Benard, L OBP: 0.338, SLG: 0.339	(8, PH)									0	0	0	0	0	1	0					
Robb Nen, R ERA: 1.25	(9, 1)									0	0	0	0	0	0	0					
Inning Stats	R: 1 E: 0 K: 0 S: 13	H: 2 LOB: 2 BB: 1 P: 22	R: 0 E: 0 K: 0 S: 6	H: 0 LOB: 1 BB: 1 P: 10	R: 0 E: 0 K: 1 S: 13	H: 1 LOB: 2 BB: 0 P: 23	R: 0 E: 0 K: 1 S: 7	H: 0 LOB: 0 BB: 0 P: 9	R: 2 E: 1 K: 2 S: 24	H: 3 LOB: 2 BB: 1 P: 36	R: 0 E: 0 K: 1 S: 7	H: 0 LOB: 0 BB: 0 P: 12	R: 0 E: 0 K: 1 S: 10	H: 0 LOB: 0 BB: 0 P: 13	1B: 6 2B: 1 3B: 0 HR: 1	SF: 0 SAC: 2 DP: 0 HBP: 1	WP: 0 PB: 0 SB: 0 CS: 0	PA: 38			
PITCHER	IP	WLS	BF	H	R	ER	SO	BB	IBB	HBP	BLK	WP	HR	S	P	ERA	WHIP				
Scott Winchester, R ERA: 4.48	(1, 1)	5.0	L	27	7	4	4	3	3	0	1	0	0	11	16	0.00	6.000				
Danny Graves, R ERA: 3.24	(6, 1)	0.2		2	0	0	0	2	0	0	0	0	0	9	13	0.00	0.000				
Stan Belinda, R ERA: 3.32	(7, 1)	2.0		6	0	0	0	2	0	0	0	0	0	17	25	0.00	0.000				

Cincinnati Reds @ San Francisco Giants
3Com Park at Candlestick Point, San Francisco, CA
Tue Jun 02 1998, 10:05 PM EDT
Att: 10,320 - Cloudy - 53 F

AB 31
R 4
H 8
RBI 4
BB 4
SO 7
LOB 20



Batter	1	2	3	4	5	6	7	8	9	AB	R	H	RBI	BB	SO	LOB	TOP										
Reggie Sanders, R OBP: 0.351, SLG: 0.429 (1, 8)	G6-3		G6-3			G5-3	HR		P6	5	1	1	3	0	0	2	Cincinnati Reds @ San Francisco Giants 3Com Park at Candlestick Point, San Francisco, CA Wed Jun 03 1998, 6:33 AM EDT Att: 13,524 - Overcast - 62 F										
Chris Stynes, R OBP: 0.330, SLG: 0.355 (1, 5)	1B			1B		G5-3	BB		F7	4	0	2	0	1	0	2											
Barry Larkin, R OBP: 0.364, SLG: 0.430 (1, 6)	FC4-1-6			G6-4-3		F9	K			4	0	0	0	0	1	3											
Dmitri Young, S OBP: 0.374, SLG: 0.524 (1, 7)	F9			G1-3			1B	K		4	1	1	0	0	1	1											
Bret Boone, R OBP: 0.331, SLG: 0.491 (1, 4)		G4-6-3			2B		K	F9		4	0	2	0	0	1	1											
Eduardo Perez, R OBP: 0.267, SLG: 0.260 (1, 3)	K				K		2B	F8		4	1	1	0	0	2	2											
Pat Watkins, R OBP: 0.256, SLG: 0.316 (9, PH)							1B			1	0	0	1	1	0	1											
Lenny Harris, L OBP: 0.343, SLG: 0.375 (9, PH)	G4-6-3				BB		SF8			1	0	1	0	0	0	0											
Brook Fordyce, R OBP: 0.288, SLG: 0.347 (9, PH)			G4-3			F9	HR		K	3	1	1	1	0	0	2											
Eddie Taubensee, L OBP: 0.410, SLG: 0.598 (9, PH)							2B			1	0	0	0	0	1	1											
Brett Tomko, R OBP: 0.143, SLG: 0.111 (1, 1)										2	0	0	0	0	2	2											
Scott Sullivan, R OBP: 0.200, SLG: 0.200 (5, 1)										0	0	0	0	0	0	0											
Melvin Nieves, S OBP: 0.346, SLG: 0.395 (7, PH)										0	1	0	0	1	0	0											
Danny Graves, R OBP: 0.346, SLG: 0.395 (7, 1)										0	0	0	0	0	0	0											
Willie Greene, L OBP: 0.408, SLG: 0.468 (9, PH)							HR		1B	1	0	1	0	0	0	0											
Inning Stats	R: 0 E: 0 K: 0 S: 4	H: 1 LOB: 1 BB: 0 P: 4	R: 0 E: 0 K: 1 S: 5	H: 1 LOB: 0 BB: 0 P: 5	R: 0 E: 0 K: 1 S: 5	H: 0 LOB: 0 BB: 0 P: 5	R: 0 E: 0 K: 0 S: 3	H: 1 LOB: 0 BB: 0 P: 3	R: 0 E: 0 K: 2 S: 8	H: 1 LOB: 2 BB: 1 P: 12	R: 0 E: 0 K: 0 S: 3	H: 0 LOB: 0 BB: 0 P: 3	R: 5 E: 0 K: 2 S: 11	H: 4 LOB: 1 BB: 2 P: 19	R: 0 E: 0 K: 1 S: 5	H: 0 LOB: 0 BB: 0 P: 5	R: 0 E: 0 K: 1 S: 7	H: 2 LOB: 2 BB: 0 P: 7	1B: 7 2B: 2 3B: 0 HR: 1	SF: 1 SAC: 0 DP: 2 HBP: 0	WP: 0 PB: 0 CS: 0 SB: 0	PA: 38					
PITCHER	IP	WLS	BF	H	R	ER	SO	BB	IBB	HBP	BLK	WP	HR	S	P	ERA	WHIP										
Shawn Estes, L ERA: 4.61 (1, 1)	6.2	W	28	8	5	5	5	2	0	0	0	0	1	36	44	6.75	1.500										
John Johnstone, R ERA: 1.95 (7, 1)	1.1		5	0	0	0	2	1	0	0	0	0	0	8	12	0.00	0.750										
Robb Nen, R ERA: 1.22 (9, 1)	1.0	S	5	2	0	0	1	0	0	0	0	0	0	7	7	0.00	2.000										



Batter	1	2	3	4	5	6	7	8	9	AB	R	H	RBI	BB	SO	LOB	BOTTOM										
Darryl Hamilton, L OBP: 0.384, SLG: 0.348 (1, 8)	G6-3		WP		2B	G3-1				5	2	3	0	0	0	0	Cincinnati Reds @ San Francisco Giants 3Com Park at Candlestick Point, San Francisco, CA Wed Jun 03 1998, 6:33 AM EDT Att: 13,524 - Overcast - 62 F										
Bill Mueller, S OBP: 0.407, SLG: 0.462 (1, 5)	F8		FC1-6	WP	BB		1B		2B	3	1	1	1	2	1	2											
Barry Bonds, L OBP: 0.455, SLG: 0.612 (1, 7)	F9						1B			3	1	1	1	1	0	1											
Marvin Benard, L OBP: 0.338, SLG: 0.339 (7, 7)			FC1-6	IBB		G4-6-3				0	0	0	0	0	0	0											
Jeff Kent, R OBP: 0.340, SLG: 0.468 (1, 4)		F9								3	0	0	0	0	0	3											
Rey Sanchez, R OBP: 0.373, SLG: 0.346 (7, 4)			FC1-6	CS		F7				1	0	0	0	0	0	0											
Stan Javier, S OBP: 0.324, SLG: 0.323 (1, 9)		1B		CS						4	1	3	0	0	0	0											
J.T. Snow, L OBP: 0.292, SLG: 0.283 (1, 3)										4	1	2	1	0	2	1											
Rich Aurilia, R OBP: 0.378, SLG: 0.486 (1, 6)	K									3	0	0	1	0	1	2											
Brian Johnson, R OBP: 0.313, SLG: 0.463 (1, 2)										3	2	3	3	1	0	0											
Shawn Estes, R OBP: 0.259, SLG: 0.269 (1, 1)										3	0	0	0	0	2	2											
John Johnstone, R ERA: 5.61 (7, 1)										0	0	0	0	0	0	0											
Charlie Hayes, R OBP: 0.383, SLG: 0.439 (9, PH)										1	0	0	0	0	0	1											
Robb Nen, R ERA: 2.89 (9, 1)										0	0	0	0	0	0	0											
Inning Stats	R: 0 E: 0 K: 0 S: 3	H: 0 LOB: 0 BB: 0 P: 3	R: 0 E: 0 K: 1 S: 6	H: 2 LOB: 1 BB: 0 P: 6	R: 2 E: 0 K: 1 S: 6	H: 2 LOB: 1 BB: 2 P: 14	R: 0 E: 0 K: 1 S: 6	H: 1 LOB: 2 BB: 1 P: 10	R: 6 E: 0 K: 1 S: 11	H: 6 LOB: 0 BB: 0 P: 11	R: 0 E: 0 K: 0 S: 2	H: 0 LOB: 0 BB: 1 P: 6	R: 0 E: 0 K: 1 S: 5	H: 0 LOB: 0 BB: 0 P: 5	R: 0 E: 0 K: 1 S: 7	H: 2 LOB: 2 BB: 0 P: 7	1B: 8 2B: 3 3B: 0 HR: 2	SF: 1 SAC: 0 DP: 1 HBP: 0	WP: 3 PB: 0 CS: 1 SB: 1	PA: 39							
PITCHER	IP	WLS	BF	H	R	ER	SO	BB	IBB	HBP	BLK	WP	HR	S	P	ERA	WHIP										
Brett Tomko, R ERA: 4.35 (1, 1)	4.1	L	24	10	7	7	3	1	2	1	27	39	14.54	2.538													
Scott Sullivan, R ERA: 5.61 (5, 1)	1.2		6	1	1	1	1	1	0	0	0	0	1	7	11	5.40	1.200										
Danny Graves, R ERA: 2.89 (7, 1)	2.0		8	2	0	0	2	0	0	0	0	0	0	12	12	0.00	1.000										



Batter	1	2	3	4	5	6	7	8	9	10	11	12	13	14	AB	R	H	RBI	BB	SO	LOB	TOP				
Darryl Hamilton, L OBP: 0.397, SLG: 0.363															4	0	2	2	4	0	2					
Bill Mueller, S OBP: 0.410, SLG: 0.452															7	0	2	1	1	2	4					
Barry Bonds, L OBP: 0.444, SLG: 0.591														7	1	1	0	1	0	7						
Jeff Kent, R OBP: 0.343, SLG: 0.465														5	0	1	0	1	1	4						
J.T. Snow, L OBP: 0.291, SLG: 0.274														5	0	0	0	2	1	6						
Stan Javier, S OBP: 0.329, SLG: 0.318														4	0	1	1	3	1	4						
Rich Aurilia, R OBP: 0.350, SLG: 0.447														3	0	0	0	0	2	4						
Brent Mayne, L OBP: 0.364, SLG: 0.358														5	2	1	0	2	0	2						
Kirk Rueter, L OBP: 0.185, SLG: 0.185														2	1	0	0	0	0	1						
Julian Tavaroz, L OBP: 0.333, SLG: 0.667														0	0	0	0	0	0	0						
Rey Sanchez, R OBP: 0.366, SLG: 0.348														4	1	1	0	0	1	2						
Inning Stats	R: 0 E: 0 K: 2 S: 11	H: 0 LOB: 1 BB: 1 P: 20	R: 0 E: 0 K: 1 S: 10	H: 0 LOB: 1 BB: 1 P: 19	R: 0 E: 0 K: 0 S: 7	H: 0 LOB: 0 BB: 0 P: 10	R: 0 E: 0 K: 1 S: 10	H: 0 LOB: 2 BB: 2 P: 22	R: 1 E: 0 K: 0 S: 8	H: 1 LOB: 1 BB: 1 P: 17	R: 0 E: 0 K: 0 S: 10	H: 1 LOB: 1 BB: 1 P: 16	R: 0 E: 0 K: 1 S: 10	H: 0 LOB: 0 BB: 0 P: 14	R: 0 E: 0 K: 1 S: 10	H: 0 LOB: 2 BB: 2 P: 25	R: 0 E: 0 K: 1 S: 12	H: 1 LOB: 2 BB: 0 P: 19	R: 0 E: 0 K: 0 S: 8	H: 1 LOB: 1 BB: 1 P: 19	R: 1 E: 0 K: 0 S: 8	H: 1 LOB: 1 BB: 1 P: 19	1B: 7 2B: 3 3B: 1 HR: 0	SF: 0 SAC: 1 DP: 2 HBP: 1	WP: 0 PB: 0 SB: 5 CS: 0	PA: 66
PITCHER	IP	WLS	BF	H	R	ER	SO	BB	IBB	HBP	BLK	WP	HR	S	P	ERA	WHIP									
Todd Stottlemyre, R ERA: 3.1	(11, 1)	7.2	33	4	2	2	5	0	0	0	0	0	0	6	12	54.00	9.000									
Curtis King, R ERA: 2.33	(8, 1)	0.1	4	3	2	2	0	0	0	0	0	0	0	7	23	0.00	2.000									
Lance Painter, L ERA: 4.34	(9, 1)	1.0	5	0	0	0	1	2	1	0	0	0	0	18	39	0.00	0.500									
John Frascatore, R ERA: 4.69	(10, 1)	2.0	8	0	0	0	2	1	1	0	0	0	0	21	38	0.00	1.000									
Rick Croushore, R ERA: 2.35	(12, 1)	2.0	11	2	0	0	2	0	1	1	0	0	0	21	38	0.00	1.000									

San Francisco Giants @ St. Louis Cardinals
Busch Stadium, St. Louis, MO
Sat Jun 06 1998, 7:05 PM CDT
Att: 47,333 - Cloudy - 71 F

AB	50
R	5
H	10
RBI	4
BB	14
SO	10
LOB	40



Batter	1	2	3	4	5	6	7	8	9	10	11	12	13	14	AB	R	H	RBI	BB	SO	LOB	BOTTOM				
Delino DeShields, L OBP: 0.498, SLG: 0.481															7	2	4	0	0	1	2					
Brian Hunter, R OBP: 0.279, SLG: 0.439														2	1	1	1	0	0	1						
Willie McGee, S OBP: 0.331, SLG: 0.355														3	0	1	0	0	2	0						
Mark McGwire, R OBP: 0.494, SLG: 0.830														3	1	0	0	3	1	2						
Ray Lankford, L OBP: 0.391, SLG: 0.456														6	0	1	1	1	5	6						
Gary Gaetti, R OBP: 0.377, SLG: 0.463														7	0	2	1	0	1	7						
Sean Lowe, R ERA: 12.6														0	0	0	0	0	0	0						
Tom Pagnozzi, R OBP: 0.298, SLG: 0.302														7	0	3	1	0	0	2						
Brian Jordan, R OBP: 0.408, SLG: 0.603														0	0	0	0	0	0	0						
Royce Clayton, R OBP: 0.307, SLG: 0.298														6	0	2	0	1	2	3						
John Mabry, L OBP: 0.357, SLG: 0.412														4	0	0	0	1	1	4						
John Frascatore, R OBP: 0.250, SLG: 0.250														0	0	0	0	0	0	0						
Rick Croushore, R ERA: 1.87														0	0	0	0	0	0	0						
Tom Lampkin, L OBP: 0.315, SLG: 0.393														1	0	0	0	0	0	1						
Todd Stottlemyre, L OBP: 0.209, SLG: 0.108														4	0	0	0	0	4	3						
Curtis King, R ERA: 3.49														0	0	0	0	0	0	0						
Lance Painter, L OBP: 1.000, SLG: 1.000														0	0	0	0	0	0	0						
Ron Gant, R OBP: 0.287, SLG: 0.428														1	0	0	0	1	0	0						
Luis Cruz, R ERA: 1.29														1	0	0	0	0	1	1						
Inning Stats	R: 0 E: 0 K: 1 S: 12	H: 1 LOB: 1 BB: 0 P: 19	R: 0 E: 0 K: 1 S: 8	H: 2 LOB: 2 BB: 1 P: 18	R: 0 E: 0 K: 2 S: 15	H: 1 LOB: 1 BB: 0 P: 28	R: 0 E: 0 K: 2 S: 19	H: 1 LOB: 1 BB: 0 P: 24	R: 2 E: 0 K: 2 S: 13	H: 3 LOB: 3 BB: 2 P: 29	R: 2 E: 0 K: 2 S: 15	H: 3 LOB: 2 BB: 0 P: 22	R: 0 E: 0 K: 2 S: 8	H: 0 LOB: 0 BB: 0 P: 12	R: 0 E: 0 K: 1 S: 9	H: 0 LOB: 0 BB: 0 P: 11	R: 0 E: 0 K: 1 S: 10	H: 0 LOB: 2 BB: 1 P: 11	R: 0 E: 0 K: 1 S: 11	H: 0 LOB: 1 BB: 1 P: 21	R: 0 E: 0 K: 0 S: 10	H: 1 LOB: 1 BB: 0 P: 19	1B: 13 2B: 1 3B: 0 HR: 0	SF: 0 SAC: 3 DP: 1 HBP: 1	WP: 1 PB: 0 SB: 1 CS: 0	PA: 63
PITCHER	IP	WLS	BF	H	R	ER	SO	BB	IBB	HBP	BLK	WP	HR	S	P	ERA	WHIP									
Kirk Rueter, L ERA: 3.76	(11, 1)	4.2	24	8	2	2	6	0	0	0	0	0	0	9	16	27.00	4.500									
Julian Tavaroz, R ERA: 3.49	(5, 1)	0.2	6	2	2	2	1	1	0	1	0	0	0	3	6	0.0										

Batter	1	2	3	4	5	6	7	8	9	AB	R	H	RBI	BB	SO	LOB	TOP				
Joey Cora, S OBP: 0.359, SLG: 0.394	0-0 G1-3 1B	0-1 1B		3-2 1B			1-1 G4-3 1B		1-1 G6-3	5	1	4	0	0	0	0					
Jeff Huson, L OBP: 0.296, SLG: 0.300	1-1 G1-3	1-1 F7		0-0 G4-3			0-0 G4-3 1B		0-1 G4-3	4	1	1	0	0	0	4					
Rich Amaral, R OBP: 0.318, SLG: 0.364	1-2						1-2 1B			1	0	0	0	0	0	0					
Ken Griffey Jr., L OBP: 0.365, SLG: 0.647	1-1 P5		0-0 F9				2-2 G4-3		1-3 K	5	0	0	0	0	1	3					
Alex Rodriguez, R OBP: 0.354, SLG: 0.592	4-1 FC4-6 BB		0-0 S E 1B				0-1 CS 1B			3	0	2	2	1	0	0					
Dan Wilson, R OBP: 0.317, SLG: 0.370	2-2 FC4-6		0-2 E1 FC6-4				0-1 P3			4	0	1	0	0	0	4					
Rob Ducey, L OBP: 0.336, SLG: 0.405		1-0 2B	2-3 K				1-0 G3-1		2-3 CS K	4	1	1	0	0	2	3					
Glenallen Hill, R OBP: 0.343, SLG: 0.513		2-1 L7	2-2 FC6-4				1-0 G6-3		3-2 G4-3 2B	4	0	1	0	0	0	3					
Charles Gipson, R OBP: 0.273, SLG: 0.200			1-2							0	0	0	0	0	0	0					
Russ Davis, R OBP: 0.315, SLG: 0.451		3-2 1B 2B		1-3 K			1-1 F9		0-0 G4-3	4	0	1	1	0	1	1					
Randy Johnson, R OBP: 0.410, SLG: 0.547		0-3 K		1-2 G4-3			1-2 G1-3		1-2 G6-3	3	0	0	0	0	1	1					
Edgar Martinez, R OBP: 0.410, SLG: 0.547										1	0	0	0	0	0	2					
Mike Timlin, R OBP: 0.315, SLG: 0.451										0	0	0	0	0	0	0					
Paul Spoljaric, R OBP: 0.315, SLG: 0.451										0	0	0	0	0	0	0					
Inning Stats	R: 0 E: 0 K: 0 S: 9	H: 1 LOB: 2 BB: 1 P: 17	R: 1 E: 0 K: 1 S: 13	H: 3 LOB: 2 BB: 0 P: 20	R: 0 E: 1 K: 1 S: 12	H: 1 LOB: 2 BB: 0 P: 16	R: 0 E: 0 K: 1 S: 10	H: 1 LOB: 1 BB: 0 P: 15	R: 0 E: 0 K: 0 S: 6	H: 0 LOB: 0 BB: 0 P: 9	R: 2 E: 0 K: 0 S: 9	H: 3 LOB: 0 BB: 0 P: 14	R: 0 E: 0 K: 1 S: 11	H: 1 LOB: 2 BB: 0 P: 17	R: 0 E: 0 K: 1 S: 7	H: 0 LOB: 0 BB: 0 P: 9	1B: 7 2B: 4 3B: 0 HR: 0	SF: 0 SAC: 0 DP: 0 HBP: 0	WP: 0 PB: 0 SB: 1 CS: 1	PA: 40	
PITCHER	IP WLS BF H R ER SO BB IBB HBP BLK WP HR S P ERA WHIP	IP WLS BF H R ER SO BB IBB HBP BLK WP HR S P ERA WHIP	IP WLS BF H R ER SO BB IBB HBP BLK WP HR S P ERA WHIP	IP WLS BF H R ER SO BB IBB HBP BLK WP HR S P ERA WHIP	IP WLS BF H R ER SO BB IBB HBP BLK WP HR S P ERA WHIP	IP WLS BF H R ER SO BB IBB HBP BLK WP HR S P ERA WHIP	IP WLS BF H R ER SO BB IBB HBP BLK WP HR S P ERA WHIP	IP WLS BF H R ER SO BB IBB HBP BLK WP HR S P ERA WHIP	IP WLS BF H R ER SO BB IBB HBP BLK WP HR S P ERA WHIP	IP WLS BF H R ER SO BB IBB HBP BLK WP HR S P ERA WHIP	IP WLS BF H R ER SO BB IBB HBP BLK WP HR S P ERA WHIP	IP WLS BF H R ER SO BB IBB HBP BLK WP HR S P ERA WHIP	IP WLS BF H R ER SO BB IBB HBP BLK WP HR S P ERA WHIP	IP WLS BF H R ER SO BB IBB HBP BLK WP HR S P ERA WHIP	IP WLS BF H R ER SO BB IBB HBP BLK WP HR S P ERA WHIP	IP WLS BF H R ER SO BB IBB HBP BLK WP HR S P ERA WHIP	IP WLS BF H R ER SO BB IBB HBP BLK WP HR S P ERA WHIP	IP WLS BF H R ER SO BB IBB HBP BLK WP HR S P ERA WHIP	IP WLS BF H R ER SO BB IBB HBP BLK WP HR S P ERA WHIP	IP WLS BF H R ER SO BB IBB HBP BLK WP HR S P ERA WHIP	IP WLS BF H R ER SO BB IBB HBP BLK WP HR S P ERA WHIP

Seattle Mariners @ San Francisco Giants
3Com Park at Candlestick Point, San Francisco, CA

AB 38
R 3
H 11
RBI 3
BB 1
SO 5
LOB 21



Mon Jun 08 1998, 10:05 PM EDT
Att: 34,166 - Cloudy - 59 F

Batter	1	2	3	4	5	6	7	8	9	AB	R	H	RBI	BB	SO	LOB	BOTTOM				
Alex Diaz, S OBP: 0.133, SLG: 0.167	0-0 P6		0-2 P6		1-2 BB 1B		0-1 G6-3			4	1	1	0	0	0	1					
Darryl Hamilton, L OBP: 0.402, SLG: 0.374										0	0	0	0	0	0	0					
Bill Mueller, S OBP: 0.407, SLG: 0.443	2-1 G1-3		1-1 BB 2B 1B		4-0 G4-3 BB		4-0 CS BB			2	1	1	0	2	0	0					
Barry Bonds, L OBP: 0.443, SLG: 0.588	0-2 G3-1		4-2 2B BB		1-1 G4-3 1B		0-0 L8			3	0	1	1	1	0	1					
Jeff Kent, R OBP: 0.348, SLG: 0.486		1-3 K	0-2 2B		1-1 G4-3		1-0 CS		1-2 P8	4	0	1	2	0	1	2					
Charlie Hayes, R OBP: 0.375, SLG: 0.426		1-0 G6-3	1-3 2H 3H		0-3 K		0-3 K		2-2 F6	3	0	0	0	0	2	4					
J.T. Snow, L OBP: 0.289, SLG: 0.273			3-3 K							1	0	0	0	0	0	0					
Stan Javier, S OBP: 0.328, SLG: 0.317		1-3 K		1-0 G6-3			1-3 K		3-2 1B 1B	4	0	1	0	0	2	2					
Rich Aurilia, R OBP: 0.371, SLG: 0.487			2-2 HR		2-2 K		1-0 L8		0-0 1B	4	1	2	1	0	1	0					
Brian Johnson, R OBP: 0.310, SLG: 0.477			0-0 E5 BB 1B 2B		1-1 2B		0-3 K		0-1 F7	3	1	1	0	0	1	0					
Brent Mayne, L OBP: 0.361, SLG: 0.355										1	0	0	0	0	0	2					
Danny Darwin, R OBP: 0.080, SLG: 0.042			0-3 K		0-3 K		1-3 K			3	0	0	0	0	3	2					
Steve Reed, R OBP: 0.500, SLG: 0.500										0	0	0	0	0	0	0					
Rich Rodriguez, L OBP: 0.333, SLG: 0.333										0	0	0	0	0	0	0					
Inning Stats	R: 0 E: 0 K: 0 S: 6	H: 0 LOB: 0 BB: 0 P: 8	R: 0 E: 0 K: 2 S: 7	H: 0 LOB: 0 BB: 0 P: 10	R: 3 E: 1 K: 2 S: 22	H: 3 LOB: 2 BB: 1 P: 32	R: 0 E: 0 K: 2 S: 9	H: 1 LOB: 1 BB: 0 P: 13	R: 1 E: 0 K: 2 S: 14	H: 2 LOB: 2 BB: 1 P: 22	R: 0 E: 0 K: 2 S: 7	H: 0 LOB: 0 BB: 0 P: 9	R: 0 E: 0 K: 0 S: 3	H: 0 LOB: 1 BB: 1 P: 8	R: 0 E: 0 K: 0 S: 14	H: 2 LOB: 2 BB: 0 P: 20	1B: 5 2B: 2 3B: 0 HR: 1	SF: 0 SAC: 0 DP: 0 HBP: 0	WP: 0 PB: 0 SB: 0 CS: 1	PA: 36	
PITCHER	IP WLS BF H R ER SO BB IBB HBP BLK WP HR S P ERA WHIP	IP WLS BF H R ER SO BB IBB HBP BLK WP HR S P ERA WHIP	IP WLS BF H R ER SO BB IBB HBP BLK WP HR S P ERA WHIP	IP WLS BF H R ER SO BB IBB HBP BLK WP HR S P ERA WHIP	IP WLS BF H R ER SO BB IBB HBP BLK WP HR S P ERA WHIP	IP WLS BF H R ER SO BB IBB HBP BLK WP HR S P ERA WHIP	IP WLS BF H R ER SO BB IBB HBP BLK WP HR S P ERA WHIP	IP WLS BF H R ER SO BB IBB HBP BLK WP HR S P ERA WHIP	IP WLS BF H R ER SO BB IBB HBP BLK WP HR S P ERA WHIP	IP WLS BF H R ER SO BB IBB HBP BLK WP HR S P ERA WHIP	IP WLS BF H R ER SO BB IBB HBP BLK WP HR S P ERA WHIP	IP WLS BF H R ER SO BB IBB HBP BLK WP HR S P ERA WHIP	IP WLS BF H R ER SO BB IBB HBP BLK WP HR S P ERA WHIP	IP WLS BF H R ER SO BB IBB HBP BLK WP HR S P ERA WHIP	IP WLS BF H R ER SO BB IBB HBP BLK WP HR S P ERA WHIP	IP WLS BF H R ER SO BB IBB HBP BLK WP HR S P ERA WHIP	IP WLS BF H R ER SO BB IBB HBP BLK WP HR S P ERA WHIP	IP WLS BF H R ER SO BB IBB HBP BLK WP HR S P ERA WHIP	IP WLS BF H R ER SO BB IBB HBP BLK WP HR S P ERA WHIP	IP WLS BF H R ER SO BB IBB HBP BLK WP HR S P ERA WHIP	IP WLS BF H R ER SO BB IBB HBP BLK WP HR S P ERA WHIP

Seattle Mariners @ San Francisco Giants
3Com Park at Candlestick Point, San Francisco, CA

AB 32
R 4
H 8
RBI 4
BB 3
SO 10
LOB 14



Mon Jun 08 1998, 10:05 PM EDT
Att: 34,166 - Cloudy - 59 F

Batter	1	2	3	4	5	6	7	8	9	AB	R	H	RBI	BB	SO	LOB	TOP		
Darryl Hamilton, L OBP: 0.391, SLG: 0.363	0-0 BB 1B	1-1 F7			1-0 HR 1B		1-2 G5-3		2-0 P1	5	1	2	0	0	0	3	San Francisco Giants @ San Diego Padres Qualcomm Stadium, San Diego, CA Fri Jun 12 1998, 10:05 PM EDT Att: 60,789 - Cloudy - 71 F		
Bill Mueller, S OBP: 0.396, SLG: 0.425	4-0 SAFE SAFE BB		2-1 G4-3		3-3 SAFE SAFE SAFE K		3-3 K			3	0	0	0	1	2	1			
Barry Bonds, L OBP: 0.443, SLG: 0.590	2-1 F7		2-1 P2		1-1 HR			3-2 G4-3		4	1	1	2	0	0	2			
Charlie Hayes, R OBP: 0.374, SLG: 0.424 J.T. Snow, (8, PH) OBP: 0.300, SLG: 0.304	1-0 F7		2-0 1B		3-3 K			1-1 G3		3	0	1	0	0	1	2			
Brian Johnson, R OBP: 0.307, SLG: 0.464	1-3 K		1-1 G4-3		0-1 G6-3			2-2 F9		4	0	0	0	0	1	3			
Chris Jones, R OBP: 0.258, SLG: 0.321 John Johnstone, R OBP: 0.331, SLG: 0.333 Steve Reed, R OBP: 0.500, SLG: 0.500 Jim Poyie, L OBP: 0.250, SLG: 0.500 Brent Mayne, R OBP: 0.367, SLG: 0.368		1-3 K		1-1 1B		2-1 G6-3			1-1 1B	3	0	1	0	0	1	0			
Rich Aurilia, R OBP: 0.368, SLG: 0.482	0-0 P4		1-0 F8		2-2 F8			1-1 1B		4	0	1	0	0	0	1			
Rey Sanchez, R OBP: 0.362, SLG: 0.370	1-1 HR		2-3 K		2-3 K			2-3 K		4	1	1	1	0	3	3			
Kirk Rueter, L OBP: 0.207, SLG: 0.207 Stan Javier, S OBP: 0.324, SLG: 0.311	0-0 1B		1-1 G4-3			3-2 G6-3		1-1 F9		2	0	1	0	0	0	1			
										2	0	0	0	0	0	2			
Inning Stats	R: 0 E: 0 K: 1 S: 7	H: 1 LOB: 2 BB: 1 P: 15	R: 1 E: 0 K: 1 S: 9	H: 2 LOB: 1 BB: 0 P: 12	R: 0 E: 0 K: 0 S: 7	H: 1 LOB: 1 BB: 0 P: 14	R: 0 E: 0 K: 1 S: 8	H: 0 LOB: 0 BB: 0 P: 13	R: 2 E: 0 K: 2 S: 13	H: 2 LOB: 0 BB: 0 P: 21	R: 0 E: 0 K: 1 S: 9	H: 0 LOB: 0 BB: 0 P: 16	R: 0 E: 0 K: 0 S: 9	H: 0 LOB: 0 BB: 0 P: 15	R: 0 E: 0 K: 1 S: 11	H: 2 LOB: 2 BB: 0 P: 18	1B: 7 2B: 0 3B: 0 HR: 2	SF: 0 SAC: 0 DP: 0 HBP: 0	WP: 0 PA: 37 PB: 0 SB: 0 CS: 0
PITCHER	IP WLS BF H R ER SO BB IBB HBP BLK WP HR S P ERA WHIP	IP WLS BF H R ER SO BB IBB HBP BLK WP HR S P ERA WHIP	IP WLS BF H R ER SO BB IBB HBP BLK WP HR S P ERA WHIP	IP WLS BF H R ER SO BB IBB HBP BLK WP HR S P ERA WHIP	IP WLS BF H R ER SO BB IBB HBP BLK WP HR S P ERA WHIP	IP WLS BF H R ER SO BB IBB HBP BLK WP HR S P ERA WHIP	IP WLS BF H R ER SO BB IBB HBP BLK WP HR S P ERA WHIP	IP WLS BF H R ER SO BB IBB HBP BLK WP HR S P ERA WHIP	IP WLS BF H R ER SO BB IBB HBP BLK WP HR S P ERA WHIP	IP WLS BF H R ER SO BB IBB HBP BLK WP HR S P ERA WHIP	IP WLS BF H R ER SO BB IBB HBP BLK WP HR S P ERA WHIP	IP WLS BF H R ER SO BB IBB HBP BLK WP HR S P ERA WHIP	IP WLS BF H R ER SO BB IBB HBP BLK WP HR S P ERA WHIP	IP WLS BF H R ER SO BB IBB HBP BLK WP HR S P ERA WHIP	IP WLS BF H R ER SO BB IBB HBP BLK WP HR S P ERA WHIP	IP WLS BF H R ER SO BB IBB HBP BLK WP HR S P ERA WHIP	IP WLS BF H R ER SO BB IBB HBP BLK WP HR S P ERA WHIP		
Sterling Hitchcock, L ERA: 3.9	6.0	26	7	3	3	6	1	0	0	0	0	0	0	2	52	89	4.50	1.333	
Roberto Ramirez, L ERA: 3.21	1.1	4	0	0	0	1	0	0	0	0	0	0	0	0	12	22	0.00	0.000	
Dan Miceli, R ERA: 4.46	0.2	W	2	0	0	0	0	0	0	0	0	0	0	0	6	9	0.00	0.000	
Brian Boehringer, R ERA: 4.46	1.0	5	2	0	0	1	0	0	0	0	0	0	0	0	11	18	0.00	2.000	



Batter	1	2	3	4	5	6	7	8	9	AB	R	H	RBI	BB	SO	LOB	BOTTOM		
Quilvio Veras, S OBP: 0.393, SLG: 0.348	1-3 K		2-1 F8		3-2 BB 1B		3-2 E6 2B	2-1 2B 1B		5	2	3	1	0	1	0	San Francisco Giants @ San Diego Padres Qualcomm Stadium, San Diego, CA Fri Jun 12 1998, 10:05 PM EDT Att: 60,789 - Cloudy - 71 F		
Steve Finley, L OBP: 0.301, SLG: 0.393	1-1 G5-3		1-2 G4-3		0-1 FC5 BB 1B		2-3 K	2-1 P4		5	0	1	0	0	1	3			
Greg Vaughn, R OBP: 0.371, SLG: 0.636	0-3 K			3-3 K	4-2 BB		0-0 F7	1-0 1B 2B		4	1	1	1	1	2	1			
Ken Caminiti, S OBP: 0.354, SLG: 0.473 Ed Giovannola, L OBP: 0.326, SLG: 0.359		1-2 G5-3		2-1 1B	3-1 FC5		3-1 BB 2B	4-0 1B HR IBB		4	1	2	1	1	0	3			
Wally Joyner, L OBP: 0.377, SLG: 0.455	1-0 1B			1-3 K		1-0 F7	4-0 BB IBB	0-0 HR 1B		4	1	2	2	1	1	1			
Ruben Rivera, R OBP: 0.455, SLG: 0.657	3-1 F7			1-0 F8		1-2 1B SF7 1B	4-2 BB 1B	1-0 HR 1B		4	2	2	3	1	0	2			
Andy Sheets, R OBP: 0.313, SLG: 0.384 Dan Miceli, R OBP: 1.000, SLG: 1.000 James Mouton, R OBP: 0.241, SLG: 0.250 Brian Boehringer, S ERA: 1.66	1-0 1B			3-3 K	3-3 K	2-2 SAFE SAFE SAFE K	1-3 K	2-3 K		4	0	2	0	0	2	3			
Carlos Hernandez, R OBP: 0.298, SLG: 0.348 Tony Cwynn, R OBP: 0.385, SLG: 0.521 Roberto Ramirez, L OBP: 0.329, SLG: 0.364	2-1 F7			2-1 HR	0-1 SF7		1-3 K	2-3 K		0	0	0	0	0	0	0			
Sterling Hitchcock, L OBP: 0.313, SLG: 0.313 Mandy Romero, S ERA: 3.9			1-3 K		2-2 G6-3		1-2 K	0-0 FC1 1B 2B		2	0	0	0	0	1	0			
										2	1	0	0	0	1	2			
Inning Stats	R: 0 E: 0 K: 2 S: 8	H: 0 LOB: 0 BB: 0 P: 10	R: 0 E: 0 K: 0 S: 9	H: 2 LOB: 2 BB: 0 P: 17	R: 0 E: 0 K: 1 S: 8	H: 0 LOB: 0 BB: 0 P: 12	R: 0 E: 0 K: 2 S: 10	H: 1 LOB: 1 BB: 0 P: 17	R: 1 E: 0 K: 1 S: 18	H: 3 LOB: 3 BB: 1 P: 35	R: 1 E: 0 K: 1 S: 12	H: 2 LOB: 1 BB: 0 P: 17	R: 1 E: 1 K: 2 S: 16	H: 2 LOB: 3 BB: 2 P: 33	R: 7 E: 1 K: 1 S: 18	H: 5 LOB: 0 BB: 1 P: 33	1B: 11 2B: 2 3B: 0 HR: 2	SF: 1 SAC: 0 DP: 0 HBP: 0	WP: 0 PA: 44 PB: 0 SB: 1 CS: 0
PITCHER	IP WLS BF H R ER SO BB IBB HBP BLK WP HR S P ERA WHIP	IP WLS BF H R ER SO BB IBB HBP BLK WP HR S P ERA WHIP	IP WLS BF H R ER SO BB IBB HBP BLK WP HR S P ERA WHIP	IP WLS BF H R ER SO BB IBB HBP BLK WP HR S P ERA WHIP	IP WLS BF H R ER SO BB IBB HBP BLK WP HR S P ERA WHIP	IP WLS BF H R ER SO BB IBB HBP BLK WP HR S P ERA WHIP	IP WLS BF H R ER SO BB IBB HBP BLK WP HR S P ERA WHIP	IP WLS BF H R ER SO BB IBB HBP BLK WP HR S P ERA WHIP	IP WLS BF H R ER SO BB IBB HBP BLK WP HR S P ERA WHIP	IP WLS BF H R ER SO BB IBB HBP BLK WP HR S P ERA WHIP	IP WLS BF H R ER SO BB IBB HBP BLK WP HR S P ERA WHIP	IP WLS BF H R ER SO BB IBB HBP BLK WP HR S P ERA WHIP	IP WLS BF H R ER SO BB IBB HBP BLK WP HR S P ERA WHIP	IP WLS BF H R ER SO BB IBB HBP BLK WP HR S P ERA WHIP	IP WLS BF H R ER SO BB IBB HBP BLK WP HR S P ERA WHIP	IP WLS BF H R ER SO BB IBB HBP BLK WP HR S P ERA WHIP			
Kirk Rueter, L ERA: 3.73	5.1	25	8	2	2	6	1	0	0	0	0	0	0	5	6	0.00	0.000		
John Johnstone, R ERA: 1.66	0.2	2	0	0	0	1	0	0	0	0	0	0	0	5	6	0.00	0.000		
Rich Rodriguez, L ERA: 3.63	0.1	2	1	1	1	1	0	0	0	0	0	0	0	6	11	27.00	3.000		
Steve Reed, R ERA: 1.45	0.2	L	7	2	2	2	1	1	1	0	0	0	0	12	25	27.00	4.500		
Jim Poyie, L ERA: 3.9	1.0	8	4	5	4	1	0	1	0	0	0	0	1	16	30	36.00	4.000		



Batter	1	2	3	4	5	6	7	8	9	AB	R	H	RBI	BB	SO	LOB	TOP																									
Darryl Hamilton, L (1.8) OBP: 0.389, SLG: 0.358	4-1 BB G3-6-1		0-1 E4 G3 1B G6-3		0-1 F7		2-1 G4-6-3			3	1	0	0	1	0	1																										
Bill Mueller, S (1.4) OBP: 0.394, SLG: 0.422	0-0 G3-6-1		2-0 G6-3 G3 1B		1-2 G3			2-1 L3		4	0	1	0	0	0	1																										
Barry Bonds, L (1.7) OBP: 0.440, SLG: 0.582	1-0 F7		0-0 G3		4-1 FC5-4 BB			0-2 F7		3	0	0	0	1	0	2																										
Charlie Hayes, R (1.5) OBP: 0.364, SLG: 0.411		1-1 F7	2-0 G6-3		2-2 FC5-4			1-3 K		4	0	0	1	0	1	2																										
Rich Rodriguez, L (8.1) OBP: 0.333, SLG: 0.333										0	0	0	0	0	0	0																										
J.T. Snow, L (1.3) OBP: 0.295, SLG: 0.298		0-1 G3	0-0 F8			1-2 P3			1-2 G3	4	0	0	0	0	0	1																										
Stan Javier, S (1.9) OBP: 0.322, SLG: 0.307		4-2 S 1B BB		0-1 G4-3		1-0 G3-1			2-3 K	3	1	0	0	1	1	0																										
Brent Mayne, L (1.2) OBP: 0.371, SLG: 0.365		4-2 1B BB		0-0 FC6-4 1B		1-0 G3-1			3-2 G4-3	3	0	1	0	1	0	0																										
Rich Aurilia, R (1.6) OBP: 0.363, SLG: 0.479		1-1 1B	2-3 K				1-2 L9			3	0	1	1	0	1	1																										
Mark Gardner, R (1.1) OBP: 0.300, SLG: 0.286		0-1 G1-3		0-0 FC6-4						2	0	0	0	0	0	3																										
Manvin Benard, L (7. PH) OBP: 0.320, SLG: 0.318										1	0	1	0	0	0	0																										
Julian Tavaréz, L (7.1) OBP: 0.397, SLG: 0.345										0	0	0	0	0	0	0																										
Rey Sanchez, R (8.4) OBP: 0.362, SLG: 0.370										0	0	0	0	0	0	0																										
Inning Stats	R: 0 E: 0 K: 0 S: 3	H: 0 LOB: 0 BB: 1 P: 8	R: 1 E: 0 K: 0 S: 14	H: 1 LOB: 2 BB: 2 P: 24	R: 1 E: 1 K: 0 S: 6	H: 1 LOB: 1 BB: 0 P: 10	R: 0 E: 0 K: 1 S: 8	H: 1 LOB: 1 BB: 1 P: 10	R: 0 E: 0 K: 0 S: 9	H: 0 LOB: 1 BB: 1 P: 16	R: 0 E: 0 K: 0 S: 5	H: 0 LOB: 0 BB: 0 P: 8	R: 0 E: 0 K: 1 S: 8	H: 1 LOB: 0 BB: 0 P: 11	R: 0 E: 0 K: 1 S: 9	H: 0 LOB: 0 BB: 0 P: 12	R: 0 E: 0 K: 1 S: 9	H: 0 LOB: 0 BB: 0 P: 15	1B: 4 2B: 0 3B: 0 HR: 0	SF: 0 SAC: 0 DP: 2 HBP: 0	WP: 0 PB: 0 SB: 1 CS: 0	PA: 34																				
PITCHER	IP	WLS	BF	H	R	ER	SO	BB	IBB	HBP	BLK	WP	HR	S	P	ERA	WHIP	PITCHER								IP	WLS	BF	H	R	ER	SO	BB	IBB	HBP	BLK	WP	HR	S	P	ERA	WHIP
Joey Hamilton, R (1.1) ERA: 4.92	7.0	W	28	4	2	1	1	4	0	0	0	0	0	53	87	1.29	1.143																									
Roberto Ramirez, L (8.1) ERA:	0.2		2	0	0	0	0	0	0	0	0	0	0	5	7	0.00	0.000																									
Dan Miceli, R (8.1) ERA:	0.1		1	0	0	0	1	0	0	0	0	0	0	4	5	0.00	0.000																									
Trevor Hoffman, R (9.1) ERA: 1.57	1.0	S	3	0	0	0	1	0	0	0	0	0	0	9	15	0.00	0.000																									

San Francisco Giants @ San Diego Padres
Qualcomm Stadium, San Diego, CA
Sat Jun 13 1998, 10:05 PM EDT
Att: 54,390 - Unknown - 70 F

livebaseballscores.com

AB 30
R 2
H 4
RBI 2
BB 4
SO 3
LOB 11



Batter	1	2	3	4	5	6	7	8	9	AB	R	H	RBI	BB	SO	LOB	BOTTOM																									
QuiVivo Veras, S (1.4) OBP: 0.393, SLG: 0.346	2-1 B1-3 2B		3-3 K	4-1 S BB		3-3 K		1-2 F9		4	1	1	0	1	2	2																										
Steve Finley, L (1.8) OBP: 0.295, SLG: 0.393	1-1 B1-3		3-1 BB 1B 2B	1-3 K		0-3 K		0-0 G4-3		5	1	1	0	0	2	3																										
Greg Vaughn, R (1.7) OBP: 0.369, SLG: 0.628	4-1 2B BB		3-1 P6	1-1 P4			3-1 G5-3			3	1	0	0	1	0	2																										
Ken Caminiti, S (1.5) OBP: 0.357, SLG: 0.477	3-1 F7		0-0 F7		4-0 BB		2-0 1B 2B			3	0	1	0	1	0	3																										
Wally Joyner, L (1.3) OBP: 0.384, SLG: 0.461	3-2 1H 2H 2B		4-0 BB 1B IBB		1-1 F8		4-0 1B IBB			2	1	1	2	2	0	1																										
Ruben Rivera, R (1.9) OBP: 0.458, SLG: 0.632	0-1 L3		4-2 E 1B BB		1-0 P3		2-2 1B			3	0	1	0	1	0	2																										
Carlos Hernandez, R (1.2) OBP: 0.297, SLG: 0.345		1-1 G5-3	0-0 E7 FC4-6 1B		2-2 G6-3		1-3 K			4	0	1	2	0	1	4																										
Chris Gomez, R (1.6) OBP: 0.322, SLG: 0.356		1-2 G5-3	1-1 FC4-6			1-1 G1-3		0-0 G1-3		4	0	0	0	0	0	5																										
Joey Hamilton, R (1.1) OBP: 0.347, SLG: 0.143										3	0	2	0	0	1	0																										
Roberto Ramirez, L (8.1) ERA:										0	0	0	0	0	0	0																										
Dan Miceli, R (8.1) ERA:										0	0	0	0	0	0	0																										
Mark Swenseny, L (8. PH) OBP: 1.000, SLG: 1.000										0	0	0	0	0	0	0																										
James Mouton, R (8. PH) OBP: 0.397, SLG: 0.245										1	0	0	0	0	0	0																										
Trevor Hoffman, R (9.1) ERA:										0	0	0	0	0	0	0																										
Inning Stats	R: 2 E: 0 K: 0 S: 12	H: 2 LOB: 1 BB: 1 P: 25	R: 0 E: 0 K: 1 S: 11	H: 1 LOB: 0 BB: 0 P: 16	R: 2 E: 1 K: 0 S: 10	H: 2 LOB: 2 BB: 2 P: 25	R: 0 E: 0 K: 2 S: 9	H: 0 LOB: 1 BB: 1 P: 15	R: 0 E: 0 K: 0 S: 7	H: 0 LOB: 1 BB: 1 P: 15	R: 0 E: 0 K: 2 S: 11	H: 1 LOB: 0 BB: 0 P: 15	R: 0 E: 0 K: 1 S: 12	H: 2 LOB: 3 BB: 1 P: 24	R: 0 E: 0 K: 0 S: 5	H: 0 LOB: 0 BB: 0 P: 6	1B: 5 2B: 3 3B: 0 HR: 0	SF: 0 SAC: 0 DP: 0 HBP: 0	WP: 1 PB: 0 SB: 1 CS: 0	PA: 38																						
PITCHER	IP	WLS	BF	H	R	ER	SO	BB	IBB	HBP	BLK	WP	HR	S	P	ERA	WHIP	PITCHER								IP	WLS	BF	H	R	ER	SO	BB	IBB	HBP	BLK	WP	HR	S	P	ERA	WHIP
Mark Gardner, R (1.1) ERA: 5.8	6.0	L	29	6	4	4	5	4	1	0	0	0	0	60	111	6.00	1.667																									
Julian Tavaréz, R (7.1) ERA: 3.45	1.0		6	2	0	0	1	0	1	0	0	0	0	12	24	0.00	2.000																									
Rich Rodriguez, L (8.1) ERA: 3.47	1.0		3	0	0	0	0	0	0	0	0	0	0	5	6	0.00	0.000																									

San Francisco Giants @ San Diego Padres
Qualcomm Stadium, San Diego, CA
Sat Jun 13 1998, 10:05 PM EDT
Att: 54,390 - Unknown - 70 F

livebaseballscores.com

AB 32
R 4
H 8
RBI 4
BB 6
SO 6
LOB 22



Batter	1	2	3	4	5	6	7	8	9	AB	R	H	RBI	BB	SO	LOB	TOP										
Darryl Hamilton, L (1, 8) OBP: 0.391, SLG: 0.365	1-1 F7		1-0 G4-6-3					2-2 G6-3		4	0	2	0	0	0	1	San Francisco Giants @ San Diego Padres Qualcomm Stadium, San Diego, CA Sun Jun 14 1998, 6:33 AM EDT Att: 40,151 - Sunny - 76 F										
Marvin Benard, L (1, 9) OBP: 0.316, SLG: 0.314	3-1 G4-3			0-0 G3-1		1-0 IBB		0-2 G6-3		4	0	1	1	0	0	1											
Bill Mueller, S (1, 5) OBP: 0.392, SLG: 0.419	1-2 1B			1-0 F7		1-2 IBB		0-3 K		4	0	1	0	0	1	3											
Barry Bonds, L (1, 7) OBP: 0.438, SLG: 0.575	2-0 F7			0-1 P5		4-1 IBB			0-3 K	3	0	0	0	1	1	1											
J.T. Snow, L (1, 3) OBP: 0.294, SLG: 0.297		0-3 K			0-0 F9	0-1 G1-3			1-0 2B	4	1	1	0	0	1	3											
Rich Aurilia, R (1, 6) OBP: 0.370, SLG: 0.486		3-3 K			2-1 G6-3		1-2 G4-6-3		1-0 2B	4	0	2	1	0	1	0											
Brian Johnson, R (1, 2) OBP: 0.301, SLG: 0.455 Brent Mayne, L (9, PH) OBP: 0.376, SLG: 0.371		1-1 F9			0-2 F7		0-2 G4-6-3		0-0 G4-6-3	3	0	0	0	0	0	1											
Rey Sanchez, R (1, 4) OBP: 0.359, SLG: 0.366			3-2 F9			1-0 1B	2-0 G6-3		2-1 G4-6-3	4	1	1	0	0	0	2											
Danny Darwin, R (1, 1) OBP: 0.111, SLG: 0.040 Steve Reed, R (7, 1) OBP: 0.500, SLG: 0.500 Rich Rodriguez, L (7, 1) OBP: 0.333, SLG: 0.333 Stan Javier, S (8, PH) OBP: 0.321, SLG: 0.305 John Johnstone, R (8, 1)			4-2 BB			0-0 F9		1-2 F8		1	0	0	0	1	0	1											
Inning Stats	R: 0 E: 0 K: 0 S: 9	H: 1 LOB: 1 BB: 0 P: 16	R: 0 E: 0 K: 2 S: 9	H: 0 LOB: 0 BB: 0 P: 13	R: 0 E: 0 K: 0 S: 7	H: 0 LOB: 0 BB: 1 P: 15	R: 0 E: 0 K: 0 S: 4	H: 0 LOB: 0 BB: 0 P: 5	R: 0 E: 0 K: 0 S: 6	H: 0 LOB: 0 BB: 0 P: 8	R: 1 E: 0 K: 0 S: 20	H: 3 LOB: 3 BB: 1 P: 31	R: 0 E: 0 K: 0 S: 7	H: 1 LOB: 0 BB: 0 P: 10	R: 0 E: 0 K: 1 S: 13	H: 1 LOB: 1 BB: 0 P: 16		R: 1 E: 0 K: 1 S: 8	H: 3 LOB: 1 BB: 0 P: 12	1B: 7 2B: 2 3B: 0 HR: 0	SF: 0 SAC: 0 DP: 3 HBP: 0	WP: 0 PB: 0 SB: 0 CS: 0	PA: 35				
PITCHER	IP	WLS	BF	H	R	ER	SO	BB	IBB	HBP	BLK	WP	HR	S	P	ERA	WHIP										
Andy Ashby, R (1, 1) ERA: 2.14	7.1	W	27	5	1	1	2	1	1	0	0	0	0	65	102	1.23	0.818										
Roberto Ramirez, L (8, 1) ERA:	0.2		3	1	0	0	1	0	0	0	0	0	0	10	12	0.00	1.500										
Trevor Hoffman, R (9, 1) ERA: 1.82	1.0	S	5	3	1	1	1	0	0	0	0	0	0	8	12	9.00	3.000										



Batter	1	2	3	4	5	6	7	8	9	AB	R	H	RBI	BB	SO	LOB	BOTTOM										
QuiVio Veras, S (1, 4) OBP: 0.395, SLG: 0.362	0-0 G6-3		1-1 E					1-1 L6		4	1	2	2	0	0	0	San Francisco Giants @ San Diego Padres Qualcomm Stadium, San Diego, CA Sun Jun 14 1998, 6:33 AM EDT Att: 40,151 - Sunny - 76 F										
Steve Finley, L (1, 8) OBP: 0.295, SLG: 0.388	0-2 G5-3		2-H K			1-1 G4-3		0-3 K		4	0	0	0	0	2	1											
Greg Vaughn, R (1, 7) OBP: 0.365, SLG: 0.620	2-2 G5-3			1-1 G5-3		0-0 F7				3	0	0	0	0	0	0											
Ken Caminiti, S (1, 5) OBP: 0.356, SLG: 0.474		3-2 G3		0-3 K			1-1 E		1-1 1B	3	1	1	0	0	1	0											
Wally Joyner, L (1, 3) OBP: 0.383, SLG: 0.459		2-1 P2		3-2 G3			0-0 E6		1-3 1B	3	0	1	0	0	0	0											
Ruben Rivera, R (1, 9) OBP: 0.431, SLG: 0.585		1-3 K			0-3 K		2-2 K		2-2 K	3	0	0	0	0	3	2											
Carlos Hernandez, R (1, 2) OBP: 0.294, SLG: 0.341 Mark Sweeney, L (7, PH) OBP: 0.307, SLG: 0.312 James Mouton, R (7, PH) OBP: 0.250, SLG: 0.259 Mandy Romero, S (8, 2)			3-2 G5-3		0-0 G5-3		1-2 G6-4-3		3-H 1B	2	0	0	0	0	0	0											
Chris Gomez, R (1, 6) OBP: 0.323, SLG: 0.356			2-2 SH1-4		3-3 K		0-1 G6-4-3		0-1 G6-4-3	3	1	1	0	0	1	2											
Andy Ashby, R (1, 1) OBP: 0.083, SLG: 0.083 Roberto Ramirez, L (8, 1)			0-1 SH1-4			1-3 K		2-2 F7		1	0	0	0	0	1	0											
Ed Giovanola, L (8, PH) OBP: 0.322, SLG: 0.354 Trevor Hoffman, R (9, 1)			1-2							1	0	0	0	0	0	0											
Inning Stats	R: 0 E: 0 K: 0 S: 8	H: 0 LOB: 0 BB: 0 P: 10	R: 0 E: 0 K: 1 S: 8	H: 0 LOB: 0 BB: 0 P: 14	R: 1 E: 0 K: 1 S: 16	H: 2 LOB: 1 BB: 0 P: 25	R: 0 E: 0 K: 1 S: 9	H: 0 LOB: 0 BB: 0 P: 13	R: 0 E: 0 K: 2 S: 7	H: 0 LOB: 0 BB: 0 P: 10	R: 1 E: 0 K: 0 S: 10	H: 1 LOB: 0 BB: 0 P: 13	R: 1 E: 0 K: 1 S: 11	H: 3 LOB: 1 BB: 0 P: 15	R: 0 E: 0 K: 1 S: 8	H: 0 LOB: 0 BB: 0 P: 11	1B: 5 2B: 0 3B: 0 HR: 1	SF: 0 SAC: 1 DP: 1 HBP: 0	WP: 0 PB: 0 SB: 1 CS: 0	PA: 29							
PITCHER	IP	WLS	BF	H	R	ER	SO	BB	IBB	HBP	BLK	WP	HR	S	P	ERA	WHIP										
Danny Darwin, R (1, 1) ERA: 4.42	6.0	L	23	5	3	2	6	0	0	0	0	0	0	1	61	3.00	0.833										
Steve Reed, R (7, 1) ERA: 1.43	0.1		1	0	0	0	1	0	0	0	0	0	0	3	5	0.00	0.000										
Rich Rodriguez, L (7, 1) ERA: 3.38	0.2		2	1	0	0	0	0	0	0	0	0	0	5	6	0.00	1.500										
John Johnstone, R (8, 1) ERA: 1.62	1.0		3	0	0	0	1	0	0	0	0	0	0	8	11	0.00	0.000										



Batter	1	2	3	4	5	6	7	8	9	AB	R	H	RBI	BB	SO	LOB	TOP										
Nelf Perez, S (1, 6) OBP: 0.320, SLG: 0.384	G4-3		2B		1B		G4-3		BB	4	0	2	0	1	0	0	Colorado Rockies @ San Francisco Giants 3Com Park at Candlestick Point, San Francisco, CA Tue Jun 16 1998, 10:05 PM EDT Att: 12,585 - Unknown - 66 F livebaseballscorecards.com										
3 Mike Lansing, R (1, 4) OBP: 0.288, SLG: 0.322	G5-3		P4		P3		HR		F9	5	1	1	1	0	0	3											
Larry Walker, L (1, 9) OBP: 0.422, SLG: 0.585	G6-3		BB				1B		G5-4-3	2	1	1	0	1	0	0											
Dante Bichette, R (1, 7) OBP: 0.350, SLG: 0.495 Mike Munoz, L (8, 1)	G6-3		F8				1B		G5-4-3	4	0	1	0	0	0	3											
Ellis Burks, R (1, 8) OBP: 0.332, SLG: 0.504 (7, 7)	G6-3		3B		K		K		G6-3	4	1	1	0	0	2	2											
Vinny Castilla, R (1, 5) OBP: 0.345, SLG: 0.566	G6-3		K		K		F8		G5-3	4	0	0	1	0	1	2											
17 Todd Helton, L (1, 3) OBP: 0.341, SLG: 0.450	1B		K		K		BB		F8	4	0	2	1	0	1	0											
Jeff Reed, L (1, 2) OBP: 0.349, SLG: 0.405	L4				G4-3		FC6-4		K2-3	3	0	0	0	1	1	1											
Bobby Jones, R (1, 1) OBP: 0.143, SLG: 0.214 1 Curtis Goodwin, L (7, 8) OBP: 0.337, SLG: 0.318 Dave Veres, R (7, 1) OBP: 0.500, SLG: 0.500	G5-3				K		FC6-4		G6-3	3	0	0	0	0	1	3											
Inning Stats	R: 0 E: 0 K: 0 S: 3	H: 0 LOB: 0 BB: 0 P: 3	R: 1 E: 0 K: 0 S: 5	H: 2 LOB: 1 BB: 0 P: 5	R: 0 E: 0 K: 0 S: 4	H: 1 LOB: 2 BB: 1 P: 8	R: 0 E: 0 K: 3 S: 9	H: 0 LOB: 0 BB: 0 P: 9	R: 0 E: 0 K: 1 S: 6	H: 1 LOB: 1 BB: 0 P: 6	R: 1 E: 0 K: 1 S: 8	H: 3 LOB: 3 BB: 1 P: 12	R: 1 E: 0 K: 0 S: 3	H: 1 LOB: 0 BB: 0 P: 4	R: 0 E: 0 K: 0 S: 3	H: 0 LOB: 0 BB: 0 P: 3		R: 0 E: 0 K: 1 S: 5	H: 0 LOB: 1 BB: 1 P: 9	1B: 5 2B: 1 3B: 1 HR: 1	SF: 0 SAC: 0 DP: 1 HBP: 1	WP: 0 PB: 0 SB: 0 CS: 0	PA: 38				
PITCHER	IP	WLS	BF	H	R	ER	SO	BB	IBB	HBP	BLK	WP	HR	S	P	ERA	WHIP										
Orel Hershiser, R (1, 1) ERA: 3.27	6.1		30	8	3	3	5	2	0	1	0	0	1	37	46	4.26	1.579										
Julian Tavarez, R (7, 1) ERA: 3.33	1.2	W	4	0	0	0	0	0	0	0	0	0	0	4	4	0.00	0.000										
Robb Nen, R (9, 1) ERA: 1.21	1.0	S	4	0	0	0	1	1	0	0	0	0	0	5	9	0.00	1.000										

Batter	1	2	3	4	5	6	7	8	9	AB	R	H	RBI	BB	SO	LOB	BOTTOM										
Darryl Hamilton, L (1, 8) OBP: 0.396, SLG: 0.364	1B		G3		G1-3		1B		CS	3	2	1	0	1	0	1	Colorado Rockies @ San Francisco Giants 3Com Park at Candlestick Point, San Francisco, CA Tue Jun 16 1998, 10:05 PM EDT Att: 12,585 - Unknown - 66 F livebaseballscorecards.com										
Rey Sanchez, R (1, 4) OBP: 0.384, SLG: 0.379	BB		1B		2B		SF8		1B	4	0	3	2	0	0	0											
Stan Javier, S (1, 9) OBP: 0.321, SLG: 0.303	1B		2B		1B		WP		1B	4	0	2	0	0	1	1											
Charlie Hayes, R (1, 5) OBP: 0.365, SLG: 0.409	1B		1B		F8		SF8		SF8	2	1	1	1	1	0	0											
Jeff Ball, R (1, 3) OBP: 0.250, SLG: 0.250 J.T. Snow, L (7, PH) OBP: 0.295, SLG: 0.328	G6-3		G6-3		G6-3		2B		K	3	0	1	0	0	0	1											
Rich Aurilia, R (1, 6) OBP: 0.358, SLG: 0.473			F8		G6-3		2B		K	4	0	1	1	0	1	2											
Chris Jones, R (1, 7) OBP: 0.284, SLG: 0.306 Julian Tavarez, L (7, 1) Jacob Cruz, L (8, PH) Robb Nen, R (9, 1)	G6-3		P5		K		P3		K	3	0	0	0	0	1	2											
Brian Johnson, R (1, 2) OBP: 0.293, SLG: 0.437			P4		G5-3		1B		K	4	1	1	0	0	1	0											
Orel Hershiser, R (1, 1) OBP: 0.250, SLG: 0.200 Marvin Benard, L (7, 7) OBP: 0.321, SLG: 0.320	L6				1B		1B		CS	2	0	1	0	0	0	0											
Inning Stats	R: 1 E: 0 K: 0 S: 4	H: 2 LOB: 1 BB: 1 P: 8	R: 0 E: 0 K: 0 S: 3	H: 0 LOB: 0 BB: 0 P: 3	R: 0 E: 0 K: 0 S: 4	H: 2 LOB: 2 BB: 0 P: 4	R: 0 E: 0 K: 0 S: 3	H: 0 LOB: 0 BB: 0 P: 3	R: 0 E: 0 K: 1 S: 6	H: 1 LOB: 1 BB: 0 P: 6	R: 1 E: 0 K: 1 S: 7	H: 2 LOB: 2 BB: 1 P: 11	R: 3 E: 0 K: 2 S: 12	H: 5 LOB: 2 BB: 0 P: 12	R: 0 E: 0 K: 2 S: 7	H: 1 LOB: 0 BB: 0 P: 7		1B: 11 2B: 2 3B: 0 HR: 0	SF: 1 SAC: 0 DP: 1 HBP: 0	WP: 1 PB: 0 SB: 1 CS: 1	PA: 37						
PITCHER	IP	WLS	BF	H	R	ER	SO	BB	IBB	HBP	BLK	WP	HR	S	P	ERA	WHIP										
Bobby Jones, L (1, 1) ERA: 5.55	6.0	L	28	10	5	5	2	2	0	0	0	0	0	30	38	7.50	2.000										
Dave Veres, R (7, 1) ERA: 3.37	1.0		5	2	0	0	2	0	0	0	0	1	0	9	9	0.00	2.000										
Mike Munoz, L (8, 1) ERA: 9.0	1.0		3	1	0	0	2	0	0	0	0	0	0	7	7	0.00	1.000										

Batter	1	2	3	4	5	6	7	8	9	AB	R	H	RBI	BB	SO	LOB	TOP										
Neft Perez, S (1, 6) OBP: 0.319, SLG: 0.382	G4-3	B3			G4-3			FC4-6 1B		4	0	1	0	0	0	0	Colorado Rockies @ San Francisco Giants 3Com Park at Candlestick Point, San Francisco, CA Wed Jun 17 1998, 6:33 AM EDT Att: 19,125 - Sunny - 72 F livebaseballscorecards.com										
3 Mike Lansing, R (1, 4) OBP: 0.291, SLG: 0.322	1B	1B		G5-4-3 BB		G5-3		FC4-6 1-2		3	1	1	0	1	0	1											
Dante Bichette, R (1, 7) OBP: 0.352, SLG: 0.495	1B WP	1B		F8				P2		4	1	2	0	0	0	2											
Vinny Castilla, R (1, 5) OBP: 0.344, SLG: 0.561	WP SF9 3-H	1B		G5-4-3 1-2		F9		G4-3		4	1	1	1	0	0	3											
Ellis Burks, R (1, 8) OBP: 0.335, SLG: 0.504	SF9 1-H 3-H			K				G3 BB 1B		2	0	1	1	1	1	0											
Greg Colbrunn, R (1, 3) 17 Todd Helton, L (9, PH) OBP: 0.344, SLG: 0.435 OBP: 0.340, SLG: 0.448				G5-3		F9		K		3	0	1	0	0	0	2											
7 Kurt Abbott, R (1, 9) Jeff Reed, L (9, PH) OBP: 0.354, SLG: 0.372 OBP: 0.354, SLG: 0.405				G5-3				K BB		1	0	0	0	0	1	1											
Kirt Manwaring, R (1, 2) Larry Walker, L (9, PH) OBP: 0.353, SLG: 0.328 OBP: 0.420, SLG: 0.583				G5-3		F8		G3		3	0	0	0	0	0	0											
Darryl Kile, R (1, 1) Mike DeJean, R (7, 1) Chuck McElroy, L (8, 1) John Vander Wal, L (9, PH) OBP: 0.250, SLG: 0.286 OBP: 0.377, SLG: 0.381				K		P3		K		0	0	0	0	0	0	0											
Inning Stats	R: 3 E: 0 K: 1 S: 9	H: 4 LOB: 1 BB: 0 P: 9	R: 0 E: 0 K: 1 S: 5	H: 0 LOB: 0 BB: 0 P: 5	R: 0 E: 0 K: 0 S: 2	H: 0 LOB: 0 BB: 1 P: 6	R: 0 E: 0 K: 1 S: 5	H: 0 LOB: 0 BB: 0 P: 5	R: 0 E: 0 K: 0 S: 4	H: 1 LOB: 2 BB: 1 P: 8	R: 0 E: 0 K: 1 S: 5	H: 0 LOB: 0 BB: 0 P: 5	R: 0 E: 0 K: 0 S: 4	H: 1 LOB: 1 BB: 0 P: 4	R: 0 E: 0 K: 2 S: 8	H: 1 LOB: 2 BB: 1 P: 12		1B: 6 2B: 0 3B: 1 HR: 0	SF: 1 SAC: 0 DP: 1 HBP: 0	WP: 1 PB: 1 SB: 1 CS: 0	PA: 36						
PITCHER	IP	WLS	BF	H	R	ER	SO	BB	IBB	HBP	BLK	WP	HR	S	P	ERA	WHIP										
Kirk Rueter, L (1, 1) ERA: 3.78	6.0	W	24	5	3	3	3	2	0	0	0	1	0	28	36	4.50	1.167										
Rich Rodriguez, L (7, 1) ERA: 3.24	1.0		4	1	0	0	1	0	0	0	0	0	0	6	6	0.00	1.000										
Steve Reed, R (8, 1) ERA: 1.4	1.0	S	3	0	0	0	0	0	0	0	0	0	0	3	3	0.00	0.000										
Robb Nen, R (9, 1) ERA: 1.18	1.0	S	5	1	0	0	2	1	0	0	0	0	0	8	12	0.00	2.000										

Batter	1	2	3	4	5	6	7	8	9	AB	R	H	RBI	BB	SO	LOB	BOTTOM										
Darryl Hamilton, L (1, 8) OBP: 0.400, SLG: 0.371	K			P5		FC3-6 1B		G1-6-3 BB		4	0	2	2	1	1	0	Colorado Rockies @ San Francisco Giants 3Com Park at Candlestick Point, San Francisco, CA Wed Jun 17 1998, 6:33 AM EDT Att: 19,125 - Sunny - 72 F livebaseballscorecards.com										
Bill Mueller, S (1, 5) OBP: 0.385, SLG: 0.415	WP 1B	G4-3			G4-3	FC3-6 1-2		G1-6-3 1-2 2-3		5	1	1	0	0	0	5											
Barry Bonds, L (1, 7) OBP: 0.437, SLG: 0.570	K			G1-4-3 1B		G4-3		1B BB		4	1	1	0	1	2	2											
Charlie Hayes, R (1, 3) OBP: 0.368, SLG: 0.412				G1-4-3		K		1B 1B		4	0	2	1	0	1	1											
Stan Javier, S (1, 9) OBP: 0.320, SLG: 0.302	L6			F8		HR 1B		K		4	1	1	0	0	1	4											
Rich Aurilia, R (1, 6) OBP: 0.386, SLG: 0.492				SH1-4 2B 1B		FC4-6 BB		F9		3	2	2	2	1	0	2											
Brent Mayne, L (1, 2) Robb Nen, R (9, 1) OBP: 0.387, SLG: 0.373 OBP: 0.500, SLG: 0.500				SH1-4 2B BB		FC4-6 1-2		G4-3 BB		2	1	1	1	2	0	2											
Rey Sanchez, R (1, 4) OBP: 0.361, SLG: 0.375				F7		G5-3		G4-3 1-2 2-H		4	0	1	0	0	0	3											
Kirk Rueter, L (1, 1) Rich Rodriguez, L (7, 1) Brian Johnson, R (8, 2) Steve Reed, R (8, 1) OBP: 0.226, SLG: 0.226 OBP: 0.333, SLG: 0.333 OBP: 0.297, SLG: 0.437 OBP: 0.500, SLG: 0.500				SH1-4		P5		1B BB		2	0	1	0	0	0	0											
Inning Stats	R: 1 E: 0 K: 2 S: 9	H: 2 LOB: 1 BB: 0 P: 9	R: 2 E: 0 K: 0 S: 5	H: 2 LOB: 1 BB: 1 P: 9	R: 0 E: 0 K: 0 S: 4	H: 1 LOB: 2 BB: 1 P: 8	R: 0 E: 0 K: 0 S: 3	H: 0 LOB: 0 BB: 0 P: 3	R: 0 E: 0 K: 1 S: 5	H: 4 LOB: 2 BB: 1 P: 10	R: 1 E: 0 K: 1 S: 7	H: 3 LOB: 2 BB: 1 P: 11	R: 0 E: 0 K: 1 S: 4	H: 0 LOB: 1 BB: 2 P: 12	1B: 9 2B: 2 3B: 0 HR: 1	SF: 0 SAC: 1 DP: 2 HBP: 0		WP: 1 PB: 0 SB: 0 CS: 0	PA: 39								
PITCHER	IP	WLS	BF	H	R	ER	SO	BB	IBB	HBP	BLK	WP	HR	S	P	ERA	WHIP										
Darryl Kile, R (1, 1) ERA: 4.51	6.0	L	31	10	6	6	3	4	0	0	0	1	1	33	49	9.00	2.333										
Mike DeJean, R (7, 1) ERA: 2.53	1.0		4	2	0	0	1	0	0	0	0	0	0	6	6	0.00	2.000										
Chuck McElroy, L (8, 1) ERA: 1.35	1.0		4	0	0	0	1	2	0	0	0	0	0	4	12	0.00	2.000										



Batter	1	2	3	4	5	6	7	8	9	AB	R	H	RBI	BB	SO	LOB	TOP					
Andy Sheets, R (1.4) OBP: 0.319, SLG: 0.375										3	0	1	0	1	2	0	San Diego Padres @ San Francisco Giants 3Com Park at Candlestick Point, San Francisco, CA Sat Jun 20 1998, 6:33 AM EDT Att: 35,782 - Cloudy - 63 F livebaseballscorecards.com					
Steve Finley, L (1.8) OBP: 0.294, SLG: 0.397										3	1	1	0	1	1	1						
Greg Vaughn, R (1.7) OBP: 0.376, SLG: 0.642										4	0	1	0	0	0	3						
Ken Caminiti, S (1.5) OBP: 0.346, SLG: 0.475										4	1	1	1	0	1	3						
Ruben Rivera, R (1.9) OBP: 0.458, SLG: 0.587										3	0	2	0	0	0	0						
Wally Joyner, L (8, PH) OBP: 0.384, SLG: 0.443										1	0	0	0	0	0	2						
Archi Cianfrocco, R (1.3) OBP: 0.222, SLG: 0.246										1	0	0	0	1	0	1						
Quilvio Veras, S (9, PH) OBP: 0.399, SLG: 0.369										1	0	0	0	0	0	0						
Mandy Romero, S (1.2)										2	0	0	0	0	1	1						
Tony Gwynn, L (7, PH) OBP: 0.375, SLG: 0.496										0	0	0	0	1	0	0						
Donne Wall, R (7, 1) OBP: 0.400, SLG: 0.400										0	0	0	0	0	0	0						
Mark Swenney, L (9, PH) OBP: 0.293, SLG: 0.300										1	0	0	0	0	1	0						
Chris Gomez, R (1.6) OBP: 0.325, SLG: 0.372										3	0	0	1	1	1	1						
24 Mark Langston, R (1.1) OBP: 0.231, SLG: 0.250										2	0	0	0	0	1	1						
Carlos Hernandez, R (7, 2) OBP: 0.314, SLG: 0.350										1	0	0	0	0	0	3						
Inning Stats	R: 0 E: 0 K: 0 S: 8	H: 1 LOB: 1 BB: 1 P: 16	R: 0 E: 0 K: 1 S: 10	H: 1 LOB: 0 BB: 0 P: 17	R: 0 E: 0 K: 2 S: 9	H: 0 LOB: 0 BB: 0 P: 11	R: 1 E: 0 K: 0 S: 8	H: 1 LOB: 0 BB: 0 P: 12	R: 0 E: 0 K: 1 S: 7	H: 0 LOB: 1 BB: 1 P: 12	R: 0 E: 0 K: 1 S: 8	H: 0 LOB: 0 BB: 0 P: 15	R: 1 E: 0 K: 0 S: 10	H: 2 LOB: 2 BB: 2 P: 19	R: 0 E: 0 K: 2 S: 15	H: 1 LOB: 2 BB: 1 P: 20	R: 0 E: 0 K: 1 S: 7	H: 0 LOB: 0 BB: 0 P: 11	1B: 4 2B: 2 3B: 0 HR: 0	SF: 0 SAC: 1 DP: 3 HBP: 0	WP: 0 PB: 0 SB: 0 CS: 0	PA: 35
PITCHER	IP WLS BF H R ER SO BB IBB HBP BLK WP HR S P ERA WHIP																					
Shawn Estes, L (1.1) ERA: 4.24	7.1 W 29 5 2 2 6 4 1 0 0 0 0 0 68 115 2.46 1.227																					
Robb Nen, R (8, 1) ERA: 1.14	1.2 S 6 1 0 0 2 0 0 0 0 0 0 0 0 14 18 0.00 0.600																					

Batter	1	2	3	4	5	6	7	8	9	AB	R	H	RBI	BB	SO	LOB	BOTTOM			
Darryl Hamilton, L (1.8) OBP: 0.396, SLG: 0.361										4	1	1	0	1	1	2	San Diego Padres @ San Francisco Giants 3Com Park at Candlestick Point, San Francisco, CA Sat Jun 20 1998, 6:33 AM EDT Att: 35,782 - Cloudy - 63 F livebaseballscorecards.com			
Rich Aurilia, R (1.6) OBP: 0.370, SLG: 0.500										5	0	2	3	0	0	1				
Barry Bonds, L (1.7) OBP: 0.434, SLG: 0.559										4	0	1	0	1	1	3				
Charlie Hayes, R (1.3) OBP: 0.370, SLG: 0.432										4	1	1	0	0	1	3				
Chris Jones, R (1.9) OBP: 0.283, SLG: 0.295										3	0	0	0	1	1	2				
Robb Nen, R (8, 1) ERA: 1.14										0	0	0	0	0	0	0				
Bill Mueller, S (1.5) OBP: 0.383, SLG: 0.415										4	1	2	1	0	0	0				
Brian Johnson, R (1.2) OBP: 0.293, SLG: 0.421										3	0	0	0	1	1	3				
Ramon Martinez, R (1.4) OBP: 1.000, SLG: 1.000										3	2	3	0	1	0	0				
Shawn Estes, R (1.1) OBP: 0.212, SLG: 0.219										3	0	0	0	0	1	5				
Stan Javier, S (8, 9) OBP: 0.328, SLG: 0.322										1	0	1	1	0	0	0				
Inning Stats	R: 0 E: 0 K: 1 S: 10	H: 0 LOB: 0 BB: 0 P: 16	R: 0 E: 0 K: 0 S: 6	H: 0 LOB: 0 BB: 0 P: 11	R: 2 E: 0 K: 2 S: 16	H: 3 LOB: 1 BB: 0 P: 24	R: 1 E: 0 K: 0 S: 11	H: 3 LOB: 2 BB: 1 P: 20	R: 0 E: 0 K: 1 S: 6	H: 0 LOB: 1 BB: 1 P: 12	R: 0 E: 0 K: 0 S: 8	H: 0 LOB: 2 BB: 2 P: 21	R: 0 E: 0 K: 1 S: 13	H: 1 LOB: 1 BB: 1 P: 22	R: 2 E: 0 K: 1 S: 13	H: 4 LOB: 2 BB: 0 P: 18	1B: 9 2B: 2 3B: 0 HR: 0	SF: 0 SAC: 0 DP: 0 HBP: 0	WP: 0 PB: 1 SB: 0 CS: 1	PA: 39
PITCHER	IP WLS BF H R ER SO BB IBB HBP BLK WP HR S P ERA WHIP																			
24 Mark Langston, L (1.1) ERA: 5.09	6.0 L 27 5 2 2 2 1 0 0 0 0 0 0 26 40 9.00 3.000																			
Donne Wall, R (7, 1) ERA: 2.81	2.0 12 5 2 2 2 1 0 0 0 0 0 0 26 40 9.00 3.000																			

Batter	1	2	3	4	5	6	7	8	9	AB	R	H	RBI	BB	SO	LOB	TOP											
Quilvio Veras, S OBP: 0.401, SLG: 0.373 Andy Sheets, R OBP: 0.317, SLG: 0.371	2-2 G4-3		4-2 3B BB	1-2 F7			0-1 SF7 2B		2-0 F8	3	2	1	0	1	0	0												
Steve Finley, L OBP: 0.292, SLG: 0.401	0-3 K		3-2 2B 3B	0-1 G4-3			1-2 F7		2-1 G4-3	5	1	1	1	0	1	1												
Tony Gwynn, L OBP: 0.393, SLG: 0.504 Ruben Rivera, R OBP: 0.458, SLG: 0.587	3-2 1B		1-0 F8 1B 2B		1-2 G4-3		4-0 2-3 IBB		1-0 1B	4	1	3	1	1	0	0												
Ken Caminiti, S OBP: 0.338, SLG: 0.464	3-3 K		2-0 F8 2-3		1-2 G3		1-2 SF7		1-2 F8	4	0	0	1	0	1	3												
Greg Vaughn, R OBP: 0.374, SLG: 0.639		0-2 G6-3 1B 2B	3-0 G5-3		3-2 L4		0-0 P2			4	1	1	0	0	0	2												
Wally Joyner, L OBP: 0.386, SLG: 0.451		0-0 G6-3 2-3	4-0 1B IBB			0-0 G3-1		1-1 3B		3	0	1	0	1	0	1												
Carlos Hernandez, R OBP: 0.323, SLG: 0.355		0-1 1B 3-H	1-0 1-2 1B 3-H		4-2 B5-6 S BB		2-2 K			3	0	2	2	1	1	1												
Chris Gomez, R OBP: 0.324, SLG: 0.367		1-0 L7	0-1 L3		4-2 BB		1-2 G5-3			3	0	0	0	1	0	4												
Kevin Brown, R OBP: 0.244, SLG: 0.231 Trevor Hoffman, R		0-0 G5-3		1-1 G5-3		0-1 B5-6 2-3f		0-0 G5-3		4	0	0	0	0	0	4												
Inning Stats	R: 0 E: 0 K: 2 S: 14	H: 1 LOB: 1 BB: 0 P: 22	R: 1 E: 0 K: 0 S: 8	H: 2 LOB: 1 BB: 0 P: 9	R: 3 E: 0 K: 0 S: 12	H: 3 LOB: 2 BB: 2 P: 30	R: 0 E: 0 K: 0 S: 7	H: 0 LOB: 0 BB: 0 P: 9	R: 0 E: 0 K: 0 S: 11	H: 0 LOB: 0 BB: 0 P: 16	R: 1 E: 0 K: 0 S: 9	H: 1 LOB: 1 BB: 1 P: 15	R: 0 E: 0 K: 1 S: 9	H: 1 LOB: 1 BB: 0 P: 13	R: 0 E: 0 K: 0 S: 7	H: 1 LOB: 1 BB: 0 P: 13	1B: 4 2B: 4 3B: 2 HR: 0	SF: 1 SAC: 0 DP: 1 HBP: 0	WP: 0 PB: 0 SB: 2 CS: 0	PA: 40								
PITCHER	IP	WLS	BF	H	R	ER	SO	BB	IBB	HBP	BLK	WP	HR	S	P	ERA	WHIP											
Orel Hershiser, R ERA: 3.54	3.0	L	17	6	4	4	2	1	1	0	0	0	0	0	28	61	12.00	2.333										
Russ Ortiz, R ERA: 0.5	3.0		11	1	1	1	0	2	0	0	0	0	0	2	43	3.00	1.000											
Jim Poole, L ERA: 3.99	0.1		2	0	0	0	0	0	1	0	0	0	0	3	8	0.00	0.000											
Julian Tavarez, R ERA: 3.12	1.2		6	1	0	0	1	0	0	0	0	0	0	13	18	0.00	0.600											
Rich Rodriguez, L ERA: 3.04	1.0		4	1	0	0	0	0	0	0	0	0	0	7	13	0.00	1.000											

San Diego Padres @ San Francisco Giants
3Com Park at Candlestick Point, San Francisco, CA

AB 34
R 5
H 9
RBI 5
BB 5
SO 3
LOB 16



WP: 0 PA: 40
PB: 0
SB: 2
CS: 0

Sun Jun 21 1998, 6:33 AM EDT
Att: 46,506 - Cloudy - 65 F

livebaseballscorecards.com

Batter	1	2	3	4	5	6	7	8	9	AB	R	H	RBI	BB	SO	LOB	BOTTOM										
Darryl Hamilton, L OBP: 0.394, SLG: 0.363	3-2 G1-3		0-2 FC5-4 1-2f			1-1 G4-3 2B		0-1 G3		4	1	1	0	0	0	1											
Bill Mueller, S OBP: 0.382, SLG: 0.412	3-1 CS 1B			1-1 G1-3		1-0 G4-3		0-1 G4-3		4	0	1	0	0	0	1											
Barry Bonds, L OBP: 0.429, SLG: 0.550	3-3 K			3-3 K		2-2 G4-3		0-0 F8		4	0	0	1	0	2	1											
Brent Mayne, L OBP: 0.389, SLG: 0.371		1-1 G3-1		1-1 1B		3-H 2-1 G6-3		0-1 1B 1B		4	0	2	0	0	0	0											
Charlie Hayes, R OBP: 0.373, SLG: 0.434		3-3 K		1-3 K			0-1 G6-4-3 1B		0-0 1B 1B	4	0	2	0	0	2	1											
Stan Javier, S OBP: 0.331, SLG: 0.325		3-2 K			2-1 F8 1B		0-0 G6-4-3 1-2f		0-0 1B 1B	4	0	2	0	0	1	1											
Rich Aurilia, R OBP: 0.363, SLG: 0.490			1-0 G4-3		1-1 F8		2-3 K		1-3 K	4	0	0	0	0	2	4											
Ramon Martinez, R OBP: 0.714, SLG: 0.800			4-2 FC5-4 BB		2-3 K			2-1 G3		2	0	0	0	1	1	1											
Orel Hershiser, R ERA: 3.54 Russ Ortiz, R ERA: 0.5 Jim Poole, L ERA: 3.99 Julian Tavarez, R ERA: 3.12 Marvin Benard, L ERA: 3.32 Rich Rodriguez, L ERA: 3.04			1-3 K		1-3 K			1-1 G6-3		1	0	0	0	0	1	1											
Inning Stats	R: 0 E: 0 K: 1 S: 9	H: 1 LOB: 0 BB: 0 P: 18	R: 0 E: 0 K: 2 S: 10	H: 0 LOB: 0 BB: 0 P: 17	R: 0 E: 0 K: 1 S: 10	H: 0 LOB: 1 BB: 1 P: 16	R: 0 E: 0 K: 2 S: 12	H: 1 LOB: 0 BB: 0 P: 18	R: 0 E: 0 K: 0 S: 7	H: 1 LOB: 0 BB: 0 P: 14	R: 0 E: 0 K: 1 S: 7	H: 1 LOB: 0 BB: 0 P: 9	R: 0 E: 0 K: 0 S: 6	H: 0 LOB: 0 BB: 0 P: 9	R: 0 E: 0 K: 1 S: 10	H: 3 LOB: 3 BB: 0 P: 11	1B: 7 2B: 2 3B: 0 HR: 0	SF: 0 SAC: 0 DP: 2 HBP: 0	WP: 0 PB: 0 SB: 0 CS: 1	PA: 34							
PITCHER	IP	WLS	BF	H	R	ER	SO	BB	IBB	HBP	BLK	WP	HR	S	P	ERA	WHIP										
Kevin Brown, R ERA: 2.71	8.2	W	32	7	1	1	9	1	0	0	0	0	0	4	5	1.04	0.923										
Trevor Hoffman, R ERA: 1.02	0.1	S	2	1	0	0	1	0	0	0	0	0	0	4	5	0.00	3.000										

San Diego Padres @ San Francisco Giants
3Com Park at Candlestick Point, San Francisco, CA

AB 33
R 1
H 8
RBI 1
BB 1
SO 10
LOB 12



WP: 0 PA: 34
PB: 0
SB: 0
CS: 1

Sun Jun 21 1998, 6:33 AM EDT
Att: 46,506 - Cloudy - 65 F

livebaseballscorecards.com

Batter	1	2	3	4	5	6	7	8	9	AB	R	H	RBI	BB	SO	LOB	TOP							
Darryl Hamilton, L OBP: 0.386, SLG: 0.358 (1, 8)	F9			K		F9		G1-3		4	0	0	0	0	1	0								
Marvin Benard, L OBP: 0.316, SLG: 0.289 (1, 10)	G1-3			G6-3		G6-3		G3		4	0	0	0	0	0	0								
Barry Bonds, L OBP: 0.432, SLG: 0.566 (1, 7)	G4-3			G3		HR			G6-3 SF8 BB	3	2	1	1	1	0	0								
J.T. Snow, L OBP: 0.294, SLG: 0.342 (1, 3)		F9				HR		G6-3		4	1	1	1	0	0	1								
Chris Jones, R OBP: 0.287, SLG: 0.333 (1, 9)		L8				WP		F9		3	1	1	1	0	0	0								
Bill Mueller, S OBP: 0.387, SLG: 0.420 (1, 5)		F7				F7 WP				4	0	3	0	0	0	0								
Rich Aurilia, R OBP: 0.353, SLG: 0.479 (1, 6)				G6-3		F7		P3		4	0	0	0	0	1	3								
Brian Johnson, R OBP: 0.298, SLG: 0.422 (1, 2)				P6		P3		F8		3	0	0	0	0	0	2								
Rey Sanchez, R OBP: 0.353, SLG: 0.380 (1, 4)				G5-3		F6		G6-3		3	0	0	0	0	0	1								
Inning Stats	R: 0 E: 0 K: 0 S: 6	H: 0 LOB: 0 BB: 0 P: 10	R: 0 E: 0 K: 0 S: 6	H: 0 LOB: 0 BB: 0 P: 9	R: 0 E: 0 K: 0 S: 7	H: 0 LOB: 0 BB: 0 P: 9	R: 0 E: 0 K: 1 S: 6	H: 0 LOB: 0 BB: 0 P: 9	R: 2 E: 0 K: 0 S: 12	H: 3 LOB: 1 BB: 0 P: 18	R: 1 E: 0 K: 0 S: 7	H: 1 LOB: 0 BB: 0 P: 10	R: 0 E: 0 K: 0 S: 8	H: 1 LOB: 1 BB: 0 P: 12	R: 0 E: 0 K: 0 S: 5	H: 0 LOB: 0 BB: 0 P: 6	R: 1 E: 0 K: 1 S: 12	H: 1 LOB: 1 BB: 1 P: 19	1B: 3 2B: 0 3B: 1 HR: 2	SF: 1 SAC: 0 DP: 0 HBP: 0	WP: 2 PB: 0 SB: 1 CS: 0	PA: 34		
PITCHER	IP	WLS	BF	H	R	ER	SO	BB	IBB	HBP	BLK	WP	HR	S	P	ERA	WHIP							
Tom Candiotti, R ERA: 5.11 (1, 1)	8.0	L	29	5	3	3	1	0	0	0	0	2	2	57	83	3.38	0.625							
Buddy Groom, L ERA: 5.7 (9, 1)	0.1		2	0	1	1	0	1	0	0	0	0	0	4	10	27.00	3.000							
Billy Taylor, R ERA: 2.35 (9, 1)	0.2		3	1	0	0	1	0	0	0	0	0	0	8	9	0.00	1.500							

San Francisco Giants @ Oakland Athletics
Network Associates Coliseum, Oakland, CA
Tue Jun 23 1998, 10:05 PM EDT
Att: 45,169 - Cloudy - 59 F

livebaseballscorecards.com

AB 32
R 4
H 6
RBI 3
BB 1
SO 2
LOB 7

GIANTS

Batter	1	2	3	4	5	6	7	8	9	AB	R	H	RBI	BB	SO	LOB	BOTTOM							
Rickey Henderson, R OBP: 0.358, SLG: 0.361 (1, 7)	P3		G5-3		F9		G6-3			4	0	0	0	0	0	2								
Ryan Christenson, R OBP: 0.318, SLG: 0.353 (1, 8)	G6-3				K		L7			4	1	1	1	0	1	2								
Ben Grieve, L OBP: 0.395, SLG: 0.495 (1, 9)	K				FC6 1B		G4-3		K	4	0	1	0	0	2	0								
Matt Stairs, L OBP: 0.397, SLG: 0.539 (1, 10)					FC6		G4-3		K	4	1	1	0	0	1	1								
Jason Giambi, L OBP: 0.365, SLG: 0.436 (1, 3)					SF8 2B		FC5-4 1B		K	3	0	2	0	1	1	0								
Mike Blowers, R OBP: 0.300, SLG: 0.388 (1, 5)		SF8			SH5-3		FC5-4		F8	2	0	0	1	0	0	1								
Miguel Tejada, R OBP: 0.313, SLG: 0.356 (1, 6)		G6-3			FC1-5		G6-3		G6-3	4	0	0	0	0	0	2								
Rafael Bourimigal, R OBP: 0.263, SLG: 0.328 (1, 4)		L7			L7		G6-3 1B		G6-3	4	0	1	0	0	0	2								
A.J. Hinch, R OBP: 0.297, SLG: 0.335 Kevin Mitchell, R OBP: 0.298, SLG: 0.325 (7, PH) Izzy Molina, R OBP: 0.500, SLG: 0.500 (8, 2)					K		G4-3		G6-3 1B	2	0	0	0	0	1	0								
Inning Stats	R: 0 E: 0 K: 1 S: 10	H: 2 LOB: 1 BB: 0 P: 14	R: 1 E: 0 K: 0 S: 14	H: 2 LOB: 1 BB: 0 P: 24	R: 1 E: 0 K: 1 S: 11	H: 2 LOB: 1 BB: 0 P: 17	R: 0 E: 0 K: 0 S: 7	H: 0 LOB: 1 BB: 1 P: 12	R: 0 E: 0 K: 0 S: 5	H: 0 LOB: 0 BB: 0 P: 8	R: 0 E: 0 K: 0 S: 7	H: 1 LOB: 0 BB: 0 P: 10	R: 0 E: 0 K: 0 S: 9	H: 2 LOB: 2 BB: 0 P: 14	R: 0 E: 0 K: 3 S: 9	H: 0 LOB: 0 BB: 0 P: 17	R: 0 E: 0 K: 0 S: 6	H: 0 LOB: 0 BB: 0 P: 9	1B: 5 2B: 1 3B: 0 HR: 1	SF: 1 SAC: 1 DP: 0 HBP: 0	WP: 0 PB: 0 SB: 0 CS: 0	PA: 35		
PITCHER	IP	WLS	BF	H	R	ER	SO	BB	IBB	HBP	BLK	WP	HR	S	P	ERA	WHIP							
Mark Gardner, R ERA: 5.42 (1, 1)	7.0	W	29	7	2	2	3	1	0	0	0	0	0	63	99	2.57	1.143							
Rich Rodriguez, L ERA: 3.34 (8, 1)	1.0		3	0	0	0	3	0	0	0	0	0	0	9	17	0.00	0.000							
Robb Nen, R ERA: 1.09 (9, 1)	1.0	S	3	0	0	0	0	0	0	0	0	0	0	6	9	0.00	0.000							

San Francisco Giants @ Oakland Athletics
Network Associates Coliseum, Oakland, CA
Tue Jun 23 1998, 10:05 PM EDT
Att: 45,169 - Cloudy - 59 F

livebaseballscorecards.com

AB 32
R 2
H 7
RBI 2
BB 1
SO 6
LOB 10

OAKLAND ATHLETICS

Batter	1	2	3	4	5	6	7	8	9	AB	R	H	RBI	BB	SO	LOB	TOP																					
Rickey Henderson, R OBP: 0.359, SLG: 0.358 (1, 7)	G4-3 ①		K ②	S 1B ③			SH1-3 1B ④		S 2B BB ⑤	4	1	2	2	1	1	1	Oakland Athletics @ San Francisco Giants 3Com Park at Candlestick Point, San Francisco, CA Thu Jun 25 1998, 6:33 AM EDT Att: 23,069 - Overcast - 64 F																					
Ryan Christenson, R OBP: 0.336, SLG: 0.371 (1, 8)	BB ②		BB ③	BB ④			SH1-3 ⑤		FC5-4 1-H 2B ⑥	2	0	1	1	2	1	1																						
Ben Grieve, L OBP: 0.395, SLG: 0.486 (1, 9)	F7 ②		G3-1 ③				CS BB ④		FC5-4 BB ⑤	3	0	0	0	2	1	3																						
Mike Blowers, R OBP: 0.293, SLG: 0.376 (1, 5)	K ③			WP PB G6-3 1B ④			G3 ⑤		FC5-4 ⑥	5	1	1	0	0	2	5																						
Jason Giambi, L OBP: 0.368, SLG: 0.447 Jack Voigt, R OBP: 0.203, SLG: 0.186 (8, PR) (8, 3)				WP WP 1B BB ④					G1-3 G5-3 1B ⑤	3	1	1	0	1	2	0																						
Mike Macfarlane, R OBP: 0.325, SLG: 0.472 Billy Taylor, R (8, 1) (1, 2)	G6-3 ②			G6-3 ①			G6-3 WP 1B ④		G5-3 ⑤	4	0	1	1	0	0	2																						
Miguel Tejada, R OBP: 0.317, SLG: 0.368 (1, 6)	K ③			K2-3 ④			L8 ⑤		G1-3 ⑥	4	0	0	0	0	2	4																						
Rafael Bourimigal, R OBP: 0.268, SLG: 0.326 (1, 4)				S 1B ④			G6-3 ⑤		F7 ⑥	3	1	1	0	1	0	3																						
Jimmy Haynes, R T.J. Mathews, R Mike Fetters, R Izzy Molina, R Matt Stairs, L A.J. Hinch, R (7, 1) (8, 2) (8, 1) (8, 2) (9, PH) (9, 2)				1B E BB ④			K ⑤		K ⑥	2	1	0	0	1	2	2																						
Inning Stats	R: 0 E: 0 K: 1 S: 12	H: 0 LOB: 1 BB: 1 P: 21	R: 0 E: 0 K: 2 S: 7	H: 0 LOB: 0 BB: 0 P: 8	R: 0 E: 0 K: 2 S: 10	H: 1 LOB: 2 BB: 1 P: 20	R: 4 E: 0 K: 2 S: 22	H: 2 LOB: 1 BB: 3 P: 41	R: 0 E: 0 K: 1 S: 11	H: 1 LOB: 1 BB: 0 P: 14	R: 0 E: 0 K: 1 S: 11	H: 1 LOB: 2 BB: 1 P: 18	R: 0 E: 0 K: 0 S: 11	H: 1 LOB: 2 BB: 0 P: 16	R: 1 E: 0 K: 1 S: 10	H: 1 LOB: 2 BB: 2 P: 22		1B: 6 2B: 2 3B: 0 HR: 0	SF: 0 SAC: 1 DP: 1 HBP: 0	WP: 3 PB: 1 SB: 4 CS: 1	PA: 41																	
PITCHER	IP	WLS	BF	H	R	ER	SO	BB	IBB	HBP	BLK	WP	HR	S	P	ERA	WHIP	PITCHER			IP	WLS	BF	H	R	ER	SO	BB	IBB	HBP	BLK	WP	HR	S	P	ERA	WHIP	
Shawn Estes, L ERA: 4.24 (1, 1)	6.1	L	30	5	4	3	10	5	1	0	0	3	0	80	127	4.26	1.579																					
John Johnstone, R ERA: 2.93 (7, 1)	0.2		1	0	0	0	1	0	0	0	0	0	0	4	6	0.00	0.000																					
Julian Tavaréz, R ERA: 3.12 (8, 1)	2.0		10	2	1	1	1	2	0	0	0	0	0	21	38	4.50	2.000																					

AB	32
R	5
H	7
RBI	4
BB	8
SO	12
LOB	23



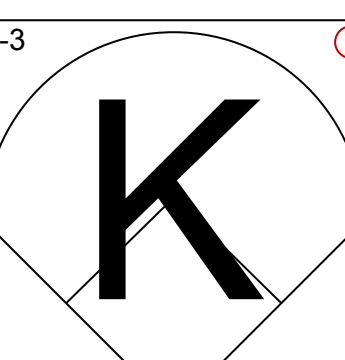
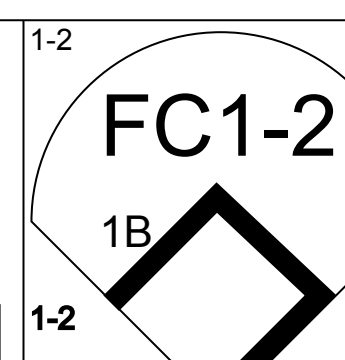
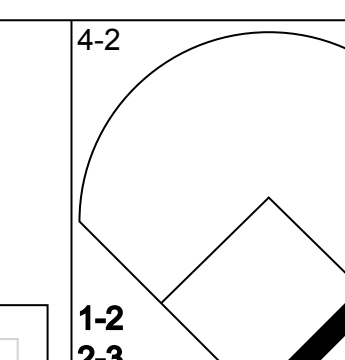

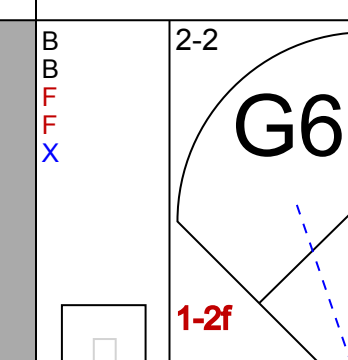
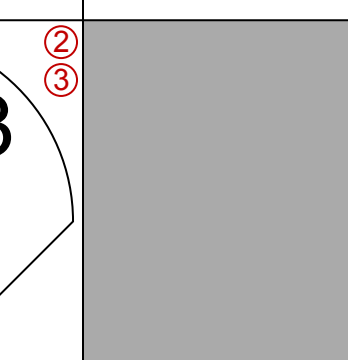
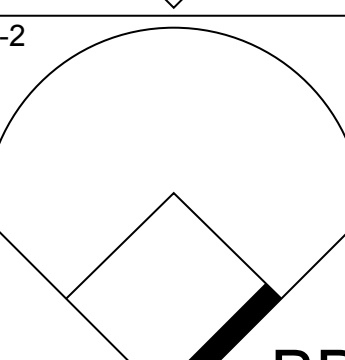
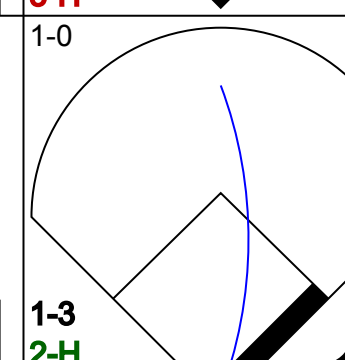
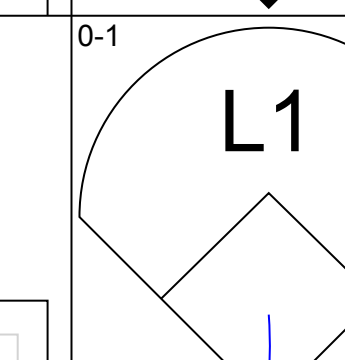


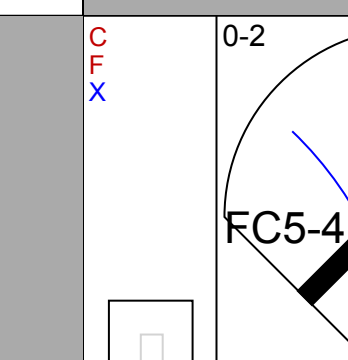
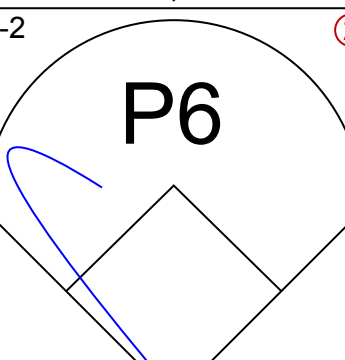
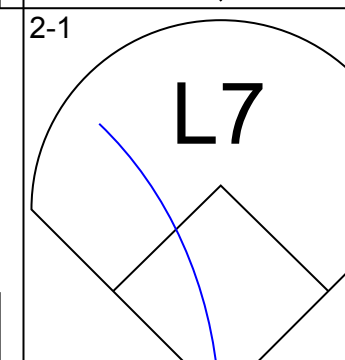
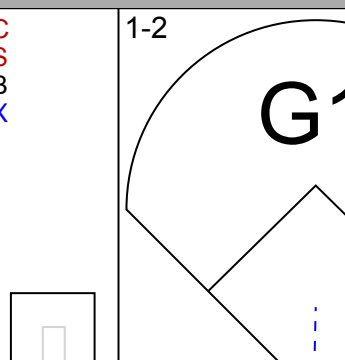
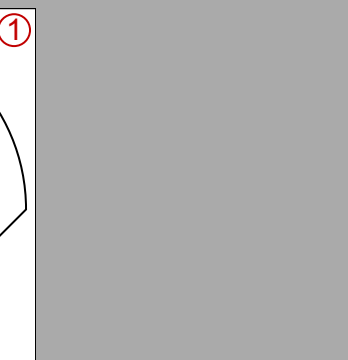
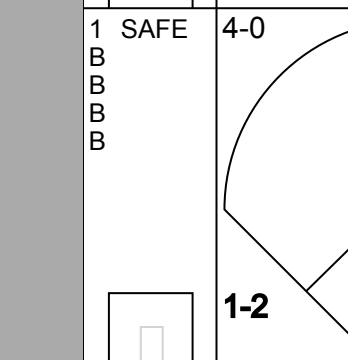

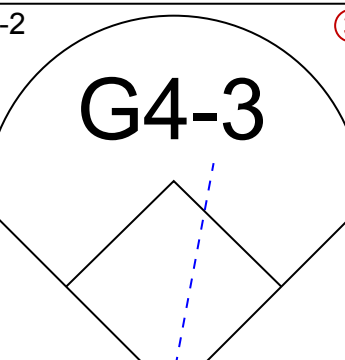
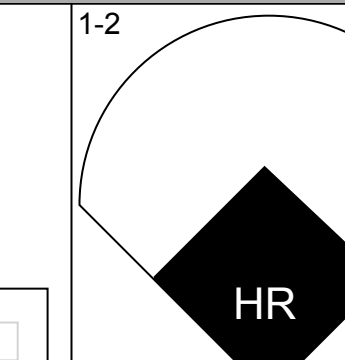
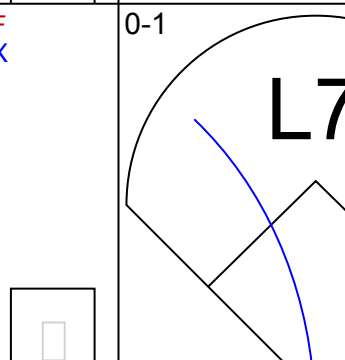
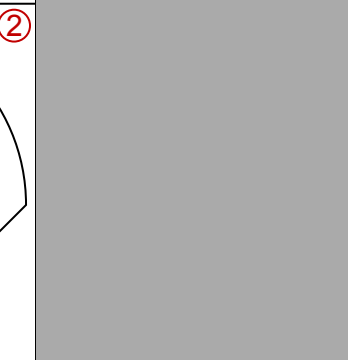
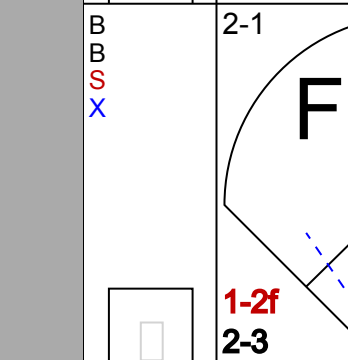

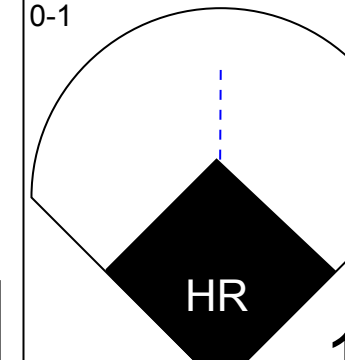
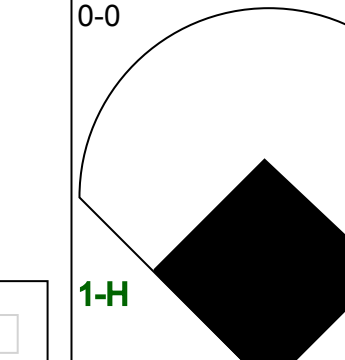
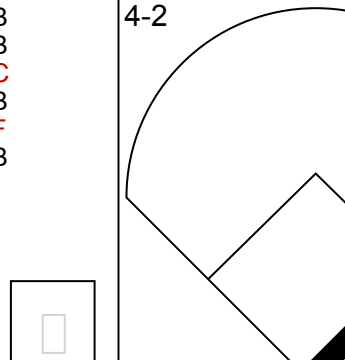

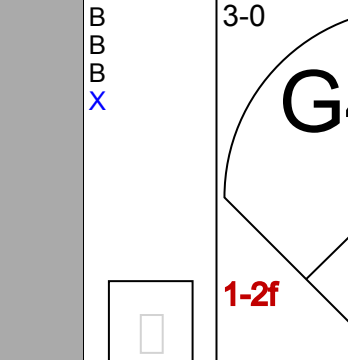
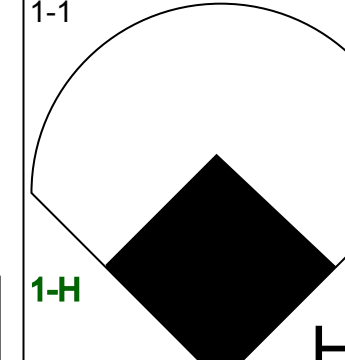
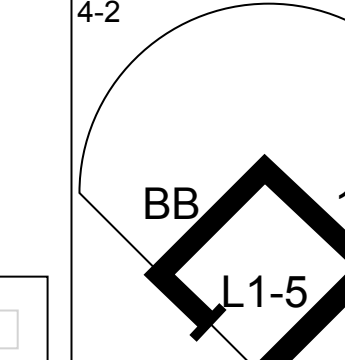
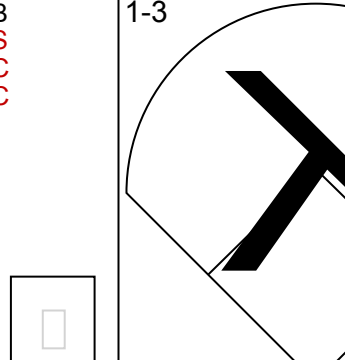


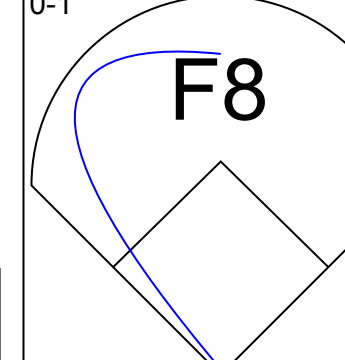
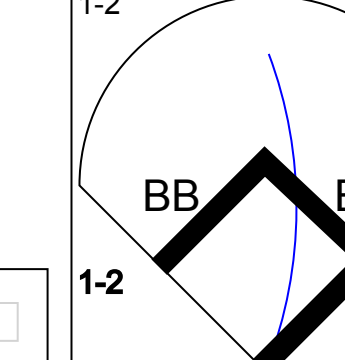

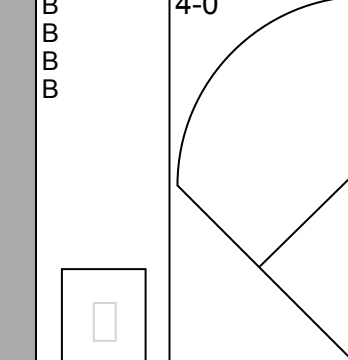
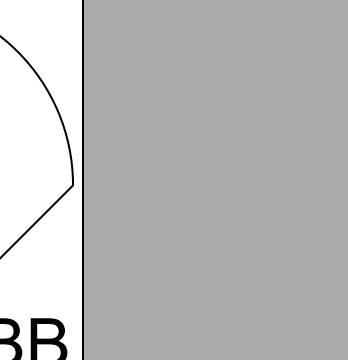
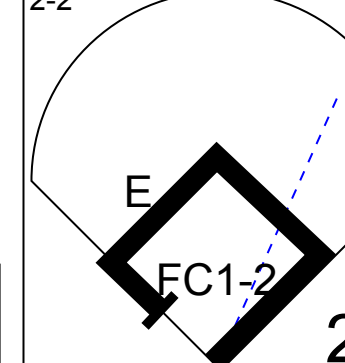
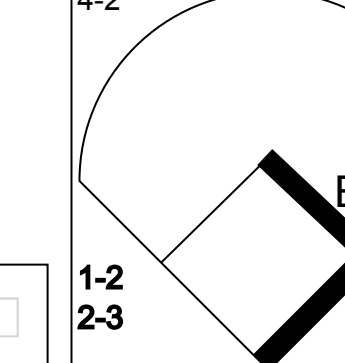

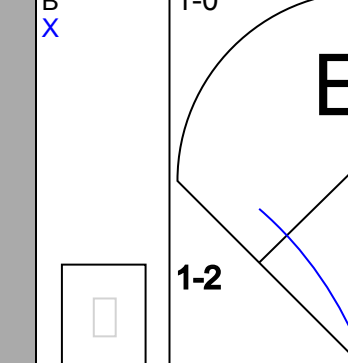
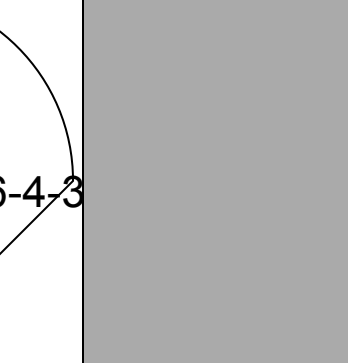
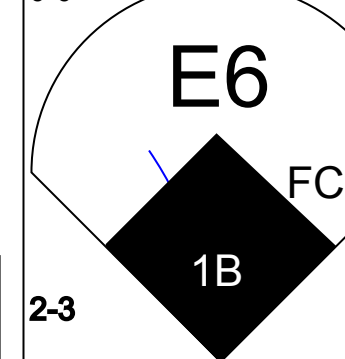
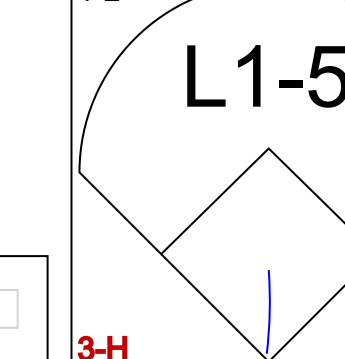

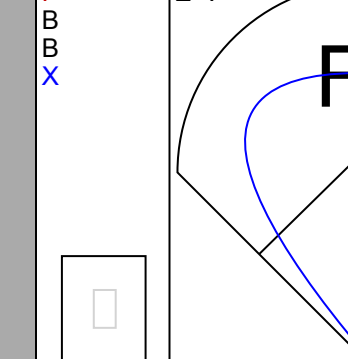
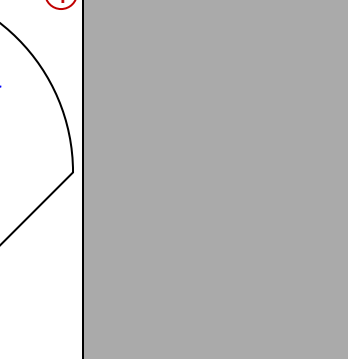
Batter	1	2	3	4	5	6	7	8	9	AB	R	H	RBI	BB	SO	LOB	BOTTOM																					
Darryl Hamilton, L OBP: 0.384, SLG: 0.352 (1, 8)	G1-3 ①		L7 ②				F7 ③		G4-3 ④	5	0	0	0	0	0	1	Oakland Athletics @ San Francisco Giants 3Com Park at Candlestick Point, San Francisco, CA Thu Jun 25 1998, 6:33 AM EDT Att: 23,069 - Overcast - 64 F																					
Rey Sanchez, R OBP: 0.352, SLG: 0.370 (9, 4)	BB ②		G5-3 ③				F7 ④		BB ⑤	3	0	1	0	2	0	0																						
Barry Bonds, L OBP: 0.428, SLG: 0.565 (1, 7)	K ②		P7 ③				P7 ④		G4-3 ⑤	5	0	0	0	0	2	4																						
J.T. Snow, L OBP: 0.304, SLG: 0.357 (1, 3)	L7 ③			WP SF7 2B ④			G6-3 BB ⑤		1B 1B ⑥	3	2	2	0	1	0	1																						
Stan Javier, S OBP: 0.327, SLG: 0.322 (1, 9)							G6-3 ④		1B 1B ⑤	4	0	2	0	0	1	2																						
Bill Mueller, S OBP: 0.382, SLG: 0.414 (1, 5)							SF7 ②		F8 ③	3	0	1	1	0	0	3																						
Brent Mayne, L OBP: 0.404, SLG: 0.375 (1, 2)							G3 ③		BB 1B ④	2	0	1	1	2	0	0																						
Ramon Martinez, R OBP: 0.462, SLG: 0.455 Charlie Hayes, R OBP: 0.365, SLG: 0.420 Rich Aurilia, R OBP: 0.355, SLG: 0.479 (1, 4) (8, PH) (9, 6)							SH1-4 2B ④		P5 ⑤	3	0	1	0	0	0	4																						
Shawn Estes, R OBP: 0.206, SLG: 0.212 John Johnstone, R (7, 1)							SH1-4 ①		G6-3 ②	1	0	0	0	0	1	2																						
Marvin Benard, L OBP: 0.320, SLG: 0.294 Julian Tavaréz, L (8, 1) Chris Jones, R OBP: 0.284, SLG: 0.330 (9, PH)									P3 ④	1	0	0	0	0	0	0																						
Inning Stats	R: 0 E: 0 K: 1 S: 10	H: 1 LOB: 1 BB: 0 P: 15	R: 0 E: 0 K: 1 S: 7	H: 1 LOB: 2 BB: 1 P: 14	R: 0 E: 0 K: 0 S: 7	H: 0 LOB: 0 BB: 0 P: 12	R: 1 E: 0 K: 1 S: 10	H: 1 LOB: 0 BB: 0 P: 16	R: 0 E: 0 K: 0 S: 11	H: 1 LOB: 2 BB: 1 P: 20	R: 0 E: 0 K: 0 S: 15	H: 1 LOB: 2 BB: 2 P: 28	R: 0 E: 0 K: 0 S: 10	H: 0 LOB: 0 BB: 0 P: 12	R: 1 E: 0 K: 0 S: 14	H: 3 LOB: 2 BB: 0 P: 23	R: 0 E: 0 K: 1 S: 12	H: 0 LOB: 1 BB: 1 P: 21	1B: 6 2B: 2 3B: 0 HR: 0	SF: 1 SAC: 1 DP: 1 HBP: 0	WP: 1 PB: 0 SB: 0 CS: 0	PA: 39																
PITCHER	IP	WLS	BF	H	R	ER	SO	BB	IBB	HBP	BLK	WP	HR	S	P	ERA	WHIP	PITCHER			IP	WLS	BF	H	R	ER	SO	BB	IBB	HBP	BLK	WP	HR	S	P	ERA	WHIP	
Jimmy Haynes, R ERA: 3.84 (1, 1)	6.0	W	26	5	1	1	3	4	0	0	0	0	0	10	12	0.00	0.000																					
T.J. Mathews, R ERA: 5.4 (7, 1)	1.0		3	0	0	0	0	0	0	0	0	0	0	10	12	0.00	0.000																					
Mike Fetters, R ERA: 3.64 (8, 1)	0.2		5	3	1	1	0	0	0	0	0	0	0	11	18	13.50	4.500																					
Billy Taylor, R ERA: 2.21 (8, 1)	1.1	S	5	0	0	0	1	1	0	0	0	0	0	15	26	0.00	0.750																					

AB	32
R	2
H	8
RBI	2
BB	5
SO	4
LOB	19



Batter	1	2	3	4	5	6	7	8	9	AB	R	H	RBI	BB	SO	LOB	TOP			
Tom Goodwin, L (1.8) OBP: 0.377, SLG: 0.310	G4-3		G4-3		G4-3		G5-3	L8		5	0	1	0	0	0	0	Texas Rangers @ San Francisco Giants 3Com Park at Candlestick Point, San Francisco, CA Fri Jun 26 1998, 10:05 PM EDT Att: 18,180 - Unknown - 66 F livebaseballscorecards.com			
Mark McLemore, S (1.4) OBP: 0.434, SLG: 0.408	BB		BB		G4-3		2B	K		3	1	1	0	2	1					
29 Rusty Greer, L (1.7) OBP: 0.381, SLG: 0.425	K		F8		G6-3		HR			4	1	1	1	1	1	3				
Juan Gonzalez, R (1.9) OBP: 0.341, SLG: 0.602	K				G1-3		HR			5	1	1	2	0	1	3				
Will Clark, L (1.3) OBP: 0.398, SLG: 0.496			G6-3		HR		G4-3	HR		5	2	3	1	0	0	0				
Ivan Rodriguez, R (1.2) OBP: 0.405, SLG: 0.578	1B		L7		L7		G6-3	K		5	0	1	0	0	1	2				
Kevin Elster, R (1.6) OBP: 0.340, SLG: 0.404	L5		L5		HR		2B	1B		4	1	3	0	0	0	1				
Fernando Tatis, R (1.5) OBP: 0.298, SLG: 0.339	K		K		HR		IBB	K		3	1	1	3	1	2	2				
Darren Oliver, R (1.1) OBP: 0.167, SLG: 0.333			K		G5-3		K			3	0	0	0	0	2	2				
Tim Crabtree, R (7.1)								P9		1	0	0	0	0	0	0				
John Wetteland, R (9.1)										0	0	0	0	0	0	0				
Inning Stats	R: 0 E: 0 K: 2 S: 9	H: 0 LOB: 1 BB: 1 P: 15	R: 0 E: 0 K: 1 S: 7	H: 1 LOB: 1 BB: 0 P: 8	R: 0 E: 0 K: 1 S: 12	H: 0 LOB: 1 BB: 1 P: 17	R: 3 E: 0 K: 0 S: 15	H: 3 LOB: 0 BB: 1 P: 26	R: 0 E: 0 K: 1 S: 9	H: 1 LOB: 2 BB: 1 P: 17	R: 4 E: 0 K: 2 S: 17	H: 5 LOB: 1 BB: 0 P: 27	R: 0 E: 0 K: 1 S: 8	H: 0 LOB: 0 BB: 0 P: 13	R: 0 E: 0 K: 0 S: 9	H: 1 LOB: 1 BB: 1 P: 19	1B: 7 2B: 2 3B: 0 HR: 3	SF: 0 SAC: 0 DP: 1 HBP: 0	WP: 0 PB: 0 SB: 0 CS: 0	PA: 42
PITCHER	IP WLS BF H R ER SO BB IBB HBP BLK WP HR S P ERA WHIP																			
Orel Hershiser, R (1.1) ERA: 3.84	6.1 L 31 9 6 6 5 2 1 0 0 0 0 2 65 103 8.53 1.737																			
John Johnstone, R (7.1) ERA: 3.02	1.2 7 2 1 1 3 0 0 0 0 0 1 19 31 5.40 1.200																			
Russ Ortiz, R (9.1) ERA: 0.82	1.0 4 1 0 0 0 1 0 0 0 0 0 9 19 0.00 2.000																			

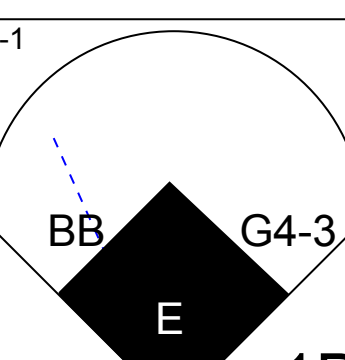
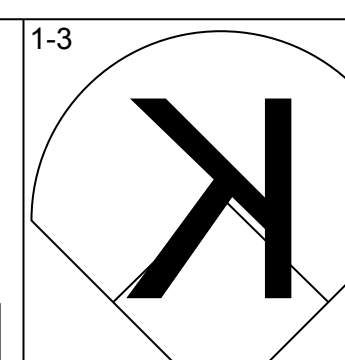

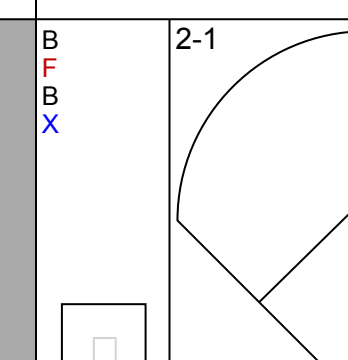
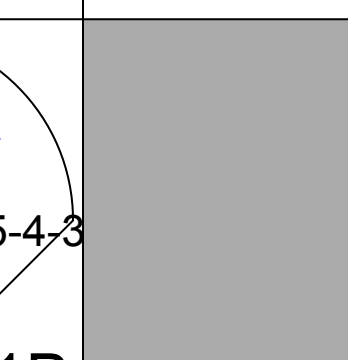
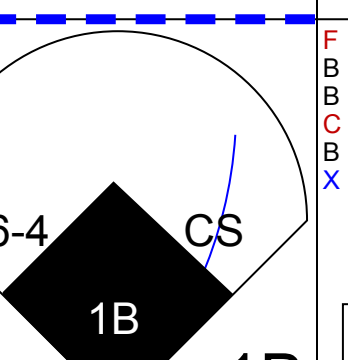
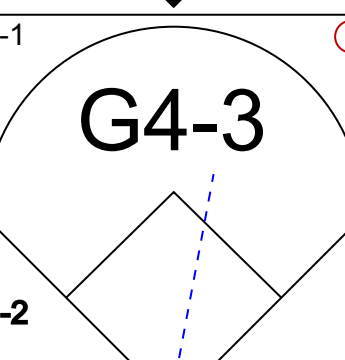
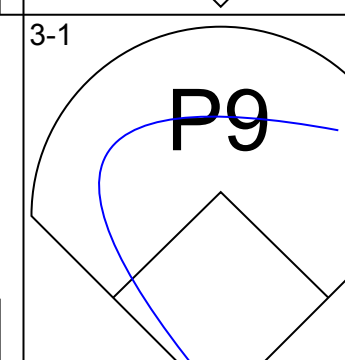

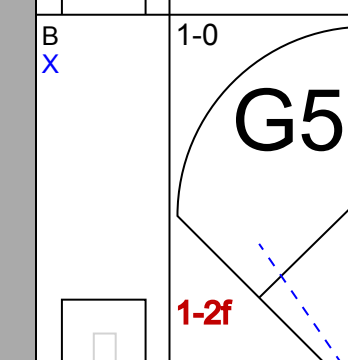
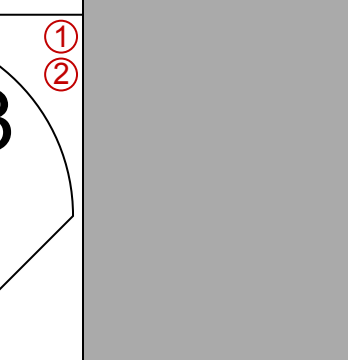
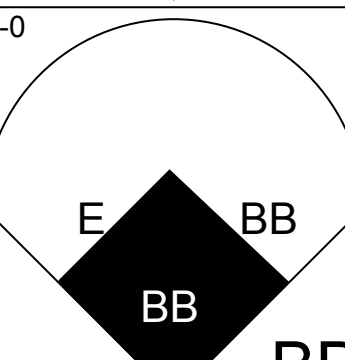
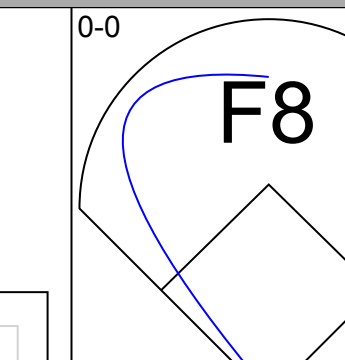

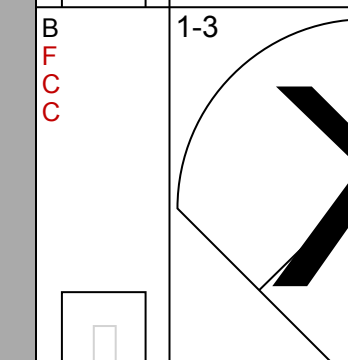
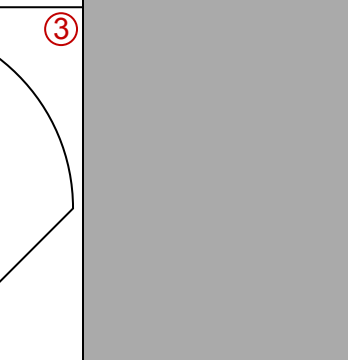
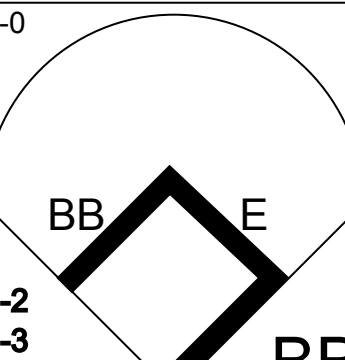
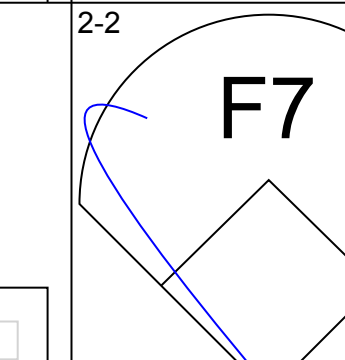


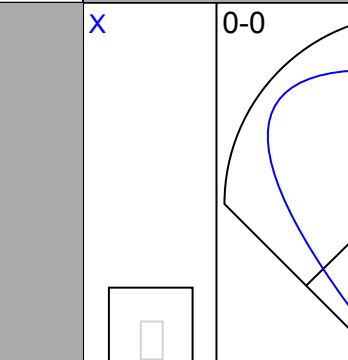
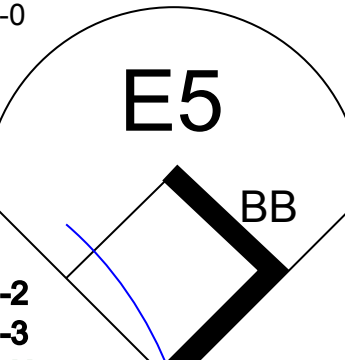
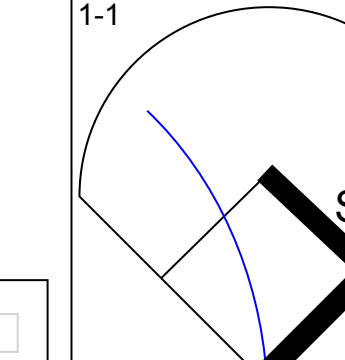


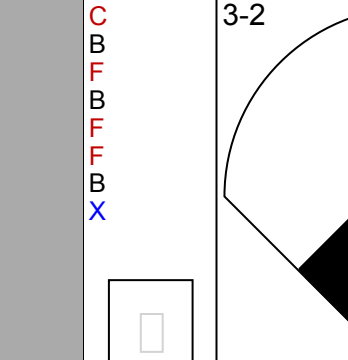
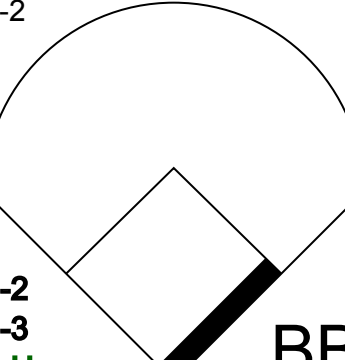
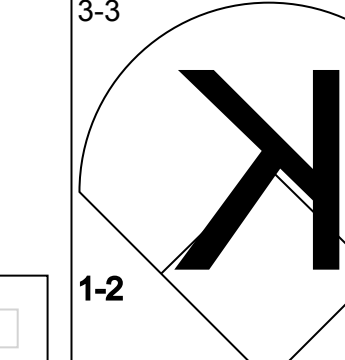


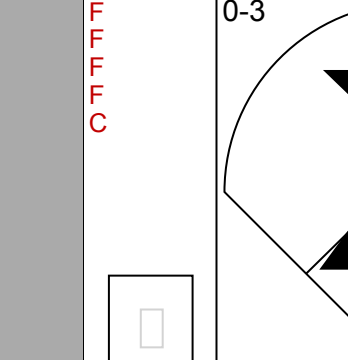
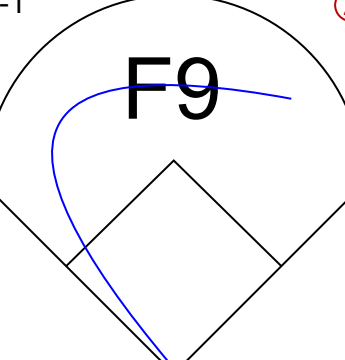

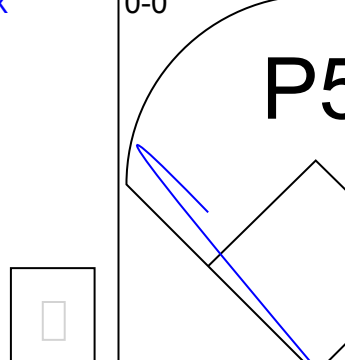
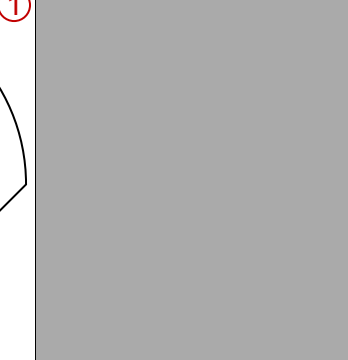
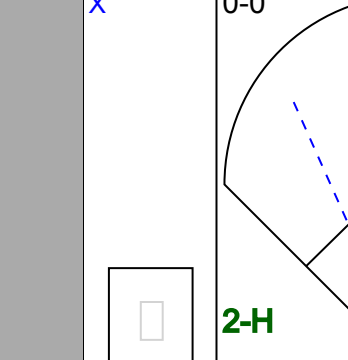
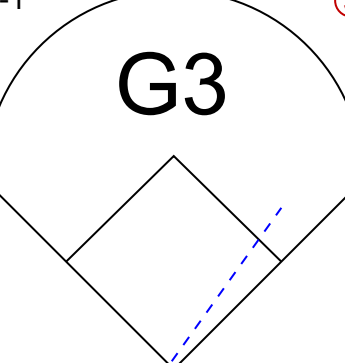

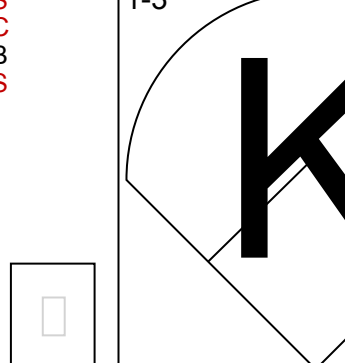
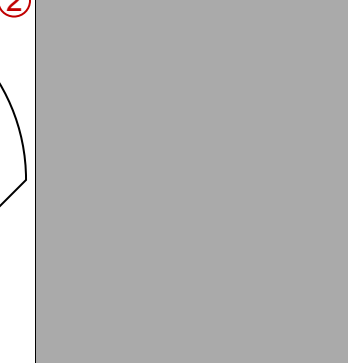
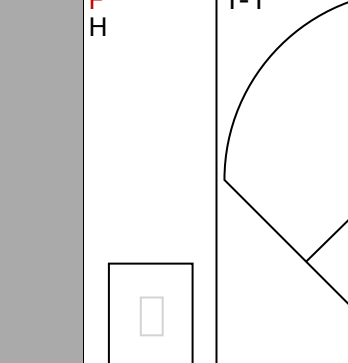
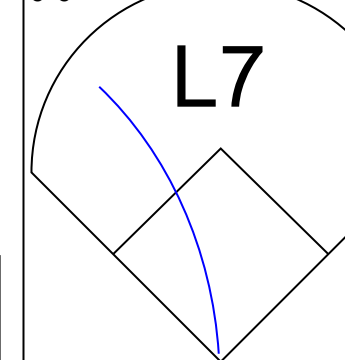
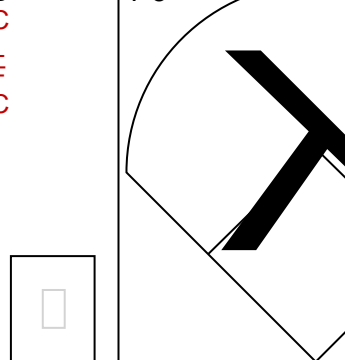

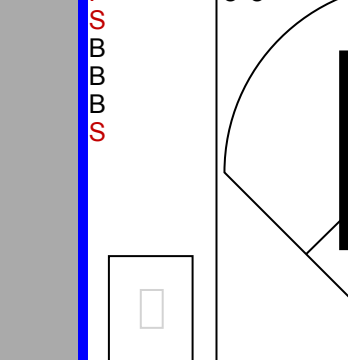

Batter	1	2	3	4	5	6	7	8	9	AB	R	H	RBI	BB	SO	LOB	BOTTOM			
Stan Javier, S (1.8) OBP: 0.329, SLG: 0.324	BB		G5-3		F8		L8			5	1	2	0	0	0	0	Texas Rangers @ San Francisco Giants 3Com Park at Candlestick Point, San Francisco, CA Fri Jun 26 1998, 10:05 PM EDT Att: 18,180 - Unknown - 66 F livebaseballscorecards.com			
Rey Sanchez, R (1.4) OBP: 0.359, SLG: 0.376	BB		K		G5-3		G1-3			5	1	3	0	0	1	0				
Barry Bonds, L (1.7) OBP: 0.425, SLG: 0.557	BB		F9		G4-3		G1-3			4	0	0	0	1	1	3				
Charlie Hayes, R (1.5) OBP: 0.363, SLG: 0.416	K		1B		P4		K			4	0	1	0	0	2	4				
Chris Jones, R (1.9) OBP: 0.286, SLG: 0.330	BB		K		G5-3		G4-3			3	0	1	2	0	1	1				
Darryl Hamilton, L (8. PH) OBP: 0.383, SLG: 0.351	1B		K		K		G4-3			1	0	0	0	0	0	0				
Rich Aurilia, R (1.6) OBP: 0.357, SLG: 0.493	F7		1B		HR		K			4	1	2	1	0	1	2				
J.T. Snow, L (1.3) OBP: 0.303, SLG: 0.352	BB		F4		L7		G4-3			3	0	0	0	1	0	2				
Brian Johnson, R (1.2) OBP: 0.296, SLG: 0.415	P3		P4		1B		K			4	0	1	0	0	1	3				
Orel Hershiser, R (1.1) OBP: 0.222, SLG: 0.176			P9		F8		G3-1			3	0	0	0	0	0	1				
John Johnstone, R (7.1) ERA: 3.66										0	0	0	0	0	0	0				
Russ Ortiz, R (9.1)										0	0	0	0	0	0	0				
Marvin Benard, L (9. PH) OBP: 0.316, SLG: 0.291										1	0	0	0	0	0	0				
Inning Stats	R: 2 E: 0 K: 1 S: 15	H: 3 LOB: 3 BB: 2 P: 30	R: 0 E: 0 K: 1 S: 6	H: 0 LOB: 0 BB: 0 P: 8	R: 0 E: 0 K: 1 S: 11	H: 2 LOB: 2 BB: 0 P: 14	R: 0 E: 0 K: 0 S: 8	H: 0 LOB: 0 BB: 0 P: 12	R: 0 E: 0 K: 0 S: 8	H: 2 LOB: 1 BB: 0 P: 15	R: 0 E: 0 K: 1 S: 9	H: 1 LOB: 1 BB: 0 P: 14	R: 0 E: 0 K: 1 S: 8	H: 0 LOB: 0 BB: 0 P: 12	R: 0 E: 0 K: 2 S: 16	H: 2 LOB: 2 BB: 0 P: 19	1B: 9 2B: 0 3B: 0 HR: 1	SF: 0 SAC: 0 DP: 0 HBP: 0	WP: 0 PB: 0 SB: 0 CS: 0	PA: 39
PITCHER	IP WLS BF H R ER SO BB IBB HBP BLK WP HR S P ERA WHIP																			
Darren Oliver, L (1.1) ERA: 6.81	6.0 W 27 7 3 3 3 2 0 0 0 0 0 1 56 93 4.50 1.500																			
Tim Crabtree, R (7.1) ERA: 3.66	2.2 11 3 0 0 3 0 0 0 0 0 0 29 41 0.00 1.125																			
John Wetteland, R (9.1) ERA: 1.5	0.1 S 1 0 0 0 1 0 0 0 0 0 0 0 4 4 0.00 0.000																			

Batter	1	2	3	4	5	6	7	8	9	10	AB	R	H	RBI	BB	SO	LOB	TOP	
Mark McLemore, S OBP: 0.428, SLG: 0.399 (1, 4)											5	0	0	0	1	3	4		
Roberto Kelly, R OBP: 0.346, SLG: 0.628 Danny Patterson, R (10, 1)											5	0	2	1	1	2	3		
29 Rusty Greer, L OBP: 0.361, SLG: 0.421 (1, 7)											3	0	0	0	2	0	3		
Juan Gonzalez, R OBP: 0.339, SLG: 0.596 (1, 9)											5	1	1	0	0	0	4		
Will Clark, L OBP: 0.401, SLG: 0.507 (1, 3)											4	2	2	2	1	0	2		
Bill Haselman, R OBP: 0.351, SLG: 0.593 (1, 2)											4	1	2	2	1	1	1		
Kevin Elster, R OBP: 0.346, SLG: 0.406 (1, 6)											4	0	2	0	1	1	1		
Fernando Tatis, R OBP: 0.301, SLG: 0.343 Luis Alicaia, S OBP: 0.373, SLG: 0.418 (9, PH) (9, 5)											3	0	1	0	1	0	2		
John Burkett, R OBP: 0.306, SLG: 0.474 Lee Stevens, L OBP: 0.300, SLG: 0.474 Eric Gunderson, R OBP: 0.300, SLG: 0.474 Xavier Hernandez, L OBP: 0.300, SLG: 0.474 Tom Goodwin, L OBP: 0.300, SLG: 0.474 (10, PH) (10, 6)											3	1	0	0	0	0	6		
Inning Stats	R: 0 E: 0 K: 1 S: 12	H: 0 LOB: 1 BB: 1 P: 21	R: 3 E: 1 K: 0 S: 16	H: 4 LOB: 2 BB: 0 P: 23	R: 2 E: 0 K: 1 S: 19	H: 3 LOB: 3 BB: 3 P: 34	R: 0 E: 0 K: 1 S: 10	H: 0 LOB: 1 BB: 1 P: 16	R: 0 E: 1 K: 0 S: 6	H: 0 LOB: 1 BB: 1 P: 15	R: 0 E: 0 K: 0 S: 9	H: 1 LOB: 1 BB: 0 P: 13	R: 0 E: 0 K: 1 S: 11	H: 0 LOB: 1 BB: 0 P: 16	R: 0 E: 0 K: 1 S: 10	H: 0 LOB: 0 BB: 0 P: 15	1B: 7 2B: 2 3B: 0 HR: 2	SF: 0 SAC: 0 DP: 3 HBP: 0	WP: 0 PA: 47
PITCHER	IP WLS BF H R ER SO BB IBB HBP BLK WP HR S P ERA WHIP	IP WLS BF H R ER SO BB IBB HBP BLK WP HR S P ERA WHIP	IP WLS BF H R ER SO BB IBB HBP BLK WP HR S P ERA WHIP	IP WLS BF H R ER SO BB IBB HBP BLK WP HR S P ERA WHIP	IP WLS BF H R ER SO BB IBB HBP BLK WP HR S P ERA WHIP	IP WLS BF H R ER SO BB IBB HBP BLK WP HR S P ERA WHIP	IP WLS BF H R ER SO BB IBB HBP BLK WP HR S P ERA WHIP	IP WLS BF H R ER SO BB IBB HBP BLK WP HR S P ERA WHIP	IP WLS BF H R ER SO BB IBB HBP BLK WP HR S P ERA WHIP	IP WLS BF H R ER SO BB IBB HBP BLK WP HR S P ERA WHIP	IP WLS BF H R ER SO BB IBB HBP BLK WP HR S P ERA WHIP	IP WLS BF H R ER SO BB IBB HBP BLK WP HR S P ERA WHIP	IP WLS BF H R ER SO BB IBB HBP BLK WP HR S P ERA WHIP	IP WLS BF H R ER SO BB IBB HBP BLK WP HR S P ERA WHIP	IP WLS BF H R ER SO BB IBB HBP BLK WP HR S P ERA WHIP	IP WLS BF H R ER SO BB IBB HBP BLK WP HR S P ERA WHIP	IP WLS BF H R ER SO BB IBB HBP BLK WP HR S P ERA WHIP	IP WLS BF H R ER SO BB IBB HBP BLK WP HR S P ERA WHIP	
Kirk Rueter, L ERA: 4.34 Julian Tavarez, R ERA: 2.89 Steve Reed, R ERA: 1.93 Robb Nen, R ERA: 1.05	(1, 1) 2.0 4.0 7.1 9.1	(1, 1) 4.0 7.1 9.1	(3, 1) 2.0 7.1 9.1	(7, 1) 2.0 7.1 9.1	(7, 1) 2.0 7.1 9.1	(7, 1) 2.0 7.1 9.1	(7, 1) 2.0 7.1 9.1	(7, 1) 2.0 7.1 9.1	(7, 1) 2.0 7.1 9.1	(7, 1) 2.0 7.1 9.1	(7, 1) 2.0 7.1 9.1	(7, 1) 2.0 7.1 9.1	(7, 1) 2.0 7.1 9.1	(7, 1) 2.0 7.1 9.1	(7, 1) 2.0 7.1 9.1	(7, 1) 2.0 7.1 9.1	(7, 1) 2.0 7.1 9.1	(7, 1) 2.0 7.1 9.1	(7, 1) 2.0 7.1 9.1

Texas Rangers @ San Francisco Giants
3Com Park at Candlestick Point, San Francisco, CA
Sat Jun 27 1998, 6:33 AM EDT
Alt. 28,753 - Sunny - 73 F

AB 39
R 5
H 10
RBI 5
BB 8
SO 7
LOB 28



Batter	1	2	3	4	5	6	7	8	9	10	AB	R	H	RBI	BB	SO	LOB	BOTTOM			
Darryl Hamilton, L OBP: 0.389, SLG: 0.358 (1, 8)											6	2	4	1	0	1	0				
Rey Sanchez, R OBP: 0.349, SLG: 0.366 (9, 6)											5	0	0	0	0	1	3				
Barry Bonds, L OBP: 0.427, SLG: 0.553 (1, 7)											2	1	0	0	2	1	0				
J.T. Snow, L OBP: 0.305, SLG: 0.347 (1, 3)											3	1	0	0	2	0	2				
Stan Javier, S OBP: 0.333, SLG: 0.333 (1, 9)											5	1	3	1	0	0	4				
Bill Mueller, S OBP: 0.382, SLG: 0.412 (1, 5)											4	0	1	2	1	2	4				
Rich Aurilia, R OBP: 0.355, SLG: 0.493 Ramon Martinez, R OBP: 0.429, SLG: 0.417 (9, 4)											4	0	1	1	0	0	5				
Brian Johnson, R OBP: 0.293, SLG: 0.406 Shawn Estes, R OBP: 0.206, SLG: 0.212 (10, PR) (1, 2)											4	0	0	0	0	2	3				
Kirk Rueter, L OBP: 0.219, SLG: 0.219 Julian Tavarez, L ERA: 5.71 Charlie Hayes, R ERA: 2.06 Steve Reed, R ERA: 1.93 Marvin Benard, L ERA: 3.91 Robb Nen, R ERA: 1.05 Brian Mayne, L ERA: 3.91 (10, PH)											1	0	0	0	0	0	0				
Inning Stats	R: 2 E: 1 K: 0 S: 11	H: 1 LOB: 3 BB: 3 P: 26	R: 0 E: 0 K: 1 S: 6	H: 0 LOB: 0 BB: 0 P: 10	R: 0 E: 0 K: 2 S: 8	H: 0 LOB: 0 BB: 0 P: 10	R: 0 E: 0 K: 1 S: 6	H: 1 LOB: 1 BB: 1 P: 10	R: 1 E: 0 K: 2 S: 16	H: 2 LOB: 2 BB: 0 P: 23	R: 2 E: 2 K: 1 S: 15	H: 3 LOB: 2 BB: 1 P: 28	R: 0 E: 0 K: 1 S: 8	H: 0 LOB: 0 BB: 0 P: 12	R: 0 E: 0 K: 0 S: 10	H: 0 LOB: 2 BB: 1 P: 21	R: 1 E: 1 K: 0 S: 5	H: 1 LOB: 2 BB: 1 P: 10	1B: 7 2B: 2 3B: 0 HR: 0	SF: 0 SAC: 0 DP: 1 HBP: 2	WP: 0 PA: 46
PITCHER	IP WLS BF H R ER SO BB IBB HBP BLK WP HR S P ERA WHIP	IP WLS BF H R ER SO BB IBB HBP BLK WP HR S P ERA WHIP	IP WLS BF H R ER SO BB IBB HBP BLK WP HR S P ERA WHIP	IP WLS BF H R ER SO BB IBB HBP BLK WP HR S P ERA WHIP	IP WLS BF H R ER SO BB IBB HBP BLK WP HR S P ERA WHIP	IP WLS BF H R ER SO BB IBB HBP BLK WP HR S P ERA WHIP	IP WLS BF H R ER SO BB IBB HBP BLK WP HR S P ERA WHIP	IP WLS BF H R ER SO BB IBB HBP BLK WP HR S P ERA WHIP	IP WLS BF H R ER SO BB IBB HBP BLK WP HR S P ERA WHIP	IP WLS BF H R ER SO BB IBB HBP BLK WP HR S P ERA WHIP	IP WLS BF H R ER SO BB IBB HBP BLK WP HR S P ERA WHIP	IP WLS BF H R ER SO BB IBB HBP BLK WP HR S P ERA WHIP	IP WLS BF H R ER SO BB IBB HBP BLK WP HR S P ERA WHIP	IP WLS BF H R ER SO BB IBB HBP BLK WP HR S P ERA WHIP	IP WLS BF H R ER SO BB IBB HBP BLK WP HR S P ERA WHIP	IP WLS BF H R ER SO BB IBB HBP BLK WP HR S P ERA WHIP	IP WLS BF H R ER SO BB IBB HBP BLK WP HR S P ERA WHIP	IP WLS BF H R ER SO BB IBB HBP BLK WP HR S P ERA WHIP			
John Burkett, R ERA: 5.71 Eric Gunderson, L ERA: 2.06 Xavier Hernandez, R ERA: 3.91 Danny Patterson, R ERA: 3.91	(1, 1) 6.0 7.1 7.1 10.1	(1, 1) 6.0 7.1 7.1 10.1	(7, 1) 6.0 7.1 7.1 10.1	(7, 1) 6.0 7.1 7.1 10.1	(7, 1) 6.0 7.1 7.1 10.1	(7, 1) 6.0 7.1 7.1 10.1	(7, 1) 6.0 7.1 7.1 10.1	(7, 1) 6.0 7.1 7.1 10.1	(7, 1) 6.0 7.1 7.1 10.1	(7, 1) 6.0 7.1 7.1 10.1	(7, 1) 6.0 7.1 7.1 10.1	(7, 1) 6.0 7.1 7.1 10.1	(7, 1) 6.0 7.1 7.1 10.1	(7, 1) 6.0 7.1 7.1 10.1	(7, 1) 6.0 7.1 7.1 10.1	(7, 1) 6.0 7.1 7.1 10.1	(7, 1) 6.0 7.1 7.1 10.1	(7, 1) 6.0 7.1 7.1 10.1	(7, 1) 6.0 7.1 7.1 10.1		

Texas Rangers @ San Francisco Giants
3Com Park at Candlestick Point, San Francisco, CA
Sat Jun 27 1998, 6:33 AM EDT
Alt. 28,753 - Sunny - 73 F

AB 38
R 6
H 9
RBI 5
BB 6
SO 9
LOB 23



Batter	1	2	3	4	5	6	7	8	9	AB	R	H	RBI	BB	SO	LOB	TOP					
Tom Goodwin, L (1,8) OBP: 0.377, SLG: 0.312	G6-3			G6-4-3 1B			G6-3		G5-4-3 1B	4	0	2	0	0	0	0	Texas Rangers @ San Francisco Giants 3Com Park at Candlestick Point, San Francisco, CA Sun Jun 28 1998, 6:33 AM EDT Att: 36,664 - Cloudy - 64 F					
Mark McLemore, S (1,4) OBP: 0.422, SLG: 0.392	K			G6-4-3 1-2f			E6		G5-4-3 1-2f	4	0	0	0	0	1	2						
29 Rusty Greer, L (1,7)	G1-3			P6			P7			3	0	0	0	0	0	1						
Juan Gonzalez, R (1,9) OBP: 0.336, SLG: 0.591		K			G4-3		K			3	0	0	0	0	2	1						
Will Clark, L (1,3) OBP: 0.398, SLG: 0.502		G5-3			K			F7		3	0	0	0	0	1	0						
Ivan Rodriguez, R (1,2) OBP: 0.401, SLG: 0.572		G4-3			G6-3			G5-3		3	0	0	0	0	0	0						
Kevin Elster, R (1,6) OBP: 0.346, SLG: 0.405				K			P9		F7	3	0	1	0	0	1	0						
Fernando Tatis, R (1,5) OBP: 0.298, SLG: 0.339				P9			F7		F8	3	0	0	0	0	0	1						
Aaron Sele, R (1,1) OBP: 0.250, SLG: 0.500				P5			F8		P9	1	0	0	0	0	0	0						
Domingo Cedenio, S (6,PH) OBP: 0.355, SLG: 0.446										1	0	0	0	0	0	0						
Scott Bailes, L (6,PH)										0	0	0	0	0	0	0						
Luis Alicea, S (9,PH) OBP: 0.370, SLG: 0.415										1	0	0	0	0	0	0						
Inning Stats	R: 0 E: 0 K: 1 S: 7	H: 0 LOB: 0 BB: 0 P: 12	R: 0 E: 0 K: 1 S: 8	H: 0 LOB: 0 BB: 0 P: 13	R: 0 E: 0 K: 1 S: 5	H: 0 LOB: 0 BB: 0 P: 6	R: 0 E: 0 K: 0 S: 8	H: 1 LOB: 0 BB: 0 P: 12	R: 0 E: 0 K: 1 S: 6	H: 0 LOB: 0 BB: 0 P: 10	R: 0 E: 0 K: 0 S: 4	H: 0 LOB: 0 BB: 0 P: 9	R: 0 E: 1 K: 1 S: 9	H: 0 LOB: 1 BB: 0 P: 13	R: 0 E: 0 K: 0 S: 12	H: 1 LOB: 1 BB: 0 P: 21	R: 0 E: 0 K: 0 S: 6	H: 1 LOB: 0 BB: 0 P: 9	1B: 3 2B: 0 3B: 0 HR: 0	SF: 0 SAC: 0 DP: 2 HBP: 0	WP: 0 PB: 0 SB: 0 CS: 0	PA: 29
PITCHER Mark Gardner, R (1,1) ERA: 4.95	IP: 9.0 WLS: W BF: 29 H: 3 R: 0 ER: 0 SO: 5 BB: 0 IBB: 0 HBP: 0 BLK: 0 WP: 0 HR: 0 S: 65 P: 105 ERA: 0.00 WHIP: 0.333																					

AB	29
R	0
H	3
RBI	0
BB	0
SO	5
LOB	5



Batter	1	2	3	4	5	6	7	8	9	AB	R	H	RBI	BB	SO	LOB	BOTTOM			
Darryl Hamilton, L (1,8) OBP: 0.389, SLG: 0.357	E 1B	BB 1B HR	F8			G1-3		K		4	2	1	0	1	1	0	Texas Rangers @ San Francisco Giants 3Com Park at Candlestick Point, San Francisco, CA Sun Jun 28 1998, 6:33 AM EDT Att: 36,664 - Cloudy - 64 F			
Bill Mueller, S (1,4) OBP: 0.381, SLG: 0.409	E4 1B HBP	BB HR 1B		G4-3		G6-3				4	2	1	0	0	0	1				
Barry Bonds, L (1,7) OBP: 0.425, SLG: 0.547	1B SF7 HBP	K		G6-3		G4-3				3	1	0	0	0	1	2				
Charlie Hayes, R (1,5) OBP: 0.364, SLG: 0.412	SF7 1B	HR BB		G5-3		K				3	1	1	2	1	1	0				
J.T. Snow, L (1,3) OBP: 0.308, SLG: 0.362	SF7 1-2 3-H	HR BB			1B BB	F8				2	1	1	5	1	0	0				
Stan Javier, S (1,9) OBP: 0.342, SLG: 0.345	FC6-4 BB	1B			1-2 1B		2B			3	0	3	0	1	0	0				
Brent Mayne, L (1,2) OBP: 0.397, SLG: 0.364	K	K			K		G3-1			4	0	0	0	0	3	6				
Rey Sanchez, R (1,6) OBP: 0.342, SLG: 0.358	FC6-4 1-2f		G4-3		L8		K			4	0	0	0	0	1	4				
Mark Gardner, R (1,1) OBP: 0.270, SLG: 0.257		K	K		K		K			4	0	0	0	0	4	2				
Inning Stats	R: 3 E: 1 K: 1 S: 13	H: 2 LOB: 2 BB: 1 P: 25	R: 4 E: 0 K: 3 S: 18	H: 3 LOB: 1 BB: 2 P: 33	R: 0 E: 0 K: 1 S: 9	H: 0 LOB: 0 BB: 0 P: 12	R: 0 E: 0 K: 0 S: 5	H: 0 LOB: 0 BB: 0 P: 6	R: 0 E: 0 K: 2 S: 10	H: 1 LOB: 2 BB: 1 P: 15	R: 0 E: 0 K: 0 S: 6	H: 0 LOB: 0 BB: 0 P: 12	R: 0 E: 0 K: 1 S: 9	H: 1 LOB: 1 BB: 0 P: 15	R: 0 E: 0 K: 3 S: 9	H: 0 LOB: 0 BB: 0 P: 11		1B: 5 2B: 1 3B: 0 HR: 1	SF: 1 SAC: 0 DP: 0 HBP: 1	WP: 0 PB: 0 SB: 0 CS: 0
PITCHER Aaron Sele, R (1,1) ERA: 4.26	IP: 5.0 WLS: L BF: 27 H: 6 R: 7 ER: 6 SO: 7 BB: 4 IBB: 0 HBP: 1 BLK: 0 WP: 0 HR: 1 S: 55 P: 91 ERA: 10.80 WHIP: 2.000																			
Scott Bailes, L (6,1) ERA: 4.55	IP: 3.0 WLS: 10 BF: 1 H: 0 R: 0 ER: 0 SO: 4 BB: 0 IBB: 0 HBP: 0 BLK: 0 WP: 0 HR: 0 S: 24 P: 38 ERA: 0.00 WHIP: 0.333																			



Batter	1	2	3	4	5	6	7	8	9	AB	R	H	RBI	BB	SO	LOB	TOP										
Darryl Hamilton, L (1, 8) OBP: 0.389, SLG: 0.362										4	1	1	0	1	1	1	San Francisco Giants @ Anaheim Angels Edison International Field, Anaheim, CA Tue Jun 30 1998, 10:05 PM EDT Att: 25,629 - Unknown - 76 F										
Bill Mueller, S (1, 5) OBP: 0.384, SLG: 0.411										4	1	2	0	1	1	2											
Barry Bonds, L (1, 7) OBP: 0.431, SLG: 0.547										2	1	1	1	3	0	1											
Charlie Hayes, R (1, 10) OBP: 0.365, SLG: 0.412										5	0	2	1	0	2	4											
Stan Javier, S (1, 9) OBP: 0.350, SLG: 0.349										3	0	2	1	2	0	1											
Rich Aurilia, R (1, 6) OBP: 0.348, SLG: 0.482										5	0	0	0	0	1	10											
J.T. Snow, L (1, 3) OBP: 0.307, SLG: 0.357										3	0	0	0	1	2	0											
Brian Johnson, R (1, 2) OBP: 0.287, SLG: 0.397										4	0	0	0	0	1	1											
Rey Sanchez, R (1, 4) OBP: 0.335, SLG: 0.350										4	0	0	0	0	0	1											
Inning Stats	R: 1 E: 0 K: 1 S: 7	H: 1 LOB: 2 BB: 2 P: 18	R: 0 E: 0 K: 0 S: 8	H: 0 LOB: 1 BB: 1 P: 14	R: 0 E: 0 K: 1 S: 13	H: 2 LOB: 2 BB: 1 P: 24	R: 0 E: 0 K: 2 S: 9	H: 0 LOB: 0 BB: 0 P: 12	R: 0 E: 0 K: 1 S: 11	H: 2 LOB: 3 BB: 1 P: 21	R: 2 E: 0 K: 1 S: 19	H: 3 LOB: 1 BB: 1 P: 29	R: 0 E: 1 K: 2 S: 15	H: 0 LOB: 2 BB: 1 P: 26	R: 0 E: 0 K: 0 S: 15	H: 0 LOB: 1 BB: 1 P: 22	1B: 7 2B: 0 3B: 1 HR: 0	SF: 0 SAC: 0 DP: 1 HBP: 0	WP: 0 PB: 0 SB: 1 CS: 1	PA: 42							
PITCHER	IP	WLS	BF	H	R	ER	SO	BB	IBB	HBP	BLK	WP	HR	S	P	ERA	WHIP										
Chuck Finley, L (1, 1) ERA: 3.05	6.1	W	31	7	3	3	6	6	0	0	0	0	0	67	122	4.26	2.053										
Shigetoshi Hasegawa, R (7, 1) ERA: 3.48	0.2		2	1	0	0	0	0	0	0	0	0	0	3	3	0.00	1.500										
Greg Cadaret, L (8, 1) ERA: 3.0	1.0	S	5	0	0	0	2	1	0	0	0	0	0	15	26	0.00	1.000										
Troy Percival, R (9, 1) ERA: 2.8	1.0	S	4	0	0	0	0	1	0	0	0	0	0	15	22	0.00	1.000										

Batter	1	2	3	4	5	6	7	8	9	AB	R	H	RBI	BB	SO	LOB	BOTTOM										
Darin Erstad, L (1, 7) OBP: 0.366, SLG: 0.557										4	0	1	0	0	0	1	San Francisco Giants @ Anaheim Angels Edison International Field, Anaheim, CA Tue Jun 30 1998, 10:05 PM EDT Att: 25,629 - Unknown - 76 F										
Dave Hollins, S (1, 5) OBP: 0.332, SLG: 0.385										4	1	2	0	0	1	1											
Jim Edmonds, L (1, 8) OBP: 0.371, SLG: 0.534										4	1	1	0	0	3	2											
Tim Salmon, R (1, 10) OBP: 0.414, SLG: 0.558										3	1	2	1	1	0	0											
Otlando Palmeiro, L (8, PR) OBP: 0.500, SLG: 0.565										0	0	0	0	0	0	0											
Cecil Fielder, R (1, 3) OBP: 0.352, SLG: 0.449										4	0	1	0	0	0	5											
16 Garret Anderson, L (1, 9) OBP: 0.321, SLG: 0.477										4	1	1	3	0	2	4											
Phil Nevin, R (1, 2) OBP: 0.353, SLG: 0.450										3	0	0	0	0	1	1											
11 Justin Baughman, R (1, 4) OBP: 0.283, SLG: 0.336										3	0	0	0	0	0	0											
Gary Disarcina, R (1, 6) OBP: 0.337, SLG: 0.431										3	0	1	0	0	0	0											
Inning Stats	R: 0 E: 0 K: 1 S: 7	H: 1 LOB: 0 BB: 0 P: 13	R: 0 E: 1 K: 1 S: 15	H: 1 LOB: 0 BB: 0 P: 23	R: 0 E: 0 K: 0 S: 7	H: 0 LOB: 0 BB: 0 P: 10	R: 0 E: 0 K: 2 S: 14	H: 1 LOB: 2 BB: 1 P: 24	R: 0 E: 0 K: 1 S: 8	H: 1 LOB: 1 BB: 0 P: 11	R: 4 E: 0 K: 0 S: 14	H: 4 LOB: 0 BB: 0 P: 18	R: 0 E: 0 K: 1 S: 7	H: 0 LOB: 0 BB: 0 P: 9	R: 0 E: 0 K: 1 S: 11	H: 1 LOB: 1 BB: 0 P: 17	1B: 7 2B: 2 3B: 0 HR: 1	SF: 0 SAC: 0 DP: 1 HBP: 0	WP: 0 PB: 0 SB: 0 CS: 1	PA: 33							
PITCHER	IP	WLS	BF	H	R	ER	SO	BB	IBB	HBP	BLK	WP	HR	S	P	ERA	WHIP										
Shawn Estes, L (1, 1) ERA: 4.28	7.1	L	31	9	4	4	7	1	0	0	0	0	0	78	118	4.91	1.364										
Julian Tavarez, R (8, 1) ERA: 2.86	0.2		2	0	0	0	0	0	0	0	0	0	0	5	7	0.00	0.000										

Batter	1	2	3	4	5	6	7	8	9	10	AB	R	H	RBI	BB	SO	LOB	TOP			
Darryl Hamilton, L OBP: 0.389, SLG: 0.363 (1, 8)	3-1 PB 1B		G5-3		K			G6-3		0-1 HR 1B	5	1	2	0	0	1	1				
Bill Mueller, S OBP: 0.387, SLG: 0.423 (10, 5)	3-3 K			1-2 PB S 1B		G3-1		0-1 BB 1B		1-2 HR	5	1	3	3	0	1	1				
Barry Bonds, L OBP: 0.427, SLG: 0.551 (1, 7)	2-3 K			2-0 F7				2-2 L6		3-2 F8	5	1	1	1	0	1	4				
Charlie Hayes, R OBP: 0.371, SLG: 0.416 (1, 5)	0-2 F9			4-1 SAFE G4-6-3 BB				4-1 F9		1-2 1B	3	0	1	0	2	0	1				
Rey Sanchez, R OBP: 0.335, SLG: 0.350 (10, 4)				1-2 BB				1-2 BB		1-0 2B	0	1	0	0	0	0	0				
J.T. Snow, L OBP: 0.309, SLG: 0.356 (1, 3)				3-2 G4-6-3 BB				1-3 K		1-0 1B	5	0	2	1	0	2	4				
Chris Jones, R OBP: 0.278, SLG: 0.320 (1, 10)		2-0 P4		1-2 G2				2-0 FC6-4		0-1 F7	3	0	0	0	0	0	1				
Marvin Benard, L OBP: 0.307, SLG: 0.281 (9, PH)				1-2f FC6-4						2-0 K	2	0	0	0	0	1	2				
Stan Javier, S OBP: 0.348, SLG: 0.346 (1, 9)		0-0 F7		0-0 1B SF7				1-0 L6		0-1 G6-3	5	1	1	0	0	0	2				
Rich Aurilia, R OBP: 0.347, SLG: 0.478 (1, 6)				0-0 1B				1-2 F7		3-0 P4	4	0	1	0	0	1	0				
Brent Mayne, L OBP: 0.394, SLG: 0.363 (1, 2)				1-3 1B				3-0 K		3-1 WP 1B HR 1B	3	0	1	1	0	2	0				
Shawn Estes, R OBP: 0.206, SLG: 0.212 (10, PR)				3-H							0	1	0	0	0	0	0				
Brian Johnson, R OBP: 0.287, SLG: 0.397 (10, 2)											0	0	0	0	0	0	0				
Inning Stats	R: 0 E: 0 K: 2 S: 11	H: 1 LOB: 1 BB: 0 P: 19	R: 0 E: 0 K: 1 S: 5	H: 0 LOB: 0 BB: 0 P: 8	R: 0 E: 0 K: 2 S: 10	H: 0 LOB: 0 BB: 0 P: 14	R: 0 E: 0 K: 0 S: 10	H: 1 LOB: 1 BB: 1 P: 20	R: 1 E: 0 K: 1 S: 9	H: 2 LOB: 1 BB: 0 P: 15	R: 0 E: 0 K: 1 S: 8	H: 0 LOB: 0 BB: 0 P: 13	R: 0 E: 0 K: 1 S: 11	H: 1 LOB: 2 BB: 1 P: 19	R: 0 E: 0 K: 1 S: 6	H: 0 LOB: 0 BB: 0 P: 12	R: 4 E: 0 K: 0 S: 19	H: 5 LOB: 2 BB: 0 P: 30	1B: 9 2B: 1 3B: 0 HR: 2	SF: 1 SAC: 0 DP: 1 HBP: 0	WP: 1 PA: 43
PITCHER	IP WLS BF H R ER SO BB IBB HBP BLK WP HR S P ERA WHIP	7.1 0.2 3 0 0 0 1 1 0 0 0 0 0 0 7 14 0.00 1.500	8.1 1.0 3 0 0 0 1 0 0 0 0 0 0 0 6 12 0.00 0.000	9.1 1.0 5 4 4 4 0 0 0 0 0 1 1 15 23 108.00 12.000	10.1 0.2 3 1 0 0 0 0 0 0 0 0 0 0 4 7 0.00 1.500																

San Francisco Giants @ Anaheim Angels
Edison International Field, Anaheim, CA
Wed Jul 01 1998, 10:05 PM EDT
Att: 24,299 - Unknown - 76 F

livebaseballscorecards.com

AB 40
R 6
H 12
RBI 6
BB 2
SO 9
LOB 16

GIANTS

Batter	1	2	3	4	5	6	7	8	9	10	AB	R	H	RBI	BB	SO	LOB	BOTTOM					
Darin Erstad, L OBP: 0.364, SLG: 0.551 (1, 7)	2-0 F8			1-2 S 1B				1-0 F8		1-1 G3-1	5	0	1	0	0	1	1						
Dave Hollins, S OBP: 0.336, SLG: 0.390 (1, 5)	2-1 F7			2-1 SAFE F8				1-0 2B		4-1 2B BB	4	2	2	0	1	0	1						
Jim Edmonds, L OBP: 0.369, SLG: 0.532 (1, 8)	0-3 K			2-3 SAFE K				2-1 G4-3		0-0 2B	5	1	1	1	0	2	3						
Tim Salmon, R OBP: 0.417, SLG: 0.555 (1, 10)		0-0 P4		4-1 BB				4-1 16 BB		2-2 2B	1	0	0	0	2	0	0						
Damon Mashore, R OBP: 0.330, SLG: 0.372 (7, PR)				BB				2-H 2B		1-1 L4	0	0	0	0	0	0	0						
Otlando Palmeiro, L OBP: 0.500, SLG: 0.600 (8, PH)										1-3 G1-3	2	0	1	1	0	0	2						
Cecil Fielder, R OBP: 0.346, SLG: 0.441 (1, 3)		2-3 K		0-0 F8				2-0 P4		0-3 G1-3	5	0	0	1	0	2	5						
16 Garret Anderson, L OBP: 0.319, SLG: 0.472 (1, 9)		1-0 G6-3						3-2 F8		2-2 F8	5	0	1	0	0	0	2						
Matt Walbeck, S OBP: 0.316, SLG: 0.380 (1, 2)				2-2 G5-4-3 1B				1-0 G3-1		4-2 BB	3	0	1	0	1	1	0						
11 Justin Baughman, R OBP: 0.274, SLG: 0.325 (1, 4)				2-1 SAFE F9				1-1 F7		2-3 K2-3	4	0	0	0	0	2	4						
Gary Disarcina, R OBP: 0.336, SLG: 0.428 (1, 6)				1-0 G5-4-3				2-1 G5-3		1-2 F8	4	0	1	0	0	0	4						
Inning Stats	R: 0 E: 0 K: 1 S: 6	H: 0 LOB: 0 BB: 0 P: 10	R: 0 E: 0 K: 1 S: 7	H: 0 LOB: 0 BB: 0 P: 10	R: 0 E: 0 K: 0 S: 6	H: 1 LOB: 0 BB: 0 P: 11	R: 0 E: 0 K: 1 S: 10	H: 1 LOB: 2 BB: 1 P: 19	R: 0 E: 0 K: 0 S: 5	H: 0 LOB: 0 BB: 0 P: 8	R: 0 E: 0 K: 0 S: 6	H: 1 LOB: 1 BB: 0 P: 12	R: 0 E: 0 K: 1 S: 17	H: 1 LOB: 3 BB: 2 P: 33	R: 2 E: 0 K: 1 S: 13	H: 2 LOB: 1 BB: 1 P: 22	R: 0 E: 0 K: 3 S: 13	H: 1 LOB: 1 BB: 0 P: 16	R: 1 E: 1 K: 0 S: 16	H: 1 LOB: 1 BB: 0 P: 20	1B: 5 2B: 3 3B: 0 HR: 0	SF: 0 SAC: 0 DP: 1 HBP: 0	WP: 0 PA: 42
PITCHER	IP WLS BF H R ER SO BB IBB HBP BLK WP HR S P ERA WHIP	6.1 0.2 3 0 0 0 1 2 0 0 0 0 0 0 4 9 0.00 1.500	8.1 0.1 3 1 2 2 0 1 0 0 0 0 0 0 4 9 54.00 6.000	8.1 0.1 2 1 0 0 1 0 0 0 0 0 0 0 6 8 0.00 3.000	8.1 0.1 1 0 0 0 0 0 0 0 0 0 0 0 3 5 0.00 0.000																		

San Francisco Giants @ Anaheim Angels
Edison International Field, Anaheim, CA
Wed Jul 01 1998, 10:05 PM EDT
Att: 24,299 - Unknown - 76 F

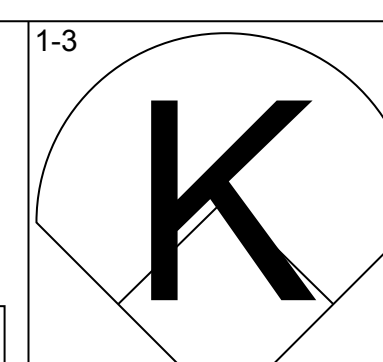
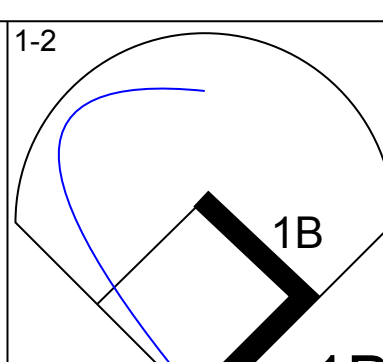
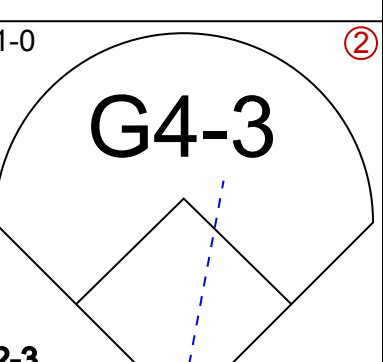
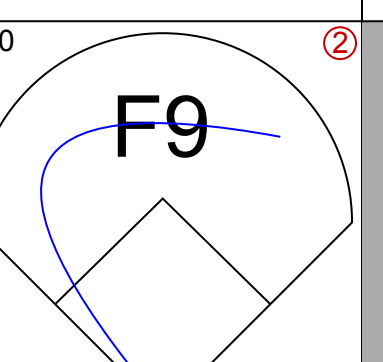
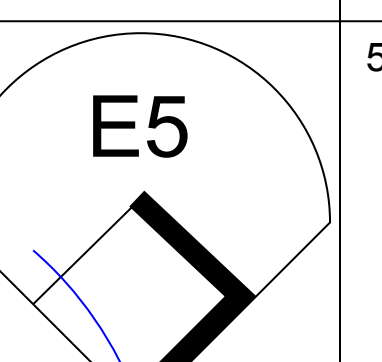

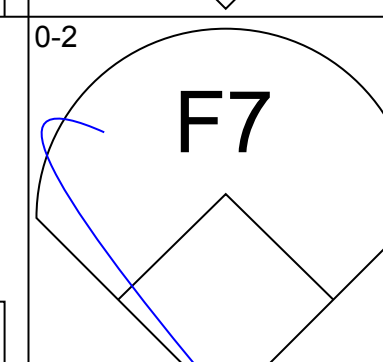
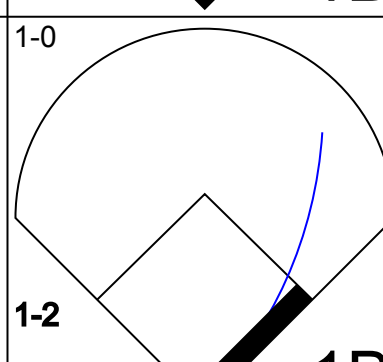
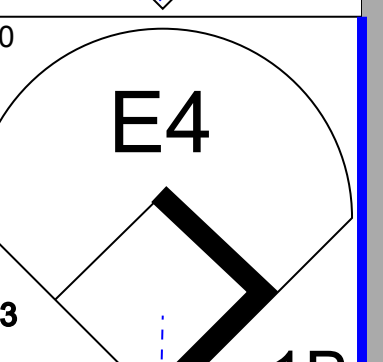
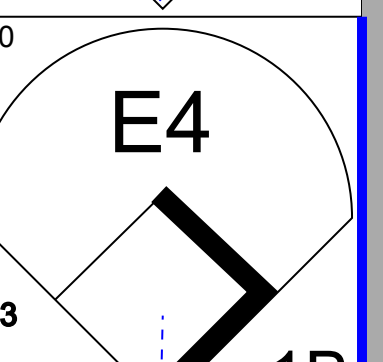
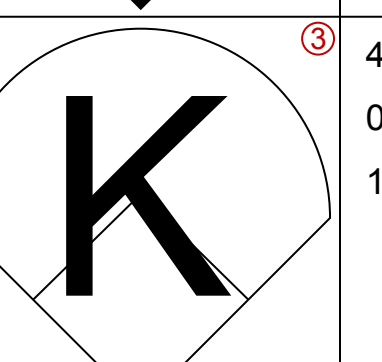
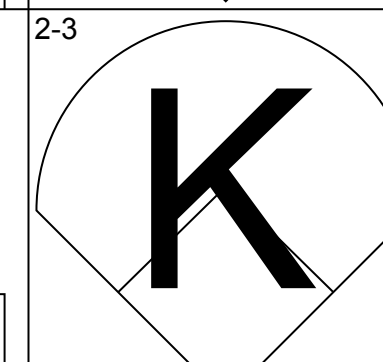
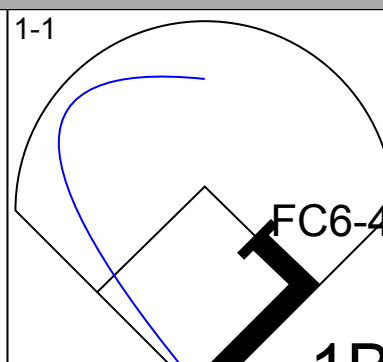
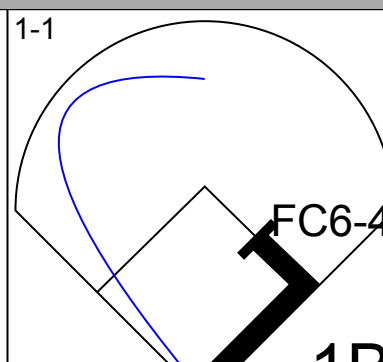
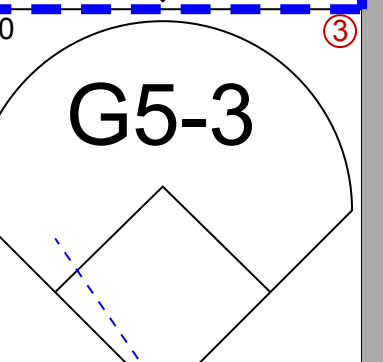
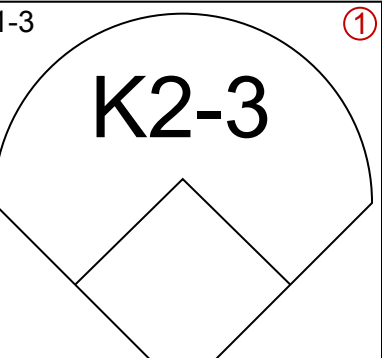
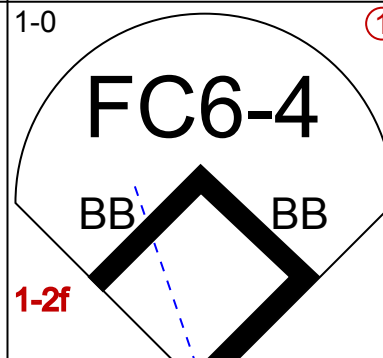
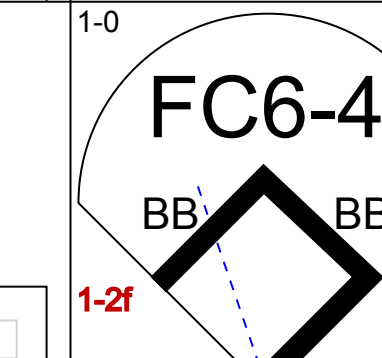
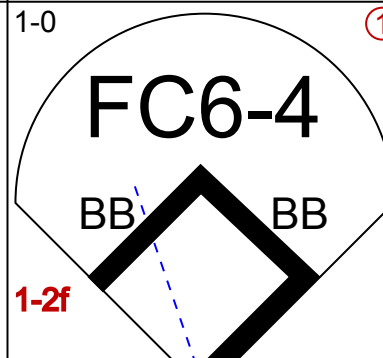
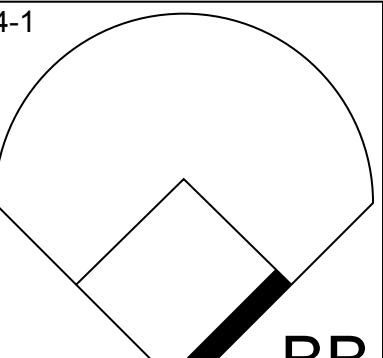
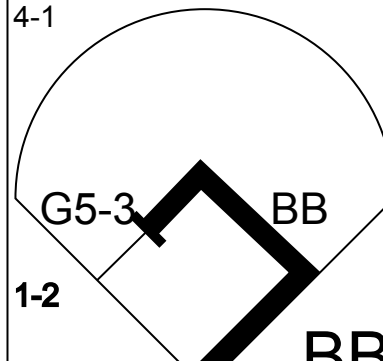
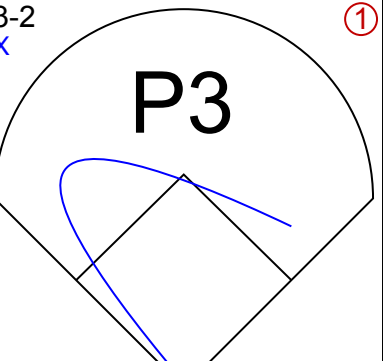
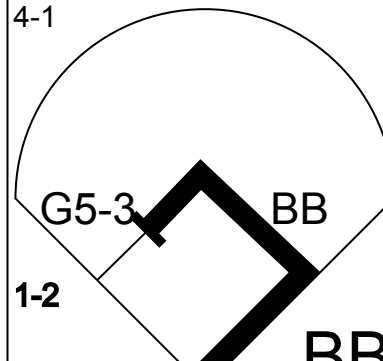

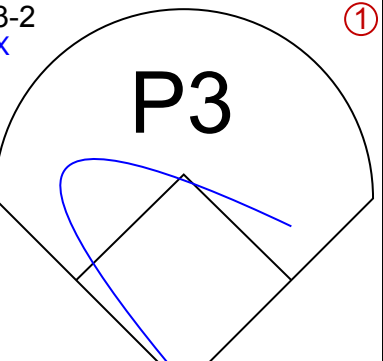
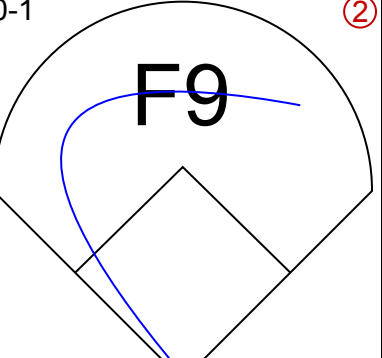
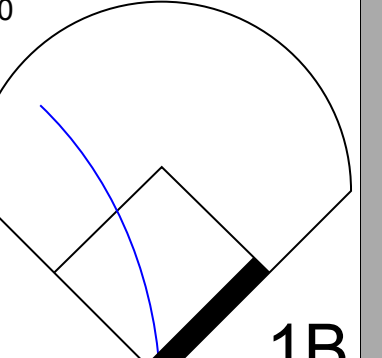
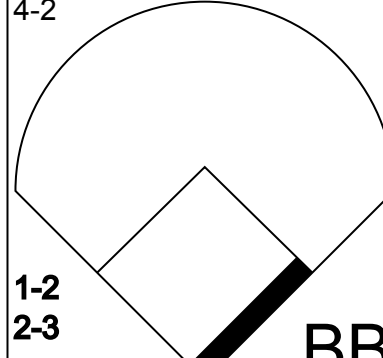

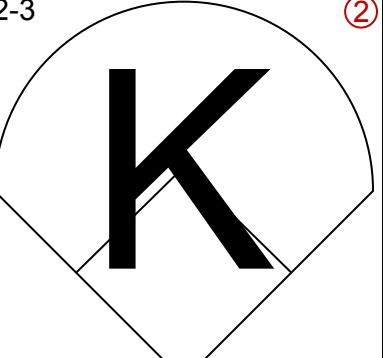
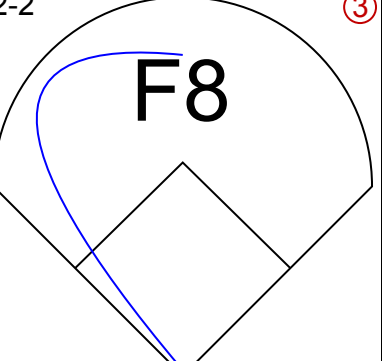
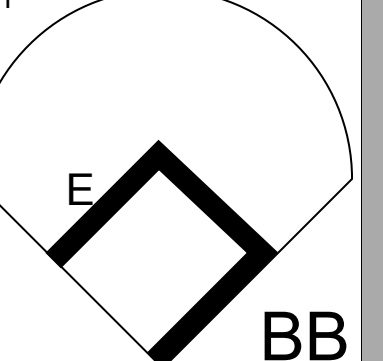
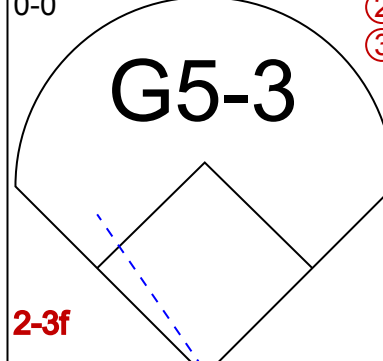

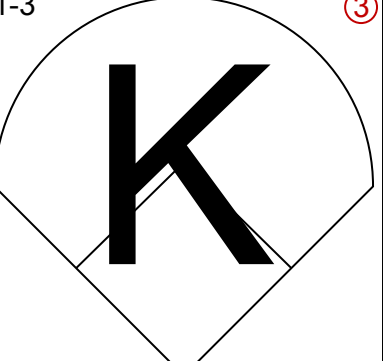
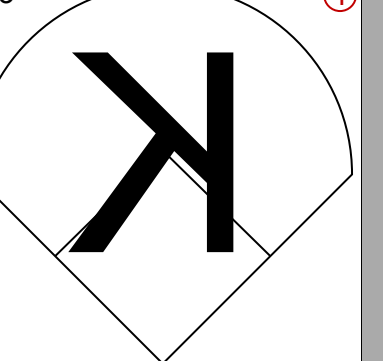
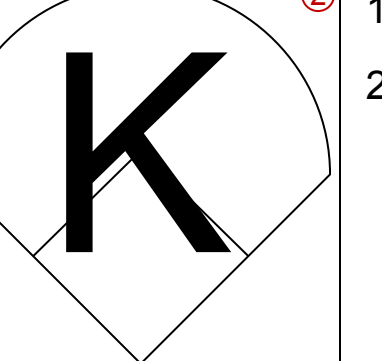
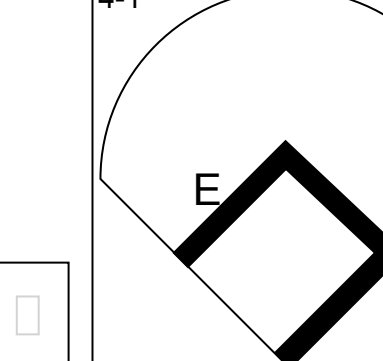
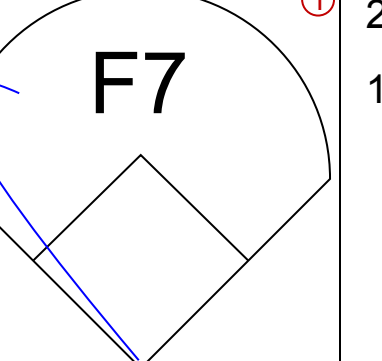
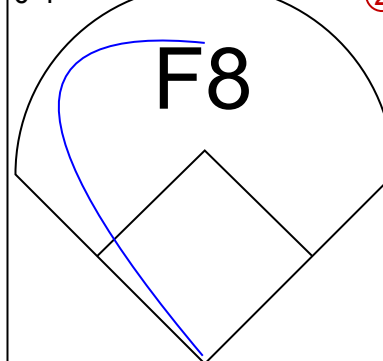
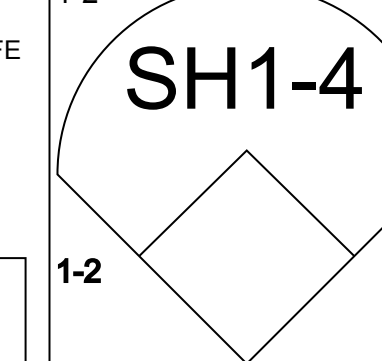
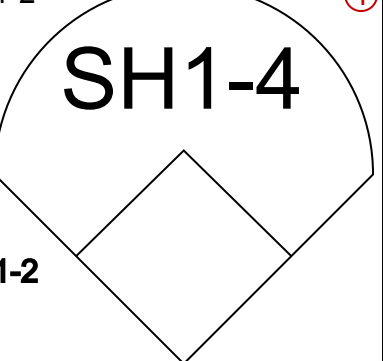
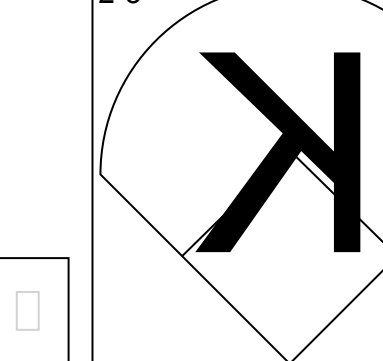
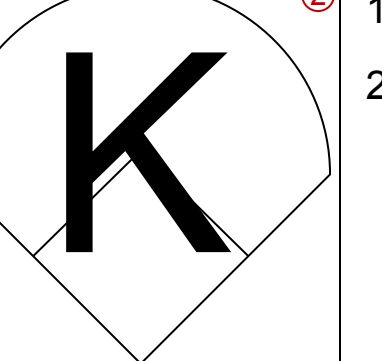
livebaseballscorecards.com

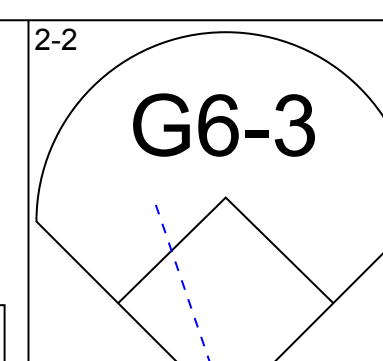
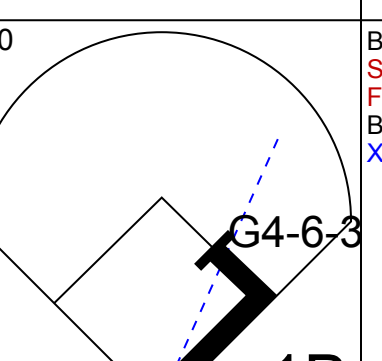
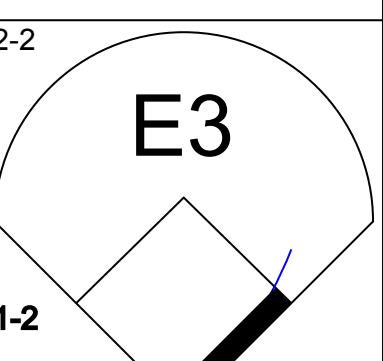
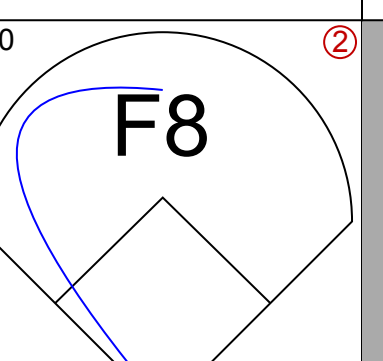

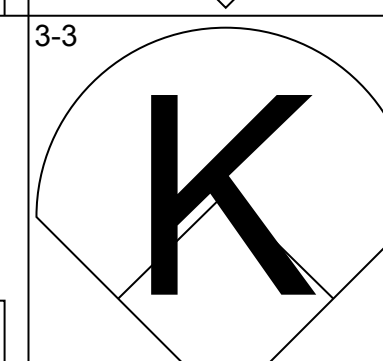
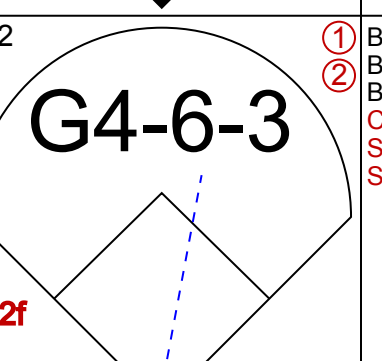
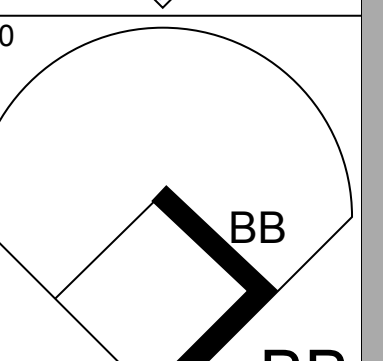
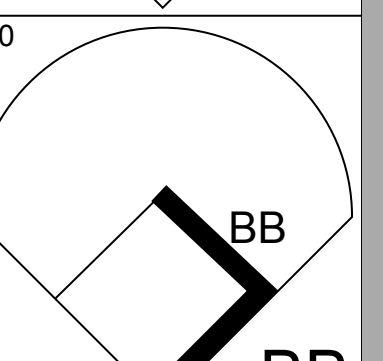

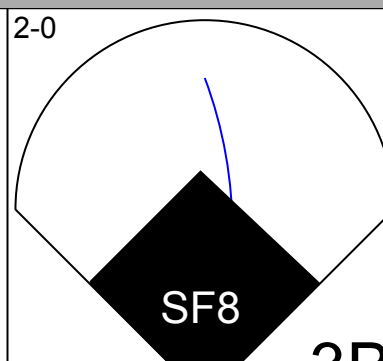
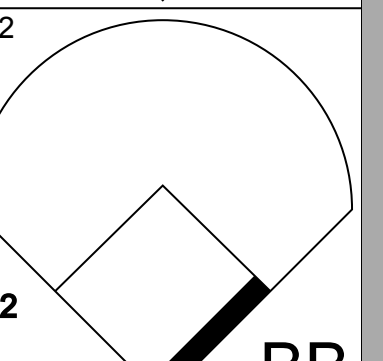
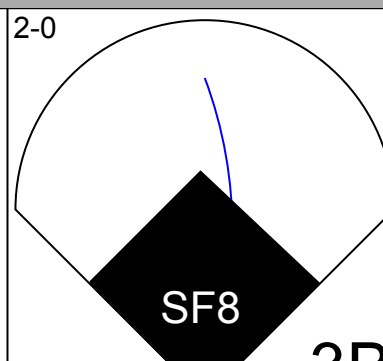
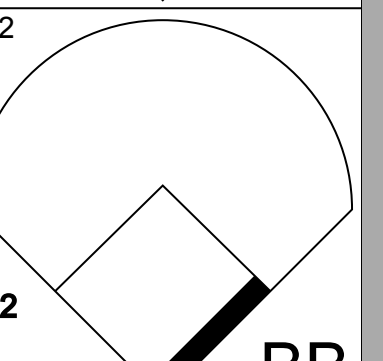
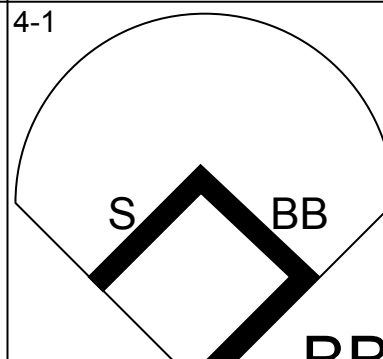
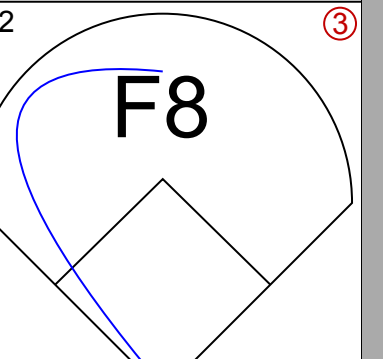
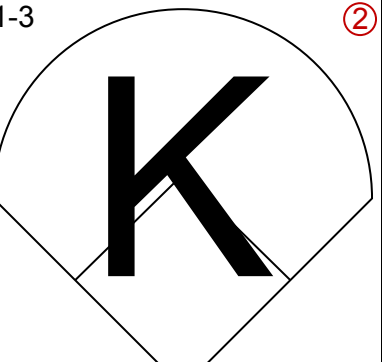
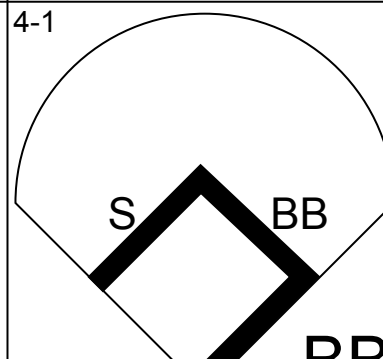
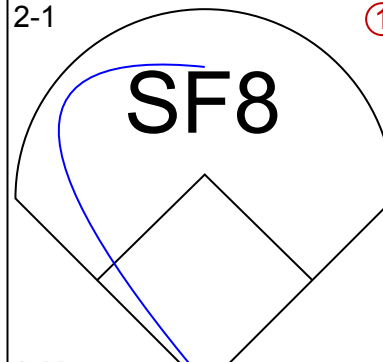

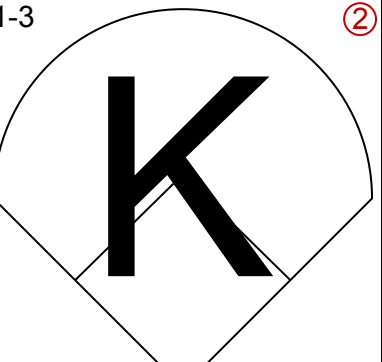
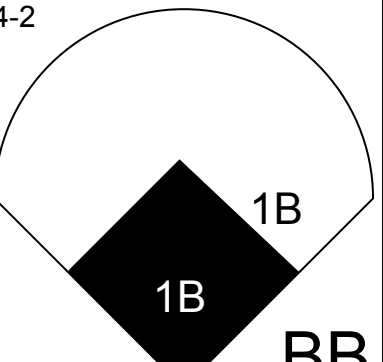
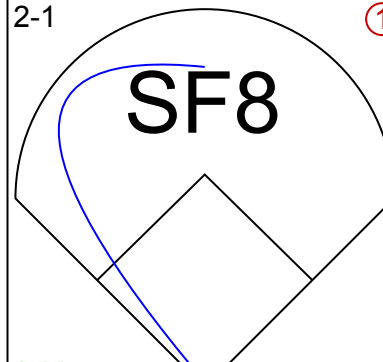
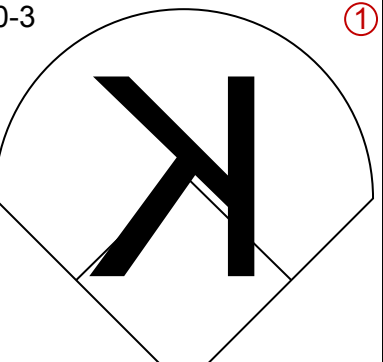

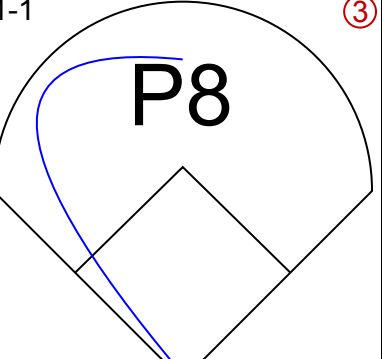
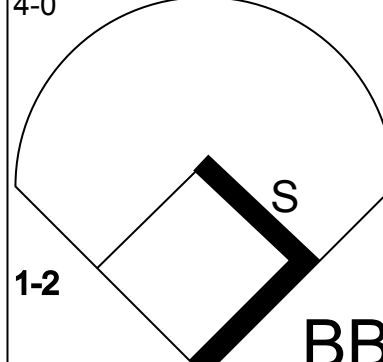
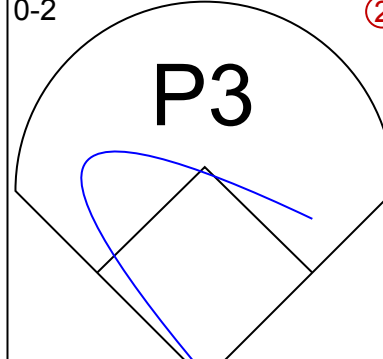
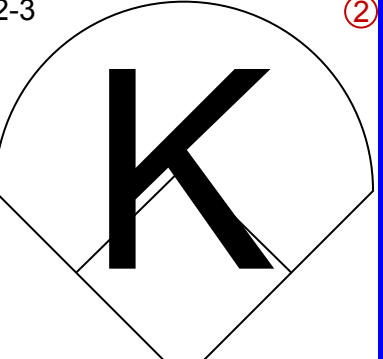

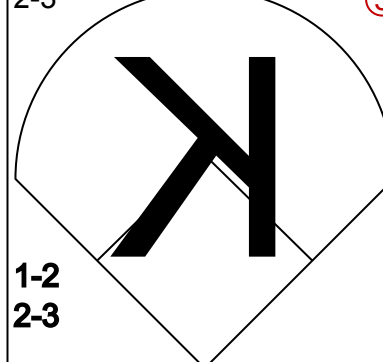
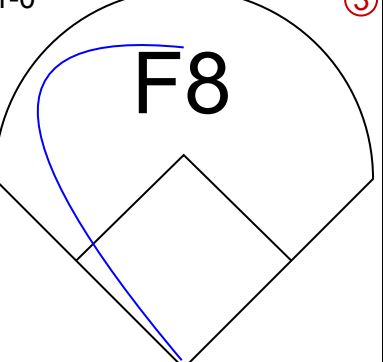

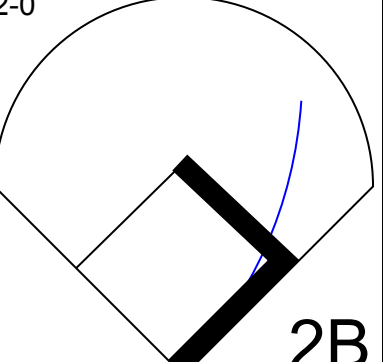
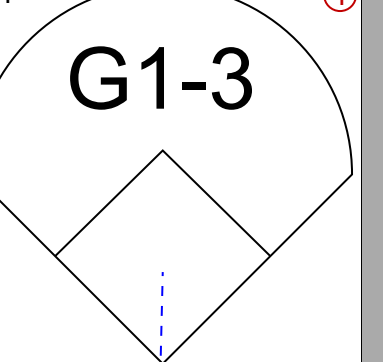
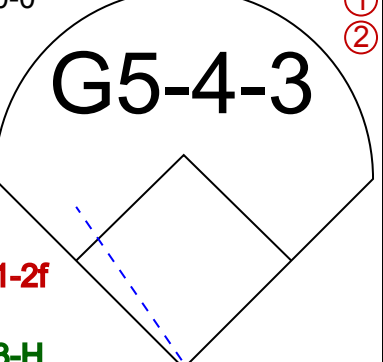
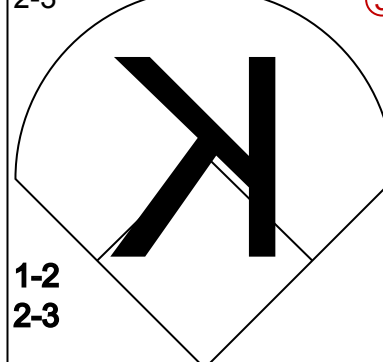
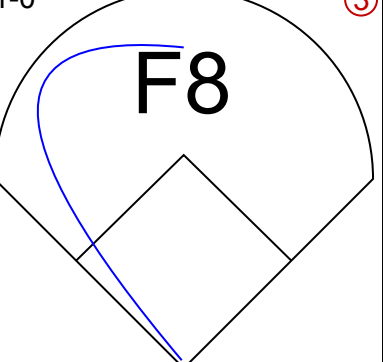
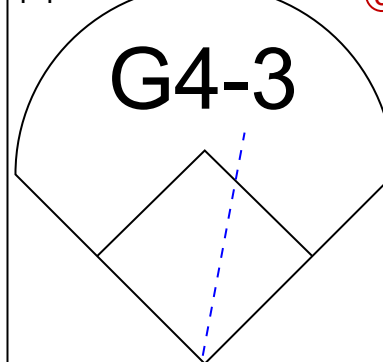
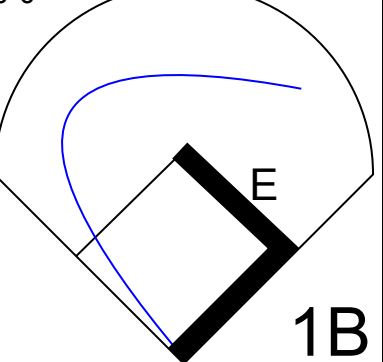

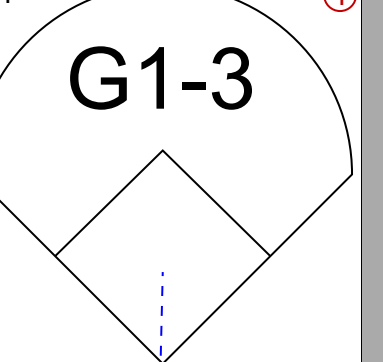
AB 38
R 3
H 8
RBI 3
BB 4
SO 8
LOB 22

ANGELS

Batter	1	2	3	4	5	6	7	8	9	AB	R	H	RBI	BB	SO	LOB	TOP				
Darryl Hamilton, L OBP: 0.383, SLG: 0.357 (1, 8)	G6-3	FC4-6			G6-3	FC4-6		K		5	0	0	0	0	1	3	San Francisco Giants @ Anaheim Angels Edison International Field, Anaheim, CA Thu Jul 02 1998, 10:05 PM EDT Att: 33,272 - Unknown - 76 F livebaseballscorecards.com				
Bill Mueller, S OBP: 0.387, SLG: 0.419 (1, 5)	2B		G6-3		F8	BB		F8		3	1	0	0	2	0	1					
Stan Javier, S OBP: 0.355, SLG: 0.353 (1, 9)	HR		FC5-4		S				G6-3	3	1	2	1	2	0	0					
Charlie Hayes, R OBP: 0.362, SLG: 0.404 (1, 10)	G5-3		FC5-4		P2	G3-1		K		5	1	0	0	0	1	6					
J.T. Snow, L OBP: 0.315, SLG: 0.394 (1, 3)	HR		2B			HR		F9		5	2	3	4	0	0	0					
Rich Aurilia, R OBP: 0.346, SLG: 0.476 Ramon Martinez, R OBP: 0.400, SLG: 0.385 (1, 6) (6, 4)	G6-3		G6-3			SH1-4		G5-3		3	1	1	0	0	0	1					
Marvin Benard, L OBP: 0.314, SLG: 0.290 (1, 7)		G4-3			G5-4-3	SH1-4		P5		4	1	2	0	0	0	0					
Brian Johnson, R OBP: 0.283, SLG: 0.390 (1, 2)	F8		G5-4-3			SH1-4		F8		3	0	0	0	0	0	1					
Rey Sanchez, R OBP: 0.343, SLG: 0.355 (6, 6)			K			FC4-6				3	0	2	2	0	1	0					
Inning Stats	R: 3 E: 0 K: 0 S: 14	H: 2 LOB: 0 BB: 1 P: 24	R: 0 E: 0 K: 0 S: 9	H: 0 LOB: 1 BB: 0 P: 13	R: 1 E: 0 K: 0 S: 8	H: 1 LOB: 1 BB: 1 P: 16	R: 0 E: 0 K: 1 S: 7	H: 1 LOB: 0 BB: 0 P: 11	R: 0 E: 0 K: 0 S: 9	H: 1 LOB: 1 BB: 0 P: 14	R: 3 E: 0 K: 0 S: 14	H: 4 LOB: 3 BB: 2 P: 31	R: 0 E: 0 K: 1 S: 8	H: 0 LOB: 0 BB: 0 P: 13	R: 0 E: 0 K: 1 S: 7	H: 0 LOB: 0 BB: 0 P: 11		1B: 6 2B: 2 3B: 0 HR: 2	SF: 0 SAC: 1 DP: 1 HBP: 1	WP: 0 PB: 0 SB: 2 CS: 0	PA: 41
PITCHER	IP	WLS	BF	H	R	ER	SO	BB	IBB	HBP	BLK	WP	HR	S	P	ERA	WHIP				
Jason Dickson, R ERA: 6.13 (1, 1)	5.1	L	27	9	7	7	1	2	0	1	0	0	2	56	91	11.81	2.062				
Pep Harris, R ERA: 5.4 (6, 1)	2.2		11	1	0	0	1	2	0	0	0	0	0	21	44	0.00	1.125				
Mike Holtz, L ERA: 6.43 (9, 1)	1.0		3	0	0	0	1	0	0	0	0	0	0	7	11	0.00	0.000				

Batter	1	2	3	4	5	6	7	8	9	AB	R	H	RBI	BB	SO	LOB	BOTTOM				
Darin Erstad, L OBP: 0.367, SLG: 0.561 (1, 7)	HR	G6-3		G4-3			G6-4-3		HR	5	2	3	1	0	0	2	San Francisco Giants @ Anaheim Angels Edison International Field, Anaheim, CA Thu Jul 02 1998, 10:05 PM EDT Att: 33,272 - Unknown - 76 F livebaseballscorecards.com				
Dave Hollins, S OBP: 0.337, SLG: 0.401 (1, 5)	F8		F7		F8		G6-4-3		HR	5	1	2	3	0	0	2					
Jim Edmonds, L OBP: 0.372, SLG: 0.531 (1, 8)	F8		F9		F8			G4-3		4	0	2	0	1	0	0					
Tim Salmon, R OBP: 0.413, SLG: 0.545 (1, 10)	F8				F9		F8	L6		5	0	1	0	0	0	4					
Cecil Fielder, R OBP: 0.341, SLG: 0.433 (1, 3)	K		F9			G6-3		G6-3	G6-3	5	0	0	0	0	1	4					
16 Garret Anderson, L OBP: 0.321, SLG: 0.472 (1, 9)	P6		K			1B		1B		4	0	2	0	0	1	4					
Phil Nevin, R OBP: 0.350, SLG: 0.444 (1, 2)		K		K		1B		K		4	0	1	0	0	3	1					
11 Justin Baughman, R OBP: 0.273, SLG: 0.331 (1, 4)		G4-3		G6-3		G6-4-3		G5-3		4	0	1	0	0	0	3					
Gary Disarcina, R OBP: 0.341, SLG: 0.433 (1, 6)		G4-3				G6-4-3			HR	4	1	3	0	0	0	1					
Inning Stats	R: 1 E: 0 K: 1 S: 17	H: 3 LOB: 2 BB: 0 P: 28	R: 0 E: 0 K: 1 S: 9	H: 1 LOB: 0 BB: 0 P: 12	R: 0 E: 0 K: 1 S: 9	H: 2 LOB: 2 BB: 0 P: 16	R: 0 E: 0 K: 1 S: 10	H: 1 LOB: 0 BB: 0 P: 17	R: 0 E: 0 K: 0 S: 8	H: 2 LOB: 1 BB: 0 P: 15	R: 0 E: 0 K: 0 S: 9	H: 2 LOB: 2 BB: 1 P: 16	R: 0 E: 0 K: 1 S: 10	H: 1 LOB: 1 BB: 0 P: 18	R: 3 E: 0 K: 0 S: 13	H: 3 LOB: 0 BB: 0 P: 17		1B: 12 2B: 1 3B: 0 HR: 2	SF: 0 SAC: 0 DP: 2 HBP: 0	WP: 0 PB: 0 SB: 0 CS: 0	PA: 41
PITCHER	IP	WLS	BF	H	R	ER	SO	BB	IBB	HBP	BLK	WP	HR	S	P	ERA	WHIP				
Kirk Rueter, L ERA: 4.2 (1, 1)	5.1	W	25	9	1	1	4	0	0	0	0	0	0	59	100	1.69	1.688				
Julian Tavarez, R ERA: 2.73 (6, 1)	2.2		10	3	0	0	1	1	0	0	0	0	0	22	39	0.00	1.500				
Rich Rodriguez, L ERA: 4.75 (9, 1)	0.1		4	3	3	3	0	0	0	0	0	0	1	7	11	81.00	9.000				
Steve Reed, R ERA: 1.88 (9, 1)	0.2		2	0	0	0	0	0	0	0	0	0	0	6	6	0.00	0.000				

Batter	1	2	3	4	5	6	7	8	9	AB	R	H	RBI	BB	SO	LOB	TOP			
Wilton Guerrero, S (1, 4) OBP: 0.273, SLG: 0.305										5	0	1	0	0	1	2	<p>Los Angeles Dodgers @ San Francisco Giants 3Com Park at Candlestick Point, San Francisco, CA</p> <p>Sun Jul 05 1998, 6:33 AM EDT Att: 40,111 - Sunny - 70 F</p> <p>livebaseballscorecards.com</p> <p>AB 33 R 0 H 8 RBI 0 BB 4 SO 12 LOB 20</p> 			
Trenidad Hubbard, R (1, 7) Mark Guthrie, L (7, 1) Matt Luke, L (9, PH) OBP: 0.350, SLG: 0.547										4	0	2	0	0	1	1				
Raul Mondesi, R (1, 8) OBP: 0.323, SLG: 0.536										4	0	1	0	0	2	4				
Gary Sheffield, R (1, 9) OBP: 0.425, SLG: 0.524										3	0	1	0	1	1	1				
Eric Karros, R (1, 3) OBP: 0.352, SLG: 0.434										3	0	1	0	1	1	2				
Bobby Bonilla, S (1, 5) OBP: 0.297, SLG: 0.343										3	0	1	0	1	1	2				
Charles Johnson, R (1, 2) OBP: 0.270, SLG: 0.371										4	0	0	0	0	1	6				
Juan Castro, R (1, 6) Jim Eisenreich, L (9, PH) OBP: 0.265, SLG: 0.282 OBP: 0.297, SLG: 0.254										2	0	1	0	1	1	0				
37 Darren Dreifort, R (1, 1) Roger Cedeno, S (7, PH) OBP: 0.212, SLG: 0.161 OBP: 0.343, SLG: 0.299										1	0	0	0	0	0	0				
Inning Stats	R: 0 E: 0 K: 2 S: 9	H: 0 LOB: 0 BB: 0 P: 12	R: 0 E: 0 K: 1 S: 11	H: 1 LOB: 1 BB: 0 P: 15	R: 0 E: 0 K: 2 S: 13	H: 2 LOB: 2 BB: 0 P: 19	R: 0 E: 0 K: 1 S: 8	H: 2 LOB: 1 BB: 0 P: 13	R: 0 E: 0 K: 0 S: 7	H: 1 LOB: 2 BB: 2 P: 17	R: 0 E: 1 K: 1 S: 7	H: 1 LOB: 2 BB: 1 P: 13	R: 0 E: 0 K: 2 S: 12	H: 0 LOB: 1 BB: 1 P: 22	R: 0 E: 1 K: 2 S: 14	H: 0 LOB: 1 BB: 0 P: 17		1B: 8 2B: 1 3B: 0 HR: 0	SF: 0 SAC: 1 DP: 2 HBP: 0	WP: 0 PB: 0 SB: 0 CS: 1
PITCHER	IP WLS BF H R ER SO BB IBB HBP BLK WP HR S P ERA WHIP	IP WLS BF H R ER SO BB IBB HBP BLK WP HR S P ERA WHIP	IP WLS BF H R ER SO BB IBB HBP BLK WP HR S P ERA WHIP	IP WLS BF H R ER SO BB IBB HBP BLK WP HR S P ERA WHIP	IP WLS BF H R ER SO BB IBB HBP BLK WP HR S P ERA WHIP	IP WLS BF H R ER SO BB IBB HBP BLK WP HR S P ERA WHIP	IP WLS BF H R ER SO BB IBB HBP BLK WP HR S P ERA WHIP	IP WLS BF H R ER SO BB IBB HBP BLK WP HR S P ERA WHIP	IP WLS BF H R ER SO BB IBB HBP BLK WP HR S P ERA WHIP	IP WLS BF H R ER SO BB IBB HBP BLK WP HR S P ERA WHIP	IP WLS BF H R ER SO BB IBB HBP BLK WP HR S P ERA WHIP	IP WLS BF H R ER SO BB IBB HBP BLK WP HR S P ERA WHIP	IP WLS BF H R ER SO BB IBB HBP BLK WP HR S P ERA WHIP	IP WLS BF H R ER SO BB IBB HBP BLK WP HR S P ERA WHIP	IP WLS BF H R ER SO BB IBB HBP BLK WP HR S P ERA WHIP	IP WLS BF H R ER SO BB IBB HBP BLK WP HR S P ERA WHIP	IP WLS BF H R ER SO BB IBB HBP BLK WP HR S P ERA WHIP			
Shawn Estes, L (1, 1) ERA: 4.05	6.2	W	29	8	0	0	8	3	0	0	0	0	0	0	0	0	0.00	1.650		
Steve Reed, R (7, 1) ERA: 1.79	1.1		5	0	0	0	2	1	0	0	0	0	0	0	0	0	0.00	0.750		
Robb Nen, R (9, 1) ERA: 0.98	1.0	S	4	0	0	0	2	0	0	0	0	0	0	0	0	0	0.00	0.000		

Batter	1	2	3	4	5	6	7	8	9	AB	R	H	RBI	BB	SO	LOB	BOTTOM	
Darryl Hamilton, L (1, 8) OBP: 0.388, SLG: 0.357										4	0	1	0	0	0	1	<p>Los Angeles Dodgers @ San Francisco Giants 3Com Park at Candlestick Point, San Francisco, CA</p> <p>Sun Jul 05 1998, 6:33 AM EDT Att: 40,111 - Sunny - 70 F</p> <p>livebaseballscorecards.com</p> <p>AB 29 R 3 H 8 RBI 2 BB 5 SO 7 LOB 13</p> 	
Bill Mueller, S (1, 4) OBP: 0.382, SLG: 0.410										3	0	0	0	1	2	3		
Barry Bonds, L (1, 7) OBP: 0.431, SLG: 0.553										3	1	2	0	1	1	0		
Stan Javier, S (1, 9) OBP: 0.359, SLG: 0.354										3	0	0	0	1	0	3		
J.T. Snow, L (1, 3) OBP: 0.321, SLG: 0.413										2	1	0	1	1	2	0		
Charlie Hayes, R (1, 5) Robb Nen, R (9, 1) OBP: 0.382, SLG: 0.418										4	1	1	0	0	1	1		
Brent Mayne, L (1, 2) OBP: 0.309, SLG: 0.384										3	0	3	1	1	0	0		
Rey Sanchez, R (1, 6) OBP: 0.333, SLG: 0.348										4	0	0	0	0	1	5		
Shawn Estes, R (1, 1) Steve Reed, R (7, 1) Wilson Delgado, S (9, 6) OBP: 0.222, SLG: 0.229 OBP: 0.333, SLG: 0.333										2	0	1	0	0	0	0		
Inning Stats	R: 0 E: 0 K: 2 S: 9	H: 0 LOB: 0 BB: 0 P: 15	R: 0 E: 0 K: 1 S: 7	H: 0 LOB: 0 BB: 0 P: 10	R: 0 E: 0 K: 0 S: 10	H: 2 LOB: 1 BB: 0 P: 15	R: 2 E: 1 K: 1 S: 15	H: 3 LOB: 2 BB: 1 P: 26	R: 1 E: 0 K: 0 S: 10	H: 1 LOB: 2 BB: 2 P: 24	R: 0 E: 0 K: 0 S: 8	H: 0 LOB: 2 BB: 2 P: 20	R: 0 E: 0 K: 2 S: 8	H: 1 LOB: 1 BB: 0 P: 13	1B: 5 2B: 2 3B: 1 HR: 0	SF: 1 SAC: 0 DP: 3 HBP: 0		WP: 0 PB: 0 SB: 2 CS: 0
PITCHER	IP WLS BF H R ER SO BB IBB HBP BLK WP HR S P ERA WHIP	IP WLS BF H R ER SO BB IBB HBP BLK WP HR S P ERA WHIP	IP WLS BF H R ER SO BB IBB HBP BLK WP HR S P ERA WHIP	IP WLS BF H R ER SO BB IBB HBP BLK WP HR S P ERA WHIP	IP WLS BF H R ER SO BB IBB HBP BLK WP HR S P ERA WHIP	IP WLS BF H R ER SO BB IBB HBP BLK WP HR S P ERA WHIP	IP WLS BF H R ER SO BB IBB HBP BLK WP HR S P ERA WHIP	IP WLS BF H R ER SO BB IBB HBP BLK WP HR S P ERA WHIP	IP WLS BF H R ER SO BB IBB HBP BLK WP HR S P ERA WHIP	IP WLS BF H R ER SO BB IBB HBP BLK WP HR S P ERA WHIP	IP WLS BF H R ER SO BB IBB HBP BLK WP HR S P ERA WHIP	IP WLS BF H R ER SO BB IBB HBP BLK WP HR S P ERA WHIP	IP WLS BF H R ER SO BB IBB HBP BLK WP HR S P ERA WHIP	IP WLS BF H R ER SO BB IBB HBP BLK WP HR S P ERA WHIP	IP WLS BF H R ER SO BB IBB HBP BLK WP HR S P ERA WHIP	IP WLS BF H R ER SO BB IBB HBP BLK WP HR S P ERA WHIP		
37 Darren Dreifort, R (1, 1) ERA: 3.61	6.0	L	26	7	3	3	5	3	0	0	0	0	0	0	0	0	4.50	1.667
Mark Guthrie, L (7, 1) ERA: 2.39	2.0		9	1	0	0	2	2	0	0	0	0	0	0	0	0	0.00	1.500

Batter	1	2	3	4	5	6	7	8	9	AB	R	H	RBI	BB	SO	LOB	TOP								
Darryl Hamilton, L OBP: 0.398, SLG: 0.364	1-2 G4-3 1B		1-1 1B	4-0 1B BB		4-0 PO BB			4-2 BB	2	2	2	0	3	0	0	San Francisco Giants @ Colorado Rockies Coors Field, Denver, CO Sat Jul 11 1998, 7:05 PM MDT Att: 48,262 - Cloudy - 90 F								
Bill Mueller, S OBP: 0.381, SLG: 0.409	3-2 G4-3		0-0 G6-4-3 1B	0-0 3-H BB		1-1 PO	2-2 G5		0-0 L9	5	0	2	1	0	0	2									
Barry Bonds, L OBP: 0.422, SLG: 0.539	3-1 F7		1-0 F8	2-0 P6			1-1 F8		1-3 K	5	0	0	0	0	1	6									
Stan Javier, S OBP: 0.358, SLG: 0.352	2-1 PB S 2H 1B		0-0 G6-4-3		0-3 K		0-0 G5-3			4	0	1	1	0	1	1									
J.T. Snow, L OBP: 0.326, SLG: 0.408	4-2 BB			4-2 1B BB				0-2 F7		2	1	0	0	2	0	0									
Jeff Kent, R OBP: 0.348, SLG: 0.483	1-3 K			1-0 1B				2-2 G6-3		4	0	1	0	0	1	2									
John Johnstone, R OBP: 0.381, SLG: 0.409				1-3 1B						0	0	0	0	0	0	0									
Brian Johnson, R OBP: 0.303, SLG: 0.404		0-0 FC6 2B		3-1 G5-3			0-0 G4-3		1-1 FC6 1B	4	0	2	0	0	0	1									
Rey Sanchez, R OBP: 0.332, SLG: 0.347		1-1 FC1-6-4 2-3		0-0 1B WP 1B			1-0 G5-3		1-0 FC6 1-2	4	1	1	1	0	0	2									
Orel Hershiser, R OBP: 0.244, SLG: 0.231		2-2 G4-3		0-1 1B WP 1B			0-0 WP 2B		0-0 F9	3	0	2	0	0	0	0									
Rich Rodriguez, L OBP: 0.333, SLG: 0.333				1-3 1B						0	0	0	0	0	0	0									
Charlie Hayes, R OBP: 0.367, SLG: 0.420										1	0	0	0	0	0	0									
Inning Stats	R: 1 E: 0 K: 1 S: 15	H: 2 LOB: 2 BB: 1 P: 29	R: 0 E: 0 K: 0 S: 6	H: 1 LOB: 0 BB: 0 P: 9	R: 1 E: 0 K: 0 S: 5	H: 2 LOB: 0 BB: 0 P: 7	R: 2 E: 0 K: 0 S: 10	H: 4 LOB: 3 BB: 2 P: 24	R: 0 E: 0 K: 1 S: 7	H: 0 LOB: 0 BB: 0 P: 7	R: 0 E: 0 K: 0 S: 4	H: 1 LOB: 1 BB: 1 P: 10	R: 0 E: 0 K: 0 S: 6	H: 0 LOB: 0 BB: 0 P: 9	R: 0 E: 0 K: 0 S: 9	H: 1 LOB: 1 BB: 0 P: 13	R: 0 E: 0 K: 1 S: 10	H: 0 LOB: 1 BB: 1 P: 15	1B: 8 2B: 4 3B: 0 HR: 0	SF: 0 SAC: 0 DP: 2 HBP: 0	WP: 2 PB: 1 SB: 1 CS: 0	PA: 40			
PITCHER	IP WLS BF H R ER SO BB IBB HBP BLK WP HR S P ERA WHIP	6.0 W 3 0 0 0 2 4 0 0 0 2 0 47 86 6.00 2.333	1.0 W 3 0 0 0 0 0 0 0 0 0 0 6 9 0.00 0.000	1.0 W 4 1 0 0 0 0 0 0 0 0 0 9 13 0.00 1.000	0.2 S 3 0 0 0 0 1 0 0 0 0 0 7 11 0.00 1.500	0.1 S 1 0 0 0 1 0 0 0 0 0 0 3 4 0.00 0.000																			

Batter	1	2	3	4	5	6	7	8	9	AB	R	H	RBI	BB	SO	LOB	BOTTOM						
Neftali Feliz, S OBP: 0.332, SLG: 0.403	0-3 K		0-0 G4-3		0-1 F7		4-2 1B BB			3	1	0	0	1	1	0	San Francisco Giants @ Colorado Rockies Coors Field, Denver, CO Sat Jul 11 1998, 7:05 PM MDT Att: 48,262 - Cloudy - 90 F						
Ellis Burks, R OBP: 0.346, SLG: 0.512	0-0 E6		0-1 F9		2-1 G6-3 1B		1-1 2B BB		1-2 2B 1B	4	1	2	0	0	0	0							
Dante Bichette, R OBP: 0.356, SLG: 0.523	2-0 F9		1-2 HR		2-1 G6-3		1-0 2B		1-H 2-H 3-H 2-1 2B	4	1	2	4	0	0	2							
1 Curtis Goodwin, L OBP: 0.322, SLG: 0.309					1-2 1-2					0	0	0	0	0	0	0							
Larry Walker, L OBP: 0.403, SLG: 0.553	0-0 G4-3		0-0 F6			1-2 G3			2-1 G3	4	0	0	0	0	0	2							
Vinny Castilla, R OBP: 0.357, SLG: 0.582		0-0 G4-3		0-1 FC5-4 1B		0-1 P4		0-0 G6-3		4	0	1	0	0	0	0							
17 Todd Helton, L OBP: 0.345, SLG: 0.484		1-0 3 2B 1B		0-0 P6		3-1 G3		2-2 2B		4	1	2	0	0	0	1							
3 Mike Lansing, R OBP: 0.306, SLG: 0.352		1-1 1-H 2B		1-0 FC5-4 BB			0-0 G4-3		0-1 G5-3	4	0	1	1	0	0	2							
Jeff Reed, L OBP: 0.352, SLG: 0.417		2-1 G5-3		4-0 1-2 BB			1-0 G3		2-2 F7	3	0	0	0	1	0	2							
Jamey Wright, R OBP: 0.287, SLG: 0.172		1-1 G6-3		1-2 G1-3			2-1 1B BB 2B 1B			2	0	0	0	0	0	3							
Chuck McElroy, L OBP: 0.226, SLG: 0.226										0	0	0	0	0	0	0							
Jeff Barry, S OBP: 0.226, SLG: 0.226										1	1	1	0	0	0	0							
Mike DeJean, R OBP: 0.226, SLG: 0.226										0	0	0	0	0	0	0							
Jerry Dipoto, R OBP: 0.226, SLG: 0.226										0	0	0	0	0	0	0							
Mike Munoz, L OBP: 0.226, SLG: 0.226										0	0	0	0	0	0	0							
Inning Stats	R: 0 E: 1 K: 1 S: 6	H: 0 LOB: 1 BB: 0 P: 8	R: 1 E: 0 K: 0 S: 8	H: 2 LOB: 0 BB: 0 P: 13	R: 1 E: 0 K: 0 S: 7	H: 1 LOB: 0 BB: 0 P: 8	R: 0 E: 0 K: 0 S: 7	H: 1 LOB: 2 BB: 1 P: 13	R: 0 E: 0 K: 0 S: 6	H: 1 LOB: 0 BB: 0 P: 10	R: 0 E: 0 K: 0 S: 8	H: 0 LOB: 0 BB: 0 P: 12	R: 3 E: 0 K: 0 S: 11	H: 3 LOB: 1 BB: 1 P: 22	R: 0 E: 0 K: 0 S: 11	H: 1 LOB: 1 BB: 0 P: 15	1B: 5 2B: 3 3B: 0 HR: 1	SF: 0 SAC: 0 DP: 1 HBP: 0	WP: 0 PB: 0 SB: 0 CS: 0	PA: 35			
PITCHER	IP WLS BF H R ER SO BB IBB HBP BLK WP HR S P ERA WHIP	6.2 L 30 0 0 5 1 2 0 0 0 0 0 51 82 6.75 1.500	0.1 L 1 0 0 0 0 0 0 0 0 0 0 2 4 0.00 0.000	1.0 L 4 1 0 0 0 0 0 0 0 0 0 11 15 0.00 1.000																			

AB	34
R	4
H	11
RBI	3
BB	5
SO	3
LOB	14



Batter	1	2	3	4	5	6	7	8	9	AB	R	H	RBI	BB	SO	LOB	TOP										
Darryl Hamilton, L OBP: 0.393, SLG: 0.359	L3	G4-3			G6-3		SH1-4		F7	4	0	0	0	0	0	2											
Bill Mueller, S OBP: 0.380, SLG: 0.405	HR	G6-3			F9		L6			3	1	0	0	1	0	2											
Barry Bonds, L OBP: 0.421, SLG: 0.545	HR			G1-3	F8		P6			4	1	1	2	0	0	1											
Charlie Hayes, R OBP: 0.365, SLG: 0.416	1B	1B		K		K		F9		4	1	1	0	0	2	0											
J.T. Snow, L OBP: 0.329, SLG: 0.410	F8			1B		1B		G5-3		4	0	2	0	0	0	1											
Stan Javier, S OBP: 0.356, SLG: 0.351	1-2			1B		F7		F8		4	0	1	0	0	0	2											
Steve Reed, R OBP: 0.333, SLG: 0.333	1B			G4-3						0	0	0	0	0	0	0											
Brian Johnson, R OBP: 0.307, SLG: 0.406	1B				G6-3				F8	4	0	2	1	0	0	0											
Rey Sanchez, R OBP: 0.330, SLG: 0.345				G1-3		F9		G3		4	0	1	0	0	0	2											
Kirk Rueter, L OBP: 0.212, SLG: 0.212					G4-3					1	0	0	0	0	0	0											
Ramon Martinez, R OBP: 0.438, SLG: 0.385		SH1-4								0	0	0	0	1	0	0											
Julian Tavarez, L OBP: 0.333, SLG: 0.333										0	0	0	0	0	0	0											
Dean Hartgraves, L OBP: 0.327, SLG: 0.316							SH1-4			0	0	0	0	0	0	0											
Marvin Benard, L OBP: 0.327, SLG: 0.316								1B		1	0	1	0	0	0	0											
Inning Stats	R: 3 E: 0 K: 0 S: 16	H: 4 LOB: 1 BB: 1 P: 29	R: 0 E: 0 K: 0 S: 12	H: 1 LOB: 1 BB: 0 P: 15	R: 0 E: 0 K: 1 S: 9	H: 1 LOB: 1 BB: 0 P: 15	R: 0 E: 0 K: 0 S: 7	H: 0 LOB: 0 BB: 0 P: 10	R: 0 E: 0 K: 1 S: 11	H: 2 LOB: 2 BB: 0 P: 19	R: 0 E: 0 K: 0 S: 9	H: 0 LOB: 1 BB: 1 P: 16	R: 0 E: 0 K: 0 S: 7	H: 0 LOB: 0 BB: 0 P: 10	R: 0 E: 0 K: 0 S: 8	H: 1 LOB: 1 BB: 0 P: 14	1B: 8 2B: 4 3B: 0 HR: 1	SF: 0 SAC: 2 DP: 0 HBP: 0	WP: 0 PB: 0 SB: 0 CS: 0	PA: 37							
PITCHER	IP	WLS	BF	H	R	ER	SO	BB	IBB	HBP	BLK	WP	HR	S	P	ERA	WHIP										
Pedro Astacio, R ERA: 6.1	6.2	W	29	8	3	3	2	2	0	0	0	0	1	67	108	4.05	1.500										
Chuck McElroy, L ERA: 1.71	0.1		1	0	0	0	0	0	0	0	0	0	0	2	3	0.00	0.000										
Mike DeJean, R ERA: 2.17	1.2		6	1	0	0	0	0	0	0	0	0	0	14	22	0.00	0.600										
Mike Munoz, L ERA: 5.84	0.1	S	1	0	0	0	0	0	0	0	0	0	0	1	2	0.00	0.000										

San Francisco Giants @ Colorado Rockies
Coors Field, Denver, CO
Sun Jul 12, 1998, 7:05 PM MDT
Att: 48,334 - Cloudy - 90 F

AB 33
R 3
H 9
RBI 3
BB 2
SO 2
LOB 10



Batter	1	2	3	4	5	6	7	8	9	AB	R	H	RBI	BB	SO	LOB	BOTTOM										
Neftali Perez, S OBP: 0.328, SLG: 0.398	G6-3		FC1-5	G4-3			G5-3			4	1	0	0	0	0	3											
Ellis Burks, R OBP: 0.348, SLG: 0.510	P4		2B		F9		1B			3	1	1	0	1	0	0											
Dante Bichette, R OBP: 0.525, SLG: 0.525	L6		2B		P4		1B			4	0	2	3	0	0	0											
Mike DeJean, R OBP: 0.347, SLG: 0.486			2B				1B			0	0	0	0	0	0	0											
Mike Munoz, L OBP: 0.347, SLG: 0.486			2B				1B			0	0	0	0	0	0	0											
Larry Walker, L OBP: 0.404, SLG: 0.555		1B	2B	FC6	G6-3		K			3	0	1	0	0	1	2											
Vinny Castilla, R OBP: 0.354, SLG: 0.577		2B	HBP							3	0	0	1	0	0	1											
Greg Colbrunn, R OBP: 0.356, SLG: 0.450		G6-3	SF7			G3		G5-3		3	0	0	1	0	0	1											
Todd Helton, L OBP: 0.347, SLG: 0.486			3H	FC6						3	0	2	0	0	0	2											
17 Todd Helton, L OBP: 0.347, SLG: 0.486			1-3	1B						1	0	1	0	0	0	0											
3 Mike Lansing, R OBP: 0.302, SLG: 0.348		L1-3			P3		L1-3			4	0	0	0	0	1	4											
Kirt Manwaring, R OBP: 0.353, SLG: 0.356			FC1-5	SH			1B	SH1-4		3	2	2	1	0	1	1											
Pedro Astacio, R OBP: 0.194, SLG: 0.176			SH				1B			1	1	0	0	0	1	0											
Chuck McElroy, L OBP: 0.322, SLG: 0.309			2B							0	0	0	0	0	0	0											
1 Curtis Goodwin, L OBP: 0.322, SLG: 0.309			2B							0	0	0	0	0	0	0											
Inning Stats	R: 0 E: 0 K: 0 S: 8	H: 0 LOB: 0 BB: 0 P: 15	R: 0 E: 0 K: 0 S: 5	H: 2 LOB: 1 BB: 0 P: 10	R: 3 E: 1 K: 0 S: 15	H: 2 LOB: 2 BB: 1 P: 29	R: 1 E: 0 K: 1 S: 10	H: 1 LOB: 0 BB: 0 P: 14	R: 0 E: 0 K: 0 S: 6	H: 0 LOB: 0 BB: 0 P: 9	R: 0 E: 0 K: 0 S: 7	H: 1 LOB: 0 BB: 0 P: 11	R: 1 E: 0 K: 1 S: 10	H: 2 LOB: 2 BB: 0 P: 19	R: 0 E: 0 K: 2 S: 13	H: 1 LOB: 1 BB: 0 P: 19	1B: 6 2B: 4 3B: 0 HR: 1	SF: 1 SAC: 2 DP: 2 HBP: 2	WP: 0 PB: 0 SB: 0 CS: 0	PA: 35							
PITCHER	IP	WLS	BF	H	R	ER	SO	BB	IBB	HBP	BLK	WP	HR	S	P	ERA	WHIP										
Kirk Rueter, L ERA: 4.13	6.0	L	25	6	4	2	1	1	0	1	0	0	1	51	88	3.00	1.167										
Julian Tavarez, R ERA: 2.71	0.2		5	2	1	1	0	0	0	1	0	0	0	7	14	13.50	3.000										
Dean Hartgraves, L ERA: 1.72	0.2		3	1	0	0	1	0	0	0	0	0	0	8	13	0.00	1.500										
Steve Reed, R ERA: 1.72	0.2		2	0	0	0	2	0	0	0	0	0	0	8	11	0.00	0.000										

San Francisco Giants @ Colorado Rockies
Coors Field, Denver, CO
Sun Jul 12, 1998, 7:05 PM MDT
Att: 48,334 - Cloudy - 90 F

AB 29
R 5
H 9
RBI 5
BB 1
SO 4
LOB 13



Batter	1	2	3	4	5	6	7	8	9	AB	R	H	RBI	BB	SO	LOB	TOP					
Darryl Hamilton, L (1, 8) OBP: 0.392, SLG: 0.358										4	0	1	0	0	1	1	<p>San Francisco Giants @ Los Angeles Dodgers Dodger Stadium, Los Angeles, CA Mon Jul 13 1998, 7:05 PM PDT Att: 36,409 - Unknown - 78 F</p>					
Bill Mueller, S (1, 5) OBP: 0.376, SLG: 0.400										4	0	0	0	0	2							
Barry Bonds, L (1, 7) OBP: 0.421, SLG: 0.551										4	2	2	0	0	1	0						
Jeff Kent, R (1, 4) OBP: 0.348, SLG: 0.491										4	1	1	1	0	0	1						
J.T. Snow, L (1, 3) OBP: 0.331, SLG: 0.409										3	1	1	0	1	0	0						
Stan Javier, S (1, 9) OBP: 0.361, SLG: 0.366										4	1	3	3	0	0	0						
Brian Johnson, R (1, 2) John Johnstone, R (6, 1) Wilson Delgado, S (9, PH) OBP: 0.333, SLG: 0.200										3	0	0	0	0	1	3						
Rey Sanchez, R (1, 6) Marvin Benard, L (9, PH) OBP: 0.324, SLG: 0.313										3	0	0	0	0	0	0						
Danny Darwin, R (1, 1) Brent Mayne, L (6, 2) OBP: 0.400, SLG: 0.371										2	0	1	0	0	1	0						
Inning Stats	R: 0 E: 0 K: 2 S: 7	H: 0 LOB: 0 BB: 0 P: 11	R: 0 E: 0 K: 0 S: 5	H: 2 LOB: 1 BB: 0 P: 6	R: 0 E: 0 K: 1 S: 9	H: 0 LOB: 0 BB: 0 P: 13	R: 3 E: 0 K: 0 S: 9	H: 2 LOB: 0 BB: 1 P: 17	R: 0 E: 0 K: 0 S: 5	H: 1 LOB: 1 BB: 0 P: 9	R: 1 E: 0 K: 1 S: 15	H: 2 LOB: 1 BB: 0 P: 19	R: 0 E: 0 K: 0 S: 8	H: 1 LOB: 1 BB: 0 P: 14	R: 1 E: 0 K: 0 S: 6	H: 1 LOB: 0 BB: 0 P: 10		R: 0 E: 0 K: 0 S: 6	H: 0 LOB: 0 BB: 0 P: 8	1B: 4 2B: 3 3B: 0 HR: 2	SF: 0 SAC: 0 DP: 1 HBP: 0	WP: 0 PB: 0 SB: 1 CS: 0
PITCHER	IP WLS BF H R ER SO BB IBB HBP BLK WP HR S P ERA WHIP																					
Dave Milicki, R (1, 1) ERA: 4.6	6.2 W 28 8 4 4 4 1 0 0 0 0 2 56 85 5.40 1.350																					
Scott Radinsky, L (7, 1) ERA: 2.99	1.1 5 1 1 0 0 0 0 0 0 0 0 8 14 0.00 0.750																					
Jeff Shaw, R (9, 1) ERA: 1.74	1.0 S 3 0 0 0 0 0 0 0 0 0 0 6 8 0.00 0.000																					

Batter	1	2	3	4	5	6	7	8	9	AB	R	H	RBI	BB	SO	LOB	BOTTOM			
Wilton Guerrero, S (1, 4) OBP: 0.298, SLG: 0.362										4	1	1	0	0	2	<p>San Francisco Giants @ Los Angeles Dodgers Dodger Stadium, Los Angeles, CA Mon Jul 13 1998, 7:05 PM PDT Att: 36,409 - Unknown - 78 F</p>				
Juan Castro, R (1, 6) OBP: 0.282, SLG: 0.292										4	1	2	2	0	1					
Raul Mondesi, R (1, 8) OBP: 0.315, SLG: 0.529										4	1	1	1	0	1					
Gary Sheffield, R (1, 9) OBP: 0.441, SLG: 0.538										4	2	3	0	0	0					
Eric Karros, R (1, 3) OBP: 0.365, SLG: 0.461										4	1	2	2	0	2					
Bobby Bonilla, S (1, 7) Jim Eisenreich, L (8, 7) OBP: 0.298, SLG: 0.347 OBP: 0.266, SLG: 0.254										3	0	2	2	0	0					
Adrian Beltré, R (1, 5) OBP: 0.234, SLG: 0.318										4	0	0	0	0	1					
Charles Johnson, R (1, 2) OBP: 0.261, SLG: 0.356										4	0	0	0	0	0					
Dave Milicki, R (1, 1) Scott Radinsky, L (7, 1) Roger Cedeno, S (6, PH) Jeff Shaw, R (9, 1) OBP: 0.226, SLG: 0.207 ERA: 4.66 OBP: 0.341, SLG: 0.298										3	1	1	0	0	0					
Inning Stats	R: 4 E: 0 K: 0 S: 12	H: 4 LOB: 0 BB: 0 P: 21	R: 0 E: 0 K: 0 S: 8	H: 1 LOB: 1 BB: 0 P: 11	R: 1 E: 0 K: 0 S: 10	H: 2 LOB: 1 BB: 0 P: 14	R: 0 E: 0 K: 0 S: 5	H: 0 LOB: 0 BB: 0 P: 8	R: 1 E: 0 K: 1 S: 8	H: 3 LOB: 2 BB: 0 P: 13	R: 1 E: 0 K: 0 S: 11	H: 1 LOB: 1 BB: 0 P: 16	R: 0 E: 0 K: 0 S: 6	H: 1 LOB: 1 BB: 0 P: 8	R: 0 E: 0 K: 1 S: 7		H: 0 LOB: 0 BB: 0 P: 10	1B: 8 2B: 1 3B: 1 HR: 2	SF: 1 SAC: 0 DP: 0 HBP: 0	WP: 0 PB: 0 SB: 0 CS: 0
PITCHER	IP WLS BF H R ER SO BB IBB HBP BLK WP HR S P ERA WHIP																			
Danny Darwin, R (1, 1) ERA: 4.66	5.2 L 29 11 7 6 1 0 0 0 0 0 2 52 79 9.53 1.941																			
John Johnstone, R (6, 1) ERA: 2.69	2.1 7 1 0 0 1 0 0 0 0 0 0 15 22 0.00 0.429																			

AB	35
R	5
H	9
RBI	4
BB	1
SO	4
LOB	7



AB	35
R	7
H	12
RBI	7
BB	0
SO	2
LOB	10



Batter	1	2	3	4	5	6	7	8	9	AB	R	H	RBI	BB	SO	LOB	TOP					
Darryl Hamilton, L OBP: 0.396, SLG: 0.358 (1, 8)	1-1 1B 1B		4-1 G3 BB		4-1 FC6-4 BB		2-1 G3 WP HBP		3-1 L4	2	1	1	0	2	0	0						
Bill Mueller, S OBP: 0.375, SLG: 0.399 (1, 5)	2-0 1B 1B		0-0 G3		2-1 FC6-4		2-2 G3		1-0 1B	5	0	2	0	0	0	3						
Barry Bonds, L OBP: 0.417, SLG: 0.539 (1, 7)	2-0 F8		3-1 F7		1-1 F7		4-0 WP IBB		2-1 F9	4	0	0	0	1	0	5						
Jeff Kent, R OBP: 0.346, SLG: 0.493 Russ Ortiz, R OBP: 0.333, SLG: 0.333 Steve Reed, R OBP: 0.333, SLG: 0.333 Chris Jones, R OBP: 0.274, SLG: 0.314 (1, 4) (7, 1) (8, 1) (8, 9)	1-3 K			2-0 HR	3-2 G5-3		3-3 K			4	1	1	1	0	2	4						
J.T. Snow, L OBP: 0.329, SLG: 0.408 (1, 3)	3-3 K			1-1 G6-3		3-1 SH1-4 1B 2B		0-1 G5-3		4	1	1	0	0	1	2						
Stan Javier, S OBP: 0.365, SLG: 0.370 Robb Nen, R (1, 9) (8, 1)		1-3 K		4-1 HR BB		1-0 SH1-4		2-1 S 1B		2	1	1	0	1	1	0						
Brent Mayne, L OBP: 0.402, SLG: 0.395 (1, 2)		1-2 G1-3		3-2 HR		2-0 G6-4-3 1B		1-3 K		4	1	2	3	0	1	1						
Rey Sanchez, R OBP: 0.319, SLG: 0.332 (1, 6) (7, 4)		1-3 K		0-0 G4-3		0-0 G6-4-3		0-3 K		4	0	0	0	0	2	2						
Orel Hershiser, R OBP: 0.233, SLG: 0.220 Wilson Delgado, S OBP: 0.250, SLG: 0.143 (1, 1) (7, PH) (7, 6)			3-3 K	1-2 F8			1-3 K		0-1 G3	2	0	0	0	0	1	0						
Inning Stats	R: 0 E: 0 K: 2 S: 11	H: 2 LOB: 2 BB: 0 P: 20	R: 0 E: 0 K: 2 S: 9	H: 0 LOB: 0 BB: 0 P: 12	R: 0 E: 0 K: 1 S: 8	H: 0 LOB: 1 BB: 1 P: 18	R: 3 E: 0 K: 0 S: 11	H: 2 LOB: 0 BB: 1 P: 22	R: 0 E: 0 K: 0 S: 10	H: 0 LOB: 0 BB: 1 P: 20	R: 1 E: 0 K: 2 S: 5	H: 2 LOB: 0 BB: 0 P: 11	R: 1 E: 0 K: 2 S: 10	H: 0 LOB: 1 BB: 1 P: 22	R: 0 E: 0 K: 2 S: 12	H: 1 LOB: 1 BB: 0 P: 15	R: 0 E: 0 K: 0 S: 7	H: 1 LOB: 1 BB: 0 P: 13	1B: 5 2B: 1 3B: 0 HR: 2	SF: 0 SAC: 1 DP: 1 HBP: 1	WP: 3 PB: 0 SB: 2 CS: 0	PA: 39
PITCHER	IP WLS BF L	H R ER SO	BB IBB HBP BLK	WP HR S P	ERA WHIP	PITCHER	IP WLS BF L	H R ER SO	BB IBB HBP BLK	WP HR S P	ERA WHIP											
37 Darren Dreifort, R ERA: 3.73 Mark Guthrie, L ERA: 2.09 (1, 1) (8, 1)	7.0 L	31 6 5 5 7	3 1 1 0	1 2 64 125	6.43 1.286																	

San Francisco Giants @ Los Angeles Dodgers
Dodger Stadium, Los Angeles, CA
Wed Jul 15 1998, 7:05 PM PDT
Att: 34,596 - Unknown - 86 F

AB 33
R 5
H 8
RBI 4
BB 4
SO 9
LOB 17



Batter	1	2	3	4	5	6	7	8	9	AB	R	H	RBI	BB	SO	LOB	BOTTOM			
Wilton Guerrero, S OBP: 0.295, SLG: 0.350 (1, 4)	3-2 F9		0-1 SH1-4 1B		1-0 G5-3 1B HBP		3-2 L6			3	1	1	0	0	0	0				
Juan Castro, R OBP: 0.275, SLG: 0.283 (1, 6)	1-2 K		1-1 SH1-4		1-3 K		1-2 1B			3	0	1	0	0	2	1				
Raul Mondesi, R OBP: 0.324, SLG: 0.537 (1, 8)	0-3 K2-3		3-2 FC6-4 1B		1-1 1B		2-0 1B		1-2 1B	4	0	3	2	0	1	0				
Gary Sheffield, R OBP: 0.440, SLG: 0.530 (1, 9)		4-2 FC6-4 BB	0-3 K		1-1 G5-3		0-1 L7			3	0	0	0	1	1	5				
Eric Karros, R OBP: 0.354, SLG: 0.447 (1, 3)		2-1 FC6-4 G4-3 1B	1-0 FC6-4		3-2 P6		1-3 K			4	1	0	0	0	1	4				
Matt Luke, L OBP: 0.313, SLG: 0.486 (1, 7)		1-0 G4-3		2-2 G4-3		1-0 G4-3		0-3 K2-3		4	0	0	0	0	1	3				
Adrian Beltré, R OBP: 0.241, SLG: 0.300 (1, 5)		2-1 1B		1-0 CS HBP		0-0 6-3			1-0 P4	3	0	1	1	0	0	0				
Charles Johnson, R OBP: 0.265, SLG: 0.366 (1, 2)		3-1 F8		4-0 BB			1-3 K		1-3 K	3	0	0	0	1	2	1				
37 Darren Dreifort, R OBP: 0.243, SLG: 0.200 Roger Cedeno, S OBP: 0.338, SLG: 0.295 Mark Guthrie, R OBP: 0.389, SLG: 0.540 (1, 1) (7, PH) (8, 1) (9, PH)			0-0 SH1-4 1B 1B		0-0 F8		1-2 G2-3		2-1 G4-3	2	1	1	0	0	0	1				
Inning Stats	R: 0 E: 0 K: 2 S: 9	H: 0 LOB: 0 BB: 0 P: 13	R: 1 E: 1 K: 0 S: 8	H: 1 LOB: 1 BB: 1 P: 18	R: 2 E: 0 K: 1 S: 12	H: 3 LOB: 1 BB: 0 P: 17	R: 0 E: 0 K: 0 S: 4	H: 0 LOB: 1 BB: 1 P: 11	R: 0 E: 0 K: 0 S: 7	H: 0 LOB: 0 BB: 0 P: 9	R: 0 E: 0 K: 1 S: 9	H: 0 LOB: 0 BB: 0 P: 14	R: 0 E: 0 K: 2 S: 12	H: 2 LOB: 2 BB: 0 P: 16	R: 0 E: 0 K: 1 S: 7	H: 0 LOB: 0 BB: 0 P: 11	1B: 7 2B: 0 3B: 0 HR: 0	SF: 0 SAC: 1 DP: 1 HBP: 2	WP: 0 PB: 0 SB: 0 CS: 1	PA: 36
PITCHER	IP WLS BF L	H R ER SO	BB IBB HBP BLK	WP HR S P	ERA WHIP	PITCHER	IP WLS BF L	H R ER SO	BB IBB HBP BLK	WP HR S P	ERA WHIP									
Orel Hershiser, R ERA: 3.96 Russ Ortiz, R ERA: 0.75 Steve Reed, R ERA: 1.64 Robb Nen, R ERA: 0.94 (1, 1) (7, 1) (8, 1) (8, 1)	6.0 W	25 3 2 2 4	2 0 0 0	0 0 13 21	0.00 2.000															

San Francisco Giants @ Los Angeles Dodgers
Dodger Stadium, Los Angeles, CA
Wed Jul 15 1998, 7:05 PM PDT
Att: 34,596 - Unknown - 86 F

AB 31
R 3
H 7
RBI 3
BB 2
SO 8
LOB 15



Batter	1	2	3	4	5	6	7	8	9	AB	R	H	RBI	BB	SO	LOB	TOP			
Darryl Hamilton, L OBP: 0.398, SLG: 0.364 (1, 8)										5	3	3	1	0	0	1				
Bill Mueller, S OBP: 0.376, SLG: 0.402 (1, 5)										5	1	3	1	0	1	1				
Barry Bonds, L OBP: 0.415, SLG: 0.541 (1, 7)										4	1	1	2	0	0	3				
Jeff Kent, R OBP: 0.348, SLG: 0.491 (1, 4)										3	0	1	0	1	2	1				
J.T. Snow, L OBP: 0.325, SLG: 0.402 (1, 3)										4	0	0	2	0	0	3				
Stan Javier, S OBP: 0.361, SLG: 0.365 (1, 9)										4	0	0	0	0	0	2				
Rey Sanchez, R OBP: 0.318, SLG: 0.327 (1, 6)										3	1	0	0	0	0	0				
Brian Johnson, R OBP: 0.302, SLG: 0.408 (1, 2)										4	1	1	1	0	2	1				
Kirk Rueter, L OBP: 0.298, SLG: 0.296 (4, 1)										1	0	0	0	0	0	1				
Chris Brock, R OBP: 0.222, SLG: 0.195 (7, PH)										0	0	0	0	0	0	0				
Wilson Delgado, S OBP: 0.222, SLG: 0.195 (7, 1)										0	0	0	0	0	0	0				
Dean Hartgraves, R OBP: 0.222, SLG: 0.195 (8, 1)										0	0	0	0	0	0	0				
Steve Reed, R OBP: 0.222, SLG: 0.195 (8, PH)										0	0	0	0	0	0	0				
Marvin Benard, L OBP: 0.222, SLG: 0.195 (8, PH)										1	0	1	0	0	0	0				
Inning Stats	R: 1 E: 0 K: 0 S: 13	H: 2 LOB: 2 BB: 1 P: 26	R: 2 E: 0 K: 1 S: 11	H: 2 LOB: 1 BB: 0 P: 20	R: 0 E: 0 K: 0 S: 4	H: 1 LOB: 0 BB: 0 P: 6	R: 0 E: 0 K: 1 S: 9	H: 0 LOB: 0 BB: 0 P: 12	R: 0 E: 0 K: 1 S: 7	H: 0 LOB: 0 BB: 0 P: 13	R: 0 E: 0 K: 1 S: 9	H: 0 LOB: 0 BB: 0 P: 14	R: 3 E: 0 K: 1 S: 10	H: 3 LOB: 0 BB: 0 P: 12	R: 1 E: 0 K: 1 S: 11	H: 2 LOB: 1 BB: 0 P: 22	1B: 7 2B: 1 3B: 1 HR: 1	SF: 0 SAC: 1 DP: 1 HBP: 1	WP: 0 PA: 38 PB: 0 SB: 0 CS: 0	
PITCHER	IP: 8.0 WLS: W BF: 33 ERA: 3.79	IP: 1.0 WLS: L BF: 5 ERA: 2.70	IP: 2.0 WLS: L BF: 7 ERA: 3.00	IP: 2.0 WLS: L BF: 7 ERA: 3.00	IP: 2.0 WLS: L BF: 7 ERA: 3.00	IP: 2.0 WLS: L BF: 7 ERA: 3.00	IP: 2.0 WLS: L BF: 7 ERA: 3.00	IP: 2.0 WLS: L BF: 7 ERA: 3.00	IP: 2.0 WLS: L BF: 7 ERA: 3.00	IP: 2.0 WLS: L BF: 7 ERA: 3.00	IP: 2.0 WLS: L BF: 7 ERA: 3.00	IP: 2.0 WLS: L BF: 7 ERA: 3.00	IP: 2.0 WLS: L BF: 7 ERA: 3.00	IP: 2.0 WLS: L BF: 7 ERA: 3.00	IP: 2.0 WLS: L BF: 7 ERA: 3.00	IP: 2.0 WLS: L BF: 7 ERA: 3.00	IP: 2.0 WLS: L BF: 7 ERA: 3.00	IP: 2.0 WLS: L BF: 7 ERA: 3.00	IP: 2.0 WLS: L BF: 7 ERA: 3.00	IP: 2.0 WLS: L BF: 7 ERA: 3.00

San Francisco Giants @ Houston Astros
 Astrodome, Houston, TX
 Fri Jul 17 1998, 8:05 PM EDT
 Att: 40,709 - Dome - 72 F

AB	35
R	7
H	10
RBI	7
BB	1
SO	6
LOB	12



Batter	1	2	3	4	5	6	7	8	9	AB	R	H	RBI	BB	SO	LOB	BOTTOM			
Craig Biggio, R OBP: 0.391, SLG: 0.503 (1, 4)										5	3	3	0	0	0	3				
Ricky Gutierrez, R OBP: 0.373, SLG: 0.349 Doug Henry, R (9, 1)										4	3	2	1	1	1	2				
Derek Bell, R OBP: 0.370, SLG: 0.505 (1, 9)										5	0	2	3	0	0	3				
5 Jeff Bagwell, R OBP: 0.399, SLG: 0.541 (1, 3)										4	0	2	2	0	0	2				
Moises Alou, R OBP: 0.379, SLG: 0.585 (1, 7)										5	0	1	1	0	0	4				
Carl Everett, S OBP: 0.399, SLG: 0.509 (1, 8)										4	1	2	0	1	1	1				
Sean Berry, R OBP: 0.375, SLG: 0.459 (1, 5)										5	2	3	0	0	1	4				
Brad Ausmus, R OBP: 0.360, SLG: 0.364 (1, 2)										5	1	2	2	0	1	1				
Jose Lima, R OBP: 0.174, SLG: 0.159 Tim Bogar, R OBP: 0.250, SLG: 0.235 (8, PH)										3	0	0	0	0	2	2				
Inning Stats	R: 2 E: 1 K: 0 S: 11	H: 2 LOB: 1 BB: 0 P: 17	R: 0 E: 0 K: 0 S: 8	H: 1 LOB: 0 BB: 0 P: 13	R: 0 E: 0 K: 1 S: 9	H: 1 LOB: 1 BB: 0 P: 14	R: 5 E: 0 K: 2 S: 19	H: 5 LOB: 3 BB: 1 P: 35	R: 0 E: 0 K: 2 S: 17	H: 1 LOB: 2 BB: 1 P: 29	R: 0 E: 0 K: 0 S: 12	H: 1 LOB: 1 BB: 0 P: 14	R: 2 E: 0 K: 0 S: 15	H: 4 LOB: 2 BB: 0 P: 22	R: 1 E: 0 K: 1 S: 11	H: 2 LOB: 2 BB: 1 P: 19	1B: 14 2B: 3 3B: 0 HR: 0	SF: 1 SAC: 1 DP: 0 HBP: 2	WP: 0 PA: 47 PB: 0 SB: 2 CS: 0	
PITCHER	IP: 3.1 WLS: L BF: 21 ERA: 4.5	IP: 2.2 WLS: L BF: 13 ERA: 4.5	IP: 1.1 WLS: L BF: 6 ERA: 13.5	IP: 0.2 WLS: L BF: 3 ERA: 1.62	IP: 0.0 WLS: L BF: 0 ERA: 0.00	IP: 0.0 WLS: L BF: 0 ERA: 0.00	IP: 0.0 WLS: L BF: 0 ERA: 0.00	IP: 0.0 WLS: L BF: 0 ERA: 0.00	IP: 0.0 WLS: L BF: 0 ERA: 0.00	IP: 0.0 WLS: L BF: 0 ERA: 0.00	IP: 0.0 WLS: L BF: 0 ERA: 0.00	IP: 0.0 WLS: L BF: 0 ERA: 0.00	IP: 0.0 WLS: L BF: 0 ERA: 0.00	IP: 0.0 WLS: L BF: 0 ERA: 0.00	IP: 0.0 WLS: L BF: 0 ERA: 0.00	IP: 0.0 WLS: L BF: 0 ERA: 0.00	IP: 0.0 WLS: L BF: 0 ERA: 0.00	IP: 0.0 WLS: L BF: 0 ERA: 0.00	IP: 0.0 WLS: L BF: 0 ERA: 0.00	IP: 0.0 WLS: L BF: 0 ERA: 0.00

San Francisco Giants @ Houston Astros
 Astrodome, Houston, TX
 Fri Jul 17 1998, 8:05 PM EDT
 Att: 40,709 - Dome - 72 F

AB	40
R	10
H	17
RBI	9
BB	3
SO	6
LOB	22



Batter	1	2	3	4	5	6	7	8	9	AB	R	H	RBI	BB	SO	LOB	TOP	
Darryl Hamilton, L (1, 8) OBP: 0.397, SLG: 0.366	L8		2B		G4-1			G6-3		4	0	1	0	0	0	0	San Francisco Giants @ Houston Astros Astrodome, Houston, TX Sat Jul 18 1998, 4:33 AM EDT Att: 35,257 - Dome - 72 F	
Bill Mueller, S (1, 5) OBP: 0.374, SLG: 0.397	K		F8			G4-3		K		4	0	0	0	0	2	1		
Barry Bonds, L (1, 7) OBP: 0.414, SLG: 0.541	2B		K			K		F8		4	0	1	0	0	2	1		
Jeff Kent, R (1, 4) OBP: 0.343, SLG: 0.484	F8				P6			G5-3		4	0	0	0	0	0	1		
J.T. Snow, L (1, 3) OBP: 0.324, SLG: 0.403		F8			1B	2B		G4-3		4	0	1	0	0	1	0		
Stan Javier, S (1, 9) OBP: 0.363, SLG: 0.367		L5			G6-4-3	1B		G4-3	BB	4	1	2	0	0	0	0		
Brent Mayne, L (1, 2) OBP: 0.307, SLG: 0.396		1B			G6-4-3	1B		1B	BB	2	1	1	0	1	0	2		
Rey Sanchez, R (1, 6) OBP: 0.314, SLG: 0.323		F7						G4-3		3	0	0	0	0	0	3		
Danny Darwin, R (1, 1) OBP: 0.114, SLG: 0.091										2	0	0	0	0	2	0		
Marvin Benard, L (7, PH) OBP: 0.336, SLG: 0.327										1	0	1	2	0	0	0		
John Johnstone, R (7, 1)										0	0	0	0	0	0	0		
Rich Rodriguez, L (8, 1) OBP: 0.333, SLG: 0.333										0	0	0	0	0	0	0		
Inning Stats	R: 0 E: 0 K: 1 S: 8	H: 1 LOB: 1 BB: 0 P: 10	R: 0 E: 0 K: 0 S: 10	H: 1 LOB: 1 BB: 0 P: 17	R: 0 E: 0 K: 2 S: 12	H: 2 LOB: 1 BB: 0 P: 8	R: 0 E: 0 K: 1 S: 7	H: 0 LOB: 0 BB: 0 P: 8	R: 2 E: 0 K: 0 S: 11	H: 2 LOB: 1 BB: 1 P: 18	R: 0 E: 0 K: 1 S: 8	H: 0 LOB: 0 BB: 0 P: 8	R: 0 E: 0 K: 1 S: 6	H: 0 LOB: 0 BB: 0 P: 8	1B: 4 2B: 3 3B: 0 HR: 0	SF: 0 SAC: 0 DP: 1 HBP: 0	WP: 0 PB: 0 SB: 0 CS: 0	PA: 33
PITCHER	IP WLS BF H R ER SO BB IBB HBP BLK WP HR S P ERA WHIP																	
Sean Bergman, R (1, 1) ERA: 3.18	7.0 W 27 7 2 2 5 1 0 0 0 0 0 0 63 87 2.57 1.143																	
C.J. Nitkowski, L (8, 1) ERA: 3.42	1.0 3 0 0 0 1 0 0 0 0 0 0 0 8 14 0.00 0.000																	
Jay Powell, R (9, 1) ERA: 4.08	1.0 3 0 0 0 1 0 0 0 0 0 0 0 6 8 0.00 0.000																	

Batter	1	2	3	4	5	6	7	8	9	AB	R	H	RBI	BB	SO	LOB	BOTTOM	
Craig Biggio, R (1, 4) OBP: 0.392, SLG: 0.503	L7		1B		CS			K		4	0	2	1	0	1	1	San Francisco Giants @ Houston Astros Astrodome, Houston, TX Sat Jul 18 1998, 4:33 AM EDT Att: 35,257 - Dome - 72 F	
Bill Sciers, L (1, 5) OBP: 0.379, SLG: 0.392	F8		L8		F9			2B	1B	4	1	1	0	0	0	3		
Derek Bell, R (1, 9) OBP: 0.371, SLG: 0.516	G1-3				G6-3		HR	2B	2B	4	2	2	2	0	0	0		
5 Jeff Bagwell, R (1, 3) OBP: 0.398, SLG: 0.535		G5-3			BB		G4-3	G6-3		3	0	0	0	1	0	1		
Moises Alou, R (1, 7) OBP: 0.378, SLG: 0.580		K			P6		K	2B	WP	3	1	0	0	0	2	1		
Carl Everett, S (1, 8) OBP: 0.397, SLG: 0.509		P2			F8		K	WP	SF8	4	1	1	1	0	1	1		
Ricky Gutierrez, R (1, 6) OBP: 0.374, SLG: 0.364			FC6-4		1B			G6-3	SF8	3	1	2	2	0	0	0		
Brad Ausmus, R (1, 2) OBP: 0.362, SLG: 0.364			FC6-4		1B		HR	SH2-4	1B	3	1	1	0	1	1	1		
Sean Bergman, R (1, 1) OBP: 0.054, SLG: 0.054									BB	1	0	0	0	0	1	1		
35 Dave Clark, L (7, PH) OBP: 0.258, SLG: 0.209										1	0	1	0	0	0	0		
C.J. Nitkowski, L (8, 1)										0	0	0	0	0	0	0		
Sean Berry, R (8, PH) OBP: 0.373, SLG: 0.457										1	0	0	0	0	1	1		
Jay Powell, R (9, 1)										0	0	0	0	0	0	0		
Inning Stats	R: 0 E: 0 K: 0 S: 11	H: 0 LOB: 0 BB: 0 P: 15	R: 0 E: 0 K: 1 S: 6	H: 0 LOB: 0 BB: 0 P: 7	R: 0 E: 0 K: 1 S: 11	H: 2 LOB: 2 BB: 0 P: 12	R: 0 E: 0 K: 0 S: 9	H: 0 LOB: 1 BB: 1 P: 18	R: 2 E: 0 K: 2 S: 13	H: 3 LOB: 0 BB: 0 P: 20	R: 1 E: 0 K: 2 S: 11	H: 1 LOB: 1 BB: 0 P: 17	R: 0 E: 0 K: 1 S: 18	H: 3 LOB: 1 BB: 1 P: 30	1B: 6 2B: 2 3B: 0 HR: 2	SF: 1 SAC: 1 DP: 0 HBP: 1	WP: 1 PB: 0 SB: 0 CS: 1	PA: 36
PITCHER	IP WLS BF H R ER SO BB IBB HBP BLK WP HR S P ERA WHIP																	
Danny Darwin, R (1, 1) ERA: 4.65	6.0 L 24 6 3 3 4 1 0 0 0 0 0 0 19 30 4.50 1.167																	
John Johnstone, R (7, 1) ERA: 3.12	1.1 8 3 3 3 2 0 0 1 0 0 0 0 19 30 20.25 2.250																	
Rich Rodriguez, L (8, 1) ERA: 4.88	0.2 4 1 1 1 1 1 0 0 0 1 0 0 10 17 13.50 3.000																	


Batter	1	2	3	4	5	6	7	8	9	AB	R	H	RBI	BB	SO	LOB	TOP											
Andy Fox, L OBP: 0.338, SLG: 0.392	G3-1		G6-3		SF7		G6-4-3 BB			2	0	0	1	1	0	0	Arizona Diamondbacks @ San Francisco Giants 3Com Park at Candlestick Point, San Francisco, CA Mon Jul 20 1998, 10:05 PM EDT Att: 15,550 - Overcast - 60 F											
Danny Klassen, R OBP: 0.392, SLG: 0.523	K		K		BB		G6-4-3 BB			3	0	0	0	1	2	1												
Travis Lee, L OBP: 0.361, SLG: 0.485	G6-3			K				G4-3		3	0	0	0	1	1	0												
Devon White, S OBP: 0.328, SLG: 0.465		G3		K				G3-1		4	0	0	0	0	1	3												
David Dellucci, L OBP: 0.351, SLG: 0.456		E5 WP BB 1B						K		3	1	0	0	1	1	0												
Jay Bell, R OBP: 0.345, SLG: 0.422				K						3	0	0	0	1	2	1												
Karim Garcia, L OBP: 0.261, SLG: 0.394										4	2	2	1	0	1	2												
Kelly Stinnett, R OBP: 0.335, SLG: 0.443										3	0	1	1	1	1	0												
Omar Daal, L OBP: 0.182, SLG: 0.053				K						1	0	0	0	0	1	0												
Brent Brede, L OBP: 0.313, SLG: 0.341										1	0	0	0	0	0	0												
Bobby Chouinard, R OBP: 0.345, SLG: 0.422										0	0	0	0	0	0	0												
Willie Banks, R OBP: 0.345, SLG: 0.422										0	0	0	0	0	0	0												
Inning Stats	R: 0 E: 0 K: 1 S: 7	H: 0 LOB: 0 BB: 0 P: 12	R: 1 E: 1 K: 1 S: 11	H: 1 LOB: 2 BB: 1 P: 20	R: 0 E: 0 K: 2 S: 9	H: 0 LOB: 0 BB: 0 P: 10	R: 0 E: 0 K: 3 S: 11	H: 0 LOB: 1 BB: 1 P: 17	R: 1 E: 1 K: 0 S: 13	H: 1 LOB: 3 BB: 3 P: 30	R: 1 E: 0 K: 0 S: 9	H: 1 LOB: 0 BB: 0 P: 14	R: 0 E: 0 K: 0 S: 5	H: 0 LOB: 0 BB: 1 P: 13	R: 0 E: 0 K: 1 S: 7	H: 0 LOB: 0 BB: 0 P: 10	R: 0 E: 0 K: 2 S: 7	H: 0 LOB: 0 BB: 0 P: 11	1B: 2 2B: 0 3B: 0 HR: 1	SF: 1 SAC: 1 DP: 1 HBP: 0	WP: 1 PB: 0 SB: 0 CS: 0	PA: 35						
PITCHER	IP	WLS	BF	H	R	ER	SO	BB	IBB	HBP	BLK	WP	HR	S	P	ERA	WHIP											
Russ Ortiz, R ERA: 1.42	(1, 1)	7.0		29	3	3	2	7	6	0	0	0	1	1	65	116	2.57	1.286										
Rich Rodriguez, L ERA: 4.73	(8, 1)	1.0	W	3	0	0	0	1	0	0	0	0	0	0	7	10	0.00	0.000										
Robb Nen, R ERA: 1.06	(9, 1)	1.0	S	3	0	0	0	2	0	0	0	0	0	0	7	11	0.00	0.000										

Batter	1	2	3	4	5	6	7	8	9	AB	R	H	RBI	BB	SO	LOB	BOTTOM											
Stan Javier, S OBP: 0.364, SLG: 0.364				L1-3				L6		3	1	1	0	2	0	2	Arizona Diamondbacks @ San Francisco Giants 3Com Park at Candlestick Point, San Francisco, CA Mon Jul 20 1998, 10:05 PM EDT Att: 15,550 - Overcast - 60 F											
Chris Jones, R OBP: 0.274, SLG: 0.306										3	1	1	0	1	1	1												
Rich Rodriguez, L OBP: 0.333, SLG: 0.333										0	0	0	0	0	0	0												
Robb Nen, R										0	0	0	0	0	0	0												
Barry Bonds, L OBP: 0.418, SLG: 0.550										4	1	2	2	0	1	2												
Charlie Hayes, R OBP: 0.365, SLG: 0.428										4	0	1	0	0	1	3												
Jeff Kent, R OBP: 0.336, SLG: 0.472										2	0	0	1	0	0	1												
Ramon Martinez, R OBP: 0.471, SLG: 0.429										1	1	1	0	0	0	0												
Rich Aurilia, R OBP: 0.347, SLG: 0.473										2	0	1	0	1	0	0												
J.T. Snow, L OBP: 0.324, SLG: 0.410										3	1	1	2	1	0	2												
Brian Johnson, R OBP: 0.296, SLG: 0.394										4	0	0	0	0	2	1												
Russ Ortiz, R ERA: 3.17	(1, 1)	6.0		26	5	3	3	3	5	0	0	0	0	0	54	95	4.50	1.667										
Bobby Chouinard, R ERA: 4.35	(7, 1)	1.2	L	10	4	2	2	1	1	0	0	0	0	0	24	40	10.80	3.000										
Willie Banks, R ERA: 7.57	(8, 1)	0.1		1	0	0	0	0	0	0	0	0	0	1	2	0.00	0.000											
Inning Stats	R: 3 E: 0 K: 0 S: 11	H: 2 LOB: 1 BB: 2 P: 23	R: 0 E: 0 K: 3 S: 17	H: 1 LOB: 2 BB: 1 P: 25	R: 0 E: 0 K: 0 S: 8	H: 2 LOB: 1 BB: 0 P: 13	R: 0 E: 0 K: 1 S: 5	H: 0 LOB: 0 BB: 1 P: 10	R: 0 E: 0 K: 1 S: 7	H: 0 LOB: 0 BB: 0 P: 13	R: 0 E: 0 K: 0 S: 6	H: 0 LOB: 1 BB: 1 P: 11	R: 0 E: 0 K: 1 S: 11	H: 1 LOB: 2 BB: 1 P: 21	R: 2 E: 0 K: 0 S: 14	H: 3 LOB: 1 BB: 0 P: 21	1B: 7 2B: 2 3B: 0 HR: 1	SF: 1 SAC: 1 DP: 2 HBP: 0	WP: 0 PB: 0 SB: 1 CS: 0	PA: 37								
PITCHER	IP	WLS	BF	H	R	ER	SO	BB	IBB	HBP	BLK	WP	HR	S	P	ERA	WHIP											

Batter	1	2	3	4	5	6	7	8	9	AB	R	H	RBI	BB	SO	LOB	TOP				
Royce Clayton, R (1.6) OBP: 0.318, SLG: 0.336	1-0 FC5-4 1B		3-2 P6		2-0 P9			0-3 K		4	0	1	0	0	1	1					
Brian Hunter, R (1.7) OBP: 0.259, SLG: 0.419	2-2 FC5-4 1-2		0-3 K		1-1 L8			3-3 K		3	0	0	0	0	1	1					
Ray Lankford, L (8. PH) OBP: 0.393, SLG: 0.498										1	0	0	0	0	1	1					
Mark McGwire, R (1.3) OBP: 0.481, SLG: 0.756	3-1 G5-4-3 1-2		3-3 K		3-0 P9			2-2 P5		4	0	0	0	0	1	2					
Brian Jordan, R (1.8) OBP: 0.377, SLG: 0.558		4-0 HR BB		0-0 HR		1-1 F8		1-0 P6		3	2	1	1	1	0	0					
Willie McGee, S (1.9) OBP: 0.298, SLG: 0.316		1-3 K BB		0-1 F4		1-1 G1-3		1-0 G1-3		3	0	0	0	0	1	1					
John Frascatore, R (6.1) OBP: 0.250, SLG: 0.250										0	0	0	0	0	0	0					
Piaclido Polanco, R (8.4) OBP: 0.265, SLG: 0.303										1	0	0	0	0	0	0					
Gary Gaetti, R (1.5) OBP: 0.341, SLG: 0.435		0-0 HR		1-1 F7			0-1 G1-3		1-0 1B	4	1	2	2	0	0	0					
Eli Marrero, R (1.2) OBP: 0.287, SLG: 0.346		0-0 1B		2-2 1B		2-0 G5-3		0-1 F8		4	0	2	0	0	0	1					
Bobby Witt, R (1.1) OBP: 0.319, SLG: 0.386		1-3 K		2-2 G4-3			1-3 K			2	0	0	0	0	1	2					
John Mabry, L (8.7) OBP: 0.319, SLG: 0.386										1	0	0	0	0	1	0					
12 Pat Kelly, R (1.4) OBP: 0.304, SLG: 0.500		2-2 P3			1-2 G5-3			4-0 BB		2	0	0	0	1	0	1					
Rick Croushore, R (8.1) OBP: 0.304, SLG: 0.500										0	0	0	0	0	0	0					
Inning Stats	R: 0 E: 0 K: 0 S: 7	H: 1 LOB: 0 BB: 0 P: 13	R: 2 E: 0 K: 2 S: 11	H: 2 LOB: 1 BB: 1 P: 19	R: 0 E: 0 K: 2 S: 9	H: 0 LOB: 0 BB: 0 P: 15	R: 1 E: 0 K: 0 S: 15	H: 2 LOB: 1 BB: 0 P: 20	R: 0 E: 0 K: 0 S: 6	H: 0 LOB: 0 BB: 0 P: 10	R: 0 E: 0 K: 1 S: 6	H: 0 LOB: 0 BB: 0 P: 9	R: 0 E: 0 K: 2 S: 13	H: 0 LOB: 1 BB: 1 P: 22	R: 0 E: 0 K: 0 S: 5	H: 1 LOB: 1 BB: 0 P: 8	1B: 4 2B: 0 3B: 0 HR: 2	SF: 0 SAC: 0 DP: 1 HBP: 0	WP: 0 PB: 0 SB: 0 CS: 0	PA: 34	
PITCHER	IP WLS BF H R ER SO BB IBB HBP BLK WP HR S P ERA WHIP	IP WLS BF H R ER SO BB IBB HBP BLK WP HR S P ERA WHIP	IP WLS BF H R ER SO BB IBB HBP BLK WP HR S P ERA WHIP	IP WLS BF H R ER SO BB IBB HBP BLK WP HR S P ERA WHIP	IP WLS BF H R ER SO BB IBB HBP BLK WP HR S P ERA WHIP	IP WLS BF H R ER SO BB IBB HBP BLK WP HR S P ERA WHIP	IP WLS BF H R ER SO BB IBB HBP BLK WP HR S P ERA WHIP	IP WLS BF H R ER SO BB IBB HBP BLK WP HR S P ERA WHIP	IP WLS BF H R ER SO BB IBB HBP BLK WP HR S P ERA WHIP	IP WLS BF H R ER SO BB IBB HBP BLK WP HR S P ERA WHIP	IP WLS BF H R ER SO BB IBB HBP BLK WP HR S P ERA WHIP	IP WLS BF H R ER SO BB IBB HBP BLK WP HR S P ERA WHIP	IP WLS BF H R ER SO BB IBB HBP BLK WP HR S P ERA WHIP	IP WLS BF H R ER SO BB IBB HBP BLK WP HR S P ERA WHIP	IP WLS BF H R ER SO BB IBB HBP BLK WP HR S P ERA WHIP	IP WLS BF H R ER SO BB IBB HBP BLK WP HR S P ERA WHIP	IP WLS BF H R ER SO BB IBB HBP BLK WP HR S P ERA WHIP	IP WLS BF H R ER SO BB IBB HBP BLK WP HR S P ERA WHIP	IP WLS BF H R ER SO BB IBB HBP BLK WP HR S P ERA WHIP	IP WLS BF H R ER SO BB IBB HBP BLK WP HR S P ERA WHIP	IP WLS BF H R ER SO BB IBB HBP BLK WP HR S P ERA WHIP

St. Louis Cardinals @ San Francisco Giants
 3Com Park at Candlestick Point, San Francisco, CA
 Wed Jul 22 1998, 10:05 PM EDT
 Att: 40,147 - Cloudy - 61 F

AB 32
 R 3
 H 6
 RBI 3
 BB 2
 SO 7
 LOB 10



Batter	1	2	3	4	5	6	7	8	9	AB	R	H	RBI	BB	SO	LOB	BOTTOM					
Darryl Hamilton, L (1.8) OBP: 0.394, SLG: 0.368	1-2 G5-3	1-2 1B			1-1 L3			2-2 2B	0-1 G3	5	0	2	2	0	0	1						
Bill Mueller, S (1.5) OBP: 0.376, SLG: 0.393	1-0 F8	0-0 G4-3			3-2 1B		1-2 G4-3			4	0	1	0	0	0	3						
Barry Bonds, L (1.7) OBP: 0.414, SLG: 0.543	4-1 BB		0-2 G4-3		2-0 F7			0-0 P8		3	0	0	0	1	0	1						
Jeff Kent, R (1.4) OBP: 0.331, SLG: 0.464	2-3 K		0-1 F9		0-2 G1-3			0-3 K		4	0	0	0	0	2	2						
J.T. Snow, L (1.3) OBP: 0.327, SLG: 0.407		4-2 BB 1B BB	1-3 K		3-3 K			4-2 BB		2	1	0	0	2	2	0						
Stan Javier, S (1.9) OBP: 0.367, SLG: 0.369		0-3 K		2-2 F7		1-1 G3		0-0 P8		4	0	0	0	0	1	2						
Rich Aurilia, R (1.6) OBP: 0.345, SLG: 0.463		2-1 BB 1B		0-1 L9		0-0 F2			4-0 BB	3	1	1	0	1	0	0						
Brent Mayne, L (1.2) OBP: 0.400, SLG: 0.385		4-1 1B BB		2-2 1B			0-0 G1-3		2-3 K	3	0	1	0	1	1	1						
Kirk Rueter, L (1.1) OBP: 0.194, SLG: 0.194		0-2 K		0-0 G6-3			0-1 P5		2-3 K	2	0	0	0	0	1	4						
Marvin Brenzler, L (7. PH) OBP: 0.335, SLG: 0.320										1	0	0	0	0	0	0						
John Johnstone, R (8.1) OBP: 0.335, SLG: 0.333										0	0	0	0	0	0	0						
Dean Hartgraves, R (8.1) OBP: 0.335, SLG: 0.333										0	0	0	0	0	0	0						
Steve Reed, R (8. PH) OBP: 0.335, SLG: 0.429										1	0	0	0	0	1	1						
Charlie Hayes, R (8. PH) OBP: 0.335, SLG: 0.429										0	0	0	0	0	0	0						
Inning Stats	R: 0 E: 0 K: 1 S: 8	H: 0 LOB: 1 BB: 1 P: 16	R: 2 E: 0 K: 2 S: 17	H: 2 LOB: 2 BB: 2 P: 28	R: 0 E: 0 K: 1 S: 8	H: 0 LOB: 0 BB: 0 P: 9	R: 0 E: 0 K: 0 S: 10	H: 1 LOB: 1 BB: 0 P: 14	R: 0 E: 0 K: 0 S: 9	H: 1 LOB: 1 BB: 0 P: 15	R: 0 E: 0 K: 1 S: 7	H: 0 LOB: 0 BB: 0 P: 11	R: 0 E: 0 K: 0 S: 10	H: 1 LOB: 1 BB: 0 P: 13	R: 0 E: 0 K: 1 S: 7	H: 0 LOB: 1 BB: 1 P: 11	R: 0 E: 0 K: 2 S: 8	H: 0 LOB: 1 BB: 1 P: 16	1B: 4 2B: 1 3B: 0 HR: 0	SF: 0 SAC: 0 DP: 0 HBP: 0	WP: 0 PB: 0 SB: 1 CS: 0	PA: 37
PITCHER	IP WLS BF H R ER SO BB IBB HBP BLK WP HR S P ERA WHIP	IP WLS BF H R ER SO BB IBB HBP BLK WP HR S P ERA WHIP	IP WLS BF H R ER SO BB IBB HBP BLK WP HR S P ERA WHIP	IP WLS BF H R ER SO BB IBB HBP BLK WP HR S P ERA WHIP	IP WLS BF H R ER SO BB IBB HBP BLK WP HR S P ERA WHIP	IP WLS BF H R ER SO BB IBB HBP BLK WP HR S P ERA WHIP	IP WLS BF H R ER SO BB IBB HBP BLK WP HR S P ERA WHIP	IP WLS BF H R ER SO BB IBB HBP BLK WP HR S P ERA WHIP	IP WLS BF H R ER SO BB IBB HBP BLK WP HR S P ERA WHIP	IP WLS BF H R ER SO BB IBB HBP BLK WP HR S P ERA WHIP	IP WLS BF H R ER SO BB IBB HBP BLK WP HR S P ERA WHIP	IP WLS BF H R ER SO BB IBB HBP BLK WP HR S P ERA WHIP	IP WLS BF H R ER SO BB IBB HBP BLK WP HR S P ERA WHIP	IP WLS BF H R ER SO BB IBB HBP BLK WP HR S P ERA WHIP	IP WLS BF H R ER SO BB IBB HBP BLK WP HR S P ERA WHIP	IP WLS BF H R ER SO BB IBB HBP BLK WP HR S P ERA WHIP	IP WLS BF H R ER SO BB IBB HBP BLK WP HR S P ERA WHIP	IP WLS BF H R ER SO BB IBB HBP BLK WP HR S P ERA WHIP	IP WLS BF H R ER SO BB IBB HBP BLK WP HR S P ERA WHIP	IP WLS BF H R ER SO BB IBB HBP BLK WP HR S P ERA WHIP	IP WLS BF H R ER SO BB IBB HBP BLK WP HR S P ERA WHIP	

St. Louis Cardinals @ San Francisco Giants
 3Com Park at Candlestick Point, San Francisco, CA
 Wed Jul 22 1998, 10:05 PM EDT
 Att: 40,147 - Cloudy - 61 F

AB 32
 R 2
 H 5
 RBI 2
 BB 5
 SO 8
 LOB 15



Batter	1	2	3	4	5	6	7	8	9	AB	R	H	RBI	BB	SO	LOB	TOP								
Royce Clayton, R OBP: 0.322, SLG: 0.339	G5-3		G4-3														3 2 1 0 2 0 0								
Brian Jordan, R OBP: 0.377, SLG: 0.557 Willie McGee, S OBP: 0.298, SLG: 0.316	K																4 0 1 0 1 1 3 0 0 0 0 0 0 0								
Mark McGwire, R OBP: 0.442, SLG: 0.752 Curtis King, R Jeff Brantley, R	F7																2 2 0 1 3 0 1 0 0 0 0 0 0 0 0 0 0 0 0 0 0								
Ray Lankford, L OBP: 0.395, SLG: 0.500																	3 1 2 2 1 1 1								
John Mabry, L OBP: 0.317, SLG: 0.383	F7																4 0 1 1 0 0 5								
Gary Gaetti, R OBP: 0.342, SLG: 0.438																	5 1 2 1 0 0 6								
Eli Marrero, R OBP: 0.304, SLG: 0.395																	5 1 3 2 0 0 2								
Kent Bottenfield, R OBP: 0.067, SLG: 0.067 Brian Hunter, R OBP: 0.254, SLG: 0.411																	2 0 0 1 0 0 1 2 0 0 0 0 0 0								
12 Pat Kelly, R OBP: 0.286, SLG: 0.440																	5 1 1 0 0 2 3								
Inning Stats	R: 0 E: 0 K: 1 S: 5	H: 0 LOB: 0 BB: 0 P: 5	R: 0 E: 0 K: 0 S: 4	H: 2 LOB: 1 BB: 0 P: 4	R: 0 E: 0 K: 1 S: 5	H: 0 LOB: 0 BB: 0 P: 5	R: 0 E: 0 K: 1 S: 6	H: 1 LOB: 1 BB: 0 P: 6	R: 1 E: 0 K: 0 S: 5	H: 2 LOB: 2 BB: 1 P: 9	R: 2 E: 0 K: 0 S: 5	H: 2 LOB: 1 BB: 1 P: 13	R: 2 E: 0 K: 0 S: 5	H: 2 LOB: 1 BB: 1 P: 9	R: 3 E: 1 K: 0 S: 6	H: 2 LOB: 3 BB: 3 P: 18	R: 0 E: 0 K: 1 S: 5	H: 0 LOB: 0 BB: 0 P: 5	1B: 7 2B: 3 3B: 0 HR: 1	SF: 2 SAC: 1 DP: 1 HBP: 0	WP: 1 PB: 0 SB: 1 CS: 0	PA: 45			
PITCHER	IP	WLS	BF	H	R	ER	SO	BB	IBB	HBP	BLK	WP	HR	S	P	ERA	WHIP								
Danny Darwin, R ERA: 4.67	5.1	L	25	7	3	3	3	3	0	0	0	0	0	28	40	5.06	1.875								
Chris Brock, R ERA: 4.91	1.0		5	1	2	2	0	0	1	0	0	0	0	4	8	18.00	1.000								
Dean Hartgraves, L ERA: 9.53	2.2		15	3	3	3	1	3	0	0	0	1	1	14	26	10.12	2.250								

St. Louis Cardinals @ San Francisco Giants
 3Com Park at Candlestick Point, San Francisco, CA
 Thu Jul 23 1998, 6:33 AM EDT
 Att: 46,393 - Sunny - 68 F

livebaseballscorecards.com

AB 35
 R 8
 H 11
 RBI 8
 BB 7
 SO 4
 LOB 22




Batter	1	2	3	4	5	6	7	8	9	AB	R	H	RBI	BB	SO	LOB	BOTTOM								
Darryl Hamilton, L OBP: 0.393, SLG: 0.365																	3 0 0 0 1 0 1								
Bill Mueller, S OBP: 0.375, SLG: 0.395																	4 0 1 0 0 1 1								
Barry Bonds, L OBP: 0.515, SLG: 0.542 Marvin Benard, L OBP: 0.330, SLG: 0.320																	3 0 1 0 1 1 0 0 0 0 0 0 0 0								
Jeff Kent, R OBP: 0.327, SLG: 0.458 Ramon Martinez, R OBP: 0.471, SLG: 0.429																	4 0 0 0 0 1 3 0 0 0 0 0 0 0								
J.T. Snow, L OBP: 0.326, SLG: 0.405																	4 1 1 0 0 1 3								
Stan Javier, S OBP: 0.370, SLG: 0.368 Dean Hartgraves, R																	1 0 0 0 2 0 2 0 0 0 0 0 0 0								
Rey Sanchez, R OBP: 0.317, SLG: 0.330																	1 0 0 0 0 0 0								
Rich Aurilia, R OBP: 0.339, SLG: 0.456																	4 0 0 0 0 0 3								
Brent Mayne, L OBP: 0.402, SLG: 0.384																	3 0 1 1 1 1 1								
Danny Darwin, R OBP: 0.108, SLG: 0.086 Chris Brock, R																	2 0 0 0 0 1 2 0 0 0 0 0 0 0								
Chris Jones, R OBP: 0.270, SLG: 0.301																	2 0 0 0 0 1 2								
Inning Stats	R: 0 E: 0 K: 0 S: 2	H: 0 LOB: 1 BB: 1 P: 6	R: 1 E: 0 K: 1 S: 7	H: 2 LOB: 2 BB: 1 P: 11	R: 0 E: 0 K: 1 S: 5	H: 0 LOB: 0 BB: 0 P: 5	R: 0 E: 0 K: 0 S: 3	H: 0 LOB: 1 BB: 1 P: 7	R: 0 E: 0 K: 0 S: 3	H: 0 LOB: 0 BB: 0 P: 3	R: 0 E: 0 K: 1 S: 6	H: 1 LOB: 2 BB: 1 P: 10	R: 0 E: 0 K: 0 S: 3	H: 0 LOB: 1 BB: 1 P: 7	R: 0 E: 0 K: 2 S: 8	H: 1 LOB: 1 BB: 0 P: 8	R: 0 E: 1 K: 2 S: 8	H: 0 LOB: 1 BB: 0 P: 8	1B: 3 2B: 1 3B: 0 HR: 0	SF: 0 SAC: 0 DP: 0 HBP: 0	WP: 0 PB: 0 SB: 0 CS: 1	PA: 36			
PITCHER	IP	WLS	BF	H	R	ER	SO	BB	IBB	HBP	BLK	WP	HR	S	P	ERA	WHIP								
Kent Bottenfield, R ERA: 4.75	7.0	W	28	3	1	1	3	5	0	0	0	0	0	29	49	1.29	1.143								
Curtis King, R ERA: 4.36	1.0		4	1	0	0	2	0	0	0	0	0	0	8	8	0.00	1.000								
Jeff Brantley, R ERA: 5.81	1.0		4	0	0	0	2	0	0	0	0	0	0	8	8	0.00	0.000								

St. Louis Cardinals @ San Francisco Giants
 3Com Park at Candlestick Point, San Francisco, CA
 Thu Jul 23 1998, 6:33 AM EDT
 Att: 46,393 - Sunny - 68 F

livebaseballscorecards.com

AB 31
 R 1
 H 4
 RBI 1
 BB 5
 SO 7
 LOB 18



Batter	1	2	3	4	5	6	7	8	9	AB	R	H	RBI	BB	SO	LOB	TOP				
Pokey Reese, R OBP: 0.313, SLG: 0.316 (1, 5) (6, 6)	G5-3		G1-3					K		4	0	1	0	0	1	2	Cincinnati Reds @ San Francisco Giants 3Com Park at Candlestick Point, San Francisco, CA Fri Jul 24 1998, 10:05 PM EDT Att: 16,931 - Unknown - 61 F				
Sean Casey, L OBP: 0.324, SLG: 0.328 (1, 3) (8, 6)	F8			G4-3	P7			F7		4	0	0	0	0	3						
Barry Larkin, R OBP: 0.468 Chris Stynes, R OBP: 0.351 (1, 6) (6, 5)	P3			G1-3				G4-3		3	0	0	0	0	0						
Willie Greene, L OBP: 0.368, SLG: 0.416 (1, 9)		G4-3		G4-3				K		4	0	0	0	0	1						
Paul Konerko, R OBP: 0.276, SLG: 0.330 (1, 7)		G6-3						P4		4	1	1	0	0	0						
Bret Boone, R OBP: 0.325, SLG: 0.445 (1, 4)		F8						G6-3		4	1	1	0	0	1						
61 Mike Frank, L OBP: 0.289, SLG: 0.293 (1, 8)				K				SF8		2	0	0	1	0	1						
Guillermo Garcia, R OBP: 0.222, SLG: 0.556 (1, 2)				K				F9		3	0	1	1	0	1						
Scott Winchester, R OBP: 0.187, SLG: 0.130 Rick Knivda, R OBP: 0.344, SLG: 0.354 Eduardo Perez, R OBP: 0.287, SLG: 0.187 Scott Sullivan, R OBP: 0.342, SLG: 0.187 26 John Hudek, S OBP: 0.342, SLG: 0.187 Melvin Nieves, S OBP: 0.342, SLG: 0.187 Danny Graves, R OBP: 0.342, SLG: 0.187 (1, 1) (4, 1) (5, PH) (5, 1) (7, 1) (8, PH) (8, 1)								FC5-4		1	0	1	0	0	0						
Inning Stats	R: 0 E: 0 K: 0 S: 5	H: 0 LOB: 0 BB: 0 P: 7	R: 0 E: 0 K: 0 S: 3	H: 0 LOB: 0 BB: 0 P: 4	R: 0 E: 0 K: 2 S: 16	H: 1 LOB: 1 BB: 0 P: 21	R: 0 E: 0 K: 0 S: 8	H: 0 LOB: 0 BB: 0 P: 13	R: 2 E: 0 K: 0 S: 16	H: 4 LOB: 2 BB: 0 P: 23	R: 0 E: 0 K: 0 S: 8	H: 0 LOB: 0 BB: 0 P: 9	R: 0 E: 0 K: 1 S: 7	H: 0 LOB: 1 BB: 1 P: 14	R: 0 E: 0 K: 1 S: 10	H: 0 LOB: 0 BB: 0 P: 17		1B: 4 2B: 1 3B: 0 HR: 0	SF: 1 SAC: 0 DP: 0 HBP: 0	WP: 0 PB: 0 SB: 0 CS: 0	PA: 33
PITCHER	IP	WLS	BF	H	R	ER	SO	BB	IBB	HBP	BLK	WP	HR	S	P	ERA	WHIP				
Mark Gardner, R ERA: 4.88 Jose Mesa, R ERA: 5.07	(1, 1) (9, 1)	8.0 3	W 30	5 0	2 0	2 0	4 1	0 0	0 0	0 0	0 0	0 0	0 0	71 10	102 17	2.25 0.00	0.750 0.000				



Batter	1	2	3	4	5	6	7	8	9	AB	R	H	RBI	BB	SO	LOB	BOTTOM					
Darryl Hamilton, L OBP: 0.395, SLG: 0.367 (1, 8)	G5-4-3		1B	2B	F9			E5		4	2	2	1	1	0	0	Cincinnati Reds @ San Francisco Giants 3Com Park at Candlestick Point, San Francisco, CA Fri Jul 24 1998, 10:05 PM EDT Att: 16,931 - Unknown - 61 F					
Rey Sanchez, R OBP: 0.319, SLG: 0.336 (1, 6) (8, 4)	G5-4-3		1B	1B	K			FC5-4		5	2	2	0	0	1	2						
Barry Bonds, L OBP: 0.543 Marvin Benard, L OBP: 0.328, SLG: 0.317 (1, 7) (8, 7)	HR		FC6-4	HR				F7		3	2	2	0	1	1	0						
Jeff Kent, R OBP: 0.329, SLG: 0.480 Rich Aurilia, R OBP: 0.342, SLG: 0.458 (1, 4) (8, 6)	HR		SF7	HR				P9		3	2	2	7	0	0	0						
Joe Carter, R OBP: 0.295, SLG: 0.424 (1, 9)	K		FC6-4	HR				G6-3		5	1	1	0	0	1	3						
J.T. Snow, L OBP: 0.328, SLG: 0.406 (1, 3)	G6-3							G4-6-3		4	1	2	0	0	0	1						
Charlie Hayes, R ERA: 5.81 Bill Mueller, S OBP: 0.375, SLG: 0.395 (1, 5) (7, PR) (8, 5)	G3							G4-6-3		3	1	2	3	1	0	0						
Brent Mayne, L OBP: 0.399, SLG: 0.387 (1, 2)	G6-3							G4-6-3		4	1	1	0	0	0	3						
Mark Gardner, R OBP: 0.234, SLG: 0.205 Jose Mesa, R ERA: 5.07 (1, 1) (9, 1)	G1-3			K	K			K		4	0	0	0	0	3	3						
Inning Stats	R: 2 E: 0 K: 1 S: 9	H: 2 LOB: 0 BB: 1 P: 15	R: 0 E: 0 K: 0 S: 5	H: 0 LOB: 0 BB: 0 P: 7	R: 1 E: 0 K: 0 S: 11	H: 3 LOB: 2 BB: 0 P: 18	R: 8 E: 0 K: 1 S: 25	H: 8 LOB: 1 BB: 1 P: 47	R: 0 E: 0 K: 2 S: 10	H: 0 LOB: 0 BB: 0 P: 15	R: 0 E: 0 K: 1 S: 6	H: 1 LOB: 2 BB: 1 P: 17	R: 1 E: 1 K: 0 S: 12	H: 1 LOB: 1 BB: 0 P: 18	1B: 9 2B: 3 3B: 0 HR: 3	SF: 1 SAC: 0 DP: 2 HBP: 0		WP: 1 PB: 1 SB: 0 CS: 0	PA: 41			
PITCHER	IP	WLS	BF	H	R	ER	SO	BB	IBB	HBP	BLK	WP	HR	S	P	ERA	WHIP					
Scott Winchester, R ERA: 5.81 Rick Knivda, L ERA: 4.74 Scott Sullivan, R ERA: 4.8 26 John Hudek, R ERA: 2.95 Danny Graves, R ERA: 3.46 (1, 1) (4, 1) (5, 1) (7, 1) (8, 1)	(1, 1) (4, 1) (5, 1) (7, 1) (8, 1)	3.1 0.2 2.0 1.0 1.0	L 4	22 2	11 1	10 1	10 0	2 0	0 0	0 0	0 0	0 0	0 0	0 0	8 16	14 25	13.50 0.00	3.000 0.000				



Batter	1	2	3	4	5	6	7	8	9	AB	R	H	RBI	BB	SO	LOB	TOP								
Reggie Sanders, R OBP: 0.330, SLG: 0.433	1-1 CS HBP		4-2 S BB		3-1 G6-3	0-1 2B 2B		1-0 E FC1-5 1B		3	1	2	0	1	0	1	Cincinnati Reds @ San Francisco Giants 3Com Park at Candlestick Point, San Francisco, CA Sat Jul 25 1998, 6:33 AM EDT Att: 50,054 - Sunny - 66 F livebaseballscorecards.com								
Sean Casey, L OBP: 0.333, SLG: 0.341	1-1 CS 1B		2-0 G6-3		4-1 2B BB	1-1 2B 2B		0-1 FC1-5 E 1-2 2-3		4	1	2	1	1	0	3									
Barry Larkin, R OBP: 0.376, SLG: 0.465	2-0 FC6 1B			2-1 F7	3-2 P3	2-3 K		4-0 1-2 2-3 IBB		4	0	1	0	1	1	3									
Eddie Taubensee, L OBP: 0.357, SLG: 0.432	1-0 FC6			0-3 K	3-1 2B	4-0 IBB		1-3 K		4	0	1	2	1	2	4									
Paul Konerko, R OBP: 0.272, SLG: 0.325		1-1 P2		2-2 L5	3-2 F4	3-3 K		3-2 F8		3	0	0	0	0	0	1									
Stan Belinda, R OBP: 0.272, SLG: 0.325										0	0	0	0	0	0	0									
Melvin Nieves, S OBP: 0.272, SLG: 0.325										0	0	0	0	0	0	1									
Scott Sullivan, R OBP: 0.272, SLG: 0.325										0	0	0	0	0	0	0									
26 John Hudek, R OBP: 0.272, SLG: 0.325										0	0	0	0	0	0	0									
Eduardo Perez, R OBP: 0.272, SLG: 0.325										0	0	0	0	0	0	0									
Gabe White, L OBP: 0.250, SLG: 0.250										0	0	0	0	0	0	0									
Danny Graves, R OBP: 0.250, SLG: 0.250										0	0	0	0	0	0	0									
Bret Boone, R OBP: 0.326, SLG: 0.452	1-0 G1-3				1-0 HR	2-2 E6 1B HR		1-2 61 G3-6-3 1B		5	2	2	1	0	0	0									
61 Mike Frank, L OBP: 0.284, SLG: 0.299	1-0 G1-3				0-1 2B	0-0 F8		0-1 G3-6-3 1-2		5	1	1	0	0	0	2									
Pokey Reese, R OBP: 0.316, SLG: 0.328			1-1 P9		2-2 2B 2B	1-3 HR 1B		3-3 K		5	2	2	1	0	1	0									
Steve Parris, R OBP: 0.167, SLG: 0.167			3-3 K		1-1 2B 2B	2-0 HR		1-1 FC1-5 1B		1	0	0	0	0	1	0									
Willie Greene, L OBP: 0.373, SLG: 0.433					2-H 2B 2B	1-H 3-H HR				3	2	3	4	0	0	0									
Inning Stats	R: 0 E: 0 K: 0 S: 5	H: 2 LOB: 1 BB: 0 P: 10	R: 0 E: 0 K: 0 S: 4	H: 0 LOB: 0 BB: 0 P: 7	R: 0 E: 0 K: 1 S: 8	H: 0 LOB: 1 BB: 1 P: 18	R: 0 E: 0 K: 1 S: 9	H: 0 LOB: 0 BB: 0 P: 13	R: 5 E: 0 K: 0 S: 21	H: 5 LOB: 1 BB: 1 P: 41	R: 4 E: 0 K: 2 S: 17	H: 4 LOB: 2 BB: 1 P: 31	R: 0 E: 0 K: 1 S: 9	H: 1 LOB: 0 BB: 0 P: 13	R: 0 E: 1 K: 1 S: 13	H: 2 LOB: 3 BB: 1 P: 23	R: 0 E: 0 K: 0 S: 10	H: 0 LOB: 0 BB: 0 P: 13	1B: 6 2B: 6 3B: 0 HR: 2	SF: 0 SAC: 0 DP: 1 HBP: 1	WP: 0 PB: 0 SB: 1 CS: 2	PA: 44			
PITCHER	IP	WLS	BF	H	R	ER	SO	BB	IBB	HBP	BLK	WP	HR	S	P	ERA	WHIP								
Russ Ortiz, R ERA: 3.04	4.2	L	21	6	5	5	2	2	0	1	0	0	1	41	77	9.64	1.714								
Alvin Morman, L ERA: 5.32	0.0		1	1	0	0	0	0	0	0	0	0	0	2	5	∞	∞								
John Johnstone, R ERA: 3.44	1.1		10	4	4	3	2	0	1	0	0	0	1	21	38	20.25	3.000								
Chris Brock, R ERA: 3.86	1.0		5	3	0	0	1	0	0	0	0	0	0	12	18	0.00	3.000								
Rich Rodriguez, L ERA: 4.41	2.0		7	0	0	0	1	0	1	0	0	0	0	20	31	0.00	0.000								

Batter	1	2	3	4	5	6	7	8	9	AB	R	H	RBI	BB	SO	LOB	BOTTOM								
Darryl Hamilton, L OBP: 0.395, SLG: 0.365	1-2 BB HR 1B		2-1 G1-3		0-1 B4-3		4-0 1B 1B BB	0-3 K		4	2	1	0	1	1	1	Cincinnati Reds @ San Francisco Giants 3Com Park at Candlestick Point, San Francisco, CA Sat Jul 25 1998, 6:33 AM EDT Att: 50,054 - Sunny - 66 F livebaseballscorecards.com								
Bill Mueller, S OBP: 0.377, SLG: 0.398	4-0 HR BB BB		1-0 SH2-4 2B		0-3 K		2-2 1B 1B	1-2 2-3 1B		4	1	2	0	1	1	0									
Stan Javier, S OBP: 0.376, SLG: 0.372	4-1 HR BB		1-0 SH2-4		4-0 S BB		2-2 1B 1B	1-2 2-3 3-H 1B		2	2	2	1	2	0	0									
Jeff Kent, R OBP: 0.327, SLG: 0.485	1-3 K		3-3 K		3-3 K		1-1 L7			5	1	1	2	0	3	8									
Joe Carter, R OBP: 0.291, SLG: 0.418	2-3 K		0-0 F9		1-3 K		0-0 SF8			4	0	0	1	0	2	4									
J.T. Snow, L OBP: 0.330, SLG: 0.421	2-1 1-H 2-H 3-H HR		2-1 L9		2-1 WP 2B		0-1 G4-3			4	1	2	4	0	0	2									
Rich Aurilia, R OBP: 0.338, SLG: 0.452	1-0 P2		1-1 E3		2-3 K		1-2 P4			3	0	0	0	0	1	1									
Chris Brock, R OBP: 0.333, SLG: 0.333										0	0	0	0	0	0	0									
Rich Rodriguez, L OBP: 0.370, SLG: 0.442										2	0	0	0	1	1	1									
Charlie Hayes, R OBP: 0.370, SLG: 0.442										1	0	1	0	0	0	0									
Barry Bonds, L OBP: 0.419, SLG: 0.547										1	0	1	0	0	0	0									
Doug Mirabelli, R OBP: 0.400, SLG: 0.375		2-3 K		1-3 K		1-2 G5-3		0-1 1B		4	0	1	0	0	2	2									
Russ Ortiz, R ERA: 4.4	4.0	W	4	0	0	0	2	1	0	0	0	0	0	0	0	0									
Alvin Morman, L ERA: 3.14	1.0		8	4	2	2	2	1	0	0	0	1	0	24	38	18.00	5.000								
Scott Sullivan, R ERA: 4.77	1.0		3	0	0	0	0	0	0	0	0	0	0	5	6	0.00	0.000								
26 John Hudek, R ERA: 2.87	1.2		9	4	2	2	1	0	0	0	0	0	1	38	49	10.80	2.400								
Gabe White, L ERA: 4.81																									
Inning Stats	R: 4 E: 0 K: 2 S: 14	H: 2 LOB: 0 BB: 2 P: 29	R: 0 E: 0 K: 1 S: 10	H: 0 LOB: 0 BB: 0 P: 15	R: 0 E: 0 K: 1 S: 7	H: 1 LOB: 1 BB: 0 P: 12	R: 0 E: 1 K: 2 S: 11	H: 0 LOB: 1 BB: 0 P: 15	R: 0 E: 0 K: 2 S: 12	H: 1 LOB: 1 BB: 0 P: 18	R: 2 E: 0 K: 0 S: 17	H: 3 LOB: 2 BB: 1 P: 26	R: 0 E: 0 K: 1 S: 17	H: 1 LOB: 1 BB: 0 P: 20	R: 2 E: 0 K: 1 S: 25	H: 3 LOB: 1 BB: 0 P: 34	1B: 6 2B: 3 3B: 0 HR: 2	SF: 1 SAC: 1 DP: 0 HBP: 0	WP: 1 PB: 0 SB: 1 CS: 0	PA: 43					
PITCHER	IP	WLS	BF	H	R	ER	SO	BB	IBB	HBP	BLK	WP	HR	S	P	ERA	WHIP								
Steve Parris, R ERA: 4.4	4.0		18	3	4	4	6	2	0	0	0	0	0	8	15	0.00	1.000								
Stan Belinda, R ERA: 3.14	1.0		8	4	2	2	2	1	0	0	0	1	0	24	38	18.00	5.000								
Scott Sullivan, R ERA: 4.77	1.0		3	0	0	0	0	0	0	0	0	0	0	5	6	0.00	0.000								
26 John Hudek, R ERA: 2.87	1.2		9	4	2	2	1	0	0	0	0	0	1	38	49	10.80	2.400								
Gabe White, L ERA: 4.81																									

AB	39
R	9
H	14
RBI	9
BB	4
SO	6
LOB	19



Batter	1	2	3	4	5	6	7	8	9	10	AB	R	H	RBI	BB	SO	LOB	TOP	
Reggie Sanders, R OBP: 0.332, SLG: 0.441 (1, 9) (4, 8)											4	1	2	0	0	1	0	Cincinnati Reds @ San Francisco Giants 3Com Park at Candlestick Point, San Francisco, CA Sun Jul 26 1998, 6:33 AM EDT Att. 34,638 - Sunny - 67 F	
Sean Casey, L OBP: 0.329, SLG: 0.333 (1, 3)											3	0	0	1	1	1			
Barry Larkin, R OBP: 0.372, SLG: 0.460 (1, 6)											4	0	0	0	0	1	3		
Eddie Taubensee, L OBP: 0.356, SLG: 0.428 (1, 2)											3	0	0	0	1	0	2		
Willie Greene, L OBP: 0.371, SLG: 0.431 (1, 7) (4, 9)											4	0	1	0	0	2	1		
Bret Boone, R OBP: 0.328, SLG: 0.454 (1, 4)											3	0	2	0	0	0	0		
61 Mike Frank, L OBP: 0.278, SLG: 0.292 Paul Konerko, R OBP: 0.270, SLG: 0.321 (1, 8) (4, 7)											2	0	0	0	0	0	2		
Pokey Reese, R OBP: 0.307, SLG: 0.317 (1, 5)											4	0	0	0	0	1	2		
Brett Tomko, R OBP: 0.125, SLG: 0.109 Melvin Nieves, S OBP: 0.395, SLG: 0.333 Stan Belinda, R (10, 1)											3	0	0	0	0	0	0		
											1	0	0	0	0	1			
											0	0	0	0	0	0			
Inning Stats	R: 1 E: 0 K: 0 S: 11	H: 1 LOB: 0 BB: 0 P: 21	R: 0 E: 0 K: 0 S: 9	H: 1 LOB: 1 BB: 0 P: 12	R: 0 E: 0 K: 0 S: 10	H: 1 LOB: 1 BB: 0 P: 15	R: 0 E: 0 K: 0 S: 4	H: 0 LOB: 0 BB: 0 P: 7	R: 0 E: 0 K: 1 S: 7	H: 0 LOB: 0 BB: 0 P: 11	R: 0 E: 1 K: 1 S: 14	H: 0 LOB: 2 BB: 1 P: 19	R: 0 E: 0 K: 0 S: 8	H: 1 LOB: 0 BB: 0 P: 11	R: 0 E: 0 K: 3 S: 12	H: 0 LOB: 0 BB: 0 P: 19	1B: 4 2B: 0 3B: 1 HR: 0	SF: 1 SAC: 2 DP: 0 HBP: 0	WP: 0 PA: 38 PB: 0 SB: 0 CS: 0
PITCHER	IP WLS BF H R ER SO ERA WHIP	IP WLS BF H R ER SO ERA WHIP	IP WLS BF H R ER SO ERA WHIP	IP WLS BF H R ER SO ERA WHIP	IP WLS BF H R ER SO ERA WHIP	IP WLS BF H R ER SO ERA WHIP	IP WLS BF H R ER SO ERA WHIP	IP WLS BF H R ER SO ERA WHIP	IP WLS BF H R ER SO ERA WHIP	IP WLS BF H R ER SO ERA WHIP	IP WLS BF H R ER SO ERA WHIP	IP WLS BF H R ER SO ERA WHIP	IP WLS BF H R ER SO ERA WHIP	IP WLS BF H R ER SO ERA WHIP	IP WLS BF H R ER SO ERA WHIP	IP WLS BF H R ER SO ERA WHIP	IP WLS BF H R ER SO ERA WHIP	IP WLS BF H R ER SO ERA WHIP	
Orel Hershiser, R ERA: 3.9 Robb Nen, R ERA: 1.02 Jose Mesa, R ERA: 4.98	(1, 1) (8, 1) (10, 1)	(1, 1) (8, 1) (10, 1)	(1, 1) (8, 1) (10, 1)	(1, 1) (8, 1) (10, 1)	(1, 1) (8, 1) (10, 1)	(1, 1) (8, 1) (10, 1)	(1, 1) (8, 1) (10, 1)	(1, 1) (8, 1) (10, 1)	(1, 1) (8, 1) (10, 1)	(1, 1) (8, 1) (10, 1)	(1, 1) (8, 1) (10, 1)	(1, 1) (8, 1) (10, 1)	(1, 1) (8, 1) (10, 1)	(1, 1) (8, 1) (10, 1)	(1, 1) (8, 1) (10, 1)	(1, 1) (8, 1) (10, 1)	(1, 1) (8, 1) (10, 1)	(1, 1) (8, 1) (10, 1)	(1, 1) (8, 1) (10, 1)

AB	33
R	1
H	5
RBI	1
BB	2
SO	7
LOB	12



Batter	1	2	3	4	5	6	7	8	9	10	AB	R	H	RBI	BB	SO	LOB	BOTTOM			
Darryl Hamilton, L OBP: 0.394, SLG: 0.362 (1, 8)											3	0	0	0	1	0	0	Cincinnati Reds @ San Francisco Giants 3Com Park at Candlestick Point, San Francisco, CA Sun Jul 26 1998, 6:33 AM EDT Att. 34,638 - Sunny - 67 F			
Rey Sanchez, R OBP: 0.319, SLG: 0.344 Jose Mesa, R (1, 6) (10, 1)											4	1	1	0	0	0	2				
Barry Bonds, L OBP: 0.418, SLG: 0.542 (1, 7)											3	0	0	0	1	0	0				
Jeff Kent, R OBP: 0.329, SLG: 0.485 (1, 4)											2	1	1	2	1	1	0				
Joe Carter, R OBP: 0.288, SLG: 0.414 Robb Nen, R (1, 9) (8, 1)											3	0	0	0	0	0	1				
Shawon Dunston, R OBP: 0.265, SLG: 0.404 (10, 6)											0	0	0	0	0	0	0				
J.T. Snow, L OBP: 0.327, SLG: 0.417 (1, 3)											3	0	0	0	0	2	1				
Charlie Hayes, R OBP: 0.365, SLG: 0.436 (1, 5)											3	0	0	0	0	0	0				
Brent Mayne, L OBP: 0.398, SLG: 0.392 (1, 2)											3	0	1	0	0	1	0				
Orel Hershiser, R OBP: 0.208, SLG: 0.196 Stan Javier, S OBP: 0.375, SLG: 0.370 (1, 1) (8, 9)											2	0	0	0	0	0	1				
											1	0	0	0	0	0	0				
Inning Stats	R: 0 E: 0 K: 0 S: 6	H: 0 LOB: 0 BB: 0 P: 9	R: 0 E: 0 K: 2 S: 9	H: 0 LOB: 0 BB: 0 P: 11	R: 0 E: 0 K: 0 S: 7	H: 0 LOB: 0 BB: 0 P: 11	R: 1 E: 0 K: 0 S: 8	H: 1 LOB: 0 BB: 1 P: 16	R: 0 E: 0 K: 0 S: 6	H: 0 LOB: 0 BB: 0 P: 11	R: 0 E: 0 K: 1 S: 10	H: 0 LOB: 1 BB: 0 P: 17	R: 0 E: 0 K: 1 S: 7	H: 0 LOB: 0 BB: 0 P: 10	R: 0 E: 0 K: 0 S: 8	H: 0 LOB: 0 BB: 0 P: 11	R: 1 E: 0 K: 0 S: 2	H: 1 LOB: 0 BB: 0 P: 2	1B: 0 2B: 1 3B: 1 HR: 1	SF: 1 SAC: 0 DP: 1 HBP: 0	WP: 0 PA: 32 PB: 0 SB: 0 CS: 1
PITCHER	IP WLS BF H R ER SO ERA WHIP	IP WLS BF H R ER SO ERA WHIP	IP WLS BF H R ER SO ERA WHIP	IP WLS BF H R ER SO ERA WHIP	IP WLS BF H R ER SO ERA WHIP	IP WLS BF H R ER SO ERA WHIP	IP WLS BF H R ER SO ERA WHIP	IP WLS BF H R ER SO ERA WHIP	IP WLS BF H R ER SO ERA WHIP	IP WLS BF H R ER SO ERA WHIP	IP WLS BF H R ER SO ERA WHIP	IP WLS BF H R ER SO ERA WHIP	IP WLS BF H R ER SO ERA WHIP	IP WLS BF H R ER SO ERA WHIP	IP WLS BF H R ER SO ERA WHIP	IP WLS BF H R ER SO ERA WHIP	IP WLS BF H R ER SO ERA WHIP	IP WLS BF H R ER SO ERA WHIP			
Brett Tomko, R ERA: 4.27 Stan Belinda, R ERA: 3.31	(1, 1) (10, 1)	(1, 1) (10, 1)	(1, 1) (10, 1)	(1, 1) (10, 1)	(1, 1) (10, 1)	(1, 1) (10, 1)	(1, 1) (10, 1)	(1, 1) (10, 1)	(1, 1) (10, 1)	(1, 1) (10, 1)	(1, 1) (10, 1)	(1, 1) (10, 1)	(1, 1) (10, 1)	(1, 1) (10, 1)	(1, 1) (10, 1)	(1, 1) (10, 1)	(1, 1) (10, 1)	(1, 1) (10, 1)	(1, 1) (10, 1)		

AB	27
R	2
H	3
RBI	2
BB	3
SO	4
LOB	5



Batter	1	2	3	4	5	6	7	8	9	AB	R	H	RBI	BB	SO	LOB	TOP										
Darryl Hamilton, L (1.8) OBP: 0.396, SLG: 0.366	F8		G6-3			1B	2B	E7		5	2	3	0	0	0	0	San Francisco Giants @ Montreal Expos Olympic Stadium, Montreal, QB Tue Jul 28 1998, 7:05 PM EDT Att: 9,543 - Cloudy - 74 F										
Bill Mueller, S (1.5) OBP: 0.376, SLG: 0.399	K			1B	BB	F9	WP	P6		4	1	1	2	1	1	2											
Barry Bonds, L (1.7) OBP: 0.418, SLG: 0.538	K			P7		1B	WP			3	1	0	0	0	2	1											
Jeff Kent, R (1.4) Shawon Dunston, R (8.4) OBP: 0.334, SLG: 0.495 OBP: 0.293, SLG: 0.491		G4-6-3	BB	BB	L5	G6-3	1B			2	0	1	1	2	0	1											
J.T. Snow, L (1.3) OBP: 0.334, SLG: 0.421		G4-6-3	BB			1B	BB			1	0	0	0	0	1	0											
Stan Javier, S (1.9) OBP: 0.373, SLG: 0.366		G4-6-3			1B	G6-3				4	0	3	0	1	0	2											
Rich Aurilia, R (1.6) OBP: 0.333, SLG: 0.445						G6-3				4	0	0	0	1	2												
Brent Mayne, L (1.2) OBP: 0.395, SLG: 0.394			G4-3							4	1	1	0	0	1	0											
Kirk Rueter, L (1.1) OBP: 0.225, SLG: 0.250			G1							4	2	2	1	0	1	0											
Inning Stats	R: 0 E: 0 K: 2 S: 9	H: 0 LOB: 0 BB: 0 P: 12	R: 0 E: 0 K: 1 S: 11	H: 0 LOB: 1 BB: 2 P: 22	R: 0 E: 0 K: 0 S: 6	H: 0 LOB: 0 BB: 0 P: 9	R: 0 E: 0 K: 0 S: 10	H: 1 LOB: 2 BB: 1 P: 20	R: 0 E: 0 K: 0 S: 12	H: 0 LOB: 0 BB: 0 P: 19	R: 1 E: 0 K: 0 S: 11	H: 2 LOB: 1 BB: 0 P: 17	R: 5 E: 0 K: 1 S: 21	H: 5 LOB: 2 BB: 2 P: 38	R: 1 E: 0 K: 0 S: 10	H: 2 LOB: 1 BB: 0 P: 17	R: 0 E: 0 K: 3 S: 13	H: 1 LOB: 1 BB: 0 P: 14	1B: 8 2B: 3 3B: 0 HR: 0	SF: 0 SAC: 0 DP: 2 HBP: 2	WP: 4 PB: 0 SB: 0 CS: 1	PA: 42					
PITCHER	IP	WLS	BF	H	R	ER	SO	BB	IBB	HBP	BLK	WP	HR	S	P	ERA	WHIP										
Javier Vazquez, R (1.1) ERA: 5.61	6.2	L	27	5	3	3	5	4	0	1	0	0	0	64	110	4.05	1.350										
Steve Kline, L (7.1) ERA: 3.05	0.0		3	2	1	1	0	0	0	1	0	0	0	7	11	∞	∞										
Miguel Batista, R (7.1) ERA: 4.22	0.1		3	1	2	2	1	1	0	0	0	1	0	9	16	54.00	6.000										
Shayne Bennett, R (8.1) ERA: 4.78	1.0		5	2	1	0	0	0	0	0	0	0	0	10	17	0.00	2.000										
Ugueth Urbina, R (9.1) ERA: 1.19	1.0		4	1	0	0	3	0	0	0	0	0	0	13	14	0.00	1.000										

AB	35
R	7
H	11
RBI	4
BB	5
SO	9
LOB	15



Batter	1	2	3	4	5	6	7	8	9	AB	R	H	RBI	BB	SO	LOB	BOTTOM										
Orlando Cabrera, R (1.4) OBP: 0.324, SLG: 0.396	F8		F8			G4-3			G4-6-3	4	0	1	0	0	0	0	San Francisco Giants @ Montreal Expos Olympic Stadium, Montreal, QB Tue Jul 28 1998, 7:05 PM EDT Att: 9,543 - Cloudy - 74 F										
Terry Jones, S (1.8) OBP: 0.285, SLG: 0.290	G4-3			F9	BB	G4-3			P9	3	1	1	0	1	0	1											
Mark Grudzielanek, R (1.6) OBP: 0.320, SLG: 0.376	G4-3			1B	SF9	P3			G4-6-3	3	0	0	0	1	0	2											
Vladimir Guerrero, R (1.9) OBP: 0.362, SLG: 0.569	G6-3			BB						3	0	0	0	0	1	3											
Shane Andrews, R (1.5) OBP: 0.305, SLG: 0.439		K			SF9					2	0	0	1	0	1	0											
Brad Fullmer, L (1.3) Shayne Bennett, R (8.1) Ugueth Urbina, R (9.1) OBP: 0.326, SLG: 0.450 OBP: 0.278, SLG: 0.324 OBP: 0.333, SLG: 0.293		G4-3			BB					3	0	0	0	0	1	1											
Robert Perez, R (1.7) OBP: 0.224, SLG: 0.324										0	0	0	0	0	0	0											
Chris Widger, R (1.2) OBP: 0.279, SLG: 0.375										3	0	0	0	0	0	0											
Javier Vazquez, R (1.1) Steve Kline, S (7.1) Miguel Batista, R (7.1) Ryan McGuire, L (8.3) OBP: 0.243, SLG: 0.278 OBP: 0.333, SLG: 0.293										2	0	0	0	0	0	0											
										0	0	0	0	0	0	0											
										1	0	0	0	0	1	0											
Inning Stats	R: 0 E: 0 K: 0 S: 10	H: 1 LOB: 1 BB: 0 P: 16	R: 0 E: 0 K: 1 S: 10	H: 0 LOB: 0 BB: 0 P: 13	R: 0 E: 0 K: 0 S: 5	H: 0 LOB: 0 BB: 0 P: 8	R: 1 E: 0 K: 1 S: 11	H: 0 LOB: 1 BB: 2 P: 21	R: 0 E: 0 K: 0 S: 6	H: 0 LOB: 0 BB: 0 P: 9	R: 0 E: 0 K: 0 S: 6	H: 0 LOB: 0 BB: 0 P: 7	R: 0 E: 0 K: 1 S: 10	H: 0 LOB: 0 BB: 0 P: 14	R: 0 E: 0 K: 1 S: 7	H: 0 LOB: 0 BB: 0 P: 10	R: 0 E: 0 K: 0 S: 4	H: 1 LOB: 0 BB: 0 P: 5	1B: 2 2B: 0 3B: 0 HR: 0	SF: 1 SAC: 0 DP: 1 HBP: 0	WP: 0 PB: 0 SB: 0 CS: 0	PA: 30					
PITCHER	IP	WLS	BF	H	R	ER	SO	BB	IBB	HBP	BLK	WP	HR	S	P	ERA	WHIP										
Kirk Rueter, L (1.1) ERA: 4.21	9.0	W	30	2	1	1	4	2	0	0	0	0	0	69	103	1.00	0.444										



Batter	1	2	3	4	5	6	7	8	9	AB	R	H	RBI	BB	SO	LOB	TOP										
Darryl Hamilton, L (1, 8) OBP: 0.395, SLG: 0.367	F8		G4-3			G4-3		G3-1		4	0	1	0	0	0	0	San Francisco Giants @ Montreal Expos Olympic Stadium, Montreal, QB Wed Jul 29 1998, 7:05 PM EDT Att: 8,293 - Unknown - 78 F livebaseballscorecards.com										
Rich Aurilia, R (1, 6) OBP: 0.332, SLG: 0.442	CS BB		K			L5		G4-3		4	0	1	0	0	1	1											
Barry Bonds, L (1, 7) OBP: 0.416, SLG: 0.533	BB		F8			G4-3			K	3	0	0	0	1	1	1											
Jeff Kent, R (1, 4) OBP: 0.330, SLG: 0.489	K			E6		G5-3			G5-3	4	0	0	0	0	1	3											
J.T. Snow, L (1, 3) OBP: 0.333, SLG: 0.419		G5-3		K			G3-1		P7	4	0	1	0	0	1	1											
Joe Carter, R (1, 9) OBP: 0.285, SLG: 0.409		K		G6-4-3			F8			3	0	0	0	0	1	2											
Bill Mueller, S (1, 5) OBP: 0.380, SLG: 0.402		G5-3			G4-3			BB		3	0	2	0	0	0	0											
Doug Mirabeli, R (1, 2) OBP: 0.308, SLG: 0.273		G5-3			F7			K		3	0	0	0	0	1	3											
Danny Darwin, R (1, 1) OBP: 0.103, SLG: 0.081					L8					2	0	0	0	0	1	2											
John Johnstone, R (5, 1)								G4-3		0	0	0	0	0	0	0											
Shawon Dunston, R (8, PH) OBP: 0.262, SLG: 0.399										1	0	0	0	0	0	0											
Alvin Morman, L (8, 1)										0	0	0	0	0	0	0											
Inning Stats	R: 0 E: 0 K: 1 S: 11	H: 1 LOB: 1 BB: 1 P: 19	R: 0 E: 0 K: 2 S: 17	H: 2 LOB: 2 BB: 0 P: 26	R: 0 E: 0 K: 1 S: 6	H: 0 LOB: 0 BB: 0 P: 11	R: 0 E: 1 K: 1 S: 5	H: 0 LOB: 0 BB: 0 P: 9	R: 0 E: 0 K: 0 S: 6	H: 0 LOB: 0 BB: 0 P: 10	R: 0 E: 0 K: 0 S: 14	H: 1 LOB: 1 BB: 0 P: 20	R: 0 E: 0 K: 1 S: 9	H: 1 LOB: 1 BB: 0 P: 15	R: 0 E: 0 K: 0 S: 7	H: 0 LOB: 0 BB: 0 P: 10	R: 0 E: 0 K: 1 S: 5	H: 0 LOB: 0 BB: 0 P: 7	1B: 4 2B: 1 3B: 0 HR: 0	SF: 0 SAC: 0 DP: 1 HBP: 0	WP: 0 PB: 0 SB: 0 CS: 1	PA: 32					
PITCHER	IP	WLS	BF	H	R	ER	SO	BB	IBB	HBP	BLK	WP	HR	S	P	ERA	WHIP										
Dustin Hermanson, R (1, 1) ERA: 3.45	7.0	W	26	5	0	0	6	1	0	0	0	0	0	68	110	0.00	0.857										
Mike Maddux, R (8, 1) ERA: 4.71	2.0		6	0	0	0	1	0	0	0	0	0	0	12	17	0.00	0.000										

Batter	1	2	3	4	5	6	7	8	9	AB	R	H	RBI	BB	SO	LOB	BOTTOM										
Terry Jones, S (1, 8) OBP: 0.263, SLG: 0.286	G3		G1-3			FC4-6				4	1	1	0	0	0	1	San Francisco Giants @ Montreal Expos Olympic Stadium, Montreal, QB Wed Jul 29 1998, 7:05 PM EDT Att: 8,293 - Unknown - 78 F livebaseballscorecards.com										
Ryan McGuire, L (1, 7) OBP: 0.326, SLG: 0.286	K		F7			F8		F7		4	0	0	0	0	1	1											
Mark Grudzielanek, R (1, 6) OBP: 0.324, SLG: 0.390	HR		G1-6-3			BB		G5-4-3		3	2	2	1	1	0	0											
Vladimir Guerrero, R (1, 9) OBP: 0.366, SLG: 0.577	HR			BB		BB		G5-4-3		3	3	2	2	1	0	1											
Brad Fullmer, L (1, 3) OBP: 0.328, SLG: 0.456	K			G6-3		BB		G4-3		4	0	2	3	0	1	0											
Chris Widger, R (1, 2) OBP: 0.275, SLG: 0.371		G5-3		G6-3		F7		G5-3		4	0	0	0	0	0	2											
Shane Andrews, R (1, 5) OBP: 0.305, SLG: 0.440		FC1-5		G6-3				G6-3		4	0	1	0	0	0	1											
Orlando Cabrera, R (1, 4) OBP: 0.324, SLG: 0.413		FC1-5		G1-3		FC6-2				3	0	1	0	0	0	2											
Dustin Hermanson, R (1, 1) OBP: 0.263, SLG: 0.129										3	0	0	0	0	1	2											
Mike Maddux, L (8, 1) ERA: 5.09										0	0	0	0	0	0	0											
Inning Stats	R: 2 E: 0 K: 2 S: 11	H: 2 LOB: 0 BB: 0 P: 13	R: 0 E: 0 K: 0 S: 6	H: 1 LOB: 1 BB: 0 P: 10	R: 0 E: 0 K: 0 S: 4	H: 0 LOB: 0 BB: 0 P: 7	R: 1 E: 0 K: 0 S: 8	H: 1 LOB: 1 BB: 1 P: 17	R: 3 E: 0 K: 1 S: 11	H: 4 LOB: 1 BB: 0 P: 15	R: 0 E: 0 K: 0 S: 12	H: 1 LOB: 1 BB: 0 P: 15	R: 0 E: 0 K: 0 S: 7	H: 0 LOB: 0 BB: 1 P: 14	R: 0 E: 0 K: 0 S: 4	H: 0 LOB: 0 BB: 0 P: 5	1B: 5 2B: 1 3B: 2 HR: 1	SF: 0 SAC: 0 DP: 1 HBP: 0	WP: 0 PB: 0 SB: 2 CS: 0	PA: 34							
PITCHER	IP	WLS	BF	H	R	ER	SO	BB	IBB	HBP	BLK	WP	HR	S	P	ERA	WHIP										
Danny Darwin, R (1, 1) ERA: 4.94	4.2	L	23	8	6	6	3	1	0	0	0	0	0	39	60	11.57	1.929										
John Johnstone, R (5, 1) ERA: 3.3	2.1		8	1	0	0	0	1	0	0	0	0	0	20	31	0.00	0.857										
Alvin Morman, L (8, 1) ERA: 5.09	1.0		3	0	0	0	0	0	0	0	0	0	0	4	5	0.00	0.000										



Batter	1	2	3	4	5	6	7	8	9	AB	R	H	RBI	BB	SO	LOB	TOP					
Darryl Hamilton, L (1, 8) OBP: 0.393, SLG: 0.365 Marvin Bernard, L (5, 8) OBP: 0.328, SLG: 0.423	G6-3		G6-3			HR	G6-3		F7	2	0	0	0	0	0	0	San Francisco Giants @ Montreal Expos Olympic Stadium, Montreal, QB Thu Jul 30 1998, 7:05 PM EDT Att. 7,575 - Overcast - 63 F					
Shawon Dunston, R (1, 6) OBP: 0.286, SLG: 0.423	L8		K			HR	L7		2B	5	1	2	2	0	1							
Barry Bonds, L (1, 7) OBP: 0.418, SLG: 0.530	BB		P5			HR	G4-3 WP		F7	2	2	0	0	3	0							
Charlie Hayes, R (1, 5) OBP: 0.366, SLG: 0.430	G5-3					G4-3	G4-3		F9	3	0	0	0	2	0							
J.T. Snow, L (1, 3) OBP: 0.334, SLG: 0.419			G3 1B			G6-3	G4-3		G4-3	5	1	2	2	0	0							
Joe Carter, R (1, 9) OBP: 0.286, SLG: 0.411			G4-3 G3			K	L9		BB	4	0	2	0	0	1							
Brent Mayne, L (1, 2) OBP: 0.392, SLG: 0.387			G3			L5			BB	3	0	0	0	1	0							
Rey Sanchez, R (1, 4) OBP: 0.319, SLG: 0.344 Jeff Kent, R (8, PH) OBP: 0.330, SLG: 0.487 Rich Rodriguez, L (8, 1) OBP: 0.333, SLG: 0.333	G4-3		G4-3			F9	F9		F9	3	1	1	1	0	0							
Mark Gardner, R (1, 1) OBP: 0.224, SLG: 0.196 Chris Brock, R (5, 1) OBP: 0.232, SLG: 0.444 Rich Aurilia, R (7, PH) OBP: 0.333, SLG: 0.444 Jose Mesa, R (7, 1) OBP: 0.379, SLG: 0.401 Bill Mueller, S (8, PH) OBP: 0.379, SLG: 0.401	G1-3		G1-3			G6-3	G6-3		K	2	0	0	0	0	0							
Inning Stats	R: 0 E: 0 K: 0 S: 10	H: 0 LOB: 1 BB: 1 P: 20	R: 1 E: 0 K: 0 S: 12	H: 2 LOB: 1 BB: 0 P: 17	R: 0 E: 0 K: 1 S: 7	H: 0 LOB: 0 BB: 1 P: 10	R: 0 E: 0 K: 1 S: 7	H: 0 LOB: 0 BB: 1 P: 13	R: 0 E: 0 K: 0 S: 8	H: 0 LOB: 0 BB: 0 P: 13	R: 3 E: 0 K: 0 S: 12	H: 2 LOB: 0 BB: 1 P: 20	R: 1 E: 0 K: 0 S: 13	H: 2 LOB: 1 BB: 0 P: 21	R: 1 E: 0 K: 1 S: 12	H: 2 LOB: 2 BB: 1 P: 26		R: 0 E: 0 K: 0 S: 8	H: 1 LOB: 2 BB: 1 P: 13	1B: 7 2B: 1 3B: 0 HR: 1	SF: 0 SAC: 0 DP: 1 HBP: 0	WP: 2 PA: 41 PB: 0 SB: 0 CS: 0
PITCHER	IP WLS BF H R ER SO BB IBB HBP BLK WP HR S P ERA WHIP	IP WLS BF H R ER SO BB IBB HBP BLK WP HR S P ERA WHIP	IP WLS BF H R ER SO BB IBB HBP BLK WP HR S P ERA WHIP	IP WLS BF H R ER SO BB IBB HBP BLK WP HR S P ERA WHIP	IP WLS BF H R ER SO BB IBB HBP BLK WP HR S P ERA WHIP	IP WLS BF H R ER SO BB IBB HBP BLK WP HR S P ERA WHIP	IP WLS BF H R ER SO BB IBB HBP BLK WP HR S P ERA WHIP	IP WLS BF H R ER SO BB IBB HBP BLK WP HR S P ERA WHIP	IP WLS BF H R ER SO BB IBB HBP BLK WP HR S P ERA WHIP	IP WLS BF H R ER SO BB IBB HBP BLK WP HR S P ERA WHIP	IP WLS BF H R ER SO BB IBB HBP BLK WP HR S P ERA WHIP	IP WLS BF H R ER SO BB IBB HBP BLK WP HR S P ERA WHIP	IP WLS BF H R ER SO BB IBB HBP BLK WP HR S P ERA WHIP	IP WLS BF H R ER SO BB IBB HBP BLK WP HR S P ERA WHIP	IP WLS BF H R ER SO BB IBB HBP BLK WP HR S P ERA WHIP	IP WLS BF H R ER SO BB IBB HBP BLK WP HR S P ERA WHIP	IP WLS BF H R ER SO BB IBB HBP BLK WP HR S P ERA WHIP	IP WLS BF H R ER SO BB IBB HBP BLK WP HR S P ERA WHIP	IP WLS BF H R ER SO BB IBB HBP BLK WP HR S P ERA WHIP	IP WLS BF H R ER SO BB IBB HBP BLK WP HR S P ERA WHIP	IP WLS BF H R ER SO BB IBB HBP BLK WP HR S P ERA WHIP	
Mike Thurman, R (1, 1) ERA: 4.76	5.0 W 21 4 4 4 2 3 0 0 0 0 0 1 49 83 7.20 1.400	2.0 8 2 1 1 0 0 0 0 0 0 2 0 20 31 4.50 1.000	0.1 5 2 1 1 0 2 0 0 0 0 0 0 8 20 27.00 12.000	1.2 S 7 1 0 0 1 1 0 0 0 0 0 0 12 19 0.00 1.200																		

Batter	1	2	3	4	5	6	7	8	9	AB	R	H	RBI	BB	SO	LOB	BOTTOM				
Terry Jones, S (1, 8) OBP: 0.256, SLG: 0.325	K		SF7			K	K		L4	5	1	1	2	0	3	0	San Francisco Giants @ Montreal Expos Olympic Stadium, Montreal, QB Thu Jul 30 1998, 7:05 PM EDT Att. 7,575 - Overcast - 63 F				
Orlando Cabrera, R (1, 4) OBP: 0.336, SLG: 0.472	K		SF7			1B	1B		1B	4	3	3	1	0	1						
Mark Grudzielanek, R (1, 6) OBP: 0.334, SLG: 0.390 Mike Mordecai, R (6, 6) OBP: 0.230, SLG: 0.246	G3-1		G6-3			HR	1B		1B	3	1	1	1	0	0						
Vladimir Guerrero, R (1, 9) OBP: 0.366, SLG: 0.584	L3					F7	P8		2B	5	1	2	1	0	0						
Brad Fullmer, L (1, 3) OBP: 0.330, SLG: 0.465 Ryan McGuire, L (8, 3) OBP: 0.324, SLG: 0.284	K		K			HR	HR		K	4	2	2	2	0	2						
Derrick May, L (1, 7) OBP: 0.257, SLG: 0.327	F7					WP	1B		G3-1	1	0	0	0	0	1						
Chris Widger, R (1, 2) OBP: 0.275, SLG: 0.367			BB			E6	F9		F9	3	1	0	0	1	0						
Shane Andrews, R (1, 5) OBP: 0.304, SLG: 0.438			L8			SF7			P6	2	0	0	1	1	0						
Mike Thurman, R (1, 1) Anthony Telford, R (6, 1) Scott Livingstone, L (7, PH) OBP: 0.232, SLG: 0.268 Steve Kline, S (8, 1) Shayne Bennett, R (8, 1)			BB			K	K		K	1	0	0	0	0	0						
Inning Stats	R: 0 E: 0 K: 2 S: 11	H: 0 LOB: 0 BB: 0 P: 15	R: 0 E: 0 K: 1 S: 6	H: 0 LOB: 0 BB: 0 P: 11	R: 3 E: 0 K: 0 S: 8	H: 1 LOB: 2 BB: 2 P: 17	R: 2 E: 1 K: 2 S: 13	H: 2 LOB: 1 BB: 0 P: 25	R: 3 E: 0 K: 1 S: 15	H: 4 LOB: 1 BB: 0 P: 25	R: 0 E: 0 K: 1 S: 6	H: 0 LOB: 0 BB: 0 P: 9	R: 3 E: 0 K: 1 S: 21	H: 4 LOB: 2 BB: 1 P: 34	R: 1 E: 0 K: 1 S: 13	H: 3 LOB: 2 BB: 0 P: 22		R: 0 E: 0 K: 1 S: 8	H: 1 LOB: 2 BB: 1 P: 13	1B: 6 2B: 3 3B: 3 HR: 2	SF: 2 SAC: 0 DP: 0 HBP: 0
PITCHER	IP WLS BF H R ER SO BB IBB HBP BLK WP HR S P ERA WHIP	IP WLS BF H R ER SO BB IBB HBP BLK WP HR S P ERA WHIP	IP WLS BF H R ER SO BB IBB HBP BLK WP HR S P ERA WHIP	IP WLS BF H R ER SO BB IBB HBP BLK WP HR S P ERA WHIP	IP WLS BF H R ER SO BB IBB HBP BLK WP HR S P ERA WHIP	IP WLS BF H R ER SO BB IBB HBP BLK WP HR S P ERA WHIP	IP WLS BF H R ER SO BB IBB HBP BLK WP HR S P ERA WHIP	IP WLS BF H R ER SO BB IBB HBP BLK WP HR S P ERA WHIP	IP WLS BF H R ER SO BB IBB HBP BLK WP HR S P ERA WHIP	IP WLS BF H R ER SO BB IBB HBP BLK WP HR S P ERA WHIP	IP WLS BF H R ER SO BB IBB HBP BLK WP HR S P ERA WHIP	IP WLS BF H R ER SO BB IBB HBP BLK WP HR S P ERA WHIP	IP WLS BF H R ER SO BB IBB HBP BLK WP HR S P ERA WHIP	IP WLS BF H R ER SO BB IBB HBP BLK WP HR S P ERA WHIP	IP WLS BF H R ER SO BB IBB HBP BLK WP HR S P ERA WHIP	IP WLS BF H R ER SO BB IBB HBP BLK WP HR S P ERA WHIP	IP WLS BF H R ER SO BB IBB HBP BLK WP HR S P ERA WHIP	IP WLS BF H R ER SO BB IBB HBP BLK WP HR S P ERA WHIP	IP WLS BF H R ER SO BB IBB HBP BLK WP HR S P ERA WHIP	IP WLS BF H R ER SO BB IBB HBP BLK WP HR S P ERA WHIP	IP WLS BF H R ER SO BB IBB HBP BLK WP HR S P ERA WHIP
Mark Gardner, R (1, 1) ERA: 5.13	4.1 L 21 5 7 6 6 2 0 0 0 0 0 0 1 45 79 12.46 1.615	1.2 7 2 1 1 1 0 0 0 0 0 0 1 14 23 5.40 1.200	1.0 8 4 3 3 1 1 0 0 0 0 2 0 21 34 27.00 5.000	1.0 6 3 1 1 1 0 0 0 0 0 0 0 13 22 9.00 3.000																	



Batter	1	2	3	4	5	6	7	8	9	AB	R	H	RBI	BB	SO	LOB	TOP													
Marvin Benard, L (1, 8) OBP: 0.339, SLG: 0.330	1-1 BB 1B	3-2 1B			2-3 K		2-2 S 1B		0-3 K	5	2	3	0	0	2	2	San Francisco Giants @ Philadelphia Phillies Veterans Stadium, Philadelphia, PA Fri Jul 31 1998, 7:05 PM EDT Att: 21,763 - Cloudy - 78 F													
Bill Mueller, S (1, 5) OBP: 0.381, SLG: 0.404	4-1 1B	2-2 L7			1-2 1B 1B		2-3 SAFE K		0-0 2B	4	1	2	1	1	1	2														
Charlie Hayes, R (1, 3) Robb Nen, R (9, 1)	1-1 1B		1-2 G5-3		1-2 1B		2-2 SAFE 1B		3-3 K	5	1	3	2	0	1	1														
Barry Bonds, L (1, 7) OBP: 0.419, SLG: 0.530	0-1 CS 2H 3H 1B		3-3 K		2-2 G6-4-3 1B		1-3 SAFE K			4	0	2	3	0	2	1														
Jeff Kent, R (1, 4) OBP: 0.329, SLG: 0.494	3-2 HR		1-1 L8		1-0 G6-4-3 1B		2-3 K			4	1	1	1	0	1	3														
Joe Carter, R (1, 9) Jose Mesa, R (8, 1) J.T. Snow, L (9, 3) OBP: 0.334, SLG: 0.419	1-1 P4				0-0 F9		1-1 F9		2-3 K	4	0	0	0	0	1	0														
Brent Mayne, L (1, 2) OBP: 0.385, SLG: 0.379	3-2 G4-3				2-0 L6		2-0 L7		1-3 K	4	0	0	0	0	1	0														
Rich Aurilia, R (1, 6) John Johnstone, R (6, 1) Stan Javier, S (8, 9) OBP: 0.372, SLG: 0.365			2-3 K		1-3 K		3-3 K		3-3 K	3	0	0	0	0	3	0														
Russ Ortiz, R (1, 1) Alvin Morman, L (5, 1) Rey Sanchez, R (6, 6) OBP: 0.250, SLG: 0.143		0-2 G4-3			2-2 1B 1B		2-3 K		2-2 2B	2	1	1	0	0	0	0														
										2	1	1	0	0	1	0														
Inning Stats	R: 4 E: 0 K: 0 S: 18	H: 4 LOB: 0 BB: 1 P: 31	R: 0 E: 0 K: 1 S: 13	H: 1 LOB: 1 BB: 0 P: 20	R: 0 E: 0 K: 1 S: 9	H: 0 LOB: 0 BB: 0 P: 14	R: 0 E: 0 K: 1 S: 5	H: 0 LOB: 0 BB: 0 P: 8	R: 1 E: 0 K: 1 S: 18	H: 4 LOB: 2 BB: 0 P: 27	R: 0 E: 0 K: 1 S: 9	H: 0 LOB: 0 BB: 0 P: 15	R: 1 E: 0 K: 3 S: 17	H: 2 LOB: 1 BB: 0 P: 25	R: 0 E: 0 K: 3 S: 12	H: 0 LOB: 0 BB: 0 P: 17	R: 1 E: 0 K: 3 S: 16	H: 2 LOB: 1 BB: 0 P: 24	1B: 10 2B: 2 3B: 0 HR: 1	SF: 0 SAC: 0 DP: 1 HBP: 0	WP: 0 PB: 0 SB: 1 CS: 1	PA: 39								
PITCHER	IP WLS BF H R ER SO BB IBB HBP BLK WP HR S P ERA WHIP	6.0 2.0 1.0	26 8 5	9 2 2	5 1 1	5 6 3	1 0 0	0 0 0	0 0 0	0 0 0	1 29 16	72 42 24	115 4.50 9.00	1.667 1.000 2.000	PITCHER	IP WLS BF H R ER SO BB IBB HBP BLK WP HR S P ERA WHIP	6.0 2.0 1.0	26 8 5	9 2 2	5 1 1	5 6 3	1 0 0	0 0 0	0 0 0	0 0 0	0 0 0	1 29 16	72 42 24	115 4.50 9.00	1.667 1.000 2.000

AB	38
R	7
H	13
RBI	7
BB	1
SO	14
LOB	9



Batter	1	2	3	4	5	6	7	8	9	AB	R	H	RBI	BB	SO	LOB	BOTTOM					
Doug Glanville, R (1, 8) OBP: 0.357, SLG: 0.437	0-1 B3 2B		1-1 2B		1-1 F8	0-2 G4-3		2-0 G5-3		5	0	2	0	0	0	1	San Francisco Giants @ Philadelphia Phillies Veterans Stadium, Philadelphia, PA Fri Jul 31 1998, 7:05 PM EDT Att: 21,763 - Cloudy - 78 F					
Gregg Jefferies, S (1, 7) OBP: 0.337, SLG: 0.414	0-0 B3		0-1 G3		3-2 2B	3-3 K		4-0 IBB		4	1	1	0	1	1	2						
Scott Rolen, R (1, 5) OBP: 0.387, SLG: 0.525	3-2 F3			4-2 1B SF7	2-2 1B	1-2 K		0-0 G4-3		4	2	2	1	1	0	3						
Rico Brogna, L (1, 3) OBP: 0.333, SLG: 0.466	3-3 K			2-1 2B	0-1 BB S	2-3 K		1-1 G3		5	2	2	1	0	2	2						
Bobby Estalella, R (1, 2) OBP: 0.258, SLG: 0.407		0-0 F7		2-2 SF7	4-2 BB BB	1-2 BB		1-2 P2		3	0	0	1	1	1	0						
Bobby Abreu, L (1, 9) OBP: 0.402, SLG: 0.466		1-1 G4-3		3-2 F9 2B	4-2 BB BB	2-3 K		0-1 L6		4	1	1	1	1	1	0						
Mark Lewis, R (1, 4) OBP: 0.317, SLG: 0.383		1-2 G6-3		0-0 F9	4-1 BB			0-0 G5-3		3	0	0	1	1	0	1						
Desi Relaford, S (1, 6) OBP: 0.314, SLG: 0.366			2-3 K		3-1 2B			3-2 G5-3 SH2-3 1B		4	0	2	1	0	2	3						
Curt Schilling, R (1, 1) Wayne Gomes, R (7, 1) Kevin Seifick, R (6, PH) Yorkis Perez, L (9, 1) OBP: 0.148, SLG: 0.135			0-0 1-6-3		0-0 K			0-1 SH2-3		3	0	0	0	0	2	4						
										0	0	0	0	0	0	0						
Inning Stats	R: 0 E: 0 K: 1 S: 9	H: 1 LOB: 0 BB: 0 P: 15	R: 0 E: 0 K: 0 S: 6	H: 0 LOB: 0 BB: 0 P: 8	R: 0 E: 0 K: 1 S: 8	H: 1 LOB: 1 BB: 0 P: 11	R: 3 E: 0 K: 1 S: 19	H: 3 LOB: 1 BB: 1 P: 34	R: 3 E: 0 K: 2 S: 25	H: 3 LOB: 3 BB: 3 P: 46	R: 0 E: 0 K: 2 S: 13	H: 1 LOB: 1 BB: 0 P: 19	R: 0 E: 0 K: 1 S: 8	H: 0 LOB: 0 BB: 0 P: 11	R: 0 E: 0 K: 0 S: 7	H: 1 LOB: 2 BB: 1 P: 16	R: 0 E: 0 K: 1 S: 7	H: 0 LOB: 0 BB: 0 P: 9	1B: 5 2B: 5 3B: 0 HR: 0	SF: 1 SAC: 1 DP: 0 HBP: 0	WP: 0 PB: 0 SB: 2 CS: 0	PA: 42
PITCHER	IP WLS BF H R ER SO BB IBB HBP BLK WP HR S P ERA WHIP	4.1 0.2 1.0	23 4 5	6 0 0	3 2 0	3 2 0	9 20 30	2.308 0.00 0.500	PITCHER	IP WLS BF H R ER SO BB IBB HBP BLK WP HR S P ERA WHIP	4.1 0.2 1.0	23 4 5	6 0 0	3 2 0	3 2 0	9 20 30	2.308 0.00 0.500					

AB	35
R	6
H	10
RBI	6
BB	5
SO	9
LOB	16



Batter	1	2	3	4	5	6	7	8	9	10	AB	R	H	RBI	BB	SO	LOB	TOP								
Marvin Bernard, L OBP: 0.354, SLG: 0.350 (1, 9)	G1-3 1B	1-1 1B		G3-1		L5		2B		IBB	5	0	3	2	1	0	1									
Bill Mueller, S OBP: 0.381, SLG: 0.404 (1, 5)	F5	L9			1B SH1-4 2B	G6-3			1B	SF8	5	1	2	1	0	0	2									
Ellis Burks, R OBP: 0.353, SLG: 0.506 (1, 8)	G1-3				SH1-4	K			K	G1-3	5	0	1	0	0	2	5									
Barry Bonds, L OBP: 0.419, SLG: 0.526 (1, 7)	K			L9	1B 2B	G5-3			BB		3	1	0	0	2	1	2									
Jeff Kent, R OBP: 0.327, SLG: 0.489 (1, 4)		K	FC5-4 1B		1B 2B			K	P3		5	1	1	0	0	2	3									
J.T. Snow, L OBP: 0.335, SLG: 0.422 (1, 3)		1B 2B						K	F7		5	1	2	3	0	2	3									
Rich Aurilia, R OBP: 0.336, SLG: 0.442 (1, 6)		1B 2B			SH3 1B			G5-3		F7	5	1	3	0	0	0	0									
Brent Mayne, L OBP: 0.385, SLG: 0.385 (1, 2)		1B			F8 1B	L8		F8		WP SF8 1B	5	1	2	2	0	0	3									
Shawon Dunston, R OBP: 0.266, SLG: 0.423 (10, PR)											0	1	0	0	0	0	0									
Doug Mirabeli, R OBP: 0.308, SLG: 0.273 (10, 2)		1B 2B			SH3	G5-3					0	0	0	0	0	0	0									
Orel Hershisser, R OBP: 0.298, SLG: 0.188 (8, 1)		F8						2B			2	0	0	0	0	0	3									
John Johnstone, R OBP: 0.275, SLG: 0.434 (8, 1)											0	0	0	0	0	0	0									
Jose Mesa, R OBP: 0.275, SLG: 0.434 (7, 1)											0	1	0	0	1	0	0									
Robb Nen, R OBP: 0.275, SLG: 0.434 (8, 1)											0	0	0	0	0	0	0									
Charlie Hayes, R OBP: 0.275, SLG: 0.434 (10, PR)											0	0	0	0	1	0	0									
Rich Rodriguez, L OBP: 0.338, SLG: 0.333 (10, 1)											0	0	0	0	0	0	0									
Inning Stats	R: 0 E: 0 K: 1 S: 9	H: 1 LOB: 1 BB: 0 P: 16	R: 3 E: 0 K: 13 S: 13	H: 4 LOB: 1 BB: 0 P: 18	R: 0 E: 0 K: 1 S: 9	H: 1 LOB: 1 BB: 0 P: 10	R: 0 E: 0 K: 0 S: 5	H: 1 LOB: 1 BB: 0 P: 9	R: 3 E: 0 K: 2 S: 15	H: 4 LOB: 2 BB: 1 P: 32	R: 0 E: 0 K: 1 S: 7	H: 0 LOB: 0 BB: 0 P: 12	R: 0 E: 0 K: 2 S: 12	H: 0 LOB: 0 BB: 0 P: 20	R: 1 E: 0 K: 0 S: 7	H: 1 LOB: 1 BB: 1 P: 13	R: 0 E: 0 K: 1 S: 8	H: 1 LOB: 2 BB: 2 P: 17	R: 1 E: 0 K: 0 S: 10	H: 1 LOB: 3 BB: 2 P: 21	1B: 11 2B: 3 3B: 0 HR: 0	SF: 1 SAC: 2 DP: 0 HBP: 0	WP: 1 PB: 0 SB: 0 CS: 0	PA: 48		
PITCHER	IP 5.0	WLS 27	BF 11	H 6	R 6	ER 3	SO 3	BB 1	IBB 0	HBP 0	BLK 0	WP 0	HR 0	S 51	P 85	ERA 10.80	WHIP 2.400									
Mark Portugal, R ERA: 4.97 (1, 1)																										
Ken Ryan, R ERA: 4.97 (6, 1)																										
Jerry Spradlin, R ERA: 3.51 (7, 1)																										
Ricky Bottalico, R ERA: 3.86 (9, 1)																										

San Francisco Giants @ Philadelphia Phillies
Veterans Stadium, Philadelphia, PA
Sat Aug 01 1998, 7:05 PM EDT
Att: 24,452 - Unknown - 80 F

AB 40
R 8
H 14
RBI 8
BB 5
SO 7
LOB 22



Batter	1	2	3	4	5	6	7	8	9	10	AB	R	H	RBI	BB	SO	LOB	BOTTOM								
Doug Glanville, R OBP: 0.358, SLG: 0.438 (1, 8)	K		2B		G3-1 1B 2B	G4-3		F7			4	1	1	1	1	1	1									
Gregg Jefferies, S OBP: 0.336, SLG: 0.414 (1, 7)	G4-3		2B		G3-1		L8		L8		5	0	1	2	0	0	1									
Scott Rolen, R OBP: 0.385, SLG: 0.520 (1, 5)	K		2B		K		L8		F8		4	0	0	0	1	3	3									
Rico Brogna, L OBP: 0.331, SLG: 0.463 (1, 3)		G6-3		G3-1	WP 1B		L8		G3		5	0	1	1	0	0	1									
Bobby Estalella, R OBP: 0.250, SLG: 0.375 (1, 2)		P2		1B	K		L8			G6-3	5	0	1	0	0	1	2									
Bobby Abreu, L OBP: 0.402, SLG: 0.463 (1, 9)		G3-1		BB		F9		F7		1B BB 1B	4	0	1	0	1	0	0									
Mark Lewis, R OBP: 0.320, SLG: 0.391 (1, 4)			G5-3	G5-4-3			HR		G3 WP 23 HR BB		3	2	1	1	2	0	2									
Desi Relaford, S OBP: 0.318, SLG: 0.370 (1, 6)			1B		1B	G4-3		G3		1B	5	2	3	0	0	0	1									
Mark Portugal, R ERA: 4.07 (1, 1)											1	0	0	0	0	0	1									
John Johnstone, R ERA: 3.17 (6, 1)											1	1	1	0	0	0	0									
Jose Mesa, R ERA: 5.28 (7, 1)											0	0	0	0	0	0	0									
Robb Nen, R ERA: 1.13 (8, 1)											1	0	1	0	0	0	0									
Rich Rodriguez, L ERA: 4.42 (10, 1)											1	1	1	2	0	0	0									
Inning Stats	R: 0 E: 0 K: 2 S: 9	H: 0 LOB: 0 BB: 0 P: 13	R: 0 E: 0 K: 0 S: 7	H: 0 LOB: 0 BB: 0 P: 12	R: 1 E: 0 K: 1 S: 11	H: 2 LOB: 2 BB: 1 P: 22	R: 0 E: 0 K: 0 S: 15	H: 1 LOB: 1 BB: 1 P: 27	R: 3 E: 0 K: 2 S: 15	H: 4 LOB: 1 BB: 0 P: 19	R: 1 E: 0 K: 0 S: 8	H: 2 LOB: 1 BB: 0 P: 14	R: 0 E: 0 K: 0 S: 8	H: 0 LOB: 1 BB: 1 P: 17	R: 2 E: 0 K: 0 S: 11	H: 1 LOB: 0 BB: 1 P: 21	R: 0 E: 0 K: 0 S: 8	H: 0 LOB: 0 BB: 0 P: 11	R: 0 E: 0 K: 0 S: 13	H: 2 LOB: 2 BB: 1 P: 23	1B: 7 2B: 3 3B: 0 HR: 2	SF: 0 SAC: 0 DP: 2 HBP: 0	WP: 2 PB: 0 SB: 0 CS: 0	PA: 45		
PITCHER	IP 5.2	WLS 27	BF 9	H 5	R 5	ER 5	SO 5	BB 2	IBB 0	HBP 0	BLK 0	WP 0	HR 1	S 64	P 105	ERA 7.94	WHIP 1.941									
Orel Hershisser, R ERA: 4.07 (6, 1)																										
John Johnstone, R ERA: 3.17 (6, 1)																										
Jose Mesa, R ERA: 5.28 (7, 1)																										
Robb Nen, R ERA: 1.13 (8, 1)																										
Rich Rodriguez, L ERA: 4.42 (10, 1)																										

San Francisco Giants @ Philadelphia Phillies
Veterans Stadium, Philadelphia, PA
Sat Aug 01 1998, 7:05 PM EDT
Att: 24,452 - Unknown - 80 F

AB 40
R 7
H 12
RBI 7
BB 5
SO 5
LOB 15



Batter	1	2	3	4	5	6	7	8	9	AB	R	H	RBI	BB	SO	LOB	TOP
Marvin Benard, L (1, 9) <small>OBP: 0.363, SLG: 0.372</small> Stan Javier, S (6, 9) <small>OBP: 0.374, SLG: 0.367</small>										4	2	2	2	1	0	1	San Francisco Giants @ Philadelphia Phillies Veterans Stadium, Philadelphia, PA Sun Aug 02 1998, 3:33 AM EDT Att: 27,668 - Sunny - 85 F
Ellis Burks, R (1, 8) <small>OBP: 0.357, SLG: 0.514</small>										4	2	4	4	1	0	1	
Barry Bonds, L (1, 7) <small>OBP: 0.425, SLG: 0.544</small> Shawon Dunston, R (7, PR) <small>OBP: 0.264, SLG: 0.421</small>										4	2	4	3	0	0	0	
Jeff Kent, R (1, 4) <small>OBP: 0.328, SLG: 0.497</small> Rich Aurilia, R (7, 6) <small>OBP: 0.336, SLG: 0.444</small>									5	1	2	3	0	0	4		
J.T. Snow, L (1, 3) <small>OBP: 0.342, SLG: 0.435</small> Chris Brock, R (8, 1)										4	2	3	2	1	1	0	
Charlie Hayes, R (1, 5) <small>OBP: 0.354, SLG: 0.422</small>										6	0	0	0	0	2	7	
Brent Mayne, L (1, 2) <small>OBP: 0.384, SLG: 0.388</small>										6	1	2	0	0	1	4	
Rey Sanchez, R (1, 6) <small>OBP: 0.326, SLG: 0.356</small>									4	2	2	1	1	1	1		
Kirk Rueter, L (1, 1) <small>OBP: 0.205, SLG: 0.227</small> Joe Carter, R (8, PH) <small>OBP: 0.287, SLG: 0.405</small>									4	1	0	0	0	1	5		
Inning Stats	R: 1 H: 2 E: 0 K: 0 S: 16	R: 5 H: 4 E: 0 K: 3 S: 23	R: 0 H: 1 E: 0 K: 1 S: 11	R: 2 H: 3 E: 0 K: 1 S: 17	R: 1 H: 1 E: 0 K: 0 S: 10	R: 3 H: 4 E: 0 K: 0 S: 16	R: 2 H: 1 E: 0 K: 1 S: 9	R: 1 H: 2 E: 0 K: 0 S: 11	R: 0 H: 1 E: 0 K: 0 S: 9	1B: 10 2B: 4 3B: 1 HR: 4	SF: 0 SAC: 0 DP: 0 HBP: 2	WP: 2 PA: 52 PB: 0 SB: 1 CS: 0					
PITCHER	IP: 3.0 WLS: L BF: 20 H: 8 R: 8 ER: 8 SO: 4 BB: 2 IBB: 0 HBP: 1 BLK: 0 WP: 0 HR: 3 S: 55 P: 87 ERA: 24.00 WHIP: 3.333	PITCHER	IP: 1.0 WLS: 5 BF: 2 H: 2 R: 1 ER: 1 SO: 0 BB: 1 IBB: 0 HBP: 0 BLK: 0 WP: 0 HR: 0 S: 11 P: 23 ERA: 9.00 WHIP: 3.000	IP: 1.0 WLS: 4 BF: 1 H: 0 R: 0 ER: 0 SO: 0 BB: 0 IBB: 0 HBP: 0 BLK: 0 WP: 0 HR: 9 S: 11 P: 11 ERA: 0.00 WHIP: 1.000													

AB	45
R	15
H	19
RBI	15
BB	5
SO	6
LOB	25



Batter	1	2	3	4	5	6	7	8	9	AB	R	H	RBI	BB	SO	LOB	BOTTOM
Doug Glanville, R (1, 8) <small>OBP: 0.355, SLG: 0.434</small>										4	0	0	0	0	1	2	San Francisco Giants @ Philadelphia Phillies Veterans Stadium, Philadelphia, PA Sun Aug 02 1998, 3:33 AM EDT Att: 27,668 - Sunny - 85 F
Gregg Jefferies, S (1, 7) <small>OBP: 0.337, SLG: 0.415</small>										4	1	2	0	0	0		
Scott Rolen, R (1, 5) <small>OBP: 0.364, SLG: 0.526</small> Ricky Bottalico, L (7, 1) <small>OBP: 0.339, SLG: 0.462</small> Jerry Spradlin, S (8, PH) <small>OBP: 0.421, SLG: 0.462</small> Bobby Abreu, L (8, PH) <small>OBP: 0.287, SLG: 0.405</small> Mark Leiter, R (9, 1)										3	1	1	2	0	1		
23 Kevin Jordan, R (1, 3) <small>OBP: 0.316, SLG: 0.385</small>										4	0	1	0	0	0	1	
Mark Lewis, R (1, 4) <small>OBP: 0.317, SLG: 0.386</small>										4	0	0	0	0	1	2	
Ruben Amaro Jr. S (1, 9) <small>OBP: 0.241, SLG: 0.292</small>										4	0	0	0	0	0	1	
Mark Parent, R (1, 2) <small>OBP: 0.283, SLG: 0.256</small>										4	0	1	0	0	0	0	
Alex Arias, R (1, 6) <small>OBP: 0.340, SLG: 0.356</small> Dest Relaford, S (7, PR) <small>OBP: 0.317, SLG: 0.369</small>										2	1	1	1	0	0	0	
Mike Welch, L (1, 1) Yorkis Perez, L (4, 1) Jon Zuber, L (5, PH) <small>OBP: 0.318, SLG: 0.500</small> Ken Ryan, R (6, 1) Kevin Seifick, R (7, 5) <small>OBP: 0.385, SLG: 0.345</small>									1	0	0	0	0	1	0		
Inning Stats	R: 0 H: 0 E: 0 K: 1 S: 6	R: 0 H: 0 E: 0 K: 1 S: 9	R: 0 H: 0 E: 0 K: 1 S: 8	R: 2 H: 3 E: 0 K: 0 S: 15	R: 1 H: 1 E: 0 K: 2 S: 14	R: 0 H: 1 E: 0 K: 0 S: 7	R: 0 H: 1 E: 0 K: 0 S: 7	R: 0 H: 0 E: 0 K: 1 S: 8	R: 0 H: 1 E: 0 K: 0 S: 9	1B: 4 2B: 1 3B: 0 HR: 2	SF: 0 SAC: 0 DP: 0 HBP: 1	WP: 0 PA: 35 PB: 0 SB: 0 CS: 0					
PITCHER	IP: 7.0 WLS: W BF: 28 H: 6 R: 3 ER: 3 SO: 5 BB: 4 IBB: 0 HBP: 1 BLK: 0 WP: 0 HR: 2 S: 66 P: 106 ERA: 3.86 WHIP: 0.857	PITCHER	IP: 2.0 WLS: 7 BF: 1 H: 1 R: 0 ER: 0 SO: 1 BB: 0 IBB: 0 HBP: 0 BLK: 0 WP: 0 HR: 17 S: 22 P: 22 ERA: 0.00 WHIP: 0.500														

AB	34
R	3
H	7
RBI	3
BB	0
SO	6
LOB	8



Batter	1	2	3	4	5	6	7	8	9	AB	R	H	RBI	BB	SO	LOB	TOP								
Marvin Benard, L (1.9) OBP: 0.386, SLG: 0.400										4	3	4	0	1	0	0	San Francisco Giants @ Philadelphia Phillies Veterans Stadium, Philadelphia, PA Mon Aug 03 1998, 3:33 AM EDT Att: 31,080 - Sunny - 84 F								
Bill Mueller, S (1.5) OBP: 0.381, SLG: 0.403										4	1	1	0	1	2	3									
Ellis Burks, R (1.8) OBP: 0.358, SLG: 0.514										4	1	1	0	1	2	4									
Barry Bonds, L (1.7) OBP: 0.422, SLG: 0.541										4	0	1	2	0	2	6									
Jeff Kent, R (1.4) OBP: 0.329, SLG: 0.498 Robb Nen, R (9.1)										5	1	2	2	0	2	2									
J.T. Snow, L (1.3) OBP: 0.340, SLG: 0.430										4	0	0	0	1	1	1									
Rich Aurilia, R (1.6) OBP: 0.339, SLG: 0.447										5	0	2	1	0	0	1									
Brent Mayne, L (1.2) OBP: 0.384, SLG: 0.385										4	0	1	1	1	1	4									
Danny Darwin, R (1.1) OBP: 0.288, SLG: 0.377 Rich Rodriguez, L (6.1) OBP: 0.305, SLG: 0.330 Shawon Dunston, R (7.1) OBP: 0.283, SLG: 0.418 John Johnstone, R (7.1) OBP: 0.283, SLG: 0.418 Jose Mesa, R (8.1) OBP: 0.303, SLG: 0.360 Stan Javier, S (8.1) OBP: 0.303, SLG: 0.360 Rey Sanchez, R (9.4) OBP: 0.283, SLG: 0.358										2	0	0	0	0	1	2									
Inning Stats	R: 1 E: 0 K: 2 S: 10	H: 2 LOB: 1 BB: 0 P: 14	R: 0 E: 0 K: 0 S: 5	H: 0 LOB: 1 BB: 1 P: 12	R: 0 E: 0 K: 3 S: 12	H: 1 LOB: 1 BB: 0 P: 20	R: 1 E: 0 K: 1 S: 11	H: 2 LOB: 1 BB: 0 P: 14	R: 1 E: 0 K: 1 S: 16	H: 2 LOB: 1 BB: 0 P: 24	R: 0 E: 0 K: 0 S: 6	H: 0 LOB: 0 BB: 0 P: 12	R: 0 E: 0 K: 1 S: 11	H: 0 LOB: 2 BB: 2 P: 24	R: 0 E: 0 K: 2 S: 13	H: 1 LOB: 1 BB: 0 P: 16		R: 3 E: 0 K: 1 S: 13	H: 4 LOB: 3 BB: 2 P: 28	1B: 8 2B: 4 3B: 0 HR: 0	SF: 1 SAC: 0 DP: 0 HBP: 0	WP: 0 PB: 0 SB: 1 CS: 0	PA: 44		
PITCHER	IP	WLS	BF	H	R	ER	SO	BB	IBB	HBP	BLK	WP	HR	S	P	ERA	WHIP								
Carlton Loewer, R (1.1) ERA: 6.61	6.0	L	26	7	3	3	7	1	0	0	0	0	0	60	96	4.50	1.333								
Wayne Gomes, R (7.1) ERA: 3.5	2.0		9	1	0	0	3	2	0	0	0	0	0	24	40	0.00	1.500								
Ricky Bottalico, R (9.1) ERA: 5.18	1.0		9	4	3	3	1	1	1	0	0	0	0	13	28	27.00	5.000								

AB 38
R 6
H 12
RBI 6
BB 5
SO 11
LOB 23



Batter	1	2	3	4	5	6	7	8	9	AB	R	H	RBI	BB	SO	LOB	BOTTOM								
Doug Glanville, R (1.8) OBP: 0.353, SLG: 0.434										5	0	1	0	0	1	2	San Francisco Giants @ Philadelphia Phillies Veterans Stadium, Philadelphia, PA Mon Aug 03 1998, 3:33 AM EDT Att: 31,080 - Sunny - 84 F								
Gregg Jefferies, S (1.7) OBP: 0.336, SLG: 0.412										5	0	1	0	0	0	1									
Scott Rolen, R (1.5) OBP: 0.387, SLG: 0.532										3	1	1	1	1	1	1									
Rico Brogna, L (1.3) OBP: 0.330, SLG: 0.460										4	0	1	0	0	1	4									
Bobby Estalella, R (1.2) OBP: 0.225, SLG: 0.333										4	0	0	0	0	2	4									
Bobby Abreu, L (1.9) OBP: 0.401, SLG: 0.461										3	0	1	0	1	0	0									
Mark Lewis, R (1.4) OBP: 0.321, SLG: 0.389										3	0	2	0	1	0	1									
Desi Relaford, S (1.6) OBP: 0.317, SLG: 0.367										4	0	1	0	0	0	4									
Carlton Loewer, R (1.1) OBP: 0.167, SLG: 0.118 Ruben Amaro Jr., S (6.1) OBP: 0.238, SLG: 0.288 Wayne Gomes, R (7.1) OBP: 0.238, SLG: 0.288 23 Kevin Jordan, R (8.1) OBP: 0.315, SLG: 0.382 Ricky Bottalico, L (9.1) OBP: 0.315, SLG: 0.382										1	0	0	0	0	0	2									
Inning Stats	R: 0 E: 0 K: 0 S: 9	H: 1 LOB: 1 BB: 0 P: 14	R: 0 E: 0 K: 1 S: 12	H: 1 LOB: 2 BB: 1 P: 19	R: 0 E: 0 K: 1 S: 13	H: 1 LOB: 2 BB: 1 P: 24	R: 0 E: 0 K: 0 S: 7	H: 1 LOB: 1 BB: 1 P: 14	R: 0 E: 0 K: 0 S: 11	H: 0 LOB: 1 BB: 0 P: 19	R: 0 E: 0 K: 0 S: 6	H: 1 LOB: 1 BB: 0 P: 12	R: 1 E: 0 K: 0 S: 11	H: 2 LOB: 1 BB: 0 P: 16	R: 0 E: 0 K: 1 S: 9	H: 1 LOB: 1 BB: 0 P: 16		R: 0 E: 0 K: 2 S: 10	H: 0 LOB: 0 BB: 0 P: 16	1B: 6 2B: 1 3B: 0 HR: 1	SF: 0 SAC: 1 DP: 0 HBP: 1	WP: 1 PB: 0 SB: 0 CS: 0	PA: 39		
PITCHER	IP	WLS	BF	H	R	ER	SO	BB	IBB	HBP	BLK	WP	HR	S	P	ERA	WHIP								
Danny Darwin, R (1.1) ERA: 4.74	5.0	W	23	4	0	0	3	3	0	0	0	0	0	6	12	0.00	1.000								
Rich Rodriguez, L (6.1) ERA: 4.3	1.0		4	1	0	0	0	0	0	0	0	0	0	6	12	0.00	1.000								
John Johnstone, R (7.1) ERA: 3.26	1.0		5	2	1	1	0	0	0	0	0	1	1	11	16	9.00	2.000								
Jose Mesa, R (8.1) ERA: 5.19	1.0		4	1	0	0	1	0	0	0	0	0	0	9	16	0.00	1.000								
Robb Nen, R (9.1) ERA: 1.11	1.0		3	0	0	0	2	0	0	0	0	0	0	10	16	0.00	0.000								

AB 34
R 1
H 8
RBI 1
BB 3
SO 6
LOB 21



Batter	1	2	3	4	5	6	7	8	9	AB	R	H	RBI	BB	SO	LOB	TOP				
Marvin Benard, L (1,9) OBP: 0.384, SLG: 0.405	F9		2B	G4-3		2H 1B		F9		5	0	2	1	0	0	1					
Bill Mueller, S (1,5) OBP: 0.383, SLG: 0.402	F8		FC3-6 BB		2B 1B			G6-3		3	1	1	0	2	0	0					
Ellis Burks, R (1,8) OBP: 0.366, SLG: 0.519	1B		F8		2B 2B			1B		5	1	3	0	0	1	5					
Barry Bonds, L (1,7) OBP: 0.422, SLG: 0.539	P5		FC3-6		1B 2B			G6-4-3 IBB		4	0	1	2	1	0	6					
Jeff Kent, R (1,4) OBP: 0.328, SLG: 0.491		G6-3		S 2B 1B			P3	G6-4-3		5	1	2	0	0	0	2					
J.T. Snow, L (1,3) OBP: 0.340, SLG: 0.433	F7			1B G5-3			G4-3			4	1	1	1	0	0	2					
Rey Sanchez, R (1,6) OBP: 0.328, SLG: 0.362 (9,4)	G5-3			G5-3 1B			B1-3			4	1	2	0	0	0	0					
Doug Mirabeli, R (1,2) OBP: 0.278, SLG: 0.313			K	G5-3			P2			4	1	1	2	0	1	1					
Russ Ortiz, R (1,1) OBP: 0.250, SLG: 0.182										4	0	1	0	0	2	2					
Robb Nen, R (9,1)										0	0	0	0	0	0	0					
Rich Aurilia, R (9,6) OBP: 0.344, SLG: 0.453			2B 1B	K		L4		K		0	0	0	0	0	0	0					
Inning Stats	R: 0 E: 0 K: 0 S: 14	H: 1 LOB: 1 BB: 0 P: 19	R: 0 E: 0 K: 0 S: 7	H: 0 LOB: 0 BB: 0 P: 10	R: 0 E: 0 K: 1 S: 16	H: 2 LOB: 3 BB: 1 P: 28	R: 2 E: 0 K: 1 S: 13	H: 3 LOB: 1 BB: 0 P: 16	R: 2 E: 0 K: 1 S: 15	H: 3 LOB: 2 BB: 1 P: 27	R: 0 E: 0 K: 0 S: 4	H: 0 LOB: 0 BB: 0 P: 6	R: 0 E: 0 K: 1 S: 7	H: 0 LOB: 0 BB: 0 P: 7	R: 0 E: 0 K: 0 S: 6	H: 1 LOB: 1 BB: 1 P: 17	1B: 8 2B: 6 3B: 1 HR: 0	SF: 0 SAC: 0 DP: 1 HBP: 0	WP: 0 PB: 0 SB: 3 CS: 0	PA: 41	
PITCHER	IP	WLS	BF	H	R	ER	SO	BB	IBB	HBP	BLK	WP	HR	S	P	ERA	WHIP				
Bobby Jones, R (1,1) ERA: 3.98	5.0	L	26	12	6	6	2	1	0	0	0	0	0	60	88	10.80	2.600				
Willie Blair, R (6,1) ERA: 5.26	2.0		8	1	0	0	1	1	0	0	0	0	0	16	26	0.00	1.000				
Mel Rojas, R (8,1) ERA: 4.25	2.0		7	1	0	0	1	0	1	0	0	0	0	13	24	0.00	0.500				

San Francisco Giants @ New York Mets
Shea Stadium, Flushing, NY
Wed Aug 05 1998, 7:05 PM EDT
Att: 35,571 - Unknown - 82 F

AB	38
R	6
H	14
RBI	6
BB	3
SO	4
LOB	19



Batter	1	2	3	4	5	6	7	8	9	AB	R	H	RBI	BB	SO	LOB	BOTTOM					
Tony Phillips, S (1,9) OBP: 0.453, SLG: 0.493	G4-3		FC3-6 BB		G4-6-3 1B		K		1B	4	0	2	1	1	1	0						
Lenny Harris, L (1,5) OBP: 0.318, SLG: 0.330	G4-3		FC3-6 2B		G4-6-3		G6-3		K	5	1	0	0	0	1	5						
John Olerud, L (1,3) OBP: 0.440, SLG: 0.534	F8		2B		2B				K	4	0	2	2	0	1	0						
Brian McRae, S (1,8) OBP: 0.357, SLG: 0.488	F9		F8		K				K	4	0	0	0	0	2	2						
Matt Franco, L (1,7) OBP: 0.394, SLG: 0.393	L8			2B BB		G3-1		L6		3	1	0	0	1	0	0						
Carlos Baerga, S (1,4) OBP: 0.323, SLG: 0.399	1B			K					3B 1B 2B	3	1	2	0	1	1	1						
Todd Pratt, R (1,2) OBP: 0.327, SLG: 0.585	G6-3				F7		K		G5-3	4	0	0	0	0	1	4						
Rey Ordenez, R (1,6) OBP: 0.289, SLG: 0.301			FC3-6 SH1-4 2B BB				K		F7	2	1	1	1	1	1	1						
Todd Hundley, S (9,PH) OBP: 0.246, SLG: 0.194										1	0	0	0	0	0	1						
Bobby Jones, R (1,1) OBP: 0.219, SLG: 0.219										1	0	0	0	0	1	1						
Willie Blair, R (6,1) OBP: 0.102, SLG: 0.083			SH1-4							0	0	0	0	0	0	0						
Luis Lopez, S (7,PH) OBP: 0.337, SLG: 0.356										1	0	0	0	0	0	0						
Mel Rojas, R (8,1)										0	0	0	0	0	0	0						
31 Mike Piazza, R (9,PH) OBP: 0.371, SLG: 0.511							F7		1B	1	0	1	0	0	0	0						
Inning Stats	R: 0 E: 0 K: 0 S: 10	H: 0 LOB: 0 BB: 0 P: 12	R: 0 E: 0 K: 0 S: 6	H: 1 LOB: 1 BB: 0 P: 8	R: 2 E: 0 K: 2 S: 10	H: 1 LOB: 2 BB: 2 P: 23	R: 1 E: 0 K: 2 S: 9	H: 1 LOB: 1 BB: 1 P: 15	R: 0 E: 0 K: 1 S: 13	H: 2 LOB: 1 BB: 0 P: 18	R: 0 E: 0 K: 2 S: 9	H: 0 LOB: 0 BB: 1 P: 16	R: 0 E: 0 K: 1 S: 6	H: 0 LOB: 0 BB: 0 P: 12	R: 0 E: 0 K: 2 S: 9	H: 0 LOB: 0 BB: 0 P: 11	R: 1 E: 0 K: 1 S: 15	H: 3 LOB: 2 BB: 0 P: 18	1B: 4 2B: 4 3B: 0 HR: 0	SF: 0 SAC: 1 DP: 1 HBP: 0	WP: 0 PB: 0 SB: 0 CS: 0	PA: 38
PITCHER	IP	WLS	BF	H	R	ER	SO	BB	IBB	HBP	BLK	WP	HR	S	P	ERA	WHIP					
Russ Ortiz, R (1,1) ERA: 4.5	8.0	W	33	6	4	4	8	4	0	0	0	0	0	75	119	4.50	1.250					
Robb Nen, R (9,1) ERA: 1.09	1.0	S	5	2	0	0	1	0	0	0	0	0	0	12	14	0.00	2.000					

San Francisco Giants @ New York Mets
Shea Stadium, Flushing, NY
Wed Aug 05 1998, 7:05 PM EDT
Att: 35,571 - Unknown - 82 F

AB	33
R	4
H	8
RBI	4
BB	4
SO	9
LOB	15



Batter	1	2	3	4	5	6	7	8	9	AB	R	H	RBI	BB	SO	LOB	TOP										
Ozzie Guillen, L OBP: 0.339, SLG: 0.353	1-1 10 G3 2B	0-2 FC4-6 1B		2-1 1B 10 SF9 2B	0-3 K		4-1 1B 10 1B BB		0-0 E3 10 G3 10 WP HR	5	4	3	0	1	1	0											
Keith Lockhart, L OBP: 0.324, SLG: 0.398	0-1 F7	0-1 FC4-6 10 BB		0-0 HR 1B	0-2 HR		2-0 HBP 10 1B		2-2 P6	6	2	3	1	0	0	3											
10 Chipper Jones, S OBP: 0.406, SLG: 0.560	1-1 G3	4-2 BB		0-0 SF9	2-2 G4-3		2-2 HBP 1B		3-2 G3	4	0	1	2	1	0	2											
Andres Galarraga, R OBP: 0.356, SLG: 0.605 Greg Colburn, R OBP: 0.374, SLG: 0.492	3-1 2B	2-2 P8		3-H 0-0 1-H HR	0-1 L9		1-0 3-H 1-2 2-3 HBP		2-0 HR	4	2	2	3	0	0	2											
Ryan Klesko, L OBP: 0.340, SLG: 0.517 Rudy Seanez, R OBP: 0.447, SLG: 0.642 Tony Gwynn, R OBP: 0.346, SLG: 0.333 Kerry Ligtenberg, R OBP: 0.374, SLG: 0.492 Mark Wohlers, R	0-0 2-H HR 2B		1-2 2B	0-0 1B 2B 1B		0-0 L6	2-1 L9-2		3-H K	5	3	3	1	0	0	3											
Javy Lopez, R OBP: 0.340, SLG: 0.557	0-0 2-H HR		2-2 F7	1-2 2B 1B		3-0 G5-3		2-2 G4-3		5	1	2	2	0	0	1											
Michael Tucker, L OBP: 0.336, SLG: 0.451 Gerald Williams, R OBP: 0.316, SLG: 0.415	1-1 1B		3-2 G5-3 1-H 2B	1-1 1-3 2-H 2B		0-0 1B		3-3 K		4	0	4	2	0	0	0											
Andrew Jones, R OBP: 0.306, SLG: 0.496	2-0 F8		2-0 G5-3	1-1 P2		0-1 G5-3		0-0 HR		5	1	1	1	0	0	5											
Kevin Millwood, R OBP: 0.216, SLG: 0.094 Danny Bautista, R OBP: 0.256, SLG: 0.358		1-0 F3	0-2 P7	2-1 L8			1-1 G5-3		1-3 K	3	0	0	0	0	0	3											
Inning Stats	R: 4 E: 0 K: 0 S: 13	H: 5 LOB: 1 BB: 0 P: 21	R: 0 E: 0 K: 0 S: 13	H: 1 LOB: 2 BB: 1 P: 20	R: 1 E: 0 K: 0 S: 14	H: 2 LOB: 1 BB: 0 P: 22	R: 4 E: 0 K: 0 S: 15	H: 6 LOB: 2 BB: 0 P: 22	R: 1 E: 0 K: 1 S: 11	H: 1 LOB: 0 BB: 0 P: 13	R: 0 E: 0 K: 0 S: 5	H: 1 LOB: 1 BB: 0 P: 8	R: 1 E: 0 K: 0 S: 9	H: 2 LOB: 2 BB: 1 P: 21	R: 1 E: 0 K: 2 S: 10	H: 1 LOB: 0 BB: 0 P: 16	R: 2 E: 1 K: 1 S: 16	H: 1 LOB: 0 BB: 0 P: 25	1B: 9 2B: 7 3B: 0 HR: 5	SF: 1 SAC: 0 DP: 1 HBP: 1	WP: 1 PB: 0 CS: 0	PA: 50					
PITCHER	IP	WLS	BF	H	R	ER	SO	BB	IBB	HBP	BLK	WP	HR	S	P	ERA	WHIP										
Danny Darwin, R	3.1	L	21	10	7	7	0	1	0	0	0	0	1	44	69	18.90	3.300										
John Johnstone, R	2.2		14	6	3	3	1	0	0	0	0	0	2	27	37	10.12	2.250										
Julian Tavarez, R	1.0		6	2	1	1	0	1	0	1	0	0	0	9	21	9.00	3.000										
Rich Rodriguez, L	1.0		4	1	1	1	2	0	0	0	0	0	1	10	16	9.00	1.000										
Jose Mesa, R	1.0		5	1	2	0	1	0	0	0	0	1	1	16	25	0.00	1.000										
Batter	1	2	3	4	5	6	7	8	9	AB	R	H	RBI	BB	SO	LOB	BOTTOM										
Marvin Benard, L OBP: 0.388, SLG: 0.394	3-2 G4-3		3-2 F8		1-1 2-H 3-H 1B		0-2 G6-3		2-3 K	5	0	1	2	0	1	0											
Ellis Burks, R OBP: 0.363, SLG: 0.513 Shawon Dunston, R OBP: 0.261, SLG: 0.405	2-0 P8		2-0 L7		0-3 K		0-1 G4-3 1B		0-0 F8	2	0	0	0	0	0	0											
Barry Bonds, L OBP: 0.419, SLG: 0.534 Stan Javier, S OBP: 0.369, SLG: 0.360	0-0 P8			1-3 K		0-1 G6-3	0-1 G4-3		2-1 L7	2	0	0	0	0	1	0											
Jeff Kent, R OBP: 0.329, SLG: 0.494 Joe Carter, R OBP: 0.296, SLG: 0.406		0-0 BB 1B		0-1 P9		4-2 BB 3B BB		0-0 2-H 1B		2	0	1	0	0	0	0											
J.T. Snow, L OBP: 0.333, SLG: 0.422 Rich Aurilia, R OBP: 0.342, SLG: 0.448		1-2 1 SAFE P7		1-3 K		1-2 L7	0-2 F4			2	0	0	0	0	1	1											
Bill Mueller, S OBP: 0.384, SLG: 0.400		4-2 1-2 BB			0-0 P6	4-0 3B BB		2-2 F7		2	1	0	0	2	0	0											
Rey Sanchez, R OBP: 0.333, SLG: 0.372		0-3 K			4-2 SH1-3 1B BB	1-2 1B 3B		0-0 1B		3	2	2	2	1	1	2											
Brent Mayne, L OBP: 0.381, SLG: 0.392		0-0 G3			0-2 SH1-3 1B 1B	0-0 3-H 1-3 1B		0-1 F9		4	1	2	1	0	0	3											
Danny Darwin, R OBP: 0.265, SLG: 0.375 John Johnstone, R OBP: 0.346, SLG: 0.429 Charlie Hayes, R OBP: 0.346, SLG: 0.429 Julian Tavarez, L OBP: 0.320, SLG: 0.333 Rich Rodriguez, R OBP: 0.256, SLG: 0.358 Brian Johnson, R OBP: 0.256, SLG: 0.358 Jose Mesa, R			0-3 K		0-0 SH1-3 1B 1B	0-0 3-H 1-3 K		1-2 G5-3		1	0	0	0	0	1	0											
Inning Stats	R: 0 E: 0 K: 0 S: 5	H: 0 LOB: 0 BB: 0 P: 10	R: 0 E: 0 K: 1 S: 12	H: 1 LOB: 1 BB: 1 P: 17	R: 0 E: 0 K: 1 S: 8	H: 0 LOB: 0 BB: 0 P: 13	R: 0 E: 0 K: 2 S: 8	H: 0 LOB: 0 BB: 0 P: 10	R: 3 E: 0 K: 1 S: 17	H: 2 LOB: 1 BB: 2 P: 28	R: 1 E: 0 K: 0 S: 11	H: 2 LOB: 1 BB: 0 P: 11	R: 0 E: 0 K: 0 S: 9	H: 1 LOB: 1 BB: 0 P: 12	R: 0 E: 0 K: 1 S: 6	H: 0 LOB: 0 BB: 0 P: 10	1B: 7 2B: 0 3B: 1 HR: 0	SF: 0 SAC: 1 DP: 0 HBP: 0	WP: 0 PB: 0 CS: 0	PA: 39							
PITCHER	IP	WLS	BF	H	R	ER	SO	BB	IBB	HBP	BLK	WP	HR	S	P	ERA	WHIP										
Kevin Millwood, R	6.0	W	27	5	5	5	6	4	0	0	0	0	0	64	97	7.50	1.500										
Rudy Seanez, R	1.0		5	2	1	1	0	0	0	0	0	0	0	11	11	9.00	2.000										
Dennis Martinez, R	1.0		4	1	0	0	0	0	0	0	0	0	0	9	12	0.00	1.000										
Kerry Ligtenberg, R	0.2		2	0	0	0	1	0	0	0	0	0	0	4	6	0.00	0.000										
Mark Wohlers, R	0.1		1	0	0	0	0	0	0	0	0	0	0	2	4	0.00	0.000										

Atlanta Braves @ San Francisco Giants
3Com Park at Candlestick Point, San Francisco, CA

AB 46
R 14
H 20
RBI 14
BB 2
SO 4
LOB 19



WP: 1 PA: 50
PB: 0
CS: 0

Sat Aug 08 1998, 6:33 AM EDT
Att: 39,174 - Overcast - 61 F

Atlanta Braves @ San Francisco Giants
3Com Park at Candlestick Point, San Francisco, CA

AB 34
R 6
H 8
RBI 6
BB 4
SO 7
LOB 12



WP: 0 PA: 39
PB: 0
CS: 0

Sat Aug 08 1998, 6:33 AM EDT
Att: 39,174 - Overcast - 61 F

livebaseballscores.com

Batter	1	2	3	4	5	6	7	8	9	AB	R	H	RBI	BB	SO	LOB	TOP				
Ozzie Guillen, L OBP: 0.340, SLG: 0.356 (1, 6)										4	2	1	0	1	1	0	Atlanta Braves @ San Francisco Giants 3Com Park at Candlestick Point, San Francisco, CA Sun Aug 09 1998, 10:05 PM EDT Att: 43,957 - Unknown - 67 F livebaseballscorecards.com				
Keith Lockhart, L OBP: 0.321, SLG: 0.394 Tony Graffanino, R OBP: 0.298, SLG: 0.369 (8, PH) (8, 4)										3	0	0	0	0	0	1					
10 Chipper Jones, S OBP: 0.412, SLG: 0.570 (1, 5)										4	2	4	4	1	0	0					
Andres Galarraga, R OBP: 0.399, SLG: 0.609 (1, 3)										4	1	1	2	0	1	3					
Ryan Klesko, L OBP: 0.358, SLG: 0.513 Danny Bautista, R OBP: 0.256, SLG: 0.358 (1, 7) (9, 7)										3	0	0	0	1	1	2					
Javy Lopez, R OBP: 0.339, SLG: 0.553 (1, 2)										3	0	0	0	0	1	2					
Michael Tucker, L OBP: 0.335, SLG: 0.457 Dennis Martinez, R OBP: 0.167, SLG: 0.182 Kerry Ligtenberg, R (9, 1)										4	1	1	1	0	1	3					
Andruw Jones, R OBP: 0.303, SLG: 0.492 (1, 8)										4	0	0	0	0	1	0					
29 John Smoltz, R OBP: 0.366, SLG: 0.265 John Rocker, R (7, 1) Rudy Seanez, R (7, 1) Gerald Williams, R OBP: 0.319, SLG: 0.418 (8, 9)										3	0	0	0	0	2	0					
Inning Stats	R: 2 E: 0 K: 1 S: 10	H: 1 LOB: 1 BB: 1 P: 21	R: 0 E: 0 K: 1 S: 14	H: 0 LOB: 0 BB: 0 P: 21	R: 2 E: 0 K: 1 S: 8	H: 1 LOB: 0 BB: 1 P: 14	R: 0 E: 0 K: 1 S: 7	H: 0 LOB: 0 BB: 0 P: 11	R: 0 E: 0 K: 2 S: 9	H: 1 LOB: 1 BB: 0 P: 15	R: 1 E: 0 K: 1 S: 13	H: 1 LOB: 0 BB: 0 P: 17	R: 0 E: 0 K: 0 S: 14	H: 1 LOB: 3 BB: 1 P: 26	R: 2 E: 0 K: 1 S: 18	H: 3 LOB: 1 BB: 0 P: 28		1B: 4 2B: 1 3B: 0 HR: 3	SF: 0 SAC: 0 DP: 0 HBP: 2	WP: 0 PB: 0 CS: 2	PA: 40
PITCHER	IP	WLS	BF	H	R	ER	SO	BB	IBB	HBP	BLK	WP	HR	S	P	ERA	WHIP				
Mark Gardner, R ERA: 5.19 (1, 1)	7.0		28	4	5	5	8	2	0	1	0	0	3	68	108	6.43	0.857				
Rich Rodriguez, L ERA: 4.75 (8, 1)	0.1		2	1	0	0	0	0	0	0	0	0	0	5	7	0.00	3.000				
Julian Tavarez, R ERA: 2.78 (8, 1)	0.2		4	0	0	0	0	0	1	1	0	0	0	9	19	0.00	0.000				
Jose Mesa, R ERA: 5.32 (9, 1)	1.0	L	6	3	2	2	1	0	0	0	0	0	0	18	28	18.00	3.000				

Batter	1	2	3	4	5	6	7	8	9	AB	R	H	RBI	BB	SO	LOB	BOTTOM				
Stan Javier, S OBP: 0.370, SLG: 0.359 (1, 8)										4	2	1	0	1	2	0	Atlanta Braves @ San Francisco Giants 3Com Park at Candlestick Point, San Francisco, CA Sun Aug 09 1998, 10:05 PM EDT Att: 43,957 - Unknown - 67 F livebaseballscorecards.com				
Ellis Burks, R OBP: 0.364, SLG: 0.510 (1, 9)										4	1	1	0	1	2	1					
Barry Bonds, L OBP: 0.423, SLG: 0.551 (1, 7)										2	2	2	4	2	0	0					
Jeff Kent, R OBP: 0.326, SLG: 0.490 (1, 4)										3	0	0	1	0	2	2					
J.T. Snow, L OBP: 0.332, SLG: 0.418 (1, 3)										3	0	0	0	1	1	2					
Bill Mueller, S OBP: 0.385, SLG: 0.401 (1, 5)										4	0	2	0	0	1	0					
Shawon Dunston, R OBP: 0.335, SLG: 0.392 Jose Mesa, R (9, 1)										4	0	0	0	0	2	3					
Brent Mayne, L OBP: 0.375, SLG: 0.385 (1, 2)										4	0	0	0	0	2						
Mark Gardner, R OBP: 0.222, SLG: 0.180 Marvin Benard, L OBP: 0.305, SLG: 0.392 Rich Rodriguez, L OBP: 0.333, SLG: 0.333 Julian Tavarez, L (8, 1) Rey Sanchez, R OBP: 0.332, SLG: 0.370 (9, 6)										2	0	0	0	1	0	1					
Inning Stats	R: 1 E: 0 K: 2 S: 11	H: 1 LOB: 0 BB: 0 P: 18	R: 0 E: 0 K: 1 S: 8	H: 0 LOB: 0 BB: 0 P: 12	R: 3 E: 0 K: 1 S: 9	H: 2 LOB: 0 BB: 1 P: 18	R: 0 E: 0 K: 1 S: 9	H: 1 LOB: 1 BB: 0 P: 14	R: 0 E: 0 K: 0 S: 7	H: 1 LOB: 1 BB: 1 P: 14	R: 1 E: 0 K: 2 S: 13	H: 1 LOB: 2 BB: 2 P: 28	R: 0 E: 0 K: 1 S: 8	H: 0 LOB: 0 BB: 0 P: 13	R: 0 E: 0 K: 2 S: 10	H: 0 LOB: 0 BB: 0 P: 18		1B: 4 2B: 0 3B: 0 HR: 2	SF: 1 SAC: 0 DP: 1 HBP: 0	WP: 1 PB: 1 CS: 0	PA: 38
PITCHER	IP	WLS	BF	H	R	ER	SO	BB	IBB	HBP	BLK	WP	HR	S	P	ERA	WHIP				
29 John Smoltz, R ERA: 3.98 (1, 1)	6.1		29	6	5	5	9	3	1	0	0	0	0	2	6	-	-				
John Rocker, L ERA: 2.31 (7, 1)	0.0		1	0	0	0	0	1	0	0	0	0	0	5	7	0.00	0.000				
Rudy Seanez, R ERA: 1.96 (7, 1)	0.2		2	0	0	0	1	0	0	0	0	0	0	8	13	0.00	0.000				
Dennis Martinez, R ERA: 4.71 (8, 1)	1.0	W	3	0	0	0	1	0	0	0	0	0	0	5	7	0.00	0.000				
Kerry Ligtenberg, R ERA: 2.98 (9, 1)	1.0	S	3	0	0	0	2	0	0	0	0	0	0	10	18	0.00	0.000				

Batter	1	2	3	4	5	6	7	8	9	AB	R	H	RBI	BB	SO	LOB	TOP					
Brant Brown, L OBP: 0.359, SLG: 0.525 (1, 8)										5	0	2	1	0	2	0	Chicago Cubs @ San Francisco Giants 3Com Park at Candlestick Point, San Francisco, CA Mon Aug 10 1998, 10:05 PM EDT Att: 28,866 - Unknown - 64 F livebaseballscorecards.com					
Mickey Morandini, L OBP: 0.410, SLG: 0.423 (1, 4)										5	0	0	1	0	0	2						
Sammy Sosa, R OBP: 0.378, SLG: 0.648 (1, 9)										5	2	2	2	0	2	2						
Mark Grace, L OBP: 0.412, SLG: 0.492 (1, 3)										3	2	1	1	1	0	0						
Henry Rodriguez, L OBP: 0.335, SLG: 0.526 Lance Johnson, L OBP: 0.235, SLG: 0.206 (8, 8)										3	1	2	1	1	0	1						
Tyler Houston, L OBP: 0.290, SLG: 0.429 Manny Alexander, R OBP: 0.276, SLG: 0.351 (8, 6)										4	1	1	2	0	1	2						
José Hernández, R OBP: 0.324, SLG: 0.494 (8, 5)										4	0	0	0	0	1	2						
Sandy Martínez, L OBP: 0.347, SLG: 0.390 (1, 2)										4	0	1	0	0	1	0						
Kevin Tapani, R OBP: 0.237, SLG: 0.264 Felix Heredia, L (6, 1)										2	1	0	0	1	1	1						
Matt Karchner, R Glenallen Hill, R OBP: 0.331, SLG: 0.513 Rod Beck, R (9, 1)										0	0	0	0	0	0	0						
Inning Stats	R: 0 E: 0 K: 2 S: 9	H: 0 LOB: 0 BB: 0 P: 12	R: 0 E: 0 K: 1 S: 11	H: 0 LOB: 1 BB: 1 P: 20	R: 1 E: 0 K: 2 S: 13	H: 1 LOB: 1 BB: 1 P: 22	R: 2 E: 0 K: 1 S: 14	H: 2 LOB: 1 BB: 1 P: 24	R: 3 E: 0 K: 1 S: 12	H: 3 LOB: 0 BB: 0 P: 20	R: 0 E: 0 K: 1 S: 7	H: 0 LOB: 0 BB: 0 P: 9	R: 1 E: 0 K: 0 S: 11	H: 1 LOB: 0 BB: 0 P: 15	R: 0 E: 0 K: 0 S: 6	H: 1 LOB: 1 BB: 0 P: 8	R: 1 E: 1 K: 0 S: 15	H: 1 LOB: 1 BB: 0 P: 27	1B: 3 2B: 1 3B: 0 HR: 5	SF: 0 SAC: 0 DP: 1 HBP: 0	WP: 1 PB: 0 SB: 1 CS: 0	PA: 39
PITCHER	IP	WLS	BF	H	R	ER	SO	BB	IBB	HBP	BLK	WP	HR	S	P	ERA	WHIP					
Russ Ortiz, R ERA: 5.27 Chris Brock, R ERA: 2.35	(1, 1)	5.0	L	24	6	6	6	7	3	0	0	0	1	4	59	98	10.80	1.800				
(6, 1)	4.0		15	3	2	1	1	0	0	0	0	0	1	39	59	2.25	0.750					

Batter	1	2	3	4	5	6	7	8	9	AB	R	H	RBI	BB	SO	LOB	BOTTOM					
Marvin Benard, L OBP: 0.386, SLG: 0.392 (1, 9)										5	1	2	0	0	0	3	Chicago Cubs @ San Francisco Giants 3Com Park at Candlestick Point, San Francisco, CA Mon Aug 10 1998, 10:05 PM EDT Att: 28,866 - Unknown - 64 F livebaseballscorecards.com					
Bill Mueller, S OBP: 0.381, SLG: 0.396 (1, 5)										5	0	0	0	0	0	3						
Ellis Burks, R OBP: 0.366, SLG: 0.510 (1, 8)										4	1	2	0	1	0	2						
Barry Bonds, L OBP: 0.423, SLG: 0.557 (1, 7)										5	1	2	3	0	1	4						
Jeff Kent, R OBP: 0.325, SLG: 0.496 (1, 4)										4	1	1	1	0	1	2						
J.T. Snow, L OBP: 0.332, SLG: 0.415 (1, 3)										3	0	0	0	1	1	0						
Rey Sanchez, R OBP: 0.335, SLG: 0.372 (1, 6)										4	1	2	0	0	0	1						
Brian Johnson, R OBP: 0.289, SLG: 0.387 (1, 2)										4	0	1	1	0	1	1						
Russ Ortiz, R OBP: 0.214, SLG: 0.154 Chris Brock, R OBP: 0.500, SLG: 0.500 Stan Javier, S OBP: 0.371, SLG: 0.359 (9, 1)										2	0	0	0	0	1	1						
Inning Stats	R: 0 E: 1 K: 1 S: 10	H: 1 LOB: 1 BB: 0 P: 14	R: 1 E: 0 K: 2 S: 18	H: 2 LOB: 1 BB: 0 P: 25	R: 4 E: 0 K: 0 S: 13	H: 4 LOB: 0 BB: 1 P: 20	R: 0 E: 0 K: 0 S: 4	H: 0 LOB: 0 BB: 0 P: 7	R: 0 E: 0 K: 0 S: 11	H: 1 LOB: 1 BB: 0 P: 18	R: 0 E: 0 K: 0 S: 9	H: 2 LOB: 2 BB: 0 P: 10	R: 0 E: 0 K: 1 S: 9	H: 1 LOB: 1 BB: 0 P: 14	R: 0 E: 0 K: 1 S: 10	H: 0 LOB: 0 BB: 0 P: 15		R: 0 E: 0 K: 0 S: 12	H: 0 LOB: 2 BB: 2 P: 25	1B: 8 2B: 1 3B: 0 HR: 2	SF: 0 SAC: 0 DP: 2 HBP: 0	WP: 0 PB: 0 SB: 0 CS: 0
PITCHER	IP	WLS	BF	H	R	ER	SO	BB	IBB	HBP	BLK	WP	HR	S	P	ERA	WHIP					
Kevin Tapani, R ERA: 4.61 Felix Heredia, L ERA: 5.29 Matt Karchner, R ERA: 5.14 Rod Beck, R ERA: 3.47	(1, 1)	5.2	W	27	10	5	3	0	0	0	0	0	0	8	12	0.00	1.000					
(6, 1)	1.0		4	1	0	0	0	0	0	0	0	0	0	8	12	0.00	1.000					
(7, 1)	1.1		4	0	0	0	2	0	0	0	0	0	0	13	19	0.00	0.000					
(9, 1)	1.0	S	5	0	0	0	0	2	0	0	0	0	0	12	25	0.00	2.000					



Batter	1	2	3	4	5	6	7	8	9	AB	R	H	RBI	BB	SO	LOB	TOP			
Jeff Blausler, R OBP: 0.348, SLG: 0.298 (1, 6)										4	1	1	1	1	0	2	Chicago Cubs @ San Francisco Giants 3Com Park at Candlestick Point, San Francisco, CA Wed Aug 12 1998, 6:33 AM EDT Att: 25,109 - Sunny - 77 F			
Mickey Morandini, L OBP: 0.406, SLG: 0.419 (1, 4)										5	1	1	0	0	0	1				
Mark Grace, L OBP: 0.414, SLG: 0.488 (1, 3)										4	1	1	0	1	0	1				
Sammy Sosa, R OBP: 0.384, SLG: 0.646 (6, 9)										3	1	1	0	2	1	1				
Glenallen Hill, R OBP: 0.330, SLG: 0.510 Lance Johnson, L OBP: 0.248, SLG: 0.221 (6, 8)										3	1	0	0	0	2	2				
Henry Rodriguez, L OBP: 0.339, SLG: 0.546 Brant Brown, L OBP: 0.356, SLG: 0.516 (7, 7)										4	2	3	5	0	1	1				
Manny Alexander, R OBP: 0.295, SLG: 0.374 Scott Servais, R OBP: 0.277, SLG: 0.322 (1, 2)										4	1	3	0	1	0	0				
Steve Trachsel, R OBP: 0.327, SLG: 0.295 Felix Heredia, L Dave Stevens, R (8, 1)										4	1	1	2	0	0	5				
Steve Trachsel, R OBP: 0.327, SLG: 0.295 Felix Heredia, L Dave Stevens, R (9, 1)										3	0	0	0	0	1	0				
										0	0	0	0	0	0	0				
										0	0	0	0	0	0	0				
Inning Stats	R: 0 E: 0 K: 0 S: 3	H: 0 LOB: 0 BB: 0 P: 3	R: 0 E: 0 K: 2 S: 7	H: 0 LOB: 2 BB: 2 P: 15	R: 0 E: 0 K: 1 S: 5	H: 0 LOB: 1 BB: 1 P: 9	R: 5 E: 0 K: 0 S: 7	H: 4 LOB: 0 BB: 1 P: 11	R: 0 E: 0 K: 1 S: 5	H: 2 LOB: 2 BB: 0 P: 5	R: 5 E: 1 K: 0 S: 7	H: 5 LOB: 0 BB: 1 P: 11	R: 0 E: 0 K: 1 S: 6	H: 1 LOB: 1 BB: 0 P: 6	R: 0 E: 0 K: 1 S: 5	H: 0 LOB: 0 BB: 0 P: 5	1B: 7 2B: 1 3B: 0 HR: 4	SF: 0 SAC: 1 DP: 1 HBP: 0	WP: 0 PB: 0 SB: 1 CS: 0	PA: 43
PITCHER	IP WLS BF H R ER SO BB IBB HBP BLK WP HR S P ERA WHIP																			
Kirk Rueter, L ERA: 4.44 Danny Darwin, R ERA: 5.25 Rich Rodriguez, L ERA: 4.84 (1, 1) (5, 1) (7, 1)	4.0 L 20 4 5 5 3 4 0 0 0 0 0 3 22 38 11.25 2.000																			

AB 37
R 10
H 12
RBI 9
BB 5
SO 6
LOB 13



Batter	1	2	3	4	5	6	7	8	9	AB	R	H	RBI	BB	SO	LOB	BOTTOM			
Marvin Benard, L OBP: 0.395, SLG: 0.394 Joe Carter, R OBP: 0.287, SLG: 0.405 (8, FH) (9, 9)										3	0	1	0	0	1	1	Chicago Cubs @ San Francisco Giants 3Com Park at Candlestick Point, San Francisco, CA Wed Aug 12 1998, 6:33 AM EDT Att: 25,109 - Sunny - 77 F			
Bill Mueller, S OBP: 0.378, SLG: 0.392 (1, 5)										4	0	0	0	0	1	1				
Barry Bonds, L OBP: 0.428, SLG: 0.562 (1, 7)										3	0	1	0	1	1	0				
Jeff Kent, R OBP: 0.326, SLG: 0.512 (1, 4)										4	0	1	0	0	1	3				
Ellis Burks, R OBP: 0.363, SLG: 0.505 (1, 8)										4	0	0	0	0	0	3				
Charlie Hayes, R OBP: 0.354, SLG: 0.437 (1, 3)										3	1	1	1	0	0	0				
Rich Aurilia, R OBP: 0.340, SLG: 0.453 (1, 6)										4	1	1	1	0	0	0				
Brian Johnson, R OBP: 0.290, SLG: 0.387 (1, 2)										3	0	1	0	0	0	0				
Kirk Rueter, L OBP: 0.217, SLG: 0.239 Shawon Dunston, R OBP: 0.254, SLG: 0.393 Danny Darwin, R OBP: 0.395, SLG: 0.675 J.T. Snow, L OBP: 0.327, SLG: 0.409 Rich Rodriguez, L OBP: 0.303, SLG: 0.333 Stan Javier, L OBP: 0.370, SLG: 0.357 (1, 1) (4, PH) (5, 1) (7, 3) (7, 1) (6, PH)										1	0	1	0	0	0	0				
										1	0	0	0	0	0	1				
										0	0	0	0	0	0	0				
										0	0	0	0	0	0	0				
										0	0	0	0	0	0	0				
										1	0	0	0	0	0	0				
Inning Stats	R: 0 E: 0 K: 1 S: 7	H: 2 LOB: 2 BB: 0 P: 7	R: 1 E: 0 K: 1 S: 7	H: 2 LOB: 1 BB: 0 P: 7	R: 0 E: 0 K: 1 S: 6	H: 1 LOB: 1 BB: 0 P: 6	R: 1 E: 0 K: 0 S: 4	H: 2 LOB: 0 BB: 0 P: 4	R: 0 E: 0 K: 1 S: 5	H: 0 LOB: 0 BB: 0 P: 5	R: 0 E: 0 K: 0 S: 3	H: 0 LOB: 0 BB: 0 P: 3	R: 0 E: 0 K: 1 S: 5	H: 0 LOB: 1 BB: 1 P: 9	R: 0 E: 0 K: 0 S: 3	H: 0 LOB: 0 BB: 0 P: 3	1B: 4 2B: 1 3B: 0 HR: 2	SF: 0 SAC: 0 DP: 0 HBP: 0	WP: 0 PB: 0 SB: 0 CS: 0	PA: 35
PITCHER	IP WLS BF H R ER SO BB IBB HBP BLK WP HR S P ERA WHIP																			
Steve Trachsel, R ERA: 4.21 Felix Heredia, L ERA: 5.17 Dave Stevens, R ERA: 3.8 (1, 1) (8, 1) (9, 1)	7.0 W 27 4 0 0 0 1 1 0 0 0 0 0 5 9 0.00 1.000																			

AB 33
R 2
H 7
RBI 2
BB 1
SO 5
LOB 9



Batter	1	2	3	4	5	6	7	8	9	AB	R	H	RBI	BB	SO	LOB	TOP					
Todd Dunwoody, L (1, 8) OBP: 0.282, SLG: 0.364										4	0	0	0	0	3	2	Florida Marlins @ San Francisco Giants 3Com Park at Candlestick Point, San Francisco, CA Fri Aug 14, 1998, 10:05 PM EDT Att: 18,077 - Cloudy - 61 F					
Edgar Renteria, R (1, 6) OBP: 0.352, SLG: 0.351										1	0	0	0	1	0	0						
Dave Berg, R (5, PH) OBP: 0.350, SLG: 0.367										2	0	0	0	0	0	2						
Mark Kotsay, L (1, 9) OBP: 0.320, SLG: 0.390										4	0	1	0	0	0	0						
Derrek Lee, R (1, 3) OBP: 0.332, SLG: 0.449										4	0	1	0	0	0	2						
Cliff Floyd, L (1, 7) OBP: 0.331, SLG: 0.455										4	0	1	0	0	0	2						
Kevin Orie, R (1, 5) OBP: 0.256, SLG: 0.271										4	0	1	0	0	0	2						
Gregg Zaun, S (1, 2) OBP: 0.285, SLG: 0.303										3	0	1	0	1	1	3						
Luis Castillo, S (1, 4) OBP: 0.250, SLG: 0.226										3	0	1	0	0	1	2						
Andy Larkin, R (1, 1) OBP: 0.167, SLG: 0.138										1	0	0	0	0	1	1						
Brian Edmondson, R (2, 1)										0	0	0	0	0	0	0						
Ryan Jackson, L (5, PH) OBP: 0.307, SLG: 0.352										1	0	0	0	0	1	2						
Donn Pall, R (5, 1)										1	0	0	0	0	1	1						
Inning Stats	R: 0 E: 0 K: 1 S: 16	H: 1 LOB: 2 BB: 1 P: 27	R: 0 E: 0 K: 3 S: 11	H: 1 LOB: 1 BB: 0 P: 17	R: 0 E: 0 K: 1 S: 6	H: 0 LOB: 0 BB: 0 P: 7	R: 0 E: 0 K: 0 S: 6	H: 0 LOB: 0 BB: 0 P: 9	R: 0 E: 0 K: 1 S: 17	H: 1 LOB: 2 BB: 1 P: 28	R: 0 E: 0 K: 0 S: 5	H: 0 LOB: 0 BB: 0 P: 8	R: 0 E: 0 K: 1 S: 9	H: 1 LOB: 1 BB: 0 P: 14	R: 0 E: 0 K: 1 S: 7	H: 0 LOB: 0 BB: 0 P: 10	R: 0 E: 0 K: 0 S: 10	H: 2 LOB: 1 BB: 0 P: 13	1B: 5 2B: 2 3B: 0 HR: 0	SF: 0 SAC: 0 DP: 1 HBP: 0	WP: 1 PB: 0 SB: 1 CS: 1	PA: 34
PITCHER Mark Gardner, R (1, 1) ERA: 4.89	IP: 9.0 WLS: W BF: 34 H: 6 R: 0 ER: 0 SO: 8 BB: 2 IBB: 0 HBP: 0 BLK: 0 WP: 1 HR: 0 S: 87 P: 133 ERA: 0.00 WHIP: 0.889															PITCHER						

Batter	1	2	3	4	5	6	7	8	9	AB	R	H	RBI	BB	SO	LOB	BOTTOM			
Marvin Benard, L (1, 9) OBP: 0.391, SLG: 0.421										4	2	2	1	1	0	0	Florida Marlins @ San Francisco Giants 3Com Park at Candlestick Point, San Francisco, CA Fri Aug 14, 1998, 10:05 PM EDT Att: 18,077 - Cloudy - 61 F			
Bill Mueller, S (1, 5) OBP: 0.376, SLG: 0.391										4	2	1	1	1	1	1				
Ellis Burks, R (1, 8) OBP: 0.363, SLG: 0.503										2	0	0	1	2	2	2				
Jeff Kent, R (1, 4) OBP: 0.327, SLG: 0.509										4	1	1	1	1	0	3				
J.T. Snow, L (1, 3) OBP: 0.329, SLG: 0.417										3	2	1	2	1	0	2				
Stan Javier, S (1, 7) OBP: 0.379, SLG: 0.363										3	1	3	2	1	0	0				
Rey Sanchez, R (1, 6) OBP: 0.333, SLG: 0.374										4	1	1	0	0	2	2				
Brent Mayne, L (1, 2) OBP: 0.367, SLG: 0.372										3	0	0	0	1	1	2				
Mark Gardner, R (1, 1) OBP: 0.224, SLG: 0.185										4	1	1	2	0	1	2				
Inning Stats	R: 0 E: 0 K: 0 S: 12	H: 0 LOB: 2 BB: 2 P: 24	R: 7 E: 0 K: 1 S: 22	H: 6 LOB: 1 BB: 2 P: 42	R: 0 E: 0 K: 0 S: 4	H: 0 LOB: 0 BB: 0 P: 6	R: 0 E: 0 K: 0 S: 2	H: 0 LOB: 0 BB: 1 P: 7	R: 0 E: 0 K: 2 S: 9	H: 1 LOB: 2 BB: 1 P: 15	R: 3 E: 0 K: 1 S: 14	H: 2 LOB: 1 BB: 2 P: 26	R: 0 E: 0 K: 1 S: 5	H: 0 LOB: 0 BB: 0 P: 5	R: 0 E: 0 K: 2 S: 9	H: 1 LOB: 1 BB: 0 P: 13	1B: 6 2B: 2 3B: 0 HR: 2	SF: 1 SAC: 0 DP: 1 HBP: 0	WP: 2 PB: 1 SB: 3 CS: 0	PA: 40
PITCHER Andy Larkin, R (1, 1) ERA: 8.67	IP: 1.2 WLS: L BF: 15 H: 6 R: 7 ER: 7 SO: 1 BB: 4 IBB: 0 HBP: 0 BLK: 0 WP: 0 HR: 1 S: 33 P: 65 ERA: 37.80 WHIP: 6.000															PITCHER				
Brian Edmondson, R (2, 1) ERA: 3.59	IP: 2.1 WLS: 7 BF: 7 H: 0 R: 0 ER: 0 SO: 0 BB: 1 IBB: 0 HBP: 0 BLK: 0 WP: 0 HR: 0 S: 7 P: 14 ERA: 0.00 WHIP: 0.429																			
Donn Pall, R (5, 1) ERA: 6.75	IP: 4.0 WLS: 18 BF: 4 H: 3 R: 3 ER: 3 SO: 6 BB: 2 IBB: 1 HBP: 0 BLK: 0 WP: 1 HR: 1 S: 37 P: 59 ERA: 6.75 WHIP: 1.500																			



Batter	1	2	3	4	5	6	7	8	9	10	AB	R	H	RBI	BB	SO	LOB	TOP							
Todd Dunwoody, L OBP: 0.283, SLG: 0.362	(1, 8) 1-2 1B		(2, 3) K		(4, 2) BB		(1, 2) G3-1		(1, 1) FC3-2		4	0	1	0	1	1	2								
Edgar Renteria, R OBP: 0.351, SLG: 0.390	(1, 6) 2-3 K		(0, 2) L9		(1, 3) K		(1, 0) BB		(2, 3) F8		5	0	1	0	0	2	5								
Mark Kotsay, L OBP: 0.318, SLG: 0.388	(1, 9) 2-2 P9			(0, 0) G5-3		(3, 2) 1B		(0, 3) K		(2, 0) P9		5	1	1	0	0	1	2							
Derrek Lee, R OBP: 0.333, SLG: 0.446	(1, 3) 4-2 BB			(2, 1) P9		(0, 0) P7		(3, 2) G6-3		(1, 0) G4-3		4	0	1	0	1	0	1							
Cliff Floyd, L OBP: 0.332, SLG: 0.461	(1, 7) 0-2 G3			(0, 0) HR		(0, 1) F7		(0, 0) G5-4-3		(3, 2) G4-3		5	1	2	1	0	0	4							
Kevin Ortiz, R OBP: 0.261, SLG: 0.270		(2, 3) K		(3, 2) G1-3		(2, 0) 2B		(0, 0) G5-4-3		(4, 0) 1B		4	1	1	0	1	1	1							
Mike Redmond, R OBP: 0.350, SLG: 0.421		(2, 1) F9			(0, 2) G3-1		(0, 1) BB		(3, 2) SH2-4		3	0	1	2	0	0	0								
John Cangelosi, S OBP: 0.276, SLG: 0.333									(1, 1) G4-3		1	0	1	0	0	0	0								
Antonio Alfonseca, R OBP: 0.295, SLG: 0.333									(0, 0) FC3-2		0	0	0	0	0	0	0								
Ryan Jackson, L OBP: 0.306, SLG: 0.350									(1, 2) BB		1	0	0	0	0	0	2								
Matt Mantei, R OBP: 0.500, SLG: 0.500									(1, 2) BB		0	0	0	0	0	0	0								
Luis Castillo, S OBP: 0.250, SLG: 0.206		(0, 0) G5-3			(1, 2) G5-3		(3, 2) G4-3		(4, 2) FC3-2		3	0	0	0	1	0	1								
Livan Hernandez, R OBP: 0.191, SLG: 0.235			(0, 2) G6-3						(1, 2) SH2-4		3	0	1	0	0	0	0								
Gregg Zaun, S OBP: 0.285, SLG: 0.303									(0, 1) SH2-4		0	0	0	0	0	0	0								
Inning Stats	R: 0 E: 0 K: 1 S: 16	H: 1 LOB: 2 BB: 1 P: 25	R: 0 E: 0 K: 1 S: 6	H: 0 LOB: 0 BB: 0 P: 10	R: 0 E: 0 K: 1 S: 10	H: 0 LOB: 0 BB: 0 P: 12	R: 1 E: 0 K: 0 S: 7	H: 1 LOB: 0 BB: 0 P: 12	R: 0 E: 0 K: 1 S: 13	H: 1 LOB: 2 BB: 1 P: 19	R: 2 E: 0 K: 0 S: 16	H: 3 LOB: 1 BB: 0 P: 24	R: 0 E: 0 K: 1 S: 10	H: 1 LOB: 1 BB: 0 P: 14	R: 0 E: 0 K: 0 S: 5	H: 1 LOB: 0 BB: 0 P: 8	R: 0 E: 0 K: 0 S: 10	H: 1 LOB: 2 BB: 1 P: 18	R: 0 E: 0 K: 0 S: 8	H: 1 LOB: 2 BB: 1 P: 19	1B: 7 2B: 2 3B: 0 HR: 1	SF: 0 SAC: 1 DP: 1 HBP: 0	WP: 0 PA: 43		
PITCHER	IP WLS BF H R ER SO BB IBB HBP BLK WP HR S P ERA WHIP	IP WLS BF H R ER SO BB IBB HBP BLK WP HR S P ERA WHIP	IP WLS BF H R ER SO BB IBB HBP BLK WP HR S P ERA WHIP	IP WLS BF H R ER SO BB IBB HBP BLK WP HR S P ERA WHIP	IP WLS BF H R ER SO BB IBB HBP BLK WP HR S P ERA WHIP	IP WLS BF H R ER SO BB IBB HBP BLK WP HR S P ERA WHIP	IP WLS BF H R ER SO BB IBB HBP BLK WP HR S P ERA WHIP	IP WLS BF H R ER SO BB IBB HBP BLK WP HR S P ERA WHIP	IP WLS BF H R ER SO BB IBB HBP BLK WP HR S P ERA WHIP	IP WLS BF H R ER SO BB IBB HBP BLK WP HR S P ERA WHIP	IP WLS BF H R ER SO BB IBB HBP BLK WP HR S P ERA WHIP	IP WLS BF H R ER SO BB IBB HBP BLK WP HR S P ERA WHIP	IP WLS BF H R ER SO BB IBB HBP BLK WP HR S P ERA WHIP	IP WLS BF H R ER SO BB IBB HBP BLK WP HR S P ERA WHIP	IP WLS BF H R ER SO BB IBB HBP BLK WP HR S P ERA WHIP	IP WLS BF H R ER SO BB IBB HBP BLK WP HR S P ERA WHIP	IP WLS BF H R ER SO BB IBB HBP BLK WP HR S P ERA WHIP	IP WLS BF H R ER SO BB IBB HBP BLK WP HR S P ERA WHIP	IP WLS BF H R ER SO BB IBB HBP BLK WP HR S P ERA WHIP	IP WLS BF H R ER SO BB IBB HBP BLK WP HR S P ERA WHIP	IP WLS BF H R ER SO BB IBB HBP BLK WP HR S P ERA WHIP	IP WLS BF H R ER SO BB IBB HBP BLK WP HR S P ERA WHIP	IP WLS BF H R ER SO BB IBB HBP BLK WP HR S P ERA WHIP	IP WLS BF H R ER SO BB IBB HBP BLK WP HR S P ERA WHIP	
Russ Ortiz, R ERA: 5.17	(1, 1) 6.0																								
Rich Rodriguez, L ERA: 4.7	(7, 1) 1.1																								
Julian Tavarez, R ERA: 3.09	(8, 1) 1.0																								
Robb Nen, R ERA: 1.31	(9, 1) 0.2																								
Jose Mesa, R ERA: 5.32	(10, 1) 1.0																								

Florida Marlins @ San Francisco Giants
3Com Park at Candlestick Point, San Francisco, CA

Sat Aug 15 1998, 6:33 AM EDT
Alt. 23,523 - Sunny - 65 F

AB 38
R 3
H 10
RBI 3
BB 4
SO 5
LOB 18



Batter	1	2	3	4	5	6	7	8	9	10	AB	R	H	RBI	BB	SO	LOB	BOTTOM							
Marvin Benard, L OBP: 0.391, SLG: 0.421	(1, 9) 2-2 1B		(2, 2) 1B		(2, 3) K		(1, 2) G6-4-3		(1, 0) G4-3		5	0	2	0	0	1	5								
Bill Mueller, S OBP: 0.381, SLG: 0.390	(1, 5) 2-2 1B		(0, 1) L3		(0, 3) K						3	1	1	0	2	1	3								
Ellis Burks, R OBP: 0.365, SLG: 0.504	(1, 8) 0-0 G6-4-3			(2, 0) G6-3		(0, 1) 1B		(0, 1) SH3-4		(4, 1) F9		3	1	1	0	1	0	1							
Jeff Kent, R OBP: 0.328, SLG: 0.516		(3, 1) G1-4-3		(3, 2) HR		(3, 2) 1B		(0, 0) F8		(2, 2) F9		5	1	2	1	0	0	3							
J.T. Snow, L OBP: 0.326, SLG: 0.413		(1, 0) F9		(1, 3) HR		(1, 3) 1B		(4, 2) BB		(1, 1) SF7		3	0	0	1	1	2	2							
Stan Javier, S OBP: 0.380, SLG: 0.364		(0, 0) 1B		(1, 2) L6		(3, 1) 2B		(3, 3) K				4	1	2	1	0	1	2							
Rich Aurilio, R OBP: 0.243, SLG: 0.462			(2, 3) K		(0, 2) G3-1		(0, 0) 2B		(0, 2) 1B		3	0	2	1	0	1	1								
Rich Rodriguez, L OBP: 0.239, SLG: 0.333											0	0	0	0	0	0	0								
Julian Tavarez, L OBP: 0.117, SLG: 0.111											0	0	0	0	0	0	0								
Robb Nen, R OBP: 0.117, SLG: 0.111											1	0	1	0	0	0	0								
Shawon Dunston, R OBP: 0.206, SLG: 0.287											0	0	0	0	0	0	0								
Jose Mesa, R ERA: 5.32											1	0	0	0	1	1	0								
Brent Mayne, L OBP: 0.365, SLG: 0.370		(2, 2) G3		(2, 2) G3-1		(2, 2) G3-1		(1, 0) G5-3		(0, 0) G4-3		4	0	1	0	0	0	1							
Russ Ortiz, R ERA: 4.38	(1, 1) 8.0																								
Antonio Alfonseca, R ERA: 3.81	(9, 1) 1.0																								
Matt Mantei, R ERA: 3.06	(10, 1) 0.2																								
Inning Stats	R: 0 E: 0 K: 0 S: 7	H: 2 LOB: 0 BB: 0 P: 11	R: 0 E: 0 K: 1 S: 8	H: 1 LOB: 1 BB: 0 P: 14	R: 0 E: 0 K: 1 S: 12	H: 1 LOB: 1 BB: 0 P: 17	R: 1 E: 0 K: 1 S: 13	H: 1 LOB: 0 BB: 0 P: 20	R: 0 E: 0 K: 2 S: 16	H: 1 LOB: 2 BB: 1 P: 24	R: 2 E: 0 K: 1 S: 11	H: 4 LOB: 1 BB: 0 P: 18	R: 0 E: 0 K: 0 S: 6	H: 0 LOB: 0 BB: 1 P: 12	R: 0 E: 0 K: 1 S: 11	H: 0 LOB: 2 BB: 2 P: 22	R: 0 E: 0 K: 1 S: 9	H: 2 LOB: 1 BB: 0 P: 10	R: 1 E: 0 K: 0 S: 7	H: 0 LOB: 1 BB: 2 P: 18	1B: 8 2B: 3 3B: 0 HR: 1	SF: 1 SAC: 1 DP: 3 HBP: 0	WP: 0 PA: 41		
PITCHER	IP WLS BF H R ER SO BB IBB HBP BLK WP HR S P ERA WHIP	IP WLS BF H R ER SO BB IBB HBP BLK WP HR S P ERA WHIP	IP WLS BF H R ER SO BB IBB HBP BLK WP HR S P ERA WHIP	IP WLS BF H R ER SO BB IBB HBP BLK WP HR S P ERA WHIP	IP WLS BF H R ER SO BB IBB HBP BLK WP HR S P ERA WHIP	IP WLS BF H R ER SO BB IBB HBP BLK WP HR S P ERA WHIP	IP WLS BF H R ER SO BB IBB HBP BLK WP HR S P ERA WHIP	IP WLS BF H R ER SO BB IBB HBP BLK WP HR S P ERA WHIP	IP WLS BF H R ER SO BB IBB HBP BLK WP HR S P ERA WHIP	IP WLS BF H R ER SO BB IBB HBP BLK WP HR S P ERA WHIP	IP WLS BF H R ER SO BB IBB HBP BLK WP HR S P ERA WHIP	IP WLS BF H R ER SO BB IBB HBP BLK WP HR S P ERA WHIP	IP WLS BF H R ER SO BB IBB HBP BLK WP HR S P ERA WHIP	IP WLS BF H R ER SO BB IBB HBP BLK WP HR S P ERA WHIP	IP WLS BF H R ER SO BB IBB HBP BLK WP HR S P ERA WHIP	IP WLS BF H R ER SO BB IBB HBP BLK WP HR S P ERA WHIP	IP WLS BF H R ER SO BB IBB HBP BLK WP HR S P ERA WHIP	IP WLS BF H R ER SO BB IBB HBP BLK WP HR S P ERA WHIP	IP WLS BF H R ER SO BB IBB HBP BLK WP HR S P ERA WHIP	IP WLS BF H R ER SO BB IBB HBP BLK WP HR S P ERA WHIP	IP WLS BF H R ER SO BB IBB HBP BLK WP HR S P ERA WHIP	IP WLS BF H R ER SO BB IBB HBP BLK WP HR S P ERA WHIP	IP WLS BF H R ER SO BB IBB HBP BLK WP HR S P ERA WHIP	IP WLS BF H R ER SO BB IBB HBP BLK WP HR S P ERA WHIP	
Livan Hernandez, R ERA: 4.38	(1, 1) 8.0																								
Antonio Alfonseca, R ERA: 3.81	(9, 1) 1.0																								
Matt Mantei, R ERA: 3.06	(10, 1) 0.2																								

Florida Marlins @ San Francisco Giants
3Com Park at Candlestick Point, San Francisco, CA

Sat Aug 15 1998, 6:33 AM EDT
Alt. 23,523 - Sunny - 65 F

AB 33
R 4
H 12
RBI 4
BB 6
SO 8
LOB 20




Batter	1	2	3	4	5	6	7	8	9	AB	R	H	RBI	BB	SO	LOB	TOP					
Todd Dunwoody, L OBP: 0.282, SLG: 0.359		G1-3		K		K		K		5	1	1	0	0	3	5	Florida Marlins @ San Francisco Giants 3Com Park at Candlestick Point, San Francisco, CA Sun Aug 16 1998, 6:33 AM EDT Att: 28,289 - Sunny - 65 F livebaseballscorecards.com					
Edgar Renteria, R OBP: 0.352, SLG: 0.351 Dave Berg, R OBP: 0.348, SLG: 0.364			L7	FC5-4				K		1	0	1	0	0	0	0						
Mark Kotsay, L OBP: 0.319, SLG: 0.388					F7		B1		F7	5	0	2	0	0	0	1						
Derrek Lee, R OBP: 0.332, SLG: 0.443			G5-3		G5-3		K		L9	5	0	1	1	0	1	2						
Cliff Floyd, L OBP: 0.331, SLG: 0.458	L9					K		K		3	0	0	0	1	2	4						
Kevin Orie, R OBP: 0.264, SLG: 0.283	P4							HR		3	1	1	1	1	1	5						
Gregg Zaun, S OBP: 0.284, SLG: 0.302	FC4-6					G3		K		4	0	1	0	0	1	4						
Luis Castillo, S OBP: 0.295, SLG: 0.263		F7				E8				4	0	3	0	0	0	0						
Jesus Sanchez, L OBP: 0.208, SLG: 0.192 Brian Edmondson, R OBP: 0.306, SLG: 0.348 Ryan Jackson, L OBP: 0.305, SLG: 0.348 Rob Stanifer, R OBP: 0.305, SLG: 0.348 John Cangelosi, S OBP: 0.305, SLG: 0.348 Antonio Alfonseca, R OBP: 0.305, SLG: 0.348		G1-3				K		K		2	0	0	0	0	1	2						
Inning Stats	R: 1 E: 0 K: 0 S: 14	H: 4 LOB: 3 BB: 0 P: 17	R: 0 E: 0 K: 0 S: 7	H: 0 LOB: 0 BB: 0 P: 10	R: 0 E: 1 K: 1 S: 9	H: 1 LOB: 2 BB: 1 P: 15	R: 0 E: 0 K: 2 S: 13	H: 2 LOB: 2 BB: 0 P: 16	R: 0 E: 0 K: 1 S: 7	H: 0 LOB: 0 BB: 0 P: 11	R: 1 E: 1 K: 2 S: 11	H: 2 LOB: 1 BB: 0 P: 14	R: 0 E: 0 K: 2 S: 9	H: 1 LOB: 1 BB: 0 P: 16	R: 0 E: 0 K: 3 S: 14	H: 1 LOB: 2 BB: 1 P: 24		R: 0 E: 0 K: 1 S: 8	H: 0 LOB: 0 BB: 0 P: 13	1B: 10 2B: 0 3B: 0 HR: 1	SF: 0 SAC: 0 DP: 0 HBP: 0	WP: 0 PB: 0 SB: 1 CS: 0
PITCHER	IP WLS BF H R ER SO BB IBB HBP BLK WP HR S P ERA WHIP																					
Orel Hershiser, R ERA: 4.08	(1, 1) 6.0 W 29 10 2 2 6 1 0 0 0 0 0 1 62 85 3.00 1.833																					
Rich Rodriguez, L ERA: 4.5	(7, 1) 1.0 3 0 0 0 2 0 0 0 0 0 0 0 8 14 0.00 0.000																					
John Johnstone, R ERA: 3.53	(8, 1) 1.0 5 1 0 0 3 1 0 0 0 0 0 0 14 24 0.00 2.000																					
Robb Nen, R ERA: 1.29	(9, 1) 1.0 S 3 0 0 0 1 0 0 0 0 0 0 0 8 13 0.00 0.000																					

Batter	1	2	3	4	5	6	7	8	9	AB	R	H	RBI	BB	SO	LOB	BOTTOM			
Shawon Dunston, R OBP: 0.258, SLG: 0.393 John Johnstone, R OBP: 0.306, SLG: 0.348 Robb Nen, R OBP: 0.305, SLG: 0.348		L5		G5-3				F8		4	0	1	0	0	0	2	Florida Marlins @ San Francisco Giants 3Com Park at Candlestick Point, San Francisco, CA Sun Aug 16 1998, 6:33 AM EDT Att: 28,289 - Sunny - 65 F livebaseballscorecards.com			
Stan Javier, S OBP: 0.282, SLG: 0.366	FC5-4							G6-3		4	2	2	0	0	0	1				
Ellis Burks, R OBP: 0.366, SLG: 0.504	K							L6		4	0	2	0	0	1	1				
Jeff Kent, R OBP: 0.329, SLG: 0.521								P2		4	1	2	2	0	0	2				
Charlie Hayes, R OBP: 0.366, SLG: 0.436								G4-3		3	0	1	1	1	0	2				
Joe Carter, R OBP: 0.284, SLG: 0.401 J.T. Snow, L OBP: 0.329, SLG: 0.413	F9									3	0	0	0	0	0	5				
Rich Aurilia, R OBP: 0.338, SLG: 0.455		G4-3						FC5-4		4	0	0	0	0	0	3				
Brian Johnson, R OBP: 0.289, SLG: 0.384								FC5-4		4	0	1	0	0	1	1				
Orel Hershiser, R ERA: 4.08 Marvin Benard, L OBP: 0.391, SLG: 0.421 Rich Rodriguez, L OBP: 0.333, SLG: 0.333										1	0	0	0	0	0	0				
Inning Stats	R: 2 E: 0 K: 1 S: 16	H: 3 LOB: 1 BB: 0 P: 22	R: 0 E: 0 K: 0 S: 8	H: 1 LOB: 0 BB: 0 P: 11	R: 0 E: 0 K: 0 S: 8	H: 2 LOB: 1 BB: 1 P: 17	R: 0 E: 1 K: 0 S: 10	H: 0 LOB: 0 BB: 0 P: 12	R: 1 E: 0 K: 0 S: 11	H: 3 LOB: 2 BB: 0 P: 17	R: 0 E: 0 K: 1 S: 6	H: 0 LOB: 0 BB: 0 P: 8	R: 0 E: 0 K: 0 S: 7	H: 0 LOB: 0 BB: 0 P: 10	R: 0 E: 0 K: 0 S: 8	H: 0 LOB: 1 BB: 1 P: 14		1B: 7 2B: 2 3B: 0 HR: 0	SF: 0 SAC: 2 DP: 1 HBP: 0	WP: 1 PB: 0 SB: 0 CS: 0
PITCHER	IP WLS BF H R ER SO BB IBB HBP BLK WP HR S P ERA WHIP																			
Jesus Sanchez, L ERA: 4.08	(1, 1) 3.1 L 16 6 2 2 1 1 0 0 0 0 0 0 33 51 5.40 2.100																			
Brian Edmondson, R ERA: 3.64	(4, 1) 1.2 9 3 1 1 0 0 0 0 0 0 0 0 20 28 5.40 1.800																			
Rob Stanifer, R ERA: 4.25	(6, 1) 2.0 6 0 0 0 1 0 0 0 0 0 0 0 13 18 0.00 0.000																			
Antonio Alfonseca, R ERA: 3.74	(8, 1) 1.0 4 0 0 0 0 1 0 0 0 0 0 0 8 14 0.00 1.000																			

Batter	1	2	3	4	5	6	7	8	9	AB	R	H	RBI	BB	SO	LOB	TOP					
Marvin Benard, L OBP: 0.385, SLG: 0.419										5	0	1	0	0	3	2	San Francisco Giants @ Atlanta Braves Turner Field, Atlanta, GA Wed Aug 19 1998, 7:05 PM EDT Att. 44,535 - Overcast - 80 F					
Rich Aurilia, R OBP: 0.341, SLG: 0.460										5	2	2	0	0	1	3						
Barry Bonds, L OBP: 0.429, SLG: 0.556										3	2	1	0	2	1	1						
Jeff Kent, R OBP: 0.339, SLG: 0.522										3	1	2	2	2	0	0						
Ellis Burks, R OBP: 0.368, SLG: 0.502										4	1	1	1	1	0	3						
Charlie Hayes, R OBP: 0.365, SLG: 0.435										5	0	2	2	2	0	5						
Joe Carter, R OBP: 0.383, SLG: 0.398										2	0	0	1	1	0	3						
Rich Rodriguez, L OBP: 0.333, SLG: 0.333										0	0	0	0	0	0	0						
Robb Nen, R										0	0	0	0	0	0	0						
Brian Johnson, R OBP: 0.291, SLG: 0.382										3	0	1	0	1	0	2						
Mark Gardner, R OBP: 0.230, SLG: 0.193										3	0	1	0	0	1	2						
J.T. Snow, L OBP: 0.328, SLG: 0.413										1	0	0	0	0	1	1						
Inning Stats	R: 1 E: 0 K: 0 S: 11	H: 3 LOB: 2 BB: 1 P: 23	R: 0 E: 0 K: 1 S: 10	H: 0 LOB: 1 BB: 1 P: 18	R: 4 E: 0 K: 1 S: 14	H: 3 LOB: 1 BB: 2 P: 29	R: 0 E: 0 K: 1 S: 10	H: 1 LOB: 1 BB: 0 P: 13	R: 0 E: 0 K: 1 S: 10	H: 1 LOB: 1 BB: 0 P: 15	R: 0 E: 0 K: 1 S: 5	H: 1 LOB: 0 BB: 0 P: 6	R: 1 E: 0 K: 0 S: 12	H: 2 LOB: 2 BB: 1 P: 22	R: 0 E: 0 K: 2 S: 13	H: 0 LOB: 1 BB: 1 P: 24	R: 0 E: 0 K: 1 S: 11	H: 0 LOB: 1 BB: 1 P: 22	1B: 10 2B: 2 3B: 0 HR: 0	SF: 1 SAC: 0 DP: 2 HBP: 0	WP: 1 PB: 0 SB: 0 CS: 1	PA: 42
PITCHER	IP	WLS	BF	H	R	ER	SO	BB	IBB	HBP	BLK	WP	HR	S	P	ERA	WHIP					
Tom Glavine, L ERA: 2.53	(1, 1)	5.0	L	25	8	5	3	4	0	0	0	1	0	53	98	9.00	2.400					
Dennis Martinez, R ERA: 4.59	(6, 1)	2.0		9	3	1	1	0	1	0	0	0	0	17	28	4.50	1.500					
Adam Butler, L ERA: 13.5	(8, 1)	1.0		4	0	0	2	1	0	0	0	0	0	13	24	0.00	1.000					
John Rocker, L ERA: 2.08	(9, 1)	1.0		4	0	0	1	1	0	0	0	0	0	11	22	0.00	1.000					

Batter	1	2	3	4	5	6	7	8	9	AB	R	H	RBI	BB	SO	LOB	BOTTOM					
Walt Weiss, S OBP: 0.397, SLG: 0.359										3	0	0	1	0	0	0	San Francisco Giants @ Atlanta Braves Turner Field, Atlanta, GA Wed Aug 19 1998, 7:05 PM EDT Att. 44,535 - Overcast - 80 F					
Adam Butler, L										0	0	0	0	0	0	0						
John Rocker, R										0	0	0	0	0	0	0						
Keith Lockhart, L OBP: 0.321, SLG: 0.396										3	0	0	0	0	0	2						
Tony Graffanino, R OBP: 0.289, SLG: 0.351										1	0	0	0	0	0	0						
10 Chipper Jones, S OBP: 0.416, SLG: 0.579										4	0	2	1	0	0	0						
Andres Galarraga, R OBP: 0.399, SLG: 0.612										3	0	1	0	1	0	0						
Ryan Klesko, L OBP: 0.359, SLG: 0.504										4	0	2	0	0	1	3						
Javy Lopez, R OBP: 0.332, SLG: 0.527										4	0	0	0	0	0	4						
Michael Tucker, L OBP: 0.331, SLG: 0.435										3	1	0	0	1	1	1						
Andruw Jones, R OBP: 0.305, SLG: 0.480										4	1	1	0	0	1	0						
Tom Glavine, L OBP: 0.286, SLG: 0.327										1	0	0	0	0	0	0						
Greg Colbrunn, R OBP: 0.397, SLG: 0.500										1	0	1	0	0	0	0						
Dennis Martinez, R OBP: 0.167, SLG: 0.182										0	0	0	0	0	0	0						
Ozzie Guillen, L OBP: 0.333, SLG: 0.349										1	0	0	0	0	0	0						
Inning Stats	R: 0 E: 0 K: 0 S: 8	H: 0 LOB: 0 BB: 0 P: 14	R: 0 E: 0 K: 0 S: 11	H: 1 LOB: 1 BB: 0 P: 19	R: 0 E: 0 K: 0 S: 6	H: 0 LOB: 0 BB: 0 P: 9	R: 0 E: 0 K: 0 S: 10	H: 3 LOB: 2 BB: 0 P: 16	R: 2 E: 0 K: 0 S: 22	H: 3 LOB: 3 BB: 2 P: 36	R: 0 E: 0 K: 0 S: 4	H: 0 LOB: 0 BB: 0 P: 4	R: 0 E: 0 K: 1 S: 7	H: 0 LOB: 0 BB: 0 P: 10	R: 0 E: 0 K: 1 S: 11	H: 0 LOB: 0 BB: 0 P: 16	R: 0 E: 0 K: 2 S: 9	H: 0 LOB: 0 BB: 0 P: 10	1B: 6 2B: 1 3B: 0 HR: 0	SF: 1 SAC: 0 DP: 1 HBP: 0	WP: 0 PB: 0 SB: 0 CS: 0	PA: 35
PITCHER	IP	WLS	BF	H	R	ER	SO	BB	IBB	HBP	BLK	WP	HR	S	P	ERA	WHIP					
Mark Gardner, R ERA: 4.82	(1, 1)	6.0	W	26	7	2	2	0	0	0	0	0	0	61	98	3.00	1.500					
Rich Rodriguez, L ERA: 4.41	(7, 1)	2.0		6	0	0	0	1	0	0	0	0	0	18	26	0.00	0.000					
Robb Nen, R ERA: 1.27	(9, 1)	1.0		3	0	0	0	2	0	0	0	0	0	9	10	0.00	0.000					

Batter	1	2	3	4	5	6	7	8	9	AB	R	H	RBI	BB	SO	LOB	TOP				
Stan Javier, S OBP: 0.379, SLG: 0.362	F7		K		G6-3		BB BB		K	4	0	0	1	1	2	0	San Francisco Giants @ Chicago Cubs Wrigley Field, Chicago, IL Thu Aug 20 1998, 3:33 AM CDT Att: 37,803 - Sunny - 84 F				
Bill Mueller, S OBP: 0.380, SLG: 0.395	G4-3			K	HR		F9		1B	5	1	2	1	0	1	1					
Barry Bonds, L OBP: 0.431, SLG: 0.565	K			BB 2B	HR		BB		P3	4	1	2	1	1	1	1					
Jeff Kent, R OBP: 0.338, SLG: 0.518		F9		BB BB	F9		L7			3	0	0	0	1	0	2					
Ellis Burks, R OBP: 0.371, SLG: 0.504		G4-3 BB		K			BB 1B		FC4-6 1B	3	0	2	0	1	1	2					
J.T. Snow, L OBP: 0.329, SLG: 0.411	G4-3			FC6-4 BB			G4-6-3 BB		FC4-6	2	0	0	0	2	0	2					
Rey Sanchez, R Marvin Benard, L Chris Brock, R	G6-3			FC6-4 1-2f		B2			F8	3	0	0	0	0	0	6		AB 33 R 3 H 7 RBI 3 BB 6 SO 7 LOB 19			
Brent Mayne, L OBP: 0.359, SLG: 0.367			G6-3		G4-3 G6-3 2B		G4-6-3		G1-3	4	1	1	0	0	0	3					
Russ Ortiz, R Julian Tavarez, L Shawon Dunston, R John Johnstone, R Rich Aurilia, R			K		G4-3				F9	2	0	0	0	0	1	1					
Inning Stats	R: 0 E: 0 K: 1 S: 9	H: 0 LOB: 0 BB: 0 P: 12	R: 0 E: 0 K: 0 S: 7	H: 0 LOB: 1 BB: 1 P: 15	R: 0 E: 0 K: 2 S: 7	H: 0 LOB: 0 BB: 0 P: 10	R: 0 E: 0 K: 2 S: 15	H: 1 LOB: 2 BB: 2 P: 32	R: 3 E: 0 K: 0 S: 15	H: 3 LOB: 0 BB: 0 P: 21	R: 0 E: 0 K: 0 S: 4	H: 1 LOB: 1 BB: 1 P: 8	R: 0 E: 0 K: 1 S: 7	H: 0 LOB: 2 BB: 2 P: 19	R: 0 E: 0 K: 0 S: 11	H: 1 LOB: 1 BB: 0 P: 17		R: 0 E: 0 K: 1 S: 11	H: 1 LOB: 1 BB: 0 P: 11	1B: 3 2B: 2 3B: 0 HR: 2	SF: 0 SAC: 0 DP: 1 HBP: 0
PITCHER	IP WLS BF H R ER SO BB IBB HBP BLK WP HR S P ERA WHIP																				
Kevin Tapani, R ERA: 4.61	(1, 1) 5.0 W 22 4 3 3 5 3 0 0 0 0 0 2 53 90 5.40 1.400																				
Tery Adams, R ERA: 3.92	(6, 1) 1.1 6 1 0 0 1 2 0 0 0 0 0 0 7 15 0.00 2.250																				
Felix Heredia, L ERA: 5.06	(7, 1) 0.1 2 0 0 0 0 1 0 0 0 0 0 0 3 10 0.00 3.000																				
Matt Karchner, R ERA: 4.91	(7, 1) 1.1 5 1 0 0 0 0 0 0 0 0 0 0 12 19 0.00 0.750																				
Rod Beck, R ERA: 3.36	(9, 1) 1.0 4 1 0 0 1 0 0 0 0 0 0 0 11 11 0.00 1.000																				

Batter	1	2	3	4	5	6	7	8	9	AB	R	H	RBI	BB	SO	LOB	BOTTOM		
Lance Johnson, L OBP: 0.274, SLG: 0.238	F9		F8	FC5-4 1B	1B			1B BB		4	1	2	1	1	0	0	San Francisco Giants @ Chicago Cubs Wrigley Field, Chicago, IL Thu Aug 20 1998, 3:33 AM CDT Att: 37,803 - Sunny - 84 F		
Mickey Morandini, L OBP: 0.406, SLG: 0.411	S BB		1B BB	F9	L8			1B 1B		3	0	1	0	2	0	3			
Sammy Sosa, R OBP: 0.379, SLG: 0.638	P8		K	FC5-4 1-2f			K		K	5	0	0	0	0	3	6			
Mark Grace, L OBP: 0.417, SLG: 0.487	K		1B		K		F8		1B	5	0	2	1	0	2	1			
Henry Rodriguez, L Terry Adams, R Felix Heredia, L Matt Karchner, R Gary Gaetti, R Rod Beck, R		FC6-4 BB 1B	K		FC4 1B HR 1B		K		K	3	1	2	0	0	1	2			
José Hernández, R OBP: 0.331, SLG: 0.503		FC6-4 BB		1B BB	FC4 1B		F8 CS 2B			2	1	2	0	2	0	0			
Tyler Houston, L OBP: 0.282, SLG: 0.403	FC6-4 1-2f 2-3		1B 1B	1B 1B	FC4 HR		F8			4	2	1	0	0	0	5			
Jeff Blausler, R OBP: 0.348, SLG: 0.301	P4		FC3-6 1B	FC3-6 1B	HR HBP		K			3	1	1	1	0	1	3			
Kevin Tapani, R Glenallen Hill, R Brant Brown, L	K		FC3-6 1B	FC3-6 1B	HR		G6-3			2	0	0	0	0	1	4			
Inning Stats	R: 0 E: 0 K: 1 S: 10	H: 0 LOB: 1 BB: 1 P: 16	R: 0 E: 0 K: 1 S: 14	H: 1 LOB: 2 BB: 1 P: 24	R: 0 E: 0 K: 2 S: 13	H: 1 LOB: 2 BB: 1 P: 25	R: 2 E: 0 K: 0 S: 12	H: 3 LOB: 2 BB: 1 P: 20	R: 4 E: 0 K: 1 S: 16	H: 4 LOB: 1 BB: 0 P: 27	R: 0 E: 0 K: 2 S: 7	H: 0 LOB: 0 BB: 0 P: 11	R: 0 E: 0 K: 1 S: 8	H: 1 LOB: 0 BB: 0 P: 12	R: 1 E: 0 K: 2 S: 17	H: 2 LOB: 2 BB: 1 P: 28		1B: 10 2B: 1 3B: 0 HR: 1	SF: 0 SAC: 0 DP: 0 HBP: 1
PITCHER	IP WLS BF H R ER SO BB IBB HBP BLK WP HR S P ERA WHIP																		
Russ Ortiz, R ERA: 5.57	(1, 1) 4.2 L 26 7 5 5 5 4 0 0 1 0 0 0 1 14 24 6.75 1.500																		
Julian Tavarez, R ERA: 3.5	(5, 1) 1.1 6 2 1 1 2 0 0 0 0 0 0 1 14 24 6.75 1.500																		
John Johnstone, R ERA: 3.48	(7, 1) 1.0 3 1 0 0 1 0 0 0 0 0 0 0 8 12 0.00 1.000																		
Chris Brock, R ERA: 2.76	(8, 1) 1.0 6 2 1 1 2 1 0 0 0 0 0 0 17 28 9.00 3.000																		

Batter	1	2	3	4	5	6	7	8	9	AB	R	H	RBI	BB	SO	LOB	TOP				
Marvin Benard, L (1.9) OBP: 0.384, SLG: 0.416	1-1 P4		0-0 F8		3-1 1B		0-1 F7		0-1 G3 1B	5	0	2	0	0	0	1					
Rich Aurilia, R (1.6) OBP: 0.341, SLG: 0.457	0-2 G6-3		0-1 1B		1-0 F9		2-3 K		1-0 G3 1B	5	0	2	1	0	1	2					
Barry Bonds, L (1.7) OBP: 0.431, SLG: 0.562	1-0 G4-3		0-0 F8			0-1 HR 1B		4-0 SH1-3 1B BB	2-0 G3	4	2	1	0	1	0	3					
Jeff Kent, R (1.4) OBP: 0.341, SLG: 0.526		4-2 FC6-4 BB		1-0 P3		2-1 HR		1-1 SH1-3 1B	0-1 F9	4	2	2	2	1	0	2					
Ellis Burks, R (1.8) OBP: 0.368, SLG: 0.500		1-0 FC6-4		2-0 L7		0-1 G5-3		0-0 SH1-3		3	0	0	0	0	0	1					
Charlie Hayes, R (1.3) OBP: 0.365, SLG: 0.436		1-1 L9		2-3 K		2-1 G4-3		2-1 F8 2B		4	0	1	2	0	1	1					
J.T. Snow, L (9.3) OBP: 0.329, SLG: 0.411								2-H 2-3 2B		0	0	0	0	0	0	0					
Bill Mueller, S (1.5) OBP: 0.379, SLG: 0.392					0-0 L6		4-2 BB		1-1 F8	3	0	0	0	1	0	2					
Brian Johnson, R (1.2) OBP: 0.291, SLG: 0.384			0-0 1B 2B		2-2 P3		2-3 K		0-3 K	4	1	1	0	0	2	2					
Orel Hershiser, R (1.1) OBP: 0.211, SLG: 0.185			1-3 K		4-0 1B BB				0-1 F9	1	0	0	0	1	1	1					
John Johnstone, R (5.1) OBP: 0.276, SLG: 0.361										0	0	0	0	0	0	0					
Stan Javier, S (7.9) OBP: 0.295, SLG: 0.361										0	0	0	0	0	0	0					
Rich Rodriguez, L (7.1) OBP: 0.302, SLG: 0.333										0	0	0	0	0	0	0					
Jose Mesa, R (8.1) OBP: 0.295, SLG: 0.333										0	0	0	0	0	0	0					
Shawon Dunston, R (8.9) OBP: 0.295, SLG: 0.333										0	0	0	0	0	0	0					
Robb Nen, R (9.1) OBP: 0.295, SLG: 0.333										0	0	0	0	0	0	0					
Inning Stats	R: 0 E: 0 K: 0 S: 7	H: 0 LOB: 0 BB: 0 P: 9	R: 0 E: 0 K: 0 S: 6	H: 0 LOB: 1 BB: 1 P: 12	R: 1 E: 0 K: 1 S: 8	H: 2 LOB: 1 BB: 0 P: 9	R: 0 E: 0 K: 1 S: 5	H: 0 LOB: 0 BB: 0 P: 10	R: 0 E: 0 K: 0 S: 7	H: 1 LOB: 2 BB: 1 P: 17	R: 2 E: 0 K: 1 S: 15	H: 2 LOB: 1 BB: 1 P: 25	R: 0 E: 0 K: 2 S: 8	H: 0 LOB: 0 BB: 0 P: 11	R: 2 E: 0 K: 1 S: 10	H: 2 LOB: 1 BB: 1 P: 18	R: 0 E: 0 K: 0 S: 8	H: 2 LOB: 2 BB: 0 P: 11	1B: 6 2B: 2 3B: 0 HR: 1	SF: 0 SAC: 1 DP: 0 HBP: 0	WP: 0 PA: 40 PB: 0 SB: 0 CS: 0
PITCHER	IP WLS BF H R ER SO BB IBB HBP BLK WP HR S P ERA WHIP																				
34 Kerry Wood, R (1.1) ERA: 3.48	6.0 26 5 3 3 3 3 0 0 0 0 1 48 82 4.50 1.333																				
Terry Mulholland, L (7.1) ERA: 2.78	1.0 5 1 2 2 2 1 0 0 0 0 0 10 18 18.00 2.000																				
Matt Karchner, R (8.1) ERA: 4.81	1.0 4 1 0 0 1 0 0 0 0 0 0 8 11 0.00 1.000																				
Dave Stevens, R (9.1) ERA: 3.75	0.1 3 2 0 0 0 0 0 0 0 0 0 5 6 0.00 6.000																				
Felix Heredia, L (9.1) ERA: 4.99	0.2 W 2 0 0 0 0 0 0 0 0 0 0 3 5 0.00 0.000																				

San Francisco Giants @ Chicago Cubs
Wrigley Field, Chicago, IL
Fri Aug 21 1998, 3:33 AM CDT
Att: 39,059 - Sunny - 83 F

AB 35
R 5
H 9
RBI 5
BB 4
SO 6
LOB 15



Batter	1	2	3	4	5	6	7	8	9	AB	R	H	RBI	BB	SO	LOB	BOTTOM				
Lance Johnson, L (1.8) OBP: 0.284, SLG: 0.256	1-1 G4-3		3-2 BB 1B		1-1 FC3-6 1B		1-0 1B		2-2 G5-3	5	1	3	1	0	0	1					
Mickey Morandini, L (1.4) OBP: 0.404, SLG: 0.407	2-1 F8		4-0 1B BB		1-0 FC3-6 HR		3-2 L5		0-1 G4-3	4	1	0	0	1	0	4					
Sammy Sosa, R (1.9) OBP: 0.381, SLG: 0.644	1-1 F9		2-0 1B		3-2 HR		2-3 K		1-1 BB 1B	5	2	3	3	0	1	0					
Mark Grace, L (1.3) OBP: 0.415, SLG: 0.482		0-0 G6-3		3-1 G3		2-0 G4-3		2-0 F7		4	1	0	0	1	0	2					
Henry Rodriguez, L (1.7) OBP: 0.339, SLG: 0.543		0-1 G4-3		1-3 K		0-0 E4 1B		2-2 1B		5	0	2	1	0	1	0					
José Hernández, R (1.6) OBP: 0.334, SLG: 0.504		0-2 F8		1-0 F8 1B		3-2 F7 1B		2-2 F7		5	0	3	1	0	0	1					
Tyler Houston, L (1.2) OBP: 0.278, SLG: 0.397			0-0 G6-3		0-1 F8		0-1 F7		3-3 K	3	0	0	0	0	0	3					
Glenallen Hill, R (6.9) OBP: 0.337, SLG: 0.519					1-2 1B					1	0	0	0	0	1	0					
Scott Servais, R (9.2) OBP: 0.276, SLG: 0.316										0	0	0	0	0	0	0					
Gary Gaetti, R (1.5) OBP: 0.344, SLG: 0.455			4-1 SH1-3 1B BB		1-0 FC6-4 HBP		2-2 2B L5 1B		3-1 F7	1	1	1	0	1	0	0					
Manny Alexander, R (6.9) OBP: 0.290, SLG: 0.359										1	0	0	0	0	0	0					
34 Kerry Wood, R (1.1) ERA: 3.48			0-0 SH1-3		0-0 FC6-4		0-0 B2		4-0 WP BB	2	0	0	0	0	0	3					
Terry Mulholland, R (7.1) ERA: 2.78										0	0	0	0	0	0	0					
Matt Karchner, R (8.1) ERA: 4.81										0	0	0	0	0	0	0					
Brant Brown, L (8.9) OBP: 0.295, SLG: 0.333										0	0	0	0	0	0	0					
Dave Stevens, R (9.1) ERA: 3.75										0	0	0	0	0	0	0					
Felix Heredia, L (9.1) ERA: 4.99										0	0	0	0	0	0	0					
Inning Stats	R: 0 E: 0 K: 0 S: 6	H: 0 LOB: 0 BB: 0 P: 10	R: 0 E: 0 K: 0 S: 6	H: 0 LOB: 0 BB: 0 P: 6	R: 2 E: 0 K: 0 S: 9	H: 2 LOB: 2 BB: 2 P: 25	R: 0 E: 0 K: 1 S: 7	H: 1 LOB: 2 BB: 0 P: 10	R: 2 E: 0 K: 0 S: 14	H: 3 LOB: 2 BB: 0 P: 23	R: 0 E: 0 K: 0 S: 9	H: 2 LOB: 2 BB: 0 P: 15	R: 0 E: 0 K: 1 S: 11	H: 1 LOB: 1 BB: 0 P: 19	R: 0 E: 0 K: 1 S: 8	H: 0 LOB: 1 BB: 1 P: 20	R: 2 E: 0 K: 0 S: 10	H: 3 LOB: 2 BB: 1 P: 15	1B: 10 2B: 2 3B: 0 HR: 1	SF: 0 SAC: 1 DP: 1 HBP: 1	WP: 2 PA: 42 PB: 0 SB: 1 CS: 0
PITCHER	IP WLS BF H R ER SO BB IBB HBP BLK WP HR S P ERA WHIP																				
Orel Hershiser, R (1.1) ERA: 4.19	4.2 24 6 4 4 4 2 0 1 0 0 0 40 72 7.71 1.714																				
John Johnstone, R (5.1) ERA: 3.41	1.1 5 2 0 0 0 0 0 0 0 0 0 11 17 0.00 1.500																				
Rich Rodriguez, L (7.1) ERA: 4.32	1.0 4 1 0 0 1 0 0 0 0 0 0 11 19 0.00 1.000																				
Jose Mesa, R (8.1) ERA: 5.16	1.0 4 0 0 0 1 1 0 0 0 0 1 0 8 20 0.00 1.000																				
Robb Nen, R (9.1) ERA: 1.52	0.1 L 5 3 2 2 0 1 0 0 0 0 0 10 15 54.00 12.000																				

San Francisco Giants @ Chicago Cubs
Wrigley Field, Chicago, IL
Fri Aug 21 1998, 3:33 AM CDT
Att: 39,059 - Sunny - 83 F

AB 36
R 6
H 12
RBI 6
BB 4
SO 3
LOB 14



Batter	1	2	3	4	5	6	7	8	9	AB	R	H	RBI	BB	SO	LOB	TOP											
Stan Javier, S OBP: 0.379, SLG: 0.361 (1, 8)	2-2 S 1B	0-1 G4-3		2-2 F7		4-1 BB	1-1 SF8		0-3 K	4	0	1	1	1	1	1	San Francisco Giants @ Florida Marlins Pro Player Stadium, Miami, FL Sun Aug 23 1998, 3:33 AM EDT Att: 36,701 - Sunny - 91 F											
Rich Aurilia, R OBP: 0.335, SLG: 0.448 Marvin Benard, L OBP: 0.387, SLG: 0.419 (8, 9)	1-2 F9		0-0 G6-3		0-1 G6-3	0-2 G5-3	0-0 1B			5	0	1	0	0	0	4												
Barry Bonds, L OBP: 0.431, SLG: 0.567 Joe Carter, R OBP: 0.282, SLG: 0.398 (7, PH) (7, 7)	0-0 F7		1-1 HR		1-1 F8		F8 P5			4	1	1	1	0	0	1												
Jeff Kent, R OBP: 0.343, SLG: 0.531 Rey Sanchez, R OBP: 0.327, SLG: 0.363 (7, 4)	2-2 F8		2-0 HR		1-2 1B		4-2 HBP 1B BB		0-0 G5-3	3	2	2	0	1	0	1												
Ellis Burks, R OBP: 0.369, SLG: 0.495 Chris Brock, R OBP: 0.500, SLG: 0.500 (8, 1)		1-2 HR 1B	1-3 K		2-3 K		3-0 1B BB HBP		3-1 G5-4-3 1B	4	2	2	0	0	2	2												
Charlie Hayes, R OBP: 0.365, SLG: 0.444 (1, 3)	4-2 HR BB	0-2 1-H HR			2-1 G6-3		1-1 BB BB 1B		1-0 G5-4-3	4	3	2	3	1	0	1												
Bill Mueller, S OBP: 0.383, SLG: 0.400 (1, 5)	2-2 HR	0-2 P4			4-2 FC5-4 BB		4-2 1B BB SF8 BB		4-2 BB	2	2	1	3	3	0	0												
Brian Johnson, R OBP: 0.289, SLG: 0.377 (1, 2)	0-1 P4		1-3 K		1-0 FC5-4 BB 1B		4-0 1B 1B BB		0-0 F9	4	0	0	1	1	1	2												
Kirk Rueter, L OBP: 0.250, SLG: 0.269 Shawon Dunston, R OBP: 0.248, SLG: 0.377 (8, 6)	0-2 G1-3		0-0 G4-3		0-1 1B		0-1 BB 1B		0-0 F8	4	0	2	1	0	0	0												
Inning Stats	R: 0 E: 0 K: 0 S: 13	H: 1 LOB: 1 BB: 0 P: 18	R: 3 E: 0 K: 0 S: 18	H: 2 LOB: 0 BB: 1 P: 25	R: 3 E: 0 K: 1 S: 14	H: 3 LOB: 0 BB: 0 P: 18	R: 0 E: 0 K: 1 S: 7	H: 0 LOB: 0 BB: 0 P: 10	R: 0 E: 0 K: 1 S: 11	H: 1 LOB: 1 BB: 0 P: 15	R: 0 E: 0 K: 0 S: 13	H: 1 LOB: 3 BB: 2 P: 24	R: 4 E: 0 K: 0 S: 16	H: 3 LOB: 3 BB: 3 P: 36	R: 0 E: 0 K: 0 S: 4	H: 1 LOB: 0 BB: 0 P: 8		R: 0 E: 0 K: 1 S: 8	H: 0 LOB: 1 BB: 1 P: 12	1B: 9 2B: 0 3B: 0 HR: 3	SF: 1 SAC: 0 DP: 1 HBP: 1	WP: 0 PB: 0 SB: 1 CS: 0	PA: 46					
PITCHER	IP	WLS	BF	H	R	ER	SO	BB	IBB	HBP	BLK	WP	HR	S	P	ERA	WHIP											
Kirt Ojala, L ERA: 3.9	2.2	L	15	6	6	6	1	1	0	0	0	0	0	3	41	57	20.25	2.625										
Donn Pall, R ERA: 5.59	2.1		8	1	0	0	2	0	0	0	0	0	0	22	29	0.00	0.429											
Andy Larkin, R ERA: 9.0	1.1		12	2	4	4	0	5	0	1	0	0	0	23	52	27.00	5.250											
Rob Stanifer, R ERA: 3.99	1.2		7	3	0	0	0	0	0	0	0	0	0	10	16	0.00	1.800											
Justin Speier, R ERA: 8.1	1.0		4	0	0	0	1	1	0	0	0	0	0	8	12	0.00	1.000											

Batter	1	2	3	4	5	6	7	8	9	AB	R	H	RBI	BB	SO	LOB	BOTTOM										
John Cangelosi, S OBP: 0.353, SLG: 0.308 (1, 8)	2-3 K			0-1 F7		1-1 G3-1		1-0 G3	4-2 BB	4	0	0	0	1	1	0	San Francisco Giants @ Florida Marlins Pro Player Stadium, Miami, FL Sun Aug 23 1998, 3:33 AM EDT Att: 36,701 - Sunny - 91 F										
Luis Castillo, S OBP: 0.286, SLG: 0.250 (1, 4)	1-1 G5-3			3-2 G1-4-3		0-1 SF3-9 3B		2-2 F7	1-2 G4-3	5	1	1	0	0	2												
Dave Berg, R OBP: 0.351, SLG: 0.371 (1, 6)	2-2 F8			3-1 1B		1-1 SF3-9 3-H 1-2		0-0 2B		3	0	2	1	0	0												
Derek Lee, R OBP: 0.327, SLG: 0.434 Rob Stanifer, R (7, 1)		1-3 K		1-0 F8		1-1 F9		0-1 G3-1		3	0	0	0	0	1	1											
Cliff Floyd, L OBP: 0.329, SLG: 0.456 Justin Speier, R (9, 1)										0	0	0	0	0	0	0											
Kevin Orle, R OBP: 0.275, SLG: 0.306 (1, 5)		3-1 F9			1-1 PB E G6-3 1B		1-1 G5-3		1-1 P6	4	1	1	0	0	0	0											
John Wehner, R OBP: 0.296, SLG: 0.273 (1, 7)		3-1 G1-3			3-2 E1 G6-3 PB 1-2		2-0 FC3-6 1B		2-2 1B 2B 1B	4	1	2	0	0	0	1											
Ryan Jackson, L OBP: 0.296, SLG: 0.333 (7, 3)				1-1 F8		2-3 K		0-1 FC3-6 2B		4	1	0	0	0	1	4											
Mike Redmond, R OBP: 0.362, SLG: 0.450 (1, 2)				1-0 G4-3		0-0 G6-3		1-0 2B		4	1	2	2	0	0	1											
Kirt Ojala, L OBP: 0.250, SLG: 0.214 Donn Pall, R (3, 1)				2-2 G3		2-3 3-H 0-3		3-3 2B		0	0	0	0	0	0	0											
Todd Dunwoody, L OBP: 0.280, SLG: 0.349 Andy Larkin, R OBP: 0.167, SLG: 0.138 Mark Kotsay, L OBP: 0.316, SLG: 0.384 (7, 9)										1	0	0	0	0	0	0											
Inning Stats	R: 0 E: 0 K: 1 S: 9	H: 0 LOB: 0 BB: 0 P: 14	R: 0 E: 0 K: 1 S: 7	H: 0 LOB: 0 BB: 0 P: 14	R: 0 E: 0 K: 0 S: 6	H: 0 LOB: 0 BB: 0 P: 10	R: 0 E: 0 K: 0 S: 8	H: 1 LOB: 1 BB: 0 P: 15	R: 1 E: 1 K: 2 S: 12	H: 1 LOB: 1 BB: 0 P: 18	R: 1 E: 0 K: 0 S: 9	H: 2 LOB: 1 BB: 0 P: 16	R: 0 E: 0 K: 0 S: 7	H: 1 LOB: 0 BB: 0 P: 10	R: 2 E: 0 K: 0 S: 14	H: 3 LOB: 2 BB: 1 P: 22	1B: 5 2B: 3 3B: 1 HR: 0	SF: 1 SAC: 0 DP: 0 HBP: 0	WP: 0 PB: 1 SB: 0 CS: 0	PA: 38							
PITCHER	IP	WLS	BF	H	R	ER	SO	BB	IBB	HBP	BLK	WP	HR	S	P	ERA	WHIP										
Kirk Rueter, L ERA: 4.47	7.0	W	27	5	3	2	5	0	0	0	0	0	0	21	32	9.00	2.500										
Chris Brock, R ERA: 3.44	2.0		11	4	2	2	0	1	0	0	0	0	0	21	32	9.00	2.500										

Batter	1	2	3	4	5	6	7	8	9	AB	R	H	RBI	BB	SO	LOB	TOP										
Marvin Benard, L OBP: 0.397, SLG: 0.418	F7			L7			F8	BB		5	0	2	2	0	0	1	San Francisco Giants @ Florida Marlins Pro Player Stadium, Miami, FL Mon Aug 24 1998, 3:33 AM EDT Att: 13,254 - Cloudy - 90 F										
Bill Mueller, S OBP: 0.387, SLG: 0.401	1B	1B		F9			1B	1B		3	1	2	1	1	0	0											
Barry Bonds, L OBP: 0.427, SLG: 0.561	G3	P5			K		K	L6		5	0	0	0	0	2	7											
Jeff Kent, R OBP: 0.348, SLG: 0.533	S			FC5-4			F7		SH2-4	4	1	3	1	1	0	1											
Stan Javier, S OBP: 0.382, SLG: 0.371	1B			1B					SH2-4	4	1	3	0	0	1	1											
J.T. Snow, L OBP: 0.330, SLG: 0.409				FC5-4			F7			1	0	0	0	1	0	2											
Joe Carter, R OBP: 0.285, SLG: 0.409		2B		1B				HR	1B	3	1	2	3	0	0	0											
Brent Mayne, L OBP: 0.351, SLG: 0.358	F7			P2			F8		F7	5	0	0	0	0	0	3											
Rey Sanchez, R OBP: 0.326, SLG: 0.365							K		E6	4	2	1	0	0	2	2											
Mark Gardner, R OBP: 0.222, SLG: 0.186									K	2	0	0	0	0	1	2											
Shawon Dunston, R OBP: 0.251, SLG: 0.385		FC4-2								1	1	1	0	0	0	0											
Rich Rodriguez, L OBP: 0.250, SLG: 0.250		1B								1	0	0	0	0	1	1											
Julian Tavarez, L OBP: 0.111, SLG: 0.111										0	0	0	0	0	0	0											
Robb Nen, R ERA: 7.94										0	0	0	0	0	0	0											
Inning Stats	R: 1 E: 0 K: 0 S: 12	H: 3 LOB: 2 BB: 0 P: 18	R: 1 E: 0 K: 0 S: 11	H: 2 LOB: 3 BB: 1 P: 19	R: 0 E: 0 K: 1 S: 8	H: 2 LOB: 0 BB: 0 P: 11	R: 0 E: 0 K: 1 S: 8	H: 0 LOB: 0 BB: 0 P: 10	R: 0 E: 0 K: 2 S: 11	H: 1 LOB: 1 BB: 0 P: 20	R: 0 E: 0 K: 1 S: 12	H: 0 LOB: 0 BB: 0 P: 14	R: 1 E: 0 K: 1 S: 9	H: 2 LOB: 1 BB: 0 P: 16	R: 3 E: 1 K: 1 S: 15	H: 3 LOB: 2 BB: 1 P: 26	R: 1 E: 0 K: 0 S: 5	H: 1 LOB: 0 BB: 1 P: 12	1B: 10 2B: 3 3B: 1 HR: 1	SF: 0 SAC: 1 DP: 1 HBP: 1	WP: 0 PB: 1 SB: 1 CS: 1	PA: 43					
PITCHER	IP	WLS	BF	H	R	ER	SO	BB	IBB	HBP	BLK	WP	HR	S	P	ERA	WHIP										
Brian Meadows, R ERA: 4.63	2.0		14	7	2	2	0	1	0	1	0	0	0	26	42	9.00	4.000										
Vic Darenbourg, L ERA: 3.9	4.2		16	3	1	1	6	0	0	0	0	0	0	44	63	1.93	0.643										
Brian Edmondson, R ERA: 3.71	1.0	L	7	3	3	2	1	0	0	0	0	0	1	13	21	18.00	3.000										
Justin Speier, R ERA: 7.94	1.1		6	1	1	1	0	2	0	0	0	0	0	8	20	6.75	2.250										
Batter	1	2	3	4	5	6	7	8	9	AB	R	H	RBI	BB	SO	LOB	BOTTOM										
Todd Dunwoody, L OBP: 0.282, SLG: 0.365	G4-3				FC3-2		G5-3		K	5	1	2	1	0	1	0	San Francisco Giants @ Florida Marlins Pro Player Stadium, Miami, FL Mon Aug 24 1998, 3:33 AM EDT Att: 13,254 - Cloudy - 90 F										
Edgar Renteria, R OBP: 0.345, SLG: 0.346	G1-3				P4		G4-3			2	0	0	0	0	0	1											
Dave Berg, R OBP: 0.353, SLG: 0.368					HR		G4-3		BB	1	0	0	0	1	0	0											
Mark Kotsay, L OBP: 0.313, SLG: 0.380	G6-3				FC3-2		G4-3		G3	5	0	0	0	0	0	3											
Cliff Floyd, L OBP: 0.328, SLG: 0.461		P4			K				G6-3	4	1	1	1	0	1	1											
Ryan Jackson, L OBP: 0.305, SLG: 0.352										3	1	3	0	0	0	0											
John Cangelosi, S OBP: 0.351, SLG: 0.306		PB							P3	1	0	0	0	0	0	0											
Kevin Orie, R OBP: 0.275, SLG: 0.305		P3							1B	4	0	1	0	0	1	3											
Luis Castillo, S OBP: 0.297, SLG: 0.266					G6-3				1B	4	1	2	1	0	1	1											
Gregg Zaun, S OBP: 0.289, SLG: 0.309					K				G4-3	3	0	1	1	1	1	2											
Brian Meadows, R OBP: 0.191, SLG: 0.140										1	0	0	0	0	0	1											
Vic Darenbourg, L ERA: 4.1										2	0	0	0	0	1	2											
Brian Edmondson, R ERA: 3.42										0	0	0	0	0	0	0											
Justin Speier, R ERA: 7.94										0	0	0	0	0	0	0											
John Wehner, R OBP: 0.292, SLG: 0.269									P4	1	0	0	0	0	0	0											
Inning Stats	R: 0 E: 0 K: 0 S: 5	H: 0 LOB: 0 BB: 0 P: 6	R: 2 E: 0 K: 0 S: 14	H: 3 LOB: 1 BB: 0 P: 23	R: 2 E: 0 K: 0 S: 12	H: 3 LOB: 1 BB: 0 P: 20	R: 0 E: 0 K: 2 S: 7	H: 0 LOB: 0 BB: 0 P: 8	R: 0 E: 0 K: 1 S: 6	H: 1 LOB: 1 BB: 0 P: 9	R: 0 E: 0 K: 2 S: 9	H: 1 LOB: 2 BB: 1 P: 17	R: 0 E: 0 K: 0 S: 5	H: 0 LOB: 0 BB: 0 P: 9	R: 0 E: 0 K: 0 S: 8	H: 2 LOB: 2 BB: 0 P: 11	R: 0 E: 0 K: 1 S: 12	H: 0 LOB: 1 BB: 1 P: 18	1B: 5 2B: 2 3B: 1 HR: 2	SF: 0 SAC: 0 DP: 0 HBP: 1	WP: 0 PB: 1 SB: 2 CS: 0	PA: 39					
PITCHER	IP	WLS	BF	H	R	ER	SO	BB	IBB	HBP	BLK	WP	HR	S	P	ERA	WHIP										
Mark Gardner, R ERA: 4.86	6.0		27	8	4	4	0	0	0	0	0	0	0	9	15	0.00	0.600										
Rich Rodriguez, L ERA: 4.1	1.2	W	6	1	0	0	0	0	0	0	0	0	0	4	5	0.00	3.000										
Julian Tavarez, R ERA: 3.42	0.1		2	1	0	0	0	0	0	0	0	0	0	4	5	0.00	3.000										
Robb Nen, R ERA: 1.48	1.0	S	4	0	0	0	1	1	0	0	0	0	0	12	18	0.00	1.000										

Batter	1	2	3	4	5	6	7	8	9	AB	R	H	RBI	BB	SO	LOB	TOP					
Tony Phillips, S OBP: 0.385, SLG: 0.403 (1, 9)	4-1 E 31 HR BB	1-3 K			2-3 K		2-2 F8		2-1 G4-3	4	1	0	0	1	2	3						
Eduardo Alfonso, R OBP: 0.356, SLG: 0.410 (1, 5)	3-2 L8		3-2 K		3-2 2B		3-3 K			4	0	1	0	0	2	2						
John Olerud, L OBP: 0.436, SLG: 0.539 (1, 3)	1-2 E4 31 HR		1-1 2B		1-1 G6-3			3-3 K		4	1	1	0	0	1	2						
31 Mike Piazza, R OBP: 0.363, SLG: 0.523 (1, 2)	3-1 HR		1-1 P9		0-2 G4-3			4-2 BB		3	1	1	3	1	0	2						
Brian McRae, S OBP: 0.360, SLG: 0.484 (1, 8)	0-0 F7		2-2 K		0-0 G4-3			1-1 L9		4	0	0	0	0	1	2						
Todd Hundley, S OBP: 0.250, SLG: 0.255 Greg McMichael, R (7, 1)	0-2 G3			2-2 G4-3		1-3 K		2-2 G1-3		3	0	0	0	0	1	0						
Jermaine Allensworth, R OBP: 0.359, SLG: 0.398 Turk Wendell, L (8, 1)										1	0	0	0	0	0	1						
Carlos Baerga, S OBP: 0.310, SLG: 0.376 (1, 4)		1-0 G6-3		0-0 1B		1-2 F7			1-1 G3-1	4	0	1	0	0	0	0						
Rey Ordóñez, R OBP: 0.289, SLG: 0.308 (1, 6)		2-2 SH1-3 1B		0-3 K		0-1 F8 G4-6-3 1B		2-2 F7		4	0	2	0	0	1	1						
Rick Reed, R OBP: 0.179, SLG: 0.189 Lenny Harris, L OBP: 0.320, SLG: 0.359 Dennis Cook, L (6, 1)		0-0 SH1-3		2-3 K		0-1 G4-6-3		0-0 G4-3 1B		1	0	0	0	0	1	1						
Inning Stats	R: 3 E: 1 K: 0 S: 13	H: 1 LOB: 0 BB: 1 P: 24	R: 0 E: 0 K: 1 S: 9	H: 1 LOB: 1 BB: 0 P: 13	R: 0 E: 0 K: 2 S: 10	H: 1 LOB: 1 BB: 0 P: 17	R: 0 E: 0 K: 2 S: 11	H: 1 LOB: 1 BB: 0 P: 15	R: 0 E: 0 K: 1 S: 7	H: 0 LOB: 3 BB: 0 P: 9	R: 0 E: 0 K: 1 S: 10	H: 1 LOB: 1 BB: 0 P: 15	R: 0 E: 0 K: 1 S: 11	H: 0 LOB: 1 BB: 1 P: 21	R: 0 E: 0 K: 0 S: 8	H: 1 LOB: 1 BB: 0 P: 13	1B: 4 2B: 2 3B: 0 HR: 1	SF: 0 SAC: 1 DP: 0 HBP: 0	WP: 0 PB: 0 SB: 0 CS: 0	PA: 37		
PITCHER	IP WLS BF H R ER SO BB IBB HBP BLK WP HR S P ERA WHIP	IP WLS BF H R ER SO BB IBB HBP BLK WP HR S P ERA WHIP	IP WLS BF H R ER SO BB IBB HBP BLK WP HR S P ERA WHIP	IP WLS BF H R ER SO BB IBB HBP BLK WP HR S P ERA WHIP	IP WLS BF H R ER SO BB IBB HBP BLK WP HR S P ERA WHIP	IP WLS BF H R ER SO BB IBB HBP BLK WP HR S P ERA WHIP	IP WLS BF H R ER SO BB IBB HBP BLK WP HR S P ERA WHIP	IP WLS BF H R ER SO BB IBB HBP BLK WP HR S P ERA WHIP	IP WLS BF H R ER SO BB IBB HBP BLK WP HR S P ERA WHIP	IP WLS BF H R ER SO BB IBB HBP BLK WP HR S P ERA WHIP	IP WLS BF H R ER SO BB IBB HBP BLK WP HR S P ERA WHIP	IP WLS BF H R ER SO BB IBB HBP BLK WP HR S P ERA WHIP	IP WLS BF H R ER SO BB IBB HBP BLK WP HR S P ERA WHIP	IP WLS BF H R ER SO BB IBB HBP BLK WP HR S P ERA WHIP	IP WLS BF H R ER SO BB IBB HBP BLK WP HR S P ERA WHIP	IP WLS BF H R ER SO BB IBB HBP BLK WP HR S P ERA WHIP	IP WLS BF H R ER SO BB IBB HBP BLK WP HR S P ERA WHIP	IP WLS BF H R ER SO BB IBB HBP BLK WP HR S P ERA WHIP	IP WLS BF H R ER SO BB IBB HBP BLK WP HR S P ERA WHIP	IP WLS BF H R ER SO BB IBB HBP BLK WP HR S P ERA WHIP	IP WLS BF H R ER SO BB IBB HBP BLK WP HR S P ERA WHIP	IP WLS BF H R ER SO BB IBB HBP BLK WP HR S P ERA WHIP

New York Mets @ San Francisco Giants
3Com Park at Candlestick Point, San Francisco, CA
Tue Aug 25 1998, 10:05 PM EDT
Att: 20,916 - Overcast - 61 F

AB 34
R 3
H 7
RBI 3
BB 2
SO 9
LOB 15



Batter	1	2	3	4	5	6	7	8	9	AB	R	H	RBI	BB	SO	LOB	BOTTOM					
Marvin Benard, L OBP: 0.392, SLG: 0.431 (1, 9)	1-1 CS 1B		1-2 F8 2H 2B		1-1 G1-3 WP SF9 1B	1-0 SF8		2-1 E6 F8 S		4	1	3	2	0	0	0						
Rich Aurilia, R OBP: 0.336, SLG: 0.443 (1, 6)	1-1 G4-3		3-2 F8		3-1 SF9 G1-3 HBP	4-2 1B BB		3-1 F8		3	0	0	0	1	0	3						
Barry Bonds, L OBP: 0.427, SLG: 0.566 (1, 7)	2-2 HR		2-3 K		0-0 G1-3	1-0 1B		0-0 P3		5	1	2	2	0	1	4						
Jeff Kent, R OBP: 0.347, SLG: 0.532 (1, 4)	2-2 G5-3			0-1 1B SF7 1B	0-1 SF9	2-3 K				3	1	1	1	0	1	3						
Charlie Hayes, R OBP: 0.364, SLG: 0.441 (1, 3)		1-1 L9		2-1 1B	1-2 G6-3	1-1 P3				4	0	1	0	0	0	4						
Ellis Burks, R OBP: 0.370, SLG: 0.504 (1, 8)		2-0 F7		3-2 SF7		0-0 HR	0-1 G3-6-3 1B			3	1	2	2	0	0	0						
Bill Mueller, S OBP: 0.388, SLG: 0.401 (1, 5)		0-0 G3		3-H 4-2 BB		2-1 1B SF8 1B	0-0 G3-6-3			3	1	1	0	1	0	1						
Brian Johnson, R OBP: 0.293, SLG: 0.379 (1, 2)			0-0 SH1-4 2B 1B	2-3 K	0-1 BB E 1B	0-3 K				4	2	2	0	0	2	2						
Russ Ortiz, R OBP: 0.211, SLG: 0.118 Rich Rodriguez, L OBP: 0.250, SLG: 0.250 Stan Javier, S OBP: 0.382, SLG: 0.370 Robb Nen, R (9, 1)			0-0 SH1-4	2-1 P4	1-0 SH 1B BB	1-2 G3				1	0	0	0	0	0	2						
Inning Stats	R: 1 E: 0 K: 0 S: 11	H: 2 LOB: 0 BB: 0 P: 17	R: 0 E: 0 K: 0 S: 4	H: 0 LOB: 0 BB: 0 P: 7	R: 1 E: 0 K: 1 S: 14	H: 2 LOB: 1 BB: 0 P: 20	R: 1 E: 0 K: 1 S: 21	H: 2 LOB: 2 BB: 1 P: 34	R: 1 E: 1 K: 1 S: 18	H: 4 LOB: 3 BB: 1 P: 30	R: 0 E: 0 K: 1 S: 6	H: 1 LOB: 0 BB: 0 P: 6	R: 0 E: 1 K: 0 S: 6	H: 0 LOB: 1 BB: 0 P: 11	1B: 9 2B: 1 3B: 0 HR: 2	SF: 3 SAC: 2 DP: 1 HBP: 1	WP: 1 PB: 0 SB: 1 CS: 1	PA: 39				
PITCHER	IP WLS BF H R ER SO BB IBB HBP BLK WP HR S P ERA WHIP	IP WLS BF H R ER SO BB IBB HBP BLK WP HR S P ERA WHIP	IP WLS BF H R ER SO BB IBB HBP BLK WP HR S P ERA WHIP	IP WLS BF H R ER SO BB IBB HBP BLK WP HR S P ERA WHIP	IP WLS BF H R ER SO BB IBB HBP BLK WP HR S P ERA WHIP	IP WLS BF H R ER SO BB IBB HBP BLK WP HR S P ERA WHIP	IP WLS BF H R ER SO BB IBB HBP BLK WP HR S P ERA WHIP	IP WLS BF H R ER SO BB IBB HBP BLK WP HR S P ERA WHIP	IP WLS BF H R ER SO BB IBB HBP BLK WP HR S P ERA WHIP	IP WLS BF H R ER SO BB IBB HBP BLK WP HR S P ERA WHIP	IP WLS BF H R ER SO BB IBB HBP BLK WP HR S P ERA WHIP	IP WLS BF H R ER SO BB IBB HBP BLK WP HR S P ERA WHIP	IP WLS BF H R ER SO BB IBB HBP BLK WP HR S P ERA WHIP	IP WLS BF H R ER SO BB IBB HBP BLK WP HR S P ERA WHIP	IP WLS BF H R ER SO BB IBB HBP BLK WP HR S P ERA WHIP	IP WLS BF H R ER SO BB IBB HBP BLK WP HR S P ERA WHIP	IP WLS BF H R ER SO BB IBB HBP BLK WP HR S P ERA WHIP	IP WLS BF H R ER SO BB IBB HBP BLK WP HR S P ERA WHIP	IP WLS BF H R ER SO BB IBB HBP BLK WP HR S P ERA WHIP	IP WLS BF H R ER SO BB IBB HBP BLK WP HR S P ERA WHIP	IP WLS BF H R ER SO BB IBB HBP BLK WP HR S P ERA WHIP	IP WLS BF H R ER SO BB IBB HBP BLK WP HR S P ERA WHIP

New York Mets @ San Francisco Giants
3Com Park at Candlestick Point, San Francisco, CA
Tue Aug 25 1998, 10:05 PM EDT
Att: 20,916 - Overcast - 61 F

AB 31
R 7
H 12
RBI 7
BB 2
SO 4
LOB 19



Batter	1	2	3	4	5	6	7	8	9	AB R H RBI BB SO LOB	TOP									
Lenny Harris, L (1,9) OBP: 0.318, SLG: 0.369	0-1 HR	3-2 F8			0-2 FC1-4 FC5-4		1-1 L9		0-0 F9	5 1 1 1 0 0 2	New York Mets @ San Francisco Giants 3Com Park at Candlestick Point, San Francisco, CA Wed Aug 26 1998, 6:33 AM EDT Att: 18,227 - Sunny - 70 F livebaseballscorecards.com									
Eduardo Alfonso, R (1,5) OBP: 0.354, SLG: 0.408	0-0 G3 1B		0-1 F9		0-1 FC5-4 E 31 WP 1B		0-0 E5 G3	1-1 F8	5 2 1 0 0 0 1											
John Olerud, L (1,3) OBP: 0.434, SLG: 0.536	2-2 G3 1-2		0-1 G5-3		0-0 E6 31 WP 1B		2-0 G3 2-3	3-2 F8	5 1 1 0 0 0 2											
31 Mike Piazza, R (1,2) OBP: 0.366, SLG: 0.523	4-2 1B BB		0-0		4-1 1B 1-2 3-H 2-1 BB		0-2 P4		2 0 1 0 2 0 1											
Brian McRae, S (1,8) OBP: 0.363, SLG: 0.487	3-2 CS 1-3 2-H 1B		3-2 G3-1		1-2 2-1 1B		2-2 FC6-4 BB 1B		4 0 3 2 0 0 1											
Tony Phillips, S (1,7) OBP: 0.382, SLG: 0.395	2-3 K 1-2		0-0 G4-3		1-2 P7		4-2 FC6-4 BB	1-2 BB	3 0 0 0 1 1 4											
Luis Lopez, S (1,4) OBP: 0.324, SLG: 0.344		1-2 G6-3		1-2 G6-3		0-1 G3	2-3 K		4 0 0 0 0 1 2											
Rey Ordenez, R (1,6) OBP: 0.286, SLG: 0.305		2-2 G6-3		0-2 G5-3		2-2 P3	0-0 FC6-4 1-2 2-3		4 0 0 0 0 0 2											
Hideo Nomo, R (1,1) OBP: 0.204, SLG: 0.250		0-0			1-1 FC1-4 1B	2-2 G4-3	1-0 P6		4 0 2 0 0 0 2											
Inning Stats	R: 2 E: 0 K: 1 S: 15	H: 3 LOB: 1 BB: 1 P: 26	R: 0 E: 0 K: 0 S: 11	H: 1 LOB: 1 BB: 0 P: 17	R: 0 E: 0 K: 0 S: 11	H: 1 LOB: 1 BB: 0 P: 15	R: 0 E: 0 K: 0 S: 8	H: 0 LOB: 0 BB: 0 P: 9	R: 2 E: 1 K: 0 S: 14	H: 3 LOB: 2 BB: 1 P: 22	R: 0 E: 0 K: 0 S: 9	H: 0 LOB: 1 BB: 0 P: 12	R: 0 E: 0 K: 0 S: 15	H: 1 LOB: 2 BB: 1 P: 24	R: 0 E: 0 K: 0 S: 8	H: 0 LOB: 0 BB: 0 P: 12	1B: 8 2B: 0 3B: 0 HR: 1	SF: 0 SAC: 0 DP: 0 HBP: 0	WP: 1 PB: 0 SB: 0 CS: 1	PA: 39
PITCHER	IP WLS BF H R ER SO BB IBB HBP BLK WP HR S P ERA WHIP											PITCHER	IP WLS BF H R ER SO BB IBB HBP BLK WP HR S P ERA WHIP							
Orel Hershisier, R (1,1) ERA: 4.25	6.0 L 27 8 4 4 1 2 0 0 0 0 1 1 67 101 6.00 1.667																			
John Johnstone, R (7,1) ERA: 3.31	2.0 9 1 0 0 1 1 0 0 0 0 0 0 24 36 0.00 1.000																			
Jose Mesa, R (9,1) ERA: 5.01	1.0 3 0 0 0 0 0 0 0 0 0 0 0 8 12 0.00 0.000																			

Batter	1	2	3	4	5	6	7	8	9	AB R H RBI BB SO LOB	BOTTOM											
Marvin Benard, L (1,9) OBP: 0.385, SLG: 0.422	3-3 K			1-1 G3-1		0-2 G4-3		1-0 B4-3		4 0 0 0 0 1 0	New York Mets @ San Francisco Giants 3Com Park at Candlestick Point, San Francisco, CA Wed Aug 26 1998, 6:33 AM EDT Att: 18,227 - Sunny - 70 F livebaseballscorecards.com											
Rich Aurilia, R (1,6) OBP: 0.333, SLG: 0.439	1-0 F8			0-1 L8		1-0 G4-3			1-3 K	3 0 0 0 0 0 0												
John Johnstone, R (7,1) ERA: 3.31										0 0 0 0 0 0 0												
Jose Mesa, R (9,1) ERA: 5.01										0 0 0 0 0 0 0												
Shawon Dunston, R (9,PH) OBP: 0.250, SLG: 0.383										1 0 0 0 0 1 0												
Barry Bonds, L (1,7) OBP: 0.426, SLG: 0.563	2-3 K			3-3 K			0-3 K		1-0 L4-3 1B	4 0 1 0 0 3 0												
Jeff Kent, R (1,4) OBP: 0.349, SLG: 0.531		0-3 K			2-2 WP SF8 BB 1B		4-2 1B BB		0-0 L4-3 1-2	3 1 1 0 1 1 1												
Ellis Burks, R (1,8) OBP: 0.372, SLG: 0.503		0-2 G5-3			4-2 G4-3 S BB		0-1 1-3 1B			2 0 1 0 1 0 0												
Joe Carter, R (1,3) OBP: 0.283, SLG: 0.407		0-1 F9			2-1 SF8 1-2 2-H		3-2 F7			2 0 0 1 0 0 2												
Bill Mueller, S (1,5) OBP: 0.386, SLG: 0.398			2-3 K		2-2 G4-3 2-3		2-3 K2-3			3 0 0 0 0 2 3												
Brian Johnson, R (1,2) OBP: 0.289, SLG: 0.375			0-3 K		0-2 G3			0-0 G4-3		3 0 0 0 0 1 1												
Orel Hershisier, R (1,1) OBP: 0.207, SLG: 0.182			2-3 K			0-0 L9		2-1 G4-3		1 0 0 0 0 1 0												
Rey Sanchez, R (6,PH) OBP: 0.324, SLG: 0.362										2 0 0 0 0 0 0												
Inning Stats	R: 0 E: 0 K: 2 S: 7	H: 0 LOB: 0 BB: 0 P: 13	R: 0 E: 0 K: 1 S: 9	H: 0 LOB: 0 BB: 0 P: 9	R: 0 E: 0 K: 3 S: 10	H: 0 LOB: 0 BB: 0 P: 14	R: 0 E: 0 K: 1 S: 9	H: 0 LOB: 0 BB: 0 P: 13	R: 1 E: 0 K: 0 S: 14	H: 1 LOB: 1 BB: 1 P: 24	R: 0 E: 0 K: 0 S: 5	H: 0 LOB: 0 BB: 0 P: 6	R: 0 E: 0 K: 2 S: 14	H: 1 LOB: 2 BB: 1 P: 23	R: 0 E: 0 K: 0 S: 4	H: 0 LOB: 0 BB: 0 P: 7	R: 0 E: 0 K: 1 S: 5	H: 1 LOB: 0 BB: 0 P: 7	1B: 3 2B: 1 3B: 0 HR: 0	SF: 1 SAC: 0 DP: 1 HBP: 0	WP: 1 PB: 0 SB: 1 CS: 0	PA: 31
PITCHER	IP WLS BF H R ER SO BB IBB HBP BLK WP HR S P ERA WHIP											PITCHER	IP WLS BF H R ER SO BB IBB HBP BLK WP HR S P ERA WHIP									
Hideo Nomo, R (1,1) ERA: 4.54	9.0 W 31 3 1 1 10 2 0 0 0 0 1 0 77 116 1.00 0.556																					



Batter	1	2	3	4	5	6	7	8	9	AB	R	H	RBI	BB	SO	LOB	TOP					
Doug Glanville, R OBP: 0.353, SLG: 0.413	1-1 FC1-6 1B		2-0 G6-4-3 1B		3-2 P4			2-2 FC4-6 1B		4	0	3	0	0	0	0	Philadelphia Phillies @ San Francisco Giants 3Com Park at Candlestick Point, San Francisco, CA Sat Aug 29 1998, 6:33 AM EDT Att: 30,147 - Sunny - 70 F					
Dest Relaford, S OBP: 0.302, SLG: 0.334	0-0 FC1-6 1-2f		0-0 G6-4-3 1-2f		2-2 F9			0-0 FC4-6 2B		4	1	0	0	0	0	3						
Scott Rolen, R OBP: 0.382, SLG: 0.519 Jerry Spradlin, S OBP: 1.000, SLG: 2.000	3-3 K		0-1 P4		3-2 G5-3			3-1 F8 1-2		4	0	0	0	0	1	2						
Rico Brogna, L OBP: 0.325, SLG: 0.456	0-0 L9			2-0 BB 1B		2-2 HR		2-0 2B		4	1	3	2	0	0	1						
Bobby Abreu, L OBP: 0.401, SLG: 0.482		1-1 P6		2-3 K		0-1 G1-3		1-1 F7		4	0	0	0	0	1	2						
Mark Lewis, R OBP: 0.302, SLG: 0.349 Mike Grace, R OBP: 0.160, SLG: 0.087 Ruben Amaro Jr., S OBP: 0.222, SLG: 0.291 Ken Ryan, R OBP: 0.353, SLG: 0.343	0-0 G5-3			4-2 BB		1-0 F9			1-0 F8	1	0	0	0	1	0	0						
Wendell Magee, R OBP: 0.290, SLG: 1.000		3-2 HR		1-0 P3			3-1 P6		0-0 F9	4	1	1	1	0	0	2						
Mark Parent, R OBP: 0.280, SLG: 0.286		0-0 1B		1-2 F7			2-3 K		1-3 K	4	0	1	0	0	2	2						
Carlton Loewer, R OBP: 0.185, SLG: 0.083 23 Kevin Jordan, R OBP: 0.309, SLG: 0.364	1-2 P7				3-3 K		1-0 F9			1	0	0	0	0	0	1						
										2	0	0	0	0	1	0						
Inning Stats	R: 0 E: 0 K: 1 S: 7	H: 1 LOB: 1 BB: 0 P: 11	R: 1 E: 0 K: 0 S: 10	H: 2 LOB: 1 BB: 0 P: 15	R: 0 E: 0 K: 0 S: 4	H: 1 LOB: 0 BB: 0 P: 6	R: 0 E: 0 K: 1 S: 11	H: 1 LOB: 2 BB: 1 P: 21	R: 0 E: 0 K: 1 S: 12	H: 0 LOB: 0 BB: 0 P: 20	R: 1 E: 0 K: 0 S: 12	H: 1 LOB: 0 BB: 0 P: 18	R: 0 E: 0 K: 1 S: 6	H: 0 LOB: 0 BB: 0 P: 12	R: 1 E: 0 K: 0 S: 10	H: 2 LOB: 1 BB: 0 P: 18	R: 0 E: 0 K: 1 S: 5	H: 0 LOB: 0 BB: 0 P: 7	1B: 5 2B: 1 3B: 0 HR: 2	SF: 0 SAC: 0 DP: 1 HBP: 0	WP: 0 PB: 0 SB: 1 CS: 0	PA: 35
PITCHER Mark Gardner, R ERA: 4.76	IP: 9.0 WLS: W BF: 35 H: 8 R: 3 ER: 3 SO: 5 BB: 1 IBB: 0 HBP: 0 BLK: 0 WP: 0 HR: 2 S: 77 P: 128 ERA: 3.00 WHIP: 1.000											PITCHER	IP: 9.0 WLS: W BF: 35 H: 8 R: 3 ER: 3 SO: 5 BB: 1 IBB: 0 HBP: 0 BLK: 0 WP: 0 HR: 2 S: 77 P: 128 ERA: 3.00 WHIP: 1.000									

Batter	1	2	3	4	5	6	7	8	9	AB	R	H	RBI	BB	SO	LOB	BOTTOM			
Stan Javier, S OBP: 0.381, SLG: 0.366	1-1 F8	1-1 G4-3	1-1 F7			4-0 P9 1B SF8 BB	0-1 G3-1			4	1	0	0	1	0	3	Philadelphia Phillies @ San Francisco Giants 3Com Park at Candlestick Point, San Francisco, CA Sat Aug 29 1998, 6:33 AM EDT Att: 30,147 - Sunny - 70 F			
Bill Mueller, S OBP: 0.390, SLG: 0.404	2-1 G4-3		4-0 HR BB	1-1 HR 2B		0-1 SF8 BB 1B		0-0 G5-3		4	2	2	0	1	0	0				
Barry Bonds, L OBP: 0.426, SLG: 0.565 Marvin Benard, L OBP: 0.391, SLG: 0.424	0-0 1B		2-1 HR	1-0 P6		0-0 P9		1-1 BB 1B		4	1	2	2	0	0	3				
Jeff Kent, R OBP: 0.353, SLG: 0.540 Shawon Dunston, R OBP: 0.292, SLG: 0.490	2-1 E6 1B		1-0 HR	1-0 P6		4-0 P9		1-1 BB 1B		3	2	2	2	1	0	1				
Ellis Burks, R OBP: 0.370, SLG: 0.505	2-2 FC6-4 1-2f		2-2 L9 1-3	0-2 G5-3		3-2 SF8		4-1 1B BB		3	0	0	1	1	0	3				
Joe Carter, R OBP: 0.287, SLG: 0.420		1-1 HR	2-2 2B 2B	2-3 K		0-0 F8		0-2 1B		5	2	3	3	0	1	2				
Brent Mayne, L OBP: 0.349, SLG: 0.361		1-3 K	0-0 G6-3 2H 1B 2B			0-0 G3		3-1 1B		5	1	2	1	0	1	2				
Rey Sanchez, R OBP: 0.319, SLG: 0.354		1-1 F7	0-0 G6-3			0-0 L8		1-0 P6		4	0	0	0	0	0	2				
Mark Gardner, R OBP: 0.239, SLG: 0.194		4-1 BB	2-2 1B			0-1 G1-4-3		0-3 K		3	0	1	1	1	1	1				
Inning Stats	R: 0 E: 1 K: 0 S: 10	H: 1 LOB: 2 BB: 0 P: 17	R: 1 E: 0 K: 1 S: 11	H: 1 LOB: 1 BB: 1 P: 19	R: 5 E: 0 K: 0 S: 20	H: 5 LOB: 1 BB: 1 P: 34	R: 2 E: 0 K: 1 S: 10	H: 2 LOB: 0 BB: 0 P: 15	R: 0 E: 0 K: 0 S: 4	H: 0 LOB: 0 BB: 0 P: 4	R: 1 E: 0 K: 0 S: 12	H: 1 LOB: 2 BB: 2 P: 23	R: 0 E: 0 K: 1 S: 8	H: 1 LOB: 1 BB: 0 P: 12	R: 1 E: 0 K: 0 S: 11	H: 2 LOB: 2 BB: 1 P: 18		1B: 7 2B: 3 3B: 0 HR: 3	SF: 1 SAC: 0 DP: 0 HBP: 0	WP: 1 PB: 0 SB: 0 CS: 0
PITCHER Carlton Loewer, R ERA: 6.34 Mike Grace, R ERA: 5.48 Ken Ryan, R ERA: 2.87 Jerry Spradlin, R ERA: 3.42	IP: 3.1 WLS: L BF: 22 H: 9 R: 8 ER: 8 SO: 8 BB: 2 IBB: 0 HBP: 0 BLK: 0 WP: 0 HR: 3 S: 45 P: 77 ERA: 21.60 WHIP: 3.300											PITCHER	IP: 3.1 WLS: L BF: 22 H: 9 R: 8 ER: 8 SO: 8 BB: 2 IBB: 0 HBP: 0 BLK: 0 WP: 0 HR: 3 S: 45 P: 77 ERA: 21.60 WHIP: 3.300							

AB 34
R 3
H 8
RBI 3
BB 1
SO 5
LOB 13



AB 37
R 10
H 13
RBI 10
BB 5
SO 3
LOB 18



Batter	1	2	3	4	5	6	7	8	9	AB	R	H	RBI	BB	SO	LOB	TOP
Doug Glanville, R OBP: 0.350, SLG: 0.410	1-1 P4		2-1 L9			2-1 G3	0-0 F8		1-2 FC4-6	5	0	0	0	0	0	4	Philadelphia Phillies @ San Francisco Giants 3Com Park at Candlestick Point, San Francisco, CA Sun Aug 30 1998, 6:33 AM EDT Att: 36,920 - Sunny - 67 F
Wendell Magee, R OBP: 0.333, SLG: 0.889	3-0 F8			1-0 L6		2-1 1B	0-2 2B		2-0 F8	5	1	2	2	0	0	1	
Scott Rolen, R OBP: 0.381, SLG: 0.517	0-3 K			1-3 K		1-2 2B	0-0 F7			4	1	1	1	0	2	1	
Rico Brogna, L OBP: 0.324, SLG: 0.457		1-2 F9		3-1 G4-3		0-1 1B			1-1 G6-3	4	1	1	1	0	0	0	
Bobby Abreu, L OBP: 0.404, SLG: 0.482		4-2 BB			0-0 P7	4-0 1B			3-1 1B	2	0	1	0	2	0	0	
Mark Lewis, R OBP: 0.304, SLG: 0.351		1-0 G1-6-3			2-3 K	2-1 1B			1-1 1B	4	0	2	1	0	1	1	
Bobby Estalella, R OBP: 0.231, SLG: 0.358			1-1 G4-3		0-0 P4	0-3 K			2-2 G6-4-3	4	0	0	0	0	1	4	
Alex Arias, R OBP: 0.367, SLG: 0.358			3-2 1B		2-1 G6-3	3-1 F8			1-2 FC4-6	4	1	3	0	0	0	0	
Curt Schilling, R OBP: 0.152, SLG: 0.127			1-3 K		4-0 G3	1-1 SH1-4			1-3 K	2	1	0	0	1	2	2	

Inning Stats	R	H	E	LOB	P	IP	WLS	BF	H	R	ER	SO	BB	IBB	HBP	BLK	WP	HR	S	P	ERA	WHIP
	0	0	0	0	0	5.2	L	23	4	4	4	4	2	1	0	0	0	0	46	84	6.35	1.059
	0	0	0	0	0	0.1		2	1	0	0	1	0	0	0	0	0	0	5	7	0.00	3.000
	0	0	0	0	0	1.0		5	2	1	1	0	0	0	0	0	0	0	9	13	9.00	2.000
	0	0	0	0	0	1.1		6	3	0	0	1	0	0	0	0	0	0	15	24	0.00	2.250
	0	0	0	0	0	0.2		2	0	0	0	0	0	0	0	0	0	0	4	7	0.00	0.000

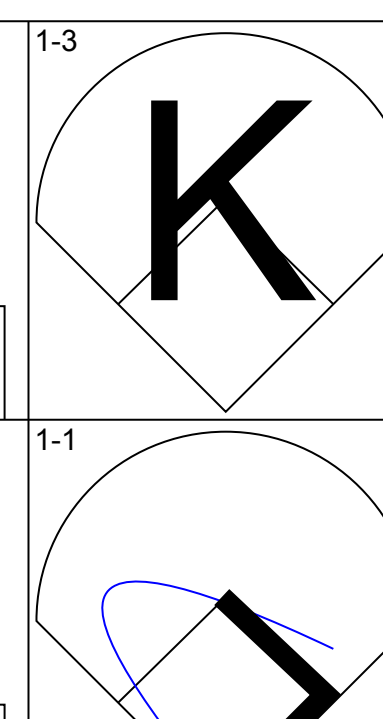
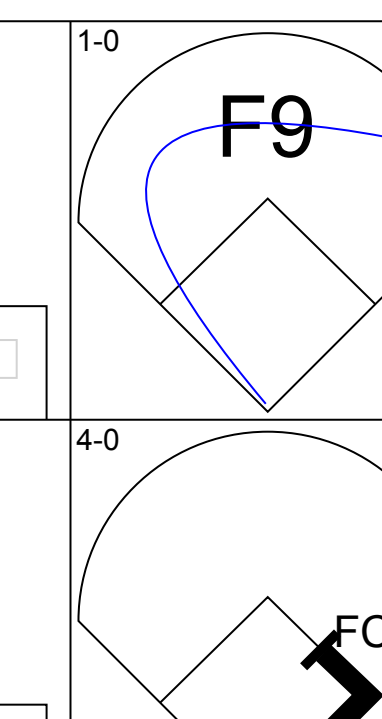
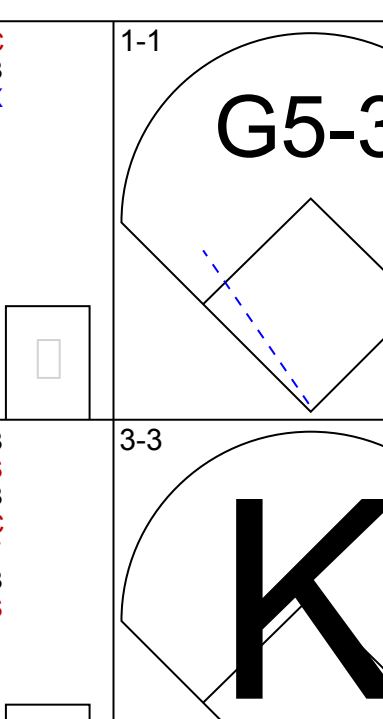
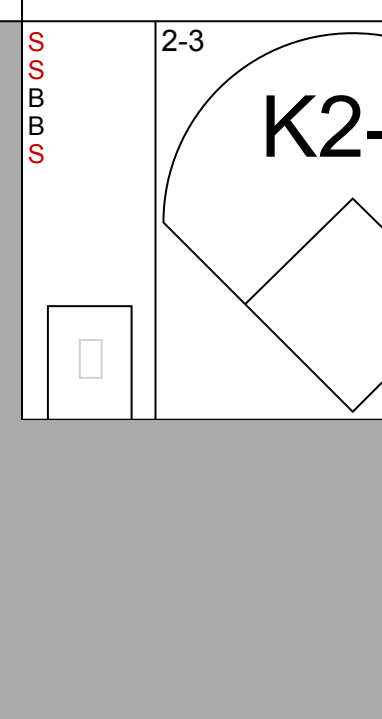
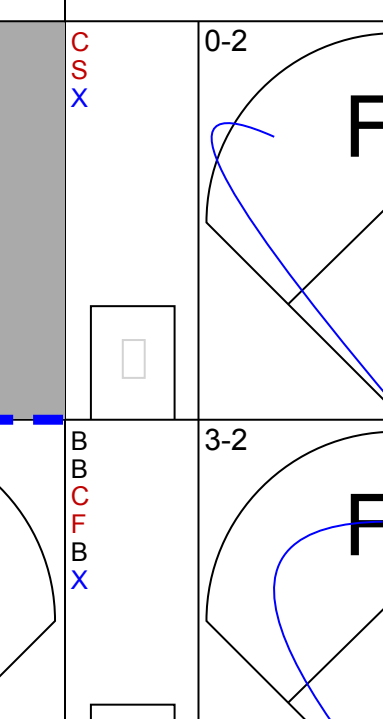
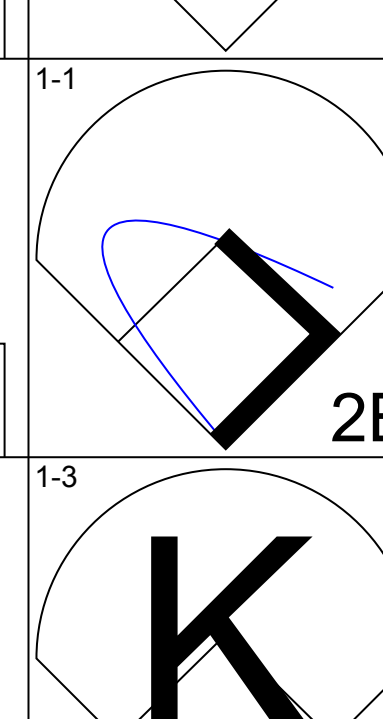
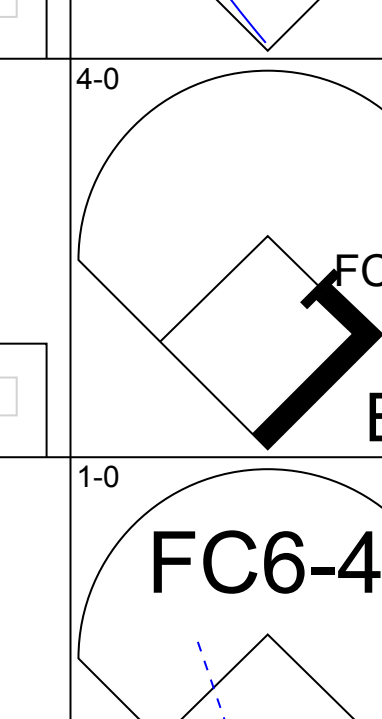
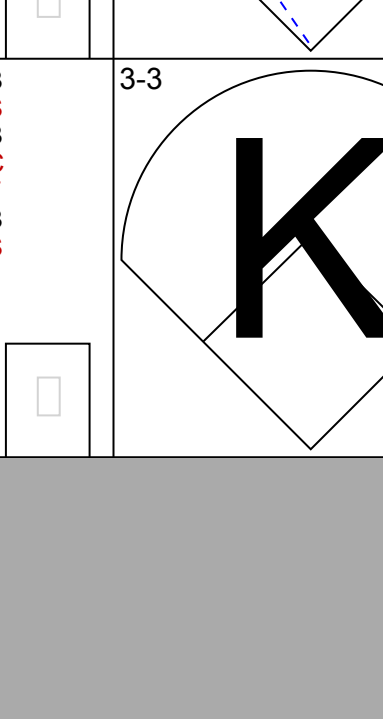
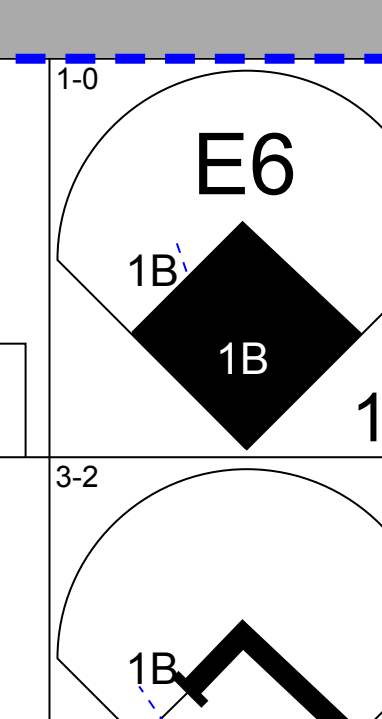
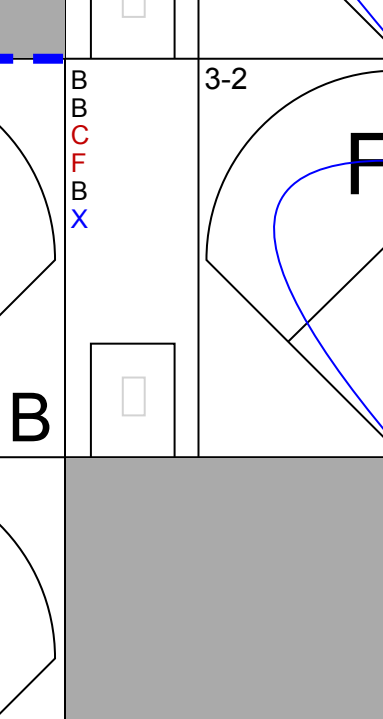
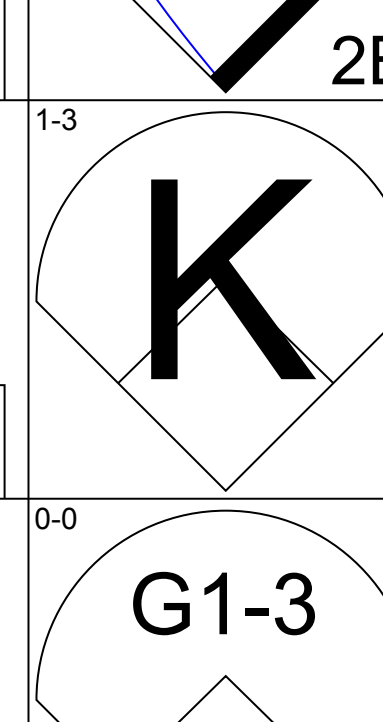
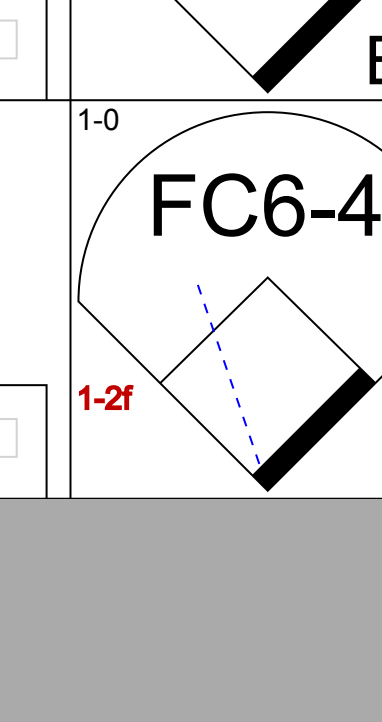
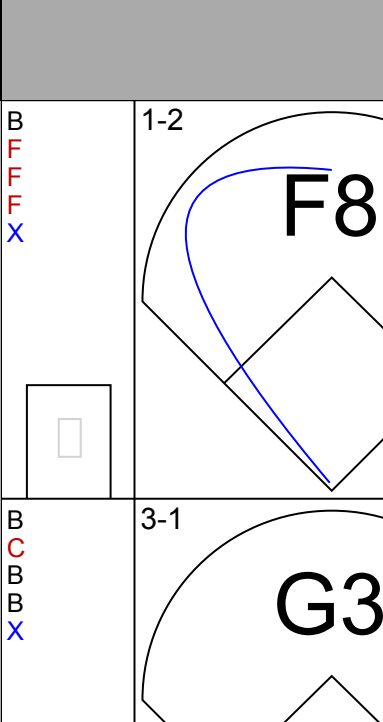
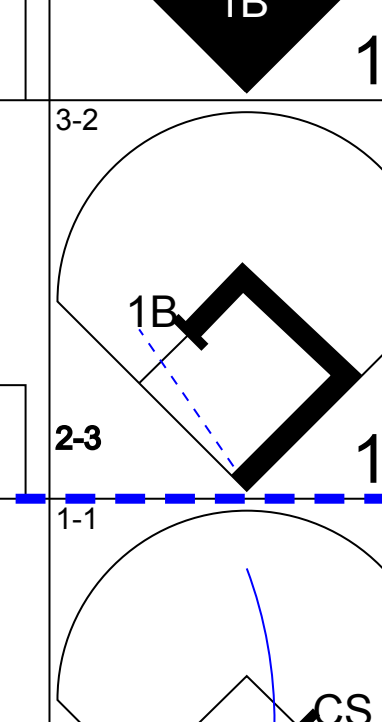
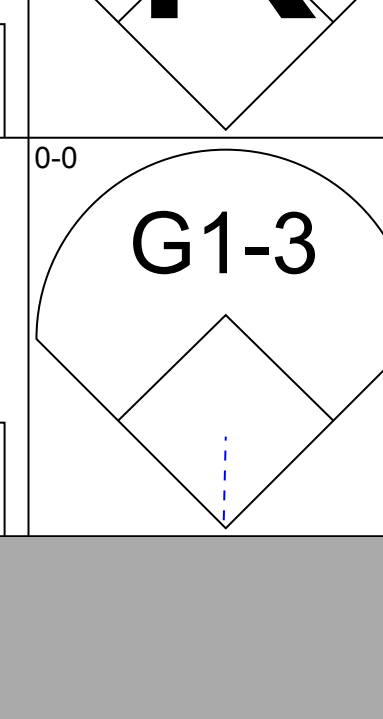
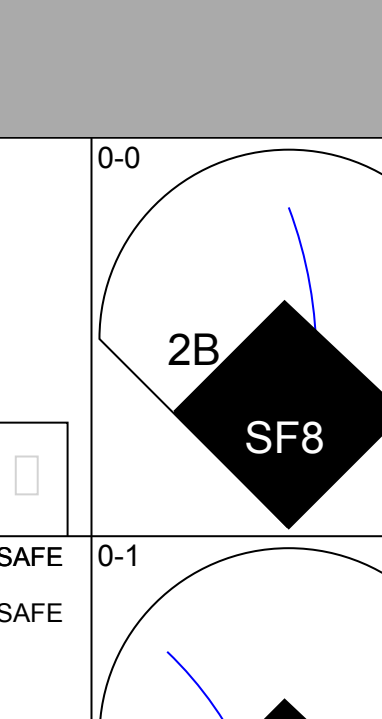
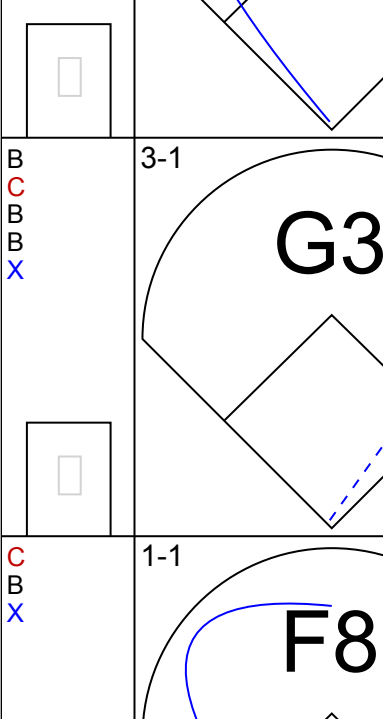
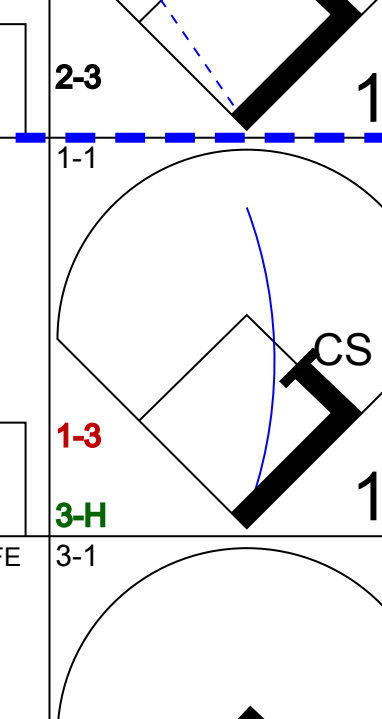

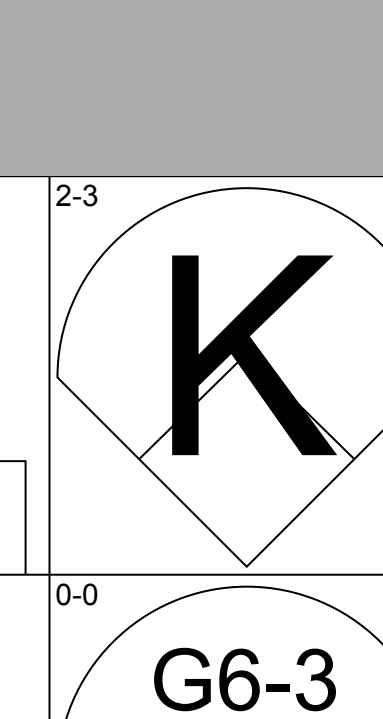
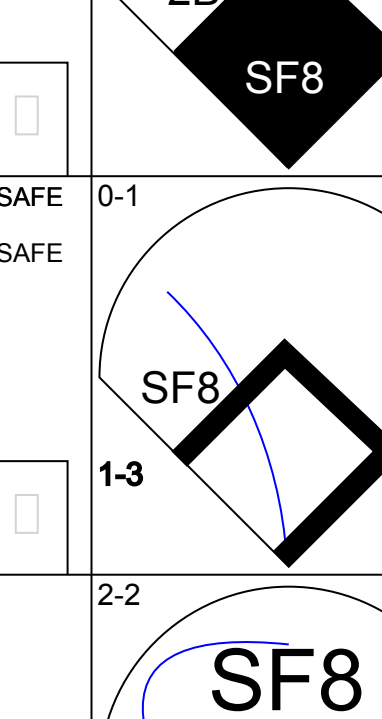
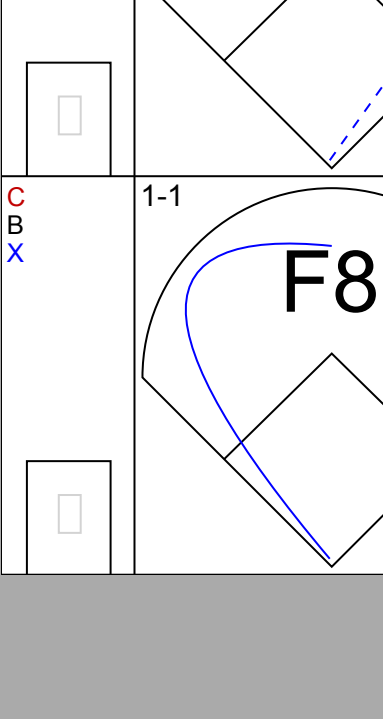
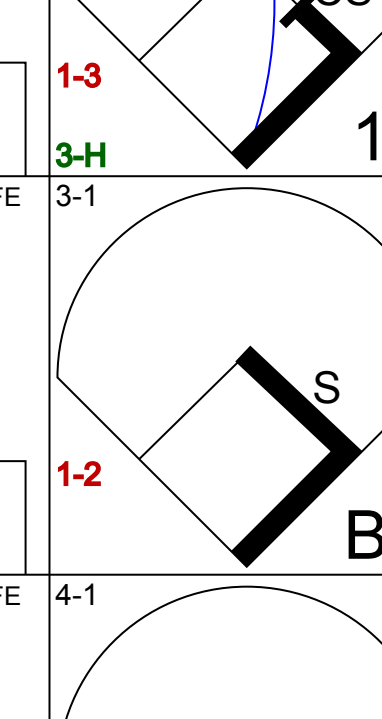

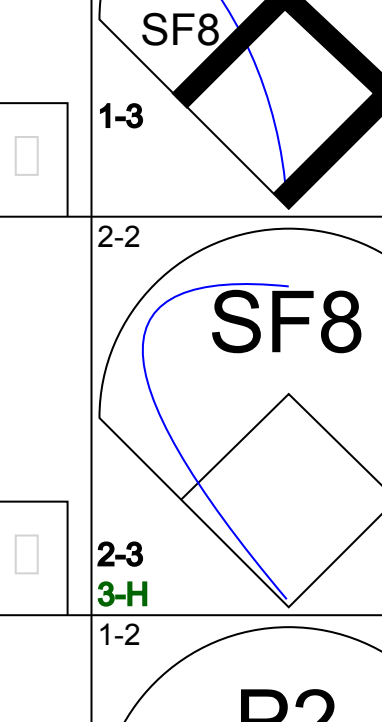
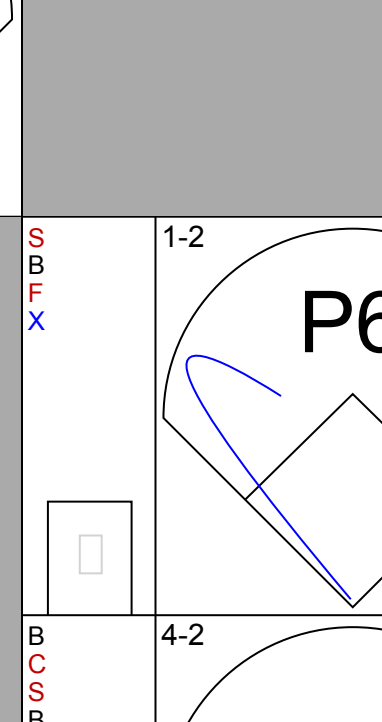
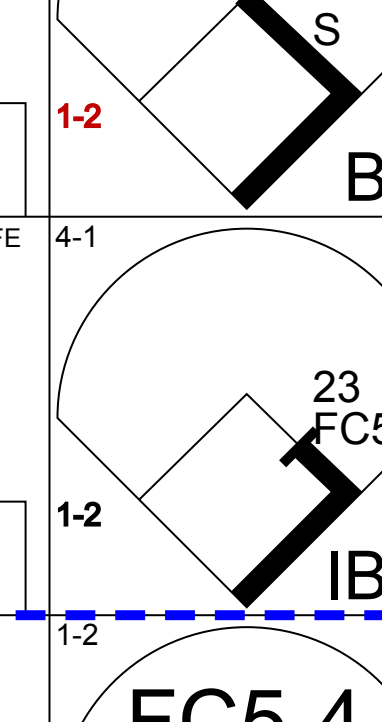

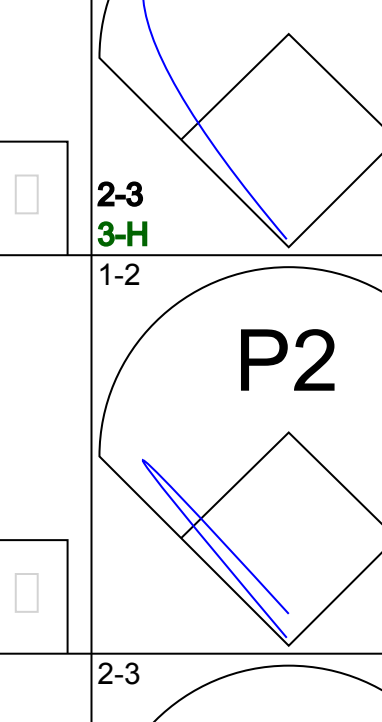
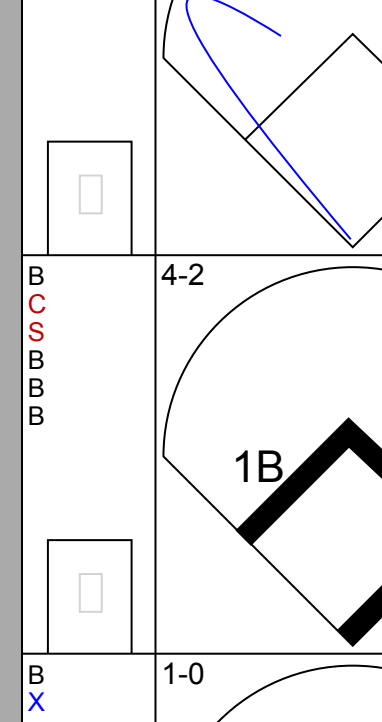
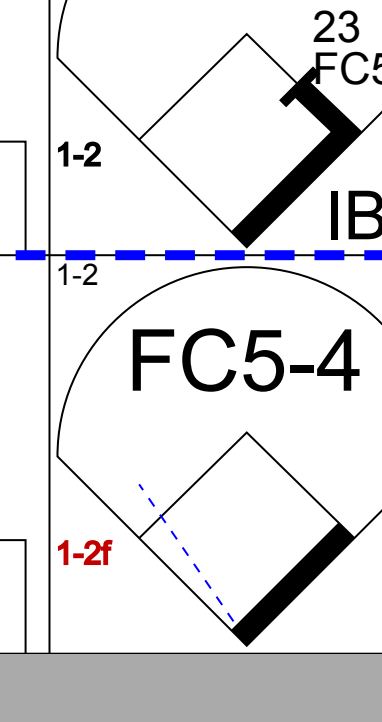

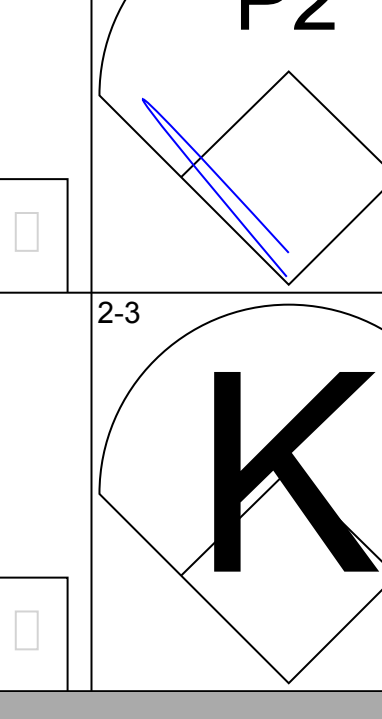
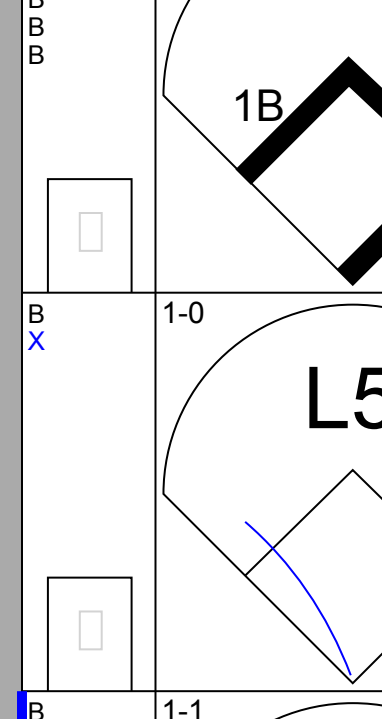
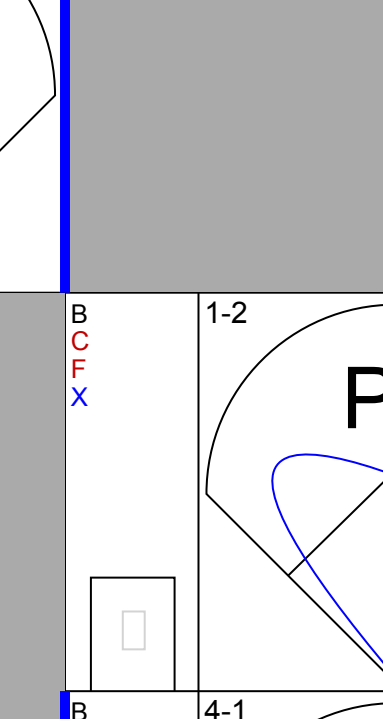

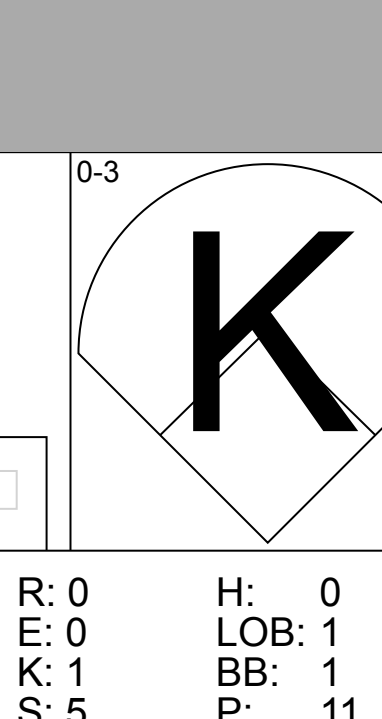
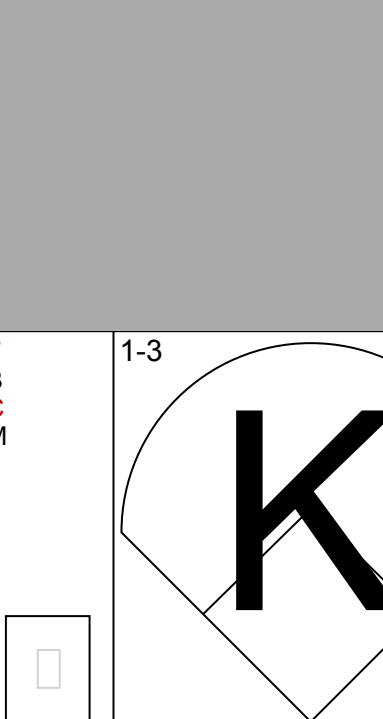
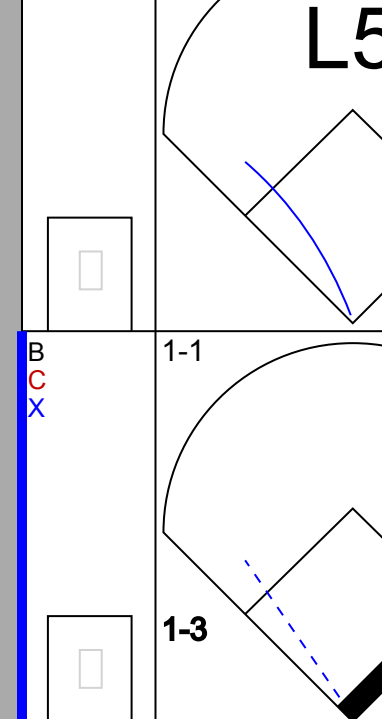
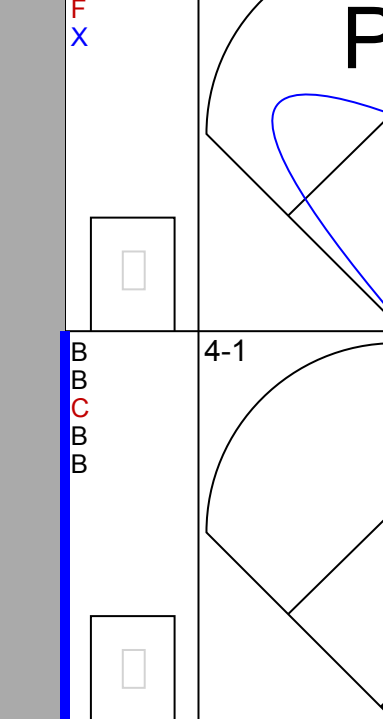
PITCHER	IP	WLS	BF	H	R	ER	SO	BB	IBB	HBP	BLK	WP	HR	S	P	ERA	WHIP
Russ Ortiz, R ERA: 5.32	5.2	L	23	4	4	4	4	2	1	0	0	0	0	46	84	6.35	1.059
Julian Tavarez, R ERA: 3.31	0.1		2	1	0	0	1	0	0	0	0	0	0	5	7	0.00	3.000
Chris Brock, R ERA: 3.72	1.0		5	2	1	1	0	0	0	0	0	0	0	9	13	9.00	2.000
Rich Rodriguez, L ERA: 3.88	1.1		6	3	0	0	1	0	0	0	0	0	0	15	24	0.00	2.250
Robb Nen, R ERA: 1.43	0.2		2	0	0	0	0	0	0	0	0	0	0	4	7	0.00	0.000

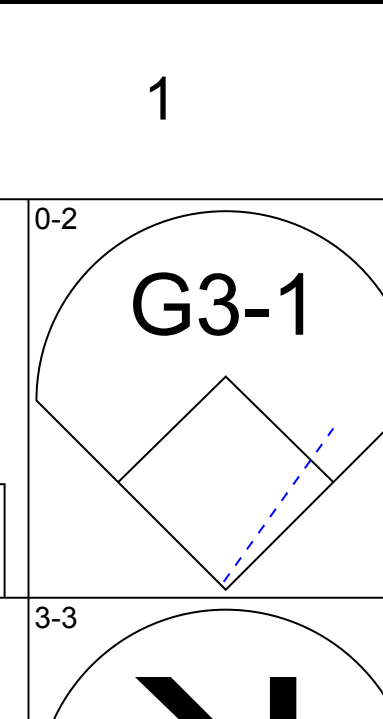
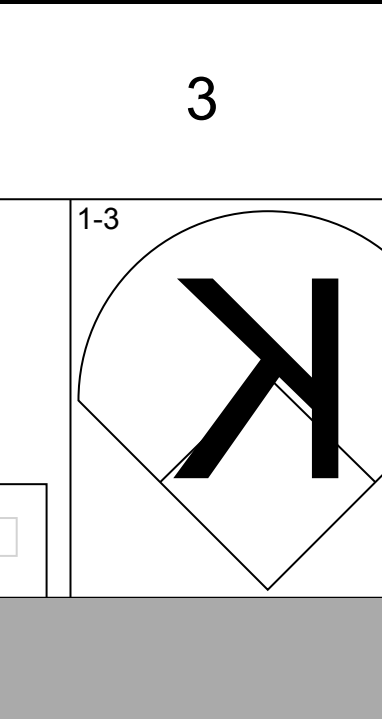
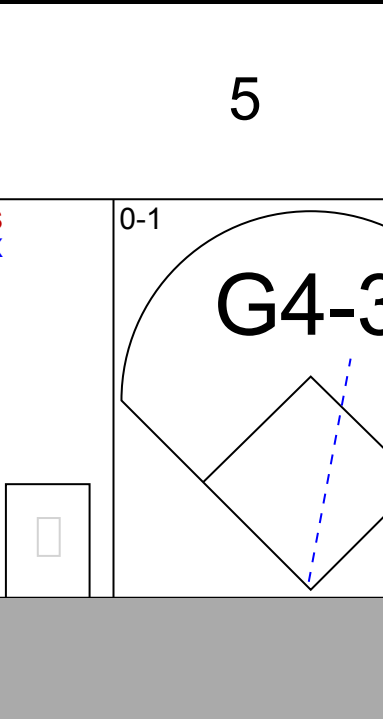
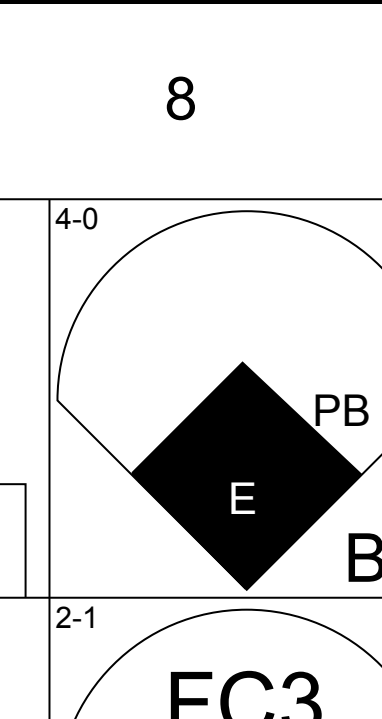
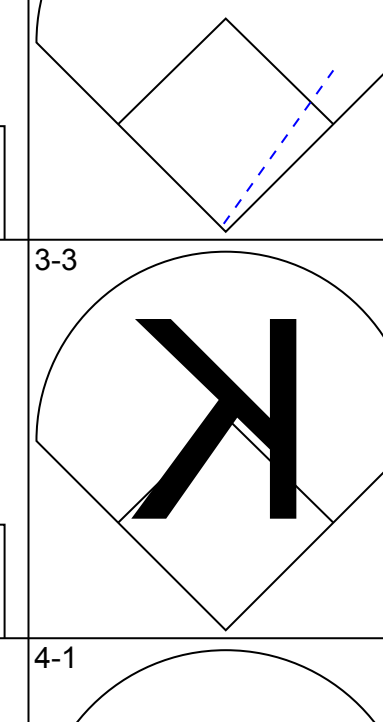
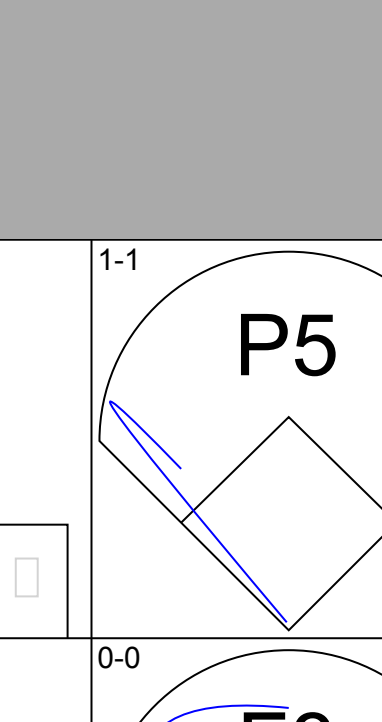
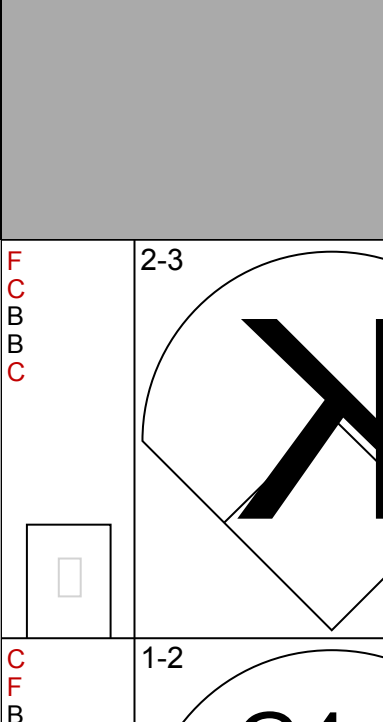
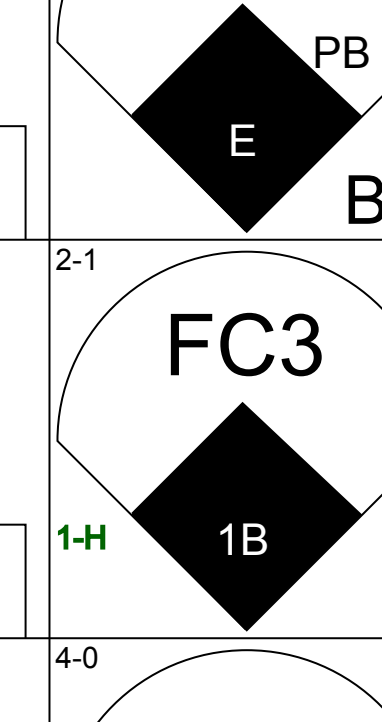
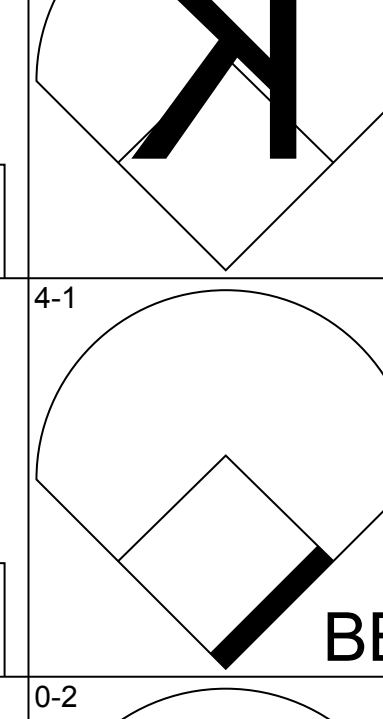
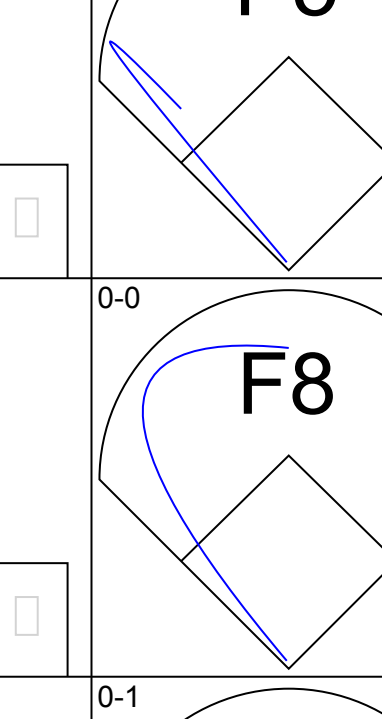
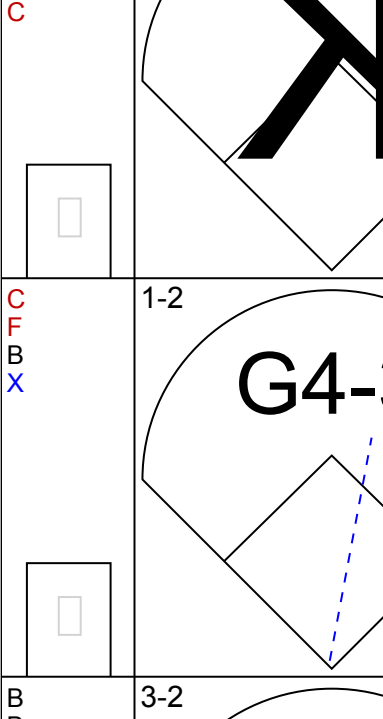
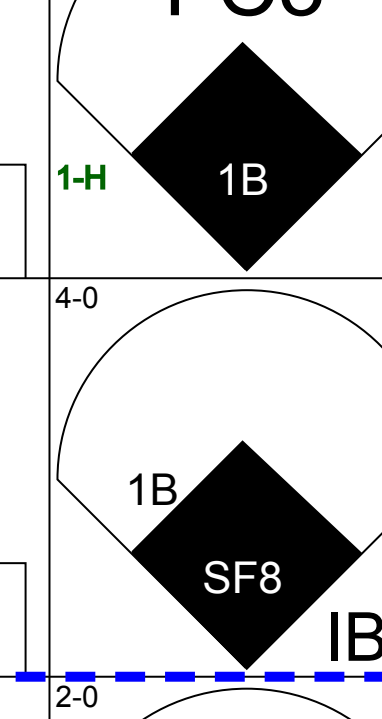
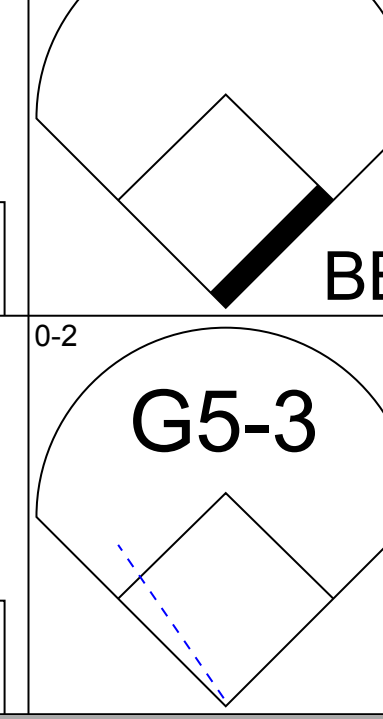
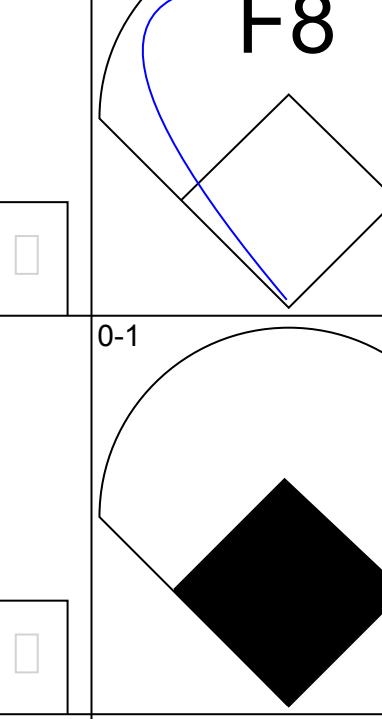
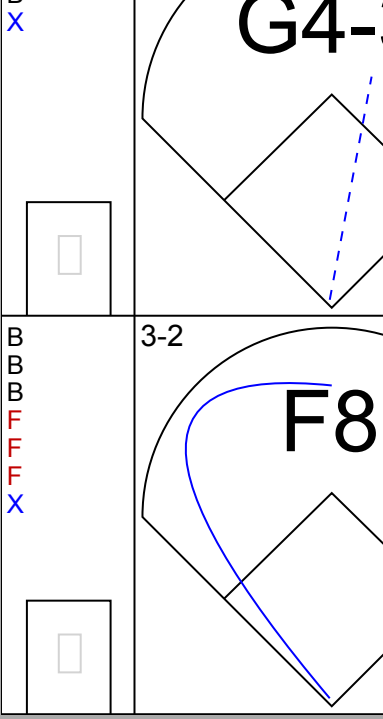
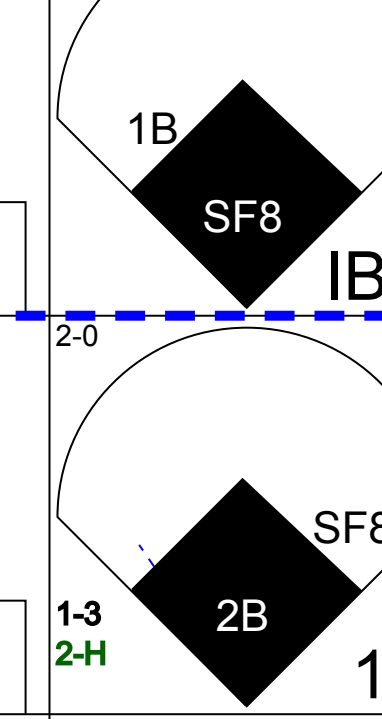
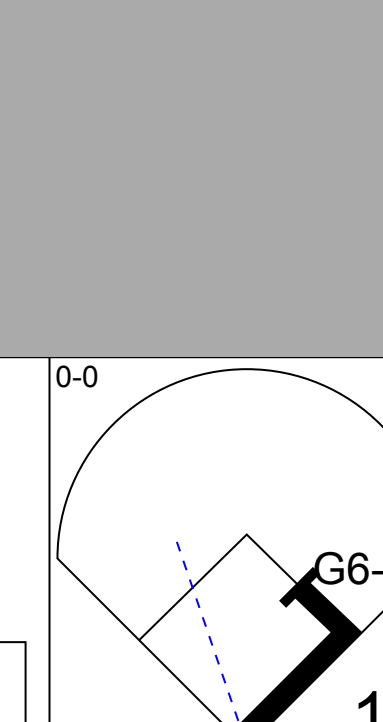
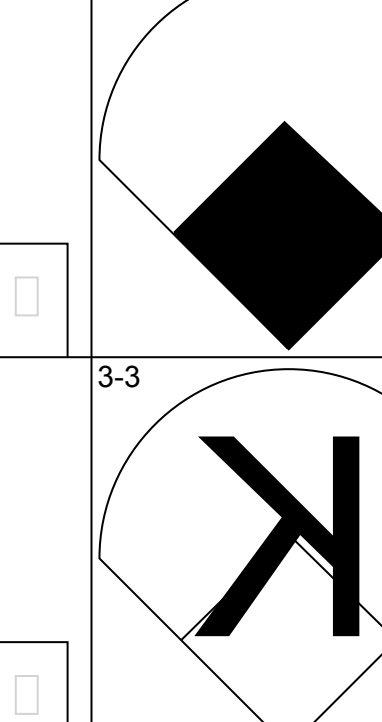
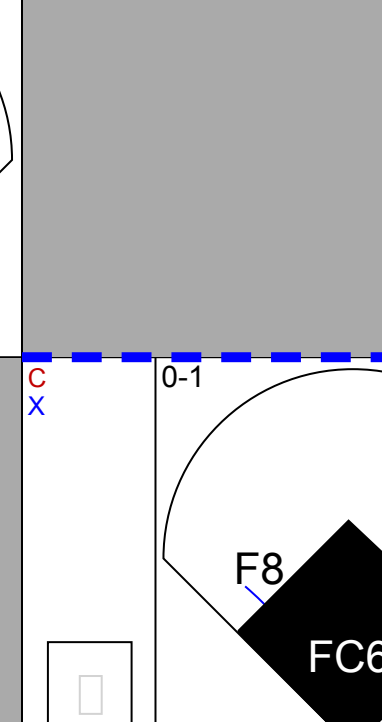
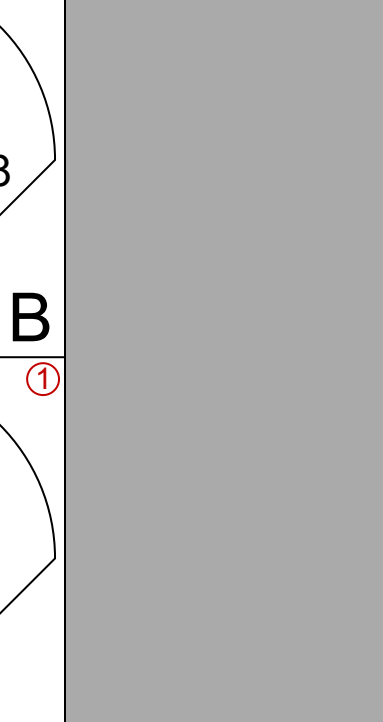

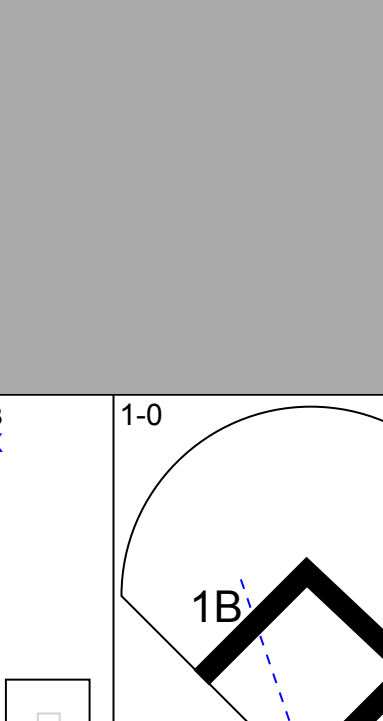
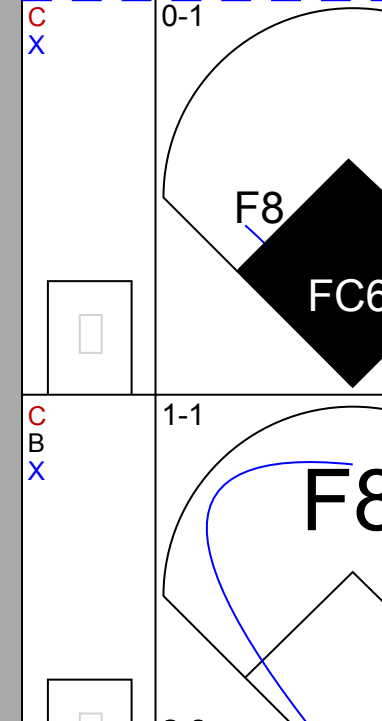
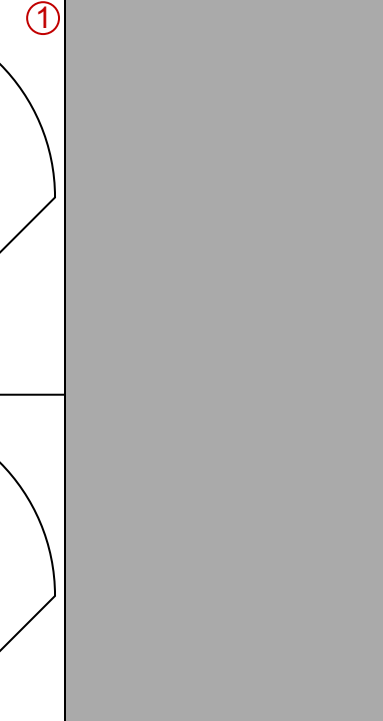

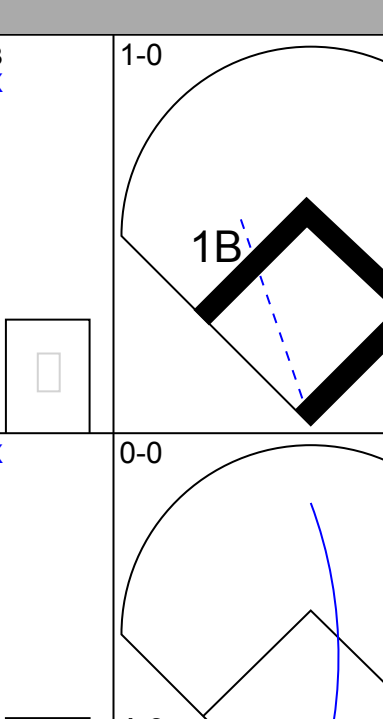
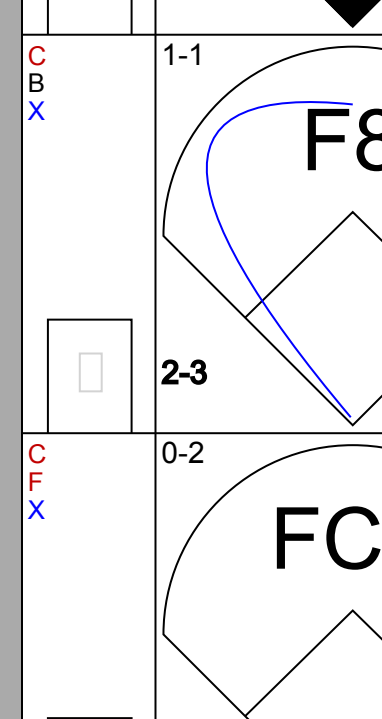
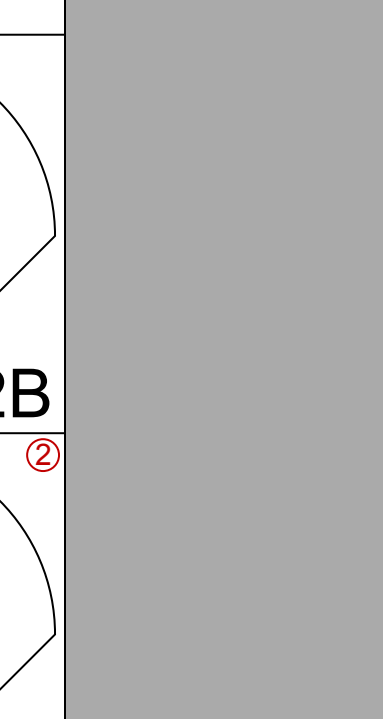

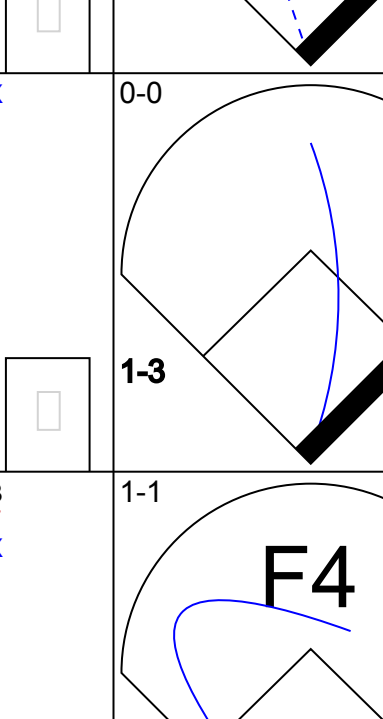
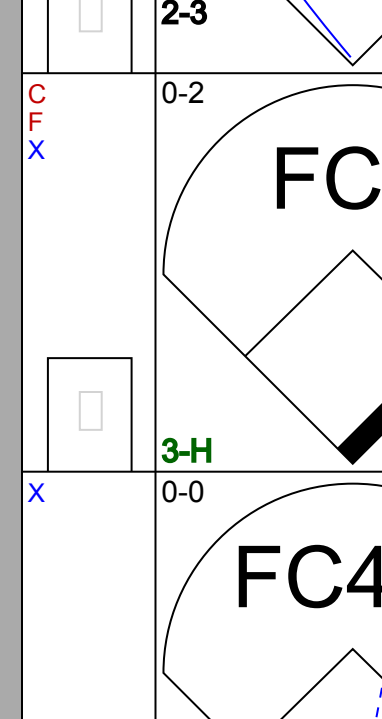
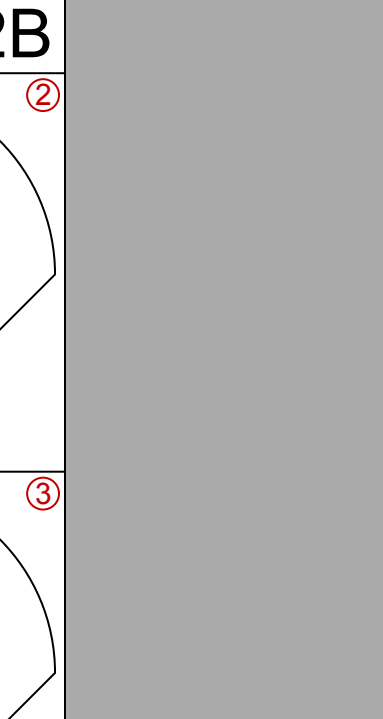
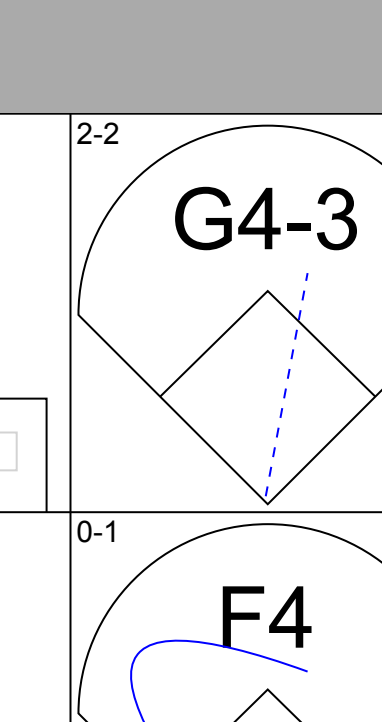
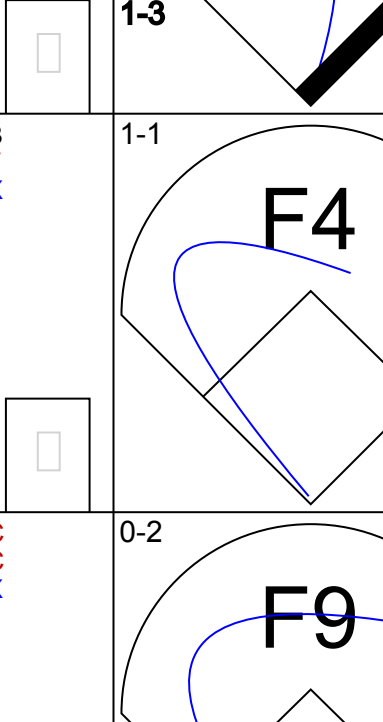
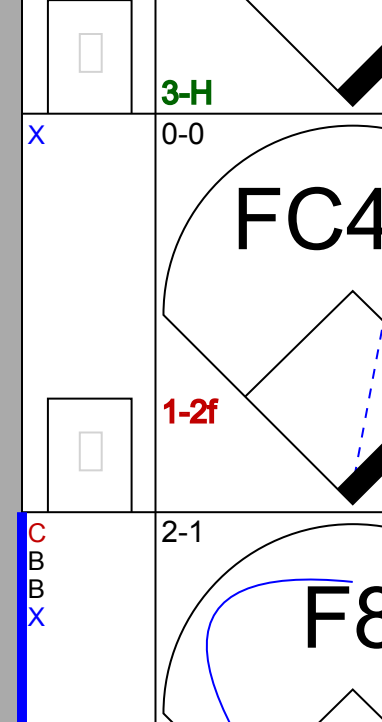
Batter	1	2	3	4	5	6	7	8	9	AB	R	H	RBI	BB	SO	LOB	BOTTOM
Marvin Benard, L OBP: 0.384, SLG: 0.415	1-2 G6-3		2-1 L9			1-1 G6-3	1-1 FC6-4			4	0	0	0	0	0	3	Philadelphia Phillies @ San Francisco Giants 3Com Park at Candlestick Point, San Francisco, CA Sun Aug 30 1998, 6:33 AM EDT Att: 36,920 - Sunny - 67 F
Rich Aurilia, R OBP: 0.327, SLG: 0.430	1-2 P4			0-1 P4		1-0 G6-3			1-3 K	4	0	0	0	0	1	0	
Barry Bonds, L OBP: 0.428, SLG: 0.578	1-1 G6-3			0-0 HR		2-0 HR			4-0 1B	3	2	2	2	1	0	0	
Jeff Kent, R OBP: 0.352, SLG: 0.538		1-0 G6-3		2-2 G4-3		1-1 G4-3			2-0 L6-4-3	4	1	1	0	0	0	2	
Charlie Hayes, R OBP: 0.368, SLG: 0.436		1-3 K		0-1 G5-3		2-1 G4-3			1-2 FC6-4	4	0	1	0	0	1	1	
Shawon Dunston, R (9, PR) OBP: 0.252, SLG: 0.400						1-2 G4-3			1-2 1B	0	0	0	0	0	0	0	
Ellis Burks, R OBP: 0.369, SLG: 0.507		0-1 P6			0-2 G2-3				0-1 FC6-4	4	1	1	1	0	0	1	
Bill Mueller, S OBP: 0.391, SLG: 0.404			1-3 K		0-0 G6-3				3-3 K	3	0	1	0	1	2	1	
Brian Johnson, R OBP: 0.296, SLG: 0.375			1-1 SH3-4		0-2 G6-3				2-2 G4-3	2	0	1	0	0	0	1	
J.T. Snow, L (9, PH) OBP: 0.329, SLG: 0.408					1-2 1B					1	0	0	0	0	0	2	
Russ Ortiz, R OBP: 0.241, SLG: 0.118						3-3 K				0	0	0	0	0	0	0	
Julian Tavarez, L OBP: 0.111, SLG: 0.111										0	0	0	0	0	0	0	
Stan Javier, S OBP: 0.396, SLG: 0.500										1	0	0	0	0	0	1	
Chris Brock, R OBP: 0.396, SLG: 0.500										0	0	0	0	0	0	0	
Joe Carter, R OBP: 0.396, SLG: 0.500										1	0	0	0	0	0	0	
Rich Rodriguez, L OBP: 0.296, SLG: 0.375										0	0	0	0	0	0	0	
Robb Nen, R ERA: 1.43										0	0	0	0	0	0	0	

Inning Stats	R	H	E	LOB	P	IP	WLS	BF	H	R	ER	SO	BB	IBB	HBP	BLK	WP	HR	S	P	ERA	WHIP
	0	0	0	0	0	9.0	W	35	7	4	4	5	1	1	1	0	2	2	76	121	4.00	0.889
	0	0	0	0	0	0.0		0	0	0	0	0	0	0	0	0	0	0	0	0	0.00	0.000
	0	0	0	0	0	0.0		0	0	0	0	0	0	0	0	0	0	0	0	0	0.00	0.000
	0	0	0	0	0	0.0		0	0	0	0	0	0	0	0	0	0	0	0	0	0.00	0.000
	0	0	0	0	0	0.0		0	0	0	0	0	0	0	0	0	0	0	0	0	0.00	0.000
	0	0	0	0	0	0.0		0	0	0	0	0	0	0	0	0	0	0	0	0	0.00	0.000
	0	0	0	0	0	0.0		0	0	0	0	0	0	0	0	0	0	0	0	0	0.00	0.000
	0	0	0	0	0	0.0		0	0	0	0	0	0	0	0	0	0	0	0	0	0.00	0.000
	0	0	0	0	0	0.0		0	0	0	0	0	0	0	0	0	0	0	0	0	0.00	0.000
	0	0	0	0	0	0.0		0	0	0	0	0	0	0	0	0	0	0	0	0	0.00	0.000

PITCHER	IP	WLS	BF	H	R	ER	SO	BB	IBB	HBP	BLK	WP	HR	S	P	ERA	WHIP
Curt Schilling, R ERA: 3.24	9.0	W	35	7	4	4	5	1	1	1	0	2	2	76	121	4.00	0.889
	0		0	0	0	0	0	0	0	0	0	0	0	0	0	0.00	0.000
	0		0	0	0	0	0	0	0	0	0	0	0	0	0	0.00	0.000
	0		0	0	0	0	0	0	0	0	0	0	0	0	0	0.00	0.000
	0		0	0	0	0	0	0	0	0	0	0	0	0	0	0.00	0.000
	0		0	0	0	0	0	0	0	0	0	0	0	0	0	0.00	0.000
	0		0	0	0	0	0	0	0	0	0	0	0	0	0	0.00	0.000
	0		0	0	0	0	0	0	0	0	0	0	0	0	0	0.00	0.000
	0		0	0	0	0	0	0	0	0	0	0	0	0	0	0.00	0.000
	0		0	0	0	0	0	0	0	0	0	0	0	0	0	0.00	0.000
	0		0	0	0	0	0	0	0	0	0	0	0	0	0	0.00	0.000



Batter	1	2	3	4	5	6	7	8	9	AB	R	H	RBI	BB	SO	LOB	TOP		
Doug Glanville, R (1,8) OBP: 0.347, SLG: 0.406										5	0	0	0	0	2	3	Philadelphia Phillies @ San Francisco Giants 3Com Park at Candlestick Point, San Francisco, CA Mon Aug 31 1998, 10:05 PM EDT Att: 13,092 - Unknown - 63 F livebaseballscorecards.com		
Wendell Magee, R (1,7) OBP: 0.429, SLG: 0.846										4	1	2	0	1	1	1			
Scott Rolen, R (1,5) OBP: 0.381, SLG: 0.514										4	0	1	0	0	1	2			
Rico Brogna, L (1,3) OBP: 0.325, SLG: 0.457										4	1	2	1	0	0	1			
Bobby Abreu, L (1,9) OBP: 0.404, SLG: 0.484										3	0	1	0	1	1	0			
Mark Lewis, R (1,4) OBP: 0.304, SLG: 0.349										2	0	0	1	1	0	0			
Bobby Estalella, R (1,2) 23 Kevin Jordan, R (8, PH) Mark Parent, R (8, 2) OBP: 0.308, SLG: 0.363 OBP: 0.280, SLG: 0.286										2	0	0	0	1	0	1			
Alex Arias, R (1,6) OBP: 0.355, SLG: 0.345										4	0	0	0	0	1	3			
Mark Portugal, R (1,1) Ruben Amaro Jr, S (7, PH) Wayne Gomes, R (7, 1) Mark Leiter, R (8, 1) Kevin Seifick, R (9, PH) OBP: 0.262, SLG: 0.308 OBP: 0.230, SLG: 0.269										2	0	0	0	0	2	0			
Inning Stats	R: 0 E: 0 K: 2 S: 9	H: 1 LOB: 0 BB: 0 P: 12	R: 0 E: 1 K: 1 S: 11	H: 0 LOB: 1 BB: 0 P: 18	R: 0 E: 0 K: 1 S: 5	H: 0 LOB: 1 BB: 1 P: 11	R: 1 E: 0 K: 1 S: 14	H: 2 LOB: 0 BB: 0 P: 19	R: 0 E: 0 K: 0 S: 8	H: 0 LOB: 0 BB: 0 P: 13	R: 0 E: 0 K: 1 S: 11	H: 1 LOB: 2 BB: 1 P: 20	R: 1 E: 1 K: 0 S: 13	H: 3 LOB: 2 BB: 2 P: 26	R: 0 E: 0 K: 0 S: 10	H: 0 LOB: 1 BB: 1 P: 18		1B: 5 2B: 2 3B: 0 HR: 0	SF: 1 SAC: 0 DP: 0 HBP: 0
PITCHER	IP	WLS	BF	H	R	ER	SO	BB	IBB	HBP	BLK	WP	HR	S	P	ERA	WHIP		
Orel Hershiser, R (1,1) ERA: 4.13	7.0		28	4	1	1	8	2	0	0	0	0	0	67	107	1.29	0.857		
Julian Tavaroz, R (8, 1) ERA: 3.44	0.0		2	2	1	1	0	0	0	0	0	0	0	5	9	∞	∞		
Rich Rodriguez, L (8, 1) ERA: 3.83	0.2		3	1	0	0	0	1	1	0	0	0	0	4	12	0.00	3.000		
Jose Mesa, R (8, 1) ERA: 4.76	1.1	W	5	0	0	0	0	1	0	0	0	0	0	14	23	0.00	0.750		

Batter	1	2	3	4	5	6	7	8	9	AB	R	H	RBI	BB	SO	LOB	BOTTOM		
Marvin Benard, L (1,9) OBP: 0.382, SLG: 0.410										3	1	0	0	1	1	2	Philadelphia Phillies @ San Francisco Giants 3Com Park at Candlestick Point, San Francisco, CA Mon Aug 31 1998, 10:05 PM EDT Att: 13,092 - Unknown - 63 F livebaseballscorecards.com		
Bill Mueller, S (1,5) OBP: 0.388, SLG: 0.400										4	1	0	0	0	2	0			
Barry Bonds, L (1,7) OBP: 0.428, SLG: 0.576										2	1	0	0	2	0	0			
Jeff Kent, R (1,4) OBP: 0.353, SLG: 0.544										4	2	2	2	0	0	1			
Ellis Burks, R (1,8) OBP: 0.370, SLG: 0.510										3	1	2	1	0	1	0			
Joe Carter, R (1,3) OBP: 0.288, SLG: 0.423										4	0	2	1	0	0	2			
Brent Mayne, L (1,2) OBP: 0.348, SLG: 0.359										4	0	1	1	0	0	1			
Rich Aurilia, R (1,6) OBP: 0.323, SLG: 0.425										4	0	0	0	0	0	4			
Orel Hershiser, R (1,1) Shawon Dunston, R (7, PH) Julian Tavaroz, L (8, 1) Rich Rodriguez, L (8, 1) Jose Mesa, R (8, 1) OBP: 0.200, SLG: 0.175 OBP: 0.251, SLG: 0.398										2	0	0	0	0	0	2			
Inning Stats	R: 0 E: 0 K: 1 S: 10	H: 0 LOB: 1 BB: 1 P: 17	R: 0 E: 0 K: 0 S: 5	H: 1 LOB: 0 BB: 0 P: 5	R: 0 E: 0 K: 1 S: 9	H: 0 LOB: 0 BB: 0 P: 12	R: 1 E: 0 K: 1 S: 8	H: 1 LOB: 0 BB: 0 P: 12	R: 0 E: 0 K: 0 S: 9	H: 2 LOB: 2 BB: 0 P: 11	R: 0 E: 0 K: 1 S: 10	H: 0 LOB: 0 BB: 0 P: 16	R: 1 E: 0 K: 0 S: 10	H: 1 LOB: 1 BB: 0 P: 13	R: 4 E: 1 K: 0 S: 13	H: 2 LOB: 1 BB: 2 P: 29		1B: 4 2B: 2 3B: 0 HR: 1	SF: 1 SAC: 0 DP: 1 HBP: 0
PITCHER	IP	WLS	BF	H	R	ER	SO	BB	IBB	HBP	BLK	WP	HR	S	P	ERA	WHIP		
Mark Portugal, R (1,1) ERA: 4.34	6.0		22	4	1	1	4	1	1	0	0	0	0	12	25	1.50	0.833		
Wayne Gomes, R (7, 1) ERA: 4.39	1.0	L	8	1	4	4	0	1	1	0	0	0	0	12	25	36.00	2.000		
Mark Leiter, R (8, 1) ERA: 3.58	1.0		5	2	1	0	0	0	0	0	0	0	0	11	17	0.00	2.000		

AB 32
R 2
H 7
RBI 2
BB 5
SO 8
LOB 13



AB 31
R 6
H 7
RBI 5
BB 3
SO 4
LOB 13



Batter	1	2	3	4	5	6	7	8	9	AB	R	H	RBI	BB	SO	LOB	TOP			
Wilton Guerrero, S OBP: 0.295, SLG: 0.351 (1, 4)										5	0	0	0	0	2	3				
Orlando Cabrera, R OBP: 0.323, SLG: 0.404 Shayne Bennett, R (5, 1)										2	0	0	0	1	0	0				
Mike Maddux, L (5, 1)										0	0	0	0	0	0	0				
Derrick May, L (7, PH) OBP: 0.272, SLG: 0.327 (7, 7)										2	0	0	0	0	0	1				
Robert Perez, R OBP: 0.222, SLG: 0.290 Steve Kline, S (7, 1)										4	0	1	0	0	0	1				
F.P. Santangelo, S (9, PH) OBP: 0.329, SLG: 0.296										0	0	0	0	0	0	0				
Vladimir Guerrero, R OBP: 0.371, SLG: 0.600 Ryan McGuire, L OBP: 0.294, SLG: 0.250 (6, PR) (6, 9)										3	0	1	0	0	0	2				
Shane Andrews, R OBP: 0.306, SLG: 0.444 (1, 5)										2	1	0	0	2	1	3				
Brad Fullmer, L OBP: 0.333, SLG: 0.462 (1, 3)										4	1	3	1	0	0	2				
Bob Henley, R OBP: 0.364, SLG: 0.420 (1, 2)										3	0	0	0	1	0	5				
Terry Jones, S OBP: 0.304, SLG: 0.315 (1, 8)										4	0	1	1	0	0	5				
Javier Vazquez, R OBP: 0.208, SLG: 0.217 Kirk Bullinger, R (2, 1)										1	0	0	0	0	1	2				
Mike Mordecai, R OBP: 0.252, SLG: 0.356 (5, 6)										1	0	0	0	0	0	0				
										2	1	2	1	0	0	0				
Inning Stats	R: 0 E: 0 K: 0 S: 3	H: 0 LOB: 0 BB: 0 P: 3	R: 2 E: 0 K: 1 S: 7	H: 2 LOB: 2 BB: 2 P: 15	R: 0 E: 0 K: 1 S: 6	H: 1 LOB: 2 BB: 1 P: 10	R: 0 E: 0 K: 0 S: 3	H: 0 LOB: 0 BB: 0 P: 3	R: 0 E: 0 K: 0 S: 5	H: 2 LOB: 3 BB: 0 P: 5	R: 0 E: 0 K: 1 S: 6	H: 1 LOB: 1 BB: 0 P: 6	R: 0 E: 0 K: 1 S: 6	H: 1 LOB: 2 BB: 1 P: 10	R: 1 E: 0 K: 2 S: 8	H: 1 LOB: 0 BB: 0 P: 8	1B: 4 2B: 2 3B: 1 HR: 1	SF: 0 SAC: 0 DP: 0 HBP: 0	WP: 1 PB: 0 SB: 0 CS: 0	PA: 39
PITCHER	IP	WLS	BF	H	R	ER	SO	BB	IBB	HBP	BLK	WP	HR	S	P	ERA	WHIP			
Kirk Rueter, L ERA: 4.27 (1, 1)	5.1	W	24	5	2	2	2	3	0	0	0	1	0	25	37	3.38	1.500			
Chris Brock, R ERA: 3.27 (6, 1)	2.2		11	2	0	0	2	1	0	0	0	0	0	14	18	0.00	1.125			
Alvin Morman, L ERA: 5.61 (9, 1)	1.0		4	1	1	1	2	0	0	0	0	0	1	8	8	9.00	1.000			

Montreal Expos @ San Francisco Giants
3Com Park at Candlestick Point, San Francisco, CA

AB 35
R 3
H 8
RBI 3
BB 4
SO 6
LOB 24



Wed Sep 02 1998, 6:33 AM EDT
Att: 10,673 - Sunny - 76 F

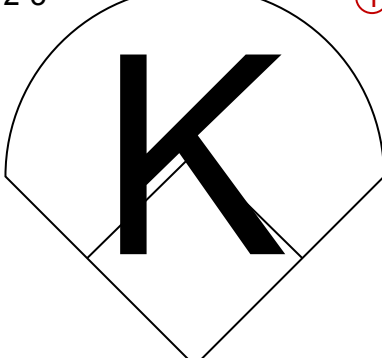
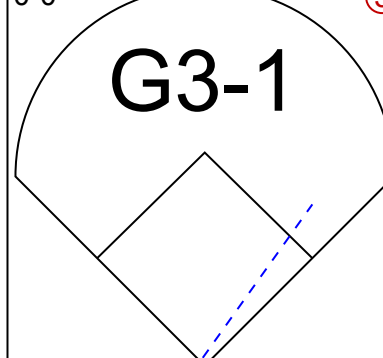
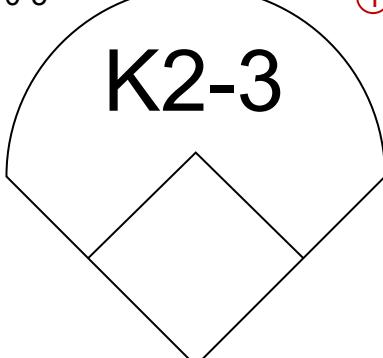
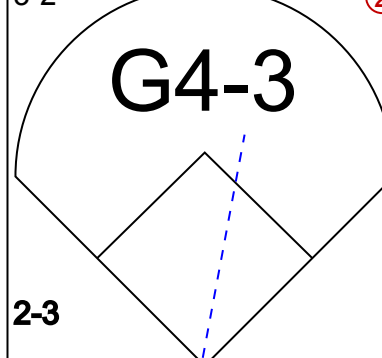
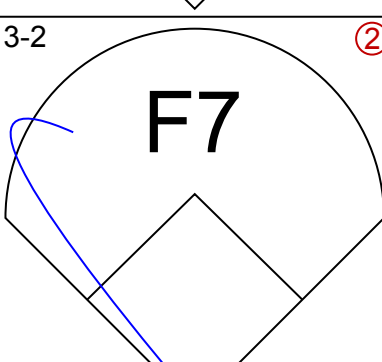
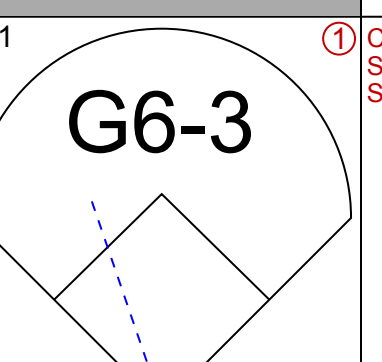
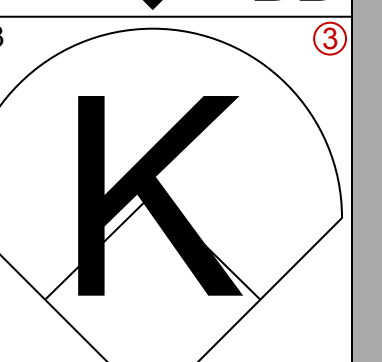
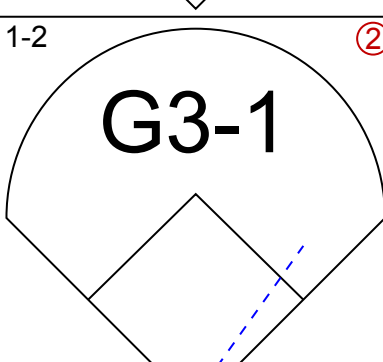
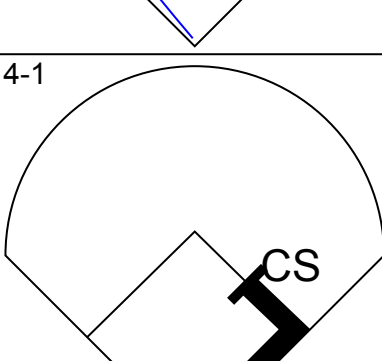
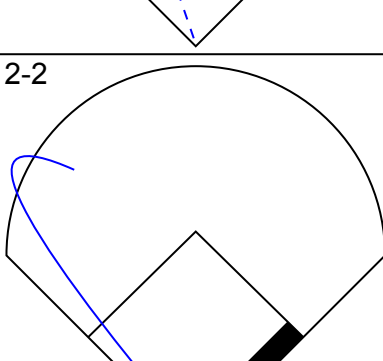
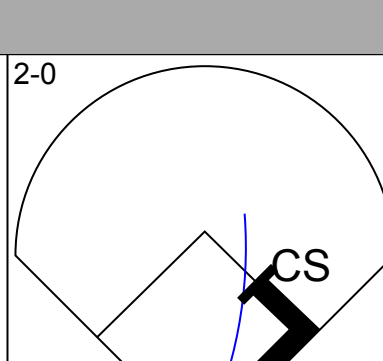
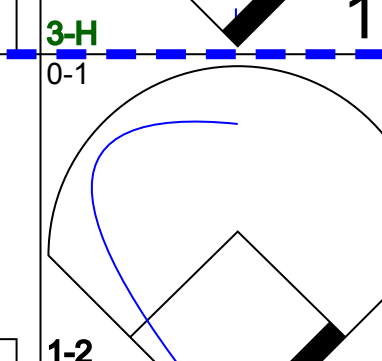
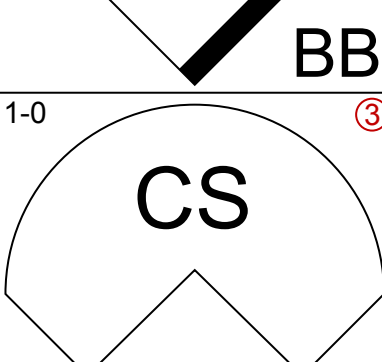
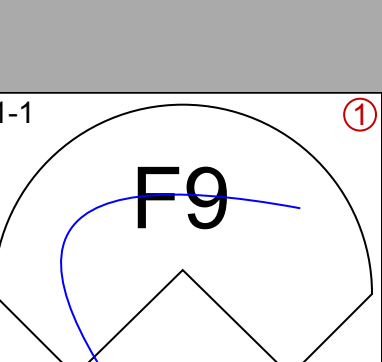
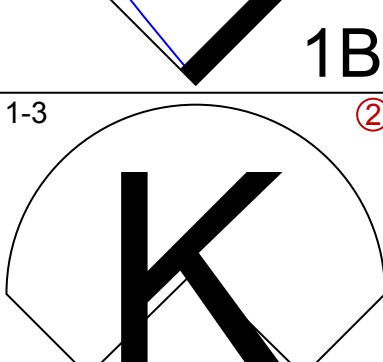
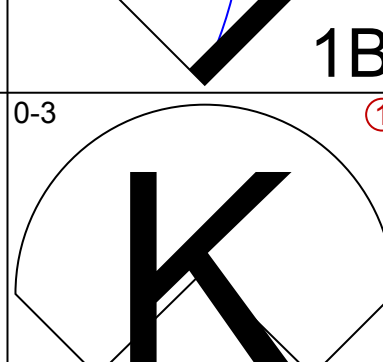
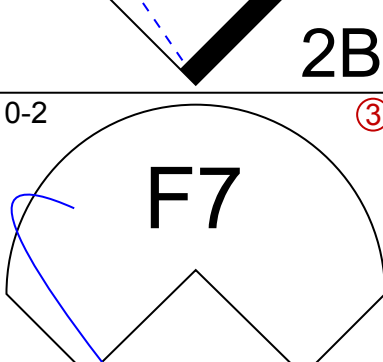
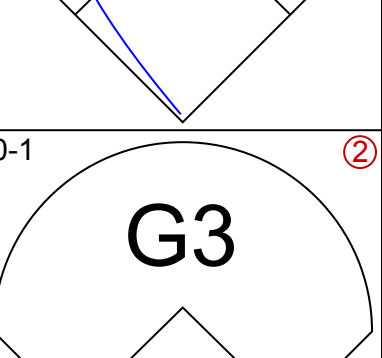
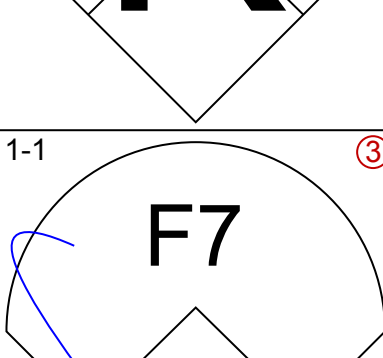
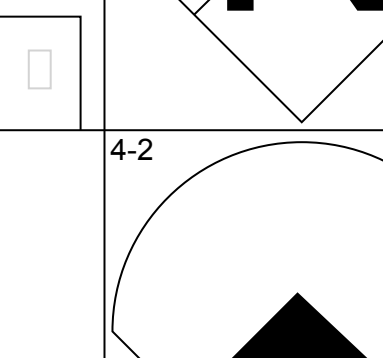
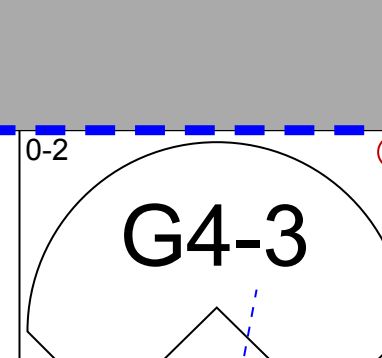
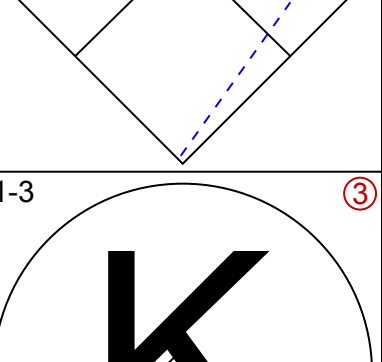
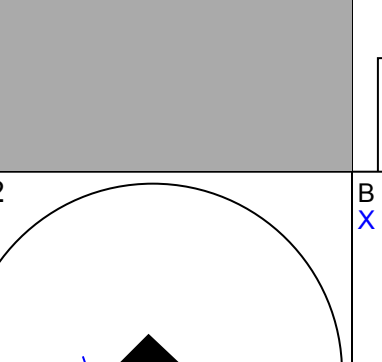
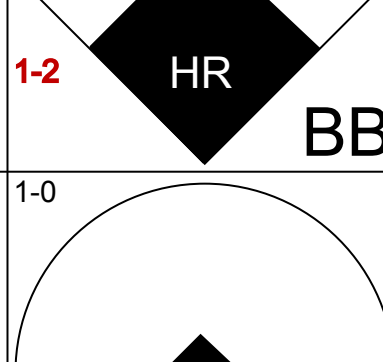
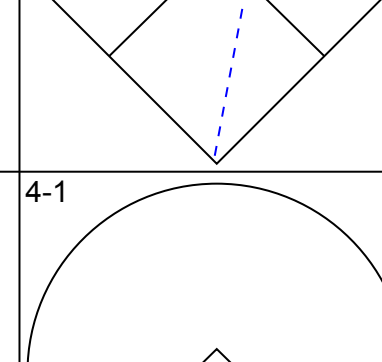
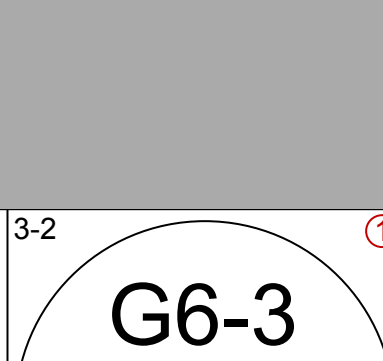
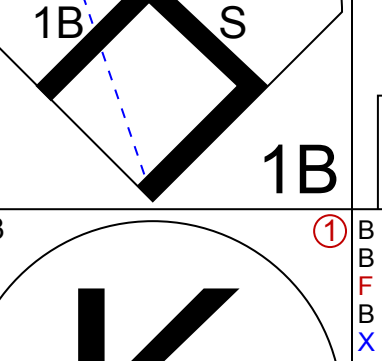
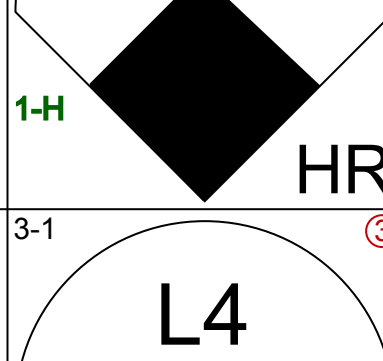
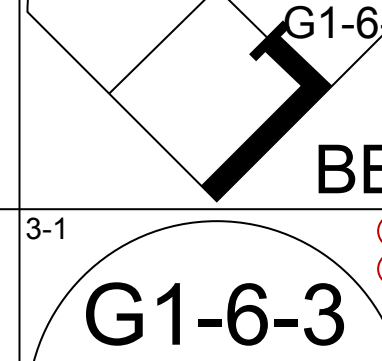
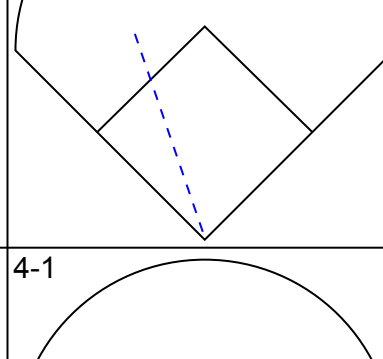
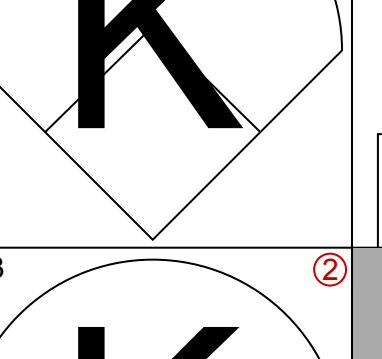
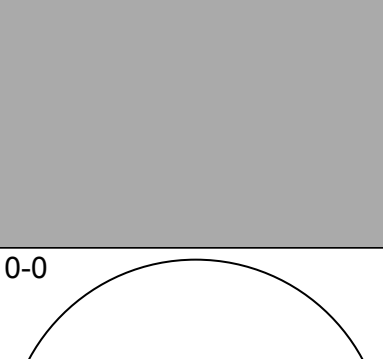
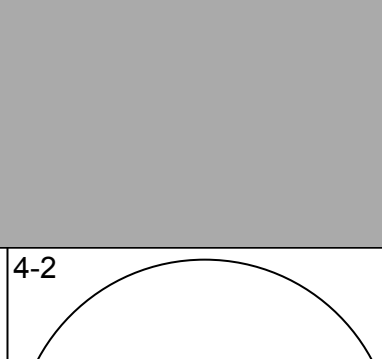
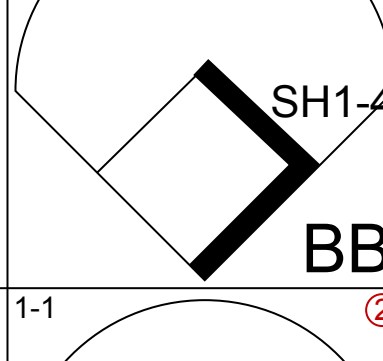
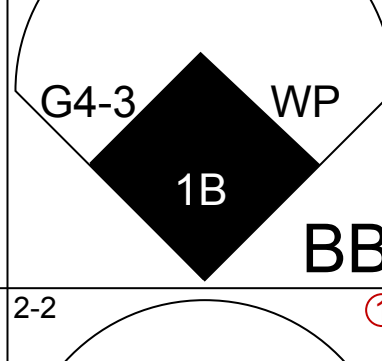
Batter	1	2	3	4	5	6	7	8	9	AB	R	H	RBI	BB	SO	LOB	BOTTOM			
Marvin Benard, L OBP: 0.383, SLG: 0.415 (1, 9) (7, 8)										5	2	2	1	0	1	4				
Bill Mueller, S OBP: 0.390, SLG: 0.400 (1, 5)										3	3	1	0	2	0	2				
Barry Bonds, L OBP: 0.379, SLG: 0.595 Joe Carter, R OBP: 0.288, SLG: 0.432 (1, 7) (6, 7)										3	3	3	4	1	0	0				
Jeff Kent, R OBP: 0.355, SLG: 0.554 Ramon Martinez, R OBP: 0.444, SLG: 0.490 (1, 4) (7, 4)										4	1	2	4	0	0	2				
J.T. Snow, L OBP: 0.335, SLG: 0.415 Charlie Hayes, R OBP: 0.364, SLG: 0.431 (1, 3) (8, PH) (9, 3)										3	0	1	2	1	0	1				
Stan Javier, S OBP: 0.379, SLG: 0.362 Chris Jones, R OBP: 0.268, SLG: 0.298 (1, 8) (7, 9)										4	1	1	0	0	0	2				
Brian Johnson, R OBP: 0.297, SLG: 0.378 (1, 2)										5	0	1	0	0	2	4				
Rey Sanchez, R OBP: 0.325, SLG: 0.365 Shawon Dunston, R OBP: 0.250, SLG: 0.396 (1, 6) (6, 6)										2	2	2	1	0	0	0				
Kirk Rueter, L OBP: 0.250, SLG: 0.268 Chris Brock, R OBP: 0.333, SLG: 0.333 Alvin Morman, L (1, 1) (6, 1) (9, 1)										2	0	1	0	0	0	2				
										0	0	0	0	0	0	0				
Inning Stats	R: 4 E: 0 K: 0 S: 5	H: 3 LOB: 0 BB: 2 P: 13	R: 1 E: 0 K: 1 S: 8	H: 3 LOB: 0 BB: 0 P: 8	R: 1 E: 1 K: 0 S: 6	H: 2 LOB: 2 BB: 0 P: 6	R: 2 E: 0 K: 0 S: 6	H: 3 LOB: 1 BB: 0 P: 6	R: 4 E: 0 K: 1 S: 8	H: 3 LOB: 2 BB: 2 P: 17	R: 0 E: 0 K: 0 S: 3	H: 0 LOB: 0 BB: 0 P: 3	R: 0 E: 0 K: 1 S: 5	H: 0 LOB: 0 BB: 0 P: 5	R: 0 E: 0 K: 1 S: 5	H: 0 LOB: 0 BB: 0 P: 5	1B: 7 2B: 6 3B: 0 HR: 1	SF: 0 SAC: 1 DP: 1 HBP: 1	WP: 1 PB: 0 SB: 1 CS: 0	PA: 43
PITCHER	IP	WLS	BF	H	R	ER	SO	BB	IBB	HBP	BLK	WP	HR	S	P	ERA	WHIP			
Javier Vazquez, R ERA: 6.11 (1, 1)	1.2	L	12	6	5	5	1	2	0	0	0	0	0	13	13	27.00	4.800			
Kirk Bullinger, R ERA: 14.73 (2, 1)	2.1		13	5	3	2	0	0	0	0	0	0	0	13	13	7.71	2.143			
Shayne Bennett, R ERA: 5.15 (5, 1)	0.2		7	2	4	4	0	2	0	1	0	0	1	4	13	54.00	6.000			
Mike Maddux, R ERA: 4.0 (5, 1)	1.1		5	1	0	0	1	0	0	0	0	0	0	7	7	0.00	0.750			
Steve Kline, L ERA: 3.09 (7, 1)	2.0		6	0	0	0	2	0	0	0	0	0	0	10	10	0.00	0.000			

Montreal Expos @ San Francisco Giants
3Com Park at Candlestick Point, San Francisco, CA

AB 37
R 12
H 14
RBI 12
BB 4
SO 4
LOB 17

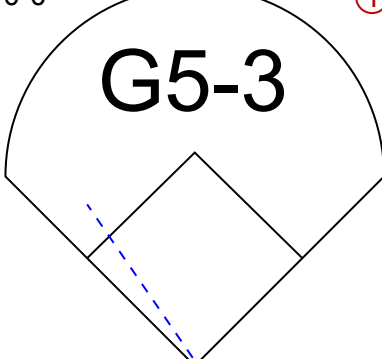
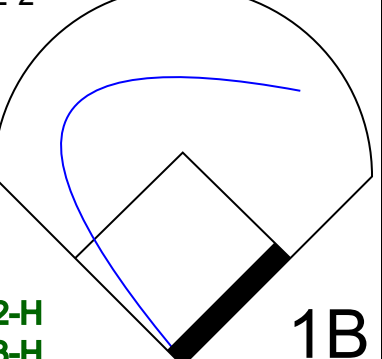
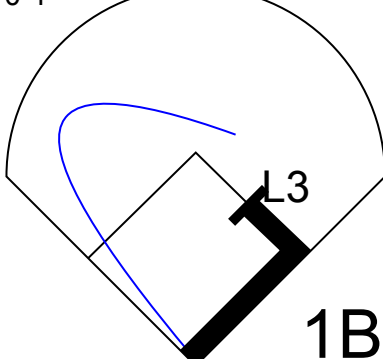
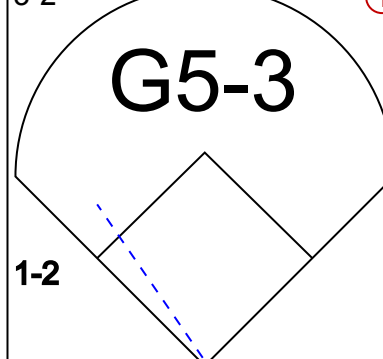
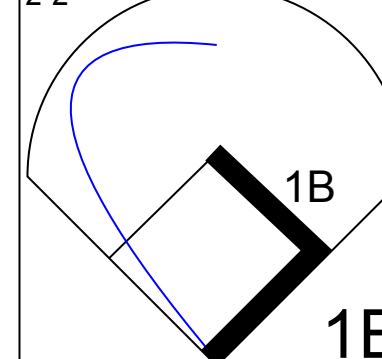
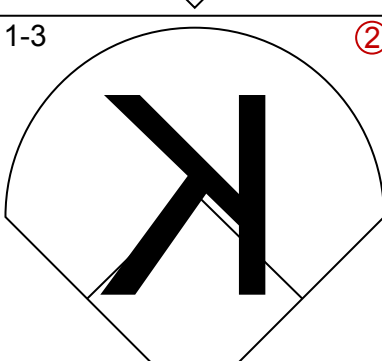
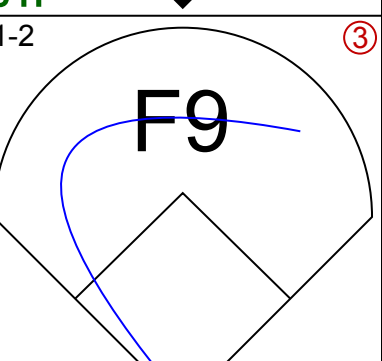
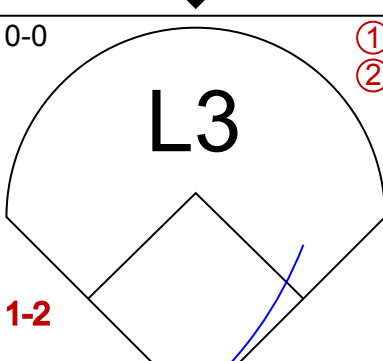
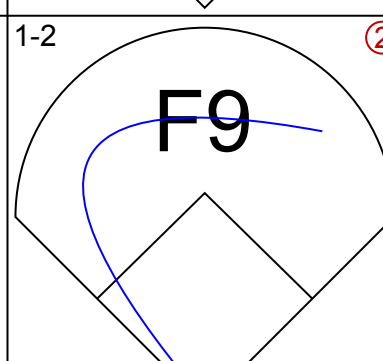
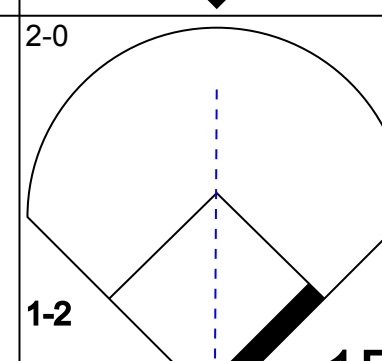
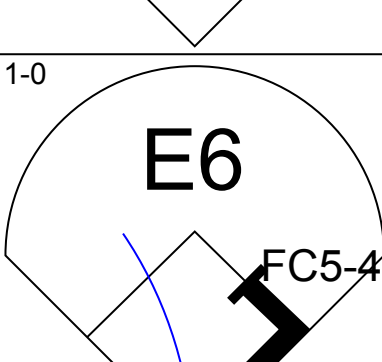
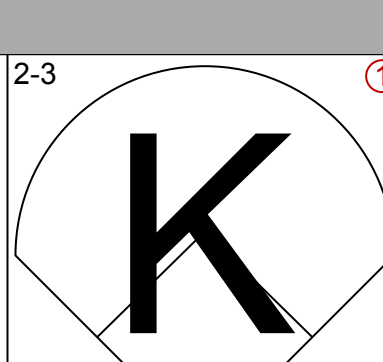
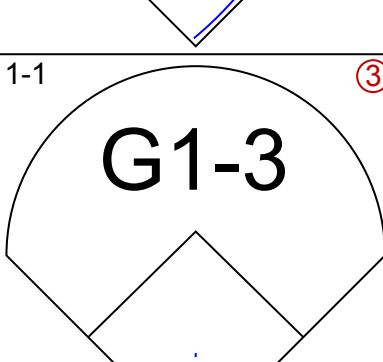
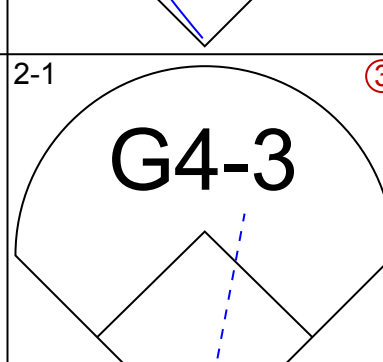
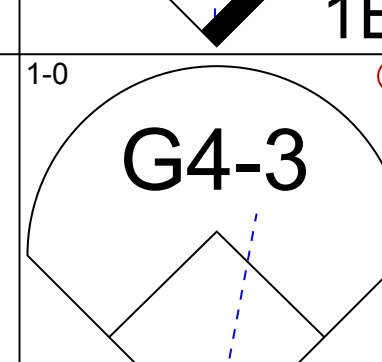
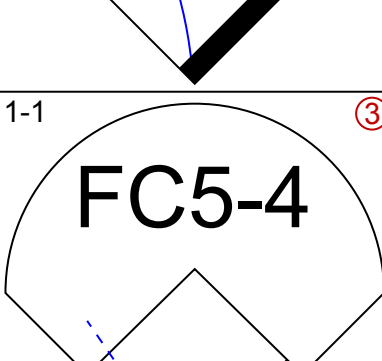
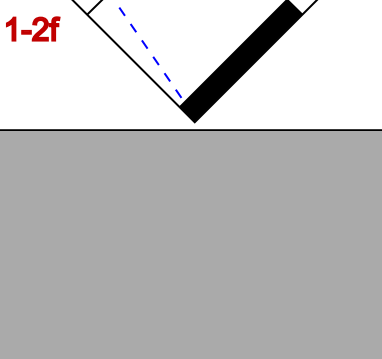
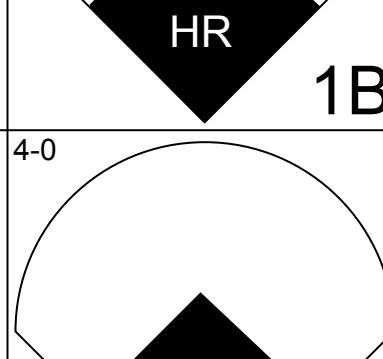
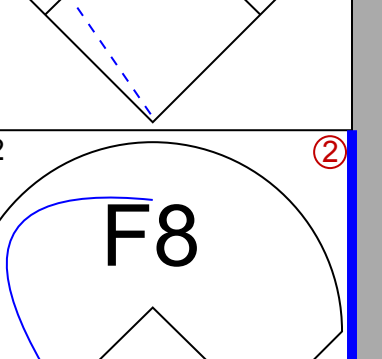
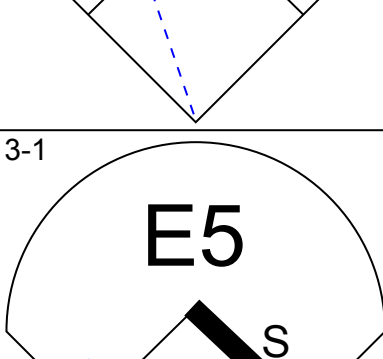
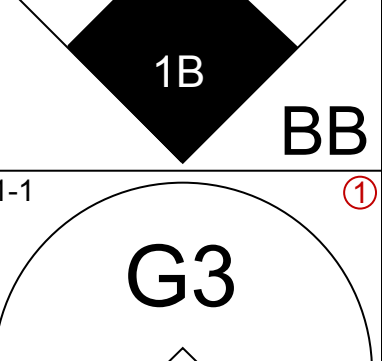
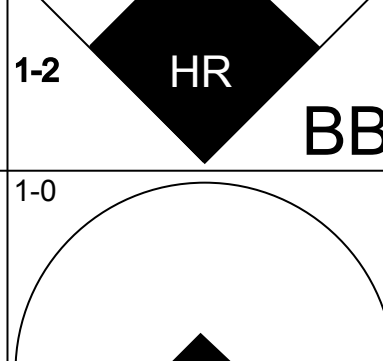
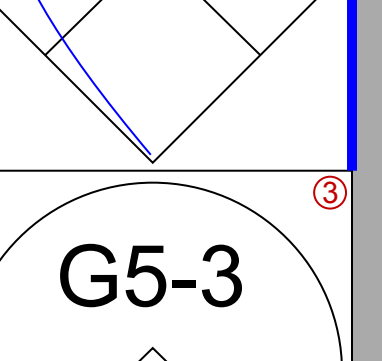
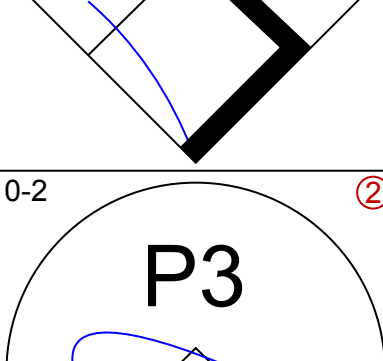
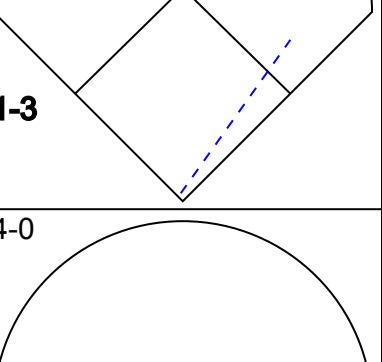
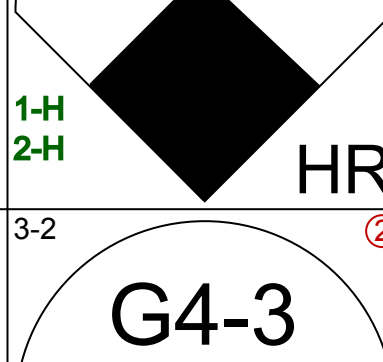
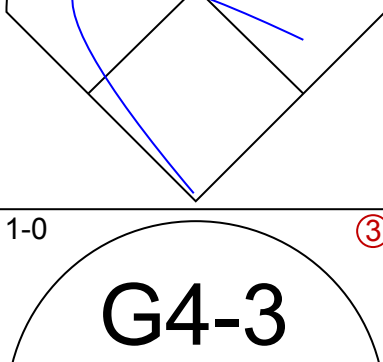
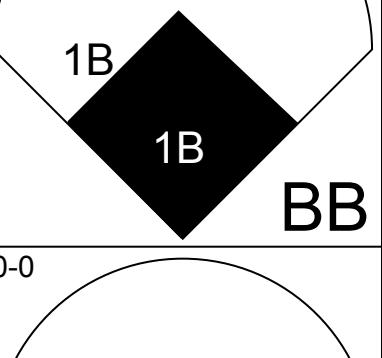
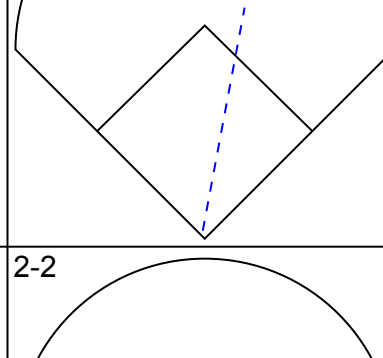

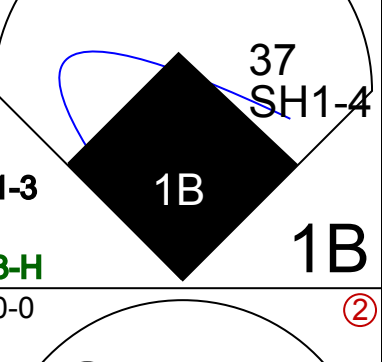
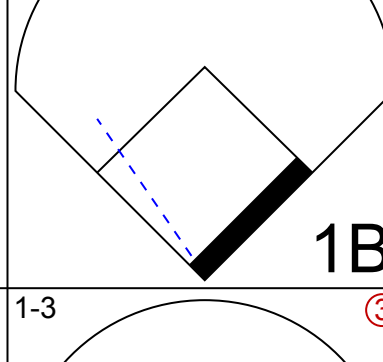
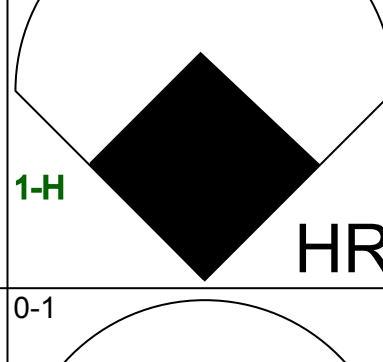
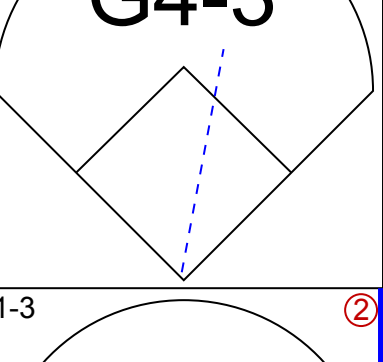
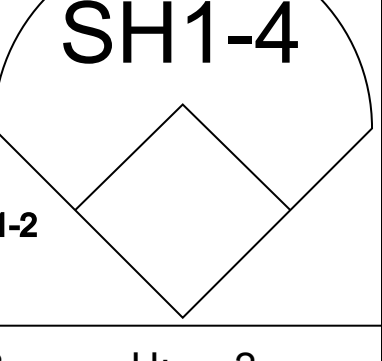
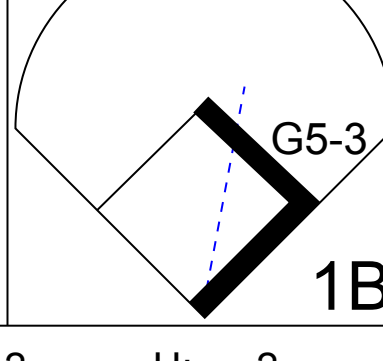

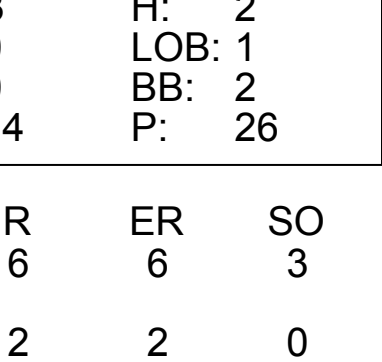
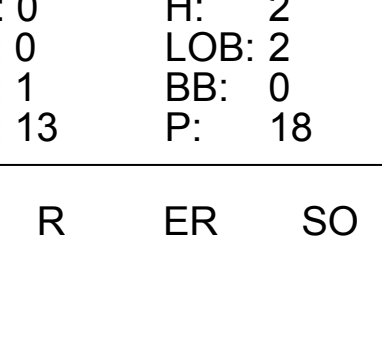
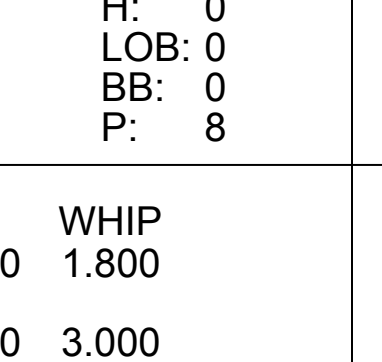
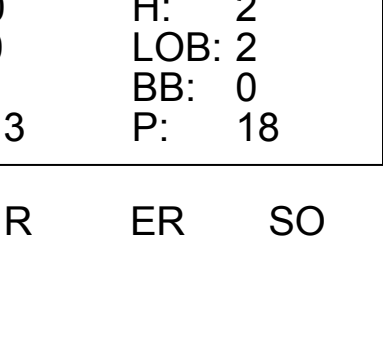


Wed Sep 02 1998, 6:33 AM EDT
Att: 10,673 - Sunny - 76 F

Batter	1	2	3	4	5	6	7	8	9	AB	R	H	RBI	BB	SO	LOB	TOP																					
Marvin Benard, L (1.9) OBP: 0.380, SLG: 0.407										4	0	0	0	1	2	2	San Francisco Giants @ Los Angeles Dodgers Dodger Stadium, Los Angeles, CA Fri Sep 04 1998, 7:05 PM PDT Att: 35,182 - Cloudy - 76 F																					
Bill Mueller, S (1.5) OBP: 0.388, SLG: 0.398										5	0	1	1	0	1	3																						
Barry Bonds, L (1.7) OBP: 0.442, SLG: 0.601										4	0	4	0	1	0	0																						
Jeff Kent, R (1.4) OBP: 0.352, SLG: 0.548										5	0	0	0	0	2	5																						
J.T. Snow, L (1.3) OBP: 0.334, SLG: 0.412										3	1	0	0	1	0	1																						
Ellis Burks, R (1.8) OBP: 0.374, SLG: 0.516										3	1	2	2	1	1	0																						
Brent Mayne, L (1.2) OBP: 0.345, SLG: 0.356										4	0	0	0	0	1	2																						
Rich Aurilia, R (1.6) OBP: 0.327, SLG: 0.424										2	2	1	0	2	1	1																						
Shawn Estes, R (1.1) OBP: 0.237, SLG: 0.243										1	0	1	0	0	0	0																						
Chris Brock, R (6.1) OBP: 0.333, SLG: 0.333										0	0	0	0	0	0	0																						
Armando Rios, L (7. PH) OBP: 0.500, SLG: 2.000										1	1	1	2	0	0	0																						
Julian Tavarez, L (7.1) OBP: 0.111, SLG: 0.111										0	0	0	0	0	0	0																						
Chris Jones, R (9. PH) OBP: 0.295, SLG: 0.295										1	0	0	0	0	0	1																						
Inning Stats	R: 0 E: 0 K: 1 S: 8	H: 0 LOB: 0 BB: 1 P: 18	R: 0 E: 0 K: 1 S: 7	H: 0 LOB: 0 BB: 0 P: 9	R: 0 E: 0 K: 0 S: 7	H: 0 LOB: 1 BB: 1 P: 15	R: 0 E: 0 K: 1 S: 13	H: 1 LOB: 1 BB: 0 P: 19	R: 0 E: 0 K: 3 S: 16	H: 2 LOB: 3 BB: 1 P: 26	R: 2 E: 0 K: 1 S: 10	H: 2 LOB: 0 BB: 1 P: 20	R: 2 E: 0 K: 1 S: 16	H: 3 LOB: 1 BB: 0 P: 20	R: 0 E: 0 K: 0 S: 6	H: 0 LOB: 0 BB: 1 P: 13	R: 1 E: 0 K: 0 S: 16	H: 2 LOB: 2 BB: 1 P: 26	1B: 7 2B: 1 3B: 0 HR: 2	SF: 0 SAC: 1 DP: 1 HBP: 0	WP: 1 PB: 0 SB: 1 CS: 2	PA: 41																
PITCHER	IP	WLS	BF	H	R	ER	SO	BB	IBB	HBP	BLK	WP	HR	S	P	ERA	WHIP	PITCHER				IP	WLS	BF	H	R	ER	SO	BB	IBB	HBP	BLK	WP	HR	S	P	ERA	WHIP
37 Darren Dreifort, R (1.1) ERA: 4.0	7.0	W	31	8	4	4	8	4	0	0	0	0	2	77	127	5.14	1.714																					
Sean Maloney, R (8.1) ERA: 2.89	1.2		7	1	1	1	0	2	0	0	0	1	0	17	34	5.40	1.800																					
Jeff Shaw, R (9.1) ERA: 2.22	0.1	S	2	1	0	0	0	0	0	0	0	0	0	5	5	0.00	3.000																					

AB	33
R	5
H	10
RBI	5
BB	6
SO	8
LOB	15



Batter	1	2	3	4	5	6	7	8	9	AB	R	H	RBI	BB	SO	LOB	BOTTOM																					
Eric Young Sr., R (1.4) OBP: 0.397, SLG: 0.394										5	0	3	2	0	0	1	San Francisco Giants @ Los Angeles Dodgers Dodger Stadium, Los Angeles, CA Fri Sep 04 1998, 7:05 PM PDT Att: 35,182 - Cloudy - 76 F																					
Trenidad Hubbard, R (1.7) OBP: 0.363, SLG: 0.461										5	0	1	0	0	1	3																						
Raul Mondesi, R (1.8) OBP: 0.310, SLG: 0.509										3	0	0	0	0	1	0																						
Matt Luke, L (5.7) OBP: 0.264, SLG: 0.436										2	0	0	0	0	0	3																						
Eric Karros, R (1.3) OBP: 0.348, SLG: 0.477										4	1	1	0	0	0	1																						
Bobby Bonilla, S (1.5) OBP: 0.324, SLG: 0.385										1	2	0	0	2	0	0																						
Adrian Beltré, R (6.5) OBP: 0.273, SLG: 0.357										1	0	0	0	0	0	0																						
Mark Grudzielanek, R (1.6) OBP: 0.314, SLG: 0.365										4	1	1	3	0	0	2																						
Roger Cedeno, S (1.9) OBP: 0.332, SLG: 0.309										2	2	0	0	2	0	1																						
Charles Johnson, R (1.2) OBP: 0.289, SLG: 0.384										4	2	3	3	0	0	0																						
37 Darren Dreifort, R (1.1) OBP: 0.255, SLG: 0.286										2	0	1	0	0	1	1																						
Sean Maloney, R (8.1) ERA: 3.51										1	0	0	0	0	1	0																						
Jeff Shaw, R (9.1) ERA: 3.51										0	0	0	0	0	0	0																						
Inning Stats	R: 0 E: 1 K: 1 S: 7	H: 0 LOB: 1 BB: 0 P: 10	R: 3 E: 0 K: 0 S: 14	H: 2 LOB: 1 BB: 2 P: 26	R: 3 E: 0 K: 2 S: 15	H: 3 LOB: 1 BB: 1 P: 31	R: 0 E: 0 K: 0 S: 5	H: 1 LOB: 0 BB: 0 P: 6	R: 0 E: 0 K: 0 S: 7	H: 0 LOB: 0 BB: 0 P: 8	R: 2 E: 0 K: 0 S: 16	H: 2 LOB: 1 BB: 1 P: 27	R: 0 E: 1 K: 0 S: 9	H: 0 LOB: 1 BB: 0 P: 16	R: 0 E: 0 K: 1 S: 13	H: 2 LOB: 2 BB: 0 P: 18	1B: 8 2B: 1 3B: 0 HR: 2	SF: 0 SAC: 1 DP: 1 HBP: 0	WP: 0 PB: 0 SB: 2 CS: 0	PA: 39																		
PITCHER	IP	WLS	BF	H	R	ER	SO	BB	IBB	HBP	BLK	WP	HR	S	P	ERA	WHIP	PITCHER				IP	WLS	BF	H	R	ER	SO	BB	IBB	HBP	BLK	WP	HR	S	P	ERA	WHIP
Shawn Estes, L (1.1) ERA: 4.66	5.0	L	24	6	6	6	3	3	0	0	0	0	1	48	81	10.80	1.800																					
Chris Brock, R (6.1) ERA: 3.91	1.0		6	2	2	2	0	1	0	0	0	0	1	16	27	18.00	3.000																					
Julian Tavarez, R (7.1) ERA: 3.51	2.0		9	2	0	0	1	0	0	0	0	0	0	22	34	0.00	1.000																					



Batter	1	2	3	4	5	6	7	8	9	AB	R	H	RBI	BB	SO	LOB	TOP			
Marvin Benard, L (1.9) OBP: 0.373, SLG: 0.400	P6			P5		F7		P3		4	0	0	0	0	0	0	San Francisco Giants @ Los Angeles Dodgers Dodger Stadium, Los Angeles, CA Sat Sep 05 1998, 3:33 AM PDT Att: 35,802 - Cloudy - 78 F			
Bill Mueller, S (1.5) OBP: 0.391, SLG: 0.398	CS BB			BB 1B		BB		G3		2	0	1	0	2	0	0				
Barry Bonds, L (1.7) OBP: 0.440, SLG: 0.597	K			FC4-6 BB		G4-3		F7		3	0	0	0	1	1	2				
Jeff Kent, R (1.4) OBP: 0.353, SLG: 0.554		L8		K				HR		4	2	2	1	0	1	2				
Ellis Burks, R (1.8) OBP: 0.373, SLG: 0.513	F9			FC4-6				G5-3		3	0	0	0	0	0	2				
J.T. Snow, L (1.3) OBP: 0.331, SLG: 0.408	K					FC4-6		L5		4	0	0	0	0	2	1				
Rich Aurilia, R (1.6) OBP: 0.324, SLG: 0.419			K			G4-3		P4		4	0	0	0	0	1	1				
Brian Johnson, R (1.2) OBP: 0.294, SLG: 0.374			K			F7				3	0	0	0	0	1	1				
Orel Hershiser, R (1.1) John Johnstone, R (3.1) Ramon Martinez, R (6. Ph) Danny Darwin, R (6. Ph) Armando Rios, L (8. Ph) Jose Mesa, R (8. Ph)			G5-3			G6-3		HR		1	0	0	0	0	0	0				
Inning Stats	R: 0 E: 0 K: 1 S: 8	H: 0 LOB: 1 BB: 1 P: 15	R: 0 E: 0 K: 1 S: 10	H: 0 LOB: 0 BB: 0 P: 15	R: 0 E: 0 K: 2 S: 9	H: 0 LOB: 0 BB: 1 P: 13	R: 0 E: 0 K: 1 S: 11	H: 1 LOB: 2 BB: 1 P: 21	R: 0 E: 0 K: 1 S: 7	H: 0 LOB: 0 BB: 0 P: 11	R: 1 E: 1 K: 0 S: 7	H: 1 LOB: 1 BB: 0 P: 14	R: 1 E: 0 K: 0 S: 9	H: 1 LOB: 0 BB: 0 P: 14	R: 1 E: 0 K: 0 S: 6	H: 1 LOB: 0 BB: 0 P: 13	1B: 2 2B: 1 3B: 0 HR: 2	SF: 0 SAC: 0 DP: 1 HBP: 1	WP: 0 PB: 0 SB: 0 CS: 1	PA: 34
PITCHER Chan Ho Park, R (1.1) ERA: 3.87	IP: 9.0 WLS: W BF: 34 H: 4 R: 3 ER: 3 SO: 6 BB: 3 IBB: 0 HBP: 1 BLK: 0 WP: 0 HR: 2 S: 76 P: 137 ERA: 3.00 WHIP: 0.778																			


Batter	1	2	3	4	5	6	7	8	9	AB	R	H	RBI	BB	SO	LOB	BOTTOM			
Eric Young Sr., R (1.4) OBP: 0.360, SLG: 0.402	HR	F7	S 1B			F7		1B BB		4	1	2	2	1	0	1	San Francisco Giants @ Los Angeles Dodgers Dodger Stadium, Los Angeles, CA Sat Sep 05 1998, 3:33 AM PDT Att: 35,802 - Cloudy - 78 F			
Roger Cedeno, S (1.9) OBP: 0.338, SLG: 0.315	1B G4-3	1B BB	SF8			G4-3		1B		3	1	2	1	1	0	0				
Eric Karros, R (1.3) OBP: 0.349, SLG: 0.476	G4-3 1B	G4-3 1B	K			P9		K		5	0	2	1	0	2	4				
Bobby Bonilla, S (1.5) Adrian Beltre, R (8.5) OBP: 0.320, SLG: 0.379 OBP: 0.273, SLG: 0.357	K	L7				P6		F7		4	0	0	0	0	1	4				
Jim Eisenreich, L (1.7) OBP: 0.290, SLG: 0.255	G4-3					G6-3		F8		4	1	1	1	0	0	1				
Mark Grudzielanek, R (1.6) OBP: 0.317, SLG: 0.367	3H BB		1B 2B			G5-3		BB		2	1	1	1	2	0	0				
Charles Johnson, R (1.2) OBP: 0.288, SLG: 0.383	G1-6-3		1B BB SF8 1B			K		P3		4	1	1	0	0	1	3				
Trenidad Hubbard, R (1.8) OBP: 0.371, SLG: 0.465		SH1-4 1B	SF8 1B BB			K		CS SH2-4 1B		3	1	2	0	1	1	0				
Chan Ho Park, R (1.1) OBP: 0.234, SLG: 0.274	SH1-4		K			K		SH2-4		2	0	0	0	0	2	3				
Inning Stats	R: 2 E: 0 K: 1 S: 17	H: 3 LOB: 2 BB: 1 P: 32	R: 1 E: 0 K: 0 S: 12	H: 2 LOB: 2 BB: 1 P: 19	R: 3 E: 0 K: 2 S: 24	H: 4 LOB: 2 BB: 1 P: 35	R: 0 E: 0 K: 0 S: 10	H: 0 LOB: 0 BB: 0 P: 14	R: 0 E: 0 K: 3 S: 12	H: 0 LOB: 0 BB: 0 P: 15	R: 0 E: 0 K: 0 S: 4	H: 0 LOB: 1 BB: 1 P: 5	R: 0 E: 0 K: 1 S: 8	H: 2 LOB: 2 BB: 1 P: 15	R: 0 E: 0 K: 1 S: 8	H: 2 LOB: 1 BB: 1 P: 15	1B: 9 2B: 1 3B: 0 HR: 1	SF: 1 SAC: 2 DP: 0 HBP: 0	WP: 0 PB: 0 SB: 1 CS: 1	PA: 39
PITCHER Orel Hershiser, R (1.1) John Johnstone, R (3.1) Danny Darwin, R (6.1) Jose Mesa, R (8.1)	IP: 2.0 WLS: L BF: 16 H: 1 R: 0 ER: 0 SO: 5 BB: 2 IBB: 0 HBP: 0 BLK: 0 WP: 0 HR: 1 S: 36 P: 59 ERA: 27.00 WHIP: 5.000																			


AB 30
R 3
H 4
RBI 2
BB 3
SO 6
LOB 9



AB 31
R 6
H 11
RBI 6
BB 5
SO 7
LOB 16



Batter	1	2	3	4	5	6	7	8	9	AB	R	H	RBI	BB	SO	LOB	TOP										
Marvin Benard, L OBP: 0.386, SLG: 0.421 (1, 9)	1-0 HR		2-0 E4 G4-3 1B		1-1 IBB FC1-2 1B	4-1 G3 BB		2-2 CS 1B		4	1	4	1	1	0	0	San Francisco Giants @ San Diego Padres Qualcomm Stadium, San Diego, CA Tue Sep 08 1998, 10:05 PM EDT Att: 19,362 - Unknown - 72 F										
Bill Mueller, S OBP: 0.390, SLG: 0.396 (1, 5)	0-0 F7		3-1 G4-3		3-2 G3	4-2 G3 BB		2-1 CS 1-2	1-0 G5-4-3 1B	4	0	1	0	1	0	2											
Barry Bonds, L OBP: 0.440, SLG: 0.589 (1, 7)	4-0 BB		0-0 G4-3		4-0 FC1-2 1B IBB	0-0 G3			0-1 P7	3	1	0	0	2	0	4											
Jeff Kent, R OBP: 0.351, SLG: 0.554 (1, 4)	0-3 1-2			3-3 K	1-1 FC1-2 1B	0-1 F8			1-0 G5-4-3	5	1	0	0	0	2	6											
Ellis Burks, R OBP: 0.373, SLG: 0.519 (1, 8)	0-0 G5-3			1-1 2B	1-1 1B			4-0 G5-4-3 BB		3	2	2	1	1	0	1											
J.T. Snow, L OBP: 0.332, SLG: 0.408 (1, 3)		4-2 F8-3 BB		2-2 BB 2B	1-1 1B			1-0 G5-4-3		3	0	2	2	1	0	1											
Brent Mayne, L OBP: 0.347, SLG: 0.355 (1, 2)	0-1 L4			4-1 BB	0-0 FC6-4 1B			0-3 K		3	0	1	1	1	1	1											
Rich Aurilia, R OBP: 0.323, SLG: 0.415 (1, 6)	0-1 F8-3			4-2 G1-6-3 BB	1-0 FC6-4			1-0 G1-3		3	0	0	0	1	0	3											
Kirk Rueter, L ERA: 3.32 Chris Jones, R John Johnstone, R Armando Rios, L Jose Mesa, R Robb Nen, R (1, 1) (5, PH) (5, PH) (8, PH) (8, PH) (9, 1)			1-1 G6-3	0-2 G1-6-3		2-3 K		2-3 K		2	0	0	0	0	0	3											
Inning Stats	R: 1 E: 0 K: 1 S: 6	H: 1 LOB: 1 BB: 1 P: 11	R: 0 E: 0 K: 0 S: 6	H: 0 LOB: 0 BB: 1 P: 10	R: 0 E: 1 K: 0 S: 6	H: 1 LOB: 1 BB: 0 P: 12	R: 1 E: 0 K: 1 S: 14	H: 2 LOB: 2 BB: 2 P: 28	R: 3 E: 0 K: 0 S: 13	H: 4 LOB: 2 BB: 1 P: 25	R: 0 E: 0 K: 1 S: 10	H: 0 LOB: 0 BB: 1 P: 20	R: 0 E: 0 K: 1 S: 4	H: 0 LOB: 0 BB: 1 P: 9	R: 0 E: 0 K: 1 S: 10	H: 1 LOB: 0 BB: 0 P: 16			R: 0 E: 0 K: 0 S: 4	H: 1 LOB: 0 BB: 0 P: 6	1B: 7 2B: 3 3B: 0 HR: 1	SF: 0 SAC: 0 DP: 4 HBP: 0	WP: 0 PB: 0 SB: 2 CS: 1	PA: 41			
PITCHER	IP	WLS	BF	H	R	ER	SO	BB	IBB	HBP	BLK	WP	HR	S	P	ERA	WHIP										
Andy Ashby, R ERA: 3.32 (1, 1)	5.0	L	26	8	5	5	2	4	1	0	0	0	1	45	86	9.00	2.400										
Roberto Ramirez, L ERA: 8.44 (6, 1)	0.2		4	0	0	0	1	2	0	0	0	0	0	8	18	0.00	3.000										
Brian Boehringer, R ERA: 4.29 (6, 1)	2.1		7	1	0	0	2	1	0	0	0	0	0	16	27	0.00	0.857										
Scott Sanders, R ERA: 7.93 (9, 1)	1.0		3	1	0	0	0	0	0	0	0	0	0	4	6	0.00	1.000										

Batter	1	2	3	4	5	6	7	8	9	AB	R	H	RBI	BB	SO	LOB	BOTTOM										
Quilvio Veras, S OBP: 0.386, SLG: 0.361 (1, 4)	0-0 G6-3		1-0 G4-3			0-0 F8		2-2 G3		2	0	0	0	0	0	0	San Francisco Giants @ San Diego Padres Qualcomm Stadium, San Diego, CA Tue Sep 08 1998, 10:05 PM EDT Att: 19,362 - Unknown - 72 F										
Andy Sheets, R OBP: 0.317, SLG: 0.366 (6, PH) (7, 4)										1	0	0	0	0	0	0											
Mark Sweeney, L OBP: 0.340, SLG: 0.370 (8, PH) (9, 9)										1	0	0	0	0	0	1											
Tony Gwynn, L OBP: 0.372, SLG: 0.496 (1, 9)	2-2		3-2 G4-3		1-1 G6-3			2-2 G4-3 S 1B		3	1	1	1	0	0	0											
Ed Giovanola, L OBP: 0.325, SLG: 0.318 (9, 4)	HR									1	0	1	0	0	0	0											
Ken Caminiti, S OBP: 0.360, SLG: 0.527 (1, 5)	2-1 G6-3		1-3 K			0-1 F7			1-3 K	4	0	0	0	0	2	1											
Greg Vaughn, R OBP: 0.365, SLG: 0.618 (1, 7)	4-0 BB			1-3 K			3-3 K		2-0 G4-3	3	0	0	0	1	2	1											
Jim Leyritz, R OBP: 0.390, SLG: 0.474 (1, 3)	2-1 F9			1-0 G5-3			2-2 F8		0-3 K	4	0	0	0	0	1	2											
Steve Finley, L OBP: 0.301, SLG: 0.403 (1, 8)		3-2 G3		1-1 G3			1-0 G4-3			3	0	0	0	0	0	0											
Carlos Hernandez, R OBP: 0.307, SLG: 0.374 (1, 2)		1-0 1B			1-1 F7			1-1 L6		3	0	1	0	0	0	0											
Chris Gomez, R OBP: 0.344, SLG: 0.375 (1, 6)		1-3 K			1-1 G4-3			0-2 G4-3		3	0	0	0	0	1	1											
Andy Ashby, R ERA: 3.32 George Arias, R Roberto Ramirez, L Brian Boehringer, S John Vander Wal, L Scott Sanders, R (1, 1) (5, PH) (5, PH) (8, PH) (8, PH) (9, 1)		2-3 K			2-1 G6-3			1-1 1B		1	0	0	0	0	1	1											
Inning Stats	R: 1 E: 0 K: 0 S: 10	H: 1 LOB: 1 BB: 1 P: 20	R: 0 E: 0 K: 2 S: 10	H: 1 LOB: 0 BB: 0 P: 17	R: 0 E: 0 K: 1 S: 7	H: 0 LOB: 0 BB: 0 P: 12	R: 0 E: 0 K: 1 S: 6	H: 0 LOB: 0 BB: 0 P: 9	R: 0 E: 0 K: 0 S: 6	H: 0 LOB: 0 BB: 0 P: 10	R: 0 E: 0 K: 0 S: 5	H: 0 LOB: 0 BB: 0 P: 6	R: 0 E: 0 K: 1 S: 7	H: 0 LOB: 0 BB: 0 P: 13	R: 0 E: 0 K: 0 S: 10	H: 1 LOB: 1 BB: 0 P: 14		R: 0 E: 0 K: 2 S: 10	H: 1 LOB: 0 BB: 0 P: 15	1B: 3 2B: 0 3B: 0 HR: 1	SF: 0 SAC: 0 DP: 0 HBP: 0	WP: 0 PB: 0 SB: 1 CS: 0	PA: 32				
PITCHER	IP	WLS	BF	H	R	ER	SO	BB	IBB	HBP	BLK	WP	HR	S	P	ERA	WHIP										
Kirk Rueter, L ERA: 4.2 (1, 1)	5.0	W	18	2	1	1	4	1	0	0	0	0	1	39	68	1.80	0.600										
John Johnstone, R ERA: 3.3 (6, 1)	2.0		6	0	0	0	1	0	0	0	0	0	0	12	19	0.00	0.000										
Jose Mesa, R ERA: 4.6 (8, 1)	1.0		4	1	0	0	0	0	0	0	0	0	0	10	14	0.00	1.000										
Robb Nen, R ERA: 1.36 (9, 1)	1.0		4	1	0	0	2	0	0	0	0	0	0	10	15	0.00	1.000										

Batter	1	2	3	4	5	6	7	8	9	AB	R	H	RBI	BB	SO	LOB	TOP					
Darryl Hamilton, L OBP: 0.400, SLG: 0.408	L7		K			G3		HR		4	1	1	3	1	1	3	Colorado Rockies @ San Francisco Giants 3Com Park at Candlestick Point, San Francisco, CA Fri Sep 11 1998, 10:05 PM EDT Att: 34,698 - Unknown - 69 F livebaseballscorecards.com					
Neftali Perez, S OBP: 0.322, SLG: 0.388	G4-3		B1		SH3-4	1B		B1-3		4	0	1	2	0	0	2						
Dante Bichette, R OBP: 0.361, SLG: 0.522 Jerry Dipoto, R (8, 1)	K			G4-3	L7	F7		P3		5	0	0	0	0	1	3						
Larry Walker, L OBP: 0.443, SLG: 0.625		17 1B BB		17 1B BB			K		17 G6-4 1B	2	1	1	0	3	1	0						
Vinny Castilla, R OBP: 0.372, SLG: 0.606	P8		BB 17 1B		K		G4-3		F9	5	0	1	0	0	1	4						
17 Todd Helton, L OBP: 0.382, SLG: 0.531	G4-3		BB 1B			3 HBP 7 1B	L8		G6-4-3	5	1	3	1	0	0	1						
3 Mike Lansing, R OBP: 0.318, SLG: 0.390	G4-3			P9		G3 7 1B HBP		SH1-4 1B		3	2	1	0	0	0	4						
Jeff Reed, L OBP: 0.381, SLG: 0.468 Edgard Clemente, R OBP: 0.687, SLG: 0.550 Kirt Manwaring, R OBP: 0.341, SLG: 0.336	G6-3				F7			1/2 SH1-4 1B		3	0	1	0	1	0	2						
Jamey Wright, R OBP: 0.236, SLG: 0.327 Curt Leskanen, R OBP: 0.342, SLG: 0.426 7 Kurt Abbott, R OBP: 0.296, SLG: 0.320 David Wainhouse, L OBP: 0.296, SLG: 0.320 39 Jim Stoops, R OBP: 0.296, SLG: 0.320 1 Curtis Goodwin, L OBP: 0.296, SLG: 0.320								SH1-4		2	0	1	0	0	1	3						
Inning Stats	R: 0 E: 0 K: 1 S: 6	H: 0 LOB: 0 BB: 0 P: 11	R: 0 E: 0 K: 0 S: 4	H: 1 LOB: 1 BB: 1 P: 9	R: 0 E: 0 K: 1 S: 11	H: 1 LOB: 1 BB: 0 P: 17	R: 1 E: 0 K: 1 S: 20	H: 2 LOB: 3 BB: 2 P: 34	R: 0 E: 0 K: 1 S: 8	H: 0 LOB: 2 BB: 2 P: 16	R: 3 E: 0 K: 0 S: 13	H: 3 LOB: 1 BB: 0 P: 25	R: 0 E: 0 K: 1 S: 10	H: 0 LOB: 0 BB: 0 P: 17	R: 3 E: 0 K: 0 S: 11	H: 3 LOB: 1 BB: 0 P: 19		R: 0 E: 0 K: 0 S: 4	H: 1 LOB: 0 BB: 0 P: 5	1B: 9 2B: 0 3B: 1 HR: 1	SF: 0 SAC: 2 DP: 2 HBP: 1	WP: 1 PB: 0 SB: 0 CS: 0
PITCHER	IP WLS BF H R ER SO BB IBB HBP BLK WP HR S P ERA WHIP																					
Orel Hershisier, R ERA: 4.46	(1, 1) 5.1 27 6 4 0 4 4 5 0 0 1 0 1 0 55 100 6.75 2.062																					
Rich Rodriguez, L ERA: 3.94	(6, 1) 1.2 6 1 0 0 1 0 0 0 0 0 0 0 7 29 0.00 0.600																					
Julian Tavarez, R ERA: 3.83	(8, 1) 0.1 3 2 2 2 0 0 0 0 0 0 0 1 4 8 13.50 1.500																					
Alvin Morman, L ERA: 5.81	(9, 1) 1.0 3 1 0 0 0 0 0 0 0 0 0 4 5 0.00 1.000																					
Jose Mesa, R ERA: 4.62	(9, 1) 1.0 3 1 0 0 0 0 0 0 0 0 0 4 5 0.00 1.000																					

Batter	1	2	3	4	5	6	7	8	9	AB	R	H	RBI	BB	SO	LOB	BOTTOM					
Stan Javier, S OBP: 0.380, SLG: 0.359	F8		K		HR	1B		FC6-4 1B		3	2	1	0	3	1	1	Colorado Rockies @ San Francisco Giants 3Com Park at Candlestick Point, San Francisco, CA Fri Sep 11 1998, 10:05 PM EDT Att: 34,698 - Unknown - 69 F livebaseballscorecards.com					
Bill Mueller, S OBP: 0.388, SLG: 0.394 Charlie Hayes, R OBP: 0.362, SLG: 0.433	G1-3		G4-3		HR	1B		FC6-4		1	0	0	0	0	0	0						
Barry Bonds, L OBP: 0.440, SLG: 0.587	K		G4-3		1B	K		G5-3 1B		5	1	2	0	0	2	3						
Jeff Kent, R OBP: 0.354, SLG: 0.552	G5-3			FC6-4 1B	1B	2B		G5-3		4	1	2	1	1	0	1						
Ellis Burks, R OBP: 0.375, SLG: 0.518	2B		1B	FC6-4 1B	2B	1B		K		5	0	3	2	0	1	2						
J.T. Snow, L OBP: 0.337, SLG: 0.417	2B		2B	G6-3 1B	1B	2B		BB		4	0	3	1	1	1	2						
Rich Aurilia, R OBP: 0.305, SLG: 0.410 Rich Rodriguez, L OBP: 0.296, SLG: 0.320 Shawon Dunston, R OBP: 0.296, SLG: 0.320 Julian Tavarez, R OBP: 0.296, SLG: 0.320 Alvin Morman, L OBP: 0.296, SLG: 0.320 Marvin Benard, L OBP: 0.296, SLG: 0.320 Jose Mesa, R OBP: 0.296, SLG: 0.320	K		K	G6-3	K		CS HBP	F7		3	0	0	0	0	2	6						
Brian Johnson, R OBP: 0.288, SLG: 0.359 Brent Mayne, L OBP: 0.352, SLG: 0.362	K		K	K	K			G3-6-4 1B		1	0	1	0	1	0	0						
Ramon Martinez, R OBP: 0.421, SLG: 0.375	K		K	K	K		2B			0	0	0	0	0	0	0						
Orel Hershisier, R OBP: 0.206, SLG: 0.200 Rey Sanchez, R OBP: 0.324, SLG: 0.360	G4-3		2B		F6	L4		F9		2	0	1	0	0	0	0						
Inning Stats	R: 0 E: 0 K: 1 S: 7	H: 0 LOB: 0 BB: 0 P: 13	R: 0 E: 0 K: 2 S: 11	H: 2 LOB: 2 BB: 0 P: 17	R: 0 E: 0 K: 1 S: 7	H: 1 LOB: 1 BB: 0 P: 12	R: 0 E: 0 K: 1 S: 14	H: 2 LOB: 2 BB: 0 P: 21	R: 4 E: 0 K: 2 S: 24	H: 4 LOB: 2 BB: 2 P: 40	R: 2 E: 1 K: 2 S: 15	H: 3 LOB: 2 BB: 1 P: 26	R: 0 E: 0 K: 0 S: 8	H: 1 LOB: 2 BB: 1 P: 17	R: 0 E: 0 K: 1 S: 20	H: 1 LOB: 2 BB: 1 P: 31	R: 0 E: 0 K: 0 S: 4	H: 1 LOB: 1 BB: 1 P: 10	1B: 10 2B: 4 3B: 0 HR: 1	SF: 0 SAC: 0 DP: 1 HBP: 1	WP: 0 PB: 0 SB: 1 CS: 1	PA: 47
PITCHER	IP WLS BF H R ER SO BB IBB HBP BLK WP HR S P ERA WHIP																					
Jamey Wright, R ERA: 5.69	(1, 1) 4.1 23 8 4 4 4 2 0 0 0 0 0 0 9 12 0.00 1.500																					
Curt Leskanen, R ERA: 3.89	(5, 1) 0.2 3 1 0 0 2 0 0 0 0 0 0 0 5 11 54.00 6.000																					
David Wainhouse, R ERA: 5.59	(6, 1) 0.1 3 1 2 2 0 1 0 0 0 0 0 0 5 11 54.00 6.000																					
Chuck McElroy, L ERA: 1.9	(6, 1) 0.2 4 2 0 0 2 0 0 0 0 0 0 0 10 15 0.00 3.000																					
39 Jim Stoops, R ERA: 1.9	(7, 1) 1.0 W 5 1 0 0 0 1 0 0 1 0 0 0 8 17 0.00 2.000																					

Batter	1	2	3	4	5	6	7	8	9	AB	R	H	RBI	BB	SO	LOB	TOP					
Darryl Hamilton, L (1, 8) OBP: 0.398, SLG: 0.405	2-3 K		1-3 K			1-2 G4-3		0-0 F7		4	0	0	0	0	2	0	Colorado Rockies @ San Francisco Giants 3Com Park at Candlestick Point, San Francisco, CA Sat Sep 12 1998, 6:33 AM EDT Att: 30,422 - Sunny - 77 F					
Neft Perez, S (1, 6) OBP: 0.322, SLG: 0.387	0-0 F8			2-2 G1-3		2-2 G4-3		1-0 1B		4	0	1	0	0	0	0						
Dante Bichette, R (1, 7) OBP: 0.362, SLG: 0.523	2-0 L6			1-1 2B		3-1 FC5 1B		1-2 G5-3		4	0	2	0	0	0	1						
Larry Walker, L (1, 9) OBP: 0.443, SLG: 0.626		2-3 K		1-3 K		1-1 1B		1-2 1B	1-2 1B 2B	4	1	2	0	0	2	1						
Vinny Castilla, R (1, 5) OBP: 0.370, SLG: 0.602		3-0 P6		0-2 P3		0-2 FC5			0-3 K2-3	4	0	0	0	0	1	4						
17 Todd Helton, L (1, 3) OBP: 0.383, SLG: 0.530 1 Curtis Goodwin, L (9, PR) OBP: 0.330, SLG: 0.316 Angel Echevarria, R (9, 3) OBP: 0.500, SLG: 0.750		3-1 1B			2-3 K		1-0 P5		4-0 1B IBB	3	0	1	0	1	1	0						
3 Mike Lansing, R (1, 4) OBP: 0.320, SLG: 0.391		1-1 F7			1-1 2B		4-0 G3-6 BB		3-3 K	3	0	1	0	1	1	3						
Kirt Manwaring, R (1, 2) OBP: 0.338, SLG: 0.332 Jeff Reed, L (9, PH) OBP: 0.383, SLG: 0.470			1-0 L9		1-3 K		1-1 G3-6		1-1 1B	3	0	0	0	0	1	2						
Pedro Astacio, R (1, 1) OBP: 0.153, SLG: 0.158 Chuck McElroy, L (9, 1) OBP: 0.200, SLG: 0.200 Jerry Dipoto, R (9, 1)			1-3 K		0-2 F8			0-2 K	1-3 K	4	0	0	0	0	3	3						
Inning Stats	R: 0 E: 0 K: 1 S: 6	H: 0 LOB: 0 BB: 0 P: 10	R: 0 E: 0 K: 1 S: 8	H: 1 LOB: 1 BB: 0 P: 17	R: 0 E: 0 K: 2 S: 8	H: 0 LOB: 0 BB: 0 P: 11	R: 0 E: 0 K: 1 S: 12	H: 1 LOB: 1 BB: 0 P: 16	R: 0 E: 0 K: 2 S: 13	H: 2 LOB: 2 BB: 0 P: 20	R: 0 E: 0 K: 0 S: 3	H: 0 LOB: 0 BB: 1 P: 9	R: 0 E: 0 K: 1 S: 9	H: 1 LOB: 1 BB: 0 P: 11	R: 1 E: 0 K: 3 S: 15	H: 2 LOB: 3 BB: 1 P: 25		1B: 5 2B: 3 3B: 0 HR: 0	SF: 0 SAC: 0 DP: 1 HBP: 0	WP: 0 PB: 0 SB: 2 CS: 0	PA: 36	
PITCHER	IP WLS BF H R ER SO BB IBB HBP BLK WP HR S P ERA WHIP	8.0 30 6 0 0 8 1 0 0 0 0 0 70 109 0.00 0.875	1.0 L 6 2 1 1 3 0 1 0 0 0 0 15 25 9.00 2.000																			

Batter	1	2	3	4	5	6	7	8	9	AB	R	H	RBI	BB	SO	LOB	BOTTOM					
Marvin Benard, L (1, 9) OBP: 0.389, SLG: 0.420	1-3 K		2-0 1B			4-0 L5-3 BB		0-1 1B SH1-4		3	0	2	0	1	1	0	Colorado Rockies @ San Francisco Giants 3Com Park at Candlestick Point, San Francisco, CA Sat Sep 12 1998, 6:33 AM EDT Att: 30,422 - Sunny - 77 F					
Rich Aurilia, R (1, 6) OBP: 0.320, SLG: 0.409	0-0 FC6-4 1B		1-0 P6			0-1 L5-3		0-0 SH1-4		3	0	1	0	0	0	2						
Barry Bonds, L (1, 7) OBP: 0.437, SLG: 0.583	1-3 K			0-0 P8		0-0 F8		2-1 F8		4	0	0	0	0	1	2						
Jeff Kent, R (1, 4) OBP: 0.354, SLG: 0.549	3-1 FC6-4			0-2 L6		0-0 G5-3		0-0 1B		4	0	1	0	0	0	1						
Ellis Burks, R (1, 8) OBP: 0.373, SLG: 0.513		2-2 L6		0-1 G5-3		3-1 F8		3-2 P8		4	0	0	0	0	0	2						
J.T. Snow, L (1, 3) OBP: 0.335, SLG: 0.413		3-3 K			2-0 G6-3			2-1 F8		3	0	0	0	0	1	0						
Charlie Hayes, R (1, 5) OBP: 0.359, SLG: 0.429		1-1 G6-3			0-1 L9			1-0 P8		3	0	0	0	0	0	0						
Brent Mayne, L (1, 2) OBP: 0.365, SLG: 0.365 Shawon Dunston, R (9, PR) OBP: 0.255, SLG: 0.392 Brian Johnson, R (9, 2) OBP: 0.288, SLG: 0.359			3-1 B3-6-4 1B		3-3 K2-3			0-0 1B		3	0	2	0	1	1	0						
Mark Gardner, R (1, 1) OBP: 0.233, SLG: 0.191 Stan Javier, S (9, PH) OBP: 0.380, SLG: 0.359 Robb Nen, R (9, 1)			0-0 B3-6-4		0-0 L4			1-2 K		2	0	0	0	0	0	1						
Inning Stats	R: 0 E: 0 K: 2 S: 10	H: 1 LOB: 1 BB: 0 P: 15	R: 0 E: 0 K: 1 S: 9	H: 0 LOB: 0 BB: 0 P: 15	R: 0 E: 0 K: 0 S: 5	H: 2 LOB: 1 BB: 0 P: 11	R: 0 E: 0 K: 0 S: 6	H: 0 LOB: 0 BB: 0 P: 6	R: 0 E: 0 K: 1 S: 10	H: 0 LOB: 0 BB: 1 P: 15	R: 0 E: 0 K: 0 S: 5	H: 0 LOB: 0 BB: 1 P: 10	R: 0 E: 0 K: 1 S: 4	H: 0 LOB: 0 BB: 0 P: 7	R: 0 E: 0 K: 1 S: 8	H: 1 LOB: 1 BB: 0 P: 12		R: 0 E: 0 K: 0 S: 9	H: 2 LOB: 2 BB: 0 P: 14	1B: 6 2B: 1 3B: 0 HR: 0	SF: 0 SAC: 1 DP: 2 HBP: 0	WP: 0 PB: 0 SB: 0 CS: 0
PITCHER	IP WLS BF H R ER SO BB IBB HBP BLK WP HR S P ERA WHIP	8.1 W 29 5 0 0 0 1 0 0 0 0 0 2 4 0.00 0.720	0.1 S 2 1 0 0 0 0 0 0 0 0 0 4 7 0.00 3.000																			

AB	34
R	1
H	8
RBI	1
BB	2
SO	11
LOB	14



AB	30
R	0
H	6
RBI	0
BB	1
SO	5
LOB	9



Batter	1	2	3	4	5	6	7	8	9	AB	R	H	RBI	BB	SO	LOB	TOP										
Stan Javier, S OBP: 0.378, SLG: 0.358 (1, 8)	G6-3		1B			K		L6		4	0	1	0	0	1	0	San Francisco Giants @ Arizona Diamondbacks Bank One Ballpark, Phoenix, AZ Mon Sep 14 1998, 10:05 PM EDT Att: 39,775 - Dome - 72 F										
Ellis Burks, R OBP: 0.389, SLG: 0.507 Armando Rios, L OBP: 0.600, SLG: 1.800 (1, 9) (6, 9)	K		K			G4-3		1B		3	0	0	0	0	2	2											
Barry Bonds, L OBP: 0.437, SLG: 0.592 LeJon Powell, R OBP: 1.000, SLG: 1.000 (1, 7) (6, 8)	F8			HR		FC5-4		1B		3	1	2	1	0	0	0											
Jeff Kent, R OBP: 0.351, SLG: 0.542 Ramon Martinez, R OBP: 0.400, SLG: 0.353 (1, 4) (7, 4)	F9			P8		FC5-4		F9		3	0	0	0	0	0	1											
Joe Carter, R OBP: 0.285, SLG: 0.426 (1, 3)	P4			K				P8		4	0	0	0	0	1	0											
Charlie Hayes, R OBP: 0.355, SLG: 0.423 (1, 5)	P4			P4				G6-3		4	0	0	0	0	0	0											
Rich Aurilia, R OBP: 0.317, SLG: 0.407 (1, 6)			P6			P8		G6-3		4	0	0	0	0	0	0											
Brian Johnson, R OBP: 0.292, SLG: 0.373 (1, 2)				G1-3				HR		3	1	2	1	0	0	0											
Shawn Estes, R OBP: 0.231, SLG: 0.237 Cory Bailey, R OBP: 0.288, SLG: 0.111 Chris Jones, R OBP: 0.288, SLG: 0.111 Danny Darwin, R OBP: 0.259, SLG: 0.248 Chris Brock, R OBP: 0.259, SLG: 0.248 Shawon Dunston, R OBP: 0.259, SLG: 0.248 Alvin Morman, L OBP: 0.259, SLG: 0.248 (1, 1) (2, 1) (3, PH) (3, 1) (3, 1) (6, PH) (8, 1)	P3		P3			P9		G3		0	0	0	0	0	0	0											
Inning Stats	R: 0 E: 0 K: 1 S: 7	H: 0 LOB: 0 BB: 0 P: 9	R: 0 E: 0 K: 0 S: 6	H: 0 LOB: 0 BB: 0 P: 10	R: 0 E: 0 K: 1 S: 13	H: 2 LOB: 2 BB: 0 P: 19	R: 1 E: 0 K: 1 S: 9	H: 1 LOB: 0 BB: 0 P: 10	R: 0 E: 0 K: 0 S: 6	H: 0 LOB: 0 BB: 0 P: 9	R: 0 E: 0 K: 1 S: 8	H: 1 LOB: 1 BB: 0 P: 9	R: 0 E: 0 K: 0 S: 5	H: 0 LOB: 0 BB: 0 P: 7	R: 1 E: 0 K: 0 S: 8	H: 3 LOB: 2 BB: 0 P: 10		R: 0 E: 0 K: 0 S: 4	H: 0 LOB: 0 BB: 0 P: 4	1B: 5 2B: 0 3B: 0 HR: 2	SF: 0 SAC: 0 DP: 0 HBP: 0	WP: 0 PB: 0 SB: 0 CS: 0	PA: 34				
PITCHER	IP	WLS	BF	H	R	ER	SO	BB	IBB	HBP	BLK	WP	HR	S	P	ERA	WHIP										
Brian Anderson, L ERA: 4.34 Vladimir Nunez, R ERA: 7.71 (1, 1) (9, 1)	8.0	W	31	7	2	2	4	0	0	0	0	0	2	62	83	2.25	0.875										

Batter	1	2	3	4	5	6	7	8	9	AB	R	H	RBI	BB	SO	LOB	BOTTOM										
Andy Fox, L OBP: 0.363, SLG: 0.412 (1, 8)	K	2B	1B			K				5	2	2	1	0	2	0	San Francisco Giants @ Arizona Diamondbacks Bank One Ballpark, Phoenix, AZ Mon Sep 14 1998, 10:05 PM EDT Att: 39,775 - Dome - 72 F										
Jay Bell, R OBP: 0.356, SLG: 0.438 Hanley Frias, S OBP: 0.136, SLG: 0.364 (1, 4) (8, 5)	E7	2B	1B			G5-3				4	3	2	2	1	1	0											
Tony Batista, R OBP: 0.330, SLG: 0.569 (1, 6)	1B	2B	1B			P6				3	3	1	0	1	0	0											
Matt Williams, R OBP: 0.320, SLG: 0.431 Andy Stankiewicz, R OBP: 0.259, SLG: 0.248 (1, 5) (8, 4)	1B	P3	1B			G1-3				5	1	2	2	0	1	3											
Travis Lee, L OBP: 0.344, SLG: 0.426 Brent Brede, L OBP: 0.307, SLG: 0.325 (1, 3) (9, 3)	1B	1B	2B			P7		P7		5	2	3	5	0	0	0											
Damian Miller, R OBP: 0.350, SLG: 0.463 (1, 2)	K	1B	K			1B		P3		5	0	2	1	0	2	4											
Yamil Benitez, R OBP: 0.275, SLG: 0.383 (1, 7)	G4-3	P4	1B			F9		1B		5	1	2	2	0	0	4											
Karim Garcia, L OBP: 0.258, SLG: 0.359 (1, 9)		SH2-4	G6-3			1B		F8		5	1	3	1	0	0	1											
Brian Anderson, R OBP: 0.141, SLG: 0.098 Vladimir Nunez, R (1, 1) (9, 1)		SH2-4				G4-6-3				2	1	0	0	1	1	2											
Inning Stats	R: 2 E: 1 K: 2 S: 17	H: 4 LOB: 2 BB: 0 P: 24	R: 5 E: 0 K: 0 S: 13	H: 4 LOB: 1 BB: 2 P: 30	R: 7 E: 0 K: 2 S: 25	H: 6 LOB: 1 BB: 1 P: 39	R: 0 E: 0 K: 1 S: 8	H: 0 LOB: 0 BB: 0 P: 11	R: 0 E: 0 K: 1 S: 9	H: 1 LOB: 0 BB: 0 P: 14	R: 0 E: 0 K: 1 S: 7	H: 0 LOB: 0 BB: 0 P: 10	R: 0 E: 0 K: 0 S: 9	H: 1 LOB: 1 BB: 0 P: 12	R: 0 E: 0 K: 0 S: 9	H: 0 LOB: 0 BB: 0 P: 12		1B: 13 2B: 4 3B: 0 HR: 0	SF: 0 SAC: 1 DP: 1 HBP: 1	WP: 0 PB: 0 SB: 0 CS: 0	PA: 44						
PITCHER	IP	WLS	BF	H	R	ER	SO	BB	IBB	HBP	BLK	WP	HR	S	P	ERA	WHIP										
Shawn Estes, L ERA: 5.2 Cory Bailey, R ERA: 6.5 Danny Darwin, R ERA: 5.55 Chris Brock, R ERA: 3.9 Alvin Morman, L ERA: 5.6 (1, 1) (2, 1) (3, 1) (3, 1) (8, 1)	0.1	L	15	8	7	7	2	0	0	0	0	0	0	1	1	0.00	6.000										

Batter	1	2	3	4	5	6	7	8	9	10	11	AB	R	H	RBI	BB	SO	LOB	TOP						
Marvin Benard, L OBP: 0.391, SLG: 0.427	L7			1B	G4-3			P6		G4-3		5	1	1	0	0	0	1							
Bill Mueller, S OBP: 0.366, SLG: 0.390	G4-3			2B	G4-3			G6-3			G6-3	5	1	1	1	0	0	0							
Barry Bonds, L OBP: 0.435, SLG: 0.591	F8			1B	K			P9			K	5	1	1	0	0	2	0							
Jeff Kent, R OBP: 0.351, SLG: 0.542				1B	HR			F9			G5-3	4	1	1	0	1	1	0							
J.T. Snow, L OBP: 0.332, SLG: 0.409				HR	BB			L6			G6-3	3	1	1	2	0	0	0							
Charlie Hayes, R OBP: 0.353, SLG: 0.421	P7			HR	1B						G6-3	2	0	0	0	0	0	1							
Stan Javier, S OBP: 0.375, SLG: 0.354	G6-3			L4				G4-3			K	4	0	0	0	0	1	2							
Shawon Dunston, R OBP: 0.253, SLG: 0.402				P6				G4-3				3	1	1	3	0	0	0							
Rich Aurilia, R OBP: 0.319, SLG: 0.407				HR							G4-3	0	0	0	0	1	0	0							
Brent Mayne, L OBP: 0.351, SLG: 0.361				G3	G1-3			K			SH1-4	3	0	0	0	0	1	0							
Kirk Rueter, L OBP: 0.300, SLG: 0.246				F8	G1-3			K			G4-3	3	0	0	0	0	1	0							
Rich Rodriguez, L OBP: 0.305, SLG: 0.290												0	0	0	0	0	0	0							
John Johnston, R OBP: 0.285, SLG: 0.228												0	0	0	0	0	0	0							
Robb Nen, R OBP: 0.186, SLG: 0.145												1	0	0	0	0	0	1							
Joe Carter, R OBP: 0.345, SLG: 0.425												0	0	0	0	0	0	0							
Jose Mesa, R OBP: 0.150, SLG: 0.200												0	0	0	0	0	0	0							
Inning Stats	R: 0 E: 0 K: 0 S: 3	H: 0 LOB: 0 BB: 0 P: 4	R: 0 E: 0 K: 1 S: 10	H: 0 LOB: 0 BB: 0 P: 17	R: 0 E: 0 K: 0 S: 3	H: 0 LOB: 0 BB: 0 P: 4	R: 6 E: 0 K: 0 S: 20	H: 5 LOB: 0 BB: 1 P: 33	R: 0 E: 0 K: 1 S: 5	H: 0 LOB: 0 BB: 0 P: 8	R: 0 E: 0 K: 2 S: 8	H: 0 LOB: 0 BB: 0 P: 12	R: 0 E: 0 K: 0 S: 5	H: 0 LOB: 0 BB: 0 P: 9	R: 0 E: 0 K: 1 S: 7	H: 0 LOB: 0 BB: 0 P: 11	R: 0 E: 0 K: 0 S: 8	H: 0 LOB: 1 BB: 1 P: 19	R: 0 E: 0 K: 1 S: 11	H: 1 LOB: 1 BB: 0 P: 17	1B: 2 2B: 3 3B: 0 HR: 1	SF: 0 SAC: 1 DP: 0 HBP: 0	WP: 0 PB: 0 SB: 0 CS: 0	PA: 41	
PITCHER	IP WLS BF H R ER SO BB IBB HBP BLK WP HR S P ERA WHIP	IP WLS BF H R ER SO BB IBB HBP BLK WP HR S P ERA WHIP	IP WLS BF H R ER SO BB IBB HBP BLK WP HR S P ERA WHIP	IP WLS BF H R ER SO BB IBB HBP BLK WP HR S P ERA WHIP	IP WLS BF H R ER SO BB IBB HBP BLK WP HR S P ERA WHIP	IP WLS BF H R ER SO BB IBB HBP BLK WP HR S P ERA WHIP	IP WLS BF H R ER SO BB IBB HBP BLK WP HR S P ERA WHIP	IP WLS BF H R ER SO BB IBB HBP BLK WP HR S P ERA WHIP	IP WLS BF H R ER SO BB IBB HBP BLK WP HR S P ERA WHIP	IP WLS BF H R ER SO BB IBB HBP BLK WP HR S P ERA WHIP	IP WLS BF H R ER SO BB IBB HBP BLK WP HR S P ERA WHIP	IP WLS BF H R ER SO BB IBB HBP BLK WP HR S P ERA WHIP	IP WLS BF H R ER SO BB IBB HBP BLK WP HR S P ERA WHIP	IP WLS BF H R ER SO BB IBB HBP BLK WP HR S P ERA WHIP	IP WLS BF H R ER SO BB IBB HBP BLK WP HR S P ERA WHIP	IP WLS BF H R ER SO BB IBB HBP BLK WP HR S P ERA WHIP	IP WLS BF H R ER SO BB IBB HBP BLK WP HR S P ERA WHIP	IP WLS BF H R ER SO BB IBB HBP BLK WP HR S P ERA WHIP	IP WLS BF H R ER SO BB IBB HBP BLK WP HR S P ERA WHIP	IP WLS BF H R ER SO BB IBB HBP BLK WP HR S P ERA WHIP	IP WLS BF H R ER SO BB IBB HBP BLK WP HR S P ERA WHIP	IP WLS BF H R ER SO BB IBB HBP BLK WP HR S P ERA WHIP	IP WLS BF H R ER SO BB IBB HBP BLK WP HR S P ERA WHIP	IP WLS BF H R ER SO BB IBB HBP BLK WP HR S P ERA WHIP	IP WLS BF H R ER SO BB IBB HBP BLK WP HR S P ERA WHIP

San Francisco Giants @ Arizona Diamondbacks
Bank One Ballpark, Phoenix, AZ
Tue Sep 15 1998, 10:05 PM EDT
Att. 41,619 - Dome - 72 F

AB 38
R 6
H 6
RBI 6
BB 2
SO 6
LOB 5



Batter	1	2	3	4	5	6	7	8	9	10	11	AB	R	H	RBI	BB	SO	LOB	BOTTOM							
Andy Fox, L OBP: 0.363, SLG: 0.413	G4-3			P6		L6	G4-3				SH1-4	6	1	2	2	0	0	1								
Jay Bell, R OBP: 0.365, SLG: 0.434	L6			F8		F8	L7				SH1-4	4	0	0	0	1	0	1								
Tony Batista, R OBP: 0.333, SLG: 0.567	F8			HR	1B			K		SF9		4	1	2	1	1	1	0								
Matt Williams, R OBP: 0.324, SLG: 0.439				HR	1B			1B		L6		5	1	3	2	1	1	4								
Travis Lee, L OBP: 0.342, SLG: 0.423				HR	BB			1B		L6		6	0	1	1	0	1	4								
Yamil Benitez, R OBP: 0.275, SLG: 0.380												4	1	1	0	0	0	1								
Willie Banks, R OBP: 0.310, SLG: 0.329												0	0	0	0	0	0	0								
Brent Brade, L OBP: 0.310, SLG: 0.329												1	0	1	0	0	0	0								
Kelly Stinnett, R OBP: 0.348, SLG: 0.419												4	0	3	0	0	0	0								
Hanley Frias, S OBP: 0.136, SLG: 0.364												0	1	0	0	0	0	0								
Damian Miller, R OBP: 0.348, SLG: 0.459												1	0	0	0	0	1	1								
Karim Garcia, L OBP: 0.257, SLG: 0.357												5	2	1	0	0	1	4								
Amoury Telemaco, R OBP: 0.215, SLG: 0.197												1	0	0	0	0	0	1								
Clint Sodowsky, R OBP: 0.205, SLG: 0.190												0	0	0	0	0	0	0								
Andy Starnes, R OBP: 0.205, SLG: 0.190												0	0	0	0	0	0	0								
Felix Rodriguez, R OBP: 0.205, SLG: 0.190												0	0	0	0	0	0	0								
Devon White, S OBP: 0.186, SLG: 0.145												1	0	1	1	0	0	0								
Alan Embree, L OBP: 0.186, SLG: 0.145												0	0	0	0	0	0	0								
David Dellucci, L OBP: 0.171, SLG: 0.140												2	0	0	0	0	0	4								
Gregg Olson, R OBP: 0.150, SLG: 0.200												0	0	0	0	0	0	0								
Inning Stats	R: 0 E: 0 K: 0 S: 12	H: 0 LOB: 0 BB: 0 P: 18	R: 0 E: 0 K: 0 S: 5	H: 1 LOB: 0 BB: 0 P: 8	R: 0 E: 0 K: 1 S: 6	H: 0 LOB: 0 BB: 0 P: 10	R: 2 E: 0 K: 0 S: 10	H: 2 LOB: 0 BB: 0 P: 20	R: 0 E: 0 K: 1 S: 9	H: 1 LOB: 1 BB: 0 P: 18	R: 0 E: 0 K: 1 S: 11	H: 1 LOB: 2 BB: 1 P: 18	R: 2 E: 0 K: 0 S: 16	H: 3 LOB: 1 BB: 0 P: 28	R: 0 E: 0 K: 1 S: 9	H: 1 LOB: 1 BB: 0 P: 15	R: 2 E: 1 K: 0 S: 14	H: 2 LOB: 2 BB: 1 P: 22	R: 0 E: 0 K: 1 S: 7	H: 2 LOB: 2 BB: 0 P: 11	R: 1 E: 0 K: 1 S: 11	H: 2 LOB: 2 BB: 1 P: 25	1B: 13 2B: 1 3B: 0 HR: 1	SF: 1 SAC: 1 DP: 1 HBP: 0	WP: 0 PB: 0 SB: 0 CS: 0	PA: 50
PITCHER	IP WLS BF H R ER SO BB IBB HBP BLK WP HR S P ERA WHIP	IP WLS BF H R ER SO BB IBB HBP BLK WP HR S P ERA WHIP	IP WLS BF H R ER SO BB IBB HBP BLK WP HR S P ERA WHIP	IP WLS BF H R ER SO BB IBB HBP BLK WP HR S P ERA WHIP	IP WLS BF H R ER SO BB IBB HBP BLK WP HR S P ERA WHIP	IP WLS BF H R ER SO BB IBB HBP BLK WP HR S P ERA WHIP	IP WLS BF H R ER SO BB IBB HBP BLK WP HR S P ERA WHIP	IP WLS BF H R ER SO BB IBB HBP BLK WP HR S P ERA WHIP	IP WLS BF H R ER SO BB IBB HBP BLK WP HR S P ERA WHIP	IP WLS BF H R ER SO BB IBB HBP BLK WP HR S P ERA WHIP	IP WLS BF H R ER SO BB IBB HBP BLK WP HR S P ERA WHIP	IP WLS BF H R ER SO BB IBB HBP BLK WP HR S P ERA WHIP	IP WLS BF H R ER SO BB IBB HBP BLK WP HR S P ERA WHIP	IP WLS BF H R ER SO BB IBB HBP BLK WP HR S P ERA WHIP	IP WLS BF H R ER SO BB IBB HBP BLK WP HR S P ERA WHIP	IP WLS BF H R ER SO BB IBB HBP BLK WP HR S P ERA WHIP	IP WLS BF H R ER SO BB IBB HBP BLK WP HR S P ERA WHIP	IP WLS BF H R ER SO BB IBB HBP BLK WP HR S P ERA WHIP	IP WLS BF H R ER SO BB IBB HBP BLK WP HR S P ERA WHIP	IP WLS BF H R ER SO BB IBB HBP BLK WP HR S P ERA WHIP	IP WLS BF H R ER SO BB IBB HBP BLK WP HR S P ERA WHIP	IP WLS BF H R ER SO BB IBB HBP BLK WP HR S P ERA WHIP	IP WLS BF H R ER SO BB IBB HBP BLK WP HR S P ERA WHIP	IP WLS BF H R ER SO BB IBB HBP BLK WP HR S P ERA WHIP	IP WLS BF H R ER SO BB IBB HBP BLK WP HR S P ERA WHIP	IP WLS BF H R ER SO BB IBB HBP BLK WP HR S P ERA WHIP

San Francisco Giants @ Arizona Diamondbacks
Bank One Ballpark, Phoenix, AZ
Tue Sep 15 1998, 10:05 PM EDT
Att. 41,619 - Dome - 72 F

AB 45
R 7
H 15
RBI 7
BB 3
SO 6
LOB 21



Batter	1	2	3	4	5	6	7	8	9	10	AB	R	H	RBI	BB	SO	LOB	TOP				
Marvin Bernard, L OBP: 0.384, SLG: 0.418	G4-3		G3		F8		F8		FC6-4		5	0	0	0	0	0	1					
Bill Mueller, S OBP: 0.389, SLG: 0.398	P8		WP G4-3 2B		FC4-6 1B		2B			3B 1B	5	2	4	0	0	0	0					
Bary Bonds, L OBP: 0.434, SLG: 0.591	P2		G4-3		FC4-6 FC6-4 1-2f		P8			2B 3B	5	1	1	2	0	0	2					
Jeff Kent, R OBP: 0.350, SLG: 0.540		P4		K2-3		FC6-4 1-2f		G5-3		2B 3B	5	0	1	1	0	1	1					
J.T. Snow, L OBP: 0.333, SLG: 0.416		G3 3B 1B		P9		HR		G3-1		F7	5	2	2	1	0	0	1					
Stan Javier, S OBP: 0.375, SLG: 0.352		G3						G6-3		G5-3	2	1	0	0	0	1	1					
LeJon Powell, R OBP: 0.500, SLG: 0.500											1	0	0	0	0	0	0					
John Johnstone, R OBP: 0.352, SLG: 0.419											0	0	0	0	0	0	0					
Charlie Hayes, R OBP: 0.352, SLG: 0.419											1	0	0	0	0	0	1					
Robb Nen, R OBP: 0.317, SLG: 0.410											0	0	0	0	0	0	0					
Rich Aurilia, R OBP: 0.317, SLG: 0.410											5	0	1	1	0	0	2					
Brian Johnson, R OBP: 0.294, SLG: 0.372											3	0	1	1	1	1	0					
Orel Hershiser, R OBP: 0.200, SLG: 0.194											2	0	0	0	0	0	3					
Joe Carter, R OBP: 0.284, SLG: 0.423											1	0	0	0	0	0	0					
Rich Rodriguez, L OBP: 0.200, SLG: 0.200											0	0	0	0	0	0	0					
Armando Rios, L OBP: 0.667, SLG: 1.800											0	0	0	0	1	0	0					
Inning Stats	R: 0 E: 0 K: 0 S: 8	H: 0 LOB: 0 BB: 0 P: 13	R: 1 E: 0 K: 0 S: 7	H: 2 LOB: 2 BB: 1 P: 15	R: 1 E: 0 K: 1 S: 10	H: 1 LOB: 0 BB: 0 P: 16	R: 1 E: 0 K: 1 S: 10	H: 1 LOB: 1 BB: 0 P: 20	R: 0 E: 0 K: 0 S: 6	H: 1 LOB: 1 BB: 0 P: 13	R: 1 E: 0 K: 2 S: 9	H: 1 LOB: 0 BB: 0 P: 14	R: 0 E: 0 K: 0 S: 6	H: 0 LOB: 0 BB: 0 P: 14	R: 0 E: 0 K: 0 S: 10	H: 0 LOB: 1 BB: 0 P: 18	R: 2 E: 0 K: 0 S: 9	H: 3 LOB: 1 BB: 0 P: 11	1B: 4 2B: 3 3B: 2 HR: 1	SF: 0 SAC: 0 DP: 0 HBP: 0	WP: 1 PB: 0 SB: 0 CS: 0	PA: 43
PITCHER	IP	WLS	BF	H	R	ER	SO	BB	IBB	HBP	BLK	WP	HR	S	P	ERA	WHIP					
Bobby Chouinard, R ERA: 3.99	3.0		13	3	2	2	1	0	0	0	0	0	0	25	44	6.00	1.000					
Vladimir Nunez, R ERA: 6.23	2.0		9	2	1	1	0	1	0	0	0	0	0	16	33	4.50	1.500					
Ben Ford, R ERA: 8.64	1.0		4	1	1	1	2	0	0	0	0	0	1	9	14	9.00	1.000					
Alan Embree, L ERA: 4.44	1.0		4	1	0	0	0	0	0	0	0	0	0	6	11	0.00	1.000					
Aaron Small, R ERA: 5.21	2.0		7	0	0	0	0	1	0	0	0	0	0	21	32	0.00	0.500					

San Francisco Giants @ Arizona Diamondbacks
Bank One Ballpark, Phoenix, AZ
Wed Sep 16 1998, 10:05 PM EDT
Att. 40,547 - Dome - 72 F

AB 40
R 6
H 10
RBI 6
BB 3
SO 3
LOB 12





Batter	1	2	3	4	5	6	7	8	9	10	AB	R	H	RBI	BB	SO	LOB	BOTTOM				
Andy Fox, L OBP: 0.359, SLG: 0.409	K				F8		G4-3				5	0	0	0	0	2	2					
Gregg Olson, R OBP: 0.500, SLG: 2.000							G6-3				0	0	0	0	0	0	0					
Tony Batista, R OBP: 0.331, SLG: 0.564	G5-3				G1-3		1B 2B				5	1	1	0	0	1	0					
Travis Lee, L OBP: 0.342, SLG: 0.422	G3-1						1B 1B BB				4	2	1	0	1	1	0					
Matt Williams, R OBP: 0.324, SLG: 0.438							FC4-6 1B				5	1	2	1	0	0	1					
David Dellucci, L OBP: 0.318, SLG: 0.401	G4-3						FC4-6 G1-5-3 1B				5	1	2	1	0	0	1					
Jay Bell, R OBP: 0.355, SLG: 0.434	L6						G1-5-3 1B				5	0	2	2	0	1	1					
Karim Garcia, L OBP: 0.260, SLG: 0.357							G1-5-3 1B				3	0	1	0	1	1	2					
Damian Miller, R OBP: 0.339, SLG: 0.447							K				4	0	0	0	0	2	5					
Bobby Chouinard, R Vladimir Nunez, R Ben Ford, R Alan Embree, L Aron Small, R Aron Small, R							K				1	0	0	0	0	0	0					
Inning Stats	R: 0 E: 0 K: 1 S: 7	H: 0 LOB: 0 BB: 0 P: 11	R: 0 E: 0 K: 0 S: 4	H: 0 LOB: 0 BB: 0 P: 6	R: 0 E: 0 K: 3 S: 10	H: 0 LOB: 0 BB: 0 P: 13	R: 0 E: 0 K: 1 S: 7	H: 0 LOB: 0 BB: 0 P: 14	R: 0 E: 0 K: 1 S: 9	H: 0 LOB: 0 BB: 0 P: 9	R: 4 E: 1 K: 0 S: 20	H: 4 LOB: 2 BB: 2 P: 33	R: 0 E: 0 K: 0 S: 7	H: 0 LOB: 0 BB: 0 P: 8	R: 0 E: 0 K: 1 S: 11	H: 1 LOB: 2 BB: 0 P: 19	R: 1 E: 0 K: 1 S: 12	H: 2 LOB: 1 BB: 0 P: 17	1B: 8 2B: 1 3B: 0 HR: 0	SF: 0 SAC: 0 DP: 0 HBP: 0	WP: 0 PB: 0 SB: 0 CS: 0	PA: 42
PITCHER	IP	WLS	BF	H	R	ER	SO	BB	IBB	HBP	BLK	WP	HR	S	P	ERA	WHIP					
Orel Hershiser, R ERA: 4.46	6.0		26	6	4	3	6	1	1	0	0	0	0	57	86	4.50	1.167					
Rich Rodriguez, L ERA: 3.82	1.1		4	0	0	0	1	0	0	0	0	0	0	11	18	0.00	0.000					
John Johnstone, R ERA: 3.18	1.2	W	7	1	0	0	1	1	0	0	0	0	0	16	24	0.00	1.200					
Robb Nen, R ERA: 1.49	1.0	S	5	2	1	1	1	0	0	0	0	0	0	12	17	9.00	2.000					

San Francisco Giants @ Arizona Diamondbacks
Bank One Ballpark, Phoenix, AZ
Wed Sep 16 1998, 10:05 PM EDT
Att. 40,547 - Dome - 72 F

AB 39
R 5
H 9
RBI 4
BB 3
SO 9
LOB 12



Batter	1	2	3	4	5	6	7	8	9	AB	R	H	RBI	BB	SO	LOB	TOP										
Roger Cedeno, S (1, 8) OBP: 0.339, SLG: 0.321	G4-3		FC6-4		G3-1		2B 1B	P6		5	1	1	0	0	0	4	Los Angeles Dodgers @ San Francisco Giants 3Com Park at Candlestick Point, San Francisco, CA Sat Sep 19 1998, 6:33 AM EDT Att: 41,671 - Sunny - 76 F AB 38 R 4 H 12 RBI 4 BB 1 SO 5 LOB 20 										
Juan Castro, R (1, 4) OBP: 0.249, SLG: 0.264	P6		F7			K	1B 2B	G4-3		5	1	1	0	0	1	1											
Eric Karros, R (1, 3) OBP: 0.355, SLG: 0.481										3	0	2	0	0	1	0											
Damon Hollins, R (6, PR) OBP: 0.250, SLG: 0.250	K									2	1	1	2	0	0	0											
Bobby Bonilla, S (1, 5) OBP: 0.329, SLG: 0.391										3	0	1	0	0	0	2											
Adrian Beltré, R (6, 5) OBP: 0.276, SLG: 0.348										2	0	1	0	0	0	0											
Raul Mondesi, R (1, 9) OBP: 0.315, SLG: 0.501										3	1	1	0	0	0	1											
Gary Rath, L (6, 1)										0	0	0	0	0	0	0											
Jim Eisenreich, L (7, PH) OBP: 0.275, SLG: 0.270										1	0	0	0	0	0	2											
Mark Guthrie, R (7, 1)										0	0	0	0	0	0	0											
Jeff Kubenka, R (8, 1)										0	0	0	0	0	0	0											
Matt Luke, L (1, 7) OBP: 0.279, SLG: 0.431										3	0	1	1	0	1	3											
Mark Grudzielanek, R (1, 6) OBP: 0.317, SLG: 0.363										3	0	1	1	0	1	2											
Alex Cora, L (7, 6) OBP: 0.196, SLG: 0.194										1	0	0	0	0	0	0											
Charles Johnson, R (1, 2) OBP: 0.285, SLG: 0.382										2	0	1	0	0	0	0											
Sean Maloney, R (5, 1)										0	0	0	0	0	0	0											
Trenidad Hubbard, R (6, PH) OBP: 0.359, SLG: 0.443										1	0	0	0	1	0	2											
Ismael Valdez, R (1, 1) OBP: 0.224, SLG: 0.196										1	0	1	0	0	0	0											
Mike Judd, R (3, 1)										0	0	0	0	0	0	0											
Paul Lo Duca, R (5, PH) OBP: 0.143, SLG: 0.143										3	0	0	0	0	1	3											
Inning Stats	R: 0 E: 0 K: 1 S: 9	H: 0 LOB: 0 BB: 1 P: 13	R: 0 E: 0 K: 1 S: 11	H: 1 LOB: 1 BB: 0 P: 17	R: 0 E: 0 K: 0 S: 6	H: 1 LOB: 1 BB: 0 P: 11	R: 0 E: 0 K: 0 S: 7	H: 1 LOB: 0 BB: 0 P: 14	R: 0 E: 0 K: 0 S: 10	H: 1 LOB: 2 BB: 0 P: 19	R: 2 E: 0 K: 1 S: 15	H: 4 LOB: 2 BB: 0 P: 23	R: 2 E: 0 K: 2 S: 16	H: 4 LOB: 2 BB: 0 P: 25	R: 0 E: 0 K: 0 S: 5	H: 0 LOB: 1 BB: 1 P: 10	R: 0 E: 0 K: 0 S: 7	H: 0 LOB: 0 BB: 0 P: 9	1B: 10 2B: 2 3B: 0 HR: 0	SF: 0 SAC: 0 DP: 1 HBP: 1	WP: 0 PB: 0 SB: 0 CS: 0	PA: 40					
PITCHER	IP	WLS	BF	H	R	ER	SO	BB	IBB	HBP	BLK	WP	HR	S	P	ERA	WHIP										
Russ Ortiz, R (1, 1) ERA: 5.23	6.1	W	30	11	4	4	4	0	0	1	0	0	0	67	111	5.68	1.737										
John Johnstone, L (7, 1) ERA: 3.17	0.1		2	1	0	0	0	0	0	0	0	0	0	4	7	0.00	3.000										
Rich Rodriguez, L (7, 1) ERA: 3.79	0.1		1	0	0	0	1	0	0	0	0	0	0	3	4	0.00	0.000										
Cory Bailey, R (8, 1) ERA: 3.86	1.0		4	0	0	0	0	1	0	0	0	0	0	5	10	0.00	1.000										
Jose Mesa, R (9, 1) ERA: 4.57	1.0		3	0	0	0	0	0	0	0	0	0	0	7	9	0.00	0.000										

Batter	1	2	3	4	5	6	7	8	9	AB	R	H	RBI	BB	SO	LOB	BOTTOM										
Marvin Benard, L (1, 9) OBP: 0.385, SLG: 0.425	F9									4	1	1	1	1	3	5	Los Angeles Dodgers @ San Francisco Giants 3Com Park at Candlestick Point, San Francisco, CA Sat Sep 19 1998, 6:33 AM EDT Att: 41,671 - Sunny - 76 F AB 43 R 18 H 19 RBI 17 BB 8 SO 11 LOB 24 										
Armando Rios, L (7, 7) OBP: 0.714, SLG: 1.667										1	0	1	0	0	0	0											
Bill Mueller, S (1, 5) OBP: 0.388, SLG: 0.401	F8									5	2	1	4	1	2	5											
Barry Bonds, L (1, 7) OBP: 0.438, SLG: 0.599										2	1	1	1	2	0	0											
Joe Carter, R (5, 7) OBP: 0.288, SLG: 0.425										2	0	2	0	0	0	0											
Jeff Kent, R (1, 4) OBP: 0.355, SLG: 0.556										4	2	2	4	0	0	3											
Ramon Martinez, R (7, 4) OBP: 0.391, SLG: 0.533										1	0	0	0	0	0	2											
J.T. Snow, L (1, 3) OBP: 0.330, SLG: 0.415										4	1	1	1	0	2	4											
Charlie Hayes, R (7, 3) OBP: 0.352, SLG: 0.417										2	1	1	0	0	1	0											
Ellis Burks, R (1, 8) OBP: 0.367, SLG: 0.503										4	1	2	0	0	0	1											
LeJon Powell, R (7, 8) OBP: 0.500, SLG: 0.333										1	1	0	0	1	0	0											
Brian Johnson, R (1, 2) OBP: 0.303, SLG: 0.386										3	3	2	1	2	0	1											
Cory Bailey, R (8, 1)										0	0	0	0	0	0	0											
Chris Jones, R (8, PH) OBP: 0.256, SLG: 0.283										1	0	0	0	0	1	1											
Jose Mesa, R (9, 1) ERA: 4.57										0	0	0	0	0	0	0											
Rich Aurilia, R (1, 6) OBP: 0.320, SLG: 0.410										3	2	2	1	1	0	0											
Wilson Delgado, S (7, PH) OBP: 0.167, SLG: 0.091										2	1	0	1	0	1	2											
Russ Ortiz, R (1, 1) OBP: 0.320, SLG: 0.261										3	1	2	1	0	1	0											
John Johnstone, R (7, 1) ERA: 3.17										0	0	0	0	0	0	0											
Rich Rodriguez, L (7, 1) OBP: 0.200, SLG: 0.200										0	0	0	0	0	0	0											
Doug Mirabeli, R (7, PH) OBP: 0.316, SLG: 0.529										1	1	1	2	0	0	0											
Inning Stats	R: 0 E: 0 K: 0 S: 8	H: 1 LOB: 2 BB: 1 P: 15	R: 0 E: 0 K: 2 S: 14	H: 3 LOB: 3 BB: 0 P: 21	R: 7 E: 0 K: 1 S: 31	H: 5 LOB: 2 BB: 3 P: 59	R: 6 E: 0 K: 2 S: 22	H: 4 LOB: 0 BB: 2 P: 38	R: 1 E: 0 K: 1 S: 8	H: 1 LOB: 1 BB: 0 P: 11	R: 0 E: 0 K: 1 S: 11	H: 1 LOB: 1 BB: 0 P: 21	R: 4 E: 1 K: 1 S: 18	H: 4 LOB: 2 BB: 2 P: 34	R: 0 E: 1 K: 3 S: 14	H: 0 LOB: 1 BB: 0 P: 18	1B: 12 2B: 3 3B: 0 HR: 4	SF: 0 SAC: 1 DP: 0 HBP: 1	WP: 1 PB: 0 SB: 1 CS: 0	PA: 53							
PITCHER	IP	WLS	BF	H	R	ER	SO	BB	IBB	HBP	BLK	WP	HR	S	P	ERA	WHIP										
Ismael Valdez, R (1, 1) ERA: 4.17	2.2	L	21	9	7	7	2	4	0	0	0	0	1	48	86	23.62	4.875										
Mike Judd, R (3, 1) ERA: 15.09	1.1		11	4	6	6	3	2	0	1	0	0	1	27	47	40.50	4.500										
Sean Maloney, R (5, 1) ERA: 5.11	1.0		4	1	1	1	1	0	0	0	0	0	1	8	11	9.00	1.000										
Gary Rath, L (6, 1)	1.0		4	1	0	0	1	0	0	0	0	0	0	11	21	0.00	1.000										
Mark Guthrie, L (7, 1) ERA: 3.5	1.0		9	4	4	4	1	2	0	0	0	0	1	18	34	36.00	6.000										

Batter	1	2	3	4	5	6	7	8	9	AB	R	H	RBI	BB	SO	LOB	TOP				
Roger Cedeno, S OBP: 0.333, SLG: 0.315 (1, 7)	G1-3		K			K			L9	4	0	0	0	0	2	0	Los Angeles Dodgers @ San Francisco Giants 3Com Park at Candlestick Point, San Francisco, CA Sun Sep 20 1998, 6:33 AM EDT Att: 40,184 - Sunny - 71 F				
Trenidad Hubbard, R OBP: 0.359, SLG: 0.457 (1, 8)	HR			G1-3			G5-3			3	1	1	1	0	0	0					
Eric Karros, R OBP: 0.355, SLG: 0.480 (1, 3)	G1-3			G5-3			G6-4-3 1B			3	0	1	0	0	0	0					
Bobby Bonilla, S OBP: 0.326, SLG: 0.387 Adrian Beltre, R OBP: 0.276, SLG: 0.348 (1, 5) (7, 5)	F8			K			G6-4-3 1-2			3	0	0	0	0	1	1					
Raul Mondesi, R OBP: 0.315, SLG: 0.499 (1, 9)		G6-3 BB			K			K		2	0	0	0	1	2	0					
Mark Cudzielnick, R OBP: 0.315, SLG: 0.361 (1, 6)	G6-3 1-2			G6-3				K		3	0	0	0	0	1	1					
Charles Johnson, R OBP: 0.284, SLG: 0.380 (1, 2)				G5-3				G5-3		3	0	0	0	0	1	0					
Juan Castro, R OBP: 0.245, SLG: 0.260 (1, 4)			F8			K			G4-3	3	0	0	0	0	1	0					
Carlos Perez, L OBP: 0.205, SLG: 0.232 (1, 1)			K			K			L3	3	0	0	0	0	2	0					
Inning Stats	R: 1 H: 1 E: 0 K: 0 S: 18	L: 25 LOB: 0 BB: 0 P: 25	R: 0 H: 0 E: 0 K: 1 S: 9	LOB: 0 BB: 1 P: 13	R: 0 H: 0 E: 0 K: 2 S: 7	LOB: 0 BB: 0 P: 10	R: 0 H: 0 E: 0 K: 1 S: 7	LOB: 0 BB: 0 P: 9	R: 0 H: 0 E: 0 K: 3 S: 6	LOB: 0 BB: 0 P: 10	R: 0 H: 1 E: 0 K: 0 S: 8	LOB: 0 BB: 0 P: 12	R: 0 H: 0 E: 0 K: 2 S: 10	LOB: 0 BB: 0 P: 17	R: 0 H: 0 E: 0 K: 0 S: 3	LOB: 0 BB: 0 P: 4	1B: 1 2B: 0 3B: 0 HR: 1	SF: 0 SAC: 0 DP: 2 HBP: 0	WP: 0 PB: 0 SB: 0 CS: 0	PA: 28	
PITCHER	IP	WLS	BF	H	R	ER	SO	BB	IBB	HBP	BLK	WP	HR	S	P	ERA	WHIP				
Shawn Estes, L ERA: 4.98 Julian Tavaréz, R ERA: 3.73 (1, 1) (9, 1)	8.0	L	25	2	1	1	10	1	0	0	0	0	1	74	112	1.12	0.375				

Batter	1	2	3	4	5	6	7	8	9	AB	R	H	RBI	BB	SO	LOB	BOTTOM					
Ellis Burks, R OBP: 0.366, SLG: 0.500 (1, 8)	L7		F8			K				3	0	0	0	1	1	0	Los Angeles Dodgers @ San Francisco Giants 3Com Park at Candlestick Point, San Francisco, CA Sun Sep 20 1998, 6:33 AM EDT Att: 40,184 - Sunny - 71 F					
Bill Mueller, S OBP: 0.385, SLG: 0.398 (1, 5)	K			K		F9		G6-4-3 BB		4	0	0	0	0	2	2						
Barry Bonds, L OBP: 0.436, SLG: 0.596 (1, 7)	G4-3			G4-3		G4-2 CS BB			L9	3	0	0	0	1	0	0						
Jeff Kent, R OBP: 0.354, SLG: 0.554 (1, 4)		K		K		CS	G6-3 WP 1B		P4	4	0	1	0	0	2	0						
Charlie Hayes, R OBP: 0.351, SLG: 0.415 (1, 3)		S 1B		G6-3		P4		G4-3		4	0	1	0	0	0	1						
Joe Carter, R OBP: 0.289, SLG: 0.425 (1, 9)		P4		G6-3 BB 1B		L7				3	0	1	0	0	0	2						
Rich Aurilia, R OBP: 0.321, SLG: 0.408 (1, 6)		P7		G6-3 BB		F7				2	0	0	0	1	0	2						
Brian Johnson, R OBP: 0.303, SLG: 0.392 Armando Rios, L OBP: 0.714, SLG: 1.667 Brent Mayne, L OBP: 0.354, SLG: 0.360 (1, 2) (8, PR) (9, 2)			F7		K			G4-3 3B		3	0	1	0	0	1	2						
Shawn Estes, R OBP: 0.220, SLG: 0.225 Marvin Benard, L OBP: 0.394, SLG: 0.423 Julian Tavaréz, L OBP: 0.111, SLG: 0.111 (1, 1) (8, PH) (9, 1)			K		K			G4-3		2	0	0	0	0	2	2						
Inning Stats	R: 0 H: 0 E: 0 K: 1 S: 9	H: 1 LOB: 1 BB: 0 P: 14	R: 0 H: 0 E: 0 K: 1 S: 12	H: 1 LOB: 0 BB: 0 P: 17	R: 0 H: 0 E: 0 K: 1 S: 7	LOB: 0 BB: 0 P: 7	R: 0 H: 0 E: 0 K: 2 S: 9	LOB: 0 BB: 0 P: 12	R: 0 H: 1 E: 0 K: 2 S: 11	LOB: 2 BB: 1 P: 19	R: 0 H: 0 E: 0 K: 1 S: 6	LOB: 0 BB: 1 P: 11	R: 0 H: 1 E: 0 K: 0 S: 12	LOB: 1 BB: 0 P: 17	R: 0 H: 1 E: 0 K: 0 S: 8	LOB: 1 BB: 1 P: 14	R: 0 H: 0 E: 0 K: 0 S: 7	LOB: 0 BB: 0 P: 11	1B: 3 2B: 0 3B: 1 HR: 0	SF: 0 SAC: 0 DP: 1 HBP: 0	WP: 1 PB: 0 SB: 1 CS: 1	PA: 33
PITCHER	IP	WLS	BF	H	R	ER	SO	BB	IBB	HBP	BLK	WP	HR	S	P	ERA	WHIP					
Carlos Perez, L ERA: 3.61 (1, 1)	9.0	W	32	4	0	0	8	3	0	0	0	1	0	81	122	0.00	0.778					



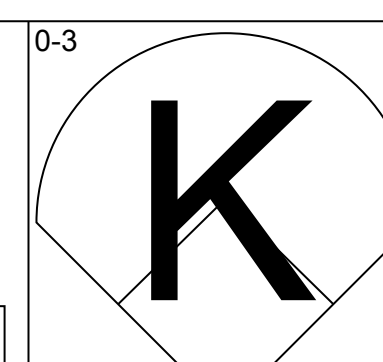
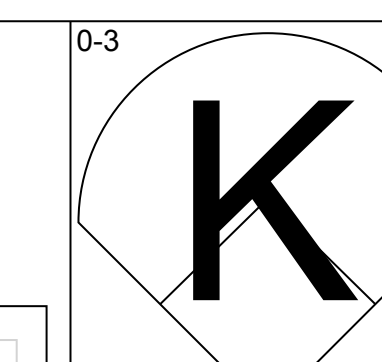
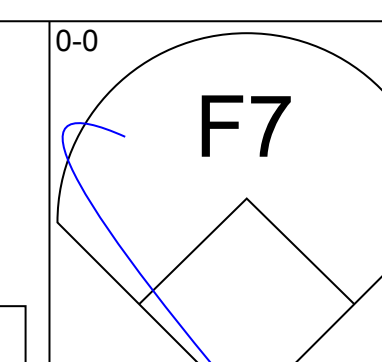
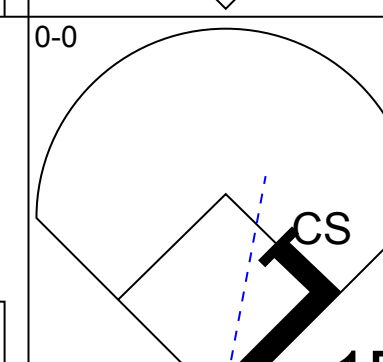
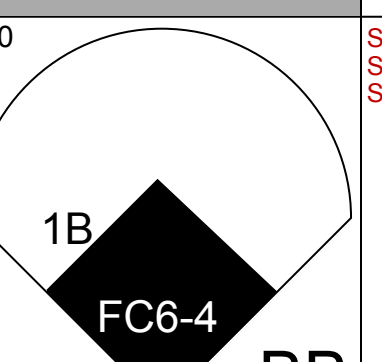
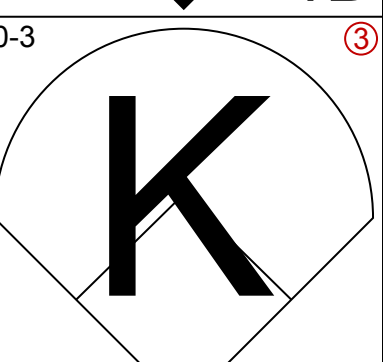
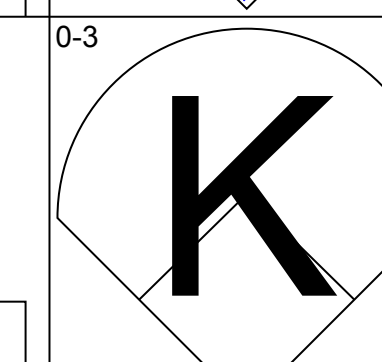
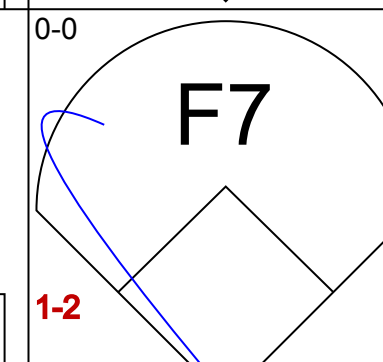
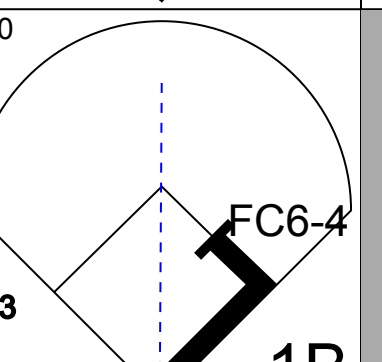
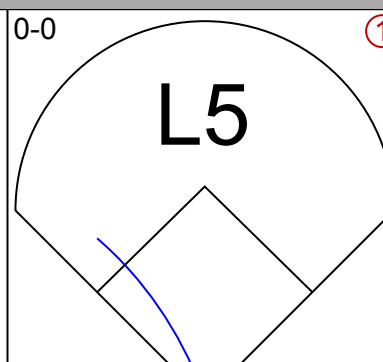
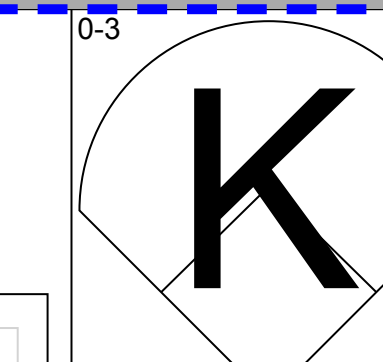
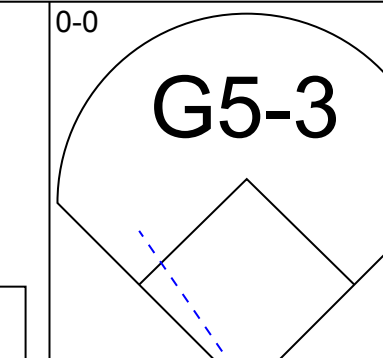

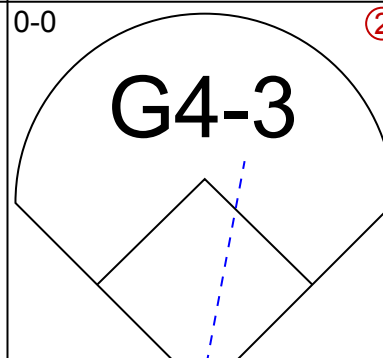
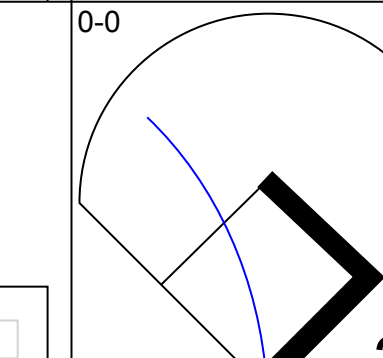
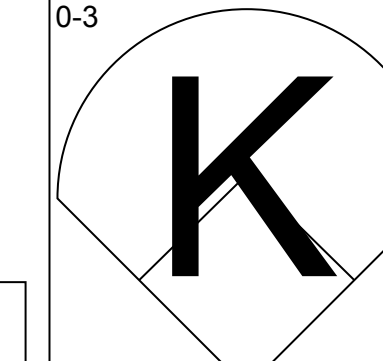
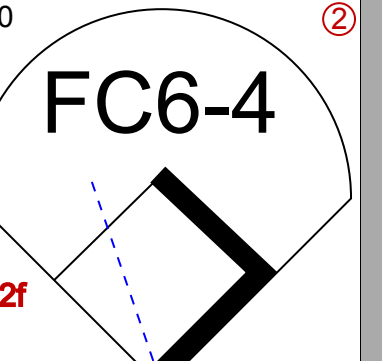
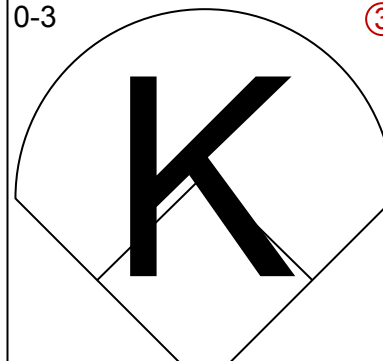
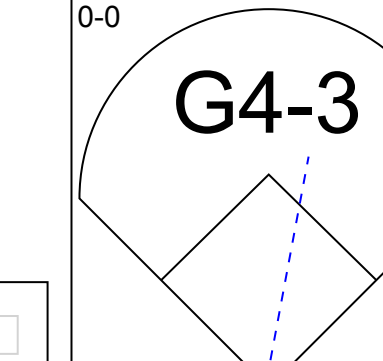
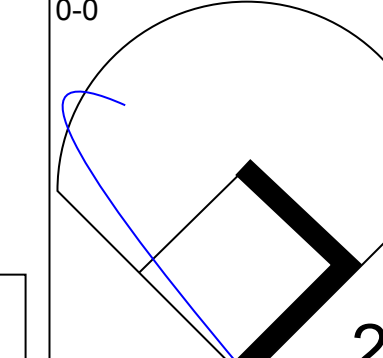
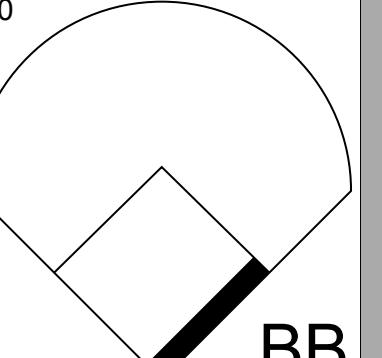
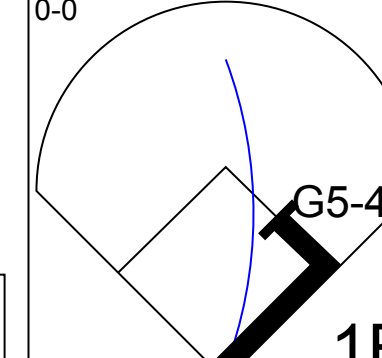
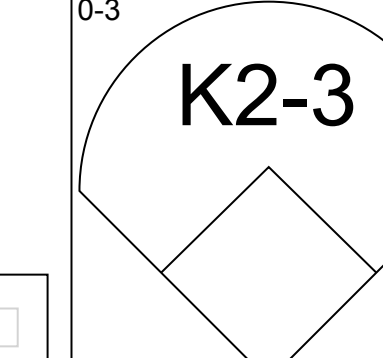
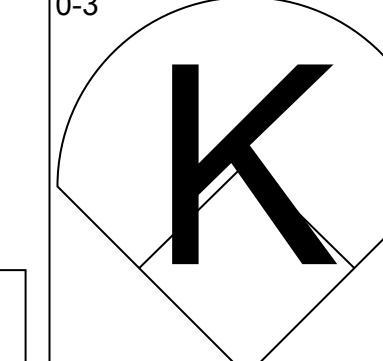

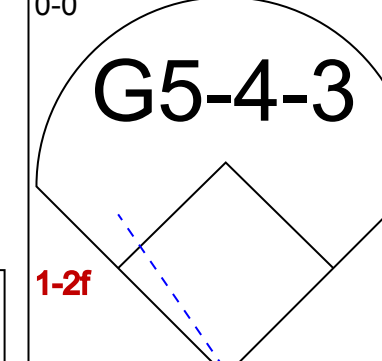
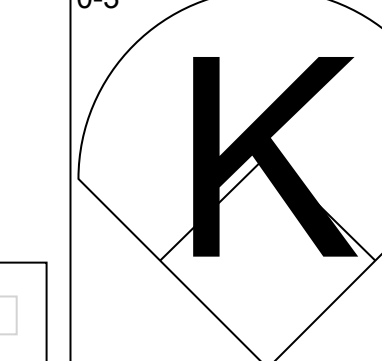
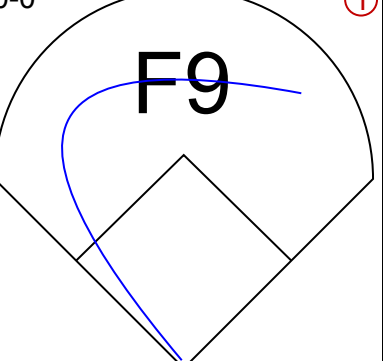
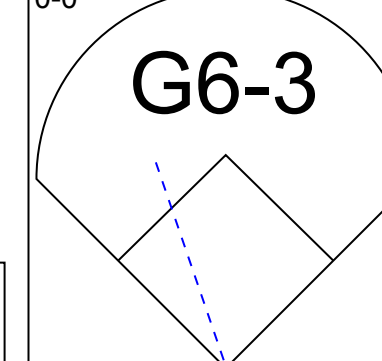
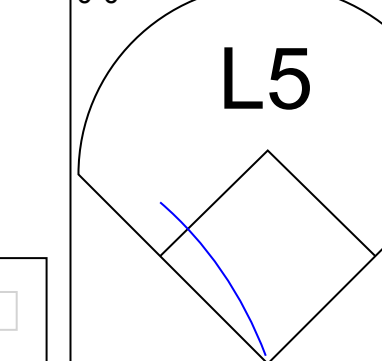
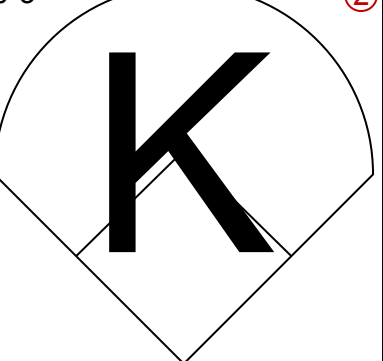
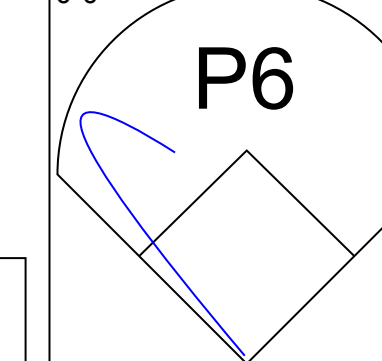
Batter	1	2	3	4	5	6	7	8	9	AB	R	H	RBI	BB	SO	LOB	TOP					
Tony Womack, L (1, 4) OBP: 0.319, SLG: 0.356	4-0 BB		0-3 K		1-2 L4		1-3 K			3	0	0	0	1	2	3	Pittsburgh Pirates @ San Francisco Giants 3Com Park at Candlestick Point, San Francisco, CA Tue Sep 22, 1998, 10:05 PM EDT Att: 16,228 - Cloudy - 60 F					
Ricardo Rincon, L (7, 1)										0	0	0	0	0	0	0						
Rich Loiselle, R (8, 1)										0	0	0	0	0	0	0						
Adrian Brown, S (1, 8) OBP: 0.329, SLG: 0.321	3-0 SAFE SAFE B1-3			2-2 G4-3	0-1 18 HBP 1B			2-1 P3		4	0	1	1	0	0	1						
18 Jason Kendall, R (1, 2) OBP: 0.413, SLG: 0.476				2-0 2B	2-3 3-H 2-1 1B					2	0	1	0	0	0	0						
Keith Osik, R (6, 2)	0-0 F3				1-2 HBP			1-2 P4		1	0	0	0	0	0	0						
Tim Laker, R (1, 3) OBP: 0.407, SLG: 0.542				1-2 F8	2-3 K			2-2 1B		4	0	1	0	0	1	4						
Jose Guillen, R (1, 9) OBP: 0.303, SLG: 0.423				2-2 G5-3	1-1 P3			0-0 1B		4	0	1	0	0	0	1						
Emil Brown, R (1, 7) OBP: 0.293, SLG: 0.282				2-2 G4-3	1-0 BB 1B			1-2 1B		4	1	1	0	0	1	2						
Freddy Garcia, R (1, 5) OBP: 0.337, SLG: 0.500				1-0 G6-3	4-0 2B 1B BB			3-1 F8		3	1	0	0	1	0	0						
Lou Collier, R (1, 6) OBP: 0.316, SLG: 0.340				1-0 1B	3-2 1B 2B			1-2 F9		4	0	2	1	0	1	0						
Jon Lieber, L (1, 1) OBP: 0.276, SLG: 0.188				1-3 K	3-1 F9			3-1 G6-3		0	0	0	0	0	0	0						
Manly Martinez, R (3, PH) OBP: 0.286, SLG: 0.433										1	0	0	0	0	1	1						
Sean Lawrence, L (3, 1)										0	0	0	0	0	0	0						
Kevin Young, R (5, PH) OBP: 0.252, SLG: 0.474										1	0	0	0	0	0	2						
Jeff McCurry, R (5, 1)										0	0	0	0	0	0	0						
Kevin Polcovich, R (7, PH) OBP: 0.226, SLG: 0.246										2	0	0	0	0	1	0						
Inning Stats	R: 0 E: 0 K: 0 S: 2	H: 0 LOB: 0 BB: 1 P: 9	R: 0 E: 0 K: 0 S: 9	H: 0 LOB: 0 BB: 0 P: 15	R: 0 E: 0 K: 2 S: 8	H: 1 LOB: 1 BB: 0 P: 11	R: 0 E: 0 K: 0 S: 9	H: 1 LOB: 1 BB: 0 P: 15	R: 2 E: 0 K: 1 S: 19	H: 3 LOB: 3 BB: 1 P: 35	R: 0 E: 0 K: 1 S: 7	H: 0 LOB: 0 BB: 0 P: 14	R: 0 E: 0 K: 3 S: 10	H: 0 LOB: 0 BB: 0 P: 11	R: 0 E: 0 K: 0 S: 12	H: 2 LOB: 2 BB: 0 P: 18	R: 0 E: 0 K: 0 S: 8	H: 0 LOB: 0 BB: 0 P: 14	1B: 5 2B: 2 3B: 0 HR: 0	SF: 0 SAC: 0 DP: 0 HBP: 1	WP: 0 PB: 0 SB: 0 CS: 1	PA: 36
PITCHER	IP WLS BF H R ER SO BB IBB HBP BLK WP HR S P ERA WHIP																					
Kirk Rueter, L (1, 1) ERA: 4.22	6.0 W 25 5 2 2 4 2 0 0 0 0 0 0 54 99 3.00 1.167																					
John Johnstone, R (7, 1) ERA: 3.13	1.0 3 0 0 0 3 0 0 0 0 0 0 0 10 11 0.00 0.000																					
Alvin Morman, L (8, 1) ERA: 5.4	1.0 5 2 0 0 0 0 0 0 0 0 0 0 12 18 0.00 2.000																					
Danny Darwin, R (9, 1) ERA: 5.51	1.0 3 0 0 0 0 0 0 0 0 0 0 0 8 14 0.00 0.000																					

AB	33
R	2
H	7
RBI	2
BB	2
SO	7
LOB	14




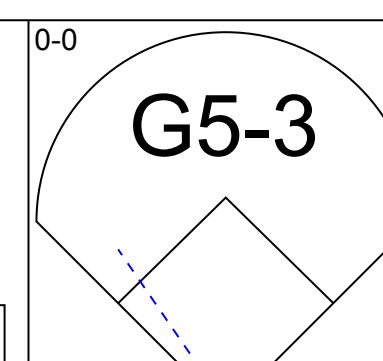
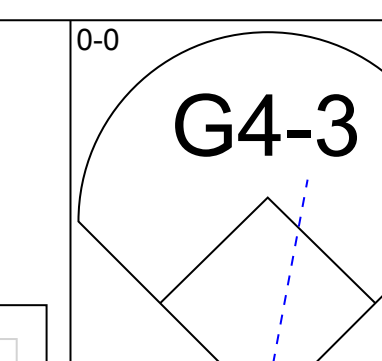
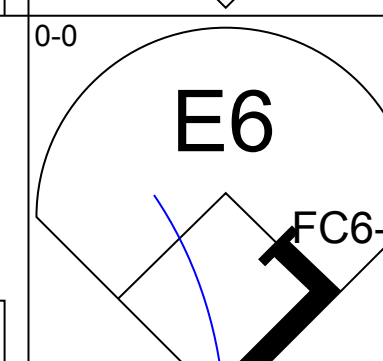
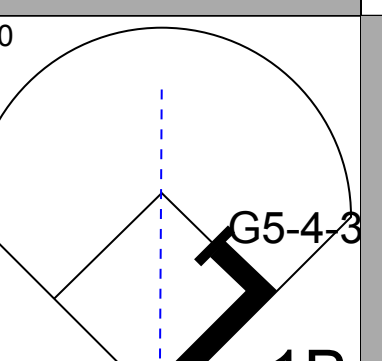
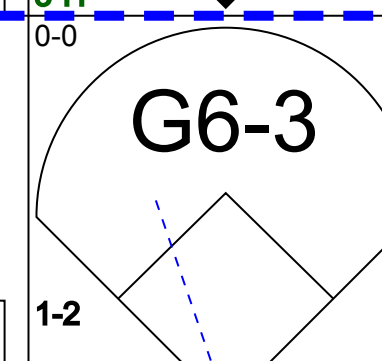
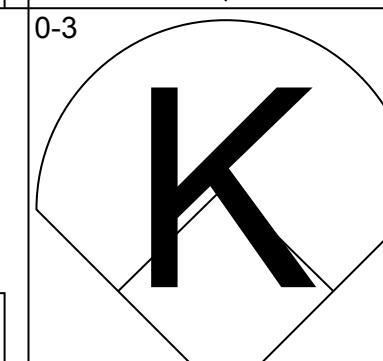
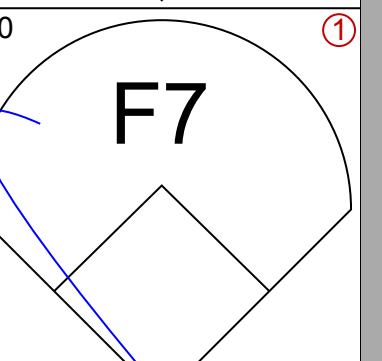
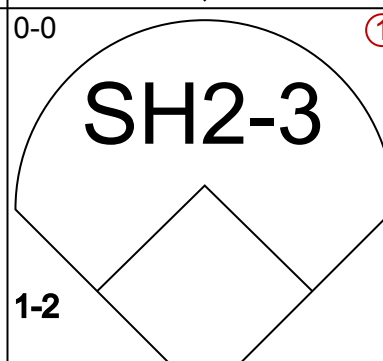

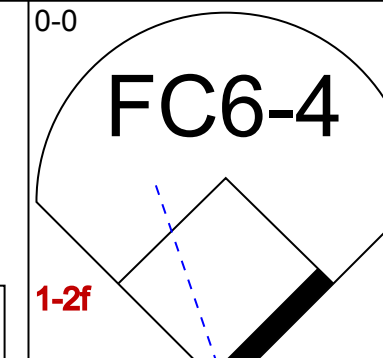
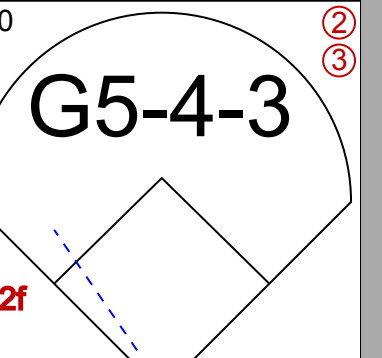
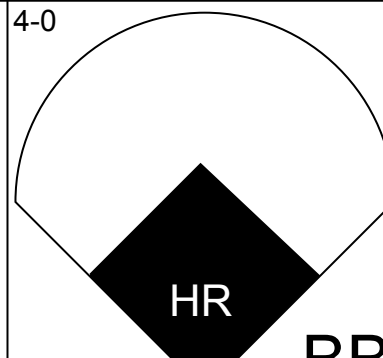
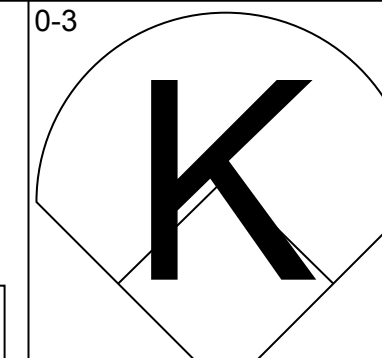
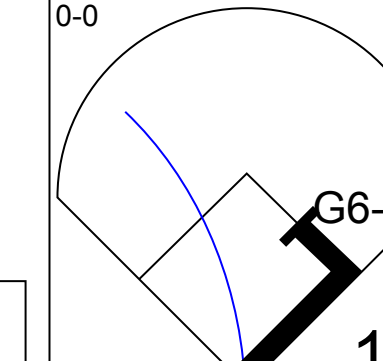
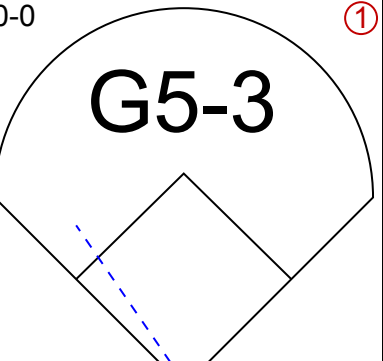
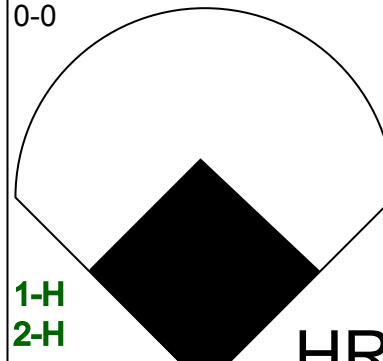
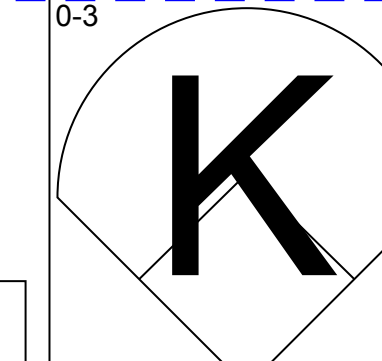
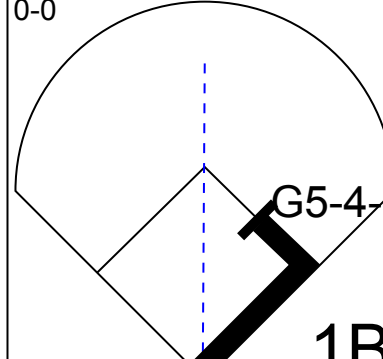
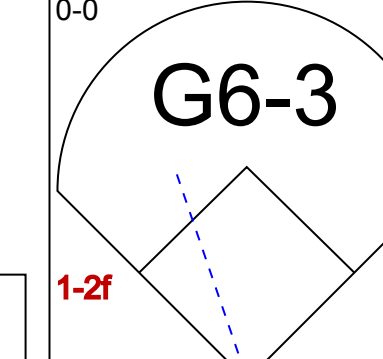
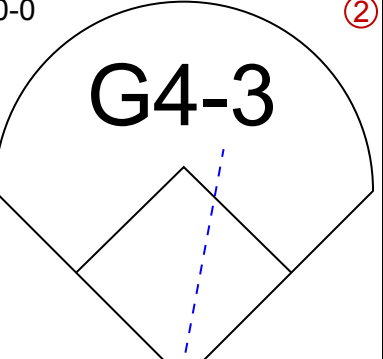
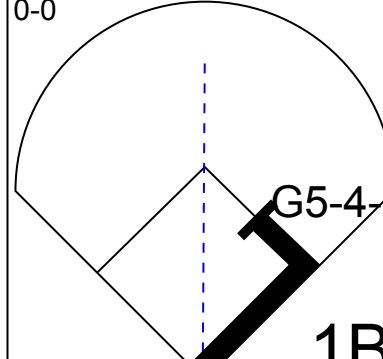
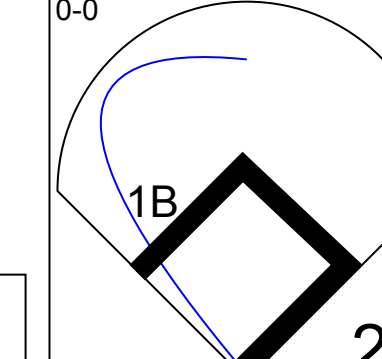
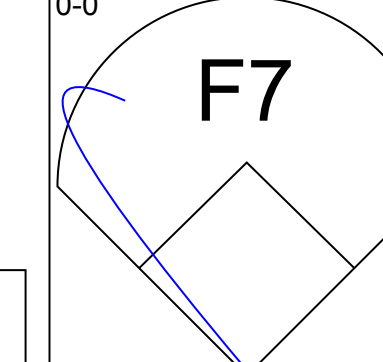
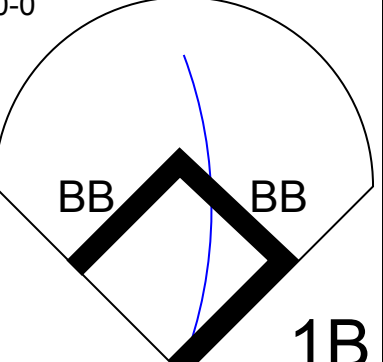
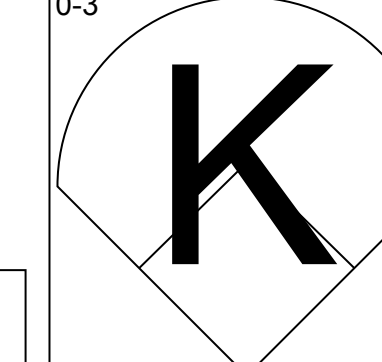

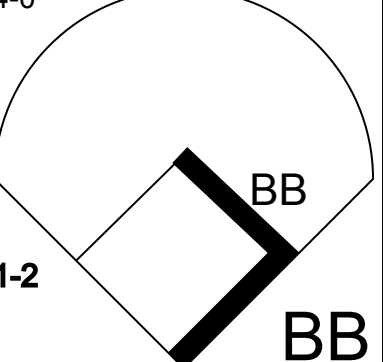

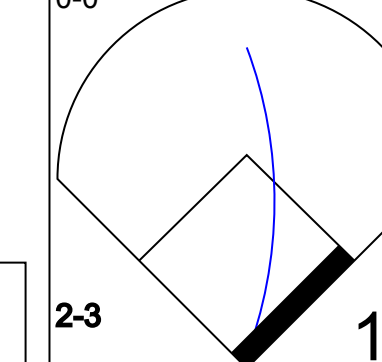
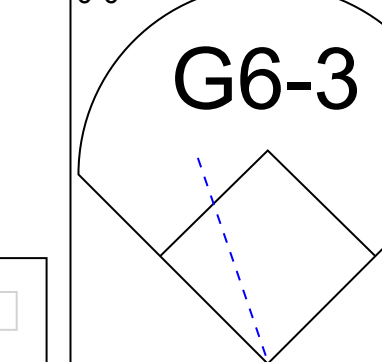
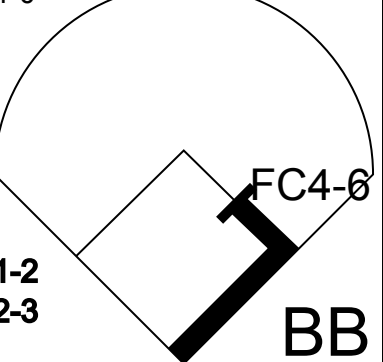
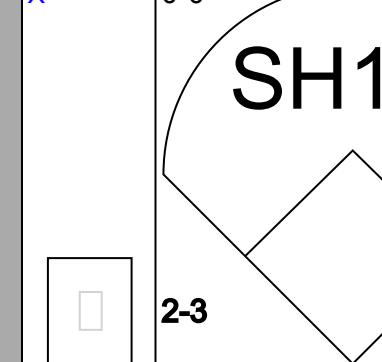
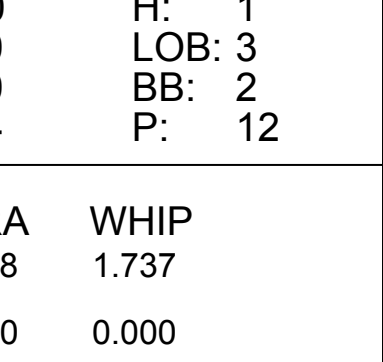
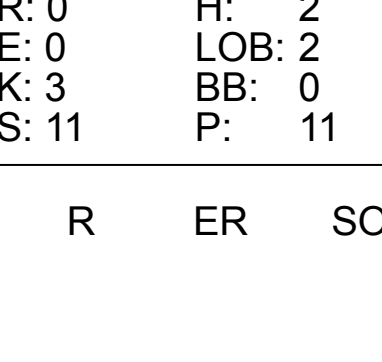



Batter	1	2	3	4	5	6	7	8	9	AB	R	H	RBI	BB	SO	LOB	BOTTOM			
Marvin Benard, L (1, 8) OBP: 0.393, SLG: 0.440	0-2 L7	2-2 HR 2B	4-1 1B 1B BB		2-1 1B 2B	0-1 G4-3		1-3 K		5	2	2	0	1	1	2	Pittsburgh Pirates @ San Francisco Giants 3Com Park at Candlestick Point, San Francisco, CA Tue Sep 22, 1998, 10:05 PM EDT Att: 16,228 - Cloudy - 60 F			
Bill Mueller, S (1, 5) OBP: 0.385, SLG: 0.399	0-2 F9	0-1 L7	0-0 1B		0-0 BB 1B	2-2 G1-3		0-0 G5-3		6	0	2	2	0	0	3				
Barry Bonds, L (1, 7) OBP: 0.440, SLG: 0.606	1-1 F 3B	1-1 2-H HR	1-0 1B		4-1 1B BB			0-0 G4-3		3	2	3	3	1	0	0				
Armando Rios, L (5, PH) OBP: 0.625, SLG: 1.429										1	0	0	0	0	0	0				
Jeff Kent, R (1, 4) OBP: 0.353, SLG: 0.554	2-1 E5 1B	0-3 K			0-0 L8	0-2 F8				4	1	0	0	0	1	2				
Ramon Martinez, R (7, 4) OBP: 0.435, SLG: 0.388										0	0	0	0	1	0	0				
J.T. Snow, L (1, 3) OBP: 0.331, SLG: 0.416	1-1 BB 1B 2B	0-0 G4-3			0-1 F7			0-0 1B HR 2B		5	2	2	0	0	1	1				
Joe Carter, R (1, 9) OBP: 0.286, SLG: 0.442	3-2 BB 1B				4-2 BB			0-1 G1-3		3	2	3	1	1	0	0				
Shawon Dunston, R (7, PH) OBP: 0.357, SLG: 0.490					1B FC1-2					0	0	0	0	0	0	0				
Alvin Morman, L (8, 1) OBP: 0.128, SLG: 0.111	1-2 2-H 1B				2B BB			2-3 HR 1B		0	0	0	0	0	0	0				
Brent Mayne, L (1, 2) OBP: 0.357, SLG: 0.361	4-2 2B BB				0-0 FC1-2 1B			1-0 HR		2	2	1	0	1	0	1				
Brian Johnson, R (6, 2) OBP: 0.303, SLG: 0.399					0-2 F8			2-2 G4-3		2	1	1	3	0	0	0				
Rich Aurilia, R (1, 6) OBP: 0.319, SLG: 0.406	2-2 1-H 2-H 3-H 2B				1-2 P6			1-0 2B		4	0	1	3	0	1	2				
Wilson Delgado, S (8, 6) OBP: 0.231, SLG: 0.250								2-1 2B		1	0	1	0	0	0	0				
Kirk Rueter, L (1, 1) OBP: 0.219, SLG: 0.234	0-1 G5-3				0-2 FC1-2 1B BB			4-2 BB		3	1	0	0	0	0	3				
LeJon Powell, R (6, PH) OBP: 0.714, SLG: 1.250					2-3 3-H 1B					1	1	1	1	1	0	0				
Inning Stats	R: 5 E: 1 K: 0 S: 23	H: 4 LOB: 1 BB: 1 P: 36	R: 2 E: 0 K: 1 S: 11	H: 2 LOB: 0 BB: 0 P: 14	R: 2 E: 0 K: 0 S: 14	H: 4 LOB: 2 BB: 1 P: 20	R: 0 E: 0 K: 0 S: 9	H: 0 LOB: 1 BB: 1 P: 13	R: 1 E: 0 K: 1 S: 12	H: 2 LOB: 2 BB: 1 P: 21	R: 4 E: 0 K: 0 S: 13	H: 4 LOB: 0 BB: 0 P: 19	R: 0 E: 0 K: 1 S: 7	H: 0 LOB: 1 BB: 1 P: 14	R: 0 E: 0 K: 1 S: 12	H: 1 LOB: 2 BB: 1 P: 20	1B: 7 2B: 6 3B: 1 HR: 3	SF: 0 SAC: 0 DP: 0 HBP: 0	WP: 0 PB: 0 SB: 0 CS: 0	PA: 47
PITCHER	IP WLS BF H R ER SO BB IBB HBP BLK WP HR S P ERA WHIP																			
Jon Lieber, L (1, 1) ERA: 4.11	2.0 L 14 4 2 2 0 2 0 0 0 0 0 0 23 33 9.00 3.500																			
Sean Lawrence, L (3, 1) ERA: 7.32	2.0 11 4 2 2 0 2 0 0 0 0 0 0 25 40 22.50 3.500																			
Jeff McCurry, R (5, 1) ERA: 6.52	2.0 13 6 5 5 1 1 0 0 0 0 0 2 25 40 22.50 3.500																			
Ricardo Rincon, L (7, 1) ERA: 2.81	1.0 4 0 0 0 1 1 0 0 0 0 0 0 7 14 0.00 1.000																			
Rich Loiselle, R (8, 1) ERA: 3.5	1.0 5 1 0 0 1 1 0 0 0 0 0 0 12 20 0.00 2.000																			



Batter	1	2	3	4	5	6	7	8	9	AB	R	H	RBI	BB	SO	LOB	TOP			
Tony Womack, L (1,8) OBP: 0.319, SLG: 0.355										4	0	1	0	0	2	0	Pittsburgh Pirates @ San Francisco Giants 3Com Park at Candlestick Point, San Francisco, CA Wed Sep 23 1998, 6:33 AM EDT Att: 13,915 - Cloudy - 65 F			
Abraham Nunez, S (1,6) OBP: 0.346, SLG: 0.268										3	1	1	0	1	2	1				
Turner Ward, S (1,7) OBP: 0.325, SLG: 0.424										4	0	1	0	0	1	1				
Kevin Young, R (1,3)										4	0	1	0	0	1	2				
Jose Guillen, R (1,9) OBP: 0.301, SLG: 0.420										4	0	0	1	0	2	2				
Doug Strange, S (1,4) OBP: 0.230, SLG: 0.229										3	0	2	0	1	1	1				
Aramis Ramirez, R (1,5) OBP: 0.301, SLG: 0.358										3	0	0	0	0	2	4				
Keith Osik, R (1,2) OBP: 0.333, SLG: 0.272										3	0	0	0	0	1	0				
Chris Peters, L (1,1) OBP: 0.250, SLG: 0.231										2	0	0	0	0	1	0				
Mike Williams, R (7,1) Adrian Brown, S (8,PH) Jason Christiansen, R (8,1) OBP: 0.333, SLG: 0.319 OBP: 0.250, SLG: 0.250										0	0	0	0	0	0	0				
Inning Stats	R: 0 E: 0 K: 1 S: 5	H: 1 LOB: 0 BB: 0 P: 5	R: 0 E: 0 K: 2 S: 8	H: 1 LOB: 1 BB: 0 P: 8	R: 0 E: 0 K: 2 S: 7	H: 0 LOB: 0 BB: 0 P: 7	R: 1 E: 1 K: 2 S: 8	H: 1 LOB: 2 BB: 2 P: 16	R: 0 E: 0 K: 1 S: 5	H: 0 LOB: 0 BB: 0 P: 5	R: 0 E: 0 K: 0 S: 3	H: 1 LOB: 0 BB: 0 P: 3	R: 0 E: 0 K: 1 S: 5	H: 0 LOB: 0 BB: 0 P: 5	R: 0 E: 0 K: 2 S: 8	H: 1 LOB: 1 BB: 0 P: 8	1B: 4 2B: 2 3B: 0 HR: 0	SF: 0 SAC: 0 DP: 1 HBP: 0	WP: 0 PB: 0 SB: 0 CS: 1	PA: 33
PITCHER	IP WLS BF H R ER SO BB IBB HBP BLK WP HR S P ERA WHIP																			
Mark Gardner, R (1,1) ERA: 4.27	8.0 W 29 5 1 1 11 2 0 0 0 0 0 0 0 49 57 1.12 0.875																			
Robb Nen, R (9,1) ERA: 1.45	1.0 S 4 1 0 0 2 0 0 0 0 0 0 0 0 8 8 0.00 1.000																			

AB	31
R	1
H	6
RBI	1
BB	2
SO	13
LOB	11



Batter	1	2	3	4	5	6	7	8	9	AB	R	H	RBI	BB	SO	LOB	BOTTOM			
Marvin Benard, L (1,8) OBP: 0.391, SLG: 0.437										4	0	1	1	0	0	3	Pittsburgh Pirates @ San Francisco Giants 3Com Park at Candlestick Point, San Francisco, CA Wed Sep 23 1998, 6:33 AM EDT Att: 13,915 - Cloudy - 65 F			
Rey Sanchez, R (1,6) OBP: 0.326, SLG: 0.362										4	1	2	0	0	0	1				
Barry Bonds, L (1,7) OBP: 0.440, SLG: 0.604										2	0	0	0	1	1	2				
Jeff Kent, R (1,4) OBP: 0.352, SLG: 0.550										3	1	0	0	1	1	4				
Joe Carter, R (1,9) OBP: 0.300, SLG: 0.450										4	1	2	3	0	1	0				
LeJon Powell, R (9,8) OBP: 0.714, SLG: 1.250										0	0	0	0	0	0	0				
Charlie Hayes, R (1,3) OBP: 0.351, SLG: 0.414										3	0	1	0	0	0	1				
J.T. Snow, L (8,3) OBP: 0.333, SLG: 0.420										1	0	1	0	0	0	0				
Bill Mueller, S (1,5) OBP: 0.384, SLG: 0.398										4	0	1	0	0	1	2				
Brian Johnson, R (1,2) OBP: 0.309, SLG: 0.405										3	1	2	0	1	0	0				
Mark Gardner, R (1,1) OBP: 0.234, SLG: 0.183										1	0	0	0	1	0	0				
Shawon Dunston, R (8,PH) OBP: 0.251, SLG: 0.398										1	0	0	0	0	1	2				
Robb Nen, R (9,1) ERA: 1.94										0	0	0	0	0	0	0				
Inning Stats	R: 0 E: 1 K: 1 S: 6	H: 0 LOB: 1 BB: 0 P: 6	R: 0 E: 0 K: 0 S: 3	H: 1 LOB: 0 BB: 0 P: 3	R: 0 E: 0 K: 0 S: 3	H: 0 LOB: 0 BB: 0 P: 3	R: 0 E: 0 K: 0 S: 3	H: 1 LOB: 0 BB: 0 P: 3	R: 0 E: 0 K: 0 S: 4	H: 1 LOB: 3 BB: 2 P: 12	R: 3 E: 0 K: 0 S: 5	H: 3 LOB: 0 BB: 1 P: 9	R: 1 E: 0 K: 1 S: 7	H: 2 LOB: 1 BB: 1 P: 11	R: 0 E: 0 K: 3 S: 11	H: 2 LOB: 2 BB: 0 P: 11	1B: 7 2B: 2 3B: 0 HR: 1	SF: 0 SAC: 2 DP: 3 HBP: 0	WP: 0 PB: 0 SB: 1 CS: 0	PA: 36
PITCHER	IP WLS BF H R ER SO BB IBB HBP BLK WP HR S P ERA WHIP																			
Chris Peters, L (1,1) ERA: 3.47	6.1 L 28 8 4 4 1 3 0 0 0 0 0 0 0 4 8 5.68 1.737																			
Mike Williams, R (7,1) ERA: 1.94	0.2 3 0 0 0 1 0 1 0 0 0 0 0 4 8 0.00 0.000																			
Jason Christiansen, L (8,1) ERA: 2.51	1.0 5 2 0 0 3 0 0 0 0 0 0 0 11 11 0.00 2.000																			



Batter	1	2	3	4	5	6	7	8	9	AB	R	H	RBI	BB	SO	LOB	TOP					
Tony Womack, L (1,8) OBP: 0.319, SLG: 0.356										4	0	2	1	0	0	1	Pittsburgh Pirates @ San Francisco Giants 3Com Park at Candlestick Point, San Francisco, CA Thu Sep 24 1998, 6:33 AM EDT Att: 16,754 - Cloudy - 62 F					
Adrian Brown, S (1,9) OBP: 0.336, SLG: 0.336										5	0	3	0	0	0	1						
18 Jason Kendall, R (1,2) OBP: 0.413, SLG: 0.474										3	0	0	0	2	1	3						
Kevin Young, R (1,3) OBP: 0.329, SLG: 0.474										4	1	1	0	0	1	6						
Turner Ward, S (1,7) OBP: 0.327, SLG: 0.425										4	0	2	0	0	0	0						
Doug Strange, S (1,4) OBP: 0.225, SLG: 0.224										4	0	0	1	0	1	2						
Aramis Ramirez, R (1,5) OBP: 0.296, SLG: 0.352										4	0	0	0	0	1	2						
Abraham Nunez, S (1,6) OBP: 0.345, SLG: 0.295										3	1	1	0	0	0	1						
Jeff Tabaka, R (6,1)										0	0	0	0	0	0	0						
Javier Martinez, R (7,1)										0	0	0	0	0	0	0						
Tim Laker, R (9,PH) OBP: 0.393, SLG: 0.520										1	0	0	0	0	0	0						
Elmer Dessens, R (1,1)										0	0	0	0	1	0	0						
Lou Collier, R (6,6) OBP: 0.316, SLG: 0.338										2	0	0	0	0	1	0						
Inning Stats	R: 0 E: 0 K: 0 S: 4	H: 1 LOB: 1 BB: 0 P: 4	R: 0 E: 0 K: 1 S: 5	H: 0 LOB: 0 BB: 0 P: 5	R: 0 E: 0 K: 1 S: 6	H: 1 LOB: 3 BB: 2 P: 14	R: 0 E: 0 K: 1 S: 5	H: 0 LOB: 0 BB: 0 P: 5	R: 1 E: 0 K: 0 S: 5	H: 2 LOB: 2 BB: 1 P: 9	R: 0 E: 0 K: 0 S: 4	H: 1 LOB: 1 BB: 0 P: 4	R: 0 E: 0 K: 1 S: 5	H: 0 LOB: 0 BB: 0 P: 5	R: 1 E: 0 K: 0 S: 5	H: 2 LOB: 1 BB: 0 P: 5	R: 0 E: 0 K: 1 S: 7	H: 2 LOB: 2 BB: 0 P: 7	1B: 6 2B: 3 3B: 0 HR: 0	SF: 1 SAC: 1 DP: 0 HBP: 0	WP: 0 PB: 0 SB: 1 CS: 0	PA: 39
PITCHER	IP: 5.0 WLS: 0 BF: 22 ERA: 5.03	H: 4 R: 1 ER: 1 SO: 3	BB: 3 IBB: 0 HBP: 0 BLK: 0	WP: 0 HR: 0 S: 25 P: 37	ERA: 1.80 WHIP: 1.400	IP: 1.0 WLS: 0 BF: 5 ERA: 1.44	H: 2 R: 0 ER: 0 SO: 1	BB: 0 IBB: 0 HBP: 0 BLK: 0	WP: 0 HR: 0 S: 7 P: 7	ERA: 0.00 WHIP: 2.000												
Russ Ortiz, R (1,1) ERA: 5.03	IP: 5.0 WLS: 0 BF: 22 ERA: 5.03	H: 4 R: 1 ER: 1 SO: 3	BB: 3 IBB: 0 HBP: 0 BLK: 0	WP: 0 HR: 0 S: 25 P: 37	ERA: 1.80 WHIP: 1.400	IP: 1.0 WLS: 0 BF: 5 ERA: 1.44	H: 2 R: 0 ER: 0 SO: 1	BB: 0 IBB: 0 HBP: 0 BLK: 0	WP: 0 HR: 0 S: 7 P: 7	ERA: 0.00 WHIP: 2.000												
John Johnstone, R (6,1) ERA: 3.09	IP: 1.0 WLS: 0 BF: 4 ERA: 3.09	H: 1 R: 0 ER: 0 SO: 0	BB: 0 IBB: 0 HBP: 0 BLK: 0	WP: 0 HR: 0 S: 4 P: 4	ERA: 0.00 WHIP: 1.000	IP: 1.0 WLS: 0 BF: 5 ERA: 1.44	H: 2 R: 0 ER: 0 SO: 1	BB: 0 IBB: 0 HBP: 0 BLK: 0	WP: 0 HR: 0 S: 7 P: 7	ERA: 0.00 WHIP: 2.000												
Julian Tavarez, R (7,1) ERA: 3.78	IP: 1.1 WLS: 0 BF: 5 ERA: 3.78	H: 1 R: 1 ER: 1 SO: 1	BB: 0 IBB: 0 HBP: 0 BLK: 0	WP: 0 HR: 0 S: 7 P: 7	ERA: 6.75 WHIP: 0.750	IP: 1.0 WLS: 0 BF: 5 ERA: 1.44	H: 2 R: 0 ER: 0 SO: 1	BB: 0 IBB: 0 HBP: 0 BLK: 0	WP: 0 HR: 0 S: 7 P: 7	ERA: 0.00 WHIP: 2.000												
Rich Rodriguez, L (8,1) ERA: 3.77	IP: 0.1 WLS: 0 BF: 2 ERA: 3.77	H: 1 R: 0 ER: 0 SO: 0	BB: 0 IBB: 0 HBP: 0 BLK: 0	WP: 0 HR: 0 S: 2 P: 2	ERA: 0.00 WHIP: 3.000	IP: 1.0 WLS: 0 BF: 5 ERA: 1.44	H: 2 R: 0 ER: 0 SO: 1	BB: 0 IBB: 0 HBP: 0 BLK: 0	WP: 0 HR: 0 S: 7 P: 7	ERA: 0.00 WHIP: 2.000												
Jose Mesa, R (8,1) ERA: 4.5	IP: 0.1 WLS: 0 BF: 1 ERA: 4.5	H: 0 R: 0 ER: 0 SO: 0	BB: 0 IBB: 0 HBP: 0 BLK: 0	WP: 0 HR: 0 S: 1 P: 1	ERA: 0.00 WHIP: 0.000	IP: 1.0 WLS: 0 BF: 5 ERA: 1.44	H: 2 R: 0 ER: 0 SO: 1	BB: 0 IBB: 0 HBP: 0 BLK: 0	WP: 0 HR: 0 S: 7 P: 7	ERA: 0.00 WHIP: 2.000												

Batter	1	2	3	4	5	6	7	8	9	AB	R	H	RBI	BB	SO	LOB	BOTTOM			
Marvin Benard, L (1,8) OBP: 0.384, SLG: 0.429										5	0	0	0	0	1	2	Pittsburgh Pirates @ San Francisco Giants 3Com Park at Candlestick Point, San Francisco, CA Thu Sep 24 1998, 6:33 AM EDT Att: 16,754 - Cloudy - 62 F			
Bill Mueller, S (1,5) OBP: 0.383, SLG: 0.397										4	0	1	0	0	0	0				
Barry Bonds, L (1,7) OBP: 0.441, SLG: 0.612										3	2	2	1	0	0	1				
Jeff Kent, R (1,4) OBP: 0.353, SLG: 0.550										4	1	2	0	0	0	2				
Joe Carter, R (1,9) OBP: 0.300, SLG: 0.457										3	1	1	2	0	0	2				
LeJon Powell, R (8,8) OBP: 0.714, SLG: 1.250										0	0	0	0	0	0	0				
J.T. Snow, L (1,3) OBP: 0.332, SLG: 0.419										4	0	1	1	0	1	0				
Rich Aurilia, R (1,6) OBP: 0.319, SLG: 0.412										4	1	1	1	0	0	1				
Jose Mesa, R (8,1) ERA: 3.02										0	0	0	0	0	0	0				
Robb Nen, R (9,1) ERA: 4.95										0	0	0	0	0	0	0				
Brian Johnson, R (1,2) OBP: 0.311, SLG: 0.403										2	0	0	0	2	1	0				
Inning Stats	R: 1 E: 0 K: 0 S: 5	H: 2 LOB: 1 BB: 0 P: 5	R: 2 E: 0 K: 1 S: 7	H: 2 LOB: 0 BB: 0 P: 7	R: 0 E: 0 K: 1 S: 3	H: 0 LOB: 1 BB: 1 P: 7	R: 0 E: 0 K: 0 S: 6	H: 1 LOB: 1 BB: 0 P: 6	R: 1 E: 0 K: 0 S: 5	H: 2 LOB: 2 BB: 1 P: 9	R: 2 E: 0 K: 0 S: 5	H: 2 LOB: 1 BB: 0 P: 6	R: 0 E: 0 K: 1 S: 5	H: 0 LOB: 0 BB: 0 P: 5	R: 0 E: 0 K: 1 S: 5	H: 0 LOB: 0 BB: 0 P: 5	1B: 5 2B: 1 3B: 0 HR: 4	SF: 1 SAC: 0 DP: 0 HBP: 1	WP: 1 PB: 0 SB: 2 CS: 0	PA: 37
PITCHER	IP: 5.2 WLS: 0 BF: 26 ERA: 5.67	H: 7 R: 4 ER: 4 SO: 2	BB: 2 IBB: 0 HBP: 0 BLK: 0	WP: 0 HR: 4 S: 28 P: 36	ERA: 6.35 WHIP: 1.588	IP: 1.0 WLS: 0 BF: 5 ERA: 1.44	H: 2 R: 0 ER: 0 SO: 1	BB: 0 IBB: 0 HBP: 0 BLK: 0	WP: 0 HR: 0 S: 7 P: 7	ERA: 0.00 WHIP: 2.000										
Elmer Dessens, R (1,1) ERA: 5.67	IP: 5.2 WLS: 0 BF: 26 ERA: 5.67	H: 7 R: 4 ER: 4 SO: 2	BB: 2 IBB: 0 HBP: 0 BLK: 0	WP: 0 HR: 4 S: 28 P: 36	ERA: 6.35 WHIP: 1.588	IP: 1.0 WLS: 0 BF: 5 ERA: 1.44	H: 2 R: 0 ER: 0 SO: 1	BB: 0 IBB: 0 HBP: 0 BLK: 0	WP: 0 HR: 0 S: 7 P: 7	ERA: 0.00 WHIP: 2.000										
Jeff Tabaka, L (6,1) ERA: 3.02	IP: 0.2 WLS: 0 BF: 5 ERA: 3.02	H: 2 R: 2 ER: 2 SO: 0	BB: 0 IBB: 0 HBP: 1 BLK: 0	WP: 0 HR: 0 S: 4 P: 5	ERA: 27.00 WHIP: 3.000	IP: 1.0 WLS: 0 BF: 5 ERA: 1.44	H: 2 R: 0 ER: 0 SO: 1	BB: 0 IBB: 0 HBP: 0 BLK: 0	WP: 0 HR: 0 S: 7 P: 7	ERA: 0.00 WHIP: 2.000										
Javier Martinez, R (7,1) ERA: 4.95	IP: 1.2 WLS: 0 BF: 6 ERA: 4.95	H: 1 R: 0 ER: 0 SO: 1	BB: 0 IBB: 0 HBP: 0 BLK: 0	WP: 1 HR: 0 S: 8 P: 8	ERA: 0.00 WHIP: 0.600	IP: 1.0 WLS: 0 BF: 5 ERA: 1.44	H: 2 R: 0 ER: 0 SO: 1	BB: 0 IBB: 0 HBP: 0 BLK: 0	WP: 0 HR: 0 S: 7 P: 7	ERA: 0.00 WHIP: 2.000										

AB	34
R	2
H	9
RBI	2
BB	3
SO	5
LOB	16

AB	33
R	6
H	10
RBI	6
BB	2
SO	3
LOB	9



Batter	1	2	3	4	5	6	7	8	9	AB	R	H	RBI	BB	SO	LOB	TOP					
Marvin Benard, L (1, 9) <small>OBP: 0.391, SLG: 0.435</small> Joe Carter, R (9, PH) <small>OBP: 0.301, SLG: 0.455</small> LeJon Powell, R (9, 8) <small>OBP: 0.714, SLG: 1.250</small>	P6		G4-3	2H 2B	0-1 CS	2-0 CS			L8	4	0	2	1	0	0	0						
Rich Aurilia, R (1, 6) <small>OBP: 0.323, SLG: 0.414</small>	K		K	K		CS	F9		1B	5	0	1	0	0	3	1						
Barry Bonds, L (1, 7) <small>OBP: 0.442, SLG: 0.610</small>	2B BB			1B 2B	G6-3		CS	1B	1B	4	2	3	0	1	0	0						
Jeff Kent, R (1, 4) <small>OBP: 0.360, SLG: 0.553</small>	1H 2B			1B	F7		1B		G6-4-3	5	1	3	2	0	0	2						
J.T. Snow, L (1, 3) <small>OBP: 0.332, SLG: 0.419</small>	G3			E9	1B		G3-1			4	1	2	0	0	0	2						
Charlie Hayes, R (1, 5) <small>OBP: 0.350, SLG: 0.422</small>		F9		HR					G4-3	4	1	1	2	0	0	1						
Stan Javier, S (1, 8) <small>OBP: 0.382, SLG: 0.374</small>	F8			SH3-4	1B	HR			HR	4	3	3	2	0	0	0						
Brent Mayne, L (1, 2) <small>OBP: 0.356, SLG: 0.357</small>	G3			K		K			CS	3	0	0	0	1	2	1						
Orel Hershiser, R (1, 1) <small>OBP: 0.200, SLG: 0.182</small> Rich Rodriguez, L (6, 1) <small>OBP: 0.167, SLG: 0.167</small> Jose Mesa, R (8, 1)			G6-3	SH3-4		L9			F7	2	0	0	0	0	0	0						
Inning Stats	R: 1 E: 0 K: 1 S: 10	H: 1 LOB: 1 BB: 1 P: 17	R: 0 E: 0 K: 0 S: 8	H: 0 LOB: 0 BB: 0 P: 12	R: 0 E: 0 K: 1 S: 9	H: 0 LOB: 0 BB: 0 P: 14	R: 5 E: 1 K: 2 S: 17	H: 6 LOB: 1 BB: 0 P: 23	R: 0 E: 0 K: 0 S: 11	H: 1 LOB: 1 BB: 0 P: 17	R: 1 E: 0 K: 1 S: 11	H: 2 LOB: 0 BB: 0 P: 17	R: 0 E: 0 K: 0 S: 7	H: 2 LOB: 1 BB: 0 P: 14	R: 1 E: 0 K: 0 S: 8	H: 1 LOB: 0 BB: 1 P: 19	R: 0 E: 0 K: 0 S: 6	H: 2 LOB: 1 BB: 0 P: 10	1B: 9 2B: 3 3B: 0 HR: 3	SF: 0 SAC: 1 DP: 1 HBP: 0	WP: 0 PB: 0 SB: 0 CS: 3	PA: 41
PITCHER	IP WLS BF H R ER SO BB IBB HBP BLK WP HR S P ERA WHIP																					
Darryl Kile, R (1, 1)	6.0 L 28 10 7 7 5 1 0 0 0 0 2 66 100 10.50 1.833																					
39 Jim Stoops, R (7, 1)	2.0 8 3 1 1 0 1 0 0 0 0 1 15 33 4.50 2.000																					
Mike Munoz, L (9, 1)	1.0 4 2 0 0 0 0 0 0 0 0 0 6 10 0.00 2.000																					

San Francisco Giants @ Colorado Rockies
 Coors Field, Denver, CO
 Sat Sep 26 1998, 3:33 AM MDT
 Att: 47,462 - Sunny - 75 F

AB	37
R	8
H	15
RBI	7
BB	2
SO	5
LOB	8



Batter	1	2	3	4	5	6	7	8	9	AB	R	H	RBI	BB	SO	LOB	BOTTOM					
Darryl Hamilton, L (1, 8) <small>OBP: 0.398, SLG: 0.399</small>	G4-3		SH1-3			FC3-6	B1			3	0	1	0	0	0	0						
Neftali Perez, S (1, 6) <small>OBP: 0.311, SLG: 0.372</small>	F9		F9		FC3-6		K			4	0	0	0	0	1	2						
Dante Bichette, R (1, 7) <small>OBP: 0.357, SLG: 0.511</small>	K		K		G6-3		L4			4	0	0	0	0	2	2						
Larry Walker, L (1, 9) <small>OBP: 0.444, SLG: 0.631</small>		17 BB 3 SF8		1B 17 G6-4-3		HR			K	4	3	3	1	0	1	0						
Vinny Castilla, R (1, 5) <small>OBP: 0.362, SLG: 0.587</small>		3 SF8 17 BB		1B 17 G6-4-3		F7			K	3	0	1	0	1	1	0						
17 Todd Helton, L (1, 3) <small>OBP: 0.380, SLG: 0.525</small>		G4-6-3		G6-4-3					G5-3	2	1	0	0	2	0	1						
3 Mike Lansing, R (1, 4) <small>OBP: 0.326, SLG: 0.412</small>	SF8			1B		1H	2B			3	0	2	2	0	1	0						
Jeff Reed, L (1, 2) <small>OBP: 0.378, SLG: 0.469</small> Angel Echevarria, R (6, PH) <small>OBP: 0.455, SLG: 0.586</small> 39 Jim Stoops, R (7, 1) Mike Munoz, L (9, 1) Jason Bates, S (9, PH) <small>OBP: 0.259, SLG: 0.219</small>	G4-6-3			G4-3		F9			G4-3	2	0	0	0	0	0	3						
Darryl Kile, R (1, 1) <small>OBP: 0.293, SLG: 0.324</small> 7 Kurt Abbott, R (6, PH) <small>OBP: 0.311, SLG: 0.422</small> Kirt Manwaring, R (7, 2) <small>OBP: 0.335, SLG: 0.325</small> Edgard Clemente, R (9, PH) <small>OBP: 0.389, SLG: 0.438</small>				SH1-3		K			G2-3	2	0	1	0	0	1	0						
Inning Stats	R: 0 E: 0 K: 1 S: 6	H: 0 LOB: 0 BB: 0 P: 10	R: 1 E: 0 K: 0 S: 13	H: 1 LOB: 2 BB: 2 P: 26	R: 0 E: 0 K: 1 S: 7	H: 1 LOB: 1 BB: 0 P: 11	R: 1 E: 0 K: 0 S: 9	H: 3 LOB: 1 BB: 0 P: 13	R: 0 E: 0 K: 1 S: 9	H: 1 LOB: 1 BB: 0 P: 14	R: 2 E: 0 K: 0 S: 8	H: 2 LOB: 1 BB: 1 P: 16	R: 0 E: 0 K: 1 S: 7	H: 0 LOB: 0 BB: 0 P: 12	R: 0 E: 0 K: 2 S: 9	H: 0 LOB: 0 BB: 0 P: 14	R: 0 E: 0 K: 1 S: 6	H: 0 LOB: 0 BB: 0 P: 11	1B: 5 2B: 2 3B: 0 HR: 1	SF: 1 SAC: 1 DP: 2 HBP: 0	WP: 0 PB: 0 SB: 0 CS: 0	PA: 36
PITCHER	IP WLS BF H R ER SO BB IBB HBP BLK WP HR S P ERA WHIP																					
Orel Hershiser, R (1, 1)	5.1 W 25 8 4 4 3 3 0 0 0 0 1 48 83 6.75 2.062																					
Rich Rodriguez, L (6, 1)	2.0 6 0 0 0 2 0 0 0 0 0 0 14 24 0.00 0.000																					
Jose Mesa, R (8, 1)	1.2 5 0 0 0 2 0 0 0 0 0 0 12 20 0.00 0.000																					

San Francisco Giants @ Colorado Rockies
 Coors Field, Denver, CO
 Sat Sep 26 1998, 3:33 AM MDT
 Att: 47,462 - Sunny - 75 F

AB	31
R	4
H	8
RBI	3
BB	3
SO	7
LOB	10



Batter	1	2	3	4	5	6	7	8	9	AB	R	H	RBI	BB	SO	LOB	TOP		
Stan Javier, S OBP: 0.385, SLG: 0.374	1-1 P8		4-1 BB		4-1 BB		2-1 P7		0-0 SF9 BB FC6-4 1B	3	1	1	1	2	0	2			
Rich Aurilia, R OBP: 0.319, SLG: 0.407	2-0 G5-3		2-3 K		2-2 F9		2-2 1B		4-2 FC6-4 BB	3	0	0	0	0	1	2			
Shawon Dunston, R OBP: 0.255, SLG: 0.401									1-2 2-3 BB	1	0	1	0	0	0	0			
Ellis Burks, R OBP: 0.365, SLG: 0.496									1-2 2-3 BB	0	0	0	0	1	0	0			
Rey Sanchez, R OBP: 0.325, SLG: 0.361									1-2 2-3 BB	0	0	0	0	0	0	0			
Barry Bonds, L OBP: 0.438, SLG: 0.609	2-3 K			2-2 G5-3	0-2 P5		1-1 G3		1-1 SF9	4	0	0	1	0	1	4			
Jeff Kent, R OBP: 0.359, SLG: 0.555		0-1 G1-3		2-2 G3 BB HBP		2-2 L4		0-0 G6-3	2-1 FC6-4	4	0	0	1	0	0	1			
Joe Carter, R OBP: 0.304, SLG: 0.461	3-1 L9			4-2 G3 BB		1-3 K		2-2 G6-3	2-2 P3	4	0	0	0	1	1	1			
J.T. Snow, L OBP: 0.332, SLG: 0.423	4-0 BB			0-1 G3		0-0 F7		0-0 3B		3	0	1	0	1	0	2			
Charlie Hayes, R OBP: 0.351, SLG: 0.419	3-2 F9			4-2 BB			2-1 L4	0-1 G4-3		3	0	0	0	1	0	2			
Jose Mesa, R (8, 1)										0	0	0	0	0	0	0			
Brian Johnson, R OBP: 0.310, SLG: 0.396			1-2 F9	2-3 K			0-0 1B BB		0-0 1B BB	2	0	0	0	0	1	3			
Brent Mayne, L OBP: 0.359, SLG: 0.360									1-1 1B BB	2	1	2	0	0	0	0			
Mark Gardner, R OBP: 0.228, SLG: 0.178			2-3 K		2-3 K		4-2 1B		1-1 BB 1B	2	0	0	0	0	0	0			
Rich Rodriguez, L OBP: 0.187, SLG: 0.247									1-3 SF9 1B	1	1	1	0	0	0	0			
John Johnstone, R OBP: 0.332, SLG: 0.400							1-2 BB			1	1	1	0	0	0	0			
Armando Rios, L OBP: 0.322, SLG: 0.400										0	0	0	0	0	0	0			
Russ Ortiz, R OBP: 0.332, SLG: 0.400										0	0	0	0	0	0	0			
Alvin Morman, L OBP: 0.332, SLG: 0.400										0	0	0	0	0	0	0			
Bill Mueller, S OBP: 0.332, SLG: 0.395										1	1	1	0	0	0	0			
Inning Stats	R: 0 E: 0 K: 1 S: 7	H: 0 LOB: 0 BB: 0 P: 12	R: 0 E: 0 K: 0 S: 7	H: 0 LOB: 1 BB: 1 P: 17	R: 0 E: 0 K: 2 S: 11	H: 0 LOB: 1 BB: 1 P: 20	R: 0 E: 0 K: 1 S: 15	H: 0 LOB: 3 BB: 2 P: 29	R: 0 E: 0 K: 1 S: 9	H: 0 LOB: 0 BB: 0 P: 12	R: 0 E: 0 K: 0 S: 14	H: 2 LOB: 3 BB: 1 P: 25	R: 0 E: 0 K: 0 S: 7	H: 1 LOB: 1 BB: 0 P: 9	R: 3 E: 0 K: 0 S: 17	H: 3 LOB: 1 BB: 1 P: 27	1B: 5 2B: 0 3B: 1 HR: 0	SF: 1 SAC: 0 DP: 0 HBP: 1	WP: 0 PA: 41 PB: 0 SB: 0 CS: 0
PITCHER	IP WLS BF H R ER SO BB IBB HBP BLK WP HR S P ERA WHIP	IP WLS BF H R ER SO BB IBB HBP BLK WP HR S P ERA WHIP	IP WLS BF H R ER SO BB IBB HBP BLK WP HR S P ERA WHIP	IP WLS BF H R ER SO BB IBB HBP BLK WP HR S P ERA WHIP	IP WLS BF H R ER SO BB IBB HBP BLK WP HR S P ERA WHIP	IP WLS BF H R ER SO BB IBB HBP BLK WP HR S P ERA WHIP	IP WLS BF H R ER SO BB IBB HBP BLK WP HR S P ERA WHIP	IP WLS BF H R ER SO BB IBB HBP BLK WP HR S P ERA WHIP	IP WLS BF H R ER SO BB IBB HBP BLK WP HR S P ERA WHIP	IP WLS BF H R ER SO BB IBB HBP BLK WP HR S P ERA WHIP	IP WLS BF H R ER SO BB IBB HBP BLK WP HR S P ERA WHIP	IP WLS BF H R ER SO BB IBB HBP BLK WP HR S P ERA WHIP	IP WLS BF H R ER SO BB IBB HBP BLK WP HR S P ERA WHIP	IP WLS BF H R ER SO BB IBB HBP BLK WP HR S P ERA WHIP	IP WLS BF H R ER SO BB IBB HBP BLK WP HR S P ERA WHIP	IP WLS BF H R ER SO BB IBB HBP BLK WP HR S P ERA WHIP	IP WLS BF H R ER SO BB IBB HBP BLK WP HR S P ERA WHIP	IP WLS BF H R ER SO BB IBB HBP BLK WP HR S P ERA WHIP	IP WLS BF H R ER SO BB IBB HBP BLK WP HR S P ERA WHIP

San Francisco Giants @ Chicago Cubs
Wrigley Field, Chicago, IL
Mon Sep 28 1998, 7:05 PM CDT
Att: 39,556 - Overcast - 70 F

AB 32
R 3
H 6
RBI 3
BB 7
SO 6
LOB 17



Batter	1	2	3	4	5	6	7	8	9	AB	R	H	RBI	BB	SO	LOB	BOTTOM		
Lance Johnson, L OBP: 0.335, SLG: 0.352	1-2 G6-3		0-2 G6-3			1-1 1B BB	0-1 P9			4	1	1	0	0	0	2			
Mickey Morandini, L OBP: 0.360, SLG: 0.385	1-2 G1-6-3 1B			3-2 F7		1 SAFE F7		2-3 K		4	0	1	0	0	1	1			
Sammy Sosa, R OBP: 0.377, SLG: 0.647	0-0 G1-6-3			2-3 K		1 SAFE 1B BB	0-1 1B	3-2 2B WP 1B		4	2	2	0	0	1	1			
Mark Grace, L OBP: 0.401, SLG: 0.471		2-1 G6-4-3 1B		1-1 P5		1-2 1B BB		0-0 WP 2B		3	0	2	0	1	0	0			
Henry Rodriguez, L OBP: 0.334, SLG: 0.530		2-2 F9		3-1 HR 1B		0-1 G6-4-3 1B		1-0 G4-3		2	1	1	0	0	0	1			
Matt Mieske, R OBP: 0.372, SLG: 0.402						1-3 2-H 3-H				1	0	1	2	0	0	0			
Matt Karchner, R OBP: 0.295, SLG: 0.290										0	0	0	0	0	0	0			
Felix Heredia, L OBP: 0.322, SLG: 0.412										0	0	0	0	0	0	0			
Kevin Tapani, R OBP: 0.322, SLG: 0.412										0	0	0	0	0	0	0			
Terry Mulholland, R OBP: 0.322, SLG: 0.412										0	0	0	0	0	0	0			
Rod Beck, R OBP: 0.322, SLG: 0.412										0	0	0	0	0	0	0			
Gary Gaetti, R OBP: 0.356, SLG: 0.495	0-0 G6-4-3			0-2 HR		1 SAFE G6-4-3	1-2 G6-4-3	2-2 F7		4	1	1	2	0	0	4			
Tyler Houston, L OBP: 0.290, SLG: 0.396			2-2 F8		0-0 F8			3-1 G4-3		3	0	0	0	0	0	0			
José Hernández, R OBP: 0.311, SLG: 0.471			4-1 SH3-4 BB		3-3 K		2-1 G3-1 S 1B			2	0	1	0	1	1	0			
Steve Trachsel, R OBP: 0.338, SLG: 0.359					0-0 SH3-4		2-1 F8			1	0	0	0	0	0	0			
Orlando Merced, S OBP: 0.336, SLG: 0.413								2-2 G3-1		1	0	0	0	0	0	1			
Inning Stats	R: 0 E: 0 K: 0 S: 7	H: 1 LOB: 0 BB: 0 P: 9	R: 0 E: 0 K: 0 S: 6	H: 1 LOB: 0 BB: 0 P: 10	R: 0 E: 0 K: 0 S: 8	H: 0 LOB: 1 BB: 1 P: 14	R: 0 E: 0 K: 1 S: 9	H: 0 LOB: 0 BB: 0 P: 15	R: 2 E: 0 K: 1 S: 11	H: 2 LOB: 0 BB: 0 P: 19	R: 2 E: 0 K: 0 S: 11	H: 3 LOB: 1 BB: 1 P: 17	R: 0 E: 0 K: 0 S: 13	H: 1 LOB: 1 BB: 0 P: 20	R: 1 E: 0 K: 1 S: 17	H: 2 LOB: 1 BB: 0 P: 24	1B: 8 2B: 1 3B: 0 HR: 1	SF: 0 SAC: 1 DP: 3 HBP: 0	WP: 1 PA: 33 PB: 0 SB: 1 CS: 0
PITCHER	IP WLS BF H R ER SO BB IBB HBP BLK WP HR S P ERA WHIP	IP WLS BF H R ER SO BB IBB HBP BLK WP HR S P ERA WHIP	IP WLS BF H R ER SO BB IBB HBP BLK WP HR S P ERA WHIP	IP WLS BF H R ER SO BB IBB HBP BLK WP HR S P ERA WHIP	IP WLS BF H R ER SO BB IBB HBP BLK WP HR S P ERA WHIP	IP WLS BF H R ER SO BB IBB HBP BLK WP HR S P ERA WHIP	IP WLS BF H R ER SO BB IBB HBP BLK WP HR S P ERA WHIP	IP WLS BF H R ER SO BB IBB HBP BLK WP HR S P ERA WHIP	IP WLS BF H R ER SO BB IBB HBP BLK WP HR S P ERA WHIP	IP WLS BF H R ER SO BB IBB HBP BLK WP HR S P ERA WHIP	IP WLS BF H R ER SO BB IBB HBP BLK WP HR S P ERA WHIP	IP WLS BF H R ER SO BB IBB HBP BLK WP HR S P ERA WHIP	IP WLS BF H R ER SO BB IBB HBP BLK WP HR S P ERA WHIP	IP WLS BF H R ER SO BB IBB HBP BLK WP HR S P ERA WHIP	IP WLS BF H R ER SO BB IBB HBP BLK WP HR S P ERA WHIP	IP WLS BF H R ER SO BB IBB HBP BLK WP HR S P ERA WHIP	IP WLS BF H R ER SO BB IBB HBP BLK WP HR S P ERA WHIP	IP WLS BF H R ER SO BB IBB HBP BLK WP HR S P ERA WHIP	IP WLS BF H R ER SO BB IBB HBP BLK WP HR S P ERA WHIP

San Francisco Giants @ Chicago Cubs
Wrigley Field, Chicago, IL
Mon Sep 28 1998, 7:05 PM CDT
Att: 39,556 - Overcast - 70 F

AB 30
R 5
H 10
RBI 4
BB 2
SO 3
LOB 12

