

**San Francisco Giants - 1999**



Batter	1	2	3	4	5	6	7	8	9	AB R H RBI BB SO LOB	TOP																									
Marvin Benard, L (1, 8) OBP: 0.200, SLG: 0.200	2-3 K	0-0 F7		1-2 E BB 1B		3-3 K		1-3 K		5 1 1 0 0 3 3																										
Bill Mueller, S (1, 5) Charlie Hayes, R (1, PR) OBP: 0.500, SLG: 1.250	2-2 BB 2B HBP	0-0 G6-3		2-2 BB 1B		2-0 G5-3		1-1 HR		0 0 0 0 0 0 0 4 2 2 3 0 0 1																										
Barry Bonds, L (1, 7)	4-1 2B 1B BB		1-0 G3	4-0 BB IBB			3-1 L8	0-1 P4		3 1 0 0 2 0 0																										
Jeff Kent, R (1, 4) OBP: 0.800, SLG: 1.000	0-2 1B 2B		3-2 G3	4-1 BB			0-1 1B	2-1 S 1B		4 1 3 2 1 0 0																										
J.T. Snow, L (1, 3) OBP: 0.400, SLG: 0.400	1-2 2-H 3-H 1B		1-2 F7	2-3 K			3-1 HR 1B	0-3 K		5 1 2 2 0 2 4																										
Ellis Burks, R (1, 9) Robb Nen, R (9, 1) OBP: 0.600, SLG: 1.400	2-0 F8		3-2 G6-3 2B	0-0 G5-3			2-0 HR	2-2 G6-4-3 1B		5 2 3 2 0 0 1 0 0 0 0 0 0 0																										
Brent Mayne, L (1, 2) OBP: 0.200, SLG: 0.200	3-2 G3		0-0 G6-3	2-1 G6-4-3 1B			3-2 L9	1-3 K		5 0 1 0 0 1 3																										
Rich Aurilia, R (1, 6) OBP: 0.600, SLG: 0.750		2-2 SH3-1-4 1B		0-0 1B 2B	1-0 G6-4-3			4-2 HR BB	0-1 G6-4-3	4 1 2 1 1 0 2																										
Mark Gardner, R (1, 1) Julian Tavarez, L (6, 1) Alan Embree, L (7, 1) F.P. Santangelo, S (8, PH) John Johnstone, R (8, 1) Stan Javier, S (9, 9) OBP: 0.500, SLG: 0.500		0-1 SH3-1-4		0-1 1B 1B	2-3 K			4-1 HR BB		2 1 1 0 0 1 0 0 0 0 0 0 0 0 0 0 0 0 0 0 0 0 1 0 0 1 0 0 0 0 0 0 0 0 0 0 0 0 0 0 0 0																										
<b>Inning Stats</b>	R: 3 E: 0 K: 1 S: 17	H: 2 LOB: 1 BB: 1 P: 31	R: 0 E: 0 K: 0 S: 9	H: 1 LOB: 1 BB: 0 P: 11	R: 0 E: 0 K: 0 S: 8	H: 0 LOB: 0 BB: 0 P: 13	R: 3 E: 1 K: 1 S: 18	H: 5 LOB: 3 BB: 2 P: 34	R: 0 E: 0 K: 0 S: 4	H: 1 LOB: 0 BB: 0 P: 7	R: 0 E: 0 K: 2 S: 8	H: 0 LOB: 0 BB: 0 P: 15	R: 2 E: 0 K: 0 S: 11	H: 3 LOB: 0 BB: 0 P: 22	R: 3 E: 0 K: 2 S: 18	H: 2 LOB: 1 BB: 2 P: 29	R: 0 E: 0 K: 1 S: 8	H: 1 LOB: 0 BB: 0 P: 11	1B: 10 2B: 3 3B: 0 HR: 2	SF: 0 SAC: 1 DP: 2 HBP: 1	WP: 0 PB: 0 SB: 1 CS: 0	PA: 44														
<b>PITCHER</b>	IP WLS BF H R ER SO BB IBB HBP BLK WP HR S P ERA WHIP																																			
Brett Tomko, R (1, 1) ERA: 14.73	3.2		22	8	6	6	1	2	1	1	0	0	0	49	84	14.73	2.727																			
Dennys Reyes, L (4, 1) ERA:	2.1		7	1	0	0	3	0	0	0	0	0	0	15	27	0.00	0.429																			
26 John Hudek, R (7, 1) ERA: 27.0	1.0	L	6	3	3	3	0	1	0	0	0	0	1	15	30	27.00	4.000																			
Gabe White, L (8, 1) ERA: 18.0	1.0		6	2	2	2	2	1	0	0	0	0	1	14	21	18.00	3.000																			
Scott Williamson, R (9, 1) ERA:	1.0		3	1	0	0	1	0	0	0	0	0	0	8	11	0.00	1.000																			

**San Francisco Giants @ Cincinnati Reds**  
Cinergy Field, Cincinnati, OH  
Mon Apr 05 1999, 2:05 PM EDT  
Att. 55,112 - Unknown - 62 F

AB	37
R	11
H	15
RBI	10
BB	5
SO	7
LOB	14



BOTTOM

San Francisco Giants @ Cincinnati Reds

Cinergy Field, Cincinnati, OH

Mon Apr 05 1999, 2:05 PM EDT  
Att: 55,112 - Unknown - 62 F

AB	40
R	8
H	12
RBI	8
BB	1
SO	4
LOB	18



WP:	1	PA:	43
PB:	0		
SB:	1		
CS:	0		

AB R H RBI BB SO LOB

4 2 1 2 0 0 0

5 1 1 1 0 0 0

5 1 3 2 0 0 1

4 0 1 0 1 1 2

5 0 3 0 0 1 1

5 1 1 0 0 0 7

4 1 0 0 0 0 3

0 0 0 0 0 0 0

1B:	8	SF:	0
2B:	1	SAC:	1
3B:	0	DP:	0
HR:	3	HBP:	1

Batter	1	2	3	4	5	6	7	8	9
Mike Cameron, R OBP: 0.400, SLG: 1.000 (1, 8)	G1-3 1-2 ①	HR 2-H 3-2		F8 3-1 ③		FC HBP 2-1 WP S		P6 0-1 ②	
Barry Larkin, R OBP: 0.200, SLG: 0.200 (1, 6)	P3 1-1 ②	G3 2-0 ③			G3 1B 0-1	FC HR 1-H 2-2		F7 2-1 ③	
Sean Casey, L OBP: 0.600, SLG: 1.400 (1, 3)	1B 2B 1-1			1B 1-2	G3 1-2 ①	HR 1-H 2-1		G4-3 0-1 ①	
Greg Vaughn, R OBP: 0.400, SLG: 0.250 (1, 7)	1B BB 4-2 B			P5 1-1 ①	L7 1-0 ②	K 3-3 ②		FC3-6 1B 0-0	
Dmitri Young, S OBP: 0.600, SLG: 0.600 (1, 9)	1B 1-2 2-3			FC5-4 1B 2-1	G4-3 0-0 ③	K 2-3 ③		FC3-6 1B 2-2	
Eddie Taubensee, L OBP: 0.200, SLG: 0.200 (1, 2)	L7 1-1 ③			F7 3-2 SAFE ②		F8 HR 1B F8 E 0-0	F8 1-1 ①	FC3-6 1-2f 2-3 ②	
Aaron Boone, R Scott Williamson, R Hal Morris, L (9, PH)				F8 1-2f 3-1 ①	FC5-4 1-2f 1-1 ③	E5 HR 1-2 1-1	F7 0-1 ②	K 1-3 ③	
Pokey Reese, R OBP: 0.250, SLG: 0.250 (1, 4)				P2 1-2 ①		F8 2-3 1-0 ①	P4 0-1 ③		
Brett Tomko, R Dennys Reyes, R Mark Sweeney, L 26 John Hudek, S Gabe White, L Mark Lewis, R				K 1-3 ②		HR 1-H 3-H 2-1		P6 2-0 ①	

Inning Stats	R: 0	H: 2	E: 0	LOB: 3	K: 0	BB: 1	S: 21	R: 2	H: 2	E: 0	LOB: 0	K: 0	BB: 0	S: 9	R: 0	H: 2	E: 0	LOB: 2	K: 0	BB: 0	S: 13	R: 0	H: 0	E: 0	LOB: 0	K: 1	BB: 0	S: 10	R: 0	H: 1	E: 0	LOB: 1	K: 0	BB: 0	S: 5	R: 6	H: 3	E: 1	LOB: 0	K: 2	BB: 0	S: 20	R: 0	H: 0	E: 0	LOB: 0	K: 0	BB: 0	S: 6	R: 0	H: 0	E: 0	LOB: 0	K: 0	BB: 0	S: 5	R: 0	H: 0	E: 0	LOB: 0	K: 1	BB: 0	S: 12	R: 0	H: 2	E: 0	LOB: 2	K: 1	BB: 0	S: 12	1B: 8	SF: 0	2B: 1	SAC: 1	3B: 0	DP: 0	HR: 3	HBP: 1
--------------	------	------	------	--------	------	-------	-------	------	------	------	--------	------	-------	------	------	------	------	--------	------	-------	-------	------	------	------	--------	------	-------	-------	------	------	------	--------	------	-------	------	------	------	------	--------	------	-------	-------	------	------	------	--------	------	-------	------	------	------	------	--------	------	-------	------	------	------	------	--------	------	-------	-------	------	------	------	--------	------	-------	-------	-------	-------	-------	--------	-------	-------	-------	--------

PITCHER	IP	WLS	BF	H	R	ER	SO	BB	IBB	HBP	BLK	WP	HR	S	P	ERA	WHIP
Mark Gardner, R ERA: 6.75 (1, 1)	5.1		27	9	5	4	1	1	0	0	0	0	2	64	102	6.75	1.875
Julian Tavarez, R ERA: 40.5 (6, 1)	0.2	B	5	1	3	3	2	0	0	1	0	1	1	14	25	40.50	1.500
Alan Embree, L ERA: (7, 1)	1.0	W	3	0	0	0	0	0	0	0	0	0	0	6	7	0.00	0.000
John Johnstone, R ERA: (8, 1)	1.0	H	3	0	0	0	0	0	0	0	0	0	0	5	9	0.00	0.000
Robb Nen, R ERA: (9, 1)	1.0	S	5	2	0	0	1	0	0	0	0	0	0	12	16	0.00	2.000

ERA WHIP



Batter	1	2	3	4	5	6	7	8	9	AB	R	H	RBI	BB	SO	LOB	TOP					
Marvin Benard, L (1, 8) OBP: 0.400, SLG: 0.250	2-3 K		4-2 BB		4-2 BB	0-1 1B		1-0 F7		3	0	1	1	2	1	1						
Ellis Burks, R (1, 9) OBP: 0.500, SLG: 0.875	1-2 F8		1-0 P4		4-0 HR	3-2 F8		4-2 2B		3	1	0	0	2	0	2						
John Johnstone, R (8, 1)										0	0	0	0	0	0	0						
Rich Rodriguez, L (8, 1)										0	0	0	0	0	0	0						
Robb Nen, R (9, 1)										0	0	0	0	0	0	0						
Barry Bonds, L (1, 7) OBP: 0.600, SLG: 1.000	1-1 1B		4-2 BB		2-1 HR			0-2 2B		4	1	3	3	1	1	0						
Jeff Kent, R (1, 4) OBP: 0.600, SLG: 1.000	0-1 P5		3-3 K		0-1 HR			4-0 IBB		4	1	1	1	1	2	3						
J.T. Snow, L (1, 3) OBP: 0.500, SLG: 0.556		1-0 G6-3		1-1 1B	3-2 1B			2-3 K		4	1	2	0	1	1	3						
Charlie Hayes, R (1, 5) OBP: 0.333, SLG: 0.625		4-0 BB		1-0 P3	0-2 G5-4-3			0-2 G1-4-3		4	0	0	0	1	0	3						
Brent Mayne, L (1, 2) OBP: 0.300, SLG: 0.222		2-3 K		1-1 G6-3		4-1 SH5-4		2-0 PB		4	2	1	0	1	2	2						
Rich Aurilia, R (1, 6) OBP: 0.600, SLG: 0.778		3-2 G6-3		1-2 1B		2-0 SH5-4		1-3 2B		5	1	3	2	0	1	1						
Kirk Rueter, L (1, 1)			3-3 K		0-3 K		1-0 SH5-4		0-1 L8		0	0	0	0	0	0						
Miguel Del Toro, R (2, 1)										2	0	0	0	0	2	1						
Edwards Guzman, L (6, PH)										0	0	0	0	0	0	0						
Julian Tavarez, L (6, 1)										0	0	0	0	0	0	0						
Stan Javier, S (8, PH)										1	0	0	0	0	0	1						
Stan Javier, S (8, 9)																						
<b>Inning Stats</b>	R: 0 E: 0 K: 1 S: 10	H: 1 LOB: 1 BB: 0 P: 14	R: 0 E: 0 K: 1 S: 12	H: 0 LOB: 1 BB: 1 P: 22	R: 0 E: 0 K: 2 S: 12	H: 0 LOB: 2 BB: 2 P: 27	R: 1 E: 0 K: 1 S: 11	H: 2 LOB: 1 BB: 0 P: 15	R: 3 E: 0 K: 0 S: 14	H: 3 LOB: 0 BB: 2 P: 27	R: 1 E: 0 K: 0 S: 8	H: 2 LOB: 1 BB: 1 P: 18	R: 0 E: 0 K: 2 S: 11	H: 0 LOB: 1 BB: 1 P: 19	R: 2 E: 0 K: 1 S: 14	H: 3 LOB: 3 BB: 2 P: 29	R: 0 E: 0 K: 2 S: 10	H: 0 LOB: 0 BB: 0 P: 12	1B: 6 2B: 3 3B: 0 HR: 2	SF: 0 SAC: 1 DP: 1 HBP: 0	WP: 0 PB: 1 SB: 0 CS: 0	PA: 44
<b>PITCHER</b>	IP	WLS	BF	H	R	ER	SO	BB	IBB	HBP	BLK	WP	HR	S	P	ERA	WHIP					
Jason Bere, R (1, 1) ERA: 7.2	5.0		24	6	4	4	5	5	0	0	0	0	2	59	105	7.20	2.200					
Scott Williamson, R (6, 1) ERA: 4.5	1.0	H	5	2	1	1	0	1	0	0	0	0	0	8	18	9.00	3.000					
Dennys Reyes, L (7, 1) ERA:	0.2	H	3	0	0	0	2	1	0	0	0	0	0	8	16	0.00	1.500					
Danny Graves, R (7, 1) ERA: 18.0	1.0	L	6	2	2	2	0	1	0	0	0	0	0	10	19	18.00	3.000					
Gabe White, L (8, 1) ERA: 7.71	1.1		6	1	0	0	3	0	1	0	0	0	0	17	25	0.00	0.750					

San Francisco Giants @ Cincinnati Reds  
Cinergy Field, Cincinnati, OH  
Tue Apr 06 1999, 7:05 PM EDT  
Att. 17,310 - Unknown - 67 F

AB	34
R	7
H	11
RBI	7
BB	9
SO	10
LOB	17



BOTTOM

San Francisco Giants @ Cincinnati Reds

Cinergy Field, Cincinnati, OH

Tue Apr 06 1999, 7:05 PM EDT

Att: 17,310 - Unknown - 67 F

livebaseballscorecards.com

AB	38
R	6
H	11
RBI	6
BB	3
SO	5
LOB	12



AB R H RBI BB SO LOB

4	0	0	0	1	1	3
5	2	2	1	0	0	1
5	1	3	0	0	0	0
5	0	0	0	0	0	4
4	1	2	1	1	1	2
4	1	1	3	0	0	2
0	0	0	0	0	0	0
0	1	0	0	1	0	0
3	0	0	0	0	0	0
0	0	0	0	0	0	0
1	0	0	0	0	1	0
0	0	0	0	0	0	0
0	0	0	0	0	0	0
0	0	0	0	0	0	0
1	0	0	0	0	0	0

Batter	1	2	3	4	5	6	7	8	9
Mike Cameron, R OBP: 0.300, SLG: 0.500 (1, 8)			FC4 1-2f			BB 4-0			G5-3 0-1
Barry Larkin, R OBP: 0.300, SLG: 0.600 (1, 6)	HR 2-1	1B 1B 3-2		G4-3 0-1		G4-3 1-2			F7 1-0
Sean Casey, L OBP: 0.600, SLG: 1.000 (1, 3)	HR BB 2-0	1B 1-3 L4-3		G3-1 2-1		G4-3 2-1			E 0-1
Greg Vaughn, R OBP: 0.200, SLG: 0.111 (1, 7)	P6 1-2	L4-3 1-2		L4 0-0		L6 1-1			E6 1-1
Dmitri Young, S OBP: 0.600, SLG: 0.556 (1, 9)	HR BB 4-2	1B 3-H 0-2		G3 0-0		FC6 1B 1-2			K 0-3
Brian Johnson, R OBP: 0.250, SLG: 1.000 Gabe White, L (8, 1)	HR 1-2	F8 1-H 2-H		P3 2-1		FC6 1-2f			
Aaron Boone, R Mark Lewis, R (2, 5)	1B BB 4-2		P4 1-0		F9 2-2			F8 0-1	
Pokey Reese, R Michael Tucker, L Jeffrey Hammonds, R Chris Stynes, R (8, PH)	1B 1-3		K 0-3		F7 0-0			K 2-3	
Jason Bere, R Scott Williamson, R Mark Sweeney, L Dennys Reyes, R Danny Graves, R Eddie Taubensee, L (8, 2)	1B 3-H 1-3		FC4 1B 3-1		K 1-3			F9 0-0	

Inning Stats	R: 5	H: 5	E: 0	LOB: 2	K: 1	S: 24	R: 1	H: 3	E: 0	LOB: 1	K: 0	S: 13	R: 0	H: 1	E: 0	LOB: 1	K: 1	S: 7	R: 0	H: 0	E: 0	LOB: 0	K: 0	S: 5	R: 0	H: 0	E: 0	LOB: 0	K: 0	S: 6	R: 0	H: 0	E: 0	LOB: 1	K: 1	S: 7	R: 0	H: 1	E: 0	LOB: 1	K: 0	S: 9	R: 0	H: 0	E: 1	LOB: 2	K: 1	S: 10	R: 0	H: 1	E: 0	LOB: 2	K: 1	S: 10	1B: 9	SF: 0	2B: 1	SAC: 0	3B: 0	DP: 1	HR: 2	HBP: 0	WP: 0	PA: 41
--------------	------	------	------	--------	------	-------	------	------	------	--------	------	-------	------	------	------	--------	------	------	------	------	------	--------	------	------	------	------	------	--------	------	------	------	------	------	--------	------	------	------	------	------	--------	------	------	------	------	------	--------	------	-------	------	------	------	--------	------	-------	-------	-------	-------	--------	-------	-------	-------	--------	-------	--------

PITCHER	IP	WLS	BF	H	R	ER	SO	BB	IBB	HBP	BLK	WP	HR	S	P	ERA	WHIP
Kirk Rueter, L ERA: 32.4	1.2		14	8	6	6	1	2	0	0	0	0	0	34	63	32.40	6.000
Miguel Del Toro, R ERA:	3.1		11	1	0	0	1	0	0	0	0	0	0	21	31	0.00	0.300
Julian Tavarez, R ERA: 10.13	2.0	W	8	1	0	0	1	1	0	0	0	0	0	16	28	0.00	1.000
John Johnstone, R ERA:	0.1	H	1	0	0	0	0	0	0	0	0	0	0	2	2	0.00	0.000
Rich Rodriguez, L ERA:	0.2	H	2	0	0	0	1	0	0	0	0	0	0	4	6	0.00	0.000

PITCHER	IP	WLS	BF	H	R	ER	SO	BB	IBB	HBP	BLK	WP	HR	S	P	ERA	WHIP
Robb Nen, R ERA:	1.0		5	1	0	0	1	0	0	0	0	0	0	10	12	0.00	1.000





Batter	1	2	3	4	5	6	7	8	9	AB	R	H	RBI	BB	SO	LOB
Mike Cameron, R (1, 8) OBP: 0.333, SLG: 0.364	2-3 K		4-1 G6-3 S BB		4-2 BB BB		3-2 G5-3		1-0 P2	3	0	0	0	2	1	1
Barry Larkin, R (1, 6) OBP: 0.286, SLG: 0.462	2-1 G4-3		3-2 G6-3		4-2 BB 1-2 BB			2-2 F8		3	0	0	0	1	0	1
Sean Casey, L (1, 3) OBP: 0.571, SLG: 0.846	1-1 L9		4-1 BB		2-3 K			2-2 E 1B		3	0	1	0	1	1	2
Greg Vaughn, R (1, 7) OBP: 0.214, SLG: 0.385		1-0 P3	2-2 G6-3		3-1 HR			1-0 E5 G5-4-3		4	1	1	1	0	0	3
Dmitri Young, S (1, 9) OBP: 0.571, SLG: 0.583		1-1 1B 2B		4-1 G3-6-3 BB		0-1 G5-3		0-0 G5-4-3		3	1	1	0	1	0	2
Eddie Taubensee, L (1, 2) OBP: 0.200, SLG: 0.500		0-2 F8		1-0 G3-6-3 1-2f		2-0 F9		2-1 HR		4	1	1	1	0	0	2
Mark Lewis, R (1, 5) OBP: 0.250, SLG: 0.375		0-1 2-H 1B		1-3 K		1-0 L9		1-0 2B		4	0	2	1	0	1	0
Pokey Reese, R (1, 4) OBP: 0.200, SLG: 0.200 Michael Tucker, L (9, PH)		1-2 F9		0-0 L8		0-0 L8		2-2 G4-3		3	0	0	0	0	0	1
Steve Avery, L (1, 1) Dennys Reyes, R (8, 1) Danny Graves, R (8, 1) Scott Sullivan, R (8, 1) Hal Morris, L (9, PH)			0-0 G1-3		2-3 K		0-3 K		1-3 K	1	0	0	0	0	0	1

Inning Stats	R: 0	H: 0	E: 0	K: 1	S: 8	R: 1	H: 2	E: 0	K: 0	S: 12	R: 0	H: 0	E: 0	K: 0	S: 9	R: 0	H: 0	E: 0	K: 1	S: 6	R: 0	H: 0	E: 0	K: 2	S: 12	R: 1	H: 1	E: 0	K: 0	S: 6	R: 0	H: 0	E: 0	K: 1	S: 12	R: 0	H: 1	E: 1	K: 0	S: 9	R: 1	H: 2	E: 0	K: 2	S: 10	1B: 2	2B: 2	3B: 0	HR: 2	SF: 0	SAC: 0	DP: 2	HBP: 0	WP: 0	PA: 37
--------------	------	------	------	------	------	------	------	------	------	-------	------	------	------	------	------	------	------	------	------	------	------	------	------	------	-------	------	------	------	------	------	------	------	------	------	-------	------	------	------	------	------	------	------	------	------	-------	-------	-------	-------	-------	-------	--------	-------	--------	-------	--------

PITCHER	IP	WLS	BF	H	R	ER	SO	BB	IBB	HBP	BLK	WP	HR	S	P	ERA	WHIP
Russ Ortiz, R (1, 1) ERA: 2.57	7.0	W	28	3	2	2	5	5	0	0	0	0	1	65	115	2.57	1.143
Alan Embree, L (8, 1) ERA:	1.0		4	1	0	0	0	0	0	0	0	0	0	9	14	0.00	1.000
Felix Rodriguez, R (9, 1) ERA: 9.0	1.0		5	2	1	1	2	0	0	0	0	0	1	10	17	9.00	2.000

BOTTOM

San Francisco Giants @ Cincinnati Reds  
Cinergy Field, Cincinnati, OH  
Wed Apr 07 1999, 12:35 PM EDT  
Att: 19,011 - Sunny - 60 F

livebaseballscorecards.com

AB	32
R	3
H	6
RBI	3
BB	5
SO	7
LOB	14





Batter	1	2	3	4	5	6	7	8	9	AB R H RBI BB SO LOB	TOP	
Damian Jackson, R (1, 4) OBP: 0.800, SLG: 1.000	4-2 BB BB BB	2-2 S 1B			3-2 S 2B	2-3 K 1-2		0-1 1-3 3-H 1B		4 1 3 2 1 1 1		
Reggie Sanders, R (1, 7) OBP: 0.313, SLG: 0.083	2-3 K	4-2 SAFE 1B			4-1 BB HBP BB	2-1 F9		3-3 K		2 0 0 0 2 1 2		
Carlos Reyes, S (6, 1)										0 0 0 0 0 0 0		
Greg Myers, L (8, PH) OBP: 0.571, SLG: 0.400		1-2 BB			2-3 BB					1 0 0 0 0 1 2		
Dan Miceli, R (8, 1)										0 0 0 0 0 0 0		
Tony Gwynn, L (1, 9) OBP: 0.533, SLG: 0.417	3-2 F8	2-0 G1-6-4-3			2-0 BB 1-2 HBP			1-3 K	3-3 K	2 0 0 0 0 0 3		
John Vander Wal, L (5, 9) OBP: 0.500, SLG: 0.714										2 0 0 0 0 2 2		
Jim Leyritz, R (1, 2) OBP: 0.545, SLG: 0.875	1 SAFE 4-0 BB 1-2 BB			4-2 FC6-4 BB		4-1 1-2 2-3 3-H BB		2-2 2B	3-2 P9	2 0 1 1 3 0 0		
Wally Joyner, L (1, 3) OBP: 0.438, SLG: 0.385	4-2 BB			2-1 FC6-4 G4-6-3		1-3 K		2-0 F8	1-1 2B	3 0 0 0 1 1 5		
Dave Magadan, L (7, 3) OBP: 0.500, SLG: 0.750		1-2 2-3 BB		1-2f						1 0 1 0 0 0 0		
Carlos Garcia, R (1, 5)	1-1 P8			2-2 G4-6-3		3-3 K		0-0 G6-3	0-1 L4	5 0 0 0 0 1 9		
Ruben Rivera, R (1, 8) OBP: 0.167, SLG: 0.250		2-2 1B 2B			1-3 K	2-3 K		3-2 E6 1B WP 1B	1-2 G5-3	5 2 1 0 0 2 4	AB 34 R 4 H 9 RBI 4 BB 7 SO 11 LOB 30	
Chris Gomez, R (1, 6) OBP: 0.143, SLG: 0.143		2-2 58 SH5-4 1B			2-2 G4-3			3-3 K	1-2 1B 1-3 1B	4 1 2 1 0 1 0		
58 Stan Spencer, R (1, 1)		1-0 SH5-4			2-1 G6-3			1-1 1B	2-3 K	1 0 0 0 0 0 0		
Carlos Almanzar, R (4, 1)										0 0 0 0 0 0 0		
Eric Owens, R (6, PH) OBP: 0.400, SLG: 0.400		2-3								2 0 1 0 0 1 2		
<b>Inning Stats</b>	R: 0 H: 0 E: 0 LOB: 3 K: 1 BB: 3 S: 14 P: 32	R: 2 H: 3 E: 0 LOB: 1 K: 0 BB: 1 S: 15 P: 28	R: 0 H: 0 E: 0 LOB: 0 K: 0 BB: 1 S: 7 P: 15	R: 0 H: 0 E: 0 LOB: 0 K: 1 BB: 0 S: 9 P: 14	R: 1 H: 1 E: 0 LOB: 3 K: 3 BB: 2 S: 15 P: 34	R: 0 H: 1 E: 0 LOB: 1 K: 2 BB: 0 S: 14 P: 22	R: 0 H: 1 E: 0 LOB: 1 K: 1 BB: 0 S: 10 P: 15	R: 1 H: 2 E: 1 LOB: 2 K: 3 BB: 0 S: 25 P: 37	R: 0 H: 1 E: 0 LOB: 1 K: 0 BB: 0 S: 14 P: 19	1B: 5 SF: 0 2B: 4 SAC: 1 3B: 0 DP: 2 HR: 0 HBP: 1	WP: 1 PA: 43 PB: 0 SB: 3 CS: 0	
<b>PITCHER</b>	IP WLS BF H R ER SO BB IBB HBP BLK WP HR S P ERA WHIP											
Shawn Estes, L (1, 1) ERA: 5.4	5.0 W 25 4 3 3 5 7 0 1 0 0 0 60 123 5.40 2.200											
Miguel Del Toro, R (6, 1) ERA:	2.0 8 2 0 0 3 0 0 0 0 0 0 24 37 0.00 1.000											
Julian Tavarez, R (8, 1) ERA: 7.36	1.0 6 2 1 0 3 0 0 0 0 1 0 25 37 0.00 2.000											
Rich Rodriguez, L (9, 1) ERA:	1.0 4 1 0 0 0 0 0 0 0 0 0 14 19 0.00 1.000											

San Diego Padres @ San Francisco Giants  
 3Com Park at Candlestick Point, San Francisco, CA

Thu Apr 08 1999, 4:05 PM EDT  
 Att. 57,430 - Cloudy - 55 F

AB	34
R	4
H	9
RBI	4
BB	7
SO	11
LOB	30



Batter	1	2	3	4	5	6	7	8	9	AB	R	H	RBI	BB	SO	LOB
Marvin Benard, L OBP: 0.400, SLG: 0.500 (1, 8)	1-0 F9	2-0 HR		4-2 BB			1-0 G4-3			4	2	1	3	1	0	1
Ellis Burks, R OBP: 0.533, SLG: 0.727 Stan Javier, S OBP: 0.571, SLG: 1.000 (1, 9) (6, 9)	4-2 1B BB	1-1 E6		SAFE HR 1B			0-0 BB 1B			3	1	1	1	1	0	1
Barry Bonds, L OBP: 0.526, SLG: 0.933 F.P. Santangelo, S OBP: 0.429, SLG: 0.200 (1, 7) (7, 7)	2-1 F9	2-0 P5		1-1 HR		0-0 G3	1-0 P5			4	1	1	2	0	0	2
Jeff Kent, R OBP: 0.579, SLG: 0.733 Ramon Martinez, R (1, 4) (7, 4)	0-1 FC6-4 1B	2-2 F7		4-0 1B 1B BB		1-2 PB 1B	4-2 BB			3	1	2	0	1	0	1
J.T. Snow, L OBP: 0.421, SLG: 0.375 (1, 3)	0-1 FC6-4		0-3 K	2-2 1B 2B 1B		2-2 F8	1-2 G3			5	1	1	0	0	1	5
Charlie Hayes, R OBP: 0.353, SLG: 0.533 Edwards Guzman, L (1, 5) (8, 5)		2-2 2B G6-3 1B	1-1 L4	0-3 K		1-1 F9	1-2 G1-3			4	1	1	0	0	1	3
Brent Mayne, L OBP: 0.467, SLG: 0.500 (1, 2)		0-1 HR 2B	3-2 1B	1-0 1B 2B 1B		0-0 G1-6-3 1B	0-1 G4-3			5	2	4	0	0	0	0
Rich Aurilia, R OBP: 0.526, SLG: 0.778 (1, 6)		0-1 G6-3	0-1 1B	1-1 2B 1B		0-0 F9	0-0 HR			5	2	3	3	0	0	2
Shawn Estes, R OBP: 0.667, SLG: 1.000 Miguel Del Toro, R Julian Tavarez, L Rich Rodriguez, L (1, 1) (6, 1) (8, 1) (9, 1)		2-2 HR HBP	0-3 K	0-0 2B		0-0 G1-6-3	0-0 G6-3			2	1	1	3	0	1	2

Inning Stats	R: 0	H: 1	E: 0	K: 10	S: 10	L: 2	LOB: 2	BB: 1	P: 17	R: 4	H: 3	E: 1	K: 0	S: 17	LOB: 1	BB: 0	P: 28	R: 0	H: 2	E: 0	K: 14	S: 14	R: 7	H: 6	E: 0	K: 1	S: 27	LOB: 1	BB: 2	P: 46	R: 0	H: 1	E: 0	K: 10	S: 10	R: 0	H: 1	E: 0	K: 3	S: 3	R: 0	H: 1	E: 0	K: 0	S: 11	R: 1	H: 1	E: 0	K: 0	S: 7	R: 0	H: 1	E: 0	K: 0	S: 7
--------------	------	------	------	-------	-------	------	--------	-------	-------	------	------	------	------	-------	--------	-------	-------	------	------	------	-------	-------	------	------	------	------	-------	--------	-------	-------	------	------	------	-------	-------	------	------	------	------	------	------	------	------	------	-------	------	------	------	------	------	------	------	------	------	------

PITCHER	IP	WLS	BF	H	R	ER	SO	BB	IBB	HBP	BLK	WP	HR	S	P	ERA	WHIP
58 Stan Spencer, R ERA: 24.0 (1, 1)	3.0	L	22	8	8	8	2	3	0	0	0	1	2	48	80	24.00	3.667
Carlos Almanzar, R ERA: 13.5 (4, 1)	2.0		11	5	3	3	1	0	0	0	0	0	0	30	43	13.50	2.500
Carlos Reyes, R ERA: 1.69 (6, 1)	2.0		8	2	0	0	0	1	0	0	0	0	0	14	21	0.00	1.500
Dan Miceli, R ERA: 6.75 (8, 1)	1.0		4	1	1	1	0	0	0	0	0	0	1	7	8	9.00	1.000

**BOTTOM**

**San Diego Padres @ San Francisco Giants**  
**3Com Park at Candlestick Point, San Francisco, CA**

Thu Apr 08 1999, 4:05 PM EDT  
Att: 57,430 - Cloudy - 55 F

livebaseballscorecards.com

<b>AB</b>	<b>40</b>
<b>R</b>	<b>12</b>
<b>H</b>	<b>16</b>
<b>RBI</b>	<b>12</b>
<b>BB</b>	<b>4</b>
<b>SO</b>	<b>3</b>
<b>LOB</b>	<b>19</b>

**GIANTS**

WP: 1	PA: 45
PB: 1	
SB: 2	
CS: 0	



Batter	1	2	3	4	5	6	7	8	9	AB R H RBI BB SO LOB	TOP	
<b>Quilvio Veras, S</b> (1, 4) <small>OBP: 0.235, SLG: 0.071</small>	2-2 		1-1 		4-2 		1-2 			3 1 0 0 1 0 1	<b>San Diego Padres @ San Francisco Giants</b> 3Com Park at Candlestick Point, San Francisco, CA <small>Fri Apr 09 1999, 10:35 PM EDT</small> <small>Att. 15,795 - Cloudy - 54 F</small>	
<b>Reggie Sanders, R</b> (1, 8) <small>OBP: 0.400, SLG: 0.467</small>	1-3 			2-2 	2-2 			4-0 		3 2 2 2 1 1 0		
<b>Tony Gwynn, L</b> (1, 9) <small>OBP: 0.526, SLG: 0.438</small>	0-0 			1-2 	0-0 			2-2 		4 0 2 0 0 0 1		
<b>Wally Joyner, L</b> (1, 3) <small>OBP: 0.400, SLG: 0.353</small>		1-0 		0-1 	1-3 			2-2 		4 0 1 1 0 1 2		
<b>John Vander Wal, L</b> (1, 7) <small>OBP: 0.455, SLG: 0.600</small> <b>Ruben Rivera, R</b> (8, PH) <small>OBP: 0.154, SLG: 0.231</small>		1-2 		2-2 		3-2 		1-3 		3 0 1 0 0 0 2 1 0 0 0 0 1 1		
<b>Greg Myers, L</b> (1, 2) <small>OBP: 0.455, SLG: 0.333</small>		0-1 		2-0 		2-1 		1-0 		4 0 1 0 0 0 3		
<b>Dave Magadan, L</b> (1, 5) <small>OBP: 0.375, SLG: 0.500</small>			0-2 	1-2 		1-1 		1-3 		4 0 1 0 0 1 3		
<b>Chris Gomez, R</b> (1, 6) <small>OBP: 0.111, SLG: 0.111</small>			1-0 		1-3 		0-3 		2-2 			4 0 0 0 0 2 1
<b>Matt Clement, R</b> (1, 1) <b>Brian Boehringer, S</b> (5, 1) <b>Eric Owens, R</b> (7, PH) <small>OBP: 0.333, SLG: 0.333</small> <b>Carlos Almanzar, R</b> (7, 1) <b>Roberto Rivera, L</b> (8, 1)			0-0 		2-3 		0-0 			2 0 0 0 0 1 1 0 0 0 0 0 0 0 1 0		
<b>Inning Stats</b>	R: 0 H: 0 E: 0 LOB: 0 K: 1 BB: 0 S: 8 P: 11	R: 0 H: 1 E: 0 LOB: 0 K: 0 BB: 0 S: 7 P: 9	R: 0 H: 1 E: 0 LOB: 1 K: 0 BB: 0 S: 7 P: 9	R: 1 H: 3 E: 0 LOB: 2 K: 0 BB: 0 S: 15 P: 23	R: 2 H: 2 E: 0 LOB: 1 K: 3 BB: 1 S: 17 P: 27	R: 0 H: 1 E: 0 LOB: 0 K: 0 BB: 0 S: 8 P: 14	R: 0 H: 0 E: 0 LOB: 0 K: 1 BB: 0 S: 7 P: 8	R: 0 H: 0 E: 0 LOB: 1 K: 1 BB: 1 S: 10 P: 19	R: 0 H: 0 E: 0 LOB: 0 K: 1 BB: 0 S: 10 P: 14	1B: 6 SF: 0 2B: 1 SAC: 0 3B: 0 DP: 2 HR: 1 HBP: 0		WP: 0 PA: 35 PB: 0 SB: 0 CS: 0
<b>PITCHER</b>	IP WLS BF H R ER SO BB IBB HBP BLK WP HR S P ERA WHIP											IP WLS BF H R ER SO BB IBB HBP BLK WP HR S P ERA WHIP
<b>Chris Brock, R</b> (1, 1) <small>ERA: 3.86</small>	7.0 W 28 8 3 3 5 1 0 0 0 0 0 1 69 101 3.86 1.286											
<b>Alan Embree, L</b> (8, 1) <small>ERA:</small>	1.0 4 0 0 0 1 1 0 0 0 0 0 0 10 19 0.00 1.000											
<b>Robb Nen, R</b> (9, 1) <small>ERA:</small>	1.0 3 0 0 0 1 0 0 0 0 0 0 0 10 14 0.00 0.000											

AB	33
R	3
H	8
RBI	3
BB	2
SO	7
LOB	15



Batter	1	2	3	4	5	6	7	8	9
Marvin Benard, L (1, 8) OBP: 0.450, SLG: 0.688	0-0 G4-3		3-1 1B 2B	2-0 P5		4-1 WP BB		1-2 WP 3B	
Ellis Burks, R (1, 9) OBP: 0.450, SLG: 0.533	3-0 G5-3		1-0 1B SF7 HBP		2-1 F7	1-3 K		3-3 K	
Barry Bonds, L (1, 7) OBP: 0.583, SLG: 0.947	3-1 2B		2-2 1B		1-0 2B 1B	4-0 IBB		1-0 G4-3	
Jeff Kent, R (1, 4) OBP: 0.522, SLG: 0.647	1-1 G6-3		0-1 SF7		4-0 2B BB	1-1 P3			
J.T. Snow, L (1, 3) OBP: 0.391, SLG: 0.400		0-1 F7	2-0 F7		0-0 1B 2B		0-2 P6		
Charlie Hayes, R (1, 5) OBP: 0.333, SLG: 0.474		2-2 F9	0-1 F9		0-2 E5 1B		1-3 K		
Brent Mayne, L (1, 2) OBP: 0.474, SLG: 0.471		1-1 G3-1			1-3 K		4-1 BB		
Rich Aurilia, R (1, 6) OBP: 0.522, SLG: 0.727			3-1 1B 2B 1B		2-0 1B		0-3 K2-3		
Chris Brock, R (1, 1) OBP: 0.333, SLG: 0.333			1-1 2B 1B		0-3 K			0-0 F7	
Alan Embree, L (8, 1)									
F.P. Santangelo, S (8, PH) OBP: 0.375, SLG: 0.167									
Robb Nen, R (9, 1)									

Inning Stats	R: 0	H: 1	E: 0	K: 0	S: 6	LOB: 1	BB: 0	P: 13	R: 0	H: 0	E: 0	K: 0	S: 8	LOB: 0	BB: 0	P: 11	R: 4	H: 4	E: 0	K: 0	S: 14	LOB: 1	BB: 0	P: 26	R: 0	H: 1	E: 0	K: 2	S: 8	LOB: 1	BB: 0	P: 13	R: 3	H: 4	E: 1	K: 0	S: 10	LOB: 1	BB: 1	P: 19	R: 0	H: 0	E: 0	K: 2	S: 10	LOB: 2	BB: 2	P: 22	R: 0	H: 0	E: 0	K: 2	S: 10	LOB: 1	BB: 1	P: 15	R: 1	H: 1	E: 0	K: 1	S: 9	LOB: 0	BB: 0	P: 14
--------------	------	------	------	------	------	--------	-------	-------	------	------	------	------	------	--------	-------	-------	------	------	------	------	-------	--------	-------	-------	------	------	------	------	------	--------	-------	-------	------	------	------	------	-------	--------	-------	-------	------	------	------	------	-------	--------	-------	-------	------	------	------	------	-------	--------	-------	-------	------	------	------	------	------	--------	-------	-------

PITCHER										PITCHER																																																											
IP	WLS	BF	H	R	ER	SO	BB	IBB	HBP	BLK	WP	HR	S	P	ERA	WHIP	IP	WLS	BF	H	R	ER	SO	BB	IBB	HBP	BLK	WP	HR	S	P	ERA	WHIP																																				
Matt Clement, R (1, 1) ERA: 12.46	4.1	L	25	10	7	6	2	1	0	0	0	0	44	78	12.46	2.538	Brian Boehringer, R (5, 1) ERA:	1.2	6	0	0	0	2	1	1	0	0	1	0	12	26	0.00	0.600	Carlos Almanzar, R (7, 1) ERA: 9.82	1.2	7	1	1	1	3	1	0	0	0	0	0	0	18	27	5.40	1.200	Roberto Rivera, L (8, 1) ERA:	0.1	1	0	0	0	0	0	0	0	0	0	1	0	1	2	0.00	0.000

**BOTTOM**

AB	R	H	RBI	BB	SO	LOB
4	2	2	1	1	0	1
4	1	0	0	0	2	2
4	1	3	2	1	0	0
2	1	0	1	1	0	3
4	1	1	2	0	0	1
4	0	1	0	0	1	1
3	0	1	1	1	1	0
4	1	2	0	0	1	3
3	1	1	0	0	2	1
0	0	0	0	0	0	0
1	0	0	0	0	0	0
0	0	0	0	0	0	0

**San Diego Padres @ San Francisco Giants**  
**3Com Park at Candlestick Point, San Francisco, CA**

livebaseballscorecards.com

AB	33
R	8
H	11
RBI	7
BB	4
SO	7
LOB	12

**GIANTS**

WP	PA
2	39
PB: 0	
SB: 1	
CS: 0	

Fri Apr 09 1999, 10:35 PM EDT  
 Att: 15,795 - Cloudy - 54 F



Batter	1	2	3	4	5	6	7	8	9	AB R H RBI BB SO LOB	TOP	
<b>Quilvio Veras, S</b> (1, 4) <small>OBP: 0.227, SLG: 0.056</small>	1-0 		4-0 	0-0 		1-3 	0-0 			4 1 0 0 1 1 5	<b>San Diego Padres @ San Francisco Giants</b> 3Com Park at Candlestick Point, San Francisco, CA <small>Sat Apr 10 1999, 4:05 PM EDT</small> <small>Att. 18,331 - Cloudy - 53 F</small>	
<b>Reggie Sanders, R</b> (1, 8) <small>OBP: 0.400, SLG: 0.450</small> (5, 7)	1-3 		0-0 	3-1 		2-2 		1-3 		5 1 2 1 0 2 2		
<b>Tony Gwynn, L</b> (1, 9) <small>OBP: 0.522, SLG: 0.450</small> <b>Eric Owens, R</b> (7, PR) <small>OBP: 0.286, SLG: 0.286</small> (7, 9)	2-2 		2-2 	2-2 			1-1 	0-0 		4 1 2 1 0 0 1 1 1 0 0 0 0 0		
<b>Wally Joyner, L</b> (1, 3) <small>OBP: 0.400, SLG: 0.476</small> <b>Carlos Reyes, S</b> (8, 1) <b>Dan Miceli, R</b> (9, 1)		3-2 	1-3 		3-1 		1-0 	4-2 		4 1 1 1 1 1 3 0 0 0 0 0 0 0 0 0 0 0 0 0 0		
<b>John Vander Wal, L</b> (1, 7) <small>OBP: 0.500, SLG: 0.846</small> <b>Ruben Rivera, R</b> (5, 8) <small>OBP: 0.200, SLG: 0.267</small>		2-2 	1-0 		1-1 		3-1 	0-3 		3 1 2 3 0 0 0 2 1 1 0 0 1 1		
<b>Jim Leyritz, R</b> (1, 2) <small>OBP: 0.500, SLG: 0.917</small>		2-1 	3-2 		1-3 		4-2 		1-3 	4 2 1 1 1 2 1		
<b>Dave Magadan, L</b> (1, 5) <small>OBP: 0.308, SLG: 0.462</small>		2-3 	2-1 			3-2 	1-1 		0-1 	5 1 1 2 0 1 1		
<b>Damian Jackson, R</b> (1, 6) <small>OBP: 0.600, SLG: 0.778</small>		1-3 		0-2 		1-1 	1-0 		1-1 	5 1 2 2 0 1 1		
<b>Andy Ashby, R</b> (1, 1) <b>Carlos Garcia, R</b> (8, 3)			1-2 	0-0 		0-0 	0-3 			2 0 0 0 0 1 2 0 0 0 0 0 0 0		
<b>Inning Stats</b>	R: 0 H: 0 E: 0 LOB: 0 K: 1 BB: 0 S: 9 P: 13	R: 1 H: 2 E: 0 LOB: 1 K: 2 BB: 0 S: 19 P: 29	R: 5 H: 4 E: 0 LOB: 0 K: 1 BB: 1 S: 17 P: 31	R: 1 H: 1 E: 1 LOB: 1 K: 0 BB: 0 S: 10 P: 15	R: 0 H: 0 E: 0 LOB: 0 K: 1 BB: 0 S: 9 P: 14	R: 0 H: 1 E: 1 LOB: 2 K: 1 BB: 0 S: 16 P: 23	R: 4 H: 4 E: 0 LOB: 2 K: 1 BB: 1 S: 14 P: 25	R: 0 H: 0 E: 0 LOB: 1 K: 2 BB: 1 S: 9 P: 14	R: 0 H: 0 E: 0 LOB: 0 K: 1 BB: 0 S: 7 P: 9	1B: 7 SF: 0 2B: 2 SAC: 2 3B: 0 DP: 0 HR: 3 HBP: 0		WP: 0 PA: 44 PB: 0 SB: 0 CS: 0
<b>PITCHER</b> <b>Mark Gardner, R</b> (1, 1) <small>ERA: 10.0</small> <b>Felix Rodriguez, R</b> (4, 1) <small>ERA: 12.27</small> <b>Rich Rodriguez, L</b> (7, 1) <small>ERA:</small> <b>John Johnstone, R</b> (9, 1) <small>ERA:</small>	IP WLS BF H R ER SO BB IBB HBP BLK WP HR S P ERA WHIP											<b>PITCHER</b> IP WLS BF H R ER SO BB IBB HBP BLK WP HR S P ERA WHIP
	3.2 L 20 7 7 6 4 1 0 0 0 0 3 52 83 14.73 2.182 2.2 15 5 4 4 2 1 0 0 0 0 0 38 63 13.50 2.250 1.2 6 0 0 0 3 1 0 0 0 0 0 13 18 0.00 0.600 1.0 3 0 0 0 1 0 0 0 0 0 0 7 9 0.00 0.000											

AB	39
R	11
H	12
RBI	11
BB	3
SO	10
LOB	17



Batter	1	2	3	4	5	6	7	8	9	AB	R	H	RBI	BB	SO	LOB
Marvin Benard, L (1, 8) OBP: 0.375, SLG: 0.550	0-1 G6-3		0-0 F7		0-3 K		1-1 G3			4	0	0	0	0	1	1
Stan Javier, S (1, 9) OBP: 0.455, SLG: 0.667	0-2 G6-3		1-2 F7		3-2 1B			0-0 G4-3		4	0	1	0	0	0	1
Barry Bonds, L (1, 7) OBP: 0.519, SLG: 0.818 F.P. Santangelo, S (8, 7) OBP: 0.333, SLG: 0.143	2-1 F7			1-1 G4-3	1-2 G1-3			0-0 F7		3	0	0	0	0	0	1
Jeff Kent, R (1, 4) OBP: 0.481, SLG: 0.571		1-1 G6-3		2-3 K		0-1 F8		1-1 1B		4	0	1	0	0	1	0
J.T. Snow, L (1, 3) OBP: 0.423, SLG: 0.478 Scott Servais, R (8, 3)		2-2 FC6-5 2B		2-2 1B		1-2 G1-3		0-0 G6-3		3	0	2	0	0	0	0
Brent Mayne, L (1, 2) OBP: 0.478, SLG: 0.524		0-0 FC6-5 2B		1-0 2B		1-0 1B		1-0 F8		4	0	2	0	0	0	1
Rich Aurilia, R (1, 6) OBP: 0.462, SLG: 0.640 Rich Rodriguez, L (7, 1) John Johnstone, R (9, 1) Ellis Burks, R (9, PH) OBP: 0.429, SLG: 0.500		0-0 FC5-4		1-0 G5-3		1-0 FC5-4		1-3 K		3	0	0	0	0	0	4
Edwards Guzman, L (1, 5)			1-1 G4-3		0-0 G3-1		0-1 F7		0-3 K	4	0	0	0	0	1	0
Mark Gardner, R (1, 1) OBP: 0.667, SLG: 0.500 Felix Rodriguez, R (4, 1) OBP: 1.000, SLG: 4.000 Ramon Martinez, R (7, 6)			4-2 BB		2-1 HR		1-0 G4-3			0	0	0	0	1	0	0

Inning Stats	R: 0	H: 0	E: 0	K: 0	S: 8	R: 0	H: 1	E: 0	K: 0	S: 9	R: 0	H: 0	E: 0	K: 0	S: 9	R: 0	H: 2	E: 0	K: 1	S: 10	R: 1	H: 2	E: 0	K: 1	S: 13	R: 0	H: 1	E: 0	K: 0	S: 8	R: 0	H: 0	E: 0	K: 0	S: 5	R: 0	H: 1	E: 0	K: 0	S: 5	R: 0	H: 0	E: 0	K: 2	S: 7	1B: 4	2B: 2	3B: 0	HR: 1	SF: 0	SAC: 0	DP: 0	HBP: 0	WP: 0	PB: 0	SB: 1	CS: 0	PA: 35
--------------	------	------	------	------	------	------	------	------	------	------	------	------	------	------	------	------	------	------	------	-------	------	------	------	------	-------	------	------	------	------	------	------	------	------	------	------	------	------	------	------	------	------	------	------	------	------	-------	-------	-------	-------	-------	--------	-------	--------	-------	-------	-------	-------	--------

PITCHER	IP	WLS	BF	H	R	ER	SO	BB	IBB	HBP	BLK	WP	HR	S	P	ERA	WHIP
Andy Ashby, R (1, 1) ERA: 7.88	7.0	W	28	6	1	1	2	1	0	0	0	0	1	62	91	1.29	1.000
Carlos Reyes, R (8, 1) ERA: 1.42	1.0		4	1	0	0	0	0	0	0	0	0	0	5	6	0.00	1.000
Dan Miceli, R (9, 1) ERA: 4.91	1.0		3	0	0	0	2	0	0	0	0	0	0	7	9	0.00	0.000

**BOTTOM**

**San Diego Padres @ San Francisco Giants**  
**3Com Park at Candlestick Point, San Francisco, CA**

Sat Apr 10 1999, 4:05 PM EDT  
 Att: 18,331 - Cloudy - 53 F

livebaseballscorecards.com

<b>AB</b>	<b>34</b>
<b>R</b>	<b>1</b>
<b>H</b>	<b>7</b>
<b>RBI</b>	<b>1</b>
<b>BB</b>	<b>1</b>
<b>SO</b>	<b>4</b>
<b>LOB</b>	<b>9</b>





Batter	1	2	3	4	5	6	7	8	9	AB R H RBI BB SO LOB	TOP	
<b>Quilvio Veras, S</b> (1, 4) <small>OBP: 0.259, SLG: 0.143</small>	1-1 		3-2 		4-0 	2-0 		1-0 		3 1 1 1 1 0 0	<b>San Diego Padres @ San Francisco Giants</b> 3Com Park at Candlestick Point, San Francisco, CA <small>Sun Apr 11 1999, 4:05 PM EDT            Att. 22,330 - Overcast - 54 F</small>	
<b>Reggie Sanders, R</b> (1, 7) <small>OBP: 0.400, SLG: 0.391</small>	3-2 			1-1 	4-2 	4-1 		1-2 		3 1 0 0 2 0 1		
<b>Tony Gwynn, L</b> (1, 9) <small>OBP: 0.464, SLG: 0.400</small>	2-2 			0-0 	1-0 	0-0 		0-3 		5 0 1 1 0 1 3		
<b>Jim Leyritz, R</b> (1, 2) <small>OBP: 0.476, SLG: 0.765</small>	3-1 			3-1 	3-1 		1-0 	0-3 		5 1 2 1 0 1 1		
<b>Wally Joyner, L</b> (1, 3) <small>OBP: 0.379, SLG: 0.440</small>		2-1 		3-2 	3-1 		3-1 			4 1 1 0 0 0 2		
<b>Carlos Garcia, R</b> (1, 5) <small>OBP: 0.222, SLG: 0.125</small>		3-2 		4-1 	3-3 		2-1 			3 1 1 0 1 1 2		
<b>Ruben Rivera, R</b> (1, 8) <small>OBP: 0.211, SLG: 0.316</small> <b>Roberto Rivera, L</b> (7, 1) <b>Donne Wall, R</b> (8, 1)		1-0 		1-1 		0-0 	1-3 			4 0 1 3 0 1 1		
<b>Damian Jackson, R</b> (1, 6) <small>OBP: 0.500, SLG: 0.583</small>			2-0 	0-1 		4-2 		1-3 		3 1 0 0 1 1 1		
<b>Sterling Hitchcock, L</b> (1, 1) <b>Chris Gomez, R</b> (5, PH) <b>Carlos Almanzar, R</b> (5, 1) <b>Dave Magadan, L</b> (6, PH) <b>Brian Boehringer, S</b> (6, 1) <b>Eric Owens, R</b> (7, 8)			1-3 		3-1 	0-0 		2-2 		1 0 0 0 0 1 0		
<b>Inning Stats</b>	R: 0 H: 1 E: 0 LOB: 1 K: 0 BB: 0 S: 10 P: 19	R: 0 H: 0 E: 0 LOB: 0 K: 0 BB: 0 S: 7 P: 13	R: 0 H: 0 E: 0 LOB: 0 K: 1 BB: 0 S: 7 P: 13	R: 3 H: 3 E: 1 LOB: 1 K: 0 BB: 1 S: 13 P: 25	R: 2 H: 2 E: 0 LOB: 2 K: 1 BB: 2 S: 14 P: 35	R: 1 H: 1 E: 0 LOB: 2 K: 0 BB: 2 S: 9 P: 19	R: 0 H: 1 E: 0 LOB: 1 K: 1 BB: 0 S: 9 P: 16	R: 0 H: 0 E: 0 LOB: 0 K: 1 BB: 0 S: 8 P: 12	R: 0 H: 0 E: 0 LOB: 0 K: 2 BB: 0 S: 9 P: 10	1B: 6 SF: 1 2B: 2 SAC: 0 3B: 0 DP: 0 HR: 0 HBP: 0		WP: 1 PA: 40 PB: 0 SB: 0 CS: 0
<b>PITCHER</b> <b>Kirk Rueter, L</b> (1, 1) <small>ERA: 14.85</small> <b>Julian Tavarez, R</b> (6, 1) <small>ERA: 8.31</small> <b>Alan Embree, L</b> (6, 1) <small>ERA:</small> <b>John Johnstone, R</b> (8, 1) <small>ERA:</small> <b>Robb Nen, R</b> (9, 1) <small>ERA:</small>	IP WLS BF H R ER SO BB IBB HBP BLK WP HR S P ERA WHIP											<b>PITCHER</b> IP WLS BF H R ER SO BB IBB HBP BLK WP HR S P ERA WHIP
Kirk Rueter, L (1, 1) Julian Tavarez, R (6, 1) Alan Embree, L (6, 1) John Johnstone, R (8, 1) Robb Nen, R (9, 1)	5.0 0 24 6 5 5 2 3 0 0 0 0 0 51 105 9.00 1.800 0.2 B 5 1 1 1 0 2 0 0 0 0 0 0 8 18 13.50 4.500 1.1 5 1 0 0 1 0 0 0 0 0 1 0 10 17 0.00 0.750 1.0 W 3 0 0 0 1 0 0 0 0 0 0 0 8 12 0.00 0.000 1.0 S 3 0 0 0 2 0 0 0 0 0 0 0 9 10 0.00 0.000											IP WLS BF H R ER SO BB IBB HBP BLK WP HR S P ERA WHIP

livebaseballscorecards.com

AB	34
R	6
H	8
RBI	6
BB	5
SO	6
LOB	11



Batter	1	2	3	4	5	6	7	8	9
Stan Javier, S OBP: 0.500, SLG: 1.071 (1, 8) BB: 1 FC: 1 X	3-2 HR	2-1 HR		1-2 G1-3		3-2 K		1-2 1B	
Rich Aurilia, R OBP: 0.484, SLG: 0.633 (1, 6) F: 1 S: 1 BB: 1 X	3-2 1B	2-1 1B		0-0 FC3-6 1B		3-1 F8		1-1 E5 1B	
Barry Bonds, L OBP: 0.531, SLG: 0.750 (1, 7) F: 1 S: 1 BB: 1 X	4-2 1B	2-3 K		1-2 FC3-6 HR			4-2 G3-1 BB	4-0 E 1B	
Jeff Kent, R OBP: 0.500, SLG: 0.680 (1, 4) F: 1 S: 1 BB: 1 X	1-3 K	3-3 K		1-0 HR			4-0 G3-1 BB	1-0 E7 1B	
Ellis Burks, R OBP: 0.423, SLG: 0.476 Robb Nen, R (9, 1) X	0-0 1B	2-2 1B		1-1 F7			2-3 K	0-0 F9	
Charlie Hayes, R OBP: 0.320, SLG: 0.435 John Johnstone, R Marvin Benard, L OBP: 0.375, SLG: 0.550 (8, 1) (9, 8) C: 1 X	0-1 1B	1-1 G3				1-3 K	1-2 G3-1		
J.T. Snow, L OBP: 0.367, SLG: 0.407 (1, 3) C: 1 S: 1 BB: 1 T	2-2 K		2-2 F7			0-3 K	3-3 K		
Scott Servais, R Alan Embree, L Edwards Guzman, L (6, 1) (8, 5) F: 1 S: 1 BB: 1 X	4-0 FC6-4 IBB		1-2 G6-3			0-2 L3		2-2 F8	
Kirk Rueter, L Julian Tavarez, L Brent Mayne, L OBP: 0.440, SLG: 0.478 (6, 2) F: 1 S: 1 BB: 1 X	2-2 FC6-4		0-0 G4-3			1-0 G6-3		0-0 G4-3	

AB	R	H	RBI	BB	SO	LOB
5	3	3	2	0	1	0
5	2	3	0	0	0	1
2	2	0	0	3	1	2
4	1	2	4	1	2	3
5	0	2	1	0	1	4
0	0	0	0	0	0	0
4	0	1	1	0	1	4
0	0	0	0	0	0	0
0	0	0	0	0	0	0
4	0	0	0	0	3	4
2	0	0	0	1	0	0
0	0	0	0	0	0	0
1	0	0	0	0	0	0
2	0	0	0	0	0	3
0	0	0	0	0	0	0
2	0	0	0	0	0	0

**BOTTOM**

**San Diego Padres @ San Francisco Giants**  
**3Com Park at Candlestick Point, San Francisco, CA**

Sun Apr 11 1999, 4:05 PM EDT  
Att. 22,330 - Overcast - 54 F

livebaseballscorecards.com

AB	36
R	8
H	11
RBI	8
BB	5
SO	9
LOB	21



WP: 0	PA: 41
PB: 0	
SB: 2	
CS: 0	

Inning Stats	R	H	E	K	S	H	LOB	BB	P	R	H	E	K	S	H	LOB	BB	P
	3	4	0	2	43	1	3	0	10	0	0	0	0	10	0	0	0	10
	1	3	0	2	30	0	2	0	10	0	0	0	0	15	0	0	0	10
	0	0	0	0	7	0	0	0	10	0	0	0	0	10	0	0	0	10
	2	2	0	1	11	0	0	0	10	0	0	0	0	15	0	0	0	10
	0	0	0	0	7	0	0	0	10	0	0	0	0	10	0	0	0	10
	0	0	0	0	11	0	0	0	10	0	0	0	0	10	0	0	0	10
	0	0	0	0	9	0	0	0	10	0	0	0	0	10	0	0	0	10
	0	0	0	0	11	0	0	0	10	0	0	0	0	10	0	0	0	10
	0	0	0	0	11	0	0	0	10	0	0	0	0	10	0	0	0	10

PITCHER	IP	WLS	BF	H	R	ER	SO	BB	IBB	HBP	BLK	WP	HR	S	P	ERA	WHIP
Sterling Hitchcock, L ERA: 6.75	4.0		23	9	6	6	4	1	1	0	0	0	3	60	98	13.50	2.500
Carlos Almanzar, R ERA: 7.71	1.0		3	0	0	0	2	0	0	0	0	0	0	9	10	0.00	0.000
Brian Boehringer, R ERA:	1.2		7	0	0	0	2	2	0	0	0	0	0	14	32	0.00	1.200
Roberto Rivera, L ERA:	1.0	L	4	1	1	0	1	0	0	0	0	0	0	10	16	0.00	1.000
Donne Wall, R ERA:	0.1		4	1	1	0	0	0	1	0	0	0	0	4	10	0.00	3.000



Batter	1	2	3	4	5	6	7	8	9	AB R H RBI BB SO LOB	TOP											
<b>Craig Biggio, R</b> (1, 4) OBP: 0.344, SLG: 0.346	3-2 FC4-6 1B		1-3 K2-3		4-0 BB		1-1 1B	1-1 G5-3		4 1 2 0 1 1 2												
<b>Derek Bell, R</b> (1, 9) OBP: 0.385, SLG: 0.435	0-1 FC4-6 1-2f			3-2 K	2-3 K		0-3 K		2-1 HR	5 1 1 1 0 3 4												
<b>5 Jeff Bagwell, R</b> (1, 3) OBP: 0.345, SLG: 0.217	3-3 K			2-2 1B		4-0 WP 1B	4-0 1B		4-2 L6-4 BB	2 1 1 0 3 1 1												
<b>Ken Caminiti, S</b> (1, 5)		1-2 G4-3		3-3 K		2-3 K	0-0 G4-6-3 1B		3-1 L6-4	5 0 1 1 0 2 3												
<b>Carl Everett, S</b> (1, 8) OBP: 0.429, SLG: 0.577		4-1 E S BB		1-1 G4-3		3-2 2B	1-2 G4-6-3		1-2 BLK 1B	4 2 2 1 1 0 3												
<b>Richard Hidalgo, R</b> (1, 7) OBP: 0.345, SLG: 0.440		2-2 F7		0-3 K		3-3 K		2-0 WP S 1B	3-2 1B	5 0 2 1 0 2 2												
<b>Mitch Meluskey, S</b> (1, 2) OBP: 0.250, SLG: 0.200		2-2 G4-3		0-0 1B		4-0 2B		1-0 P2	2-3 K	4 2 1 0 1 1 3												
<b>Tim Lincecum, R</b> (1, 6) OBP: 0.250, SLG: 0.300			0-2 G4-3		0-1 G1-6-3 1B	2-1 2B		1-3 K		4 0 1 2 0 1 2												
<b>Mike Hampton, R</b> (1, 1) OBP: 0.250, SLG: 0.250			0-3 K		1-2 1B	3-2 P8		4-2 S BB		3 0 1 1 0 1 1												
<b>Jack Howell, L</b> (8, PH) OBP: 0.600, SLG: 0.667										0 0 0 0 0 0 0												
<b>Ricky Gutierrez, R</b> (8, PH) OBP: 0.412, SLG: 0.600										0 0 0 0 1 0 0												
<b>Glen Barker, S</b> (8, PR)										0 0 0 0 0 0 0												
<b>Jay Powell, R</b> (8, 1)										0 0 0 0 0 0 0												
<b>Inning Stats</b>	R: 0 E: 0 K: 1 S: 8	H: 1 LOB: 1 BB: 0 P: 14	R: 0 E: 0 K: 0 S: 14	H: 0 LOB: 1 BB: 1 P: 23	R: 0 E: 0 K: 2 S: 9	H: 0 LOB: 0 BB: 0 P: 10	R: 0 E: 0 K: 2 S: 11	H: 1 LOB: 1 BB: 0 P: 20	R: 1 E: 0 K: 2 S: 15	H: 2 LOB: 2 BB: 1 P: 22	R: 3 E: 0 K: 2 S: 19	H: 2 LOB: 1 BB: 2 P: 40	R: 1 E: 0 K: 1 S: 10	H: 2 LOB: 1 BB: 1 P: 16	R: 0 E: 0 K: 1 S: 10	H: 1 LOB: 3 BB: 1 P: 19	R: 2 E: 0 K: 1 S: 17	H: 3 LOB: 1 BB: 1 P: 32	1B: 10 2B: 3 3B: 0 HR: 1	SF: 0 SAC: 0 DP: 3 HBP: 0	WP: 2 PB: 0 SB: 7 CS: 1	PA: 43
<b>PITCHER</b>	IP WLS BF H R ER SO BB IBB HBP BLK WP HR S P ERA WHIP																					
<b>Russ Ortiz, R</b> (1, 1) ERA: 4.15	6.0 L 27 6 4 4 9 3 1 0 0 1 0 76 129 6.00 1.500																					
<b>Miguel Del Toro, R</b> (7, 1) ERA: 1.29	1.2 8 3 1 1 2 1 0 0 0 0 0 15 25 5.40 2.400																					
<b>Rich Rodriguez, L</b> (8, 1) ERA:	0.0 1 0 0 0 0 1 0 0 0 1 0 3 7 ∞ ∞																					
<b>Julian Tavarez, R</b> (8, 1) ERA: 9.53	1.1 7 3 2 2 1 1 0 0 1 0 1 19 35 13.50 3.000																					

Houston Astros @ San Francisco Giants  
 3Com Park at Candlestick Point, San Francisco, CA

Tue Apr 13 1999, 10:05 PM EDT  
 Att: 9,425 - Unknown - 58 F

AB	36
R	7
H	12
RBI	7
BB	7
SO	12
LOB	21







Batter	1	2	3	4	5	6	7	8	9	AB R H RBI BB SO LOB	TOP											
<b>Craig Biggio, R</b> (1, 4) OBP: 0.405, SLG: 0.433	2-2 G6-3		0-1 5 HR G1-3 1B	1-0 2B 1B		4-2 G1-6-3 BB		2-2 G4-3 2B		4 2 3 0 1 0 0												
<b>Derek Bell, R</b> (1, 9) OBP: 0.387, SLG: 0.464	2-1 5 1B 5 WP G5-3 1B		0-0 G1-3	3-2 1-H 2B		2-2 G1-6-3		0-0 G4-3		5 1 2 1 0 0 4												
<b>5 Jeff Bagwell, R</b> (1, 3) OBP: 0.382, SLG: 0.370	3-2 S G5-3 1B		0-0 HR	4-0 BB		3-3 K		1-0 P4		4 1 2 2 1 1 2												
<b>Ken Caminiti, S</b> (1, 5) OBP: 0.333, SLG: 0.391	3-2 G5-3		4-1 1B BB	3-0 G1-3		1-0 HR		3-3 K		4 1 1 2 1 1 4												
<b>Richard Hidalgo, R</b> (1, 7) OBP: 0.324, SLG: 0.500	3-2 F7 2-3		2-3 K		0-0 G6-3		2-2 HR		2-0 G5-3	5 1 1 1 0 1 2												
<b>Carl Everett, S</b> (1, 8) OBP: 0.455, SLG: 0.567		2-3 K	0-0 1B		1-2 BB 1B		4-1 G1-6-3 BB		1-2 F7	4 0 2 0 1 1 0												
<b>Tony Eusebio, R</b> (1, 2) OBP: 0.353, SLG: 0.333		1-0 FC4-6 1B	2-1 G4-3		4-0 G4-6-3 BB		0-0 G1-6-3		1-1 G1-3	4 0 1 0 1 0 3												
<b>Ricky Gutierrez, R</b> (1, 6) OBP: 0.429, SLG: 0.579		1-2 K		2-2 CS 1B		0-1 G4-6-3		1-2 1B		4 0 2 0 0 1 3												
<b>Jose Lima, R</b> (1, 1) <b>Scott Elarton, R</b> (7, 1) <b>Billy Wagner, L</b> (9, 1)		0-1 FC4-6		1-3 K		4-2 G1-6-3 BB		0-0 G6-3		3 0 0 0 1 1 3												
<b>Inning Stats</b>	R: 1 E: 0 K: 0 S: 18	H: 2 LOB: 1 BB: 0 P: 31	R: 0 E: 0 K: 2 S: 9	H: 1 LOB: 1 BB: 0 P: 13	R: 2 E: 0 K: 1 S: 11	H: 3 LOB: 2 BB: 1 P: 19	R: 1 E: 0 K: 1 S: 12	H: 3 LOB: 2 BB: 1 P: 26	R: 0 E: 0 K: 0 S: 7	H: 1 LOB: 1 BB: 1 P: 12	R: 0 E: 0 K: 1 S: 13	H: 0 LOB: 1 BB: 2 P: 26	R: 2 E: 0 K: 0 S: 10	H: 3 LOB: 1 BB: 1 P: 18	R: 0 E: 0 K: 1 S: 13	H: 1 LOB: 1 BB: 0 P: 19	R: 0 E: 0 K: 0 S: 6	H: 0 LOB: 0 BB: 0 P: 10	1B: 9 2B: 2 3B: 0 HR: 3	SF: 0 SAC: 0 DP: 3 HBP: 0	WP: 1 PB: 0 SB: 1 CS: 1	PA: 43
<b>PITCHER</b>	IP WLS BF H R ER SO BB IBB HBP BLK WP HR S P ERA WHIP																					
<b>Shawn Estes, L</b> (1, 1) ERA: 6.75	4.1 L 25 10 4 4 4 4 3 0 0 0 1 1 55 99 8.31 3.000																					
<b>Julian Tavarez, R</b> (5, 1) ERA: 8.53	0.2 1 0 0 0 0 0 0 0 0 0 0 0 2 2 0.00 0.000																					
<b>Miguel Del Toro, R</b> (6, 1) ERA: 3.0	2.0 10 3 2 2 1 3 0 0 0 0 2 23 44 9.00 3.000																					
<b>Felix Rodriguez, R</b> (8, 1) ERA: 7.94	2.0 7 1 0 0 0 1 0 0 0 0 0 0 19 29 0.00 0.500																					

Houston Astros @ San Francisco Giants  
 3Com Park at Candlestick Point, San Francisco, CA

Wed Apr 14 1999, 10:05 PM EDT  
 Att. 11,274 - Unknown - 68 F

AB	37
R	6
H	14
RBI	6
BB	6
SO	6
LOB	21



Batter	1	2	3	4	5	6	7	8	9	AB	R	H	RBI	BB	SO	LOB
<b>Marvin Benard, L</b> (1, 8) OBP: 0.393, SLG: 0.565 <b>Felix Rodriguez, R</b> (8, 1) OBP: 1.000, SLG: 4.000 <b>Scott Servais, R</b> (9, PH) OBP: 0.167, SLG: 0.091 <b>Ramon Martinez, R</b> (9, PR)	G3			1B 2B	F7		BB		1B	3	1	1	0	1	0	1
<b>Rich Aurilia, R</b> (1, 6) OBP: 0.400, SLG: 0.513	P7			G5-3		P3	K		F7	5	0	0	0	0	1	7
<b>Barry Bonds, L</b> (1, 7) OBP: 0.525, SLG: 0.871	F8			WP 2-H 1B		HR		F7		4	1	2	2	0	0	0
<b>Jeff Kent, R</b> (1, 4) OBP: 0.425, SLG: 0.531			K	K		K	K	K		4	0	0	0	0	4	1
<b>J.T. Snow, L</b> (1, 3) OBP: 0.316, SLG: 0.343			G3	K		P5		K		4	0	0	0	0	2	1
<b>Ellis Burks, R</b> (1, 9) OBP: 0.441, SLG: 0.517			P5		K		BB 2B		1B E 1B	4	0	2	0	0	1	0
<b>Charlie Hayes, R</b> (1, 5) OBP: 0.303, SLG: 0.483			F8		HR		BB BB		E6 1B	3	1	1	1	1	0	1
<b>Brent Mayne, L</b> (1, 2) OBP: 0.400, SLG: 0.429			K		FC4-6 1B		K		K	4	0	1	0	0	3	4
<b>Shawn Estes, R</b> (1, 1) OBP: 0.500, SLG: 0.667 <b>Julian Javarez, L</b> (5, 1) <b>F.P. Santangelo, S</b> (5, PH) OBP: 0.300, SLG: 0.125 <b>Miguel Del Toro, R</b> (6, 1) <b>Stan Javier, S</b> (7, PH) OBP: 0.400, SLG: 0.800 (8, 8)			G6-3		FC4-6 1-2f		K		K	1	0	0	0	0	0	0

Inning Stats	R: 0	H: 0	E: 0	K: 0	S: 9	R: 0	H: 0	E: 0	K: 1	S: 7	R: 0	H: 0	E: 0	K: 1	S: 8	R: 1	H: 2	E: 0	K: 2	S: 16	R: 1	H: 2	E: 0	K: 1	S: 14	R: 1	H: 1	E: 0	K: 1	S: 8	R: 0	H: 1	E: 0	K: 3	S: 18	R: 0	H: 0	E: 0	K: 2	S: 7	R: 0	H: 2	E: 1	K: 2	S: 20	1B: 4	2B: 2	3B: 0	HR: 2	SF: 0	SAC: 0	DP: 0	HBP: 0	WP: 1	PB: 0	SB: 2	CS: 0	PA: 38
--------------	------	------	------	------	------	------	------	------	------	------	------	------	------	------	------	------	------	------	------	-------	------	------	------	------	-------	------	------	------	------	------	------	------	------	------	-------	------	------	------	------	------	------	------	------	------	-------	-------	-------	-------	-------	-------	--------	-------	--------	-------	-------	-------	-------	--------

PITCHER	IP	WLS	BF	H	R	ER	SO	BB	IBB	HBP	BLK	WP	HR	S	P	ERA	WHIP
<b>Jose Lima, R</b> (1, 1) ERA: 3.21	6.0	W	25	6	3	3	6	1	0	0	0	1	2	64	95	4.50	1.167
<b>Scott Elarton, R</b> (7, 1) ERA:	2.0	H	7	0	0	0	5	1	0	0	0	0	0	23	36	0.00	0.500
<b>Billy Wagner, L</b> (9, 1) ERA:	1.0	S	6	2	0	0	2	0	0	0	0	0	0	20	28	0.00	2.000

BOTTOM

Houston Astros @ San Francisco Giants  
 3Com Park at Candlestick Point, San Francisco, CA

Wed Apr 14 1999, 10:05 PM EDT  
 Att. 11,274 - Unknown - 68 F

AB	36
R	3
H	8
RBI	3
BB	2
SO	13
LOB	20





Batter	1	2	3	4	5	6	7	8	9	AB R H RBI BB SO LOB	TOP									
<b>Craig Biggio, R</b> (1, 4) OBP: 0.381, SLG: 0.382	0-0 G5-3		0-2 F8			0-2 F9		4-0 BB S BB	0-3 K	4 0 0 0 1 1 1	<b>Houston Astros @ San Francisco Giants</b> 3Com Park at Candlestick Point, San Francisco, CA Thu Apr 15 1999, 4:05 PM EDT Att. 10,819 - Unknown - 83 F <a href="http://livebaseballscorecards.com">livebaseballscorecards.com</a>									
<b>Derek Bell, R</b> (1, 9) OBP: 0.343, SLG: 0.406	2-3 K		3-3 K			0-3 K		1-2 G6-3		4 0 0 0 0 3 1										
<b>5 Jeff Bagwell, R</b> (1, 3) OBP: 0.447, SLG: 0.393	4-0 BB			2-0 CS 1B		4-0 BB		4-2 BB BB		1 0 1 0 3 0 0										
<b>Carl Everett, S</b> (1, 8) OBP: 0.432, SLG: 0.515	3-2 P6			2-2 SAFE SAFE 1-2		3-3 SAFE SAFE K		4-1 FC4-6 BB		3 0 0 0 1 1 3										
<b>Richard Hidalgo, R</b> (1, 7) OBP: 0.289, SLG: 0.441		0-0 F8		0-1 F8			2-2 P8	2-3 K		4 0 0 0 0 1 3										
<b>Bill Spiers, L</b> (1, 5) OBP: 0.308, SLG: 0.615		0-0 F9			1-1 G6-3 2B		2-2 HR	2-1 FC4-6		3 1 2 1 0 0 0										
<b>Tony Eusebio, R</b> (8, PH) OBP: 0.333, SLG: 0.313										1 0 0 0 0 0 3										
<b>Brian Williams, R</b> (8, 1)										0 0 0 0 0 0 0										
<b>Mitch Meluskey, S</b> (1, 2) OBP: 0.200, SLG: 0.158		0-0 G4-3			2-0 SAFE G6-3		1-1 F9		3-2 G3	4 0 0 0 0 0 1										
<b>Tim Bogar, R</b> (1, 6) OBP: 0.313, SLG: 0.429			0-0 G5-3		0-1 P9		3-2 1B		0-0 2B	4 0 2 0 0 0 1										
<b>Sean Bergman, R</b> (1, 1) OBP: 0.500, SLG: 2.000			0-0 HR		0-3 K		0-0 G5-3		1-3 K	2 1 1 1 0 1 1										
<b>Ken Caminiti, S</b> (7, PH) OBP: 0.321, SLG: 0.375										1 0 0 0 0 0 1										
<b>Doug Henry, R</b> (7, 1)										0 0 0 0 0 0 0										
<b>Jack Howell, L</b> (8, 5) OBP: 0.500, SLG: 0.500										1 0 0 0 0 1 1										
<b>Inning Stats</b>	R: 0 E: 0 K: 1 S: 9	H: 0 LOB: 1 BB: 1 P: 18	R: 0 E: 0 K: 0 S: 3	H: 0 LOB: 0 BB: 0 P: 3	R: 1 E: 0 K: 1 S: 9	H: 1 LOB: 0 BB: 0 P: 12	R: 0 E: 0 K: 0 S: 9	H: 1 LOB: 0 BB: 0 P: 13	R: 0 E: 0 K: 2 S: 9	H: 0 LOB: 1 BB: 1 P: 16	R: 1 E: 0 K: 0 S: 15	H: 2 LOB: 1 BB: 0 P: 23	R: 0 E: 0 K: 1 S: 13	H: 0 LOB: 3 BB: 3 P: 30	R: 0 E: 0 K: 2 S: 10	H: 1 LOB: 1 BB: 0 P: 14	1B: 2 2B: 2 3B: 0 HR: 2	SF: 0 SAC: 0 DP: 0 HBP: 0	WP: 0 PB: 0 SB: 1 CS: 1	PA: 37
<b>PITCHER</b>	IP WLS BF H R ER SO BB IBB HBP BLK WP HR S P ERA WHIP																			
<b>Chris Brock, R</b> (1, 1) ERA: 3.29	6.2 W 26 5 2 2 5 2 0 0 0 0 0 2 61 95 2.70 1.050																			
<b>Alan Embree, L</b> (7, 1) ERA:	0.1 H 1 0 0 0 0 0 0 0 0 0 0 0 1 1 0.00 0.000																			
<b>John Johnstone, R</b> (8, 1) ERA:	0.2 H 5 0 0 0 1 3 0 0 0 0 0 0 11 26 0.00 4.500																			
<b>Rich Rodriguez, L</b> (8, 1) ERA:	0.1 H 1 0 0 0 0 0 0 0 0 0 0 0 2 4 0.00 0.000																			
<b>Robb Nen, R</b> (9, 1) ERA:	1.0 S 4 1 0 0 2 0 0 0 0 0 0 0 10 14 0.00 1.000																			

Houston Astros @ San Francisco Giants  
 3Com Park at Candlestick Point, San Francisco, CA  
 Thu Apr 15 1999, 4:05 PM EDT  
 Att. 10,819 - Unknown - 83 F

AB	32
R	2
H	6
RBI	2
BB	5
SO	8
LOB	16







Batter	1	2	3	4	5	6	7	8	9	AB R H RBI BB SO LOB	TOP			
Marvin Benard, L (1, 8) OBP: 0.378, SLG: 0.500	1-2 P3		1-1 F8		2-2 1B S 1B		1-2 HBP G5-4-3 1B		2-2 G5-3	5 1 2 0 0 0 1	<p>San Francisco Giants @ Arizona Diamondbacks</p> <p>Bank One Ballpark, Phoenix, AZ</p> <p>Fri Apr 16 1999, 10:05 PM EDT</p> <p>Att. 34,516 - Unknown - 82 F</p>			
Rich Aurilia, R (1, 6) OBP: 0.422, SLG: 0.591	1-3 K		0-1 1-H HR		1-1 G4-6-3 1B		1-1 G5-4-3 HBP 1B		0-0 P5	5 1 3 2 0 1 0				
Barry Bonds, L (1, 7) OBP: 0.532, SLG: 0.861 F.P. Santangelo, S (7, PH) OBP: 0.385, SLG: 0.111	2-3 K		4-1 BB		0-0 G4-6-3 1-2f		2-2 G5-4-3 HBP		0-0 G6-3	2 0 0 0 1 1 2 1 0 0 0 0 0 0				
Jeff Kent, R (1, 4) OBP: 0.417, SLG: 0.474 Edwards Guzman, L (7, 5)		4-2 CS BB	0-1 F9			0-3 K	0-1 G5-4-3			3 0 0 0 1 1 3 0 0 0 0 0 0 0				
Ellis Burks, R (1, 9) OBP: 0.405, SLG: 0.444 Felix Rodriguez, R (7, 1) OBP: 1.000, SLG: 4.000		0-0 P4		0-1 L6		4-2 FC3-6 1B BB	2-2 G6-3			3 1 0 0 1 0 2 0 0 0 0 0 0 0				
J.T. Snow, L (1, 3) OBP: 0.304, SLG: 0.349	1-0 SAFE 2B		3-2 E4 G1-3		1-0 FC3-6 1B		1-0 G4-3			4 0 2 0 0 0 0				
Charlie Hayes, R (1, 5) OBP: 0.275, SLG: 0.417 Shawn Estes, R (6, PR) OBP: 0.500, SLG: 0.667 Miguel Del Toro, R (6, 1) Stan Javier, S (7, 9) OBP: 0.391, SLG: 0.762	1-3 K		1-2 G1-3		0-2 FC3-6 1B		1-3 K			3 0 0 0 0 1 4 0 0 0 0 0 0 0 0 0 0 0 0 0 0 1 0 0 0 0 1 0				
Brent Mayne, L (1, 2) OBP: 0.385, SLG: 0.382		2-2 HR HBP	1-0 G3-1		0-0 1-2 3-H 1B		4-2 BB			2 1 1 1 1 0 1				
Mark Gardner, R (1, 1) OBP: 0.400, SLG: 0.250 Alan Embree, L (5, 1) Ramon Martinez, R (6, PH) OBP: 0.500, SLG: 0.857			0-3 K		2-2 G1-3		2-2 G5-3		0-0 G6-3	2 0 0 0 0 1 1 0 0 0 0 0 0 0 2 0 0 0 0 0 3				
<b>Inning Stats</b>	R: 0 H: 0 E: 0 LOB: 0 K: 2 BB: 0 S: 10 P: 14	R: 0 H: 1 E: 0 LOB: 1 K: 1 BB: 1 S: 8 P: 14	R: 2 H: 1 E: 0 LOB: 1 K: 1 BB: 1 S: 12 P: 19	R: 0 H: 0 E: 1 LOB: 1 K: 0 BB: 0 S: 10 P: 15	R: 0 H: 2 E: 0 LOB: 1 K: 0 BB: 0 S: 11 P: 16	R: 1 H: 2 E: 0 LOB: 2 K: 1 BB: 1 S: 14 P: 21	R: 1 H: 2 E: 0 LOB: 1 K: 0 BB: 0 S: 14 P: 20	R: 0 H: 0 E: 0 LOB: 1 K: 1 BB: 1 S: 10 P: 16	R: 0 H: 0 E: 0 LOB: 0 K: 0 BB: 0 S: 5 P: 7	1B: 6 SF: 0 2B: 1 SAC: 0 3B: 0 DP: 2 HR: 1 HBP: 2		WP: 0 PA: 39 PB: 0 SB: 1 CS: 1		
<b>PITCHER</b>	IP WLS BF H R ER SO BB IBB HBP BLK WP HR S P ERA WHIP											<b>PITCHER</b>	IP WLS BF H R ER SO BB IBB HBP BLK WP HR S P ERA WHIP	
Todd Stottlemyre, R (1, 1) ERA: 2.57	5.2 W 26 6 3 3 5 3 0 1 0 0 1 61 93 4.76 1.588													
Brian Anderson, L (6, 1) ERA: 5.06	3.1 S 13 2 1 1 1 1 0 1 0 0 0 33 49 2.70 0.900													

livebaseballscorecards.com

AB	33
R	4
H	8
RBI	3
BB	4
SO	6
LOB	17







Batter	1	2	3	4	5	6	7	8	9	AB R H RBI BB SO LOB	TOP											
Marvin Benard, L (1, 8) OBP: 0.381, SLG: 0.500	1-2 K	1-1 F7	2-3 K			4-1 BB		3-1 FC6-2 2B		4 0 1 0 1 2 1	<p>San Francisco Giants @ Arizona Diamondbacks</p> <p>Bank One Ballpark, Phoenix, AZ</p> <p>Sat Apr 17 1999, 4:05 PM EDT</p> <p>Att. 36,674 - Unknown - 86 F</p>											
Rich Aurilia, R (1, 6) OBP: 0.420, SLG: 0.633	1-1 F8	0-1 HR			0-1 G6-3 1B	1-0 F7		2-2 FC6-2		5 1 2 2 0 0 4												
Barry Bonds, L (1, 7) OBP: 0.500, SLG: 0.805	0-0 HBP 2B	3-1 F7			0-0 G6-3	2-1 F8		2-3 3-H F7		5 1 1 0 0 0 5												
Jeff Kent, R (1, 4) OBP: 0.434, SLG: 0.450	4-2 HBP 2B	4-2			0-0 L6		1-0 F9		4-1 BB BB BB	2 1 0 0 3 0 0												
J.T. Snow, L (1, 3) OBP: 0.294, SLG: 0.319	1-1 2B HBP	1-2 F9				0-3 K		0-0 F8		4 1 0 0 0 1 2												
Ellis Burks, R (1, 9) OBP: 0.426, SLG: 0.462	3-1 1B 2B				4-1 HR BB	1-3 K		4-1 BB		3 2 1 3 2 2 1												
Charlie Hayes, R (1, 5) OBP: 0.289, SLG: 0.385	4-0 1B BB				0-1 F2	3-2 F7		0-2 G5-3		3 0 0 0 2 0 2												
Scott Servais, R (1, 2) OBP: 0.412, SLG: 0.500	2-2 1B				1-1 HR			1-0 SH5-4 BB		3 1 3 3 2 0 0												
Kirk Rueter, L (1, 1) OBP: 0.250, SLG: 0.250					0-0 G6-3			2-2 F8		2 1 1 0 0 0 0												
Julian Tavarez, L (6, 1)								1-1 FC6-4		0 0 0 0 0 0 0												
Armando Rios, L (8, PH)								1-2 FC6-4		1 0 0 0 0 0 1												
John Johnstone, R (8, 1)										0 0 0 0 0 0 0												
Stan Javier, S (9, PH)										1 0 0 0 0 0 3												
Robb Nen, R (9, 1)										0 0 0 0 0 0 0												
<b>Inning Stats</b>	R: 4 E: 0 K: 1 S: 15	H: 3 LOB: 2 BB: 2 P: 31	R: 2 E: 0 K: 0 S: 13	H: 2 LOB: 1 BB: 1 P: 22	R: 2 E: 0 K: 1 S: 9	H: 1 LOB: 0 BB: 1 P: 16	R: 0 E: 0 K: 0 S: 4	H: 1 LOB: 0 BB: 0 P: 4	R: 0 E: 0 K: 2 S: 12	H: 0 LOB: 0 BB: 0 P: 16	R: 0 E: 0 K: 0 S: 7	H: 0 LOB: 2 BB: 2 P: 19	R: 0 E: 0 K: 0 S: 6	H: 0 LOB: 1 BB: 1 P: 11	R: 0 E: 0 K: 0 S: 12	H: 2 LOB: 2 BB: 0 P: 20	R: 0 E: 0 K: 1 S: 10	H: 0 LOB: 3 BB: 3 P: 25	1B: 4 2B: 3 3B: 0 HR: 2	SF: 0 SAC: 1 DP: 1 HBP: 1	WP: 0 PB: 0 SB: 0 CS: 0	PA: 45
<b>PITCHER</b>	IP WLS BF H R ER SO BB IBB HBP BLK WP HR S P ERA WHIP																					
Andy Benes, R (1, 1) ERA: 12.08	3.0 L 19 6 8 8 2 4 0 1 0 0 2 37 69 24.00 3.333																					
Vladimir Nunez, R (4, 1) ERA: 1.8	3.0 11 1 0 0 2 2 0 0 0 0 0 23 39 0.00 1.000																					
John Frascatore, R (7, 1) ERA: 3.0	1.2 8 2 0 0 0 1 0 0 0 0 0 16 29 0.00 1.800																					
Greg Swindell, L (8, 1) ERA: 3.6	1.1 7 0 0 0 1 3 0 0 0 0 0 12 27 0.00 2.250																					

AB	33
R	8
H	9
RBI	8
BB	10
SO	5
LOB	19



Batter	1	2	3	4	5	6	7	8	9	AB	R	H	RBI	BB	SO	LOB
Tony Womack, L OBP: 0.344, SLG: 0.308 (1, 9)	1-2 G1-3	2-2 G1-3		2-2 G4-3					0-1 G5-3	4	1	1	1	1	0	2
Jay Bell, R OBP: 0.351, SLG: 0.679 (1, 4)	3-2 E 3B		2-2 G4-3		2-2 G1-3				1-1 G5-3	5	1	1	1	0	1	2
Greg Colbrunn, R OBP: 0.333, SLG: 0.667 (1, 3)	2-0 E6		2-2 K		3-2 HR				2-3 K	4	1	1	2	0	1	0
Steve Finley, L OBP: 0.268, SLG: 0.431 (9, PH)	3-H F7		2-0 1B 1B		2-2 1B FC1-2				1-3 K	1	0	0	0	0	1	0
Matt Williams, R OBP: 0.379, SLG: 0.574 (1, 5)	0-0 F7		2-0 1B 1B		2-2 1B FC1-2				1-3 K	5	1	2	0	0	1	1
Bernard Gilkey, R OBP: 0.371, SLG: 0.613 (1, 7)	1-0 F8		4-0 1B BB		1-0 CS FC1-2				0-0 L6	3	0	1	0	1	0	1
Greg Swindell, L (8, 1)			1-2 1B BB		1-3 1B					0	0	0	0	0	0	0
Tony Batista, R OBP: 0.354, SLG: 0.543 (1, 6)		1-0 P4	2-2 1B 2-H		1-1 FC1-2				0-3 K	4	0	1	1	0	1	2
Damian Miller, R OBP: 0.366, SLG: 0.417 (1, 2)		2-0 SH5-4 2B	3-1 F8		3-0 CS				2-2 F7	4	0	1	0	0	0	2
LeJon Powell, R OBP: 0.444, SLG: 0.571 (1, 8)		4-2 SH5-4 BB		1-1 G4-3					1-0 F9	3	0	1	0	1	0	0
Andy Benes, R OBP: 0.500, SLG: 0.333 (1, 1)		0-0 SH5-4		2-1 F9					0-0 3B 1B	0	0	0	0	0	0	0
Vladimir Nunez, R (4, 1)										1	0	0	0	0	0	0
David Dellucci, L OBP: 0.429, SLG: 0.200 (6, PH)										1	0	0	0	0	0	1
John Frascatore, R (7, 1)										0	0	0	0	0	0	0
Luis Gonzalez, L OBP: 0.457, SLG: 0.744 (8, 7)										1	1	1	0	0	0	0

Inning Stats	R: 1	H: 1	E: 1	K: 0	S: 9	H: 1	LOB: 1	BB: 0	P: 16	R: 0	H: 1	E: 0	K: 0	S: 9	R: 0	H: 2	E: 0	K: 1	S: 15	R: 0	H: 0	E: 0	K: 0	S: 7	R: 1	H: 3	E: 0	K: 0	S: 15	R: 0	H: 1	E: 0	K: 1	S: 9	R: 0	H: 0	E: 0	K: 0	S: 7	R: 0	H: 0	E: 0	K: 1	S: 7	R: 0	H: 2	E: 0	K: 2	S: 11	1B: 5	2B: 2	3B: 2	HR: 1	SF: 0	SAC: 1	DP: 0	HBP: 0	WP: 0	PB: 0	SB: 0	CS: 1	PA: 41
--------------	------	------	------	------	------	------	--------	-------	-------	------	------	------	------	------	------	------	------	------	-------	------	------	------	------	------	------	------	------	------	-------	------	------	------	------	------	------	------	------	------	------	------	------	------	------	------	------	------	------	------	-------	-------	-------	-------	-------	-------	--------	-------	--------	-------	-------	-------	-------	--------


PITCHER	IP	WLS	BF	H	R	ER	SO	BB	IBB	HBP	BLK	WP	HR	S	P	ERA	WHIP
Kirk Rueter, L ERA: 10.22 (1, 1)	5.2		28	8	3	3	1	3	0	0	0	0	1	61	115	4.76	1.941
Julian Tavarez, R ERA: 7.04 (6, 1)	1.1		4	0	0	0	1	0	0	0	0	0	0	10	15	0.00	0.000
John Johnstone, R ERA: (8, 1)	1.0		3	0	0	0	1	0	0	0	0	0	0	7	10	0.00	0.000
Robb Nen, R ERA: 3.0 (9, 1)	1.0		5	2	2	2	2	0	0	0	0	0	0	11	15	18.00	2.000

**BOTTOM**

**San Francisco Giants @ Arizona Diamondbacks**  
**Bank One Ballpark, Phoenix, AZ**  
 Sat Apr 17 1999, 4:05 PM EDT  
 Att: 36,674 - Unknown - 86 F

livebaseballscorecards.com

<b>AB</b>	<b>36</b>
<b>R</b>	<b>5</b>
<b>H</b>	<b>10</b>
<b>RBI</b>	<b>5</b>
<b>BB</b>	<b>3</b>
<b>SO</b>	<b>5</b>
<b>LOB</b>	<b>11</b>











Batter	1	2	3	4	5	6	7	8	9	AB R H RBI BB SO LOB	TOP														
Luis Castillo, S (1, 4) OBP: 0.368, SLG: 0.380	0-1 1B		0-1 G4-3		1-1 F9		1-1 FC1-4-6 E		2-3 K	5 1 1 0 0 1 4	<b>Florida Marlins @ San Francisco Giants</b> 3Com Park at Candlestick Point, San Francisco, CA Mon Apr 19 1999, 10:05 PM EDT Att. 10,474 - Cloudy - 61 F <a href="http://livebaseballscorecards.com">livebaseballscorecards.com</a>														
Alex Gonzalez, R (1, 6) OBP: 0.245, SLG: 0.354	2-3 K		3-2 1B		1-3 K		2-0 E6 3B			4 1 2 1 0 2 3															
Mark Kotsay, L (1, 9) OBP: 0.300, SLG: 0.319	1-0 G1-3		2-0 G4-3		0-0 FC6-4		0-0 G1-3			4 0 0 0 0 0 4															
Derrek Lee, R (1, 3) OBP: 0.241, SLG: 0.271	4-1 FC6-4 BB			2-2 F8		2-3 K		1-2 CS 1B		3 0 1 0 1 1 0															
Todd Dunwoody, L (1, 8) OBP: 0.327, SLG: 0.311	0-0 FC6-4			3-3 K		2-3 K2-3		1-2 F8		4 0 0 0 0 2 3															
Preston Wilson, R (1, 7) OBP: 0.306, SLG: 0.500		2-3 K		1-2 HR		0-1 G5-3		0-1 G6-3		4 1 1 1 0 1 0															
Brian Edmondson, R (8, 1) OBP: 0.667, SLG: 0.667										0 0 0 0 0 0 0															
Kevin Orie, R (1, 5) OBP: 0.313, SLG: 0.349			3-2 G5-3		2-3 K		2-0 F8		4-1 SH1-4 BB	3 0 0 0 0 1 0															
Craig Counsell, L (9, PH)										0 0 0 0 1 0 0															
Mike Redmond, R (1, 2) OBP: 0.250, SLG: 0.266			1-0 G4-3		4-1 BB BB		3-2 BB 1B 2B		0-0 SH1-4	2 1 1 0 1 0 0															
Jesus Sanchez, L (1, 1)					0-3 K		0-0 FC1-4-6 1B		0-3 K	1 0 0 0 1 1 0															
Bruce Aven, R (7, PH) OBP: 0.385, SLG: 0.750										1 0 1 1 0 0 0															
Braden Loeper, R (7, 1)										0 0 0 0 0 0 0															
Vic Darenbourg, L (7, 1)										0 0 0 0 0 0 0															
Antonio Alfonseca, R (7, 1)										0 0 0 0 0 0 0															
Tim Hyers, L (8, 7) OBP: 0.333, SLG: 0.385					1-2 BB					1 0 0 0 0 1 1															
<b>Inning Stats</b>	R: 0 E: 0 K: 1 S: 9	H: 1 LOB: 2 BB: 1 P: 16	R: 0 E: 0 K: 1 S: 10	H: 0 LOB: 0 BB: 0 P: 16	R: 0 E: 0 K: 1 S: 10	H: 1 LOB: 1 BB: 0 P: 15	R: 1 E: 0 K: 2 S: 13	H: 1 LOB: 0 BB: 0 P: 21	R: 0 E: 0 K: 1 S: 7	H: 0 LOB: 2 BB: 2 P: 17	R: 0 E: 0 K: 2 S: 8	H: 0 LOB: 0 BB: 0 P: 12	R: 3 E: 1 K: 0 S: 9	H: 3 LOB: 0 BB: 0 P: 17	R: 0 E: 0 K: 0 S: 8	H: 1 LOB: 0 BB: 0 P: 10	R: 0 E: 0 K: 2 S: 8	H: 0 LOB: 1 BB: 1 P: 14	1B: 4 2B: 1 3B: 1 HR: 1	SF: 0 SAC: 1 DP: 0 HBP: 0	WP: 0 PB: 0 SB: 1 CS: 1	PA: 37			
<b>PITCHER</b>	IP WLS BF H R ER SO BB IBB HBP BLK WP HR S P ERA WHIP																								
Shawn Estes, L (1, 1) ERA: 5.51	7.0	30	6	4	3	8	3	0	0	0	0	0	1	66	114	3.86	1.286								
John Johnstone, R (8, 1) ERA:	1.0	W	3	1	0	0	0	0	0	0	0	0	0	8	10	0.00	1.000								
Robb Nen, R (9, 1) ERA: 2.57	1.0	S	4	0	0	0	2	1	0	0	0	0	0	8	14	0.00	1.000								



Batter	1	2	3	4	5	6	7	8	9
<b>Stan Javier, S</b> <small>OBP: 0.375, SLG: 0.621</small> (1, 7)	1-2  HR 1B	1-0  F9		3-3  K			0-0  SH1-4 1-2 2-3	4-0  HBP IBB	
<b>F.P. Santangelo, S</b> <small>OBP: 0.421, SLG: 0.083</small> (1, 8)	4-0  HR BB	1-3  K			3-3  K		4-0  HBP BB	1-0  HBP	
<b>Ellis Burks, R</b> <small>OBP: 0.429, SLG: 0.489</small> (1, 9)	1-0  HR 1-H 2-H		3-3  K		1-0  F7		2-1  P7	2-2  G4-3	
<b>Jeff Kent, R</b> <small>OBP: 0.410, SLG: 0.404</small> (1, 4)	1-3  K		1-2  P2		1-0  F9		1-1  HBP		
<b>Charlie Hayes, R</b> <small>OBP: 0.302, SLG: 0.341</small> (1, 5)	4-1  BB		4-0  WP BB		2-2  G3		0-1  G1-3		
<b>Rich Aurilia, R</b> <small>OBP: 0.397, SLG: 0.632</small> (1, 6)	1-0  F8		1-3  K		0-0  F8			2-0  S 2B 1B	
<b>J.T. Snow, L</b> <small>OBP: 0.288, SLG: 0.296</small> (1, 3)	2-0  L3		1-3  K		0-2  G6-3		4-2  CS BB	2-2  F8	
<b>Scott Servais, R</b> <small>OBP: 0.476, SLG: 0.588</small> (1, 2)		0-0  F7		0-1  SH3-4 1B		1-1  CS	4-2  SH1-4 HBP BB	2-1  HBP 2B	
<b>Shawn Estes, R</b> <small>OBP: 0.600, SLG: 0.667</small> (7, PH)		4-1  WP BB		0-0  SH3-4		4-0  HBP SH1-4	0-3  K		
<b>John Johnstone, R</b> (8, PH)									
<b>Edwards Guzman, L</b> (8, PH)									
<b>Robb Nen, R</b> (9, 1)									

Inning Stats	R: 3	H: 2	E: 0	K: 10	S: 10	LOB: 1	BB: 2	P: 24	R: 0	H: 0	E: 0	K: 1	S: 6	LOB: 1	BB: 1	P: 12	R: 0	H: 0	E: 0	K: 2	S: 9	LOB: 0	BB: 1	P: 18	R: 0	H: 1	E: 0	K: 1	S: 9	LOB: 1	BB: 0	P: 12	R: 0	H: 0	E: 0	K: 1	S: 6	LOB: 0	BB: 0	P: 11	R: 0	H: 0	E: 0	K: 0	S: 7	LOB: 0	BB: 1	P: 14	R: 1	H: 0	E: 0	K: 0	S: 8	LOB: 3	BB: 3	P: 23	R: 1	H: 2	E: 0	K: 1	S: 14	LOB: 3	BB: 1	P: 26
--------------	------	------	------	-------	-------	--------	-------	-------	------	------	------	------	------	--------	-------	-------	------	------	------	------	------	--------	-------	-------	------	------	------	------	------	--------	-------	-------	------	------	------	------	------	--------	-------	-------	------	------	------	------	------	--------	-------	-------	------	------	------	------	------	--------	-------	-------	------	------	------	------	-------	--------	-------	-------

PITCHER	IP	WLS	BF	H	R	ER	SO	BB	IBB	HBP	BLK	WP	HR	S	P	ERA	WHIP
Jesus Sanchez, L (1, 1)	6.0		25	3	3	3	6	5	0	0	0	2	1	47	91	4.50	1.333
Braden Looper, R (7, 1)	0.0		2	0	1	1	0	2	0	0	0	0	0	2	10	∞	∞
Vic Darensbourg, L (7, 1)	0.1	H	2	0	0	0	0	1	0	0	0	0	0	1	5	0.00	3.000
Antonio Alfonseca, R (7, 1)	1.0	L	6	2	1	1	0	0	0	1	0	0	0	12	20	9.00	2.000
Brian Edmondson, R (8, 1)	0.2		4	0	0	0	1	0	1	1	0	0	0	7	14	0.00	0.000

**BOTTOM**

AB R H RBI BB SO LOB  
 3 1 1 0 1 1 2  
 2 1 0 0 2 2 1  
 5 1 1 3 0 1 6  
 3 0 0 1 0 1 0  
 2 0 0 0 2 0 3  
 4 1 1 0 0 1 2  
 3 0 0 0 1 0 2  
 3 1 2 1 1 0 0  
 0 0 0 0 1 0 0  
 0 0 0 0 1 0 0  
 0 0 0 0 0 0 0  
 1 0 0 0 0 1 1  
 0 0 0 0 0 0 0

**AB 26**  
**R 5**  
**H 5**  
**RBI 5**  
**BB 9**  
**SO 7**  
**LOB 17**

1B: 3 SF: 0  
 2B: 1 SAC: 2  
 3B: 0 DP: 0  
 HR: 1 HBP: 2

WP: 2 PA: 40  
 PB: 0  
 SB: 2  
 CS: 1

**Florida Marlins @ San Francisco Giants**  
**3Com Park at Candlestick Point, San Francisco, CA**  
 Mon Apr 19 1999, 10:05 PM EDT  
 Att: 10,474 - Cloudy - 61 F



Batter	1	2	3	4	5	6	7	8	9	AB R H RBI BB SO LOB	TOP		
<b>Craig Counsell, L</b> OBP: 0.231, SLG: 0.091 (1, 4)	3-2 X G4-3 2B 1B		0-1 G4-3			1-0 SH1-3 2-3 2B BB	2-3 K		1-2 G2-3	4 1 1 0 0 1 1	<b>Florida Marlins @ San Francisco Giants</b> 3Com Park at Candlestick Point, San Francisco, CA Tue Apr 20 1999, 10:05 PM EDT Att. 10,765 - Cloudy - 58 F <a href="http://livebaseballscorecards.com">livebaseballscorecards.com</a>		
<b>Alex Gonzalez, R</b> OBP: 0.264, SLG: 0.353 (1, 6)	2-1 SAFE G4-3 1-2		1-2 G5-3			4-0 2B BB		0-0 1B HR 1B	3 2 1 0 1 0 1				
<b>Mark Kotsay, L</b> OBP: 0.333, SLG: 0.380 (1, 9)	1-1 2-H 1B 2B			1-0 CS 1B		2-2 SF9 3-H		3-2 1-2 HR 1B	3 2 3 2 0 0 0				
<b>Derrek Lee, R</b> OBP: 0.259, SLG: 0.365 (1, 3)	3-1 G5-3			3-3 SAFE K 1-2		1-0 1-H 2B		1-1 1-H 2-H HR	4 1 2 4 0 1 2				
<b>Todd Dunwoody, L</b> OBP: 0.340, SLG: 0.313 (1, 8)	0-0 2-H CS 1B			1-0 F8		4-0 BB		0-1 F7	3 0 1 1 1 0 0				
<b>Preston Wilson, R</b> OBP: 0.302, SLG: 0.478 (1, 7)	2-2 SAFE CS 1-2	1-3 K			0-1 G5-3	0-3 K		3-2 G6-4-3 1B	4 0 1 0 0 2 2				
<b>Kevin Orie, R</b> OBP: 0.308, SLG: 0.340 (1, 5)			3-3 K		0-0 F8		1-1 G4-3 1B	3-2 G6-4-3 1-2	4 0 1 0 0 1 1				
<b>Brian Edmondson, R</b> OBP: 0.667, SLG: 0.667 (8, 1)									0 0 0 0 0 0 0				
<b>Jorge Fabregas, L</b> OBP: 0.265, SLG: 0.226 (1, 2)			0-1 F7		0-1 G4-3		2-2 G4-3 1-2	0-0 G3-4-1	4 0 0 0 0 0 1				
<b>Brian Meadows, R</b> OBP: 0.333, SLG: 0.375 (1, 1)			1-1 G4-3			0-0 SH1-3 SF9 2B	3-3 K	1-3 K	3 1 1 0 0 1 1				
<b>Vic Darenbourg, L</b> (8, 1)									0 0 0 0 0 0 0				
<b>Dave Berg, R</b> OBP: 0.231, SLG: 0.385 (8, 5)									1 0 0 0 0 1 0				
<b>Inning Stats</b>	R: 2 E: 0 K: 0 S: 16 H: 3 LOB: 0 BB: 0 P: 27	R: 0 E: 0 K: 2 S: 9 H: 0 LOB: 0 BB: 0 P: 13	R: 0 E: 0 K: 0 S: 8 H: 0 LOB: 0 BB: 0 P: 10	R: 0 E: 0 K: 1 S: 7 H: 1 LOB: 0 BB: 0 P: 12	R: 0 E: 0 K: 0 S: 5 H: 0 LOB: 0 BB: 0 P: 5	R: 2 E: 0 K: 1 S: 11 H: 2 LOB: 2 BB: 2 P: 23	R: 0 E: 0 K: 2 S: 12 H: 1 LOB: 1 BB: 0 P: 20	R: 3 E: 0 K: 0 S: 18 H: 4 LOB: 0 BB: 0 P: 28	R: 0 E: 0 K: 1 S: 7 H: 0 LOB: 0 BB: 0 P: 9	1B: 7 2B: 4 3B: 0 HR: 1 SF: 1 SAC: 1 DP: 2 HBP: 0	WP: 0 PB: 0 SB: 0 CS: 2 PA: 38		
<b>PITCHER</b>	IP WLS BF H R ER SO BB IBB HBP BLK WP HR S P ERA WHIP											<b>PITCHER</b>	IP WLS BF H R ER SO BB IBB HBP BLK WP HR S P ERA WHIP
<b>Chris Brock, R</b> ERA: 4.19 (1, 1)	5.2 L 22 6 4 4 3 1 0 0 0 0 0 0 53 83 6.35 1.235												
<b>Rich Rodriguez, L</b> ERA: 5.4 (6, 1)	1.1 6 1 0 0 3 1 0 0 0 0 0 0 15 27 0.00 1.500												
<b>Julian Tavarez, R</b> ERA: 10.8 (8, 1)	2.0 9 4 3 3 1 0 0 0 0 0 0 1 25 37 13.50 2.000												

Batter	1	2	3	4	5	6	7	8	9	AB	R	H	RBI	BB	SO	LOB
Marvin Benard, L (1, 8) OBP: 0.360, SLG: 0.455	1-3 K		3-1 P5			0-1 G3-1		0-0 BB 1B BB 1B		4	1	1	0	0	1	0
Rich Aurilia, R (1, 6) OBP: 0.387, SLG: 0.607	0-1 G5-3			2-0 F8		1-1 F7		0-0 BB 1B BB 1B		4	0	1	0	0	0	0
Ellis Burks, R (1, 9) OBP: 0.433, SLG: 0.479	2-1 1B			0-3 K			0-0 F7	4-2 BB BB		3	0	1	0	1	1	0
Jeff Kent, R (1, 4) OBP: 0.431, SLG: 0.500	1-1 F9			0-0 2B			0-0 HR	4-1 BB BB		3	1	2	2	1	0	1
J.T. Snow, L (1, 3) OBP: 0.286, SLG: 0.293		1-2 G6-3		2-0 G6-3			0-0 FC3-6 1B 1B	1-3 K		4	0	1	0	0	1	4
Stan Javier, S (1, 7) OBP: 0.361, SLG: 0.576		1-3 K			1-3 K		2-0 FC3-6 1B 1B	1-0 F7		4	0	1	0	0	2	3
Edwards Guzman, L (1, 5) Rich Rodriguez, L (6, 1) Armando Rios, L (7, PH) Julian Tavarez, L (8, 1) F.P. Santangelo, S (9, PH) Brent Mayne, L (1, 2) OBP: 0.326, SLG: 0.310		1-0 G3-1			0-0 P3		0-0 FC3-6 1-2 2-3		0-0 P6	2	0	0	0	0	0	0
Chris Brock, R (1, 1) Ramon Martinez, R (6, 5) OBP: 0.167, SLG: 0.167 OBP: 0.333, SLG: 0.545			1-1 F7		2-3 K		0-0 G4-3	0-1 F7		4	0	0	0	0	1	2
			1-3 K			0-1 P9		0-1 G5-3	1-2 L4	1	0	0	0	0	1	0
										3	0	0	0	0	0	0

Inning Stats	R: 0	H: 1	E: 0	K: 1	S: 9	LOB: 1	BB: 0	P: 13	R: 0	H: 0	E: 0	K: 1	S: 7	LOB: 0	BB: 0	P: 10	R: 0	H: 1	E: 0	K: 1	S: 6	LOB: 1	BB: 1	P: 10	R: 0	H: 0	E: 0	K: 2	S: 7	LOB: 0	BB: 0	P: 10	R: 1	H: 3	E: 0	K: 0	S: 6	LOB: 2	BB: 0	P: 8	R: 1	H: 2	E: 0	K: 1	S: 11	LOB: 3	BB: 2	P: 21	R: 0	H: 0	E: 0	K: 0	S: 6	LOB: 0	BB: 0	P: 7	1B: 5	SF: 0	2B: 1	SAC: 0	3B: 0	DP: 0	HR: 1	HBP: 0	WP: 0	PA: 36
--------------	------	------	------	------	------	--------	-------	-------	------	------	------	------	------	--------	-------	-------	------	------	------	------	------	--------	-------	-------	------	------	------	------	------	--------	-------	-------	------	------	------	------	------	--------	-------	------	------	------	------	------	-------	--------	-------	-------	------	------	------	------	------	--------	-------	------	-------	-------	-------	--------	-------	-------	-------	--------	-------	--------

PITCHER	IP	WLS	BF	H	R	ER	SO	BB	IBB	HBP	BLK	WP	HR	S	P	ERA	WHIP
Brian Meadows, R (1, 1) ERA: 2.53	7.1	W	31	7	2	2	6	2	0	0	0	0	1	56	86	2.46	1.227
Vic Darenbourg, L (8, 1) ERA: 4.91	0.1	H	1	0	0	0	1	0	0	0	0	0	0	3	4	0.00	0.000
Brian Edmondson, R (8, 1) ERA: 1.8	1.1	S	4	0	0	0	0	0	0	0	0	0	0	7	9	0.00	0.000

**BOTTOM**

**Florida Marlins @ San Francisco Giants**  
**3Com Park at Candlestick Point, San Francisco, CA**

Tue Apr 20 1999, 10:05 PM EDT  
Att: 10,765 - Cloudy - 58 F

livebaseballscorecards.com

<b>AB</b>	<b>34</b>
<b>R</b>	<b>2</b>
<b>H</b>	<b>7</b>
<b>RBI</b>	<b>2</b>
<b>BB</b>	<b>2</b>
<b>SO</b>	<b>7</b>
<b>LOB</b>	<b>12</b>





Batter	1	2	3	4	5	6	7	8	9	AB R H RBI BB SO LOB	TOP											
Luis Castillo, S OBP: 0.377, SLG: 0.377 (1, 4)	2-3 K		2-1 S 1B		4-0 PB BB			3-2 G5-3		3 0 1 0 1 1 0	<b>Florida Marlins @ San Francisco Giants</b> 3Com Park at Candlestick Point, San Francisco, CA Wed Apr 21 1999, 4:05 PM EDT Att. 10,249 - Unknown - 62 F <a href="http://livebaseballscorecards.com">livebaseballscorecards.com</a>											
Alex Gonzalez, R OBP: 0.263, SLG: 0.364 (1, 6)	0-1 G1-3		1 SAFE 3-1 F8		1-2 G6-3			0-0 2B		4 0 1 0 0 0 3												
Mark Kotsay, L OBP: 0.310, SLG: 0.352 Matt Mantei, R (8, 1)	2-1 G1-3			1-1 G4-3		1-1 P6		0-0 G6-3		4 0 0 0 0 0 1 0 0 0 0 0 0 0												
Derrek Lee, R OBP: 0.274, SLG: 0.375 (1, 3)		2-0 G1-3 1B		3-1 BB 1B		3-1 F8		1-3 K		4 0 2 0 0 1 0												
Todd Dunwoody, L OBP: 0.333, SLG: 0.294 (1, 8)		2-2 G1-3		4-2 G4-3 BB		1-2 G6-3		1-1 G3		3 0 0 0 1 0 1												
Preston Wilson, R OBP: 0.281, SLG: 0.440 (1, 7) (8, 9)		3-3 K		1-1 G4-3		1-0 F8		0-3 K		4 0 0 0 0 2 3												
Dave Berg, R OBP: 0.313, SLG: 0.533 (1, 5)		0-0 F8			4-2 F9 WP BB		3-2 F9-2 3B			2 0 1 0 1 0 1												
Mike Redmond, R OBP: 0.211, SLG: 0.235 (1, 2)			2-1 P4		3-3 K		0-0 F9-2			3 0 0 0 0 1 2												
Dennis Springer, R (1, 1) Craig Counsell, L (5, PH) Braden Loooper, R (5, 1) Bruce Aven, R (8, PH) Tim Hyers, L (8, 7)			1-3 K		0-1 F9		1-2 F7			1 0 0 0 0 1 0 1 0 0 0 0 0 1 0 0 0 0 0 0 0 1 0 0 0 0 0 0 0 0 0 0 0 0 0												
<b>Inning Stats</b>	R: 0 E: 0 K: 1 S: 8	H: 0 LOB: 0 BB: 0 P: 12	R: 0 E: 0 K: 1 S: 9	H: 1 LOB: 1 BB: 0 P: 16	R: 0 E: 0 K: 1 S: 9	H: 1 LOB: 1 BB: 1 P: 17	R: 0 E: 0 K: 0 S: 9	H: 1 LOB: 1 BB: 1 P: 18	R: 0 E: 0 K: 1 S: 12	H: 0 LOB: 2 BB: 2 P: 24	R: 0 E: 0 K: 0 S: 7	H: 0 LOB: 0 BB: 0 P: 12	R: 0 E: 0 K: 0 S: 5	H: 1 LOB: 0 BB: 0 P: 9	R: 0 E: 0 K: 0 S: 9	H: 1 LOB: 1 BB: 0 P: 13	R: 0 E: 0 K: 2 S: 8	H: 0 LOB: 0 BB: 0 P: 10	1B: 3 2B: 2 3B: 1 HR: 0	SF: 0 SAC: 0 DP: 2 HBP: 0	WP: 1 PB: 1 SB: 1 CS: 0	PA: 33
<b>PITCHER</b>	IP WLS BF H R ER SO BB IBB HBP BLK WP HR S P ERA WHIP																					
Joe Nathan, R (1, 1) ERA: 2.25	7.0 W 26 4 0 0 4 3 0 0 0 1 0 59 108 0.00 1.000																					
John Johnstone, R (8, 1) ERA: 2.25	1.0 4 1 0 0 0 0 0 0 0 0 0 9 13 0.00 1.000																					
Robb Nen, R (9, 1) ERA: 2.25	1.0 3 0 0 0 0 2 0 0 0 0 0 8 10 0.00 0.000																					

Batter	1	2	3	4	5	6	7	8	9
Marvin Benard, L (1, 8) OBP: 0.333, SLG: 0.417	0-0 G4-3		1-2 F7		1-3 K			3-3 K	
Rich Aurilia, R (1, 6) OBP: 0.364, SLG: 0.569	3-2 P5			1-1 G5-3	0-3 K			3-2 F8	
Armando Rios, L (1, 9) OBP: 0.429, SLG: 0.833	1-2 HR			3-2 1B 2B	0-0 G6-3			2-3 K	
Jeff Kent, R (1, 4) OBP: 0.426, SLG: 0.491	0-1 G5-3			1 SAFE 0-0 2B 1-2 2B 1B		1-2 F9			
J.T. Snow, L (1, 3) OBP: 0.273, SLG: 0.279				0-1 F9		1-3 K			
Stan Javier, S (1, 7) OBP: 0.359, SLG: 0.583			2-1 F7	2-1 2B		2-2 G6-3			
Ramon Martinez, R (1, 5) OBP: 0.333, SLG: 0.571			0-1 G6-3	1-0 2B			1-0 G3		
Scott Servais, R (1, 2) OBP: 0.458, SLG: 0.526				1-1 G1-3	4-1 IBB		2-3 K		
Joe Nathan, R (1, 1) F.P. Santangelo, S (7, PH) John Johnstone, R (8, 1) Robb Nen, R (9, 1)			0-0 P9	0-1 G1-3			0-0 B5-3		

Inning Stats	R: 1 E: 0 K: 0 S: 11	H: 1 LOB: 0 BB: 0 P: 15	R: 0 E: 0 K: 1 S: 8	H: 0 LOB: 0 BB: 0 P: 10	R: 0 E: 0 K: 0 S: 6	H: 0 LOB: 0 BB: 0 P: 8	R: 3 E: 0 K: 0 S: 14	H: 4 LOB: 2 BB: 1 P: 25	R: 0 E: 0 K: 2 S: 7	H: 0 LOB: 0 BB: 0 P: 8	R: 0 E: 0 K: 1 S: 9	H: 0 LOB: 0 BB: 0 P: 13	R: 0 E: 0 K: 1 S: 5	H: 0 LOB: 0 BB: 0 P: 8	R: 0 E: 0 K: 2 S: 10	H: 0 LOB: 0 BB: 0 P: 18
--------------	-------------------------------	----------------------------------	------------------------------	----------------------------------	------------------------------	---------------------------------	-------------------------------	----------------------------------	------------------------------	---------------------------------	------------------------------	----------------------------------	------------------------------	---------------------------------	-------------------------------	----------------------------------

PITCHER	IP	WLS	BF	H	R	ER	SO	BB	IBB	HBP	BLK	WP	HR	S	P	ERA	WHIP
Dennis Springer, R (1, 1) ERA: 5.82	4.0	L	18	5	4	4	1	0	0	0	0	0	1	39	58	9.00	1.250
Braden Loeper, R (5, 1) ERA: 4.0	3.0		9	0	0	0	4	0	0	0	0	0	0	21	29	0.00	0.000
Matt Mantei, R (8, 1) ERA: 1.69	1.0		3	0	0	0	2	0	0	0	0	0	0	10	18	0.00	0.000

**BOTTOM**

4 0 0 0 0 2 0

4 0 0 0 0 1 0

4 2 2 1 0 1 0

3 1 1 0 0 0 0

3 0 0 0 0 2 2

3 1 1 1 0 0 0

3 0 1 2 0 0 0

2 0 0 0 1 1 0

2 0 0 0 0 0 2

1 0 0 0 0 0 0

0 0 0 0 0 0 0

0 0 0 0 0 0 0

1B: 2 SF: 0  
2B: 2 SAC: 0  
3B: 0 DP: 0  
HR: 1 HBP: 0

WP: 0 PA: 30  
PB: 0  
SB: 0  
CS: 0

**Florida Marlins @ San Francisco Giants**  
3Com Park at Candlestick Point, San Francisco, CA

livebaseballscorecards.com

**GIANTS**

Wed Apr 21 1999, 4:05 PM EDT  
Att: 10,249 - Unknown - 62 F



Batter	1	2	3	4	5	6	7	8	9	AB	R	H	RBI	BB	SO	LOB	TOP										
Darryl Hamilton, L OBP: 0.404, SLG: 0.449 (1, 8)	G4-3 F8		F7		FC5-4 1-2f			P4		5	0	0	0	0	0	3											
Neifi Perez, S OBP: 0.370, SLG: 0.400 (1, 6)	1-0 1B 2B	1-2 F9		1-1 17 2B 2B	1-1 G5-3			2-2 F8		5	2	2	0	0	0	1											
Larry Walker, L OBP: 0.292, SLG: 0.304 (1, 9)	2-2 HR 1B	0-0 F7		0-0 P6			0-0 G6-3		0-0 G4-3	5	1	1	1	0	0	1											
Dante Bichette, R OBP: 0.357, SLG: 0.519 (1, 7)	3-2 1-H HR	1-0 1B 2B		3-3 K			4-2 G6-4-3 BB		1-1 G6-3	4	2	2	2	1	1	1											
Vinny Castilla, R OBP: 0.434, SLG: 0.625 (1, 5)	1-1 17 1B 1B	0-0 17 1B 1B		4-1 17 2B BB			2-2 G6-4-3 1-2f		0-0 1B	4	2	3	1	1	0	1											
17 Todd Helton, L OBP: 0.346, SLG: 0.542 (1, 3)	1-1 3 1B 1B	1-1 1B 1B		2-2 1-H 2-H 2B			1-1 F9		1-1 P5	5	1	3	2	0	0	1											
3 Mike Lansing, R OBP: 0.319, SLG: 0.279 (1, 4)	2-0 1B 1B	1-3 K		1-0 P2			1-2 P3			4	0	1	1	0	1	3											
Kirt Manwaring, R OBP: 0.400, SLG: 0.333 (1, 2)	2-2 SAFE 1B			2-2 P3			1-2 F9		1-3 K	4	0	1	1	0	1	0											
Brian Bohanon, L OBP: 0.222, SLG: 0.125 Jerry Dipoto, R Pat Watkins, R OBP: 0.200, SLG: 0.077 Roberto Ramirez, L Dave Veres, R (1, 1) (6, 1) (8, PH) (8, 1) (9, 1)	2-3 SAFE K			2-2 F8			4-2 FC5-4 BB		0-3 K	2	0	0	0	0	1	1	2										
										0	0	0	0	0	0	0											
										1	0	0	0	0	0	1	0										
										0	0	0	0	0	0	0											
										0	0	0	0	0	0	0											
										0	0	0	0	0	0	0											
<b>Inning Stats</b>	R: 5 E: 0 K: 1 S: 25	H: 7 LOB: 2 BB: 0 P: 43	R: 1 E: 0 K: 1 S: 12	H: 3 LOB: 2 BB: 0 P: 16	R: 0 E: 0 K: 0 S: 9	H: 0 LOB: 0 BB: 0 P: 14	R: 2 E: 0 K: 1 S: 11	H: 2 LOB: 1 BB: 1 P: 22	R: 0 E: 0 K: 0 S: 9	H: 0 LOB: 1 BB: 1 P: 16	R: 0 E: 0 K: 0 S: 6	H: 0 LOB: 0 BB: 1 P: 12	R: 0 E: 0 K: 1 S: 8	H: 0 LOB: 0 BB: 0 P: 11	R: 0 E: 0 K: 1 S: 7	H: 0 LOB: 0 BB: 0 P: 10	R: 0 E: 0 K: 0 S: 6	H: 1 LOB: 1 BB: 0 P: 8	1B: 8 2B: 4 3B: 0 HR: 1	SF: 0 SAC: 0 DP: 1 HBP: 0	WP: 0 PB: 0 SB: 0 CS: 0	PA: 42					
<b>PITCHER</b>	IP	WLS	BF	H	R	ER	SO	BB	IBB	HBP	BLK	WP	HR	S	P	ERA	WHIP										
Kirk Rueter, L ERA: 13.5 (1, 1)	0.1	L	8	7	5	5	0	0	0	0	0	0	1	19	32	135.00	21.000										
Miguel Del Toro, R ERA: 5.27 (1, 1)	3.2		17	5	3	3	3	1	0	0	0	0	0	38	63	7.36	1.636										
Felix Rodriguez, R ERA: 4.76 (5, 1)	2.0		7	0	0	0	0	2	0	0	0	0	0	15	28	0.00	1.000										
Alan Embree, L ERA: 1.17 (7, 1)	2.0		6	0	0	0	2	0	0	0	0	0	0	15	21	0.00	0.000										
Julian Tavarez, R ERA: 9.82 (9, 1)	1.0		4	1	0	0	0	0	0	0	0	0	0	6	8	0.00	1.000										

Colorado Rockies @ San Francisco Giants  
3Com Park at Candlestick Point, San Francisco, CA

Thu Apr 22 1999, 4:05 PM EDT  
Att. 11,061 - Unknown - 60 F

AB	39
R	8
H	13
RBI	8
BB	3
SO	5
LOB	13







Batter	1	2	3	4	5	6	7	8	9	AB R H RBI BB SO LOB	TOP	
Darryl Hamilton, L (1, 8) OBP: 0.393, SLG: 0.434	0-1 FC6-4 1B	0-0 F8			3-1 F9		2-2 F7			4 0 1 0 0 0 3	<b>Colorado Rockies @ San Francisco Giants</b> 3Com Park at Candlestick Point, San Francisco, CA Fri Apr 23 1999, 10:35 PM EDT Att. 16,271 - Cloudy - 70 F	
Neffi Perez, S (1, 6) OBP: 0.345, SLG: 0.370	0-0 P4		0-2 L3		1-0 G1-3			0-3 K	4 0 0 0 0 1 1			
Larry Walker, L (1, 9) OBP: 0.250, SLG: 0.259	1-3 K		1-3 K		0-1 G6-3			0-0 P6	4 0 0 0 0 2 1			
Dante Bichette, R (1, 7) OBP: 0.333, SLG: 0.482	2-0 FC6-4 1-2f		1-3 K			1-1 G6-3		0-0 F9	4 0 0 0 0 1 1			
Vinny Castilla, R (1, 5) OBP: 0.439, SLG: 0.608		4-1 3 1B BB		3-1 G6-3		0-1 3 FC6-4 1B		2-1 F8	3 0 1 0 1 0 0			
17 Todd Helton, L (1, 3) OBP: 0.339, SLG: 0.577		2-2 SAFE SAFE F9		2-3 K		3-2 F7		3-2 HR	4 1 1 1 0 1 2			
3 Mike Lansing, R (1, 4) OBP: 0.333, SLG: 0.362		0-0 HBP 1-3 1B		0-0 HR		2-2 FC6-4 1-2f		2-0 F8	4 1 2 1 0 0 1			
Jeff Reed, L (1, 2) OBP: 0.440, SLG: 0.353		3-0 HBP 1-2 HBP		4-2 BB		1-0 G1-3		2-2 1B	2 0 1 0 1 0 0			
Darryl Kile, R (1, 1) OBP: 0.375, SLG: 0.286 Bobby Jones, R (3, 1) Angel Echevarria, R (4, PH) Curt Leskanic, R (4, 1) Roberto Ramirez, L (6, 1) Pat Watkins, R (7, PH) John Thomson, R (7, 1) Lenny Harris, L (9, PH)		1-3 K		2-3 K		1-3 K		3-2 G4-3	1 0 0 0 0 0 1 3 0 0 0 0 0 0 0 0 1 0 0 0 0 0 1 1 0 0 0 0 0 0 0 0 0 0 0 0 0 0 0 0 1 0 0 0 0 0 1 0 0 0 0 0 0 0 0 0 1 0 0 0 0 0 0 1			
<b>Inning Stats</b>	R: 0 H: 1 E: 0 LOB: 1 K: 1 BB: 0 S: 8 P: 11	R: 0 H: 1 E: 0 LOB: 3 K: 1 BB: 1 S: 13 P: 23	R: 0 H: 0 E: 0 LOB: 0 K: 2 BB: 0 S: 9 P: 11	R: 1 H: 1 E: 0 LOB: 1 K: 2 BB: 1 S: 12 P: 23	R: 0 H: 0 E: 0 LOB: 0 K: 0 BB: 0 S: 5 P: 9	R: 0 H: 1 E: 0 LOB: 1 K: 0 BB: 0 S: 12 P: 18	R: 0 H: 0 E: 0 LOB: 0 K: 1 BB: 0 S: 7 P: 11	R: 0 H: 0 E: 0 LOB: 0 K: 1 BB: 0 S: 6 P: 6	R: 1 H: 2 E: 0 LOB: 1 K: 0 BB: 0 S: 12 P: 24	1B: 4 SF: 0 2B: 0 SAC: 0 3B: 0 DP: 0 HR: 2 HBP: 1	WP: 0 PA: 36 PB: 0 SB: 0 CS: 0	
<b>PITCHER</b> Russ Ortiz, R (1, 1) ERA: 2.89	IP WLS BF H R ER SO BB IBB HBP BLK WP HR S P ERA WHIP	9.0 W 36 6 2 2 8 2 0 1 0 0 2 84 136 2.00 0.889										

livebaseballscorecards.com


AB	33
R	2
H	6
RBI	2
BB	2
SO	8
LOB	14







Batter	1	2	3	4	5	6	7	8	9	AB R H RBI BB SO LOB	TOP											
Pat Watkins, R (1, 8) OBP: 0.158, SLG: 0.059	1-2 G4-3		0-1 SH2-4	1-0 F9			0-0 G6-4-3			3 0 0 0 0 0 1	<b>Colorado Rockies @ San Francisco Giants</b> 3Com Park at Candlestick Point, San Francisco, CA Sat Apr 24 1999, 4:05 PM EDT Att. 26,626 - Unknown - 63 F <a href="http://livebaseballscorecards.com">livebaseballscorecards.com</a>											
Neff Perez, S (1, 6) OBP: 0.323, SLG: 0.345	0-0 G5-3		2-1 P8			2-3 K		0-1 P3		4 0 0 0 0 1 2												
3 Mike Lansing, R (1, 4) OBP: 0.327, SLG: 0.353	3-1 P6		1-1 BB 1B			2-2 F8		0-1 F8		4 1 1 2 0 0 0												
Dante Bichette, R (1, 7) OBP: 0.344, SLG: 0.466			4-2 1B BB			3-1 F9		0-2 F8		2 1 0 0 2 0 0												
Vinny Castilla, R (1, 5) OBP: 0.443, SLG: 0.600			1-2 CS 1B			0-1 G5-3		1-0 F7		4 0 2 2 0 0 0												
Angel Echevarria, R (1, 3) OBP: 0.250, SLG: 0.143			3-3 K			0-0 P3		1-3 K		2 0 0 0 1 1 1												
Darryl Hamilton, L (9, PH) OBP: 0.387, SLG: 0.426			1-2 SAFE BB							1 0 0 0 0 1 0												
7 Kurt Abbott, R (1, 9) Jeff Reed, L (9, PH) OBP: 0.462, SLG: 0.353			1-3 K			2-3 K		4-1 BB		3 0 0 0 0 3 3												
0 0 0 0 0 1 0 0																						
Kirt Manwaring, R (1, 2) OBP: 0.393, SLG: 0.304			4-2 SH2-4 3 1B BB			2-3 K		1-3 K		2 1 0 0 1 2 0												
17 Todd Helton, L (9, PH) OBP: 0.333, SLG: 0.566										1 0 0 0 0 1 1												
Pedro Astacio, R (1, 1) OBP: 0.333, SLG: 0.200			4-1 BB			0-3 K				1 1 0 0 1 1 0												
Jerry Dipoto, R (5, 1)										0 0 0 0 0 0 0												
Lenny Harris, L (7, PH) OBP: 0.190, SLG: 0.190			3 SH2-4 1B BB							1 0 1 0 0 0 0												
Chuck McElroy, L (7, 1)										0 0 0 0 0 0 0												
Mike DeJean, R (8, 1)			1-2 BB					1-1 G6-4-3 1B		0 0 0 0 0 0 0												
<b>Inning Stats</b>	R: 0 E: 0 K: 0 S: 6	H: 0 LOB: 0 BB: 0 P: 10	R: 1 E: 0 K: 2 S: 12	H: 1 LOB: 0 BB: 1 P: 21	R: 3 E: 0 K: 1 S: 18	H: 2 LOB: 3 BB: 4 P: 40	R: 0 E: 0 K: 2 S: 8	H: 0 LOB: 0 BB: 0 P: 11	R: 0 E: 0 K: 1 S: 8	H: 0 LOB: 0 BB: 0 P: 15	R: 0 E: 0 K: 1 S: 9	H: 0 LOB: 0 BB: 0 P: 11	R: 0 E: 0 K: 1 S: 6	H: 1 LOB: 0 BB: 0 P: 8	R: 0 E: 0 K: 0 S: 8	H: 0 LOB: 0 BB: 0 P: 8	R: 0 E: 0 K: 2 S: 11	H: 0 LOB: 1 BB: 1 P: 18	1B: 4 2B: 0 3B: 0 HR: 0	SF: 0 SAC: 1 DP: 1 HBP: 0	WP: 1 PB: 0 SB: 0 CS: 1	PA: 35
<b>PITCHER</b>	IP WLS BF H R ER SO BB IBB HBP BLK WP HR S P ERA WHIP																					
Shawn Estes, L (1, 1) ERA: 5.4	7.0 W 28 4 4 4 8 5 0 0 0 1 0 67 116 5.14 1.286																					
John Johnstone, R (8, 1) ERA:	1.0 H 3 0 0 0 0 0 0 0 0 0 0 0 8 8 0.00 0.000																					
Robb Nen, R (9, 1) ERA: 2.0	1.0 4 0 0 0 2 1 0 0 0 0 0 0 11 18 0.00 1.000																					



Batter	1	2	3	4	5	6	7	8	9
<b>Marvin Benard, L</b> OBP: 0.348, SLG: 0.444 (1, 8)	1-1 S 1B	2-2 FC3-6 E 1-2f 3-H		2-0 P6		2-2 F8		0-1 BB 1-2 3-H 1B	
<b>F.P. Santangelo, S</b> OBP: 0.394, SLG: 0.182 (1, 9)	2-3 K 1-2	3-1 SAFE SAFE F8 1-3			0-0 G3	2-1 F8		4-1 BB 1-2 2-3 BB	
<b>Jeff Kent, R</b> OBP: 0.434, SLG: 0.500 (1, 4)	2-1 G5-3		4-2 G6-4-3 BB BB		3-2 S 3B 2B		3-2 F8	2-3 K	
<b>J.T. Snow, L</b> OBP: 0.329, SLG: 0.290 (1, 3)	2-2 F7		4-1 G6-4-3 1-2 BB		4-1 3B BB		1-3 K		
<b>Charlie Hayes, R</b> OBP: 0.316, SLG: 0.396 (1, 5)		2-2 HBP 2B 1B	0-0 G6-4-3 1-2f 2-3		2-1 1-H 3-H 1B 3B		2-2 G6-3		
<b>Stan Javier, S</b> OBP: 0.385, SLG: 0.553 (1, 7)		0-0 F7	1-1 F8		3-1 3-H 1B		1-3 K2-3		
<b>Rich Aurilia, R</b> OBP: 0.338, SLG: 0.507 (1, 6)		1-1 2B 1B HBP		2-0 HR		1-0 F8		2-1 F8	
<b>Ramon Martinez, R</b> OBP: 0.300, SLG: 0.632 (2, PR) (3, 6)		1-2 1B HBP		2-2 F9		2-3 K		1-2 1B 1B	
<b>Brent Mayne, L</b> OBP: 0.370, SLG: 0.388 (1, 2)		1-2 1B FC3-6 2B		2-2 F9		2-3 K		1-2 1B 1B	
<b>Shawn Estes, R</b> OBP: 0.500, SLG: 0.500 (1, 1)		1-0 FC3-6 1B		1-1 L5		0-0 F8		2-1 SAFE BB 1B	
<b>John Johnstone, R</b> (8, 1)									
<b>Armando Rios, L</b> OBP: 0.400, SLG: 0.667 (8, PH)									
<b>Robb Nen, R</b> (9, 1)									

Inning Stats	R: 0	H: 1	E: 0	LOB: 1	K: 1	S: 10	P: 17	R: 3	H: 3	E: 0	LOB: 1	K: 0	S: 15	P: 25	R: 0	H: 0	E: 0	LOB: 1	K: 0	S: 6	P: 15	R: 1	H: 1	E: 0	LOB: 0	K: 0	S: 7	P: 14	R: 3	H: 3	E: 0	LOB: 1	K: 1	S: 15	P: 30	R: 0	H: 0	E: 0	LOB: 0	K: 0	S: 6	P: 10	R: 0	H: 0	E: 0	LOB: 0	K: 1	S: 10	P: 16	R: 1	H: 3	E: 0	LOB: 3	K: 2	S: 17	P: 29
--------------	------	------	------	--------	------	-------	-------	------	------	------	--------	------	-------	-------	------	------	------	--------	------	------	-------	------	------	------	--------	------	------	-------	------	------	------	--------	------	-------	-------	------	------	------	--------	------	------	-------	------	------	------	--------	------	-------	-------	------	------	------	--------	------	-------	-------

PITCHER	IP	WLS	BF	H	R	ER	SO	BB	IBB	HBP	BLK	WP	HR	S	P	ERA	WHIP
<b>Pedro Astacio, R</b> ERA: 8.41 (1, 1)	4.1	L	24	8	7	7	1	3	0	1	0	0	1	49	94	14.54	2.538
<b>Jerry Dipoto, R</b> ERA: 2.35 (5, 1)	1.2		5	0	0	0	1	0	0	0	0	0	0	10	17	0.00	0.000
<b>Chuck McElroy, L</b> ERA: 5.68 (7, 1)	1.0		3	0	0	0	1	0	0	0	0	0	0	10	16	0.00	0.000
<b>Mike DeJean, R</b> ERA: 14.14 (8, 1)	1.0		7	3	1	1	2	1	0	0	0	0	0	17	29	9.00	4.000

AB R H RBI BB SO LOB

**BOTTOM**

5	0	2	2	0	0	1
4	0	0	0	1	1	3
4	1	1	0	1	1	4
2	1	0	0	2	1	1
4	2	2	2	0	0	2
4	0	1	1	0	1	2
0	0	0	0	0	0	0
3	2	1	1	0	0	1
4	2	2	1	0	1	1
3	0	1	1	0	0	0
0	0	0	0	0	0	0
1	0	1	0	0	0	0
0	0	0	0	0	0	0

AB	34
R	8
H	11
RBI	8
BB	4
SO	5
LOB	15



1B: 7	SF: 0	WP: 0	PA: 39
2B: 2	SAC: 0	PB: 0	
3B: 1	DP: 1	SB: 2	
HR: 1	HBP: 1	CS: 0	

livebaseballscorecards.com

**Colorado Rockies @ San Francisco Giants**  
**3Com Park at Candlestick Point, San Francisco, CA**  
 Sat Apr 24 1999, 4:05 PM EDT  
 Att: 26,626 - Unknown - 63 F



Batter	1	2	3	4	5	6	7	8	9	AB R H RBI BB SO LOB	TOP																										
Darryl Hamilton, L (1, 8) OBP: 0.388, SLG: 0.475	3-2 1B		1-1 F8		1-1 E6		3-1 HR		3-2 G4-3	5 1 2 2 0 0 1	<b>Colorado Rockies @ San Francisco Giants</b> 3Com Park at Candlestick Point, San Francisco, CA Sun Apr 25 1999, 4:05 PM EDT Att. 23,099 - Cloudy - 60 F <a href="http://livebaseballscorecards.com">livebaseballscorecards.com</a>																										
Nefti Perez, S (1, 6) OBP: 0.299, SLG: 0.317	2-3 K			1-0 P6	2-2 L4		2-2 K		1-2 G4-3	5 0 0 0 0 2 3																											
Larry Walker, L (1, 9) OBP: 0.250, SLG: 0.258	3-2 P6			0-0 2B SF8 1B		2-2 F9		0-3 K		4 1 1 0 0 1 1																											
Dante Bichette, R (1, 7) OBP: 0.353, SLG: 0.484	2-3 K			1-1 1-3 2B		0-0 G4-3		1-2 S 1B		4 0 2 0 0 1 1																											
Vinny Castilla, R (1, 5) OBP: 0.415, SLG: 0.569		2-2 G5-3		1-2 SF8		1-3 K		1-2 F7		3 0 0 1 0 1 1																											
17 Todd Helton, L (1, 3) OBP: 0.328, SLG: 0.536		1-1 F7		3-H 2-2 F7			4-1 3 HR BB	2-3 K		3 1 0 0 1 1 2																											
3 Mike Lansing, R (1, 4) OBP: 0.322, SLG: 0.400		0-0 F8			1-0 G6-3		1-1 1-H HR	1-1 P2		4 1 1 2 0 0 1																											
Jeff Reed, L (1, 2) OBP: 0.467, SLG: 0.429			2-3 K		2-0 E SH3-4 1B		1-3 K		1-0 G4-3 G4-3 2B	4 1 2 0 0 2 0																											
Jamey Wright, R (1, 1) Angel Echevarria, R (7, PH) Mike DeJean, R (7, 1) Chuck McElroy, L (7, 1) Lenny Harris, L (9, PH) OBP: 0.182, SLG: 0.182			3-3 K		0-2 SH3-4		3-2 HR		0-2 G4-3	1 0 0 0 0 1 0 1 1 1 1 0 0 0 0 0 0 0 0 0 0 0 0 0 0 0 0 0 1 0 0 0 0 0 1																											
<b>Inning Stats</b>	R: 0 E: 0 K: 2 S: 21	H: 1 LOB: 1 BB: 0 P: 31	R: 0 E: 0 K: 0 S: 6	H: 0 LOB: 0 BB: 0 P: 9	R: 0 E: 0 K: 2 S: 9	H: 0 LOB: 0 BB: 0 P: 15	R: 1 E: 0 K: 0 S: 13	H: 2 LOB: 1 BB: 0 P: 18	R: 0 E: 1 K: 0 S: 10	H: 1 LOB: 2 BB: 0 P: 16	R: 0 E: 0 K: 1 S: 10	H: 0 LOB: 0 BB: 0 P: 13	R: 4 E: 0 K: 3 S: 19	H: 3 LOB: 0 BB: 1 P: 33	R: 0 E: 0 K: 1 S: 14	H: 1 LOB: 1 BB: 0 P: 19	R: 1 E: 0 K: 0 S: 14	H: 1 LOB: 0 BB: 0 P: 19	1B: 4 2B: 2 3B: 0 HR: 3	SF: 1 SAC: 1 DP: 0 HBP: 0	WP: 0 PB: 0 SB: 1 CS: 0	PA: 38															
<b>PITCHER</b>	IP WLS BF H R ER SO BB IBB HBP BLK WP HR S P ERA WHIP																																				
Chris Brock, R (1, 1) ERA: 4.26	6.0		25	5	3	3	5	1	0	0	0	0	0	1	72	110	4.50	1.000																			
Alan Embree, L (7, 1) ERA: 3.12	1.0	W	5	2	2	2	3	0	0	0	0	0	2	16	25	18.00	2.000																				
John Johnstone, R (8, 1) ERA:	1.0	H	4	1	0	0	1	0	0	0	0	0	0	14	19	0.00	1.000																				
Robb Nen, R (9, 1) ERA: 2.7	1.0	S	4	1	1	1	0	0	0	0	0	0	0	14	19	9.00	1.000																				



Batter	1	2	3	4	5	6	7	8	9
Marvin Benard, L (1, 8) OBP: 0.365, SLG: 0.471	0-1 G3		1-3 K		3-2 E7 1B	2-1 1B 2B		0-0 E S SF8 1B	
Ramon Martinez, R (1, 6) OBP: 0.440, SLG: 0.682	4-0 G6-4-3 BB			4-2 HR BB	2-2 FC6-4 1B	2-1 S 1B		1-1 CS 1B	
Ellis Burks, R (1, 9) OBP: 0.419, SLG: 0.500	0-1 G6-4-3 1-2f			1-1 HR 1-H	1-0 FC6-4 2B BB	3-3 K		2-2 SF8	
Jeff Kent, R (1, 4) OBP: 0.420, SLG: 0.493		0-1 G6-3		1-0 F9	2-2 BB 2B		2-3 K	1-3 K	
J.T. Snow, L (1, 3) OBP: 0.345, SLG: 0.282		4-0 BB		4-2 BB BB	4-0 BB IBB		2-0 F7	1-3 K	
Charlie Hayes, R (1, 5) OBP: 0.328, SLG: 0.392		2-3 K		0-1 F8	4-0 BB		3-1 HR 1B		
Armando Rios, L (1, 7) OBP: 0.429, SLG: 0.833		1-0 G4-3		4-2 BB	1-3 K		0-0 1-H HR		
Scott Servais, R (1, 2) OBP: 0.394, SLG: 0.407			3-1 G5-3	1-3 K		1-2 G1-3	2-2 HBP		
Shawn Estes, R (7, PR) OBP: 0.500, SLG: 0.500									
John Johnstone, R (8, 1)									
Robb Nen, R (9, 1)									
Chris Brock, R (1, 1) OBP: 0.111, SLG: 0.111			1-1 G5-3		3-3 K	2-1 G6-3	2-3 K		
Alan Embree, L (7, 1)									
Brent Mayne, L (7, PH) OBP: 0.364, SLG: 0.380									

Inning Stats	R: 0	H: 0	E: 0	K: 0	S: 4	R: 0	H: 0	E: 0	K: 1	S: 6	R: 0	H: 0	E: 0	K: 1	S: 7	R: 2	H: 1	E: 0	K: 1	S: 15	R: 2	H: 3	E: 1	K: 2	S: 18	R: 0	H: 2	E: 0	K: 1	S: 12	R: 2	H: 2	E: 0	K: 2	S: 13	R: 1	H: 2	E: 0	K: 2	S: 14
	LOB: 0	BB: 1	P: 8	LOB: 1	BB: 1	P: 13	LOB: 0	BB: 0	P: 12	LOB: 2	BB: 3	P: 30	LOB: 3	BB: 2	P: 38	LOB: 2	BB: 0	P: 22	LOB: 1	BB: 0	P: 19	LOB: 0	BB: 0	P: 24	LOB: 1	BB: 0	P: 19	LOB: 0	BB: 0	P: 19	LOB: 0	BB: 0	P: 19	LOB: 0	BB: 0	P: 19	LOB: 0	BB: 0	P: 19	

AB	R	H	RBI	BB	SO	LOB
5	2	3	0	0	1	0
3	1	3	1	2	0	0
4	2	1	3	0	1	4
5	0	1	0	0	2	1
2	0	0	0	3	1	1
3	1	1	1	1	1	2
3	1	1	2	1	1	4
3	0	0	0	0	1	2
0	0	0	0	0	0	0
0	0	0	0	0	0	0
0	0	0	0	0	0	0
3	0	0	0	0	1	0
0	0	0	0	0	0	0
1	0	0	0	0	1	1

WP	PA
0	41

AB	32
R	7
H	10
RBI	7
BB	7
SO	10
LOB	15



**Colorado Rockies @ San Francisco Giants**  
**3Com Park at Candlestick Point, San Francisco, CA**  
 Sun Apr 25 1999, 4:05 PM EDT  
 Att: 23,099 - Cloudy - 60 F



**San Francisco Giants @ Montreal Expos**  
 Olympic Stadium, Montreal, QB

Tue Apr 27 1999, 7:05 PM EDT  
 Att. 5,202 - Dome - 72 F

AB	36
R	3
H	6
RBI	1
BB	5
SO	6
LOB	16



AB R H RBI BB SO LOB

5	1	2	0	0	0	0
5	2	2	0	0	1	2
4	0	0	1	0	0	2
5	0	1	0	0	1	1
4	0	1	0	1	1	1
4	0	0	0	1	1	4
2	0	0	0	2	0	1
3	0	0	0	1	1	1
2	0	0	0	0	0	0
1	0	0	0	0	1	1
0	0	0	0	0	0	0
0	0	0	0	0	0	0
1	0	0	0	0	0	3
0	0	0	0	0	0	0
0	0	0	0	0	0	0

Batter	1	2	3	4	5	6	7	8	9	10
Marvin Benard, L (1, 8) OBP: 0.367, SLG: 0.493	1-2 1B E 2B		1-2 G5-3 ①		2-1 2B			0-0 E1 L7-4 G1-3		0-0 L1-4-3 ①
Stan Javier, S (1, 7) OBP: 0.386, SLG: 0.538	1-2 E S SF8 1B		0-2 L7 ②		2-3 K ③			2-0 SAFE G1-3 ① 1-2		0-0 E WP 1B
Ellis Burks, R (1, 9) OBP: 0.392, SLG: 0.468	3-2 SF8 ① 1-H 3-H		1-1 G4-3 ③			2-0 G5-3 ①		3-2 L7-4 ② ③ 2-3		0-0 E6 S 1-3
Jeff Kent, R (1, 4) OBP: 0.409, SLG: 0.486	2-2 2B		0-0 G4-3 ①			1-1 F8 ②			0-0 G1-3 ①	0-3 K ② 1-2 3-H
J.T. Snow, L (1, 3) OBP: 0.348, SLG: 0.293	3-3 K ②		0-0 G4-3 ②			1-0 G1-3 ③			2-2 G6-3 2B	4-0 IBB ③
Charlie Hayes, R (1, 5) OBP: 0.318, SLG: 0.364	1-0 L9 ③		4-2 BB			3-3 K ①			3-1 G6-3 ② 2-3	0-0 G6-3 ③
Brent Mayne, L (1, 2) OBP: 0.373, SLG: 0.365		0-1 G1-3 ①		4-2 SAFE SAFE G5-3 ③			4-0 BB BB		4-1 BB BB	
Ramon Martinez, R (1, 6) OBP: 0.414, SLG: 0.600		1-0 P3 ②			3-3 K ①		1-0 F8 ②		4-0 BB 1-2	
Kirk Rueter, L (1, 1) OBP: 0.167, SLG: 0.167 Edwards Guzman, L (7, PH) Julian Tavarez, L (7, 1) Rich Rodriguez, L (8, 1) F.P. Santangelo, S (9, PH) John Johnstone, R (9, 1) Robb Nen, R (10, 1)		2-2 G1-3 ③			0-0 G6-3 ②		0-3 K ③		2-1 BB F9 ③	

Inning Stats	R: 2	H: 3	E: 0	K: 1	S: 17	P: 28	R: 0	H: 0	E: 0	K: 0	S: 6	R: 0	H: 0	E: 0	K: 0	S: 8	R: 0	H: 0	E: 0	K: 0	S: 7	R: 0	H: 1	E: 0	K: 2	S: 15	R: 0	H: 0	E: 0	K: 0	S: 4	R: 0	H: 0	E: 0	K: 2	S: 7	R: 0	H: 0	E: 1	K: 0	S: 5	R: 0	H: 1	E: 0	K: 0	S: 9	R: 1	H: 1	E: 1	K: 1	S: 7	1B: 2	2B: 5	3B: 0	HR: 0	SF: 1	SAC: 0	DP: 1	HBP: 0	WP: 1	PB: 0	SB: 2	CS: 0	PA: 42
--------------	------	------	------	------	-------	-------	------	------	------	------	------	------	------	------	------	------	------	------	------	------	------	------	------	------	------	-------	------	------	------	------	------	------	------	------	------	------	------	------	------	------	------	------	------	------	------	------	------	------	------	------	------	-------	-------	-------	-------	-------	--------	-------	--------	-------	-------	-------	-------	--------

PITCHER	IP	WLS	BF	H	R	ER	SO	BB	IBB	HBP	BLK	WP	HR	S	P	ERA	WHIP
Miguel Batista, R (1, 1) ERA: 2.96	7.0		27	4	2	2	5	2	0	0	0	0	0	64	105	2.57	0.857
Bobby Ayala, R (8, 1) ERA: 2.19	1.2		8	1	0	0	0	2	0	0	0	0	0	12	30	0.00	1.800
Steve Kline, L (9, 1) ERA: 1.93	0.2	L	3	1	1	0	0	0	0	0	0	0	0	4	6	0.00	1.500
Ugueth Urbina, R (10, 1) ERA: 3.6	0.2		4	0	0	0	1	0	1	0	0	1	0	5	9	0.00	0.000

WP: 1	PA: 42
PB: 0	
SB: 2	
CS: 0	

**BOTTOM**

**San Francisco Giants @ Montreal Expos**  
 Olympic Stadium, Montreal, QB

Tue Apr 27 1999, 7:05 PM EDT  
 Att. 5,202 - Dome - 72 F

[livebaseballscorecards.com](http://livebaseballscorecards.com)

<b>AB</b>	<b>38</b>
<b>R</b>	<b>2</b>
<b>H</b>	<b>10</b>
<b>RBI</b>	<b>2</b>
<b>BB</b>	<b>2</b>
<b>SO</b>	<b>7</b>
<b>LOB</b>	<b>19</b>



<b>WP:</b> 0	<b>PA:</b> 42
<b>PB:</b> 0	
<b>SB:</b> 0	
<b>CS:</b> 0	

AB R H RBI BB SO LOB

5 0 0 0 0 1 3  
 3 1 2 0 0 1 0  
 0 0 0 0 0 0 0  
 1 0 0 0 0 1 0

5 1 2 2 0 2 2

4 0 1 0 1 2 2

5 0 1 0 0 0 6

5 0 2 0 0 0 1

3 0 0 0 0 0 2  
 0 0 0 0 0 0 0

4 0 1 0 0 0 1

1 0 0 0 1 0 0  
 2 0 1 0 0 0 2  
 0 0 0 0 0 0 0  
 0 0 0 0 0 0 0

1B: 8 SF: 0  
 2B: 1 SAC: 2  
 3B: 0 DP: 1  
 HR: 1 HBP: 0

Batter	1	2	3	4	5	6	7	8	9	10
Orlando Cabrera, R OBP: 0.273, SLG: 0.347 (1, 6)	G6-3	F8		L7			E6 SH1-4		K	
Wilton Guerrero, S OBP: 0.281, SLG: 0.361 Bobby Ayala, R (8, 1)	1B		HR		K		SH1-4		K	
Orlando Merced, S OBP: 0.500, SLG: 0.600 (9, 3)	1B		HR		L7		K		K	
Rondell White, R OBP: 0.373, SLG: 0.571 (1, 7)	1B		HR		L7		K		K	
Vladimir Guerrero, R OBP: 0.400, SLG: 0.565 (1, 9)	K		K		2B		IBB		G6-3	
Chris Widger, R OBP: 0.309, SLG: 0.574 (1, 2)	G6-3		1B		G1-3		G6-3		F8	
Michael Barrett, R OBP: 0.356, SLG: 0.518 (1, 5)		BB	F9		F8		SH1-4		P3	
Brad Fullmer, L OBP: 0.260, SLG: 0.489 Mike Mordecai, R OBP: 0.143, SLG: 0.286 (8, PH)	F7		P4		P4		SH1-4		SH1-4	
Manny Martinez, R OBP: 0.266, SLG: 0.333 (1, 8)	F8		P4		P2		G4-6-3		G4-6-3	
Miguel Batista, R OBP: 0.489, SLG: 0.333 Jose Vidro, S OBP: 0.300, SLG: 0.532 (7, PH)			G6-3		G6-3		SH1-4		G4-6-3	
Steve Kline, S Ugueth Urbina, R (10, 1)	BB						1B			

Inning Stats	R: 0	H: 2	E: 0	K: 1	S: 13	WLS	BF	H	R	ER	SO	BB	IBB	HBP	BLK	WP	HR	S	P	ERA	WHIP
	0	2	0	1	13		26	7	2	2	3	1	0	0	0	0	1	57	94	3.00	1.333
	0	2	0	0	8		8	2	0	1	1	0	1	0	0	0	0	15	30	0.00	2.000
	0	1	0	0	8		3	1	0	0	0	0	0	0	0	0	0	6	8	0.00	1.000
	0	0	0	0	9		3	0	0	0	3	0	0	0	0	0	0	9	13	0.00	0.000
	0	0	0	0	10		3	0	0	0	3	0	0	0	0	0	0	3	3	0.00	0.000

PITCHER	IP	WLS	BF	H	R	ER	SO	BB	IBB	HBP	BLK	WP	HR	S	P	ERA	WHIP
Kirk Rueter, L ERA: 10.13 (1, 1)	6.0		26	7	2	2	3	1	0	0	0	0	1	57	94	3.00	1.333
Julian Tavarez, R ERA: 9.0 (7, 1)	1.0		7	2	0	0	1	0	1	0	0	0	0	15	30	0.00	2.000
Rich Rodriguez, L ERA: 4.5 (8, 1)	1.0		3	1	0	0	0	0	0	0	0	0	0	6	8	0.00	1.000
John Johnstone, R ERA: (9, 1)	1.0	W	3	0	0	0	3	0	0	0	0	0	0	9	13	0.00	0.000
Robb Nen, R ERA: 2.45 (10, 1)	1.0	S	3	0	0	0	0	0	0	0	0	0	0	3	3	0.00	0.000



Batter	1	2	3	4	5	6	7	8	9	AB R H RBI BB SO LOB	TOP		
Marvin Benard, L (1, 8) OBP: 0.349, SLG: 0.468	2-0 P4		1-1 P5		1-2 P2		2-0 F8			4 0 0 0 0 0 0			
Ramon Martinez, R (1, 6) OBP: 0.394, SLG: 0.552	2-1 F9			3-2 1B E	3-3 K			0-0 G4-3		4 1 1 0 0 1 0			
Ellis Burks, R (1, 9) OBP: 0.386, SLG: 0.470	0-3 K			1-1 P3		0-0 WP SF8		0-0 G1-3		4 1 1 0 0 1 1			
Jeff Kent, R (1, 4) OBP: 0.412, SLG: 0.500		1-1 F9		1-0 E 1-2 1B		2-3 K		0-0 2B		4 1 2 0 0 1 1			
J.T. Snow, L (1, 3) OBP: 0.366, SLG: 0.299		4-2 G4-3 1B BB		2-2 E9 1B 1B		4-1 FC6 BB		2-2 G4-3		2 1 1 1 2 0 1			
Charlie Hayes, R (1, 5) OBP: 0.314, SLG: 0.362		0-1 G4-3		1-1 1B		2-0 SF8			1-3 K	3 0 1 2 0 1 1			
Stan Javier, S (1, 7) OBP: 0.377, SLG: 0.518		2-2 CS 1B		0-1 L5		2-0 FC6			0-0 G5-3	4 0 1 1 0 0 3	AB 32 R 4 H 7 RBI 4 BB 2 SO 5 LOB 9		
Scott Servais, R (1, 2) OBP: 0.351, SLG: 0.355		1-2 CS	1-3 K	1-2 G6-3			2-0 G6-3		0-0 G4-3	4 0 0 0 0 1 2			
Joe Nathan, R (1, 1) Robb Nen, R (9, 1)			2-1 L9		0-0 G4-3		0-1 F8			3 0 0 0 0 0 0 0 0 0 0 0 0 0	GIANTS		
<b>Inning Stats</b>	R: 0 H: 0 E: 0 LOB: 0 K: 1 BB: 0 S: 6 P: 10	R: 1 H: 1 E: 0 LOB: 0 K: 0 BB: 1 S: 15 P: 23	R: 0 H: 0 E: 0 LOB: 0 K: 1 BB: 0 S: 7 P: 11	R: 2 H: 4 E: 1 LOB: 2 K: 0 BB: 0 S: 19 P: 27	R: 0 H: 0 E: 0 LOB: 0 K: 1 BB: 0 S: 7 P: 11	R: 1 H: 1 E: 0 LOB: 1 K: 1 BB: 1 S: 9 P: 19	R: 0 H: 0 E: 0 LOB: 0 K: 0 BB: 0 S: 4 P: 8	R: 0 H: 1 E: 0 LOB: 1 K: 0 BB: 0 S: 6 P: 8	R: 0 H: 0 E: 0 LOB: 0 K: 1 BB: 0 S: 5 P: 6	1B: 5 SF: 1 2B: 2 SAC: 0 3B: 0 DP: 0 HR: 0 HBP: 0	WP: 1 PA: 36 PB: 0 SB: 0 CS: 1		
<b>PITCHER</b>	IP WLS BF H R ER SO BB IBB HBP BLK WP HR S P ERA WHIP											<b>PITCHER</b>	IP WLS BF H R ER SO BB IBB HBP BLK WP HR S P ERA WHIP
Dustin Hermanson, R (1, 1) ERA: 3.24	7.0 L 28 6 4 4 4 2 0 0 0 0 1 0 67 109 5.14 1.143												
Anthony Telford, R (8, 1) ERA: 3.29	2.0 7 1 0 0 1 0 0 0 0 0 0 0 11 14 0.00 0.500												

San Francisco Giants @ Montreal Expos  
Olympic Stadium, Montreal, QB  
Wed Apr 28 1999, 7:05 PM EDT  
Att. 4,998 - Dome - 72 F

livebaseballscorecards.com

BOTTOM

San Francisco Giants @ Montreal Expos  
Olympic Stadium, Montreal, QB

AB	34
R	3
H	9
RBI	3
BB	1
SO	7
LOB	11



WP	0	PA	36
PB	0		
SB	0		
CS	0		

Wed Apr 28 1999, 7:05 PM EDT  
Att. 4,998 - Dome - 72 F

AB	R	H	RBI	BB	SO	LOB
4	0	0	0	0	1	1
4	1	2	0	0	0	1
0	0	0	0	0	0	0
3	1	0	0	1	2	1
4	0	1	1	0	0	1
4	0	2	0	0	1	2
4	0	1	1	0	1	2
4	1	1	0	0	0	2
3	0	1	0	0	0	0
1	0	1	1	0	0	0
0	0	0	0	0	0	0
1	0	0	0	0	1	1

Batter	1	2	3	4	5	6	7	8	9
Orlando Cabrera, R OBP: 0.259, SLG: 0.329 (1, 6)	3-2 G6-3 1B	1-2 G6-3 1B			1-1 G5-3 1B		0-3 K		
Jose Vidro, S OBP: 0.315, SLG: 0.529 Mike Mordecai, R OBP: 0.143, SLG: 0.286 (1, 4) (9, 4)	2-2 BB 1B	2-0 F7 1B			2-1 FC5-4 1B			3-2 G3-1 1B	
Rondell White, R OBP: 0.367, SLG: 0.548 (1, 7)	4-0 1B 1B BB				2-2 F9 1B			2-3 K	
Vladimir Guerrero, R OBP: 0.393, SLG: 0.548 (1, 9)	0-1 1B 1B				1-0 FC5-4 1-2f			2-2 F8	
Brad Fullmer, L OBP: 0.278, SLG: 0.510 (1, 3)	1-3 K				0-0 1B 2B			2-2 F9 1B	
Michael Barrett, R OBP: 0.349, SLG: 0.500 (1, 5)	2-2 1B				0-0 F9			0-3 K2-3	
Chris Widger, R OBP: 0.305, SLG: 0.552 (1, 2)	2-2 G5-3				0-1 G4-3			2-2 F8 1B	
Manny Martinez, R OBP: 0.300, SLG: 0.125 Orlando Merced, S OBP: 0.529, SLG: 0.636 (1, 8) (9, PH)		3-2 G6-3 SH1-4 1B			1-1 F9			2-2 F8 1B	
Dustin Hermanson, R OBP: 0.300, SLG: 0.125 Wilton Guerrero, S OBP: 0.277, SLG: 0.355 Anthony Telford, R Shane Andrews, R OBP: 0.349, SLG: 0.432 (1, 1) (7, PH) (8, 1) (9, PH)		0-0 SH1-4 1B			3-3 K			0-1 G1-3	

Inning	R	H	E	K	S	R	H	E	K	S	R	H	E	K	S	R	H	E	K	S	R	H	E	K	S	R	H	E	K	S	1B	2B	3B	HR	SF	SAC	DP	HBP	WP	PB	SB	CS	PA
1	2	3	0	1	13	0	1	0	0	8	0	0	0	0	8	0	1	0	0	0	14	0	0	0	0	0	0	0	0	8	0	0	0	0	0	0	0	0	0	0	0	0	36

PITCHER	IP	WLS	BF	H	R	ER	SO	BB	IBB	HBP	BLK	WP	HR	S	P	ERA	WHIP
Joe Nathan, R ERA: 1.2 Robb Nen, R ERA: 3.0	(1, 1) (9, 1)	8.0 1.0	W S	31 5	7 2	2 1	5 2	1 0	0 0	0 0	0 0	0 0	0 0	81 14	122 19	2.25 9.00	1.000 2.000



San Francisco Giants @ Montreal Expos  
 Olympic Stadium, Montreal, QB

Thu Apr 29 1999, 7:05 PM EDT  
 Att. 5,253 - Dome - 72 F

AB 37  
 R 6  
 H 13  
 RBI 6  
 BB 2  
 SO 8  
 LOB 18



WP: 0 PA: 42  
 PB: 0  
 SB: 3  
 CS: 0

Batter	1	2	3	4	5	6	7	8	9	AB	R	H	RBI	BB	SO	LOB	TOP					
Marvin Benard, L (1, 8) OBP: 0.352, SLG: 0.476	2-1 1B		1-2 P4	1-0 G3			2-1 G4-3	3-1 2B		5	0	2	0	0	0	2						
F.P. Santangelo, S (1, 5) OBP: 0.410, SLG: 0.259	2-3 K		3-2 1B		4-1 SH1-3 BB		2-1 E7 1B	3-3 K		4	2	2	0	1	2	2						
Julian Tavarez, L (8, 1)	1-2 K		1B				1B			0	0	0	0	0	0	0						
John Johnstone, R (8, 1)										0	0	0	0	0	0	0						
Robb Nen, R (9, 1)										0	0	0	0	0	0	0						
Armando Rios, L (1, 9) OBP: 0.444, SLG: 0.733	2-3 K		3-2 1B		1-0 SH1-3		3-1 HBP 1B HBP		2-2 G4-3	3	1	1	1	0	1	1						
Jeff Kent, R (1, 4) OBP: 0.412, SLG: 0.500	2-3 K		0-0 F8		0-2 FC5-4-5-1 3B		2-1 1B HBP		3-2 S 1B	4	2	1	0	0	1	2						
J.T. Snow, L (1, 3) OBP: 0.388, SLG: 0.354		2-3 K		0-0 FC4-6 1B	1-0 HBP 3B		0-0 1B		2-2 G4-6-3 1B	5	0	4	4	0	1	0						
Stan Javier, S (1, 7) OBP: 0.348, SLG: 0.475		1-2 G6-3		0-1 FC4-6 1B	0-0 G4-3		0-3 K		1-0 G4-6-3	5	1	0	0	0	1	5						
Brent Mayne, L (1, 2) OBP: 0.381, SLG: 0.364		4-2 1B BB		1-0 1B 1B		2-2 G4-3	2-1 P7			3	0	1	0	1	0	2						
Ramon Martinez, R (1, 6) OBP: 0.378, SLG: 0.515		0-1 1B		0-3 K		2-3 K		1-1 G5-3		4	0	1	0	0	2	2						
Russ Ortiz, R (1, 1) OBP: 0.143, SLG: 0.143		1-2 G4-3		0-0 1B		0-0 L1-3		1-0 F7		3	0	1	1	0	0	2						
Jerry Spradlin, S (6, 1)										0	0	0	0	0	0	0						
Edwards Guzman, L (8, PH)										1	0	0	0	0	0	0						
Charlie Hayes, R (8, 5) OBP: 0.314, SLG: 0.362										0	0	0	0	0	0	0						
<b>Inning Stats</b>	R: 0 E: 0 K: 3 S: 15	H: 1 LOB: 1 BB: 0 P: 23	R: 0 E: 0 K: 1 S: 16	H: 1 LOB: 2 BB: 1 P: 24	R: 1 E: 0 K: 0 S: 12	H: 2 LOB: 0 BB: 0 P: 19	R: 1 E: 0 K: 1 S: 9	H: 3 LOB: 2 BB: 0 P: 11	R: 1 E: 0 K: 0 S: 8	H: 1 LOB: 1 BB: 1 P: 14	R: 0 E: 0 K: 1 S: 7	H: 0 LOB: 0 BB: 0 P: 11	R: 2 E: 1 K: 1 S: 12	H: 2 LOB: 2 BB: 0 P: 23	R: 0 E: 0 K: 1 S: 8	H: 1 LOB: 1 BB: 0 P: 16	R: 1 E: 0 K: 0 S: 15	H: 2 LOB: 0 BB: 0 P: 23	1B: 9 2B: 3 3B: 1 HR: 0	SF: 0 SAC: 1 DP: 1 HBP: 2	WP: 0 PB: 0 SB: 3 CS: 0	PA: 42
<b>PITCHER</b>	IP WLS BF H R ER SO BB IBB HBP BLK WP HR S P ERA WHIP																	IP WLS BF H R ER SO BB IBB HBP BLK WP HR S P ERA WHIP				
Carl Pavano, R (1, 1) ERA: 7.83	5.0 L 24 8 3 3 5 2 0 0 0 0 0 60 91 5.40 2.000																					
Steve Kline, L (6, 1) ERA: 4.5	1.1 6 1 2 2 1 0 0 0 1 0 0 0 12 23 13.50 0.750																					
Bobby Ayala, R (7, 1) ERA: 2.08	0.2 4 1 0 0 1 0 0 0 1 0 0 0 7 11 0.00 1.500																					
Shayne Bennett, R (8, 1) ERA: 6.23	2.0 8 3 1 1 1 0 0 0 0 0 0 0 23 39 4.50 1.500																					

livebaseballscorecards.com

BOTTOM

San Francisco Giants @ Montreal Expos  
Olympic Stadium, Montreal, QB

livebaseballscorecards.com

AB	37
R	5
H	9
RBI	5
BB	5
SO	4
LOB	25



WP:	1	PA:	44
PB:	0		
SB:	0		
CS:	0		

Thu Apr 29 1999, 7:05 PM EDT  
Att. 5,253 - Dome - 72 F

AB R H RBI BB SO LOB

3	0	1	0	1	1	0
5	0	0	1	0	0	6
4	0	1	0	1	0	3
5	1	1	0	0	1	2
3	0	0	0	1	0	2
0	0	0	0	0	0	0
1	1	0	0	0	0	0
4	1	3	1	0	0	1
0	0	0	0	0	0	0
5	1	1	1	0	1	5
3	1	1	0	2	1	2
2	0	0	1	0	0	2
1	0	0	0	0	0	2
0	0	0	0	0	0	0
0	0	0	0	0	0	0
1	0	1	1	0	0	0

Batter	1	2	3	4	5	6	7	8	9
James Mouton, R OBP: 0.571, SLG: 0.375 (1, 8)	0-1 G6-3 BB	4-0 BB		0-0 FC4-6 1B		2-3 K		0-0 SH1-4 1-2 2-3	
Wilton Guerrero, S OBP: 0.257, SLG: 0.328 (1, 4)	1-2 G1-3	3-2 P7		1-2 FC4-6 1-2f 2-3		1-1 F8		0-2 G6-3 3-H	
Rondell White, R OBP: 0.369, SLG: 0.545 (1, 7)	2-2 2B		4-2 1B BB	0-0 F8		1-0 G4-3		0-2 G4-3	
Vladimir Guerrero, R OBP: 0.382, SLG: 0.526 (1, 9)	0-2 G6-3		1 SAFE 0-1 F8		2-0 SF8 1B		0-1 P6		1-3 K
Brad Fullmer, L OBP: 0.276, SLG: 0.481 Shayne Bennett, R (8, 1) Manny Martinez, R OBP: 0.265, SLG: 0.328 (9, PH)		0-1 G4-3	1-0 L6		2-2 E4 WP E		4-2 G4-6-3 BB		1-2 E6 1B E G5-3
Michael Barrett, R OBP: 0.368, SLG: 0.531 Orlando Cabrera, R OBP: 0.259, SLG: 0.329 (9, PR)		2-1 BB G6-3 2B	1-1 1 SAFE 1 SAFE 1-3 1B		0-1 SF8		0-2 G4-6-3 1-2f		2-1 SAFE G5-3 1-3 1B
Chris Widger, R OBP: 0.297, SLG: 0.540 (1, 2)		0-0 E6 G6-3 BB 2B	0-1 F8		1-3 SAFE K		1-1 1B 2B		1-2 G5-3 1-2 3-H
Mike Mordecai, R OBP: 0.333, SLG: 0.300 (1, 6)		4-2 G6-3 1-2 2-3 BB		0-2 P3		4-2 FC6-4 2-3 BB		3-2 SH1-4 G6-3 1B 1B	
Carl Pavano, R OBP: 0.286, SLG: 0.286 Orlando Merced, S OBP: 0.500, SLG: 0.583 Steve Kline, S (6, 1) Bobby Ayala, R (7, 1) Shane Andrews, R OBP: 0.364, SLG: 0.447 (8, 3)		3-2 G6-3		0-2 E3 FC4-6 1B		1-1 FC6-4		2-2 SH1-4 1-2 3-H 1B	

Inning Stats	R: 0	H: 1	E: 0	K: 0	S: 12	R: 1	H: 1	E: 1	K: 0	S: 16	R: 0	H: 1	E: 0	K: 0	S: 9	R: 1	H: 1	E: 2	K: 1	S: 14	R: 0	H: 0	E: 0	K: 0	S: 8	R: 0	H: 0	E: 0	K: 0	S: 8	R: 2	H: 3	E: 0	K: 0	S: 17	R: 1	H: 1	E: 2	K: 2	S: 15
--------------	------	------	------	------	-------	------	------	------	------	-------	------	------	------	------	------	------	------	------	------	-------	------	------	------	------	------	------	------	------	------	------	------	------	------	------	-------	------	------	------	------	-------

PITCHER	IP	WLS	BF	H	R	ER	SO	BB	IBB	HBP	BLK	WP	HR	S	P	ERA	WHIP
Russ Ortiz, R ERA: 2.45 (1, 1)	5.0	W	27	5	2	0	1	4	0	0	0	1	0	62	98	0.00	1.800
Jerry Spradlin, R ERA: 10.8 (6, 1)	2.0	H	6	0	0	0	1	1	0	0	0	0	0	16	24	0.00	0.500
Julian Tavarez, R ERA: 10.5 (8, 1)	0.0		3	3	2	2	0	0	0	0	0	0	0	9	15	∞	∞
John Johnstone, R ERA: (8, 1)	1.0	H	3	0	0	0	0	0	0	0	0	0	0	8	8	0.00	0.000
Robb Nen, R ERA: 2.77 (9, 1)	1.0	S	5	1	1	0	2	0	0	0	0	0	0	15	22	0.00	1.000

1B:	6	SF:	1
2B:	3	SAC:	1
3B:	0	DP:	1
HR:	0	HBP:	0

WP:	1	PA:	44
PB:	0		
SB:	0		
CS:	0		



Batter	1	2	3	4	5	6	7	8	9	AB R H RBI BB SO LOB	TOP		
Stan Javier, S (1, 7) OBP: 0.324, SLG: 0.439	1-3 		1-1 FC6-5 		2-2 FC4-6 1B 		3-2 F9 		1-1 G5-3 	5 0 0 0 0 1 3	<p><b>San Francisco Giants @ New York Mets</b> Shea Stadium, Flushing, NY</p> <p>Fri Apr 30 1999, 7:10 PM EDT Att. 32,427 - Unknown - 62 F</p> <p>livebaseballscorecards.com</p>		
F.P. Santangelo, S (1, 8) OBP: 0.432, SLG: 0.290 (8, 6)	0-3 		2-2 F7 		3-1 		4-2 	0-0 	4 0 2 1 1 1 1				
Ellis Burks, R (1, 9) OBP: 0.398, SLG: 0.456	4-0 		4-2 		3-3 K 		4-2 	0-2 F8 	2 0 0 0 3 1 3				
Jeff Kent, R (1, 4) OBP: 0.406, SLG: 0.482	4-1 		3-3 K 		1-3 K 		2-3 K 		3 0 0 0 1 3 6				
Charlie Hayes, R (1, 5) OBP: 0.297, SLG: 0.339	1-2 F8 			3-3 K 		1-3 K 		2-1 F9 	4 0 0 0 0 2 2				
Scott Servais, R (1, 2) OBP: 0.341, SLG: 0.429		1-2 F8 		1-3 K 		1-2 		1-0 F9 	4 1 1 1 0 1 0				
J.T. Snow, L (1, 3) OBP: 0.392, SLG: 0.353		1-1 G3 		2-3 K 		2-1 		4-2 	3 0 1 0 1 1 0				
Ramon Martinez, R (1, 6) OBP: 0.375, SLG: 0.500 Marvin Benard, L (8, PH) OBP: 0.348, SLG: 0.470 (8, 8)		1-1 G4-3 			1-0 FC4-6 SH 1B 		1-0 G6-4-3 	1-1 G5-3 	3 1 1 0 0 0 1 1 0 0 0 0 0 1				
Shawn Estes, R (1, 1) OBP: 0.556, SLG: 0.714 Felix Rodriguez, R (6, 1) OBP: 1.000, SLG: 4.000 Rich Aurilia, R (7, PH) OBP: 0.333, SLG: 0.500 Julian Tavarez, L (7, 1) Armando Rios, L (9, PH) OBP: 0.421, SLG: 0.688			2-2 FC6-5 		0-0 SH 		2-3 K 	1-3 K 	1 0 1 0 0 0 0 0 0 0 0 0 0 0 1 0 0 0 0 1 0 0 0 0 0 0 0 0 1 0 0 0 0 1 0				
<b>Inning Stats</b>	R: 0 H: 0 E: 0 LOB: 2 K: 2 BB: 2 S: 10 P: 20	R: 0 H: 0 E: 0 LOB: 0 K: 0 BB: 0 S: 7 P: 10	R: 0 H: 1 E: 0 LOB: 2 K: 1 BB: 1 S: 14 P: 26	R: 0 H: 0 E: 0 LOB: 0 K: 3 BB: 0 S: 9 P: 15	R: 1 H: 2 E: 1 LOB: 2 K: 2 BB: 0 S: 16 P: 26	R: 1 H: 2 E: 0 LOB: 0 K: 1 BB: 0 S: 10 P: 15	R: 0 H: 0 E: 0 LOB: 2 K: 2 BB: 2 S: 14 P: 29	R: 0 H: 0 E: 0 LOB: 1 K: 0 BB: 1 S: 8 P: 16	R: 0 H: 1 E: 0 LOB: 1 K: 1 BB: 0 S: 9 P: 11	1B: 4 SF: 0 2B: 1 SAC: 1 3B: 0 DP: 1 HR: 1 HBP: 0		WP: 0 PA: 39 PB: 0 SB: 3 CS: 0	
<b>PITCHER</b>	IP WLS BF H R ER SO BB IBB HBP BLK WP HR S P ERA WHIP											<b>PITCHER</b>	IP WLS BF H R ER SO BB IBB HBP BLK WP HR S P ERA WHIP
Allen Watson, L (1, 1) ERA: 3.42	5.0 W 22 3 1 1 8 3 0 0 0 0 0 0 56 97 1.80 1.200												
Dennis Cook, L (6, 1) ERA: 2.0	1.2 8 2 1 1 2 2 0 0 0 0 0 1 20 38 5.40 2.400												
Turk Wendell, R (7, 1) ERA: 1.17	2.1 S 9 1 0 0 2 1 0 0 0 0 0 0 21 33 0.00 0.857												





Batter	1	2	3	4	5	6	7	8	9	AB R H RBI BB SO LOB	TOP									
Marvin Benard, L (1, 8) OBP: 0.351, SLG: 0.453	4-1 G4-3 E BB	1-1 G1-3		2-3 K			2-3 K		4-2 FC4 BB	3 0 0 0 2 2 4										
Armando Rios, L (1, 7) OBP: 0.375, SLG: 0.571	1-1 G4-3		2-1 CS 1B	0-0 G3			3-3 K		0-3 K	5 0 1 0 0 2 5										
Ellis Burks, R (1, 9) OBP: 0.376, SLG: 0.425	1-0 G5-3		2-3 K 1-2				2-3 K		2-2 FC4 1-2f	5 0 0 0 0 2 3										
Jeff Kent, R (1, 4) OBP: 0.414, SLG: 0.483	0-0 G6-3		3-2 1B				4-2 G3 PB BB	2-2 1B G3 1B	0-3 K	4 1 2 0 1 1 2										
J.T. Snow, L (1, 3) OBP: 0.387, SLG: 0.348		0-2 G6-3	1-0 L4				2-0 G3	0-1 G3 BB SF8 1B		4 1 1 0 0 0 2										
Charlie Hayes, R (1, 5) OBP: 0.308, SLG: 0.338		1-0 BB 1B		0-2 F9			3-3 K	4-1 G3 BB		3 1 1 0 1 1 1										
Brent Mayne, L (1, 2) OBP: 0.388, SLG: 0.362		4-0 1B G4-3 BB		0-1 BB HBP 1B			1-3 K	0-1 G3		3 1 1 1 1 1 2										
Rich Aurilia, R (1, 6) OBP: 0.341, SLG: 0.500		1-0 G4-3 1B		4-2 BB HBP 1B			1-2 G5-3	1-1 SF8		2 0 1 2 0 0 0										
Ramon Martinez, R (8, 6) OBP: 0.375, SLG: 0.500		1-3 2-H 1B		1-2 HBP			3-H G3	3-H F7		0 0 0 0 0 0 0										
Chris Brock, R (1, 1) OBP: 0.167, SLG: 0.091		0-0 G4-3		4-0 BB			0-0 G3			2 0 0 1 1 0 1										
Jerry Spradlin, S (6, 1)				1-2 BB						0 0 0 0 0 0 0										
Stan Javier, S (8, PH) OBP: 0.319, SLG: 0.433				1-2 2-3 BB						1 0 0 0 0 0 1										
Alan Embree, L (8, 1)										0 0 0 0 0 0 0										
<b>Inning Stats</b>	R: 0 E: 1 K: 0 S: 5	H: 0 LOB: 1 BB: 1 P: 11	R: 2 E: 0 K: 0 S: 8	H: 2 LOB: 1 BB: 1 P: 15	R: 0 E: 0 K: 1 S: 9	H: 2 LOB: 1 BB: 0 P: 17	R: 0 E: 0 K: 1 S: 11	H: 1 LOB: 3 BB: 1 P: 21	R: 0 E: 0 K: 1 S: 9	H: 0 LOB: 1 BB: 1 P: 18	R: 0 E: 0 K: 3 S: 11	H: 0 LOB: 0 BB: 0 P: 18	R: 2 E: 0 K: 0 S: 12	H: 2 LOB: 1 BB: 1 P: 19	R: 0 E: 0 K: 2 S: 12	H: 0 LOB: 1 BB: 1 P: 18	1B: 7 2B: 0 3B: 0 HR: 0	SF: 1 SAC: 0 DP: 0 HBP: 1	WP: 0 PB: 1 SB: 0 CS: 1	PA: 40
<b>PITCHER</b>	IP WLS BF H R ER SO BB IBB HBP BLK WP HR S P ERA WHIP																			IP WLS BF H R ER SO BB IBB HBP BLK WP HR S P ERA WHIP
Orel Hershiser, R (1, 1) ERA: 4.68	6.0 W 27 5 2 2 4 4 0 1 0 0 0 49 91 3.00 1.500																			
Josias Manzanillo, R (7, 1) ERA: 5.79	2.0 H 9 2 2 2 3 1 0 0 0 0 0 23 37 9.00 1.500																			
Rigo Beltran, L (9, 1) ERA: 3.38	1.0 4 0 0 0 0 2 1 0 0 0 0 0 12 18 0.00 1.000																			

**San Francisco Giants @ New York Mets**  
 Shea Stadium, Flushing, NY  
 Sat May 01 1999, 1:40 PM EDT  
 Att. 33,825 - Sunny - 61 F

[livebaseballscorecards.com](http://livebaseballscorecards.com)

AB	32
R	4
H	7
RBI	4
BB	6
SO	9
LOB	21







Batter	1	2	3	4	5	6	7	8	9	AB R H RBI BB SO LOB	TOP																
Marvin Benard, L (1, 8) OBP: 0.337, SLG: 0.433	1-2 G4-3		1-1 F8			0-0 B5-3		1-0 P5		4 0 0 0 0 0 1																	
Stan Javier, S (1, 7) OBP: 0.342, SLG: 0.493	1-2 G3			0-1 G3-6-1 2B		2-1 3B			0-0 BB 1B	4 0 3 0 0 0 0																	
Jeff Kent, R (1, 4) OBP: 0.409, SLG: 0.473	0-0 L3			1-0 G3-6-1 1B		0-0 G6-3			1-3 K	4 0 1 0 0 1 2																	
J.T. Snow, L (1, 3) OBP: 0.391, SLG: 0.348 F.P. Santangelo, S (9, PR) OBP: 0.432, SLG: 0.290		4-2 BB		1-2 G3-6-1 1-2f 2-3			0-2 G6-3		3-2 BB 1B	3 0 1 0 1 0 2 0 0 0 0 0 0 0																	
Ellis Burks, R (1, 9) OBP: 0.381, SLG: 0.421		1-0 F8		1-0 G6-3			2-2 CS 1B		4-2 G6-4-3 BB	3 0 1 0 1 0 2																	
Charlie Hayes, R (1, 5) OBP: 0.293, SLG: 0.319		1-3 K			1-0 F9		1 SAFE 3-3 K		0-0 G6-4-3	4 0 0 0 0 2 5																	
Brent Mayne, L (1, 2) OBP: 0.371, SLG: 0.344		1-0 F7			3-1 F7			0-0 P8		3 0 0 0 0 0 1																	
Rich Aurilia, R (1, 6) OBP: 0.353, SLG: 0.500 Shawn Estes, R (8, PR) OBP: 0.556, SLG: 0.714 John Johnstone, R (8, 1) Rich Rodriguez, L (8, 1)			4-2 G6-4-3 BB		0-0 G6-3			3-2 E7 1B		2 0 1 0 1 0																	
Kirk Rueter, L (1, 1) OBP: 0.125, SLG: 0.125 Ramon Martinez, R (8, PH) OBP: 0.366, SLG: 0.486			1 SAFE 1-2 G6-4-3			1-2 G6-3		2-3 K		2 0 0 0 0 0 1 1 0 0 0 0 1 1																	
<b>Inning Stats</b>	R: 0 E: 0 K: 0 S: 7	H: 0 LOB: 0 BB: 0 P: 9	R: 0 E: 0 K: 1 S: 8	H: 0 LOB: 1 BB: 1 P: 15	R: 0 E: 0 K: 0 S: 10	H: 0 LOB: 0 BB: 1 P: 16	R: 0 E: 0 K: 0 S: 7	H: 2 LOB: 1 BB: 0 P: 10	R: 0 E: 0 K: 0 S: 4	H: 0 LOB: 0 BB: 0 P: 8	R: 0 E: 0 K: 0 S: 7	H: 1 LOB: 1 BB: 0 P: 10	R: 0 E: 0 K: 1 S: 9	H: 1 LOB: 0 BB: 0 P: 14	R: 0 E: 1 K: 1 S: 9	H: 1 LOB: 1 BB: 0 P: 15	R: 0 E: 0 K: 1 S: 11	H: 2 LOB: 3 BB: 1 P: 19	1B: 5 2B: 1 3B: 1 HR: 0	SF: 0 SAC: 0 DP: 3 HBP: 0	WP: 0 PB: 0 SB: 0 CS: 1	PA: 33					
<b>PITCHER</b>	IP WLS BF H R ER SO BB IBB HBP BLK WP HR S P ERA WHIP																										
Masato Yoshii, R (1, 1) ERA: 5.81	6.0		21	3	0	0	1	2	0	0	0	0	0	43	68	0.00	0.833										
Dennis Cook, L (7, 1) ERA: 1.64	2.0	W	7	2	0	0	2	0	0	0	0	0	0	18	29	0.00	1.000										
John Franco, L (9, 1) ERA: 0.87	1.0	S	5	2	0	0	1	1	0	0	0	0	0	11	19	0.00	3.000										

**San Francisco Giants @ New York Mets**  
 Shea Stadium, Flushing, NY  
 Sun May 02 1999, 1:40 PM EDT  
 Att. 37,431 - Cloudy - 62 F

livebaseballscorecards.com

AB	30
R	0
H	7
RBI	0
BB	3
SO	4
LOB	15



**BOTTOM**

**San Francisco Giants @ New York Mets**  
 Shea Stadium, Flushing, NY  
 Sun May 02 1999, 1:40 PM EDT  
 Att. 37,431 - Cloudy - 62 F

livebaseballscorecards.com

<b>AB</b>	<b>29</b>
<b>R</b>	<b>2</b>
<b>H</b>	<b>5</b>
<b>RBI</b>	<b>1</b>
<b>BB</b>	<b>2</b>
<b>SO</b>	<b>6</b>
<b>LOB</b>	<b>10</b>



WP: 0	PA: 31
PB: 0	
SB: 1	
CS: 1	

AB	R	H	RBI	BB	SO	LOB
4	1	0	0	0	1	2
0	0	0	0	0	0	0
3	0	0	0	1	0	0
3	0	2	1	1	0	0
4	0	0	0	0	0	4
3	0	0	0	0	0	2
3	0	0	0	0	1	1
2	0	0	0	0	2	1
1	0	0	0	0	1	0
3	0	0	0	0	1	0
1	0	1	0	0	0	0
1	0	1	0	0	0	0
0	0	0	0	0	0	0
1	1	1	0	0	0	0

1B: 5	SF: 0
2B: 1	SAC: 0
3B: 0	DP: 2
HR: 0	HBP: 0

Batter	1	2	3	4	5	6	7	8	9
Rickey Henderson, R OBP: 0.437, SLG: 0.470 John Franco, L (9, 1)	2-1 G4-3 ①		3-3 K ② 1-2			1-1 G6-4-3 ② 1-2f		3-1 E6 BB 1B 1-H	
Edgardo Alfonzo, R OBP: 0.397, SLG: 0.444 (1, 4)	2-0 F9 ②			3-1 F8 ①		0-0 P3 ③		4-0 1B BB 1-2	
John Olerud, L OBP: 0.509, SLG: 0.647 (1, 3)	2-1 G3 ③			4-2 BB ①			1-1 1B ①	2-1 1B 1-3 2-H	
31 Mike Piazza, R OBP: 0.327, SLG: 0.489 (1, 2)		1-2 F9 ①		1-1 L8 ②			2-2 L7 ①	3-1 F8 ③	
Robin Ventura, L OBP: 0.333, SLG: 0.500 (1, 5)		1-0 L9 ②		0-1 L7 ③			0-1 P3 ②		
Mike Kinkade, R OBP: 0.324, SLG: 0.484 (1, 9)		2-1 E6 S ①			1-1 L1 ①		2-3 K ③		
Jermaine Allensworth, R OBP: 0.257, SLG: 0.138 Brian McRae, S OBP: 0.345, SLG: 0.324 (8, PH) (9, 8)		1-3 K ③ 1-2			1-3 K ②			1-3 K ①	
Rey Ordonez, R OBP: 0.282, SLG: 0.275 (1, 6)			3-3 K ①		1-0 P3 ③			1-2 G5-3 ②	
Masato Yoshii, R OBP: 0.125, SLG: 0.125 Roger Cedeno, S OBP: 0.385, SLG: 0.356 Dennis Cook, L (7, 1) Matt Franco, L OBP: 0.217, SLG: 0.190 (8, PH) (9, 7)			2-1 CS 1B ①			2-1 G6-4-3 1B ①		0-0 E 1B ①	

Inning Stats	R: 0	H: 0	E: 0	K: 5	S: 5	LOB: 0	BB: 0	P: 11
	R: 0	H: 0	E: 1	K: 1	S: 9	LOB: 1	BB: 0	P: 14
	R: 0	H: 1	E: 0	K: 2	S: 9	LOB: 1	BB: 0	P: 17
	R: 0	H: 0	E: 0	K: 0	S: 9	LOB: 1	BB: 1	P: 17
	R: 0	H: 0	E: 0	K: 1	S: 6	LOB: 0	BB: 0	P: 9
	R: 0	H: 1	E: 0	K: 0	S: 5	LOB: 0	BB: 0	P: 8
	R: 0	H: 1	E: 0	K: 1	S: 10	LOB: 1	BB: 0	P: 15
	R: 2	H: 2	E: 1	K: 1	S: 14	LOB: 2	BB: 1	P: 28

PITCHER	IP	WLS	BF	H	R	ER	SO	BB	IBB	HBP	BLK	WP	HR	S	P	ERA	WHIP
Kirk Rueter, L ERA: 7.36 (1, 1)	7.0		24	3	0	0	5	1	0	0	0	0	0	53	91	0.00	0.571
John Johnstone, R ERA: (8, 1)	0.2	L	5	1	2	0	1	1	0	0	0	0	0	10	19	0.00	3.000
Rich Rodriguez, L ERA: 4.26 (8, 1)	0.1		2	1	0	0	0	0	0	0	0	0	0	4	9	0.00	3.000









Batter	1	2	3	4	5	6	7	8	9	AB R H RBI BB SO LOB	TOP
<b>Marvin Benard, L</b> (1, 8) <small>OBP: 0.330, SLG: 0.415</small>	4-1 	2-0 <b>G1-3</b> 		0-2 <b>F8</b> 		0-1 <b>G3</b> 		1-1 <b>G3</b> 		4 1 0 0 1 0 5	
<b>Stan Javier, S</b> (1, 7) <small>OBP: 0.341, SLG: 0.468</small>	0-0 <b>SH1-3</b> 	1-0 <b>F8</b> 		1-2 <b>2B</b> 			3-3 <b>K</b> 		3-2 <b>G6-3</b> 	4 0 1 0 0 1 2	
<b>Ellis Burks, R</b> (1, 9) <small>OBP: 0.415, SLG: 0.464</small>	0-1 		0-0 <b>G5-3</b> 	1-2 			4-1 		3-2 	4 1 3 2 1 0 0	
<b>Jeff Kent, R</b> (1, 4) <small>OBP: 0.416, SLG: 0.534</small>	2-3 <b>K</b> 		1-0 <b>F9</b> 	0-1 <b>G4-1</b> 			3-3 <b>K</b> 		1-1 <b>P4</b> 	5 0 0 0 0 2 5	
<b>J.T. Snow, L</b> (1, 3) <small>OBP: 0.405, SLG: 0.402</small>	4-2 		1-0 <b>F7</b> 		0-1 			3-2 	3-1 	4 2 3 2 1 0 0	
<b>Charlie Hayes, R</b> (1, 5) <small>OBP: 0.272, SLG: 0.291</small>	3-2 <b>F9</b> 			0-0 <b>G6-3</b> 	1-0 <b>F8</b> 			1-3 <b>K2-3</b> 	3-1 <b>G3</b> 	5 0 0 0 0 1 4	
<b>Brent Mayne, L</b> (1, 2) <b>Scott Servais, R</b> (8, PH) <small>OBP: 0.384, SLG: 0.349</small> <small>OBP: 0.348, SLG: 0.450</small>		1-1 		4-2 	1-1 <b>L7</b> 			1-0 		2 1 1 0 1 0 1	
<b>Rich Aurilia, R</b> (1, 6) <small>OBP: 0.383, SLG: 0.563</small>		1-0 		1-2 		0-0 <b>G5-3</b> 		2-1 		1 0 1 0 0 0 0	
<b>Russ Ortiz, R</b> (1, 1) <b>Rich Rodriguez, L</b> (7, 1) <b>Jerry Spradlin, S</b> (7, 1) <b>Ramon Martinez, R</b> (8, PH) <b>John Johnstone, R</b> (8, 1) <b>Robb Nen, R</b> (8, 1)		0-3 <b>K</b> 		3-1 		0-3 		0-0 <b>FC6-2</b> 		4 1 3 2 0 0 0	
<b>Inning Stats</b>	R: 1 H: 1 E: 0 LOB: 2 K: 1 BB: 2 S: 13 P: 26	R: 0 H: 2 E: 0 LOB: 2 K: 1 BB: 0 S: 8 P: 13	R: 0 H: 0 E: 0 LOB: 0 K: 0 BB: 0 S: 3 P: 5	R: 3 H: 4 E: 0 LOB: 2 K: 0 BB: 1 S: 18 P: 27	R: 0 H: 1 E: 0 LOB: 0 K: 0 BB: 0 S: 5 P: 7	R: 0 H: 0 E: 0 LOB: 0 K: 1 BB: 0 S: 6 P: 6	R: 0 H: 0 E: 0 LOB: 1 K: 2 BB: 1 S: 8 P: 18	R: 1 H: 3 E: 0 LOB: 2 K: 1 BB: 0 S: 13 P: 21	R: 2 H: 2 E: 0 LOB: 0 K: 0 BB: 0 S: 12 P: 25	1B: 8 SF: 0 2B: 5 SAC: 1 3B: 0 DP: 1 HR: 1 HBP: 0	WP: 1 PA: 42 PB: 0 SB: 0 CS: 2
<b>PITCHER</b> <b>Jose Silva, R</b> (1, 1) <small>ERA: 6.08</small> <b>Scott Sauerbeck, L</b> (8, 1) <small>ERA: 2.4</small>	IP WLS BF H R ER SO BB IBB HBP BLK WP HR S P ERA WHIP 7.1 L 33 9 5 5 6 4 0 0 0 1 0 68 113 6.14 1.773					<b>PITCHER</b> IP WLS BF H R ER SO BB IBB HBP BLK WP HR S P ERA WHIP 1.2 9 4 2 2 0 0 0 0 0 0 1 18 35 10.80 2.400					

**San Francisco Giants @ Pittsburgh Pirates**  
 Three Rivers Stadium, Pittsburgh, PA  
 Tue May 04 1999, 7:05 PM EDT  
 Att. 10,532 - Unknown - 75 F

AB	37
R	7
H	13
RBI	7
BB	4
SO	6
LOB	21



Batter	1	2	3	4	5	6	7	8	9	AB	R	H	RBI	BB	SO	LOB
Al Martin, L OBP: 0.358, SLG: 0.414 (1, 7)	0-1 G4-3	1-0 G4-6-3			1-3 K		0-1 G3	2-2 L7		5	0	0	0	0	1	3
Pat Meares, R OBP: 0.319, SLG: 0.244 (1, 6)	0-3 K		1-1 G6-3		4-2 BB 1B BB		3-2 FC3-6 1B		1-1 G3-6-3 1B	4	1	2	0	1	1	0
Brian Giles, L OBP: 0.446, SLG: 0.667 (1, 9)	1-2 1B 2B		4-0 18 BB 1B BB		4-0 1B BB		2-2 FC3-6 18 FC HBP 1-2f		1-1 G3-6-3 1-2f	3	1	1	0	2	0	2
Kevin Young, R OBP: 0.425, SLG: 0.557 (1, 3)	2-2 18 2B 1B		1-0 F9		3-2 1B		1-1 18 FC HBP 1-2		0-0 HR	4	2	3	3	0	0	1
18 Jason Kendall, R OBP: 0.427, SLG: 0.468 (1, 2)	1-1 1H 2B		4-2 1B BB		1-3 K		1-2 FC 1-2 2-3		3-2 E6	4	0	1	1	1	1	4
Brant Brown, L OBP: 0.310, SLG: 0.409 (1, 8)	3-3 K		3-1 G4-3		0-1 G3-1		1-3 K		2-3 K	4	0	0	0	0	2	8
Scott Sauerbeck, R OBP: 0.373, SLG: 0.404 (8, 1)										0	0	0	0	0	0	0
Mike Benjamin, R OBP: 0.373, SLG: 0.404 (9, PH)										1	0	0	0	0	1	1
Ed Sprague, R OBP: 0.400, SLG: 0.468 (1, 5)		4-2 1B BB		0-0 CS 1B		0-0 P4		1-2 F8		3	0	1	0	1	0	0
Warren Morris, L OBP: 0.345, SLG: 0.373 (1, 4)		3-2 G4-6-3 1B		3-3 K 1-2		1-0 F8		0-0 E8 1B		4	0	2	0	0	1	1
Jose Silva, R OBP: 0.324, SLG: 0.250 (1, 1)		1-3 K		2-3 K		1-3 K		2-2 F8		3	0	0	0	0	3	2
Turner Ward, S OBP: 0.324, SLG: 0.250 (8, 8)										1	0	0	0	0	0	1


Inning Stats	R: 2	H: 3	E: 0	K: 2	S: 17	LOB: 1	BB: 0	P: 24	R: 0	H: 1	E: 0	K: 1	S: 9	LOB: 1	BB: 1	P: 18	R: 0	H: 0	E: 0	K: 0	S: 7	LOB: 2	BB: 2	P: 20	R: 0	H: 1	E: 0	K: 2	S: 7	LOB: 0	BB: 0	P: 12	R: 1	H: 1	E: 0	K: 2	S: 15	LOB: 2	BB: 2	P: 28	R: 0	H: 0	E: 0	K: 1	S: 5	LOB: 0	BB: 0	P: 7	R: 0	H: 1	E: 0	K: 1	S: 16	LOB: 3	BB: 0	P: 24	R: 0	H: 1	E: 1	K: 1	S: 13	LOB: 1	BB: 0	P: 18	R: 1	H: 2	E: 1	K: 1	S: 13	LOB: 1	BB: 0	P: 20	1B: 7	2B: 3	3B: 0	HR: 1	SF: 0	SAC: 0	DP: 3	HBP: 1
--------------	------	------	------	------	-------	--------	-------	-------	------	------	------	------	------	--------	-------	-------	------	------	------	------	------	--------	-------	-------	------	------	------	------	------	--------	-------	-------	------	------	------	------	-------	--------	-------	-------	------	------	------	------	------	--------	-------	------	------	------	------	------	-------	--------	-------	-------	------	------	------	------	-------	--------	-------	-------	------	------	------	------	-------	--------	-------	-------	-------	-------	-------	-------	-------	--------	-------	--------

**BOTTOM**

**San Francisco Giants @ Pittsburgh Pirates**  
 Three Rivers Stadium, Pittsburgh, PA

Tue May 04 1999, 7:05 PM EDT  
 Att: 10,532 - Unknown - 75 F

AB	36
R	4
H	10
RBI	4
BB	5
SO	10
LOB	23



PITCHER	IP	WLS	BF	H	R	ER	SO	BB	IBB	HBP	BLK	WP	HR	S	P	ERA	WHIP
Russ Ortiz, R ERA: 2.77 (1, 1)	6.0	W	27	6	3	3	8	5	0	0	0	0	0	60	109	4.50	1.833
Rich Rodriguez, L ERA: 3.86 (7, 1)	0.2	H	3	1	0	0	0	0	0	0	0	0	0	9	14	0.00	1.500
Jerry Spradlin, R ERA: 11.57 (7, 1)	0.1	H	3	0	0	0	1	0	0	1	0	0	0	7	10	0.00	0.000
John Johnstone, R ERA: (8, 1)	1.0	H	4	1	0	0	0	0	0	0	0	0	0	13	18	0.00	1.000
Robb Nen, R ERA: 5.52 (9, 1)	1.0		5	2	1	1	1	0	0	0	0	0	1	13	20	9.00	2.000



Batter	1	2	3	4	5	6	7	8	9	10	11	12	AB R H RBI BB SO LOB	TOP									
Marvin Benard, L (1, 9) OBP: 0.321, SLG: 0.410	B5-3		G4-3		FC2-5 E BB SF8		FC1-5 2B		K		G3-1		6 1 1 0 0 1 2	<b>San Francisco Giants @ Pittsburgh Pirates</b> <b>Three Rivers Stadium, Pittsburgh, PA</b> Wed May 05 1999, 7:05 PM EDT Att. 14,358 - Unknown - 75 F									
F.P. Santangelo, S (1, 8) OBP: 0.415, SLG: 0.263	BB 1B		F7		E BB		FC1-5 1B		BB		F8		4 0 1 0 2 0 1										
Charlie Hayes, R (1, 5) OBP: 0.265, SLG: 0.282	F9			G6-3	E6		G5-4-3 1B		K		E5 WP		6 0 1 1 0 1 4										
Jeff Kent, R (1, 4) OBP: 0.412, SLG: 0.519	FC6-4 BB			1B BB	SF8		G5-4-3 1-2f		K		L8		3 1 0 1 2 1 4										
Stan Javier, S (1, 7) OBP: 0.330, SLG: 0.440	FC6-4 1-2f		G5-3		L9			K		F8 BB		G4-3	5 0 0 0 1 1 5										
Rich Aurilia, R (1, 6) OBP: 0.370, SLG: 0.538		F7		L9			G5-3			F8		K	6 0 1 1 0 1 1										
J.T. Snow, L (1, 3) OBP: 0.418, SLG: 0.426		F8-3 BB		L1								K	4 0 2 0 2 1 1										
Scott Servais, R (1, 2) Brent Mayne, L (10, PH) OBP: 0.376, SLG: 0.344		F8-3											3 0 1 0 1 1 2										
Shawn Estes, R (1, 1) Jerry Spradlin, S (7, 1) Ellis Burks, R (8, PH) John Johnstone, R (8, 1) Rich Rodriguez, L (9, 1) Armando Rios, L (10, PH) Felix Rodriguez, R (10, 1) OBP: 0.346, SLG: 0.522			F7		SH BB FC2-5 E								1 0 0 0 0 1 2										
													2 1 0 0 0 0 1										
													0 0 0 0 0 0 0										
													1 0 0 0 0 0 2										
													0 0 0 0 0 0 0										
													0 0 0 0 0 0 0										
													1 0 0 0 0 1 2										
													0 0 0 0 0 0 0										
<b>Inning Stats</b>	R: 0 E: 0 K: 5	H: 1 LOB: 2 BB: 1 P: 11	R: 0 E: 0 K: 7	H: 0 LOB: 0 BB: 1 P: 13	R: 0 E: 0 K: 6	H: 0 LOB: 0 BB: 0 P: 8	R: 1 E: 0 K: 9	H: 1 LOB: 1 BB: 1 P: 16	R: 2 E: 2 K: 9	H: 1 LOB: 2 BB: 1 P: 17	R: 0 E: 0 K: 10	H: 2 LOB: 1 BB: 0 P: 16	R: 0 E: 0 K: 3	H: 1 LOB: 2 BB: 1 P: 21	R: 0 E: 1 K: 0	H: 0 LOB: 1 BB: 0 P: 5	R: 0 E: 0 K: 2	H: 0 LOB: 0 BB: 0 P: 7	1B: 5 2B: 2 3B: 1 HR: 0	SF: 1 SAC: 1 DP: 2 HBP: 0	WP: 1 PB: 0 SB: 1 CS: 0	PA: 52	
<b>PITCHER</b>	IP WLS BF H R ER SO	IP WLS BF H R ER SO	IP WLS BF H R ER SO	IP WLS BF H R ER SO	IP WLS BF H R ER SO	IP WLS BF H R ER SO	IP WLS BF H R ER SO	IP WLS BF H R ER SO	IP WLS BF H R ER SO	IP WLS BF H R ER SO	IP WLS BF H R ER SO	IP WLS BF H R ER SO	IP WLS BF H R ER SO	IP WLS BF H R ER SO	IP WLS BF H R ER SO	IP WLS BF H R ER SO	IP WLS BF H R ER SO	IP WLS BF H R ER SO	ERA WHIP	ERA WHIP			
Pete Schourek, L (1, 1) ERA: 4.31	6.1	29	5	3	1	1	4	0	0	0	1	1	1.42	1.421									
Marc Wilkins, R (7, 1) ERA:	0.2	2	1	0	0	0	0	0	0	0	0	0	0.00	1.500									
Jason Christiansen, L (8, 1) ERA: 4.4	1.0	5	1	0	0	1	1	0	0	0	0	0	0.00	2.000									
Jeff Wallace, L (9, 1) ERA: 1.15	0.1	2	0	0	0	1	1	0	0	0	0	0	0.00	3.000									
Mike Williams, R (9, 1) ERA: 1.88	1.2	7	0	0	0	4	1	1	0	0	0	0	0.00	0.600									

AB	42
R	3
H	7
RBI	3
BB	8
SO	9
LOB	27




Batter	1	2	3	4	5	6	7	8	9	10	11	12	AB	R	H	RBI	BB	SO	LOB	
<b>Adrian Brown, S</b> OBP: 0.324, SLG: 0.167 (1, 8)	4-2 2B G6-3 BB	1-1 G1-3		2-1 L8			2-2 E 1B		4-1 CS BB	X	0-0 SH1-4 1-2		3	1	1	0	2	0	1	
<b>Pat Meares, R</b> OBP: 0.302, SLG: 0.255 (1, 6)	3-1 G6-3 1-3 2B		3-2 L7		0-0 G5-3		2-3 K		2-2 L7	X	0-0 L6		6	0	1	0	0	1	3	
<b>Turner Ward, S</b> OBP: 0.302, SLG: 0.216 (1, 9) (9, 7)	1-1 G1-3		2-0 F9		4-2 BB		2-0 E6 1-3		2-2 F7 1-2	X	0-0 G4-3		5	0	0	0	1	0	5	
<b>Kevin Young, R</b> OBP: 0.412, SLG: 0.544 (1, 3)	2-2 G6-3 2-3 3-H 2B		1-2 1B 1B		2-2 P4		0-3 K			0-3 K	X	0-0 G6-3		6	1	1	1	0	2	4
<b>18 Jason Kendall, R</b> OBP: 0.431, SLG: 0.465 (1, 2)	4-0 BB		1-1 S 1B		1-0 F9		1-2 G5-3			X	0-0 G5-3		5	1	2	1	1	0	1	
<b>Ed Sprague, R</b> OBP: 0.417, SLG: 0.506 (1, 5)	1-3 K		4-0 BB		1-2 BB		2-3 K		0-1 HR		4-0 1B BB		4	1	2	2	2	2	2	
<b>Freddy Garcia, R</b> OBP: 0.297, SLG: 0.133 (8, PH) <b>Warren Morris, L</b> OBP: 0.241, SLG: 0.368 (9, 1) <b>Jeff Wallace, L</b> (9, 1) <b>Mike Williams, R</b> (9, 1) <b>Al Martin, L</b> OBP: 0.368, SLG: 0.424 (10, PH) <b>Rich Loiselle, R</b> (11, 1)		X	0-0 F9		1-2 F9		1-3 K		0-0 F7	X	0-0 1B		3	0	0	0	0	1	2	
<b>Mike Benjamin, R</b> OBP: 0.347, SLG: 0.371 (1, 4)		1-3 K		1-1 G5-3		1-1 G6-3		0-1 F9		0-3 K		1-3 1B		5	0	0	0	0	2	2
<b>Pete Schourek, L</b> (1, 1) <b>Marc Wilkins, R</b> (7, 1) <b>Keith Osik, R</b> OBP: 0.200, SLG: 0.200 (7, PH) <b>Jason Christiansen, R</b> (8, 1) <b>Brian Giles, L</b> OBP: 0.447, SLG: 0.659 (9, 9)		4-0 BB		1-3 K		0-3 K			2-2 G3-1		4-0 SH1-4 BB		1	0	0	0	1	1	0	

Inning Stats	R: 1	H: 1	E: 0	LOB: 2	K: 1	S: 12	R: 0	H: 0	E: 0	LOB: 1	K: 1	S: 6	R: 1	H: 2	E: 0	LOB: 2	K: 0	S: 14	R: 0	H: 0	E: 0	LOB: 0	K: 1	S: 7	R: 0	H: 0	E: 0	LOB: 1	K: 0	S: 7	R: 0	H: 0	E: 1	LOB: 2	K: 3	S: 14	R: 1	H: 1	E: 0	LOB: 0	K: 0	S: 8	R: 0	H: 1	E: 0	LOB: 2	K: 0	S: 14	R: 0	H: 1	E: 0	LOB: 2	K: 2	S: 8	R: 0	H: 0	E: 0	LOB: 1	K: 0	S: 11	R: 0	H: 1	E: 0	LOB: 2	K: 2	S: 8	R: 0	H: 0	E: 0	LOB: 1	K: 0	S: 3	R: 1	H: 2	E: 0	LOB: 1	K: 0	S: 3	1B: 5	2B: 2	3B: 0	HR: 1	SF: 0	SAC: 1	DP: 0	HBP: 0	WP: 1	PA: 51
--------------	------	------	------	--------	------	-------	------	------	------	--------	------	------	------	------	------	--------	------	-------	------	------	------	--------	------	------	------	------	------	--------	------	------	------	------	------	--------	------	-------	------	------	------	--------	------	------	------	------	------	--------	------	-------	------	------	------	--------	------	------	------	------	------	--------	------	-------	------	------	------	--------	------	------	------	------	------	--------	------	------	------	------	------	--------	------	------	-------	-------	-------	-------	-------	--------	-------	--------	-------	--------

PITCHER	IP	WLS	BF	H	R	ER	SO	BB	IBB	HBP	BLK	WP	HR	S	P	ERA	WHIP
<b>Shawn Estes, L</b> ERA: 5.4 (1, 1)	6.2		30	4	2	2	7	5	0	0	0	0	0	65	118	2.70	1.350
<b>Jerry Spradlin, R</b> ERA: 11.05 (7, 1)	0.1	H	1	0	0	0	1	0	0	0	0	0	0	3	3	0.00	0.000
<b>John Johnstone, R</b> ERA: 0.61 (8, 1)	1.0	B	4	1	1	1	0	0	0	0	0	0	1	8	9	9.00	1.000
<b>Rich Rodriguez, L</b> ERA: 3.38 (9, 1)	1.0		4	0	0	0	0	1	0	0	0	0	0	11	21	0.00	1.000
<b>Felix Rodriguez, R</b> ERA: 4.3 (10, 1)	2.1	L	12	3	1	1	2	2	0	0	0	1	0	14	23	3.86	2.143

**San Francisco Giants @ Pittsburgh Pirates**  
 Three Rivers Stadium, Pittsburgh, PA  
 Wed May 05 1999, 7:05 PM EDT  
 Att: 14,358 - Unknown - 75 F

AB	42
R	4
H	8
RBI	4
BB	8
SO	10
LOB	20





Batter	1	2	3	4	5	6	7	8	9	AB R H RBI BB SO LOB	TOP											
<b>Fernando Vina, L</b> (1, 4) OBP: 0.385, SLG: 0.385	2-1 L6		0-0 G3	2-1 1B			2-2 G6-3		1-1 G4-3	5 0 1 0 0 0 2	<b>Milwaukee Brewers @ San Francisco Giants</b> <b>3Com Park at Candlestick Point, San Francisco, CA</b> Fri May 07 1999, 7:00 PM EDT Att. 15,650 - Unknown - 59 F <a href="http://livebaseballscorecards.com">livebaseballscorecards.com</a>											
<b>Geoff Jenkins, L</b> (1, 7) OBP: 0.388, SLG: 0.592	1-0 F7		1-1 2B	0-1 P4			0-0 G3-1		0-0 G3-1	4 1 1 0 0 0 3												
<b>Jeff Cirillo, R</b> (1, 5) OBP: 0.414, SLG: 0.482	3-2 PB 2B		2-2 E 2B				3-1 F7		1-1 F8	4 1 2 1 0 0 0												
<b>Jeremy Burnitz, L</b> (1, 9) OBP: 0.387, SLG: 0.598	3-2 G3-1		1-1 F9				2-2 P5		1-1 F8	4 0 0 0 0 0 2												
<b>Sean Berry, R</b> (1, 3) OBP: 0.342, SLG: 0.375		1-0 1B G6-3 1B	1-2 E9				2-0 P4		2-0 G6-4-3 1B	4 0 2 0 0 0 0												
<b>Dave Nilsson, L</b> (1, 2) OBP: 0.326, SLG: 0.474		2-1 G6-3	2-2 G4-3				0-2 K		1-1 G6-4-3	1 0 0 0 0 0 1												
<b>Bobby Hughes, R</b> (3, PH) OBP: 0.242, SLG: 0.455		1-2 G6-3							1-2f G6-4-3	3 0 0 0 0 1 2												
<b>Marquis Grissom, R</b> (1, 8) OBP: 0.282, SLG: 0.343		1-1 F9		1-3 K			0-1 G6-3		4-2 G4-3 BB	3 0 0 0 1 1 1												
<b>Mark Loretta, R</b> (1, 6) OBP: 0.311, SLG: 0.366		2-2 1B		1-0 F8			0-3 K		1-3 K	4 0 1 0 0 2 1												
<b>52 Rafael Roque, L</b> (1, 1) OBP: 0.200, SLG: 0.111		3-3 K		0-0 1B			4-1 G3-1 G6-3 WP BB		0-1 G4-3	2 0 1 0 0 1 2												
<b>David Weathers, R</b> (4, 1) OBP: 0.333, SLG: 0.200										0 0 0 0 0 0 0												
<b>Lou Collier, R</b> (7, PH) OBP: 0.353, SLG: 0.214										0 1 0 0 1 0 0												
<b>Eric Plunk, R</b> (7, 1)										0 0 0 0 0 0 0												
<b>Rich Becker, L</b> (9, PH) OBP: 0.412, SLG: 0.393										1 0 0 0 0 0 1												
<b>Inning Stats</b>	R: 0 E: 0 K: 0 S: 11	H: 1 LOB: 1 BB: 0 P: 20	R: 0 E: 0 K: 1 S: 11	H: 2 LOB: 2 BB: 0 P: 20	R: 2 E: 1 K: 0 S: 14	H: 2 LOB: 1 BB: 0 P: 21	R: 0 E: 0 K: 1 S: 9	H: 2 LOB: 2 BB: 0 P: 13	R: 0 E: 0 K: 0 S: 6	H: 0 LOB: 0 BB: 0 P: 13	R: 0 E: 0 K: 2 S: 8	H: 0 LOB: 0 BB: 0 P: 8	R: 1 E: 0 K: 0 S: 7	H: 0 LOB: 0 BB: 1 P: 14	R: 0 E: 0 K: 0 S: 5	H: 1 LOB: 0 BB: 0 P: 9	R: 0 E: 0 K: 1 S: 10	H: 0 LOB: 1 BB: 1 P: 16	1B: 5 2B: 3 3B: 0 HR: 0	SF: 0 SAC: 0 DP: 1 HBP: 0	WP: 1 PB: 1 SB: 0 CS: 0	PA: 37
<b>PITCHER</b>	IP WLS BF H R ER SO BB IBB HBP BLK WP HR S P ERA WHIP																					
<b>Chris Brock, R</b> (1, 1) ERA: 4.26	7.0 W 30 7 3 2 4 1 0 0 0 1 0 66 109 2.57 1.143																					
<b>Alan Embree, L</b> (8, 1) ERA: 4.22	0.1 H 1 0 0 0 0 0 0 0 0 0 0 2 3 0.00 0.000																					
<b>John Johnstone, R</b> (8, 1) ERA: 0.59	0.2 H 2 1 0 0 0 0 0 0 0 0 0 3 6 0.00 1.500																					
<b>Robb Nen, R</b> (9, 1) ERA: 5.17	1.0 S 4 0 0 0 1 1 0 0 0 0 0 10 16 0.00 1.000																					





Batter	1	2	3	4	5	6	7	8	9	AB	R	H	RBI	BB	SO	LOB	TOP				
<b>Fernando Vina, L</b> (1, 4) OBP: 0.381, SLG: 0.380	1-1 HBP E 2B 1B	0-1 P7			1-2 G1-3		2-1 F8			4	1	1	0	0	0	0					
<b>Mark Loretta, R</b> (1, 6) OBP: 0.309, SLG: 0.361	2-2 SAFE E5 HBP 2B		0-1 G4-3		0-0 F7			3-2 1B		4	1	1	0	0	0	1					
<b>Jeff Cirillo, R</b> (1, 5) OBP: 0.409, SLG: 0.469	2-2 2B 1B HBP		2-2 G6-3		0-0 F8		2-3 K			3	1	0	0	0	1	1					
<b>Jeremy Burnitz, L</b> (1, 9) OBP: 0.383, SLG: 0.594	1-3 K		1-0 G6-3		2-0 2B		2-3 K			4	0	1	0	0	2	4					
<b>Sean Berry, R</b> (1, 3) OBP: 0.339, SLG: 0.380	2-1 1-3 2-H 3-H 1B 2B			2-0 F8		1-1 G6-3		1-1 P9		4	1	1	2	0	0	2					
<b>Marquis Grissom, R</b> (1, 8) OBP: 0.289, SLG: 0.343	3-2 P4			1-2 G4-3		4-0 IBB		0-1 G3-6-3 1B		3	0	1	0	1	0	2					
<b>Bobby Hughes, R</b> (1, 2) OBP: 0.278, SLG: 0.457	2-2 2-H 3-H 1B			4-0 BB		1-3 K		1-0 G3-6-3 1-2		2	0	1	2	1	1	2					
<b>Rich Becker, L</b> (9, PH) OBP: 0.400, SLG: 0.379										1	0	0	0	0	0	1					
<b>Alex Ochoa, R</b> (1, 7) OBP: 0.281, SLG: 0.357			1-1 G6-3				2-2 F7			2	0	0	0	0	0	1					
<b>Geoff Jenkins, L</b> (7, PH) OBP: 0.390, SLG: 0.603					3-1 F8					2	0	1	0	0	0	0					
<b>Steve Woodard, L</b> (1, 1) OBP: 0.400, SLG: 0.308																					
<b>Mike Myers, L</b> (6, 1)																					
<b>Brian Banks, S</b> (7, PH) OBP: 0.250, SLG: 0.222																					
<b>Horacio Estrada, L</b> (7, 1)																					
<b>Steve Falteisek, R</b> (8, 1)																					
<b>Dave Nilsson, L</b> (9, PH) OBP: 0.322, SLG: 0.468																					
<b>Steve Woodard, L</b> (1, 1) OBP: 0.400, SLG: 0.308																					
<b>Mike Myers, L</b> (6, 1)																					
<b>Brian Banks, S</b> (7, PH) OBP: 0.250, SLG: 0.222																					
<b>Horacio Estrada, L</b> (7, 1)																					
<b>Steve Falteisek, R</b> (8, 1)																					
<b>Dave Nilsson, L</b> (9, PH) OBP: 0.322, SLG: 0.468																					
<b>Inning Stats</b>	R: 4 E: 1 K: 1 S: 20	H: 3 LOB: 1 BB: 0 P: 33	R: 0 E: 0 K: 0 S: 7	H: 0 LOB: 0 BB: 0 P: 10	R: 0 E: 0 K: 0 S: 6	H: 0 LOB: 1 BB: 1 P: 9	R: 0 E: 0 K: 0 S: 7	H: 0 LOB: 1 BB: 1 P: 17	R: 0 E: 0 K: 1 S: 7	H: 1 LOB: 2 BB: 1 P: 15	R: 0 E: 0 K: 0 S: 9	H: 0 LOB: 0 BB: 0 P: 14	R: 0 E: 0 K: 2 S: 11	H: 1 LOB: 1 BB: 0 P: 19	R: 0 E: 0 K: 0 S: 9	H: 2 LOB: 1 BB: 0 P: 15	1B: 4 2B: 3 3B: 0 HR: 0	SF: 0 SAC: 0 DP: 1 HBP: 1	WP: 0 PB: 0 SB: 0 CS: 0	PA: 36	
<b>PITCHER</b>	IP	WLS	BF	H	R	ER	SO	BB	IBB	HBP	BLK	WP	HR	S	P	ERA	WHIP				
<b>Kirk Rueter, L</b> (1, 1) ERA: 6.25	6.0	W	25	4	4	1	2	1	1	1	0	0	0	55	95	1.50	0.833				
<b>Jerry Spradlin, R</b> (7, 1) ERA: 9.35	1.1	H	5	1	0	0	1	0	0	0	0	0	0	15	25	0.00	0.750				
<b>Alan Embree, L</b> (8, 1) ERA: 4.09	0.1	H	1	0	0	0	1	0	0	0	0	0	0	3	5	0.00	0.000				
<b>John Johnstone, R</b> (8, 1) ERA: 0.57	0.1	H	1	0	0	0	0	0	0	0	0	0	0	2	3	0.00	0.000				
<b>Robb Nen, R</b> (9, 1) ERA: 4.86	1.0	S	4	2	0	0	0	0	0	0	0	0	0	9	15	0.00	2.000				

Milwaukee Brewers @ San Francisco Giants  
 3Com Park at Candlestick Point, San Francisco, CA

Sat May 08 1999, 7:00 PM EDT  
 Att. 20,144 - Sunny - 64 F

AB	33
R	4
H	7
RBI	4
BB	2
SO	4
LOB	15







Batter	1	2	3	4	5	6	7	8	9	AB R H RBI BB SO LOB	TOP	
Fernando Vina, L (1, 4) OBP: 0.368, SLG: 0.365 Lou Collier, R (9, 6) OBP: 0.353, SLG: 0.214	1-2 G6-3		1-2 G3		1-1 F7		0-0 G4-3		2-2 F7	5 0 0 0 0 0 0 0 0 0 0 0 0 0		
Geoff Jenkins, L (1, 7) OBP: 0.384, SLG: 0.584	1-2 G3		0-0 E4		2-2 E 1B		0-1 G3			4 0 1 0 0 0 0		
Jeff Cirillo, R (1, 5) OBP: 0.397, SLG: 0.453	1-1 G6-3		3-2 SAFE P2		2-1 SAFE E5 1-3		2-2 F8			4 0 0 0 0 0 2		
Jeremy Burnitz, L (1, 9) OBP: 0.371, SLG: 0.571		3-1 F7	2-1 G4-3		0-0 F8			2-3 K		4 0 0 0 0 1 3		
Sean Berry, R (1, 3) OBP: 0.336, SLG: 0.402		2-2 L4		0-0 F8		2-1 HR		1-0 F8		4 1 1 1 0 0 0		
Dave Nilsson, L (1, 2) OBP: 0.341, SLG: 0.481		3-2 2B 1B		1-1 1B		2-1 G5-3 1B		1-1 E7		4 1 3 0 0 0 0		
Marquis Grissom, R (1, 8) OBP: 0.288, SLG: 0.349		0-1 1B 2B		2-2 P3		1-1 P3		2-3 K		4 1 1 1 0 1 3		
Mark Loretta, R (1, 6) OBP: 0.307, SLG: 0.356		2-2 2-H 1B		3-2 K		3-2 SAFE G5-3			0-2 G6-3	4 0 1 1 0 1 2		
Hideo Nomo, R (1, 1) Al Reyes, R (7, 1) Mike Myers, L (8, 1) Bob Wickman, R (8, 1) Rich Becker, L (8, 8) OBP: 0.389, SLG: 0.367		0-3 K		2-2 G4-3		0-1 G5-3			2-1 P5	3 0 0 0 0 1 2 0 1 0 0 0 0 0 0		
<b>Inning Stats</b>	R: 0 H: 0 E: 0 LOB: 0 K: 0 BB: 0 S: 8 P: 11	R: 2 H: 3 E: 0 LOB: 1 K: 1 BB: 0 S: 17 P: 27	R: 0 H: 0 E: 1 LOB: 1 K: 0 BB: 0 S: 12 P: 18	R: 0 H: 1 E: 0 LOB: 1 K: 1 BB: 0 S: 10 P: 16	R: 0 H: 1 E: 1 LOB: 2 K: 0 BB: 0 S: 13 P: 20	R: 1 H: 2 E: 0 LOB: 1 K: 0 BB: 0 S: 12 P: 20	R: 0 H: 0 E: 0 LOB: 0 K: 0 BB: 0 S: 6 P: 8	R: 0 H: 0 E: 1 LOB: 1 K: 2 BB: 0 S: 10 P: 16	R: 0 H: 0 E: 0 LOB: 0 K: 0 BB: 0 S: 8 P: 12	1B: 5 SF: 0 2B: 1 SAC: 0 3B: 0 DP: 0 HR: 1 HBP: 0	WP: 0 PA: 37 PB: 0 SB: 0 CS: 0	
<b>PITCHER</b>	IP WLS BF H R ER SO BB IBB HBP BLK WP HR S P ERA WHIP											
Mark Gardner, R (1, 1) ERA: 9.5	5.0 L 22 5 2 2 2 0 0 0 0 0 0 0 60 92 3.60 1.000											
Joe Nathan, R (6, 1) ERA: 2.35	2.0 8 2 1 1 0 0 0 0 0 0 0 1 18 28 4.50 1.000											
Rich Rodriguez, L (8, 1) ERA: 3.12	0.2 3 0 0 0 0 1 0 0 0 0 0 0 7 11 0.00 0.000											
Jerry Spradlin, R (8, 1) ERA: 8.68	0.2 2 0 0 0 0 1 0 0 0 0 0 0 6 8 0.00 0.000											
Alan Embree, L (9, 1) ERA: 3.86	0.2 2 0 0 0 0 0 0 0 0 0 0 0 5 9 0.00 0.000											

Milwaukee Brewers @ San Francisco Giants  
 3Com Park at Candlestick Point, San Francisco, CA

Sun May 09 1999, 7:00 PM EDT  
 Att. 35,054 - Unknown - 61 F

AB	37
R	3
H	7
RBI	3
BB	0
SO	4
LOB	12



Batter	1	2	3	4	5	6	7	8	9	AB	R	H	RBI	BB	SO	LOB
Armando Rios, L (1, 8) OBP: 0.343, SLG: 0.469	0-0 G3		0-0 G4-3		2-0 1B		3-3 SAFE K		0-1 G3	5	0	1	0	0	1	2
Rich Aurilia, R (1, 6) OBP: 0.411, SLG: 0.559	1-0 1B		4-1 BB		3-2 1-2 G6-3			2-2 G6-3		3	0	1	0	1	0	1
Ellis Burks, R (1, 9) OBP: 0.403, SLG: 0.485	0-0 F7		3-1 F8			1-3 K		1-0 F8		4	0	0	0	0	1	2
Jeff Kent, R (1, 4) OBP: 0.413, SLG: 0.538	1-0 F9		2-3 K			1-0 P3		0-1 1B 1B		4	0	1	0	0	1	2
J.T. Snow, L (1, 3) OBP: 0.403, SLG: 0.402		2-2 K		2-3 K		2-2 P6		2-1 1-2 1B		4	0	1	0	0	2	0
Stan Javier, S (1, 7) OBP: 0.333, SLG: 0.438 Alan Embree, L (9, 1)		2-2 G4-3 1B		1-1 F7		1-2 1B 1B		0-0 F7		4	2	2	0	0	0	2
Charlie Hayes, R (1, 5) OBP: 0.264, SLG: 0.281		4-1 G4-3 BB		2-0 G4-3		1-3 SAFE SAFE K		1-3 K		3	0	0	0	1	2	1
Scott Servais, R (1, 2) OBP: 0.339, SLG: 0.396 Brent Mayne, L (7, PH) OBP: 0.400, SLG: 0.362 (8, 2)		2-1 G4-3		1-2 G6-3		1-2 2-H 1B		1-2 P9 BB		2	0	0	1	0	0	1
Mark Gardner, R (1, 1) OBP: 0.286, SLG: 0.167 Joe Nathan, R (6, 1) Marvin Benard, L (7, PH) OBP: 0.303, SLG: 0.376 Rich Rodriguez, L (8, 1) Jerry Spradlin, S (8, 1) F.P. Santangelo, S (9, 7) OBP: 0.414, SLG: 0.282		2-3 K		0-0 G1-3		1-0 P4		0-0 P9		2	0	0	0	0	1	1

Inning Stats	R: 0	H: 1	E: 0	LOB: 1	K: 0	BB: 0	S: 4	P: 6	R: 1	H: 1	E: 0	LOB: 1	K: 2	BB: 1	S: 12	P: 24	R: 0	H: 0	E: 0	LOB: 0	K: 1	BB: 1	S: 8	P: 16	R: 0	H: 1	E: 0	LOB: 1	K: 0	BB: 0	S: 8	P: 14	R: 0	H: 0	E: 0	LOB: 0	K: 1	BB: 0	S: 7	P: 11	R: 1	H: 2	E: 0	LOB: 1	K: 2	BB: 0	S: 14	P: 21	R: 0	H: 2	E: 0	LOB: 2	K: 0	BB: 0	S: 9	P: 14	R: 0	H: 0	E: 0	LOB: 1	K: 1	BB: 1	S: 6	P: 11	1B: 7	SF: 0	2B: 0	SAC: 0	3B: 0	DP: 0	HR: 0	HBP: 0	WP: 0	PA: 37
--------------	------	------	------	--------	------	-------	------	------	------	------	------	--------	------	-------	-------	-------	------	------	------	--------	------	-------	------	-------	------	------	------	--------	------	-------	------	-------	------	------	------	--------	------	-------	------	-------	------	------	------	--------	------	-------	-------	-------	------	------	------	--------	------	-------	------	-------	------	------	------	--------	------	-------	------	-------	-------	-------	-------	--------	-------	-------	-------	--------	-------	--------

PITCHER	IP	WLS	BF	H	R	ER	SO	BB	IBB	HBP	BLK	WP	HR	S	P	ERA	WHIP
Hideo Nomo, R (1, 1) ERA: 1.42	6.1	W	26	5	2	1	6	2	0	0	0	0	0	55	95	1.42	1.105
Al Reyes, R (7, 1) ERA: 1.13	1.1	H	5	1	0	0	1	0	0	0	0	0	0	10	17	0.00	0.750
Mike Myers, L (8, 1) ERA: 9.82	0.0		1	1	0	0	0	0	0	0	0	0	0	2	4	∞	∞
Bob Wickman, R (8, 1) ERA: 3.38	1.1	S	5	0	0	0	1	1	0	0	0	0	0	7	12	0.00	0.750

**BOTTOM**

**Milwaukee Brewers @ San Francisco Giants**  
**3Com Park at Candlestick Point, San Francisco, CA**

Sun May 09 1999, 7:00 PM EDT  
 Att: 35,054 - Unknown - 61 F

livebaseballscores.com

<b>AB</b>	<b>34</b>
<b>R</b>	<b>2</b>
<b>H</b>	<b>7</b>
<b>RBI</b>	<b>2</b>
<b>BB</b>	<b>3</b>
<b>SO</b>	<b>8</b>
<b>LOB</b>	<b>14</b>





Batter	1	2	3	4	5	6	7	8	9	AB R H RBI BB SO LOB	TOP	
<b>Otis Nixon, S</b> (1, 7) <small>OBP: 0.293, SLG: 0.190</small>	2-3 		1-1 B3 			4-1 BB 			4-1 BB 	2 0 0 0 2 1 0	<b>Atlanta Braves @ San Francisco Giants</b> 3Com Park at Candlestick Point, San Francisco, CA <small>Mon May 10 1999, 10:05 PM EDT</small> <small>Att. 14,694 - Cloudy - 58 F</small>	
<b>Bret Boone, R</b> (1, 4) <small>OBP: 0.328, SLG: 0.468</small>	2-1 		2-2 F9 			1-3 			4-0 	3 1 1 1 1 1 1		
<b>10 Chipper Jones, S</b> (1, 5) <small>OBP: 0.344, SLG: 0.491</small>	3-2 			0-0 G4-3 		1 SAFE 0-0 F7 			3-3 	4 0 1 0 0 1 3		
<b>Brian Jordan, R</b> (1, 9) <small>OBP: 0.381, SLG: 0.557</small>	3-2 L9 			1-0 P2 		2-1 G4-3 			1-3 	4 0 0 0 0 1 3		
<b>Ryan Klesko, L</b> (1, 3) <small>OBP: 0.338, SLG: 0.507</small>	0-2 P5 			1-2 G6-3 		1-1 G1-3 			0-3 	4 0 0 0 0 1 3		
<b>Andruw Jones, R</b> (1, 8) <small>OBP: 0.382, SLG: 0.518</small>		2-3 			3-2 	0-0 				3 0 2 0 0 1 0		
<b>Eddie Pérez, R</b> (1, 2) <small>OBP: 0.293, SLG: 0.293</small>		0-2 			2-1 G1-6-3 	0-0 			1-2 G6-3 	3 0 0 0 0 1 1		
<b>Walt Weiss, S</b> (1, 6) <small>OBP: 0.321, SLG: 0.310</small>		1-2 G3-1 			3-3 				1-1 G3 	3 0 0 0 0 1 0		
<b>29 John Smoltz, R</b> (1, 1) <small>OBP: 0.333, SLG: 0.444</small> <b>Keith Lockhart, L</b> (8, PH) <small>OBP: 0.296, SLG: 0.250</small> <b>30 Kevin McGlinchy, R</b> (8, 1)			1-2 G6-3 			1-1 G4-3 			0-2 F8 	2 0 0 0 0 0 0 1 0 0 0 0 0 0 0 0 0 0 0 0 0		
<b>Inning Stats</b>	R: 1 H: 2 E: 0 LOB: 1 K: 1 BB: 0 S: 16 P: 26	R: 0 H: 0 E: 0 LOB: 0 K: 2 BB: 0 S: 11 P: 14	R: 0 H: 0 E: 0 LOB: 0 K: 0 BB: 0 S: 8 P: 12	R: 0 H: 0 E: 0 LOB: 0 K: 0 BB: 0 S: 5 P: 7	R: 0 H: 1 E: 0 LOB: 0 K: 1 BB: 0 S: 8 P: 16	R: 0 H: 0 E: 0 LOB: 1 K: 1 BB: 1 S: 7 P: 13	R: 0 H: 1 E: 0 LOB: 1 K: 0 BB: 0 S: 5 P: 8	R: 0 H: 0 E: 0 LOB: 0 K: 0 BB: 0 S: 8 P: 10	R: 0 H: 0 E: 0 LOB: 2 K: 3 BB: 2 S: 10 P: 22	1B: 3 SF: 0 2B: 0 SAC: 0 3B: 0 DP: 1 HR: 1 HBP: 0		WP: 0 PA: 32 PB: 0 SB: 0 CS: 0
<b>PITCHER</b> <b>Russ Ortiz, R</b> (1, 1) <small>ERA: 2.49</small> <b>Robb Nen, R</b> (9, 1) <small>ERA: 4.58</small>	IP WLS BF H R ER SO BB IBB HBP BLK WP HR S P ERA WHIP 8.0 W 28 4 1 1 5 2 0 0 0 0 1 69 111 1.12 0.750 1.0 S 4 0 0 0 3 1 0 0 0 0 0 0 9 17 0.00 1.000											<b>PITCHER</b> IP WLS BF H R ER SO BB IBB HBP BLK WP HR S P ERA WHIP

AB	29
R	1
H	4
RBI	1
BB	3
SO	8
LOB	11







Batter	1	2	3	4	5	6	7	8	9	10	11	12	AB R H RBI BB SO LOB	TOP													
Gerald Williams, R OBP: 0.371, SLG: 0.453 (1, 7) (5, 9)	0-0 P8	1-0 G1-3		2-2 1B			4-0 10 1B BB		4-1 10 SH BB		0-0 P4		4 1 1 1 2 0 1														
Bret Boone, R OBP: 0.338, SLG: 0.477 (1, 4) (1, 4)	1-1 10 S 10 E 2B	1-1 1B		0-1 L4			4-2 10 1B SF9 BB		0-1 SH 10 G4-6-3		0-0 G1-3		4 2 2 1 1 0 1														
10 Chipper Jones, S OBP: 0.343, SLG: 0.484 (1, 5) (7, 3)	0-1 E6 HR	1-3 K					1-1 L6		1-2 G4-6-3			0-0 1B BB	6 2 2 1 0 1 3														
Brian Jordan, R OBP: 0.380, SLG: 0.576 (1, 9) (5, 7) Otis Nixon, S OBP: 0.293, SLG: 0.190 (7, PH) Ryan Klesko, L OBP: 0.351, SLG: 0.507 (7, 3)	3-1 HR		2-3 K				2-2 SF9		4-0 IBB			4-0 1B BB	3 1 1 2 0 2 0 0 0 0 0 0 0 0 0 0 0 1 2 0 0														
Andrew Jones, R OBP: 0.380, SLG: 0.534 (1, 8) (7, 7)	1-1 HR		1-2 G6-3				1-3 K		1-2 F7			0-0 1B	6 1 2 2 0 2 3														
Brian Hunter, R OBP: 0.333, SLG: 0.622 (1, 3) (7, 7)	0-3 K		2-3 K2-3				1-1 G3-1		1-3 K			0-0 G6-3	5 0 0 0 1 3 1														
Eddie Pérez, R OBP: 0.277, SLG: 0.261 (1, 2) (7, 7)	0-0 G4-3			3-2 G5-3			4-2 G5-3 BB		1-1 F9			0-0 L8	5 0 0 0 1 0 2														
Walt Weiss, S OBP: 0.324, SLG: 0.315 (1, 6) (7, 7)		3-2 SH1-4 1B		0-1 SH5-4 1B			2-2 G5-3		2-2 F9			0-0 P5	5 2 2 0 0 0 1														
Delino Perez, L Justin Speller, R Ozzie Guillen, L Mike Remlinger, L Rudy Seanez, R Keith Lockhart, L 30 Kevin McElhinchy, R 11 Pascual Matos, R John Roster, R		2-2 SH1-4		1-0 SH5-4			0-2 G3-1		0-0 P6			0-3 K	0 0														
<b>Inning Stats</b>	R: 4 E: 1 K: 13 S: 18	H: 3 LOB: 0 BB: 0 P: 18	R: 1 E: 0 K: 1 S: 14	H: 2 LOB: 1 BB: 0 P: 22	R: 0 E: 0 K: 2 S: 9	H: 0 LOB: 0 BB: 0 P: 14	R: 1 E: 0 K: 0 S: 13	H: 2 LOB: 1 BB: 0 P: 19	R: 0 E: 0 K: 2 S: 8	H: 0 LOB: 1 BB: 1 P: 20	R: 2 E: 0 K: 2 S: 14	H: 1 LOB: 1 BB: 2 P: 26	R: 0 E: 0 K: 0 S: 6	H: 0 LOB: 0 BB: 0 P: 9	R: 0 E: 0 K: 3 S: 3	H: 0 LOB: 0 BB: 0 P: 3	R: 0 E: 0 K: 1 S: 5	H: 0 LOB: 0 BB: 0 P: 5	R: 1 E: 0 K: 0 S: 3	H: 2 LOB: 1 BB: 1 P: 11	1B: 7 2B: 1 3B: 0 HR: 2	SF: 1 SAC: 3 DP: 2 HBP: 0	WP: 0 PB: 0 SB: 2 CS: 0	PA: 52			
<b>PITCHER</b>	IP WLS BF H R ER SO P ERA WHIP	IP WLS BF H R ER SO P ERA WHIP	IP WLS BF H R ER SO P ERA WHIP	IP WLS BF H R ER SO P ERA WHIP	IP WLS BF H R ER SO P ERA WHIP	IP WLS BF H R ER SO P ERA WHIP	IP WLS BF H R ER SO P ERA WHIP	IP WLS BF H R ER SO P ERA WHIP	IP WLS BF H R ER SO P ERA WHIP	IP WLS BF H R ER SO P ERA WHIP	IP WLS BF H R ER SO P ERA WHIP	IP WLS BF H R ER SO P ERA WHIP	IP WLS BF H R ER SO P ERA WHIP	IP WLS BF H R ER SO P ERA WHIP	IP WLS BF H R ER SO P ERA WHIP	IP WLS BF H R ER SO P ERA WHIP	IP WLS BF H R ER SO P ERA WHIP	IP WLS BF H R ER SO P ERA WHIP	IP WLS BF H R ER SO P ERA WHIP	IP WLS BF H R ER SO P ERA WHIP	IP WLS BF H R ER SO P ERA WHIP	IP WLS BF H R ER SO P ERA WHIP	IP WLS BF H R ER SO P ERA WHIP	IP WLS BF H R ER SO P ERA WHIP	IP WLS BF H R ER SO P ERA WHIP	IP WLS BF H R ER SO P ERA WHIP	
Shawn Estes, L ERA: 5.71	(1, 1) 6.0																										
Jerry Spradlin, R ERA: 10.61	(7, 1) 0.0																										
Rich Rodriguez, L ERA: 3.0	(7, 1) 0.1	B																									
John Johnstone, R ERA: 0.52	(7, 1) 1.2																										
Robb Nen, R ERA: 4.34	(9, 1) 1.0																										

Atlanta Braves @ San Francisco Giants  
 3Com Park at Candlestick Point, San Francisco, CA  
 Tue May 11 1999, 10:05 PM EDT  
 Att. 18,917 - Unknown - 59 F

AB	41
R	9
H	10
RBI	8
BB	7
SO	9
LOB	13





Batter	1	2	3	4	5	6	7	8	9	10	11	12
Stan Javier, S OBP: 0.349, SLG: 0.433 (1, 7)				FC6-4 SH3 1B 1-2f		BB BB BB	F8			K		G5-3
F.P. Santangelo, S OBP: 0.397, SLG: 0.255 (1, 8)				SH3 1-2		P9		G4-3		P4		
Ellis Burks, R OBP: 0.419, SLG: 0.505 (1, 9)	1B 2B BB 1-2 2-3	P8		1B 2-H		BB BB BB	P2				BB	
Jeff Kent, R OBP: 0.412, SLG: 0.520 (1, 4)	2B 1B 1-2 2-3 3-H	K		K		BB BB BB	F9		F9		IBB	
Charlie Hayes, R OBP: 0.274, SLG: 0.270 (7, 1)	K	F7				F9			G3		B5	
John Johnstone, R Robb Nen, R Marvin Benard, L Felix Rodriguez, R												
J.T. Snow, L OBP: 0.389, SLG: 0.393 (1, 3)	2B 1-H 2-H 3-H		L6			K	F8		F9		K	
Rich Aurilia, R OBP: 0.397, SLG: 0.536 (1, 6)	1B 2B FC4-6 2-H		G4-3			FC6-4 BB	F9		P8		F7	
Scott Servais, R OBP: 0.350, SLG: 0.423 (1, 2)	1B FC4-6 1B 2-3		F7			FC6-4 1-2f						K
Brent Mayne, L OBP: 0.400, SLG: 0.365 (10, PH)							2B					
Shawn Estes, R Wilson Delgado, S Jerry Spradlin, S Rich Rodriguez, L Ramon Martinez, R	FC4-6 BLK 1-2f 3-H					G4-3	F9			FC1-6 1B		K

AB	R	H	RBI	BB	SO	LOB
5	3	1	0	2	1	3
5	1	1	0	0	0	4
3	1	1	1	3	0	0
4	1	1	1	2	2	1
3	0	0	1	1	1	3
0	0	0	0	0	0	0
0	0	0	0	0	0	0
1	0	0	0	0	0	0
1	0	0	0	0	0	2
6	1	1	3	0	2	5
5	1	1	1	1	0	2
4	0	2	0	0	0	1
2	0	1	0	0	1	0
1	0	0	1	1	0	1
1	0	0	0	0	0	0
0	0	0	0	0	0	0
3	0	0	0	0	1	2

**Atlanta Braves @ San Francisco Giants**  
**3Com Park at Candlestick Point, San Francisco, CA**

Tue May 11 1999, 10:05 PM EDT  
 Att: 18,917 - Unknown - 59 F

livebaseballscorecards.com

AB	44
R	8
H	9
RBI	8
BB	10
SO	8
LOB	24

**GIANTS**

WP: 0	PA: 55
PB: 1	
SB: 0	
CS: 0	

Inning Stats	R	H	E	K	S	R	H	E	K	S	R	H	E	K	S	R	H	E	K	S	R	H	E	K	S	R	H	E	K	S	R	H	E	K	S		
	6	6	0	25	44	0	0	0	6	11	0	0	0	6	15	0	1	1	0	9	16	0	0	0	0	0	0	0	0	0	0	0	0	0	0	0	0

PITCHER	IP	WLS	BF	H	R	ER	SO	BB	IBB	HBP	BLK	WP	HR	S	P	ERA	WHIP
Odalis Perez, L ERA: 5.46	3.2		21	7	7	7	2	3	0	0	1	0	0	42	72	17.18	2.727
Justin Speier, R ERA: 2.45	1.1		5	0	0	0	2	1	0	0	0	0	0	11	20	0.00	0.750
Mike Remlinger, L ERA: 2.31	0.2		4	0	1	1	0	2	0	0	0	0	0	8	18	13.50	3.000
Rudy Seanez, R ERA: 1.84	1.1		7	1	0	0	0	2	0	0	0	0	0	14	27	0.00	2.250
30 Kevin McGlinchy, R ERA: 1.06	3.0		10	1	0	0	1	0	0	0	0	0	0	16	23	0.00	0.333

PITCHER	IP	WLS	BF	H	R	ER	SO	BB	IBB	HBP	BLK	WP	HR	S	P	ERA	WHIP
John Rucker, L ERA: 3.65	2.0	W	8	0	0	0	3	1	1	0	0	0	0	12	20	0.00	0.500





Batter	1	2	3	4	5	6	7	8	9
<b>Marvin Benard, L</b> (1, 8) <small>OBP: 0.310, SLG: 0.368</small> <b>Robb Nen, R</b> (9, 1)	0-0  1B	4-2  BB		3-2  FC4-6 FC6-4 1-2f		0-0  B3		1-0  G4-3	
<b>Stan Javier, S</b> (1, 7) <small>OBP: 0.336, SLG: 0.416</small>	1-0  E4 F8 1B 1B	3-2  L9		0-1  FC6-4 FC6-4 1-2f 3-H		1-2  G4-3			
<b>Armando Rios, L</b> (1, 9) <small>OBP: 0.333, SLG: 0.444</small>	0-1  1B 1B 1-2 2-H	3-3  K		0-0  FC6-4 1-2f			0-1  F7		
<b>Jeff Kent, R</b> (1, 4) <small>OBP: 0.401, SLG: 0.504</small>	1-2  F8 2-3		2-3  K		1-1  G4-3		2-1  L6		
<b>J.T. Snow, L</b> (1, 3) <small>OBP: 0.392, SLG: 0.397</small>	0-0  1B 1B 1-2 3-H		3-2  1B		2-3  K		2-2  P5		
<b>Charlie Hayes, R</b> (1, 5) <small>OBP: 0.273, SLG: 0.269</small>	3-3  K		2-2  F7		0-0  1B 1B			3-2  G3	
<b>Brent Mayne, L</b> (1, 2) <small>OBP: 0.416, SLG: 0.397</small>	1-1  1B 1-2 2-H		2-2  F8		1-2  1B 1B			3-2  1B 2B	
<b>Wilson Delgado, S</b> (1, 6) <small>OBP: 0.500, SLG: 0.750</small> <b>John Johnstone, R</b> (6, 1) <b>Joe Nathan, R</b> (7, 1) <b>F.P. Santangelo, S</b> (8, PH) <small>OBP: 0.391, SLG: 0.250</small> (9, 8)	0-2  G3-1			0-0  1B FC6-4 2B		0-0  1-2 2-H 1B		2-1  F9	
<b>Chris Brock, R</b> (1, 1) <small>OBP: 0.176, SLG: 0.125</small> <b>Rich Aurilia, R</b> (6, 6) <small>OBP: 0.398, SLG: 0.536</small>		0-3  K		0-0  FC4-6 1B 2-3		0-1  P6		0-2  1B 2-H	

Inning Stats	R: 3	H: 4	E: 1	LOB: 2	K: 1	BB: 0	P: 22	R: 0	H: 0	E: 0	LOB: 1	K: 2	BB: 1	S: 18	R: 0	H: 1	E: 0	LOB: 1	K: 1	BB: 0	P: 27	R: 1	H: 2	E: 0	LOB: 1	K: 0	BB: 0	S: 9	R: 0	H: 3	E: 0	LOB: 2	K: 1	BB: 0	P: 16	R: 0	H: 0	E: 0	LOB: 0	K: 0	BB: 0	S: 8	R: 0	H: 0	E: 0	LOB: 0	K: 0	BB: 0	S: 12	R: 1	H: 2	E: 0	LOB: 1	K: 0	BB: 0	S: 13	P: 22
--------------	------	------	------	--------	------	-------	-------	------	------	------	--------	------	-------	-------	------	------	------	--------	------	-------	-------	------	------	------	--------	------	-------	------	------	------	------	--------	------	-------	-------	------	------	------	--------	------	-------	------	------	------	------	--------	------	-------	-------	------	------	------	--------	------	-------	-------	-------

PITCHER	IP	WLS	BF	H	R	ER	SO	BB	IBB	HBP	BLK	WP	HR	S	P	ERA	WHIP
<b>Kevin Millwood, R</b> (1, 1) <small>ERA: 3.98</small>	6.0	L	29	10	4	2	5	1	0	0	0	0	0	82	113	3.00	1.833
<b>Mike Remlinger, L</b> (7, 1) <small>ERA: 2.13</small>	1.0		3	0	0	0	0	0	0	0	0	0	0	12	16	0.00	0.000
<b>John Hudek, R</b> (8, 1) <small>ERA: 10.38</small>	1.0		5	2	1	1	0	0	0	0	0	0	0	13	22	9.00	2.000

**BOTTOM**

**Atlanta Braves @ San Francisco Giants**  
 3Com Park at Candlestick Point, San Francisco, CA

Wed May 12 1999, 4:05 PM EDT  
 Att. 18,550 - Sunny - 56 F

AB	R	H	RBI	BB	SO	LOB
4	1	1	0	1	0	3
0	0	0	0	0	0	0
4	1	0	1	0	0	3
4	1	1	1	0	1	2
4	0	0	0	0	1	2
4	0	2	1	0	1	0
4	0	1	0	0	1	3
4	1	3	1	0	0	1
3	1	2	0	0	0	2
0	0	0	0	0	0	0
0	0	0	0	0	0	0
1	0	0	0	0	0	1
2	0	1	0	0	1	0
2	0	1	1	0	0	0

AB	36
R	5
H	12
RBI	5
BB	1
SO	5
LOB	17

livebaseballscorecards.com

WP	PA
0	37

**GIANTS**



Batter	1	2	3	4	5	6	7	8	9	AB R H RBI BB SO LOB	TOP												
<b>Marvin Benard, L</b> (1, 8) OBP: 0.301, SLG: 0.355 <b>Stan Javier, S</b> (9, PH) OBP: 0.333, SLG: 0.412	0-2 G4-3	2-3 K		0-1 G4-3		0-3 K			2-2 L9	4 0 0 0 0 2 2 1 0 0 0 0 0 1													
<b>Armando Rios, L</b> (1, 7) OBP: 0.302, SLG: 0.400 <b>Scott Servais, R</b> (9, PH) OBP: 0.344, SLG: 0.415	2-3 K		2-3 K		0-2 G6-3		2-0 F7		1-0 G1-3	4 0 0 0 0 2 0 1 0 0 0 0 0 1													
<b>Ellis Burks, R</b> (1, 9) OBP: 0.414, SLG: 0.491	4-1 1B 2B BB		1-0 E5 CS		3-3 K		0-1 L4			3 1 0 0 1 1 0													
<b>Jeff Kent, R</b> (1, 4) OBP: 0.404, SLG: 0.504	0-0 2B 1B		3-3 K 1-2		1-0 E 1B 1B		1-0 F8			4 1 2 0 0 1 1													
<b>J.T. Snow, L</b> (1, 3) OBP: 0.401, SLG: 0.411	3-2 WP 1-H 2-H 2B			4-2 2B BB		3-0 1-2 1B		1-0 F7		3 1 2 2 1 0 0													
<b>Charlie Hayes, R</b> (1, 5) OBP: 0.272, SLG: 0.278	3-2 F8 2-3			0-2 1-H 2B 2B		2-2 E5 1-2 2-3		1-1 E9		4 1 1 1 0 0 3													
<b>Brent Mayne, L</b> (1, 2) OBP: 0.419, SLG: 0.427			3-1 2B		0-2 2-H 2B		0-2 G4-3		1-2 F7	4 0 2 1 0 0 3													
<b>Rich Aurilia, R</b> (1, 6) OBP: 0.386, SLG: 0.517			0-3 K		0-0 G6-3		0-0 F8		0-2 L3	4 0 0 0 0 1 2													
<b>Kirk Rueter, L</b> (1, 1) OBP: 0.083, SLG: 0.083 <b>Jerry Spradlin, S</b> (6, 1) <b>F.P. Santangelo, S</b> (9, PH) OBP: 0.400, SLG: 0.250			0-1 F8		0-0 G6-3		1-2 G4-3		4-2 BB	3 0 0 0 0 0 2 0 0 0 0 0 0 0 0 0 0 0 1 0 0													
<b>Inning Stats</b>	R: 2 E: 0 K: 1 S: 15	H: 2 LOB: 1 BB: 1 P: 27	R: 0 E: 0 K: 2 S: 11	H: 1 LOB: 1 BB: 0 P: 16	R: 0 E: 1 K: 2 S: 7	H: 0 LOB: 1 BB: 0 P: 13	R: 2 E: 0 K: 0 S: 13	H: 2 LOB: 1 BB: 1 P: 17	R: 0 E: 1 K: 1 S: 15	H: 2 LOB: 3 BB: 0 P: 24	R: 0 E: 0 K: 1 S: 9	H: 0 LOB: 0 BB: 0 P: 10	R: 0 E: 0 K: 0 S: 4	H: 0 LOB: 0 BB: 0 P: 7	R: 0 E: 1 K: 0 S: 6	H: 0 LOB: 0 BB: 0 P: 9	R: 0 E: 0 K: 0 S: 11	H: 0 LOB: 1 BB: 1 P: 18	1B: 3 2B: 5 3B: 0 HR: 0	SF: 0 SAC: 0 DP: 1 HBP: 0	WP: 1 PB: 0 SB: 0 CS: 1	PA: 38	
<b>PITCHER</b> <b>Shane Reynolds, R</b> (1, 1) ERA: 3.91 <b>Jay Powell, R</b> (7, 1) ERA: 4.73 <b>Billy Wagner, L</b> (9, 1) ERA: 3.38	IP 6.0 2.0 1.0	WLS W H S	BF 28 6 4	H 7 0 0	R 4 0 0	ER 4 0 0	SO 7 0 0	BB 2 0 1	IBB 0 0 0	HBP 0 0 0	BLK 0 0 0	WP 1 0 0	HR 0 0 0	S 70 10 11	P 107 16 18	ERA 6.00 0.00 0.00	WHIP 1.500 0.000 1.000						

**San Francisco Giants @ Houston Astros**  
 Astrodome, Houston, TX  
 Fri May 14 1999, 8:05 PM EDT  
 Att. 34,177 - Dome - 72 F

AB	35
R	4
H	7
RBI	4
BB	3
SO	7
LOB	15



[livebaseballscorecards.com](http://livebaseballscorecards.com)

Batter	1	2	3	4	5	6	7	8	9
<b>Craig Biggio, R</b> OBP: 0.372, SLG: 0.463 (1, 4)	1-2 G5-3		0-0 1B	1-2 1B		0-1 P6		0-0 P5	
<b>Derek Bell, R</b> OBP: 0.331, SLG: 0.453 (1, 9)	2-1 G6-4-3 1B		1-1 P4	2-2 G1-3		2-0 1B		2-1 G5-3	
<b>5 Jeff Bagwell, R</b> OBP: 0.431, SLG: 0.622 (1, 3)	2-2 G6-4-3 1-2f		2-0 F9		3-1 F9	2-3 K			
<b>Ken Caminiti, S</b> OBP: 0.408, SLG: 0.425 (1, 5)		2-0 1B		3-2 F9 1B	1-1 F7		2-2 F7		
<b>Richard Hidalgo, R</b> OBP: 0.343, SLG: 0.516 (1, 7)		2-2 P3		1-3 K	1-2 L8		3-2 1B		
<b>Carl Everett, S</b> OBP: 0.375, SLG: 0.452 (1, 8)		1-0 FC6-4 1B		2-2 HBP 1B		1-1 1B	3-1 FC3-6 1B		
<b>Tony Eusebio, R</b> OBP: 0.392, SLG: 0.343 (1, 2)		0-1 F9		2-1 F9		1-1 S 1B	0-0 FC3-6		
<b>Glen Barker, S</b> OBP: 0.455, SLG: 0.545 (6, PR)				2-3 1B		2-3 1B	1-2f 1B		
<b>Paul Bako, L</b> OBP: 0.500, SLG: 0.571 (7, 2)				3-1 FC6-4 1-2f		0-0 S 1B	1-2 G5-3		
<b>Tim Bogar, R</b> OBP: 0.345, SLG: 0.387 (1, 6)				1-2 1B HBP		1-2 S 1B			
<b>Shane Reynolds, R</b> OBP: 0.357, SLG: 0.385 (1, 1)			1-1 G4-3	2-2 1B		0-1 F7		1-1 G4-3	
<b>Alex Diaz, S</b> OBP: 0.409, SLG: 0.619 (6, PH)				1-2 1B					
<b>Jay Powell, R</b> (7, 1)									
<b>Bill Spiers, L</b> OBP: 0.426, SLG: 0.522 (8, PH)									
<b>Billy Wagner, L</b> (9, 1)									

Inning Stats	R: 0	H: 1	E: 0	LOB: 0	K: 0	P: 13	R: 0	H: 2	E: 0	LOB: 2	K: 0	P: 9	R: 0	H: 1	E: 0	LOB: 1	K: 0	P: 10	R: 3	H: 4	E: 0	LOB: 2	K: 1	P: 24	R: 0	H: 0	E: 0	LOB: 0	K: 0	P: 12	R: 3	H: 4	E: 0	LOB: 1	K: 1	P: 19	R: 1	H: 2	E: 0	LOB: 1	K: 0	P: 23	R: 0	H: 0	E: 0	LOB: 0	K: 0	P: 8
	0	1	0	0	0	13	0	2	0	2	0	9	0	1	0	10	0	1	7	3	4	0	2	1	24	0	0	0	0	0	12	3	4	0	1	1	19	1	2	0	1	0	23	0	0	0	0	8

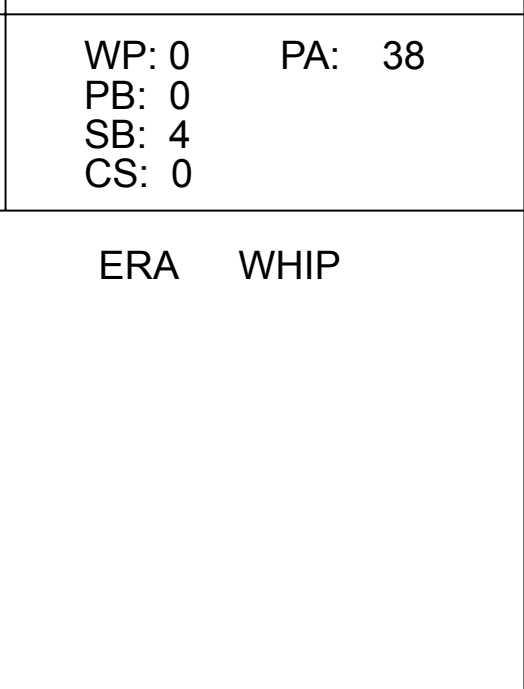
PITCHER	IP	WLS	BF	H	R	ER	SO	BB	IBB	HBP	BLK	WP	HR	S	P	ERA	WHIP
<b>Kirk Rueter, L</b> ERA: 6.63 (1, 1)	5.0	L	25	10	5	5	1	0	0	1	0	0	0	59	97	9.00	2.000
<b>Jerry Spradlin, R</b> ERA: 9.49 (6, 1)	3.0	B	13	4	2	2	1	0	0	0	0	0	0	28	44	6.00	1.333

AB	R	H	RBI	BB	SO	LOB
5	0	2	1	0	0	2
5	0	2	2	0	0	3
4	0	0	0	0	1	4
4	1	2	0	0	0	0
4	1	1	0	0	1	2
4	2	4	1	0	0	0
3	0	1	0	0	0	4
0	1	0	0	0	0	0
1	0	0	0	0	0	1
3	2	1	1	0	0	3
2	0	1	2	0	0	0
1	0	0	0	0	0	2
0	0	0	0	0	0	0
1	0	0	0	0	0	0
0	0	0	0	0	0	0


WP	PA	3B	SF	SAC	DP	HBP
0	38	0	0	0	1	0

**San Francisco Giants @ Houston Astros**  
Astrodome, Houston, TX  
Fri May 14 1999, 8:05 PM EDT  
Att: 34,177 - Dome - 72 F

<b>AB</b>	<b>37</b>
<b>R</b>	<b>7</b>
<b>H</b>	<b>14</b>
<b>RBI</b>	<b>7</b>
<b>BB</b>	<b>0</b>
<b>SO</b>	<b>2</b>
<b>LOB</b>	<b>21</b>

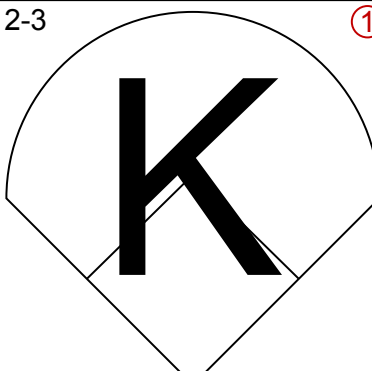
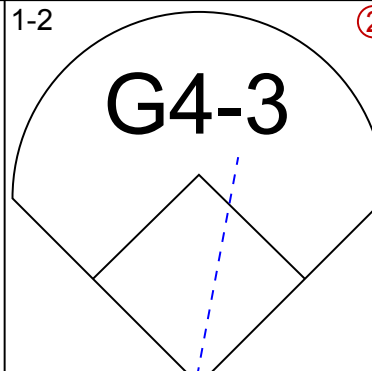
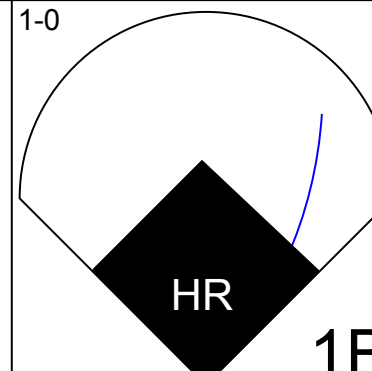
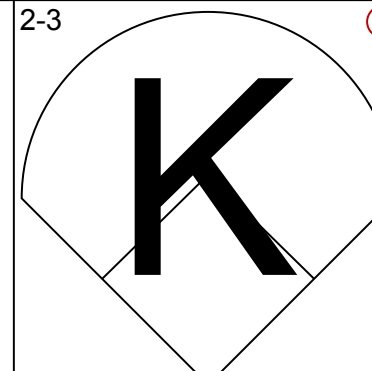
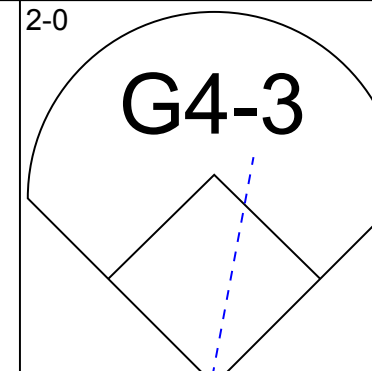
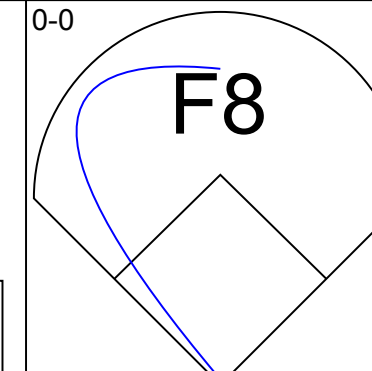
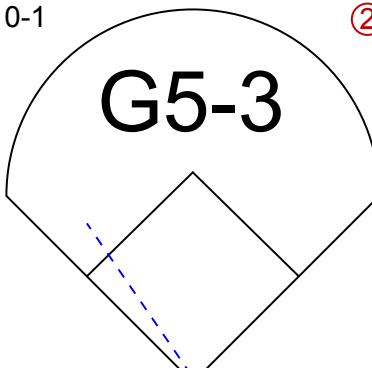
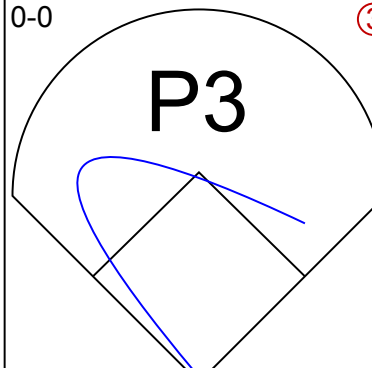
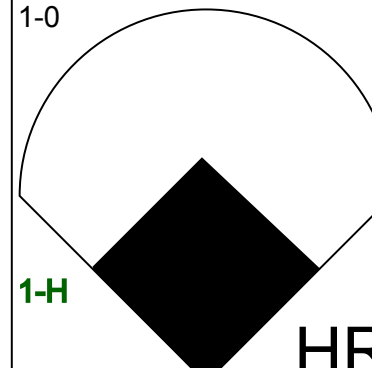
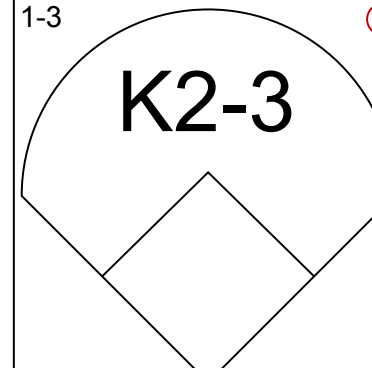
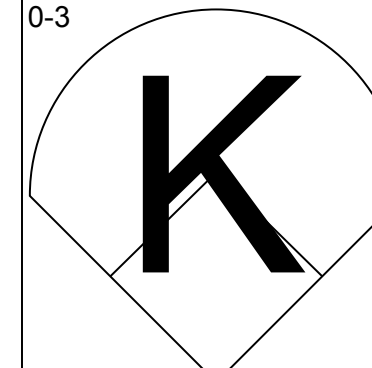
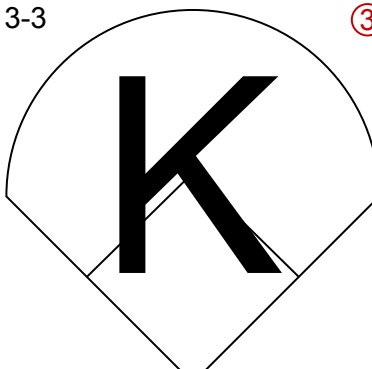
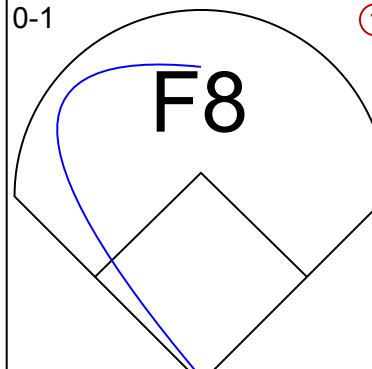
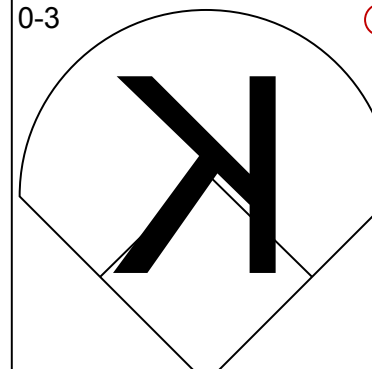
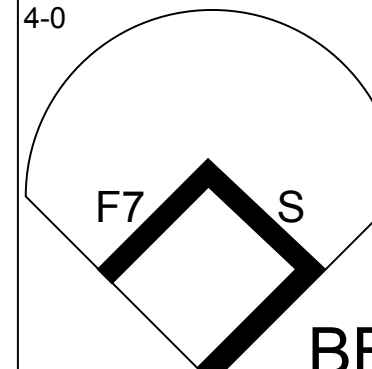
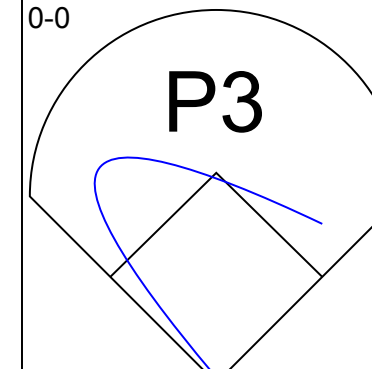
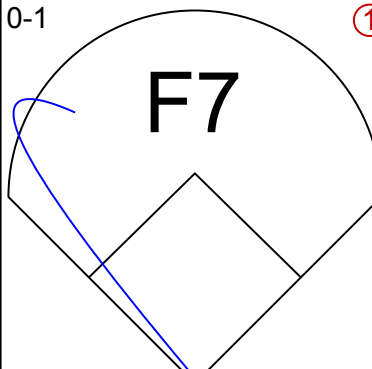
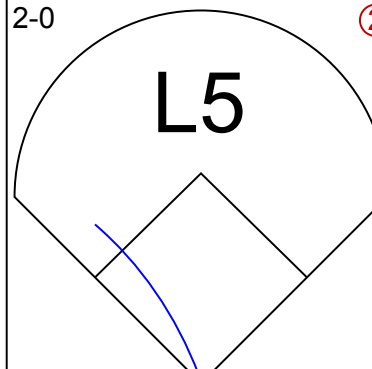
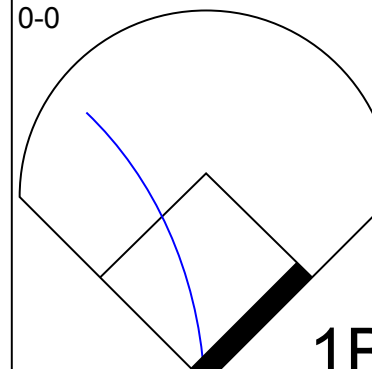
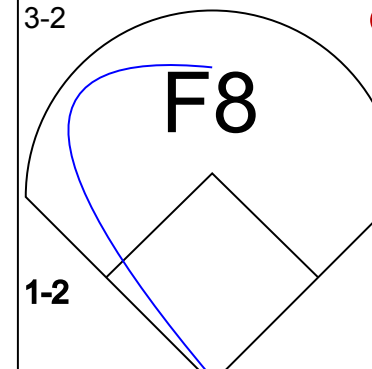
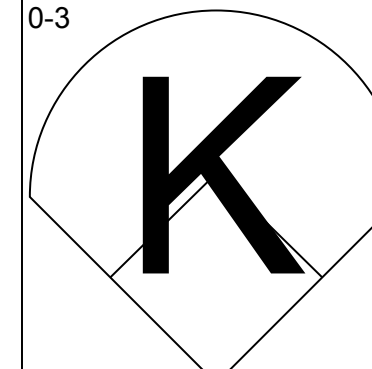
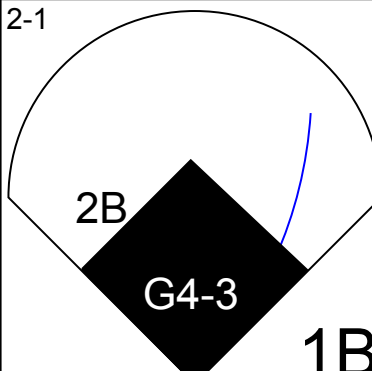
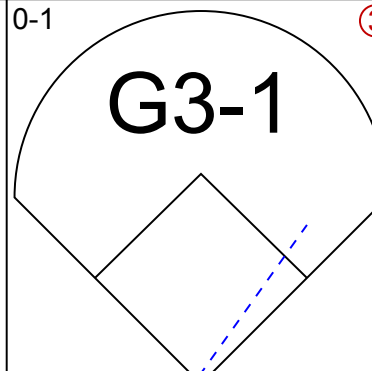
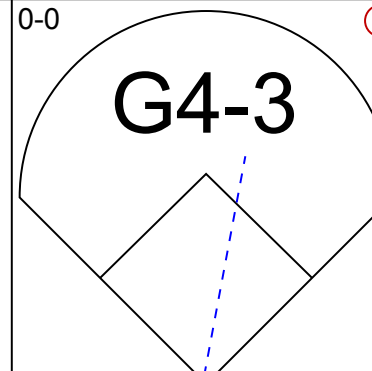
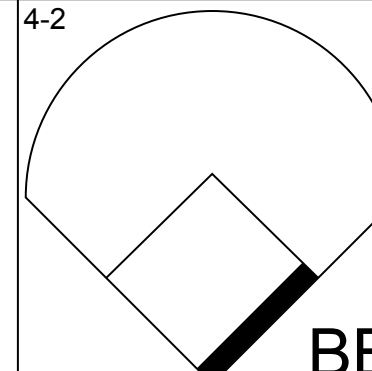
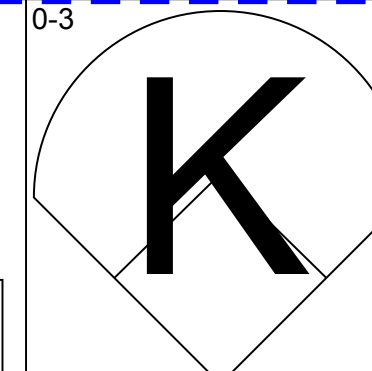
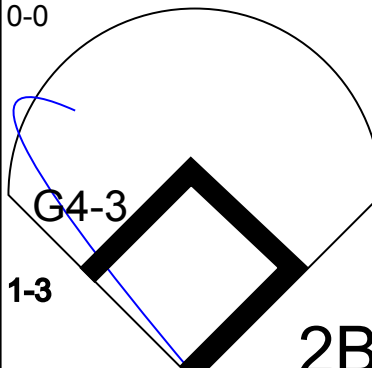
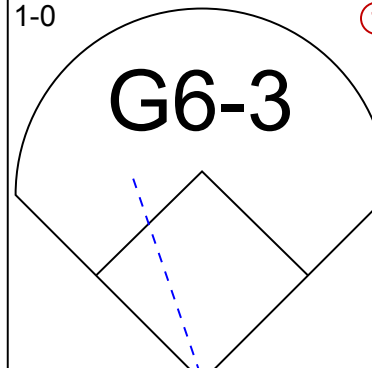
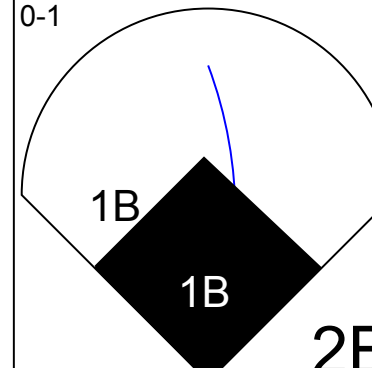
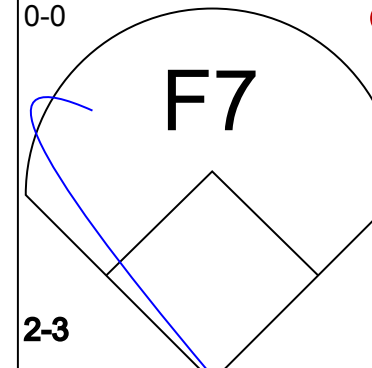
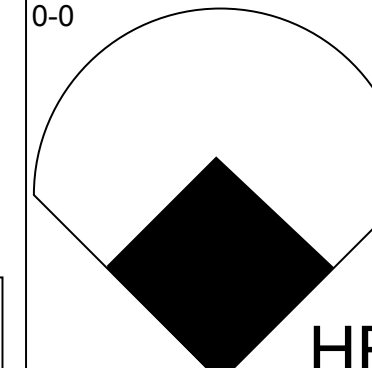
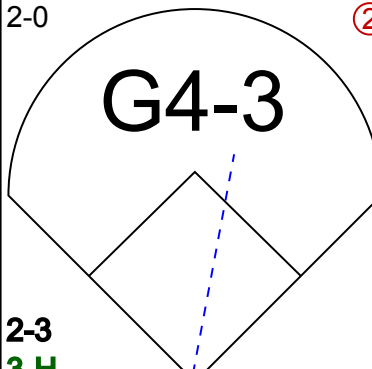
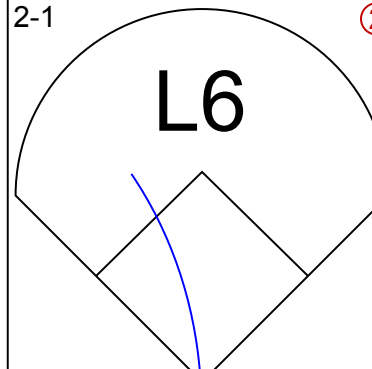
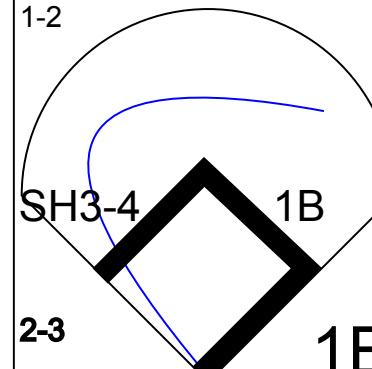
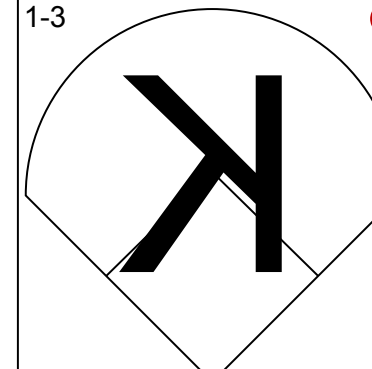
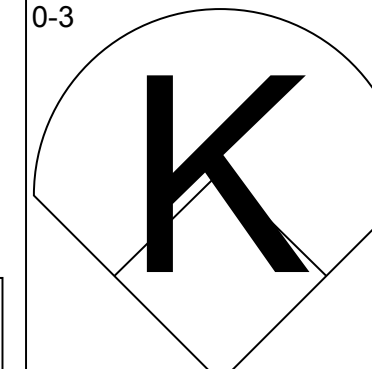
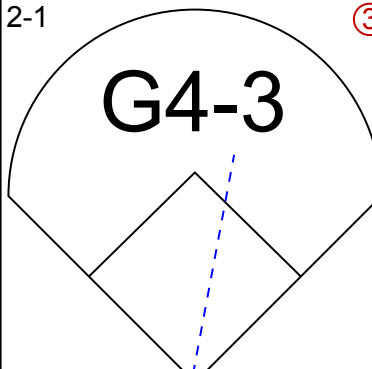
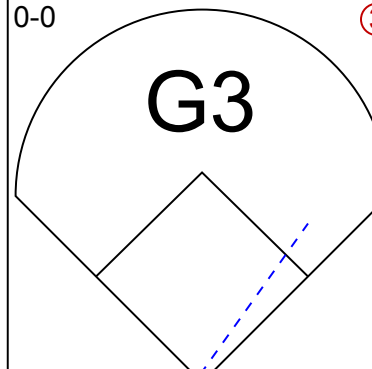
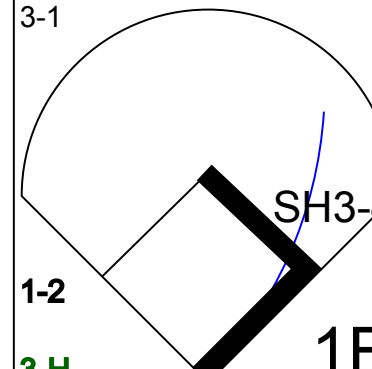
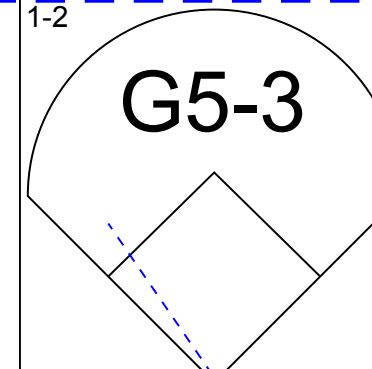
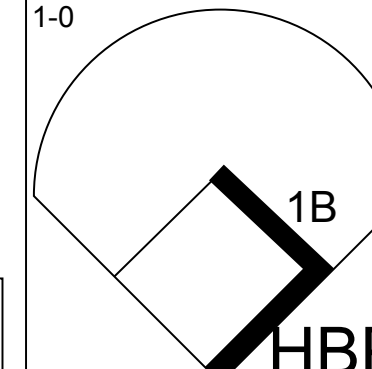
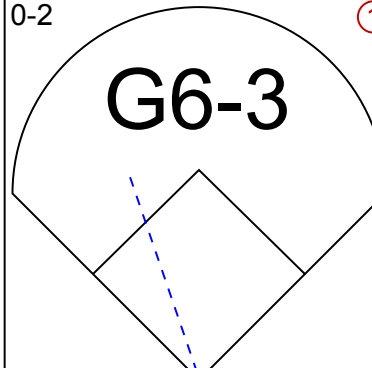
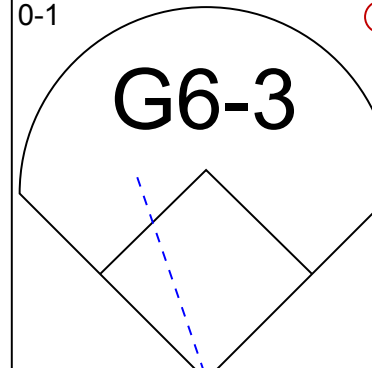
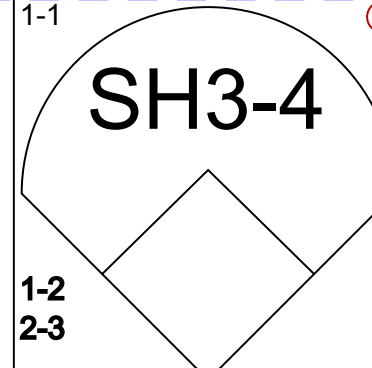
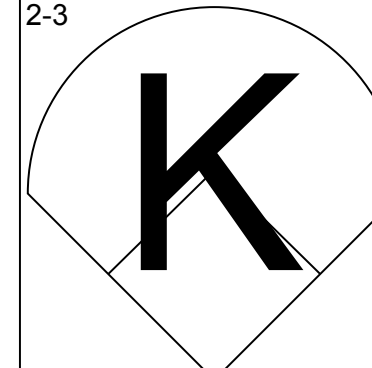




Batter	1	2	3	4	5	6	7	8	9	AB R H RBI BB SO LOB	TOP									
Stan Javier, S (1, 7) OBP: 0.336, SLG: 0.411	0-3 K		1-2 G5-3			3-2 SF9 1B		3-2 BB 1B	0-3 K	5 2 2 0 0 2 0	<b>San Francisco Giants @ Houston Astros</b> Astrodome, Houston, TX Sat May 15 1999, 8:05 PM EDT Att. 40,871 - Dome - 72 F									
F.P. Santangelo, S (1, 8) OBP: 0.406, SLG: 0.255	1-3 K			1-2 F8		0-1 1B 1B		4-2 2B 1B BB		3 1 1 0 1 1 0										
Ellis Burks, R (1, 9) OBP: 0.419, SLG: 0.491	4-1 BB			1-1 P3		2-2 1B		2-1 1B 2B		2 0 1 0 1 0 0										
Armando Rios, L (7, 9) OBP: 0.318, SLG: 0.439						1-2 2-3 1B		1-3 2-H 1B 2B		1 1 1 1 0 0 0										
Jeff Kent, R (1, 4) OBP: 0.396, SLG: 0.496	2-2 G1-3			1-0 G5-3		2-0 SF9		0-0 F8		2 0 0 1 0 0 1										
Ramon Martinez, R (7, 4) OBP: 0.320, SLG: 0.413						3-H				1 0 0 0 0 0 2										
Charlie Hayes, R (1, 5) OBP: 0.271, SLG: 0.277				1-0 G5-3		3-1 G6-3		0-1 1B 1B		4 0 1 1 0 0 2										
Rich Aurilia, R (1, 6) OBP: 0.377, SLG: 0.504				1-0 F9		2-0 G6-3		2-2 1B		3 0 0 0 0 0 0										
Alan Embree, L (7, 1)								G4-6-3 1B		0 0 0 0 0 0 0										
Marvin Benard, L (8, PH) OBP: 0.306, SLG: 0.361								1-2 2-H 1B		1 0 1 1 0 0 0										
Rich Rodriguez, L (8, 1)										0 0 0 0 0 0 0										
J.T. Snow, L (1, 3) OBP: 0.391, SLG: 0.398				1-2 P6		3-3 K		0-1 G4-6-3		4 0 0 0 0 2 2	<b>AB 34</b> <b>R 5</b> <b>H 9</b> <b>RBI 5</b> <b>BB 2</b> <b>SO 7</b> <b>LOB 8</b>									
Scott Servais, R (1, 2) OBP: 0.354, SLG: 0.474				2-1 L8		1-0 HR		3-2 1B		4 1 2 1 0 0 0										
Mark Gardner, R (1, 1) OBP: 0.250, SLG: 0.143				0-0 G5-3		0-1 G6-3		0-3 K		1 0 0 0 0 0 0										
Felix Rodriguez, R (5, 1) OBP: 0.333, SLG: 1.333										1 0 0 0 0 0 0										
Wilson Delgado, S (7, PH) OBP: 0.333, SLG: 0.500										2 0 0 0 0 2 1										
<b>Inning Stats</b>	R: 0 E: 0 K: 2 S: 10	H: 0 LOB: 1 BB: 1 P: 17	R: 0 E: 0 K: 0 S: 6	H: 0 LOB: 0 BB: 0 P: 9	R: 0 E: 0 K: 0 S: 6	H: 0 LOB: 0 BB: 0 P: 9	R: 0 E: 0 K: 1 S: 6	H: 0 LOB: 0 BB: 0 P: 14	R: 2 E: 0 K: 0 S: 18	H: 4 LOB: 2 BB: 0 P: 29	R: 0 E: 0 K: 2 S: 11	H: 1 LOB: 1 BB: 0 P: 17	R: 3 E: 0 K: 0 S: 21	H: 4 LOB: 1 BB: 1 P: 32	R: 0 E: 0 K: 2 S: 9	H: 0 LOB: 0 BB: 0 P: 12	1B: 7 2B: 1 3B: 0 HR: 1	SF: 1 SAC: 0 DP: 1 HBP: 0	WP: 0 PB: 0 SB: 0 CS: 0	PA: 37
<b>PITCHER</b>	IP WLS BF H R ER SO BB IBB HBP BLK WP HR S P ERA WHIP																			
Mike Hampton, L (1, 1) ERA: 2.8	7.0 W 27 5 2 2 5 1 0 0 0 0 0 1 63 104 2.57 0.857																			
Brian Williams, R (8, 1) ERA: 4.15	0.1 6 4 3 3 0 1 0 0 0 0 0 0 19 30 81.00 15.000																			
Scott Elarton, R (8, 1) ERA: 1.27	1.2 4 0 0 0 0 2 0 0 0 0 0 0 11 14 0.00 0.000																			





Batter	1	2	3	4	5	6	7	8	9	10	11	AB	R	H	RBI	BB	SO	LOB	TOP						
<b>Marvin Benard, L</b> (1, 8) <small>OBP: 0.300, SLG: 0.352</small> <b>Joe Nathan, R</b> (11, 1)						 1B						6	1	1	0	0	2	4							
<b>Rich Aurilia, R</b> (1, 6) <small>OBP: 0.370, SLG: 0.516</small>						 1-H						5	1	1	2	0	2	2							
<b>Ellis Burks, R</b> (1, 9) <small>OBP: 0.411, SLG: 0.473</small>								 BB				4	0	0	0	1	2	0							
<b>Jeff Kent, R</b> (1, 4) <small>OBP: 0.391, SLG: 0.466</small>								 1-2				5	0	1	0	0	1	1							
<b>J.T. Snow, L</b> (1, 3) <small>OBP: 0.391, SLG: 0.394</small>		 2B 1B										4	1	1	0	1	1	1							
<b>Stan Javier, S</b> (1, 7) <small>OBP: 0.342, SLG: 0.432</small> <b>Robb Nen, R</b> (8, 1) <b>Armando Rios, L</b> (11, PH) <small>OBP: 0.333, SLG: 0.524</small> (11, 7)		 1-3 2B				 2B		 2-3				4	1	2	0	0	0	2							
<b>Charlie Hayes, R</b> (1, 5) <small>OBP: 0.269, SLG: 0.274</small>		 2-3 3-H				 1B						5	0	1	1	0	2	3							
<b>Brent Mayne, L</b> (1, 2) <small>OBP: 0.417, SLG: 0.424</small> <b>Scott Servais, R</b> (9, PH) <small>OBP: 0.358, SLG: 0.466</small> (9, 2)						 1B				 HBP		3	0	1	1	0	0	1							
<b>Russ Ortiz, R</b> (1, 1) <small>OBP: 0.136, SLG: 0.136</small> <b>John Johnstone, R</b> (7, 1) <b>Rich Rodriguez, L</b> (8, 1) <b>F.P. Santangelo, S</b> (8, 7) <small>OBP: 0.408, SLG: 0.264</small> (11, 8)								 1-2 2-3				2	0	0	0	0	0	0							
<b>Inning Stats</b>	R: 0 E: 0 S: 8	H: 0 LOB: 0 P: 13	R: 1 E: 0 S: 8	H: 2 LOB: 1 BB: 0 P: 14	R: 0 E: 0 S: 7	H: 0 LOB: 0 BB: 0 P: 8	R: 0 E: 0 S: 5	H: 0 LOB: 0 BB: 0 P: 7	R: 0 E: 0 S: 4	H: 0 LOB: 0 BB: 0 P: 7	R: 2 E: 0 S: 9	H: 3 LOB: 1 BB: 0 P: 11	R: 1 E: 0 S: 17	H: 3 LOB: 2 BB: 0 P: 25	R: 0 E: 0 S: 9	H: 0 LOB: 2 BB: 2 P: 21	R: 0 E: 0 S: 7	H: 0 LOB: 0 BB: 0 P: 7	R: 1 E: 0 S: 9	H: 2 LOB: 2 BB: 0 P: 10	1B: 6 2B: 2 3B: 0 HR: 2	SF: 0 SAC: 1 DP: 0 HBP: 1	WP: 0 PB: 0 SB: 1 CS: 0	PA: 46	
<b>PITCHER</b>	IP	WLS	BF	H	R	ER	SO	BB	IBB	HBP	BLK	WP	HR	S	P	ERA	WHIP								
<b>Sean Bergman, R</b> (1, 1) <small>ERA: 4.81</small>	6.0		26	8	4	4	3	0	0	0	0	0	1	48	71	6.00	1.333								
<b>Jay Powell, R</b> (7, 1) <small>ERA: 4.11</small>	2.0		8	0	0	0	3	2	0	0	0	0	0	19	35	0.00	1.000								
<b>Billy Wagner, L</b> (9, 1) <small>ERA: 2.93</small>	2.0		6	0	0	0	3	0	0	0	0	0	0	16	21	0.00	0.000								
<b>Scott Elarton, R</b> (11, 1) <small>ERA: 1.61</small>	1.0	L	6	2	1	1	2	0	0	1	0	0	1	9	10	9.00	2.000								

**San Francisco Giants @ Houston Astros**  
 Astrodome, Houston, TX  
 Sun May 16 1999, 8:05 PM EDT  
 Att. 29,671 - Dome - 72 F

AB	42
R	5
H	10
RBI	5
BB	2
SO	11
LOB	14



Batter	1	2	3	4	5	6	7	8	9	10	11	AB R H RBI BB SO LOB
<b>Craig Biggio, R</b> OBP: 0.388, SLG: 0.503 (1, 4)	G6-3	F8			G5-3		P4	2B			SH3-4	5 0 1 2 0 0 3
<b>Derek Bell, R</b> OBP: 0.321, SLG: 0.429 (1, 9)	1B		F9		G6-3		BB	K			G6-3	5 0 1 0 1 1 3
<b>5 Jeff Bagwell, R</b> OBP: 0.429, SLG: 0.622 (1, 3)	1B		K		F8		HBP				K	5 0 1 0 0 3 1
<b>Ken Caminiti, S</b> OBP: 0.388, SLG: 0.397 (1, 5)	G4-6-3		G1-3				K	K			P6	5 0 0 0 0 2 5
<b>Carl Everett, S</b> OBP: 0.379, SLG: 0.459 (1, 8)		2B					1B	F7			G1-3	5 2 2 0 0 1 3
<b>Richard Hidalgo, R</b> OBP: 0.329, SLG: 0.496 (1, 7)		F7			P9		P2	2B			P2	5 1 1 0 0 0 2
<b>Tony Eusebio, R</b> OBP: 0.422, SLG: 0.375 (1, 2)												2 0 2 1 2 0 0
<b>Glen Barker, S</b> OBP: 0.455, SLG: 0.545 (8, PR)		1B						2B			G3	0 1 0 0 0 0 0
<b>Paul Bako, L</b> OBP: 0.452, SLG: 0.538 (9, 2)		BB					1B	BB				1 0 0 0 0 0 0
<b>Tim Bogar, R</b> OBP: 0.374, SLG: 0.400 (1, 6)												2 0 1 1 1 0 1
<b>Billy Wagner, L</b> (9, 1)												0 0 0 0 0 0 0
<b>Jack Howell, L</b> OBP: 0.353, SLG: 0.357 (10, PH)												1 0 0 0 0 0 0
<b>Scott Elarton, R</b> (11, 1)		1B										0 0 0 0 0 0 0
<b>Sean Bergman, R</b> OBP: 0.133, SLG: 0.533 (1, 1)												2 0 0 0 0 1 4
<b>Jay Powell, R</b> (7, 1)												0 0 0 0 0 0 0
<b>Bill Spiers, L</b> OBP: 0.439, SLG: 0.511 (7, 6)												1 0 0 0 2 1 3
<b>Russ Johnson, R</b> OBP: 0.250, SLG: 0.286 (8, PH)												0 0 0 0 0 0 0

Inning Stats	R: 0	H: 2	E: 0	LOB: 1	K: 0	BB: 0	S: 7	P: 12
	R: 1	H: 2	E: 0	LOB: 2	K: 0	BB: 1	S: 10	P: 18
	R: 0	H: 0	E: 0	LOB: 0	K: 1	BB: 0	S: 7	P: 11
	R: 0	H: 1	E: 0	LOB: 2	K: 2	BB: 1	S: 14	P: 27
	R: 0	H: 0	E: 0	LOB: 0	K: 0	BB: 0	S: 9	P: 12
	R: 1	H: 2	E: 0	LOB: 1	K: 1	BB: 0	S: 12	P: 19
	R: 0	H: 0	E: 0	LOB: 3	K: 1	BB: 2	S: 14	P: 29
	R: 2	H: 2	E: 0	LOB: 2	K: 2	BB: 1	S: 18	P: 29
	R: 0	H: 0	E: 0	LOB: 0	K: 1	BB: 0	S: 10	P: 12
	R: 0	H: 0	E: 0	LOB: 0	K: 0	BB: 0	S: 3	P: 3
	R: 0	H: 0	E: 0	LOB: 1	K: 1	BB: 1	S: 5	P: 9
	1B: 5	SF: 0	2B: 4	SAC: 2	3B: 0	DP: 1	HR: 0	HBP: 1

PITCHER	IP	WLS	BF	H	R	ER	SO	BB	IBB	HBP	BLK	WP	HR	S	P	ERA	WHIP
<b>Russ Ortiz, R</b> ERA: 2.53 (1, 1)	6.1		29	7	2	2	4	3	1	0	0	0	0	65	115	2.84	1.579
<b>John Johnstone, R</b> ERA: 1.42 (7, 1)	1.0	H	6	1	2	2	1	1	0	1	0	0	0	15	25	18.00	2.000
<b>Rich Rodriguez, L</b> ERA: 2.61 (8, 1)	0.1	H	1	0	0	0	1	0	0	0	0	0	0	6	8	0.00	0.000
<b>Robb Nen, R</b> ERA: 3.68 (8, 1)	2.1	W	8	1	0	0	2	0	0	0	0	0	0	18	24	0.00	0.429
<b>Joe Nathan, R</b> ERA: 2.42 (11, 1)	1.0	S	4	0	0	0	1	1	0	0	0	0	0	5	9	0.00	1.000

**BOTTOM**

**San Francisco Giants @ Houston Astros**  
Astrodome, Houston, TX

Sun May 16 1999, 8:05 PM EDT  
Att. 29,671 - Dome - 72 F

AB	39
R	4
H	9
RBI	4
BB	6
SO	9
LOB	25



WP: 0	PA: 48
PB: 0	
SB: 3	
CS: 0	





Batter	1	2	3	4	5	6	7	8	9	AB R H RBI BB SO LOB
Marvin Benard, L (1, 8) OBP: 0.299, SLG: 0.344	3-2 G3-1		4-1 G4-3 S BB		2-1 P8			3-2 P4		3 0 0 0 1 0 0
Rich Aurilia, R (1, 6) OBP: 0.367, SLG: 0.504	2-2 G5-3		1-2 G4-3		0-1 P3			4-0 FC5-4 BB		3 0 0 0 1 0 1
Ellis Burks, R (1, 9) OBP: 0.400, SLG: 0.457	0-0 G6-3		3-2 G5-3		2-2 G6-3			0-1 F8		4 0 0 0 0 0 2
Jeff Kent, R (1, 4) OBP: 0.387, SLG: 0.479		0-0 S 1B		0-0 G3		0-1 F8		1-0 FC5-4 1-2f		4 0 1 0 0 0 1
J.T. Snow, L (1, 3) OBP: 0.388, SLG: 0.390		3-2 SAFE SAFE F7		0-1 G3		2-3 K		0-1 G4-6-3 1B		4 0 1 0 0 1 1
Stan Javier, S (1, 7) OBP: 0.341, SLG: 0.439		1-3 SAFE K		2-1 1B 2B		0-1 G4-3		1-3 K		3 1 1 0 0 1 1
Jerry Spradlin, S (7, 1)										0 0 0 0 0 0 0
Alan Embree, L (8, 1)										0 0 0 0 0 0 0
Felix Rodriguez, R (9, 1) OBP: 0.333, SLG: 1.333		1-2 K								0 0 0 0 0 0 0
Bill Mueller, S (9, PH)										1 0 0 0 0 1 1
Charlie Hayes, R (1, 5) OBP: 0.275, SLG: 0.269		4-1 BB BB		4-1 1B BB				0-0 G6-3 1-2f		2 0 0 0 2 0 1
Scott Servais, R (1, 2) OBP: 0.362, SLG: 0.467		1-3 K		1-1 1B				1-2 G4-3		2 0 1 1 0 1 2
Armando Rios, L (7, 7) OBP: 0.326, SLG: 0.512				1-3 2-H 1B						1 0 0 0 0 0 0
Shawn Estes, R (1, 1) OBP: 0.400, SLG: 0.417			1-2 G5-3		2-2 G5-3			2-2 F8		2 0 0 0 0 0 2
Brent Mayne, L (7, 2) OBP: 0.412, SLG: 0.419										1 0 0 0 0 0 0

Inning Stats	R: 0 E: 0 K: 0 S: 10	H: 0 LOB: 0 BB: 0 P: 15	R: 0 E: 0 K: 2 S: 11	H: 1 LOB: 2 BB: 1 P: 20	R: 0 E: 0 K: 0 S: 11	H: 0 LOB: 1 BB: 1 P: 20	R: 1 E: 0 K: 0 S: 11	H: 2 LOB: 2 BB: 1 P: 20	R: 0 E: 0 K: 0 S: 7	H: 0 LOB: 0 BB: 0 P: 11	R: 0 E: 0 K: 1 S: 8	H: 0 LOB: 0 BB: 0 P: 10	R: 0 E: 0 K: 0 S: 9	H: 0 LOB: 0 BB: 0 P: 12	R: 0 E: 0 K: 0 S: 6	H: 0 LOB: 1 BB: 1 P: 14	R: 0 E: 0 K: 1 S: 7	H: 1 LOB: 0 BB: 0 P: 11	1B: 3 2B: 1 3B: 0 HR: 0	SF: 0 SAC: 0 DP: 1 HBP: 0
--------------	-------------------------------	----------------------------------	-------------------------------	----------------------------------	-------------------------------	----------------------------------	-------------------------------	----------------------------------	------------------------------	----------------------------------	------------------------------	----------------------------------	------------------------------	----------------------------------	------------------------------	----------------------------------	------------------------------	----------------------------------	----------------------------------	------------------------------------

**BOTTOM**

Arizona Diamondbacks @ San Francisco Giants  
3Com Park at Candlestick Point, San Francisco, CA

Mon May 17 1999, 10:05 PM EDT  
Att. 10,846 - Cloudy - 59 F

AB	30
R	1
H	4
RBI	1
BB	4
SO	4
LOB	12

WP: 0 PA: 34  
PB: 0  
SB: 2  
CS: 0



PITCHER	IP	WLS	BF	H	R	ER	SO	BB	IBB	HBP	BLK	WP	HR	S	P	ERA	WHIP
Todd Stottlemyre, R (1, 1) ERA: 3.59	4.0		18	3	1	1	2	3	0	0	0	0	0	43	75	2.25	1.500
John Frascatore, R (5, 1) ERA: 2.49	2.0	W	6	0	0	0	1	0	0	0	0	0	0	15	21	0.00	0.000
Greg Swindell, L (7, 1) ERA: 4.67	1.1		4	0	0	0	0	0	0	0	0	0	0	12	18	0.00	0.000
Darren Holmes, R (8, 1) ERA: 3.38	0.2		3	0	0	0	0	1	0	0	0	0	0	3	8	0.00	1.500
Gregg Olson, R (9, 1) ERA: 3.77	1.0		3	1	0	0	1	0	0	0	0	0	0	7	11	0.00	1.000



Batter	1	2	3	4	5	6	7	8	9	AB R H RBI BB SO LOB	TOP							
Tony Womack, L (1, 9) OBP: 0.324, SLG: 0.350	1-2 K	2-2 F8		1-1 1B		1-1 P5		3-1 F8		5 0 1 0 0 1 1	<p>Arizona Diamondbacks @ San Francisco Giants</p> <p>3Com Park at Candlestick Point, San Francisco, CA</p> <p>Tue May 18 1999, 10:05 PM EDT</p> <p>Att. 10,900 - Unknown - 59 F</p>							
Jay Bell, R (1, 4) OBP: 0.383, SLG: 0.615	4-2 HR BB		2-3 K	1-2 F8			0-1 2B HR 1B	4-1 G4-3 BB		3 2 1 0 2 1 1								
Luis Gonzalez, L (1, 7) OBP: 0.458, SLG: 0.722	2-1 HR		2-1 P4		0-0 G3 1B		2-2 HR 2B	3-2 G4-3		5 2 3 2 0 0 1								
Matt Williams, R (1, 5) OBP: 0.377, SLG: 0.656	1-2 1B		3-3 K BB		2-2 P9		4-0 HR IBB	4-0 IBB		3 1 1 0 2 1 1								
Travis Lee, L (1, 3) OBP: 0.317, SLG: 0.350	0-0 F9		4-2 BB		0-0 G3		1-0 HR	1-0 G3		4 1 1 4 1 0 4								
Steve Finley, L (1, 8) OBP: 0.304, SLG: 0.441	1-1 F9		2-2 P2		4-0 IBB		0-0 G4-3		0-0 1B	4 0 1 0 1 0 3								
Kelly Stinnett, R (1, 2) OBP: 0.222, SLG: 0.259		0-1 P3		3-1 HR		2-2 P6		3-2 F8		5 1 1 1 0 1 3								
Andy Fox, L (1, 6) OBP: 0.366, SLG: 0.421		0-0 1B		3-2 F7		2-0 F9		2-2 1B		5 0 2 0 0 1 1								
Armando Reynoso, R (1, 1) OBP: 0.231, SLG: 0.308		3-1 P4		1-0 G5-3		1-3 K		0-3 K		4 0 0 0 0 2 2								
Darren Holmes, R (7, 1)										0 0 0 0 0 0 0								
David Dellucci, L (9, PH) OBP: 0.467, SLG: 0.480										1 0 0 0 0 1 1								
Greg Swindell, L (9, 1)										0 0 0 0 0 0 0								
<b>Inning Stats</b>	R: 2 E: 0 K: 1 S: 15	H: 2 LOB: 1 BB: 1 P: 24	R: 0 E: 0 K: 0 S: 9	H: 1 LOB: 1 BB: 0 P: 13	R: 0 E: 0 K: 2 S: 13	H: 0 LOB: 2 BB: 1 P: 26	R: 1 E: 0 K: 0 S: 15	H: 2 LOB: 1 BB: 0 P: 24	R: 0 E: 0 K: 1 S: 10	H: 0 LOB: 0 BB: 0 P: 10	R: 4 E: 0 K: 1 S: 18	H: 4 LOB: 1 BB: 1 P: 30	R: 0 E: 0 K: 3 S: 11	H: 1 LOB: 1 BB: 0 P: 15	1B: 7 2B: 1 3B: 0 HR: 3	SF: 0 SAC: 0 DP: 0 HBP: 0	WP: 1 PB: 0 SB: 0 CS: 0	PA: 45
<b>PITCHER</b>	IP WLS BF H R ER SO BB IBB HBP BLK WP HR S P ERA WHIP																	
Chris Brock, R (1, 1) ERA: 4.01	6.0 L 29 7 4 4 4 2 1 0 0 1 2 70 117 6.00 1.500																	
Rich Rodriguez, L (7, 1) ERA: 4.38	2.0 12 3 3 3 1 1 2 0 0 0 1 23 50 13.50 2.000																	
Jerry Spradlin, R (9, 1) ERA: 8.59	1.0 4 1 0 0 0 3 0 0 0 0 0 0 11 15 0.00 1.000																	

AB	39
R	7
H	11
RBI	7
BB	6
SO	8
LOB	18



Batter	1	2	3	4	5	6	7	8	9	AB R H RBI BB SO LOB
Marvin Benard, L (1, 8) OBP: 0.309, SLG: 0.360	0-1 G4-3		2-2 G3 2B		0-1 L4		1 SAFE 2-2 FC5-4 1B		0-0 E4 1B	5 1 3 0 0 0 0
Bill Mueller, S (1, 5) OBP: 0.286, SLG: 0.167	1-1 G4-3		2 SAFE 2-0 G3 2-3		1-0 G6-3		2-3 K		0-0 1B	5 0 1 1 0 1 3
Ellis Burks, R (1, 9) OBP: 0.400, SLG: 0.450	4-2 BB		3-3 K			0-0 1B 1B	0-0 FC5-4 FC5-4 1-2f 2-3		1-3 K	4 1 1 0 1 2 4
Jeff Kent, R (1, 4) OBP: 0.379, SLG: 0.466	3-3 K		1-1 G5-3			1-0 F8	0-0 FC5-4 1-2f			4 0 0 0 0 1 5
J.T. Snow, L (1, 3) OBP: 0.396, SLG: 0.421		1-0 BB BB G1-2-3 1B		2-1 HR		0-0 1B 1B		2-1 G3-1		4 1 3 1 0 0 0
Stan Javier, S (1, 7) OBP: 0.346, SLG: 0.436		1 SAFE 4-0 G1-2-3 BB 1-2 BB		1-1 G3		0-0 1B 1B 1-2 2-H		2-3 K		3 0 1 1 1 1 0
Rich Aurilia, R (1, 6) OBP: 0.373, SLG: 0.504		4-0 G1-2-3 BB 1-2 2-3 BB		1-1 F7		0-1 G4-6-3 1B 1-2 2-3		1-2 K		2 0 1 0 1 0 0 0 0 0 0 0 0 0
Jerry Spradlin, S (9, 1)										
Brent Mayne, L (1, 2) OBP: 0.396, SLG: 0.400		2-1 G1-2-3 1-2 2-3 3-H		0-3 K		0-2 G4-6-3 1-2f			0-0 P7	4 0 0 0 0 1 6
Chris Brock, R (1, 1) OBP: 0.158, SLG: 0.111		2-3 K							0-2 G6-3	2 0 0 0 0 1 2 0 0 0 0 0 0 0 2 0 1 0 0 0 0 1 0 0 0 0 1 0
Rich Rodriguez, L (7, 1)										
Wilson Delgado, S (7, 6) OBP: 0.375, SLG: 0.500										
Armando Rios, L (8, PH) OBP: 0.319, SLG: 0.500										

**BOTTOM**

Arizona Diamondbacks @ San Francisco Giants  
 3Com Park at Candlestick Point, San Francisco, CA  
 Tue May 18 1999, 10:05 PM EDT  
 Att: 10,900 - Unknown - 59 F

livebaseballscorecards.com


AB	36
R	3
H	11
RBI	3
BB	3
SO	8
LOB	20



Inning Stats	R: 0	H: 0	E: 0	K: 1	S: 9	H: 0	LOB: 1	BB: 1	P: 17	R: 0	H: 1	E: 0	K: 1	S: 7	H: 1	LOB: 2	BB: 2	P: 20	R: 0	H: 1	E: 0	K: 1	S: 9	H: 1	LOB: 0	BB: 0	P: 13	R: 0	H: 0	E: 0	K: 0	S: 5	H: 4	LOB: 2	BB: 0	P: 11	R: 0	H: 2	E: 0	K: 1	S: 13	H: 0	LOB: 0	BB: 0	P: 14	R: 1	H: 2	E: 1	K: 1	S: 10	H: 2	LOB: 1	BB: 0	P: 11	1B: 9	SF: 0	2B: 1	SAC: 0	3B: 0	DP: 2	HR: 1	HBP: 0	WP: 0	PA: 39
--------------	------	------	------	------	------	------	--------	-------	-------	------	------	------	------	------	------	--------	-------	-------	------	------	------	------	------	------	--------	-------	-------	------	------	------	------	------	------	--------	-------	-------	------	------	------	------	-------	------	--------	-------	-------	------	------	------	------	-------	------	--------	-------	-------	-------	-------	-------	--------	-------	-------	-------	--------	-------	--------

PITCHER	IP	WLS	BF	H	R	ER	SO	BB	IBB	HBP	BLK	WP	HR	S	P	ERA	WHIP
Armando Reynoso, R (1, 1) ERA: 3.89	6.0		28	9	2	2	4	3	0	0	0	0	1	56	94	3.00	2.000
Darren Holmes, R (7, 1) ERA: 3.0	2.0		6	0	0	0	3	0	0	0	0	0	0	15	22	0.00	0.000
Greg Swindell, L (9, 1) ERA: 4.42	1.0		5	2	1	0	1	0	0	0	0	0	0	10	11	0.00	2.000



Batter	1	2	3	4	5	6	7	8	9	AB R H RBI BB SO LOB	TOP														
Steve Finley, L (1, 8) OBP: 0.297, SLG: 0.429	1-1 G6-3		1-2 G3			0-2 G3		0-3 K		4 0 0 0 0 1 0	<p>Arizona Diamondbacks @ San Francisco Giants 3Com Park at Candlestick Point, San Francisco, CA</p> <p>Wed May 19 1999, 4:05 PM EDT Att. 15,793 - Cloudy - 58 F</p> <p>livebaseballscorecards.com</p> <table border="1"> <tr><td>AB</td><td>32</td></tr> <tr><td>R</td><td>3</td></tr> <tr><td>H</td><td>6</td></tr> <tr><td>RBI</td><td>3</td></tr> <tr><td>BB</td><td>1</td></tr> <tr><td>SO</td><td>7</td></tr> <tr><td>LOB</td><td>5</td></tr> </table> 	AB	32	R	3	H	6	RBI	3	BB	1	SO	7	LOB	5
AB	32																								
R	3																								
H	6																								
RBI	3																								
BB	1																								
SO	7																								
LOB	5																								
Jay Bell, R (1, 4) OBP: 0.375, SLG: 0.600	1-2 F9		0-0 P3			2-2 F9		1-1 F8		4 0 0 0 0 0 0															
Luis Gonzalez, L (1, 7) OBP: 0.446, SLG: 0.701	2-3 K				0-3 K	0-0 G4-3		0-3 K		4 0 0 0 0 3 0															
Matt Williams, R (1, 5) OBP: 0.369, SLG: 0.641		1-0 G5-3			1-1 F7		1-1 F8		1-1 F8	4 0 0 0 0 0 0															
Greg Colbrunn, R (1, 3) OBP: 0.333, SLG: 0.423		3-0 HR 1B			0-0 1B		1-3 K		1-1 P3	4 1 2 0 0 1 0															
Bernard Gilkey, R (1, 9) OBP: 0.367, SLG: 0.536		2-1 P3			1-0 F9		1-1 2B 1B		3-2 F8	4 1 1 0 0 0 2															
Damian Miller, R (1, 2) OBP: 0.370, SLG: 0.553		2-0 HR 1-H				2-3 K		2-2 2B 1-H		3 1 2 3 0 1 0															
Tony Batista, R (1, 6) OBP: 0.287, SLG: 0.333		2-2 G5-3				2-0 G1-6-3 1B		4-1 BB		2 0 1 0 1 0 0															
Andy Benes, R (1, 1) OBP: 0.200, SLG: 0.077			2-3 K		0-1 G1-6-3		0-0 G3			2 0 0 0 0 1 1															
David Dellucci, L (7, PH) OBP: 0.452, SLG: 0.462					1-2f					1 0 0 0 0 0 2															
Amaury Telemaco, R (7, 1)										0 0 0 0 0 0 0															
Vladimir Nunez, R (8, 1)										0 0 0 0 0 0 0															
<b>Inning Stats</b>	R: 0 E: 0 K: 1 S: 9	H: 0 LOB: 0 BB: 0 P: 13	R: 2 E: 0 K: 0 S: 8	H: 2 LOB: 0 BB: 0 P: 18	R: 0 E: 0 K: 1 S: 7	H: 0 LOB: 0 BB: 0 P: 10	R: 0 E: 0 K: 1 S: 9	H: 1 LOB: 1 BB: 0 P: 11	R: 0 E: 0 K: 1 S: 6	H: 1 LOB: 0 BB: 0 P: 10	R: 0 E: 0 K: 0 S: 7	H: 0 LOB: 0 BB: 0 P: 9	R: 1 E: 0 K: 1 S: 12	H: 2 LOB: 2 BB: 1 P: 21	R: 0 E: 0 K: 2 S: 8	H: 0 LOB: 0 BB: 0 P: 9	R: 0 E: 0 K: 0 S: 7	H: 0 LOB: 0 BB: 0 P: 12	1B: 4 2B: 1 3B: 0 HR: 1	SF: 0 SAC: 0 DP: 1 HBP: 0	WP: 0 PB: 0 SB: 0 CS: 0	PA: 33			
<b>PITCHER</b>	IP WLS BF H R ER SO BB IBB HBP BLK WP HR S P ERA WHIP																								
Kirk Rueter, L (1, 1) ERA: 6.18	7.0 W 27 6 3 3 5 1 0 0 0 0 1 58 92 3.86 1.000																								
Alan Embree, L (8, 1) ERA: 3.14	1.0 H 3 0 0 0 2 0 0 0 0 0 0 8 9 0.00 0.000																								
Robb Nen, R (9, 1) ERA: 3.52	1.0 3 0 0 0 0 0 0 0 0 0 0 7 12 0.00 0.000																								

Batter	1	2	3	4	5	6	7	8	9
Marvin Benard, L (1, 8) OBP: 0.318, SLG: 0.364	4-2 G4-6-3 S BB		1-3 K		2-3 K		0-0 CS 1B	0-0 1-3 2-H 1B	
Bill Mueller, S (1, 5) OBP: 0.500, SLG: 0.143	4-0 G4-6-3 1-2 BB		4-1 BB		4-0 G6-4-3 BB		4-2 1B 1-2 BB	3-3 K	
Armando Rios, L (1, 9) OBP: 0.314, SLG: 0.479	1-1 G4-6-3 1-2f 2-3		0-0 P7		2-2 G6-4-3 1-2f		2-1 G6-4-3 1B		
Jeff Kent, R (1, 4) OBP: 0.376, SLG: 0.480	1-0 G5-3			3-1 E5 S 2B		0-0 HR	2-2 G6-4-3 1-2f		
J.T. Snow, L (1, 3) OBP: 0.399, SLG: 0.419		1-0 FC5-4 1B		2-2 P7		2-3 K HR		4-2 SH1-4 2B BB	
Rich Aurilia, R (1, 6) OBP: 0.372, SLG: 0.523		1-2 FC5-4 FC4-6 1-2f		3-3 K		1-1 HR		0-0 SH1-4	
F.P. Santangelo, S (1, 7) OBP: 0.427, SLG: 0.291		2-2 F9		0-1 1B 2B		4-2 G3-6-1 BB		4-2 2B BB	
Brent Mayne, L (1, 2) OBP: 0.400, SLG: 0.409		3-1 FC4-6 1-2f		4-0 1B IBB		1-2 G3-6-1 1-2f		1-0 1B 2B	
Kirk Rueter, L (1, 1) OBP: 0.133, SLG: 0.133			1-0 G3		1-0 1B		2-2 G1-3		
Alan Embree, L (8, 1)									
Stan Javier, S (8, PH) OBP: 0.352, SLG: 0.436									
Shawn Estes, R (8, PR) OBP: 0.400, SLG: 0.417									
Robb Nen, R (9, 1)									

Inning Stats	R: 0 E: 0 K: 0 S: 7	H: 0 LOB: 1 BB: 2 P: 17	R: 0 E: 0 K: 0 S: 10	H: 1 LOB: 1 BB: 0 P: 17	R: 0 E: 0 K: 1 S: 8	H: 0 LOB: 1 BB: 1 P: 14	R: 2 E: 1 K: 1 S: 13	H: 2 LOB: 2 BB: 1 P: 26	R: 0 E: 0 K: 1 S: 9	H: 0 LOB: 0 BB: 1 P: 17	R: 3 E: 0 K: 1 S: 16	H: 2 LOB: 0 BB: 1 P: 26	R: 0 E: 0 K: 0 S: 8	H: 2 LOB: 1 BB: 1 P: 16	R: 3 E: 0 K: 1 S: 11	H: 2 LOB: 1 BB: 3 P: 27
--------------	------------------------------	----------------------------------	-------------------------------	----------------------------------	------------------------------	----------------------------------	-------------------------------	----------------------------------	------------------------------	----------------------------------	-------------------------------	----------------------------------	------------------------------	----------------------------------	-------------------------------	----------------------------------

PITCHER	IP	WLS	BF	H	R	ER	SO	BB	IBB	HBP	BLK	WP	HR	S	P	ERA	WHIP
Andy Benes, R (1, 1) ERA: 6.19	6.0	L	27	5	5	3	4	5	1	0	0	1	2	63	117	4.50	1.667
Amaury Telemaco, R (7, 1) ERA: 11.57	1.1		9	3	3	3	0	4	0	0	0	0	0	15	36	20.25	5.250
Vladimir Nunez, R (8, 1) ERA: 0.75	0.2		2	1	0	0	1	0	0	0	0	0	0	4	7	0.00	1.500

**BOTTOM**

Arizona Diamondbacks @ San Francisco Giants  
3Com Park at Candlestick Point, San Francisco, CA

Wed May 19 1999, 4:05 PM EDT  
Att. 15,793 - Cloudy - 58 F

AB	27
R	8
H	9
RBI	8
BB	10
SO	5
LOB	14

livebaseballscorecards.com



1B: 5	SF: 0	WP: 1	PA: 38
2B: 2	SAC: 1	PB: 0	
3B: 0	DP: 4	SB: 2	
HR: 2	HBP: 0	CS: 1	



Batter	1	2	3	4	5	6	7	8	9	AB R H RBI BB SO LOB	TOP																	
<b>Craig Biggio, R</b> (1, 4) OBP: 0.378, SLG: 0.500	1-1 F8		2-2 P6		1-1 F9		0-0 HR		2-2 G5-3	5 1 1 1 0 0 1																		
<b>Derek Bell, R</b> (1, 9) OBP: 0.317, SLG: 0.415	1-2 F7		1-2 G1-3		1-3 K		2-1 5 1B			4 1 1 0 0 1 1																		
<b>5 Jeff Bagwell, R</b> (1, 3) OBP: 0.453, SLG: 0.689	0-1 2B		4-2 1B 1-2 BB		1-1 G3		2-2 1-H G4-6-3 1B			3 0 2 1 1 0 0																		
<b>Ken Caminiti, S</b> (1, 5) OBP: 0.373, SLG: 0.377 <b>Jack Howell, L</b> (3, PR) OBP: 0.300, SLG: 0.294 (3, 5)	4-2 BB		0-0 1-3 2-H 1B		0-1 G4-3		0-0 1-2f G4-6-3			1 0 1 1 1 0 0 2 0 0 0 0 0 1																		
<b>Carl Everett, S</b> (1, 8) OBP: 0.368, SLG: 0.446	3-1 F7		3-2 F7		4-1 G5-3 BB		2-1 F7			3 0 0 0 1 0 4																		
<b>Richard Hidalgo, R</b> (1, 7) OBP: 0.306, SLG: 0.462		2-2 P3		2-0 P3		2-2 G5-3		0-1 P4		4 0 0 0 0 0 1																		
<b>Paul Bako, L</b> (1, 2) OBP: 0.462, SLG: 0.531		3-3 K		1-2 1B		4-1 BB		1-0 P5		3 0 1 0 1 1 0																		
<b>Tim Lincecum, R</b> (1, 6) OBP: 0.352, SLG: 0.358		1-2 F7		1-0 P2		1-2 G4-3		1-2 G6-3		4 0 0 0 0 0 3																		
<b>Sean Bergman, R</b> (1, 1) OBP: 0.176, SLG: 0.529 <b>Alex Diaz, S</b> (7, PH) OBP: 0.375, SLG: 0.565 <b>Jay Powell, R</b> (7, 1) <b>Bill Spiers, L</b> (9, PH) OBP: 0.413, SLG: 0.491			2-2 5 1B		0-3 K		0-0 G6-3		0-3 K	2 1 1 0 0 1 1 1 0 0 0 0 0 0 0 0 0 0 0 0 0 1 0 0 0 0 1 0																		
<b>Inning Stats</b>	R: 0 E: 0 K: 0 S: 11	H: 1 LOB: 2 BB: 1 P: 20	R: 0 E: 0 K: 1 S: 11	H: 0 LOB: 0 BB: 0 P: 17	R: 1 E: 0 K: 0 S: 16	H: 2 LOB: 2 BB: 1 P: 28	R: 0 E: 0 K: 1 S: 9	H: 1 LOB: 1 BB: 0 P: 13	R: 0 E: 0 K: 1 S: 7	H: 0 LOB: 0 BB: 0 P: 10	R: 0 E: 0 K: 0 S: 10	H: 0 LOB: 2 BB: 2 P: 21	R: 2 E: 0 K: 0 S: 9	H: 3 LOB: 0 BB: 0 P: 13	R: 0 E: 0 K: 0 S: 5	H: 0 LOB: 0 BB: 0 P: 8	R: 0 E: 0 K: 1 S: 10	H: 0 LOB: 0 BB: 0 P: 13	1B: 5 2B: 1 3B: 0 HR: 1	SF: 0 SAC: 0 DP: 1 HBP: 0	WP: 0 PB: 0 SB: 2 CS: 0	PA: 37						
<b>PITCHER</b>	IP WLS BF H R ER SO BB IBB HBP BLK WP HR S P ERA WHIP																											
<b>Mark Gardner, R</b> (1, 1) ERA: 9.42	6.1		29	6	3	3	3	4	0	0	0	0	0	1	68	115	4.26	1.579										
<b>John Johnstone, R</b> (7, 1) ERA: 1.31	1.2	W	5	1	0	0	0	0	0	0	0	0	0	0	10	15	0.00	0.600										
<b>Robb Nen, R</b> (9, 1) ERA: 3.38	1.0	S	3	0	0	0	1	0	0	0	0	0	0	0	10	13	0.00	0.000										

Houston Astros @ San Francisco Giants  
3Com Park at Candlestick Point, San Francisco, CA

Fri May 21 1999, 10:35 PM EDT  
Att. 25,172 - Unknown - 58 F

livebaseballscorecards.com

AB 33  
R 3  
H 7  
RBI 3  
BB 4  
SO 4  
LOB 12



Batter	1	2	3	4	5	6	7	8	9	AB	R	H	RBI	BB	SO	LOB
--------	---	---	---	---	---	---	---	---	---	----	---	---	-----	----	----	-----

<b>Marvin Benard, L</b> <small>(1, 8)</small> <small>OBP: 0.329, SLG: 0.375</small>	2-2  1B	3-2  1B			0-0  1B		1-3  K			4	1	3	0	0	1	1
<b>Bill Mueller, S</b> <small>(1, 5)</small> <small>OBP: 0.438, SLG: 0.182</small>	1-2  1B	0-0  F7			1-1  L6		3-0  G6-3			4	0	1	0	0	0	3
<b>Ellis Burks, R</b> <small>(1, 9)</small> <small>OBP: 0.390, SLG: 0.435</small>	1-0  G6-4-3		1-3  K		0-1  G4-6-3			3-2  F8		4	0	0	0	0	1	3
<b>Jeff Kent, R</b> <small>(1, 4)</small> <small>OBP: 0.378, SLG: 0.481</small>	1-0  1B		2-0  F8		1-0  G5-3			0-0  WP 1B		4	0	2	1	0	0	0
<b>J.T. Snow, L</b> <small>(1, 3)</small> <small>OBP: 0.401, SLG: 0.417</small>	2-1  F7		4-1  BB		3-2  F8-3 1B			2-3  K		3	0	1	0	1	1	2
<b>Stan Javier, S</b> <small>(1, 7)</small> <small>OBP: 0.344, SLG: 0.425</small>		3-2  F7	1-1  G3		1-1  F8-3 1B			4-1  IBB		3	0	0	0	0	0	2
<b>John Johnstone, R</b> <small>(7, 1)</small>										0	0	0	0	0	0	0
<b>Brent Mayne, L</b> <small>(8, PH)</small> <small>OBP: 0.406, SLG: 0.409</small>										0	0	0	0	1	0	0
<b>Robb Nen, R</b> <small>(9, 1)</small>										0	0	0	0	0	0	0
<b>Rich Aurilia, R</b> <small>(1, 6)</small> <small>OBP: 0.369, SLG: 0.522</small>		2-2  G6-3		1-0  G6-3		1-1  SH5-4 2B		1-3  K		4	1	1	0	0	1	2
<b>Scott Servais, R</b> <small>(1, 2)</small> <small>OBP: 0.380, SLG: 0.484</small>		0-1  HR 1B		0-0  G3-6-4 1B		0-0  SH5-4				2	1	2	0	0	0	0
<b>Mark Gardner, R</b> <small>(1, 1)</small> <small>OBP: 0.300, SLG: 0.556</small>		1-0  HR		0-0  G3-6-4		2-1  2B				2	1	1	2	0	0	1
<b>Armando Rios, L</b> <small>(7, 7)</small> <small>OBP: 0.327, SLG: 0.510</small>										1	0	1	1	0	0	0

Inning Stats	R: 1	H: 3	E: 0	K: 0	S: 10	R: 2	H: 3	E: 0	K: 0	S: 18	R: 0	H: 0	E: 0	K: 1	S: 7	R: 0	H: 1	E: 0	K: 0	S: 3	R: 0	H: 1	E: 0	K: 0	S: 5	R: 0	H: 1	E: 0	K: 1	S: 6	R: 1	H: 2	E: 0	K: 1	S: 9	R: 0	H: 1	E: 0	K: 2	S: 13	1B: 9	2B: 3	3B: 0	HR: 1	SF: 0	SAC: 1	DP: 4	HBP: 0	WP: 1	PB: 0	SB: 0	CS: 0	PA: 34
--------------	------	------	------	------	-------	------	------	------	------	-------	------	------	------	------	------	------	------	------	------	------	------	------	------	------	------	------	------	------	------	------	------	------	------	------	------	------	------	------	------	-------	-------	-------	-------	-------	-------	--------	-------	--------	-------	-------	-------	-------	--------

PITCHER	IP	WLS	BF	H	R	ER	SO	BB	IBB	HBP	BLK	WP	HR	S	P	ERA	WHIP
<b>Sean Bergman, R</b> <small>(1, 1)</small> <small>ERA: 4.78</small>	6.0		24	9	3	3	1	1	0	0	0	0	1	49	80	4.50	1.667
<b>Jay Powell, R</b> <small>(7, 1)</small> <small>ERA: 4.42</small>	2.0	L	10	3	1	1	3	0	1	0	0	1	0	22	39	4.50	1.500

**BOTTOM**

**Houston Astros @ San Francisco Giants**  
 3Com Park at Candlestick Point, San Francisco, CA  
 Fri May 21 1999, 10:35 PM EDT  
 Att: 25,172 - Unknown - 58 F

AB	31
R	4
H	12
RBI	4
BB	2
SO	4
LOB	14





Batter	1	2	3	4	5	6	7	8	9	AB R H RBI BB SO LOB	TOP											
<b>Craig Biggio, R</b> (1, 4) OBP: 0.376, SLG: 0.494	2-2 L3		1-0 2-H 1B			2-2 F9		1-2 F9		4 0 1 1 0 0 0	<b>Houston Astros @ San Francisco Giants</b> 3Com Park at Candlestick Point, San Francisco, CA Sat May 22 1999, 4:05 PM EDT Att. 21,942 - Unknown - 75 F <a href="http://livebaseballscorecards.com">livebaseballscorecards.com</a>											
<b>Bill Spiers, L</b> (1, 5) OBP: 0.388, SLG: 0.456	2-1 G1-3		1-2 G4-3			1-2 G6-3		3-2 F9		4 0 0 0 0 0 1												
<b>5 Jeff Bagwell, R</b> (1, 3) OBP: 0.449, SLG: 0.675	1-2 F9			0-0 F8		1-1 G1-3		4-2 BB		3 0 0 0 1 0 0												
<b>Derek Bell, R</b> (1, 9) OBP: 0.310, SLG: 0.405		2-3 K		1-2 F8			1-2 F8	1 SAFE 0-1 P2		4 0 0 0 0 1 1												
<b>Carl Everett, S</b> (1, 8) OBP: 0.371, SLG: 0.447		1-1 G3		0-0 P5			3-2 BB 1B	1-1 S 1B		4 0 2 0 0 0 0												
<b>Alex Diaz, S</b> (1, 7) OBP: 0.357, SLG: 0.519		1-3 K			0-1 FC4 1B		2-2 SAFE F8	1-1 F8		4 0 1 0 0 1 2												
<b>Tony Eusebio, R</b> (1, 2) OBP: 0.406, SLG: 0.386			1-3 K		2-2 SAFE FC4 FC5-4 1-2f		4-0 SAFE BB 1-2 BB	0-3 K		3 0 0 0 1 2 2												
<b>Tim Bogar, R</b> (1, 6) OBP: 0.348, SLG: 0.347			1-0 E5 1B		1-2 FC5-4 1-2f		4-2 BB 1-2 2-3 BB	1-1 P6		3 1 0 0 1 0 2												
<b>Chris Holt, R</b> (1, 1) OBP: 0.308, SLG: 0.182			1-3 K		2-2 G1-3		1-3 K			2 0 0 0 0 1 2												
<b>Jack Howell, L</b> (7, PH) OBP: 0.300, SLG: 0.294										0 0 0 0 0 0 0												
<b>Russ Johnson, R</b> (7, PH) OBP: 0.286, SLG: 0.250										1 0 0 0 0 1 3												
<b>Trever Miller, R</b> (7, 1)										0 0 0 0 0 0 0												
<b>Brian Williams, R</b> (7, 1) OBP: 0.500, SLG: 0.500										0 0 0 0 0 0 0												
<b>Inning Stats</b>	R: 0 E: 0 K: 0 S: 9	H: 0 LOB: 0 BB: 0 P: 14	R: 0 E: 0 K: 2 S: 8	H: 0 LOB: 0 BB: 0 P: 12	R: 1 E: 1 K: 2 S: 11	H: 1 LOB: 1 BB: 0 P: 16	R: 0 E: 0 K: 0 S: 5	H: 0 LOB: 0 BB: 0 P: 6	R: 0 E: 0 K: 0 S: 12	H: 1 LOB: 1 BB: 0 P: 17	R: 0 E: 0 K: 1 S: 8	H: 0 LOB: 0 BB: 0 P: 12	R: 0 E: 0 K: 1 S: 15	H: 1 LOB: 3 BB: 2 P: 30	R: 0 E: 0 K: 0 S: 14	H: 0 LOB: 1 BB: 1 P: 22	R: 0 E: 0 K: 1 S: 9	H: 1 LOB: 1 BB: 0 P: 12	1B: 4 2B: 0 3B: 0 HR: 0	SF: 0 SAC: 0 DP: 0 HBP: 0	WP: 0 PB: 0 SB: 1 CS: 0	PA: 35
<b>PITCHER</b>	IP WLS BF H R ER SO BB IBB HBP BLK WP HR S P ERA WHIP																					
<b>Russ Ortiz, R</b> (1, 1) ERA: 2.25	6.2 W 26 3 1 0 4 2 0 0 0 0 0 0 65 103 0.00 0.750																					
<b>Alan Embree, L</b> (7, 1) ERA: 3.07	0.1 H 1 0 0 0 1 0 0 0 0 0 0 0 3 4 0.00 0.000																					
<b>John Johnstone, R</b> (8, 1) ERA: 1.25	1.0 H 4 0 0 0 0 1 0 0 0 0 0 0 14 22 0.00 1.000																					
<b>Robb Nen, R</b> (9, 1) ERA: 3.24	1.0 S 4 1 0 0 1 0 0 0 0 0 0 0 9 12 0.00 1.000																					



Batter	1	2	3	4	5	6	7	8	9	AB	R	H	RBI	BB	SO	LOB
--------	---	---	---	---	---	---	---	---	---	----	---	---	-----	----	----	-----

<b>Marvin Benard, L</b> (1, 8) <small>OBP: 0.327, SLG: 0.372</small>										4	1	1	0	0	1	0
<b>Bill Mueller, S</b> (1, 5) <small>OBP: 0.400, SLG: 0.267</small>										4	1	1	0	0	0	1
<b>Armando Rios, L</b> (1, 9) <small>OBP: 0.339, SLG: 0.519</small>										3	1	1	1	1	0	1
<b>Jeff Kent, R</b> (1, 4) <small>OBP: 0.376, SLG: 0.475</small>										2	0	0	1	1	0	2
<b>J.T. Snow, L</b> (1, 3) <small>OBP: 0.403, SLG: 0.426</small>										4	0	2	1	0	0	2
<b>Rich Aurilia, R</b> (1, 6) <small>OBP: 0.379, SLG: 0.525</small>										3	0	2	0	1	0	1
<b>F.P. Santangelo, S</b> (1, 7) <small>OBP: 0.405, SLG: 0.271</small>										4	0	0	0	0	2	4
<b>Brent Mayne, L</b> (1, 2) <small>OBP: 0.400, SLG: 0.396</small>										3	0	0	0	1	1	1
<b>Russ Ortiz, R</b> (1, 1) <small>OBP: 0.120, SLG: 0.120</small> <b>Alan Embree, L</b> (7, 1) <b>John Johnstone, R</b> (8, 1) <b>Stan Javier, S</b> (8, PH) <b>Robb Nen, R</b> (9, 1)										3	0	0	0	0	1	2

Inning Stats	R: 0	H: 0	E: 0	K: 0	S: 7	R: 0	H: 1	E: 0	K: 0	S: 13	R: 2	H: 4	E: 0	K: 1	S: 18	R: 0	H: 0	E: 0	K: 1	S: 6	R: 1	H: 1	E: 1	K: 0	S: 10	R: 0	H: 0	E: 0	K: 2	S: 10	R: 0	H: 1	E: 1	K: 0	S: 9	R: 0	H: 0	E: 0	K: 1	S: 11	R: 0	H: 0	E: 0	K: 1	S: 23	1B: 4	2B: 3	3B: 0	HR: 0	SF: 1	SAC: 0	DP: 1	HBP: 0	WP: 1	PB: 0	SB: 1	CS: 0	PA: 36
--------------	------	------	------	------	------	------	------	------	------	-------	------	------	------	------	-------	------	------	------	------	------	------	------	------	------	-------	------	------	------	------	-------	------	------	------	------	------	------	------	------	------	-------	------	------	------	------	-------	-------	-------	-------	-------	-------	--------	-------	--------	-------	-------	-------	-------	--------

PITCHER	IP	WLS	BF	H	R	ER	SO	BB	IBB	HBP	BLK	WP	HR	S	P	ERA	WHIP
<b>Chris Holt, R</b> (1, 1) <small>ERA: 5.8</small>	6.0	L	27	6	3	2	4	2	0	0	0	0	0	64	98	3.00	1.333
<b>Trever Miller, L</b> (7, 1) <small>ERA: 1.04</small>	0.2		3	1	0	0	0	0	0	0	0	0	0	7	9	0.00	1.500
<b>Brian Williams, R</b> (7, 1) <small>ERA: 3.86</small>	1.1		6	0	0	0	1	2	0	0	0	1	0	13	29	0.00	1.500

**BOTTOM**

**Houston Astros @ San Francisco Giants**  
 3Com Park at Candlestick Point, San Francisco, CA

Sat May 22 1999, 4:05 PM EDT  
 Att: 21,942 - Unknown - 75 F

[livebaseballscores.com](http://livebaseballscores.com)

<b>AB</b>	<b>31</b>
<b>R</b>	<b>3</b>
<b>H</b>	<b>7</b>
<b>RBI</b>	<b>3</b>
<b>BB</b>	<b>4</b>
<b>SO</b>	<b>5</b>
<b>LOB</b>	<b>15</b>





Batter	1	2	3	4	5	6	7	8	9	AB R H RBI BB SO LOB	TOP																
<b>Craig Biggio, R</b> (1, 4) OBP: 0.376, SLG: 0.494	1-2 G6-3		2-2 WP 2B		3-2 G3-1		4-0 5 HR BB		2-3 K	4 1 1 0 1 1 0																	
<b>Russ Johnson, R</b> (1, 5) OBP: 0.389, SLG: 0.357 <b>Bill Spiers, L</b> (9, PH) OBP: 0.382, SLG: 0.448	3-1 2B		4-0 5 CS BB			4-2 5 BB 1B	1-3 K		2-2 F8	2 1 1 0 2 1 2 1 0 0 0 0 0 0																	
<b>5 Jeff Bagwell, R</b> (1, 3) OBP: 0.447, SLG: 0.684	1-3 K		3-3 K			4-2 1B BB	3-2 HR		0-1 F8	4 1 1 3 1 2 3																	
<b>Derek Bell, R</b> (1, 9) OBP: 0.303, SLG: 0.395	3-2 L5		3-2 G5-3			1-0 P2	1-3 K			4 0 0 0 0 1 4																	
<b>Richard Hidalgo, R</b> (1, 7) OBP: 0.311, SLG: 0.463		2-3 K		3-1 G6-3		2-2 SAFE 1-3 2-H 1B	1-1 1B			4 0 2 1 0 1 0																	
<b>Carl Everett, S</b> (1, 8) OBP: 0.374, SLG: 0.442		4-2 S BB		0-0 G6-3		4-1 BB	3-1 SAFE SAFE SAFE F8			2 0 0 0 2 0 1																	
<b>Tony Eusebio, R</b> (1, 2) OBP: 0.390, SLG: 0.368		1-3 K		2-2 G4-3		3-3 K		1-0 G6-3		4 0 0 0 0 2 4																	
<b>Tim Bogar, R</b> (1, 6) OBP: 0.345, SLG: 0.337		4-2 SAFE 1-2 BB			2-3 K	0-1 L3		3-3 K		3 0 0 0 1 2 3																	
<b>Jose Lima, R</b> (1, 1) OBP: 0.231, SLG: 0.167 <b>Billy Wagner, L</b> (9, 1)		1-3 K		0-3 K2-3			4-0 5 HR BB BB	0-3 K		3 1 0 0 1 3 2 0 0 0 0 0 0 0																	
<b>Inning Stats</b>	R: 0 E: 0 K: 1 S: 11	H: 1 LOB: 1 BB: 0 P: 19	R: 0 E: 0 K: 3 S: 15	H: 0 LOB: 2 BB: 2 P: 27	R: 0 E: 0 K: 1 S: 13	H: 1 LOB: 1 BB: 1 P: 25	R: 0 E: 0 K: 0 S: 6	H: 0 LOB: 0 BB: 0 P: 11	R: 0 E: 0 K: 2 S: 11	H: 0 LOB: 0 BB: 0 P: 16	R: 1 E: 0 K: 1 S: 16	H: 1 LOB: 3 BB: 3 P: 34	R: 3 E: 0 K: 2 S: 14	H: 2 LOB: 1 BB: 2 P: 31	R: 0 E: 0 K: 2 S: 7	H: 0 LOB: 0 BB: 0 P: 11	R: 0 E: 0 K: 1 S: 9	H: 0 LOB: 0 BB: 0 P: 13	1B: 2 2B: 3 3B: 0 HR: 1	SF: 0 SAC: 0 DP: 1 HBP: 0	WP: 1 PB: 0 SB: 1 CS: 1	PA: 39					
<b>PITCHER</b>	IP	WLS	BF	H	R	ER	SO	BB	IBB	HBP	BLK	WP	HR	S	P	ERA	WHIP										
<b>Shawn Estes, L</b> (1, 1) ERA: 5.16	5.1		24	3	1	1	7	6	0	0	0	1	0	67	124	1.69	1.688										
<b>Jerry Spradlin, R</b> (6, 1) ERA: 8.22	0.2		2	0	0	0	1	0	0	0	0	0	0	5	8	0.00	0.000										
<b>Joe Nathan, R</b> (7, 1) ERA: 3.21	2.0	L	10	2	3	3	4	2	0	0	0	0	1	21	42	13.50	2.000										
<b>Felix Rodriguez, R</b> (9, 1) ERA: 5.91	1.0		3	0	0	0	1	0	0	0	0	0	0	9	13	0.00	0.000										

Houston Astros @ San Francisco Giants  
 3Com Park at Candlestick Point, San Francisco, CA

Sun May 23 1999, 4:05 PM EDT  
 Att. 40,101 - Unknown - 66 F

AB	31
R	4
H	5
RBI	4
BB	8
SO	13
LOB	19



WP: 1	PA: 39
-------	--------

Batter	1	2	3	4	5	6	7	8	9	AB R H RBI BB SO LOB
Marvin Benard, L (1, 8) OBP: 0.325, SLG: 0.388	1-1 HR		3-2 FC4-6 CS			1-1 G4-3			0-3 K	4 1 1 1 0 1 2
Bill Mueller, S (1, 5) OBP: 0.375, SLG: 0.222	0-3 K		1-0 CS	1-2 G4-3		4-2 BB			2-3 K	3 0 0 0 1 2 0
J.T. Snow, L (1, 3) OBP: 0.400, SLG: 0.418	0-1 G3-1			0-0 F7		0-0 F9			4-1 BB	3 0 0 0 1 0 2
Ellis Burks, R (1, 9) OBP: 0.380, SLG: 0.422	2-2 G6-3			0-0 F8			0-2 P8		1-2 F9	4 0 0 0 0 0 1
Stan Javier, S (1, 7) OBP: 0.341, SLG: 0.419		0-0 G1-4-3		0-1 CS 1B		3-2 G4-3				3 0 1 0 0 0 0
Rich Aurilia, R (1, 6) OBP: 0.372, SLG: 0.514		1-2 F7		1-0 F8		0-2 P3				3 0 0 0 0 0 1
Wilson Delgado, S (1, 4) OBP: 0.273, SLG: 0.364		2-2 G3		3-1 P4			1-1 F7			3 0 0 0 0 0 1
Scott Servais, R (1, 2) OBP: 0.378, SLG: 0.492			0-1 F8			1-1 G4-3 2B		1-2 G4-3		3 0 1 0 0 0 0
Shawn Estes, R (1, 1) OBP: 0.436, SLG: 0.462 Jerry Spradlin, S (6, 1) F.P. Santangelo, S (6, PH) OBP: 0.400, SLG: 0.267 Joe Nathan, R (7, 1) Armando Rios, L (8, PH) OBP: 0.333, SLG: 0.509 Felix Rodriguez, R (9, 1) OBP: 0.333, SLG: 1.333			0-1 FC4-6 1B			1-2 G3		2-3 K		1 0 1 0 0 0 0 0 0 0 0 0 0 0 1 0 0 0 0 0 1 0 0 0 0 0 0 0 1 0 0 0 0 1 0 0 0 0 0 0 0 0

Inning Stats	R: 1	H: 1	E: 0	K: 1	S: 10	LOB: 0	BB: 0	P: 13	R: 0	H: 0	E: 0	K: 0	S: 8	LOB: 0	BB: 0	P: 11	R: 0	H: 1	E: 0	K: 0	S: 7	LOB: 0	BB: 0	P: 11	R: 0	H: 0	E: 0	K: 0	S: 5	LOB: 0	BB: 0	P: 9	R: 0	H: 1	E: 0	K: 0	S: 14	LOB: 2	BB: 1	P: 21	R: 0	H: 0	E: 0	K: 0	S: 9	LOB: 0	BB: 0	P: 12	R: 0	H: 0	E: 0	K: 1	S: 10	LOB: 0	BB: 0	P: 14	R: 0	H: 0	E: 0	K: 2	S: 11	LOB: 1	BB: 1	P: 18	1B: 2	2B: 1	3B: 0	HR: 1	SF: 0	SAC: 0	DP: 0	HBP: 0	WP: 0	PA: 32
--------------	------	------	------	------	-------	--------	-------	-------	------	------	------	------	------	--------	-------	-------	------	------	------	------	------	--------	-------	-------	------	------	------	------	------	--------	-------	------	------	------	------	------	-------	--------	-------	-------	------	------	------	------	------	--------	-------	-------	------	------	------	------	-------	--------	-------	-------	------	------	------	------	-------	--------	-------	-------	-------	-------	-------	-------	-------	--------	-------	--------	-------	--------


PITCHER	IP	WLS	BF	H	R	ER	SO	BB	IBB	HBP	BLK	WP	HR	S	P	ERA	WHIP
Jose Lima, R (1, 1) ERA: 2.76	8.0	W	27	4	1	1	2	1	0	0	0	0	1	68	97	1.12	0.625
Billy Wagner, L (9, 1) ERA: 3.44	1.0	S	4	0	0	0	2	1	0	0	0	0	0	11	18	0.00	1.000

**BOTTOM**

**Houston Astros @ San Francisco Giants**  
3Com Park at Candlestick Point, San Francisco, CA

livebaseballscores.com

AB	29
R	1
H	4
RBI	1
BB	2
SO	4
LOB	8



Sun May 23 1999, 4:05 PM EDT  
Att: 40,101 - Unknown - 66 F



Batter	1	2	3	4	5	6	7	8	9	AB	R	H	RBI	BB	SO	LOB	TOP										
Marvin Benard, L OBP: 0.331, SLG: 0.381 (1, 8)	4-1 2B BB		1-1 G3	0-0 G3	4-0 HR BB	4-0 G3-6-1 BB		3-3 K		3	2	0	0	3	1	1											
Bill Mueller, S OBP: 0.400, SLG: 0.391 (1, 5)	0-2 F8		4-1 HR BB	2-0 1B 2B	3-2 HR	3-2 G3-6-1 BB		0-0 F8		5	3	2	4	1	0	4											
J.T. Snow, L OBP: 0.407, SLG: 0.451 Charlie Hayes, R OBP: 0.271, SLG: 0.264 (1, 3) (6, 3)	0-2 2B		1-1 HR	1-0 2B 1B	2-3 K		0-2 F9	2-2 G5-3		4	2	3	3	0	1	0											
Jeff Kent, R OBP: 0.383, SLG: 0.506 Wilson Delgado, S OBP: 0.308, SLG: 0.333 (1, 4) (5, 4) (6, 6)	1-1 G6-3		3-2 HBP 2B 1B	1-2 2B	2-0 HR		4-2 BB 1B BB		2-1 F9	4	2	3	3	0	0	1											
Ellis Burks, R OBP: 0.383, SLG: 0.443 Armando Rios, L OBP: 0.322, SLG: 0.491 (1, 9) (6, 9)	1-3 K		1-2 2B HBP	1-2 P4	0-0 HR		2-1 F7		0-2 F7	3	2	1	1	0	1	2											
Stan Javier, S OBP: 0.355, SLG: 0.442 (1, 7)			1-1 2B				0-0 BB 1B		2-0 2B	5	1	3	2	1	1	0											
Rich Aurilia, R OBP: 0.369, SLG: 0.507 F.P. Santangelo, S OBP: 0.402, SLG: 0.262 (1, 6) (6, 4)		0-2 G5-3	1-1 G5-3		0-2 SH 1B	1-0 WP 1B	4-0 1B BB		0-0 G5-3	4	1	1	0	0	0	2											
Scott Servais, R OBP: 0.392, SLG: 0.514 (1, 2)		0-1 G4-3		1-1 G3 PB 2B	3-2 SH HR 1B	1-2 L6			0-0 1B	5	2	3	2	0	0	1											
Chris Brock, R OBP: 0.182, SLG: 0.143 Shawn Estes, R OBP: 0.412, SLG: 0.429 Rich Rodriguez, L Jerry Spradlin, S Alan Embree, L (1, 1) (7, PH) (7, 1) (8, 1) (9, 1)			1-1 G1-3	0-1 G3	0-0 SH HR	3-2 BB 1B	1-3 K			3	1	1	0	0	0	1											
<b>Inning Stats</b>	R: 1 E: 0 K: 1 S: 13	H: 1 LOB: 1 BB: 1 P: 19	R: 0 E: 0 K: 0 S: 6	H: 0 LOB: 0 BB: 1 P: 10	R: 4 E: 0 K: 0 S: 17	H: 3 LOB: 1 BB: 1 P: 30	R: 3 E: 0 K: 0 S: 17	H: 4 LOB: 1 BB: 0 P: 23	R: 7 E: 2 K: 2 S: 23	H: 4 LOB: 0 BB: 1 P: 38	R: 0 E: 0 K: 0 S: 11	H: 2 LOB: 2 BB: 1 P: 23	R: 2 E: 0 K: 1 S: 15	H: 2 LOB: 2 BB: 2 P: 26	R: 0 E: 0 K: 1 S: 7	H: 0 LOB: 0 BB: 0 P: 12	R: 0 E: 0 K: 0 S: 7	H: 1 LOB: 1 BB: 0 P: 11	1B: 8 2B: 5 3B: 0 HR: 4	SF: 0 SAC: 1 DP: 1 HBP: 1	WP: 1 PB: 1 SB: 0 CS: 1	PA: 52					
<b>PITCHER</b>	IP	WLS	BF	H	R	ER	SO	BB	IBB	HBP	BLK	WP	HR	S	P	ERA	WHIP										
Jose Jimenez, R ERA: 6.66 (1, 1)	3.2	L	20	6	7	7	1	3	0	1	0	0	1	42	68	17.18	2.455										
Kent Mercker, L ERA: 8.23 (4, 1)	1.0		10	4	6	1	2	1	0	0	0	0	1	29	44	9.00	5.000										
Rick Heiserman, R ERA: 13.5 (5, 1)	2.1		15	6	4	4	1	3	0	0	0	1	2	31	57	15.43	3.857										
Mike Mohler, L ERA: 5.16 (8, 1)	1.0		3	0	0	0	1	0	0	0	0	0	0	7	12	0.00	0.000										
Scott Radinsky, L ERA: 4.97 (9, 1)	1.0		4	1	0	0	0	0	0	0	0	0	0	7	11	0.00	1.000										

San Francisco Giants @ St. Louis Cardinals  
 Busch Stadium, St. Louis, MO  
 Tue May 25 1999, 7:10 PM CDT  
 Att. 45,029 - Cloudy - 75 F

AB	43
R	17
H	17
RBI	15
BB	7
SO	5
LOB	16



Batter	1	2	3	4	5	6	7	8	9	AB	R	H	RBI	BB	SO	LOB
Darren Bragg, L OBP: 0.364, SLG: 0.348 (1, 8)	0-1 1B		3-1 FC5-4 1B			3-1 1B	1-2 F8			4	0	3	0	0	0	1
Edgar Renteria, R OBP: 0.329, SLG: 0.354 Willie McGee, S OBP: 0.362, SLG: 0.295 (1, 6) (7, 7)	3-1 F9		1-0 FC5-4 1-2f			1-3 K			3-1 1B	3	0	0	0	0	1	3
Mark McGwire, R OBP: 0.416, SLG: 0.590 Eli Marrero, R OBP: 0.293, SLG: 0.397 (1, 3) (6, PR) (7, 3)	3-1 F8			0-1 HR		1-1 E6			2-3 K	3	1	1	1	0	0	1
Ray Lankford, L OBP: 0.415, SLG: 0.730 Placido Polanco, R OBP: 0.333, SLG: 0.318 (1, 7) (7, 5)	1-1 F7			3-2 F8		3-2 L9			1-2 F9	3	0	0	0	0	0	2
Fernando Tatis, R OBP: 0.414, SLG: 0.610 Shawon Dunston, R OBP: 0.368, SLG: 0.505 (1, 5) (7, 6)		1-1 G6-3		4-2 FC5-4 BB		1-0 F7			3-2 G6-3	2	0	0	0	1	0	1
Eric Davis, R OBP: 0.350, SLG: 0.418 Rick Heiserman, R (5, 1) Mike Mohler, R (8, 1) Scott Radinsky, L (9, 1) Darren Oliver, R OBP: 0.375, SLG: 0.391 (9, PH)		1-1 L4		3-3 K		0-0 F7			1-2 G3	2	0	0	0	0	1	1
Alberto Castillo, R OBP: 0.328, SLG: 0.373 (1, 2)		3-3 K		0-0 FC5-4 1-2f			1-1 G4-3		2-3 K	4	0	0	0	0	2	1
Joe McEwing, R OBP: 0.390, SLG: 0.451 (1, 4)			1-1 F8			1-1 P4			1-0 P4	4	0	0	0	0	0	0
Jose Jimenez, R OBP: 0.150, SLG: 0.150 Kent Mercker, L OBP: 0.250, SLG: 0.143 Thomas Howard, S OBP: 0.571, SLG: 1.000 (1, 1) (4, 1) (5, 9)			0-0 F7			0-3 K				1	0	0	0	0	0	0

Inning Stats	R: 0	H: 1	E: 0	K: 0	S: 8	H: 0	LOB: 0	BB: 0	P: 15	R: 0	H: 1	E: 0	K: 1	S: 9	H: 0	LOB: 0	BB: 0	P: 14	R: 1	H: 1	E: 0	K: 1	S: 13	R: 0	H: 1	E: 0	K: 2	S: 11	H: 0	LOB: 1	BB: 0	P: 16	R: 0	H: 0	E: 1	K: 0	S: 7	R: 0	H: 0	E: 0	K: 0	S: 8	R: 0	H: 1	E: 0	K: 1	S: 13	R: 0	H: 1	E: 0	K: 1	S: 10	1B: 4	2B: 0	3B: 0	HR: 1	SF: 0	SAC: 0	DP: 0	HBP: 0	WP: 0	PA: 35
--------------	------	------	------	------	------	------	--------	-------	-------	------	------	------	------	------	------	--------	-------	-------	------	------	------	------	-------	------	------	------	------	-------	------	--------	-------	-------	------	------	------	------	------	------	------	------	------	------	------	------	------	------	-------	------	------	------	------	-------	-------	-------	-------	-------	-------	--------	-------	--------	-------	--------

PITCHER	IP	WLS	BF	H	R	ER	SO	BB	IBB	HBP	BLK	WP	HR	S	P	ERA	WHIP
Chris Brock, R ERA: 3.74 (1, 1)	6.0		24	4	1	1	4	1	0	0	0	0	1	54	91	1.50	0.833
Rich Rodriguez, L ERA: 4.05 (7, 1)	1.0		4	0	0	0	0	1	0	0	0	0	0	8	16	0.00	1.000
Jerry Spradlin, R ERA: 7.71 (8, 1)	1.0		4	1	0	0	1	0	0	0	0	0	0	13	22	0.00	1.000
Alan Embree, L ERA: 2.87 (9, 1)	1.0		3	0	0	0	1	0	0	0	0	0	0	10	14	0.00	0.000

**BOTTOM**


**San Francisco Giants @ St. Louis Cardinals**  
**Busch Stadium, St. Louis, MO**  
 Tue May 25 1999, 7:10 PM CDT  
 Att: 45,029 - Cloudy - 75 F

livebaseballscorecards.com

<b>AB</b>	<b>33</b>
<b>R</b>	<b>1</b>
<b>H</b>	<b>5</b>
<b>RBI</b>	<b>1</b>
<b>BB</b>	<b>2</b>
<b>SO</b>	<b>6</b>
<b>LOB</b>	<b>14</b>





Batter	1	2	3	4	5	6	7	8	9	AB R H RBI BB SO LOB	TOP										
Marvin Benard, L (1, 8) OBP: 0.333, SLG: 0.388	1-2 L1-6 2B	0-0 G4-3		3-2 G4-6-3 1B		1-0 G4-3			2-3 K	5 0 2 0 0 1 1											
Bill Mueller, S (1, 5) OBP: 0.371, SLG: 0.393	1-2 L1-6 2-3	3-2 2B		0-0 G4-6-3 1-2f		1-2 F8			0-0 F9	5 0 1 1 0 0 2											
J.T. Snow, L (1, 3) OBP: 0.407, SLG: 0.464	3-1 HR	1-2 F8		4-1 BB		2-0 L9			1-0 G6-3	4 1 1 1 1 0 1											
Jeff Kent, R (1, 4) OBP: 0.381, SLG: 0.497	4-1 BB		1-1 E5 2B SF8	1-1 P4					3-1 G5-3	3 1 0 0 1 0 1											
Ellis Burks, R (1, 9) OBP: 0.380, SLG: 0.444	3-3 K		0-0 SF8 HR 2B		0-3 K				3-1 G6-3	4 1 1 0 0 2 1											
Stan Javier, S (1, 7) OBP: 0.359, SLG: 0.455		1-0 1B 2B 1B	0-0 SF8	2-3 3-H 2B	1-2 G3-1 2B				2-2 G3	3 1 2 1 0 0 0											
Rich Aurilia, R (1, 6) OBP: 0.378, SLG: 0.533		3-2 2B SF8 1B	3-2 HR		0-0 G3-1				1-0 CS 1B	4 2 3 2 0 0 1	AB 34 R 7 H 12 RBI 7 BB 3 SO 5 LOB 11										
Brent Mayne, L (1, 2) OBP: 0.412, SLG: 0.414		2-1 G4-3 2B	1-1 G4-6-3 1B		4-1 BB				3-3 K	3 1 2 1 1 1 1											
Kirk Rueter, L (1, 1) OBP: 0.111, SLG: 0.118		1-1 SF8	0-0 G4-6-3		0-1 G4-3				3-3 K2-3	2 0 0 1 0 0 3											
Armando Rios, L (8, PH) OBP: 0.317, SLG: 0.482										1 0 0 0 0 1 0											
John Johnstone, R (8, 1)										0 0 0 0 0 0 0											
Robb Nen, R (9, 1)										0 0 0 0 0 0 0											
<b>Inning Stats</b>	R: 1 E: 0 K: 1 S: 13	H: 2 LOB: 1 BB: 1 P: 25	R: 3 E: 0 K: 0 S: 16	H: 4 LOB: 1 BB: 0 P: 27	R: 3 E: 1 K: 0 S: 10	H: 3 LOB: 0 BB: 1 P: 15	R: 0 E: 0 K: 0 S: 9	H: 1 LOB: 1 BB: 1 P: 17	R: 0 E: 0 K: 1 S: 11	H: 1 LOB: 2 BB: 1 P: 16	R: 0 E: 0 K: 0 S: 6	H: 0 LOB: 0 BB: 0 P: 10	R: 0 E: 0 K: 0 S: 7	H: 0 LOB: 0 BB: 0 P: 15	R: 0 E: 0 K: 2 S: 7	H: 1 LOB: 0 BB: 0 P: 14	R: 0 E: 0 K: 1 S: 8	H: 0 LOB: 0 BB: 0 P: 11	1B: 5 2B: 7 3B: 0 HR: 2	SF: 2 SAC: 0 DP: 4 HBP: 0	WP: 0 PA: 39 PB: 0 SB: 0 CS: 1
<b>PITCHER</b>	IP WLS BF H R ER SO BB IBB HBP BLK WP HR S P ERA WHIP																				
Kent Bottenfield, R (1, 1) ERA: 4.11	3.0 L 18 9 7 6 1 1 0 0 0 0 2 39 67 18.00 3.333																				
Heathcliff Slocumb, R (4, 1) ERA: 10.13	2.0 9 2 0 0 1 2 0 0 0 0 0 20 33 0.00 2.000																				
Rick Croushore, R (6, 1) ERA: 1.69	2.0 6 0 0 0 0 0 0 0 0 0 0 13 25 0.00 0.000																				
Ricky Bottalico, R (8, 1) ERA: 2.22	1.0 3 1 0 0 2 0 0 0 0 0 0 7 14 0.00 1.000																				
Scott Radinsky, L (9, 1) ERA: 4.61	1.0 3 0 0 0 1 0 0 0 0 0 0 8 11 0.00 0.000																				

San Francisco Giants @ St. Louis Cardinals  
 Busch Stadium, St. Louis, MO  
 Wed May 26 1999, 7:10 PM CDT  
 Att. 36,143 - Cloudy - 75 F

livebaseballscorecards.com

BOTTOM

San Francisco Giants @ St. Louis Cardinals  
Busch Stadium, St. Louis, MO  
Wed May 26 1999, 7:10 PM CDT  
Att. 36,143 - Cloudy - 75 F

livebaseballscorecards.com

AB 35  
R 6  
H 9  
RBI 6  
BB 2  
SO 5  
LOB 11



WP: 0 PA: 38  
PB: 0  
SB: 1  
CS: 0

AB R H RBI BB SO LOB

4 1 2 3 0 1 1

5 0 1 0 0 0 3

3 0 0 0 1 1 1

4 0 0 0 0 0 3

4 1 1 1 0 1 1

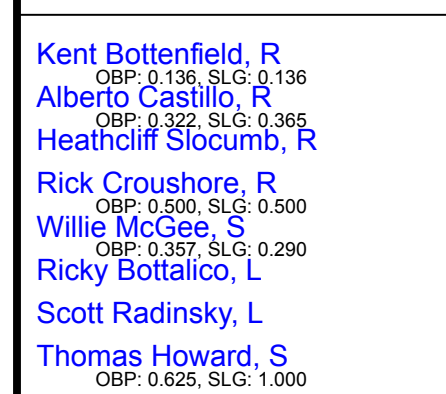
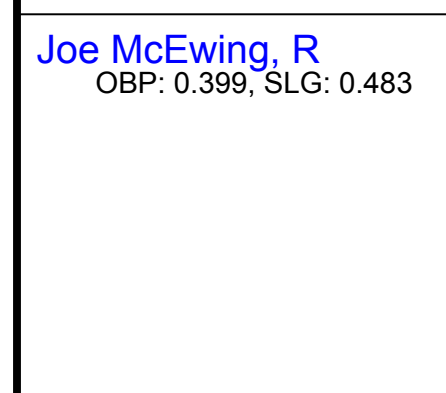
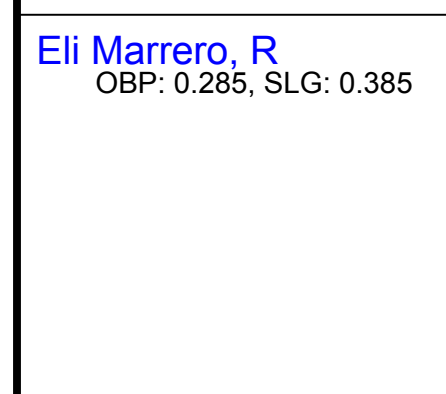
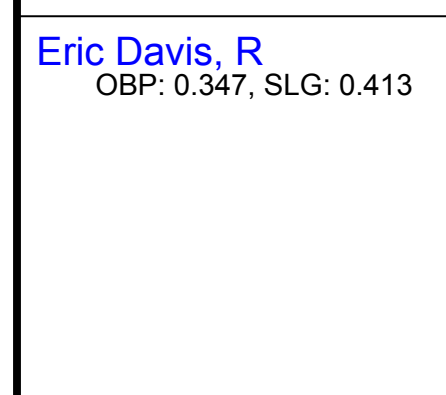
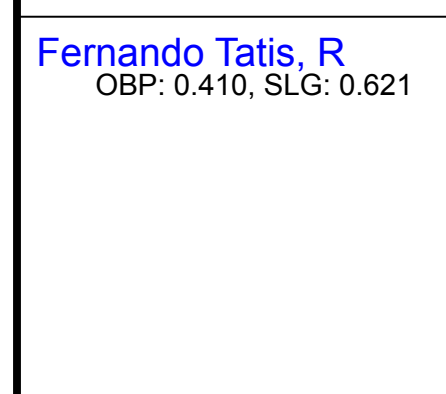
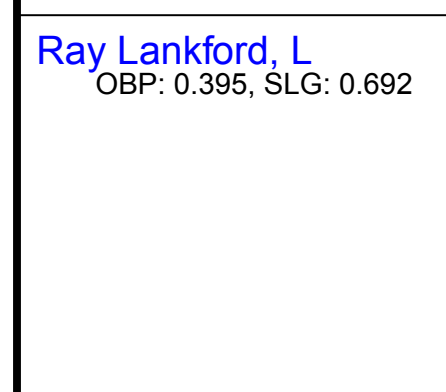
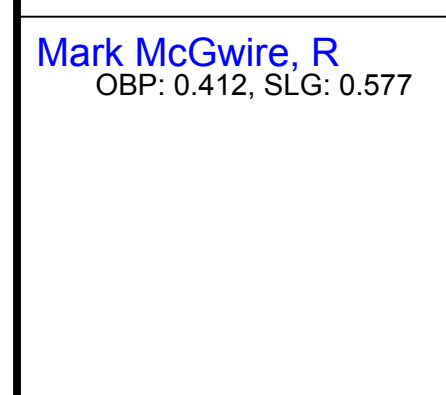
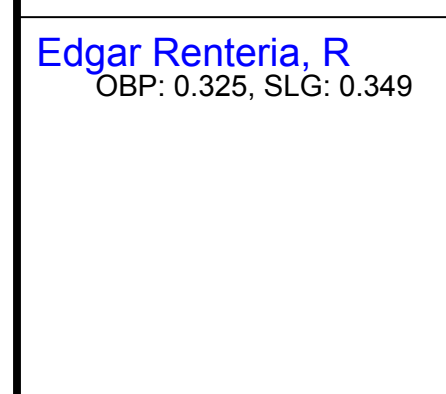
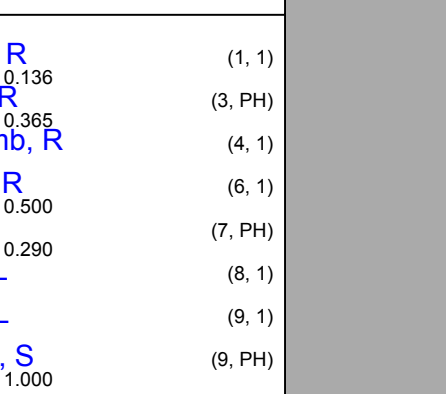
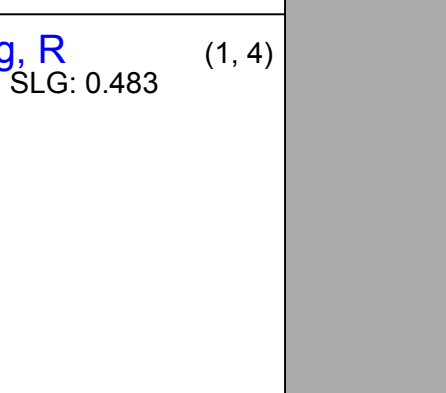


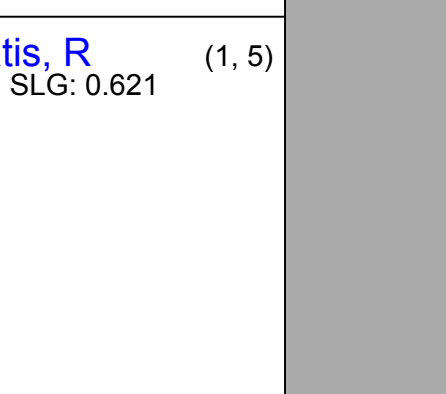
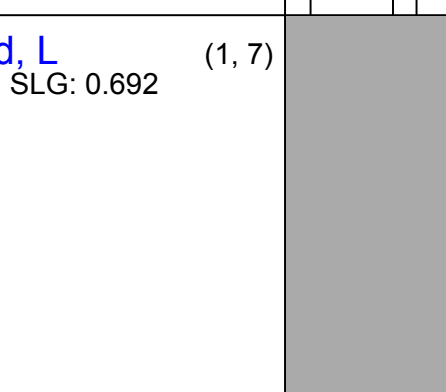
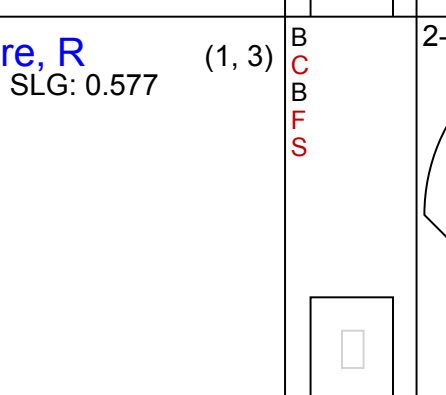
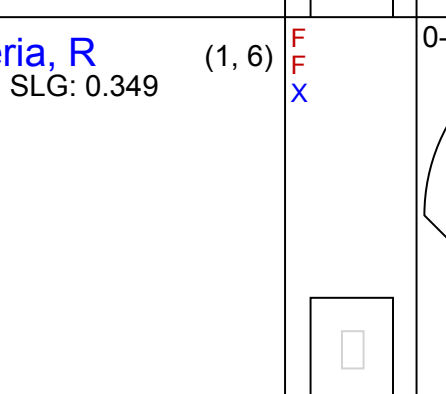
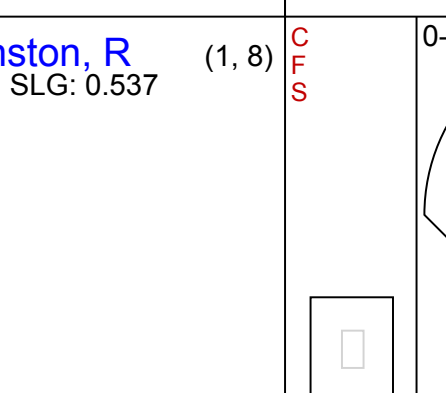

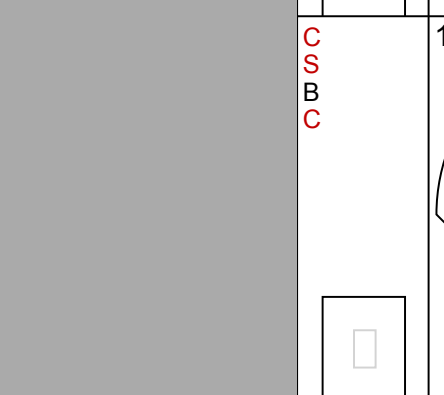
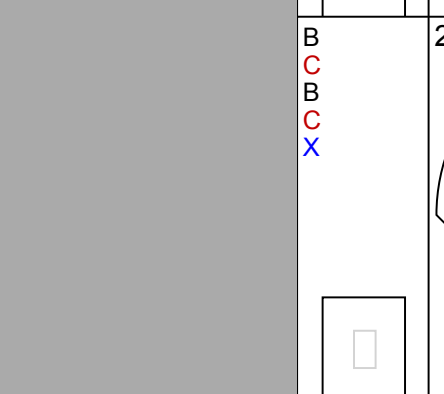
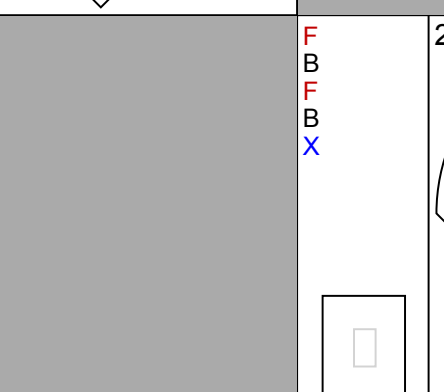
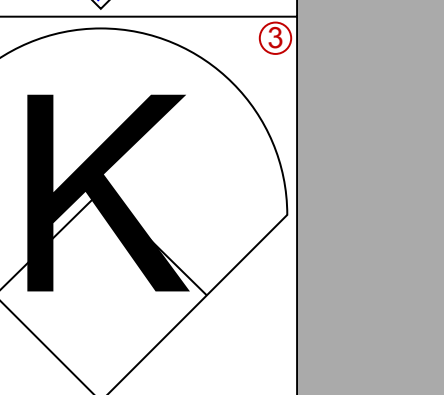
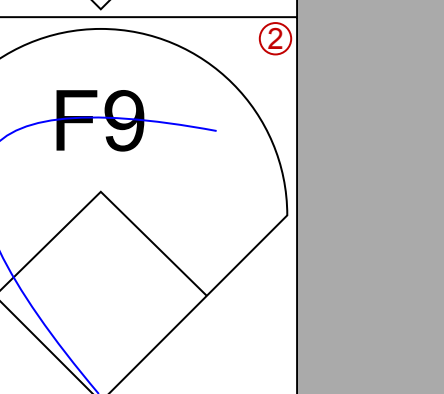
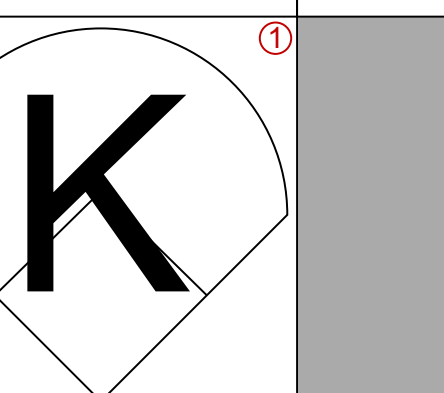
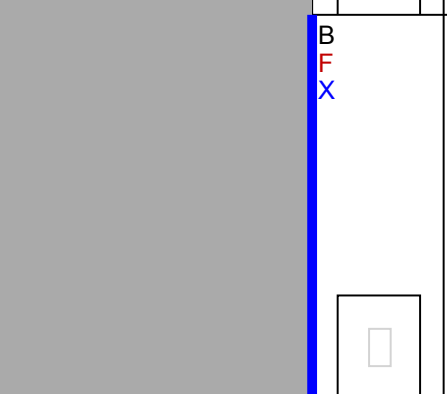
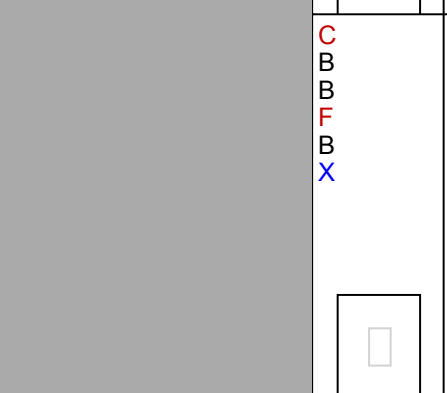
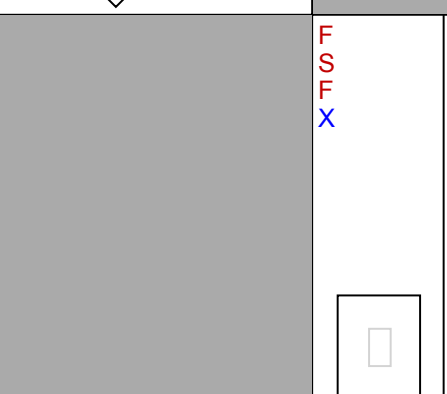
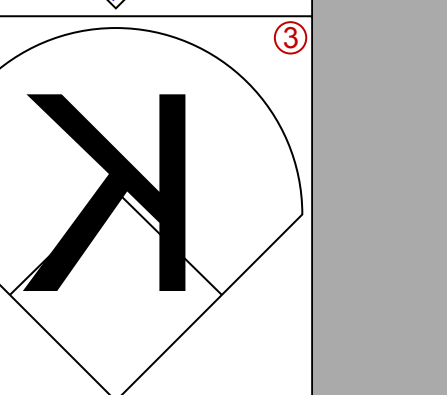
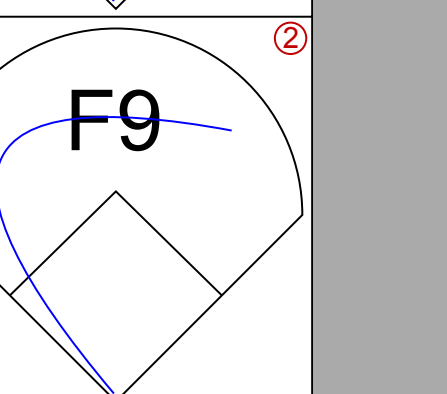
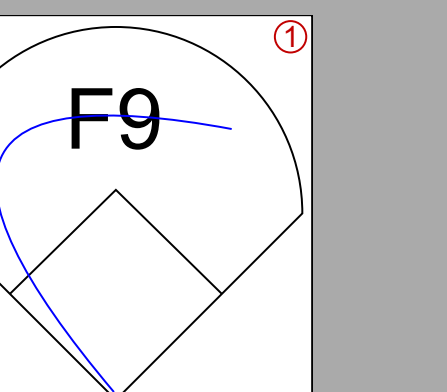

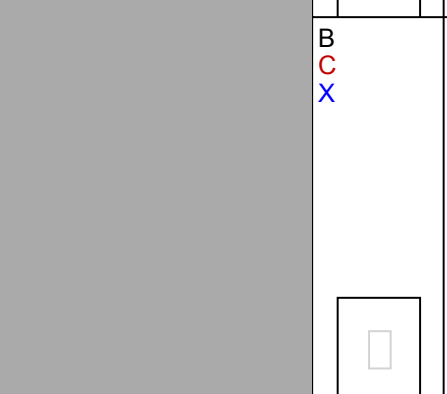
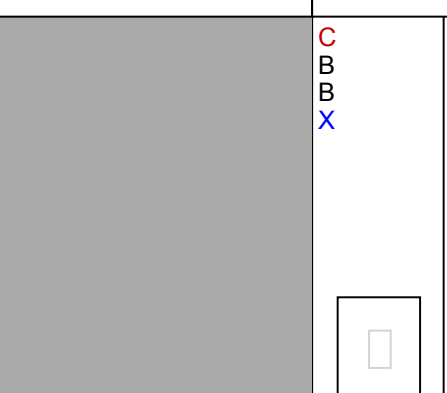
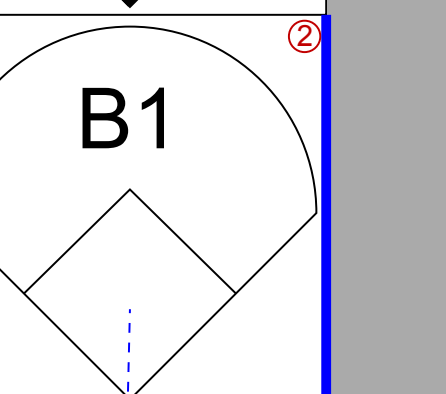
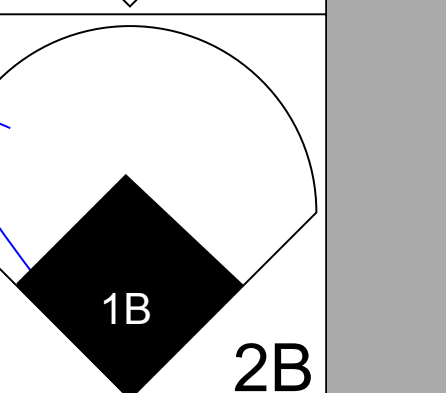
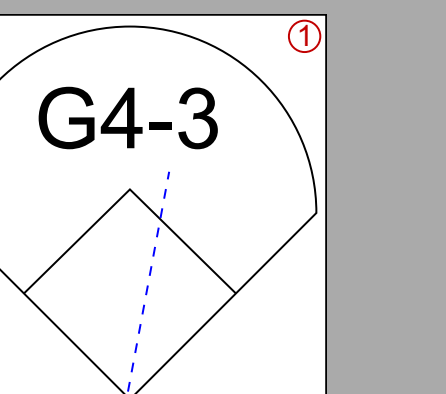

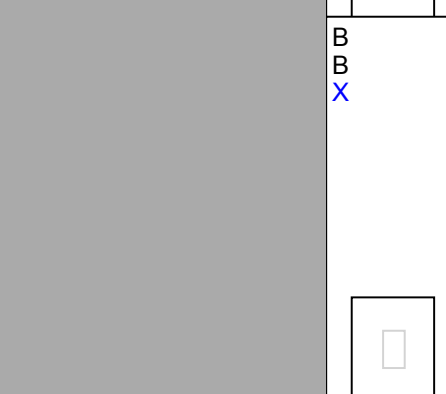
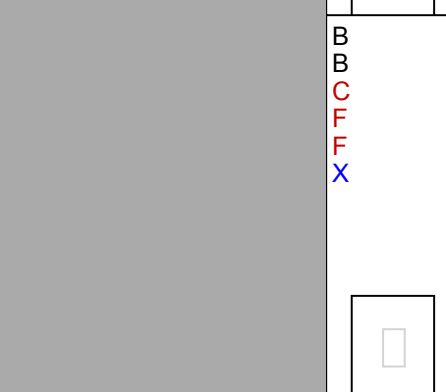
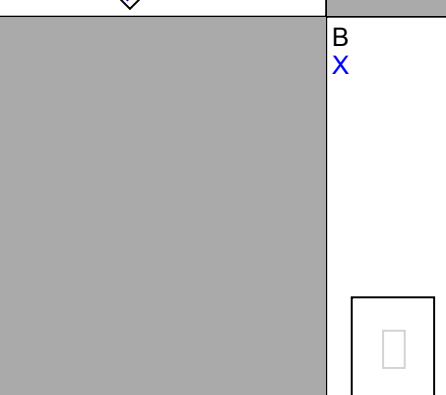
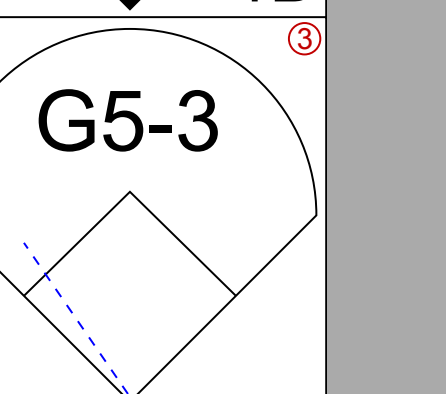
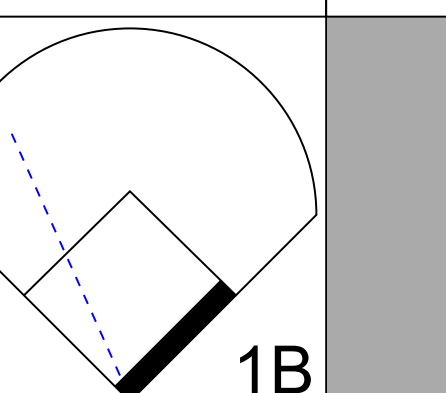

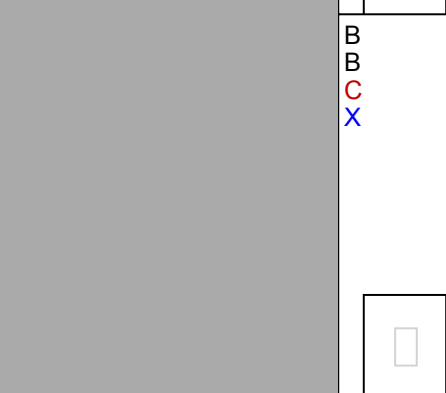

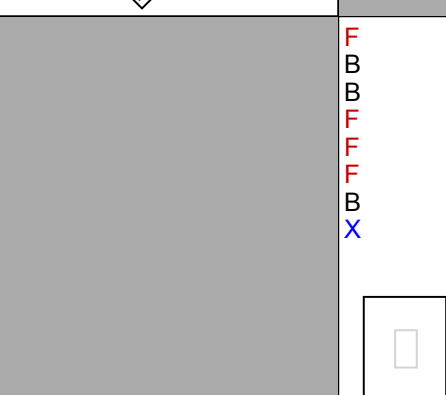
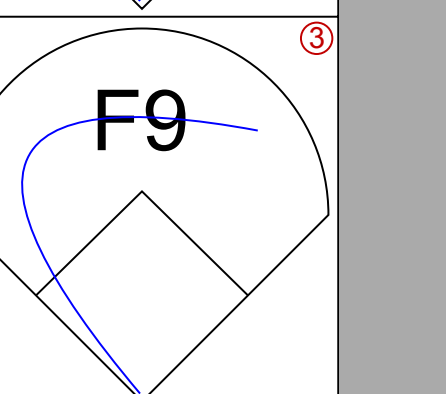
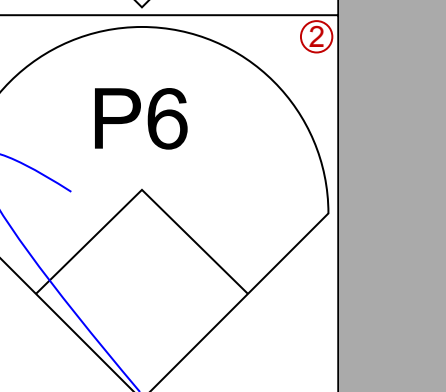
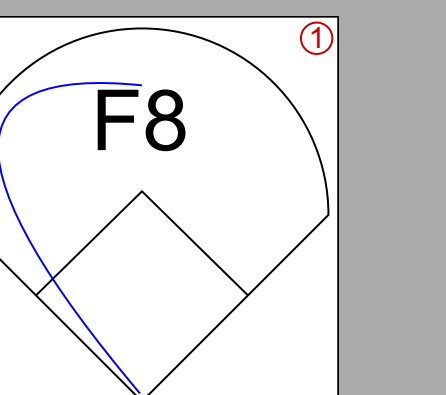
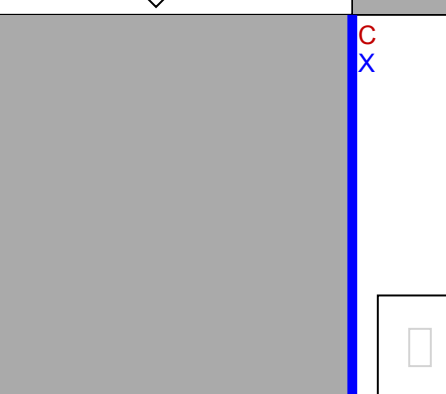
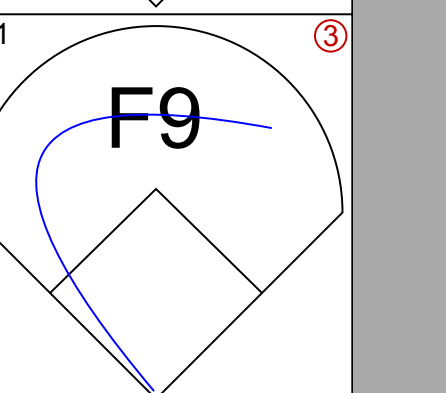
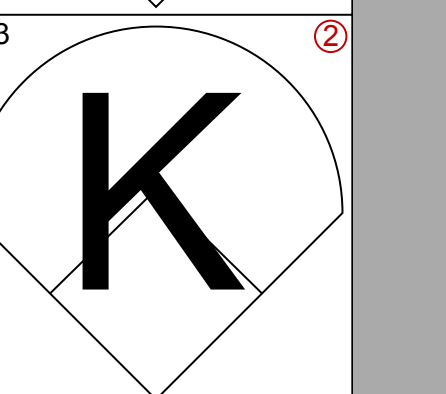
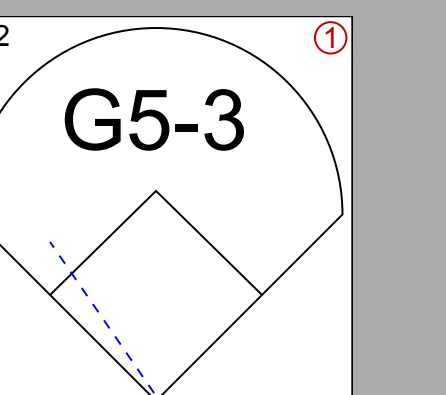

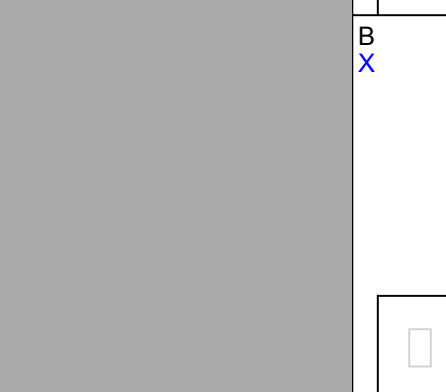

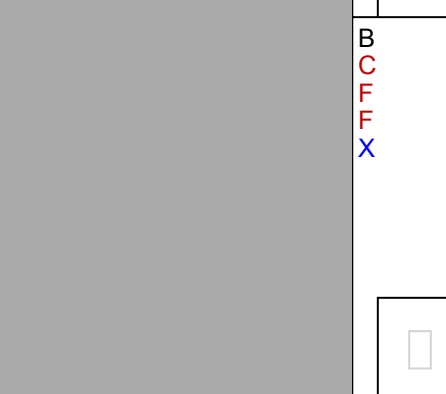
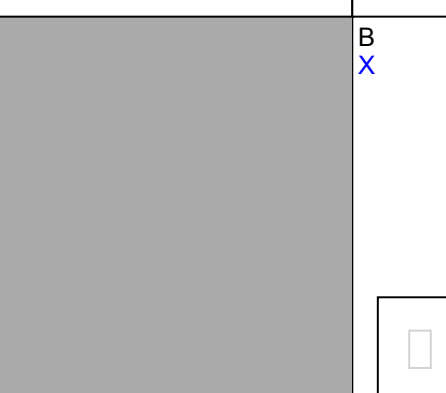
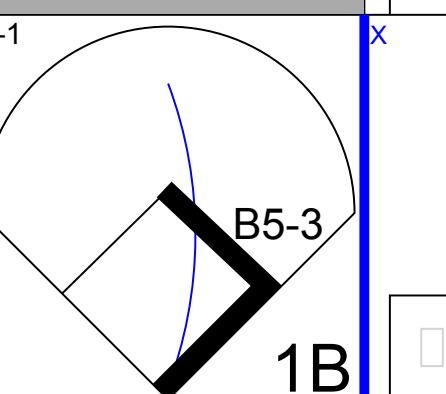
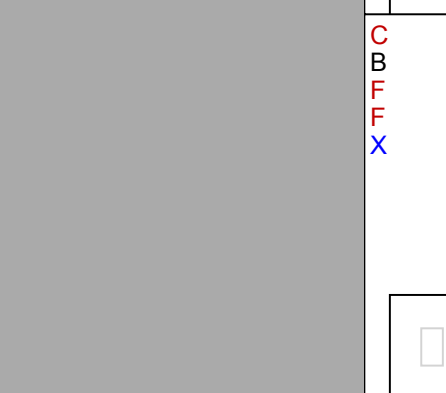
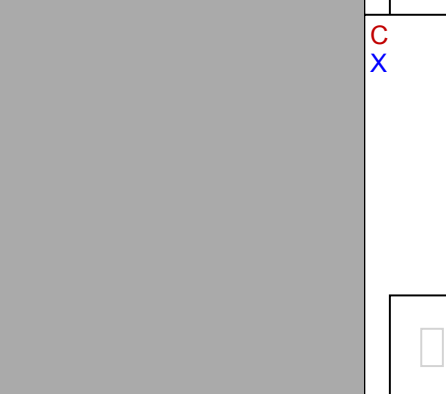

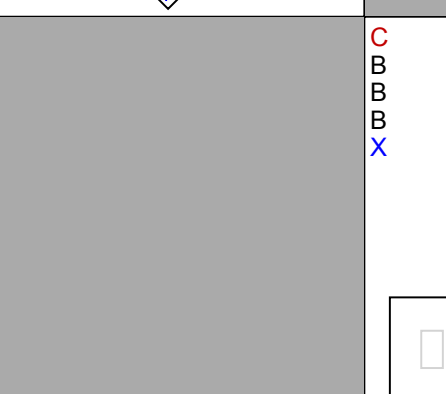
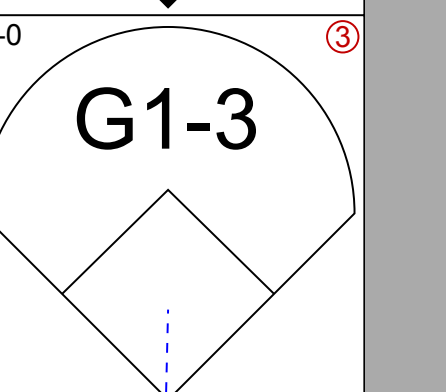
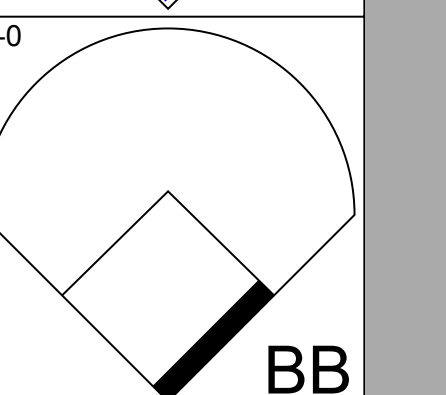
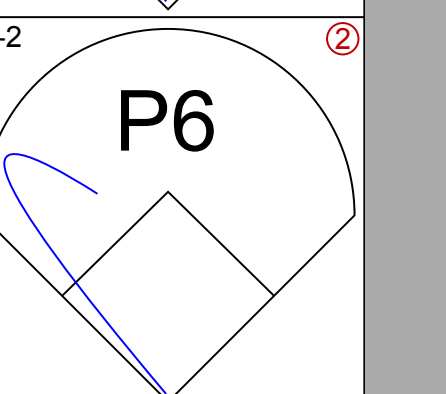
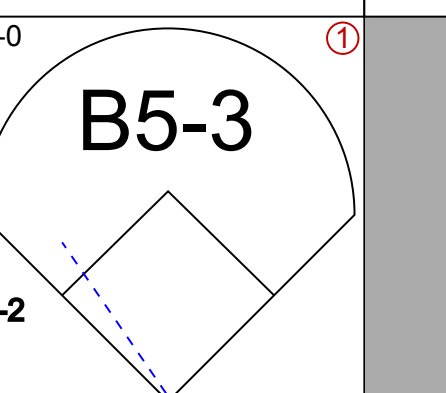
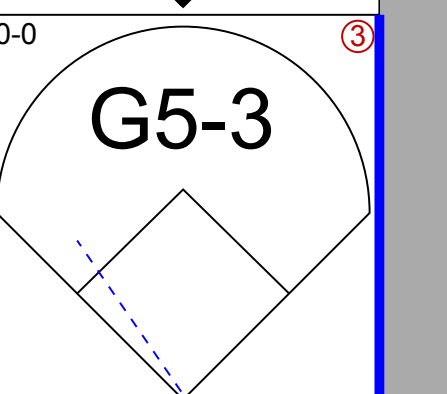
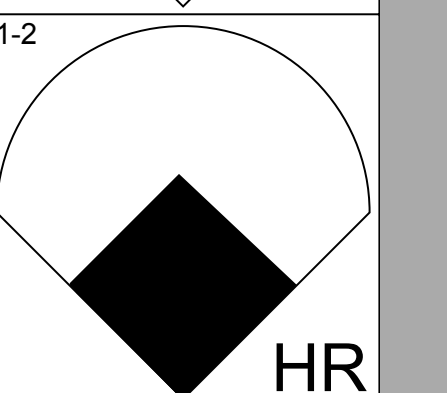
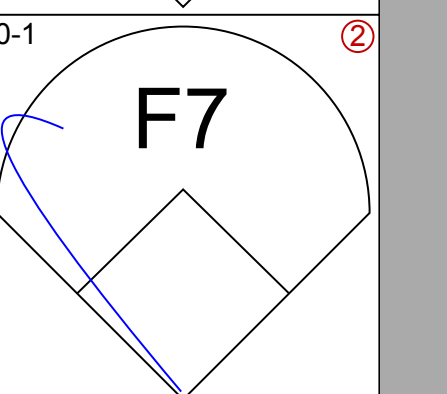
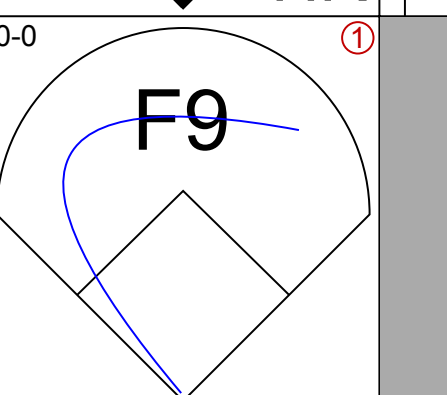
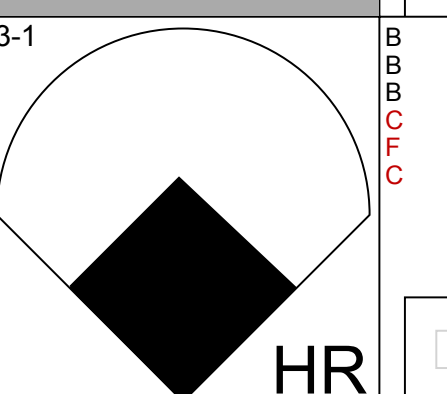



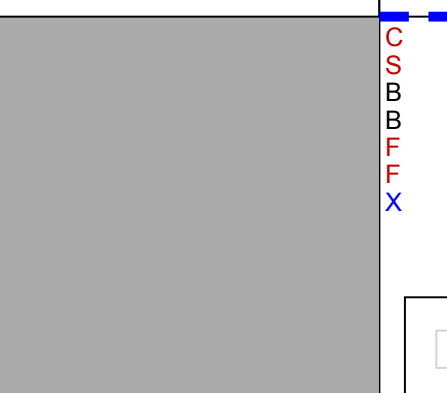
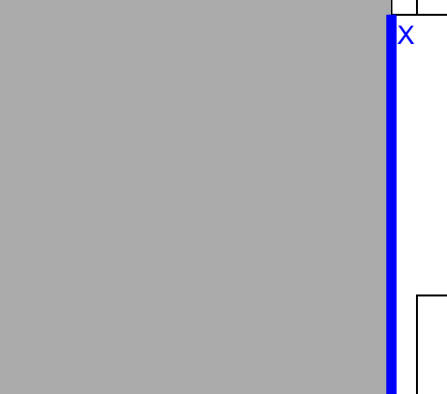


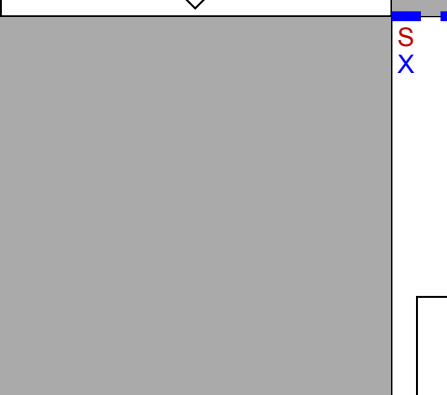
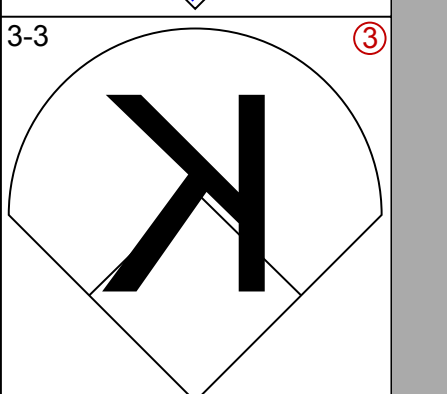
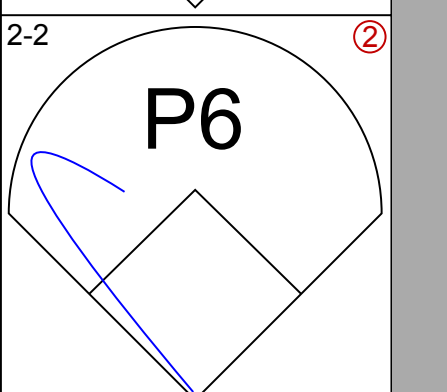
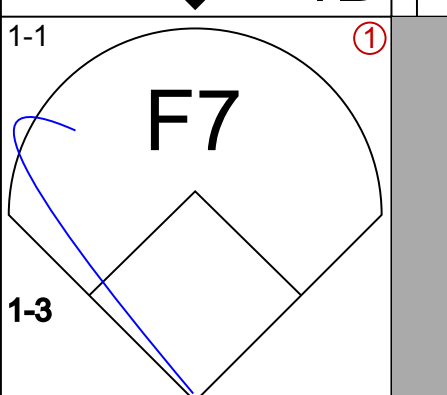
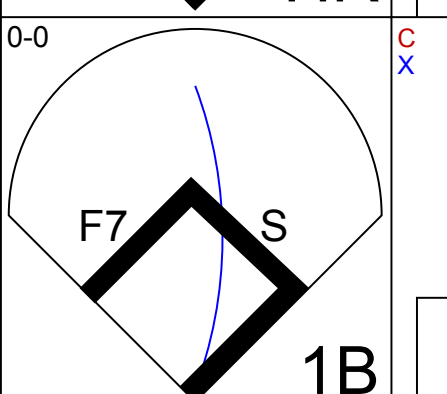
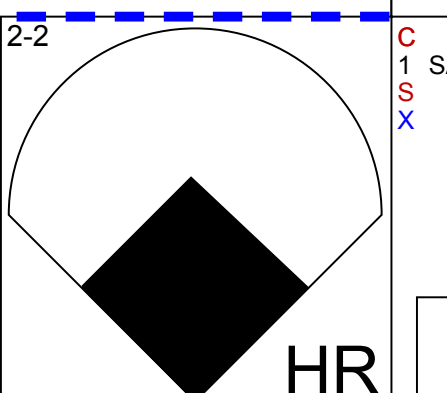
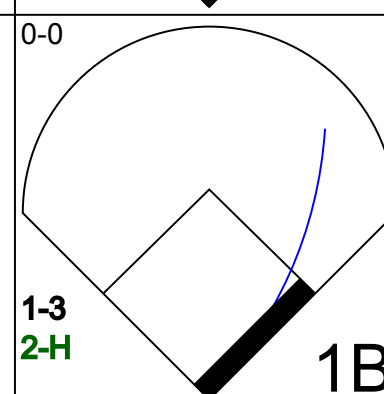
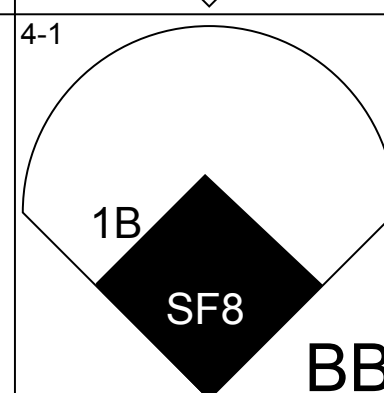
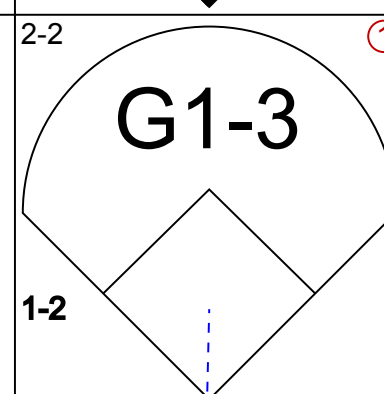
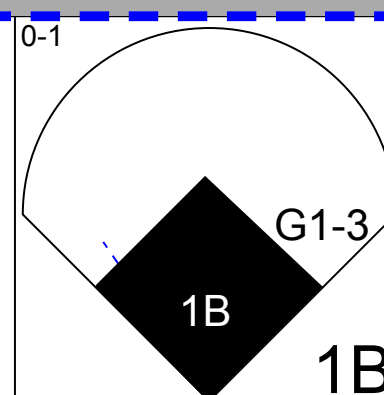

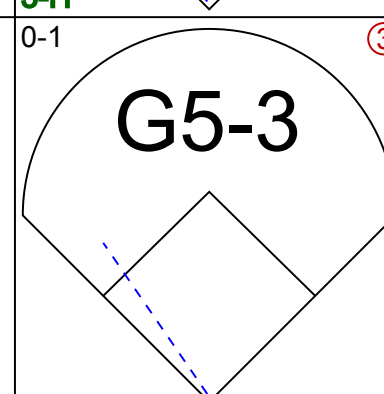
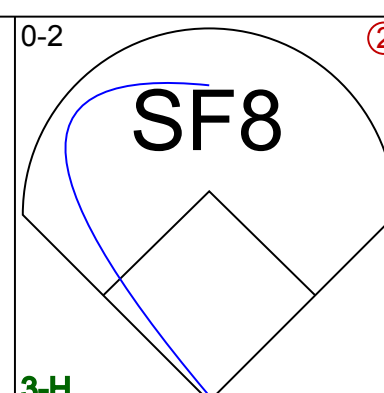
4 1 1 0 0 1 0

4 0 0 0 0 1 1

3 3 2 1 1 0 0

0 0 0 0 0 0 0  
1 0 0 0 0 0 1  
0 0 0 0 0 0 0  
1 0 1 0 0 0 0  
1 0 0 0 0 0 0  
0 0 0 0 0 0 0  
0 0 0 0 0 0 0  
1 0 1 1 0 0 0

1B: 5 SF: 1  
2B: 1 SAC: 0  
3B: 0 DP: 0  
HR: 3 HBP: 0



Inning Stats	R: 0 E: 0 K: 2 S: 9	H: 0 LOB: 0 BB: 0 P: 11	R: 0 E: 0 K: 1 S: 9	H: 0 LOB: 0 BB: 0 P: 14	R: 1 E: 0 K: 0 S: 13	H: 2 LOB: 1 BB: 0 P: 20	R: 0 E: 0 K: 0 S: 6	H: 0 LOB: 0 BB: 0 P: 11	R: 0 E: 0 K: 1 S: 13	H: 0 LOB: 0 BB: 0 P: 19	R: 0 E: 0 K: 0 S: 8	H: 1 LOB: 2 BB: 1 P: 15	R: 2 E: 0 K: 0 S: 10	H: 2 LOB: 0 BB: 0 P: 14	R: 1 E: 0 K: 1 S: 14	H: 2 LOB: 1 BB: 0 P: 22	R: 2 E: 0 K: 0 S: 12	H: 2 LOB: 1 BB: 1 P: 18	1B: 5 2B: 1 3B: 0 HR: 3	SF: 1 SAC: 0 DP: 0 HBP: 0
--------------	------------------------------	----------------------------------	------------------------------	----------------------------------	-------------------------------	----------------------------------	------------------------------	----------------------------------	-------------------------------	----------------------------------	------------------------------	----------------------------------	-------------------------------	----------------------------------	-------------------------------	----------------------------------	-------------------------------	----------------------------------	----------------------------------	------------------------------------

PITCHER	IP	WLS	BF	H	R	ER	SO	BB	IBB	HBP	BLK	WP	HR	S	P	ERA	WHIP
Kirk Rueter, L (1, 1)	7.0	W	27	5	3	3	4	1	0	0	0	0	2	68	104	3.86	0.857
John Johnstone, R (8, 1)	1.0		5	2	1	1	1	0	0	0	0	0	1	14	22	9.00	2.000
Robb Nen, R (9, 1)	1.0	S	6	2	2	2	0	1	0	0	0	0	0	12	18	18.00	3.000





Batter	1	2	3	4	5	6	7	8	9	10	11	12	AB	R	H	RBI	BB	SO	LOB	BOTTOM								
Darren Bragg, L OBP: 0.363, SLG: 0.342 Eric Davis, R OBP: 0.354, SLG: 0.442	4-2 BB BB		0-0 P6 P6		3-2 F7 F7			2-1 2B 2B		0-3 K K		0-0 WP WP 3B	2 0 0 0 1 0 0 3 1 2 0 0 1 0															
Joe McEwing, R OBP: 0.387, SLG: 0.467	2-3 K SAFE K		2-2 G3-1 G3-1				0-1 F8 F8	2-0 L5 L5		0-0 P3 P3		0-0 WP WP 3-H	6 0 0 0 0 1 2															
Mark McGwire, R OBP: 0.417, SLG: 0.593	1 SAFE P3 SAFE SAFE SAFE SAFE P3					2-3 K K		2-1 HR HR		4-0 IBB IBB		4-0 IBB IBB	3 1 1 1 2 1 1															
Ray Lankford, L OBP: 0.382, SLG: 0.667 Manny Aybar, R OBP: 0.125, SLG: 0.125 Scott Radinsky, L Edgar Renteria, R OBP: 0.321, SLG: 0.344	3-3 K K				3-2 G3 G3		3-1 P3 P3	1-3 K K		0-0 G4-3 G4-3			3 0 0 0 0 1 1 0 0 0 0 0 0 0 0 0 0 0 0 0 0 2 0 0 0 0 1 3															
Fernando Tatis, R OBP: 0.410, SLG: 0.611		0-1 F7 F7			4-1 BB BB					2-2 1B G6-4-3 1B		0-0 F9 F9	4 1 1 0 1 1 0															
Thomas Howard, S OBP: 0.615, SLG: 0.750		2-2 HBP HBP			4-1 BB BB			2-1 G6-3 G6-3		0-1 1B G6-4-3 1B		0-3 K K	3 0 1 0 1 1 0															
Eli Marrero, R OBP: 0.275, SLG: 0.370		0-2 F9 F9			1-1 F9 F9			0-2 F9 F9		0-1 G6-4-3 G6-4-3 1-2f 3-H 1B		0-0 E4 E4	5 0 0 0 0 0 4															
Placido Polanco, R OBP: 0.323, SLG: 0.307 Rick Croushore, R OBP: 0.500, SLG: 0.500 Mike Moller, R Shawon Dunston, R OBP: 0.276, SLG: 0.542 Ricky Bottalico, L Alberto Castillo, R OBP: 0.337, SLG: 0.358 Heathcliff Slocumb, R		2-3 K SAFE K			0-3 K K			1-0 P3 P3		1-2 1B 1B		0-0 G4-3 G4-3	3 0 0 0 0 0 2 1 0 0 0 0 0 0 0 0 0 0 0 0 0 0 0 0 1 0 1 0 0 0 0 0 0 0 0 0 0 0 0 0 1 0 0 0 0 0 0 1 0 0 0 0 0 0 0 0															
Juan Acevedo, R Willie McGee, S OBP: 0.342, SLG: 0.277			1-2 P3 P3		1-3 K K					1-3 K K		0-0 G6-3 G6-3	2 0 0 0 0 1 0 3 0 0 0 0 2 1															
<b>Inning Stats</b>	R: 0 E: 0 K: 2 S: 16	H: 0 LOB: 1 BB: 1 P: 27	R: 0 E: 0 K: 1 S: 12	H: 0 LOB: 1 BB: 0 P: 16	R: 0 E: 0 K: 0 S: 8	H: 0 LOB: 0 BB: 0 P: 11	R: 0 E: 0 K: 1 S: 11	H: 0 LOB: 2 BB: 2 P: 25	R: 0 E: 0 K: 2 S: 10	H: 0 LOB: 0 BB: 0 P: 14	R: 1 E: 0 K: 1 S: 10	H: 1 LOB: 0 BB: 0 P: 18	R: 0 E: 0 K: 0 S: 6	H: 0 LOB: 0 BB: 0 P: 9	R: 0 E: 0 K: 2 S: 10	H: 1 LOB: 2 BB: 1 P: 20	R: 1 E: 0 K: 1 S: 16	H: 3 LOB: 1 BB: 0 P: 19	R: 0 E: 0 K: 1 S: 5	H: 0 LOB: 1 BB: 1 P: 9	R: 0 E: 1 K: 1 S: 6	H: 0 LOB: 1 BB: 0 P: 6	R: 1 E: 0 K: 0 S: 2	H: 1 LOB: 0 BB: 0 P: 2	1B: 3 2B: 1 3B: 1 HR: 1	SF: 0 SAC: 0 DP: 1 HBP: 1	WP: 1 PB: 0 SB: 0 CS: 0	PA: 47
<b>PITCHER</b>	IP	WLS	BF	H	R	ER	SO	BB	IBB	HBP	BLK	WP	HR	S	P	ERA	WHIP											
Mark Gardner, R ERA: 8.05	(1, 1) 6.0		23	1	1	1	7	3	0	1	0	0	1	67	111	1.50	0.667											
Alan Embree, L ERA: 2.65	(7, 1) 1.1	H	4	0	0	0	1	0	0	0	0	0	0	10	14	0.00	0.000											
John Johnstone, R ERA: 1.57	(8, 1) 0.1	H	3	1	0	0	0	0	1	0	0	0	0	3	11	0.00	3.000											
Robb Nen, R ERA: 3.95	(8, 1) 1.1	B	6	3	1	1	2	0	0	0	0	0	0	19	23	6.75	2.250											
Felix Rodriguez, R ERA: 5.4	(10, 1) 2.0		8	0	0	0	2	0	1	0	0	0	0	11	15	0.00	0.000											
<b>PITCHER</b>	IP	WLS	BF	H	R	ER	SO	BB	IBB	HBP	BLK	WP	HR	S	P	ERA	WHIP											
Jerry Spradlin, R ERA: 8.1	(12, 1) 0.1	L	3	1	1	1	0	0	0	0	0	1	0	2	2	27.00	3.000											

San Francisco Giants @ St. Louis Cardinals  
 Busch Stadium, St. Louis, MO  
 Thu May 27 1999, 12:40 PM CDT  
 Att: 47,829 - Sunny - 79 F

livebaseballscorecards.com

AB	41
R	3
H	6
RBI	1
BB	5
SO	12
LOB	14







Batter	1	2	3	4	5	6	7	8	9
James Mouton, R (1, 7) OBP: 0.492, SLG: 0.488 Ugueth Urbina, R (9, 1)	4-2 G3-6-3 BB		2-2 F7		2-3 K		3-3 K	1-3 K	
Ryan McGuire, L (1, 3) OBP: 0.354, SLG: 0.476	1-1 G3-6-3 1-2f		4-1 1B BB		0-0 G3		1-3 K		
Rondell White, R (1, 8) OBP: 0.366, SLG: 0.559 (9, 7)	2-0 G5-3		2-0 G6-4-3 1B		4-2 HBP		3-2 P3		
Vladimir Guerrero, R (1, 9) OBP: 0.360, SLG: 0.538		0-0 G6-3	3-2 G6-4-3 1-2f		1-1 L6		0-0 P6		
Jose Vidro, S (1, 4) OBP: 0.336, SLG: 0.546		2-0 G6-3		3-1 2B 1B		1-2 L6	2-0 2B 1B		
Michael Barrett, R (1, 2) OBP: 0.349, SLG: 0.465 Manny Martinez, R (8, PR) OBP: 0.275, SLG: 0.379 (9, 8)		2-1 2B	2-1 P3		0-0 G4-3 1B		1-1 E 2B		
Mike Mordecai, R (1, 5) OBP: 0.324, SLG: 0.450		4-2 BB	0-0 P3		1-1 G4-3		1-1 E8 1B		
Orlando Cabrera, R (1, 6) OBP: 0.324, SLG: 0.416		2-1 F7	0-2 2B		1-2 F8		2-1 L7		
Javier Vazquez, R (1, 1) Orlando Merced, S (7, PH) Steve Kline, S (8, 1) Anthony Telford, R (8, 1) Wilton Guerrero, S (8, PH) Chris Widger, R (9, 2) OBP: 0.319, SLG: 0.496			4-0 1B BB BB		1-0 F8		1-2 HR	4-0 BB	

AB	R	H	RBI	BB	SO	LOB
4	0	0	0	1	3	3
0	0	0	0	0	0	0
3	0	0	0	1	1	1
3	0	1	0	0	0	0
4	0	0	0	0	0	4
4	2	2	0	0	0	0
4	0	3	1	0	0	1
0	1	0	0	0	0	0
3	0	1	1	1	0	2
4	0	1	1	0	0	4
1	0	0	0	1	0	1
1	1	1	1	0	0	0
0	0	0	0	0	0	0
0	0	0	0	0	0	0
0	0	0	0	1	0	0
0	0	0	0	0	0	0

AB	R	H	RBI	BB	SO	LOB
31	4	9	4	5	4	16

Inning Stats	R	H	E	K	S	H	LOB	BB	P	R	H	E	K	S	H	LOB	BB	P
	0	0	0	5	12	1	2	1	18	0	0	0	8	4	0	3	4	3
	0	0	0	8	8	1	2	1	18	1	2	0	0	10	2	1	2	25
	0	0	0	10	10	1	1	0	16	0	0	0	0	10	1	0	0	15
	0	0	0	8	14	0	0	0	15	0	1	0	1	9	1	0	0	12
	1	2	0	14	22	1	0	0	22	2	3	1	2	12	2	1	2	22

PITCHER	IP	WLS	BF	H	R	ER	SO	BB	IBB	HBP	BLK	WP	HR	S	P	ERA	WHIP
Russ Ortiz, R (1, 1) ERA: 2.54	7.1	L	33	8	4	4	3	4	0	1	0	0	1	69	127	4.91	1.636
Felix Rodriguez, R (8, 1) ERA: 5.25	0.2		4	1	0	0	1	1	0	0	0	0	0	7	15	0.00	3.000

PITCHER	IP	WLS	BF	H	R	ER	SO	BB	IBB	HBP	BLK	WP	HR	S	P	ERA	WHIP

**San Francisco Giants @ Montreal Expos**  
Olympic Stadium, Montreal, QB  
Fri May 28 1999, 7:05 PM EDT  
Att. 6,535 - Dome - 72 F

livebaseballscorecards.com





Batter	1	2	3	4	5	6	7	8	9	AB R H RBI BB SO LOB	TOP											
Stan Javier, S OBP: 0.355, SLG: 0.436 (1, 7)	2-2 G4-3	2-2 G4-3		0-0 G6-3		4-0 BB			1-0 G3	4 0 0 0 1 0 1												
Rich Aurilia, R OBP: 0.362, SLG: 0.519 (1, 6)	4-0 FC3-6 1B BB		1-0 L9		2-0 G4-3	3-2 F7			0-3 K	4 1 0 0 1 1 2												
J.T. Snow, L OBP: 0.404, SLG: 0.455 (1, 3)	2-2 FC3-6 1-2 1B		0-1 G5-3 1B		0-2 F7				1-0 G4-3	4 1 2 0 0 0 0												
Jeff Kent, R OBP: 0.374, SLG: 0.478 (1, 4)	1-0 FC3-6 1-2f 2-3 1B		2-1 G5-3 1-2		3-1 F8				2-2 G5-3	4 0 0 0 0 0 3												
Armando Rios, L OBP: 0.333, SLG: 0.476 (1, 9)	3-1 1-2 3-H 1B		4-2 1B BB			2-1 G3-1 2B			2-2 G6-3	3 1 2 1 1 0 0												
Charlie Hayes, R OBP: 0.271, SLG: 0.264 (1, 5)	0-0 G6-3		0-0 1-3 2-H 1B			2-1 G3-1 2-H			2-1 L9	4 0 1 2 0 0 2												
F.P. Santangelo, S OBP: 0.414, SLG: 0.292 (1, 8)		4-2 SH1-4 BB		0-0 F8		1-0 2B 2B			3-2 G3	3 1 1 0 1 0 2												
Scott Servais, R OBP: 0.364, SLG: 0.468 Alan Embree, L (8, 1)		1-3 K		1-2 G6-3		2-0 F8			0-1 F9	4 0 0 0 0 1 2 0 0 0 0 0 0 0												
Shawn Estes, R OBP: 0.389, SLG: 0.400 Jerry Spradlin, S Marvin Benard, L OBP: 0.346, SLG: 0.400 Rich Rodriguez, L Brent Mayne, L OBP: 0.403, SLG: 0.404 (8, 2)		0-0 SH1-4		0-1 F7		1-0 WP 2B			1-2 F7	1 0 0 0 0 0 0 0 0 0 0 0 0 0 1 0 1 1 0 0 0 0 0 0 0 0 0 0 1 0 0 0 0 0 0												
<b>Inning Stats</b>	R: 1 E: 0 K: 0 S: 10	H: 2 LOB: 2 BB: 1 P: 22	R: 0 E: 0 K: 1 S: 11	H: 0 LOB: 1 BB: 1 P: 18	R: 1 E: 0 K: 0 S: 9	H: 2 LOB: 2 BB: 1 P: 16	R: 0 E: 0 K: 0 S: 6	H: 0 LOB: 0 BB: 0 P: 7	R: 0 E: 0 K: 0 S: 7	H: 0 LOB: 0 BB: 0 P: 12	R: 2 E: 0 K: 0 S: 10	H: 3 LOB: 2 BB: 1 P: 25	R: 0 E: 0 K: 0 S: 11	H: 0 LOB: 0 BB: 0 P: 16	R: 0 E: 0 K: 0 S: 8	H: 0 LOB: 0 BB: 0 P: 13	R: 0 E: 0 K: 1 S: 7	H: 0 LOB: 0 BB: 0 P: 9	1B: 4 2B: 3 3B: 0 HR: 0	SF: 0 SAC: 1 DP: 0 HBP: 0	WP: 1 PB: 0 SB: 2 CS: 0	PA: 38
<b>PITCHER</b>	IP WLS BF H R ER SO BB IBB HBP BLK WP HR S P ERA WHIP																					
Mike Thurman, R ERA: 6.82 (1, 1)	5.1 W 25 6 4 4 1 3 0 0 0 0 0 0 48 85 6.75 1.688																					
Bobby Ayala, R ERA: 2.67 (6, 1)	0.2 H 4 1 0 0 0 1 0 0 0 0 1 0 5 15 0.00 3.000																					
Anthony Telford, R ERA: 2.7 (7, 1)	2.0 H 6 0 0 0 0 0 0 0 0 0 0 0 19 29 0.00 0.000																					
Ugueth Urbina, R ERA: 4.56 (9, 1)	1.0 S 3 0 0 0 0 1 0 0 0 0 0 0 7 9 0.00 0.000																					

San Francisco Giants @ Montreal Expos  
Olympic Stadium, Montreal, QB  
Sat May 29 1999, 7:05 PM EDT  
Att. 8,516 - Dome - 72 F

AB	33
R	4
H	7
RBI	4
BB	4
SO	2
LOB	12



livebaseballscores.com

Batter	1	2	3	4	5	6	7	8	9
Mike Mordecai, R OBP: 0.329, SLG: 0.484 (1, 4) (7, 5)	0-1 G6-3	1-0 FC5-4		2-2 HR	3-3 K		4-1 FC6-4 BB		
Manny Martinez, R OBP: 0.280, SLG: 0.388 (1, 8)	0-0 G5-3		2-2 1B	0-1 F8 1B		1-0 F8	1-2 FC6-4		
Rondell White, R OBP: 0.372, SLG: 0.555 (1, 7)	4-0 BB		4-2 1B FC6-4 BB	2-0 F8 1B		1-1 G5-3	3-2 G5-3		
Vladimir Guerrero, R OBP: 0.361, SLG: 0.539 (1, 9)	1-3 K		1-1 FC6-4 1B	1-2 F8		2-0 1B 2B	1-0 F8		
Michael Barrett, R OBP: 0.353, SLG: 0.458 Anthony Telford, R (7, 1)		4-0 1B BB	0-0 FC6-4	1-0 P6		4-0 1B IBB	4-2 CS BB		
Wilton Guerrero, S OBP: 0.307, SLG: 0.355 Ugueth Urbina, R (8, PH) (9, 1)			1-2 FC6-4 1B	4-0 IBB		3-1 1B 1B	0-2 L7		
Jose Vidro, S OBP: 0.338, SLG: 0.537 (1, 3) (7, 4)	1-2 G6-3	1-2 G6-3 1B	0-0 FC6-4 1B			1-3 2-H 1B			
Chris Widger, R OBP: 0.333, SLG: 0.500 (1, 2)	2-2 1B 1B	2-2 1B 1B	4-1 1B BB	1-1 G6-3		0-0 1B 1B			
Orlando Cabrera, R OBP: 0.328, SLG: 0.418 (1, 6)	2-0 FC5-4 1B	1-2 1B			3-1 L7	3-1 P4			
Mike Thurman, R Bobby Ayala, R Ryan McGuire, L OBP: 0.347, SLG: 0.465 (1, 1) (6, 1) (7, 3)		3-3 K	1-3 K		2-3 K		0-1 G1-3		

Inning Stats	R: 0	H: 0	E: 0	K: 1	S: 7	LOB: 1	BB: 1	P: 12
	R: 1	H: 2	E: 0	K: 1	S: 12	LOB: 2	BB: 1	P: 25
	R: 3	H: 3	E: 1	K: 1	S: 18	LOB: 2	BB: 2	P: 31
	R: 1	H: 3	E: 0	K: 0	S: 13	LOB: 3	BB: 1	P: 24
	R: 0	H: 0	E: 0	K: 2	S: 9	LOB: 0	BB: 0	P: 17
	R: 2	H: 3	E: 0	K: 0	S: 9	LOB: 2	BB: 1	P: 23
	R: 0	H: 0	E: 0	K: 0	S: 10	LOB: 1	BB: 1	P: 18
	R: 0	H: 0	E: 0	K: 0	S: 6	LOB: 0	BB: 1	P: 11


PITCHER	IP	WLS	BF	H	R	ER	SO	BB	IBB	HBP	BLK	WP	HR	S	P	ERA	WHIP
Shawn Estes, L ERA: 5.69 (1, 1)	3.0	L	21	8	5	5	3	4	0	0	0	0	1	44	79	15.00	4.000
Jerry Spradlin, R ERA: 7.23 (4, 1)	2.0		7	0	0	0	2	0	1	0	0	0	0	15	30	0.00	0.000
Rich Rodriguez, L ERA: 4.7 (6, 1)	2.0		11	3	2	2	0	1	1	0	0	0	0	19	41	9.00	2.000
Alan Embree, L ERA: 2.5 (8, 1)	1.0		3	0	0	0	0	1	0	0	0	0	0	6	11	0.00	1.000

**BOTTOM**

**San Francisco Giants @ Montreal Expos**  
Olympic Stadium, Montreal, QB  
Sat May 29 1999, 7:05 PM EDT  
Att. 8,516 - Dome - 72 F

AB	R	H	RBI	BB	SO	LOB
4	1	1	1	1	1	2
5	1	2	0	0	0	1
3	1	1	0	2	0	1
5	1	2	1	0	1	3
2	2	0	1	2	0	3
0	0	0	0	0	0	0
0	0	0	0	1	0	0
0	0	0	0	0	0	0
4	1	1	1	1	0	3
3	0	2	2	1	0	3
4	0	2	1	0	0	2
3	0	0	0	0	3	4
0	0	0	0	0	0	0
1	0	0	0	0	0	0

1B:	8	SF:	0
2B:	2	SAC:	0
3B:	0	DP:	0
HR:	1	HBP:	0
WP:	0	PA:	42
PB:	0		
SB:	0		
CS:	1		



WP	HR	S	P	ERA	WHIP
0	1	11	11	15.00	4.000



Batter	1	2	3	4	5	6	7	8	9	AB R H RBI BB SO LOB	TOP		
<b>Marvin Benard, L</b> (1, 8) OBP: 0.339, SLG: 0.391 <b>Joe Nathan, R</b> (7, 1) <b>Armando Rios, L</b> (9, PH) OBP: 0.343, SLG: 0.484	3-2 			0-1 	1-0 		3-3 		1-1 	4 0 0 0 0 1 4 0 0 0 0 0 0 0 1 0 1 0 0 0 0			
<b>Bill Mueller, S</b> (1, 5) OBP: 0.360, SLG: 0.325	1-0 			0-1 		4-1 	4-0 		1-0 	3 1 2 1 2 0 0 1-3 			
<b>J.T. Snow, L</b> (1, 3) OBP: 0.403, SLG: 0.453 <b>Charlie Hayes, R</b> (7, PH) OBP: 0.267, SLG: 0.260	3-2 			1-2 	1-3 	1-0 	1-2 		3-3 	3 1 1 0 0 0 1 2 0 0 0 0 1 5			
<b>Jeff Kent, R</b> (1, 4) OBP: 0.380, SLG: 0.486		0-1 		1-1 		0-0 		3-2 	0-3 	5 1 3 1 0 1 2			
<b>Ellis Burks, R</b> (1, 9) OBP: 0.374, SLG: 0.420			4-1 	0-1 		1-2 		0-1 		2 0 0 1 1 0 2			
<b>Stan Javier, S</b> (1, 7) OBP: 0.358, SLG: 0.434			1-2 	0-1 			4-0 	1-0 		3 1 1 1 1 0 2			
<b>Brent Mayne, L</b> (1, 2) OBP: 0.402, SLG: 0.402 <b>Scott Servais, R</b> (8, PH) OBP: 0.360, SLG: 0.463			2-2 		0-0 		0-0 	1-0 		3 0 1 0 0 0 0 1 0 0 0 0 0 1	<b>AB</b> 33 <b>R</b> 4 <b>H</b> 10 <b>RBI</b> 4 <b>BB</b> 5 <b>SO</b> 4 <b>LOB</b> 21		
<b>Wilson Delgado, S</b> (1, 6) OBP: 0.333, SLG: 0.353 <b>Rich Aurilia, R</b> (8, PH) OBP: 0.360, SLG: 0.515			0-1 		3-2 		0-3 	0-0 		3 0 1 0 0 1 2 1 0 0 0 0 0 2			
<b>Chris Brock, R</b> (1, 1) OBP: 0.174, SLG: 0.136 <b>F.P. Santangelo, S</b> (7, PH) OBP: 0.416, SLG: 0.288			0-0 		0-0 		4-2 		1-1 	1 0 0 0 0 0 0 1 0 0 0 1 0 0			
<b>Inning Stats</b>	R: 0 H: 0 E: 0 LOB: 0 K: 0 BB: 0 S: 11 P: 18	R: 0 H: 0 E: 0 LOB: 0 K: 0 BB: 1 S: 6 P: 11	R: 0 H: 0 E: 0 LOB: 0 K: 0 BB: 0 S: 6 P: 8	R: 2 H: 3 E: 0 LOB: 1 K: 0 BB: 0 S: 13 P: 15	R: 0 H: 1 E: 0 LOB: 1 K: 0 BB: 0 S: 6 P: 10	R: 0 H: 1 E: 0 LOB: 1 K: 0 BB: 1 S: 6 P: 12	R: 1 H: 1 E: 0 LOB: 3 K: 2 BB: 3 S: 14 P: 30	R: 1 H: 2 E: 1 LOB: 1 K: 0 BB: 0 S: 8 P: 13	R: 0 H: 2 E: 0 LOB: 2 K: 2 BB: 0 S: 11 P: 17	1B: 9 SF: 1 2B: 1 SAC: 1 3B: 0 DP: 3 HR: 0 HBP: 0	WP: 0 PA: 40 PB: 0 SB: 0 CS: 0		
<b>PITCHER</b>	IP WLS BF H R ER SO BB IBB HBP BLK WP HR S P ERA WHIP <b>Miguel Batista, R</b> (1, 1) ERA: 4.19 <b>Bobby Ayala, R</b> (7, 1) ERA: 2.63 <b>Steve Kline, L</b> (7, 1) ERA: 3.72 <b>Guillermo Mota, R</b> (8, 1) ERA: 1.8 <b>Ugueth Urbina, R</b> (9, 1) ERA: 4.39											<b>PITCHER</b>	IP WLS BF H R ER SO BB IBB HBP BLK WP HR S P ERA WHIP

San Francisco Giants @ Montreal Expos  
 Olympic Stadium, Montreal, QB  
 Sun May 30 1999, 1:35 PM EDT  
 Att. 8,172 - Dome - 72 F

livebaseballscorecards.com







Batter	1	2	3	4	5	6	7	8	9	AB R H RBI BB SO LOB	TOP																
Marvin Benard, L (1, 8) OBP: 0.340, SLG: 0.391	0-1 1B	1-3 K			1-2 L8		2-0 1B		1-2 G3-1	5 0 2 0 0 1 1																	
Bill Mueller, S (1, 5) OBP: 0.364, SLG: 0.333	2-3 K		2-2 L5		2-2 1B		1-1 1B		3-2 G4-3	5 0 2 1 0 1 0																	
J.T. Snow, L (1, 3) OBP: 0.400, SLG: 0.446	4-1 BB		3-2 L9		2-0 G4-3		0-1 G3-1			3 0 0 0 1 0 2																	
Jeff Kent, R (1, 4) OBP: 0.377, SLG: 0.481	1-0 G5-3		1-2 G6-3			3-1 P3		1-0 1B		4 0 1 0 0 0 1																	
Ellis Burks, R (1, 9) OBP: 0.377, SLG: 0.422		1-1 BB 1B 2B 1B		1-0 G5-3		1-1 FC6-4 1B		2-3 K		4 1 2 0 0 1 1																	
Stan Javier, S (1, 7) OBP: 0.368, SLG: 0.442		0-0 BB 2B 1B		3-2 FC5-4 1B		2-2 FC6-4 1-2f		0-0 1B		4 1 3 0 0 0 1																	
Rich Aurilia, R (1, 6) OBP: 0.357, SLG: 0.506		4-1 2B F7-2 BB		1-0 FC5-4 1-2f		1-2 P4		1-3 K		3 0 0 0 1 1 4																	
Brent Mayne, L (1, 2) OBP: 0.405, SLG: 0.414		1-1 2B		2-2 F7 SAFE		3-1 1B SH3-4 1B		2-3 K		4 1 2 2 0 1 3																	
Kirk Rueter, L (1, 1) OBP: 0.100, SLG: 0.105		1-0 F7-2		0-3 K		0-0 SH3-4				2 0 0 0 0 1 2																	
Alan Embree, L (7, 1)										0 0 0 0 0 0 0																	
John Johnstone, R (7, 1)										0 0 0 0 0 0 0																	
Armando Rios, L (9, PH) OBP: 0.338, SLG: 0.477		3-H								1 0 0 0 0 0 0																	
<b>Inning Stats</b>	R: 0 E: 0 K: 1 S: 7	H: 1 LOB: 1 BB: 1 P: 14	R: 2 E: 0 K: 1 S: 11	H: 3 LOB: 1 BB: 1 P: 19	R: 0 E: 0 K: 0 S: 15	H: 0 LOB: 0 BB: 0 P: 21	R: 0 E: 0 K: 0 S: 11	H: 1 LOB: 1 BB: 0 P: 18	R: 0 E: 0 K: 1 S: 11	H: 1 LOB: 1 BB: 0 P: 16	R: 0 E: 0 K: 0 S: 11	H: 1 LOB: 1 BB: 0 P: 18	R: 1 E: 0 K: 0 S: 8	H: 3 LOB: 1 BB: 0 P: 14	R: 0 E: 0 K: 3 S: 13	H: 2 LOB: 2 BB: 0 P: 19	R: 0 E: 0 K: 0 S: 9	H: 0 LOB: 0 BB: 0 P: 13	1B: 11 2B: 2 3B: 0 HR: 0	SF: 0 SAC: 1 DP: 1 HBP: 0	WP: 0 PB: 0 SB: 2 CS: 0	PA: 38					
<b>PITCHER</b>	IP WLS BF H R ER SO BB IBB HBP BLK WP HR S P ERA WHIP																										
Carlton Loewer, R (1, 1) ERA: 5.35	6.1		28	9	3	3	3	2	0	0	0	0	0	70	115	4.26	1.737										
Yorkis Perez, L (7, 1) ERA: 3.32	0.2	W	2	1	0	0	0	0	0	0	0	0	0	4	5	0.00	1.500										
Wayne Gomes, R (8, 1) ERA: 3.7	2.0	S	8	2	0	0	3	0	0	0	0	0	0	22	32	0.00	1.000										

San Francisco Giants @ Philadelphia Phillies  
Veterans Stadium, Philadelphia, PA

livebaseballscorecards.com

AB	35
R	3
H	12
RBI	3
BB	2
SO	6
LOB	15



Mon May 31 1999, 7:05 PM EDT  
Att. 16,323 - Cloudy - 85 F

Batter	1	2	3	4	5	6	7	8	9
Doug Glanville, R OBP: 0.388, SLG: 0.410 (1, 8)	0-1 G4-3		2-3 K			2-2 F8		0-2 F8	
23 Kevin Jordan, R OBP: 0.409, SLG: 0.467 15 David Doster, R OBP: 0.500, SLG: 0.733 (8, PR) (9, 4)	4-1 1B BB		2-1 F7			1-0 L5		1-0 WP 1B	
Scott Rolen, R OBP: 0.367, SLG: 0.489 (1, 5)	2-2 1-2 1B				3-1 G5-3		1-0 1B 2B	0-1 P3	
Rico Brogna, L OBP: 0.300, SLG: 0.415 (1, 3)	1-3 K				2-2 F9		1-0 2B 1B 1B	4-0 1B 1B	
Ron Gant, R OBP: 0.339, SLG: 0.418 (1, 7)	2-3 K				1-3 K		0-0 1B 2B	0-0 P2	
Bobby Abreu, L OBP: 0.442, SLG: 0.575 (1, 9)		1-2 G1-3			0-0 FC1-6 1B		3-2 L5-3 1B		
Mike Lieberthal, R OBP: 0.401, SLG: 0.573 (1, 2)		0-0 1B			0-0 FC1-6 G6-4-3 1-2f		3-2 L5-3		
Alex Arias, R OBP: 0.377, SLG: 0.534 (1, 6)		2-2 G1-6-4-3 1-2f			2-2 G6-4-3 1-2f		2-0 HR		
Carlton Loewer, R OBP: 0.273, SLG: 0.238 Yorkis Perez, L (7, 1) Rob Ducey, L OBP: 0.327, SLG: 0.469 Wayne Gomes, R (8, 1)			2-2 F7			2-3 K		3-1 F7	

AB	R	H	RBI	BB	SO	LOB
4	0	0	0	0	1	0
3	0	1	0	1	0	0
0	0	0	0	0	0	0
4	1	2	0	0	0	1
3	1	1	1	1	1	2
4	1	1	0	0	2	4
3	0	2	2	0	0	0
3	0	1	0	0	0	2
3	1	1	1	0	0	2
2	0	0	0	0	1	0
0	0	0	0	0	0	0
1	0	0	0	0	0	0
0	0	0	0	0	0	0

BOTTOM

San Francisco Giants @ Philadelphia Phillies  
Veterans Stadium, Philadelphia, PA

Mon May 31 1999, 7:05 PM EDT  
Att: 16,323 - Cloudy - 85 F

livebaseballscorecards.com

AB	30
R	4
H	9
RBI	4
BB	2
SO	5
LOB	11



1B: 6	SF: 0
2B: 3	SAC: 0
3B: 0	DP: 3
HR: 1	HBP: 0

WP: 1	PA: 32
PB: 0	
SB: 0	
CS: 0	

Inning Stats	R: 0	H: 1	E: 0	K: 2	S: 16	LOB: 2	BB: 1	P: 25
R: 0	H: 1	E: 0	K: 1	S: 7	LOB: 0	BB: 0	P: 10	
R: 0	H: 0	E: 0	K: 1	S: 9	LOB: 0	BB: 0	P: 15	
R: 0	H: 0	E: 0	K: 1	S: 8	LOB: 0	BB: 0	P: 14	
R: 0	H: 1	E: 0	K: 0	S: 6	LOB: 0	BB: 0	P: 8	
R: 0	H: 0	E: 0	K: 1	S: 7	LOB: 0	BB: 0	P: 12	
R: 4	H: 5	E: 0	K: 0	S: 12	LOB: 0	BB: 0	P: 25	
R: 0	H: 1	E: 0	K: 0	S: 9	LOB: 2	BB: 1	P: 14	

PITCHER	IP	WLS	BF	H	R	ER	SO	BB	IBB	HBP	BLK	WP	HR	S	P	ERA	WHIP
Kirk Rueter, L ERA: 5.72 (1, 1)	6.0		23	6	3	3	5	1	0	0	0	0	0	56	89	4.50	1.167
Alan Embree, L ERA: 2.5 (7, 1)	0.0	B	1	1	0	0	0	0	0	0	0	0	0	3	6	∞	∞
John Johnstone, R ERA: 1.8 (7, 1)	2.0	L	8	2	1	1	0	0	1	0	0	1	1	15	28	4.50	1.000



Batter	1	2	3	4	5	6	7	8	9	10	11	12	AB	R	H	RBI	BB	SO	LOB	TOP	
<b>Marvin Benard, L</b> <small>(1, 8) OBP: 0.347, SLG: 0.401</small>													3 1 1 0 2 0 1								
<b>Bill Mueller, S</b> <small>(1, 5) OBP: 0.361, SLG: 0.320</small>													5 0 1 1 1 1 0 3								
<b>J.T. Snow, L</b> <small>(1, 3) OBP: 0.397, SLG: 0.457</small> <b>Charlie Hayes, R</b> <small>(10, PH) OBP: 0.264, SLG: 0.256</small>													4 1 1 2 0 1 1 2 0 0 0 0 0 4								
<b>Jeff Kent, R</b> <small>(1, 4) OBP: 0.372, SLG: 0.469</small>													5 1 0 0 1 2 4								
<b>Ellis Burks, R</b> <small>(1, 9) OBP: 0.378, SLG: 0.447</small> <b>Robb Nen, R</b> <small>(11, 1)</small>													5 2 2 1 0 2 1 0 0 0 0 0 0 0								
<b>Stan Javier, S</b> <small>(1, 7) OBP: 0.363, SLG: 0.430</small>													4 0 0 0 1 2 0								
<b>Rich Aurilia, R</b> <small>(1, 6) OBP: 0.355, SLG: 0.497</small> <b>John Johnstone, R</b> <small>(9, 1)</small> <b>Armando Rios, L</b> <small>(11, 9) OBP: 0.347, SLG: 0.485</small>													3 0 0 0 1 0 1 0 0 0 0 0 0 0 1 1 1 0 0 0 0								<b>AB 40</b> <b>R 6</b> <b>H 8</b> <b>RBI 4</b> <b>BB 6</b> <b>SO 9</b> <b>LOB 16</b>
<b>Scott Servais, R</b> <small>(1, 2) OBP: 0.344, SLG: 0.440</small>													4 0 0 0 0 0 1								
<b>Mark Gardner, R</b> <small>(1, 1) OBP: 0.231, SLG: 0.417</small> <b>Julian Tavarez, L</b> <small>(6, 1)</small> <b>F.P. Santangelo, S</b> <small>(7, PH) OBP: 0.622, SLG: 0.299</small> <b>Alan Embree, L</b> <small>(7, 1)</small> <b>Felix Rodriguez, R</b> <small>(7, 1) OBP: 0.358, SLG: 1.333</small> <b>Rich Rodriguez, L</b> <small>(7, 1)</small> <b>Wilson Delgado, S</b> <small>(8, 6) OBP: 0.408, SLG: 0.389</small>												2 0 0 0 0 0 2 0 0 0 0 0 0 0 0 0 1 0 1 0 1 0 1 0 0 0 0 0									
<b>Inning Stats</b>	R: 0 H: 0 E: 0 LOB: 0 K: 1 BB: 0 S: 7 P: 13	R: 0 H: 0 E: 0 LOB: 0 K: 2 BB: 0 S: 7 P: 12	R: 0 H: 0 E: 0 LOB: 0 K: 1 BB: 1 S: 7 P: 15	R: 3 H: 2 E: 0 LOB: 1 K: 0 BB: 2 S: 14 P: 30	R: 0 H: 0 E: 0 LOB: 1 K: 1 BB: 1 S: 9 P: 14	R: 2 H: 2 E: 0 LOB: 0 K: 2 BB: 0 S: 12 P: 20	R: 0 H: 1 E: 0 LOB: 0 K: 0 BB: 0 S: 10 P: 12	R: 0 H: 1 E: 0 LOB: 1 K: 1 BB: 0 S: 10 P: 16	R: 0 H: 0 E: 0 LOB: 0 K: 1 BB: 0 S: 7 P: 12	R: 0 H: 1 E: 0 LOB: 1 K: 0 BB: 0 S: 4 P: 4	R: 0 H: 0 E: 0 LOB: 0 K: 0 BB: 0 S: 3 P: 3	R: 1 H: 1 E: 0 LOB: 3 K: 0 BB: 2 S: 4 P: 13	1B: 4 SF: 0 2B: 1 SAC: 2 3B: 1 DP: 1 HR: 2 HBP: 1	WP: 2 PA: 50 PB: 0 SB: 0 CS: 1							
<b>PITCHER</b>	IP WLS BF H R ER SO BB IBB HBP BLK WP HR S P ERA WHIP																				
<b>Robert Person, R</b> <small>(1, 1) ERA: 9.15</small>	3.2 0 15 2 3 3 4 3 0 0 0 1 0 32 65 7.36 1.364																				
<b>Joel Bennett, R</b> <small>(4, 1) ERA: 8.8</small>	1.2 0 8 2 2 2 2 1 0 0 0 1 2 19 31 10.80 1.800																				
<b>Mike Grace, R</b> <small>(6, 1) ERA: 3.18</small>	1.0 0 4 1 0 0 1 0 0 0 0 0 0 11 15 0.00 1.000																				
<b>Jim Poole, L</b> <small>(7, 1) ERA: 3.75</small>	0.2 0 1 0 0 0 0 0 0 0 0 0 0 4 5 0.00 0.000																				
<b>Steve Montgomery, R</b> <small>(8, 1) ERA: 2.25</small>	2.0 0 7 1 0 0 2 0 0 0 0 0 0 17 28 0.00 0.500																				
<b>PITCHER</b>	IP WLS BF H R ER SO BB IBB HBP BLK WP HR S P ERA WHIP																				
<b>Yorkis Perez, L</b> <small>(10, 1) ERA: 3.0</small>	2.0 0 7 1 1 0 0 0 0 0 0 0 0 7 7 0.00 0.500																				
<b>Wayne Gomes, R</b> <small>(12, 1) ERA: 3.91</small>	1.0 L 7 1 1 1 0 2 0 1 0 0 0 4 13 9.00 3.000																				

San Francisco Giants @ Philadelphia Phillies  
 Veterans Stadium, Philadelphia, PA  
 Tue Jun 01 1999, 7:35 PM EDT  
 Att. 13,050 - Cloudy - 81 F

livebaseballscorecards.com







Batter	1	2	3	4	5	6	7	8	9	AB R H RBI BB SO LOB	TOP	
Marvin Benard, L (1, 8) OBP: 0.343, SLG: 0.392	2-2 F7		3-2 F8		0-1 E1		0-2 FC4	4-2 BB		4 1 0 0 1 0 1		
Bill Mueller, S (1, 5) OBP: 0.379, SLG: 0.364	1-2 G5-3		0-2 G4-3		1-0 1B		0-0 1B	1-1 1B		5 1 3 1 0 0 0		
J.T. Snow, L (1, 3) OBP: 0.397, SLG: 0.453 Felix Rodriguez, R (8, 1) OBP: 0.333, SLG: 1.333	4-0 BB				0-0 F7		1-1 1B	1-1 F9		4 0 1 2 1 0 4 0 0 0 0 0 0 0		
Jeff Kent, R (1, 4) OBP: 0.372, SLG: 0.472	3-2 F7				0-1 2B		2-2 G5-3	3-1 P3	1-2 G4-6-3	5 0 2 0 0 0 2		
Armando Rios, L (1, 9) OBP: 0.338, SLG: 0.457					0-2 L5		4-2 BB	2-1 L6	0-0 G4-6-3	4 0 0 0 1 0 2		
Rich Aurilia, R (1, 6) OBP: 0.346, SLG: 0.483					2-1 P3		1-0 F7	1-2 G4-3	3-3 K	5 0 0 0 0 1 2		
F.P. Santangelo, S (1, 7) OBP: 0.426, SLG: 0.300							1-2 G4-3	0-0 2B		3 1 1 0 1 0 1		
Brent Mayne, L (1, 2) OBP: 0.408, SLG: 0.452							0-1 G6-3	0-0 2B		4 2 2 2 0 0 1		
Russ Ortiz, R (1, 1) OBP: 0.100, SLG: 0.100 Rich Rodriguez, L (6, 1) Stan Javier, S (7, PH) Jerry Spradlin, S (7, 1) Ellis Burks, R (8, PH) Charlie Hayes, R (8, 3) OBP: 0.264, SLG: 0.256					1-1 L5		2-2 G6-3	0-1 E6	1-0 1B	2 0 0 0 0 0 0 0 0 0 0 0 0 0 1 0 0 0 0 0 0 0 0 0 0 0 0 0 1 1 1 1 0 0 0 0 0 0 0 0 0 0		
<b>Inning Stats</b>	R: 0 H: 0 E: 0 LOB: 1 K: 0 BB: 1 S: 11 P: 21	R: 0 H: 0 E: 0 LOB: 1 K: 0 BB: 1 S: 9 P: 19	R: 0 H: 0 E: 0 LOB: 0 K: 0 BB: 0 S: 8 P: 12	R: 0 H: 1 E: 0 LOB: 1 K: 0 BB: 0 S: 8 P: 10	R: 1 H: 2 E: 1 LOB: 2 K: 0 BB: 0 S: 16 P: 23	R: 0 H: 0 E: 0 LOB: 1 K: 0 BB: 1 S: 10 P: 17	R: 2 H: 2 E: 1 LOB: 1 K: 0 BB: 0 S: 12 P: 19	R: 3 H: 4 E: 0 LOB: 2 K: 0 BB: 1 S: 14 P: 24	R: 0 H: 1 E: 0 LOB: 0 K: 1 BB: 0 S: 8 P: 12	1B: 5 SF: 0 2B: 4 SAC: 0 3B: 0 DP: 1 HR: 1 HBP: 0	WP: 0 PA: 42 PB: 0 SB: 0 CS: 0	
<b>PITCHER</b>	IP WLS BF H R ER SO BB IBB HBP BLK WP HR S P ERA WHIP											
Paul Byrd, R (1, 1) ERA: 3.45	7.0 W 31 5 3 1 0 3 0 0 0 0 0 1 74 121 1.29 1.143											
Mike Grace, R (8, 1) ERA: 4.24	0.2 5 3 3 3 0 0 0 0 0 0 0 0 8 12 40.50 4.500											
Jim Poole, L (8, 1) ERA: 3.65	0.1 H 3 1 0 0 0 1 0 0 0 0 0 0 6 12 0.00 6.000											
Wayne Gomes, R (9, 1) ERA: 3.76	1.0 S 3 1 0 0 1 0 0 0 0 0 0 0 8 12 0.00 1.000											

San Francisco Giants @ Philadelphia Phillies  
Veterans Stadium, Philadelphia, PA  
Wed Jun 02 1999, 7:35 PM EDT  
Att. 13,616 - Unknown - 84 F

livebaseballscorecards.com

AB	38
R	6
H	10
RBI	6
BB	4
SO	1
LOB	13







Batter	1	2	3	4	5	6	7	8	9	AB R H RBI BB SO LOB	TOP		
Marvin Benard, L (1, 8) OBP: 0.340, SLG: 0.387	1-2 P4		2-2 G3-1		1-3 K		0-0 1B 1B	0-3 K		5 1 1 0 0 2 0			
Bill Mueller, S (1, 5) OBP: 0.394, SLG: 0.373	0-0 F8			1-1 2B 1B		4-1 G6-3 1B BB	0-1 1B 1B		1-0 F9	4 2 2 1 1 0 0			
Charlie Hayes, R (1, 3) Wilson Delgado, S (9, 4) OBP: 0.275, SLG: 0.258 OBP: 0.400, SLG: 0.389	0-1 P3			0-0 L6		0-0 1B	4-0 1B SF8 BB		4-1 F9 S BB	3 2 1 0 2 0 1 0 0 0 0 0 0 0			
Jeff Kent, R (1, 4) Robb Nen, R (9, 1) OBP: 0.373, SLG: 0.475		1-1 G5-3		0-1 1B 2B		0-3 K	0-0 1B		2-2 F9	5 0 2 3 0 1 3 0 0 0 0 0 0 0			
Ellis Burks, R (1, 9) OBP: 0.371, SLG: 0.446		0-3 K		0-0 F7		2-0 G6-3	0-0 SF8		0-1 E6 WP	4 0 0 1 0 1 3			
Stan Javier, S (1, 7) OBP: 0.368, SLG: 0.429		0-0 2B 1B		1-2 1B		4-2 BB	3-2 F7		1-2 G4-3	4 0 2 0 1 0 2			
Rich Aurilia, R (1, 6) OBP: 0.344, SLG: 0.483		1-1 2B		2-3 K		2-3 K		1-0 G5-3		4 0 1 0 0 2 5			
Scott Servais, R (1, 2) OBP: 0.340, SLG: 0.466			2-2 L3		0-0 G6-3		1-0 F9		0-2 HR	4 1 1 1 0 0 0			
Shawn Estes, R (1, 1) Jerry Spradlin, S (6, 1) F.P. Santangelo, S (7, PH) Julian Tavarez, L (7, 1) John Johnstone, R (8, 1) J.T. Snow, L (9, 3) OBP: 0.350, SLG: 0.353 OBP: 0.432, SLG: 0.310			0-3 K		0-3 K		0-0 1B 1B			2 0 0 0 0 0 2 0 0 0 0 0 0 0 0 0 1 1 1 0 0 0 0 0 1 0 0 0 0 0 1 0 0 0 0 0 0 0 0 0 0 0 0 0 0 0 0 0			
<b>Inning Stats</b>	R: 0 H: 0 E: 0 LOB: 0 K: 0 BB: 0 S: 7 P: 8	R: 0 H: 2 E: 0 LOB: 2 K: 1 BB: 0 S: 9 P: 11	R: 0 H: 0 E: 0 LOB: 0 K: 1 BB: 0 S: 9 P: 13	R: 1 H: 3 E: 0 LOB: 2 K: 1 BB: 0 S: 14 P: 18	R: 0 H: 0 E: 0 LOB: 0 K: 2 BB: 0 S: 7 P: 8	R: 0 H: 1 E: 0 LOB: 3 K: 2 BB: 2 S: 12 P: 24	R: 4 H: 4 E: 0 LOB: 1 K: 0 BB: 1 S: 10 P: 18	R: 1 H: 1 E: 0 LOB: 0 K: 2 BB: 0 S: 11 P: 14	R: 1 H: 0 E: 1 LOB: 1 K: 0 BB: 1 S: 10 P: 18	1B: 8 SF: 1 2B: 2 SAC: 0 3B: 0 DP: 0 HR: 1 HBP: 0	WP: 1 PA: 42 PB: 0 SB: 1 CS: 0		
<b>PITCHER</b>	IP WLS BF H R ER SO BB IBB HBP BLK WP HR S P ERA WHIP											<b>PITCHER</b>	IP WLS BF H R ER SO BB IBB HBP BLK WP HR S P ERA WHIP
Curt Schilling, R (1, 1) ERA: 2.85	7.0 L 33 10 5 5 7 3 0 0 0 0 0 0 68 100 6.43 1.857												
Yorkis Perez, L (8, 1) ERA: 3.18	1.2 7 1 2 1 2 1 0 0 0 0 0 1 16 26 5.40 1.200												
Steve Montgomery, R (9, 1) ERA: 2.19	0.1 2 0 0 0 0 0 0 0 0 0 1 0 5 6 0.00 0.000												

San Francisco Giants @ Philadelphia Phillies  
Veterans Stadium, Philadelphia, PA  
Thu Jun 03 1999, 1:05 PM EDT  
Att. 20,560 - Cloudy - 80 F

livebaseballscorecards.com



Batter	1	2	3	4	5	6	7	8	9	AB R H RBI BB SO LOB
Doug Glanville, R OBP: 0.378, SLG: 0.397 (1, 8)	0-2 G6-3		1-2 G4-3		1-2 G6-3	0-3 K			2-0 P6	5 0 0 0 0 1 5
Kevin Sevcik, R OBP: 0.377, SLG: 0.484 (1, 9) (9, 4)	1-2 G4-3		3-0 F9			4-0 BB 2B BB	4-2 23 G4-3 BB		3-2 G5-4-3 1-2f	3 1 0 0 2 0 2
23 Kevin Jordan, R OBP: 0.387, SLG: 0.493 (1, 5)	0-2 G3			3-1 HR		1-3 SAFE K	0-1 G4-3			4 1 1 1 0 1 2
Rico Brogna, L OBP: 0.313, SLG: 0.410 (1, 3)		0-0 G3-1		2-1 P2		4-2 SAFE BB 2B BB	2-3 K			3 1 0 0 1 1 1
Ron Gant, R OBP: 0.340, SLG: 0.428 (1, 7)		1-0 F9		1-1 1B		4-2 BB 2B BB	2-3 K			3 1 1 0 1 1 1
Mike Lieberthal, R OBP: 0.406, SLG: 0.596 (1, 2)		2-0 FC6 1B		0-1 F9		3-1 G4-3 1-H 2-H 3-H 2B	0-1 F9			4 0 2 3 0 0 1
Alex Arias, R OBP: 0.343, SLG: 0.484 (1, 6)		3-1 FC6 1-2f		1-0 SAFE G6-3		0-1 SAFE G4-3	2-1 G4-3			4 0 0 0 0 0 3
15 David Doster, R OBP: 0.480, SLG: 0.611 Steve Montgomery, R (9, 1)			4-2 G4-3 SH1-4 BB		3-2 F7	4-0 BB IBB	0-2 G6-3			2 0 0 0 2 0 0 0 0 0 0 0 0 0
Curt Schilling, R OBP: 0.182, SLG: 0.200 Yorkis Perez, L Rob Ducey, L OBP: 0.351, SLG: 0.480 (1, 1) (8, 1) (9, 9)			2-0 SH1-4		1-3 K	4-0 BB		3-2 G5-4-3 1B		1 0 0 0 0 1 1 0 0 0 0 0 0 0 0 1 0 1 0 0 0 0

Inning Stats	R: 0 E: 0 K: 0 S: 10	H: 0 LOB: 0 BB: 0 P: 11	R: 0 E: 0 K: 0 S: 5	H: 1 LOB: 1 BB: 0 P: 11	R: 0 E: 0 K: 0 S: 9	H: 0 LOB: 1 BB: 1 P: 19	R: 1 E: 0 K: 0 S: 9	H: 2 LOB: 1 BB: 0 P: 16	R: 0 E: 0 K: 1 S: 11	H: 0 LOB: 0 BB: 0 P: 16	R: 3 E: 0 K: 2 S: 16	H: 1 LOB: 3 BB: 5 P: 40	R: 0 E: 0 K: 2 S: 10	H: 0 LOB: 1 BB: 1 P: 18	R: 0 E: 0 K: 0 S: 8	H: 0 LOB: 0 BB: 0 P: 10	R: 0 E: 0 K: 0 S: 8	H: 1 LOB: 0 BB: 0 P: 16	1B: 3 2B: 1 3B: 0 HR: 1	SF: 0 SAC: 1 DP: 1 HBP: 0	WP: 0 PB: 0 SB: 0 CS: 0	PA: 38
--------------	-------------------------------	----------------------------------	------------------------------	----------------------------------	------------------------------	----------------------------------	------------------------------	----------------------------------	-------------------------------	----------------------------------	-------------------------------	----------------------------------	-------------------------------	----------------------------------	------------------------------	----------------------------------	------------------------------	----------------------------------	----------------------------------	------------------------------------	----------------------------------	--------

PITCHER	IP	WLS	BF	H	R	ER	SO	BB	IBB	HBP	BLK	WP	HR	S	P	ERA	WHIP
Shawn Estes, L ERA: 5.75 (1, 1)	5.2		27	4	4	4	2	5	1	0	0	0	1	56	109	6.35	1.588
Jerry Spradlin, R ERA: 6.75 (6, 1)	0.1	W	1	0	0	0	1	0	0	0	0	0	0	4	4	0.00	0.000
Julian Tavarez, R ERA: 9.19 (7, 1)	1.0	H	4	0	0	0	2	1	0	0	0	0	0	10	18	0.00	1.000
John Johnstone, R ERA: 1.61 (8, 1)	1.0	H	3	0	0	0	0	0	0	0	0	0	0	8	10	0.00	0.000
Robb Nen, R ERA: 3.56 (9, 1)	1.0	S	3	1	0	0	0	0	0	0	0	0	0	8	16	0.00	1.000

BOTTOM

San Francisco Giants @ Philadelphia Phillies  
Veterans Stadium, Philadelphia, PA  
Thu Jun 03 1999, 1:05 PM EDT  
Att. 20,560 - Cloudy - 80 F

livebaseballscorecards.com

AB	30
R	4
H	5
RBI	4
BB	7
SO	5
LOB	15














Batter	1	2	3	4	5	6	7	8	9	AB R H RBI BB SO LOB	TOP														
Tony Phillips, S OBP: 0.354, SLG: 0.473 (1, 8)	2-2 FC6-5 2B		1-0 P2			1-2 F7	1-1 FC6-4		3-3 K	5 0 1 0 0 1 5	<p><b>Oakland Athletics @ San Francisco Giants</b>  3Com Park at Candlestick Point, San Francisco, CA</p> <p>Sat Jun 05 1999, 4:05 PM EDT  Att. 31,959 - Unknown - 64 F</p> <p>livebaseballscorecards.com</p> <table border="1"> <tr><td>AB</td><td>36</td></tr> <tr><td>R</td><td>0</td></tr> <tr><td>H</td><td>8</td></tr> <tr><td>RBI</td><td>0</td></tr> <tr><td>BB</td><td>1</td></tr> <tr><td>SO</td><td>4</td></tr> <tr><td>LOB</td><td>22</td></tr> </table> 	AB	36	R	0	H	8	RBI	0	BB	1	SO	4	LOB	22
AB	36																								
R	0																								
H	8																								
RBI	0																								
BB	1																								
SO	4																								
LOB	22																								
Miguel Tejada, R OBP: 0.307, SLG: 0.416 (1, 6)	0-1 FC6-5 1B		1-0 G6-3			1-1 1B		2-2 G5-3		4 0 1 0 0 0 1															
Jason Giambi, L OBP: 0.378, SLG: 0.453 (1, 3)	1-1 F8				3-1 P7	2-3 K		1-2 FC5-4 1B		4 0 1 0 0 1 2															
Olmedo Saenz, R OBP: 0.364, SLG: 0.402 (1, 5)	3-2 1B				3-1 G4-3 2B	1-1 P5		0-1 FC5-4 FC6		4 0 2 0 0 0 2															
Matt Stairs, L OBP: 0.335, SLG: 0.525 (1, 9)	3-0 F8				3-2 G4-3		1-2 F8	1-0 FC6		4 0 0 0 0 0 4															
Tim Lincecum, S OBP: 0.343, SLG: 0.349 (1, 7)			3-2 F7		3-3 K		4-2 E 1B BB	2-0 FC3-6 1B		3 0 1 0 1 1 1															
Scott Spiezio, S OBP: 0.281, SLG: 0.310 (1, 4)			0-0 G6-3		2-1 G6-3		1-2 E 1B	0-0 FC3-6 3 1B		4 0 1 0 0 0 1															
A.J. Hinch, R OBP: 0.230, SLG: 0.292 (1, 2)			1-2 G6-3		2-2 L1		0-2 F7	3-2 1B		3 0 0 0 0 0 2															
3 Eric Chavez, L OBP: 0.331, SLG: 0.396 (9, PH)								1-2 1B		1 0 1 0 0 0 0															
Mike Oquist, R (1, 1)								3-2 F7		2 0 0 0 0 1 0															
Tim Worrell, R (5, 1)										0 0 0 0 0 0 0															
John Jaha, R OBP: 0.390, SLG: 0.561 (7, PH)										1 0 0 0 0 0 2															
Jimmy Haynes, R (7, 1)										0 0 0 0 0 0 0															
Ben Grieve, L OBP: 0.274, SLG: 0.293 (9, PH)										1 0 0 0 0 0 2															
<b>Inning Stats</b>	R: 0 E: 0 K: 0 S: 12	H: 2 LOB: 2 BB: 0 P: 21	R: 0 E: 0 K: 0 S: 8	H: 0 LOB: 0 BB: 0 P: 12	R: 0 E: 0 K: 1 S: 6	H: 0 LOB: 0 BB: 0 P: 9	R: 0 E: 0 K: 1 S: 11	H: 1 LOB: 1 BB: 0 P: 23	R: 0 E: 0 K: 0 S: 7	H: 0 LOB: 0 BB: 0 P: 12	R: 0 E: 0 K: 1 S: 10	H: 1 LOB: 1 BB: 0 P: 15	R: 0 E: 1 K: 0 S: 20	H: 1 LOB: 3 BB: 1 P: 29	R: 0 E: 0 K: 0 S: 10	H: 1 LOB: 1 BB: 0 P: 14	R: 0 E: 0 K: 1 S: 14	H: 2 LOB: 2 BB: 0 P: 25	1B: 6 2B: 2 3B: 0 HR: 0	SF: 0 SAC: 0 DP: 0 HBP: 0	WP: 0 PB: 0 SB: 0 CS: 0	PA: 37			
<b>PITCHER</b>	IP WLS BF H R ER SO BB IBB HBP BLK WP HR S P ERA WHIP																								
Kirk Rueter, L ERA: 5.23 (1, 1)	5.1 W 20 4 0 0 2 0 0 0 0 0 0 0 49 84 0.00 0.750																								
Rich Rodriguez, L ERA: 3.54 (6, 1)	1.2 8 1 0 0 1 1 0 0 0 0 0 0 25 37 0.00 1.200																								
Julian Tavarez, R ERA: 8.15 (8, 1)	2.0 9 3 0 0 1 0 0 0 0 0 0 0 24 39 0.00 1.500																								





Batter	1	2	3	4	5	6	7	8	9	AB R H RBI BB SO LOB	TOP																									
Tony Phillips, S OBP: 0.355, SLG: 0.474 (1, 4) (7, 7)	0-3 K		1-1 BB 2B	1-1 G4-3		4-0 FC5-4 BB		1-1 F7		4 1 1 0 1 1 1	<p><b>Oakland Athletics @ San Francisco Giants</b> 3Com Park at Candlestick Point, San Francisco, CA</p> <p>Sun Jun 06 1999, 4:05 PM EDT Att. 40,154 - Unknown - 63 F</p> <p>livebaseballscorecards.com</p>																									
T.J. Mathews, R (8, 1) Buddy Groom, L (8, 1) Billy Taylor, R (9, 1)										0 0 0 0 0 0 0																										
Miguel Tejada, R OBP: 0.313, SLG: 0.415 (1, 6)	4-1 BB		1-0 BB 2B HBP		0-2 HR 1B	1-2 FC5-4		1-2 P9		3 2 1 0 1 0 1																										
Jason Giambi, L OBP: 0.379, SLG: 0.463 (1, 3)	1-2 F7-3-1-6 BB		4-1 2B BB		2-1 HR		3-3 K	1-2 F8		4 1 1 2 1 1 1																										
Matt Stairs, L OBP: 0.341, SLG: 0.545 (1, 9)		4-2 1B SF8 BB	0-2 2B		2-1 G4-3		3-2 F7	2-0 HR		4 2 2 3 1 0 0																										
Ben Grieve, L OBP: 0.280, SLG: 0.293 Jorge Velandia, R OBP: 0.222, SLG: 0.278 (7, PR) (7, 4)		3-2 1B	2-3 K		3-2 G3		4-1 BB	0-0 P3		3 0 1 0 1 1 2 1 0 0 0 0 0 0																										
3 Eric Chavez, L OBP: 0.329, SLG: 0.387 Doug Jones, R (7, 1) Tim Raines, S OBP: 0.343, SLG: 0.349 (8, 7)		2-3 K	4-0 IBB		3-2 G1-3		3-2 G2-3			3 0 0 0 1 1 3 0 0 0 0 0 0 0 0 0 0 0 0 0 0																										
Ryan Christenson, R OBP: 0.220, SLG: 0.227 (1, 8)		0-0 SF8	1-3 K			1-3 K		2-2 G4-3		3 0 0 1 0 2 3																										
A.J. Hinch, R OBP: 0.231, SLG: 0.309 (1, 2)	0-1 F9			1-2 G1-3		2-2 G2-3 3B		1-0 G6-3		4 1 1 0 0 0 1																										
Kenny Rogers, L (1, 1) Olmedo Saenz, R OBP: 0.369, SLG: 0.408 (7, 5)			0-0 G1-4-3	2-3 K		2-2 G2-3		1-1 1B		3 0 0 1 0 1 0 1 0 1 0 0 0 0																										
<b>Inning Stats</b>	R: 0 E: 0 K: 1 S: 8	H: 0 LOB: 0 BB: 1 P: 13	R: 1 E: 0 K: 1 S: 12	H: 1 LOB: 1 BB: 1 P: 21	R: 2 E: 0 K: 2 S: 16	H: 2 LOB: 3 BB: 2 P: 29	R: 0 E: 0 K: 1 S: 8	H: 0 LOB: 0 BB: 0 P: 12	R: 2 E: 0 K: 0 S: 14	H: 2 LOB: 0 BB: 0 P: 24	R: 1 E: 0 K: 1 S: 15	H: 1 LOB: 1 BB: 1 P: 25	R: 0 E: 0 K: 1 S: 12	H: 0 LOB: 2 BB: 1 P: 25	R: 0 E: 0 K: 0 S: 8	H: 1 LOB: 1 BB: 0 P: 13	R: 1 E: 0 K: 0 S: 8	H: 1 LOB: 0 BB: 0 P: 12	1B: 3 2B: 3 3B: 1 HR: 2	SF: 1 SAC: 0 DP: 1 HBP: 1	WP: 0 PB: 0 SB: 1 CS: 0	PA: 41														
<b>PITCHER</b>	IP WLS BF H R ER SO BB IBB HBP BLK WP HR S P ERA WHIP																				<b>PITCHER</b>	IP WLS BF H R ER SO BB IBB HBP BLK WP HR S P ERA WHIP														
Mark Gardner, R ERA: 8.02 (1, 1)	6.0		29	6	6	6	6	4	1	1	0	0	1	73	124	9.00	1.667																			
Alan Embree, L ERA: 2.53 (7, 1)	1.0		4	0	0	0	1	1	0	0	0	0	0	12	25	0.00	1.000																			
Felix Rodriguez, R ERA: 4.73 (8, 1)	1.0		4	1	0	0	0	0	0	0	0	0	0	8	13	0.00	1.000																			
John Johnstone, R ERA: 1.76 (9, 1)	1.0	L	4	1	1	1	0	0	0	0	0	0	1	8	12	9.00	1.000																			



Batter	1	2	3	4	5	6	7	8	9	AB	R	H	RBI	BB	SO	LOB
F.P. Santangelo, S (1, 8) OBP: 0.448, SLG: 0.372	1-0 P4		4-0 1B BB		1-1 1B G5-4-3 2B		2-0 HR	2-3 K		4	3	2	1	1	1	2
Stan Javier, S (1, 7) OBP: 0.376, SLG: 0.428	1-1 1B		2-2 1B		3-2 1B G5-4-3		2-1 2B 1B	4-0 IBB		4	1	4	1	1	0	0
J.T. Snow, L (1, 3) OBP: 0.386, SLG: 0.442	1-3 K		1-0 P8		0-2 G5-4-3		1-1 2B	2-2 P5		5	1	1	1	0	1	5
Charlie Hayes, R (1, 5) OBP: 0.270, SLG: 0.261	0-0 P6		1-2 L4		1-0 G5-3		1-0 2B			4	0	1	1	0	0	2
Felix Rodriguez, R (8, 1) OBP: 0.333, SLG: 1.333										0	0	0	0	0	0	0
John Johnstone, R (9, 1) OBP: 0.369, SLG: 0.469										0	0	0	0	0	0	0
Jeff Kent, R (9, PH)										1	0	0	0	0	1	0
Ellis Burks, R (1, 9) OBP: 0.371, SLG: 0.443		0-0 CS 1B			0-1 P7		4-0 K BB		0-3 K	4	0	1	0	1	2	0
Rich Aurilia, R (1, 6) OBP: 0.352, SLG: 0.511		4-1 FC6-4 BB			0-0 BB 1B		1-3 K2-3 G5-3		1-0 G4-3	4	0	1	0	1	1	2
Scott Servais, R (1, 2) OBP: 0.330, SLG: 0.443		1-0 FC6-4			2-3 K		0-0 G5-3		1-1 SH2-4 2B 1B	4	0	1	0	0	1	2
Shawn Estes, R (8, PR) OBP: 0.350, SLG: 0.353		1-2			1-1 K					0	1	0	0	0	0	0
Brent Mayne, L (9, 2) OBP: 0.407, SLG: 0.467		1-2			1-1 K					0	0	0	0	0	0	0
Wilson Delgado, S (1, 4) OBP: 0.367, SLG: 0.308		3-1 G1-3			4-0 BB		0-1 P8	0-0 SH2-4		2	0	0	0	1	0	1
Mark Gardner, R (1, 1) OBP: 0.200, SLG: 0.357					3-2 G5-3		1-0 P6	3-2 2B		2	0	0	0	0	0	2
Alan Embree, L (7, 1)										0	0	0	0	0	0	0
Marvin Benard, L (7, PH) OBP: 0.338, SLG: 0.373										1	0	0	0	0	0	0
Bill Mueller, S (8, 5) OBP: 0.373, SLG: 0.357										1	0	1	1	0	0	0

Inning Stats	R: 0	H: 1	E: 0	K: 1	S: 8	H: 1	LOB: 1	BB: 0	P: 11	R: 0	H: 1	E: 0	K: 0	S: 5	H: 1	LOB: 1	BB: 1	P: 13	R: 1	H: 1	E: 0	K: 0	S: 8	H: 1	LOB: 2	BB: 1	P: 18	R: 0	H: 0	E: 0	K: 2	S: 7	H: 0	LOB: 0	BB: 0	P: 10	R: 3	H: 4	E: 0	K: 0	S: 11	H: 2	LOB: 2	BB: 1	P: 27	R: 1	H: 2	E: 0	K: 1	S: 15	H: 0	LOB: 0	BB: 0	P: 8	1B: 7	2B: 4	3B: 0	HR: 1	SF: 0	SAC: 1	DP: 1	HBP: 0	WP: 0	PA: 42
--------------	------	------	------	------	------	------	--------	-------	-------	------	------	------	------	------	------	--------	-------	-------	------	------	------	------	------	------	--------	-------	-------	------	------	------	------	------	------	--------	-------	-------	------	------	------	------	-------	------	--------	-------	-------	------	------	------	------	-------	------	--------	-------	------	-------	-------	-------	-------	-------	--------	-------	--------	-------	--------

PITCHER	IP	WLS	BF	H	R	ER	SO	BB	IBB	HBP	BLK	WP	HR	S	P	ERA	WHIP
Kenny Rogers, L (1, 1) ERA: 3.54	6.2		30	9	5	5	4	3	0	0	0	0	1	54	96	6.75	1.800
Doug Jones, R (7, 1) ERA: 2.51	0.2	B	6	3	1	1	0	1	0	0	0	0	0	10	20	13.50	6.000
T.J. Mathews, R (8, 1) ERA: 3.16	0.1		2	0	0	0	1	0	1	0	0	0	0	4	10	0.00	0.000
Buddy Groom, L (8, 1) ERA: 5.29	0.1	W	1	0	0	0	0	0	0	0	0	0	0	4	6	0.00	0.000
Billy Taylor, R (9, 1) ERA: 2.22	1.0	S	3	0	0	0	2	0	0	0	0	0	0	7	8	0.00	0.000

BOTTOM

Oakland Athletics @ San Francisco Giants  
3Com Park at Candlestick Point, San Francisco, CA

livebaseballscores.com

AB	36
R	6
H	12
RBI	5
BB	5
SO	7
LOB	16



Sun Jun 06 1999, 4:05 PM EDT  
Att: 40,154 - Unknown - 63 F



Batter	1	2	3	4	5	6	7	8	9	AB R H RBI BB SO LOB	TOP									
Randy Velarde, R (1, 4) OBP: 0.389, SLG: 0.415	1-2 G4-3		1-0 G4-3			2-2 G6-3	3-2 HBP		4-2 BB	3 0 0 0 1 0 1	<b>Anaheim Angels @ San Francisco Giants</b> 3Com Park at Candlestick Point, San Francisco, CA Mon Jun 07 1999, 7:00 PM EDT Att. 13,661 - Unknown - 57 F									
Darin Erstad, L (1, 7) OBP: 0.286, SLG: 0.361	2-1 G6-3		1-1 F7			1-0 G3	1-2 G4-3		1-3 K	5 0 0 0 0 1 6										
Mo Vaughn, L (1, 3) OBP: 0.348, SLG: 0.549	2-0 G1-3				1-2 G4-3	2-2 G4-3			1-3 K	4 0 0 0 0 1 0										
16 Garret Anderson, L (1, 8) OBP: 0.315, SLG: 0.522		2-2 G5-3			1-1 G1-3		2-0 F7	1-1 FC6-4 1B		4 0 1 0 0 0 0										
Todd Greene, R (1, 9) OBP: 0.315, SLG: 0.532		0-0 2B			1-2 G2-3		2-2 1B WP	1-2 FC6-4		1 0 1 0 0 0 0										
Orlando Palmeiro, L (2, 9) OBP: 0.365, SLG: 0.329							1-1 1B SAFE	1-2 1-2f		3 1 1 0 0 0 1										
Troy Glaus, R (1, 5) OBP: 0.327, SLG: 0.485		2-3 K			0-1 F7		1-1 1B SAFE	3-2 G6-3		4 1 1 0 0 1 2										
Matt Walbeck, S (1, 2) OBP: 0.318, SLG: 0.372		0-1 F7			4-1 BB		1-0 HBP G4-3 1B		1-2 BB 1B	3 0 2 0 1 0 1										
Andy Sheets, R (1, 6) OBP: 0.254, SLG: 0.331			0-2 G4-3 SH5-4 1B		3-1 F8		0-1 G4-3		1-0 F7	4 0 1 1 0 0 3										
Chuck Finley, L (1, 1)			0-0 SH5-4		1-3 K		4-1 HBP BB		3-2 F9	1 0 0 0 0 1 1										
Jeff Huson, L (7, PH) OBP: 0.306, SLG: 0.310										0 0 0 0 1 0 0										
Al Levine, L (7, 1)										0 0 0 0 0 0 0										
Reggie Williams, S (9, PH) OBP: 0.167, SLG: 0.167			1-2 K							1 0 0 0 0 0 1										
<b>Inning Stats</b>	R: 0 E: 0 K: 0 S: 6	H: 0 LOB: 0 BB: 0 P: 11	R: 0 E: 0 K: 1 S: 10	H: 1 LOB: 1 BB: 0 P: 14	R: 0 E: 0 K: 0 S: 7	H: 1 LOB: 1 BB: 0 P: 9	R: 0 E: 0 K: 0 S: 10	H: 0 LOB: 0 BB: 0 P: 13	R: 0 E: 0 K: 1 S: 8	H: 0 LOB: 1 BB: 1 P: 16	R: 2 E: 0 K: 0 S: 17	H: 3 LOB: 3 BB: 1 P: 31	R: 0 E: 0 K: 1 S: 12	H: 1 LOB: 1 BB: 0 P: 18	R: 0 E: 0 K: 1 S: 12	H: 1 LOB: 2 BB: 1 P: 22	1B: 6 2B: 1 3B: 0 HR: 0	SF: 0 SAC: 1 DP: 0 HBP: 1	WP: 1 PB: 0 SB: 0 CS: 0	PA: 38
<b>PITCHER</b>	IP WLS BF H R ER SO BB IBB HBP BLK WP HR S P ERA WHIP																			
Russ Ortiz, R (1, 1) ERA: 3.19	6.2 W 27 5 2 2 2 2 2 0 0 0 1 0 61 98 2.70 1.050																			
Jerry Spradlin, R (7, 1) ERA: 5.87	0.0 1 0 0 0 0 0 0 0 0 1 0 0 0 2 5 ∞ ∞																			
Rich Rodriguez, L (7, 1) ERA: 3.32	1.1 H 5 1 0 0 1 0 0 0 0 0 0 0 16 23 0.00 0.750																			
Robb Nen, R (9, 1) ERA: 3.24	1.0 S 5 1 0 0 1 1 0 0 0 0 0 0 12 22 0.00 2.000																			

AB	33
R	2
H	7
RBI	1
BB	3
SO	4
LOB	16







Batter	1	2	3	4	5	6	7	8	9	AB R H RBI BB SO LOB	TOP											
Randy Velarde, R (1, 4) OBP: 0.382, SLG: 0.407	0-3 K		1-2 F9		0-2 G6-3		1 SAFE 3-2 F9			4 0 0 0 0 1 2												
Reggie Williams, S (1, 9) OBP: 0.125, SLG: 0.125	0-0 G6-3			2-2 G5-3		3-2 G5-3		3-2 F9		4 0 0 0 0 0 0												
Mo Vaughn, L (1, 3) OBP: 0.359, SLG: 0.555 Chris Pritchett, L (6, PR) OBP: 0.191, SLG: 0.250 (6, 3)	2-1 1B			4-2 G4-6-3 BB		2-2 1B		1-3 K		2 0 2 0 1 0 0 1 0 0 0 0 1 0												
Todd Greene, R (1, 2) OBP: 0.314, SLG: 0.525 Mike Magnante, L (8, 1)	0-2 G4-3			2-1 G4-6-3 1-2f		1-0 1B		0-1 G5-3		4 0 1 0 0 0 2 0 0 0 0 0 0 0												
16 Garret Anderson, L (1, 8) OBP: 0.310, SLG: 0.513		0-0 F8			2-0 G3		1-3 K		1-1 G4-3	4 0 0 0 0 1 2												
Troy Glaus, R (1, 5) OBP: 0.321, SLG: 0.475		2-1 F8			1-3 K 1B 2B		2-1 FC6-4 1-2f		2-1 G4-3	4 1 0 0 0 1 2												
Tim Unroe, R (1, 7) OBP: 0.300, SLG: 0.362 Orlando Palmeiro, L (7, 7) OBP: 0.363, SLG: 0.326		2-2 G4-3			0-1 P7			1-0 G5-3		3 0 0 0 0 0 1 1 0 0 0 0 0 0												
Andy Sheets, R (1, 6) OBP: 0.260, SLG: 0.333			0-0 G6-3		1-0 2B 1B		4-1 BB			2 1 1 0 1 0 0												
Steve Sparks, R (1, 1) OBP: 0.333, SLG: 0.667 Scott Schoeneweis, L (7, 1) Mark Petkovsek, R (7, 1) Steve Decker, R (8, 2) OBP: 0.429, SLG: 0.417			2-1 G4-3		1-1 2B		1 SAFE 1-3 K			3 0 1 2 0 1 1 0												
<b>Inning Stats</b>	R: 0 E: 0 K: 1 S: 9	H: 1 LOB: 1 BB: 0 P: 11	R: 0 E: 0 K: 0 S: 7	H: 0 LOB: 0 BB: 0 P: 11	R: 0 E: 0 K: 0 S: 6	H: 0 LOB: 0 BB: 0 P: 9	R: 0 E: 0 K: 0 S: 9	H: 0 LOB: 0 BB: 1 P: 17	R: 2 E: 0 K: 1 S: 12	H: 2 LOB: 1 BB: 0 P: 17	R: 0 E: 0 K: 1 S: 12	H: 2 LOB: 2 BB: 0 P: 21	R: 0 E: 0 K: 1 S: 8	H: 0 LOB: 1 BB: 1 P: 17	R: 0 E: 0 K: 1 S: 11	H: 0 LOB: 0 BB: 0 P: 15	R: 0 E: 0 K: 0 S: 7	H: 0 LOB: 0 BB: 0 P: 12	1B: 4 2B: 1 3B: 0 HR: 0	SF: 0 SAC: 0 DP: 1 HBP: 0	WP: 1 PB: 0 SB: 0 CS: 0	PA: 34
<b>PITCHER</b>	IP WLS BF H R ER SO BB IBB HBP BLK WP HR S P ERA WHIP																					
Shawn Estes, L (1, 1) ERA: 5.43	7.0 W 28 5 2 2 4 2 0 0 0 1 0 63 103 2.57 1.000																					
John Johnstone, R (8, 1) ERA: 1.71	1.0 H 3 0 0 0 1 0 0 0 0 0 0 11 15 0.00 0.000																					
Robb Nen, R (9, 1) ERA: 3.15	1.0 3 0 0 0 0 0 0 0 0 0 0 7 12 0.00 0.000																					

**Anaheim Angels @ San Francisco Giants**  
**3Com Park at Candlestick Point, San Francisco, CA**  
 Tue Jun 08 1999, 5:00 PM EDT  
 Att. 11,721 - Sunny - 59 F

AB	32
R	2
H	5
RBI	2
BB	2
SO	5
LOB	10



Batter	1	2	3	4	5	6	7	8	9
Marvin Benard, L (1, 8) OBP: 0.339, SLG: 0.379	3-2 F9		1-0 P5		0-1 F8		0-2 G4-3 SH1-4 1B	1-1 E 2B	
Bill Mueller, S (1, 5) OBP: 0.363, SLG: 0.351	0-0 WP G4-3 2B		4-1 CS BB		1-2 G6-3		1-0 SH1-4 1B	1-0 G5-3 2B	
J.T. Snow, L (1, 3) OBP: 0.382, SLG: 0.434	2-0 G4-3 2-H		3-1 L3 1-2		4-2 BB		1-1 G4-3 2-3	2-2 G4-3	
Jeff Kent, R (1, 4) OBP: 0.367, SLG: 0.474	1-2 HR			1-3 K		3-1 G1-3	4-0 1B IBB		
Ellis Burks, R (1, 9) Armando Rios, L (7, 9) OBP: 0.370, SLG: 0.436 OBP: 0.357, SLG: 0.446	1-1 1B			4-0 PB 1B BB		0-2 F7	2-1 1B 1B		
Stan Javier, S (1, 7) OBP: 0.383, SLG: 0.434	1-1 G4-3			1-0 PB 1B		1-3 K	2-0 1B 1B		
Rich Aurilia, R (1, 6) OBP: 0.359, SLG: 0.510			1-1 G6-4-3 1B		0-2 F8		0-1 1B 1B		
Scott Servais, R (1, 2) OBP: 0.336, SLG: 0.440			0-0 G6-4-3 1-2f		4-2 BB		1-0 1B		
Shawn Estes, R (1, 1) John Johnstone, R (8, 1) Charlie Hayes, R (8, PH) Robb Nen, R (9, 1) OBP: 0.304, SLG: 0.300 ERA: 1.61 OBP: 0.262, SLG: 0.252			1-2 F8		0-0 F8		1-0 F7	3-3 K	

Inning Stats	R: 2	H: 3	E: 0	K: 0	S: 16	LOB: 1	BB: 0	P: 24	R: 0	H: 1	E: 0	K: 0	S: 6	LOB: 0	BB: 0	P: 8	R: 0	H: 0	E: 0	K: 0	S: 4	LOB: 3	BB: 2	P: 21	R: 0	H: 0	E: 0	K: 0	S: 15	LOB: 1	BB: 1	P: 23	R: 0	H: 2	E: 0	K: 1	S: 10	LOB: 2	BB: 0	P: 13	R: 3	H: 4	E: 0	K: 0	S: 13	LOB: 2	BB: 1	P: 23	R: 1	H: 1	E: 1	K: 1	S: 9	LOB: 0	BB: 0	P: 16
--------------	------	------	------	------	-------	--------	-------	-------	------	------	------	------	------	--------	-------	------	------	------	------	------	------	--------	-------	-------	------	------	------	------	-------	--------	-------	-------	------	------	------	------	-------	--------	-------	-------	------	------	------	------	-------	--------	-------	-------	------	------	------	------	------	--------	-------	-------

PITCHER	IP	WLS	BF	H	R	ER	SO	BB	IBB	HBP	BLK	WP	HR	S	P	ERA	WHIP
Steve Sparks, R (1, 1) ERA: 5.49	6.1	L	29	8	3	3	2	4	0	0	0	1	1	66	106	4.26	1.895
Scott Schoeneweis, L (7, 1) ERA: 4.44	0.1		4	2	1	1	0	0	1	0	0	0	0	5	14	27.00	6.000
Mark Petkovsek, R (7, 1) ERA: 1.61	0.1		2	1	1	1	0	0	0	0	0	0	0	4	4	27.00	3.000
Mike Magnante, L (8, 1) ERA: 3.68	1.0		4	1	1	0	1	0	0	0	0	0	0	9	16	0.00	1.000

AB	R	H	RBI	BB	SO	LOB
5	2	2	0	0	0	0
3	1	1	0	1	0	0
4	0	0	1	1	0	2
3	2	1	1	1	1	1
2	0	1	0	1	0	0
1	1	1	1	0	0	0
4	0	2	1	0	1	1
4	0	3	1	0	0	2
3	0	1	0	1	0	3
3	0	0	0	0	0	5
0	0	0	0	0	0	0
1	0	0	0	0	1	0
0	0	0	0	0	0	0

AB	33	R	6	H	12	RBI	5	BB	5	SO	3	LOB	14
WP:	1	PA:	39	PB:	1	SB:	0	CS:	1				



**Anaheim Angels @ San Francisco Giants**  
**3Com Park at Candlestick Point, San Francisco, CA**  
 Tue Jun 08 1999, 5:00 PM EDT  
 Att: 11,721 - Sunny - 59 F

livebaseballscorecards.com



Batter	1	2	3	4	5	6	7	8	9	AB R H RBI BB SO LOB	TOP
Orlando Palmeiro, L (1, 9) OBP: 0.370, SLG: 0.322	4-1 BB		1-2 P2		4-2 1B BB	3-3 K			4-1 BB	2 1 0 0 3 1 1	<b>Anaheim Angels @ San Francisco Giants</b> 3Com Park at Candlestick Point, San Francisco, CA Wed Jun 09 1999, 5:00 PM EDT Att. 17,516 - Sunny - 64 F <a href="http://livebaseballscorecards.com">livebaseballscorecards.com</a>
Randy Velarde, R (1, 4) OBP: 0.378, SLG: 0.402	1-2 P5		1-0 G5-3		2-0 16 F9 1B			1-1 F8	2-1 F8	5 0 1 0 0 0 3	
Mo Vaughn, L (1, 3) OBP: 0.364, SLG: 0.554 Chris Pritchett, L (5, PR) OBP: 0.188, SLG: 0.244	0-1 F7		1-1 HBP		0-0 1B			0-3 K		2 0 1 1 0 0 1 1 0 0 0 0 1 0	
16 Garret Anderson, L (1, 8) OBP: 0.305, SLG: 0.504	1-2 G3		0-2 G4-3		0-1 F9			0-2 G3		4 0 0 0 0 0 5	
Troy Glaus, R (1, 5) OBP: 0.324, SLG: 0.473		2-1 FC3-6 1B		4-0 1B BB	3-3 K			3-2 P6		3 1 1 0 1 1 2	
Darin Erstad, L (1, 7) OBP: 0.289, SLG: 0.361		2-0 FC3-6		1-1 1B	4-0 IBB			2-1 G3-1		3 0 1 0 1 0 1	
Matt Walbeck, S (1, 2) OBP: 0.308, SLG: 0.360		0-1 P5		0-0 L1-3	0-0 P2			0-0 F9		4 0 0 0 0 0 6	
Jeff Huson, L (1, 6) OBP: 0.308, SLG: 0.311 Andy Sheets, R (9, PH) OBP: 0.264, SLG: 0.337		2-2 G4-3		2-1 1B		1-3 K			1-1 CS 1B	3 0 1 1 0 1 1 1 0 1 0 0 0 0	
Tim Belcher, R (1, 1) OBP: 0.200, SLG: 0.400 Reggie Williams, S (9, PH) OBP: 0.118, SLG: 0.118 Troy Percival, R (9, 1)			0-0 2B		0-0 F7				2-3 K	3 0 1 0 0 1 1 1 0 0 0 0 1 1 0 0 0 0 0 0 0	
<b>Inning Stats</b>	R: 0 H: 0 E: 0 LOB: 1 K: 0 BB: 1 S: 10 P: 16	R: 0 H: 1 E: 0 LOB: 1 K: 0 BB: 0 S: 8 P: 14	R: 0 H: 1 E: 0 LOB: 2 K: 0 BB: 0 S: 9 P: 12	R: 1 H: 2 E: 0 LOB: 1 K: 0 BB: 1 S: 6 P: 13	R: 1 H: 2 E: 0 LOB: 3 K: 1 BB: 2 S: 11 P: 24	R: 0 H: 0 E: 0 LOB: 0 K: 3 BB: 0 S: 17 P: 22	R: 0 H: 0 E: 0 LOB: 0 K: 1 BB: 0 S: 9 P: 10	R: 0 H: 0 E: 0 LOB: 0 K: 0 BB: 0 S: 6 P: 11	R: 0 H: 1 E: 0 LOB: 1 K: 1 BB: 1 S: 8 P: 17	1B: 6 SF: 0 2B: 2 SAC: 0 3B: 0 DP: 1 HR: 0 HBP: 1	WP: 0 PA: 38 PB: 0 SB: 1 CS: 1
<b>PITCHER</b>	IP WLS BF H R ER SO BB IBB HBP BLK WP HR S P ERA WHIP										
Chris Brock, R (1, 1) ERA: 4.12	8.0 L 34 6 2 2 5 3 1 1 0 0 0 76 122 2.25 1.125										
Alan Embree, L (9, 1) ERA: 2.42	1.0 4 1 0 0 1 1 0 0 0 0 0 8 17 0.00 2.000										

**Anaheim Angels @ San Francisco Giants**  
 3Com Park at Candlestick Point, San Francisco, CA  
 Wed Jun 09 1999, 5:00 PM EDT  
 Att. 17,516 - Sunny - 64 F

AB	32
R	2
H	7
RBI	2
BB	5
SO	6
LOB	22



Batter	1	2	3	4	5	6	7	8	9	AB	R	H	RBI	BB	SO	LOB
Marvin Benard, L (1, 8) OBP: 0.338, SLG: 0.376	2-3 K		1-0 1B		1-3 K			1-3 K		4	0	1	0	0	3	0
Bill Mueller, S (1, 5) OBP: 0.368, SLG: 0.358	0-1 G1-3 2B 1B		1-0 1B		0-1 G6-3			0-1 F7		4	1	2	0	0	0	0
Barry Bonds, L (1, 7) OBP: 0.464, SLG: 0.733	3-2 G1-3		1-2 G1-3				1-2 F7		3-2 P5	4	0	0	0	0	0	2
Jeff Kent, R (1, 4) OBP: 0.365, SLG: 0.475	1-1 WP 2B			2-2 G6-3			3-2 F7		0-2 F8	4	0	1	1	0	0	0
J.T. Snow, L (1, 3) OBP: 0.376, SLG: 0.426	2-2 P6			0-0 G5-3			2-2 P6		0-2 G5-3	4	0	0	0	0	0	1
Stan Javier, S (1, 9) OBP: 0.378, SLG: 0.426		1-2 G1-3		3-2 E3 HBP			0-0 P5			3	0	0	0	0	0	0
Rich Aurilia, R (1, 6) OBP: 0.359, SLG: 0.505		0-1 F7		1-2 HBP			2-2 P4			2	0	0	0	0	0	0
Brent Mayne, L (1, 2) OBP: 0.404, SLG: 0.476		0-2 G5-3		0-0 G4-3			0-0 G4-3			3	0	0	0	0	0	2
Chris Brock, R (1, 1) OBP: 0.185, SLG: 0.154			2-2 G6-3		2-2 L3			2-2 F7		2	0	0	0	0	0	0
Armando Rios, L (8, PH) OBP: 0.353, SLG: 0.440										1	0	0	0	0	0	0
Alan Embree, L (9, 1)										0	0	0	0	0	0	0

Inning Stats	R: 1	H: 2	E: 0	K: 1	S: 14	LOB: 1	BB: 0	P: 22	R: 0	H: 0	E: 0	K: 0	S: 9	LOB: 0	BB: 0	P: 10	R: 0	H: 2	E: 0	K: 0	S: 9	LOB: 1	BB: 0	P: 14	R: 0	H: 0	E: 1	K: 0	S: 12	LOB: 2	BB: 0	P: 18	R: 0	H: 0	E: 0	K: 1	S: 8	LOB: 0	BB: 0	P: 11	R: 0	H: 0	E: 0	K: 0	S: 11	LOB: 0	BB: 0	P: 17	R: 0	H: 0	E: 0	K: 0	S: 6	LOB: 0	BB: 0	P: 8	R: 0	H: 0	E: 0	K: 1	S: 12	LOB: 0	BB: 0	P: 15	R: 0	H: 0	E: 0	K: 0	S: 9	LOB: 0	BB: 0	P: 12	1B: 3	SF: 0	2B: 1	SAC: 0	3B: 0	DP: 0	HR: 0	HBP: 1	WP: 1	PA: 32
PITCHER	IP	WLS	BF	H	R	ER	SO	BB	IBB	HBP	BLK	WP	HR	S	P	ERA	WHIP																																																																	
Tim Belcher, R (1, 1) ERA: 6.57	8.0	W	29	4	1	1	3	0	0	1	0	1	0	81	115	1.12	0.500																																																																	
Troy Percival, R (9, 1) ERA: 2.25	1.0	S	3	0	0	0	0	0	0	0	0	0	0	9	12	0.00	0.000																																																																	

BOTTOM

Anaheim Angels @ San Francisco Giants  
3Com Park at Candlestick Point, San Francisco, CA

livebaseballscorecards.com

AB	31
R	1
H	4
RBI	1
BB	0
SO	3
LOB	5



Wed Jun 09 1999, 5:00 PM EDT  
Att. 17,516 - Sunny - 64 F



Batter	1	2	3	4	5	6	7	8	9	AB R H RBI BB SO LOB	TOP											
F.P. Santangelo, S (1, 8) OBP: 0.434, SLG: 0.388 Marvin Benard, L (9, PH) OBP: 0.340, SLG: 0.379	2-2 G5-3	2-0 G5-3			2-2 G6-3		0-1 G1-3		1-2 1B	4 0 0 0 0 0 2 1 0 1 0 0 0 0												
Bill Mueller, S (1, 5) OBP: 0.350, SLG: 0.337	2-2 G6-3		0-0 F9			1-2 G4-3		1-0 F8	2-1 G1-2-3	5 0 0 0 0 0 3												
Barry Bonds, L (1, 7) OBP: 0.467, SLG: 0.702	4-2 1B BB		1-1 P2			4-2 S BB		3-3 K		2 0 0 0 2 1 0												
Jeff Kent, R (1, 4) OBP: 0.367, SLG: 0.480	2-0 1-2 1B		0-1 G5-3			0-2 F9		0-0 1B 2B		4 1 2 0 0 0 1												
Charlie Hayes, R (1, 10) OBP: 0.262, SLG: 0.252	0-1 P6					0-1 F9		3-2 2-H 1B		4 0 1 1 0 1 3												
Stan Javier, S (1, 9) OBP: 0.390, SLG: 0.433		2-2 HR 2B			1-1 F9		2-1 2B 1B	3-3 K		4 1 2 0 0 1 1												
J.T. Snow, L (1, 3) OBP: 0.378, SLG: 0.445		2-2 2-H HR			1-0 G4-3		0-1 SAFE 2B	1-0 F7		4 1 2 2 0 0 0												
Rich Aurilia, R (1, 6) OBP: 0.357, SLG: 0.500		1-1 P3				0-0 F8		2-1 F7	1-0 1B BB G1-2-3 1B	4 0 1 0 0 0 2												
Scott Servais, R (1, 2) OBP: 0.327, SLG: 0.427 Brent Mayne, L (9, PH) OBP: 0.408, SLG: 0.476		1-1 P5				1-3 K		1-1 P2	4-0 1B BB	3 0 0 0 0 1 2 0 0 0 0 1 0 0												
<b>Inning Stats</b>	R: 0 E: 0 K: 0 S: 11	H: 1 LOB: 2 BB: 1 P: 21	R: 2 E: 0 K: 0 S: 12	H: 2 LOB: 0 BB: 0 P: 20	R: 0 E: 0 K: 0 S: 5	H: 0 LOB: 0 BB: 0 P: 6	R: 0 E: 0 K: 1 S: 6	H: 0 LOB: 0 BB: 0 P: 8	R: 0 E: 0 K: 1 S: 7	H: 0 LOB: 0 BB: 0 P: 10	R: 0 E: 0 K: 0 S: 11	H: 0 LOB: 1 BB: 1 P: 16	R: 0 E: 0 K: 0 S: 10	H: 2 LOB: 2 BB: 0 P: 15	R: 1 E: 0 K: 2 S: 12	H: 2 LOB: 1 BB: 0 P: 22	R: 0 E: 0 K: 0 S: 7	H: 2 LOB: 2 BB: 1 P: 16	1B: 5 2B: 3 3B: 0 HR: 1	SF: 0 SAC: 0 DP: 1 HBP: 0	WP: 0 PB: 0 SB: 1 CS: 0	PA: 38
<b>PITCHER</b>	IP WLS BF H R ER SO BB IBB HBP BLK WP HR S P ERA WHIP																					
Jamie Moyer, L (1, 1) ERA: 5.09	7.2 W 32 7 3 3 3 2 0 0 0 0 0 1 70 111 3.52 1.174																					
Jose Paniagua, R (8, 1) ERA: 2.8	0.2 5 2 0 0 1 1 0 0 0 0 0 0 9 19 0.00 4.500																					
Jose Mesa, R (9, 1) ERA: 7.2	0.2 S 1 0 0 0 0 0 0 0 0 0 0 0 2 4 0.00 0.000																					

**San Francisco Giants @ Seattle Mariners**  
 The Kingdome, Seattle, WA  
 Fri Jun 11 1999, 10:05 PM EDT  
 Att. 29,527 - Dome - 72 F

AB	35
R	3
H	9
RBI	3
BB	3
SO	4
LOB	14



Batter	1	2	3	4	5	6	7	8	9
<b>Brian Hunter, R</b> OBP: 0.313, SLG: 0.330 (1, 7)									
<b>Alex Rodriguez, R</b> OBP: 0.460, SLG: 0.725 (1, 6)									
<b>Ken Griffey Jr., L</b> OBP: 0.418, SLG: 0.679 (1, 8)									
<b>Edgar Martinez, R</b> OBP: 0.445, SLG: 0.565 (1, 10)									
<b>Butch Huskey, R</b> OBP: 0.403, SLG: 0.610 (1, 9)									
<b>John Mabry, L</b> OBP: 0.313, SLG: 0.431 (9, 9)									
<b>David Segui, S</b> OBP: 0.348, SLG: 0.475 (1, 3)									
<b>Russ Davis, R</b> OBP: 0.290, SLG: 0.503 (1, 5)									
<b>David Bell, R</b> OBP: 0.335, SLG: 0.507 (1, 4)									
<b>Dan Wilson, R</b> OBP: 0.327, SLG: 0.413 (1, 2)									

AB	R	H	RBI	BB	SO	LOB
4	0	1	0	0	0	2
2	1	0	1	0	0	1
4	0	1	0	0	0	2
4	1	2	2	0	1	2
3	1	0	0	1	1	2
0	0	0	0	0	0	0
4	1	2	0	0	0	1
3	1	0	0	1	0	0
4	1	2	2	0	0	0
4	1	2	2	0	0	0
4	1	2	2	0	0	1

AB	32
R	7
H	10
RBI	7
BB	2
SO	2
LOB	11

Inning Stats	R	H	E	K	S	H	LOB	BB	P	R	H	E	K	S	ER	SO	BB	IBB	HBP	BLK	WP	HR	S	P	ERA	WHIP
<b>Mark Gardner, R</b> ERA: 8.31 (1, 1)	6.0	9	0	1	29	7	7	0	2	2	0	0	0	0	7	2	0	0	0	0	0	1	67	111	10.50	1.833
<b>Julian Tavarez, R</b> ERA: 7.71 (7, 1)	1.0	1	0	0	4	0	0	0	0	0	0	0	0	0	0	0	0	0	0	0	0	10	16	0.00	1.000	
<b>Jerry Spradlin, R</b> ERA: 5.63 (8, 1)	1.0	0	0	0	3	0	0	0	0	0	0	0	0	0	0	0	0	0	0	0	0	11	19	0.00	0.000	

WP	PA
0	36

**San Francisco Giants @ Seattle Mariners**  
The Kingdome, Seattle, WA  
Fri Jun 11 1999, 10:05 PM EDT  
Att. 29,527 - Dome - 72 F

livebaseballscores.com





Batter	1	2	3	4	5	6	7	8	9	AB R H RBI BB SO LOB	TOP											
Marvin Benard, L (1, 8) OBP: 0.351, SLG: 0.406	1-2 1B 2B	1-3 K	3-1 1-H HR	0-2 3-H 1B		0-1 1B	2-2 L7		4-0 F7 BB	6 2 4 3 1 1 3												
Bill Mueller, S (1, 5) OBP: 0.364, SLG: 0.341	1-0 1B PB HR 2-H	4-1 BB BB BB	4-2 BB	2-1 F7		1-3 K		1-1 G4-3 2B 1B	0-0 F7	5 2 2 1 2 1 5												
Barry Bonds, L (1, 7) OBP: 0.433, SLG: 0.630	2-0 1-3 HR 1B	1-1 P5	3-2 F7		0-0 F8	1-3 K		0-0 G4-3 1B	1-0 F8	7 1 1 0 0 1 8												
Jeff Kent, R (1, 4) OBP: 0.382, SLG: 0.513	2-1 1-H 3-H HR	4-1 BB BB		1-0 WP BB 1B	0-1 S BB 1B		2-0 G1-3 2B	1-1 2-H 2B		5 3 5 4 1 0 0												
J.T. Snow, L (1, 3) OBP: 0.388, SLG: 0.450	0-0 F9	4-2 1-2 2-3 3-H BB		4-2 WP 1B BB	4-2 BB		4-2 G1-3 2B BB	3-2 2B		2 2 1 1 4 0 0												
Stan Javier, S (1, 10) OBP: 0.379, SLG: 0.430	1-2 E S 1B	3-1 F7		1-1 WP 1B 1B	1-3 K		0-0 G1-3	2-2 G6-3		6 1 2 2 0 1 8												
Armando Rios, L (1, 9) OBP: 0.374, SLG: 0.463	3-3 K		4-2 FC5-4 BB	2-2 G4-3 S 1B 1B	2-2 G4-3		3-1 2B		3-1 E 1B SF8 1B	5 2 3 3 1 1 3	AB 47 R 15 H 22 RBI 15 BB 9 SO 7 LOB 34											
Rich Aurilia, R (1, 6) OBP: 0.357, SLG: 0.495	1-1 G6-3		1 SAFE 1-2 FC5-4 HR	0-3 K		2-1 P6	0-1 1B		0-2 SF8 E 1B	6 1 2 0 0 1 3												
Brent Mayne, L (1, 2) OBP: 0.405, SLG: 0.473		2-2 BB BB 1B	0-0 F7	1-2 G4-3		2-1 1B	1-3 K		0-1 SF8	5 1 2 1 0 1 4												
Inning Stats	R: 4 E: 1 K: 1 S: 16	H: 5 LOB: 1 BB: 0 P: 27	R: 1 E: 0 K: 1 S: 16	H: 1 LOB: 3 BB: 3 P: 35	R: 2 E: 0 K: 1 S: 14	H: 1 LOB: 1 BB: 2 P: 29	R: 4 E: 0 K: 1 S: 23	H: 4 LOB: 1 BB: 1 P: 34	R: 0 E: 0 K: 1 S: 15	H: 1 LOB: 2 BB: 1 P: 21	R: 0 E: 0 K: 2 S: 12	H: 2 LOB: 2 BB: 0 P: 18	R: 2 E: 0 K: 1 S: 18	H: 3 LOB: 2 BB: 1 P: 30	R: 1 E: 0 K: 0 S: 11	H: 3 LOB: 1 BB: 0 P: 18	R: 1 E: 1 K: 0 S: 9	H: 2 LOB: 2 BB: 1 P: 17	1B: 15 2B: 5 3B: 0 HR: 2	SF: 1 SAC: 0 DP: 0 HBP: 0	WP: 3 PB: 1 SB: 3 CS: 0	PA: 57
PITCHER	IP WLS BF H R ER SO BB IBB HBP BLK WP HR S P ERA WHIP											PITCHER	IP WLS BF H R ER SO BB IBB HBP BLK WP HR S P ERA WHIP									
Freddy Garcia, R (1, 1) ERA: 4.73	2.0 L 15 6 5 5 2 3 0 0 0 0 1 32 62 22.50 4.500											Frankie Rodriguez, R (9, 1) ERA: 3.38	0.2 2 0 0 0 0 0 0 0 0 0 0 2 3 0.00 0.000									
Mac Suzuki, R (3, 1) ERA: 9.43	1.0 7 2 3 3 0 2 0 0 0 0 1 15 31 27.00 4.000																					
28 Ken Cloude, R (4, 1) ERA: 7.41	2.0 12 4 3 3 2 2 0 0 0 2 0 37 53 13.50 3.000																					
46 Jordan Zimmerman, L (6, 1) ERA: 6.75	2.0 12 5 2 2 3 1 0 0 0 0 0 30 48 9.00 3.000																					
Rafael Carmona, R (8, 1) ERA: 7.94	1.1 9 5 2 1 0 1 0 0 0 0 0 18 32 6.75 4.500																					

San Francisco Giants @ Seattle Mariners  
The Kingdome, Seattle, WA  
Sat Jun 12 1999, 9:05 PM EDT  
Att. 35,625 - Dome - 72 F

livebaseballscores.com



Batter	1	2	3	4	5	6	7	8	9	AB	R	H	RBI	BB	SO	LOB
Brian Hunter, R OBP: 0.315, SLG: 0.337 (1, 7)	2-2 G6-3		1-0 F9	1-1 1B		2-3 SAFE K		2-2 1B 2B		5	1	2	0	0	1	2
Alex Rodriguez, R OBP: 0.457, SLG: 0.720 (1, 6)	2-3 K		2-1 P6	2-0 1B		3-2 1-H 3-H E 2B		0-0 G5-3		5	1	2	3	0	1	1
Ken Griffey Jr., L OBP: 0.417, SLG: 0.677 (1, 8)	1-2 1B 2B		2-1 BB HR 1B	1-0 F7		3-2 2-H E7		1-3 K		5	2	2	0	0	1	3
Edgar Martinez, R OBP: 0.453, SLG: 0.567 (1, 10)	2-1 2-H 1B		4-0 1-2 HR BB			2-3 H K		2-0 2-H 1B		3	1	2	2	1	1	0
Butch Huskey, R OBP: 0.398, SLG: 0.616 (1, 9)	0-2 F7		2-2 1-H 2-H HR			3-2 L8		1-1 G6-3 L6		5	1	1	3	0	0	4
David Segui, S OBP: 0.350, SLG: 0.471 (1, 3)		4-2 F 2B BB	2-1 G5-3			1-2 F9		1-3 K		4	1	1	0	1	1	0
David Bell, R OBP: 0.336, SLG: 0.523 (1, 4)		0-0 1-H 2B		1-0 L9		0-0 G5-3		1-0 HR		5	1	2	2	0	0	1
Russ Davis, R OBP: 0.293, SLG: 0.500 (1, 5)		1-0 G4-3		3-2 FC4-6 1B		0-1 1B 2B 1B		2-2 L7		5	1	2	0	0	0	1
Tom Lampkin, L OBP: 0.351, SLG: 0.507 (1, 2)		2-0 L7		2-2 FC4-6 1B		1-0 2B 1B		2-1 F7		5	2	1	0	0	0	2

Inning Stats	R: 1	H: 2	E: 0	K: 1	S: 16	H: 2	LOB: 1	BB: 0	P: 23	R: 1	H: 1	E: 0	K: 0	S: 10	H: 1	LOB: 0	BB: 1	P: 17	R: 3	H: 2	E: 0	K: 0	S: 10	R: 0	H: 0	E: 0	K: 1	S: 10	R: 3	H: 3	E: 1	K: 1	S: 17	H: 3	LOB: 2	BB: 0	P: 28	R: 1	H: 1	E: 0	K: 1	S: 9	H: 2	LOB: 1	BB: 0	P: 16	R: 0	H: 1	E: 0	K: 0	S: 10	H: 1	LOB: 1	BB: 0	P: 17	1B: 9	2B: 4	3B: 0	HR: 2	SF: 0	SAC: 0	DP: 0	HBP: 1	WP: 0	PB: 0	SB: 0	CS: 0	PA: 45
--------------	------	------	------	------	-------	------	--------	-------	-------	------	------	------	------	-------	------	--------	-------	-------	------	------	------	------	-------	------	------	------	------	-------	------	------	------	------	-------	------	--------	-------	-------	------	------	------	------	------	------	--------	-------	-------	------	------	------	------	-------	------	--------	-------	-------	-------	-------	-------	-------	-------	--------	-------	--------	-------	-------	-------	-------	--------

PITCHER	IP	WLS	BF	H	R	ER	SO	BB	IBB	HBP	BLK	WP	HR	S	P	ERA	WHIP
Kirk Rueter, L ERA: 5.88 (1, 1)	5.1		27	10	8	8	2	2	0	0	0	0	0	62	106	13.50	2.250
Jerry Spradlin, R ERA: 5.55 (6, 1)	0.1		2	1	0	0	1	0	0	0	0	0	0	6	11	0.00	3.000
Alan Embree, L ERA: 2.42 (6, 1)	0.0		1	0	1	0	0	0	0	0	0	0	0	3	6	∞	∞
Felix Rodriguez, R ERA: 4.82 (6, 1)	1.1	H	6	1	1	1	1	0	0	1	0	0	1	13	21	6.75	0.750
John Johnstone, R ERA: 1.93 (8, 1)	1.0		5	2	1	1	1	0	0	0	0	0	0	10	16	9.00	2.000


**BOTTOM**

**San Francisco Giants @ Seattle Mariners**  
The Kingdome, Seattle, WA

Sat Jun 12 1999, 9:05 PM EDT  
Att: 35,625 - Dome - 72 F

livebaseballscorecards.com

AB	42
R	11
H	15
RBI	10
BB	2
SO	5
LOB	14





Batter	1	2	3	4	5	6	7	8	9	AB R H RBI BB SO LOB	TOP																
<b>F.P. Santangelo, S</b> (1, 8) OBP: 0.441, SLG: 0.416	0-1 G6-3		2-1 3B		4-1 BB		2-3 K	2-2 1B		4 0 2 1 1 1 0																	
<b>Bill Mueller, S</b> (1, 5) OBP: 0.375, SLG: 0.354	1-2 BB 1B		1-3 K		2-2 G6-4-3 1-2f			1-2 2-H 1B		5 1 3 0 0 1 3																	
<b>Armando Rios, L</b> (1, 9) OBP: 0.375, SLG: 0.459	1-1 F8		2-3 K			0-3 K2-3		1-1 BB 1B	0-0 1B	5 2 2 0 0 2 2																	
<b>Jeff Kent, R</b> (1, 4) OBP: 0.382, SLG: 0.513	4-1 SAFE 1-2 BB			2-3 K		2-0 2B		0-3 K	0-0 F8	4 1 1 0 1 2 3																	
<b>Stan Javier, S</b> (1, 7) OBP: 0.379, SLG: 0.435	1-2 G5-3			0-0 F9		1-1 2B		0-0 E1 BB 1B	0-0 BB 1B	5 1 2 1 0 0 4																	
<b>Charlie Hayes, R</b> (1, 10) OBP: 0.257, SLG: 0.247		1-0 F8		1-3 K		1-0 G6-3		4-1 1B 1B SF7 BB	4-2 BB	3 0 0 0 0 1 1 0 1 0 1 2 0 0																	
<b>Barry Bonds, L</b> (8, PH) OBP: 0.449, SLG: 0.630								1-2 2-3 3-H BB	1-2 BB																		
<b>J.T. Snow, L</b> (1, 3) OBP: 0.385, SLG: 0.447		0-3 K			1-0 G4-3		1-3 K	1-2 1B 1B	0-0 SF8-3-5	4 1 1 3 0 2 1																	
<b>Rich Aurilia, R</b> (1, 6) OBP: 0.359, SLG: 0.493		1-0 F8			4-0 E 2B BB			1-2 2-3 1B 1B		3 1 1 0 1 0 0																	
<b>Scott Servais, R</b> (1, 2) OBP: 0.328, SLG: 0.434			0-0 F7		3-0 SAFE SAFE 2B			0-0 G4-3	1-1 SF7	3 0 1 1 0 0 0 0 0 0 1 0 0 0																	
<b>Brent Mayne, L</b> (8, PH) OBP: 0.403, SLG: 0.473																											
<b>Inning Stats</b>	R: 0 E: 0 K: 0 S: 11	H: 1 LOB: 2 BB: 1 P: 18	R: 0 E: 0 K: 1 S: 5	H: 0 LOB: 0 BB: 0 P: 7	R: 0 E: 0 K: 2 S: 7	H: 0 LOB: 0 BB: 0 P: 10	R: 1 E: 1 K: 0 S: 6	H: 1 LOB: 1 BB: 2 P: 20	R: 1 E: 0 K: 2 S: 10	H: 2 LOB: 1 BB: 0 P: 15	R: 0 E: 0 K: 1 S: 6	H: 0 LOB: 0 BB: 0 P: 8	R: 5 E: 1 K: 1 S: 27	H: 6 LOB: 2 BB: 1 P: 42	R: 1 E: 0 K: 0 S: 6	H: 2 LOB: 1 BB: 1 P: 10	1B: 9 2B: 4 3B: 1 HR: 0	SF: 2 SAC: 0 DP: 2 HBP: 0	WP: 0 PB: 0 SB: 0 CS: 0	PA: 43							
<b>PITCHER</b>	IP	WLS	BF	H	R	ER	SO	BB	IBB	HBP	BLK	WP	HR	S	P	ERA	WHIP										
<b>John Halama, L</b> (1, 1) ERA: 3.78	6.0		25	5	2	1	7	3	0	0	0	0	0	49	85	1.50	1.333										
<b>Jose Paniagua, R</b> (7, 1) ERA: 3.19	1.1	L	8	2	4	3	2	1	0	0	0	0	0	17	27	20.25	2.250										
<b>Jose Mesa, R</b> (8, 1) ERA: 7.36	0.2	B	5	4	1	0	0	0	0	0	0	0	0	16	23	0.00	6.000										
<b>Aaron Scheffer, R</b> (9, 1) ERA: 9.0	1.0		5	2	1	1	0	1	0	0	0	0	0	6	10	9.00	3.000										

**San Francisco Giants @ Seattle Mariners**  
The Kingdome, Seattle, WA  
Sun Jun 13 1999, 3:35 PM EDT  
Att. 33,500 - Dome - 72 F

AB	36
R	8
H	13
RBI	8
BB	5
SO	9
LOB	14



**BOTTOM**

**San Francisco Giants @ Seattle Mariners**  
 The Kingdome, Seattle, WA  
 Sun Jun 13 1999, 3:35 PM EDT  
 Att. 33,500 - Dome - 72 F

livebaseballscorecards.com

<b>AB</b>	<b>34</b>
<b>R</b>	<b>4</b>
<b>H</b>	<b>7</b>
<b>RBI</b>	<b>3</b>
<b>BB</b>	<b>6</b>
<b>SO</b>	<b>10</b>
<b>LOB</b>	<b>17</b>



WP: 1	PA: 40
PB: 1	
SB: 1	
CS: 0	

AB R H RBI BB SO LOB

4	2	2	0	1	1	0
4	0	1	0	1	2	2
4	0	1	1	1	0	2
3	0	0	1	2	1	4
3	1	0	0	1	1	6
0	0	0	0	0	0	0
4	0	1	1	0	1	1
4	0	0	0	0	2	1
4	0	0	0	0	1	1
4	1	2	0	0	1	0

1B: 5	SF: 0
2B: 2	SAC: 0
3B: 0	DP: 0
HR: 0	HBP: 0

Batter	1	2	3	4	5	6	7	8	9
<b>Brian Hunter, R</b> OBP: 0.321, SLG: 0.340 (1, 7)	2-1 G4-3		1-3 K		2-0 E9 WP BB 1B		2-2 1B 1B		4-1 BB BB BB BB BB
<b>Alex Rodriguez, R</b> OBP: 0.455, SLG: 0.703 (1, 6)	2-2 F8		1-3 K		4-2 BB WP BB		2-1 1B 1B 1-2 1B 1B		0-3 K
<b>Ken Griffey Jr., L</b> OBP: 0.417, SLG: 0.670 (1, 8)	0-2 P6			0-0 G3	4-2 BB BB		0-0 S 1B 1-3 2-H 2-3 3-H		0-0 F8 2-3
<b>Edgar Martinez, R</b> OBP: 0.451, SLG: 0.558 (1, 10)		3-2 F8		4-1 PB BB	4-1 BB BB		2-3 K		0-0 G6-3
<b>Butch Huskey, R</b> OBP: 0.395, SLG: 0.605 (1, 9)		4-2 2B BB		0-0 F8	2-3 K		2-2 L7		
<b>Matt Mieske, R</b> OBP: 0.405, SLG: 0.675 (8, 9)									
<b>David Segui, S</b> OBP: 0.348, SLG: 0.471 (1, 3)		3-2 1-H 2B		3-3 K 1-2		3-2 G4-3		1-2 L7	
<b>John Mabry, L</b> OBP: 0.305, SLG: 0.418 (1, 5)		2-3 K			0-0 G3	1-0 G3		3-3 K	
<b>David Bell, R</b> OBP: 0.331, SLG: 0.513 (1, 4)		1-2 F9			0-1 G6-3	1-3 K		0-0 F7	
<b>Tom Lampkin, L</b> OBP: 0.359, SLG: 0.521 (1, 2)			3-3 K		0-0 E WP 1B		0-2 G6-3		3-2 F8 2B

Inning Stats	R: 0	H: 0	E: 0	K: 0	S: 9	H: 0	LOB: 0	BB: 0	P: 13	R: 1	H: 1	E: 0	K: 1	S: 18	H: 0	LOB: 0	BB: 0	P: 31	R: 0	H: 0	E: 0	K: 3	S: 9	R: 0	H: 0	E: 0	K: 1	S: 7	H: 0	LOB: 1	BB: 1	P: 14	R: 2	H: 2	E: 1	K: 1	S: 15	H: 0	LOB: 0	BB: 0	P: 12	R: 1	H: 3	E: 0	K: 1	S: 17	H: 0	LOB: 0	BB: 0	P: 11	R: 0	H: 1	E: 0	K: 1	S: 9	H: 1	LOB: 2	BB: 1	P: 16	1B: 5	SF: 0	2B: 2	SAC: 0	3B: 0	DP: 0	HR: 0	HBP: 0	WP: 1	PA: 40
--------------	------	------	------	------	------	------	--------	-------	-------	------	------	------	------	-------	------	--------	-------	-------	------	------	------	------	------	------	------	------	------	------	------	--------	-------	-------	------	------	------	------	-------	------	--------	-------	-------	------	------	------	------	-------	------	--------	-------	-------	------	------	------	------	------	------	--------	-------	-------	-------	-------	-------	--------	-------	-------	-------	--------	-------	--------

PITCHER	IP	WLS	BF	H	R	ER	SO	BB	IBB	HBP	BLK	WP	HR	S	P	ERA	WHIP
<b>Russ Ortiz, R</b> ERA: 3.38 (1, 1)	6.1		29	5	4	4	7	5	0	0	0	1	0	74	128	5.68	1.579
<b>Rich Rodriguez, L</b> ERA: 3.32 (7, 1)	0.0		1	1	0	0	0	0	0	0	0	0	0	1	1	∞	∞
<b>Julian Tavarez, R</b> ERA: 7.45 (7, 1)	0.2	W	2	0	0	0	1	0	0	0	0	0	0	7	11	0.00	0.000
<b>John Johnstone, R</b> ERA: 1.87 (8, 1)	1.0	H	3	0	0	0	1	0	0	0	0	0	0	7	11	0.00	0.000
<b>Robb Nen, R</b> ERA: 2.97 (9, 1)	1.0		5	1	0	0	1	1	0	0	0	0	0	9	16	0.00	2.000

PITCHER	IP	WLS	BF	H	R	ER	SO	BB	IBB	HBP	BLK	WP	HR	S	P	ERA	WHIP
<b>Russ Ortiz, R</b> ERA: 3.38 (1, 1)	6.1		29	5	4	4	7	5	0	0	0	1	0	74	128	5.68	1.579
<b>Rich Rodriguez, L</b> ERA: 3.32 (7, 1)	0.0		1	1	0	0	0	0	0	0	0	0	0	1	1	∞	∞
<b>Julian Tavarez, R</b> ERA: 7.45 (7, 1)	0.2	W	2	0	0	0	1	0	0	0	0	0	0	7	11	0.00	0.000
<b>John Johnstone, R</b> ERA: 1.87 (8, 1)	1.0	H	3	0	0	0	1	0	0	0	0	0	0	7	11	0.00	0.000
<b>Robb Nen, R</b> ERA: 2.97 (9, 1)	1.0		5	1	0	0	1	1	0	0	0	0	0	9	16	0.00	2.000



Batter	1	2	3	4	5	6	7	8	9	AB R H RBI BB SO LOB	TOP																
Marvin Benard, L (1, 8) OBP: 0.344, SLG: 0.396	1-0 F7		2-0 G3			1-2 SAFE F7		1-0 G5-3	2-1 G1-3	5 0 0 0 0 0 4																	
Bill Mueller, S (1, 5) OBP: 0.379, SLG: 0.354	2-2 G4-3			2-2 G5-3		2-0 1-3 1B		4-0 FC6-4 BB		3 0 1 0 1 0 0																	
Barry Bonds, L (1, 7) OBP: 0.425, SLG: 0.586	3-1 F8			3-2 F8		3-2 F9		2-0 FC6-4		4 0 0 0 0 0 4																	
Jeff Kent, R (1, 4) OBP: 0.376, SLG: 0.504		1-2 G5-3		1-1 F8			2-0 G6-3	1-3 K		4 0 0 0 0 1 2																	
J.T. Snow, L (1, 3) OBP: 0.387, SLG: 0.461		2-3 K			0-0 G4-3		3-2 HR	3-2 1B G4-3 1B		4 2 2 1 0 1 0																	
Stan Javier, S (1, 9) OBP: 0.372, SLG: 0.426		3-2 K			3-1 G4-3		0-0 F7	0-0 E3 G4-3 1B WP		4 1 0 0 0 1 1																	
Rich Aurilia, R (1, 6) OBP: 0.361, SLG: 0.507			1-3 K		0-0 L6		0-0 HR	2-2 WP G4-3 1B		4 1 2 1 0 1 0																	
Brent Mayne, L (1, 2) OBP: 0.405, SLG: 0.474			2-1 SH2-4 1B			2-1 1B 1B	2-3 K	2-2 L3		4 0 2 0 0 1 3																	
Shawn Estes, R (1, 1) OBP: 0.292, SLG: 0.286			1-0 SH2-4			0-1 F7		1-1 FC6-4 G5-3 1B	2-2 G4-3	1 0 0 0 0 0 1																	
Armando Rios, L (8, PH) OBP: 0.381, SLG: 0.465										1 0 1 0 0 0 0																	
John Johnstone, R (8, 1)										0 0 0 0 0 0 0																	
Alan Embree, L (8, 1)										0 0 0 0 0 0 0																	
Charlie Hayes, R (9, PH) OBP: 0.256, SLG: 0.245			1-2						1-2 2-3 3-H	1 0 0 1 0 0 2																	
<b>Inning Stats</b>	R: 0 E: 0 K: 0 S: 9	H: 0 LOB: 0 BB: 0 P: 15	R: 0 E: 0 K: 2 S: 10	H: 0 LOB: 0 BB: 0 P: 16	R: 0 E: 0 K: 1 S: 9	H: 1 LOB: 1 BB: 0 P: 15	R: 0 E: 0 K: 0 S: 8	H: 0 LOB: 0 BB: 0 P: 14	R: 0 E: 0 K: 0 S: 4	H: 0 LOB: 0 BB: 0 P: 7	R: 0 E: 0 K: 0 S: 12	H: 2 LOB: 2 BB: 0 P: 20	R: 2 E: 0 K: 1 S: 10	H: 2 LOB: 0 BB: 0 P: 17	R: 0 E: 0 K: 1 S: 9	H: 1 LOB: 2 BB: 1 P: 18	R: 2 E: 1 K: 0 S: 17	H: 2 LOB: 1 BB: 0 P: 28	1B: 6 2B: 0 3B: 0 HR: 2	SF: 0 SAC: 1 DP: 0 HBP: 0	WP: 1 PB: 0 SB: 0 CS: 0	PA: 37					
<b>PITCHER</b>	IP WLS BF H R ER SO BB IBB HBP BLK WP HR S P ERA WHIP																										
Mark Brownson, R (1, 1) ERA: 6.28	6.2		25	5	2	2	3	0	0	0	0	0	2	59	99	2.70	0.750										
Chuck McElroy, L (7, 1) ERA: 7.06	0.1		1	0	0	0	1	0	0	0	0	0	0	3	5	0.00	0.000										
Curt Leskanic, R (8, 1) ERA: 5.01	1.0	W	5	1	0	0	1	1	0	0	0	0	0	9	18	0.00	2.000										
Dave Veres, R (9, 1) ERA: 4.45	1.0	S	6	2	2	0	0	0	0	0	0	1	0	17	28	0.00	2.000										

San Francisco Giants @ Colorado Rockies  
 Coors Field, Denver, CO  
 Mon Jun 14 1999, 7:05 PM MDT  
 Att. 40,029 - Cloudy - 68 F

AB	35
R	4
H	8
RBI	3
BB	1
SO	5
LOB	17



Batter	1	2	3	4	5	6	7	8	9
Terry Shumpert, R OBP: 0.423, SLG: 0.875 (1, 4)	0-1 HR		0-2 P3			1-1 SH2-3		4-0 SH3-4 BB	
Neifi Perez, S OBP: 0.305, SLG: 0.402 (1, 6)	0-0 G6-3		0-0 G5-3			3-2 G5-3		0-0 SH3-4	
Larry Walker, L OBP: 0.427, SLG: 0.641 (1, 9)	2-1 F8			0-1 G3		0-1 WP 1B		4-0 E 17 2B IBB	
Dante Bichette, R OBP: 0.323, SLG: 0.498 (1, 7)	1-2 L9			1-0 G5-3		2-2 F9		0-0 E6 17 2B	
Vinny Castilla, R OBP: 0.341, SLG: 0.478 (1, 5)		0-1 G4-3		1-2 G5-3			1-2 F8	1-0 P4	
Angel Echevarria, R OBP: 0.384, SLG: 0.636 17 Todd Helton, L OBP: 0.356, SLG: 0.485 (7, PR) (8, 3)		0-2 1B		1-0 G5-4-3 BB 1B			4-1 1B BB	3-2 1-H 2-H 3-H 2B	
Henry Blanco, R OBP: 0.356, SLG: 0.438 (1, 2)		3-1 F7		4-1 G5-4-3 BB			1-3 K	0-0 G5-3	
Edgard Clemente, R OBP: 0.368, SLG: 0.556 (1, 8)		0-3 K		0-0 G5-4-3 1-2f 2-3f			3-1 1B		
Mark Brownson, L OBP: 0.125, SLG: 0.125 Chuck McElroy, L (7, 1) 7 Kurt Abbott, R OBP: 0.275, SLG: 0.447 Curt Leskanic, R OBP: 1.000, SLG: 4.000 Dave Veres, R (9, 1)			0-0 G4-3			3-2 SH2-3 1B	0-1 F8		

Inning Stats	R: 1 E: 0 K: 0 S: 8	H: 1 LOB: 0 BB: 0 P: 11	R: 0 E: 0 K: 1 S: 11	H: 1 LOB: 1 BB: 0 P: 14	R: 0 E: 0 K: 0 S: 5	H: 0 LOB: 0 BB: 0 P: 5	R: 0 E: 0 K: 0 S: 6	H: 0 LOB: 0 BB: 0 P: 8	R: 0 E: 0 K: 0 S: 3	H: 1 LOB: 0 BB: 1 P: 8	R: 1 E: 0 K: 0 S: 18	H: 2 LOB: 1 BB: 0 P: 26	R: 0 E: 0 K: 1 S: 11	H: 1 LOB: 2 BB: 1 P: 20	R: 3 E: 1 K: 0 S: 10	H: 1 LOB: 1 BB: 2 P: 22
--------------	------------------------------	----------------------------------	-------------------------------	----------------------------------	------------------------------	---------------------------------	------------------------------	---------------------------------	------------------------------	---------------------------------	-------------------------------	----------------------------------	-------------------------------	----------------------------------	-------------------------------	----------------------------------

PITCHER	IP	WLS	BF	H	R	ER	SO	BB	IBB	HBP	BLK	WP	HR	S	P	ERA	WHIP
Shawn Estes, L ERA: 5.16 (1, 1)	7.0		27	6	2	2	2	2	2	0	0	1	1	62	92	2.57	1.143
John Johnstone, R ERA: 1.83 (8, 1)	0.2	L	5	0	3	0	0	1	1	0	0	0	0	3	12	0.00	1.500
Alan Embree, L ERA: 2.38 (8, 1)	0.1		2	1	0	0	0	0	0	0	0	0	0	7	10	0.00	3.000

**BOTTOM**

**San Francisco Giants @ Colorado Rockies**  
Coors Field, Denver, CO

Mon Jun 14 1999, 7:05 PM MDT  
Att: 40,029 - Cloudy - 68 F


AB	R	H	RBI	BB	SO	LOB
2	2	1	1	1	0	0
3	0	0	0	0	0	1
3	1	1	1	1	0	0
4	1	0	0	0	0	3
4	0	0	0	0	0	3
2	0	2	0	1	0	0
1	0	1	3	0	0	0
3	0	0	0	1	1	3
3	0	1	0	0	1	3
2	1	1	0	0	0	0
0	0	0	0	0	0	0
1	0	0	0	0	0	2
0	0	0	0	0	0	0
0	0	0	0	0	0	0

AB	28
R	5
H	7
RBI	5
BB	4
SO	2
LOB	15

livebaseballscores.com

**AB 28**  
**R 5**  
**H 7**  
**RBI 5**  
**BB 4**  
**SO 2**  
**LOB 15**

WP: 1 PA: 34  
PB: 0  
SB: 0  
CS: 0





Batter	1	2	3	4	5	6	7	8	9	AB R H RBI BB SO LOB	TOP											
<b>F.P. Santangelo, S</b> OBP: 0.439, SLG: 0.426 (1, 8)	2-0 G5-3	0-1 1-H 2B	2-3		1-0 2-H 1B		1-1 F9			5 0 2 2 0 1 3												
<b>Bill Mueller, S</b> OBP: 0.397, SLG: 0.379 (1, 5)	1-1 G6-3 1B	4-0 BB		2-3 K	2-2 1-2 1B			0-0 2B		4 0 3 0 1 1 0												
<b>Barry Bonds, L</b> OBP: 0.429, SLG: 0.581 <b>Marvin Benard, L</b> OBP: 0.343, SLG: 0.395 (8, PH) (8, 7)	3-1 G6-3 1B	0-0 G3		2-2 G5-4-3 1B	2-3 K			3-1 L6		4 0 2 0 0 1 4 1 0 0 0 0 0 1												
<b>Jeff Kent, R</b> OBP: 0.376, SLG: 0.500 <b>Wilson Delgado, S</b> OBP: 0.375, SLG: 0.321 (6, PH) (6, 4)	2-1 G6-3		4-2 FC6-4 BB	0-0 G5-4-3		2-2 G5-3 1B		2-3 K		2 0 0 0 1 0 3 2 0 1 0 0 1 1												
<b>Stan Javier, S</b> OBP: 0.370, SLG: 0.422 <b>Armando Rios, L</b> OBP: 0.378, SLG: 0.460 (6, 9) (1, 9)	3-2 K		0-1 FC6-4 BB HBP 1-2f		1-0 F7	0-0 1-2 1B		3-3 K		4 1 1 0 0 1 3 1 0 0 0 0 1 1												
<b>J.T. Snow, L</b> OBP: 0.391, SLG: 0.462 (1, 3)		0-0 G4-6-3 1B	1-1 BB BB HBP 1-2		2-2 1B 2B 1B	1-3 K		3-2 G4-3		4 2 2 0 0 1 2												
<b>Rich Aurilia, R</b> OBP: 0.358, SLG: 0.500 (1, 6)		2-2 G4-6-3 1B	0-1 P3		1-1 F7	0-0 G5-3		0-3 K		5 0 1 0 0 1 5												
<b>Brent Mayne, L</b> OBP: 0.405, SLG: 0.468 (1, 2)		0-2 G4-6-3	4-0 BB BB 1-2 2-3		0-0 2B 1B		2-2 G5-3		1-0 G5-3	4 1 1 0 1 0 2												
<b>Chris Brock, R</b> OBP: 0.241, SLG: 0.185 <b>Felix Rodriguez, R</b> OBP: 0.500, SLG: 1.500 <b>Rich Rodriguez, L</b> OBP: 1.000, SLG: 1.000 <b>Charlie Hayes, R</b> OBP: 0.254, SLG: 0.243 <b>Julian Tavarez, L</b> (7, 1)	1-0 2B 1B	1-0 2B	4-1 BB		0-0 1-H 1B 3-H		3-2 G1-3			1 1 1 2 1 0 0 1 1 1 2 0 0 0 0 0 0 0 0 0 0 1 0 0 0 0 0 0 0 0 0 0 0 0 0												
<b>Inning Stats</b>	R: 0 E: 0 K: 1 S: 10	H: 2 LOB: 2 BB: 0 P: 21	R: 2 E: 0 K: 0 S: 11	H: 4 LOB: 2 BB: 1 P: 18	R: 1 E: 0 K: 1 S: 11	H: 0 LOB: 3 BB: 3 P: 26	R: 0 E: 0 K: 1 S: 8	H: 1 LOB: 0 BB: 0 P: 12	R: 3 E: 0 K: 1 S: 18	H: 5 LOB: 2 BB: 0 P: 27	R: 0 E: 0 K: 1 S: 9	H: 2 LOB: 1 BB: 0 P: 12	R: 0 E: 0 K: 0 S: 9	H: 0 LOB: 0 BB: 0 P: 15	R: 0 E: 0 K: 2 S: 10	H: 1 LOB: 1 BB: 0 P: 18	R: 0 E: 0 K: 1 S: 10	H: 0 LOB: 0 BB: 0 P: 14	1B: 12 2B: 3 3B: 0 HR: 0	SF: 0 SAC: 0 DP: 3 HBP: 1	WP: 0 PB: 0 SB: 0 CS: 0	PA: 44
<b>PITCHER</b>	IP WLS BF H R ER SO BB IBB HBP BLK WP HR S P ERA WHIP																					
<b>Brian Bohanon, L</b> ERA: 5.47 (1, 1)	5.0 W 30 12 6 6 4 4 0 1 0 0 0 0 58 104 10.80 3.200																					
<b>Chuck McElroy, L</b> ERA: 6.48 (6, 1)	2.0 7 2 0 0 1 0 0 0 0 0 0 0 18 27 0.00 1.000																					
<b>David Wainhouse, R</b> ERA: 6.1 (8, 1)	2.0 7 1 0 0 3 0 0 0 0 0 0 0 20 32 0.00 0.500																					

**San Francisco Giants @ Colorado Rockies**  
**Coors Field, Denver, CO**  
 Tue Jun 15 1999, 7:05 PM MDT  
 Att. 40,037 - Cloudy - 56 F

<b>AB</b>	<b>39</b>
<b>R</b>	<b>6</b>
<b>H</b>	<b>15</b>
<b>RBI</b>	<b>6</b>
<b>BB</b>	<b>4</b>
<b>SO</b>	<b>8</b>
<b>LOB</b>	<b>25</b>



Batter	1	2	3	4	5	6	7	8	9	AB	R	H	RBI	BB	SO	LOB
Darryl Hamilton, L OBP: 0.373, SLG: 0.406	2-1 BB 1B SF7 1B	2-1 G1-3	1-2 F9	3-3 K		2-2 FC5-4 1B				5	1	2	2	0	1	4
Neifi Perez, S OBP: 0.307, SLG: 0.402	0-0 17 HR 1B	1-0 G3		1-0 G3-1	2-0 FC5-4 17 FC3-6 1B	1-0 FC5-4 1B				5	2	2	0	0	0	2
Larry Walker, L OBP: 0.435, SLG: 0.660 Edgard Clemente, R OBP: 0.368, SLG: 0.556	4-1 17 HR 1B 2-3 BB		1-1 17 1B 7 1B	1-0 HR	0-1 FC5-4 1B	1-0 F7				4	3	3	1	1	0	1
Dante Bichette, R OBP: 0.320, SLG: 0.491 Angel Echevarria, R OBP: 0.384, SLG: 0.636	3-2 SF7		1-1 F8	4-2 17 E 7 1B BB	1-1 FC5-4 17 FC3-6		2-1 F9			3	1	0	1	1	0	3
17 Todd Helton, L OBP: 0.357, SLG: 0.498	0-1 HR		0-0 1B 7 1B 1B	1-1 E4 7 1B PB	3-2 FC3-6		3-2 F7			5	3	2	4	0	0	2
7 Kurt Abbott, R OBP: 0.304, SLG: 0.451	4-0 G6-3 BB		0-1 1B 1B	2-2 PB 2B 1B	0-2 G1-3		1-3 K			4	2	2	2	1	1	1
Jeff Reed, L OBP: 0.368, SLG: 0.368	1-0 G6-3		1-0 SH5-4 1B	4-2 2B BB		4-2 SH1-4 1B BB		1-0 G6-3		3	2	1	0	2	0	1
Terry Shumpert, R OBP: 0.419, SLG: 0.793		1-2 F8	0-0 SH5-4 1B	0-2 1-3		1-0 SH1-4 1B BB		2-1 F7		5	1	2	2	0	0	2
Brian Bohanon, L OBP: 0.229, SLG: 0.212 Chuck McElroy, L David Wainhouse, L		1-1 WP 1B	0-0 SH5-4	3-2 2B		0-0 SH1-4		1-3 K		2	0	2	2	0	0	0
			1-2 2-3	1-2 2-3		1-2 2-3				0	0	0	0	0	0	0
				1-2 2-3						1	0	0	0	0	1	0

Inning Stats	R: 4	H: 3	E: 0	K: 0	S: 11	L: 3	LOB: 0	BB: 2	P: 25	R: 0	H: 1	E: 0	K: 0	S: 8	L: 0	LOB: 1	BB: 0	P: 13	R: 3	H: 5	E: 0	K: 0	S: 13	L: 0	LOB: 2	BB: 0	P: 17	R: 5	H: 3	E: 1	K: 1	S: 27	L: 0	LOB: 1	BB: 2	P: 46	R: 1	H: 2	E: 1	K: 0	S: 11	L: 0	LOB: 1	BB: 0	P: 17	R: 2	H: 2	E: 0	K: 0	S: 11	L: 0	LOB: 1	BB: 1	P: 20	R: 0	H: 0	E: 0	K: 1	S: 8	L: 0	LOB: 0	BB: 0	P: 14	R: 0	H: 0	E: 0	K: 1	S: 6	L: 0	LOB: 0	BB: 0	P: 10
--------------	------	------	------	------	-------	------	--------	-------	-------	------	------	------	------	------	------	--------	-------	-------	------	------	------	------	-------	------	--------	-------	-------	------	------	------	------	-------	------	--------	-------	-------	------	------	------	------	-------	------	--------	-------	-------	------	------	------	------	-------	------	--------	-------	-------	------	------	------	------	------	------	--------	-------	-------	------	------	------	------	------	------	--------	-------	-------

PITCHER	IP	WLS	BF	H	R	ER	SO	BB	IBB	HBP	BLK	WP	HR	S	P	ERA	WHIP
Chris Brock, R ERA: 4.87	(1, 1)	3.1	L	22	10	9	8	0	1	0	0	0	0	23	36	21.60	3.900
Felix Rodriguez, R ERA: 4.71	(4, 1)	0.2		6	2	3	0	1	0	0	0	0	0	23	36	0.00	4.500
Rich Rodriguez, L ERA: 4.18	(5, 1)	2.0		11	4	3	0	1	0	0	0	0	0	22	37	13.50	2.500
Julian Tavarez, R ERA: 6.75	(7, 1)	2.0		6	0	0	2	0	0	0	0	0	0	14	24	0.00	0.000


**BOTTOM**

**San Francisco Giants @ Colorado Rockies**  
Coors Field, Denver, CO

Tue Jun 15 1999, 7:05 PM MDT  
Att: 40,037 - Cloudy - 56 F

AB	37
R	15
H	16
RBI	14
BB	5
SO	3
LOB	16

livebaseballscores.com



WP: 1	PA: 45
PB: 1	
SB: 0	
CS: 0	





Batter	1	2	3	4	5	6	7	8	9	AB	R	H	RBI	BB	SO	LOB
Darryl Hamilton, L (1, 8) OBP: 0.373, SLG: 0.405 Edgard Clemente, R (8, 8) OBP: 0.350, SLG: 0.526	0-1 F7		2-1 F7		1-1 1-2 1B			0-3 K		3	0	1	0	0	0	0
Neifi Perez, S (1, 6) OBP: 0.306, SLG: 0.399 Terry Shumpert, R (9, 6) OBP: 0.419, SLG: 0.793	1-2 FC1-6 1B			0-0 G5-3	1-0 F7			2-2 G6-3		4	0	1	0	0	0	2
Larry Walker, L (1, 9) OBP: 0.434, SLG: 0.654 7 Kurt Abbott, R (8, 9) OBP: 0.298, SLG: 0.442	0-0 FC1-6 1-2f			0-1 HR 1B			1-2 G4-3	2-3 K		3	1	1	0	0	0	1
Dante Bichette, R (1, 7) OBP: 0.317, SLG: 0.485 Angel Echevarria, R (8, 7) OBP: 0.378, SLG: 0.627	3-3 K			1-0 F8	2-1 P6				1-0 F8	3	0	0	0	0	1	2
Vinny Castilla, R (1, 5) OBP: 0.340, SLG: 0.487		0-0 F9		1-2 HR			0-1 G1-3	2-1 P4		4	1	1	2	0	0	0
17 Todd Helton, L (1, 3) OBP: 0.355, SLG: 0.491		4-1 G6-4-3 BB		2-2 F8			2-2 F8	0-1 G3		3	0	0	0	1	0	0
Lenny Harris, L (1, 4) OBP: 0.238, SLG: 0.238		1-0 G6-4-3 1-2f			3-1 G4-3			1-0 G5-3		3	0	0	0	0	0	1
Kirt Manwaring, R (1, 2) OBP: 0.370, SLG: 0.282			2-2 P3		0-0 1B 1B			0-1 1B		3	0	2	0	0	0	0
Darryl Kile, R (1, 1) OBP: 0.154, SLG: 0.083 Curt Leskanic, R (5, 1) OBP: 0.500, SLG: 2.000 Bobby Jones, R (6, 1) OBP: 0.200, SLG: 0.125 Jeff Reed, L (7, PH) OBP: 0.364, SLG: 0.364 David Wainhouse, L (8, 1)			3-1 L9		0-3 K			1-0 G1-3		1	0	0	0	0	0	0

Inning Stats	R: 0	H: 1	R: 0	H: 0	R: 0	H: 0	R: 2	H: 2	R: 0	H: 2	R: 0	H: 0	R: 0	H: 1	R: 0	H: 0	R: 0	H: 0	R: 0	H: 0	1B: 5	SF: 0	WP: 0	PA: 33
E: 0	LOB: 1	E: 0	LOB: 0	E: 0	LOB: 0	E: 0	LOB: 0	E: 0	LOB: 2	E: 0	LOB: 0	E: 0	LOB: 1	E: 0	LOB: 0	E: 0	LOB: 0	E: 0	LOB: 0	E: 0	LOB: 0	2B: 0	SAC: 0	PB: 0
K: 1	BB: 0	K: 0	BB: 1	K: 0	BB: 0	K: 0	BB: 0	K: 1	BB: 0	K: 0	BB: 0	K: 0	BB: 0	K: 2	BB: 0	K: 0	BB: 0	K: 0	BB: 0	K: 0	BB: 0	3B: 0	DP: 1	SB: 1
S: 9	P: 13	S: 3	P: 8	S: 7	P: 14	S: 10	P: 14	S: 9	P: 14	S: 7	P: 10	S: 7	P: 11	S: 9	P: 13	S: 5	P: 8	S: 5	P: 8	S: 5	P: 8	HR: 1	HBP: 0	CS: 0

PITCHER	IP	WLS	BF	H	R	ER	SO	BB	IBB	HBP	BLK	WP	HR	S	P	ERA	WHIP	PITCHER	IP	WLS	BF	H	R	ER	SO	BB	IBB	HBP	BLK	WP	HR	S	P	ERA	WHIP	
Mark Gardner, R (1, 1) ERA: 7.38	9.0	W	33	6	2	2	4	1	0	0	0	0	1	66	105	2.00	0.778																			

BOTTOM


San Francisco Giants @ Colorado Rockies  
Coors Field, Denver, CO  
Wed Jun 16 1999, 1:05 PM MDT  
Att: 41,307 - Cloudy - 57 F

livebaseballscores.com

AB	32
R	2
H	6
RBI	2
BB	1
SO	4
LOB	8





Batter	1	2	3	4	5	6	7	8	9	AB R H RBI BB SO LOB	TOP																
Mickey Morandini, L (1, 4) OBP: 0.329, SLG: 0.358	3-2 P2		0-2 F9		0-2 G4-6-3			1-1 G4-3		4 0 0 0 0 0 2	<p><b>Chicago Cubs @ San Francisco Giants</b>  3Com Park at Candlestick Point, San Francisco, CA</p> <p>Thu Jun 17 1999, 10:05 PM EDT  Att. 18,886 - Cloudy - 55 F</p> <p>livebaseballscorecards.com</p> <table border="1"> <tr><td>AB</td><td>30</td></tr> <tr><td>R</td><td>2</td></tr> <tr><td>H</td><td>4</td></tr> <tr><td>RBI</td><td>2</td></tr> <tr><td>BB</td><td>2</td></tr> <tr><td>SO</td><td>4</td></tr> <tr><td>LOB</td><td>10</td></tr> </table> 	AB	30	R	2	H	4	RBI	2	BB	2	SO	4	LOB	10		
AB	30																										
R	2																										
H	4																										
RBI	2																										
BB	2																										
SO	4																										
LOB	10																										
Manny Alexander, R (1, 6) OBP: 0.333, SLG: 0.396	0-0 P3			2-2 G6-3		3-2 G6-3		1-1 F8	4 0 0 0 0 0 0																		
Mark Grace, L (1, 3) OBP: 0.410, SLG: 0.473	2-1 G4-3			1-0 G2-3		3-1 F7		4-0 G1-3 BB	3 0 0 0 1 0 0																		
Sammy Sosa, R (1, 8) OBP: 0.362, SLG: 0.608		4-2 G4-6-3 1B BB		1-1 P3		1-3 K		0-1 G1-3 1-2	3 0 0 0 1 1 1																		
Glenallen Hill, R (1, 9) OBP: 0.416, SLG: 0.713		2-2 G4-6-3 1-2 1B			2-2 K 1B 2B		2-2 G6-3	0-3 K	4 1 2 0 0 1 1																		
Henry Rodriguez, L (1, 7) OBP: 0.431, SLG: 0.606		0-2 G4-6-3 1-2 2-3			2-1 K 1-2 2B 1B		2-1 L3		3 1 1 0 0 0 2																		
Gary Gaetti, R (1, 5) OBP: 0.252, SLG: 0.355		2-1 G6-3			3-2 E 1-H 2-H 2B		2-2 G5-3		3 0 1 2 0 0 1																		
Scott Sanders, R (7, 1) OBP: 0.182, SLG: 0.273									0 0 0 0 0 0 0																		
Dan Serafini, S (9, 1)									0 0 0 0 0 0 0																		
Benito Santiago, R (1, 2) OBP: 0.285, SLG: 0.377			3-2 G3		2-0 E4 G4-6-3 2-3		2-3 K		3 0 0 0 0 1 1																		
Terry Mulholland, R (1, 1) OBP: 0.059, SLG: 0.059			1-0 G4-3		1-3 K		2-1 F9		2 0 0 0 0 1 2																		
Felix Heredia, L (7, 1)									0 0 0 0 0 0 0																		
José Hernández, R (7, 6) OBP: 0.326, SLG: 0.385									1 0 0 0 0 0 0																		
<b>Inning Stats</b>	R: 0 H: 0 E: 0 LOB: 0 K: 0 BB: 0 S: 9 P: 14	R: 0 H: 1 E: 0 LOB: 1 K: 0 BB: 1 S: 12 P: 20	R: 0 H: 0 E: 0 LOB: 0 K: 0 BB: 0 S: 7 P: 11	R: 0 H: 0 E: 0 LOB: 0 K: 0 BB: 0 S: 6 P: 10	R: 2 H: 3 E: 1 LOB: 1 K: 1 BB: 0 S: 17 P: 27	R: 0 H: 0 E: 0 LOB: 0 K: 1 BB: 0 S: 9 P: 16	R: 0 H: 0 E: 0 LOB: 0 K: 0 BB: 0 S: 11 P: 17	R: 0 H: 0 E: 0 LOB: 0 K: 1 BB: 0 S: 8 P: 13	R: 0 H: 0 E: 0 LOB: 1 K: 1 BB: 1 S: 7 P: 12	1B: 3 SF: 0 2B: 1 SAC: 0 3B: 0 DP: 2 HR: 0 HBP: 0	WP: 0 PA: 32 PB: 0 SB: 0 CS: 0																
<b>PITCHER</b>	IP WLS BF H R ER SO BB IBB HBP BLK WP HR S P ERA WHIP											<b>PITCHER</b>	IP WLS BF H R ER SO BB IBB HBP BLK WP HR S P ERA WHIP														
Kirk Rueter, L (1, 1) ERA: 5.57	7.0	25	4	2	2	2	1	0	0	0	0	0	0	71	115	2.57	0.714										
Alan Embree, L (8, 1) ERA: 2.25	1.1	5	0	0	0	1	1	0	0	0	0	0	0	10	20	0.00	0.750										
Robb Nen, R (9, 1) ERA: 2.92	0.2	W	2	0	0	0	1	0	0	0	0	0	0	5	5	0.00	0.000										

Batter	1	2	3	4	5	6	7	8	9	AB R H RBI BB SO LOB
<b>Marvin Benard, L</b> OBP: 0.347, SLG: 0.397 (1, 8) (9, 9)	0-1 B1-3		1-3 K		1-2 G6-3		2-1 1B 1B		3-1 BB 1B	5 1 2 1 0 1 0
<b>Bill Mueller, S</b> OBP: 0.413, SLG: 0.393 (1, 5) (8, 9)	1-0 1B		1-0 G4-3			3-2 FC6-4 1B	2-0 1B 1B		4-1 SAFE 1B BB	4 0 3 0 1 0 0
<b>Barry Bonds, L</b> OBP: 0.427, SLG: 0.561 (1, 7) (8, 9)	1-3 K			4-2 F8 1B BB		0-3 K	1-2 K		0-0 1B	4 1 1 1 1 3 5
<b>Jeff Kent, R</b> OBP: 0.378, SLG: 0.525 (1, 4) (8, 9)	0-0 F8			2-1 F8		1-0 FC6-4 1B	3-2 F8			4 0 0 0 0 0 6
<b>Charlie Hayes, R</b> OBP: 0.289, SLG: 0.252 (8, PH) (9, 3)		1-2 G6-3		0-0 F8		0-1 1B		4-1 SH1-4 BB		3 0 1 0 0 0 1 0 0 0 0 1 0 0
<b>Rich Aurilia, R</b> OBP: 0.369, SLG: 0.507 (1, 6) (8, 9)		1-1 L4		2-1 1B		1-2 P8		0-0 SH1-4		3 0 1 1 0 0 2
<b>F.P. Santangelo, S</b> OBP: 0.444, SLG: 0.422 (1, 9) (9, 8)		4-1 BB		1-0 F7			2-2 1B 1B	2-3 K		3 1 1 0 1 1 2
<b>Doug Mirabelli, R</b> (1, 2) <b>Robb Nen, R</b> (9, 1)		0-2 F8			1-1 P4		2-3 K	0-3 K		4 0 0 0 0 2 3 0 0 0 0 0 0 0
<b>Kirk Rueter, L</b> OBP: 0.125, SLG: 0.130 (7, PH) <b>Stan Javier, S</b> OBP: 0.373, SLG: 0.425 (8, 1) <b>Alan Embree, L</b> (9, 2) <b>Brent Mayne, L</b> OBP: 0.399, SLG: 0.455			0-1 G6-3		2-2 G5-3		1-0 1B 1B 1B		3-3 K	2 0 0 0 0 0 0 1 0 1 0 0 0 0 0 0 0 0 0 0 0 1 0 0 0 0 1 0

Inning Stats	R: 0 E: 0 K: 1 S: 7	H: 1 LOB: 1 BB: 0 P: 9	R: 0 E: 0 K: 0 S: 9	H: 0 LOB: 1 BB: 1 P: 15	R: 0 E: 0 K: 1 S: 7	H: 0 LOB: 0 BB: 0 P: 9	R: 1 E: 0 K: 0 S: 8	H: 1 LOB: 1 BB: 1 P: 17	R: 0 E: 0 K: 0 S: 8	H: 0 LOB: 0 BB: 0 P: 12	R: 0 E: 0 K: 1 S: 13	H: 2 LOB: 2 BB: 0 P: 18	R: 1 E: 0 K: 2 S: 21	H: 4 LOB: 3 BB: 0 P: 34	R: 0 E: 0 K: 2 S: 8	H: 0 LOB: 1 BB: 1 P: 14	R: 1 E: 0 K: 1 S: 7	H: 2 LOB: 2 BB: 1 P: 17	1B: 10 2B: 0 3B: 0 HR: 0	SF: 0 SAC: 1 DP: 0 HBP: 0	WP: 0 PB: 0 SB: 0 CS: 0	PA: 39
--------------	------------------------------	---------------------------------	------------------------------	----------------------------------	------------------------------	---------------------------------	------------------------------	----------------------------------	------------------------------	----------------------------------	-------------------------------	----------------------------------	-------------------------------	----------------------------------	------------------------------	----------------------------------	------------------------------	----------------------------------	-----------------------------------	------------------------------------	----------------------------------	--------

PITCHER	IP	WLS	BF	H	R	ER	SO	BB	IBB	HBP	BLK	WP	HR	S	P	ERA	WHIP
<b>Terry Mulholland, L</b> ERA: 3.77 (1, 1)	6.1		28	7	2	2	4	2	0	0	0	0	0	63	98	2.84	1.421
<b>Felix Heredia, L</b> ERA: 3.12 (7, 1)	0.1		2	1	0	0	1	0	0	0	0	0	0	4	7	0.00	3.000
<b>Scott Sanders, R</b> ERA: 4.53 (7, 1)	1.1		5	0	0	0	2	1	0	0	0	0	0	14	23	0.00	0.750
<b>Dan Serafini, L</b> ERA: 5.03 (9, 1)	0.1	L	4	2	1	1	1	1	0	0	0	0	0	7	17	27.00	9.000

**BOTTOM**

**Chicago Cubs @ San Francisco Giants**  
3Com Park at Candlestick Point, San Francisco, CA

Thu Jun 17 1999, 10:05 PM EDT  
Att: 18,886 - Cloudy - 55 F

livebaseballscores.com

<b>AB</b>	<b>34</b>
<b>R</b>	<b>3</b>
<b>H</b>	<b>10</b>
<b>RBI</b>	<b>3</b>
<b>BB</b>	<b>4</b>
<b>SO</b>	<b>8</b>
<b>LOB</b>	<b>19</b>





Batter	1	2	3	4	5	6	7	8	9	AB R H RBI BB SO LOB	TOP		
<b>Curtis Goodwin, L</b> (1, 8) OBP: 0.319, SLG: 0.262	3-2 G4-3		1-1 CS 1B			2-1 FC6-5 G3 1B		4-1 1B HR BB	1-1 1B	4 1 3 0 1 0 0	<b>Chicago Cubs @ San Francisco Giants</b> 3Com Park at Candlestick Point, San Francisco, CA Fri Jun 18 1999, 10:35 PM EDT Att. 22,357 - Cloudy - 58 F <a href="http://livebaseballscorecards.com">livebaseballscorecards.com</a>		
<b>Mickey Morandini, L</b> (1, 4) OBP: 0.326, SLG: 0.355	1-0 G4-3		2-2 SAFE CS 1-2	3-2 G6-3		0-0 G3		1-1 1-3 HR 1B	2-2 G4-3	5 1 1 0 0 0 2			
<b>Sammy Sosa, R</b> (1, 9) OBP: 0.360, SLG: 0.614	2-3 K			1-3 K		3-2 FC6-5		0-0 1-H HR		4 1 1 3 0 2 1			
<b>Mark Grace, L</b> (1, 3) OBP: 0.407, SLG: 0.483		1-2 F9		3-2 F8		3-2 G4-3		0-0 HR		4 1 1 1 0 0 1			
<b>Henry Rodriguez, L</b> (1, 7) OBP: 0.432, SLG: 0.618		4-1 BB			0-1 G6-3		1-3 K	3-2 HR		3 1 1 1 1 1 0			
<b>Tyler Houston, L</b> (1, 5) <b>Manny Alexander, R</b> (8, PH) OBP: 0.345, SLG: 0.396		1-3 K			0-0 2B		1-2 G4-3	4-0 BB		3 0 1 0 0 1 1 0 0 0 0 1 0 0			
<b>Benito Santiago, R</b> (1, 2) <b>Sandy Martinez, L</b> (7, 2) OBP: 0.143, SLG: 0.143		1-3 K			1-1 F8		0-1 F9	1-0 F7		3 0 0 0 0 1 2 1 0 0 0 0 0 1			
<b>José Hernández, R</b> (1, 6) OBP: 0.325, SLG: 0.380			0-3 K		4-2 BB			0-0 G4-3	0-3 K	3 0 0 0 1 2 0			
<b>Kevin Tapani, R</b> (1, 1) <b>Gary Gaetti, R</b> (5, PH) <b>Doug Creek, L</b> (5, 1) <b>Jeff Blauser, R</b> (8, PH) <b>Terry Adams, R</b> (8, 1) <b>Glenallen Hill, R</b> (9, PH) OBP: 0.412, SLG: 0.705			3-3 K		2-3 K			1-3 K	2-3 K	1 0 0 0 0 1 0 1 0 0 0 0 1 2 0 0 0 0 0 0 0 1 0 0 0 0 1 0 0 0 0 0 0 0 0 1 0 0 0 0 1 0			
<b>Inning Stats</b>	R: 0 E: 0 K: 1 S: 7 H: 0 LOB: 0 BB: 0 P: 13	R: 0 E: 0 K: 2 S: 12 H: 0 LOB: 1 BB: 1 P: 19	R: 0 E: 0 K: 2 S: 11 H: 1 LOB: 0 BB: 0 P: 17	R: 0 E: 0 K: 1 S: 10 H: 0 LOB: 0 BB: 0 P: 17	R: 0 E: 0 K: 1 S: 11 H: 1 LOB: 2 BB: 1 P: 18	R: 0 E: 0 K: 0 S: 12 H: 1 LOB: 1 BB: 0 P: 20	R: 0 E: 0 K: 1 S: 8 H: 0 LOB: 0 BB: 0 P: 10	R: 5 E: 0 K: 1 S: 15 H: 4 LOB: 1 BB: 2 P: 29	R: 0 E: 0 K: 2 S: 15 H: 1 LOB: 1 BB: 0 P: 20	1B: 4 2B: 1 3B: 0 HR: 3 SF: 0 SAC: 0 DP: 0 HBP: 0		WP: 0 PB: 0 SB: 0 CS: 1 PA: 39	
<b>PITCHER</b>	IP WLS BF H R ER SO BB IBB HBP BLK WP HR S P ERA WHIP											<b>PITCHER</b>	IP WLS BF H R ER SO BB IBB HBP BLK WP HR S P ERA WHIP
<b>Russ Ortiz, R</b> (1, 1) ERA: 3.39	7.2 W 30 5 3 3 9 3 0 0 0 0 0 1 79 128 3.52 1.043												
<b>Rich Rodriguez, L</b> (8, 1) ERA: 4.94	0.0 2 2 2 2 0 0 0 0 0 0 0 2 6 9 ∞ ∞												
<b>Jerry Spradlin, R</b> (8, 1) ERA: 5.47	0.1 H 2 0 0 0 0 1 0 0 0 0 0 0 1 6 0.00 3.000												
<b>Robb Nen, R</b> (9, 1) ERA: 2.84	1.0 S 4 1 0 0 2 0 0 0 0 0 0 0 0 15 20 0.00 1.000												

AB	34
R	5
H	8
RBI	5
BB	4
SO	11
LOB	10



Batter	1	2	3	4	5	6	7	8	9
<b>Marvin Benard, L</b> (1, 8) <small>OBP: 0.352, SLG: 0.397</small> <b>Robb Nen, R</b> (9, 1)	4-1 HR BB		2-2 P2	0-0 1B		4-1 1B HR BB		0-0 G4-3	
<b>Bill Mueller, S</b> (1, 5) <small>OBP: 0.412, SLG: 0.387</small>	1-1 F8		4-2 1B BB	0-0 G1-3		0-1 HR 1B		3-1 G4-3	
<b>Barry Bonds, L</b> (1, 7) <small>OBP: 0.424, SLG: 0.594</small> <b>Armando Rios, L</b> (6, 9) <small>OBP: 0.390, SLG: 0.495</small>	1-0 HR		1-2 P5		0-0 F8		0-0 HR		
<b>Jeff Kent, R</b> (1, 4) <small>OBP: 0.376, SLG: 0.520</small>	0-0 F9		2-1 1B		2-2 G6-3		1-2 F8		
<b>J.T. Snow, L</b> (1, 3) <small>OBP: 0.393, SLG: 0.469</small> <b>Rich Rodriguez, L</b> (8, 1) <small>OBP: 1.000, SLG: 1.000</small> <b>Jerry Spradlin, S</b> (8, 1) <b>F.P. Santangelo, S</b> (9, 8) <small>OBP: 0.444, SLG: 0.422</small>	2-1 G4-3		0-1 G4-3		4-1 1B BB		2-3 K		
<b>Stan Javier, S</b> (1, 9) <small>OBP: 0.371, SLG: 0.422</small> (6, 7)		2-2 G6-3		3-2 G1-3	2-1 1B		1-0 F8		
<b>Rich Aurilia, R</b> (1, 6) <small>OBP: 0.367, SLG: 0.502</small> <b>Wilson Delgado, S</b> (8, 6) <small>OBP: 0.394, SLG: 0.345</small>		2-3 K		1-2 2B 1B	2-1 F8		1-3 K		
<b>Brent Mayne, L</b> (1, 2) <small>OBP: 0.389, SLG: 0.442</small>		2-2 G4-3		0-3 K		1-1 F7	1-2 L3		
<b>Russ Ortiz, R</b> (1, 1) <small>OBP: 0.171, SLG: 0.200</small> <b>Charlie Hayes, R</b> (8, 3) <small>OBP: 0.268, SLG: 0.250</small>			2-1 1B BB	2-1 1B 2B		2-2 1B HR PB 1B	3-2 F8		

Inning Stats	R: 2	H: 1	E: 0	K: 0	S: 7	R: 0	H: 0	E: 0	K: 1	S: 11	R: 1	H: 2	E: 0	K: 0	S: 16	R: 0	H: 1	E: 0	K: 0	S: 10	R: 4	H: 3	E: 0	K: 1	S: 16	R: 0	H: 0	E: 0	K: 1	S: 8	R: 0	H: 0	E: 0	K: 0	S: 6
	LOB: 0	BB: 1	P: 15	LOB: 0	BB: 0	P: 17	LOB: 2	BB: 1	P: 27	LOB: 3	BB: 2	LOB: 2	BB: 1	P: 20	LOB: 0	BB: 0	LOB: 0	BB: 0	P: 11	LOB: 0	BB: 0	LOB: 0	BB: 0	P: 12	LOB: 0	BB: 0	LOB: 0	BB: 0	P: 0	LOB: 0	BB: 0	LOB: 0	BB: 0	P: 0	

PITCHER	IP	WLS	BF	H	R	ER	SO	BB	IBB	HBP	BLK	WP	HR	S	P	ERA	WHIP
<b>Kevin Tapani, R</b> (1, 1) <small>ERA: 2.85</small>	4.0	L	20	6	4	4	2	2	0	0	0	0	1	49	80	9.00	2.000
<b>Doug Creek, L</b> (5, 1) <small>ERA: 10.5</small>	3.0		15	4	4	4	2	2	0	0	0	0	1	34	57	12.00	2.000
<b>Terry Adams, R</b> (8, 1) <small>ERA: 3.15</small>	1.0		3	0	0	0	0	0	0	0	0	0	0	6	12	0.00	0.000

**BOTTOM**

AB	R	H	RBI	BB	SO	LOB
3	2	1	1	2	0	1
0	0	0	0	0	0	0
4	1	1	0	1	0	3
3	1	1	2	0	0	2
1	1	1	4	0	0	0
4	0	1	1	0	0	0
3	0	0	0	1	1	2
0	0	0	0	0	0	0
0	0	0	0	0	0	0
0	0	0	0	0	0	0
4	0	1	0	0	0	0
4	1	1	0	0	2	2
0	0	0	0	0	0	0
4	0	0	0	0	1	1
3	2	3	0	0	0	0
1	0	0	0	0	0	0

<b>AB</b>	<b>34</b>
<b>R</b>	<b>8</b>
<b>H</b>	<b>10</b>
<b>RBI</b>	<b>8</b>
<b>BB</b>	<b>4</b>
<b>SO</b>	<b>4</b>
<b>LOB</b>	<b>11</b>



WP	PA
0	38

**Chicago Cubs @ San Francisco Giants**  
**3Com Park at Candlestick Point, San Francisco, CA**  
 Fri Jun 18 1999, 10:35 PM EDT  
 Att. 22,357 - Cloudy - 58 F

livebaseballscorecards.com





Batter	1	2	3	4	5	6	7	8	9	AB	R	H	RBI	BB	SO	LOB
Marvin Benard, L (1, 8) OBP: 0.353, SLG: 0.413	1-1 F8	1-1 1B 2B		1-1 HR		0-0 F8	2-2 G5-3			5	2	2	5	0	0	2
Bill Mueller, S (1, 5) OBP: 0.419, SLG: 0.386	4-0 FC5-4 BB	4-1 1B BB		0-0 G6-3			1-2 BB 1B	0-0 P4		3	1	1	0	2	0	0
Barry Bonds, L (1, 7) OBP: 0.416, SLG: 0.575 F.P. Santangelo, S (8, PH) OBP: 0.448, SLG: 0.422 (9, 7)	1-1 F7	0-1 1B		1-0 G3			3-1 BB 1B	4-2 PB BB		4	1	1	1	0	0	2
Jeff Kent, R (1, 4) OBP: 0.373, SLG: 0.512	1-0 FC5-4	2-1 F8			1-1 F8		4-0 BB 1B	1-3 K		4	1	0	0	1	1	4
J.T. Snow, L (1, 3) OBP: 0.393, SLG: 0.463		4-2 FC6-4 BB			2-3 K		4-1 WP 1B	2-1 G3		3	1	0	1	2	2	1
Stan Javier, S (1, 9) OBP: 0.366, SLG: 0.415 Rich Rodriguez, L (8, 1) OBP: 1.000, SLG: 1.000		0-0 FC6-4 1B 1B 2B		0-1 F8		2-0 P8	0-0 WP 2B 1B			3	1	0	0	0	0	1
Rich Aurilia, R (1, 6) OBP: 0.365, SLG: 0.498		2-2 1B 1B		0-0 F8			1-1 P2	3-2 P8		4	1	1	0	0	0	2
Doug Mirabelli, R (1, 2) OBP: 0.500, SLG: 0.571		2-2 2B 1B			1-2 HR 1B		2-2 HBP	0-2 F8 2B		3	2	3	2	0	0	0
Shawn Estes, R (1, 1) OBP: 0.269, SLG: 0.261 Alan Embree, L (6, 1) Julian Tavarez, L (6, 1) Armando Rios, L (6, 9) OBP: 0.383, SLG: 0.484 Charlie Hayes, R (7, PH) OBP: 0.272, SLG: 0.255		1-3 K			1-0 B3		2-2 K	3-1 F8		2	0	0	0	0	1	4

Inning Stats	R: 0	H: 0	E: 0	K: 5	S: 5	L: 0	LOB: 1	BB: 1	P: 12	R: 4	H: 4	E: 0	K: 1	S: 22	R: 0	H: 0	E: 0	K: 7	S: 7	R: 0	H: 0	E: 0	K: 1	S: 6	R: 0	H: 0	E: 0	K: 1	S: 6	R: 5	H: 3	E: 1	K: 0	S: 22	R: 0	H: 0	E: 0	K: 1	S: 9	1B: 6	2B: 2	3B: 0	HR: 1	SF: 0	SAC: 0	DP: 0	HBP: 1	WP: 1	PB: 1	SB: 0	CS: 0	PA: 41
--------------	------	------	------	------	------	------	--------	-------	-------	------	------	------	------	-------	------	------	------	------	------	------	------	------	------	------	------	------	------	------	------	------	------	------	------	-------	------	------	------	------	------	-------	-------	-------	-------	-------	--------	-------	--------	-------	-------	-------	-------	--------

PITCHER	IP	WLS	BF	H	R	ER	SO	BB	IBB	HBP	BLK	WP	HR	S	P	ERA	WHIP
Kyle Farnsworth, R (1, 1) ERA: 6.37	3.1	L	19	6	6	6	2	3	0	0	0	0	1	40	69	16.20	2.700
Dan Serafini, L (4, 1) ERA: 4.64	1.2		5	0	0	0	1	0	0	0	0	0	0	8	14	0.00	0.000
Rodney Myers, R (6, 1) ERA: 5.4	1.0		4	0	0	0	1	0	0	1	0	0	0	11	16	0.00	0.000
Felix Heredia, L (7, 1) ERA: 4.15	0.0		4	1	4	4	0	2	0	0	0	0	0	10	22	∞	∞
Rick Aguilera, R (7, 1) ERA: 3.94	1.0		5	2	1	0	0	0	0	0	0	1	0	12	20	0.00	2.000


**BOTTOM**

**Chicago Cubs @ San Francisco Giants**  
 3Com Park at Candlestick Point, San Francisco, CA

Sat Jun 19 1999, 4:05 PM EDT  
 Att: 36,550 - Unknown - 64 F

livebaseballscorecards.com

AB	34
R	11
H	9
RBI	11
BB	6
SO	5
LOB	18



PITCHER	IP	WLS	BF	H	R	ER	SO	BB	IBB	HBP	BLK	WP	HR	S	P	ERA	WHIP
Scott Sanders, R (8, 1) ERA: 4.44	1.0		4	0	0	0	1	1	0	0	0	0	0	9	16	0.00	1.000



Batter	1	2	3	4	5	6	7	8	9	AB	R	H	RBI	BB	SO	LOB	TOP								
Curtis Goodwin, L OBP: 0.346, SLG: 0.326 (1, 8)	4-2 F B G3 BB	3-2 1-H 2B		0-2 1-3 1B 2B	0-1 F9		3-2 G4-3 1-2			4	1	2	1	1	0	1									
Mickey Morandini, L OBP: 0.329, SLG: 0.351 Rick Aguilera, R (1, 4) (8, 1)	2-2 G3 1-2	0-1 F7		2-2 BB S 1B		2-3 K		1-2 G1-3		5	0	1	2	0	1	2									
Sammy Sosa, R OBP: 0.361, SLG: 0.607 (1, 9)	0-0 P7		0-0 2B 2B	2-3 K 1-2		1-2 1B 1B		3-0 G3-6-3 HBP		4	1	2	0	0	1	2									
Mark Grace, L OBP: 0.400, SLG: 0.466 (1, 3)	4-1 BB		1-1 F7	3-2 P8		0-0 F9		0-2 G3-6-3 1-2f		4	0	0	0	1	0	4									
Henry Rodriguez, L OBP: 0.435, SLG: 0.615 (1, 7)	1-2 G1-3		0-0 1B 2B	4-1 BB BB		2-0 1B 1-3 1B		2-2 1B		4	1	3	1	1	0	2									
Tyler Houston, L OBP: 0.388, SLG: 0.579 Scott Sanders, R OBP: 0.182, SLG: 0.273 Dan Serafini, S (8, 1) Jeff Blauser, R OBP: 0.384, SLG: 0.398 (8, 4)		3-2 HR	2-1 1B	4-1 BB		1-3 K		2-3 K		3	1	2	2	1	1	2									
Manny Alexander, R OBP: 0.353, SLG: 0.387 (1, 6) (6, 5)		1-3 K	1-0 P6	1-2 P4		2-0 G6-3		0-3 K		5	0	0	0	0	2	5									
Sandy Martinez, L OBP: 0.158, SLG: 0.158 (1, 2)		0-0 FC3-6 1B	0-3 K		1-1 F8		2-3 K		0-1 P6		5	0	1	0	0	2	2								
Jon Lieber, L OBP: 0.259, SLG: 0.174 Felix Heredia, L (6, 1) José Hernández, R OBP: 0.327, SLG: 0.378 (6, 6)		1-1 FC3-6 2B		4-1 2B 1B BB		2-3 K		4-0 S BB		2	2	0	0	1	1	1									
Inning Stats	R: 0 E: 0 K: 0 S: 18	H: 0 LOB: 2 BB: 2 P: 29	R: 2 E: 0 K: 1 S: 17	H: 3 LOB: 1 BB: 0 P: 25	R: 2 E: 0 K: 1 S: 10	H: 3 LOB: 1 BB: 0 P: 14	R: 2 E: 0 K: 1 S: 24	H: 2 LOB: 3 BB: 3 P: 44	R: 0 E: 0 K: 1 S: 7	H: 0 LOB: 0 BB: 0 P: 10	R: 0 E: 0 K: 2 S: 11	H: 2 LOB: 2 BB: 0 P: 17	R: 0 E: 0 K: 1 S: 8	H: 0 LOB: 1 BB: 1 P: 19	R: 0 E: 0 K: 0 S: 8	H: 0 LOB: 0 BB: 0 P: 12	R: 0 E: 0 K: 2 S: 11	H: 1 LOB: 1 BB: 0 P: 15	1B: 6 2B: 4 3B: 0 HR: 1	SF: 0 SAC: 0 DP: 1 HBP: 1	WP: 0 PB: 0 SB: 2 CS: 0	PA: 44			
PITCHER	IP	WLS	BF	H	R	ER	SO	BB	IBB	HBP	BLK	WP	HR	S	P	ERA	WHIP								
Chris Brock, R ERA: 5.36 (1, 1)	3.0		20	8	6	6	2	3	0	0	0	0	1	55	84	18.00	3.667								
Felix Rodriguez, R ERA: 4.26 (4, 1)	3.0		13	2	0	0	4	2	0	0	0	0	0	32	55	0.00	1.333								
Julian Tavarez, R ERA: 6.0 (7, 1)	1.1		6	0	0	0	1	1	0	1	0	0	0	12	27	0.00	0.750								
Alan Embree, L ERA: 2.1 (8, 1)	1.2	W	5	1	0	0	2	0	0	0	0	0	0	15	19	0.00	0.600								

Chicago Cubs @ San Francisco Giants  
 3Com Park at Candlestick Point, San Francisco, CA  
 Sun Jun 20 1999, 4:05 PM EDT  
 Att. 53,245 - Unknown - 68 F

AB	37
R	6
H	11
RBI	6
BB	6
SO	9
LOB	22



Batter	1	2	3	4	5	6	7	8	9	AB	R	H	RBI	BB	SO	LOB
<b>Marvin Benard, L</b> (1, 8) <small>OBP: 0.353, SLG: 0.412</small> <b>Charlie Hayes, R</b> (6, PH) <small>OBP: 0.276, SLG: 0.255</small> <b>Julian Tavarez, L</b> (7, 1) <b>Wilson Delgado, S</b> (8, 6) <small>OBP: 0.400, SLG: 0.355</small>	0-3 K		0-0 E S 3-H 1B		1-0 F8	4-2 HBP BB 1-2 2-3 3-H		0-0 B5	1-2 1B	3	0	1	1	0	1	0
<b>Bill Mueller, S</b> (1, 5) <small>OBP: 0.411, SLG: 0.376</small>	1-2 F7		2-2 P6		2-3 K	2-2 SF9		4-0 G3-1 BB		3	0	0	1	1	1	1
<b>Barry Bonds, L</b> (1, 7) <small>OBP: 0.415, SLG: 0.553</small>	1-2 F8		1-1 P2		4-0 1B BB	1-0 HBP		0-0 G3-1		3	0	0	1	1	0	3
<b>Jeff Kent, R</b> (1, 4) <small>OBP: 0.370, SLG: 0.506</small>		1-2 G1-3	2-2 P6		0-0 1B	2-0 P9		0-1 G6-3		5	0	1	0	0	0	6
<b>J.T. Snow, L</b> (1, 3) <small>OBP: 0.393, SLG: 0.460</small> <b>Shawn Estes, R</b> (9, PR) <small>OBP: 0.269, SLG: 0.261</small>		0-1 FC3-6 1B		0-1 P7	1-0 G4-3		1-0 G4-3		4-2 SH5-2-4 SH BB	4	0	1	0	1	0	2
<b>Stan Javier, S</b> (1, 9) <small>OBP: 0.368, SLG: 0.417</small>		0-0 FC3-6		2-0 G3 1B		0-0 E BB 1B		0-2 G5-3		4	2	2	0	0	0	1
<b>Rich Aurilia, R</b> (1, 6) <small>OBP: 0.360, SLG: 0.490</small> <b>Alan Embree, L</b> (8, 1) <b>F.P. Santangelo, S</b> (9, PH) <small>OBP: 0.448, SLG: 0.422</small>		2-0 L5		1-0 G3		0-0 F8		1-2 G6-3		4	0	0	0	0	0	3
<b>Brent Mayne, L</b> (1, 2) <small>OBP: 0.401, SLG: 0.453</small>			3-2 E 2B		4-1 BB	2-0 E1 BB BB SF9		1-0 BB BB G3-1 1B		3	3	2	0	2	0	1
<b>Chris Brock, R</b> (1, 1) <small>OBP: 0.267, SLG: 0.214</small> <b>Felix Heredia, L</b> (4, 1) <small>OBP: 0.400, SLG: 1.200</small> <b>Armando Rios, L</b> (6, PH) <small>OBP: 0.391, SLG: 0.484</small> (7, 8)			0-1 E2 1B		0-3 K2-3	4-0 HBP BB BB		4-2 G3-1 BB BB		1	1	1	0	0	0	0

Inning Stats	R: 0	H: 0	E: 0	K: 1	S: 13	H: 0	LOB: 0	BB: 0	P: 15	R: 0	H: 1	E: 0	K: 0	S: 7	H: 1	LOB: 1	BB: 0	P: 10	R: 2	H: 3	E: 1	K: 0	S: 16	H: 3	LOB: 1	BB: 0	P: 24	R: 0	H: 1	E: 0	K: 1	S: 8	H: 1	LOB: 2	BB: 1	P: 15	R: 0	H: 1	E: 0	K: 1	S: 9	H: 1	LOB: 2	BB: 1	P: 17	R: 2	H: 1	E: 1	K: 0	S: 10	H: 1	LOB: 3	BB: 2	P: 25	R: 0	H: 0	E: 0	K: 0	S: 8	H: 0	LOB: 0	BB: 0	P: 10	R: 1	H: 1	E: 0	K: 0	S: 7	H: 1	LOB: 2	BB: 2	P: 16	R: 2	H: 1	E: 0	K: 0	S: 11	H: 1	LOB: 2	BB: 2	P: 20	1B: 8	SF: 2	2B: 1	SAC: 2	3B: 0	DP: 0	HR: 0	HBP: 1
--------------	------	------	------	------	-------	------	--------	-------	-------	------	------	------	------	------	------	--------	-------	-------	------	------	------	------	-------	------	--------	-------	-------	------	------	------	------	------	------	--------	-------	-------	------	------	------	------	------	------	--------	-------	-------	------	------	------	------	-------	------	--------	-------	-------	------	------	------	------	------	------	--------	-------	-------	------	------	------	------	------	------	--------	-------	-------	------	------	------	------	-------	------	--------	-------	-------	-------	-------	-------	--------	-------	-------	-------	--------

PITCHER	IP	WLS	BF	H	R	ER	SO	BB	IBB	HBP	BLK	WP	HR	S	P	ERA	WHIP
<b>Jon Lieber, R</b> (1, 1) <small>ERA: 3.55</small>	5.1		27	7	4	1	3	3	0	0	0	0	0	56	90	1.69	1.875
<b>Felix Heredia, L</b> (6, 1) <small>ERA: 4.1</small>	0.1	H	3	0	0	0	0	1	0	1	0	0	0	6	13	0.00	3.000
<b>Scott Sanders, R</b> (6, 1) <small>ERA: 4.5</small>	1.1	H	5	1	1	1	0	0	0	0	0	0	0	10	15	6.75	0.750
<b>Dan Serafini, L</b> (8, 1) <small>ERA: 4.5</small>	0.2	H	4	0	0	0	0	2	0	0	0	0	0	4	12	0.00	3.000
<b>Rick Aguilera, R</b> (8, 1) <small>ERA: 4.36</small>	1.0	L	7	1	2	2	0	1	1	0	0	0	0	13	22	18.00	2.000

**BOTTOM**

**Chicago Cubs @ San Francisco Giants**  
**3Com Park at Candlestick Point, San Francisco, CA**

Sun Jun 20 1999, 4:05 PM EDT  
Att: 53,245 - Unknown - 68 F

livebaseballscorecards.com

<b>AB</b>	<b>33</b>
<b>R</b>	<b>7</b>
<b>H</b>	<b>9</b>
<b>RBI</b>	<b>6</b>
<b>BB</b>	<b>8</b>
<b>SO</b>	<b>3</b>
<b>LOB</b>	<b>21</b>



WP: 0	PA: 46
PB: 0	
SB: 1	
CS: 0	



Batter	1	2	3	4	5	6	7	8	9	AB R H RBI BB SO LOB	TOP											
Mark Loretta, R (1, 3) OBP: 0.364, SLG: 0.406	1-1 P3	2-2 FC6-4 2-H 1B		4-1 G4-6-3 BB		0-1 P9		0-1 P3		4 0 1 1 1 0 2	<b>Milwaukee Brewers @ San Francisco Giants</b> <b>3Com Park at Candlestick Point, San Francisco, CA</b> Mon Jun 21 1999, 10:05 PM EDT Att. 11,667 - Unknown - 60 F											
Ronnie Belliard, R (1, 4) OBP: 0.418, SLG: 0.476	2-2 1B	1-1 P4		0-1 G4-6-3 1-2f			1-2 L9		3-2 F9	5 1 1 0 0 0 2												
Jeff Cirillo, R (1, 5) OBP: 0.388, SLG: 0.433	0-0 G6-3	1-1 FC6-4 1-2f			0-2 G4-3		2-2 F7		1-2 F8	5 0 0 0 0 0 2												
Jeremy Burnitz, L (1, 9) OBP: 0.396, SLG: 0.560	2-2 1B		2-3 K		0-3 K		0-0 F8		3-2 HR	5 2 2 2 0 2 0												
Dave Nilsson, L (1, 2) OBP: 0.386, SLG: 0.627	2-1 1B		4-1 BB		2-3 K		2-1 SH1 1B		1-3 K	4 1 2 1 1 2 0												
Marquis Grissom, R (1, 8) OBP: 0.335, SLG: 0.381	4-2 BB		2-3 K		1-0 G6-3		0-0 1B SH1		1-2 FC4-6 1B	3 1 1 0 1 1 1												
Geoff Jenkins, L (1, 7) OBP: 0.402, SLG: 0.620	2-3 K		1-3 K		2-3 K		0-0 SH1			3 0 0 0 0 3 3												
Jose Valentin, S (1, 6) OBP: 0.394, SLG: 0.643		0-0 WP 1B SH3-4		2-2 HR		4-0 2B BB		0-1 FC4-6 1B		3 3 3 2 1 0 0												
Hideo Nomo, R (1, 1) OBP: 0.316, SLG: 0.474		0-0 SH3-4		0-3 K		2-2 2B		2-1 FC4-6		2 0 1 1 0 1 0												
Alex Ochoa, R (8, PH) OBP: 0.425, SLG: 0.557								1 SAFE FC4-6		1 0 0 1 0 0 1												
Al Reyes, R (8, 1)								1-2f 3-H		0 0 0 0 0 0 0												
<b>Inning Stats</b>	R: 2 E: 0 K: 1 S: 23	H: 3 LOB: 2 BB: 1 P: 36	R: 1 E: 0 K: 0 S: 9	H: 2 LOB: 1 BB: 0 P: 13	R: 0 E: 0 K: 3 S: 11	H: 0 LOB: 1 BB: 1 P: 20	R: 1 E: 0 K: 1 S: 9	H: 1 LOB: 0 BB: 1 P: 15	R: 0 E: 0 K: 2 S: 10	H: 0 LOB: 0 BB: 0 P: 12	R: 1 E: 0 K: 1 S: 11	H: 1 LOB: 1 BB: 1 P: 20	R: 0 E: 0 K: 0 S: 9	H: 0 LOB: 0 BB: 0 P: 12	R: 2 E: 0 K: 0 S: 10	H: 3 LOB: 1 BB: 0 P: 14	R: 1 E: 0 K: 1 S: 12	H: 1 LOB: 0 BB: 0 P: 20	1B: 7 2B: 2 3B: 0 HR: 2	SF: 0 SAC: 2 DP: 1 HBP: 0	WP: 1 PB: 0 SB: 0 CS: 0	PA: 41
<b>PITCHER</b> Mark Gardner, R (1, 1) ERA: 7.28	IP: 7.0 WLS: L BF: 31 H: 7 R: 5 ER: 5 SO: 8 BB: 4 IBB: 0 HBP: 0 BLK: 0 WP: 1 HR: 1 S: 82 P: 128 ERA: 6.43 WHIP: 1.571											<b>PITCHER</b> Rich Rodriguez, L (8, 1) ERA: 5.53	IP: 2.0 WLS: L BF: 10 H: 4 R: 3 ER: 3 SO: 1 BB: 0 IBB: 0 HBP: 0 BLK: 0 WP: 0 HR: 1 S: 22 P: 34 ERA: 13.50 WHIP: 2.000									

livebaseballscores.com

AB	35
R	8
H	11
RBI	8
BB	4
SO	9
LOB	11



Batter	1	2	3	4	5	6	7	8	9	AB	R	H	RBI	BB	SO	LOB
Marvin Benard, L OBP: 0.355, SLG: 0.418 (1, 8)	3-2 L3-6 2B		1-1 BB 1B		3-2 F9		0-0 G3			4	0	2	0	0	0	2
Bill Mueller, S OBP: 0.407, SLG: 0.372 (1, 5)	3-1 L3-6 2-3		0-0 SAFE SAFE 1B		0-3 K			1-0 P7		4	0	1	0	0	1	1
Armando Rios, L OBP: 0.369, SLG: 0.480 F.P. Santangelo, S OBP: 0.452, SLG: 0.437 (1, 9) (8, 9)	1-2 S 1B		1-3 K		2-2 G4-3			2-1 2B		3	0	1	0	0	1	2
Jeff Kent, R OBP: 0.369, SLG: 0.500 (1, 4)	2-3 K 1-2		4-0 BB		1-1 L6			1-2 P4		3	0	0	0	1	1	2
J.T. Snow, L OBP: 0.391, SLG: 0.455 (1, 3)		4-2 G6-3 WP SF9 BB	2-3 K		1-3 K			0-0 G3		3	1	0	0	1	2	4
Stan Javier, S OBP: 0.362, SLG: 0.409 (1, 7)		3-2 G6-3 1-3		1-1 G6-3			3-3 K		1-3 K	4	0	0	0	0	2	1
Rich Aurilia, R OBP: 0.362, SLG: 0.492 (1, 6)		2-2 SF9 3-H		1-1 F7			2-2 BB 1B		2-2 1B	3	0	2	1	0	0	0
Brent Mayne, L OBP: 0.392, SLG: 0.442 (1, 2)		2-2 G3-1		1-1 G4-3			0-3 K		2-3 K	4	0	0	0	0	2	2
Mark Gardner, R OBP: 0.190, SLG: 0.263 Charlie Hayes, R OBP: 0.280, SLG: 0.255 Rich Rodriguez, L OBP: 1.000, SLG: 1.000 Doug Mirabelli, R OBP: 0.444, SLG: 0.500 (1, 1) (7, PH) (8, 1) (9, PH)			0-3 K		1-0 P3		4-1 BB		2-3 K	2	0	0	0	0	1	0
										0	0	0	0	1	0	0
										0	0	0	0	0	0	0
										1	0	0	0	0	1	1

Inning Stats	R: 0	H: 2	E: 0	K: 1	S: 13	R: 1	H: 0	E: 0	K: 0	S: 11	R: 0	H: 2	E: 0	K: 3	S: 13	R: 0	H: 0	E: 0	K: 0	S: 6	R: 0	H: 0	E: 0	K: 1	S: 9	R: 0	H: 1	E: 0	K: 2	S: 12	R: 0	H: 1	E: 0	K: 0	S: 7	R: 0	H: 1	E: 0	K: 3	S: 14	1B: 5	2B: 3	3B: 0	HR: 0	SF: 1	SAC: 0	DP: 1	HBP: 0	WP: 1	PB: 0	SB: 1	CS: 0	PA: 36
PITCHER	IP	WLS	BF	H	R	ER	SO	BB	IBB	HBP	BLK	WP	HR	S	P	ERA	WHIP																			ERA	WHIP																
Hideo Nomo, R ERA: 3.68 Al Reyes, R ERA: 4.5	(1, 1) (8, 1)	7.0 2.0	W 8	28 8	5 2	1 0	1 0	8 3	0 0	0 0	0 0	1 0	0 0	72 21	120 32	1.29 0.00	1.143 1.000																																				

**Milwaukee Brewers @ San Francisco Giants**  
**3Com Park at Candlestick Point, San Francisco, CA**  
 Mon Jun 21 1999, 10:05 PM EDT  
 Att: 11,667 - Unknown - 60 F

livebaseballscorecards.com

AB	32
R	1
H	7
RBI	1
BB	3
SO	11
LOB	15






Batter	1	2	3	4	5	6	7	8	9	AB R H RBI BB SO LOB	TOP													
<b>Mark Loretta, R</b> (1, 3) OBP: 0.372, SLG: 0.418 C B F F X 1-2 C1-6-3 BB 1B			2-2 C B F F X 1B		1 SAFE 3-2 C B F F X 1-H 1B 1B		2-3 C B F F X 1		0-0 C B F F X 1-H 2-H 2B	5 1 4 3 0 1 1														
<b>Ronnie Belliard, R</b> (1, 4) OBP: 0.424, SLG: 0.485 B B C 1 B B B 4-1 SAFE G1-6-3 1-2 BB			0-3 F M S K		1-2 C B F F X 1-2 1B		1-1 C B F F X FC5-4 CS 1-2f		0-0 C B F F X 2-H 2B	4 0 2 1 1 1 2														
<b>Jeff Cirillo, R</b> (1, 5) OBP: 0.382, SLG: 0.425 C B X 1-1 G1-6-3 1-2f 2-3			2-3 F B P C S K		0-2 S T F X L5		0-0 C B F F X CS 1-2	2-0 C B F F X G6-3	0-0 C B F F X G5-3	5 0 0 0 0 1 6														
<b>Jeremy Burnitz, L</b> (1, 9) OBP: 0.391, SLG: 0.551 B S B C T F B 2-3 K			3-2 B B S T F B X F9		3-3 B S B T F S K			3-3 B B C B S S K		4 0 0 0 0 3 4														
<b>Marquis Grissom, R</b> (1, 8) OBP: 0.341, SLG: 0.399 X		0-0 X 1B S 1B		2-1 B C B F X G6-4-3 1B		3-2 C B F T B B X HR		2-1 B B C B X P4		4 1 3 1 0 0 0														
<b>Alex Ochoa, R</b> (1, 7) OBP: 0.418, SLG: 0.543 B C B S V 1 B X 3-2 SAFE CS 1-3 1B			2-0 B B B X G6-4-3 1-2f		3-2 B F T C B B X G6-3			2-3 C B F F S K		4 0 1 0 0 1 1														
<b>Jose Valentin, S</b> (1, 6) OBP: 0.378, SLG: 0.594 L X			0-1 L X P6		2-1 B B B C X F7		3-2 B F T C B B X F8		1-1 B F F X 1B 2B 1B	4 1 1 0 0 0 2														
<b>Brian Banks, S</b> (1, 2) OBP: 0.350, SLG: 0.402 S C 1 B B B B 4-2 SAFE S 1-2 BB			0-3 S C F C K		4-0 B B B B WP S 1B BB		2-1 B C B X P7		2-1 B F T B X 1-2 2B 1B	2 2 1 0 2 0 0														
<b>Scott Karl, L</b> (1, 1) OBP: 0.188, SLG: 0.438 <b>Sean Berry, R</b> (9, PH) OBP: 0.308, SLG: 0.346 <b>Dave Nilsson, L</b> (9, PH) OBP: 0.384, SLG: 0.624 <b>Bob Wickman, R</b> (9, 1)			1-2 K		0-3 C C C K		1-1 B F F X FC5-4 1B		1-0 B F F X F8	3 0 1 0 0 2 3 0 0 0 0 0 0 0 1 0 0 0 0 0 2 0 0 0 0 0 0 0														
<b>Inning Stats</b>	R: 0 E: 0 K: 1 S: 10	H: 1 LOB: 1 BB: 1 P: 18	R: 0 E: 0 K: 1 S: 11	H: 2 LOB: 2 BB: 1 P: 18	R: 0 E: 0 K: 2 S: 14	H: 1 LOB: 1 BB: 0 P: 20	R: 0 E: 0 K: 0 S: 5	H: 1 LOB: 0 BB: 0 P: 11	R: 1 E: 0 K: 2 S: 15	H: 2 LOB: 2 BB: 1 P: 26	R: 1 E: 0 K: 0 S: 16	H: 1 LOB: 0 BB: 0 P: 27	R: 0 E: 0 K: 1 S: 7	H: 1 LOB: 0 BB: 0 P: 11	R: 0 E: 0 K: 1 S: 6	H: 0 LOB: 0 BB: 0 P: 13	R: 3 E: 0 K: 1 S: 11	H: 4 LOB: 1 BB: 0 P: 17	1B: 10 2B: 2 3B: 0 HR: 1	SF: 0 SAC: 0 DP: 2 HBP: 0	WP: 1 PB: 0 SB: 3 CS: 2	PA: 40		
<b>PITCHER</b>	IP WLS BF H R ER SO BB IBB HBP BLK WP HR S P ERA WHIP																							
<b>Kirk Rueter, L</b> (1, 1) ERA: 5.38	6.0 L 27 9 2 2 6 3 0 0 0 0 1 1 73 123 3.00 2.000																							
<b>Jerry Spradlin, R</b> (7, 1) ERA: 5.28	1.0 2 0 0 0 1 0 0 0 0 0 0 0 5 8 0.00 0.000																							
<b>Alan Embree, L</b> (8, 1) ERA: 2.67	1.1 6 2 2 2 2 0 0 0 0 0 0 0 13 25 13.50 1.500																							
<b>Robb Nen, R</b> (9, 1) ERA: 3.03	0.2 4 2 1 1 0 0 0 0 0 0 0 0 4 5 13.50 3.000																							

Milwaukee Brewers @ San Francisco Giants  
 3Com Park at Candlestick Point, San Francisco, CA

AB	36
R	5
H	13
RBI	5
BB	3
SO	9
LOB	21



Tue Jun 22 1999, 4:05 PM EDT  
 Att. 10,662 - Sunny - 72 F

WP: 1	PA: 40
-------	--------











Batter	1	2	3	4	5	6	7	8	9	AB R H RBI BB SO LOB	TOP
Eric Young Sr. R (1, 4) OBP: 0.349, SLG: 0.340 Jeff Shaw, R (9, 1)	1-1 CS 1B	0-0 G4-3			2-0 S 1B		1-1 P9		1-2 F9	5 1 2 0 0 0 2 0 0 0 0 0 0 0	
Trenidad Hubbard, R (1, 8) OBP: 0.388, SLG: 0.364	1-3 SAFE K		0-0 G4-3		1-2 SAFE P4		4-0 FC6-4 BB			3 0 0 0 1 1 2	
Gary Sheffield, R (1, 7) OBP: 0.403, SLG: 0.528	1-0 P7		2-2 F7		2-2 SAFE FC6-4 1-H 1B		3-1 SAFE SAFE SAFE FC6-4 1-2f			4 0 1 1 0 0 1	
Eric Karros, R (1, 3) OBP: 0.351, SLG: 0.508		1-0 WP BB 1B	1-2 1B		1-2 P3			2-2 G4-3		4 1 2 0 0 0 1	
Raul Mondesi, R (1, 9) OBP: 0.344, SLG: 0.541		0-1 P9	0-0 F9		1-1 FC6-4 1-2f			1-3 K		4 0 0 0 0 1 3	
Adrian Beltré, R (1, 5) OBP: 0.376, SLG: 0.455		4-0 SAFE WP 1B BB		1-2 G5-3		3-2 F9-3 1B		0-3 K		3 1 1 0 1 1 0	
Jose Vizcaino, S (1, 6) OBP: 0.297, SLG: 0.295		3-1 1B 1B 1-H 2-H		1-3 K		3-2 SAFE SAFE SAFE F9-3 1-2		0-0 G6-3		4 0 1 2 0 1 1	
Angel Pena, R (1, 2) OBP: 0.239, SLG: 0.258 Todd Hundley, S (6, PH) OBP: 0.289, SLG: 0.427 (6, 2)		2-3 K		4-0 BB		3-2 G5-3		2-2 HR		1 0 0 0 1 1 1 2 1 1 1 0 0 0	
Kevin Brown, R (1, 1) OBP: 0.108, SLG: 0.057 Pedro Borbon, R (8, 1) Dave Hansen, L (9, PH) OBP: 0.468, SLG: 0.508 Craig Counsell, L (9, 4) OBP: 0.226, SLG: 0.190		0-0 1B		1-0 P9			1-0 P5		0-0 F9	3 0 1 0 0 0 1 0 0 0 0 0 0 0 1 0 0 0 0 0 0 0 0 0 0 0 0 0	
<b>Inning Stats</b>	R: 0 H: 1 E: 0 LOB: 0 K: 1 BB: 0 S: 7 P: 10	R: 2 H: 3 E: 0 LOB: 2 K: 1 BB: 1 S: 12 P: 22	R: 0 H: 1 E: 0 LOB: 1 K: 0 BB: 0 S: 9 P: 12	R: 0 H: 0 E: 0 LOB: 1 K: 1 BB: 1 S: 7 P: 14	R: 1 H: 2 E: 0 LOB: 1 K: 0 BB: 0 S: 13 P: 20	R: 0 H: 1 E: 0 LOB: 0 K: 0 BB: 0 S: 14 P: 23	R: 0 H: 0 E: 0 LOB: 1 K: 2 BB: 1 S: 9 P: 14	R: 0 H: 0 E: 0 LOB: 0 K: 2 BB: 0 S: 9 P: 12	R: 1 H: 1 E: 0 LOB: 0 K: 0 BB: 0 S: 10 P: 13	1B: 8 SF: 0 2B: 1 SAC: 0 3B: 0 DP: 1 HR: 1 HBP: 0	WP: 1 PA: 37 PB: 0 SB: 2 CS: 1
<b>PITCHER</b> Shawn Estes, L (1, 1) ERA: 4.77 John Johnstone, R (9, 1) ERA: 2.04	IP WLS BF H R ER SO BB IBB HBP BLK WP HR S P ERA WHIP	8.0 L 33 8 3 3 5 3 0 0 0 1 0 76 127 3.38 1.375	1.0 4 1 1 1 0 0 0 0 0 0 1 10 13 9.00 1.000	<b>PITCHER</b> IP WLS BF H R ER SO BB IBB HBP BLK WP HR S P ERA WHIP							

Los Angeles Dodgers @ San Francisco Giants  
 3Com Park at Candlestick Point, San Francisco, CA  
 Fri Jun 25 1999, 10:35 PM EDT  
 Att. 36,849 - Unknown - 60 F

AB	34
R	4
H	9
RBI	4
BB	3
SO	5
LOB	12



Batter	1	2	3	4	5	6	7	8	9
<b>Marvin Benard, L</b> (1, 8) <small>OBP: 0.349, SLG: 0.412</small> <b>Charlie Hayes, R</b> (8, PH) <small>OBP: 0.277, SLG: 0.253</small> <b>John Johnstone, R</b> (9, 1)	2-0 G4-3		0-1 G6-3			1-0 B5-3		1-0 F9	
<b>Bill Mueller, S</b> (1, 5) <small>OBP: 0.399, SLG: 0.356</small>	1-2 G4-3		1-3 K			1-0 G4-3		3-3 K	
<b>Barry Bonds, L</b> (1, 7) <small>OBP: 0.421, SLG: 0.558</small>	2-1 E4				4-1 1B G6-4-3 BB	1-3 K			2-1 G4-3
<b>Jeff Kent, R</b> (1, 4) <small>OBP: 0.376, SLG: 0.507</small>	0-0 CS	1-0 F9		2-1 G6-4-3 1B		1-1 G4-3 3B		1-1 P9	
<b>J.T. Snow, L</b> (1, 3) <small>OBP: 0.396, SLG: 0.458</small>		3-2 FC6-4 1B		2-2 G6-4-3		0-1 P6		1-1 FC6-4 1B	
<b>Stan Javier, S</b> (1, 9) <small>OBP: 0.346, SLG: 0.389</small>		1-1 FC6-4		2-3 K		1-1 G4-3		3-1 FC6-4	
<b>Brent Mayne, L</b> (1, 2) <small>OBP: 0.388, SLG: 0.441</small>		2-3 K			2-1 G4-3		2-1 F8		
<b>Rich Aurilia, R</b> (1, 6) <small>OBP: 0.355, SLG: 0.478</small>			2-2 G6-3 SH1-4 1B		1-0 P3		2-1 SH2-3 1B		
<b>Shawn Estes, R</b> (1, 1) <small>OBP: 0.259, SLG: 0.250</small> <b>F.P. Santangelo, S</b> (8, PH) <small>OBP: 0.443, SLG: 0.426</small> (9, 8)			1-0 SH1-4		0-3 K		1-1 SH2-3		

AB	R	H	RBI	BB	SO	LOB
3	0	0	0	0	0	1
1	0	0	0	0	0	1
0	0	0	0	0	0	0

4	0	0	0	0	2	2
---	---	---	---	---	---	---

3	1	0	0	1	1	0
---	---	---	---	---	---	---

4	1	2	0	0	0	0
---	---	---	---	---	---	---

4	0	2	0	0	0	2
---	---	---	---	---	---	---

4	0	0	1	0	1	2
---	---	---	---	---	---	---

3	0	0	0	0	1	1
---	---	---	---	---	---	---

3	0	2	0	0	0	0
---	---	---	---	---	---	---

1	0	0	0	0	1	0
0	0	0	0	0	0	0

1B:	5	SF:	0
2B:	0	SAC:	2
3B:	1	DP:	1
HR:	0	HBP:	0

**BOTTOM**

Los Angeles Dodgers @ San Francisco Giants  
 3Com Park at Candlestick Point, San Francisco, CA

AB	30
R	2
H	6
RBI	1
BB	1
SO	6
LOB	9



WP:	0	PA:	34
PB:	0		
SB:	1		
CS:	1		

PITCHER	IP	WLS	BF	H	R	ER	SO	BB	IBB	HBP	BLK	WP	HR	S	P	ERA	WHIP
Kevin Brown, R <small>ERA: 2.89</small>	(1, 1)	7.1	W	27	5	2	2	5	1	0	0	0	0	58	97	2.46	0.818
Pedro Borbon, L <small>ERA: 1.3</small>	(8, 1)	0.2	H	2	0	0	1	0	0	0	0	0	0	6	10	0.00	0.000
Jeff Shaw, R <small>ERA: 2.38</small>	(9, 1)	1.0	S	4	1	0	0	0	0	0	0	0	0	8	15	0.00	1.000

Fri Jun 25 1999, 10:35 PM EDT  
 Att: 36,849 - Unknown - 60 F

livebaseballscores.com



Batter	1	2	3	4	5	6	7	8	9	AB R H RBI BB SO LOB	TOP					
Eric Young Sr. R (1, 4) OBP: 0.352, SLG: 0.343 Craig Counsell L (9, 4) OBP: 0.226, SLG: 0.190	0-0 F9		1-1 SH5-3		0-0 F8		1-0 1B		2-1 HR	4 1 2 0 0 0 0 0 0 0 0 0 0 0						
Todd Hundley S (1, 2) OBP: 0.292, SLG: 0.462	1-1 G3-1		2-1 HR		3-1 P9		2-3 K		0-1 HR	5 2 2 5 0 1 2						
Gary Sheffield R (1, 7) OBP: 0.403, SLG: 0.525	0-1 P4		1-1 1B		2-3 K		1-1 1B		0-3 K	5 0 2 0 0 2 0						
Todd Hollandsworth L (1, 3) Mike Maddux L (7, 1) Pedro Borbon R (8, 1) Alan Mills R (8, 1) Eric Karros R (9, PH) Trenidad Hubbard R (9, PR) Jeff Shaw R (9, 1)		0-2 G3	1-2 K		1-1 G6-3		1-1 G3-1		2-1 2B	4 0 0 0 0 1 4 0 0 0 0 0 0 0 0 0 0 0 0 0 0 1 0 1 0 0 0 0 0 0 0 0 0 0 0 0 0 0 0 0 0 0						
Raul Mondesi R (1, 9) OBP: 0.342, SLG: 0.535		2-2 F9	0-0 F7		2-2 FC6-4 1B		2-3 K		1-0 P3	5 0 1 0 0 1 2						
22 Devon White S (1, 8) OBP: 0.319, SLG: 0.407		3-2 1B HBP		4-2 G4-6-3 1B BB		1 SAFE FC6-4 1B		0-0 G4-3	1-0 F8	3 1 0 0 1 0 2						
Adrian Beltré R (1, 5) OBP: 0.382, SLG: 0.473		2-2 SAFE 1B		1 SAFE 0-0 G4-6-3 1B		3-1 F8		1-2 HR		4 1 3 1 0 0 1						
Jose Vizcaino S (1, 6) OBP: 0.290, SLG: 0.288		0-1 G1-4-3		2-2 G4-6-3 1-2f 2-3		1-3 K		1-0 F7		4 0 0 0 0 1 4						
Carlos Perez L (1, 1) OBP: 0.286, SLG: 0.263 Dave Hansen L (7, 3) OBP: 0.475, SLG: 0.532			0-0 SH5-3 HR		1-1 1B		1-0 1B		3-2 1B HR	3 1 3 1 0 0 0 1 1 1 0 0 0 0						
<b>Inning Stats</b>	R: 0 H: 0 E: 0 LOB: 0 K: 0 BB: 0 S: 5 P: 6	R: 0 H: 1 E: 0 LOB: 2 K: 0 BB: 0 S: 14 P: 20	R: 2 H: 3 E: 0 LOB: 1 K: 1 BB: 0 S: 11 P: 16	R: 1 H: 2 E: 0 LOB: 1 K: 0 BB: 1 S: 12 P: 19	R: 0 H: 0 E: 0 LOB: 0 K: 1 BB: 0 S: 6 P: 11	R: 0 H: 1 E: 0 LOB: 1 K: 0 BB: 0 S: 9 P: 15	R: 0 H: 3 E: 0 LOB: 3 K: 2 BB: 0 S: 13 P: 20	R: 1 H: 1 E: 0 LOB: 0 K: 1 BB: 0 S: 8 P: 12	R: 3 H: 4 E: 0 LOB: 1 K: 1 BB: 0 S: 16 P: 25	1B: 9 SF: 0 2B: 3 SAC: 1 3B: 0 DP: 1 HR: 3 HBP: 1	WP: 0 PA: 42 PB: 0 SB: 0 CS: 0					
<b>PITCHER</b>	IP WLS BF H R ER SO BB IBB HBP BLK WP HR S P ERA WHIP															
Chris Brock R (1, 1) ERA: 5.28	6.1	28	9	3	3	3	1	0	1	0	0	1	63	96	4.26	1.579
Alan Embree L (7, 1) ERA: 2.76	0.1	1	0	0	0	1	0	0	0	0	0	0	3	5	0.00	0.000
Julian Tavarez R (7, 1) ERA: 6.18	1.1	6	2	1	1	1	0	0	0	0	0	1	12	18	6.75	1.500
Robb Nen R (9, 1) ERA: 3.63	1.0	L 7	4	3	3	1	0	0	0	0	0	1	16	25	27.00	4.000

Los Angeles Dodgers @ San Francisco Giants  
 3Com Park at Candlestick Point, San Francisco, CA  
 Sat Jun 26 1999, 4:05 PM EDT  
 Att. 44,766 - Unknown - 66 F

AB	39
R	7
H	15
RBI	7
BB	1
SO	6
LOB	15







Batter	1	2	3	4	5	6	7	8	9	AB R H RBI BB SO LOB	TOP											
<b>Eric Young Sr., R</b> OBP: 0.353, SLG: 0.342 (1, 4)	1-1 CS S 1B		2-1 G1-3		1-2 G5-3		4-1 1B HR BB	3-2 K		4 1 1 0 1 1 0	<b>Los Angeles Dodgers @ San Francisco Giants</b> <b>3Com Park at Candlestick Point, San Francisco, CA</b> Sun Jun 27 1999, 8:05 PM EDT Att. 42,530 - Unknown - 75 F											
<b>Todd Hundley, S</b> OBP: 0.295, SLG: 0.460 (1, 2)	1-0 P5		3-1 F9		3-3 K		1-0 SAFE 1-2 HR 1B	0-1 1B		5 1 2 0 0 1 1												
<b>Gary Sheffield, R</b> OBP: 0.406, SLG: 0.535 (1, 7)	4-2 1-3 BB			4-1 G4-3 1B BB	1-2 F7		0-0 1-H 2-H HR	2-2 K		3 2 1 3 2 1 1												
<b>Raul Mondesi, R</b> OBP: 0.340, SLG: 0.529 (1, 9)	3-0 P2			0-0 1B G4-3 1-2 G5-3 1B		0-1 P3	1-0 G6-3		0-0 F7	5 1 1 0 0 0 1												
<b>Todd Hollandsworth, L</b> OBP: 0.346, SLG: 0.507 (1, 8)		0-1 G4-3		2-2 G4-3	1-2 2-3 1B	3-2 1B 1B	0-1 2B 2B		2-2 HR	5 2 3 1 0 0 2												
<b>Eric Karros, R</b> OBP: 0.354, SLG: 0.515 (1, 3)		1-2 G6-3		1-1 G5-3 1B	2-3 3-H 1B	2-0 P2	0-0 2-H 2B		1-1 L4	5 0 2 2 0 0 1												
<b>Adrián Beltré, R</b> OBP: 0.386, SLG: 0.473 (1, 5)		0-0 1B		2-2 G5-3	1-2 3-H 1B	3-2 1-3 1B	4-1 BB BB		0-1 P3	4 0 2 1 1 0 1												
<b>Jose Vizcaino, S</b> OBP: 0.289, SLG: 0.282 (1, 6)		1-2 L5		4-2 BB		1-2 P5	1-1 G3-1			3 0 0 0 1 0 5												
<b>Jamie Arnold, R</b> OBP: 0.400, SLG: 0.400 (7, 1)										0 0 0 0 0 0 0												
<b>Chan Ho Park, R</b> OBP: 0.100, SLG: 0.107 (1, 1)			3-3 K		0-1 F9		3-2 F8	0-1 P5		2 0 0 0 0 1 2												
<b>Onan Masaoka, R</b> (4, 1)										0 0 0 0 0 0 0												
<b>Craig Counsell, L</b> OBP: 0.221, SLG: 0.185 (7, PH) (7, 6)										2 0 0 0 0 0 0												
<b>Inning Stats</b>	R: 0 E: 0 K: 0 S: 7	H: 1 LOB: 1 BB: 1 P: 16	R: 0 E: 0 K: 0 S: 9	H: 1 LOB: 1 BB: 0 P: 11	R: 0 E: 0 K: 1 S: 8	H: 0 LOB: 0 BB: 0 P: 16	R: 2 E: 0 K: 0 S: 16	H: 2 LOB: 2 BB: 2 P: 29	R: 0 E: 0 K: 1 S: 15	H: 0 LOB: 0 BB: 0 P: 20	R: 0 E: 0 K: 0 S: 13	H: 2 LOB: 2 BB: 0 P: 22	R: 4 E: 0 K: 0 S: 16	H: 4 LOB: 2 BB: 2 P: 30	R: 0 E: 0 K: 2 S: 10	H: 1 LOB: 1 BB: 0 P: 15	R: 1 E: 0 K: 0 S: 8	H: 1 LOB: 0 BB: 0 P: 11	1B: 8 2B: 2 3B: 0 HR: 2	SF: 0 SAC: 0 DP: 0 HBP: 0	WP: 0 PB: 0 SB: 1 CS: 1	PA: 43
<b>PITCHER</b>	IP WLS BF H R ER SO BB IBB HBP BLK WP HR S P ERA WHIP																					
<b>Mark Gardner, R</b> ERA: 7.02 (1, 1)	6.1 W 28 6 3 3 2 4 0 0 0 0 0 0 75 128 4.26 1.579																					
<b>Alan Embree, L</b> ERA: 3.07 (7, 1)	0.0 1 1 0 0 0 0 0 0 0 0 0 0 1 2 ∞ ∞																					
<b>Jerry Spradlin, R</b> ERA: 5.67 (7, 1)	0.1 3 2 2 2 0 0 0 0 0 0 0 1 4 5 54.00 6.000																					
<b>John Johnstone, R</b> ERA: 1.96 (7, 1)	1.1 H 7 2 1 1 2 1 0 0 0 0 0 0 14 24 6.75 2.250																					
<b>Robb Nen, R</b> ERA: 3.76 (9, 1)	1.0 S 4 1 1 1 0 0 0 0 0 0 0 0 1 8 11 9.00 1.000																					

AB	38
R	7
H	12
RBI	7
BB	5
SO	4
LOB	14



WP: 0	PA: 43
-------	--------

Batter	1	2	3	4	5	6	7	8	9	AB	R	H	RBI	BB	SO	LOB
Marvin Benard, L OBP: 0.355, SLG: 0.426 (1, 8)	2-2 G4-3 1B	1-1 F8		0-2 1B	1-0 FC6-4 1-2f		0-0 1-2 2-3 1B			5	2	3	0	0	0	3
Bill Mueller, S OBP: 0.400, SLG: 0.362 (1, 5)	1-1 G4-3 1-3		1-0 FC4-6 HR 2B	2-0 G4-3		4-2 1B BB	0-2 P4			4	2	1	0	1	0	5
Barry Bonds, L OBP: 0.427, SLG: 0.538 (1, 7)	0-1 P7		4-2 FC4-6 BB	4-0 1B IBB		1 SAFE 1-3 K	0-0 F7			3	0	0	0	2	1	5
Jeff Kent, R OBP: 0.377, SLG: 0.502 (1, 4)	3-2 BB 1B		0-2 FC4-6 HR 1-2f 2-3	3-1 1-2 1B		1-3 K		0-0 1B FC5-2 1B		5	1	3	2	0	1	3
J.T. Snow, L OBP: 0.404, SLG: 0.474 (1, 3)	3-H 4-1 1-2 BB		0-0 4-1 HR 1-H 3-H	2-1 G3		0-1 FC6-4 1B	2-2 1B FC5-2 1B			4	2	3	4	1	0	2
Ellis Burks, R OBP: 0.365, SLG: 0.461 John Johnstone, R (7, 1) Charlie Hayes, R OBP: 0.277, SLG: 0.259 Robb Nen, R (9, 1)	2-3 K		1-0 HR		0-2 G5-3	0-0 FC6-4 1-2f	0-0 P7			4	1	1	1	0	1	3
Rich Aurilia, R OBP: 0.353, SLG: 0.471 (1, 6)		3-1 G5-3	1-3 K		2-1 F8		0-0 1B G6-3 1B	0-2 FC5-2 2B		5	0	1	0	0	1	2
Brent Mayne, L OBP: 0.388, SLG: 0.442 (1, 2)		1-0 G4-3	0-3 K		1-0 1B HBP		2-1 G6-3	2-1 2B		4	0	1	1	0	1	1
Mark Gardner, R OBP: 0.250, SLG: 0.286 Alan Embree, L (7, 1) Jerry Spradlin, S (7, 1) Stan Javier, S OBP: 0.345, SLG: 0.386 (7, 9)		4-1 BB		2-3 K	0-0 FC6-4 1B		4-2 1B BB	3-2 G4-3		2	0	1	0	1	1	0

Inning Stats	R: 1	H: 2	E: 0	K: 1	S: 14	R: 0	H: 0	E: 0	K: 0	S: 6	R: 4	H: 3	E: 0	K: 2	S: 15	R: 1	H: 2	E: 0	K: 1	S: 11	R: 0	H: 1	E: 0	K: 0	S: 7	R: 1	H: 1	E: 0	K: 2	S: 15	R: 0	H: 2	E: 0	K: 0	S: 11	R: 1	H: 3	E: 0	K: 0	S: 15
	LOB: 2	BB: 1	LOB: 1	BB: 1	LOB: 0	BB: 1	LOB: 2	BB: 1	LOB: 3	BB: 1	LOB: 0	BB: 1	LOB: 1	BB: 1	LOB: 2	BB: 1	LOB: 3	BB: 1	LOB: 1	BB: 1	LOB: 2	BB: 0	LOB: 2	BB: 1	LOB: 3	BB: 1	LOB: 2	BB: 0	LOB: 2	BB: 0	LOB: 1	BB: 1	LOB: 3	BB: 0	LOB: 2	BB: 0	LOB: 2	BB: 0	LOB: 2	

PITCHER	IP	WLS	BF	H	R	ER	SO	BB	IBB	HBP	BLK	WP	HR	S	P	ERA	WHIP
Chan Ho Park, R ERA: 5.54 (1, 1)	3.2	L	22	7	6	6	4	3	1	0	0	0	2	44	83	14.73	2.727
Onan Masaoka, L ERA: 3.56 (4, 1)	2.1		11	2	1	1	2	1	0	1	0	0	0	24	36	3.86	1.286
Jamie Arnold, R ERA: 3.09 (7, 1)	2.0		12	5	1	1	0	1	0	0	0	0	0	26	38	4.50	3.000

**BOTTOM**

**Los Angeles Dodgers @ San Francisco Giants**  
**3Com Park at Candlestick Point, San Francisco, CA**  
 Sun Jun 27 1999, 8:05 PM EDT  
 Att: 42,530 - Unknown - 75 F

[livebaseballscorecards.com](http://livebaseballscorecards.com)

<b>AB</b>	<b>38</b>
<b>R</b>	<b>8</b>
<b>H</b>	<b>14</b>
<b>RBI</b>	<b>8</b>
<b>BB</b>	<b>6</b>
<b>SO</b>	<b>6</b>
<b>LOB</b>	<b>28</b>



1B: 9	SF: 0	WP: 0	PA: 45
2B: 2	SAC: 0	PB: 0	
3B: 1	DP: 0	SB: 2	
HR: 2	HBP: 1	CS: 0	

PITCHER	IP	WLS	BF	H	R	ER	SO	BB	IBB	HBP	BLK	WP	HR	S	P	ERA	WHIP
Chan Ho Park, R ERA: 5.54 (1, 1)	3.2	L	22	7	6	6	4	3	1	0	0	0	2	44	83	14.73	2.727
Onan Masaoka, L ERA: 3.56 (4, 1)	2.1		11	2	1	1	2	1	0	1	0	0	0	24	36	3.86	1.286
Jamie Arnold, R ERA: 3.09 (7, 1)	2.0		12	5	1	1	0	1	0	0	0	0	0	26	38	4.50	3.000



Batter	1	2	3	4	5	6	7	8	9	AB R H RBI BB SO LOB	TOP																						
Darryl Hamilton, L (1, 8) OBP: 0.365, SLG: 0.395 Dave Veres, R (8, 1)	2-2 F7		3-2 G1-3		1-1 G4-3			1-0 G3-1		4 0 0 0 0 0 0 0 0 0 0 0 0 0																							
Neffi Perez, S (1, 6) OBP: 0.322, SLG: 0.426	0-0 FC4-6 1B			1-1 G6-3		0-0 F8-4 1B			2-0 P3	4 0 2 0 0 0 0																							
Larry Walker, L (1, 9) OBP: 0.441, SLG: 0.722	0-0 FC4-6 1-2f			0-0 2B 2B		0-0 F8-4 1-2			1-0 F7	4 1 1 0 0 0 2																							
Dante Bichette, R (1, 7) OBP: 0.332, SLG: 0.544	3-1 F7			2-2 2B 2-H		0-0 G5-3			1-0 1B	4 0 2 1 0 0 1																							
Vinny Castilla, R (1, 5) OBP: 0.335, SLG: 0.498		1-0 F9		0-0 G5-3			2-0 L1		3-2 G6-3	4 0 0 0 0 0 2																							
17 Todd Helton, L (1, 3) OBP: 0.378, SLG: 0.552		2-2 F7		4-0 7 FC6-4 BB		3-2 7 G4-6-3 1B				2 0 1 0 1 0 0																							
7 Kurt Abbott, R (1, 4) OBP: 0.292, SLG: 0.422		0-1 P4		2-2 FC6-4 1-2f		2-1 G4-6-3 1-2f				3 0 0 0 0 0 3																							
Henry Blanco, R (1, 2) OBP: 0.364, SLG: 0.452			3-1 F7		1-1 P4			0-0 L6		3 0 0 0 0 0 0																							
Bobby Jones, R (1, 1) OBP: 0.214, SLG: 0.167 Terry Shumpert, R (5, PH) OBP: 0.373, SLG: 0.696 Curt Leskanic, R (5, 1) OBP: 0.500, SLG: 2.000 Angel Echevarria, R (8, PH) OBP: 0.345, SLG: 0.558 Jeff Barry, S (8, 8)			0-3 K		3-3 K			1-2 G3-1		1 0 0 0 0 1 0 1 0 0 0 0 1 0 0 0 0 0 0 0 0 1 0 0 0 0 0 0 0 0 0 0 0 0 0																							
<b>Inning Stats</b>	R: 0 E: 0 K: 0 S: 8	H: 1 LOB: 1 BB: 0 P: 13	R: 0 E: 0 K: 0 S: 6	H: 0 LOB: 0 BB: 0 P: 9	R: 0 E: 0 K: 1 S: 8	H: 0 LOB: 0 BB: 0 P: 14	R: 1 E: 0 K: 0 S: 12	H: 2 LOB: 2 BB: 1 P: 21	R: 0 E: 0 K: 1 S: 9	H: 0 LOB: 0 BB: 0 P: 14	R: 0 E: 0 K: 0 S: 3	H: 1 LOB: 0 BB: 0 P: 3	R: 0 E: 0 K: 0 S: 6	H: 1 LOB: 0 BB: 0 P: 13	R: 0 E: 0 K: 0 S: 5	H: 0 LOB: 0 BB: 0 P: 7	R: 0 E: 0 K: 0 S: 8	H: 1 LOB: 1 BB: 0 P: 15	1B: 4 2B: 3 3B: 0 HR: 0	SF: 0 SAC: 0 DP: 2 HBP: 0	WP: 0 PB: 0 SB: 0 CS: 0	PA: 32											
<b>PITCHER</b> Kirk Rueter, L (1, 1) ERA: 4.94	IP 9.0	WLS W	BF 32	H 6	R 1	ER 1	SO 2	BB 1	IBB 0	HBP 0	BLK 0	WP 0	HR 0	S 65	P 109	ERA 1.00	WHIP 0.778																
											<b>PITCHER</b>	IP	WLS	BF	H	R	ER	SO	BB	IBB	HBP	BLK	WP	HR	S	P	ERA	WHIP					

Colorado Rockies @ San Francisco Giants  
 3Com Park at Candlestick Point, San Francisco, CA

Tue Jun 29 1999, 11:05 PM EDT  
 Att. 11,490 - Unknown - 67 F


AB	31
R	1
H	6
RBI	1
BB	1
SO	2
LOB	8







Batter	1	2	3	4	5	6	7	8	9	AB R H RBI BB SO LOB	TOP
Darryl Hamilton, L (1, 8) OBP: 0.362, SLG: 0.389	2-1 G1-3		4-2 G3 WP BB	3-1 P5			1-0 G3		0-1 F7	4 0 0 0 1 0 4	<b>Colorado Rockies @ San Francisco Giants</b> 3Com Park at Candlestick Point, San Francisco, CA Wed Jun 30 1999, 10:35 PM EDT Att. 24,825 - Unknown - 66 F <a href="http://livebaseballscorecards.com">livebaseballscorecards.com</a>
Nefti Perez, S (1, 6) OBP: 0.318, SLG: 0.420	2-1 F7		1-1 G3			3-2 G6-3	0-2 F9			4 0 0 0 0 0 2	
Larry Walker, L (1, 9) OBP: 0.445, SLG: 0.724	4-2 BB		4-1 BB			0-0 G4-3		1-2 2B		2 0 1 0 2 0 0	
Dante Bichette, R (1, 7) OBP: 0.328, SLG: 0.537	2-3 K2-3		1-2 F8			0-3 K		0-0 P2		4 0 0 0 0 2 4	
Vinny Castilla, R (1, 5) OBP: 0.338, SLG: 0.509		0-2 1B		1-0 HR		3-1 P3		0-3 K		4 1 2 1 0 1 1	
17 Todd Helton, L (1, 3) OBP: 0.380, SLG: 0.551		1-0 1B		2-2 1B		0-2 G3		3-3 K		4 0 2 0 0 1 1	
7 Kurt Abbott, R (1, 4) OBP: 0.283, SLG: 0.407 Lenny Harris, L (9, PH) OBP: 0.281, SLG: 0.275		3-1 F8		0-0 F8		1-3 K		3-2 1B		3 0 0 0 0 1 3 1 0 1 0 0 0 0	
Jeff Reed, L (1, 2) OBP: 0.355, SLG: 0.352		1-2 L4-3		2-0 F8		2-2 G3 SH1-4 1B		1-1 F9		4 0 1 0 0 0 4	
Brian Bohanon, L (1, 1) OBP: 0.220, SLG: 0.184 Mike DeJean, R (7, 1) Chuck McElroy, L (8, 1) David Wainhouse, L (8, 1) Jeff Barry, S (9, PH)			1-2 G5-3	2-1 E6		0-2 SH1-4		2-0 P6		2 0 0 0 0 0 1 0 1 0 0 0 0 0 1	
<b>Inning Stats</b>	R: 0 H: 0 E: 0 LOB: 1 K: 1 BB: 1 S: 12 P: 22	R: 0 H: 2 E: 0 LOB: 1 K: 0 BB: 0 S: 9 P: 14	R: 0 H: 0 E: 0 LOB: 2 K: 0 BB: 2 S: 13 P: 24	R: 1 H: 2 E: 1 LOB: 2 K: 0 BB: 0 S: 11 P: 21	R: 0 H: 0 E: 0 LOB: 0 K: 1 BB: 0 S: 7 P: 10	R: 0 H: 0 E: 0 LOB: 0 K: 1 BB: 0 S: 8 P: 12	R: 0 H: 1 E: 0 LOB: 1 K: 0 BB: 0 S: 10 P: 13	R: 0 H: 1 E: 0 LOB: 1 K: 2 BB: 0 S: 12 P: 16	R: 0 H: 1 E: 0 LOB: 1 K: 0 BB: 0 S: 9 P: 15	1B: 5 SF: 0 2B: 2 SAC: 1 3B: 0 DP: 1 HR: 1 HBP: 0	
<b>PITCHER</b>	IP WLS BF H R ER SO BB IBB HBP BLK WP HR S P ERA WHIP										
Russ Ortiz, R (1, 1) ERA: 3.63	7.0 W 30 6 1 1 3 3 0 0 0 1 1 73 120 1.29 1.286										
John Johnstone, R (8, 1) ERA: 1.91	1.0 H 3 0 0 0 2 0 0 0 0 0 0 9 12 0.00 0.000										
Robb Nen, R (9, 1) ERA: 3.67	1.0 S 4 1 0 0 0 0 0 0 0 0 0 0 9 15 0.00 1.000										



Batter	1	2	3	4	5	6	7	8	9
<b>F.P. Santangelo, S</b> OBP: 0.448, SLG: 0.419 (1, 8)	3-2 F9 S HBP		2-2 CI		4-2 FC4-6 BB		3-2 2-H 1B	2-1 P7 1-2 2-3 3-H	
<b>Rich Aurilia, R</b> OBP: 0.346, SLG: 0.460 (1, 6)	3-1 F9 1-3		2-0 F8		0-0 F7		2-1 G5-3	0-1 P4	
<b>J.T. Snow, L</b> OBP: 0.403, SLG: 0.465 (1, 3)	4-0 G5-4-3 BB		2-0 G3		1-0 FC4-6 1-2f		4-0 IBB		
<b>Jeff Kent, R</b> OBP: 0.377, SLG: 0.505 (1, 4)	1-2 G5-4-3 1-2f			1-1 SH G5-4-3 2B		1-1 F8	2-2 F8		
<b>Ellis Burks, R</b> OBP: 0.379, SLG: 0.508 (1, 9)		3-2 SH5-3 1B		4-2 G5-4-3 SH BB		2-0 FC5-4 1B	3-3 K		
<b>Stan Javier, S</b> OBP: 0.343, SLG: 0.383 (1, 7)		1-0 SH5-3 1-2		0-1 SH G5-4-3 1-2 2-3		0-0 FC5-4 1-2f	0-0 F9		
<b>Charlie Hayes, R</b> OBP: 0.276, SLG: 0.259 <b>Robb Nen, R</b> (9, 1)		0-0 F8		0-0 G5-4-3 1-2f 2-3 3-H		3-1 F8	3-2 BB WP 1B		
<b>Brent Mayne, L</b> OBP: 0.385, SLG: 0.438 (1, 2)		2-1 F9		0-0 L4		3-1 G3	3-2 WP BB 1B		
<b>Russ Ortiz, R</b> OBP: 0.211, SLG: 0.342 <b>John Johnstone, R</b> (8, 1) <b>Bill Mueller, S</b> OBP: 0.409, SLG: 0.373 (8, PH) (9, 5)			0-0 G5-3		3-1 HR		2-0 1B 2B	4-0 WP 1-2 2-3 BB	

Inning Stats	R: 0	H: 0	E: 0	K: 0	S: 8	R: 0	H: 1	E: 0	K: 0	S: 7	R: 0	H: 0	E: 1	K: 0	S: 7	R: 1	H: 1	E: 1	K: 0	S: 8	R: 1	H: 1	E: 0	K: 0	S: 9	R: 0	H: 1	E: 0	K: 0	S: 6	R: 1	H: 2	E: 0	K: 1	S: 13	R: 1	H: 2	E: 0	K: 0	S: 12
	0	0	0	0	8	0	1	0	0	7	0	0	1	0	7	1	1	1	0	8	1	1	0	0	9	0	1	0	0	6	1	2	0	1	13	1	2	0	0	12

PITCHER															PITCHER																								
IP	WLS	BF	H	R	ER	SO	BB	IBB	HBP	BLK	WP	HR	S	P	ERA	WHIP	IP	WLS	BF	H	R	ER	SO	BB	IBB	HBP	BLK	WP	HR	S	P	ERA	WHIP						
<b>Brian Bohanon, L</b> ERA: 6.08 (1, 1)	6.0	L	28	6	3	2	0	3	0	1	0	1	49	99	3.00	1.500																							
<b>Mike DeJean, R</b> ERA: 6.75 (7, 1)	1.0		4	0	0	1	0	1	0	0	0	0	9	20	0.00	0.000																							
<b>Chuck McElroy, L</b> ERA: 6.9 (8, 1)	0.2		5	2	1	1	0	1	0	0	1	0	10	22	13.50	4.500																							
<b>David Wainhouse, R</b> ERA: 5.71 (8, 1)	0.1		1	0	0	0	0	0	0	0	0	0	2	2	0.00	0.000																							

AB R H RBI BB SO LOB

2	0	1	1	1	0	2
5	0	0	0	0	0	6
2	0	0	0	2	0	2
4	1	1	0	0	0	5
3	0	2	0	1	1	2
2	0	0	0	0	0	1
4	1	1	0	0	0	4
0	0	0	0	0	0	0
4	0	1	0	0	0	3
3	2	2	1	0	0	0
0	0	0	0	0	0	0
0	0	0	0	1	0	0

1B: 5	SF: 0	WP: 1	PA: 38
2B: 2	SAC: 2	PB: 0	
3B: 0	DP: 2	SB: 1	
HR: 1	HBP: 1	CS: 0	

**Colorado Rockies @ San Francisco Giants**  
3Com Park at Candlestick Point, San Francisco, CA  
Wed Jun 30 1999, 10:35 PM EDT  
Att: 24,825 - Unknown - 66 F


livebaseballscores.com

AB	29
R	4
H	8
RBI	2
BB	5
SO	1
LOB	25





Batter	1	2	3	4	5	6	7	8	9	AB R H RBI BB SO LOB	TOP	
Terry Shumpert, R (1, 4) OBP: 0.382, SLG: 0.673	1-0 WP SH1 1B		1-0 F9		4-2 BB			2-1 G6-3		3 0 1 0 1 0 1	<b>Colorado Rockies @ San Francisco Giants</b> 3Com Park at Candlestick Point, San Francisco, CA Thu Jul 01 1999, 4:35 PM EDT Att. 23,172 - Unknown - 70 F <a href="http://livebaseballscorecards.com">livebaseballscorecards.com</a>	
Neffi Perez, S (1, 6) OBP: 0.318, SLG: 0.417 7 Kurt Abbott, R (8, 6) OBP: 0.283, SLG: 0.407	1-1 SH1 1-2		0-1 G1-3		3-2 L6			4-1 BB		2 0 0 0 1 0 3 0 0 0 0 0 0 0		
Angel Echevarria, R (1, 9) OBP: 0.341, SLG: 0.543	2-3 K 2-3			2-1 G6-3		1-0 G6-4-3 1B		0-0 F9		4 0 1 0 0 1 2		
Dante Bichette, R (1, 7) OBP: 0.327, SLG: 0.543	0-1 F8			0-1 HR		0-1 G6-4-3 1-2f		2-2 L4		4 1 1 1 0 0 3		
Vinny Castilla, R (1, 5) OBP: 0.333, SLG: 0.502		0-0 G5-3		3-1 G5-3		3-3 K		2-0 G6-3		4 0 0 0 0 1 0		
17 Todd Helton, L (1, 3) OBP: 0.378, SLG: 0.546		3-2 L6-3 1B		3-3 K			0-2 G3-1		0-1 E5	4 0 1 0 0 1 0		
Jeff Barry, S (1, 8)		0-0 L6-3 1-2			1-1 F8		1-0 P8		3-2 F8	4 0 0 0 0 0 2		
Kirt Manwaring, R (1, 2) OBP: 0.389, SLG: 0.340			2-1 SH3-4 1B		0-1 2B		3-1 E6		2-3 K	4 0 2 0 0 1 1		
Darryl Kile, R (1, 1) OBP: 0.125, SLG: 0.067 Henry Blanco, R (7, PH) OBP: 0.362, SLG: 0.448 Jerry Dipoto, R (7, 1) David Lee, R (8, 1)			1-2 SH3-4 1-2		2-2 P3		1-2 F8			1 0 0 0 0 0 1 1 0 0 0 0 0 1 0 0 0 0 0 0 0 0 0 0 0 0 0 0		
<b>Inning Stats</b>	R: 0 H: 1 E: 0 LOB: 1 K: 1 BB: 0 S: 8 P: 12	R: 0 H: 1 E: 0 LOB: 0 K: 0 BB: 0 S: 5 P: 8	R: 0 H: 1 E: 0 LOB: 1 K: 0 BB: 0 S: 8 P: 12	R: 1 H: 1 E: 0 LOB: 0 K: 1 BB: 0 S: 10 P: 18	R: 0 H: 1 E: 0 LOB: 2 K: 0 BB: 1 S: 13 P: 23	R: 0 H: 1 E: 0 LOB: 0 K: 1 BB: 0 S: 6 P: 10	R: 0 H: 0 E: 1 LOB: 1 K: 0 BB: 0 S: 10 P: 15	R: 0 H: 0 E: 0 LOB: 1 K: 0 BB: 1 S: 7 P: 15	R: 0 H: 0 E: 1 LOB: 1 K: 1 BB: 0 S: 9 P: 16	1B: 4 SF: 0 2B: 2 SAC: 2 3B: 0 DP: 2 HR: 1 HBP: 0		WP: 1 PA: 35 PB: 0 SB: 0 CS: 0
<b>PITCHER</b> Shawn Estes, L (1, 1) ERA: 4.47 Julian Tavarez, R (9, 1) ERA: 5.97	IP WLS BF H R ER SO BB IBB HBP BLK WP HR S P ERA WHIP	8.0 W 31 6 1 1 3 2 0 0 0 1 1 67 113 1.12 1.000	1.0 4 0 0 0 1 0 0 0 0 0 0 9 16 0.00 0.000	<b>PITCHER</b> IP WLS BF H R ER SO BB IBB HBP BLK WP HR S P ERA WHIP								



Batter	1	2	3	4	5	6	7	8	9
Marvin Benard, L OBP: 0.355, SLG: 0.428 (1, 8)	3-1 P7		1-2 G5-4-3 1B		1 SAFE 0-0 B1		2-1 SF8 2B	1-1 P5	
Bill Mueller, S OBP: 0.411, SLG: 0.368 (1, 5)	4-2 FC5-4 BB		1-0 G5-4-3 1-2f		1 SAFE 4-1 3B BB		0-0 F7		
Barry Bonds, L OBP: 0.440, SLG: 0.551 F.P. Santangelo, S OBP: 0.448, SLG: 0.419 (1, 7) (9, 7)	2-1 F7			4-1 WP S G4-6-3 BB	1-2 1-H 2-H HR 3B		4-1 S 1B BB		
Jeff Kent, R OBP: 0.378, SLG: 0.515 (1, 4)	1-1 FC5-4 1-2f			4-2 G4-6-3 1-3 BB	1-1 HR		3-2 SF8		
J.T. Snow, L OBP: 0.401, SLG: 0.462 (1, 3)		1-3 K		3-2 G4-6-3 1-2f 3-H	1-2 G1-3		1-2 2-H 1B		
Stan Javier, S OBP: 0.345, SLG: 0.382 (1, 9)		0-1 G4-3		3-2 1B		4-2 1B F7-2 BB	2-2 G3		
Brent Mayne, L OBP: 0.388, SLG: 0.436 (1, 2)		1-3 K		2-0 G4-3		0-0 1B		4-1 G5-4-3 1B BB	
Wilson Delgado, S OBP: 0.410, SLG: 0.353 (1, 6)			0-2 G4-3		4-0 BB 3B BB	1-0 F7-2		3-2 G5-4-3 1B	
Shawn Estes, R OBP: 0.267, SLG: 0.296 Charlie Hayes, R OBP: 0.275, SLG: 0.257 Julian Tavarez, L OBP: 0.250, SLG: 0.250 (1, 1) (8, PH) (9, 1)			2-1 1B 2B		1-3 K	2-3 K		1-0 G5-4-3 1-2f 2-3	

Inning Stats	R: 0	H: 0	E: 0	K: 0	S: 9	R: 0	H: 0	E: 0	K: 2	S: 8	R: 0	H: 2	E: 0	K: 0	S: 11	R: 1	H: 1	E: 0	K: 0	S: 10	R: 4	H: 2	E: 0	K: 1	S: 15	R: 0	H: 1	E: 0	K: 1	S: 8	R: 2	H: 2	E: 0	K: 0	S: 13	R: 0	H: 1	E: 0	K: 0	S: 7
	LOB: 1	BB: 1	LOB: 0	BB: 0	P: 19	LOB: 0	BB: 10	LOB: 1	BB: 0	P: 10	LOB: 1	BB: 1	LOB: 0	BB: 2	P: 26	LOB: 1	BB: 1	LOB: 0	BB: 2	P: 26	LOB: 1	BB: 1	LOB: 1	BB: 1	P: 15	LOB: 1	BB: 1	LOB: 1	BB: 1	P: 25	LOB: 1	BB: 1	LOB: 1	BB: 1	P: 16					


PITCHER	IP	WLS	BF	H	R	ER	SO	BB	IBB	HBP	BLK	WP	HR	S	P	ERA	WHIP
Darryl Kile, R ERA: 5.77 (1, 1)	6.0	L	27	6	5	5	4	6	0	0	0	1	1	61	111	7.50	2.000
Jerry Dipoto, R ERA: 4.85 (7, 1)	1.0		6	2	2	2	0	1	0	0	0	0	0	13	25	18.00	3.000
David Lee, R ERA: 5.59 (8, 1)	1.0		4	1	0	0	0	1	0	0	0	0	0	7	16	0.00	2.000

**BOTTOM**

AB	R	H	RBI	BB	SO	LOB
5	1	2	0	0	0	2
2	1	0	0	2	0	3
2	3	1	2	2	0	1
0	0	0	0	0	0	0
2	1	1	3	1	0	1
4	0	1	1	0	1	1
3	0	1	0	1	0	1
3	0	1	0	1	1	1
3	1	1	0	1	0	2
3	0	1	0	0	2	2
1	0	0	0	0	0	2
0	0	0	0	0	0	0

**AB 28**  
**R 7**  
**H 9**  
**RBI 6**  
**BB 8**  
**SO 4**  
**LOB 16**

**WP: 1** **PA: 37**  
**PB: 0**  
**SB: 3**  
**CS: 0**



**Colorado Rockies @ San Francisco Giants**  
3Com Park at Candlestick Point, San Francisco, CA

Thu Jul 01 1999, 4:35 PM EDT  
Att: 23,172 - Unknown - 70 F

livebaseballscores.com



Batter	1	2	3	4	5	6	7	8	9	AB R H RBI BB SO LOB	TOP											
F.P. Santangelo, S OBP: 0.440, SLG: 0.410 (1, 8)	1-3 		3-3 		0-1 G6-3 	3-2 			0-2 F8 	5 0 1 0 0 2 0	<p>San Francisco Giants @ Los Angeles Dodgers Dodger Stadium, Los Angeles, CA</p> <p>Fri Jul 02 1999, 7:10 PM PDT Att. 53,869 - Unknown - 71 F</p> <p>livebaseballscorecards.com</p>											
Bill Mueller, S OBP: 0.400, SLG: 0.356 (1, 5)	0-0 L7 		1-1 P4 		1-0 G5-3 	1-1 SAFE G6-3 			1-1 G3-1 	5 0 0 0 0 0 2												
Barry Bonds, L OBP: 0.446, SLG: 0.608 (1, 7)	2-1 		4-2 E S BB 		3-2 				3-2 F7 	4 2 2 2 1 0 0												
Jeff Kent, R OBP: 0.379, SLG: 0.517 (1, 4)	1-0 		2-2 P4 		0-1 				1-0 L6 	3 1 1 0 0 0 1												
Ellis Burks, R OBP: 0.381, SLG: 0.524 John Johnstone, R Robb Nen, R (1, 9) (8, 1) (9, 1)	3-2 F9 			1-0 	2-1 				0-0 G4-3 	4 1 2 2 0 0 1 0 0 0 0 0 0 0 0 0 0 0 0 0 0												
J.T. Snow, L OBP: 0.396, SLG: 0.456 (1, 3)		1-2 F7 		2-3 	1-0 P6 				0-3 	4 0 0 0 0 2 1												
Rich Aurilia, R OBP: 0.348, SLG: 0.469 (1, 6)		3-2 G6-3 		1-0 		4-0 1B SH3-4 BB 			0-2 F8 	3 1 1 1 1 0 0												
Doug Mirabeli, R OBP: 0.462, SLG: 0.727 (1, 2)		4-1 		0-0 P3 		0-3 			3-2 F8 	3 0 0 0 1 1 1												
Chris Brock, R OBP: 0.242, SLG: 0.194 Alan Embree, L Marvin Benard, L (1, 1) (7, 1) (8, 9)		0-0 F8 		1-1 P3 		0-0 SH3-4 			0-0 	2 0 0 0 0 0 1 0 0 0 0 0 0 0 1 1 1 1 0 0 0												
<b>Inning Stats</b>	R: 1 E: 0 K: 1 S: 10	H: 1 LOB: 1 BB: 0 P: 17	R: 0 E: 0 K: 0 S: 9	H: 0 LOB: 1 BB: 1 P: 17	R: 0 E: 0 K: 1 S: 12	H: 0 LOB: 1 BB: 1 P: 22	R: 2 E: 0 K: 1 S: 8	H: 2 LOB: 0 BB: 0 P: 13	R: 2 E: 0 K: 0 S: 11	H: 3 LOB: 1 BB: 0 P: 18		R: 0 E: 0 K: 1 S: 9	H: 1 LOB: 2 BB: 1 P: 17	R: 0 E: 0 K: 0 S: 5	H: 0 LOB: 0 BB: 0 P: 7	R: 0 E: 0 K: 1 S: 9	H: 0 LOB: 0 BB: 0 P: 12	R: 1 E: 0 K: 0 S: 9	H: 1 LOB: 0 BB: 0 P: 13	1B: 2 2B: 1 3B: 0 HR: 5	SF: 0 SAC: 1 DP: 0 HBP: 1	WP: 0 PB: 0 SB: 1 CS: 0
<b>PITCHER</b>	IP WLS BF H R ER SO BB IBB HBP BLK WP HR S P ERA WHIP																					
Carlos Perez, L ERA: 7.06 (1, 1)	5.0 L 25 6 5 5 3 3 0 1 0 0 4 50 91 9.00 1.800																					
Jamie Arnold, R ERA: 3.32 (6, 1)	2.0 7 1 0 0 1 0 0 0 0 0 0 14 20 0.00 0.500																					
Mike Maddux, R ERA: 3.55 (8, 1)	1.0 3 0 0 0 1 0 0 0 0 0 0 9 12 0.00 0.000																					
Jeff Shaw, R ERA: 2.5 (9, 1)	1.0 4 1 1 1 0 0 0 0 0 0 1 9 13 9.00 1.000																					

AB	34
R	6
H	8
RBI	6
BB	3
SO	5
LOB	7



Batter	1	2	3	4	5	6	7	8	9	AB	R	H	RBI	BB	SO	LOB
Eric Young Sr., R OBP: 0.349, SLG: 0.336 Mike Maddux, L (8, 1) Jeff Shaw, R (9, 1)	3-2 F9		2-1 G4-3		0-0 SH3		2-0 FC5-2			3	0	0	0	0	0	3
Todd Hollandsworth, L OBP: 0.322, SLG: 0.463 (1, 7)	2-1 1B		1-3 K		3-3 K		1-3 K			4	0	1	0	0	3	4
Raul Mondesi, R OBP: 0.339, SLG: 0.514 (1, 9)	1-0 1B				1-1 G6-3				0-0 P4	4	0	1	0	0	1	1
Eric Karros, R OBP: 0.348, SLG: 0.516 (1, 3)	2-3 K				0-2 2B		1-1 F9		0-2 F8	4	1	1	0	0	1	1
Todd Hundley, S OBP: 0.294, SLG: 0.462 (1, 2)					1-2 HR		2-3 K		0-0 G3-1	3	1	1	1	1	1	0
22 Devon White, S OBP: 0.318, SLG: 0.403 (1, 8)					2-2 G1-3		0-0 G5-3		1-0 G3	4	0	0	0	0	0	2
Adrian Beltré, R OBP: 0.371, SLG: 0.463 Dave Hansen, L OBP: 0.488, SLG: 0.531 (6, 5)					1-1 HR				2-2 G3	2	1	1	2	0	0	0
Jose Vizcaino, S OBP: 0.287, SLG: 0.275 (1, 6)					0-0 G5-3				3-2 F8	4	0	1	0	0	0	1
Carlos Perez, L OBP: 0.348, SLG: 0.381 Jamie Arnold, R OBP: 0.400, SLG: 0.400 Craig Counsell, L OBP: 0.216, SLG: 0.181 (7, PH) (8, 4)					1-2 E1		2-1 SH3		0-3 K	2	0	2	0	0	0	0

Inning Stats	R: 0	H: 2	E: 0	K: 1	S: 10	R: 0	H: 0	E: 0	K: 0	S: 7	R: 0	H: 1	E: 1	K: 1	S: 10	R: 3	H: 3	E: 0	K: 1	S: 15	R: 0	H: 1	E: 0	K: 1	S: 8	R: 0	H: 0	E: 0	K: 1	S: 6	R: 0	H: 1	E: 0	K: 1	S: 12	R: 0	H: 0	E: 0	K: 0	S: 5	R: 0	H: 1	E: 0	K: 1	S: 11	1B: 5	2B: 3	3B: 0	HR: 1	SF: 0	SAC: 2	DP: 1	HBP: 0	WP: 0	PB: 0	SB: 0	CS: 0	PA: 36
--------------	------	------	------	------	-------	------	------	------	------	------	------	------	------	------	-------	------	------	------	------	-------	------	------	------	------	------	------	------	------	------	------	------	------	------	------	-------	------	------	------	------	------	------	------	------	------	-------	-------	-------	-------	-------	-------	--------	-------	--------	-------	-------	-------	-------	--------

PITCHER	IP	WLS	BF	H	R	ER	SO	BB	IBB	HBP	BLK	WP	HR	S	P	ERA	WHIP
Chris Brock, R ERA: 5.23 (1, 1)	6.0	W	26	8	3	3	5	2	0	0	0	0	1	60	99	4.50	1.667
Alan Embree, L ERA: 2.97 (7, 1)	1.0	H	3	0	0	0	1	0	0	0	0	0	0	8	12	0.00	0.000
John Johnstone, R ERA: 1.86 (8, 1)	1.0	H	3	0	0	0	0	0	0	0	0	0	0	5	5	0.00	0.000
Robb Nen, R ERA: 3.59 (9, 1)	1.0	S	4	1	0	0	1	0	0	0	0	0	0	11	17	0.00	1.000

**BOTTOM**

**San Francisco Giants @ Los Angeles Dodgers**  
**Dodger Stadium, Los Angeles, CA**

Fri Jul 02 1999, 7:10 PM PDT  
Att: 53,869 - Unknown - 71 F

livebaseballscorecards.com

<b>AB</b>	<b>32</b>
<b>R</b>	<b>3</b>
<b>H</b>	<b>9</b>
<b>RBI</b>	<b>3</b>
<b>BB</b>	<b>2</b>
<b>SO</b>	<b>7</b>
<b>LOB</b>	<b>13</b>





Batter	1	2	3	4	5	6	7	8	9	AB	R	H	RBI	BB	SO	LOB	TOP						
Marvin Benard, L OBP: 0.361, SLG: 0.447 (1, 8)	3-1 G4-3 G6-3 2B	2-2 G1-3		0-0 B5-3	1-0 1-2 3-H 1B		0-0 1-2 1B			5	1	3	1	0	0	3							
Bill Mueller, S OBP: 0.400, SLG: 0.357 (1, 5)	0-1 G4-3 2-3		1-2 HR 1B		BB BB 1B		0-1 F9			5	2	2	0	0	0	5							
Barry Bonds, L OBP: 0.448, SLG: 0.629 F.P. Santangelo, S OBP: 0.438, SLG: 0.407 (1, 7) (7, 7)	2-1 G6-3 3-H		0-0 1-H HR		4-1 BB BB HBP BB	0-3 K		2-3 K		3	2	1	3	1	1	0							
Jeff Kent, R OBP: 0.380, SLG: 0.517 Felix Rodriguez, R OBP: 0.400, SLG: 1.200 (1, 4) (9, 1)	1-0 F9		3-0 F9		4-1 HBP BB SF8 BB	3-1 2B		3-1 F8		4	1	1	0	1	0	0							
J.T. Snow, L OBP: 0.396, SLG: 0.453 (1, 3)		3-2 BB 1B	1-3 K		4-2 SF8 HBP FC6-4 BB	3-3 K		1-1 P6		4	2	1	1	1	2	1							
Ellis Burks, R OBP: 0.383, SLG: 0.518 Stan Javier, S OBP: 0.348, SLG: 0.385 (1, 9) (7, 9)		4-0 FC 1B BB	1-1 F8		2-0 FC6-4 BB 1B HBP	3-3 K		2-1 G3-6-1 1B		2	1	0	1	1	1	1							
Rich Aurilia, R OBP: 0.346, SLG: 0.471 Rich Rodriguez, L OBP: 1.000, SLG: 1.000 Ramon Martinez, R OBP: 0.333, SLG: 0.426 (1, 6) (7, 1) (9, PH) (9, 4)		2-3 K		0-0 FC1-6-5-6 2B	0-1 SF8		0-1 F8		0-0 G3-6-1 1B	3	0	1	1	0	1	2							
Brent Mayne, L OBP: 0.393, SLG: 0.434 (1, 2)	2-1 FC 1B		4-1 F7		4-1 FC6-4 BB		2-1 1B HBP		2-2 G3-6-1	3	0	1	1	1	0	3							
Mark Gardner, R OBP: 0.222, SLG: 0.250 Julian Tavarez, L OBP: 0.250, SLG: 0.250 Wilson Delgado, S OBP: 0.390, SLG: 0.333 (1, 1) (6, 1) (7, PH) (7, 6)	0-3 FC		1-1 FC1-6-5-6		2-2 FC6-4 1B		1-0 F8		0-3 K	3	0	0	1	0	0	5							
<b>Inning Stats</b>	R: 1 E: 0 K: 0 S: 7	H: 1 LOB: 0 BB: 0 P: 13	R: 1 E: 1 K: 1 S: 16	H: 2 LOB: 2 BB: 1 P: 29	R: 2 E: 0 K: 1 S: 10	H: 2 LOB: 0 BB: 0 P: 16	R: 0 E: 0 K: 0 S: 5	H: 1 LOB: 1 BB: 0 P: 6	R: 5 E: 0 K: 0 S: 19	H: 2 LOB: 2 BB: 4 P: 45	R: 0 E: 0 K: 3 S: 12	H: 1 LOB: 1 BB: 0 P: 21	R: 0 E: 0 K: 0 S: 7	H: 1 LOB: 2 BB: 0 P: 10	R: 0 E: 0 K: 1 S: 9	H: 2 LOB: 1 BB: 0 P: 13	1B: 8 2B: 3 3B: 0 HR: 1	SF: 1 SAC: 0 DP: 1 HBP: 2	WP: 0 PB: 0 SB: 0 CS: 0	PA: 45			
<b>PITCHER</b>	IP WLS BF H R ER SO BB IBB HBP BLK WP HR S P ERA WHIP	IP WLS BF H R ER SO BB IBB HBP BLK WP HR S P ERA WHIP	IP WLS BF H R ER SO BB IBB HBP BLK WP HR S P ERA WHIP	IP WLS BF H R ER SO BB IBB HBP BLK WP HR S P ERA WHIP	IP WLS BF H R ER SO BB IBB HBP BLK WP HR S P ERA WHIP	IP WLS BF H R ER SO BB IBB HBP BLK WP HR S P ERA WHIP	IP WLS BF H R ER SO BB IBB HBP BLK WP HR S P ERA WHIP	IP WLS BF H R ER SO BB IBB HBP BLK WP HR S P ERA WHIP	IP WLS BF H R ER SO BB IBB HBP BLK WP HR S P ERA WHIP	IP WLS BF H R ER SO BB IBB HBP BLK WP HR S P ERA WHIP	IP WLS BF H R ER SO BB IBB HBP BLK WP HR S P ERA WHIP	IP WLS BF H R ER SO BB IBB HBP BLK WP HR S P ERA WHIP	IP WLS BF H R ER SO BB IBB HBP BLK WP HR S P ERA WHIP	IP WLS BF H R ER SO BB IBB HBP BLK WP HR S P ERA WHIP	IP WLS BF H R ER SO BB IBB HBP BLK WP HR S P ERA WHIP	IP WLS BF H R ER SO BB IBB HBP BLK WP HR S P ERA WHIP	IP WLS BF H R ER SO BB IBB HBP BLK WP HR S P ERA WHIP	IP WLS BF H R ER SO BB IBB HBP BLK WP HR S P ERA WHIP	IP WLS BF H R ER SO BB IBB HBP BLK WP HR S P ERA WHIP	IP WLS BF H R ER SO BB IBB HBP BLK WP HR S P ERA WHIP	IP WLS BF H R ER SO BB IBB HBP BLK WP HR S P ERA WHIP		
Chan Ho Park, R ERA: 6.19 (1, 1)	4.0 L 24 7 9 9 3 4 0 1 0 0 1 45 88 20.25 2.750	3.0 14 3 0 0 3 1 0 1 0 0 0 31 52 0.00 1.333	2.0 7 2 0 0 2 0 0 0 0 0 0 16 26 0.00 1.000																				

San Francisco Giants @ Los Angeles Dodgers  
Dodger Stadium, Los Angeles, CA  
Sat Jul 03 1999, 1:10 PM PDT  
Att. 41,770 - Cloudy - 72 F

AB	37
R	9
H	12
RBI	9
BB	5
SO	7
LOB	22



Batter	1	2	3	4	5	6	7	8	9	AB	R	H	RBI	BB	SO	LOB
Eric Young Sr., R OBP: 0.349, SLG: 0.333 Craig Counsell, L OBP: 0.213, SLG: 0.179	4-0 F8 G6-3 BB		3-2 F9		2-1 F9			0-1 G6-3		2	0	0	0	1	0	1
Dave Hansen, L OBP: 0.466, SLG: 0.500	1-1 G6-3		0-0 G4-3			3-2 G3-1		1-2 G6-3		4	0	0	0	0	0	1
Gary Sheffield, R OBP: 0.403, SLG: 0.515 Trenidad Hubbard, R OBP: 0.392, SLG: 0.370	1-2 F8		2-1 F7			4-0 G1-4-3 BB		0-1 G1-3		2	0	0	0	1	0	1
Eric Karros, R OBP: 0.343, SLG: 0.509	1-2 P6			1-1 F8		3-2 G1-4-3		0-0 G5-3		4	0	0	0	0	0	2
Raul Mondesi, R OBP: 0.347, SLG: 0.522		2-1 F8 SF7 2B		0-0 22 CS 1B			2-0 1B	4-2 BB		3	1	3	0	1	0	0
Todd Hundley, S OBP: 0.290, SLG: 0.455 Tripp Cromer, R OBP: 0.271, SLG: 0.356		2-2 F8 2-3		3-1 F9			3-1 P2	0-2 F8		3	0	0	0	0	0	3
22 Devon White, S OBP: 0.322, SLG: 0.404		4-2 SF7 BB		3-2 CS 1-2		1-2 SH2-4 1B		0-0 F7		2	0	1	0	1	0	1
Jose Vizcaino, S OBP: 0.282, SLG: 0.272 Mike Maddux, L		1-2 SF7 1-2 3-H		0-0 L5		0-0 L5		1-1 L5		2	0	0	1	0	0	2
Chan Ho Park, R OBP: 0.097, SLG: 0.103 Onan Masaoka, R Angel Pena, R OBP: 0.250, SLG: 0.257		2-3 K				0-1 SH2-4 1-2		3-3 K		0	0	0	0	0	1	1

Inning Stats	R: 0	H: 0	E: 0	K: 8	S: 8	R: 1	H: 1	E: 0	K: 1	S: 14	R: 0	H: 0	E: 0	K: 0	S: 6	R: 0	H: 1	E: 0	K: 0	S: 7	R: 0	H: 1	E: 0	K: 8	S: 8	R: 0	H: 0	E: 0	K: 0	S: 6	R: 0	H: 1	E: 0	K: 0	S: 6	R: 0	H: 0	E: 0	K: 1	S: 9	R: 0	H: 0	E: 0	K: 0	S: 9	R: 0	H: 0	E: 0	K: 0	S: 9	R: 0	H: 0	E: 0	K: 0	S: 9	1B: 3	SF: 1	2B: 1	SAC: 1	3B: 0	DP: 1	HR: 0	HBP: 0	WP: 0	PA: 34
--------------	------	------	------	------	------	------	------	------	------	-------	------	------	------	------	------	------	------	------	------	------	------	------	------	------	------	------	------	------	------	------	------	------	------	------	------	------	------	------	------	------	------	------	------	------	------	------	------	------	------	------	------	------	------	------	------	-------	-------	-------	--------	-------	-------	-------	--------	-------	--------

PITCHER	IP	WLS	BF	H	R	ER	SO	BB	IBB	HBP	BLK	WP	HR	S	P	ERA	WHIP
Mark Gardner, R ERA: 6.69	(1, 1)	5.0	19	3	1	1	1	2	0	0	0	0	0	43	76	1.80	1.000
Julian Tavarez, R ERA: 5.76	(6, 1)	1.0	3	0	0	0	0	1	0	0	0	0	0	6	16	0.00	1.000
Rich Rodriguez, L ERA: 4.83	(7, 1)	2.0	7	1	0	0	1	0	0	0	0	0	0	15	25	0.00	0.500
Felix Rodriguez, R ERA: 4.13	(9, 1)	1.0	4	0	0	0	0	1	0	0	0	0	0	9	13	0.00	1.000

**BOTTOM**

**San Francisco Giants @ Los Angeles Dodgers**  
Dodger Stadium, Los Angeles, CA


Sat Jul 03 1999, 1:10 PM PDT  
Att: 41,770 - Cloudy - 72 F

<b>AB</b>	<b>27</b>
<b>R</b>	<b>1</b>
<b>H</b>	<b>4</b>
<b>RBI</b>	<b>1</b>
<b>BB</b>	<b>4</b>
<b>SO</b>	<b>2</b>
<b>LOB</b>	<b>13</b>



WP	PA	ERA	WHIP
0	34		



Batter	1	2	3	4	5	6	7	8	9	AB R H RBI BB SO LOB	TOP														
Marvin Benard, L (1, 8) OBP: 0.359, SLG: 0.448	0-2 WP 1B 2B		3-2 L7			2-3 K			3-3 K	4 1 1 0 0 2 0	<p>San Francisco Giants @ Los Angeles Dodgers Dodger Stadium, Los Angeles, CA</p> <p>Sun Jul 04 1999, 6:35 PM PDT Att. 54,731 - Unknown - 73 F</p> <p>livebaseballscorecards.com</p> <table border="1"> <tr><td>AB</td><td>30</td></tr> <tr><td>R</td><td>1</td></tr> <tr><td>H</td><td>5</td></tr> <tr><td>RBI</td><td>1</td></tr> <tr><td>BB</td><td>0</td></tr> <tr><td>SO</td><td>5</td></tr> <tr><td>LOB</td><td>7</td></tr> </table> 	AB	30	R	1	H	5	RBI	1	BB	0	SO	5	LOB	7
AB	30																								
R	1																								
H	5																								
RBI	1																								
BB	0																								
SO	5																								
LOB	7																								
Bill Mueller, S (1, 5) OBP: 0.392, SLG: 0.348	0-0 L5			0-0 G4-3		1-0 F7			1-2 F8	4 0 0 0 0 0 1															
Barry Bonds, L (1, 7) OBP: 0.435, SLG: 0.606	1-2 F7			2-2 L4		0-0 F9			3-3 K	4 0 0 0 0 1 1															
Jeff Kent, R (1, 4) OBP: 0.379, SLG: 0.515	3-2 CS 2-H 1B			2-2 G5-3		0-0 F9				3 0 1 1 0 0 0															
J.T. Snow, L (1, 3) OBP: 0.393, SLG: 0.448	1 SAFE 0-0 CS 1-2	1-3 K			2-2 G6-3		1-3 K			3 0 0 0 0 2 0															
Stan Javier, S (1, 9) OBP: 0.347, SLG: 0.384			0-1 B1-3		1-1 G6-3 1B		3-1 F7			3 0 1 0 0 0 0															
Felix Rodriguez, R (7, 1) OBP: 0.400, SLG: 1.200										0 0 0 0 0 0 0															
Rich Aurilia, R (1, 6) OBP: 0.346, SLG: 0.470			3-2 F9		2-0 G6-3 1B			1-1 L7		3 0 1 0 0 0 0															
Brent Mayne, L (1, 2) OBP: 0.392, SLG: 0.433				2-1 G3		0-2 G6-3		1-0 G6-4-3 1B		3 0 1 0 0 0 2															
Kirk Rueter, L (1, 1) OBP: 0.129, SLG: 0.133				0-0 G3-1		1-1 P3		0-2 G6-4-3		1 0 0 0 0 0 0															
Jerry Spradlin, S (3, 1)										0 0 0 0 0 0 0															
Ramon Martinez, R (5, PH) OBP: 0.327, SLG: 0.417										1 0 0 0 0 0 2															
Julian Tavarez, L (5, 1) OBP: 0.250, SLG: 0.250										0 0 0 0 0 0 0															
F.P. Santangelo, S (7, 9) OBP: 0.435, SLG: 0.403								1-2f		1 0 0 0 0 0 1															
<b>Inning Stats</b>	R: 1 E: 0 K: 0 S: 11	H: 2 LOB: 0 BB: 0 P: 15	R: 0 E: 0 K: 1 S: 8	H: 0 LOB: 0 BB: 0 P: 12	R: 0 E: 0 K: 0 S: 8	H: 0 LOB: 0 BB: 0 P: 13	R: 0 E: 0 K: 0 S: 9	H: 0 LOB: 0 BB: 0 P: 13	R: 0 E: 0 K: 1 S: 12	H: 2 LOB: 2 BB: 0 P: 18	R: 0 E: 0 K: 1 S: 7	H: 0 LOB: 0 BB: 0 P: 10	R: 0 E: 0 K: 1 S: 6	H: 0 LOB: 0 BB: 0 P: 10	R: 0 E: 0 K: 0 S: 7	H: 1 LOB: 0 BB: 0 P: 9	R: 0 E: 0 K: 2 S: 14	H: 0 LOB: 0 BB: 0 P: 21	1B: 4 2B: 1 3B: 0 HR: 0	SF: 0 SAC: 0 DP: 1 HBP: 0	WP: 1 PB: 0 SB: 0 CS: 1	PA: 31			
<b>PITCHER</b>	IP WLS BF H R ER SO BB IBB HBP BLK WP HR S P ERA WHIP																								
Ismael Valdez, R (1, 1) ERA: 3.57	7.0 W 24 4 1 1 3 0 0 0 0 1 0 61 91 1.29 0.571																								
Pedro Borbon, L (8, 1) ERA: 1.74	2.0 6 1 0 0 2 0 0 0 0 0 0 21 30 0.00 0.500																								

Batter	1	2	3	4	5	6	7	8	9	AB	R	H	RBI	BB	SO	LOB
Eric Young Sr., R OBP: 0.348, SLG: 0.330 (1, 4)	4-1 2B 1B BB	1-1 P4		2-1 G6-3		3-2 G1				3	1	0	0	1	0	3
Trenidad Hubbard, R OBP: 0.418, SLG: 0.420 (1, 8)	2-1 1B SF3 2B	0-0 1B HR 1B		1-2 F9			1-1 E6 WP 1B 1B			4	3	3	1	0	0	0
Gary Sheffield, R OBP: 0.404, SLG: 0.515 (1, 7)	1-0 SF3 1B	1-1 SAFE HR 1B		1-1 F7			2-0 G4-3			4	1	2	1	0	0	1
Eric Karros, R OBP: 0.345, SLG: 0.521 (1, 3)	2-2 SF3 1-2 3-H	1-0 HR		3-2 G6-3			2-1 CS 1B			3	1	2	5	0	0	0
Raul Mondesi, R OBP: 0.344, SLG: 0.517 Todd Hollandsworth, L OBP: 0.318, SLG: 0.458 (1, 9) (7, 9)	3-3 K	1-2 G5-3		2-3 K			3-H 3-3 K			3	0	0	0	0	2	1
Tripp Cromer, R OBP: 0.269, SLG: 0.333 (1, 5)	4-2 BB		2-2 F7			2-3 K		0-0 F8		3	0	0	0	1	1	0
Jose Vizcaino, S OBP: 0.286, SLG: 0.283 (1, 6)	1-1 F7		3-3 K			1-0 1B 2B		1-2 1B		4	0	2	0	0	1	2
Angel Pena, R OBP: 0.250, SLG: 0.257 (1, 2)		2-0 SH3-4 1B	1-1 F7			0-1 G5-3		1-0 F9		4	1	1	0	0	0	2
Ismael Valdez, R OBP: 0.088, SLG: 0.061 Pedro Borbon, R (8, 1)		0-0 SH3-4		0-0 G6-3		1-2 1B		1-3 K		2	0	1	0	0	0	0

Inning Stats	R: 2	H: 2	E: 0	K: 1	S: 15	LOB: 2	BB: 2	P: 32	R: 4	H: 4	E: 0	K: 0	S: 11	LOB: 0	BB: 0	P: 17	R: 0	H: 0	E: 0	K: 1	S: 8	LOB: 0	BB: 0	P: 14	R: 0	H: 0	E: 0	K: 0	S: 7	LOB: 0	BB: 0	P: 10	R: 0	H: 0	E: 0	K: 1	S: 9	LOB: 0	BB: 0	P: 15	R: 0	H: 2	E: 0	K: 1	S: 12	LOB: 2	BB: 0	P: 19	R: 1	H: 2	E: 1	K: 1	S: 8	LOB: 0	BB: 0	P: 16	R: 0	H: 1	E: 0	K: 1	S: 10	LOB: 1	BB: 0	P: 13
--------------	------	------	------	------	-------	--------	-------	-------	------	------	------	------	-------	--------	-------	-------	------	------	------	------	------	--------	-------	-------	------	------	------	------	------	--------	-------	-------	------	------	------	------	------	--------	-------	-------	------	------	------	------	-------	--------	-------	-------	------	------	------	------	------	--------	-------	-------	------	------	------	------	-------	--------	-------	-------

PITCHER	IP	WLS	BF	H	R	ER	SO	BB	IBB	HBP	BLK	WP	HR	S	P	ERA	WHIP
Kirk Rueter, L ERA: 5.42 (1, 1)	2.0	L	14	6	6	6	1	2	0	0	0	0	1	26	49	27.00	4.000
Jerry Spradlin, R ERA: 5.28 (3, 1)	2.0		6	0	0	0	1	0	0	0	0	0	0	15	24	0.00	0.000
Julian Tavarez, R ERA: 5.57 (5, 1)	2.1		11	4	1	1	2	0	0	0	0	1	0	26	44	3.86	1.714
Felix Rodriguez, R ERA: 3.97 (7, 1)	1.2		5	1	0	0	2	0	0	0	0	0	0	13	19	0.00	0.600

**BOTTOM**

**San Francisco Giants @ Los Angeles Dodgers**  
**Dodger Stadium, Los Angeles, CA**  
 Sun Jul 04 1999, 6:35 PM PDT  
 Att: 54,731 - Unknown - 73 F

AB	32
R	7
H	11
RBI	7
BB	2
SO	6
LOB	11



WP	HR	S	P	ERA	WHIP
1	1	13	1	3.97	1.333



Batter	1	2	3	4	5	6	7	8	9	AB R H RBI BB SO LOB
--------	---	---	---	---	---	---	---	---	---	----------------------

<b>Marvin Benard, L</b> (1, 8) <small>OBP: 0.357, SLG: 0.444</small>	2-2 		1-1 			0-0 	0-0 		0-1 	5 1 1 0 0 0 4
<b>Bill Mueller, S</b> (1, 5) <small>OBP: 0.389, SLG: 0.346</small>	2-3 		1-1 			0-0 		1-2 		4 0 1 0 0 1 2
<b>Barry Bonds, L</b> (1, 7) <small>OBP: 0.430, SLG: 0.589</small>	2-1 			4-0 		0-0 		3-3 		3 1 0 0 1 1 2
<b>Jeff Kent, R</b> (1, 4) <small>OBP: 0.384, SLG: 0.516</small>		3-1 		1-1 		0-1 		4-2 		3 0 2 2 1 0 0
<b>J.T. Snow, L</b> (1, 3) <small>OBP: 0.388, SLG: 0.442</small>		1-0 		0-0 		2-1 		2-3 		4 0 0 0 0 1 3
<b>Ellis Burks, R</b> (1, 9) <small>OBP: 0.381, SLG: 0.513</small>		3-2 		1-3 			2-2 		0-0 	4 0 1 0 0 1 0
<b>Rich Aurilia, R</b> (1, 6) <small>OBP: 0.348, SLG: 0.470</small>			1-0 		0-0 		3-2 		0-1 	4 2 2 0 0 0 1
<b>Brent Mayne, L</b> (1, 2) <small>OBP: 0.389, SLG: 0.425</small>			0-1 		1-2 		4-1 		2-1 	3 0 0 0 1 0 2
<b>Russ Ortiz, R</b> (1, 1) <small>OBP: 0.244, SLG: 0.366</small>			2-1 		2-2 		3-1 		1-2 	3 0 2 2 0 0 0

**TOP**

**San Francisco Giants @ San Diego Padres**  
 Qualcomm Stadium, San Diego, CA  
 Mon Jul 05 1999, 10:05 PM EDT  
 Att. 58,333 - Unknown - 75 F

<b>AB</b>	<b>33</b>
<b>R</b>	<b>4</b>
<b>H</b>	<b>9</b>
<b>RBI</b>	<b>4</b>
<b>BB</b>	<b>3</b>
<b>SO</b>	<b>4</b>
<b>LOB</b>	<b>14</b>



Inning Stats	R: 0	H: 0	E: 0	K: 1	S: 9	R: 0	H: 0	E: 0	K: 0	S: 6	R: 1	H: 2	E: 0	K: 0	S: 9	R: 1	H: 1	E: 0	K: 1	S: 8	R: 0	H: 0	E: 0	K: 0	S: 9	R: 1	H: 2	E: 0	K: 0	S: 7	R: 0	H: 1	E: 0	K: 0	S: 10	R: 0	H: 1	E: 0	K: 2	S: 15	R: 1	H: 2	E: 0	K: 0	S: 11	1B: 9	2B: 1	3B: 0	HR: 0	SF: 0	SAC: 1	DP: 2	HBP: 0	WP: 1	PA: 37
--------------	------	------	------	------	------	------	------	------	------	------	------	------	------	------	------	------	------	------	------	------	------	------	------	------	------	------	------	------	------	------	------	------	------	------	-------	------	------	------	------	-------	------	------	------	------	-------	-------	-------	-------	-------	-------	--------	-------	--------	-------	--------

PITCHER	IP	WLS	BF	H	R	ER	SO	BB	IBB	HBP	BLK	WP	HR	S	P	ERA	WHIP
<b>Brian Boehringer, R</b> (1, 1) <small>ERA: 2.98</small>	6.2	L	27	6	3	3	2	2	0	0	0	1	0	57	98	4.05	1.200
<b>Carlos Reyes, R</b> (7, 1) <small>ERA: 3.02</small>	1.1		5	1	0	0	2	1	0	0	0	0	0	16	26	0.00	1.500
<b>Carlos Almanzar, R</b> (9, 1) <small>ERA: 3.12</small>	1.0		5	2	1	1	0	0	0	0	0	0	0	11	14	9.00	2.000

Batter	1	2	3	4	5	6	7	8	9	AB R H RBI BB SO LOB
Quilvio Veras, S OBP: 0.359, SLG: 0.378 (1, 4)	1-3 K ①		3-2 G3 ③			0-3 K ①		2-3 K ②		4 0 0 0 0 3 0
Damian Jackson, R OBP: 0.345, SLG: 0.413 (1, 6)	2-2 F9 ②			0-0 F8 ①		0-1 P8 ②		0-0 P8 ③		4 0 0 0 0 0 0
Reggie Sanders, R OBP: 0.402, SLG: 0.574 (1, 9)	3-1 CS 1B			4-2 1B BB		2-0 2B 1B		1-3 K ①		3 1 2 0 1 1 0
John Vander Wal, L OBP: 0.407, SLG: 0.507 (1, 7)	3-2 CS ③	2-1 L7 ①		1 SAFE 2-2 S 1B		1-1 2B		0-3 K ②		4 0 2 1 0 1 0
Wally Joyner, L OBP: 0.364, SLG: 0.371 (1, 3)		1-3 K ②		4-2 G4-6-3 BB		0-0 F9 ③		0-1 G3-1 ③		3 0 0 0 1 1 1
Dave Magadan, L OBP: 0.361, SLG: 0.383 (1, 5)		0-1 1B		2-1 G4-6-3 ② ③		2-1 G5-3 ①				3 0 1 0 0 0 3
Ruben Rivera, R OBP: 0.292, SLG: 0.495 (1, 8)		1-3 K ③		2-2 L7 ①		1-3 K ②				3 0 0 0 0 2 1
Ben Davis, S OBP: 0.319, SLG: 0.364 (1, 2)			0-0 G6-3 ①	1-2 G3-6-4 1B		2-2 G4-3 ③				3 0 1 0 0 0 0
Brian Boehringer, S (1, 1)			2-3 K ②		0-0 G3-6-4 ② ③			1-3 K ①		2 0 0 0 0 1 1
Carlos Reyes, S (7, 1)										0 0 0 0 0 0 0
Carlos Baerga, S (8, PH)										1 0 0 0 0 1 0
Carlos Almanzar, R (9, 1)										0 0 0 0 0 0 0

Inning Stats	R: 0	H: 1	E: 0	LOB: 0	K: 1	S: 11	P: 20	R: 0	H: 1	E: 0	LOB: 1	K: 2	S: 11	P: 15	R: 0	H: 0	E: 0	LOB: 0	K: 1	S: 7	P: 12	R: 0	H: 1	E: 0	LOB: 2	K: 0	S: 10	P: 22	R: 0	H: 1	E: 0	LOB: 0	K: 0	S: 7	P: 10	R: 1	H: 2	E: 0	LOB: 1	K: 1	S: 9	P: 12	R: 0	H: 0	E: 0	LOB: 0	K: 1	S: 8	P: 13	R: 0	H: 0	E: 0	LOB: 0	K: 2	S: 8	P: 11	R: 0	H: 0	E: 0	LOB: 0	K: 2	S: 8	P: 9	1B: 5	SF: 0	2B: 1	SAC: 0	3B: 0	DP: 2	HR: 0	HBP: 0	WP: 0	PA: 33
PITCHER Russ Ortiz, R ERA: 3.42 (1, 1)	IP	WLS	BF	H	R	ER	SO	BB	IBB	HBP	BLK	WP	HR	S	P	ERA	WHIP	IP	WLS	BF	H	R	ER	SO	BB	IBB	HBP	BLK	WP	HR	S	P	ERA	WHIP	IP	WLS	BF	H	R	ER	SO	BB	IBB	HBP	BLK	WP	HR	S	P	ERA	WHIP																						


**BOTTOM**

**San Francisco Giants @ San Diego Padres**  
Qualcomm Stadium, San Diego, CA

Mon Jul 05 1999, 10:05 PM EDT  
Att: 58,333 - Unknown - 75 F

livebaseballscorecards.com

AB	30
R	1
H	6
RBI	1
BB	2
SO	10
LOB	6





Batter	1	2	3	4	5	6	7	8	9	AB	R	H	RBI	BB	SO	LOB	TOP					
Marvin Benard, L OBP: 0.361, SLG: 0.455 (1, 8)	0-0 E G4-6-3 1B	0-1 1-H 2-H HR			4-1 S 1B BB	2-2 G6-3		0-0 G4-3		4	2	2	3	1	0	0						
Bill Mueller, S OBP: 0.394, SLG: 0.345 (1, 5)	3-2 P7	0-0 G3			4-1 1B 2B BB	4-0 BB		2-2 1B		3	1	1	0	2	0	1						
Barry Bonds, L OBP: 0.424, SLG: 0.579 (1, 7)	0-0 G4-6-3			2-0 G4-3	3-2 2B FC3-2 1B	2-2 F8		2-1 L9		2	0	0	0	0	0	1						
Stan Javier, S OBP: 0.347, SLG: 0.383 (3, 7)	1-3				1-3 2-H					3	0	1	1	0	0	2						
Jeff Kent, R OBP: 0.384, SLG: 0.528 (1, 4)	2-3 K			2-0 HR	3-1 FC3-2 WP 2B		1-0 L9	1-3 K		5	2	2	2	0	2	2						
J.T. Snow, L OBP: 0.386, SLG: 0.438 (1, 3)		1-1 1B 1B		0-0 F7	0-0 FC3-2 WP HR		3-1 G5-3		2-1 P6	5	2	1	0	0	0	2						
Ellis Burks, R OBP: 0.381, SLG: 0.522 (1, 9)		0-3 K		3-3 K	3-1 1-H 3-H HR		4-1 E BB BB		2-3 K	4	1	1	2	1	3	1						
John Johnstone, R (9, 1)										0	0	0	0	0	0	0						
Rich Aurilia, R OBP: 0.352, SLG: 0.469 (1, 6)		1-0 1B HR 1B		4-1 P5-4 BB	2-3 K		4-1 E BB		0-3 K	3	1	1	0	2	2	0						
Brent Mayne, L OBP: 0.387, SLG: 0.422 (1, 2)		1-0 HR 1B		0-0 P5-4	2-1 G4-3		2-1 E4			4	1	1	1	0	0	3						
Shawn Estes, R OBP: 0.242, SLG: 0.267 (1, 1)		0-1 B2		2-2 P7			0-1 L3		1-0 F7	3	0	0	0	0	0	2						
Jerry Spradlin, S (6, 1)										0	0	0	0	0	0	0						
Ramon Martinez, R OBP: 0.321, SLG: 0.408 (7, PH)										1	0	0	0	0	0	3						
Alan Embree, L (7, 1)										0	0	0	0	0	0	0						
F.P. Santangelo, S OBP: 0.435, SLG: 0.403 (9, 9)										0	0	0	0	0	0	0						
<b>Inning Stats</b>	R: 0 E: 1 K: 1 S: 8	H: 1 LOB: 1 BB: 0 P: 13	R: 4 E: 0 K: 1 S: 12	H: 4 LOB: 0 BB: 0 P: 15	R: 1 E: 0 K: 1 S: 6	H: 1 LOB: 0 BB: 1 P: 13	R: 0 E: 0 K: 0 S: 5	H: 0 LOB: 0 BB: 1 P: 11	R: 5 E: 0 K: 1 S: 16	H: 3 LOB: 0 BB: 2 P: 37	R: 0 E: 0 K: 0 S: 9	H: 0 LOB: 1 BB: 1 P: 17	R: 0 E: 1 K: 0 S: 8	H: 0 LOB: 3 BB: 2 P: 23	R: 0 E: 0 K: 1 S: 9	H: 1 LOB: 1 BB: 0 P: 14	R: 0 E: 0 K: 2 S: 8	H: 0 LOB: 0 BB: 0 P: 12	1B: 6 2B: 2 3B: 0 HR: 3	SF: 0 SAC: 0 DP: 1 HBP: 0	WP: 1 PB: 0 SB: 1 CS: 0	PA: 43
<b>PITCHER</b>	IP WLS BF H R ER SO BB IBB HBP BLK WP HR S P ERA WHIP															<b>PITCHER</b>	IP WLS BF H R ER SO BB IBB HBP BLK WP HR S P ERA WHIP					
Matt Clement, R ERA: 5.16 (1, 1)	4.0 L 20 6 7 7 3 3 0 0 0 0 2 33 62 15.75 2.250																					
Will Cunnane, R ERA: 4.5 (5, 1)	1.0 6 3 3 3 1 0 0 0 0 1 1 14 27 27.00 3.000																					
Heath Murray, L ERA: 5.23 (6, 1)	1.2 9 0 0 0 0 3 0 0 0 0 0 16 38 0.00 1.800																					
Dan Miceli, R ERA: 3.71 (7, 1)	1.1 5 1 0 0 1 0 0 0 0 0 0 10 16 0.00 0.750																					
Trevor Hoffman, R ERA: 3.06 (9, 1)	1.0 3 0 0 0 2 0 0 0 0 0 0 8 12 0.00 0.000																					

San Francisco Giants @ San Diego Padres  
Qualcomm Stadium, San Diego, CA  
Tue Jul 06 1999, 7:35 PM EDT  
Att. 25,435 - Unknown - 70 F

AB	37
R	10
H	10
RBI	9
BB	6
SO	7
LOB	17



Batter	1	2	3	4	5	6	7	8	9	AB	R	H	RBI	BB	SO	LOB
Quilvio Veras, S OBP: 0.363, SLG: 0.382 (1, 4)	1-0 CS 1B		1-0 1B 1B	1-2 G6-3		2-1 G6-3 HR 1B		2-1 G6-3		5	2	3	0	0	0	1
Eric Owens, R OBP: 0.327, SLG: 0.433 (1, 7)	0-0 F9		1-0 1B 1B	4-2 FC6-4 BB		2-1 G6-3		1-0 P3		4	1	1	0	1	0	2
Reggie Sanders, R OBP: 0.402, SLG: 0.584 (1, 9)	3-3 K		0-0 2B 1B	1-0 FC6-4		3-2 HR		1-3 K		5	2	2	4	0	2	3
Phil Nevin, R OBP: 0.335, SLG: 0.560 (1, 3)		3-3 K	3-2 1B 2B		1-0 G6-3	0-2 G6-3		3-2 G5-3		4	0	1	2	0	1	0
Dan Miceli, R (7, 1)										0	0	0	0	0	0	0
Trevor Hoffman, R (9, 1)										0	0	0	0	0	0	0
Carlos Baerga, S OBP: 0.375, SLG: 0.538 (9, PH)										1	0	0	0	0	0	0
Ruben Rivera, R OBP: 0.299, SLG: 0.516 (1, 8)		3-2 HR	0-1 G5-3		0-0 HR 1B	1-0 F9		0-1 2B		5	2	3	1	0	0	1
George Arias, R OBP: 0.277, SLG: 0.434 (1, 5)		1-1 F9	0-2 G4-6-3 1B		1-1 HR			3-1 F7		4	1	2	2	0	0	0
Dave Magadan, L OBP: 0.360, SLG: 0.381 (9, PH)										1	0	0	0	0	0	1
Ben Davis, S OBP: 0.327, SLG: 0.388 (1, 2)		0-1 1B	0-0 G4-6-3		0-0 F8			1-3 K		5	0	2	0	0	1	3
Damian Jackson, R OBP: 0.347, SLG: 0.412 (1, 6)		1-2 P6			2-1 G6-3 1B	4-0 BB		2-0 F9		3	0	1	0	1	0	2
Matt Clement, R OBP: 0.179, SLG: 0.115 (1, 1)			4-2 1B 1B		0-3 K	2-2 G4-3		2-0 P6		1	1	0	0	1	1	1
Will Cunnane, R (5, 1)										0	0	0	0	0	0	0
Ed Giovanola, L OBP: 0.327, SLG: 0.302 (5, PH)										1	0	0	0	0	0	1
Heath Murray, L OBP: 0.231, SLG: 0.167 (6, 1)										0	0	0	0	0	0	0
Wally Joyner, L OBP: 0.362, SLG: 0.368 (7, 3)										1	0	0	0	0	0	1

Inning Stats	R: 0	H: 1	E: 0	K: 1	S: 5	LOB: 0	BB: 0	P: 9	R: 1	H: 2	E: 0	K: 1	S: 15	LOB: 1	BB: 0	P: 23	R: 4	H: 5	E: 0	K: 0	S: 15	LOB: 1	BB: 1	P: 24	R: 0	H: 1	E: 0	K: 1	S: 12	LOB: 2	BB: 1	P: 19	R: 2	H: 2	E: 0	K: 0	S: 8	LOB: 1	BB: 1	P: 16	R: 2	H: 2	E: 0	K: 0	S: 12	LOB: 0	BB: 0	P: 20	R: 0	H: 1	E: 0	K: 0	S: 6	LOB: 1	BB: 0	P: 12	R: 0	H: 0	E: 0	K: 1	S: 6	LOB: 0	BB: 0	P: 10	R: 0	H: 1	E: 0	K: 1	S: 12	LOB: 1	BB: 0	P: 19	1B: 9	2B: 3	3B: 0	HR: 3	SF: 0	SAC: 0	DP: 1	HBP: 0	WP: 0	PB: 0	SB: 1	CS: 1	PA: 43
--------------	------	------	------	------	------	--------	-------	------	------	------	------	------	-------	--------	-------	-------	------	------	------	------	-------	--------	-------	-------	------	------	------	------	-------	--------	-------	-------	------	------	------	------	------	--------	-------	-------	------	------	------	------	-------	--------	-------	-------	------	------	------	------	------	--------	-------	-------	------	------	------	------	------	--------	-------	-------	------	------	------	------	-------	--------	-------	-------	-------	-------	-------	-------	-------	--------	-------	--------	-------	-------	-------	-------	--------

PITCHER	IP	WLS	BF	H	R	ER	SO	BB	IBB	HBP	BLK	WP	HR	S	P	ERA	WHIP
Shawn Estes, L ERA: 4.87 (1, 1)	5.0	W	27	11	7	7	3	3	0	0	0	0	2	55	91	12.60	2.800
Jerry Spradlin, R ERA: 5.7 (6, 1)	1.0	H	5	2	2	2	0	0	0	0	0	0	1	12	20	18.00	2.000
Alan Embree, L ERA: 2.76 (7, 1)	2.1	H	8	1	0	0	1	0	0	0	0	0	0	17	30	0.00	0.429
John Johnstone, R ERA: 1.83 (9, 1)	0.2	S	3	1	0	0	1	0	0	0	0	0	0	7	11	0.00	1.500

BOTTOM

San Francisco Giants @ San Diego Padres  
Qualcomm Stadium, San Diego, CA

livebaseballscores.com

AB	40
R	9
H	15
RBI	9
BB	3
SO	5
LOB	16



PITCHER	IP	WLS	BF	H	R	ER	SO	BB	IBB	HBP	BLK	WP	HR	S	P	ERA	WHIP
---------	----	-----	----	---	---	----	----	----	-----	-----	-----	----	----	---	---	-----	------

Tue Jul 06 1999, 7:35 PM EDT  
Att: 25,435 - Unknown - 70 F



Batter	1	2	3	4	5	6	7	8	9	AB R H RBI BB SO LOB	TOP	
F.P. Santangelo, S (1, 8) OBP: 0.434, SLG: 0.398	1-1 G6-3		3-2 FC6-4 1B	4-2 1-2 BB			0-1 B4-3		0-1 F8	4 0 1 0 1 0 0		
Ramon Martinez, R (1, 5) OBP: 0.298, SLG: 0.377 Bill Mueller, S (9, PH) OBP: 0.392, SLG: 0.343	3-3 K		1-1 FC6-4 2B 1-2f	1-0 F7			0-0 G3		0-0 G6-3	4 0 0 0 0 1 4 1 0 0 0 0 0 0		
Stan Javier, S (1, 7) OBP: 0.348, SLG: 0.388	1-2 FC6-4 1B		2-1 2B 1-3				2-2 P3		2-3 K	5 0 2 0 0 1 0		
Jeff Kent, R (1, 4) OBP: 0.382, SLG: 0.522	2-0 FC6-4 1-2f			0-3 K			0-0 F8		4-1 1B BB BB	3 0 0 0 1 1 1		
Ellis Burks, R (1, 9) OBP: 0.387, SLG: 0.522			1-0 F7	4-1 1B 1B BB			1-0 1B		4-2 1B 1-2 BB	2 1 1 0 2 0 0		
J.T. Snow, L (1, 3) OBP: 0.384, SLG: 0.436			2-0 G4-3	1-2 1B 1-2 FC6-4 1B			2-1 L4		1-2 F9	4 1 1 0 0 0 3		
Rich Aurilia, R (1, 6) OBP: 0.360, SLG: 0.476			2-2 1B	1-0 FC6-4 1B 1-2 2-H 1B			0-0 CS 1B		3-2 1-2 2-3 1B	4 0 4 1 0 0 0		
Doug Mirabelli, R (1, 2) OBP: 0.448, SLG: 0.680 Marvin Benard, L (8, PH) OBP: 0.360, SLG: 0.453 Felix Rodriguez, R (8, 1) OBP: 0.400, SLG: 1.200			0-0 F8	3-1 FC6-4 1B 1-2 2-3 1B			0-3 K		1-3 K	3 0 1 0 0 1 2 1 0 0 0 0 1 3 0 0 0 0 0 0 0		
Chris Brock, R (1, 1) OBP: 0.222, SLG: 0.176 Rich Rodriguez, L (7, 1) OBP: 1.000, SLG: 1.000 Julian Tavarez, L (7, 1) OBP: 0.250, SLG: 0.250 Brent Mayne, L (8, PH) OBP: 0.385, SLG: 0.419			0-3 K	0-1 FC6-4 BB 1-2f 2-3 3-H			0-1 P6		0-3 K	3 0 0 1 0 1 2 0 0 0 0 0 0 0 0 0 0 0 0 0 0 1 0 0 0 0 1 3		
<b>Inning Stats</b>	R: 0 H: 1 E: 0 LOB: 1 K: 1 BB: 0 S: 9 P: 16	R: 0 H: 1 E: 0 LOB: 1 K: 0 BB: 0 S: 7 P: 12	R: 0 H: 2 E: 0 LOB: 2 K: 1 BB: 0 S: 11 P: 17	R: 2 H: 3 E: 0 LOB: 3 K: 1 BB: 2 S: 16 P: 30	R: 0 H: 1 E: 0 LOB: 1 K: 0 BB: 0 S: 7 P: 11	R: 0 H: 1 E: 0 LOB: 0 K: 1 BB: 0 S: 6 P: 6	R: 0 H: 0 E: 0 LOB: 0 K: 0 BB: 0 S: 9 P: 11	R: 0 H: 1 E: 0 LOB: 3 K: 2 BB: 2 S: 16 P: 29	R: 0 H: 0 E: 0 LOB: 0 K: 1 BB: 0 S: 6 P: 8	1B: 9 SF: 0 2B: 1 SAC: 0 3B: 0 DP: 0 HR: 0 HBP: 0	WP: 0 PA: 39 PB: 0 SB: 0 CS: 1	
<b>PITCHER</b>	IP WLS BF H R ER SO BB IBB HBP BLK WP HR S P ERA WHIP											
Sterling Hitchcock, L (1, 1) ERA: 4.15	7.0 W 30 9 2 2 4 2 0 0 0 0 0 0 65 103 2.57 1.571											
Donne Wall, R (8, 1) ERA: 2.89	0.1 H 4 1 0 0 0 2 0 0 0 0 0 0 10 22 0.00 9.000											
Trevor Hoffman, R (8, 1) ERA: 2.92	1.2 S 5 0 0 0 3 0 0 0 0 0 0 0 12 15 0.00 0.000											

San Francisco Giants @ San Diego Padres  
Qualcomm Stadium, San Diego, CA  
Wed Jul 07 1999, 10:05 PM EDT  
Att. 22,403 - Cloudy - 72 F

AB	35
R	2
H	10
RBI	2
BB	4
SO	7
LOB	18



Batter	1	2	3	4	5	6	7	8	9
Quilvio Veras, S OBP: 0.362, SLG: 0.377 (1, 4)	2-3 K		0-0 G6-3			4-1 BB	3-0 P3		
Damian Jackson, R OBP: 0.346, SLG: 0.409 (1, 6)	0-2 G2-3 1B		0-3 K			3-3 K	1-1 L4		
Reggie Sanders, R OBP: 0.404, SLG: 0.580 (1, 9)	2-1 G2-3 1B		3-2 F9			3-2 G5-3	1-0 HBP		
John Vander Wal, L OBP: 0.398, SLG: 0.493 Eric Owens, R OBP: 0.327, SLG: 0.433 (1, 7) (9, 7)	3-2 G2-3		1-1 G3			2-0 P6	3-2 F7		
Wally Joyner, L OBP: 0.370, SLG: 0.374 (1, 3)	1-0 FC4-6 1B		0-3 K			1-2 1B 1B	4-2 BB		
Carlos Baerga, S OBP: 0.350, SLG: 0.471 (1, 5)	0-1 FC4-6		0-2 G1-3			0-0 E 1B	0-0 F8		
Ruben Rivera, R OBP: 0.299, SLG: 0.514 (1, 8)		2-3 K			2-3 K	0-0 E 1B			
Ben Davis, S OBP: 0.309, SLG: 0.365 (1, 2)		0-3 K			0-1 G4-3	0-1 E6			
Sterling Hitchcock, L OBP: 0.167, SLG: 0.091 Ed Giovanola, L OBP: 0.327, SLG: 0.302 Phil Nevin, R OBP: 0.340, SLG: 0.563 Donne Wall, R Trevor Hoffman, R (1, 1) (7, PH) (7, PH) (8, 1) (8, 1)		1-3 K			3-2 G5-3	1-2 E8			

Inning Stats	R: 2 E: 0 K: 1 S: 15	H: 3 LOB: 1 BB: 0 P: 23	R: 0 E: 0 K: 3 S: 10	H: 0 LOB: 0 BB: 0 P: 13	R: 0 E: 0 K: 1 S: 7	H: 0 LOB: 0 BB: 0 P: 10	R: 0 E: 0 K: 1 S: 8	H: 0 LOB: 0 BB: 0 P: 9	R: 0 E: 0 K: 1 S: 9	H: 0 LOB: 0 BB: 0 P: 14	R: 0 E: 0 K: 1 S: 7	H: 0 LOB: 0 BB: 1 P: 17	R: 3 E: 2 K: 0 S: 14	H: 4 LOB: 2 BB: 0 P: 22	R: 0 E: 0 K: 0 S: 10	H: 0 LOB: 1 BB: 1 P: 18
--------------	-------------------------------	----------------------------------	-------------------------------	----------------------------------	------------------------------	----------------------------------	------------------------------	---------------------------------	------------------------------	----------------------------------	------------------------------	----------------------------------	-------------------------------	----------------------------------	-------------------------------	----------------------------------

PITCHER	IP	WLS	BF	H	R	ER	SO	BB	IBB	HBP	BLK	WP	HR	S	P	ERA	WHIP
Chris Brock, R ERA: 5.26 (1, 1)	6.1	L	26	6	5	4	8	1	0	0	0	0	0	64	97	5.68	1.105
Rich Rodriguez, L ERA: 4.78 (7, 1)	0.1		2	1	0	0	0	0	0	0	0	0	0	4	8	0.00	3.000
Julian Tavarez, R ERA: 5.51 (7, 1)	0.1		1	0	0	0	0	0	0	0	0	0	0	2	3	0.00	0.000
Felix Rodriguez, R ERA: 3.86 (8, 1)	1.0		4	0	0	0	0	1	0	1	0	0	0	10	18	0.00	1.000

**BOTTOM**


**San Francisco Giants @ San Diego Padres**  
Qualcomm Stadium, San Diego, CA

Wed Jul 07 1999, 10:05 PM EDT  
Att: 22,403 - Cloudy - 72 F

AB	R	H	RBI	BB	SO	LOB
3	0	0	0	1	1	2
4	1	1	0	0	2	3
3	1	1	0	0	0	0
4	0	0	0	0	0	3
0	0	0	0	0	0	0
3	1	2	2	1	1	0
4	1	1	0	0	0	2
3	1	1	0	0	2	0
3	0	0	1	0	1	2
2	0	0	0	0	1	0
0	0	0	0	0	0	0
1	0	1	2	0	0	0
0	0	0	0	0	0	0
0	0	0	0	0	0	0

livebaseballscorecards.com

AB	30
R	5
H	7
RBI	5
BB	2
SO	8
LOB	12



WP: 0	PA: 33
PB: 0	
SB: 0	
CS: 2	



Batter	1	2	3	4	5	6	7	8	9	10	11	AB R H RBI BB SO LOB	TOP																	
Joe McEwing, R (1, 7) OBP: 0.355, SLG: 0.426	1-0 L6		2-0 P4		1-1 L1	1-0 L3			1-2 F8 1B		0-0 G4-3	6 1 1 0 0 0 2	<p>St. Louis Cardinals @ San Francisco Giants</p> <p>3Com Park at Candlestick Point, San Francisco, CA</p> <p>Fri Jul 09 1999, 10:35 PM EDT</p> <p>Att: 30,802 - Cloudy - 58 F</p> <p>livebaseballscorecards.com</p>																	
J.D. Drew, L (1, 8) OBP: 0.336, SLG: 0.454	2-2 F8		2-3 K		2-2 K		0-0 G1-3		0-1 F7		0-3 K	6 0 0 0 0 3 2																		
Mark McGwire, R (1, 3) OBP: 0.423, SLG: 0.604	4-1 BB				0-0 G4-3		4-1 1B BB		1-1 1B		0-3 K	3 0 2 0 2 0 0																		
Eli Marrero, R (9, PR) OBP: 0.249, SLG: 0.336									1-2 1B			1 0 0 0 0 1 0																		
Fernando Tatis, R (1, 5) OBP: 0.407, SLG: 0.539	3-2 G5-3				4-2 3B BB		1-2 L5		0-0 F8			3 1 0 0 2 0 4																		
Edgar Renteria, R (1, 6) OBP: 0.352, SLG: 0.433		1-1 G4-3			2-1 1B 3B		2-0 1B		0-2 1B			5 1 4 2 0 0 0																		
Darren Bragg, L (1, 9) OBP: 0.384, SLG: 0.381		1-1 F7			2-2 1B SF7		0-1 F8		3-1 F8			4 1 1 1 0 0 5																		
Rick Croushore, R (7, 1) OBP: 0.500, SLG: 0.500												0 0 0 0 0 0 0																		
Scott Radinsky, L (8, 1)												0 0 0 0 0 0 0																		
Thomas Howard, S (8, 9) OBP: 0.318, SLG: 0.338												1 0 0 0 0 0 2																		
Alberto Castillo, R (1, 2) OBP: 0.283, SLG: 0.299		2-2 F9			1-2 1B		1-2 1B		2-1 F9		0-3 K	5 0 2 0 0 1 0																		
Placido Polanco, R (1, 4) OBP: 0.331, SLG: 0.346			0-2 G4-3		1-0 SF7		2-3 K		2-2 G6-3		0-0 L6	4 0 0 1 0 1 1																		
Juan Acevedo, R (1, 1) OBP: 0.056, SLG: 0.056			3-2 1B				2-2 F8		2-2 F7		0-3 K	2 0 1 0 0 1 1																		
Shawon Dunston, R (6, PH) OBP: 0.375, SLG: 0.553												1 0 0 0 0 0 1																		
Lance Painter, L (6, 1)												0 0 0 0 0 0 0																		
Willie McGee, S (7, 9) OBP: 0.308, SLG: 0.286												1 0 0 0 0 0 0																		
Manny Aybar, R (8, 1) OBP: 0.091, SLG: 0.091												1 0 0 0 0 1 0																		
<b>Inning Stats</b>	R: 0 H: 0 E: 0 K: 0 S: 8	H: 0 LOB: 1 BB: 1 P: 18	R: 0 H: 0 E: 0 K: 0 S: 7	H: 0 LOB: 0 BB: 0 P: 11	R: 0 H: 1 E: 0 K: 1 S: 10	H: 1 LOB: 1 BB: 0 P: 17	R: 3 H: 3 E: 0 K: 1 S: 16	H: 3 LOB: 1 BB: 1 P: 28	R: 0 H: 2 E: 0 K: 1 S: 14	H: 2 LOB: 3 BB: 1 P: 22	R: 0 H: 1 E: 0 K: 1 S: 10	H: 1 LOB: 1 BB: 0 P: 16	R: 0 H: 1 E: 0 K: 0 S: 7	H: 1 LOB: 2 BB: 1 P: 14	R: 0 H: 0 E: 0 K: 0 S: 9	H: 0 LOB: 0 BB: 0 P: 15	R: 1 H: 3 E: 0 K: 0 S: 13	H: 3 LOB: 2 BB: 0 P: 18	R: 0 H: 0 E: 0 K: 2 S: 7	H: 0 LOB: 0 BB: 0 P: 7	R: 0 H: 0 E: 0 K: 2 S: 7	H: 0 LOB: 0 BB: 0 P: 7	1B: 9 SF: 1 2B: 1 SAC: 0 3B: 1 DP: 0 HR: 0 HBP: 0	WP: 0 PA: 48 PB: 0 SB: 0 CS: 0						
<b>PITCHER</b>	IP WLS BF H R ER SO BB IBB HBP BLK WP HR S P ERA WHIP														<b>PITCHER</b>	IP WLS BF H R ER SO BB IBB HBP BLK WP HR S P ERA WHIP														
Kirk Rueter, L (1, 1) ERA: 5.36	6.0	28	7	3	3	4	3	0	0	0	0	0	0	65	112	4.50	1.667													
Julian Tavaroz, R (7, 1) ERA: 5.19	2.0	8	1	0	0	0	1	0	0	0	0	0	0	16	29	0.00	1.000													
John Johnstone, R (9, 1) ERA: 2.01	1.0	B	6	3	1	1	0	0	0	0	0	0	0	13	18	9.00	3.000													
Felix Rodriguez, R (10, 1) ERA: 3.65	2.0	W	6	0	0	0	4	0	0	0	0	0	0	14	14	0.00	0.000													

Batter	1	2	3	4	5	6	7	8	9	10	11	AB R H RBI BB SO LOB	BOTTOM	
<b>Marvin Benard, L</b> (1, 8) OBP: 0.365, SLG: 0.454	1-1 	1-3 		4-2 		2-2 		4-0 		0-0 		4 1 2 0 2 1 1	<b>St. Louis Cardinals @ San Francisco Giants</b> <b>3Com Park at Candlestick Point, San Francisco, CA</b> Fri Jul 09 1999, 10:35 PM EDT Att: 30,802 - Cloudy - 58 F	
<b>Bill Mueller, S</b> (1, 5) OBP: 0.400, SLG: 0.343	4-1 		4-0 	1-1 		2-3 		4-2 		0-3 	3 1 1 0 3 2 2			
<b>J.T. Snow, L</b> (1, 3) OBP: 0.383, SLG: 0.442	3-3 		1-2 		2-1 	2-2 		4-2 		0-0 	5 1 1 2 1 1 5			
<b>Jeff Kent, R</b> (1, 4) OBP: 0.380, SLG: 0.522	3-1 		0-0 		1-2 		2-3 	1-0 			4 0 1 1 0 1 3			
<b>Ellis Burks, R</b> (1, 9) <b>Felix Rodriguez, R</b> (10, 1) OBP: 0.391, SLG: 0.534 OBP: 0.400, SLG: 1.200	0-0 		4-0 		4-2 		3-1 		2-2 		3 1 1 2 2 0 0 0 0 0 0 0 0 0			
<b>Stan Javier, S</b> (1, 7) OBP: 0.346, SLG: 0.382	1-3 		2-0 		4-1 	1-2 	1-3 		0-0 		4 0 0 0 1 2 3			
<b>Rich Aurilia, R</b> (1, 6) OBP: 0.358, SLG: 0.471		1-2 		0-0 	0-0 		1-1 	0-2 			5 1 1 0 0 1 2			
<b>Scott Servais, R</b> (1, 2) OBP: 0.311, SLG: 0.411		0-0 		2-3 		1-3 	1 SAFE 		0-0 		4 0 0 0 0 2 0			
<b>Kirk Rueter, L</b> (1, 1) <b>Ramon Martinez, R</b> (6, PH) <b>Julian Tavarez, R</b> (7, 1) <b>Brent Mayne, L</b> (8, PH) <b>John Johnstone, R</b> (9, 1) <b>F.P. Santangelo, S</b> (10, 9) OBP: 0.182, SLG: 0.194 OBP: 0.310, SLG: 0.389 OBP: 0.250, SLG: 0.250 OBP: 0.383, SLG: 0.417 OBP: 0.431, SLG: 0.395		1-0 		4-2 		0-0 	3-1 	0-3 			1 0 1 0 1 0 0 1 0 1 0 0 0 0 0 0 0 0 0 0 0 1 0 0 0 0 0 1 0 0 0 0 0 0 0 1 0 0 0 0 1 0			
<b>Inning Stats</b>	R: 3 H: 2 E: 0 LOB: 0 K: 2 BB: 1 S: 12 P: 24	R: 0 H: 1 E: 0 LOB: 1 K: 2 BB: 0 S: 8 P: 11	R: 0 H: 1 E: 0 LOB: 2 K: 0 BB: 2 S: 5 P: 16	R: 0 H: 1 E: 0 LOB: 2 K: 1 BB: 2 S: 13 P: 24	R: 0 H: 0 E: 0 LOB: 2 K: 0 BB: 2 S: 9 P: 20	R: 0 H: 2 E: 0 LOB: 2 K: 2 BB: 0 S: 13 P: 20	R: 0 H: 0 E: 0 LOB: 0 K: 2 BB: 0 S: 8 P: 14	R: 1 H: 1 E: 0 LOB: 3 K: 0 BB: 3 S: 12 P: 29	R: 0 H: 0 E: 0 LOB: 0 K: 0 BB: 0 S: 7 P: 9	R: 0 H: 0 E: 0 LOB: 0 K: 1 BB: 0 S: 5 P: 5	R: 1 H: 1 E: 0 LOB: 0 K: 1 BB: 0 S: 4 P: 4	1B: 5 SF: 1 2B: 2 SAC: 1 3B: 0 DP: 1 HR: 2 HBP: 0		WP: 0 PA: 48 PB: 0 SB: 2 CS: 0
<b>PITCHER</b>	<b>Juan Acevedo, R</b> (1, 1) ERA: 6.16	<b>Lance Painter, L</b> (6, 1) ERA: 5.9	<b>Rick Croushore, R</b> (7, 1) ERA: 2.58	<b>Scott Radinsky, L</b> (8, 1) ERA: 4.97	<b>Manny Aybar, R</b> (8, 1) ERA: 3.39	<b>PITCHER</b>	<b>IP WLS BF H R ER SO BB IBB HBP BLK WP HR S P ERA WHIP</b>	<b>IP WLS BF H R ER SO BB IBB HBP BLK WP HR S P ERA WHIP</b>						
	5.0 25 5 3 3 5 6 1 0 0 0 1 47 95 5.40 2.200	1.0 5 2 0 0 2 0 0 0 0 0 0 13 20 0.00 2.000	1.1 5 1 1 1 2 0 0 0 0 0 0 11 18 6.75 0.750	0.1 4 0 0 0 0 3 0 0 0 0 0 8 23 0.00 9.000	2.2 L 9 1 1 2 0 0 0 0 0 1 17 20 3.38 0.375									

AB	36
R	5
H	9
RBI	5
BB	10
SO	11
LOB	17





Batter	1	2	3	4	5	6	7	8	9	AB R H RBI BB SO LOB	TOP		
Joe McEwing, R (1, 4) OBP: 0.351, SLG: 0.421	2-1 G5-3		3-3 K			1-3 K			1-2 G6-3	4 0 0 0 0 2 0	<b>St. Louis Cardinals @ San Francisco Giants</b> <b>3Com Park at Candlestick Point, San Francisco, CA</b> Sat Jul 10 1999, 4:05 PM EDT Att. 46,043 - Sunny - 65 F <a href="http://livebaseballscorecards.com">livebaseballscorecards.com</a>		
J.D. Drew, L (1, 8) OBP: 0.326, SLG: 0.438	1-1 F7			2-2 G3-1		1-2 G3-1			1-1 F7	4 0 0 0 0 0 0			
Mark McGwire, R (1, 3) OBP: 0.423, SLG: 0.612	0-0 HR			3-3 K			1-3 K		4-0 BB	3 1 1 1 1 2 0			
Fernando Tatis, R (1, 5) OBP: 0.405, SLG: 0.546	1-3 K			2-2 P3			2-1 HR		1-3 K	4 1 1 1 0 2 1			
Willie McGee, S (1, 9) OBP: 0.302, SLG: 0.280		1-2 P8			3-2 K		1-0 F7			3 0 0 0 0 1 0			
Edgar Renteria, R (1, 6) OBP: 0.349, SLG: 0.429		2-3 K			3-2 F9		2-2 P8			3 0 0 0 0 1 0			
Alberto Castillo, R (1, 2) OBP: 0.287, SLG: 0.297 Shawon Dunston, R (8, PH) OBP: 0.372, SLG: 0.548 Eli Marrero, R (8, 2) OBP: 0.249, SLG: 0.336		3-2 G6-3			4-0 BB			1-2 P2		1 0 0 0 1 0 0 1 0 0 0 0 0 0 0 0 0 0 0 0 0			
Darren Bragg, L (1, 7) OBP: 0.380, SLG: 0.376			3-2 G1		2-3 SAFE K		2-1 G6-3			3 0 0 0 0 1 1			
Jose Jimenez, R (1, 1) OBP: 0.139, SLG: 0.194 Thomas Howard, S (8, PH) OBP: 0.315, SLG: 0.333 Ricky Bottalico, L (8, 1)			1-3 K			0-3 K		1-2 F8		2 0 0 0 0 2 0 1 0 0 0 0 0 0 0 0 0 0 0 0 0			
<b>Inning Stats</b>	R: 1 H: 1 E: 0 LOB: 0 K: 1 BB: 0 S: 8 P: 12	R: 0 H: 0 E: 0 LOB: 0 K: 1 BB: 0 S: 17 P: 23	R: 0 H: 0 E: 0 LOB: 0 K: 2 BB: 0 S: 10 P: 17	R: 0 H: 0 E: 0 LOB: 0 K: 1 BB: 0 S: 10 P: 17	R: 0 H: 0 E: 0 LOB: 1 K: 2 BB: 1 S: 10 P: 22	R: 0 H: 0 E: 0 LOB: 0 K: 2 BB: 0 S: 10 P: 12	R: 1 H: 1 E: 0 LOB: 0 K: 1 BB: 0 S: 9 P: 15	R: 0 H: 0 E: 0 LOB: 0 K: 0 BB: 0 S: 8 P: 12	R: 0 H: 0 E: 0 LOB: 1 K: 1 BB: 1 S: 9 P: 16	1B: 0 SF: 0 2B: 0 SAC: 0 3B: 0 DP: 0 HR: 2 HBP: 0		WP: 0 PA: 31 PB: 0 SB: 0 CS: 0	
<b>PITCHER</b>	IP WLS BF H R ER SO BB IBB HBP BLK WP HR S P ERA WHIP											<b>PITCHER</b>	IP WLS BF H R ER SO BB IBB HBP BLK WP HR S P ERA WHIP
Russ Ortiz, R (1, 1) ERA: 3.32	8.2 W 30 2 2 2 10 2 0 0 0 0 0 2 88 142 2.08 0.462												
John Johnstone, R (9, 1) ERA: 1.99	0.1 S 1 0 0 0 1 0 0 0 0 0 0 0 3 4 0.00 0.000												

**St. Louis Cardinals @ San Francisco Giants**  
**3Com Park at Candlestick Point, San Francisco, CA**  
 Sat Jul 10 1999, 4:05 PM EDT  
 Att. 46,043 - Sunny - 65 F

**AB 29**  
**R 2**  
**H 2**  
**RBI 2**  
**BB 2**  
**SO 11**  
**LOB 2**



Batter	1	2	3	4	5	6	7	8	9
Marvin Benard, L OBP: 0.361, SLG: 0.448 (1, 8)	0-1 G6-3		2-1 G1-3		1-3 K		1-3 K		
F.P. Santangelo, S OBP: 0.444, SLG: 0.405 (1, 7)	4-1 G4-3 BB			4-2 FC5-4 BB	0-0 1B			3-2 WP 1B	
J.T. Snow, L OBP: 0.379, SLG: 0.436 (1, 3)	3-1 G4-3			1-1 FC5-4 WP G4-3		1-1 F9		3-3 K	
Jeff Kent, R OBP: 0.378, SLG: 0.517 (1, 4)	0-1 G1-3			4-2 G4-3 1B HBP		0-0 G6-3		2-3 K	
Stan Javier, S OBP: 0.344, SLG: 0.379 (1, 9)			1-3 K	2-1 G4-3		1-0 P8		2-0 1B	
Bill Mueller, S OBP: 0.404, SLG: 0.349 (1, 5)			3-2 F8	0-2 1B		0-2 1B FC6-2			
Rich Aurilia, R OBP: 0.358, SLG: 0.470 (1, 6)			2-3 K	1-2 G5-3		3-2 FC6-2 1B			
Brent Mayne, L OBP: 0.382, SLG: 0.421 (1, 2)			3-3 K		2-2 SH1-4 1B 2B		3-3 K		
Russ Ortiz, R OBP: 0.233, SLG: 0.349 John Johnstone, R (9, 1)			3-1 G4-3		0-1 SH1-4		0-0 FC6-2		

Inning Stats	R: 0	H: 0	E: 0	K: 0	S: 7	R: 0	H: 0	E: 0	K: 2	S: 10	R: 0	H: 0	E: 0	K: 1	S: 7	R: 2	H: 1	E: 0	K: 0	S: 14	R: 1	H: 2	E: 0	K: 1	S: 9	R: 0	H: 0	E: 0	K: 2	S: 16	R: 1	H: 2	E: 0	K: 2	S: 11
	LOB: 1	BB: 1	LOB: 0	BB: 0	P: 14	LOB: 0	BB: 0	LOB: 1	BB: 0	P: 16	LOB: 1	BB: 1	LOB: 1	BB: 0	P: 12	LOB: 0	BB: 0	LOB: 0	BB: 0	P: 6	LOB: 2	BB: 0	LOB: 1	BB: 0	P: 21	LOB: 2	BB: 0	LOB: 1	BB: 0	P: 2	LOB: 1	BB: 0	LOB: 1	BB: 0	P: 2

PITCHER	IP	WLS	BF	H	R	ER	SO	BB	IBB	HBP	BLK	WP	HR	S	P	ERA	WHIP
Jose Jimenez, R ERA: 5.73 Ricky Bottalico, R ERA: 3.88	7.0	L	28	5	3	3	6	2	0	1	0	2	0	67	111	3.86	1.000
	1.0		4	2	1	1	2	0	0	0	0	1	0	11	21	9.00	2.000

AB	R	H	RBI	BB	SO	LOB
4	0	0	0	0	2	3
2	1	2	1	2	0	0
4	1	0	0	0	1	3
3	1	0	0	0	1	2
4	0	1	2	0	1	1
3	0	2	1	0	0	0
3	0	1	0	0	1	1
3	1	1	0	0	2	2
2	0	0	0	0	0	2
0	0	0	0	0	0	0

WP	PA	3B	HR	S	P	ERA	WHIP
3	32	0	0	21	2	3.86	1.000
0	0	0	0	0	0	9.00	2.000

**St. Louis Cardinals @ San Francisco Giants**  
**3Com Park at Candlestick Point, San Francisco, CA**  
 Sat Jul 10 1999, 4:05 PM EDT  
 Att. 46,043 - Sunny - 65 F

AB	28
R	4
H	7
RBI	4
BB	2
SO	8
LOB	14







Batter	1	2	3	4	5	6	7	8	9	AB	R	H	RBI	BB	SO	LOB
Marvin Benard, L (1, 8) OBP: 0.361, SLG: 0.455	2-3 K		3-2 1-H HR		4-0 G3-4-1 BB		3-3 K		2-3 K	4	1	1	2	1	3	2
F.P. Santangelo, S (1, 7) OBP: 0.449, SLG: 0.410	2-2 G4-3		1-1 2B		1-0 G3-4-1			4-0 BB BB	4-2 1B BB E BB	3	1	1	0	2	0	1
J.T. Snow, L (1, 3) Shawn Estes, R (9, PR) OBP: 0.379, SLG: 0.432 OBP: 0.242, SLG: 0.267	1-3 K		0-0 F8		2-2 G1-3			4-0 BB BB	4-0 E BB	3	0	0	0	2	1	2
Jeff Kent, R (1, 4) OBP: 0.379, SLG: 0.514		0-0 G4-3	4-2 BB		2-1 G5-3			2-3 K	0-0 E5 1B	4	0	1	1	1	1	2
Stan Javier, S (1, 9) OBP: 0.342, SLG: 0.376		0-1 CS 1B	2-3 K		1-0 G6-3			0-0 F8	2-3 K	5	0	1	0	0	2	6
Bill Mueller, S (1, 5) OBP: 0.410, SLG: 0.354		0-1 1B		2-2 G6-3 1B		3-2 F9		4-1 BB		3	0	2	0	1	0	0
Rich Aurilia, R (1, 6) Barry Bonds, L (8, PH) John Johnstone, R (9, 1) OBP: 0.354, SLG: 0.465 OBP: 0.421, SLG: 0.574		3-3 K		0-1 F9		0-0 P9		1-1 P2		3	0	0	0	0	1	3
Brent Mayne, L (1, 2) OBP: 0.380, SLG: 0.418			1-1 HR 1B	1-2 G6-3		1-3 K			2-1 F8	4	1	1	0	0	1	1
Mark Gardner, R (1, 1) Wilson Delgado, S (7, PH) Rich Rodriguez, L (8, 1) Jerry Spradlin, S (8, 1) Ramon Martinez, R (9, 6) OBP: 0.207, SLG: 0.231 OBP: 0.405, SLG: 0.351 OBP: 1.000, SLG: 1.000 OBP: 0.322, SLG: 0.389			2-2 K		2-1 P7		1-0 1B		4-1 BB BB 1B BB	2	0	0	0	0	1	1

Inning Stats	R: 0	H: 0	E: 0	K: 2	S: 11	H: 0	LOB: 0	BB: 0	P: 16	R: 0	H: 2	E: 0	K: 1	S: 9	H: 2	LOB: 2	BB: 0	P: 12	R: 2	H: 3	E: 0	K: 2	S: 23	H: 1	LOB: 0	BB: 0	P: 12	R: 0	H: 0	E: 0	K: 0	S: 6	H: 0	LOB: 1	BB: 1	P: 15	R: 0	H: 0	E: 0	K: 0	S: 7	H: 0	LOB: 0	BB: 0	P: 13	R: 0	H: 1	E: 0	K: 2	S: 8	H: 1	LOB: 1	BB: 0	P: 13	R: 0	H: 0	E: 0	K: 1	S: 7	H: 0	LOB: 3	BB: 3	P: 22	R: 2	H: 1	E: 1	K: 2	S: 15	H: 1	LOB: 2	BB: 3	P: 33	1B: 6	SF: 0	2B: 2	SAC: 0	3B: 0	DP: 2	HR: 1	HBP: 0	WP: 0	PA: 41
--------------	------	------	------	------	-------	------	--------	-------	-------	------	------	------	------	------	------	--------	-------	-------	------	------	------	------	-------	------	--------	-------	-------	------	------	------	------	------	------	--------	-------	-------	------	------	------	------	------	------	--------	-------	-------	------	------	------	------	------	------	--------	-------	-------	------	------	------	------	------	------	--------	-------	-------	------	------	------	------	-------	------	--------	-------	-------	-------	-------	-------	--------	-------	-------	-------	--------	-------	--------

PITCHER	IP	WLS	BF	H	R	ER	SO	BB	IBB	HBP	BLK	WP	HR	S	P	ERA	WHIP
Kent Bottenfield, R (1, 1) ERA: 3.78	6.0	W	24	6	2	2	5	2	0	0	0	0	1	65	104	3.00	1.333
Rick Croushore, R (7, 1) ERA: 2.52	1.0	H	6	1	0	0	2	2	0	0	0	0	0	8	21	0.00	3.000
Manny Aybar, R (8, 1) ERA: 3.34	1.0	H	4	0	0	0	1	1	0	0	0	0	0	7	14	0.00	1.000
Ricky Bottalico, R (9, 1) ERA: 3.99	1.0	S	7	1	2	1	2	3	0	0	0	0	0	15	33	9.00	4.000

BOTTOM

St. Louis Cardinals @ San Francisco Giants  
 3Com Park at Candlestick Point, San Francisco, CA

livebaseballscorecards.com

AB	33
R	4
H	8
RBI	3
BB	8
SO	10
LOB	21



WP: 0	PA: 41
PB: 0	
SB: 0	
CS: 1	

Sun Jul 11 1999, 4:05 PM EDT  
 Att: 50,435 - Unknown - 73 F



Batter	1	2	3	4	5	6	7	8	9	AB R H RBI BB SO LOB	TOP																									
<b>F.P. Santangelo, S</b> OBP: 0.459, SLG: 0.419 (1, 8) C B X	1-1 SH1-3 SF8 2B	4-2 SAFE G5-4-3 BB			4-2 F9 2B BB	3-2 S HBP		1-0 P5		2 2 1 0 2 0 0																										
<b>Bill Mueller, S</b> OBP: 0.412, SLG: 0.360 (1, 5) X	0-0 SH1-3 2-3	3-1 G5-4-3 1-2f 2-3			2-1 SAFE 1-1 SAFE SAFE 1-2 2B HBP	1-3 HBP		0-1 2B		3 1 1 0 0 1 3																										
<b>Barry Bonds, L</b> OBP: 0.420, SLG: 0.559 (1, 10) B B F B B	4-1 BB	2-2 G6-3			1-1 F9 2-3	4-1 FC6-4 IBB		3-2 P5		3 0 0 0 2 0 4																										
<b>Jeff Kent, R</b> OBP: 0.379, SLG: 0.517 (1, 4) B SAFE SAFE X	2-0 SF8		2-2 G5-4-3 1B		2-0 1B HR 1-H 3-H	0-1 FC6-4		0-0 F9		4 1 2 3 0 0 2																										
<b>Ellis Burks, R</b> OBP: 0.388, SLG: 0.526 (1, 9) <b>Marvin Benard, L</b> OBP: 0.361, SLG: 0.455 (9, 9) B C F SAFE SAFE 1 B S	2-3 K		2-2 G5-4-3 1-2f		0-0 HR 1B 2-3		1-1 F8		1-0 F8	5 1 1 0 0 1 2 0 0 0 0 0 0 0																										
<b>J.T. Snow, L</b> OBP: 0.382, SLG: 0.447 (1, 3) C B X C B X		1-2 HR 2B	1-3 K		1-0 HR 1B 1-H 3-H		3-2 1B		0-0 F9	5 2 3 3 0 1 0																										
<b>Stan Javier, S</b> OBP: 0.340, SLG: 0.372 (1, 7) H		1-0 HR HBP		X	0-0 F8	1-3 K		3-2 F7		3 1 0 0 0 1 1																										
<b>Rich Aurilia, R</b> OBP: 0.353, SLG: 0.472 (1, 6) C B X		1-1 HR			2-1 F9	1-1 G6-3		3-2 G6-3		4 1 1 3 0 0 1																										
<b>Scott Servais, R</b> OBP: 0.310, SLG: 0.405 (1, 2) X		0-0 G5-4-3 BB 1B			2-1 F7		F	0-1 G6-3		4 0 1 0 0 1 0																										
<b>Inning Stats</b>	R: 1 E: 0 K: 1 S: 9	H: 1 LOB: 1 BB: 1 P: 18	R: 3 E: 0 K: 0 S: 15	H: 3 LOB: 1 BB: 1 P: 27	R: 0 E: 0 K: 1 S: 9	H: 1 LOB: 0 BB: 0 P: 14	R: 0 E: 0 K: 0 S: 5	H: 0 LOB: 0 BB: 0 P: 9	R: 5 E: 0 K: 1 S: 14	H: 3 LOB: 0 BB: 1 P: 26	R: 0 E: 0 K: 1 S: 11	H: 0 LOB: 2 BB: 1 P: 19	R: 0 E: 0 K: 0 S: 13	H: 1 LOB: 1 BB: 0 P: 23	R: 0 E: 0 K: 1 S: 9	H: 1 LOB: 1 BB: 0 P: 13	R: 0 E: 0 K: 0 S: 3	H: 0 LOB: 0 BB: 0 P: 4	1B: 4 2B: 4 3B: 0 HR: 2	SF: 1 SAC: 1 DP: 2 HBP: 3	WP: 0 PB: 0 SB: 1 CS: 0	PA: 42														
<b>PITCHER</b>	IP WLS BF H R ER SO BB IBB HBP BLK WP HR S P ERA WHIP																																			
<b>Kenny Rogers, L</b> ERA: 4.59 (1, 1)	4.1		24	8	9	9	2	3	0	2	0	0	2	46	86	18.69	2.538																			
<b>Brad Rigby, R</b> ERA: 4.34 (5, 1)	2.2		11	1	0	0	2	0	1	1	0	0	0	30	50	0.00	0.375																			
<b>Chad Harville, R</b> ERA: 4.91 (8, 1)	0.2		3	1	0	0	1	0	0	0	0	0	0	6	7	0.00	1.500																			
<b>Buddy Groom, L</b> ERA: 7.03 (8, 1)	0.1		1	0	0	0	0	0	0	0	0	0	0	3	6	0.00	0.000																			
<b>Doug Jones, R</b> ERA: 3.52 (9, 1)	1.0	W	3	0	0	0	0	0	0	0	0	0	0	3	4	0.00	0.000																			

**San Francisco Giants @ Oakland Athletics**  
Network Associates Coliseum, Oakland, CA

Thu Jul 15 1999, 10:05 PM EDT  
Att. 29,428 - Unknown - 61 F

AB	33
R	9
H	10
RBI	9
BB	4
SO	5
LOB	13



Batter	1	2	3	4	5	6	7	8	9	AB	R	H	RBI	BB	SO	LOB
Tony Phillips, S OBP: 0.356, SLG: 0.452 Mike Macfarlane, R OBP: 0.315, SLG: 0.371	1-1 G5-3		4-0 G4-6-3 1B BB		3-2 G4-6-3 1B		0-1 P3	1-3 K		4	0	1	0	1	1	3
Miguel Tejada, R OBP: 0.330, SLG: 0.426	0-1 G5-3		2-1 G4-6-3 1B		2-3 K		1-1 E6 1B HR		3-3 K	5	1	2	0	0	2	1
Tim Raines, S OBP: 0.350, SLG: 0.357	2-2 G6-3		3-1 G4-6-3		2-2 G4-6-3		2-0 HR		1-0 HR	5	2	2	1	0	0	3
John Jaha, R OBP: 0.403, SLG: 0.603		4-1 FC4-6 HR BB	1-2 G1-3		3-2 2B		2-2 HR		4-0 HR	3	3	2	3	2	0	1
Matt Stairs, L OBP: 0.346, SLG: 0.482		4-2 FC4-6 BB		4-2 1B SF9 BB		0-1 L4	3-3 K2-3		1-3 K	3	1	0	0	2	2	3
Olmedo Saenz, R OBP: 0.353, SLG: 0.418		1-2 FC4-6 HR		1-0 1B		1-0 P4		2-2 P4	1-0 HR	5	2	2	3	0	0	3
Jason Giambi, L OBP: 0.383, SLG: 0.484 Jorge Velandia, R OBP: 0.179, SLG: 0.205		0-0 HR		1-1 SF9		2-2 G6-3		4-2 1B BB		2	1	1	4	1	0	1
Ramon Hernandez, R OBP: 0.396, SLG: 0.476 3 Eric Chavez, L OBP: 0.325, SLG: 0.395		0-0 G6-3 1B		1-0 F9		0-2 G4-3		0-3 K		3	0	1	0	0	0	1
Ryan Christenson, R OBP: 0.275, SLG: 0.250 Jason McDonald, S OBP: 0.313, SLG: 0.278 Ben Grieve, L OBP: 0.344, SLG: 0.434		0-0 G6-3		0-3 K2-3		4-2 E 1B BB		3-2 1B		2	0	0	0	0	1	2

Inning Stats	R: 0	H: 0	E: 0	K: 0	S: 7	R: 3	H: 2	E: 0	K: 0	S: 10	R: 0	H: 1	E: 0	K: 0	S: 7	R: 1	H: 1	E: 0	K: 1	S: 9	R: 0	H: 1	E: 0	K: 1	S: 9	R: 0	H: 1	E: 0	K: 1	S: 10	R: 4	H: 3	E: 1	K: 1	S: 18	R: 0	H: 1	E: 0	K: 2	S: 18	R: 3	H: 2	E: 0	K: 2	S: 8	1B: 8	2B: 1	3B: 0	HR: 3	SF: 1	SAC: 0	DP: 3	HBP: 0	WP: 0	PB: 0	SB: 1	CS: 0	PA: 42
--------------	------	------	------	------	------	------	------	------	------	-------	------	------	------	------	------	------	------	------	------	------	------	------	------	------	------	------	------	------	------	-------	------	------	------	------	-------	------	------	------	------	-------	------	------	------	------	------	-------	-------	-------	-------	-------	--------	-------	--------	-------	-------	-------	-------	--------

PITCHER	IP	WLS	BF	H	R	ER	SO	BB	IBB	HBP	BLK	WP	HR	S	P	ERA	WHIP
Shawn Estes, L ERA: 5.15	(1, 1)	6.2	30	8	7	7	2	5	0	0	0	0	1	62	111	9.45	1.950
Julian Tavarez, R ERA: 5.45	(7, 1)	0.0	1	1	1	1	0	0	0	0	0	0	1	5	7	∞	∞
Alan Embree, L ERA: 2.7	(7, 1)	0.2	H	3	0	0	1	1	0	0	0	0	0	9	18	0.00	1.500
John Johnstone, R ERA: 1.91	(8, 1)	0.2	H	3	1	0	2	0	0	0	0	0	0	12	16	0.00	1.500
Robb Nen, R ERA: 4.15	(9, 1)	0.2	L	5	3	3	2	1	0	0	0	0	1	8	18	40.50	4.500

BOTTOM

San Francisco Giants @ Oakland Athletics  
 Network Associates Coliseum, Oakland, CA  
 Thu Jul 15 1999, 10:05 PM EDT  
 Att: 29,428 - Unknown - 61 F

livebaseballscorecards.com

AB	34
R	11
H	12
RBI	11
BB	7
SO	7
LOB	19





Batter	1	2	3	4	5	6	7	8	9	AB R H RBI BB SO LOB	TOP
<b>Marvin Benard, L</b> (1, 8) OBP: 0.361, SLG: 0.454 <b>F.P. Santangelo, S</b> (8, PH) OBP: 0.456, SLG: 0.416 (8, 8)	1-2 <b>G6-3</b> 		0-1 <b>P5</b> 					1-0 <b>G5-3</b> 		3 1 1 0 0 0 0 1 0 0 0 0 0 0	<b>San Francisco Giants @ Oakland Athletics</b> Network Associates Coliseum, Oakland, CA Fri Jul 16 1999, 10:35 PM EDT Att. 44,671 - Cloudy - 60 F  <b>livebaseballscorecards.com</b>
<b>Bill Mueller, S</b> (1, 5) OBP: 0.409, SLG: 0.363	2-2 <b>G4-3</b> 		1-2 <b>2B</b> 			3-2 <b>F8</b> 		1-1 <b>G4-3</b> 	4 0 1 1 0 0 0		
<b>Barry Bonds, L</b> (1, 7) OBP: 0.416, SLG: 0.545	0-1 <b>G4-3</b> 		4-1 <b>BB</b> 			0-0 <b>L9</b> 		1-0 <b>G3</b> 	3 0 0 0 1 0 0		
<b>Jeff Kent, R</b> (1, 4) OBP: 0.375, SLG: 0.511		0-0 <b>P4</b> 	1-2 <b>G5-3</b> 			0-0 <b>G5-3</b> 		0-0 <b>E7</b> <b>2B</b> 	4 1 0 0 0 0 2		
<b>J.T. Snow, L</b> (1, 3) OBP: 0.384, SLG: 0.451		1-3 <b>K</b> 		2-2 <b>CS</b> <b>1B</b> 		1-1 <b>F7</b> 		3-1 <b>2B</b> 	4 0 2 1 0 1 0		
<b>Ellis Burks, R</b> (1, 10) OBP: 0.385, SLG: 0.521		3-2 <b>WP</b> <b>1B</b> 		0-0 <b>P3</b> 		0-3 <b>K</b> 		1-2 <b>G4-3</b> 	4 0 1 0 0 1 2		
<b>Stan Javier, S</b> (1, 9) OBP: 0.337, SLG: 0.367		3-2 <b>G4-3</b> 		1-1 <b>G4-3</b> 		1-2 <b>G4-3</b> 			3 0 0 0 0 0 2		
<b>Rich Aurilia, R</b> (1, 6) OBP: 0.350, SLG: 0.468			0-1 <b>F9</b> 			0-0 <b>G6-3</b> 		0-1 <b>G5-3</b> 	3 0 0 0 0 0 0		
<b>Brent Mayne, L</b> (1, 2) OBP: 0.377, SLG: 0.413 <b>Scott Servais, R</b> (8, PH) OBP: 0.307, SLG: 0.402 (8, 2)			3-2 <b>F7</b> 			1-1 <b>G5-3</b> 		1-2 <b>G4-3</b> 	2 0 0 0 0 0 0 1 0 0 0 0 0 0		
<b>Inning Stats</b>	R: 0 H: 0 E: 0 LOB: 0 K: 0 BB: 0 S: 8 P: 11	R: 0 H: 1 E: 0 LOB: 1 K: 1 BB: 0 S: 11 P: 18	R: 1 H: 2 E: 0 LOB: 2 K: 0 BB: 1 S: 15 P: 24	R: 0 H: 1 E: 0 LOB: 0 K: 0 BB: 0 S: 6 P: 9	R: 0 H: 0 E: 0 LOB: 0 K: 0 BB: 0 S: 6 P: 9	R: 0 H: 0 E: 0 LOB: 0 K: 1 BB: 0 S: 8 P: 10	R: 0 H: 0 E: 0 LOB: 0 K: 0 BB: 0 S: 6 P: 8	R: 1 H: 1 E: 1 LOB: 1 K: 0 BB: 0 S: 9 P: 15	1B: 3 SF: 0 2B: 2 SAC: 0 3B: 0 DP: 0 HR: 0 HBP: 0	WP: 2 PA: 33 PB: 0 SB: 0 CS: 1	
<b>PITCHER</b>	<b>Gil Heredia, R</b> (1, 1) ERA: 5.21 <b>Buddy Groom, L</b> (8, 1) ERA: 6.84 <b>Billy Taylor, R</b> (9, 1) ERA: 2.35	IP WLS BF H R ER SO BB IBB HBP BLK WP HR S P ERA WHIP 7.1 W 26 4 1 1 2 1 0 0 0 1 0 62 92 1.23 0.682 0.2 H 2 0 0 0 0 0 0 0 0 0 0 0 4 6 0.00 0.000 1.0 S 5 1 1 0 0 0 0 0 0 0 0 1 0 9 15 0.00 1.000	<b>PITCHER</b>	IP WLS BF H R ER SO BB IBB HBP BLK WP HR S P ERA WHIP							



Batter	1	2	3	4	5	6	7	8	9
<b>Tony Phillips, S</b> OBP: 0.352, SLG: 0.445 (1, 4) B F X (9, 7)	1-1 G4-3 ①	1-0 F7 ③		0-0 F7 ③		1 SAFE SAFE 1 B B B C S X 3-2 FC3-2 ② 1-H		B B F S B X 3-2 F8 ③	
<b>Miguel Tejada, R</b> OBP: 0.329, SLG: 0.424 (1, 6) B C S C	1-3 K ②		0-0 HR 1B		B B C B S S S 3-3 K ①	3-3 K ③ 1-2			
<b>Ben Grieve, L</b> OBP: 0.350, SLG: 0.446 <b>Jason McDonald, S</b> OBP: 0.313, SLG: 0.278 (1, 7) C S F B F B F B (8, 7) (9, 8)	4-2 BB		2-0 HR 1-H		B B B B 4-0 BB BB BB		0-2 K ①		
<b>John Jaha, R</b> OBP: 0.404, SLG: 0.598 (1, 10) B C B F B F C	3-3 K ③		4-2 G4-6-3 BB		C B B F B B 4-2 BB BB	1-2 BB BB	3-1 G5-3 ②		
<b>Jason Giambi, L</b> OBP: 0.384, SLG: 0.492 (1, 3)		1-2 HR	3-1 G4-6-3 ① ② 1-2f		B B B C B B 4-2 BB BB	1-2 BB 2-3	1-2 G4-3 ③		
<b>Matt Stairs, L</b> OBP: 0.344, SLG: 0.477 (1, 9) C B B B B B C	3-3 K ①		1-0 G4-3 ③		B B B C C C T 3-2 K ②		B C B B F T B B 4-2 2B BB		
<b>Mike Macfarlane, R</b> OBP: 0.313, SLG: 0.375 (1, 2) B X	1-0 L1 ②			2-3 K ① B X	1-0 F7 ③		B 1 SAFE 1 SAFE X 1-0 2B BB		
<b>3 Eric Chavez, L</b> OBP: 0.325, SLG: 0.399 <b>Olmedo Saenz, R</b> OBP: 0.351, SLG: 0.415 (1, 5) (8, PH) (9, 5)		0-0 E4 BB 2B		2-0 2B		C C S 0-3 K ①		B B F B B X 3-2 G5-3 ①	
<b>Ryan Christenson, R</b> OBP: 0.282, SLG: 0.248 <b>Tim Raines, S</b> OBP: 0.348, SLG: 0.354 <b>Jorge Velandia, R</b> OBP: 0.179, SLG: 0.205 (1, 8) (8, PH) (9, 4)		4-2 SAFE 1 B B B B 4-2 BB 1-2		3-3 SAFE 2 B B B C 3-3 K ②		S B B B B 4-1 E S FC3-2 BB		B C B B B X 2-3 K ②	

Inning Stats	R: 0	H: 0	E: 0	K: 2	S: 13	H: 0	LOB: 1	BB: 1	P: 22	R: 1	H: 1	E: 1	K: 1	S: 11	R: 2	H: 2	E: 0	K: 0	S: 7	R: 0	H: 1	E: 0	K: 2	S: 9	R: 0	H: 0	E: 0	K: 12	S: 12	R: 0	H: 0	E: 0	K: 2	S: 11	R: 0	H: 0	E: 0	K: 1	S: 8	R: 1	H: 1	E: 0	K: 1	S: 14	H: 1	LOB: 1	BB: 1	P: 27
--------------	------	------	------	------	-------	------	--------	-------	-------	------	------	------	------	-------	------	------	------	------	------	------	------	------	------	------	------	------	------	-------	-------	------	------	------	------	-------	------	------	------	------	------	------	------	------	------	-------	------	--------	-------	-------

PITCHER	IP	WLS	BF	H	R	ER	SO	BB	IBB	HBP	BLK	WP	HR	S	P	ERA	WHIP
<b>Russ Ortiz, R</b> ERA: 3.38 (1, 1)	6.0	L	29	4	3	3	9	7	0	0	0	0	2	63	127	4.50	1.833
<b>Rich Rodriguez, L</b> ERA: 4.86 (7, 1)	1.0		5	1	1	1	1	1	0	0	0	0	0	13	22	9.00	2.000
<b>Felix Rodriguez, R</b> ERA: 3.55 (8, 1)	1.0		3	0	0	0	1	0	0	0	0	0	0	9	17	0.00	0.000

AB R H RBI BB SO LOB

5	0	0	0	0	0	5
4	1	1	0	0	3	1
2	1	1	2	2	1	0
0	0	0	0	0	0	0
2	0	0	0	2	1	1
3	1	1	1	1	0	1
3	1	0	0	1	2	3
4	0	1	1	0	1	3
3	0	1	0	0	1	0
1	0	0	0	0	0	1
1	0	0	0	0	1	1
0	0	0	0	0	0	0

1B: 1	SF: 0	WP: 0	PA: 37
2B: 2	SAC: 0	PB: 0	
3B: 0	DP: 1	SB: 2	
HR: 2	HBP: 0	CS: 0	

PITCHER	IP	WLS	BF	H	R	ER	SO	BB	IBB	HBP	BLK	WP	HR	S	P	ERA	WHIP
---------	----	-----	----	---	---	----	----	----	-----	-----	-----	----	----	---	---	-----	------

**San Francisco Giants @ Oakland Athletics**  
 Network Associates Coliseum, Oakland, CA  
 Fri Jul 16 1999, 10:35 PM EDT  
 Att. 44,671 - Cloudy - 60 F

livebaseballscorecards.com

AB	29
R	4
H	5
RBI	4
BB	8
SO	11
LOB	17





Batter	1	2	3	4	5	6	7	8	9	AB R H RBI BB SO LOB	TOP																
Marvin Benard, L (1, 9) OBP: 0.362, SLG: 0.456	0-3 K		0-0 E6 2B		1-1 E S 1B		1-0 G4-3	1-1 F8		5 0 2 1 0 1 1																	
F.P. Santangelo, S (1, 8) OBP: 0.460, SLG: 0.410	4-2 BB		4-0 G1-6-3 BB		3-1 F9 1-3			BB 2B		2 1 0 0 3 0 2																	
J.T. Snow, L (1, 3) OBP: 0.384, SLG: 0.448	1-0 F9		3-0 G1-6-3 1-2f		0-2 F7			0-0 BB 2B 1B	4-1 G4-6-3 BB	4 1 1 0 1 0 3																	
Jeff Kent, R (1, 4) OBP: 0.376, SLG: 0.508 Stan Javier, S (8, 7) OBP: 0.336, SLG: 0.366	2-3 K			1-2 G5-3		2-0 BB HBP		4-0 2B BB	3-0 G4-6-3	2 1 0 0 1 1 1 1 0 0 0 0 0 1																	
Barry Bonds, L (1, 7) OBP: 0.424, SLG: 0.556 Ramon Martinez, R (8, 4) OBP: 0.333, SLG: 0.389		0-0 G6-3		0-0 1B		4-2 1-2 BB		0-1 1B 2B 1-H 2-H 3-H	4-0 BB BB	3 1 2 3 1 0 0 0 0 0 0 1 0 0																	
Ellis Burks, R (1, 10) OBP: 0.386, SLG: 0.516		0-3 K		1 SAFE 3-2 F7		2-3 K		0-0 1B 2B E	4-1 FC6-4 BB	4 1 1 1 1 2 3																	
Bill Mueller, S (1, 5) OBP: 0.404, SLG: 0.358		2-2 G1-3		1 SAFE 1-3 K2-3		1-1 G3		3-2 E S 2B 1B	1-1 FC6-4	5 1 1 0 0 1 5																	
Rich Aurilia, R (1, 6) OBP: 0.352, SLG: 0.468			0-0 E S 1B		1-1 G4-6-3 1B		3-2 F8	2-3 K		4 1 2 0 0 1 1																	
Brent Mayne, L (1, 2) OBP: 0.374, SLG: 0.415			2-3 K		0-1 G4-6-3 1-2f		2-0 G4-3	1-2 2B		4 0 1 1 0 1 2																	
<b>Inning Stats</b>	R: 0 E: 0 K: 2 S: 9	H: 0 LOB: 1 BB: 1 P: 16	R: 0 E: 0 K: 1 S: 7	H: 0 LOB: 0 BB: 0 P: 9	R: 1 E: 1 K: 1 S: 6	H: 2 LOB: 1 BB: 1 P: 15	R: 0 E: 0 K: 1 S: 12	H: 1 LOB: 1 BB: 0 P: 17	R: 0 E: 0 K: 0 S: 8	H: 2 LOB: 1 BB: 0 P: 13	R: 0 E: 0 K: 1 S: 10	H: 0 LOB: 2 BB: 1 P: 19	R: 0 E: 0 K: 0 S: 6	H: 0 LOB: 0 BB: 0 P: 12	R: 6 E: 1 K: 1 S: 21	H: 5 LOB: 1 BB: 2 P: 38	R: 0 E: 0 K: 0 S: 5	H: 0 LOB: 2 BB: 3 P: 21	1B: 7 2B: 3 3B: 0 HR: 0	SF: 0 SAC: 0 DP: 3 HBP: 1	WP: 0 PB: 0 SB: 3 CS: 0	PA: 43					
<b>PITCHER</b>	IP WLS BF H R ER SO BB IBB HBP BLK WP HR S P ERA WHIP	IP WLS BF H R ER SO BB IBB HBP BLK WP HR S P ERA WHIP											IP WLS BF H R ER SO BB IBB HBP BLK WP HR S P ERA WHIP														
Tim Hudson, R (1, 1) ERA: 2.15	7.0		29	5	2	2	6	4	0	1	0	0	0	60	107	2.57	1.286										
Buddy Groom, L (8, 1) ERA: 7.2	0.0	L	1	1	0	0	0	0	0	0	0	0	0	1	1	∞	∞										
Tim Worrell, R (8, 1) ERA: 4.3	0.0		1	0	0	0	0	1	0	0	0	0	0	4	∞	∞											
Billy Taylor, R (8, 1) ERA: 3.05	0.0	B	3	3	3	3	0	0	0	0	0	0	0	8	11	∞	∞										
Doug Jones, R (8, 1) ERA: 3.47	1.0		4	1	2	2	1	0	0	0	0	0	0	10	16	18.00	1.000										
Chad Harville, R (9, 1) ERA: 4.32	1.0		5	0	0	0	0	3	0	0	0	0	0	5	21	0.00	3.000										

San Francisco Giants @ Oakland Athletics  
Network Associates Coliseum, Oakland, CA

AB	34
R	7
H	10
RBI	6
BB	8
SO	7
LOB	19



Sat Jul 17 1999, 4:05 PM EDT  
Att. 51,263 - Cloudy - 61 F

WP: 0	PA: 43
-------	--------

Batter	1	2	3	4	5	6	7	8	9	AB R H RBI BB SO LOB
Tony Phillips, S (1, 4) OBP: 0.348, SLG: 0.440	1-2 F8		1-2 F8		1-1 G6-3			1-1 G3-1		4 0 0 0 0 0 0
Miguel Tejada, R (1, 6) OBP: 0.328, SLG: 0.422	1-1 BB 1B 1B		2-1 G4-3		3-1 G1-3			2-3 K		4 0 1 0 0 1 0
Olmedo Saenz, R (1, 5) OBP: 0.349, SLG: 0.411	3-1 BB 1B		2-1 G6-3		1-0 G5-3			0-3 K		4 0 1 0 0 1 0
John Jaha, R (1, 10) OBP: 0.402, SLG: 0.591	4-2 BB			1-2 P5		1-3 K		2-3 K		3 0 0 0 1 2 0
Jason Giambi, L (1, 3) OBP: 0.386, SLG: 0.502	3-3 K			3-2 HR		0-1 L1-3 1B		0-0 G3-1		4 1 2 1 0 1 3
Tim Raines, S (1, 7) OBP: 0.340, SLG: 0.343	1-3 K			0-0 G6-3		2-1 L1-3		3-2 G4-3		4 0 0 0 0 1 4
Matt Stairs, L (1, 9) OBP: 0.344, SLG: 0.479		3-2 F7		3-2 2B		3-1 P5				3 1 1 0 0 0 0
Ramon Hernandez, R (1, 2) OBP: 0.392, SLG: 0.489		1-2 G5-3		1-0 2B		1-2 G5-3				3 0 1 1 0 0 0
Jason McDonald, S (1, 8) OBP: 0.306, SLG: 0.271		1-3 K		3-1 G6-3		1-1 P9				3 0 0 0 0 1 1

**BOTTOM**

**San Francisco Giants @ Oakland Athletics**  
 Network Associates Coliseum, Oakland, CA

Sat Jul 17 1999, 4:05 PM EDT  
 Att: 51,263 - Cloudy - 61 F

AB	32
R	2
H	6
RBI	2
BB	1
SO	7
LOB	8



Inning Stats																	
R: 0		H: 2		E: 0		LOB: 3		K: 2		BB: 1		S: 16		P: 29			
R: 0		H: 0		E: 0		LOB: 0		K: 1		BB: 0		S: 10		P: 15			
R: 0		H: 0		E: 0		LOB: 0		K: 0		BB: 0		S: 10		P: 15			
R: 2		H: 3		E: 0		LOB: 1		K: 0		BB: 0		S: 13		P: 24			
R: 0		H: 0		E: 0		LOB: 0		K: 0		BB: 0		S: 5		P: 10			
R: 0		H: 1		E: 0		LOB: 0		K: 1		BB: 0		S: 7		P: 10			
R: 0		H: 0		E: 0		LOB: 0		K: 0		BB: 0		S: 9		P: 14			
R: 0		H: 0		E: 0		LOB: 0		K: 2		BB: 0		S: 8		P: 11			
R: 0		H: 0		E: 0		LOB: 0		K: 1		BB: 0		S: 7		P: 12			
1B: 3		SF: 0		2B: 3		SAC: 0		3B: 0		DP: 1		HR: 1		HBP: 0			
WP: 0	PA: 33	PB: 0	SB: 0	CS: 0													
PITCHER																	
IP	WLS	BF	H	R	ER	SO	BB	IBB	HBP	BLK	WP	HR	S	P	ERA	WHIP	
7.0		27	6	2	2	4	1	0	0	0	0	1	70	117	2.57	1.000	
1.0		3	0	0	0	2	0	0	0	0	0	0	8	11	0.00	0.000	
1.0		3	0	0	0	1	0	0	0	0	0	0	7	12	0.00	0.000	

WP: 0	PA: 33
PB: 0	SB: 0
CS: 0	



San Francisco Giants @ Texas Rangers  
The Ballpark at Arlington, Arlington, TX

Sun Jul 18 1999, 8:35 PM EDT  
Att. 41,746 - Cloudy - 95 F

livebaseballscorecards.com

AB	36
R	4
H	9
RBI	4
BB	2
SO	3
LOB	11



WP:	0	PA:	38
PB:	0		
SB:	0		
CS:	1		

AB R H RBI BB SO LOB

5	0	1	0	0	0	2
4	1	0	0	1	1	1
4	2	2	2	0	0	0
3	0	1	0	1	1	0
4	0	0	0	0	1	4
4	0	1	1	0	0	0
4	1	1	0	0	0	2
4	0	2	0	0	0	0
2	0	0	0	0	0	1
2	0	1	1	0	0	1
1B:	5	SF:	0			
2B:	3	SAC:	0			
3B:	0	DP:	0			
HR:	1	HBP:	0			

Batter	1	2	3	4	5	6	7	8	9
Marvin Benard, L (1, 8) OBP: 0.359, SLG: 0.452	1-0 G1-3		3-2 G4-3			1-0 CS 1B	1-0 G4-3		2-1 F7
Bill Mueller, S (1, 5) OBP: 0.400, SLG: 0.351	1-0 L5		2-1 G4-3			4-1 1-2 HR BB		3-3 K	2-1 F7
J.T. Snow, L (1, 3) OBP: 0.385, SLG: 0.461	0-1 1B 2B		3-2 G3			0-1 1-H HR		0-1 E3 2B	
Jeff Kent, R (1, 4) OBP: 0.378, SLG: 0.506	2-1 1B			1-0 G6-3		1-3 K		4-2 2B 1-2 BB	
Barry Bonds, L (1, 10) OBP: 0.414, SLG: 0.539	3-1 F7			2-1 G4-3		1-3 K		0-2 F7	
Ellis Burks, R (1, 9) OBP: 0.384, SLG: 0.516		1-2 G5-3		2-1 G5-3			1-2 L8	1-2 1-3 2-H 2B	
Stan Javier, S (1, 7) OBP: 0.334, SLG: 0.364		3-2 F9			0-1 G6-3		0-1 2B G6-3 1B	1-2 G4-3	
Rich Aurilia, R (1, 6) OBP: 0.353, SLG: 0.472		1-1 1B			1-2 G1-3		2-0 G6-3 1-3 2B	1-2 F9	
Brent Mayne, L (1, 2) OBP: 0.371, SLG: 0.411		2-2 G4-3			2-1 G4-3		0-0 G6-3	0-0 1B	
Scott Servais, R (7, PH) OBP: 0.310, SLG: 0.403 (7, 2)							2-3 3-H		

Inning Stats	R: 0	H: 2	E: 0	K: 0	S: 8	R: 0	H: 1	E: 0	K: 0	S: 12	R: 0	H: 0	E: 0	K: 0	S: 8	R: 0	H: 0	E: 0	K: 0	S: 8	R: 2	H: 2	E: 0	K: 2	S: 13	R: 1	H: 2	E: 0	K: 0	S: 8	R: 1	H: 1	E: 1	K: 1	S: 22	R: 0	H: 1	E: 0	K: 0	S: 8
	LOB: 2	BB: 0	P: 15	LOB: 1	BB: 0	P: 19	LOB: 0	BB: 0	P: 16	LOB: 0	BB: 0	P: 10	LOB: 0	BB: 0	P: 11	LOB: 0	BB: 1	P: 20	LOB: 1	BB: 0	P: 12	LOB: 2	BB: 1	P: 31	LOB: 1	BB: 0	P: 13	LOB: 0	BB: 0	P: 1	LOB: 2	BB: 1	P: 3	LOB: 1	BB: 0	P: 1	LOB: 0	BB: 0	P: 1	

PITCHER	IP	WLS	BF	H	R	ER	SO	BB	IBB	HBP	BLK	WP	HR	S	P	ERA	WHIP
Mike Morgan, R (1, 1) ERA: 5.38	6.1	W	26	7	3	3	2	1	0	0	0	0	1	60	100	4.26	1.263
Mike Venafro, L (7, 1) ERA: 3.12	1.0	H	4	0	1	0	1	0	0	0	0	0	0	12	16	0.00	0.000
59 Jeff Zimmerman, R (8, 1) ERA: 0.82	0.2	H	4	1	0	0	0	1	0	0	0	0	0	12	18	0.00	3.000
John Wetteland, R (9, 1) ERA: 4.76	1.0	S	4	1	0	0	0	0	0	0	0	0	0	8	13	0.00	1.000





Batter	1	2	3	4	5	6	7	8	9	AB R H RBI BB SO LOB	TOP											
<b>Marvin Benard, L</b> (1, 8) OBP: 0.357, SLG: 0.451 B C B C X	2-2 G3 1 X	0-0 P6 3			1-2 G3 1		0-0 L7 1		3-2 G5-3 1-H SF8 2B	5 1 1 1 0 0 2												
<b>Bill Mueller, S</b> (1, 5) OBP: 0.400, SLG: 0.345 C B B B X	3-1 G1-3 2		1-0 G4-3 1		4-1 BB BB		4-1 2B BB		0-2 G5-3 2-3	3 1 0 0 2 0 1												
<b>J.T. Snow, L</b> (1, 3) OBP: 0.388, SLG: 0.466 B B C X	2-1 BB HR 1B		1-0 F7 2		4-1 BB BB		0-2 1-H 2-H 2B		2-0 SF8 3-H	3 1 2 3 1 0 0												
<b>Jeff Kent, R</b> (1, 4) OBP: 0.378, SLG: 0.503 B B B B	4-1 1-2 HR BB		2-0 P5 3		1-1 F9 2		3-1 G5-3 2		2-2 1B	4 1 1 0 1 0 3												
<b>Barry Bonds, L</b> (1, 7) OBP: 0.413, SLG: 0.553 B B X	2-0 1-H 2-H HR			4-0 1B 1B BB	1-2 G4-3 3		0-0 F7 3		1-2 F8 3	4 1 1 3 1 0 4												
<b>Ellis Burks, R</b> (1, 10) OBP: 0.380, SLG: 0.509 <b>Ramon Martinez, R</b> (8, PH) OBP: 0.328, SLG: 0.382 C B C X	2-2 G5-3 3			0-0 F7 1		2-0 P4 1		1-0 L7 1		3 0 0 0 0 0 1 1 0 0 0 0 0 0												
<b>Stan Javier, S</b> (1, 9) OBP: 0.333, SLG: 0.363 B B X		1-1 P2 1		0-1 1B 1B		0-1 G6-3 2		1-3 K 2		4 0 1 0 0 1 0												
<b>Rich Aurilia, R</b> (1, 6) OBP: 0.352, SLG: 0.469 B B X		1-1 G5-3 2		1-0 BB 1B		3-2 L7 3		2-2 F8 3		4 0 1 0 0 0 0												
<b>Scott Servais, R</b> (1, 2) OBP: 0.323, SLG: 0.423 C B B B B		3-2 1B		1-1 G6-4-3 1-2f 2 3		2-1 2B 2B		0-2 2B 1B		4 2 3 0 0 0 3												
<b>Inning Stats</b>	R: 3 E: 0 K: 0 S: 12	H: 2 LOB: 0 BB: 1 P: 27	R: 0 E: 0 K: 0 S: 11	H: 1 LOB: 1 BB: 0 P: 16	R: 0 E: 0 K: 0 S: 3	H: 0 LOB: 0 BB: 0 P: 7	R: 0 E: 0 K: 0 S: 6	H: 2 LOB: 2 BB: 1 P: 12	R: 0 E: 0 K: 0 S: 11	H: 0 LOB: 2 BB: 2 P: 22	R: 0 E: 0 K: 0 S: 9	H: 0 LOB: 0 BB: 0 P: 14	R: 2 E: 0 K: 0 S: 10	H: 2 LOB: 1 BB: 1 P: 19	R: 0 E: 0 K: 1 S: 7	H: 0 LOB: 0 BB: 0 P: 11	R: 2 E: 0 K: 0 S: 16	H: 3 LOB: 1 BB: 0 P: 24	1B: 6 2B: 3 3B: 0 HR: 1	SF: 1 SAC: 0 DP: 1 HBP: 0	WP: 0 PB: 0 SB: 0 CS: 0	PA: 41
<b>PITCHER</b> <b>Ryan Glynn, R</b> (1, 1) ERA: 6.89 <b>Esteban Loaiza, R</b> (5, 1) ERA: 7.22	IP	WLS	BF	H	R	ER	SO	BB	IBB	HBP	BLK	WP	HR	S	P	ERA	WHIP					
	4.1		21	5	3	3	0	4	0	0	0	0	1	38	77	6.23	2.077					
	4.2	W	20	5	4	4	1	1	0	0	0	0	0	47	75	7.71	1.286					

San Francisco Giants @ Texas Rangers  
 The Ballpark at Arlington, Arlington, TX  
 Mon Jul 19 1999, 8:35 PM EDT  
 Att. 40,976 - Cloudy - 91 F

livebaseballscorecards.com

AB	35
R	7
H	10
RBI	7
BB	5
SO	1
LOB	14







Batter	1	2	3	4	5	6	7	8	9	AB R H RBI BB SO LOB	TOP											
<b>Marvin Benard, L</b> (1, 8) OBP: 0.359, SLG: 0.450	2-2 P5			4-1 CS BB		2-0 1B	1-2 P5			3 0 1 0 1 0 2												
<b>F.P. Santangelo, S</b> (1, 7) OBP: 0.450, SLG: 0.399	3-3 K			1-0 F9		2-1 P4		3-3 K		4 0 0 0 0 2 2												
<b>J.T. Snow, L</b> (1, 3) OBP: 0.384, SLG: 0.460	2-3 K			3-3 K 1-2			0-0 F7	0-0 G3		4 0 0 0 0 2 1												
<b>Jeff Kent, R</b> (1, 4) OBP: 0.379, SLG: 0.503		1-2 G6-3 1B		3-2 F9		1-1 HR 1B	0-1 F9			4 1 2 0 0 0 0												
<b>Barry Bonds, L</b> (1, 10) OBP: 0.409, SLG: 0.566		1-1 F7		1-2 G6-3		1-1 HR	1-0 G4-3			4 1 1 2 0 0 1												
<b>Stan Javier, S</b> (1, 9) OBP: 0.336, SLG: 0.362		1 SAFE 3-1 G6-3 1-2		1-0 FC6-4 1B		4-2 1B BB	3-2 F7			3 1 1 0 1 0 1												
<b>Bill Mueller, S</b> (1, 5) OBP: 0.393, SLG: 0.338			1-1 P5		0-0 FC6-4 1-2f	2-2 F8	0-0 L8			4 0 0 0 0 0 2												
<b>Rich Aurilia, R</b> (1, 6) OBP: 0.352, SLG: 0.468			2-3 K		2-2 G5-3	0-0 1B	1-2 1B			3 0 1 0 0 1 0												
<b>Brent Mayne, L</b> (1, 2) OBP: 0.368, SLG: 0.407			3-1 F7		3-1 G3-1	0-1 1B	1-2 2-H 1B			2 0 0 0 0 0 0												
<b>Scott Servais, R</b> (7, PH) OBP: 0.328, SLG: 0.427										1 0 1 1 0 0 0												
<b>Inning Stats</b>	R: 0 E: 0 K: 2 S: 11	H: 0 LOB: 0 BB: 0 P: 18	R: 0 E: 0 K: 0 S: 7	H: 1 LOB: 0 BB: 0 P: 12	R: 0 E: 0 K: 1 S: 7	H: 0 LOB: 0 BB: 0 P: 13	R: 0 E: 0 K: 1 S: 5	H: 0 LOB: 0 BB: 1 P: 13	R: 0 E: 0 K: 0 S: 9	H: 1 LOB: 1 BB: 0 P: 14	R: 0 E: 0 K: 0 S: 8	H: 1 LOB: 1 BB: 0 P: 17	R: 3 E: 0 K: 0 S: 18	H: 4 LOB: 2 BB: 1 P: 27	R: 0 E: 0 K: 1 S: 6	H: 0 LOB: 0 BB: 0 P: 9	R: 0 E: 0 K: 0 S: 5	H: 0 LOB: 0 BB: 0 P: 9	1B: 6 2B: 0 3B: 0 HR: 1	SF: 0 SAC: 0 DP: 0 HBP: 0	WP: 0 PB: 0 SB: 0 CS: 1	PA: 34
<b>PITCHER</b>	IP WLS BF H R ER SO BB IBB HBP BLK WP HR S P ERA WHIP																					
<b>Rick Helling, R</b> (1, 1) ERA: 4.47	6.2 W 26 6 3 3 4 2 0 0 0 0 0 1 60 108 4.05 1.200																					
<b>Mike Venafro, L</b> (7, 1) ERA: 3.0	1.2 H 6 1 0 0 1 0 0 0 0 0 0 0 12 17 0.00 0.600																					
<b>59 Jeff Zimmerman, R</b> (9, 1) ERA: 0.81	0.2 2 0 0 0 0 0 0 0 0 0 0 0 4 7 0.00 0.000																					

**San Francisco Giants @ Texas Rangers**  
The Ballpark at Arlington, Arlington, TX

Tue Jul 20 1999, 8:35 PM EDT  
Att. 33,922 - Cloudy - 89 F

[livebaseballscorecards.com](http://livebaseballscorecards.com)

AB	32
R	3
H	7
RBI	3
BB	2
SO	5
LOB	9



Batter	1	2	3	4	5	6	7	8	9
<b>Roberto Kelly, R</b> OBP: 0.373, SLG: 0.443 (1, 9)	2-2 FC6-4 1B	2-2 G6-3		4-2 29 1B BB		2-0 FC5-4 1B		1-2 FC5-4 1B	
<b>Ivan Rodriguez, R</b> OBP: 0.330, SLG: 0.485 (1, 2)	1-1 FC6-4 29 2B 1B		0-0 L6	2-2 SF8		2-2 FC6-4 29 BB 1B		1-0 FC5-4 29 FC6 1B	
<b>29 Rusty Greer, L</b> OBP: 0.389, SLG: 0.439 (1, 7)	1-1 1B 2B		4-1 1B BB	0-0 1B		4-2 1B BB		0-1 FC6 1B	
<b>Juan Gonzalez, R</b> OBP: 0.360, SLG: 0.593 (1, 10)	4-0 1B IBB		2-2 F8	2-3 K		2-0 1B			
<b>Rafael Palmeiro, L</b> OBP: 0.435, SLG: 0.602 (1, 3)	1-3 K		1-2 1B		2-2 G6-4-3 1B	3-3 K			
<b>Todd Zeile, R</b> OBP: 0.353, SLG: 0.463 (1, 5)	0-1 FC6-4 1B		0-2 P3		1-1 G6-4-3		1-2 G6-3		
<b>Ruben Mateo, R</b> OBP: 0.275, SLG: 0.500 (1, 8)	1-1 FC6-4 1B			4-2 SH5-3 2B BB	1-2 G1-3		1-0 G6-3		
<b>Luis Alicea, S</b> OBP: 0.306, SLG: 0.223 (1, 4)		2-1 G5-3		0-1 SH5-3		3-2 FC5-4 FC6-4 2B	2-2 F8		
<b>Royce Clayton, R</b> OBP: 0.301, SLG: 0.352 (1, 6)		1-3 K		0-1 WP SF8 2B		4-0 FC5-4 BB	4-1 FC5-4 1B BB		

Inning Stats	R: 2	H: 3	E: 0	K: 1	S: 14	LOB: 2	BB: 1	P: 24	R: 0	H: 0	E: 0	K: 1	S: 8	LOB: 0	BB: 0	P: 13	R: 0	H: 1	E: 0	K: 0	S: 11	LOB: 2	BB: 1	P: 18	R: 2	H: 2	E: 0	K: 1	S: 17	LOB: 2	BB: 2	P: 29	R: 0	H: 1	E: 0	K: 0	S: 8	LOB: 0	BB: 0	P: 12	R: 2	H: 2	E: 0	K: 1	S: 15	LOB: 2	BB: 2	P: 35	R: 0	H: 0	E: 0	K: 0	S: 7	LOB: 0	BB: 0	P: 11	R: 0	H: 1	E: 0	K: 0	S: 8	LOB: 1	BB: 1	P: 13
--------------	------	------	------	------	-------	--------	-------	-------	------	------	------	------	------	--------	-------	-------	------	------	------	------	-------	--------	-------	-------	------	------	------	------	-------	--------	-------	-------	------	------	------	------	------	--------	-------	-------	------	------	------	------	-------	--------	-------	-------	------	------	------	------	------	--------	-------	-------	------	------	------	------	------	--------	-------	-------

PITCHER	IP	WLS	BF	H	R	ER	SO	BB	IBB	HBP	BLK	WP	HR	S	P	ERA	WHIP
<b>Shawn Estes, L</b> ERA: 5.37 (1, 1)	5.2	L	30	8	6	6	3	5	1	0	0	1	0	69	122	9.53	2.294
<b>Jerry Spradlin, R</b> ERA: 4.93 (6, 1)	2.1		9	2	0	0	1	1	0	0	0	0	0	19	33	0.00	1.286

**BOTTOM**


**San Francisco Giants @ Texas Rangers**  
The Ballpark at Arlington, Arlington, TX

Tue Jul 20 1999, 8:35 PM EDT  
Att: 33,922 - Cloudy - 89 F

AB	R	H	RBI	BB	SO	LOB
4	0	2	0	1	0	2
4	2	0	2	0	0	4
3	1	2	0	2	0	1
3	0	1	1	1	1	3
4	0	2	0	0	2	5
4	0	1	2	0	0	3
3	1	0	0	1	0	2
3	1	1	0	0	0	0
2	1	1	1	2	1	0

AB	30
R	6
H	10
RBI	6
BB	7
SO	4
LOB	20

WP: 1 PA: 39  
PB: 0  
SB: 0  
CS: 0



PITCHER	IP	WLS	BF	H	R	ER	SO	BB	IBB	HBP	BLK	WP	HR	S	P	ERA	WHIP
---------	----	-----	----	---	---	----	----	----	-----	-----	-----	----	----	---	---	-----	------



Batter	1	2	3	4	5	6	7	8	9	AB R H RBI BB SO LOB	TOP									
<b>Damian Jackson, R</b> OBP: 0.343, SLG: 0.401 (1, 6)	3-2 P3 BB	1-0 P3 BB			4-2 S BB		2-0 P6 BB		2-3 K BB	4 0 0 0 1 1 3	<b>San Diego Padres @ San Francisco Giants</b> 3Com Park at Candlestick Point, San Francisco, CA Wed Jul 21 1999, 7:05 PM EDT Att. 19,616 - Unknown - 63 F <a href="http://livebaseballscorecards.com">livebaseballscorecards.com</a>									
<b>Eric Owens, R</b> OBP: 0.354, SLG: 0.444 (1, 8) (7, 7)	4-2 S BB		2-2 G1-3		0-0 P3 BB		1-3 K BB		0-1 1B	4 0 1 0 1 1 2										
<b>Reggie Sanders, R</b> OBP: 0.395, SLG: 0.537 (1, 9)	4-2 S BB		1-1 L5		2-3 SAFE K		2-2 1B 1B		1-2 F7 1B	4 0 1 0 1 1 2										
<b>John Vander Wal, L</b> OBP: 0.394, SLG: 0.491 <b>Ruben Rivera, R</b> OBP: 0.304, SLG: 0.494 (7, PH) (7, 8)	1-3 K BB		3-2 BB 1B		2-2 SAFE G3-1 1B		0-1 FC6-4 1B 2-H		3-3 K	3 0 1 0 0 1 3 2 0 1 1 0 1 1										
<b>Wally Joyner, L</b> OBP: 0.383, SLG: 0.377 <b>Phil Nevin, R</b> OBP: 0.335, SLG: 0.532 (7, PH) (7, 3) <b>Carlos Reyes, S</b> (7, 1)	2-2 F7		4-2 SAFE BB BB BB BB		1-2 BB		0-0 F8		2-2 FC6-4 1-2f	2 0 0 0 1 0 2 1 0 0 0 0 0 2 0 0 0 0 0 0 0										
<b>Dave Magadan, L</b> OBP: 0.357, SLG: 0.369 <b>Carlos Almanzar, R</b> (6, 1) <b>George Arias, R</b> OBP: 0.277, SLG: 0.431 (7, 5)		2-2 G4-3	2-3 K				3-2 G4-3		4-2 BB	3 0 0 0 0 1 2 0 0 0 0 0 0 0 0 0 0 0 1 0 0										
<b>Carlos Baerga, S</b> OBP: 0.300, SLG: 0.333 (1, 4) (7, 3)		4-0 SH1-4 1B BB		1-2 P6		0-0 P2		0-2 P6		3 0 0 0 1 0 1										
<b>Ben Davis, S</b> OBP: 0.319, SLG: 0.412 (1, 2)		3-2 SH1-4 1B		1-0 G1-6-3 1B			3-2 HR	2-2 P5		4 1 3 1 0 0 1										
<b>Sterling Hitchcock, L</b> OBP: 0.162, SLG: 0.088 <b>Ed Giovanola, L</b> OBP: 0.333, SLG: 0.271 (6, 5) (7, 4)		0-0 SH1-4		3-2 G1-6-3			4-2 1B BB	2-3 K		1 0 0 0 0 0 1 1 1 0 0 1 1 1										
<b>Inning Stats</b>	R: 0 E: 0 K: 1 S: 13	H: 0 LOB: 2 BB: 2 P: 27	R: 0 E: 0 K: 0 S: 8	H: 1 LOB: 2 BB: 1 P: 18	R: 0 E: 0 K: 1 S: 15	H: 1 LOB: 0 BB: 0 P: 12	R: 0 E: 0 K: 0 S: 7	H: 0 LOB: 1 BB: 1 P: 17	R: 0 E: 0 K: 0 S: 7	H: 0 LOB: 0 BB: 0 P: 10		R: 2 E: 0 K: 1 S: 20	H: 3 LOB: 2 BB: 1 P: 34	R: 0 E: 0 K: 1 S: 15	H: 0 LOB: 1 BB: 1 P: 23	R: 0 E: 0 K: 2 S: 14	H: 1 LOB: 1 BB: 0 P: 20	1B: 6 2B: 0 3B: 0 HR: 1	SF: 0 SAC: 1 DP: 1 HBP: 0	WP: 0 PB: 0 SB: 4 CS: 0
<b>PITCHER</b>	IP WLS BF H R ER SO BB IBB HBP BLK WP HR S P ERA WHIP																			
<b>Russ Ortiz, R</b> ERA: 3.35 (1, 1)	6.1 W 28 4 2 2 3 6 0 0 0 0 0 1 66 127 2.84 1.579																			
<b>Julian Tavarez, R</b> ERA: 5.21 (7, 1)	0.1 2 1 0 0 1 0 0 0 0 0 0 0 7 10 0.00 3.000																			
<b>Alan Embree, L</b> ERA: 3.63 (7, 1)	0.1 2 1 0 0 0 0 0 0 0 0 0 0 6 8 0.00 3.000																			
<b>John Johnstone, R</b> ERA: 1.83 (8, 1)	1.0 4 0 0 0 1 1 0 0 0 0 0 0 15 23 0.00 1.000																			
<b>Robb Nen, R</b> ERA: 3.97 (9, 1)	1.0 4 1 0 0 2 0 0 0 0 0 0 0 14 20 0.00 1.000																			

<b>AB</b>	32
<b>R</b>	2
<b>H</b>	7
<b>RBI</b>	2
<b>BB</b>	7
<b>SO</b>	7
<b>LOB</b>	21









Batter	1	2	3	4	5	6	7	8	9	AB R H RBI BB SO LOB
Marvin Benard, L (1, 8) OBP: 0.363, SLG: 0.468	0-3 K		1-0 HR			2-1 1B	0-2 1B WP		1-2 F8	5 3 3 4 0 1 0
Bill Mueller, S (1, 5) OBP: 0.393, SLG: 0.337	0-0 G3-1		1-1 L3			1-2 P6	0-0 1B WP			4 0 1 1 0 0 1
Barry Bonds, L (1, 7) OBP: 0.397, SLG: 0.538	1-3 K		1-3 K			2-3 K	1-3 K			4 0 0 0 0 4 3
Jeff Kent, R (1, 4) OBP: 0.374, SLG: 0.493		0-0 G6-3		2-3 K		4-2 1B WP	2-3 K			3 0 0 0 1 2 1
J.T. Snow, L (1, 3) OBP: 0.380, SLG: 0.454		1-3 K		2-3 K		2-2 1B WP		2-2 G3-1		4 0 1 1 0 2 0
Ellis Burks, R (1, 9) OBP: 0.377, SLG: 0.515		3-2 P4		0-0 G4-3		1-2 F9		3-1 P5		4 0 0 0 0 0 2
Rich Aurilia, R (1, 6) OBP: 0.354, SLG: 0.473			1-1 F7		1-1 P3		2-2 F9	2-1 G1-3		4 0 0 0 0 0 0
Scott Servais, R (1, 2) OBP: 0.338, SLG: 0.435			0-0 1B HR		0-0 L4		4-2 1B BB		1-1 G5-3	3 2 1 0 1 0 0
Kirk Rueter, L (1, 1) OBP: 0.216, SLG: 0.219			0-1 HR		1-3 K		4-2 1B BB		1-2 G1-3	1 1 1 0 0 0 0
Julian Javier, L (4, 1) OBP: 0.209, SLG: 0.200										0 0 0 0 0 0 0
Jerry Spradlin, S (7, 1) OBP: 0.337, SLG: 0.361										0 0 0 0 0 0 0
Stan Javier, S (7, PH) OBP: 0.337, SLG: 0.361										0 1 0 0 1 0 0
John Johnstone, R (8, 1) OBP: 0.278, SLG: 0.263										0 0 0 0 0 0 0
Charlie Hayes, R (9, PH) OBP: 0.278, SLG: 0.263										1 0 0 0 0 0 0

Inning Stats	R: 0	H: 0	E: 0	LOB: 0	K: 2	BB: 0	S: 8	P: 9	R: 0	H: 0	E: 0	LOB: 0	K: 1	BB: 0	S: 10	P: 14	R: 3	H: 3	E: 0	LOB: 0	K: 1	BB: 0	S: 11	P: 15	R: 0	H: 0	E: 0	LOB: 0	K: 2	BB: 0	S: 7	P: 11	R: 0	H: 0	E: 0	LOB: 0	K: 1	BB: 0	S: 6	P: 8	R: 1	H: 2	E: 0	LOB: 2	K: 1	BB: 1	S: 17	P: 29	R: 3	H: 2	E: 0	LOB: 1	K: 2	BB: 2	S: 19	P: 32	R: 0	H: 0	E: 0	LOB: 0	K: 0	BB: 0	S: 10	P: 17	R: 0	H: 0	E: 0	LOB: 0	K: 0	BB: 0	S: 10	P: 13	R: 0	H: 0	E: 0	LOB: 0	K: 0	BB: 0	S: 10	P: 13	1B: 4	SF: 0	2B: 1	SAC: 0	3B: 1	DP: 0	HR: 1	HBP: 0
--------------	------	------	------	--------	------	-------	------	------	------	------	------	--------	------	-------	-------	-------	------	------	------	--------	------	-------	-------	-------	------	------	------	--------	------	-------	------	-------	------	------	------	--------	------	-------	------	------	------	------	------	--------	------	-------	-------	-------	------	------	------	--------	------	-------	-------	-------	------	------	------	--------	------	-------	-------	-------	------	------	------	--------	------	-------	-------	-------	------	------	------	--------	------	-------	-------	-------	-------	-------	-------	--------	-------	-------	-------	--------

PITCHER	IP	WLS	BF	H	R	ER	SO	BB	IBB	HBP	BLK	WP	HR	S	P	ERA	WHIP
Woody Williams, R (1, 1) ERA: 4.71	5.2	W	23	5	4	4	8	1	0	0	0	0	1	56	82	6.35	1.059
Donne Wall, R (6, 1) ERA: 2.81	0.1	H	1	0	0	0	0	0	0	0	0	1	0	3	4	0.00	0.000
Dan Miceli, R (7, 1) ERA: 4.12	0.1		5	2	3	3	0	2	0	0	0	0	0	12	22	81.00	12.000
Carlos Reyes, R (7, 1) ERA: 2.86	1.2	H	5	0	0	0	2	0	0	0	0	1	0	17	27	0.00	0.000
Trevor Hoffman, R (9, 1) ERA: 2.7	1.0	S	3	0	0	0	0	0	0	0	0	0	0	10	13	0.00	0.000

**BOTTOM**

**San Diego Padres @ San Francisco Giants**  
**3Com Park at Candlestick Point, San Francisco, CA**

AB	34
R	7
H	7
RBI	6
BB	3
SO	10
LOB	7



PITCHER	IP	WLS	BF	H	R	ER	SO	BB	IBB	HBP	BLK	WP	HR	S	P	ERA	WHIP
WP: 2	PA: 37																

Thu Jul 22 1999, 4:05 PM EDT  
Att: 22,455 - Unknown - 64 F

livebaseballscorecards.com



Batter	1	2	3	4	5	6	7	8	9	AB R H RBI BB SO LOB
<b>Pokey Reese, R</b> (1, 4) OBP: 0.319, SLG: 0.426	2-3 K		2-2 F8		1-1 F7			3-3 K	1-0 G5-4-3	5 0 0 0 0 2 2
<b>Dmitri Young, S</b> (1, 9) OBP: 0.306, SLG: 0.430	1-2 G4-3			1-1 1B WP 1B		1-3 K		1-1 1B		4 1 2 0 0 1 0
<b>Sean Casey, L</b> (1, 3) OBP: 0.430, SLG: 0.616	1-2 F8			1-2 SAFE 1-3 HR 1B		1-3 K		1-1 BB 1B		4 1 2 0 0 1 0
<b>Greg Vaughn, R</b> (1, 7) OBP: 0.331, SLG: 0.509		1-1 F8		3-0 1-H 3-H HR		3-3 K		4-2 FC4-6 BB		3 1 1 2 1 1 0
<b>Barry Larkin, R</b> (1, 6) OBP: 0.397, SLG: 0.438		2-2 G6-3		2-1 G4-3			3-2 G6-3 S 1B	0-2 FC4-6		4 0 1 0 0 0 3
<b>Aaron Boone, R</b> (1, 5) OBP: 0.337, SLG: 0.441		2-1 F8		0-2 G6-3			1-3 K		4-0 HR BB	3 0 0 0 0 1 1
<b>Mike Cameron, R</b> (1, 8) OBP: 0.355, SLG: 0.465			1-3 K		0-2 F9		2-2 G6-3		1-3 K	4 0 0 0 0 2 2
<b>Jason LaRue, R</b> (1, 2) OBP: 0.279, SLG: 0.342			1-2 BLK 1B		3-1 F9		2-2 G6-3		0-2 HR	4 1 2 2 0 0 1
<b>Steve Avery, L</b> (1, 1) <b>Stan Belinda, R</b> (1, 1) <b>Mark Lewis, R</b> (1, 1) <b>Scott Sullivan, R</b> (1, 1) <b>Danys Reyes, R</b> (1, 1) <b>Danny Graves, R</b> (1, 1) <b>Chris Stynes, R</b> (1, 1) <b>Hal Morris, L</b> (1, 1) <b>Michael Tucker, L</b> (1, 1)			1-3 K		3-1 F8			0-2 P3	1-2 G5-4-3 1B	0 0 0 0 0 0 0 1 0 0 0 0 0 1 1 1 0 1 0 0 0 0 0 0 0 0 1 0 0 0 1 0 0 1 0 1 0 0 0 0 0

Inning Stats	R: 0 E: 0 K: 1 S: 9	H: 0 LOB: 0 BB: 0 P: 13	R: 0 E: 0 K: 0 S: 8	H: 0 LOB: 0 BB: 0 P: 13	R: 0 E: 0 K: 2 S: 13	H: 1 LOB: 1 BB: 0 P: 18	R: 3 E: 0 K: 0 S: 19	H: 3 LOB: 0 BB: 0 P: 26	R: 0 E: 0 K: 0 S: 6	H: 0 LOB: 0 BB: 0 P: 13	R: 0 E: 0 K: 3 S: 11	H: 0 LOB: 0 BB: 0 P: 16	R: 0 E: 0 K: 1 S: 15	H: 1 LOB: 1 BB: 0 P: 23	R: 0 E: 0 K: 1 S: 15	H: 2 LOB: 3 BB: 1 P: 24	R: 2 E: 0 K: 1 S: 11	H: 2 LOB: 0 BB: 1 P: 18	1B: 7 2B: 0 3B: 0 HR: 2	SF: 0 SAC: 0 DP: 1 HBP: 0	WP: 1 PB: 0 SB: 1 CS: 0	PA: 37
--------------	------------------------------	----------------------------------	------------------------------	----------------------------------	-------------------------------	----------------------------------	-------------------------------	----------------------------------	------------------------------	----------------------------------	-------------------------------	----------------------------------	-------------------------------	----------------------------------	-------------------------------	----------------------------------	-------------------------------	----------------------------------	----------------------------------	------------------------------------	----------------------------------	--------

PITCHER	IP	WLS	BF	H	R	ER	SO	BB	IBB	HBP	BLK	WP	HR	S	P	ERA	WHIP
<b>Chris Brock, R</b> (1, 1) ERA: 5.48	6.0		22	4	3	3	6	0	0	0	1	1	1	66	99	4.50	0.667
<b>Jerry Spradlin, R</b> (7, 1) ERA: 4.66	1.0	W	4	1	0	0	1	0	0	0	0	0	0	15	23	0.00	1.000
<b>John Johnstone, R</b> (8, 1) ERA: 1.71	1.0	H	6	2	0	0	1	1	0	0	0	0	0	15	24	0.00	3.000
<b>Robb Nen, R</b> (9, 1) ERA: 4.27	1.0	S	5	2	2	2	1	1	0	0	0	0	1	11	18	18.00	3.000

**TOP**

**Cincinnati Reds @ San Francisco Giants**  
3Com Park at Candlestick Point, San Francisco, CA

Fri Jul 23 1999, 10:35 PM EDT  
Att. 23,100 - Cloudy - 59 F

[livebaseballscorecards.com](http://livebaseballscorecards.com)

<b>AB</b>	<b>35</b>
<b>R</b>	<b>5</b>
<b>H</b>	<b>9</b>
<b>RBI</b>	<b>4</b>
<b>BB</b>	<b>2</b>
<b>SO</b>	<b>9</b>
<b>LOB</b>	<b>10</b>



Batter	1	2	3	4	5	6	7	8	9
F.P. Santangelo, S OBP: 0.458, SLG: 0.407 (1, 8)	4-2 BB BB BB BB	2-1 FC6-4 1-2f		1-0 F8			1-3 K	4-2 G1-6-3 BB	
Rich Aurilia, R OBP: 0.355, SLG: 0.469 (1, 6)	4-0 BB BB 1-2 SF9 BB	1-2 F8		0-2 FC5-4 1-2f			1-2 1B 1B BB HBP	1-2 G1-6-3 1-2f	
Barry Bonds, L OBP: 0.408, SLG: 0.541 (1, 7)	4-1 BB BB 1-2 2-3 1B BB	4-1 SAFE SAFE SAFE SAFE BB		1-2 F8			0-2 BB 1B 1-2 SF8 1B	0-0 1B	
Jeff Kent, R OBP: 0.374, SLG: 0.492 (1, 4)	1-2 P4	3-3 K		1-0 CS 1B			0-0 BB BB 1-2 2-3 BB 1B	2-1 G5-3	
Ellis Burks, R OBP: 0.379, SLG: 0.511 Marvin Benard, L OBP: 0.363, SLG: 0.468 (1, 9) (9, 9)	4-1 1B BB 1-2 2-3 3-H BB		3-2 G5-3		3-2 P2 1-2		4-2 BB BB BB E BB		
J.T. Snow, L OBP: 0.377, SLG: 0.451 (1, 3)	1-0 SF9		2-1 P7			3-3 K	0-0 SF8		
Charlie Hayes, R OBP: 0.282, SLG: 0.268 John Johnstone, R Robb Nen, R (8, 1) (9, 1)	2-2 1B		1-3 K			2-2 1B	1-0 E5 BB 1-2 2-3		
Scott Servais, R OBP: 0.336, SLG: 0.425 (1, 2)	3-3 K			3-2 F9			1-3 K	4-1 FC6-4 BB 1-2 2-3 3-H	
Chris Brock, R OBP: 0.263, SLG: 0.200 Stan Javier, S OBP: 0.336, SLG: 0.360 Jerry Spradlin, S Bill Mueller, S OBP: 0.392, SLG: 0.335 (1, 1) (6, PH) (7, 1) (7, PH) (8, 5)		0-1 FC6-4 1B		4-2 FC5-4 BB			1-0 F8	0-0 FC6-4 1-2f	

Inning Stats	R: 3 E: 0 K: 1 S: 16	H: 1 LOB: 2 BB: 4 P: 39	R: 0 E: 0 K: 1 S: 15	H: 1 LOB: 2 BB: 1 P: 25	R: 0 E: 0 K: 1 S: 8	H: 0 LOB: 0 BB: 0 P: 14	R: 0 E: 0 K: 0 S: 9	H: 0 LOB: 1 BB: 1 P: 17	R: 0 E: 0 K: 0 S: 9	H: 1 LOB: 0 BB: 0 P: 14	R: 0 E: 0 K: 2 S: 13	H: 1 LOB: 1 BB: 0 P: 20	R: 3 E: 1 K: 1 S: 16	H: 2 LOB: 3 BB: 2 P: 27	R: 0 E: 0 K: 0 S: 9	H: 1 LOB: 1 BB: 1 P: 16
--------------	-------------------------------	----------------------------------	-------------------------------	----------------------------------	------------------------------	----------------------------------	------------------------------	----------------------------------	------------------------------	----------------------------------	-------------------------------	----------------------------------	-------------------------------	----------------------------------	------------------------------	----------------------------------

PITCHER	IP	WLS	BF	H	R	ER	SO	BB	IBB	HBP	BLK	WP	HR	S	P	ERA	WHIP
Steve Avery, L ERA: 5.16 (1, 1)	1.2		12	2	3	3	1	5	0	0	0	0	0	25	55	16.20	4.200
Stan Belinda, R ERA: 5.79 (2, 1)	2.1		8	0	0	0	2	1	0	0	0	0	0	23	40	0.00	0.429
Scott Sullivan, R ERA: 2.48 (5, 1)	2.1	L	9	2	1	1	3	0	0	1	0	0	0	27	41	3.86	0.857
Dennys Reyes, L ERA: 1.82 (7, 1)	0.0		2	2	0	0	0	0	0	0	0	0	0	4	4	∞	∞
Danny Graves, R ERA: 3.54 (7, 1)	1.2		9	1	2	1	0	3	0	0	0	0	0	16	32	5.40	2.400

AB	R	H	RBI	BB	SO	LOB
3	1	0	0	2	1	2
3	2	0	0	1	0	3
3	2	2	0	2	0	0
5	1	2	0	0	1	6
2	0	0	2	2	0	1
0	0	0	0	0	0	0
2	0	0	2	0	1	0
4	0	2	1	0	1	2
0	0	0	0	0	0	0
0	0	0	0	0	0	0
3	0	0	1	1	2	3
1	0	1	0	1	0	0
1	0	0	0	0	0	1
0	0	0	0	0	0	0
1	0	0	0	0	0	3

WP	PA
0	40

AB	28
R	6
H	7
RBI	6
BB	9
SO	6
LOB	21



**Cincinnati Reds @ San Francisco Giants**  
 3Com Park at Candlestick Point, San Francisco, CA  
 Fri Jul 23 1999, 10:35 PM EDT  
 Att. 23,100 - Cloudy - 59 F

livebaseballscorecards.com



Batter	1	2	3	4	5	6	7	8	9	AB R H RBI BB SO LOB	TOP																		
<b>Pokey Reese, R</b> (1, 4) OBP: 0.315, SLG: 0.420	2-2 F9			0-2 L5	0-1 L4		1-1 F8		1-3 K	5 0 0 0 0 1 5	<b>Cincinnati Reds @ San Francisco Giants</b> 3Com Park at Candlestick Point, San Francisco, CA Sat Jul 24 1999, 4:05 PM EDT Att. 32,118 - Cloudy - 64 F <a href="http://livebaseballscorecards.com">livebaseballscorecards.com</a>																		
<b>Michael Tucker, L</b> (1, 9) OBP: 0.332, SLG: 0.410 <b>Jeffrey Hammonds, R</b> (8, PH) OBP: 0.305, SLG: 0.443	2-0 P5			2-2 P5	4-1 BB			2-3 K	0-2 FC5-4	2 0 0 0 1 0 0 2 0 0 0 0 1 3																			
<b>Sean Casey, L</b> (1, 3) OBP: 0.429, SLG: 0.611	2-2 G4-3			0-0 1B	2-3 K			4-2 FC6-4	2-1 E6	4 1 1 0 1 1 4																			
<b>Greg Vaughn, R</b> (1, 7) OBP: 0.329, SLG: 0.503				4-1 1B				1-1 E4	3-2 G5-3	4 1 0 0 1 0 3																			
<b>Barry Larkin, R</b> (1, 6) OBP: 0.395, SLG: 0.435				1-2 HR				3-2 FC6-4		4 1 1 1 0 0 2																			
<b>Mark Lewis, R</b> (1, 5) OBP: 0.296, SLG: 0.457 <b>Chris Stynes, R</b> (9, PR) OBP: 0.192, SLG: 0.089 <b>Aaron Boone, R</b> (9, 5) OBP: 0.337, SLG: 0.441				1-2 HR				1-0 CS	0-0 WP	4 1 2 3 0 1 0 0 1 0 0 0 0 0 0 0 0 0 0 0 0																			
<b>Mike Cameron, R</b> (1, 8) OBP: 0.352, SLG: 0.460				1-0 F9				0-1 F8	3-1 E1	4 1 0 0 0 0 1																			
<b>Jason LaRue, R</b> (1, 2) OBP: 0.298, SLG: 0.325				1-0 P3				3-2 P5	4-0 1B	2 1 0 0 2 0 0																			
<b>Pete Harnisch, S</b> (1, 1) OBP: 0.108, SLG: 0.243 <b>Hal Morris, L</b> (7, PH) OBP: 0.325, SLG: 0.311 <b>Scott Williamson, R</b> (7, 1) OBP: 0.310, SLG: 0.434 <b>Dmitri Young, S</b> (9, PH) <b>Dennys Reyes, R</b> (9, 1) <b>Danny Graves, R</b> (9, 1)				1-3 K	0-0 SH3-4			3-1 1B	1-1 FC5-4	1 0 0 0 0 1 0 1 0 1 0 0 0 0 0 0 0 0 0 0 0 1 0 0 1 2 0 0 0 0 0 0 0 0 0 0 0 0 0 0 0 0 0 0 0																			
<b>Inning Stats</b>	R: 0 E: 0 K: 0 S: 8	H: 0 LOB: 0 BB: 0 P: 14	R: 0 E: 0 K: 0 S: 8	H: 0 LOB: 0 BB: 0 P: 15	R: 0 E: 0 K: 1 S: 8	H: 0 LOB: 0 BB: 0 P: 11	R: 4 E: 0 K: 0 S: 16	H: 3 LOB: 0 BB: 1 P: 25	R: 0 E: 0 K: 1 S: 9	H: 0 LOB: 2 BB: 2 P: 19		R: 0 E: 0 K: 0 S: 13	H: 0 LOB: 0 BB: 0 P: 21	R: 0 E: 0 K: 0 S: 9	H: 1 LOB: 1 BB: 0 P: 16	R: 0 E: 1 K: 1 S: 11	H: 0 LOB: 1 BB: 1 P: 22	R: 3 E: 2 K: 1 S: 23	H: 2 LOB: 2 BB: 1 P: 36	1B: 4 2B: 1 3B: 0 HR: 1	SF: 0 SAC: 1 DP: 0 HBP: 0	WP: 1 PB: 0 SB: 0 CS: 1	PA: 41						
<b>PITCHER</b>	IP WLS BF H R ER SO BB IBB HBP BLK WP HR S P ERA WHIP												<b>PITCHER</b>	IP WLS BF H R ER SO BB IBB HBP BLK WP HR S P ERA WHIP															
<b>Mark Gardner, R</b> (1, 1) ERA: 6.61	7.0		28	4	4	4	3	3	0	0	0	0	0	1	71	121	5.14	1.000											
<b>Rich Rodriguez, L</b> (8, 1) ERA: 4.76	0.1	H	2	0	0	0	1	1	0	0	0	0	0	0	6	12	0.00	3.000											
<b>Julian Tavarez, R</b> (8, 1) ERA: 5.01	0.2	H	2	0	0	0	0	0	0	0	0	0	0	0	5	10	0.00	0.000											
<b>Robb Nen, R</b> (9, 1) ERA: 4.37	1.0	L	8	2	3	1	1	1	0	0	0	1	0	23	36	9.00	3.000												



Batter	1	2	3	4	5	6	7	8	9	AB	R	H	RBI	BB	SO	LOB
Marvin Benard, L (1, 8) OBP: 0.366, SLG: 0.482	1-2 SH5-3 SF9 2B		1-2 P6 1B	1 SAFE 0-2 L9		1-2 G3			1-1 HR	5	2	3	1	0	0	1
Bill Mueller, S (1, 5) OBP: 0.390, SLG: 0.333	0-0 SH5-3 2-3		3-2 P6 1-2		0-2 FC4-6 1B		3-2 G6-3		3-2 G5-3	4	0	1	0	0	0	1
Barry Bonds, L (1, 7) OBP: 0.413, SLG: 0.537	0-1 SF9 3-H		4-2 S BB		0-1 FC4-6 1-2 HR		4-0 BB BB		4-2 P4-3 HBP	1	1	0	1	2	0	1
Jeff Kent, R (1, 4) OBP: 0.377, SLG: 0.493	2-2 2B		4-2 BB 1-2		0-0 F8		4-1 BB 1-2		3-2 P4-3 1-2	3	0	1	0	2	0	2
J.T. Snow, L (1, 3) OBP: 0.375, SLG: 0.448	0-1 F9		0-0 L4		4-2 HR BB 1-2		2-3 K			3	1	0	0	1	1	5
Ellis Burks, R (1, 9) OBP: 0.381, SLG: 0.536		0-0 P4		1-0 HR		0-1 HR 1-H 2-H		0-0 P4		4	2	2	4	0	0	2
Rich Rodriguez, L (8, 1) OBP: 1.000, SLG: 1.000										0	0	0	0	0	0	0
Julian Tavarez, L (8, 1) OBP: 0.200, SLG: 0.200										0	0	0	0	0	0	0
Robb Nen, R (9, 1)										0	0	0	0	0	0	0
Rich Aurilia, R (1, 6) OBP: 0.354, SLG: 0.466		1-2 1B		0-3 K		1-0 P3			1-0 G5-3	4	0	1	0	0	1	0
Brent Mayne, L (1, 2) OBP: 0.366, SLG: 0.401		0-1 F7		2-1 E3		4-0 G1-6-4 BB		0-1 P6		3	0	0	0	1	0	1
Mark Gardner, R (1, 1) OBP: 0.188, SLG: 0.207		0-3 K		1-3 K		2-1 G1-6-4 1-2		2-3 K		3	0	0	0	0	2	3
Stan Javier, S (8, 9) OBP: 0.334, SLG: 0.358										1	0	0	0	0	1	0

Inning Stats	R: 1	H: 2	E: 0	K: 0	S: 14	H: 2	LOB: 1	BB: 0	P: 17	R: 0	H: 1	E: 0	K: 1	S: 10	R: 0	H: 1	E: 0	K: 0	S: 15	R: 1	H: 1	E: 1	K: 2	S: 13	R: 3	H: 2	E: 0	K: 0	S: 11	R: 0	H: 0	E: 0	K: 0	S: 5	R: 0	H: 0	E: 0	K: 1	S: 9	R: 0	H: 0	E: 0	K: 1	S: 6	R: 1	H: 1	E: 0	K: 0	S: 10	1B: 3	SF: 1	2B: 3	SAC: 1	3B: 0	DP: 2	HR: 3	HBP: 1	WP: 0	PA: 40
PITCHER	IP	WLS	BF	H	R	ER	SO	BB	IBB	HBP	BLK	WP	HR	S	P	ERA	WHIP																																										
Pete Harnisch, R (1, 1) ERA: 3.71	6.0		28	7	5	5	3	4	0	0	0	0	0	68	100	7.50	1.833																																										
Scott Williamson, R (7, 1) ERA: 1.8	2.0	W	8	0	0	0	2	2	0	0	0	0	0	15	31	0.00	1.000																																										
Dennys Reyes, L (9, 1) ERA: 2.03	0.1	H	3	1	1	1	0	0	0	1	0	0	1	7	15	27.00	3.000																																										
Danny Graves, R (9, 1) ERA: 3.5	0.2	S	1	0	0	0	0	0	0	0	0	0	0	3	6	0.00	0.000																																										

BOTTOM

Cincinnati Reds @ San Francisco Giants  
3Com Park at Candlestick Point, San Francisco, CA

Sat Jul 24 1999, 4:05 PM EDT  
Att: 32,118 - Cloudy - 64 F

livebaseballscores.com

AB	31
R	6
H	8
RBI	6
BB	6
SO	5
LOB	16






Batter	1	2	3	4	5	6	7	8	9	10	11	12	13	14	AB R H RBI BB SO LOB	TOP																
<b>Pokey Reese, R</b> OBP: 0.315, SLG: 0.427 (1, 4) FC5-4 1B			K			HR		G6-3		K		P3			6 1 2 1 0 2 1	<b>Cincinnati Reds @ San Francisco Giants</b> 3Com Park at Candlestick Point, San Francisco, CA Sun Jul 25 1999, 4:05 PM EDT Att. 34,452 - Cloudy - 64 F																
<b>Jeffrey Hammonds, R</b> OBP: 0.301, SLG: 0.439 (1, 9) FC5-4 1-2f				G5-3		E4 G3-6-3				K		F9			6 0 1 0 0 1 2																	
<b>Sean Casey, L</b> OBP: 0.425, SLG: 0.603 (1, 3) K				K		G3-6-3 1-2		G3-1		BB BB					5 0 0 0 1 2 3																	
<b>Greg Vaughn, R</b> OBP: 0.329, SLG: 0.497 <b>Stan Belinda, R</b> (13, 1) G1				K		BB				K		FC6-4 BB		K	4 0 0 0 2 3 1 0 0 0 0 0 0 0																	
<b>Barry Larkin, R</b> OBP: 0.394, SLG: 0.430 (1, 6) G5-3						BB		K		FC6-4 BB		FC6-4 1-2f		F9	4 0 0 0 2 1 5																	
<b>Aaron Boone, R</b> OBP: 0.333, SLG: 0.434 (1, 5) F8						P4		P7		FC6-4 1B				K	6 0 1 0 0 1 1																	
<b>Mike Cameron, R</b> OBP: 0.346, SLG: 0.452 (1, 8) G6-3						L8		G6-3		FC6-4 S		B1-3		K	6 0 0 0 0 1 3																	
<b>Jason LaRue, R</b> OBP: 0.280, SLG: 0.302 <b>Dmitri Young, S</b> OBP: 0.348, SLG: 0.431 <b>Danny Graves, R</b> (9, PH) <b>Hal Morris, L</b> OBP: 0.331, SLG: 0.507 <b>Scott Williamson, R</b> (11, PH) <b>Michael Tucker, L</b> OBP: 0.330, SLG: 0.429 (13, 9) K						K		K		F7 1-2f 2-3		F9		HR	3 0 0 0 0 0 3 1 1 0 0 0 0 0 0 2 0 0 0 0 0 0 0 0 1 0 0 0 0 0 0 0 0 0 0 0 0 0 0 0 1 1 1 1 0 0 0 0																	
<b>Steve Parris, R</b> OBP: 0.192, SLG: 0.192 <b>Mark Lewis, R</b> OBP: 0.284, SLG: 0.453 <b>Gabe White, L</b> (8, PH) <b>Chris Stynes, R</b> OBP: 0.199, SLG: 0.087 <b>Scott Sullivan, R</b> (8, PH) <b>Dennys Reyes, R</b> (8, PH) <b>Eddie Taubensee, L</b> OBP: 0.348, SLG: 0.465 (9, 2) G4-3						G5-3		F7		BB BB BB		P5		F8	1 0 0 0 0 0 0 0 1 0 0 0 0 0 0 0 0 0 0 0 0 0 0 0 1 0 2 0 0 0 1 0 0 0																	
<b>Inning Stats</b>	R: 0 E: 0 S: 10	H: 1 LOB: 1 BB: 0 P: 15	R: 0 E: 0 K: 0 S: 6	H: 0 LOB: 0 BB: 0 P: 11	R: 0 E: 0 K: 2 S: 9	H: 0 LOB: 0 BB: 0 P: 14	R: 0 E: 0 K: 1 S: 6	H: 0 LOB: 1 BB: 1 P: 11	R: 1 E: 1 K: 1 S: 14	H: 1 LOB: 2 BB: 1 P: 23	R: 0 E: 0 K: 1 S: 11	H: 0 LOB: 0 BB: 0 P: 19	R: 0 E: 0 K: 1 S: 12	H: 1 LOB: 1 BB: 0 P: 23	R: 0 E: 0 K: 2 S: 7		H: 0 LOB: 3 BB: 3 P: 19	R: 0 E: 0 K: 1 S: 5	H: 0 LOB: 0 BB: 0 P: 5	R: 0 E: 0 K: 0 S: 3	H: 0 LOB: 0 BB: 0 P: 3	R: 0 E: 0 K: 1 S: 5	H: 0 LOB: 0 BB: 0 P: 5	R: 1 E: 0 K: 1 S: 6	H: 1 LOB: 0 BB: 0 P: 6	1B: 2 2B: 1 3B: 0 HR: 2	SF: 0 SAC: 0 DP: 0 HBP: 0	WP: 0 PB: 0 SB: 1 CS: 0	PA: 54			
<b>PITCHER</b>	IP WLS BF H R ER SO BB IBB HBP BLK WP HR S P ERA WHIP																															
<b>Shawn Estes, L</b> ERA: 5.09 (1, 1)	8.0	30	3	1	1	8	2	0	0	0	0	0	1	78	127		1.12	0.625														
<b>Julian Tavarez, R</b> ERA: 4.93 (9, 1)	0.2	4	1	0	0	1	1	0	0	0	0	0	0	9	15		0.00	3.000														
<b>Alan Embree, L</b> ERA: 3.53 (9, 1)	1.0	5	0	0	0	2	2	0	0	0	0	0	0	9	18		0.00	2.000														
<b>Jerry Spradlin, R</b> ERA: 4.62 (10, 1)	0.1	2	0	0	0	0	1	0	0	0	0	0	0	1	5	0.00	3.000															
<b>John Johnstone, R</b> ERA: 1.61 (11, 1)	3.0	9	0	0	0	2	0	0	0	0	0	0	0	13	13	0.00	0.000															
<b>PITCHER</b>	IP WLS BF H R ER SO BB IBB HBP BLK WP HR S P ERA WHIP																															
<b>Robb Nen, R</b> ERA: 4.47 (14, 1)	1.0	4	1	1	1	1	0	0	0	0	0	0	0	6	6	9.00	1.000															

livebaseballscorecards.com

AB	48
R	2
H	5
RBI	2
BB	6
SO	14
LOB	19





Batter	1	2	3	4	5	6	7	8	9	10	11	12	13	14	AB	R	H	RBI	BB	SO	LOB
Marvin Benard, L OBP: 0.366, SLG: 0.478 (1, 8)	G4-3		G1-3		P1			FC4-6 HBP		1B			P5		5	0	1	0	0	0	1
Bill Mueller, S OBP: 0.384, SLG: 0.329 (1, 5)	F8			BB 2B 1B		P3		FC4-6 BB 1-2 2-3		G6-3			K		6	1	1	0	0	1	3
Barry Bonds, L OBP: 0.405, SLG: 0.520 (1, 7)	F8			K		K		BB					F7		5	0	0	0	1	2	1
J.T. Snow, L OBP: 0.375, SLG: 0.443 (1, 3)		BB G5-4-3		BB 2B 1-2		F8		K					F7		4	0	0	0	2	1	3
Stan Javier, S OBP: 0.331, SLG: 0.358 (1, 9)	F8			BB 2B			P4		P4				G4-3		6	0	1	1	0	1	1
Rich Aurilia, R OBP: 0.349, SLG: 0.459 (1, 6)	G5-4-3			P6			P3		G1-3				F9		5	0	0	0	0	0	3
Brent Mayne, L OBP: 0.363, SLG: 0.396 (1, 2)			G3-1	F7			CS 1B		G4-3				K		5	0	1	0	0	1	2
Wilson Delgado, S OBP: 0.354, SLG: 0.302 (1, 4)			E4		G6-3		CS 1-2		P6				G5-3		5	0	0	0	0	0	0
Shawn Estes, R Elliott, R F.P. Santangelo, S Julian Tavarez, L Alan Embree, L Jerry Spradlin, S Charlie Leisy, R John Johnson, R Jeff Kent, R Robb Nen, R			K		B1-3				FC4-6 HBP				F8		2	0	0	0	0	1	1

Inning Stats	R: 0	H: 0	E: 0	LOB: 0	K: 0	S: 6	P: 10	R: 0	H: 0	E: 0	LOB: 0	K: 0	S: 7	P: 13	R: 0	H: 0	E: 1	LOB: 1	K: 1	S: 9	P: 13	R: 1	H: 2	E: 0	LOB: 2	K: 1	S: 12	P: 20	R: 0	H: 0	E: 0	LOB: 0	K: 0	S: 6	P: 9	R: 0	H: 0	E: 0	LOB: 0	K: 1	S: 8	P: 8	R: 0	H: 1	E: 0	LOB: 0	K: 0	S: 11	P: 16	R: 0	H: 0	E: 0	LOB: 3	K: 1	S: 10	P: 20	R: 0	H: 0	E: 0	LOB: 0	K: 0	S: 7	P: 9	R: 0	H: 1	E: 0	LOB: 1	K: 1	S: 6	P: 6	R: 0	H: 0	E: 0	LOB: 0	K: 0	S: 3	P: 3	R: 0	H: 0	E: 0	LOB: 0	K: 1	S: 5	P: 5	R: 0	H: 0	E: 0	LOB: 0	K: 1	S: 5	P: 5	R: 0	H: 0	E: 0	LOB: 0	K: 1	S: 5	P: 5	R: 0	H: 0	E: 0	LOB: 0	K: 1	S: 5	P: 5
PITCHER	IP	WLS	BF	H	R	ER	SO	BB	IBB	HBP	BLK	WP	HR	S	P	ERA	WHIP																																																																																								
Steve Parris, R ERA: 3.45	(1, 1)	5.0	19	2	1	1	2	0	0	0	0	0	0	0	65	1.80	0.800																																																																																								
Gabe White, L ERA: 3.89	(6, 1)	2.0	6	1	0	0	1	0	0	0	0	0	0	17	24	0.00	0.500																																																																																								
Scott Sullivan, R ERA: 2.45	(8, 1)	0.2	4	0	0	0	0	0	0	2	0	0	0	5	9	0.00	0.000																																																																																								
Dennys Reyes, L ERA: 2.01	(8, 1)	0.1	2	0	0	0	1	1	0	0	0	0	0	5	11	0.00	3.000																																																																																								
Danny Graves, R ERA: 3.41	(9, 1)	2.0	7	1	0	0	1	0	0	0	0	0	0	13	15	0.00	0.500																																																																																								

**BOTTOM**

**Cincinnati Reds @ San Francisco Giants**  
 3Com Park at Candlestick Point, San Francisco, CA

Sun Jul 25 1999, 4:05 PM EDT  
 Att. 34,452 - Cloudy - 64 F

livebaseballscorecards.com

AB	45
R	1
H	4
RBI	1
BB	3
SO	8
LOB	15





Batter	1	2	3	4	5	6	7	8	9	AB R H RBI BB SO LOB	TOP																
J.D. Drew, L OBP: 0.339, SLG: 0.482 (1, 8)	1-1 G1-3 S 1B	3-2 E7 HR	1-2 F9	3-3 K			2-3 K		4-2 1B BB	5 1 1 0 1 2 2																	
Joe McEwing, R OBP: 0.355, SLG: 0.420 (1, 4)	0-0 F7	4-2 HR BB	2-1 1B 1B			2-1 F8	2-1 P6		1-2 1B	5 1 2 0 1 0 1																	
Mark McGwire, R OBP: 0.414, SLG: 0.641 (1, 3)	2-0 G1-3 1-3	3-2 HR	3-1 1B			2-1 G6-3	1-0 F8		0-3 K	6 1 2 3 0 1 3																	
Ray Lankford, L OBP: 0.363, SLG: 0.518 (1, 7)	4-2 S BB	4-2 S 1B BB	0-3 K			1-1 G1-3		1-2 P6	1-3 K	4 1 0 0 2 2 4																	
Fernando Tatis, R OBP: 0.398, SLG: 0.555 (1, 5)	4-2 BB	4-2 1B E BB		4-1 1B G4-3 BB		1-2 G6-3		2-1 F8		2 2 0 0 3 0 0																	
Edgar Renteria, R OBP: 0.347, SLG: 0.414 (1, 6)	0-3 K	1-2 E 1B		1-2 G4-3 1B 1B		1-1 1B 2B		4-0 BB BB		4 1 3 1 1 1 3																	
Alberto Castillo, R OBP: 0.327, SLG: 0.333 (1, 2)				0-1 G4-3 1B		1-0 1B		4-0 BB		4 0 2 0 1 0 0																	
Darren Bragg, L OBP: 0.377, SLG: 0.392 Shawon Dunston, R OBP: 0.333, SLG: 0.482 (8, PH) (8, 9)		4-2 G4-3 BB		0-0 G4-3		2-3 K		1-1 P3		3 1 1 1 1 1 4 1 0 0 0 0 0 2																	
Jose Jimenez, R OBP: 0.119, SLG: 0.167 Scott Radinsky, L OBP: 0.291, SLG: 0.294 Heathcliff Slocumb, R OBP: 0.291, SLG: 0.276 Willie McGee, S OBP: 0.667, SLG: 0.500 Rick Crouchmore, R OBP: 0.314, SLG: 0.351 (1, 1) (3, 1) (4, PH) (4, 1) (6, PH) (6, 1) (9, PH)		2-1 G4-3	1-2 G6-3	0-3 K		1-3 K			1-2 P6	2 0 0 0 0 0 1 0 0 0 0 0 0 0 1 0 0 0 0 0 1 2 0 0 0 0 0 0 0 0 1 0 0 0 0 0 1 2 0 0 0 0 0 0 0 0 1 0 0 0 0 0 0 0																	
<b>Inning Stats</b>	R: 0 E: 0 K: 1 S: 12	H: 1 LOB: 3 BB: 2 P: 23	R: 7 E: 2 K: 0 S: 30	H: 3 LOB: 2 BB: 4 P: 61	R: 0 E: 0 K: 1 S: 14	H: 2 LOB: 2 BB: 0 P: 21	R: 1 E: 0 K: 2 S: 13	H: 2 LOB: 2 BB: 1 P: 21	R: 0 E: 0 K: 0 S: 6	H: 0 LOB: 0 BB: 0 P: 11	R: 0 E: 0 K: 2 S: 12	H: 2 LOB: 2 BB: 0 P: 18	R: 0 E: 0 K: 1 S: 6	H: 0 LOB: 0 BB: 0 P: 11	R: 0 E: 0 K: 0 S: 7	H: 0 LOB: 2 BB: 2 P: 19	R: 0 E: 0 K: 2 S: 18	H: 1 LOB: 2 BB: 1 P: 25	1B: 9 2B: 1 3B: 0 HR: 1	SF: 0 SAC: 0 DP: 0 HBP: 0	WP: 0 PB: 0 SB: 3 CS: 0	PA: 49					
<b>PITCHER</b>	IP WLS BF H R ER SO BB IBB HBP BLK WP HR S P ERA WHIP																										
Russ Ortiz, R ERA: 3.3 (1, 1)	2.0		17	4	7	0	1	6	0	0	0	0	1	42	84	0.00	5.000										
Felix Rodriguez, R ERA: 3.83 (3, 1)	4.0	W	19	6	1	1	5	1	0	0	0	0	0	45	71	2.25	1.750										
Rich Rodriguez, L ERA: 4.54 (7, 1)	1.2	H	7	0	0	0	1	2	0	0	0	0	0	11	27	0.00	1.200										
Julian Tavarez, R ERA: 4.89 (8, 1)	0.1	H	1	0	0	0	0	0	0	0	0	0	0	2	3	0.00	0.000										
Robb Nen, R ERA: 4.38 (9, 1)	1.0	S	5	1	0	0	2	1	0	0	0	0	0	18	25	0.00	2.000										

St. Louis Cardinals @ San Francisco Giants  
 3Com Park at Candlestick Point, San Francisco, CA  
 Mon Jul 26 1999, 10:05 PM EDT  
 Att. 35,936 - Unknown - 60 F

AB	39
R	8
H	11
RBI	5
BB	10
SO	9
LOB	24







Batter	1	2	3	4	5	6	7	8	9	AB R H RBI BB SO LOB	TOP									
Darren Bragg, L (1, 9) OBP: 0.372, SLG: 0.386	1-2 G4-3		2-3 K		1-3 K			2-3 K		4 0 0 0 0 3 0	<b>St. Louis Cardinals @ San Francisco Giants</b> <b>3Com Park at Candlestick Point, San Francisco, CA</b> Tue Jul 27 1999, 4:05 PM EDT Att. 26,338 - Cloudy - 61 F									
Joe McEwing, R (1, 8) OBP: 0.356, SLG: 0.423	1-0 F7		1-2 2B			1-1 L1		1-2 G3-1 1B	4 0 2 0 0 0 0											
Mark McGwire, R (1, 3) OBP: 0.415, SLG: 0.648	1-1 HR		4-0 IBB			1-0 P4		1-3 K	3 1 1 1 1 1 1											
Fernando Tatis, R (1, 5) OBP: 0.397, SLG: 0.551	0-1 1B		2-3 K			2-2 P2		2-0 G3-1	4 0 1 0 0 1 3											
Edgar Renteria, R (1, 6) OBP: 0.344, SLG: 0.410	3-3 K			0-1 P7			2-3 K	0-1 G6-3	4 0 0 0 0 2 2											
Shawon Dunston, R (1, 7) OBP: 0.327, SLG: 0.472		0-0 E6 CS		1-0 F9			2-2 G6-3		3 0 0 0 0 0 0											
David Howard, S (1, 4) OBP: 0.276, SLG: 0.278		2-1 G3		3-1 L7			1-0 F7		3 0 0 0 0 0 1											
Eli Marrero, R (1, 2) OBP: 0.246, SLG: 0.328		3-3 K			1-2 P5			1-3 K	2 0 0 0 0 1 0											
Ray Lankford, L (8, PH) OBP: 0.362, SLG: 0.516									1 0 0 0 0 1 0											
Manny Aybar, R (8, 1) OBP: 0.091, SLG: 0.091									0 0 0 0 0 0 0											
Lance Painter, L (8, 1)									0 0 0 0 0 0 0											
Kent Bottenfield, R (1, 1) OBP: 0.163, SLG: 0.233			1-3 K		1-3 K			2-2 F9	2 0 0 0 0 2 0											
Alberto Castillo, R (8, PH) OBP: 0.325, SLG: 0.331									1 0 0 0 0 0 0											
<b>Inning Stats</b>	R: 1 E: 0 K: 1 S: 12	H: 2 LOB: 1 BB: 0 P: 18	R: 0 E: 1 K: 1 S: 6	H: 0 LOB: 0 BB: 0 P: 11	R: 0 E: 0 K: 3 S: 15	H: 1 LOB: 2 BB: 1 P: 25	R: 0 E: 0 K: 0 S: 5	H: 0 LOB: 0 BB: 0 P: 9	R: 0 E: 0 K: 2 S: 11	H: 0 LOB: 0 BB: 0 P: 14	R: 0 E: 0 K: 1 S: 9	H: 0 LOB: 0 BB: 0 P: 14	R: 0 E: 0 K: 1 S: 11	H: 0 LOB: 0 BB: 0 P: 16	R: 0 E: 0 K: 1 S: 9	H: 1 LOB: 1 BB: 0 P: 13	1B: 2 2B: 1 3B: 0 HR: 1	SF: 0 SAC: 0 DP: 0 HBP: 0	WP: 0 PB: 0 SB: 1 CS: 1	PA: 32
<b>PITCHER</b>	IP WLS BF H R ER SO BB IBB HBP BLK WP HR S P ERA WHIP																			
Kirk Rueter, L (1, 1) ERA: 5.21	8.0 W 28 3 1 1 10 0 1 0 0 0 1 75 117 1.12 0.375																			
John Johnstone, R (9, 1) ERA: 1.58	1.0 S 4 1 0 0 1 0 0 0 0 0 0 9 13 0.00 1.000																			

livebaseballscorecards.com

<b>AB</b>	<b>31</b>
<b>R</b>	<b>1</b>
<b>H</b>	<b>4</b>
<b>RBI</b>	<b>1</b>
<b>BB</b>	<b>1</b>
<b>SO</b>	<b>11</b>
<b>LOB</b>	<b>7</b>



Batter	1	2	3	4	5	6	7	8	9	AB R H RBI BB SO LOB
--------	---	---	---	---	---	---	---	---	---	----------------------

<b>Marvin Benard, L</b> <small>(1, 8) OBP: 0.365, SLG: 0.471</small>										3 1 1 0 1 2 0
<b>Bill Mueller, S</b> <small>(1, 5) OBP: 0.390, SLG: 0.335</small>										4 0 2 0 0 0 3
<b>Charlie Hayes, R</b> <small>(1, 3) OBP: 0.260, SLG: 0.266</small> <b>J.T. Snow, L</b> <small>(8, PH) OBP: 0.374, SLG: 0.439</small>										3 0 1 0 0 0 2 1 0 0 0 0 0 1
<b>Barry Bonds, L</b> <small>(1, 7) OBP: 0.402, SLG: 0.534</small>										4 0 0 1 0 1 4
<b>Ellis Burks, R</b> <small>(1, 9) OBP: 0.386, SLG: 0.541</small>										3 0 2 1 0 0 1
<b>Brent Mayne, L</b> <small>(1, 2) OBP: 0.367, SLG: 0.414</small>										3 0 0 0 0 1 3
<b>Rich Aurilia, R</b> <small>(1, 6) OBP: 0.346, SLG: 0.455</small>										3 0 0 0 0 1 1
<b>F.P. Santangelo, S</b> <small>(1, 4) OBP: 0.445, SLG: 0.391</small> <b>Wilson Delgado, S</b> <small>(9, 4) OBP: 0.340, SLG: 0.292</small>										3 0 0 0 0 0 0 0 0 0 0 0 0 0
<b>Kirk Rueter, L</b> <small>(1, 1) OBP: 0.216, SLG: 0.229</small> <b>John Johnstone, R</b> <small>(9, 1)</small>										3 1 1 0 0 0 0 0 0 0 0 0 0 0

Inning Stats	R: 0	H: 1	E: 0	LOB: 0	K: 1	S: 9	P: 15	R: 0	H: 1	E: 0	LOB: 1	K: 2	S: 11	R: 0	H: 0	E: 0	LOB: 0	K: 1	S: 5	R: 0	H: 1	E: 0	LOB: 1	K: 0	S: 8	R: 0	H: 0	E: 0	LOB: 0	K: 1	S: 5	R: 2	H: 3	E: 0	LOB: 2	K: 0	S: 16	R: 0	H: 0	E: 0	LOB: 0	K: 0	S: 5	R: 0	H: 1	E: 0	LOB: 1	K: 0	S: 7	R: 0	H: 1	E: 0	LOB: 1	K: 0	S: 10
--------------	------	------	------	--------	------	------	-------	------	------	------	--------	------	-------	------	------	------	--------	------	------	------	------	------	--------	------	------	------	------	------	--------	------	------	------	------	------	--------	------	-------	------	------	------	--------	------	------	------	------	------	--------	------	------	------	------	------	--------	------	-------

PITCHER	IP	WLS	BF	H	R	ER	SO	BB	IBB	HBP	BLK	WP	HR	S	P	ERA	WHIP
<b>Kent Bottenfield, R</b> <small>ERA: 3.95</small>	(1, 1)	7.0	L	27	6	2	5	1	0	0	0	0	0	59	90	2.57	1.000
<b>Manny Aybar, R</b> <small>ERA: 3.93</small>	(8, 1)	0.1		2	1	0	0	0	0	0	0	0	0	3	3	0.00	3.000
<b>Lance Painter, L</b> <small>ERA: 5.28</small>	(8, 1)	0.2		2	0	0	0	0	0	0	0	0	0	4	7	0.00	0.000

**BOTTOM**

**St. Louis Cardinals @ San Francisco Giants**  
**3Com Park at Candlestick Point, San Francisco, CA**

[livebaseballscorecards.com](http://livebaseballscorecards.com)

<b>AB</b>	<b>30</b>
<b>R</b>	<b>2</b>
<b>H</b>	<b>7</b>
<b>RBI</b>	<b>2</b>
<b>BB</b>	<b>1</b>
<b>SO</b>	<b>5</b>
<b>LOB</b>	<b>15</b>



WP	PA	ERA	WHIP
0	31		

Tue Jul 27 1999, 4:05 PM EDT  
 Att. 26,338 - Cloudy - 61 F



Batter	1	2	3	4	5	6	7	8	9	AB R H RBI BB SO LOB	TOP											
J.D. Drew, L (1, 8) OBP: 0.340, SLG: 0.494	0-0 F8			1-0 F7		4-1 SH1-4 1B 3B BB	1-1 HR		0-0 G3-1	4 2 1 1 1 0 0	<b>St. Louis Cardinals @ San Francisco Giants</b> <b>3Com Park at Candlestick Point, San Francisco, CA</b> Wed Jul 28 1999, 3:35 PM EDT Att. 38,740 - Cloudy - 62 F											
Willie McGee, S (1, 9) OBP: 0.295, SLG: 0.281	3-3 K			1-3 K		0-0 SH1-4 1-2 3B 1B	2-2 1B			4 1 2 0 0 2 0												
Mark McGwire, R (1, 3) Shawon Dunston, R (4, 3) David Howard, S (7, 3) OBP: 0.413, SLG: 0.644 OBP: 0.325, SLG: 0.469 OBP: 0.276, SLG: 0.278	1-1 G5-3			3-3 K		0-0 SH1-4 1-2 2-3	2-2 SAFE F9			2 0 0 0 0 1 0 1 0 0 0 0 0 1 0 0 0 0 0 0 0												
Ray Lankford, L (1, 7) OBP: 0.364, SLG: 0.512		2-2 G4-3			1-1 L6	4-0 3B IBB		4-2 FC6-5 G5-3 BB		2 1 0 0 2 0 0												
Fernando Tatis, R (1, 5) OBP: 0.398, SLG: 0.555		2-1 P4			4-2 2B 1B BB	0-0 1-H 2-H 3-H 3B		1-2 G5-3 1-2		3 1 1 3 1 0 1												
Edgar Renteria, R (1, 6) OBP: 0.343, SLG: 0.411		0-1 F9			1-0 1B 2B	1-2 P9		1-1 FC6-5 2-3		4 1 1 0 0 0 2												
Alberto Castillo, R (1, 2) OBP: 0.329, SLG: 0.336			0-2 FC1-4 1B		2-2 2-H 3-H 1B	1-0 G5-3		3-3 K		4 0 2 1 0 1 2												
Joe McEwing, R (1, 4) OBP: 0.353, SLG: 0.419			1-0 FC1-4 G1-6-3 1-2f		0-3 K		0-1 F9		1-1 G4-3	4 0 0 0 0 1 2												
Darren Oliver, R (1, 1) Heathcliff Slocumb, R (8, 1) Thomas Howard, S (9, PH) Ricky Bottalico, L (9, 1) OBP: 0.320, SLG: 0.362 OBP: 0.311, SLG: 0.347		1-0 G1-6-3 1-2f		1-0 F7		2-2 F7		1-3 K	2-0 F9	3 0 0 0 0 1 2 0 0 0 0 0 0 0 1 0 0 0 0 0 0 0 0 0 0 0 0 0												
<b>Inning Stats</b>	R: 0 E: 0 K: 1 S: 6	H: 0 LOB: 0 BB: 0 P: 10	R: 0 E: 0 K: 0 S: 8	H: 0 LOB: 0 BB: 0 P: 12	R: 0 E: 0 K: 0 S: 5	H: 1 LOB: 0 BB: 0 P: 7	R: 0 E: 0 K: 2 S: 7	H: 0 LOB: 0 BB: 0 P: 12	R: 2 E: 0 K: 1 S: 16	H: 2 LOB: 1 BB: 1 P: 26	R: 3 E: 0 K: 0 S: 8	H: 2 LOB: 1 BB: 2 P: 18	R: 1 E: 0 K: 1 S: 15	H: 2 LOB: 1 BB: 0 P: 20	R: 0 E: 0 K: 1 S: 13	H: 0 LOB: 1 BB: 1 P: 22	R: 0 E: 0 K: 0 S: 4	H: 0 LOB: 0 BB: 0 P: 7	1B: 4 2B: 1 3B: 1 HR: 1	SF: 0 SAC: 1 DP: 1 HBP: 0	WP: 0 PB: 0 SB: 0 CS: 0	PA: 37
<b>PITCHER</b>	IP WLS BF H R ER SO BB IBB HBP BLK WP HR S P ERA WHIP																					
Livan Hernandez, R (1, 1) ERA: 4.91	7.0 L 30 7 6 6 5 2 1 0 0 0 1 65 105 7.71 1.286																					
Jerry Spradlin, R (8, 1) ERA: 4.46	1.1 5 0 0 0 1 1 0 0 0 0 0 15 25 0.00 0.750																					
Alan Embree, L (9, 1) ERA: 3.47	0.2 2 0 0 0 0 0 0 0 0 0 0 2 4 0.00 0.000																					

AB	32
R	6
H	7
RBI	5
BB	4
SO	6
LOB	10



Batter	1	2	3	4	5	6	7	8	9	AB R H RBI BB SO LOB
F.P. Santangelo, S (1, 4) OBP: 0.435, SLG: 0.379	2-3 K		1-3 K		1-0 G6-3		0-0 F9		3-3 K	5 0 0 1 0 3 3
Marvin Benard, L (1, 8) OBP: 0.364, SLG: 0.467	2-2 1B HBP		1-3 K		1-1 F7			1-0 G3		3 0 0 0 0 1 1
Charlie Hayes, R (1, 5) OBP: 0.275, SLG: 0.260	1-0 P4		0-1 F9			0-0 F7		1-3 K		4 0 0 0 0 1 1
J.T. Snow, L (1, 3) OBP: 0.378, SLG: 0.441	3-2 SAFE BB 1B			2-0 F8		4-2 G1-3 BB		0-2 HR 1B		3 1 2 0 1 0 0
Ellis Burks, R (1, 9) OBP: 0.387, SLG: 0.551	4-2 BB			1-2 G4-3		2-2 G1-3		2-0 HR 1H		3 1 1 2 1 0 1
Stan Javier, S (1, 7) OBP: 0.331, SLG: 0.361	0-0 G1-3			1-1 F8		1-0 G1-3		1-2 G1-3		4 0 0 0 0 0 4
Alan Embree, L (9, 1)										0 0 0 0 0 0 0
Rich Aurilia, R (1, 6) OBP: 0.345, SLG: 0.453		2-3 K			3-2 SH1-4 G6-3 1B		3-1 F9		0-2 G4-3	4 1 1 0 0 1 0
Scott Servais, R (1, 2) OBP: 0.342, SLG: 0.431		1-2 G1-3			0-0 G6-3 SH1-4 1B		2-2 1B		3-2 1B	3 0 2 0 0 0 0
Brent Mayne, L (9, PH) OBP: 0.369, SLG: 0.416					1-2 1B					1 0 1 0 0 0 0
Livan Hernandez, R (1, 1) OBP: 0.277, SLG: 0.457		0-3 K			0-0 SH1-4		2-3 K		1-2 F9	1 0 0 0 0 1 0
Jeff Kent, R (7, PH) OBP: 0.375, SLG: 0.490					1-2 2-3					1 0 0 0 0 1 1
Jerry Spradlin, S (8, 1)										0 0 0 0 0 0 0
Barry Bonds, L (9, 7) OBP: 0.400, SLG: 0.531										1 0 0 0 0 0 1

Inning Stats	R: 0	H: 1	E: 0	K: 1	S: 13	LOB: 3	BB: 1	P: 25	R: 0	H: 0	E: 0	K: 2	S: 11	LOB: 0	BB: 0	P: 14	R: 0	H: 0	E: 0	K: 2	S: 8	LOB: 0	BB: 0	P: 10	R: 0	H: 0	E: 0	K: 0	S: 7	LOB: 0	BB: 0	P: 11	R: 1	H: 2	E: 0	K: 0	S: 9	LOB: 1	BB: 0	P: 14	R: 0	H: 0	E: 0	K: 0	S: 8	LOB: 1	BB: 1	P: 15	R: 0	H: 1	E: 0	K: 1	S: 10	LOB: 1	BB: 0	P: 17	R: 2	H: 2	E: 0	K: 1	S: 13	LOB: 0	BB: 0	P: 18	R: 0	H: 1	E: 0	K: 1	S: 13	LOB: 1	BB: 0	P: 20	1B: 6	SF: 0	2B: 0	SAC: 1	3B: 0	DP: 0	HR: 1	HBP: 1	WP: 0	PA: 37
--------------	------	------	------	------	-------	--------	-------	-------	------	------	------	------	-------	--------	-------	-------	------	------	------	------	------	--------	-------	-------	------	------	------	------	------	--------	-------	-------	------	------	------	------	------	--------	-------	-------	------	------	------	------	------	--------	-------	-------	------	------	------	------	-------	--------	-------	-------	------	------	------	------	-------	--------	-------	-------	------	------	------	------	-------	--------	-------	-------	-------	-------	-------	--------	-------	-------	-------	--------	-------	--------

PITCHER	IP	WLS	BF	H	R	ER	SO	BB	IBB	HBP	BLK	WP	HR	S	P	ERA	WHIP
Darren Oliver, L (1, 1) ERA: 4.65	7.2	W	32	6	3	3	7	2	0	0	0	0	1	75	119	3.52	1.043
Heathcliff Slocumb, R (8, 1) ERA: 5.17	0.1	H	1	0	0	0	0	0	0	0	0	0	0	4	5	0.00	0.000
Ricky Bottalico, R (9, 1) ERA: 3.52	1.0	S	4	1	0	0	1	0	0	0	0	0	0	13	20	0.00	1.000

BOTTOM

St. Louis Cardinals @ San Francisco Giants  
 3Com Park at Candlestick Point, San Francisco, CA  
 Wed Jul 28 1999, 3:35 PM EDT  
 Att. 38,740 - Cloudy - 62 F

livebaseballscorecards.com

AB	33
R	3
H	7
RBI	3
BB	2
SO	8
LOB	12





Batter	1	2	3	4	5	6	7	8	9	AB R H RBI BB SO LOB	TOP											
Marvin Benard, L (1, 8) OBP: 0.359, SLG: 0.460	2-0 G3		1-1 P6		2-1 G4-3		2-1 F8		0-0 G4-3	5 0 0 0 0 0 1												
F.P. Santangelo, S (1, 4) OBP: 0.429, SLG: 0.373	2-3 K		0-1 P6		3-2 S 1B		0-0 B1-3		0-1 F8	5 0 1 0 0 1 1												
Charlie Hayes, R (1, 5) OBP: 0.275, SLG: 0.260	0-3 K			1-2 SAFE L7	3-2 G5-3			1-1 G5-3 1B		4 0 1 0 0 1 1												
Barry Bonds, L (1, 7) OBP: 0.402, SLG: 0.566		1-0 HR		1-1 HR		3-2 P8		0-0 P4		4 2 2 2 0 0 1												
Ellis Burks, R (1, 9) OBP: 0.389, SLG: 0.554		1-1 F8		0-0 G4-3 2B		2-1 FC4-6 1B		0-2 G5-3		4 0 2 0 0 0 1												
J.T. Snow, L (1, 3) OBP: 0.374, SLG: 0.436		1-3 K		2-2 G4-3		1-0 FC4-6 BB		2-3 K		4 0 0 0 0 2 3												
Rich Aurilia, R (1, 6) OBP: 0.350, SLG: 0.462		1-1 HR		4-0 BB		4-0 BB			0-1 F7	2 1 1 1 2 0 0	AB 36 R 4 H 9 RBI 4 BB 2 SO 7 LOB 12											
Scott Servais, R (1, 2) OBP: 0.338, SLG: 0.424		1-2 G4-3		0-0 P4		1-3 K			1-1 2B	2 0 0 0 0 0 2												
Brent Mayne, L (6, PH) OBP: 0.371, SLG: 0.422									2B	2 1 1 0 0 1 2												
Mark Gardner, R (1, 1) OBP: 0.176, SLG: 0.194			0-3 K		1-3 K		1-0 F9		0-2 G4-3 2B	2 0 0 0 0 2 0												
Rich Rodriguez, L (6, 1) OBP: 1.000, SLG: 1.000										0 0 0 0 0 0 0												
Bill Mueller, S (7, PH) OBP: 0.389, SLG: 0.333										1 0 0 0 0 0 0												
Felix Rodriguez, R (7, 1) OBP: 0.428, SLG: 1.000										0 0 0 0 0 0 0												
Stan Javier, S (9, PH) OBP: 0.333, SLG: 0.366										1 0 1 1 0 0 0												
<b>Inning Stats</b>	R: 0 E: 0 K: 2 S: 7	H: 0 LOB: 0 BB: 0 P: 11	R: 2 E: 0 K: 1 S: 12	H: 2 LOB: 0 BB: 0 P: 17	R: 0 E: 0 K: 1 S: 7	H: 0 LOB: 0 BB: 0 P: 8	R: 1 E: 0 K: 0 S: 12	H: 2 LOB: 2 BB: 1 P: 20	R: 0 E: 0 K: 1 S: 14	H: 1 LOB: 1 BB: 0 P: 23	R: 0 E: 0 K: 0 S: 9	H: 1 LOB: 2 BB: 1 P: 20	R: 0 E: 0 K: 0 S: 4	H: 0 LOB: 0 BB: 0 P: 7	R: 0 E: 0 K: 1 S: 9	H: 1 LOB: 1 BB: 0 P: 12	R: 1 E: 0 K: 0 S: 10	H: 2 LOB: 1 BB: 0 P: 11	1B: 3 2B: 3 3B: 0 HR: 3	SF: 0 SAC: 0 DP: 0 HBP: 0	WP: 0 PB: 0 SB: 1 CS: 0	PA: 38
<b>PITCHER</b>	IP WLS BF H R ER SO BB IBB HBP BLK WP HR S P ERA WHIP																					
Denny Neagle, L (1, 1) ERA: 7.55	5.2 W 25 6 3 3 5 2 0 0 0 0 3 58 95 4.76 1.412																					
Stan Belinda, R (6, 1) ERA: 3.68	1.1 H 4 0 0 0 1 0 0 0 0 0 0 7 11 0.00 0.000																					
Gabe White, L (8, 1) ERA: 4.18	1.1 7 3 1 1 1 0 0 0 0 0 0 16 20 6.75 2.250																					
Scott Williamson, R (9, 1) ERA: 1.67	0.2 S 2 0 0 0 0 0 0 0 0 0 0 3 3 0.00 0.000																					

San Francisco Giants @ Cincinnati Reds  
Cinergy Field, Cincinnati, OH  
Fri Jul 30 1999, 7:05 PM EDT  
Att. 31,946 - Unknown - 103 F

livebaseballscorecards.com



Batter	1	2	3	4	5	6	7	8	9
Mike Cameron, R OBP: 0.344, SLG: 0.455 (1, 8)	0-2 G4-3	0-1 HR		2-2 F9		0-1 1B		4-2 BB	
Dmitri Young, S OBP: 0.332, SLG: 0.470 Michael Tucker, L OBP: 0.332, SLG: 0.417 (1, 9) (9, 9)	2-2 G3	1-0 G3		0-2 G4-3		0-0 F7		3-3 K	
Sean Casey, L OBP: 0.420, SLG: 0.593 (1, 3)	2-2 BB 1B HBP	0-0 G3		1-0 L7		2-3 K		4-0 FC6-4 BB	
Greg Vaughn, R OBP: 0.337, SLG: 0.493 Jeffrey Hammonds, R OBP: 0.299, SLG: 0.436 (1, 7) (8, 7)	4-1 1B BB	3-3 K		2-2 P5		3-2 1B FC6-2 1B		0-0 FC6-4	
Barry Larkin, R OBP: 0.395, SLG: 0.428 (1, 6)	3-2 BB 1B			1-1 G4-3 SF7 2B		3-2 G5-3		0-1 FC6-2 1B	
Eddie Taubensee, L OBP: 0.357, SLG: 0.490 (1, 2)	4-1 BB 1B BB			0-0 G4-3		0-0 HR		1-2 FC6-2 1B	
Aaron Boone, R OBP: 0.347, SLG: 0.445 (1, 5)	4-2 1B BB			1-1 SF7		0-0 F9		1-1 FC6-2	
Chris Stynes, R OBP: 0.250, SLG: 0.159 (1, 4)	0-0 1B			3-H 4-0 BB		2-1 F8		1-3 K	
Denny Neagle, L OBP: 0.111, SLG: 0.111 Stan Belinda, R OBP: 0.500, SLG: 0.500 Hal Morris, L OBP: 0.344, SLG: 0.357 Gabe White, L Scott Williamson, R (1, 1) (6, 1) (7, PH) (8, 1) (9, 1)	1-3 K			1-0 G4-3		2-2 1B		1-3 K	

AB	R	H	RBI	BB	SO	LOB
4	1	2	1	1	0	0
5	0	0	0	0	1	3
0	0	0	0	0	0	0
3	1	0	0	1	1	2
3	1	1	0	1	1	0
1	0	0	0	0	0	1
4	2	3	1	0	0	0
3	2	2	1	1	0	1
2	0	0	2	1	0	3
3	0	1	2	1	1	3
2	0	0	0	0	1	3
1	0	1	0	0	0	0
1	0	0	0	0	1	3
0	0	0	0	0	0	0
0	0	0	0	0	0	0

**BOTTOM**

**San Francisco Giants @ Cincinnati Reds**  
Cinergy Field, Cincinnati, OH

Fri Jul 30 1999, 7:05 PM EDT  
Att. 31,946 - Unknown - 103 F

livebaseballscorecards.com

AB	32
R	7
H	10
RBI	7
BB	6
SO	6
LOB	19



Inning Stats		R: 4	H: 2	R: 1	H: 1	R: 1	H: 1	R: 0	H: 0	R: 1	H: 1	R: 0	H: 2	R: 0	H: 3	R: 0	H: 0
		E: 0	LOB: 2	E: 0	LOB: 0	E: 0	LOB: 1	E: 0	LOB: 0	E: 0	LOB: 0	E: 0	LOB: 2	E: 0	LOB: 3	E: 0	LOB: 1
		K: 1	BB: 3	K: 1	BB: 0	K: 0	BB: 1	K: 0	BB: 0	K: 0	BB: 0	K: 1	BB: 0	K: 2	BB: 0	K: 1	BB: 2
		S: 24	P: 44	S: 7	P: 11	S: 6	P: 13	S: 7	P: 10	S: 8	P: 13	S: 13	P: 19	S: 18	P: 25	S: 7	P: 18

PITCHER		IP	WLS	BF	H	R	ER	SO	BB	IBB	HBP	BLK	WP	HR	S	P	ERA	WHIP
Mark Gardner, R	(1, 1)	5.1	L	28	7	7	7	2	4	0	1	0	0	2	60	103	11.81	2.062
Rich Rodriguez, L	(6, 1)	0.2		2	0	0	0	1	0	0	0	0	0	5	7	0.00	0.000	
Felix Rodriguez, R	(7, 1)	2.0		10	3	0	0	3	2	0	0	0	0	25	43	0.00	2.500	

WP	PA	ERA	WHIP
0	40		
0			
0			
1			



Batter	1	2	3	4	5	6	7	8	9	AB	R	H	RBI	BB	SO	LOB	TOP										
<b>F.P. Santangelo, S</b> OBP: 0.433, SLG: 0.382 (1, 8)	4-1 F8 1B HR BB	3-2 CS 1B		3-1 P6		3-3 K		0-1 1B 1B 2B		4	2	2	1	1	1	0											
<b>Bill Mueller, S</b> OBP: 0.389, SLG: 0.335 (1, 5)	2-1 HR 1B	SAFE CS 1-2	2-1 CS	2-2 F9 L4		1-2 G4-3		1-1 G3 1B 1B		5	1	2	1	0	0	0											
<b>Charlie Hayes, R</b> OBP: 0.282, SLG: 0.269 <b>Robb Nen, R</b> (9, 1)	1-0 F8 2-3		3-1 HR 1B	0-3 K				1-0 G3 1B		5	1	3	1	0	1	2											
<b>Barry Bonds, L</b> OBP: 0.408, SLG: 0.604 <b>Stan Javier, S</b> OBP: 0.332, SLG: 0.365 (8, PH) (8, 7)	1-1 HR		1-0 HR		4-2 WP E BB		0-2 G4-6-3 1B	1-2 G3 1B		3	3	2	5	1	0	1											
<b>Ellis Burks, R</b> OBP: 0.391, SLG: 0.554 <b>Marvin Benard, L</b> OBP: 0.360, SLG: 0.461 (5, 9)	4-0 G5-3 BB		2-2 G6-3 1B WP 1B		1-0 G5-3 1-2		3-1 1B	1-0 L7		2	1	1	0	1	0	1											
<b>Rich Aurilia, R</b> OBP: 0.348, SLG: 0.458 (1, 6)	1-2 G5-3		0-0 WP G6-3 1B		1-1 G6-3		2-1 G6-3		1-0 F7	5	0	1	0	0	0	3											
<b>Scott Servais, R</b> OBP: 0.340, SLG: 0.420 (1, 2)	3-2 G6-3		0-0 G6-3		0-0 E3 1B			4-2 1B G4-3 2B BB	3-3 K	4	1	1	1	1	1	3											
<b>Ramon Martinez, R</b> OBP: 0.333, SLG: 0.424 (1, 4)		1-2 F8	4-2 BB		3-2 F8			1-1 G4-3	1-0 HR	4	1	1	1	1	0	2											
<b>Shawn Estes, R</b> OBP: 0.231, SLG: 0.250 <b>J.T. Snow, L</b> OBP: 0.373, SLG: 0.435 (9, PH) (9, 3)		0-0 G5-3	0-0 F8		1-2 F9			0-2 2B 1B 1B	2-3 K	4	1	1	0	0	0	2											
<b>Inning Stats</b>	R: 3 E: 0 K: 0 S: 14	H: 2 LOB: 1 BB: 2 P: 30	R: 0 E: 0 K: 0 S: 8	H: 1 LOB: 0 BB: 0 P: 14	R: 3 E: 0 K: 0 S: 15	H: 4 LOB: 2 BB: 1 P: 27	R: 0 E: 0 K: 1 S: 10	H: 0 LOB: 0 BB: 0 P: 15	R: 1 E: 1 K: 0 S: 11	H: 1 LOB: 1 BB: 1 P: 20	R: 0 E: 0 K: 1 S: 10	H: 0 LOB: 0 BB: 0 P: 15	R: 0 E: 0 K: 0 S: 11	H: 2 LOB: 1 BB: 0 P: 17	R: 3 E: 0 K: 0 S: 17	H: 4 LOB: 2 BB: 1 P: 26	R: 1 E: 0 K: 2 S: 9	H: 1 LOB: 0 BB: 0 P: 16	1B: 11 2B: 1 3B: 0 HR: 3	SF: 0 SAC: 0 DP: 1 HBP: 0	WP: 2 PB: 0 SB: 1 CS: 1	PA: 46					
<b>PITCHER</b>	IP	WLS	BF	H	R	ER	SO	BB	IBB	HBP	BLK	WP	HR	S	P	ERA	WHIP										
<b>Ron Villone, L</b> ERA: 4.06 (1, 1)	6.0	L	29	8	7	7	2	4	0	0	0	2	2	68	121	10.50	2.000										
<b>Gabe White, L</b> ERA: 4.1 (7, 1)	1.0		4	2	0	0	0	0	0	0	0	0	0	11	17	0.00	2.000										
<b>Stan Belinda, R</b> ERA: 5.4 (8, 1)	2.0		12	5	4	4	2	1	0	0	0	0	1	26	42	18.00	3.000										

**San Francisco Giants @ Cincinnati Reds**  
Cinergy Field, Cincinnati, OH  
Sat Jul 31 1999, 7:05 PM EDT  
Att. 31,771 - Unknown - 99 F

AB	40
R	11
H	15
RBI	10
BB	5
SO	4
LOB	18




WP	2	PA	46
PB	0		
SB	1		
CS	1		

ERA	WHIP

livebaseballscorecards.com





Batter	1	2	3	4	5	6	7	8	9	AB R H RBI BB SO LOB	TOP														
Marvin Benard, L (1, 8) OBP: 0.359, SLG: 0.461	1-2 P2		0-3 K			0-1 WP G4-3 2B		2-1 F8		4 1 1 0 0 1 0	<p><b>San Francisco Giants @ Cincinnati Reds</b> Cinergy Field, Cincinnati, OH</p> <p>Sun Aug 01 1999, 1:15 PM EDT Att. 25,426 - Unknown - 84 F</p> <p>livebaseballscorecards.com</p> <table border="1"> <tr><td>AB</td><td>33</td></tr> <tr><td>R</td><td>1</td></tr> <tr><td>H</td><td>6</td></tr> <tr><td>RBI</td><td>1</td></tr> <tr><td>BB</td><td>1</td></tr> <tr><td>SO</td><td>7</td></tr> <tr><td>LOB</td><td>11</td></tr> </table> 	AB	33	R	1	H	6	RBI	1	BB	1	SO	7	LOB	11
AB	33																								
R	1																								
H	6																								
RBI	1																								
BB	1																								
SO	7																								
LOB	11																								
Ramon Martinez, R (1, 4) OBP: 0.314, SLG: 0.397	2-2 G4-3		0-0 L6			1-3 K		2-1 F9		4 0 0 0 0 1 1															
J.T. Snow, L (1, 3) OBP: 0.372, SLG: 0.436	0-1 2B		2-0 F7			0-1 G4-3		1-2 G3-1		4 0 1 1 0 0 0															
Barry Bonds, L (1, 7) OBP: 0.406, SLG: 0.601	2-1 G3				2-1 F7	3-1 WP 2B			1-0 F7	4 0 1 0 0 0 1															
Stan Javier, S (1, 9) OBP: 0.331, SLG: 0.363		2-2 G4-3			2-2 F7	1-3 K			0-0 FC5-4 1B	4 0 1 0 0 1 1															
Bill Mueller, S (1, 5) OBP: 0.387, SLG: 0.333		2-1 1B			3-3 K		2-1 F7		0-0 FC5-4 FC6-4	4 0 1 0 0 1 1															
Rich Aurilia, R (1, 6) OBP: 0.349, SLG: 0.457		2-2 1B				1-0 P9	4-0 BB		1-1 FC6-4	3 0 1 0 1 0 1															
Brent Mayne, L (1, 2) OBP: 0.366, SLG: 0.416		2-1 L9				2-3 K	0-1 F8			3 0 0 0 0 1 3															
Russ Ortiz, R (1, 1) OBP: 0.234, SLG: 0.326 Rich Rodriguez, L (3, 1) OBP: 1.000, SLG: 1.000 Livan Hernandez, R (5, PH) OBP: 0.271, SLG: 0.447 Julian Tavarez, L (5, 1) OBP: 0.200, SLG: 0.200 Jeff Kent, R (7, PH) OBP: 0.374, SLG: 0.489 Alan Lombride, L (7, 1) John Johnstone, R (8, 1)		0-1 G4-3				0-3 K				1 0 0 0 0 0 2 0 0 0 0 0 0 0 1 0 0 0 0 1 0 0 0 0 0 0 0 0 1 0 0 0 0 1 1 0 0 0 0 0 0 0 0 0 0 0 0 0 0															
<b>Inning Stats</b>	R: 0 H: 1 E: 0 LOB: 1 K: 0 BB: 0 S: 10 P: 15	R: 0 H: 2 E: 0 LOB: 2 K: 0 BB: 0 S: 15 P: 23	R: 0 H: 0 E: 0 LOB: 0 K: 1 BB: 0 S: 5 P: 7	R: 0 H: 0 E: 0 LOB: 0 K: 1 BB: 0 S: 9 P: 16	R: 0 H: 0 E: 0 LOB: 0 K: 2 BB: 0 S: 8 P: 11	R: 1 H: 2 E: 0 LOB: 1 K: 2 BB: 0 S: 16 P: 21	R: 0 H: 0 E: 0 LOB: 1 K: 1 BB: 1 S: 8 P: 14	R: 0 H: 0 E: 0 LOB: 0 K: 0 BB: 0 S: 7 P: 12	R: 0 H: 1 E: 0 LOB: 1 K: 0 BB: 0 S: 5 P: 7	1B: 3 SF: 0 2B: 3 SAC: 0 3B: 0 DP: 0 HR: 0 HBP: 0	WP: 2 PA: 34 PB: 0 SB: 0 CS: 0														
<b>PITCHER</b> Brett Tomko, R (1, 1) ERA: 4.61	IP WLS BF H R ER SO BB IBB HBP BLK WP HR S P ERA WHIP	9.0 W 34 6 1 1 7 1 0 0 0 2 0 83 126 1.00 0.778																							

Batter	1	2	3	4	5	6	7	8	9
Michael Tucker, L OBP: 0.337, SLG: 0.419	0-1 2B	0-1 G3	2-1 G4-3		4-2 2B HBP BB	0-1 2-H 1B		0-0 F7	
Dmitri Young, S OBP: 0.337, SLG: 0.481	0-0 1B 2B		3-1 F7	0-2 F9 G1-3 1B	0-0 HBP 1-3 2-H 3-H 2B	1-2 L8			
Sean Casey, L OBP: 0.418, SLG: 0.585	3-2 F7		4-1 BB 1B BB	2-2 G1-3	4-0 HBP IBB		2-3 K		
Greg Vaughn, R OBP: 0.338, SLG: 0.487 Jeffrey Hammonds, R OBP: 0.302, SLG: 0.453	2-3 K		4-2 1B 1-2 BB	4-1 BB	2-1 1-2 2-3 3-H HBP		0-1 P9		
Barry Larkin, R OBP: 0.398, SLG: 0.434	1-2 E 1B		2-0 1B 1-3 2-H FC4-6 1B	1-2 F9	3-1 F7		0-1 2B		
Eddie Taubensee, L OBP: 0.354, SLG: 0.485	0-0 E6		3-1 FC4-6 1-3 3-H 1B	1-2 G3-1	3-1 G3-1		0-2 F8		
Aaron Boone, R OBP: 0.353, SLG: 0.453	3-3 K		2-1 FC4-6 BB S 1-2f 3-H		0-0 SH5-4 2B 1B	2-0 G6-3	0-0 G6-3 BLK 1B		
Chris Stynes, R OBP: 0.272, SLG: 0.171		3-3 K	4-0 BB 1-2 IBB		4-1 SH5-4 2B BB	1-1 SH1-4 1B	2-0 G6-3		
Brett Tomko, R OBP: 0.294, SLG: 0.290		1-3 K	4-1 BB 1-2 2-3 BB		1-1 SH5-4	0-0 SH1-4	2-3 K		

Inning Stats	R: 2	H: 3	E: 1	K: 2	S: 19	LOB: 2	BB: 0	P: 28	R: 0	H: 0	E: 0	K: 2	S: 9	LOB: 0	BB: 0	P: 13	R: 3	H: 2	E: 0	K: 0	S: 14	LOB: 3	BB: 4	P: 42	R: 0	H: 1	E: 0	K: 0	S: 13	LOB: 2	BB: 1	P: 21	R: 3	H: 2	E: 0	K: 0	S: 14	LOB: 3	BB: 3	P: 34	R: 1	H: 2	E: 0	K: 0	S: 9	LOB: 1	BB: 0	P: 13	R: 0	H: 1	E: 0	K: 1	S: 12	LOB: 1	BB: 0	P: 14	R: 0	H: 1	E: 0	K: 1	S: 7	LOB: 1	BB: 0	P: 11
1B: 8	SF: 0	2B: 4	SAC: 2	3B: 0	DP: 0	HR: 0	HBP: 1	WP: 0	PA: 46	SB: 1	CS: 0	1B: 8	SF: 0	2B: 4	SAC: 2	3B: 0	DP: 0	HR: 0	HBP: 1	WP: 0	PA: 46	SB: 1	CS: 0	1B: 8	SF: 0	2B: 4	SAC: 2	3B: 0	DP: 0	HR: 0	HBP: 1	WP: 0	PA: 46	SB: 1	CS: 0	1B: 8	SF: 0	2B: 4	SAC: 2	3B: 0	DP: 0	HR: 0	HBP: 1	WP: 0	PA: 46	SB: 1	CS: 0																	

PITCHER	IP	WLS	BF	H	R	ER	SO	BB	IBB	HBP	BLK	WP	HR	S	P	ERA	WHIP
Russ Ortiz, R ERA: 3.56	(1, 1)	2.2	L	18	5	5	4	3	1	0	0	0	0	40	79	16.88	3.000
Rich Rodriguez, L ERA: 4.3	(3, 1)	1.1		6	1	0	0	1	0	0	0	0	0	15	25	0.00	1.500
Julian Tavarez, R ERA: 5.48	(5, 1)	2.0		14	4	4	0	2	1	1	0	0	0	23	47	18.00	3.000
Alan Embree, L ERA: 3.38	(7, 1)	1.0		4	1	0	1	0	0	0	0	0	0	12	14	0.00	1.000
John Johnstone, R ERA: 1.55	(8, 1)	1.0		4	1	0	1	0	0	0	1	0	0	7	11	0.00	1.000

AB R H RBI BB SO LOB

5	2	2	1	1	0	4
5	1	3	3	0	0	1
3	1	0	0	2	1	2
1	1	0	1	2	1	1
1	0	0	0	0	0	0
5	1	3	2	0	0	5
5	0	1	1	0	0	7
5	1	2	1	0	1	3
3	2	1	0	2	1	1
2	0	0	0	1	2	1

AB	35
R	9
H	12
RBI	9
BB	8
SO	6
LOB	25



PITCHER	IP	WLS	BF	H	R	ER	SO	BB	IBB	HBP	BLK	WP	HR	S	P	ERA	WHIP
Russ Ortiz, R ERA: 3.56	(1, 1)	2.2	L	18	5	5	4	3	1	0	0	0	0	40	79	16.88	3.000
Rich Rodriguez, L ERA: 4.3	(3, 1)	1.1		6	1	0	0	1	0	0	0	0	0	15	25	0.00	1.500
Julian Tavarez, R ERA: 5.48	(5, 1)	2.0		14	4	4	0	2	1	1	0	0	0	23	47	18.00	3.000
Alan Embree, L ERA: 3.38	(7, 1)	1.0		4	1	0	1	0	0	0	0	0	0	12	14	0.00	1.000
John Johnstone, R ERA: 1.55	(8, 1)	1.0		4	1	0	1	0	0	0	1	0	0	7	11	0.00	1.000

**San Francisco Giants @ Cincinnati Reds**  
Cinergy Field, Cincinnati, OH  
Sun Aug 01 1999, 1:15 PM EDT  
Att: 25,426 - Unknown - 84 F

livebaseballscorecards.com



Batter	1	2	3	4	5	6	7	8	9	AB R H RBI BB SO LOB	TOP		
<b>Marvin Benard, L</b> (1, 8) OBP: 0.362, SLG: 0.479	2-1 HR	1-3 K			2-2 P5		1-2 HR		1-0 1B	5 2 3 2 0 1 0	<b>San Francisco Giants @ Arizona Diamondbacks</b> <b>Bank One Ballpark, Phoenix, AZ</b> Mon Aug 02 1999, 10:05 PM EDT Att: 40,470 - Dome - 72 F		
<b>Bill Mueller, S</b> (1, 5) OBP: 0.391, SLG: 0.343	0-1 F8 1B 2B		0-0 G6-3		1-0 1B		0-1 P3		3-2 BB 1B	5 2 3 0 0 0 0			
<b>Barry Bonds, L</b> (1, 7) OBP: 0.401, SLG: 0.588	1-0 F8 2-3		1-0 P4		3-2 F8		1-2 G4-3		4-2 2B BB	4 1 0 0 1 0 2			
<b>Jeff Kent, R</b> (1, 4) OBP: 0.376, SLG: 0.489 <b>Ramon Martinez, R</b> (8, 4) OBP: 0.324, SLG: 0.422	3-2 1B 1B		2-2 1B		1-2 F8		0-0 G3-1		1-0 2B	4 0 2 1 0 0 1 1 0 1 2 0 0 0			
<b>J.T. Snow, L</b> (1, 3) OBP: 0.372, SLG: 0.442	3-2 P4		1-1 F8			3-1 HR		1-0 F9	4-1 BB	4 1 1 1 1 0 2			
<b>Ellis Burks, R</b> (1, 9) OBP: 0.399, SLG: 0.565 <b>F.P. Santangelo, S</b> (8, 9) OBP: 0.431, SLG: 0.380	0-1 1-2 1B		0-0 G1-4-3 1B 1B		3-2 F9 2B		1-0 1B 1B		0-3 K	4 0 4 0 0 0 0 1 0 0 0 0 1 2			
<b>Rich Aurilia, R</b> (1, 6) OBP: 0.347, SLG: 0.454	3-3 K		0-0 G1-4-3 1-2 1B		3-1 G5-3		1-0 P6		2-2 F9	5 0 1 0 0 1 6			
<b>Scott Servais, R</b> (1, 2) OBP: 0.333, SLG: 0.411 <b>Brent Mayne, L</b> (8, PH) OBP: 0.369, SLG: 0.419		1-0 G4-3	2-2 G1-4-3		1-0 F9		2-0 1-2 1B			3 0 0 0 0 0 3 1 0 1 0 0 0 0			
<b>Kirk Rueter, L</b> (1, 1) OBP: 0.205, SLG: 0.216 <b>Stan Javier, S</b> (8, PH) OBP: 0.330, SLG: 0.362 <b>Jerry Spradlin, S</b> (6, 1) <b>Rich Rodriguez, L</b> (7, 1) OBP: 1.000, SLG: 1.000 <b>Charlie Hayes, R</b> (8, PH) OBP: 0.281, SLG: 0.267 <b>Julian Javier, L</b> (8, 1) OBP: 0.200, SLG: 0.200 <b>Felix Rodriguez, R</b> (8, 1) OBP: 0.428, SLG: 1.000		0-0 F9	1-1 G3-1		3-2 G3-1		2-1 F8			2 0 0 0 0 0 1 1 0 0 0 0 0 1 0 0 0 0 0 0 0 0 0 0 0 0 0 0 1 0 0 0 0 0 2 0 0 0 0 0 0 0 0 0 0 0 0 0 0			
<b>Inning Stats</b>	R: 2 H: 4 E: 0 LOB: 2 K: 1 BB: 0 S: 18 P: 30	R: 0 H: 0 E: 0 LOB: 0 K: 1 BB: 0 S: 5 P: 7	R: 0 H: 1 E: 0 LOB: 1 K: 0 BB: 0 S: 7 P: 11	R: 0 H: 2 E: 0 LOB: 1 K: 0 BB: 0 S: 7 P: 10	R: 0 H: 1 E: 0 LOB: 1 K: 0 BB: 0 S: 14 P: 21	R: 1 H: 2 E: 0 LOB: 1 K: 0 BB: 0 S: 13 P: 26	R: 1 H: 1 E: 0 LOB: 0 K: 0 BB: 0 S: 10 P: 12	R: 0 H: 2 E: 0 LOB: 2 K: 0 BB: 0 S: 6 P: 13	R: 2 H: 3 E: 0 LOB: 2 K: 1 BB: 2 S: 16 P: 31	1B: 10 SF: 0 2B: 3 SAC: 0 3B: 0 DP: 1 HR: 3 HBP: 0	WP: 0 PA: 43 PB: 0 SB: 0 CS: 0		
<b>PITCHER</b>	IP WLS BF H R ER SO BB IBB HBP BLK WP HR S P ERA WHIP											<b>PITCHER</b>	IP WLS BF H R ER SO BB IBB HBP BLK WP HR S P ERA WHIP
<b>Armando Reynoso, R</b> (1, 1) ERA: 3.8	6.0 W 27 10 3 3 2 0 0 0 0 0 0 2 64 105 4.50 1.667												
<b>Greg Swindell, L</b> (7, 1) ERA: 3.07	1.1 6 2 1 1 0 0 0 0 0 0 0 1 12 16 6.75 1.500												
<b>Gregg Olson, R</b> (8, 1) ERA: 4.15	0.2 3 1 0 0 0 0 0 0 0 0 0 0 4 9 0.00 1.500												
<b>Dan Plesac, L</b> (9, 1) ERA: 7.31	1.0 7 3 2 2 1 2 0 0 0 0 0 0 16 31 18.00 5.000												

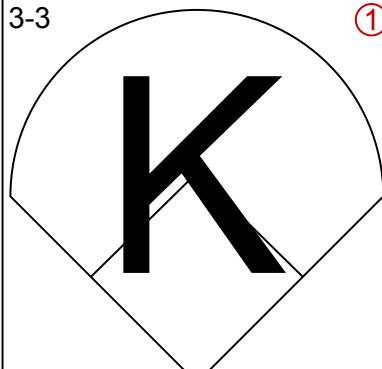
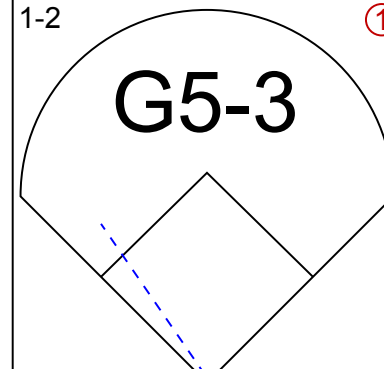
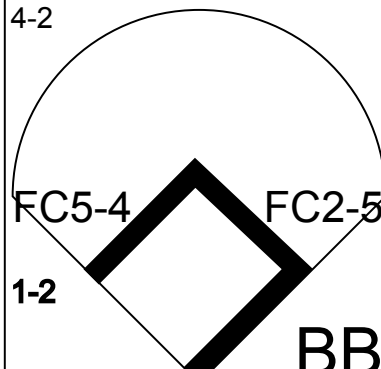
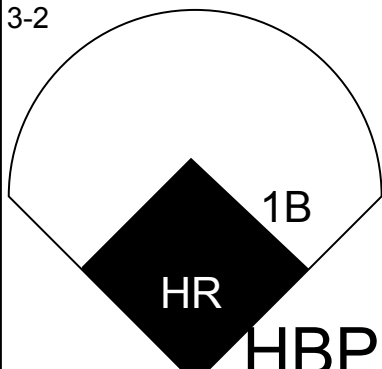
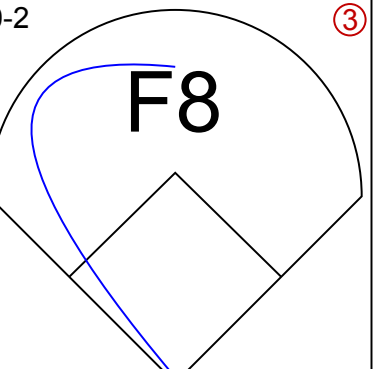
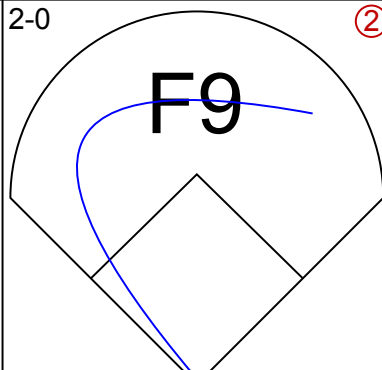
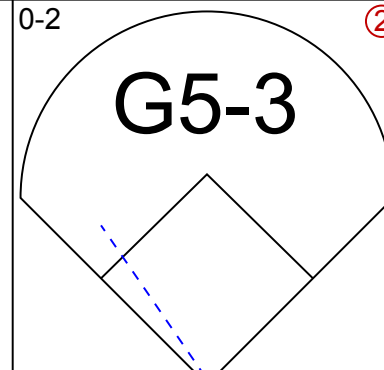
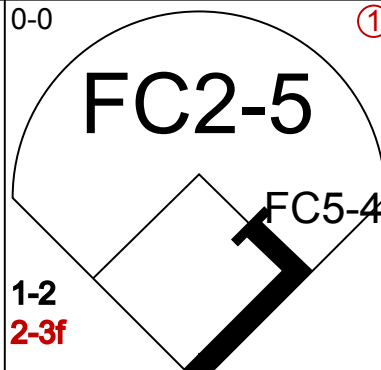
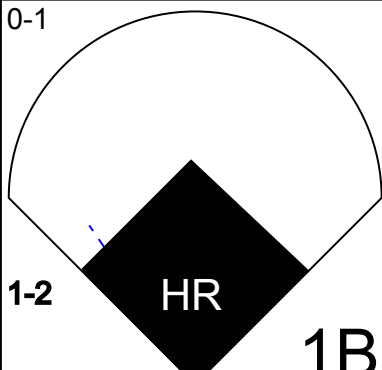
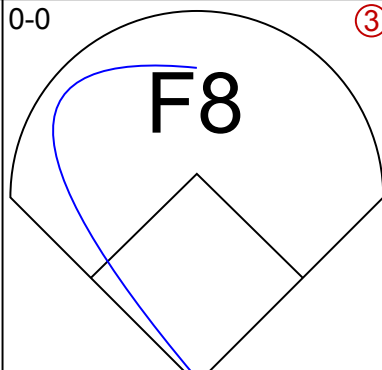
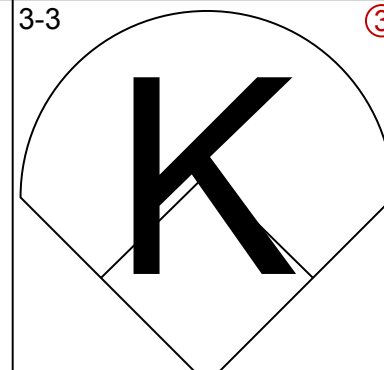
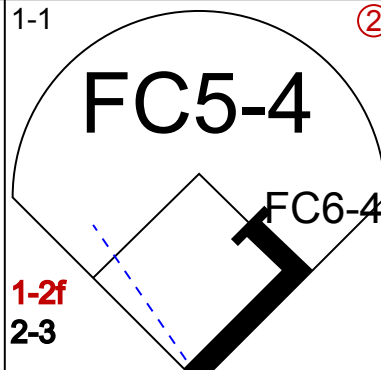
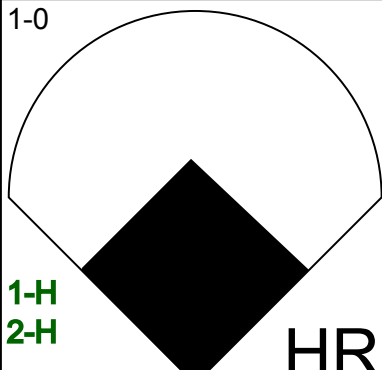
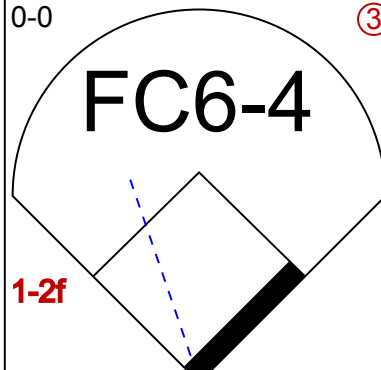
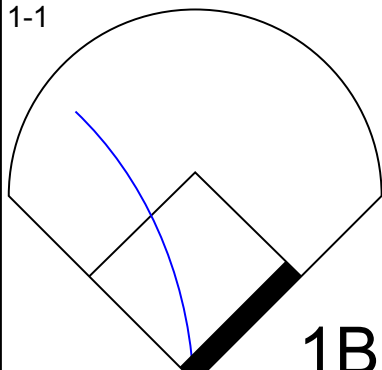
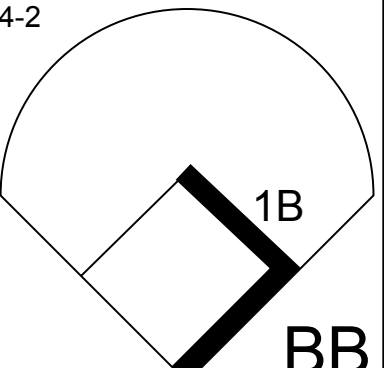
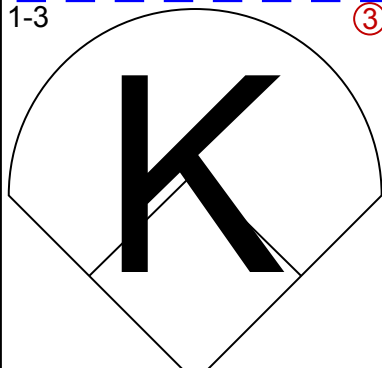
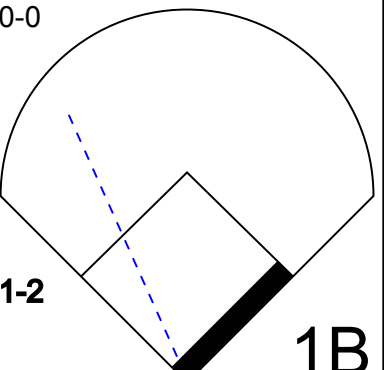
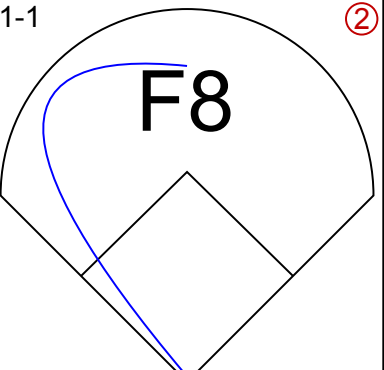
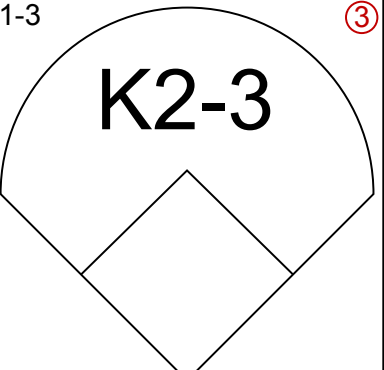
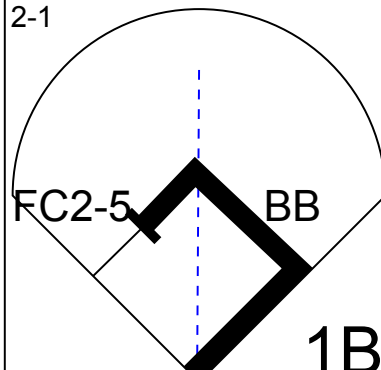
livebaseballscorecards.com

<b>AB</b>	41
<b>R</b>	6
<b>H</b>	16
<b>RBI</b>	6
<b>BB</b>	2
<b>SO</b>	3
<b>LOB</b>	20







Batter	1	2	3	4	5	6	7	8	9	AB R H RBI BB SO LOB	TOP
<b>F.P. Santangelo, S</b> (1, 8) OBP: 0.430, SLG: 0.374	3-3 			1-2 		4-2 		3-2 	0-2 	3 1 0 0 1 1 2	
<b>Bill Mueller, S</b> (1, 5) OBP: 0.389, SLG: 0.342	2-0 			0-2 		0-0 		0-1 		4 1 1 0 0 0 2	
<b>Charlie Hayes, R</b> (1, 3) OBP: 0.280, SLG: 0.282 <b>J.T. Snow, L</b> (8, 3) OBP: 0.372, SLG: 0.442	0-0 			3-3 		1-1 		1-0 		4 1 1 3 0 1 2 0 0 0 0 0 0 0	
<b>Barry Bonds, L</b> (1, 7) OBP: 0.398, SLG: 0.580						0-0 		1-1 		4 0 1 0 0 0 2	
<b>Ellis Burks, R</b> (1, 9) OBP: 0.397, SLG: 0.558 <b>John Johnstone, R</b> (8, 1) <b>Alan Embree, L</b> (8, 1) <b>Robb Nen, R</b> (9, 1)						4-2 		1-3 		3 0 0 0 1 3 1 0	
<b>Rich Aurilia, R</b> (1, 6) OBP: 0.349, SLG: 0.454						0-0 				4 0 2 0 0 0 0	
<b>Ramon Martinez, R</b> (1, 4) OBP: 0.311, SLG: 0.403						1-1 				3 0 0 0 0 0 2	
<b>Scott Servais, R</b> (1, 2) OBP: 0.325, SLG: 0.400						1-3 				4 0 0 0 0 1 3	
<b>Livan Hernandez, R</b> (1, 1) OBP: 0.280, SLG: 0.449 <b>Stan Javier, S</b> (8, PH) OBP: 0.331, SLG: 0.361						2-1 				2 0 1 0 0 0 0 1 0 0 0 1 0 0	
<b>Inning Stats</b>	R: 0 H: 0 E: 0 LOB: 0 K: 1 BB: 0 S: 5 P: 10	R: 0 H: 0 E: 0 LOB: 0 K: 1 BB: 0 S: 9 P: 17	R: 0 H: 0 E: 0 LOB: 0 K: 0 BB: 0 S: 5 P: 5	R: 0 H: 0 E: 0 LOB: 0 K: 1 BB: 0 S: 10 P: 14	R: 0 H: 1 E: 0 LOB: 2 K: 1 BB: 1 S: 10 P: 17	R: 0 H: 1 E: 0 LOB: 2 K: 0 BB: 1 S: 8 P: 15	R: 0 H: 0 E: 0 LOB: 0 K: 1 BB: 0 S: 7 P: 13	R: 3 H: 3 E: 0 LOB: 1 K: 1 BB: 0 S: 14 P: 23	R: 0 H: 1 E: 0 LOB: 2 K: 0 BB: 1 S: 8 P: 15	1B: 5 SF: 0 2B: 0 SAC: 1 3B: 0 DP: 0 HR: 1 HBP: 1	WP: 0 PA: 37 PB: 0 SB: 0 CS: 0
<b>PITCHER</b> <b>Omar Daal, L</b> (1, 1) ERA: 3.61 <b>Bobby Chouinard, R</b> (8, 1) ERA: 1.33	IP WLS BF H R ER SO BB IBB HBP BLK WP HR S P ERA WHIP	7.2 L 31 5 3 3 5 2 0 1 0 0 0 1 65 110 3.52 0.913	1.1 6 1 0 0 1 1 0 0 0 0 0 0 11 19 0.00 1.500								

San Francisco Giants @ Arizona Diamondbacks  
Bank One Ballpark, Phoenix, AZ  
Tue Aug 03 1999, 10:05 PM EDT  
Att: 38,794 - Dome - 72 F

livebaseballscorecards.com

AB	32
R	3
H	6
RBI	3
BB	3
SO	6
LOB	14



Batter	1	2	3	4	5	6	7	8	9	AB	R	H	RBI	BB	SO	LOB
Tony Womack, L OBP: 0.327, SLG: 0.357 (1, 9)	4-2 E S PB BB		2-2 G1-3		2-2 G4-3		2-2 P4		3-2 G4-3	4	1	0	0	1	0	5
Jay Bell, R OBP: 0.357, SLG: 0.549 (1, 4)	2-3 SAFE SAFE 1-H		3-2 F7			1-2 G4-3		2-1 G5-3		4	0	0	0	0	1	1
Luis Gonzalez, L OBP: 0.407, SLG: 0.562 (1, 7)	2-2 G3			2-3 K		1-0 FC1-6 2B		2-1 G1-5-3		4	0	1	0	0	1	0
Matt Williams, R OBP: 0.354, SLG: 0.549 (1, 5)	2-3 K			2-3 K		1-2 E5 FC1-6		1-1 1B		4	0	1	0	0	2	1
Steve Finley, L OBP: 0.328, SLG: 0.483 (1, 8)		3-1 G3-1		4-1 FC4-6 BB		1-0 FC1-6 BB		1-1 P6		3	0	0	0	1	0	3
Travis Lee, L OBP: 0.341, SLG: 0.370 (1, 3)		0-1 G4-3		2-1 FC4-6		4-1 BB		4-0 SH5-4 WP BB		2	0	0	0	2	0	1
Damian Miller, R OBP: 0.283, SLG: 0.382 (1, 2)		1-3 K			2-1 F8		1-0 F9		4-1 SH5-4 BB	3	0	0	0	0	1	3
Erubiel Durazo, L OBP: 0.529, SLG: 0.429 (9, PH)										0	0	0	0	1	0	0
LeJon Powell, R OBP: 0.286, SLG: 0.333 (9, PR)										0	0	0	0	0	0	0
Andy Fox, L OBP: 0.386, SLG: 0.416 (1, 6)			4-1 G1-3 SH1-3 BB		4-2 CS BB		1-2 L1		1-0 SH5-4	1	0	0	0	2	0	0
Omar Daal, L OBP: 0.265, SLG: 0.277 (1, 1)			0-0 SH1-3		2-2 1B		1-1 G6-3		1-2 2-3 K	2	0	1	0	0	0	0
Bobby Chouinard, R OBP: 0.408, SLG: 0.541 (8, 1)										0	0	0	0	0	0	0
Bernard Gilkey, R OBP: 0.408, SLG: 0.541 (9, PH)										1	0	0	0	0	1	3

Inning Stats	R: 1	H: 0	E: 0	K: 2	S: 12	H: 0	LOB: 0	BB: 1	P: 22	R: 0	H: 0	E: 0	K: 1	S: 7	R: 0	H: 0	E: 0	K: 0	S: 9	R: 0	H: 0	E: 0	K: 2	S: 10	R: 0	H: 1	E: 0	K: 0	S: 12	R: 0	H: 1	E: 1	K: 0	S: 12	R: 0	H: 0	E: 0	K: 0	S: 9	R: 0	H: 1	E: 0	K: 0	S: 8	R: 0	H: 0	E: 0	K: 1	S: 8	R: 0	H: 0	E: 0	K: 1	S: 8	1B: 2	2B: 1	3B: 0	HR: 0	SF: 0	SAC: 2	DP: 0	HBP: 0
--------------	------	------	------	------	-------	------	--------	-------	-------	------	------	------	------	------	------	------	------	------	------	------	------	------	------	-------	------	------	------	------	-------	------	------	------	------	-------	------	------	------	------	------	------	------	------	------	------	------	------	------	------	------	------	------	------	------	------	-------	-------	-------	-------	-------	--------	-------	--------


PITCHER	IP	WLS	BF	H	R	ER	SO	BB	IBB	HBP	BLK	WP	HR	S	P	ERA	WHIP
Livan Hernandez, R ERA: 4.68 (1, 1)	7.0	W	28	2	1	0	5	5	0	0	0	0	0	71	127	0.00	1.000
John Johnstone, R ERA: 1.53 (8, 1)	0.2	H	3	1	0	0	0	0	0	0	0	0	0	6	11	0.00	1.500
Alan Embree, L ERA: 3.35 (8, 1)	0.1	H	1	0	0	0	0	0	0	0	0	0	0	2	3	0.00	0.000
Robb Nen, R ERA: 4.21 (9, 1)	1.0	S	5	0	0	0	1	2	0	0	0	1	0	8	21	0.00	2.000

**BOTTOM**

**San Francisco Giants @ Arizona Diamondbacks**  
**Bank One Ballpark, Phoenix, AZ**  
 Tue Aug 03 1999, 10:05 PM EDT  
 Att: 38,794 - Dome - 72 F

<b>AB</b>	<b>28</b>
<b>R</b>	<b>1</b>
<b>H</b>	<b>3</b>
<b>RBI</b>	<b>0</b>
<b>BB</b>	<b>7</b>
<b>SO</b>	<b>6</b>
<b>LOB</b>	<b>17</b>

WP: 1 PA: 37  
 PB: 1  
 SB: 1  
 CS: 1



livebaseballscores.com



Batter	1	2	3	4	5	6	7	8	9	AB R H RBI BB SO LOB	TOP											
Marvin Benard, L (1, 8) OBP: 0.360, SLG: 0.477	0-1 F7		3-2 F9			0-0 1B 1B	0-1 G4-3			4 1 1 0 0 0 0	<p>San Francisco Giants @ Arizona Diamondbacks</p> <p>Bank One Ballpark, Phoenix, AZ</p> <p>Wed Aug 04 1999, 10:05 PM EDT</p> <p>Att: 41,503 - Dome - 72 F</p>											
Ramon Martinez, R (1, 4) OBP: 0.308, SLG: 0.394	3-1 L5			0-2 P4		0-0 FC3-6 1B 1B		3-2 G6-3		4 1 1 0 0 0 0												
Charlie Hayes, R (1, 5) OBP: 0.284, SLG: 0.282	4-2 BB			2-1 G6-3		1-0 FC3-6 1B		0-1 F8		3 0 1 1 1 0 0												
Barry Bonds, L (1, 7) OBP: 0.396, SLG: 0.573	0-1 P4			3-1 G6-3		2-2 FC3-6 1B		0-0 CS 1B		4 0 1 0 0 0 3												
Ellis Burks, R (1, 9) OBP: 0.399, SLG: 0.569		0-0 G5-3			0-0 HR	3-1 1B		2-1 CS 1-2	0-1 F7	4 1 2 2 0 0 0												
J.T. Snow, L (1, 3) OBP: 0.374, SLG: 0.450		2-1 F8			2-2 1B	0-0 P9		1-2 HR		4 1 2 1 0 0 2												
Rich Aurilia, R (1, 6) OBP: 0.348, SLG: 0.450		2-2 L7			0-0 F9	1-0 F9		4-0 BB		3 0 0 0 1 0 3												
Brent Mayne, L (1, 2) OBP: 0.363, SLG: 0.411			1-2 L3		1-3 K		0-0 G5-3		2-0 F7	4 0 0 0 0 1 2												
Joe Nathan, R (1, 1) Mark Gardner, R (2, 1) Alan Embree, L (6, 1) F.P. Santangelo, S (7, PH) Jerry Spradlin, S (7, 1) Rich Rodriguez, L (8, 1) Bill Mueller, S (9, PH)			1-1 L6		0-0 F9		3-2 P4		1-0 G4-3	0 0 0 0 0 0 0 2 0 0 0 0 0 0 1 0 0 0 0 0 0 0 0 1 0 1 0 0 0 0 0 0 1												
<b>Inning Stats</b>	R: 0 E: 0 K: 0 S: 8	H: 0 LOB: 1 BB: 1 P: 15	R: 0 E: 0 K: 0 S: 6	H: 0 LOB: 0 BB: 0 P: 10	R: 0 E: 0 K: 0 S: 9	H: 0 LOB: 0 BB: 0 P: 14	R: 0 E: 0 K: 0 S: 7	H: 0 LOB: 0 BB: 0 P: 12	R: 1 E: 0 K: 1 S: 9	H: 2 LOB: 1 BB: 0 P: 12	R: 2 E: 0 K: 0 S: 10	H: 4 LOB: 2 BB: 0 P: 17	R: 0 E: 0 K: 0 S: 6	H: 0 LOB: 0 BB: 0 P: 9	R: 0 E: 0 K: 0 S: 8	H: 1 LOB: 0 BB: 0 P: 13	R: 1 E: 0 K: 0 S: 7	H: 1 LOB: 1 BB: 1 P: 15	1B: 6 2B: 0 3B: 0 HR: 2	SF: 0 SAC: 0 DP: 0 HBP: 0	WP: 0 PB: 0 SB: 0 CS: 1	PA: 37
<b>PITCHER</b>	IP WLS BF H R ER SO BB IBB HBP BLK WP HR S P ERA WHIP																					
Brian Anderson, L (1, 1) ERA: 6.17	5.1 W 23 6 3 3 1 1 0 0 0 0 1 47 77 5.06 1.312																					
Greg Swindell, L (6, 1) ERA: 2.95	1.2 H 5 0 0 0 0 0 0 0 0 0 0 8 12 0.00 0.000																					
Gregg Olson, R (8, 1) ERA: 4.17	2.0 8 2 1 1 0 1 0 0 0 0 0 1 15 28 4.50 1.500																					

livebaseballscorecards.com

<b>AB</b>	34
<b>R</b>	4
<b>H</b>	8
<b>RBI</b>	4
<b>BB</b>	2
<b>SO</b>	1
<b>LOB</b>	12







Batter	1	2	3	4	5	6	7	8	9	AB R H RBI BB SO LOB	TOP									
Marvin Benard, L (1, 9) OBP: 0.361, SLG: 0.479	0-1 F8		3-1 2-H 2B		1-2 F8		2-3 K		0-0 1B 2-3 1B	5 0 2 1 0 1 4										
Ramon Martinez, R (1, 4) OBP: 0.301, SLG: 0.382	1-2 F8		2-2 G6-3		0-2 G6-3		1-1 G5-3		0-1 1B 1-3 3-H 1B	5 0 1 1 0 0 1										
Barry Bonds, L (1, 7) OBP: 0.395, SLG: 0.567 Charlie Hayes, R (7, 7) OBP: 0.282, SLG: 0.280	3-2 G3-1			0-2 F8	4-2 G6-3 BB		1-1 G4-3		3-2 G6-3	2 0 0 0 1 0 0 2 0 0 0 0 0 2										
J.T. Snow, L (1, 3) OBP: 0.373, SLG: 0.448		0-0 G1-6-3 1B		1-1 G4-3	3-2 G6-3		3-2 E8			4 0 1 0 0 0 1										
Rich Aurilia, R (1, 6) OBP: 0.345, SLG: 0.446		1-2 G1-6-3 1-2f		1-1 G6-3	2-0 F8		0-0 F8			4 0 0 0 0 0 3										
Bill Mueller, S (1, 5) OBP: 0.389, SLG: 0.343		1-2 G3			0-0 1B 1B		1-1 1B 1B		2-2 F7	4 0 2 0 0 0 0										
F.P. Santangelo, S (1, 8) OBP: 0.426, SLG: 0.385			0-0 G6-3		2-3 K		1-2 F7		3-0 HR	4 1 1 1 0 1 2										
Brent Mayne, L (1, 2) OBP: 0.373, SLG: 0.426			2-2 SH3-4 2B 1B		1-1 SH1-4 1B		1-0 1B		1-0 1B 2B	4 2 4 0 0 0 0										
Shawn Estes, R (1, 1) OBP: 0.231, SLG: 0.250 Edwards Guzman, L (7, PH)			1-1 SH3-4		2-1 SH1-4		1-3 K		0-3 K	0 0 0 0 0 0 0 1 0 0 0 0 1 2										
Jerry Spradlin, S (7, 1) Scott Servais, R (9, PH) OBP: 0.323, SLG: 0.397			1-2		1-2					0 0 0 0 0 0 0 1 0 0 0 0 1 1										
<b>Inning Stats</b>	R: 0 E: 0 K: 0 S: 8	H: 0 LOB: 0 BB: 0 P: 12	R: 0 E: 0 K: 0 S: 7	H: 1 LOB: 0 BB: 0 P: 9	R: 1 E: 0 K: 0 S: 14	H: 2 LOB: 1 BB: 0 P: 22	R: 0 E: 0 K: 0 S: 7	H: 0 LOB: 0 BB: 0 P: 9	R: 0 E: 0 K: 1 S: 13	H: 2 LOB: 2 BB: 0 P: 19	R: 0 E: 0 K: 2 S: 14	H: 2 LOB: 2 BB: 0 P: 20	R: 0 E: 1 K: 0 S: 8	H: 0 LOB: 1 BB: 0 P: 13	R: 2 E: 0 K: 1 S: 16	H: 4 LOB: 2 BB: 0 P: 25	1B: 8 2B: 2 3B: 0 HR: 1	SF: 0 SAC: 2 DP: 1 HBP: 0	WP: 0 PB: 0 SB: 0 CS: 0	PA: 39
<b>PITCHER</b>	IP WLS BF H R ER SO BB IBB HBP BLK WP HR S P ERA WHIP																			
Greg Maddux, R (1, 1) ERA: 3.41	6.2 W 27 7 1 1 2 1 0 0 0 0 0 0 67 102 1.35 1.200																			
Mike Remlinger, L (7, 1) ERA: 2.68	1.1 H 5 0 0 0 1 0 0 0 0 0 0 0 13 20 0.00 0.000																			
30 Kevin McGlinchy, R (9, 1) ERA: 3.33	1.0 7 4 2 2 1 0 0 0 0 0 0 1 16 25 18.00 4.000																			

**San Francisco Giants @ Atlanta Braves**  
Turner Field, Atlanta, GA

Fri Aug 06 1999, 7:40 PM EDT  
Att. 49,321 - Unknown - 90 F

[livebaseballscorecards.com](http://livebaseballscorecards.com)

<b>AB</b>	<b>36</b>
<b>R</b>	<b>3</b>
<b>H</b>	<b>11</b>
<b>RBI</b>	<b>3</b>
<b>BB</b>	<b>1</b>
<b>SO</b>	<b>4</b>
<b>LOB</b>	<b>16</b>







Batter	1	2	3	4	5	6	7	8	9	AB R H RBI BB SO LOB	TOP									
Marvin Benard, L (1, 8) OBP: 0.359, SLG: 0.475	1-0 1B 1B	0-3 K		1-2 F7		0-1 G4-3			2-1 P4	5 1 1 0 0 1 1										
F.P. Santangelo, S (1, 7) OBP: 0.429, SLG: 0.388	0-1 WP E 1B	2-3 K			4-0 FC5 1B BB			1-3 K	2-2 BB 1B	4 1 2 0 1 2 0										
Charlie Hayes, R (1, 3) OBP: 0.288, SLG: 0.298	3-2 E2 CS 1B 1B		2-1 HR		3-2 P5			1-1 F8	4-0 1B BB	4 1 2 2 1 0 1										
Ellis Burks, R (1, 9) OBP: 0.399, SLG: 0.566	1-1 1B 1B		1-1 G1-3		1-1 1B			0-0 F8	1-3 K	5 1 2 0 0 1 2										
Bill Mueller, S (1, 5) OBP: 0.390, SLG: 0.343	0-0 B1		1-1 FC5-4 1B		0-1 F9			4-1 1B BB		3 0 1 0 1 0 4										
Rich Aurilia, R (1, 6) OBP: 0.344, SLG: 0.444	2-2 1B 1B		2-1 FC5-4		1-1 FC5			2-3 K		4 0 1 0 0 1 4										
Ramon Martinez, R (1, 4) OBP: 0.310, SLG: 0.388	1-1 1B		1-1 F8		3-3 K			2-2 1B		4 0 2 1 0 1 1										
Scott Servais, R (1, 2) OBP: 0.321, SLG: 0.390	2-1 G4-3		1-1 F7		4-1 SH2-4 BB			1-0 G4-3		3 0 0 0 1 0 3										
Russ Ortiz, R (1, 1) OBP: 0.224, SLG: 0.313		3-2 G6-3		2-2 G4-3		0-1 SH2-4			1-0 F7	2 0 0 0 0 0 0										
Julian Tavarez, L (5, 1) OBP: 0.200, SLG: 0.200										0 0 0 0 0 0 0										
Rich Rodriguez, L (5, 1) OBP: 1.000, SLG: 1.000										0 0 0 0 0 0 0										
Felix Rodriguez, R (8, 1) OBP: 0.428, SLG: 1.000										0 0 0 0 0 0 0										
J.T. Snow, L (9, PH) OBP: 0.372, SLG: 0.447										1 0 0 0 0 0 0										
<b>Inning Stats</b>	R: 3 E: 1 K: 0 S: 19	H: 6 LOB: 2 BB: 0 P: 29	R: 0 E: 0 K: 2 S: 9	H: 0 LOB: 0 BB: 0 P: 14	R: 1 E: 0 K: 0 S: 10	H: 2 LOB: 1 BB: 0 P: 17	R: 0 E: 0 K: 0 S: 8	H: 0 LOB: 0 BB: 0 P: 12	R: 0 E: 0 K: 1 S: 8	H: 1 LOB: 2 BB: 1 P: 20	R: 0 E: 0 K: 1 S: 6	H: 0 LOB: 0 BB: 0 P: 8	R: 0 E: 0 K: 1 S: 10	H: 1 LOB: 1 BB: 1 P: 19	R: 0 E: 0 K: 1 S: 10	H: 1 LOB: 2 BB: 1 P: 20	1B: 10 2B: 0 3B: 0 HR: 1	SF: 0 SAC: 1 DP: 0 HBP: 0	WP: 1 PB: 0 SB: 0 CS: 1	PA: 40
<b>PITCHER</b>	IP WLS BF H R ER SO BB IBB HBP BLK WP HR S P ERA WHIP																			
Terry Mulholland, L (1, 1) ERA: 5.23	6.0 W 28 9 4 2 3 2 0 0 0 1 1 65 107 3.00 1.833																			
Russ Springer, R (7, 1) ERA: 4.15	2.0 7 1 0 0 2 1 0 0 0 0 0 16 27 0.00 1.000																			
Bruce Chen, L (9, 1) ERA: 5.66	1.0 5 1 0 0 1 1 0 0 0 0 0 10 20 0.00 2.000																			

**San Francisco Giants @ Atlanta Braves**  
Turner Field, Atlanta, GA

AB	35
R	4
H	11
RBI	3
BB	4
SO	6
LOB	16



WP	1	PA	40
PB	0		
SB	0		
CS	1		

Sat Aug 07 1999, 1:15 PM EDT  
Att. 47,798 - Sunny - 91 F

[livebaseballscorecards.com](http://livebaseballscorecards.com)

Batter	1	2	3	4	5	6	7	8	9
Gerald Williams, R (1, 7) OBP: 0.342, SLG: 0.489	2-3 K	0-0 1B		2-1 SH3 2B	0-1 G6-3	0-1 HR	1-2 F7		
Keith Lockhart, L (1, 4) OBP: 0.321, SLG: 0.325	1-0 P5	0-1 F9		0-0 SH3	2-1 BB 10 1B	3-2 G6-3 10 HR		3-2 G1-3	
Bret Boone, R (1, 4) OBP: 0.308, SLG: 0.401									
10 Chipper Jones, S (1, 5) OBP: 0.432, SLG: 0.596	3-3 K			2-0 P8	0-0 BB 1B	0-1 G6-3		0-0 F7	
Ozzie Guillen, L (8, 5) OBP: 0.272, SLG: 0.295									
Brian Jordan, R (1, 9) OBP: 0.355, SLG: 0.505		2-2 2B HBP	1-0 2B 1B	3-2 P6	4-2 BB	1-1 HR		0-0 G6-3	
Russ Springer, R (7, 1)									
11 Pascual Matos, R (8, PH) (9, 2)									
Ryan Klesko, L (1, 3) OBP: 0.382, SLG: 0.565		0-1 G4-3 1B	1-1 BB 2B		1B BB			2-3 K	
Andrew Jones, R (1, 8) OBP: 0.354, SLG: 0.500		1-0 G4-3	4-0 BB BB					1-0 E HBP	
Greg Myers, L (1, 2) OBP: 0.366, SLG: 0.449		2-2 SH3-4 1B	1-3 K					1-0 F8	
Bruce Chen, L (9, 1)									
Walt Weiss, S (1, 6) OBP: 0.310, SLG: 0.303		0-0 E6 SH3-4 1B	4-2 BB					0-0 F9	
Terry Mulholland, R (1, 1) OBP: 0.118, SLG: 0.091		1-1 SH3-4	2-3 K					2-2 E5	
José Hernández, R (6, PH) (7, 3) OBP: 0.359, SLG: 0.451									

AB	R	H	RBI	BB	SO	LOB
6	1	3	5	0	1	4
0	0	0	0	0	0	0
5	2	2	1	0	0	1
5	0	1	1	0	2	2
1	0	0	0	0	0	0
3	3	2	2	1	0	1
0	0	0	0	0	0	0
1	0	0	0	0	0	0
3	2	2	3	2	1	0
3	0	1	0	1	0	4
5	3	3	2	0	1	3
0	0	0	0	0	0	0
4	2	1	1	1	0	3
1	1	0	0	1	1	3
2	1	1	0	0	0	1

AB	R	H	RBI	BB	SO	LOB
39	15	16	15	6	6	22

Inning	R	H	E	K	S	P	IP	WLS	BF	H	R	ER	SO	BB	IBB	HBP	BLK	WP	HR	S	P	ERA	WHIP
1	0	0	0	8	14		4.1	L	27	9	9	7	5	4	0	1	0	1	0	65	112	14.54	3.000
2	4	3	1	0	22		0.1		4	2	0	0	0	1	0	0	0	0	0	11	17	0.00	9.000
3	1	2	0	3	18		2.1		15	6	6	1	1	0	0	1	0	0	2	28	45	23.14	2.571
4	0	1	0	0	14		1.0		3	0	0	0	0	0	0	0	0	0	9	12	0.00	0.000	

**San Francisco Giants @ Atlanta Braves**  
Turner Field, Atlanta, GA

Sat Aug 07 1999, 1:15 PM EDT  
Att: 47,798 - Sunny - 91 F

[livebaseballscorecards.com](http://livebaseballscorecards.com)

**AB 39**  
**R 15**  
**H 16**  
**RBI 15**  
**BB 6**  
**SO 6**  
**LOB 22**

**WP: 1** **PA: 49**  
**PB: 0**  
**SB: 0**  
**CS: 0**





Batter	1	2	3	4	5	6	7	8	9	AB R H RBI BB SO LOB	TOP											
Marvin Benard, L (1, 8) OBP: 0.357, SLG: 0.471	2-3 K		1-2 G3	0-0 BB 1B		0-3 K			3-2 L6	5 0 1 2 0 2 0	<b>San Francisco Giants @ Atlanta Braves</b> Turner Field, Atlanta, GA Sun Aug 08 1999, 1:10 PM EDT Att. 38,026 - Overcast - 90 F											
Bill Mueller, S (1, 5) OBP: 0.391, SLG: 0.339	1-2 G3-1		0-3 K	4-0 BB		2-0 G6-3			4-1 BB	3 0 0 0 2 1 0												
J.T. Snow, L (1, 3) OBP: 0.368, SLG: 0.441	0-2 F8		2-3 K	1-0 G3			0-0 F9		1-3 K	5 0 0 0 0 2 3												
Barry Bonds, L (1, 7) OBP: 0.397, SLG: 0.568		1-0 E 2B		4-1 HR BB		1-3 K		1-2 G4-3		3 2 1 0 1 1 0												
Ellis Burks, R (1, 9) OBP: 0.400, SLG: 0.576		1-1 F9		0-0 HR 1B		1-1 1B 1B		1-0 G6-3		4 1 2 2 0 0 1												
Brent Mayne, L (1, 2) OBP: 0.375, SLG: 0.427		1-2 E3 1B		1-1 G6-3	1 SAFE	1-1 1B		2-2 G1-3		4 0 2 1 0 0 0												
Rich Aurilia, R (1, 6) OBP: 0.343, SLG: 0.442		1-3 K		0-0 SH3-4 1B 1B		1-1 P3		2-0 L4		4 1 1 0 0 1 3												
Ramon Martinez, R (1, 4) OBP: 0.319, SLG: 0.386		4-1 BB		3-2 SH3-4 1B 1B	1 SAFE	1-0 P3		0-3 K		3 1 1 0 1 1 2												
Kirk Rueter, L (1, 1) OBP: 0.195, SLG: 0.205		1-3 K2-3		0-0 SH3-4		0-3 K			2-2 G6-3	2 0 0 0 0 2 2												
John Johnstone, R (7, 1)										0 0 0 0 0 0 0												
Stan Javier, S (9, PH) OBP: 0.330, SLG: 0.360										1 0 0 0 0 0 0												
Robb Nen, R (9, 1)										0 0 0 0 0 0 0												
<b>Inning Stats</b>	R: 0 E: 0 K: 1 S: 10	H: 0 LOB: 0 BB: 0 P: 13	R: 1 E: 1 K: 2 S: 13	H: 2 LOB: 2 BB: 1 P: 22	R: 0 E: 0 K: 2 S: 9	H: 0 LOB: 0 BB: 0 P: 12	R: 4 E: 0 K: 0 S: 11	H: 4 LOB: 2 BB: 2 P: 24	R: 0 E: 0 K: 1 S: 10	H: 2 LOB: 2 BB: 0 P: 15	R: 0 E: 0 K: 2 S: 9	H: 0 LOB: 0 BB: 0 P: 11	R: 0 E: 0 K: 0 S: 5	H: 0 LOB: 0 BB: 0 P: 7	R: 0 E: 0 K: 1 S: 7	H: 0 LOB: 0 BB: 0 P: 11	R: 0 E: 0 K: 1 S: 13	H: 0 LOB: 1 BB: 1 P: 23	1B: 6 2B: 1 3B: 0 HR: 1	SF: 0 SAC: 1 DP: 0 HBP: 0	WP: 0 PB: 0 SB: 0 CS: 0	PA: 39
<b>PITCHER</b>	IP WLS BF H R ER SO BB IBB HBP BLK WP HR S P ERA WHIP																					
Kevin Millwood, R (1, 1) ERA: 3.4	7.0 L 32 8 5 5 8 3 0 0 0 0 0 1 67 104 6.43 1.571																					
30 Kevin McGlinchy, R (8, 1) ERA: 3.27	1.0 3 0 0 0 1 0 0 0 0 0 0 7 11 0.00 0.000																					
Mike Remlinger, L (9, 1) ERA: 2.63	1.0 4 0 0 0 1 1 0 0 0 0 0 13 23 0.00 1.000																					

livebaseballscorecards.com

<b>AB</b>	<b>34</b>
<b>R</b>	<b>5</b>
<b>H</b>	<b>8</b>
<b>RBI</b>	<b>5</b>
<b>BB</b>	<b>4</b>
<b>SO</b>	<b>10</b>
<b>LOB</b>	<b>11</b>



BOTTOM

San Francisco Giants @ Atlanta Braves

Turner Field, Atlanta, GA

Sun Aug 08 1999, 1:10 PM EDT

Att. 38,026 - Overcast - 90 F

livebaseballscorecards.com

AB	33
R	2
H	8
RBI	2
BB	3
SO	2
LOB	19



WP:	0	PA:	36
PB:	0	SB:	0
CS:	0		

AB R H RBI BB SO LOB

4 0 1 0 0 0 1

4 1 1 0 0 0 2

4 1 2 0 0 0 3

4 0 1 1 0 0 4

4 0 0 0 0 0 3

3 0 1 1 1 0 1

2 0 1 0 1 0 1

1 0 0 0 0 0 0

3 0 0 0 0 0 4

1 0 0 0 0 0 0

1 0 0 0 0 1 0

0 0 0 0 1 0 0

0 0 0 0 0 0 0

0 0 0 0 0 0 0

1 0 0 0 0 1 0

1B: 5 SF: 0

2B: 3 SAC: 0

3B: 0 DP: 2

HR: 0 HBP: 0

1B: 5 SF: 0

2B: 3 SAC: 0

3B: 0 DP: 2

HR: 0 HBP: 0

1B: 5 SF: 0

2B: 3 SAC: 0

3B: 0 DP: 2

HR: 0 HBP: 0

1B: 5 SF: 0

2B: 3 SAC: 0

3B: 0 DP: 2

HR: 0 HBP: 0

1B: 5 SF: 0

2B: 3 SAC: 0

3B: 0 DP: 2

HR: 0 HBP: 0

1B: 5 SF: 0

2B: 3 SAC: 0

3B: 0 DP: 2

HR: 0 HBP: 0

1B: 5 SF: 0

2B: 3 SAC: 0

3B: 0 DP: 2

HR: 0 HBP: 0

1B: 5 SF: 0

2B: 3 SAC: 0

3B: 0 DP: 2

HR: 0 HBP: 0

1B: 5 SF: 0

2B: 3 SAC: 0

3B: 0 DP: 2

HR: 0 HBP: 0

1B: 5 SF: 0

2B: 3 SAC: 0

3B: 0 DP: 2

HR: 0 HBP: 0

1B: 5 SF: 0

2B: 3 SAC: 0

3B: 0 DP: 2

HR: 0 HBP: 0

1B: 5 SF: 0

2B: 3 SAC: 0

3B: 0 DP: 2

HR: 0 HBP: 0

1B: 5 SF: 0

2B: 3 SAC: 0

3B: 0 DP: 2

HR: 0 HBP: 0

1B: 5 SF: 0

2B: 3 SAC: 0

3B: 0 DP: 2

HR: 0 HBP: 0

1B: 5 SF: 0

2B: 3 SAC: 0

3B: 0 DP: 2

HR: 0 HBP: 0

1B: 5 SF: 0

2B: 3 SAC: 0

3B: 0 DP: 2

HR: 0 HBP: 0

1B: 5 SF: 0

2B: 3 SAC: 0

3B: 0 DP: 2

HR: 0 HBP: 0

1B: 5 SF: 0

2B: 3 SAC: 0

3B: 0 DP: 2

HR: 0 HBP: 0

1B: 5 SF: 0

2B: 3 SAC: 0

3B: 0 DP: 2

HR: 0 HBP: 0

1B: 5 SF: 0

2B: 3 SAC: 0

3B: 0 DP: 2

HR: 0 HBP: 0

1B: 5 SF: 0

2B: 3 SAC: 0

3B: 0 DP: 2

HR: 0 HBP: 0

1B: 5 SF: 0

2B: 3 SAC: 0

3B: 0 DP: 2

HR: 0 HBP: 0

1B: 5 SF: 0

2B: 3 SAC: 0

3B: 0 DP: 2

HR: 0 HBP: 0

1B: 5 SF: 0

2B: 3 SAC: 0

3B: 0 DP: 2

HR: 0 HBP: 0

1B: 5 SF: 0

2B: 3 SAC: 0

3B: 0 DP: 2

HR: 0 HBP: 0

1B: 5 SF: 0

2B: 3 SAC: 0

3B: 0 DP: 2

HR: 0 HBP: 0

1B: 5 SF: 0

2B: 3 SAC: 0

3B: 0 DP: 2

HR: 0 HBP: 0

1B: 5 SF: 0

2B: 3 SAC: 0

3B: 0 DP: 2

HR: 0 HBP: 0

1B: 5 SF: 0

2B: 3 SAC: 0

3B: 0 DP: 2

HR: 0 HBP: 0

1B: 5 SF: 0

2B: 3 SAC: 0

3B: 0 DP: 2

HR: 0 HBP: 0

1B: 5 SF: 0

2B: 3 SAC: 0

3B: 0 DP: 2

HR: 0 HBP: 0

1B: 5 SF: 0

2B: 3 SAC: 0

3B: 0 DP: 2

HR: 0 HBP: 0

1B: 5 SF: 0

2B: 3 SAC: 0

3B: 0 DP: 2

HR: 0 HBP: 0

1B: 5 SF: 0

2B: 3 SAC: 0

3B: 0 DP: 2

HR: 0 HBP: 0

1B: 5 SF: 0

2B: 3 SAC: 0

3B: 0 DP: 2

HR: 0 HBP: 0

1B: 5 SF: 0

2B: 3 SAC: 0

3B: 0 DP: 2

HR: 0 HBP: 0

1B: 5 SF: 0

2B: 3 SAC: 0

3B: 0 DP: 2

HR: 0 HBP: 0

1B: 5 SF: 0

2B: 3 SAC: 0

3B: 0 DP: 2

HR: 0 HBP: 0

1B: 5 SF: 0

2B: 3 SAC: 0

3B: 0 DP: 2

HR: 0 HBP: 0

1B: 5 SF: 0

2B: 3 SAC: 0

3B: 0 DP: 2

HR: 0 HBP: 0

1B: 5 SF: 0

2B: 3 SAC: 0

3B: 0 DP: 2

HR: 0 HBP: 0

1B: 5 SF: 0

2B: 3 SAC: 0

3B: 0 DP: 2

HR: 0 HBP: 0

1B: 5 SF: 0

2B: 3 SAC: 0

3B: 0 DP: 2

HR: 0 HBP: 0

1B: 5 SF: 0

2B: 3 SAC: 0

3B: 0 DP: 2

HR: 0 HBP: 0

1B: 5 SF: 0

2B: 3 SAC: 0

3B: 0 DP: 2

HR: 0 HBP: 0

1B: 5 SF: 0

2B: 3 SAC: 0

3B: 0 DP: 2

HR: 0 HBP: 0

1B: 5 SF: 0

2B: 3 SAC: 0

3B: 0 DP: 2

HR: 0 HBP: 0

1B: 5 SF: 0

2B: 3 SAC: 0

3B: 0 DP: 2

HR: 0 HBP: 0

1B: 5 SF: 0

2B: 3 SAC: 0

3B: 0 DP: 2

HR: 0 HBP: 0

1B: 5 SF: 0

2B: 3 SAC: 0

3B: 0 DP: 2

HR: 0 HBP: 0

1B: 5 SF: 0

2B: 3 SAC: 0

3B: 0 DP: 2

HR: 0 HBP: 0

1B: 5 SF: 0

2B: 3 SAC: 0

3B: 0 DP: 2

HR: 0 HBP: 0

1B: 5 SF: 0

2B: 3 SAC: 0

3B: 0 DP: 2

HR: 0 HBP: 0

1B: 5 SF: 0

2B: 3 SAC: 0

3B: 0 DP: 2

HR: 0 HBP: 0

1B: 5 SF: 0

2B: 3 SAC: 0

3B: 0 DP: 2

HR: 0 HBP: 0

1B: 5 SF: 0

2B: 3 SAC: 0

3B: 0 DP: 2

HR: 0 HBP: 0

1B: 5 SF: 0

2B: 3 SAC: 0

3B: 0 DP: 2

HR: 0 HBP: 0

1B: 5 SF: 0

2B: 3 SAC: 0

3B: 0 DP: 2

HR: 0 HBP: 0

1B: 5 SF: 0

2B: 3 SAC: 0

3B: 0 DP: 2

HR: 0 HBP: 0

1B: 5 SF: 0

2B: 3 SAC: 0

3B: 0 DP: 2





BOTTOM

San Francisco Giants @ Florida Marlins  
Pro Player Stadium, Miami, FL

livebaseballscorecards.com

AB	36
R	5
H	12
RBI	5
BB	2
SO	4
LOB	17



WP:	0	PA:	38
PB:	0		
SB:	0		
CS:	0		

Mon Aug 09 1999, 7:05 PM EDT  
Att: 10,768 - Unknown - 88 F

AB	R	H	RBI	BB	SO	LOB
5	0	1	0	0	2	5
4	1	1	0	0	0	4
1	0	1	1	0	0	0
4	0	1	0	0	0	1
4	0	0	0	0	0	2
4	1	2	0	0	1	1
3	1	1	0	1	0	2
0	0	0	0	0	0	0
4	1	1	4	0	1	2
4	0	1	0	0	0	0
1	0	1	0	0	0	0
0	0	0	0	0	1	0
0	0	0	0	0	0	0
0	0	0	0	0	0	0
0	0	0	0	0	0	0
1	0	1	0	0	0	0
0	0	0	0	0	0	0
1	1	1	0	0	0	0

1B:	8	SF:	0
2B:	3	SAC:	0
3B:	0	DP:	0
HR:	1	HBP:	0

WP	HR	S	P	ERA	WHIP
0	0	0	0	3.52	1.304
0	1	9	17	54.00	9.000
0	0	2	3	∞	∞

Batter	1	2	3	4	5	6	7	8	9
Luis Castillo, S OBP: 0.368, SLG: 0.351 (1, 4)	2-3 K ①		3-2 FC4-6 ②		2-3 K ②		2-2 FC6-4 ③		1-1 1B DI 1B ②
Alex Gonzalez, R OBP: 0.301, SLG: 0.423 Dave Berg, R OBP: 0.361, SLG: 0.386 (1, 6) (9, 6)	1-0 P4 ②		2-2 P6 ③		2-2 P6 ③			0-0 BB 1B HR 1B ①	1-1 1B ②
Bruce Aven, R OBP: 0.372, SLG: 0.472 (1, 7)	3-2 G1-3 ③			2-2 F8 ①		1-0 2B ①		1-1 F7 ①	
Kevin Millar, R OBP: 0.404, SLG: 0.492 (1, 3)		1-1 G3 ①		1-2 G5-3 ②		0-1 F7 ①		1-1 F9 ②	
Mark Kotsay, L OBP: 0.306, SLG: 0.413 (1, 9)		3-2 2B ②		2-1 G5-3 ③		1-3 K ②		0-0 BB HR 1B ②	
Todd Dunwoody, L OBP: 0.273, SLG: 0.318 Jesus Sanchez, L OBP: 0.167, SLG: 0.091 (1, 8) (9, 1)		3-2 P4 ②		1-0 1B 1B ①		0-2 F7 ③		4-1 HR BB ③	
Mike Lowell, R OBP: 0.335, SLG: 0.404 (1, 5)		1-3 K ③		1-0 F9 ①		1-1 F7 ①		3-1 HR ③	
Jorge Fabregas, L OBP: 0.291, SLG: 0.319 (1, 2)		2-2 G4-3 ①		2-1 BB 1B ①		2-2 P2 ②		2-1 L7 ③	
Dennis Springer, R OBP: 0.176, SLG: 0.212 Chris Clapsinski, S OBP: 0.500, SLG: 0.500 Braden Looper, R Armando Almanza, L Rafael Medina, R Danny Bautista, R OBP: 0.288, SLG: 0.389 Brian Edmondson, R OBP: 0.384, SLG: 0.545 Preston Wilson, R OBP: 0.341, SLG: 0.525 (1, 1) (5, PH) (6, 1) (7, 1) (7, 1) (7, PH) (8, 1) (9, 8)	1-0 FC4-6 1B ①		1-0 BB ①		4-1 BB ①		1-2 FC6-4 1B ②	2-2 1B 2B ②	

Inning Stats	R: 0	H: 0	E: 0	K: 1	S: 8	H: 0	LOB: 0	BB: 0	P: 14	R: 0	H: 1	E: 0	K: 1	S: 14	R: 0	H: 1	E: 0	K: 0	S: 20	R: 0	H: 0	E: 0	K: 0	S: 8	R: 0	H: 2	E: 0	K: 1	S: 13	R: 0	H: 1	E: 0	K: 1	S: 9	R: 0	H: 1	E: 0	K: 0	S: 12	R: 4	H: 3	E: 0	K: 0	S: 11	R: 1	H: 3	E: 0	K: 0	S: 7	1B: 8	SF: 0	2B: 3	SAC: 0	3B: 0	DP: 0	HR: 1	HBP: 0	WP: 0	PA: 38
--------------	------	------	------	------	------	------	--------	-------	-------	------	------	------	------	-------	------	------	------	------	-------	------	------	------	------	------	------	------	------	------	-------	------	------	------	------	------	------	------	------	------	-------	------	------	------	------	-------	------	------	------	------	------	-------	-------	-------	--------	-------	-------	-------	--------	-------	--------

PITCHER	IP	WLS	BF	H	R	ER	SO	BB	IBB	HBP	BLK	WP	HR	S	P	ERA	WHIP
Livan Hernandez, R ERA: 4.62 (1, 1)	7.2		33	8	3	3	4	2	0	0	0	0	0	91	142	3.52	1.304
John Johnstone, R ERA: 1.79 (8, 1)	0.1	L	4	3	2	2	0	0	0	0	0	0	1	9	17	54.00	9.000
Robb Nen, R ERA: 4.13 (9, 1)	0.0		1	1	0	0	0	0	0	0	0	0	0	2	3	∞	∞









Batter	1	2	3	4	5	6	7	8	9	10	AB R H RBI BB SO LOB	TOP												
Marvin Benard, L OBP: 0.357, SLG: 0.466	0-1 G6-3		4-2 1-2 BB			SH BB 1B		1-0 FC4 1-2f		0-0 G4-3	5 1 1 0 1 0 5	<b>San Francisco Giants @ Florida Marlins</b> Pro Player Stadium, Miami, FL Wed Aug 11 1999, 1:05 PM EDT Att: 16,709 - Cloudy - 95 F												
Ramon Martinez, R OBP: 0.314, SLG: 0.375 F.P. Santangelo, S OBP: 0.424, SLG: 0.382	2-2 G1-3		2-2 L9			0-0 SH BB 1B	1-1 F7		1-2 P7		3 1 0 0 0 0 2 1 0 0 0 0 0 0													
J.T. Snow, L OBP: 0.362, SLG: 0.440	2-2 P7			0-0 G1-3		4-0 BB 1B BB	0-1 F8		1-3 K		4 1 0 0 1 1 0													
Barry Bonds, L OBP: 0.415, SLG: 0.575		0-0 G4-3		3-2 1B		4-2 BB 1B BB	0-0 FC6-4 1B		4-2 1B BB		3 1 2 1 2 0 0													
Charlie Hayes, R OBP: 0.286, SLG: 0.295 Robb Nen, R	0-0 F8		1-3 K		0-0 L7	0-0 L7	1-0 FC6-4 1-2f		1-0 1B		5 0 1 0 0 1 5 0 0 0 0 0 0 0													
Stan Javier, S OBP: 0.327, SLG: 0.356	1-3 K		3-1 L7		1-1 BB 1B			1-3 K	2-0 F7		5 1 1 2 0 2 3													
Brent Mayne, L OBP: 0.380, SLG: 0.430		2-2 K			0-0 G6-3	4-0 E 1B BB		4-2 FC9-6 1B BB		0-0 F9 BLK 1B	3 0 1 0 2 1 0													
Rich Aurilia, R OBP: 0.340, SLG: 0.434		1-1 G4-3		1-1 F8	1-1 F8	0-1 E8 1B		1-2 FC9-6 1B		0-0 G5-3	5 0 2 2 0 0 1													
Shawn Estes, R OBP: 0.238, SLG: 0.256 Jerry Spradlin, S OBP: 0.401, SLG: 0.587 Ellis Burks, R John Johnstone, R Alan Embree, L Bill Mueller, S OBP: 0.352, SLG: 0.340		0-0 BB 1B		0-0 B1-3	0-1 B1-3	1-3 K		2-0 FC9-6 FC4 1-2f 2-3		0-0 F9	3 0 1 0 0 1 2 0 0 0 0 0 0 0 1 0 1 0 0 0 0 0 1													
<b>Inning Stats</b>	R: 0 E: 0 K: 0 S: 11	H: 0 LOB: 0 BB: 0 P: 15	R: 0 E: 0 K: 1 S: 5	H: 0 LOB: 0 BB: 0 P: 6	R: 0 E: 0 K: 1 S: 11	H: 1 LOB: 2 BB: 1 P: 20	R: 0 E: 0 K: 1 S: 9	H: 1 LOB: 1 BB: 0 P: 16	R: 0 E: 0 K: 0 S: 5	H: 0 LOB: 0 BB: 0 P: 6	R: 5 E: 2 K: 1 S: 14		H: 3 LOB: 2 BB: 3 P: 30	R: 0 E: 0 K: 0 S: 6	H: 1 LOB: 1 BB: 0 P: 8	R: 0 E: 0 K: 1 S: 14	H: 1 LOB: 2 BB: 1 P: 23	R: 0 E: 0 K: 1 S: 10	H: 1 LOB: 2 BB: 1 P: 19	R: 0 E: 0 K: 0 S: 4	H: 1 LOB: 1 BB: 0 P: 4	1B: 9 2B: 0 3B: 0 HR: 0	SF: 0 SAC: 1 DP: 0 HBP: 0	WP: 0 PB: 0 SB: 0 CS: 0
<b>PITCHER</b>	IP WLS BF H R ER SO BB IBB HBP BLK WP HR S P ERA WHIP												IP WLS BF H R ER SO BB IBB HBP BLK WP HR S P ERA WHIP											
Alex Fernandez, R ERA: 2.98	(1, 1) 6.0												(1, 1) 6.0											
Brian Edmondson, R ERA: 5.35	(7, 1) 1.0												(7, 1) 1.0											
Armando Almanza, L ERA: 3.38	(8, 1) 0.1												(8, 1) 0.1											
Braden Looper, R ERA: 3.96	(8, 1) 1.0												(8, 1) 1.0											
Jesus Sanchez, L ERA: 5.64	(9, 1) 1.2												(9, 1) 1.2											

AB	39
R	5
H	9
RBI	5
BB	6
SO	6
LOB	21



San Francisco Giants @ Florida Marlins  
 Pro Player Stadium, Miami, FL

Wed Aug 11 1999, 1:05 PM EDT  
 Att. 16,709 - Cloudy - 95 F

livebaseballscorecards.com

AB	38
R	6
H	12
RBI	6
BB	5
SO	5
LOB	21



WP:	0	PA:	46
PB:	1		
SB:	3		
CS:	1		

Batter	1	2	3	4	5	6	7	8	9	10	AB	R	H	RBI	BB	SO	LOB								
Luis Castillo, S OBP: 0.370, SLG: 0.356 (1, 4)	G3-1		K	G6-3		F9		1B			5	0	1	0	0	1	3								
Dave Berg, R OBP: 0.378, SLG: 0.410 Brian Edmondson, R OBP: 0.364, SLG: 0.545 Mark Kotsay, L OBP: 0.302, SLG: 0.406 Jesus Sanchez, L OBP: 0.167, SLG: 0.091 (1, 6)	K2-3		G4-3		F8 CS BB	G4-3		F7			3	0	0	0	1	1	0								
Bruce Aven, R OBP: 0.375, SLG: 0.471 (1, 7)	G6-3				1 SAFE	K		G1-6-3		PB 1B 1B	4	1	1	0	1	1	1								
Kevin Millar, R OBP: 0.393, SLG: 0.474 (1, 3)		K	F7			F8		1B S HBP		P6	4	0	0	0	0	1	3								
Preston Wilson, R OBP: 0.340, SLG: 0.526 (1, 8)		1B 3B		B1-3				K		P5	4	1	1	0	1	1	2								
Danny Bautista, R OBP: 0.289, SLG: 0.383 Armando Almanza, L Braden Looper, R Todd Dunwoody, L OBP: 0.278, SLG: 0.321 (1, 9)		G4-3 1B				CS		G3 1B HR BB		1B	3	1	3	1	1	0	0								
Chris Clapinski, S OBP: 0.500, SLG: 0.480 (1, 5)				FC5-4 1B				G3 HR 1B		F9	4	2	2	0	1	0	3								
Jorge Fabregas, L OBP: 0.290, SLG: 0.317 (1, 2)								G3		P2	4	0	1	0	0	0	4								
Alex Fernandez, R OBP: 0.250, SLG: 0.444 Mike Lowell, R OBP: 0.337, SLG: 0.425 (1, 1)						E6		HR		G6-3	2	0	0	0	0	0	4								
Inning Stats	R: 0 E: 0 K: 1 S: 8	H: 0 LOB: 0 BB: 0 P: 12	R: 1 E: 0 K: 1 S: 15	H: 3 LOB: 2 BB: 0 P: 19	R: 0 E: 0 K: 1 S: 10	H: 0 LOB: 1 BB: 1 P: 16	R: 0 E: 1 K: 0 S: 14	H: 2 LOB: 3 BB: 0 P: 20	R: 0 E: 0 K: 1 S: 7	H: 0 LOB: 1 BB: 2 P: 21	R: 3 E: 0 K: 0 S: 18	H: 2 LOB: 0 BB: 1 P: 30	R: 0 E: 0 K: 1 S: 8	H: 1 LOB: 2 BB: 0 P: 12	R: 0 E: 0 K: 0 S: 8	H: 1 LOB: 1 BB: 0 P: 13	R: 1 E: 0 K: 0 S: 9	H: 2 LOB: 1 BB: 0 P: 14	R: 1 E: 0 K: 0 S: 2	H: 1 LOB: 1 BB: 1 P: 6	1B: 10 2B: 0 3B: 1 HR: 1	SF: 0 SAC: 1 DP: 0 HBP: 1	WP: 0 PB: 1 SB: 3 CS: 1	PA: 46	
PITCHER	IP	WLS	BF	H	R	ER	SO	BB	IBB	HBP	BLK	WP	HR	S	P	ERA	WHIP								
Shawn Estes, L ERA: 5.01 (1, 1)	6.0		29	7	4	4	4	4	0	0	0	0	1	72	118	6.00	1.833								
Jerry Spradlin, R ERA: 4.7 (7, 1)	1.0	H	5	1	0	0	1	0	0	1	0	0	0	8	12	0.00	1.000								
John Johnstone, R ERA: 1.77 (8, 1)	0.2	H	3	1	0	0	0	0	0	0	0	0	0	7	12	0.00	1.500								
Alan Embree, L ERA: 3.23 (8, 1)	0.1	H	1	0	0	0	0	0	0	0	0	0	0	1	1	0.00	0.000								
Robb Nen, R ERA: 4.19 (9, 1)	1.1	L	7	3	2	1	0	1	0	0	0	0	0	11	20	6.75	3.000								





Batter	1	2	3	4	5	6	7	8	9
Marvin Benard, L OBP: 0.356, SLG: 0.471 (1, 8)	2-2 G4-3	1-2 F7			2-1 HR		1-2 K		
Ramon Martinez, R OBP: 0.312, SLG: 0.380 (1, 4)	2-2 BB E 2B		0-0 F8		1-0 F7			2-2 F9	
Barry Bonds, L OBP: 0.409, SLG: 0.564 (1, 7)	3-3 SAFE K		1-2 F7		0-0 P5			3-2 F8	
J.T. Snow, L OBP: 0.363, SLG: 0.439 (1, 3)	4-1 E BB BB		2-0 F8			2-3 K		0-0 1B	
Ellis Burks, R OBP: 0.399, SLG: 0.581 Robb Nen, R (9, 1)	4-1 E BB			1-1 G6-3		0-0 G5-3		3-3 K	
Bill Mueller, S OBP: 0.391, SLG: 0.343 (1, 5)	2-1 E4			3-2 F8		1-1 2B			
Rich Aurilia, R OBP: 0.340, SLG: 0.440 (1, 6)	2-3 3-H K			0-0 HR			1-1 G5-3		
Doug Mirabelli, R OBP: 0.400, SLG: 0.613 (1, 2)				2-2 F8			1-0 F9		
Russ Ortiz, R OBP: 0.216, SLG: 0.300 Brent Mayne, L OBP: 0.382, SLG: 0.430 Alan Embree, L (8, 1) Stan Javier, S OBP: 0.327, SLG: 0.356 (9, 9)					2-2 G4-3		4-2 BB		

Inning Stats	R: 1	H: 1	E: 1	LOB: 3	K: 2	P: 19	R: 0	H: 0	E: 0	LOB: 0	K: 0	P: 5	R: 0	H: 0	E: 0	LOB: 0	K: 0	P: 5	R: 1	H: 1	E: 0	LOB: 0	K: 0	P: 15	R: 1	H: 1	E: 0	LOB: 0	K: 0	P: 12	R: 0	H: 1	E: 0	LOB: 1	K: 1	P: 9	R: 0	H: 0	E: 0	LOB: 1	K: 1	P: 17	R: 0	H: 1	E: 0	LOB: 1	K: 1	P: 20
	19	38	15	8	21	12	9	20																																								

PITCHER	IP	WLS	BF	H	R	ER	SO	BB	IBB	HBP	BLK	WP	HR	S	P	ERA	WHIP
Masato Yoshii, R ERA: 5.72 (1, 1)	6.0	L	24	4	3	2	3	2	0	0	0	0	2	61	103	3.00	1.000
Jeff Tam, R ERA: 7.36 (7, 1)	1.1		5	0	0	0	1	1	0	0	0	0	0	13	22	0.00	0.750
Chuck McElroy, L ERA: 5.79 (8, 1)	0.1		2	1	0	0	0	0	0	0	0	0	0	6	9	0.00	3.000
Billy Taylor, R ERA: 4.63 (8, 1)	0.1		1	0	0	0	1	0	0	0	0	0	0	3	6	0.00	0.000

AB	R	H	RBI	BB	SO	LOB
4	1	1	1	0	1	1
4	1	1	0	0	0	0
4	0	0	0	0	1	1
3	0	1	0	1	1	0
3	0	0	0	1	1	1
0	0	0	0	0	0	0
3	0	1	0	0	0	2
3	1	1	1	0	1	3
3	0	0	0	0	0	0
2	0	0	0	0	0	0
0	0	0	0	1	0	0
0	0	0	0	0	0	0
0	0	0	0	0	0	0

WP	HR	S	P	ERA	WHIP
0	0	0	32		

**New York Mets @ San Francisco Giants**  
**3Com Park at Candlestick Point, San Francisco, CA**  
 Fri Aug 13 1999, 10:35 PM EDT  
 Att: 25,533 - Unknown - 62 F

AB	29
R	3
H	5
RBI	2
BB	3
SO	5
LOB	8





Batter	1	2	3	4	5	6	7	8	9	AB	R	H	RBI	BB	SO	LOB	TOP											
Rickey Henderson, R OBP: 0.454, SLG: 0.498 Turk Wendell, L Dennis Cook, L Matt Franco, L OBP: 0.378, SLG: 0.415 Roger Cedeno, S OBP: 0.399, SLG: 0.413	2-2 FC6 1B		3-2 FC4-6 1B	2-1 2-H 1B		0-0 G6-4-3 1B	3-2 L4		4-1 BB	5	0	4	1	0	0	2												
Shawon Dunston, R OBP: 0.335, SLG: 0.451 Billy Taylor, R	2-2 FC6 31 CS 1-2f		0-1 FC4-6 1-2f	2-1 G5-3		0-1 G6-4-3 1-2f		2-1 31 G2-3 1B	2-3 K	6	0	1	0	0	1	5												
John Olerud, L OBP: 0.438, SLG: 0.478	2-1 F7			4-2 31 HR BB	0-1 31 1B 2B	4-2 31 1B BB		2-1 31 G2-3 1B		3	2	2	0	2	0	1												
31 Mike Piazza, R OBP: 0.364, SLG: 0.570	0-2 CS 1-2	3-1 1B		1-1 HR	1-0 2B	1-1 1B		2-1 G2-3		5	1	4	2	0	0	2												
Robin Ventura, L OBP: 0.379, SLG: 0.560		1-3 K		3-1 2B	2-3 K	1-1 F8		4-0 IBB		4	1	1	0	1	2	5												
Benny Agbayani, R OBP: 0.368, SLG: 0.526		2-3 K		3-2 G4-3 2B	2-1 E 1-H 3-H 2B		1-0 1B	2-1 F8		5	1	3	2	0	1	4												
Luis Lopez, S OBP: 0.327, SLG: 0.330		2-2 L1		3-2 G4-3 2-3	1-2 E3		1-3 K	2-2 P7		5	0	0	0	0	1	7												
Rey Ordonez, R OBP: 0.300, SLG: 0.305			4-2 G4-6-3 BB	0-0 G5-3 1B	4-0 1-2 IBB		3-3 K		1-2 F8	3	1	1	1	2	1	1												
Orel Hershiser, R OBP: 0.163, SLG: 0.170 Darryl Hamilton, L OBP: 0.382, SLG: 0.412	1-1 1 SAFE 7, PH 7, 8		1-2 G4-6-3 1-2f	0-0 G5-3	0-3 K		4-2 BB		1-1 G5-3	3	0	0	0	0	1	5												
Inning Stats	R: 0 E: 0 K: 0 S: 11	H: 1 LOB: 0 BB: 0 P: 17	R: 0 E: 0 K: 2 S: 12	H: 1 LOB: 1 BB: 0 P: 20	R: 0 E: 0 K: 0 S: 10	H: 1 LOB: 1 BB: 1 P: 18	R: 5 E: 0 K: 0 S: 20	H: 5 LOB: 1 BB: 1 P: 38	R: 1 E: 1 K: 2 S: 15	H: 3 LOB: 3 BB: 1 P: 25	R: 0 E: 0 K: 0 S: 10	H: 2 LOB: 2 BB: 1 P: 16	R: 0 E: 0 K: 2 S: 13	H: 1 LOB: 2 BB: 1 P: 25	R: 0 E: 0 K: 0 S: 12	H: 2 LOB: 3 BB: 1 P: 26	R: 0 E: 0 K: 1 S: 9	H: 0 LOB: 1 BB: 1 P: 17	1B: 11 2B: 4 3B: 0 HR: 1	SF: 0 SAC: 0 DP: 2 HBP: 0	WP: 0 PB: 0 SB: 2 CS: 1	PA: 48						
PITCHER	IP	WLS	BF	H	R	ER	SO	BB	IBB	HBP	BLK	WP	HR	S	P	ERA	WHIP											
Kirk Rueter, L ERA: 5.32	(1, 1)	3.2	L	19	8	5	5	2	2	0	0	0	0	1	51	89	12.27	2.727										
Jerry Spradlin, R ERA: 4.67	(4, 1)	0.1		1	0	0	0	0	0	0	0	0	0	2	4	0.00	0.000											
Rich Rodriguez, L ERA: 5.06	(5, 1)	1.0		7	3	1	2	0	1	0	0	0	0	15	25	9.00	3.000											
Felix Rodriguez, R ERA: 3.74	(6, 1)	2.0		10	3	0	2	2	0	0	0	0	0	23	41	0.00	2.500											
Julian Tavarez, R ERA: 6.1	(8, 1)	2.0		10	2	0	1	1	1	0	0	0	0	21	43	0.00	1.500											

New York Mets @ San Francisco Giants  
3Com Park at Candlestick Point, San Francisco, CA

Sat Aug 14 1999, 4:10 PM EDT  
Att. 57,853 - Unknown - 65 F

AB	40
R	6
H	16
RBI	6
BB	7
SO	7
LOB	32



Batter	1	2	3	4	5	6	7	8	9	AB	R	H	RBI	BB	SO	LOB
Marvin Benard, L (1, 8) OBP: 0.355, SLG: 0.469	0-0 G4-3 SH1-3 1B	3-2 G5-3			2-1 G6-3		0-2 G6-4-3 1-2f			4	0	1	0	0	0	3
Ramon Martinez, R (1, 4) OBP: 0.321, SLG: 0.388	0-0 SH1-3 1-2		0-0 1B		0-1 G6-3			2-1 1B		3	0	2	0	0	0	0
Barry Bonds, L (1, 7) OBP: 0.402, SLG: 0.553	0-0 G4-3 2-3		2-3 K			1-1 F8		0-0 P3		4	0	0	0	0	1	3
J.T. Snow, L (1, 3) OBP: 0.362, SLG: 0.436	3-3 K		1-0 F8			4-2 1B BB		1-3 K		3	0	0	0	1	2	3
Ellis Burks, R (1, 9) OBP: 0.394, SLG: 0.573		0-0 G6-3	0-3 K			2-3 K		1-3 K		4	0	0	0	0	3	3
Bill Mueller, S (1, 5) OBP: 0.397, SLG: 0.346		4-0 HBP 2B BB		4-2 G4-6-3 BB		1-1 1B		3-1 P9		1	1	1	0	2	0	0
Charlie Hayes, R (9, 5) OBP: 0.285, SLG: 0.294						1-2 1B				1	0	0	0	0	0	0
Rich Aurilia, R (1, 6) OBP: 0.337, SLG: 0.436		0-1 P7		1-1 P9		0-3 K		1-1 G5-3		4	0	0	0	0	1	4
Brent Mayne, L (1, 2) OBP: 0.363, SLG: 0.429		2-2 2B HBP		0-0 G4-6-3 1-2f			4-2 G6-4-3 BB		1-0 G6-3	1	0	0	0	0	0	1
Rich Rodriguez, L (5, 1) OBP: 1.000, SLG: 1.000										0	0	0	0	0	0	0
Felix Rodriguez, R (6, 1) OBP: 0.429, SLG: 1.000										0	0	0	0	0	0	0
F.P. Santangelo, S (7, PH) OBP: 0.429, SLG: 0.392										0	0	0	0	1	0	0
Julian Tavarez, L (8, 1) OBP: 0.200, SLG: 0.200		1-2 HBP								0	0	0	0	0	0	0
Stan Javier, S (9, PH) OBP: 0.326, SLG: 0.355										1	0	0	0	0	0	0
Kirk Rueter, L (1, 1) OBP: 0.214, SLG: 0.250		1-2 2B		0-0 G4-3			1-2 F7			1	0	1	1	0	0	0
Jerry Spradlin, S (4, 1) OBP: 0.328, SLG: 0.394		1-3 2-H								0	0	0	0	0	0	0
Scott Servais, R (5, 2)										2	0	0	0	0	0	1

Inning Stats	R: 0	H: 1	E: 0	K: 1	S: 8	LOB: 1	BB: 0	P: 11	R: 1	H: 1	E: 0	K: 0	S: 13	LOB: 2	BB: 1	P: 23	R: 0	H: 0	E: 0	K: 2	S: 10	LOB: 0	BB: 0	P: 13	R: 0	H: 0	E: 0	K: 0	S: 5	LOB: 0	BB: 0	P: 7	R: 0	H: 1	E: 0	K: 2	S: 13	LOB: 2	BB: 1	P: 21	R: 0	H: 0	E: 0	K: 0	S: 8	LOB: 0	BB: 1	P: 13	R: 0	H: 1	E: 0	K: 2	S: 9	LOB: 1	BB: 0	P: 13	R: 0	H: 0	E: 0	K: 0	S: 5	LOB: 0	BB: 0	P: 10	1B: 4	SF: 0	2B: 1	SAC: 1	3B: 0	DP: 2	HR: 0	HBP: 1	WP: 0	PA: 35
--------------	------	------	------	------	------	--------	-------	-------	------	------	------	------	-------	--------	-------	-------	------	------	------	------	-------	--------	-------	-------	------	------	------	------	------	--------	-------	------	------	------	------	------	-------	--------	-------	-------	------	------	------	------	------	--------	-------	-------	------	------	------	------	------	--------	-------	-------	------	------	------	------	------	--------	-------	-------	-------	-------	-------	--------	-------	-------	-------	--------	-------	--------

PITCHER	IP	WLS	BF	H	R	ER	SO	BB	IBB	HBP	BLK	WP	HR	S	P	ERA	WHIP
Orel Hershiser, R (1, 1) ERA: 4.71	6.0		25	4	1	1	5	3	0	1	0	0	0	54	85	1.50	1.167
Turk Wendell, R (7, 1) ERA: 2.7	1.0		3	0	0	0	1	0	0	0	0	0	0	8	13	0.00	1.000
Dennis Cook, L (8, 1) ERA: 2.85	1.0		4	1	0	0	2	0	0	0	0	0	0	9	13	0.00	1.000
Billy Taylor, R (9, 1) ERA: 4.53	1.0		3	0	0	0	0	0	0	0	0	0	0	5	10	0.00	0.000

**BOTTOM**

**New York Mets @ San Francisco Giants**  
 3Com Park at Candlestick Point, San Francisco, CA

Sat Aug 14 1999, 4:10 PM EDT  
 Att: 57,853 - Unknown - 65 F

livebaseballscorecards.com

<b>AB</b>	<b>29</b>
<b>R</b>	<b>1</b>
<b>H</b>	<b>5</b>
<b>RBI</b>	<b>1</b>
<b>BB</b>	<b>4</b>
<b>SO</b>	<b>7</b>
<b>LOB</b>	<b>18</b>






**TOP**

**New York Mets @ San Francisco Giants**  
 3Com Park at Candlestick Point, San Francisco, CA

livebaseballscorecards.com

<b>AB</b>	<b>41</b>
<b>R</b>	<b>12</b>
<b>H</b>	<b>16</b>
<b>RBI</b>	<b>12</b>
<b>BB</b>	<b>3</b>
<b>SO</b>	<b>10</b>
<b>LOB</b>	<b>14</b>



WP: 0	PA: 46
PB: 0	
SB: 1	
CS: 0	

Sun Aug 15 1999, 4:05 PM EDT  
 Att. 41,530 - Sunny - 67 F

AB R H RBI BB SO LOB

5	1	1	0	0	2	2
1	0	0	0	0	0	0
5	3	3	4	0	1	0
4	2	2	0	1	1	1
4	2	2	3	1	1	1
0	0	0	0	0	0	0
5	1	3	4	0	0	1
4	0	1	0	0	0	1
1	1	1	0	0	0	0
4	0	0	0	0	2	5
4	1	2	1	0	1	2
1	0	0	0	0	1	0
3	1	1	0	1	1	1

Batter	1	2	3	4	5	6	7	8	9
Rickey Henderson, R (1, 7) OBP: 0.450, SLG: 0.496 Matt Franco, L (8, 7) OBP: 0.375, SLG: 0.411	0-3 K		1-2 F8		1-3 K	2-1 F9		0-0 1B 2B	1-2 P5
Edgardo Alfonzo, R (1, 4) OBP: 0.386, SLG: 0.514	1-1 G4-3		3-3 K		0-0 31 BB HR 1B		1-1 HR	1-0 G4-3 31 1B	
John Olerud, L (1, 3) OBP: 0.440, SLG: 0.478	2-1 1B		2-3 K		4-1 31 BB HR BB		1-2 31 HR 1B	2-1 G4-3	
31 Mike Piazza, R (1, 2) OBP: 0.367, SLG: 0.577 Todd Pratt, R (8, PR) OBP: 0.366, SLG: 0.379 (8, 2)	0-3 K			0-2 F8	4-2 HR BB		1-1 HR	0-2 1B 1B	
Robin Ventura, L (1, 5) OBP: 0.381, SLG: 0.569		0-0 F8		2-1 1B	1-0 HR		3-2 2B	0-1 F7	
Darryl Hamilton, L (1, 8) OBP: 0.383, SLG: 0.411		1-2 G3		2-2 F9	0-1 G4-3		2-2 G1-6-3 HBP	0-1 1B	
Roger Cedeno, S (1, 9) OBP: 0.401, SLG: 0.417 Benny Agbayani, R (4, PH) OBP: 0.362, SLG: 0.516 (4, 9)		1-1 2B 2B		2-3 K		1-3 K	2-2 F8	2-2 F8	
Rey Ordonez, R (1, 6) OBP: 0.302, SLG: 0.310 Luis Lopez, S (9, PH) OBP: 0.324, SLG: 0.326 (9, 6)		1-1 2B 2B			2-2 SH1-4 1B 1B	2-3 K	1-2 G1-6-3		0-3 K
Kenny Rogers, L (1, 1) OBP: 0.308, SLG: 0.250		1-3 K			0-0 SH1-4	0-2 1B		4-2 2B 1B BB	1-2 G3-1

Inning Stats	R: 0	H: 1	E: 0	K: 2	S: 10	P: 13	R: 1	H: 2	E: 0	K: 1	S: 11	P: 15	R: 0	H: 0	E: 0	K: 2	S: 10	P: 16	R: 5	H: 3	E: 0	K: 1	S: 14	P: 26	R: 0	H: 1	E: 0	K: 2	S: 11	P: 16	R: 3	H: 4	E: 0	K: 0	S: 19	P: 30	R: 3	H: 4	E: 0	K: 0	S: 17	P: 26	R: 0	H: 0	E: 0	K: 1	S: 12	P: 14	1B: 9	SF: 0	2B: 4	SAC: 1	3B: 0	DP: 1	HR: 3	HBP: 1	WP: 0	PA: 46
--------------	------	------	------	------	-------	-------	------	------	------	------	-------	-------	------	------	------	------	-------	-------	------	------	------	------	-------	-------	------	------	------	------	-------	-------	------	------	------	------	-------	-------	------	------	------	------	-------	-------	------	------	------	------	-------	-------	-------	-------	-------	--------	-------	-------	-------	--------	-------	--------

PITCHER	IP	WLS	BF	H	R	ER	SO	BB	IBB	HBP	BLK	WP	HR	S	P	ERA	WHIP
Livan Hernandez, R (1, 1) ERA: 4.84	6.0	L	29	9	7	7	9	2	0	0	1	0	2	75	112	10.50	1.833
Alan Embree, L (7, 1) ERA: 3.6	0.0		4	3	2	2	0	0	0	1	0	0	1	11	18	∞	∞
Jerry Spradlin, R (7, 1) ERA: 5.12	1.1		7	3	3	3	0	1	0	0	0	0	0	16	26	20.25	3.000
Rich Rodriguez, L (8, 1) ERA: 4.98	0.2		3	1	0	0	0	0	0	0	0	0	0	7	9	0.00	1.500
John Johnstone, R (9, 1) ERA: 1.74	1.0		3	0	0	0	1	0	0	0	0	0	0	12	14	0.00	0.000

PITCHER	IP	WLS	BF	H	R	ER	SO	BB	IBB	HBP	BLK	WP	HR	S	P	ERA	WHIP
---------	----	-----	----	---	---	----	----	----	-----	-----	-----	----	----	---	---	-----	------

Batter	1	2	3	4	5	6	7	8	9	AB R H RBI BB SO LOB	
F.P. Santangelo, S (1, 8) OBP: 0.422, SLG: 0.382	3-2 SH2-4 1B 2B		2-3 K	3-2 G5-3			0-0 F9		0-0 G5-3	5 1 1 0 0 1 2	
Ramon Martinez, R (1, 4) OBP: 0.328, SLG: 0.430	2-0 SH2-4 2-3		0-2 HR		2-0 P3		0-2 F9		0-2 2B	4 1 2 1 0 0 0	
Barry Bonds, L (1, 7) OBP: 0.405, SLG: 0.569 Stan Javier, S (8, PH) OBP: 0.327, SLG: 0.356 (9, 7)	0-0 1B		1-0 HR		1-0 G4-3			1-0 WP 1B 2B 1B	2-3 K	3 1 2 2 0 0 0 2 1 1 0 0 1 1	
Ellis Burks, R (1, 9) OBP: 0.391, SLG: 0.567 Marvin Benard, L (8, PH) OBP: 0.354, SLG: 0.468 (9, 9)	2-3 K		1-1 G1-3		1-3 K			2-3 K		3 0 0 0 0 2 1 1 0 0 0 0 1 1	
J.T. Snow, L (1, 3) OBP: 0.361, SLG: 0.434	2-3 K 1-2		2-3 K			0-0 F7		0-0 WP 2B 1B		4 1 1 0 0 2 1	
Charlie Hayes, R (1, 5) OBP: 0.281, SLG: 0.289		1-2 F9		3-2 F9		2-1 G5-3		1-2 F9		4 0 0 0 0 0 2	
Rich Aurilia, R (1, 6) OBP: 0.339, SLG: 0.439		1-0 G4-3		1-3 K		0-0 1B		1-0 1B 2B		4 0 2 2 0 1 0	
Scott Servais, R (1, 2) OBP: 0.333, SLG: 0.399 Rich Rodriguez, L (8, 1) OBP: 1.000, SLG: 1.000 Brent Mayne, L (8, PH) OBP: 0.381, SLG: 0.427 John Johnstone, R (9, 1)		2-0 1B		1-0 1B		0-0 G3		0-0 F8		3 0 2 0 0 0 1 0 0 0 0 0 0 0 1 0 0 0 0 0 1 0 0 0 0 0 0 0	
Livan Hernandez, R (1, 1) OBP: 0.296, SLG: 0.453 Alan Embree, L (7, 1) Doug Mirabelli, R (7, 2) OBP: 0.378, SLG: 0.576 Jerry Spradlin, S (7, 1)		0-0 G1-4-3		0-0 1B		0-0 1B		3-2 G6-3		0-1 G4-3	2 0 1 0 0 0 1 0 0 0 0 0 0 0 2 0 0 0 0 0 0 0 0 0 0 0 0 0

Inning Stats	R: 1 E: 0 K: 2 S: 12	H: 2 LOB: 1 BB: 0 P: 21	R: 0 E: 0 K: 0 S: 6	H: 1 LOB: 1 BB: 0 P: 10	R: 2 E: 0 K: 2 S: 15	H: 2 LOB: 0 BB: 0 P: 21	R: 0 E: 0 K: 1 S: 16	H: 2 LOB: 2 BB: 0 P: 24	R: 0 E: 0 K: 1 S: 5	H: 0 LOB: 0 BB: 0 P: 9	R: 0 E: 0 K: 0 S: 5	H: 1 LOB: 1 BB: 0 P: 7	R: 0 E: 0 K: 0 S: 9	H: 0 LOB: 0 BB: 0 P: 12	R: 2 E: 0 K: 1 S: 10	H: 3 LOB: 1 BB: 0 P: 15	R: 0 E: 0 K: 1 S: 9	H: 1 LOB: 1 BB: 0 P: 11	1B: 7 2B: 3 3B: 0 HR: 2	SF: 0 SAC: 1 DP: 0 HBP: 0
--------------	-------------------------------	----------------------------------	------------------------------	----------------------------------	-------------------------------	----------------------------------	-------------------------------	----------------------------------	------------------------------	---------------------------------	------------------------------	---------------------------------	------------------------------	----------------------------------	-------------------------------	----------------------------------	------------------------------	----------------------------------	----------------------------------	------------------------------------

PITCHER	IP	WLS	BF	H	R	ER	SO	BB	IBB	HBP	BLK	WP	HR	S	P	ERA	WHIP
Kenny Rogers, L (1, 1) ERA: 4.31	9.0	W	39	12	5	5	8	0	0	0	0	1	2	87	130	5.00	1.333

**BOTTOM**

**New York Mets @ San Francisco Giants**  
**3Com Park at Candlestick Point, San Francisco, CA**  
 Sun Aug 15 1999, 4:05 PM EDT  
 Att: 41,530 - Sunny - 67 F

AB	38
R	5
H	12
RBI	5
BB	0
SO	8
LOB	11



WP	PA
1	39
PB	0
SB	1
CS	0



Batter	1	2	3	4	5	6	7	8	9	AB R H RBI BB SO LOB	TOP											
Rondell White, R OBP: 0.361, SLG: 0.503 (1, 8)	2-0 S 1B		2-2 G6-3			2-3 K	3-2 P6		1-0 FC6-4 1B	5 1 2 0 0 1 2												
Orlando Merced, S OBP: 0.352, SLG: 0.446 (1, 7)	3-2 F8 1-H 1B		0-2 P8			4-0 2B BB		3-3 K	1-1 F9	4 0 1 1 1 1 1												
Jose Vidro, S OBP: 0.355, SLG: 0.520 (1, 4)	1-1 E4 1-2 G4-6-3				1-0 F8	0-1 F8		2-0 HR	1-3 K	5 1 1 1 0 1 3												
Vladimir Guerrero, R OBP: 0.370, SLG: 0.575 (1, 9)	3-2 F8 2-3				0-0 P5	3-1 2B		0-0 WP 1B 2B	0-0 FC6-4 1-2f	5 1 2 0 0 0 3												
Brad Fullmer, L OBP: 0.336, SLG: 0.511 (1, 3)	0-1 G4-6-3 1-2f				4-0 BB	0-0 F9		1-1 2B 1B		3 1 1 1 1 0 4												
Chris Widger, R OBP: 0.336, SLG: 0.495 (1, 2)					0-0 P7			2-2 G4-3 BB 1-H 2B		3 0 1 1 1 1 1												
Shane Andrews, R OBP: 0.295, SLG: 0.362 (1, 5)					3-1 G5-3			3-2 F8	4-1 BB	3 0 0 0 1 0 1												
Geoff Blum, S OBP: 0.359, SLG: 0.647 (1, 6)					2-0 L3			4-1 G4-3 BB	2-2 P5	3 0 0 0 1 0 2												
Tony Armas, R (1, 1)					0-0 G4-3			3-2 G4-3	1-0 P5	2 0 0 0 0 1 0												
Wilton Guerrero, S OBP: 0.333, SLG: 0.419 (7, PH)										1 0 0 0 0 0 2												
Miguel Batista, R OBP: 0.258, SLG: 0.345 (7, 1)										0 0 0 0 0 0 0												
James Mouton, R OBP: 0.373, SLG: 0.390 (8, PH)										1 0 0 0 0 0 2												
Anthony Telford, R (8, 1)										0 0 0 0 0 0 0												
<b>Inning Stats</b>	R: 1 E: 1 K: 0 S: 13	H: 2 LOB: 1 BB: 0 P: 22	R: 0 E: 0 K: 1 S: 8	H: 0 LOB: 0 BB: 0 P: 12	R: 0 E: 0 K: 0 S: 7	H: 0 LOB: 0 BB: 0 P: 9	R: 0 E: 0 K: 0 S: 3	H: 0 LOB: 1 BB: 1 P: 8	R: 0 E: 0 K: 1 S: 6	H: 0 LOB: 0 BB: 0 P: 12	R: 0 E: 0 K: 1 S: 8	H: 1 LOB: 2 BB: 1 P: 17	R: 0 E: 0 K: 0 S: 10	H: 0 LOB: 2 BB: 2 P: 27	R: 3 E: 0 K: 1 S: 16	H: 4 LOB: 2 BB: 1 P: 31	R: 0 E: 0 K: 1 S: 7	H: 1 LOB: 1 BB: 0 P: 10	1B: 4 2B: 3 3B: 0 HR: 1	SF: 0 SAC: 0 DP: 1 HBP: 0	WP: 1 PB: 0 SB: 1 CS: 0	PA: 40
<b>PITCHER</b>	IP WLS BF H R ER SO BB IBB HBP BLK WP HR S P ERA WHIP																					
Joe Nathan, R ERA: 3.86 (1, 1)	6.1 W 26 3 1 1 3 4 0 0 0 0 0 0 49 95 1.42 1.105																					
John Johnstone, R ERA: 2.17 (7, 1)	1.0 H 7 4 3 3 1 0 0 0 0 0 1 1 17 31 27.00 4.000																					
Felix Rodriguez, R ERA: 3.69 (8, 1)	0.2 H 3 0 0 0 0 1 0 0 0 0 0 0 5 12 0.00 1.500																					
Robb Nen, R ERA: 4.04 (9, 1)	1.0 S 4 1 0 0 1 0 0 0 0 0 0 0 7 10 0.00 1.000																					

**Montreal Expos @ San Francisco Giants**  
**3Com Park at Candlestick Point, San Francisco, CA**  
 Mon Aug 16 1999, 10:05 PM EDT  
 Att. 13,299 - Unknown - 62 F

AB	35
R	4
H	8
RBI	4
BB	5
SO	5
LOB	21



Batter	1	2	3	4	5	6	7	8	9
Marvin Benard, L (1, 8) OBP: 0.357, SLG: 0.471	4-2 G5-4-3 BB		0-1 2B	2-1 F7		1-0 G3-1		0-1 1B	
Ramon Martinez, R (1, 4) OBP: 0.322, SLG: 0.423	1-2 G5-4-3 1-2f		2-1 SF8		0-0 2B		1-1 F8	0-1 F9	
Barry Bonds, L (1, 7) OBP: 0.405, SLG: 0.583	3-1 G4-3		1-0 2B		0-0 F8		1-0 HR	2-3 K	
Ellis Burks, R (1, 9) OBP: 0.395, SLG: 0.576		2-1 WP	0-1 2B		3-1 2B		2-0 F7		
Stan Javier, S (8, 9) OBP: 0.327, SLG: 0.356									
J.T. Snow, L (1, 3) OBP: 0.360, SLG: 0.431		3-2 L5	4-0 IBB		2-0 F8		1-2 F8		
Charlie Hayes, R (1, 5) OBP: 0.276, SLG: 0.284		0-0 F9	0-1 F9		0-2 G6-3			1-2 P4	
Rich Aurilia, R (1, 6) OBP: 0.338, SLG: 0.436		3-3 K		2-0 P4		2-1 F8		4-1 1B	
Doug Mirabelli, R (1, 2) OBP: 0.366, SLG: 0.541			0-0 F9	1-2 K		2-0 F8		0-0 1B	
Joe Nathan, R (1, 1) OBP: 0.182, SLG: 0.182			2-1 E6	3-2 1B		0-0 1B		2-2 1B	
John Johnstone, R (7, 1)									
Felix Rodriguez, R (8, 1) OBP: 0.429, SLG: 1.000									
Brent Mayne, L (8, PH) OBP: 0.384, SLG: 0.429									
Robb Nen, R (9, 1)									

AB	R	H	RBI	BB	SO	LOB
4	1	2	1	1	0	2
4	1	1	1	0	0	3
5	2	2	2	0	1	3
4	0	3	2	0	0	0
0	0	0	0	0	0	0
3	0	0	0	1	0	2
4	0	0	0	0	0	4
3	1	0	0	1	1	1
4	1	1	0	0	1	0
3	1	2	0	0	0	0
0	0	0	0	0	0	0
0	0	0	0	0	0	0
1	0	1	1	0	0	0
0	0	0	0	0	0	0

**BOTTOM**

**Montreal Expos @ San Francisco Giants**  
**3Com Park at Candlestick Point, San Francisco, CA**  
 Mon Aug 16 1999, 10:05 PM EDT  
 Att: 13,299 - Unknown - 62 F

livebaseballscores.com


<b>AB</b>	<b>35</b>
<b>R</b>	<b>7</b>
<b>H</b>	<b>12</b>
<b>RBI</b>	<b>7</b>
<b>BB</b>	<b>3</b>
<b>SO</b>	<b>3</b>
<b>LOB</b>	<b>15</b>



Inning Stats	R: 0	H: 0	E: 0	K: 10	S: 10	L: 0	LOB: 0	BB: 1	P: 18	R: 0	H: 1	E: 0	K: 1	S: 12	L: 1	LOB: 1	BB: 0	P: 20	R: 3	H: 3	E: 1	K: 0	S: 12	L: 3	LOB: 2	BB: 1	P: 21	R: 0	H: 1	E: 0	K: 1	S: 11	L: 1	LOB: 1	BB: 0	P: 19	R: 1	H: 2	E: 0	K: 0	S: 8	L: 2	LOB: 1	BB: 0	P: 13	R: 0	H: 1	E: 0	K: 0	S: 5	L: 1	LOB: 1	BB: 0	P: 10	R: 1	H: 1	E: 0	K: 0	S: 8	L: 1	LOB: 0	BB: 0	P: 13	R: 2	H: 3	E: 0	K: 1	S: 18	L: 2	LOB: 2	BB: 1	P: 27
<b>1B:</b>	7	SF:	1	2B:	4	SAC:	0	3B:	0	DP:	1	HR:	1	HBP:	0	WP:	2	PA:	39																																																					

PITCHER	IP	WLS	BF	H	R	ER	SO	BB	IBB	HBP	BLK	WP	HR	S	P	ERA	WHIP
Tony Armas, R (1, 1) ERA: 1.5	6.0	L	28	8	4	1	2	1	1	0	0	2	0	58	101	1.50	1.500
Miguel Batista, R (7, 1) ERA: 5.23	1.0		4	1	1	1	0	0	0	0	0	0	1	8	13	9.00	1.000
Anthony Telford, R (8, 1) ERA: 3.63	1.0		7	3	2	2	1	1	0	0	0	0	0	18	27	18.00	4.000



Batter	1	2	3	4	5	6	7	8	9	10	11	12	AB R H RBI BB SO LOB	TOP														
Rondell White, R OBP: 0.361, SLG: 0.500	(1, 8) S 2-2 L3		B 1-0 FC3-6 1B		C 0-1 E5 1B		B 2-3 K		B 2-0 P3		X 0-0 F9	X 0-0 F9	6 0 2 0 0 1 1	<p><b>Montreal Expos @ San Francisco Giants</b> 3Com Park at Candlestick Point, San Francisco, CA</p> <p>Tue Aug 17 1999, 4:05 PM EDT Att. 13,865 - Unknown - 65 F</p> <p>livebaseballscorecards.com</p> <table border="1"> <tr><td>AB</td><td>45</td></tr> <tr><td>R</td><td>2</td></tr> <tr><td>H</td><td>10</td></tr> <tr><td>RBI</td><td>1</td></tr> <tr><td>BB</td><td>3</td></tr> <tr><td>SO</td><td>14</td></tr> <tr><td>LOB</td><td>16</td></tr> </table> 	AB	45	R	2	H	10	RBI	1	BB	3	SO	14	LOB	16
AB	45																											
R	2																											
H	10																											
RBI	1																											
BB	3																											
SO	14																											
LOB	16																											
Wilton Guerrero, S OBP: 0.333, SLG: 0.414	(1, 7) C 0-1 G6-3		B 1-1 FC3-6 1B		B 1-1 P4		X 0-0 P3		X 0-0 F9		X 4-0 1B BB	X 0-0 F9	5 0 1 0 1 0 1															
Jose Vidro, S OBP: 0.355, SLG: 0.517	(1, 4) B 3-2 1B		C 0-1 FC3-6 FC4-6 1-2f 2-3		F 0-1 G4-3		B 1-1 G6-3		B 0-0 G1-3		X 0-0 G1-3	X 0-0 1B	6 0 2 0 0 0 2															
Vladimir Guerrero, R OBP: 0.368, SLG: 0.569	(1, 9) C 1-3 K		B 2-1 FC4-6 1-2f		B 1-3 K		B 2-1 1B 1B		B 0-3 K		S 0-3 K	S 0-3 K	6 0 1 0 0 4 5															
Michael Barrett, R OBP: 0.347, SLG: 0.397	(1, 2)	B 2-3 K2-3		B 1-3 K		S 4-2 BB		X 0-0 1B		S 0-3 K		S 0-3 K	4 0 1 0 1 3 0															
Shane Andrews, R OBP: 0.293, SLG: 0.359	(1, 5) X 1-2 WP 1B		B 1-3 K		S 2-3 K		S 1-3 K		S 0-3 K		S 0-3 K	S 0-3 K	5 0 1 0 0 4 3															
Mike Mordecai, R OBP: 0.318, SLG: 0.381	(1, 6) C 0-3 K		X 0-0 G6-3		B 4-0 G6-3 SH1-4 BB		B 1-0 F8		S 0-3 K		S 0-3 K	S 0-3 K	4 0 0 0 1 2 1															
Ryan McGuire, L OBP: 0.347, SLG: 0.347	(1, 3) SAFE 1-2 G4-3		X 0-0 F9		X 0-0 SH1-4		B 1-1 G4-3 WP 2B		X 0-0 HR		X 0-0 F9	X 0-0 F9	2 0 0 0 0 0 1															
Chris Widger, R OBP: 0.338, SLG: 0.500	(9, PH)												1 1 1 0 0 0 0															
Brad Fullmer, L OBP: 0.339, SLG: 0.526	(9, 3)												1 1 1 1 0 0 0															
Dustin Hermanson, R James Mison, R Steve Kline, S Anthony Tallero, R Manny Ramirez, R Orlando Hernandez, S Dan Smith, R Geoff Blum, S Igueth Urbina, R			B 3-1 F8		F 2-2 G6-3		X 0-0 G6-3		B 1-0 G4-3		X 0-0 F9	X 0-0 F9	2 0 0 0 0 0 0															
<b>Inning Stats</b>	R: 0 E: 0 K: 1 S: 12	H: 1 LOB: 1 BB: 0 P: 18	R: 0 E: 0 K: 2 S: 12	H: 1 LOB: 1 BB: 0 P: 16	R: 0 E: 0 K: 0 S: 9	H: 2 LOB: 2 BB: 0 P: 16	R: 0 E: 0 K: 2 S: 10	H: 0 LOB: 0 BB: 0 P: 12	R: 0 E: 1 K: 0 S: 8	H: 1 LOB: 1 BB: 0 P: 11	R: 0 E: 0 K: 1 S: 9	H: 2 LOB: 2 BB: 0 P: 13	R: 1 E: 0 K: 0 S: 5	H: 1 LOB: 0 BB: 0 P: 10	R: 0 E: 0 K: 1 S: 5	H: 0 LOB: 0 BB: 0 P: 5	R: 0 E: 0 K: 3 S: 9	H: 0 LOB: 0 BB: 0 P: 9	R: 1 E: 0 K: 1 S: 7	H: 2 LOB: 2 BB: 1 P: 11	1B: 8 2B: 1 3B: 0 HR: 1	SF: 0 SAC: 1 DP: 0 HBP: 0	WP: 2 PB: 0 SB: 0 CS: 0	PA: 49				
<b>PITCHER</b>	IP WLS BF H R ER SO BB IBB HBP BLK WP HR S P ERA WHIP																											
Shawn Estes, L ERA: 4.79	(1, 1) 8.1 35 8 1 1 9 2 0 0 0 1 0 82 123 1.08 1.200																											
Robb Nen, R ERA: 3.99	(9, 1) 0.2 B 2 0 0 0 0 0 0 0 0 1 0 2 5 0.00 0.000																											
John Johnstone, R ERA: 2.23	(10, 1) 2.2 L 10 1 1 1 4 1 0 0 0 0 1 17 21 3.38 0.750																											
Alan Embree, L ERA: 3.6	(12, 1) 0.0 1 1 0 0 0 0 0 0 0 0 0 1 1 ∞ ∞																											
Jerry Spradlin, R ERA: 5.09	(12, 1) 0.1 1 0 0 0 0 1 0 0 0 0 0 3 3 0.00 0.000																											

Batter	1	2	3	4	5	6	7	8	9	10	11	12
<b>Marvin Benard, L</b> OBP: 0.360, SLG: 0.474 (1, 8) (8, 9)	2-1 E8 1B 2B	4-2 FC5-4 BB			1-1 FC5-4 1B		3-3 K			0-0 G6-3		
<b>Ramon Martinez, R</b> OBP: 0.310, SLG: 0.405 (1, 4)	2-1 F9	1-2 FC5-4 1-2f			0-1 FC5-4 1-2f		3-3 K			0-3 K		
<b>Barry Bonds, L</b> OBP: 0.401, SLG: 0.575 (1, 7)	1-0 G1-3 3-H 1B				0-0 G3			1-3 K		0-0 P3		
<b>J.T. Snow, L</b> OBP: 0.356, SLG: 0.426 (1, 3)	3-1 G1-3 1-2				2-2 G4-3			1-3 K		0-0 F9		
<b>Stan Javier, S</b> OBP: 0.325, SLG: 0.352 <b>F.P. Santangelo, S</b> OBP: 0.422, SLG: 0.389 (1, 9) (8, 8)	0-0 G4-3				2-2 G5-3			0-2 G3		0-0 G4-3 2B		
<b>Rich Aurilia, R</b> OBP: 0.338, SLG: 0.435 (1, 6)		1-1 1B 1B			1-1 CS 1B			0-1 E6		1-0 G1-3		
<b>Bill Mueller, S</b> OBP: 0.394, SLG: 0.343 (1, 5)		1-0 SH1-4 1B			1-1 G3-1 1-2			0-0 F8		1-3 K		
<b>Brent Mayne, L</b> OBP: 0.377, SLG: 0.421 (1, 2)		1-3 K			1-2 G4-3					2-2 K		
<b>Shawn Estes, R</b> OBP: 0.272, SLG: 0.244 <b>Robb Nen, R</b> <b>Ellis Burks, R</b> <b>John Johnstone, R</b> <b>Alan Embree, L</b> <b>Jerry Spradlin, S</b> <b>Charlie Hayes, R</b> (1, 1) (9, 1) (9, PH) (10, 1) (12, 1) (12, 1) (12, 3)		0-1 SH1-4			2-1 F9					0-3 K		

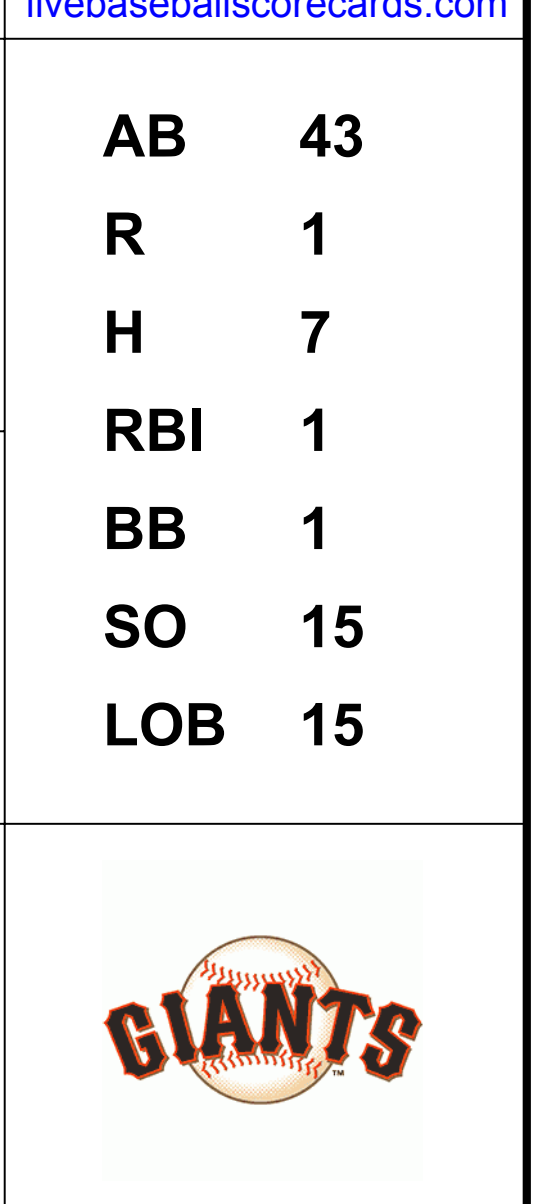
AB	R	H	RBI	BB	SO	LOB
4	1	2	0	1	1	1
5	0	0	0	0	2	6
5	0	1	1	0	2	1
5	0	0	0	0	2	1
3	0	0	0	0	0	1
2	0	1	0	0	0	0
5	0	2	0	0	0	1
5	0	1	0	0	2	2
5	0	0	0	0	3	2
2	0	0	0	0	1	0
0	0	0	0	0	0	0
1	0	0	0	0	0	0
0	0	0	0	0	0	0
0	0	0	0	0	0	0
1	0	0	0	0	1	0

AB	R	H	RBI	BB	SO	LOB
43	1	7	1	1	15	15

Inning Stats	R: 1	H: 2	E: 1	LOB: 1	K: 0	BB: 0	S: 8	P: 16									
<b>PITCHER</b>	IP	WLS	BF	H	R	ER	SO	BB	IBB	HBP	BLK	WP	HR	S	P	ERA	WHIP
<b>Dustin Hermanson, R</b> ERA: 4.91	(1, 1)	6.0	25	6	1	1	3	1	0	0	0	0	0	56	83	1.50	1.167
<b>Steve Kline, L</b> ERA: 3.4	(7, 1)	1.2	7	1	0	0	6	0	0	0	0	1	0	20	29	0.00	0.600
<b>Anthony Telford, R</b> ERA: 3.62	(8, 1)	0.1	1	0	0	0	0	0	0	0	0	0	0	1	2	0.00	0.000
<b>Dan Smith, R</b> ERA: 5.2	(9, 1)	3.0	W	9	0	0	4	0	0	0	0	0	0	19	25	0.00	0.000
<b>Ugueth Urbina, R</b> ERA: 3.63	(12, 1)	1.0	S	3	0	0	2	0	0	0	0	0	0	7	7	0.00	0.000

WP	PA
1	45

**Montreal Expos @ San Francisco Giants**  
**3Com Park at Candlestick Point, San Francisco, CA**  
 Tue Aug 17 1999, 4:05 PM EDT  
 Att: 13,865 - Unknown - 65 F






Batter	1	2	3	4	5	6	7	8	9	AB R H RBI BB SO LOB	TOP											
Rondell White, R OBP: 0.364, SLG: 0.509 (1, 8)	2-1 HR		1-0 G5-4-3		1-0 1B			0-0 G6-3	0-2 G4-3 1B	5 1 3 1 0 0 1												
Wilton Guerrero, S OBP: 0.335, SLG: 0.413 (1, 7)	0-2 G4-3		1-1 F7		0-0 1B			1-2 1B 1B	0-1 G4-3	5 1 2 0 0 0 1												
Jose Vidro, S OBP: 0.356, SLG: 0.515 (1, 4)	1-0 G5-4-3 1B			0-1 G6-3	1-2 G3			1-1 1B 1B	1-0 P5	5 0 2 0 0 0 3												
Vladimir Guerrero, R OBP: 0.367, SLG: 0.571 (1, 9)	0-0 G5-4-3			2-1 3B		0-0 P5		0-0 P4		4 0 1 0 0 0 3												
Brad Fullmer, L OBP: 0.341, SLG: 0.524 (1, 3)		4-0 G3 BB		0-1 G1-3		1-1 P4		0-0 FC5-4 1B		3 0 1 1 1 0 1												
Michael Barrett, R OBP: 0.333, SLG: 0.393 (1, 5)		2-2 G3		4-2 BB		0-0 F8		2-1 FC5-4		3 0 0 0 1 0 3												
Chris Widger, R OBP: 0.337, SLG: 0.497 (1, 2)		2-2 P2		1-0 L5			2-2 P5		2-1 HR 1B	4 1 1 0 0 0 3	AB 37 R 4 H 12 RBI 4 BB 2 SO 2 LOB 16											
Geoff Blum, S OBP: 0.341, SLG: 0.667 (1, 6)		1-1 P5			2-2 F7		0-0 G4-3		2-2 HR	4 1 1 2 0 0 1												
Javier Vazquez, R OBP: 0.344, SLG: 0.310 Miguel Batista, R OBP: 0.258, SLG: 0.345 Ryan McGuire, L OBP: 0.345, SLG: 0.344 Bobby Ayala, R Orlando Merced, S OBP: 0.348, SLG: 0.440			2-1 G5-4-3 1B		3-3 K		0-1 G4-3		1-3 K	2 0 1 0 0 1 0 0 0 0 0 0 0 0 1 0 0 0 0 0 0 0 0 0 0 0 0 0 1 0 0 0 0 1 0												
<b>Inning Stats</b>	R: 1 E: 0 K: 0 S: 7	H: 2 LOB: 0 BB: 0 P: 10	R: 0 E: 0 K: 0 S: 9	H: 0 LOB: 1 BB: 1 P: 18	R: 0 E: 0 K: 0 S: 5	H: 1 LOB: 0 BB: 0 P: 9	R: 0 E: 0 K: 0 S: 9	H: 1 LOB: 2 BB: 1 P: 16	R: 0 E: 0 K: 1 S: 14	H: 2 LOB: 2 BB: 0 P: 21	R: 0 E: 0 K: 0 S: 4	H: 0 LOB: 0 BB: 0 P: 5	R: 0 E: 0 K: 0 S: 6	H: 0 LOB: 0 BB: 0 P: 8	R: 1 E: 0 K: 0 S: 10	H: 3 LOB: 2 BB: 0 P: 14	R: 2 E: 0 K: 1 S: 15	H: 3 LOB: 1 BB: 0 P: 21	1B: 9 2B: 0 3B: 1 HR: 2	SF: 0 SAC: 0 DP: 2 HBP: 0	WP: 0 PB: 0 SB: 0 CS: 0	PA: 39
<b>PITCHER</b>	IP WLS BF H R ER SO BB IBB HBP BLK WP HR S P ERA WHIP																					
Russ Ortiz, R ERA: 3.87 Robb Nen, R ERA: 3.92	(1, 1) 8.0 W 35 11 4 4 1 2 0 0 0 0 0 2 69 110 4.50 1.625																					
	(9, 1) 1.0 S 4 1 0 0 1 0 0 0 0 0 0 0 10 12 0.00 1.000																					

**Montreal Expos @ San Francisco Giants**  
**3Com Park at Candlestick Point, San Francisco, CA**  
 Wed Aug 18 1999, 3:35 PM EDT  
 Att. 14,358 - Cloudy - 61 F

livebaseballscorecards.com







Batter	1	2	3	4	5	6	7	8	9	AB	R	H	RBI	BB	SO	LOB	TOP				
Marvin Benard, L (1, 8) OBP: 0.353, SLG: 0.465	0-0 B1-3	0-0 G3		0-0 SF7		2-3 K		2-2 P6		4	0	0	1	0	1	0					
Ramon Martinez, R (1, 6) OBP: 0.341, SLG: 0.443	0-0 1B WP	2-2 G6-3		2-1 HR		2-3 K			1-0 HR	5	3	3	2	0	1	0					
Barry Bonds, L (1, 7) OBP: 0.410, SLG: 0.616	0-0 BB 1B		2-1 1B	2-2 HR		0-0 F7			2-1 HR	5	3	4	3	0	0	0					
Ellis Burks, R (1, 9) OBP: 0.392, SLG: 0.576	4-0 1B BB		1 SAFE 2-0 F9	2-1 HR			1-1 F8		0-0 P5	4	2	1	1	1	0	1					
J.T. Snow, L (1, 3) OBP: 0.357, SLG: 0.424	4-0 1B BB		1 SAFE 1-2 F9	3-3 K			2-2 G3		0-0 1B	4	0	1	0	1	1	1					
Charlie Hayes, R (1, 5) OBP: 0.265, SLG: 0.311	0-0 1B		1-0 L9		3-2 2B		4-0 BB		1-1 F9	4	0	2	1	1	0	2					
F.P. Santangelo, S (1, 4) OBP: 0.422, SLG: 0.389	0-0 G6-4-3			2-2 1B WP	2-3 K		1-2 P6		2-3 K	5	1	2	1	0	2	3					
Scott Servais, R (1, 2) OBP: 0.331, SLG: 0.395	0-0 G6-4-3			3-2 SF7	3-3 K			1-1 G6-3		4	1	1	0	0	1	4					
Kirk Rueter, L (7, 1) OBP: 0.205, SLG: 0.238 Felix Rodriguez, R (7, 1) OBP: 0.428, SLG: 1.000 Alan Embree, L (7, 1) OBP: 0.375, SLG: 0.419 Brent Mayne, L (8, PH) John Johnstone, R (8, 1) Mark Gardner, R (8, 1) OBP: 0.162, SLG: 0.176		0-0 F7		3-2 SH1-4	1-1 G6-3			3-3 K		2	0	0	0	0	0	1					
<b>Inning Stats</b>	R: 3 E: 0 K: 0 S: 6	H: 4 LOB: 2 BB: 2 P: 14	R: 0 E: 0 K: 0 S: 5	H: 0 LOB: 0 BB: 0 P: 7	R: 0 E: 0 K: 0 S: 7	H: 1 LOB: 1 BB: 0 P: 13	R: 5 E: 0 K: 1 S: 21	H: 5 LOB: 0 BB: 0 P: 38	R: 0 E: 0 K: 2 S: 7	H: 0 LOB: 0 BB: 0 P: 11	R: 0 E: 0 K: 0 S: 9	H: 0 LOB: 1 BB: 1 P: 17	R: 0 E: 0 K: 1 S: 8	H: 0 LOB: 0 BB: 0 P: 14	R: 2 E: 0 K: 1 S: 11	H: 3 LOB: 1 BB: 0 P: 17	1B: 9 2B: 1 3B: 0 HR: 4	SF: 1 SAC: 1 DP: 1 HBP: 0	WP: 2 PB: 0 SB: 0 CS: 0	PA: 43	
<b>PITCHER</b>	IP	WLS	BF	H	R	ER	SO	BB	IBB	HBP	BLK	WP	HR	S	P	ERA	WHIP				
Bill Pulsipher, L (1, 1) ERA: 5.16	3.2	L	20	8	6	6	0	2	0	0	0	2	1	30	56	14.73	2.727				
52 Rafael Roque, L (4, 1) ERA: 5.14	3.1		14	3	2	2	5	1	0	0	0	0	2	37	65	5.40	1.200				
Eric Plunk, R (8, 1) ERA: 4.47	2.0		9	3	2	2	2	0	0	0	0	0	1	19	31	9.00	1.500				

**San Francisco Giants @ Milwaukee Brewers**  
Milwaukee County Stadium, Milwaukee, WI

Fri Aug 20 1999, 8:05 PM EDT  
Att. 27,762 - Unknown - 71 F

AB	38
R	10
H	14
RBI	9
BB	3
SO	7
LOB	12



Batter	1	2	3	4	5	6	7	8	9	AB	R	H	RBI	BB	SO	LOB
Ronnie Belliard, R OBP: 0.387, SLG: 0.410 (1, 4)	0-3 K		2-0 G4-3		2-1 2B		2-2 2B 1B		1-2 G5-3	5	1	2	0	0	1	0
Mark Loretta, R OBP: 0.360, SLG: 0.400 (1, 3)	0-0 G6-3			3-2 1B	1-2 2B		0-0 2B		2-2 1B	5	0	4	3	0	0	0
Jeff Cirillo, R OBP: 0.389, SLG: 0.428 (1, 5)	0-0 G5-3			1-1 1B	2-1 F9		1-0 P4		2-1 G4-3	5	0	0	0	0	0	5
Jeromy Burnitz, L OBP: 0.386, SLG: 0.588 (1, 9)		2-3 K		4-1 1B		3-1 P3	4-0 BB			2	0	0	0	2	1	0
Alex Ochoa, R OBP: 0.404, SLG: 0.512 (1, 7) (9, 8)		3-2 G6-3		2-2 1B		1-0 G4-3	3-2 G5-3			4	0	0	0	0	0	5
Marquis Grissom, R OBP: 0.326, SLG: 0.396 Geoff Jenkins, L OBP: 0.366, SLG: 0.569 (1, 8) (9, 7)		3-2 1B		4-2 BB		1-1 F9		1-3 K		3	0	1	0	1	1	0
Lou Collier, R OBP: 0.319, SLG: 0.383 Jose Valentin, S OBP: 0.362, SLG: 0.404 (1, 6) (8, PH) (9, 6)		3-2 P4		3-2 G6-3			0-0 1B 1B 2B 1B	0-1 P6		3	1	1	0	0	0	4
Bobby Hughes, R OBP: 0.294, SLG: 0.371 (1, 2)			2-1 G4-3		3-1 F8		0-0 1B 2B 1B	1-2 P4		4	1	1	0	0	0	0
Bill Pulsipher, L OBP: 0.071, SLG: 0.071 52 Rafael Roque, L OBP: 0.167, SLG: 0.063 Sean Berry, R OBP: 0.290, SLG: 0.314 Eric Plunk, R OBP: 0.333, SLG: 0.333 (1, 1) (4, 1) (7, PH) (8, 1) (9, PH)			1-3 K		1-1 G6-3		2-2 P3		2-3 K	1	0	0	0	0	1	0

Inning Stats	R: 0	H: 0	E: 0	K: 1	S: 5	H: 0	LOB: 0	BB: 0	P: 5	R: 0	H: 1	E: 0	K: 1	S: 16	H: 0	LOB: 1	BB: 0	P: 27	R: 0	H: 0	E: 0	K: 1	S: 7	R: 0	H: 1	E: 0	K: 0	S: 17	H: 2	LOB: 1	BB: 0	P: 20	R: 0	H: 0	E: 0	K: 0	S: 5	H: 0	LOB: 0	BB: 0	P: 10	R: 2	H: 4	E: 0	K: 0	S: 17	H: 0	LOB: 3	BB: 1	P: 29	R: 0	H: 0	E: 0	K: 1	S: 8	H: 0	LOB: 0	BB: 0	P: 10	R: 0	H: 1	E: 0	K: 1	S: 13	H: 1	LOB: 1	BB: 0	P: 20	1B: 6	2B: 3	3B: 0	HR: 0	SF: 0	SAC: 0	DP: 0	HBP: 0	WP: 0	PA: 39
--------------	------	------	------	------	------	------	--------	-------	------	------	------	------	------	-------	------	--------	-------	-------	------	------	------	------	------	------	------	------	------	-------	------	--------	-------	-------	------	------	------	------	------	------	--------	-------	-------	------	------	------	------	-------	------	--------	-------	-------	------	------	------	------	------	------	--------	-------	-------	------	------	------	------	-------	------	--------	-------	-------	-------	-------	-------	-------	-------	--------	-------	--------	-------	--------

PITCHER	IP	WLS	BF	H	R	ER	SO	BB	IBB	HBP	BLK	WP	HR	S	P	ERA	WHIP
Kirk Rueter, L ERA: 5.27 (1, 1)	6.1	W	27	6	3	3	3	2	0	0	0	0	0	67	116	4.26	1.263
Felix Rodriguez, R ERA: 3.67 (7, 1)	0.1		3	2	0	0	0	0	0	0	0	0	0	6	9	0.00	6.000
Alan Embree, L ERA: 3.57 (7, 1)	0.1		2	0	0	0	0	1	0	0	0	0	0	5	12	0.00	3.000
John Johnstone, R ERA: 2.19 (8, 1)	1.0		3	0	0	0	1	0	0	0	0	0	0	8	10	0.00	0.000
Mark Gardner, R ERA: 6.96 (9, 1)	1.0		4	1	0	0	1	0	0	0	0	0	0	13	20	0.00	1.000

BOTTOM

San Francisco Giants @ Milwaukee Brewers  
Milwaukee County Stadium, Milwaukee, WI

livebaseballscores.com

AB	36
R	3
H	9
RBI	3
BB	3
SO	5
LOB	16



Fri Aug 20 1999, 8:05 PM EDT  
Att: 27,762 - Unknown - 71 F



Batter	1	2	3	4	5	6	7	8	9	AB R H RBI BB SO LOB	TOP	
Marvin Benard, L (1, 8) OBP: 0.351, SLG: 0.464	0-1 P3		3-1 3B 2B			1-1 B5-3		0-1 P6	1-3 K	5 1 1 0 0 1 3	<b>San Francisco Giants @ Milwaukee Brewers</b> Milwaukee County Stadium, Milwaukee, WI Sat Aug 21 1999, 8:05 PM EDT Att. 25,646 - Cloudy - 72 F	
F.P. Santangelo, S (1, 4) OBP: 0.419, SLG: 0.396	1-2 L8		0-0 P2 3B 2-H			0-0 G3		0-1 F8		4 0 1 1 0 0 1		
Barry Bonds, L (1, 7) OBP: 0.408, SLG: 0.608	0-1 G3		3-2 P2 3-H			3-2 G4-3			4-1 PB SH4-3 SF7 BB	3 1 0 0 1 0 1		
J.T. Snow, L (1, 3) OBP: 0.355, SLG: 0.421		1-1 F7		0-0 G4-3			1-1 F8		2-0 SH4-3 1-2	3 0 0 0 0 0 0		
Stan Javier, S (1, 9)		1-2 G4-3 3B 1B		1-0 L7			3-1 FC6-4 1B		4-1 BB PB 1B BB	3 2 2 0 1 0 0		
Bill Mueller, S (1, 5) OBP: 0.393, SLG: 0.339		1-1 SAFE G4-3 1-2		0-0 G6-3			2-1 L7		4-1 BB 1B IBB	3 1 0 0 1 0 2		
Rich Aurilia, R (1, 6) OBP: 0.338, SLG: 0.439		3-2 2-H 3B		0-0 G5-3			1-2 FC6-4 1-2f		0-1 SF7	3 0 1 2 0 0 1		
Doug Mirabelli, R (1, 2) OBP: 0.347, SLG: 0.477		1-0 P5		0-3 K			0-0 SH2-4 1B		4-1 1B BB	3 0 1 0 1 1 1		
Livan Hernandez, R (1, 1) OBP: 0.286, SLG: 0.436 Ellis Burks, R (9, PH) OBP: 0.394, SLG: 0.577 Robb Nen, R (9, 1)			0-2 P6		0-0 G5-3		0-0 SH2-4 1-2		0-2 1B	2 0 0 0 0 0 0 1 0 1 2 0 0 0 0 0 0 0 0 0 0		
<b>Inning Stats</b>	R: 0 E: 0 K: 0 S: 7 H: 0 LOB: 0 BB: 0 P: 8	R: 1 E: 0 K: 0 S: 12 H: 2 LOB: 1 BB: 0 P: 19	R: 1 E: 0 K: 0 S: 9 H: 2 LOB: 0 BB: 0 P: 15	R: 0 E: 0 K: 0 S: 3 H: 0 LOB: 0 BB: 0 P: 4	R: 0 E: 0 K: 1 S: 5 H: 0 LOB: 0 BB: 0 P: 5	R: 0 E: 0 K: 0 S: 6 H: 0 LOB: 0 BB: 0 P: 10	R: 0 E: 0 K: 0 S: 10 H: 1 LOB: 1 BB: 0 P: 17	R: 0 E: 0 K: 0 S: 6 H: 1 LOB: 1 BB: 0 P: 6	R: 3 E: 0 K: 1 S: 13 H: 1 LOB: 2 BB: 4 P: 32	1B: 4 2B: 1 3B: 2 HR: 0 SF: 1 SAC: 2 DP: 0 HBP: 0	WP: 0 PA: 37 PB: 1 SB: 0 CS: 0	
<b>PITCHER</b>	IP WLS BF H R ER SO BB IBB HBP BLK WP HR S P ERA WHIP											
41 Kyle Peterson, R (1, 1) ERA: 3.53	7.0 L 25 5 2 2 1 0 0 0 0 0 0 0 0 52 78 2.57 0.714											
Eric Plunk, R (8, 1) ERA: 4.45	0.1 2 1 0 0 0 0 0 0 0 0 0 0 0 2 2 0.00 3.000											
Mike Myers, L (8, 1) ERA: 5.03	1.0 4 0 1 1 0 1 0 0 0 0 0 0 0 6 12 9.00 1.000											
Rocky Coppinger, R (9, 1) ERA: 6.58	0.2 6 1 2 2 1 2 1 0 0 0 0 0 0 11 24 27.00 4.500											

livebaseballscores.com

AB	30
R	5
H	7
RBI	5
BB	4
SO	2
LOB	9







Batter	1	2	3	4	5	6	7	8	9	AB R H RBI BB SO LOB	TOP											
Marvin Benard, L (1, 8) OBP: 0.349, SLG: 0.461	3-3 S K	0-1 G4-3		1-2 G1		2-2 G4-3		0-1 FC1-2 1B		5 0 1 1 0 1 2												
Bill Mueller, S (1, 5) OBP: 0.396, SLG: 0.342	3-2 HR 1B		4-2 G4-3 BB		2-2 WP S 1B		2-0 G6-3	2-0 FC1-2		4 2 2 0 1 0 3												
Barry Bonds, L (1, 7) OBP: 0.408, SLG: 0.614	1-1 1-H HR		1-1 G4-3		3-3 K		4-1 E S 1B BB	3-2 P1		4 2 1 2 1 1 5												
Jeff Kent, R (1, 4) OBP: 0.376, SLG: 0.496	1-0 HR		2-3 K		0-2 L9		1-1 1-H 1B	3-1 F7		5 1 2 2 0 1 5												
John Johnstone, R (8, 1)										0 0 0 0 0 0 0												
Felix Rodriguez, R (9, 1) OBP: 0.429, SLG: 1.000										0 0 0 0 0 0 0												
Ellis Burks, R (1, 9) OBP: 0.394, SLG: 0.583	1-0 HR		1-3 K		4-0 1B BB		0-0 F8		2-3 K	4 1 1 1 1 2 2												
J.T. Snow, L (1, 3) OBP: 0.357, SLG: 0.422	0-2 G4-3			1-1 G4-3 WP 1B	3-0 1-2 3-H 1B		3-1 L8		4-2 1B BB	4 0 2 1 1 0 1												
Rich Aurilia, R (1, 6) OBP: 0.338, SLG: 0.438	1-3 K			0-2 F7	1-1 F7			1-1 HBP 1B 1B	2-2 1-2 G3-6-1 1B	5 1 2 0 0 1 3												
Brent Mayne, L (1, 2) OBP: 0.372, SLG: 0.415		2-3 K		2-2 G4-3		0-0 L9		2-0 1B HBP FC1-2 1B	2-2 1-2 G3-6-1	5 0 1 0 0 1 3												
Joe Nathan, R (1, 1) OBP: 0.214, SLG: 0.154				4-0 BB		0-3 K		3-0 FC1-2 1B HBP		2 0 0 0 0 1 1 0												
Alan Embree, L (6, 1)										0 0 0 0 0 0 0 0												
Jerry Spradlin, S (7, 1)										0 0 0 0 0 0 0 0												
Rich Rodriguez, L (7, 1) OBP: 1.000, SLG: 1.000										0 0 0 0 0 0 0 0												
Scott Servais, R (8, PH) OBP: 0.335, SLG: 0.395										0 0 0 0 0 0 0 0												
F.P. Santangelo, S (8, 4) OBP: 0.418, SLG: 0.396										0 0 0 0 0 0 0 0												
<b>Inning Stats</b>	R: 4 E: 0 K: 2 S: 20	H: 4 LOB: 0 BB: 0 P: 30	R: 0 E: 0 K: 1 S: 7	H: 0 LOB: 0 BB: 0 P: 10	R: 0 E: 0 K: 2 S: 13	H: 0 LOB: 1 BB: 1 P: 21	R: 0 E: 0 K: 0 S: 11	H: 1 LOB: 2 BB: 1 P: 19	R: 1 E: 0 K: 1 S: 14	H: 2 LOB: 2 BB: 1 P: 27	R: 0 E: 0 K: 1 S: 7	H: 0 LOB: 0 BB: 0 P: 9	R: 1 E: 0 K: 0 S: 7	H: 1 LOB: 1 BB: 1 P: 17	R: 1 E: 0 K: 0 S: 11	H: 3 LOB: 3 BB: 0 P: 25	R: 0 E: 0 K: 1 S: 16	H: 1 LOB: 1 BB: 1 P: 26	1B: 9 2B: 0 3B: 0 HR: 3	SF: 0 SAC: 0 DP: 1 HBP: 1	WP: 2 PB: 0 SB: 2 CS: 0	PA: 44
<b>PITCHER</b>	IP WLS BF H R ER SO BB IBB HBP BLK WP HR S P ERA WHIP																					
21 Cal Eldred, R (1, 1) ERA: 8.27	6.0 L 28 7 5 5 7 3 0 0 0 0 2 3 72 116 7.50 1.667																					
David Weathers, R (7, 1) ERA: 4.42	1.1 10 4 2 2 0 1 0 1 0 0 0 0 13 31 13.50 3.750																					
Mike Myers, L (8, 1) ERA: 4.98	0.1 1 0 0 0 0 0 0 0 0 0 0 0 3 6 0.00 0.000																					
Rocky Coppinger, R (8, 1) ERA: 6.53	0.1 1 0 0 0 0 0 0 0 0 0 0 0 2 5 0.00 0.000																					
Bob Wickman, R (9, 1) ERA: 2.97	1.0 4 1 0 0 1 1 0 0 0 0 0 0 16 26 0.00 2.000																					

**San Francisco Giants @ Milwaukee Brewers**  
**Milwaukee County Stadium, Milwaukee, WI**  
 Sun Aug 22 1999, 2:05 PM EDT  
 Att. 22,193 - Cloudy - 75 F

AB	38
R	7
H	12
RBI	7
BB	5
SO	8
LOB	24



BOTTOM

San Francisco Giants @ Milwaukee Brewers  
Milwaukee County Stadium, Milwaukee, WI

livebaseballscores.com

AB	38
R	3
H	12
RBI	3
BB	4
SO	8
LOB	27

WP	0	PA	42
PB	0		
SB	0		
CS	0		



Sun Aug 22 1999, 2:05 PM EDT  
Att: 22,193 - Cloudy - 75 F

AB R H RBI BB SO LOB

5	1	3	0	0	1	0
4	0	0	0	0	0	2
1	1	1	1	0	0	0
0	0	0	0	1	0	0
4	0	1	0	0	1	2
4	1	1	0	1	1	4
5	0	3	1	0	0	3
4	0	0	0	1	1	4
3	0	2	0	1	1	1
2	0	1	1	0	0	1
2	0	0	0	0	1	4
2	0	0	0	0	1	3
1	0	0	0	0	0	3
0	0	0	0	0	0	0
0	0	0	0	0	0	0
0	0	0	0	0	0	0
0	0	0	0	0	0	0
1	0	0	0	0	1	0

1B	11	SF	0
2B	1	SAC	0
3B	0	DP	2
HR	0	HBP	0

WP	0	HR	0	S	18	P	33	ERA	18.00	WHIP	4.000
----	---	----	---	---	----	---	----	-----	-------	------	-------

Batter	1	2	3	4	5	6	7	8	9
Ronnie Belliard, R OBP: 0.384, SLG: 0.410 (1, 4)	2-1 FC4-6 BB 1B		1-0 G6-4-3 1B		2-3 K		3-2 P5		2-2 1B 2B
Mark Loretta, R OBP: 0.358, SLG: 0.397 Lou Collier, R OBP: 0.326, SLG: 0.390 (1, 6) (9, PH)	1-2 F8		0-0 F8		2-1 G6-3		0-0 G5-3		1-2 1B 1B
Dave Nilsson, L OBP: 0.396, SLG: 0.556 Bobby Hughes, R OBP: 0.292, SLG: 0.366 (1, 2) (3, 2)	4-1 FC4-6 BB 1-2		1-1 G6-4-3 1-2f		1-1 E5		0-2 1B		1-3 K
Jeremy Burnitz, L OBP: 0.387, SLG: 0.582 (1, 9)	1-1 FC4-6 1-2f 2-3			2-0 1B 1B	0-1 F9		3-3 K		4-0 1B 1-2 BB
Geoff Jenkins, L OBP: 0.371, SLG: 0.572 (1, 7)	2-1 F7			3-2 F7		0-0 1B BB 1B		0-2 FC4-6 1B	2-2 1-3 2-H 1B
Marquis Grissom, R OBP: 0.322, SLG: 0.389 (1, 8)		1-0 F9		2-0 P3		4-1 G5-3 1-2 BB		1-1 FC4-6 1-2f	3-3 K
Jeff Cirillo, R OBP: 0.391, SLG: 0.427 (1, 5)		4-2 21 FC6-4 BB		1-0 1B 1-2 1B		1-0 1-2 2-3 1B		2-3 K	
Kevin Barker, L OBP: 0.333, SLG: 0.333 Sean Berry, R OBP: 0.286, SLG: 0.310 (1, 3) (6, PH) (7, 3)		0-0 L7		0-0 1-3 2-H 1B		3-1 P4		2-3 K	
21 Cal Eldred, R OBP: 0.167, SLG: 0.176 Alex Ochoa, P OBP: 0.401, SLG: 0.507 David Weathers, R OBP: 0.286, SLG: 0.167 Mike Myers, L Rocky Copping, R OBP: 0.333, SLG: 0.333 Bob Wickman, R Jose Valentin, S OBP: 0.360, SLG: 0.402 (1, 1) (6, PH) (7, 1) (8, 1) (8, 1) (9, 1) (9, PH)		2-2 FC6-4 1-2f		1-3 K		2-2 G5-3 2-3f			2-3 K

<b>Inning Stats</b>	R: 0 E: 0 K: 0 S: 11	H: 1 LOB: 2 BB: 1 P: 21	R: 0 E: 0 K: 0 S: 8	H: 0 LOB: 1 BB: 1 P: 15	R: 0 E: 0 K: 0 S: 4	H: 1 LOB: 0 BB: 0 P: 6	R: 1 E: 0 K: 1 S: 14	H: 3 LOB: 2 BB: 0 P: 23	R: 0 E: 1 K: 1 S: 9	H: 0 LOB: 1 BB: 0 P: 14	R: 0 E: 0 K: 0 S: 9	H: 2 LOB: 2 BB: 1 P: 19	R: 0 E: 0 K: 1 S: 12	H: 1 LOB: 1 BB: 0 P: 18	R: 0 E: 0 K: 2 S: 11	H: 1 LOB: 1 BB: 0 P: 16	R: 2 E: 0 K: 3 S: 18	H: 3 LOB: 2 BB: 1 P: 33	1B: 11 2B: 1 3B: 0 HR: 0	SF: 0 SAC: 0 DP: 2 HBP: 0
---------------------	-------------------------------	----------------------------------	------------------------------	----------------------------------	------------------------------	---------------------------------	-------------------------------	----------------------------------	------------------------------	----------------------------------	------------------------------	----------------------------------	-------------------------------	----------------------------------	-------------------------------	----------------------------------	-------------------------------	----------------------------------	-----------------------------------	------------------------------------

PITCHER	IP	WLS	BF	H	R	ER	SO	BB	IBB	HBP	BLK	WP	HR	S	P	ERA	WHIP
Joe Nathan, R ERA: 3.61 (1, 1)	5.0	W	25	7	1	1	2	3	0	0	0	0	0	49	87	1.80	2.000
Alan Embree, L ERA: 3.48 (6, 1)	1.0	H	2	0	0	0	0	0	0	0	0	0	0	6	11	0.00	0.000
Jerry Spradlin, R ERA: 5.01 (7, 1)	0.2		3	1	0	0	0	0	0	0	0	0	0	9	12	0.00	1.500
Rich Rodriguez, L ERA: 4.95 (7, 1)	0.1		1	0	0	0	1	0	0	0	0	0	0	3	6	0.00	0.000
John Johnstone, R ERA: 2.15 (8, 1)	1.0		4	1	0	0	2	0	0	0	0	0	0	11	16	0.00	1.000

PITCHER	IP	WLS	BF	H	R	ER	SO	BB	IBB	HBP	BLK	WP	HR	S	P	ERA	WHIP
Felix Rodriguez, R ERA: 3.93 (9, 1)	1.0		7	3	2	2	3	1	0	0	0	0	0	18	33	18.00	4.000



Batter	1	2	3	4	5	6	7	8	9	AB R H RBI BB SO LOB	TOP											
Marvin Benard, L OBP: 0.349, SLG: 0.459 (1, 8) C X	0-1 E 2B 1B	0-3 K		X 0-0 HR 1B	1-1 L4	0-1 G3-1			1-1 G3-1	6 2 2 0 0 1 1												
Charlie Hayes, R OBP: 0.289, SLG: 0.325 (1, 5) B B X	2-0 E4 2B 1B	1-2 F9		2-2 HR 1B 1-H 2-H	4-1 1B 1B BB			1-0 G6-3	2-2 2B 1B	5 3 2 3 1 0 1												
Barry Bonds, L OBP: 0.411, SLG: 0.618 (1, 7) B X Bill Mueller, S OBP: 0.398, SLG: 0.348 (8, 4)	1-0 1B SF8 2B 1-3 3-H		X 0-0 F8	1-0 2B 1B 1B	2-2 1B 1B			1-1 G3-1	1-0 2B	5 3 3 1 0 0 0 1 0 1 0 0 0 0												
Jeff Kent, R OBP: 0.381, SLG: 0.513 (1, 4) B B C X Stan Javier, S OBP: 0.329, SLG: 0.355 (8, 9)	2-1 BB 1B 2-3 3-H		2-0 E9 2B	0-1 1B 2B 1-3	3-2 P3			0-0 HR		5 2 4 2 0 0 3 0 0 0 0 0 0 0												
Ellis Burks, R OBP: 0.399, SLG: 0.583 (1, 9) B B C C C B Mark Gardner, R OBP: 0.162, SLG: 0.176 (8, 1)	4-2 1B BB 1-2		4-2 BB	2-1 1B 1B 2-3 3-H	0-0 1B 1B 1-2 2-H 3-H			0-0 G5-3		3 0 2 3 2 0 0 0 0 0 0 0 0 0												
J.T. Snow, L OBP: 0.357, SLG: 0.423 (1, 3) F B B X	2-1 SF8 3-H		2-2 P3	0-0 FC5-4 1B 1-2 3-H	1-2 FC5-4 1B 1-3 2-H			1-3 K		4 0 2 3 0 1 2												
Rich Aurilia, R OBP: 0.335, SLG: 0.433 (1, 6) F F F F F C	1-3 K		X 0-0 F7	0-1 L7	0-0 FC5-4			1-2 F9		5 0 0 0 0 1 8												
Scott Servais, R OBP: 0.332, SLG: 0.390 (1, 2) B X	1-0 G4-3			0-0 SH1-4 HR 1B FC5-4		3-2 F9		1-0 G6-3		5 1 1 0 0 0 4												
Shawn Estes, R OBP: 0.234, SLG: 0.250 (1, 1) F.P. Santangelo, S OBP: 0.418, SLG: 0.394 (8, 7)		1-2 G5-3		X 0-0 SH1-4 1B 1-2	0-0 1B BB 1B	2-3 K		1-1 L4		3 1 1 0 0 1 0 1 0 0 0 0 0 0												
Inning Stats	R: 3 E: 1 K: 1 S: 16	H: 3 LOB: 2 BB: 1 P: 29	R: 0 E: 0 K: 1 S: 9	H: 0 LOB: 0 BB: 0 P: 11	R: 0 E: 1 K: 0 S: 9	H: 1 LOB: 2 BB: 1 P: 17	R: 5 E: 0 K: 0 S: 18	H: 7 LOB: 2 BB: 0 P: 24	R: 3 E: 0 K: 0 S: 18	H: 4 LOB: 2 BB: 1 P: 29	R: 0 E: 0 K: 1 S: 10	H: 0 LOB: 0 BB: 0 P: 15	R: 1 E: 0 K: 0 S: 5	H: 1 LOB: 0 BB: 0 P: 7	R: 0 E: 0 K: 1 S: 8	H: 0 LOB: 0 BB: 0 P: 11	R: 0 E: 0 K: 0 S: 8	H: 2 LOB: 2 BB: 0 P: 13	1B: 12 2B: 4 3B: 0 HR: 2	SF: 1 SAC: 1 DP: 0 HBP: 0	WP: 0 PB: 0 SB: 0 CS: 0	PA: 48
PITCHER	IP WLS BF H R ER SO BB IBB HBP BLK WP HR S P ERA WHIP																					
Andrew Lorraine, L ERA: 3.95 (1, 1)	3.1 L 21 8 7 6 2 2 0 0 0 0 0 1 44 71 16.20 3.000																					
Steve Rain, R ERA: 7.24 (4, 1)	1.1 11 6 4 4 0 1 0 0 0 0 0 0 22 34 27.00 5.250																					
Dan Serafini, L ERA: 6.93 (5, 1)	2.1 9 2 1 1 1 0 0 0 0 0 0 1 19 27 3.86 0.857																					
Rod Beck, R ERA: 8.67 (8, 1)	2.0 7 2 0 0 0 1 0 0 0 0 0 0 16 24 0.00 1.000																					

**San Francisco Giants @ Chicago Cubs**  
 Wrigley Field, Chicago, IL  
 Tue Aug 24 1999, 1:20 PM CDT  
 Att. 25,501 - Overcast - 70 F

[livebaseballscorecards.com](http://livebaseballscorecards.com)

AB	43
R	12
H	18
RBI	12
BB	3
SO	4
LOB	19



BOTTOM

San Francisco Giants @ Chicago Cubs

Wrigley Field, Chicago, IL

Tue Aug 24 1999, 1:20 PM CDT

Att. 25,501 - Overcast - 70 F

livebaseballscorecards.com

AB	35
R	4
H	9
RBI	4
BB	3
SO	6
LOB	17



WP:	0	PA:	38
PB:	0	SB:	0
CS:	0		

AB R H RBI BB SO LOB

3	1	0	0	2	0	1
5	0	1	0	0	1	3
4	2	2	0	0	0	1
3	0	2	1	1	0	1
0	0	0	0	0	0	0
4	0	0	0	0	1	6
4	0	1	2	0	1	1
4	0	1	0	0	0	2
4	1	1	0	0	1	1
1	0	0	0	0	1	1
0	0	0	0	0	0	0
1	0	0	0	0	1	0
1	0	0	0	0	0	0
0	0	0	0	0	0	0
1	0	1	1	0	0	0

Batter	1	2	3	4	5	6	7	8	9
Lance Johnson, L (1, 8) OBP: 0.325, SLG: 0.354	F9		F8			BB 1B BB	G1-4-3		BB 1B BB
Manny Alexander, R (1, 4) OBP: 0.320, SLG: 0.361	F7			G5-3		K		1B	G1-3
Mark Grace, L (1, 3) OBP: 0.403, SLG: 0.490	G6-3			2B 1B		BB 1B		F8	
Sammy Sosa, R (1, 9) OBP: 0.369, SLG: 0.669		F8-3 1B		1B		BB 1B		F7	
Tyler Houston, L (9, 9) OBP: 0.313, SLG: 0.397				2B		BB			
Glenallen Hill, R (1, 7) OBP: 0.367, SLG: 0.604		F8-3 1-2		F8		K		F8	
Gary Gaetti, R (1, 5) OBP: 0.255, SLG: 0.326		G1-3		K		1B			P4
Jose Nieves, R (1, 6) OBP: 0.295, SLG: 0.333			F8 1B		F8	G6-3			G6-3
Benito Santiago, R (1, 2) OBP: 0.307, SLG: 0.367			K		F8		P3		1B 2B
Andrew Lorraine, L (1, 1) OBP: 0.256, SLG: 0.286									
Steve Rain, R (4, 1)									
Dan Serafini, S (5, 1) OBP: 0.267, SLG: 0.083									
Jeff Blauser, R (7, PH) OBP: 0.255, SLG: 0.430									
Rod Beck, R (8, 1)									
Jeff Reed, L (9, PH) OBP: 0.360, SLG: 0.372									BB 1B

Inning Stats	R: 0	H: 0	E: 0	K: 0	S: 7	R: 0	H: 1	E: 0	K: 0	S: 4	R: 0	H: 1	E: 0	K: 2	S: 12	R: 1	H: 2	E: 0	K: 1	S: 11	R: 0	H: 0	E: 0	K: 1	S: 11	R: 2	H: 2	E: 0	K: 2	S: 10	R: 0	H: 0	E: 0	K: 0	S: 6	R: 0	H: 1	E: 0	K: 0	S: 8	R: 1	H: 2	E: 0	K: 0	S: 6	1B: 7	2B: 3	3B: 0	HR: 0	SF: 0	SAC: 0	DP: 1	HBP: 0	WP: 0	PA: 38
--------------	------	------	------	------	------	------	------	------	------	------	------	------	------	------	-------	------	------	------	------	-------	------	------	------	------	-------	------	------	------	------	-------	------	------	------	------	------	------	------	------	------	------	------	------	------	------	------	-------	-------	-------	-------	-------	--------	-------	--------	-------	--------

PITCHER	IP	WLS	BF	H	R	ER	SO	BB	IBB	HBP	BLK	WP	HR	S	P	ERA	WHIP
Shawn Estes, L (1, 1) ERA: 4.75	7.0	W	28	6	3	3	6	2	0	0	0	0	0	61	108	3.86	1.143
Mark Gardner, R (8, 1) ERA: 6.92	2.0		10	3	1	1	0	1	0	0	0	0	0	14	24	4.50	2.000



Batter	1	2	3	4	5	6	7	8	9	AB	R	H	RBI	BB	SO	LOB	TOP
<b>Marvin Benard, L</b> (1, 8) <small>OBP: 0.347, SLG: 0.457</small>										6	1	1	1	0	3	4	
<b>Bill Mueller, S</b> (1, 5) <small>OBP: 0.400, SLG: 0.348</small>										5	1	2	1	1	1	1	
<b>Barry Bonds, L</b> (1, 7) <small>OBP: 0.417, SLG: 0.643</small> <b>Alan Embree, L</b> (8, 1)										3	2	2	4	2	0	1	
<b>Doug Mirabelli, R</b> (9, PH) <small>OBP: 0.340, SLG: 0.467</small>										0	0	0	0	0	0	0	
<b>Jeff Kent, R</b> (1, 4) <b>F.P. Santangelo, S</b> (6, 4) <small>OBP: 0.382, SLG: 0.512</small> <small>OBP: 0.418, SLG: 0.395</small>										3	1	1	0	1	2	3	
<b>J.T. Snow, L</b> (1, 3) <small>OBP: 0.360, SLG: 0.431</small>										5	2	3	2	0	0	2	
<b>Stan Javier, S</b> (1, 9) <small>OBP: 0.328, SLG: 0.351</small>										4	1	0	0	1	0	2	
<b>Rich Aurilia, R</b> (1, 6) <small>OBP: 0.333, SLG: 0.429</small>										4	0	0	0	1	0	2	
<b>Brent Mayne, L</b> (1, 2) <small>OBP: 0.376, SLG: 0.416</small> <b>Felix Rodriguez, R</b> (9, 1) <small>OBP: 0.428, SLG: 1.000</small>										4	1	2	0	1	0	2	
<b>Russ Ortiz, R</b> (1, 1) <small>OBP: 0.232, SLG: 0.309</small> <b>Shawn Estes, R</b> (6, PH) <small>OBP: 0.229, SLG: 0.244</small> <b>Rich Rodriguez, L</b> (6, 1) <small>OBP: 1.000, SLG: 1.000</small> <b>Charlie Hayes, R</b> (8, 5) <small>OBP: 0.292, SLG: 0.325</small>										3	2	2	2	0	0	2	
<b>Inning Stats</b>	R: 0 H: 1 E: 0 LOB: 1 K: 2 BB: 0 S: 12 P: 17	R: 4 H: 4 E: 0 LOB: 2 K: 1 BB: 2 S: 18 P: 36	R: 0 H: 1 E: 0 LOB: 2 K: 0 BB: 1 S: 13 P: 22	R: 3 H: 3 E: 0 LOB: 0 K: 0 BB: 0 S: 13 P: 21	R: 4 H: 3 E: 0 LOB: 2 K: 1 BB: 3 S: 24 P: 50	R: 0 H: 1 E: 0 LOB: 1 K: 1 BB: 0 S: 8 P: 11	R: 0 H: 1 E: 0 LOB: 1 K: 0 BB: 1 S: 9 P: 14	R: 0 H: 0 E: 0 LOB: 0 K: 0 BB: 0 S: 3 P: 7	R: 0 H: 0 E: 1 LOB: 2 K: 2 BB: 1 S: 14 P: 26	1B: 10 SF: 0 2B: 1 SAC: 0 3B: 0 DP: 1 HR: 3 HBP: 0	WP: 1 PA: 49 PB: 0 SB: 0 CS: 0						
<b>PITCHER</b> <b>Kevin Tapani, R</b> (1, 1) <small>ERA: 4.83</small> <b>Steve Rain, R</b> (5, 1) <small>ERA: 9.2</small> <b>Scott Sanders, R</b> (6, 1) <small>ERA: 5.61</small> <b>Felix Heredia, L</b> (7, 1) <small>ERA: 4.53</small> <b>Rick Aguilera, R</b> (8, 1) <small>ERA: 3.73</small>	IP: 4.0 WLS: L BF: 24 H: 9 R: 7 ER: 7 SO: 3 BB: 3 IBB: 0 HBP: 0 BLK: 0 WP: 0 HR: 2 S: 56 P: 96 ERA: 15.75 WHIP: 3.000	IP: 1.0 WLS: L BF: 9 H: 3 R: 4 ER: 4 SO: 1 BB: 3 IBB: 0 HBP: 0 BLK: 0 WP: 1 HR: 1 S: 24 P: 50 ERA: 36.00 WHIP: 6.000	IP: 1.0 WLS: L BF: 4 H: 1 R: 0 ER: 0 SO: 1 BB: 0 IBB: 0 HBP: 0 BLK: 0 WP: 0 HR: 0 S: 8 P: 11 ERA: 0.00 WHIP: 1.000	IP: 1.0 WLS: L BF: 4 H: 1 R: 0 ER: 0 SO: 1 BB: 2 IBB: 0 HBP: 0 BLK: 0 WP: 0 HR: 0 S: 9 P: 14 ERA: 0.00 WHIP: 2.000	IP: 1.0 WLS: L BF: 3 H: 0 R: 0 ER: 0 SO: 2 BB: 1 IBB: 0 HBP: 0 BLK: 0 WP: 0 HR: 0 S: 14 P: 26 ERA: 0.00 WHIP: 1.000	IP: 1.0 WLS: L BF: 5 H: 0 R: 0 ER: 0 SO: 2 BB: 1 IBB: 0 HBP: 0 BLK: 0 WP: 0 HR: 0 S: 14 P: 26 ERA: 0.00 WHIP: 1.000	IP: 1.0 WLS: L BF: 5 H: 0 R: 0 ER: 0 SO: 2 BB: 1 IBB: 0 HBP: 0 BLK: 0 WP: 0 HR: 0 S: 14 P: 26 ERA: 0.00 WHIP: 1.000	IP: 1.0 WLS: L BF: 5 H: 0 R: 0 ER: 0 SO: 2 BB: 1 IBB: 0 HBP: 0 BLK: 0 WP: 0 HR: 0 S: 14 P: 26 ERA: 0.00 WHIP: 1.000	IP: 1.0 WLS: L BF: 5 H: 0 R: 0 ER: 0 SO: 2 BB: 1 IBB: 0 HBP: 0 BLK: 0 WP: 0 HR: 0 S: 14 P: 26 ERA: 0.00 WHIP: 1.000	IP: 1.0 WLS: L BF: 5 H: 0 R: 0 ER: 0 SO: 2 BB: 1 IBB: 0 HBP: 0 BLK: 0 WP: 0 HR: 0 S: 14 P: 26 ERA: 0.00 WHIP: 1.000	IP: 1.0 WLS: L BF: 5 H: 0 R: 0 ER: 0 SO: 2 BB: 1 IBB: 0 HBP: 0 BLK: 0 WP: 0 HR: 0 S: 14 P: 26 ERA: 0.00 WHIP: 1.000						

**San Francisco Giants @ Chicago Cubs**  
 Wrigley Field, Chicago, IL  
 Wed Aug 25 1999, 11:00 AM CDT  
 Overcast - 70 F

AB	41
R	11
H	14
RBI	10
BB	8
SO	7
LOB	23







Batter	1	2	3	4	5	6	7	8	9	AB R H RBI BB SO LOB	TOP		
Marvin Benard, L (1, 8) OBP: 0.350, SLG: 0.464	0-0 G3-1 1B G5-3 1B	0-2 1-H 2-H HR		4-0 BB		2-2 G3-1		0-0 B1		4 2 2 3 1 0 0			
Bill Mueller, S (1, 5) OBP: 0.403, SLG: 0.348	0-0 G5-3 1B G3-1 1B	2-1 G3-1		3-3 K			4-0 G4-6-3 1B BB		4-0 G4-3 BB	3 0 1 0 2 1 2			
Barry Bonds, L (1, 7) OBP: 0.417, SLG: 0.651	0-1 G3-1 1-2 2-3		1-1 HR		3-2 P6		1-0 G4-6-3 1B		0-1 G4-3 1-2f	5 1 2 1 0 0 3			
Jeff Kent, R (1, 4) OBP: 0.380, SLG: 0.510	1-1 G5-3 2-3 3-H		0-0 F8		1-0 G5-3		0-0 G4-6-3 1-2f 2-3		0-2 2B	5 0 1 1 0 0 3			
J.T. Snow, L (1, 3) OBP: 0.360, SLG: 0.437	3-1 P4		0-3 K		0-0 HR		4-0 BB IBB		3-2 F8	4 1 1 1 1 1 2			
Stan Javier, S (1, 9)		1-1 F7	2-3 K		0-1 1B		4-1 FC6-4 BB			3 0 1 0 1 1 0			
Rich Aurilia, R (1, 6) OBP: 0.333, SLG: 0.426		4-2 BB HR BB		3-2 G3		0-0 F8		0-2 FC6-4 1-2f		3 1 0 0 1 0 4			
Doug Mirabelli, R (1, 2) OBP: 0.333, SLG: 0.449		1-3 K		1-2 SH1-4 1B		1-3 K		1-0 F7		4 0 1 0 0 2 1			
Kirk Rueter, L (1, 1) OBP: 0.217, SLG: 0.233 Jerry Spradlin, S (7, 1) Alan Embree, L (7, 1) Brent Mayne, L (8, PH) John Johnstone, R (8, 1) Robb Nen, R (8, 1)		4-1 HR BB		0-0 SH1-4		1-1 G4-3		3-1 F7		1 1 0 0 1 0 0 0 0 0 0 0 0 0 0 0 0 0 0 0 0 1 0			
<b>Inning Stats</b>	R: 1 H: 2 E: 0 LOB: 1 K: 0 BB: 0 S: 8 P: 12	R: 3 H: 1 E: 0 LOB: 0 K: 1 BB: 2 S: 16 P: 28	R: 1 H: 1 E: 0 LOB: 0 K: 2 BB: 0 S: 9 P: 12	R: 0 H: 1 E: 0 LOB: 2 K: 1 BB: 1 S: 12 P: 23	R: 1 H: 2 E: 0 LOB: 1 K: 0 BB: 0 S: 8 P: 12	R: 0 H: 0 E: 0 LOB: 0 K: 1 BB: 0 S: 8 P: 12	R: 0 H: 1 E: 0 LOB: 3 K: 0 BB: 3 S: 7 P: 20	R: 0 H: 0 E: 0 LOB: 0 K: 0 BB: 0 S: 4 P: 8	R: 0 H: 1 E: 0 LOB: 1 K: 0 BB: 1 S: 10 P: 17	1B: 5 SF: 0 2B: 1 SAC: 1 3B: 0 DP: 2 HR: 3 HBP: 0	WP: 0 PA: 41 PB: 0 SB: 0 CS: 0		
<b>PITCHER</b>	IP WLS BF H R ER SO BB IBB HBP BLK WP HR S P ERA WHIP											<b>PITCHER</b>	IP WLS BF H R ER SO BB IBB HBP BLK WP HR S P ERA WHIP
Jon Lieber, R (1, 1) ERA: 4.15	5.0 L 25 7 6 6 4 3 0 0 0 0 0 3 53 87 10.80 2.000												
Scott Sanders, R (6, 1) ERA: 5.48	2.0 9 1 0 0 1 2 1 0 0 0 0 0 15 32 0.00 1.500												
Rick Aguilera, R (8, 1) ERA: 3.66	1.0 3 0 0 0 0 0 0 0 0 0 0 0 4 8 0.00 0.000												
Felix Heredia, L (9, 1) ERA: 4.43	1.0 4 1 0 0 0 1 0 0 0 0 0 0 10 17 0.00 2.000												

San Francisco Giants @ Chicago Cubs  
Wrigley Field, Chicago, IL  
Wed Aug 25 1999, 3:00 PM CDT  
Att. 26,584 - Cloudy - 71 F

AB	33
R	6
H	9
RBI	6
BB	7
SO	5
LOB	15



BOTTOM

San Francisco Giants @ Chicago Cubs  
Wrigley Field, Chicago, IL  
Wed Aug 25 1999, 3:00 PM CDT  
Att. 26,584 - Cloudy - 71 F

livebaseballscorecards.com

AB 36  
R 5  
H 10  
RBI 5  
BB 4  
SO 6  
LOB 16



WP: 0 PA: 41  
PB: 0  
SB: 0  
CS: 1

AB R H RBI BB SO LOB  
3 0 1 0 1 0 0  
1 0 0 0 0 0 0

4 0 2 0 0 0 2  
1 1 1 0 0 0 0

4 1 2 1 1 1 3

4 1 1 2 1 0 3

5 0 0 0 0 1 5

4 1 2 2 0 0 0

3 0 1 0 1 1 0

4 0 0 0 0 1 3

1 0 0 0 0 1 0  
1 0 0 0 0 0 0  
0 0 0 0 0 0 0  
0 1 0 0 0 0 0  
0 0 0 0 0 0 0  
0 0 0 0 0 0 0  
1 0 0 0 0 1 0

1B: 6 SF: 0  
2B: 3 SAC: 0  
3B: 0 DP: 1  
HR: 2 HBP: 1

WP: 0 PA: 41  
PB: 0  
SB: 0  
CS: 1

0-2  
G1-3

1-0  
1B  
1B

1-1  
1B  
1B

1-1  
1B

1-1  
G4-3

4-2  
G6-3  
G5-3  
1-2  
BB

0-2  
G5-3  
1-2  
2-3

4-0  
G6-3  
IBB

1-0  
G6-3  
1-2  
2-3  
3-H

0-1  
G3-1  
1-2

0-0  
F9

1-3  
K

0-3  
K

2-1  
G4-3

1-0  
P2

2-1  
HR

4-1  
HR  
BB

0-1  
F7

1-1  
HR  
1-H

2-0  
F9

2-2  
G4-3

4-2  
G6-3  
G5-3  
1-2  
BB

0-2  
G5-3  
1-2  
2-3

4-0  
G6-3  
IBB

1-0  
G6-3  
1-2  
2-3  
3-H

0-1  
F7

1-1  
HR  
1-H

2-0  
F9

2-2  
G4-3

2-1  
G4-3

1-0  
P2

2-1  
HR

4-1  
HR  
BB

0-1  
F7

1-1  
HR  
1-H

2-0  
F9

2-2  
G4-3

1-1  
L3

1-0  
2B

1-0  
G4-3

2-1  
F9

0-1  
G3-1

2-2  
BB  
1B

4-1  
BB  
1-2

2-1  
G3

1-1  
L3

1-0  
2B

1-0  
G4-3

2-1  
F9

0-1  
G3-1

2-2  
BB  
1B

4-1  
BB  
1-2

2-1  
G3

1-1  
CS  
1B  
1B

1-0  
1B  
1-2

3-3  
K  
2-3

0-0  
F8

1-3  
K

0-1  
G5-3

2-2  
2B

2-0  
G3-1

1-1  
CS  
1B  
1B

1-0  
1B  
1-2

3-3  
K  
2-3

0-0  
F8

1-3  
K

0-1  
G5-3

2-2  
2B

2-0  
G3-1

(1, 5)  
Jeff Blauser, R  
OBP: 0.360, SLG: 0.432  
(9, PH)  
Tyler Houston, L  
OBP: 0.311, SLG: 0.391

(1, 6)  
Jose Nieves, R  
OBP: 0.302, SLG: 0.350  
(9, PH)  
Mark Grace, L  
OBP: 0.401, SLG: 0.487

(1, 8)  
Sammy Sosa, R  
OBP: 0.372, SLG: 0.671

(1, 9)  
Glenallen Hill, R  
OBP: 0.371, SLG: 0.613

(1, 7)  
Henry Rodriguez, L  
OBP: 0.406, SLG: 0.578

(1, 3)  
Gary Gaetti, R  
OBP: 0.258, SLG: 0.340

(1, 2)  
Benito Santiago, R  
OBP: 0.309, SLG: 0.370

(1, 4)  
Mickey Morandini, L  
OBP: 0.319, SLG: 0.335

(1, 1)  
Jon Lieber, L  
OBP: 0.217, SLG: 0.150  
(5, PH)  
Lance Johnson, L  
OBP: 0.329, SLG: 0.355  
(6, 1)  
Scott Sanders, R  
OBP: 0.294, SLG: 0.412  
(7, PH)  
Jeff Reed, L  
OBP: 0.361, SLG: 0.366  
(8, 1)  
Rick Aguilera, R  
(9, 1)  
Felix Heredia, L  
OBP: 0.500, SLG: 0.500  
(9, PH)  
Manny Alexander, R  
OBP: 0.316, SLG: 0.356

Inning Stats  
R: 0 H: 2  
E: 0 LOB: 1  
K: 1 BB: 0  
S: 9 P: 14

R: 0 H: 1  
E: 0 LOB: 1  
K: 1 BB: 0  
S: 11 P: 16

R: 0 H: 1  
E: 0 LOB: 1  
K: 1 BB: 0  
S: 7 P: 11

R: 0 H: 1  
E: 0 LOB: 2  
K: 0 BB: 1  
S: 10 P: 20

R: 0 H: 0  
E: 0 LOB: 0  
K: 0 BB: 0  
S: 5 P: 9

R: 3 H: 2  
E: 0 LOB: 0  
K: 0 BB: 1  
S: 11 P: 22

R: 1 H: 0  
E: 0 LOB: 2  
K: 0 BB: 2  
S: 10 P: 23

R: 0 H: 0  
E: 0 LOB: 0  
K: 2 BB: 0  
S: 7 P: 8

PITCHER  
Kirk Rueter, L (1, 1)  
ERA: 5.24  
Jerry Spradlin, R (7, 1)  
ERA: 5.13  
Alan Embree, L (7, 1)  
ERA: 3.38  
John Johnstone, R (8, 1)  
ERA: 2.12  
Robb Nen, R (9, 1)  
ERA: 3.94

IP WLS BF H R ER SO BB IBB HBP BLK WP HR S P ERA WHIP  
6.0 W 26 7 3 3 3 2 0 0 0 0 2 53 92 4.50 1.500

IP WLS BF H R ER SO BB IBB HBP BLK WP HR S P ERA WHIP  
0.2 H 5 0 1 1 0 1 1 1 0 0 0 7 19 13.50 1.500

IP WLS BF H R ER SO BB IBB HBP BLK WP HR S P ERA WHIP  
0.1 H 1 0 0 0 0 0 0 0 0 0 0 3 4 0.00 0.000

IP WLS BF H R ER SO BB IBB HBP BLK WP HR S P ERA WHIP  
1.0 H 3 0 0 0 2 0 0 0 0 0 0 7 8 0.00 0.000

IP WLS BF H R ER SO BB IBB HBP BLK WP HR S P ERA WHIP  
1.0 S 6 3 1 1 1 0 0 0 0 0 0 0 13 18 9.00 3.000

IP WLS BF H R ER SO BB IBB HBP BLK WP HR S P ERA WHIP  
0.0 0.000 0.000



Batter	1	2	3	4	5	6	7	8	9	AB R H RBI BB SO LOB	TOP					
F.P. Santangelo, S OBP: 0.422, SLG: 0.405 (1, 8)	1-2 SH5-3 G4-3 2B		FC4-6 1B G6-3			2-2 S 2B 1B	0-1 L3			5 3 3 0 0 0 1						
Stan Javier, S OBP: 0.331, SLG: 0.353 Robb Nen, R (1, 9) (8, 1)	0-0 SH5-3 2-3		0-0 FC4-6 1B 1-2	0-1 CS 1B		2-3 K 1-2		1-2 F9		4 0 2 0 0 1 1 0 0 0 0 0 0 0						
Barry Bonds, L OBP: 0.413, SLG: 0.640 (1, 7)	2-1 G4-3 3-H		0-0 FC4-6 1B 1-2 2-3	3-3 K 1-2		4-0 2B IBB		3-2 F8		4 2 0 1 1 1 3						
Jeff Kent, R OBP: 0.380, SLG: 0.512 (1, 4)	0-0 F9		1-0 BB 2B 1B 1-H 3-H	1-3 K		2-2 S 1B 2B 1-H 2-H		2-3 K		5 2 2 4 0 2 0						
Charlie Hayes, R OBP: 0.294, SLG: 0.321 (1, 5)		1-1 G6-3	4-2 2B BB 1-2		2-1 G1-3	4-0 1B BB 2-3		0-0 G6-3		3 1 0 0 2 0 0						
J.T. Snow, L OBP: 0.362, SLG: 0.439 (1, 3)		2-1 G1-3	2-1 1B 2B 1-H 2-H		4-1 BB	1-0 1B 1-2 3-H		3-2 G3		4 1 2 3 1 0 0						
Rich Aurilia, R OBP: 0.331, SLG: 0.426 (1, 6)		1-1 2B	0-0 E4 1B SH3		1-2 P6	0-2 P3		0-0 G5-3		5 1 1 0 0 0 4						
Scott Servais, R OBP: 0.335, SLG: 0.389 (1, 2)		4-0 BB	0-0 SH3 1B 1-3 2-H		2-1 F8		0-1 F9			3 0 1 1 1 0 1						
Livan Hernandez, R OBP: 0.276, SLG: 0.421 Rich Rodriguez, L OBP: 1.000, SLG: 1.000 Doug Mirabelli, R OBP: 0.927, SLG: 0.440 Jerry Spradlin, S Alan Embree, L John Johnstone, R Marvin Benard, L OBP: 0.350, SLG: 0.464 (1, 1) (6, 1) (7, PH) (7, 1) (7, 1) (7, 1) (8, 9)		2-0 P3	0-1 SH3 2		1-1 G6-3	0-2 G5-3				2 0 0 1 0 0 2 0 0 0 0 0 0 0 1 0						
<b>Inning Stats</b>	R: 1 H: 1 E: 0 LOB: 0 K: 0 BB: 0 S: 7 P: 10	R: 0 H: 1 E: 0 LOB: 2 K: 0 BB: 1 S: 7 P: 17	R: 6 H: 5 E: 1 LOB: 1 K: 0 BB: 1 S: 15 P: 25	R: 0 H: 1 E: 0 LOB: 0 K: 2 BB: 0 S: 11 P: 15	R: 0 H: 0 E: 0 LOB: 1 K: 0 BB: 1 S: 8 P: 17	R: 3 H: 3 E: 0 LOB: 2 K: 1 BB: 2 S: 19 P: 35	R: 0 H: 0 E: 0 LOB: 0 K: 0 BB: 0 S: 8 P: 8	R: 0 H: 0 E: 0 LOB: 0 K: 1 BB: 0 S: 11 P: 17	R: 0 H: 0 E: 0 LOB: 0 K: 0 BB: 0 S: 6 P: 9	1B: 7 SF: 0 2B: 5 SAC: 2 3B: 0 DP: 1 HR: 0 HBP: 0	WP: 0 PA: 43 PB: 0 SB: 3 CS: 1					
<b>PITCHER</b>	IP WLS BF H R ER SO BB IBB HBP BLK WP HR S P ERA WHIP															
Micah Bowie, L ERA: 10.33 (1, 1)	2.1	7	7	6	0	2	0	0	0	0	0	0	26	48	23.14	3.857
Rodney Myers, R ERA: 5.27 (3, 1)	1.2	5	1	0	0	2	0	0	0	0	0	0	14	19	0.00	0.600
Scott Sanders, R ERA: 5.66 (5, 1)	2.0	12	3	3	3	1	2	1	0	0	0	0	27	52	13.50	2.500
Rod Beck, R ERA: 8.07 (7, 1)	2.0	6	0	0	0	1	0	0	0	0	0	0	19	25	0.00	0.000
Terry Adams, R ERA: 3.8 (9, 1)	1.0 W	3	0	0	0	0	0	0	0	0	0	0	6	9	0.00	0.000

San Francisco Giants @ Chicago Cubs  
Wrigley Field, Chicago, IL  
Thu Aug 26 1999, 1:20 PM CDT  
Att. 28,351 - Sunny - 76 F

livebaseballscorecards.com

AB	36
R	10
H	11
RBI	10
BB	5
SO	4
LOB	12







Batter	1	2	3	4	5	6	7	8	9	AB R H RBI BB SO LOB
--------	---	---	---	---	---	---	---	---	---	----------------------

<b>Al Martin, L</b> (1, 7) <small>OBP: 0.339, SLG: 0.521</small>	2-1 	1-0 <b>F9</b> 			4-0 		2-1 		3-2 <b>G4-3</b> 	4 1 2 1 1 0 2
---	---------	----------------------	--	--	---------	--	---------	--	------------------------	---------------

<b>Mike Benjamin, R</b> (1, 6) <small>OBP: 0.282, SLG: 0.340</small>	1-0 		3-1 <b>F8</b> 		2-3 		0-0 		0-1 	5 1 3 0 0 1 1
---	---------	--	----------------------	--	---------	--	---------	--	---------	---------------

<b>Brian Giles, L</b> (1, 8) <small>OBP: 0.402, SLG: 0.575</small>	3-2 		4-0 		4-1 		2-0 <b>P4</b> 		3-2 <b>P8</b> 	3 0 1 1 2 0 2
---	---------	--	---------	--	---------	--	----------------------	--	----------------------	---------------

<b>Kevin Young, R</b> (1, 3) <small>OBP: 0.386, SLG: 0.531</small>	2-3 		0-2 <b>G5-3</b> 		3-3 		0-1 <b>G3</b> 			4 0 0 0 0 2 5
---	---------	--	------------------------	--	---------	--	----------------------	--	--	---------------

<b>Ed Sprague, R</b> (1, 5) <small>OBP: 0.363, SLG: 0.495</small> <b>Scott Sauerbeck, R</b> (7, 1) <b>Mike Williams, R</b> (9, 1)	0-3 		3-3 		1-2 		3-3 			4 1 1 0 0 3 3
--	---------	--	---------	--	---------	--	---------	--	--	---------------

<b>Warren Morris, L</b> (1, 4) <small>OBP: 0.372, SLG: 0.442</small>		0-0 		3-2 <b>F7</b> 		0-1 <b>F7</b> 		3-1 <b>F8</b> 		4 0 1 0 0 0 1
---	--	---------	--	----------------------	--	----------------------	--	----------------------	--	---------------

<b>Brant Brown, L</b> (1, 9) <small>OBP: 0.290, SLG: 0.434</small> <b>Adrian Brown, S</b> (8, PH) (8, 9)		4-2 		0-0 <b>F9</b> 		1-1 		1-2 <b>G6-3</b> 		2 1 1 2 1 0 0
---	--	---------	--	----------------------	--	---------	--	------------------------	--	---------------

<b>Keith Osik, R</b> (1, 2) <small>OBP: 0.261, SLG: 0.248</small>		1-2 <b>G6-3</b> 		2-2 <b>G6-3</b> 		3-2 <b>P6</b> 		2-0 <b>F9</b> 		4 0 0 0 0 0 2
--	--	------------------------	--	------------------------	--	----------------------	--	----------------------	--	---------------

<b>Jason Schmidt, R</b> (1, 1) <small>OBP: 0.118, SLG: 0.063</small> <b>Dale Sveum, S</b> (7, 5) <small>OBP: 0.234, SLG: 0.395</small>		0-1 <b>FC5-2</b> 		0-3 		1-2 <b>G6-3</b> 			1-3 	3 0 0 0 0 1 2
---	--	-------------------------	--	---------	--	------------------------	--	--	---------	---------------

Inning Stats	R: 1	H: 3	E: 0	LOB: 1	K: 2	BB: 0	S: 16	P: 24	R: 0	H: 1	E: 0	LOB: 2	K: 0	BB: 1	S: 9	P: 15	R: 0	H: 0	E: 0	LOB: 1	K: 1	BB: 1	S: 9	P: 19	R: 0	H: 0	E: 0	LOB: 0	K: 0	BB: 0	S: 7	P: 12	R: 0	H: 0	E: 0	LOB: 2	K: 3	BB: 2	S: 10	P: 23	R: 2	H: 2	E: 0	LOB: 0	K: 0	BB: 0	S: 15	P: 21	R: 1	H: 2	E: 0	LOB: 1	K: 1	BB: 0	S: 9	P: 16	R: 0	H: 0	E: 0	LOB: 0	K: 0	BB: 0	S: 6	P: 12	R: 0	H: 1	E: 0	LOB: 1	K: 1	BB: 0	S: 11	P: 18	1B: 4	SF: 0	2B: 2	SAC: 0	3B: 1	DP: 0	HR: 2	HBP: 0	WP: 0	PA: 39
--------------	------	------	------	--------	------	-------	-------	-------	------	------	------	--------	------	-------	------	-------	------	------	------	--------	------	-------	------	-------	------	------	------	--------	------	-------	------	-------	------	------	------	--------	------	-------	-------	-------	------	------	------	--------	------	-------	-------	-------	------	------	------	--------	------	-------	------	-------	------	------	------	--------	------	-------	------	-------	------	------	------	--------	------	-------	-------	-------	-------	-------	-------	--------	-------	-------	-------	--------	-------	--------

PITCHER	IP	WLS	BF	H	R	ER	SO	BB	IBB	HBP	BLK	WP	HR	S	P	ERA	WHIP
<b>Joe Nathan, R</b> (1, 1) <small>ERA: 3.72</small>	6.0	L	27	6	3	3	6	4	0	0	0	0	1	66	114	4.50	1.667
<b>Rich Rodriguez, L</b> (7, 1) <small>ERA: 4.79</small>	1.0		5	2	1	1	1	0	0	0	0	0	1	9	16	9.00	2.000
<b>Alan Embree, L</b> (8, 1) <small>ERA: 3.18</small>	2.0		7	1	0	0	1	0	0	0	0	0	0	17	30	0.00	0.500

**TOP**

**Pittsburgh Pirates @ San Francisco Giants**  
 3Com Park at Candlestick Point, San Francisco, CA

Fri Aug 27 1999, 10:35 PM EDT  
 Att. 16,390 - Cloudy - 64 F


AB	35
R	4
H	9
RBI	4
BB	4
SO	8
LOB	18



PITCHER	IP	WLS	BF	H	R	ER	SO	BB	IBB	HBP	BLK	WP	HR	S	P	ERA	WHIP
---------	----	-----	----	---	---	----	----	----	-----	-----	-----	----	----	---	---	-----	------





Batter	1	2	3	4	5	6	7	8	9	AB R H RBI BB SO LOB	TOP											
Al Martin, L (1, 7) OBP: 0.340, SLG: 0.525	3-3 K		0-1 1B			3-2 P6		1-2 1B 3B		4 1 2 1 0 1 0	<b>Pittsburgh Pirates @ San Francisco Giants</b> 3Com Park at Candlestick Point, San Francisco, CA Sat Aug 28 1999, 4:05 PM EDT Att. 32,783 - Unknown - 67 F  <b>AB 32</b> <b>R 2</b> <b>H 4</b> <b>RBI 2</b> <b>BB 1</b> <b>SO 8</b> <b>LOB 11</b> 											
Mike Benjamin, R (1, 6) OBP: 0.281, SLG: 0.337	1-1 P3		2-2 P4			2-1 HBP		3-3 K		3 0 0 0 0 1 2												
Brian Giles, L (1, 8) OBP: 0.401, SLG: 0.572	0-0 P6				3-2 G6-3	2-3 K		1-0 1B		4 0 1 1 0 1 1												
Kevin Young, R (1, 3) OBP: 0.383, SLG: 0.526		2-2 E5 F8			2-2 G5-3	1-2 F8		3-3 K		4 0 0 0 0 1 2												
Ed Sprague, R (1, 5) OBP: 0.360, SLG: 0.491		1-2 F8			3-1 P3		2-1 F8		2-2 F7	4 0 0 0 0 0 1												
Warren Morris, L (1, 4) OBP: 0.369, SLG: 0.438		1-3 K			1-2 F7		0-0 P9		2-2 F8	4 0 0 0 0 1 1												
Brant Brown, L (1, 9) OBP: 0.289, SLG: 0.435		1-2 F8			3-2 F9 2B		2-2 G3		1-1 P6	4 0 1 0 0 0 1												
Joe Oliver, R (1, 2) OBP: 0.300, SLG: 0.308			1-3 K		0-0 F9		4-2 3B BB			2 1 0 0 1 1 1												
67 Francisco Cordova, R (1, 1) OBP: 0.256, SLG: 0.216 Jeff Wallace, L (6, 1) Dale Sveum, S (8, PH) Brad Clontz, R (8, 1)			0-2 K		1-0 P3		3-3 K			2 0 0 0 0 1 1 0 0 0 0 0 0 0 1 0 0 0 0 1 1 0 0 0 0 0 0 0												
<b>Inning Stats</b>	R: 0 E: 0 K: 1 S: 7	H: 0 LOB: 0 BB: 0 P: 11	R: 0 E: 1 K: 1 S: 12	H: 0 LOB: 1 BB: 0 P: 17	R: 0 E: 0 K: 2 S: 12	H: 1 LOB: 1 BB: 0 P: 15	R: 0 E: 0 K: 0 S: 8	H: 0 LOB: 0 BB: 0 P: 16	R: 0 E: 0 K: 0 S: 9	H: 1 LOB: 1 BB: 0 P: 14	R: 0 E: 0 K: 1 S: 11	H: 0 LOB: 1 BB: 0 P: 19	R: 0 E: 0 K: 0 S: 6	H: 0 LOB: 0 BB: 0 P: 10	R: 2 E: 0 K: 3 S: 19	H: 2 LOB: 1 BB: 1 P: 34	R: 0 E: 0 K: 0 S: 8	H: 0 LOB: 0 BB: 0 P: 13	1B: 2 2B: 1 3B: 1 HR: 0	SF: 0 SAC: 0 DP: 0 HBP: 1	WP: 0 PB: 0 SB: 1 CS: 0	PA: 34
<b>PITCHER</b>	IP WLS BF H R ER SO BB IBB HBP BLK WP HR S P ERA WHIP																					
Mark Gardner, R (1, 1) ERA: 6.53	7.0 W 25 2 0 0 5 0 0 1 0 0 0 0 65 102 0.00 0.286																					
John Johnstone, R (8, 1) ERA: 2.6	1.0 6 2 2 2 3 1 0 0 0 0 0 0 19 34 18.00 3.000																					
Robb Nen, R (9, 1) ERA: 3.96	1.0 3 0 0 0 0 0 0 0 0 0 0 0 8 13 0.00 0.000																					

**BOTTOM**

**Pittsburgh Pirates @ San Francisco Giants**  
**3Com Park at Candlestick Point, San Francisco, CA**

Sat Aug 28 1999, 4:05 PM EDT  
 Att: 32,783 - Unknown - 67 F

livebaseballscorecards.com

<b>AB</b>	<b>33</b>
<b>R</b>	<b>6</b>
<b>H</b>	<b>13</b>
<b>RBI</b>	<b>6</b>
<b>BB</b>	<b>3</b>
<b>SO</b>	<b>4</b>
<b>LOB</b>	<b>17</b>



WP: 0	PA: 39
PB: 0	
SB: 1	
CS: 0	

AB	R	H	RBI	BB	SO	LOB
5	3	4	1	0	0	0
5	0	2	1	0	0	2
3	0	0	1	1	1	4
3	0	1	1	1	1	0
3	1	1	0	0	0	2
1	0	1	0	0	0	0
3	1	1	0	1	1	2
3	0	2	0	0	0	1
0	0	0	0	0	0	0
0	0	0	0	0	0	0
3	1	1	2	0	0	1
3	0	0	0	0	1	5
1	0	0	0	0	0	0
1B: 11	SF: 2	WP: 0	PA: 39			
2B: 2	SAC: 0	PB: 0				
3B: 0	DP: 2	SB: 1				
HR: 0	HBP: 1	CS: 0				

Batter	1	2	3	4	5	6	7	8	9							
<b>Marvin Benard, L</b> (1, 8) OBP: 0.353, SLG: 0.468	2-2 E1 G4-3 1B 1B		0-0 B1-3		1-0 G4-3 SF7 2B	1-2 1B 1B		1-0 S 1B 1B								
<b>Bill Mueller, S</b> (1, 5) OBP: 0.404, SLG: 0.347	0-0 G4-3 2-3		3-1 G1-5-3		0-0 G4-3 2-3	0-0 1B 1B		2-1 1B 1B								
<b>Barry Bonds, L</b> (1, 7) OBP: 0.405, SLG: 0.623	4-1 1B BB		1-0 F7		0-1 SF7 3-H	3-2 F7		3-3 K								
<b>Jeff Kent, R</b> (1, 4) OBP: 0.380, SLG: 0.508	0-1 1B 1B			1-1 G1-3		2-3 K		4-0 G4-6-3 1B BB								
<b>J.T. Snow, L</b> (1, 3) OBP: 0.361, SLG: 0.443	2-2 G4-6-3 1B			2-0 HBP SF9 1B		0-2 F8		1-0 G4-6-3 1B								
<b>Charlie Hayes, R</b> (7, PH) OBP: 0.295, SLG: 0.323	2-2 G4-6-3 1-2f							1-2 1B								
<b>Ellis Burks, R</b> (1, 9) OBP: 0.399, SLG: 0.579		2-3 K		0-0 SF9 HBP 1B		4-0 1B BB		3-2 G4-6-3 1-2f 2-3								
<b>Brent Mayne, L</b> (1, 2) OBP: 0.384, SLG: 0.421		0-1 1B		1-0 1B		0-0 FC1-5 1B		2-0 G6-3								
<b>John Johnstone, R</b> (8, 1)				1-2 2-3 HBP		1-3 1B										
<b>Robb Nen, R</b> (9, 1)		2B														
<b>Rich Aurilia, R</b> (1, 6) OBP: 0.330, SLG: 0.426		2-2 P2		0-0 SF9		2-0 FC1-5 1B		1-0 G6-3								
<b>Mark Gardner, R</b> (1, 1) OBP: 0.150, SLG: 0.162				2-3 3-H		1-2 3-H 1B										
<b>Scott Servais, R</b> (8, 2) OBP: 0.333, SLG: 0.386		0-0 F9		0-3 K		0-0 FC1-5 1B 1B		1-0 F7								
<b>Inning Stats</b>	R: 1 E: 1 K: 0 S: 13	H: 2 LOB: 1 BB: 1 P: 21	R: 0 E: 0 K: 1 S: 9	H: 1 LOB: 1 BB: 0 P: 13	R: 0 E: 0 K: 0 S: 4	H: 0 LOB: 0 BB: 0 P: 8	R: 1 E: 0 K: 1 S: 8	H: 2 LOB: 2 BB: 0 P: 12	R: 1 E: 0 K: 1 S: 7	H: 1 LOB: 0 BB: 0 P: 10	R: 2 E: 0 K: 0 S: 14	H: 4 LOB: 3 BB: 1 P: 24	R: 0 E: 0 K: 0 S: 5	H: 1 LOB: 1 BB: 1 P: 15	R: 1 E: 0 K: 1 S: 11	H: 2 LOB: 1 BB: 0 P: 19

PITCHER	IP	WLS	BF	H	R	ER	SO	BB	IBB	HBP	BLK	WP	HR	S	P	ERA	WHIP
<b>67 Francisco Cordova, R</b> (1, 1) ERA: 4.42	5.2	L	29	10	5	5	3	2	0	1	0	0	0	52	82	7.94	2.118
<b>Jeff Wallace, L</b> (6, 1) ERA: 3.55	1.1		5	1	0	0	0	1	0	0	0	0	0	8	21	0.00	1.500
<b>Brad Clontz, R</b> (8, 1) ERA: 2.54	1.0		5	2	1	1	1	0	0	0	0	0	0	11	19	9.00	2.000



Batter	1	2	3	4	5	6	7	8	9	AB R H RBI BB SO LOB	TOP											
Adrian Brown, S (1, 9) OBP: 0.347, SLG: 0.324	0-1 F8		0-1 FC6-4			2-1 L1		1-1 G1		4 0 0 0 0 0 1	<b>Pittsburgh Pirates @ San Francisco Giants</b> 3Com Park at Candlestick Point, San Francisco, CA Sun Aug 29 1999, 4:05 PM EDT Att. 34,020 - Cloudy - 66 F  <b>livebaseballscorecards.com</b>											
Mike Benjamin, R (1, 6) OBP: 0.281, SLG: 0.339	0-0 G6-3			1-0 G3-1 1B		1-2 G5-3		2-3 K		4 1 1 0 0 1 0												
Brian Giles, L (1, 8) OBP: 0.402, SLG: 0.578	2-3 K			1-0 G3-1		2-2 G3-1 1B		3-2 HR		4 1 2 1 0 1 1												
Kevin Young, R (1, 3) OBP: 0.384, SLG: 0.525		4-0 L4-6 S BB		2-2 FC6-4 1B		1-1 G4-3		1-3 K		3 0 1 1 1 1 1												
Ed Sprague, R (1, 5) OBP: 0.357, SLG: 0.486		1-0 P6		1-3 K		0-3 K		2-3 K		4 0 0 0 0 3 2												
John Wehner, R (1, 7) OBP: 0.250, SLG: 0.306		2-2 L4-6		0-0 FC6-4		2-2 K		0-0 K		3 0 0 0 0 1 2												
Al Martin, L (9, PH) OBP: 0.341, SLG: 0.527		1-3 SAFE		1-2f		2-2 K		1B		1 0 1 0 0 0 0												
Joe Oliver, R (1, 2) OBP: 0.291, SLG: 0.298			1-3 K		0-0 F9		1-2 F9		1-3 K	3 0 0 0 0 1 0												
Brant Brown, L (9, PH) OBP: 0.289, SLG: 0.434										1 0 0 0 0 1 1												
Abraham Nunez, S (1, 4) OBP: 0.300, SLG: 0.241			3-2 FC6-4 1B		1-1 G1-3		2-2 G1-3			3 0 1 0 0 0 0												
Kris Benson, R (1, 1) OBP: 0.164, SLG: 0.170			1 SAFE 0-3 K		0-3 K			0-0 HR		2 0 0 0 0 0 2 1												
Marc Wilkins, R (6, 1)										0 0 0 0 0 0 0 0												
Jeff Wallace, L (6, 1)										0 0 0 0 0 0 0 0												
Greg Hansell, R (7, 1)										0 0 0 0 0 0 0 0												
Dale Sveum, S (8, PH) OBP: 0.245, SLG: 0.467										1 1 1 1 0 0 0 0												
Jose Silva, R (8, 1) OBP: 0.100, SLG: 0.100										0 0 0 0 0 0 0 0												
<b>Inning Stats</b>	R: 0 E: 0 K: 1 S: 6	H: 0 LOB: 0 BB: 0 P: 8	R: 0 E: 0 K: 0 S: 4	H: 0 LOB: 0 BB: 1 P: 11	R: 0 E: 0 K: 2 S: 13	H: 1 LOB: 1 BB: 0 P: 17	R: 1 E: 0 K: 1 S: 9	H: 2 LOB: 1 BB: 0 P: 14	R: 0 E: 0 K: 1 S: 6	H: 0 LOB: 0 BB: 0 P: 7	R: 0 E: 0 K: 2 S: 11	H: 1 LOB: 1 BB: 0 P: 17	R: 0 E: 0 K: 2 S: 10	H: 0 LOB: 0 BB: 0 P: 13	R: 1 E: 0 K: 1 S: 9	H: 1 LOB: 0 BB: 0 P: 14	R: 1 E: 0 K: 3 S: 14	H: 2 LOB: 1 BB: 0 P: 21	1B: 4 2B: 2 3B: 0 HR: 2	SF: 0 SAC: 0 DP: 1 HBP: 0	WP: 0 PB: 0 SB: 1 CS: 0	PA: 34
<b>PITCHER</b>	IP WLS BF H R ER SO BB IBB HBP BLK WP HR S P ERA WHIP																					
Shawn Estes, L (1, 1) ERA: 4.68	8.0 W 30 6 3 3 8 1 0 0 0 0 2 72 108 3.38 0.875																					
Robb Nen, R (9, 1) ERA: 3.9	1.0 S 4 1 0 0 3 0 0 0 0 0 0 10 14 0.00 1.000																					



Batter	1	2	3	4	5	6	7	8	9
Marvin Benard, L (1, 8) OBP: 0.354, SLG: 0.465	4-1 G6-3 BB		4-2 2B BB		0-0 P6	0-1 FC4-6 BB		1-0 P6	
Bill Mueller, S (1, 5) OBP: 0.407, SLG: 0.352	1-0 G6-3 1-2f		0-0 2B 1-H		1-2 2B 1B	4-0 BB		2-0 G6-3	
Barry Bonds, L (1, 7) OBP: 0.411, SLG: 0.634	2-0 HR		4-0 IBB		4-1 2B BB	1-2 F8		4-1 BB	
Jeff Kent, R (1, 4) OBP: 0.376, SLG: 0.501	1-2 F9		1-2 K		2-1 L6		1-3 K	2-2 F8	
J.T. Snow, L (1, 3) OBP: 0.364, SLG: 0.454		2-3 K		4-2 1B BB	0-2 2B 1-H 2-H		3-2 HR		
Ellis Burks, R (1, 9) OBP: 0.395, SLG: 0.572		0-1 G4-3		0-2 F8	0-3 K		0-3 K		
Brent Mayne, L (1, 2) OBP: 0.389, SLG: 0.428		2-3 K		2-0 1B		4-2 FC4-6 BB	2-0 2B		
Rich Aurilia, R (1, 6) OBP: 0.329, SLG: 0.423			0-2 G4-3	2-1 F9		0-0 G3	4-2 BB		
Shawn Estes, R (1, 1) Robb Nen, R (9, 1) OBP: 0.231, SLG: 0.229			1-2 G3	2-2 F9		4-2 FC4-6 BB	1-1 G1-3		

AB	R	H	RBI	BB	SO	LOB
3	1	0	0	2	0	2
4	1	2	1	1	0	1
2	2	1	1	3	0	3
5	0	0	0	0	2	5
3	1	2	3	1	1	0
4	0	0	0	0	2	2
3	0	2	0	1	1	0
3	0	0	0	1	0	3
3	0	0	0	1	0	4
0	0	0	0	0	0	0

**BOTTOM**

**Pittsburgh Pirates @ San Francisco Giants**  
**3Com Park at Candlestick Point, San Francisco, CA**

Sun Aug 29 1999, 4:05 PM EDT  
 Att. 34,020 - Cloudy - 66 F

[livebaseballscorecards.com](http://livebaseballscorecards.com)

<b>AB</b>	<b>30</b>
<b>R</b>	<b>5</b>
<b>H</b>	<b>7</b>
<b>RBI</b>	<b>5</b>
<b>BB</b>	<b>10</b>
<b>SO</b>	<b>6</b>
<b>LOB</b>	<b>20</b>



Inning Stats		R: 1	H: 1	E: 0	LOB: 0	K: 0	BB: 1	S: 6	R: 0	H: 0	E: 0	LOB: 0	K: 2	BB: 0	S: 9	R: 1	H: 1	E: 0	LOB: 2	K: 1	BB: 2	S: 14	R: 0	H: 1	E: 0	LOB: 2	K: 0	BB: 1	S: 11	R: 2	H: 2	E: 0	LOB: 1	K: 1	BB: 3	S: 13	R: 0	H: 0	E: 0	LOB: 3	K: 0	BB: 3	S: 13	R: 1	H: 2	E: 0	LOB: 2	K: 2	BB: 1	S: 15	R: 0	H: 0	E: 0	LOB: 1	K: 0	BB: 1	S: 6
<b>PITCHER</b>	<b>IP</b>	<b>WLS</b>	<b>BF</b>	<b>H</b>	<b>R</b>	<b>ER</b>	<b>SO</b>	<b>BB</b>	<b>IBB</b>	<b>HBP</b>	<b>BLK</b>	<b>WP</b>	<b>HR</b>	<b>S</b>	<b>P</b>	<b>ERA</b>	<b>WHIP</b>																																								
Kris Benson, R (1, 1) ERA: 4.11	5.0	L	24	5	4	4	4	4	4	0	0	0	0	10	22	0.00	4.500																																								
Marc Wilkins, R (6, 1) ERA: 4.12	0.2		5	0	0	0	0	3	0	0	0	0	0	10	22	0.00	4.500																																								
Jeff Wallace, L (6, 1) ERA: 3.51	0.1		1	0	0	0	0	0	0	0	0	0	0	3	4	0.00	0.000																																								
Greg Hansell, R (7, 1) ERA: 3.93	1.0		6	2	1	1	2	1	0	0	0	0	1	15	26	9.00	3.000																																								
Jose Silva, R (8, 1) ERA: 5.84	1.0		4	0	0	0	0	1	0	0	0	0	0	6	15	0.00	1.000																																								

WP	HR	S	P	ERA	WHIP
0	0	0	40	0	0



Batter	1	2	3	4	5	6	7	8	9	10	AB R H RBI BB SO LOB	TOP								
Doug Glanville, R (1, 8) OBP: 0.385, SLG: 0.455	0-1 G5-3 1B 2B		2-2 FC6-4 FC5-4 1-2f 2-3		1-0 F9	1-2 G1-3			1-2 F7		5 1 1 0 0 0 3	Philadelphia Phillies @ San Francisco Giants 3Com Park at Candlestick Point, San Francisco, CA Mon Aug 30 1999, 10:05 PM EDT Att. 13,193 - Unknown - 64 F								
Ron Gant, R (1, 7) OBP: 0.362, SLG: 0.442	1-2 G5-3 2-3		3-2 P9		4-0 1B BB		0-0 G6-4-3 1B	1-3 K		4 0 1 0 1 1 4										
Bobby Abreu, L (1, 9) OBP: 0.448, SLG: 0.580	2-0 23 CS 1B		3-1 FC5-4 1-2f		0-0 1B		1-2 G6-4-3 1-2f	0-3 K		5 0 2 1 0 1 3										
23 Kevin Jordan, R (1, 5) OBP: 0.373, SLG: 0.469	1-3 K 1-2			4-1 1B BB	0-0 F7		1-1 G6-3	0-0 G4-6-3 1B		4 0 1 0 1 1 3										
Rico Brogna, L (1, 3) OBP: 0.340, SLG: 0.460		0-3 K		0-0 F8		2-0 F7		2-3 K	0-0 G4-6-3 1-2f	5 0 0 0 0 2 2										
Mike Lieberthal, R (1, 2) OBP: 0.375, SLG: 0.573		1-1 P3		1-1 F7		0-2 SF7 1B		0-3 K		4 1 1 0 0 1 1										
Marlon Anderson, L (1, 4) OBP: 0.286, SLG: 0.354		1-0 G3		0-1 1B		1-1 E3 SF7 HR		0-3 K		4 1 1 0 0 1 1										
Alex Arias, R (1, 6) OBP: 0.372, SLG: 0.399			1-2 FC6-4 HBP 1B	1-1 F9		0-1 SF7		4-1 SH1-4 BB		2 0 1 1 1 0 2										
Robert Person, R (1, 1) OBP: 0.129, SLG: 0.100			3-1 FC6-4 HBP		1-3 K	1-1 HR		1-1 SH1-4		1 0 0 0 0 1 0										
Rob Ducey, L (6, PH) OBP: 0.469, SLG: 0.510			SAFE					SAFE		1 1 1 2 0 0 0										
Steve Montgomery, R (6, PH) OBP: 1.099, SLG: 1.000										0 0 0 0 0 0 0										
Kevin Sefcik, R (9, PH) OBP: 0.451, SLG: 0.392										0 0 0 0 0 0 0										
Amaury Telemaco, R (9, 1)										0 0 0 0 0 0 0										
Billy Brewer, L (9, 1)										0 0 0 0 0 0 0										
<b>Inning Stats</b>	R: 1 E: 0 K: 1 S: 9	H: 2 LOB: 1 BB: 0 P: 13	R: 0 E: 0 K: 1 S: 6	H: 0 LOB: 0 BB: 0 P: 8	R: 0 E: 0 K: 0 S: 16	H: 1 LOB: 2 BB: 0 P: 28	R: 0 E: 0 K: 0 S: 8	H: 1 LOB: 2 BB: 1 P: 14	R: 0 E: 1 K: 0 S: 14	H: 2 LOB: 0 BB: 0 P: 19	R: 0 E: 0 K: 3 S: 12	H: 0 LOB: 0 BB: 0 P: 14	R: 0 E: 0 K: 1 S: 10	H: 0 LOB: 1 BB: 1 P: 17	R: 0 E: 0 K: 1 S: 5	H: 1 LOB: 0 BB: 0 P: 5	1B: 7 2B: 2 3B: 0 HR: 1	SF: 1 SAC: 1 DP: 3 HBP: 1	WP: 0 PB: 0 SB: 0 CS: 1	PA: 41
<b>PITCHER</b>	IP WLS BF H R ER SO BB IBB HBP BLK WP HR S P ERA WHIP																			
Russ Ortiz, R (1, 1) ERA: 3.89	6.0	29	8	4	1	3	2	0	0	0	0	0	0	60	95	1.50	1.667			
Alan Embree, L (7, 1) ERA: 3.04	2.0	5	0	0	0	3	0	0	0	0	0	0	0	18	22	0.00	0.000			
Robb Nen, R (9, 1) ERA: 3.84	1.0	4	0	0	0	1	1	0	0	0	0	0	0	10	17	0.00	1.000			
Rich Rodriguez, L (10, 1) ERA: 4.69	1.0	W 3	1	0	0	1	0	0	0	0	0	0	0	5	5	0.00	1.000			

livebaseballscorecards.com

AB	35
R	4
H	9
RBI	4
BB	3
SO	8
LOB	19



Batter	1	2	3	4	5	6	7	8	9	10	AB	R	H	RBI	BB	SO	LOB
Marvin Benard, L OBP: 0.352, SLG: 0.463 (1, 8)	1-1 P7	3-2 F7		3-1 FC4-6			0-0 G6-4-3 1B		0-0 F9		5	0	1	0	0	0	3
Bill Mueller, S OBP: 0.409, SLG: 0.357 (1, 5)	2-2 F7		3-2 2B		2-2 1B		0-2 G6-4-3		4-0 HR BB		4	1	2	0	1	0	1
Barry Bonds, L OBP: 0.411, SLG: 0.652 (1, 7)	3-2 HR		1-1 P6		2-3 K		1-0 F8		0-0 HR		5	2	2	3	0	1	2
Jeff Kent, R OBP: 0.375, SLG: 0.506 (1, 4)	0-0 HR		2-3 K		1-2 F8		3-3 K		3-3 K		4	1	1	1	0	2	2
J.T. Snow, L OBP: 0.363, SLG: 0.452 (1, 3)	2-1 F9		0-3 K		2-3 K		1-2 1B		1-2 1B		4	0	1	0	0	2	2
Ellis Burks, R OBP: 0.391, SLG: 0.565 (1, 9)		1-1 P4		0-0 F7		2-2 F7		1-3 K			4	0	0	0	0	1	1
Brent Mayne, L OBP: 0.395, SLG: 0.433 (1, 2)		1-0 HR		4-2 FC1-5 BB		4-1 G5-4-3 BB		1-0 G4-3			1	1	1	0	2	0	0
Robb Nen, R (9, 1)											0	0	0	0	0	0	0
Stan Javier, S OBP: 0.335, SLG: 0.354 (9, PH)											1	0	0	0	0	0	0
Rich Rodriguez, L OBP: 1.000, SLG: 1.000 (10, 1)											0	0	0	0	0	0	0
Rich Aurilia, R OBP: 0.331, SLG: 0.429 (1, 6)		1-0 HR		4-0 FC1-5 BB		3-2 G5-4-3		0-2 G6-3			3	1	1	2	1	0	1
Russ Ortiz, R OBP: 0.224, SLG: 0.298 (1, 1)				1-2 FC1-5		0-0 K		4-0 BB			2	0	0	0	0	1	2
Alan Embree, L (7, 1)											0	0	0	0	0	0	0
Doug Mirabelli, R OBP: 0.322, SLG: 0.415 (7, 2)				1-2 FC4-6							1	0	0	0	1	1	0

Inning Stats	R: 2	H: 2	E: 0	LOB: 0	K: 0	S: 13	P: 21	R: 2	H: 2	E: 0	LOB: 0	K: 1	S: 10	P: 17	R: 0	H: 1	E: 0	LOB: 1	K: 2	S: 12	P: 18	R: 0	H: 0	E: 0	LOB: 2	K: 0	S: 7	P: 18	R: 0	H: 1	E: 0	LOB: 1	K: 2	S: 15	P: 21	R: 0	H: 0	E: 0	LOB: 0	K: 0	S: 8	P: 17	R: 0	H: 1	E: 0	LOB: 1	K: 1	S: 7	P: 7	R: 0	H: 1	E: 0	LOB: 1	K: 2	S: 12	P: 18	R: 0	H: 0	E: 0	LOB: 1	K: 0	S: 5	P: 10	R: 2	H: 1	E: 0	LOB: 0	K: 0	S: 1	P: 5	1B: 3	SF: 0	2B: 2	SAC: 0	3B: 0	DP: 2	HR: 4	HBP: 0	WP: 0	PA: 39
--------------	------	------	------	--------	------	-------	-------	------	------	------	--------	------	-------	-------	------	------	------	--------	------	-------	-------	------	------	------	--------	------	------	-------	------	------	------	--------	------	-------	-------	------	------	------	--------	------	------	-------	------	------	------	--------	------	------	------	------	------	------	--------	------	-------	-------	------	------	------	--------	------	------	-------	------	------	------	--------	------	------	------	-------	-------	-------	--------	-------	-------	-------	--------	-------	--------

PITCHER	IP	WLS	BF	H	R	ER	SO	BB	IBB	HBP	BLK	WP	HR	S	P	ERA	WHIP
Robert Person, R ERA: 4.54 (1, 1)	5.0		23	6	4	4	5	2	0	0	0	0	3	57	95	7.20	1.600
Steve Montgomery, R ERA: 3.52 (6, 1)	3.0		10	2	0	0	3	1	0	0	0	0	0	27	42	0.00	1.000
Amaury Telemaco, R ERA: 4.07 (9, 1)	0.2		3	0	0	0	0	1	0	0	0	0	0	4	9	0.00	1.500
Billy Brewer, L ERA: 5.4 (9, 1)	0.1	L	3	1	2	2	0	1	0	0	0	0	1	2	6	54.00	6.000


**BOTTOM**

Philadelphia Phillies @ San Francisco Giants  
 3Com Park at Candlestick Point, San Francisco, CA

Mon Aug 30 1999, 10:05 PM EDT  
 Att. 13,193 - Unknown - 64 F

livebaseballscores.com

AB	34
R	6
H	9
RBI	6
BB	5
SO	8
LOB	14





Batter	1	2	3	4	5	6	7	8	9	AB R H RBI BB SO LOB	TOP
Doug Glanville, R (1, 8) OBP: 0.382, SLG: 0.452	1-1 F8		2-1 FC6-4			1-2 FC6-4 BB 2B		1-0 P4		4 1 0 0 0 0 3	Philadelphia Phillies @ San Francisco Giants 3Com Park at Candlestick Point, San Francisco, CA Tue Aug 31 1999, 10:05 PM EDT Att. 13,106 - Unknown - 64 F
Ron Gant, R (1, 7) OBP: 0.363, SLG: 0.441	3-2 F8			0-0 F9		4-2 2B 1-2 BB		1-2 1B		3 0 1 0 1 0 0	
Bobby Abreu, L (1, 9) OBP: 0.446, SLG: 0.579	1-1 G3-1			3-1 G6-3		2-1 2B 1-3 2-H		2-3 K		4 0 1 1 0 1 2	
23 Kevin Jordan, R (1, 5) OBP: 0.367, SLG: 0.461		1-2 P3		0-0 G6-3		2-1 P2		1-2 F8		4 0 0 0 0 0 4	
Rico Brogna, L (1, 3) OBP: 0.339, SLG: 0.459		1-2 G3-1			1-1 G1-3		3-2 G3 1B		2-3 K	4 0 1 0 0 1 0	
Mike Lieberthal, R (1, 2) OBP: 0.374, SLG: 0.570		0-0 F7			1-0 P4		3-2 L6		0-2 BB 1B	4 0 1 0 0 0 1	
Kevin Seifick, R (1, 4) OBP: 0.347, SLG: 0.378 Steve Schrenk, R (5, 1) Domingo Cedenro, S (7, PH) OBP: 0.274, SLG: 0.354			2-2 P8		1-2 G3		1-0 G3		2-3 K	2 0 0 0 0 0 0 0 0 0 0 0 0 0 2 0 0 0 0 1 2	
Alex Arias, R (1, 6) OBP: 0.371, SLG: 0.399 Amaury Telemaco, R (7, 1) Wayne Gomes, R (8, 1) Rob Ducey, L (9, PH) OBP: 0.411, SLG: 0.510			3-2 G5-3			2-1 FC6-4 1B		3-2 F7		3 0 1 0 0 0 1 0 0 0 0 0 0 0 0 0 0 0 0 0 0 0 0 0 0 1 0 0	
Randy Wolf, L (1, 1) OBP: 0.280, SLG: 0.261 15 David Doster, R (5, 4) OBP: 0.322, SLG: 0.359			3-2 FC6-4 1B			0-0 L5		0-1 1B 1B		1 0 1 0 0 0 0 3 0 1 0 0 0 3	
<b>Inning Stats</b>	R: 0 H: 0 E: 0 LOB: 0 K: 0 BB: 0 S: 8 P: 13	R: 0 H: 0 E: 0 LOB: 0 K: 0 BB: 0 S: 7 P: 9	R: 0 H: 1 E: 0 LOB: 1 K: 0 BB: 0 S: 14 P: 24	R: 0 H: 0 E: 0 LOB: 0 K: 0 BB: 0 S: 4 P: 7	R: 0 H: 0 E: 0 LOB: 0 K: 0 BB: 0 S: 7 P: 10	R: 1 H: 2 E: 0 LOB: 2 K: 0 BB: 1 S: 13 P: 24	R: 0 H: 1 E: 0 LOB: 1 K: 0 BB: 0 S: 10 P: 20	R: 0 H: 2 E: 0 LOB: 2 K: 1 BB: 0 S: 15 P: 20	R: 0 H: 1 E: 0 LOB: 2 K: 2 BB: 1 S: 15 P: 24	1B: 6 SF: 0 2B: 1 SAC: 0 3B: 0 DP: 0 HR: 0 HBP: 0	
<b>PITCHER</b>	IP WLS BF H R ER SO BB IBB HBP BLK WP HR S P ERA WHIP										
Kirk Rueter, L (1, 1) ERA: 5.05	7.0 W 26 4 1 1 0 1 0 0 0 0 0 0 63 107 1.29 0.714										
Jerry Spradlin, R (8, 1) ERA: 5.29	2.0 10 3 0 0 3 1 0 0 0 0 0 0 30 44 0.00 2.000										

AB	34
R	1
H	7
RBI	1
BB	2
SO	3
LOB	16







Batter	1	2	3	4	5	6	7	8	9	10	11	AB R H RBI BB SO LOB	TOP																							
Doug Glanville, R OBP: 0.381, SLG: 0.449 (1, 8)	1-3 K			2-2 1B 23 SF9 1B	2-3 K			0-1 P4		0-3 K		5 1 1 0 0 3 1																								
Rob Ducey, L OBP: 0.413, SLG: 0.506 Steve Montgomery, R OBP: 1.000, SLG: 1.000 Alex Arias, R OBP: 0.370, SLG: 0.397 (1, 7) (8, 1) (10, 6)	2-3 K			3-2 F9		4-1 23 G4-6-3 BB		1-2 FC4-6 1B		0-0 G1-4-3	3 0 1 0 1 1 1 0 0 0 0 0 0 0 1 0 0 0 0 0 0																									
Bobby Abreu, L OBP: 0.446, SLG: 0.576 (1, 9)	3-2 G4-3			3-2 1B 2B 1B		4-2 23 G4-6-3 BB		2-2 FC4-6 23 CS 1-2f		0-0 F7	4 1 1 0 1 0 1																									
23 Kevin Jordan, R OBP: 0.360, SLG: 0.453 (1, 5)			1-2 F8	3-2 SF9		2-1 G4-6-3		2-2 CS	1-0 P9	0-0 F9	4 0 0 1 0 0 2																									
Rico Brogna, L OBP: 0.340, SLG: 0.458 (1, 3)		0-0 G6-3		1-1 2B 1B		4-0 IBB			0-3 K		3 1 1 0 1 1 0																									
Gary Bennett, R OBP: 0.291, SLG: 0.346 Scott Aldred, L Ron Gant, R OBP: 0.362, SLG: 0.440 (1, 2) (6, 1) (8, 7)		2-1 G6-3		0-0 2B		1-3 K			2-2 P4		3 0 1 2 0 1 2 0 0 0 0 0 0 0 1 0 0 0 0 0 0																									
Marlon Anderson, L OBP: 0.286, SLG: 0.353 (1, 4)			0-1 F7	0-1 P5						0-0 G2-3 1B	4 0 1 0 0 0 1		AB 36 R 3 H 6 RBI 3 BB 3 SO 8 LOB 10																							
Domingo Cedenno, S OBP: 0.264, SLG: 0.340 Wayne Gomes, R (1, 6) (10, 1)			2-2 G6-3		1-3 K		0-1 B5		0-0 B3		4 0 0 0 0 1 1 0 0 0 0 0 0 0																									
Mike Grace, R Mike Lieberthal, R OBP: 0.373, SLG: 0.567 (1, 1) (6, 2)			3-2 G1-3		1-3 K		2-1 F7		0-0 G2-3	1-2	2 0 0 0 0 1 0 2 0 0 0 0 0 1																									
<b>Inning Stats</b>	R: 0 H: 0 E: 0 K: 2 S: 9	H: 0 LOB: 0 BB: 0 P: 15	R: 0 H: 0 E: 0 K: 0 S: 7	H: 0 LOB: 0 BB: 0 P: 10	R: 0 H: 0 E: 0 K: 0 S: 9	H: 0 LOB: 1 BB: 0 P: 14	R: 3 H: 4 E: 0 K: 3 S: 22	H: 0 LOB: 0 BB: 0 P: 13	R: 0 H: 0 E: 0 K: 1 S: 11	H: 0 LOB: 2 BB: 3 P: 26	R: 0 H: 0 E: 0 K: 0 S: 8	H: 0 LOB: 0 BB: 0 P: 10	R: 0 H: 1 E: 0 K: 1 S: 10	H: 0 LOB: 0 BB: 0 P: 15	R: 0 H: 0 E: 0 K: 1 S: 8	H: 0 LOB: 0 BB: 0 P: 11	R: 0 H: 1 E: 0 K: 1 S: 6	H: 1 LOB: 1 BB: 0 P: 6	R: 0 H: 0 E: 0 K: 0 S: 3	H: 0 LOB: 0 BB: 0 P: 3	1B: 5 SF: 1 2B: 1 SAC: 0 3B: 0 DP: 1 HR: 0 HBP: 0	WP: 0 PA: 41 PB: 0 SB: 0 CS: 1														
<b>PITCHER</b>	IP WLS BF H R ER SO BB IBB HBP BLK WP HR S P ERA WHIP																																			
Livan Hernandez, R ERA: 4.76 (1, 1)	8.0	30	5	3	3	6	2	1	0	0	0	0	0	85	137	3.38	0.875																			
Alan Embree, L ERA: 2.96 (9, 1)	1.1	5	1	0	0	1	0	0	0	0	0	0	0	10	13	0.00	0.750																			
Robb Nen, R ERA: 3.8 (10, 1)	0.2	2	0	0	0	1	0	0	0	0	0	0	0	4	4	0.00	0.000																			
Rich Rodriguez, L ERA: 4.59 (11, 1)	1.0	W	3	0	0	0	0	0	0	0	0	0	0	3	3	0.00	0.000																			

Philadelphia Phillies @ San Francisco Giants  
3Com Park at Candlestick Point, San Francisco, CA

Wed Sep 01 1999, 4:05 PM EDT  
Att. 11,156 - Unknown - 67 F

livebaseballscorecards.com







Batter	1	2	3	4	5	6	7	8	9	AB R H RBI BB SO LOB	TOP									
Doug Glanville, R (1, 8) OBP: 0.381, SLG: 0.452	1-2 F9 2B		X 0-0 F9		X 0-0 G5-3		X 0-0 1-2 1B			4 0 2 0 0 0 1	Philadelphia Phillies @ San Francisco Giants 3Com Park at Candlestick Point, San Francisco, CA Thu Sep 02 1999, 3:35 PM EDT Att. 12,299 - Sunny - 70 F									
Ron Gant, R (1, 7) OBP: 0.361, SLG: 0.438	0-0 F9		C 3-1 BB 1-3 1B		BB 2-3 K		BB 1-2 G4-3			4 0 1 0 0 1 3										
Bobby Abreu, L (1, 9) OBP: 0.444, SLG: 0.572	2-3 K		B 4-0 SAFE BB 1-2 23 BB 1B		F 3-2 F7		C 0-3 K			3 0 0 0 1 2 1										
23 Kevin Jordan, R (1, 5) OBP: 0.362, SLG: 0.450	0-1 G5-3		B 4-1 BB 1-2 23 BB BB		B 4-1 BB G4-6-3 BB		B 1-1 G1-3			2 0 0 1 2 0 1										
Rico Brogna, L (1, 3) OBP: 0.338, SLG: 0.455		C 0-1 L6	C 0-3 K		B 1-1 F7		B 1-1 G4-3			4 0 0 0 0 1 4										
Mike Lieberthal, R (1, 2) OBP: 0.372, SLG: 0.571		S 2-3 K		B 1-0 HR		F 0-2 G4-6-3 1-2f		B 3-2 P2		4 1 1 1 0 1 1										
Kevin Seifick, R (1, 4) OBP: 0.345, SLG: 0.375		B 2-1 F9		F 0-2 G4-3		B 1-0 G4-3		X 0-0 FC6-4 1B		4 0 1 0 0 0 0										
Alex Arias, R (1, 6) OBP: 0.369, SLG: 0.395		B 3-2 G5-3		X 0-0 F9		C 1-1 1B 1B		S 1-2 SAFE P9		4 0 1 0 0 0 1										
Joe Grahe, R (1, 1) OBP: 0.400, SLG: 0.250		B 1-2 23 BB 1B		X 1-2 G4-3		B 2-2 SAFE P6		X 0-0 FC6-4		2 1 1 0 0 0 0										
Billy Brewer, L (6, 1)										0 0 0 0 0 0 0										
Rob Ducey, L (7, PH) OBP: 0.411, SLG: 0.503										1 0 0 0 0 0 1										
Chad Ogea, R (7, 1) OBP: 0.170, SLG: 0.093										0 0 0 0 0 0 0										
Domingo Cedenio, S (9, PH) OBP: 0.261, SLG: 0.337										1 0 0 0 0 0 1										
<b>Inning Stats</b>	R: 0 E: 0 K: 1 S: 9	H: 1 LOB: 1 BB: 0 P: 12	R: 0 E: 0 K: 1 S: 7	H: 0 LOB: 0 BB: 0 P: 11	R: 1 E: 0 K: 1 S: 14	H: 2 LOB: 3 BB: 2 P: 29	R: 1 E: 0 K: 0 S: 9	H: 1 LOB: 0 BB: 0 P: 11	R: 0 E: 0 K: 1 S: 7	H: 0 LOB: 0 BB: 1 P: 11	R: 0 E: 0 K: 0 S: 10	H: 2 LOB: 2 BB: 0 P: 15	R: 0 E: 0 K: 1 S: 7	H: 0 LOB: 0 BB: 0 P: 9	R: 0 E: 0 K: 0 S: 9	H: 1 LOB: 1 BB: 0 P: 13	1B: 5 2B: 1 3B: 0 HR: 1	SF: 0 SAC: 0 DP: 1 HBP: 0	WP: 0 PB: 0 SB: 0 CS: 0	PA: 36
<b>PITCHER</b>	IP WLS BF H R ER SO BB IBB HBP BLK WP HR S P ERA WHIP																			
Joe Nathan, R (1, 1) ERA: 3.58	7.0 W 29 6 2 2 4 3 0 0 0 0 0 1 62 101 2.57 1.286																			
Alan Embree, L (8, 1) ERA: 2.9	1.0 H 3 0 0 0 1 0 0 0 0 0 0 0 7 9 0.00 0.000																			
Robb Nen, R (9, 1) ERA: 3.74	1.0 S 4 1 0 0 0 0 0 0 0 0 0 0 9 13 0.00 1.000																			

livebaseballscorecards.com

AB	33
R	2
H	7
RBI	2
BB	3
SO	5
LOB	14



Batter	1	2	3	4	5	6	7	8	9
Marvin Benard, L (1, 9) OBP: 0.354, SLG: 0.461	1-2 FC4-6 1B	3-2 1-3 1B		4-1 WP SF7 1B BB		3-3 K			
Bill Mueller, S (1, 5) OBP: 0.409, SLG: 0.370	2-3 K	0-0 F7		2-2 WP 1B		1-0 P8			
Barry Bonds, L (1, 7) OBP: 0.406, SLG: 0.659	1-1 FC4-6 2B		2-1 G3	3-2 SF7		1-0 G3			
Jeff Kent, R (1, 4) OBP: 0.378, SLG: 0.516	0-1 1-H 2B		0-0 FC6-4 2B	1-0 G5-3		0-2 P3			
J.T. Snow, L (1, 3) OBP: 0.370, SLG: 0.453	4-0 FC4-6 BB		4-2 FC6-4 BB	1-0 1B		2-1 F8			
Rich Aurilia, R (1, 6) OBP: 0.328, SLG: 0.423	0-1 FC4-6		0-0 FC6-4	1-1 P4		0-0 F8			
F.P. Santangelo, S (1, 8) OBP: 0.422, SLG: 0.413		3-3 K	1-0 F7	1-2 1B		1-2 F8			
Doug Mirabelli, R (1, 2) OBP: 0.333, SLG: 0.411		2-1 FC3-6 1B		4-1 1B G2-3 WP BB		1-3 K			
Joe Nathan, R (1, 1) OBP: 0.158, SLG: 0.111		1-0 FC3-6 1B		0-0 G2-3		0-0 F9			
Alan Embree, L (8, 1)									
Brent Mayne, L (8, PH)									
Robb Nen, R (9, 1)									

Inning Stats	R: 1	H: 2	E: 0	K: 1	S: 12	LOB: 2	BB: 1	P: 20
	R: 0	H: 2	E: 0	K: 1	S: 11	LOB: 2	BB: 0	P: 20
	R: 0	H: 1	E: 0	K: 0	S: 7	LOB: 2	BB: 1	P: 14
	R: 2	H: 1	E: 0	K: 0	S: 10	LOB: 1	BB: 2	P: 24
	R: 0	H: 2	E: 0	K: 1	S: 10	LOB: 2	BB: 0	P: 14
	R: 0	H: 0	E: 0	K: 1	S: 5	LOB: 0	BB: 0	P: 10
	R: 0	H: 0	E: 0	K: 0	S: 6	LOB: 0	BB: 0	P: 8
	R: 0	H: 0	E: 0	K: 1	S: 10	LOB: 0	BB: 0	P: 16

PITCHER	IP	WLS	BF	H	R	ER	SO	BB	IBB	HBP	BLK	WP	HR	S	P	ERA	WHIP
Joe Grahe, R (1, 1) ERA: 2.79	5.0	L	27	8	3	3	3	4	0	0	0	1	0	50	92	5.40	2.400
Billy Brewer, L (6, 1) ERA: 5.02	1.0		3	0	0	0	1	0	0	0	0	0	0	5	10	0.00	0.000
Chad Ogea, R (7, 1) ERA: 5.63	2.0		6	0	0	0	1	0	0	0	0	0	0	16	24	0.00	0.000

**BOTTOM**

Philadelphia Phillies @ San Francisco Giants  
 3Com Park at Candlestick Point, San Francisco, CA

Thu Sep 02 1999, 3:35 PM EDT  
 Att. 12,299 - Sunny - 70 F

AB	31
R	3
H	8
RBI	2
BB	4
SO	5
LOB	18

livebaseballscorecards.com



1B	6	SF	1	WP	1	PA	36
2B	2	SAC	0	PB	0		
3B	0	DP	0	SB	0		
HR	0	HBP	0	CS	0		



Batter	1	2	3	4	5	6	7	8	9	AB R H RBI BB SO LOB	TOP			
Marvin Benard, L (1, 8) OBP: 0.355, SLG: 0.458	0-0 G6-3		1-2 G4-6-3		2-0 SH1-3 HR HBP	1-0 L7			4-2 2B 2B BB	3 2 0 0 1 0 1				
Bill Mueller, S (1, 5) OBP: 0.405, SLG: 0.365	1-1 F9			0-1 G4-3	0-0 SH1-3	0-1 P4			2-0 L8	4 0 0 0 0 0 1				
Barry Bonds, L (1, 7) Armando Rios, L (8, 9) OBP: 0.410, SLG: 0.667 OBP: 0.395, SLG: 0.495	1-0 1B			0-0 2B 3B	4-0 HR IBB			3-2 F7	1-1 2B 2B	3 2 2 0 1 0 0 1 1 1 0 0 0 0				
Jeff Kent, R (1, 4) Calvin Murray, R (8, 7) OBP: 0.379, SLG: 0.525 OBP: 0.400, SLG: 0.500	3-3 K			3-2 HR 2B	1-1 HR			2-0 F7	0-0 2B	4 2 2 5 0 1 1 1 0 1 2 0 0 0				
J.T. Snow, L (1, 3) OBP: 0.372, SLG: 0.451				4-2 HR BB	2-1 1B SF8 HBP			1-2 K	0-2 G1-3	2 2 0 0 2 1 1				
Ellis Burks, R (1, 9) Wilson Delgado, S (8, 4) OBP: 0.393, SLG: 0.585 OBP: 0.333, SLG: 0.275				0-2 G6-4-3	3-1 HR	0-2 SF8 1B		0-3 K	0-3 K	4 1 2 3 0 1 1 1 0 0 0 0 1 1				
Brent Mayne, L (1, 2) OBP: 0.390, SLG: 0.426				2-1 F9	1-0 G4-3	0-0 SF8		1-3 K		3 0 0 1 0 1 0				
Rich Aurilia, R (1, 6) OBP: 0.328, SLG: 0.422				2-1 G4-6-3 1B	0-3 K	1-0 L8		1-1 G1-6-3		4 0 1 0 0 1 1				
Shawn Estes, R (1, 1) Scott Servais, R (9, PH) Julian Tavarez, L (9, 1) OBP: 0.218, SLG: 0.216 OBP: 0.335, SLG: 0.409 OBP: 0.200, SLG: 0.200				0-3 K		0-0 E4 SH1-3 HBP HR		0-3 K	0-0 HR	3 1 0 0 0 2 1 1 1 1 1 0 0 0 0 0 0 0 0 0 0				
<b>Inning Stats</b>	R: 0 E: 0 K: 1 S: 7 H: 1 LOB: 1 BB: 0 P: 12	R: 0 E: 0 K: 0 S: 9 H: 0 LOB: 0 BB: 1 P: 15	R: 0 E: 0 K: 1 S: 9 H: 1 LOB: 0 BB: 0 P: 11	R: 4 E: 0 K: 1 S: 14 H: 3 LOB: 0 BB: 1 P: 25	R: 5 E: 1 K: 0 S: 10 H: 2 LOB: 1 BB: 1 P: 20	R: 0 E: 0 K: 1 S: 6 H: 0 LOB: 0 BB: 0 P: 7	R: 0 E: 0 K: 1 S: 7 H: 0 LOB: 0 BB: 0 P: 13	R: 0 E: 0 K: 2 S: 8 H: 0 LOB: 0 BB: 0 P: 10	R: 3 E: 0 K: 1 S: 13 H: 3 LOB: 1 BB: 1 P: 20	1B: 3 2B: 3 3B: 1 HR: 3 SF: 1 SAC: 1 DP: 2 HBP: 2	WP: 0 PB: 0 SB: 0 CS: 0 PA: 42			
<b>PITCHER</b>	IP WLS BF H R ER SO BB IBB HBP BLK WP HR S P ERA WHIP												<b>PITCHER</b>	IP WLS BF H R ER SO BB IBB HBP BLK WP HR S P ERA WHIP
67 Francisco Cordova, R (1, 1) ERA: 4.75	4.1 L 22 6 8 7 3 2 1 1 0 0 2 43 74 14.54 1.846													
Pete Schourek, L (5, 1) ERA: 5.54	2.2 10 1 1 1 2 0 0 0 0 0 0 19 29 3.38 0.375													
Brad Clontz, R (8, 1) ERA: 2.59	1.0 3 0 0 0 2 0 0 0 0 0 0 8 10 0.00 0.000													
Marc Wilkins, R (9, 1) ERA: 4.46	1.0 7 3 3 3 1 1 0 0 0 0 0 1 13 20 27.00 4.000													

San Francisco Giants @ Pittsburgh Pirates  
Three Rivers Stadium, Pittsburgh, PA

Fri Sep 03 1999, 7:05 PM EDT  
Att. 16,478 - Unknown - 86 F

AB	34
R	12
H	10
RBI	12
BB	4
SO	8
LOB	8



livebaseballscores.com

Batter	1	2	3	4	5	6	7	8	9	AB	R	H	RBI	BB	SO	LOB
Al Martin, L (1, 7) Brant Brown, L (6, 9) OBP: 0.341, SLG: 0.530 OBP: 0.296, SLG: 0.455	2-1 SH1 1B		2-0 F8		2-3 K		1-3 K			3	1	1	0	0	1	0
Mike Benjamin, R (1, 6) OBP: 0.281, SLG: 0.336	2-1 SH1 1-2		1-1 1B 1B		0-0 F8			3-1 L9 BB 1B		3	1	2	0	0	0	0
Brian Giles, L (1, 8) Dale Sveum, S (7, 7) OBP: 0.410, SLG: 0.599 OBP: 0.246, SLG: 0.423	1-1 F7		3-2 P6		0-3 K			1-1 L9		3	0	0	0	0	1	2
Kevin Young, R (1, 3) OBP: 0.388, SLG: 0.527	4-2 1B BB		3-2 S 1B 1B		0-2 P4			4-2 1-2 BB		2	0	1	0	2	0	0
Ed Sprague, R (1, 5) OBP: 0.356, SLG: 0.482	0-1 1-2 2-H 1B		3-2 WP 1B		1-0 F9			1-0 L9		4	0	2	2	0	0	2
Warren Morris, L (1, 4) OBP: 0.379, SLG: 0.459	0-1 F7		1-1 G3-1		1-1 3B			2-0 G3		4	0	1	0	0	0	6
John Wehner, R (1, 9) (6, 7) (7, 8)		0-1 G5-3		0-1 G1-3		2-2 G4-3		0-3 K		4	0	0	0	0	1	1
Keith Osik, R (1, 2) OBP: 0.262, SLG: 0.258		0-0 F9		0-1 G3			0-3 K		3-1 G6-3	4	0	0	0	0	1	0
67 Francisco Cordova, R (1, 1) Pete Schourek, L (5, 1) Joe Oliver, R (7, PH) Brad Clontz, R (8, 1) Marc Wilkins, R (9, 1) Abraham Nunez, S (9, PH) OBP: 0.244, SLG: 0.205 OBP: 0.296, SLG: 0.296		1-3 K		0-0 G4-3			1-1 F9		3-1 L1	2	0	0	0	0	1	0


Inning Stats	R: 1	H: 2	E: 0	K: 0	S: 13	LOB: 2	BB: 1	P: 22	R: 0	H: 0	E: 0	K: 1	S: 6	LOB: 0	BB: 0	P: 7	R: 1	H: 3	E: 0	K: 0	S: 18	LOB: 2	BB: 0	P: 31	R: 0	H: 0	E: 0	K: 0	S: 5	LOB: 0	BB: 0	P: 5	R: 0	H: 0	E: 0	K: 2	S: 7	LOB: 0	BB: 0	P: 9	R: 0	H: 1	E: 0	K: 0	S: 9	LOB: 1	BB: 0	P: 13	R: 0	H: 0	E: 0	K: 2	S: 9	LOB: 0	BB: 0	P: 11	R: 0	H: 1	E: 0	K: 0	S: 8	LOB: 2	BB: 1	P: 19	R: 0	H: 0	E: 0	K: 1	S: 7	LOB: 0	BB: 0	P: 13	1B: 6	2B: 0	3B: 1	HR: 0	SF: 0	SAC: 1	DP: 0	HBP: 0
PITCHER	IP	WLS	BF	H	R	ER	SO	BB	IBB	HBP	BLK	WP	HR	S	P	ERA	WHIP																																																															
Shawn Estes, L (1, 1) ERA: 4.57	8.0	W	33	7	2	2	5	2	0	0	0	1	0	75	117	2.25	1.125																																																															
Julian Tavarez, R (9, 1) ERA: 5.98	1.0		3	0	0	0	1	0	0	0	0	0	0	7	13	0.00	0.000																																																															

**BOTTOM**

**San Francisco Giants @ Pittsburgh Pirates**  
Three Rivers Stadium, Pittsburgh, PA

Fri Sep 03 1999, 7:05 PM EDT  
Att: 16,478 - Unknown - 86 F

AB	33
R	2
H	7
RBI	2
BB	2
SO	6
LOB	12



WP	PA	ERA	WHIP
1	36		









Batter	1	2	3	4	5	6	7	8	9	AB	R	H	RBI	BB	SO	LOB	TOP										
<b>F.P. Santangelo, S</b> (1, 8) OBP: 0.423, SLG: 0.411	3-2 G5-3	1-0 HBP			1-1 FC6-4 1B	1-3 K		3-3 K		4	0	1	0	0	2	1											
<b>Bill Mueller, S</b> (1, 5) OBP: 0.403, SLG: 0.364	2-2 G1-3	1-2 G3-1			0-0 FC6-4 WP HR		4-2 WP BB SF9 BB		3-1 F9	4	2	0	0	1	0	4											
<b>Barry Bonds, L</b> (1, 7) OBP: 0.412, SLG: 0.656	4-2 BB				3-3 K		2-1 F8		1-3 K	4	0	0	0	1	2	2											
<b>Jeff Kent, R</b> (1, 4) OBP: 0.379, SLG: 0.527	0-1 F8				2-1 HR		4-2 SF9 WP BB		0-0 G6-3	4	1	1	2	1	0	1											
<b>Ellis Burks, R</b> (1, 9) OBP: 0.397, SLG: 0.589					0-0 2B		4-2 BB			3	1	2	0	1	0	0											
<b>Charlie Hayes, R</b> (1, 3) OBP: 0.296, SLG: 0.318					2-1 F9		2-1 SF9			3	0	1	1	0	0	1											
<b>Scott Servais, R</b> (1, 2) OBP: 0.328, SLG: 0.400					0-0 G4-3		1-1 F9			4	0	0	0	0	2	4											
<b>Wilson Delgado, S</b> (1, 6) OBP: 0.361, SLG: 0.327					1-2 1B		0-1 SH1-4 1B		1-1 G6-3	4	0	3	1	0	0	0											
<b>Kirk Rueter, L</b> (1, 1) OBP: 0.196, SLG: 0.208					0-3 K		0-0 SH1-4		1-3 K	2	0	0	0	0	1	3											
<b>Alan Embree, L</b> (7, 1)										0	0	0	0	0	0	0											
<b>Calvin Murray, R</b> (8, PH) OBP: 0.333, SLG: 0.400										1	0	0	0	0	1	0											
<b>Julian Tavarez, L</b> (8, 1) OBP: 0.200, SLG: 0.200										0	0	0	0	0	0	0											
<b>Inning Stats</b>	R: 0 E: 0 K: 0 S: 11	H: 0 LOB: 1 BB: 1 P: 20	R: 1 E: 0 K: 1 S: 11	H: 3 LOB: 3 BB: 0 P: 14	R: 0 E: 0 K: 0 S: 10	H: 0 LOB: 0 BB: 0 P: 14	R: 0 E: 0 K: 1 S: 9	H: 1 LOB: 1 BB: 0 P: 12	R: 2 E: 0 K: 1 S: 12	H: 3 LOB: 1 BB: 0 P: 20	R: 0 E: 0 K: 1 S: 9	H: 1 LOB: 1 BB: 0 P: 11	R: 1 E: 0 K: 1 S: 14	H: 0 LOB: 2 BB: 3 P: 31	R: 0 E: 0 K: 2 S: 9	H: 0 LOB: 0 BB: 0 P: 14	R: 0 E: 0 K: 1 S: 6	H: 0 LOB: 0 BB: 0 P: 10	1B: 5 2B: 2 3B: 0 HR: 1	SF: 1 SAC: 1 DP: 0 HBP: 1	WP: 2 PB: 0 SB: 0 CS: 0	PA: 40					
<b>PITCHER</b>	IP	WLS	BF	H	R	ER	SO	BB	IBB	HBP	BLK	WP	HR	S	P	ERA	WHIP										
<b>Chris Peters, L</b> (1, 1) ERA: 6.2	6.1	W	30	8	4	4	4	2	0	1	0	1	1	67	102	5.68	1.579										
<b>Marc Wilkins, R</b> (7, 1) ERA: 4.4	0.2	H	4	0	0	0	1	2	0	0	0	1	0	9	20	0.00	3.000										
<b>Scott Sauerbeck, L</b> (8, 1) ERA: 2.11	2.0		6	0	0	0	3	0	0	0	0	0	0	15	24	0.00	0.000										

**San Francisco Giants @ Pittsburgh Pirates**  
 Three Rivers Stadium, Pittsburgh, PA

AB	33
R	4
H	8
RBI	4
BB	4
SO	8
LOB	16




Sun Sep 05 1999, 1:35 PM EDT  
 Att. 17,901 - Overcast - 78 F

WP	2	PA	40
PB	0		
SB	0		
CS	0		

Batter	1	2	3	4	5	6	7	8	9	AB	R	H	RBI	BB	SO	LOB
<b>Al Martin, L</b> OBP: 0.340, SLG: 0.528 (1, 7) B C F X	1-2 SH3-4 G6-3 2B		1-0 2B 1B	2-3 K			2-3 K			4	2	2	0	0	2	1
<b>Mike Benjamin, R</b> OBP: 0.277, SLG: 0.334 (1, 6) L B X	1-1 SH3-4 2-3		1-2 WP SF7 2B			3-2 G5-3	2-3 K			3	1	1	1	0	1	1
<b>Brian Giles, L</b> OBP: 0.410, SLG: 0.602 (1, 8) B B X	3-0 G6-3		2-1 SF7			1-2 G6-3	3-1 HR			3	1	1	4	0	0	0
<b>Kevin Young, R</b> OBP: 0.386, SLG: 0.521 (1, 3) B C F X	3-2 F7		2-1 1B			3-2 G6-3	2-3 K			4	0	1	0	0	1	0
<b>Ed Sprague, R</b> OBP: 0.355, SLG: 0.477 (1, 5) F X		0-1 G1-6-3	1-0 F9			1-1 G6-3	2-3 K			4	0	0	0	0	1	1
<b>Adrian Brown, S</b> OBP: 0.362, SLG: 0.361 (1, 9) B B C C B		4-2 FC6-4 BB		0-0 HR 1B		3-2 HR	2-1 CS 1B			3	2	3	1	1	0	0
<b>Joe Oliver, R</b> OBP: 0.295, SLG: 0.324 (1, 2) F S B X		1-2 F9		0-0 HR		1-3 K	2-3 K			4	1	1	2	0	2	2
<b>Abraham Nunez, S</b> OBP: 0.302, SLG: 0.244 (1, 4) <b>Marc Wilkins, R</b> (7, 1) <b>Scott Sauerbeck, R</b> (8, 1)		0-0 FC6-4		3-1 F9		2-1 F9				3	0	0	0	0	0	1
<b>Chris Peters, L</b> OBP: 0.278, SLG: 0.235 (1, 1) <b>Warren Morris, L</b> OBP: 0.380, SLG: 0.457 (7, 4) S X			0-1 F7	2-2 F7			1-0 HR 1B			2	0	0	0	0	0	0
										1	1	1	0	0	0	0

Inning Stats	R: 1	H: 1	R: 0	H: 0	R: 2	H: 3	R: 2	H: 2	R: 0	H: 0	R: 1	H: 1	R: 2	H: 2	R: 0	H: 1	R: 0	H: 1		
	E: 0	LOB: 0	E: 0	LOB: 1	E: 0	LOB: 1	E: 0	LOB: 0	E: 0	LOB: 0	E: 0	LOB: 0	E: 0	LOB: 0	E: 0	LOB: 0	E: 0	LOB: 0	E: 0	LOB: 0
	K: 0	BB: 0	K: 0	BB: 1	K: 0	BB: 0	K: 1	BB: 0	K: 0	BB: 0	K: 1	BB: 0	K: 3	BB: 0	K: 0	BB: 0	K: 2	BB: 0	K: 2	BB: 0
	S: 9	P: 17	S: 8	P: 13	S: 12	P: 18	S: 10	P: 17	S: 9	P: 16	S: 10	P: 17	S: 13	P: 23	S: 9	P: 14	S: 9	P: 14	S: 9	P: 14

PITCHER	IP	WLS	BF	H	R	ER	SO	BB	IBB	HBP	BLK	WP	HR	S	P	ERA	WHIP
<b>Kirk Rueter, L</b> ERA: 5.2 (1, 1)	6.0	L	26	7	6	6	2	1	0	0	0	1	2	58	98	9.00	1.333
<b>Alan Embree, L</b> ERA: 3.2 (7, 1)	1.0		5	2	2	2	3	0	0	0	0	0	1	13	23	18.00	2.000
<b>Julian Tavarez, R</b> ERA: 5.86 (8, 1)	1.0		3	1	0	0	2	0	0	0	0	0	0	9	14	0.00	1.000

BOTTOM	
<b>San Francisco Giants @ Pittsburgh Pirates</b> Three Rivers Stadium, Pittsburgh, PA	
<b>AB</b> 31 <b>R</b> 8 <b>H</b> 10 <b>RBI</b> 8 <b>BB</b> 1 <b>SO</b> 7 <b>LOB</b> 6	
	
<b>WP:</b> 1 <b>PB:</b> 0 <b>SB:</b> 0 <b>CS:</b> 1	<b>PA:</b> 34 <b>ERA:</b> <b>WHIP:</b>

livebaseballscorecards.com

Sun Sep 05 1999, 1:35 PM EDT  
Att: 17,901 - Overcast - 78 F





Batter	1	2	3	4	5	6	7	8	9	AB	R	H	RBI	BB	SO	LOB
Rickey Henderson, R (1, 7) OBP: 0.448, SLG: 0.494 Melvin Mora, R (8, 7) OBP: 0.214, SLG: 0.083	3-2 L4		1-2 G6-3			3-2 FC6-4 31 SF8 2B	1-2 BB BB 2-H 3-H 1B			4	1	2	2	0	0	0
Edgardo Alfonzo, R (1, 4) OBP: 0.384, SLG: 0.524	2-2 F8			1-0 F9		4-1 FC6-4 BB	4-0 BB BB 1-2 BB BB			2	0	0	0	2	0	0
John Olerud, L (1, 3) OBP: 0.440, SLG: 0.473	1-2 G4-3			3-2 L7		0-1 FC6-4 31 SF8 1-2f 2-3	4-1 BB BB BB 1-2 BB BB 31 FC5-4 BB			3	0	0	0	1	0	2
31 Mike Piazza, R (1, 2) OBP: 0.368, SLG: 0.586		2-3 K		1-2 G5-3		2-1 SF8 1-2 3-H	0-0 FC5-4 1-2f			3	0	0	1	0	1	3
Robin Ventura, L (1, 5) OBP: 0.385, SLG: 0.565		3-2 1B			2-2 G4-3	1-2 F9		4-1 BB BB BB BB		3	0	1	0	1	0	1
Darryl Hamilton, L (1, 8) OBP: 0.389, SLG: 0.427	1 SAFE	2-1 F7			3-2 G6-3		3-2 SH1-4 BB 1B	2-2 F8		4	1	1	0	0	0	2
Roger Cedeno, S (1, 9) OBP: 0.387, SLG: 0.399	1 SAFE	0-2 L8			4-2 S BB		1-3 K 1 SAFE 1 SAFE	2-3 K		3	0	0	0	1	2	3
Rey Ordonez, R (1, 6) OBP: 0.317, SLG: 0.314			2-1 P3		4-1 1 SAFE 1 SAFE 1 SAFE 1 SAFE	4-1 IBB	4-0 SH1-4 BB	1-2 F8		2	1	0	0	2	0	1
Kenny Rogers, L (1, 1) OBP: 0.190, SLG: 0.150			2-3 K		2-3 K		0-1 SH1-4			2	0	0	0	0	2	2


Inning Stats	R: 0	H: 0	E: 0	K: 10	S: 10	R: 0	H: 1	E: 0	K: 11	S: 11	R: 0	H: 0	E: 0	K: 9	S: 9	R: 0	H: 0	E: 0	K: 7	S: 7	R: 0	H: 0	E: 0	K: 12	S: 12	R: 1	H: 1	E: 0	K: 13	S: 13	R: 2	H: 2	E: 0	K: 13	S: 13	R: 0	H: 0	E: 0	K: 10	S: 10	
	0	0	0	16		0	1	0	11		0	0	0	9		0	0	0	7		0	0	0	0	12		1	1	0	13		2	2	0	13		0	0	0	10	
	0	0	0	16		0	1	0	11		0	0	0	9		0	0	0	7		0	0	0	0	12		1	1	0	13		2	2	0	13		0	0	0	10	
	0	0	0	16		0	1	0	11		0	0	0	9		0	0	0	7		0	0	0	0	12		1	1	0	13		2	2	0	13		0	0	0	10	
	0	0	0	16		0	1	0	11		0	0	0	9		0	0	0	7		0	0	0	0	12		1	1	0	13		2	2	0	13		0	0	0	10	
	0	0	0	16		0	1	0	11		0	0	0	9		0	0	0	7		0	0	0	0	12		1	1	0	13		2	2	0	13		0	0	0	10	

**BOTTOM**

**San Francisco Giants @ New York Mets**  
 Shea Stadium, Flushing, NY  
 Mon Sep 06 1999, 1:40 PM EDT  
 Att: 35,727 - Cloudy - 78 F

AB	26
R	3
H	4
RBI	3
BB	7
SO	5
LOB	14

livebaseballscorecards.com



1B: 3	SF: 1	WP: 0	PA: 35
2B: 1	SAC: 1	PB: 0	
3B: 0	DP: 0	SB: 1	
HR: 0	HBP: 0	CS: 0	

PITCHER	IP	WLS	BF	H	R	ER	SO	BB	IBB	HBP	BLK	WP	HR	S	P	ERA	WHIP
Livan Hernandez, R (1, 1) ERA: 4.71	2.0		7	1	0	0	1	0	0	0	0	0	0	21	34	0.00	0.500
Mark Gardner, R (3, 1) ERA: 6.4	4.0	L	16	1	1	1	2	2	1	0	0	0	0	41	76	2.25	0.750
Rich Rodriguez, L (7, 1) ERA: 5.15	0.2		4	1	2	2	1	1	0	0	0	0	0	8	16	27.00	3.000
Julian Tavarez, R (7, 1) ERA: 5.86	0.0		3	1	0	0	0	2	0	0	0	0	0	4	13	∞	∞
Jerry Spradlin, R (7, 1) ERA: 5.15	0.1		1	0	0	0	0	0	0	0	0	0	0	1	1	0.00	0.000

PITCHER	IP	WLS	BF	H	R	ER	SO	BB	IBB	HBP	BLK	WP	HR	S	P	ERA	WHIP
Alan Embree, L (8, 1) ERA: 3.14	1.0		4	0	0	0	1	1	0	0	0	0	0	10	19	0.00	1.000



San Francisco Giants @ New York Mets  
 Shea Stadium, Flushing, NY  
 Tue Sep 07 1999, 7:10 PM EDT  
 Att. 24,002 - Overcast - 74 F

AB	37
R	7
H	12
RBI	7
BB	6
SO	10
LOB	17



WP	0	PA	44
PB	0		
SB	0		
CS	0		

AB R H RBI BB SO LOB

5	1	3	1	0	1	0
4	1	0	0	1	0	3
3	2	1	0	2	1	2
4	1	2	3	1	2	0
4	0	1	0	0	2	2
0	0	0	0	0	0	0
0	0	0	0	0	0	0
0	0	0	0	0	0	0
3	0	0	0	2	0	3
5	1	3	2	0	0	2
3	0	0	0	0	2	2
2	1	1	1	0	0	2
3	0	1	0	0	2	0
0	0	0	0	0	0	0
1	0	0	0	0	0	1

Batter	1	2	3	4	5	6	7	8	9
Marvin Benard, L (1, 8) OBP: 0.359, SLG: 0.461	0-2 G4-3		2-2 FC4-2 2B 1B	1-1 2B			1-3 K	1-0 1B	
Charlie Hayes, R (1, 5) OBP: 0.293, SLG: 0.312	0-1 G6-3		3-2 SAFE FC4-2 2B BB	4-2 BB			0-0 F9	0-0 G1-3	
Barry Bonds, L (1, 7) OBP: 0.410, SLG: 0.644	1-3 K		4-2 2B BB	2-0 F8			4-0 1B BB		1-0 HBP BB 1B
Jeff Kent, R (1, 4) OBP: 0.382, SLG: 0.529		1-3 K	3-2 1-H 2-H 3-H 2B		3-3 K		0-0 1B		4-2 HBP BB 1B
Ellis Burks, R (1, 9) OBP: 0.394, SLG: 0.580		3-3 K	0-0 BB 1B		2-1 G5-3		1-3 K		1-2 G5-3 1B HBP
Rich Rodriguez, L (7, 1) OBP: 1.000, SLG: 1.000									
Felix Rodriguez, R (8, 1) OBP: 0.429, SLG: 1.000									
F.P. Santangelo, S (9, PH) OBP: 0.426, SLG: 0.417									
Robb Nen, R (9, 1)									
J.T. Snow, L (1, 3) OBP: 0.373, SLG: 0.447		4-2 1B BB	4-2 BB		0-1 P5			1-2 P6	2-0 L4
Rich Aurilia, R (1, 6) OBP: 0.327, SLG: 0.423		1-2 1B	0-2 G5-3			1-2 F7		1-1 2B 2B	1-2 1B
Doug Mirabelli, R (1, 2) OBP: 0.309, SLG: 0.377				3-2 F8			1-3 K	0-1 G3-1 1B 2B	0-1 G5-3
Brent Mayne, L (8, PH) OBP: 0.388, SLG: 0.430									
Joe Nathan, R (1, 1) OBP: 0.182, SLG: 0.190			1-2 1B FC4-2 2B		1-3 K		1-3 K	2-2 G3-1	
Jerry Spradlin, S (6, 1)									
Armando Rios, L (7, 9) OBP: 0.400, SLG: 0.495									

Inning Stats	R: 0	H: 0	E: 0	K: 1	S: 8	R: 0	H: 1	E: 0	K: 3	S: 16	R: 3	H: 4	E: 0	K: 0	S: 27	R: 0	H: 1	E: 0	K: 1	S: 12	R: 0	H: 0	E: 0	K: 2	S: 12	R: 0	H: 1	E: 0	K: 2	S: 10	R: 2	H: 3	E: 0	K: 0	S: 15	R: 2	H: 2	E: 0	K: 0	S: 13					
	LOB: 0	BB: 0	P: 9	LOB: 2	BB: 1	P: 26	LOB: 2	BB: 2	P: 44	LOB: 2	BB: 1	P: 23	LOB: 0	BB: 0	P: 13	LOB: 0	BB: 0	P: 15	LOB: 2	BB: 1	P: 16	LOB: 1	BB: 0	P: 20	LOB: 1	BB: 1	P: 22	LOB: 0	BB: 0	P: 2	LOB: 1	BB: 0	P: 7	LOB: 1	BB: 1	P: 22	LOB: 0	BB: 0	P: 11	LOB: 0	BB: 0	P: 6	LOB: 0	BB: 0	P: 14

PITCHER	IP	WLS	BF	H	R	ER	SO	BB	IBB	HBP	BLK	WP	HR	S	P	ERA	WHIP
Rick Reed, R (1, 1) ERA: 5.0	4.0		21	6	3	3	5	4	0	0	0	0	0	63	102	6.75	2.500
Pat Mahomes, R (5, 1) ERA: 2.98	1.0		3	0	0	0	1	0	0	0	0	0	0	8	13	0.00	0.000
Billy Taylor, R (6, 1) ERA: 5.29	1.0		3	0	0	0	2	0	0	0	0	0	0	12	15	0.00	0.000
Dennis Cook, L (7, 1) ERA: 3.51	0.2	H	3	0	0	0	1	1	0	0	0	0	0	4	9	0.00	1.500
Turk Wendell, R (7, 1) ERA: 3.38	0.2	L	5	3	2	2	1	0	0	0	0	0	0	15	18	27.00	4.500

PITCHER	IP	WLS	BF	H	R	ER	SO	BB	IBB	HBP	BLK	WP	HR	S	P	ERA	WHIP
John Franco, L (8, 1) ERA: 3.55	0.2		4	2	1	1	0	0	0	0	0	0	0	7	11	13.50	3.000
Jeff Tam, R (9, 1) ERA: 7.88	0.0		1	0	0	0	0	1	0	0	0	0	0	2	6	∞	∞
Chuck McElroy, L (9, 1) ERA: 5.6	1.0		4	1	1	1	0	0	0	1	0	0	0	10	14	9.00	1.000





TOP

San Francisco Giants @ New York Mets  
Shea Stadium, Flushing, NY

Wed Sep 08 1999, 1:40 PM EDT  
Att. 26,499 - Cloudy - 79 F

livebaseballscorecards.com

AB	32
R	5
H	7
RBI	5
BB	8
SO	12
LOB	20



WP:	0	PA:	42
PB:	1		
SB:	1		
CS:	2		

AB R H RBI BB SO LOB

4	0	1	0	1	1	4
3	1	2	1	2	1	1
4	1	0	0	1	1	6
5	1	2	1	0	2	2
5	0	0	0	0	1	4
3	1	1	3	1	1	0
3	1	1	0	1	1	1
2	0	0	0	1	1	0
2	0	0	0	0	2	2
0	0	0	0	0	0	0
1	0	0	0	0	1	0
0	0	0	0	0	0	0
0	0	0	0	0	0	0
0	0	0	0	1	0	0
0	0	0	0	0	0	0

Batter	1	2	3	4	5	6	7	8	9
Marvin Benard, L (1, 8) OBP: 0.360, SLG: 0.463	4-2 FC1 S BB		0-1 3B		2-3 2		3-2 P5	0-0 F7	
Bill Mueller, S (1, 5) OBP: 0.404, SLG: 0.362	1-3 1-2		4-2 BB		0-0 1-2 2-H 1B			4-1 1B BB	2-2 1B
Barry Bonds, L (1, 7) OBP: 0.408, SLG: 0.635	2-2 FC1 2-2		2-1 F8		0-3 K			4-2 1B HR BB	1-1 F8
Jeff Kent, R (1, 4) OBP: 0.382, SLG: 0.527	3-3 K			0-2 G5-3		0-2 CS PB 1B		2-2 1-2 2-H 1B HR	2-3 K
J.T. Snow, L (1, 3) OBP: 0.369, SLG: 0.443		2-2 F9		0-0 F7		2-2 P6 1-2		1-1 F8	2-3 K
Ellis Burks, R (1, 9) OBP: 0.395, SLG: 0.586		0-1 P4		0-3 K		4-1 2-3 BB		0-1 1-H 2-H HR	
Brent Mayne, L (1, 2) OBP: 0.389, SLG: 0.429		1-2 CS 1B			4-0 1B HBP BB	1-1 G3		2-3 K	
Rich Aurilia, R (1, 6) OBP: 0.328, SLG: 0.421		2-2 CS 1-2	0-0 G4-3		1-2 1B HBP		1-3 K	4-1 BB BB	
Shawn Estes, R (1, 1) OBP: 0.211, SLG: 0.208			0-3 K		2-3 K		2-3 K	4-0 1-2 BB	
Miguel Del Toro, R (6, 1) OBP: 0.424, SLG: 0.415									
F.P. Santangelo, S (7, PH) OBP: 0.200, SLG: 0.200									
Julian Tavarez, L (7, 1) OBP: 0.258, SLG: 0.312									
Charlie Hayes, R (8, PH) OBP: 0.405, SLG: 0.495									
Armando Rios, L (8, PH) OBP: 0.405, SLG: 0.495									
Alan Embree, L (8, 1)									

Inning Stats	R: 0	H: 0	E: 0	K: 2	S: 14	P: 24	R: 0	H: 1	E: 0	K: 0	S: 11	P: 16	R: 0	H: 1	E: 0	K: 1	S: 11	P: 17	R: 0	H: 0	E: 0	K: 1	S: 8	P: 8	R: 1	H: 1	E: 0	K: 3	S: 13	P: 23	R: 0	H: 1	E: 0	K: 0	S: 9	P: 16	R: 0	H: 0	E: 0	K: 2	S: 10	P: 16	R: 4	H: 2	E: 0	K: 1	S: 15	P: 36	R: 0	H: 1	E: 0	K: 2	S: 13	P: 20	1B: 5	SF: 0	2B: 0	SAC: 0	3B: 1	DP: 0	HR: 1	HBP: 1	WP: 0	PA: 42
--------------	------	------	------	------	-------	-------	------	------	------	------	-------	-------	------	------	------	------	-------	-------	------	------	------	------	------	------	------	------	------	------	-------	-------	------	------	------	------	------	-------	------	------	------	------	-------	-------	------	------	------	------	-------	-------	------	------	------	------	-------	-------	-------	-------	-------	--------	-------	-------	-------	--------	-------	--------

PITCHER	IP	WLS	BF	H	R	ER	SO	BB	IBB	HBP	BLK	WP	HR	S	P	ERA	WHIP
Octavio Dotel, R (1, 1) ERA: 4.86	7.0	W	28	4	1	1	9	4	0	1	0	0	0	76	120	1.29	1.143
Pat Mahomes, R (8, 1) ERA: 3.48	0.0		3	1	3	3	0	2	0	0	0	0	0	6	16	∞	∞
Dennis Cook, L (8, 1) ERA: 3.62	0.2		4	1	1	1	1	1	0	0	0	0	1	8	15	13.50	3.000
Armando Benitez, R (8, 1) ERA: 1.98	1.1	S	6	1	0	0	2	1	0	0	0	0	0	14	25	0.00	1.500

Batter	1	2	3	4	5	6	7	8	9	AB	R	H	RBI	BB	SO	LOB
Rickey Henderson, R (1, 7) Melvin Mora, R (8, 7) OBP: 0.447, SLG: 0.489 OBP: 0.214, SLG: 0.083	2-3 K		2-0 1B 1B	1-2 F7		0-0 F9	0-3 K			5	1	1	0	0	2	3
Edgardo Alfonzo, R (1, 4) OBP: 0.385, SLG: 0.520	4-1 HBP BB		0-1 F9	4-2 BB		3-1 1B 31 HR 1B		0-3 K		3	1	1	0	2	1	1
John Olerud, L (1, 3) OBP: 0.442, SLG: 0.474	1-1 HBP		1-1 BB 1B	3-1 F7		2-1 31 HR 1B		2-1 F7		4	2	2	1	0	0	2
31 Mike Piazza, R (1, 2) OBP: 0.368, SLG: 0.588	1-1 P3		0-0 L4	1-2 F8		2-2 HR		4-0 BB		4	1	1	3	1	0	6
Robin Ventura, L (1, 5) OBP: 0.384, SLG: 0.562	1-0 F8		4-2 1B 1B BB		4-0 FC4-6 BB	3-1 2B		0-1 F9		3	1	1	0	2	0	3
Shawon Dunston, R (1, 8) Darryl Hamilton, L (9, 8) OBP: 0.329, SLG: 0.443 OBP: 0.388, SLG: 0.426		0-3 K	1-2 1B 1B		0-1 FC4-6 F9-6	2-0 F9				4	0	1	2	0	1	2
Benny Agbayani, R (1, 9) Roger Cedeno, S (7, 9) OBP: 0.362, SLG: 0.512 OBP: 0.390, SLG: 0.398		1-0 2B	2-0 FC4-6 1B		0-2 F9-6		4-1 G4-6-3 1B BB			3	0	2	1	0	0	1
Rey Ordonez, R (1, 6) OBP: 0.314, SLG: 0.311		2-2 G4-3	0-0 FC4-6			0-0 G4-3	2-2 G4-6-3 1B			4	0	1	0	0	0	3
Octavio Dotel, R (1, 1) Bobby Bonilla, S (7, PH) Pat Mahomes, R (8, 1) Dennis Cook, L (8, 1) Armando Benitez, R (8, 1) OBP: 0.286, SLG: 0.130 OBP: 0.264, SLG: 0.291 OBP: 0.313, SLG: 0.500		0-3 K2-3		4-2 BB BB		4-0 1B BB	0-0 G4-6-3			1	1	0	0	2	1	1

Inning Stats	R: 0	H: 0	E: 0	K: 1	S: 8	H: 0	LOB: 2	BB: 1	P: 17	R: 0	H: 1	E: 0	K: 2	S: 10	H: 1	LOB: 1	BB: 0	P: 13	R: 3	H: 4	E: 0	K: 0	S: 13	H: 4	LOB: 2	BB: 1	P: 23	R: 0	H: 0	E: 0	K: 0	S: 13	R: 4	H: 4	E: 0	K: 0	S: 12	H: 4	LOB: 1	BB: 1	P: 28	R: 0	H: 1	E: 0	K: 1	S: 8	H: 0	LOB: 1	BB: 1	P: 14	R: 0	H: 0	E: 0	K: 1	S: 7	H: 0	LOB: 1	BB: 1	P: 13
--------------	------	------	------	------	------	------	--------	-------	-------	------	------	------	------	-------	------	--------	-------	-------	------	------	------	------	-------	------	--------	-------	-------	------	------	------	------	-------	------	------	------	------	-------	------	--------	-------	-------	------	------	------	------	------	------	--------	-------	-------	------	------	------	------	------	------	--------	-------	-------

PITCHER	IP	WLS	BF	H	R	ER	SO	BB	IBB	HBP	BLK	WP	HR	S	P	ERA	WHIP
Shawn Estes, L (1, 1) ERA: 4.73	5.2	L	30	7	6	6	3	6	0	1	0	0	0	57	105	9.53	2.294
Miguel Del Toro, R (6, 1) ERA: 5.79	0.1		3	2	1	1	0	0	0	0	0	0	1	6	13	27.00	6.000
Julian Tavarez, R (7, 1) ERA: 5.75	1.0		4	1	0	0	1	1	0	0	0	0	0	8	14	0.00	2.000
Alan Embree, L (8, 1) ERA: 3.08	1.0		4	0	0	0	1	1	0	0	0	0	0	7	13	0.00	1.000

**BOTTOM**

**San Francisco Giants @ New York Mets**  
 Shea Stadium, Flushing, NY  
 Wed Sep 08 1999, 1:40 PM EDT  
 Att: 26,499 - Cloudy - 79 F

AB	32
R	7
H	10
RBI	7
BB	8
SO	5
LOB	24



WP	PA	ERA	WHIP
0	41		





Batter	1	2	3	4	5	6	7	8	9	AB R H RBI BB SO LOB
Marvin Benard, L (1, 8) Ramon Martinez, R (9, PH) OBP: 0.359, SLG: 0.462 OBP: 0.336, SLG: 0.435	1-1 CS 1B 1B	1-1 FC6-4 1-2f			2-2 F9		2-3 K		1-2 G1-3	4 0 1 0 0 1 2 1 0 0 0 0 0 0
Bill Mueller, S (1, 5) OBP: 0.401, SLG: 0.360	2-0 2B 1B		1-1 G5-3		0-3 K		2-3 K		2-3 K	5 1 1 0 0 3 0
Barry Bonds, L (1, 7) OBP: 0.408, SLG: 0.636	3-3 K		2-0 L4		4-1 BB		3-2 2B			3 0 1 0 0 1 1 2
Jeff Kent, R (1, 4) OBP: 0.381, SLG: 0.527	1-1 2B		2-2 G6-3		2-1 G5-3		1-3 K			4 0 1 1 0 1 2
Ellis Burks, R (1, 9) OBP: 0.396, SLG: 0.584	0-3 K			0-0 G4-6-3 1B		4-1 1B BB		1-1 G5-3		3 1 1 0 1 1 1
J.T. Snow, L (1, 3) OBP: 0.370, SLG: 0.442		1-3 K		2-2 G4-6-3 1-2f		0-1 FC4-6 1B		4-2 BB		3 0 1 0 1 1 1
Rich Aurilia, R (1, 6) OBP: 0.328, SLG: 0.420		0-3 K		1-1 WP 1B		2-1 FC4-6 1-2f 2-H		1-1 P3		4 0 1 0 0 1 2
Brent Mayne, L (1, 2) OBP: 0.390, SLG: 0.428		2-0 BB 1B		4-0 FC6-4 1-2 IBB		1-0 F7		2-2 F9		3 0 1 0 1 0 2
Russ Ortiz, R (1, 1) Jerry Spradlin, S (9, 1) F.P. Santangelo, S (9, PH) OBP: 0.219, SLG: 0.274 OBP: 0.423, SLG: 0.413		4-0 FC6-4 1-2 BB		2-2 FC6-4 1-2f		0-0 G6-3			2-3 K	2 0 0 0 1 0 3 0 0 0 0 0 0 0 1 0 0 0 0 1 0

Inning Stats	R: 1 E: 0 K: 2 S: 12	H: 3 LOB: 1 BB: 0 P: 19	R: 0 E: 0 K: 2 S: 9	H: 1 LOB: 2 BB: 1 P: 17	R: 0 E: 0 K: 0 S: 6	H: 0 LOB: 0 BB: 0 P: 11	R: 0 E: 0 K: 0 S: 11	H: 2 LOB: 2 BB: 1 P: 20	R: 0 E: 0 K: 1 S: 9	H: 0 LOB: 1 BB: 1 P: 17	R: 1 E: 1 K: 0 S: 7	H: 1 LOB: 1 BB: 1 P: 14	R: 0 E: 0 K: 3 S: 12	H: 1 LOB: 1 BB: 0 P: 20	R: 0 E: 0 K: 0 S: 12	H: 0 LOB: 1 BB: 1 P: 20	R: 0 E: 0 K: 2 S: 9	H: 0 LOB: 0 BB: 0 P: 14	1B: 6 2B: 3 3B: 0 HR: 0	SF: 0 SAC: 0 DP: 2 HBP: 0
--------------	-------------------------------	----------------------------------	------------------------------	----------------------------------	------------------------------	----------------------------------	-------------------------------	----------------------------------	------------------------------	----------------------------------	------------------------------	----------------------------------	-------------------------------	----------------------------------	-------------------------------	----------------------------------	------------------------------	----------------------------------	----------------------------------	------------------------------------

**BOTTOM**

**Atlanta Braves @ San Francisco Giants**  
3Com Park at Candlestick Point, San Francisco, CA

**AB 33**  
**R 2**  
**H 8**  
**RBI 1**  
**BB 5**  
**SO 10**  
**LOB 15**

**WP: 1** **PA: 38**  
**PB: 0**  
**SB: 0**  
**CS: 1**



PITCHER	IP	WLS	BF	H	R	ER	SO	BB	IBB	HBP	BLK	WP	HR	S	P	ERA	WHIP
29 John Smoltz, R (1, 1) ERA: 3.55	5.0		22	6	1	1	5	2	1	0	0	1	0	47	84	1.80	1.600
Sean Bergman, R (6, 1) ERA: 5.4	1.0	B	5	1	1	1	0	1	0	0	0	0	0	7	14	9.00	2.000
Mike Remlinger, L (7, 1) ERA: 2.15	1.0	W	4	1	0	0	3	0	0	0	0	0	0	12	20	0.00	1.000
Russ Springer, R (8, 1) ERA: 3.89	1.0	H	4	0	0	0	0	1	0	0	0	0	0	12	20	0.00	1.000
John Rocker, L (9, 1) ERA: 2.66	1.0	S	3	0	0	0	2	0	0	0	0	0	0	9	14	0.00	0.000

Fri Sep 10 1999, 10:35 PM EDT  
Att: 23,150 - Cloudy - 63 F

livebaseballscorecards.com





Batter	1	2	3	4	5	6	7	8	9	AB	R	H	RBI	BB	SO	LOB
F.P. Santangelo, S OBP: 0.418, SLG: 0.408 Marvin Benard, L OBP: 0.358, SLG: 0.461	3-3 K		3-2 G4-3		1-1 G6-3		0-3 K			3	0	0	1	0	1	1
Bill Mueller, S OBP: 0.398, SLG: 0.355	3-1 G6-3		0-0 G4-3		0-2 G4-3		0-0 G1-3			4	0	0	0	0	0	2
Barry Bonds, L OBP: 0.409, SLG: 0.637	1-0 G3			0-1 1B	2-1 1B			2-3 K		4	1	2	0	0	1	0
Jeff Kent, R OBP: 0.380, SLG: 0.524		3-2 FC5-4 1B		3-3 K	1-0 L1			2-1 P3		4	0	1	0	0	1	2
Ellis Burks, R OBP: 0.395, SLG: 0.579 Robb Nen, R (9, 1)		2-1 FC5-4 G4-3 1-2f		4-1 1B BB		0-0 G6-3		2-0 G6-3		3	0	0	0	1	0	1
J.T. Snow, L OBP: 0.370, SLG: 0.441		3-2 G4-3 1-2f		2-2 1B 1B		0-0 G6-3				3	1	1	0	0	0	1
Rich Aurilia, R OBP: 0.330, SLG: 0.421			0-0 G4-3 1B	0-0 1B 1B		2-2 G1-3				3	1	2	1	0	0	0
Scott Servais, R OBP: 0.333, SLG: 0.404			1-0 G4-3 1B	2-0 1B			2-3 K			3	0	2	1	0	1	0
Kirk Rueter, L OBP: 0.185, SLG: 0.196 Armando Rios, L OBP: 0.405, SLG: 0.495			2-2 G4-3	1-1 G1-3			0-0 G4-3			3	0	0	0	0	0	4
			1-2 2-3							0	0	0	0	0	0	0

Inning Stats		R: 0	H: 0	E: 0	K: 1	S: 6	P: 13	R: 0	H: 1	E: 0	K: 0	S: 9	R: 1	H: 2	E: 0	K: 0	S: 9	R: 2	H: 4	E: 0	K: 1	S: 14	R: 0	H: 1	E: 0	K: 0	S: 8	R: 0	H: 0	E: 0	K: 2	S: 8	R: 0	H: 0	E: 0	K: 1	S: 7								
PITCHER		IP	WLS	BF	H	R	ER	SO	BB	IBB	HBP	BLK	WP	HR	S	P	ERA	WHIP	PITCHER										IP	WLS	BF	H	R	ER	SO	BB	IBB	HBP	BLK	WP	HR	S	P	ERA	WHIP
Tom Glavine, L ERA: 4.29		7.0	L	29	8	3	3	4	1	0	0	0	1	0	59	100	3.86	1.286																											
30 Kevin McGlinchy, R ERA: 2.98		1.0		3	0	0	0	1	0	0	0	0	0	0	7	13	0.00	0.000																											

**BOTTOM**

Atlanta Braves @ San Francisco Giants  
3Com Park at Candlestick Point, San Francisco, CA

Sat Sep 11 1999, 4:05 PM EDT  
Att: 35,981 - Unknown - 66 F

AB	31
R	3
H	8
RBI	3
BB	1
SO	5
LOB	11

livebaseballscorecards.com

WP: 1 PA: 32  
PB: 0  
SB: 0  
CS: 0





Batter	1	2	3	4	5	6	7	8	9	AB R H RBI BB SO LOB	TOP											
Gerald Williams, R (1, 7) OBP: 0.335, SLG: 0.466	0-0 1B 2B		1-2 K			1-0 HR 2B	0-3 K		0-2 G5-3	5 2 2 0 0 2 4												
Bret Boone, R (1, 4) OBP: 0.307, SLG: 0.416	1-3 K		1-1 E5 10 G6-4-3			2-1 HR 2-H	0-2 F9			4 1 1 2 0 1 3												
10 Chipper Jones, S (1, 5) OBP: 0.441, SLG: 0.636	4-0 1B BB		0-0 G6-4-3 1-2f			2-2 HR		3-1 G4-3		3 1 1 1 1 0 1												
Brian Jordan, R (1, 9) OBP: 0.353, SLG: 0.473	0-2 1-2 2-H 1B			3-2 P9		1-0 G5-3		1-2 L4		4 0 1 1 0 0 0												
Ryan Klesko, L (1, 3) OBP: 0.378, SLG: 0.543	1-2 P2			0-0 G4-3		4-0 G6-4-3 BB		1-0 F8		3 0 0 0 1 0 2												
Andruw Jones, R (1, 8) OBP: 0.363, SLG: 0.491	3-3 K			3-2 CS 1B		0-1 G6-4-3 1-2f		0-1 P6		4 0 1 0 0 1 3												
José Hernández, R (1, 6) OBP: 0.344, SLG: 0.425				1-1 CS 1-2		1-2 G6-3		0-2 G5-3 BB 1B		4 0 1 0 0 0 0												
Eddie Pérez, R (1, 2) OBP: 0.290, SLG: 0.352				0-1 G5-3		3-2 G5-3		3-2 1B BB 1B		2 0 0 0 0 0 0												
Keith Lockhart, L (7, PH) OBP: 0.321, SLG: 0.299										0 0 0 0 1 0 0												
Greg Myers, L (7, 2) OBP: 0.353, SLG: 0.394										1 0 1 0 0 0 0												
Greg Maddux, R (1, 1) OBP: 0.217, SLG: 0.345										2 0 0 0 0 0 1 0												
Bruce Chen, L (6, 1)										0 0 0 0 0 0 0 0												
Randall Simon, L (7, PH) OBP: 0.359, SLG: 0.455										0 0 0 0 0 0 0 0												
Howard Battle, R (7, PH) OBP: 0.429, SLG: 0.333										1 0 0 0 0 0 1 2												
30 Kevin McGlinchy, R (7, 1)										0 0 0 0 0 0 0 0												
50 Derrin Ebert, R (8, 1)										0 0 0 0 0 0 0 0												
David Cortes, R (8, 1)										0 0 0 0 0 0 0 0												
Ozzie Guillen, L (9, PH) OBP: 0.299, SLG: 0.296										1 0 1 0 0 0 0 0												
<b>Inning Stats</b>	R: 1 E: 0 K: 2 S: 13	H: 2 LOB: 2 BB: 1 P: 22	R: 0 E: 0 K: 1 S: 8	H: 0 LOB: 0 BB: 0 P: 10	R: 0 E: 1 K: 1 S: 6	H: 0 LOB: 0 BB: 0 P: 8	R: 0 E: 0 K: 0 S: 9	H: 1 LOB: 0 BB: 0 P: 16	R: 0 E: 0 K: 0 S: 8	H: 0 LOB: 0 BB: 0 P: 13	R: 3 E: 0 K: 0 S: 9	H: 3 LOB: 0 BB: 1 P: 19	R: 0 E: 0 K: 2 S: 18	H: 1 LOB: 2 BB: 1 P: 23	R: 0 E: 0 K: 0 S: 6	H: 0 LOB: 0 BB: 0 P: 11	R: 0 E: 0 K: 0 S: 12	H: 2 LOB: 2 BB: 0 P: 15	1B: 5 2B: 2 3B: 0 HR: 2	SF: 0 SAC: 0 DP: 2 HBP: 0	WP: 0 PB: 0 SB: 0 CS: 1	PA: 38
<b>PITCHER</b>	IP WLS BF H R ER SO BB IBB HBP BLK WP HR S P ERA WHIP																					
Joe Nathan, R (1, 1) ERA: 4.09	5.1 W 23 6 4 4 4 2 0 0 0 0 0 2 51 86 6.75 1.500																					
Jerry Spradlin, R (6, 1) ERA: 5.03	0.2 H 3 1 0 0 0 0 1 0 0 0 0 0 8 13 0.00 3.000																					
Rich Rodriguez, L (7, 1) ERA: 5.02	0.1 H 1 0 0 0 0 1 0 0 0 0 0 0 4 4 0.00 0.000																					
Mark Gardner, R (7, 1) ERA: 6.32	1.2 H 5 0 0 0 0 1 0 0 0 0 0 0 14 19 0.00 0.000																					
Robb Nen, R (9, 1) ERA: 3.71	1.0 5 2 0 0 0 0 0 0 0 0 0 0 0 12 15 0.00 2.000																					

Atlanta Braves @ San Francisco Giants  
3Com Park at Candlestick Point, San Francisco, CA

Sun Sep 12 1999, 4:05 PM EDT  
Att. 44,402 - Sunny - 66 F

AB	34
R	4
H	9
RBI	4
BB	3
SO	6
LOB	15

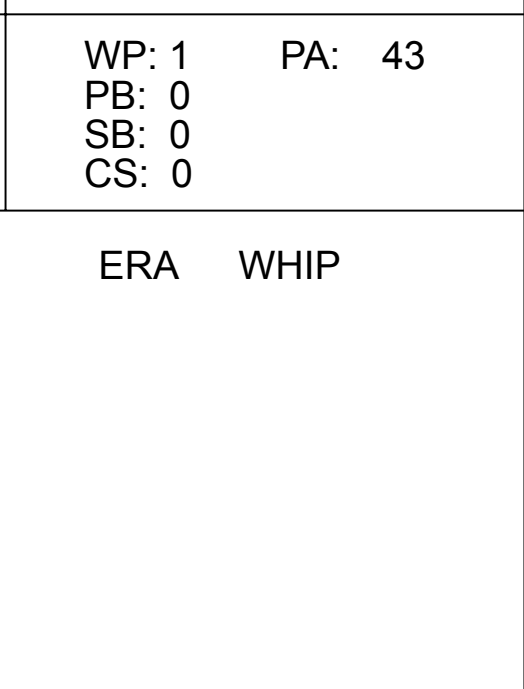


Batter	1	2	3	4	5	6	7	8	9	AB	R	H	RBI	BB	SO	LOB
Marvin Benard, L (1, 8) OBP: 0.359, SLG: 0.458	1-0 G3	0-0 G4-3		4-0 IBB	4-1 IBB		0-1 F8			3	0	0	0	2	0	4
Ramon Martinez, R (1, 4) OBP: 0.324, SLG: 0.419	0-1 G5-3		2-1 G5-3	2-1 P5	0-0 F9		2-2 P4			5	0	0	0	0	0	6
Barry Bonds, L (1, 7) OBP: 0.409, SLG: 0.643	1-1 F7		1-0 G4-3		2-2 1B	2-0 F8		0-0 HR		5	1	2	1	0	0	0
J.T. Snow, L (1, 3) OBP: 0.372, SLG: 0.442		1-1 SH2-4 1B	1-3 K		1-0 1B	4-2 BB		1-1 F9		4	2	2	0	1	1	0
Armando Rios, L (1, 9) OBP: 0.421, SLG: 0.500		4-1 1B SH2-4 BB		2-2 1B	0-0 1B	0-0 F8		4-1 BB		3	2	2	0	2	0	1
Bill Mueller, S (1, 5) OBP: 0.399, SLG: 0.357		0-0 SH2-4		0-0 E8 1B	1-2 2B 1B	2-1 P4		0-0 F9		4	1	2	1	0	0	2
Rich Aurilia, R (1, 6) OBP: 0.330, SLG: 0.429		0-1 L6		1-0 P6	0-1 1B 2B		1-2 HR		0-1 F9	5	2	2	2	0	0	4
Doug Mirabelli, R (1, 2) OBP: 0.333, SLG: 0.381		4-0 1B IBB		4-2 SH5-4 BB	1-2 SH1 1B		0-3 K			2	0	1	2	2	1	0
Joe Nathan, R (1, 1) OBP: 0.217, SLG: 0.227		2-1 1B		1-1 SH5-4	0-0 SH1		0-0 WP			1	0	1	1	0	0	0
Jerry Spradlin, S (6, 1)										0	0	0	0	0	0	0
Rich Rodriguez, L (7, 1) OBP: 1.000, SLG: 1.000										0	0	0	0	0	0	0
Mark Gardner, R (7, 1) OBP: 0.167, SLG: 0.179										1	0	1	0	0	0	0
Robb Nen, R (9, 1)		1-2 2-3 3-H 1B		1-2	1-2					0	0	0	0	0	0	0

Inning Stats	R: 0	H: 0	E: 0	K: 0	S: 5	H: 0	LOB: 0	BB: 0	P: 7	R: 1	H: 2	E: 0	K: 0	S: 9	H: 0	LOB: 0	BB: 0	P: 12	R: 0	H: 0	E: 0	K: 1	S: 8	R: 1	H: 2	E: 1	K: 0	S: 11	H: 6	LOB: 2	BB: 1	P: 28	R: 0	H: 0	E: 0	K: 0	S: 6	H: 0	LOB: 1	BB: 1	R: 1	H: 2	E: 0	K: 1	S: 14	H: 1	LOB: 1	BB: 1	R: 1	H: 1	E: 0	K: 0	S: 7
--------------	------	------	------	------	------	------	--------	-------	------	------	------	------	------	------	------	--------	-------	-------	------	------	------	------	------	------	------	------	------	-------	------	--------	-------	-------	------	------	------	------	------	------	--------	-------	------	------	------	------	-------	------	--------	-------	------	------	------	------	------


PITCHER	IP	WLS	BF	H	R	ER	SO	BB	IBB	HBP	BLK	WP	HR	S	P	ERA	WHIP
Greg Maddux, R (1, 1) ERA: 3.5	5.0	L	29	10	6	5	1	2	3	0	0	0	0	52	92	9.00	2.400
Bruce Chen, L (6, 1) ERA: 6.59	1.0		4	0	0	0	0	1	0	0	0	0	0	6	14	0.00	1.000
30 Kevin McGlinchy, R (7, 1) ERA: 3.08	1.0		5	2	1	1	1	0	0	0	0	1	1	14	17	9.00	2.000
50 Derrin Ebert, L (8, 1) ERA: 5.14	0.2		4	1	1	1	0	1	0	0	0	0	1	5	10	13.50	3.000
David Cortes, R (8, 1) ERA: 7.71	0.1		1	0	0	0	0	0	0	0	0	0	0	2	2	0.00	0.000

BOTTOM																	
Atlanta Braves @ San Francisco Giants																	
3Com Park at Candlestick Point, San Francisco, CA																	
Sun Sep 12 1999, 4:05 PM EDT																	
Att: 44,402 - Sunny - 66 F																	
livebaseballscorecards.com																	
AB	33	R	8	H	13	RBI	7	BB	7	SO	2	LOB	17				
WP	1	PA	43														
PB	0	SB	0	CS	0												
1B	10	SF	0	2B	1	SAC	3	3B	0	DP	0	HR	2	HBP	0		





Batter	1	2	3	4	5	6	7	8	9	AB R H RBI BB SO LOB	TOP									
Dave Berg, R (1, 6) OBP: 0.362, SLG: 0.389	1-1 B1		1-0 F9			2-0 F9			1-3 K	4 0 0 0 0 1 1	<b>Florida Marlins @ San Francisco Giants</b> 3Com Park at Candlestick Point, San Francisco, CA Tue Sep 14 1999, 10:05 PM EDT Att. 16,335 - Cloudy - 60 F <a href="http://livebaseballscorecards.com">livebaseballscorecards.com</a>									
Bruce Aven, R (1, 9) OBP: 0.373, SLG: 0.458	4-2 G4-6-3 BB		1-3 K			1-0 FC4-6			0-1 G6-4-3 1B	3 0 1 0 1 1 1										
Cliff Floyd, L (1, 7) OBP: 0.364, SLG: 0.466	0-0 G4-6-3		3-2 F9						0-0 G6-4-3	4 0 0 0 0 1 2										
Preston Wilson, R (1, 8) OBP: 0.363, SLG: 0.530		1-1 G6-3		1-1 CS 1B					4-1 FC6-4 BB	2 0 1 0 1 0 0										
Derrek Lee, R (1, 3) OBP: 0.267, SLG: 0.335		2-2 2B		1-2 CS	1-0 G3				1-3 K	3 0 1 0 0 1 1										
Mike Lowell, R (1, 5) OBP: 0.317, SLG: 0.374		2-3 K		3-2 SAFE	3-2 G6-3				1-1 FC6-4	3 0 0 0 0 1 2										
Amaury Garcia, R (1, 4) OBP: 0.333, SLG: 0.700		1-3 K2-3		3-3 K					0-3 K	3 0 0 0 0 3 1										
Ramon Castro, R (1, 2) OBP: 0.255, SLG: 0.268		1-0 G4-3		1-0 G6-3					0-0 L6	3 0 0 0 0 0 0										
Ryan Dempster, R (1, 1) OBP: 0.116, SLG: 0.119		0-0 G5-3		0-1 FC4-6 1B					0-1 G6-3	2 0 1 0 0 0 0										
Kevin Orie, R (8, PH) OBP: 0.319, SLG: 0.400										1 0 0 0 0 0 0										
Antonio Alfonseca, R (8, 1)										0 0 0 0 0 0 0										
<b>Inning Stats</b>	R: 0 E: 0 K: 0 S: 6	H: 0 LOB: 0 BB: 1 P: 11	R: 0 E: 0 K: 2 S: 11	H: 1 LOB: 1 BB: 0 P: 17	R: 0 E: 0 K: 0 S: 3	H: 0 LOB: 0 BB: 0 P: 5	R: 0 E: 0 K: 1 S: 11	H: 1 LOB: 0 BB: 0 P: 17	R: 0 E: 0 K: 1 S: 10	H: 0 LOB: 0 BB: 0 P: 17	R: 0 E: 0 K: 2 S: 9	H: 0 LOB: 1 BB: 1 P: 17	R: 0 E: 0 K: 1 S: 6	H: 0 LOB: 0 BB: 0 P: 6	R: 0 E: 0 K: 1 S: 7	H: 1 LOB: 0 BB: 0 P: 8	1B: 3 2B: 1 3B: 0 HR: 0	SF: 0 SAC: 0 DP: 2 HBP: 0	WP: 0 PB: 0 SB: 0 CS: 1	PA: 31
<b>PITCHER</b> Shawn Estes, L (1, 1) ERA: 4.5	IP: 9.0 WLS: W BF: 30 H: 4 R: 0 ER: 0 SO: 8 BB: 2 IBB: 0 HBP: 0 BLK: 0 WP: 0 HR: 0 S: 68 P: 107 ERA: 0.00 WHIP: 0.667																			







Batter	1	2	3	4	5	6	7	8	9	AB R H RBI BB SO LOB	TOP
Dave Berg, R (1, 6) OBP: 0.356, SLG: 0.382	1-2 P3		0-3 K		0-2 L4		1-0 F8			4 0 0 0 0 1 1	<b>Florida Marlins @ San Francisco Giants</b> 3Com Park at Candlestick Point, San Francisco, CA Wed Sep 15 1999, 10:05 PM EDT Att. 11,996 - Unknown - 57 F <a href="http://livebaseballscorecards.com">livebaseballscorecards.com</a>
Mark Kotsay, L (1, 9) OBP: 0.301, SLG: 0.401	0-0 F7			2-1 HR 1B	0-0 F9		1-1 L3			4 1 1 0 0 0 1	
Cliff Floyd, L (1, 7) OBP: 0.371, SLG: 0.482	4-0 BB			0-0 HR 1-H	4-2 BB			0-2 K		2 1 1 2 2 1 0	
Preston Wilson, R (1, 8) OBP: 0.360, SLG: 0.525	0-1 F9			0-3 K	0-3 K			1-2 K		4 0 0 0 0 3 2	
Derrek Lee, R (1, 3) Braden Loooper, R (8, 1) OBP: 0.262, SLG: 0.328		0-0 F7		3-2 G1-3		1-2 G6-3		0-1 G5-3		4 0 0 0 0 0 0 0 0 0 0 0 0 0	
Kevin Orji, R (1, 5) Julio Ramirez, R (9, PR) OBP: 0.322, SLG: 0.399		1-1 G6-3		0-1 BB 1B		2-2 F8		4-2 CS BB		3 0 1 0 1 0 0 0 0 0 0 0 0 0	
Amaury Garcia, R (1, 4) John Roskos, R (9, PH) OBP: 0.333, SLG: 0.583		0-1 G1-3		4-0 BB		1-3 K		1 SAFE 0-3 K		2 0 0 0 1 1 0 1 0 0 0 0 1 1	
Ramon Castro, R (1, 2) OBP: 0.275, SLG: 0.341			2-1 F8	4-0 BB			1-0 HR		1-3 K	3 1 1 1 1 1 1	
Dennis Springer, R (1, 1) Bruce Aven, R (7, PH) Jesus Sanchez, L (7, 1) Kevin Millar, R (8, 3) OBP: 0.133, SLG: 0.159			2-2 L6	2-2 P3			1-1 L3 1B			2 0 0 0 0 0 3 1 0 1 0 0 0 0 0 0 0 0 0 0 0 0 0 0 0 0 0 0	
<b>Inning Stats</b>	R: 0 H: 0 E: 0 LOB: 1 K: 0 BB: 1 S: 7 P: 12	R: 0 H: 0 E: 0 LOB: 0 K: 0 BB: 0 S: 5 P: 6	R: 0 H: 0 E: 0 LOB: 0 K: 1 BB: 0 S: 9 P: 13	R: 2 H: 3 E: 0 LOB: 3 K: 1 BB: 2 S: 17 P: 32	R: 0 H: 0 E: 0 LOB: 1 K: 1 BB: 1 S: 9 P: 13	R: 0 H: 0 E: 0 LOB: 0 K: 1 BB: 0 S: 10 P: 14	R: 1 H: 2 E: 0 LOB: 0 K: 0 BB: 0 S: 6 P: 10	R: 0 H: 0 E: 0 LOB: 0 K: 2 BB: 0 S: 9 P: 10	R: 0 H: 0 E: 0 LOB: 1 K: 2 BB: 1 S: 10 P: 15	1B: 3 SF: 0 2B: 1 SAC: 0 3B: 0 DP: 1 HR: 2 HBP: 0	
<b>PITCHER</b>	IP WLS BF H R ER SO BB IBB HBP BLK WP HR S P ERA WHIP										
Russ Ortiz, R (1, 1) ERA: 3.74	7.0 W 29 5 3 3 4 4 0 0 0 0 0 2 63 100 3.86 1.286										
Alan Embree, L (8, 1) ERA: 3.02	1.0 H 3 0 0 0 2 0 0 0 0 0 0 0 9 10 0.00 0.000										
Robb Nen, R (9, 1) ERA: 3.65	1.0 S 3 0 0 0 2 1 0 0 0 0 0 0 10 15 0.00 1.000										

Batter	1	2	3	4	5	6	7	8	9	AB	R	H	RBI	BB	SO	LOB
Marvin Benard, L (1, 8) OBP: 0.361, SLG: 0.457	1-1 CS 1B		1-3 K	1-1 G4-3			0-2 F7			4	0	1	0	0	1	4
Bill Mueller, S (1, 5) OBP: 0.398, SLG: 0.360	4-2 1-2 BB		0-0 SF9		0-1 G4-3 L5 2B		0-1 P4			2	0	1	1	1	0	0
Barry Bonds, L (1, 7) OBP: 0.405, SLG: 0.635	3-2 L8		2-0 G4-1		1-2 G4-3		3-1 G6-3			4	0	0	0	0	0	3
Jeff Kent, R (1, 4) OBP: 0.378, SLG: 0.525	0-0 F7			3-2 HR		0-0 L5		2-3 K		4	1	1	1	0	1	2
J.T. Snow, L (1, 3) OBP: 0.375, SLG: 0.448		2-1 G1-6-3 1B		3-2 BB 1B HBP		1-0 HR		2-3 K		3	2	2	1	0	1	0
Ellis Burks, R (1, 9) OBP: 0.394, SLG: 0.572	2-1 P9		4-1 SH5-4 1B 1-2 BB		1-0 P6		4-1 FC6-4 BB			2	0	0	0	2	0	1
Jay Canizaro, R (8, PR)										0	0	0	0	0	0	0
Robb Nen, R (9, 1)										0	0	0	0	0	0	0
Rich Aurilia, R (1, 6) OBP: 0.332, SLG: 0.430	1 SAFE 0-0 G1-6-3 1-2f		0-1 P9		1-2 FC6-4 1B		1-1 FC6-4			4	0	1	0	0	0	4
Doug Mirabelli, R (1, 2) OBP: 0.347, SLG: 0.394		2-2 1B SF9 1B		0-0 SH5-4 1B 1-2 2-H		1 SAFE 0-0 P8				3	1	2	1	0	0	1
Russ Ortiz, R (1, 1) OBP: 0.227, SLG: 0.281			0-2 1B		0-0 SH5-4		3-3 K			2	0	1	0	0	1	1
Alan Embree, L (8, 1)										0	0	0	0	0	0	0
Armando Rios, L (9, 9) OBP: 0.415, SLG: 0.491			1-3 1B		1-2 2-3 K					0	0	0	0	0	0	0

Inning Stats	R: 0	H: 1	R: 0	H: 1	R: 1	H: 2	R: 0	H: 1	R: 1	H: 2	R: 0	H: 0	R: 0	H: 0	R: 0	H: 0
	E: 0	LOB: 1	E: 0	LOB: 0	E: 0	LOB: 1	E: 0	LOB: 0	E: 0	LOB: 1	E: 0	LOB: 0	E: 0	LOB: 0	E: 0	LOB: 1
	K: 0	BB: 1	K: 0	BB: 0	K: 1	BB: 0	K: 0	BB: 0	K: 1	BB: 0	K: 0	BB: 0	K: 2	BB: 1	K: 11	BB: 1
	S: 10	P: 18	S: 5	P: 9	S: 12	P: 17	S: 6	P: 7	S: 9	P: 15	S: 7	P: 10	S: 11	P: 20	S: 11	P: 20

PITCHER	IP	WLS	BF	H	R	ER	SO	BB	IBB	HBP	BLK	WP	HR	S	P	ERA	WHIP
Dennis Springer, R (1, 1) ERA: 4.55	6.0	L	27	9	4	4	2	2	0	1	0	0	2	54	89	6.00	1.833
Jesus Sanchez, L (7, 1) ERA: 6.07	1.0		3	0	0	0	0	0	0	0	0	0	0	7	10	0.00	0.000
Braden Looper, R (8, 1) ERA: 3.55	1.0		4	0	0	0	2	1	0	0	0	0	0	11	20	0.00	1.000

**BOTTOM**

**Florida Marlins @ San Francisco Giants**  
**3Com Park at Candlestick Point, San Francisco, CA**

Wed Sep 15 1999, 10:05 PM EDT  
Att. 11,996 - Unknown - 57 F

<b>AB</b>	<b>28</b>
<b>R</b>	<b>4</b>
<b>H</b>	<b>9</b>
<b>RBI</b>	<b>4</b>
<b>BB</b>	<b>3</b>
<b>SO</b>	<b>4</b>
<b>LOB</b>	<b>16</b>

**GIANTS**

WP: 0	PA: 34
PB: 0	
SB: 0	
CS: 1	



Batter	1	2	3	4	5	6	7	8	9	AB R H RBI BB SO LOB	TOP																
Dave Berg, R (1, 6) OBP: 0.349, SLG: 0.374	1-0 F9		2-3 K		0-1 F8		0-0 G4-3		2-2 P6	5 0 0 0 0 1 1	<b>Florida Marlins @ San Francisco Giants</b> 3Com Park at Candlestick Point, San Francisco, CA Thu Sep 16 1999, 4:05 PM EDT Att. 14,095 - Sunny - 68 F <a href="http://livebaseballscorecards.com">livebaseballscorecards.com</a>																
Bruce Aven, R (1, 9) OBP: 0.376, SLG: 0.458	4-2 2B SF9 BB		1-3 K		2-2 P3			1-2 F9 HBP 1B	3 1 1 0 1 1 0																		
Cliff Floyd, L (1, 7) OBP: 0.368, SLG: 0.482	0-0 1-3 2B		0-0 G6-3		2-3 K			2-3 K	4 0 1 0 0 2 1																		
Kevin Millar, R (1, 3) OBP: 0.371, SLG: 0.443 Chris Clapinski, S (8, PR) OBP: 0.344, SLG: 0.327 Derrek Lee, R (8, 3) OBP: 0.262, SLG: 0.328	3-2 SF9 3-H			2-2 G5-4-3 1B		3-1 HR		1-1 HBP 1-2 HBP	2 1 2 2 0 0 0 0 0 0 0 0 0 0 0 0 0 0 0 0 0																		
Preston Wilson, R (1, 8) OBP: 0.361, SLG: 0.526	4-2 BB			2-2 G5-4-3 1-2f		2-1 F9 F7-2 2B		0-0 F9 2-3	3 0 1 0 1 0 3																		
Mike Lowell, R (1, 5) OBP: 0.316, SLG: 0.372	2-3 K			3-2 1B HR 1B		1-0 F9 2-3		2-3 K	4 1 1 0 0 2 5																		
Amaury Garcia, R (1, 4) OBP: 0.333, SLG: 0.533 Kevin Orie, R (9, PH) OBP: 0.321, SLG: 0.397		0-0 E1 L3		2-1 1-2 HR 1B		0-1 F7-2 3-H		2-2 G4-3	3 1 1 0 0 0 1 1 0 0 0 0 0 0																		
Mike Redmond, R (1, 2) OBP: 0.388, SLG: 0.362		1-0 L3 1-2		1-0 1-H 2-H HR		1-3 K		0-3 K	4 1 1 3 0 2 1																		
Vladimir Nunez, R (1, 1) OBP: 0.087, SLG: 0.087 Jesus Sanchez, L (6, 1) OBP: 0.154, SLG: 0.083 John Roskos, R (7, PH) OBP: 0.286, SLG: 0.571 Brian Edmondson, R (7, 1) OBP: 0.364, SLG: 0.545 Mark Kotsay, L (9, PH) OBP: 0.303, SLG: 0.404		2-2 G4-3		3-1 P5		1-3 K		0-1 WP 2B	2 0 0 0 0 0 0 0 0 0 0 0 0 0 1 0 0 0 0 1 0 0 0 0 0 0 0 0 1 0 1 0 0 0 0																		
<b>Inning Stats</b>	R: 1 E: 0 K: 1 S: 20	H: 1 LOB: 2 BB: 2 P: 34	R: 0 E: 1 K: 0 S: 6	H: 0 LOB: 0 BB: 0 P: 9	R: 0 E: 0 K: 2 S: 9	H: 0 LOB: 0 BB: 0 P: 12	R: 3 E: 0 K: 0 S: 15	H: 4 LOB: 0 BB: 0 P: 28	R: 0 E: 0 K: 1 S: 9	H: 0 LOB: 0 BB: 0 P: 13		R: 1 E: 0 K: 0 S: 7	H: 2 LOB: 0 BB: 0 P: 13	R: 0 E: 0 K: 2 S: 7	H: 0 LOB: 0 BB: 0 P: 9	R: 0 E: 0 K: 2 S: 13	H: 1 LOB: 2 BB: 0 P: 19	R: 0 E: 0 K: 1 S: 14	H: 1 LOB: 1 BB: 0 P: 18	1B: 4 2B: 5 3B: 0 HR: 2	SF: 1 SAC: 0 DP: 3 HBP: 1	WP: 1 PB: 0 SB: 0 CS: 0	PA: 37				
<b>PITCHER</b>	IP	WLS	BF	H	R	ER	SO	BB	IBB	HBP	BLK	WP	HR	S	P	ERA	WHIP										
Kirk Rueter, L (1, 1) ERA: 5.12	5.0		23	7	5	5	4	2	0	0	0	0	2	63	105	9.00	1.800										
Bronswell Patrick, R (6, 1) ERA:	2.0	W	6	1	0	0	2	0	0	0	0	0	0	13	17	0.00	0.500										
Rich Rodriguez, L (8, 1) ERA: 4.99	0.1	H	1	0	0	0	1	0	0	0	0	0	0	3	5	0.00	0.000										
Jerry Spradlin, R (8, 1) ERA: 4.97	0.2	H	3	0	0	0	1	0	0	1	0	0	0	7	10	0.00	0.000										
Robb Nen, R (9, 1) ERA: 3.6	1.0	S	4	1	0	0	1	0	0	0	0	1	0	14	18	0.00	1.000										

Batter	1	2	3	4	5	6	7	8	9	AB	R	H	RBI	BB	SO	LOB
Marvin Benard, L OBP: 0.360, SLG: 0.461 (1, 8) B C F X	1-2 HR		3-2 FC6-4 1-2f CS		3-2 G4-3		2-2 L7			4	1	1	2	0	0	2
Bill Mueller, S OBP: 0.397, SLG: 0.358 (1, 5) C X	0-1 F7		3-2 CS 1-2	1-0 G5-3	0-0 1B		0-1 G4-3			4	0	1	1	0	0	0
Barry Bonds, L OBP: 0.401, SLG: 0.627 (1, 7) X	0-0 G6-3			2-0 P6	2-3 K		1-0 F8			4	0	0	0	0	1	1
Jeff Kent, R OBP: 0.379, SLG: 0.529 (1, 4) C B X	1-1 G6-3			1-0 1B 2B		0-1 E 2B		2-3 K		4	2	2	0	0	1	0
J.T. Snow, L OBP: 0.376, SLG: 0.447 (1, 3) F B F X		1-3 K		4-2 1B BB		4-0 FC4-6 BB		3-1 G4-3		2	0	0	0	2	1	0
Armando Rios, L OBP: 0.418, SLG: 0.500 (1, 9) X		0-0 P7		1-0 CS 1B		3-1 FC4-6 1B FC4-6		1-0 2B		4	1	2	1	0	0	1
Rich Aurilia, R OBP: 0.333, SLG: 0.430 (1, 6) B C X		1-1 G4-3		1-2 CS 1-2		0-0 SH1-4 1B G4-3 1B		2-3 FC4-6 1B		4	1	2	0	0	1	1
Brent Mayne, L OBP: 0.395, SLG: 0.441 (1, 2) B B B			4-0 FC5-6 BB		2-1 G4-3 1B SH1-4 1B		0-0 FC4-6			2	1	1	1	1	0	1
Kirk Rueter, L OBP: 0.182, SLG: 0.192 Bronswell Patrick, R (6, 1) Rich Rodriguez, L OBP: 1.000, SLG: 1.000 Jerry Spradlin, S (8, 1) Robb Nen, R (9, 1)			1-0 FC5-6 1-2f FC6-4		0-0 SH1-4		3-3 K			1	0	0	0	0	0	1

Inning Stats	R: 1	H: 1	E: 0	K: 0	S: 8	LOB: 0	BB: 0	P: 10	R: 0	H: 0	E: 0	K: 1	S: 6	LOB: 0	BB: 0	P: 8	R: 0	H: 0	E: 0	K: 0	S: 7	LOB: 0	BB: 1	P: 18	R: 1	H: 2	E: 0	K: 0	S: 9	LOB: 1	BB: 1	P: 19	R: 2	H: 3	E: 0	K: 1	S: 11	LOB: 1	BB: 0	P: 18	R: 2	H: 2	E: 1	K: 1	S: 16	LOB: 1	BB: 1	P: 27	R: 0	H: 0	E: 0	K: 0	S: 6	LOB: 0	BB: 0	P: 9	R: 0	H: 1	E: 0	K: 2	S: 9	LOB: 1	BB: 0	P: 17
--------------	------	------	------	------	------	--------	-------	-------	------	------	------	------	------	--------	-------	------	------	------	------	------	------	--------	-------	-------	------	------	------	------	------	--------	-------	-------	------	------	------	------	-------	--------	-------	-------	------	------	------	------	-------	--------	-------	-------	------	------	------	------	------	--------	-------	------	------	------	------	------	------	--------	-------	-------

PITCHER	IP	WLS	BF	H	R	ER	SO	BB	IBB	HBP	BLK	WP	HR	S	P	ERA	WHIP
Vladimir Nunez, R ERA: 4.16 (1, 1)	5.1	L	25	8	6	5	2	3	0	0	0	0	1	48	88	8.44	2.062
Jesus Sanchez, L ERA: 6.01 (6, 1)	0.2		2	0	0	0	1	0	0	0	0	0	0	9	12	0.00	0.000
Brian Edmondson, R ERA: 5.66 (7, 1)	2.0		7	1	0	0	2	0	0	0	0	0	0	15	26	0.00	0.500

**BOTTOM**

**Florida Marlins @ San Francisco Giants**  
3Com Park at Candlestick Point, San Francisco, CA

Thu Sep 16 1999, 4:05 PM EDT  
Att. 14,095 - Sunny - 68 F

AB	30
R	6
H	9
RBI	5
BB	3
SO	5
LOB	8

livebaseballscorecards.com

**GIANTS**

WP: 0	PA: 36
PB: 0	
SB: 0	
CS: 2	



Batter	1	2	3	4	5	6	7	8	9	AB R H RBI BB SO LOB	TOP
Marvin Benard, L (1, 8) OBP: 0.357, SLG: 0.457	1-0 G4-3		3-3 K		1-1 F8		0-0 G4-3			4 0 0 0 0 1 0	<b>San Francisco Giants @ San Diego Padres</b> Qualcomm Stadium, San Diego, CA Fri Sep 17 1999, 10:05 PM EDT Att. 29,028 - Cloudy - 67 F
Bill Mueller, S (1, 5) OBP: 0.395, SLG: 0.357	2-0 G4-3 HR 1B		1-3 K		0-1 G4-3		0-0 G3			4 1 1 0 0 1 0	
Barry Bonds, L (1, 7) OBP: 0.399, SLG: 0.622	3-2 G4-3 1-2		2-2 BB 1B		0-0 L7			2-2 G4-3		4 0 1 0 0 0 1	
Jeff Kent, R (1, 4) OBP: 0.380, SLG: 0.534	0-1 HR 2-H		4-1 BB 1-2		3-3 K			0-1 G6-3		3 1 1 2 1 1 0	
J.T. Snow, L (1, 3) OBP: 0.375, SLG: 0.445	0-2 1B		2-0 G4-3		1-1 F8			0-0 G5-3		4 0 1 0 0 0 2	
Armando Rios, L (1, 9) OBP: 0.416, SLG: 0.496		2-3 K		2-0 G4-3		1-2 HR 1B		2-2 G6-3		3 1 1 0 0 1 0	
Ellis Burks, R (9, PH) OBP: 0.394, SLG: 0.571										1 0 0 0 0 0 0	
Rich Aurilia, R (1, 6) OBP: 0.336, SLG: 0.441		2-1 FC5-4 1B		0-0 G1-3 2B		1 SAFE 3-2 HR 1-H		0-2 K		4 1 3 2 0 1 0	
Doug Mirabeli, R (1, 2) OBP: 0.329, SLG: 0.371		1-1 FC5-4 FC6-4 1-2f		2-2 G1-3 2-3		0-0 L7		2-3 K		4 0 0 0 0 1 2	
Joe Nathan, R (1, 1) OBP: 0.192, SLG: 0.200		2-2 FC6-4 1-2f		0-0 G6-3			2-3 K			3 0 0 0 0 1 2	
Alan Embree, L (8, 1)										0 0 0 0 0 0 0	
Jerry Spradlin, S (8, 1)										0 0 0 0 0 0 0	
Rich Rodriguez, L (8, 1) OBP: 1.000, SLG: 1.000										0 0 0 0 0 0 0	
Robb Nen, R (9, 1)										0 0 0 0 0 0 0	
<b>Inning Stats</b>	R: 2 H: 3 E: 0 LOB: 1 K: 0 BB: 0 S: 11 P: 17	R: 0 H: 1 E: 0 LOB: 1 K: 1 BB: 0 S: 10 P: 17	R: 0 H: 1 E: 0 LOB: 2 K: 2 BB: 1 S: 12 P: 24	R: 0 H: 1 E: 0 LOB: 1 K: 0 BB: 0 S: 6 P: 10	R: 0 H: 0 E: 0 LOB: 0 K: 0 BB: 0 S: 5 P: 6	R: 2 H: 2 E: 0 LOB: 0 K: 1 BB: 0 S: 14 P: 22	R: 0 H: 0 E: 0 LOB: 0 K: 1 BB: 0 S: 5 P: 7	R: 0 H: 0 E: 0 LOB: 0 K: 0 BB: 0 S: 7 P: 9	R: 0 H: 0 E: 0 LOB: 0 K: 2 BB: 0 S: 14 P: 18	1B: 5 SF: 0 2B: 1 SAC: 0 3B: 0 DP: 0 HR: 2 HBP: 0	WP: 0 PA: 35 PB: 0 SB: 0 CS: 0
<b>PITCHER</b>	IP WLS BF H R ER SO BB IBB HBP BLK WP HR S P ERA WHIP										
Andy Ashby, R (1, 1) ERA: 3.71	7.0 L 29 8 4 4 5 1 0 0 0 0 0 2 63 103 5.14 1.286										
Matt Whisenant, L (8, 1) ERA: 5.28	1.0 3 0 0 0 0 0 0 0 0 0 0 0 7 9 0.00 0.000										
Dan Miceli, R (9, 1) ERA: 4.06	1.0 3 0 0 0 0 2 0 0 0 0 0 0 14 18 0.00 0.000										



BOTTOM

San Francisco Giants @ San Diego Padres  
Qualcomm Stadium, San Diego, CA

livebaseballscorecards.com

AB 34  
R 2  
H 8  
RBI 2  
BB 4  
SO 5  
LOB 17



WP: 1 PA: 38  
PB: 0  
SB: 2  
CS: 0

Fri Sep 17 1999, 10:05 PM EDT  
Att: 29,028 - Cloudy - 67 F

AB R H RBI BB SO LOB

3 1 0 0 2 1 0

4 0 1 0 1 0 2

4 0 0 0 0 1 3

4 0 2 1 0 0 1

2 0 1 0 1 0 1

1 0 0 0 0 1 2

0 0 0 0 0 0 0

0 0 0 0 0 0 0

4 0 1 0 0 1 4

4 1 1 1 0 0 2

3 0 1 0 0 0 1

1 0 0 0 0 1 0

2 0 0 0 0 0 0

1 0 0 0 0 0 1

0 0 0 0 0 0 0

1 0 1 0 0 0 0

0 0 0 0 0 0 0

1B: 6 SF: 0

2B: 1 SAC: 0

3B: 0 DP: 1

HR: 1 HBP: 0

1B: 6 SF: 0

2B: 1 SAC: 0

3B: 0 DP: 1

HR: 1 HBP: 0

1B: 6 SF: 0

2B: 1 SAC: 0

3B: 0 DP: 1

HR: 1 HBP: 0

1B: 6 SF: 0

2B: 1 SAC: 0

3B: 0 DP: 1

HR: 1 HBP: 0

1B: 6 SF: 0

2B: 1 SAC: 0

3B: 0 DP: 1

HR: 1 HBP: 0

1B: 6 SF: 0

2B: 1 SAC: 0

3B: 0 DP: 1

HR: 1 HBP: 0

1B: 6 SF: 0

2B: 1 SAC: 0

3B: 0 DP: 1

HR: 1 HBP: 0

1B: 6 SF: 0

2B: 1 SAC: 0

3B: 0 DP: 1

HR: 1 HBP: 0

1B: 6 SF: 0

2B: 1 SAC: 0

3B: 0 DP: 1

HR: 1 HBP: 0

1B: 6 SF: 0

2B: 1 SAC: 0

3B: 0 DP: 1

HR: 1 HBP: 0

1B: 6 SF: 0

2B: 1 SAC: 0

3B: 0 DP: 1

HR: 1 HBP: 0

1B: 6 SF: 0

2B: 1 SAC: 0

3B: 0 DP: 1

HR: 1 HBP: 0

1B: 6 SF: 0

2B: 1 SAC: 0

3B: 0 DP: 1

HR: 1 HBP: 0

1B: 6 SF: 0

2B: 1 SAC: 0

3B: 0 DP: 1

HR: 1 HBP: 0

1B: 6 SF: 0

2B: 1 SAC: 0

3B: 0 DP: 1

HR: 1 HBP: 0

1B: 6 SF: 0

2B: 1 SAC: 0

3B: 0 DP: 1

HR: 1 HBP: 0

1B: 6 SF: 0

2B: 1 SAC: 0

3B: 0 DP: 1

HR: 1 HBP: 0

1B: 6 SF: 0

2B: 1 SAC: 0

3B: 0 DP: 1

HR: 1 HBP: 0

1B: 6 SF: 0

2B: 1 SAC: 0

3B: 0 DP: 1

HR: 1 HBP: 0

1B: 6 SF: 0

2B: 1 SAC: 0

3B: 0 DP: 1

HR: 1 HBP: 0

1B: 6 SF: 0

2B: 1 SAC: 0

3B: 0 DP: 1

HR: 1 HBP: 0

1B: 6 SF: 0

2B: 1 SAC: 0

3B: 0 DP: 1

HR: 1 HBP: 0

1B: 6 SF: 0

2B: 1 SAC: 0

3B: 0 DP: 1

HR: 1 HBP: 0

1B: 6 SF: 0

2B: 1 SAC: 0

3B: 0 DP: 1

HR: 1 HBP: 0

1B: 6 SF: 0

2B: 1 SAC: 0

3B: 0 DP: 1

HR: 1 HBP: 0

1B: 6 SF: 0

2B: 1 SAC: 0

3B: 0 DP: 1

HR: 1 HBP: 0

1B: 6 SF: 0

2B: 1 SAC: 0

3B: 0 DP: 1

HR: 1 HBP: 0

1B: 6 SF: 0

2B: 1 SAC: 0

3B: 0 DP: 1

HR: 1 HBP: 0

1B: 6 SF: 0

2B: 1 SAC: 0

3B: 0 DP: 1

HR: 1 HBP: 0

1B: 6 SF: 0

2B: 1 SAC: 0

3B: 0 DP: 1

HR: 1 HBP: 0

1B: 6 SF: 0

2B: 1 SAC: 0

3B: 0 DP: 1

HR: 1 HBP: 0

1B: 6 SF: 0

2B: 1 SAC: 0

3B: 0 DP: 1

HR: 1 HBP: 0

1B: 6 SF: 0

2B: 1 SAC: 0

3B: 0 DP: 1

HR: 1 HBP: 0

1B: 6 SF: 0

2B: 1 SAC: 0

3B: 0 DP: 1

HR: 1 HBP: 0

1B: 6 SF: 0

2B: 1 SAC: 0

3B: 0 DP: 1

HR: 1 HBP: 0

1B: 6 SF: 0

2B: 1 SAC: 0

3B: 0 DP: 1

HR: 1 HBP: 0

1B: 6 SF: 0

2B: 1 SAC: 0

3B: 0 DP: 1

HR: 1 HBP: 0

1B: 6 SF: 0

2B: 1 SAC: 0

3B: 0 DP: 1

HR: 1 HBP: 0

1B: 6 SF: 0

2B: 1 SAC: 0

3B: 0 DP: 1

HR: 1 HBP: 0

1B: 6 SF: 0

2B: 1 SAC: 0

3B: 0 DP: 1

HR: 1 HBP: 0

1B: 6 SF: 0

2B: 1 SAC: 0

3B: 0 DP: 1

HR: 1 HBP: 0

1B: 6 SF: 0

2B: 1 SAC: 0

3B: 0 DP: 1

HR: 1 HBP: 0

1B: 6 SF: 0

2B: 1 SAC: 0

3B: 0 DP: 1

HR: 1 HBP: 0

1B: 6 SF: 0

2B: 1 SAC: 0

3B: 0 DP: 1

HR: 1 HBP: 0

1B: 6 SF: 0

2B: 1 SAC: 0

3B: 0 DP: 1

HR: 1 HBP: 0

1B: 6 SF: 0

2B: 1 SAC: 0

3B: 0 DP: 1

HR: 1 HBP: 0

1B: 6 SF: 0

2B: 1 SAC: 0

3B: 0 DP: 1

HR: 1 HBP: 0

1B: 6 SF: 0

2B: 1 SAC: 0

3B: 0 DP: 1

HR: 1 HBP: 0

1B: 6 SF: 0

2B: 1 SAC: 0

3B: 0 DP: 1

HR: 1 HBP: 0

1B: 6 SF: 0

2B: 1 SAC: 0

3B: 0 DP: 1

HR: 1 HBP: 0

1B: 6 SF: 0

2B: 1 SAC: 0

3B: 0 DP: 1

HR: 1 HBP: 0

1B: 6 SF: 0

2B: 1 SAC: 0

3B: 0 DP: 1

HR: 1 HBP: 0

1B: 6 SF: 0

2B: 1 SAC: 0

3B: 0 DP: 1

HR: 1 HBP: 0

1B: 6 SF: 0

2B: 1 SAC: 0

3B: 0 DP: 1

HR: 1 HBP: 0

1B: 6 SF: 0

2B: 1 SAC: 0

3B: 0 DP: 1

HR: 1 HBP: 0

1B: 6 SF: 0

2B: 1 SAC: 0

3B: 0 DP: 1

HR: 1 HBP: 0

1B: 6 SF: 0

2B: 1 SAC: 0

3B: 0 DP: 1

HR: 1 HBP: 0

1B: 6 SF: 0

2B: 1 SAC: 0

3B: 0 DP: 1

HR: 1 HBP: 0

1B: 6 SF: 0

2B: 1 SAC: 0

3B: 0 DP: 1

HR: 1 HBP: 0

1B: 6 SF: 0

2B: 1 SAC: 0

3B: 0 DP: 1

HR: 1 HBP: 0

1B: 6 SF: 0

2B: 1 SAC: 0



Batter	1	2	3	4	5	6	7	8	9	AB R H RBI BB SO LOB	TOP														
<b>F.P. Santangelo, S</b> (1, 8) OBP: 0.411, SLG: 0.399	1-2 G5-3		0-1 F7			1-0 G4-3	2-3 K		0-0 F8	5 0 0 0 0 1 2															
<b>Rich Aurilia, R</b> (1, 6) OBP: 0.334, SLG: 0.438	1-1 G5-3		1-0 G6-3			2-0 F7	1-2 P6			3 0 0 0 0 0 1															
<b>Wilson Delgado, S</b> (7, PH) OBP: 0.355, SLG: 0.321	(7, 6)									1 0 0 0 0 0 0															
<b>Barry Bonds, L</b> (1, 7) OBP: 0.401, SLG: 0.635	0-2 HR				0-0 G6-3	3-1 FC5 2B		1-1 G1-4-3		3 1 2 1 0 0 0															
<b>Marvin Benard, L</b> (7, 7) OBP: 0.357, SLG: 0.456										1 0 0 0 0 0 0															
<b>Jeff Kent, R</b> (1, 4) OBP: 0.379, SLG: 0.532	2-3 K				0-0 G6-3	4-2 BB		0-3 K2-3		2 0 0 0 1 1 0															
<b>Ramon Martinez, R</b> (7, 5) OBP: 0.322, SLG: 0.415										1 0 0 0 0 1 0															
<b>Ellis Burks, R</b> (1, 9) OBP: 0.391, SLG: 0.566			1-2 G6-3		1-0 G4-3	2-2 FC5		0-1 G3		3 0 0 0 0 0 2															
<b>Armando Rios, L</b> (7, 9) OBP: 0.413, SLG: 0.492										1 0 0 0 0 0 0															
<b>J.T. Snow, L</b> (1, 3) OBP: 0.377, SLG: 0.448			0-2 G3-1			2-1 G6-3 1B			2-2 E6 FC6-5	3 1 2 0 0 0 0															
<b>Miguel Del Toro, R</b> (7, 1)										0 0 0 0 0 0 0															
<b>Felix Rodriguez, R</b> (8, 1) OBP: 0.429, SLG: 1.000										0 0 0 0 0 0 0															
<b>Bill Mueller, S</b> (9, PH) OBP: 0.394, SLG: 0.356										1 0 0 0 0 0 0															
<b>Charlie Hayes, R</b> (1, 5) OBP: 0.292, SLG: 0.314			3-2 P4			3-2 G6-3	1-1 HR 2B		1-0 FC6-5 2B G4-3	4 2 1 1 0 0 2															
<b>Scott Servais, R</b> (1, 2) OBP: 0.337, SLG: 0.411			0-1 SH1-4 1B			1-2 G1-4-3	1-0 F8		1-0 G4-3 2B	4 0 2 0 0 0 2															
<b>Mark Gardner, R</b> (1, 1) OBP: 0.167, SLG: 0.179																									
<b>Calvin Murray, R</b> (5, PH) OBP: 0.286, SLG: 0.333																									
<b>Bronswell Patrick, R</b> (5, 1)																									
<b>Rich Rodriguez, L</b> (6, 1) OBP: 1.000, SLG: 1.000			0-1 SH1-4			2-3 K	1-0 HR		1-0 G4-3	0 0 0 0 0 0 0															
<b>Julian Tavarez, L</b> (6, 1) OBP: 0.200, SLG: 0.200										1 0 0 0 0 0 1															
<b>Jay Cantizaro, R</b> (7, PH) OBP: 0.500, SLG: 2.000			1-2						2-3 3-H	0 0 0 0 0 0 0															
										0 0 0 0 0 0 0															
										0 0 0 0 0 0 0															
										0 0 0 0 0 0 0															
										0 0 0 0 0 0 0															
										0 0 0 0 0 0 0															
										2 1 1 3 0 0 1															
<b>Inning Stats</b>	R: 1 E: 0 K: 1 S: 11	H: 1 LOB: 0 BB: 0 P: 15	R: 0 E: 0 K: 0 S: 9	H: 0 LOB: 0 BB: 0 P: 13	R: 0 E: 0 K: 0 S: 7	H: 1 LOB: 1 BB: 0 P: 8	R: 0 E: 0 K: 0 S: 3	H: 0 LOB: 0 BB: 0 P: 4	R: 0 E: 0 K: 1 S: 11	H: 1 LOB: 1 BB: 0 P: 19	R: 0 E: 0 K: 0 S: 9	H: 1 LOB: 2 BB: 1 P: 21	R: 3 E: 0 K: 1 S: 15	H: 3 LOB: 0 BB: 0 P: 24	R: 0 E: 0 K: 1 S: 7	H: 0 LOB: 0 BB: 0 P: 8	R: 1 E: 1 K: 0 S: 7	H: 1 LOB: 1 BB: 0 P: 12	1B: 2 2B: 4 3B: 0 HR: 2	SF: 0 SAC: 1 DP: 0 HBP: 0	WP: 0 PB: 0 SB: 0 CS: 0	PA: 37			
<b>PITCHER</b>	IP	WLS	BF	H	R	ER	SO	BB	IBB	HBP	BLK	WP	HR	S	P	ERA	WHIP								
<b>Sterling Hitchcock, L</b> (1, 1) ERA: 4.1	6.0	W	23	4	1	1	2	1	0	0	0	0	1	50	80	1.50	0.833								
<b>Carlos Reyes, R</b> (7, 1) ERA: 3.41	1.0		6	3	3	3	1	0	0	0	0	0	1	15	24	27.00	3.000								
<b>Domingo Guzman, R</b> (8, 1) ERA: 7.36	1.0		3	0	0	0	1	0	0	0	0	0	0	7	8	0.00	0.000								
<b>Heath Murray, L</b> (9, 1) ERA: 5.48	1.0		5	1	1	0	0	0	0	0	0	0	0	7	12	0.00	1.000								

**San Francisco Giants @ San Diego Padres**  
Qualcomm Stadium, San Diego, CA  
Sat Sep 18 1999, 4:10 PM EDT  
Att. 42,265 - Cloudy - 70 F

<b>AB</b>	35
<b>R</b>	5
<b>H</b>	8
<b>RBI</b>	5
<b>BB</b>	1
<b>SO</b>	4
<b>LOB</b>	11



Batter	1	2	3	4	5	6	7	8	9	AB	R	H	RBI	BB	SO	LOB
<b>Quilvio Veras, S</b> (1, 4) OBP: 0.365, SLG: 0.375 <b>David Newhan, L</b> (6, PH) OBP: 0.129, SLG: 0.258 (7, 4)	3-1  <b>HR</b>		2-2 <b>G4-3</b>	1-1 <b>P5</b>		 <b>1B</b>	 <b>G1-3</b>			4	2	2	3	0	0	0
<b>Tony Gwynn, L</b> (1, 9) OBP: 0.374, SLG: 0.469 <b>Mike Darr, L</b> (7, 9) OBP: 0.275, SLG: 0.278	1-1 <b>G3-1</b>		0-0  <b>BB</b> <b>1B</b>		1-2 <b>F7</b>	0-1  <b>1B</b> <b>2B</b> <b>1B</b>	2-3 <b>K</b>			4	1	2	1	0	0	0
<b>Reggie Sanders, R</b> (1, 7) OBP: 0.383, SLG: 0.525 <b>Eric Owens, R</b> (7, 7) OBP: 0.334, SLG: 0.401	0-3  <b>K</b>		0-0 <b>P7</b>		0-0  <b>S</b> <b>1B</b>	1-0  <b>1B</b> <b>2B</b> <b>HBP</b>	0-0 <b>F8</b>			3	1	1	0	0	1	1
<b>Phil Nevin, R</b> (1, 5) OBP: 0.357, SLG: 0.558	0-1 <b>F8</b>		4-0  <b>BB</b>		1-3 <b>K</b>	2-2  <b>2B</b> <b>1B</b>	3-2 <b>F8</b>			4	1	1	1	1	1	1
<b>Wally Joyner, L</b> (1, 3) OBP: 0.366, SLG: 0.342		4-1  <b>1B</b> <b>SF8</b> <b>BB</b>	3-1 <b>G3-1</b>		4-0  <b>FC4</b> <b>BB</b>	1-0  <b>BB</b> <b>2B</b>		0-1  <b>1B</b>		3	1	2	3	2	0	2
<b>Wiki Gonzalez, R</b> (1, 2) OBP: 0.317, SLG: 0.397		0-0  <b>1B</b>		1-2  <b>HR</b> <b>2B</b>	1-2 <b>FC4</b>	1-2 <b>G6-3</b>		1-2 <b>F8</b>		5	1	2	0	0	0	4
<b>Ruben Rivera, R</b> (1, 8) OBP: 0.295, SLG: 0.387		1-3  <b>K</b>		3-3  <b>K</b>		 <b>1B</b> <b>1B</b>	 <b>HBP</b>	3-3 <b>K</b>		4	1	1	0	0	3	4
<b>Damian Jackson, R</b> (1, 6) OBP: 0.329, SLG: 0.367		3-0  <b>SF8</b>		0-1  <b>HR</b>	0-1  <b>1B</b>		 <b>P3</b>	1-0 <b>P6</b>		4	2	2	3	0	0	3
<b>Sterling Hitchcock, L</b> (1, 1) OBP: 0.133, SLG: 0.088 <b>John Vander Wal, L</b> (6, PH) OBP: 0.370, SLG: 0.427 <b>Carlos Reyes, S</b> (7, 1) <b>Domingo Guzman, R</b> (8, 1) <b>Heath Murray, L</b> (9, 1) OBP: 0.231, SLG: 0.167		2-3  <b>K</b>		1-2 <b>G6-3</b>	1-2  <b>E1</b> <b>1B</b>		 <b>BB</b>			3	1	0	0	0	1	3

Inning Stats	R: 1	H: 1	E: 0	LOB: 0	K: 1	P: 13	R: 1	H: 1	E: 0	LOB: 1	K: 2	P: 21	R: 0	H: 1	E: 0	LOB: 2	K: 0	P: 16	R: 2	H: 2	E: 0	LOB: 0	K: 1	P: 19	R: 0	H: 1	E: 0	LOB: 2	K: 1	P: 17	R: 7	H: 6	E: 1	LOB: 3	K: 0	P: 42	R: 0	H: 0	E: 0	LOB: 0	K: 1	P: 12	R: 0	H: 1	E: 0	LOB: 1	K: 1	P: 14
	1B: 9	SF: 1	2B: 2	SAC: 0	3B: 0	DP: 0	HR: 2	HBP: 2	WP: 0	PA: 44	1B: 9	SF: 1	2B: 2	SAC: 0	3B: 0	DP: 0	HR: 2	HBP: 2	WP: 0	PA: 44	1B: 9	SF: 1	2B: 2	SAC: 0	3B: 0	DP: 0	HR: 2	HBP: 2	WP: 0	PA: 44	1B: 9	SF: 1	2B: 2	SAC: 0	3B: 0	DP: 0	HR: 2	HBP: 2	WP: 0	PA: 44								

PITCHER	IP	WLS	BF	H	R	ER	SO	BB	IBB	HBP	BLK	WP	HR	S	P	ERA	WHIP
<b>Mark Gardner, R</b> (1, 1) ERA: 6.4	4.0	L	19	5	4	4	4	2	0	0	0	0	2	40	69	9.00	1.750
<b>Bronswell Patrick, R</b> (5, 1) ERA: 9.0	1.0		9	4	4	4	1	1	0	0	0	0	0	20	31	36.00	5.000
<b>Rich Rodriguez, L</b> (6, 1) ERA: 5.09	0.0		1	1	0	0	0	0	0	0	0	0	0	2	2	∞	∞
<b>Julian Tavaraz, R</b> (6, 1) ERA: 5.98	1.0		8	2	3	2	0	1	0	2	0	0	0	14	26	18.00	3.000
<b>Miguel Del Toro, R</b> (7, 1) ERA: 5.4	1.0		3	0	0	0	1	0	0	0	0	0	0	7	12	0.00	0.000

**BOTTOM**

**San Francisco Giants @ San Diego Padres**  
 Qualcomm Stadium, San Diego, CA

Sat Sep 18 1999, 4:10 PM EDT  
 Att: 42,265 - Cloudy - 70 F

livebaseballscorecards.com

<b>AB</b>	<b>37</b>
<b>R</b>	<b>11</b>
<b>H</b>	<b>13</b>
<b>RBI</b>	<b>11</b>
<b>BB</b>	<b>4</b>
<b>SO</b>	<b>7</b>
<b>LOB</b>	<b>21</b>



Batter	1	2	3	4	5	6	7	8	9	AB R H RBI BB SO LOB	TOP
<b>Marvin Benard, L</b> (1, 8) <small>OBP: 0.354, SLG: 0.453</small>	0-1 		1-2 	0-0 			0-0 			4 0 0 0 0 0 3	<b>San Francisco Giants @ San Diego Padres</b> Qualcomm Stadium, San Diego, CA Sun Sep 19 1999, 8:05 PM EDT Att. 32,443 - Unknown - 70 F  <b>livebaseballscorecards.com</b>
<b>Bill Mueller, S</b> (1, 5) <small>OBP: 0.393, SLG: 0.355</small>	1-1 		1-1 		3-2 		3-3 			4 0 1 0 0 2 1	
<b>Barry Bonds, L</b> (1, 7) <small>OBP: 0.400, SLG: 0.629</small>	1-3 		4-1 	1-2 		1-3 		2-2 		3 0 0 0 1 2 0	
<b>Jeff Kent, R</b> (1, 4) <small>OBP: 0.380, SLG: 0.532</small>		2-1 	0-1 	1-2 	3-2 		2-2 			4 1 2 0 0 0 0	
<b>J.T. Snow, L</b> (1, 3) <small>OBP: 0.378, SLG: 0.448</small>		4-1 	2-1 		1-2 		1-1 			3 1 1 0 1 0 2	
<b>Ellis Burks, R</b> (1, 9) <small>OBP: 0.394, SLG: 0.575</small>		1-1 		4-2 	0-1 		0-1 			3 1 2 3 1 0 1	
<b>Brent Mayne, L</b> (1, 2) <small>OBP: 0.394, SLG: 0.438</small>		0-2 		1-2 	0-1 		1-3 			4 0 1 0 0 1 2	
<b>Rich Aurilia, R</b> (1, 6) <small>OBP: 0.333, SLG: 0.437</small>		1-1 		0-2 	1-0 		0-1 			4 0 1 0 0 0 2	
<b>Shawn Estes, R</b> (1, 1) <small>OBP: 0.206, SLG: 0.203</small> <b>Felix Rodriguez, R</b> (7, 1) <small>OBP: 0.429, SLG: 1.000</small>		1-2 		0-0 	1-2 					3 0 1 0 0 0 2 0 0 0 0 0 0 0	
<b>Inning Stats</b>	R: 0 H: 0 E: 0 LOB: 0 K: 1 BB: 0 S: 7 P: 9	R: 3 H: 2 E: 0 LOB: 0 K: 0 BB: 1 S: 13 P: 22	R: 0 H: 2 E: 0 LOB: 2 K: 0 BB: 1 S: 10 P: 18	R: 0 H: 1 E: 0 LOB: 2 K: 0 BB: 1 S: 12 P: 17	R: 0 H: 0 E: 0 LOB: 0 K: 2 BB: 0 S: 11 P: 18	R: 0 H: 2 E: 0 LOB: 1 K: 0 BB: 0 S: 8 P: 10	R: 0 H: 1 E: 0 LOB: 1 K: 1 BB: 0 S: 7 P: 11	R: 0 H: 0 E: 0 LOB: 0 K: 0 BB: 0 S: 8 P: 11	R: 0 H: 1 E: 0 LOB: 0 K: 1 BB: 0 S: 7 P: 8	1B: 8 SF: 0 2B: 1 SAC: 0 3B: 0 DP: 3 HR: 1 HBP: 0	WP: 0 PA: 35 PB: 0 SB: 0 CS: 1
<b>PITCHER</b> <b>Woody Williams, R</b> (1, 1) <small>ERA: 4.58</small> <b>Matt Whisenant, L</b> (8, 1) <small>ERA: 5.15</small> <b>Trevor Hoffman, R</b> (9, 1) <small>ERA: 2.22</small>	IP WLS BF H R ER SO BB IBB HBP BLK WP HR S P ERA WHIP 7.0 W 29 8 3 3 4 3 0 0 0 0 1 68 105 3.86 1.571	IP WLS BF H R ER SO BB IBB HBP BLK WP HR S P ERA WHIP 1.0 H 3 0 0 0 0 0 0 0 0 0 0 8 11 0.00 0.000	IP WLS BF H R ER SO BB IBB HBP BLK WP HR S P ERA WHIP 1.0 S 3 1 0 0 0 1 0 0 0 0 0 7 8 0.00 1.000	<b>PITCHER</b> IP WLS BF H R ER SO BB IBB HBP BLK WP HR S P ERA WHIP							



Batter	1	2	3	4	5	6	7	8	9
<b>Quilvio Veras, S</b> <small>OBP: 0.368, SLG: 0.374</small> (1, 4)	1-1 	1-0 P3			4-1 		4-1 	0-0 F7	
<b>Tony Gwynn, L</b> <small>OBP: 0.376, SLG: 0.469</small> <b>Matt Whisenant, R</b> <small>OBP: 0.333, SLG: 0.667</small> (8, 1)	1-1 		2-3 K		0-0 F7		2-0 		
<b>Trevor Hoffman, R</b> <small>OBP: 0.333, SLG: 0.667</small> (9, 1)	1-2 				1 SAFE X		1-3 		
<b>Reggie Sanders, R</b> <small>OBP: 0.386, SLG: 0.529</small> (1, 7)	4-2 		1-2 P3		2-2 		3-1 		
<b>Phil Nevin, R</b> <small>OBP: 0.355, SLG: 0.554</small> (1, 5)	2-1 		0-2 F9		2-3 K		1-1 		
<b>Eric Owens, R</b> <small>OBP: 0.331, SLG: 0.397</small> (1, 3)	2-3 			0-0 G3		0-1 G6-3		2-2 	
<b>Wiki Gonzalez, R</b> <small>OBP: 0.297, SLG: 0.371</small> (1, 2)	0-0 			2-3 K2-3		3-1 G6-3		3-2 	
<b>Ruben Rivera, R</b> <small>OBP: 0.297, SLG: 0.399</small> (1, 8)		0-0 		2-0 		0-0 F9		3-2 	
<b>Damian Jackson, R</b> <small>OBP: 0.330, SLG: 0.367</small> (1, 6)		2-0 		1-0 P6			4-0 	3-2 	
<b>Woody Williams, R</b> <small>OBP: 0.200, SLG: 0.224</small> <b>Wally Joyner, L</b> <small>OBP: 0.368, SLG: 0.342</small> (8, 3)		0-2 			1-3 K		0-1 	4-2 	

Inning Stats	R: 0	H: 2	E: 0	K: 12	S: 12	R: 1	H: 2	E: 0	K: 0	S: 6	R: 0	H: 0	E: 0	K: 1	S: 10	R: 0	H: 1	E: 0	K: 1	S: 6	R: 1	H: 1	E: 0	K: 2	S: 12	R: 0	H: 0	E: 0	K: 5	S: 5	R: 4	H: 3	E: 0	K: 0	S: 19	R: 0	H: 0	E: 0	K: 10	S: 10
	0	2	0	12	12	1	2	0	0	6	0	0	0	1	10	0	1	0	0	1	6	1	1	0	2	12	0	0	0	0	4	3	0	0	19	0	0	0	10	10

PITCHER	IP	WLS	BF	H	R	ER	SO	BB	IBB	HBP	BLK	WP	HR	S	P	ERA	WHIP
<b>Shawn Estes, L</b> <small>ERA: 4.63</small>	(1, 1)	6.1	L	30	8	6	5	4	0	0	0	1	1	57	103	8.53	1.895
<b>Felix Rodriguez, R</b> <small>ERA: 3.75</small>	(7, 1)	1.2		7	1	0	0	1	0	0	0	0	0	23	39	0.00	1.200

**BOTTOM**

AB	R	H	RBI	BB	SO	LOB
3	2	1	0	2	0	1
4	1	2	1	0	1	1
0	0	0	0	0	0	0
0	0	0	0	0	0	0
3	1	2	1	1	0	0
4	0	1	2	0	1	4
4	0	0	1	0	1	4
4	0	0	0	0	1	4
4	1	2	1	0	0	0
3	1	1	0	1	0	1
2	0	0	0	0	1	1
0	0	0	0	1	0	0

**San Francisco Giants @ San Diego Padres**  
**Qualcomm Stadium, San Diego, CA**

Sun Sep 19 1999, 8:05 PM EDT  
 Att: 32,443 - Unknown - 70 F

AB	31
R	6
H	9
RBI	6
BB	5
SO	5
LOB	16

WP	PA
1	37



Batter	1	2	3	4	5	6	7	8	9	AB	R	H	RBI	BB	SO	LOB	TOP										
Marvin Benard, L (1, 8) OBP: 0.356, SLG: 0.461	0-1 WP 2B		4-1 BB		2-1 HR	0-2 F8		0-3 K		4	2	2	1	1	1	2											
Bill Mueller, S (1, 5) OBP: 0.391, SLG: 0.351	1-1 F8		0-1 F7		4-0 BB		2-3 K		0-1 G1-3	4	0	0	0	1	1	2											
Barry Bonds, L (1, 7) OBP: 0.398, SLG: 0.626	2-3 K 2-H		1-1 F7		1-1 P2		2-1 1B 2B		3-3 K	5	1	1	0	0	2	2											
Jeff Kent, R (1, 4) OBP: 0.379, SLG: 0.528	2-2 F7		1-3 K		2-3 K		2-2 HR 1B 2-H		2-1 G5-3	5	1	1	1	0	2	2											
J.T. Snow, L (1, 3) OBP: 0.377, SLG: 0.452		1-2 G4-3		1-1 F8	1-2 P5		3-1 HR 1-H			4	1	1	2	0	0	1											
Ellis Burks, R (1, 9) OBP: 0.397, SLG: 0.575		4-1 E S BB		4-1 1B BB		1-1 BB 1B		1-3 K		2	0	1	0	2	1	0											
Brent Mayne, L (1, 2) OBP: 0.392, SLG: 0.436		0-2 F7		2-2 1B		2-2 F8		3-2 G3		4	0	1	0	0	0	2											
Rich Aurilia, R (1, 6) OBP: 0.333, SLG: 0.434		4-2 SAFE BB		1-3 K		0-0 P4		0-1 F8		3	0	0	0	1	1	3											
Russ Ortiz, R (1, 1) OBP: 0.221, SLG: 0.273		0-3 K		2-3 K		4-2 SAFE BB		2-0 P6		2	0	0	0	0	2	4											
Rich Rodriguez, L (5, 1) OBP: 1.000, SLG: 1.000										0	0	0	0	0	0	0											
Jay Canizaro, R (6, PH) OBP: 0.667, SLG: 2.000										0	0	0	0	1	0	0											
Miguel Del Toro, R (6, 1)										0	0	0	0	0	0	0											
Armando Rios, L (8, PH) OBP: 0.410, SLG: 0.487										1	0	0	0	0	0	0											
Alan Embree, L (8, 1)										0	0	0	0	0	0	0											
Jerry Spradlin, S (9, 1)										0	0	0	0	0	0	0											
Inning Stats	R: 1 E: 0 K: 1 S: 10	H: 1 LOB: 0 BB: 0 P: 15	R: 0 E: 0 K: 1 S: 14	H: 0 LOB: 2 BB: 2 P: 23	R: 0 E: 0 K: 1 S: 8	H: 0 LOB: 1 BB: 1 P: 14	R: 0 E: 0 K: 2 S: 12	H: 1 LOB: 2 BB: 1 P: 22	R: 1 E: 0 K: 1 S: 11	H: 1 LOB: 1 BB: 1 P: 21	R: 0 E: 0 K: 0 S: 11	H: 1 LOB: 2 BB: 1 P: 18	R: 3 E: 0 K: 2 S: 16	H: 3 LOB: 0 BB: 0 P: 29	R: 0 E: 0 K: 1 S: 7	H: 0 LOB: 0 BB: 0 P: 9	R: 0 E: 0 K: 1 S: 7	H: 0 LOB: 0 BB: 0 P: 12	1B: 3 2B: 2 3B: 0 HR: 2	SF: 0 SAC: 0 DP: 0 HBP: 0	WP: 1 PB: 0 SB: 1 CS: 0	PA: 40					
PITCHER	IP	WLS	BF	H	R	ER	SO	BB	IBB	HBP	BLK	WP	HR	S	P	ERA	WHIP										
Eric Gagne, R (1, 1) ERA: 3.18	5.0		23	3	2	1	6	5	0	0	0	1	1	55	95	1.80	1.600										
Matt Herges, R (6, 1) ERA: 3.93	2.0	B	11	4	3	3	2	1	0	0	0	0	1	27	47	13.50	2.500										
Mike Maddux, R (8, 1) ERA: 3.57	1.0		3	0	0	0	1	0	0	0	0	0	0	7	9	0.00	0.000										
Pedro Borbon, L (9, 1) ERA: 4.13	1.0	W	3	0	0	0	1	0	0	0	0	0	0	7	12	0.00	0.000										

San Francisco Giants @ Los Angeles Dodgers  
Dodger Stadium, Los Angeles, CA  
Mon Sep 20 1999, 7:10 PM PDT  
Att. 33,280 - Unknown - 62 F

livebaseballscorecards.com

AB 34  
R 5  
H 7  
RBI 4  
BB 6  
SO 10  
LOB 18



BOTTOM

San Francisco Giants @ Los Angeles Dodgers  
Dodger Stadium, Los Angeles, CA  
Mon Sep 20 1999, 7:10 PM PDT  
Att: 33,280 - Unknown - 62 F

livebaseballscorecards.com

AB 28  
R 6  
H 7  
RBI 6  
BB 9  
SO 5  
LOB 13



WP: 0 PA: 40  
PB: 0  
SB: 2  
CS: 0

AB R H RBI BB SO LOB

3 2 0 0 2 0 1

4 2 3 1 0 0 0

1 1 0 0 4 1 2

4 0 2 4 0 0 2

3 0 0 0 1 1 2

2 0 1 1 0 1 0  
0 0 0 0 0 0 0  
0 0 0 0 0 0 0  
1 0 0 0 0 0 0  
0 0 0 0 0 0 0

3 0 1 0 1 1 2

4 0 0 0 0 0 3

1 0 0 0 0 1 1  
0 1 0 0 1 0 0  
2 0 0 0 0 0 0


1B: 4 SF: 2  
2B: 3 SAC: 0  
3B: 0 DP: 2  
HR: 1 HBP: 1

Batter	1	2	3	4	5	6	7	8	9
Eric Young Sr., R OBP: 0.373, SLG: 0.364 (1, 4)	4-1 S HBP SF8 BB		0-0 G1-3		3-2 L9	2-1 F8			4-0 1B BB
Mark Grudzielanek, R OBP: 0.379, SLG: 0.444 (1, 6)	1-1 SF8 1-2 HBP		1-2 HR		3-2 2B		1-1 G1-3		3-1 1B DI 1B
Gary Sheffield, R OBP: 0.407, SLG: 0.497 (1, 7)	2-3 1-2 2-3		4-0 BB		4-1 2B 22 SF8 IBB		4-2 G6-4-3 BB		4-0 1B 1-2 IBB
Eric Karros, R OBP: 0.352, SLG: 0.546 (1, 3)	0-0 SF8		3-2 L9		1-0 2B		3-1 G6-4-3		0-0 1B 1-2 2-3 3-H
Raul Mondesi, R OBP: 0.331, SLG: 0.475 (1, 9)	2-1 G6-3		3-3 K		4-0 BB		2-2 G5-3		
22 Devon White, S OBP: 0.340, SLG: 0.399 Matt Herges, L (6, 1) Mike Maddux, L (8, 1) Trenidad Hubbard, R OBP: 0.386, SLG: 0.408 Pedro Borbon, R (9, 1)	1-1 1B L9-2 1B		2-3 K		1-1 SF8		0-0 F9		
Todd Hundley, S OBP: 0.303, SLG: 0.463 (1, 2)	1-1 SAFE 1-3 1B		3-3 K		3-1 F8		4-0 FC6-4 BB		
Adrián Beltré, R OBP: 0.351, SLG: 0.435 (1, 5)	1-1 L9-2		1-1 G6-3		0-0 G6-3		0-0 FC6-4		
Eric Gagne, R OBP: 0.400, SLG: 0.400 Craig Counsell, L OBP: 0.271, SLG: 0.255 Todd Hollandsworth, L OBP: 0.340, SLG: 0.455 (5, PH) (6, 8)	1-3 K		4-1 2B 2B BB		0-0 G4-3		1-2 G4-3		

Inning Stats	R: 1	H: 0	E: 0	K: 1	S: 9	H: 0	LOB: 1	BB: 1	P: 18	R: 0	H: 2	E: 0	K: 1	S: 9	R: 0	H: 1	E: 0	K: 1	S: 14	R: 0	H: 0	E: 0	K: 2	S: 11	R: 3	H: 2	E: 0	K: 0	S: 15	R: 0	H: 0	E: 0	K: 0	S: 4	R: 0	H: 0	E: 0	K: 0	S: 6	R: 0	H: 0	E: 0	K: 0	S: 5	R: 1	H: 2	E: 0	K: 0	S: 6	R: 1	H: 2	E: 0	K: 0	S: 6	1B: 4	2B: 3	3B: 0	HR: 1	SF: 2	SAC: 0	DP: 2	HBP: 1	WP: 0	PA: 40
--------------	------	------	------	------	------	------	--------	-------	-------	------	------	------	------	------	------	------	------	------	-------	------	------	------	------	-------	------	------	------	------	-------	------	------	------	------	------	------	------	------	------	------	------	------	------	------	------	------	------	------	------	------	------	------	------	------	------	-------	-------	-------	-------	-------	--------	-------	--------	-------	--------

PITCHER	IP	WLS	BF	H	R	ER	SO	BB	IBB	HBP	BLK	WP	HR	S	P	ERA	WHIP
Russ Ortiz, R ERA: 3.89 (1, 1)	4.1		23	5	5	5	5	4	1	1	0	0	1	54	103	10.38	2.077
Rich Rodriguez, L ERA: 5.03 (5, 1)	0.2		2	0	0	0	0	0	0	0	0	0	0	4	8	0.00	0.000
Miguel Del Toro, R ERA: 4.76 (6, 1)	2.0		6	0	0	0	0	1	0	0	0	0	0	10	20	0.00	0.500
Alan Embree, L ERA: 3.09 (8, 1)	1.1	L	6	0	1	1	0	2	0	0	0	0	0	8	19	6.75	1.500
Jerry Spradlin, R ERA: 4.97 (9, 1)	0.0		3	2	0	0	0	0	1	0	0	0	0	3	10	∞	∞



Batter	1	2	3	4	5	6	7	8	9	AB R H RBI BB SO LOB	TOP											
<b>F.P. Santangelo, S</b> OBP: 0.411, SLG: 0.394 (1, 8) (7, 7)	1-1 F9	4-2 BB			1-1 L5		4-0 1B 2B BB		0-2 P6	3 1 0 0 2 0 1												
<b>Bill Mueller, S</b> OBP: 0.392, SLG: 0.353 (1, 5) (7, 7)	2-2 E 1B	0-1 F8			1-1 G4-6-3 1-2f		2-1 2B 1B			4 2 2 0 0 0 3												
<b>Barry Bonds, L</b> OBP: 0.397, SLG: 0.632 <b>Calvin Murray, R</b> OBP: 0.375, SLG: 0.571 (1, 7) (7, PH) (7, 8)	3-2 E7 1-H				0-0 L9		3-1 HR		0-1 2B	3 1 1 1 0 0 0 1 0 1 2 0 0 0												
<b>Jeff Kent, R</b> OBP: 0.377, SLG: 0.525 <b>Ramon Martinez, R</b> OBP: 0.319, SLG: 0.412 (1, 4) (7, PH) (7, 4)	2-2 P5				1-0 G5-3		1-0 F7		2-2 G2-3	3 0 0 0 0 0 1 1 0 0 0 0 0 1												
<b>Ellis Burks, R</b> OBP: 0.397, SLG: 0.571 <b>Armando Rios, L</b> OBP: 0.414, SLG: 0.487 (1, 9) (6, 9)	4-2 BB				2-3 K		2-0 F8		4-2 G5-4-3 BB	2 0 0 0 1 1 0 0 0 0 0 1 0 0												
<b>J.T. Snow, L</b> OBP: 0.376, SLG: 0.450 (1, 3) (8, 1)	1-0 F8				2-1 F8		1-2 1B		0-1 G5-4-3 1-2f	4 0 1 0 0 0 3												
<b>Rich Aurilia, R</b> OBP: 0.333, SLG: 0.435 <b>Felix Rodriguez, R</b> OBP: 0.429, SLG: 1.000 <b>Jay Canizaro, R</b> OBP: 0.500, SLG: 1.333 <b>Jerry Spradlin, S</b> (1, 6) (6, 1) (8, PH) (8, 1)					1-0 G6-3		2-2 SAFE F7		2-1 F9	3 0 1 0 0 0 1 0 0 0 0 0 0 0 1 0 0 0 0 0 0 0 0 0 0 0 0 0	<b>AB 32</b> <b>R 4</b> <b>H 6</b> <b>RBI 3</b> <b>BB 5</b> <b>SO 1</b> <b>LOB 12</b>											
<b>Scott Servais, R</b> OBP: 0.330, SLG: 0.403 (1, 2) (8, 1)					0-0 G3-1		1-0 G4-3		0-1 G4-3	4 0 0 0 0 0 1												
<b>Kirk Rueter, L</b> OBP: 0.193, SLG: 0.189 <b>Bronswell Patrick, R</b> <b>Wilson Delgado, S</b> OBP: 0.344, SLG: 0.310 (1, 1) (5, 1) (6, 6)					1-0 G6-3		4-1 G4-6-3 BB		0-1 G4-3	1 0 0 0 1 0 1 0 0 0 0 0 0 0 2 0 0 0 0 0 0												
<b>Inning Stats</b>	R: 1 E: 1 K: 0 S: 14	H: 1 LOB: 2 BB: 1 P: 27	R: 0 E: 0 K: 0 S: 11	H: 1 LOB: 2 BB: 1 P: 20	R: 0 E: 0 K: 1 S: 6	H: 0 LOB: 0 BB: 0 P: 9	R: 0 E: 0 K: 0 S: 4	H: 0 LOB: 0 BB: 0 P: 7	R: 0 E: 0 K: 0 S: 5	H: 0 LOB: 0 BB: 1 P: 11	R: 1 E: 0 K: 0 S: 11	H: 2 LOB: 1 BB: 0 P: 20	R: 2 E: 0 K: 0 S: 12	H: 2 LOB: 1 BB: 1 P: 21	R: 0 E: 0 K: 0 S: 6	H: 0 LOB: 0 BB: 1 P: 12	R: 0 E: 0 K: 0 S: 8	H: 0 LOB: 0 BB: 0 P: 8	1B: 3 2B: 2 3B: 0 HR: 1	SF: 0 SAC: 0 DP: 2 HBP: 0	WP: 0 PB: 0 SB: 0 CS: 0	PA: 37
<b>PITCHER</b>	IP WLS BF H R ER SO BB IBB HBP BLK WP HR S P ERA WHIP																					
<b>Jeff Williams, L</b> ERA: 1.29 (1, 1)	5.0 W 20 2 1 0 1 3 0 0 0 0 0 0 40 74 0.00 1.000																					
<b>Robinson Checo, R</b> ERA: 9.0 (6, 1)	1.0 5 2 1 1 0 0 0 0 0 0 0 1 11 20 9.00 2.000																					
<b>Onan Masaoka, L</b> ERA: 4.33 (7, 1)	2.0 9 2 2 2 0 2 0 0 0 0 0 0 18 33 9.00 2.000																					
<b>Jeff Shaw, R</b> ERA: 2.86 (9, 1)	1.0 3 0 0 0 0 0 0 0 0 0 0 0 8 8 0.00 0.000																					

San Francisco Giants @ Los Angeles Dodgers  
 Dodger Stadium, Los Angeles, CA  
 Tue Sep 21 1999, 7:10 PM PDT  
 Att. 31,881 - Unknown - 74 F

livebaseballscorecards.com

Batter	1	2	3	4	5	6	7	8	9
Eric Young Sr., R OBP: 0.377, SLG: 0.363 Juan Castro, R (1, 4) (7, 4)	4-0 FC6-4 1B HR BB	2-2 P3			4-0 CS BB	4-2 1B 1-2 BB		1-3 K	
Mark Grudzielanek, R OBP: 0.380, SLG: 0.445 Onan Masaoka, R Jeff Shaw, R (1, 6) (7, 1) (9, 1)	3-1 FC6-4 1-2 1B		0-3 K		1-0 L7	0-0 1-3 2-H 1B			
Gary Sheffield, R OBP: 0.408, SLG: 0.502 Trenidad Hubbard, R OBP: 0.396, SLG: 0.408 (1, 7) (8, 7)	2-2 FC6-4 1-2f 2-3 HR		4-0 1B 1B BB		1-1 1-2 HR	2-0 P2			
Eric Karros, R OBP: 0.353, SLG: 0.551 (1, 3)	2-0 1-H 3-H HR		0-2 1-2 1B		2-3 K		1-3 K		
Raul Mondesi, R OBP: 0.332, SLG: 0.480 (1, 9)	3-1 G6-3		1-1 1-2 2-H 1B		2-3 K		0-0 HR		
22 Devon White, S OBP: 0.337, SLG: 0.395 (1, 8)	3-2 G6-3		1-1 1-2f G4-6-3		0-1 G1-3		0-0 F7		
Adrián Beltré, R OBP: 0.352, SLG: 0.436 (1, 5)		0-3 K		0-0 G6-4-3 1B		1-0 HR 1B	1-2 G1-3		
Paul Lo Duca, R OBP: 0.323, SLG: 0.363 (1, 2)		1-1 SH5-4 1B		1-2 G6-4-3 1-2f		3-1 1-H HR	3-1 F9		
Jeff Williams, R Robinson Checo, R OBP: 0.333, SLG: 0.333 Dave Hansen, L OBP: 0.409, SLG: 0.398 Alex Cora, L OBP: 0.263, SLG: 0.278 (1, 1) (6, 1) (6, PH) (7, 6)		0-0 SH5-4 1-2		0-3 K		4-0 1B BB BB		2-2 G5-3	

AB	R	H	RBI	BB	SO	LOB
1	1	0	0	3	0	1
1	0	0	0	0	1	0
4	0	2	1	0	1	1
0	0	0	0	0	0	0
0	0	0	0	0	0	0
3	3	1	1	1	0	4
0	0	0	0	0	0	0
4	1	2	3	0	2	0
4	1	2	2	0	1	0
4	0	0	0	0	0	2
4	1	2	0	0	1	0
4	1	2	2	0	0	1
1	0	0	0	0	1	0
0	0	0	0	0	0	0
0	1	0	0	1	0	0
1	0	0	0	0	0	0

**BOTTOM**

**San Francisco Giants @ Los Angeles Dodgers**  
**Dodger Stadium, Los Angeles, CA**  
 Tue Sep 21 1999, 7:10 PM PDT  
 Att: 31,881 - Unknown - 74 F

AB	31
R	9
H	11
RBI	9
BB	5
SO	7
LOB	9



1B:	7	SF:	0
2B:	0	SAC:	1
3B:	0	DP:	2
HR:	4	HBP:	0

WP:	0	PA:	37
PB:	0		
SB:	0		
CS:	1		

Inning Stats	R	H	E	K	S	H	LOB	R	H	E	K	S	H	LOB	R	H	E	K	S	H	LOB
R: 3 E: 0 K: 0 S: 12	2	2	0	1	29	0	1	0	1	0	1	9	1	2	1	2	0	1	10	0	16
R: 0 E: 0 K: 1 S: 9	0	1	0	1	12	1	2	0	1	0	1	16	0	1	0	2	0	1	10	0	16
R: 0 E: 0 K: 1 S: 8	0	1	0	0	8	0	0	0	0	0	0	8	0	0	0	0	0	0	8	0	9
R: 1 E: 0 K: 1 S: 6	1	1	0	1	14	1	1	0	1	0	1	14	1	0	0	0	0	1	6	0	14
R: 3 E: 0 K: 1 S: 12	3	3	0	2	28	0	2	0	2	0	2	28	0	2	0	0	0	12	0	28	0
R: 1 E: 0 K: 1 S: 8	1	1	0	1	10	1	1	0	1	0	1	10	1	0	0	0	0	8	0	10	0
R: 0 E: 0 K: 1 S: 11	0	0	0	1	17	0	0	0	0	0	0	17	0	0	0	0	0	11	0	17	0

PITCHER	IP	WLS	BF	H	R	ER	SO	BB	IBB	HBP	BLK	WP	HR	S	P	ERA	WHIP
Kirk Rueter, L ERA: 5.24 (1, 1)	4.2	L	21	7	5	5	3	3	0	0	0	0	2	42	75	9.64	2.143
Bronswell Patrick, R ERA: 13.5 (5, 1)	1.0		8	3	3	3	2	2	0	0	0	0	1	14	30	27.00	5.000
Felix Rodriguez, R ERA: 3.62 (6, 1)	1.1		5	1	1	1	1	0	0	0	0	0	1	9	13	6.75	0.750
Jerry Spradlin, R ERA: 4.86 (8, 1)	1.0		3	0	0	0	1	0	0	0	0	0	0	11	17	0.00	0.000





Batter	1	2	3	4	5	6	7	8	9	AB R H RBI BB SO LOB
Eric Young Sr., R (1, 4) OBP: 0.377, SLG: 0.362	G6-3		BB FC5-2 HBP	G5-3			SF8 1B		K	4 1 1 0 0 1 1
Mark Grudzielanek, R (1, 6) OBP: 0.378, SLG: 0.442	G5-3		FC5-2 BB		F9		G6-3 1B		K	5 0 1 0 0 1 3
Gary Sheffield, R (1, 7) OBP: 0.407, SLG: 0.500	P4		BB		F7		SF8			2 0 0 2 1 0 0
Todd Hollandsworth, L (1, 3) OBP: 0.335, SLG: 0.447		G3	K		G1-3		G6-3			4 0 0 0 0 1 4
Raul Mondesi, R (1, 9) OBP: 0.331, SLG: 0.480		F9		G6-3		S 2B	K			4 0 1 0 0 1 1
22 Devon White, S (1, 8) OBP: 0.334, SLG: 0.391		G4-3			F7			P3		4 0 0 0 0 0 1
Todd Hundley, S (1, 2) OBP: 0.304, SLG: 0.461			K	E 1B BB		BB	P2			2 1 0 0 2 1 0
Adrián Beltré, R (1, 5) OBP: 0.351, SLG: 0.436			BB FC5-2 2B	E6 1B		P5	K			4 1 1 0 0 1 3
Ismael Valdez, R (1, 1) Dave Hansen, L (6, PH) Alan Mills, R (7, 1) Pedro Borbon, R (7, 1) Matt Herges, L (8, 1) Jose Vizcaino, S (9, PH)			FC5-2 HBP BB	E9 1B		L4		G4-3		2 1 2 1 0 0 0 1 0 0 0 0 0 2 0 1 0 0 0 0 0 0

Inning Stats	R: 0 E: 0 K: 0 S: 7	H: 0 LOB: 0 BB: 0 P: 11	R: 0 E: 0 K: 0 S: 5	H: 0 LOB: 0 BB: 0 P: 9	R: 1 E: 0 K: 2 S: 14	H: 2 LOB: 3 BB: 1 P: 25	R: 2 E: 2 K: 0 S: 12	H: 1 LOB: 1 BB: 1 P: 20	R: 0 E: 0 K: 0 S: 6	H: 0 LOB: 0 BB: 0 P: 10	R: 0 E: 0 K: 0 S: 10	H: 1 LOB: 2 BB: 1 P: 22	R: 1 E: 0 K: 1 S: 14	H: 2 LOB: 1 BB: 0 P: 22	R: 0 E: 0 K: 1 S: 6	H: 0 LOB: 0 BB: 0 P: 10	R: 0 E: 0 K: 2 S: 9	H: 0 LOB: 0 BB: 0 P: 12	1B: 4 2B: 2 3B: 0 HR: 0	SF: 1 SAC: 0 DP: 0 HBP: 1	WP: 0 PB: 0 SB: 1 CS: 0	PA: 38
--------------	------------------------------	----------------------------------	------------------------------	---------------------------------	-------------------------------	----------------------------------	-------------------------------	----------------------------------	------------------------------	----------------------------------	-------------------------------	----------------------------------	-------------------------------	----------------------------------	------------------------------	----------------------------------	------------------------------	----------------------------------	----------------------------------	------------------------------------	----------------------------------	--------

PITCHER	IP	WLS	BF	H	R	ER	SO	BB	IBB	HBP	BLK	WP	HR	S	P	ERA	WHIP
Joe Nathan, R (1, 1) ERA: 3.76	6.0		27	4	3	1	2	3	0	1	0	0	0	54	97	1.50	1.167
Mark Gardner, R (7, 1) ERA: 6.42	1.0	W	5	2	1	1	1	0	0	0	0	0	0	14	22	9.00	2.000
Alan Embree, L (8, 1) ERA: 3.04	1.0	H	3	0	0	0	1	0	0	0	0	0	0	6	10	0.00	0.000
Robb Nen, R (9, 1) ERA: 3.5	1.0	S	3	0	0	0	2	0	0	0	0	0	0	9	12	0.00	0.000

BOTTOM

San Francisco Giants @ Los Angeles Dodgers  
Dodger Stadium, Los Angeles, CA

Wed Sep 22 1999, 7:35 PM PDT  
Att: 32,624 - Unknown - 64 F

livebaseballscorecards.com

AB	33
R	4
H	6
RBI	3
BB	3
SO	6
LOB	15





Batter	1	2	3	4	5	6	7	8	9	AB R H RBI BB SO LOB	TOP												
Marvin Benard, L (1, 8) OBP: 0.359, SLG: 0.458	2-1 G3-1	1-1 1B		2-3 K		4-2 BB		1-1 L3		4 0 1 1 1 1 2													
Bill Mueller, S (1, 5) OBP: 0.389, SLG: 0.351	2-1 F8	2-0 F7			0-0 G4-3	0-1 FC1-6-4 WP			0-2 G6-3	5 0 0 0 0 0 5													
J.T. Snow, L (1, 3) OBP: 0.375, SLG: 0.445	1-3 K		2-0 F7		4-0 1B BB	3-0 F9			4-1 BB	3 0 0 0 2 1 1													
Jeff Kent, R (1, 4) OBP: 0.372, SLG: 0.516		0-1 G6-3	1-3 K		0-3 K		0-0 G6-3		1-0 F7	5 0 0 0 0 2 2													
Ellis Burks, R (1, 9) OBP: 0.399, SLG: 0.571		4-2 WP 1B FC BB	2-0 1B		2-0 BB 1B	1-3 1B	0-1 G5-3	1 SAFE 3-3 K		4 1 2 0 1 1 1													
Armando Rios, L (1, 7) OBP: 0.419, SLG: 0.476		2-1 FC 1B WP 1B	0-3 K		4-0 BB	1-2 BB	1-2 G3-1			3 1 1 0 1 1 1													
Rich Aurilia, R (1, 6) OBP: 0.333, SLG: 0.434	2-0 FC 1B			0-0 P3	1-3 K			2-3 K		4 0 0 1 0 2 4													
Brent Mayne, L (1, 2) OBP: 0.394, SLG: 0.433		2-3 K		4-2 SH3-4 BB		3-3 K		1-1 G4-3		3 0 0 0 1 2 2													
Livan Hernandez, R (1, 1) OBP: 0.286, SLG: 0.410 Jay Canizaro, R (8, PH) OBP: 0.500, SLG: 1.200 Miguel Del Toro, R (6, 1) Barry Bonds, L (8, PH) OBP: 0.395, SLG: 0.625 Calvin Murray, R (8, PR) OBP: 0.333, SLG: 0.500 Alan Embree, L (8, 1) Felix Rodriguez, R (8, 1) OBP: 0.428, SLG: 1.000		4-0 1B BB		0-0 SH3-4		2-2 FC1-6-4 WP 2B		4-1 BB		0 0 0 0 1 0 0 1 1 1 0 0 0 0 0 0 0 0 0 0 0 0 0 0 0 1 0													
<b>Inning Stats</b>	R: 0 E: 0 K: 1 S: 7	H: 0 LOB: 0 BB: 0 P: 12	R: 2 E: 1 K: 1 S: 14	H: 2 LOB: 3 BB: 2 P: 31	R: 0 E: 0 K: 2 S: 9	H: 1 LOB: 1 BB: 0 P: 14	R: 0 E: 0 K: 1 S: 9	H: 0 LOB: 1 BB: 1 P: 15	R: 0 E: 0 K: 2 S: 8	H: 1 LOB: 3 BB: 2 P: 19	R: 1 E: 0 K: 1 S: 11	H: 1 LOB: 1 BB: 1 P: 23	R: 0 E: 0 K: 0 S: 6	H: 0 LOB: 0 BB: 0 P: 7	R: 0 E: 0 K: 1 S: 10	H: 0 LOB: 1 BB: 1 P: 18	R: 0 E: 0 K: 1 S: 9	H: 0 LOB: 1 BB: 1 P: 17	1B: 4 2B: 1 3B: 0 HR: 0	SF: 0 SAC: 1 DP: 0 HBP: 0	WP: 2 PB: 0 SB: 0 CS: 0	PA: 41	
<b>PITCHER</b>	IP WLS BF H R ER SO BB IBB HBP BLK WP HR S P ERA WHIP	Chan Ho Park, R (1, 1) ERA: 5.51	Mike Maddux, R (7, 1) ERA: 3.44	Jeff Shaw, R (9, 1) ERA: 2.81	<b>PITCHER</b>	IP WLS BF H R ER SO BB IBB HBP BLK WP HR S P ERA WHIP																	

San Francisco Giants @ Los Angeles Dodgers  
Dodger Stadium, Los Angeles, CA  
Thu Sep 23 1999, 7:10 PM PDT  
Att. 34,589 - Unknown - 64 F

livebaseballscorecards.com

AB	32
R	3
H	5
RBI	2
BB	8
SO	10
LOB	18







Batter	1	2	3	4	5	6	7	8	9	AB R H RBI BB SO LOB	TOP											
<b>Tony Womack, L</b> OBP: 0.331, SLG: 0.367 (1, 6) (8, 9)	0-1 PB 1B	3-2 G6-3	2-2 F8		0-0 HR		1-0 F8		2-1 G6-3	6 2 2 1 0 0 4												
<b>Jay Bell, R</b> OBP: 0.368, SLG: 0.550 (1, 4)	1-0 1B E 1B	3-0 2B	2-3 K		0-0 G4-3			4-1 1B BB	2-2 1B HBP	4 2 2 1 1 1 2												
<b>Luis Gonzalez, L</b> OBP: 0.404, SLG: 0.552 (1, 7)	2-2 E7 F8 2B 1B	2-2 HBP		3-2 P5		0-0 G5-3 E 1B		0-0 F7	0-0 FC5-4 1B	5 1 3 1 0 0 1												
<b>Matt Williams, R</b> OBP: 0.347, SLG: 0.544 (1, 5)	4-2 2B SF8 BB	1-2 G1-3		3-1 FC5-4 1B		0-0 E5 G5-3 1B		1-0 1B SF8 1B	2-1 FC5-4	5 2 2 0 1 0 5												
<b>Greg Colbrunn, R</b> OBP: 0.373, SLG: 0.440 <b>Erubiel Durazo, L</b> OBP: 0.414, SLG: 0.599 (8, PH) (8, 3)	0-0 F8		1-1 E6 1B E	0-1 FC5-4 WP		3-2 G5-3		0-2 1B		4 1 0 0 0 0 5 1 0 1 1 0 0 0												
<b>Bernard Gilkey, R</b> OBP: 0.368, SLG: 0.482 <b>Hanley Frias, S</b> OBP: 0.362, SLG: 0.349 (1, 9) (8, 6)	1-0 2B		2-3 K	2-3 K		0-2 1B		1-1 SF8		4 0 2 2 0 2 2 0 0 0 0 0 0 0												
<b>Steve Finley, L</b> OBP: 0.335, SLG: 0.514 (1, 8)	0-0 SF8		1-2 E 1B 1B		0-1 F8		0-1 G4-3	1-0 G3		4 1 1 1 0 0 1												
<b>Kelly Stinnett, R</b> OBP: 0.292, SLG: 0.428 (1, 2)	3-2 G4-3		0-0 E5 1B		3-0 HR		3-3 K		2-2 G6-3 1B 1B	5 2 2 1 0 1 2												
<b>Randy Johnson, R</b> OBP: 0.117, SLG: 0.160 (1, 1)		2-2 P3	2-0 SAFE 1B		2-1 G5-3		0-0 2B		0-1 G6-3	5 0 2 1 0 0 1												
<b>Inning Stats</b>	R: 4 E: 1 K: 0 S: 15	H: 4 LOB: 1 BB: 1 P: 26	R: 0 E: 0 K: 0 S: 13	H: 1 LOB: 2 BB: 0 P: 24	R: 2 E: 2 K: 2 S: 17	H: 2 LOB: 2 BB: 0 P: 27	R: 0 E: 0 K: 1 S: 10	H: 1 LOB: 1 BB: 0 P: 18	R: 2 E: 0 K: 0 S: 7	H: 2 LOB: 0 BB: 0 P: 12	R: 0 E: 1 K: 0 S: 8	H: 2 LOB: 2 BB: 0 P: 11	R: 0 E: 0 K: 1 S: 7	H: 1 LOB: 1 BB: 0 P: 11	R: 2 E: 0 K: 0 S: 10	H: 2 LOB: 1 BB: 1 P: 17	R: 1 E: 0 K: 0 S: 14	H: 2 LOB: 2 BB: 0 P: 22	1B: 12 2B: 3 3B: 0 HR: 2	SF: 2 SAC: 0 DP: 1 HBP: 2	WP: 1 PB: 1 SB: 0 CS: 0	PA: 49
<b>PITCHER</b>	IP WLS BF H R ER SO BB IBB HBP BLK WP HR S P ERA WHIP																					
<b>Shawn Estes, L</b> ERA: 4.79 (1, 1)	5.0 L 29 10 8 6 3 1 0 0 1 0 1 2 62 107 10.80 2.200																					
<b>Mark Gardner, R</b> ERA: 6.33 (6, 1)	2.0 8 3 0 0 1 0 0 0 0 0 0 15 22 0.00 1.500																					
<b>Felix Rodriguez, R</b> ERA: 4.0 (8, 1)	1.0 6 2 2 2 0 1 0 0 0 0 0 10 17 18.00 3.000																					
<b>Julian Tavarez, R</b> ERA: 6.04 (9, 1)	1.0 6 2 1 1 0 0 0 0 1 0 0 0 14 22 9.00 2.000																					

Arizona Diamondbacks @ San Francisco Giants  
3Com Park at Candlestick Point, San Francisco, CA

Fri Sep 24 1999, 10:35 PM EDT  
Att. 48,149 - Cloudy - 57 F

AB	43
R	11
H	17
RBI	9
BB	2
SO	4
LOB	23







Batter	1	2	3	4	5	6	7	8	9	AB R H RBI BB SO LOB	TOP																									
<b>Tony Womack, L</b> (1, 4) OBP: 0.333, SLG: 0.369	1-1 L4-6 BB 1B		0-0 1B			1-2 F7	1-0 P5		0-1 G1-3 1B	5 1 3 1 0 0 1	<b>Arizona Diamondbacks @ San Francisco Giants</b> <b>3Com Park at Candlestick Point, San Francisco, CA</b> Sat Sep 25 1999, 4:05 PM EDT Att. 40,096 - Sunny - 67 F																									
<b>Hanley Frias, S</b> (1, 6) OBP: 0.389, SLG: 0.348	4-1 1-2 BB		0-0 1B			0-1 G4-3	4-0 BB		3-2 G1-3 1B	3 0 1 0 2 0 2																										
<b>Luis Gonzalez, L</b> (1, 7) OBP: 0.404, SLG: 0.550	2-2 L4-6 2-3		0-0 G4-3			1-1 FC6 1B	2-1 P8		4-0 F8 1B S IBB	4 1 1 0 1 0 6																										
<b>Erubiel Durazo, L</b> (1, 3) OBP: 0.413, SLG: 0.592	2-2 G3			2-3 K		1-2 FC6 1-2f		0-2 1B	0-2 1B	5 0 2 2 0 1 2																										
<b>Steve Finley, L</b> (1, 8) OBP: 0.336, SLG: 0.518		1-0 G3		2-0 CS 1B			0-0 HR	0-1 P5	3-1 F8 2-3	5 1 2 1 0 0 3																										
<b>Travis Lee, L</b> (1, 9) OBP: 0.340, SLG: 0.367		1-1 1B		3-3 K 1-2			3-0 SH3-4 2B 1B	2-3 K	2-2 P3 3-H	4 1 2 0 0 2 2 1 0 0 0 0 0 1																										
<b>LeJon Powell, R</b> (8, 9) OBP: 0.261, SLG: 0.333																																				
<b>Rod Barajas, R</b> (1, 2)		3-2 F9			1-1 F7		1 SAFE SH3-4 1-2	0-1 P3		3 0 0 0 0 0 1																										
<b>Andy Fox, L</b> (1, 5) OBP: 0.361, SLG: 0.384			2-2 G3		0-3 K		4-0 2B BB		2-2 1B 1B	3 2 1 0 1 1 0																										
<b>Todd Stottlemyre, L</b> (1, 1) OBP: 0.287, SLG: 0.167 <b>Lenny Harris, L</b> (7, PH) OBP: 0.321, SLG: 0.373 <b>Greg Swindell, L</b> (7, 1) <b>Gregg Olson, R</b> (8, 1) <b>Turner Ward, S</b> (9, PH) <b>Dan Plesac, L</b> (9, 1)			2-3 K		2-3 K		0-0 1-H 2-H 2B		0-0 G1-3 1B 1B	2 0 0 0 0 0 2 0 1 0 1 2 0 1 1 1 0 0 0 0 0 0 0 0 0 0 0 0 0																										
<b>Inning Stats</b>	R: 0 E: 0 K: 0 S: 10	H: 1 LOB: 1 BB: 1 P: 19	R: 0 E: 0 K: 0 S: 7	H: 1 LOB: 0 BB: 0 P: 12	R: 0 E: 0 K: 1 S: 9	H: 2 LOB: 2 BB: 0 P: 13	R: 0 E: 0 K: 2 S: 8	H: 1 LOB: 1 BB: 0 P: 15	R: 0 E: 0 K: 2 S: 9	H: 0 LOB: 0 BB: 0 P: 12	R: 0 E: 0 K: 0 S: 10	H: 1 LOB: 1 BB: 0 P: 13	R: 3 E: 0 K: 0 S: 7	H: 3 LOB: 2 BB: 2 P: 21	R: 0 E: 0 K: 1 S: 10	H: 1 LOB: 1 BB: 0 P: 12	R: 4 E: 0 K: 0 S: 20	H: 4 LOB: 1 BB: 1 P: 34	1B: 12 2B: 3 3B: 0 HR: 1	SF: 0 SAC: 1 DP: 2 HBP: 0	WP: 0 PB: 0 SB: 1 CS: 1	PA: 42														
<b>PITCHER</b>	IP WLS BF H R ER SO BB IBB HBP BLK WP HR S P ERA WHIP																																			
<b>Russ Ortiz, R</b> (1, 1) ERA: 3.9	6.2	29	9	3	3	5	3	0	0	0	0	0	1	58	101	4.05	1.800																			
<b>Rich Rodriguez, L</b> (7, 1) ERA: 5.0	0.1	1	0	0	0	0	0	0	0	0	0	0	0	2	4	0.00	0.000																			
<b>Jerry Spradlin, R</b> (8, 1) ERA: 4.79	1.0	4	1	0	0	1	0	0	0	0	0	0	0	10	12	0.00	1.000																			
<b>Robb Nen, R</b> (9, 1) ERA: 3.98	0.1	L 6	4	4	4	0	0	1	0	0	0	0	0	15	24	108.00	12.000																			
<b>Alan Embree, L</b> (9, 1) ERA: 3.14	0.2	2	0	0	0	0	0	0	0	0	0	0	0	5	10	0.00	0.000																			

<b>AB</b>	37
<b>R</b>	7
<b>H</b>	14
<b>RBI</b>	6
<b>BB</b>	4
<b>SO</b>	6
<b>LOB</b>	18



Batter	1	2	3	4	5	6	7	8	9	AB R H RBI BB SO LOB
Marvin Benard, L (1, 9) OBP: 0.356, SLG: 0.454	0-0 B4-3		0-1 G4-3		0-2 F7		0-0 P6		2-3 K	5 0 0 0 0 1 1
F.P. Santangelo, S (1, 8) OBP: 0.406, SLG: 0.383	1-3 K		2-2 S 2B HBP		0-1 G1-3		4-1 BB		2-2 F8	3 1 0 0 1 1 0
Armando Rios, L (1, 7) OBP: 0.425, SLG: 0.488	2-3 K		1-1 1-H 2B		1-1 FC4-6 1B		1-2 P5		1-2 1B	5 0 3 1 0 1 2
Jeff Kent, R (1, 4) OBP: 0.369, SLG: 0.516		1-1 G5-3	4-1 BB		0-1 FC4-6 1-2f			2-0 HR	0-3 K	4 1 1 1 1 1 2
J.T. Snow, L (1, 3) OBP: 0.372, SLG: 0.441		1-1 1B 1B	2-3 K			1-0 F8		2-2 F7		4 0 1 0 0 1 2
Rich Aurilia, R (1, 6) OBP: 0.335, SLG: 0.441		0-0 L4		2-2 P7		0-2 G4-3		2-2 HR		4 1 1 1 0 0 1
Bill Mueller, S (1, 5) OBP: 0.386, SLG: 0.351		1-0 1-2 1B		2-1 F8		2-3 K		1-2 G1-4-3		4 0 1 0 0 1 0
Brent Mayne, L (1, 2) OBP: 0.395, SLG: 0.435		0-1 F8		4-0 BB			2-1 F9 2B	2-0 E5		3 0 1 0 1 0 2
Russ Ortiz, R (1, 1) OBP: 0.714, SLG: 0.285			0-2 G4-3		2-3 K		1-0 F9 2-3	2-1 G1-3		2 0 0 0 0 0 1 1
Rich Rodriguez, L (7, 1) OBP: 1.000, SLG: 1.000										0 0 0 0 0 0 0 0
Ramon Martinez, R (7, PH) OBP: 0.315, SLG: 0.406										1 0 0 0 0 0 0 1
Jerry Spradlin, S (8, 1)										0 0 0 0 0 0 0 0
Ellis Burks, R (8, PH) OBP: 0.387, SLG: 0.574										1 0 0 0 0 0 0 1
Robb Nen, R (9, 1)										0 0 0 0 0 0 0 0
Alan Embree, L (9, 1)										0 0 0 0 0 0 0 0

**BOTTOM**

Arizona Diamondbacks @ San Francisco Giants  
3Com Park at Candlestick Point, San Francisco, CA

Sat Sep 25 1999, 4:05 PM EDT  
Att. 40,096 - Sunny - 67 F

livebaseballscorecards.com

AB	36
R	3
H	8
RBI	3
BB	3
SO	7
LOB	13



Inning Stats		R: 0	H: 0	R: 0	H: 2	R: 0	H: 1	R: 0	H: 0	R: 0	H: 1	R: 2	H: 2	R: 0	H: 1	1B: 4	SF: 0	WP: 0	PA: 40
		E: 0	LOB: 0	E: 0	LOB: 2	E: 0	LOB: 1	E: 0	LOB: 0	E: 0	LOB: 0	E: 1	LOB: 1	E: 0	LOB: 1	2B: 2	SAC: 0	PB: 0	
		K: 2	BB: 0	K: 0	BB: 0	K: 1	BB: 1	K: 0	BB: 0	K: 0	BB: 0	K: 0	BB: 1	K: 2	BB: 0	3B: 0	DP: 0	SB: 1	
		S: 7	P: 10	S: 8	P: 11	S: 11	P: 21	S: 9	P: 10	S: 7	P: 10	S: 8	P: 16	S: 15	P: 20	HR: 2	HBP: 1	CS: 0	
PITCHER	IP	WLS	BF	H	R	ER	SO	BB	IBB	HBP	BLK	WP	HR	S	P	ERA	WHIP		
Todd Stottliemyre, R (1, 1) ERA: 3.87	6.0		25	4	1	1	5	2	0	0	0	0	0	59	88	1.50	1.000		
Greg Swindell, L (7, 1) ERA: 2.57	1.0	H	5	1	0	0	0	1	0	0	0	0	0	8	16	0.00	2.000		
Gregg Olson, R (8, 1) ERA: 3.45	1.0	W	6	2	2	2	0	0	0	0	0	0	2	16	27	18.00	2.000		
Dan Plesac, L (9, 1) ERA: 5.95	1.0		4	1	0	0	2	0	0	0	0	0	0	15	20	0.00	1.000		





Batter	1	2	3	4	5	6	7	8	9	AB R H RBI BB SO LOB
Calvin Murray, R OBP: 0.286, SLG: 0.385 (1, 8)	1-2 1B		3-2 E6		1-0 F8		2-2 E4 FC3-6		2-2 FC3-6	5 0 1 0 0 0 2
Marvin Benard, L OBP: 0.355, SLG: 0.451 (1, 7)	0-3 K		0-0 P7		2-0 HBP		0-2 FC3-6		2-3 K	4 0 0 0 0 2 5
Ellis Burks, R OBP: 0.396, SLG: 0.569 (1, 9)	1-1 F8		2-2 HBP		3-3 K		0-0 F9			3 0 0 0 0 1 4
Jeff Kent, R OBP: 0.367, SLG: 0.512 (1, 4)	3-2 P9		0-0 F8			1-1 G1-3		3-2 F7		4 0 0 0 0 0 3
J.T. Snow, L OBP: 0.372, SLG: 0.440 (1, 3)		0-1 G4-3		2-1 HBP		0-1 G4-3		2-0 G4-1 1B		3 0 1 0 0 0 0
Ramon Martinez, R OBP: 0.327, SLG: 0.407 (1, 5)		4-1 P9-3 BB		4-2 G4-6-3 BB		1-2 1B		1-1 G4-1		2 0 1 0 2 0 1
Doug Mirabelli, R OBP: 0.299, SLG: 0.333 (1, 2)		1-0 P9-3 1-1f		1-3 K		0-0 G5-3		2-3 K		4 0 0 0 0 2 5
Wilson Delgado, S OBP: 0.353, SLG: 0.355 (1, 6)			3-2 G4-3 3B		0-2 G4-6-3 1-2f		1-0 FC3-6 E 1B		2-1 G4-3	4 1 2 0 0 0 2
Kirk Rueter, L OBP: 0.186, SLG: 0.192 (1, 1)			1-1 G4-3 3-H		1-0 G3-1		0-0 P5		1-0 FC3-6 1B	2 0 0 0 1 0 0 0 0 0 0 0 0 0 0 0 1 0 0 0 0 0 0 1 0 0 0 0 0 0 0 0 0 0 0 0 0 0 0 0 1 0 1 0 0 0 0 0

Inning Stats	R: 0 E: 0 K: 1 S: 11	H: 1 LOB: 1 BB: 0 P: 16	R: 0 E: 0 K: 0 S: 4	H: 0 LOB: 0 BB: 1 P: 9	R: 1 E: 1 K: 0 S: 13	H: 1 LOB: 2 BB: 0 P: 22	R: 0 E: 0 K: 1 S: 10	H: 0 LOB: 1 BB: 1 P: 17	R: 0 E: 0 K: 1 S: 5	H: 0 LOB: 1 BB: 0 P: 12	R: 0 E: 0 K: 0 S: 8	H: 1 LOB: 1 BB: 0 P: 10	R: 0 E: 1 K: 0 S: 9	H: 1 LOB: 2 BB: 0 P: 12	R: 0 E: 0 K: 1 S: 9	H: 1 LOB: 1 BB: 0 P: 17	R: 0 E: 0 K: 1 S: 9	H: 1 LOB: 1 BB: 0 P: 16	1B: 5 2B: 1 3B: 1 HR: 0	SF: 0 SAC: 0 DP: 2 HBP: 3	WP: 0 PB: 0 SB: 1 CS: 0	PA: 38
--------------	-------------------------------	----------------------------------	------------------------------	---------------------------------	-------------------------------	----------------------------------	-------------------------------	----------------------------------	------------------------------	----------------------------------	------------------------------	----------------------------------	------------------------------	----------------------------------	------------------------------	----------------------------------	------------------------------	----------------------------------	----------------------------------	------------------------------------	----------------------------------	--------

PITCHER	IP	WLS	BF	H	R	ER	SO	BB	IBB	HBP	BLK	WP	HR	S	P	ERA	WHIP
Omar Daal, L ERA: 3.75 (1, 1)	6.2	W	29	4	1	1	3	2	0	3	0	0	0	59	97	1.35	0.900
Bobby Chouinard, R ERA: 2.82 (7, 1)	1.1		5	1	0	0	1	0	0	0	0	0	0	10	18	0.00	0.750
Darren Holmes, R ERA: 3.13 (9, 1)	1.0		4	1	0	0	1	0	0	0	0	0	0	9	16	0.00	1.000

**BOTTOM**

Arizona Diamondbacks @ San Francisco Giants  
3Com Park at Candlestick Point, San Francisco, CA

livebaseballscorecards.com

AB	33
R	1
H	6
RBI	1
BB	2
SO	5
LOB	23



Sun Sep 26 1999, 4:05 PM EDT  
Att: 40,567 - Unknown - 74 F



Batter	1	2	3	4	5	6	7	8	9	AB R H RBI BB SO LOB	TOP											
Eric Young Sr. R (1, 4) OBP: 0.377, SLG: 0.362 Mike Maddux, L (7, 1) Pedro Borbon, R (7, 1) Alan Mills, R (8, 1)	0-2 G5-3	1-1 E3		2-1 F9			X 0-0 FC6-4 1B	0-1 SH2-4		4 0 1 0 0 0 1 0	<p>Los Angeles Dodgers @ San Francisco Giants</p> <p>3Com Park at Candlestick Point, San Francisco, CA</p> <p>Tue Sep 28 1999, 10:05 PM EDT</p> <p>Att. 34,786 - Unknown - 76 F</p> <p>livebaseballscorecards.com</p>											
Alex Cora, L (1, 6) OBP: 0.194, SLG: 0.200	0-1 F8	1-2 L5			2-1 G6-3	X 0-0 FC6-4 BB	1-3 K		5 0 0 1 0 1 5													
Gary Sheffield, R (1, 7) OBP: 0.406, SLG: 0.521 Trenidad Hubbard, R (9, 7) OBP: 0.398, SLG: 0.410	1-1 HR		4-2 F8 1B BB		1-0 G6-3	4-2 1-2 BB		3-2 HR	3 2 2 2 2 0 0 0 0 0 0 0 0 0													
Eric Karros, R (1, 3) OBP: 0.357, SLG: 0.555	1-1 L5		0-1 1B		0-0 1B	1-0 F7		0-3 K	5 0 2 0 0 1 2													
Raul Mondesi, R (1, 9) OBP: 0.330, SLG: 0.479		1-0 22 HR 1B	0-0 F8		3-3 K	3-0 P3		2-3 K	5 1 1 0 0 2 5													
22 Devon White, S (1, 8) OBP: 0.339, SLG: 0.413		3-2 HR	1-3 K		3-2 F7		2-2 1B 2B	1-1 1B	5 2 3 2 0 1 2													
Todd Hundley, S (1, 2) OBP: 0.300, SLG: 0.447		1-3 K	2-3 K		2-2 F7		4-0 SH2-4 1B BB	2-1 G4-3	4 0 0 0 1 2 3													
Adrian Beltré, R (1, 5) OBP: 0.350, SLG: 0.430		2-2 G4-3		1-1 F8		0-1 G6-3		1-1 P9	4 0 0 0 0 0 2													
Chan Ho Park, R (1, 1) OBP: 0.183, SLG: 0.196 Craig Counsell, L (7, PH) OBP: 0.274, SLG: 0.259 (7, 4) Jose Vizcaino, S (8, PH) OBP: 0.301, SLG: 0.293 (8, 4)		1-1 1B		1-2 G1-3		2-2 1B FC6-4 1B	2-0 SH2-4 1B		2 0 1 0 0 0 0 1 1 1 0 0 0 0 1 0 1 1 0 0 0													
<b>Inning Stats</b>	R: 1 E: 0 K: 0 S: 9	H: 1 LOB: 0 BB: 0 P: 11	R: 2 E: 1 K: 1 S: 20	H: 3 LOB: 2 BB: 0 P: 30	R: 0 E: 0 K: 2 S: 12	H: 1 LOB: 2 BB: 1 P: 19	R: 0 E: 0 K: 0 S: 7	H: 0 LOB: 0 BB: 0 P: 11	R: 0 E: 0 K: 1 S: 8	H: 1 LOB: 1 BB: 0 P: 14	R: 0 E: 0 K: 0 S: 9	H: 0 LOB: 0 BB: 0 P: 14	R: 1 E: 0 K: 0 S: 9	H: 2 LOB: 2 BB: 1 P: 19	R: 1 E: 0 K: 1 S: 13	H: 2 LOB: 2 BB: 1 P: 23	R: 1 E: 0 K: 2 S: 16	H: 2 LOB: 1 BB: 0 P: 24	1B: 8 2B: 1 3B: 0 HR: 3	SF: 0 SAC: 1 DP: 0 HBP: 0	WP: 0 PB: 0 SB: 1 CS: 0	PA: 43
<b>PITCHER</b>	IP WLS BF H R ER SO BB IBB HBP BLK WP HR S P ERA WHIP																					
Joe Nathan, R (1, 1) ERA: 3.9	6.1 L 30 8 4 4 4 2 0 0 0 0 0 2 72 112 5.68 1.579																					
Felix Rodriguez, R (7, 1) ERA: 3.92	0.2 2 0 0 0 0 0 0 0 0 0 0 0 2 6 0.00 0.000																					
Rich Rodriguez, L (8, 1) ERA: 5.07	1.0 6 2 1 1 1 1 0 0 0 0 0 0 13 23 9.00 3.000																					
Miguel Del Toro, R (9, 1) ERA: 4.29	1.0 5 2 1 1 2 0 0 0 0 0 0 1 16 24 9.00 2.000																					







Batter	1	2	3	4	5	6	7	8	9	AB R H RBI BB SO LOB	TOP												
<b>Craig Counsell, L</b> (1, 4) OBP: 0.274, SLG: 0.259 <b>Tripp Cromer, R</b> (9, PH) OBP: 0.250, SLG: 0.308	1-1 G3-1	0-0 F8			1-0 G3		3-2 1B		1-3 K	4 0 1 0 0 0 2 1 0 0 0 0 1 2													
<b>Mark Grudzielanek, R</b> (1, 6) OBP: 0.372, SLG: 0.432	1-0 P9		2-0 G6-4-3 1B		1-0 G6-3		1-1 P4		0-1 1B	5 0 2 0 0 0 2													
<b>Gary Sheffield, R</b> (1, 7) OBP: 0.404, SLG: 0.518	0-1 BB 1B		2-2 F8		2-1 P6		1-1 F8		3-3 K	5 0 1 0 0 1 4													
<b>Eric Karros, R</b> (1, 3) OBP: 0.359, SLG: 0.555	0-1 1B		0-1 G6-4-3		2-2 2B 1B		0-0 FC1-5 1B		1-0 F9	5 1 3 0 0 0 4													
<b>Raul Mondesi, R</b> (1, 9) OBP: 0.333, SLG: 0.482	4-1 1B			0-0 P4		0-0 2B		1-0 FC1-5 1B		3 0 2 1 1 0 0													
<b>Todd Hollandsworth, L</b> (1, 8) OBP: 0.335, SLG: 0.446 <b>Trenidad Hubbard, R</b> (8, PH) OBP: 0.395, SLG: 0.406	1-1 F7			0-0 G4-3		2-2 F9		1-1 FC1-5 2B		3 0 0 0 0 0 4 1 0 0 0 0 0 2													
<b>Todd Hundley, S</b> (1, 2) OBP: 0.298, SLG: 0.443 <b>22 Devon White, S</b> (8, PH) OBP: 0.338, SLG: 0.412 <b>Paul Lo Duca, R</b> (8, 2) OBP: 0.320, SLG: 0.356			0-2 G4-3		1-3 K		3-2 G3-1		3-2 G5-3	3 0 0 0 0 1 1 1 0 0 0 0 0 2 0 0 0 0 0 0 0													
<b>Adrián Beltré, R</b> (1, 5) OBP: 0.352, SLG: 0.431			2-0 1B		0-0 G3 SH3-4 1B		1-0 G6-3		4-2 1B 1B BB	3 0 2 0 1 0 0													
<b>Kevin Brown, R</b> (1, 1) OBP: 0.086, SLG: 0.064 <b>Eric Young Sr., R</b> (7, PH) OBP: 0.376, SLG: 0.362 <b>Onan Masaoka, R</b> (7, 1) <b>Jose Vizcaino, S</b> (9, PH) OBP: 0.303, SLG: 0.295			0-0 B2		3-2 SH3-4		2-1 P3		2-2 1B	1 0 0 0 0 0 1 1 0 0 0 0 0 0 0 0 0 0 0 0 0 1 0 1 0 0 0 0													
<b>Inning Stats</b>	R: 0 E: 0 K: 0 S: 10	H: 2 LOB: 3 BB: 1 P: 17	R: 0 E: 0 K: 0 S: 6	H: 1 LOB: 1 BB: 0 P: 8	R: 0 E: 0 K: 0 S: 7	H: 1 LOB: 0 BB: 0 P: 11	R: 0 E: 0 K: 1 S: 5	H: 0 LOB: 0 BB: 0 P: 6	R: 0 E: 0 K: 0 S: 6	H: 1 LOB: 1 BB: 0 P: 11	R: 1 E: 0 K: 0 S: 12	H: 2 LOB: 1 BB: 0 P: 21	R: 0 E: 0 K: 0 S: 10	H: 1 LOB: 1 BB: 0 P: 17	R: 0 E: 0 K: 0 S: 13	H: 2 LOB: 2 BB: 0 P: 19	R: 0 E: 0 K: 2 S: 18	H: 2 LOB: 3 BB: 1 P: 29	1B: 11 2B: 1 3B: 0 HR: 0	SF: 0 SAC: 1 DP: 1 HBP: 0	WP: 0 PB: 0 SB: 2 CS: 0	PA: 40	
<b>PITCHER</b>	IP WLS BF H R ER SO BB IBB HBP BLK WP HR S P ERA WHIP																						
<b>Livan Hernandez, R</b> (1, 1) ERA: 4.64 <b>Alan Embree, L</b> (8, 1) ERA: 3.09 <b>Bronswell Patrick, R</b> (9, 1) ERA: 11.57	7.1 W 32 10 1 1 1 1 1 0 0 0 0 0 60 97 1.23 1.500	1.0 H 6 2 0 0 1 1 0 0 0 0 0 0 21 32 0.00 3.000	0.2 S 2 0 0 0 1 0 0 0 0 0 0 0 6 10 0.00 0.000																				

Los Angeles Dodgers @ San Francisco Giants  
 3Com Park at Candlestick Point, San Francisco, CA  
 Wed Sep 29 1999, 10:35 PM EDT  
 Att. 47,343 - Unknown - 74 F

AB	37
R	1
H	12
RBI	1
BB	2
SO	3
LOB	24



Batter	1	2	3	4	5	6	7	8	9	AB R H RBI BB SO LOB
--------	---	---	---	---	---	---	---	---	---	----------------------

<b>Marvin Benard, L</b> (1, 8) <small>OBP: 0.352, SLG: 0.446</small> 										4 0 0 0 0 1 2
<b>Bill Mueller, S</b> (1, 5) <small>OBP: 0.384, SLG: 0.348</small> <b>Alan Embree, L</b> (8, 1) <b>Bronswell Patrick, R</b> (9, 1)										4 2 1 0 0 2 2 0 0 0 0 0 0 0 0 0 0 0 0 0 0
<b>Barry Bonds, L</b> (1, 7) <small>OBP: 0.393, SLG: 0.624</small> <b>F.P. Santangelo, S</b> (9, 7) <small>OBP: 0.404, SLG: 0.382</small>										3 2 1 2 1 0 0 0 0 0 0 0 0 0
<b>Jeff Kent, R</b> (1, 4) <small>OBP: 0.365, SLG: 0.514</small>										4 1 2 1 0 2 1
<b>J.T. Snow, L</b> (1, 3) <small>OBP: 0.371, SLG: 0.443</small>										4 0 1 2 0 0 1
<b>Armando Rios, L</b> (1, 9) <small>OBP: 0.428, SLG: 0.511</small>										4 0 1 0 0 1 2
<b>Brent Mayne, L</b> (1, 2) <small>OBP: 0.390, SLG: 0.429</small>										4 0 0 0 0 2 1
<b>Rich Aurilia, R</b> (1, 6) <small>OBP: 0.333, SLG: 0.439</small>										3 0 1 0 0 1 1
<b>Livan Hernandez, R</b> (1, 1) <small>OBP: 0.288, SLG: 0.397</small> <b>Ramon Martinez, R</b> (8, 5) <small>OBP: 0.325, SLG: 0.404</small>										2 0 0 0 0 1 1 0 0 0 0 0 0 0

Inning Stats	R: 2 E: 0 K: 3 S: 16	H: 1 LOB: 0 BB: 0 P: 23	R: 0 E: 0 K: 2 S: 12	H: 0 LOB: 0 BB: 0 P: 16	R: 2 E: 0 K: 0 S: 9	H: 3 LOB: 2 BB: 1 P: 13	R: 0 E: 0 K: 1 S: 11	H: 1 LOB: 2 BB: 0 P: 20	R: 0 E: 1 K: 1 S: 6	H: 0 LOB: 0 BB: 0 P: 11	R: 0 E: 1 K: 2 S: 11	H: 1 LOB: 1 BB: 0 P: 16	R: 0 E: 0 K: 0 S: 6	H: 0 LOB: 0 BB: 0 P: 7	R: 1 E: 0 K: 1 S: 11	H: 1 LOB: 0 BB: 0 P: 17	1B: 4 2B: 1 3B: 0 HR: 2	SF: 0 SAC: 0 DP: 1 HBP: 1	WP: 1 PB: 0 SB: 0 CS: 1	PA: 34
--------------	-------------------------------	----------------------------------	-------------------------------	----------------------------------	------------------------------	----------------------------------	-------------------------------	----------------------------------	------------------------------	----------------------------------	-------------------------------	----------------------------------	------------------------------	---------------------------------	-------------------------------	----------------------------------	----------------------------------	------------------------------------	----------------------------------	--------

PITCHER	IP	WLS	BF	H	R	ER	SO	BB	IBB	HBP	BLK	WP	HR	S	P	ERA	WHIP
Kevin Brown, R (1, 1) ERA: 3.0	6.0	L	27	6	4	4	9	1	0	1	0	1	1	65	99	6.00	1.167
Onan Masaoka, L (7, 1) ERA: 4.34	2.0		7	1	1	1	1	0	0	0	0	0	1	17	24	4.50	0.500

**BOTTOM**

**Los Angeles Dodgers @ San Francisco Giants**  
**3Com Park at Candlestick Point, San Francisco, CA**

livebaseballscorecards.com

<b>AB</b>	<b>32</b>
<b>R</b>	<b>5</b>
<b>H</b>	<b>7</b>
<b>RBI</b>	<b>5</b>
<b>BB</b>	<b>1</b>
<b>SO</b>	<b>10</b>
<b>LOB</b>	<b>11</b>



WP: 1	PA: 34
PB: 0	
SB: 0	
CS: 1	

ERA	WHIP
6.00	1.167
4.50	0.500

Wed Sep 29 1999, 10:35 PM EDT  
 Att: 47,343 - Unknown - 74 F





Batter	1	2	3	4	5	6	7	8	9	AB	R	H	RBI	BB	SO	LOB
Marvin Benard, L (1, 8) OBP: 0.352, SLG: 0.451 (9, 9)	1-1 HR		2-0 G4-3		1-0 BB FC5-2 1B		0-0 G4-6-3		0-0 G3	5	1	2	2	0	0	4
Bill Mueller, S (1, 5) OBP: 0.383, SLG: 0.347 Rich Rodriguez, L (8, 1) OBP: 1.000, SLG: 1.000 F.P. Santangelo, S (9, 7) OBP: 0.404, SLG: 0.382	0-2 F9		1-0 1B		0-1 FC5-2 BB		3-2 P8			4	0	1	1	0	0	3
Barry Bonds, L (1, 7) OBP: 0.389, SLG: 0.617 Calvin Murray, R (9, 8) OBP: 0.286, SLG: 0.385	2-2 P9		0-0 F7		3-3 K			0-1 G6-3		4	0	0	0	0	1	4
Jeff Kent, R (1, 4) OBP: 0.386, SLG: 0.512 Wilson Delgado, S (9, 4) OBP: 0.353, SLG: 0.355	2-3 K			4-1 CS BB	4-2 BB			2-3 K		2	0	0	1	2	2	0
Ellis Burks, R (1, 9) OBP: 0.393, SLG: 0.562 Armando Rios, L (5, 9) OBP: 0.422, SLG: 0.504 Julian Tavarez, L (9, 1) OBP: 0.200, SLG: 0.200		0-0 P3		0-1 P6	3-1 F9			2-3 K		2	0	0	0	0	0	1
J.T. Snow, L (1, 3) OBP: 0.369, SLG: 0.440		1-3 K		1-3 K		0-1 G5-3			0-0 P6	4	0	0	0	0	2	1
Rich Aurilia, R (1, 6) OBP: 0.334, SLG: 0.439		1-1 G6-3			1-1 1B BB 1B	0-2 F8			0-2 WP 1B 1B	4	1	2	0	0	0	0
Brent Mayne, L (1, 2) OBP: 0.389, SLG: 0.426 Miguel Del Toro, R (7, 1) Ramon Martinez, R (8, 5) OBP: 0.329, SLG: 0.409			2-1 F7		4-2 1B FC5-2 BB	2-3 K			0-0 WP 1B	2	0	0	0	1	1	0
Shawn Estes, R (1, 1) OBP: 0.215, SLG: 0.230 Jerry Spradlin, S (4, 1) Jay Canizaro, R (5, PH) OBP: 0.444, SLG: 0.875 Mark Gardner, R (6, 1) OBP: 0.167, SLG: 0.179 Doug Mirabelli, R (7, 2) OBP: 0.315, SLG: 0.354			0-0 G4-3 1B 2B		3-2 FC5-2 BB 1B		4-2 G4-6-3 BB		1-3 K	1	1	1	0	0	0	0

Inning Stats	R: 1	H: 1	E: 0	K: 1	S: 12	H: 1	LOB: 0	BB: 0	P: 17	R: 0	H: 0	E: 0	K: 1	S: 6	R: 0	H: 0	E: 0	K: 1	S: 6	R: 0	H: 0	E: 0	K: 1	S: 6	R: 1	H: 2	E: 0	K: 0	S: 6	R: 2	H: 3	E: 0	K: 1	S: 19	R: 0	H: 0	E: 0	K: 1	S: 8	R: 0	H: 0	E: 0	K: 0	S: 8	R: 0	H: 0	E: 0	K: 2	S: 8	R: 0	H: 0	E: 0	K: 1	S: 9	R: 0	H: 2	E: 0	K: 1	S: 9	1B: 6	2B: 1	3B: 0	HR: 1	SF: 0	SAC: 0	DP: 1	HBP: 0	WP: 1	PA: 37
--------------	------	------	------	------	-------	------	--------	-------	-------	------	------	------	------	------	------	------	------	------	------	------	------	------	------	------	------	------	------	------	------	------	------	------	------	-------	------	------	------	------	------	------	------	------	------	------	------	------	------	------	------	------	------	------	------	------	------	------	------	------	------	-------	-------	-------	-------	-------	--------	-------	--------	-------	--------

PITCHER	IP	WLS	BF	H	R	ER	SO	BB	IBB	HBP	BLK	WP	HR	S	P	ERA	WHIP
Jeff Williams, L ERA: 4.08	(1, 1)		5.0	6	4	4	4	3	0	0	0	0	1	49	85	7.20	1.800
Onan Masaoka, L ERA: 4.21	(6, 1)		2.0	6	0	0	1	1	0	0	0	0	0	16	25	0.00	0.500
Mike Maddux, R ERA: 3.59	(8, 1)		1.0	3	0	0	2	0	0	0	0	0	0	8	12	0.00	0.000
Jeff Shaw, R ERA: 2.82	(9, 1)		1.0	5	2	0	1	0	0	0	0	1	0	9	10	0.00	2.000

**BOTTOM**

**Los Angeles Dodgers @ San Francisco Giants**  
**3Com Park at Candlestick Point, San Francisco, CA**

livebaseballscores.com

<b>AB</b>	<b>33</b>
<b>R</b>	<b>4</b>
<b>H</b>	<b>8</b>
<b>RBI</b>	<b>4</b>
<b>BB</b>	<b>4</b>
<b>SO</b>	<b>8</b>
<b>LOB</b>	<b>18</b>



PITCHER	IP	WLS	BF	H	R	ER	SO	BB	IBB	HBP	BLK	WP	HR	S	P	ERA	WHIP
Jeff Williams, L ERA: 4.08	(1, 1)		5.0	6	4	4	4	3	0	0	0	0	1	49	85	7.20	1.800
Onan Masaoka, L ERA: 4.21	(6, 1)		2.0	6	0	0	1	1	0	0	0	0	0	16	25	0.00	0.500
Mike Maddux, R ERA: 3.59	(8, 1)		1.0	3	0	0	2	0	0	0	0	0	0	8	12	0.00	0.000
Jeff Shaw, R ERA: 2.82	(9, 1)		1.0	5	2	0	1	0	0	0	0	1	0	9	10	0.00	2.000

Thu Sep 30 1999, 4:05 PM EDT  
 Att: 61,389 - Sunny - 76 F



Batter	1	2	3	4	5	6	7	8	9	AB	R	H	RBI	BB	SO	LOB	TOP								
Marvin Benard, L (1, 9) OBP: 0.351, SLG: 0.448	2-3 K		B5-3		2-1 P4		0-0 G4-3			4	0	0	0	1	1	3									
Calvin Murray, R (1, 8) OBP: 0.263, SLG: 0.294	1-2 K		HR			0-1 G6-3	0-0 L5			4	1	0	0	1	1	4									
Armando Rios, L (1, 7) OBP: 0.416, SLG: 0.493	2-3 K		0-0 F7	2-0 G3-1		0-0 HR		0-0 G4-3		5	1	1	0	0	1	1									
J.T. Snow, L (1, 3) OBP: 0.369, SLG: 0.445		0-2 1B	0-0 HR	3-3 K		2-2 L4		1-1 G6-3		5	2	2	2	0	1	1									
Rich Aurilia, R (1, 6) OBP: 0.334, SLG: 0.443		4-2 1B	0-0 E6	3-3 K2-3		1-0 HR		1-2 L9		4	3	1	2	1	1	0									
Bill Mueller, S (1, 5) OBP: 0.387, SLG: 0.353		4-2 1B	3-2 1B		0-0 FC6-4	1-0 1B		2-1 L7		4	1	3	0	1	0	0									
Jay Canizaro, R (1, 4) OBP: 0.500, SLG: 0.769		0-1 1B	0-0 E		2-0 FC6-4	0-1 F9		0-0 FC6-4		5	1	3	4	0	0	2									
Brent Mayne, L (1, 2) OBP: 0.389, SLG: 0.422		2-0 L7	4-0 IBB		2-3 K		4-0 G4-3		0-0 FC6-4	3	0	0	0	2	1	4									
Russ Ortiz, R (1, 1) OBP: 0.230, SLG: 0.268		1-0 G6-3	1-1 E8		4-2 BB		0-1 SH3-4		0-3 K	3	0	1	1	1	1	3									
<b>Inning Stats</b>	R: 0 E: 0 K: 3 S: 11	H: 0 LOB: 0 BB: 0 P: 16	R: 2 E: 0 K: 0 S: 13	H: 2 LOB: 1 BB: 2 P: 24	R: 5 E: 2 K: 0 S: 16	H: 4 LOB: 3 BB: 3 P: 32	R: 0 E: 0 K: 2 S: 7	H: 0 LOB: 0 BB: 0 P: 15	R: 0 E: 0 K: 1 S: 11	H: 1 LOB: 2 BB: 1 P: 21	R: 2 E: 0 K: 0 S: 12	H: 3 LOB: 1 BB: 0 P: 16	R: 0 E: 0 K: 0 S: 4	H: 0 LOB: 1 BB: 1 P: 8	R: 0 E: 0 K: 0 S: 6	H: 0 LOB: 0 BB: 0 P: 8	R: 0 E: 0 K: 1 S: 8	H: 1 LOB: 1 BB: 0 P: 10	1B: 8 2B: 1 3B: 0 HR: 2	SF: 0 SAC: 1 DP: 1 HBP: 0	WP: 0 PB: 0 SB: 2 CS: 0	PA: 45			
<b>PITCHER</b>	IP	WLS	BF	H	R	ER	SO	BB	IBB	HBP	BLK	WP	HR	S	P	ERA	WHIP								
John Thomson, R (1, 1) ERA: 8.04	2.2	L	18	6	7	4	3	3	1	0	0	0	1	37	65	13.50	3.375								
Rigo Beltran, L (3, 1) ERA: 4.35	2.1		10	1	0	0	3	2	0	0	0	0	0	21	43	0.00	1.286								
Roberto Ramirez, L (6, 1) ERA: 8.26	2.0		10	3	2	2	0	1	0	0	0	0	1	16	24	9.00	2.000								
David Wainhouse, R (8, 1) ERA: 6.91	2.0		7	1	0	0	1	0	0	0	0	0	0	14	18	0.00	0.500								

**San Francisco Giants @ Colorado Rockies**  
**Coors Field, Denver, CO**  
 Fri Oct 01 1999, 6:05 PM MDT  
 Att. 41,302 - Cloudy - 52 F

<b>AB</b>	37
<b>R</b>	9
<b>H</b>	11
<b>RBI</b>	9
<b>BB</b>	7
<b>SO</b>	7
<b>LOB</b>	18



WP: 0	PA: 45
PB: 0	
SB: 2	
CS: 0	

Batter	1	2	3	4	5	6	7	8	9	AB R H RBI BB SO LOB
<b>Neifi Perez, S</b> OBP: 0.309, SLG: 0.406 (1, 6)	0-0 L5		1-1 G2-3		0-2 1B		1-1 G5-3		0-0 F9	5 0 1 0 0 0 2
<b>Terry Shumpert, R</b> OBP: 0.410, SLG: 0.592 (1, 4)	1-2 2B		3-3 K		3-2 SF9		1-2 L8			3 0 1 1 0 1 2
<b>17 Todd Helton, L</b> OBP: 0.392, SLG: 0.589 <b>Chris Sexton, R</b> OBP: 0.343, SLG: 0.328 (1, 3) (9, 9)	2-1 G6-3		3-1 G4-3		0-0 SF9			0-2 F7		3 0 0 1 0 0 3 0 0 0 0 0 0 0
<b>Dante Bichette, R</b> OBP: 0.352, SLG: 0.536 <b>Jeff Barry, S</b> OBP: 0.339, SLG: 0.444 (1, 7) (9, 7)	3-2 L7		3-2 G5-3		2-1 F7			0-0 L9		4 0 0 0 0 0 2 0 0 0 0 0 0 0
<b>Vinny Castilla, R</b> OBP: 0.331, SLG: 0.482 (1, 5)		2-1 G6-3		4-1 1B BB		0-0 1B		0-2 F8		3 0 1 0 1 0 0
<b>J.R. Phillips, L</b> OBP: 0.257, SLG: 0.529 (1, 9) (9, 3)		1-2 G4-3		1-1 G6-4-3 1B		0-0 P6		2-2 F7		4 0 1 0 0 0 1
<b>Edgard Clemente, R</b> OBP: 0.280, SLG: 0.471 (1, 8)		1-1 F9		3-1 G6-4-3 1-2f		2-3 K		1-2 E6 HR		4 1 0 0 0 1 3
<b>Ben Petrick, R</b> OBP: 0.417, SLG: 0.565 (1, 2)			4-2 G2-3 1B BB		4-2 1B 1B SF9 BB		3-2 G6-3		1-3 K	2 1 0 0 2 1 2
<b>John Thomson, R</b> OBP: 0.250, SLG: 0.222 <b>Rigo Beltrán, L</b> OBP: 0.333, SLG: 0.333 <b>Juan Sober, R</b> OBP: 0.364, SLG: 0.222 <b>Roberto Ramírez, L</b> OBP: 0.259, SLG: 0.143 <b>Kirt Manwaring, R</b> OBP: 0.371, SLG: 0.376 <b>David Wainhouse, L</b> OBP: 0.351, SLG: 0.492 (1, 1) (3, 1) (5, PH) (6, 1) (7, PH) (8, 1) (9, PH)			2-1 G2-3 1B		1-0 SF9 1B 17 SF9 1B		0-1 G3-1		3-1 HR	0 0 0 0 0 0 0 1 0 1 0 0 0 0 1 1 1 0 0 0 0 0 0 0 0 0 0 0 1 0 0 0 0 0 0 0 0 0 0 0 0 0 1 1 1 2 0 0 0

Inning Stats	R: 0 E: 0 K: 0 S: 9	H: 1 LOB: 1 BB: 0 P: 15	R: 0 E: 0 K: 0 S: 7	H: 0 LOB: 0 BB: 0 P: 11	R: 0 E: 0 K: 1 S: 12	H: 1 LOB: 2 BB: 1 P: 25	R: 0 E: 0 K: 0 S: 8	H: 1 LOB: 1 BB: 1 P: 18	R: 2 E: 0 K: 0 S: 13	H: 2 LOB: 1 BB: 1 P: 23	R: 0 E: 0 K: 1 S: 8	H: 1 LOB: 1 BB: 0 P: 13	R: 0 E: 0 K: 0 S: 7	H: 0 LOB: 0 BB: 0 P: 9	R: 0 E: 0 K: 0 S: 7	H: 0 LOB: 0 BB: 0 P: 7	R: 2 E: 1 K: 1 S: 12	H: 1 LOB: 0 BB: 0 P: 19	1B: 5 2B: 1 3B: 0 HR: 1	SF: 2 SAC: 0 DP: 1 HBP: 0
--------------	------------------------------	----------------------------------	------------------------------	----------------------------------	-------------------------------	----------------------------------	------------------------------	----------------------------------	-------------------------------	----------------------------------	------------------------------	----------------------------------	------------------------------	---------------------------------	------------------------------	---------------------------------	-------------------------------	----------------------------------	----------------------------------	------------------------------------


PITCHER	IP	WLS	BF	H	R	ER	SO	BB	IBB	HBP	BLK	WP	HR	S	P	ERA	WHIP
<b>Russ Ortiz, R</b> ERA: 3.81 (1, 1)	9.0	W	37	7	4	2	3	3	0	0	0	0	1	83	140	2.00	1.111

**BOTTOM**

**San Francisco Giants @ Colorado Rockies**  
Coors Field, Denver, CO

Fri Oct 01 1999, 6:05 PM MDT  
Att: 41,302 - Cloudy - 52 F

AB	32
R	4
H	7
RBI	4
BB	3
SO	3
LOB	15



WP: 0	PA: 37
PB: 0	
SB: 0	
CS: 0	



Batter	1	2	3	4	5	6	7	8	9	AB R H RBI BB SO LOB	TOP											
Marvin Benard, L OBP: 0.356, SLG: 0.454 (1, 8) (6, 9)	1-1 F7		0-0 1B SF8 1B		2-1 CS 1B		1-1 1B 1B	0-1 SH1-3 2B	1-1 2B 1B	6 3 5 0 0 0 0												
Bill Mueller, S OBP: 0.387, SLG: 0.358 (1, 5)	0-1 HR 2B		3-2 K		1-3 K2-3		3-3 K 1-2	1-0 SH1-3 2-3	3-2 2B 1-H 2-H	5 1 2 2 0 3 4												
J.T. Snow, L OBP: 0.370, SLG: 0.450 (1, 3)	2-1 HR 2-H		1-0 BB 1-3 2-H 1B		3-1 G4-3		4-0 1B 2B IBB	0-3 K	2-3 K	5 2 2 3 1 2 2												
Jeff Kent, R OBP: 0.366, SLG: 0.511 Ramon Martinez, R OBP: 0.329, SLG: 0.407 Miguel Del Toro, R (1, 4) (6, 4) (9, 1)	2-2 P3		1-0 SF8		4-2 HR BB		1-0 2B 1-2 2-H 1B	3-3 K	2-2 G6-3	1 1 0 1 1 0 0 3 1 1 1 0 1 2 0 0 0 0 0 0 0												
Ellis Burks, R OBP: 0.394, SLG: 0.569 F.P. Santangelo, S OBP: 0.408, SLG: 0.388 (1, 9) (6, 8)	3-1 F9		4-2 BB 1-2		3-2 HR 1-H		2-0 1B 1-3 2-H 2B	4-0 HR BB	2-2 HR BB	2 1 1 2 2 1 0 0 1 2 1 1 1 0 0												
Armando Rios, L OBP: 0.421, SLG: 0.534 (1, 7)			3-2 G3		2-2 HR		4-0 1B IBB	2-2 HR	2-2 HR	4 2 2 3 1 0 2												
Brent Mayne, L OBP: 0.389, SLG: 0.419 Rich Aurilia, R OBP: 0.336, SLG: 0.444 Jerry Spradlin, S (7, PH) Jay Canizaro, R OBP: 0.533, SLG: 0.857 (9, PH) (9, 4)			2-0 G3		0-3 K		4-1 BB G5-4-3	3-2 1B 1-2 2-H 3-H 1B	0-1 G6-3 1B 2B	2 0 0 0 1 1 1 0 1 0 1 2 0 0 0 0 0 0 0 0 0 0 1 1 1 0 0 0 0												
Wilson Delgado, S OBP: 0.328, SLG: 0.328 (1, 6)			1-1 G6-3		2-1 P1-6		1-2 G5-4-3	1-3 K	1-2 G6-3	5 0 0 0 0 1 4												
Kirk Rueter, L OBP: 0.194, SLG: 0.190 Bronswell Patrick, R (6, 1) Rich Rodriguez, L OBP: 1.000, SLG: 1.000 Doug Mirabelli, R OBP: 0.319, SLG: 0.357 (7, PH) (7, 2)			0-0 1B 1B		1-2 G4-3		0-2 G4-3	1-2 G1-3	1-2 1B 2B 3-H	3 1 1 0 0 0 0 0 0 0 0 0 0 0 0 0 0 0 0 0 0 2 1 1 1 0 0 2												
<b>Inning Stats</b>	R: 2 E: 0 K: 0 S: 12	H: 2 LOB: 0 BB: 0 P: 20	R: 0 E: 0 K: 0 S: 5	H: 0 LOB: 0 BB: 0 P: 8	R: 2 E: 0 K: 1 S: 13	H: 3 LOB: 2 BB: 1 P: 25	R: 0 E: 0 K: 1 S: 8	H: 0 LOB: 0 BB: 0 P: 11	R: 0 E: 0 K: 1 S: 7	H: 1 LOB: 0 BB: 0 P: 13	R: 3 E: 0 K: 0 S: 16	H: 2 LOB: 0 BB: 2 P: 30	R: 4 E: 0 K: 2 S: 18	H: 4 LOB: 2 BB: 2 P: 38	R: 0 E: 0 K: 2 S: 9	H: 1 LOB: 1 BB: 0 P: 13	R: 5 E: 0 K: 1 S: 23	H: 5 LOB: 1 BB: 1 P: 38	1B: 9 2B: 5 3B: 0 HR: 4	SF: 1 SAC: 1 DP: 1 HBP: 0	WP: 0 PB: 0 SB: 1 CS: 1	PA: 49
<b>PITCHER</b>	IP WLS BF H R ER SO BB IBB HBP BLK WP HR S P ERA WHIP	IP WLS BF H R ER SO BB IBB HBP BLK WP HR S P ERA WHIP													IP WLS BF H R ER SO BB IBB HBP BLK WP HR S P ERA WHIP							
Jamey Wright, R ERA: 4.87 (1, 1)	5.0 L 23 7 6 6 3 2 0 0 0 0 2 51 90 10.80 1.800													Rigo Beltran, L ERA: 4.5 (9, 1)								
Bobby Jones, L ERA: 6.33 (6, 1)	1.0 4 1 1 1 0 1 0 0 0 0 0 1 10 17 9.00 2.000																					
Mike DeJean, R ERA: 8.41 (7, 1)	0.1 6 3 4 4 1 0 2 0 0 0 0 0 8 23 108.00 9.000																					
Mike Porzio, L ERA: 8.59 (7, 1)	1.2 7 2 0 0 3 0 0 0 0 0 0 0 19 28 0.00 1.200																					
Curt Leskanic, R ERA: 5.08 (9, 1)	0.1 5 3 4 4 0 1 0 0 0 0 0 0 1 12 19 108.00 12.000																					

San Francisco Giants @ Colorado Rockies  
Coors Field, Denver, CO  
Sat Oct 02 1999, 1:05 PM MDT  
Att. 38,393 - Cloudy - 49 F

AB	41
R	16
H	18
RBI	16
BB	6
SO	8
LOB	16



BOTTOM

San Francisco Giants @ Colorado Rockies  
Coors Field, Denver, CO  
Sat Oct 02 1999, 1:05 PM MDT  
Att: 38,393 - Cloudy - 49 F

livebaseballscores.com

AB 41  
R 7  
H 13  
RBI 6  
BB 4  
SO 5  
LOB 24



WP: 0 PA: 46  
PB: 0  
SB: 0  
CS: 0

AB R H RBI BB SO LOB

6 1 2 0 0 0 4

4 1 1 0 0 1 1

4 0 2 1 1 0 2

4 0 1 0 0 0 3

0 1 0 0 0 0 0

1 0 0 0 0 0 1

5 1 1 0 0 0 2

5 2 4 1 0 0 2

0 0 0 0 0 0 0

0 0 0 0 0 0 0

5 1 2 3 0 2 3

3 0 0 1 2 0 3

2 0 0 0 0 0 2

0 0 0 0 0 0 0

0 0 0 0 1 0 0

0 0 0 0 0 0 0

0 0 0 0 0 0 0

2 0 0 0 0 2 1


1B: 10 SF: 0  
2B: 2 SAC: 0  
3B: 1 DP: 0  
HR: 0 HBP: 1

Batter	1	2	3	4	5	6	7	8	9
Neifi Perez, S OBP: 0.309, SLG: 0.405 (1, 6)	3-1 P3 1B	1-1 G1-3 1B			3-2 FC5-4 1B	2-0 G3 1B		2-1 17 1B HBP	0-0 F8
Terry Shumpert, R OBP: 0.410, SLG: 0.587 (1, 4)	1-3 K 1B		0-1 F9 1B		2-2 FC5-4 1B	1-2 1B		1-0 17 1B HBP	
17 Todd Helton, L OBP: 0.393, SLG: 0.589 (1, 3)	1-0 FC5-4 1B		2-2 G4-3 1B		4-2 1B BB	2-1 F7 1B		1-0 FC3-6 1B	
Dante Bichette, R OBP: 0.352, SLG: 0.534 Juan Sosa, R OBP: 0.364, SLG: 0.222 (7, PR) (8, 7) J.R. Phillips, L OBP: 0.250, SLG: 0.514 (8, PH) (9, 9)	0-1 FC5-4 1B		0-0 G5-3 1B		1-1 F9 1B		2-2 G5-3 1B	2-2 FC3-6 1B	
Vinny Castilla, R OBP: 0.330, SLG: 0.480 (1, 5)		1-0 F9 1B		0-0 G6-3 1B		3-2 1B	0-0 G5-3 1B	1-0 E6 1B	
Angel Echevarria, R OBP: 0.362, SLG: 0.505 Curt Leskanic, R OBP: 0.500, SLG: 1.250 Rigo Beltran, L OBP: 0.333, SLG: 0.333 (9, 1) (9, 1)		0-1 2B		2-1 FC6-4 1B		2-1 1B	3-2 2B	2-2 F8 1B	
Edgard Clemente, R OBP: 0.284, SLG: 0.488 (1, 8)		3-2 FC1-5 2B		3-3 K 1B		1-2 1B	2-3 K 1B		0-1 G5-3 1B
Henry Blanco, R OBP: 0.320, SLG: 0.369 (1, 2)		4-1 FC1-5 BB		1-1 FC6-4 1B		2-2 G6-3 1B	1-1 P3 1B		4-2 BB 1B
Jamey Wright, R OBP: 0.126, SLG: 0.156 Bobby Jones, R OBP: 0.200, SLG: 0.185 Chris Sexton, R OBP: 0.353, SLG: 0.328 Mike DeJean, R OBP: 0.353, SLG: 0.328 Mike Porzio, L OBP: 0.335, SLG: 0.439 (8, PH) (9, 7)		1-1 FC1-5 1B			2-2 G2-3 1B	4-2 1B		2-3 K 1B	2-3 K 1B

Inning Stats	R: 0	H: 1	E: 0	LOB: 1	K: 1	S: 8	R: 1	H: 2	E: 0	LOB: 2	K: 0	S: 11	R: 0	H: 0	E: 0	LOB: 0	K: 0	S: 6	R: 0	H: 1	E: 0	LOB: 1	K: 1	S: 9	R: 0	H: 1	E: 0	LOB: 2	K: 0	S: 14	R: 3	H: 4	E: 0	LOB: 2	K: 0	S: 21	R: 1	H: 2	E: 0	LOB: 2	K: 1	S: 13	R: 2	H: 2	E: 2	LOB: 2	K: 1	S: 13	R: 0	H: 0	E: 0	LOB: 1	K: 1	S: 8	1B: 10	SF: 0	2B: 2	SAC: 0	3B: 1	DP: 0	HR: 0	HBP: 1	WP: 0	PA: 46
--------------	------	------	------	--------	------	------	------	------	------	--------	------	-------	------	------	------	--------	------	------	------	------	------	--------	------	------	------	------	------	--------	------	-------	------	------	------	--------	------	-------	------	------	------	--------	------	-------	------	------	------	--------	------	-------	------	------	------	--------	------	------	--------	-------	-------	--------	-------	-------	-------	--------	-------	--------

PITCHER	IP	WLS	BF	H	R	ER	SO	BB	IBB	HBP	BLK	WP	HR	S	P	ERA	WHIP
Kirk Rueter, L ERA: 5.41 (1, 1)	5.1	W	27	8	4	4	2	3	0	0	0	0	0	63	110	6.75	2.062
Bronswell Patrick, R ERA: 10.8 (6, 1)	0.1	H	2	1	0	0	0	0	0	0	0	0	0	4	7	0.00	3.000
Rich Rodriguez, L ERA: 5.01 (6, 1)	0.1	H	1	0	0	0	0	0	0	0	0	0	0	2	4	0.00	0.000
Jerry Spradlin, R ERA: 4.87 (7, 1)	2.0		12	4	3	2	2	0	0	1	0	0	0	26	45	9.00	2.000
Miguel Del Toro, R ERA: 4.18 (9, 1)	1.0		4	0	0	0	1	1	0	0	0	0	0	8	14	0.00	1.000



Batter	1	2	3	4	5	6	7	8	9	AB R H RBI BB SO LOB	TOP											
<b>Marvin Benard, L</b> (1, 8) OBP: 0.359, SLG: 0.457 <b>Calvin Murray, R</b> (5, 8) OBP: 0.333, SLG: 0.368	0-0 S 2B 1B	2-0 E HBP		3-2 2-H 2B		1-2 SH1-4 F9-2 1B		3-2 3-H 1B		2 2 2 1 0 0 0 2 0 2 1 0 0 0												
<b>F.P. Santangelo, S</b> (1, 7) OBP: 0.406, SLG: 0.386	3-3 K 1-2	3-2 E7 1-H 2-H 1B		2-3 K		1-1 SH1-4		0-0 P4		4 0 1 1 0 2 3												
<b>J.T. Snow, L</b> (1, 3) OBP: 0.370, SLG: 0.451	3-1 2-H 2B 2B	1-2 G4-3			1-0 SH5-3 1B 1B	2-2 F9-2			1-0 F8	5 2 2 1 0 0 2												
<b>Armando Rios, L</b> (1, 9) OBP: 0.420, SLG: 0.527	2-3 K		1-1 F8		4-1 SH5-3 1B BB		2-3 K		0-1 CS 1B	4 1 1 0 1 2 1												
<b>Ramon Martinez, R</b> (1, 5) OBP: 0.327, SLG: 0.410 (7, 4)	1-0 2-H 2B		0-0 L6		0-0 SH5-3		1-1 F9		2-3 K 1-2	4 0 1 1 0 1 1												
<b>Jay Canizaro, R</b> (1, 4) OBP: 0.474, SLG: 0.722 <b>Felix Rodriguez, R</b> (7, 1) OBP: 0.428, SLG: 1.000 <b>Alan Embree, L</b> (9, 1) <b>Bronswell Patrick, R</b> (9, 1)	1-3 K		0-0 L9		2-0 WP E 1B 2-H 3-H		1-0 P3			4 0 1 2 0 1 1 0												
<b>Doug Mirabelli, R</b> (1, 2) OBP: 0.327, SLG: 0.356		0-0 SH2-3 1B 1B		4-2 FC6-4 BB	0-0 E4 WP			1-1 P3		3 1 1 0 1 0 1	<b>AB</b> 34 <b>R</b> 8 <b>H</b> 12 <b>RBI</b> 7 <b>BB</b> 2 <b>SO</b> 7 <b>LOB</b> 15											
<b>Wilson Delgado, S</b> (1, 6) OBP: 0.312, SLG: 0.310		1-0 P9		1-2 FC6-4 SH2-4 2B 1-2f	0-0 F7			2-3 K		4 1 0 0 0 1 4												
<b>Joe Nathan, R</b> (1, 1) OBP: 0.233, SLG: 0.214 <b>Rich Rodriguez, L</b> (6, 1) OBP: 1.000, SLG: 1.000 <b>Bill Mueller, S</b> (7, 5) OBP: 0.388, SLG: 0.362		1-0 SH2-3		0-0 SH2-4	2-2 G4-3			2-2 E9 1B 2B		1 0 0 0 0 0 2 0 0 0 0 0 0 0 1 1 1 0 0 0 0												
<b>Inning Stats</b>	R: 2 E: 0 K: 3 S: 17	H: 3 LOB: 1 BB: 0 P: 27	R: 2 E: 1 K: 0 S: 9	H: 2 LOB: 1 BB: 0 P: 17	R: 0 E: 0 K: 0 S: 4	H: 0 LOB: 0 BB: 0 P: 5	R: 1 E: 0 K: 1 S: 13	H: 1 LOB: 1 BB: 1 P: 23	R: 2 E: 1 K: 0 S: 9	H: 2 LOB: 2 BB: 1 P: 18	R: 0 E: 0 K: 0 S: 17	H: 1 LOB: 0 BB: 0 P: 21	R: 0 E: 0 K: 1 S: 6	H: 0 LOB: 0 BB: 0 P: 10	R: 1 E: 1 K: 1 S: 12	H: 2 LOB: 1 BB: 0 P: 20	R: 0 E: 0 K: 1 S: 6	H: 1 LOB: 0 BB: 0 P: 9	1B: 8 2B: 5 3B: 0 HR: 0	SF: 0 SAC: 4 DP: 1 HBP: 1	WP: 1 PB: 0 SB: 2 CS: 1	PA: 41
<b>PITCHER</b>	IP WLS BF H R ER SO BB IBB HBP BLK WP HR S P ERA WHIP																					
<b>Brian Bohanon, L</b> (1, 1) ERA: 6.2 <b>David Lee, R</b> (5, 1) ERA: 3.67 <b>Jerry Dipoto, R</b> (7, 1) ERA: 4.26 <b>Dave Veres, R</b> (9, 1) ERA: 5.14	4.1 6 2.0 1.0	WLS 0 0 W	BF 24 6 8 3	H 8 1 2 1	R 7 0 1 0	ER 6 0 1 0	SO 4 0 2 1	BB 2 0 0 0	IBB 0 0 0 0	HBP 1 0 0 0	BLK 0 0 0 0	WP 0 1 0 0	HR 0 0 0 0	S 47 22 18 6	P 83 28 30 9	ERA 12.46 0.00 4.50 0.00	WHIP 2.308 0.600 1.000 1.000					

**San Francisco Giants @ Colorado Rockies**  
 Coors Field, Denver, CO  
 Sun Oct 03 1999, 1:05 PM MDT  
 Att. 40,117 - Cloudy - 48 F

AB	34
R	8
H	12
RBI	7
BB	2
SO	7
LOB	15

WP: 1	PA: 41
PB: 0	
SB: 2	
CS: 1	

ERA	WHIP
-----	------

BOTTOM

San Francisco Giants @ Colorado Rockies  
Coors Field, Denver, CO

livebaseballscores.com

AB	34
R	9
H	11
RBI	9
BB	6
SO	4
LOB	13



WP	1	PA	42
PB	0		
SB	0		
CS	0		

Sun Oct 03 1999, 1:05 PM MDT  
Att: 40,117 - Cloudy - 48 F

AB	4	R	0	H	0	RBI	1	BB	0	SO	2	LOB	2
	0	0	0	0	0	0	0	0	0	0	0	0	0
	0	0	0	0	0	0	0	0	0	0	0	0	0
	1	0	0	0	0	0	0	0	0	0	0	0	0

	3	1	1	0	2	0	1						
--	---	---	---	---	---	---	---	--	--	--	--	--	--

	2	2	0	0	2	0	2						
--	---	---	---	---	---	---	---	--	--	--	--	--	--

	5	2	3	3	0	0	2						
--	---	---	---	---	---	---	---	--	--	--	--	--	--

	4	0	1	1	1	1	2						
--	---	---	---	---	---	---	---	--	--	--	--	--	--

	4	1	1	0	0	1	1						
	0	0	0	1	0	0	0						

	4	2	3	0	0	0	0						
	0	0	0	0	0	0	0						

	4	1	2	3	0	0	1						
--	---	---	---	---	---	---	---	--	--	--	--	--	--

	2	0	0	0	0	0	2						
	0	0	0	0	0	0	0						
	1	0	0	0	1	0	0						

1B	6	SF	1
2B	4	SAC	0
3B	0	DP	2
HR	2	HBP	1

WP	1	PA	42
PB	0		
SB	0		
CS	0		

Batter	1	2	3	4	5	6	7	8	9												
Neifi Perez, S OBP: 0.307, SLG: 0.403 Jerry Dipoto, R (7, 1) Juan Sosa, R OBP: 0.364, SLG: 0.222 Angel Echevarria, R (9, PH) OBP: 0.360, SLG: 0.503	1-3 K		2-3 K	0-0 G4-3		0-0 F9		0-0 F8	4 0 0 1 0 2 2												
Terry Shumpert, R OBP: 0.413, SLG: 0.584	1-2 F9		4-2 17 BB BB	2-2 G4-3		1-0 17 G3-6-1 1B		4-2 17 HBP 1B BB	3 1 1 0 2 0 1												
17 Todd Helton, L OBP: 0.395, SLG: 0.587	4-1 WP 2B BB		4-2 1-2 BB		3-2 L7	2-1 G3-6-1		1-1 1B 1-2 SF9 HBP	2 2 0 0 2 0 2												
Dante Bichette, R OBP: 0.354, SLG: 0.541	1-1 1B 2B		0-1 P3		0-1 HR		1-1 G5-3	1-2 SF9 IBB 1B	5 2 3 3 0 0 2												
Vinny Castilla, R OBP: 0.331, SLG: 0.478	3-2 2B 1B		1-1 F8		1-0 G5-3		2-3 K	4-0 SF9 1-2 IBB	4 0 1 1 1 1 2												
J.R. Phillips, L OBP: 0.250, SLG: 0.487 Edgard Clemente, R (9, PH) OBP: 0.282, SLG: 0.488	0-0 P4		1-2 1B 2B 1B	1-2 1B 2B 1B	0-1 P9		0-3 K	2-0 SF9	4 1 1 0 0 1 1												
Jeff Barry, S OBP: 0.344, SLG: 0.452 Dave Veres, R (9, 1)		3-2 F8	0-2 2B G4-3 1B	0-0 HR 1B		0-0 HR 1B		1-0 B1-6 2B	4 2 3 0 0 0 0												
Kirt Manwaring, R OBP: 0.374, SLG: 0.409		1-0 F9	1-1 G4-3 2B	1-1 G4-3 2B		2-1 HR		1-1 B1-6	4 1 2 3 0 0 1												
Brian Bohanon, L OBP: 0.250, SLG: 0.268 David Lee, R OBP: 0.200, SLG: 0.200 Chris Sexton, R (6, PH) (7, 6) OBP: 0.357, SLG: 0.322		3-2 P7	3-2 P9	3-2 P9		4-2 1B BB		0-1 G3	2 0 0 0 0 0 2												
<b>Inning Stats</b>	R: 2 E: 0 K: 1 S: 16	H: 2 LOB: 1 BB: 1 P: 26	R: 0 E: 0 K: 0 S: 8	H: 0 LOB: 0 BB: 0 P: 15	R: 0 E: 0 K: 1 S: 13	H: 0 LOB: 2 BB: 2 P: 24	R: 2 E: 0 K: 0 S: 17	H: 3 LOB: 1 BB: 0 P: 24	R: 1 E: 0 K: 0 S: 8	H: 1 LOB: 0 BB: 0 P: 12	R: 2 E: 0 K: 0 S: 10	H: 3 LOB: 1 BB: 1 P: 19	R: 0 E: 0 K: 2 S: 8	H: 0 LOB: 0 BB: 0 P: 11	R: 0 E: 0 K: 0 S: 5	H: 1 LOB: 0 BB: 0 P: 7	R: 2 E: 0 K: 0 S: 9	H: 1 LOB: 2 BB: 2 P: 21	1B: 6 2B: 4 3B: 0 HR: 2	SF: 1 SAC: 0 DP: 2 HBP: 1	WP: 1 PA: 42

PITCHER	IP	WLS	BF	H	R	ER	SO	BB	IBB	HBP	BLK	WP	HR	S	P	ERA	WHIP
Joe Nathan, R ERA: 4.18	(1, 1)	5.0	24	6	5	5	2	3	0	0	0	1	1	62	101	9.00	1.800
Rich Rodriguez, L ERA: 5.24	(6, 1)	1.0	6	3	2	2	0	1	0	0	0	0	1	10	19	18.00	4.000
Felix Rodriguez, R ERA: 3.6	(7, 1)	2.0	6	1	0	0	2	0	0	0	0	0	0	13	18	0.00	0.500
Alan Embree, L ERA: 3.38	(9, 1)	0.1	5	1	2	2	0	1	1	1	0	0	0	8	18	54.00	6.000
Bronswell Patrick, R ERA: 10.13	(9, 1)	0.1	1	0	0	0	0	0	0	0	0	0	0	1	3	0.00	0.000