

San Francisco Giants - 1999

Batter	1	2	3	4	5	6	7	8	9	AB R H RBI BB SO LOB	TOP												
Marvin Benard, L (1, 8) OBP: 0.200, SLG: 0.200										5 1 1 0 0 3 3	San Francisco Giants @ Cincinnati Reds Cinergy Field, Cincinnati, OH Mon Apr 05 1999, 2:05 PM EDT Att: 55,112 - Unknown - 62 F												
Bill Mueller, S (1, 5) Charlie Hayes, R (1, FR) OBP: 0.500, SLG: 1.250										0 0 0 0 0 0 0 4 2 2 3 0 0 1													
Barry Bonds, L (1, 7)										3 1 0 0 2 0 0													
Jeff Kent, R (1, 4) OBP: 0.600, SLG: 1.000										4 1 3 2 1 0 0													
J.T. Snow, L (1, 3) OBP: 0.400, SLG: 0.400										5 1 2 2 0 2 4													
Ellis Burks, R (1, 9) OBP: 0.600, SLG: 1.400 Robb Nen, R (9, 1)										5 2 3 2 0 0 1 0 0 0 0 0 0 0													
Brent Mayne, L (1, 2) OBP: 0.200, SLG: 0.200										5 0 1 0 0 1 3													
Rich Aurilia, R (1, 6) OBP: 0.600, SLG: 0.750										4 1 2 1 1 0 2													
Mark Gardner, R (1, 1) Julian Tavarez, L (6, 1) Alan Embree, L (7, 1) F.P. Santangelo, S (8, PH) John Johnstone, R (8, 1) Stan Javier, S (8, 9)										2 1 1 0 0 1 0 0 0 0 0 0 0 0 0 0 1 0 0 1 0 0 0 0 0 0 0 0 0 0 0 0 0 0 0													
Inning Stats	R: 3 E: 0 K: 1 S: 17	H: 2 LOB: 1 BB: 1 P: 31	R: 0 E: 0 K: 0 S: 9	H: 1 LOB: 0 BB: 0 P: 11	R: 0 E: 0 K: 0 S: 8	H: 0 LOB: 0 BB: 0 P: 13	R: 3 E: 1 K: 1 S: 18	H: 5 LOB: 3 BB: 2 P: 34	R: 0 E: 0 K: 0 S: 4	H: 1 LOB: 0 BB: 0 P: 7		R: 0 E: 0 K: 2 S: 8	H: 0 LOB: 0 BB: 0 P: 15	R: 2 E: 0 K: 0 S: 11	H: 3 LOB: 0 BB: 0 P: 22	R: 3 E: 0 K: 1 S: 18	H: 2 LOB: 1 BB: 2 P: 29	R: 0 E: 0 K: 1 S: 8	H: 1 LOB: 0 BB: 0 P: 11	1B: 10 2B: 3 3B: 0 HR: 2	SF: 0 SAC: 1 DP: 2 HBP: 1	WP: 0 PA: 44 PB: 0 SB: 1 CS: 0	
PITCHER	IP WLS BF H R ER SO BB IBB HBP BLK WP HR S P ERA WHIP												IP WLS BF H R ER SO BB IBB HBP BLK WP HR S P ERA WHIP										
Brett Tomko, R (1, 1) ERA: 14.73	3.2 22 8 6 6 1 2 1 1 0 0 0 0 49 84 14.73 2.727																						
Dennis Reyes, L (4, 1) ERA: 27.0	2.1 7 1 0 0 3 0 0 0 0 0 0 1 15 30 27.00 4.029																						
26 John Hudek, R (7, 1) ERA: 18.0	1.0 L 6 3 3 3 0 1 0 0 0 0 0 1 14 21 18.00 3.000																						
Gabe White, L (8, 1) ERA: 18.0	1.0 6 2 2 2 2 1 0 0 0 0 0 1 14 21 18.00 3.000																						
Scott Williamson, R (9, 1) ERA: 18.0	1.0 3 1 0 0 1 0 0 0 0 0 0 0 8 11 0.00 1.000																						

Batter	1	2	3	4	5	6	7	8	9	AB R H RBI BB SO LOB	BOTTOM												
Mike Cameron, R (1, 8) OBP: 0.400, SLG: 1.000										4 2 1 2 0 0 0	San Francisco Giants @ Cincinnati Reds Cinergy Field, Cincinnati, OH Mon Apr 05 1999, 2:05 PM EDT Att: 55,112 - Unknown - 62 F												
Barry Larkin, R (1, 6) OBP: 0.200, SLG: 0.200										5 1 1 1 0 0 0													
Sean Casey, L (1, 3) OBP: 0.600, SLG: 1.400										5 1 3 2 0 0 1													
Greg Vaughn, R (1, 7) OBP: 0.400, SLG: 0.250										4 0 1 0 1 1 2													
Dmitri Young, S (1, 9) OBP: 0.600, SLG: 0.600										5 0 3 0 0 1 1													
Eddie Taubensee, L (1, 2) OBP: 0.200, SLG: 0.200										5 1 1 0 0 0 7													
Aaron Boone, R (1, 5) Scott Williamson, R (9, 1) Hal Morris, L (9, PH)										4 1 0 0 0 0 3 0 0 0 0 0 0 0 1 0 0 0 0 1 2													
Pokey Reese, R (1, 4) OBP: 0.250, SLG: 0.250										4 1 1 0 0 0 2													
Brett Tomko, R (1, 1) Dennis Reyes, R (4, 1) Mark Sweeney, L (6, PH) 26 John Hudek, S (7, 1) Gabe White, L (8, 1) Mark Lewis, R (8, 9)										0 0 0 0 0 0 0 1 0 0 0 0 1 0 1 1 1 3 0 0 0 0 0 0 0 0 0 0 0 0 0 0 0 0 0 1 0 0 0 0 0 0													
Inning Stats	R: 0 E: 0 K: 0 S: 21	H: 2 LOB: 3 BB: 1 P: 32	R: 2 E: 0 K: 0 S: 9	H: 2 LOB: 0 BB: 0 P: 17	R: 0 E: 0 K: 0 S: 13	H: 2 LOB: 2 BB: 0 P: 22	R: 0 E: 0 K: 1 S: 10	H: 0 LOB: 0 BB: 0 P: 15	R: 0 E: 0 K: 2 S: 20	H: 1 LOB: 1 BB: 0 P: 6		R: 6 E: 1 K: 2 S: 20	H: 3 LOB: 0 BB: 0 P: 35	R: 0 E: 0 K: 0 S: 6	H: 0 LOB: 0 BB: 0 P: 7	R: 0 E: 0 K: 0 S: 5	H: 2 LOB: 2 BB: 0 P: 9	R: 0 E: 0 K: 1 S: 12	H: 0 LOB: 0 BB: 0 P: 16	1B: 8 2B: 1 3B: 0 HR: 3	SF: 0 SAC: 1 DP: 0 HBP: 1	WP: 1 PA: 43 PB: 0 SB: 1 CS: 0	
PITCHER	IP WLS BF H R ER SO BB IBB HBP BLK WP HR S P ERA WHIP												IP WLS BF H R ER SO BB IBB HBP BLK WP HR S P ERA WHIP										
Mark Gardner, R (1, 1) ERA: 6.75	5.1 27 9 5 4 1 0 0 0 0 0 1 1 14 25 40.50 1.500																						
Julian Tavarez, R (6, 1) ERA: 40.5	0.2 B 5 1 3 3 2 0 0 1 0 1 1 14 25 40.50 1.500																						
Alan Embree, L (7, 1) ERA: 40.5	1.0 W 3 0 0 0 0 0 0 0 0 0 0 6 7 0.00 0.000																						
John Johnstone, R (8, 1) ERA: 40.5	1.0 H 3 0 0 0 0 0 0 0 0 0 0 5 9 0.00 0.000																						
Robb Nen, R (9, 1) ERA: 40.5	1.0 S 5 2 0 0 1 0 0 0 0 0 0 0 12 16 0.00 2.000																						

Batter	1	2	3	4	5	6	7	8	9	AB	R	H	RBI	BB	SO	LOB	TOP																
Marvin Benard, L OBP: 0.400, SLG: 0.250										3	0	1	1	2	1	1	San Francisco Giants @ Cincinnati Reds Cinergy Field, Cincinnati, OH Tue Apr 06 1999, 7:05 PM EDT Att: 17,310 - Unknown - 67 F																
Ellis Burks, R John Johnstone, R Rich Rodriguez, L Robb Nen, R										3	1	0	0	2	0	2																	
Barry Bonds, L										4	1	3	3	1	1	0																	
Jeff Kent, R										4	1	1	1	1	2	3																	
J.T. Snow, L										4	1	2	0	1	1	3																	
Charlie Hayes, R										4	0	0	0	1	0	3																	
Brent Mayne, L										4	2	1	0	1	2	2																	
Rich Aurilia, R										5	1	3	2	0	1	1																	
Kirk Rueter, L Miguel Del Toro, R Edwards Guzman, L Julian Tavarez, L Stan Javier, S										0	0	0	0	0	0	0																	
Inning Stats	R: 0 E: 0 K: 1 S: 10	H: 1 LOB: 1 BB: 0 P: 14	R: 0 E: 0 K: 1 S: 12	H: 0 LOB: 1 BB: 1 P: 22	R: 0 E: 0 K: 2 S: 12	H: 0 LOB: 2 BB: 2 P: 27	R: 1 E: 0 K: 1 S: 11	H: 2 LOB: 1 BB: 0 P: 15	R: 3 E: 0 K: 0 S: 14	H: 3 LOB: 0 BB: 2 P: 27	R: 1 E: 0 K: 0 S: 8	H: 2 LOB: 1 BB: 1 P: 18	R: 0 E: 0 K: 2 S: 11	H: 0 LOB: 1 BB: 1 P: 19	R: 2 E: 0 K: 1 S: 14	H: 3 LOB: 3 BB: 2 P: 29	R: 0 E: 0 K: 2 S: 10	H: 0 LOB: 0 BB: 0 P: 12	1B: 6 2B: 3 3B: 0 HR: 2	SF: 0 SAC: 1 DP: 1 HBP: 0	WP: 0 PA: 44 PB: 1 SB: 0 CS: 0												
PITCHER	IP WLS BF H R ER SO BB IBB HBP BLK WP HR S P ERA WHIP																																
Jason Bere, R ERA: 7.2	5.0	24	6	4	4	5	5	0	0	0	0	0	2	59	105	7.20	2.200																
Scott Williamson, R ERA: 4.5	1.0	5	2	1	1	0	1	0	0	0	0	0	0	8	18	9.00	3.000																
Dennys Reyes, L ERA: 18.0	0.2	3	0	0	0	2	1	0	0	0	0	0	0	8	16	0.00	1.500																
Danny Graves, R ERA: 18.0	1.0	6	2	2	2	0	1	0	0	0	0	0	0	10	19	18.00	3.000																
Gabe White, L ERA: 7.1	1.1	6	1	0	0	3	0	1	0	0	0	0	0	17	25	0.00	0.750																

Batter	1	2	3	4	5	6	7	8	9	AB	R	H	RBI	BB	SO	LOB	BOTTOM															
Mike Cameron, R OBP: 0.300, SLG: 0.500										4	0	0	0	1	1	3	San Francisco Giants @ Cincinnati Reds Cinergy Field, Cincinnati, OH Tue Apr 06 1999, 7:05 PM EDT Att: 17,310 - Unknown - 67 F															
Barry Larkin, R OBP: 0.300, SLG: 0.600										5	2	2	1	0	0	1																
Sean Casey, L OBP: 0.600, SLG: 1.000										5	1	3	0	0	0	0																
Greg Vaughn, R OBP: 0.200, SLG: 0.111										5	0	0	0	0	0	4																
Dmitri Young, S OBP: 0.600, SLG: 0.556										4	1	2	1	1	1	2																
Brian Johnson, R OBP: 0.250, SLG: 1.000 Gabe White, L										4	1	1	3	0	0	2																
Aaron Boone, R Mark Lewis, R										0	1	0	0	1	0	0																
Pokey Reese, R Michael Tucker, L Jeffrey Hammonds, R Chris Stynes, R										3	0	0	0	0	0	0																
Jason Bere, R Scott Williamson, R Mark Sweeney, L Dennys Reyes, R Eddie Taubensee, L										2	0	2	1	0	0	0																
Inning Stats	R: 5 E: 0 K: 1 S: 24	H: 5 LOB: 2 BB: 2 P: 44	R: 1 E: 0 K: 0 S: 13	H: 3 LOB: 1 BB: 0 P: 22	R: 0 E: 0 K: 1 S: 7	H: 1 LOB: 1 BB: 0 P: 11	R: 0 E: 0 K: 0 S: 5	H: 0 LOB: 0 BB: 0 P: 7	R: 0 E: 0 K: 0 S: 6	H: 0 LOB: 0 BB: 0 P: 10	R: 0 E: 0 K: 1 S: 7	H: 0 LOB: 1 BB: 1 P: 13	R: 0 E: 0 K: 0 S: 9	H: 1 LOB: 1 BB: 0 P: 15	R: 0 E: 0 K: 1 S: 6	H: 0 LOB: 0 BB: 0 P: 8	R: 0 E: 1 K: 1 S: 10	H: 1 LOB: 2 BB: 0 P: 12	1B: 9 2B: 1 3B: 0 HR: 2	SF: 0 SAC: 0 DP: 1 HBP: 0	WP: 0 PA: 41 PB: 0 SB: 0 CS: 0											
PITCHER	IP WLS BF H R ER SO BB IBB HBP BLK WP HR S P ERA WHIP																															
Kirk Rueter, L ERA: 32.4	1.2	14	8	6	6	1	0	0	0	0	0	0	21	31	0.00	0.300																
Miguel Del Toro, R ERA: 10.13	3.1	11	1	0	0	1	0	0	0	0	0	0	16	28	0.00	1.000																
Julian Tavarez, R ERA: 10.13	2.0	8	1	0	0	1	1	0	0	0	0	0	2	2	0.00	0.000																
John Johnstone, R ERA: 10.13	0.1	1	0	0	0	0	0	0	0	0	0	0	2	2	0.00	0.000																
Rich Rodriguez, L ERA: 10.13	0.2	2	0	0	0	1	0	0	0	0	0	0	4	6	0.00	0.000																

Batter	1	2	3	4	5	6	7	8	9	AB	R	H	RBI	BB	SO	LOB	TOP										
Stan Javier, S (1,9) OBP: 0.500, SLG: 1.000	G4-3		G4-3			G6-3		HR	2B	3	2	1	2	2	0	0	San Francisco Giants @ Cincinnati Reds Cinergy Field, Cincinnati, OH Wed Apr 07 1999, 12:35 PM EDT Att: 19,011 - Sunny - 60 F										
F.P. Santangelo, S (1,8) OBP: 0.500, SLG: 0.250	F9		G4-3					1B	K	4	1	1	0	1	1	2											
Barry Bonds, L (1,7) OBP: 0.600, SLG: 0.909								1B	E9	4	1	2	1	1	1	1											
Jeff Kent, R (1,4) OBP: 0.533, SLG: 0.750	P4							2B	K	4	1	1	0	1	1	2											
Charlie Hayes, R (1,5) OBP: 0.385, SLG: 0.636								1B		3	1	1	2	1	0	1											
J.T. Snow, L (1,3) OBP: 0.500, SLG: 0.455	P6							2B		2	1	0	0	2	0	2											
Rich Aurilia, R (1,6) OBP: 0.500, SLG: 0.615								1B		4	0	1	1	0	0	2											
Scott Servais, R (1,2)										4	0	0	0	0	1	2											
Russ Ortiz, R (1,1) Ellis Burks, R (8,PH) Alan Embree, L (8,PH) Edwards Guzman, L (9,PH) Felix Rodriguez, R (9,1)								HR	L8	2	0	0	0	0	1	0		GIANTS									
Inning Stats	R: 0 E: 0 K: 0 S: 9	H: 0 LOB: 1 BB: 1 P: 15	R: 0 E: 0 K: 0 S: 6	H: 0 LOB: 0 BB: 1 P: 12	R: 0 E: 0 K: 1 S: 13	H: 0 LOB: 1 BB: 1 P: 20	R: 0 E: 0 K: 0 S: 6	H: 0 LOB: 0 BB: 0 P: 11	R: 0 E: 0 K: 0 S: 8	H: 0 LOB: 1 BB: 1 P: 14	R: 0 E: 0 K: 1 S: 11	H: 0 LOB: 1 BB: 1 P: 16	R: 0 E: 0 K: 0 S: 5	H: 1 LOB: 0 BB: 0 P: 7	R: 7 E: 2 K: 1 S: 21	H: 5 LOB: 1 BB: 3 P: 44			R: 1 E: 0 K: 2 S: 12	H: 1 LOB: 1 BB: 1 P: 21	1B: 4 2B: 3 3B: 0 HR: 1	SF: 0 SAC: 0 DP: 3 HBP: 0	WP: 0 PB: 0 SB: 2 CS: 0	PA: 40			
PITCHER	IP	WLS	BF	H	R	ER	SO	BB	IBB	HBP	BLK	WP	HR	S	P	ERA	WHIP										
Steve Avery, L (1,1) ERA: 3.52	7.2	L	29	3	3	3	2	6	0	0	0	0	1	70	118	3.52	1.174										
Dennys Reyes, L (8,1) ERA: 3.0	0.0		1	1	0	0	0	0	0	0	0	0	0	2	4	∞	∞										
Danny Graves, R (8,1) ERA: 36.0	0.0		4	2	3	3	0	2	0	0	0	0	0	2	10	∞	∞										
Scott Sullivan, R (8,1) ERA: 6.75	1.1		6	1	2	1	3	1	0	0	0	0	0	17	28	6.75	1.500										

Batter	1	2	3	4	5	6	7	8	9	AB	R	H	RBI	BB	SO	LOB	BOTTOM										
Mike Cameron, R (1,8) OBP: 0.333, SLG: 0.364	K		G6-3						P2	3	0	0	0	2	1	1	San Francisco Giants @ Cincinnati Reds Cinergy Field, Cincinnati, OH Wed Apr 07 1999, 12:35 PM EDT Att: 19,011 - Sunny - 60 F										
Barry Larkin, R (1,6) OBP: 0.286, SLG: 0.462	G4-3		G6-3							3	0	0	0	1	0	1											
Sean Casey, L (1,3) OBP: 0.571, SLG: 0.846	L9									3	0	1	0	1	1	2											
Greg Vaughn, R (1,7) OBP: 0.214, SLG: 0.385										4	1	1	1	0	0	3											
Dmitri Young, S (1,9) OBP: 0.571, SLG: 0.583										3	1	1	0	1	0	2											
Eddie Taubensee, L (1,2) OBP: 0.200, SLG: 0.500										4	1	1	1	0	0	2											
Mark Lewis, R (1,5) OBP: 0.250, SLG: 0.375										4	0	2	1	0	1	0											
Pokey Reese, R (1,4) OBP: 0.200, SLG: 0.200										3	0	0	0	0	0	1											
Michael Tucker, L (9,PH)										1	0	0	0	0	1	1											
Steve Avery, L (1,1) Dennys Reyes, R (8,1) Danny Graves, R (8,1) Scott Sullivan, R (8,1) Hal Morris, L (9,PH)										3	0	0	0	0	2	0		REDS									
Inning Stats	R: 0 E: 0 K: 1 S: 8	H: 0 LOB: 0 BB: 0 P: 13	R: 1 E: 0 K: 0 S: 12	H: 2 LOB: 1 BB: 0 P: 15	R: 0 E: 0 K: 0 S: 9	H: 0 LOB: 2 BB: 2 P: 22	R: 0 E: 0 K: 1 S: 6	H: 0 LOB: 0 BB: 1 P: 12	R: 0 E: 0 K: 2 S: 12	H: 0 LOB: 2 BB: 2 P: 24	R: 1 E: 0 K: 0 S: 6	H: 1 LOB: 0 BB: 0 P: 12	R: 0 E: 0 K: 1 S: 12	H: 0 LOB: 0 BB: 0 P: 17	R: 0 E: 1 K: 0 S: 9	H: 1 LOB: 1 BB: 0 P: 14	R: 1 E: 0 K: 2 S: 10		H: 2 LOB: 1 BB: 0 P: 17	1B: 2 2B: 2 3B: 0 HR: 2	SF: 0 SAC: 0 DP: 2 HBP: 0	WP: 0 PB: 0 SB: 1 CS: 0	PA: 37				
PITCHER	IP	WLS	BF	H	R	ER	SO	BB	IBB	HBP	BLK	WP	HR	S	P	ERA	WHIP										
Russ Ortiz, R (1,1) ERA: 2.57	7.0	W	28	3	2	2	5	5	0	0	0	0	1	65	115	2.57	1.143										
Alan Embree, L (8,1) ERA	1.0		4	1	0	0	0	0	0	0	0	0	0	9	14	0.00	1.000										
Felix Rodriguez, R (9,1) ERA: 9.0	1.0		5	2	1	1	2	0	0	0	0	0	1	10	17	9.00	2.000										

Batter	1	2	3	4	5	6	7	8	9	AB	R	H	RBI	BB	SO	LOB	TOP					
Damian Jackson, R (1, 4) OBP: 0.800, SLG: 1.000	4-2 BB BB	2-2 S 1B			3-2 S BB 2B	2-3 K		0-1 1-3 3-H S 1B		4	1	3	2	1	1	1	San Diego Padres @ San Francisco Giants 3Com Park at Candlestick Point, San Francisco, CA Thu Apr 08 1999, 4:05 PM EDT Att: 57,430 - Cloudy - 55 F					
Reggie Sanders, R (1, 7) OBP: 0.313, SLG: 0.083	2-3 K	4-2 3-H 1B			4-1 BB HBP	2-1 F9		3-3 S 1B		2	0	0	0	2	1	2						
Carlos Reyes, S (6, 1)					BB BB			K		0	0	0	0	0	0	0						
Greg Myers, L (6, PH) OBP: 0.371, SLG: 0.400					BB BB			K		1	0	0	0	0	1	2						
Dan Miceli, R (6, 1)					BB BB			K		0	0	0	0	0	0	0						
Tony Gwynn, L (1, 9) OBP: 0.333, SLG: 0.417	3-2 F8	2-0 G1-6-4-3			BB HBP			K		2	0	0	0	0	0	3						
John Vander Wal, L (5, 9) OBP: 0.500, SLG: 0.714					BB HBP			K		2	0	0	0	0	2	2						
Jim Leyritz, R (1, 2) OBP: 0.545, SLG: 0.875	4-0 BB			4-2 FC6-4 BB	4-1 BB			P9		2	0	1	1	3	0	0						
Wally Joyner, L (1, 3) OBP: 0.438, SLG: 0.385	4-2 BB			2-1 FC6-4	1-2 2-3 3-H BB			F8		3	0	0	0	1	1	5						
Dave Magadan, L (7, 3) OBP: 0.500, SLG: 0.750	1-2 2-3 BB			1-2 2-3 G4-6-3	1-3 K			F8		1	0	1	0	0	0	0						
Carlos Garcia, R (1, 5)	1-1 P8			2-2 G4-6-3	3-3 K			G6-3		5	0	0	0	0	1	9						
Ruben Rivera, R (1, 8) OBP: 0.167, SLG: 0.250		2-2 1B 2B		1-3 K	2-3 K			E6 1B WP 1B		5	2	1	0	0	2	4						
Chris Gomez, R (1, 6) OBP: 0.143, SLG: 0.143		2-2 5B SH5-4 1B		2-2 G4-3				1-2 1B 1-3 1B		4	1	2	1	0	1	0						
5B Stan Spencer, R (1, 1)		1-0 SH5-4		2-1 G6-3				2-3 K		1	0	0	0	0	0	0						
Carlos Almanzar, R (4, 1)								1-1 S 1B		0	0	0	0	0	0	0						
Eric Owens, R (6, PH) OBP: 0.400, SLG: 0.400										2	0	1	0	0	1	2						
Inning Stats	R: 0 E: 0 K: 1 S: 14	H: 0 LOB: 3 BB: 3 P: 32	R: 2 E: 0 K: 0 S: 15	H: 3 LOB: 1 BB: 1 P: 28	R: 0 E: 0 K: 0 S: 7	H: 0 LOB: 0 BB: 1 P: 15	R: 0 E: 0 K: 1 S: 9	H: 0 LOB: 0 BB: 0 P: 14	R: 1 E: 0 K: 3 S: 15	H: 1 LOB: 3 BB: 2 P: 34	R: 0 E: 0 K: 2 S: 14	H: 1 LOB: 1 BB: 0 P: 22	R: 0 E: 0 K: 1 S: 10	H: 1 LOB: 0 BB: 0 P: 15	R: 1 E: 1 K: 3 S: 25	H: 2 LOB: 2 BB: 0 P: 37	R: 0 E: 0 K: 0 S: 14	H: 1 LOB: 1 BB: 0 P: 19	1B: 5 2B: 4 3B: 0 HR: 0	SF: 0 SAC: 1 DP: 2 HBP: 1	WP: 1 PB: 0 SB: 3 CS: 0	PA: 43
PITCHER	IP	WLS	BF	H	R	ER	SO	BB	IBB	HBP	BLK	WP	HR	S	P	ERA	WHIP					
Shawn Estes, L (1, 1) ERA: 5.4	5.0	W	25	4	3	3	5	7	0	1	0	0	0	60	123	5.40	2.200					
Miguel Del Toro, R (6, 1) ERA:	2.0		8	2	0	0	3	0	0	0	0	0	0	24	37	0.00	1.000					
Julian Tavaréz, R (8, 1) ERA: 7.36	1.0		6	2	1	0	3	0	0	0	0	1	0	25	37	0.00	2.000					
Rich Rodriguez, L (9, 1) ERA:	1.0		4	1	0	0	0	0	0	0	0	0	0	14	19	0.00	1.000					

Batter	1	2	3	4	5	6	7	8	9	AB	R	H	RBI	BB	SO	LOB	BOTTOM				
Marvin Benard, L (1, 8) OBP: 0.400, SLG: 0.500	1-0 F9	2-0 HR								4	2	1	3	1	0	1	San Diego Padres @ San Francisco Giants 3Com Park at Candlestick Point, San Francisco, CA Thu Apr 08 1999, 4:05 PM EDT Att: 57,430 - Cloudy - 55 F				
Ellis Burks, R (1, 9) OBP: 0.533, SLG: 0.727	4-2 1B BB	1-1 E6 WP S								3	1	1	1	1	0	1					
Stan Javier, S (6, 9) OBP: 0.571, SLG: 1.000										1	0	1	0	0	0	0					
Barry Bonds, L (1, 7) OBP: 0.526, SLG: 0.933	2-1 F9	2-0 P5								4	1	1	2	0	0	2					
F.P. Santangelo, S (7, 7) OBP: 0.428, SLG: 0.200										1	0	0	0	0	0	1					
Jeff Kent, R (1, 4) OBP: 0.579, SLG: 0.733	0-1	2-2 F7								3	1	2	0	1	0	1					
Ramon Martinez, R (7, 4)	1-2 FC6-4 1B	1-3								0	0	0	0	1	0	0					
J.T. Snow, L (1, 3) OBP: 0.421, SLG: 0.375	0-1 FC6-4									5	1	1	0	0	1	5					
Charlie Hayes, R (1, 5) OBP: 0.353, SLG: 0.533		2-2 2B G6-3 1B								4	1	1	0	0	1	3					
Edwards Guzman, L (8, 5)										1	0	0	0	0	0	0					
Brent Mayne, L (1, 2) OBP: 0.467, SLG: 0.500	0-1 HR	3-2 1B 1B								5	2	4	0	0	0	0					
Rich Aurilia, R (1, 6) OBP: 0.526, SLG: 0.778	0-1 G6-3	0-1								5	2	3	3	0	0	2					
Shawn Estes, R (1, 1) OBP: 0.667, SLG: 1.000										2	1	1	3	0	1	2					
Miguel Del Toro, R (6, 1)										1	0	0	0	0	0	1					
Julian Tavaréz, L (8, 1)										1	0	0	0	0	0	0					
Rich Rodriguez, L (9, 1)										0	0	0	0	0	0	0					
Inning Stats	R: 0 E: 0 K: 0 S: 10	H: 1 LOB: 2 BB: 1 P: 17	R: 4 E: 1 K: 0 S: 17	H: 3 LOB: 1 BB: 0 P: 28	R: 0 E: 0 K: 2 S: 14	H: 2 LOB: 2 BB: 0 P: 18	R: 7 E: 0 K: 1 S: 27	H: 6 LOB: 1 BB: 2 P: 46	R: 0 E: 0 K: 0 S: 10	H: 1 LOB: 0 BB: 0 P: 14	R: 0 E: 0 K: 0 S: 3	H: 1 LOB: 0 BB: 0 P: 3	R: 0 E: 0 K: 0 S: 11	H: 1 LOB: 2 BB: 1 P: 18	R: 1 E: 0 K: 0 S: 7	H: 1 LOB: 0 BB: 0 P: 8	1B: 11 2B: 2 3B: 0 HR: 3	SF: 0 SAC: 0 DP: 1 HBP: 1	WP: 1 PB: 1 SB: 2 CS: 0	PA: 45	
PITCHER	IP	WLS	BF	H	R	ER	SO	BB	IBB	HBP	BLK	WP	HR	S	P	ERA	WHIP				
5B Stan Spencer, R (1, 1) ERA: 24.0	3.0	L	22	8	8	8	2	3	0	1	0	0	0	48	80	24.00	3.667				
Carlos Almanzar, R (4, 1) ERA: 13.5	2.0		11	5	3	3	1	0	0	0	0	0	0	30	43	13.50	2.500				
Carlos Reyes, R (6, 1) ERA: 1.69	2.0		8	2	0	0	0	1	0	0	0	0	0	14	21	0.00	1.500				
Dan Miceli, R (8, 1) ERA: 6.75	1.0		4	1	1	1	0	0	0	0	0	0	1	7	8	9.00	1.000				



Batter	1	2	3	4	5	6	7	8	9	AB	R	H	RBI	BB	SO	LOB	TOP				
Quilvio Veras, S OBP: 0.235, SLG: 0.071 (1, 4)	G5-3		P3				G6-3			3	1	0	0	1	0	1	San Diego Padres @ San Francisco Giants 3Com Park at Candlestick Point, San Francisco, CA Fri Apr 09 1999, 10:35 PM EDT Att: 15,795 - Cloudy - 54 F				
Reggie Sanders, R OBP: 0.400, SLG: 0.467 (1, 8) (8, 7)	K			1B	2B			BB		3	2	2	2	1	1	0					
Tony Gwynn, L OBP: 0.526, SLG: 0.438 (1, 9)	F8			G5-3	1B			F9		4	0	2	0	0	0	1					
Wally Joyner, L OBP: 0.400, SLG: 0.353 (1, 3)		F8		G5-3	1B			P2		4	0	1	1	0	1	2					
John Vander Wal, L OBP: 0.455, SLG: 0.600 Ruben Rivera, R OBP: 0.154, SLG: 0.231 (8, PH) (8, 8)	G5-4-3	1B		G5-3			G5-3			3	0	1	0	0	0	2					
Greg Myers, L OBP: 0.455, SLG: 0.333 (1, 2)	G5-4-3			G1-3			G3-6-1	1B		4	0	1	0	0	0	3					
Dave Magadan, L OBP: 0.375, SLG: 0.500 (1, 5)			FC3-6	1B	P6		G3-6-1			4	0	1	0	0	1	3					
Chris Gomez, R OBP: 0.111, SLG: 0.111 (1, 6)			F9				K			4	0	0	0	0	2	1					
Matt Clement, R Brian Boehringer, S Eric Owens, R Carlos Almanzar, R Roberto Rivera, L (1, 1) (5, 1) (7, PH) (7, 1) (8, 1)	FC3-6						G6-3			2	0	0	0	0	1	1					
Inning Stats	R: 0 E: 0 K: 1 S: 8	H: 0 LOB: 0 BB: 0 P: 11	R: 0 E: 0 K: 0 S: 7	H: 1 LOB: 0 BB: 0 P: 9	R: 0 E: 0 K: 0 S: 7	H: 1 LOB: 1 BB: 0 P: 9	R: 1 E: 0 K: 0 S: 15	H: 3 LOB: 2 BB: 0 P: 23	R: 2 E: 0 K: 3 S: 17	H: 2 LOB: 1 BB: 1 P: 27	R: 0 E: 0 K: 0 S: 8	H: 0 LOB: 0 BB: 0 P: 14	R: 0 E: 0 K: 1 S: 10	H: 0 LOB: 1 BB: 1 P: 19	R: 0 E: 0 K: 1 S: 10	H: 0 LOB: 0 BB: 0 P: 14		1B: 6 2B: 1 3B: 0 HR: 1	SF: 0 SAC: 0 DP: 2 HBP: 0	WP: 0 PB: 0 SB: 0 CS: 0	PA: 35
PITCHER	IP	WLS	BF	H	R	ER	SO	BB	IBB	HBP	BLK	WP	HR	S	P	ERA	WHIP				
Chris Brock, R ERA: 3.86 Alan Embree, L ERA: Robb Nen, R ERA:	(1, 1) (8, 1) (9, 1)	7.0 1.0 1.0	W 4 3	28 0 0	8 0 0	3 0 0	5 1 0	1 0 0	0 0 0	0 0 0	0 0 0	0 0 0	1 10 14	69 19 14	101 19 14	3.86 0.00 0.00	1.286 1.000 0.000				



Batter	1	2	3	4	5	6	7	8	9	AB	R	H	RBI	BB	SO	LOB	BOTTOM				
Marvin Benard, L OBP: 0.450, SLG: 0.688 (1, 8)	G4-3		1B	2B		P5		WP		4	2	2	1	1	0	1	San Diego Padres @ San Francisco Giants 3Com Park at Candlestick Point, San Francisco, CA Fri Apr 09 1999, 10:35 PM EDT Att: 15,795 - Cloudy - 54 F				
Ellis Burks, R OBP: 0.450, SLG: 0.533 (1, 9)	G5-3		1B	SF7	HBP		F7	K		4	1	0	0	0	2	2					
Barry Bonds, L OBP: 0.583, SLG: 0.947 (1, 7)	2B		1B				2B	1B		4	1	3	2	1	0	0					
Jeff Kent, R OBP: 0.522, SLG: 0.647 (1, 4)	G6-3		SF7				2B	BB		2	1	0	1	1	0	3					
J.T. Snow, L OBP: 0.391, SLG: 0.400 (1, 3)		F7	F7				E	1B		4	1	1	2	0	0	1					
Charlie Hayes, R OBP: 0.333, SLG: 0.474 (1, 5)		F9	F9				E5	1B		4	0	1	0	0	1	1					
Brent Mayne, L OBP: 0.474, SLG: 0.471 (1, 2)		G3-1								3	0	1	1	1	1	0					
Rich Aurilia, R OBP: 0.522, SLG: 0.727 (1, 6)			1B	2B	1B		G5-4-3	1B		4	1	2	0	0	1	3					
Chris Brock, R OBP: 0.333, SLG: 0.333 Alan Embree, L F.P. Santangelo, S Robb Nen, R (1, 1) (8, 1) (8, PH) (9, 1)	2B		1B	1B			K			3	1	1	0	0	2	1					
Inning Stats	R: 0 E: 0 K: 0 S: 6	H: 1 LOB: 1 BB: 0 P: 13	R: 0 E: 0 K: 0 S: 8	H: 0 LOB: 0 BB: 0 P: 11	R: 4 E: 0 K: 0 S: 14	H: 4 LOB: 1 BB: 0 P: 26	R: 0 E: 0 K: 2 S: 8	H: 1 LOB: 1 BB: 0 P: 13	R: 3 E: 1 K: 0 S: 10	H: 4 LOB: 1 BB: 1 P: 19	R: 0 E: 0 K: 2 S: 10	H: 0 LOB: 2 BB: 2 P: 22	R: 0 E: 0 K: 2 S: 10	H: 0 LOB: 1 BB: 1 P: 15	R: 1 E: 0 K: 1 S: 9	H: 1 LOB: 0 BB: 0 P: 14		1B: 7 2B: 3 3B: 1 HR: 0	SF: 1 SAC: 0 DP: 1 HBP: 1	WP: 2 PB: 0 SB: 1 CS: 0	PA: 39
PITCHER	IP	WLS	BF	H	R	ER	SO	BB	IBB	HBP	BLK	WP	HR	S	P	ERA	WHIP				
Matt Clement, R ERA: 12.46 Brian Boehringer, R ERA: Carlos Almanzar, R Roberto Rivera, L (1, 1) (5, 1) (7, 1) (8, 1)	4.1 1.2 1.2 0.1	L 6 7 1	25 6 1 0	10 0 1 0	7 0 1 0	6 0 1 0	2 2 3 0	1 1 0 0	1 1 0 0	0 0 0 0	0 0 0 0	0 0 0 1	0 0 18 0	12 27 2	26 27 2	0.00 5.40 0.00	2.538 1.200 0.000				



Batter	1	2	3	4	5	6	7	8	9	AB	R	H	RBI	BB	SO	LOB	TOP			
Quilvio Veras, S OBP: 0.259, SLG: 0.143										3	1	1	1	1	0	0				
Reggie Sanders, R OBP: 0.400, SLG: 0.391										3	1	0	0	2	0	1				
Tony Gwynn, L OBP: 0.464, SLG: 0.400										5	0	1	1	0	1	3				
Jim Leyritz, R OBP: 0.476, SLG: 0.765										5	1	2	1	0	1	1				
Wally Joyner, L OBP: 0.379, SLG: 0.440										4	1	1	0	0	0	2				
Carlos Garcia, R OBP: 0.222, SLG: 0.125										3	1	1	0	1	1	2				
Ruben Rivera, R Roberto Rivera, L Donne Wall, R										4	0	1	3	0	1	1	AB 34			
Damian Jackson, R OBP: 0.500, SLG: 0.583										3	1	0	0	1	1	1	R 6			
Sterling Hitchcock, L Chris Gomez, R Carlos Almanzar, R Dave Magadan, L Brian Boehringer, S Eric Owens, R										1	0	0	0	0	1	0	H 8			
Inning Stats	R: 0 E: 0 K: 0 S: 10	H: 1 LOB: 1 BB: 0 P: 19	R: 0 E: 0 K: 0 S: 7	H: 0 LOB: 0 BB: 0 P: 13	R: 0 E: 0 K: 1 S: 7	H: 0 LOB: 0 BB: 1 P: 13	R: 3 E: 1 K: 0 S: 13	H: 3 LOB: 1 BB: 1 P: 25	R: 2 E: 0 K: 1 S: 14	H: 2 LOB: 2 BB: 2 P: 35	R: 1 E: 0 K: 0 S: 9	H: 1 LOB: 1 BB: 0 P: 19	R: 0 E: 0 K: 1 S: 8	H: 0 LOB: 0 BB: 0 P: 12	R: 0 E: 0 K: 2 S: 9	H: 0 LOB: 0 BB: 0 P: 10	1B: 6 2B: 2 3B: 0 HR: 0	SF: 1 SAC: 0 DP: 0 HBP: 0	WP: 1 PB: 0 CS: 0 SB: 0	PA: 40
PITCHER	IP WLS BF H R ER SO BB IBB HBP BLK WP HR S P ERA WHIP																			
Kirk Rueter, L ERA: 14.85	(1, 1) 5.0 0 24 6 5 5 2 3 0 0 0 0 0 0 51 105 9.00 1.800																			
Julian Tavarez, R ERA: 8.31	(6, 1) 0.2 B 5 1 1 1 0 2 0 0 0 0 0 0 8 18 13.50 4.500																			
Alan Embree, L ERA: 8.31	(6, 1) 1.1 5 1 0 0 1 0 0 0 0 0 1 0 10 17 0.00 0.750																			
John Johnstone, R ERA: 8.31	(8, 1) 1.0 W 3 0 0 0 1 0 0 0 0 0 0 0 8 12 0.00 0.000																			
Robb Nen, R ERA: 8.31	(9, 1) 1.0 S 3 0 0 0 2 0 0 0 0 0 0 0 9 10 0.00 0.000																			

San Diego Padres @ San Francisco Giants
3Com Park at Candlestick Point, San Francisco, CA

AB 34
R 6
H 8
RBI 6
BB 5
SO 6
LOB 11



Sun Apr 11 1999, 4:05 PM EDT
Att: 22,330 - Overcast - 54 F

Batter	1	2	3	4	5	6	7	8	9	AB	R	H	RBI	BB	SO	LOB	BOTTOM	
Stan Javier, S OBP: 0.500, SLG: 1.071										5	3	3	2	0	1	0		
Rich Aurilia, R OBP: 0.484, SLG: 0.633										5	2	3	0	0	0	1		
Barry Bonds, L OBP: 0.531, SLG: 0.750										2	2	0	0	3	1	2		
Jeff Kent, R OBP: 0.500, SLG: 0.680										4	1	2	4	1	2	3		
Ellis Burks, R Robb Nen, R										5	0	2	1	0	1	4		
Charlie Hayes, R John Johnstone, R Marvin Benard, L										4	0	1	1	0	1	4		
J.T. Snow, L OBP: 0.367, SLG: 0.407										4	0	0	0	0	3	4	AB 36	
Scott Servais, R Alan Embree, L Edwards Guzman, L										2	0	0	0	1	0	0	R 8	
Kirk Rueter, L Julian Tavarez, L Brent Mayne, L										0	0	0	0	0	0	0	H 11	
Inning Stats	R: 3 E: 0 K: 2 S: 24	H: 4 LOB: 3 BB: 2 P: 43	R: 1 E: 0 K: 2 S: 18	H: 3 LOB: 2 BB: 0 P: 30	R: 0 E: 0 K: 0 S: 7	H: 0 LOB: 0 BB: 0 P: 10	R: 2 E: 0 K: 0 S: 11	H: 2 LOB: 0 BB: 0 P: 15	R: 0 E: 0 K: 1 S: 6	H: 0 LOB: 0 BB: 0 P: 13	R: 0 E: 0 K: 2 S: 11	H: 0 LOB: 2 BB: 2 P: 25	R: 2 E: 2 K: 0 S: 11	H: 2 LOB: 2 BB: 1 P: 20	1B: 8 2B: 0 3B: 0 HR: 3	SF: 0 SAC: 0 DP: 0 HBP: 0	WP: 0 PB: 0 CS: 0 SB: 2	PA: 41
PITCHER	IP WLS BF H R ER SO BB IBB HBP BLK WP HR S P ERA WHIP																	
Sterling Hitchcock, L ERA: 6.75	(1, 1) 4.0 0 23 9 6 6 4 1 1 0 0 0 0 0 60 98 13.50 2.500																	
Carlos Almanzar, R ERA: 7.71	(5, 1) 1.0 3 0 0 0 2 0 0 0 0 0 0 0 9 10 0.00 0.000																	
Brian Boehringer, R ERA: 7.71	(6, 1) 1.2 7 0 0 0 2 2 0 0 0 0 0 0 14 32 0.00 1.200																	
Roberto Rivera, L ERA: 7.71	(7, 1) 1.0 L 4 1 1 0 1 0 0 0 0 0 0 0 10 16 0.00 1.000																	
Donne Wall, R ERA: 7.71	(8, 1) 0.1 4 1 1 0 0 0 1 0 0 0 0 0 4 10 0.00 3.000																	

San Diego Padres @ San Francisco Giants
3Com Park at Candlestick Point, San Francisco, CA

AB 36
R 8
H 11
RBI 8
BB 5
SO 9
LOB 21



Sun Apr 11 1999, 4:05 PM EDT
Att: 22,330 - Overcast - 54 F

Batter	1	2	3	4	5	6	7	8	9	AB	R	H	RBI	BB	SO	LOB	TOP				
Craig Biggio, R OBP: 0.344, SLG: 0.346 (1, 4)										4	1	2	0	1	1	2					
Derek Bell, R OBP: 0.385, SLG: 0.435 (1, 9)										5	1	1	1	1	0	3	4				
5 Jeff Bagwell, R OBP: 0.345, SLG: 0.217 (1, 3)										2	1	1	0	3	1	1					
Ken Caminiti, S OBP: 0.318, SLG: 0.263 (1, 5)										5	0	1	1	1	0	2	3				
Carl Everett, S OBP: 0.429, SLG: 0.577 (1, 8)										4	2	2	1	1	0	3					
Richard Hidalgo, R OBP: 0.345, SLG: 0.440 (1, 7)										5	0	2	1	0	2	2					
Mitch Meluskey, S OBP: 0.250, SLG: 0.200 (1, 2)										4	2	1	0	1	1	3					
Tim Lincecum, R OBP: 0.250, SLG: 0.300 (1, 6)										4	0	1	2	0	1	2					
Mike Hampton, R OBP: 0.250, SLG: 0.250 (8, PH)										3	0	1	1	0	1	1					
Jack Howell, L OBP: 0.600, SLG: 0.667 (8, PH)										0	0	0	0	0	0	0					
Ricky Gutierrez, R OBP: 0.412, SLG: 0.600 (8, PR)										0	0	0	0	1	0	0					
Glen Barker, S (8, PR)										0	0	0	0	0	0	0					
Jay Powell, R (8, 1)										0	0	0	0	0	0	0					
Inning Stats	R: 0 E: 0 K: 1 S: 8	H: 1 LOB: 1 BB: 0 P: 14	R: 0 E: 0 K: 0 S: 14	H: 0 LOB: 1 BB: 1 P: 23	R: 0 E: 0 K: 2 S: 9	H: 0 LOB: 0 BB: 0 P: 10	R: 0 E: 0 K: 2 S: 11	H: 1 LOB: 1 BB: 0 P: 20	R: 1 E: 0 K: 2 S: 15	H: 2 LOB: 2 BB: 1 P: 22	R: 3 E: 0 K: 2 S: 19	H: 2 LOB: 1 BB: 2 P: 40	R: 1 E: 0 K: 1 S: 10	H: 2 LOB: 1 BB: 1 P: 16	R: 0 E: 0 K: 1 S: 10	H: 1 LOB: 3 BB: 1 P: 19	R: 2 E: 0 K: 1 S: 17	H: 3 LOB: 1 BB: 1 P: 32	1B: 10 2B: 3 3B: 0 HR: 1	SF: 0 SAC: 0 DP: 3 HBP: 0	WP: 2 PA: 43 PB: 0 CS: 7
PITCHER	IP	WLS	BF	H	R	ER	SO	BB	IBB	HBP	BLK	WP	HR	S	P	ERA	WHIP				
Russ Ortiz, R ERA: 4.15 (1, 1)	6.0	L	27	6	4	4	9	3	1	0	0	1	0	76	129	6.00	1.500				
Miguel Del Toro, R ERA: 1.29 (7, 1)	1.2		8	3	1	1	2	1	0	0	0	0	0	15	25	5.40	2.400				
Rich Rodriguez, L ERA: (8, 1)	0.0		1	0	0	0	0	1	0	0	0	1	0	3	7	∞	∞				
Julian Tavarez, R ERA: 9.53 (8, 1)	1.1		7	3	2	2	1	1	0	0	1	0	1	19	35	13.50	3.000				
Batter	1	2	3	4	5	6	7	8	9	AB	R	H	RBI	BB	SO	LOB	BOTTOM				
Stan Javier, S OBP: 0.450, SLG: 0.889 (1, 8)										4	0	1	0	0	1	0					
Rich Aurilia, R OBP: 0.457, SLG: 0.588 (1, 6)										4	1	1	0	0	0	1					
Barry Bonds, L OBP: 0.528, SLG: 0.815 (1, 7)										3	2	1	1	1	0	1					
Jeff Kent, R OBP: 0.472, SLG: 0.607 (1, 4)										3	0	0	0	1	1	1					
Ellis Burks, R OBP: 0.433, SLG: 0.480 (1, 9)										4	0	2	1	0	0	0					
Charlie Hayes, R OBP: 0.276, SLG: 0.385 (1, 5)										3	0	0	1	0	0	1					
J.T. Snow, L OBP: 0.353, SLG: 0.387 (1, 3)										4	0	1	0	0	1	3					
Scott Servais, R (1, 2)										3	0	0	0	0	0	2					
Russ Ortiz, R (1, 1)										2	0	0	0	0	1	0					
Miguel Del Toro, R (7, 1)										0	0	0	0	0	0	0					
Rich Rodriguez, L (8, 1)										0	0	0	0	0	0	0					
Julian Tavarez, L (8, 1)										0	0	0	0	0	0	0					
Brent Mayne, L OBP: 0.423, SLG: 0.458 (8, 2)										1	0	0	0	0	0	0					
Inning Stats	R: 0 E: 0 K: 0 S: 7	H: 0 LOB: 0 BB: 0 P: 12	R: 0 E: 0 K: 0 S: 6	H: 0 LOB: 0 BB: 0 P: 10	R: 0 E: 0 K: 2 S: 11	H: 0 LOB: 0 BB: 0 P: 18	R: 2 E: 0 K: 0 S: 14	H: 2 LOB: 2 BB: 2 P: 28	R: 0 E: 0 K: 1 S: 5	H: 0 LOB: 0 BB: 0 P: 10	R: 0 E: 0 K: 0 S: 7	H: 1 LOB: 0 BB: 0 P: 11	R: 0 E: 1 K: 0 S: 5	H: 1 LOB: 1 BB: 0 P: 9	R: 0 E: 0 K: 0 S: 11	H: 0 LOB: 0 BB: 0 P: 15	R: 1 E: 0 K: 1 S: 9	H: 2 LOB: 1 BB: 0 P: 15	1B: 5 2B: 0 3B: 0 HR: 1	SF: 1 SAC: 0 DP: 2 HBP: 0	WP: 0 PA: 34 PB: 0 CS: 0
PITCHER	IP	WLS	BF	H	R	ER	SO	BB	IBB	HBP	BLK	WP	HR	S	P	ERA	WHIP				
Mike Hampton, L ERA: 5.06 (1, 1)	7.0	W	26	4	2	2	3	2	0	0	0	0	1	55	98	2.57	0.857				
Jay Powell, R ERA: 4.5 (8, 1)	2.0	S	8	2	1	1	1	0	0	0	0	0	1	20	30	4.50	1.000				

Houston Astros @ San Francisco Giants
 3Com Park at Candlestick Point, San Francisco, CA
 Tue Apr 13 1999, 10:05 PM EDT
 Att: 9,425 - Unknown - 58 F

AB	36
R	7
H	12
RBI	7
BB	7
SO	12
LOB	21



Houston Astros @ San Francisco Giants
 3Com Park at Candlestick Point, San Francisco, CA
 Tue Apr 13 1999, 10:05 PM EDT
 Att: 9,425 - Unknown - 58 F

AB	31
R	3
H	6
RBI	3
BB	2
SO	4
LOB	9



Batter	1	2	3	4	5	6	7	8	9	AB	R	H	RBI	BB	SO	LOB	TOP				
Craig Biggio, R OBP: 0.305, SLG: 0.433 (1, 4)	G6-3		G1-3 5 HR	2B		G1-6-3 BB		G4-3 2B		4	2	3	0	1	0	0	Houston Astros @ San Francisco Giants 3Com Park at Candlestick Point, San Francisco, CA Wed Apr 14 1999, 10:05 PM EDT Att: 11,274 - Unknown - 68 F livebaseballscorecards.com				
Derek Bell, R OBP: 0.387, SLG: 0.464 (1, 9)	G5-3 5 1B 5 WP		G1-3	2B		G1-6-3		G4-3		5	1	2	1	0	0	4					
5 Jeff Bagwell, R OBP: 0.382, SLG: 0.370 (1, 3)	G5-3 S		HR	BB				P4		4	1	2	2	1	1	2					
Ken Caminiti, S OBP: 0.333, SLG: 0.391 (1, 5)	G5-3		1B BB	G1-3				K		4	1	1	2	1	1	4					
Richard Hidalgo, R OBP: 0.324, SLG: 0.500 (1, 7)	F7		K			G6-3		HR		5	1	1	1	0	1	2					
Carl Everett, S OBP: 0.455, SLG: 0.567 (1, 8)		K		1B		BB		G1-6-3 BB		4	0	2	0	1	1	0					
Tony Eusebio, R OBP: 0.353, SLG: 0.333 (1, 2)	FC4-6 1B		G4-3	BB		G1-6-3 BB		G1-3		4	0	1	0	1	0	3					
Ricky Gutierrez, R OBP: 0.429, SLG: 0.579 (1, 6)	K			CS 1B		G4-6-3		1B		4	0	2	0	0	1	3					
Jose Lima, R OBP: 0.353, SLG: 0.333 (1, 1)	FC4-6			K				G6-3		3	0	0	0	1	1	3					
Scott Elarton, R OBP: 0.353, SLG: 0.333 (7, 1)										0	0	0	0	0	0	0					
Billy Wagner, L OBP: 0.353, SLG: 0.333 (9, 1)										0	0	0	0	0	0	0					
Inning Stats	R: 1 E: 0 K: 0 S: 18	H: 2 LOB: 1 BB: 0 P: 31	R: 0 E: 0 K: 2 S: 9	H: 1 LOB: 1 BB: 0 P: 13	R: 2 E: 0 K: 1 S: 11	H: 3 LOB: 2 BB: 1 P: 19	R: 1 E: 0 K: 1 S: 12	H: 3 LOB: 2 BB: 1 P: 26	R: 0 E: 0 K: 1 S: 13	H: 0 LOB: 1 BB: 2 P: 26	R: 2 E: 0 K: 0 S: 10	H: 3 LOB: 1 BB: 1 P: 18	R: 0 E: 0 K: 1 S: 13	H: 1 LOB: 1 BB: 0 P: 19	R: 0 E: 0 K: 0 S: 6	H: 0 LOB: 0 BB: 0 P: 10	1B: 9 2B: 2 3B: 0 HR: 3	SF: 0 SAC: 0 DP: 3 HBP: 0	WP: 1 PB: 0 SB: 1 CS: 1	PA: 43	
PITCHER	IP	WLS	BF	H	R	ER	SO	BB	IBB	HBP	BLK	WP	HR	S	P	ERA	WHIP				
Shawn Estes, L ERA: 6.75 (1, 1)	4.1	L	25	10	4	4	4	3	0	0	0	1	1	55	99	8.31	3.000				
Julian Tavarez, R ERA: 8.53 (5, 1)	0.2		1	0	0	0	0	0	0	0	0	0	0	2	2	0.00	0.000				
Miguel Del Toro, R ERA: 3.0 (6, 1)	2.0		10	3	2	2	1	3	0	0	0	0	2	23	44	9.00	3.000				
Felix Rodriguez, R ERA: 7.94 (8, 1)	2.0		7	1	0	0	1	0	0	0	0	0	0	19	29	0.00	0.500				

Batter	1	2	3	4	5	6	7	8	9	AB	R	H	RBI	BB	SO	LOB	BOTTOM					
Marvin Benard, L OBP: 0.393, SLG: 0.565 (1, 8)	G3			1B 2B						3	1	1	0	1	0	1	Houston Astros @ San Francisco Giants 3Com Park at Candlestick Point, San Francisco, CA Wed Apr 14 1999, 10:05 PM EDT Att: 11,274 - Unknown - 68 F livebaseballscorecards.com					
Felix Rodriguez, R OBP: 1.000, SLG: 4.000 (8, 1)					F7					0	0	0	0	0	0	0						
Scott Servais, R OBP: 0.167, SLG: 0.091 (9, PH)						BB				1	0	1	0	0	0	0						
Ramon Martinez, R OBP: 0.167, SLG: 0.091 (9, PR)										0	0	0	0	0	0	0						
Rich Aurilia, R OBP: 0.400, SLG: 0.513 (1, 6)	P7		G5-3			P3		F7		5	0	0	0	0	1	7						
Barry Bonds, L OBP: 0.525, SLG: 0.871 (1, 7)	F8			WP S 2H	1B	HR		F7		4	1	2	2	0	0	0						
Jeff Kent, R OBP: 0.425, SLG: 0.531 (1, 4)		K		K		K		K		4	0	0	0	0	4	1						
J.T. Snow, L OBP: 0.316, SLG: 0.343 (1, 3)	G3			K		P5		K		4	0	0	0	0	2	1						
Ellis Burks, R OBP: 0.441, SLG: 0.517 (1, 9)	P5				K			BB		4	0	2	0	0	1	0						
Charlie Hayes, R OBP: 0.303, SLG: 0.483 (1, 5)			F8		HR			1B E		3	1	1	1	1	0	1						
Brent Mayne, L OBP: 0.400, SLG: 0.429 (1, 2)			K		FC4-6 1B			K		4	0	1	0	0	3	4						
Shawn Estes, R ERA: 6.75 (1, 1)										1	0	0	0	0	0	0						
Julian Tavarez, L ERA: 8.53 (5, 1)										0	0	0	0	0	0	0						
F.P. Santangelo, S ERA: 3.0 (6, PH)										1	0	0	0	0	0	1						
Miguel Del Toro, R ERA: 3.0 (6, 1)										0	0	0	0	0	0	0						
Stan Javier, S ERA: 7.94 (8, 1)										2	0	0	0	0	2	4						
Inning Stats	R: 0 E: 0 K: 0 S: 9	H: 0 LOB: 0 BB: 0 P: 13	R: 0 E: 0 K: 1 S: 7	H: 0 LOB: 0 BB: 0 P: 10	R: 0 E: 0 K: 1 S: 8	H: 0 LOB: 0 BB: 0 P: 13	R: 1 E: 0 K: 2 S: 16	H: 2 LOB: 1 BB: 0 P: 21	R: 1 E: 0 K: 1 S: 14	H: 2 LOB: 1 BB: 0 P: 22	R: 1 E: 0 K: 1 S: 8	H: 1 LOB: 0 BB: 0 P: 10	R: 0 E: 0 K: 3 S: 18	H: 1 LOB: 3 BB: 2 P: 31	R: 0 E: 0 K: 2 S: 7	H: 0 LOB: 0 BB: 0 P: 11	R: 0 E: 1 K: 2 S: 20	H: 2 LOB: 3 BB: 0 P: 28	1B: 4 2B: 2 3B: 0 HR: 2	SF: 0 SAC: 0 DP: 0 HBP: 0	WP: 1 PB: 0 SB: 2 CS: 0	PA: 38
PITCHER	IP	WLS	BF	H	R	ER	SO	BB	IBB	HBP	BLK	WP	HR	S	P	ERA	WHIP					
Jose Lima, R ERA: 3.21 (1, 1)	6.0	W	25	6	3	3	6	1	0	0	0	0	0	64	95	4.50	1.167					
Scott Elarton, R ERA: 3.21 (7, 1)	2.0	H	7	0	0	0	5	1	0	0	0	0	0	23	36	0.00	0.500					
Billy Wagner, L ERA: 3.21 (9, 1)	1.0	S	6	2	0	0	2	0	0	0	0	0	0	20	28	0.00	2.000					

AB	37
R	6
H	14
RBI	6
BB	6
SO	6
LOB	21



AB	36
R	3
H	8
RBI	3
BB	2
SO	13
LOB	20



Batter	1	2	3	4	5	6	7	8	9	AB	R	H	RBI	BB	SO	LOB	TOP										
Craig Biggio, R OBP: 0.381, SLG: 0.382 (1, 4)	G5-3		F8			F9		BB S BB	K	4	0	0	0	1	1	1	Houston Astros @ San Francisco Giants 3Com Park at Candlestick Point, San Francisco, CA Thu Apr 15 1999, 4:05 PM EDT Att: 10,819 - Unknown - 83 F livebaseballscorecards.com										
Derek Bell, R OBP: 0.343, SLG: 0.406 (1, 9)	K		K			K		G6-3		4	0	0	0	0	3	1											
5 Jeff Bagwell, R OBP: 0.447, SLG: 0.393 (1, 3)	BB				2-0 CS 1B	BB		BB	BB	1	0	1	0	3	0	0											
Carl Everett, S OBP: 0.432, SLG: 0.515 (1, 8)	P6				2-2 G3-1	3-3 K		FC4-6 BB		3	0	0	0	1	1	3											
Richard Hidalgo, R OBP: 0.289, SLG: 0.441 (1, 7)			F8		F8			P8	K	4	0	0	0	0	1	3											
Bill Spiers, L OBP: 0.308, SLG: 0.615 Tony Eusebio, R OBP: 0.333, SLG: 0.313 Brian Williams, R (8, 1)			F9			G6-3 2B		FC4-6 1-2f		3	1	2	1	0	0	0											
Mitch Meluskey, S OBP: 0.200, SLG: 0.158 (1, 2)	G4-3					G6-3		F9	G3	4	0	0	0	0	0	1											
Tim Bogar, R OBP: 0.313, SLG: 0.429 (1, 6)			G5-3			P9		BB	2B	4	0	2	0	0	0	1											
Sean Bergman, R OBP: 0.500, SLG: 2.000 Ken Caminiti, S OBP: 0.321, SLG: 0.375 Doug Henry, R (7, 1) Jack Howell, L OBP: 0.500, SLG: 0.500 (8, 5)			HR			K		G5-3	K	2	1	1	1	0	1	1											
Inning Stats	R: 0 E: 0 K: 1 S: 9	H: 0 LOB: 1 BB: 1 P: 18	R: 0 E: 0 K: 0 S: 3	H: 0 LOB: 0 BB: 0 P: 3	R: 1 E: 0 K: 1 S: 9	H: 1 LOB: 0 BB: 0 P: 12	R: 0 E: 0 K: 0 S: 9	H: 1 LOB: 0 BB: 0 P: 13	R: 0 E: 0 K: 2 S: 9	H: 0 LOB: 1 BB: 1 P: 16	R: 1 E: 0 K: 0 S: 15	H: 2 LOB: 1 BB: 0 P: 23	R: 0 E: 0 K: 1 S: 13	H: 0 LOB: 3 BB: 3 P: 30	R: 0 E: 0 K: 2 S: 10	H: 1 LOB: 1 BB: 0 P: 14		1B: 2 2B: 2 3B: 0 HR: 2	SF: 0 SAC: 0 DP: 0 HBP: 0	WP: 0 PB: 0 SB: 1 CS: 1	PA: 37						
PITCHER	IP	WLS	BF	H	R	ER	SO	BB	IBB	HBP	BLK	WP	HR	S	P	ERA	WHIP										
Chris Brock, R ERA: 3.29 (1, 1)	6.2	W	26	5	2	2	5	2	0	0	0	0	0	1	1	2.70	1.050										
Alan Embree, L ERA: (7, 1)	0.1	H	1	0	0	0	0	0	0	0	0	0	0	1	1	0.00	0.000										
John Johnstone, R ERA: (8, 1)	0.2	H	5	0	0	0	1	3	0	0	0	0	0	11	26	0.00	4.500										
Rich Rodriguez, L ERA: (8, 1)	0.1	H	1	0	0	0	0	0	0	0	0	0	0	2	4	0.00	0.000										
Robb Nen, R ERA: (9, 1)	1.0	S	4	1	0	0	2	0	0	0	0	0	0	10	14	0.00	1.000										
Batter	1	2	3	4	5	6	7	8	9	AB	R	H	RBI	BB	SO	LOB	BOTTOM										
Marvin Benard, L OBP: 0.375, SLG: 0.519 (1, 8)	FC3-6 1B		P4			G4-3		G1-3		4	0	1	0	0	0	1	Houston Astros @ San Francisco Giants 3Com Park at Candlestick Point, San Francisco, CA Thu Apr 15 1999, 4:05 PM EDT Att: 10,819 - Unknown - 83 F livebaseballscorecards.com										
Ramon Martinez, R OBP: 0.687, SLG: 1.200 (1, 6)	FC3-6 2B		1B			BB 1B		HR		4	2	3	2	0	0	1											
Barry Bonds, L OBP: 0.545, SLG: 0.912 (1, 7)	F9 2B		F7			G6-4-3 BB		2B		3	0	2	1	1	0	1											
Jeff Kent, R OBP: 0.432, SLG: 0.514 (1, 4)	BB		1B			G6-4-3		F8		3	0	1	0	1	0	3											
Ellis Burks, R OBP: 0.421, SLG: 0.485 John Johnstone, R (8, 1) Rich Rodriguez, L (8, 1) Robb Nen, R (9, 1)	F9		G4-3			F9 1B		K2-3		4	1	1	0	0	1	5											
J.T. Snow, L OBP: 0.286, SLG: 0.308 (1, 3)	G1-3					G6-3		F9	G1-3	4	0	0	0	0	0	3											
Charlie Hayes, R OBP: 0.297, SLG: 0.455 (1, 5)			K			E8 G3		G4-6-3 1B	G5-3	4	1	1	1	0	1	0											
Brent Mayne, L OBP: 0.353, SLG: 0.375 (1, 2)	G3					G3		G4-6-3	G3-1	4	0	0	1	0	0	1											
Chris Brock, R OBP: 0.200, SLG: 0.200 Alan Embree, L (7, 1) F.P. Santangelo, S OBP: 0.364, SLG: 0.125 (8, 9)	G5-3					K		G1-3 HR	BB	2	0	0	0	0	1	0											
Inning Stats	R: 1 E: 1 K: 0 S: 12	H: 2 LOB: 2 BB: 1 P: 19	R: 0 E: 0 K: 1 S: 5	H: 0 LOB: 0 BB: 0 P: 5	R: 0 E: 0 K: 0 S: 9	H: 2 LOB: 0 BB: 0 P: 14	R: 1 E: 1 K: 1 S: 10	H: 0 LOB: 0 BB: 0 P: 14	R: 0 E: 0 K: 0 S: 9	H: 2 LOB: 0 BB: 0 P: 14	R: 2 E: 0 K: 1 S: 20	H: 2 LOB: 1 BB: 1 P: 33	R: 0 E: 0 K: 0 S: 7	H: 0 LOB: 0 BB: 0 P: 10	1B: 6 2B: 2 3B: 0 HR: 1	SF: 0 SAC: 0 DP: 2 HBP: 0		WP: 0 PB: 0 SB: 1 CS: 0	PA: 35								
PITCHER	IP	WLS	BF	H	R	ER	SO	BB	IBB	HBP	BLK	WP	HR	S	P	ERA	WHIP										
Sean Bergman, R ERA: 2.77 (1, 1)	6.0	L	26	7	3	2	2	2	0	0	0	0	0	1	20	3.00	1.500										
Doug Henry, R ERA: 9.64 (7, 1)	1.0		6	2	2	2	1	1	0	0	0	0	0	1	20	18.00	3.000										
Brian Williams, R ERA: 6.75 (8, 1)	1.0		3	0	0	0	0	0	0	0	0	0	0	7	10	0.00	0.000										

Batter	1	2	3	4	5	6	7	8	9	AB	R	H	RBI	BB	SO	LOB	TOP				
Marvin Benard, L OBP: 0.391, SLG: 0.500 (1, 8)	1-2 K	1-1 F7	2-3 K			4-1 BB		3-1 FC6-2 1-3 2B		4	0	1	0	1	2	1	San Francisco Giants @ Arizona Diamondbacks Bank One Ballpark, Phoenix, AZ Sat Apr 17 1999, 4:05 PM EDT Att: 36,674 - Unknown - 86 F				
Rich Aurilia, R OBP: 0.420, SLG: 0.633 (1, 6)	1-1 F8	0-1 HR		0-1 G6-3 1B		1-0 F7		2-2 FC6-2		5	1	2	2	0	0	4					
Barry Bonds, L OBP: 0.500, SLG: 0.805 (1, 7)	0-0 HBP 2B	3-1 F7		0-0 G6-3 1-2		2-1 F8		0-1 F7		5	1	1	0	0	0	5					
Jeff Kent, R OBP: 0.434, SLG: 0.450 (1, 4)	4-2 HBP 2B BB	4-2 BB		0-0 L6			1-0 F9		4-1 BB BB BB	2	1	0	0	3	0	0					
J.T. Snow, L OBP: 0.294, SLG: 0.319 (1, 3)	1-1 2B HBP	1-2 F9			0-3 K		0-0 F8		0-0 F7	4	1	0	0	0	1	2					
Ellis Burks, R OBP: 0.426, SLG: 0.462 (1, 9)	3-1 1B 2B		4-1 HR BB		1-3 K		4-1 BB		2-3 K	3	2	1	3	2	2	1					
Charlie Hayes, R OBP: 0.289, SLG: 0.385 (1, 5)	1-0 1B BB		0-1 F2		3-2 F7		0-2 G5-3		4-2 BB BB	3	0	0	0	2	0	2					
Scott Servais, R OBP: 0.412, SLG: 0.500 (1, 2)	2-2 1B		1-1 HR		4-2 SH5-4 BB		1-0 SH5-4 BB		4-1 2B FC6-2 1B BB	3	1	3	3	2	0	0					
Kirk Rueter, L OBP: 0.230, SLG: 0.250 (8, 1)		0-1 HR 1B		0-0 G6-3		1-0 SH5-4 BB		2-2 F8 BB	1-1 FC6-4 BB	2	1	1	0	0	0	0					
Inning Stats	R: 4 E: 0 K: 1 S: 15	H: 3 LOB: 2 BB: 2 P: 31	R: 2 E: 0 K: 0 S: 13	H: 2 LOB: 1 BB: 1 P: 22	R: 2 E: 0 K: 1 S: 9	H: 1 LOB: 0 BB: 1 P: 16	R: 0 E: 0 K: 0 S: 4	H: 1 LOB: 0 BB: 0 P: 4	R: 0 E: 0 K: 2 S: 12	H: 0 LOB: 0 BB: 0 P: 16	R: 0 E: 0 K: 0 S: 7	H: 0 LOB: 1 BB: 1 P: 19	R: 0 E: 0 K: 0 S: 6	H: 0 LOB: 1 BB: 1 P: 11	R: 0 E: 0 K: 0 S: 12	H: 2 LOB: 2 BB: 0 P: 20		R: 0 E: 0 K: 1 S: 10	H: 0 LOB: 3 BB: 3 P: 25	1B: 4 2B: 3 3B: 0 HR: 2	SF: 0 SAC: 1 DP: 1 HBP: 1
PITCHER	IP WLS BF H R ER SO BB IBB HBP BLK WP HR S P ERA WHIP	IP WLS BF H R ER SO BB IBB HBP BLK WP HR S P ERA WHIP	IP WLS BF H R ER SO BB IBB HBP BLK WP HR S P ERA WHIP	IP WLS BF H R ER SO BB IBB HBP BLK WP HR S P ERA WHIP	IP WLS BF H R ER SO BB IBB HBP BLK WP HR S P ERA WHIP	IP WLS BF H R ER SO BB IBB HBP BLK WP HR S P ERA WHIP	IP WLS BF H R ER SO BB IBB HBP BLK WP HR S P ERA WHIP	IP WLS BF H R ER SO BB IBB HBP BLK WP HR S P ERA WHIP	IP WLS BF H R ER SO BB IBB HBP BLK WP HR S P ERA WHIP	IP WLS BF H R ER SO BB IBB HBP BLK WP HR S P ERA WHIP	IP WLS BF H R ER SO BB IBB HBP BLK WP HR S P ERA WHIP	IP WLS BF H R ER SO BB IBB HBP BLK WP HR S P ERA WHIP	IP WLS BF H R ER SO BB IBB HBP BLK WP HR S P ERA WHIP	IP WLS BF H R ER SO BB IBB HBP BLK WP HR S P ERA WHIP	IP WLS BF H R ER SO BB IBB HBP BLK WP HR S P ERA WHIP	IP WLS BF H R ER SO BB IBB HBP BLK WP HR S P ERA WHIP	IP WLS BF H R ER SO BB IBB HBP BLK WP HR S P ERA WHIP	IP WLS BF H R ER SO BB IBB HBP BLK WP HR S P ERA WHIP	IP WLS BF H R ER SO BB IBB HBP BLK WP HR S P ERA WHIP	IP WLS BF H R ER SO BB IBB HBP BLK WP HR S P ERA WHIP	

AB	33
R	8
H	9
RBI	8
BB	10
SO	5
LOB	19



Batter	1	2	3	4	5	6	7	8	9	AB	R	H	RBI	BB	SO	LOB	BOTTOM				
Tony Womack, L OBP: 0.344, SLG: 0.308 (1, 9)	1-2 G1-3	2-2 G1-3		2-2 G4-3		4-0 BB		0-1 G6-3 3B		4	1	1	1	1	0	2	San Francisco Giants @ Arizona Diamondbacks Bank One Ballpark, Phoenix, AZ Sat Apr 17 1999, 4:05 PM EDT Att: 36,674 - Unknown - 86 F				
Jay Bell, R OBP: 0.351, SLG: 0.679 (1, 4)	3-2 E 3B		2-2 G4-3		2-2 G1-3	3-3 K		1-1 G5-3		5	1	1	1	0	1	2					
Greg Colbrunn, R OBP: 0.333, SLG: 0.667 (8, PH)	2-0 E6		2-2 K		3-2 HR		1-2 L9		3-1 K	4	1	1	2	0	1	0					
Steve Finley, L OBP: 0.288, SLG: 0.431 (9, PH)	3-1 E6		2-0 K		2-2 HR		1-2 L9		2-3 K	1	0	0	0	0	1	0					
Matt Williams, R OBP: 0.379, SLG: 0.574 (1, 5)	0-0 F7		2-0 BB 1B		2-2 1B FC1-2 1B		1-2 G6-3		1-3 K	5	1	2	0	0	1	1					
Bernard Gilkey, R OBP: 0.371, SLG: 0.613 (8, 1)	1-0 F8		4-0 1B		1-0 CS FC1-2 1B		0-0 L6			3	0	1	0	1	0	1					
Tony Batista, R OBP: 0.354, SLG: 0.543 (1, 6)		1-0 P4	2-2 1B		1-1 FC1-2		0-3 K			4	0	1	1	0	1	2					
Damian Miller, R OBP: 0.366, SLG: 0.417 (1, 2)		2-0 SH5-4 2B	3-1 F8		3-0 CS	1-0 F3		2-2 F7		4	0	1	0	0	0	2					
LeJon Powell, R OBP: 0.444, SLG: 0.571 (1, 8)		4-2 SH5-4 BB		1-1 G4-3		0-0 2B		1-0 F9		3	0	1	0	1	0	0					
Andy Benes, R OBP: 0.500, SLG: 0.333 (4, 1)		0-0 SH5-4		2-1 F9		1-2 G1-3			0-0 3B 1B	0	0	0	0	0	0	0					
David Dellucci, L OBP: 0.429, SLG: 0.200 (7, 1)										1	0	0	0	0	0	1					
Luis Gonzalez, L OBP: 0.457, SLG: 0.744 (8, 7)										0	0	0	0	0	0	0					
Inning Stats	R: 1 E: 1 K: 0 S: 9	H: 1 LOB: 1 BB: 0 P: 16	R: 0 E: 0 K: 0 S: 9	H: 1 LOB: 2 BB: 1 P: 18	R: 1 E: 0 K: 1 S: 15	H: 2 LOB: 2 BB: 1 P: 30	R: 0 E: 0 K: 0 S: 7	H: 0 LOB: 0 BB: 0 P: 12	R: 1 E: 0 K: 0 S: 15	H: 3 LOB: 1 BB: 0 P: 27	R: 0 E: 0 K: 1 S: 9	H: 1 LOB: 2 BB: 1 P: 18	R: 0 E: 0 K: 0 S: 7	H: 0 LOB: 0 BB: 0 P: 9	R: 0 E: 0 K: 1 S: 7	H: 0 LOB: 0 BB: 0 P: 10	R: 2 E: 0 K: 2 S: 11	H: 2 LOB: 0 BB: 0 P: 15	1B: 5 2B: 2 3B: 2 HR: 1	SF: 0 SAC: 1 DP: 0 HBP: 0	WP: 0 PA: 41 CS: 1
PITCHER	IP WLS BF H R ER SO BB IBB HBP BLK WP HR S P ERA WHIP	IP WLS BF H R ER SO BB IBB HBP BLK WP HR S P ERA WHIP	IP WLS BF H R ER SO BB IBB HBP BLK WP HR S P ERA WHIP	IP WLS BF H R ER SO BB IBB HBP BLK WP HR S P ERA WHIP	IP WLS BF H R ER SO BB IBB HBP BLK WP HR S P ERA WHIP	IP WLS BF H R ER SO BB IBB HBP BLK WP HR S P ERA WHIP	IP WLS BF H R ER SO BB IBB HBP BLK WP HR S P ERA WHIP	IP WLS BF H R ER SO BB IBB HBP BLK WP HR S P ERA WHIP	IP WLS BF H R ER SO BB IBB HBP BLK WP HR S P ERA WHIP	IP WLS BF H R ER SO BB IBB HBP BLK WP HR S P ERA WHIP	IP WLS BF H R ER SO BB IBB HBP BLK WP HR S P ERA WHIP	IP WLS BF H R ER SO BB IBB HBP BLK WP HR S P ERA WHIP	IP WLS BF H R ER SO BB IBB HBP BLK WP HR S P ERA WHIP	IP WLS BF H R ER SO BB IBB HBP BLK WP HR S P ERA WHIP	IP WLS BF H R ER SO BB IBB HBP BLK WP HR S P ERA WHIP	IP WLS BF H R ER SO BB IBB HBP BLK WP HR S P ERA WHIP	IP WLS BF H R ER SO BB IBB HBP BLK WP HR S P ERA WHIP	IP WLS BF H R ER SO BB IBB HBP BLK WP HR S P ERA WHIP	IP WLS BF H R ER SO BB IBB HBP BLK WP HR S P ERA WHIP	IP WLS BF H R ER SO BB IBB HBP BLK WP HR S P ERA WHIP	



Batter	1	2	3	4	5	6	7	8	9	AB	R	H	RBI	BB	SO	LOB	TOP					
Marvin Benard, L (1,8) F.P. Santangelo, S (8,8)	F8	F9		G4-3			K		K	4	0	1	0	0	1	0						
Stan Javier, S (1,7)	BB	F8			F7		G4-3			4	0	1	0	0	0	2						
Ellis Burks, R (1,9) Armando Rios, L (8,9)			F9		1B					1	0	0	0	3	0	2						
Jeff Kent, R (1,4)	P3	P3			1B		P4			4	0	1	0	0	0	5						
J.T. Snow, L (1,3)	F8				F9				G4-3	4	0	1	0	0	0	4						
Charlie Hayes, R (1,5)			G4-6-3		L9				F8	3	1	0	0	1	0	3						
Brent Mayne, L (1,2) Edwards Guzman, L (8,2)		E3	G3				K		P3	4	1	0	0	0	1	1	AB 33					
Rich Aurilia, R (1,6)					F7		P6		G6-3	4	1	1	3	0	0	0	R 3					
Russ Ortiz, R (1,1) Rich Rodriguez, L (7,1) Julian Tavarez, L (7,1) Felix Rodriguez, R (7,1) Ramon Martinez, R (9,PH)					G5-3		G4-3		F9	3	0	1	0	0	0	0	H 6					
Inning Stats	R: 0 E: 0 K: 0 S: 7	H: 1 LOB: 2 BB: 1 P: 13	R: 3 E: 1 K: 0 S: 12	H: 3 LOB: 2 BB: 1 P: 19	R: 0 E: 0 K: 0 S: 5	H: 1 LOB: 0 BB: 0 P: 9	R: 0 E: 0 K: 0 S: 7	H: 0 LOB: 0 BB: 0 P: 10	R: 0 E: 0 K: 1 S: 10	H: 1 LOB: 2 BB: 1 P: 18	R: 0 E: 0 K: 1 S: 11	H: 0 LOB: 0 BB: 0 P: 14	R: 0 E: 0 K: 1 S: 12	H: 0 LOB: 1 BB: 1 P: 23	R: 0 E: 0 K: 0 S: 4	H: 0 LOB: 0 BB: 0 P: 4	R: 0 E: 0 K: 1 S: 7	H: 0 LOB: 0 BB: 0 P: 12	1B: 5 2B: 0 3B: 0 HR: 1	SF: 0 SAC: 0 DP: 1 HBP: 0	WP: 0 PB: 0 SB: 0 CS: 0	PA: 37
PITCHER	IP	WLS	BF	H	R	ER	SO	BB	IBB	HBP	BLK	WP	HR	S	P	ERA	WHIP					
Armando Reynoso, R (1,1)	7.0	W	31	6	3	2	2	4	0	0	0	0	1	64	106	2.57	1.429					
Greg Swindell, L (8,1)	1.0		3	0	0	0	0	0	0	0	0	0	0	4	4	0.00	0.000					
Gregg Olson, R (9,1)	1.0		3	0	0	0	1	0	0	0	0	0	0	7	12	0.00	0.000					

San Francisco Giants @ Arizona Diamondbacks
Bank One Ballpark, Phoenix, AZ
Sun Apr 18 1999, 4:05 PM EDT
Att: 36,043 - Unknown - 88 F

AB 33
R 3
H 6
RBI 3
BB 4
SO 3
LOB 17



Batter	1	2	3	4	5	6	7	8	9	AB	R	H	RBI	BB	SO	LOB	BOTTOM				
Steve Finley, L (1,8)	G6-4-3		P4		G4-3					4	1	1	0	1	0	3					
Jay Bell, R (1,4)	G6-4-3		2B		K				G1-3	4	2	1	1	1	1	2					
Travis Lee, L (1,3)	G6-3		2B		G3-1					3	2	1	1	2	0	1					
Matt Williams, R (1,5)		G6-3				G6-3	G6-3		K	5	0	1	4	0	1	2					
Luis Gonzalez, L (1,7)		G1-3							G3-1	5	2	2	2	0	1	2					
Tony Batista, R (1,6)	K				G6-3					2	1	0	0	2	1	0					
David Dellucci, L (1,9)			E4		G4-3					4	2	1	0	0	1	2	AB 34				
Damian Miller, R (1,2)										4	1	2	1	0	1	2	R 12				
Armando Reynoso, R (1,1) Bernard Gilkey, R (7,PH) Greg Swindell, L (8,1) Gregg Olson, R (9,1)										2	0	1	0	0	1	2	H 11				
Inning Stats	R: 0 E: 0 K: 0 S: 4	H: 0 LOB: 0 BB: 1 P: 10	R: 0 E: 0 K: 1 S: 7	H: 0 LOB: 0 BB: 0 P: 10	R: 4 E: 1 K: 1 S: 13	H: 2 LOB: 1 BB: 2 P: 30	R: 0 E: 0 K: 1 S: 6	H: 0 LOB: 0 BB: 0 P: 11	R: 0 E: 0 K: 2 S: 22	H: 1 LOB: 1 BB: 0 P: 14	R: 1 E: 0 K: 2 S: 22	H: 2 LOB: 2 BB: 1 P: 36	R: 0 E: 0 K: 0 S: 21	H: 6 LOB: 0 BB: 1 P: 36	R: 0 E: 0 K: 1 S: 10	H: 0 LOB: 1 BB: 1 P: 19	1B: 5 2B: 4 3B: 0 HR: 2	SF: 0 SAC: 1 DP: 1 HBP: 0	WP: 1 PB: 0 SB: 0 CS: 0	PA: 41	
PITCHER	IP	WLS	BF	H	R	ER	SO	BB	IBB	HBP	BLK	WP	HR	S	P	ERA	WHIP				
Russ Ortiz, R (1,1)	6.0	L	27	5	5	1	6	4	0	0	0	0	0	8	11	1.50	1.500				
Rich Rodriguez, L (7,1)	0.0		3	3	3	3	0	0	0	0	0	0	0	8	11	∞	∞				
Julian Tavarez, R (7,1)	0.1		4	2	1	1	0	1	0	0	0	0	1	8	18	27.00	9.000				
Felix Rodriguez, R (7,1)	1.2		7	1	3	3	1	1	0	0	0	0	1	15	26	16.20	1.200				

San Francisco Giants @ Arizona Diamondbacks
Bank One Ballpark, Phoenix, AZ
Sun Apr 18 1999, 4:05 PM EDT
Att: 36,043 - Unknown - 88 F

AB 34
R 12
H 11
RBI 12
BB 6
SO 7
LOB 16



Batter	1	2	3	4	5	6	7	8	9	AB	R	H	RBI	BB	SO	LOB	TOP								
Luis Castillo, S OBP: 0.368, SLG: 0.380 (1,4)										5	1	1	0	0	1	4	Florida Marlins @ San Francisco Giants 3Com Park at Candlestick Point, San Francisco, CA Mon Apr 19 1999, 10:05 PM EDT Att: 10,474 - Cloudy - 61 F								
Alex Gonzalez, R OBP: 0.245, SLG: 0.354 (1,6)										4	1	2	1	0	2	3									
Mark Kotsay, L OBP: 0.300, SLG: 0.319 (1,9)										4	0	0	0	0	0	4									
Derrek Lee, R OBP: 0.241, SLG: 0.271 (1,3)										3	0	1	0	1	1	0									
Todd Dunwoody, L OBP: 0.327, SLG: 0.311 (1,8)										4	0	0	0	0	2	3									
Preston Wilson, R OBP: 0.306, SLG: 0.500 Brian Edmondson, R OBP: 0.667, SLG: 0.667 (8,1)										4	1	1	1	0	1	0									
Kevin Orte, R OBP: 0.313, SLG: 0.349 Craig Counsell, L (9, PH)										3	0	0	0	0	1	0									
Mike Redmond, R OBP: 0.250, SLG: 0.286 (1,2)										2	1	1	0	1	0	0									
Jesus Sanchez, L OBP: 0.388, SLG: 0.790 Braden Looper, R OBP: 0.245, SLG: 0.354 Vic Darenbourg, L OBP: 0.245, SLG: 0.354 Antonio Alfonseca, R OBP: 0.333, SLG: 0.395 (7,1)										1	0	0	0	1	1	0									
Inning Stats	R: 0 E: 0 K: 1 S: 9	H: 1 LOB: 2 BB: 1 P: 16	R: 0 E: 0 K: 1 S: 10	H: 0 LOB: 0 BB: 0 P: 16	R: 0 E: 0 K: 1 S: 10	H: 1 LOB: 1 BB: 0 P: 15	R: 1 E: 0 K: 2 S: 13	H: 1 LOB: 0 BB: 2 P: 21	R: 0 E: 0 K: 1 S: 7	H: 0 LOB: 2 BB: 0 P: 17	R: 0 E: 0 K: 2 S: 8	H: 0 LOB: 0 BB: 0 P: 12	R: 3 E: 1 K: 0 S: 9	H: 3 LOB: 0 BB: 0 P: 17	R: 0 E: 0 K: 0 S: 8	H: 1 LOB: 0 BB: 0 P: 10		R: 0 E: 0 K: 2 S: 8	H: 0 LOB: 1 BB: 1 P: 14	1B: 4 2B: 1 3B: 1 HR: 1	SF: 0 SAC: 1 DP: 0 HBP: 0	WP: 0 PB: 0 SB: 1 CS: 1	PA: 37		
PITCHER	IP	WLS	BF	H	R	ER	SO	BB	IBB	HBP	BLK	WP	HR	S	P	ERA	WHIP								
Shawn Estes, L ERA: 5.51 (1,1)	7.0		30	6	4	3	8	3	0	0	0	0	1	66	114	3.86	1.286								
John Johnstone, R ERA: 2.57 (8,1)	1.0	W	3	1	0	0	0	0	0	0	0	0	0	8	10	0.00	1.000								
Robb Nen, R ERA: 2.57 (9,1)	1.0	S	4	0	0	0	2	1	0	0	0	0	0	8	14	0.00	1.000								

Batter	1	2	3	4	5	6	7	8	9	AB	R	H	RBI	BB	SO	LOB	BOTTOM								
Stan Javier, S OBP: 0.375, SLG: 0.621 (1,7)										3	1	1	0	1	1	2	Florida Marlins @ San Francisco Giants 3Com Park at Candlestick Point, San Francisco, CA Mon Apr 19 1999, 10:05 PM EDT Att: 10,474 - Cloudy - 61 F								
FP Santangelo, S OBP: 0.421, SLG: 0.083 (1,8)										2	1	0	0	2	2	1									
Ellis Burks, R OBP: 0.429, SLG: 0.489 (1,9)										5	1	1	3	0	1	6									
Jeff Kent, R OBP: 0.410, SLG: 0.404 (1,4)										3	0	0	1	0	1	0									
Charlie Hayes, R OBP: 0.302, SLG: 0.341 (1,5)										2	0	0	0	2	0	3									
Rich Aurilia, R OBP: 0.397, SLG: 0.632 (1,6)										4	1	1	0	0	1	2									
J.T. Snow, L OBP: 0.288, SLG: 0.296 (1,3)										3	0	0	0	1	0	2									
Scott Servais, R OBP: 0.476, SLG: 0.588 (1,2)										3	1	2	1	1	0	0									
Shawn Estes, R OBP: 0.600, SLG: 0.667 Armando Rios, L (7, PH)										0	0	0	0	1	0	0									
John Johnstone, R (8,1)										0	0	0	0	0	0	0									
Edwards Guzman, L (8, PH)										0	0	0	0	0	1	1									
Robb Nen, R (9,1)										0	0	0	0	0	0	0									
Inning Stats	R: 3 E: 0 K: 1 S: 10	H: 2 LOB: 1 BB: 2 P: 24	R: 0 E: 0 K: 1 S: 6	H: 0 LOB: 1 BB: 1 P: 12	R: 0 E: 0 K: 2 S: 9	H: 0 LOB: 1 BB: 1 P: 18	R: 0 E: 0 K: 1 S: 9	H: 1 LOB: 0 BB: 0 P: 12	R: 0 E: 0 K: 1 S: 6	H: 0 LOB: 0 BB: 0 P: 11	R: 0 E: 0 K: 0 S: 7	H: 0 LOB: 1 BB: 1 P: 14	R: 1 E: 0 K: 0 S: 8	H: 0 LOB: 3 BB: 3 P: 23	R: 1 E: 0 K: 1 S: 14	H: 2 LOB: 3 BB: 1 P: 26	1B: 3 2B: 1 3B: 0 HR: 1	SF: 0 SAC: 2 DP: 0 HBP: 2	WP: 2 PB: 0 SB: 2 CS: 1	PA: 40					
PITCHER	IP	WLS	BF	H	R	ER	SO	BB	IBB	HBP	BLK	WP	HR	S	P	ERA	WHIP								
Jesus Sanchez, L ERA: 5.54 (1,1)	6.0		25	3	3	3	6	5	0	0	0	0	0	2	10	5.54	1.333								
Braden Looper, R ERA: 6.0 (7,1)	0.0		2	0	1	1	0	2	0	0	0	0	0	2	10	6.00	3.000								
Vic Darenbourg, L ERA: 5.4 (7,1)	0.1	H	2	0	0	0	0	1	0	0	0	0	0	1	5	0.00	3.000								
Antonio Alfonseca, R ERA: 6.14 (7,1)	1.0	L	6	2	1	1	0	0	0	1	0	0	0	12	20	9.00	2.000								
Brian Edmondson, R ERA: 1.98 (8,1)	0.2		4	0	0	0	1	0	1	1	0	0	0	7	14	0.00	0.000								

AB 32
R 4
H 7
RBI 3
BB 4
SO 10
LOB 15



WP: 0
PB: 0
SB: 1
CS: 1

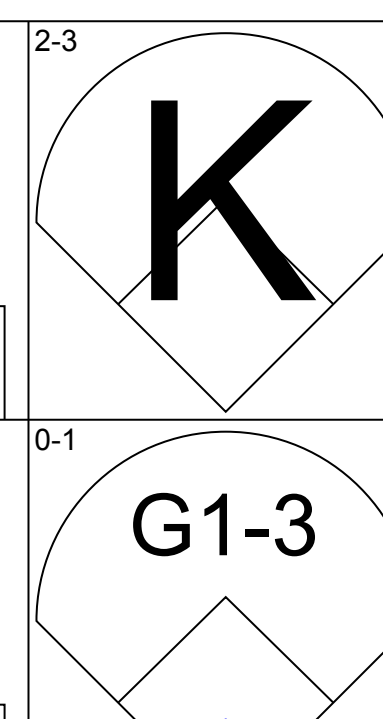
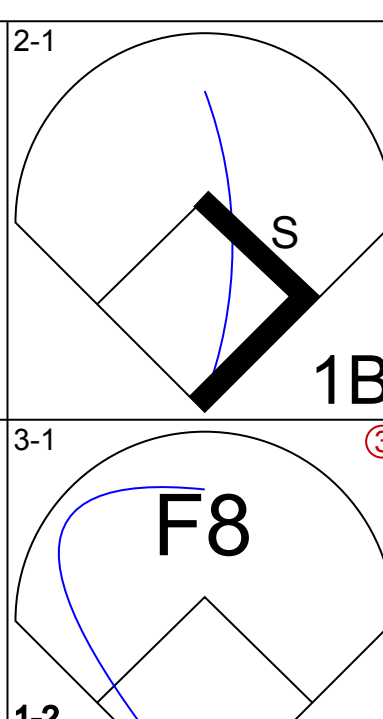
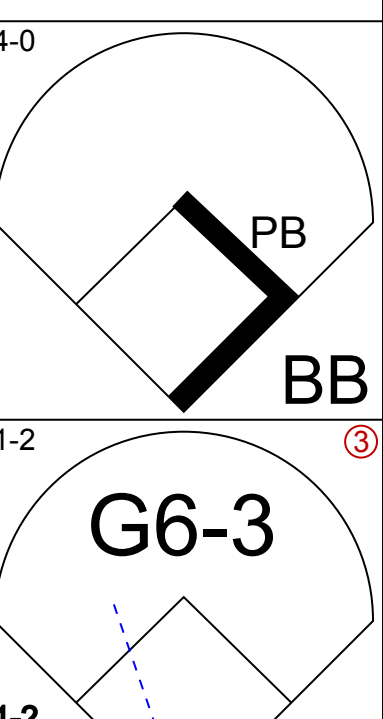
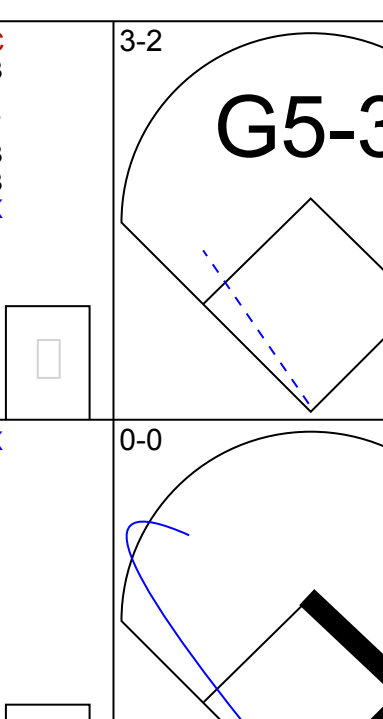

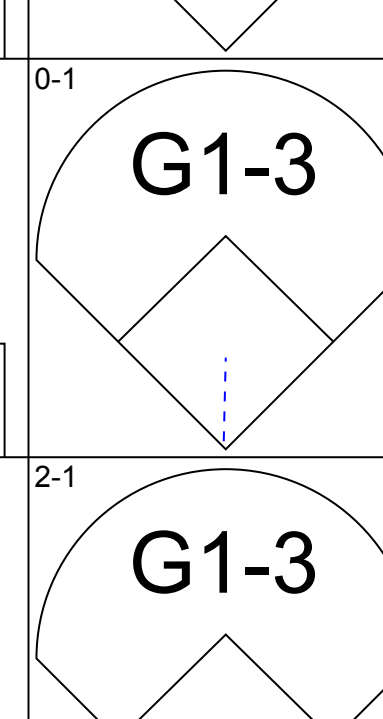
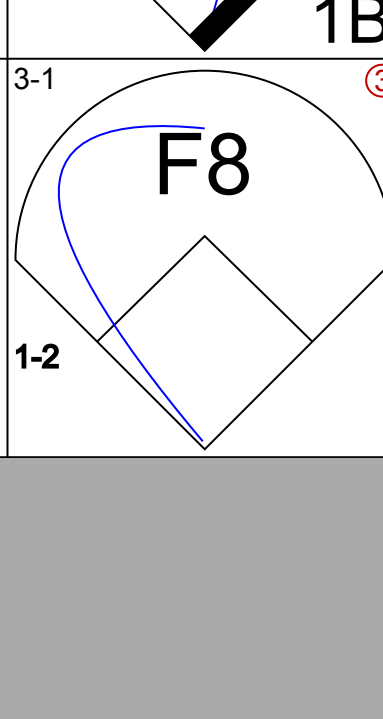
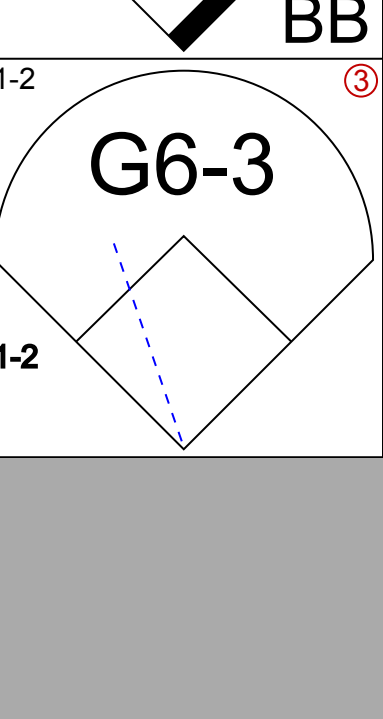
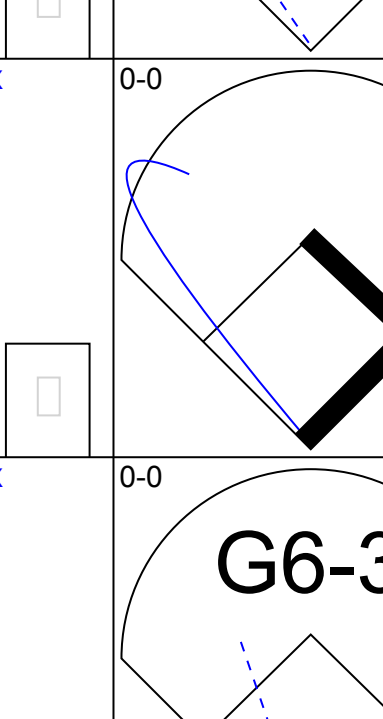
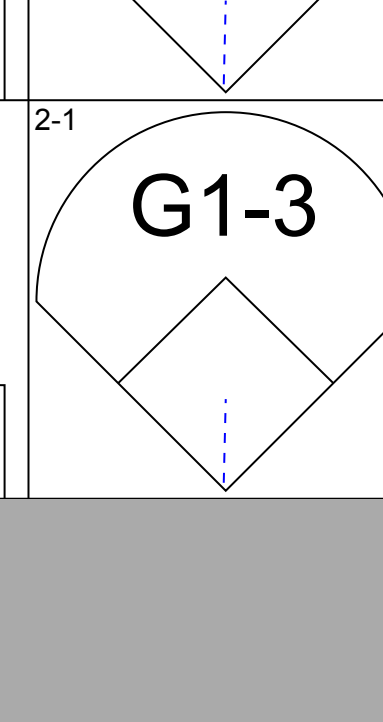
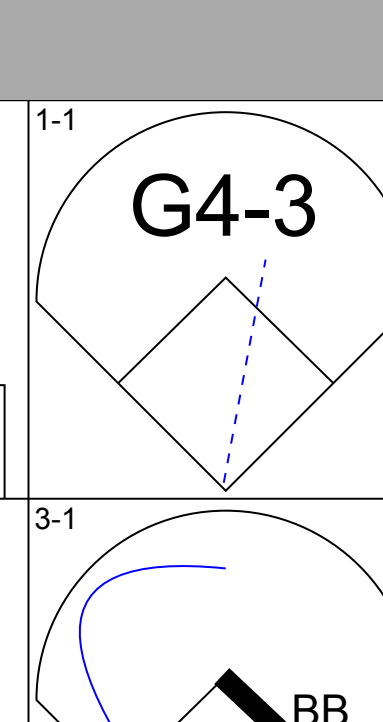
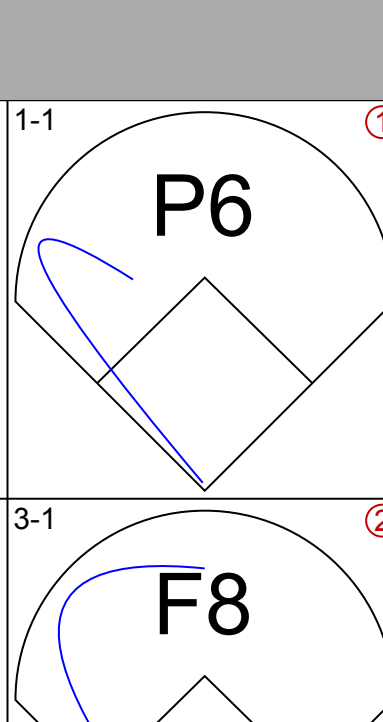
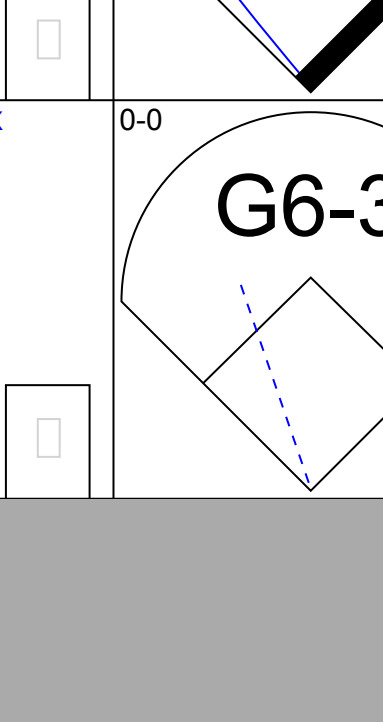
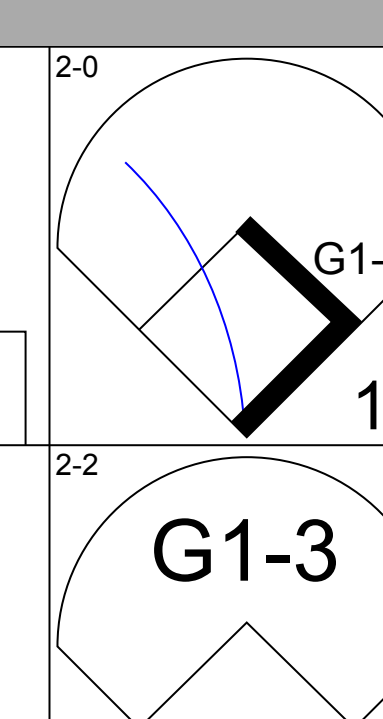
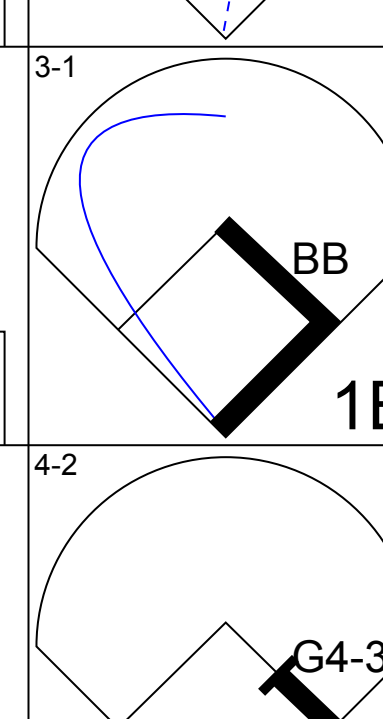
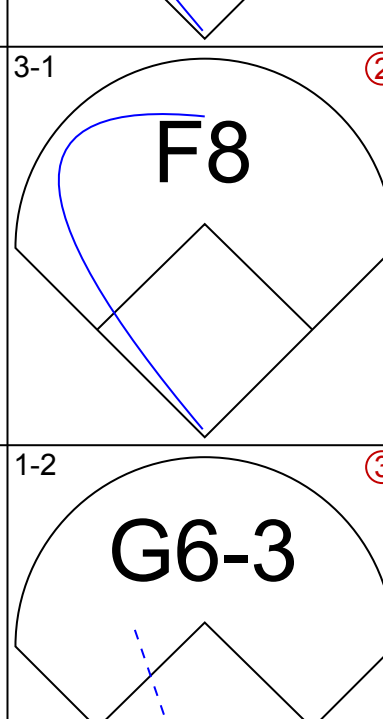
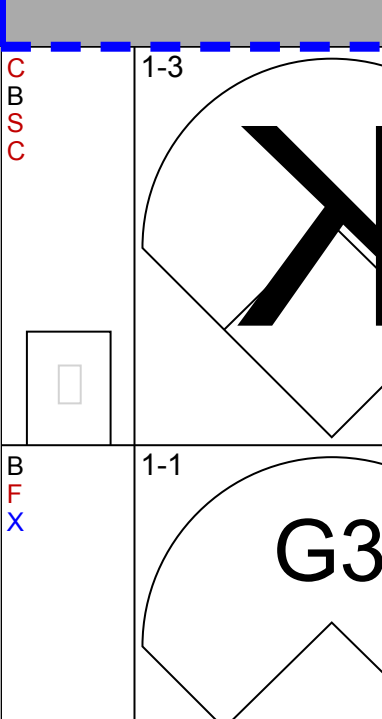
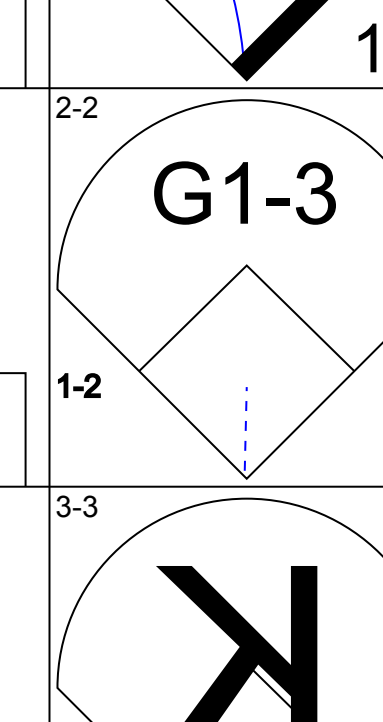
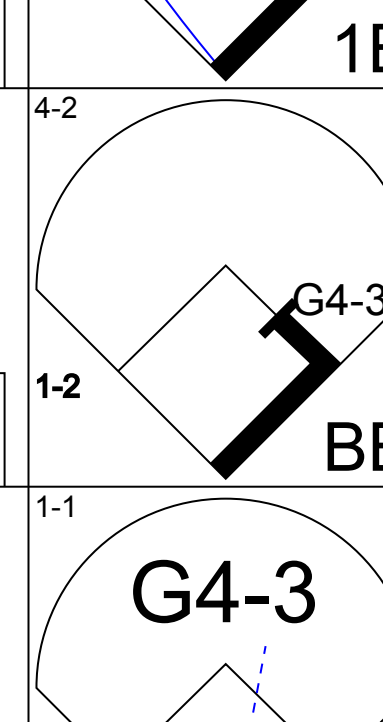
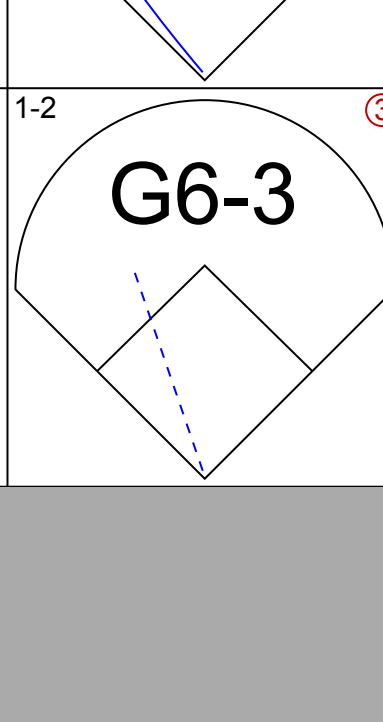
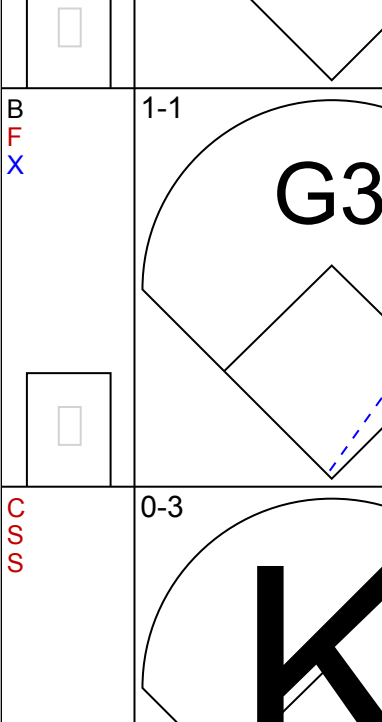
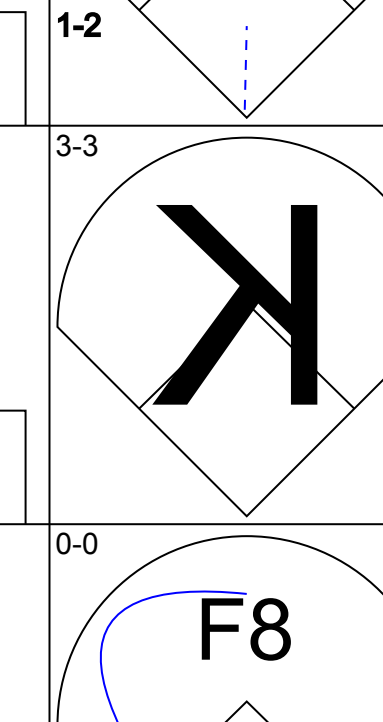
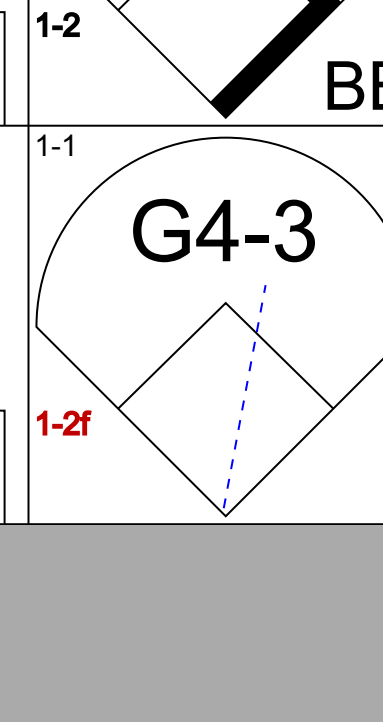
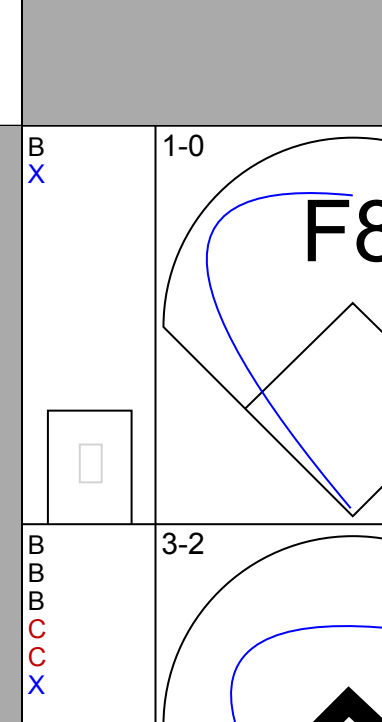
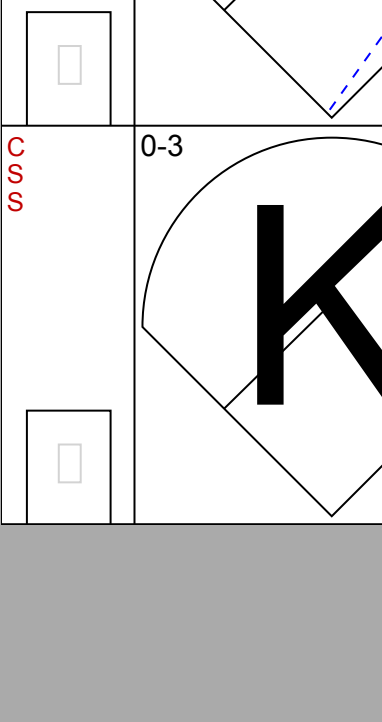
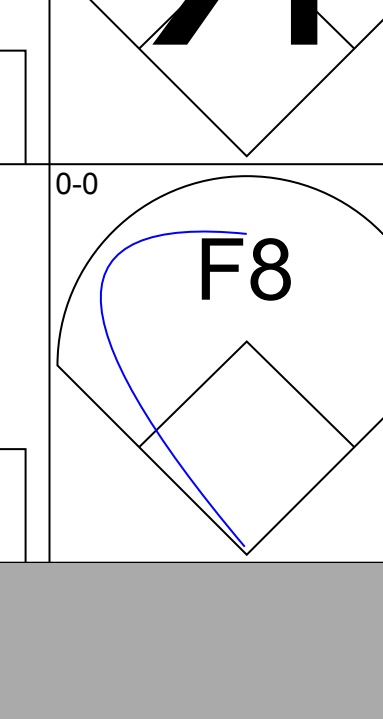
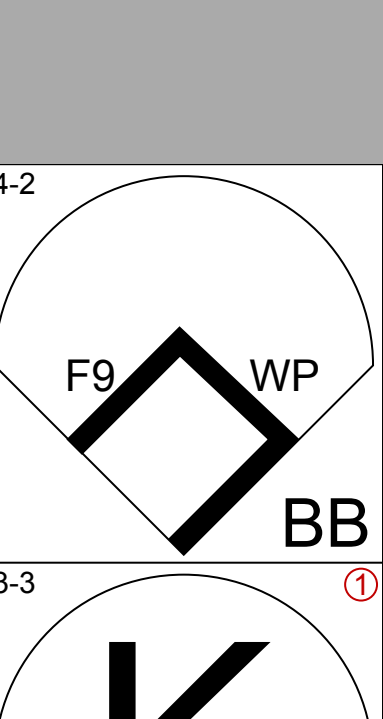
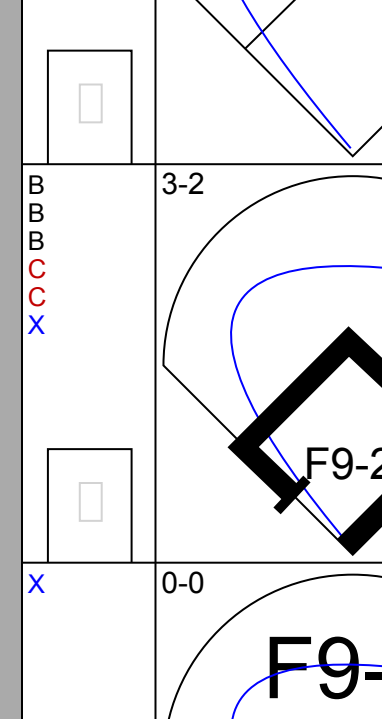
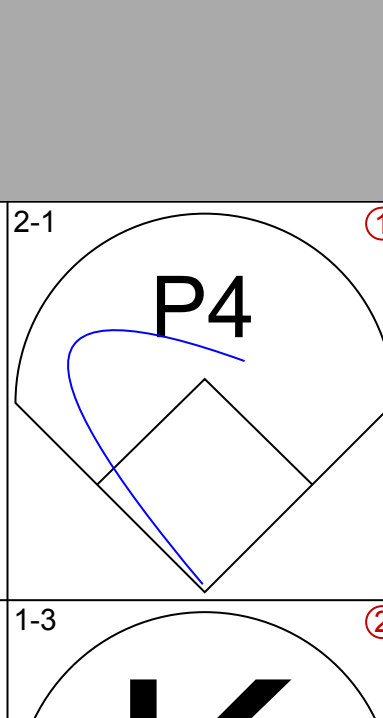
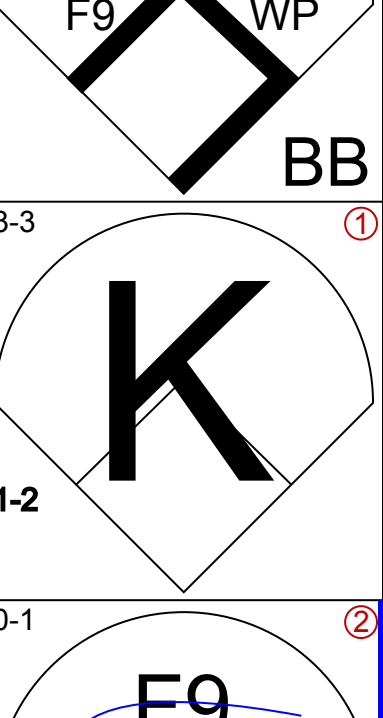
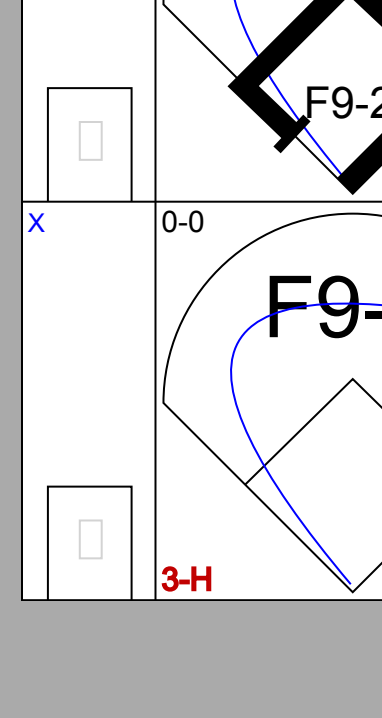
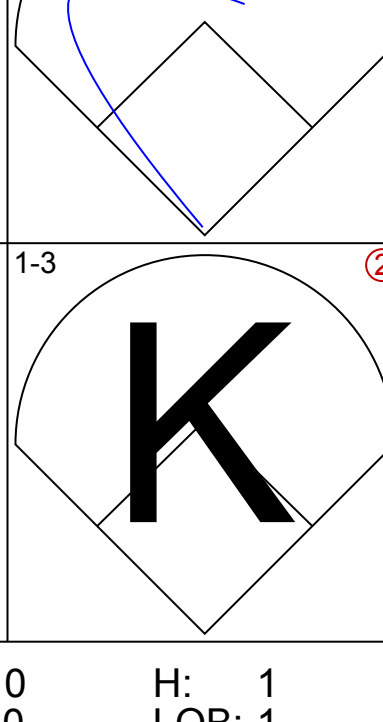
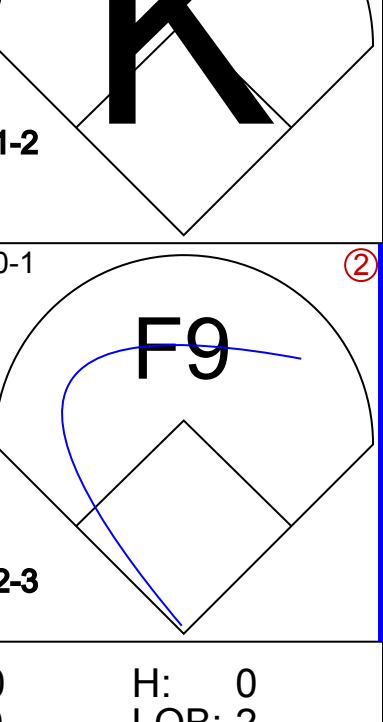
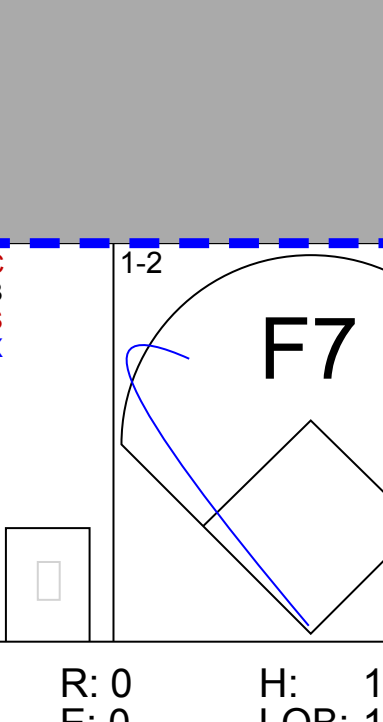
AB 26
R 5
H 5
RBI 5
BB 9
SO 7
LOB 17

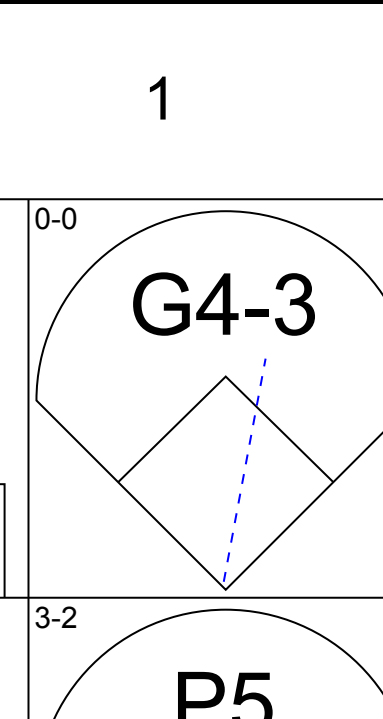
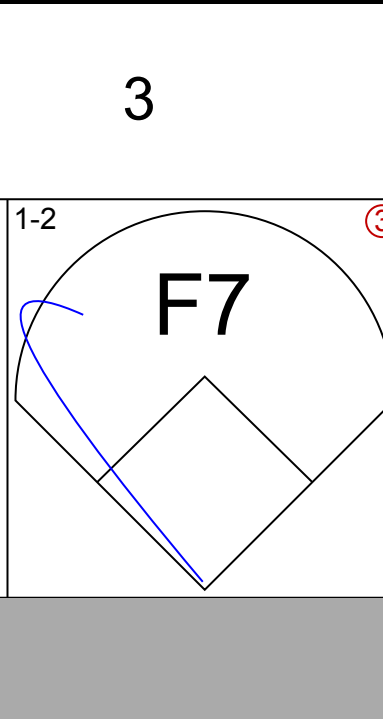
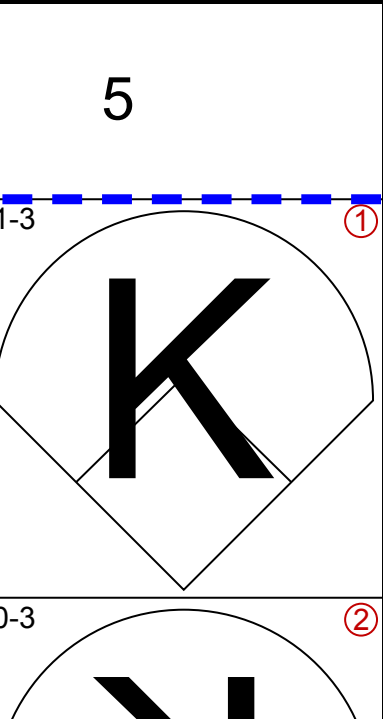
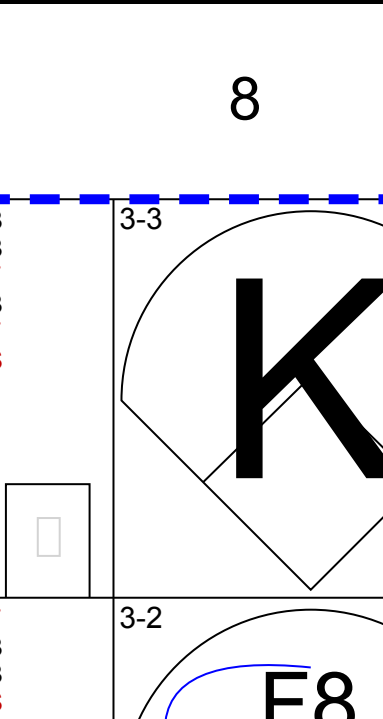

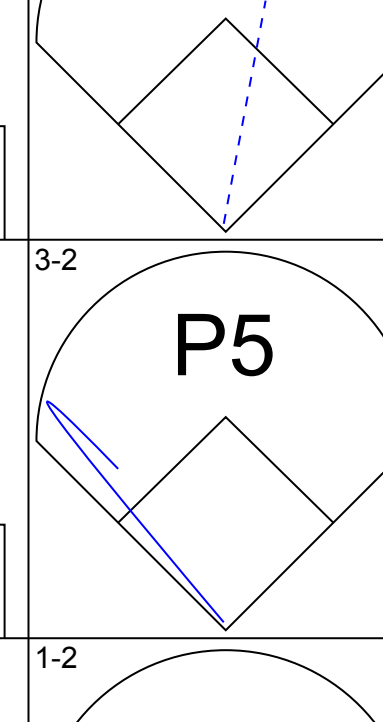
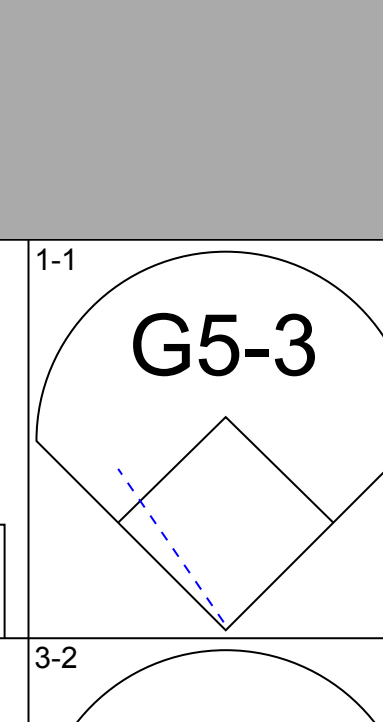

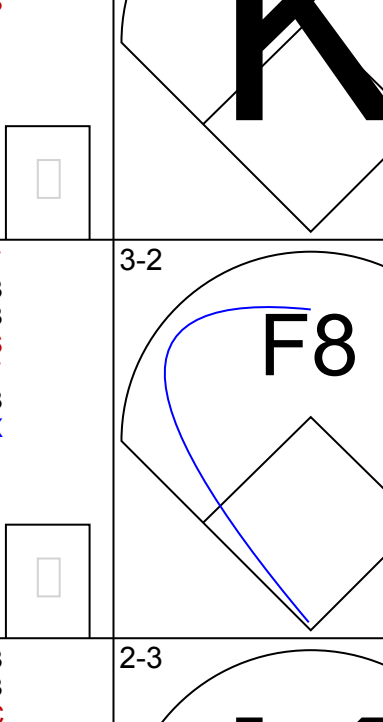

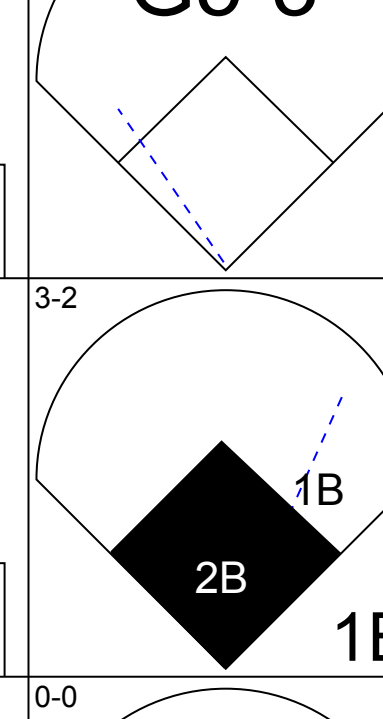

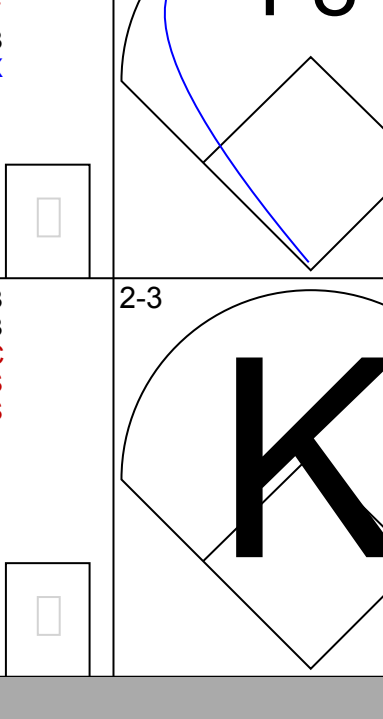
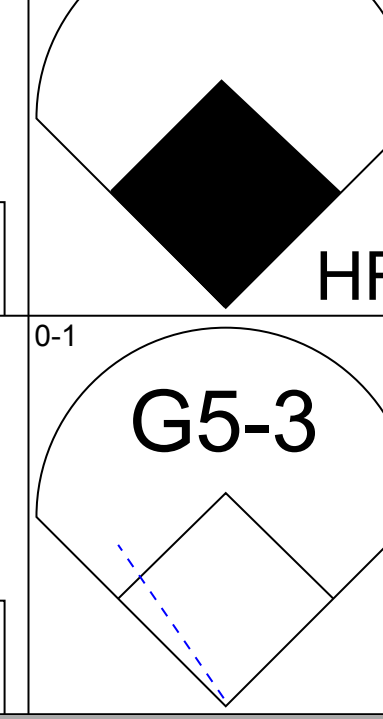
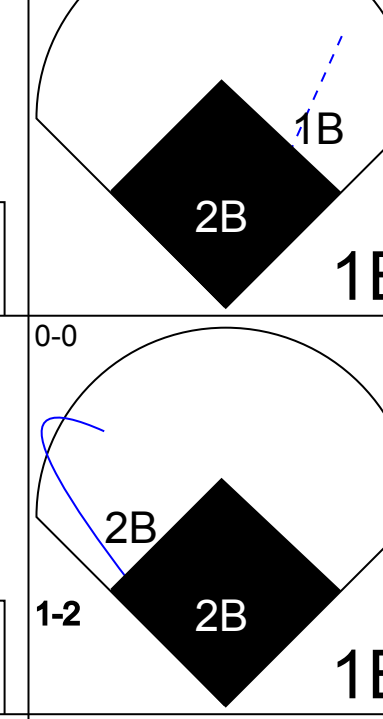
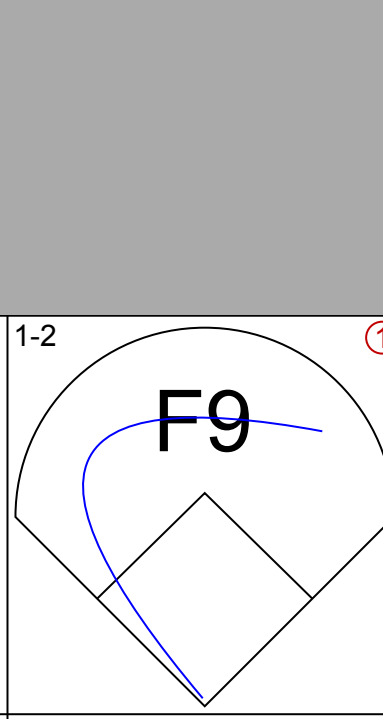
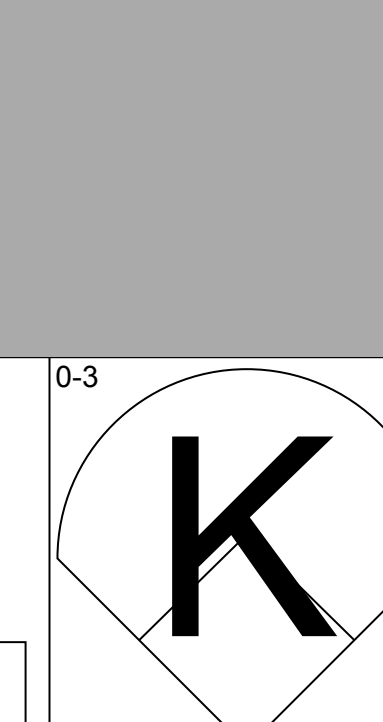
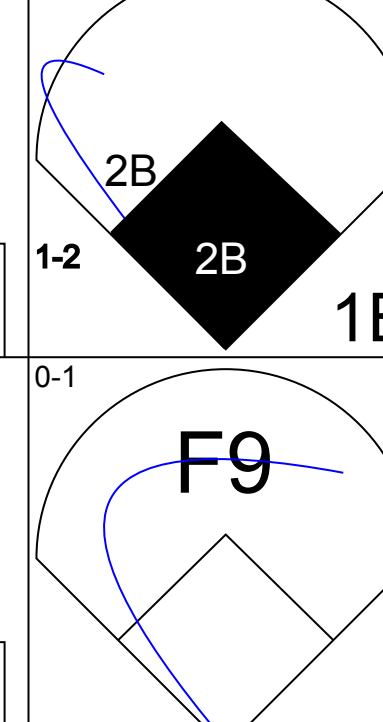
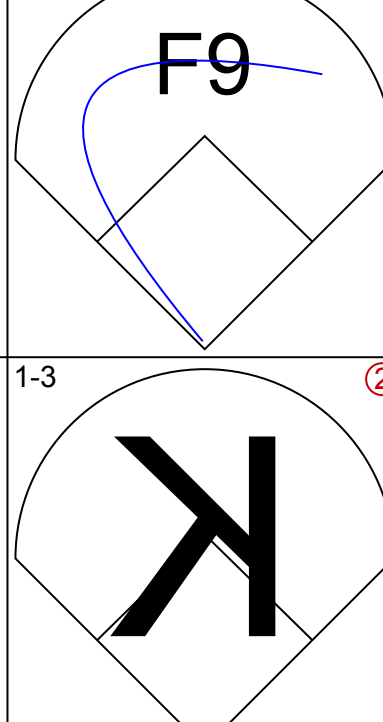
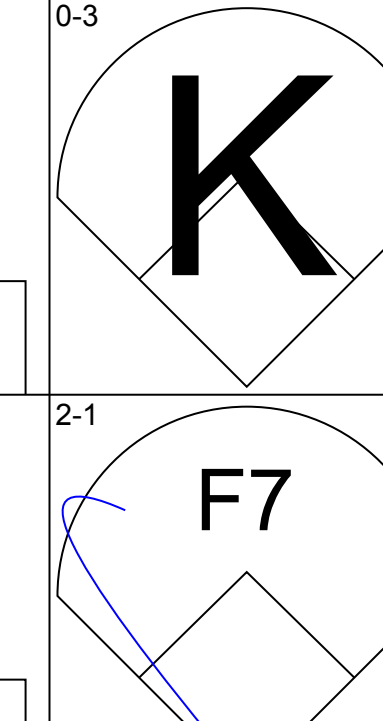
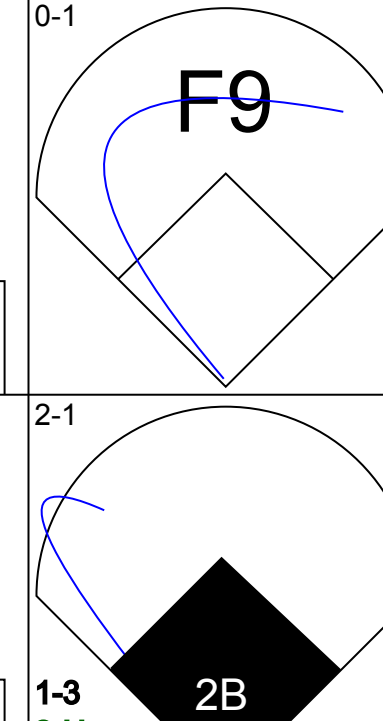
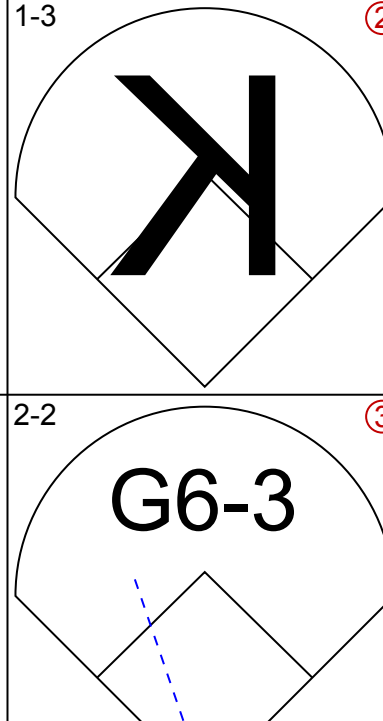
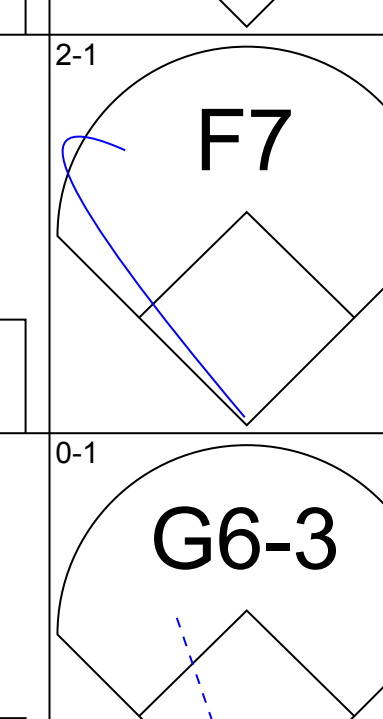
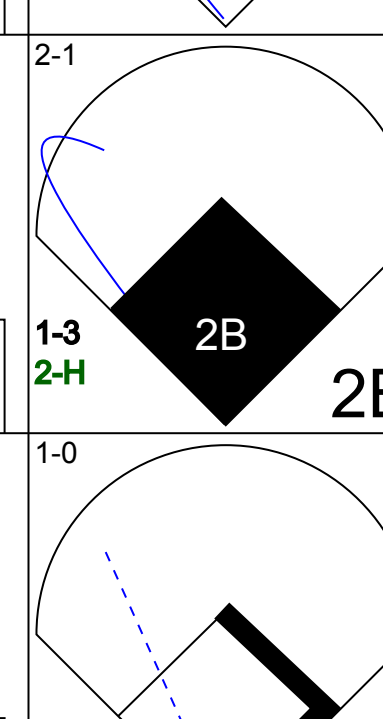
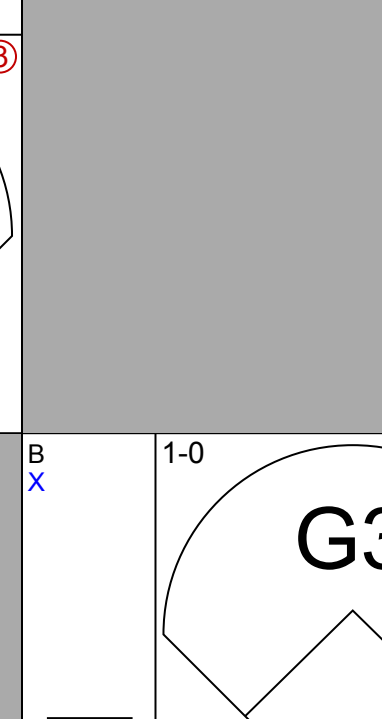
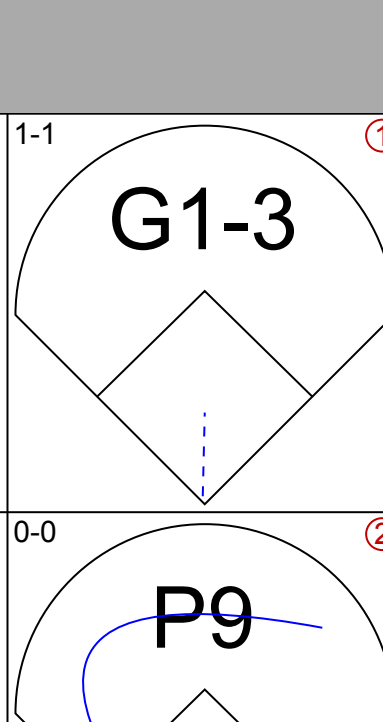

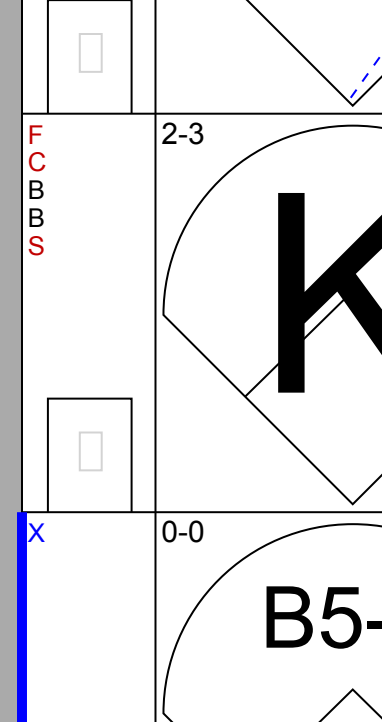

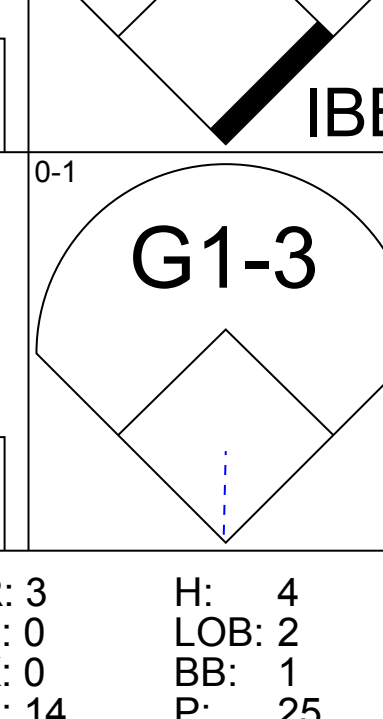
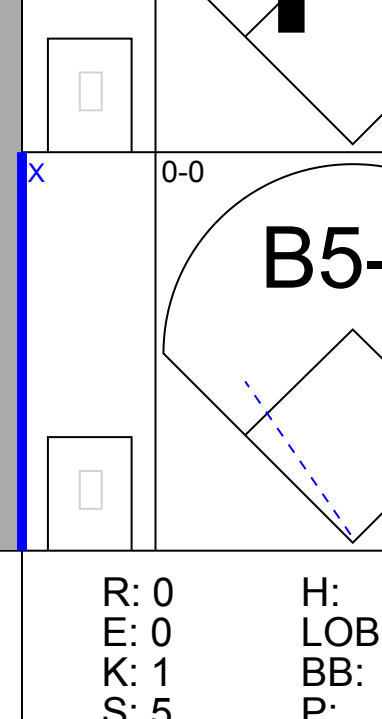


WP: 2
PB: 0
SB: 2
CS: 1

Batter	1	2	3	4	5	6	7	8	9	AB	R	H	RBI	BB	SO	LOB	TOP				
Craig Counsell, L OBP: 0.231, SLG: 0.091 (1, 4)										4	1	1	0	0	1	1	Florida Marlins @ San Francisco Giants 3Com Park at Candlestick Point, San Francisco, CA Tue Apr 20 1999, 10:05 PM EDT Att: 10,765 - Cloudy - 58 F				
Alex Gonzalez, R OBP: 0.294, SLG: 0.353 (1, 6)										3	2	1	0	1	0	1					
Mark Kotsay, L OBP: 0.333, SLG: 0.380 (1, 9)										3	2	3	2	0	0	0					
Derrek Lee, R OBP: 0.259, SLG: 0.365 (1, 3)										4	1	2	4	0	1	2					
Todd Dunwoody, L OBP: 0.340, SLG: 0.313 (1, 8)										3	0	1	1	1	0	0					
Preston Wilson, R OBP: 0.302, SLG: 0.478 (1, 7)										4	0	1	0	0	2	2					
Kevin Orte, R OBP: 0.308, SLG: 0.340 Brian Edmondson, R OBP: 0.667, SLG: 0.667 (8, 1)										4	0	1	0	0	1	1					
Jorge Fabregas, L OBP: 0.265, SLG: 0.226 (1, 2)										4	0	0	0	0	0	1					
Brian Meadows, R OBP: 0.333, SLG: 0.375 Vic Darenbourg, L (8, 1)										3	1	1	0	0	1	1					
Dave Berg, R OBP: 0.231, SLG: 0.385 (8, 5)										1	0	0	0	0	1	0					
Inning Stats	R: 2 E: 0 K: 0 S: 16	H: 3 LOB: 0 BB: 0 P: 27	R: 0 E: 0 K: 2 S: 9	H: 0 LOB: 0 BB: 0 P: 13	R: 0 E: 0 K: 0 S: 8	H: 1 LOB: 0 BB: 0 P: 12	R: 0 E: 0 K: 0 S: 5	H: 0 LOB: 0 BB: 0 P: 5	R: 2 E: 0 K: 1 S: 11	H: 2 LOB: 2 BB: 2 P: 23	R: 0 E: 0 K: 2 S: 12	H: 1 LOB: 1 BB: 0 P: 20	R: 3 E: 0 K: 0 S: 18	H: 4 LOB: 0 BB: 0 P: 28	R: 0 E: 0 K: 1 S: 7	H: 0 LOB: 0 BB: 0 P: 9	1B: 7 2B: 4 3B: 0 HR: 1	SF: 1 SAC: 1 DP: 2 HBP: 0	WP: 0 PB: 0 SB: 0 CS: 2	PA: 38	
PITCHER	IP	WLS	BF	H	R	ER	SO	BB	IBB	HBP	BLK	WP	HR	S	P	ERA	WHIP				
Chris Brock, R ERA: 4.19 (1, 1)	5.2	L	22	6	4	4	3	1	0	0	0	0	0	53	83	6.35	1.235				
Rich Rodriguez, L ERA: 5.4 (6, 1)	1.1		6	1	0	0	3	1	0	0	0	0	0	15	27	0.00	1.500				
Julian Tavarez, R ERA: 10.8 (8, 1)	2.0		9	4	3	3	1	0	0	0	0	0	1	25	37	13.50	2.000				

Batter	1	2	3	4	5	6	7	8	9	AB	R	H	RBI	BB	SO	LOB	BOTTOM				
Marvin Benard, L OBP: 0.360, SLG: 0.455 (1, 8)										4	1	1	0	0	1	0	Florida Marlins @ San Francisco Giants 3Com Park at Candlestick Point, San Francisco, CA Tue Apr 20 1999, 10:05 PM EDT Att: 10,765 - Cloudy - 58 F				
Rich Aurilia, R OBP: 0.387, SLG: 0.607 (1, 6)										4	0	1	0	0	0	0					
Ellis Burks, R OBP: 0.433, SLG: 0.479 (1, 9)										3	0	1	0	1	1	0					
Jeff Kent, R OBP: 0.431, SLG: 0.500 (1, 4)										3	1	2	2	1	0	1					
J.T. Snow, L OBP: 0.286, SLG: 0.293 (1, 3)										4	0	1	0	0	1	4					
Stan Javier, S OBP: 0.361, SLG: 0.576 (1, 7)										4	0	1	0	0	2	3					
Edwards Guzman, L (1, 5)										2	0	0	0	0	0	0					
Rich Rodriguez, L (6, 1)										0	0	0	0	0	0	0					
Armando Rios, L (7, PH)										1	0	0	0	0	2						
Julian Tavarez, L (8, 1)										0	0	0	0	0	0						
F.P. Santangelo, S OBP: 0.400, SLG: 0.077 (9, PH)										1	0	0	0	0	0						
Brent Mayne, L OBP: 0.326, SLG: 0.310 (1, 2)										4	0	0	0	0	1	2					
Chris Brock, R OBP: 0.167, SLG: 0.167 Ramon Martinez, R OBP: 0.333, SLG: 0.545 (6, 5)										1	0	0	0	0	1	0					
Inning Stats	R: 0 E: 0 K: 1 S: 9	H: 1 LOB: 1 BB: 0 P: 13	R: 0 E: 0 K: 1 S: 7	H: 0 LOB: 0 BB: 0 P: 10	R: 0 E: 0 K: 1 S: 6	H: 1 LOB: 1 BB: 0 P: 10	R: 0 E: 0 K: 2 S: 7	H: 0 LOB: 0 BB: 0 P: 10	R: 1 E: 0 K: 0 S: 6	H: 3 LOB: 3 BB: 0 P: 8	R: 1 E: 0 K: 1 S: 11	H: 2 LOB: 3 BB: 2 P: 21	R: 0 E: 0 K: 0 S: 6	H: 0 LOB: 0 BB: 0 P: 7	1B: 5 2B: 1 3B: 0 HR: 1	SF: 0 SAC: 0 DP: 0 HBP: 0	WP: 0 PB: 0 SB: 0 CS: 0	PA: 36			
PITCHER	IP	WLS	BF	H	R	ER	SO	BB	IBB	HBP	BLK	WP	HR	S	P	ERA	WHIP				
Brian Meadows, R ERA: 2.53 (1, 1)	7.1	W	31	7	2	2	6	2	0	0	0	0	0	3	4	0.00	0.000				
Vic Darenbourg, L ERA: 4.91 (8, 1)	0.1	H	1	0	0	0	1	0	0	0	0	0	0	3	4	0.00	0.000				
Brian Edmondson, R ERA: 1.8 (8, 1)	1.1	S	4	0	0	0	0	0	0	0	0	0	0	7	9	0.00	0.000				

Batter	1	2	3	4	5	6	7	8	9	AB	R	H	RBI	BB	SO	LOB	TOP					
Luis Castillo, S OBP: 0.377, SLG: 0.377 (1, 4)			 1B		 BB					3	0	1	0	1	1	0	<p>Florida Marlins @ San Francisco Giants 3Com Park at Candlestick Point, San Francisco, CA</p> <p>Wed Apr 21 1999, 4:05 PM EDT Att: 10,249 - Unknown - 62 F</p> <p>livebaseballscorecards.com</p> <p>AB 30 R 0 H 5 RBI 0 BB 3 SO 6 LOB 12</p> 					
Alex Gonzalez, R OBP: 0.283, SLG: 0.364 (1, 6)										4	0	1	0	0	0	3						
Mark Kotsay, L OBP: 0.316, SLG: 0.352 Matt Mantei, R (8, 1)										4	0	0	0	0	0	1						
Derrek Lee, R OBP: 0.274, SLG: 0.375 (1, 3)		 1B		 1B						4	0	2	0	0	1	0						
Todd Dunwoody, L OBP: 0.333, SLG: 0.294 (1, 8)				 BB						3	0	0	0	1	0	1						
Preston Wilson, R OBP: 0.281, SLG: 0.440 (8, 9)				 1-2						4	0	0	0	0	2	3						
Dave Berg, R OBP: 0.313, SLG: 0.533 (1, 5)					 WP BB		 3B			2	0	1	0	1	0	1						
Mike Redmond, R OBP: 0.211, SLG: 0.235 (1, 2)							 3H			3	0	0	0	0	1	2						
Dennis Springer, R (1, 1)										1	0	0	0	0	1	0						
Craig Counsell, L OBP: 0.214, SLG: 0.083 Braden Looper, R (5, PH) Bruce Aven, R OBP: 0.357, SLG: 0.692 Tim Hyers, L OBP: 0.333, SLG: 0.385 (8, 7)										1	0	0	0	0	0	1						
Inning Stats	R: 0 E: 0 K: 1 S: 8	H: 0 LOB: 0 BB: 0 P: 12	R: 0 E: 0 K: 1 S: 9	H: 1 LOB: 1 BB: 0 P: 16	R: 0 E: 0 K: 1 S: 9	H: 1 LOB: 1 BB: 0 P: 17	R: 0 E: 0 K: 0 S: 9	H: 1 LOB: 1 BB: 0 P: 18	R: 0 E: 0 K: 1 S: 12	H: 0 LOB: 0 BB: 0 P: 24	R: 0 E: 0 K: 0 S: 7	H: 1 LOB: 0 BB: 0 P: 12	R: 0 E: 0 K: 0 S: 5	H: 1 LOB: 0 BB: 0 P: 9	R: 0 E: 0 K: 0 S: 9	H: 1 LOB: 1 BB: 0 P: 13	R: 0 E: 0 K: 2 S: 8	H: 0 LOB: 0 BB: 0 P: 10	1B: 3 2B: 2 3B: 1 HR: 0	SF: 0 SAC: 0 DP: 2 HBP: 0	WP: 1 PB: 1 SB: 1 CS: 0	PA: 33
PITCHER	IP	WLS	BF	H	R	ER	SO	BB	IBB	HBP	BLK	WP	HR	S	P	ERA	WHIP					
Joe Nathan, R ERA: 1.1 (1, 1)	7.0	W	26	4	0	0	4	3	0	0	0	1	0	59	108	0.00	1.000					
John Johnstone, R ERA: 1.1 (8, 1)	1.0		4	1	0	0	0	0	0	0	0	0	0	9	13	0.00	1.000					
Robb Nen, R ERA: 2.25 (9, 1)	1.0		3	0	0	0	2	0	0	0	0	0	0	8	10	0.00	0.000					

Batter	1	2	3	4	5	6	7	8	9	AB	R	H	RBI	BB	SO	LOB	BOTTOM				
Marvin Benard, L OBP: 0.333, SLG: 0.417 (1, 8)										4	0	0	0	0	2	0	<p>Florida Marlins @ San Francisco Giants 3Com Park at Candlestick Point, San Francisco, CA</p> <p>Wed Apr 21 1999, 4:05 PM EDT Att: 10,249 - Unknown - 62 F</p> <p>livebaseballscorecards.com</p> <p>AB 29 R 4 H 5 RBI 4 BB 1 SO 7 LOB 4</p> 				
Rich Aurilia, R OBP: 0.384, SLG: 0.569 (1, 6)										4	0	0	0	0	1	0					
Armando Rios, L OBP: 0.429, SLG: 0.833 (1, 9)				 2B						4	2	2	1	0	1	0					
Jeff Kent, R OBP: 0.426, SLG: 0.491 (1, 4)				 1B						3	1	1	0	0	0	0					
J.T. Snow, L OBP: 0.273, SLG: 0.279 (1, 3)										3	0	0	0	0	2	2					
Stan Javier, S OBP: 0.359, SLG: 0.583 (1, 7)				 2B						3	1	1	1	0	0	0					
Ramon Martinez, R OBP: 0.333, SLG: 0.571 (1, 5)				 2B						3	0	1	2	0	0	0					
Scott Servais, R OBP: 0.458, SLG: 0.526 (1, 2)										2	0	0	0	1	1	0					
Joe Nathan, R F.P. Santangelo, S OBP: 0.381, SLG: 0.071 John Johnstone, R Robb Nen, R (7, PH) (8, 1) (9, 1)										2	0	0	0	0	0	2					
Inning Stats	R: 1 E: 0 K: 0 S: 11	H: 1 LOB: 0 BB: 0 P: 15	R: 0 E: 0 K: 1 S: 8	H: 0 LOB: 0 BB: 0 P: 10	R: 0 E: 0 K: 0 S: 6	H: 0 LOB: 0 BB: 0 P: 8	R: 3 E: 0 K: 0 S: 14	H: 4 LOB: 2 BB: 1 P: 25	R: 0 E: 0 K: 2 S: 7	H: 0 LOB: 0 BB: 0 P: 8	R: 0 E: 0 K: 1 S: 9	H: 0 LOB: 0 BB: 0 P: 13	R: 0 E: 0 K: 1 S: 5	H: 0 LOB: 0 BB: 0 P: 8	R: 0 E: 0 K: 2 S: 10	H: 0 LOB: 0 BB: 0 P: 18		1B: 2 2B: 2 3B: 0 HR: 1	SF: 0 SAC: 0 DP: 0 HBP: 0	WP: 0 PB: 0 SB: 0 CS: 0	PA: 30
PITCHER	IP	WLS	BF	H	R	ER	SO	BB	IBB	HBP	BLK	WP	HR	S	P	ERA	WHIP				
Dennis Springer, R ERA: 5.82 (5, 1)	3.0	L	18	5	4	4	1	0	0	0	0	0	0	21	29	0.00	0.000				
Braden Looper, R ERA: 4.0 (8, 1)	1.0		3	0	0	0	2	0	0	0	0	0	0	10	18	0.00	0.000				

Batter	1	2	3	4	5	6	7	8	9	AB	R	H	RBI	BB	SO	LOB	TOP			
Darryl Hamilton, L (1, 8) OBP: 0.404, SLG: 0.449	G4-3		F7		FC5-4			P4		5	0	0	0	0	0	3	Colorado Rockies @ San Francisco Giants 3Com Park at Candlestick Point, San Francisco, CA Thu Apr 22 1999, 4:05 PM EDT Att: 11,061 - Unknown - 60 F livebaseballscores.com			
Neftali Perez, S (1, 6) OBP: 0.370, SLG: 0.400	1B	F9		17 2B	G5-3			F8		5	2	2	0	0	1					
Larry Walker, L (1, 9) OBP: 0.292, SLG: 0.304	2H	HR	F7		P6			G6-3		5	1	1	1	0	1					
Dante Bichette, R (1, 7) OBP: 0.357, SLG: 0.519	1H	HR	1B		K			G6-3		4	2	2	2	1	1					
Vinny Castilla, R (1, 5) OBP: 0.434, SLG: 0.625	17 1B	17 1B	1B		17 2B			G6-4-3		4	2	3	1	1	0					
17 Todd Helton, L (1, 3) OBP: 0.346, SLG: 0.542	3 1B	1B	1B		BB			F9		5	1	3	2	0	1					
3 Mike Lansing, R (1, 4) OBP: 0.319, SLG: 0.279	1-3 2H	1B	K		P2			P3		4	0	1	1	0	1					
Kirt Manwaring, R (1, 2) OBP: 0.400, SLG: 0.333	1-2 3H	1B	P3		F9			K		4	0	1	1	0	1					
Brian Bohanon, L (1, 1) OBP: 0.222, SLG: 0.125	2-3	K	F8		F8			K		2	0	0	0	1	1					
Pat Watkins, R (6, PH) OBP: 0.200, SLG: 0.077					FC5-4					0	0	0	0	0	0					
Roberto Ramirez, L (8, 1) Dave Veres, R (9, 1)					BB					0	0	0	0	0	0					
Inning Stats	R: 5 E: 0 K: 1 S: 25	H: 7 LOB: 2 BB: 0 P: 43	R: 1 E: 0 K: 1 S: 12	H: 3 LOB: 2 BB: 0 P: 16	R: 0 E: 0 K: 0 S: 9	H: 0 LOB: 0 BB: 0 P: 14	R: 2 E: 0 K: 1 S: 11	H: 2 LOB: 1 BB: 1 P: 22	R: 0 E: 0 K: 0 S: 6	H: 0 LOB: 0 BB: 1 P: 12	R: 0 E: 0 K: 1 S: 8	H: 0 LOB: 0 BB: 0 P: 11	R: 0 E: 0 K: 1 S: 7	H: 0 LOB: 0 BB: 0 P: 10	R: 0 E: 0 K: 0 S: 6	H: 1 LOB: 1 BB: 0 P: 8	1B: 8 2B: 4 3B: 0 HR: 1	SF: 0 SAC: 0 DP: 1 HBP: 0	WP: 0 PB: 0 SB: 0 CS: 0	PA: 42
PITCHER	IP WLS BF H R ER SO BB IBB HBP BLK WP HR S P ERA WHIP																			
Kirk Rueter, L (1, 1) ERA: 13.5	0.1 L 8 7 5 5 0 0 0 0 0 0 0 0 1 19 32 135.00 21.000																			
Miguel Del Toro, R (1, 1) ERA: 5.27	3.2 17 5 3 3 3 1 0 0 0 0 0 0 0 38 63 7.36 1.636																			
Felix Rodriguez, R (5, 1) ERA: 4.76	2.0 7 0 0 0 0 2 0 0 0 0 0 0 0 15 28 0.00 1.000																			
Alan Embree, L (7, 1) ERA: 1.17	2.0 6 0 0 0 2 0 0 0 0 0 0 0 0 15 21 0.00 0.000																			
Julian Tavarez, R (9, 1) ERA: 9.82	1.0 4 1 0 0 0 0 0 0 0 0 0 0 0 6 8 0.00 1.000																			

Batter	1	2	3	4	5	6	7	8	9	AB	R	H	RBI	BB	SO	LOB	BOTTOM					
Marvin Benard, L (1, 8) OBP: 0.339, SLG: 0.434	G6-3		1B		G5-4-3		G4-3	F7		5	1	2	1	0	0	1	Colorado Rockies @ San Francisco Giants 3Com Park at Candlestick Point, San Francisco, CA Thu Apr 22 1999, 4:05 PM EDT Att: 11,061 - Unknown - 60 F livebaseballscores.com					
Rich Aurilia, R (1, 6) OBP: 0.352, SLG: 0.543	P4		BB		G5-4-3		F9			5	0	1	1	0	0	1						
Jeff Kent, R (1, 4) OBP: 0.411, SLG: 0.483	K		P3		G5-3		G5-3			5	0	1	0	0	2	1						
Ellis Burks, R (1, 9) OBP: 0.431, SLG: 0.481		G4-3	BB		F8		G3			4	1	1	0	1	1	1						
Stan Javier, S (1, 7) OBP: 0.349, SLG: 0.538		G4-3	BB		G6-3		G5-3			3	0	0	0	1	0	1						
J.T. Snow, L (1, 3) OBP: 0.286, SLG: 0.281		G4-3	BB		BB		BB			3	1	1	1	1	1	3						
Ramon Martinez, R (1, 5) OBP: 0.294, SLG: 0.500		G5-3			K		BB			2	0	0	0	0	1	0						
F.P. Santangelo, S (6, PH) OBP: 0.435, SLG: 0.133					K		BB			1	1	1	0	0	0	0						
Brent Mayne, L (1, 2) OBP: 0.360, SLG: 0.356			SH3-4		K		BB			3	1	2	2	1	1	0						
Kirk Rueter, L (1, 1) ERA: 13.5			SH3-4		K		BB			0	0	0	0	0	0	0						
Miguel Del Toro, R (1, 1) ERA: 5.27			SH3-4		K		BB			1	0	0	0	0	1	0						
Felix Rodriguez, R (5, 1) ERA: 4.76					K		BB			0	0	0	0	0	0	0						
Scott Servais, R (6, PH) ERA: 3.00					K		BB			1	0	0	0	0	1	3						
Alan Embree, L (7, 1) ERA: 1.17					K		BB			0	0	0	0	0	0	0						
Armando Rios, L (8, PH) OBP: 0.375, SLG: 0.714					K		BB			1	0	0	0	0	1	0						
Julian Tavarez, L (9, 1) ERA: 9.82					K		BB			0	0	0	0	0	0	0						
Inning Stats	R: 0 E: 0 K: 1 S: 7	H: 0 LOB: 0 BB: 0 P: 13	R: 1 E: 0 K: 0 S: 8	H: 1 LOB: 0 BB: 0 P: 12	R: 2 E: 0 K: 1 S: 16	H: 3 LOB: 3 BB: 2 P: 30	R: 0 E: 0 K: 3 S: 11	H: 0 LOB: 0 BB: 0 P: 15	R: 0 E: 0 K: 0 S: 8	H: 0 LOB: 0 BB: 2 P: 14	R: 0 E: 0 K: 1 S: 12	H: 0 LOB: 1 BB: 2 P: 26	R: 0 E: 0 K: 0 S: 8	H: 1 LOB: 1 BB: 0 P: 14	R: 2 E: 0 K: 0 S: 9	H: 3 LOB: 1 BB: 0 P: 16	R: 0 E: 0 K: 2 S: 7	H: 0 LOB: 0 BB: 0 P: 8	1B: 5 2B: 4 3B: 0 HR: 0	SF: 0 SAC: 1 DP: 1 HBP: 1	WP: 1 PB: 0 SB: 0 CS: 0	PA: 40
PITCHER	IP WLS BF H R ER SO BB IBB HBP BLK WP HR S P ERA WHIP																					
Brian Bohanon, L (1, 1) ERA: 2.7	5.2 W 26 5 3 3 5 4 0 0 0 0 0 0 0 59 105 4.76 1.588																					
Jerry Dipoto, R (6, 1) ERA: 3.0	1.1 H 5 1 0 0 1 0 0 0 0 0 0 0 0 11 19 0.00 0.750																					
Roberto Ramirez, L (8, 1) ERA: 9.0	1.0 6 3 2 2 0 0 0 0 0 0 1 0 0 9 16 18.00 3.000																					
Dave Veres, R (9, 1) ERA: 5.14	1.0 S 3 0 0 0 2 0 0 0 0 0 0 0 0 7 8 0.00 0.000																					



Batter	1	2	3	4	5	6	7	8	9	AB	R	H	RBI	BB	SO	LOB	TOP				
Darryl Hamilton, L (1.8) OBP: 0.393, SLG: 0.434										4	0	1	0	0	0	3					
Neft Perez, S (1.6) OBP: 0.345, SLG: 0.370										4	0	0	0	0	1	1					
Larry Walker, L (1.9) OBP: 0.259, SLG: 0.259										4	0	0	0	0	2	1					
Dante Bichette, R (1.7) OBP: 0.333, SLG: 0.482										4	0	0	0	0	1	1					
Vinny Castilla, R (1.5) OBP: 0.439, SLG: 0.608										3	0	1	0	1	0	0					
17 Todd Helton, L (1.3) OBP: 0.339, SLG: 0.577										4	1	1	1	0	1	2					
3 Mike Lansing, R (1.4) OBP: 0.333, SLG: 0.362										4	1	2	1	0	0	1					
Jeff Reed, L (1.2) OBP: 0.440, SLG: 0.353										2	0	1	0	1	0	0					
Darryl Kile, R (1.1) OBP: 0.375, SLG: 0.286										1	0	0	0	0	1	3					
Bobby Jones, R (3.1) OBP: 0.221, SLG: 0.167										0	0	0	0	0	0	0					
Angel Echevarria, R (4. PH) OBP: 0.000, SLG: 0.000										0	0	0	0	0	1	1					
Curt Lesknic, R (4.1) OBP: 0.000, SLG: 0.000										0	0	0	0	0	0	0					
Roberto Ramirez, L (6.1) OBP: 0.000, SLG: 0.000										0	0	0	0	0	0	0					
Pat Watkins, R (7. PH) OBP: 0.000, SLG: 0.000										0	0	0	0	0	1	0					
John Thomson, R (7.1) OBP: 0.000, SLG: 0.000										0	0	0	0	0	0	0					
Lenny Harris, L (9. PH) OBP: 0.150, SLG: 0.150										1	0	0	0	0	0	1					
Inning Stats	R: 0 E: 0 K: 1 S: 8	H: 1 LOB: 1 BB: 0 P: 11	R: 0 E: 0 K: 1 S: 13	H: 1 LOB: 3 BB: 1 P: 23	R: 0 E: 0 K: 2 S: 9	H: 0 LOB: 0 BB: 0 P: 11	R: 1 E: 0 K: 2 S: 12	H: 1 LOB: 1 BB: 1 P: 23	R: 0 E: 0 K: 0 S: 5	H: 0 LOB: 0 BB: 0 P: 9	R: 0 E: 0 K: 0 S: 12	H: 1 LOB: 1 BB: 0 P: 18	R: 0 E: 0 K: 1 S: 7	H: 0 LOB: 0 BB: 0 P: 11	R: 0 E: 0 K: 1 S: 6	H: 0 LOB: 0 BB: 0 P: 6	R: 1 E: 0 K: 0 S: 12	H: 2 LOB: 1 BB: 0 P: 24	1B: 4 2B: 0 3B: 0 HR: 2	SF: 0 SAC: 0 DP: 0 HBP: 1	WP: 0 PA: 36 PB: 0 SB: 0 CS: 0
PITCHER Russ Ortiz, R (1.1) ERA: 2.89	IP: 9.0 WLS: W BF: 36 H: 6 R: 2 ER: 2 SO: 8 BB: 2 IBB: 0 HBP: 1 BLK: 0 WP: 0 HR: 2 S: 84 P: 136 ERA: 2.00 WHIP: 0.889															PITCHER	IP: 9.0 WLS: W BF: 36 H: 6 R: 2 ER: 2 SO: 8 BB: 2 IBB: 0 HBP: 1 BLK: 0 WP: 0 HR: 2 S: 84 P: 136 ERA: 2.00 WHIP: 0.889				

Colorado Rockies @ San Francisco Giants
3Com Park at Candlestick Point, San Francisco, CA
Fri Apr 23 1999, 10:35 PM EDT
Att: 16,271 - Cloudy - 70 F

AB	33
R	2
H	6
RBI	2
BB	2
SO	8
LOB	14



Batter	1	2	3	4	5	6	7	8	9	AB	R	H	RBI	BB	SO	LOB	BOTTOM		
Marvin Benard, L (1.8) OBP: 0.344, SLG: 0.448										5	1	2	1	0	0	1			
Rich Aurilia, R (1.6) OBP: 0.329, SLG: 0.507										5	0	0	0	0	1	2			
Ellis Burks, R (1.9) OBP: 0.463, SLG: 0.463										2	1	0	0	2	0	0			
Armando Rios, L (8.9) OBP: 0.333, SLG: 0.625										1	0	0	0	0	0	0			
Jeff Kent, R (1.4) OBP: 0.436, SLG: 0.500										2	2	1	0	3	1	0			
J.T. Snow, L (1.3) OBP: 0.320, SLG: 0.299										3	1	2	1	2	0	2			
Stan Javier, S (1.7) OBP: 0.396, SLG: 0.581										4	1	3	2	1	1	3			
F.P. Santangelo, S (1.5) OBP: 0.429, SLG: 0.222										3	0	1	1	1	0	4			
Scott Servais, R (1.2) OBP: 0.414, SLG: 0.458										4	1	1	1	0	1	6			
Russ Ortiz, R (1.1) OBP: 0.091, SLG: 0.091										4	0	0	0	0	1	2			
Inning Stats	R: 0 E: 0 K: 0 S: 7	H: 0 LOB: 0 BB: 0 P: 13	R: 4 E: 1 K: 1 S: 12	H: 3 LOB: 1 BB: 2 P: 30	R: 1 E: 0 K: 1 S: 13	H: 1 LOB: 2 BB: 2 P: 27	R: 1 E: 0 K: 2 S: 13	H: 2 LOB: 3 BB: 2 P: 29	R: 0 E: 0 K: 0 S: 6	H: 1 LOB: 1 BB: 0 P: 10	R: 1 E: 0 K: 0 S: 13	H: 2 LOB: 3 BB: 2 P: 27	R: 0 E: 0 K: 0 S: 7	H: 0 LOB: 0 BB: 0 P: 11	R: 0 E: 0 K: 1 S: 15	H: 1 LOB: 2 BB: 1 P: 24	1B: 6 2B: 4 3B: 0 HR: 0	SF: 1 SAC: 0 DP: 0 HBP: 0	WP: 0 PA: 43 PB: 0 SB: 1 CS: 0
PITCHER Darryl Kile, R (1.1) ERA: 4.37	IP: 2.0 WLS: L BF: 13 H: 3 R: 5 ER: 5 SO: 10 BB: 4 IBB: 0 HBP: 0 BLK: 0 WP: 0 HR: 0 S: 22 P: 54 ERA: 22.50 WHIP: 3.500															PITCHER	IP: 2.0 WLS: L BF: 13 H: 3 R: 5 ER: 5 SO: 10 BB: 4 IBB: 0 HBP: 0 BLK: 0 WP: 0 HR: 0 S: 22 P: 54 ERA: 22.50 WHIP: 3.500		
Bobby Jones, L (3.1) ERA: 12.0	1.0 4 1 0 0 1 0 0 0 0 0 0 10 16 0.00 1.000																		
Curt Lesknic, R (4.1) ERA: 4.26	2.2 16 5 2 2 2 3 0 0 0 0 0 29 58 6.75 3.000																		
Roberto Ramirez, L (6.1) ERA: 8.44	0.1 2 0 0 0 0 1 0 0 0 0 0 3 8 0.00 3.000																		
John Thomson, R (7.1) ERA: 8.44	2.0 8 1 0 0 1 1 0 0 0 0 0 22 35 0.00 1.000																		

Colorado Rockies @ San Francisco Giants
3Com Park at Candlestick Point, San Francisco, CA
Fri Apr 23 1999, 10:35 PM EDT
Att: 16,271 - Cloudy - 70 F

AB	33
R	7
H	10
RBI	6
BB	9
SO	5
LOB	20



Batter	1	2	3	4	5	6	7	8	9	AB	R	H	RBI	BB	SO	LOB	TOP					
Darryl Hamilton, L (1.8) OBP: 0.388, SLG: 0.475										5	1	2	2	0	0	1	Colorado Rockies @ San Francisco Giants 3Com Park at Candlestick Point, San Francisco, CA Sun Apr 25 1999, 4:05 PM EDT Att: 23,099 - Cloudy - 60 F livebaseballscorecards.com					
Neftali Perez, S (1.6) OBP: 0.299, SLG: 0.317										5	0	0	0	0	2	3						
Larry Walker, L (1.9) OBP: 0.250, SLG: 0.258										4	1	1	0	0	1	1						
Dante Bichette, R (1.7) OBP: 0.353, SLG: 0.484										4	0	2	0	0	1	1						
Vinny Castilla, R (1.5) OBP: 0.415, SLG: 0.569										3	0	0	1	0	1	1						
17 Todd Helton, L (1.3) OBP: 0.328, SLG: 0.536										3	1	0	0	1	1	2						
3 Mike Lansing, R (1.4) OBP: 0.322, SLG: 0.400										4	1	1	2	0	0	1						
Jeff Reed, L (1.2) OBP: 0.467, SLG: 0.429										4	1	2	0	0	2	0						
Jamey Wright, R (1.1) Angel Echevarria, R (7. PH) Mike DeJean, R (7. PH) Chuck McElroy, L (7. PH) Lenny Harris, L (9. PH)										1	0	0	0	0	1	0						
Inning Stats	R: 0 E: 0 K: 2 S: 21	H: 1 LOB: 1 BB: 0 P: 31	R: 0 E: 0 K: 0 S: 6	H: 0 LOB: 0 BB: 0 P: 9	R: 0 E: 0 K: 2 S: 9	H: 0 LOB: 0 BB: 0 P: 15	R: 1 E: 0 K: 0 S: 13	H: 2 LOB: 1 BB: 0 P: 18	R: 0 E: 0 K: 0 S: 10	H: 1 LOB: 2 BB: 0 P: 16	R: 0 E: 0 K: 1 S: 10	H: 0 LOB: 0 BB: 0 P: 13	R: 4 E: 0 K: 3 S: 19	H: 3 LOB: 0 BB: 1 P: 33	R: 0 E: 0 K: 1 S: 14	H: 1 LOB: 1 BB: 0 P: 19	R: 1 E: 0 K: 0 S: 14	H: 1 LOB: 0 BB: 0 P: 19	1B: 4 2B: 2 3B: 0 HR: 3	SF: 1 SAC: 1 DP: 0 HBP: 0	WP: 0 PB: 0 SB: 1 CS: 1	PA: 38
PITCHER	IP WLS BF H R ER SO BB IBB HBP BLK WP HR S P ERA WHIP																					
Chris Brock, R (1.1) ERA: 4.26	6.0	W 25	H 5	R 3	ER 3	SO 5	BB 1	IBB 0	HBP 0	BLK 0	WP 0	HR 1	S 72	P 110	ERA 4.50	WHIP 1.000						
Alan Embree, L (7.1) ERA: 3.12	1.0	W 5	H 2	R 2	ER 2	SO 3	BB 0	IBB 0	HBP 0	BLK 0	WP 0	HR 2	S 16	P 25	ERA 18.00	WHIP 2.000						
John Johnstone, R (8.1) ERA: 2.7	1.0	H 4	H 1	R 0	ER 0	SO 1	BB 0	IBB 0	HBP 0	BLK 0	WP 0	HR 14	S 19	P 19	ERA 9.00	WHIP 1.000						

Batter	1	2	3	4	5	6	7	8	9	AB	R	H	RBI	BB	SO	LOB	BOTTOM				
Marvin Benard, L (1.8) OBP: 0.365, SLG: 0.471										5	2	3	0	0	1	0	Colorado Rockies @ San Francisco Giants 3Com Park at Candlestick Point, San Francisco, CA Sun Apr 25 1999, 4:05 PM EDT Att: 23,099 - Cloudy - 60 F livebaseballscorecards.com				
Ramon Martinez, R (1.6) OBP: 0.440, SLG: 0.682										3	1	3	1	2	0	0					
Ellis Burks, R (1.9) OBP: 0.419, SLG: 0.500									4	2	1	3	0	1	4						
Jeff Kent, R (1.4) OBP: 0.420, SLG: 0.493										5	0	1	0	0	2	1					
J.T. Snow, L (1.3) OBP: 0.345, SLG: 0.282										2	0	0	0	3	1	1					
Charlie Hayes, R (1.5) OBP: 0.326, SLG: 0.392										3	1	1	1	1	1	2					
Armando Rios, L (1.7) OBP: 0.429, SLG: 0.833										3	1	1	2	1	1	4					
Scott Servais, R (1.2) OBP: 0.394, SLG: 0.407										3	0	0	0	0	1	2					
Shawn Estes, R (7. PR) ERA: 15.26	0.2	L 5	H 2	R 2	ER 2	SO 1	BB 0	IBB 0	HBP 1	BLK 0	WP 0	HR 1	S 10	P 19	ERA 27.00	WHIP 3.000					
Robb Nen, R (9.1) ERA: 4.7	1.1	L 6	H 2	R 1	ER 0	SO 3	BB 0	IBB 0	HBP 0	BLK 0	WP 0	HR 17	S 24	P 24	ERA 0.00	WHIP 1.500					
Chris Brock, R (1.1) ERA: 5.82	6.0	W 30	H 6	R 4	ER 4	SO 6	BB 6	IBB 1	HBP 0	BLK 0	WP 0	HR 62	S 123	P 200	ERA 6.00	WHIP 2.000					
Mike DeJean, R (7.1) ERA: 4.7	0.2	L 5	H 2	R 2	ER 2	SO 1	BB 0	IBB 0	HBP 1	BLK 0	WP 0	HR 10	S 19	P 19	ERA 27.00	WHIP 3.000					
Chuck McElroy, L (7.1) ERA: 4.7	1.1	L 6	H 2	R 1	ER 0	SO 3	BB 0	IBB 0	HBP 0	BLK 0	WP 0	HR 17	S 24	P 24	ERA 0.00	WHIP 1.500					
Inning Stats	R: 0 E: 0 K: 0 S: 4	H: 0 LOB: 1 BB: 1 P: 8	R: 0 E: 0 K: 1 S: 6	H: 0 LOB: 1 BB: 1 P: 13	R: 0 E: 0 K: 1 S: 7	H: 0 LOB: 0 BB: 0 P: 12	R: 2 E: 0 K: 1 S: 15	H: 1 LOB: 2 BB: 3 P: 30	R: 2 E: 0 K: 2 S: 18	H: 3 LOB: 3 BB: 2 P: 38	R: 0 E: 0 K: 1 S: 12	H: 2 LOB: 2 BB: 0 P: 22	R: 2 E: 0 K: 2 S: 13	H: 2 LOB: 1 BB: 0 P: 24	R: 1 E: 0 K: 2 S: 14	H: 2 LOB: 1 BB: 0 P: 19	1B: 6 2B: 2 3B: 0 HR: 2	SF: 1 SAC: 0 DP: 1 HBP: 1	WP: 0 PB: 0 SB: 2 CS: 1	PA: 41	
PITCHER	IP WLS BF H R ER SO BB IBB HBP BLK WP HR S P ERA WHIP																				

Batter	1	2	3	4	5	6	7	8	9	10	AB	R	H	RBI	BB	SO	LOB	TOP			
Marvin Bernard, L OBP: 0.367, SLG: 0.493			G5-3					E1 L7-4, G1-3		L1-4-3	5	1	2	0	0	0	0				
Stan Javier, S OBP: 0.386, SLG: 0.538			L7					G1-3			5	2	2	0	0	1	2				
Ellis Burks, R OBP: 0.392, SLG: 0.468			G4-3					L7-4			4	0	0	1	0	0	2				
Jeff Kent, R OBP: 0.409, SLG: 0.486				G4-3				G5-3			5	0	1	0	0	1	1				
J.T. Snow, L OBP: 0.348, SLG: 0.293				G4-3				F8			4	0	1	0	1	1	1				
Charlie Hayes, R OBP: 0.316, SLG: 0.364					G4-3			G1-3			4	0	0	0	1	1	4				
Brent Mayne, L OBP: 0.373, SLG: 0.365		G1-3			G5-3						2	0	0	0	2	0	1				
Ramon Martinez, R OBP: 0.414, SLG: 0.600		P3									3	0	0	0	1	1	1				
Kirk Rueter, L OBP: 0.487, SLG: 0.187 Edwards, S Julian Tavaréz, L Rich Rodriguez, L F.P. Santangelo, S John Johnstone, R Robb Nen, R		G1-3									2	0	0	0	0	0	0				
Inning Stats	R: 2 E: 0 K: 1 S: 17	H: 3 LOB: 1 BB: 0 P: 28	R: 0 E: 0 K: 0 S: 6	H: 0 LOB: 0 BB: 0 P: 9	R: 0 E: 0 K: 0 S: 8	H: 0 LOB: 0 BB: 0 P: 10	R: 0 E: 0 K: 2 S: 7	H: 1 LOB: 1 BB: 1 P: 22	R: 0 E: 0 K: 0 S: 4	H: 0 LOB: 0 BB: 0 P: 8	R: 0 E: 1 K: 0 S: 5	H: 0 LOB: 0 BB: 0 P: 10	R: 0 E: 0 K: 0 S: 9	H: 1 LOB: 3 BB: 2 P: 24	R: 1 E: 1 K: 1 S: 7	H: 1 LOB: 2 BB: 1 P: 11	1B: 2 2B: 5 3B: 0 HR: 0	SF: 1 SAC: 0 DP: 1 HBP: 0	WP: 1 PB: 0 SB: 2 CS: 0	PA: 42	
PITCHER	IP WLS BF H R ER SO BB IBB HBP BLK WP HR S P ERA WHIP	Miguel Batista, R ERA: 2.98	Bobby Ayala, R ERA: 2.19	Steve Kline, L ERA: 1.93	Ugueth Urbina, R ERA: 3.6																

San Francisco Giants @ Montreal Expos
Olympic Stadium, Montreal, QB
Tue Apr 27 1999, 7:05 PM EDT
Att: 5,202 - Dome - 72 F

livebaseballscores.com

AB 36
R 3
H 6
RBI 1
BB 5
SO 6
LOB 16

GIANTS

Batter	1	2	3	4	5	6	7	8	9	10	AB	R	H	RBI	BB	SO	LOB	BOTTOM			
Orlando Cabrera, R OBP: 0.273, SLG: 0.347		F8		L7				E6 SH1-4			5	0	0	0	0	1	3				
Wilton Guerrero, S OBP: 0.281, SLG: 0.361 Bobby Ayala, R								SH1-4			3	1	2	0	0	1	0				
Orlando Merced, S OBP: 0.500, SLG: 0.600			HR					SH1-4			1	0	0	0	0	1	0				
Rondell White, R OBP: 0.373, SLG: 0.571			HR								5	1	2	2	0	2	2				
Vladimir Guerrero, R OBP: 0.490, SLG: 0.565											4	0	1	0	1	2	2				
Chris Widger, R OBP: 0.359, SLG: 0.574											5	0	1	0	0	0	6				
Michael Barrett, R OBP: 0.356, SLG: 0.518											5	0	2	0	0	0	1				
Brad Fulmer, L OBP: 0.260, SLG: 0.489 Mike Mordecai, R		F7		P4							3	0	0	0	0	0	2				
Manny Martinez, R OBP: 0.266, SLG: 0.333		F8		P4							4	0	1	0	0	0	1				
Miguel Batista, R ERA: 10.13 Jose Valdes, S Steve Kline, S Ugueth Urbina, R											1	0	0	0	1	0	0				
Inning Stats	R: 0 E: 0 K: 1 S: 13	H: 2 LOB: 2 BB: 0 P: 20	R: 0 E: 0 K: 0 S: 8	H: 1 LOB: 2 BB: 1 P: 19	R: 2 E: 0 K: 1 S: 13	H: 3 LOB: 1 BB: 0 P: 18	R: 0 E: 0 K: 0 S: 6	H: 0 LOB: 0 BB: 0 P: 10	R: 0 E: 0 K: 1 S: 9	H: 1 LOB: 3 BB: 1 P: 14	R: 0 E: 1 K: 1 S: 14	H: 1 LOB: 3 BB: 1 P: 28	R: 0 E: 0 K: 0 S: 7	H: 2 LOB: 1 BB: 0 P: 10	R: 0 E: 0 K: 0 S: 3	H: 0 LOB: 0 BB: 0 P: 3	1B: 8 2B: 1 3B: 0 HR: 1	SF: 0 SAC: 2 DP: 1 HBP: 0	WP: 0 PB: 0 SB: 0 CS: 0	PA: 42	
PITCHER	IP WLS BF H R ER SO BB IBB HBP BLK WP HR S P ERA WHIP	Kirk Rueter, L ERA: 10.13	Julian Tavaréz, R ERA: 9.0	Rich Rodriguez, L ERA: 4.5	John Johnstone, R ERA: 4.5	Robb Nen, R ERA: 2.45															

San Francisco Giants @ Montreal Expos
Olympic Stadium, Montreal, QB
Tue Apr 27 1999, 7:05 PM EDT
Att: 5,202 - Dome - 72 F

livebaseballscores.com

AB 38
R 2
H 10
RBI 2
BB 2
SO 7
LOB 19

MONTREAL EXPOS

Batter	1	2	3	4	5	6	7	8	9	AB	R	H	RBI	BB	SO	LOB	TOP									
Marvin Benard, L (1, 8) OBP: 0.349, SLG: 0.468	P4		P5		P2		F8			4	0	0	0	0	0	0	San Francisco Giants @ Montreal Expos Olympic Stadium, Montreal, QB Wed Apr 28 1999, 7:05 PM EDT Att. 4,998 - Dome - 72 F									
Ramon Martinez, R (1, 6) OBP: 0.394, SLG: 0.552	F9			1B	K			G4-3		4	1	1	0	0	1	0										
Ellis Burks, R (1, 9) OBP: 0.386, SLG: 0.470	K			P3		WP		G1-3		4	1	1	0	0	1	1										
Jeff Kent, R (1, 4) OBP: 0.412, SLG: 0.500		F9		1B	K					4	1	2	0	0	1	1										
J.T. Snow, L (1, 3) OBP: 0.366, SLG: 0.299		G4-3		E9	1B			G4-3		2	1	1	1	2	0	1										
Charlie Hayes, R (1, 5) OBP: 0.314, SLG: 0.362	G4-3			1B						3	0	1	2	0	1	1										
Stan Javier, S (1, 7) OBP: 0.377, SLG: 0.518				L5						4	0	1	1	0	0	3										
Scott Servais, R (1, 2) OBP: 0.351, SLG: 0.355		CS		K	G6-3			G6-3		4	0	0	0	0	1	2										
Joe Nathan, R (1, 1) Robb Nen, R (9, 1)				L9				G4-3		3	0	0	0	0	0	0										
								F8		0	0	0	0	0	0	0										
Inning Stats	R: 0 E: 0 K: 1 S: 6	H: 0 LOB: 0 BB: 0 P: 10	R: 1 E: 0 K: 0 S: 15	H: 1 LOB: 0 BB: 1 P: 23	R: 0 E: 0 K: 1 S: 7	H: 0 LOB: 0 BB: 0 P: 11	R: 2 E: 1 K: 0 S: 19	H: 4 LOB: 2 BB: 0 P: 27	R: 0 E: 0 K: 1 S: 7	H: 0 LOB: 0 BB: 1 P: 11	R: 1 E: 0 K: 1 S: 9	H: 1 LOB: 1 BB: 1 P: 19	R: 0 E: 0 K: 0 S: 4	H: 0 LOB: 0 BB: 0 P: 8	R: 0 E: 0 K: 0 S: 6	H: 1 LOB: 1 BB: 0 P: 8	R: 0 E: 0 K: 1 S: 5	H: 0 LOB: 0 BB: 0 P: 6	1B: 5 2B: 2 3B: 0 HR: 0	SF: 1 SAC: 0 DP: 0 HBP: 0	WP: 1 PB: 0 SB: 0 CS: 1	PA: 36				
PITCHER	IP WLS BF H R ER SO BB IBB HBP BLK WP HR S P ERA WHIP	IP WLS BF H R ER SO BB IBB HBP BLK WP HR S P ERA WHIP	IP WLS BF H R ER SO BB IBB HBP BLK WP HR S P ERA WHIP	IP WLS BF H R ER SO BB IBB HBP BLK WP HR S P ERA WHIP	IP WLS BF H R ER SO BB IBB HBP BLK WP HR S P ERA WHIP	IP WLS BF H R ER SO BB IBB HBP BLK WP HR S P ERA WHIP	IP WLS BF H R ER SO BB IBB HBP BLK WP HR S P ERA WHIP	IP WLS BF H R ER SO BB IBB HBP BLK WP HR S P ERA WHIP	IP WLS BF H R ER SO BB IBB HBP BLK WP HR S P ERA WHIP	IP WLS BF H R ER SO BB IBB HBP BLK WP HR S P ERA WHIP	IP WLS BF H R ER SO BB IBB HBP BLK WP HR S P ERA WHIP	IP WLS BF H R ER SO BB IBB HBP BLK WP HR S P ERA WHIP	IP WLS BF H R ER SO BB IBB HBP BLK WP HR S P ERA WHIP	IP WLS BF H R ER SO BB IBB HBP BLK WP HR S P ERA WHIP	IP WLS BF H R ER SO BB IBB HBP BLK WP HR S P ERA WHIP	IP WLS BF H R ER SO BB IBB HBP BLK WP HR S P ERA WHIP	IP WLS BF H R ER SO BB IBB HBP BLK WP HR S P ERA WHIP	IP WLS BF H R ER SO BB IBB HBP BLK WP HR S P ERA WHIP	IP WLS BF H R ER SO BB IBB HBP BLK WP HR S P ERA WHIP	IP WLS BF H R ER SO BB IBB HBP BLK WP HR S P ERA WHIP	IP WLS BF H R ER SO BB IBB HBP BLK WP HR S P ERA WHIP	IP WLS BF H R ER SO BB IBB HBP BLK WP HR S P ERA WHIP	IP WLS BF H R ER SO BB IBB HBP BLK WP HR S P ERA WHIP	IP WLS BF H R ER SO BB IBB HBP BLK WP HR S P ERA WHIP	IP WLS BF H R ER SO BB IBB HBP BLK WP HR S P ERA WHIP	IP WLS BF H R ER SO BB IBB HBP BLK WP HR S P ERA WHIP

AB	32
R	4
H	7
RBI	4
BB	2
SO	5
LOB	9



Batter	1	2	3	4	5	6	7	8	9	AB	R	H	RBI	BB	SO	LOB	BOTTOM								
Orlando Cabrera, R (1, 6) OBP: 0.259, SLG: 0.329	G6-3	G6-3			G5-3		K			4	0	0	0	0	1	1	San Francisco Giants @ Montreal Expos Olympic Stadium, Montreal, QB Wed Apr 28 1999, 7:05 PM EDT Att. 4,998 - Dome - 72 F								
Jose Vidro, S (1, 4) OBP: 0.315, SLG: 0.529										4	1	2	0	0	0	1									
Mike Mordecai, R (9, 4) OBP: 0.143, SLG: 0.286	1B	F7			FC5-4			G3-1		0	0	0	0	0	0	0									
Rondell White, R (1, 7) OBP: 0.367, SLG: 0.548	1B			K	F9			K		3	1	0	0	1	2	1									
Vladimir Guerrero, R (1, 9) OBP: 0.393, SLG: 0.548	1B			G1-3	FC5-4			F8		4	0	1	1	0	0	1									
Brad Fullmer, L (1, 3) OBP: 0.278, SLG: 0.510	K									4	0	2	0	0	1	2									
Michael Barrett, R (1, 5) OBP: 0.349, SLG: 0.500				F9						4	0	1	1	0	1	2									
Chris Widger, R (1, 2) OBP: 0.305, SLG: 0.552	G5-3			G4-3				F8		4	1	1	0	0	0	2									
Manny Martinez, R (1, 8) OBP: 0.269, SLG: 0.333					F9			F8		3	0	1	0	0	0	0									
Orlando Merced, S (9, PH) OBP: 0.529, SLG: 0.636										1	0	1	1	0	0	0									
Dustin Hermanson, R (1, 1) OBP: 0.300, SLG: 0.125										1	0	0	0	0	0	0									
Wilton Guerrero, S (7, PH) OBP: 0.277, SLG: 0.355										0	0	0	0	0	0	0									
Anthony Telford, R (8, 1) Shane Andrews, R (9, PH) OBP: 0.349, SLG: 0.432										1	0	0	0	0	0	1									
Inning Stats	R: 2 E: 0 K: 1 S: 19	H: 3 LOB: 2 BB: 1 P: 33	R: 0 E: 0 K: 0 S: 13	H: 1 LOB: 1 BB: 0 P: 19	R: 0 E: 0 K: 1 S: 8	H: 1 LOB: 1 BB: 0 P: 8	R: 0 E: 0 K: 1 S: 8	H: 0 LOB: 0 BB: 0 P: 12	R: 0 E: 0 K: 0 S: 8	H: 1 LOB: 1 BB: 0 P: 14	R: 0 E: 0 K: 0 S: 6	H: 1 LOB: 0 BB: 0 P: 8	R: 0 E: 0 K: 1 S: 8	H: 0 LOB: 0 BB: 0 P: 10	R: 0 E: 0 K: 1 S: 11	H: 0 LOB: 0 BB: 0 P: 18	R: 1 E: 0 K: 2 S: 14	H: 2 LOB: 1 BB: 0 P: 19	1B: 8 2B: 1 3B: 0 HR: 0	SF: 0 SAC: 1 DP: 1 HBP: 0	WP: 0 PB: 0 SB: 0 CS: 0	PA: 36			
PITCHER	IP WLS BF H R ER SO BB IBB HBP BLK WP HR S P ERA WHIP	IP WLS BF H R ER SO BB IBB HBP BLK WP HR S P ERA WHIP	IP WLS BF H R ER SO BB IBB HBP BLK WP HR S P ERA WHIP	IP WLS BF H R ER SO BB IBB HBP BLK WP HR S P ERA WHIP	IP WLS BF H R ER SO BB IBB HBP BLK WP HR S P ERA WHIP	IP WLS BF H R ER SO BB IBB HBP BLK WP HR S P ERA WHIP	IP WLS BF H R ER SO BB IBB HBP BLK WP HR S P ERA WHIP	IP WLS BF H R ER SO BB IBB HBP BLK WP HR S P ERA WHIP	IP WLS BF H R ER SO BB IBB HBP BLK WP HR S P ERA WHIP	IP WLS BF H R ER SO BB IBB HBP BLK WP HR S P ERA WHIP	IP WLS BF H R ER SO BB IBB HBP BLK WP HR S P ERA WHIP	IP WLS BF H R ER SO BB IBB HBP BLK WP HR S P ERA WHIP	IP WLS BF H R ER SO BB IBB HBP BLK WP HR S P ERA WHIP	IP WLS BF H R ER SO BB IBB HBP BLK WP HR S P ERA WHIP	IP WLS BF H R ER SO BB IBB HBP BLK WP HR S P ERA WHIP	IP WLS BF H R ER SO BB IBB HBP BLK WP HR S P ERA WHIP	IP WLS BF H R ER SO BB IBB HBP BLK WP HR S P ERA WHIP	IP WLS BF H R ER SO BB IBB HBP BLK WP HR S P ERA WHIP	IP WLS BF H R ER SO BB IBB HBP BLK WP HR S P ERA WHIP	IP WLS BF H R ER SO BB IBB HBP BLK WP HR S P ERA WHIP	IP WLS BF H R ER SO BB IBB HBP BLK WP HR S P ERA WHIP	IP WLS BF H R ER SO BB IBB HBP BLK WP HR S P ERA WHIP	IP WLS BF H R ER SO BB IBB HBP BLK WP HR S P ERA WHIP	IP WLS BF H R ER SO BB IBB HBP BLK WP HR S P ERA WHIP	IP WLS BF H R ER SO BB IBB HBP BLK WP HR S P ERA WHIP



Batter	1	2	3	4	5	6	7	8	9	AB	R	H	RBI	BB	SO	LOB	TOP							
Marvin Benard, L (1, 8) OBP: 0.352, SLG: 0.476	2-1 1B		1-2 P4	1-0 G3			2-1 G4-3	3-1 2B		5	0	2	0	0	0	2	San Francisco Giants @ Montreal Expos Olympic Stadium, Montreal, QB Thu Apr 29 1999, 7:05 PM EDT Att. 5,253 - Dome - 72 F							
F.P. Santangelo, S (1, 5) OBP: 0.410, SLG: 0.259 Julian Tavaréz, L (8, 1) John Johnstone, R (8, 1) Robb Nen, R (9, 1)	2-3 K		3-2 1B		4-1 SH1-3 BB		2-1 E7 1B	3-3 K		4	2	0	1	2	2	0								
Armando Rios, L (1, 9) OBP: 0.444, SLG: 0.733	2-3 K		3-2 1B		1-0 SH1-3 1-2		3-1 HBP 1B		2-2 G4-3	3	1	1	1	0	1	1								
Jeff Kent, R (1, 4) OBP: 0.412, SLG: 0.500	2-3 K		0-0 F8		0-2 FC5-4-5-1 3B		2-1 1B 1-2 HBP		3-2 S 1B	4	2	1	0	0	1	2								
J.T. Snow, L (1, 3) OBP: 0.388, SLG: 0.354		2-3 K		0-0 FC4-6 1B	1-0 1-0 1-H 3B		0-0 1B	2-2 G4-6-3 1B		5	0	4	4	0	1	0								
Stan Javier, S (1, 7) OBP: 0.348, SLG: 0.475	1-2 G6-3		0-1 FC4-6 1B	0-0 G4-3			1-3 2-H 3-H K	1-0 G4-6-3 1B		5	1	0	0	0	1	5								
Brent Mayne, L (1, 2) OBP: 0.381, SLG: 0.364	4-2 1B BB		1-0 1B	1-2 1B		2-2 G4-3	2-1 P7			3	0	1	0	1	0	2								
Ramon Martínez, R (1, 6) OBP: 0.378, SLG: 0.515	0-1 1B		0-3 K		2-3 K		1-1 G5-3			4	0	1	0	0	2	2								
Russ Ortiz, R (1, 1) OBP: 0.143, SLG: 0.143 Jerry Spradlin, S (6, 1) Edwards Guzman, L (8, PH) Charlie Hayes, R (8, 5) OBP: 0.314, SLG: 0.362	1-2 G4-3		0-0 1B		0-0 L1-3		1-0 F7			3	0	1	1	0	0	2								
Inning Stats	R: 0 E: 0 K: 3 S: 15	H: 1 LOB: 1 BB: 0 P: 23	R: 0 E: 0 K: 1 S: 16	H: 1 LOB: 2 BB: 1 P: 24	R: 1 E: 0 K: 0 S: 12	H: 2 LOB: 0 BB: 0 P: 19	R: 1 E: 0 K: 1 S: 9	H: 3 LOB: 2 BB: 0 P: 11	R: 1 E: 0 K: 0 S: 8	H: 1 LOB: 1 BB: 0 P: 14	R: 0 E: 0 K: 1 S: 7	H: 0 LOB: 0 BB: 0 P: 11	R: 2 E: 1 K: 1 S: 12	H: 2 LOB: 2 BB: 0 P: 23	R: 0 E: 0 K: 1 S: 8	H: 1 LOB: 1 BB: 0 P: 16		R: 1 E: 0 K: 0 S: 15	H: 2 LOB: 0 BB: 0 P: 23	1B: 9 2B: 3 3B: 1 HR: 0	SF: 0 SAC: 1 DP: 1 HBP: 2	WP: 0 PB: 0 SB: 3 CS: 0	PA: 42	
PITCHER	IP WLS BF H R ER SO BB IBB HBP BLK WP HR S P ERA WHIP	5.0 L 24 8 3 3 5 2 0 0 0 0 0 60 91 5.40 2.000	1.1 6 1 1 0 0 0 0 0 0 0 0 0 12 23 13.50 0.750	0.2 4 1 0 0 0 0 0 0 0 0 0 0 7 11 0.00 1.500	2.0 8 3 1 1 1 0 0 0 0 0 0 0 23 39 4.50 1.500																			



Batter	1	2	3	4	5	6	7	8	9	AB	R	H	RBI	BB	SO	LOB	BOTTOM							
James Mouton, R (1, 8) OBP: 0.571, SLG: 0.375	0-1 G6-3	4-0 BB		0-0 FC4-6 1B		2-3 K		0-0 SH1-4		3	0	1	0	1	1	0	San Francisco Giants @ Montreal Expos Olympic Stadium, Montreal, QB Thu Apr 29 1999, 7:05 PM EDT Att. 5,253 - Dome - 72 F							
Wilton Guerrero, S (1, 4) OBP: 0.257, SLG: 0.328	1-2 G1-3	3-2 P7		1-2 FC4-6 1-2 2-3		1-1 F8		0-2 G6-3		5	0	0	1	0	6									
Rondell White, R (1, 7) OBP: 0.389, SLG: 0.545	2-2 2B		4-2 1B BB	0-0 F8		1-0 G4-3		3-H 0-2 G4-3		4	0	1	0	1	3									
Vladimir Guerrero, R (1, 9) OBP: 0.382, SLG: 0.526	0-2 G6-3		0-1 F8		2-0 E SF8 1B		0-1 P6		1-3 K	5	1	1	0	0	1	2								
Brad Fullmer, L (1, 3) OBP: 0.276, SLG: 0.481 Shayne Bennett, R (8, 1) Manny Martínez, R (9, PH) OBP: 0.265, SLG: 0.328		0-1 G4-3	1-0 L6		2-2 E4 WP E		4-2 G4-6-3 BB		1-2 E6 1B E G6-3	3	0	0	0	1	0	2								
Michael Barrett, R (1, 5) OBP: 0.388, SLG: 0.531 Orlando Cabrera, R (9, FR) OBP: 0.259, SLG: 0.329		2-1 BB G6-3 2B	1-1 1-3 1B		0-1 SF8		0-2 G4-6-3 1-2		2-1 G5-3 1B	4	1	3	1	0	0	1								
Chris Widger, R (1, 2) OBP: 0.297, SLG: 0.540		0-0 E6 G6-3 BB	0-1 F8		3-H 1-3 K		1-1 1B 2B		1-2 G5-3	5	1	1	1	0	1	5								
Mike Mordecai, R (1, 6) OBP: 0.333, SLG: 0.300		4-2 G6-3 BB		0-2 P3	4-2 FC6-4 BB		3-2 SH1-4 1B G6-3 1B		3-H 2-3 K	3	1	1	0	2	1	2								
Carl Pavano, R (1, 1) OBP: 0.286, SLG: 0.286 Orlando Merced, S (5, PH) OBP: 0.500, SLG: 0.583 Steve Kline, S (6, 1) Bobby Ayala, R (7, 1) Shane Andrews, R (8, 3) OBP: 0.394, SLG: 0.447		3-2 G6-3	0-2 FC4-6 1B		1-1 FC6-4		2-2 SH1-4 1B			2	0	0	1	0	0	2								
Inning Stats	R: 0 E: 0 K: 0 S: 12	H: 1 LOB: 3 BB: 2 P: 15	R: 1 E: 0 K: 0 S: 16	H: 1 LOB: 2 BB: 1 P: 15	R: 0 E: 1 K: 0 S: 11	H: 1 LOB: 2 BB: 0 P: 12	R: 1 E: 2 K: 1 S: 14	H: 1 LOB: 0 BB: 1 P: 24	R: 0 E: 0 K: 0 S: 8	H: 0 LOB: 0 BB: 0 P: 12	R: 0 E: 0 K: 0 S: 8	H: 0 LOB: 0 BB: 1 P: 12	R: 2 E: 0 K: 0 S: 17	H: 3 LOB: 1 BB: 0 P: 23	R: 1 E: 2 K: 2 S: 15	H: 1 LOB: 2 BB: 0 P: 22		1B: 6 2B: 3 3B: 0 HR: 0	SF: 1 SAC: 1 DP: 1 HBP: 0	WP: 1 PB: 0 SB: 0 CS: 0	PA: 44			
PITCHER	IP WLS BF H R ER SO BB IBB HBP BLK WP HR S P ERA WHIP	5.0 W 27 5 2 0 1 4 0 0 0 0 0 16 24 0.00 1.800	2.0 H 6 0 0 0 1 1 0 0 0 0 0 9 15 ∞ ∞	0.0 3 3 2 2 0 0 0 0 0 0 0 0 8 8 0.00 0.000	1.0 H 3 0 0 0 0 0 0 0 0 0 0 15 22 0.00 1.000																			



Batter	1	2	3	4	5	6	7	8	9	AB	R	H	RBI	BB	SO	LOB	TOP					
Stan Javier, S OBP: 0.324, SLG: 0.439			FC6-5		FC4-6		F9		G5-3	5	0	0	0	0	1	3	<p>San Francisco Giants @ New York Mets Shea Stadium, Flushing, NY</p> <p>Fri Apr 30 1999, 7:10 PM EDT Att: 32,427 - Unknown - 62 F</p> <p>livebaseballscores.com</p> <p>AB 32 R 2 H 6 RBI 2 BB 6 SO 12 LOB 17</p>					
F.P. Santangelo, S OBP: 0.432, SLG: 0.290			F7		1B		BB		1B	4	0	2	1	1	1	1						
Ellis Burks, R OBP: 0.398, SLG: 0.456	 BB		BB		K		BB		F8	2	0	0	0	3	1	3						
Jeff Kent, R OBP: 0.406, SLG: 0.482			BB		K		K			3	0	0	0	1	3	6						
Charlie Hayes, R OBP: 0.297, SLG: 0.339	F8				K		K		F9	4	0	0	0	0	2	2						
Scott Servais, R OBP: 0.341, SLG: 0.429		F8			K		HR		F9	4	1	1	1	0	1	0						
J.T. Snow, L OBP: 0.392, SLG: 0.353		G3			K		G6-4-3 1B		BB	3	0	1	0	1	1	0						
Ramon Martinez, R OBP: 0.375, SLG: 0.500		G4-3			FC4-6 SH 1B		G6-4-3		G5-3	3	1	1	0	0	0	1						
Marvin Benard, L OBP: 0.346, SLG: 0.470					1B					1	0	0	0	0	0	1						
Shawn Estes, R OBP: 0.556, SLG: 0.714					SH				K	1	0	1	0	0	0	0						
Felix Rodriguez, R OBP: 1.000, SLG: 4.000					FC6-5 2B				K	0	0	0	0	0	0	0						
Rich Aurilia, R OBP: 0.333, SLG: 0.500										1	0	0	0	0	1	0						
Julian Tavarez, L OBP: 0.333, SLG: 0.500										0	0	0	0	0	0	0						
Armando Rios, L OBP: 0.421, SLG: 0.688										1	0	0	0	0	1	0						
Inning Stats	R: 0 E: 0 K: 2 S: 10	H: 0 LOB: 2 BB: 2 P: 20	R: 0 E: 0 K: 0 S: 7	H: 0 LOB: 0 BB: 0 P: 10	R: 0 E: 0 K: 1 S: 14	H: 1 LOB: 2 BB: 1 P: 26	R: 0 E: 0 K: 3 S: 9	H: 0 LOB: 0 BB: 0 P: 15	R: 1 E: 1 K: 2 S: 16	H: 2 LOB: 2 BB: 0 P: 26	R: 1 E: 0 K: 1 S: 10	H: 2 LOB: 0 BB: 2 P: 15	R: 0 E: 0 K: 2 S: 14	H: 0 LOB: 2 BB: 2 P: 29	R: 0 E: 0 K: 0 S: 8	H: 0 LOB: 1 BB: 1 P: 16	R: 0 E: 0 K: 1 S: 9	H: 1 LOB: 1 BB: 0 P: 11	1B: 4 2B: 1 3B: 0 HR: 1	SF: 0 SAC: 1 DP: 1 HBP: 0	WP: 0 PB: 0 SB: 3 CS: 0	PA: 39
PITCHER	IP WLS BF H R ER SO BB IBB HBP BLK WP HR S P ERA WHIP																					
Allen Watson, L ERA: 3.42	(1, 1) 5.0 W 22 3 1 1 8 3 0 0 0 0 0 0 56 97 1.80 1.200																					
Dennis Cook, L ERA: 2.0	(6, 1) 1.2 8 2 1 1 2 2 0 0 0 0 0 1 20 38 5.40 2.400																					
Turk Wendell, R ERA: 1.17	(7, 1) 2.1 S 9 1 0 0 2 1 0 0 0 0 0 0 21 33 0.00 0.857																					

Batter	1	2	3	4	5	6	7	8	9	AB	R	H	RBI	BB	SO	LOB	BOTTOM			
Rickey Henderson, R OBP: 0.458, SLG: 0.500	 31 BLK BB		F8		G5-3		L5		K	3	1	0	0	1	0	1	<p>San Francisco Giants @ New York Mets Shea Stadium, Flushing, NY</p> <p>Fri Apr 30 1999, 7:10 PM EDT Att: 32,427 - Unknown - 62 F</p> <p>livebaseballscores.com</p> <p>AB 36 R 7 H 14 RBI 5 BB 4 SO 5 LOB 22</p>			
Roger Cedeno, S OBP: 0.370, SLG: 0.350										1	0	0	0	0	1	0				
Edgardo Alfonzo, R OBP: 0.402, SLG: 0.429	 31 BLK 1B		S 1B		F9		FC5-4 1B		2B 1B	5	2	4	0	0	0	1				
John Olerud, L OBP: 0.495, SLG: 0.658	K		K		G3-1		F7		31 1B 2B	5	1	1	1	0	2	5				
31 Mike Piazza, R OBP: 0.356, SLG: 0.537	 WP BB		G4-3		G5-3		FC5-4		1B	4	1	1	0	1	0	2				
Robin Ventura, L OBP: 0.340, SLG: 0.512	 FC5 2B		G3-1		HR		1B		SF7-5-4	4	2	3	3	0	0	0				
Mike Kinkade, R OBP: 0.333, SLG: 0.536	 WP BB		G6-3		K		1B			3	0	1	0	1	1	0				
Brian McRae, S OBP: 0.346, SLG: 0.288	 FC5 BB		1B		1B		P4			3	0	2	0	1	0	2				
Rey Ordonez, R OBP: 0.293, SLG: 0.288	 WP		G6-3		1B		F8			4	0	1	1	0	0	5				
Allen Watson, L OBP: 0.375, SLG: 0.500					F9 2B		G4-3			2	0	1	0	0	1	2				
Jermaine Allensworth, R OBP: 0.226, SLG: 0.090										1	0	0	0	0	0	2				
Dennis Cook, L										0	0	0	0	0	0	0				
Turk Wendell, L										1	0	0	0	0	0	2				
Inning Stats	R: 4 E: 0 K: 2 S: 17	H: 2 LOB: 4 BB: 4 P: 38	R: 0 E: 0 K: 1 S: 8	H: 1 LOB: 0 BB: 0 P: 11	R: 0 E: 0 K: 0 S: 9	H: 1 LOB: 1 BB: 0 P: 16	R: 0 E: 0 K: 0 S: 12	H: 1 LOB: 1 BB: 0 P: 17	R: 1 E: 0 K: 1 S: 13	H: 3 LOB: 2 BB: 0 P: 20	R: 0 E: 0 K: 0 S: 11	H: 1 LOB: 1 BB: 0 P: 18	R: 0 E: 0 K: 0 S: 7	H: 2 LOB: 2 BB: 0 P: 9	R: 2 E: 0 K: 1 S: 12	H: 3 LOB: 0 BB: 0 P: 22	1B: 10 2B: 4 3B: 0 HR: 1	SF: 1 SAC: 0 DP: 1 HBP: 0	WP: 3 PB: 0 SB: 1 CS: 0	PA: 41
PITCHER	IP WLS BF H R ER SO BB IBB HBP BLK WP HR S P ERA WHIP																			
Shawn Estes, L ERA: 6.04	(1, 1) 5.0 L 27 8 5 5 4 4 0 0 0 1 3 0 59 102 9.00 2.400																			
Felix Rodriguez, R ERA: 4.39	(6, 1) 1.0 4 1 0 0 0 0 0 0 0 0 0 0 11 18 0.00 1.000																			
Julian Tavarez, R ERA: 10.29	(7, 1) 2.0 10 5 2 2 1 0 0 0 0 0 0 0 19 31 9.00 2.500																			

Batter	1	2	3	4	5	6	7	8	9	AB	R	H	RBI	BB	SO	LOB	TOP					
Marvin Benard, L (1.8) OBP: 0.337, SLG: 0.433	G4-3		F8			B5-3		P5		4	0	0	0	0	0	1						
Stan Javier, S (1.7) OBP: 0.342, SLG: 0.493	G3			G3-6-1					BB	4	0	3	0	0	0	0						
Jeff Kent, R (1.4) OBP: 0.409, SLG: 0.473	L3					G6-3			K	4	0	1	0	0	1	2						
J.T. Snow, L (1.3) OBP: 0.391, SLG: 0.348 F.P. Santangelo, S (9, PR) OBP: 0.432, SLG: 0.290		BB		G3-6-1				G6-3		3	0	1	0	1	0	2						
Ellis Burks, R (1.9) OBP: 0.381, SLG: 0.421		F8							BB	3	0	1	0	1	0	2						
Charlie Hayes, R (1.5) OBP: 0.293, SLG: 0.319										4	0	0	0	0	2	5						
Brent Mayne, L (1.2) OBP: 0.371, SLG: 0.344		F7								3	0	0	0	0	0	1						
Rich Aurilia, R (1.6) OBP: 0.353, SLG: 0.500 Shawn Estes, R (8, PR) OBP: 0.556, SLG: 0.714 John Johnstone, R (8, 1) Rich Rodriguez, L (8, 1)				G6-4-3						2	0	1	0	1	0	0						
Kirk Rueter, L (1.1) OBP: 0.125, SLG: 0.125 Ramon Martinez, R (8, PH) OBP: 0.366, SLG: 0.486				G6-4-3						2	0	0	0	0	0	1						
Inning Stats	R: 0 E: 0 K: 0 S: 7	H: 0 LOB: 0 BB: 0 P: 9	R: 0 E: 0 K: 1 S: 8	H: 0 LOB: 1 BB: 1 P: 15	R: 0 E: 0 K: 0 S: 10	H: 0 LOB: 0 BB: 1 P: 16	R: 0 E: 0 K: 0 S: 7	H: 2 LOB: 1 BB: 0 P: 10	R: 0 E: 0 K: 0 S: 4	H: 0 LOB: 0 BB: 0 P: 8	R: 0 E: 0 K: 1 S: 9	H: 1 LOB: 1 BB: 0 P: 10	R: 0 E: 0 K: 1 S: 9	H: 1 LOB: 0 BB: 0 P: 14	R: 0 E: 1 K: 1 S: 9	H: 1 LOB: 1 BB: 1 P: 15	R: 0 E: 0 K: 1 S: 11	H: 2 LOB: 3 BB: 1 P: 19	1B: 5 2B: 1 3B: 1 HR: 0	SF: 0 SAC: 0 DP: 3 HBP: 0	WP: 0 PB: 0 SB: 0 CS: 1	PA: 33
PITCHER	IP	WLS	BF	H	R	ER	SO	BB	IBB	HBP	BLK	WP	HR	S	P	ERA	WHIP					
Masato Yoshii, R (1.1) ERA: 5.81	6.0		21	3	0	0	1	2	0	0	0	0	0	43	68	0.00	0.833					
Dennis Cook, L (7.1) ERA: 1.54	2.0	W	7	2	0	0	2	0	0	0	0	0	0	18	29	0.00	1.000					
John Franco, L (9.1) ERA: 0.87	1.0	S	5	2	0	0	1	1	0	0	0	0	0	11	19	0.00	3.000					

San Francisco Giants @ New York Mets
Shea Stadium, Flushing, NY
Sun May 02 1999, 1:40 PM EDT
Att: 37,431 - Cloudy - 62 F

AB 30
R 0
H 7
RBI 0
BB 3
SO 4
LOB 15



Batter	1	2	3	4	5	6	7	8	9	AB	R	H	RBI	BB	SO	LOB	BOTTOM					
Rickey Henderson, R (1.7) OBP: 0.437, SLG: 0.470 John Franco, L (9.1)	G4-3		K			G6-4-3		E6		4	1	0	0	0	1	2						
Edgardo Alfonzo, R (1.4) OBP: 0.397, SLG: 0.444	F9					P3		BB		3	0	0	0	1	0	0						
John Olerud, L (1.3) OBP: 0.509, SLG: 0.647	G3									3	0	2	1	1	0	0						
31 Mike Piazza, R (1.2) OBP: 0.327, SLG: 0.489		F9								4	0	0	0	0	0	4						
Robin Ventura, L (1.5) OBP: 0.333, SLG: 0.500		L9								3	0	0	0	0	0	2						
Mike Kinkade, R (1.9) OBP: 0.324, SLG: 0.484		E6								3	0	0	0	0	1	1						
Jermaine Allensworth, R (1.8) OBP: 0.135, SLG: 0.135 Brian McRae, S (8, PH) OBP: 0.345, SLG: 0.324 (9, 8)										2	0	0	0	0	2	1						
Rey Ordonez, R (1.6) OBP: 0.282, SLG: 0.275										3	0	0	0	0	1	0						
Masato Yoshii, R (1.1) OBP: 0.125, SLG: 0.125 Roger Cedeno, S (6, PH) OBP: 0.385, SLG: 0.356 Dennis Cook, L (7.1) Matt Franco, L (8, PH) OBP: 0.217, SLG: 0.190 (9, 7)										1	0	1	0	0	0	0						
Inning Stats	R: 0 E: 0 K: 0 S: 5	H: 0 LOB: 0 BB: 0 P: 11	R: 0 E: 1 K: 1 S: 9	H: 0 LOB: 1 BB: 0 P: 14	R: 0 E: 0 K: 2 S: 9	H: 1 LOB: 1 BB: 0 P: 17	R: 0 E: 0 K: 0 S: 9	H: 0 LOB: 1 BB: 1 P: 17	R: 0 E: 0 K: 1 S: 6	H: 0 LOB: 0 BB: 0 P: 9	R: 0 E: 0 K: 0 S: 5	H: 1 LOB: 0 BB: 0 P: 8	R: 0 E: 0 K: 1 S: 10	H: 1 LOB: 1 BB: 0 P: 15	R: 2 E: 1 K: 1 S: 14	H: 2 LOB: 2 BB: 1 P: 28	R: 0 E: 0 K: 1 S: 14	H: 0 LOB: 0 BB: 1 P: 28	1B: 5 2B: 1 3B: 0 HR: 0	SF: 0 SAC: 0 DP: 2 HBP: 0	WP: 0 PB: 0 SB: 1 CS: 1	PA: 31
PITCHER	IP	WLS	BF	H	R	ER	SO	BB	IBB	HBP	BLK	WP	HR	S	P	ERA	WHIP					
Kirk Rueter, L (1.1) ERA: 7.36	7.0		24	3	0	0	5	1	0	0	0	0	0	53	91	0.00	0.571					
John Johnstone, R (8, 1) ERA	0.2	L	5	1	2	0	1	1	0	0	0	0	0	10	19	0.00	3.000					
Rich Rodriguez, L (8, 1) ERA: 4.26	0.1		2	1	0	0	0	0	0	0	0	0	0	4	9	0.00	3.000					

San Francisco Giants @ New York Mets
Shea Stadium, Flushing, NY
Sun May 02 1999, 1:40 PM EDT
Att: 37,431 - Cloudy - 62 F

AB 29
R 2
H 5
RBI 1
BB 2
SO 6
LOB 10



Batter	1	2	3	4	5	6	7	8	9	AB	R	H	RBI	BB	SO	LOB	TOP								
Stan Javier, S OBP: 0.346, SLG: 0.480	1-1 E 1B		1-0 G6-3	2-3 SAFE K		2-1 L3		4-0 IBB		4	1	1	0	1	1	1	San Francisco Giants @ Pittsburgh Pirates Three Rivers Stadium, Pittsburgh, PA Mon May 03 1999, 7:05 PM EDT Att: 11,099 - Unknown - 76 F								
Ramon Martinez, R OBP: 0.395, SLG: 0.463 J.T. Snow, L OBP: 0.387, SLG: 0.344	0-1 E4 CS 1B		1-0 HR 1B	0-0 F8			0-0 F8	2-0 F7		4	1	1	0	0	0	2									
Ellis Burks, R OBP: 0.329, SLG: 0.438 Alan Embree, L OBP: 0.355, SLG: 0.435 Jerry Spradlin, S OBP: 0.355, SLG: 0.435 John Johnstone, R OBP: 0.355, SLG: 0.435 Edwards Guzman, L OBP: 0.355, SLG: 0.435 Robb Nen, R OBP: 0.355, SLG: 0.435	1-0 F9		2-0 HR 1B		2-1 3B 1B		2-0 CS 1B	0-2 G3		4	2	3	0	0	0	2									
Jeff Kent, R OBP: 0.433, SLG: 0.561	0-0 1B		0-0 HR		1-0 G4-3 3B		1-1 2B	3-1 1B		5	2	5	5	0	0	0									
Charlie Hayes, R OBP: 0.287, SLG: 0.311	0-0 K		0-1 G5-3		2-0 G4-3		2-3 K	1-2 1B		5	0	1	1	0	2	3									
Rich Aurilia, R OBP: 0.367, SLG: 0.530		4-0 FC5-4 BB	1-2 HR		2-0 G5-3			4-1 SH1-3 2B	0-0 G4-3	3	2	1	1	2	0	1									
F.P. Santangelo, S OBP: 0.404, SLG: 0.265		3-3 K	0-0 P3		2-0 F9			0-0 SH1-3		3	0	0	0	0	1	1									
Scott Servais, R OBP: 0.333, SLG: 0.436		2-2 FC5-4		1-0 E6		0-1 F7		1-2 2B		4	0	1	1	0	0	1									
Joe Nathan, R OBP: 0.360, SLG: 0.545		0-1 G5-3		2-0 B1		0-2 L3		0-2 K		3	0	0	0	0	0	2									
Inning Stats	R: 1 E: 1 K: 1 S: 12	H: 2 LOB: 2 BB: 0 P: 17	R: 0 E: 0 K: 1 S: 9	H: 0 LOB: 1 BB: 1 P: 18	R: 4 E: 0 K: 0 S: 12	H: 4 LOB: 0 BB: 0 P: 17	R: 0 E: 1 K: 1 S: 6	H: 0 LOB: 1 BB: 0 P: 11	R: 2 E: 0 K: 0 S: 6	H: 2 LOB: 0 BB: 0 P: 14	R: 0 E: 0 K: 0 S: 7	H: 0 LOB: 0 BB: 0 P: 9	R: 0 E: 0 K: 1 S: 8	H: 2 LOB: 1 BB: 0 P: 13	R: 1 E: 0 K: 1 S: 9	H: 1 LOB: 2 BB: 0 P: 20		R: 0 E: 0 K: 0 S: 10	H: 2 LOB: 0 BB: 0 P: 14	1B: 8 2B: 3 3B: 1 HR: 2	SF: 0 SAC: 1 DP: 1 HBP: 0	WP: 0 PB: 0 CS: 2	PA: 42		
PITCHER	IP WLS BF H R ER SO BB IBB HBP BLK WP HR S P ERA WHIP	IP WLS BF H R ER SO BB IBB HBP BLK WP HR S P ERA WHIP	IP WLS BF H R ER SO BB IBB HBP BLK WP HR S P ERA WHIP	IP WLS BF H R ER SO BB IBB HBP BLK WP HR S P ERA WHIP	IP WLS BF H R ER SO BB IBB HBP BLK WP HR S P ERA WHIP	IP WLS BF H R ER SO BB IBB HBP BLK WP HR S P ERA WHIP	IP WLS BF H R ER SO BB IBB HBP BLK WP HR S P ERA WHIP	IP WLS BF H R ER SO BB IBB HBP BLK WP HR S P ERA WHIP	IP WLS BF H R ER SO BB IBB HBP BLK WP HR S P ERA WHIP	IP WLS BF H R ER SO BB IBB HBP BLK WP HR S P ERA WHIP	IP WLS BF H R ER SO BB IBB HBP BLK WP HR S P ERA WHIP	IP WLS BF H R ER SO BB IBB HBP BLK WP HR S P ERA WHIP	IP WLS BF H R ER SO BB IBB HBP BLK WP HR S P ERA WHIP	IP WLS BF H R ER SO BB IBB HBP BLK WP HR S P ERA WHIP	IP WLS BF H R ER SO BB IBB HBP BLK WP HR S P ERA WHIP	IP WLS BF H R ER SO BB IBB HBP BLK WP HR S P ERA WHIP	IP WLS BF H R ER SO BB IBB HBP BLK WP HR S P ERA WHIP	IP WLS BF H R ER SO BB IBB HBP BLK WP HR S P ERA WHIP	IP WLS BF H R ER SO BB IBB HBP BLK WP HR S P ERA WHIP	IP WLS BF H R ER SO BB IBB HBP BLK WP HR S P ERA WHIP	IP WLS BF H R ER SO BB IBB HBP BLK WP HR S P ERA WHIP	IP WLS BF H R ER SO BB IBB HBP BLK WP HR S P ERA WHIP	IP WLS BF H R ER SO BB IBB HBP BLK WP HR S P ERA WHIP	IP WLS BF H R ER SO BB IBB HBP BLK WP HR S P ERA WHIP	IP WLS BF H R ER SO BB IBB HBP BLK WP HR S P ERA WHIP

AB	38
R	8
H	13
RBI	8
BB	3
SO	5
LOB	16



Batter	1	2	3	4	5	6	7	8	9	AB	R	H	RBI	BB	SO	LOB	BOTTOM								
Al Martin, L OBP: 0.387, SLG: 0.453	2-0 F9				2-3 K		2-1 G6-3		1-0 HR 1B	5	2	2	1	0	1	1	San Francisco Giants @ Pittsburgh Pirates Three Rivers Stadium, Pittsburgh, PA Mon May 03 1999, 7:05 PM EDT Att: 11,099 - Unknown - 76 F								
Mike Benjamin, R OBP: 0.379, SLG: 0.411	0-0 E6 HR		0-0 L7		4-2 FC6-4 BB		1-2 G6-3	1-3 K		4	1	0	0	1	1	2									
Brian Giles, L OBP: 0.439, SLG: 0.667	1-1 HR		0-0 G3-1		1-2 FC6-4		0-1 1B	2-1 HR		5	2	3	5	0	0	1									
Kevin Young, R OBP: 0.407, SLG: 0.516	2-0 HR		3-1 G5-3		3-3 K		3-3 K	4-0 1B BB		4	2	1	1	1	2	2									
1B Jason Kendall, R OBP: 0.429, SLG: 0.467	2-0 2B		3-1 2B		2-2 G6-3 1B		0-1 G6-3 1B	0-0 1B		5	0	5	0	0	0	0									
Brant Brown, L OBP: 0.328, SLG: 0.435	2-2 P4		2-3 K		4-2 G6-3 BB		1-2 G6-3 BB	1-2 1B		4	0	1	1	1	1	3									
Ed Sprague, R OBP: 0.395, SLG: 0.473	3-2 G4-3		0-0 G5-3		1-2 G6-3		1-2 G6-3	0-1 G6-4-3		4	0	0	0	0	0	4									
Warren Morris, L OBP: 0.337, SLG: 0.366		0-0 F7		4-2 G3-6-4 BB		2-1 G6-3		1-2 HR		3	1	1	1	1	0	1									
Chris Peters, L OBP: 0.143, SLG: 0.143 Marc Wilkins, R OBP: 0.281, SLG: 0.148 Rich Loiselle, R OBP: 0.333, SLG: 0.258		2-3 K		0-0 G3-6-4		4-1 G6-3 1B BB		2-2 G5-3		2	0	0	0	0	1	1									
Inning Stats	R: 3 E: 1 K: 0 S: 13	H: 3 LOB: 1 BB: 0 P: 25	R: 1 E: 0 K: 1 S: 9	H: 1 LOB: 0 BB: 0 P: 13	R: 0 E: 0 K: 1 S: 8	H: 1 LOB: 1 BB: 0 P: 16	R: 0 E: 0 K: 0 S: 4	H: 0 LOB: 0 BB: 1 P: 8	R: 0 E: 0 K: 2 S: 13	H: 0 LOB: 1 BB: 1 P: 23	R: 0 E: 0 K: 0 S: 11	H: 1 LOB: 1 BB: 1 P: 20	R: 1 E: 0 K: 1 S: 11	H: 1 LOB: 1 BB: 1 P: 21	R: 0 E: 0 K: 0 S: 8	H: 1 LOB: 0 BB: 0 P: 10		R: 0 E: 0 K: 1 S: 18	H: 5 LOB: 2 BB: 1 P: 30	1B: 6 2B: 2 3B: 0 HR: 5	SF: 0 SAC: 0 DP: 3 HBP: 0	WP: 0 PB: 0 CS: 0	PA: 42		
PITCHER	IP WLS BF H R ER SO BB IBB HBP BLK WP HR S P ERA WHIP	IP WLS BF H R ER SO BB IBB HBP BLK WP HR S P ERA WHIP	IP WLS BF H R ER SO BB IBB HBP BLK WP HR S P ERA WHIP	IP WLS BF H R ER SO BB IBB HBP BLK WP HR S P ERA WHIP	IP WLS BF H R ER SO BB IBB HBP BLK WP HR S P ERA WHIP	IP WLS BF H R ER SO BB IBB HBP BLK WP HR S P ERA WHIP	IP WLS BF H R ER SO BB IBB HBP BLK WP HR S P ERA WHIP	IP WLS BF H R ER SO BB IBB HBP BLK WP HR S P ERA WHIP	IP WLS BF H R ER SO BB IBB HBP BLK WP HR S P ERA WHIP	IP WLS BF H R ER SO BB IBB HBP BLK WP HR S P ERA WHIP	IP WLS BF H R ER SO BB IBB HBP BLK WP HR S P ERA WHIP	IP WLS BF H R ER SO BB IBB HBP BLK WP HR S P ERA WHIP	IP WLS BF H R ER SO BB IBB HBP BLK WP HR S P ERA WHIP	IP WLS BF H R ER SO BB IBB HBP BLK WP HR S P ERA WHIP	IP WLS BF H R ER SO BB IBB HBP BLK WP HR S P ERA WHIP	IP WLS BF H R ER SO BB IBB HBP BLK WP HR S P ERA WHIP	IP WLS BF H R ER SO BB IBB HBP BLK WP HR S P ERA WHIP	IP WLS BF H R ER SO BB IBB HBP BLK WP HR S P ERA WHIP	IP WLS BF H R ER SO BB IBB HBP BLK WP HR S P ERA WHIP	IP WLS BF H R ER SO BB IBB HBP BLK WP HR S P ERA WHIP	IP WLS BF H R ER SO BB IBB HBP BLK WP HR S P ERA WHIP	IP WLS BF H R ER SO BB IBB HBP BLK WP HR S P ERA WHIP	IP WLS BF H R ER SO BB IBB HBP BLK WP HR S P ERA WHIP	IP WLS BF H R ER SO BB IBB HBP BLK WP HR S P ERA WHIP	IP WLS BF H R ER SO BB IBB HBP BLK WP HR S P ERA WHIP



Batter	1	2	3	4	5	6	7	8	9	10	11	12	AB	R	H	RBI	BB	SO	LOB						
Marvin Benard, L (1.9) OBP: 0.321, SLG: 0.410	B5-3		G4-3		FC2-5		FC1-5		K		G3-1		6	1	1	0	0	1	2						
F.P. Santangelo, S (1.8) OBP: 0.416, SLG: 0.263	BB 1B		F7		E		FC1-5		BB		F8		4	0	1	0	2	0	1						
Charlie Hayes, R (1.5) OBP: 0.265, SLG: 0.282	F9			G6-3	E6		G5-4-3		K		E5		6	0	1	1	0	1	4						
Jeff Kent, R (1.4) OBP: 0.412, SLG: 0.519	FC6-4 BB			S 1B BB	SF8		G5-4-3		K		L8		3	1	0	1	2	1	4						
Stan Javier, S (1.7) OBP: 0.330, SLG: 0.440	FC6-4			G5-3	L9				K				5	0	0	0	1	1	5						
Rich Aurilia, R (1.6) OBP: 0.370, SLG: 0.538		F7				L9		G5-3		F8			6	0	1	1	0	1	1						
J.T. Snow, L (1.3) OBP: 0.418, SLG: 0.426				L1									4	0	2	0	2	1	1						
Scott Servais, R (1.2) OBP: 0.360, SLG: 0.442													3	0	1	0	1	1	2						
Brent Mayne, L (10, PH) OBP: 0.376, SLG: 0.344	F8-3 BB				FC2-5 SH 1B								1	0	0	0	0	1	2						
Shawn Estes, R (1.1) OBP: 0.350, SLG: 0.556			F7		SH BB FC2-5 E			F9					2	1	0	0	0	0	1						
Jerry Spradlin, S (8, PH) OBP: 0.411, SLG: 0.469													0	0	0	0	0	0	0						
Ellie Burks, R (8, PH) OBP: 0.411, SLG: 0.469													1	0	0	0	0	0	2						
John Johnstone, R (8, PH) OBP: 0.411, SLG: 0.469													0	0	0	0	0	0	0						
Rich Rodriguez, L (10, PH) OBP: 0.411, SLG: 0.469													1	0	0	0	0	0	0						
Armando Rios, L (10, PH) OBP: 0.411, SLG: 0.469													0	0	0	0	0	0	0						
Felix Rodriguez, R (10, PH) OBP: 0.411, SLG: 0.469													1	0	0	0	0	1	2						
Inning Stats	R: 0 E: 0 K: 5 S: 5	H: 1 LOB: 2 BB: 11	R: 0 E: 0 K: 7 S: 7	H: 0 LOB: 0 BB: 1 P: 13	R: 0 E: 0 K: 0 S: 6	H: 0 LOB: 0 BB: 0 P: 8	R: 1 E: 0 K: 0 S: 9	H: 1 LOB: 1 BB: 1 P: 16	R: 2 E: 2 K: 0 S: 9	H: 1 LOB: 2 BB: 0 P: 16	R: 0 E: 0 K: 1 S: 11	H: 1 LOB: 1 BB: 0 P: 17	R: 0 E: 0 K: 0 S: 7	H: 0 LOB: 1 BB: 2 P: 21	R: 0 E: 0 K: 2 S: 7	H: 0 LOB: 2 BB: 2 P: 15	R: 0 E: 1 K: 0 S: 4	H: 0 LOB: 1 BB: 0 P: 5	R: 0 E: 0 K: 2 S: 7	H: 0 LOB: 0 BB: 0 P: 7	1B: 5 2B: 2 3B: 1 HR: 0	SF: 1 SAC: 1 DP: 2 HBP: 0	WP: 1 PB: 0 SB: 1 CS: 0	PA: 52	
PITCHER	IP	WLS	BF	H	R	ER	SO	BB	IBB	HBP	BLK	WP	HR	S	P	ERA	WHIP								
Pete Schourek, L (1.1) ERA: 4.31	6.1	29	5	3	1	1	1	4	0	0	0	0	0	51	88	1.42	1.421								
Marc Wilkins, R (7.1) ERA: 4.4	0.2	2	1	0	0	0	0	0	0	0	0	0	0	3	4	0.00	1.500								
Jason Christiansen, L (8.1) ERA: 4.4	1.0	5	1	0	0	1	1	1	0	0	0	0	0	10	16	0.00	2.000								
Jeff Wallace, L (8.1) ERA: 1.15	0.1	2	0	0	0	0	1	1	0	0	0	0	0	5	11	0.00	3.000								
Mike Williams, R (8.1) ERA: 1.88	1.2	7	0	0	0	0	4	1	1	0	0	0	0	14	25	0.00	0.600								

San Francisco Giants @ Pittsburgh Pirates
 Three Rivers Stadium, Pittsburgh, PA
 Wed May 05 1999, 7:05 PM EDT
 Att. 14,358 - Unknown - 75 F

AB 42
 R 3
 H 7
 RBI 3
 BB 8
 SO 9
 LOB 27



Batter	1	2	3	4	5	6	7	8	9	10	11	12	AB	R	H	RBI	BB	SO	LOB							
Adrian Brown, S (1.8) OBP: 0.324, SLG: 0.167	G6-3 BB	G1-3		L8			E		CS BB		SH1-4		3	1	1	0	2	0	1							
Pat Meares, R (1.6) OBP: 0.302, SLG: 0.255	G6-3 2B		L7		G5-3		K		L7		L6		6	0	1	0	0	1	3							
Turner Ward, S (1.9) OBP: 0.302, SLG: 0.216	G1-3		F9				E6		F7		G4-3		5	0	0	0	1	0	5							
Kevin Young, R (1.3) OBP: 0.412, SLG: 0.544	G6-3			1B 2B	P4		K						6	1	1	1	0	2	4							
18 Jason Kendall, R (1.2) OBP: 0.431, SLG: 0.465	BB			S 1B	F9				G5-3		G5-3		5	1	2	1	1	0	1							
Ed Sprague, R (1.5) OBP: 0.417, SLG: 0.506	K			1B							1B BB		4	1	2	2	2	2	2							
Freddy Garcia, R (1.7) OBP: 0.299, SLG: 0.133			F9										3	0	0	0	0	1	2							
Warren Morris, L (8, PH) OBP: 0.200, SLG: 0.200													1	0	0	0	0	0	0							
Jeff Wallace, L (8, PH) OBP: 0.200, SLG: 0.200													0	0	0	0	0	0	0							
Mike Williams, R (8, PH) OBP: 0.200, SLG: 0.200													0	0	0	0	0	0	0							
Al Martin, L (10, PH) OBP: 0.200, SLG: 0.200													0	1	0	0	0	0	0							
Rich Loisel, R (11.1) ERA: 4.61													0	0	0	0	0	0	0							
Mike Benjamin, R (1.4) OBP: 0.347, SLG: 0.371					G5-3				F9		K		5	0	0	0	0	2	2							
Pete Schourek, L (1.1) ERA: 4.31													1	0	0	0	1	1	0							
Marc Wilkins, R (7.1) ERA: 4.4													0	0	0	0	0	0	0							
Keith Osk, R (7, PH) OBP: 0.200, SLG: 0.200													1	0	0	0	0	1	0							
Jason Christiansen, R (8.1) ERA: 4.4													0	0	0	0	0	0	0							
Brian Giles, L (8.9) OBP: 0.447, SLG: 0.659											SH1-4 BB		1	0	0	0	1	0	0							
Inning Stats	R: 1 E: 0 K: 1 S: 12	H: 1 LOB: 2 BB: 27	R: 0 E: 0 K: 6 S: 6	H: 0 LOB: 1 BB: 12	R: 1 E: 0 K: 1 S: 14	H: 2 LOB: 2 BB: 1 P: 26	R: 0 E: 0 K: 1 S: 7	H: 0 LOB: 0 BB: 0 P: 11	R: 0 E: 0 K: 0 S: 7	H: 0 LOB: 1 BB: 1 P: 14	R: 0 E: 0 K: 3 S: 14	H: 1 LOB: 2 BB: 0 P: 19	R: 1 E: 0 K: 0 S: 8	H: 1 LOB: 0 BB: 0 P: 9	R: 0 E: 0 K: 0 S: 11	H: 0 LOB: 1 BB: 1 P: 21	R: 0 E: 0 K: 2 S: 8	H: 1 LOB: 2 BB: 12	R: 0 E: 0 K: 0 S: 3	H: 0 LOB: 1 BB: 0 P: 7	R: 1 E: 0 K: 0 S: 3	H: 2 LOB: 1 BB: 0 P: 4	1B: 5 2B: 2 3B: 0 HR: 1	SF: 0 SAC: 1 DP: 0 HBP: 0	WP: 1 PB: 0 SB: 1 CS: 1	PA: 51
PITCHER	IP	WLS	BF	H	R	ER	SO	BB	IBB	HBP	BLK	WP	HR	S	P	ERA	WHIP									
Shawn Estes, L (1.1) ERA: 4.31	6.2	30	4	2	2	7	7	5	0	0	0	0	0	65	118	2.70	1.350									
Jerry Spradlin, R (7.1) ERA: 11.05	0.1	H	1	0	0	1	0	0	0	0	0	0	0	3	3	0.00	0.000									
John Johnstone, R (8.1) ERA: 4.4	1.0	B	4	1	1	1	0	0	0	0	0	0	1	8	9	9.00	1.000									
Rich Rodriguez, L (8.1) ERA: 3.38	1.0	L	4	0	0	0	0	1	0	0	0	0	0	11	21	0.00	1.000									
Felix Rodriguez, R (10.1) ERA: 4.3	2.1	L	12	3	1	1	2	2	0	0	0	1	0	14	23	3.86	2.143									

San Francisco Giants @ Pittsburgh Pirates
 Three Rivers Stadium, Pittsburgh, PA
 Wed May 05 1999, 7:05 PM EDT
 Att. 14,358 - Unknown - 75 F

AB 42
 R 4
 H 8
 RBI 4
 BB 8
 SO 10
 LOB 20



Batter	1	2	3	4	5	6	7	8	9	AB	R	H	RBI	BB	SO	LOB	TOP		
Fernando Vina, L (1,4) OBP: 0.385, SLG: 0.385	L6		G3				G6-3		G4-3	5	0	1	0	0	0	2			
Geoff Jenkins, L (1,7) OBP: 0.388, SLG: 0.592	F7						G3-1			4	1	1	0	0	0	3			
Jeff Cirillo, R (1,5) OBP: 0.414, SLG: 0.482	PB						F8			4	1	2	1	0	0	0			
Jeremy Burnitz, L (1,9) OBP: 0.387, SLG: 0.598	G3-1						F8			4	0	0	0	0	0	2			
Sean Berry, R (1,3) OBP: 0.342, SLG: 0.375										4	0	2	0	0	0	0			
Dave Nilsson, L (1,2) OBP: 0.326, SLG: 0.474										1	0	0	0	0	0	1			
Bobby Hughes, R (3,PH) OBP: 0.242, SLG: 0.455										3	0	0	0	0	1	2			
Marquis Grissom, R (1,8) OBP: 0.282, SLG: 0.343										3	0	0	0	1	1				
Mark Loretta, R (1,6) OBP: 0.311, SLG: 0.366										4	0	1	0	0	2	1			
52 Rafael Roque, L (1,1) OBP: 0.200, SLG: 0.111										2	0	1	0	0	1	2			
David Weathers, R (4,1) OBP: 0.333, SLG: 0.200										0	0	0	0	0	0	0			
Lou Collier, R (7,PH) OBP: 0.353, SLG: 0.214										0	1	0	0	1	0	0			
Eric Plunk, R (7,1) OBP: 0.412, SLG: 0.393										1	0	0	0	0	0	0			
Rich Becker, L (9,PH) OBP: 0.412, SLG: 0.393										1	0	0	0	0	0	1			
Inning Stats	R: 0 E: 0 K: 0 S: 11	H: 1 LOB: 1 BB: 0 P: 20	R: 0 E: 0 K: 1 S: 11	H: 2 LOB: 2 BB: 0 P: 20	R: 2 E: 1 K: 0 S: 14	H: 2 LOB: 1 BB: 0 P: 21	R: 0 E: 0 K: 1 S: 9	H: 2 LOB: 2 BB: 0 P: 13	R: 0 E: 0 K: 2 S: 8	H: 0 LOB: 0 BB: 0 P: 8	R: 1 E: 0 K: 0 S: 7	H: 0 LOB: 0 BB: 1 P: 14	R: 0 E: 0 K: 0 S: 5	H: 1 LOB: 0 BB: 0 P: 9	R: 0 E: 0 K: 1 S: 10	H: 0 LOB: 1 BB: 1 P: 16	1B: 5 2B: 3 3B: 0 HR: 0	SF: 0 SAC: 0 DP: 1 HBP: 0	WP: 1 PA: 37 PB: 1 SB: 0 CS: 0
PITCHER	IP WLS BF H R ER SO BB IBB HBP BLK WP HR S P ERA WHIP																		
Chris Brock, R (1,1) ERA: 4.26	7.0 W 30 7 3 2 4 1 0 0 0 0 1 0 66 109 2.57 1.143																		
Alan Embree, L (8,1) ERA: 4.22	0.1 H 1 0 0 0 0 0 0 0 0 0 0 0 2 3 0.00 0.000																		
John Johnstone, R (8,1) ERA: 0.59	0.2 H 2 1 0 0 0 0 0 0 0 0 0 0 3 6 0.00 1.500																		
Robb Nen, R (9,1) ERA: 5.17	1.0 S 4 0 0 0 1 1 0 0 0 0 0 0 10 16 0.00 1.000																		

Milwaukee Brewers @ San Francisco Giants
3Com Park at Candlestick Point, San Francisco, CA

AB 35
R 3
H 8
RBI 1
BB 2
SO 5
LOB 15



WP: 1 PA: 37
PB: 1 SB: 0 CS: 0

Fri May 07 1999, 7:00 PM EDT
Att: 15,650 - Unknown - 59 F

livebaseballscores.com

Batter	1	2	3	4	5	6	7	8	9	AB	R	H	RBI	BB	SO	LOB	BOTTOM		
Marvin Benard, L (1,8) OBP: 0.316, SLG: 0.394	G4-3									4	0	0	0	1	2	2			
FP Santangelo, S (1,7) OBP: 0.421, SLG: 0.268										3	0	1	0	1	0	0			
Ellis Burks, R (1,9) OBP: 0.414, SLG: 0.461										4	2	2	0	0	1	1			
Jeff Kent, R (1,4) OBP: 0.415, SLG: 0.541										3	1	1	2	1	1	4			
Charlie Hayes, R (1,5) OBP: 0.265, SLG: 0.292										4	1	1	1	0	1	4			
Rich Aurilia, R (1,6) OBP: 0.385, SLG: 0.537										2	0	1	0	2	0	0			
J.T. Snow, L (1,3) OBP: 0.413, SLG: 0.419										4	0	1	1	0	2	3			
Scott Servais, R (1,2) OBP: 0.352, SLG: 0.413										3	0	0	0	1	1	2			
Chris Brock, R (1,1) OBP: 0.133, SLG: 0.071										3	0	0	0	0	0	2			
Alan Embree, L (8,1) ERA: 4.94										0	0	0	0	0	0	0			
John Johnstone, R (8,1) ERA: 2.35										0	0	0	0	0	0	0			
Edwards Guzman, L (8,PH) ERA: 2.77										1	0	0	0	0	0	0			
Robb Nen, R (9,1) ERA: 5.17										0	0	0	0	0	0	0			
Inning Stats	R: 2 E: 1 K: 1 S: 13	H: 1 LOB: 1 BB: 1 P: 24	R: 0 E: 0 K: 2 S: 10	H: 1 LOB: 2 BB: 1 P: 18	R: 2 E: 0 K: 1 S: 18	H: 3 LOB: 2 BB: 1 P: 32	R: 0 E: 0 K: 0 S: 9	H: 2 LOB: 3 BB: 1 P: 15	R: 0 E: 0 K: 2 S: 8	H: 0 LOB: 0 BB: 0 P: 11	R: 0 E: 0 K: 0 S: 6	H: 0 LOB: 0 BB: 0 P: 9	R: 0 E: 0 K: 1 S: 11	H: 0 LOB: 2 BB: 2 P: 22	R: 0 E: 0 K: 1 S: 5	H: 0 LOB: 0 BB: 0 P: 9	1B: 5 2B: 1 3B: 0 HR: 1	SF: 0 SAC: 0 DP: 0 HBP: 0	WP: 0 PA: 37 PB: 0 SB: 1 CS: 0
PITCHER	IP WLS BF H R ER SO BB IBB HBP BLK WP HR S P ERA WHIP																		
52 Rafael Roque, L (1,1) ERA: 4.94	3.1 L 21 7 4 4 4 4 0 0 0 0 0 0 16 23 0.00 0.000																		
David Weathers, R (4,1) ERA: 2.35	2.2 8 0 0 0 2 0 0 0 0 0 0 0 16 23 0.00 0.000																		
Eric Plunk, R (7,1) ERA: 2.77	2.0 8 0 0 0 2 2 0 0 0 0 0 0 16 31 0.00 1.000																		

Milwaukee Brewers @ San Francisco Giants
3Com Park at Candlestick Point, San Francisco, CA

AB 31
R 4
H 7
RBI 4
BB 6
SO 8
LOB 18



WP: 0 PA: 37
PB: 0 SB: 1 CS: 0

Fri May 07 1999, 7:00 PM EDT
Att: 15,650 - Unknown - 59 F

livebaseballscores.com

Batter	1	2	3	4	5	6	7	8	9	AB	R	H	RBI	BB	SO	LOB	TOP			
Fernando Vina, L OBP: 0.381, SLG: 0.380 (1, 4)										4	1	1	0	0	0	0	Milwaukee Brewers @ San Francisco Giants 3Com Park at Candlestick Point, San Francisco, CA Sat May 08 1999, 7:00 PM EDT Att: 20,144 - Sunny - 64 F			
Mark Loretta, R OBP: 0.309, SLG: 0.361 (1, 6)										4	1	1	0	0	0	1				
Jeff Cirillo, R OBP: 0.409, SLG: 0.469 (1, 5)										3	1	0	0	0	1	1				
Jeremy Burnitz, L OBP: 0.383, SLG: 0.594 (1, 9)										4	0	1	0	0	2	4				
Sean Berry, R OBP: 0.339, SLG: 0.380 (1, 3)										4	1	1	2	0	0	2				
Marquis Grissom, R OBP: 0.289, SLG: 0.343 (1, 8)										3	0	1	0	1	0	2				
Bobby Hughes, R OBP: 0.278, SLG: 0.457 (9, PH)										2	0	1	2	1	1	2				
Rich Becker, L OBP: 0.400, SLG: 0.379 (9, PH)										1	0	0	0	0	0	1				
Alex Ochoa, R OBP: 0.281, SLG: 0.357 (7, PH)										2	0	0	0	0	0	1				
Geoff Jenkins, L OBP: 0.390, SLG: 0.603 (7, 7)										2	0	1	0	0	0	0				
Steve Woodard, L OBP: 0.420, SLG: 0.308 (6, 1)										2	0	0	0	0	0	0				
Mike Myers, L OBP: 0.229, SLG: 0.222 (7, 1)										1	0	0	0	0	0	0				
Brian Banks, S OBP: 0.229, SLG: 0.222 (7, 1)										0	0	0	0	0	0	0				
Horacio Estrada, L OBP: 0.322, SLG: 0.498 (9, PH)										1	0	0	0	0	0	1				
Steve Falteisek, R OBP: 0.322, SLG: 0.498 (9, PH)										0	0	0	0	0	0	0				
Dave Nilsson, L OBP: 0.322, SLG: 0.498 (9, PH)										1	0	0	0	0	0	1				
Inning Stats	R: 4 E: 1 K: 1 S: 20	H: 3 LOB: 1 BB: 0 P: 33	R: 0 E: 0 K: 0 S: 7	H: 0 LOB: 0 BB: 0 P: 10	R: 0 E: 0 K: 0 S: 6	H: 0 LOB: 0 BB: 0 P: 9	R: 0 E: 0 K: 0 S: 7	H: 0 LOB: 1 BB: 1 P: 17	R: 0 E: 0 K: 0 S: 8	H: 1 LOB: 2 BB: 1 P: 15	R: 0 E: 0 K: 2 S: 9	H: 0 LOB: 1 BB: 0 P: 14	R: 0 E: 0 K: 2 S: 11	H: 1 LOB: 1 BB: 0 P: 19	R: 0 E: 0 K: 0 S: 9	H: 2 LOB: 1 BB: 0 P: 15	1B: 4 2B: 3 3B: 0 HR: 0	SF: 0 SAC: 0 DP: 1 HBP: 1	WP: 0 PB: 0 CS: 0	PA: 36
PITCHER	IP WLS BF H R ER SO BB IBB HBP BLK WP HR S P ERA WHIP																			
Kirk Rueter, L ERA: 6.25	(1, 1) 6.0 W 25 4 4 1 2 1 1 1 0 0 0 0 55 95 1.50 0.833																			
Jerry Spradlin, R ERA: 9.35	(7, 1) 1.1 H 5 1 0 0 1 0 0 0 0 0 0 0 3 25 0.00 0.750																			
Alan Embree, L ERA: 4.09	(8, 1) 0.1 H 1 0 0 0 1 0 0 0 0 0 0 0 3 5 0.00 0.000																			
John Johnstone, R ERA: 0.57	(8, 1) 0.1 H 1 0 0 0 0 0 0 0 0 0 0 2 3 0.00 0.000																			
Robb Nen, R ERA: 4.66	(9, 1) 1.0 S 4 2 0 0 0 0 0 0 0 0 0 0 9 15 0.00 2.000																			
Batter	1	2	3	4	5	6	7	8	9	AB	R	H	RBI	BB	SO	LOB	BOTTOM			
Marvin Benard, L OBP: 0.305, SLG: 0.380 (1, 8)										4	0	0	0	0	1	4	Milwaukee Brewers @ San Francisco Giants 3Com Park at Candlestick Point, San Francisco, CA Sat May 08 1999, 7:00 PM EDT Att: 20,144 - Sunny - 64 F			
Armando Rios, L OBP: 0.387, SLG: 0.519 (8, 9)										4	1	2	1	0	0	0				
Ellis Burks, R OBP: 0.417, SLG: 0.505 (1, 9)										4	2	2	1	0	0	1				
F.P. Santangelo, S OBP: 0.421, SLG: 0.268 (8, 7)										0	0	0	0	0	0	0				
Jeff Kent, R OBP: 0.417, SLG: 0.549 (1, 4)										4	1	2	2	0	0	0				
J.T. Snow, L OBP: 0.408, SLG: 0.407 (1, 3)										3	0	0	0	1	1	2				
Rich Aurilia, R OBP: 0.407, SLG: 0.566 (1, 6)										4	1	4	0	0	0	0				
Charlie Hayes, R OBP: 0.264, SLG: 0.290 (1, 5)										4	0	1	1	0	0	4				
Brent Mayne, L OBP: 0.385, SLG: 0.353 (1, 2)										4	1	2	1	0	0	3				
Kirk Rueter, L ERA: 6.25	(1, 1) 5.1 L 26 12 6 6 1 0 0 0 0 0 0 0 4 6 0.00 0.000																			
Mike Myers, L ERA: 9.82	(6, 1) 0.2 2 0 0 0 1 0 0 0 0 0 0 4 6 0.00 0.000																			
Horacio Estrada, L ERA: 3.38	(7, 1) 1.0 4 0 0 0 0 1 0 0 0 0 0 7 14 0.00 1.000																			
Steve Falteisek, R ERA: 3.38	(8, 1) 1.0 3 1 0 0 0 0 0 0 0 0 0 8 13 0.00 1.000																			
Inning Stats	R: 0 E: 0 K: 0 S: 6	H: 1 LOB: 0 BB: 0 P: 12	R: 0 E: 0 K: 0 S: 11	H: 1 LOB: 1 BB: 0 P: 17	R: 3 E: 1 K: 0 S: 13	H: 4 LOB: 1 BB: 0 P: 19	R: 0 E: 0 K: 0 S: 7	H: 1 LOB: 0 BB: 0 P: 11	R: 0 E: 0 K: 2 S: 18	H: 5 LOB: 2 BB: 0 P: 24	R: 0 E: 0 K: 0 S: 5	H: 0 LOB: 0 BB: 0 P: 8	R: 0 E: 0 K: 0 S: 10	H: 1 LOB: 1 BB: 1 P: 19	1B: 9 2B: 3 3B: 0 HR: 1	SF: 0 SAC: 1 DP: 4 HBP: 0	WP: 1 PB: 0 CS: 0	PA: 35		
PITCHER	IP WLS BF H R ER SO BB IBB HBP BLK WP HR S P ERA WHIP																			
Steve Woodard, R ERA: 4.25	(1, 1) 5.1 L 26 12 6 6 1 0 0 0 0 0 0 0 4 6 0.00 0.000																			
Mike Myers, L ERA: 9.82	(6, 1) 0.2 2 0 0 0 1 0 0 0 0 0 0 4 6 0.00 0.000																			
Horacio Estrada, L ERA: 3.38	(7, 1) 1.0 4 0 0 0 0 1 0 0 0 0 0 7 14 0.00 1.000																			
Steve Falteisek, R ERA: 3.38	(8, 1) 1.0 3 1 0 0 0 0 0 0 0 0 0 8 13 0.00 1.000																			

Batter	1	2	3	4	5	6	7	8	9	AB	R	H	RBI	BB	SO	LOB	TOP										
Fernando Vina, L (1.4) OBP: 0.368, SLG: 0.365 Lou Collier, R (9.6) OBP: 0.353, SLG: 0.214	G6-3		G3		F7		G4-3		F7	5	0	0	0	0	0	0	Milwaukee Brewers @ San Francisco Giants 3Com Park at Candlestick Point, San Francisco, CA Sun May 09 1999, 7:00 PM EDT Att: 35,054 - Unknown - 61 F livebaseballscorecards.com										
Geoff Jenkins, L (1.7) OBP: 0.384, SLG: 0.584	G3		E4		E4		G3			4	0	1	0	0	0												
Jeff Cirillo, R (1.5) OBP: 0.397, SLG: 0.453	G6-3		P2		E5		F8			4	0	0	0	0	2												
Jeremy Burnitz, L (1.9) OBP: 0.371, SLG: 0.571			G4-3		F8				K	4	0	0	0	1	3												
Sean Berry, R (1.3) OBP: 0.336, SLG: 0.402					F8				F8	4	1	1	1	0	0												
Dave Nilsson, L (1.2) OBP: 0.341, SLG: 0.481									E7	4	1	3	0	0	0												
Marquis Grissom, R (1.8) OBP: 0.288, SLG: 0.349									K	4	1	1	1	0	1												
Mark Loretta, R (1.6) OBP: 0.307, SLG: 0.356									G6-3	4	0	1	1	0	1												
Hideo Nomo, R (1.1) Al Reyes, R (7.1) Mike Myers, L (8.1) Bob Wickman, R (8.1) Rich Becker, L (8.8) OBP: 0.389, SLG: 0.367									P5	3	0	0	0	0	1												
Inning Stats	R: 0 E: 0 K: 0 S: 8	H: 0 LOB: 0 BB: 0 P: 11	R: 2 E: 0 K: 1 S: 17	H: 3 LOB: 1 BB: 0 P: 27	R: 0 E: 1 K: 0 S: 12	H: 0 LOB: 1 BB: 0 P: 18	R: 0 E: 0 K: 1 S: 10	H: 1 LOB: 1 BB: 0 P: 16	R: 0 E: 0 K: 0 S: 13	H: 1 LOB: 2 BB: 0 P: 20	R: 1 E: 0 K: 0 S: 12	H: 2 LOB: 1 BB: 0 P: 20	R: 0 E: 0 K: 0 S: 6	H: 0 LOB: 0 BB: 0 P: 8	R: 0 E: 1 K: 2 S: 10	H: 0 LOB: 1 BB: 0 P: 16		R: 0 E: 0 K: 0 S: 8	H: 0 LOB: 0 BB: 0 P: 12	1B: 5 2B: 1 3B: 0 HR: 1	SF: 0 SAC: 0 DP: 0 HBP: 0	WP: 0 PB: 0 CS: 0	PA: 37				
PITCHER	IP	WLS	BF	H	R	ER	SO	BB	IBB	HBP	BLK	WP	HR	S	P	ERA	WHIP										
Mark Gardner, R (1.1) ERA: 9.5	5.0	L	22	5	2	2	2	0	0	0	0	0	0	60	92	3.60	1.000										
Joe Nathan, R (6.1) ERA: 2.35	2.0		8	2	1	1	0	0	0	0	0	0	1	18	28	4.50	1.000										
Rich Rodriguez, L (8.1) ERA: 3.12	0.2		3	0	0	0	1	0	0	0	0	0	0	7	11	0.00	0.000										
Jerry Spradlin, R (8.1) ERA: 8.88	0.2		2	0	0	0	1	0	0	0	0	0	0	6	8	0.00	0.000										
Alan Embree, L (9.1) ERA: 3.89	0.2		2	0	0	0	0	0	0	0	0	0	0	5	9	0.00	0.000										

Batter	1	2	3	4	5	6	7	8	9	AB	R	H	RBI	BB	SO	LOB	BOTTOM										
Armando Rios, L (1.8) OBP: 0.343, SLG: 0.469	G3		G4-3				K		G3	5	0	1	0	0	1	2	Milwaukee Brewers @ San Francisco Giants 3Com Park at Candlestick Point, San Francisco, CA Sun May 09 1999, 7:00 PM EDT Att: 35,054 - Unknown - 61 F livebaseballscorecards.com										
Rich Aurilia, R (1.6) OBP: 0.411, SLG: 0.559									G6-3	3	0	1	0	1	0												
Ellis Burks, R (1.9) OBP: 0.403, SLG: 0.485									F8	4	0	0	0	0	1												
Jeff Kent, R (1.4) OBP: 0.413, SLG: 0.538									K	4	0	1	0	0	1												
J.T. Snow, L (1.3) OBP: 0.403, SLG: 0.402									P6	4	0	1	0	0	2												
Stan Javier, S (1.7) OBP: 0.333, SLG: 0.438 Alan Embree, L (9.1)										4	2	2	0	0	0												
Charlie Hayes, R (1.5) OBP: 0.264, SLG: 0.281										0	0	0	0	0	0												
Scott Servais, R (1.2) OBP: 0.339, SLG: 0.396 Brent Mayne, L (7. PH) OBP: 0.400, SLG: 0.362										2	0	0	1	0	0												
Mark Gardner, R (1.1) OBP: 0.288, SLG: 0.167 Joe Nathan, R (6.1) Marvin Benard, L (7. PH) OBP: 0.303, SLG: 0.376 Rich Rodriguez, L (8.1) Jerry Spradlin, S (8.1) F.P. Santangelo, S (9.7) OBP: 0.144, SLG: 0.252										2	0	0	0	0	1												
Inning Stats	R: 0 E: 0 K: 0 S: 4	H: 1 LOB: 1 BB: 0 P: 6	R: 1 E: 0 K: 2 S: 12	H: 1 LOB: 1 BB: 1 P: 24	R: 0 E: 0 K: 1 S: 8	H: 0 LOB: 0 BB: 1 P: 16	R: 0 E: 0 K: 1 S: 6	H: 0 LOB: 0 BB: 0 P: 11	R: 0 E: 0 K: 1 S: 7	H: 0 LOB: 0 BB: 0 P: 11	R: 1 E: 0 K: 2 S: 14	H: 2 LOB: 1 BB: 0 P: 21	R: 0 E: 0 K: 0 S: 9	H: 2 LOB: 2 BB: 0 P: 14	R: 0 E: 0 K: 1 S: 6	H: 0 LOB: 1 BB: 1 P: 11		1B: 7 2B: 0 3B: 0 HR: 0	SF: 0 SAC: 0 DP: 0 HBP: 0	WP: 0 PB: 0 CS: 0	PA: 37						
PITCHER	IP	WLS	BF	H	R	ER	SO	BB	IBB	HBP	BLK	WP	HR	S	P	ERA	WHIP										
Hideo Nomo, R (1.1) ERA: 1.42	6.1	W	26	5	2	1	6	2	0	0	0	0	0	55	95	1.42	1.105										
Al Reyes, R (7.1) ERA: 1.13	1.1	H	5	1	0	0	1	0	0	0	0	0	0	10	17	0.00	0.750										
Mike Myers, L (8.1) ERA: 9.82	0.0		1	1	0	0	0	0	0	0	0	0	0	2	4	∞	∞										
Bob Wickman, R (8.1) ERA: 3.38	1.1	S	5	0	0	0	1	1	0	0	0	0	0	7	12	0.00	0.750										

Batter	1	2	3	4	5	6	7	8	9	AB	R	H	RBI	BB	SO	LOB	TOP					
Otis Nixon, S (1, 7) <small>OBP: 0.293, SLG: 0.190</small>										2	0	0	0	2	1	0	Atlanta Braves @ San Francisco Giants 3Com Park at Candlestick Point, San Francisco, CA Mon May 10 1999, 10:05 PM EDT Att: 14,694 - Cloudy - 58 F					
Bret Boone, R (1, 4) <small>OBP: 0.328, SLG: 0.468</small>										3	1	1	1	1	1	1						
10 Chipper Jones, S (1, 5) <small>OBP: 0.344, SLG: 0.491</small>										4	0	1	0	0	1	3						
Brian Jordan, R (1, 9) <small>OBP: 0.381, SLG: 0.557</small>										4	0	0	0	0	1	3						
Ryan Klesko, L (1, 3) <small>OBP: 0.338, SLG: 0.507</small>										4	0	0	0	0	1	3						
Andruw Jones, R (1, 8) <small>OBP: 0.382, SLG: 0.518</small>										3	0	2	0	0	1	0						
Eddie Pérez, R (1, 2) <small>OBP: 0.293, SLG: 0.293</small>									3	0	0	0	0	1	1							
Walt Weiss, S (1, 6) <small>OBP: 0.321, SLG: 0.310</small>									3	0	0	0	0	1	0							
29 John Smoltz, R (1, 1) <small>OBP: 0.333, SLG: 0.444</small> Keith Lockhart, L (8, PH) <small>OBP: 0.296, SLG: 0.250</small> 30 Kevin McGlinchy, R (8, 1)										2	0	0	0	0	0	0						
Inning Stats	R: 1 E: 0 K: 1 S: 16	H: 2 LOB: 1 BB: 0 P: 26	R: 0 E: 0 K: 2 S: 11	H: 0 LOB: 0 BB: 0 P: 14	R: 0 E: 0 K: 0 S: 8	H: 0 LOB: 0 BB: 0 P: 12	R: 0 E: 0 K: 0 S: 5	H: 0 LOB: 0 BB: 0 P: 7	R: 0 E: 0 K: 1 S: 8	H: 1 LOB: 1 BB: 0 P: 16	R: 0 E: 0 K: 0 S: 7	H: 0 LOB: 1 BB: 1 P: 13	R: 0 E: 0 K: 0 S: 5	H: 1 LOB: 1 BB: 0 P: 8	R: 0 E: 0 K: 0 S: 8	H: 0 LOB: 0 BB: 2 P: 10	R: 0 E: 0 K: 3 S: 10	H: 0 LOB: 2 BB: 2 P: 22	1B: 3 2B: 0 3B: 0 HR: 1	SF: 0 SAC: 0 DP: 1 HBP: 0	WP: 0 PB: 0 SB: 0 CS: 0	PA: 32
PITCHER	IP WLS BF H R ER SO BB IBB HBP BLK WP HR S P ERA WHIP																					
Russ Ortiz, R (1, 1) <small>ERA: 2.49</small> Robb Nen, R (9, 1) <small>ERA: 4.58</small>	8.0 W 28 4 1 1 5 2 0 0 0 0 0 1 69 111 1.12 0.750																					

Batter	1	2	3	4	5	6	7	8	9	AB	R	H	RBI	BB	SO	LOB	BOTTOM			
Marvin Benard, L (1, 8) <small>OBP: 0.309, SLG: 0.375</small>										3	1	1	0	1	1	0	Atlanta Braves @ San Francisco Giants 3Com Park at Candlestick Point, San Francisco, CA Mon May 10 1999, 10:05 PM EDT Att: 14,694 - Cloudy - 58 F			
Stan Javier, S (1, 7) <small>OBP: 0.343, SLG: 0.446</small>										3	2	2	0	0	1	0				
Ellis Burks, R (1, 9) <small>OBP: 0.407, SLG: 0.510</small>										3	1	1	3	1	1	2				
Jeff Kent, R (1, 4) <small>OBP: 0.408, SLG: 0.529</small>										4	0	1	1	0	1	2				
J.T. Snow, L (1, 3) <small>OBP: 0.399, SLG: 0.397</small>										4	0	1	0	0	2	1				
Charlie Hayes, R (1, 5) <small>OBP: 0.274, SLG: 0.278</small>										1	0	0	0	2	0	1				
Brent Mayne, L (1, 2) <small>OBP: 0.398, SLG: 0.361</small>										3	0	1	0	0	1	2				
Rich Aurilia, R (1, 6) <small>OBP: 0.400, SLG: 0.543</small>										3	0	0	0	0	2	2				
Russ Ortiz, R (1, 1) <small>OBP: 0.150, SLG: 0.150</small> Robb Nen, R (9, 1)										3	0	0	0	0	0	2				
Inning Stats	R: 3 E: 0 K: 3 S: 20	H: 3 LOB: 1 BB: 1 P: 28	R: 0 E: 0 K: 2 S: 10	H: 0 LOB: 0 BB: 0 P: 14	R: 0 E: 0 K: 1 S: 8	H: 0 LOB: 0 BB: 1 P: 14	R: 0 E: 0 K: 1 S: 12	H: 2 LOB: 0 BB: 0 P: 15	R: 0 E: 0 K: 0 S: 8	H: 0 LOB: 1 BB: 0 P: 12	R: 0 E: 0 K: 1 S: 7	H: 0 LOB: 0 BB: 1 P: 11	R: 0 E: 0 K: 0 S: 6	H: 0 LOB: 0 BB: 1 P: 10	R: 1 E: 1 K: 1 S: 9	H: 2 LOB: 0 BB: 0 P: 15	1B: 6 2B: 0 3B: 0 HR: 1	SF: 0 SAC: 1 DP: 2 HBP: 0	WP: 0 PB: 0 SB: 1 CS: 2	PA: 33
PITCHER	IP WLS BF H R ER SO BB IBB HBP BLK WP HR S P ERA WHIP																			
29 John Smoltz, R (1, 1) <small>ERA: 1.99</small> 30 Kevin McGlinchy, R (8, 1) <small>ERA: 1.29</small>	7.0 L 28 5 3 3 8 4 0 0 0 0 0 0 71 104 3.86 1.286																			

Batter	1	2	3	4	5	6	7	8	9	AB	R	H	RBI	BB	SO	LOB	TOP																	
Otis Nixon, S <small>OBP: 0.308, SLG: 0.195</small> 										3	0	1	0	2	0	1	Atlanta Braves @ San Francisco Giants 3Com Park at Candlestick Point, San Francisco, CA <small>Wed May 12 1999, 4:05 PM EDT</small> <small>Att: 18,550 - Sunny - 56 F</small>																	
Bret Boone, R <small>OBP: 0.340, SLG: 0.466</small> 										3	0	0	0	2	2																			
10 Chipper Jones, S <small>OBP: 0.359, SLG: 0.480</small> 										1	0	0	0	4	1	2																		
Brian Jordan, R <small>OBP: 0.374, SLG: 0.562</small> 										5	0	1	0	0	2	8																		
Ryan Klesko, L <small>OBP: 0.354, SLG: 0.542</small> 										5	1	2	1	0	1	6																		
Andruw Jones, R <small>OBP: 0.365, SLG: 0.516</small> 										4	0	0	0	0	0	4																		
Eddie Pérez, R <small>OBP: 0.294, SLG: 0.300</small> 										4	0	2	0	0	0	4																		
Ozzie Guillen, L <small>OBP: 0.129, SLG: 0.161</small> 										4	0	0	0	0	0	2																		
Kevin Millwood, R <small>OBP: 0.200, SLG: 0.214</small> Walt Weiss, S <small>OBP: 0.330, SLG: 0.333</small> Mike Remlinger, L <small>OBP: 0.276, SLG: 0.231</small> Keith Lockhart, L <small>OBP: 0.276, SLG: 0.231</small> John Hudek, S <small>OBP: 0.276, SLG: 0.231</small>										2	0	0	0	0	1	0																		
Inning Stats	R: 0 E: 0 K: 3 S: 11	H: 0 LOB: 2 BB: 2 P: 24	R: 0 E: 0 K: 0 S: 8	H: 1 LOB: 0 BB: 0 P: 10	R: 0 E: 0 K: 2 S: 12	H: 0 LOB: 0 BB: 0 P: 16	R: 0 E: 0 K: 0 S: 8	H: 1 LOB: 2 BB: 1 P: 23	R: 0 E: 0 K: 1 S: 12	H: 1 LOB: 1 BB: 0 P: 16	R: 0 E: 0 K: 0 S: 10	H: 1 LOB: 3 BB: 2 P: 20	R: 0 E: 0 K: 1 S: 17	H: 1 LOB: 2 BB: 2 P: 32	R: 1 E: 0 K: 1 S: 11	H: 2 LOB: 1 BB: 0 P: 19			R: 0 E: 0 K: 0 S: 9	H: 0 LOB: 2 BB: 2 P: 21	1B: 4 2B: 2 3B: 0 HR: 1	SF: 0 SAC: 0 DP: 1 HBP: 0	WP: 1 PB: 0 SB: 1 CS: 1	PA: 41										
PITCHER	IP WLS BF H R ER SO BB IBB HBP BLK WP HR S P ERA WHIP																	IP WLS BF H R ER SO BB IBB HBP BLK WP HR S P ERA WHIP																
Chris Brock, R <small>ERA: 3.74</small>	5.1	W	23	4	0	0	6	4	0	0	0	1	1	0	57	103	0.00	1.500																
John Johnstone, R <small>ERA: 0.5</small>	0.2	H	2	0	0	0	0	0	0	0	0	0	0	0	4	6	0.00	0.000																
Joe Nathan, R <small>ERA: 2.52</small>	2.0		11	3	1	1	2	2	0	0	0	0	0	1	28	51	4.50	2.500																
Robb Nen, R <small>ERA: 4.12</small>	1.0		5	0	0	0	0	2	0	0	0	0	0	0	9	21	0.00	2.000																

Batter	1	2	3	4	5	6	7	8	9	AB	R	H	RBI	BB	SO	LOB	BOTTOM																	
Marvin Benard, L <small>OBP: 0.310, SLG: 0.368</small> Robb Nen, R										4	1	1	0	1	0	3	Atlanta Braves @ San Francisco Giants 3Com Park at Candlestick Point, San Francisco, CA <small>Wed May 12 1999, 4:05 PM EDT</small> <small>Att: 18,550 - Sunny - 56 F</small>																	
Stan Javier, S <small>OBP: 0.336, SLG: 0.416</small>										4	1	0	1	0	0	3																		
Armando Rios, L <small>OBP: 0.333, SLG: 0.444</small>										4	1	1	1	0	1	2																		
Jeff Kent, R <small>OBP: 0.401, SLG: 0.504</small>										4	0	0	0	0	1	2																		
J.T. Snow, L <small>OBP: 0.392, SLG: 0.397</small>										4	0	2	1	0	1	0																		
Charlie Hayes, R <small>OBP: 0.273, SLG: 0.269</small>										4	0	1	0	0	1	3																		
Brent Mayne, L <small>OBP: 0.416, SLG: 0.397</small>										4	1	3	1	0	0	1																		
Wilson Delgado, S <small>OBP: 0.500, SLG: 0.750</small> John Johnstone, R <small>OBP: 0.391, SLG: 0.250</small>										3	1	2	0	0	0	2																		
Chris Brock, R <small>OBP: 0.176, SLG: 0.125</small> Rich Aurilia, R <small>OBP: 0.398, SLG: 0.536</small>										2	0	1	0	0	1	0																		
Inning Stats	R: 3 E: 1 K: 1 S: 16	H: 4 LOB: 2 BB: 0 P: 22	R: 0 E: 0 K: 2 S: 18	H: 0 LOB: 1 BB: 1 P: 27	R: 0 E: 0 K: 1 S: 19	H: 1 LOB: 1 BB: 0 P: 27	R: 1 E: 0 K: 0 S: 9	H: 2 LOB: 1 BB: 0 P: 12	R: 0 E: 0 K: 0 S: 12	H: 3 LOB: 2 BB: 0 P: 16	R: 0 E: 0 K: 0 S: 8	H: 0 LOB: 0 BB: 0 P: 9	R: 0 E: 0 K: 0 S: 12	H: 0 LOB: 0 BB: 0 P: 16	R: 1 E: 0 K: 0 S: 13	H: 2 LOB: 1 BB: 0 P: 22			1B: 10 2B: 2 3B: 0 HR: 0	SF: 0 SAC: 0 DP: 0 HBP: 0	WP: 0 PB: 0 SB: 0 CS: 0	PA: 37												
PITCHER	IP WLS BF H R ER SO BB IBB HBP BLK WP HR S P ERA WHIP																	IP WLS BF H R ER SO BB IBB HBP BLK WP HR S P ERA WHIP																
Kevin Millwood, R <small>ERA: 3.98</small>	6.0	L	29	10	4	2	5	1	0	0	0	0	0	0	82	113	3.00	1.833																
Mike Remlinger, L <small>ERA: 2.13</small>	1.0		3	0	0	0	0	0	0	0	0	0	0	0	12	16	0.00	0.000																
John Hudek, R <small>ERA: 10.38</small>	1.0		5	2	1	1	0	0	0	0	0	0	0	0	13	22	9.00	2.000																

Batter	1	2	3	4	5	6	7	8	9	AB	R	H	RBI	BB	SO	LOB	TOP					
Stan Javier, S OBP: 0.336, SLG: 0.411 (1,7)	K		G5-3			SF9 1B		BB 2B 1B	K	5	2	2	0	0	2	0	San Francisco Giants @ Houston Astros Astrodome, Houston, TX Sat May 15 1999, 8:05 PM EDT Att: 40,871 - Dome - 72 F					
F.P. Santangelo, S OBP: 0.406, SLG: 0.255 (1,8)	K			F8		1B		2B 1B BB		3	1	1	0	1	1	0						
Ellis Burks, R OBP: 0.419, SLG: 0.491 Armando Rios, L OBP: 0.318, SLG: 0.439 (7,9)				P3		1B		BB 1B 2B		2	0	1	0	1	0	0						
Jeff Kent, R OBP: 0.396, SLG: 0.496 Ramon Martinez, R OBP: 0.320, SLG: 0.413 (7,4)	G1-3			G5-3		SF9		F8		2	0	0	1	0	0	1						
Charlie Hayes, R OBP: 0.271, SLG: 0.277 (1,5)			G5-3		G6-3	G6-3		1B		4	0	1	1	0	0	2						
Rich Aurilia, R OBP: 0.377, SLG: 0.504 Alan Embree, L (7,1)			F9		G6-3		G6-3	3-H 2-2 X		3	0	0	0	0	0	0						
Manvin Benard, L (8, PH) Rich Rodriguez, L (8, 1)								G4-6-3 1-2 2-H		1	0	1	1	0	0	0						
J.T. Snow, L OBP: 0.391, SLG: 0.398 (1,3)			P6				K	G4-6-3 1-2		4	0	0	0	0	2	2						
Scott Servais, R OBP: 0.354, SLG: 0.474 (1,2)			L8			HR		F7		4	1	2	1	0	0	0						
Mark Gardner, R OBP: 0.250, SLG: 0.143 Felix Rodriguez, R OBP: 0.333, SLG: 1.333 Wilson Delgado, S OBP: 0.333, SLG: 0.500 (7,6)			G5-3			G6-3		K	K	1	0	0	0	0	0	0						
									K	2	0	0	0	0	2	1						
Inning Stats	R: 0 E: 0 K: 2 S: 10	H: 0 LOB: 1 BB: 1 P: 17	R: 0 E: 0 K: 0 S: 6	H: 0 LOB: 0 BB: 0 P: 9	R: 0 E: 0 K: 0 S: 6	H: 0 LOB: 0 BB: 0 P: 9	R: 0 E: 0 K: 0 S: 6	H: 0 LOB: 0 BB: 0 P: 14	R: 2 E: 0 K: 0 S: 18	H: 4 LOB: 2 BB: 0 P: 29	R: 0 E: 0 K: 2 S: 11	H: 1 LOB: 1 BB: 0 P: 17	R: 3 E: 0 K: 0 S: 21	H: 4 LOB: 1 BB: 1 P: 32	R: 0 E: 0 K: 2 S: 9	H: 0 LOB: 0 BB: 0 P: 12		1B: 7 2B: 1 3B: 0 HR: 1	SF: 1 SAC: 0 DP: 1 HBP: 0	WP: 0 PB: 0 SB: 0 CS: 0	PA: 37	
PITCHER	IP WLS BF H R ER SO BB IBB HBP BLK WP HR S P ERA WHIP	IP WLS BF H R ER SO BB IBB HBP BLK WP HR S P ERA WHIP	IP WLS BF H R ER SO BB IBB HBP BLK WP HR S P ERA WHIP	IP WLS BF H R ER SO BB IBB HBP BLK WP HR S P ERA WHIP	IP WLS BF H R ER SO BB IBB HBP BLK WP HR S P ERA WHIP	IP WLS BF H R ER SO BB IBB HBP BLK WP HR S P ERA WHIP	IP WLS BF H R ER SO BB IBB HBP BLK WP HR S P ERA WHIP	IP WLS BF H R ER SO BB IBB HBP BLK WP HR S P ERA WHIP	IP WLS BF H R ER SO BB IBB HBP BLK WP HR S P ERA WHIP	IP WLS BF H R ER SO BB IBB HBP BLK WP HR S P ERA WHIP	IP WLS BF H R ER SO BB IBB HBP BLK WP HR S P ERA WHIP	IP WLS BF H R ER SO BB IBB HBP BLK WP HR S P ERA WHIP	IP WLS BF H R ER SO BB IBB HBP BLK WP HR S P ERA WHIP	IP WLS BF H R ER SO BB IBB HBP BLK WP HR S P ERA WHIP	IP WLS BF H R ER SO BB IBB HBP BLK WP HR S P ERA WHIP	IP WLS BF H R ER SO BB IBB HBP BLK WP HR S P ERA WHIP	IP WLS BF H R ER SO BB IBB HBP BLK WP HR S P ERA WHIP					
Mike Hampton, L ERA: 2.8 (1,1)	7.0	W	27	5	2	2	5	1	0	0	0	0	0	0	0	0	0	1	63	104	2.57	0.857
Brian Williams, R ERA: 4.15 (8,1)	0.1		6	4	3	3	0	1	0	0	0	0	0	0	0	0	0	0	19	30	81.00	15.000
Scott Elarton, R ERA: 1.27 (8,1)	1.2		4	0	0	0	2	0	0	0	0	0	0	0	0	0	0	0	11	14	0.00	0.000

Batter	1	2	3	4	5	6	7	8	9	AB	R	H	RBI	BB	SO	LOB	BOTTOM					
Craig Biggio, R OBP: 0.391, SLG: 0.507 (1,4)	G4-6-3 1B		FC6-4 HBP			HR		2B		4	1	4	4	0	0	0	San Francisco Giants @ Houston Astros Astrodome, Houston, TX Sat May 15 1999, 8:05 PM EDT Att: 40,871 - Dome - 72 F					
Derek Bell, R OBP: 0.321, SLG: 0.437 (1,9)	G4-6-3 1-2		FC6-4 5 HR		K	F7		P4		5	1	0	1	0	1	6						
Jeff Bagwell, R OBP: 0.433, SLG: 0.638 (1,3)	G1-3		HR		BB	F8				3	2	1	3	1	0	2						
Ken Caminiti, S OBP: 0.403, SLG: 0.414 (1,5)		L9	G3		BB	K				3	1	0	0	1	1	2						
Carl Everett, S OBP: 0.379, SLG: 0.453 (1,8)		F7		F9		E9 1B		G4-6-3 1B		4	0	2	1	0	0	0						
Richard Hidalgo, R OBP: 0.333, SLG: 0.500 (1,7)		K		K		P3		F8		4	0	0	0	0	2	2						
Paul Bako, L OBP: 0.487, SLG: 0.560 (1,2)			HBP FC6-4 2B		K	K		G4-6-3 1-2		4	1	1	0	0	2	2						
Tim Lincecum, R OBP: 0.364, SLG: 0.397 (1,6)			FC6-4 5 HR BB		BB	1B		G6-3		3	3	2	0	1	0	0						
Mike Hampton, R OBP: 0.421, SLG: 0.588 Brian Williams, R OBP: 0.500, SLG: 0.500 Scott Elarton, R (8,1)			K		K	HR		K		3	1	2	0	0	1	2						
										0	0	0	0	0	0	0						
										1	0	0	0	0	1	0						
Inning Stats	R: 0 E: 0 K: 0 S: 5	H: 1 LOB: 0 BB: 0 P: 6	R: 0 E: 0 K: 1 S: 8	H: 0 LOB: 0 BB: 0 P: 13	R: 4 E: 0 K: 1 S: 14	H: 2 LOB: 1 BB: 1 P: 24	R: 0 E: 0 K: 2 S: 11	H: 0 LOB: 0 BB: 0 P: 17	R: 5 E: 1 K: 2 S: 17	H: 4 LOB: 1 BB: 2 P: 30	R: 1 E: 0 K: 0 S: 13	H: 3 LOB: 2 BB: 0 P: 18	R: 0 E: 0 K: 0 S: 8	H: 1 LOB: 1 BB: 0 P: 16	R: 0 E: 0 K: 1 S: 12	H: 1 LOB: 1 BB: 0 P: 19		1B: 8 2B: 2 3B: 0 HR: 2	SF: 0 SAC: 0 DP: 2 HBP: 1	WP: 0 PB: 0 SB: 0 CS: 0	PA: 38	
PITCHER	IP WLS BF H R ER SO BB IBB HBP BLK WP HR S P ERA WHIP	IP WLS BF H R ER SO BB IBB HBP BLK WP HR S P ERA WHIP	IP WLS BF H R ER SO BB IBB HBP BLK WP HR S P ERA WHIP	IP WLS BF H R ER SO BB IBB HBP BLK WP HR S P ERA WHIP	IP WLS BF H R ER SO BB IBB HBP BLK WP HR S P ERA WHIP	IP WLS BF H R ER SO BB IBB HBP BLK WP HR S P ERA WHIP	IP WLS BF H R ER SO BB IBB HBP BLK WP HR S P ERA WHIP	IP WLS BF H R ER SO BB IBB HBP BLK WP HR S P ERA WHIP	IP WLS BF H R ER SO BB IBB HBP BLK WP HR S P ERA WHIP	IP WLS BF H R ER SO BB IBB HBP BLK WP HR S P ERA WHIP	IP WLS BF H R ER SO BB IBB HBP BLK WP HR S P ERA WHIP	IP WLS BF H R ER SO BB IBB HBP BLK WP HR S P ERA WHIP	IP WLS BF H R ER SO BB IBB HBP BLK WP HR S P ERA WHIP	IP WLS BF H R ER SO BB IBB HBP BLK WP HR S P ERA WHIP	IP WLS BF H R ER SO BB IBB HBP BLK WP HR S P ERA WHIP	IP WLS BF H R ER SO BB IBB HBP BLK WP HR S P ERA WHIP						
Mark Gardner, R ERA: 10.88 (1,1)	4.1	L	22	6	9	8	5	3	0	0	0	0	0	0	0	0	0	2	49	83	16.61	2.077
Felix Rodriguez, R ERA: 4.19 (5,1)	1.2		9	4	1	1	2	0	0	0	0	0	0	0	0	0	0	0	19	25	5.40	2.400
Alan Embree, L ERA: 3.55 (7,1)	1.0		3	1	0	0	0	0	0	0	0	0	0	0	0	0	0	0	8	16	0.00	1.000
Rich Rodriguez, L ERA: 2.7 (8,1)	1.0		4	1	0	0	1	0	0	0	0	0	0	0	0	0	0	0	12	19	0.00	1.000

Batter	1	2	3	4	5	6	7	8	9	AB	R	H	RBI	BB	SO	LOB	TOP				
Tony Womack, L (1, 9) OBP: 0.324, SLG: 0.350	1-2 K	2-2 F8		1-1 1B		1-1 P5		3-1 F8		5	0	1	0	0	1	1					
Jay Bell, R (1, 4) OBP: 0.383, SLG: 0.615	4-2 HR		2-3 K	1-2 F8			0-1 2B	4-1 G4-3		3	2	1	0	2	1	1					
Luis Gonzalez, L (1, 7) OBP: 0.458, SLG: 0.722	2-1 1-H HR		2-1 P4		0-0 G3		2-2 1-3 HR	3-2 G4-3		5	2	3	2	0	0	1					
Matt Williams, R (1, 5) OBP: 0.377, SLG: 0.656	1-2 1B		3-3 K		2-2 P9		4-0 HR			3	1	1	0	2	1	1					
Travis Lee, L (1, 3) OBP: 0.317, SLG: 0.350	0-0 F9		4-2 1-2 BB		0-0 G3		1-0 HR			4	1	1	4	1	0	4					
Steve Finley, L (1, 8) OBP: 0.304, SLG: 0.441	1-1 F9		2-2 P2		4-0 1B		0-0 G4-3			4	0	1	0	1	0	3					
Kelly Stinnett, R (1, 2)		0-1 P3		3-1 HR		2-2 P6		3-2 F8		5	1	1	1	0	1	3					
Andy Fox, L (1, 6) OBP: 0.366, SLG: 0.421		0-0 1B		3-2 F7		2-0 F9		2-2 1B		5	0	2	0	0	1	1					
Armando Reynoso, R (1, 1) OBP: 0.231, SLG: 0.308		3-1 P4		1-0 G5-3		1-3 K		0-3 K		4	0	0	0	0	2	2					
Darren Holmes, R (7, 1)										0	0	0	0	0	0	0					
David Delucci, L (9, PH) OBP: 0.467, SLG: 0.480										1	0	0	0	0	1	1					
Greg Swindell, L (9, 1)										0	0	0	0	0	0	0					
Inning Stats	R: 2 E: 0 K: 1 S: 15	H: 2 LOB: 1 BB: 1 P: 24	R: 0 E: 0 K: 0 S: 9	H: 1 LOB: 1 BB: 0 P: 13	R: 0 E: 0 K: 2 S: 13	H: 0 LOB: 2 BB: 1 P: 26	R: 1 E: 0 K: 0 S: 15	H: 2 LOB: 1 BB: 0 P: 24	R: 0 E: 0 K: 0 S: 10	H: 0 LOB: 0 BB: 0 P: 10	R: 4 E: 0 K: 1 S: 18	H: 4 LOB: 1 BB: 1 P: 30	R: 0 E: 0 K: 0 S: 7	H: 0 LOB: 2 BB: 2 P: 22	R: 0 E: 0 K: 3 S: 11	H: 1 LOB: 1 BB: 0 P: 15	1B: 7 2B: 1 3B: 0 HR: 3	SF: 0 SAC: 0 DP: 0 HBP: 0	WP: 1 PB: 0 SB: 0 CS: 0	PA: 45	
PITCHER	IP	WLS	BF	H	R	ER	SO	BB	IBB	HBP	BLK	WP	HR	S	P	ERA	WHIP				
Chris Brock, R (1, 1) ERA: 4.01	6.0	L	29	7	4	4	4	2	1	0	0	1	2	70	117	6.00	1.500				
Rich Rodriguez, L (7, 1) ERA: 4.39	2.0		12	3	3	3	1	1	2	0	0	0	1	23	50	13.50	2.000				
Jerry Spradlin, R (9, 1) ERA: 8.59	1.0		4	1	0	0	3	0	0	0	0	0	0	11	15	0.00	1.000				

Arizona Diamondbacks @ San Francisco Giants
3Com Park at Candlestick Point, San Francisco, CA
Tue May 18 1999, 10:05 PM EDT
Att: 10,900 - Unknown - 59 F

AB 39
R 7
H 11
RBI 7
BB 6
SO 8
LOB 18



Batter	1	2	3	4	5	6	7	8	9	AB	R	H	RBI	BB	SO	LOB	BOTTOM					
Marvin Benard, L (1, 8) OBP: 0.309, SLG: 0.360	0-1 G4-3		2-2 G3		0-1 L4		2-2 FC5-4		0-0 E4	5	1	3	0	0	0	0						
Bill Mueller, S (1, 5) OBP: 0.286, SLG: 0.167	1-1 G4-3		2-0 G3		1-0 G6-3		2-3 K		0-0 1B	5	0	1	1	0	1	3						
Ellis Burks, R (1, 9) OBP: 0.400, SLG: 0.450	4-2 BB		3-3 K		0-0 1B		0-0 FC5-4		3-H 1B	4	1	1	0	1	2	4						
Jeff Kent, R (1, 4) OBP: 0.379, SLG: 0.466	3-3 K		1-1 G5-3		1-0 F8		0-0 FC5-4			4	0	0	0	0	1	5						
J.T. Snow, L (1, 3) OBP: 0.396, SLG: 0.421		1-0 BB		2-1 HR		0-0 1B		2-1 G3-1		4	1	3	1	0	0	0						
Stan Javier, S (1, 7) OBP: 0.346, SLG: 0.436		1-0 G1-2-3		1-1 G3		0-0 1B		2-3 K		3	0	1	1	1	1	0						
Rich Aurilia, R (1, 6) OBP: 0.373, SLG: 0.504		4-0 G1-2-3		1-1 F7		0-1 1B		1-2 K		2	0	1	0	1	0	0						
Jerry Spradlin, S (9, 1)		1-2 G1-2-3		2-3 BB		1-2 2-3		2-3 K		0	0	0	0	0	0	0						
Brent Mayne, L (1, 2) OBP: 0.396, SLG: 0.400		2-1 G1-2-3		0-3 K		0-2 G4-6-3				4	0	0	0	0	1	6						
Chris Brock, R (1, 1) OBP: 0.158, SLG: 0.111		1-2 2-3 3-H		0-1 P4				0-2 G6-3		2	0	0	0	0	1	2						
Rich Rodriguez, L (7, 1) ERA: 3.0										0	0	0	0	0	0	0						
Wilson Delgado, S (7, 6) OBP: 0.375, SLG: 0.500										2	0	1	0	0	0	0						
Armando Rios, L (8, PH) OBP: 0.319, SLG: 0.500										1	0	0	0	0	1	0						
Inning Stats	R: 0 E: 0 K: 1 S: 9	H: 0 LOB: 1 BB: 1 P: 17	R: 0 E: 0 K: 1 S: 7	H: 1 LOB: 2 BB: 2 P: 20	R: 0 E: 0 K: 1 S: 9	H: 1 LOB: 1 BB: 0 P: 17	R: 1 E: 0 K: 1 S: 9	H: 1 LOB: 0 BB: 0 P: 13	R: 0 E: 0 K: 0 S: 5	H: 0 LOB: 0 BB: 0 P: 6	R: 1 E: 0 K: 0 S: 10	H: 4 LOB: 2 BB: 0 P: 11	R: 0 E: 0 K: 1 S: 13	H: 2 LOB: 2 BB: 0 P: 18	R: 0 E: 0 K: 2 S: 9	H: 0 LOB: 0 BB: 0 P: 14	R: 1 E: 1 K: 1 S: 10	H: 2 LOB: 1 BB: 0 P: 11	1B: 9 2B: 1 3B: 0 HR: 1	SF: 0 SAC: 0 DP: 2 HBP: 0	WP: 0 PB: 0 SB: 0 CS: 0	PA: 39
PITCHER	IP	WLS	BF	H	R	ER	SO	BB	IBB	HBP	BLK	WP	HR	S	P	ERA	WHIP					
Armando Reynoso, R (1, 1) ERA: 3.89	6.0	W	28	9	2	2	4	3	0	0	0	0	0	56	94	3.00	2.000					
Darren Holmes, R (7, 1) ERA: 3.0	2.0		6	0	0	0	3	0	0	0	0	0	0	15	22	0.00	0.000					
Greg Swindell, L (9, 1) ERA: 4.42	1.0		5	2	1	0	1	0	0	0	0	0	0	10	11	0.00	2.000					

Arizona Diamondbacks @ San Francisco Giants
3Com Park at Candlestick Point, San Francisco, CA
Tue May 18 1999, 10:05 PM EDT
Att: 10,900 - Unknown - 59 F

AB 36
R 3
H 11
RBI 3
BB 3
SO 8
LOB 20



Batter	1	2	3	4	5	6	7	8	9	AB	R	H	RBI	BB	SO	LOB	TOP										
Craig Biggio, R OBP: 0.378, SLG: 0.500 (1, 4)	1-1 F8		2-2 P6		1-1 F9		0-0 HR		2-2 G5-3	5	1	1	1	0	0	1											
Derek Bell, R OBP: 0.317, SLG: 0.415 (1, 9)	1-2 F7		1-2 G1-3		1-3 K		2-1 5 1B			4	1	1	0	0	0	1											
5 Jeff Bagwell, R OBP: 0.453, SLG: 0.689 (1, 3)	0-1 2B		4-2 1B 1-2 BB		1-1 G3		2-2 1B G4-6-3			3	0	2	1	1	0	0											
Ken Caminiti, S OBP: 0.373, SLG: 0.377 Jack Howell, L OBP: 0.300, SLG: 0.294 (3, PR) (3, 5)	4-2 BB		0-0 1B 1-3 2H			0-1 G4-3	0-0 G4-6-3			1	0	1	1	1	0	0											
Carl Everett, S OBP: 0.368, SLG: 0.446 (1, 8)	3-1 F7		3-2 F7			4-1 G5-3 BB		2-1 F7		3	0	0	0	1	0	4											
Richard Hidalgo, R OBP: 0.306, SLG: 0.462 (1, 7)		2-2 P3		2-0 P3		2-2 G5-3		0-1 P4		4	0	0	0	0	0	1											
Paul Bako, L OBP: 0.462, SLG: 0.531 (1, 2)		3-3 K		1-2 1B		4-1 BB		1-0 P5		3	0	1	0	1	1	0											
Tim Lincecum, R OBP: 0.352, SLG: 0.358 (1, 6)	1-2 F7			1-0 P2		1-2 G4-3			1-2 G6-3	4	0	0	0	0	0	3											
Sean Bergman, R OBP: 0.176, SLG: 0.529 Alex Diaz, S OBP: 0.375, SLG: 0.565 Jay Powell, R (7, PH) Bill Spiers, L OBP: 0.413, SLG: 0.491 (9, PH)			2-2 5 1B	0-3 K			0-0 G6-3		0-3 K	2	1	1	0	0	1	1											
Inning Stats	R: 0 E: 0 K: 0 S: 11	H: 1 LOB: 2 BB: 1 P: 20	R: 0 E: 0 K: 1 S: 11	H: 0 LOB: 0 BB: 0 P: 17	R: 1 E: 0 K: 0 S: 16	H: 2 LOB: 2 BB: 1 P: 28	R: 0 E: 0 K: 1 S: 9	H: 1 LOB: 1 BB: 0 P: 13	R: 0 E: 0 K: 1 S: 7	H: 0 LOB: 0 BB: 0 P: 10	R: 0 E: 0 K: 0 S: 10	H: 0 LOB: 2 BB: 2 P: 21	R: 2 E: 0 K: 0 S: 9	H: 3 LOB: 0 BB: 0 P: 13	R: 0 E: 0 K: 0 S: 5	H: 0 LOB: 0 BB: 0 P: 8	R: 0 E: 0 K: 1 S: 10	H: 0 LOB: 0 BB: 0 P: 13	1B: 5 2B: 1 3B: 0 HR: 1	SF: 0 SAC: 0 DP: 1 HBP: 0	WP: 0 PB: 0 SB: 2 CS: 0	PA: 37					
PITCHER	IP	WLS	BF	H	R	ER	SO	BB	IBB	HBP	BLK	WP	HR	S	P	ERA	WHIP										
Mark Gardner, R ERA: 9.42 John Johnstone, R ERA: 1.31 Robb Nen, R ERA: 3.38	(1, 1) 6.1	(7, 1) 1.2	(9, 1) 1.0	(1, 1) 6.1	(7, 1) 1.2	(9, 1) 1.0	(1, 1) 6.1	(7, 1) 1.2	(9, 1) 1.0	(1, 1) 6.1	(7, 1) 1.2	(9, 1) 1.0	(1, 1) 6.1	(7, 1) 1.2	(9, 1) 1.0	4.26	1.579										

Houston Astros @ San Francisco Giants
3Com Park at Candlestick Point, San Francisco, CA
Fri May 21 1999, 10:35 PM EDT
Att: 25,172 - Unknown - 58 F

AB 33
R 3
H 7
RBI 3
BB 4
SO 4
LOB 12





Batter	1	2	3	4	5	6	7	8	9	AB	R	H	RBI	BB	SO	LOB	BOTTOM										
Marvin Benard, L OBP: 0.329, SLG: 0.375 (1, 8)	2-2 G6-4-3 1B	3-2 1B			0-0 G4-6-3 1B		1-3 K			4	1	3	0	0	1	1											
Bill Mueller, S OBP: 0.438, SLG: 0.182 (1, 5)	1-2 G6-4-3 1B	0-0 F7			1-1 L6		3-0 G6-3			4	0	1	0	0	0	3											
Ellis Burks, R OBP: 0.390, SLG: 0.435 (1, 9)	1-0 G6-4-3		1-3 K		0-1 G4-6-3			3-2 F8		4	0	0	0	0	1	3											
Jeff Kent, R OBP: 0.378, SLG: 0.481 (1, 4)	1-0 1B		2-0 F8			1-0 G5-3		0-0 WP 1B		4	0	2	1	0	0	0											
J.T. Snow, L OBP: 0.401, SLG: 0.417 (1, 3)	2-1 F7		4-1 BB			3-2 F8-3 1B		2-3 K		3	0	1	0	1	1	2											
Stan Javier, S OBP: 0.344, SLG: 0.425 John Johnstone, R (7, 1) Brent Mayne, L OBP: 0.409, SLG: 0.409 Robb Nen, R (9, 1)		3-2 F7	1-1 G3			1-1 F8-3		4-1 1B		3	0	0	0	0	0	2											
Rich Aurilia, R OBP: 0.369, SLG: 0.522 (1, 6)		2-2 G6-3		1-0 G6-3			1-1 SH5-4 2B	1-3 K		4	1	1	0	0	1	2											
Scott Servais, R OBP: 0.380, SLG: 0.484 (1, 2)		0-1 HR 1B		0-0 G3-6-4 1B			0-0 SH5-4			2	1	2	0	0	0	0											
Mark Gardner, R OBP: 0.300, SLG: 0.556 Armando Rios, L OBP: 0.327, SLG: 0.510 (7, 7)		1-0 HR		0-0 G3-6-4			2-1 2B			2	1	1	2	0	0	1											
Inning Stats	R: 1 E: 0 K: 0 S: 10	H: 3 LOB: 1 BB: 0 P: 17	R: 2 E: 0 K: 0 S: 18	H: 3 LOB: 1 BB: 0 P: 27	R: 0 E: 0 K: 1 S: 7	H: 0 LOB: 1 BB: 1 P: 15	R: 0 E: 0 K: 0 S: 3	H: 1 LOB: 0 BB: 0 P: 4	R: 0 E: 0 K: 0 S: 5	H: 1 LOB: 0 BB: 0 P: 6	R: 0 E: 0 K: 0 S: 6	H: 1 LOB: 0 BB: 0 P: 11	R: 1 E: 0 K: 1 S: 9	H: 2 LOB: 1 BB: 0 P: 16	R: 0 E: 0 K: 2 S: 13	H: 1 LOB: 2 BB: 1 P: 23	R: 0 E: 0 K: 1 S: 10	H: 0 LOB: 0 BB: 0 P: 13	1B: 9 2B: 3 3B: 0 HR: 1	SF: 0 SAC: 1 DP: 4 HBP: 0	WP: 1 PB: 0 SB: 0 CS: 0	PA: 34					
PITCHER	IP	WLS	BF	H	R	ER	SO	BB	IBB	HBP	BLK	WP	HR	S	P	ERA	WHIP										
Sean Bergman, R ERA: 4.78 Jay Powell, R ERA: 4.42	(1, 1) 6.0	(7, 1) 2.0	(1, 1) 6.0	(7, 1) 2.0	(1, 1) 6.0	(7, 1) 2.0	(1, 1) 6.0	(7, 1) 2.0	(1, 1) 6.0	(7, 1) 2.0	(1, 1) 6.0	(7, 1) 2.0	(1, 1) 6.0	(7, 1) 2.0	(1, 1) 6.0	4.50	1.667										

Houston Astros @ San Francisco Giants
3Com Park at Candlestick Point, San Francisco, CA
Fri May 21 1999, 10:35 PM EDT
Att: 25,172 - Unknown - 58 F

AB 31
R 4
H 12
RBI 4
BB 2
SO 4
LOB 14



Batter	1	2	3	4	5	6	7	8	9	AB R H RBI BB SO LOB	TOP																
Craig Biggio, R OBP: 0.376, SLG: 0.494 (1, 4)	G6-3 ①		2-2 WP 2B		3-2 G3-1 ③		4-0 5 HR BB		2-3 K ①	4 1 1 0 1 1 0	Houston Astros @ San Francisco Giants 3Com Park at Candlestick Point, San Francisco, CA Sun May 23 1999, 4:05 PM EDT Att: 40,101 - Unknown - 66 F AB 31 R 4 H 5 RBI 4 BB 8 SO 13 LOB 19 																
Russ Johnson, R OBP: 0.389, SLG: 0.357 Bill Spiers, L OBP: 0.382, SLG: 0.448 (9, PH) (9, 5)	3-1 2B		4-0 5 CS BB			4-2 5 BB BB	1-3 K ①	2-2 F8 ②	4-1 F8 ③	2 1 1 0 2 1 2 1 0 0 0 0 0 0																	
5 Jeff Bagwell, R OBP: 0.447, SLG: 0.684 (1, 3)	1-3 K ②		3-3 K ①			4-2 1B BB	3-2 1-H 2-H HR	0-1 F8 ③		4 1 1 3 1 2 3																	
Derek Bell, R OBP: 0.303, SLG: 0.395 (1, 9)	3-2 L5 ③		3-2 G5-3 ③			1-0 P2 ①	1-3 K ②			4 0 0 0 0 1 4																	
Richard Hidalgo, R OBP: 0.311, SLG: 0.463 (1, 7)		2-3 K ①		3-1 G6-3 ①		2-2 1B SAFE	1-1 1B			4 0 2 1 0 1 0																	
Carl Everett, S OBP: 0.374, SLG: 0.442 (1, 8)		4-2 S BB		0-0 G6-3 ②		4-1 BB SAFE	3-1 F8 ③			2 0 0 0 2 0 1																	
Tony Eusebio, R OBP: 0.390, SLG: 0.368 (1, 2)		1-3 K ②		2-2 G4-3 ③		3-3 K ②		1-0 G6-3 ①		4 0 0 0 0 2 4																	
Tim Lincecum, R OBP: 0.345, SLG: 0.337 (1, 6)		4-2 SAFE BB			2-3 K ①	0-1 L3 ③		3-3 K ②		3 0 0 0 1 2 3																	
Jose Lima, R OBP: 0.231, SLG: 0.167 Billy Wagner, L (9, 1)		1-3 K ③		0-3 K2-3 ②			4-0 5 HR BB	0-3 K ③		3 1 0 0 1 3 2 0 0 0 0 0 0 0																	
Inning Stats	R: 0 E: 0 K: 1 S: 11	H: 1 LOB: 1 BB: 0 P: 19	R: 0 E: 0 K: 3 S: 15	H: 0 LOB: 2 BB: 2 P: 27	R: 0 E: 0 K: 1 S: 13	H: 1 LOB: 1 BB: 1 P: 25	R: 0 E: 0 K: 0 S: 6	H: 0 LOB: 0 BB: 0 P: 11	R: 0 E: 0 K: 2 S: 11	H: 0 LOB: 0 BB: 0 P: 16	R: 1 E: 0 K: 1 S: 16	H: 1 LOB: 3 BB: 3 P: 34	R: 3 E: 0 K: 2 S: 14	H: 2 LOB: 1 BB: 2 P: 31	R: 0 E: 0 K: 2 S: 7	H: 0 LOB: 0 BB: 0 P: 11	R: 0 E: 0 K: 1 S: 9	H: 0 LOB: 0 BB: 0 P: 13	1B: 2 2B: 3 3B: 0 HR: 1	SF: 0 SAC: 0 DP: 1 HBP: 0	WP: 1 PB: 0 SB: 1 CS: 1	PA: 39					
PITCHER	IP WLS BF H R ER SO BB IBB HBP BLK WP HR S P ERA WHIP											PITCHER	IP WLS BF H R ER SO BB IBB HBP BLK WP HR S P ERA WHIP														
Shawn Estes, L ERA: 5.16 (1, 1)	5.1	24	3	1	1	7	6	0	0	0	0	1	0	67	124	1.69	1.688										
Jerry Spradlin, R ERA: 8.22 (6, 1)	0.2	2	0	0	0	1	0	0	0	0	0	0	0	5	8	0.00	0.000										
Joe Nathan, R ERA: 3.21 (7, 1)	2.0	L	10	2	3	3	4	2	0	0	0	0	1	21	42	13.50	2.000										
Felix Rodriguez, R ERA: 5.91 (9, 1)	1.0	3	0	0	0	1	0	0	0	0	0	0	0	9	13	0.00	0.000										

Batter	1	2	3	4	5	6	7	8	9	AB R H RBI BB SO LOB	BOTTOM																
Marvin Benard, L OBP: 0.325, SLG: 0.388 (1, 8)	1-1 HR		3-2 FC4-6 CS 1-2			1-1 G4-3 ②			0-3 K ①	4 1 1 1 0 1 2	Houston Astros @ San Francisco Giants 3Com Park at Candlestick Point, San Francisco, CA Sun May 23 1999, 4:05 PM EDT Att: 40,101 - Unknown - 66 F AB 29 R 1 H 4 RBI 1 BB 2 SO 4 LOB 8 																
Bill Mueller, S OBP: 0.375, SLG: 0.222 (1, 5)	0-3 K ①		1-0 CS 1-2	1-2 G4-3 ①		4-2 BB		2-3 K ②		3 0 0 0 1 2 0																	
J.T. Snow, L OBP: 0.400, SLG: 0.418 (1, 3)	0-1 G3-1 ②			0-0 F7 ②		0-0 F9 ③		4-1 BB		3 0 0 0 1 0 2																	
Ellis Burks, R OBP: 0.380, SLG: 0.422 (1, 9)	2-2 G6-3 ③			0-0 F8 ③			0-2 P8 ①	1-2 F9 ③		4 0 0 0 0 0 1																	
Stan Javier, S OBP: 0.341, SLG: 0.419 (1, 7)		0-0 G1-4-3 ①			0-1 CS 1B		3-2 G4-3 ②			3 0 1 0 0 0 0																	
Rich Aurilia, R OBP: 0.372, SLG: 0.514 (1, 6)		1-2 F7 ②			1-0 F8 ①		0-2 P3 ③			3 0 0 0 0 0 1																	
Wilson Delgado, S OBP: 0.273, SLG: 0.364 (1, 4)		2-2 G3 ③			3-1 P4 ②			1-1 F7 ①		3 0 0 0 0 0 1																	
Scott Servais, R OBP: 0.378, SLG: 0.492 (1, 2)			0-1 F8 ①			1-1 G4-3 2B ①		1-2 G4-3 ②		3 0 1 0 0 0 0																	
Shawn Estes, R OBP: 0.438, SLG: 0.452 (6, 1) Jerry Spradlin, S OBP: 0.406, SLG: 0.287 (6, PH) F.P. Santangelo, S OBP: 0.332, SLG: 0.509 (7, 1) Joe Nathan, R OBP: 0.332, SLG: 0.509 (8, PH) Armando Rios, L OBP: 0.332, SLG: 0.509 (9, 1)			0-1 FC4-6 1B			1-2 G3 ①		2-3 K ③		1 0 1 0 0 0 0 0 0 0 0 0 0 0 1 0 0 0 0 0 1 0 0 0 0 0 0 0 1 0 0 0 0 0 1 0 0 0 0 0 0 0																	
Inning Stats	R: 1 E: 0 K: 1 S: 10	H: 1 LOB: 0 BB: 0 P: 13	R: 0 E: 0 K: 0 S: 8	H: 0 LOB: 0 BB: 0 P: 11	R: 0 E: 0 K: 0 S: 7	H: 1 LOB: 0 BB: 0 P: 11	R: 0 E: 0 K: 0 S: 5	H: 0 LOB: 0 BB: 0 P: 6	R: 0 E: 0 K: 0 S: 5	H: 1 LOB: 2 BB: 1 P: 9	R: 0 E: 0 K: 0 S: 14	H: 1 LOB: 2 BB: 1 P: 21	R: 0 E: 0 K: 0 S: 9	H: 0 LOB: 0 BB: 0 P: 12	R: 0 E: 0 K: 1 S: 10	H: 0 LOB: 0 BB: 0 P: 14	R: 0 E: 0 K: 2 S: 11	H: 0 LOB: 1 BB: 1 P: 18	1B: 2 2B: 1 3B: 0 HR: 1	SF: 0 SAC: 0 DP: 0 HBP: 0	WP: 0 PB: 0 SB: 0 CS: 2	PA: 32					
PITCHER	IP WLS BF H R ER SO BB IBB HBP BLK WP HR S P ERA WHIP											PITCHER	IP WLS BF H R ER SO BB IBB HBP BLK WP HR S P ERA WHIP														
Jose Lima, R ERA: 2.76 (1, 1)	8.0	W	27	4	1	1	2	1	0	0	0	0	0	68	97	1.12	0.625										
Billy Wagner, L ERA: 3.44 (9, 1)	1.0	S	4	0	0	0	2	1	0	0	0	0	0	11	18	0.00	1.000										

Batter	1	2	3	4	5	6	7	8	9	AB	R	H	RBI	BB	SO	LOB	TOP					
Marvin Benard, L (1, 8) OBP: 0.333, SLG: 0.388	L1-6 2B	G4-3		G4-6-3 1B		G4-3			K	5	0	2	0	0	1	1	San Francisco Giants @ St. Louis Cardinals Busch Stadium, St. Louis, MO Wed May 26 1999, 7:10 PM CDT Att: 36,143 - Cloudy - 75 F					
Bill Mueller, S (1, 5) OBP: 0.371, SLG: 0.393	L1-6		G4-6-3 1-2f		F8			F9	5	0	1	1	0	0	2							
J.T. Snow, L (1, 3) OBP: 0.407, SLG: 0.464		F8				L9		G6-3	4	1	1	1	1	0	1							
Jeff Kent, R (1, 4) OBP: 0.381, SLG: 0.497			E5 2B SF8		P4		G5-3			3	1	0	0	1	0							
Ellis Burks, R (1, 9) OBP: 0.380, SLG: 0.444	K		SF8 1-3 HR			K	G6-3			4	1	1	0	0	2							
Stan Javier, S (1, 7) OBP: 0.359, SLG: 0.455			SF8		G3-1 2B		G3			3	1	2	1	0	0							
Rich Aurilia, R (1, 6) OBP: 0.378, SLG: 0.533					G3-1			CS 1B	4	2	3	2	0	0	1							
Brent Mayne, L (1, 2) OBP: 0.412, SLG: 0.414		G4-3 2B						K	3	1	2	1	1	1	1							
Kirk Rueter, L (1, 1) OBP: 0.111, SLG: 0.118			SF8		G4-6-3 1B			K2-3	2	0	0	1	0	0	3							
Armando Rios, L (8, PH) OBP: 0.317, SLG: 0.482					G4-3				1	0	0	0	0	1	0							
John Johnstone, R (8, 1)									0	0	0	0	0	0	0							
Robb Nen, R (9, 1)									0	0	0	0	0	0	0							
Inning Stats	R: 1 E: 0 K: 1 S: 13	H: 2 LOB: 1 BB: 1 P: 25	R: 3 E: 0 K: 0 S: 16	H: 4 LOB: 1 BB: 0 P: 27	R: 3 E: 1 K: 0 S: 10	H: 3 LOB: 0 BB: 0 P: 15	R: 0 E: 0 K: 0 S: 9	H: 1 LOB: 1 BB: 1 P: 17	R: 0 E: 0 K: 1 S: 11	H: 1 LOB: 2 BB: 1 P: 16	R: 0 E: 0 K: 0 S: 6	H: 0 LOB: 0 BB: 0 P: 10	R: 0 E: 0 K: 0 S: 7	H: 0 LOB: 0 BB: 0 P: 15	R: 0 E: 0 K: 2 S: 7	H: 1 LOB: 0 BB: 0 P: 14	R: 0 E: 0 K: 1 S: 8	H: 0 LOB: 0 BB: 0 P: 11	1B: 5 2B: 7 3B: 0 HR: 2	SF: 2 SAC: 0 DP: 4 HBP: 0	WP: 0 PB: 0 SB: 0 CS: 1	PA: 39
PITCHER	IP WLS BF H R ER SO BB IBB HBP BLK WP HR S P ERA WHIP	IP WLS BF H R ER SO BB IBB HBP BLK WP HR S P ERA WHIP	IP WLS BF H R ER SO BB IBB HBP BLK WP HR S P ERA WHIP	IP WLS BF H R ER SO BB IBB HBP BLK WP HR S P ERA WHIP	IP WLS BF H R ER SO BB IBB HBP BLK WP HR S P ERA WHIP	IP WLS BF H R ER SO BB IBB HBP BLK WP HR S P ERA WHIP	IP WLS BF H R ER SO BB IBB HBP BLK WP HR S P ERA WHIP	IP WLS BF H R ER SO BB IBB HBP BLK WP HR S P ERA WHIP	IP WLS BF H R ER SO BB IBB HBP BLK WP HR S P ERA WHIP	IP WLS BF H R ER SO BB IBB HBP BLK WP HR S P ERA WHIP	IP WLS BF H R ER SO BB IBB HBP BLK WP HR S P ERA WHIP	IP WLS BF H R ER SO BB IBB HBP BLK WP HR S P ERA WHIP	IP WLS BF H R ER SO BB IBB HBP BLK WP HR S P ERA WHIP	IP WLS BF H R ER SO BB IBB HBP BLK WP HR S P ERA WHIP	IP WLS BF H R ER SO BB IBB HBP BLK WP HR S P ERA WHIP	IP WLS BF H R ER SO BB IBB HBP BLK WP HR S P ERA WHIP						

AB	34
R	7
H	12
RBI	7
BB	3
SO	5
LOB	11



Batter	1	2	3	4	5	6	7	8	9	AB	R	H	RBI	BB	SO	LOB	BOTTOM					
Shawon Dunston, R (1, 8) OBP: 0.370, SLG: 0.537	K		2-1 1B			B5-3			SF8	4	1	2	3	0	1	1	San Francisco Giants @ St. Louis Cardinals Busch Stadium, St. Louis, MO Wed May 26 1999, 7:10 PM CDT Att: 36,143 - Cloudy - 75 F					
Edgar Renteria, R (1, 6) OBP: 0.325, SLG: 0.349	F9		G5-3			P6		F7 1B	5	0	1	0	0	0	3							
Mark McGwire, R (1, 3) OBP: 0.412, SLG: 0.577	K				F8			F7	3	0	0	0	1	1								
Ray Lankford, L (1, 7) OBP: 0.395, SLG: 0.692		F9			P6			P6	4	0	0	0	0	0	3							
Fernando Tatis, R (1, 5) OBP: 0.410, SLG: 0.621		F9			F9			K	4	1	1	1	0	1	1							
Eric Davis, R (1, 9) OBP: 0.347, SLG: 0.413		K			G5-3			F9	4	1	1	0	0	1	0							
Eli Marrero, R (1, 2) OBP: 0.285, SLG: 0.385			G4-3		K			F7	4	0	0	0	0	1	1							
Joe McEwing, R (1, 4) OBP: 0.399, SLG: 0.483					F9				3	3	2	1	1	0	0							
Kent Bottenfield, R (1, 1) OBP: 0.138, SLG: 0.138					B1				0	0	0	0	0	0	0							
Alberto Castillo, R (3, PH) OBP: 0.327, SLG: 0.392									1	0	0	0	0	0	1							
Heathcliff Slocumb, R (4, 1) ERA: 1.69									0	0	0	0	0	0	0							
Rick Croushore, R (8, 1) ERA: 1.69									1	0	1	0	0	0	0							
Willie McGee, S (7, PH) OBP: 0.357, SLG: 0.350									1	0	0	0	0	0	0							
Ricky Bottalico, L (8, 1) ERA: 2.22									0	0	0	0	0	0	0							
Scott Radinsky, L (9, 1) ERA: 4.61									0	0	0	0	0	0	0							
Thomas Howard, S (9, PH) OBP: 0.025, SLG: 0.000									1	0	1	1	0	0	0							
Inning Stats	R: 0 E: 0 K: 2 S: 9	H: 0 LOB: 0 BB: 0 P: 11	R: 0 E: 0 K: 1 S: 9	H: 0 LOB: 0 BB: 0 P: 14	R: 1 E: 0 K: 0 S: 13	H: 2 LOB: 1 BB: 0 P: 20	R: 0 E: 0 K: 0 S: 6	H: 0 LOB: 0 BB: 0 P: 11	R: 0 E: 0 K: 1 S: 13	H: 0 LOB: 0 BB: 0 P: 19	R: 0 E: 0 K: 0 S: 8	H: 1 LOB: 2 BB: 1 P: 15	R: 2 E: 0 K: 0 S: 10	H: 2 LOB: 0 BB: 0 P: 14	R: 1 E: 0 K: 1 S: 14	H: 2 LOB: 1 BB: 0 P: 22	R: 2 E: 0 K: 0 S: 12	H: 2 LOB: 1 BB: 1 P: 18	1B: 5 2B: 1 3B: 0 HR: 3	SF: 1 SAC: 0 DP: 0 HBP: 0	WP: 0 PB: 0 SB: 1 CS: 0	PA: 38
PITCHER	IP WLS BF H R ER SO BB IBB HBP BLK WP HR S P ERA WHIP	IP WLS BF H R ER SO BB IBB HBP BLK WP HR S P ERA WHIP	IP WLS BF H R ER SO BB IBB HBP BLK WP HR S P ERA WHIP	IP WLS BF H R ER SO BB IBB HBP BLK WP HR S P ERA WHIP	IP WLS BF H R ER SO BB IBB HBP BLK WP HR S P ERA WHIP	IP WLS BF H R ER SO BB IBB HBP BLK WP HR S P ERA WHIP	IP WLS BF H R ER SO BB IBB HBP BLK WP HR S P ERA WHIP	IP WLS BF H R ER SO BB IBB HBP BLK WP HR S P ERA WHIP	IP WLS BF H R ER SO BB IBB HBP BLK WP HR S P ERA WHIP	IP WLS BF H R ER SO BB IBB HBP BLK WP HR S P ERA WHIP	IP WLS BF H R ER SO BB IBB HBP BLK WP HR S P ERA WHIP	IP WLS BF H R ER SO BB IBB HBP BLK WP HR S P ERA WHIP	IP WLS BF H R ER SO BB IBB HBP BLK WP HR S P ERA WHIP	IP WLS BF H R ER SO BB IBB HBP BLK WP HR S P ERA WHIP	IP WLS BF H R ER SO BB IBB HBP BLK WP HR S P ERA WHIP	IP WLS BF H R ER SO BB IBB HBP BLK WP HR S P ERA WHIP						

AB	35
R	6
H	9
RBI	6
BB	2
SO	5
LOB	11



Batter	1	2	3	4	5	6	7	8	9	AB	R	H	RBI	BB	SO	LOB	TOP			
Marvin Benard, L (1, 8) OBP: 0.342, SLG: 0.391	1-1 F8 WP G1-3 1B	0-0 G4-3			4-2 CS BB			0-0 B1-3		3	1	1	0	1	0	1				
Bill Mueller, S (1, 5) OBP: 0.311, SLG: 0.297	2-2 F8 1-3		3-2 G3-1		3-2 F9 1-2			4-0 FC4-6 BB		3	0	0	0	1	0	2				
J.T. Snow, L (1, 3) OBP: 0.402, SLG: 0.454	2-2 G1-3 3-H		0-0 2B		3-3 K			0-2 FC4-6 1-2f		4	0	1	1	0	1	1				
Jeff Kent, R (1, 4) OBP: 0.382, SLG: 0.489	0-0 1B		2-2 G6-3		2-2 S 1B			0-1 G4-3		4	0	2	0	0	0	2				
Ellis Burks, R (1, 9) OBP: 0.377, SLG: 0.426	2-2 L4		1-1 P3		3-2 F8			0-3 K		4	0	0	0	0	1	3				
Armando Rios, L (1, 7) OBP: 0.308, SLG: 0.450		3-2 F7		4-1 G5-4-3 BB		2-1 F9 1-2		0-1 G3-1		3	0	0	0	1	0	1				
Rich Aurilia, R (1, 6) OBP: 0.366, SLG: 0.532		1-2 HR		2-1 G5-4-3 1-2f		2-3 K2-3		1-0 F8		4	1	1	1	0	1	1				
Brent Mayne, L (1, 2) OBP: 0.407, SLG: 0.408		2-2 FC1-6 1B		1-3 K		1-0 F8				3	0	1	0	0	1	0				
Russ Ortiz, R (1, 1) OBP: 0.107, SLG: 0.107		0-0 FC1-6 1-2f			2-1 F7			1-3 K		3	0	0	0	0	1	1				
Felix Rodriguez, R (8, 1) OBP: 0.333, SLG: 1.333										0	0	0	0	0	0	0				
Inning Stats	R: 1 E: 0 K: 0 S: 12	H: 2 LOB: 1 BB: 0 P: 19	R: 1 E: 0 K: 0 S: 14	H: 2 LOB: 1 BB: 0 P: 20	R: 0 E: 0 K: 0 S: 9	H: 1 LOB: 0 BB: 0 P: 15	R: 0 E: 0 K: 1 S: 6	H: 0 LOB: 0 BB: 1 P: 13	R: 0 E: 0 K: 1 S: 8	H: 1 LOB: 1 BB: 0 P: 22	R: 0 E: 0 K: 2 S: 7	H: 0 LOB: 0 BB: 0 P: 11	R: 0 E: 0 K: 0 S: 6	H: 0 LOB: 1 BB: 1 P: 10	R: 0 E: 0 K: 1 S: 6	H: 0 LOB: 0 BB: 0 P: 7	1B: 4 2B: 1 3B: 0 HR: 1	SF: 0 SAC: 0 DP: 1 HBP: 0	WP: 1 PB: 0 SB: 1 CS: 1	PA: 34
PITCHER	IP WLS BF H R ER SO BB IBB HBP BLK WP HR S P ERA WHIP																			
Javier Vazquez, R (1, 1) ERA: 6.04	7.0	27	6	2	2	4	2	0	0	0	0	1	1	68	117	2.57	1.143			
Steve Kline, L (8, 1) ERA: 3.39	0.2	3	0	0	0	0	1	0	0	0	0	0	0	4	8	0.00	1.500			
Anthony Telford, R (8, 1) ERA: 2.89	0.1	W	1	0	0	0	0	0	0	0	0	0	0	2	2	0.00	0.000			
Ugueth Urbina, R (9, 1) ERA: 4.74	1.0	S	3	0	0	0	1	0	0	0	0	0	0	6	7	0.00	0.000			

San Francisco Giants @ Montreal Expos
Olympic Stadium, Montreal, QB
Fri May 28 1999, 7:05 PM EDT
Att. 6,535 - Dome - 72 F

AB 31
R 2
H 6
RBI 2
BB 3
SO 5
LOB 12



Batter	1	2	3	4	5	6	7	8	9	AB	R	H	RBI	BB	SO	LOB	BOTTOM			
James Mouton, R (1, 7) OBP: 0.492, SLG: 0.488	4-2 G3-6-3 BB		2-2 F7		2-3 K		3-3 K	1-3 K		4	0	0	0	1	3	3				
Ugueth Urbina, R (9, 1) OBP: 0.354, SLG: 0.476										0	0	0	0	0	0	0				
Ryan McQuire, L (1, 3) OBP: 0.354, SLG: 0.476	1-1 G3-6-3 1-2f		4-1 1B BB		0-0 G3		1-3 K			3	0	0	0	1	1	1				
Rondell White, R (1, 8) OBP: 0.366, SLG: 0.559	2-0 G5-3		2-0 G6-4-3 1B		4-2 HBP		3-2 P3			3	0	1	0	0	0	0				
Vladimir Guerrero, R (1, 9) OBP: 0.360, SLG: 0.538		0-0 G6-3	3-2 G6-4-3 1-2f		1-1 L6			0-0 P6		4	0	0	0	0	0	4				
Jose Vidro, S (1, 4) OBP: 0.336, SLG: 0.546		2-0 G6-3		3-1 2B 1B		1-2 L6		2-0 2B 1B		4	2	2	0	0	0	0				
Michael Barrett, R (1, 2) OBP: 0.349, SLG: 0.465		2-1 2B		2-1 P3		0-0 G4-3 1B		1-1 E 2B		4	0	3	1	0	0	1				
Manny Martinez, R (8, FR) OBP: 0.275, SLG: 0.379										0	1	0	0	0	0	0				
Mike Mordecai, R (1, 5) OBP: 0.324, SLG: 0.450		4-2 BB		0-0 P3		1-1 G4-3		1-1 E8 1B		3	0	1	1	1	0	2				
Orlando Cabrera, R (1, 6) OBP: 0.324, SLG: 0.416		2-1 F7		0-2 2B		1-2 F8		2-1 L7		4	0	1	1	0	0	4				
Javier Vazquez, R (1, 1) ERA: 2.86, SLG: 0.457			4-0 1B BB		1-0 F8		1-2 HR		4-0 BB	1	0	0	0	1	0	1				
Orlando Merced, S (7, PH) OBP: 0.329, SLG: 0.382										1	1	1	1	0	0	0				
Steve Kline, S (8, 1) ERA: 3.39										0	0	0	0	0	0	0				
Anthony Telford, R (8, 1) ERA: 2.89										0	0	0	0	0	0	0				
Wilton Guerrero, S (8, PH) OBP: 0.301, SLG: 0.355										0	0	0	0	1	0	0				
Chris Widger, R (9, 2) OBP: 0.376, SLG: 0.495										0	0	0	0	0	0	0				
Inning Stats	R: 0 E: 0 K: 0 S: 5	H: 0 LOB: 0 BB: 1 P: 12	R: 0 E: 0 K: 0 S: 8	H: 1 LOB: 2 BB: 1 P: 18	R: 0 E: 0 K: 0 S: 10	H: 1 LOB: 1 BB: 2 P: 25	R: 1 E: 0 K: 0 S: 10	H: 2 LOB: 1 BB: 0 P: 16	R: 0 E: 0 K: 1 S: 8	H: 0 LOB: 1 BB: 0 P: 15	R: 0 E: 0 K: 0 S: 9	H: 1 LOB: 1 BB: 0 P: 12	R: 1 E: 1 K: 1 S: 12	H: 3 LOB: 2 BB: 1 P: 22	R: 2 E: 1 K: 1 S: 12	H: 0 LOB: 3 BB: 1 P: 22	1B: 5 2B: 3 3B: 0 HR: 1	SF: 0 SAC: 0 DP: 2 HBP: 1	WP: 0 PB: 0 SB: 0 CS: 0	PA: 37
PITCHER	IP WLS BF H R ER SO BB IBB HBP BLK WP HR S P ERA WHIP																			
Russ Ortiz, R (1, 1) ERA: 2.54	7.1	L	33	8	4	4	3	0	0	1	0	0	1	69	127	4.91	1.636			
Felix Rodriguez, R (8, 1) ERA: 5.25	0.2	4	1	0	0	1	1	0	0	0	0	0	0	7	15	0.00	3.000			

San Francisco Giants @ Montreal Expos
Olympic Stadium, Montreal, QB
Fri May 28 1999, 7:05 PM EDT
Att. 6,535 - Dome - 72 F

AB 31
R 4
H 9
RBI 4
BB 5
SO 4
LOB 16



Batter	1	2	3	4	5	6	7	8	9	AB	R	H	RBI	BB	SO	LOB	TOP					
Stan Javier, S OBP: 0.355, SLG: 0.436	G4-3	G4-3		G6-3					G3	4	0	0	0	1	0	1						
Rich Aurilia, R OBP: 0.382, SLG: 0.519	FC3-6 1B BB		L9		G4-3	F7			K	4	1	0	0	1	1	2						
J.T. Snow, L OBP: 0.404, SLG: 0.455	FC3-6 1B		G5-3 1B		F7		G4-3			4	1	2	0	0	0	0						
Jeff Kent, R OBP: 0.374, SLG: 0.478	FC3-6 1B		G5-3		F8		G5-3			4	0	0	0	0	0	3						
Armando Rios, L OBP: 0.333, SLG: 0.476	1-2 1B		1B BB			S G3-1 2B	G6-3			3	1	2	1	1	0	0						
Charlie Hayes, R OBP: 0.271, SLG: 0.264	G6-3		1-3 2-H 1B			G3-1 2-H		L9		4	0	1	2	0	0	2						
F.P. Santangelo, S OBP: 0.414, SLG: 0.292		SH1-4 BB		F8		2B		G3		3	1	1	0	1	0	2						
Scott Servais, R OBP: 0.364, SLG: 0.468		K		G6-3		F8		F9		4	0	0	0	0	1	2						
Alan Embree, L (8, 1)										0	0	0	0	0	0	0						
Shawn Estes, R OBP: 0.389, SLG: 0.400		SH1-4		F7				F7		1	0	0	0	0	0	0						
Jerry Spradlin, S (4, 1)										0	0	0	0	0	0	0						
Marvin Benard, L OBP: 0.346, SLG: 0.400										1	0	1	1	0	0	0						
Rich Rodriguez, L (6, 1)										0	0	0	0	0	0	0						
Brent Mayne, L OBP: 0.403, SLG: 0.404										1	0	0	0	0	0	0						
Inning Stats	R: 1 E: 0 K: 0 S: 10	H: 2 LOB: 2 BB: 1 P: 22	R: 0 E: 0 K: 1 S: 11	H: 0 LOB: 1 BB: 1 P: 18	R: 1 E: 0 K: 0 S: 9	H: 2 LOB: 2 BB: 1 P: 16	R: 0 E: 0 K: 0 S: 6	H: 0 LOB: 0 BB: 0 P: 7	R: 0 E: 0 K: 0 S: 7	H: 0 LOB: 0 BB: 0 P: 12	R: 2 E: 0 K: 0 S: 10	H: 3 LOB: 2 BB: 1 P: 25	R: 0 E: 0 K: 0 S: 11	H: 0 LOB: 0 BB: 0 P: 16	R: 0 E: 0 K: 0 S: 8	H: 0 LOB: 0 BB: 0 P: 13	R: 0 E: 0 K: 1 S: 7	H: 0 LOB: 0 BB: 0 P: 9	1B: 4 2B: 3 3B: 0 HR: 0	SF: 0 SAC: 1 DP: 0 HBP: 0	WP: 1 PB: 0 SB: 2 CS: 0	PA: 38
PITCHER	IP WLS BF H R ER SO BB IBB HBP BLK WP HR S P ERA WHIP																					
Mike Thurman, R ERA: 6.82	(1, 1) 5.1 W 25 6 4 4 1 3 0 0 0 0 0 0 48 85 6.75 1.688																					
Bobby Ayala, R ERA: 2.97	(6, 1) 0.2 H 4 1 0 0 0 1 0 0 0 0 1 0 5 15 0.00 3.000																					
Anthony Telford, R ERA: 2.7	(7, 1) 2.0 H 6 0 0 0 0 0 0 0 0 0 0 0 19 29 0.00 0.000																					
Ugueth Urbina, R ERA: 4.66	(9, 1) 1.0 S 3 0 0 0 1 0 0 0 0 0 0 0 7 9 0.00 0.000																					

San Francisco Giants @ Montreal Expos
Olympic Stadium, Montreal, QB
Sat May 29 1999, 7:05 PM EDT
Att. 8,516 - Dome - 72 F

AB 33
R 4
H 7
RBI 4
BB 4
SO 2
LOB 12

GIANTS

Batter	1	2	3	4	5	6	7	8	9	AB	R	H	RBI	BB	SO	LOB	BOTTOM			
Mike Mordecai, R OBP: 0.329, SLG: 0.484	G6-3	FC5-4		HR					K	4	1	1	1	1	1	2				
Manly Martinez, R OBP: 0.280, SLG: 0.388	G5-3		1B 2B	F8 1B		F8	FC6-4		FC6-4	5	1	2	0	0	0	1				
Rondell White, R OBP: 0.372, SLG: 0.555	BB		1B FC6-4 BB	F8 1B		G5-3	G5-3			3	1	1	0	2	0	1				
Vladimir Guerrero, R OBP: 0.361, SLG: 0.539	K		1-3 2-H 1B	F8		1B 2B		F8		5	1	2	1	0	1	3				
Michael Barrett, R OBP: 0.353, SLG: 0.458		G6-3 1B BB	FC6-4	P6		1B 1B IBB			CS BB	2	2	0	1	2	0	3				
Anthony Telford, R (7, 1)										0	0	0	0	0	0	0				
Wilton Guerrero, S OBP: 0.307, SLG: 0.355										0	0	0	0	1	0	0				
Ugueth Urbina, R (9, 1)										0	0	0	0	0	0	0				
Jose Vidro, S OBP: 0.338, SLG: 0.537	G6-3	FC6-4		1B		1B		L7		4	1	1	1	1	0	3				
Chris Widger, R OBP: 0.333, SLG: 0.500		G6-3		1B 1B		G6-3				3	0	2	2	1	0	3				
Orlando Cabrera, R OBP: 0.328, SLG: 0.418		1B 1B		1B BB		G6-3				4	0	2	1	0	0	2				
L7																				
Mike Thurman, R (1, 1)	3-3									3	0	0	0	0	3	4				
Bobby Ayala, R (6, 1)		K		K						0	0	0	0	0	0	0				
Ryan McGuire, L OBP: 0.347, SLG: 0.465									G1-3	1	0	0	0	0	0	0				
Inning Stats	R: 0 E: 0 K: 1 S: 7	H: 0 LOB: 1 BB: 1 P: 12	R: 1 E: 0 K: 1 S: 12	H: 2 LOB: 2 BB: 1 P: 25	R: 3 E: 1 K: 1 S: 18	H: 3 LOB: 2 BB: 2 P: 31	R: 1 E: 0 K: 0 S: 13	H: 3 LOB: 3 BB: 1 P: 24	R: 0 E: 0 K: 2 S: 9	H: 0 LOB: 0 BB: 0 P: 17	R: 2 E: 0 K: 0 S: 9	H: 3 LOB: 2 BB: 1 P: 23	R: 0 E: 0 K: 0 S: 10	H: 0 LOB: 1 BB: 1 P: 18	R: 0 E: 0 K: 0 S: 6	H: 0 LOB: 0 BB: 1 P: 11	1B: 8 2B: 2 3B: 0 HR: 1	SF: 0 SAC: 0 DP: 0 HBP: 0	WP: 0 PB: 0 SB: 0 CS: 1	PA: 42
PITCHER	IP WLS BF H R ER SO BB IBB HBP BLK WP HR S P ERA WHIP																			
Shawn Estes, L ERA: 5.69	(1, 1) 3.0 L 21 8 5 5 3 4 0 0 0 0 0 0 15 30 15.00 4.000																			
Jerry Spradlin, R ERA: 7.23	(4, 1) 2.0 7 0 0 0 2 0 1 0 0 0 0 0 15 30 0.00 0.000																			
Rich Rodriguez, L ERA: 4.7	(6, 1) 2.0 11 3 2 2 0 1 1 0 0 0 0 0 19 41 9.00 2.000																			
Alan Embree, L ERA: 2.5	(8, 1) 1.0 3 0 0 0 0 1 0 0 0 0 0 0 6 11 0.00 1.000																			

San Francisco Giants @ Montreal Expos
Olympic Stadium, Montreal, QB
Sat May 29 1999, 7:05 PM EDT
Att. 8,516 - Dome - 72 F

AB 34
R 7
H 11
RBI 7
BB 8
SO 5
LOB 22

MONTEAL
EXPOS

Batter	1	2	3	4	5	6	7	8	9	AB	R	H	RBI	BB	SO	LOB	TOP										
Marvin Benard, L (1, 8) OBP: 0.339, SLG: 0.391 Joe Nathan, R (7, 1)	L9			P4	P6		K		1B	4	0	0	0	0	1	4	San Francisco Giants @ Montreal Expos Olympic Stadium, Montreal, QB Sun May 30 1999, 1:35 PM EDT Att. 8,172 - Dome - 72 F										
Armando Rios, L (9, PH) OBP: 0.343, SLG: 0.484									1B	0	0	0	0	0	0	0											
Bill Mueller, S (1, 5) OBP: 0.360, SLG: 0.325	L7			1B			G4-6-3		1B	3	1	2	1	2	0	0											
J.T. Snow, L (1, 3) OBP: 0.403, SLG: 0.453 Charlie Hayes, R (7, PH) OBP: 0.267, SLG: 0.260	F7			1B			G4-6-3		F7	3	1	1	0	0	0	1											
Jeff Kent, R (1, 4) OBP: 0.380, SLG: 0.486				P3					K	5	1	3	1	0	1	2											
Ellis Burks, R (1, 9) OBP: 0.374, SLG: 0.420				SF8					G5-3	2	0	0	1	1	0	2											
Stan Javier, S (1, 7) OBP: 0.358, SLG: 0.434				G4-6-3					E	3	1	1	1	1	0	2											
Brent Mayne, L (1, 2) OBP: 0.402, SLG: 0.402 Scott Servais, R (8, PH) OBP: 0.360, SLG: 0.463				G1-3					E4	3	0	1	0	0	0	0											
Wilson Delgado, S (1, 6) OBP: 0.333, SLG: 0.353 Rich Aurilia, R (8, PH) OBP: 0.360, SLG: 0.515				G4-3					G6-4-3	3	0	1	0	0	1	2											
Chris Brock, R (1, 1) OBP: 0.174, SLG: 0.136 F.P. Santangelo, S (7, PH) OBP: 0.416, SLG: 0.288				G4-3					G6-3	1	0	0	0	0	0	0											
Inning Stats	R: 0 E: 0 K: 0 S: 11	H: 0 LOB: 0 BB: 0 P: 18	R: 0 E: 0 K: 0 S: 6	H: 0 LOB: 0 BB: 1 P: 11	R: 0 E: 0 K: 0 S: 6	H: 0 LOB: 0 BB: 0 P: 8	R: 2 E: 0 K: 0 S: 13	H: 3 LOB: 1 BB: 0 P: 15	R: 0 E: 0 K: 0 S: 6	H: 1 LOB: 1 BB: 0 P: 10	R: 0 E: 0 K: 0 S: 6	H: 1 LOB: 1 BB: 1 P: 12	R: 1 E: 0 K: 2 S: 14	H: 1 LOB: 3 BB: 3 P: 30	R: 1 E: 1 K: 0 S: 8	H: 2 LOB: 1 BB: 0 P: 13		R: 0 E: 0 K: 2 S: 11	H: 2 LOB: 2 BB: 0 P: 17	1B: 9 2B: 1 3B: 0 HR: 0	SF: 1 DP: 3 HBP: 0	WP: 0 PB: 0 CS: 0	PA: 40				
PITCHER	IP	WLS	BF	H	R	ER	SO	BB	IBB	HBP	BLK	WP	HR	S	P	ERA		WHIP									
Miguel Batista, R (1, 1) ERA: 4.19	6.1	W	27	6	3	3	1	4	0	0	0	0	0	56	90	4.26	1.579										
Bobby Ayala, R (7, 1) ERA: 2.53	0.1	H	2	0	0	0	1	1	0	0	0	0	0	3	10	0.00	3.000										
Steve Kline, L (7, 1) ERA: 3.72	0.2	H	5	2	1	1	0	0	0	0	0	0	0	10	16	13.50	3.000										
Guillermo Mota, R (8, 1) ERA: 1.8	0.2	H	1	0	0	0	0	0	0	0	0	0	0	1	1	0.00	0.000										
Ugueth Urbina, R (9, 1) ERA: 4.39	1.0	S	5	2	0	0	2	0	0	0	0	0	0	11	17	0.00	2.000										

Batter	1	2	3	4	5	6	7	8	9	AB	R	H	RBI	BB	SO	LOB	BOTTOM											
Mike Mordecai, R (1, 5) OBP: 0.346, SLG: 0.544	G3	G5-3			2B			K		4	3	2	2	1	1	1	San Francisco Giants @ Montreal Expos Olympic Stadium, Montreal, QB Sun May 30 1999, 1:35 PM EDT Att. 8,172 - Dome - 72 F											
Orlando Merced, S (1, 7) OBP: 0.316, SLG: 0.350 Steve Kline, S (7, 1) Guillermo Mota, R (8, PH) James Mouton, R (8, PH) Ugueth Urbina, R (9, 1)	G3			F8			G4-3		1B	4	1	1	0	0	0	1												
Rondell White, R (1, 8) OBP: 0.372, SLG: 0.548	P3						G4-3		1B	4	0	1	2	0	0	2												
Vladimir Guerrero, R (1, 9) OBP: 0.364, SLG: 0.555									1B	4	1	2	2	0	0	2												
Jose Vidro, S (1, 4) OBP: 0.342, SLG: 0.536									1B	4	0	2	0	0	0	2												
Michael Barrett, R (1, 2) OBP: 0.344, SLG: 0.446 Chris Widger, R (9, 2) OBP: 0.333, SLG: 0.500	L6								1B	4	0	0	0	0	0	4												
Ryan McGuire, L (1, 3) OBP: 0.377, SLG: 0.478									1B	3	0	2	0	1	0	2												
Orlando Cabrera, R (1, 6) OBP: 0.321, SLG: 0.409									K	4	0	0	0	0	2	4												
Miguel Batista, R (1, 1) OBP: 0.318, SLG: 0.400 Manny Martinez, R (7, 8) OBP: 0.278, SLG: 0.385									K	3	1	1	0	0	0	2												
Inning Stats	R: 2 E: 0 K: 0 S: 12	H: 3 LOB: 1 BB: 0 P: 18	R: 0 E: 0 K: 1 S: 12	H: 1 LOB: 1 BB: 0 P: 17	R: 0 E: 0 K: 0 S: 7	H: 0 LOB: 1 BB: 0 P: 13	R: 0 E: 0 K: 0 S: 8	H: 0 LOB: 1 BB: 1 P: 15	R: 2 E: 0 K: 0 S: 16	H: 3 LOB: 2 BB: 1 P: 28	R: 2 E: 0 K: 1 S: 10	H: 2 LOB: 0 BB: 0 P: 15	R: 0 E: 0 K: 1 S: 13	H: 2 LOB: 2 BB: 0 P: 19	R: 0 E: 0 K: 2 S: 15	H: 1 LOB: 1 BB: 0 P: 23		R: 0 E: 0 K: 2 S: 11	H: 1 LOB: 1 BB: 0 P: 17	1B: 8 2B: 2 3B: 0 HR: 2	SF: 0 SAC: 0 DP: 0 HBP: 1	WP: 1 PB: 0 SB: 1 CS: 0	PA: 39					
PITCHER	IP	WLS	BF	H	R	ER	SO	BB	IBB	HBP	BLK	WP	HR	S	P	ERA		WHIP										
Chris Brock, R (1, 1) ERA: 4.26	6.0	L	30	9	6	6	1	2	0	1	0	0	0	65	106	9.00		1.833										
Joe Nathan, R (7, 1) ERA: 3.0	2.0		9	3	0	0	3	0	0	0	0	0	0	28	42	0.00	1.500											

AB	33
R	4
H	10
RBI	4
BB	5
SO	4
LOB	21



Batter	1	2	3	4	5	6	7	8	9	AB	R	H	RBI	BB	SO	LOB	TOP							
Marvin Benard, L (1, 8) OBP: 0.340, SLG: 0.391	0-1 1B	1-3 K			1-2 L8		2-0 1B		1-2 G3-1	5	0	2	0	0	1	1	San Francisco Giants @ Philadelphia Phillies Veterans Stadium, Philadelphia, PA Mon May 31 1999, 7:05 PM EDT Att: 16,323 - Cloudy - 85 F							
Bill Mueller, S (1, 5) OBP: 0.364, SLG: 0.333	2-3 K		2-2 L5		2-2 1B		1-1 1B		3-2 G4-3	5	0	2	1	0	1	0								
J.T. Snow, L (1, 3) OBP: 0.400, SLG: 0.446	4-1 BB		3-2 L9		2-0 G4-3		3-H 1B		0-1 G3-1	3	0	0	0	1	0	2								
Jeff Kent, R (1, 4) OBP: 0.377, SLG: 0.481	1-0 G5-3		1-2 G6-3			3-1 P3		1-0 1B		4	0	1	0	0	0	1								
Ellis Burks, R (1, 9)		1-1 BB 1B		1-0 G5-3		1-1 1B		2-3 K		4	1	2	0	0	1	1								
Stan Javier, S (1, 7) OBP: 0.368, SLG: 0.442		0-0 BB 1B		3-2 FC6-4 1B		2-2 FC6-4 1B		0-0 1B		4	1	3	0	0	0	1								
Rich Aurilia, R (1, 6) OBP: 0.357, SLG: 0.506		4-1 2B F7-2 BB		1-0 FC5-4 1B		1-2 P4		1-3 K		3	0	0	0	1	1	4								
Brent Mayne, L (1, 2) OBP: 0.405, SLG: 0.414		1-1 1B		2-2 F7			3-1 1B SH3-4 1B		2-3 K	4	1	2	2	0	1	3								
Kirk Rueter, L (1, 1) OBP: 0.100, SLG: 0.105		1-3 2-H 3-H 1-0 F7-2			0-3 K		1-2 SH3-4		0-0 F8	2	0	0	0	0	1	2								
Alan Embree, L (7, 1)										0	0	0	0	0	0	0								
John Johnstone, R (7, 1)										0	0	0	0	0	0	0								
Armando Rios, L (9, PH) OBP: 0.338, SLG: 0.477										1	0	0	0	0	0	0								
Inning Stats	R: 0 E: 0 K: 1 S: 7	H: 1 LOB: 1 BB: 1 P: 14	R: 2 E: 0 K: 1 S: 11	H: 3 LOB: 1 BB: 1 P: 19	R: 0 E: 0 K: 0 S: 15	H: 0 LOB: 0 BB: 0 P: 21	R: 0 E: 0 K: 0 S: 11	H: 1 LOB: 1 BB: 0 P: 18	R: 0 E: 0 K: 1 S: 11	H: 1 LOB: 1 BB: 0 P: 16	R: 0 E: 0 K: 0 S: 11	H: 1 LOB: 1 BB: 0 P: 18	R: 1 E: 0 K: 0 S: 8	H: 3 LOB: 1 BB: 0 P: 14	R: 0 E: 0 K: 3 S: 13	H: 2 LOB: 2 BB: 0 P: 19	R: 0 E: 0 K: 0 S: 9	H: 0 LOB: 0 BB: 0 P: 13	1B: 11 2B: 2 3B: 0 HR: 0	SF: 0 SAC: 1 DP: 1 HBP: 0	WP: 0 PB: 0 SB: 2 CS: 0	PA: 38		
PITCHER	IP WLS BF H R ER SO BB IBB HBP BLK WP HR S P ERA WHIP	6.1 W 28 9 3 3 3 2 0 0 0 0 0 70 115 4.26 1.737	0.2 W 2 1 0 0 0 0 0 0 0 0 0 4 5 0.00 1.500	2.0 S 8 2 0 0 3 0 0 0 0 0 0 22 32 0.00 1.000																				

AB 35
R 3
H 12
RBI 3
BB 2
SO 6
LOB 15



Batter	1	2	3	4	5	6	7	8	9	AB	R	H	RBI	BB	SO	LOB	BOTTOM							
Doug Glanville, R (1, 8) OBP: 0.388, SLG: 0.410	0-1 G4-3		2-3 K			2-2 F8		0-2 F8		4	0	0	0	0	1	0	San Francisco Giants @ Philadelphia Phillies Veterans Stadium, Philadelphia, PA Mon May 31 1999, 7:05 PM EDT Att: 16,323 - Cloudy - 85 F							
23 Kevin Jordan, R (1, 4) OBP: 0.409, SLG: 0.467	4-1 1B		2-1 F7			1-0 L5		1-0 WP 1B		3	0	1	0	1	0	0								
15 David Doster, R (8, PH) OBP: 0.500, SLG: 0.733										0	0	0	0	0	0	0								
Scott Rolen, R (1, 5) OBP: 0.367, SLG: 0.489	2-2 1B		3-1 G5-3			1-0 1B		0-1 P3		4	1	2	0	0	0	1								
Rico Brogna, L (1, 3) OBP: 0.300, SLG: 0.415	1-3 K		2-2 F9			1-0 2B 1B		1-2 IBB		3	1	1	1	1	1	2								
Ron Gant, R (1, 7) OBP: 0.339, SLG: 0.418	2-3 K		1-3 K			0-0 1B		0-0 P2		4	1	1	0	0	2	4								
Bobby Abreu, L (1, 9) OBP: 0.442, SLG: 0.575		1-2 G1-3			0-0 FC1-6 1B		3-2 L5-3 1B			3	0	2	2	0	0	0								
Mike Lieberthal, R (1, 2) OBP: 0.401, SLG: 0.573		0-0 1B			0-0 FC1-6 G6-4-3		3-2 L5-3			3	0	1	0	0	0	2								
Alex Arias, R (1, 6) OBP: 0.377, SLG: 0.534		2-2 G1-6-4-3			2-2 G6-4-3		2-0 HR			3	1	1	1	0	0	2								
Carlton Loewer, R (1, 1) OBP: 0.273, SLG: 0.238			2-2 F7			2-3 K		3-1 F7		2	0	0	0	0	1	0								
Yorkis Perez, L (7, 1)										0	0	0	0	0	0	0								
Rob Ducey, L (7, PH) OBP: 0.327, SLG: 0.469										1	0	0	0	0	0	0								
Wayne Gomes, R (8, 1)										0	0	0	0	0	0	0								
Inning Stats	R: 0 E: 0 K: 2 S: 16	H: 1 LOB: 2 BB: 1 P: 25	R: 0 E: 0 K: 0 S: 7	H: 1 LOB: 0 BB: 0 P: 10	R: 0 E: 0 K: 1 S: 9	H: 0 LOB: 0 BB: 0 P: 15	R: 0 E: 0 K: 1 S: 8	H: 0 LOB: 0 BB: 0 P: 14	R: 0 E: 0 K: 1 S: 6	H: 1 LOB: 0 BB: 0 P: 8	R: 0 E: 0 K: 1 S: 7	H: 0 LOB: 0 BB: 0 P: 12	R: 4 E: 0 K: 0 S: 12	H: 5 LOB: 0 BB: 0 P: 25	R: 0 E: 0 K: 0 S: 9	H: 1 LOB: 2 BB: 1 P: 14	1B: 6 2B: 3 3B: 0 HR: 1	SF: 0 SAC: 0 DP: 3 HBP: 0	WP: 1 PB: 0 SB: 0 CS: 0	PA: 32				
PITCHER	IP WLS BF H R ER SO BB IBB HBP BLK WP HR S P ERA WHIP	6.0 B 1 1 0 0 0 1 0 0 0 0 0 3 6 ∞ ∞	0.0 B 1 1 0 0 0 0 0 0 0 0 0 3 6 ∞ ∞	2.0 L 8 2 1 1 0 0 1 0 0 1 1 15 28 4.50 1.000																				

AB 30
R 4
H 9
RBI 4
BB 2
SO 5
LOB 11



Batter	1	2	3	4	5	6	7	8	9	AB	R	H	RBI	BB	SO	LOB	TOP					
Marvin Benard, L (1.8) OBP: 0.343, SLG: 0.392	F7		F8		E1		FC4			4	1	0	0	1	0	1	San Francisco Giants @ Philadelphia Phillies Veterans Stadium, Philadelphia, PA Wed Jun 02 1999, 7:35 PM EDT Att: 13,616 - Unknown - 84 F					
Bill Mueller, S (1.5) OBP: 0.379, SLG: 0.364	G5-3		G4-3							5	1	3	1	0	0							
J.T. Snow, L (1.3) OBP: 0.397, SLG: 0.453 Felix Rodriguez, R (8.1) OBP: 0.333, SLG: 1.333				F7	F7			F9		4	0	1	2	1	0	4						
Jeff Kent, R (1.4) OBP: 0.372, SLG: 0.472	F7					G5-3	P3			5	0	2	0	0	0	2						
Armando Rios, L (1.9) OBP: 0.338, SLG: 0.457		G3-1		L5				L6	G4-6-3	4	0	0	0	1	0	2						
Rich Aurilia, R (1.6) OBP: 0.346, SLG: 0.483	G6-3			P3			F7	G4-3		5	0	0	0	0	1	2						
F.P. Santangelo, S (1.7) OBP: 0.426, SLG: 0.300					G4-3	G6-3				3	1	1	0	1	0	1						
Brent Mayne, L (1.2) OBP: 0.308, SLG: 0.452		G3								4	2	2	2	0	0	1						
Russ Ortiz, R (1.1) OBP: 0.106, SLG: 0.100 Rich Rodriguez, L (8.1) OBP: 0.345, SLG: 0.428 Stan Javier, S (7.1) OBP: 0.387, SLG: 0.428 Jerry Spradlin, R (7.1) OBP: 0.387, SLG: 0.428 Ellis Burks, R (8.1) OBP: 0.387, SLG: 0.428 Charlie Hayes, R (8.3) OBP: 0.387, SLG: 0.428			L5			G6-3		E6		2	0	0	0	0	0	0						
Inning Stats	R: 0 E: 0 K: 0 S: 11	H: 0 LOB: 1 BB: 1 P: 21	R: 0 E: 0 K: 0 S: 9	H: 0 LOB: 1 BB: 1 P: 19	R: 0 E: 0 K: 0 S: 8	H: 0 LOB: 0 BB: 0 P: 12	R: 0 E: 0 K: 0 S: 8	H: 1 LOB: 1 BB: 0 P: 10	R: 1 E: 1 K: 0 S: 16	H: 2 LOB: 2 BB: 0 P: 23	R: 0 E: 0 K: 0 S: 10	H: 0 LOB: 1 BB: 1 P: 17	R: 2 E: 1 K: 0 S: 12	H: 2 LOB: 1 BB: 0 P: 19	R: 3 E: 0 K: 0 S: 14	H: 4 LOB: 2 BB: 1 P: 24		R: 0 E: 0 K: 1 S: 8	H: 1 LOB: 0 BB: 0 P: 12	1B: 5 2B: 4 3B: 0 HR: 1	SF: 0 SAC: 0 DP: 1 HBP: 0	WP: 0 PB: 0 SB: 0 CS: 0
PITCHER	IP WLS BF H R ER SO BB IBB HBP BLK WP HR S P ERA WHIP																					
Paul Byrd, R (1.1) ERA: 3.45	7.0 W 31 5 3 1 0 3 0 0 0 0 0 1 74 121 1.29 1.143																					
Mike Grace, R (8.1) ERA: 4.24	0.2 5 3 3 3 0 0 0 0 0 0 0 0 8 12 40.50 4.500																					
Jim Poole, L (8.1) ERA: 3.65	0.1 H 3 1 0 0 0 1 0 0 0 0 0 0 6 12 0.00 6.000																					
Wayne Gomes, R (9.1) ERA: 3.76	1.0 S 3 1 0 0 1 0 0 0 0 0 0 0 8 12 0.00 1.000																					

AB	38
R	6
H	10
RBI	6
BB	4
SO	1
LOB	13



Batter	1	2	3	4	5	6	7	8	9	AB	R	H	RBI	BB	SO	LOB	BOTTOM			
Kevin Sevcik, R (1.8) OBP: 0.375, SLG: 0.508	F9		WP					G4-3		4	0	2	1	1	0	0	San Francisco Giants @ Philadelphia Phillies Veterans Stadium, Philadelphia, PA Wed Jun 02 1999, 7:35 PM EDT Att: 13,616 - Unknown - 84 F			
Marlon Anderson, L (1.4) OBP: 0.251, SLG: 0.339 15 David Doster, R (7.4) OBP: 0.476, SLG: 0.688	G4-3		K		K			F7		4	0	1	0	0	3	3				
23 Kevin Jordan, R (1.5) OBP: 0.394, SLG: 0.462	G4-3		K							4	1	1	0	0	1	3				
Rico Brogna, L (1.3) OBP: 0.314, SLG: 0.415	L7									2	1	0	0	2	1	2				
Ron Gant, R (1.7) OBP: 0.337, SLG: 0.429		P3		FC5-4				L5		4	2	1	2	0	0	1				
Bobby Abreu, L (1.9) OBP: 0.451, SLG: 0.617										3	1	2	2	1	1	0				
Gary Bennett, R (1.2) OBP: 0.273, SLG: 0.286										3	0	1	1	1	1	0				
Desi Relaford, S (1.6) OBP: 0.361, SLG: 0.390 Jim Poole, L (8.1) Wayne Gomes, R (9.1)										4	1	2	0	0	0	3				
Paul Byrd, R (1.1) OBP: 0.250, SLG: 0.222 Mike Grace, R (8.1) Alex Arias, R (8.6) OBP: 0.365, SLG: 0.517										3	1	1	0	0	1	2				
Inning Stats	R: 0 E: 0 K: 0 S: 7	H: 1 LOB: 0 BB: 0 P: 13	R: 0 E: 0 K: 1 S: 5	H: 1 LOB: 0 BB: 0 P: 8	R: 1 E: 0 K: 3 S: 14	H: 2 LOB: 1 BB: 0 P: 23	R: 2 E: 0 K: 0 S: 11	H: 2 LOB: 1 BB: 1 P: 18	R: 3 E: 0 K: 1 S: 16	H: 3 LOB: 2 BB: 3 P: 37	R: 1 E: 0 K: 2 S: 11	H: 2 LOB: 1 BB: 0 P: 15	R: 0 E: 0 K: 1 S: 14	H: 0 LOB: 1 BB: 1 P: 23	R: 0 E: 0 K: 1 S: 9	H: 0 LOB: 0 BB: 0 P: 12		1B: 6 2B: 2 3B: 2 HR: 1	SF: 0 SAC: 0 DP: 0 HBP: 0	WP: 1 PB: 0 SB: 0 CS: 1
PITCHER	IP WLS BF H R ER SO BB IBB HBP BLK WP HR S P ERA WHIP																			
Russ Ortiz, R (1.1) ERA: 3.24	5.0 L 28 11 7 7 5 3 1 0 0 0 0 1 56 104 12.60 2.800																			
Rich Rodriguez, L (6.1) ERA: 4.08	1.0 3 0 0 0 2 0 0 0 0 0 0 0 8 10 0.00 0.000																			
Jerry Spradlin, R (7.1) ERA: 6.86	1.0 4 0 0 0 1 1 0 0 0 0 0 0 14 23 0.00 1.000																			
Felix Rodriguez, R (8.1) ERA: 4.97	1.0 3 0 0 0 1 0 0 0 0 0 0 0 9 12 0.00 0.000																			



Batter	1	2	3	4	5	6	7	8	9	AB	R	H	RBI	BB	SO	LOB	TOP					
Marvin Benard, L OBP: 0.340, SLG: 0.387	P4		G3-1		K		1B	K		5	1	1	0	0	2	0						
Bill Mueller, S OBP: 0.394, SLG: 0.373	F8			2B	1B	G6-3	1B	BB	F9	4	2	2	1	1	0	0						
Charlie Hayes, R Wilson Delgado, S OBP: 0.275, SLG: 0.258 OBP: 0.408, SLG: 0.389	P3		L6			G6-3	1B	BB	F9	3	2	1	0	2	0	1						
Jeff Kent, R Robb Nen, R OBP: 0.373, SLG: 0.475		G5-3		1B	2B	K			F9	5	0	2	3	0	1	3						
Ellis Burks, R OBP: 0.371, SLG: 0.446	K			F7		G6-3	SF8		E6	4	0	0	1	0	1	3						
Stan Javier, S OBP: 0.368, SLG: 0.429	2B			1B			F7		G4-3	4	0	2	0	1	0	2						
Rich Aurilia, R OBP: 0.344, SLG: 0.483	1B			2B		K			G5-3	4	0	1	0	0	2	5						
Scott Servais, R OBP: 0.340, SLG: 0.466			L3			G6-3			F9	4	1	1	1	0	0	0						
Shawn Estes, R Jerry Spradlin, S F.P. Santangelo, S Julian Tavarez, L John Johnstone, R J.T. Snow, L OBP: 0.330, SLG: 0.353 OBP: 0.442, SLG: 0.510 OBP: 0.307, SLG: 0.453	K		K			K			K	2	0	0	0	0	2	0						
Inning Stats	R: 0 E: 0 K: 0 S: 7	H: 0 LOB: 0 BB: 0 P: 8	R: 0 E: 0 K: 1 S: 9	H: 2 LOB: 2 BB: 0 P: 11	R: 0 E: 0 K: 1 S: 9	H: 0 LOB: 0 BB: 0 P: 13	R: 1 E: 0 K: 1 S: 14	H: 3 LOB: 2 BB: 0 P: 18	R: 0 E: 0 K: 2 S: 12	H: 0 LOB: 0 BB: 0 P: 8	R: 0 E: 0 K: 2 S: 12	H: 1 LOB: 3 BB: 2 P: 24	R: 4 E: 0 K: 0 S: 10	H: 4 LOB: 1 BB: 1 P: 18	R: 1 E: 0 K: 2 S: 11	H: 1 LOB: 0 BB: 0 P: 14	R: 1 E: 1 K: 0 S: 10	H: 0 LOB: 1 BB: 1 P: 18	1B: 8 2B: 2 3B: 0 HR: 1	SF: 1 SAC: 0 DP: 0 HBP: 0	WP: 1 PB: 0 SB: 1 CS: 0	PA: 42
PITCHER	IP	WLS	BF	H	R	ER	SO	BB	IBB	HBP	BLK	WP	HR	S	P	ERA	WHIP					
Curt Schilling, R ERA: 2.85	7.0	L	33	10	5	5	7	3	0	0	0	0	0	68	100	6.43	1.857					
Yorkis Perez, L ERA: 3.18	1.2		7	1	2	1	2	1	0	0	0	0	1	16	26	5.40	1.200					
Steve Montgomery, R ERA: 2.19	0.1		2	0	0	0	0	0	0	0	0	1	0	5	6	0.00	0.000					

San Francisco Giants @ Philadelphia Phillies
Veterans Stadium, Philadelphia, PA
Thu Jun 03 1999, 1:05 PM EDT
Att: 20,560 - Cloudy - 80 F

AB	37
R	7
H	11
RBI	6
BB	4
SO	9
LOB	14



Batter	1	2	3	4	5	6	7	8	9	AB	R	H	RBI	BB	SO	LOB	BOTTOM					
Doug Glanville, R OBP: 0.378, SLG: 0.397	G6-3		G4-3		G6-3	K			P6	5	0	0	0	0	1	5						
Kevin Seifick, R OBP: 0.377, SLG: 0.484	G4-3		F9			BB	BB	BB	G5-4-3	3	1	0	0	2	0	2						
23 Kevin Jordan, R OBP: 0.387, SLG: 0.493	G3			HR		K	G4-3			4	1	1	1	0	1	2						
Rico Brogna, L OBP: 0.313, SLG: 0.410		G3-1		P2		BB	BB	K		3	1	0	0	1	1	1						
Ron Gant, R OBP: 0.340, SLG: 0.428		F9		1B		BB	BB	K		3	1	1	0	1	1	1						
Mike Lieberthal, R OBP: 0.406, SLG: 0.596		FC6		F9		G4-3	2B		F9	4	0	2	3	0	0	1						
Alex Arias, R OBP: 0.343, SLG: 0.484		FC6		G6-3		G4-3			G4-3	4	0	0	0	0	0	3						
15 David Doster, R Steve Montgomery, R OBP: 0.480, SLG: 0.611			G4-3	SH1-4		F7	BB		G6-3	2	0	0	0	2	0	0						
Curt Schilling, R Yorkis Perez, L Rob Ducey, L OBP: 0.182, SLG: 0.200 OBP: 0.351, SLG: 0.480			SH1-4		K		BB		G5-4-3	1	0	0	0	1	1	0						
Inning Stats	R: 0 E: 0 K: 0 S: 10	H: 0 LOB: 0 BB: 0 P: 11	R: 0 E: 0 K: 0 S: 5	H: 1 LOB: 1 BB: 0 P: 11	R: 0 E: 0 K: 0 S: 9	H: 0 LOB: 1 BB: 1 P: 19	R: 1 E: 0 K: 0 S: 9	H: 2 LOB: 0 BB: 0 P: 16	R: 0 E: 0 K: 1 S: 11	H: 0 LOB: 0 BB: 0 P: 16	R: 3 E: 0 K: 2 S: 16	H: 1 LOB: 3 BB: 5 P: 40	R: 0 E: 0 K: 2 S: 10	H: 0 LOB: 1 BB: 1 P: 18	R: 0 E: 0 K: 0 S: 8	H: 0 LOB: 0 BB: 0 P: 10	R: 0 E: 0 K: 0 S: 8	H: 1 LOB: 0 BB: 0 P: 16	1B: 3 2B: 1 3B: 0 HR: 1	SF: 0 SAC: 1 DP: 1 HBP: 0	WP: 0 PB: 0 SB: 0 CS: 0	PA: 38
PITCHER	IP	WLS	BF	H	R	ER	SO	BB	IBB	HBP	BLK	WP	HR	S	P	ERA	WHIP					
Shawn Estes, L ERA: 5.75	5.2		27	4	4	4	2	5	1	0	0	0	0	4	4	0.00	0.000					
Jerry Spradlin, R ERA: 8.75	0.1	W	1	0	0	0	1	0	0	0	0	0	0	4	4	0.00	0.000					
Julian Tavarez, R ERA: 9.19	1.0	H	4	0	0	0	2	1	0	0	0	0	0	10	18	0.00	1.000					
John Johnstone, R ERA: 1.61	1.0	H	3	0	0	0	0	0	0	0	0	0	0	8	10	0.00	0.000					
Robb Nen, R ERA: 3.56	1.0	S	3	1	0	0	0	0	0	0	0	0	0	8	16	0.00	1.000					

San Francisco Giants @ Philadelphia Phillies
Veterans Stadium, Philadelphia, PA
Thu Jun 03 1999, 1:05 PM EDT
Att: 20,560 - Cloudy - 80 F

AB	30
R	4
H	5
RBI	4
BB	7
SO	5
LOB	15



Batter	1	2	3	4	5	6	7	8	9	AB	R	H	RBI	BB	SO	LOB	TOP					
Tony Phillips, S OBP: 0.354, SLG: 0.473 (1, 8)										5	0	1	0	0	1	5						
Miguel Tejada, R OBP: 0.307, SLG: 0.416 (1, 6)										4	0	1	0	0	0	1						
Jason Giambi, L OBP: 0.378, SLG: 0.453 (1, 3)										4	0	1	0	0	1	2						
Olmedo Saenz, R OBP: 0.364, SLG: 0.402 (1, 5)										4	0	2	0	0	0	2						
Matt Stairs, L OBP: 0.335, SLG: 0.525 (1, 9)										4	0	0	0	0	0	4						
Tim Lincecum, S OBP: 0.343, SLG: 0.349 (1, 7)										3	0	1	0	1	1	1						
Scott Spiezio, S OBP: 0.281, SLG: 0.310 (1, 4)										4	0	1	0	0	0	1						
A.J. Hinch, R OBP: 0.230, SLG: 0.292 (9, PH)										3	0	0	0	0	0	2						
3 Eric Chavez, L OBP: 0.331, SLG: 0.396 (9, PH)										1	0	1	0	0	0	0						
Mike Oquist, R (1, 1)										2	0	0	0	0	1	0						
Tim Worrell, R (5, 1)										0	0	0	0	0	0	0						
John Jaha, R OBP: 0.390, SLG: 0.561 (7, PH)										1	0	0	0	0	0	2						
Jimmy Haynes, R (7, 1)										0	0	0	0	0	0	0						
Ben Griever, L (9, PH)										1	0	0	0	0	0	2						
Inning Stats	R: 0 E: 0 K: 0 S: 12	H: 2 LOB: 2 BB: 0 P: 21	R: 0 E: 0 K: 0 S: 8	H: 0 LOB: 0 BB: 0 P: 12	R: 0 E: 0 K: 1 S: 6	H: 0 LOB: 0 BB: 0 P: 9	R: 0 E: 0 K: 1 S: 11	H: 1 LOB: 1 BB: 0 P: 23	R: 0 E: 0 K: 0 S: 7	H: 0 LOB: 0 BB: 0 P: 12	R: 0 E: 1 K: 0 S: 10	H: 1 LOB: 3 BB: 1 P: 15	R: 0 E: 0 K: 0 S: 20	H: 1 LOB: 1 BB: 1 P: 29	R: 0 E: 0 K: 0 S: 10	H: 1 LOB: 1 BB: 0 P: 14	R: 0 E: 0 K: 1 S: 14	H: 2 LOB: 2 BB: 0 P: 25	1B: 6 2B: 2 3B: 0 HR: 0	SF: 0 SAC: 0 DP: 0 HBP: 0	WP: 0 PB: 0 SB: 0 CS: 0	PA: 37
PITCHER	IP WLS BF H R ER SO BB IBB HBP BLK WP HR S P ERA WHIP																					
Kirk Rueter, L ERA: 5.23 (1, 1)	5.1 W 20 4 0 0 2 0 0 0 0 0 0 0 49 84 0.00 0.750																					
Rich Rodriguez, L ERA: 3.54 (6, 1)	1.2 8 1 0 0 1 1 0 0 0 0 0 0 25 37 0.00 1.200																					
Julian Tavarez, R ERA: 8.15 (8, 1)	2.0 9 3 0 0 1 0 0 0 0 0 0 0 24 39 0.00 1.500																					

Oakland Athletics @ San Francisco Giants
3Com Park at Candlestick Point, San Francisco, CA

AB 36
R 0
H 8
RBI 0
BB 1
SO 4
LOB 22



Sat Jun 05 1999, 4:05 PM EDT
Att: 31,959 - Unknown - 64 F

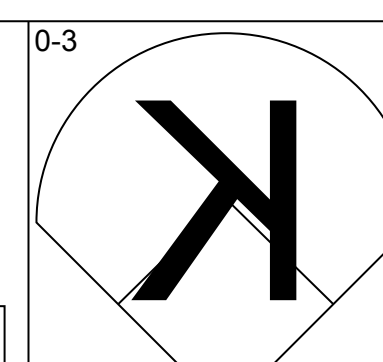
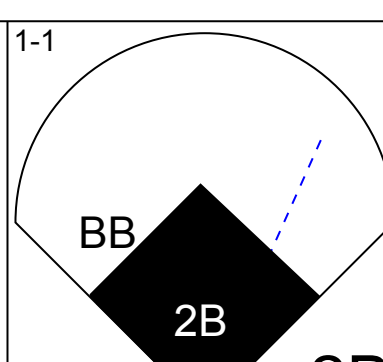
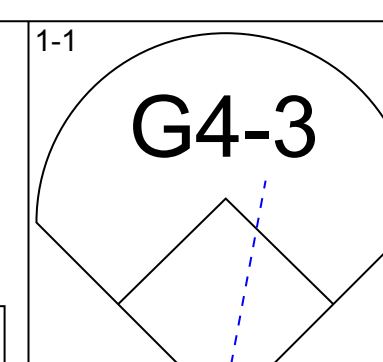
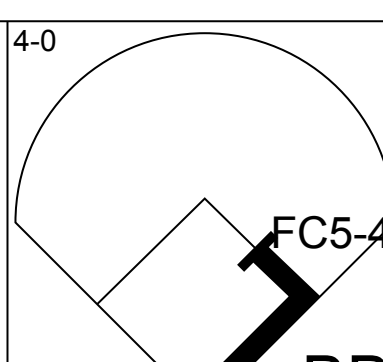
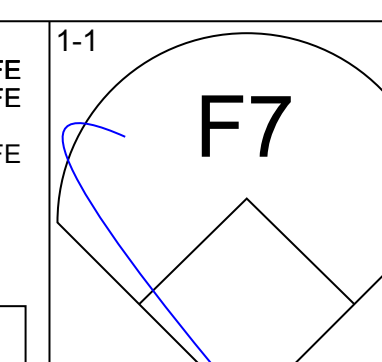
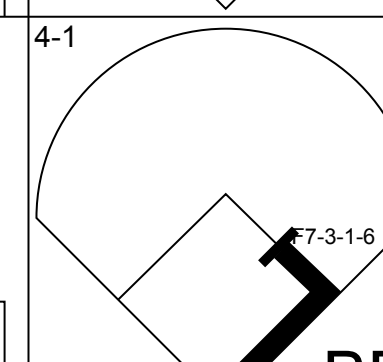
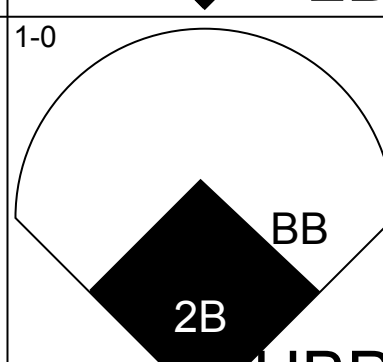
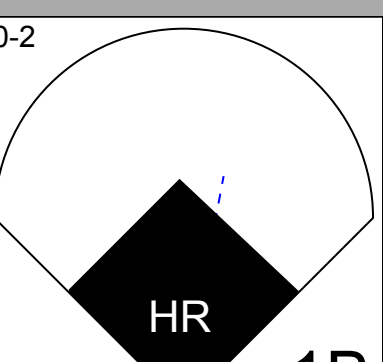
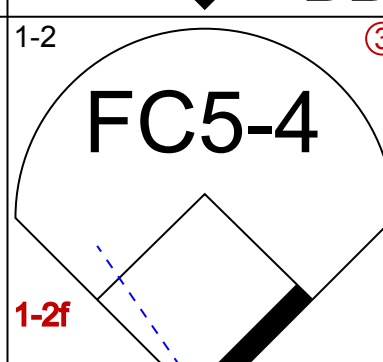
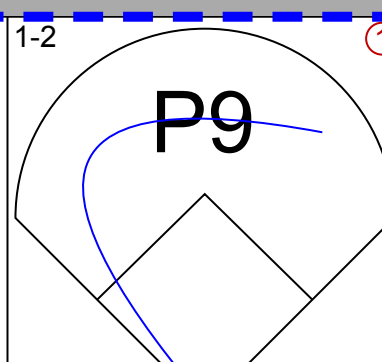
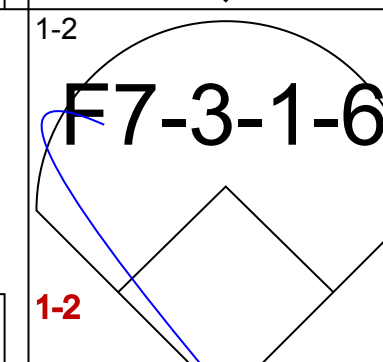
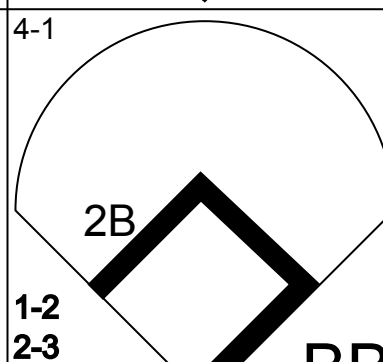
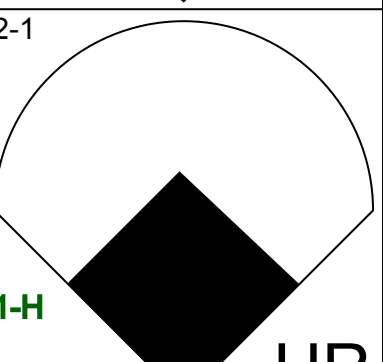
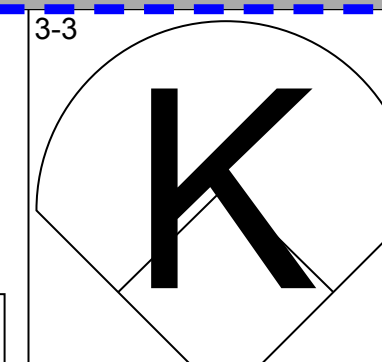
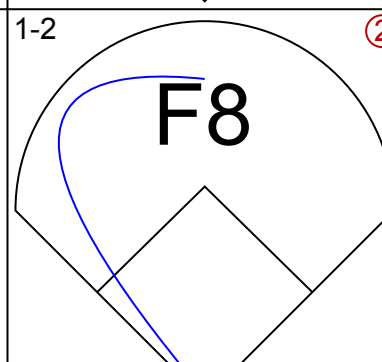
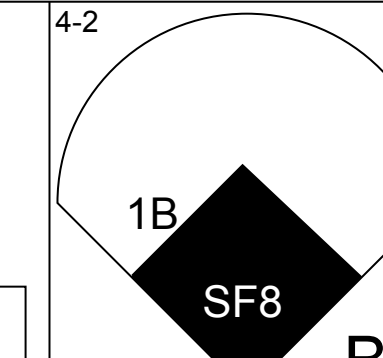
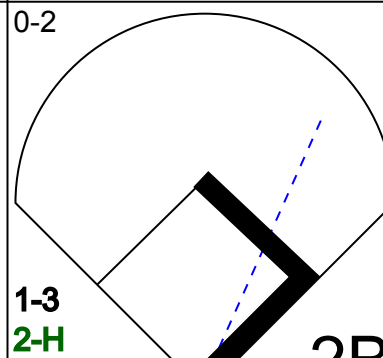
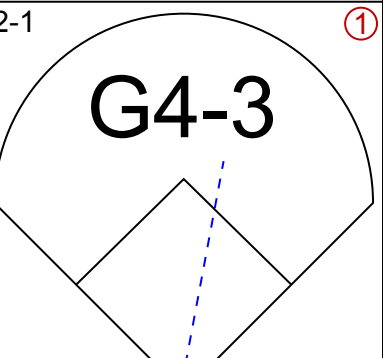
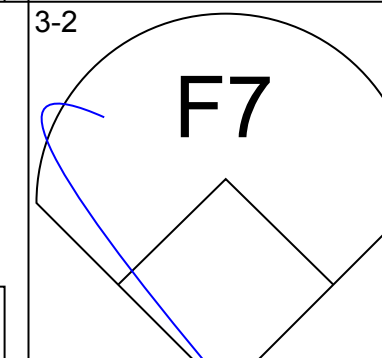
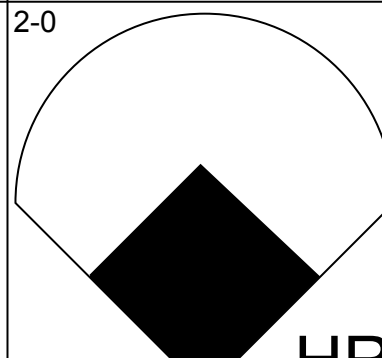

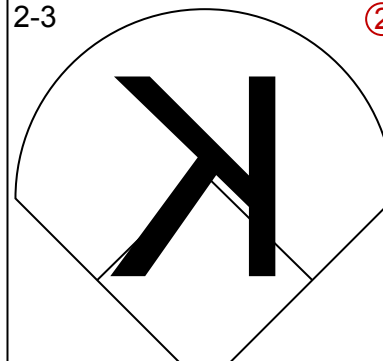
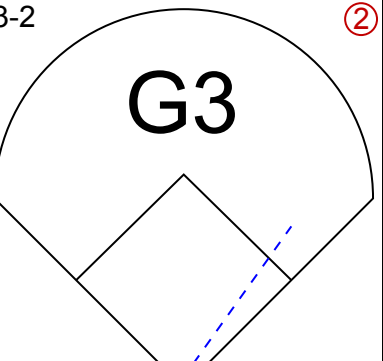
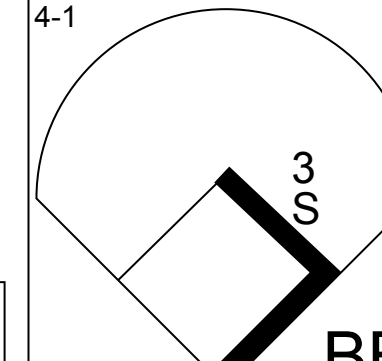
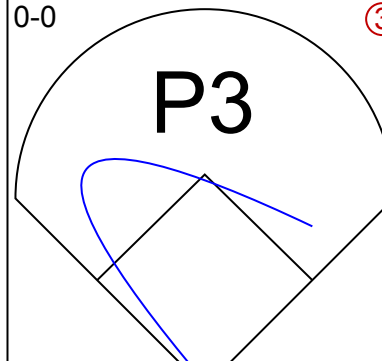

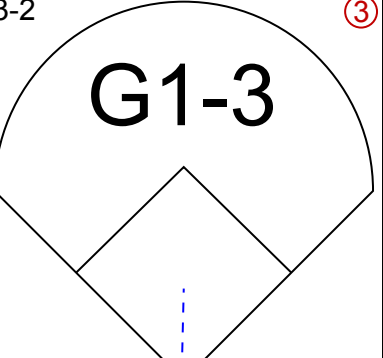
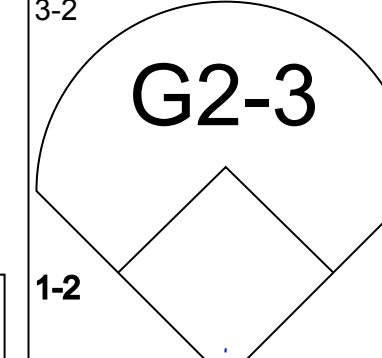

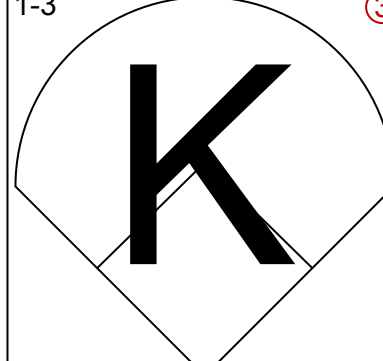
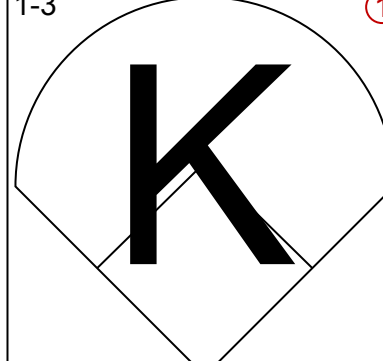
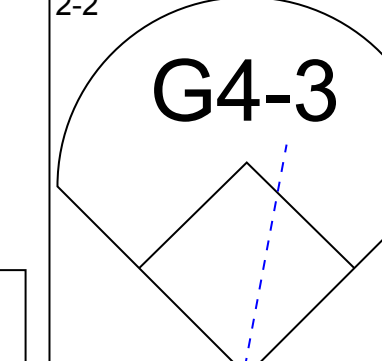

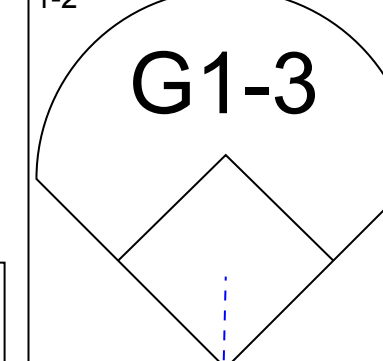
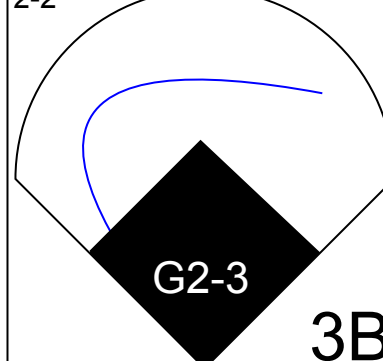
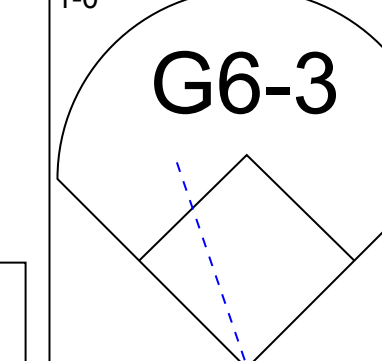
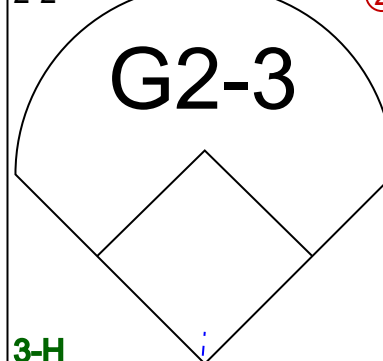
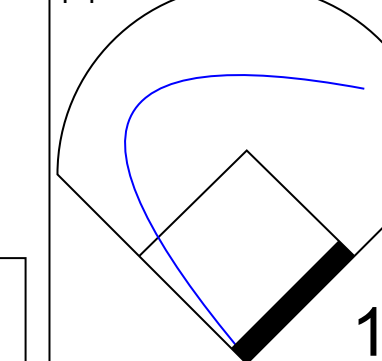
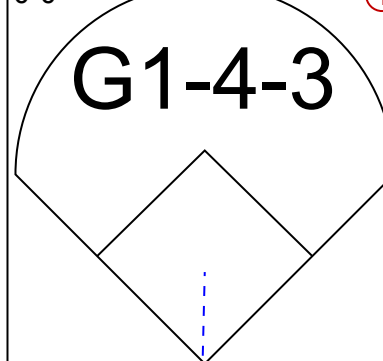
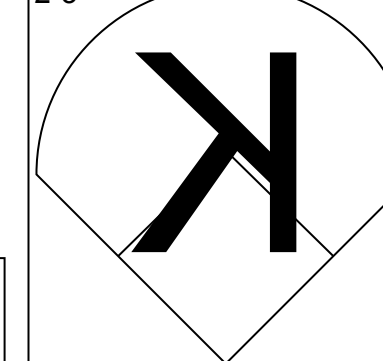
Batter	1	2	3	4	5	6	7	8	9	AB	R	H	RBI	BB	SO	LOB	BOTTOM			
Marvin Benard, L OBP: 0.339, SLG: 0.375 (1, 8)										4	1	1	0	1	0	0				
Bill Mueller, S OBP: 0.366, SLG: 0.333 (1, 5)										4	0	1	3	1	1	0				
J.T. Snow, L OBP: 0.390, SLG: 0.443 (1, 3)										5	0	2	2	0	2	2				
Jeff Kent, R OBP: 0.371, SLG: 0.471 (1, 4)										3	0	1	0	0	0	3				
Wilson Delgado, S OBP: 0.370, SLG: 0.333 (7, 4)										0	0	0	0	1	0	0				
Armando Rios, L OBP: 0.354, SLG: 0.444 (1, 9)										2	2	0	0	2	0	1				
Rich Aurilia, R OBP: 0.351, SLG: 0.516 (1, 6)										4	1	1	0	0	1	4				
F.P. Santangelo, S OBP: 0.440, SLG: 0.311 (1, 7)										3	1	1	1	1	2	2				
Scott Servais, R OBP: 0.333, SLG: 0.452 (1, 2)										4	1	1	0	0	1	3				
Kirk Rueter, L OBP: 0.136, SLG: 0.143 (1, 1)										2	1	1	1	0	0	0				
Rich Rodriguez, L OBP: 1.000, SLG: 1.000 (6, 1)										1	1	1	1	0	0	0				
Charlie Hayes, R OBP: 0.271, SLG: 0.254 (7, PH)										1	0	0	0	0	0	2				
Julian Tavarez, L (8, 1)										0	0	0	0	0	0	0				
Inning Stats	R: 0 E: 0 K: 1 S: 9	H: 0 LOB: 0 BB: 0 P: 13	R: 0 E: 0 K: 2 S: 10	H: 1 LOB: 1 BB: 0 P: 17	R: 0 E: 0 K: 0 S: 9	H: 0 LOB: 0 BB: 0 P: 11	R: 0 E: 0 K: 1 S: 9	H: 1 LOB: 0 BB: 0 P: 15	R: 4 E: 0 K: 1 S: 17	H: 3 LOB: 2 BB: 3 P: 35	R: 3 E: 1 K: 2 S: 23	H: 3 LOB: 2 BB: 1 P: 36	R: 1 E: 0 K: 0 S: 13	H: 2 LOB: 2 BB: 2 P: 27	R: 0 E: 0 K: 0 S: 6	H: 0 LOB: 0 BB: 0 P: 7	1B: 9 2B: 1 3B: 0 HR: 0	SF: 0 SAC: 0 DP: 2 HBP: 0	WP: 1 PB: 0 SB: 1 CS: 0	PA: 39
PITCHER	IP WLS BF H R ER SO BB IBB HBP BLK WP HR S P ERA WHIP																			
Mike Oquist, R ERA: 4.82 (1, 1)	4.2 L 21 5 4 4 5 3 0 0 0 0 0 0 24 38 0.00 3.000																			
Tim Worrell, R ERA: 4.41 (5, 1)	1.1 9 3 3 0 2 1 0 0 0 0 0 0 24 38 0.00 3.000																			
Jimmy Haynes, R ERA: 5.31 (7, 1)	2.0 9 2 1 1 0 2 0 0 0 0 1 0 19 34 4.50 2.000																			

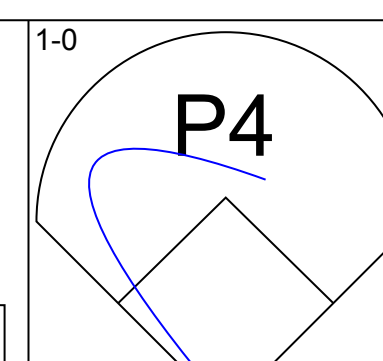
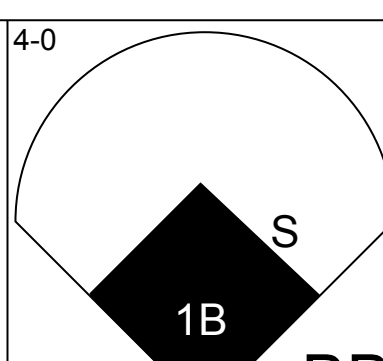
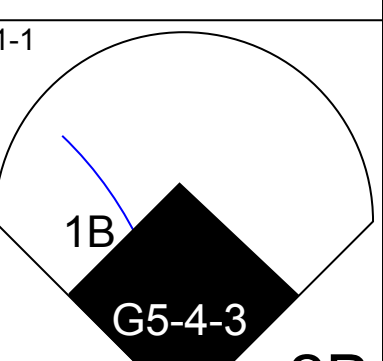
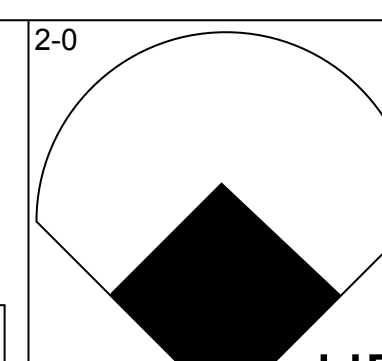
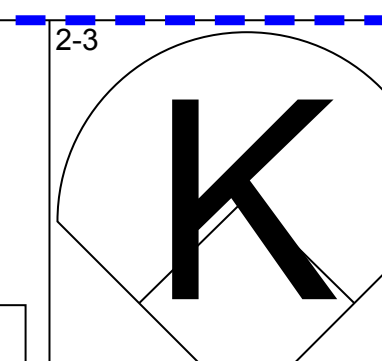
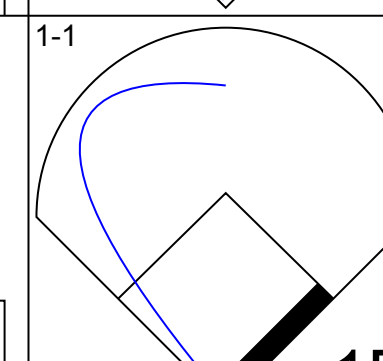
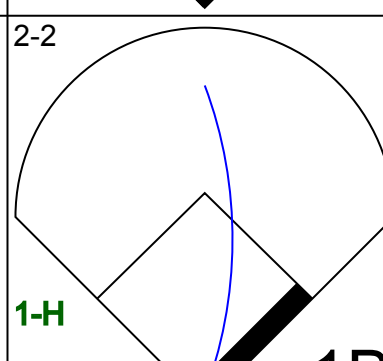
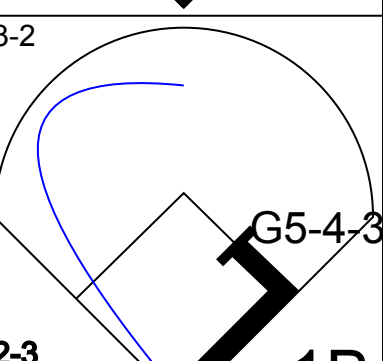
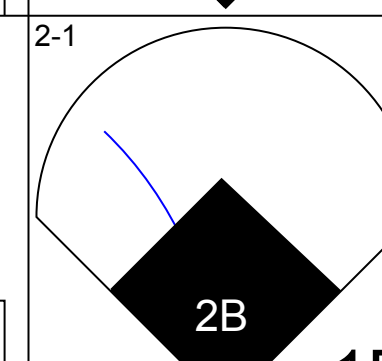
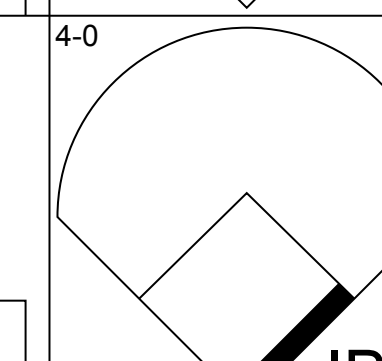
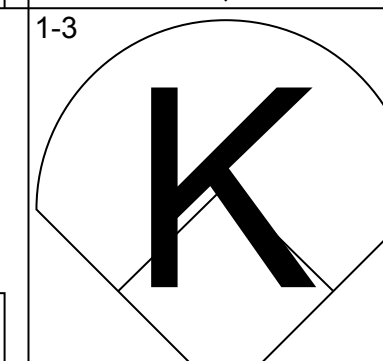
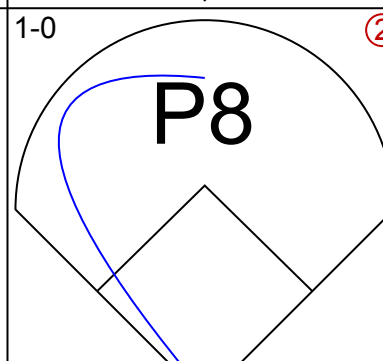
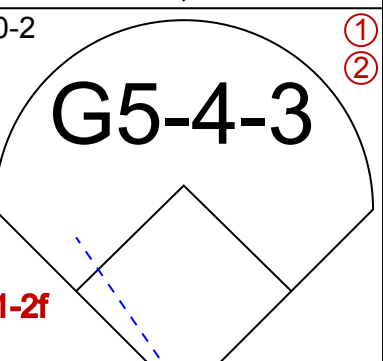
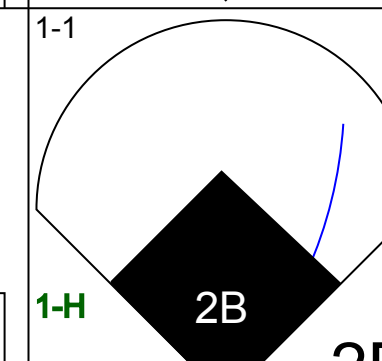
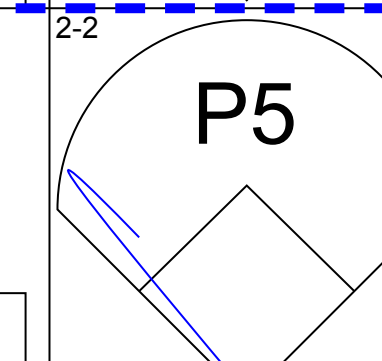
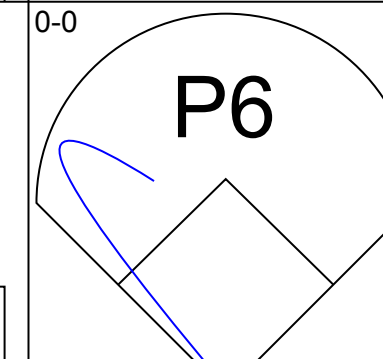
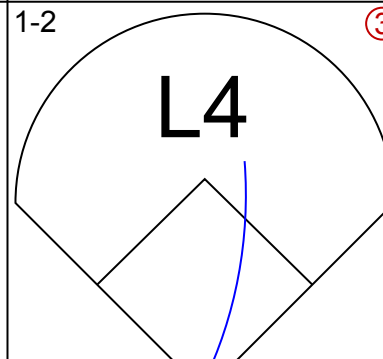
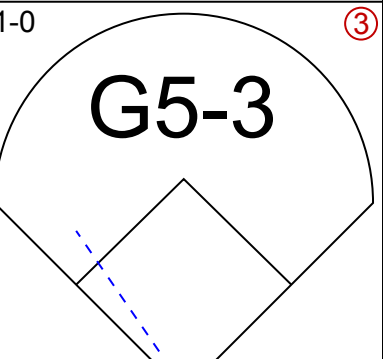
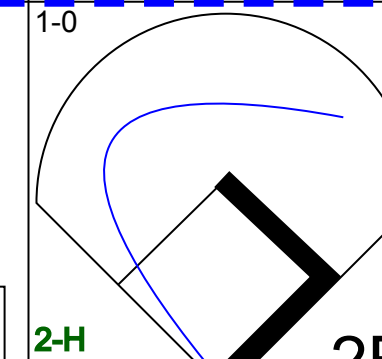
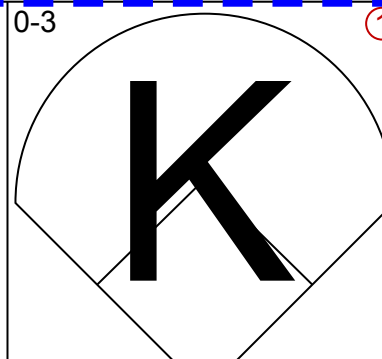
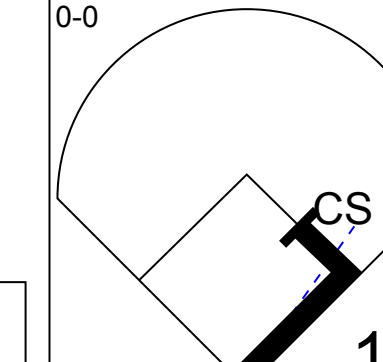
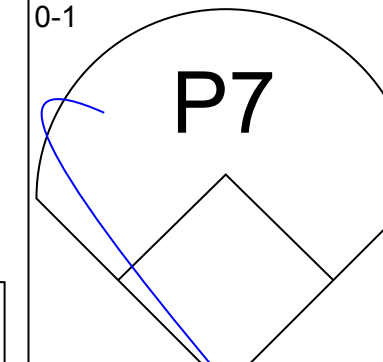
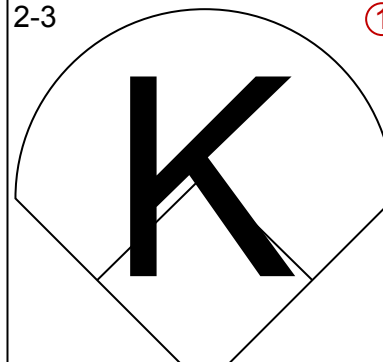
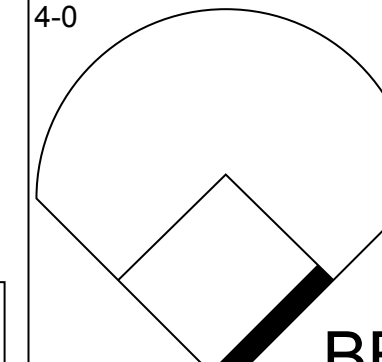
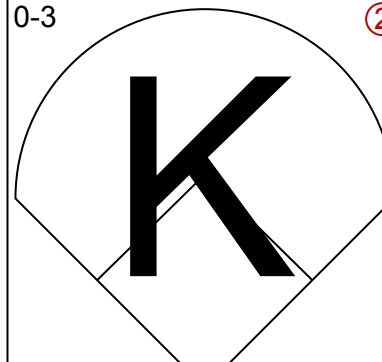
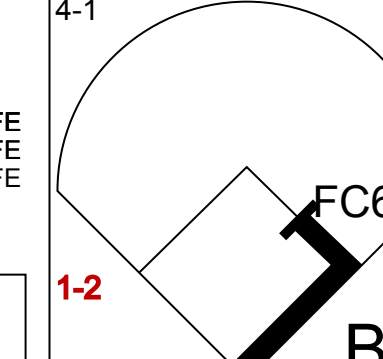
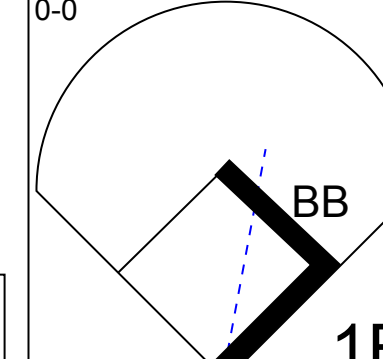
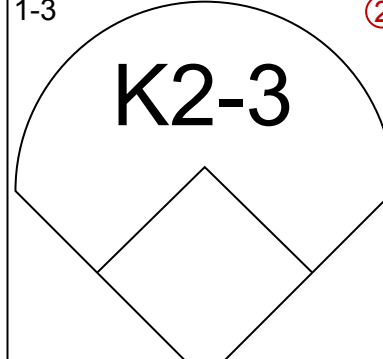
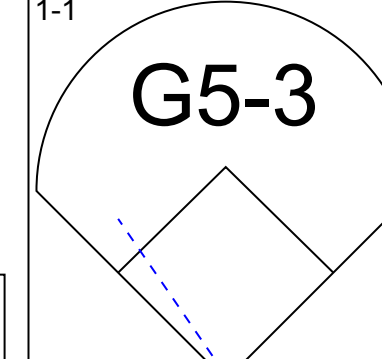
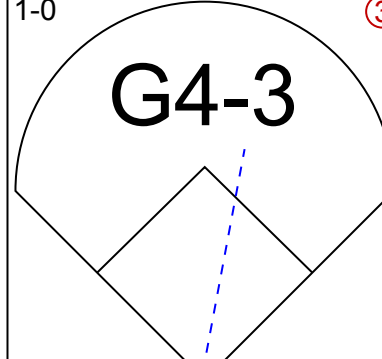


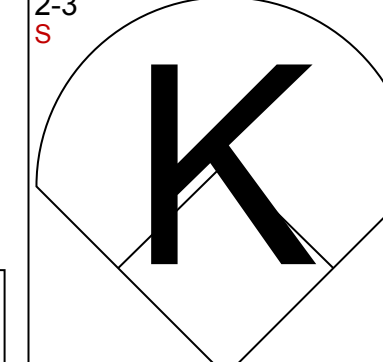
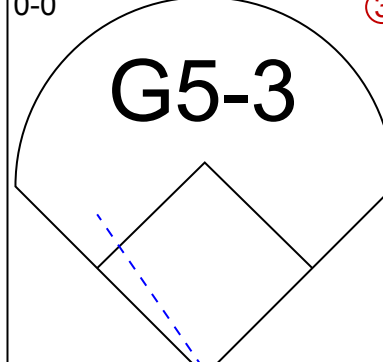
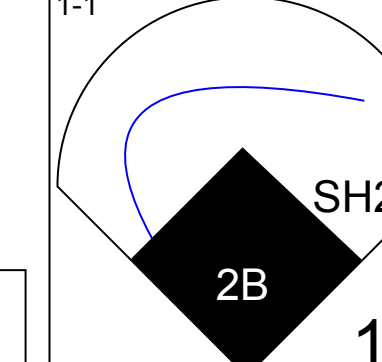

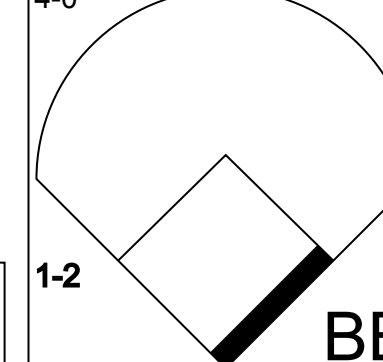
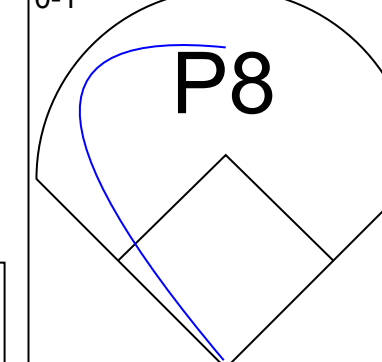
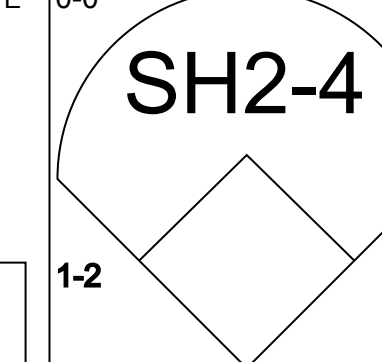

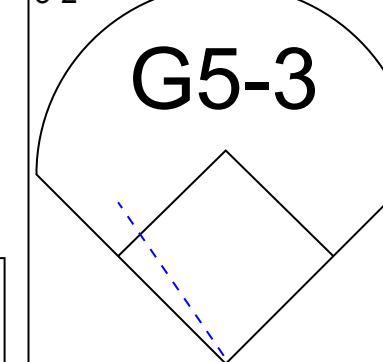
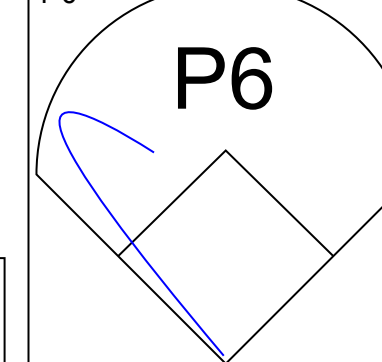
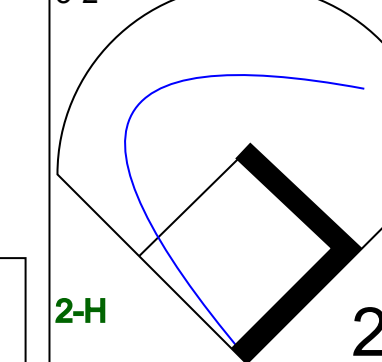
Oakland Athletics @ San Francisco Giants
3Com Park at Candlestick Point, San Francisco, CA

AB 33
R 8
H 10
RBI 8
BB 6
SO 7
LOB 17



Sat Jun 05 1999, 4:05 PM EDT
Att: 31,959 - Unknown - 64 F

Batter	1	2	3	4	5	6	7	8	9	AB	R	H	RBI	BB	SO	LOB	TOP					
Tony Phillips, S OBP: 0.355, SLG: 0.474 (1,4)										4	1	1	0	1	1	1	Oakland Athletics @ San Francisco Giants 3Com Park at Candlestick Point, San Francisco, CA Sun Jun 06 1999, 4:05 PM EDT Att: 40,154 - Unknown - 63 F livebaseballscorecards.com					
T.J. Mathews, R (8,1)										0	0	0	0	0	0							
Buddy Groom, L (8,1)										0	0	0	0	0	0							
Billy Taylor, R (9,1)										0	0	0	0	0	0							
Miguel Tejada, R OBP: 0.313, SLG: 0.415 (1,6)										3	2	1	0	1	0							
Jason Giambi, L OBP: 0.379, SLG: 0.463 (1,3)										4	1	1	2	1	1							
Matt Stairs, L OBP: 0.341, SLG: 0.545 (1,9)										4	2	2	3	1	0							
Ben Grieve, L OBP: 0.280, SLG: 0.293 Jorge Velandia, R OBP: 0.222, SLG: 0.278 (7, PR) (7,4)										3	0	1	0	1	1							
3 Eric Chavez, L OBP: 0.325, SLG: 0.387 Doug Jones, R (7,1)										3	0	0	0	1	1							
Tim Raines, S OBP: 0.343, SLG: 0.349 (8,7)										0	0	0	0	0	0							
Ryan Christenson, R OBP: 0.220, SLG: 0.227 (1,8)										3	0	0	1	0	2							
A.J. Hinch, R OBP: 0.231, SLG: 0.309 (1,2)										4	1	1	0	0	0							
Kenny Rogers, L (1,1)										3	0	0	1	0	1							
Olmedo Saenz, R OBP: 0.369, SLG: 0.408 (7,5)										1	0	1	0	0	0							
Inning Stats	R: 0 E: 0 K: 1 S: 8	H: 0 LOB: 0 BB: 1 P: 13	R: 1 E: 0 K: 1 S: 12	H: 1 LOB: 1 BB: 2 P: 21	R: 2 E: 0 K: 2 S: 16	H: 2 LOB: 3 BB: 2 P: 29	R: 0 E: 0 K: 1 S: 8	H: 0 LOB: 0 BB: 0 P: 12	R: 2 E: 0 K: 0 S: 14	H: 2 LOB: 0 BB: 0 P: 24	R: 1 E: 0 K: 1 S: 15	H: 1 LOB: 1 BB: 1 P: 25	R: 0 E: 0 K: 1 S: 12	H: 0 LOB: 2 BB: 1 P: 25	R: 0 E: 0 K: 0 S: 8	H: 1 LOB: 1 BB: 0 P: 13		R: 1 E: 0 K: 0 S: 8	H: 1 LOB: 0 BB: 0 P: 12	1B: 3 2B: 3 3B: 1 HR: 2	SF: 1 SAC: 0 DP: 1 HBP: 1	WP: 0 PB: 0 SB: 1 CS: 0
PITCHER	IP	WLS	BF	H	R	ER	SO	BB	IBB	HBP	BLK	WP	HR	S	P	ERA	WHIP					
Mark Gardner, R ERA: 8.02 (1,1)	6.0		29	6	6	6	6	4	1	1	0	0	1	73	124	9.00	1.667					
Alan Embree, L ERA: 2.53 (7,1)	1.0		4	0	0	0	1	1	0	0	0	0	0	12	25	0.00	1.000					
Felix Rodriguez, R ERA: 4.73 (8,1)	1.0		4	1	0	0	0	0	0	0	0	0	0	8	13	0.00	1.000					
John Johnstone, R ERA: 1.76 (9,1)	1.0	L	4	1	1	1	0	0	0	0	0	0	1	8	12	9.00	1.000					

Batter	1	2	3	4	5	6	7	8	9	AB	R	H	RBI	BB	SO	LOB	BOTTOM					
F.P. Santangelo, S OBP: 0.448, SLG: 0.372 (1,8)										4	3	2	1	1	1	2	Oakland Athletics @ San Francisco Giants 3Com Park at Candlestick Point, San Francisco, CA Sun Jun 06 1999, 4:05 PM EDT Att: 40,154 - Unknown - 63 F livebaseballscorecards.com					
Stan Javier, S OBP: 0.376, SLG: 0.428 (1,7)										4	1	4	1	1	0							
J.T. Snow, L OBP: 0.386, SLG: 0.442 (1,3)										5	1	1	1	0	1							
Charlie Hayes, R OBP: 0.270, SLG: 0.261 Felix Rodriguez, R OBP: 0.333, SLG: 0.333 John Johnstone, R OBP: 0.369, SLG: 0.469 (9, PH)										4	0	1	1	0	0							
Ellis Burks, R OBP: 0.371, SLG: 0.443 (1,9)										4	0	1	0	1	2							
Rich Aurilia, R OBP: 0.352, SLG: 0.511 (1,6)										4	0	1	0	1	1							
Scott Servais, R OBP: 0.330, SLG: 0.443 Shawn Estes, R OBP: 0.350, SLG: 0.353 Brent Mayne, L OBP: 0.407, SLG: 0.467 (1,2)										4	0	1	0	0	1							
Wilson Delgado, S OBP: 0.367, SLG: 0.308 (1,4)										2	0	0	0	1	0							
Mark Gardner, R OBP: 0.200, SLG: 0.357 Alan Embree, L (7,1)										2	0	0	0	0	0							
Marvin Benard, L OBP: 0.338, SLG: 0.373 Bill Mueller, S OBP: 0.373, SLG: 0.357 (7, PH) (8,5)										1	0	0	0	0	0							
Inning Stats	R: 0 E: 0 K: 1 S: 8	H: 1 LOB: 0 BB: 0 P: 11	R: 0 E: 0 K: 0 S: 5	H: 1 LOB: 1 BB: 1 P: 13	R: 1 E: 0 K: 0 S: 8	H: 1 LOB: 1 BB: 1 P: 16	R: 0 E: 0 K: 1 S: 9	H: 1 LOB: 2 BB: 1 P: 18	R: 1 E: 0 K: 2 S: 7	H: 2 LOB: 0 BB: 0 P: 14	R: 3 E: 0 K: 0 S: 11	H: 4 LOB: 2 BB: 1 P: 23	R: 1 E: 0 K: 1 S: 15	H: 2 LOB: 2 BB: 1 P: 27	R: 0 E: 0 K: 2 S: 7	H: 0 LOB: 0 BB: 0 P: 8		1B: 7 2B: 4 3B: 0 HR: 1	SF: 0 SAC: 1 DP: 1 HBP: 0	WP: 0 PB: 0 SB: 1 CS: 1	PA: 42	
PITCHER	IP	WLS	BF	H	R	ER	SO	BB	IBB	HBP	BLK	WP	HR	S	P	ERA		WHIP				
Kenny Rogers, L ERA: 3.54 (1,1)	6.2		30	9	5	5	4	3	0	0	0	0	0	10	20	13.50		6.000				
Doug Jones, R ERA: 2.51 (7,1)	0.2	B	6	3	1	1	0	1	0	0	0	0	0	4	10	0.00		0.000				
T.J. Mathews, R ERA: 3.16 (8,1)	0.1	W	1	0	0	0	0	0	0	0	0	0	0	4	6	0.00		0.000				
Buddy Groom, L ERA: 5.29 Billy Taylor, R ERA: 2.22 (8,1) (9,1)	0.1	W	1	0	0	0	0	0	0	0	0	0	0	4	6	0.00	0.000					
Billy Taylor, R ERA: 2.22 (9,1)	1.0	S	3	0	0	0	2	0	0	0	0	0	0	7	8	0.00	0.000					

Batter	1	2	3	4	5	6	7	8	9	AB	R	H	RBI	BB	SO	LOB	TOP										
Randy Velarde, R (1,4) OBP: 0.389, SLG: 0.415	G4-3		G4-3			G6-3	HBP			3	0	0	0	1	0	1	Anaheim Angels @ San Francisco Giants 3Com Park at Candlestick Point, San Francisco, CA Mon Jun 07 1999, 7:00 PM EDT Att: 13,661 - Unknown - 57 F livebaseballscorecards.com										
Darin Erstad, L (1,7) OBP: 0.286, SLG: 0.361	G6-3		F7			G3	G4-3		BB	5	0	0	0	0	1	6											
Mo Vaughn, L (1,3) OBP: 0.348, SLG: 0.549	G1-3			G4-3		G4-3			K	4	0	0	0	0	1	0											
16 Garret Anderson, L (1,8) OBP: 0.315, SLG: 0.522		G5-3		G1-3			F7		FC6-4 1B	4	0	1	0	0	0	0											
Todd Greene, R (1,9) OBP: 0.315, SLG: 0.532 Orlando Palmeiro, L (2,9) OBP: 0.365, SLG: 0.329		2B		G2-3		1B WP	1B		FC6-4	1	0	1	0	0	0	0											
Troy Glaus, R (1,5) OBP: 0.327, SLG: 0.485	K				F7	1B WP	G4-3		G6-3	4	1	1	0	0	1	2											
Matt Walbeck, S (1,2) OBP: 0.318, SLG: 0.372	F7					HBP G4-3	1B		BB	3	0	2	0	1	0	1											
Andy Sheets, R (1,6) OBP: 0.254, SLG: 0.331			G4-3 SH5-4		F8	G4-3			F7	4	0	1	1	0	0	3											
Chuck Finley, L (1,1) Jeff Huson, L (7,PH) Al Levine, L (7,PH) Reggie Williams, S (9,PH)			SH5-4			K	HBP		F9	1	0	0	0	0	1	1											
							BB			0	0	0	0	0	1	0											
Inning Stats	R: 0 E: 0 K: 0 S: 6	H: 0 LOB: 0 BB: 0 P: 11	R: 0 E: 0 K: 1 S: 10	H: 1 LOB: 1 BB: 0 P: 14	R: 0 E: 0 K: 0 S: 7	H: 1 LOB: 1 BB: 0 P: 9	R: 0 E: 0 K: 0 S: 10	H: 0 LOB: 0 BB: 0 P: 13	R: 0 E: 0 K: 1 S: 8	H: 0 LOB: 1 BB: 1 P: 16	R: 0 E: 0 K: 0 S: 9	H: 0 LOB: 0 BB: 0 P: 14	R: 2 E: 0 K: 0 S: 17	H: 3 LOB: 3 BB: 1 P: 31	R: 0 E: 0 K: 1 S: 12	H: 1 LOB: 1 BB: 0 P: 18	R: 0 E: 0 K: 1 S: 12	H: 1 LOB: 2 BB: 1 P: 22	1B: 6 2B: 1 3B: 0 HR: 0	SF: 0 SAC: 1 DP: 0 HBP: 1	WP: 1 PB: 0 SB: 0 CS: 0	PA: 38					
PITCHER	IP	WLS	BF	H	R	ER	SO	BB	IBB	HBP	BLK	WP	HR	S	P	ERA	WHIP										
Russ Ortiz, R (1,1) ERA: 3.19	6.2	W	27	5	2	2	2	2	0	0	0	1	0	61	98	2.70	1.050										
Jerry Spradlin, R (7,1) ERA: 5.87	0.0		1	0	0	0	0	0	0	1	0	0	0	2	5	∞	∞										
Rich Rodriguez, L (7,1) ERA: 3.32	1.1	H	5	1	0	0	1	0	0	0	0	0	0	16	23	0.00	0.750										
Robb Nen, R (9,1) ERA: 3.24	1.0	S	5	1	0	0	1	1	0	0	0	0	0	12	22	0.00	2.000										

Batter	1	2	3	4	5	6	7	8	9	AB	R	H	RBI	BB	SO	LOB	BOTTOM										
F.P. Santangelo, S (1,8) OBP: 0.450, SLG: 0.407	CS BB		F7						F7	3	1	1	3	1	0	1	Anaheim Angels @ San Francisco Giants 3Com Park at Candlestick Point, San Francisco, CA Mon Jun 07 1999, 7:00 PM EDT Att: 13,661 - Unknown - 57 F livebaseballscorecards.com										
Bill Mueller, S (1,5) OBP: 0.356, SLG: 0.338	K			F9	G1-3				P7	4	0	0	0	0	1	1											
Charlie Hayes, R (1,3) Robb Nen, R (9,1)	G4-3			K		G6-3			F9	4	0	0	0	0	1	1											
Jeff Kent, R (1,4) OBP: 0.365, SLG: 0.462		F9		F7		G5-3				3	0	0	0	0	0	0											
Ellis Burks, R (1,9) J.T. Snow, L (9,3) OBP: 0.365, SLG: 0.435 OBP: 0.386, SLG: 0.442		G6-3			G5-3		K			3	0	0	0	0	1	0											
Stan Javier, S (1,7) OBP: 0.381, SLG: 0.432		B2			BB				2B	3	2	2	0	0	0	0											
Rich Aurilia, R (1,6) OBP: 0.352, SLG: 0.505			F7		E				F8	2	1	0	0	1	0	1											
Brent Mayne, L (1,2) OBP: 0.413, SLG: 0.488			G4-3		E1				2B	3	1	2	1	0	0	1											
Russ Ortiz, R (1,1) Jerry Spradlin, S (7,1)			G4-3		K				G4-3	2	0	0	0	0	1	3											
Rich Rodriguez, L (7,1) Armando Rios, L (7,9) OBP: 1.000, SLG: 1.000 OBP: 0.349, SLG: 0.438										0	0	0	0	0	0	0											
										1	0	0	0	0	0	0											
Inning Stats	R: 0 E: 0 K: 1 S: 9	H: 0 LOB: 0 BB: 1 P: 15	R: 0 E: 0 K: 0 S: 3	H: 0 LOB: 0 BB: 0 P: 5	R: 0 E: 0 K: 0 S: 11	H: 1 LOB: 1 BB: 0 P: 18	R: 0 E: 0 K: 1 S: 8	H: 0 LOB: 0 BB: 0 P: 13	R: 4 E: 1 K: 1 S: 20	H: 2 LOB: 0 BB: 1 P: 29	R: 0 E: 0 K: 1 S: 7	H: 0 LOB: 0 BB: 0 P: 10	R: 1 E: 0 K: 0 S: 7	H: 2 LOB: 0 BB: 0 P: 12	R: 0 E: 0 K: 0 S: 7	H: 0 LOB: 0 BB: 0 P: 12	1B: 2 2B: 2 3B: 0 HR: 1	SF: 0 SAC: 0 DP: 0 HBP: 0	WP: 0 PB: 0 SB: 1 CS: 1	PA: 30							
PITCHER	IP	WLS	BF	H	R	ER	SO	BB	IBB	HBP	BLK	WP	HR	S	P	ERA	WHIP										
Chuck Finley, L (1,1) ERA: 4.35	6.0	L	23	3	4	0	4	2	0	0	0	0	0	58	90	0.00	0.833										
Al Levine, R (7,1) ERA: 2.55	2.0		7	2	1	1	0	0	0	0	0	0	0	14	24	4.50	1.000										



Batter	1	2	3	4	5	6	7	8	9	AB	R	H	RBI	BB	SO	LOB	TOP										
Randy Velarde, R OBP: 0.382, SLG: 0.407	0-3 K		1-2 F9			0-2 G6-3		3-2 F9		4	0	0	0	0	1	2											
Reggie Williams, S OBP: 0.125, SLG: 0.125	0-0 G6-3			2-2 G5-3		3-2 G5-3		3-2 F9		4	0	0	0	0	0	0											
Mo Vaughn, L OBP: 0.359, SLG: 0.555 Chris Pritchett, L OBP: 0.191, SLG: 0.250	2-1 1B			4-2 G4-6-3 BB		2-2 1B		1-3 K		2	0	2	0	1	0	0											
Todd Greene, R OBP: 0.314, SLG: 0.525 Mike Magnante, L	0-2 G4-3			2-1 G4-6-3		1-0 FC6-4 1B		0-1 G5-3		4	0	1	0	0	0	2											
16 Garret Anderson, L OBP: 0.310, SLG: 0.513		0-0 F8			2-0 G3		1-3 K		1-1 G4-3	4	0	0	0	0	1	2											
Troy Glas, R OBP: 0.321, SLG: 0.475		2-1 F8			1-3 K 1B 2B		2-1 FC6-4		2-1 G4-3	4	1	0	0	0	1	2											
Tim Lincecum, R OBP: 0.300, SLG: 0.362 Orlando Palmeiro, L OBP: 0.363, SLG: 0.326		2-2 G4-3			0-1 P7		1-0 G5-3		2-2 P3	3	0	0	0	0	0	1											
Andy Sheets, R OBP: 0.260, SLG: 0.333			0-0 G6-3		1-0 2B 1B		4-1 BB			2	1	1	0	1	0	0											
Steve Sparks, R OBP: 0.333, SLG: 0.667 Scott Schoeneweis, L Mark Petkovsek, R Steve Decker, R OBP: 0.429, SLG: 0.417			2-1 G4-3		1-1 2B		1-3 K			3	0	1	2	0	1	1											
Inning Stats	R: 0 E: 0 K: 1 S: 9	H: 1 LOB: 1 BB: 0 P: 11	R: 0 E: 0 K: 0 S: 7	H: 0 LOB: 0 BB: 0 P: 11	R: 0 E: 0 K: 0 S: 6	H: 0 LOB: 0 BB: 0 P: 9	R: 0 E: 0 K: 0 S: 9	H: 0 LOB: 0 BB: 1 P: 17	R: 2 E: 0 K: 1 S: 12	H: 2 LOB: 1 BB: 0 P: 17	R: 0 E: 0 K: 1 S: 8	H: 0 LOB: 1 BB: 1 P: 17	R: 0 E: 0 K: 1 S: 11	H: 0 LOB: 0 BB: 0 P: 15	R: 0 E: 0 K: 0 S: 7	H: 0 LOB: 0 BB: 0 P: 12	1B: 4 2B: 1 3B: 0 HR: 0	SF: 0 SAC: 0 DP: 1 HBP: 0	WP: 1 PB: 0 SB: 0 CS: 0	PA: 34							
PITCHER	IP	WLS	BF	H	R	ER	SO	BB	IBB	HBP	BLK	WP	HR	S	P	ERA	WHIP										
Shawn Estes, L ERA: 5.43	7.0	W	28	5	2	2	4	2	0	0	0	1	0	63	103	2.57	1.000										
John Johnstone, R ERA: 1.71	1.0	H	3	0	0	0	1	0	0	0	0	0	0	11	15	0.00	0.000										
Robb Nen, R ERA: 3.15	1.0		3	0	0	0	0	0	0	0	0	0	0	7	12	0.00	0.000										

Anaheim Angels @ San Francisco Giants
 3Com Park at Candlestick Point, San Francisco, CA
 Tue Jun 08 1999, 5:00 PM EDT
 Att: 11,721 - Sunny - 59 F

AB	32
R	2
H	5
RBI	2
BB	2
SO	5
LOB	10



Batter	1	2	3	4	5	6	7	8	9	AB	R	H	RBI	BB	SO	LOB	BOTTOM										
Marvin Benard, L OBP: 0.339, SLG: 0.379	3-2 F9		1-0 P5		0-1 F8		0-2 G4-3 SH1-4 1B	1-1 E 2B		5	2	2	0	0	0	0											
Bill Mueller, S OBP: 0.363, SLG: 0.351	0-0 WP G4-3 2B		4-1 CS BB		1-2 G6-3		1-0 SH1-4	1-0 G5-3		3	1	1	0	1	0	0											
J.T. Snow, L OBP: 0.382, SLG: 0.434	2-0 G4-3		3-1 L3		4-2 BB		1-1 G4-3	2-2 G4-3		4	0	0	1	1	0	2											
Jeff Kent, R OBP: 0.367, SLG: 0.474	1-2 HR			1-3 K	3-1 G1-3		4-0 1B 1B IBB			3	2	1	1	1	1	1											
Ellis Burks, R OBP: 0.370, SLG: 0.436 Armando Rios, L OBP: 0.357, SLG: 0.446	1-1 1B			4-0 PB 1B BB		0-2 F7	2-1 1B 1B 1B			2	0	1	0	1	0	0											
Stan Javier, S OBP: 0.383, SLG: 0.434	1-1 G4-3			1-0 PB 1B		1-3 K	2-0 1B 1B			4	0	2	1	0	1	1											
Rich Aurilia, R OBP: 0.359, SLG: 0.510		1-1 G6-4-3 1B		0-2 F8		0-1 1B 1B	0-1 1B 1B			4	0	3	1	0	0	2											
Scott Servais, R OBP: 0.336, SLG: 0.440		0-0 G6-4-3		4-2 BB		1-0 1B	1-0 G1-3			3	0	1	0	1	0	3											
Shawn Estes, R OBP: 0.304, SLG: 0.300 John Johnstone, R Charlie Hayes, R Robb Nen, R	1-2 F8		1-2 F8		0-0 F8		1-0 F7	3-3 K		3	0	0	0	0	0	5											
Inning Stats	R: 2 E: 0 K: 0 S: 16	H: 3 LOB: 1 BB: 0 P: 24	R: 0 E: 0 K: 0 S: 6	H: 1 LOB: 0 BB: 0 P: 8	R: 0 E: 0 K: 0 S: 4	H: 0 LOB: 0 BB: 1 P: 12	R: 0 E: 0 K: 1 S: 11	H: 1 LOB: 2 BB: 2 P: 21	R: 0 E: 0 K: 0 S: 15	H: 0 LOB: 1 BB: 1 P: 23	R: 0 E: 0 K: 1 S: 10	H: 2 LOB: 2 BB: 0 P: 13	R: 3 E: 0 K: 0 S: 13	H: 4 LOB: 2 BB: 1 P: 23	R: 1 E: 1 K: 1 S: 9	H: 1 LOB: 0 BB: 0 P: 16	1B: 9 2B: 2 3B: 0 HR: 1	SF: 0 SAC: 1 DP: 1 HBP: 0	WP: 1 PB: 1 SB: 0 CS: 1	PA: 39							
PITCHER	IP	WLS	BF	H	R	ER	SO	BB	IBB	HBP	BLK	WP	HR	S	P	ERA	WHIP										
Steve Sparks, R ERA: 5.45	6.1	L	29	8	3	3	2	4	0	0	0	0	0	5	14	27.00	6.000										
Scott Schoeneweis, L ERA: 4.44	0.1		4	2	1	1	0	0	1	0	0	0	0	4	4	27.00	3.000										
Mark Petkovsek, R ERA: 1.61	1.0		4	1	1	0	1	0	0	0	0	0	0	9	16	0.00	1.000										

Anaheim Angels @ San Francisco Giants
 3Com Park at Candlestick Point, San Francisco, CA
 Tue Jun 08 1999, 5:00 PM EDT
 Att: 11,721 - Sunny - 59 F

AB	33
R	6
H	12
RBI	5
BB	5
SO	3
LOB	14



Batter	1	2	3	4	5	6	7	8	9	AB	R	H	RBI	BB	SO	LOB	TOP										
Orlando Palmeiro, L OBP: 0.370, SLG: 0.322 (1, 9)	4-1 BB		1-2 P2			4-2 1B BB	3-3 K		4-1 BB	2	1	0	0	3	1	1	Anaheim Angels @ San Francisco Giants 3Com Park at Candlestick Point, San Francisco, CA Wed Jun 09 1999, 5:00 PM EDT Att: 17,516 - Sunny - 64 F										
Randy Velarde, R OBP: 0.378, SLG: 0.402 (1, 4)	1-2 P5		1-0 G5-3			2-0 16 F9 1B	1-1 F8		2-1 F8	5	0	1	0	0	0	3											
Mo Vaughn, L OBP: 0.364, SLG: 0.554 Chris Pritchett, L OBP: 0.188, SLG: 0.244 (5, PR) (5, 3)	0-1 F7		1-1 HBP			0-0 S 1B	0-3 K			2	0	1	1	0	0	1											
16 Garret Anderson, L OBP: 0.305, SLG: 0.504 (1, 8)	1-2 G3		0-2 G4-3			0-1 F9	0-2 G3			3	4	0	0	0	0	5											
Troy Glaus, R OBP: 0.324, SLG: 0.473 (1, 5)		2-1 FC3-6 1B				3-3 1B BB	1-2 K		3-2 P6	3	1	1	0	1	1	2											
Darin Erstad, L OBP: 0.289, SLG: 0.361 (1, 7)		2-0 FC3-6				1-1 L1-3 1B	4-0 IBB		2-1 G3-1	3	0	1	0	1	0	1											
Matt Walbeck, S OBP: 0.308, SLG: 0.360 (1, 2)		0-1 P5				0-0 L1-3	0-0 P2		0-0 F9	4	0	0	0	0	0	6											
Jeff Huson, L OBP: 0.308, SLG: 0.311 Andy Sheets, R OBP: 0.294, SLG: 0.337 (9, PH) (9, 6)		2-2 G4-3				2-1 2H 1B	1-3 K		1-1 CS 1B	3	0	1	1	0	1	1											
Tim Belcher, R OBP: 0.200, SLG: 0.400 Reggie Williams, S OBP: 0.118, SLG: 0.118 Troy Percival, R (9, 1)						0-0 F7	1-3 K		2-3 K	3	0	1	0	0	1	1											
Inning Stats	R: 0 E: 0 K: 0 S: 10	H: 0 LOB: 1 BB: 1 P: 16	R: 0 E: 0 K: 0 S: 8	H: 1 LOB: 1 BB: 0 P: 14	R: 0 E: 0 K: 0 S: 9	H: 1 LOB: 2 BB: 0 P: 12	R: 1 E: 0 K: 0 S: 6	H: 2 LOB: 1 BB: 1 P: 13	R: 1 E: 0 K: 1 S: 11	H: 2 LOB: 3 BB: 2 P: 24	R: 0 E: 0 K: 3 S: 17	H: 0 LOB: 0 BB: 0 P: 22	R: 0 E: 0 K: 1 S: 9	H: 0 LOB: 0 BB: 0 P: 10	R: 0 E: 0 K: 0 S: 6	H: 0 LOB: 0 BB: 0 P: 11		R: 0 E: 0 K: 1 S: 8	H: 1 LOB: 1 BB: 1 P: 17	1B: 6 2B: 2 3B: 0 HR: 0	SF: 0 SAC: 0 DP: 1 HBP: 1	WP: 0 PB: 0 SB: 1 CS: 1	PA: 38				
PITCHER	IP	WLS	BF	H	R	ER	SO	BB	IBB	HBP	BLK	WP	HR	S	P	ERA	WHIP										
Chris Brock, R ERA: 4.12 Alan Embree, L ERA: 2.42	(1, 1) (9, 1)	8.0 4	34 1	6 0	2 0	2 0	5 1	3 1	1 0	0 0	0 0	0 0	0 0	76 8	122 17	2.25 0.00	1.125 2.000										

Batter	1	2	3	4	5	6	7	8	9	AB	R	H	RBI	BB	SO	LOB	BOTTOM										
Marvin Benard, L OBP: 0.338, SLG: 0.376 (1, 8)	1-3 K		1-0 1B			1-3 K			1-3 K	4	0	1	0	0	3	0	Anaheim Angels @ San Francisco Giants 3Com Park at Candlestick Point, San Francisco, CA Wed Jun 09 1999, 5:00 PM EDT Att: 17,516 - Sunny - 64 F										
Bill Mueller, S OBP: 0.368, SLG: 0.358 (1, 5)	0-1 G1-3 2B		1-0 1B			0-1 G6-3			0-1 F7	4	1	2	0	0	0	0											
Barry Bonds, L OBP: 0.464, SLG: 0.733 (1, 7)	3-2 G1-3		1-2 G1-3			1-2 F7			3-2 P5	4	0	0	0	0	0	2											
Jeff Kent, R OBP: 0.365, SLG: 0.475 (1, 4)	1-1 WP 2B		2-2 G6-3			3-2 F7			0-2 F8	4	0	1	1	0	0	0											
J.T. Snow, L OBP: 0.376, SLG: 0.426 (1, 3)	2-2 P6		0-0 G5-3			2-2 P6			0-2 G5-3	4	0	0	0	0	0	1											
Stan Javier, S OBP: 0.378, SLG: 0.426 (1, 9)		1-2 G1-3				3-2 E3 HBP			0-0 P5	3	0	0	0	0	0	0											
Rich Aurilia, R OBP: 0.359, SLG: 0.505 (1, 6)		0-1 F7				1-2 HBP			2-2 P4	2	0	0	0	0	0	0											
Brent Mayne, L OBP: 0.404, SLG: 0.476 (1, 2)		0-2 G5-3				0-0 G4-3			0-0 G4-3	3	0	0	0	0	0	2											
Chris Brock, R OBP: 0.185, SLG: 0.154 Armando Rios, L OBP: 0.353, SLG: 0.440 Alan Embree, L (9, 1)			2-2 G6-3			2-2 L3			2-2 F7	2	0	0	0	0	0	0											
Inning Stats	R: 1 E: 0 K: 1 S: 14	H: 2 LOB: 1 BB: 0 P: 22	R: 0 E: 0 K: 0 S: 9	H: 0 LOB: 0 BB: 0 P: 10	R: 0 E: 0 K: 0 S: 9	H: 2 LOB: 1 BB: 0 P: 14	R: 0 E: 0 K: 0 S: 12	H: 0 LOB: 2 BB: 0 P: 18	R: 0 E: 0 K: 1 S: 8	H: 0 LOB: 0 BB: 0 P: 11	R: 0 E: 0 K: 0 S: 11	H: 0 LOB: 0 BB: 0 P: 17	R: 0 E: 0 K: 0 S: 6	H: 0 LOB: 0 BB: 0 P: 8	R: 0 E: 0 K: 1 S: 12	H: 0 LOB: 0 BB: 0 P: 15		R: 0 E: 0 K: 0 S: 9	H: 0 LOB: 0 BB: 0 P: 12	1B: 3 2B: 1 3B: 0 HR: 0	SF: 0 SAC: 0 DP: 0 HBP: 1	WP: 1 PB: 0 SB: 0 CS: 0	PA: 32				
PITCHER	IP	WLS	BF	H	R	ER	SO	BB	IBB	HBP	BLK	WP	HR	S	P	ERA	WHIP										
Tim Belcher, R ERA: 6.57 Troy Percival, R ERA: 2.25	(1, 1) (9, 1)	8.0 S	29 3	4 0	1 0	1 0	3 0	0 0	0 0	0 0	0 0	0 0	0 0	81 9	115 12	1.12 0.00	0.500 0.000										

AB	32
R	2
H	7
RBI	2
BB	5
SO	6
LOB	22

AB	31
R	1
H	4
RBI	1
BB	0
SO	3
LOB	5



Batter	1	2	3	4	5	6	7	8	9	AB	R	H	RBI	BB	SO	LOB	TOP								
F.P. Santangelo, S (1, 8) OBP: 0.434, SLG: 0.388 Marvin Benard, L (9, PH) OBP: 0.340, SLG: 0.379	G5-3	G5-3			G6-3		G1-3		1B	4	0	0	0	0	0	2									
Bill Mueller, S (1, 5) OBP: 0.350, SLG: 0.337	G6-3		F9			G4-3		F8	G1-2-3	5	0	0	0	0	0	3									
Barry Bonds, L (1, 7) OBP: 0.467, SLG: 0.702	1B BB		P2							2	0	0	0	2	1	0									
Jeff Kent, R (1, 4) OBP: 0.367, SLG: 0.480	1B		G5-3			F9			1B	4	1	2	0	0	0	1									
Charlie Hayes, R (1, 10) OBP: 0.262, SLG: 0.252	P6					F9			2B	4	0	1	1	0	1	3									
Stan Javier, S (1, 9) OBP: 0.380, SLG: 0.433		HR			F9				1B	4	1	2	0	0	1	1									
J.T. Snow, L (1, 3) OBP: 0.378, SLG: 0.445		HR			G4-3				F7	4	1	2	2	0	0	0									
Rich Aurilia, R (1, 6) OBP: 0.357, SLG: 0.500	P3				F8				1B	4	0	1	0	0	0	2									
Scott Servais, R (1, 2) OBP: 0.327, SLG: 0.427 Brent Mayne, L (9, PH) OBP: 0.408, SLG: 0.476	P5						P2		1B	3	0	0	0	0	1	2									
									BB	0	0	0	0	0	1	0									
Inning Stats	R: 0 E: 0 K: 0 S: 11	H: 1 LOB: 2 BB: 1 P: 21	R: 2 E: 0 K: 0 S: 12	H: 2 LOB: 0 BB: 0 P: 20	R: 0 E: 0 K: 0 S: 5	H: 0 LOB: 0 BB: 0 P: 6	R: 0 E: 0 K: 1 S: 6	H: 0 LOB: 0 BB: 0 P: 8	R: 0 E: 0 K: 0 S: 7	H: 0 LOB: 0 BB: 0 P: 10	R: 0 E: 0 K: 0 S: 11	H: 0 LOB: 1 BB: 1 P: 16	R: 0 E: 0 K: 0 S: 10	H: 2 LOB: 2 BB: 0 P: 15	R: 1 E: 0 K: 2 S: 12	H: 2 LOB: 1 BB: 0 P: 22	R: 0 E: 0 K: 0 S: 7	H: 2 LOB: 2 BB: 1 P: 16	1B: 5 2B: 3 HR: 1	SF: 0 SAC: 0 DP: 1 HBP: 0	WP: 0 PB: 0 SB: 1 CS: 0	PA: 38			
PITCHER	IP	WLS	BF	H	R	ER	SO	BB	IBB	HBP	BLK	WP	HR	S	P	ERA	WHIP								
Jamie Moyer, L (1, 1) ERA: 5.09	7.2	W	32	7	3	3	3	2	0	0	0	0	1	70	111	3.52	1.174								
Jose Paniagua, R (8, 1) ERA: 2.5	0.2		5	2	0	0	1	1	0	0	0	0	0	9	19	0.00	4.500								
Jose Mesa, R (9, 1) ERA: 7.2	0.2	S	1	0	0	0	0	0	0	0	0	0	0	2	4	0.00	0.000								

San Francisco Giants @ Seattle Mariners
The Kingdome, Seattle, WA
Fri Jun 11 1999, 10:05 PM EDT
Att: 29,527 - Dome - 72 F

AB	35
R	3
H	9
RBI	3
BB	3
SO	4
LOB	14



Batter	1	2	3	4	5	6	7	8	9	AB	R	H	RBI	BB	SO	LOB	BOTTOM								
Brian Hunter, R (1, 7) OBP: 0.313, SLG: 0.330	P3			SF9		FC5-4				4	0	1	0	0	0	2									
Alex Rodriguez, R (1, 6) OBP: 0.480, SLG: 0.725	HR	P9		SF9		L8				2	1	0	1	0	0	1									
Ken Griffey Jr., L (1, 8) OBP: 0.418, SLG: 0.679	F8	G4-3		G3		G6-3	G6-3			4	0	1	0	0	0	2									
Edgar Martinez, R (1, 10) OBP: 0.445, SLG: 0.565	HR	1B				G6-3				4	1	2	2	0	1	2									
Butch Huskey, R (1, 9) OBP: 0.403, SLG: 0.610 John Mabry, L (9, 9) OBP: 0.313, SLG: 0.431	BB	1B		P4		G6-3				3	1	0	0	1	1	2									
	BB									0	0	0	0	0	0	0									
David Segui, S (1, 3) OBP: 0.348, SLG: 0.475	1B			F7		F7				4	1	2	0	0	0	1									
Russ Davis, R (1, 5) OBP: 0.290, SLG: 0.503	1B	2B		G6-3		F8				3	1	0	0	1	0	0									
David Bell, R (1, 4) OBP: 0.335, SLG: 0.507	2B			F9		FC5-4				4	1	2	2	0	0	0									
Dan Wilson, R (1, 2) OBP: 0.327, SLG: 0.413	1B			1B		B2			P9	4	1	2	2	0	0	1									
	2B																								
Inning Stats	R: 6 E: 0 K: 0 S: 18	H: 4 LOB: 1 BB: 2 P: 37	R: 0 E: 0 K: 1 S: 17	H: 1 LOB: 0 BB: 0 P: 23	R: 0 E: 0 K: 0 S: 3	H: 1 LOB: 0 BB: 0 P: 8	R: 1 E: 0 K: 1 S: 15	H: 2 LOB: 1 BB: 0 P: 23	R: 0 E: 0 K: 0 S: 7	H: 0 LOB: 0 BB: 0 P: 11	R: 0 E: 0 K: 0 S: 7	H: 1 LOB: 1 BB: 0 P: 9	R: 0 E: 0 K: 0 S: 10	H: 1 LOB: 1 BB: 0 P: 16	R: 0 E: 0 K: 0 S: 11	H: 0 LOB: 0 BB: 0 P: 19	1B: 7 2B: 2 3B: 0 HR: 1	SF: 1 SAC: 0 DP: 0 HBP: 1	WP: 0 PB: 0 SB: 2 CS: 0	PA: 36					
PITCHER	IP	WLS	BF	H	R	ER	SO	BB	IBB	HBP	BLK	WP	HR	S	P	ERA	WHIP								
Mark Gardner, R (1, 1) ERA: 8.31	6.0	L	29	9	7	7	2	2	0	1	0	0	0	10	16	10.50	1.833								
Julian Tavarez, R (7, 1) ERA: 7.71	1.0		4	1	0	0	0	0	0	0	0	0	0	10	16	0.00	1.000								
Jerry Spradlin, R (8, 1) ERA: 5.63	1.0		3	0	0	0	0	0	0	0	0	0	0	11	19	0.00	0.000								


San Francisco Giants @ Seattle Mariners
The Kingdome, Seattle, WA
Fri Jun 11 1999, 10:05 PM EDT
Att: 29,527 - Dome - 72 F

AB	32
R	7
H	10
RBI	7
BB	2
SO	2
LOB	11



Batter	1	2	3	4	5	6	7	8	9	AB	R	H	RBI	BB	SO	LOB	TOP					
F.P. Santangelo, S OBP: 0.441, SLG: 0.416 (1, 8)	G6-3		3B		G6-4-3		K	1B		4	0	2	1	1	1	0	San Francisco Giants @ Seattle Mariners The Kingdome, Seattle, WA Sun Jun 13 1999, 3:35 PM EDT Att: 33,500 - Dome - 72 F					
Bill Mueller, S OBP: 0.375, SLG: 0.354 (1, 5)	1B		K		G6-4-3			1B		5	1	3	0	0	1	3						
Armando Rios, L OBP: 0.375, SLG: 0.459 (1, 9)	F8		K			K2-3		1B	1B	5	2	2	0	0	2	2						
Jeff Kent, R OBP: 0.382, SLG: 0.513 (1, 4)	BB				K			K	F8	4	1	1	0	1	2	3						
Stan Javier, S OBP: 0.379, SLG: 0.435 (1, 7)	G5-3				F9			E1	BB	5	1	2	1	0	0	4						
Charlie Hayes, R OBP: 0.257, SLG: 0.247 Barry Bonds, L OBP: 0.449, SLG: 0.630 (8, PH)	F8				K			1B	1B	3	0	0	0	0	1	1						
J.T. Snow, L OBP: 0.385, SLG: 0.447 (1, 3)	K				G4-3			1B	SF8-3-5	4	1	1	3	0	2	1						
Rich Aurilia, R OBP: 0.359, SLG: 0.493 (1, 6)	F8				E			1B	1B	3	1	1	0	1	0	0						
Scott Servais, R OBP: 0.328, SLG: 0.434 Brent Mayne, L OBP: 0.403, SLG: 0.473 (8, PH)	F7				F7			1B	1B	3	0	1	1	0	0	0						
Aaron Scheffer, R ERA: 9.0 (9, 1)					G4-3			SF7		0	0	0	1	0	0	0						
Inning Stats	R: 0 E: 0 K: 0 S: 11	H: 1 LOB: 2 BB: 1 P: 18	R: 0 E: 0 K: 1 S: 5	H: 0 LOB: 0 BB: 0 P: 7	R: 0 E: 0 K: 2 S: 10	H: 1 LOB: 1 BB: 0 P: 15	R: 0 E: 0 K: 2 S: 7	H: 0 LOB: 0 BB: 0 P: 10	R: 1 E: 1 K: 0 S: 6	H: 1 LOB: 1 BB: 2 P: 20	R: 1 E: 0 K: 1 S: 10	H: 2 LOB: 1 BB: 0 P: 15	R: 0 E: 0 K: 1 S: 6	H: 0 LOB: 0 BB: 0 P: 8	R: 5 E: 1 K: 1 S: 27	H: 6 LOB: 2 BB: 1 P: 42	R: 1 E: 0 K: 0 S: 6	H: 2 LOB: 1 BB: 1 P: 10	1B: 9 2B: 4 3B: 1 HR: 0	SF: 2 SAC: 0 DP: 2 HBP: 0	WP: 0 PB: 0 SB: 0 CS: 0	PA: 43
PITCHER	IP	WLS	BF	H	R	ER	SO	BB	IBB	HBP	BLK	WP	HR	S	P	ERA	WHIP					
John Halama, L ERA: 3.78 (1, 1)	6.0		25	5	2	1	7	3	0	0	0	0	0	49	85	1.50	1.333					
Jose Paniagua, R ERA: 3.19 (7, 1)	1.1	L	8	2	4	3	2	1	0	0	0	0	0	17	27	20.25	2.250					
Jose Mesa, R ERA: 7.36 (8, 1)	0.2	B	5	4	1	0	0	0	0	0	0	0	0	16	23	0.00	6.000					
Aaron Scheffer, R ERA: 9.0 (9, 1)	1.0		5	2	1	1	0	1	0	0	0	0	0	6	10	9.00	3.000					

Batter	1	2	3	4	5	6	7	8	9	AB	R	H	RBI	BB	SO	LOB	BOTTOM					
Brian Hunter, R OBP: 0.321, SLG: 0.340 (1, 7)	G4-3		K		E9		1B			4	2	2	0	1	1	0	San Francisco Giants @ Seattle Mariners The Kingdome, Seattle, WA Sun Jun 13 1999, 3:35 PM EDT Att: 33,500 - Dome - 72 F					
Alex Rodriguez, R OBP: 0.455, SLG: 0.703 (1, 6)	F8		K		BB		1B		BB	4	0	1	0	1	2	2						
Ken Griffey Jr., L OBP: 0.417, SLG: 0.670 (1, 8)	P6				G3		BB		F8	4	0	1	1	1	0	2						
Edgar Martinez, R OBP: 0.451, SLG: 0.558 (1, 10)	F8				PB		BB		G6-3	3	0	0	1	2	1	4						
Butch Huskey, R OBP: 0.395, SLG: 0.605 Matt Mieske, R OBP: 0.405, SLG: 0.675 (8, 9)	2B				F8		K		L7	3	1	0	0	1	1	6						
David Segui, S OBP: 0.348, SLG: 0.471 (1, 3)	2B				K		G4-3		L7	4	0	1	1	0	1	1						
John Mabry, L OBP: 0.305, SLG: 0.418 (1, 5)	K				G3		G3		K	4	0	0	0	0	2	1						
David Bell, R OBP: 0.331, SLG: 0.513 (1, 4)	F9				G6-3		K		F7	4	0	0	0	0	1	1						
Tom Lampkin, L OBP: 0.359, SLG: 0.521 (1, 2)	K				E		G6-3		F8	4	1	2	0	0	1	0						
Inning Stats	R: 0 E: 0 K: 0 S: 9	H: 0 LOB: 0 BB: 0 P: 13	R: 1 E: 0 K: 1 S: 18	H: 1 LOB: 1 BB: 1 P: 31	R: 0 E: 0 K: 3 S: 9	H: 0 LOB: 0 BB: 0 P: 14	R: 0 E: 0 K: 1 S: 7	H: 0 LOB: 1 BB: 1 P: 14	R: 2 E: 1 K: 1 S: 15	H: 2 LOB: 3 BB: 3 P: 31	R: 0 E: 0 K: 1 S: 7	H: 0 LOB: 0 BB: 0 P: 12	R: 1 E: 0 K: 1 S: 17	H: 3 LOB: 2 BB: 0 P: 25	R: 0 E: 0 K: 1 S: 7	H: 0 LOB: 0 BB: 0 P: 11		R: 0 E: 0 K: 1 S: 9	H: 1 LOB: 2 BB: 1 P: 16	1B: 5 2B: 2 3B: 0 HR: 0	SF: 0 SAC: 0 DP: 0 HBP: 0	WP: 1 PB: 1 SB: 1 CS: 0
PITCHER	IP	WLS	BF	H	R	ER	SO	BB	IBB	HBP	BLK	WP	HR	S	P	ERA	WHIP					
Russ Ortiz, R ERA: 3.38 (1, 1)	6.1		29	5	4	4	7	5	0	0	0	0	0	74	128	5.68	1.579					
Rich Rodriguez, L ERA: 3.32 (7, 1)	0.0		1	1	0	0	0	0	0	0	0	0	0	1	1	∞	∞					
Julian Tavarez, R ERA: 7.45 (7, 1)	0.2	W	2	0	0	0	1	0	0	0	0	0	0	7	11	0.00	0.000					
John Johnstone, R ERA: 1.87 (8, 1)	1.0	H	3	0	0	0	1	0	0	0	0	0	0	7	11	0.00	0.000					
Robb Nen, R ERA: 2.97 (9, 1)	1.0		5	1	0	0	1	1	0	0	0	0	0	9	16	0.00	2.000					



Batter	1	2	3	4	5	6	7	8	9	AB	R	H	RBI	BB	SO	LOB	TOP																
Marvin Benard, L (1,8) OBP: 0.344, SLG: 0.396	F7		G3			F7		G5-3	G1-3	5	0	0	0	0	0	4	San Francisco Giants @ Colorado Rockies Coors Field, Denver, CO Mon Jun 14 1999, 7:05 PM MDT Att: 40,029 - Cloudy - 68 F																
Bill Mueller, S (1,5) OBP: 0.379, SLG: 0.354	G4-3			G5-3			1B	FC6-4 BB		3	0	1	0	1	0	0																	
Barry Bonds, L (1,7) OBP: 0.425, SLG: 0.586	F8			F8		F9		FC6-4		4	0	0	0	0	4																		
Jeff Kent, R (1,4) OBP: 0.376, SLG: 0.504		G5-3		F8			G6-3	K		4	0	0	0	0	1	2																	
J.T. Snow, L (1,3) OBP: 0.387, SLG: 0.461		K			G4-3		HR		1B E G4-3 1B	4	2	2	1	0	1	0																	
Stan Javier, S (1,9) OBP: 0.372, SLG: 0.426		K			G4-3		F7		E3 G4-3 1B WP	4	1	0	0	0	1	1																	
Rich Aurilia, R (1,6) OBP: 0.361, SLG: 0.507			K		L6		HR		WP G4-3 1B	4	1	2	1	0	1	0																	
Brent Mayne, L (1,2) OBP: 0.305, SLG: 0.474			SH2-4 1B			1B	K		L3	4	0	2	0	0	1	3																	
Shawn Estes, R (1,1) OBP: 0.292, SLG: 0.286			SH2-4						G4-3	1	0	0	0	0	0	1																	
Armando Rios, L (8,PH) OBP: 0.381, SLG: 0.465										1	0	1	0	0	0	0																	
John Johnstone, R (8,1) OBP: 0.372, SLG: 0.426										0	0	0	0	0	0	0																	
Alan Embree, L (8,1) OBP: 0.255, SLG: 0.245								FC6-4 G5-3 1B		0	0	0	0	0	0	0																	
Charlie Hayes, R (9,PH) OBP: 0.255, SLG: 0.245										1	0	0	1	0	0	2																	
Inning Stats	R: 0 E: 0 K: 0 S: 9	H: 0 LOB: 0 BB: 0 P: 15	R: 0 E: 0 K: 2 S: 10	H: 0 LOB: 0 BB: 0 P: 16	R: 0 E: 0 K: 1 S: 9	H: 1 LOB: 1 BB: 0 P: 15	R: 0 E: 0 K: 0 S: 8	H: 0 LOB: 0 BB: 0 P: 14	R: 0 E: 0 K: 0 S: 4	H: 0 LOB: 0 BB: 0 P: 7	R: 0 E: 0 K: 0 S: 12	H: 2 LOB: 2 BB: 0 P: 20	R: 2 E: 0 K: 1 S: 10	H: 2 LOB: 0 BB: 0 P: 17	R: 0 E: 0 K: 1 S: 9	H: 1 LOB: 2 BB: 1 P: 18		R: 2 E: 1 K: 0 S: 17	H: 2 LOB: 1 BB: 0 P: 28	1B: 6 2B: 0 3B: 0 HR: 2	SF: 0 SAC: 1 DP: 0 HBP: 0	WP: 1 PB: 0 SB: 0 CS: 0	PA: 37										
PITCHER	IP WLS BF H R ER SO BB IBB HBP BLK WP HR S P ERA WHIP																																
Mark Brownson, R (1,1) ERA: 6.28	6.2	25	5	2	2	3	0	0	0	0	0	0	2	59	99	2.70	0.750																
Chuck McElroy, L (7,1) ERA: 7.09	0.1	1	0	0	0	1	0	0	0	0	0	0	0	3	5	0.00	0.000																
Curt Leskanic, R (8,1) ERA: 5.01	1.0	W	5	1	0	0	1	0	0	0	0	0	0	9	18	0.00	2.000																
Dave Veres, R (9,1) ERA: 4.45	1.0	S	6	2	2	0	0	0	0	0	0	0	0	17	28	0.00	2.000																

Batter	1	2	3	4	5	6	7	8	9	AB	R	H	RBI	BB	SO	LOB	BOTTOM																	
Terry Shupert, R (1,4) OBP: 0.423, SLG: 0.875	HR		P3			SH2-3		E 17 2B SH3-4 BB		2	2	1	1	1	0	0	San Francisco Giants @ Colorado Rockies Coors Field, Denver, CO Mon Jun 14 1999, 7:05 PM MDT Att: 40,029 - Cloudy - 68 F																	
Nefti Perez, S (1,6) OBP: 0.305, SLG: 0.402	G6-3		G5-3			G5-3		SH3-4		3	0	0	0	0	0	1																		
Larry Walker, L (1,9) OBP: 0.427, SLG: 0.641	F8			G3		WP 2H 1B		E 17 2B IBB		3	1	1	1	1	0	0																		
Dante Bichette, R (1,7) OBP: 0.323, SLG: 0.498	L9			G5-3		F9		E6 17 2B		4	1	0	0	0	0	3																		
Vinny Castilla, R (1,5) OBP: 0.341, SLG: 0.478		G4-3		G5-3		F8		P4		4	0	0	0	0	0	3																		
Angel Echevarria, R (1,3) OBP: 0.384, SLG: 0.636										2	0	2	0	1	0	0																		
17 Todd Helton, L (7,PR) OBP: 0.350, SLG: 0.485						G5-4-3 BB 1B		1B BB		1	0	1	3	0	0	0																		
Henry Blanco, R (1,2) OBP: 0.356, SLG: 0.438		F7				K		G5-3		3	0	0	0	1	1	3																		
Edgard Clemente, R (1,8) OBP: 0.368, SLG: 0.556						G5-4-3				3	0	1	0	0	1	3																		
Mark Brownson, L (1,1) OBP: 0.125, SLG: 0.125										2	1	1	0	0	0	0																		
Chuck McElroy, L (7,1) ERA: 5.16						G4-3				0	0	0	0	0	0	0																		
7 Kurt Abbott, R (7,PH) OBP: 0.275, SLG: 0.447										1	0	0	0	0	0	2																		
Curt Leskanic, R (8,1) OBP: 1.000, SLG: 4.000										0	0	0	0	0	0	0																		
Dave Veres, R (9,1) ERA: 2.38										0	0	0	0	0	0	0																		
Inning Stats	R: 1 E: 0 K: 0 S: 8	H: 1 LOB: 0 BB: 0 P: 11	R: 0 E: 0 K: 1 S: 11	H: 1 LOB: 0 BB: 0 P: 14	R: 0 E: 0 K: 0 S: 5	H: 0 LOB: 0 BB: 0 P: 5	R: 0 E: 0 K: 0 S: 6	H: 0 LOB: 0 BB: 0 P: 8	R: 0 E: 0 K: 0 S: 3	H: 1 LOB: 1 BB: 1 P: 8	R: 1 E: 0 K: 0 S: 18	H: 2 LOB: 1 BB: 0 P: 26	R: 0 E: 0 K: 1 S: 11	H: 1 LOB: 2 BB: 1 P: 20	R: 3 E: 1 K: 0 S: 10	H: 1 LOB: 1 BB: 2 P: 22		1B: 5 2B: 1 3B: 1 HR: 1	SF: 0 SAC: 2 DP: 0 HBP: 0	WP: 1 PB: 0 SB: 0 CS: 0	PA: 34													
PITCHER	IP WLS BF H R ER SO BB IBB HBP BLK WP HR S P ERA WHIP																																	
Shawn Estes, L (1,1) ERA: 1.53	7.0	L	27	6	2	2	2	2	2	2	0	0	0	0	0	0	2.57	1.143																
John Johnstone, R (8,1) ERA: 1.53	0.2	L	5	0	3	0	0	1	1	0	0	0	0	3	12	0.00	1.500																	
Alan Embree, L (8,1) ERA: 2.38	0.1		2	1	0	0	0	0	0	0	0	0	0	7	10	0.00	3.000																	



Batter	1	2	3	4	5	6	7	8	9	AB	R	H	RBI	BB	SO	LOB	TOP					
Marvin Benard, L OBP: 0.346, SLG: 0.397 (1, 8)										6	2	3	1	0	0	3	San Francisco Giants @ Colorado Rockies Coors Field, Denver, CO Wed Jun 16 1999, 1:05 PM MDT Att: 41,307 - Cloudy - 57 F					
F.P. Santangelo, S OBP: 0.442, SLG: 0.424 (1, 7)										5	2	2	0	0	0	4						
J.T. Snow, L OBP: 0.393, SLG: 0.475 (1, 3)										6	3	3	2	0	1	5						
Jeff Kent, R OBP: 0.384, SLG: 0.533 Wilson Delgado, S OBP: 0.394, SLG: 0.345 (7, 4)										4	4	3	6	1	1	0						
Armando Rios, L OBP: 0.385, SLG: 0.457 (1, 9)										5	1	2	0	1	1	1						
Charlie Hayes, R OBP: 0.285, SLG: 0.250 (1, 5)										4	1	2	0	2	1	1						
Rich Aurilia, R OBP: 0.369, SLG: 0.509 (1, 6)										4	1	3	5	2	1	1						
Scott Servais, R OBP: 0.322, SLG: 0.426 Brent Mayne, L OBP: 0.401, SLG: 0.458 (4, 2)										2	0	0	0	0	0	1						
Mark Gardner, R OBP: 0.211, SLG: 0.294 (1, 1)										3	0	0	0	1	0	4						
Inning Stats	R: 3 E: 0 K: 1 S: 11	H: 3 LOB: 0 BB: 0 P: 20	R: 1 E: 1 K: 0 S: 8	H: 0 LOB: 1 BB: 1 P: 14	R: 1 E: 0 K: 2 S: 11	H: 2 LOB: 1 BB: 0 P: 19	R: 0 E: 0 K: 0 S: 12	H: 1 LOB: 2 BB: 1 P: 22	R: 3 E: 0 K: 0 S: 13	H: 1 LOB: 2 BB: 4 P: 34	R: 2 E: 0 K: 2 S: 18	H: 4 LOB: 2 BB: 0 P: 30	R: 3 E: 0 K: 0 S: 10	H: 2 LOB: 0 BB: 0 P: 19	R: 0 E: 0 K: 1 S: 8	H: 1 LOB: 1 BB: 1 P: 14		R: 2 E: 0 K: 1 S: 17	H: 5 LOB: 3 BB: 1 P: 26	1B: 14 2B: 2 3B: 0 HR: 3	SF: 0 SAC: 1 DP: 3 HBP: 1	WP: 0 PB: 0 SB: 1 CS: 0
PITCHER	IP WLS BF H R ER SO BB IBB HBP BLK WP HR S P ERA WHIP	IP WLS BF H R ER SO BB IBB HBP BLK WP HR S P ERA WHIP																				
Darryl Kile, R ERA: 5.16 (1, 1)	4.0 L 24 6 8 7 3 5 0 0 0 0 2 46 91 15.75 2.750																					
Curt Leskanic, R ERA: 5.29 (5, 1)	1.2 10 5 2 2 2 1 0 0 0 0 0 0 25 45 10.80 3.600																					
Bobby Jones, L ERA: 4.99 (6, 1)	1.1 7 2 3 3 0 0 0 0 0 0 0 0 1 12 22 20.25 1.500																					
David Wainhouse, R ERA: 6.57 (8, 1)	2.0 12 6 2 2 2 2 0 0 0 0 0 0 25 40 9.00 4.000																					

Batter	1	2	3	4	5	6	7	8	9	AB	R	H	RBI	BB	SO	LOB	BOTTOM			
Darryl Hamilton, L OBP: 0.373, SLG: 0.405 Edgardo Clemente, R OBP: 0.350, SLG: 0.526 (8, 8)										3	0	1	0	0	0	0	San Francisco Giants @ Colorado Rockies Coors Field, Denver, CO Wed Jun 16 1999, 1:05 PM MDT Att: 41,307 - Cloudy - 57 F			
Neftali Perez, S OBP: 0.306, SLG: 0.399 Terry Shumpert, R OBP: 0.419, SLG: 0.793 (9, 6)										4	0	1	0	0	0	2				
Larry Walker, L OBP: 0.354, SLG: 0.654 7 Kurt Abbott, R OBP: 0.298, SLG: 0.442 (9, 9)										3	1	1	0	0	0	1				
Dante Bichette, R OBP: 0.317, SLG: 0.485 Angel Echevarria, R OBP: 0.378, SLG: 0.627 (8, 7)										3	0	0	0	0	1	2				
Vinny Castilla, R OBP: 0.340, SLG: 0.487 (1, 5)										4	1	1	2	0	0	0				
17 Todd Helton, L OBP: 0.355, SLG: 0.491 (1, 3)										3	0	0	0	1	0	0				
Lenny Harris, L OBP: 0.238, SLG: 0.238 (1, 4)										3	0	0	0	0	0	1				
Kirt Manwaring, R OBP: 0.370, SLG: 0.282 (1, 2)										3	0	2	0	0	0	0				
Darryl Kile, R OBP: 0.154, SLG: 0.083 Curt Leskanic, R OBP: 0.500, SLG: 2.000 Bobby Jones, R OBP: 0.200, SLG: 0.125 Jeff Reed, L OBP: 0.364, SLG: 0.364 David Wainhouse, L (8, 1)										1	0	0	0	0	0	0				
Inning Stats	R: 0 E: 0 K: 1 S: 9	H: 1 LOB: 1 BB: 0 P: 13	R: 0 E: 0 K: 0 S: 3	H: 0 LOB: 0 BB: 1 P: 8	R: 0 E: 0 K: 0 S: 7	H: 0 LOB: 0 BB: 0 P: 14	R: 2 E: 0 K: 0 S: 10	H: 2 LOB: 0 BB: 0 P: 14	R: 0 E: 0 K: 0 S: 7	H: 0 LOB: 0 BB: 0 P: 10	R: 0 E: 0 K: 0 S: 7	H: 1 LOB: 1 BB: 0 P: 11	R: 0 E: 0 K: 2 S: 9	H: 0 LOB: 0 BB: 0 P: 13	R: 0 E: 0 K: 0 S: 5	H: 0 LOB: 0 BB: 0 P: 8		1B: 5 2B: 0 3B: 0 HR: 1	SF: 0 SAC: 0 DP: 1 HBP: 0	WP: 0 PB: 0 SB: 1 CS: 0
PITCHER	IP WLS BF H R ER SO BB IBB HBP BLK WP HR S P ERA WHIP	IP WLS BF H R ER SO BB IBB HBP BLK WP HR S P ERA WHIP																		
Mark Gardner, R ERA: 7.38 (1, 1)	9.0 W 33 6 2 2 4 1 0 0 0 0 1 66 105 2.00 0.778																			



Batter	1	2	3	4	5	6	7	8	9	AB	R	H	RBI	BB	SO	LOB	TOP								
Mickey Morandini, L OBP: 0.329, SLG: 0.358 (1, 4)	P2		F9		G4-6-3			G4-3		4	0	0	0	0	0	2	Chicago Cubs @ San Francisco Giants 3Com Park at Candlestick Point, San Francisco, CA Thu Jun 17 1999, 10:05 PM EDT Att: 18,886 - Cloudy - 55 F								
Manny Alexander, R OBP: 0.333, SLG: 0.396 (1, 6) (7, 5)	P3			G6-3		G6-3		F8		4	0	0	0	0	0	0									
Mark Grace, L OBP: 0.410, SLG: 0.473 (1, 3)	G4-3			G2-3		F7		G1-3 BB		3	0	0	0	1	0	0									
Sammy Sosa, R OBP: 0.362, SLG: 0.608 (1, 8)		G4-6-3 1B BB		P3		K		G1-3		3	0	0	0	1	1	1									
Glenallen Hill, R OBP: 0.416, SLG: 0.713 (1, 9)		G4-6-3 1B			G6-3 1B 2B		G6-3		K	4	1	2	0	0	1	1									
Henry Rodriguez, L OBP: 0.431, SLG: 0.606 (1, 7)	G4-6-3			G4-6-3 1B		L3				3	1	1	0	0	2	2									
Gary Gaetti, R OBP: 0.252, SLG: 0.355 Scott Sanders, R OBP: 0.182, SLG: 0.273 Dan Serafini, S (9, 1)	G6-3				G6-3 1B		G5-3			3	0	1	2	0	0	1									
Benito Santiago, R OBP: 0.295, SLG: 0.377 (1, 2)			G3		E4 G4-6-3			K		3	0	0	0	0	1	1									
Terry Mulholland, R OBP: 0.059, SLG: 0.059 Felix Heredia, L (7, 1) José Hernández, R OBP: 0.326, SLG: 0.385 (7, 6)			G4-3		K			F9		2	0	0	0	0	1	2									
										0	0	0	0	0	0	0									
										1	0	0	0	0	0	0									
Inning Stats	R: 0 E: 0 K: 0 S: 9	H: 0 LOB: 0 BB: 0 P: 14	R: 0 E: 0 K: 0 S: 12	H: 1 LOB: 1 BB: 1 P: 20	R: 0 E: 0 K: 0 S: 7	H: 0 LOB: 0 BB: 0 P: 11	R: 0 E: 0 K: 0 S: 6	H: 0 LOB: 0 BB: 0 P: 10	R: 2 E: 1 K: 1 S: 17	H: 3 LOB: 1 BB: 0 P: 27	R: 0 E: 0 K: 0 S: 9	H: 0 LOB: 0 BB: 0 P: 16	R: 0 E: 0 K: 0 S: 11	H: 0 LOB: 0 BB: 0 P: 17	R: 0 E: 0 K: 1 S: 8	H: 0 LOB: 0 BB: 0 P: 13	R: 0 E: 0 K: 1 S: 7	H: 0 LOB: 1 BB: 1 P: 12	1B: 3 2B: 1 3B: 0 HR: 0	SF: 0 SAC: 0 DP: 2 HBP: 0	WP: 0 PB: 0 SB: 0 CS: 0	PA: 32			
PITCHER	IP	WLS	BF	H	R	ER	SO	BB	IBB	HBP	BLK	WP	HR	S	P	ERA	WHIP								
Kirk Rueter, L ERA: 5.57 (1, 1)	7.0		25	4	2	2	2	1	0	0	0	0	0	71	115	2.57	0.714								
Alan Embree, L ERA: 2.25 (8, 1)	1.1		5	0	0	0	1	1	0	0	0	0	0	10	20	0.00	0.750								
Robb Nen, R ERA: 2.92 (9, 1)	0.2	W	2	0	0	0	1	0	0	0	0	0	0	5	5	0.00	0.000								

AB	30
R	2
H	4
RBI	2
BB	2
SO	4
LOB	10



Batter	1	2	3	4	5	6	7	8	9	AB	R	H	RBI	BB	SO	LOB	BOTTOM								
Marvin Benard, L OBP: 0.347, SLG: 0.397 (1, 8) (9, 9)	B1-3		K		G6-3					5	1	2	1	0	1	0	Chicago Cubs @ San Francisco Giants 3Com Park at Candlestick Point, San Francisco, CA Thu Jun 17 1999, 10:05 PM EDT Att: 18,886 - Cloudy - 55 F								
Bill Mueller, S OBP: 0.413, SLG: 0.393 (1, 5)			G4-3			FC6-4 1B				4	0	3	0	1	0	0									
Barry Bonds, L OBP: 0.427, SLG: 0.561 (1, 7)					F8 1B BB					4	1	1	1	1	3	5									
Jeff Kent, R OBP: 0.378, SLG: 0.525 (1, 4)	F8				F8		FC6-4 1B			4	0	0	0	0	0	6									
Charlie Hayes, R OBP: 0.269, SLG: 0.252 J.T. Snow, L OBP: 0.395, SLG: 0.475 (8, PH) (9, 3)		G6-3			F8					3	0	1	0	0	0	1									
Rich Aurilia, R OBP: 0.368, SLG: 0.507 (1, 6)		L4								3	0	1	1	0	0	2									
F.P. Santangelo, S OBP: 0.444, SLG: 0.422 (1, 9) (9, 8)					F7					3	1	1	0	1	1	2									
Doug Mirabeli, R Robb Nen, R (9, 1)										4	0	0	0	0	2	3									
Kirk Rueter, L OBP: 0.125, SLG: 0.130 Stan Javier, S OBP: 0.373, SLG: 0.425 Alan Embree, L (8, 1) Brent Mayne, L OBP: 0.399, SLG: 0.455 (9, 2)					G6-3					2	0	0	0	0	0	0									
										1	0	1	0	0	0	0									
										0	0	0	0	0	0	0									
										1	0	0	0	1	0	0									
Inning Stats	R: 0 E: 0 K: 1 S: 7	H: 1 LOB: 1 BB: 0 P: 9	R: 0 E: 0 K: 0 S: 9	H: 0 LOB: 1 BB: 1 P: 15	R: 0 E: 0 K: 1 S: 7	H: 0 LOB: 0 BB: 0 P: 9	R: 1 E: 0 K: 0 S: 8	H: 1 LOB: 1 BB: 1 P: 17	R: 0 E: 0 K: 0 S: 8	H: 0 LOB: 0 BB: 0 P: 12	R: 0 E: 0 K: 1 S: 13	H: 2 LOB: 2 BB: 0 P: 18	R: 1 E: 0 K: 2 S: 21	H: 4 LOB: 3 BB: 0 P: 34	R: 0 E: 0 K: 2 S: 8	H: 0 LOB: 1 BB: 1 P: 14	R: 1 E: 0 K: 1 S: 7	H: 2 LOB: 2 BB: 1 P: 17	1B: 10 2B: 0 3B: 0 HR: 0	SF: 0 SAC: 1 DP: 0 HBP: 0	WP: 0 PB: 0 SB: 0 CS: 0	PA: 39			
PITCHER	IP	WLS	BF	H	R	ER	SO	BB	IBB	HBP	BLK	WP	HR	S	P	ERA	WHIP								
Terry Mulholland, L ERA: 3.77 (1, 1)	6.1		28	7	2	2	4	2	0	0	0	0	0	63	98	2.84	1.421								
Felix Heredia, L ERA: 3.12 (7, 1)	0.1		2	1	0	0	1	0	0	0	0	0	0	4	7	0.00	3.000								
Scott Sanders, R ERA: 4.53 (7, 1)	1.1		5	0	0	0	2	1	0	0	0	0	0	14	23	0.00	0.750								
Dan Serafini, L ERA: 5.03 (9, 1)	0.1	L	4	2	1	1	1	1	0	0	0	0	0	7	17	27.00	9.000								

AB	34
R	3
H	10
RBI	3
BB	4
SO	8
LOB	19



Batter	1	2	3	4	5	6	7	8	9	AB	R	H	RBI	BB	SO	LOB	TOP								
Curtis Goodwin, L OBP: 0.319, SLG: 0.262	G4-3		CS			FC6-5		1B		4	1	3	0	1	0	0	Chicago Cubs @ San Francisco Giants 3Com Park at Candlestick Point, San Francisco, CA Fri Jun 18 1999, 10:35 PM EDT Att: 22,357 - Cloudy - 58 F								
Mickey Morandini, L OBP: 0.326, SLG: 0.355	G4-3		CS	G6-3		G3		HR	G4-3	5	1	1	0	0	0	2									
Sammy Sosa, R OBP: 0.360, SLG: 0.614	K			K		FC6-5		HR		4	1	1	3	0	2	1									
Mark Grace, L OBP: 0.407, SLG: 0.483		F9		F8		G4-3		HR		4	1	1	1	0	0	1									
Henry Rodriguez, L OBP: 0.432, SLG: 0.618					G6-3		K	HR		3	1	1	1	1	1	0									
Tyler Houston, L OBP: 0.396, SLG: 0.555							G4-3			3	0	1	0	0	1	1									
Manny Alexander, R OBP: 0.345, SLG: 0.396								BB		0	0	0	0	1	0	0									
Benito Santiago, R OBP: 0.371, SLG: 0.371					F8		F9	F7		3	0	0	0	0	1	2									
Sandy Martinez, L OBP: 0.143, SLG: 0.143										1	0	0	0	0	0	1									
José Hernández, R OBP: 0.325, SLG: 0.380			K					G4-3	K	3	0	0	0	1	2	0									
Kevin Tapani, R OBP: 0.154, SLG: 0.087			K							1	0	0	0	0	1	0									
Gary Sheffield, R OBP: 0.290, SLG: 0.352										0	0	0	0	0	0	0									
Doug Creek, L OBP: 0.353, SLG: 0.413										0	0	0	0	0	0	0									
Jeff Blauser, R OBP: 0.353, SLG: 0.413										0	0	0	0	0	0	0									
Terry Adams, R OBP: 0.412, SLG: 0.705										0	0	0	0	0	0	1									
Inning Stats	R: 0 E: 0 K: 1 S: 7	H: 0 LOB: 0 BB: 0 P: 13	R: 0 E: 0 K: 2 S: 12	H: 0 LOB: 1 BB: 1 P: 19	R: 0 E: 0 K: 2 S: 11	H: 1 LOB: 0 BB: 0 P: 17	R: 0 E: 0 K: 1 S: 10	H: 0 LOB: 0 BB: 0 P: 17	R: 0 E: 0 K: 1 S: 11	H: 1 LOB: 2 BB: 1 P: 18	R: 0 E: 0 K: 0 S: 12	H: 1 LOB: 1 BB: 0 P: 20	R: 0 E: 0 K: 1 S: 8	H: 0 LOB: 0 BB: 0 P: 10	R: 5 E: 0 K: 1 S: 15	H: 4 LOB: 1 BB: 2 P: 29	R: 0 E: 0 K: 2 S: 15	H: 1 LOB: 1 BB: 0 P: 20	1B: 4 2B: 1 3B: 0 HR: 3	SF: 0 SAC: 0 DP: 0 HBP: 0	WP: 0 PB: 0 SB: 0 CS: 1	PA: 39			
PITCHER	IP	WLS	BF	H	R	ER	SO	BB	IBB	HBP	BLK	WP	HR	S	P	ERA	WHIP								
Russ Ortiz, R ERA: 3.39	7.2	W	30	5	3	3	9	3	0	0	0	0	1	79	128	3.52	1.043								
Rich Rodriguez, L ERA: 4.94	0.0		2	2	2	2	0	0	0	0	0	0	2	6	9	∞	∞								
Jerry Spradlin, R ERA: 5.47	0.1	H	2	0	0	0	0	1	0	0	0	0	0	1	6	0.00	3.000								
Robb Nen, R ERA: 2.84	1.0	S	4	1	0	0	2	0	0	0	0	0	0	15	20	0.00	1.000								

AB	34
R	5
H	8
RBI	5
BB	4
SO	11
LOB	10



Batter	1	2	3	4	5	6	7	8	9	AB	R	H	RBI	BB	SO	LOB	BOTTOM								
Marvin Benard, L OBP: 0.352, SLG: 0.397	HR		P2			1B		G4-3		3	2	1	1	2	0	1	Chicago Cubs @ San Francisco Giants 3Com Park at Candlestick Point, San Francisco, CA Fri Jun 18 1999, 10:35 PM EDT Att: 22,357 - Cloudy - 58 F								
Robb Nen, R	BB									0	0	0	0	0	0	0									
Bill Mueller, S OBP: 0.412, SLG: 0.387	F8		1B	G1-3		HR		G4-3		4	1	1	0	1	0	3									
Barry Bonds, L OBP: 0.594, SLG: 0.594			P5							3	1	1	2	0	0	2									
Armando Rios, L OBP: 0.390, SLG: 0.495	HR									1	1	1	4	0	0	0									
Jeff Kent, R OBP: 0.376, SLG: 0.520	F9									4	0	1	1	0	0	0									
J.T. Snow, L OBP: 0.393, SLG: 0.469	G4-3									3	0	0	0	1	1	2									
Rich Rodriguez, L OBP: 1.000, SLG: 1.000										0	0	0	0	0	0	0									
Jerry Spradlin, S										0	0	0	0	0	0	0									
F.P. Santangelo, S OBP: 0.444, SLG: 0.422										0	0	0	0	0	0	0									
Stan Javier, S OBP: 0.371, SLG: 0.422		G6-3		G1-3				F8		4	0	1	0	0	0	0									
Rich Aurilia, R OBP: 0.367, SLG: 0.502										4	1	1	0	0	2	2									
Wilson Delgado, S OBP: 0.394, SLG: 0.345		K		2B	1B					0	0	0	0	0	0	0									
Brent Mayne, L OBP: 0.389, SLG: 0.442		G4-3			K			F7	L3	4	0	0	0	0	1	1									
Russ Ortiz, R OBP: 0.171, SLG: 0.200										3	2	3	0	0	0	0									
Charlie Hayes, R OBP: 0.268, SLG: 0.250										1	0	0	0	0	0	0									
Inning Stats	R: 2 E: 0 K: 0 S: 7	H: 1 LOB: 0 BB: 1 P: 15	R: 0 E: 0 K: 1 S: 11	H: 0 LOB: 0 BB: 0 P: 17	R: 1 E: 0 K: 0 S: 16	H: 2 LOB: 1 BB: 1 P: 27	R: 1 E: 0 K: 1 S: 15	H: 3 LOB: 2 BB: 0 P: 21	R: 0 E: 0 K: 0 S: 10	H: 1 LOB: 2 BB: 1 P: 20	R: 4 E: 0 K: 1 S: 16	H: 3 LOB: 0 BB: 1 P: 26	R: 0 E: 0 K: 1 S: 8	H: 0 LOB: 0 BB: 0 P: 11	R: 0 E: 0 K: 0 S: 6	H: 0 LOB: 0 BB: 0 P: 12	1B: 7 2B: 1 3B: 0 HR: 2	SF: 0 SAC: 0 DP: 0 HBP: 0	WP: 0 PB: 1 SB: 0 CS: 0	PA: 38					
PITCHER	IP	WLS	BF	H	R	ER	SO	BB	IBB	HBP	BLK	WP	HR	S	P	ERA	WHIP								
Kevin Tapani, R ERA: 2.85	4.0	L	20	6	4	4	2	2	0	0	0	0	1	34	57	12.00	2.000								
Doug Creek, L ERA: 10.5	3.0		15	4	4	4	2	2	0	0	0	0	0	6	12	0.00	0.000								
Terry Adams, R ERA: 3.15	1.0		3	0	0	0	0	0	0	0	0	0	0	6	12	0.00	0.000								

AB	34
R	8
H	10
RBI	8
BB	4
SO	4
LOB	11



Batter	1	2	3	4	5	6	7	8	9	AB	R	H	RBI	BB	SO	LOB	TOP			
Curtis Goodwin, L (1, 8) OBP: 0.346, SLG: 0.326	4-2 B G3 BB	3-2 1-H 2B		0-2 1-3 1B 2B	0-1 F9		3-2 G4-3			4	1	2	1	1	0	1				
Mickey Morandini, L (1, 4) OBP: 0.339, SLG: 0.351 Rick Aguilera, R (8, 1)	2-2 G3	0-1 F7		2-2 BB S 1B		2-3 K		1-2 G1-3		5	0	1	2	0	1	2				
Sammy Sosa, R (1, 9) OBP: 0.361, SLG: 0.607	0-0 P7		0-0 2B 2B	1-2 K		1-2 1B 1B		3-0 G3-6-3 HBP		4	1	2	0	0	1	2				
Mark Grace, L (1, 3) OBP: 0.400, SLG: 0.466	4-1 BB		1-1 F7	3-2 P8		0-0 F9		0-2 G3-6-3 1-2		4	0	0	0	1	0	4				
Henry Rodriguez, L (1, 7)	1-2 G1-3		0-0 2H 1B 2B	4-1 BB BB		2-0 1B 1B		2-2 1B		4	1	3	1	1	0	2				
Tyler Houston, L (1, 5) OBP: 0.395, SLG: 0.579 Scott Sanders, R (6, 1) Dan Serafini, S (8, 1) Jeff Blauser, R (8, 4) OBP: 0.384, SLG: 0.398		3-2 HR	2-1 2H 1B	4-1 1-2 2-3 BB		1-3 K		2-3 K		3	1	2	2	1	1	2				
Manny Alexander, R (1, 6) OBP: 0.353, SLG: 0.387	1-3 K		1-0 P6	1-2 P4		2-0 G6-3		0-3 K		5	0	0	0	0	2	5				
Sandy Martinez, L (1, 2) OBP: 0.156, SLG: 0.158	0-0 FC3-6 1B		0-3 K		1-1 F8		2-3 K		0-1 P6	5	0	1	0	0	2	2				
Jon Lieber, L (1, 1) OBP: 0.259, SLG: 0.174 Felix Heredia, L (6, 1) José Hernández, R (6, 6) OBP: 0.327, SLG: 0.378	1-1 FC3-6 2B			4-1 2B 1B BB		2-3 K		4-0 S BB		2	2	0	0	1	1	1				
Inning Stats	R: 0 E: 0 K: 0 S: 18	H: 0 LOB: 2 BB: 2 P: 29	R: 2 E: 0 K: 1 S: 17	H: 3 LOB: 1 BB: 0 P: 25	R: 2 E: 0 K: 1 S: 10	H: 3 LOB: 1 BB: 0 P: 14	R: 2 E: 0 K: 1 S: 24	H: 2 LOB: 3 BB: 3 P: 44	R: 0 E: 0 K: 2 S: 11	H: 0 LOB: 1 BB: 1 P: 10	R: 0 E: 0 K: 1 S: 8	H: 0 LOB: 1 BB: 1 P: 19	R: 0 E: 0 K: 0 S: 8	H: 0 LOB: 0 BB: 0 P: 12	R: 0 E: 0 K: 2 S: 11	H: 1 LOB: 1 BB: 0 P: 15	1B: 6 2B: 4 3B: 0 HR: 1	SF: 0 SAC: 0 DP: 1 HBP: 1	WP: 0 PB: 0 SB: 2 CS: 0	PA: 44
PITCHER	IP WLS BF H R ER SO	IP WLS BF H R ER SO	IP WLS BF H R ER SO	IP WLS BF H R ER SO	IP WLS BF H R ER SO	IP WLS BF H R ER SO	IP WLS BF H R ER SO	IP WLS BF H R ER SO	IP WLS BF H R ER SO	IP WLS BF H R ER SO	IP WLS BF H R ER SO	IP WLS BF H R ER SO	IP WLS BF H R ER SO	IP WLS BF H R ER SO	IP WLS BF H R ER SO	IP WLS BF H R ER SO	ERA WHIP	ERA WHIP		
Chris Brock, R (1, 1) ERA: 5.36	3.0	20	8	6	6	2	3	0	0	0	0	0	0	0	0	0	18.00	3.667		
Felix Rodriguez, R (4, 1) ERA: 4.29	3.0	13	2	0	0	4	2	0	0	0	0	0	0	0	0	32	0.00	1.333		
Julian Tavarez, R (7, 1) ERA: 6.0	1.1	6	0	0	0	1	1	0	1	0	0	0	0	0	0	12	0.00	0.750		
Alan Embree, L (8, 1) ERA: 2.1	1.2	W 5	1	0	0	2	0	0	0	0	0	0	0	0	0	15	0.00	0.600		

Chicago Cubs @ San Francisco Giants
3Com Park at Candlestick Point, San Francisco, CA
Sun Jun 20 1999, 4:05 PM EDT
Att: 53,245 - Unknown - 68 F

AB	37
R	6
H	11
RBI	6
BB	6
SO	9
LOB	22



Batter	1	2	3	4	5	6	7	8	9	AB	R	H	RBI	BB	SO	LOB	BOTTOM					
Marvin Benard, L (1, 8) OBP: 0.353, SLG: 0.412 Charlie Hayes, R (6, PH) Julian Tavarez, L (7, 1) Wilson Delgado, S (8, 6) OBP: 0.400, SLG: 0.355	0-3 K		0-0 E S 1B		1-0 F8	4-2 HBP BB		0-0 B5	1-2 1B	3	0	1	1	0	1	0						
Bill Mueller, S (1, 5) OBP: 0.411, SLG: 0.376	1-2 F7		2-2 3H P6		2-3 K	2-2 SF9		4-0 G3-1 BB		3	0	0	1	1	1	1						
Barry Bonds, L (1, 7) OBP: 0.415, SLG: 0.553	1-2 F8		1-1 P2		4-0 1B BB	1-0 HBP		0-0 G3-1	1-2 2-3 3H BB	3	0	0	1	1	0	3						
Jeff Kent, R (1, 4) OBP: 0.370, SLG: 0.506		1-2 G1-3	2-2 P6		0-0 1B	2-0 P9		0-1 G6-3		5	0	1	0	0	0	6						
J.T. Snow, L (1, 3) OBP: 0.393, SLG: 0.460 Shawn Estes, R (9, PR) OBP: 0.269, SLG: 0.261		0-1 FC3-6 1B		0-1 P7	1-0 G4-3		1-0 G4-3		4-2 SH5-2-4 SH BB	4	0	1	0	1	0	2						
Stan Javier, S (1, 9) OBP: 0.368, SLG: 0.417	0-0 FC3-6 1-2		2-0 G3 1B		0-0 BB 1B	0-2 G5-3		0-0 SH 1B		4	2	2	0	0	0	1						
Rich Aurilia, R (1, 6) OBP: 0.360, SLG: 0.490 Alan Embree, L (8, 1) F.P. Santangelo, S (9, PH) OBP: 0.448, SLG: 0.422	2-0 L5		1-0 G3		0-0 F8 1B	1-2 G6-3		0-0 SH5-2-4 SH BB		4	0	0	0	0	0	3						
Brent Mayne, L (1, 2) OBP: 0.401, SLG: 0.453		3-2 E 2B		4-1 BB		2-0 E1 BB BB SF9		1-0 BB BB G3-1 1B		3	3	2	0	2	0	1						
Chris Brock, R (1, 1) ERA: 3.55 Felix Heredia, L (6, 1) ERA: 4.1 Scott Sanders, R (6, 1) ERA: 4.5 Dan Serafini, L (8, 1) ERA: 4.5 Rick Aguilera, R (8, 1) ERA: 4.36	0-1 E2 1B		0-3 K2-3		4-0 HBP BB BB	4-2 G3-1 BB		0-2 SF9		1	1	1	0	0	0	0						
Inning Stats	R: 0 E: 0 K: 1 S: 13	H: 0 LOB: 0 BB: 0 P: 15	R: 0 E: 0 K: 0 S: 7	H: 1 LOB: 1 BB: 0 P: 10	R: 2 E: 1 K: 0 S: 16	H: 3 LOB: 1 BB: 0 P: 24	R: 0 E: 0 K: 1 S: 8	H: 1 LOB: 2 BB: 1 P: 15	R: 0 E: 0 K: 0 S: 9	H: 1 LOB: 2 BB: 1 P: 17	R: 2 E: 1 K: 0 S: 10	H: 1 LOB: 3 BB: 2 P: 25	R: 0 E: 0 K: 0 S: 8	H: 0 LOB: 0 BB: 0 P: 10	R: 1 E: 0 K: 0 S: 7	H: 1 LOB: 2 BB: 2 P: 16	R: 2 E: 0 K: 0 S: 11	H: 1 LOB: 2 BB: 2 P: 20	1B: 8 2B: 1 3B: 0 HR: 0	SF: 2 SAC: 2 DP: 0 HBP: 1	WP: 0 PB: 0 SB: 1 CS: 0	PA: 46
PITCHER	IP WLS BF H R ER SO	IP WLS BF H R ER SO	IP WLS BF H R ER SO	IP WLS BF H R ER SO	IP WLS BF H R ER SO	IP WLS BF H R ER SO	IP WLS BF H R ER SO	IP WLS BF H R ER SO	IP WLS BF H R ER SO	IP WLS BF H R ER SO	IP WLS BF H R ER SO	IP WLS BF H R ER SO	IP WLS BF H R ER SO	IP WLS BF H R ER SO	IP WLS BF H R ER SO	IP WLS BF H R ER SO	ERA WHIP	ERA WHIP				
Jon Lieber, R (1, 1) ERA: 3.55	5.1	27	7	4	1	3	3	0	0	0	0	0	0	0	0	6	0.00	3.000				
Felix Heredia, L (6, 1) ERA: 4.1	0.1	H 3	0	0	0	0	1	0	1	0	0	0	0	0	0	6	0.00	3.000				
Scott Sanders, R (6, 1) ERA: 4.5	1.1	H 5	1	1	1	0	0	0	0	0	0	0	0	0	10	15	6.75	0.750				
Dan Serafini, L (8, 1) ERA: 4.5	0.2	H 4	0	0	0	0	2	0	0	0	0	0	0	0	4	12	0.00	3.000				
Rick Aguilera, R (8, 1) ERA: 4.36	1.0	L 7	1	2	2	0	1	1	0	0	0	0	0	0	13	22	18.00	2.000				

Chicago Cubs @ San Francisco Giants
3Com Park at Candlestick Point, San Francisco, CA
Sun Jun 20 1999, 4:05 PM EDT
Att: 53,245 - Unknown - 68 F

AB	33
R	7
H	9
RBI	6
BB	8
SO	3
LOB	21



Batter	1	2	3	4	5	6	7	8	9	AB	R	H	RBI	BB	SO	LOB	TOP					
Mark Loretta, R OBP: 0.364, SLG: 0.406 (1, 3)	1-1 P3	2-2 FC6-4 2H 1B		4-1 G4-6-3 BB		0-1 P9		0-1 P3		4	0	1	1	1	0	2	Milwaukee Brewers @ San Francisco Giants 3Com Park at Candlestick Point, San Francisco, CA Mon Jun 21 1999, 10:05 PM EDT Att: 11,667 - Unknown - 60 F livebaseballscorecards.com					
Ronnie Belliard, R OBP: 0.418, SLG: 0.476 (1, 4)	2-2 1B 2B	1-1 P4		0-1 G4-6-3 1-2			1-2 L9		3-2 F9	5	1	1	0	0	0	2						
Jeff Cirillo, R OBP: 0.388, SLG: 0.433 (1, 5)	0-0 G6-3	1-1 FC6-4 1-2			0-2 G4-3		2-2 F7		1-2 F8	5	0	0	0	0	0	2						
Jeremy Burnitz, L OBP: 0.396, SLG: 0.560 (1, 9)	2-2 1B				0-3 K		0-0 F8		3-2 HR	5	2	2	2	0	2	0						
Dave Nilsson, L OBP: 0.396, SLG: 0.627 (1, 2)	2-1 BB 2H 1B			4-1 BB				2-1 SH1 1B	1-3 K	4	1	2	1	1	2	0						
Marquis Grissom, R OBP: 0.335, SLG: 0.381 (1, 8)	4-2 BB 1-2			2-3 K		1-0 G6-3		0-0 1B SH1 FC4-6 1B		3	1	1	0	1	1	1						
Geoff Jenkins, L OBP: 0.402, SLG: 0.620 (1, 7)	2-3 K			1-3 K		2-3 K		0-0 SH1	1-2 2-3	3	0	0	0	0	3	3						
Jose Valentin, S OBP: 0.394, SLG: 0.643 (1, 6)		0-0 WP SH3-4 1B		2-2 HR		4-0 2B BB		0-1 FC4-6 1B	2-3 3-H	3	3	3	2	1	0	0						
Hideo Nomo, R OBP: 0.316, SLG: 0.474 (1, 1)		0-0 SH3-4		0-3 K		2-2 1-H 2B		2-1 FC4-6		2	0	1	1	0	1	0						
Alex Ochoa, R OBP: 0.425, SLG: 0.557 (8, PH)								1-2 3-H		1	0	0	1	0	0	1						
Al Reyes, R (8, 1)								1-2 3-H		0	0	0	0	0	0	0						
Inning Stats	R: 2 E: 0 K: 1 S: 23	H: 3 LOB: 2 BB: 1 P: 36	R: 1 E: 0 K: 0 S: 9	H: 2 LOB: 1 BB: 0 P: 13	R: 0 E: 0 K: 3 S: 11	H: 0 LOB: 1 BB: 1 P: 20	R: 1 E: 0 K: 1 S: 9	H: 1 LOB: 0 BB: 1 P: 15	R: 0 E: 0 K: 2 S: 10	H: 0 LOB: 0 BB: 0 P: 12	R: 1 E: 0 K: 1 S: 11	H: 1 LOB: 1 BB: 1 P: 20	R: 0 E: 0 K: 0 S: 9	H: 0 LOB: 0 BB: 0 P: 12	R: 2 E: 0 K: 0 S: 10	H: 3 LOB: 1 BB: 0 P: 14	R: 1 E: 0 K: 1 S: 12	H: 1 LOB: 0 BB: 0 P: 20	1B: 7 2B: 2 3B: 0 HR: 2	SF: 0 SAC: 2 DP: 1 HBP: 0	WP: 1 PB: 0 CS: 0	PA: 41
PITCHER	IP WLS BF H R ER SO BB IBB HBP BLK WP HR S P ERA WHIP																					
Mark Gardner, R ERA: 7.28 (1, 1)	7.0 L 31 7 5 5 8 4 0 0 0 0 1 1 82 128 6.43 1.571																					
Rich Rodriguez, L ERA: 5.53 (8, 1)	2.0 10 4 3 3 1 0 0 0 0 0 1 22 34 13.50 2.000																					

Batter	1	2	3	4	5	6	7	8	9	AB	R	H	RBI	BB	SO	LOB	BOTTOM					
Marvin Benard, L OBP: 0.355, SLG: 0.418 (1, 8)	3-2 L3-6 2B		1-1 BB 1B		3-2 F9		0-0 G3			4	0	2	0	0	0	2	Milwaukee Brewers @ San Francisco Giants 3Com Park at Candlestick Point, San Francisco, CA Mon Jun 21 1999, 10:05 PM EDT Att: 11,667 - Unknown - 60 F livebaseballscorecards.com					
Bill Mueller, S OBP: 0.407, SLG: 0.372 (1, 5)	3-1 L3-6 2-3		0-0 BB 1B		0-3 K			1-0 P7		4	0	1	0	0	1	1						
Armando Rios, L OBP: 0.389, SLG: 0.480 (1, 9)	1-2 S 1B		1-3 K		2-2 G4-3			2-1 2B		3	0	1	0	0	1	2						
F.P. Santangelo, S OBP: 0.452, SLG: 0.437 (8, 9)										1	0	1	0	0	0	0						
Jeff Kent, R OBP: 0.369, SLG: 0.500 (1, 4)	2-3 K 1-2		4-0 BB		1-1 L6			1-2 P4		3	0	0	0	1	1	2						
J.T. Snow, L OBP: 0.391, SLG: 0.455 (1, 3)		4-2 G6-3 WP SF9 BB		2-3 K		1-1 K		0-0 G3		3	1	0	0	1	2	4						
Stan Javier, S OBP: 0.362, SLG: 0.409 (1, 7)		3-2 G6-3 1-3		1-1 G6-3		3-3 K			1-3 K	4	0	0	0	0	2	1						
Rich Aurilia, R OBP: 0.362, SLG: 0.492 (1, 6)		2-2 SF9 3-H		1-1 F7		2-2 BB 1B			2-2 1B	3	0	2	1	0	0	0						
Brent Mayne, L OBP: 0.392, SLG: 0.442 (1, 2)		3-2 G3-1		1-1 G4-3		0-3 K			2-3 K	4	0	0	0	0	2	2						
Mark Gardner, R OBP: 0.190, SLG: 0.263 (1, 1)									2-3 K	2	0	0	0	0	1	0						
Charlie Hayes, R OBP: 0.260, SLG: 0.255 (7, PH)										0	0	0	0	1	0	0						
Rich Rodriguez, L OBP: 1.000, SLG: 1.000 (8, 1)										0	0	0	0	0	0	0						
Doug Mirabeli, R OBP: 0.444, SLG: 0.500 (8, PH)										1	0	0	0	0	1	1						
Inning Stats	R: 0 E: 0 K: 1 S: 13	H: 2 LOB: 1 BB: 0 P: 22	R: 1 E: 0 K: 0 S: 11	H: 0 LOB: 0 BB: 1 P: 22	R: 0 E: 0 K: 3 S: 13	H: 2 LOB: 3 BB: 1 P: 21	R: 0 E: 0 K: 0 S: 6	H: 0 LOB: 0 BB: 0 P: 9	R: 0 E: 0 K: 1 S: 9	H: 0 LOB: 0 BB: 0 P: 13	R: 0 E: 0 K: 1 S: 8	H: 0 LOB: 0 BB: 0 P: 12	R: 0 E: 0 K: 2 S: 12	H: 1 LOB: 2 BB: 1 P: 21	R: 0 E: 0 K: 0 S: 7	H: 1 LOB: 1 BB: 0 P: 11	R: 0 E: 0 K: 3 S: 14	H: 1 LOB: 1 BB: 0 P: 21	1B: 5 2B: 3 3B: 0 HR: 0	SF: 1 SAC: 0 DP: 1 HBP: 0	WP: 1 PB: 0 CS: 0	PA: 36
PITCHER	IP WLS BF H R ER SO BB IBB HBP BLK WP HR S P ERA WHIP																					
Hideo Nomo, R ERA: 3.68 (1, 1)	7.0 W 28 5 1 1 8 3 0 0 0 0 0 0 72 120 1.29 1.143																					
Al Reyes, R ERA: 4.5 (8, 1)	2.0 8 2 0 0 3 0 0 0 0 0 0 0 21 32 0.00 1.000																					

Batter	1	2	3	4	5	6	7	8	9	AB	R	H	RBI	BB	SO	LOB	TOP					
Mark Loretta, R OBP: 0.369, SLG: 0.413										5	1	1	2	0	2	0						
Ronnie Belliard, R OBP: 0.429, SLG: 0.489										5	1	3	1	0	1	0						
Jeff Cirillo, R OBP: 0.382, SLG: 0.424										5	0	2	2	0	1	2						
Jeremy Burnitz, L OBP: 0.397, SLG: 0.578										4	2	3	2	1	1	1						
Dave Nilsson, L OBP: 0.389, SLG: 0.625										3	1	1	0	2	0	0						
Marquis Grissom, R OBP: 0.338, SLG: 0.395										5	2	1	0	0	2	6						
Geoff Jenkins, L OBP: 0.397, SLG: 0.609										5	0	1	1	0	2	4						
Jose Valentin, S OBP: 0.366, SLG: 0.543										3	1	0	0	1	1	1						
Steve Woodard, L OBP: 0.286, SLG: 0.226										2	1	0	0	1	0	0						
52 Rafael Roque, L OBP: 0.200, SLG: 0.077										1	0	0	0	0	1	0						
Eric Plunk, R ERA: 5.16										0	0	0	0	0	0	0						
Mike Myers, L ERA: 2.79										0	0	0	0	0	0	0						
Bob Wickman, R ERA: 5.09										0	0	0	0	0	0	0						
Inning Stats	R: 0 E: 0 K: 1 S: 16	H: 1 LOB: 1 BB: 0 P: 23	R: 5 E: 0 K: 0 S: 29	H: 5 LOB: 3 BB: 3 P: 53	R: 0 E: 0 K: 1 S: 9	H: 0 LOB: 0 BB: 0 P: 17	R: 0 E: 0 K: 1 S: 7	H: 0 LOB: 0 BB: 0 P: 8	R: 3 E: 1 K: 0 S: 15	H: 3 LOB: 0 BB: 0 P: 22	R: 0 E: 0 K: 1 S: 9	H: 1 LOB: 0 BB: 0 P: 14	R: 1 E: 0 K: 1 S: 9	H: 1 LOB: 0 BB: 0 P: 16	R: 0 E: 0 K: 3 S: 9	H: 0 LOB: 0 BB: 0 P: 11	R: 0 E: 0 K: 3 S: 16	H: 1 LOB: 3 BB: 2 P: 28	1B: 9 2B: 2 3B: 0 HR: 2	SF: 0 SAC: 0 DP: 2 HBP: 0	WP: 0 PB: 0 CS: 0	PA: 43
PITCHER	IP	WLS	BF	H	R	ER	SO	BB	IBB	HBP	BLK	WP	HR	S	P	ERA	WHIP					
Russ Ortiz, R ERA: 3.8	1.2	L	13	6	5	5	1	2	0	0	0	0	0	40	67	27.00	4.800					
Julian Tavarez, R ERA: 8.15	2.1		11	2	3	2	2	1	0	0	0	0	1	30	47	7.71	1.286					
Rich Rodriguez, L ERA: 5.16	2.0		6	2	0	0	1	0	0	0	0	0	0	15	23	0.00	1.000					
Alan Embree, L ERA: 2.79	2.0		7	1	1	1	4	0	0	0	0	0	1	18	27	4.50	0.500					
Jerry Spradlin, R ERA: 5.09	1.0		6	1	0	0	3	2	0	0	0	0	0	16	28	0.00	3.000					

Milwaukee Brewers @ San Francisco Giants
3Com Park at Candlestick Point, San Francisco, CA
Wed Jun 23 1999, 3:35 PM EDT
Att: 14,478 - Sunny - 68 F

AB	38
R	9
H	12
RBI	8
BB	5
SO	11
LOB	14



Batter	1	2	3	4	5	6	7	8	9	AB	R	H	RBI	BB	SO	LOB	BOTTOM					
Marvin Benard, L OBP: 0.352, SLG: 0.417										5	1	1	0	0	0	2						
Bill Mueller, S OBP: 0.409, SLG: 0.367										4	0	0	0	1	0	2						
Barry Bonds, L OBP: 0.427, SLG: 0.578										5	2	3	2	0	1	1						
Jeff Kent, R OBP: 0.374, SLG: 0.500										4	1	2	0	1	1	2						
J.T. Snow, L OBP: 0.395, SLG: 0.457										4	1	3	0	0	1	1						
Stan Javier, S OBP: 0.351, SLG: 0.396										3	0	0	1	0	0	2						
F.P. Santangelo, S OBP: 0.443, SLG: 0.426										1	0	0	0	0	1	1						
Rich Aurilia, R OBP: 0.351, SLG: 0.476										4	0	0	0	0	3	3						
Brent Mayne, L OBP: 0.394, SLG: 0.449										4	1	2	1	0	0	0						
Russ Ortiz, R ERA: 3.8										0	0	0	0	0	0	0						
Julian Tavarez, R ERA: 8.15										2	0	1	0	0	0	0						
Rich Rodriguez, L ERA: 5.16										0	0	0	0	0	0	0						
Calvin Murray, R ERA: 5.16										1	0	0	0	0	0	1						
Alan Embree, L ERA: 2.79										0	0	0	0	0	0	0						
Doug Mirabelli, R ERA: 5.09										1	0	1	1	0	0	0						
Jerry Spradlin, S ERA: 5.09										0	0	0	0	0	0	0						
Inning Stats	R: 3 E: 1 K: 0 S: 13	H: 4 LOB: 1 BB: 0 P: 20	R: 0 E: 0 K: 0 S: 7	H: 1 LOB: 1 BB: 0 P: 11	R: 1 E: 0 K: 1 S: 9	H: 2 LOB: 1 BB: 1 P: 16	R: 0 E: 0 K: 0 S: 6	H: 0 LOB: 0 BB: 0 P: 10	R: 0 E: 0 K: 1 S: 11	H: 1 LOB: 1 BB: 0 P: 17	R: 0 E: 0 K: 1 S: 9	H: 1 LOB: 1 BB: 0 P: 17	R: 0 E: 0 K: 1 S: 10	H: 1 LOB: 1 BB: 0 P: 15	R: 2 E: 0 K: 2 S: 13	H: 3 LOB: 1 BB: 0 P: 18	R: 0 E: 0 K: 1 S: 6	H: 0 LOB: 0 BB: 1 P: 10	1B: 10 2B: 2 3B: 0 HR: 1	SF: 0 SAC: 0 DP: 1 HBP: 0	WP: 1 PB: 0 SB: 1 CS: 0	PA: 40
PITCHER	IP	WLS	BF	H	R	ER	SO	BB	IBB	HBP	BLK	WP	HR	S	P	ERA	WHIP					
Steve Woodard, R ERA: 4.41	5.0	W	23	8	4	3	2	1	0	0	0	0	0	46	74	5.40	1.800					
52 Rafael Roque, L ERA: 6.39	2.2		12	4	2	2	4	0	0	0	0	1	0	30	47	6.75	1.500					
Eric Plunk, R ERA: 3.48	0.0		1	1	0	0	0	0	0	0	0	0	0	1	2	∞	∞					
Mike Myers, L ERA: 7.08	0.1	H	1	0	0	0	0	0	0	0	0	0	0	1	1	0.00	0.000					
Bob Wickman, R ERA: 3.44	1.0	S	3	0	0	0	1	1	0	0	0	0	0	6	10	0.00	1.000					

Milwaukee Brewers @ San Francisco Giants
3Com Park at Candlestick Point, San Francisco, CA
Wed Jun 23 1999, 3:35 PM EDT
Att: 14,478 - Sunny - 68 F

AB	38
R	6
H	13
RBI	5
BB	2
SO	7
LOB	15



Batter	1	2	3	4	5	6	7	8	9	AB	R	H	RBI	BB	SO	LOB	TOP										
Eric Young Sr. R (1.4) OBP: 0.352, SLG: 0.343 Craig Counsell, L (9.4) OBP: 0.226, SLG: 0.190	F9		SH5-3		F8		1B		HR	4	1	2	0	0	0	0	Los Angeles Dodgers @ San Francisco Giants 3Com Park at Candlestick Point, San Francisco, CA Sat Jun 26 1999, 4:05 PM EDT Att: 44,766 - Unknown - 66 F livebaseballscorecards.com										
Todd Hundley, S (1.2) OBP: 0.292, SLG: 0.462	G3-1		HR		P9		1B		HR	5	2	2	5	0	1	2											
Gary Sheffield, R (1.7) OBP: 0.403, SLG: 0.525	P4		1B		K		1B		K	5	0	2	0	0	2	0											
Todd Hollandsworth, L (1.3) Mike Maddux, L (7.1) Pedro Borbon, R (8.1) Alan Mills, R (8.1) Eric Karros, R (9.1) Trenidad Hubbard, R (9.1) Jeff Shaw, R (9.1)	G3		K		G6-3		G3-1		2B	4	0	0	0	0	1	4											
Raul Mondesi, R (1.9) OBP: 0.342, SLG: 0.535	F9		F7		FC6-4		K		P3	5	0	1	0	0	1	2											
22 Devon White, S (1.8) OBP: 0.319, SLG: 0.407	1B		BB		FC6-4		G4-3		F8	3	1	0	0	1	0	2											
Adrian Beltré, R (1.5) OBP: 0.382, SLG: 0.473	1B		1B		F8		HR			4	1	3	1	0	0	1											
Jose Vizcaino, S (1.6) OBP: 0.290, SLG: 0.288	G1-4-3		G4-6-3		K		F7			4	0	0	0	0	1	4											
Carlos Perez, L (1.1) OBP: 0.286, SLG: 0.263 Dave Hansen, L (7.3) OBP: 0.475, SLG: 0.532			HR		1B		1B		HR	3	1	3	1	0	0	0											
			2B		1B		1B		2B	1	1	1	0	0	0	0											
Inning Stats	R: 0 E: 0 K: 0 S: 5	H: 0 LOB: 0 BB: 0 P: 6	R: 0 E: 0 K: 0 S: 14	H: 1 LOB: 2 BB: 0 P: 20	R: 2 E: 0 K: 1 S: 11	H: 3 LOB: 1 BB: 0 P: 16	R: 1 E: 0 K: 0 S: 12	H: 2 LOB: 1 BB: 1 P: 19	R: 0 E: 0 K: 1 S: 6	H: 0 LOB: 0 BB: 0 P: 11	R: 0 E: 0 K: 0 S: 9	H: 1 LOB: 1 BB: 0 P: 15	R: 0 E: 0 K: 2 S: 13	H: 3 LOB: 0 BB: 0 P: 20	R: 1 E: 0 K: 1 S: 8	H: 1 LOB: 0 BB: 0 P: 12	R: 3 E: 0 K: 1 S: 16	H: 4 LOB: 1 BB: 0 P: 25	1B: 9 2B: 3 3B: 0 HR: 3	SF: 0 SAC: 1 DP: 1 HBP: 1	WP: 0 PB: 0 SB: 0 CS: 0	PA: 42					
PITCHER	IP	WLS	BF	H	R	ER	SO	BB	IBB	HBP	BLK	WP	HR	S	P	ERA	WHIP										
Chris Brock, R (1.1) ERA: 5.28	6.1		28	9	3	3	3	1	0	1	0	0	1	63	96	4.26	1.579										
Alan Embree, L (7.1) ERA: 2.79	0.1		1	0	0	0	1	0	0	0	0	0	0	3	5	0.00	0.000										
Julian Tavarez, R (7.1) ERA: 6.18	1.1		6	2	1	1	1	0	0	0	0	0	1	12	18	6.75	1.500										
Robb Nen, R (9.1) ERA: 3.63	1.0	L	7	4	3	3	1	0	0	0	0	0	1	16	25	27.00	4.000										


Batter	1	2	3	4	5	6	7	8	9	AB	R	H	RBI	BB	SO	LOB	BOTTOM										
F.P. Santangelo, S (1.8) OBP: 0.441, SLG: 0.414	CS		G5-3		FC4-6		P9		G4-3	3	0	0	0	2	0	3	Los Angeles Dodgers @ San Francisco Giants 3Com Park at Candlestick Point, San Francisco, CA Sat Jun 26 1999, 4:05 PM EDT Att: 44,766 - Unknown - 66 F livebaseballscorecards.com										
Rich Aurilia, R (1.6) OBP: 0.356, SLG: 0.477	P3		F9		FC4-6		K		1B	5	0	2	0	0	1	1											
Barry Bonds, L (1.7) OBP: 0.429, SLG: 0.556	1B		1B		FC4-6		G5-4-3		HR	4	1	2	0	1	0	3											
Jeff Kent, R (1.4) OBP: 0.373, SLG: 0.500	F7		K		G5-4-3		G5-4-3		P3	4	1	0	0	1	1	5											
Ellis Burks, R (1.9) OBP: 0.367, SLG: 0.449 Robb Nen, R (9.1)	F9		F8		G6-3		G6-3		K	4	1	1	3	0	0	1											
Stan Javier, S (9.1) OBP: 0.344, SLG: 0.388	F9		F8		G6-3		G6-3		K	0	0	0	0	0	0	0											
Charlie Hayes, R (1.5) OBP: 0.276, SLG: 0.260 Julian Tavarez, L (7.1) Marvin Benard, L (8.1) OBP: 0.351, SLG: 0.415	1B		2B		F7		P9		SF8	3	1	1	0	0	0	0											
J.T. Snow, L (1.3) OBP: 0.397, SLG: 0.459	SH1-4		WP		1B		G3-1		K	4	0	2	1	0	1	1											
Doug Mirabeli, R (1.2) OBP: 0.444, SLG: 0.733	SH1-4		BB		K		K		SF8	2	1	1	2	1	1	1											
Chris Brock, R (1.1) OBP: 0.258, SLG: 0.207 Alan Embree, L (7.1) Bill Mueller, S (7.5) OBP: 0.400, SLG: 0.358	SH1-4		1B		F8		P3		1B	1	0	0	0	0	0	0											
			2-3		F8		1B		1B	2	0	1	0	0	0	0											
Inning Stats	R: 0 E: 0 K: 0 S: 14	H: 1 LOB: 1 BB: 1 P: 18	R: 1 E: 0 K: 0 S: 10	H: 2 LOB: 2 BB: 1 P: 14	R: 0 E: 0 K: 1 S: 8	H: 1 LOB: 1 BB: 0 P: 10	R: 0 E: 0 K: 1 S: 8	H: 1 LOB: 1 BB: 0 P: 12	R: 0 E: 0 K: 0 S: 6	H: 0 LOB: 0 BB: 1 P: 14	R: 0 E: 0 K: 0 S: 10	H: 0 LOB: 0 BB: 0 P: 13	R: 1 E: 0 K: 1 S: 9	H: 1 LOB: 0 BB: 0 P: 13	R: 4 E: 0 K: 1 S: 18	H: 3 LOB: 1 BB: 2 P: 35	R: 0 E: 0 K: 1 S: 8	H: 1 LOB: 1 BB: 0 P: 13	1B: 8 2B: 1 3B: 0 HR: 2	SF: 1 SAC: 1 DP: 1 HBP: 0	WP: 1 PB: 0 SB: 3 CS: 1	PA: 41					
PITCHER	IP	WLS	BF	H	R	ER	SO	BB	IBB	HBP	BLK	WP	HR	S	P	ERA	WHIP										
Carlos Perez, L (1.1) ERA: 6.92	6.2		28	7	2	2	2	3	0	0	0	0	0	3	4	0.00	0.000										
Mike Maddux, R (7.1) ERA: 3.86	0.1	H	1	0	0	0	1	0	0	0	0	0	0	3	4	0.00	0.000										
Pedro Borbon, L (8.1) ERA: 1.63	0.0		1	0	1	1	0	1	0	0	0	0	0	4	∞	∞											
Alan Mills, R (8.1) ERA: 3.26	1.0	W	7	3	3	3	1	1	0	0	0	0	1	18	31	27.00	4.000										
Jeff Shaw, R (9.1) ERA: 2.31	1.0	S	4	1	0	0	1	0	0	0	0	0	0	8	13	0.00	1.000										


AB 39
R 7
H 15
RBI 7
BB 1
SO 6
LOB 15



AB 34
R 6
H 11
RBI 6
BB 5
SO 5
LOB 17



Batter	1	2	3	4	5	6	7	8	9	AB	R	H	RBI	BB	SO	LOB	TOP											
Eric Young Sr., R OBP: 0.353, SLG: 0.342	1-1 CS S 1B		2-1 G1-3		1-2 G5-3		4-1 1B HR BB	3-2 K		4	1	1	0	1	1	0	Los Angeles Dodgers @ San Francisco Giants 3Com Park at Candlestick Point, San Francisco, CA Sun Jun 27 1999, 8:05 PM EDT Att: 42,530 - Unknown - 75 F livebaseballscores.com AB 38 R 7 H 12 RBI 7 BB 5 SO 4 LOB 14 											
Todd Hundley, S OBP: 0.295, SLG: 0.460	1-0 P5		3-1 F9		3-3 K		1-0 1-2 HR 1B	0-1 1B		5	1	2	0	0	1	1												
Gary Sheffield, R OBP: 0.406, SLG: 0.535	1-2 SAFE 1-3 BB			4-1 G4-3 1B BB	1-2 F7		0-0 1-H 2-H HR	2-2 K		3	2	1	3	2	1	1												
Raul Mondesi, R OBP: 0.340, SLG: 0.529	3-0 SAFE P2			0-0 1B G4-3 1B G5-3		0-1 P3	1-0 G6-3		0-0 F7	5	1	1	0	0	0	1												
Todd Hollandsworth, L OBP: 0.346, SLG: 0.507		0-1 G4-3		2-2 G4-3		3-2 1B	0-1 2B		2-2 HR	5	2	3	1	0	0	2												
Eric Karros, R OBP: 0.354, SLG: 0.515		1-2 G6-3		1-1 G5-3 1B		2-0 P2	0-0 2B		1-1 L4	5	0	2	2	0	0	1												
Adrián Beltré, R OBP: 0.386, SLG: 0.473		0-0 1B		2-3 3-H 2-2 G5-3		3-2 1B	4-1 BB		0-1 P3	4	0	2	1	1	0	1												
Jose Vizcaino, S OBP: 0.289, SLG: 0.282		1-2 L5		1-2 3-H 4-2 BB		1-2 P5	1-1 G3-1			3	0	0	0	1	0	5												
Jamie Arnold, R OBP: 0.400, SLG: 0.400										0	0	0	0	0	0	0												
Chan Ho Park, R OBP: 0.100, SLG: 0.107			3-3 K		0-1 F9		3-2 F8	0-1 P5		2	0	0	0	0	1	2												
Onan Masaoka, R OBP: 0.221, SLG: 0.185										0	0	0	0	0	0	0												
Craig Counsell, L OBP: 0.221, SLG: 0.185										2	0	0	0	0	0	0												
Inning Stats	R: 0 E: 0 K: 0 S: 7	H: 1 LOB: 1 BB: 1 P: 16	R: 0 E: 0 K: 0 S: 9	H: 1 LOB: 1 BB: 0 P: 11	R: 0 E: 0 K: 1 S: 8	H: 0 LOB: 0 BB: 0 P: 16	R: 2 E: 0 K: 0 S: 16	H: 2 LOB: 2 BB: 2 P: 29	R: 0 E: 0 K: 1 S: 15	H: 0 LOB: 0 BB: 0 P: 20	R: 0 E: 0 K: 0 S: 13	H: 2 LOB: 2 BB: 0 P: 22	R: 4 E: 0 K: 0 S: 16	H: 4 LOB: 2 BB: 2 P: 30	R: 0 E: 0 K: 2 S: 10	H: 1 LOB: 1 BB: 0 P: 15	R: 1 E: 0 K: 0 S: 8	H: 1 LOB: 0 BB: 0 P: 11	1B: 8 2B: 2 3B: 0 HR: 2	SF: 0 SAC: 0 DP: 0 HBP: 0	WP: 0 PB: 0 SB: 1 CS: 1	PA: 43						
PITCHER	IP	WLS	BF	H	R	ER	SO	BB	IBB	HBP	BLK	WP	HR	S	P	ERA	WHIP											
Mark Gardner, R ERA: 7.02	(1, 1)	6.1	W	28	6	3	3	2	4	0	0	0	0	0	1	2	4.26	1.579										
Alan Embree, L ERA: 3.07	(7, 1)	0.0		1	1	0	0	0	0	0	0	0	0	0	1	2	∞	∞										
Jerry Spradlin, R ERA: 5.67	(7, 1)	0.1		3	2	2	0	0	0	0	0	0	0	1	4	5	54.00	6.000										
John Johnstone, R ERA: 1.96	(7, 1)	1.1	H	7	2	1	1	2	1	0	0	0	0	14	24	6.75	2.250											
Robb Nen, R ERA: 3.75	(9, 1)	1.0	S	4	1	1	1	0	0	0	0	0	1	8	11	9.00	1.000											

Batter	1	2	3	4	5	6	7	8	9	AB	R	H	RBI	BB	SO	LOB	BOTTOM											
Marvin Benard, L OBP: 0.355, SLG: 0.426	2-2 G4-3 1B		1-1 F8		0-2 1B 3B		1-0 FC6-4		0-0 1-2 2-3 1B	5	2	3	0	0	0	3	Los Angeles Dodgers @ San Francisco Giants 3Com Park at Candlestick Point, San Francisco, CA Sun Jun 27 1999, 8:05 PM EDT Att: 42,530 - Unknown - 75 F livebaseballscores.com AB 38 R 8 H 14 RBI 8 BB 6 SO 6 LOB 28 											
Bill Mueller, S OBP: 0.400, SLG: 0.362	1-1 G4-3		1-0 FC4-6 HR	2-0 G4-3		4-2 S BB	0-2 P4		0-2 F7	4	2	1	0	1	0	5												
Barry Bonds, L OBP: 0.427, SLG: 0.538	0-1 P7		4-2 FC4-6 BB	4-0 1B IBB		1-3 K	0-0 F7		1-2 K	3	0	0	0	2	1	5												
Jeff Kent, R OBP: 0.377, SLG: 0.502	3-2 BB 1B		0-2 FC4-6 HR	3-1 1-2 1B		1-3 K		0-0 1B FC5-2 1B		5	1	3	2	0	1	3												
J.T. Snow, L OBP: 0.404, SLG: 0.474	4-1 SAFE 1-2 BB		0-0 1-H 3-H HR	2-1 G3		0-1 FC6-4 1B	2-2 FC5-2 1B	1-3 2B 1B		4	2	3	4	1	0	2												
Ellis Burks, R OBP: 0.365, SLG: 0.461	2-3 K		1-0 HR		0-2 G5-3		0-0 FC6-4		0-0 P7	4	1	1	1	0	1	3												
John Johnstone, R ERA: 3.56										0	0	0	0	0	0	0												
Charlie Hayes, R OBP: 0.277, SLG: 0.259										1	0	0	0	0	0	2												
Robb Nen, R ERA: 3.75										0	0	0	0	0	0	0												
Rich Aurilia, R OBP: 0.353, SLG: 0.471		3-1 G5-3	1-3 K		2-1 F8		0-0 1B G6-3 1B	0-2 FC5-2 2B		5	0	1	0	0	1	2												
Brent Mayne, L OBP: 0.388, SLG: 0.442		1-0 G4-3	0-3 K		1-0 1B HBP		2-1 G6-3	2-1 1-3 2-H 2B		4	0	1	1	0	1	1												
Mark Gardner, R OBP: 0.250, SLG: 0.286										2	0	1	0	1	1	0												
Alan Embree, L ERA: 3.07										0	0	0	0	0	0	0												
Jerry Spradlin, S ERA: 5.67										0	0	0	0	0	0	0												
Stan Javier, S OBP: 0.345, SLG: 0.386										1	0	0	0	1	0	2												
Inning Stats	R: 1 E: 0 K: 1 S: 14	H: 2 LOB: 2 BB: 1 P: 26	R: 0 E: 0 K: 0 S: 6	H: 0 LOB: 1 BB: 1 P: 15	R: 4 E: 0 K: 2 S: 15	H: 3 LOB: 0 BB: 1 P: 22	R: 1 E: 0 K: 1 S: 11	H: 2 LOB: 2 BB: 1 P: 24	R: 0 E: 0 K: 0 S: 7	H: 1 LOB: 2 BB: 0 P: 11	R: 1 E: 0 K: 2 S: 15	H: 1 LOB: 1 BB: 1 P: 21	R: 0 E: 0 K: 0 S: 11	H: 2 LOB: 3 BB: 1 P: 17	R: 1 E: 0 K: 0 S: 15	H: 3 LOB: 3 BB: 0 P: 21	R: 1 E: 0 K: 2 S: 8	H: 3 LOB: 2 BB: 0 P: 11	1B: 9 2B: 2 3B: 1 HR: 2	SF: 0 SAC: 0 DP: 0 HBP: 1	WP: 0 PB: 0 SB: 2 CS: 0	PA: 45						
PITCHER	IP	WLS	BF	H	R	ER	SO	BB	IBB	HBP	BLK	WP	HR	S	P	ERA	WHIP											
Chan Ho Park, R ERA: 5.54	(1, 1)	3.2	L	22	7	6	6	4	3	1	0	0	0	2	44	83	14.73	2.727										
Onan Masaoka, L ERA: 3.56	(4, 1)	2.1		11	2	1	1	2	1	0	1	0	0	24	36	3.86	1.286											
Jamie Arnold, R ERA: 3.09	(7, 1)	2.0		12	5	1	1	0	1	0	0	0	0	26	38	4.50	3.000											

Batter	1	2	3	4	5	6	7	8	9	AB	R	H	RBI	BB	SO	LOB	TOP					
Darryl Hamilton, L OBP: 0.365, SLG: 0.395 Dave Veres, R (8, 1)	F7		G1-3		G4-3			G3-1		4	0	0	0	0	0	0	Colorado Rockies @ San Francisco Giants 3Com Park at Candlestick Point, San Francisco, CA Tue Jun 29 1999, 11:05 PM EDT Att: 11,490 - Unknown - 67 F livebaseballscorecards.com					
Neft Perez, S OBP: 0.322, SLG: 0.426	FC4-6 1B			G6-3			F8-4 1B	P3	4	0	2	0	0	0	0							
Larry Walker, L OBP: 0.441, SLG: 0.722	FC4-6 1-2			2B			F8-4 1-2	F7	4	1	1	0	0	0	2							
Dante Bichette, R OBP: 0.332, SLG: 0.544	F7			2B			G5-3		4	0	2	1	0	0	1							
Vinny Castilla, R OBP: 0.335, SLG: 0.498		F9		G5-3			L1	G6-3	4	0	0	0	0	0	2							
17 Todd Helton, L OBP: 0.378, SLG: 0.552	F7			FC6-4 BB			G4-6-3 1B		2	0	1	0	1	0	0							
7 Kurt Abbott, R OBP: 0.292, SLG: 0.422	P4			FC6-4 1-2			G4-6-3 1-2		3	0	0	0	0	0	3							
Henry Blanco, R OBP: 0.364, SLG: 0.452			F7		P4			L6	3	0	0	0	0	0	0							
Bobby Jones, R OBP: 0.214, SLG: 0.167 Terry Shumpert, R OBP: 0.373, SLG: 0.696 Curt Leskanic, R OBP: 0.500, SLG: 2.000 Angel Echevarria, R OBP: 0.345, SLG: 0.558 Jeff Barry, S (8, 8)			K		K			G3-1	1	0	0	0	0	1	0							
									1	0	0	0	0	1	0							
									1	0	0	0	0	0	0							
									1	0	0	0	0	0	0							
									1	0	0	0	0	0	0							
									0	0	0	0	0	0	0							
Inning Stats	R: 0 E: 0 K: 0 S: 8	H: 1 LOB: 1 BB: 0 P: 13	R: 0 E: 0 K: 0 S: 6	H: 0 LOB: 0 BB: 0 P: 9	R: 0 E: 0 K: 1 S: 8	H: 0 LOB: 0 BB: 0 P: 14	R: 1 E: 0 K: 0 S: 12	H: 2 LOB: 2 BB: 1 P: 21	R: 0 E: 0 K: 1 S: 9	H: 0 LOB: 0 BB: 0 P: 14	R: 0 E: 0 K: 0 S: 3	H: 1 LOB: 0 BB: 0 P: 3	R: 0 E: 0 K: 0 S: 6	H: 1 LOB: 0 BB: 0 P: 13	R: 0 E: 0 K: 0 S: 5	H: 0 LOB: 0 BB: 0 P: 7	R: 0 E: 0 K: 0 S: 8	H: 1 LOB: 1 BB: 0 P: 15	1B: 4 2B: 3 3B: 0 HR: 0	SF: 0 SAC: 0 DP: 2 HBP: 0	WP: 0 PB: 0 SB: 0 CS: 0	PA: 32
PITCHER Kirk Rueter, L ERA: 4.94	IP: 9.0 WLS: W BF: 32 H: 6 R: 1 ER: 1 SO: 2 BB: 1 IBB: 0 HBP: 0 BLK: 0 WP: 0 HR: 0 S: 65 P: 109 ERA: 1.00 WHIP: 0.778															PITCHER	IP: 9.0 WLS: W BF: 32 H: 6 R: 1 ER: 1 SO: 2 BB: 1 IBB: 0 HBP: 0 BLK: 0 WP: 0 HR: 0 S: 65 P: 109 ERA: 1.00 WHIP: 0.778					

Batter	1	2	3	4	5	6	7	8	9	AB	R	H	RBI	BB	SO	LOB	BOTTOM					
F.P. Santangelo, S OBP: 0.440, SLG: 0.417	BB 2B	G3		G4-3			P5			4	1	1	1	1	0	1	Colorado Rockies @ San Francisco Giants 3Com Park at Candlestick Point, San Francisco, CA Tue Jun 29 1999, 11:05 PM EDT Att: 11,490 - Unknown - 67 F livebaseballscorecards.com					
Bill Mueller, S OBP: 0.406, SLG: 0.373	F8	2B		P3			1B HR		4	1	2	1	0	0	1							
Barry Bonds, L OBP: 0.531 Marvin Benard, L OBP: 0.354, SLG: 0.424	2B 1-2	P2		G3-1			1B HR	G3	3	2	1	0	1	0	1							
Jeff Kent, R OBP: 0.378, SLG: 0.505 Wilson Delgado, S OBP: 0.400, SLG: 0.355	2B		HR		P6		K		4	2	2	1	0	1	2							
Ellis Burks, R OBP: 0.372, SLG: 0.505	2B		HR		K		HR		0	0	0	0	0	0	0							
J.T. Snow, L OBP: 0.402, SLG: 0.469	2B		HR		K		HR		4	2	3	7	0	1	0							
Rich Aurilia, R OBP: 0.352, SLG: 0.468	G5-4-3 BB		G4-3		K		F7		3	0	0	0	1	1	0							
Doug Mirabeli, R OBP: 0.500, SLG: 0.842	G5-4-3 1-2		F8		K		F9		4	1	1	0	0	0	2							
Kirk Rueter, L OBP: 0.133, SLG: 0.138	G5-4-3 1-2		F8		K		F9		4	1	1	0	0	0	2							
									4	1	1	0	0	0	2							
Inning Stats	R: 3 E: 0 K: 0 S: 11	H: 2 LOB: 1 BB: 3 P: 27	R: 1 E: 0 K: 0 S: 10	H: 2 LOB: 1 BB: 0 P: 16	R: 2 E: 0 K: 0 S: 13	H: 3 LOB: 1 BB: 0 P: 19	R: 0 E: 0 K: 0 S: 5	H: 0 LOB: 0 BB: 0 P: 6	R: 0 E: 0 K: 2 S: 8	H: 0 LOB: 0 BB: 0 P: 12	R: 0 E: 0 K: 1 S: 8	H: 0 LOB: 0 BB: 0 P: 10	R: 3 E: 0 K: 1 S: 11	H: 3 LOB: 0 BB: 0 P: 19	R: 1 E: 0 K: 0 S: 9	H: 3 LOB: 2 BB: 0 P: 16	R: 0 E: 0 K: 0 S: 9	H: 0 LOB: 0 BB: 0 P: 16	1B: 5 2B: 6 3B: 0 HR: 2	SF: 0 SAC: 0 DP: 2 HBP: 1	WP: 0 PB: 0 SB: 1 CS: 0	PA: 39
PITCHER Bobby Jones, L ERA: 5.65 Curt Leskanic, R ERA: 4.95 Dave Veres, R ERA: 4.34	IP: 4.0 WLS: L BF: 21 H: 7 R: 6 ER: 6 SO: 6 BB: 3 IBB: 0 HBP: 0 BLK: 0 WP: 0 HR: 1 S: 27 P: 41 ERA: 13.50 WHIP: 2.500															PITCHER	IP: 4.0 WLS: L BF: 21 H: 7 R: 6 ER: 6 SO: 6 BB: 3 IBB: 0 HBP: 0 BLK: 0 WP: 0 HR: 1 S: 27 P: 41 ERA: 13.50 WHIP: 2.500					



Batter	1	2	3	4	5	6	7	8	9	AB	R	H	RBI	BB	SO	LOB	TOP			
Terry Shumpert, R (1, 4) OBP: 0.382, SLG: 0.673	1-0 WP SH1 1B		1-0 F9		4-2 BB			2-1 G6-3		3	0	1	0	1	0	1	Colorado Rockies @ San Francisco Giants 3Com Park at Candlestick Point, San Francisco, CA Thu Jul 01 1999, 4:35 PM EDT Att: 23,172 - Unknown - 70 F livebaseballscorecards.com			
Neftali Feliz, S (1, 6) OBP: 0.318, SLG: 0.417 7 Kurt Abbott, R (8, 6) OBP: 0.283, SLG: 0.407	1-1 SH1		0-1 G1-3		3-2 L6			4-1 BB		2	0	0	0	1	0	3				
Angel Echevarria, R (1, 9) OBP: 0.341, SLG: 0.543	2-3 K			2-1 G6-3		1-0 G6-4-3 1B		0-0 F9		4	0	1	0	0	1	2				
Dante Bichette, R (1, 7) OBP: 0.327, SLG: 0.543	0-1 F8			0-1 HR		0-1 G6-4-3 1-2		2-2 L4		4	1	1	1	0	0	3				
Vinny Castilla, R (1, 5) OBP: 0.333, SLG: 0.502		0-0 G5-3		3-1 G5-3		3-3 K		2-0 G6-3		4	0	0	0	0	1	0				
17 Todd Helton, L (1, 3) OBP: 0.378, SLG: 0.546		3-2 L6-3 1B		3-3 K			0-2 G3-1		0-1 E5	4	0	1	0	0	1	0				
Jeff Barry, S (1, 8)		0-0 L6-3 1-2			1-1 F8		1-0 P8		3-2 F8	4	0	0	0	0	0	2				
Kirt Manwaring, R (1, 2) OBP: 0.389, SLG: 0.340			2-1 SH3-4 1B		0-1 2B		3-1 E6		2-3 K	4	0	2	0	0	1	1				
Darryl Kile, R (1, 1) OBP: 0.125, SLG: 0.067 Henry Blanco, R (7, PH) OBP: 0.362, SLG: 0.448 Jerry Dipoto, R (7, 1) David Lee, R (8, 1)			1-2 SH3-4		2-2 P3		1-2 F8			1	0	0	0	0	0	1				
Inning Stats	R: 0 E: 0 K: 1 S: 8	H: 1 LOB: 1 BB: 0 P: 12	R: 0 E: 0 K: 0 S: 5	H: 1 LOB: 0 BB: 0 P: 8	R: 0 E: 0 K: 0 S: 8	H: 1 LOB: 0 BB: 0 P: 12	R: 1 E: 0 K: 1 S: 10	H: 1 LOB: 0 BB: 0 P: 18	R: 0 E: 0 K: 1 S: 6	H: 1 LOB: 2 BB: 1 P: 23	R: 0 E: 0 K: 0 S: 10	H: 0 LOB: 1 BB: 0 P: 15	R: 0 E: 1 K: 0 S: 7	H: 0 LOB: 1 BB: 1 P: 15	R: 0 E: 1 K: 1 S: 9	H: 0 LOB: 1 BB: 0 P: 16		1B: 4 2B: 2 3B: 0 HR: 1	SF: 0 SAC: 2 DP: 2 HBP: 0	WP: 1 PB: 0 CS: 0
PITCHER	IP WLS BF H R ER SO BB IBB HBP BLK WP HR S P ERA WHIP																			
Shawn Estes, L (1, 1) ERA: 4.47	8.0 W 31 6 1 1 3 2 0 0 0 0 1 1 67 113 1.12 1.000																			
Julian Tavarez, R (9, 1) ERA: 5.97	1.0 4 0 0 0 1 0 0 0 0 0 0 0 9 16 0.00 0.000																			

Batter	1	2	3	4	5	6	7	8	9	AB	R	H	RBI	BB	SO	LOB	BOTTOM			
Marvin Benard, L (1, 8) OBP: 0.355, SLG: 0.428	3-1 P7		1-2 G5-4-3 1B		0-0 B1		2-1 SF8 2B	1-1 P5		5	1	2	0	0	0	2	Colorado Rockies @ San Francisco Giants 3Com Park at Candlestick Point, San Francisco, CA Thu Jul 01 1999, 4:35 PM EDT Att: 23,172 - Unknown - 70 F livebaseballscorecards.com			
Bill Mueller, S (1, 5) OBP: 0.411, SLG: 0.368	4-2 FC5-4 BB		2-3 G5-4-3 1-2		1-0 3B		0-0 F7			2	1	0	0	2	0	3				
Barry Bonds, L (1, 7) OBP: 0.440, SLG: 0.551 F.P. Santangelo, S (9, 7) OBP: 0.448, SLG: 0.419	2-1 F7			4-1 WP S G4-6-3 BB	1-2 1H 2H HR 3B		4-1 S 1B BB			2	3	1	2	2	0	1				
Jeff Kent, R (1, 4) OBP: 0.378, SLG: 0.515	1-1 FC5-4 1-2			4-2 G4-6-3 BB	1-1 3H HR		3-2 SF8			2	1	1	3	1	0	1				
J.T. Snow, L (1, 3) OBP: 0.401, SLG: 0.462		1-3 K		3-2 G4-6-3 1-2	1-2 G1-3		1-2 2H 1B			4	0	1	1	0	1	1				
Stan Javier, S (1, 9) OBP: 0.345, SLG: 0.382		0-1 G4-3		3-2 1B		4-2 1B F7-2 BB		2-2 G3		3	0	1	0	1	0	1				
Brent Mayne, L (1, 2) OBP: 0.388, SLG: 0.436		1-3 K		2-0 G4-3		0-0 1B		4-1 G5-4-3 1B BB		3	0	1	0	1	1	1				
Wilson Delgado, S (1, 6) OBP: 0.410, SLG: 0.353			0-2 G4-3		4-0 3B BB		1-0 F7-2		3-2 G5-4-3 1B	3	1	1	0	1	0	2				
Shawn Estes, R (1, 1) ERA: 5.77 Charlie Hayes, R (8, PH) OBP: 0.275, SLG: 0.257 Julian Tavarez, L (9, 1) OBP: 0.250, SLG: 0.250			2-1 1B 2B		1-3 K		2-3 K		1-0 G5-4-3 1-2	3	0	1	0	0	2	2				
Inning Stats	R: 0 E: 0 K: 0 S: 9	H: 0 LOB: 1 BB: 1 P: 19	R: 0 E: 0 K: 2 S: 8	H: 0 LOB: 0 BB: 0 P: 10	R: 0 E: 0 K: 0 S: 11	H: 2 LOB: 1 BB: 0 P: 15	R: 1 E: 0 K: 0 S: 10	H: 1 LOB: 1 BB: 2 P: 26	R: 4 E: 0 K: 1 S: 15	H: 2 LOB: 0 BB: 2 P: 26	R: 0 E: 0 K: 1 S: 8	H: 1 LOB: 1 BB: 1 P: 15	R: 2 E: 0 K: 0 S: 13	H: 2 LOB: 1 BB: 1 P: 25	R: 0 E: 0 K: 0 S: 7	H: 1 LOB: 1 BB: 1 P: 16		1B: 5 2B: 3 3B: 1 HR: 1	SF: 1 SAC: 0 DP: 4 HBP: 0	WP: 1 PB: 0 SB: 3 CS: 0
PITCHER	IP WLS BF H R ER SO BB IBB HBP BLK WP HR S P ERA WHIP																			
Darryl Kile, R (1, 1) ERA: 5.77	6.0 L 27 6 5 5 4 6 0 0 0 0 0 0 13 25 7.50 2.000																			
Jerry Dipoto, R (7, 1) ERA: 4.85	1.0 6 2 2 2 0 1 0 0 0 0 0 0 13 25 18.00 3.000																			
David Lee, R (8, 1) ERA: 5.59	1.0 4 1 0 0 0 1 0 0 0 0 0 0 7 16 0.00 2.000																			

Batter	1	2	3	4	5	6	7	8	9	AB	R	H	RBI	BB	SO	LOB	TOP			
F.P. Santangelo, S OBP: 0.440, SLG: 0.410	1-3 K		3-3 K		0-1 G6-3	3-2 1B			0-2 F8	5	0	1	0	0	2	0	San Francisco Giants @ Los Angeles Dodgers Dodger Stadium, Los Angeles, CA Fri Jul 02 1999, 7:10 PM PDT Att: 53,869 - Unknown - 71 F livebaseballscorecards.com			
Bill Mueller, S OBP: 0.400, SLG: 0.356	0-0 L7		1-1 P4		1-0 G5-3	1-1 G6-3			1-1 G3-1	5	0	0	0	0	0	2				
Barry Bonds, L OBP: 0.446, SLG: 0.608	2-1 HR		4-2 E S BB		3-2 HR			1-2 G4-3	3-2 F7	4	2	2	2	1	0	0				
Jeff Kent, R OBP: 0.379, SLG: 0.517	1-0 HBP		2-2 P4		0-1 1B 2B			1-0 L6		3	1	1	0	0	0	1				
Ellis Burks, R John Johnstone, R Robb Nen, R	3-2 F9			1-0 HR	2-1 2H 1B			0-0 G4-3		4	1	2	2	0	0	1				
J.T. Snow, L OBP: 0.396, SLG: 0.456		1-2 F7		2-3 K	1-0 P6			0-3 K		4	0	0	0	0	2	1				
Rich Aurilia, R OBP: 0.348, SLG: 0.469		3-2 G6-3		1-0 HR		4-0 1B SH3-4 BB		0-2 F8		3	1	1	1	1	0	0				
Doug Mirabeli, R OBP: 0.462, SLG: 0.727		4-1 BB		0-0 P3		0-3 K		3-2 F8		3	0	0	0	1	1	1				
Chris Brock, R Alan Embree, L Marvin Benard, L	0-0 F8		0-0 P3		1-1 P3		0-0 SH3-4		0-0 HR	2	0	0	0	0	0	1				
										0	0	0	0	0	0	0				
Inning Stats	R: 1 E: 0 K: 1 S: 10	H: 1 LOB: 1 BB: 0 P: 17	R: 0 E: 0 K: 0 S: 9	H: 0 LOB: 1 BB: 1 P: 17	R: 0 E: 0 K: 1 S: 12	H: 0 LOB: 1 BB: 1 P: 22	R: 2 E: 0 K: 1 S: 8	H: 2 LOB: 0 BB: 0 P: 13	R: 2 E: 0 K: 0 S: 11	H: 3 LOB: 1 BB: 1 P: 18	R: 0 E: 0 K: 0 S: 5	H: 0 LOB: 0 BB: 0 P: 7	R: 0 E: 0 K: 1 S: 9	H: 0 LOB: 0 BB: 0 P: 12	R: 1 E: 0 K: 0 S: 9	H: 1 LOB: 0 BB: 0 P: 13	1B: 2 2B: 1 3B: 0 HR: 5	SF: 0 SAC: 1 DP: 0 HBP: 1	WP: 0 PB: 0 SB: 1 CS: 0	PA: 39
PITCHER	IP WLS BF H R ER SO BB IBB HBP BLK WP HR S P ERA WHIP																			
Carlos Perez, L ERA: 7.06	(1, 1) 5.0 L 25 6 5 5 3 3 0 1 0 0 0 4 50 91 9.00 1.800																			
Jamie Arnold, R ERA: 3.32	(6, 1) 2.0 7 1 0 0 1 0 0 0 0 0 0 14 20 0.00 0.500																			
Mike Maddux, R ERA: 3.55	(8, 1) 1.0 3 0 0 0 1 0 0 0 0 0 0 9 12 0.00 0.000																			
Jeff Shaw, R ERA: 2.5	(9, 1) 1.0 4 1 1 1 0 0 0 0 0 0 1 9 13 9.00 1.000																			

Batter	1	2	3	4	5	6	7	8	9	AB	R	H	RBI	BB	SO	LOB	BOTTOM		
Eric Young Sr., R Mike Maddux, L Jeff Shaw, R	3-2 F9		2-1 G4-3		0-0 SH3		2-0 FC5-2			3	0	0	0	0	0	3	San Francisco Giants @ Los Angeles Dodgers Dodger Stadium, Los Angeles, CA Fri Jul 02 1999, 7:10 PM PDT Att: 53,869 - Unknown - 71 F livebaseballscorecards.com		
Todd Hollandsworth, L OBP: 0.322, SLG: 0.463	2-1 1B		1-3 K		3-3 K		3-H K			4	0	1	0	0	3	4			
Raul Mondesi, R OBP: 0.339, SLG: 0.514	1-0 1B			2-3 K	1-1 G6-3			0-0 P4		4	0	1	0	0	1	1			
Eric Karros, R OBP: 0.348, SLG: 0.516	2-3 K			0-2 2B		1-1 F9		0-2 F8		4	1	1	0	0	1	1			
Todd Hundley, S OBP: 0.294, SLG: 0.462		4-0 BB		1-2 HR		2-3 K		0-0 G3-1		3	1	1	1	1	1	0			
22 Devon White, S OBP: 0.318, SLG: 0.403		2-1 G6-4-3		2-2 G1-3		0-0 G5-3			1-0 G3	4	0	0	0	0	0	2			
Adrian Beltré, R Dave Hansen, L		2-2 G4-3		1-1 HR			4-2 1B FC5-2 BB		2-2 1B	2	1	1	2	0	0	0			
Jose Vizcaino, S OBP: 0.287, SLG: 0.275			0-1 G3		0-0 G5-3		0-0 SH5-4 1B		3-2 F8	4	0	1	0	0	0	1			
Carlos Perez, L Jamie Arnold, R Craig Counsell, L	1-2 E1		1-2 G4-3		2-1 SH3		1-1 SH5-4 1B		0-3 K	2	0	2	0	0	0	0			
										1	0	0	0	0	1	1			
Inning Stats	R: 0 E: 0 K: 1 S: 10	H: 2 LOB: 1 BB: 0 P: 18	R: 0 E: 0 K: 0 S: 7	H: 0 LOB: 0 BB: 1 P: 15	R: 0 E: 1 K: 1 S: 10	H: 1 LOB: 1 BB: 0 P: 14	R: 3 E: 0 K: 1 S: 15	H: 3 LOB: 1 BB: 0 P: 21	R: 0 E: 0 K: 1 S: 6	H: 0 LOB: 0 BB: 0 P: 9	R: 0 E: 0 K: 1 S: 12	H: 1 LOB: 2 BB: 1 P: 20	R: 0 E: 0 K: 0 S: 5	R: 0 E: 0 K: 1 S: 11	H: 1 LOB: 1 BB: 0 P: 17	1B: 5 2B: 3 3B: 0 HR: 1	SF: 0 SAC: 2 DP: 1 HBP: 0	WP: 0 PB: 0 SB: 0 CS: 0	PA: 36
PITCHER	IP WLS BF H R ER SO BB IBB HBP BLK WP HR S P ERA WHIP																		
Chris Brock, R ERA: 5.23	(1, 1) 6.0 W 26 8 3 3 5 2 0 0 0 0 0 0 8 12 4.50 1.667																		
Alan Embree, L ERA: 2.97	(7, 1) 1.0 H 3 0 0 0 1 0 0 0 0 0 0 8 12 0.00 0.000																		
John Johnstone, R ERA: 1.86	(8, 1) 1.0 H 3 0 0 0 0 0 0 0 0 0 0 5 5 0.00 0.000																		
Robb Nen, R ERA: 3.59	(9, 1) 1.0 S 4 1 0 0 1 0 0 0 0 0 0 11 17 0.00 1.000																		

Batter	1	2	3	4	5	6	7	8	9	AB	R	H	RBI	BB	SO	LOB	TOP				
Marvin Benard, L (1, 8) OBP: 0.361, SLG: 0.447										5	1	3	1	0	0	3	<p>San Francisco Giants @ Los Angeles Dodgers Dodger Stadium, Los Angeles, CA</p> <p>Sat Jul 03 1999, 1:10 PM PDT Att: 41,770 - Cloudy - 72 F</p>				
Bill Mueller, S (1, 5) OBP: 0.400, SLG: 0.357										5	2	2	0	0	0	5					
Barry Bonds, L (1, 7) OBP: 0.448, SLG: 0.629 F.P. Santangelo, S (7, 7) OBP: 0.438, SLG: 0.407										3	2	1	3	1	1	0					
Jeff Kent, R (1, 4) OBP: 0.380, SLG: 0.517 Felix Rodriguez, R (9, 1) OBP: 0.400, SLG: 1.200										4	1	1	0	1	0	0					
J.T. Snow, L (1, 3) OBP: 0.396, SLG: 0.453										4	2	1	1	1	2	1					
Ellis Burks, R (1, 9) OBP: 0.383, SLG: 0.518 Stan Javier, S (7, 9) OBP: 0.348, SLG: 0.385										2	1	0	1	1	1	1					
Rich Aurilia, R (1, 6) OBP: 0.348, SLG: 0.471 Rich Rodriguez, L (7, 1) OBP: 1.000, SLG: 1.000 Ramon Martinez, R (9, PH) OBP: 0.333, SLG: 0.426										3	0	1	1	0	1	2					
Brent Mayne, L (1, 2) OBP: 0.393, SLG: 0.434										3	0	1	1	1	0	3					
Mark Gardner, R (1, 1) OBP: 0.222, SLG: 0.250 Julian Tavarez, L (6, 1) OBP: 0.250, SLG: 0.250 Wilson Delgado, S (7, PH) OBP: 0.390, SLG: 0.333										3	0	0	1	0	0	5					
Inning Stats	R: 1 E: 0 K: 0 S: 7	H: 1 LOB: 0 BB: 0 P: 13	R: 1 E: 1 K: 1 S: 16	H: 2 LOB: 2 BB: 1 P: 29	R: 2 E: 0 K: 1 S: 10	H: 2 LOB: 0 BB: 0 P: 16	R: 0 E: 0 K: 0 S: 5	H: 1 LOB: 1 BB: 0 P: 6	R: 5 E: 0 K: 0 S: 19	H: 2 LOB: 2 BB: 4 P: 45	R: 0 E: 0 K: 3 S: 12	H: 1 LOB: 2 BB: 0 P: 21	R: 0 E: 0 K: 0 S: 7	H: 0 LOB: 0 BB: 0 P: 10	R: 0 E: 0 K: 1 S: 9	H: 2 LOB: 1 BB: 0 P: 13		1B: 8 2B: 3 3B: 0 HR: 1	SF: 1 SAC: 0 DP: 1 HBP: 2	WP: 0 PB: 0 SB: 0 CS: 0	PA: 45
PITCHER	IP WLS BF H R ER SO BB IBB HBP BLK WP HR S P ERA WHIP	IP WLS BF H R ER SO BB IBB HBP BLK WP HR S P ERA WHIP	IP WLS BF H R ER SO BB IBB HBP BLK WP HR S P ERA WHIP	IP WLS BF H R ER SO BB IBB HBP BLK WP HR S P ERA WHIP	IP WLS BF H R ER SO BB IBB HBP BLK WP HR S P ERA WHIP	IP WLS BF H R ER SO BB IBB HBP BLK WP HR S P ERA WHIP	IP WLS BF H R ER SO BB IBB HBP BLK WP HR S P ERA WHIP	IP WLS BF H R ER SO BB IBB HBP BLK WP HR S P ERA WHIP	IP WLS BF H R ER SO BB IBB HBP BLK WP HR S P ERA WHIP	IP WLS BF H R ER SO BB IBB HBP BLK WP HR S P ERA WHIP	IP WLS BF H R ER SO BB IBB HBP BLK WP HR S P ERA WHIP	IP WLS BF H R ER SO BB IBB HBP BLK WP HR S P ERA WHIP	IP WLS BF H R ER SO BB IBB HBP BLK WP HR S P ERA WHIP	IP WLS BF H R ER SO BB IBB HBP BLK WP HR S P ERA WHIP	IP WLS BF H R ER SO BB IBB HBP BLK WP HR S P ERA WHIP	IP WLS BF H R ER SO BB IBB HBP BLK WP HR S P ERA WHIP	IP WLS BF H R ER SO BB IBB HBP BLK WP HR S P ERA WHIP	IP WLS BF H R ER SO BB IBB HBP BLK WP HR S P ERA WHIP	IP WLS BF H R ER SO BB IBB HBP BLK WP HR S P ERA WHIP	IP WLS BF H R ER SO BB IBB HBP BLK WP HR S P ERA WHIP	IP WLS BF H R ER SO BB IBB HBP BLK WP HR S P ERA WHIP


AB 37
R 9
H 12
RBI 9
BB 5
SO 7
LOB 22




Batter	1	2	3	4	5	6	7	8	9	AB	R	H	RBI	BB	SO	LOB	BOTTOM					
Eric Young Sr., R (1, 4) OBP: 0.349, SLG: 0.333 Craig Counsell, L (7, 4) OBP: 0.213, SLG: 0.179										2	0	0	0	1	0	1	<p>San Francisco Giants @ Los Angeles Dodgers Dodger Stadium, Los Angeles, CA</p> <p>Sat Jul 03 1999, 1:10 PM PDT Att: 41,770 - Cloudy - 72 F</p>					
Dave Hansen, L (1, 5) OBP: 0.466, SLG: 0.500										4	0	0	0	0	0	1						
Gary Sheffield, R (1, 7) OBP: 0.403, SLG: 0.515 Trenidad Hubbard, R (6, PR) OBP: 0.392, SLG: 0.370										2	0	0	0	1	0	1						
Eric Karros, R (1, 3) OBP: 0.343, SLG: 0.509										4	0	0	0	0	0	2						
Raul Mondesi, R (1, 9) OBP: 0.347, SLG: 0.522										3	1	3	0	1	0	0						
Todd Hundley, S (1, 2) OBP: 0.290, SLG: 0.455 Tripp Cromer, R (8, 6) OBP: 0.271, SLG: 0.356										3	0	0	0	0	0	3						
22 Devon White, S (1, 8) OBP: 0.322, SLG: 0.404										2	0	1	0	1	0	1						
Jose Vizcaino, S (1, 6) OBP: 0.282, SLG: 0.272 Mike Maddux, L (8, 1)										2	0	0	1	0	0	2						
Chan Ho Park, R (1, 1) OBP: 0.097, SLG: 0.103 Onan Masaoka, R (5, 1) Angel Pena, R (8, 2) OBP: 0.250, SLG: 0.257										1	0	0	0	0	1	1						
Inning Stats	R: 0 E: 0 K: 0 S: 8	H: 0 LOB: 1 BB: 1 P: 15	R: 1 E: 0 K: 1 S: 14	H: 1 LOB: 1 BB: 1 P: 25	R: 0 E: 0 K: 0 S: 6	H: 0 LOB: 0 BB: 0 P: 11	R: 0 E: 0 K: 0 S: 7	H: 1 LOB: 0 BB: 0 P: 14	R: 0 E: 0 K: 0 S: 8	H: 1 LOB: 1 BB: 0 P: 11	R: 0 E: 0 K: 0 S: 6	H: 0 LOB: 1 BB: 1 P: 16	R: 0 E: 0 K: 0 S: 6	H: 1 LOB: 1 BB: 0 P: 12	R: 0 E: 0 K: 1 S: 9	H: 0 LOB: 0 BB: 0 P: 13		R: 0 E: 0 K: 0 S: 9	H: 0 LOB: 1 BB: 1 P: 13	1B: 3 2B: 1 3B: 0 HR: 0	SF: 1 SAC: 1 DP: 1 HBP: 0	WP: 0 PB: 0 SB: 0 CS: 1
PITCHER	IP WLS BF H R ER SO BB IBB HBP BLK WP HR S P ERA WHIP	IP WLS BF H R ER SO BB IBB HBP BLK WP HR S P ERA WHIP	IP WLS BF H R ER SO BB IBB HBP BLK WP HR S P ERA WHIP	IP WLS BF H R ER SO BB IBB HBP BLK WP HR S P ERA WHIP	IP WLS BF H R ER SO BB IBB HBP BLK WP HR S P ERA WHIP	IP WLS BF H R ER SO BB IBB HBP BLK WP HR S P ERA WHIP	IP WLS BF H R ER SO BB IBB HBP BLK WP HR S P ERA WHIP	IP WLS BF H R ER SO BB IBB HBP BLK WP HR S P ERA WHIP	IP WLS BF H R ER SO BB IBB HBP BLK WP HR S P ERA WHIP	IP WLS BF H R ER SO BB IBB HBP BLK WP HR S P ERA WHIP	IP WLS BF H R ER SO BB IBB HBP BLK WP HR S P ERA WHIP	IP WLS BF H R ER SO BB IBB HBP BLK WP HR S P ERA WHIP	IP WLS BF H R ER SO BB IBB HBP BLK WP HR S P ERA WHIP	IP WLS BF H R ER SO BB IBB HBP BLK WP HR S P ERA WHIP	IP WLS BF H R ER SO BB IBB HBP BLK WP HR S P ERA WHIP	IP WLS BF H R ER SO BB IBB HBP BLK WP HR S P ERA WHIP	IP WLS BF H R ER SO BB IBB HBP BLK WP HR S P ERA WHIP	IP WLS BF H R ER SO BB IBB HBP BLK WP HR S P ERA WHIP	IP WLS BF H R ER SO BB IBB HBP BLK WP HR S P ERA WHIP	IP WLS BF H R ER SO BB IBB HBP BLK WP HR S P ERA WHIP	IP WLS BF H R ER SO BB IBB HBP BLK WP HR S P ERA WHIP	

AB 27
R 1
H 4
RBI 1
BB 4
SO 2
LOB 13



Batter	1	2	3	4	5	6	7	8	9	AB	R	H	RBI	BB	SO	LOB	TOP					
Marvin Benard, L (1.8) OBP: 0.359, SLG: 0.448	0-2 WP 1B 2B		3-2 L7			2-3 K			3-3 K	4	1	1	0	0	2	0	San Francisco Giants @ Los Angeles Dodgers Dodger Stadium, Los Angeles, CA Sun Jul 04 1999, 6:35 PM PDT Att: 54,731 - Unknown - 73 F livebaseballscores.com AB 30 R 1 H 5 RBI 1 BB 0 SO 5 LOB 7 					
Bill Mueller, S (1.5) OBP: 0.392, SLG: 0.348	0-0 L5			0-0 G4-3		1-0 F7			1-2 F8	4	0	0	0	0	0	1						
Barry Bonds, L (1.7) OBP: 0.435, SLG: 0.606	1-2 F7			2-2 L4		0-0 F9			3-3 K	4	0	0	0	0	1	1						
Jeff Kent, R (1.4) OBP: 0.379, SLG: 0.515	3-2 CS 2H 1B			2-2 G5-3			0-0 F9			3	0	1	1	0	0	0						
J.T. Snow, L (1.3) OBP: 0.393, SLG: 0.448	0-0 CS 1-2		1-3 K		2-2 G6-3		1-3 K			3	0	0	0	0	2	0						
Stan Javier, S (1.9) OBP: 0.347, SLG: 0.384			0-1 B1-3		1-1 G6-3 1B		3-1 F7			3	0	1	0	0	0	0						
Felix Rodriguez, R (7.1) OBP: 0.400, SLG: 1.200										0	0	0	0	0	0	0						
Rich Aurilia, R (1.6) OBP: 0.346, SLG: 0.470			3-2 F9		2-0 G6-3 1B			1-1 L7		3	0	1	0	0	0	0						
Brent Mayne, L (1.2) OBP: 0.392, SLG: 0.433			2-1 G3		0-2 G6-3			1-0 G6-4-3 1B		3	0	1	0	0	0	2						
Kirk Rueter, L (1.1) OBP: 0.129, SLG: 0.133			0-0 G3-1		1-1 P3			0-2 G6-4-3 1B		1	0	0	0	0	0	0						
Jerry Spradlin, S (3.1)										0	0	0	0	0	0	0						
Ramon Martinez, R (5. PH) OBP: 0.327, SLG: 0.417										1	0	0	0	0	0	2						
Julian Tavarez, L (5.1) OBP: 0.250, SLG: 0.250										0	0	0	0	0	0	0						
F.P. Santangelo, S (7.9) OBP: 0.435, SLG: 0.403										1	0	0	0	0	0	1						
Inning Stats	R: 1 E: 0 K: 0 S: 11	H: 2 LOB: 0 BB: 0 P: 15	R: 0 E: 0 K: 1 S: 8	H: 0 LOB: 0 BB: 0 P: 12	R: 0 E: 0 K: 0 S: 8	H: 0 LOB: 0 BB: 0 P: 13	R: 0 E: 0 K: 0 S: 9	H: 0 LOB: 0 BB: 0 P: 13	R: 0 E: 0 K: 1 S: 12	H: 2 LOB: 2 BB: 0 P: 18	R: 0 E: 0 K: 1 S: 7	H: 0 LOB: 0 BB: 0 P: 10	R: 0 E: 0 K: 1 S: 6	H: 0 LOB: 0 BB: 0 P: 10	R: 0 E: 0 K: 0 S: 7	H: 1 LOB: 0 BB: 0 P: 9	R: 0 E: 0 K: 2 S: 14	H: 0 LOB: 0 BB: 0 P: 21	1B: 4 2B: 1 3B: 0 HR: 0	SF: 0 SAC: 0 DP: 1 HBP: 0	WP: 1 PB: 0 SB: 0 CS: 1	PA: 31
PITCHER	IP WLS BF H R ER SO BB IBB HBP BLK WP HR S P ERA WHIP																					
Ismael Valdez, R (1.1) ERA: 3.57	7.0 W 24 4 1 1 3 0 0 0 0 1 0 61 91 1.29 0.571																					
Pedro Borbon, L (8.1) ERA: 1.74	2.0 6 1 0 0 2 0 0 0 0 0 0 21 30 0.00 0.500																					

Batter	1	2	3	4	5	6	7	8	9	AB	R	H	RBI	BB	SO	LOB	BOTTOM					
Eric Young Sr., R (1.4) OBP: 0.348, SLG: 0.330	4-1 2B 1B BB		1-1 P4		2-1 G6-3				3-2 G1	3	1	0	0	1	0	3	San Francisco Giants @ Los Angeles Dodgers Dodger Stadium, Los Angeles, CA Sun Jul 04 1999, 6:35 PM PDT Att: 54,731 - Unknown - 73 F livebaseballscores.com AB 32 R 7 H 11 RBI 7 BB 2 SO 6 LOB 11 					
Trenidad Hubbard, R (1.8) OBP: 0.418, SLG: 0.420	2-1 1B SF3 2B		0-0 1B HR 1B		1-2 F9				1-1 E6 WP 1B	4	3	3	1	0	0	0						
Gary Sheffield, R (1.7) OBP: 0.404, SLG: 0.515	1-0 SF3 1B		1-1 1B HR 1B		1-1 F7				2-0 G4-3	4	1	2	1	0	0	1						
Eric Karros, R (1.3) OBP: 0.345, SLG: 0.521	2-3 SF3 3H		1-0 1B HR		3-2 G6-3				2-1 G6-3 CS 1B	3	1	2	5	0	0	0						
Raul Mondesi, R (1.9) OBP: 0.344, SLG: 0.517	1-2 3H		1-1 HR		2-3 K				3-3 K	3	0	0	0	0	2	1						
Todd Hollandsworth, L (7.9) OBP: 0.318, SLG: 0.458	3-3 K		1-2 G5-3						3-3 K	1	0	0	0	0	1	1						
Tripp Cramer, R (1.5) OBP: 0.285, SLG: 0.333	4-2 BB		2-2 F7						2-3 K	3	0	0	0	1	1	0						
Jose Vizcaino, S (1.6) OBP: 0.286, SLG: 0.283	1-1 F7		3-3 K						1-0 1B 2B	4	0	2	0	0	1	2						
Angel Pena, R (1.2) OBP: 0.250, SLG: 0.257			2-0 SH3-4 1B 1B		1-1 F7				0-1 G5-3	4	1	1	0	0	0	2						
Ismael Valdez, R (1.1) OBP: 0.088, SLG: 0.061			0-0 SH3-4 1B		0-0 G6-3				1-2 1B	2	0	1	0	0	0	0						
Pedro Borbon, R (8.1) ERA: 3.97			1-2						2-3 1B	1	0	0	0	0	1	1						
Inning Stats	R: 2 E: 0 K: 1 S: 15	H: 2 LOB: 2 BB: 2 P: 32	R: 4 E: 0 K: 0 S: 11	H: 4 LOB: 0 BB: 0 P: 17	R: 0 E: 0 K: 1 S: 8	H: 0 LOB: 0 BB: 0 P: 14	R: 0 E: 0 K: 0 S: 7	H: 0 LOB: 0 BB: 0 P: 10	R: 0 E: 0 K: 1 S: 9	H: 0 LOB: 0 BB: 0 P: 15	R: 0 E: 0 K: 1 S: 12	H: 2 LOB: 2 BB: 0 P: 19	R: 1 E: 1 K: 1 S: 8	H: 2 LOB: 0 BB: 0 P: 16	R: 0 E: 0 K: 1 S: 10	H: 1 LOB: 1 BB: 0 P: 13	R: 0 E: 0 K: 1 S: 14	H: 1 LOB: 1 BB: 0 P: 21	1B: 8 2B: 2 3B: 0 HR: 1	SF: 1 SAC: 1 DP: 0 HBP: 0	WP: 1 PB: 0 SB: 0 CS: 1	PA: 36
PITCHER	IP WLS BF H R ER SO BB IBB HBP BLK WP HR S P ERA WHIP																					
Kirk Rueter, L (1.1) ERA: 5.42	2.0 L 14 6 6 6 1 2 0 0 0 0 0 0 15 24 0.00 0.000																					
Jerry Spradlin, R (3.1) ERA: 5.29	2.0 6 0 0 0 1 0 0 0 0 0 0 0 15 24 0.00 0.000																					
Julian Tavarez, R (5.1) ERA: 5.57	2.1 11 4 1 1 2 0 0 0 0 0 1 0 26 44 3.86 1.714																					
Felix Rodriguez, R (7.1) ERA: 3.97	1.2 5 1 0 0 2 0 0 0 0 0 0 0 13 19 0.00 0.600																					

Batter	1	2	3	4	5	6	7	8	9	AB	R	H	RBI	BB	SO	LOB	TOP								
Marvin Benard, L (1, 8) OBP: 0.397, SLG: 0.444	L7		P4			G3 1B	G4-3		FC6-4	5	1	1	0	0	0	4	San Francisco Giants @ San Diego Padres Qualcomm Stadium, San Diego, CA Mon Jul 05 1999, 10:05 PM EDT Att: 58,333 - Unknown - 75 F livebaseballscorecards.com								
Bill Mueller, S (1, 5) OBP: 0.389, SLG: 0.346	K		FC6-4			F8		CS 1B		4	0	1	0	0	1	2									
Barry Bonds, L (1, 7) OBP: 0.430, SLG: 0.589	F7			WP 1B BB		G3		K		3	1	0	0	1	1	2									
Jeff Kent, R (1, 4) OBP: 0.384, SLG: 0.516		F8		G3-6 1B		F8		S BB		3	0	2	2	1	0	0									
J.T. Snow, L (1, 3) OBP: 0.388, SLG: 0.442	F7			G3-6 1B		G4-3		K		4	0	0	0	0	1	3									
Ellis Burks, R (1, 9) OBP: 0.381, SLG: 0.513	P4			K					G6-3	4	0	1	0	0	1	0									
Rich Aurilia, R (1, 6) OBP: 0.348, SLG: 0.470			G1-3 1B		F8		G5-3		G3 1B	4	2	2	0	0	0	1									
Brent Mayne, L (1, 2) OBP: 0.389, SLG: 0.425			G1-3		F7		SH3-4 BB		G3	3	0	0	0	1	0	2									
Russ Ortiz, R (1, 1) OBP: 0.244, SLG: 0.366			FC6-4 1B		L7		SH3-4		FC6-4 1B	3	0	2	2	0	0	0									
Inning Stats	R: 0 E: 0 K: 1 S: 9	H: 0 LOB: 0 BB: 0 P: 15	R: 0 E: 0 K: 0 S: 6	H: 0 LOB: 0 BB: 0 P: 13	R: 1 E: 0 K: 0 S: 9	H: 2 LOB: 1 BB: 0 P: 14	R: 1 E: 0 K: 1 S: 8	H: 1 LOB: 0 BB: 1 P: 14	R: 0 E: 0 K: 0 S: 9	H: 0 LOB: 0 BB: 0 P: 12	R: 1 E: 0 K: 0 S: 7	H: 2 LOB: 1 BB: 0 P: 9	R: 0 E: 0 K: 0 S: 10	H: 1 LOB: 2 BB: 1 P: 22	R: 0 E: 0 K: 2 S: 15	H: 1 LOB: 1 BB: 1 P: 25	R: 1 E: 0 K: 0 S: 11	H: 2 LOB: 1 BB: 0 P: 14	1B: 9 2B: 1 3B: 0 HR: 0	SF: 0 SAC: 1 DP: 2 HBP: 0	WP: 1 PB: 0 SB: 1 CS: 1	PA: 37			
PITCHER	IP	WLS	BF	H	R	ER	SO	BB	IBB	HBP	BLK	WP	HR	S	P	ERA	WHIP								
Brian Boehringer, R (1, 1) ERA: 2.98	6.2	L	27	6	3	3	2	2	0	0	0	1	0	57	98	4.05	1.200								
Carlos Reyes, R (7, 1) ERA: 3.02	1.1		5	1	0	0	2	1	0	0	0	0	0	16	26	0.00	1.500								
Carlos Almanzar, R (9, 1) ERA: 3.12	1.0		5	2	1	1	0	0	0	0	0	0	0	11	14	9.00	2.000								

Batter	1	2	3	4	5	6	7	8	9	AB	R	H	RBI	BB	SO	LOB	BOTTOM								
QuiVivo Veras, S (1, 4) OBP: 0.359, SLG: 0.378	K		G3			K		K		4	0	0	0	0	3	0	San Francisco Giants @ San Diego Padres Qualcomm Stadium, San Diego, CA Mon Jul 05 1999, 10:05 PM EDT Att: 58,333 - Unknown - 75 F livebaseballscorecards.com								
Damian Jackson, R (1, 6) OBP: 0.345, SLG: 0.413	F9				F8	P8		P8		4	0	0	0	0	0	0									
Reggie Sanders, R (1, 9) OBP: 0.402, SLG: 0.574	CS 1B				1B BB	2B 1B			K	3	1	2	0	1	1	0									
John Vander Wal, L (1, 7) OBP: 0.407, SLG: 0.507	CS	L7		S 1B		1B 2B		K		4	0	2	1	0	1	0									
Wally Joyner, L (1, 3) OBP: 0.364, SLG: 0.371		K		G4-6-3 BB		F9		G3-1		3	0	0	0	1	1	1									
Dave Magadan, L (1, 5) OBP: 0.361, SLG: 0.383		1B		G4-6-3						3	0	1	0	0	0	3									
Ruben Rivera, R (1, 8) OBP: 0.292, SLG: 0.495		K			L7					3	0	0	0	0	2	1									
Ben Davis, S (1, 2) OBP: 0.319, SLG: 0.364					G6-3	G3-6-4 1B		G4-3		3	0	1	0	0	0	0									
Brian Boehringer, S (1, 1) Carlos Reyes, S (7, 1) Carlos Baerga, S (8, PH) Carlos Almanzar, R (9, 1)					K			K		2	0	0	0	0	0	1	1								
Inning Stats	R: 0 E: 0 K: 1 S: 11	H: 1 LOB: 0 BB: 0 P: 20	R: 0 E: 0 K: 2 S: 11	H: 1 LOB: 0 BB: 0 P: 15	R: 0 E: 0 K: 1 S: 7	H: 0 LOB: 0 BB: 0 P: 12	R: 0 E: 0 K: 0 S: 10	H: 1 LOB: 2 BB: 2 P: 22	R: 0 E: 0 K: 0 S: 7	H: 1 LOB: 0 BB: 0 P: 10	R: 1 E: 0 K: 1 S: 9	H: 2 LOB: 1 BB: 0 P: 12	R: 0 E: 0 K: 1 S: 8	H: 0 LOB: 0 BB: 0 P: 13	R: 0 E: 0 K: 2 S: 8	H: 0 LOB: 0 BB: 0 P: 11	R: 0 E: 0 K: 2 S: 8	H: 0 LOB: 0 BB: 0 P: 9	1B: 5 2B: 1 3B: 0 HR: 0	SF: 0 SAC: 0 DP: 2 HBP: 0	WP: 0 PB: 0 SB: 1 CS: 1	PA: 33			
PITCHER	IP	WLS	BF	H	R	ER	SO	BB	IBB	HBP	BLK	WP	HR	S	P	ERA	WHIP								
Russ Ortiz, R (1, 1) ERA: 3.42	9.0	W	32	6	1	1	10	2	0	0	0	0	0	79	124	1.00	0.889								

Batter	1	2	3	4	5	6	7	8	9	AB	R	H	RBI	BB	SO	LOB	TOP							
Marvin Benard, L (1.8) OBP: 0.391, SLG: 0.455										4	2	2	3	1	0	0	San Francisco Giants @ San Diego Padres Qualcomm Stadium, San Diego, CA Tue Jul 06 1999, 7:35 PM EDT Att: 25,435 - Unknown - 70 F							
Bill Mueller, S (1.5) OBP: 0.394, SLG: 0.345									3	1	1	0	2	0	1									
Barry Bonds, L (1.7) Stan Javier, S (3.7) OBP: 0.424, SLG: 0.579 OBP: 0.347, SLG: 0.383									2	0	0	0	0	0	1									
Jeff Kent, R (1.4) OBP: 0.384, SLG: 0.528									5	2	2	2	0	2	2									
J.T. Snow, L (1.3) OBP: 0.386, SLG: 0.438									5	2	1	0	0	0	2									
Ellis Burks, R (1.9) John Johnstone, R (9.1) OBP: 0.381, SLG: 0.522 OBP: 0.381, SLG: 0.522									4	1	1	2	1	3	1									
Rich Aurilia, R (1.6) OBP: 0.352, SLG: 0.469									3	1	1	0	2	2	0									
Brent Mayne, L (1.2) OBP: 0.387, SLG: 0.422									4	1	1	1	0	0	3									
Shawn Estes, R (1.1) Jerry Spradlin, S (6.1) Ramon Martinez, R (7.7) Alan Embree, L (7.1) F.P. Santangelo, S (9.9) OBP: 0.242, SLG: 0.267 ERA: 5.16 ERA: 4.5 ERA: 3.71 ERA: 3.06										3	0	0	0	0	2									
Inning Stats	R: 0 E: 1 K: 1 S: 8	H: 1 LOB: 1 P: 13	R: 4 E: 0 K: 1 S: 12	H: 4 LOB: 0 BB: 0 P: 15	R: 1 E: 0 K: 1 S: 6	H: 1 LOB: 0 BB: 0 P: 13	R: 0 E: 0 K: 0 S: 5	H: 0 LOB: 0 BB: 1 P: 11	R: 5 E: 0 K: 1 S: 16	H: 3 LOB: 0 BB: 2 P: 37	R: 0 E: 0 K: 0 S: 9	H: 0 LOB: 1 BB: 1 P: 17	R: 0 E: 1 K: 0 S: 8	H: 0 LOB: 3 BB: 2 P: 23	R: 0 E: 0 K: 1 S: 9	H: 1 LOB: 1 BB: 0 P: 14		R: 0 E: 0 K: 2 S: 8	H: 0 LOB: 0 BB: 0 P: 12	1B: 6 2B: 2 3B: 0 HR: 3	SF: 0 SAC: 0 DP: 1 HBP: 0	WP: 1 PB: 0 SB: 1 CS: 0	PA: 43	
PITCHER	IP WLS BF H R ER SO BB IBB HBP BLK WP HR S P ERA WHIP	IP WLS BF H R ER SO BB IBB HBP BLK WP HR S P ERA WHIP	IP WLS BF H R ER SO BB IBB HBP BLK WP HR S P ERA WHIP	IP WLS BF H R ER SO BB IBB HBP BLK WP HR S P ERA WHIP	IP WLS BF H R ER SO BB IBB HBP BLK WP HR S P ERA WHIP	IP WLS BF H R ER SO BB IBB HBP BLK WP HR S P ERA WHIP	IP WLS BF H R ER SO BB IBB HBP BLK WP HR S P ERA WHIP	IP WLS BF H R ER SO BB IBB HBP BLK WP HR S P ERA WHIP	IP WLS BF H R ER SO BB IBB HBP BLK WP HR S P ERA WHIP	IP WLS BF H R ER SO BB IBB HBP BLK WP HR S P ERA WHIP	IP WLS BF H R ER SO BB IBB HBP BLK WP HR S P ERA WHIP	IP WLS BF H R ER SO BB IBB HBP BLK WP HR S P ERA WHIP	IP WLS BF H R ER SO BB IBB HBP BLK WP HR S P ERA WHIP	IP WLS BF H R ER SO BB IBB HBP BLK WP HR S P ERA WHIP	IP WLS BF H R ER SO BB IBB HBP BLK WP HR S P ERA WHIP	IP WLS BF H R ER SO BB IBB HBP BLK WP HR S P ERA WHIP	IP WLS BF H R ER SO BB IBB HBP BLK WP HR S P ERA WHIP	IP WLS BF H R ER SO BB IBB HBP BLK WP HR S P ERA WHIP	IP WLS BF H R ER SO BB IBB HBP BLK WP HR S P ERA WHIP	IP WLS BF H R ER SO BB IBB HBP BLK WP HR S P ERA WHIP	IP WLS BF H R ER SO BB IBB HBP BLK WP HR S P ERA WHIP	IP WLS BF H R ER SO BB IBB HBP BLK WP HR S P ERA WHIP	IP WLS BF H R ER SO BB IBB HBP BLK WP HR S P ERA WHIP	IP WLS BF H R ER SO BB IBB HBP BLK WP HR S P ERA WHIP

San Francisco Giants @ San Diego Padres
Qualcomm Stadium, San Diego, CA

AB 37
R 10
H 10
RBI 9
BB 6
SO 7
LOB 17



Batter	1	2	3	4	5	6	7	8	9	AB	R	H	RBI	BB	SO	LOB	BOTTOM							
Quirovo Veras, S (1.4) OBP: 0.363, SLG: 0.382										5	2	3	0	0	1									
Eric Owens, R (1.7) OBP: 0.327, SLG: 0.433										4	1	1	0	1	0	2								
Reggie Sanders, R (1.9) OBP: 0.402, SLG: 0.584										5	2	2	4	0	2	3								
Phil Nevin, R (1.3) Dan Miceli, R (7.1) Trevor Hoffman, R (9.1) Carlos Baerga, S (9.7) OBP: 0.335, SLG: 0.560 ERA: 5.23 ERA: 3.71 ERA: 3.06										4	0	1	2	0	1	0								
Ruben Rivera, R (1.8) OBP: 0.299, SLG: 0.516										5	2	3	1	0	1									
George Arias, R (1.5) Dave Magadan, L (9.7) OBP: 0.277, SLG: 0.434 OBP: 0.360, SLG: 0.381											4	1	2	2	0	0								
Ben Davis, S (1.2) OBP: 0.327, SLG: 0.388											5	0	2	0	1	3								
Damian Jackson, R (1.6) OBP: 0.347, SLG: 0.412										3	0	1	0	1	0	2								
Matt Clement, R (1.1) Will Cunnane, R (5.1) Ed Giovanola, L (5.7) Heath Murray, L (6.1) Wally Joyner, L (7.3) OBP: 0.179, SLG: 0.115 ERA: 5.7 OBP: 0.327, SLG: 0.302 OBP: 0.231, SLG: 0.167 OBP: 0.382, SLG: 0.368										1	1	0	0	1	1									
Inning Stats	R: 0 E: 0 K: 1 S: 5	H: 1 LOB: 0 P: 9	R: 1 E: 0 K: 1 S: 15	H: 2 LOB: 1 BB: 0 P: 23	R: 4 E: 0 K: 0 S: 15	H: 5 LOB: 1 BB: 1 P: 24	R: 0 E: 0 K: 1 S: 12	H: 1 LOB: 2 BB: 1 P: 19	R: 2 E: 0 K: 0 S: 8	H: 2 LOB: 0 BB: 1 P: 16	R: 2 E: 0 K: 0 S: 12	H: 2 LOB: 0 BB: 0 P: 20	R: 0 E: 0 K: 1 S: 6	H: 1 LOB: 1 BB: 0 P: 12	R: 0 E: 0 K: 1 S: 6	H: 0 LOB: 0 BB: 0 P: 10	R: 0 E: 0 K: 1 S: 12	H: 1 LOB: 1 BB: 0 P: 19	1B: 9 2B: 3 3B: 0 HR: 3	SF: 0 SAC: 0 DP: 1 HBP: 0	WP: 0 PB: 0 SB: 1 CS: 1	PA: 43		
PITCHER	IP WLS BF H R ER SO BB IBB HBP BLK WP HR S P ERA WHIP	IP WLS BF H R ER SO BB IBB HBP BLK WP HR S P ERA WHIP	IP WLS BF H R ER SO BB IBB HBP BLK WP HR S P ERA WHIP	IP WLS BF H R ER SO BB IBB HBP BLK WP HR S P ERA WHIP	IP WLS BF H R ER SO BB IBB HBP BLK WP HR S P ERA WHIP	IP WLS BF H R ER SO BB IBB HBP BLK WP HR S P ERA WHIP	IP WLS BF H R ER SO BB IBB HBP BLK WP HR S P ERA WHIP	IP WLS BF H R ER SO BB IBB HBP BLK WP HR S P ERA WHIP	IP WLS BF H R ER SO BB IBB HBP BLK WP HR S P ERA WHIP	IP WLS BF H R ER SO BB IBB HBP BLK WP HR S P ERA WHIP	IP WLS BF H R ER SO BB IBB HBP BLK WP HR S P ERA WHIP	IP WLS BF H R ER SO BB IBB HBP BLK WP HR S P ERA WHIP	IP WLS BF H R ER SO BB IBB HBP BLK WP HR S P ERA WHIP	IP WLS BF H R ER SO BB IBB HBP BLK WP HR S P ERA WHIP	IP WLS BF H R ER SO BB IBB HBP BLK WP HR S P ERA WHIP	IP WLS BF H R ER SO BB IBB HBP BLK WP HR S P ERA WHIP	IP WLS BF H R ER SO BB IBB HBP BLK WP HR S P ERA WHIP	IP WLS BF H R ER SO BB IBB HBP BLK WP HR S P ERA WHIP	IP WLS BF H R ER SO BB IBB HBP BLK WP HR S P ERA WHIP	IP WLS BF H R ER SO BB IBB HBP BLK WP HR S P ERA WHIP	IP WLS BF H R ER SO BB IBB HBP BLK WP HR S P ERA WHIP	IP WLS BF H R ER SO BB IBB HBP BLK WP HR S P ERA WHIP	IP WLS BF H R ER SO BB IBB HBP BLK WP HR S P ERA WHIP	IP WLS BF H R ER SO BB IBB HBP BLK WP HR S P ERA WHIP

San Francisco Giants @ San Diego Padres
Qualcomm Stadium, San Diego, CA

AB 40
R 9
H 15
RBI 9
BB 3
SO 5
LOB 16



Batter	1	2	3	4	5	6	7	8	9	AB	R	H	RBI	BB	SO	LOB	TOP		
F.P. Santangelo, S (1, 8) OBP: 0.434, SLG: 0.398	1-1 G6-3		3-2 FC6-4 1B	4-2 BB			0-1 B4-3		0-1 F8	4	0	1	0	1	0	0	San Francisco Giants @ San Diego Padres Qualcomm Stadium, San Diego, CA Wed Jul 07 1999, 10:05 PM EDT Att: 22,403 - Cloudy - 72 F		
Ramon Martinez, R (1, 5) OBP: 0.298, SLG: 0.377 Bill Mueller, S (9, PH) OBP: 0.392, SLG: 0.343	3-3 K		1-1 FC6-4 2B 1-2	1-0 F7			0-0 G3		0-0 G6-3	4	0	0	0	0	1	4			
Stan Javier, S (1, 7) OBP: 0.348, SLG: 0.388	1-2 FC6-4 1B		2-1 FC6-4 2B 1-3		1-2 L9		2-2 P3		2-3 K	5	0	2	0	0	1	0			
Jeff Kent, R (1, 4) OBP: 0.382, SLG: 0.522	2-0 FC6-4 1-2			0-3 K	0-0 F8			4-1 1B BB BB		3	0	0	0	1	1	1			
Ellis Burks, R (1, 9) OBP: 0.397, SLG: 0.522		1-0 F7		4-1 1B BB	1-0 1B			4-2 1B BB		2	1	1	0	2	0	0			
J.T. Snow, L (1, 3) OBP: 0.384, SLG: 0.436	2-0 G4-3		1-2 1B FC6-4 1B	1-2 1B FC6-4 1B	2-1 L4			1-2 F9		4	1	1	0	0	0	3			
Rich Aurilia, R (1, 6) OBP: 0.360, SLG: 0.476	2-2 1B		1-0 FC6-4 1B 1-2 2-H		0-0 CS 1B			3-2 1B 1-2 2-3		4	0	4	1	0	0	0			
Doug Mirabeli, R (1, 2) OBP: 0.448, SLG: 0.680 Marvin Benard, L (8, PH) OBP: 0.360, SLG: 0.453 Felix Rodriguez, R (8, 1) OBP: 0.400, SLG: 1.200	0-0 F8		3-1 FC6-4 1B 1-2 2-3		0-3 K		0-3 K 1-2	1-3 K		3	0	1	0	0	1	2			
Chris Brock, R (1, 1) OBP: 0.222, SLG: 0.176 Rich Rodriguez, L (7, 1) OBP: 1.000, SLG: 1.000 Julian Tavarez, L (7, 1) OBP: 0.250, SLG: 0.250 Brent Mayne, L (8, PH) OBP: 0.385, SLG: 0.419			0-3 K	0-1 FC6-4 BB		0-1 P6		0-3 K		3	0	0	1	0	1	2			
Inning Stats	R: 0 E: 0 K: 1 S: 9	H: 1 LOB: 1 BB: 0 P: 16	R: 0 E: 0 K: 0 S: 7	H: 1 LOB: 1 BB: 0 P: 12	R: 0 E: 0 K: 1 S: 11	H: 2 LOB: 2 BB: 0 P: 17	R: 2 E: 0 K: 1 S: 16	H: 3 LOB: 3 BB: 2 P: 30	R: 0 E: 0 K: 0 S: 7	H: 1 LOB: 1 BB: 0 P: 11	R: 0 E: 0 K: 0 S: 6	H: 0 LOB: 0 BB: 0 P: 11	R: 0 E: 0 K: 2 S: 16	H: 1 LOB: 3 BB: 2 P: 29	R: 0 E: 0 K: 1 S: 6	H: 0 LOB: 0 BB: 0 P: 8		1B: 9 2B: 1 3B: 0 HR: 0	SF: 0 SAC: 0 DP: 0 HBP: 0
PITCHER	IP WLS BF H R ER SO	IP WLS BF H R ER SO	IP WLS BF H R ER SO	IP WLS BF H R ER SO	IP WLS BF H R ER SO	IP WLS BF H R ER SO	IP WLS BF H R ER SO	IP WLS BF H R ER SO	IP WLS BF H R ER SO	IP WLS BF H R ER SO	IP WLS BF H R ER SO	IP WLS BF H R ER SO	IP WLS BF H R ER SO	IP WLS BF H R ER SO	IP WLS BF H R ER SO	IP WLS BF H R ER SO	ERA WHIP	ERA WHIP	
Sterling Hitchcock, L (1, 1) ERA: 4.15 Donne Wall, R (8, 1) ERA: 2.89 Trevor Hoffman, R (8, 1) ERA: 2.92	7.0 W 30 9 2 2 4	0.1 H 4 1 0 0 0	1.2 S 5 0 0 0 3	0.0 H 0 0 0 0 0	0.0 H 0 0 0 0 0	0.0 H 0 0 0 0 0	0.0 H 0 0 0 0 0	0.0 H 0 0 0 0 0	0.0 H 0 0 0 0 0	0.0 H 0 0 0 0 0	0.0 H 0 0 0 0 0	0.0 H 0 0 0 0 0	0.0 H 0 0 0 0 0	0.0 H 0 0 0 0 0	0.0 H 0 0 0 0 0	0.0 H 0 0 0 0 0	2.57 1.571	0.00 9.000	0.00 0.000

Batter	1	2	3	4	5	6	7	8	9	AB	R	H	RBI	BB	SO	LOB	BOTTOM		
QuiVio Veras, S (1, 4) OBP: 0.362, SLG: 0.377	2-3 K		0-0 G6-3			4-1 CS BB	3-0 P3			3	0	0	0	1	1	2	San Francisco Giants @ San Diego Padres Qualcomm Stadium, San Diego, CA Wed Jul 07 1999, 10:05 PM EDT Att: 22,403 - Cloudy - 72 F		
Damian Jackson, R (1, 6) OBP: 0.346, SLG: 0.409	0-2 G2-3 1B		0-3 K			1-1 K 1-2	1-1 L4			4	1	1	0	0	2	3			
Reggie Sanders, R (1, 9) OBP: 0.404, SLG: 0.580	2-1 G2-3 1B		3-2 F9			3-2 G5-3		1-0 CS HBP		3	1	1	0	0	0	0			
John Vander Wal, L (1, 7) OBP: 0.398, SLG: 0.493 Eric Owens, R (9, 7) OBP: 0.327, SLG: 0.433	3-2 G2-3			1-1 G3			2-0 P6	3-2 F7		4	0	0	0	0	0	3			
Wally Joyner, L (1, 3) OBP: 0.370, SLG: 0.374	1-0 FC4-6 1B			0-3 K			1-2 1B E	4-2 BB		3	1	2	2	1	1	0			
Carlos Baerga, S (1, 5) OBP: 0.350, SLG: 0.471	0-1 FC4-6 1-2			0-2 G1-3			0-0 E 1B	0-0 F8		4	1	1	0	0	0	2			
Ruben Rivera, R (1, 8) OBP: 0.299, SLG: 0.514		2-3 K			2-3 K		0-0 E 1B			3	1	1	0	0	2	0			
Ben Davis, S (1, 2) OBP: 0.309, SLG: 0.365		0-3 K			0-1 G4-3		0-1 E6			3	0	0	1	0	1	2			
Sterling Hitchcock, L (1, 1) OBP: 0.167, SLG: 0.091 Ed Giovannola, L (7, PH) OBP: 0.327, SLG: 0.302 Phil Nevin, R (7, PH) OBP: 0.340, SLG: 0.563 Donne Wall, R (8, 1) Trevor Hoffman, R (8, 1)		1-3 K			3-2 G5-3		1-2 2-3 3-H 1-2	1-3 2-H 2-H 1B		2	0	0	0	0	1	0			
Inning Stats	R: 2 E: 0 K: 1 S: 15	H: 3 LOB: 1 BB: 0 P: 23	R: 0 E: 0 K: 3 S: 10	H: 0 LOB: 0 BB: 0 P: 13	R: 0 E: 0 K: 1 S: 7	H: 0 LOB: 0 BB: 0 P: 10	R: 0 E: 0 K: 1 S: 8	H: 0 LOB: 0 BB: 0 P: 9	R: 0 E: 0 K: 1 S: 9	H: 0 LOB: 0 BB: 0 P: 14	R: 0 E: 0 K: 1 S: 7	H: 0 LOB: 1 BB: 1 P: 17	R: 3 E: 2 K: 0 S: 14	H: 4 LOB: 2 BB: 0 P: 22	R: 0 E: 0 K: 0 S: 10	H: 0 LOB: 1 BB: 1 P: 18		1B: 7 2B: 1 3B: 0 HR: 0	SF: 0 SAC: 0 DP: 1 HBP: 1
PITCHER	IP WLS BF H R ER SO	IP WLS BF H R ER SO	IP WLS BF H R ER SO	IP WLS BF H R ER SO	IP WLS BF H R ER SO	IP WLS BF H R ER SO	IP WLS BF H R ER SO	IP WLS BF H R ER SO	IP WLS BF H R ER SO	IP WLS BF H R ER SO	IP WLS BF H R ER SO	IP WLS BF H R ER SO	IP WLS BF H R ER SO	IP WLS BF H R ER SO	IP WLS BF H R ER SO	IP WLS BF H R ER SO	ERA WHIP	ERA WHIP	
Chris Brock, R (1, 1) ERA: 5.26 Rich Rodriguez, L (7, 1) ERA: 4.7 Julian Tavarez, R (7, 1) ERA: 5.51 Felix Rodriguez, R (8, 1) ERA: 3.86	6.1 L 26 6 5 4 8	0.1 2 1 0 0 0 0	0.1 1 0 0 0 0 0	0.0 0 0 0 0 0 0	0.0 0 0 0 0 0 0	0.0 0 0 0 0 0 0	0.0 0 0 0 0 0 0	0.0 0 0 0 0 0 0	0.0 0 0 0 0 0 0	0.0 0 0 0 0 0 0	0.0 0 0 0 0 0 0	0.0 0 0 0 0 0 0	0.0 0 0 0 0 0 0	0.0 0 0 0 0 0 0	0.0 0 0 0 0 0 0	0.0 0 0 0 0 0 0	5.68 1.105	0.00 3.000	0.00 0.000

Batter	1	2	3	4	5	6	7	8	9	AB	R	H	RBI	BB	SO	LOB	TOP			
Joe McEwing, R OBP: 0.391, SLG: 0.421 (1, 4)	G5-3		K			K			G6-3	4	0	0	0	0	2	0	St. Louis Cardinals @ San Francisco Giants 3Com Park at Candlestick Point, San Francisco, CA Sat Jul 10 1999, 4:05 PM EDT Att: 46,043 - Sunny - 65 F livebaseballscorecards.com			
J.D. Drew, L OBP: 0.326, SLG: 0.438 (1, 8)	F7			G3-1		G3-1			F7	4	0	0	0	0	0	0				
Mark McGwire, R OBP: 0.423, SLG: 0.612 (1, 3)	HR			K					K	3	1	1	1	1	2	0				
Fernando Tatis, R OBP: 0.405, SLG: 0.546 (1, 5)	K			P3					K	4	1	1	1	0	2	1				
Willie McGee, S OBP: 0.302, SLG: 0.280 (1, 9)		P8				K			F7	3	0	0	0	0	1	0				
Edgar Renteria, R OBP: 0.345, SLG: 0.429 (1, 6)		K				F9			P8	3	0	0	0	0	1	0				
Alberto Castillo, R OBP: 0.297, SLG: 0.297 (8, PH)										1	0	0	0	1	0	0				
Shawon Dunston, R OBP: 0.372, SLG: 0.548 (8, 2)										1	0	0	0	0	0	0				
Eli Marrero, R OBP: 0.249, SLG: 0.336 (8, 1)										0	0	0	0	0	0	0				
Darren Bragg, L OBP: 0.380, SLG: 0.376 (1, 7)				G1						3	0	0	0	0	1	1				
Jose Jimenez, R OBP: 0.139, SLG: 0.194 (8, PH)										2	0	0	0	0	2	0				
Thomas Howard, S OBP: 0.315, SLG: 0.333 (8, 1)										1	0	0	0	0	0	0				
Ricky Bottalico, L (8, 1)										0	0	0	0	0	0	0				
Inning Stats	R: 1 E: 0 K: 1 S: 8	H: 1 LOB: 0 BB: 0 P: 12	R: 0 E: 0 K: 1 S: 17	H: 0 LOB: 0 BB: 0 P: 23	R: 0 E: 0 K: 2 S: 10	H: 0 LOB: 0 BB: 0 P: 17	R: 0 E: 0 K: 1 S: 10	H: 0 LOB: 1 BB: 0 P: 22	R: 0 E: 0 K: 2 S: 10	H: 0 LOB: 0 BB: 0 P: 12	R: 1 E: 0 K: 1 S: 9	H: 1 LOB: 0 BB: 0 P: 15	R: 0 E: 0 K: 0 S: 8	H: 0 LOB: 1 BB: 1 P: 12	R: 0 E: 0 K: 1 S: 9	H: 0 LOB: 1 BB: 1 P: 16	1B: 0 2B: 0 3B: 0 HR: 2	SF: 0 SAC: 0 DP: 0 HBP: 0	WP: 0 PB: 0 SB: 0 CS: 0	PA: 31
PITCHER	IP: 8.2 ERA: 3.32	WLS: W BF: 30	H: 2 R: 2 ER: 2 SO: 10	R: 2 ER: 2 SO: 10	BB: 2 IBB: 0 HBP: 0 BLK: 0	WP: 0 HR: 2 S: 88 P: 142	ERA: 2.08 WHIP: 0.462	PITCHER	IP: 0.1 ERA: 1.99	WLS: S BF: 1	H: 0 R: 0 ER: 0 SO: 1	BB: 0 IBB: 0 HBP: 0 BLK: 0	WP: 0 HR: 0 S: 3 P: 4	ERA: 0.00 WHIP: 0.000						

Batter	1	2	3	4	5	6	7	8	9	AB	R	H	RBI	BB	SO	LOB	BOTTOM			
Marvin Benard, L OBP: 0.361, SLG: 0.448 (1, 8)	G6-3		G1-3			K			K	4	0	0	0	0	2	3	St. Louis Cardinals @ San Francisco Giants 3Com Park at Candlestick Point, San Francisco, CA Sat Jul 10 1999, 4:05 PM EDT Att: 46,043 - Sunny - 65 F livebaseballscorecards.com			
F.P. Santangelo, S OBP: 0.444, SLG: 0.405 (1, 7)	G4-3 BB			FC5-4 BB					WP 1B	2	1	2	1	2	0	0				
J.T. Snow, L OBP: 0.379, SLG: 0.436 (1, 3)	G4-3			FC5-4 WP G4-3					K	4	1	0	0	0	1	3				
Jeff Kent, R OBP: 0.378, SLG: 0.517 (1, 4)	G1-3			G4-3 WP 1B HBP					K	3	1	0	0	0	1	2				
Stan Javier, S OBP: 0.344, SLG: 0.379 (1, 9)				G4-3					P8	4	0	1	2	0	1	1				
Bill Mueller, S OBP: 0.404, SLG: 0.349 (1, 5)				F8						3	0	2	1	0	0	0				
Rich Aurilia, R OBP: 0.358, SLG: 0.470 (1, 6)										3	0	1	0	0	1	1				
Brent Mayne, L OBP: 0.382, SLG: 0.421 (1, 2)										3	1	1	0	0	2	2				
Russ Ortiz, R OBP: 0.233, SLG: 0.349 (9, 1)										2	0	0	0	0	0	2				
John Johnstone, R (9, 1)										0	0	0	0	0	0	0				
Inning Stats	R: 0 E: 0 K: 0 S: 7	H: 0 LOB: 1 BB: 1 P: 14	R: 0 E: 0 K: 2 S: 10	H: 0 LOB: 0 BB: 0 P: 16	R: 0 E: 0 K: 1 S: 7	H: 0 LOB: 0 BB: 0 P: 15	R: 2 E: 0 K: 0 S: 14	H: 1 LOB: 1 BB: 1 P: 26	R: 1 E: 0 K: 1 S: 9	H: 2 LOB: 1 BB: 0 P: 12	R: 0 E: 0 K: 0 S: 4	H: 0 LOB: 0 BB: 0 P: 6	R: 0 E: 0 K: 2 S: 16	H: 2 LOB: 2 BB: 0 P: 22	R: 1 E: 0 K: 2 S: 11	H: 2 LOB: 1 BB: 0 P: 21	1B: 6 2B: 1 3B: 0 HR: 0	SF: 0 SAC: 1 DP: 0 HBP: 1	WP: 3 PB: 0 SB: 1 CS: 0	PA: 32
PITCHER	IP: 7.0 ERA: 5.73	WLS: L BF: 28	H: 5 R: 3 ER: 3 SO: 6	R: 3 ER: 3 SO: 6	BB: 2 IBB: 0 HBP: 1 BLK: 0	WP: 2 HR: 0 S: 67 P: 111	ERA: 3.86 WHIP: 1.000	PITCHER	IP: 1.0 ERA: 3.86	WLS: L BF: 4	H: 2 R: 1 ER: 1 SO: 2	BB: 0 IBB: 0 HBP: 0 BLK: 0	WP: 1 HR: 0 S: 11 P: 21	ERA: 9.00 WHIP: 2.000						

AB	29
R	2
H	2
RBI	2
BB	2
SO	11
LOB	2



AB	28
R	4
H	7
RBI	4
BB	2
SO	8
LOB	14



Batter	1	2	3	4	5	6	7	8	9	AB	R	H	RBI	BB	SO	LOB	TOP										
F.P. Santangelo, S OBP: 0.458, SLG: 0.419 (1, 8)	1-1 SH1-3 SF8 2B	4-2 G5-4-3 BB			4-2 F9 HBP 2B BB	3-2 S HBP		1-0 P5		2	2	2	1	0	2	0	0										
Bill Mueller, S OBP: 0.412, SLG: 0.360 (1, 5)	0-0 SH1-3 2-3	3-1 G5-4-3 1-2 2-3			2-1 2B HBP	1-3 K		0-1 2B		3	1	1	0	0	1	3											
Barry Bonds, L OBP: 0.420, SLG: 0.559 (1, 10)	4-1 BB	2-2 G6-3			1-1 F9 2-3	4-1 FC6-4 IBB		3-2 P5		3	0	0	0	2	0	4											
Jeff Kent, R OBP: 0.379, SLG: 0.517 (1, 4)	2-0 SF8				2-0 1B HR 2B	0-1 FC6-4			0-0 F9	1	4	1	2	3	0	0	2										
Ellis Burks, R OBP: 0.388, SLG: 0.526 Marvin Benard, L OBP: 0.361, SLG: 0.455 (9, 9)	2-3 K				2-2 G5-4-3 1-2			1-1 F8	2	5	1	1	0	0	1	2											
J.T. Snow, L OBP: 0.382, SLG: 0.447 (1, 3)					1-0 HR 2B			3-2 1B	3	5	2	3	3	0	1	0											
Stan Javier, S OBP: 0.340, SLG: 0.372 (1, 7)					0-0 F8 HBP			3-2 F7	2	3	1	0	0	0	1	1											
Rich Aurilia, R OBP: 0.353, SLG: 0.472 (1, 6)					2-1 F9 HR			3-2 G6-3	3	4	1	1	3	0	0	1											
Scott Servais, R OBP: 0.310, SLG: 0.405 (1, 2)					2-1 F7			0-1 G6-3	1	4	0	1	0	0	1	0											
Inning Stats	R: 1 E: 0 K: 1 S: 9	H: 1 LOB: 1 BB: 1 P: 18	R: 3 E: 0 K: 0 S: 15	H: 3 LOB: 1 BB: 1 P: 27	R: 0 E: 0 K: 1 S: 9	H: 1 LOB: 0 BB: 0 P: 14	R: 0 E: 0 K: 0 S: 5	H: 0 LOB: 0 BB: 0 P: 9	R: 5 E: 0 K: 1 S: 14	H: 3 LOB: 0 BB: 1 P: 26	R: 0 E: 0 K: 1 S: 11	H: 0 LOB: 2 BB: 1 P: 19	R: 0 E: 0 K: 0 S: 13	H: 1 LOB: 1 BB: 0 P: 23	R: 0 E: 0 K: 1 S: 9	H: 1 LOB: 1 BB: 0 P: 13	R: 0 E: 0 K: 0 S: 3	H: 0 LOB: 0 BB: 0 P: 4	1B: 4 2B: 4 3B: 0 HR: 2	SF: 1 SAC: 1 DP: 2 HBP: 3	WP: 0 PB: 0 SB: 1 CS: 0	PA: 42					
PITCHER	IP	WLS	BF	H	R	ER	SO	BB	IBB	HBP	BLK	WP	HR	S	P	ERA	WHIP										
Kenny Rogers, L ERA: 4.59 Brad Rigby, R ERA: 4.34 Chad Harville, R ERA: 4.91 Buddy Groom, L ERA: 7.03 Doug Jones, R ERA: 3.52	(1, 1)	4.1	24	8	9	9	2	3	0	2	0	0	2	46	86	18.69	2.538										
	(5, 1)	2.2	11	1	0	0	2	0	1	1	0	0	0	30	50	0.00	0.375										
	(8, 1)	0.2	3	1	0	0	1	0	0	0	0	0	0	6	7	0.00	1.500										
	(8, 1)	0.1	1	0	0	0	0	0	0	0	0	0	0	3	6	0.00	0.000										
	(9, 1)	1.0	W	3	0	0	0	0	0	0	0	0	0	3	4	0.00	0.000										

San Francisco Giants @ Oakland Athletics
Network Associates Coliseum, Oakland, CA
Thu Jul 15 1999, 10:05 PM EDT
Att: 29,428 - Unknown - 61 F

AB	33
R	9
H	10
RBI	9
BB	4
SO	5
LOB	13



Batter	1	2	3	4	5	6	7	8	9	AB	R	H	RBI	BB	SO	LOB	BOTTOM										
Tony Phillips, S OBP: 0.356, SLG: 0.452 Mike Macfarlane, R OBP: 0.315, SLG: 0.371 (9, 2)	1-1 G5-3		4-0 G4-6-3 1B BB		3-2 G4-6-3 1B		0-1 P3	1-3 K		4	0	1	0	1	1	3											
Miguel Tejada, R OBP: 0.330, SLG: 0.426 (1, 6)	0-1 G5-3		2-1 G4-6-3 1B		2-3 K		1-1 E6 1B HR		3-3 K	1	5	1	2	0	0	2	1										
Tim Raines, S OBP: 0.350, SLG: 0.357 (9, 8)	2-2 G6-3		3-1 G4-6-3 1-2 2-3		2-2 G4-6-3 1-2		2-0 HR 1B		1-0 HR 1B	3	5	2	2	1	0	0	3										
John Jaha, R OBP: 0.403, SLG: 0.603 (1, 10)			4-1 FC4-6 HR BB		1-2 G1-3		3-2 2B HR		4-0 HR BB	1	3	3	2	3	2	0	1										
Matt Stairs, L OBP: 0.346, SLG: 0.482 (1, 9)			4-2 FC4-6 BB		4-2 1B SF9 BB		0-1 L4		1-3 K2-3	2	3	1	0	0	2	2	3										
Olmedo Saenz, R OBP: 0.353, SLG: 0.418 (9, 3)			1-2 FC4-6 HR		1-0 1B		1-0 P4		2-2 P4	3	5	2	2	3	0	0	3										
Jason Giambi, L OBP: 0.275, SLG: 0.484 Jorge Velandia, R OBP: 0.179, SLG: 0.205 (6, PR) (9, 4)	0-0		1-1 SF9		1-1 SF9		2-2 G6-3		4-2 1B BB	1	2	1	4	1	0	1											
Ramon Hernandez, R OBP: 0.396, SLG: 0.476 Enc Chavez, L OBP: 0.325, SLG: 0.395 (8, PH) (9, 5)	0-0 G6-3 1B		0-0 F9		0-0 F9		0-2 G4-3		0-3 K	1	3	0	1	0	0	0	1										
Ryan Christenson, R OBP: 0.275, SLG: 0.250 Jason McDonald, S OBP: 0.313, SLG: 0.278 (8, 8) (8, PH) (9, 7)	0-0 G6-3		0-3 K2-3		0-3 K2-3		4-2 E 1B BB		3-2 1B	2	2	0	0	0	1	2											
Ben Grieve, L OBP: 0.344, SLG: 0.434 (9, 7)	1-2							1-3 1B		1	0	1	0	0	0	0											
Inning Stats	R: 0 E: 0 K: 0 S: 7	H: 0 LOB: 0 BB: 0 P: 10	R: 3 E: 0 K: 0 S: 10	H: 2 LOB: 0 BB: 2 P: 19	R: 0 E: 0 K: 0 S: 7	H: 1 LOB: 1 BB: 1 P: 17	R: 1 E: 0 K: 1 S: 9	H: 1 LOB: 1 BB: 1 P: 16	R: 0 E: 0 K: 1 S: 10	H: 1 LOB: 0 BB: 0 P: 16	R: 4 E: 1 K: 1 S: 18	H: 3 LOB: 0 BB: 1 P: 30	R: 0 E: 0 K: 2 S: 18	H: 1 LOB: 2 BB: 1 P: 28	R: 3 E: 0 K: 2 S: 8	H: 2 LOB: 0 BB: 1 P: 18	1B: 8 2B: 1 3B: 0 HR: 3	SF: 1 SAC: 0 DP: 3 HBP: 0	WP: 0 PB: 0 SB: 1 CS: 0	PA: 42							
PITCHER	IP	WLS	BF	H	R	ER	SO	BB	IBB	HBP	BLK	WP	HR	S	P	ERA	WHIP										
Shawn Estes, L ERA: 5.15 Julian Tavaraz, R ERA: 5.45 Alan Embree, L ERA: 2.7 John Johnstone, R ERA: 1.9 Robb Nen, R ERA: 4.15	(1, 1)	6.2	30	8	7	7	2	5	0	0	0	0	1	5	7	9.45	1.950										
	(7, 1)	0.0	1	1	1	1	0	0	0	0	0	0	1	5	7	∞	∞										
	(7, 1)	0.2	H	3	0	0	1	1	0	0	0	0	0	9	18	0.00	1.500										
	(8, 1)	0.2	H	3	1	0	2	0	0	0	0	0	0	12	16	0.00	1.500										
	(9, 1)	0.2	L	5	2	3	2	1	0	0	0	0	1	8	18	40.50	4.500										

San Francisco Giants @ Oakland Athletics
Network Associates Coliseum, Oakland, CA
Thu Jul 15 1999, 10:05 PM EDT
Att: 29,428 - Unknown - 61 F

AB	34
R	11
H	12
RBI	11
BB	7
SO	7
LOB	19



Batter	1	2	3	4	5	6	7	8	9	AB	R	H	RBI	BB	SO	LOB	TOP										
Marvin Benard, L (1, 8) F.P. Santangelo, S (8, PH) OBP: 0.456, SLG: 0.416	G6-3		2B 1B		P5			G5-3		3	1	1	0	0	0	0											
Bill Mueller, S (1, 5) OBP: 0.409, SLG: 0.363	G4-3		2B		F8			G4-3		4	0	1	1	0	0	0											
Barry Bonds, L (1, 7) OBP: 0.416, SLG: 0.545	G4-3		BB		L9			G3		3	0	0	0	1	0	0											
Jeff Kent, R (1, 4) OBP: 0.375, SLG: 0.511			G5-3		G5-3			E7 WP 2B		4	1	0	0	0	0	2											
J.T. Snow, L (1, 3) OBP: 0.384, SLG: 0.451					CS 1B			F7		4	0	2	1	0	1	0											
Ellis Burks, R (1, 10) OBP: 0.385, SLG: 0.521					P3			K		4	0	1	0	0	1	2											
Stan Javier, S (1, 9) OBP: 0.337, SLG: 0.367					G4-3			G4-3		3	0	0	0	0	0	2											
Rich Aurilia, R (1, 6) OBP: 0.350, SLG: 0.468					F9			G5-3		3	0	0	0	0	0	0											
Brent Mayne, L (1, 2) Scott Servais, R (8, PH) OBP: 0.307, SLG: 0.402					F7			G4-3		2	0	0	0	0	0	0											
					G5-3			G4-3		1	0	0	0	0	0	0											
Inning Stats	R: 0 E: 0 K: 0 S: 8	H: 0 LOB: 0 BB: 0 P: 11	R: 0 E: 0 K: 1 S: 11	H: 1 LOB: 1 BB: 0 P: 18	R: 1 E: 0 K: 0 S: 15	H: 2 LOB: 2 BB: 1 P: 24	R: 0 E: 0 K: 0 S: 6	H: 1 LOB: 0 BB: 0 P: 9	R: 0 E: 0 K: 0 S: 6	H: 0 LOB: 0 BB: 0 P: 9	R: 0 E: 0 K: 1 S: 8	H: 0 LOB: 0 BB: 0 P: 10	R: 0 E: 0 K: 0 S: 6	H: 0 LOB: 0 BB: 0 P: 8	R: 1 E: 1 K: 0 S: 9	H: 1 LOB: 1 BB: 0 P: 15	1B: 3 2B: 2 3B: 0 HR: 0	SF: 0 SAC: 0 DP: 0 HBP: 0	WP: 2 PB: 0 SB: 0 CS: 1	PA: 33							
PITCHER	IP	WLS	BF	H	R	ER	SO	BB	IBB	HBP	BLK	WP	HR	S	P	ERA	WHIP										
Gil Heredia, R (1, 1) ERA: 5.21	7.1	W	26	4	1	1	2	1	0	0	0	1	0	62	92	1.23	0.682										
Buddy Groom, L (8, 1) ERA: 6.84	0.2	H	2	0	0	0	0	0	0	0	0	0	0	4	6	0.00	0.000										
Billy Taylor, R (9, 1) ERA: 2.35	1.0	S	5	1	1	0	0	0	0	0	0	1	0	9	15	0.00	1.000										

San Francisco Giants @ Oakland Athletics
Network Associates Coliseum, Oakland, CA
Fri Jul 16 1999, 10:35 PM EDT
Att: 44,671 - Cloudy - 60 F

AB	32
R	2
H	5
RBI	2
BB	1
SO	2
LOB	6



Batter	1	2	3	4	5	6	7	8	9	AB	R	H	RBI	BB	SO	LOB	BOTTOM										
Tony Phillips, S (1, 4) OBP: 0.352, SLG: 0.445	G4-3				F7			F8		5	0	0	0	0	0	5											
Miguel Tejada, R (1, 6) OBP: 0.325, SLG: 0.424								K		4	1	1	0	0	3	1											
Ben Griever, L (1, 7) Jason McDonald, S (8, 7) OBP: 0.313, SLG: 0.278								HR		2	1	1	2	2	1	0											
John Jaha, R (1, 10) OBP: 0.404, SLG: 0.598								BB		0	0	0	0	0	0	0											
John Jaha, R (1, 10) OBP: 0.404, SLG: 0.598								HR		2	0	0	0	2	1	1											
Jason Giambi, L (1, 3) OBP: 0.384, SLG: 0.492								G4-6-3		3	1	1	1	1	0	1											
Matt Stairs, L (1, 9) OBP: 0.344, SLG: 0.477								G4-3		3	1	0	0	1	2	3											
Mike Macfarlane, R (1, 2) OBP: 0.313, SLG: 0.375								K		4	0	1	1	0	1	3											
3 Eric Chavez, L (1, 5) Olmedo Saenz, R (8, PH) OBP: 0.351, SLG: 0.415								L1		4	0	1	1	0	1	3											
3 Eric Chavez, L (1, 5) Olmedo Saenz, R (8, PH) OBP: 0.351, SLG: 0.415								F7		3	0	1	0	0	1	0											
Ryan Christenson, R (1, 8) Tim Raines, S (8, PH) Jorge Velandria, R (9, 4) OBP: 0.179, SLG: 0.205								E4		3	0	1	0	0	1	0											
Ryan Christenson, R (1, 8) Tim Raines, S (8, PH) Jorge Velandria, R (9, 4) OBP: 0.179, SLG: 0.205								BB		1	0	0	0	2	1	1											
Ryan Christenson, R (1, 8) Tim Raines, S (8, PH) Jorge Velandria, R (9, 4) OBP: 0.179, SLG: 0.205								BB		1	0	0	0	0	1	1											
Ryan Christenson, R (1, 8) Tim Raines, S (8, PH) Jorge Velandria, R (9, 4) OBP: 0.179, SLG: 0.205								BB		0	0	0	0	0	0	0											
Inning Stats	R: 0 E: 0 K: 2 S: 13	H: 0 LOB: 1 BB: 1 P: 22	R: 1 E: 1 K: 1 S: 11	H: 1 LOB: 2 BB: 1 P: 21	R: 2 E: 0 K: 0 S: 7	H: 2 LOB: 0 BB: 1 P: 17	R: 0 E: 0 K: 2 S: 9	H: 1 LOB: 1 BB: 0 P: 16	R: 0 E: 0 K: 2 S: 12	H: 0 LOB: 3 BB: 3 P: 31	R: 0 E: 0 K: 2 S: 11	H: 0 LOB: 1 BB: 1 P: 20	R: 0 E: 0 K: 1 S: 8	H: 0 LOB: 0 BB: 0 P: 12	R: 1 E: 0 K: 1 S: 14	H: 1 LOB: 1 BB: 1 P: 27	1B: 1 2B: 2 3B: 0 HR: 2	SF: 0 SAC: 0 DP: 1 HBP: 0	WP: 0 PB: 0 SB: 2 CS: 0	PA: 37							
PITCHER	IP	WLS	BF	H	R	ER	SO	BB	IBB	HBP	BLK	WP	HR	S	P	ERA	WHIP										
Russ Ortiz, R (1, 1) ERA: 3.38	6.0	L	29	4	3	3	9	7	0	0	0	0	2	63	127	4.50	1.833										
Rich Rodriguez, L (7, 1) ERA: 4.86	1.0		5	1	1	1	1	1	0	0	0	0	0	13	22	9.00	2.000										
Felix Rodriguez, R (8, 1) ERA: 3.55	1.0		3	0	0	0	1	0	0	0	0	0	0	9	17	0.00	0.000										

San Francisco Giants @ Oakland Athletics
Network Associates Coliseum, Oakland, CA
Fri Jul 16 1999, 10:35 PM EDT
Att: 44,671 - Cloudy - 60 F

AB	29
R	4
H	5
RBI	4
BB	8
SO	11
LOB	17



Batter	1	2	3	4	5	6	7	8	9	AB	R	H	RBI	BB	SO	LOB	TOP										
Marvin Benard, L (1.9) OBP: 0.362, SLG: 0.456										5	0	2	1	0	1	1	San Francisco Giants @ Oakland Athletics Network Associates Coliseum, Oakland, CA Sat Jul 17 1999, 4:05 PM EDT Att: 51,263 - Cloudy - 61 F										
F.P. Santangelo, S (1.8) OBP: 0.460, SLG: 0.410										2	1	0	0	3	0	2											
J.T. Snow, L (1.3) OBP: 0.384, SLG: 0.448										4	1	1	0	1	0	3											
Jeff Kent, R (1.4) OBP: 0.376, SLG: 0.508										2	1	0	0	1	1	1											
Stan Javier, S (8.7) OBP: 0.336, SLG: 0.366										1	0	0	0	0	0	1											
Barry Bonds, L (1.7) OBP: 0.424, SLG: 0.556										3	1	2	3	1	0	0											
Ramon Martinez, R (8.4) OBP: 0.333, SLG: 0.389										0	0	0	0	1	0	0											
Ellis Burks, R (1.10) OBP: 0.386, SLG: 0.516										4	1	1	1	1	2	3											
Bill Mueller, S (1.5) OBP: 0.404, SLG: 0.358										5	1	1	0	0	1	5											
Rich Aurilia, R (1.6) OBP: 0.352, SLG: 0.468										4	1	2	0	0	1	1											
Brent Mayne, L (1.2) OBP: 0.374, SLG: 0.415										4	0	1	1	0	1	2											
Inning Stats	R: 0 E: 0 K: 2 S: 9	H: 0 LOB: 1 BB: 1 P: 16	R: 0 E: 0 K: 1 S: 7	H: 0 LOB: 0 BB: 0 P: 9	R: 1 E: 1 K: 1 S: 6	H: 2 LOB: 1 BB: 1 P: 15	R: 0 E: 0 K: 1 S: 12	H: 1 LOB: 1 BB: 0 P: 17	R: 0 E: 0 K: 1 S: 10	H: 0 LOB: 2 BB: 1 P: 19	R: 0 E: 0 K: 0 S: 6	H: 0 LOB: 0 BB: 0 P: 12	R: 6 E: 1 K: 1 S: 21	H: 5 LOB: 1 BB: 2 P: 38	R: 0 E: 0 K: 0 S: 5	H: 0 LOB: 2 BB: 3 P: 21	1B: 7 2B: 3 3B: 0 HR: 0	SF: 0 SAC: 0 DP: 3 HBP: 1	WP: 0 PB: 0 SB: 3 CS: 0	PA: 43							
PITCHER	IP	WLS	BF	H	R	ER	SO	BB	IBB	HBP	BLK	WP	HR	S	P	ERA	WHIP										
Tim Hudson, R (1.1) ERA: 2.15	7.0		29	5	2	2	6	4	0	1	0	0	0	60	107	2.57	1.286										
Buddy Groom, L (8.1) ERA: 7.2	0.0	L	1	1	0	0	0	0	0	0	0	0	0	1	4	∞	∞										
Tim Worrell, R (8.1) ERA: 4.3	0.0		1	0	0	0	0	1	0	0	0	0	0	4	4	∞	∞										
Billy Taylor, R (8.1) ERA: 3.05	0.0	B	3	3	3	3	0	0	0	0	0	0	0	8	11	∞	∞										
Doug Jones, R (8.1) ERA: 3.47	1.0		4	1	2	2	1	0	0	0	0	0	0	10	16	18.00	1.000										

Batter	1	2	3	4	5	6	7	8	9	AB	R	H	RBI	BB	SO	LOB	BOTTOM										
Tony Phillips, S (1.4) OBP: 0.348, SLG: 0.440										4	0	0	0	0	0	0	San Francisco Giants @ Oakland Athletics Network Associates Coliseum, Oakland, CA Sat Jul 17 1999, 4:05 PM EDT Att: 51,263 - Cloudy - 61 F										
Miguel Tejada, R (1.6) OBP: 0.328, SLG: 0.422										4	0	1	0	0	1	0											
Olmedo Saenz, R (1.5) OBP: 0.349, SLG: 0.411										4	0	1	0	0	1	0											
John Jaha, R (1.10) OBP: 0.402, SLG: 0.591										3	0	0	0	1	2	0											
Jason Giambi, L (1.3) OBP: 0.386, SLG: 0.502										4	1	2	1	0	1	3											
Tim Raines, S (1.7) OBP: 0.340, SLG: 0.343										4	0	0	0	0	1	4											
Matt Stairs, L (1.9) OBP: 0.344, SLG: 0.479										3	1	1	0	0	0	0											
Ramon Hernandez, R (1.2) OBP: 0.392, SLG: 0.489										3	0	1	1	0	0	0											
Jason McDonald, S (1.8) OBP: 0.306, SLG: 0.271										3	0	0	0	0	1	1											
Inning Stats	R: 0 E: 0 K: 2 S: 16	H: 2 LOB: 3 BB: 1 P: 29	R: 0 E: 0 K: 1 S: 10	H: 0 LOB: 0 BB: 0 P: 15	R: 0 E: 0 K: 0 S: 10	H: 0 LOB: 0 BB: 0 P: 15	R: 2 E: 0 K: 0 S: 13	H: 3 LOB: 1 BB: 0 P: 24	R: 0 E: 0 K: 1 S: 7	H: 1 LOB: 0 BB: 0 P: 10	R: 0 E: 0 K: 0 S: 9	H: 0 LOB: 0 BB: 0 P: 14	R: 0 E: 0 K: 2 S: 8	H: 0 LOB: 0 BB: 0 P: 11	R: 0 E: 0 K: 1 S: 7	H: 0 LOB: 0 BB: 0 P: 12		1B: 3 2B: 3 3B: 0 HR: 1	SF: 0 SAC: 0 DP: 1 HBP: 0	WP: 0 PB: 0 SB: 0 CS: 0	PA: 33						
PITCHER	IP	WLS	BF	H	R	ER	SO	BB	IBB	HBP	BLK	WP	HR	S	P	ERA	WHIP										
Kirk Rueter, L (1.1) ERA: 5.18	7.0		27	6	2	2	4	1	0	0	0	0	0	70	117	2.57	1.000										
John Johnstone, R (8.1) ERA: 1.87	1.0		3	0	0	0	2	0	0	0	0	0	0	8	11	0.00	0.000										
Robb Nen, R (8.1) ERA: 4.06	1.0		3	0	0	0	1	0	0	0	0	0	0	7	12	0.00	0.000										

AB	34
R	7
H	10
RBI	6
BB	8
SO	7
LOB	19




Batter	1	2	3	4	5	6	7	8	9	AB	R	H	RBI	BB	SO	LOB	TOP																				
Marvin Benard, L (1, 8) OBP: 0.359, SLG: 0.452	G1-3		G4-3			G4-3			F7	5	0	1	0	0	0	2																					
Bill Mueller, S (1, 5) OBP: 0.400, SLG: 0.351	L5		G4-3			HR			F7	4	1	0	0	1	1																						
J.T. Snow, L (1, 3) OBP: 0.385, SLG: 0.461	1B		G3			HR			E3	4	2	2	2	0	0																						
Jeff Kent, R (1, 4) OBP: 0.378, SLG: 0.506	1B				G6-3				2B	3	0	1	0	1	1																						
Barry Bonds, L (1, 10) OBP: 0.414, SLG: 0.539	F7				G4-3				F7	4	0	0	0	0	1																						
Ellis Burks, R (1, 9) OBP: 0.384, SLG: 0.516		G5-3			G5-3				L8	4	0	1	1	0	0																						
Stan Javier, S (1, 7) OBP: 0.334, SLG: 0.364		F9			G6-3				G4-3	4	1	1	0	0	2																						
Rich Aurilia, R (1, 6) OBP: 0.353, SLG: 0.472		1B			G1-3				F9	4	0	2	0	0	0																						
Brent Mayne, L (1, 2) OBP: 0.371, SLG: 0.411		G4-3			G4-3					2	0	0	0	0	0	1																					
Scott Servais, R (7, PH) OBP: 0.310, SLG: 0.403					G4-3					2	0	1	1	0	0	1																					
Inning Stats	R: 0 E: 0 K: 0 S: 8	H: 2 LOB: 2 BB: 0 P: 15	R: 0 E: 0 K: 0 S: 12	H: 1 LOB: 1 BB: 0 P: 19	R: 0 E: 0 K: 0 S: 8	H: 0 LOB: 0 BB: 0 P: 16	R: 0 E: 0 K: 0 S: 5	H: 0 LOB: 0 BB: 0 P: 10	R: 0 E: 0 K: 0 S: 8	H: 0 LOB: 0 BB: 0 P: 11	R: 2 E: 0 K: 2 S: 13	H: 2 LOB: 1 BB: 0 P: 20	R: 1 E: 1 K: 1 S: 22	H: 1 LOB: 2 BB: 1 P: 31	R: 0 E: 0 K: 0 S: 8	H: 1 LOB: 1 BB: 0 P: 13	1B: 5 2B: 3 HR: 1	SF: 0 SAC: 0 DP: 0 HBP: 0	WP: 0 PA: 38 PB: 0 SB: 0 CS: 1																		
PITCHER	IP	WLS	BF	H	R	ER	SO	BB	IBB	HBP	BLK	WP	HR	S	P	ERA	WHIP	PITCHER			IP	WLS	BF	H	R	ER	SO	BB	IBB	HBP	BLK	WP	HR	S	P	ERA	WHIP
Mike Morgan, R (1, 1) ERA: 5.38	6.1	W	26	7	3	3	2	1	0	0	0	0	1	60	100	4.26	1.263																				
Mike Venafro, L (7, 1) ERA: 3.12	1.0	H	4	0	1	0	1	0	0	0	0	0	0	12	16	0.00	0.000																				
59 Jeff Zimmerman, R (8, 1) ERA: 0.82	0.2	H	4	1	0	0	0	1	0	0	0	0	0	12	18	0.00	3.000																				
John Wetteland, R (9, 1) ERA: 4.76	1.0	S	4	1	0	0	0	0	0	0	0	0	0	8	13	0.00	1.000																				

San Francisco Giants @ Texas Rangers
The Ballpark at Arlington, Arlington, TX
Sun Jul 18 1999, 8:35 PM EDT
Att: 41,746 - Cloudy - 95 F

livebaseballscorecards.com

AB 36
R 4
H 9
RBI 4
BB 2
SO 3
LOB 11




Batter	1	2	3	4	5	6	7	8	9	AB	R	H	RBI	BB	SO	LOB	BOTTOM																				
Mark McLemore, S (1, 4) OBP: 0.374, SLG: 0.379	G3-1		G1-3			FC5-4				3	1	1	0	2	0																						
Roberto Kelly, R (1, 8) OBP: 0.387, SLG: 0.442	G6-3		G4-3			FC5-4			FC5	3	0	0	1	1	0	4																					
29 Rusty Greer, L (1, 7) OBP: 0.381, SLG: 0.435	F8		G4-3			BB				3	0	1	1	1	0	1																					
Juan Gonzalez, R (1, 9) OBP: 0.358, SLG: 0.594		WP	F7			BB			F9	2	1	0	0	1	0	2																					
Rafael Palmeiro, L (1, 10) OBP: 0.438, SLG: 0.611		G4-3			G3-1				G6-4-3	3	1	1	0	1	0	2																					
Todd Zeile, R (1, 5) OBP: 0.350, SLG: 0.459		SF8			F9				G6-4-3	3	0	0	1	0	0	2																					
Lee Stevens, L (1, 3) OBP: 0.369, SLG: 0.507		G4-3			F7				K	4	1	1	0	0	1																						
Gregg Zaun, S (1, 2) OBP: 0.271, SLG: 0.222		1B			G6-3				G3	4	0	1	1	0	0	1																					
Royce Clayton, R (1, 6) OBP: 0.295, SLG: 0.350		F9			1B				FC5	3	1	2	1	0	0	1																					
Inning Stats	R: 0 E: 0 K: 0 S: 9	H: 0 LOB: 0 BB: 0 P: 14	R: 2 E: 0 K: 0 S: 12	H: 1 LOB: 1 BB: 1 P: 21	R: 0 E: 0 K: 0 S: 8	H: 0 LOB: 0 BB: 1 P: 14	R: 0 E: 0 K: 0 S: 5	H: 0 LOB: 0 BB: 0 P: 7	R: 2 E: 0 K: 0 S: 13	H: 2 LOB: 2 BB: 1 P: 27	R: 1 E: 0 K: 0 S: 12	H: 2 LOB: 1 BB: 1 P: 23	R: 0 E: 0 K: 1 S: 6	H: 1 LOB: 2 BB: 1 P: 18	R: 0 E: 0 K: 1 S: 6	H: 1 LOB: 2 BB: 1 P: 12	1B: 6 2B: 1 3B: 0 HR: 0	SF: 2 SAC: 0 DP: 1 HBP: 2	WP: 1 PA: 38 PB: 0 SB: 2 CS: 0																		
PITCHER	IP	WLS	BF	H	R	ER	SO	BB	IBB	HBP	BLK	WP	HR	S	P	ERA	WHIP	PITCHER			IP	WLS	BF	H	R	ER	SO	BB	IBB	HBP	BLK	WP	HR	S	P	ERA	WHIP
Mark Gardner, R (1, 1) ERA: 6.73	6.0	L	29	4	0	2	0	4	0	2	0	0	0	59	106	7.50	1.500																				
Rich Rodriguez, L (7, 1) ERA: 4.81	0.1		3	1	0	0	0	1	0	0	0	0	0	8	14	0.00	6.000																				
Jerry Spradlin, R (7, 1) ERA: 5.29	1.2		6	1	0	0	1	0	1	0	0	0	0	9	16	0.00	0.600																				

San Francisco Giants @ Texas Rangers
The Ballpark at Arlington, Arlington, TX
Sun Jul 18 1999, 8:35 PM EDT
Att: 41,746 - Cloudy - 95 F

livebaseballscorecards.com

AB 28
R 5
H 7
RBI 5
BB 6
SO 1
LOB 14



Batter	1	2	3	4	5	6	7	8	9	AB	R	H	RBI	BB	SO	LOB	TOP						
Marvin Benard, L (1, 8) OBP: 0.359, SLG: 0.450	P5			CS BB		1B	P5			3	0	1	0	1	0	2	San Francisco Giants @ Texas Rangers The Ballpark at Arlington, Arlington, TX Tue Jul 20 1999, 8:35 PM EDT Att: 33,922 - Cloudy - 89 F						
F.P. Santangelo, S (1, 7) OBP: 0.450, SLG: 0.359	K			F9		P4		K		4	0	0	0	0	2	2							
J.T. Snow, L (1, 3) OBP: 0.384, SLG: 0.460	K			K			F7	G3		4	0	0	0	0	2	1							
Jeff Kent, R (1, 4) OBP: 0.379, SLG: 0.503				G6-3 1B		F9		F9		4	1	2	0	0	0	0							
Barry Bonds, L (1, 10) OBP: 0.409, SLG: 0.566				F7		G6-3		HR		4	1	1	2	0	0	1							
Stan Javier, S (1, 9) OBP: 0.336, SLG: 0.362				G6-3		FC6-4 1B		HR		3	1	1	0	1	0	1							
Bill Mueller, S (1, 5) OBP: 0.393, SLG: 0.338				P5		FC6-4		F8		4	0	0	0	0	0	2							
Rich Aurilia, R (1, 6) OBP: 0.352, SLG: 0.468				K		G5-3		1B		3	0	1	0	0	1	0							
Brent Mayne, L (1, 2) OBP: 0.368, SLG: 0.407				F7		G3-1		1B		2	0	0	0	0	0	0							
Scott Servais, R (7, PH) OBP: 0.328, SLG: 0.427								1B		1	0	1	1	0	0	0							
Inning Stats	R: 0 E: 0 K: 2 S: 11	H: 0 LOB: 0 BB: 0 P: 18	R: 0 E: 0 K: 0 S: 7	H: 1 LOB: 0 BB: 0 P: 12	R: 0 E: 0 K: 1 S: 7	H: 0 LOB: 0 BB: 0 P: 13	R: 0 E: 0 K: 1 S: 5	H: 0 LOB: 1 BB: 1 P: 13	R: 0 E: 0 K: 0 S: 8	H: 1 LOB: 1 BB: 0 P: 17	R: 3 E: 0 K: 0 S: 18	H: 4 LOB: 2 BB: 1 P: 27	R: 0 E: 0 K: 1 S: 6	H: 0 LOB: 0 BB: 0 P: 9	R: 0 E: 0 K: 0 S: 5	H: 0 LOB: 0 BB: 0 P: 9	1B: 6 2B: 0 3B: 0 HR: 1	SF: 0 SAC: 0 DP: 0 HBP: 0	WP: 0 PB: 0 SB: 0 CS: 1	PA: 34			
PITCHER	IP WLS BF H R ER SO BB IBB HBP BLK WP HR S P ERA WHIP	IP WLS BF H R ER SO BB IBB HBP BLK WP HR S P ERA WHIP	IP WLS BF H R ER SO BB IBB HBP BLK WP HR S P ERA WHIP	IP WLS BF H R ER SO BB IBB HBP BLK WP HR S P ERA WHIP	IP WLS BF H R ER SO BB IBB HBP BLK WP HR S P ERA WHIP	IP WLS BF H R ER SO BB IBB HBP BLK WP HR S P ERA WHIP	IP WLS BF H R ER SO BB IBB HBP BLK WP HR S P ERA WHIP	IP WLS BF H R ER SO BB IBB HBP BLK WP HR S P ERA WHIP	IP WLS BF H R ER SO BB IBB HBP BLK WP HR S P ERA WHIP	IP WLS BF H R ER SO BB IBB HBP BLK WP HR S P ERA WHIP	IP WLS BF H R ER SO BB IBB HBP BLK WP HR S P ERA WHIP	IP WLS BF H R ER SO BB IBB HBP BLK WP HR S P ERA WHIP	IP WLS BF H R ER SO BB IBB HBP BLK WP HR S P ERA WHIP	IP WLS BF H R ER SO BB IBB HBP BLK WP HR S P ERA WHIP	IP WLS BF H R ER SO BB IBB HBP BLK WP HR S P ERA WHIP	IP WLS BF H R ER SO BB IBB HBP BLK WP HR S P ERA WHIP	IP WLS BF H R ER SO BB IBB HBP BLK WP HR S P ERA WHIP						
Rick Helling, R (1, 1) ERA: 4.47	6.2 W 26 6 3 3 4	1.2 H 6 1 0 0 1	0.2 2 0 0 0 0	0.0 0 0 0 0	0.0 0 0 0 0	0.0 0 0 0 0	0.0 0 0 0 0	0.0 0 0 0 0	0.0 0 0 0 0	0.0 0 0 0 0	0.0 0 0 0 0	0.0 0 0 0 0	0.0 0 0 0 0	0.0 0 0 0 0	0.0 0 0 0 0	0.0 0 0 0 0	0.0 0 0 0 0	0.0 0 0 0 0	0.0 0 0 0 0	0.0 0 0 0 0	0.0 0 0 0 0	0.0 0 0 0 0	
Mike Venafro, L (7, 1) ERA: 3.0	1.2 H 6 1 0 0 1	0.2 2 0 0 0 0	0.0 0 0 0 0	0.0 0 0 0 0	0.0 0 0 0 0	0.0 0 0 0 0	0.0 0 0 0 0	0.0 0 0 0 0	0.0 0 0 0 0	0.0 0 0 0 0	0.0 0 0 0 0	0.0 0 0 0 0	0.0 0 0 0 0	0.0 0 0 0 0	0.0 0 0 0 0	0.0 0 0 0 0	0.0 0 0 0 0	0.0 0 0 0 0	0.0 0 0 0 0	0.0 0 0 0 0	0.0 0 0 0 0	0.0 0 0 0 0	
59 Jeff Zimmerman, R (9, 1) ERA: 0.81	0.2 2 0 0 0 0	0.0 0 0 0 0	0.0 0 0 0 0	0.0 0 0 0 0	0.0 0 0 0 0	0.0 0 0 0 0	0.0 0 0 0 0	0.0 0 0 0 0	0.0 0 0 0 0	0.0 0 0 0 0	0.0 0 0 0 0	0.0 0 0 0 0	0.0 0 0 0 0	0.0 0 0 0 0	0.0 0 0 0 0	0.0 0 0 0 0	0.0 0 0 0 0	0.0 0 0 0 0	0.0 0 0 0 0	0.0 0 0 0 0	0.0 0 0 0 0	0.0 0 0 0 0	0.0 0 0 0 0

AB	32
R	3
H	7
RBI	3
BB	2
SO	5
LOB	9



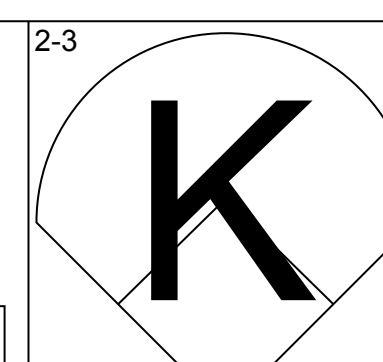
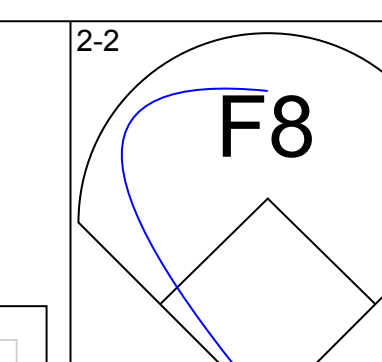
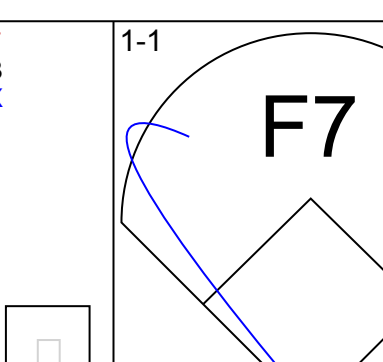
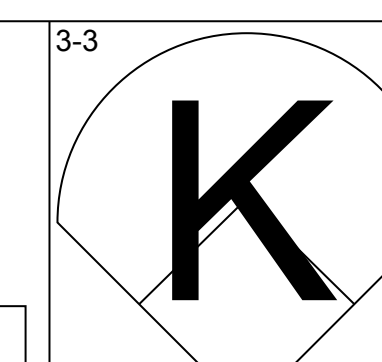
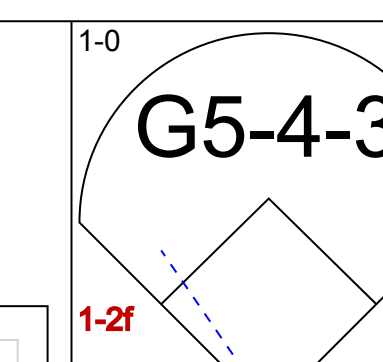
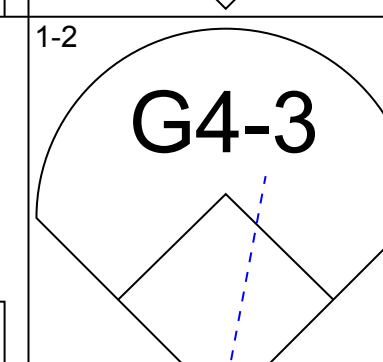
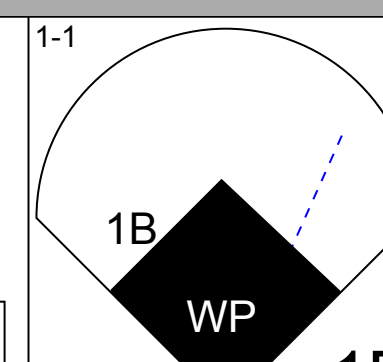
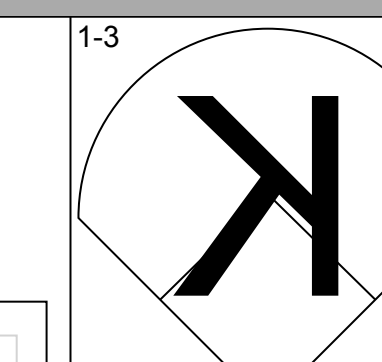
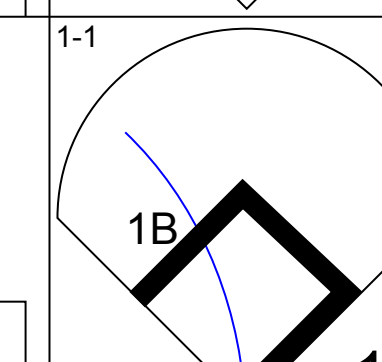
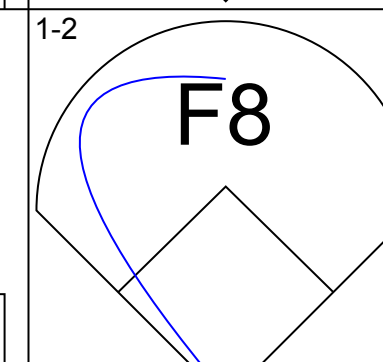
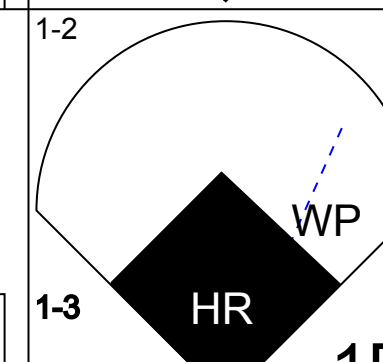
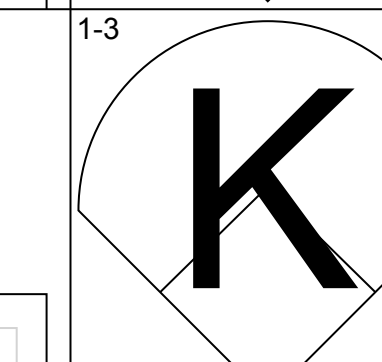
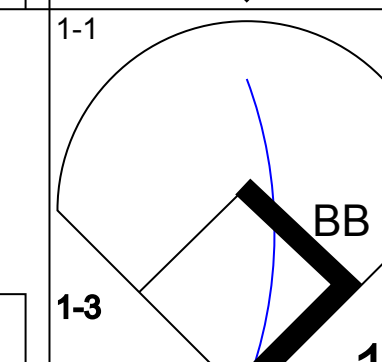
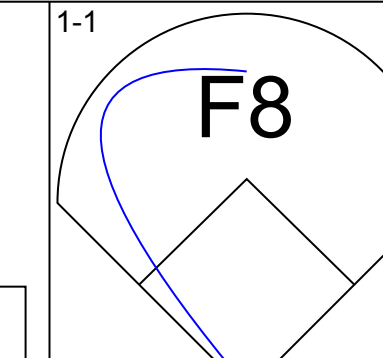
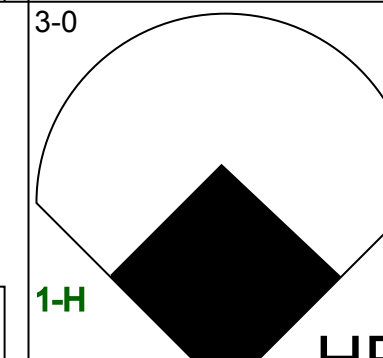
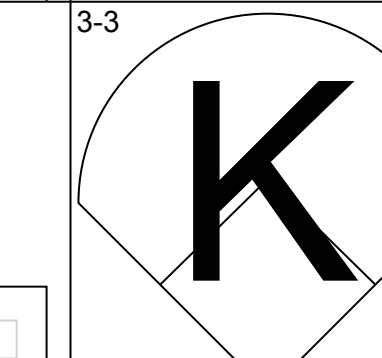
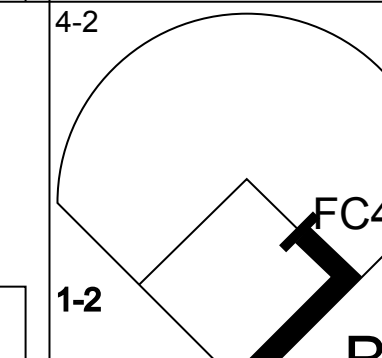
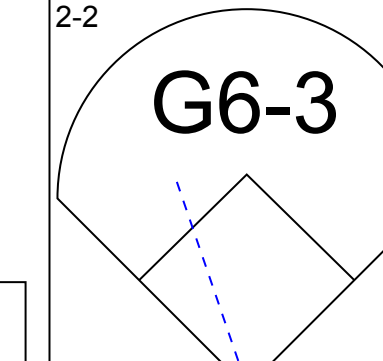
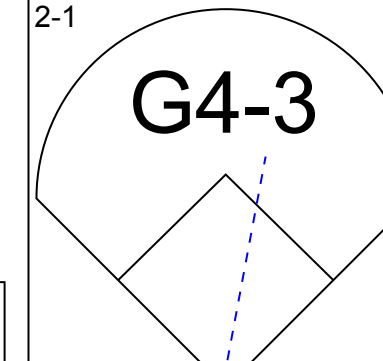
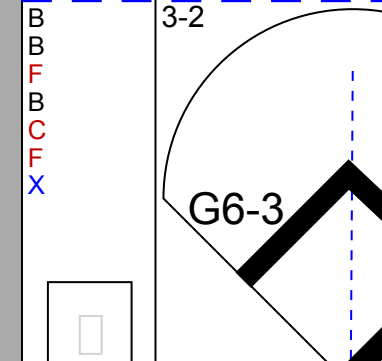
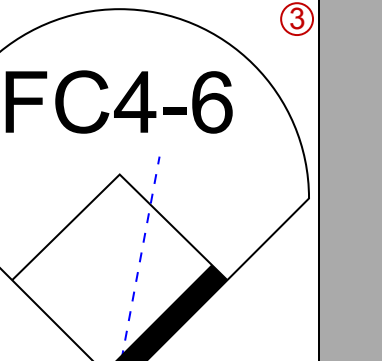
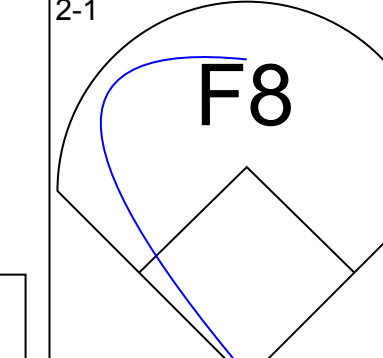
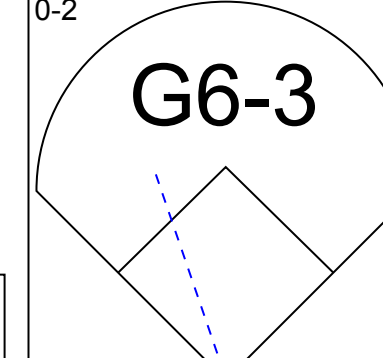
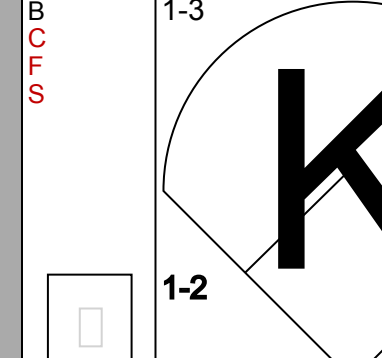
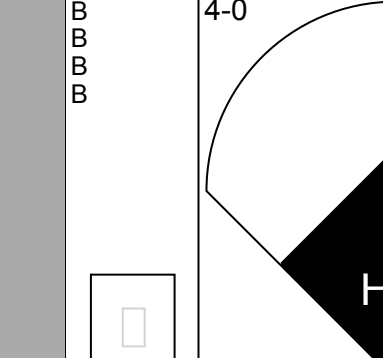
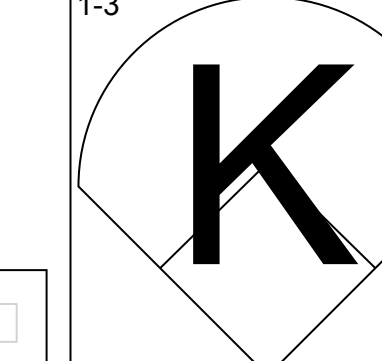
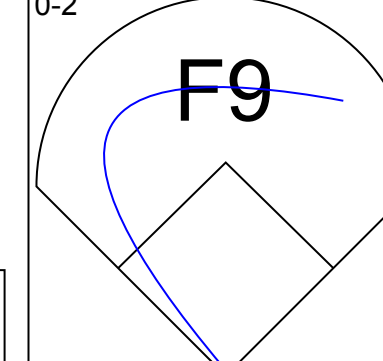
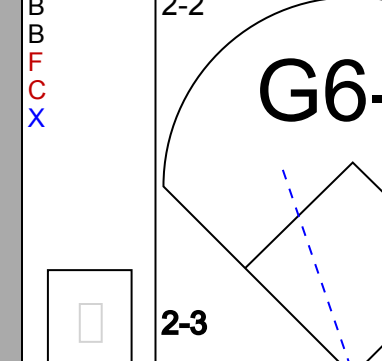
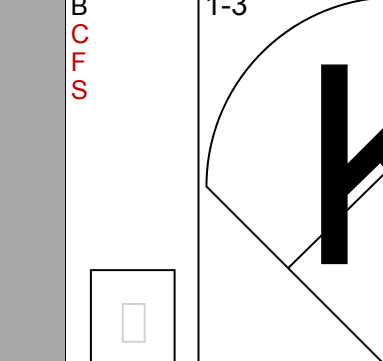
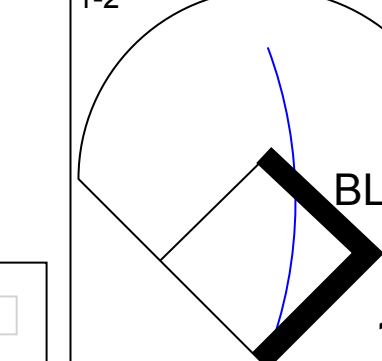
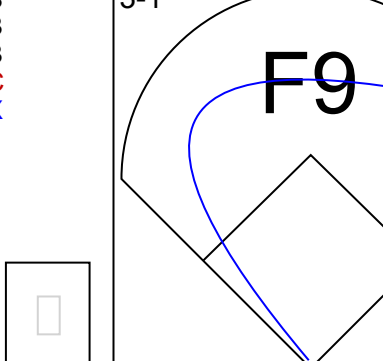
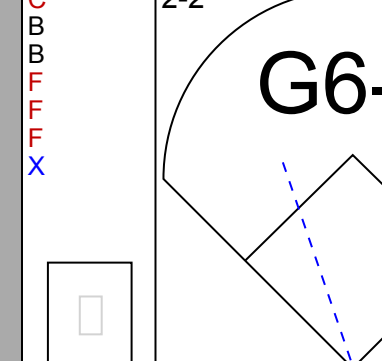
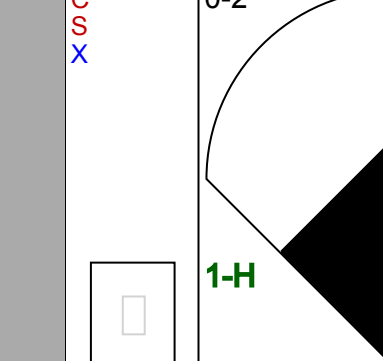
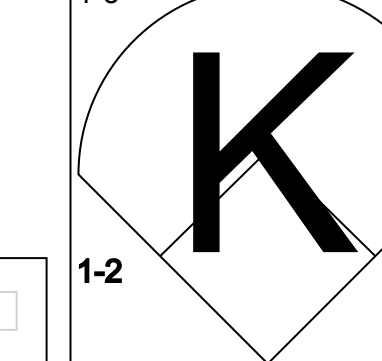
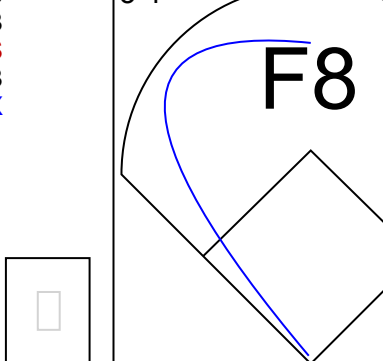
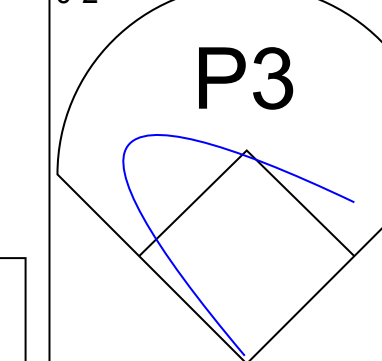
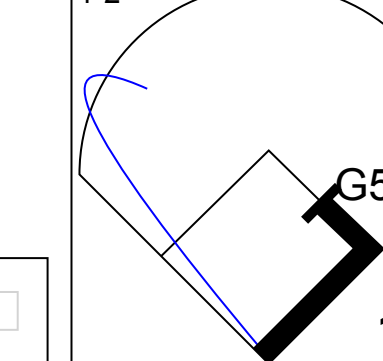
Batter	1	2	3	4	5	6	7	8	9	AB	R	H	RBI	BB	SO	LOB	BOTTOM					
Roberto Kelly, R (1, 9) OBP: 0.373, SLG: 0.443	FC6-4 1B	G6-3		29 1B BB		FC5-4 FC6-4		FC5-4 1B		4	0	2	0	1	0	2	San Francisco Giants @ Texas Rangers The Ballpark at Arlington, Arlington, TX Tue Jul 20 1999, 8:35 PM EDT Att: 33,922 - Cloudy - 89 F					
Ivan Rodriguez, R (1, 2) OBP: 0.330, SLG: 0.485	FC6-4 2B 1B		L6	SF8		FC6-4 2B 1B		FC5-4 2B FC6		4	2	0	2	0	0	4						
29 Rusty Greer, L (1, 7) OBP: 0.389, SLG: 0.439	1B		1B	BB		1B		FC6		3	1	2	0	2	0	1						
Juan Gonzalez, R (1, 10) OBP: 0.360, SLG: 0.593	1B IBB		F8	K		1B		1B		3	0	1	1	1	1	3						
Rafael Palmeiro, L (1, 3) OBP: 0.435, SLG: 0.602	K		1B			K		K		4	0	2	0	0	2	5						
Todd Zeile, R (1, 5) OBP: 0.353, SLG: 0.463	FC6-4 1B		P3			G6-4-3		G6-3		4	0	1	2	0	0	3						
Ruben Mateo, R (1, 8) OBP: 0.275, SLG: 0.500	FC6-4			SH5-3 2B BB		G1-3		G6-3		3	1	0	0	1	0	2						
Luis Alicea, S (1, 4) OBP: 0.306, SLG: 0.223		G5-3		SH5-3		FC5-4 FC6-4 2B		F8		3	1	1	0	0	0	0						
Royce Clayton, R (1, 6) OBP: 0.301, SLG: 0.352		K		WP SF8 2B		FC5-4 BB		FC5-4 1B BB		2	1	1	1	2	1	0						
Inning Stats	R: 2 E: 0 K: 1 S: 14	H: 3 LOB: 2 BB: 1 P: 24	R: 0 E: 0 K: 1 S: 8	H: 0 LOB: 0 BB: 0 P: 13	R: 0 E: 0 K: 0 S: 11	H: 1 LOB: 2 BB: 1 P: 18	R: 2 E: 0 K: 1 S: 17	H: 2 LOB: 2 BB: 2 P: 29	R: 0 E: 0 K: 0 S: 8	H: 1 LOB: 0 BB: 0 P: 12	R: 2 E: 0 K: 1 S: 15	H: 2 LOB: 2 BB: 2 P: 35	R: 0 E: 0 K: 0 S: 7	H: 0 LOB: 0 BB: 0 P: 11	R: 0 E: 0 K: 0 S: 8	H: 1 LOB: 1 BB: 1 P: 13		1B: 7 2B: 3 3B: 0 HR: 0	SF: 1 SAC: 1 DP: 2 HBP: 0	WP: 1 PB: 0 SB: 0 CS: 0	PA: 39	
PITCHER	IP WLS BF H R ER SO BB IBB HBP BLK WP HR S P ERA WHIP	IP WLS BF H R ER SO BB IBB HBP BLK WP HR S P ERA WHIP	IP WLS BF H R ER SO BB IBB HBP BLK WP HR S P ERA WHIP	IP WLS BF H R ER SO BB IBB HBP BLK WP HR S P ERA WHIP	IP WLS BF H R ER SO BB IBB HBP BLK WP HR S P ERA WHIP	IP WLS BF H R ER SO BB IBB HBP BLK WP HR S P ERA WHIP	IP WLS BF H R ER SO BB IBB HBP BLK WP HR S P ERA WHIP	IP WLS BF H R ER SO BB IBB HBP BLK WP HR S P ERA WHIP	IP WLS BF H R ER SO BB IBB HBP BLK WP HR S P ERA WHIP	IP WLS BF H R ER SO BB IBB HBP BLK WP HR S P ERA WHIP	IP WLS BF H R ER SO BB IBB HBP BLK WP HR S P ERA WHIP	IP WLS BF H R ER SO BB IBB HBP BLK WP HR S P ERA WHIP	IP WLS BF H R ER SO BB IBB HBP BLK WP HR S P ERA WHIP	IP WLS BF H R ER SO BB IBB HBP BLK WP HR S P ERA WHIP	IP WLS BF H R ER SO BB IBB HBP BLK WP HR S P ERA WHIP	IP WLS BF H R ER SO BB IBB HBP BLK WP HR S P ERA WHIP						
Shawn Estes, L (1, 1) ERA: 5.37	5.2 L 30 8 6 6 3	2.1 9 2 0 0 1	0.0 0 0 0 0	0.0 0 0 0 0	0.0 0 0 0 0	0.0 0 0 0 0	0.0 0 0 0 0	0.0 0 0 0 0	0.0 0 0 0 0	0.0 0 0 0 0	0.0 0 0 0 0	0.0 0 0 0 0	0.0 0 0 0 0	0.0 0 0 0 0	0.0 0 0 0 0	0.0 0 0 0 0	0.0 0 0 0 0	0.0 0 0 0 0	0.0 0 0 0 0	0.0 0 0 0 0	0.0 0 0 0 0	0.0 0 0 0 0
Jerry Spradlin, R (6, 1) ERA: 4.93	2.1 9 2 0 0 1	0.0 0 0 0 0	0.0 0 0 0 0	0.0 0 0 0 0	0.0 0 0 0 0	0.0 0 0 0 0	0.0 0 0 0 0	0.0 0 0 0 0	0.0 0 0 0 0	0.0 0 0 0 0	0.0 0 0 0 0	0.0 0 0 0 0	0.0 0 0 0 0	0.0 0 0 0 0	0.0 0 0 0 0	0.0 0 0 0 0	0.0 0 0 0 0	0.0 0 0 0 0	0.0 0 0 0 0	0.0 0 0 0 0	0.0 0 0 0 0	0.0 0 0 0 0

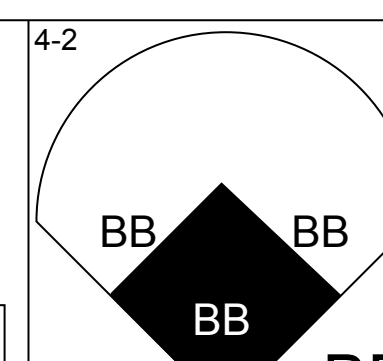
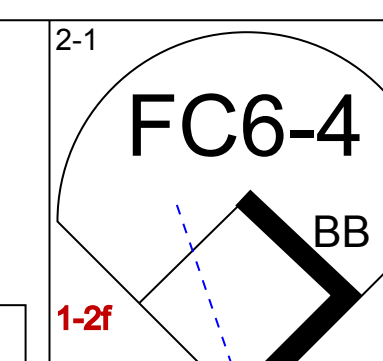
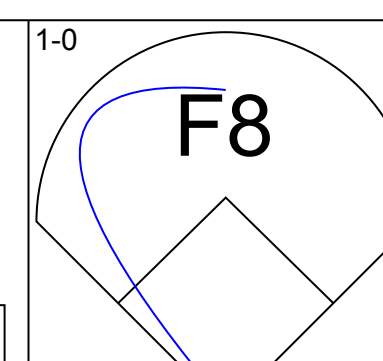
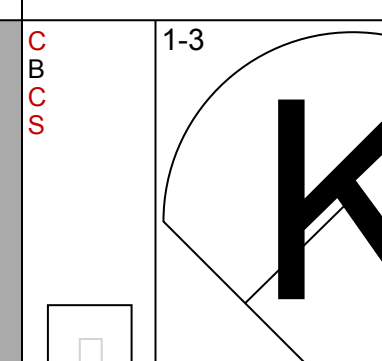
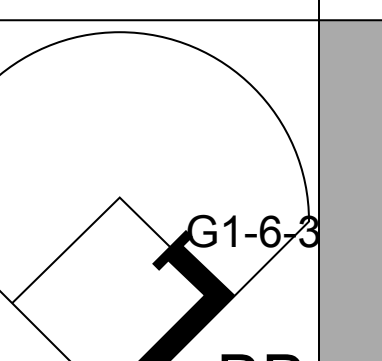
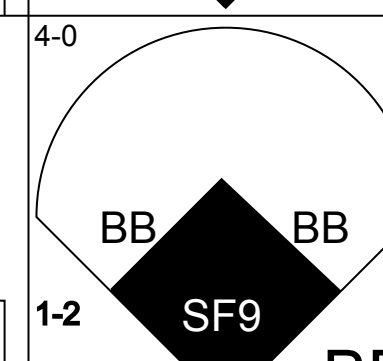
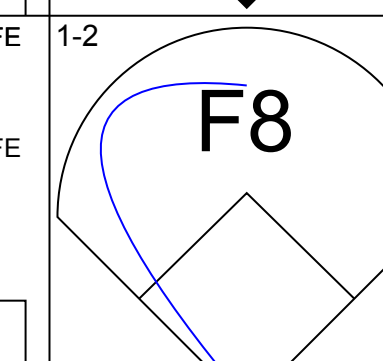
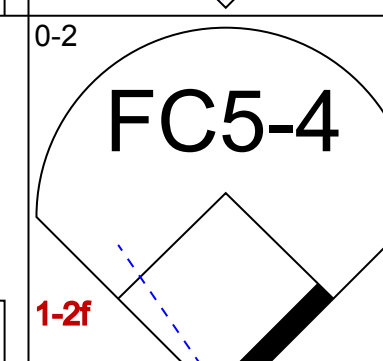
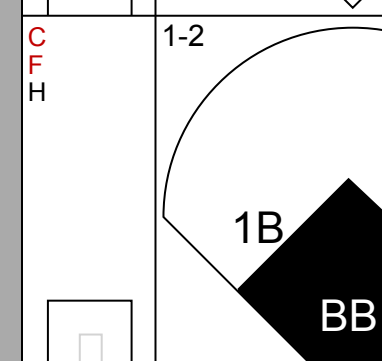
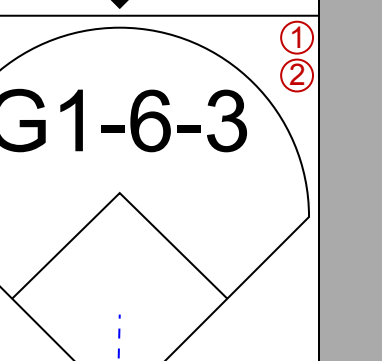
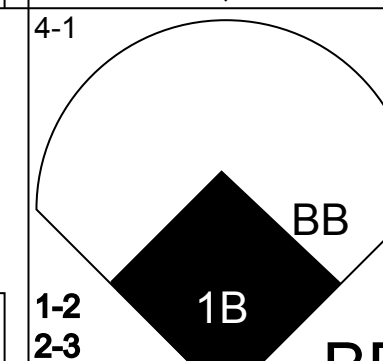
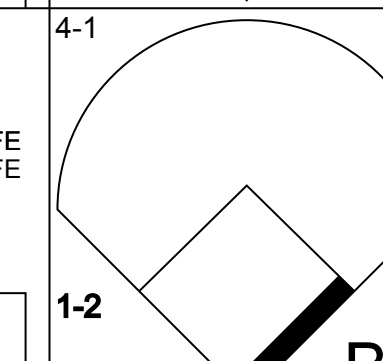
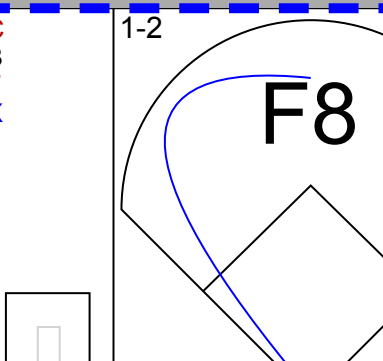
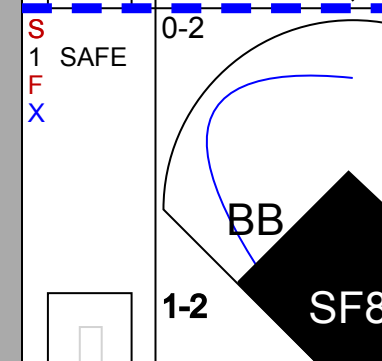
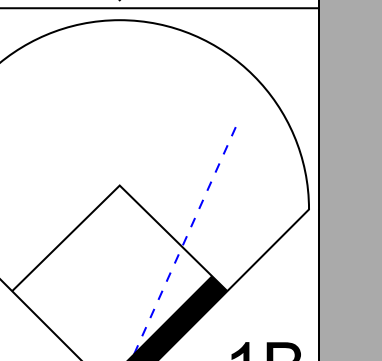
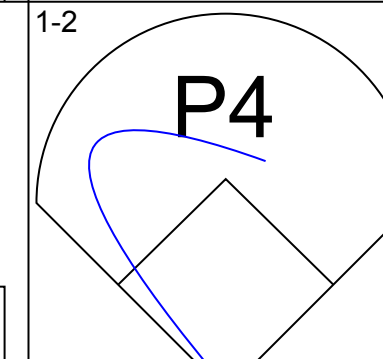
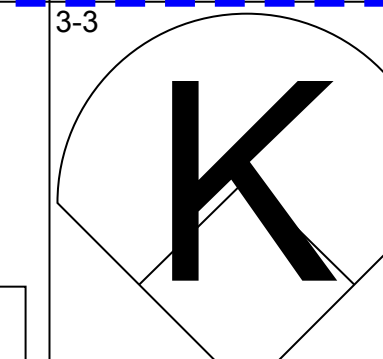
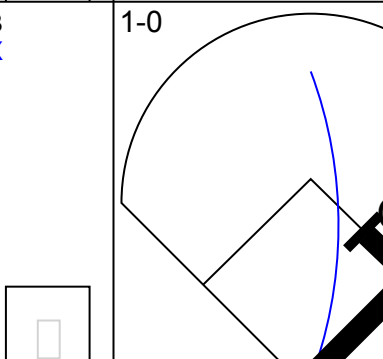
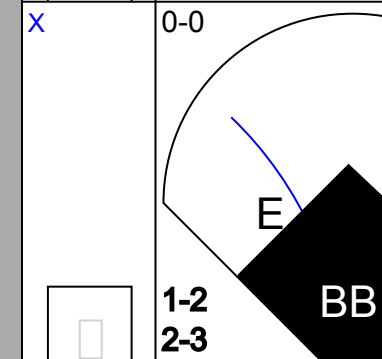
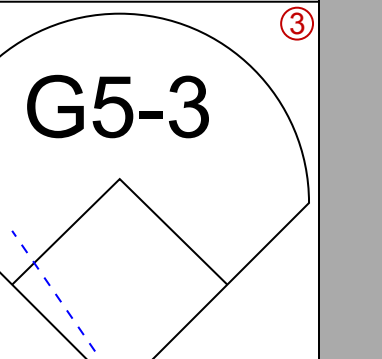
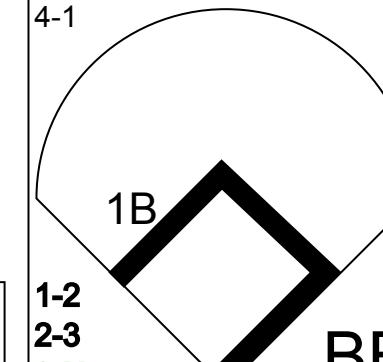
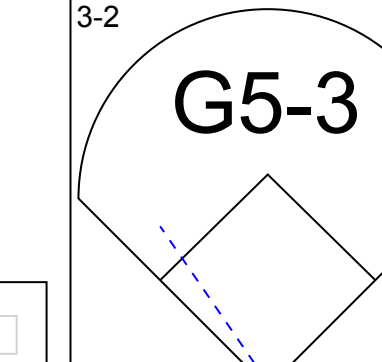
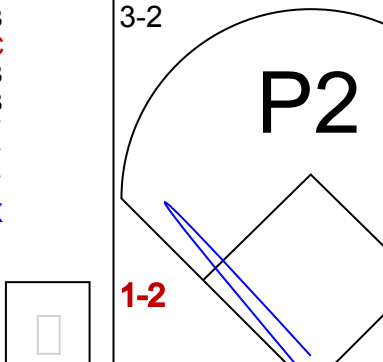
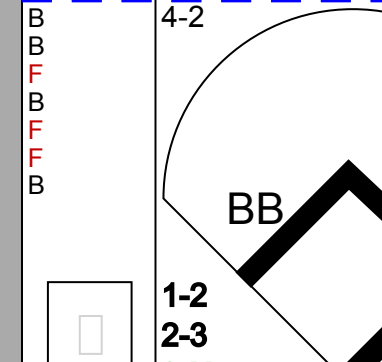
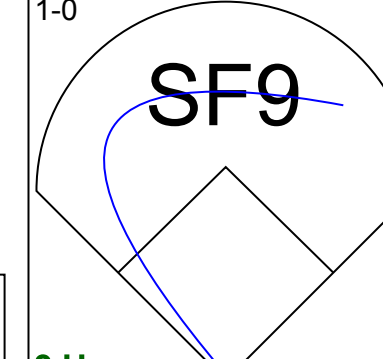
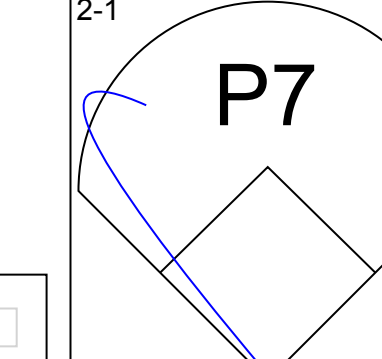
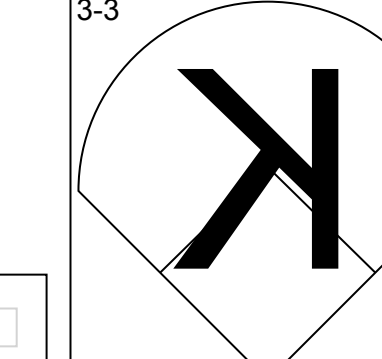
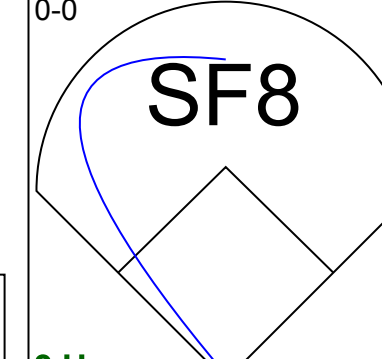
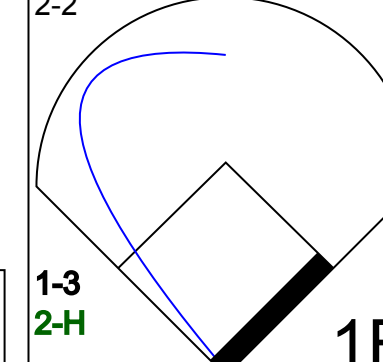
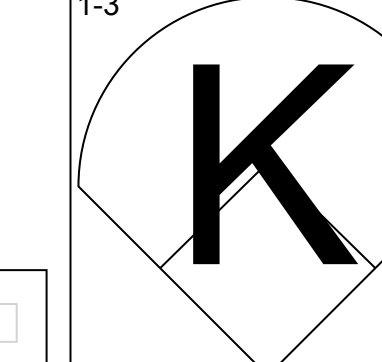
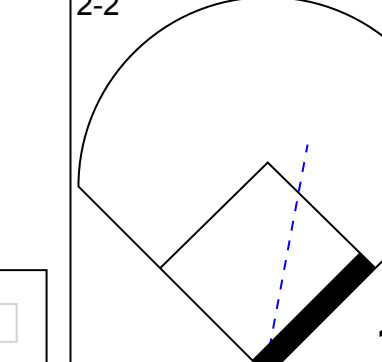
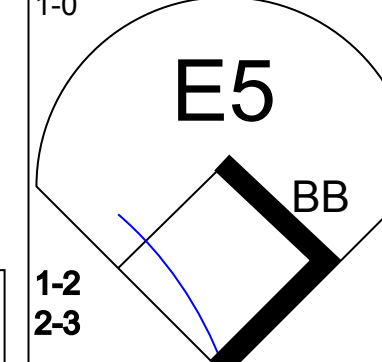
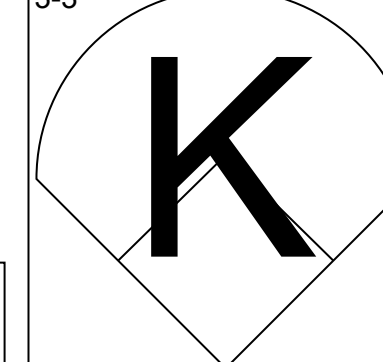
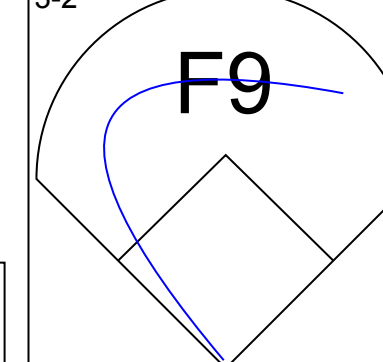
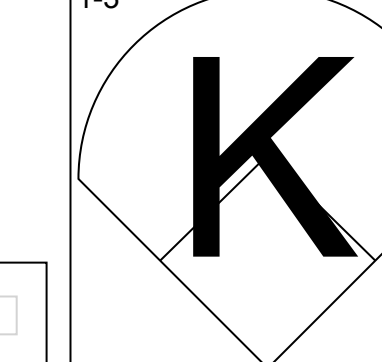
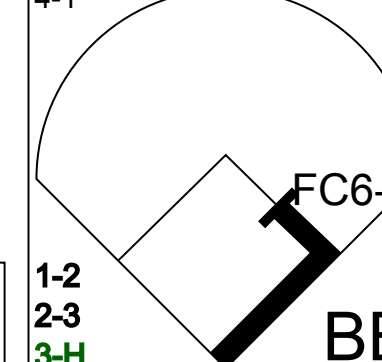
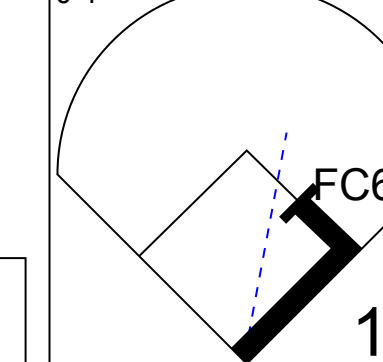
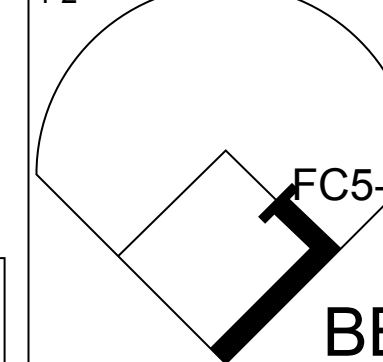
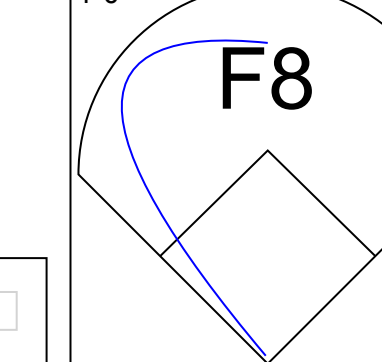
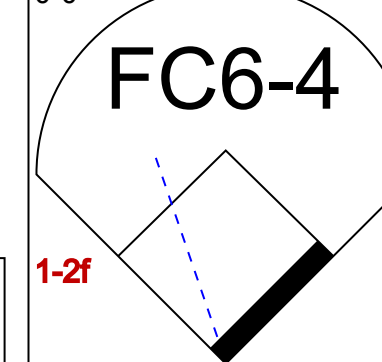
AB	30
R	6
H	10
RBI	6
BB	7
SO	4
LOB	20



Batter	1	2	3	4	5	6	7	8	9	AB	R	H	RBI	BB	SO	LOB	TOP										
Damian Jackson, R OBP: 0.343, SLG: 0.401 (1, 6)	P3	P3					P6		K	4	0	0	0	1	1	3	San Diego Padres @ San Francisco Giants 3Com Park at Candlestick Point, San Francisco, CA Wed Jul 21 1999, 7:05 PM EDT Att: 19,616 - Unknown - 63 F livebaseballscorecards.com										
Eric Owens, R OBP: 0.354, SLG: 0.444 (1, 8) (7, 7)	S		G1-3			P3	K		1B	4	0	1	0	1	1	2											
Reggie Sanders, R OBP: 0.395, SLG: 0.537 (1, 9)	S		L5			K	1B		F7	4	0	1	0	1	1	2											
John Vander Wal, L OBP: 0.394, SLG: 0.491 Ruben Rivera, R OBP: 0.304, SLG: 0.494 (7, PH) (7, 8)	K					G3-1	FC6-4		K	3	0	1	0	0	1	3											
Wally Joyner, L OBP: 0.383, SLG: 0.377 Phil Nevin, R OBP: 0.335, SLG: 0.532 (7, PH) (7, 3) (7, 3)	F7						FC6-4			2	0	0	0	1	0	2											
Carlos Reyes, S (7, 1)										1	0	0	0	0	0	2											
Dave Magadan, L OBP: 0.357, SLG: 0.369 Carlos Almanzar, R George Arias, R OBP: 0.277, SLG: 0.431 (6, 1) (7, 5)		G4-3				G4-3			BB	3	0	0	0	0	1	2											
Carlos Baerga, S OBP: 0.300, SLG: 0.333 (7, 3)		SH1-4				P2			P6	3	0	0	0	1	0	1											
Ben Davis, S OBP: 0.319, SLG: 0.412 (1, 2)		SH1-4					HR		P5	4	1	3	1	0	0	1											
Sterling Hitchcock, L OBP: 0.162, SLG: 0.088 Ed Giovannola, L OBP: 0.333, SLG: 0.271 (1, 1) (6, 5) (7, 4)	SH1-4					G1-6-3	1B		K	1	0	0	0	0	1	1											
Inning Stats	R: 0 E: 0 K: 1 S: 13	H: 0 LOB: 2 BB: 2 P: 27	R: 0 E: 0 K: 0 S: 8	H: 1 LOB: 2 BB: 1 P: 18	R: 0 E: 0 K: 1 S: 15	H: 1 LOB: 2 BB: 1 P: 27	R: 0 E: 0 K: 0 S: 7	H: 1 LOB: 1 BB: 1 P: 12	R: 0 E: 0 K: 1 S: 9	H: 0 LOB: 1 BB: 1 P: 17	R: 0 E: 0 K: 0 S: 7	H: 0 LOB: 0 BB: 0 P: 10	R: 2 E: 0 K: 1 S: 20	H: 3 LOB: 2 BB: 1 P: 34	R: 0 E: 0 K: 1 S: 15	H: 0 LOB: 1 BB: 0 P: 23	R: 0 E: 0 K: 2 S: 14	H: 1 LOB: 1 BB: 0 P: 20	1B: 6 2B: 0 3B: 0 HR: 1	SF: 0 SAC: 1 DP: 1 HBP: 0	WP: 0 PB: 0 SB: 4 CS: 0	PA: 40					
PITCHER	IP	WLS	BF	H	R	ER	SO	BB	IBB	HBP	BLK	WP	HR	S	P	ERA	WHIP										
Russ Ortiz, R ERA: 3.35 (1, 1)	6.1	W	28	4	2	2	3	6	0	0	0	0	1	66	127	2.84	1.579										
Julian Tavarez, R ERA: 5.21 (7, 1)	0.1		2	1	0	0	1	0	0	0	0	0	0	7	10	0.00	3.000										
Alan Embree, L ERA: 3.63 (7, 1)	0.1		2	1	0	0	0	0	0	0	0	0	0	6	8	0.00	3.000										
John Johnstone, R ERA: 1.83 (8, 1)	1.0		4	0	0	0	1	1	0	0	0	0	0	15	23	0.00	1.000										
Robb Nen, R ERA: 3.97 (9, 1)	1.0		4	1	0	0	2	0	0	0	0	0	0	14	20	0.00	1.000										

Batter	1	2	3	4	5	6	7	8	9	AB	R	H	RBI	BB	SO	LOB	BOTTOM										
F.P. Santangelo, S OBP: 0.459, SLG: 0.415 (1, 8)	E					HR				4	2	3	2	1	0	1	San Diego Padres @ San Francisco Giants 3Com Park at Candlestick Point, San Francisco, CA Wed Jul 21 1999, 7:05 PM EDT Att: 19,616 - Unknown - 63 F livebaseballscorecards.com										
Rich Aurilia, R OBP: 0.358, SLG: 0.479 (1, 6)	E					HR			F9	3	2	2	2	2	0	2											
Barry Bonds, L OBP: 0.406, SLG: 0.554 Stan Javier, S OBP: 0.334, SLG: 0.361 (1, 7) (8, 7)	K					HR			F9	3	1	0	0	1	2	4											
Jeff Kent, R OBP: 0.375, SLG: 0.497 Wilson Delgado, S OBP: 0.395, SLG: 0.342 (1, 4) (7, 4)	K					HR			P8	4	1	0	0	0	1	4											
Ellis Burks, R OBP: 0.383, SLG: 0.524 Marvin Benard, L OBP: 0.360, SLG: 0.451 (1, 9) (7, 9)	E8					F8			G5-3	3	1	2	5	0	0	0											
J.T. Snow, L OBP: 0.382, SLG: 0.456 (1, 3)	F7								G6-3	5	1	1	0	0	1	3											
Charlie Hayes, R OBP: 0.279, SLG: 0.264 (1, 5)		G4-3								3	1	1	1	0	1	0											
Scott Servais, R OBP: 0.333, SLG: 0.430 (1, 2)		F9								4	1	2	0	0	1	1											
Russ Ortiz, R ERA: 3.35 (1, 1) Julian Tavarez, R ERA: 5.21 (7, 1) Alan Embree, L ERA: 3.63 (7, 1) Bill Mueller, S OBP: 0.396, SLG: 0.378 John Johnstone, R ERA: 1.83 (8, 1) Robb Nen, R ERA: 3.97 (9, 1)										2	0	0	0	0	1	0											
Inning Stats	R: 1 E: 1 K: 2 S: 22	H: 1 LOB: 2 BB: 2 P: 36	R: 0 E: 0 K: 1 S: 7	H: 0 LOB: 0 BB: 0 P: 12	R: 4 E: 1 K: 1 S: 10	H: 3 LOB: 0 BB: 1 P: 19	R: 0 E: 0 K: 1 S: 7	H: 1 LOB: 2 BB: 1 P: 14	R: 1 E: 0 K: 1 S: 9	H: 2 LOB: 1 BB: 0 P: 17	R: 2 E: 0 K: 0 S: 15	H: 2 LOB: 0 BB: 0 P: 22	R: 2 E: 0 K: 0 S: 15	H: 2 LOB: 2 BB: 1 P: 26	R: 0 E: 0 K: 1 S: 9	H: 1 LOB: 1 BB: 0 P: 12		R: 0 E: 0 K: 1 S: 9	H: 1 LOB: 1 BB: 0 P: 12	1B: 8 2B: 2 3B: 0 HR: 2	SF: 0 SAC: 1 DP: 0 HBP: 1	WP: 0 PB: 0 SB: 1 CS: 0	PA: 42				
PITCHER	IP	WLS	BF	H	R	ER	SO	BB	IBB	HBP	BLK	WP	HR	S	P	ERA	WHIP										
Sterling Hitchcock, L ERA: 4.11 (1, 1)	5.0	L	26	7	6	5	6	4	0	0	0	0	1	55	98	9.00	2.200										
Carlos Almanzar, R ERA: 6.1 (6, 1)	1.2		11	4	4	4	0	1	0	1	0	0	1	27	44	21.60	3.000										
Carlos Reyes, R ERA: 2.96 (7, 1)	1.1		5	1	0	0	1	0	0	0	0	0	0	12	16	0.00	0.750										

Batter	1	2	3	4	5	6	7	8	9	AB	R	H	RBI	BB	SO	LOB	TOP			
Pokey Reese, R OBP: 0.319, SLG: 0.426 (1, 4)										5	0	0	0	0	2	2	Cincinnati Reds @ San Francisco Giants 3Com Park at Candlestick Point, San Francisco, CA Fri Jul 23 1999, 10:35 PM EDT Att: 23,100 - Cloudy - 59 F			
Dmitri Young, S OBP: 0.305, SLG: 0.430 (1, 9)										4	1	2	0	0	1	0				
Sean Casey, L OBP: 0.430, SLG: 0.616 (1, 3)										4	1	2	0	0	1	0				
Greg Vaughn, R OBP: 0.331, SLG: 0.509 (1, 7)										3	1	1	2	1	1	0				
Barry Larkin, R OBP: 0.397, SLG: 0.438 (1, 6)										4	0	1	0	0	0	3				
Aaron Boone, R OBP: 0.337, SLG: 0.441 (1, 5)										3	0	0	0	0	1	1				
Mike Cameron, R OBP: 0.355, SLG: 0.465 (1, 8)										4	0	0	0	0	2	2				
Jason LaRue, R OBP: 0.279, SLG: 0.342 (1, 2)										4	1	2	2	0	0	1				
Steve Avery, L ERA: 5.48 Stan Belinda, R ERA: 4.89 Mark Lewis, R ERA: 4.89 Scott Sullivan, R ERA: 2.48 Dennys Reyes, L ERA: 1.82 Danny Graves, R ERA: 3.54 Chris Hayes, R ERA: 1.82 Hal Motley, L ERA: 3.54 Robb Nen, R ERA: 4.27										0	0	0	0	0	0	0				
Inning Stats	R: 0 E: 0 K: 1 S: 9	H: 0 LOB: 0 BB: 0 P: 13	R: 0 E: 0 K: 0 S: 8	H: 0 LOB: 0 BB: 0 P: 13	R: 0 E: 0 K: 2 S: 13	H: 1 LOB: 1 BB: 0 P: 18	R: 3 E: 0 K: 0 S: 19	H: 3 LOB: 0 BB: 0 P: 26	R: 0 E: 0 K: 0 S: 6	H: 0 LOB: 0 BB: 0 P: 16	R: 0 E: 0 K: 1 S: 15	H: 1 LOB: 1 BB: 0 P: 23	R: 0 E: 0 K: 1 S: 15	H: 2 LOB: 3 BB: 1 P: 24	R: 2 E: 0 K: 1 S: 11	H: 2 LOB: 0 BB: 1 P: 18		1B: 7 2B: 0 3B: 0 HR: 2	SF: 0 SAC: 0 DP: 1 HBP: 0	WP: 1 PB: 0 SB: 1 CS: 0
PITCHER	IP	WLS	BF	H	R	ER	SO	BB	IBB	HBP	BLK	WP	HR	S	P	ERA	WHIP			
Chris Brock, R ERA: 5.48 Jerry Spradlin, R ERA: 4.89 John Johnstone, R ERA: 1.71 Robb Nen, R ERA: 4.27	6.0		22	4	3	3	6	0	0	0	1	1	1	66	99	4.50	0.667			
	1.0	W	4	1	0	0	1	0	0	0	0	0	0	15	23	0.00	1.000			
	1.0	H	6	2	0	0	1	1	0	0	0	0	0	15	24	0.00	3.000			
	1.0	S	5	2	2	2	1	1	0	0	0	0	1	11	18	18.00	3.000			

Batter	1	2	3	4	5	6	7	8	9	AB	R	H	RBI	BB	SO	LOB	BOTTOM			
F.P. Santangelo, S OBP: 0.458, SLG: 0.407 (1, 8)										3	1	0	0	2	1	2	Cincinnati Reds @ San Francisco Giants 3Com Park at Candlestick Point, San Francisco, CA Fri Jul 23 1999, 10:35 PM EDT Att: 23,100 - Cloudy - 59 F			
Rich Aurilia, R OBP: 0.355, SLG: 0.469 (1, 6)										3	2	0	0	1	0	3				
Barry Bonds, L OBP: 0.408, SLG: 0.541 (1, 7)										3	2	2	0	2	0	0				
Jeff Kent, R OBP: 0.374, SLG: 0.492 (1, 4)										5	1	2	0	0	1	6				
Ellis Burks, R OBP: 0.379, SLG: 0.511 Marvin Benard, L OBP: 0.363, SLG: 0.468 (9, 9)										2	0	0	2	2	0	1				
J.T. Snow, L OBP: 0.377, SLG: 0.451 (1, 3)										2	0	0	2	0	1	0				
Charlie Hayes, R OBP: 0.263, SLG: 0.200 Stan Javier, S OBP: 0.336, SLG: 0.360 Jerry Spradlin, S OBP: 0.392, SLG: 0.335 (8, 5)										4	0	2	1	0	1	2				
Scott Servais, R OBP: 0.336, SLG: 0.425 (1, 2)										3	0	0	1	1	2	3				
Chris Brock, R OBP: 0.263, SLG: 0.200 Stan Javier, S OBP: 0.336, SLG: 0.360 Jerry Spradlin, S OBP: 0.392, SLG: 0.335 (8, 5)										1	0	1	0	1	0	0				
Inning Stats	R: 3 E: 0 K: 1 S: 16	H: 1 LOB: 2 BB: 4 P: 39	R: 0 E: 0 K: 1 S: 15	H: 1 LOB: 1 BB: 1 P: 25	R: 0 E: 0 K: 1 S: 8	H: 0 LOB: 0 BB: 0 P: 14	R: 0 E: 0 K: 0 S: 9	H: 0 LOB: 1 BB: 1 P: 17	R: 0 E: 0 K: 2 S: 13	H: 1 LOB: 0 BB: 0 P: 20	R: 3 E: 1 K: 1 S: 16	H: 2 LOB: 3 BB: 2 P: 27	R: 0 E: 0 K: 0 S: 9	H: 1 LOB: 1 BB: 1 P: 16	1B: 7 2B: 0 3B: 0 HR: 0	SF: 2 SAC: 0 DP: 1 HBP: 1		WP: 0 PB: 0 SB: 0 CS: 1	PA: 40	
PITCHER	IP	WLS	BF	H	R	ER	SO	BB	IBB	HBP	BLK	WP	HR	S	P	ERA	WHIP			
Steve Avery, L ERA: 5.16 Stan Belinda, R ERA: 5.79 Scott Sullivan, R ERA: 2.48 Dennys Reyes, L ERA: 1.82 Danny Graves, R ERA: 3.54	1.2		12	2	3	3	1	5	0	0	0	0	0	23	40	0.00	0.429			
	2.1		8	0	0	0	2	1	0	0	0	0	0	27	41	3.86	0.857			
	0.0	L	9	2	1	1	3	0	0	0	0	0	0	4	4	∞	∞			
	1.2		9	1	2	1	0	3	0	0	0	0	0	16	32	5.40	2.400			



Batter	1	2	3	4	5	6	7	8	9	10	11	12	13	14	AB	R	H	RBI	BB	SO	LOB	TOP					
Pokoy Reese, R OBP: 0.315, SLG: 0.427 (1, 4)	1-1 FC5-4 1B		0-3 K			3-2 HR		3-2 G6-3		0-3 K		0-0 P3			6	1	2	1	0	2	1						
Jeffrey Hammonds, R OBP: 0.301, SLG: 0.439 (1, 9)	2-2 FC5-4 1-2			1-1 G5-3		0-1 E4 G3-6-3		3-2 2B		0-3 K		0-0 F9			6	0	1	0	0	1	2						
Sean Casey, L OBP: 0.425, SLG: 0.603 (1, 3)	0-3 K			2-3 K		0-0 G3-6-3		3-2 G3-1		4-0 BB BB				0-0 G4-3	5	0	0	0	1	2	3						
Greg Vaughn, R OBP: 0.329, SLG: 0.497 Stan Belinda, R (1, 7)	2-1 G1			2-3 K		4-1 BB				0-3 K		4-0 FC6-4 BB		0-3 K	4	0	0	0	2	3	1						
Barry Larkin, R OBP: 0.394, SLG: 0.430 (1, 6)		3-2 G5-3				2-3 BB				0-0 FC6-4 1B BB		1-2 FC6-4 BB		0-0 F9	4	0	0	0	2	1	5						
Aaron Boone, R OBP: 0.333, SLG: 0.434 (1, 5)		2-1 F8				0-0 P4		3-2 P7		1-1 FC6-4 1B				0-0 G5-3	6	0	1	0	0	1	1						
Mike Cameron, R OBP: 0.346, SLG: 0.452 (1, 8)		0-0 G6-3				0-1 L8		3-2 G6-3		1-1 FC6-4 S				0-0 B1-3	6	0	0	0	0	1	3						
Jason LaRue, R OBP: 0.285, SLG: 0.362 Dmitry Young, S OBP: 0.241, SLG: 0.431 Danny Gutierrez, R OBP: 0.241, SLG: 0.362 Hal Morris, L OBP: 0.241, SLG: 0.362 Scott Williamson, R OBP: 0.241, SLG: 0.362 Michael Tucker, R OBP: 0.241, SLG: 0.362 (1, 2)			1-3 K			1-3 K		2-3 K		1-2 F7				0-0 F9	3	0	0	0	0	3	1						
Steve Parris, R OBP: 0.241, SLG: 0.362 Mark Lewis, R OBP: 0.241, SLG: 0.362 Chris Stevens, R OBP: 0.241, SLG: 0.362 Scott Sullivan, R OBP: 0.241, SLG: 0.362 Dennis Reyes, R OBP: 0.241, SLG: 0.362 Eddie Taubensee, L OBP: 0.241, SLG: 0.362 (1, 3)			0-2 G4-3			0-0 G5-3		2-2 F7		4-0 BB BB				0-0 P5	1	0	0	0	0	0	0						
Inning Stats	R: 0 E: 0 K: 10 S: 10	H: 1 LOB: 1 BB: 0 P: 15	R: 0 E: 0 K: 10 S: 6	H: 0 LOB: 0 BB: 0 P: 11	R: 0 E: 0 K: 2 S: 10	H: 0 LOB: 0 BB: 0 P: 11	R: 0 E: 0 K: 2 S: 9	H: 0 LOB: 0 BB: 1 P: 14	R: 0 E: 0 K: 1 S: 6	H: 0 LOB: 0 BB: 1 P: 11	R: 0 E: 0 K: 1 S: 14	H: 1 LOB: 1 BB: 0 P: 19	R: 0 E: 0 K: 1 S: 12	H: 1 LOB: 1 BB: 0 P: 23	R: 0 E: 0 K: 1 S: 7	H: 0 LOB: 3 BB: 3 P: 19	R: 0 E: 0 K: 1 S: 5	H: 0 LOB: 0 BB: 0 P: 5	R: 0 E: 0 K: 1 S: 5	H: 0 LOB: 0 BB: 0 P: 5	R: 0 E: 0 K: 1 S: 6	H: 1 LOB: 0 BB: 0 P: 6	1B: 2 2B: 1 3B: 0 HR: 2	SF: 0 SAC: 0 DP: 0 HBP: 0	WP: 0 PB: 0 SB: 1 CS: 0	PA: 54	
PITCHER	IP 8.0	WLS 30	BF 30	H 3	R 1	ER 1	SO 6	BB 2	IBB 0	HBP 0	BLK 0	WP 0	HR 1	S 78	P 127	ERA 1.12	WHIP 0.625										
Shawn Estes, L ERA: 5.09											Robb Nen, R ERA: 4.47																
Julian Tavarez, R ERA: 4.93	0.2	4	1	0	0	1	1	0	0	0	0	0	0	9	15	0.00	3.000										
Alan Embree, L ERA: 3.53	1.0	5	0	0	0	2	2	0	0	0	0	0	0	9	18	0.00	2.000										
Jerry Spradlin, R ERA: 4.62	0.1	2	0	0	0	0	1	0	0	0	0	0	0	1	5	0.00	3.000										
John Johnstone, R ERA: 1.81	3.0	9	0	0	0	2	0	0	0	0	0	0	0	13	13	0.00	0.000										

Cincinnati Reds @ San Francisco Giants
3Com Park at Candlestick Point, San Francisco, CA

Sun Jul 25 1999, 4:05 PM EDT
Att: 34,452 - Cloudy - 64 F

livebaseballscorecards.com

AB 48
R 2
H 5
RBI 2
BB 6
SO 14
LOB 19

REDS

WP: 0 PA: 54
PB: 0
SB: 1
CS: 0

Batter	1	2	3	4	5	6	7	8	9	10	11	12	13	14	AB	R	H	RBI	BB	SO	LOB	BOTTOM					
Marvin Benard, L OBP: 0.366, SLG: 0.478 (1, 8)	2-1 G4-3		0-0 G1-3		1-2 P1			3-1 FC4-6 HBP		0-0 1B			0-0 P5		5	0	1	0	0	0	1						
Bill Mueller, S OBP: 0.384, SLG: 0.329 (1, 5)	2-2 F8			1-0 BB 1B		0-0 P3		4-2 FC4-6 BB 1-2 2-3		0-0 G6-3			0-3 K		6	1	1	0	0	1	3						
Barry Bonds, L OBP: 0.405, SLG: 0.520 (1, 7)	0-0 F8			0-3 SAFE K		1-3 K		4-2 BB 1-2 BB						0-0 G4-3	5	0	0	0	1	2	1						
J.T. Snow, L OBP: 0.375, SLG: 0.443 (1, 3)		4-2 BB G5-4-3		4-1 SAFE SAFE SAFE BB		1-2 BB		2-3 K						0-0 G4-3	4	0	0	0	2	1	3						
Stan Javier, S OBP: 0.331, SLG: 0.358 (1, 9)		0-1 F8		0-0 BB		1-3 2-H 2B		1-2 P4		1-2 P4				0-0 G4-3	6	0	1	1	0	1	1						
Rich Aurilia, R OBP: 0.349, SLG: 0.459 (1, 6)		2-2 G5-4-3 1-2		0-1 P6		1-0 P3		1-0 P3		0-1 G1-3				0-0 F9	5	0	0	0	0	0	3						
Brent Mayne, L OBP: 0.363, SLG: 0.396 (1, 2)				1-0 G3-1		3-2 F7		2-2 CS 1B		1-1 G4-3				0-0 K	5	0	1	0	0	1	2						
Wilson Delgado, S OBP: 0.354, SLG: 0.302 (1, 4)				2-2 E4 S		2-1 G6-3		1-2 CS		0-1 P6				0-0 G5-3	5	0	0	0	0	0	0						
Brian Eaton, R OBP: 0.241, SLG: 0.362 Steve Parris, R OBP: 0.241, SLG: 0.362 F.P. Heffington, R OBP: 0.241, SLG: 0.362 Alan Embree, L OBP: 0.241, SLG: 0.362 Scott Sullivan, R OBP: 0.241, SLG: 0.362 Charlie Hayes, R OBP: 0.241, SLG: 0.362 John Johnstone, R OBP: 0.241, SLG: 0.362 Jeff Kent, R OBP: 0.241, SLG: 0.362 Robb Nen, R OBP: 0.241, SLG: 0.362 (1, 1)			1-3 K		0-0 B1-3			1-0 FC4-6 HBP HBP		0-3 K			0-0 F8	2	0	0	0	0	1	1							
Inning Stats	R: 0 E: 0 K: 0 S: 6	H: 0 LOB: 0 BB: 0 P: 10	R: 0 E: 0 K: 0 S: 7	H: 0 LOB: 1 BB: 1 P: 13	R: 0 E: 1 K: 1 S: 9	H: 0 LOB: 1 BB: 0 P: 13	R: 1 E: 0 K: 1 S: 12	H: 2 LOB: 2 BB: 1 P: 20	R: 0 E: 0 K: 0 S: 6	H: 0 LOB: 0 BB: 0 P: 8	R: 0 E: 0 K: 1 S: 11	H: 1 LOB: 0 BB: 0 P: 16	R: 0 E: 0 K: 0 S: 7	H: 0 LOB: 1 BB: 0 P: 6	R: 0 E: 0 K: 0 S: 3	H: 0 LOB: 0 BB: 0 P: 3	R: 0 E: 0 K: 1 S: 5	H: 0 LOB: 0 BB: 0 P: 5	R: 0 E: 0 K: 1 S: 5	H: 0 LOB: 0 BB: 0 P: 5	R: 0 E: 0 K: 1 S: 5	H: 0 LOB: 0 BB: 0 P: 5	1B: 3 2B: 1 3B: 0 HR: 0	SF: 0 SAC: 0 DP: 1 HBP: 2	WP: 0 PB: 0 SB: 1 CS: 1	PA: 51	
PITCHER	IP 5.0	WLS 19	BF 2	H 2	R 1	ER 1	SO 2	BB 2	IBB 0	HBP 0	BLK 0	WP 0	HR 0	S 40	P 65	ERA 1.80	WHIP 0.800										
Steve Parris, R ERA: 3.45											Scott Williamson, R ERA: 1.75																
Gabe White, L ERA: 3.59	2.0	6	1	0	0	1	0	0	0	0	0	0	0	17	24	0.00	0.500										
Scott Sullivan, R ERA: 2.45	0.2	4	0	0	0	0	0	0	2	0	0	0	0	5	9	0.00	0.000										
Dennis Reyes, L ERA: 2.01	0.1	2	0	0	0	0	1	1	0	0	0	0	0	5	11	0.00	3.000										
Danny Graves, R ERA: 3.41	2.0	7	1	0	0	1	0	0	0	0	0	0	0	13	15	0.00	0.500										

Cincinnati Reds @ San Francisco Giants
3Com Park at Candlestick Point, San Francisco, CA

Sun Jul 25 1999, 4:05 PM EDT
Att: 34,452 - Cloudy - 64 F

livebaseballscorecards.com

AB 45
R 1
H 4
RBI 1
BB 3
SO 8
LOB 15

GIANTS

WP: 0 PA: 51
PB: 0
SB: 1
CS: 1

Batter	1	2	3	4	5	6	7	8	9	AB	R	H	RBI	BB	SO	LOB	TOP				
Darren Bragg, L OBP: 0.372, SLG: 0.386 (1, 9)	G4-3 ①		K ②		K ③			K ④		4	0	0	0	0	3	0	St. Louis Cardinals @ San Francisco Giants 3Com Park at Candlestick Point, San Francisco, CA Tue Jul 27 1999, 4:05 PM EDT Att: 26,338 - Cloudy - 61 F livebaseballscorecards.com				
Joe McEwing, R OBP: 0.356, SLG: 0.423 (1, 8)	F7 ②		2B ①			L1 ①		G3-1 1B ①	4	0	2	0	0	0	0	0					
Mark McGwire, R OBP: 0.415, SLG: 0.648 (1, 3)	HR ①		IBB ③			P4 ②		K ①	3	1	1	1	1	1	1	1					
Fernando Tatis, R OBP: 0.397, SLG: 0.551 (1, 5)	1B ③		K ③			P2 ③		G3-1 ②	4	0	1	0	0	1	3	0					
Edgar Renteria, R OBP: 0.344, SLG: 0.410 (1, 6)	K ③			P7 ①			K ①	G6-3 ③	4	0	0	0	0	2	2	0					
Shawn Dunston, R OBP: 0.327, SLG: 0.472 (1, 7)		E6 CS ①		F9 ②			G6-3 ②		3	0	0	0	0	0	0	0					
David Howard, S OBP: 0.276, SLG: 0.278 (1, 4)		G3 ①		L7 ③			F7 ③		3	0	0	0	0	0	1	0					
Eli Marrero, R OBP: 0.246, SLG: 0.328 (8, PH)					P5 ①			K ①	2	0	0	0	0	1	0	0					
Ray Lankford, L OBP: 0.392, SLG: 0.516 (8, PH)									1	0	0	0	0	1	0	0					
Manny Aybar, R OBP: 0.091, SLG: 0.091 (8, 1)									0	0	0	0	0	0	0	0					
Lance Painter, L (8, 1)									0	0	0	0	0	0	0	0					
Kent Bottenfield, R OBP: 0.163, SLG: 0.233 (8, PH)									2	0	0	0	0	2	0	0					
Alberto Castillo, R OBP: 0.325, SLG: 0.331 (8, 2)								F9 ②	1	0	0	0	0	0	0	0					
Inning Stats	R: 1 E: 0 K: 1 S: 12	H: 2 LOB: 1 BB: 0 P: 18	R: 0 E: 1 K: 1 S: 6	H: 0 LOB: 0 BB: 0 P: 11	R: 0 E: 0 K: 3 S: 15	H: 1 LOB: 2 BB: 1 P: 25	R: 0 E: 0 K: 0 S: 5	H: 0 LOB: 0 BB: 0 P: 9	R: 0 E: 0 K: 2 S: 11	H: 0 LOB: 0 BB: 0 P: 14	R: 0 E: 0 K: 1 S: 9	H: 0 LOB: 0 BB: 0 P: 14	R: 0 E: 0 K: 2 S: 11	H: 0 LOB: 0 BB: 0 P: 16	R: 0 E: 0 K: 1 S: 9	H: 1 LOB: 1 BB: 0 P: 13	1B: 2 2B: 1 3B: 0 HR: 1	SF: 0 SAC: 0 DP: 0 HBP: 0	WP: 0 PB: 0 SB: 1 CS: 1	PA: 32	
PITCHER	IP	WLS	BF	H	R	ER	SO	BB	IBB	HBP	BLK	WP	HR	S	P	ERA	WHIP				
Kirk Rueter, L ERA: 5.21 (1, 1)	8.0	W	28	3	1	1	10	0	1	0	0	0	1	75	117	1.12	0.375				
John Johnstone, R ERA: 1.59 (9, 1)	1.0	S	4	1	0	0	1	0	0	0	0	0	0	9	13	0.00	1.000				

Batter	1	2	3	4	5	6	7	8	9	AB	R	H	RBI	BB	SO	LOB	BOTTOM				
Marvin Benard, L OBP: 0.365, SLG: 0.471 (1, 8)	K ①		K ③			G3 1B BB ①		G3 G6-3 1B ①	3	1	1	0	1	2	0	0	St. Louis Cardinals @ San Francisco Giants 3Com Park at Candlestick Point, San Francisco, CA Tue Jul 27 1999, 4:05 PM EDT Att: 26,338 - Cloudy - 61 F livebaseballscorecards.com				
Bill Mueller, S OBP: 0.390, SLG: 0.335 (1, 5)	L4-3 1B ①					F7 ①		G6-3 ①	4	0	2	0	0	0	3	0					
Charlie Hayes, R OBP: 0.266, SLG: 0.266 (8, PH)	L4-3 ②					F9 ①		G3 ②	3	0	1	0	0	0	2	0					
J.T. Snow, L OBP: 0.374, SLG: 0.439 (9, 3)	L4-3 ③					F9 ②		G3 ③	1	0	0	0	0	0	1	0					
Barry Bonds, L OBP: 0.402, SLG: 0.534 (1, 7)		K ①				G3 ②		G4-3 ③	4	0	0	1	0	1	4	0					
Ellis Burks, R OBP: 0.386, SLG: 0.541 (1, 9)						G4-3 ③			3	0	2	1	0	0	1	0					
Brent Mayne, L OBP: 0.387, SLG: 0.414 (1, 2)						G4-3 ③			3	0	0	2	1	0	0	1					
Rich Aurilia, R OBP: 0.346, SLG: 0.455 (1, 6)						K ①		F8 ①	3	0	0	0	0	1	1	0					
F.P. Santangelo, S ERA: 3.98 (1, 4)						G4-3 ②			3	0	0	0	0	0	0	0					
Wilson Delgado, S OBP: 0.340, SLG: 0.292 (9, 4)						F7 ③			0	0	0	0	0	0	0	0					
Kirk Rueter, L OBP: 0.216, SLG: 0.229 (9, 1)						F7 ②			3	1	1	0	0	0	0	0					
John Johnstone, R (9, 1)						F7 ③			0	0	0	0	0	0	0	0					
Inning Stats	R: 0 E: 0 K: 1 S: 9	H: 1 LOB: 0 BB: 0 P: 15	R: 0 E: 0 K: 2 S: 11	H: 1 LOB: 0 BB: 0 P: 16	R: 0 E: 0 K: 1 S: 5	H: 0 LOB: 0 BB: 0 P: 6	R: 0 E: 0 K: 0 S: 8	H: 1 LOB: 1 BB: 0 P: 10	R: 0 E: 0 K: 1 S: 5	H: 0 LOB: 0 BB: 0 P: 7	R: 2 E: 0 K: 0 S: 16	H: 3 LOB: 2 BB: 1 P: 31	R: 0 E: 0 K: 0 S: 5	H: 0 LOB: 0 BB: 0 P: 5	R: 0 E: 0 K: 0 S: 7	H: 1 LOB: 1 BB: 0 P: 10	1B: 6 2B: 2 3B: 0 HR: 0	SF: 0 SAC: 0 DP: 1 HBP: 0	WP: 0 PB: 0 SB: 0 CS: 0	PA: 31	
PITCHER	IP	WLS	BF	H	R	ER	SO	BB	IBB	HBP	BLK	WP	HR	S	P	ERA	WHIP				
Kent Bottenfield, R ERA: 3.98 (1, 1)	7.0	L	27	6	2	2	5	1	0	0	0	0	0	59	90	2.57	1.000				
Manny Aybar, R ERA: 3.93 (8, 1)	0.1		2	1	0	0	0	0	0	0	0	0	0	3	3	0.00	3.000				
Lance Painter, L ERA: 5.28 (8, 1)	0.2		2	0	0	0	0	0	0	0	0	0	0	4	7	0.00	0.000				

AB	31
R	1
H	4
RBI	1
BB	1
SO	11
LOB	7



AB	30
R	2
H	7
RBI	2
BB	1
SO	5
LOB	15



Batter	1	2	3	4	5	6	7	8	9	AB	R	H	RBI	BB	SO	LOB	TOP								
J.D. Drew, L OBP: 0.340, SLG: 0.494 (1, 8)	F8			F7		SH1-4 3B BB	HR		G3-1	4	2	1	1	1	0	0	St. Louis Cardinals @ San Francisco Giants 3Com Park at Candlestick Point, San Francisco, CA Wed Jul 28 1999, 3:35 PM EDT Att: 38,740 - Cloudy - 62 F								
Willie McGee, S OBP: 0.295, SLG: 0.281 (1, 9)	K			K		SH1-4 3B 1B	1B			4	1	2	0	0	2	0									
Mark McGwire, R OBP: 0.413, SLG: 0.644 Shawon Dunston, R OBP: 0.325, SLG: 0.469 David Howard, S OBP: 0.276, SLG: 0.278 (1, 3)	G5-3			K		SH1-4	F9			2	0	0	0	0	1	0									
Ray Lankford, L OBP: 0.364, SLG: 0.512 (1, 7)		G4-3			L6	3B		FC6-5 G5-3 BB		2	1	0	0	2	0	0									
Fernando Tatis, R OBP: 0.398, SLG: 0.555 (1, 5)		P4			2B 1B BB	3B		G5-3		3	1	1	3	1	0	1									
Edgar Renteria, R OBP: 0.343, SLG: 0.411 (1, 6)		F9			1B	P9		FC6-5		4	1	1	0	0	0	2									
Alberto Castillo, R OBP: 0.329, SLG: 0.336 (1, 2)			FC1-4 1B		2B	G5-3		K		4	0	2	1	0	1	2									
Joe McEwing, R OBP: 0.353, SLG: 0.419 (1, 4)			FC1-4 G1-6-3		K		F9	G4-3		4	0	0	0	0	1	2									
Darren Oliver, R OBP: 0.320, SLG: 0.362 Heathcliff Slocumb, R (8, 1)			G1-6-3		F7		K	F9		3	0	0	0	0	1	2									
Thomas Howard, S OBP: 0.371, SLG: 0.347 Ricky Bottalico, L (9, 1)								F9		0	0	0	0	0	0	0									
Inning Stats	R: 0 E: 0 K: 1 S: 6	H: 0 LOB: 0 BB: 0 P: 10	R: 0 E: 0 K: 0 S: 8	H: 0 LOB: 0 BB: 0 P: 12	R: 0 E: 0 K: 0 S: 5	H: 1 LOB: 0 BB: 0 P: 7	R: 0 E: 0 K: 2 S: 7	H: 0 LOB: 0 BB: 0 P: 12	R: 2 E: 0 K: 1 S: 16	H: 2 LOB: 1 BB: 1 P: 26	R: 3 E: 0 K: 0 S: 8	H: 2 LOB: 1 BB: 2 P: 18	R: 1 E: 0 K: 1 S: 15	H: 2 LOB: 1 BB: 0 P: 20	R: 0 E: 0 K: 1 S: 13	H: 0 LOB: 1 BB: 1 P: 22	R: 0 E: 0 K: 0 S: 4	H: 0 LOB: 0 BB: 0 P: 7	1B: 4 2B: 1 3B: 1 HR: 1	SF: 0 SAC: 1 DP: 1 HBP: 0	WP: 0 PB: 0 SB: 0 CS: 0	PA: 37			
PITCHER	IP	WLS	BF	H	R	ER	SO	BB	IBB	HBP	BLK	WP	HR	S	P	ERA	WHIP								
Livan Hernandez, R ERA: 4.91 (1, 1)	7.0	L	30	7	6	6	5	2	1	0	0	0	1	65	105	7.71	1.286								
Jerry Spradlin, R ERA: 4.46 (8, 1)	1.1		5	0	0	0	1	1	0	0	0	0	0	15	25	0.00	0.750								
Alan Embree, L ERA: 3.47 (9, 1)	0.2		2	0	0	0	0	0	0	0	0	0	0	2	4	0.00	0.000								


Batter	1	2	3	4	5	6	7	8	9	AB	R	H	RBI	BB	SO	LOB	BOTTOM								
F.P. Santangelo, S OBP: 0.435, SLG: 0.379 (1, 4)	K				G6-3		F9		K	5	0	0	1	0	3	3	St. Louis Cardinals @ San Francisco Giants 3Com Park at Candlestick Point, San Francisco, CA Wed Jul 28 1999, 3:35 PM EDT Att: 38,740 - Cloudy - 62 F								
Marvin Benard, L OBP: 0.394, SLG: 0.467 (1, 8)	1B HBP			K	F7			G3		3	0	0	0	0	1	1									
Charlie Hayes, R OBP: 0.275, SLG: 0.260 (1, 5)	P4			F9		F7		K		4	0	0	0	0	1	1									
J.T. Snow, L OBP: 0.378, SLG: 0.441 (1, 3)	BB 1B			F8		G1-3 BB		HR 1B		3	1	2	0	1	0	0									
Ellis Burks, R OBP: 0.387, SLG: 0.551 (1, 9)		G4-3			G4-3		G1-3	HR		3	1	1	2	1	0	1									
Stan Javier, S OBP: 0.331, SLG: 0.361 Alan Embree, L (9, 1)	G1-3			F8		G1-3		G1-3		4	0	0	0	0	0	4									
Rich Aurilia, R OBP: 0.345, SLG: 0.453 (1, 6)		K			SH1-4 G6-3 1B		F9		G4-3	4	1	1	0	0	1	0									
Scott Servais, R OBP: 0.342, SLG: 0.431 Brent Mayne, L OBP: 0.369, SLG: 0.416 (9, PH)	G1-3				G6-3 SH1-4 1B			1B		3	0	2	0	0	0	0									
Livan Hernandez, R OBP: 0.277, SLG: 0.457 Jeff Kent, R OBP: 0.375, SLG: 0.490 Jerry Spradlin, S (8, 1)	K				SH1-4		K		F9	1	0	0	0	0	1	1									
Barry Bonds, L OBP: 0.400, SLG: 0.531 (9, 7)										1	0	0	0	0	0	1									
Inning Stats	R: 0 E: 0 K: 1 S: 13	H: 1 LOB: 3 BB: 1 P: 25	R: 0 E: 0 K: 2 S: 11	H: 0 LOB: 0 BB: 0 P: 14	R: 0 E: 0 K: 2 S: 8	H: 0 LOB: 0 BB: 0 P: 10	R: 0 E: 0 K: 0 S: 7	H: 0 LOB: 0 BB: 0 P: 11	R: 0 E: 0 K: 0 S: 9	H: 2 LOB: 1 BB: 0 P: 14	R: 0 E: 0 K: 0 S: 8	H: 0 LOB: 1 BB: 1 P: 15	R: 0 E: 0 K: 1 S: 10	H: 1 LOB: 0 BB: 0 P: 17	R: 2 E: 0 K: 1 S: 13	H: 2 LOB: 0 BB: 0 P: 18	R: 0 E: 0 K: 1 S: 13	H: 1 LOB: 1 BB: 0 P: 20	1B: 6 2B: 0 3B: 0 HR: 1	SF: 0 SAC: 1 DP: 0 HBP: 1	WP: 0 PB: 0 SB: 0 CS: 0	PA: 37			
PITCHER	IP	WLS	BF	H	R	ER	SO	BB	IBB	HBP	BLK	WP	HR	S	P	ERA	WHIP								
Darren Oliver, L ERA: 5.17 (1, 1)	7.2	W	32	6	3	3	7	2	0	1	0	0	0	4	5	0.00	1.043								
Heathcliff Slocumb, R ERA: 5.17 (8, 1)	0.1	H	1	0	0	0	0	0	0	0	0	0	0	4	5	0.00	0.000								
Ricky Bottalico, R ERA: 9.52 (9, 1)	1.0	S	4	1	0	0	1	0	0	0	0	0	0	13	20	0.00	1.000								




Batter	1	2	3	4	5	6	7	8	9	AB	R	H	RBI	BB	SO	LOB	TOP					
Marvin Benard, L (1, 8) OBP: 0.359, SLG: 0.460	G3		P6		G4-3		F8		G4-3	5	0	0	0	0	0	1	San Francisco Giants @ Cincinnati Reds Cinergy Field, Cincinnati, OH Fri Jul 30 1999, 7:05 PM EDT Att: 31,946 - Unknown - 103 F					
F.P. Santangelo, S (1, 4) OBP: 0.425, SLG: 0.373	K		P6		1B		B1-3		F8	5	0	1	0	0	1	1						
Charlie Hayes, R (1, 5) OBP: 0.275, SLG: 0.260	K			L7	G5-3				G5-3 1B	4	0	1	0	0	1	1						
Barry Bonds, L (1, 7) OBP: 0.402, SLG: 0.566		HR		HR		P8			P4	4	2	2	2	0	0	1						
Ellis Burks, R (1, 9) OBP: 0.389, SLG: 0.554	F8			G4-3 2B		FC4-6 1B			G5-3	4	0	2	0	0	0	1						
J.T. Snow, L (1, 3) OBP: 0.374, SLG: 0.436	K			G4-3		FC4-6 BB			K	4	0	0	0	0	2	3						
Rich Aurilia, R (1, 6) OBP: 0.350, SLG: 0.462		HR			BB				F7	2	1	1	1	2	0	0						
Scott Servais, R (1, 2) OBP: 0.338, SLG: 0.424	G4-3			P4					F7	2	0	0	0	0	0	2						
Brent Mayne, L (6, PH) OBP: 0.371, SLG: 0.422									2B	2	1	1	0	0	1	2						
Mark Gardner, R (1, 1) OBP: 0.176, SLG: 0.194			K						G4-3 2B	2	0	0	0	0	0	0						
Rich Rodriguez, L (6, 1) OBP: 1.000, SLG: 1.000										0	0	0	0	0	0	0						
Bill Mueller, S (7, PH) OBP: 0.389, SLG: 0.333										1	0	0	0	0	0	0						
Felix Rodriguez, R (7, 1) OBP: 0.429, SLG: 1.000										0	0	0	0	0	0	0						
Stan Javier, S (9, PH) OBP: 0.333, SLG: 0.366										1	0	1	1	0	0	0						
Inning Stats	R: 0 E: 0 K: 2 S: 7	H: 0 LOB: 0 BB: 0 P: 11	R: 2 E: 0 K: 1 S: 12	H: 2 LOB: 0 BB: 0 P: 17	R: 0 E: 0 K: 1 S: 7	H: 0 LOB: 0 BB: 0 P: 8	R: 1 E: 0 K: 0 S: 12	H: 2 LOB: 2 BB: 1 P: 20	R: 0 E: 0 K: 1 S: 14	H: 1 LOB: 1 BB: 0 P: 23	R: 0 E: 0 K: 0 S: 9	H: 1 LOB: 0 BB: 1 P: 20	R: 0 E: 0 K: 0 S: 4	H: 0 LOB: 0 BB: 0 P: 7	R: 0 E: 0 K: 1 S: 9	H: 1 LOB: 1 BB: 0 P: 12	R: 1 E: 0 K: 0 S: 10	H: 2 LOB: 1 BB: 0 P: 11	1B: 3 2B: 3 3B: 0 HR: 3	SF: 0 SAC: 0 DP: 0 HBP: 0	WP: 0 PA: 38 PB: 0 SB: 1 CS: 0	
PITCHER	IP WLS BF H R ER SO BB IBB HBP BLK WP HR S P ERA WHIP	IP WLS BF H R ER SO BB IBB HBP BLK WP HR S P ERA WHIP	IP WLS BF H R ER SO BB IBB HBP BLK WP HR S P ERA WHIP	IP WLS BF H R ER SO BB IBB HBP BLK WP HR S P ERA WHIP	IP WLS BF H R ER SO BB IBB HBP BLK WP HR S P ERA WHIP	IP WLS BF H R ER SO BB IBB HBP BLK WP HR S P ERA WHIP	IP WLS BF H R ER SO BB IBB HBP BLK WP HR S P ERA WHIP	IP WLS BF H R ER SO BB IBB HBP BLK WP HR S P ERA WHIP	IP WLS BF H R ER SO BB IBB HBP BLK WP HR S P ERA WHIP	IP WLS BF H R ER SO BB IBB HBP BLK WP HR S P ERA WHIP	IP WLS BF H R ER SO BB IBB HBP BLK WP HR S P ERA WHIP	IP WLS BF H R ER SO BB IBB HBP BLK WP HR S P ERA WHIP	IP WLS BF H R ER SO BB IBB HBP BLK WP HR S P ERA WHIP	IP WLS BF H R ER SO BB IBB HBP BLK WP HR S P ERA WHIP	IP WLS BF H R ER SO BB IBB HBP BLK WP HR S P ERA WHIP	IP WLS BF H R ER SO BB IBB HBP BLK WP HR S P ERA WHIP	IP WLS BF H R ER SO BB IBB HBP BLK WP HR S P ERA WHIP	IP WLS BF H R ER SO BB IBB HBP BLK WP HR S P ERA WHIP	IP WLS BF H R ER SO BB IBB HBP BLK WP HR S P ERA WHIP	IP WLS BF H R ER SO BB IBB HBP BLK WP HR S P ERA WHIP	IP WLS BF H R ER SO BB IBB HBP BLK WP HR S P ERA WHIP	
Denny Neagle, L (1, 1) ERA: 7.58	5.2 W 25 6 3 3 5 2 0 0 0 0 0 3 58 95 4.76 1.412																					
Stan Belinda, R (6, 1) ERA: 3.68	1.1 H 4 0 0 0 1 0 0 0 0 0 0 0 7 11 0.00 0.000																					
Gabe White, L (8, 1) ERA: 4.18	1.1 7 3 1 1 1 0 0 0 0 0 0 0 16 20 6.75 2.250																					
Scott Williamson, R (9, 1) ERA: 1.67	0.2 S 2 0 0 0 0 0 0 0 0 0 0 0 3 3 0.00 0.000																					

Batter	1	2	3	4	5	6	7	8	9	AB	R	H	RBI	BB	SO	LOB	BOTTOM					
Mike Cameron, R (1, 8) OBP: 0.344, SLG: 0.455	G4-3	HR		F9						4	1	2	1	1	0	0	San Francisco Giants @ Cincinnati Reds Cinergy Field, Cincinnati, OH Fri Jul 30 1999, 7:05 PM EDT Att: 31,946 - Unknown - 103 F					
Dmitri Young, S (1, 9) OBP: 0.332, SLG: 0.470	G3	G3		G4-3						5	0	0	0	0	1	3						
Michael Tucker, L (9, 9) OBP: 0.332, SLG: 0.417										0	0	0	0	0	0	0						
Sean Casey, L (1, 3) OBP: 0.420, SLG: 0.593	BB 1B HBP	G3		L7						3	1	0	0	1	1	2						
Greg Vaughn, R (1, 7) OBP: 0.357, SLG: 0.493	1B BB									3	1	1	0	1	1	0						
Jeffrey Hammonds, R (8, 7) OBP: 0.299, SLG: 0.436	1B BB	K								1	0	0	0	0	0	1						
Barry Larkin, R (1, 6) OBP: 0.395, SLG: 0.428	BB 1B			G4-3 SF7 2B						4	2	3	1	0	0	0						
Eddie Taubensee, L (1, 2) OBP: 0.357, SLG: 0.490	1B BB			G4-3						3	2	2	1	1	0	1						
Aaron Boone, R (1, 5) OBP: 0.347, SLG: 0.445	1B BB			SF7						2	0	0	2	1	0	3						
Chris Stynes, R (1, 4) OBP: 0.250, SLG: 0.159										3	0	1	2	1	1	3						
Denny Neagle, L (1, 1) OBP: 0.111, SLG: 0.111				G4-3						2	0	0	0	0	1	3						
Stan Belinda, R (6, 1) OBP: 0.500, SLG: 0.500										1	0	1	0	0	0	0						
Hal Morris, L (7, PH) OBP: 0.342, SLG: 0.357										1	0	0	0	0	1	3						
Gabe White, L (8, 1) ERA: 4.18										0	0	0	0	0	0	0						
Scott Williamson, R (9, 1) ERA: 1.67										0	0	0	0	0	0	0						
Inning Stats	R: 4 E: 0 K: 1 S: 24	H: 2 LOB: 2 BB: 3 P: 44	R: 1 E: 0 K: 1 S: 7	H: 1 LOB: 0 BB: 0 P: 11	R: 1 E: 0 K: 0 S: 6	H: 1 LOB: 1 BB: 1 P: 13	R: 0 E: 0 K: 0 S: 7	H: 0 LOB: 0 BB: 0 P: 10	R: 1 E: 0 K: 0 S: 8	H: 1 LOB: 0 BB: 0 P: 13	R: 0 E: 0 K: 1 S: 13	H: 2 LOB: 2 BB: 0 P: 19	R: 0 E: 0 K: 2 S: 18	H: 3 LOB: 3 BB: 0 P: 25	R: 0 E: 0 K: 1 S: 7	H: 0 LOB: 1 BB: 2 P: 18	1B: 7 2B: 1 3B: 0 HR: 2	SF: 1 SAC: 0 DP: 0 HBP: 1	WP: 0 PA: 40 PB: 0 SB: 0 CS: 1			
PITCHER	IP WLS BF H R ER SO BB IBB HBP BLK WP HR S P ERA WHIP	IP WLS BF H R ER SO BB IBB HBP BLK WP HR S P ERA WHIP	IP WLS BF H R ER SO BB IBB HBP BLK WP HR S P ERA WHIP	IP WLS BF H R ER SO BB IBB HBP BLK WP HR S P ERA WHIP	IP WLS BF H R ER SO BB IBB HBP BLK WP HR S P ERA WHIP	IP WLS BF H R ER SO BB IBB HBP BLK WP HR S P ERA WHIP	IP WLS BF H R ER SO BB IBB HBP BLK WP HR S P ERA WHIP	IP WLS BF H R ER SO BB IBB HBP BLK WP HR S P ERA WHIP	IP WLS BF H R ER SO BB IBB HBP BLK WP HR S P ERA WHIP	IP WLS BF H R ER SO BB IBB HBP BLK WP HR S P ERA WHIP	IP WLS BF H R ER SO BB IBB HBP BLK WP HR S P ERA WHIP	IP WLS BF H R ER SO BB IBB HBP BLK WP HR S P ERA WHIP	IP WLS BF H R ER SO BB IBB HBP BLK WP HR S P ERA WHIP	IP WLS BF H R ER SO BB IBB HBP BLK WP HR S P ERA WHIP	IP WLS BF H R ER SO BB IBB HBP BLK WP HR S P ERA WHIP	IP WLS BF H R ER SO BB IBB HBP BLK WP HR S P ERA WHIP	IP WLS BF H R ER SO BB IBB HBP BLK WP HR S P ERA WHIP	IP WLS BF H R ER SO BB IBB HBP BLK WP HR S P ERA WHIP	IP WLS BF H R ER SO BB IBB HBP BLK WP HR S P ERA WHIP	IP WLS BF H R ER SO BB IBB HBP BLK WP HR S P ERA WHIP		
Mark Gardner, R (1, 1) ERA: 8.88	5.1 L 28 7 7 7 2 4 0 0 1 0 0 2 60 103 11.81 2.062																					
Rich Rodriguez, L (6, 1) ERA: 4.46	0.2 2 0 0 0 1 0 0 0 0 0 0 0 5 7 0.00 0.000																					
Felix Rodriguez, R (7, 1) ERA: 3.66	2.0 10 3 0 0 3 2 0 0 0 0 0 0 25 43 0.00 2.500																					



Batter	1	2	3	4	5	6	7	8	9	AB	R	H	RBI	BB	SO	LOB	TOP						
Marvin Benard, L (1, 8) OBP: 0.359, SLG: 0.461	P2		K			G4-3 2B		F8		4	1	1	0	0	1	0	San Francisco Giants @ Cincinnati Reds Cinergy Field, Cincinnati, OH Sun Aug 01 1999, 1:15 PM EDT Att: 25,426 - Unknown - 84 F AB 33 R 1 H 6 RBI 1 BB 1 SO 7 LOB 11 						
Ramon Martinez, R (1, 4) OBP: 0.314, SLG: 0.397	G4-3		L6			K		F9		4	0	0	0	0	1	1							
J.T. Snow, L (1, 3) OBP: 0.372, SLG: 0.436			F7			G4-3		G3-1		4	0	1	1	0	0	0							
Barry Bonds, L (1, 7) OBP: 0.406, SLG: 0.601	G3				F7				F7	4	0	1	0	0	0	1							
Stan Javier, S (1, 9) OBP: 0.331, SLG: 0.363		G4-3			F7					4	0	1	0	0	1	1							
Bill Mueller, S (1, 5) OBP: 0.387, SLG: 0.333					K				F7	4	0	1	0	0	1	1							
Rich Aurilia, R (1, 6) OBP: 0.349, SLG: 0.457						P9				3	0	1	0	1	0	1							
Brent Mayne, L (1, 2) OBP: 0.366, SLG: 0.416			L9			K			F8	3	0	0	0	0	1	3							
Russ Ortiz, R (1, 1) Rich Rodriguez, L (3, 1) Livan Hernandez, R (5, PH) Julian Tavarez, R (5, 1) Jeff Kent, R (7, PH) Alan Embree, L (7, 1) John Johnstone, R (8, 1)			G4-3			K			K	1	0	0	0	0	0	2							
Inning Stats	R: 0 E: 0 K: 0 S: 10	H: 1 LOB: 1 BB: 0 P: 15	R: 0 E: 0 K: 0 S: 15	H: 2 LOB: 2 BB: 0 P: 23	R: 0 E: 0 K: 1 S: 5	H: 0 LOB: 0 BB: 0 P: 7	R: 0 E: 0 K: 1 S: 9	H: 0 LOB: 0 BB: 0 P: 16	R: 0 E: 0 K: 2 S: 8	H: 0 LOB: 0 BB: 0 P: 11	R: 1 E: 0 K: 2 S: 16	H: 2 LOB: 1 BB: 0 P: 21	R: 0 E: 0 K: 1 S: 8	H: 0 LOB: 1 BB: 1 P: 14	R: 0 E: 0 K: 0 S: 7	H: 0 LOB: 0 BB: 0 P: 12	R: 0 E: 0 K: 0 S: 5	H: 1 LOB: 1 BB: 0 P: 7	1B: 3 2B: 3 3B: 0 HR: 0	SF: 0 SAC: 0 DP: 0 HBP: 0	WP: 2 PB: 0 SB: 0 CS: 0	PA: 34	
PITCHER Brett Tomko, R (1, 1) ERA: 4.61	IP: 9.0 WLS: W BF: 34 H: 6 R: 1 ER: 1 SO: 7 BB: 1 IBB: 0 HBP: 0 BLK: 0 WP: 2 HR: 0 S: 83 P: 126 ERA: 1.00 WHIP: 0.778											PITCHER	IP: 9.0 WLS: W BF: 34 H: 6 R: 1 ER: 1 SO: 7 BB: 1 IBB: 0 HBP: 0 BLK: 0 WP: 2 HR: 0 S: 83 P: 126 ERA: 1.00 WHIP: 0.778										

Batter	1	2	3	4	5	6	7	8	9	AB	R	H	RBI	BB	SO	LOB	BOTTOM						
Michael Tucker, L (1, 8) OBP: 0.337, SLG: 0.419	2B	G3	G4-3			2B		F7		5	2	2	1	1	0	4	San Francisco Giants @ Cincinnati Reds Cinergy Field, Cincinnati, OH Sun Aug 01 1999, 1:15 PM EDT Att: 25,426 - Unknown - 84 F AB 35 R 9 H 12 RBI 9 BB 8 SO 6 LOB 25 						
Dmitri Young, S (1, 9) OBP: 0.337, SLG: 0.481	1B		F7		F9	G1-3		L8		5	1	3	3	0	0	1							
Sean Casey, L (1, 3) OBP: 0.418, SLG: 0.585	F7				G1-3					3	1	0	0	2	1	2							
Greg Vaughn, R (1, 7) Jeffrey Hammonds, R (6, 7) OBP: 0.358, SLG: 0.467 OBP: 0.302, SLG: 0.453	K							P9		1	1	0	1	2	1	1							
Barry Larkin, R (1, 6) OBP: 0.398, SLG: 0.434										1	0	0	0	0	0	0							
Eddie Taubensee, L (1, 2) OBP: 0.354, SLG: 0.485										5	1	3	2	0	0	5							
Aaron Boone, R (1, 5) OBP: 0.353, SLG: 0.453										5	0	1	1	0	0	7							
Chris Stynes, R (1, 4) OBP: 0.272, SLG: 0.171										5	1	2	1	0	1	3							
Brett Tomko, R (1, 1) OBP: 0.294, SLG: 0.290										2	0	0	0	1	2	1							
Inning Stats	R: 2 E: 1 K: 2 S: 19	H: 3 LOB: 2 BB: 0 P: 28	R: 0 E: 0 K: 2 S: 9	H: 0 LOB: 0 BB: 0 P: 13	R: 3 E: 0 K: 0 S: 14	H: 2 LOB: 3 BB: 4 P: 42	R: 0 E: 0 K: 0 S: 13	H: 1 LOB: 2 BB: 1 P: 21	R: 3 E: 0 K: 0 S: 14	H: 2 LOB: 3 BB: 3 P: 34	R: 1 E: 0 K: 0 S: 9	H: 2 LOB: 1 BB: 0 P: 13	R: 0 E: 0 K: 1 S: 12	H: 1 LOB: 1 BB: 0 P: 14	R: 0 E: 0 K: 1 S: 7	H: 1 LOB: 1 BB: 0 P: 11	1B: 8 2B: 4 3B: 0 HR: 0	SF: 0 SAC: 2 DP: 0 HBP: 1	WP: 0 PB: 0 SB: 1 CS: 0	PA: 46			
PITCHER Russ Ortiz, R (1, 1) ERA: 3.56 Rich Rodriguez, L (3, 1) ERA: 4.3 Julian Tavarez, R (5, 1) ERA: 5.48 Alan Embree, L (7, 1) ERA: 3.38 John Johnstone, R (8, 1) ERA: 1.55	IP: 2.2 WLS: L BF: 18 H: 5 R: 5 ER: 5 SO: 4 BB: 3 IBB: 0 HBP: 0 BLK: 0 WP: 0 HR: 0 S: 40 P: 79 ERA: 16.88 WHIP: 3.000											PITCHER	IP: 2.2 WLS: L BF: 18 H: 5 R: 5 ER: 5 SO: 4 BB: 3 IBB: 0 HBP: 0 BLK: 0 WP: 0 HR: 0 S: 40 P: 79 ERA: 16.88 WHIP: 3.000										

Batter	1	2	3	4	5	6	7	8	9	AB	R	H	RBI	BB	SO	LOB	TOP					
Marvin Benard, L (1.8) OBP: 0.362, SLG: 0.479										5	2	3	2	0	1	0						
Bill Mueller, S (1.5) OBP: 0.391, SLG: 0.343										5	2	3	0	0	0	0						
Barry Bonds, L (1.7) OBP: 0.401, SLG: 0.588										4	1	0	0	1	0	2						
Jeff Kent, R (1.4) OBP: 0.376, SLG: 0.489										4	0	2	1	0	0	1						
Ramon Martinez, R (8.4) OBP: 0.324, SLG: 0.422										1	0	1	2	0	0	0						
J.T. Snow, L (1.3) OBP: 0.372, SLG: 0.442										4	1	1	1	1	0	2						
Ellis Burks, R (1.9) OBP: 0.399, SLG: 0.565										4	0	4	0	0	0	0						
F.P. Santangelo, S (8.9) OBP: 0.431, SLG: 0.380										1	0	0	0	0	1	2						
Rich Aurilia, R (1.6) OBP: 0.347, SLG: 0.454										5	0	1	0	0	1	6						
Scott Servais, R (1.2) OBP: 0.333, SLG: 0.411										3	0	0	0	0	0	3						
Brent Mayne, L (8. PH) OBP: 0.369, SLG: 0.419										1	0	1	0	0	0	0						
Kirk Rueter, L (11.1) Starliner, S (5. PH) Jerry Spradlin, S (8.1) Rich Rodriguez, L (7.1) Charlie Hayes, R (8. PH) Julian Tavaraz, L (8.1) Felix Rodriguez, R (8.1)										2	0	0	0	0	0	1						
Inning Stats	R: 2 E: 0 K: 1 S: 18	H: 4 LOB: 2 BB: 0 P: 30	R: 0 E: 0 K: 1 S: 5	H: 0 LOB: 0 BB: 0 P: 7	R: 0 E: 0 K: 0 S: 7	H: 1 LOB: 1 BB: 0 P: 11	R: 0 E: 0 K: 0 S: 7	H: 2 LOB: 1 BB: 0 P: 10	R: 0 E: 0 K: 0 S: 14	H: 1 LOB: 1 BB: 0 P: 21	R: 1 E: 0 K: 0 S: 13	H: 2 LOB: 1 BB: 0 P: 26	R: 1 E: 0 K: 0 S: 10	H: 1 LOB: 0 BB: 0 P: 12	R: 0 E: 0 K: 0 S: 6	H: 2 LOB: 2 BB: 0 P: 13	R: 2 E: 0 K: 1 S: 16	H: 3 LOB: 2 BB: 2 P: 31	1B: 10 2B: 3 3B: 0 HR: 3	SF: 0 SAC: 0 DP: 1 HBP: 0	WP: 0 PB: 0 SB: 0 CS: 0	PA: 43
PITCHER	IP WLS BF H R ER SO BB IBB HBP BLK WP HR S P ERA WHIP																					
Armando Reynoso, R (1.1) ERA: 3.8	6.0 W 27 10 3 3 2 0 0 0 0 0 0 2 64 105 4.50 1.667																					
Greg Swindell, L (7.1) ERA: 3.07	1.1 6 2 1 1 0 0 0 0 0 0 0 1 12 16 6.75 1.500																					
Gregg Olson, R (8.1) ERA: 4.15	0.2 3 1 0 0 0 0 0 0 0 0 0 0 4 9 0.00 1.500																					
Dan Plesac, L (9.1) ERA: 7.31	1.0 7 3 2 2 1 2 0 0 0 0 0 0 16 31 18.00 5.000																					

San Francisco Giants @ Arizona Diamondbacks
Bank One Ballpark, Phoenix, AZ
Mon Aug 02 1999, 10:05 PM EDT
Att: 40,470 - Dome - 72 F

AB	41
R	6
H	16
RBI	6
BB	2
SO	3
LOB	20



Batter	1	2	3	4	5	6	7	8	9	AB	R	H	RBI	BB	SO	LOB	BOTTOM			
Tony Womack, L (1.6) OBP: 0.329, SLG: 0.360										5	1	1	0	0	2	4				
Jay Bell, R (1.4) OBP: 0.360, SLG: 0.554										2	3	1	1	3	0	0				
Dan Plesac, L (9.1) ERA: 7.31										4	2	1	2	1	0	2				
Luis Gonzalez, L (1.7) OBP: 0.408, SLG: 0.562										3	0	1	1	2	0	2				
Matt Williams, R (1.5) OBP: 0.355, SLG: 0.552										0	1	0	0	0	0	0				
59 Edwin Diaz, R (9.4) OBP: 0.625, SLG: 0.800										3	1	1	1	0	0	1				
Greg Colbrunn, R (1.3) OBP: 0.398, SLG: 0.486										1	1	1	2	1	0	0				
Travis Lee, L (7.3) OBP: 0.340, SLG: 0.372										3	2	2	2	0	0	0				
Bernard Gilkey, R (1.9) OBP: 0.410, SLG: 0.545										2	1	1	1	0	0	3				
Andy Fox, L (7.6) OBP: 0.382, SLG: 0.418										3	2	2	2	0	0	0				
Steve Finley, L (1.8) OBP: 0.329, SLG: 0.486										3	1	1	2	1	0	1				
Damian Miller, R (1.2) OBP: 0.286, SLG: 0.388										5	1	2	1	0	1	4				
Armando Reynoso, R (11.1) Starliner, S (5. PH) Greg Swindell, L (7.1) Gregg Olson, R (8.1) Hanley Frías, S (8. PH)										1	1	0	1	0	1	0				
Inning Stats	R: 0 E: 0 K: 1 S: 7	H: 0 LOB: 0 BB: 0 P: 15	R: 0 E: 0 K: 0 S: 6	H: 1 LOB: 0 BB: 0 P: 13	R: 7 E: 1 K: 0 S: 15	H: 6 LOB: 0 BB: 0 P: 23	R: 0 E: 0 K: 1 S: 5	H: 0 LOB: 0 BB: 0 P: 11	R: 0 E: 0 K: 0 S: 5	H: 0 LOB: 0 BB: 1 P: 12	R: 1 E: 0 K: 0 S: 15	H: 3 LOB: 2 BB: 0 P: 20	R: 1 E: 0 K: 0 S: 14	H: 0 LOB: 3 BB: 4 P: 33	R: 7 E: 0 K: 0 S: 22	H: 4 LOB: 2 BB: 4 P: 47	1B: 10 2B: 3 3B: 1 HR: 1	SF: 1 SAC: 2 DP: 2 HBP: 0	WP: 0 PB: 0 SB: 0 CS: 0	PA: 46
PITCHER	IP WLS BF H R ER SO BB IBB HBP BLK WP HR S P ERA WHIP																			
Kirk Rueter, L (1.1) ERA: 5.22	5.0 L 22 7 3 3 2 1 1 1 0 0 0 0 1 38 74 5.40 1.600																			
Jerry Spradlin, R (6.1) ERA: 4.79	1.1 9 3 2 2 1 1 1 0 0 0 0 0 18 32 13.50 3.000																			
Rich Rodriguez, L (7.1) ERA: 4.23	0.2 4 0 0 0 0 1 2 0 0 0 0 0 0 11 21 0.00 3.000																			
Julian Tavaraz, R (8.1) ERA: 6.5	0.0 5 2 5 5 0 3 0 0 0 0 0 0 4 18 ∞ ∞																			
Felix Rodriguez, R (8.1) ERA: 3.97	1.0 6 2 2 2 0 1 0 0 0 0 0 0 18 29 18.00 3.000																			

San Francisco Giants @ Arizona Diamondbacks
Bank One Ballpark, Phoenix, AZ
Mon Aug 02 1999, 10:05 PM EDT
Att: 40,470 - Dome - 72 F

AB	34
R	16
H	14
RBI	15
BB	9
SO	4
LOB	17



Batter	1	2	3	4	5	6	7	8	9	AB	R	H	RBI	BB	SO	LOB	TOP										
F.P. Santangelo, S (1, 8) OBP: 0.430, SLG: 0.374	3-3 K			1-2 G5-3		4-2 FC5-4 FC2-5 BB		3-2 1B HR HBP	0-2 F8	3	1	0	0	1	1	2											
Bill Mueller, S (1, 5) OBP: 0.389, SLG: 0.342	2-0 F9			0-2 G5-3		0-0 FC2-5 FC5-4		0-1 HR 1B		4	1	1	0	0	0	2											
Charlie Hayes, R (1, 3) OBP: 0.260, SLG: 0.282 J.T. Snow, L (8, 3) OBP: 0.372, SLG: 0.442	0-0 F8			3-3 K		1-1 FC5-4 FC6-4		1-0 HR		4	1	1	3	0	1	2											
Barry Bonds, L (1, 7) OBP: 0.398, SLG: 0.580		3-2 L8			1-1 G5-3	0-0 FC6-4		1-1 1B		4	0	1	0	0	0	2											
Ellis Burks, R (1, 9) OBP: 0.397, SLG: 0.558 John Johnstone, R (8, 1)		3-3 K			4-2 1B BB			2-3 K	1-3 K	3	0	0	0	1	3	1											
Alan Embree, L (8, 1) Robb Nen, R (9, 1)					0-0 1B BB					4	0	2	0	0	0	0											
Rich Aurilia, R (1, 6) OBP: 0.348, SLG: 0.454		2-1 G5-3			1-2 1B		3-1 P3		3-1 SH1-4 1B	3	0	0	0	0	0	2											
Ramon Martinez, R (1, 4) OBP: 0.311, SLG: 0.403			0-2 G4-3		1-1 F8		1-1 L8		0-0 SH1-4 1-2	3	0	0	0	0	0	2											
Scott Servais, R (1, 2) OBP: 0.325, SLG: 0.400			0-0 F8		1-3 K2-3			3-1 G6-3	0-1 F8	4	0	0	0	0	1	3											
Livan Hernandez, R (1, 1) OBP: 0.280, SLG: 0.449 Stan Javier, S (8, PH) OBP: 0.331, SLG: 0.361			0-0 P3			2-1 FC2-5 BB 1B		0-1 F8	4-0 BB	2	0	1	0	0	0	0											
Inning Stats	R: 0 E: 0 K: 1 S: 5	H: 0 LOB: 0 BB: 0 P: 10	R: 0 E: 0 K: 1 S: 9	H: 0 LOB: 0 BB: 0 P: 17	R: 0 E: 0 K: 0 S: 5	H: 0 LOB: 0 BB: 0 P: 5	R: 0 E: 0 K: 1 S: 10	H: 0 LOB: 0 BB: 0 P: 14	R: 0 E: 0 K: 0 S: 8	H: 1 LOB: 2 BB: 1 P: 15	R: 0 E: 0 K: 1 S: 7	H: 0 LOB: 0 BB: 0 P: 13	R: 3 E: 0 K: 1 S: 14	H: 3 LOB: 1 BB: 0 P: 23	R: 0 E: 0 K: 0 S: 8	H: 1 LOB: 2 BB: 1 P: 15	1B: 5 2B: 0 3B: 0 HR: 1	SF: 0 SAC: 1 DP: 0 HBP: 1	WP: 0 PB: 0 SB: 0 CS: 0	PA: 37							
PITCHER	IP	WLS	BF	H	R	ER	SO	BB	IBB	HBP	BLK	WP	HR	S	P	ERA	WHIP										
Omar Daal, L (1, 1) ERA: 3.61	7.2	L	31	5	3	3	5	2	0	1	0	0	1	65	110	3.52	0.913										
Bobby Chouinard, R (8, 1) ERA: 1.33	1.1		6	1	0	0	1	1	0	0	0	0	0	11	19	0.00	1.500										

San Francisco Giants @ Arizona Diamondbacks
Bank One Ballpark, Phoenix, AZ
Tue Aug 03 1999, 10:05 PM EDT
Att: 38,794 - Dome - 72 F

AB 32
R 3
H 6
RBI 3
BB 3
SO 6
LOB 14



Batter	1	2	3	4	5	6	7	8	9	AB	R	H	RBI	BB	SO	LOB	BOTTOM										
Tony Womack, L (1, 9) OBP: 0.327, SLG: 0.357	4-2 E S PB BB		2-2 G1-3		2-2 G4-3		2-2 P4		3-2 G4-3	4	1	0	0	1	0	5											
Jay Bell, R (1, 4) OBP: 0.357, SLG: 0.549	2-3 K 1-H		3-2 F7			1-2 G4-3		2-1 G5-3		4	0	0	0	0	1	1											
Luis Gonzalez, L (1, 7) OBP: 0.407, SLG: 0.562	2-2 G3			2-3 K		1-0 FC1-6 2B		2-1 G1-5-3		4	0	1	0	0	1	0											
Matt Williams, R (1, 5) OBP: 0.354, SLG: 0.549	2-3 K			2-3 K		1-2 E5 FC1-6		1-1 1B		4	0	1	0	0	2	1											
Steve Finley, L (1, 8) OBP: 0.326, SLG: 0.483		3-1 G3-1		4-1 FC4-6 BB		1-0 FC1-6 BB		1-1 P6		3	0	0	0	1	0	3											
Travis Lee, L (1, 3) OBP: 0.341, SLG: 0.370		0-1 G4-3		1 SAFE 2-1 FC4-6 1-2		4-1 BB		1-2 BB	4-0 SH5-4 WP BB	2	0	0	0	2	0	1											
Damian Miller, R (1, 2) OBP: 0.283, SLG: 0.382 Erubiel Durazo, L (9, PH) OBP: 0.529, SLG: 0.429 LeJon Powell, R (9, PR) OBP: 0.286, SLG: 0.333			1-3 K		2-1 F8	1-0 F9		4-1 SH5-4 BB	1-2 BB	3	0	0	0	0	1	3											
Andy Fox, L (1, 6) OBP: 0.386, SLG: 0.416			4-1 G1-3 SH1-3 BB		4-2 CS BB		1-2 L1	1-0 SH5-4	1-2 2-3	1	0	0	0	2	0	0											
Omar Daal, L (1, 1) OBP: 0.265, SLG: 0.277 Bobby Chouinard, R (8, 1) Bernard Gilkey, R (9, PH) OBP: 0.408, SLG: 0.541			0-0 SH1-3		1 SAFE 2-2 BB 1-2	2-2 BB	1-1 G6-3	1-3 K		2	0	1	0	0	0	0											
Inning Stats	R: 1 E: 0 K: 2 S: 12	H: 0 LOB: 1 BB: 1 P: 22	R: 0 E: 0 K: 1 S: 7	H: 0 LOB: 0 BB: 0 P: 11	R: 0 E: 0 K: 0 S: 9	H: 0 LOB: 1 BB: 1 P: 18	R: 0 E: 0 K: 2 S: 10	H: 0 LOB: 1 BB: 1 P: 20	R: 0 E: 0 K: 0 S: 12	H: 1 LOB: 3 BB: 1 P: 22	R: 0 E: 0 K: 0 S: 9	H: 0 LOB: 0 BB: 0 P: 13	R: 0 E: 0 K: 0 S: 8	H: 1 LOB: 1 BB: 0 P: 14	R: 0 E: 0 K: 1 S: 8	H: 0 LOB: 3 BB: 2 P: 21	1B: 2 2B: 1 3B: 0 HR: 0	SF: 0 SAC: 2 DP: 0 HBP: 0	WP: 1 PB: 1 SB: 1 CS: 1	PA: 37							
PITCHER	IP	WLS	BF	H	R	ER	SO	BB	IBB	HBP	BLK	WP	HR	S	P	ERA	WHIP										
Livan Hernandez, R (1, 1) ERA: 4.68	7.0	W	28	2	1	0	5	5	0	0	0	0	0	6	11	0.00	1.500										
John Johnstone, R (8, 1) ERA: 1.53	0.2	H	3	1	0	0	0	0	0	0	0	0	0	2	3	0.00	0.000										
Alan Embree, L (8, 1) ERA: 3.35	0.1	H	1	0	0	0	0	0	0	0	0	0	0	2	3	0.00	2.000										
Robb Nen, R (9, 1) ERA: 4.21	1.0	S	5	0	0	0	1	2	0	0	0	1	0	8	21	0.00	2.000										

San Francisco Giants @ Arizona Diamondbacks
Bank One Ballpark, Phoenix, AZ
Tue Aug 03 1999, 10:05 PM EDT
Att: 38,794 - Dome - 72 F

AB 28
R 1
H 3
RBI 0
BB 7
SO 6
LOB 17



Batter	1	2	3	4	5	6	7	8	9	AB	R	H	RBI	BB	SO	LOB	TOP								
Marvin Benard, L (1, 9) OBP: 0.361, SLG: 0.479	0-1 F8		3-1 2B		1-2 F8		2-3 K		0-0 1B	5	0	2	1	0	1	4									
Ramon Martinez, R (1, 4) OBP: 0.301, SLG: 0.382	1-2 F8		2-2 G6-3			0-2 G6-3		1-1 G5-3	0-1 1B	5	0	1	1	0	0	1									
Barry Bonds, L (1, 7) OBP: 0.395, SLG: 0.567	3-2 G3-1			0-2 F8		4-2 G6-3		1-1 G4-3	1-3 3B	2	0	0	0	1	0	0									
Charlie Hayes, R (7, 7) OBP: 0.282, SLG: 0.280									3-2 G6-3	2	0	0	0	0	0	2									
J.T. Snow, L (1, 3) OBP: 0.373, SLG: 0.448		0-0 G1-6-3		1-1 G4-3		3-2 G6-3		3-2 E8		4	0	1	0	0	0	1									
Rich Aurilia, R (1, 6) OBP: 0.345, SLG: 0.446		1-2 G1-6-3		1-1 G6-3		2-0 F8		0-0 F8		4	0	0	0	0	0	3									
Bill Mueller, S (1, 5) OBP: 0.389, SLG: 0.343		1-2 G3			0-0 1B		1-1 1B		2-2 F7	4	0	2	0	0	0	0									
F.P. Santangelo, S (1, 8) OBP: 0.426, SLG: 0.385			0-0 G6-3		2-3 K		1-2 F7		3-0 HR	4	1	1	1	0	1	2									
Brent Mayne, L (1, 2) OBP: 0.373, SLG: 0.426			2-2 SH3-4		1-1 SH1-4		1-0 1B		1-0 1B	4	2	4	0	0	0	0									
Shawn Estes, R (1, 1) OBP: 0.231, SLG: 0.250				1-1 SH3-4		2-1 SH1-4		1-3 1B		0	0	0	0	0	0	0									
Edwards Guzman, L (7, PH)									0-3 K	1	0	0	0	0	1	2									
Jerry Spradlin, S (7, PH)										0	0	0	0	0	0	0									
Scott Servais, R (9, PH) OBP: 0.323, SLG: 0.397			1-2		1-2					1	0	0	0	0	1	1									
Inning Stats	R: 0 E: 0 K: 0 S: 8	H: 0 LOB: 0 BB: 0 P: 12	R: 0 E: 0 K: 0 S: 7	H: 1 LOB: 0 BB: 0 P: 9	R: 1 E: 0 K: 0 S: 14	H: 2 LOB: 1 BB: 0 P: 22	R: 0 E: 0 K: 0 S: 7	H: 0 LOB: 0 BB: 0 P: 9	R: 0 E: 0 K: 1 S: 13	H: 2 LOB: 2 BB: 0 P: 19	R: 0 E: 0 K: 0 S: 9	H: 0 LOB: 1 BB: 1 P: 18	R: 0 E: 0 K: 2 S: 14	H: 2 LOB: 2 BB: 0 P: 20	R: 0 E: 1 K: 0 S: 8	H: 0 LOB: 1 BB: 0 P: 13	R: 2 E: 0 K: 1 S: 16	H: 4 LOB: 2 BB: 0 P: 25	1B: 8 2B: 2 3B: 0 HR: 1	SF: 0 SAC: 2 DP: 1 HBP: 0	WP: 0 PB: 0 SB: 0 CS: 0	PA: 39			
PITCHER	IP	WLS	BF	H	R	ER	SO	BB	IBB	HBP	BLK	WP	HR	S	P	ERA	WHIP								
Greg Maddux, R (1, 1) ERA: 3.41	6.2	W	27	7	1	1	2	1	0	0	0	0	0	67	102	1.35	1.200								
Mike Remlinger, L (7, 1) ERA: 2.59	1.1	H	5	0	0	0	1	0	0	0	0	0	0	13	20	0.00	0.000								
30 Kevin McGlinchy, R (9, 1) ERA: 3.33	1.0		7	4	2	2	1	0	0	0	0	0	1	16	25	18.00	4.000								

San Francisco Giants @ Atlanta Braves
Turner Field, Atlanta, GA
Fri Aug 06 1999, 7:40 PM EDT
Att: 49,321 - Unknown - 90 F

AB 36
R 3
H 11
RBI 3
BB 1
SO 4
LOB 16



Batter	1	2	3	4	5	6	7	8	9	AB	R	H	RBI	BB	SO	LOB	BOTTOM								
Gerald Williams, R (1, 7) OBP: 0.338, SLG: 0.469	0-0 10 BB 2B		0-0 F9		2-0 F8		1-0 CS		3-1 HR	5	2	3	3	0	0	0									
Bret Boone, R (1, 4) OBP: 0.307, SLG: 0.399	2-2 10 BB 2B		1-3 K		0-0 L4		1-3 K2-3		1-0 G5-3	4	1	0	0	0	2	1									
10 Chipper Jones, S (1, 5) OBP: 0.434, SLG: 0.602	4-0 2B		0-0 FC4-6		1-3 K		4-1 S			2	1	1	0	2	1	0									
Brian Jordan, R (1, 9) OBP: 0.350, SLG: 0.496	0-0 F8 2B		2-2 FC4-6		2-1 G4-3		0-0 P4			4	1	1	3	0	0	2									
Andrew Jones, R (1, 8) OBP: 0.351, SLG: 0.501	2-2 F8		0-1 G5-3		3-2 G6-3		1-0 P6			4	0	0	0	0	0	2									
José Hernández, R (1, 6) OBP: 0.358, SLG: 0.450	3-0 1B		2-3 K		2-1 1B		1-0 F9			4	0	2	1	0	1	1									
Brian Hunter, R (1, 3) OBP: 0.353, SLG: 0.438	3-H 2B		4-1 1B		0-0 F7		4-2 G5-4-3			2	0	1	0	2	0	1									
Eddie Pérez, R (1, 2) OBP: 0.301, SLG: 0.335	0-0 FC3-2-5		0-0 1B		1-2 1B		1-2 SH5-4		2-1 G5-4-3	4	1	2	0	0	0	3									
Greg Maddux, R (1, 1) OBP: 0.239, SLG: 0.409	0-3 K		0-0 G4-3			1-1 SH5-4		4-2 HR		2	0	0	0	0	1	4									
Mike Remlinger, L (7, 1) OBP: 0.321, SLG: 0.325										0	0	0	0	0	0	0									
Keith Lockhart, L (6, PH)										0	1	0	0	1	0	0									
30 Kevin McGlinchy, R (9, 1)										0	0	0	0	0	0	0									
Inning Stats	R: 4 E: 0 K: 1 S: 15	H: 4 LOB: 2 BB: 1 P: 28	R: 0 E: 0 K: 1 S: 9	H: 1 LOB: 0 BB: 0 P: 12	R: 0 E: 0 K: 1 S: 9	H: 1 LOB: 2 BB: 1 P: 15	R: 0 E: 0 K: 1 S: 6	H: 0 LOB: 0 BB: 0 P: 9	R: 0 E: 0 K: 0 S: 9	H: 1 LOB: 1 BB: 0 P: 16	R: 1 E: 0 K: 1 S: 9	H: 2 LOB: 0 BB: 0 P: 13	R: 0 E: 0 K: 0 S: 4	H: 0 LOB: 1 BB: 1 P: 10	R: 2 E: 0 K: 0 S: 12	H: 1 LOB: 0 BB: 2 P: 26	1B: 6 2B: 3 3B: 0 HR: 1	SF: 0 SAC: 1 DP: 1 HBP: 1	WP: 0 PB: 0 SB: 1 CS: 1	PA: 38					
PITCHER	IP	WLS	BF	H	R	ER	SO	BB	IBB	HBP	BLK	WP	HR	S	P	ERA	WHIP								
Shawn Estes, L (1, 1) ERA: 4.96	6.0	L	29	9	5	5	5	2	0	1	0	0	0	57	93	7.50	1.833								
Jerry Spradlin, R (7, 1) ERA: 4.85	2.0		9	1	2	2	0	3	0	0	0	0	1	16	36	9.00	2.000								

San Francisco Giants @ Atlanta Braves
Turner Field, Atlanta, GA
Fri Aug 06 1999, 7:40 PM EDT
Att: 49,321 - Unknown - 90 F

AB 31
R 7
H 10
RBI 7
BB 5
SO 5
LOB 14



Batter	1	2	3	4	5	6	7	8	9	AB	R	H	RBI	BB	SO	LOB	TOP				
Marvin Benard, L (1, 8) OBP: 0.359, SLG: 0.475	1-0 1B 1B	0-3 K		1-2 F7		0-1 G4-3			2-1 P4	5	1	1	0	0	1	1	San Francisco Giants @ Atlanta Braves Turner Field, Atlanta, GA Sat Aug 07 1999, 1:15 PM EDT Att: 47,798 - Sunny - 91 F				
F.P. Santangelo, S (1, 7) OBP: 0.425, SLG: 0.388	0-1 WP E	2-3 K			4-0 FC5 1B BB		1-3 K		2-2 BB 1B	4	1	2	0	1	2	0					
Charlie Hayes, R (1, 3) OBP: 0.288, SLG: 0.298	3-2 CS 1B 1H 3H			2-1 HR		3-2 P5		1-1 F8	4-0 1B BB	4	1	2	2	1	0	1					
Ellis Burks, R (1, 9) OBP: 0.399, SLG: 0.566	1-1 1B 1B		1-1 G1-3		1-1 1B		0-0 F8		1-3 K	5	1	2	0	0	1	2					
Bill Mueller, S (1, 5) OBP: 0.390, SLG: 0.343	0-0 B1		1-1 FC5-4 1B		0-1 F9			4-1 1B BB		3	0	1	0	1	0	4					
Rich Aurilia, R (1, 6) OBP: 0.344, SLG: 0.444	2-2 1B 1-2 2-3		2-1 FC5-4 1-2f		1-1 FC5 2-3f			2-3 K		4	0	1	0	0	1	4					
Ramon Martinez, R (1, 4) OBP: 0.310, SLG: 0.388	1-1 1-3 2H		1-1 F8			3-3 K		2-2 1-3 1B		4	0	2	1	0	1	1					
Scott Servais, R (1, 2) OBP: 0.321, SLG: 0.390	2-1 G4-3		1-1 F7			4-1 SH2-4 BB		1-0 G4-3		3	0	0	0	1	0	3					
Russ Ortiz, R (1, 1) OBP: 0.224, SLG: 0.313		3-2 G6-3		2-2 G4-3		0-1 SH2-4		1-0 F7		2	0	0	0	0	0	0					
Julian Tavarez, L (5, 1) OBP: 0.200, SLG: 0.200										0	0	0	0	0	0	0					
Rich Rodriguez, L (5, 1) OBP: 1.000, SLG: 1.000										0	0	0	0	0	0	0					
Felix Rodriguez, R (8, 1) OBP: 0.429, SLG: 1.000										0	0	0	0	0	0	0					
J.T. Snow, L (9, PH) OBP: 0.372, SLG: 0.447										1	0	0	0	0	0	0					
Inning Stats	R: 3 E: 1 K: 0 S: 19	H: 6 LOB: 2 BB: 0 P: 29	R: 0 E: 0 K: 2 S: 9	H: 0 LOB: 0 BB: 0 P: 14	R: 1 E: 0 K: 0 S: 10	H: 2 LOB: 1 BB: 0 P: 17	R: 0 E: 0 K: 0 S: 8	H: 0 LOB: 0 BB: 0 P: 12	R: 0 E: 0 K: 1 S: 11	H: 1 LOB: 2 BB: 1 P: 20	R: 0 E: 0 K: 1 S: 6	H: 0 LOB: 0 BB: 0 P: 8	R: 0 E: 0 K: 1 S: 10	H: 1 LOB: 1 BB: 1 P: 19	R: 0 E: 0 K: 1 S: 10	H: 1 LOB: 2 BB: 1 P: 20	1B: 10 2B: 0 3B: 0 HR: 1	SF: 0 SAC: 1 DP: 0 HBP: 0	WP: 1 PB: 0 SB: 0 CS: 1	PA: 40	
PITCHER	IP WLS BF H R ER SO BB IBB HBP BLK WP HR S P ERA WHIP	IP WLS BF H R ER SO BB IBB HBP BLK WP HR S P ERA WHIP	IP WLS BF H R ER SO BB IBB HBP BLK WP HR S P ERA WHIP	IP WLS BF H R ER SO BB IBB HBP BLK WP HR S P ERA WHIP	IP WLS BF H R ER SO BB IBB HBP BLK WP HR S P ERA WHIP	IP WLS BF H R ER SO BB IBB HBP BLK WP HR S P ERA WHIP	IP WLS BF H R ER SO BB IBB HBP BLK WP HR S P ERA WHIP	IP WLS BF H R ER SO BB IBB HBP BLK WP HR S P ERA WHIP	IP WLS BF H R ER SO BB IBB HBP BLK WP HR S P ERA WHIP	IP WLS BF H R ER SO BB IBB HBP BLK WP HR S P ERA WHIP	IP WLS BF H R ER SO BB IBB HBP BLK WP HR S P ERA WHIP	IP WLS BF H R ER SO BB IBB HBP BLK WP HR S P ERA WHIP	IP WLS BF H R ER SO BB IBB HBP BLK WP HR S P ERA WHIP	IP WLS BF H R ER SO BB IBB HBP BLK WP HR S P ERA WHIP	IP WLS BF H R ER SO BB IBB HBP BLK WP HR S P ERA WHIP	IP WLS BF H R ER SO BB IBB HBP BLK WP HR S P ERA WHIP	IP WLS BF H R ER SO BB IBB HBP BLK WP HR S P ERA WHIP	IP WLS BF H R ER SO BB IBB HBP BLK WP HR S P ERA WHIP	IP WLS BF H R ER SO BB IBB HBP BLK WP HR S P ERA WHIP	IP WLS BF H R ER SO BB IBB HBP BLK WP HR S P ERA WHIP	IP WLS BF H R ER SO BB IBB HBP BLK WP HR S P ERA WHIP

AB	35
R	4
H	11
RBI	3
BB	4
SO	6
LOB	16



Batter	1	2	3	4	5	6	7	8	9	AB	R	H	RBI	BB	SO	LOB	BOTTOM				
Gerald Williams, R (1, 7) OBP: 0.342, SLG: 0.489	2-3 K			2-1 SH3 2B	0-1 G6-3	0-1 HR	1-2 F7			6	1	3	5	0	1	4	San Francisco Giants @ Atlanta Braves Turner Field, Atlanta, GA Sat Aug 07 1999, 1:15 PM EDT Att: 47,798 - Sunny - 91 F				
Keith Lockhart, L (1, 4) OBP: 0.321, SLG: 0.325	1-0 P5	0-1 F9		0-0 SH3	2-1 BB 10 1B	3-2 G6-3 10 HR 2B		3-2 G1-3		0	0	0	0	0	0	0					
Bret Boone, R (1, 4) OBP: 0.308, SLG: 0.401				2-3 P8	0-0 BB BB 1B	0-1 G6-3		0-0 F7		5	2	2	1	0	0	1					
10 Chipper Jones, S (1, 5) OBP: 0.432, SLG: 0.596	3-3 K		3-3 K	2-0 P8	1-2 BB BB 1B	2-3 G6-3		0-0 F7		5	0	1	1	0	2	2					
Ozzie Guillen, L (8, 5) OBP: 0.272, SLG: 0.295					1-2 BB BB 1B	2-3 G6-3		0-0 F7		1	0	0	0	0	0	0					
Brian Jordan, R (1, 9) OBP: 0.355, SLG: 0.505		2-2 HBP	1-0 2B 1B	3-2 P6	4-2 BB BB	1-1 HR		0-0 G6-3		3	3	2	2	1	0	1					
Russ Springer, R (7, 1) OBP: 0.366, SLG: 0.449					1-2 BB BB	2-3 HR		0-0 G6-3		0	0	0	0	0	0	0					
11 Pascual Matos, R (8, PH) OBP: 0.382, SLG: 0.565					1-2 BB BB	2-3 HR		0-0 G6-3		1	0	0	0	0	0	0					
Ryan Klesko, L (1, 3) OBP: 0.354, SLG: 0.500	0-1 G4-3 1B 2B	0-1 G4-3 1B 2B	1-1 BB 2B		1-2 BB BB	2-3 K		0-0 F7		3	2	2	3	2	1	0					
Andruw Jones, R (1, 8) OBP: 0.354, SLG: 0.500	1-0 G4-3		4-0 BB BB		1-2 BB BB			1-0 HBP		3	0	1	0	1	0	4					
Greg Myers, L (1, 2) OBP: 0.366, SLG: 0.449	2-2 SH3-4 1B 1B		1-3 K		0-0 1B 2B	0-0 HR 1B		1-0 F8		5	3	3	2	0	1	3					
Bruce Chen, L (9, 1) OBP: 0.359, SLG: 0.451					1-2 BB BB	2-2 E5				0	0	0	0	0	0	0					
Walt Weiss, S (1, 6) OBP: 0.310, SLG: 0.303	0-0 E6 SH3-4 1B		4-2 BB BB		1-2 G6-3 1B 1B	0-1 F7		0-0 F9		4	2	1	1	1	0	3					
Terry Mulholland, R (1, 1) OBP: 0.118, SLG: 0.091	1-1 SH3-4		2-3 K		4-2 1B G6-3 10 1B BB	1-1 HR 1B		2-2 E5		1	1	0	0	1	1	3					
José Hernández, R (6, PH) OBP: 0.359, SLG: 0.451										2	1	1	0	0	0	1					
Inning Stats	R: 0 E: 0 K: 2 S: 8	H: 0 LOB: 0 BB: 0 P: 14	R: 4 E: 1 K: 0 S: 16	H: 3 LOB: 1 BB: 0 P: 22	R: 1 E: 0 K: 3 S: 18	H: 2 LOB: 3 BB: 2 P: 34	R: 0 E: 0 K: 0 S: 7	H: 1 LOB: 1 BB: 0 P: 14	R: 5 E: 0 K: 0 S: 28	H: 5 LOB: 3 BB: 4 P: 51	R: 5 E: 0 K: 1 S: 17	H: 5 LOB: 0 BB: 0 P: 24	R: 0 E: 1 K: 0 S: 10	H: 0 LOB: 2 BB: 0 P: 15	R: 0 E: 0 K: 0 S: 9	H: 0 LOB: 0 BB: 0 P: 12	1B: 9 2B: 5 3B: 0 HR: 2	SF: 0 SAC: 2 DP: 0 HBP: 2	WP: 1 PB: 0 SB: 0 CS: 0	PA: 49	
PITCHER	IP WLS BF H R ER SO BB IBB HBP BLK WP HR S P ERA WHIP	IP WLS BF H R ER SO BB IBB HBP BLK WP HR S P ERA WHIP	IP WLS BF H R ER SO BB IBB HBP BLK WP HR S P ERA WHIP	IP WLS BF H R ER SO BB IBB HBP BLK WP HR S P ERA WHIP	IP WLS BF H R ER SO BB IBB HBP BLK WP HR S P ERA WHIP	IP WLS BF H R ER SO BB IBB HBP BLK WP HR S P ERA WHIP	IP WLS BF H R ER SO BB IBB HBP BLK WP HR S P ERA WHIP	IP WLS BF H R ER SO BB IBB HBP BLK WP HR S P ERA WHIP	IP WLS BF H R ER SO BB IBB HBP BLK WP HR S P ERA WHIP	IP WLS BF H R ER SO BB IBB HBP BLK WP HR S P ERA WHIP	IP WLS BF H R ER SO BB IBB HBP BLK WP HR S P ERA WHIP	IP WLS BF H R ER SO BB IBB HBP BLK WP HR S P ERA WHIP	IP WLS BF H R ER SO BB IBB HBP BLK WP HR S P ERA WHIP	IP WLS BF H R ER SO BB IBB HBP BLK WP HR S P ERA WHIP	IP WLS BF H R ER SO BB IBB HBP BLK WP HR S P ERA WHIP	IP WLS BF H R ER SO BB IBB HBP BLK WP HR S P ERA WHIP	IP WLS BF H R ER SO BB IBB HBP BLK WP HR S P ERA WHIP	IP WLS BF H R ER SO BB IBB HBP BLK WP HR S P ERA WHIP	IP WLS BF H R ER SO BB IBB HBP BLK WP HR S P ERA WHIP	IP WLS BF H R ER SO BB IBB HBP BLK WP HR S P ERA WHIP	IP WLS BF H R ER SO BB IBB HBP BLK WP HR S P ERA WHIP

AB	39
R	15
H	16
RBI	15
BB	6
SO	6
LOB	22



Batter	1	2	3	4	5	6	7	8	9	AB	R	H	RBI	BB	SO	LOB	TOP				
Marvin Benard, L (1, 8) OBP: 0.397, SLG: 0.471										5	0	1	2	0	2	0	San Francisco Giants @ Atlanta Braves Turner Field, Atlanta, GA Sun Aug 08 1999, 1:10 PM EDT Att: 38,026 - Overcast - 90 F				
Bill Mueller, S (1, 5) OBP: 0.391, SLG: 0.339										3	0	0	0	2	1	0					
J.T. Snow, L (1, 3) OBP: 0.368, SLG: 0.441										5	0	0	0	0	2	3					
Barry Bonds, L (1, 7) OBP: 0.397, SLG: 0.568										3	2	1	0	1	1	0					
Ellis Burks, R (1, 9) OBP: 0.400, SLG: 0.576										4	1	2	2	0	0	1					
Brent Mayne, L (1, 2) OBP: 0.375, SLG: 0.427										4	0	2	1	0	0	0					
Rich Aurilia, R (1, 6) OBP: 0.343, SLG: 0.442										4	1	1	0	0	1	3					
Ramon Martinez, R (1, 4) OBP: 0.319, SLG: 0.386										3	1	1	0	1	1	2					
Kirk Rueter, L (1, 1) OBP: 0.195, SLG: 0.205										2	0	0	0	0	2	2					
John Johnstone, R (7, 1)										0	0	0	0	0	0	0					
Stan Javier, S (9, PH) OBP: 0.330, SLG: 0.360										1	0	0	0	0	0	0					
Robb Nen, R (9, 1)										0	0	0	0	0	0	0					
Inning Stats	R: 0 E: 0 K: 1 S: 10	H: 0 LOB: 0 BB: 0 P: 13	R: 1 E: 1 K: 2 S: 13	H: 2 LOB: 2 BB: 1 P: 22	R: 0 E: 0 K: 2 S: 9	H: 0 LOB: 0 BB: 0 P: 12	R: 4 E: 0 K: 0 S: 11	H: 4 LOB: 2 BB: 2 P: 24	R: 0 E: 0 K: 1 S: 10	H: 2 LOB: 2 BB: 0 P: 15	R: 0 E: 0 K: 0 S: 5	H: 0 LOB: 0 BB: 0 P: 7	R: 0 E: 0 K: 1 S: 7	H: 0 LOB: 0 BB: 0 P: 11	R: 0 E: 0 K: 1 S: 13	H: 0 LOB: 1 BB: 1 P: 23	1B: 6 2B: 1 3B: 0 HR: 1	SF: 0 SAC: 1 DP: 0 HBP: 0	WP: 0 PB: 0 SB: 0 CS: 0	PA: 39	
PITCHER	IP	WLS	BF	H	R	ER	SO	BB	IBB	HBP	BLK	WP	HR	S	P	ERA	WHIP				
Kevin Millwood, R (1, 1) ERA: 3.4	7.0	L	32	8	5	5	8	3	0	0	0	0	1	67	104	6.43	1.571				
30 Kevin McGlinchy, R (8, 1) ERA: 3.27	1.0		3	0	0	0	1	0	0	0	0	0	0	7	11	0.00	0.000				
Mike Remlinger, L (9, 1) ERA: 2.63	1.0		4	0	0	0	1	1	0	0	0	0	0	13	23	0.00	1.000				

Batter	1	2	3	4	5	6	7	8	9	AB	R	H	RBI	BB	SO	LOB	BOTTOM					
Gerald Williams, R (1, 7) OBP: 0.340, SLG: 0.484										4	0	1	0	0	0	1	San Francisco Giants @ Atlanta Braves Turner Field, Atlanta, GA Sun Aug 08 1999, 1:10 PM EDT Att: 38,026 - Overcast - 90 F					
Bret Boone, R (1, 4) OBP: 0.307, SLG: 0.402										4	1	1	0	0	0	2						
10 Chipper Jones, S (1, 5) OBP: 0.432, SLG: 0.601										4	1	2	0	0	0	3						
Brian Jordan, R (1, 9) OBP: 0.354, SLG: 0.502										4	0	1	1	0	0	4						
Andruw Jones, R (1, 8) OBP: 0.351, SLG: 0.495										4	0	0	0	0	0	3						
José Hernández, R (1, 6) OBP: 0.380, SLG: 0.450										3	0	1	1	1	0	1						
Brian Hunter, R (1, 3) OBP: 0.360, SLG: 0.439										2	0	1	0	1	0	1						
Ozzie Guillen, L (9, PH) OBP: 0.271, SLG: 0.294										1	0	0	0	0	0	0						
11 Pascual Matos, R (1, 2)										3	0	0	0	0	0	4						
Greg Myers, L (9, 2) OBP: 0.364, SLG: 0.446										1	0	0	0	0	0	0						
Kevin Millwood, R (1, 1) OBP: 0.176, SLG: 0.163										2	0	1	0	0	1	0						
Walt Weiss, S (7, PH) OBP: 0.313, SLG: 0.303										0	0	0	0	1	0	0						
30 Kevin McGlinchy, R (8, 1)										0	0	0	0	0	0	0						
Mike Remlinger, L (9, 1)										0	0	0	0	0	0	0						
Keith Lockhart, L (9, PH) OBP: 0.318, SLG: 0.322										1	0	0	0	0	1	0						
Inning Stats	R: 1 E: 0 K: 0 S: 9	H: 2 LOB: 1 BB: 0 P: 14	R: 0 E: 0 K: 0 S: 7	H: 1 LOB: 0 BB: 0 P: 12	R: 0 E: 0 K: 0 S: 7	H: 2 LOB: 2 BB: 0 P: 10	R: 0 E: 0 K: 0 S: 6	H: 0 LOB: 1 BB: 1 P: 15	R: 0 E: 0 K: 1 S: 7	H: 0 LOB: 0 BB: 0 P: 13	R: 1 E: 0 K: 0 S: 11	H: 2 LOB: 2 BB: 1 P: 22	R: 0 E: 0 K: 0 S: 7	H: 0 LOB: 0 BB: 1 P: 12	R: 0 E: 0 K: 0 S: 11	H: 1 LOB: 1 BB: 0 P: 17	R: 0 E: 0 K: 1 S: 8	H: 0 LOB: 0 BB: 0 P: 11	1B: 5 2B: 3 3B: 0 HR: 0	SF: 0 SAC: 0 DP: 2 HBP: 0	WP: 0 PB: 0 SB: 0 CS: 0	PA: 36
PITCHER	IP	WLS	BF	H	R	ER	SO	BB	IBB	HBP	BLK	WP	HR	S	P	ERA	WHIP					
Kirk Rueter, L (1, 1) ERA: 5.12	6.0	W	26	7	2	2	1	2	0	0	0	0	0	47	86	3.00	1.500					
John Johnstone, R (7, 1) ERA: 1.47	2.0	H	7	1	0	0	0	1	0	0	0	0	0	18	29	0.00	1.000					
Robb Nen, R (9, 1) ERA: 4.13	1.0	S	3	0	0	0	1	0	0	0	0	0	0	8	11	0.00	0.000					

AB	34
R	5
H	8
RBI	5
BB	4
SO	10
LOB	11



AB	33
R	2
H	8
RBI	2
BB	3
SO	2
LOB	19



Batter	1	2	3	4	5	6	7	8	9	10	AB	R	H	RBI	BB	SO	LOB	TOP						
Marvin Benard, L OBP: 0.357, SLG: 0.466	G6-3							FC4		G4-3	5	1	1	0	1	0	5							
Ramon Martinez, R OBP: 0.314, SLG: 0.375 F.P. Santangelo, S OBP: 0.424, SLG: 0.382	G1-3		L9			SH	F7			P7	3	1	0	0	0	0	2							
J.T. Snow, L OBP: 0.362, SLG: 0.440	P7				G1-3		F8			K	4	1	0	0	1	1	0							
Barry Bonds, L OBP: 0.415, SLG: 0.575		G4-3									3	1	2	1	2	0	0							
Charlie Hayes, R OBP: 0.295, SLG: 0.295 Robb Nen, R		F8									5	0	1	0	0	1	5							
Stan Javier, S OBP: 0.327, SLG: 0.356											5	1	1	2	0	2	3							
Brent Mayne, L OBP: 0.380, SLG: 0.430											3	0	1	0	2	1	0							
Rich Aurilia, R OBP: 0.340, SLG: 0.434											5	0	2	2	0	0	1							
Shawn Estes, R OBP: 0.238, SLG: 0.256 Jerry Spradlin, S OBP: 0.314, SLG: 0.375 John Johnstone, R OBP: 0.323, SLG: 0.323 Alan Embree, L OBP: 0.337, SLG: 0.340											3	0	1	0	0	1	2							
Inning Stats	R: 0 E: 0 K: 0 S: 11	H: 0 LOB: 0 BB: 0 P: 15	R: 0 E: 0 K: 1 S: 5	H: 0 LOB: 0 BB: 0 P: 6	R: 0 E: 0 K: 1 S: 11	H: 1 LOB: 1 BB: 1 P: 20	R: 0 E: 0 K: 1 S: 9	H: 1 LOB: 1 BB: 0 P: 16	R: 0 E: 0 K: 0 S: 5	H: 0 LOB: 0 BB: 0 P: 6	R: 5 E: 2 K: 0 S: 14	H: 3 LOB: 2 BB: 3 P: 30	R: 0 E: 0 K: 0 S: 6	H: 1 LOB: 1 BB: 0 P: 8	R: 0 E: 0 K: 1 S: 14	H: 1 LOB: 2 BB: 1 P: 23	R: 0 E: 0 K: 1 S: 10	H: 1 LOB: 2 BB: 1 P: 19	R: 0 E: 0 K: 0 S: 4	H: 1 LOB: 1 BB: 0 P: 4	1B: 9 2B: 0 3B: 0 HR: 0	SF: 0 SAC: 1 DP: 0 HBP: 0	WP: 0 PB: 0 SB: 0 CS: 0	PA: 46
PITCHER	IP	WLS	BF	H	R	ER	SO	BB	IBB	HBP	BLK	WP	HR	S	P	ERA	WHIP							
Alex Fernandez, R ERA: 2.98	6.0		28	5	5	4	4	4	0	0	0	0	0	55	93	6.00	1.500							
Brian Edmondson, R ERA: 5.35	1.0		4	1	0	0	0	0	0	0	0	0	0	6	8	0.00	1.000							
Armando Almanza, L ERA: 3.38	0.1		3	1	0	0	1	1	0	0	0	0	0	12	18	0.00	6.000							
Braden Looper, R ERA: 3.96	1.0		3	0	0	0	0	0	0	0	0	0	0	5	9	0.00	0.000							
Jesus Sanchez, L ERA: 5.64	1.2	W	8	2	0	0	1	1	0	0	1	0	0	11	19	0.00	1.800							

San Francisco Giants @ Florida Marlins
Pro Player Stadium, Miami, FL
Wed Aug 11 1999, 1:05 PM EDT
Att. 16,709 - Cloudy - 95 F

AB 39
R 5
H 9
RBI 5
BB 6
SO 6
LOB 21



Batter	1	2	3	4	5	6	7	8	9	10	AB	R	H	RBI	BB	SO	LOB	BOTTOM						
Luis Castillo, S OBP: 0.370, SLG: 0.356	G3-1										5	0	1	0	0	1	3							
Dave Berg, R OBP: 0.378, SLG: 0.410 Brian Edmondson, R OBP: 0.364, SLG: 0.545 Mark Kotsay, L OBP: 0.302, SLG: 0.406 Jesus Sanchez, L OBP: 0.167, SLG: 0.091	K2-3		G4-3								3	0	0	0	1	1	0							
Bruce Aven, R OBP: 0.375, SLG: 0.471	G6-3										4	1	1	0	1	1	1							
Kevin Millar, R OBP: 0.393, SLG: 0.474											4	0	0	0	0	1	3							
Preston Wilson, R OBP: 0.340, SLG: 0.526											4	1	1	0	1	1	2							
Danny Bautista, R OBP: 0.289, SLG: 0.383 Armando Almanza, L											3	1	3	1	1	0	0							
Braden Looper, R OBP: 0.278, SLG: 0.321											0	0	0	0	0	0	0							
Todd Dunwoody, L OBP: 0.278, SLG: 0.321											1	0	1	1	0	0	0							
Chris Clapinski, S OBP: 0.500, SLG: 0.480											4	2	2	0	1	0	3							
Jorge Fabregas, L OBP: 0.290, SLG: 0.317											4	0	1	0	0	0	4							
Alex Fernandez, R OBP: 0.250, SLG: 0.444 Mike Lowell, R OBP: 0.337, SLG: 0.425											2	0	0	0	0	0	4							
Inning Stats	R: 0 E: 0 K: 1 S: 8	H: 0 LOB: 0 BB: 0 P: 12	R: 1 E: 0 K: 1 S: 15	H: 3 LOB: 2 BB: 0 P: 19	R: 0 E: 0 K: 1 S: 10	H: 0 LOB: 1 BB: 1 P: 16	R: 0 E: 1 K: 0 S: 14	H: 2 LOB: 3 BB: 0 P: 20	R: 0 E: 0 K: 1 S: 7	H: 0 LOB: 1 BB: 2 P: 21	R: 3 E: 0 K: 1 S: 18	H: 2 LOB: 0 BB: 1 P: 30	R: 0 E: 0 K: 0 S: 8	H: 1 LOB: 2 BB: 0 P: 12	R: 0 E: 0 K: 0 S: 8	H: 1 LOB: 1 BB: 0 P: 13	R: 1 E: 0 K: 0 S: 9	H: 2 LOB: 1 BB: 0 P: 14	R: 1 E: 0 K: 0 S: 2	H: 1 LOB: 1 BB: 1 P: 6	1B: 10 2B: 0 3B: 1 HR: 1	SF: 0 SAC: 1 DP: 0 HBP: 1	WP: 0 PB: 1 SB: 3 CS: 1	PA: 46
PITCHER	IP	WLS	BF	H	R	ER	SO	BB	IBB	HBP	BLK	WP	HR	S	P	ERA	WHIP							
Shawn Estes, L ERA: 5.01	6.0		29	7	4	4	4	4	0	0	0	0	0	72	118	6.00	1.833							
Jerry Spradlin, R ERA: 4.7	1.0	H	5	1	0	0	1	0	0	0	0	0	0	8	12	0.00	1.000							
John Johnstone, R ERA: 1.77	0.2	H	3	1	0	0	0	0	0	0	0	0	0	7	12	0.00	1.500							
Alan Embree, L ERA: 3.23	0.1	H	1	0	0	0	0	0	0	0	0	0	0	1	1	0.00	0.000							
Robb Nen, R ERA: 4.19	1.1	L	7	3	2	1	0	1	0	0	0	0	0	11	20	6.75	3.000							

San Francisco Giants @ Florida Marlins
Pro Player Stadium, Miami, FL
Wed Aug 11 1999, 1:05 PM EDT
Att. 16,709 - Cloudy - 95 F

AB 38
R 6
H 12
RBI 6
BB 5
SO 5
LOB 21



Batter	1	2	3	4	5	6	7	8	9	AB	R	H	RBI	BB	SO	LOB	TOP			
Rondell White, R OBP: 0.361, SLG: 0.503 (1, 8)										5	1	2	0	0	1	2				
Orlando Merced, S OBP: 0.352, SLG: 0.446 (1, 7)										4	0	1	1	1	1	1				
Jose Vidro, S OBP: 0.355, SLG: 0.520 (1, 4)										5	1	1	1	0	1	3				
Vladimir Guerrero, R OBP: 0.370, SLG: 0.575 (1, 9)										5	1	2	0	0	0	3				
Brad Fullmer, L OBP: 0.336, SLG: 0.511 (1, 3)										3	1	1	1	1	0	4				
Chris Widger, R OBP: 0.336, SLG: 0.495 (1, 2)										3	0	1	1	1	1	1				
Shane Andrews, R OBP: 0.295, SLG: 0.362 (1, 5)										3	0	0	0	1	0	1				
Geoff Blum, S OBP: 0.359, SLG: 0.647 (1, 6)										3	0	0	0	1	0	2				
Tony Armas, R (7, PH)										2	0	0	0	0	1	0				
Wilton Guerrero, S OBP: 0.333, SLG: 0.419 (7, PH)										1	0	0	0	0	2					
Miguel Batista, R OBP: 0.258, SLG: 0.345 (7, PH)										0	0	0	0	0	0	2				
James Mouton, R OBP: 0.373, SLG: 0.390 (8, PH)										1	0	0	0	0	2					
Anthony Telford, R (8, PH)										0	0	0	0	0	0	2				
Inning Stats	R: 1 E: 1 K: 0 S: 13	H: 2 LOB: 1 BB: 0 P: 22	R: 0 E: 0 K: 1 S: 8	H: 0 LOB: 0 BB: 0 P: 12	R: 0 E: 0 K: 0 S: 7	H: 0 LOB: 0 BB: 0 P: 9	R: 0 E: 0 K: 0 S: 3	H: 0 LOB: 1 BB: 1 P: 8	R: 0 E: 0 K: 1 S: 6	H: 1 LOB: 2 BB: 1 P: 17	R: 0 E: 0 K: 0 S: 10	H: 0 LOB: 2 BB: 2 P: 27	R: 3 E: 0 K: 1 S: 16	H: 4 LOB: 1 BB: 0 P: 31	R: 0 E: 0 K: 1 S: 7	H: 1 LOB: 1 BB: 0 P: 10	1B: 4 2B: 3 3B: 0 HR: 1	SF: 0 SAC: 0 DP: 1 HBP: 0	WP: 1 PB: 0 SB: 1 CS: 0	PA: 40
PITCHER	IP WLS BF H R ER SO BB IBB HBP BLK WP HR S P ERA WHIP																			
Joe Nathan, R ERA: 3.86 (1, 1)	6.1 W 26 3 1 1 3 4 0 0 0 0 0 0 49 95 1.42 1.105																			
John Johnstone, R ERA: 2.17 (7, 1)	1.0 H 7 4 3 3 1 0 0 0 0 1 1 17 31 27.00 4.000																			
Felix Rodriguez, R ERA: 3.69 (8, 1)	0.2 H 3 0 0 0 0 1 0 0 0 0 0 5 12 0.00 1.500																			
Robb Nen, R ERA: 4.04 (9, 1)	1.0 S 4 1 0 0 1 0 0 0 0 0 0 7 10 0.00 1.000																			

Montreal Expos @ San Francisco Giants
3Com Park at Candlestick Point, San Francisco, CA

AB 35
R 4
H 8
RBI 4
BB 5
SO 5
LOB 21




Mon Aug 16 1999, 10:05 PM EDT
Att: 13,299 - Unknown - 62 F

Batter	1	2	3	4	5	6	7	8	9	AB	R	H	RBI	BB	SO	LOB	BOTTOM			
Marvin Benard, L OBP: 0.397, SLG: 0.471 (1, 8)										4	1	2	1	1	0	2				
Ramon Martinez, R OBP: 0.322, SLG: 0.423 (1, 4)										4	1	1	1	0	0	3				
Barry Bonds, L OBP: 0.405, SLG: 0.583 (1, 7)										5	2	2	2	0	1	3				
Ellis Burks, R OBP: 0.395, SLG: 0.576 (1, 9)										4	0	3	2	0	0	0				
Stan Javier, S OBP: 0.327, SLG: 0.356 (8, 9)										0	0	0	0	0	0	0				
J.T. Snow, L OBP: 0.360, SLG: 0.431 (1, 3)										3	0	0	0	1	0	2				
Charlie Hayes, R OBP: 0.276, SLG: 0.284 (1, 5)										4	0	0	0	0	0	4				
Rich Aurilia, R OBP: 0.338, SLG: 0.436 (1, 6)										3	1	0	0	1	1	1				
Doug Mirabeli, R OBP: 0.366, SLG: 0.541 (1, 2)										4	1	1	0	0	1	0				
Joe Nathan, R OBP: 0.182, SLG: 0.182 (7, 1)										3	1	2	0	0	0	0				
John Johnstone, R (7, 1)										0	0	0	0	0	0	0				
Felix Rodriguez, R OBP: 0.428, SLG: 1.000 (8, PH)										0	0	0	0	0	0	0				
Brent Mayne, L OBP: 0.384, SLG: 0.429 (8, PH)										1	0	1	1	0	0	0				
Robb Nen, R (9, 1)										0	0	0	0	0	0	0				
Inning Stats	R: 0 E: 0 K: 0 S: 10	H: 0 LOB: 0 BB: 1 P: 18	R: 0 E: 0 K: 1 S: 12	H: 1 LOB: 1 BB: 0 P: 20	R: 3 E: 1 K: 0 S: 12	H: 3 LOB: 2 BB: 1 P: 21	R: 0 E: 0 K: 1 S: 11	H: 1 LOB: 1 BB: 0 P: 19	R: 1 E: 0 K: 0 S: 8	H: 2 LOB: 1 BB: 0 P: 13	R: 0 E: 0 K: 0 S: 5	H: 1 LOB: 1 BB: 0 P: 10	R: 1 E: 0 K: 0 S: 8	H: 1 LOB: 0 BB: 0 P: 13	R: 2 E: 0 K: 1 S: 18	H: 3 LOB: 2 BB: 1 P: 27	1B: 7 2B: 4 3B: 0 HR: 1	SF: 1 SAC: 0 DP: 1 HBP: 0	WP: 2 PB: 0 SB: 0 CS: 0	PA: 39
PITCHER	IP WLS BF H R ER SO BB IBB HBP BLK WP HR S P ERA WHIP																			
Tony Armas, R ERA: 1.5 (1, 1)	6.0 L 28 8 4 1 2 2 1 0 0 0 0 1 8 13 9.00 1.000																			
Miguel Batista, R ERA: 5.23 (7, 1)	1.0 4 1 1 1 0 0 0 0 0 0 1 8 13 9.00 1.000																			
Anthony Telford, R ERA: 3.63 (8, 1)	1.0 7 3 2 2 1 1 0 0 0 0 0 18 27 18.00 4.000																			

Montreal Expos @ San Francisco Giants
3Com Park at Candlestick Point, San Francisco, CA

AB 35
R 7
H 12
RBI 7
BB 3
SO 3
LOB 15



Mon Aug 16 1999, 10:05 PM EDT
Att: 13,299 - Unknown - 62 F

Batter	1	2	3	4	5	6	7	8	9	10	11	12	AB	R	H	RBI	BB	SO	LOB					
Rondell White, R OBP: 0.361, SLG: 0.500 (1, 8)	L3		E5				K		P3			F9	6	0	2	0	0	1	1					
Wilton Guerrero, S OBP: 0.333, SLG: 0.414 (1, 7)	G6-3		P4							F9			5	0	1	0	1	0	1					
Jose Vidro, S OBP: 0.355, SLG: 0.517 (1, 4)			FC3-6			G4-3		G6-3		G1-3			6	0	2	0	0	0	2					
Vladimir Guerrero, R OBP: 0.368, SLG: 0.569 (1, 9)	K		FC4-6			K				K			6	0	1	0	0	4	5					
Michael Barrett, R OBP: 0.334, SLG: 0.397 (1, 2)		K2-3			K								4	0	1	0	1	3	0					
Shane Andrews, R OBP: 0.263, SLG: 0.359 (1, 5)		WP			K								5	0	1	0	0	4	3					
Mike Mordecai, R OBP: 0.318, SLG: 0.381 (1, 6)			G6-3										4	0	0	0	1	2	1					
Ryan McGuire, L OBP: 0.347, SLG: 0.347 (9, PH)	G4-3												2	0	0	0	0	0	1					
Chris Widger, R OBP: 0.358, SLG: 0.500 (9, PH)													1	1	1	0	0	0	0					
Brad Fuller, L OBP: 0.339, SLG: 0.526 (9, 3)													1	1	1	1	0	0	0					
Dustin Hermanson, R ERA: 4.79													2	0	0	0	0	0	0					
Steve Kline, L ERA: 3.41													1	1	1	0	0	0	0					
Anthony Telford, R ERA: 3.62													1	1	1	1	0	0	0					
Dan Smith, R ERA: 5.2													1	0	0	0	0	0	0					
Ugueth Urbina, R ERA: 3.33													1	0	0	0	0	0	0					
Inning Stats	R: 0 E: 0 K: 1 S: 12	H: 1 LOB: 1 BB: 0 P: 18	R: 0 E: 0 K: 2 S: 12	H: 1 LOB: 1 BB: 0 P: 16	R: 0 E: 0 K: 0 S: 9	H: 2 LOB: 2 BB: 0 P: 16	R: 0 E: 0 K: 2 S: 10	H: 0 LOB: 0 BB: 0 P: 12	R: 0 E: 1 K: 0 S: 8	H: 1 LOB: 1 BB: 0 P: 11	R: 0 E: 0 K: 2 S: 14	H: 0 LOB: 1 BB: 1 P: 21	R: 0 E: 0 K: 1 S: 5	H: 0 LOB: 0 BB: 0 P: 13	R: 0 E: 0 K: 1 S: 5	H: 0 LOB: 0 BB: 0 P: 5	R: 0 E: 0 K: 3 S: 9	H: 0 LOB: 0 BB: 0 P: 9	R: 0 E: 0 K: 1 S: 7	H: 2 LOB: 2 BB: 1 P: 11	1B: 8 2B: 1 3B: 0 HR: 1	SF: 0 SAC: 1 DP: 0 HBP: 0	WP: 2 PB: 0 SB: 0 CS: 0	PA: 49
PITCHER	IP	WLS	BF	H	R	ER	SO	BB	IBB	HBP	BLK	WP	HR	S	P	ERA	WHIP							
Shawn Estes, L ERA: 4.79	(1, 1)	8.1	35	8	1	1	9	2	0	0	0	0	0	2	5	1.08	1.200							
Robb Nen, R ERA: 3.99	(9, 1)	0.2	2	0	0	0	0	0	0	0	0	1	0	2	5	0.00	0.000							
John Johnstone, R ERA: 2.23	(10, 1)	2.2	10	1	1	1	4	1	0	0	0	0	1	17	21	3.38	0.750							
Alan Embree, L ERA: 3.6	(12, 1)	0.0	1	1	0	0	0	0	0	0	0	0	0	1	1	∞	∞							
Jerry Spradlin, R ERA: 5.09	(12, 1)	0.1	1	0	0	0	1	0	0	0	0	0	0	3	3	0.00	0.000							

TOP

Montreal Expos @ San Francisco Giants
3Com Park at Candlestick Point, San Francisco, CA

Tue Aug 17 1999, 4:05 PM EDT
Att. 13,865 - Unknown - 65 F

livebaseballscorecards.com

AB 45
R 2
H 10
RBI 1
BB 3
SO 14
LOB 16



Batter	1	2	3	4	5	6	7	8	9	10	11	12	AB	R	H	RBI	BB	SO	LOB					
Marvin Benard, L OBP: 0.360, SLG: 0.474 (8, 9)	E8									G6-3			4	1	2	0	1	1	1					
Ramon Martinez, R OBP: 0.310, SLG: 0.405 (1, 4)	F9		FC5-4										5	0	0	0	0	2	6					
Barry Bonds, L OBP: 0.401, SLG: 0.575 (1, 7)	G1-3												5	0	1	1	0	2	1					
J.T. Snow, L OBP: 0.356, SLG: 0.426 (1, 3)	G1-3												5	0	0	0	0	2	1					
Stan Javier, S OBP: 0.325, SLG: 0.352 (8, 8)	G4-3												3	0	0	0	0	0	1					
F.P. Santangelo, S OBP: 0.422, SLG: 0.389 (8, 8)													2	0	1	0	0	0	0					
Rich Aurilia, R OBP: 0.338, SLG: 0.435 (1, 6)													5	0	2	0	0	0	1					
Bill Mueller, S OBP: 0.394, SLG: 0.343 (1, 5)													5	0	1	0	0	2	2					
Brent Mayne, L OBP: 0.377, SLG: 0.421 (1, 2)													5	0	0	0	0	3	2					
Shawn Estes, R ERA: 4.91	(1, 1)	6.0	25	6	1	1	3	1	0	0	0	0	0	56	83	1.50	1.167							
Steve Kline, L ERA: 3.41	(7, 1)	1.2	7	1	0	0	6	0	0	0	0	0	1	0	20	29	0.00	0.600						
Anthony Telford, R ERA: 3.62	(8, 1)	0.1	1	0	0	0	0	0	0	0	0	0	0	1	2	0.00	0.000							
Dan Smith, R ERA: 5.2	(9, 1)	3.0	9	0	0	0	4	0	0	0	0	0	0	19	25	0.00	0.000							
Ugueth Urbina, R ERA: 3.33	(12, 1)	1.0	3	0	0	0	2	0	0	0	0	0	0	7	7	0.00	0.000							
Inning Stats	R: 1 E: 1 K: 0 S: 8	H: 2 LOB: 3 BB: 1 P: 16	R: 0 E: 0 K: 1 S: 16	H: 2 LOB: 3 BB: 1 P: 24	R: 0 E: 0 K: 2 S: 9	H: 0 LOB: 0 BB: 0 P: 12	R: 0 E: 0 K: 0 S: 7	H: 1 LOB: 0 BB: 0 P: 10	R: 0 E: 0 K: 0 S: 13	H: 0 LOB: 1 BB: 0 P: 11	R: 0 E: 0 K: 4 S: 8	H: 0 LOB: 1 BB: 0 P: 11	R: 0 E: 0 K: 3 S: 11	H: 0 LOB: 0 BB: 0 P: 17	R: 0 E: 0 K: 1 S: 5	H: 0 LOB: 0 BB: 0 P: 5	R: 0 E: 0 K: 0 S: 3	H: 0 LOB: 0 BB: 0 P: 3	R: 0 E: 0 K: 2 S: 7	H: 0 LOB: 0 BB: 0 P: 7	1B: 5 2B: 2 3B: 0 HR: 0	SF: 0 SAC: 1 DP: 0 HBP: 0	WP: 1 PB: 0 SB: 0 CS: 1	PA: 45
PITCHER	IP	WLS	BF	H	R	ER	SO	BB	IBB	HBP	BLK	WP	HR	S	P	ERA	WHIP							
Dustin Hermanson, R ERA: 4.91	(1, 1)	6.0	25	6	1	1	3	1	0	0	0	0	0	56	83	1.50	1.167							
Steve Kline, L ERA: 3.41	(7, 1)	1.2	7	1	0	0	6	0	0	0	0	0	1	0	20	29	0.00	0.600						
Anthony Telford, R ERA: 3.62	(8, 1)	0.1	1	0	0	0	0	0	0	0	0	0	0	1	2	0.00	0.000							
Dan Smith, R ERA: 5.2	(9, 1)	3.0	9	0	0	0	4	0	0	0	0	0	0	19	25	0.00	0.000							
Ugueth Urbina, R ERA: 3.33	(12, 1)	1.0	3	0	0	0	2	0	0	0	0	0	0	7	7	0.00	0.000							


BOTTOM

Montreal Expos @ San Francisco Giants
3Com Park at Candlestick Point, San Francisco, CA

Tue Aug 17 1999, 4:05 PM EDT
Att. 13,865 - Unknown - 65 F

livebaseballscorecards.com

AB 43
R 1
H 7
RBI 1
BB 1
SO 15
LOB 15



Batter	1	2	3	4	5	6	7	8	9	AB	R	H	RBI	BB	SO	LOB	TOP					
Rondell White, R OBP: 0.364, SLG: 0.509	2-1 HR		1-0 G5-4-3		1-0 1B			0-0 G6-3	0-2 G4-3 1B	5	1	3	1	0	0	1	Montreal Expos @ San Francisco Giants 3Com Park at Candlestick Point, San Francisco, CA Wed Aug 18 1999, 3:35 PM EDT Att: 14,358 - Cloudy - 61 F					
Wilton Guerrero, S OBP: 0.335, SLG: 0.413	0-2 G4-3		1-1 F7		0-0 1B			1-2 1B 1B	0-1 G4-3	5	1	2	0	0	0	1						
Jose Vidro, S OBP: 0.356, SLG: 0.515	1-0 G5-4-3 1B			0-1 G6-3	1-2 G3			1-1 1B 1B	1-0 P5	5	0	2	0	0	0	3						
Vladimir Guerrero, R OBP: 0.367, SLG: 0.571	0-0 G5-4-3			2-1 3B		0-0 P5		0-0 P4		4	0	1	0	0	0	3						
Brad Fullmer, L OBP: 0.341, SLG: 0.524		4-0 G3 BB		0-1 G1-3		1-1 P4		0-0 FC5-4 1B		3	0	1	1	1	0	1						
Michael Barrett, R OBP: 0.333, SLG: 0.393		2-2 G3		4-2 BB		0-0 F8		0-0 FC5-4	2-1 HR	3	0	0	0	0	1	3						
Chris Widger, R OBP: 0.337, SLG: 0.497		2-2 P2		1-0 L5				2-2 P5	2-1 HR 1B	4	1	1	0	0	0	3						
Geoff Blum, S OBP: 0.341, SLG: 0.667		1-1 P5			2-2 F7			0-0 G4-3	2-2 HR	4	1	1	2	0	0	1						
Javier Vazquez, R OBP: 0.344, SLG: 0.310			2-1 G5-4-3 1B		3-3 K			0-1 G4-3	1-3 K	2	0	1	0	0	1	0						
Miguel Batista, R OBP: 0.258, SLG: 0.345										0	0	0	0	0	0	0						
Ryan McGuire, L OBP: 0.345, SLG: 0.344										1	0	0	0	0	0	0						
Bobby Ayala, R OBP: 0.348, SLG: 0.440										0	0	0	0	0	0	0						
Orlando Merced, S OBP: 0.348, SLG: 0.440										1	0	0	0	0	1	0						
Inning Stats	R: 1 E: 0 K: 0 S: 7	H: 2 LOB: 0 BB: 0 P: 10	R: 0 E: 0 K: 0 S: 9	H: 0 LOB: 1 BB: 1 P: 18	R: 0 E: 0 K: 0 S: 5	H: 1 LOB: 0 BB: 0 P: 9	R: 0 E: 0 K: 0 S: 9	H: 1 LOB: 2 BB: 1 P: 16	R: 0 E: 0 K: 1 S: 14	H: 2 LOB: 2 BB: 0 P: 21	R: 0 E: 0 K: 0 S: 4	H: 0 LOB: 0 BB: 0 P: 5	R: 0 E: 0 K: 0 S: 6	H: 0 LOB: 0 BB: 0 P: 8	R: 1 E: 0 K: 0 S: 10	H: 3 LOB: 2 BB: 0 P: 14	R: 2 E: 0 K: 1 S: 15	H: 3 LOB: 1 BB: 0 P: 21	1B: 9 2B: 0 3B: 1 HR: 2	SF: 0 SAC: 0 DP: 2 HBP: 0	WP: 0 PB: 0 CS: 0	PA: 39
PITCHER	IP WLS BF H R ER SO BB IBB HBP BLK WP HR S P ERA WHIP																					
Russ Ortiz, R ERA: 3.87	(1, 1)	8.0 W 35 11 4 4 1 2 0 0 0 0 2 69 110 4.50 1.625																				
Robb Nen, R ERA: 3.92	(9, 1)	1.0 S 4 1 0 0 1 0 0 0 0 0 0 10 12 0.00 1.000																				



Batter	1	2	3	4	5	6	7	8	9	AB	R	H	RBI	BB	SO	LOB	BOTTOM			
Marvin Benard, L OBP: 0.397, SLG: 0.469	1-0 P3	1-3 K			1-3 K	0-1 F7				4	0	0	0	0	2	2	Montreal Expos @ San Francisco Giants 3Com Park at Candlestick Point, San Francisco, CA Wed Aug 18 1999, 3:35 PM EDT Att: 14,358 - Cloudy - 61 F			
Ramon Martinez, R OBP: 0.331, SLG: 0.410	4-1 HR BB		4-2 G4-6-3 BB		2-2 BB 1B		4-1 FC6-4 BB			1	1	1	0	3	0	0				
Barry Bonds, L OBP: 0.403, SLG: 0.585	3-1 1-H HR		0-0 G4-6-3		4-1 BB		1-3 K			3	1	1	2	1	1	2				
Ellis Burks, R OBP: 0.392, SLG: 0.570	1-1 HR 1B		0-0 G1-3		0-0 P5		2-1 FC6-4 PB			4	1	1	0	0	0	3				
Charlie Hayes, R OBP: 0.279, SLG: 0.303	3-2 SAFE SAFE			2-0 SH1-3 FC5-4 2B	0-1 F8		3-2 P3			4	2	2	2	0	0	3				
J.T. Snow, L OBP: 0.356, SLG: 0.426	1-H HR						1-2 P3			0	0	0	0	0	0	0				
Rich Aurilia, R OBP: 0.338, SLG: 0.435	1-1 G6-3			0-0 SH1-3		1-2 SH5-4 1B		1-3 K		3	0	1	0	0	1	0				
Bill Mueller, S OBP: 0.395, SLG: 0.343	2-1 F8			2-3 FC5-4 BB		2-2 SH5-4 1B		1-0 L7		3	0	1	0	1	0	0				
Doug Mirabeli, R OBP: 0.333, SLG: 0.488		0-3 K		1 SAFE 2 SAFE FC5-4	2-1 FC5-4	1-2 F8		2-3 K		4	0	0	1	0	2	3				
Russ Ortiz, R OBP: 0.208, SLG: 0.288			0-3 K		0-0 L4		0-0 SH5-4			2	0	0	0	0	1	1				
Robb Nen, R ERA: 3.55										0	0	0	0	0	0	0				
Inning Stats	R: 4 E: 0 K: 0 S: 14	H: 3 LOB: 0 BB: 1 P: 29	R: 0 E: 0 K: 3 S: 10	H: 0 LOB: 0 BB: 0 P: 11	R: 0 E: 0 K: 0 S: 6	H: 0 LOB: 1 BB: 1 P: 10	R: 1 E: 0 K: 0 S: 6	H: 1 LOB: 1 BB: 1 P: 14	R: 0 E: 0 K: 1 S: 10	H: 1 LOB: 2 BB: 1 P: 17	R: 0 E: 0 K: 0 S: 12	H: 2 LOB: 2 BB: 0 P: 16	R: 0 E: 0 K: 1 S: 9	H: 0 LOB: 1 BB: 1 P: 19	R: 0 E: 0 K: 2 S: 9	H: 0 LOB: 0 BB: 0 P: 13	1B: 4 2B: 1 3B: 0 HR: 2	SF: 0 SAC: 2 DP: 1 HBP: 0	WP: 0 PB: 1 CS: 0	PA: 35
PITCHER	IP WLS BF H R ER SO BB IBB HBP BLK WP HR S P ERA WHIP																			
Javier Vazquez, R ERA: 5.61	(1, 1)	5.0 L 25 7 5 5 4 4 0 0 0 0 0 6 7 9.00 2.200																		
Miguel Batista, R ERA: 5.18	(6, 1)	1.0 3 0 0 0 0 0 0 0 0 0 6 7 0.00 0.000																		
Bobby Ayala, R ERA: 3.55	(7, 1)	2.0 7 0 0 0 0 3 1 0 0 0 0 0 18 32 0.00 0.500																		



Batter	1	2	3	4	5	6	7	8	9	AB	R	H	RBI	BB	SO	LOB	TOP					
Marvin Benard, L (1.8) OBP: 0.391, SLG: 0.464	0-1 P3		3-1 3B 2B			1-1 B5-3		0-1 P6	1-3 K	5	1	1	0	0	1	3	San Francisco Giants @ Milwaukee Brewers Milwaukee County Stadium, Milwaukee, WI Sat Aug 21 1999, 8:05 PM EDT Att: 25,646 - Cloudy - 72 F					
F.P. Santangelo, S (1.4) OBP: 0.419, SLG: 0.396	1-2 L8		0-0 P2 3B			0-0 G3		0-1 F8		4	0	1	1	0	0	1						
Barry Bonds, L (1.7) OBP: 0.408, SLG: 0.608	0-1 G3		3-2 P2			3-2 G4-3			4-1 PB SH4-3 SF7 BB	3	1	0	0	1	0	1						
J.T. Snow, L (1.3) OBP: 0.355, SLG: 0.421		1-1 F7		0-0 G4-3			1-1 F8		2-0 SH4-3	3	0	0	0	0	0	0						
Stan Javier, S (1.9) OBP: 0.329, SLG: 0.355		1-2 G4-3 3B 1B		1-0 L7		3-1 FC6-4 1B			4-1 BB PB 1B BB	3	2	2	0	1	0	0						
Bill Mueller, S (1.5) OBP: 0.393, SLG: 0.339		1-1 G4-3		0-0 G6-3		2-1 L7			4-1 BB 1B IBB	3	1	0	0	1	0	2						
Rich Aurilia, R (1.6) OBP: 0.338, SLG: 0.439		3-2 2H 3B		0-0 G5-3		1-2 FC6-4 1-2			0-1 SF7	3	0	1	2	0	0	1						
Doug Mirabeli, R (1.2) OBP: 0.347, SLG: 0.477		1-0 P5		0-3 K		0-0 SH2-4 1B			4-1 1B 2-3 BB	3	0	1	0	1	1	1						
Livan Hernandez, R (1.1) OBP: 0.286, SLG: 0.436			0-2 P6		0-0 G5-3		0-0 SH2-4	0-2 1B		2	0	0	0	0	0	0						
Ellis Burks, R (9, PH) OBP: 0.394, SLG: 0.577								1-2 2-3		1	0	1	2	0	0	0						
Robb Nen, R (9.1)								1-3 2H 3H		0	0	0	0	0	0	0						
Inning Stats	R: 0 E: 0 K: 0 S: 7	H: 0 LOB: 0 BB: 0 P: 8	R: 1 E: 0 K: 0 S: 12	H: 2 LOB: 1 BB: 0 P: 19	R: 1 E: 0 K: 0 S: 9	H: 2 LOB: 0 BB: 0 P: 15	R: 0 E: 0 K: 0 S: 3	H: 0 LOB: 0 BB: 0 P: 4	R: 0 E: 0 K: 1 S: 5	H: 0 LOB: 0 BB: 0 P: 5	R: 0 E: 0 K: 0 S: 6	H: 0 LOB: 0 BB: 0 P: 10	R: 0 E: 0 K: 0 S: 10	H: 1 LOB: 1 BB: 0 P: 17	R: 0 E: 0 K: 0 S: 6	H: 1 LOB: 1 BB: 0 P: 6	R: 3 E: 0 K: 1 S: 13	H: 1 LOB: 2 BB: 4 P: 32	1B: 4 2B: 1 3B: 2 HR: 0	SF: 1 SAC: 2 DP: 0 HBP: 0	WP: 0 PB: 1 CS: 0	PA: 37
PITCHER	IP WLS BF H R ER SO BB IBB HBP BLK WP HR S P ERA WHIP																					
41 Kyle Peterson, R (1.1) ERA: 3.53	7.0 L 25 5 2 2 1 0 0 0 0 0 0 0 0 0 0 0 2 2 2.57 0.714																					
Eric Plunk, R (8.1) ERA: 4.45	0.1 2 1 0 0 0 0 0 0 0 0 0 0 0 0 0 0 2 2 0.00 3.000																					
Mike Myers, L (8.1) ERA: 5.03	1.0 4 0 1 1 0 1 0 0 0 0 0 0 0 0 0 0 6 12 9.00 1.000																					
Rocky Coppinger, R (9.1) ERA: 6.88	0.2 6 1 2 2 1 2 1 0 0 0 0 0 0 0 0 0 11 24 27.00 4.500																					

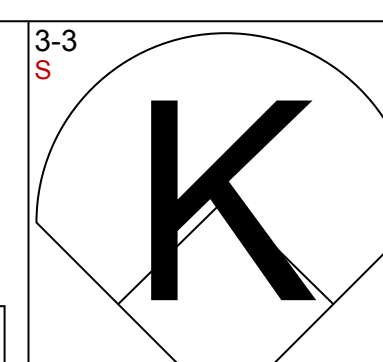
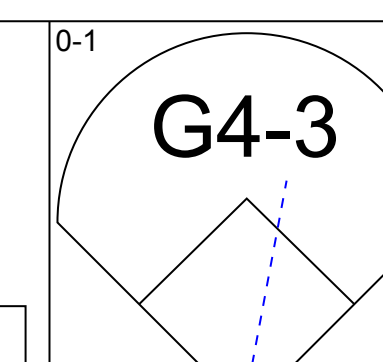
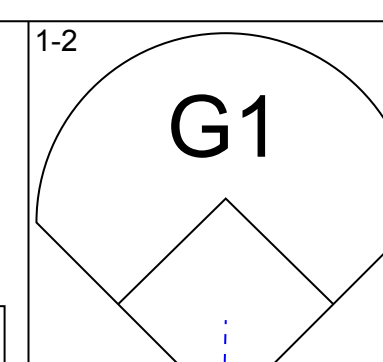
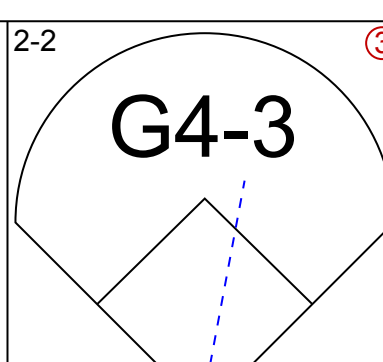
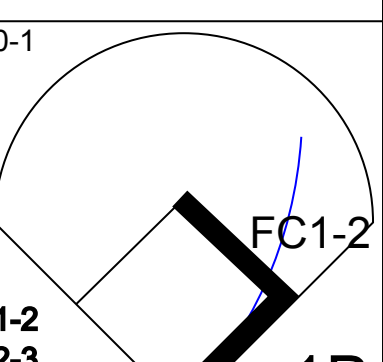
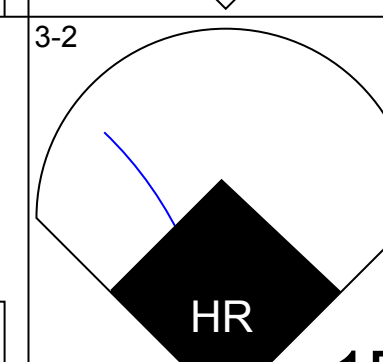
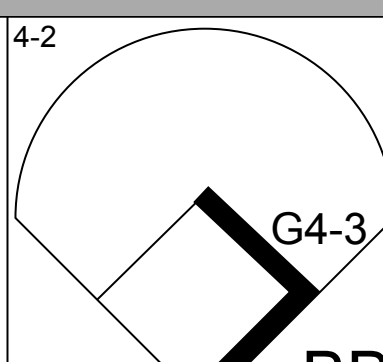
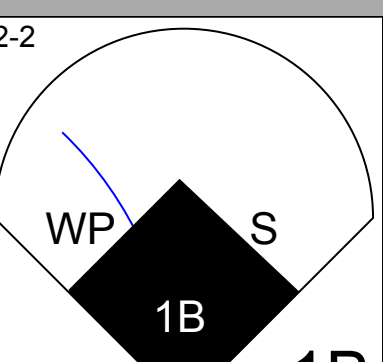
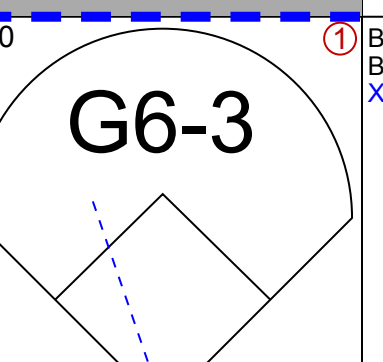
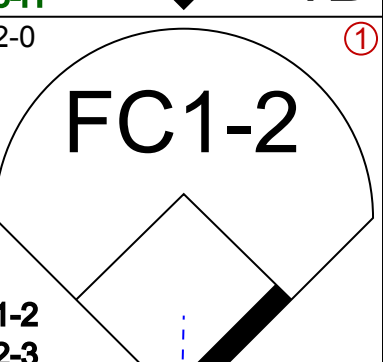
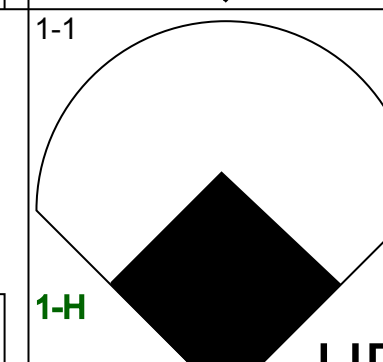
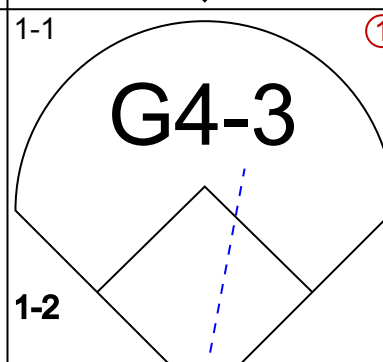
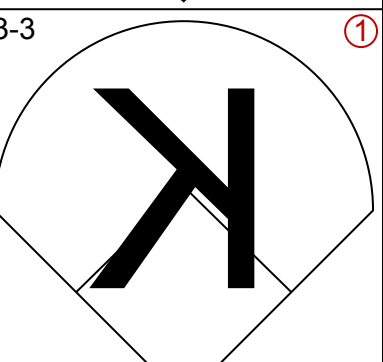
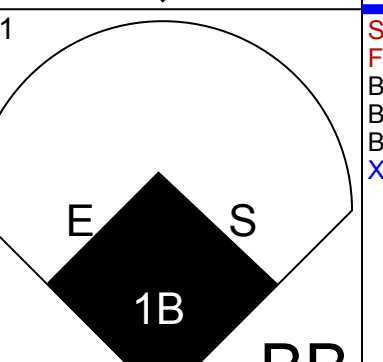
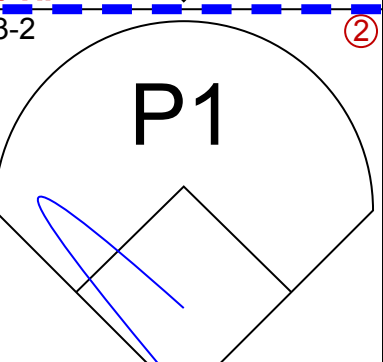
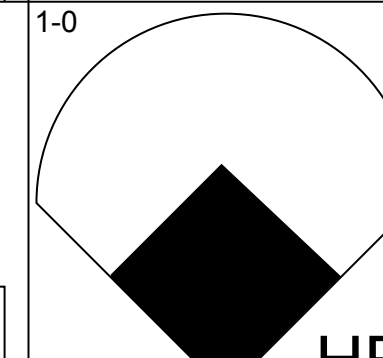
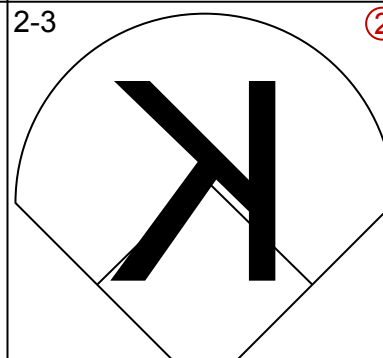
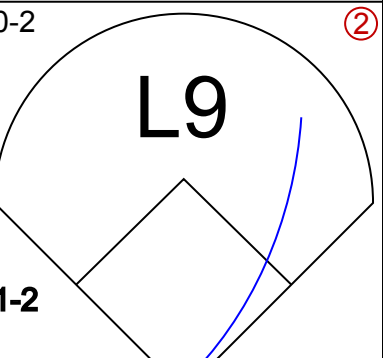
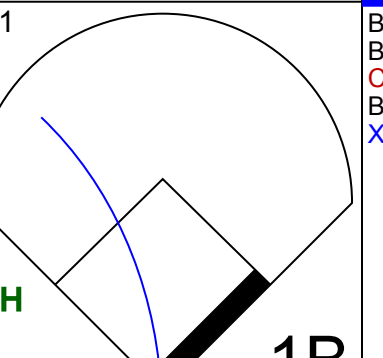
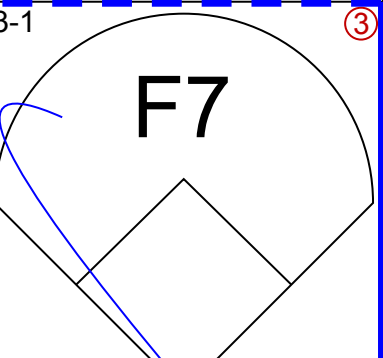
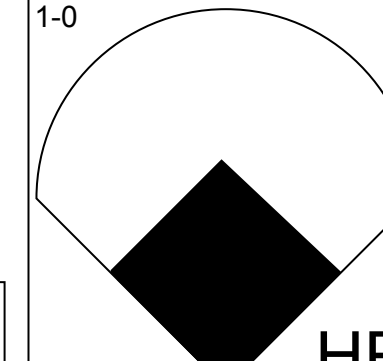
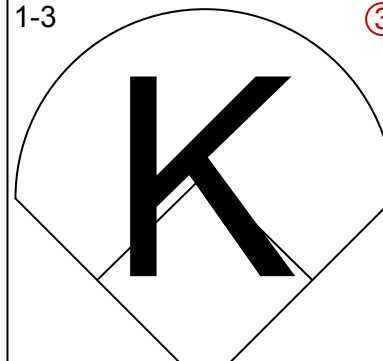
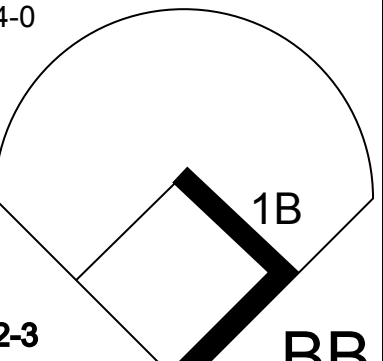
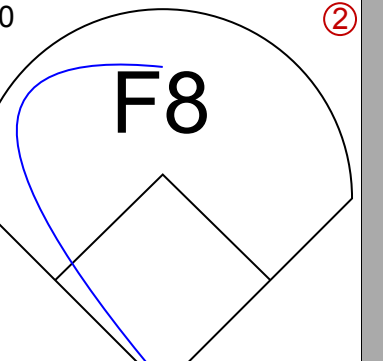
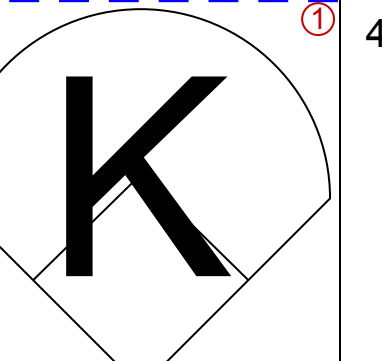
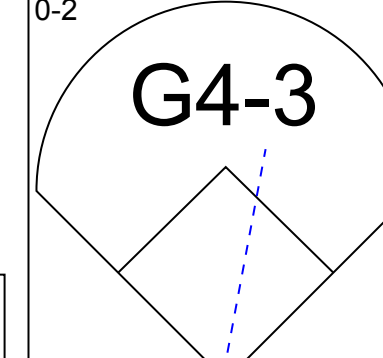
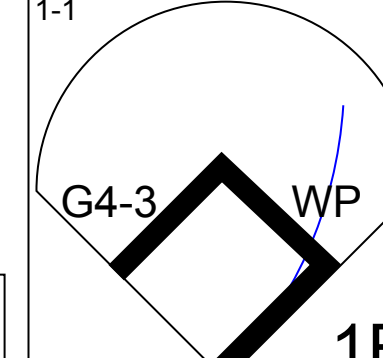
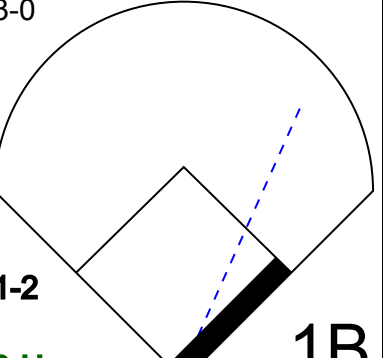
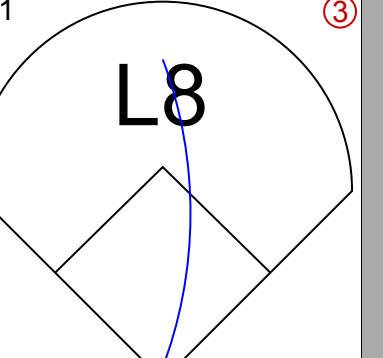

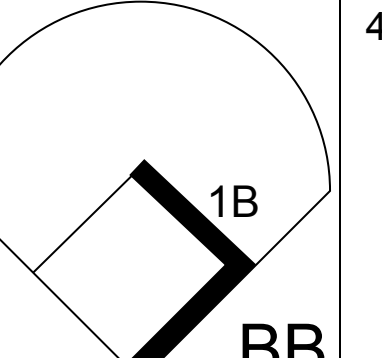
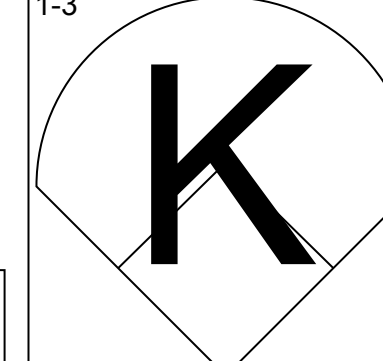
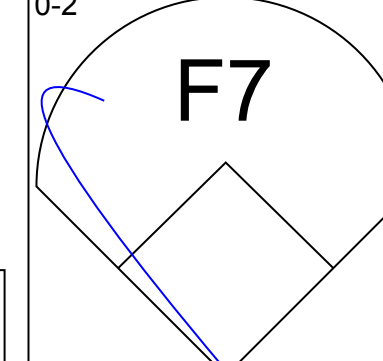
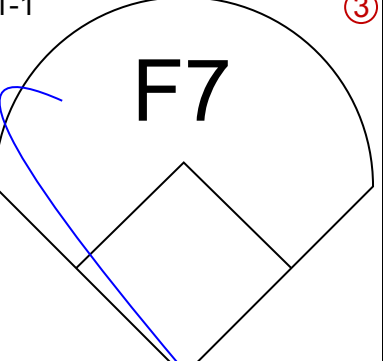
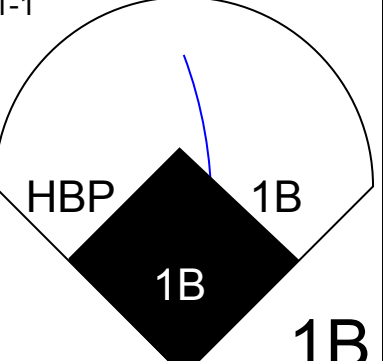
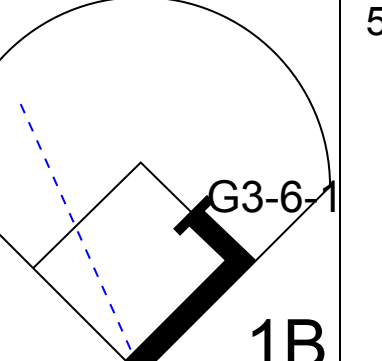
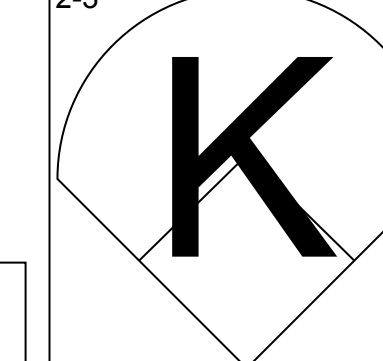
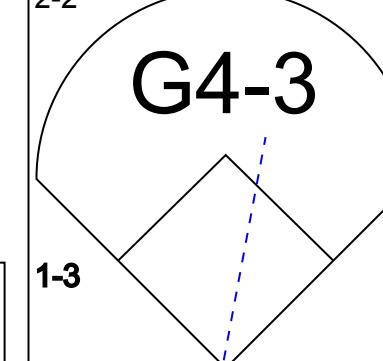
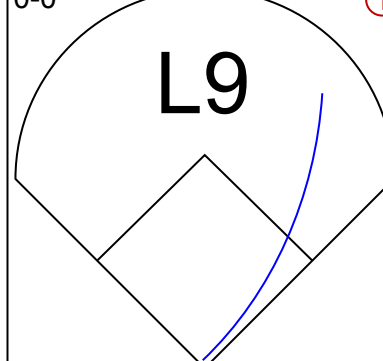
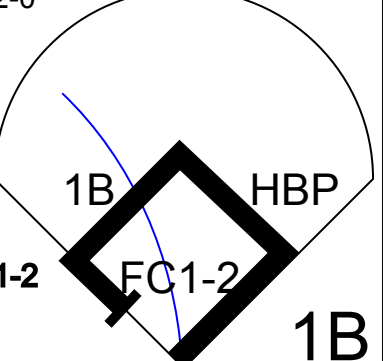
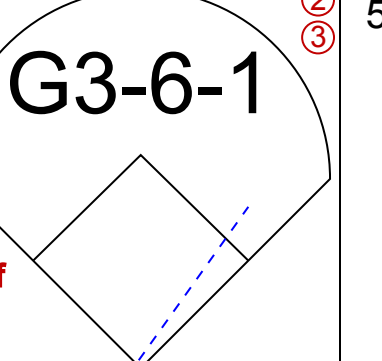
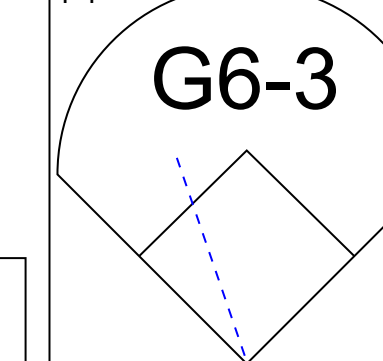
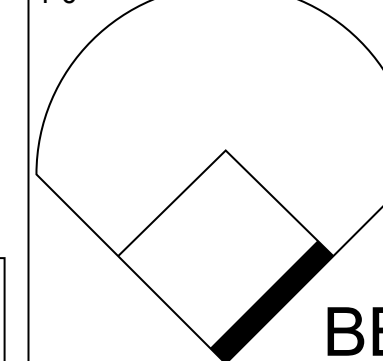

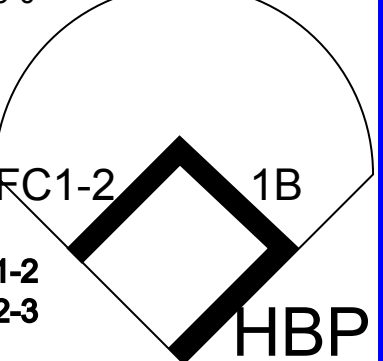

Batter	1	2	3	4	5	6	7	8	9	AB	R	H	RBI	BB	SO	LOB	BOTTOM			
Ronnie Belliard, R (1.4) OBP: 0.381, SLG: 0.404	1-0 P3	2-3 K			1-2 G4-3		1-1 L8		0-0 P6	5	0	0	0	0	1	3	San Francisco Giants @ Milwaukee Brewers Milwaukee County Stadium, Milwaukee, WI Sat Aug 21 1999, 8:05 PM EDT Att: 25,646 - Cloudy - 72 F			
Mark Loretta, R (1.6) OBP: 0.391, SLG: 0.400	4-2 1B BB		0-1 2B G6-3 1B		3-2 F8		1-2 F7			3	1	1	0	1	0	0				
Dave Nilsson, L (1.2) OBP: 0.394, SLG: 0.556	2-1 L9		0-1 G6-3 2B		1-3 K		0-1 FC6-4 BB 1B			4	0	2	0	0	1	1				
Lou Collier, R (6, PR) OBP: 0.319, SLG: 0.383			1-3 2B				4-0 K		1-2 FC6-4 BB	3	0	1	0	1	1	2				
Bobby Hughes, R (9.2) OBP: 0.294, SLG: 0.371			2-0 P5		1-3 K		1-2 FC6-4 BB			4	0	0	1	0	2	5				
Jeremy Burnitz, L (1.9) OBP: 0.387, SLG: 0.586	3-2 1B		2-0 P5		0-3 K		0-1 FC6-4		1-2 2-3	4	0	0	1	0	2	5				
Marquis Grissom, R (1.8) OBP: 0.323, SLG: 0.393	2-3 K		0-0 G6-3		2-3 3H 3H		1-0 K		1-2 2-3	4	0	2	0	0	1	4				
Geoff Jenkins, L (1.7) OBP: 0.398, SLG: 0.571		0-0 F7 2B		1-0 G4-3		1-0 1B		3-3 K		4	0	2	0	0	1	4				
Rocky Coppinger, R (9.1) OBP: 0.333, SLG: 0.333								1-2		0	0	0	0	0	0	0				
Jeff Cirillo, R (1.5) OBP: 0.388, SLG: 0.425	4-2 1B BB			2-1 L9		1-1 F9			3-2 L8	3	0	0	0	1	0	1				
Kevin Barker, L (1.3) OBP: 0.300, SLG: 0.300	1-1 F7			1-0 G6-3		1-1 F7			0-1 1B	4	0	1	0	0	0	2				
41 Kyle Peterson, R (1.1) OBP: 0.154, SLG: 0.154		0-0 G1-3		0-3 K		2-3 K			0-3 K	2	0	0	0	0	1	2				
Sean Berry, R (7, PH) OBP: 0.288, SLG: 0.313										1	0	0	0	0	1	0				
Eric Plunk, R (8.1) ERA: 4.45										0	0	0	0	0	0	0				
Mike Myers, L (8.1) ERA: 5.03										0	0	0	0	0	0	0				
Alex Ochoa, R (9.7) OBP: 0.403, SLG: 0.510										1	0	0	0	0	1	1				
Inning Stats	R: 0 E: 0 K: 1 S: 12	H: 1 LOB: 2 BB: 1 P: 24	R: 0 E: 0 K: 1 S: 10	H: 1 LOB: 2 BB: 1 P: 17	R: 1 E: 0 K: 0 S: 7	H: 2 LOB: 1 BB: 0 P: 10	R: 0 E: 0 K: 1 S: 6	H: 0 LOB: 0 BB: 0 P: 9	R: 0 E: 0 K: 2 S: 10	H: 1 LOB: 1 BB: 0 P: 13	R: 0 E: 0 K: 1 S: 7	H: 0 LOB: 0 BB: 0 P: 11	R: 0 E: 0 K: 1 S: 13	H: 1 LOB: 2 BB: 1 P: 21	R: 0 E: 0 K: 1 S: 9	H: 1 LOB: 1 BB: 0 P: 12	1B: 5 2B: 2 3B: 0 HR: 0	SF: 0 SAC: 0 DP: 0 HBP: 0	WP: 0 PB: 1 CS: 0	PA: 37
PITCHER	IP WLS BF H R ER SO BB IBB HBP BLK WP HR S P ERA WHIP																			
Livan Hernandez, R (1.1) ERA: 4.67	8.0 W 33 6 1 1 8 3 0 0 0 0 0 0 0 0 0 0 75 120 1.12 1.125																			
Robb Nen, R (9.1) ERA: 3.95	1.0 4 1 0 0 1 0 0 0 0 0 0 0 0 0 0 9 12 0.00 1.000																			

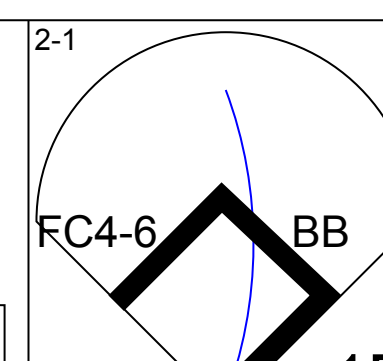
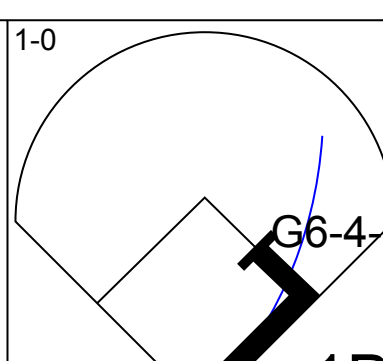
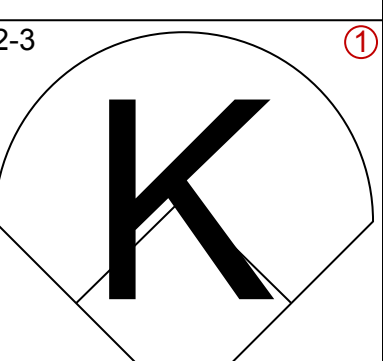
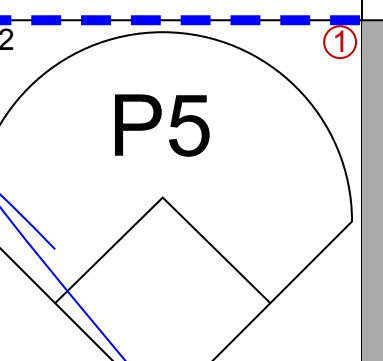
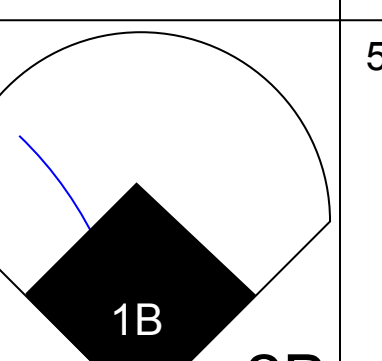
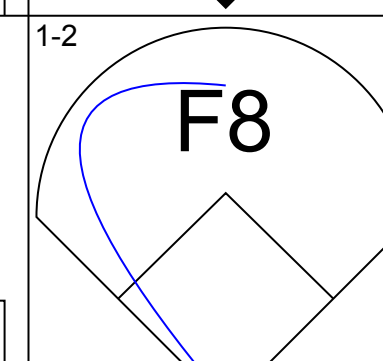
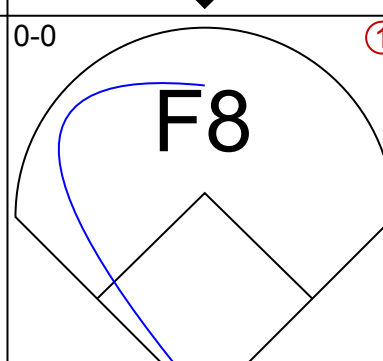
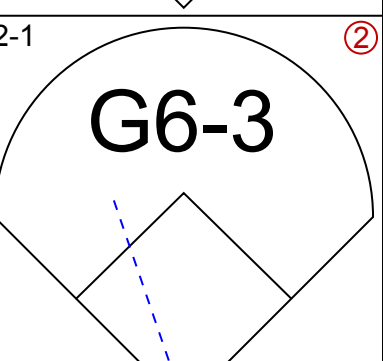
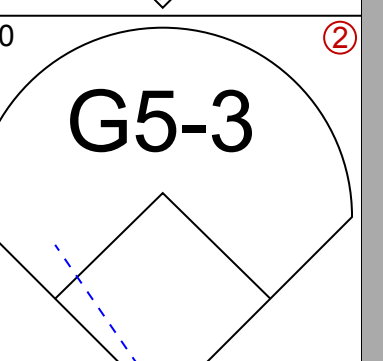
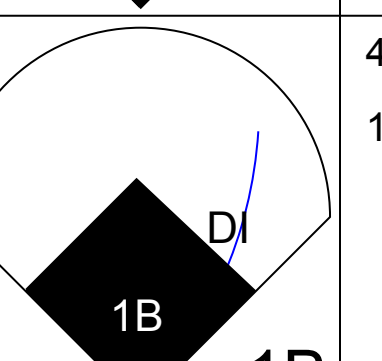
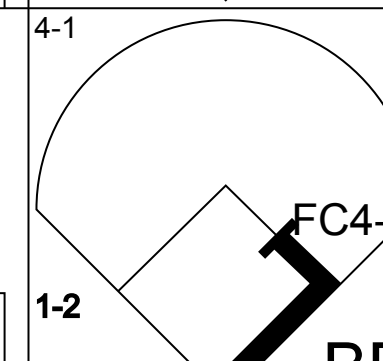
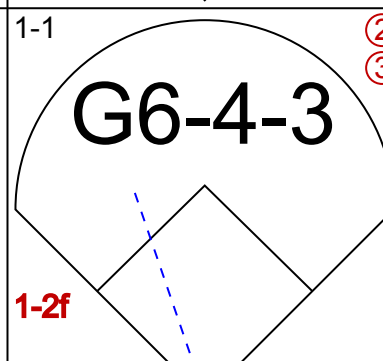
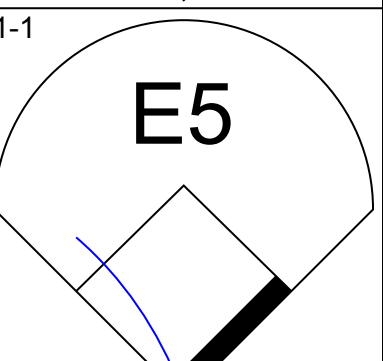
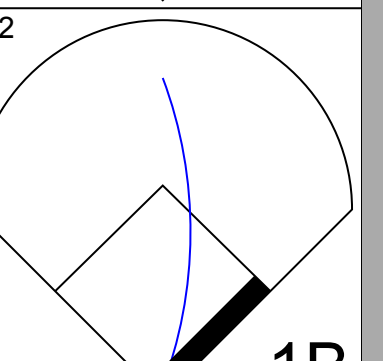
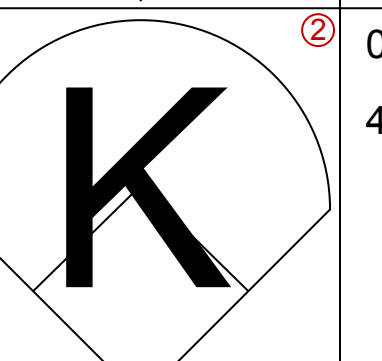
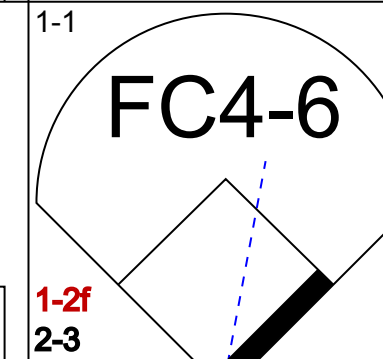
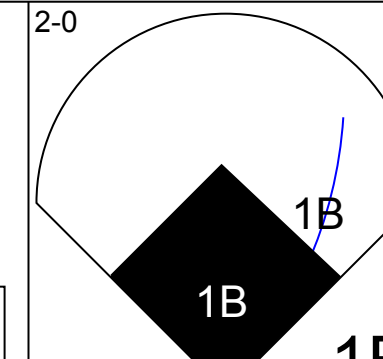
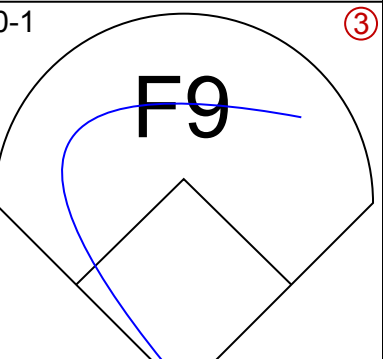
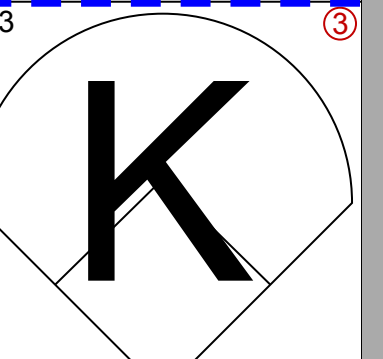
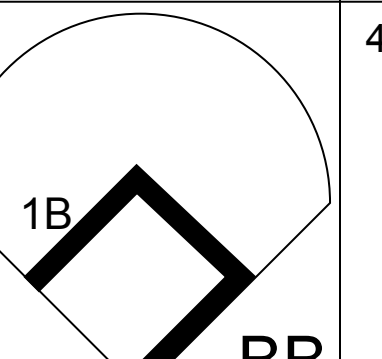
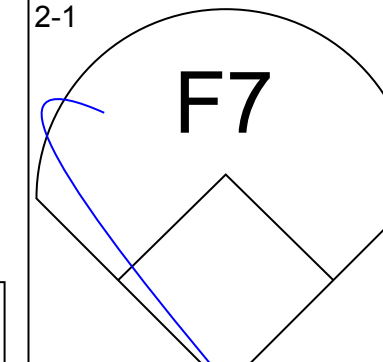
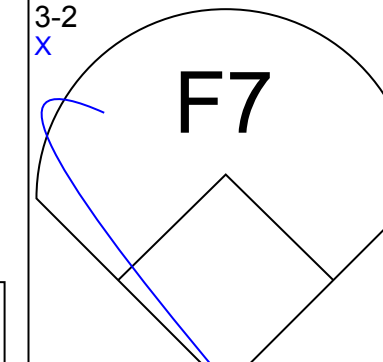
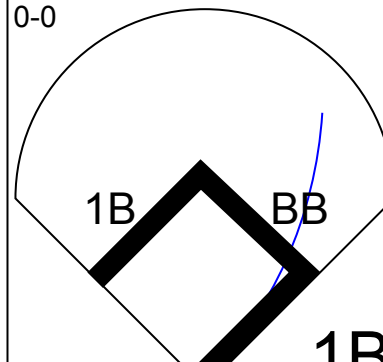
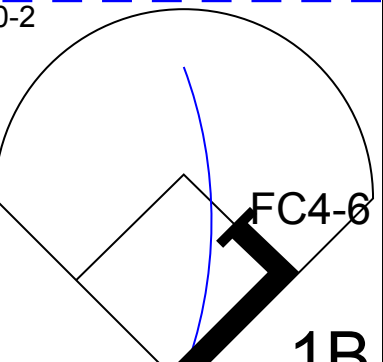
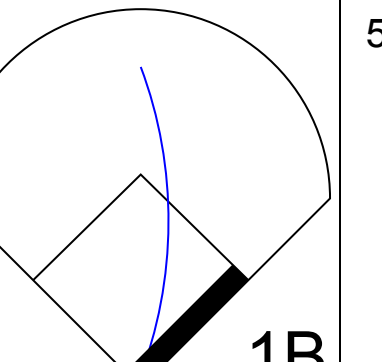
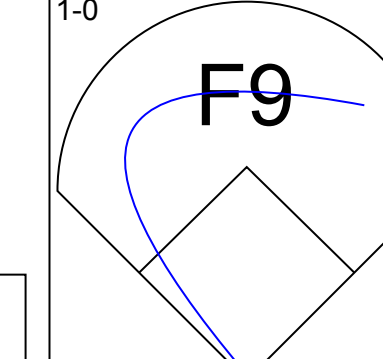
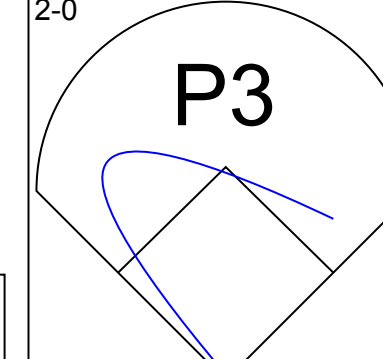
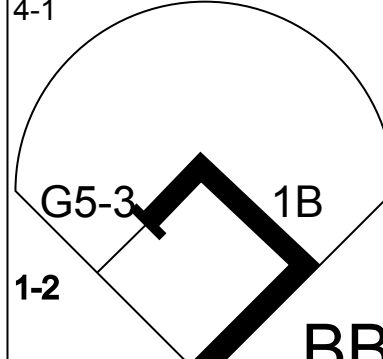
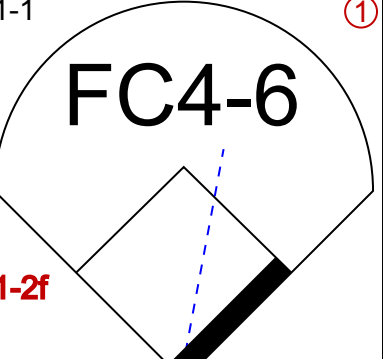
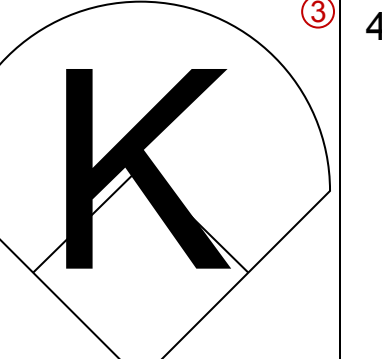
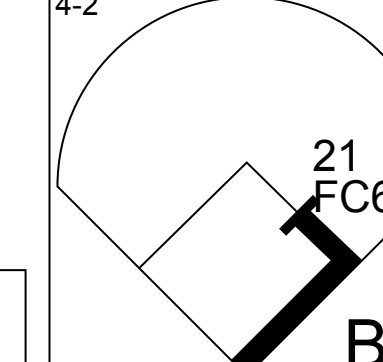
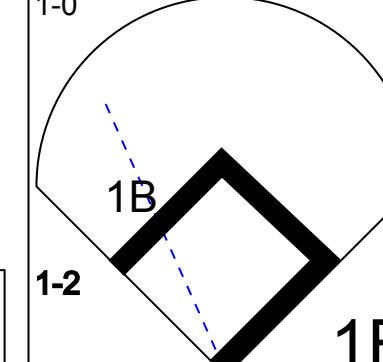
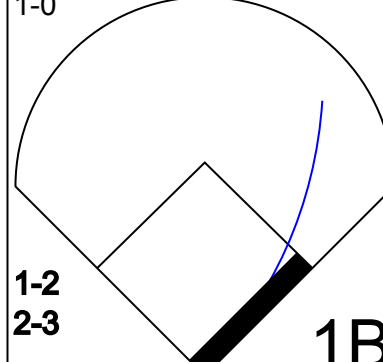
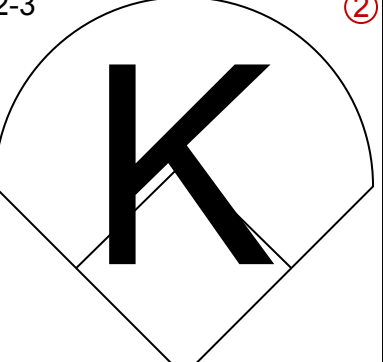
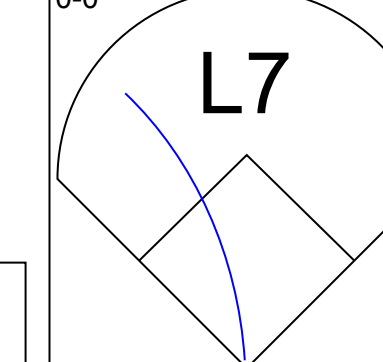
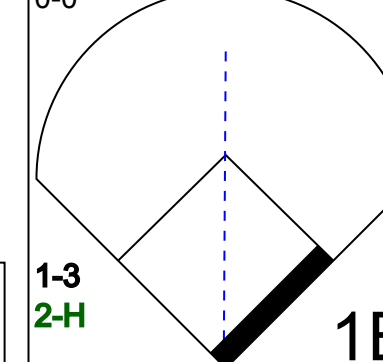
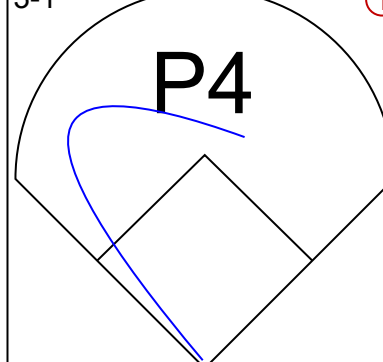
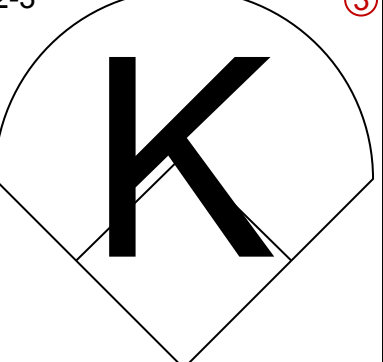
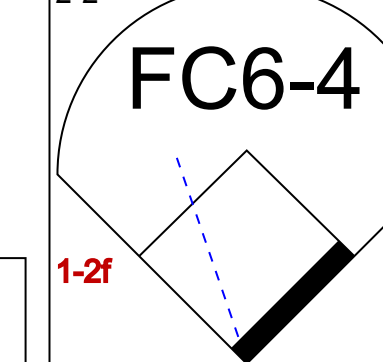
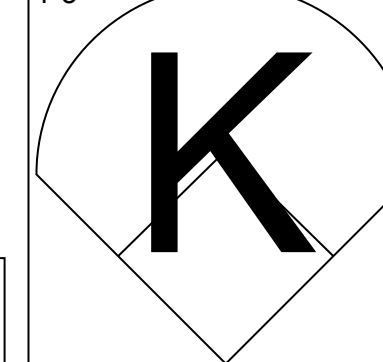
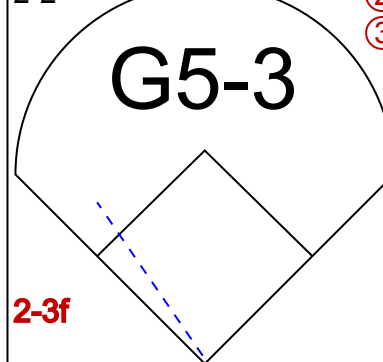

AB	30
R	5
H	7
RBI	5
BB	4
SO	2
LOB	9



AB	34
R	1
H	7
RBI	1
BB	3
SO	9
LOB	21



Batter	1	2	3	4	5	6	7	8	9	AB	R	H	RBI	BB	SO	LOB	TOP					
Marvin Benard, L (1.8) OBP: 0.349, SLG: 0.461										5	0	1	1	0	1	2	San Francisco Giants @ Milwaukee Brewers Milwaukee County Stadium, Milwaukee, WI Sun Aug 22 1999, 2:05 PM EDT Att: 22,193 - Cloudy - 75 F					
Bill Mueller, S (1.5) OBP: 0.396, SLG: 0.342										4	2	2	0	1	0	3						
Barry Bonds, L (1.7) OBP: 0.408, SLG: 0.614										4	2	1	2	1	1	5						
Jeff Kent, R (1.4) John Johnstone, R (8.1) Felix Rodriguez, R (9.1) OBP: 0.429, SLG: 1.000										5	1	2	2	0	1	5						
Ellis Burks, R (1.9) OBP: 0.394, SLG: 0.583										4	1	1	1	1	2	2						
J.T. Snow, L (1.3) OBP: 0.357, SLG: 0.422										4	0	2	1	1	0	1						
Rich Aurilia, R (1.6) OBP: 0.338, SLG: 0.438										5	1	2	0	0	1	3						
Brent Mayne, L (1.2) OBP: 0.372, SLG: 0.415										5	0	1	0	0	1	3						
Joe Nathan, R (1.1) Alan Embree, L (6.1) Jerry Spradlin, S (7.1) Rich Rodriguez, L (7.1) Scott Servais, R (8. PH) F.P. Santangelo, S (8.4) OBP: 0.419, SLG: 0.398										2	0	0	0	0	1	0						
Inning Stats	R: 4 E: 0 K: 2 S: 20	H: 4 LOB: 0 BB: 0 P: 30	R: 0 E: 0 K: 1 S: 7	H: 0 LOB: 0 BB: 0 P: 10	R: 0 E: 0 K: 2 S: 13	H: 0 LOB: 1 BB: 1 P: 21	R: 0 E: 0 K: 0 S: 11	H: 1 LOB: 2 BB: 1 P: 19	R: 1 E: 0 K: 1 S: 14	H: 2 LOB: 2 BB: 1 P: 27	R: 0 E: 0 K: 1 S: 7	H: 0 LOB: 0 BB: 0 P: 9	R: 1 E: 0 K: 0 S: 7	H: 1 LOB: 1 BB: 1 P: 17	R: 1 E: 0 K: 0 S: 11	H: 3 LOB: 3 BB: 0 P: 25			R: 0 E: 0 K: 1 S: 16	H: 1 LOB: 1 BB: 1 P: 26	1B: 9 2B: 0 3B: 0 HR: 3	SF: 0 SAC: 0 DP: 1 HBP: 1
PITCHER	IP WLS BF H R ER SO BB IBB HBP BLK WP HR S P ERA WHIP																					
21 Cal Eldred, R (1.1) ERA: 8.27	6.0 L 28 7 5 5 7 3 0 0 0 2 3 72 116 7.50 1.667																					
David Weathers, R (7.1) ERA: 4.42	1.1 10 4 2 2 0 1 0 0 0 0 0 13 31 13.50 3.750																					
Mike Myers, L (8.1) ERA: 4.98	0.1 1 0 0 0 0 0 0 0 0 0 0 0 3 6 0.00 0.000																					
Rocky Coppinger, R (8.1) ERA: 6.53	0.1 1 0 0 0 0 0 0 0 0 0 0 0 2 5 0.00 0.000																					
Bob Wickman, R (9.1) ERA: 2.97	1.0 4 1 0 0 1 1 0 0 0 0 0 0 16 26 0.00 2.000																					

Batter	1	2	3	4	5	6	7	8	9	AB	R	H	RBI	BB	SO	LOB	BOTTOM			
Ronnie Belliard, R (1.4) OBP: 0.384, SLG: 0.410										5	1	3	0	0	1	0	San Francisco Giants @ Milwaukee Brewers Milwaukee County Stadium, Milwaukee, WI Sun Aug 22 1999, 2:05 PM EDT Att: 22,193 - Cloudy - 75 F			
Mark Loretta, R (1.6) Lou Collier, R (9. PH) OBP: 0.358, SLG: 0.397 OBP: 0.326, SLG: 0.390										4	0	0	0	0	0	2				
Dave Nilsson, L (1.2) Bobby Hughes, R (3.2) OBP: 0.396, SLG: 0.556 OBP: 0.292, SLG: 0.366										0	0	0	0	1	0	0				
Jerome Burnitz, L (1.9) OBP: 0.387, SLG: 0.582										4	1	1	0	1	1	4				
Geoff Jenkins, L (1.7) OBP: 0.371, SLG: 0.572										5	0	3	1	0	0	3				
Marquis Grissom, R (1.8) OBP: 0.322, SLG: 0.389										4	0	0	0	1	1	4				
Jeff Cirillo, R (1.5) OBP: 0.391, SLG: 0.427										3	0	2	0	1	1	1				
Kevin Barker, L (1.3) Sean Berry, R (6. PH) OBP: 0.333, SLG: 0.333 OBP: 0.286, SLG: 0.310										2	0	1	1	0	0	1				
21 Cal Eldred, R (1.1) Alex Cinchon, R (6. PH) David Weathers, R (7.1) Mike Myers, L (8.1) Rocky Coppinger, R (9.1) Bob Wickman, R (9.1) Jose Valentin, S (9. PH) OBP: 0.167, SLG: 0.176 OBP: 0.401, SLG: 0.307 OBP: 0.226, SLG: 0.167 OBP: 0.352, SLG: 0.333 OBP: 0.390, SLG: 0.402										2	0	0	0	0	1	3				
Inning Stats	R: 0 E: 0 K: 0 S: 11	H: 1 LOB: 2 BB: 1 P: 21	R: 0 E: 0 K: 0 S: 8	H: 0 LOB: 1 BB: 1 P: 15	R: 0 E: 0 K: 0 S: 4	H: 1 LOB: 0 BB: 0 P: 6	R: 1 E: 0 K: 1 S: 14	H: 3 LOB: 2 BB: 0 P: 23	R: 0 E: 0 K: 0 S: 9	H: 2 LOB: 2 BB: 1 P: 19	R: 0 E: 0 K: 1 S: 12	H: 1 LOB: 1 BB: 0 P: 18	R: 0 E: 0 K: 2 S: 11	H: 1 LOB: 1 BB: 0 P: 16	R: 2 E: 0 K: 3 S: 18	H: 3 LOB: 2 BB: 1 P: 33		1B: 11 2B: 1 3B: 0 HR: 0	SF: 0 SAC: 0 DP: 2 HBP: 0	WP: 0 PB: 0 SB: 0 CS: 0
PITCHER	IP WLS BF H R ER SO BB IBB HBP BLK WP HR S P ERA WHIP																			
Joe Nathan, R (1.1) ERA: 3.61	5.0 W 25 7 1 1 2 3 0 0 0 0 0 6 11 0.00 0.000																			
Alan Embree, L (6.1) ERA: 3.48	1.0 H 2 0 0 0 0 0 0 0 0 0 0 6 11 0.00 0.000																			
Jerry Spradlin, R (7.1) ERA: 5.01	0.2 3 1 0 0 0 0 0 0 0 0 0 9 12 0.00 1.500																			
Rich Rodriguez, L (7.1) ERA: 4.95	0.1 1 0 0 0 1 0 0 0 0 0 0 3 6 0.00 0.000																			
John Johnstone, R (8.1) ERA: 2.15	1.0 4 1 0 0 2 0 0 0 0 0 0 0 11 16 0.00 1.000																			
PITCHER	IP WLS BF H R ER SO BB IBB HBP BLK WP HR S P ERA WHIP																			
Felix Rodriguez, R (9.1) ERA: 3.93	1.0 7 3 2 2 3 1 0 0 0 0 0 2 18 0.00 4.000																			

Batter	1	2	3	4	5	6	7	8	9	AB	R	H	RBI	BB	SO	LOB	TOP					
Marvin Benard, L OBP: 0.349, SLG: 0.459 (1, 8)										6	2	2	0	0	1	1	San Francisco Giants @ Chicago Cubs Wrigley Field, Chicago, IL Tue Aug 24 1999, 1:20 PM CDT Att: 25,501 - Overcast - 70 F					
Charlie Hayes, R OBP: 0.295, SLG: 0.325 (1, 5)										5	3	2	3	1	0	1						
Barry Bonds, L OBP: 0.411, SLG: 0.618 Bill Mueller, S OBP: 0.398, SLG: 0.348 (1, 7) (8, 4)										5	3	3	1	0	0	0						
Jeff Kent, R OBP: 0.381, SLG: 0.513 Stan Javier, S OBP: 0.329, SLG: 0.355 (1, 4) (8, 9)										5	2	4	2	0	0	3						
Ellis Burks, R OBP: 0.399, SLG: 0.583 Mark Gardner, R OBP: 0.162, SLG: 0.176 (1, 9) (8, 1)										3	0	2	3	2	0	0						
J.T. Snow, L OBP: 0.357, SLG: 0.423 (1, 3)										4	0	2	3	0	1	2						
Rich Aurilia, R OBP: 0.335, SLG: 0.433 (1, 6)										5	0	0	0	0	1	8						
Scott Servais, R OBP: 0.332, SLG: 0.390 (1, 2)										5	1	1	0	0	0	4						
Shawn Estes, R OBP: 0.234, SLG: 0.250 F.P. Santangelo, S OBP: 0.418, SLG: 0.394 (1, 1) (8, 7)										3	1	1	0	0	1	0						
Inning Stats	R: 3 E: 1 K: 1 S: 16	H: 3 LOB: 2 BB: 1 P: 29	R: 0 E: 0 K: 1 S: 9	H: 0 LOB: 0 BB: 0 P: 11	R: 0 E: 1 K: 0 S: 9	H: 1 LOB: 2 BB: 1 P: 17	R: 5 E: 0 K: 0 S: 18	H: 7 LOB: 2 BB: 0 P: 24	R: 3 E: 0 K: 0 S: 18	H: 4 LOB: 2 BB: 1 P: 29	R: 0 E: 0 K: 1 S: 10	H: 0 LOB: 0 BB: 0 P: 15	R: 1 E: 0 K: 0 S: 5	H: 1 LOB: 0 BB: 0 P: 7	R: 0 E: 0 K: 1 S: 8	H: 0 LOB: 0 BB: 0 P: 11		R: 0 E: 0 K: 0 S: 8	H: 2 LOB: 2 BB: 0 P: 13	1B: 12 2B: 4 3B: 0 HR: 2	SF: 1 SAC: 1 DP: 0 HBP: 0	WP: 0 PB: 0 SB: 0 CS: 0
PITCHER	IP WLS BF H R ER SO BB IBB HBP BLK WP HR S P ERA WHIP																					
Andrew Lorraine, L ERA: 3.95	(1, 1) 3.1 L 21 8 7 6 2 2 2 0 0 0 0 0 1 44 71 16.20 3.000																					
Steve Rain, R ERA: 7.24	(4, 1) 1.1 11 6 4 4 0 1 0 0 0 0 0 0 1 22 34 27.00 5.250																					
Dan Serafini, L ERA: 6.93	(5, 1) 2.1 9 2 1 1 1 0 0 0 0 0 0 1 19 27 3.86 0.857																					
Rod Beck, R ERA: 8.67	(8, 1) 2.0 7 2 0 0 1 0 0 0 0 0 0 0 16 24 0.00 1.000																					

AB	43
R	12
H	18
RBI	12
BB	3
SO	4
LOB	19



Batter	1	2	3	4	5	6	7	8	9	AB	R	H	RBI	BB	SO	LOB	BOTTOM					
Lance Johnson, L OBP: 0.325, SLG: 0.354 (1, 8)										3	1	0	0	2	0	1	San Francisco Giants @ Chicago Cubs Wrigley Field, Chicago, IL Tue Aug 24 1999, 1:20 PM CDT Att: 25,501 - Overcast - 70 F					
Manny Alexander, R OBP: 0.320, SLG: 0.361 (1, 4)										5	0	1	0	0	1	3						
Mark Grace, L OBP: 0.403, SLG: 0.490 (1, 3)										4	2	2	0	0	0	1						
Sammy Sosa, R OBP: 0.369, SLG: 0.669 Tyler Houston, L OBP: 0.315, SLG: 0.397 (1, 9) (9, 9)										3	0	2	1	1	0	1						
Glenallen Hill, R OBP: 0.367, SLG: 0.604 (1, 7)										4	0	0	0	0	1	6						
Gary Gaetti, R OBP: 0.255, SLG: 0.326 (1, 5)										4	0	1	2	0	1	1						
Jose Nieves, R OBP: 0.295, SLG: 0.333 (1, 6)										4	0	1	0	0	0	2						
Benito Santiago, R OBP: 0.307, SLG: 0.367 (1, 2)										4	1	1	0	0	1	1						
Andrew Lorraine, L ERA: 3.95 Steve Rain, R ERA: 7.24 Dan Serafini, S ERA: 6.93 Jeff Blausler, R SLG: 0.430 Rod Beck, R ERA: 8.67 (1, 1) (4, 1) (5, 1) (7, PH) (8, 1) (9, PH)										1	0	0	0	0	1	1						
Inning Stats	R: 0 E: 0 K: 0 S: 7	H: 0 LOB: 0 BB: 0 P: 12	R: 0 E: 0 K: 0 S: 4	H: 1 LOB: 0 BB: 0 P: 9	R: 0 E: 0 K: 2 S: 12	H: 1 LOB: 1 BB: 0 P: 18	R: 1 E: 0 K: 1 S: 11	H: 2 LOB: 0 BB: 0 P: 20	R: 0 E: 0 K: 1 S: 11	H: 0 LOB: 0 BB: 0 P: 16	R: 2 E: 0 K: 2 S: 10	H: 2 LOB: 2 BB: 2 P: 22	R: 0 E: 0 K: 0 S: 6	H: 0 LOB: 0 BB: 0 P: 11	R: 0 E: 0 K: 0 S: 8	H: 1 LOB: 1 BB: 0 P: 13		R: 1 E: 0 K: 0 S: 6	H: 2 LOB: 2 BB: 1 P: 11	1B: 7 2B: 3 3B: 0 HR: 0	SF: 0 SAC: 0 DP: 1 HBP: 0	WP: 0 PB: 0 SB: 0 CS: 0
PITCHER	IP WLS BF H R ER SO BB IBB HBP BLK WP HR S P ERA WHIP																					
Shawn Estes, L ERA: 4.75	(1, 1) 7.0 W 28 8 3 3 0 2 2 0 0 0 0 0 0 14 108 3.86 1.143																					
Mark Gardner, R ERA: 6.92	(8, 1) 2.0 10 3 1 1 0 1 0 0 0 0 0 0 0 14 24 4.50 2.000																					



Batter	1	2	3	4	5	6	7	8	9	AB	R	H	RBI	BB	SO	LOB	TOP							
Marvin Benard, L OBP: 0.350, SLG: 0.464 (1, 8)										4	2	2	3	1	0	0								
Bill Mueller, S OBP: 0.403, SLG: 0.348 (1, 5)										3	0	1	0	2	1	2								
Barry Bonds, L OBP: 0.417, SLG: 0.651 (1, 7)										5	1	2	1	0	0	3								
Jeff Kent, R OBP: 0.380, SLG: 0.510 (1, 4)										5	0	1	1	0	0	3								
J.T. Snow, L OBP: 0.360, SLG: 0.437 (1, 3)										4	1	1	1	1	1	2								
Stan Javier, S OBP: 0.330, SLG: 0.351 (1, 9)										3	0	1	0	1	1	0								
Rich Aurilia, R OBP: 0.333, SLG: 0.426 (1, 6)										3	1	0	0	1	0	4								
Doug Mirabeli, R OBP: 0.333, SLG: 0.449 (1, 2)										4	0	1	0	0	2	1								
Kirk Rueter, L OBP: 0.217, SLG: 0.233 (7, 1)										1	1	0	0	1	0	0								
Jerry Spradlin, S OBP: 0.217, SLG: 0.233 (7, 1)										0	0	0	0	0	0	0								
Alan Embree, L OBP: 0.217, SLG: 0.233 (7, 1)										0	0	0	0	0	0	0								
Brent Mayne, L OBP: 0.217, SLG: 0.233 (8, PH)										0	0	0	0	0	0	0								
John Johnstone, R OBP: 0.217, SLG: 0.233 (8, PH)										0	0	0	0	0	0	0								
Robb Nen, R OBP: 0.217, SLG: 0.233 (9, PH)										0	0	0	0	0	0	0								
Inning Stats	R: 1 E: 0 K: 0 S: 8	H: 2 LOB: 1 BB: 0 P: 12	R: 3 E: 0 K: 1 S: 16	H: 1 LOB: 0 BB: 2 P: 28	R: 1 E: 0 K: 2 S: 9	H: 1 LOB: 0 BB: 0 P: 12	R: 0 E: 0 K: 1 S: 12	H: 1 LOB: 2 BB: 1 P: 23	R: 1 E: 0 K: 0 S: 8	H: 2 LOB: 1 BB: 0 P: 12	R: 0 E: 0 K: 1 S: 8	H: 0 LOB: 0 BB: 0 P: 12	R: 0 E: 0 K: 0 S: 7	H: 1 LOB: 3 BB: 3 P: 20	R: 0 E: 0 K: 0 S: 4	H: 0 LOB: 0 BB: 0 P: 8	R: 0 E: 0 K: 0 S: 10	H: 1 LOB: 1 BB: 1 P: 17	1B: 5 2B: 1 3B: 0 HR: 3	SF: 0 SAC: 1 DP: 2 HBP: 0	WP: 0 PB: 0 SB: 0 CS: 0	PA: 41		
PITCHER	IP WLS BF H R ER SO BB IBB HBP BLK WP HR S P ERA WHIP	5.0 L 25 7 6 6 4 3 0 0 0 0 3 53 87 10.80 2.000	2.0 9 1 0 0 1 2 1 0 0 0 0 15 32 0.00 1.500	1.0 3 0 0 0 0 0 0 0 0 0 0 4 8 0.00 0.000	1.0 4 1 0 0 0 1 0 0 0 0 0 10 17 0.00 2.000																			

San Francisco Giants @ Chicago Cubs
Wrigley Field, Chicago, IL
Wed Aug 25 1999, 3:00 PM CDT
Att: 26,584 - Cloudy - 71 F

AB	33
R	6
H	9
RBI	6
BB	7
SO	5
LOB	15



Batter	1	2	3	4	5	6	7	8	9	AB	R	H	RBI	BB	SO	LOB	BOTTOM						
Jeff Blauser, R OBP: 0.360, SLG: 0.432 (1, 5)										3	0	1	0	1	0	0							
Tyler Houston, L OBP: 0.311, SLG: 0.391 (9, PH)										1	0	0	0	0	0	0							
Jose Nieves, R OBP: 0.302, SLG: 0.350 (1, 6)										4	0	2	0	0	0	2							
Mark Grace, L OBP: 0.401, SLG: 0.487 (9, PH)										1	1	1	0	0	0	0							
Sammy Sosa, R OBP: 0.372, SLG: 0.671 (1, 8)										4	1	2	1	1	1	3							
Glenallen Hill, R OBP: 0.371, SLG: 0.613 (1, 9)										4	1	1	2	1	0	3							
Henry Rodriguez, L OBP: 0.406, SLG: 0.578 (1, 7)										5	0	0	0	0	1	5							
Gary Gaetti, R OBP: 0.256, SLG: 0.340 (1, 3)										4	1	2	2	0	0	0							
Benito Santiago, R OBP: 0.309, SLG: 0.370 (1, 2)										3	0	1	0	1	1	0							
Mickey Morandini, L OBP: 0.319, SLG: 0.335 (1, 4)										4	0	0	0	0	1	3							
Jon Lieber, L OBP: 0.217, SLG: 0.150 (5, PH)										1	0	0	0	0	1	0							
Lance Johnson, L OBP: 0.217, SLG: 0.150 (5, PH)										1	0	0	0	0	0	0							
Scott Sanders, R OBP: 0.217, SLG: 0.150 (5, PH)										0	0	0	0	0	0	0							
Jeff Reed, R OBP: 0.217, SLG: 0.150 (7, PH)										0	0	0	0	0	0	0							
Rick Aguilera, R OBP: 0.217, SLG: 0.150 (8, PH)										0	0	0	0	0	0	0							
Felix Heredia, L OBP: 0.217, SLG: 0.150 (8, PH)										0	0	0	0	0	0	0							
Manny Alexander, R OBP: 0.217, SLG: 0.150 (9, PH)										1	0	0	0	0	1	0							
Inning Stats	R: 0 E: 0 K: 1 S: 9	H: 2 LOB: 1 BB: 0 P: 14	R: 0 E: 0 K: 1 S: 11	H: 1 LOB: 1 BB: 0 P: 16	R: 0 E: 0 K: 1 S: 7	H: 1 LOB: 1 BB: 0 P: 11	R: 0 E: 0 K: 0 S: 10	H: 1 LOB: 2 BB: 1 P: 20	R: 0 E: 0 K: 0 S: 5	H: 0 LOB: 0 BB: 0 P: 9	R: 3 E: 0 K: 0 S: 11	H: 2 LOB: 1 BB: 1 P: 22	R: 1 E: 0 K: 0 S: 10	H: 0 LOB: 2 BB: 2 P: 23	R: 0 E: 0 K: 2 S: 7	H: 0 LOB: 0 BB: 0 P: 8	R: 1 E: 0 K: 1 S: 13	H: 3 LOB: 2 BB: 0 P: 18	1B: 6 2B: 3 3B: 0 HR: 2	SF: 0 SAC: 0 DP: 1 HBP: 1	WP: 0 PB: 0 SB: 0 CS: 1	PA: 41	
PITCHER	IP WLS BF H R ER SO BB IBB HBP BLK WP HR S P ERA WHIP	6.0 W 26 7 3 3 3 2 0 0 0 0 0 7 19 13.50 1.500	0.2 H 5 0 1 1 0 1 1 1 0 0 0 0 7 19 13.50 1.500	0.1 H 1 0 0 0 0 0 0 0 0 0 0 0 3 4 0.00 0.000	1.0 H 3 0 0 0 0 2 0 0 0 0 0 0 7 8 0.00 0.000	1.0 S 6 3 1 1 1 0 0 0 0 0 0 0 13 18 9.00 3.000																	

San Francisco Giants @ Chicago Cubs
Wrigley Field, Chicago, IL
Wed Aug 25 1999, 3:00 PM CDT
Att: 26,584 - Cloudy - 71 F

AB	36
R	5
H	10
RBI	5
BB	4
SO	6
LOB	16



Batter	1	2	3	4	5	6	7	8	9	AB	R	H	RBI	BB	SO	LOB	TOP		
F.P. Santangelo, S OBP: 0.422, SLG: 0.405	1-2 SH5-3 G4-3 2B		0-0 G6-3			2-2 S 2B 1B	0-1 L3			5	3	3	0	0	0	1			
Stan Javier, S OBP: 0.331, SLG: 0.353 Robb Nen, R	0-0 SH5-3 2-3		0-0 FC4-6 1B	0-1 CS 1B		2-3 K		1-2 F9		4	0	2	0	0	1	1			
Barry Bonds, L OBP: 0.413, SLG: 0.640	2-1 G4-3		0-0 FC4-6 1B	3-3 K		4-0 2B IBB		3-2 F8		4	2	0	1	1	1	3			
Jeff Kent, R OBP: 0.380, SLG: 0.512	0-0 F9		1-0 2B 1B	1-3 K		2-2 S 1B 2B		2-3 K		5	2	2	4	0	2	0			
Charlie Hayes, R OBP: 0.294, SLG: 0.321		1-1 G6-3	4-2 2B BB		2-1 G1-3	4-0 1B BB		0-0 G6-3		3	1	0	0	2	0	0			
J.T. Snow, L OBP: 0.362, SLG: 0.439		2-1 G1-3	2-1 1B 2B		4-1 BB	1-0 1B		3-2 G3		4	1	2	3	1	0	0			
Rich Aurilia, R OBP: 0.331, SLG: 0.426	1-1 2B		0-0 E4 1B SH3		1-2 P6	0-2 P3		0-0 G5-3		5	1	1	0	0	0	4			
Scott Servais, R OBP: 0.335, SLG: 0.389	4-0 BB		0-0 SH3 1B		2-1 F8		0-1 F9			3	0	1	1	1	0	1			
Livan Hernandez, R OBP: 0.276, SLG: 0.421 Rich Rodriguez, R OBP: 0.266, SLG: 0.300 Doug Mientkiewicz, R OBP: 0.327, SLG: 0.440 Jerry Spradlin, R OBP: 0.300, SLG: 0.340 Alan Embree, L OBP: 0.280, SLG: 0.320 John Johnstone, R OBP: 0.280, SLG: 0.320 Marvin Benard, L OBP: 0.280, SLG: 0.320	2-0 P3		0-1 SH3			1-1 G6-3	0-2 G5-3			2	0	0	1	0	0	2			
Inning Stats	R: 1 E: 0 K: 0 S: 7	H: 1 LOB: 0 BB: 0 P: 10	R: 0 E: 0 K: 0 S: 7	H: 1 LOB: 2 BB: 1 P: 17	R: 6 E: 1 K: 0 S: 15	H: 5 LOB: 1 BB: 1 P: 25	R: 0 E: 0 K: 2 S: 11	H: 1 LOB: 0 BB: 0 P: 15	R: 0 E: 0 K: 0 S: 8	H: 0 LOB: 0 BB: 0 P: 17	R: 3 E: 0 K: 1 S: 19	H: 3 LOB: 2 BB: 2 P: 35	R: 0 E: 0 K: 0 S: 8	H: 0 LOB: 0 BB: 0 P: 8	R: 0 E: 0 K: 1 S: 11	H: 0 LOB: 0 BB: 0 P: 9	1B: 7 2B: 5 3B: 0 HR: 0	SF: 0 SAC: 2 DP: 1 HBP: 0	WP: 0 PA: 43 PB: 0 SB: 3 CS: 1
PITCHER	IP WLS BF H R ER SO BB IBB HBP BLK WP HR S P ERA WHIP	IP WLS BF H R ER SO BB IBB HBP BLK WP HR S P ERA WHIP	IP WLS BF H R ER SO BB IBB HBP BLK WP HR S P ERA WHIP	IP WLS BF H R ER SO BB IBB HBP BLK WP HR S P ERA WHIP	IP WLS BF H R ER SO BB IBB HBP BLK WP HR S P ERA WHIP	IP WLS BF H R ER SO BB IBB HBP BLK WP HR S P ERA WHIP	IP WLS BF H R ER SO BB IBB HBP BLK WP HR S P ERA WHIP	IP WLS BF H R ER SO BB IBB HBP BLK WP HR S P ERA WHIP	IP WLS BF H R ER SO BB IBB HBP BLK WP HR S P ERA WHIP	IP WLS BF H R ER SO BB IBB HBP BLK WP HR S P ERA WHIP	IP WLS BF H R ER SO BB IBB HBP BLK WP HR S P ERA WHIP	IP WLS BF H R ER SO BB IBB HBP BLK WP HR S P ERA WHIP	IP WLS BF H R ER SO BB IBB HBP BLK WP HR S P ERA WHIP	IP WLS BF H R ER SO BB IBB HBP BLK WP HR S P ERA WHIP	IP WLS BF H R ER SO BB IBB HBP BLK WP HR S P ERA WHIP	IP WLS BF H R ER SO BB IBB HBP BLK WP HR S P ERA WHIP	IP WLS BF H R ER SO BB IBB HBP BLK WP HR S P ERA WHIP	IP WLS BF H R ER SO BB IBB HBP BLK WP HR S P ERA WHIP	IP WLS BF H R ER SO BB IBB HBP BLK WP HR S P ERA WHIP
Micah Bowie, L ERA: 10.33	2.1	17	7	7	6	0	2	0	0	0	0	0	0	0	0	0	23.14	3.857	
Rodney Myers, R ERA: 5.27	1.2	5	1	0	0	2	0	0	0	0	0	0	0	0	0	14	0.00	0.600	
Scott Sanders, R ERA: 5.66	2.0	12	3	3	3	1	2	1	0	0	0	0	0	0	0	27	13.50	2.500	
Rod Beck, R ERA: 8.07	2.0	6	0	0	0	1	0	0	0	0	0	0	0	0	0	19	0.00	0.000	
Terry Adams, R ERA: 3.6	1.0	W	3	0	0	0	0	0	0	0	0	0	0	0	0	6	0.00	0.000	
Batter	1	2	3	4	5	6	7	8	9	AB	R	H	RBI	BB	SO	LOB	BOTTOM		
Lance Johnson, L OBP: 0.324, SLG: 0.348	1-1 G3	2-0 P2		3-2 G1-3		1-1 G6-3		1-0 SH1-3		4	0	0	0	0	0	4			
Chad Meyers, R OBP: 0.271, SLG: 0.278 Glenallen Hill, R OBP: 0.369, SLG: 0.610 Terry Adams, R	1-2 F8		1-1 G4-3		2-3 K		2-2 2B 1B	2-3 K		4	1	1	0	0	1	0			
Sammy Sosa, R OBP: 0.374, SLG: 0.678	2-3 K		3-2 F9		1-1 HR		0-1 2B	4-0 1B IBB		4	2	2	1	1	1	0			
Mark Grace, L OBP: 0.403, SLG: 0.495		2-0 F9	1-3 K		1-1 HR		1-1 1B	0-0 1B		5	1	3	5	0	1	0			
Henry Rodriguez, L OBP: 0.406, SLG: 0.578		1-1 1B 2B		0-0 1B 1B		3-3 K		0-1 F7	0-1 F8	5	1	2	0	0	1	3			
Jeff Reed, L OBP: 0.366, SLG: 0.374		4-0 1B FC6-4 BB		0-0 SF9 1B		2-3 K		1-0 F7		4	3	2	0	1	1	1			
Jose Nieves, R OBP: 0.297, SLG: 0.341		1-2 FC6-4 1B		0-1 FC1-2-5-1 SF9 1B		0-2 F9	2-2 G5-3		0-0 B2	5	1	1	1	0	0	4			
Gary Gaetti, R OBP: 0.260, SLG: 0.343		0-1 FC6-4 1B		1-1 SF9		3-3 K		1-0 SH1-3 BB 1B	0-2 G6-3	4	1	2	1	0	1	1			
Micah Bowie, L OBP: 0.286, SLG: 0.167 Rodney Myers, R OBP: 0.260, SLG: 0.300 Jeff Blashoff, R OBP: 0.280, SLG: 0.436 Scott Sanders, R OBP: 0.300, SLG: 0.340 Manny Alexander, R OBP: 0.280, SLG: 0.320 Rod Beck, R OBP: 0.280, SLG: 0.320 Mickey Morandini, L OBP: 0.280, SLG: 0.320		1-1 FC6-4		2-3 3H 1B		1-0 2B		1-2 1B BB	0-2 2B	1	0	0	1	0	0	2			
Inning Stats	R: 0 E: 0 K: 1 S: 8	H: 0 LOB: 0 BB: 0 P: 12	R: 2 E: 0 K: 0 S: 12	H: 3 LOB: 2 BB: 1 P: 23	R: 0 E: 0 K: 1 S: 9	H: 0 LOB: 0 BB: 0 P: 14	R: 2 E: 0 K: 3 S: 13	H: 2 LOB: 0 BB: 0 P: 22	R: 0 E: 0 K: 1 S: 9	H: 1 LOB: 1 BB: 0 P: 14	R: 2 E: 0 K: 0 S: 15	H: 3 LOB: 1 BB: 0 P: 21	R: 2 E: 0 K: 1 S: 9	H: 2 LOB: 2 BB: 2 P: 21	R: 1 E: 0 K: 0 S: 9	H: 2 LOB: 1 BB: 0 P: 11	1B: 9 2B: 5 3B: 0 HR: 2	SF: 1 SAC: 1 DP: 0 HBP: 0	WP: 0 PA: 45 PB: 0 SB: 1 CS: 0
PITCHER	IP WLS BF H R ER SO BB IBB HBP BLK WP HR S P ERA WHIP	IP WLS BF H R ER SO BB IBB HBP BLK WP HR S P ERA WHIP	IP WLS BF H R ER SO BB IBB HBP BLK WP HR S P ERA WHIP	IP WLS BF H R ER SO BB IBB HBP BLK WP HR S P ERA WHIP	IP WLS BF H R ER SO BB IBB HBP BLK WP HR S P ERA WHIP	IP WLS BF H R ER SO BB IBB HBP BLK WP HR S P ERA WHIP	IP WLS BF H R ER SO BB IBB HBP BLK WP HR S P ERA WHIP	IP WLS BF H R ER SO BB IBB HBP BLK WP HR S P ERA WHIP	IP WLS BF H R ER SO BB IBB HBP BLK WP HR S P ERA WHIP	IP WLS BF H R ER SO BB IBB HBP BLK WP HR S P ERA WHIP	IP WLS BF H R ER SO BB IBB HBP BLK WP HR S P ERA WHIP	IP WLS BF H R ER SO BB IBB HBP BLK WP HR S P ERA WHIP	IP WLS BF H R ER SO BB IBB HBP BLK WP HR S P ERA WHIP	IP WLS BF H R ER SO BB IBB HBP BLK WP HR S P ERA WHIP	IP WLS BF H R ER SO BB IBB HBP BLK WP HR S P ERA WHIP	IP WLS BF H R ER SO BB IBB HBP BLK WP HR S P ERA WHIP	IP WLS BF H R ER SO BB IBB HBP BLK WP HR S P ERA WHIP	IP WLS BF H R ER SO BB IBB HBP BLK WP HR S P ERA WHIP	IP WLS BF H R ER SO BB IBB HBP BLK WP HR S P ERA WHIP
Livan Hernandez, R ERA: 4.82	5.2	27	9	6	6	0	1	0	0	0	0	0	0	0	0	0	9.53	1.765	
Rich Rodriguez, L ERA: 4.7	0.1	1	0	0	0	0	0	0	0	0	0	2	3	0.00	0.000				
Jerry Spradlin, R ERA: 5.51	0.0	2	2	2	2	0	0	0	0	0	0	7	9	∞	∞				
Alan Embree, L ERA: 3.32	0.2	H	3	1	0	0	0	0	0	0	0	5	7	0.00	1.500				
John Johnstone, R ERA: 2.37	1.0	H	6	1	2	2	1	1	1	0	0	9	23	18.00	2.000				
PITCHER	IP WLS BF H R ER SO BB IBB HBP BLK WP HR S P ERA WHIP	IP WLS BF H R ER SO BB IBB HBP BLK WP HR S P ERA WHIP	IP WLS BF H R ER SO BB IBB HBP BLK WP HR S P ERA WHIP	IP WLS BF H R ER SO BB IBB HBP BLK WP HR S P ERA WHIP	IP WLS BF H R ER SO BB IBB HBP BLK WP HR S P ERA WHIP	IP WLS BF H R ER SO BB IBB HBP BLK WP HR S P ERA WHIP	IP WLS BF H R ER SO BB IBB HBP BLK WP HR S P ERA WHIP	IP WLS BF H R ER SO BB IBB HBP BLK WP HR S P ERA WHIP	IP WLS BF H R ER SO BB IBB HBP BLK WP HR S P ERA WHIP	IP WLS BF H R ER SO BB IBB HBP BLK WP HR S P ERA WHIP	IP WLS BF H R ER SO BB IBB HBP BLK WP HR S P ERA WHIP	IP WLS BF H R ER SO BB IBB HBP BLK WP HR S P ERA WHIP	IP WLS BF H R ER SO BB IBB HBP BLK WP HR S P ERA WHIP	IP WLS BF H R ER SO BB IBB HBP BLK WP HR S P ERA WHIP	IP WLS BF H R ER SO BB IBB HBP BLK WP HR S P ERA WHIP	IP WLS BF H R ER SO BB IBB HBP BLK WP HR S P ERA WHIP	IP WLS BF H R ER SO BB IBB HBP BLK WP HR S P ERA WHIP	IP WLS BF H R ER SO BB IBB HBP BLK WP HR S P ERA WHIP	IP WLS BF H R ER SO BB IBB HBP BLK WP HR S P ERA WHIP
Robb Nen, R ERA: 4.03	1.0	L	6	3	1	0	0	0	0	0	0	12	14	9.00	3.000				

San Francisco Giants @ Chicago Cubs
Wrigley Field, Chicago, IL
Thu Aug 26 1999, 1:20 PM CDT
Att: 28,351 - Sunny - 76 F

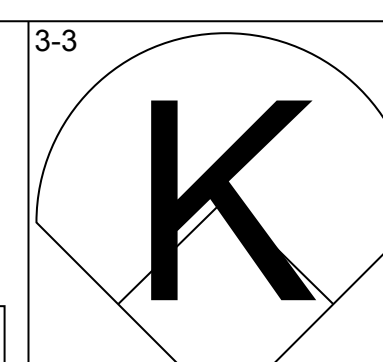
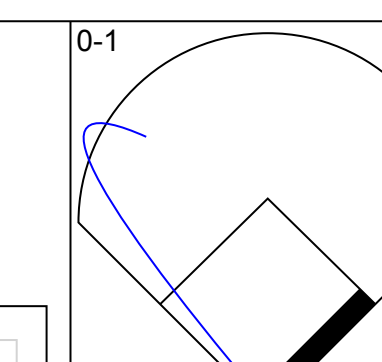
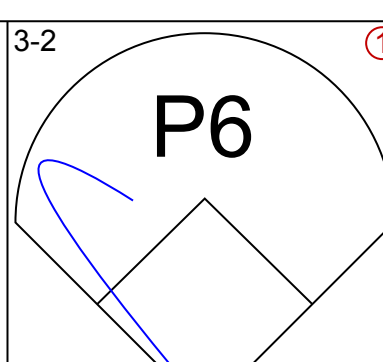
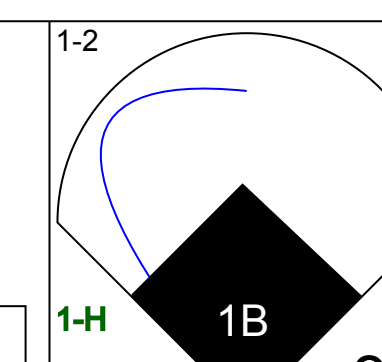
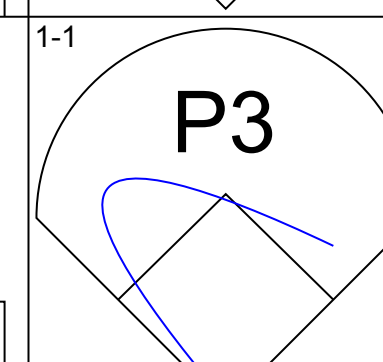
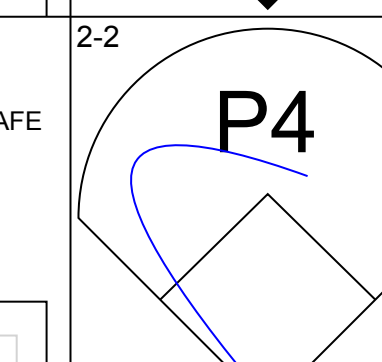
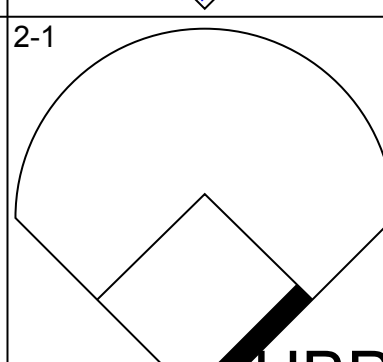
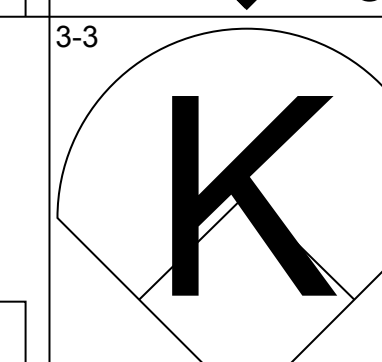
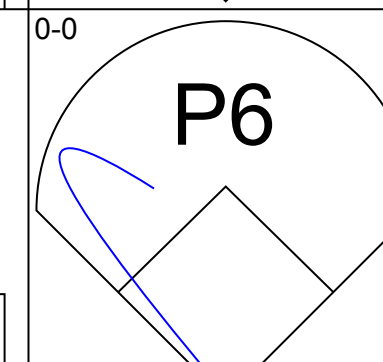
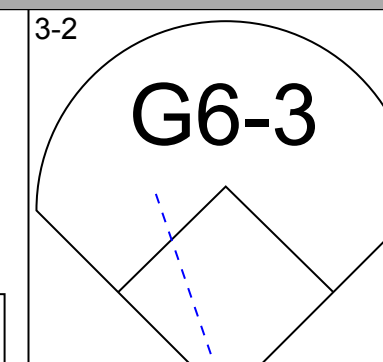
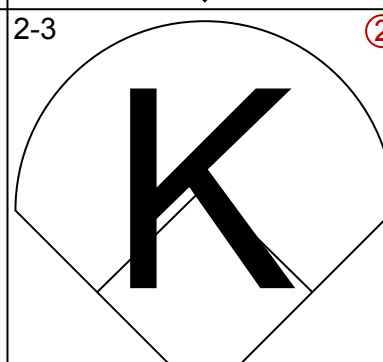
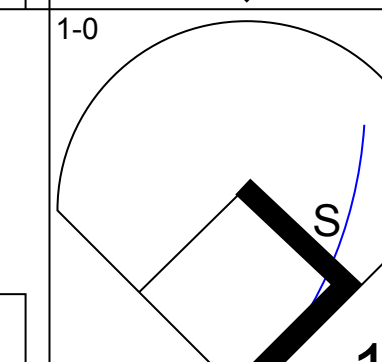
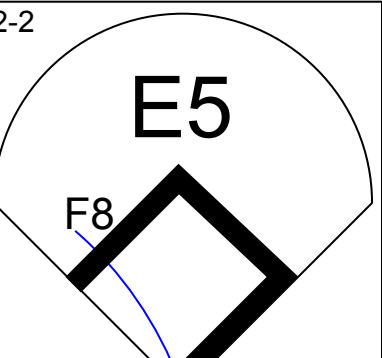
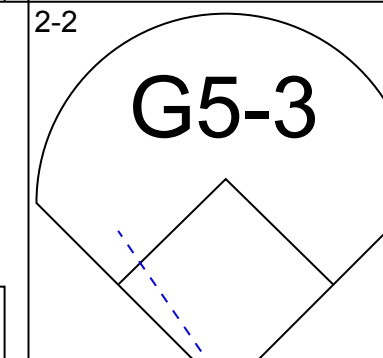
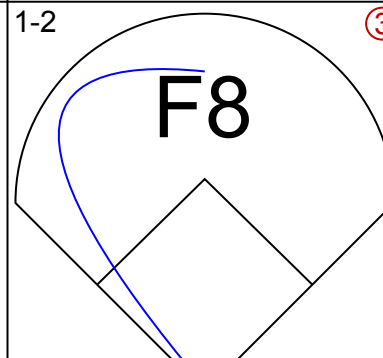
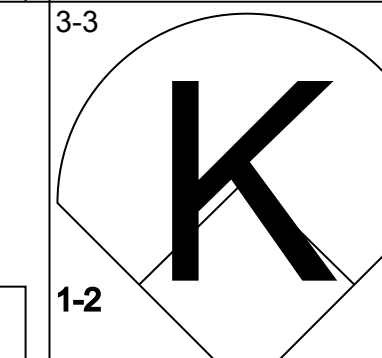

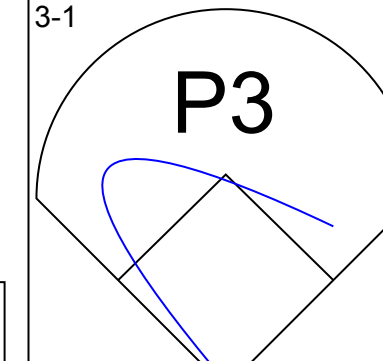
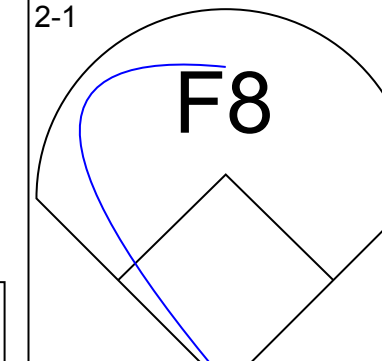
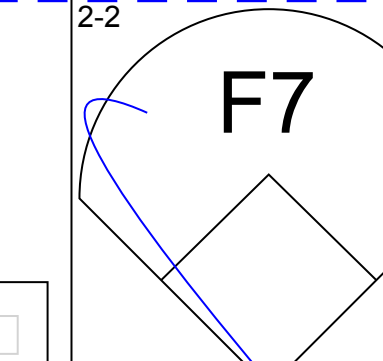

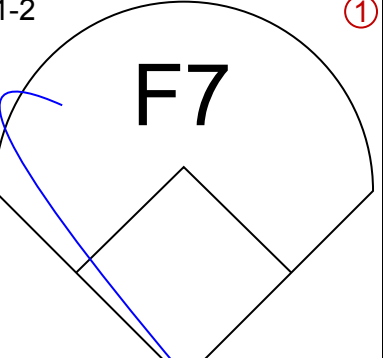
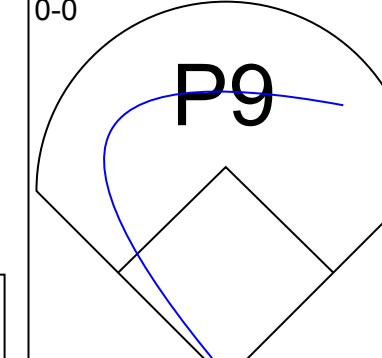
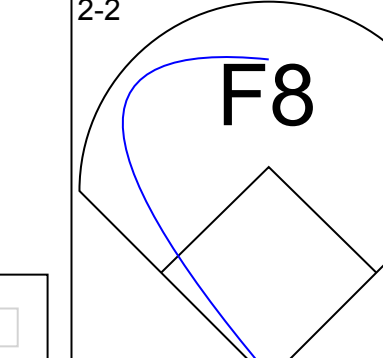

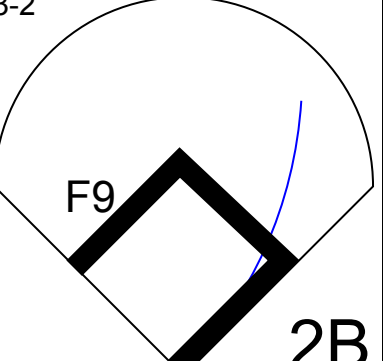
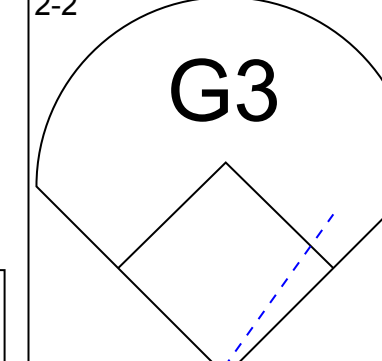
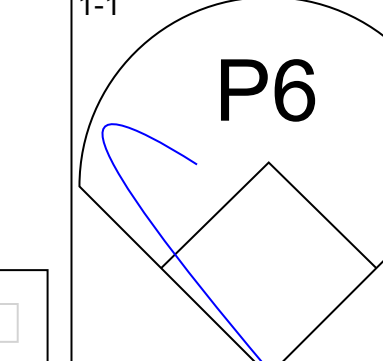
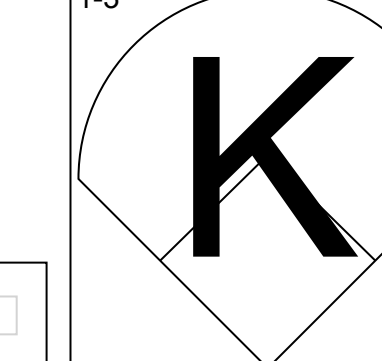
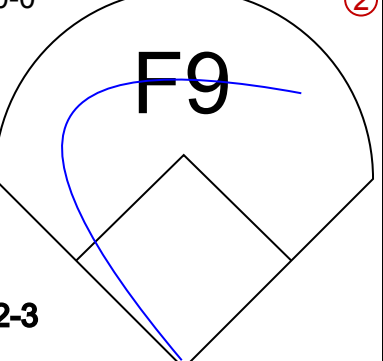
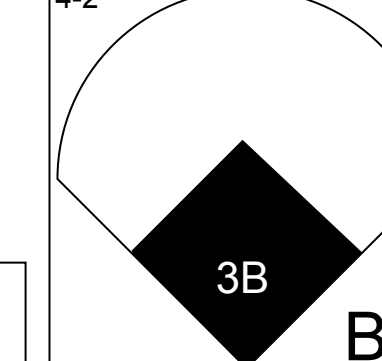
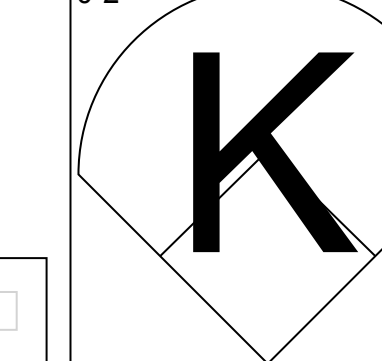
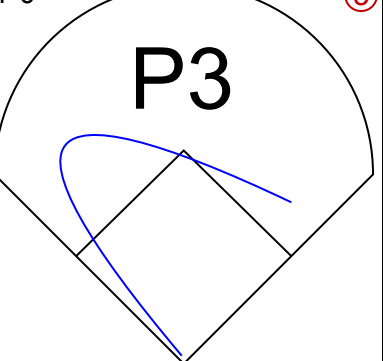
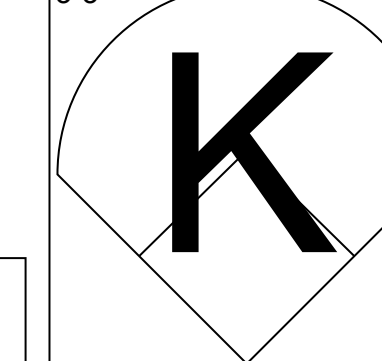
AB 36
R 10
H 11
RBI 10
BB 5
SO 4
LOB 12

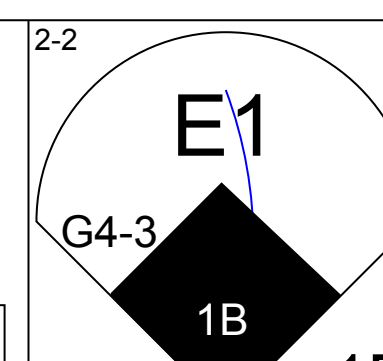
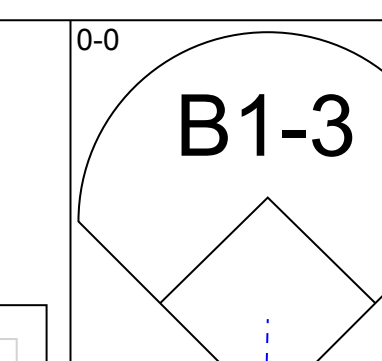
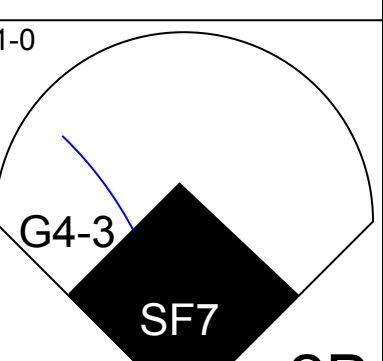
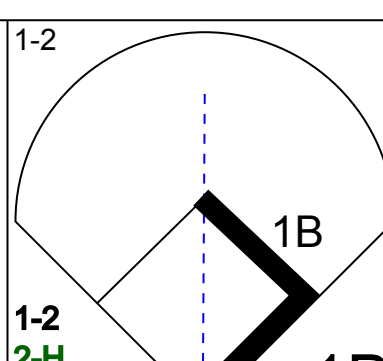
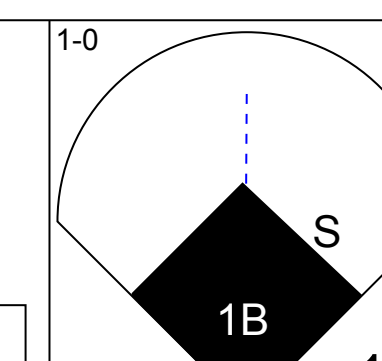
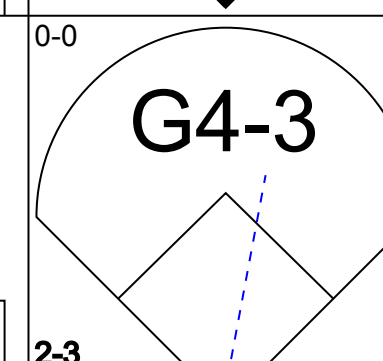
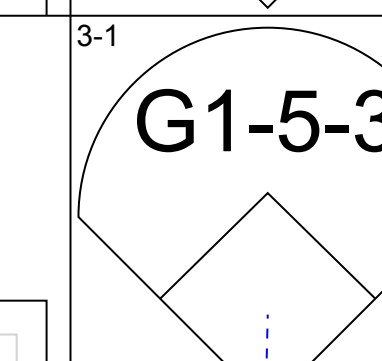
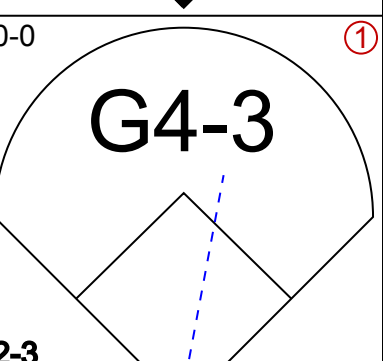
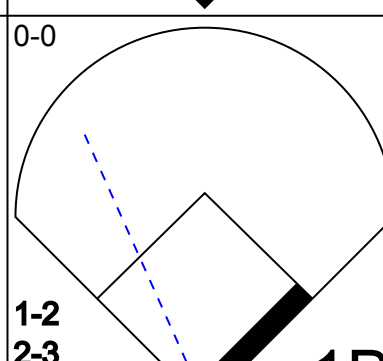
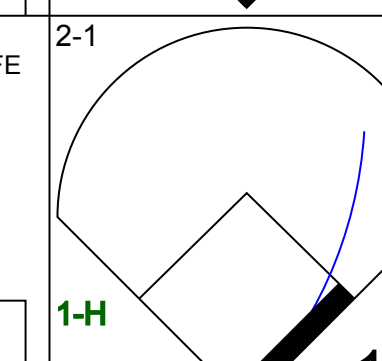
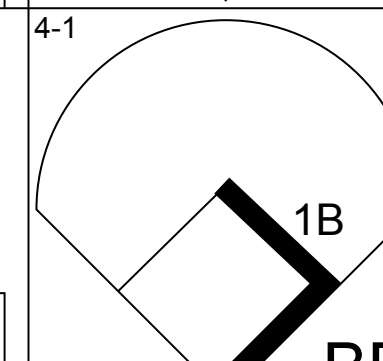
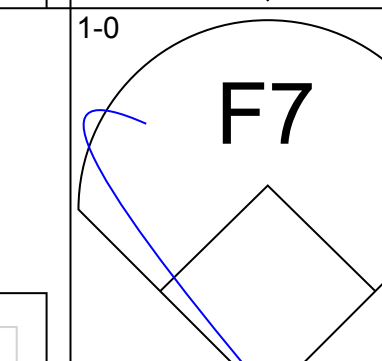
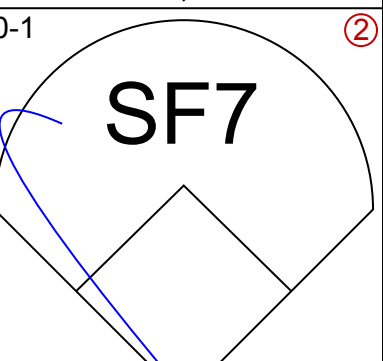
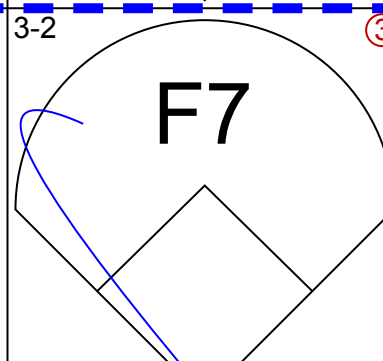
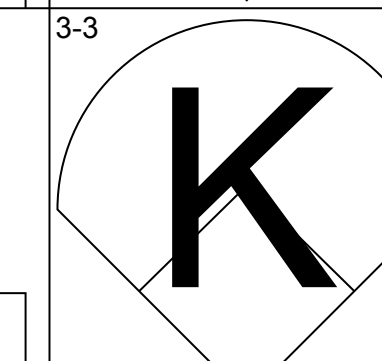
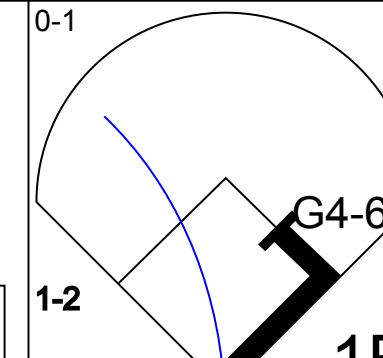

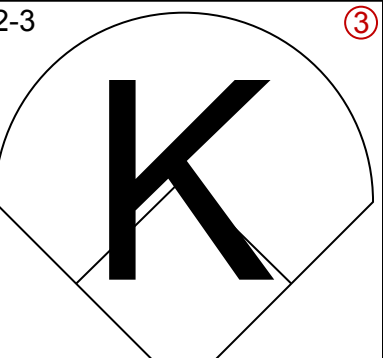
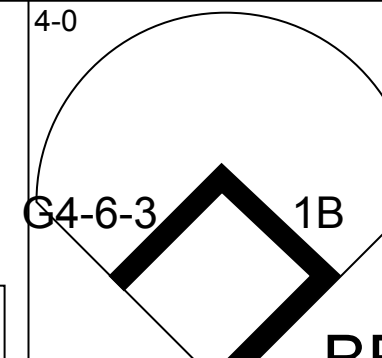
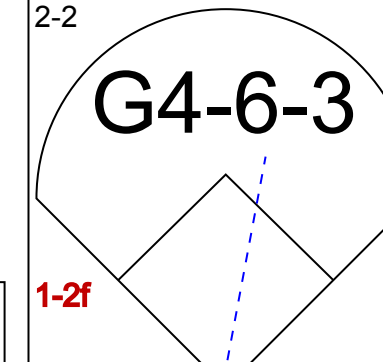
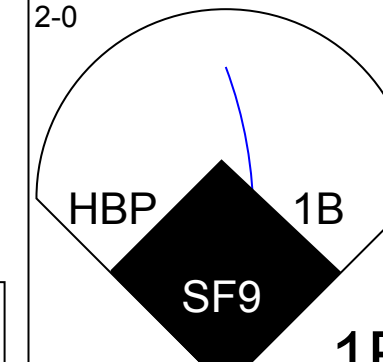
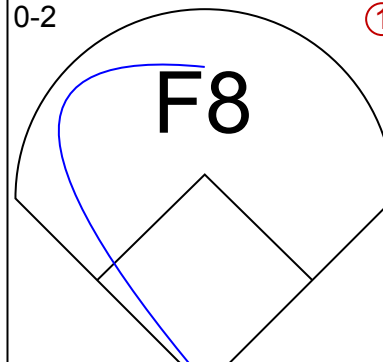


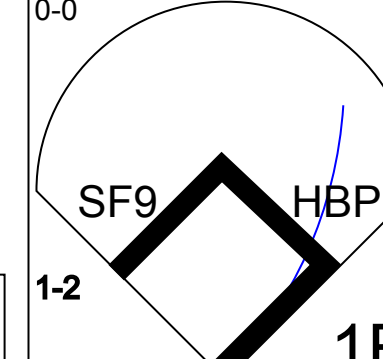



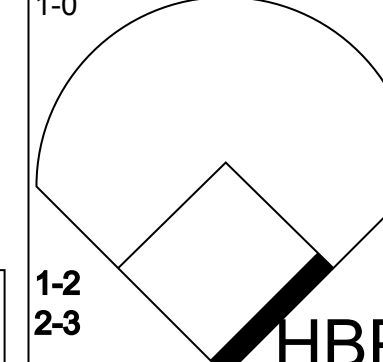
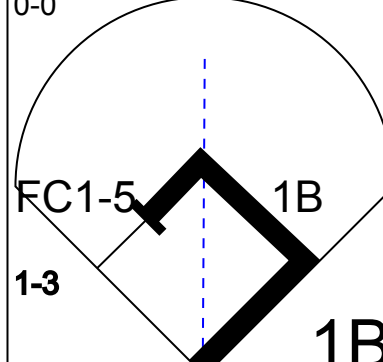


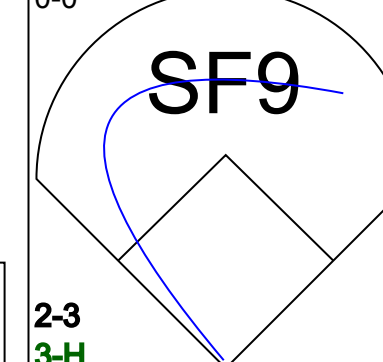
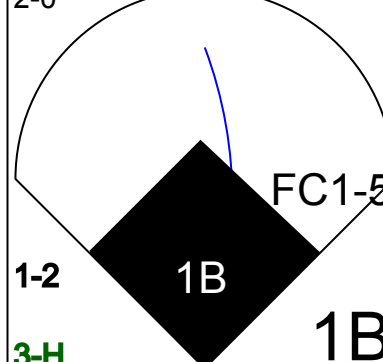
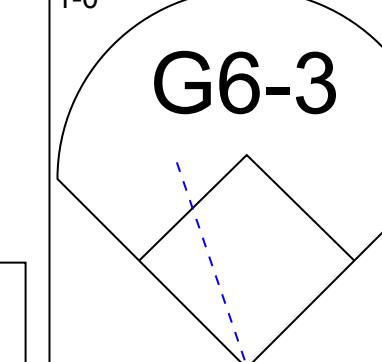
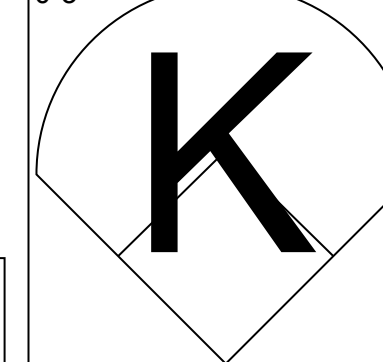
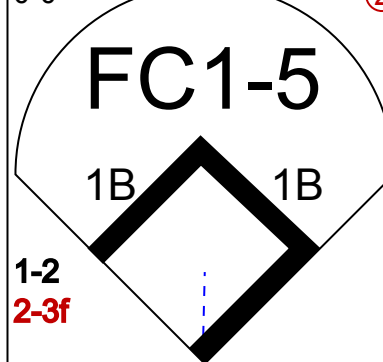
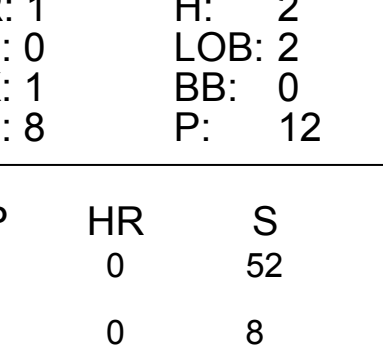
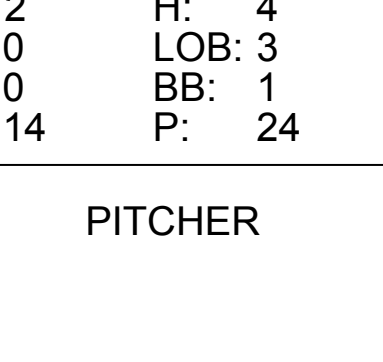






San Francisco Giants @ Chicago Cubs
Wrigley Field, Chicago, IL
Thu Aug 26 1999, 1:20 PM CDT
Att: 28,351 - Sunny - 76 F

AB 40
R 11
H 16
RBI 11
BB 3
SO 7
LOB 17



Batter	1	2	3	4	5	6	7	8	9	AB	R	H	RBI	BB	SO	LOB	TOP					
Al Martin, L OBP: 0.340, SLG: 0.525 (1, 7)										4	1	2	1	0	1	0	Pittsburgh Pirates @ San Francisco Giants 3Com Park at Candlestick Point, San Francisco, CA Sat Aug 28 1999, 4:05 PM EDT Att: 32,783 - Unknown - 67 F					
Mike Benjamin, R OBP: 0.291, SLG: 0.337 (1, 6)										3	0	0	0	0	1	2						
Brian Giles, L OBP: 0.401, SLG: 0.572 (1, 8)										4	0	1	1	0	1	1						
Kevin Young, R OBP: 0.383, SLG: 0.526 (1, 3)										4	0	0	0	0	1	2						
Ed Sprague, R OBP: 0.360, SLG: 0.491 (1, 5)										4	0	0	0	0	0	1						
Warren Morris, L OBP: 0.399, SLG: 0.438 (1, 4)										4	0	0	0	0	1	1						
Brant Brown, L OBP: 0.289, SLG: 0.435 (1, 9)										4	0	1	0	0	0	1						
Joe Oliver, R OBP: 0.300, SLG: 0.308 (1, 2)										2	1	0	0	1	1	1						
67 Francisco Cordova, R OBP: 0.256, SLG: 0.216 (1, 1)										2	0	0	0	0	1	1						
Jeff Wallace, L ERA: 2.5 (8, PH)										0	0	0	0	0	0	0						
Dale Sveum, S OBP: 0.229, SLG: 0.386 (8, PH)										1	0	0	0	0	1	1						
Brad Clontz, R ERA: 3.96 (8, 1)										0	0	0	0	0	0	0						
Inning Stats	R: 0 E: 0 K: 1 S: 7	H: 0 LOB: 0 BB: 0 P: 11	R: 0 E: 1 K: 1 S: 12	H: 0 LOB: 1 BB: 0 P: 17	R: 0 E: 0 K: 2 S: 12	H: 1 LOB: 1 BB: 0 P: 15	R: 0 E: 0 K: 0 S: 8	H: 0 LOB: 0 BB: 0 P: 16	R: 0 E: 0 K: 0 S: 9	H: 1 LOB: 1 BB: 0 P: 14	R: 0 E: 0 K: 0 S: 11	H: 0 LOB: 0 BB: 0 P: 19	R: 0 E: 0 K: 0 S: 6	H: 0 LOB: 0 BB: 0 P: 10	R: 2 E: 0 K: 3 S: 19	H: 2 LOB: 1 BB: 1 P: 34	R: 0 E: 0 K: 0 S: 8	H: 0 LOB: 0 BB: 0 P: 13	1B: 2 2B: 1 3B: 1 HR: 0	SF: 0 SAC: 0 DP: 0 HBP: 1	WP: 0 PB: 0 SB: 1 CS: 0	PA: 34
PITCHER	IP	WLS	BF	H	R	ER	SO	BB	IBB	HBP	BLK	WP	HR	S	P	ERA	WHIP					
Mark Gardner, R ERA: 6.53 (1, 1)	7.0	W	25	2	0	0	5	0	0	1	0	0	0	65	102	0.00	0.286					
John Johnstone, R ERA: 2.5 (8, 1)	1.0		6	2	2	2	3	1	0	0	0	0	0	19	34	18.00	3.000					
Robb Nen, R ERA: 3.96 (9, 1)	1.0		3	0	0	0	0	0	0	0	0	0	0	8	13	0.00	0.000					

Batter	1	2	3	4	5	6	7	8	9	AB	R	H	RBI	BB	SO	LOB	BOTTOM				
Marvin Benard, L OBP: 0.353, SLG: 0.468 (1, 8)										5	3	4	1	0	0	0	Pittsburgh Pirates @ San Francisco Giants 3Com Park at Candlestick Point, San Francisco, CA Sat Aug 28 1999, 4:05 PM EDT Att: 32,783 - Unknown - 67 F				
Bill Mueller, S OBP: 0.404, SLG: 0.347 (1, 5)										5	0	2	1	0	0	2					
Barry Bonds, L OBP: 0.405, SLG: 0.623 (1, 7)										3	0	0	1	1	1	4					
Jeff Kent, R OBP: 0.380, SLG: 0.508 (1, 4)										3	0	1	1	1	1	0					
J.T. Snow, L OBP: 0.361, SLG: 0.443 (1, 3)										3	1	1	0	0	0	2					
Charlie Hayes, R OBP: 0.295, SLG: 0.323 (7, PH) (8, 3)										1	0	1	0	0	0	0					
Ellis Burks, R OBP: 0.399, SLG: 0.579 (1, 9)										3	1	1	0	1	1	2					
Brent Mayne, L OBP: 0.384, SLG: 0.421 (1, 2)										3	0	2	0	0	0	1					
John Johnstone, R ERA: 4.42 (8, 1)										0	0	0	0	0	0	0					
Robb Nen, R ERA: 3.96 (9, 1)										0	0	0	0	0	0	0					
Rich Aurilia, R OBP: 0.330, SLG: 0.426 (1, 6)										3	1	1	2	0	0	1					
Mark Gardner, R OBP: 0.150, SLG: 0.162 (1, 1)										3	0	0	0	0	1	5					
Scott Servais, R OBP: 0.333, SLG: 0.386 (8, 2)										1	0	0	0	0	0	0					
Inning Stats	R: 1 E: 1 K: 0 S: 13	H: 2 LOB: 1 BB: 1 P: 21	R: 0 E: 0 K: 1 S: 9	H: 1 LOB: 1 BB: 0 P: 13	R: 0 E: 0 K: 0 S: 4	H: 0 LOB: 0 BB: 0 P: 8	R: 1 E: 0 K: 1 S: 8	H: 2 LOB: 2 BB: 0 P: 12	R: 1 E: 0 K: 1 S: 7	H: 1 LOB: 0 BB: 0 P: 10	R: 2 E: 0 K: 0 S: 14	H: 4 LOB: 3 BB: 1 P: 24	R: 0 E: 0 K: 0 S: 5	H: 1 LOB: 1 BB: 1 P: 15	R: 1 E: 0 K: 1 S: 11	H: 2 LOB: 1 BB: 0 P: 19	1B: 11 2B: 2 3B: 0 HR: 0	SF: 2 SAC: 0 DP: 2 HBP: 1	WP: 0 PB: 0 SB: 1 CS: 0	PA: 39	
PITCHER	IP	WLS	BF	H	R	ER	SO	BB	IBB	HBP	BLK	WP	HR	S	P	ERA	WHIP				
67 Francisco Cordova, R ERA: 4.42 (1, 1)	5.2	L	29	10	5	5	3	2	0	1	0	0	0	8	21	0.00	1.500				
Jeff Wallace, L ERA: 3.55 (8, 1)	1.1		5	1	0	0	0	1	0	0	0	0	0	8	21	0.00	1.500				
Brad Clontz, R ERA: 2.54 (8, 1)	1.0		5	2	1	1	1	0	0	0	0	0	0	11	19	9.00	2.000				

AB	32
R	2
H	4
RBI	2
BB	1
SO	8
LOB	11



Batter	1	2	3	4	5	6	7	8	9	AB	R	H	RBI	BB	SO	LOB	TOP					
Adrian Brown, S OBP: 0.347, SLG: 0.324 (1, 9)										4	0	0	0	0	0	1	Pittsburgh Pirates @ San Francisco Giants 3Com Park at Candlestick Point, San Francisco, CA Sun Aug 29 1999, 4:05 PM EDT Att: 34,020 - Cloudy - 66 F					
Mike Benjamin, R OBP: 0.291, SLG: 0.339 (1, 6)										4	1	1	0	0	1	0						
Brian Giles, L OBP: 0.402, SLG: 0.578 (1, 8)										4	1	2	1	0	1	1						
Kevin Young, R OBP: 0.384, SLG: 0.525 (1, 3)										3	0	1	1	1	1	1						
Ed Sprague, R OBP: 0.357, SLG: 0.486 (1, 5)										4	0	0	0	0	3	2						
John Wehner, R OBP: 0.250, SLG: 0.306 (9, PH)										3	0	0	0	0	1	2						
Al Martin, L OBP: 0.341, SLG: 0.527 (9, PH)										1	0	1	0	0	0	0						
Joe Oliver, R OBP: 0.291, SLG: 0.298 (9, PH)										3	0	0	0	0	1	0						
Brant Brown, L OBP: 0.289, SLG: 0.434 (9, PH)										1	0	0	0	0	1	1						
Abraham Nunez, S OBP: 0.300, SLG: 0.241 (1, 4)										3	0	1	0	0	0	0						
Kris Benson, R OBP: 0.154, SLG: 0.170 (6, 1)										2	0	0	0	0	2	1						
Marc Wilkins, R (6, 1)										0	0	0	0	0	0	0						
Jeff Wallace, L (7, 1)										0	0	0	0	0	0	0						
Greg Hansell, R (7, 1)										0	0	0	0	0	0	0						
Dale Sveum, S OBP: 0.349, SLG: 0.457 (8, PH)										1	1	1	0	0	0	0						
Jose Silva, R OBP: 0.100, SLG: 0.100 (8, 1)										0	0	0	0	0	0	0						
Inning Stats	R: 0 E: 0 K: 1 S: 6	H: 0 LOB: 0 BB: 0 P: 8	R: 0 E: 0 K: 0 S: 4	H: 0 LOB: 0 BB: 1 P: 11	R: 0 E: 0 K: 2 S: 13	H: 1 LOB: 1 BB: 0 P: 17	R: 1 E: 0 K: 1 S: 9	H: 2 LOB: 1 BB: 0 P: 14	R: 0 E: 0 K: 2 S: 11	H: 0 LOB: 0 BB: 0 P: 7	R: 0 E: 0 K: 0 S: 11	H: 1 LOB: 1 BB: 0 P: 17	R: 0 E: 0 K: 2 S: 10	H: 0 LOB: 0 BB: 0 P: 13	R: 1 E: 0 K: 3 S: 9	H: 1 LOB: 1 BB: 0 P: 14	R: 1 E: 0 K: 3 S: 14	H: 2 LOB: 1 BB: 0 P: 21	1B: 4 2B: 2 3B: 0 HR: 2	SF: 0 SAC: 0 DP: 1 HBP: 0	WP: 0 PB: 0 SB: 1 CS: 0	PA: 34
PITCHER	IP	WLS	BF	H	R	ER	SO	BB	IBB	HBP	BLK	WP	HR	S	P	ERA	WHIP					
Shawn Estes, L ERA: 4.68 (1, 1)	8.0	W	30	6	3	3	8	1	0	0	0	0	2	72	108	3.38	0.875					
Robb Nen, R ERA: 3.9 (9, 1)	1.0	S	4	1	0	0	3	0	0	0	0	0	0	10	14	0.00	1.000					

Pittsburgh Pirates @ San Francisco Giants
 3Com Park at Candlestick Point, San Francisco, CA
 Sun Aug 29 1999, 4:05 PM EDT
 Att: 34,020 - Cloudy - 66 F

AB 33
 R 3
 H 7
 RBI 3
 BB 1
 SO 11
 LOB 9



Batter	1	2	3	4	5	6	7	8	9	AB	R	H	RBI	BB	SO	LOB	BOTTOM				
Marvin Benard, L OBP: 0.354, SLG: 0.465 (1, 8)										3	1	0	0	2	0	2	Pittsburgh Pirates @ San Francisco Giants 3Com Park at Candlestick Point, San Francisco, CA Sun Aug 29 1999, 4:05 PM EDT Att: 34,020 - Cloudy - 66 F				
Bill Mueller, S OBP: 0.407, SLG: 0.352 (1, 5)										4	1	2	1	1	0	1					
Barry Bonds, L OBP: 0.411, SLG: 0.634 (1, 7)										2	2	1	1	3	0	3					
Jeff Kent, R OBP: 0.376, SLG: 0.501 (1, 4)										5	0	0	0	0	2	5					
J.T. Snow, L OBP: 0.364, SLG: 0.454 (1, 3)										3	1	2	3	1	1	0					
Ellis Burks, R OBP: 0.395, SLG: 0.572 (1, 9)										4	0	0	0	0	2	2					
Brent Mayne, L OBP: 0.389, SLG: 0.428 (1, 2)										3	0	2	0	1	1	0					
Rich Aurilia, R OBP: 0.329, SLG: 0.423 (1, 6)										3	0	0	0	1	0	3					
Shawn Estes, R OBP: 0.231, SLG: 0.229 (9, 1)										3	0	0	0	1	0	4					
Inning Stats	R: 1 E: 0 K: 0 S: 6	H: 1 LOB: 1 BB: 1 P: 14	R: 0 E: 0 K: 2 S: 9	H: 0 LOB: 0 BB: 0 P: 13	R: 1 E: 0 K: 1 S: 14	H: 1 LOB: 2 BB: 2 P: 24	R: 0 E: 0 K: 0 S: 11	H: 1 LOB: 1 BB: 1 P: 21	R: 2 E: 0 K: 1 S: 13	H: 2 LOB: 3 BB: 1 P: 20	R: 0 E: 0 K: 0 S: 13	H: 0 LOB: 3 BB: 3 P: 26	R: 1 E: 0 K: 2 S: 15	H: 2 LOB: 1 BB: 1 P: 26	R: 0 E: 0 K: 0 S: 6	H: 0 LOB: 1 BB: 1 P: 15		1B: 2 2B: 3 3B: 0 HR: 2	SF: 0 SAC: 0 DP: 1 HBP: 0	WP: 0 PB: 0 SB: 1 CS: 0	PA: 40
PITCHER	IP	WLS	BF	H	R	ER	SO	BB	IBB	HBP	BLK	WP	HR	S	P	ERA	WHIP				
Kris Benson, R ERA: 4.11 (1, 1)	5.0	L	24	5	4	4	4	4	0	0	0	0	0	10	22	0.00	4.500				
Marc Wilkins, R ERA: 4.12 (6, 1)	0.2		5	0	0	0	0	3	0	0	0	0	0	3	4	0.00	0.000				
Jeff Wallace, L ERA: 3.51 (6, 1)	0.1		1	0	0	0	0	0	0	0	0	0	0	3	4	0.00	0.000				
Greg Hansell, R ERA: 3.93 (7, 1)	1.0		6	2	1	1	2	1	0	0	0	0	1	15	26	9.00	3.000				
Jose Silva, R ERA: 5.64 (8, 1)	1.0		4	0	0	0	0	1	0	0	0	0	0	6	15	0.00	1.000				

Pittsburgh Pirates @ San Francisco Giants
 3Com Park at Candlestick Point, San Francisco, CA
 Sun Aug 29 1999, 4:05 PM EDT
 Att: 34,020 - Cloudy - 66 F

AB 30
 R 5
 H 7
 RBI 5
 BB 10
 SO 6
 LOB 20



Batter	1	2	3	4	5	6	7	8	9	10	11	AB	R	H	RBI	BB	SO	LOB	TOP																						
Doug Gianville, R OBP: 0.381, SLG: 0.449	1-3 K			2-2 1B 23 SF9	2-3 K			0-1 P4		0-3 K		5	1	1	0	0	3	1																							
Rob Ducey, L OBP: 0.475, SLG: 0.506 Steve Montgomery, R OBP: 1.000, SLG: 1.000 Alex Arias, R OBP: 0.370, SLG: 0.397	2-3 K			3-2 F9		4-1 G4-6-3 BB		1-2 FC4-6 1B		0-0 G1-4-3		3	0	1	0	1	1	1																							
Bobby Abreu, L OBP: 0.446, SLG: 0.576	3-2 G4-3			3-2 1B 2B		4-2 BB		2-2 FC4-6 23 CS 1-2f		0-0 F7		4	1	1	0	1	0	1																							
23 Kevin Jordan, R OBP: 0.360, SLG: 0.453				3-2 1B		2-1 G4-6-3		1-0 P9		0-0 F9		4	0	0	1	0	0	2																							
Rico Brogna, L OBP: 0.340, SLG: 0.458				1-1 2B 1B		4-0 IBB		0-3 K				3	1	1	0	1	1	0																							
Gary Bennett, R OBP: 0.231, SLG: 0.346 Scott Aldred, L OBP: 0.362, SLG: 0.440	2-1 G6-3			0-0 2B		1-3 K		2-2 P4				3	0	1	2	0	1	2																							
Marlon Anderson, L OBP: 0.286, SLG: 0.353				0-1 F7		0-1 P5		0-2 F9		0-0 G2-3 1B		4	0	1	0	0	0	1																							
Domingo Cedenro, S OBP: 0.264, SLG: 0.340 Wayne Gomes, R				2-2 G6-3		1-3 K		0-1 B5		0-0 B3		4	0	0	0	0	1	1																							
Mike Grace, R OBP: 0.373, SLG: 0.567				3-2 G1-3		1-3 K		2-1 F7		0-0 G2-3		2	0	0	0	1	0																								
Inning Stats	R: 0 E: 0 K: 2 S: 9	H: 0 LOB: 0 BB: 0 P: 15	R: 0 E: 0 K: 0 S: 7	H: 0 LOB: 0 BB: 0 P: 10	R: 0 E: 0 K: 0 S: 9	H: 0 LOB: 0 BB: 0 P: 14	R: 3 E: 0 K: 0 S: 22	H: 4 LOB: 1 BB: 0 P: 34	R: 0 E: 0 K: 3 S: 9	H: 0 LOB: 0 BB: 0 P: 13	R: 0 E: 0 K: 1 S: 11	H: 0 LOB: 2 BB: 3 P: 26	R: 0 E: 0 K: 0 S: 8	H: 0 LOB: 0 BB: 0 P: 10	R: 0 E: 0 K: 0 S: 10	H: 1 LOB: 0 BB: 0 P: 15	R: 0 E: 0 K: 1 S: 8	H: 0 LOB: 0 BB: 0 P: 11	R: 0 E: 0 K: 1 S: 6	H: 1 LOB: 1 BB: 0 P: 6	R: 0 E: 0 K: 0 S: 3	H: 0 LOB: 0 BB: 0 P: 3	1B: 5 2B: 1 3B: 0 HR: 0	SF: 1 SAC: 0 DP: 1 HBP: 0	WP: 0 PB: 0 SB: 0 CS: 1	PA: 41															
PITCHER	IP ERA WLS BF H R ER SO BB IBB HBP BLK WP HR S P ERA WHIP																																								
Livan Hernandez, R ERA: 4.76	(1, 1)	8.0	5	1	0	0	1	0	0	0	0	0	0	0	0	10	13	0.00	0.750																						
Alan Embree, L ERA: 2.96	(9, 1)	1.1	5	1	0	0	1	0	0	0	0	0	0	0	0	10	13	0.00	0.750																						
Robb Nen, R ERA: 3.8	(10, 1)	0.2	2	0	0	0	1	0	0	0	0	0	0	0	4	4	0.00	0.000																							
Rich Rodriguez, L ERA: 4.59	(11, 1)	1.0	W	3	0	0	0	0	0	0	0	0	0	0	3	3	0.00	0.000																							

Philadelphia Phillies @ San Francisco Giants
3Com Park at Candlestick Point, San Francisco, CA
Wed Sep 01 1999, 4:05 PM EDT
Att. 11,166 - Unknown - 67 F

livebaseballscorecards.com

AB 36
R 3
H 6
RBI 3
BB 3
SO 8
LOB 10



Batter	1	2	3	4	5	6	7	8	9	10	11	AB	R	H	RBI	BB	SO	LOB	BOTTOM																					
Marvin Benard, L OBP: 0.351, SLG: 0.460	2-2 F8			1-2 F8		0-3 K		1-3 K		0-0 1B		6	1	2	0	0	2	5																						
Bill Mueller, S OBP: 0.411, SLG: 0.371	2-3 K			2-2 G4-3		0-3 K		2-3 K		0-0 BB 1B		6	0	1	1	0	4	2																						
Barry Bonds, L OBP: 0.411, SLG: 0.687	1-3 K			4-1 BB		1-1 G3-1		2-1 P6		1-1 F8		5	1	1	0	1	1	1																						
Jeff Kent, R OBP: 0.377, SLG: 0.511				2-3 K		4-0 BB BB		2-3 K		4-0 BB BB		4	1	1	2	2	3	1																						
J.T. Snow, L OBP: 0.367, SLG: 0.453				2-2 HR 1B		4-2 FC6-4 BB		3-2 SH1-4 BB 1B		2-2 F7		3	1	2	0	2	0	2																						
Ellis Burks, R OBP: 0.382, SLG: 0.577				1-0 HR		1-2 FC6-4		4-2 SH1-4 BB		0-3 K		4	1	1	2	1	1	6																						
Brent Mayne, L OBP: 0.596, SLG: 0.432				4-0 FC4-6 BB		2-1 E BB 1B		0-1 F7		0-3 K		3	0	1	0	1	1	0																						
Wilson Delgado, S OBP: 0.339, SLG: 0.280 Rich Aurilia, R OBP: 0.331, SLG: 0.427	3-1 FC4-6			4-2 E2		1-1 L6		4-0 BB IBB		0-0 1B 1B		2	0	0	0	1	0	1																						
Livan Hernandez, R OBP: 0.379, SLG: 0.517 Robb Nen, R OBP: 0.379, SLG: 0.517 Calvin Murray, R OBP: 1.000, SLG: 1.000	0-3 K			0-0 G6-3		0-0 1B		1-3 K		0-3 K		3	0	1	0	0	1	2																						
Inning Stats	R: 0 E: 0 K: 2 S: 11	H: 0 LOB: 0 BB: 0 P: 16	R: 2 E: 0 K: 2 S: 13	H: 2 LOB: 1 BB: 1 P: 25	R: 1 E: 1 K: 1 S: 12	H: 1 LOB: 2 BB: 1 P: 30	R: 0 E: 0 K: 0 S: 8	H: 1 LOB: 1 BB: 1 P: 15	R: 0 E: 0 K: 1 S: 9	H: 0 LOB: 0 BB: 0 P: 12	R: 0 E: 0 K: 2 S: 8	H: 0 LOB: 0 BB: 0 P: 14	R: 0 E: 0 K: 2 S: 17	H: 1 LOB: 3 BB: 0 P: 30	R: 0 E: 0 K: 1 S: 9	H: 1 LOB: 2 BB: 1 P: 16	R: 0 E: 0 K: 3 S: 11	H: 2 LOB: 2 BB: 0 P: 11	R: 2 E: 0 K: 0 S: 2	H: 2 LOB: 0 BB: 0 P: 2	1B: 8 2B: 1 3B: 0 HR: 2	SF: 0 SAC: 1 DP: 0 HBP: 0	WP: 0 PB: 0 SB: 2 CS: 0	PA: 49																
PITCHER	IP ERA WLS BF H R ER SO BB IBB HBP BLK WP HR S P ERA WHIP																																							
Mike Grace, R ERA: 6.94	(1, 1)	5.0	24	4	3	2	6	6	0	0	0	0	0	0	1	52	104	3.60	2.000																					
Scott Aldred, L ERA: 4.05	(6, 1)	2.1	11	2	0	0	3	1	1	0	0	0	0	0	27	47	0.00	1.286																						
Steve Montgomery, R ERA: 3.4	(8, 1)	1.2	7	1	0	0	3	1	0	0	0	0	0	0	16	25	0.00	1.200																						
Wayne Gomes, R ERA: 4.33	(10, 1)	1.0	L	7	4	2	2	3	0	0	0	0	0	1	13	13	18.00	4.000																						

Philadelphia Phillies @ San Francisco Giants
3Com Park at Candlestick Point, San Francisco, CA
Wed Sep 01 1999, 4:05 PM EDT
Att. 11,166 - Unknown - 67 F

livebaseballscorecards.com

AB 39
R 5
H 11
RBI 5
BB 9
SO 15
LOB 24



Batter	1	2	3	4	5	6	7	8	9	AB	R	H	RBI	BB	SO	LOB	TOP
Doug Glanville, R (1.8) OBP: 0.381, SLG: 0.452	1-2 F9 2B		0-0 F9		0-0 G5-3		0-0 1B			4	0	2	0	0	0	1	Philadelphia Phillies @ San Francisco Giants 3Com Park at Candlestick Point, San Francisco, CA Thu Sep 02 1999, 3:35 PM EDT Att. 12,299 - Sunny - 70 F
Ron Gant, R (1.7) OBP: 0.361, SLG: 0.438	0-0 F9		3-1 2B 1B		2-3 K		1-2 G4-3			4	0	1	0	0	1	3	
Bobby Abreu, L (1.9) OBP: 0.444, SLG: 0.572	2-3 K		4-0 2B 1B		3-2 F7			0-3 K		3	0	0	0	1	2	1	
23 Kevin Jordan, R (1.5) OBP: 0.362, SLG: 0.450	0-1 G5-3		4-1 2B 1B		4-1 G4-6-3 BB			1-1 G1-3		2	0	0	1	2	0	1	
Rico Brogna, L (1.3) OBP: 0.338, SLG: 0.455		0-1 L6			1-1 F7			1-1 G4-3		4	0	0	0	0	1	4	
Mike Lieberthal, R (1.2) OBP: 0.372, SLG: 0.571		2-3 K			1-0 HR			0-2 G4-6-3		4	1	1	1	0	1	1	
Kevin Seick, R (1.4) OBP: 0.345, SLG: 0.375		2-1 F9			0-2 G4-3			1-0 G4-3		4	0	1	0	0	0	0	
Alex Arias, R (1.6) OBP: 0.369, SLG: 0.395			3-2 G5-3		0-0 F9		1-1 1B	1-2 P9		4	0	1	0	0	0	1	
Joe Grahe, R (1.1) OBP: 0.400, SLG: 0.250			1-2 1B		1-2 G4-3		2-2 P6	0-0 FC6-4		2	1	1	0	0	0	0	
Billy Brewer, L (6.1)										0	0	0	0	0	0	0	
Rob Ducey, L (7. PH) OBP: 0.411, SLG: 0.503										1	0	0	0	0	0	1	
Chad Ogea, R (7.1) OBP: 0.170, SLG: 0.093										0	0	0	0	0	0	0	
Domingo Cedeno, S (9. PH) OBP: 0.351, SLG: 0.337										1	0	0	0	0	0	1	
Inning Stats	R: 0 E: 0 K: 1 S: 9	H: 1 LOB: 1 BB: 0 P: 12	R: 0 E: 0 K: 1 S: 7	H: 0 LOB: 0 BB: 0 P: 11	R: 1 E: 0 K: 1 S: 14	H: 2 LOB: 3 BB: 2 P: 29	R: 1 E: 0 K: 0 S: 9	H: 1 LOB: 0 BB: 0 P: 11	R: 0 E: 0 K: 1 S: 6	H: 0 LOB: 0 BB: 0 P: 11	R: 0 E: 0 K: 10 S: 10	H: 2 LOB: 2 BB: 0 P: 15	R: 0 E: 0 K: 1 S: 7	H: 1 LOB: 1 BB: 0 P: 13	1B: 5 2B: 1 3B: 0 HR: 1	SF: 0 SAC: 0 DP: 1 HBP: 0	WP: 0 PA: 36 PB: 0 SB: 0 CS: 0
PITCHER	IP WLS BF H R ER SO BB IBB HBP BLK WP HR S P ERA WHIP																
Joe Nathan, R (1.1) ERA: 3.58	7.0 W 29 6 2 2 4 3 0 0 0 0 1 62 101 2.57 1.286																
Alan Embree, L (8.1) ERA: 2.9	1.0 H 3 0 0 0 1 0 0 0 0 0 0 7 9 0.00 0.000																
Robb Nen, R (9.1) ERA: 3.74	1.0 S 4 1 0 0 0 0 0 0 0 0 0 9 13 0.00 1.000																

AB 33
R 2
H 7
RBI 2
BB 3
SO 5
LOB 14



Batter	1	2	3	4	5	6	7	8	9	AB	R	H	RBI	BB	SO	LOB	BOTTOM		
Marvin Benard, L (1.9) OBP: 0.354, SLG: 0.461	1-2 FC4-6 1B		3-2 1B		4-1 WP 1B SF7 BB		3-3 K			3	1	2	0	1	1	0	Philadelphia Phillies @ San Francisco Giants 3Com Park at Candlestick Point, San Francisco, CA Thu Sep 02 1999, 3:35 PM EDT Att. 12,299 - Sunny - 70 F		
Bill Mueller, S (1.5) OBP: 0.409, SLG: 0.370	2-3 K		0-0 F7		2-2 WP 1B		1-0 P8			4	0	1	0	0	1	3			
Barry Bonds, L (1.7) OBP: 0.406, SLG: 0.659	1-1 FC4-6 2B		2-1 G3		3-2 SF7		1-0 G3			3	1	0	1	0	0	1			
Jeff Kent, R (1.4) OBP: 0.378, SLG: 0.516	0-1 1B		0-0 FC6-4 2B		1-2 2H 3H 1-0 G5-3		0-2 P3			4	0	2	1	0	0	1			
J.T. Snow, L (1.3) OBP: 0.370, SLG: 0.453	4-0 FC4-6 BB		4-2 FC6-4 BB		1-0 1B		2-1 F8			2	0	1	0	2	0	0			
Rich Aurilia, R (1.6) OBP: 0.328, SLG: 0.423	0-1 FC4-6		0-0 FC6-4		1-1 P4		0-0 F8			4	0	0	0	0	0	5			
F.P. Santangelo, S (1.8) OBP: 0.422, SLG: 0.413		3-3 K		1-0 F7		1-2 1B		1-2 F8		4	0	1	0	0	1	2			
Doug Mirabelli, R (1.2) OBP: 0.333, SLG: 0.411	2-1 FC3-6 1B		4-1 1B WP G2-3 BB		1-3 K		3-3 K			3	1	1	0	1	2	2			
Joe Nathan, R (1.1) OBP: 0.158, SLG: 0.111	1-0 FC3-6		0-0 G2-3		0-0 F9		2-2 F8			3	0	0	0	0	0	4			
Alan Embree, L (8.1)										0	0	0	0	0	0	0			
Brent Mayne, L (8. PH) OBP: 0.395, SLG: 0.431										1	0	0	0	0	0	0			
Robb Nen, R (9.1)										0	0	0	0	0	0	0			
Inning Stats	R: 1 E: 0 K: 1 S: 12	H: 2 LOB: 2 BB: 1 P: 20	R: 0 E: 0 K: 1 S: 11	H: 2 LOB: 2 BB: 0 P: 20	R: 0 E: 0 K: 0 S: 7	H: 1 LOB: 1 BB: 1 P: 14	R: 2 E: 0 K: 0 S: 10	H: 1 LOB: 2 BB: 2 P: 24	R: 0 E: 0 K: 1 S: 10	H: 2 LOB: 2 BB: 0 P: 14	R: 0 E: 0 K: 1 S: 5	H: 0 LOB: 0 BB: 0 P: 10	R: 0 E: 0 K: 0 S: 6	H: 0 LOB: 0 BB: 0 P: 8	R: 0 E: 0 K: 1 S: 10	H: 0 LOB: 0 BB: 0 P: 16	1B: 6 2B: 2 3B: 0 HR: 0	SF: 1 SAC: 0 DP: 0 HBP: 0	WP: 1 PA: 36 PB: 0 SB: 0 CS: 0
PITCHER	IP WLS BF H R ER SO BB IBB HBP BLK WP HR S P ERA WHIP																		
Joe Grahe, R (1.1) ERA: 2.79	5.0 L 27 8 3 3 3 4 0 0 0 0 1 50 92 5.40 2.400																		
Billy Brewer, L (6.1) ERA: 5.02	1.0 3 0 0 0 1 0 0 0 0 0 0 5 10 0.00 0.000																		
Chad Ogea, R (7.1) ERA: 5.63	2.0 6 0 0 0 1 0 0 0 0 0 0 16 24 0.00 0.000																		

AB 31
R 3
H 8
RBI 2
BB 4
SO 5
LOB 18



Batter	1	2	3	4	5	6	7	8	9	AB	R	H	RBI	BB	SO	LOB	TOP								
Marvin Benard, L OBP: 0.355, SLG: 0.458	G6-3		G4-6-3			L7			2B	3	2	0	0	1	0	1	San Francisco Giants @ Pittsburgh Pirates Three Rivers Stadium, Pittsburgh, PA Fri Sep 03 1999, 7:05 PM EDT Att: 16,478 - Unknown - 86 F livebaseballscorecards.com								
Bill Mueller, S OBP: 0.405, SLG: 0.365	F9			G4-3	SH1-3	P4			L8	4	0	0	0	0	0	1									
Barry Bonds, L Armando Rios, L OBP: 0.379, SLG: 0.667 OBP: 0.395, SLG: 0.495	1B			2B	3B	HR	IBB		F7	3	2	2	0	1	0	0									
Jeff Kent, R Calvin Murray, R OBP: 0.379, SLG: 0.525 OBP: 0.400, SLG: 0.500	K			HR	2B	HR	HR		F7	4	2	2	5	0	1	1									
J.T. Snow, L OBP: 0.372, SLG: 0.451		G6-4-3		HR	BB	1B	SF8	HBP	K	2	2	0	0	2	1	1									
Ellis Burks, R Wilson Delgado, S OBP: 0.393, SLG: 0.585 OBP: 0.333, SLG: 0.275	G6-4-3			HR	BB	SF8	1B		K	4	1	2	3	0	1	1									
Brent Mayne, L OBP: 0.390, SLG: 0.426	F9			G4-3		SF8			K	3	0	0	1	0	1	0									
Rich Aurilia, R OBP: 0.328, SLG: 0.422			G4-6-3	K		L8			G1-6-3	4	0	1	0	0	1	1									
Shawn Estes, R Scott Servais, R Julian Tavarez, L OBP: 0.218, SLG: 0.216 OBP: 0.335, SLG: 0.409 OBP: 0.200, SLG: 0.200	K					E4	SH1-3	HBP	HR	3	1	0	0	0	2	1									
Inning Stats	R: 0 E: 0 K: 7 S: 7	H: 1 LOB: 1 BB: 0 P: 12	R: 0 E: 0 K: 0 S: 9	H: 0 LOB: 0 BB: 1 P: 15	R: 0 E: 0 K: 1 S: 9	H: 1 LOB: 0 BB: 0 P: 11	R: 4 E: 0 K: 1 S: 14	H: 3 LOB: 0 BB: 1 P: 25	R: 5 E: 1 K: 0 S: 10	H: 2 LOB: 1 BB: 1 P: 20	R: 0 E: 0 K: 1 S: 6	H: 0 LOB: 0 BB: 0 P: 7	R: 0 E: 0 K: 1 S: 7	H: 0 LOB: 0 BB: 0 P: 13	R: 0 E: 0 K: 2 S: 8	H: 0 LOB: 0 BB: 0 P: 10		R: 3 E: 0 K: 1 S: 13	H: 3 LOB: 1 BB: 1 P: 20	1B: 3 2B: 3 3B: 1 HR: 3	SF: 1 SAC: 1 DP: 2 HBP: 2	WP: 0 PB: 0 SB: 0 CS: 0	PA: 42		
PITCHER	IP	WLS	BF	H	R	ER	SO	BB	IBB	HBP	BLK	WP	HR	S	P	ERA	WHIP								
67 Francisco Cordova, R ERA: 4.75	4.1	L	22	6	8	7	3	2	1	1	0	0	2	43	74	14.54	1.846								
Pete Schourek, L ERA: 5.54	2.2		10	1	1	1	2	0	0	1	0	0	0	19	29	3.38	0.375								
Brad Clontz, R ERA: 2.59	1.0		3	0	0	0	2	0	0	0	0	0	0	8	10	0.00	0.000								
Marc Wilkins, R ERA: 4.46	1.0		7	3	3	3	1	1	0	0	0	0	1	13	20	27.00	4.000								

Batter	1	2	3	4	5	6	7	8	9	AB	R	H	RBI	BB	SO	LOB	BOTTOM								
Al Martin, L OBP: 0.341, SLG: 0.530	SH1		F8							3	1	1	0	0	1	0	San Francisco Giants @ Pittsburgh Pirates Three Rivers Stadium, Pittsburgh, PA Fri Sep 03 1999, 7:05 PM EDT Att: 16,478 - Unknown - 86 F livebaseballscorecards.com								
Brant Brown, L OBP: 0.290, SLG: 0.455	1B				K				K	1	0	0	0	0	1	0									
Mike Benjamin, R OBP: 0.281, SLG: 0.336	SH1		F8							3	1	2	0	0	0	0									
Brian Giles, L Dale Sveum, S OBP: 0.410, SLG: 0.599 OBP: 0.246, SLG: 0.423	1B		1B		F8				L9	3	0	0	0	0	1	2									
Kevin Young, R OBP: 0.388, SLG: 0.527	BB		1B		K				L9	1	0	0	0	0	0	1									
Ed Sprague, R OBP: 0.356, SLG: 0.482	1B		1B						BB	2	0	1	0	2	0	0									
Warren Morris, L OBP: 0.379, SLG: 0.459	1B		1B						L9	4	0	2	2	0	0	2									
John Wehner, R OBP: 0.241, SLG: 0.291			G3-1						G3	4	0	1	0	0	0	6									
Keith Osik, R OBP: 0.262, SLG: 0.258					G5-3				G4-3	4	0	0	0	0	1	1									
67 Francisco Cordova, R Pete Schourek, L Joe Oliver, R Brad Clontz, R Marc Wilkins, R Abraham Nunez, S OBP: 0.244, SLG: 0.295 OBP: 0.336, SLG: 0.296 OBP: 0.296, SLG: 0.296 OBP: 0.335, SLG: 0.409 OBP: 0.200, SLG: 0.200 OBP: 0.335, SLG: 0.409 OBP: 0.200, SLG: 0.200										4	0	0	0	0	1	0									
Inning Stats	R: 1 E: 0 K: 0 S: 13	H: 2 LOB: 2 BB: 1 P: 22	R: 0 E: 0 K: 1 S: 6	H: 0 LOB: 0 BB: 0 P: 7	R: 1 E: 0 K: 0 S: 18	H: 3 LOB: 2 BB: 0 P: 31	R: 0 E: 0 K: 0 S: 5	H: 0 LOB: 0 BB: 0 P: 5	R: 0 E: 0 K: 2 S: 7	H: 0 LOB: 0 BB: 0 P: 9	R: 0 E: 0 K: 0 S: 9	H: 1 LOB: 1 BB: 0 P: 13	R: 0 E: 0 K: 2 S: 9	H: 0 LOB: 0 BB: 0 P: 11	R: 0 E: 0 K: 0 S: 8	H: 1 LOB: 2 BB: 1 P: 19	R: 0 E: 0 K: 1 S: 7	H: 0 LOB: 0 BB: 0 P: 13	1B: 6 2B: 0 3B: 1 HR: 0	SF: 0 SAC: 1 DP: 0 HBP: 0	WP: 1 PB: 0 SB: 1 CS: 0	PA: 36			
PITCHER	IP	WLS	BF	H	R	ER	SO	BB	IBB	HBP	BLK	WP	HR	S	P	ERA	WHIP								
Shawn Estes, L ERA: 4.57	8.0	W	33	7	2	2	5	2	0	0	0	0	0	75	117	2.25	1.125								
Julian Tavarez, R ERA: 5.99	1.0		3	0	0	0	1	0	0	0	0	0	0	7	13	0.00	0.000								

Batter	1	2	3	4	5	6	7	8	9	AB	R	H	RBI	BB	SO	LOB	TOP				
Marvin Benard, L (1.8) OBP: 0.397, SLG: 0.458	F8		S	BB	BB		SH1-3 1B	G4-3		3	1	1	0	2	0	0					
Bill Mueller, S (1.5) OBP: 0.406, SLG: 0.368	1B G6-3 BB		L4	F7		SH1-3		WP	2B	3	2	1	0	1	0	3					
Barry Bonds, L (1.7) OBP: 0.326, SLG: 0.665	G6-3				P5		1B		BB WP	2	1	1	0	3	0	0					
Calvin Murray, R (9.7) OBP: 0.400, SLG: 0.500	1B			IBB			2B	BB	FC5-2 BB	0	0	0	0	0	0	0					
Jeff Kent, R (1.4) OBP: 0.378, SLG: 0.522	G6-3				G4-3		2B		FC5-2 BB	4	1	1	2	0	1	3					
Rich Rodriguez, L (8.1) OBP: 1.000, SLG: 1.000							1B		2B	0	0	0	0	0	0	0					
Charlie Hayes, R (9.3) OBP: 0.296, SLG: 0.317			K				2B	1B	BB	0	1	0	0	1	0	0					
J.T. Snow, L (1.3) OBP: 0.374, SLG: 0.453	K						2B		BB	3	2	1	0	2	2	3					
Felix Rodriguez, R (9.1) OBP: 0.429, SLG: 1.000									FC5-2 BB	0	0	0	0	0	0	0					
Armando Rios, L (1.9) OBP: 0.403, SLG: 0.500									2B	3	1	1	2	2	2	4					
Rich Aurilia, R (1.6) OBP: 0.326, SLG: 0.421									K	3	1	1	2	2	2	4					
Wilson Delgado, S (9.3) OBP: 0.333, SLG: 0.275	F9						G6-3	G6-3	FC5-2 2B	5	0	1	2	0	0	5					
Brent Mayne, L (1.2) OBP: 0.387, SLG: 0.426	G4-6-3								1B 2B	5	0	1	2	0	1	2					
Russ Ortiz, R (1.1) OBP: 0.213, SLG: 0.283									2B	3	0	0	0	0	1	1					
Jerry Spradlin, S (7.1) OBP: 0.423, SLG: 0.414									1B	2	0	1	0	0	0	0					
F.P. Santangelo, S (8.4) OBP: 0.423, SLG: 0.414									2B	2	0	1	0	0	0	0					
Inning Stats	R: 1 E: 0 K: 1 S: 16	H: 1 LOB: 1 BB: 1 P: 32	R: 0 E: 0 K: 0 S: 7	H: 0 LOB: 0 BB: 1 P: 11	R: 0 E: 0 K: 2 S: 11	H: 0 LOB: 2 BB: 2 P: 25	R: 2 E: 0 K: 1 S: 17	H: 2 LOB: 2 BB: 2 P: 30	R: 0 E: 0 K: 1 S: 12	H: 0 LOB: 1 BB: 1 P: 18	R: 3 E: 0 K: 1 S: 12	H: 3 LOB: 1 BB: 1 P: 25	R: 0 E: 0 K: 0 S: 5	H: 0 LOB: 0 BB: 0 P: 8	R: 3 E: 0 K: 1 S: 15	H: 3 LOB: 3 BB: 3 P: 38	1B: 4 2B: 5 3B: 0 HR: 0	SF: 0 SAC: 1 DP: 1 HBP: 0	WP: 2 PB: 0 SB: 2 CS: 0	PA: 45	
PITCHER	IP WLS BF H R ER SO BB IBB HBP BLK WP HR S P ERA WHIP	IP WLS BF H R ER SO BB IBB HBP BLK WP HR S P ERA WHIP	IP WLS BF H R ER SO BB IBB HBP BLK WP HR S P ERA WHIP	IP WLS BF H R ER SO BB IBB HBP BLK WP HR S P ERA WHIP	IP WLS BF H R ER SO BB IBB HBP BLK WP HR S P ERA WHIP	IP WLS BF H R ER SO BB IBB HBP BLK WP HR S P ERA WHIP	IP WLS BF H R ER SO BB IBB HBP BLK WP HR S P ERA WHIP	IP WLS BF H R ER SO BB IBB HBP BLK WP HR S P ERA WHIP	IP WLS BF H R ER SO BB IBB HBP BLK WP HR S P ERA WHIP	IP WLS BF H R ER SO BB IBB HBP BLK WP HR S P ERA WHIP	IP WLS BF H R ER SO BB IBB HBP BLK WP HR S P ERA WHIP	IP WLS BF H R ER SO BB IBB HBP BLK WP HR S P ERA WHIP	IP WLS BF H R ER SO BB IBB HBP BLK WP HR S P ERA WHIP	IP WLS BF H R ER SO BB IBB HBP BLK WP HR S P ERA WHIP	IP WLS BF H R ER SO BB IBB HBP BLK WP HR S P ERA WHIP	IP WLS BF H R ER SO BB IBB HBP BLK WP HR S P ERA WHIP	IP WLS BF H R ER SO BB IBB HBP BLK WP HR S P ERA WHIP	IP WLS BF H R ER SO BB IBB HBP BLK WP HR S P ERA WHIP	IP WLS BF H R ER SO BB IBB HBP BLK WP HR S P ERA WHIP	IP WLS BF H R ER SO BB IBB HBP BLK WP HR S P ERA WHIP	IP WLS BF H R ER SO BB IBB HBP BLK WP HR S P ERA WHIP

San Francisco Giants @ Pittsburgh Pirates
 Three Rivers Stadium, Pittsburgh, PA
 Sat Sep 04 1999, 7:05 PM EDT
 Att. 19,949 - Overcast - 84 F

AB 33
R 9
H 9
RBI 8
BB 11
SO 7
LOB 21

GIANTS

Batter	1	2	3	4	5	6	7	8	9	AB	R	H	RBI	BB	SO	LOB	BOTTOM				
Al Martin, L (1.7) OBP: 0.339, SLG: 0.526	K	K			HBP S 1B	K			F8	5	0	1	0	0	3	3					
Mike Benjamin, R (1.6) OBP: 0.277, SLG: 0.331	K		L4		F9		P3		G4-3	5	0	0	0	0	1	1					
Brian Giles, L (1.8) OBP: 0.411, SLG: 0.597	BB				HBP BB		F7		F9	3	0	1	0	2	0	0					
Kevin Young, R (1.3) OBP: 0.387, SLG: 0.523			F7		F9		F9		F9	3	0	0	0	1	0	3					
Ed Sprague, R (1.5) OBP: 0.358, SLG: 0.481	K		F9							3	1	1	0	0	1	3					
Warren Morris, L (1.4) OBP: 0.378, SLG: 0.455					F7				3B 1B	3	0	0	0	1	2	4					
Brant Brown, L (1.9) OBP: 0.301, SLG: 0.463	G2-3				L9 WP BB				1B 3B	2	1	1	1	2	0	1					
Keith Osik, R (1.2) OBP: 0.269, SLG: 0.260			SH2-4 BB		L9		F9		G4-3 1B	3	0	1	1	1	0	2					
Kris Benson, R (1.1) OBP: 0.213, SLG: 0.283										1	0	0	0	0	0	0					
Jimmy Anderson, L (6.1) ERA: 4.15										0	0	0	0	0	0	0					
Jeff Wallace, L (7.1) ERA: 3.24										0	0	0	0	0	0	0					
Jose Silva, R (7.1) ERA: 4.11										0	0	0	0	0	0	0					
Jose Silva, R (7.1) ERA: 5.96										0	0	0	0	0	0	0					
Brad Clontz, R (8.1) ERA: 2.53										2	0	1	0	0	0	0					
Inning Stats	R: 0 E: 0 K: 3 S: 13	H: 0 LOB: 2 BB: 2 P: 24	R: 0 E: 0 K: 1 S: 10	H: 0 LOB: 2 BB: 2 P: 22	R: 0 E: 0 K: 0 S: 8	H: 1 LOB: 1 BB: 0 P: 14	R: 0 E: 0 K: 1 S: 10	H: 0 LOB: 1 BB: 1 P: 20	R: 0 E: 0 K: 2 S: 12	H: 0 LOB: 3 BB: 1 P: 22	R: 0 E: 0 K: 0 S: 15	H: 0 LOB: 0 BB: 0 P: 20	R: 2 E: 0 K: 1 S: 9	H: 3 LOB: 0 BB: 0 P: 14	R: 0 E: 0 K: 0 S: 6	H: 0 LOB: 0 BB: 0 P: 8	1B: 4 2B: 0 3B: 1 HR: 0	SF: 0 SAC: 1 DP: 1 HBP: 1	WP: 1 PB: 0 SB: 2 CS: 0	PA: 39	
PITCHER	IP WLS BF H R ER SO BB IBB HBP BLK WP HR S P ERA WHIP	IP WLS BF H R ER SO BB IBB HBP BLK WP HR S P ERA WHIP	IP WLS BF H R ER SO BB IBB HBP BLK WP HR S P ERA WHIP	IP WLS BF H R ER SO BB IBB HBP BLK WP HR S P ERA WHIP	IP WLS BF H R ER SO BB IBB HBP BLK WP HR S P ERA WHIP	IP WLS BF H R ER SO BB IBB HBP BLK WP HR S P ERA WHIP	IP WLS BF H R ER SO BB IBB HBP BLK WP HR S P ERA WHIP	IP WLS BF H R ER SO BB IBB HBP BLK WP HR S P ERA WHIP	IP WLS BF H R ER SO BB IBB HBP BLK WP HR S P ERA WHIP	IP WLS BF H R ER SO BB IBB HBP BLK WP HR S P ERA WHIP	IP WLS BF H R ER SO BB IBB HBP BLK WP HR S P ERA WHIP	IP WLS BF H R ER SO BB IBB HBP BLK WP HR S P ERA WHIP	IP WLS BF H R ER SO BB IBB HBP BLK WP HR S P ERA WHIP	IP WLS BF H R ER SO BB IBB HBP BLK WP HR S P ERA WHIP	IP WLS BF H R ER SO BB IBB HBP BLK WP HR S P ERA WHIP	IP WLS BF H R ER SO BB IBB HBP BLK WP HR S P ERA WHIP	IP WLS BF H R ER SO BB IBB HBP BLK WP HR S P ERA WHIP	IP WLS BF H R ER SO BB IBB HBP BLK WP HR S P ERA WHIP	IP WLS BF H R ER SO BB IBB HBP BLK WP HR S P ERA WHIP	IP WLS BF H R ER SO BB IBB HBP BLK WP HR S P ERA WHIP	IP WLS BF H R ER SO BB IBB HBP BLK WP HR S P ERA WHIP

San Francisco Giants @ Pittsburgh Pirates
 Three Rivers Stadium, Pittsburgh, PA
 Sat Sep 04 1999, 7:05 PM EDT
 Att. 19,949 - Overcast - 84 F

AB 30
R 2
H 5
RBI 2
BB 7
SO 9
LOB 20

P

Batter	1	2	3	4	5	6	7	8	9	AB	R	H	RBI	BB	SO	LOB	TOP										
F.P. Santangelo, S OBP: 0.423, SLG: 0.411 (1, 8)	G5-3	HBP			FC6-4 1B	K		K		4	0	1	0	0	2	1	San Francisco Giants @ Pittsburgh Pirates Three Rivers Stadium, Pittsburgh, PA Sun Sep 05 1999, 1:35 PM EDT Att: 17,901 - Overcast - 78 F										
Bill Mueller, S OBP: 0.403, SLG: 0.364 (1, 5)	G1-3	G3-1			FC6-4 WP HR		WP BB SF9 BB	F9		4	2	0	0	1	0	4											
Barry Bonds, L OBP: 0.412, SLG: 0.656 (1, 7)			G6-3		K		F8			4	0	0	0	1	2	2											
Jeff Kent, R OBP: 0.379, SLG: 0.527 (1, 4)	F8		F9		HR		SF9 WP BB	G6-3		4	1	1	2	1	0	1											
Ellis Burks, R OBP: 0.397, SLG: 0.589 (1, 9)		1B 2B	P4		2B					3	1	2	0	1	0	0											
Charlie Hayes, R OBP: 0.296, SLG: 0.318 (1, 3)		2B FC3-2 1B		F9	G4-3		SF9			3	0	1	1	0	0	1											
Scott Servais, R OBP: 0.328, SLG: 0.400 (1, 2)		K		G4-3		F9	K			4	0	0	0	0	2	4											
Wilson Delgado, S OBP: 0.361, SLG: 0.327 (1, 6)		FC3-2 2B				SH1-4 1B	G6-3			4	0	3	1	0	0	0											
Kirk Rueter, L OBP: 0.196, SLG: 0.208 (1, 1)		FC3-2				SH1-4				2	0	0	0	0	1	3											
Alan Embree, L OBP: 0.333, SLG: 0.400 (7, 1)		HBP		K			K			0	0	0	0	0	0	0											
Calvin Murray, R OBP: 0.200, SLG: 0.200 (8, 1)										1	0	0	0	0	0	0											
Julian Tavarez, L OBP: 0.200, SLG: 0.200 (8, 1)										0	0	0	0	0	0	0											
Inning Stats	R: 0 E: 0 K: 0 S: 11	H: 0 LOB: 1 BB: 1 P: 20	R: 1 E: 0 K: 1 S: 11	H: 3 LOB: 3 BB: 0 P: 14	R: 0 E: 0 K: 0 S: 10	H: 0 LOB: 0 BB: 0 P: 14	R: 0 E: 0 K: 1 S: 9	H: 1 LOB: 1 BB: 0 P: 12	R: 2 E: 0 K: 1 S: 12	H: 3 LOB: 1 BB: 0 P: 20	R: 0 E: 0 K: 1 S: 9	H: 1 LOB: 1 BB: 0 P: 11	R: 1 E: 0 K: 1 S: 14	H: 0 LOB: 2 BB: 3 P: 31	R: 0 E: 0 K: 2 S: 9	H: 0 LOB: 0 BB: 0 P: 14	R: 0 E: 0 K: 1 S: 6	H: 0 LOB: 0 BB: 0 P: 10	1B: 5 2B: 2 3B: 0 HR: 1	SF: 1 SAC: 1 DP: 0 HBP: 1	WP: 2 PB: 0 SB: 0 CS: 0	PA: 40					
PITCHER	IP	WLS	BF	H	R	ER	SO	BB	IBB	HBP	BLK	WP	HR	S	P	ERA	WHIP										
Chris Peters, L ERA: 6.2 (1, 1)	6.1	W	30	8	4	4	4	2	0	1	0	1	1	67	102	5.68	1.579										
Marc Wilkins, R ERA: 4.4 (7, 1)	0.2	H	4	0	0	0	1	2	0	0	0	1	0	9	20	0.00	3.000										
Scott Sauerbeck, L ERA: 2.11 (8, 1)	2.0		6	0	0	0	3	0	0	0	0	0	0	15	24	0.00	0.000										



Batter	1	2	3	4	5	6	7	8	9	AB	R	H	RBI	BB	SO	LOB	BOTTOM										
Al Martin, L OBP: 0.340, SLG: 0.528 (1, 7)	SH3-4 G6-3 2B		2B				K			4	2	2	0	0	2	1	San Francisco Giants @ Pittsburgh Pirates Three Rivers Stadium, Pittsburgh, PA Sun Sep 05 1999, 1:35 PM EDT Att: 17,901 - Overcast - 78 F										
Mike Benjamin, R OBP: 0.277, SLG: 0.334 (1, 6)	SH3-4		1 SAFE 1-2 WP SF7 1-H 2B		G5-3		K			3	1	1	1	0	1	1											
Brian Giles, L OBP: 0.410, SLG: 0.602 (1, 8)	G6-3		SF7		G6-3		G6-3			3	1	1	4	0	0	0											
Kevin Young, R OBP: 0.386, SLG: 0.521 (1, 3)	F7		1B		G6-3		K			4	0	1	0	0	1	0											
Ed Sprague, R OBP: 0.355, SLG: 0.477 (1, 5)		G1-6-3	F9			G6-3		K		4	0	0	0	0	1	1											
Adrian Brown, S OBP: 0.362, SLG: 0.361 (1, 9)		FC6-4 BB		HR		HR		CS 1B		3	2	3	1	1	0	0											
Joe Oliver, R OBP: 0.295, SLG: 0.324 (1, 2)		F9		HR		K		K		4	1	1	2	0	2	2											
Abraham Nunez, S OBP: 0.302, SLG: 0.244 (1, 4)		FC6-4		F9		F9				3	0	0	0	0	0	1											
Marc Wilkins, R ERA: 3.2 (7, 1)										0	0	0	0	0	0	0											
Scott Sauerbeck, R ERA: 5.86 (8, 1)										0	0	0	0	0	0	0											
Chris Peters, L OBP: 0.278, SLG: 0.235 (1, 1)			F7							2	0	0	0	0	0	0											
Warren Morris, L OBP: 0.380, SLG: 0.457 (7, 4)			F7					HR		1	1	1	0	0	0	0											
Inning Stats	R: 1 E: 0 K: 0 S: 9	H: 1 LOB: 0 BB: 0 P: 17	R: 0 E: 0 K: 0 S: 8	H: 0 LOB: 1 BB: 1 P: 13	R: 2 E: 0 K: 0 S: 12	H: 3 LOB: 1 BB: 0 P: 18	R: 2 E: 0 K: 1 S: 10	H: 2 LOB: 0 BB: 0 P: 17	R: 0 E: 0 K: 0 S: 9	H: 0 LOB: 0 BB: 0 P: 16	R: 1 E: 0 K: 1 S: 10	H: 1 LOB: 0 BB: 0 P: 17	R: 2 E: 0 K: 3 S: 13	H: 2 LOB: 0 BB: 0 P: 23	R: 0 E: 0 K: 2 S: 9	H: 1 LOB: 0 BB: 0 P: 14	R: 0 E: 0 K: 2 S: 9	H: 1 LOB: 0 BB: 0 P: 14	1B: 5 2B: 2 3B: 0 HR: 3	SF: 1 SAC: 1 DP: 0 HBP: 0	WP: 1 PB: 0 SB: 0 CS: 1	PA: 34					
PITCHER	IP	WLS	BF	H	R	ER	SO	BB	IBB	HBP	BLK	WP	HR	S	P	ERA	WHIP										
Kirk Rueter, L ERA: 5.2 (1, 1)	6.0	L	26	7	6	6	2	1	0	0	0	0	2	58	98	9.00	1.333										
Alan Embree, L ERA: 3.2 (7, 1)	1.0		5	2	2	2	3	0	0	0	0	0	1	13	23	18.00	2.000										
Julian Tavarez, R ERA: 5.86 (8, 1)	1.0		3	1	0	0	2	0	0	0	0	0	0	9	14	0.00	1.000										



Batter	1	2	3	4	5	6	7	8	9	AB	R	H	RBI	BB	SO	LOB	TOP			
F.P. Santangelo, S OBP: 0.424, SLG: 0.417 (1, 8)										4	0	2	0	0	0	0	San Francisco Giants @ New York Mets Shea Stadium, Flushing, NY Mon Sep 06 1999, 1:40 PM EDT Att: 35,727 - Cloudy - 78 F			
Bill Mueller, S OBP: 0.399, SLG: 0.359 (1, 5)										4	0	0	0	0	1	2				
Barry Bonds, L OBP: 0.408, SLG: 0.647 (1, 7)										4	0	0	0	0	3	0				
Jeff Kent, R OBP: 0.380, SLG: 0.527 (1, 4)										4	0	2	0	0	1	0				
Ellis Burks, R OBP: 0.396, SLG: 0.584 (1, 9)										3	0	0	0	1	1	1				
J.T. Snow, L OBP: 0.372, SLG: 0.450 (1, 3)										3	0	0	0	0	2	3				
Rich Aurilia, R OBP: 0.324, SLG: 0.419 (1, 6)										3	0	0	0	0	0	3				
Doug Mirabeli, R OBP: 0.323, SLG: 0.397 (1, 2)										2	0	0	0	0	1	0				
Charlie Hayes, R OBP: 0.255, SLG: 0.316 (8, PH)										1	0	0	0	0	0	0				
Brent Mayne, L OBP: 0.387, SLG: 0.426 (8, 2)										0	0	0	0	0	0	0				
Livan Hernandez, R OBP: 0.274, SLG: 0.410 (3, 1)										1	0	0	0	0	0	0				
Mark Gardner, R OBP: 0.146, SLG: 0.156 (3, 1)										1	0	0	0	0	0	0				
Rich Rodriguez, L OBP: 0.000, SLG: 0.000 (7, 1)										0	0	0	0	0	0	0				
Julian Tavarez, R OBP: 0.000, SLG: 0.000 (7, 1)										0	0	0	0	0	0	0				
Jerry Spradlin, S OBP: 0.000, SLG: 0.000 (7, 1)										1	0	0	0	0	0	0				
Ramon Martinez, R OBP: 0.308, SLG: 0.438 (8, PH)										1	0	0	0	0	0	0				
Alan Embree, L (8, 1)										0	0	0	0	0	0	0				
Inning Stats	R: 0 E: 0 K: 1 S: 10	H: 0 LOB: 0 BB: 0 P: 14	R: 0 E: 0 K: 1 S: 8	H: 1 LOB: 1 BB: 0 P: 14	R: 0 E: 0 K: 0 S: 4	H: 0 LOB: 0 BB: 0 P: 7	R: 0 E: 0 K: 1 S: 5	H: 0 LOB: 0 BB: 0 P: 8	R: 0 E: 0 K: 2 S: 11	H: 0 LOB: 0 BB: 0 P: 16	R: 0 E: 0 K: 2 S: 9	H: 1 LOB: 1 BB: 0 P: 15	R: 0 E: 0 K: 0 S: 8	H: 1 LOB: 1 BB: 0 P: 8	R: 0 E: 0 K: 2 S: 8	H: 0 LOB: 0 BB: 0 P: 12	1B: 3 2B: 1 3B: 0 HR: 0	SF: 0 SAC: 0 DP: 0 HBP: 0	WP: 0 PB: 0 SB: 0 CS: 0	PA: 32
PITCHER Kenny Rogers, L ERA: 3.94 (1, 1)	IP: 9.0 WLS: W BF: 32 H: 4 R: 0 ER: 0 SO: 9 BB: 1 IBB: 0 HBP: 0 BLK: 0 WP: 0 HR: 0 S: 70 P: 109 ERA: 0.00 WHIP: 0.556																			

AB	31
R	0
H	4
RBI	0
BB	1
SO	9
LOB	9




Batter	1	2	3	4	5	6	7	8	9	AB	R	H	RBI	BB	SO	LOB	BOTTOM			
Rickey Henderson, R OBP: 0.448, SLG: 0.494 (1, 7)										4	1	2	2	0	0	0	San Francisco Giants @ New York Mets Shea Stadium, Flushing, NY Mon Sep 06 1999, 1:40 PM EDT Att: 35,727 - Cloudy - 78 F			
Melvin Mora, R OBP: 0.214, SLG: 0.083 (8, 7)										0	0	0	0	0	0	0				
Edgardo Alfonzo, R OBP: 0.384, SLG: 0.524 (1, 4)										2	0	0	0	2	0	0				
John Olerud, L OBP: 0.440, SLG: 0.473 (1, 3)										3	0	0	0	1	0	2				
31 Mike Piazza, R OBP: 0.368, SLG: 0.586 (1, 2)										3	0	0	1	0	1	3				
Robin Ventura, L OBP: 0.385, SLG: 0.565 (1, 5)										3	0	1	0	1	0	1				
Darryl Hamilton, L OBP: 0.389, SLG: 0.427 (1, 8)										4	1	1	0	0	0	2				
Roger Cedeno, S OBP: 0.387, SLG: 0.399 (1, 9)										3	0	0	0	1	2	3				
Rey Ordenez, R OBP: 0.317, SLG: 0.314 (1, 6)										2	1	0	0	2	0	1				
Kenny Rogers, L OBP: 0.190, SLG: 0.150 (1, 1)										2	0	0	0	0	2	2				
Inning Stats	R: 0 E: 0 K: 0 S: 10	H: 0 LOB: 0 BB: 0 P: 16	R: 0 E: 0 K: 1 S: 11	H: 1 LOB: 1 BB: 0 P: 18	R: 0 E: 0 K: 1 S: 9	H: 0 LOB: 0 BB: 0 P: 14	R: 0 E: 0 K: 0 S: 7	H: 0 LOB: 0 BB: 0 P: 12	R: 0 E: 0 K: 1 S: 12	H: 0 LOB: 2 BB: 2 P: 27	R: 1 E: 0 K: 0 S: 13	H: 1 LOB: 1 BB: 1 P: 23	R: 2 E: 0 K: 1 S: 13	H: 2 LOB: 3 BB: 3 P: 30	R: 0 E: 0 K: 1 S: 10	H: 0 LOB: 1 BB: 1 P: 19	1B: 3 2B: 1 3B: 0 HR: 0	SF: 1 SAC: 1 DP: 0 HBP: 0	WP: 0 PB: 0 SB: 1 CS: 0	PA: 35
PITCHER Livan Hernandez, R ERA: 4.71 (1, 1)	IP: 2.0 WLS: L BF: 16 H: 1 R: 1 ER: 1 SO: 2 BB: 2 IBB: 1 HBP: 0 BLK: 0 WP: 0 HR: 0 S: 21 P: 34 ERA: 0.00 WHIP: 0.500																			
Mark Gardner, R ERA: 6.4 (3, 1)	IP: 4.0 WLS: L BF: 16 H: 1 R: 1 ER: 1 SO: 2 BB: 2 IBB: 0 HBP: 0 BLK: 0 WP: 0 HR: 0 S: 41 P: 76 ERA: 2.25 WHIP: 0.750																			
Rich Rodriguez, L ERA: 5.15 (7, 1)	IP: 0.2 WLS: L BF: 4 H: 1 R: 2 ER: 2 SO: 1 BB: 1 IBB: 0 HBP: 0 BLK: 0 WP: 0 HR: 0 S: 8 P: 16 ERA: 27.00 WHIP: 3.000																			
Julian Tavarez, R ERA: 5.88 (7, 1)	IP: 0.0 WLS: L BF: 3 H: 1 R: 0 ER: 0 SO: 0 BB: 2 IBB: 0 HBP: 0 BLK: 0 WP: 0 HR: 0 S: 4 P: 13 ERA: ∞ WHIP: ∞																			
Jerry Spradlin, R ERA: 5.15 (7, 1)	IP: 0.1 WLS: L BF: 1 H: 0 R: 0 ER: 0 SO: 0 BB: 0 IBB: 0 HBP: 0 BLK: 0 WP: 0 HR: 0 S: 1 P: 1 ERA: 0.00 WHIP: 0.000																			



Batter	1	2	3	4	5	6	7	8	9	AB	R	H	RBI	BB	SO	LOB	TOP			
Marvin Benard, L (1.8) OBP: 0.359, SLG: 0.461	G4-3		FC4-2 2B	2B			K	1B		5	1	3	1	0	1	0	San Francisco Giants @ New York Mets Shea Stadium, Flushing, NY Tue Sep 07 1999, 7:10 PM EDT Att: 24,002 - Overcast - 74 F			
Charlie Hayes, R (1.5) OBP: 0.255, SLG: 0.312	G6-3		FC4-2 2B	BB			F9	G1-3		4	1	0	0	1	0	3				
Barry Bonds, L (1.7) OBP: 0.410, SLG: 0.644	K		2B	BB			1B	BB	HBP 1B	3	2	1	0	2	1	2				
Jeff Kent, R (1.4) OBP: 0.382, SLG: 0.529		K	2B		K		1B	BB	HBP 1B	4	1	2	3	1	2	0				
Ellis Burks, R (1.9) OBP: 0.394, SLG: 0.580		K	2B				1B	BB	HBP 1B	4	0	1	0	0	2	2				
Rich Rodriguez, L (7.1) OBP: 1.000, SLG: 1.000		K	BB		G5-3		K		1B	0	0	0	0	0	0	0				
Felix Rodriguez, R (8.1) OBP: 0.428, SLG: 1.000			1B				K		G5-3 1B	0	0	0	0	0	0	0				
F.P. Santangelo, S (8, PH) OBP: 0.426, SLG: 0.417			1B						HBP	0	0	0	0	0	0	0				
Robb Nen, R (9.1)										0	0	0	0	0	0	0				
J.T. Snow, L (1.3) OBP: 0.373, SLG: 0.447		1B	BB		P5				L4	3	0	0	0	2	0	3				
Rich Aurilia, R (1.6) OBP: 0.327, SLG: 0.423	1B		G5-3				F7	2B	1B	5	1	3	2	0	0	2				
Doug Mirabeli, R (1.2) OBP: 0.309, SLG: 0.377					F8		K		G5-3	3	0	0	0	0	2	2				
Brent Mayne, L (8, PH) OBP: 0.386, SLG: 0.430	K						K		G5-3	2	1	1	1	0	0	2				
Joe Nathan, R (1.1) OBP: 0.182, SLG: 0.190			1B				K		G3-1	3	0	1	0	0	2	0				
Jerry Spradlin, S (6.1)			FC4-2 2B				K			0	0	0	0	0	0	0				
Armando Rios, L (7.9) OBP: 0.400, SLG: 0.495							K			1	0	0	0	0	0	1				
Inning Stats	R: 0 E: 0 K: 1 S: 8	H: 0 LOB: 0 BB: 0 P: 9	R: 0 E: 0 K: 3 S: 16	H: 1 LOB: 2 BB: 1 P: 26	R: 3 E: 0 K: 0 S: 27	H: 4 LOB: 2 BB: 2 P: 44	R: 0 E: 0 K: 1 S: 12	H: 1 LOB: 2 BB: 1 P: 23	R: 0 E: 0 K: 1 S: 8	H: 0 LOB: 0 BB: 0 P: 13	R: 0 E: 0 K: 2 S: 12	H: 1 LOB: 2 BB: 1 P: 15	R: 0 E: 0 K: 2 S: 10	H: 3 LOB: 1 BB: 0 P: 16	R: 2 E: 0 K: 0 S: 15	H: 2 LOB: 1 BB: 1 P: 22	1B: 7 2B: 5 3B: 0 HR: 0	SF: 0 SAC: 0 DP: 1 HBP: 1	WP: 0 PB: 0 SB: 0 CS: 0	PA: 44
PITCHER	IP WLS BF H R ER SO BB IBB HBP BLK WP HR S P ERA WHIP	Rick Reed, R (1.1) 4.0 21 6 3 3 5 4 0 0 0 0 0 0 63 102 6.75 2.500 John Franco, L (8.1) 0.2 4 2 1 1 0 0 0 0 0 0 0 0 8 13 0.00 0.000 Pat Mahomes, R (5.1) 1.0 3 0 0 0 1 0 0 0 0 0 0 0 8 13 0.00 0.000 Jeff Tam, R (9.1) 0.0 1 0 0 0 0 1 0 0 0 0 0 0 2 6 * * Billy Taylor, R (6.1) 1.0 3 0 0 0 2 0 0 0 0 0 0 0 12 15 0.00 0.000 Chuck McElroy, L (9.1) 1.0 4 1 1 1 0 0 0 0 1 0 0 0 10 14 9.00 1.000 Dennis Cook, L (7.1) 0.2 H 3 0 0 0 1 1 0 0 0 0 0 0 4 9 0.00 1.500 Turk Wendell, R (7.1) 0.2 L 5 3 2 2 1 0 0 0 0 0 0 0 15 18 27.00 4.500																		

Batter	1	2	3	4	5	6	7	8	9	AB	R	H	RBI	BB	SO	LOB	BOTTOM					
Rickey Henderson, R (1.7) OBP: 0.450, SLG: 0.493	BB		S	BB			P9		K	3	0	1	0	2	1	2	San Francisco Giants @ New York Mets Shea Stadium, Flushing, NY Tue Sep 07 1999, 7:10 PM EDT Att: 24,002 - Overcast - 74 F					
Edgardo Alfonzo, R (1.4) OBP: 0.383, SLG: 0.521	F8		P4				2B	K		3	1	0	0	1	1	3						
John Olerud, L (1.3) OBP: 0.440, SLG: 0.474	K			G4-6-3 BB			F8 1B	P3		3	1	1	1	1	1	1						
Robin Ventura, L (1.5) OBP: 0.382, SLG: 0.561	G4-3			G4-6-3			F8	K		4	0	0	0	0	1	3						
Darryl Hamilton, L (1.8) OBP: 0.388, SLG: 0.426		P5		P6			HBP FC6-4 1B	K		4	1	1	1	0	1	0						
Roger Cedeno, S (1.9) OBP: 0.389, SLG: 0.398		G4-3					2B	K		1	1	0	0	2	0	0						
Benny Agbayani, R (8, PH) OBP: 0.359, SLG: 0.506		G4-3					FC6-4 HBP	K		1	0	0	0	0	1	0						
Todd Pratt, R (1.2) OBP: 0.365, SLG: 0.388							2B	BB		2	0	1	1	0	0	0						
Matt Franco, L (8, PH) OBP: 0.391, SLG: 0.374		F8					FC6-4 HBP	BB		0	0	0	0	1	0	0						
Melvin Mora, R (9, PR) OBP: 0.214, SLG: 0.083							FC6-4 HBP	BB		0	0	0	0	0	0	0						
Rey Ordenez, R (1.6) OBP: 0.315, SLG: 0.311			P6		P3		FC6-4 FC4-6	F8		4	0	0	1	0	0	4						
Rick Reed, R (1.1) ERA: 3.86			B1-3				P3	F8		1	0	0	0	0	0	0						
Bobby Spradlin, S (6.1) ERA: 5.02							FC4-6			0	0	0	0	0	0	0						
Shawon Dunston, R (8.1) ERA: 5.05										0	0	0	0	0	0	0						
Dennis Cook, L (7.1) ERA: 3.51										0	0	0	0	0	0	0						
Turk Wendell, R (7.1) ERA: 3.39										0	0	0	0	0	0	0						
John Franco, L (8.1) ERA: 7.58										0	0	0	0	0	0	0						
Jeff Tam, R (9.1) ERA: 5.6										0	0	0	0	0	0	0						
Chuck McElroy, L (9.1) ERA: 3.68										0	0	0	0	0	0	0						
Inning Stats	R: 0 E: 0 K: 1 S: 8	H: 0 LOB: 1 BB: 1 P: 14	R: 0 E: 0 K: 0 S: 3	H: 0 LOB: 0 BB: 0 P: 5	R: 0 E: 0 K: 0 S: 11	H: 0 LOB: 1 BB: 1 P: 20	R: 0 E: 0 K: 0 S: 5	H: 0 LOB: 0 BB: 1 P: 10	R: 1 E: 0 K: 0 S: 7	H: 1 LOB: 1 BB: 1 P: 14	R: 3 E: 0 K: 0 S: 16	H: 2 LOB: 2 BB: 2 P: 33	R: 0 E: 0 K: 1 S: 7	H: 1 LOB: 0 BB: 0 P: 10	R: 0 E: 0 K: 3 S: 9	H: 0 LOB: 0 BB: 0 P: 14	R: 0 E: 0 K: 1 S: 8	H: 0 LOB: 1 BB: 1 P: 14	1B: 2 2B: 2 3B: 0 HR: 0	SF: 0 SAC: 0 DP: 1 HBP: 1	WP: 0 PB: 0 SB: 1 CS: 1	PA: 37
PITCHER	IP WLS BF H R ER SO BB IBB HBP BLK WP HR S P ERA WHIP	Joe Nathan, R (1.1) 5.1 23 3 4 4 1 5 0 0 0 0 0 0 15 27 0.00 1.500 Rich Rodriguez, L (7.1) 1.0 W 3 0 0 0 2 0 0 0 0 0 0 0 8 13 0.00 0.000 Felix Rodriguez, R (8.1) 0.1 H 1 0 0 0 1 0 0 0 0 0 0 0 3 3 0.00 0.000 Robb Nen, R (9.1) 1.0 S 4 0 0 0 1 1 0 0 0 0 0 0 8 14 0.00 1.000																				

Batter	1	2	3	4	5	6	7	8	9	AB	R	H	RBI	BB	SO	LOB	TOP					
Marvin Benard, L (1.8) OBP: 0.360, SLG: 0.463	FC1 BB		3B				P5	F7		4	0	1	0	1	1	4	San Francisco Giants @ New York Mets Shea Stadium, Flushing, NY Wed Sep 08 1999, 1:40 PM EDT Att: 26,499 - Cloudy - 79 F					
Bill Mueller, S (1.5) OBP: 0.404, SLG: 0.362			BB					1B BB		3	1	2	1	2	1	1						
Barry Bonds, L (1.7) OBP: 0.408, SLG: 0.635	FC1		BB					1B HR BB		4	1	0	0	1	1	6						
Jeff Kent, R (1.4) OBP: 0.382, SLG: 0.527	K							1B HR 1B		5	1	2	1	0	2	2						
J.T. Snow, L (1.3) OBP: 0.369, SLG: 0.443		F9						F8		5	0	0	0	0	1	4						
Ellis Burks, R (1.9) OBP: 0.395, SLG: 0.586		P4								3	1	1	3	1	1	0						
Brent Mayne, L (1.2) OBP: 0.389, SLG: 0.429								HR		3	1	1	0	1	1	1						
Rich Aurilia, R (1.6) OBP: 0.328, SLG: 0.421		CS 1B						K		2	0	0	0	1	1	0						
Shawn Estes, R (1.1) Miguel Del Toro, R (6.1) F.P. Santangelo, S (7. PH) Julian Tavarez, R (7.1) Charlie Hayes, R (8. PH) Armando Rios, L (8. PH) Alan Embree, L (8.1)										2	0	0	0	0	2	2						
										0	0	0	0	0	0	0						
Inning Stats	R: 0 E: 0 K: 2 S: 14	H: 0 LOB: 1 BB: 1 P: 24	R: 0 E: 0 K: 0 S: 11	H: 1 LOB: 0 BB: 0 P: 16	R: 0 E: 0 K: 1 S: 11	H: 1 LOB: 2 BB: 1 P: 17	R: 0 E: 0 K: 1 S: 8	H: 0 LOB: 0 BB: 0 P: 8	R: 1 E: 0 K: 3 S: 13	H: 1 LOB: 2 BB: 1 P: 23	R: 0 E: 0 K: 0 S: 9	H: 1 LOB: 0 BB: 0 P: 16	R: 0 E: 0 K: 2 S: 10	H: 0 LOB: 0 BB: 0 P: 16	R: 4 E: 0 K: 1 S: 15	H: 2 LOB: 2 BB: 4 P: 36	R: 0 E: 0 K: 2 S: 13	H: 1 LOB: 1 BB: 0 P: 20	1B: 5 2B: 0 3B: 1 HR: 1	SF: 0 SAC: 0 DP: 0 HBP: 1	WP: 0 PB: 1 SB: 1 CS: 2	PA: 42
PITCHER	IP WLS BF H R ER SO BB IBB HBP BLK WP HR S P ERA WHIP	7.0 W 28 4 1 1 9 4 0 1 0 0 0 76 120 1.29 1.143	0.0 3 1 3 3 0 2 0 0 0 0 0 6 16 ∞ ∞	0.2 4 1 1 1 1 1 0 0 0 0 1 8 15 13.50 3.000	1.1 S 6 1 0 0 2 1 0 0 0 0 0 0 14 25 0.00 1.500																	

Batter	1	2	3	4	5	6	7	8	9	AB	R	H	RBI	BB	SO	LOB	BOTTOM					
Rickey Henderson, R (1.7) OBP: 0.447, SLG: 0.489										5	1	1	0	0	2	3	San Francisco Giants @ New York Mets Shea Stadium, Flushing, NY Wed Sep 08 1999, 1:40 PM EDT Att: 26,499 - Cloudy - 79 F					
Melvin Mora, R (8.7) OBP: 0.214, SLG: 0.083										0	0	0	0	0	0	0						
Edgardo Alfonzo, R (1.4) OBP: 0.385, SLG: 0.520										3	1	1	0	2	1	1						
John Olerud, L (1.3) OBP: 0.442, SLG: 0.474										4	2	2	1	0	0	2						
31 Mike Piazza, R (1.2) OBP: 0.368, SLG: 0.588										4	1	1	3	1	0	6						
Robin Ventura, L (1.5) OBP: 0.384, SLG: 0.562										3	1	1	0	2	0	3						
Shawn Dunston, R (1.8) OBP: 0.329, SLG: 0.443										4	0	1	2	0	1	2						
Darryl Hamilton, L (9.8) OBP: 0.388, SLG: 0.426										0	0	0	0	0	0	0						
Benny Agbayani, R (1.9) OBP: 0.284, SLG: 0.512										3	0	2	1	0	0	1						
Roger Cedeno, S (7.9) OBP: 0.390, SLG: 0.398										0	0	0	0	1	0	0						
Rey Ordenez, R (1.6) OBP: 0.314, SLG: 0.311										4	0	1	0	0	0	3						
Octavio Dotel, R (1.1) OBP: 0.286, SLG: 0.130										1	1	0	0	2	1	1						
Bobby Bonilla, S (7. PH) OBP: 0.284, SLG: 0.291										1	0	0	0	0	0	2						
Pat Mahomes, R (8.1) OBP: 0.313, SLG: 0.500										0	0	0	0	0	0	0						
Dennis Cook, L (8.1)										0	0	0	0	0	0	0						
Armando Benitez, R (8.1)										0	0	0	0	0	0	0						
Inning Stats	R: 0 E: 0 K: 1 S: 8	H: 0 LOB: 2 BB: 1 P: 17	R: 0 E: 0 K: 2 S: 10	H: 1 LOB: 0 BB: 0 P: 13	R: 3 E: 0 K: 0 S: 13	H: 4 LOB: 2 BB: 1 P: 23	R: 0 E: 0 K: 0 S: 13	H: 0 LOB: 2 BB: 2 P: 26	R: 0 E: 0 K: 0 S: 7	H: 0 LOB: 0 BB: 1 P: 11	R: 4 E: 0 K: 0 S: 12	H: 4 LOB: 1 BB: 1 P: 28	R: 0 E: 0 K: 1 S: 8	H: 1 LOB: 1 BB: 1 P: 14	R: 0 E: 0 K: 1 S: 7	H: 0 LOB: 1 BB: 1 P: 13	1B: 7 2B: 3 3B: 0 HR: 1	SF: 0 SAC: 0 DP: 2 HBP: 1	WP: 0 PB: 0 SB: 0 CS: 0	PA: 41		
PITCHER	IP WLS BF H R ER SO BB IBB HBP BLK WP HR S P ERA WHIP	5.2 L 30 7 6 6 3 6 0 0 0 0 0 1 6 13 27.00 6.000	0.1 3 2 1 1 0 0 0 0 0 0 0 1 6 13 27.00 6.000	1.0 4 1 0 0 1 1 0 0 0 0 0 8 14 0.00 2.000	1.0 4 0 0 0 1 1 0 0 0 0 0 7 13 0.00 1.000																	

Batter	1	2	3	4	5	6	7	8	9	AB	R	H	RBI	BB	SO	LOB	TOP			
Gerald Williams, R (1, 7) OBP: 0.332, SLG: 0.459	2-2 G5-3 10 1B		4-1 10 1B SH3-4 BB		3-2 HR		0-2 K		2-2 P7	4	1	2	1	1	1	2	Atlanta Braves @ San Francisco Giants 3Com Park at Candlestick Point, San Francisco, CA Fri Sep 10 1999, 10:35 PM EDT Att: 23,150 - Cloudy - 63 F			
Bret Boone, R (1, 4) OBP: 0.310, SLG: 0.414	0-2 F9		0-0 SH3-4		0-2 G3-1		3-2 F8		3-2 2B	4	0	1	1	0	0	2				
10 Chipper Jones, S (1, 5) OBP: 0.444, SLG: 0.637	2-0 1B		0-0 1B		0-0 G4-3			4-1 WP BB	3	1	2	1	2	0	0	0				
Brian Jordan, R (1, 9) OBP: 0.353, SLG: 0.475	2-0 G5-3		1-0 G1-3		2-1 P3			1-1 P7	0	0	0	0	0	0	0	6				
Ryan Klesko, L (1, 3) OBP: 0.377, SLG: 0.547		0-1		4-0		0-0		2-2		3	0	1	0	1	0	1				
Russ Springer, R (8, 1)										0	0	0	0	0	0	0				
Walt Weiss, S (9, 6) OBP: 0.309, SLG: 0.307				FC6-4 BB				1-2		0	0	0	0	0	0	0				
Andruw Jones, R (1, 8) OBP: 0.363, SLG: 0.494		3-3 K		4-1 FC6-4 BB		0-0 PO		4-2 WP BB		2	0	1	0	2	1	1				
Greg Myers, L (1, 2) OBP: 0.350, SLG: 0.391		0-3 K		0-0 F7		2-3 K		3-2 G1-3		4	0	0	0	0	2	5				
José Hernández, R (1, 6) OBP: 0.343, SLG: 0.426		2-2 G6-3		1-2 FC6-4 FC6-4		0-0 PO		1-1 G5-3		4	1	1	0	0	0	3				
John Rocker, R (9, 1)				1-2 FC6-4		2-2 FC6-4			0-1 SH5-4 2B 1B	0	0	0	0	0	0	0				
29 John Smoltz, R (1, 1) Sean Bergman, R (6, 1) Keith Lockhart, L (7, PH) Otis Nixon, S (7, PH) Mike Remlinger, L (7, 1) Brian Hunter, R (8, 3) OBP: 0.370, SLG: 0.442			1-1 SH3-4 10 1B WP		2-2 FC6-4		3-2 S 1B		1-0 SH5-4	2	1	1	0	0	0	2				
Inning Stats	R: 0 E: 0 K: 0 S: 8	H: 2 LOB: 1 BB: 0 P: 14	R: 0 E: 0 K: 2 S: 12	H: 1 LOB: 1 BB: 0 P: 17	R: 1 E: 0 K: 0 S: 6	H: 2 LOB: 1 BB: 1 P: 12	R: 0 E: 0 K: 0 S: 8	H: 0 LOB: 2 BB: 2 P: 19	R: 1 E: 0 K: 1 S: 9	H: 1 LOB: 0 BB: 0 P: 14	R: 0 E: 0 K: 1 S: 15	H: 1 LOB: 0 BB: 0 P: 21	R: 1 E: 0 K: 0 S: 13	H: 0 LOB: 1 BB: 2 P: 26	R: 1 E: 0 K: 0 S: 11	H: 2 LOB: 2 BB: 1 P: 21	1B: 7 2B: 2 3B: 0 HR: 1	SF: 0 SAC: 2 DP: 1 HBP: 0	WP: 3 PB: 0 SB: 3 CS: 0	PA: 41
PITCHER	IP	WLS	BF	H	R	ER	SO	BB	IBB	HBP	BLK	WP	HR	S	P	ERA	WHIP			
Russ Ortiz, R (1, 1) ERA: 3.74	8.0	L	34	8	3	3	4	5	0	0	0	2	1	79	133	3.38	1.625			
Jerry Spradlin, R (9, 1) ERA: 5.09	1.0		6	2	1	1	0	0	1	0	0	0	0	11	21	9.00	2.000			

Batter	1	2	3	4	5	6	7	8	9	AB	R	H	RBI	BB	SO	LOB	BOTTOM			
Marvin Benard, L (1, 8) OBP: 0.359, SLG: 0.462	1-1 CS 1B				2-2 F9		2-3 K		1-2 G1-3	4	0	1	0	0	1	2	Atlanta Braves @ San Francisco Giants 3Com Park at Candlestick Point, San Francisco, CA Fri Sep 10 1999, 10:35 PM EDT Att: 23,150 - Cloudy - 63 F			
Ramon Martinez, R (9, PH) OBP: 0.336, SLG: 0.435		FC6-4								1	0	0	0	0	0	0				
Bill Mueller, S (1, 5) OBP: 0.401, SLG: 0.360	2-0 2B		1-1 G5-3		0-3 K		2-3 K		2-3 K	5	1	1	0	0	3	0				
Barry Bonds, L (1, 7) OBP: 0.408, SLG: 0.636	3-3 K		2-0 L4		4-1 BB		3-2 2B			3	0	1	0	1	1	2				
Jeff Kent, R (1, 4) OBP: 0.381, SLG: 0.527	1-1 2B		2-2 G6-3		2-1 G5-3		1-3 K			4	0	1	1	0	1	2				
Ellis Burks, R (1, 9) OBP: 0.396, SLG: 0.584	0-3 K			0-0 G4-6-3 1B		4-1 1B BB		1-1 G5-3		3	1	1	0	1	1	1				
J.T. Snow, L (1, 3) OBP: 0.370, SLG: 0.442		1-3 K		2-2 G4-6-3 1B		0-1 FC4-6 1B		4-2 BB		3	0	1	0	1	1	1				
Rich Aurilia, R (1, 6) OBP: 0.328, SLG: 0.420		0-3 K		1-1 WP 1B		2-1 FC4-6		1-1 P3		4	0	1	0	0	1	2				
Brent Mayne, L (1, 2) OBP: 0.390, SLG: 0.428		2-0 BB 1B		4-0 FC6-4 1B		1-0 F7		2-2 F9		3	0	1	0	1	0	2				
Russ Ortiz, R (1, 1) ERA: 3.55	5.0	B	5	1	1	1	0	1	0	0	0	0	0	0	0	0				
Jerry Spradlin, S (9, 1) ERA: 5.4	1.0	H	4	0	0	0	0	1	0	0	0	0	0	0	0	0				
F.P. Santangelo, S (9, PH) ERA: 2.66	1.0	S	3	0	0	0	2	0	0	0	0	1	0	0	0	1				
Inning Stats	R: 1 E: 0 K: 2 S: 12	H: 3 LOB: 1 BB: 0 P: 19	R: 0 E: 0 K: 2 S: 9	H: 1 LOB: 2 BB: 1 P: 17	R: 0 E: 0 K: 0 S: 6	H: 0 LOB: 0 BB: 0 P: 11	R: 0 E: 0 K: 0 S: 11	H: 2 LOB: 2 BB: 1 P: 20	R: 0 E: 1 K: 0 S: 7	H: 1 LOB: 1 BB: 1 P: 14	R: 0 E: 0 K: 3 S: 12	H: 1 LOB: 0 BB: 0 P: 20	R: 0 E: 0 K: 0 S: 12	H: 0 LOB: 1 BB: 1 P: 20	R: 0 E: 0 K: 2 S: 9	H: 0 LOB: 0 BB: 0 P: 14	1B: 6 2B: 3 3B: 0 HR: 0	SF: 0 SAC: 0 DP: 2 HBP: 0	WP: 1 PB: 0 SB: 0 CS: 1	PA: 38
PITCHER	IP	WLS	BF	H	R	ER	SO	BB	IBB	HBP	BLK	WP	HR	S	P	ERA	WHIP			
29 John Smoltz, R (1, 1) ERA: 3.55	5.0	B	5	1	1	1	0	1	0	0	0	0	0	7	14	9.00	2.000			
Sean Bergman, R (6, 1) ERA: 5.4	1.0	W	4	1	0	0	3	0	0	0	0	0	0	12	20	0.00	1.000			
Mike Remlinger, L (7, 1) ERA: 2.15	1.0	H	4	0	0	0	0	1	0	0	0	0	0	12	20	0.00	1.000			
Russ Springer, R (8, 1) ERA: 3.89	1.0	S	3	0	0	0	2	0	0	0	0	0	0	9	14	0.00	0.000			

AB 32
R 4
H 10
RBI 3
BB 6
SO 4
LOB 22



AB 33
R 2
H 8
RBI 1
BB 5
SO 10
LOB 15



Batter	1	2	3	4	5	6	7	8	9	AB	R	H	RBI	BB	SO	LOB	TOP					
Gerald Williams, R OBP: 0.335, SLG: 0.466										5	2	2	0	0	2	4	Atlanta Braves @ San Francisco Giants 3Com Park at Candlestick Point, San Francisco, CA Sun Sep 12 1999, 4:05 PM EDT Att: 44,402 - Sunny - 66 F					
Bret Boone, R OBP: 0.307, SLG: 0.416										4	1	1	2	0	1	3						
10 Chipper Jones, S OBP: 0.441, SLG: 0.636										3	1	1	1	1	0	1						
Brian Jordan, R OBP: 0.353, SLG: 0.473										4	0	1	1	0	0	0						
Ryan Klesko, L OBP: 0.378, SLG: 0.543										3	0	0	0	1	0	2						
Andruw Jones, R OBP: 0.363, SLG: 0.491										4	0	1	0	0	1	3						
José Hernández, R OBP: 0.344, SLG: 0.425										4	0	1	0	0	0	0						
Eddie Pérez, R OBP: 0.290, SLG: 0.352										2	0	0	0	0	0	0						
Keith Lockhart, L OBP: 0.321, SLG: 0.299										0	0	0	0	1	0	0						
Greg Myers, L OBP: 0.353, SLG: 0.394										1	0	1	0	0	0	0						
Greg Maddux, R OBP: 0.217, SLG: 0.345										2	0	0	0	0	1	0						
Bruce Chen, L OBP: 0.366, SLG: 0.455										0	0	0	0	0	0	0						
Randall Simon, L OBP: 0.346, SLG: 0.455										0	0	0	0	0	0	0						
Howard Batcher, R OBP: 0.346, SLG: 0.455										0	0	0	0	0	0	0						
30 Kevin McGlinchy, R OBP: 0.346, SLG: 0.455										0	0	0	0	0	0	0						
50 Derrin Ebert, R OBP: 0.346, SLG: 0.455										0	0	0	0	0	0	0						
David Cortes, R OBP: 0.346, SLG: 0.455										0	0	0	0	0	0	0						
Ozzie Guillen, L OBP: 0.268, SLG: 0.296										1	0	1	0	0	0	0						
Inning Stats	R: 1 E: 0 K: 2 S: 13	H: 2 LOB: 2 BB: 1 P: 22	R: 0 E: 0 K: 1 S: 8	H: 0 LOB: 0 BB: 0 P: 10	R: 0 E: 1 K: 1 S: 6	H: 0 LOB: 0 BB: 0 P: 8	R: 0 E: 0 K: 0 S: 9	H: 1 LOB: 1 BB: 0 P: 16	R: 0 E: 0 K: 0 S: 8	H: 0 LOB: 0 BB: 0 P: 13	R: 3 E: 0 K: 0 S: 9	H: 3 LOB: 0 BB: 1 P: 19	R: 0 E: 0 K: 2 S: 18	H: 1 LOB: 2 BB: 1 P: 23	R: 0 E: 0 K: 0 S: 6	H: 0 LOB: 0 BB: 0 P: 11	R: 0 E: 0 K: 0 S: 12	H: 2 LOB: 2 BB: 0 P: 15	1B: 5 2B: 2 3B: 0 HR: 2	SF: 0 SAC: 0 DP: 2 HBP: 0	WP: 0 PB: 0 SB: 0 CS: 1	PA: 38
PITCHER	IP WLS BF H R ER SO BB IBB HBP BLK WP HR S P ERA WHIP																					
Joe Nathan, R ERA: 4.09	(1, 1) 5.1 W 23 6 4 4 4 2 0 0 0 0 0 2 51 86 6.75 1.500																					
Jerry Spradlin, R ERA: 5.03	(6, 1) 0.2 H 3 1 0 0 0 1 0 0 0 0 0 0 8 13 0.00 3.000																					
Rich Rodriguez, L ERA: 5.02	(7, 1) 0.1 H 1 0 0 0 1 0 0 0 0 0 0 0 4 4 0.00 0.000																					
Mark Gardner, R ERA: 6.32	(7, 1) 1.2 H 5 0 0 0 1 0 0 0 0 0 0 0 14 19 0.00 0.000																					
Robb Nen, R ERA: 3.71	(9, 1) 1.0 5 2 0 0 0 0 0 0 0 0 0 0 12 15 0.00 2.000																					
Batter	1	2	3	4	5	6	7	8	9	AB	R	H	RBI	BB	SO	LOB	BOTTOM					
Marvin Benard, L OBP: 0.359, SLG: 0.458										3	0	0	0	2	0	4	Atlanta Braves @ San Francisco Giants 3Com Park at Candlestick Point, San Francisco, CA Sun Sep 12 1999, 4:05 PM EDT Att: 44,402 - Sunny - 66 F					
Ramon Martínez, R OBP: 0.324, SLG: 0.419										5	0	0	0	0	0	6						
Barry Bonds, L OBP: 0.409, SLG: 0.643										5	1	2	1	0	0	0						
J.T. Snow, L OBP: 0.372, SLG: 0.442										4	2	2	0	1	1	0						
Armando Rios, L OBP: 0.421, SLG: 0.500										3	2	2	0	2	0	1						
Bill Mueller, S OBP: 0.399, SLG: 0.357										4	1	2	1	0	0	2						
Rich Aurilia, R OBP: 0.330, SLG: 0.429										5	2	2	2	0	0	4						
Doug Mirabeli, R OBP: 0.333, SLG: 0.381										2	0	1	2	2	1	0						
Joe Nathan, R OBP: 0.217, SLG: 0.227	(1, 1) 5.0 L 29 10 6 5 1 2 2 3 0 0 0 0 0 6 14 9.00 2.400																					
Jerry Spradlin, S ERA: 5.09	(6, 1) 1.0 4 0 0 0 0 1 0 0 0 0 0 0 6 14 0.00 1.000																					
Rich Rodriguez, L OBP: 1.000, SLG: 1.000	(7, 1) 1.0 5 2 1 1 1 0 0 0 0 0 1 1 14 17 9.00 2.000																					
Mark Gardner, R OBP: 0.167, SLG: 0.179	(7, 1) 0.2 4 1 1 1 0 1 0 0 0 0 0 1 5 10 13.50 3.000																					
Robb Nen, R ERA: 7.71	(8, 1) 0.1 1 0 0 0 0 0 0 0 0 0 0 0 2 2 0.00 0.000																					
Inning Stats	R: 0 E: 0 K: 0 S: 5	H: 0 LOB: 0 BB: 0 P: 7	R: 1 E: 0 K: 1 S: 9	H: 2 LOB: 3 BB: 2 P: 20	R: 0 E: 0 K: 1 S: 8	H: 0 LOB: 0 BB: 0 P: 12	R: 1 E: 1 K: 0 S: 11	H: 2 LOB: 3 BB: 2 P: 25	R: 4 E: 0 K: 0 S: 19	H: 6 LOB: 2 BB: 1 P: 28	R: 0 E: 0 K: 0 S: 6	H: 0 LOB: 1 BB: 1 P: 14	R: 1 E: 0 K: 1 S: 14	H: 2 LOB: 1 BB: 0 P: 17	R: 1 E: 0 K: 0 S: 7	H: 1 LOB: 1 BB: 1 P: 12	1B: 10 2B: 1 3B: 0 HR: 2	SF: 0 SAC: 3 DP: 0 HBP: 0	WP: 1 PB: 0 SB: 0 CS: 0	PA: 43		
PITCHER	IP WLS BF H R ER SO BB IBB HBP BLK WP HR S P ERA WHIP																					
Greg Maddux, R ERA: 3.5	(1, 1) 5.0 L 29 10 6 5 1 2 2 3 0 0 0 0 0 6 14 9.00 2.400																					
Bruce Chen, L ERA: 6.59	(6, 1) 1.0 4 0 0 0 0 1 0 0 0 0 0 0 6 14 0.00 1.000																					
30 Kevin McGlinchy, R ERA: 3.08	(7, 1) 1.0 5 2 1 1 1 0 0 0 0 0 1 1 14 17 9.00 2.000																					
50 Derrin Ebert, L ERA: 5.14	(8, 1) 0.2 4 1 1 1 0 1 0 0 0 0 0 1 5 10 13.50 3.000																					
David Cortes, R ERA: 7.71	(8, 1) 0.1 1 0 0 0 0 0 0 0 0 0 0 0 2 2 0.00 0.000																					

Batter	1	2	3	4	5	6	7	8	9	AB	R	H	RBI	BB	SO	LOB	TOP					
Dave Berg, R OBP: 0.356, SLG: 0.382	P3		K		L4		F8			4	0	0	0	0	1	1						
Mark Kotsay, L OBP: 0.307, SLG: 0.401	F7			HR	F9		L3			4	1	1	0	0	0	1						
Cliff Floyd, L OBP: 0.371, SLG: 0.482				HR						2	1	1	2	2	1	0						
Preston Wilson, R OBP: 0.360, SLG: 0.525	F9			HR	K		K			4	0	0	0	0	3	2						
Derrek Lee, R OBP: 0.262, SLG: 0.328 Braden Looper, R (8, 1)		F7		G1-3		G6-3		G5-3		4	0	0	0	0	0	0						
Kevin Orte, R OBP: 0.322, SLG: 0.399 Julio Ramirez, R OBP: 0.250, SLG: 0.250		G6-3		BB	BB	F8				3	0	1	0	1	0	0						
Amaury Garcia, R OBP: 0.333, SLG: 0.583 John Roskos, R OBP: 0.333, SLG: 0.667		G1-3		BB	BB	K				2	0	0	0	1	1	0						
Ramon Castro, R OBP: 0.275, SLG: 0.341			F8							3	1	1	1	1	1	1						
Dennis Springer, R OBP: 0.133, SLG: 0.159 Bruce Aven, R OBP: 0.374, SLG: 0.459 Jesus Sanchez, L OBP: 0.154, SLG: 0.083 Kevin Millar, R OBP: 0.367, SLG: 0.430			L6		P3		L3			2	0	0	0	0	0	3						
Inning Stats	R: 0 E: 0 K: 0 S: 7	H: 0 LOB: 1 BB: 1 P: 12	R: 0 E: 0 K: 0 S: 5	H: 0 LOB: 0 BB: 0 P: 6	R: 0 E: 0 K: 1 S: 9	H: 0 LOB: 0 BB: 0 P: 13	R: 2 E: 0 K: 1 S: 17	H: 3 LOB: 3 BB: 2 P: 32	R: 0 E: 0 K: 1 S: 9	H: 0 LOB: 1 BB: 1 P: 13	R: 0 E: 0 K: 1 S: 10	H: 0 LOB: 0 BB: 0 P: 14	R: 1 E: 0 K: 0 S: 6	H: 2 LOB: 0 BB: 0 P: 10	R: 0 E: 0 K: 2 S: 9	H: 0 LOB: 0 BB: 0 P: 10	R: 0 E: 0 K: 2 S: 10	H: 0 LOB: 1 BB: 1 P: 15	1B: 3 2B: 1 3B: 0 HR: 2	SF: 0 SAC: 0 DP: 1 HBP: 0	WP: 0 PB: 0 SB: 0 CS: 1	PA: 35
PITCHER	IP	WLS	BF	H	R	ER	SO	BB	IBB	HBP	BLK	WP	HR	S	P	ERA	WHIP					
Russ Ortiz, R ERA: 3.74	7.0	W	29	5	3	3	4	4	0	0	0	0	2	63	100	3.86	1.286					
Alan Embree, L ERA: 3.02	1.0	H	3	0	0	0	2	0	0	0	0	0	0	9	10	0.00	0.000					
Robb Nen, R ERA: 3.65	1.0	S	3	0	0	0	2	1	0	0	0	0	0	10	15	0.00	1.000					

Florida Marlins @ San Francisco Giants
3Com Park at Candlestick Point, San Francisco, CA

AB 30
R 3
H 5
RBI 3
BB 5
SO 8
LOB 9



Wed Sep 15 1999, 10:05 PM EDT
Att: 11,996 - Unknown - 57 F

Batter	1	2	3	4	5	6	7	8	9	AB	R	H	RBI	BB	SO	LOB	BOTTOM					
Marvin Benard, L OBP: 0.361, SLG: 0.457			K	G4-3			F7			4	0	1	0	0	1	4						
Bill Mueller, S OBP: 0.398, SLG: 0.360			SF9			G4-3	P4			2	0	1	1	1	0	0						
Barry Bonds, L OBP: 0.405, SLG: 0.635			G4-1		G4-3		G6-3			4	0	0	0	0	0	3						
Jeff Kent, R OBP: 0.378, SLG: 0.525			F7		L5					4	1	1	1	0	1	2						
J.T. Snow, L OBP: 0.375, SLG: 0.448			G1-6-3		BB		K			3	2	2	1	0	1	0						
Ellis Burks, R OBP: 0.394, SLG: 0.572 Jay Canizaro, R (8, FR) Robb Nen, R (9, 1)			P9		SH5-4		P6			2	0	0	0	2	0	1						
Rich Aurilia, R OBP: 0.332, SLG: 0.430			G1-6-3		P9		FC6-4			4	0	1	0	0	0	4						
Doug Mirabeli, R OBP: 0.347, SLG: 0.394			BB		SH5-4		P8			3	1	2	1	0	0	1						
Russ Ortiz, R OBP: 0.227, SLG: 0.281 Alan Embree, L (8, 1) Armando Rios, L OBP: 0.415, SLG: 0.491			BB		SH5-4		K			2	0	1	0	0	1	1						
Inning Stats	R: 0 E: 0 K: 0 S: 10	H: 1 LOB: 1 BB: 1 P: 18	R: 0 E: 0 K: 0 S: 5	H: 1 LOB: 0 BB: 0 P: 9	R: 1 E: 0 K: 1 S: 12	H: 2 LOB: 1 BB: 0 P: 17	R: 2 E: 0 K: 0 S: 12	H: 2 LOB: 2 BB: 1 P: 23	R: 0 E: 0 K: 1 S: 6	H: 1 LOB: 0 BB: 0 P: 7	R: 1 E: 0 K: 1 S: 9	H: 2 LOB: 1 BB: 0 P: 15	R: 0 E: 0 K: 0 S: 7	H: 0 LOB: 0 BB: 0 P: 10	R: 0 E: 0 K: 2 S: 11	H: 0 LOB: 1 BB: 1 P: 20	1B: 6 2B: 2 3B: 0 HR: 2	SF: 1 SAC: 1 DP: 2 HBP: 1	WP: 0 PB: 0 SB: 0 CS: 1	PA: 34		
PITCHER	IP	WLS	BF	H	R	ER	SO	BB	IBB	HBP	BLK	WP	HR	S	P	ERA	WHIP					
Dennis Springer, R ERA: 4.55	6.0	L	27	9	4	4	2	2	0	1	0	0	2	54	89	6.00	1.833					
Jesus Sanchez, L ERA: 6.07	1.0		3	0	0	0	0	0	0	0	0	0	0	7	10	0.00	0.000					
Braden Looper, R ERA: 3.55	1.0		4	0	0	0	2	1	0	0	0	0	0	11	20	0.00	1.000					

Florida Marlins @ San Francisco Giants
3Com Park at Candlestick Point, San Francisco, CA

AB 28
R 4
H 9
RBI 4
BB 3
SO 4
LOB 16



Wed Sep 15 1999, 10:05 PM EDT
Att: 11,996 - Unknown - 57 F

Batter	1	2	3	4	5	6	7	8	9	AB	R	H	RBI	BB	SO	LOB	TOP								
Dave Berg, R OBP: 0.349, SLG: 0.374 (1, 6)	F9		K		F8		G4-3		P6	5	0	0	0	0	1	1	Florida Marlins @ San Francisco Giants 3Com Park at Candlestick Point, San Francisco, CA Thu Sep 16 1999, 4:05 PM EDT Att: 14,095 - Sunny - 68 F livebaseballscorecards.com								
Bruce Aven, R OBP: 0.376, SLG: 0.458 (1, 9)	2B SF9 BB		K		P3			F9 HBP 1B		3	1	1	0	1	1	0									
Cliff Floyd, L OBP: 0.368, SLG: 0.482 (1, 7)			G6-3		K			K		4	0	1	0	0	2	1									
Kevin Millar, R OBP: 0.371, SLG: 0.443 (8, PR)	SF9				G5-4-3 1B					2	1	2	2	0	0	0									
Chris Clapinski, S OBP: 0.344, SLG: 0.327 (8, 3)										0	0	0	0	0	0	0									
Derrek Lee, R OBP: 0.262, SLG: 0.328 (8, 3)										0	0	0	0	0	0	0									
Preston Wilson, R OBP: 0.361, SLG: 0.526 (1, 8)					G5-4-3 1-2 1B			F9 F7-2 2B		3	0	1	0	1	0	3									
Mike Lowell, R OBP: 0.316, SLG: 0.372 (1, 5)					F9 1B HR 1B			F9		4	1	1	0	0	2	5									
Amaury Garcia, R OBP: 0.333, SLG: 0.533 (9, PH)					F7-2 3-H			G4-3		3	1	1	0	0	0	1									
Kevin Orte, R OBP: 0.321, SLG: 0.397 (9, PH)										1	0	0	0	0	0	0									
Mike Redmond, R OBP: 0.388, SLG: 0.362 (1, 2)	L3				HR 1B			K		4	1	1	3	0	2	1									
Vladimir Nunez, R OBP: 0.087, SLG: 0.087 (6, 1)					HR			K		2	0	0	0	0	0	0									
Jesus Sanchez, L OBP: 0.154, SLG: 0.083 (7, PH)	G4-3				P5			K		0	0	0	0	0	0	0									
John Roskos, R OBP: 0.286, SLG: 0.571 (7, PH)										1	0	0	0	0	1	0									
Brian Edmondson, R OBP: 0.364, SLG: 0.545 (9, PH)								WP 2B		0	0	0	0	0	0	0									
Mark Kotsay, L OBP: 0.303, SLG: 0.404 (9, PH)										1	0	1	0	0	0	0									
Inning Stats	R: 1 E: 0 K: 1 S: 20	H: 1 LOB: 2 BB: 2 P: 34	R: 0 E: 1 K: 0 S: 6	H: 0 LOB: 0 BB: 0 P: 9	R: 0 E: 0 K: 2 S: 9	H: 0 LOB: 0 BB: 0 P: 12	R: 3 E: 0 K: 0 S: 15	H: 4 LOB: 0 BB: 0 P: 28	R: 0 E: 0 K: 1 S: 9	H: 0 LOB: 0 BB: 0 P: 13	R: 1 E: 0 K: 0 S: 7	H: 2 LOB: 0 BB: 0 P: 13	R: 0 E: 0 K: 2 S: 7	H: 0 LOB: 0 BB: 0 P: 9	R: 0 E: 0 K: 2 S: 13	H: 1 LOB: 2 BB: 0 P: 19	R: 0 E: 0 K: 1 S: 14	H: 1 LOB: 1 BB: 0 P: 18	1B: 4 2B: 5 3B: 0 HR: 2	SF: 1 SAC: 0 DP: 3 HBP: 1	WP: 1 PB: 0 SB: 0 CS: 0	PA: 37			
PITCHER	IP	WLS	BF	H	R	ER	SO	BB	IBB	HBP	BLK	WP	HR	S	P	ERA	WHIP								
Kirk Rueter, L ERA: 5.12	(1, 1)	5.0	23	7	5	5	4	2	0	0	0	0	2	63	105	9.00	1.800								
Bronswell Patrick, R ERA:	(6, 1)	2.0	W	6	1	0	2	0	0	0	0	0	0	13	17	0.00	0.500								
Rich Rodriguez, L ERA: 4.95	(8, 1)	0.1	H	1	0	0	1	0	0	0	0	0	0	3	5	0.00	0.000								
Jerry Spradlin, R ERA: 4.97	(8, 1)	0.2	H	3	0	0	1	0	0	1	0	0	0	7	10	0.00	0.000								
Robb Nen, R ERA: 3.6	(9, 1)	1.0	S	4	1	0	1	0	0	0	0	1	0	14	18	0.00	1.000								

Batter	1	2	3	4	5	6	7	8	9	AB	R	H	RBI	BB	SO	LOB	BOTTOM									
Marvin Benard, L OBP: 0.360, SLG: 0.461 (1, 8)	HR		FC6-4 CS		G4-3		L7			4	1	1	2	0	0	2	Florida Marlins @ San Francisco Giants 3Com Park at Candlestick Point, San Francisco, CA Thu Sep 16 1999, 4:05 PM EDT Att: 14,095 - Sunny - 68 F livebaseballscorecards.com									
Bill Mueller, S OBP: 0.397, SLG: 0.358 (1, 5)	F7		CS		G5-3		G4-3			4	0	1	1	0	0	0										
Barry Bonds, L OBP: 0.401, SLG: 0.627 (1, 7)	G6-3				P6		F8			4	0	0	0	0	1	1										
Jeff Kent, R OBP: 0.379, SLG: 0.529 (1, 4)	G6-3				1B 2B					4	2	2	0	0	1	0										
J.T. Snow, L OBP: 0.376, SLG: 0.447 (1, 3)			K		1B BB		FC4-6 BB		G4-3	2	0	0	0	2	1	0										
Armando Rios, L OBP: 0.418, SLG: 0.500 (1, 9)			P7		CS		FC4-6 1B FC4-6			4	1	2	1	0	0	1										
Rich Aurilia, R OBP: 0.333, SLG: 0.430 (1, 6)	G4-3				CS		FC4-6 1B			4	1	2	0	0	1	1										
Brent Mayne, L OBP: 0.395, SLG: 0.441 (1, 2)					FC5-6 BB		FC4-6			2	1	1	1	1	0	1										
Kirk Rueter, L OBP: 0.182, SLG: 0.192 Bronswell Patrick, R ERA: 4.16	(1, 1)	5.1	L	25	8	6	5	2	3	0	0	0	0	0	1	1										
Rich Rodriguez, L OBP: 1.000, SLG: 1.000 Jerry Spradlin, S Robb Nen, R ERA: 5.66	(8, 1)	0.2	2	0	0	0	1	0	0	0	0	0	0	0	0	0										
Brian Edmondson, R ERA: 5.66	(7, 1)	2.0	7	1	0	0	2	0	0	0	0	0	0	0	0	0										
Inning Stats	R: 1 E: 0 K: 0 S: 8	H: 1 LOB: 0 BB: 0 P: 10	R: 0 E: 0 K: 1 S: 6	H: 0 LOB: 0 BB: 0 P: 8	R: 0 E: 0 K: 0 S: 7	H: 0 LOB: 0 BB: 1 P: 18	R: 1 E: 0 K: 0 S: 9	H: 2 LOB: 1 BB: 1 P: 19	R: 2 E: 0 K: 1 S: 11	H: 3 LOB: 1 BB: 0 P: 18	R: 2 E: 1 K: 1 S: 16	H: 2 LOB: 1 BB: 1 P: 27	R: 0 E: 0 K: 0 S: 6	H: 0 LOB: 0 BB: 0 P: 9	R: 0 E: 0 K: 2 S: 9	H: 1 LOB: 1 BB: 0 P: 17	1B: 5 2B: 3 3B: 0 HR: 1	SF: 0 SAC: 1 DP: 0 HBP: 0	WP: 0 PB: 0 SB: 0 CS: 2	PA: 36						
PITCHER	IP	WLS	BF	H	R	ER	SO	BB	IBB	HBP	BLK	WP	HR	S	P	ERA	WHIP									
Vladimir Nunez, R ERA: 4.16	(1, 1)	5.1	L	25	8	6	5	2	3	0	0	0	0	0	1	1	8.44	2.062								
Jesus Sanchez, L ERA: 5.01	(6, 1)	0.2	2	0	0	0	1	0	0	0	0	0	0	9	12	0.00	0.000									
Brian Edmondson, R ERA: 5.66	(7, 1)	2.0	7	1	0	0	2	0	0	0	0	0	0	15	26	0.00	0.500									

Batter	1	2	3	4	5	6	7	8	9	AB	R	H	RBI	BB	SO	LOB	TOP			
Marvin Benard, L (1, 8) OBP: 0.397, SLG: 0.457	G4-3		K		F8		G4-3			4	0	0	0	0	1	0	San Francisco Giants @ San Diego Padres Qualcomm Stadium, San Diego, CA Fri Sep 17 1999, 10:05 PM EDT Att: 29,028 - Cloudy - 67 F			
Bill Mueller, S (1, 5) OBP: 0.395, SLG: 0.357	G4-3 HR		K		G4-3		G3			4	1	1	0	0	1	0				
Barry Bonds, L (1, 7) OBP: 0.399, SLG: 0.622	G4-3		BB 1B		L7			G4-3		4	0	1	0	0	0	1				
Jeff Kent, R (1, 4) OBP: 0.380, SLG: 0.534	2H HR		BB 1B		K			G6-3		3	1	1	2	1	1	0				
J.T. Snow, L (1, 3) OBP: 0.375, SLG: 0.445	G4-3 1B		G4-3		F8			G5-3		4	0	1	0	0	0	2				
Armando Rios, L (1, 9) OBP: 0.416, SLG: 0.496			K		G4-3				G6-3	3	1	1	0	0	1	0				
Ellis Burks, R (9, PH) OBP: 0.394, SLG: 0.571										1	0	0	0	0	0	0				
Rich Aurilia, R (1, 6) OBP: 0.336, SLG: 0.441			FC5-4 1B		G1-3 2B				K	4	1	3	2	0	1	0				
Doug Mirabeli, R (1, 2) OBP: 0.329, SLG: 0.371			FC5-4 FC6-4 1-2		G1-3				K	4	0	0	0	0	1	2				
Joe Nathan, R (1, 1) OBP: 0.192, SLG: 0.200			FC6-4 1-2		G6-3					3	0	0	0	0	1	2				
Alan Embree, L (8, 1)										0	0	0	0	0	0	0				
Jerry Spradlin, S (8, 1)										0	0	0	0	0	0	0				
Rich Rodriguez, L (8, 1) OBP: 1.000, SLG: 1.000										0	0	0	0	0	0	0				
Robb Nen, R (9, 1)										0	0	0	0	0	0	0				
Inning Stats	R: 2 E: 0 K: 0 S: 11	H: 3 LOB: 1 BB: 0 P: 17	R: 0 E: 0 K: 1 S: 10	H: 1 LOB: 1 BB: 0 P: 17	R: 0 E: 0 K: 2 S: 12	H: 1 LOB: 2 BB: 1 P: 24	R: 0 E: 0 K: 0 S: 6	H: 0 LOB: 0 BB: 0 P: 10	R: 0 E: 0 K: 1 S: 14	H: 2 LOB: 0 BB: 0 P: 22	R: 0 E: 0 K: 1 S: 5	H: 0 LOB: 0 BB: 0 P: 7	R: 0 E: 0 K: 0 S: 7	H: 0 LOB: 0 BB: 0 P: 9	R: 0 E: 0 K: 2 S: 14	H: 0 LOB: 0 BB: 0 P: 18	1B: 5 2B: 1 3B: 0 HR: 2	SF: 0 SAC: 0 DP: 0 HBP: 0	WP: 0 PB: 0 SB: 0 CS: 0	PA: 35
PITCHER	IP WLS BF H R ER SO BB IBB HBP BLK WP HR S P ERA WHIP																			
Andy Ashby, R (1, 1) ERA: 3.71	7.0 L 29 8 4 4 5 1 0 0 0 0 0 2 63 103 5.14 1.286																			
Matt Whisenant, L (8, 1) ERA: 5.29	1.0 3 0 0 0 0 0 0 0 0 0 0 7 9 0.00 0.000																			
Dan Miceli, R (9, 1) ERA: 4.06	1.0 3 0 0 0 2 0 0 0 0 0 0 14 18 0.00 0.000																			



Batter	1	2	3	4	5	6	7	8	9	AB	R	H	RBI	BB	SO	LOB	BOTTOM					
Quilvio Veras, S (1, 4) OBP: 0.364, SLG: 0.367	K		G5-3		G4-3			S 1B BB		3	1	0	0	2	1	0	San Francisco Giants @ San Diego Padres Qualcomm Stadium, San Diego, CA Fri Sep 17 1999, 10:05 PM EDT Att: 29,028 - Cloudy - 67 F					
Tony Gwynn, L (1, 9) OBP: 0.373, SLG: 0.469	G1-3 BB		G6-3		L8			1B S 1B	G4-3	4	0	1	0	1	0	2						
Reggie Sanders, R (1, 7) OBP: 0.382, SLG: 0.527	G1-3		F8		K			P4		4	0	0	0	0	1	3						
Phil Nevin, R (1, 5) OBP: 0.356, SLG: 0.562	G4-3		G6-3		G3-1			K		4	0	2	1	0	0	1						
Wally Joyner, L (1, 3) OBP: 0.360, SLG: 0.336			FC5-4 1B		G3-1			K		2	0	1	0	1	0	1						
Wiki Gonzalez, R (8, PH) OBP: 0.369, SLG: 0.377										1	0	0	0	0	1	2						
David Newhan, L (9, 3) OBP: 0.133, SLG: 0.267										0	0	0	0	0	0	0						
Dan Miceli, R (9, 1)										0	0	0	0	0	0	0						
Ben Davis, S (1, 2) OBP: 0.322, SLG: 0.391	FC5-4 1-2		G4-3		G6-3			G6-3 1B	K	4	0	1	0	0	1	4						
Ruben Rivera, R (1, 8) OBP: 0.294, SLG: 0.389	FC5-4 1-2		FC5-4		HR			G6-3 1-2	P3	4	1	1	1	0	0	2						
Chris Gomez, R (1, 6) OBP: 0.339, SLG: 0.318	1 SAFE		F7		G6-3				K	3	0	1	0	0	0	1						
Eric Owens, R (9, PH) OBP: 0.335, SLG: 0.402										1	0	0	0	0	1	0						
Andy Ashby, R (1, 1) ERA: 3.95	7.0 W 28 5 2 2 2 3 0 0 0 0 0 4 56 101 2.57 1.143																					
Alan Embree, L (8, 1) ERA: 3.0	0.1 H 2 1 0 0 0 0 0 0 0 0 0 4 10 0.00 3.000																					
Jerry Spradlin, R (8, 1) ERA: 4.97	0.0 1 1 0 0 0 0 0 0 0 0 0 3 3 ∞ ∞																					
Rich Rodriguez, L (8, 1) ERA: 4.52	0.2 H 2 0 0 0 2 0 0 0 0 0 0 8 11 0.00 0.000																					
Robb Nen, R (9, 1) ERA: 3.55	1.0 S 5 1 0 0 1 1 0 0 0 0 1 0 17 28 0.00 2.000																					
Inning Stats	R: 0 E: 0 K: 1 S: 9	H: 0 LOB: 1 BB: 1 P: 19	R: 0 E: 0 K: 0 S: 7	H: 1 LOB: 0 BB: 0 P: 10	R: 0 E: 0 K: 0 S: 6	H: 0 LOB: 0 BB: 0 P: 10	R: 0 E: 0 K: 0 S: 5	H: 0 LOB: 1 BB: 1 P: 12	R: 1 E: 0 K: 0 S: 9	H: 1 LOB: 0 BB: 0 P: 16	R: 0 E: 0 K: 1 S: 9	H: 1 LOB: 1 BB: 0 P: 15	R: 0 E: 0 K: 2 S: 7	H: 2 LOB: 1 BB: 0 P: 11	R: 1 E: 0 K: 2 S: 19	H: 2 LOB: 2 BB: 1 P: 32	R: 0 E: 0 K: 1 S: 17	H: 1 LOB: 2 BB: 1 P: 28	1B: 6 2B: 1 3B: 0 HR: 1	SF: 0 SAC: 0 DP: 1 HBP: 0	WP: 1 PB: 0 SB: 2 CS: 0	PA: 38
PITCHER	IP WLS BF H R ER SO BB IBB HBP BLK WP HR S P ERA WHIP																					



Batter	1	2	3	4	5	6	7	8	9	AB	R	H	RBI	BB	SO	LOB	TOP								
F.P. Santangelo, S OBP: 0.411, SLG: 0.399 (1, 8)	G5-3		F7			G4-3	K		F8	5	0	0	0	0	1	2									
Rich Aurilia, R OBP: 0.334, SLG: 0.438 Wilson Delgado, S (7, PH) OBP: 0.355, SLG: 0.321 (7, 6)	G5-3		G6-3			F7	P6			3	0	0	0	0	0	1									
Barry Bonds, L OBP: 0.401, SLG: 0.635 Marvin Benard, L (7, 7)	HR				G6-3	FC5	2B		G1-4-3	3	1	2	1	0	0	0									
Jeff Kent, R OBP: 0.379, SLG: 0.532 Ramon Martinez, R OBP: 0.322, SLG: 0.415 (1, 4) (7, 5)	K				G6-3				K2-3	2	0	0	0	1	1	0									
Ellis Burks, R OBP: 0.391, SLG: 0.566 Armando Rios, L OBP: 0.413, SLG: 0.492 (1, 9) (7, 9)		G6-3			G4-3	FC5			G3	3	0	0	0	0	0	2									
J.T. Snow, L OBP: 0.377, SLG: 0.448 Miguel Del Toro, R (7, 1)		G3-1							E6	3	1	2	0	0	0	0									
Felix Rodriguez, R OBP: 0.429, SLG: 1.000 Bill Mueller, S (9, PH) OBP: 0.394, SLG: 0.356 (8, 1) (9, PH)					G6-3	1B	2B		FC6-5	0	0	0	0	0	0	0									
Charlie Hayes, R OBP: 0.292, SLG: 0.314 (1, 5) (7, 3)		P4			G6-3		HR		FC6-5	4	2	1	1	0	0	2									
Scott Servais, R OBP: 0.337, SLG: 0.411 (1, 2)					G1-4-3		F8		G4-3	4	0	2	0	0	0	2									
Mark Gardner, R OBP: 0.167, SLG: 0.179 Calvin Murray, R OBP: 0.296, SLG: 0.333 Bronswell Patrick, R (5, 1) Rich Rodriguez, L OBP: 0.383, SLG: 1.000 Julian Tavarez, L OBP: 0.350, SLG: 0.200 Jay Canziano, R OBP: 0.200, SLG: 0.200 (7, 4) (7, 4)			SH1-4						G4-3	0	0	0	0	0	0	0									
Inning Stats	R: 1 E: 0 K: 1 S: 11	H: 1 LOB: 0 BB: 0 P: 15	R: 0 E: 0 K: 0 S: 9	H: 0 LOB: 0 BB: 0 P: 13	R: 0 E: 0 K: 0 S: 7	H: 1 LOB: 1 BB: 0 P: 8	R: 0 E: 0 K: 0 S: 3	H: 0 LOB: 0 BB: 0 P: 4	R: 0 E: 0 K: 1 S: 11	H: 1 LOB: 1 BB: 0 P: 19	R: 0 E: 0 K: 0 S: 9	H: 1 LOB: 2 BB: 1 P: 21	R: 3 E: 0 K: 1 S: 15	H: 3 LOB: 0 BB: 0 P: 24	R: 0 E: 0 K: 1 S: 7	H: 0 LOB: 0 BB: 0 P: 8	R: 1 E: 0 K: 0 S: 7	H: 1 LOB: 1 BB: 0 P: 12	1B: 2 2B: 4 3B: 0 HR: 2	SF: 0 SAC: 1 DP: 0 HBP: 0	WP: 0 PB: 0 SB: 0 CS: 0	PA: 37			
PITCHER	IP	WLS	BF	H	R	ER	SO	BB	IBB	HBP	BLK	WP	HR	S	P	ERA	WHIP								
Sterling Hitchcock, L ERA: 4.1 Carlos Reyes, R ERA: 3.41 Domingo Guzman, R ERA: 7.26 Heath Murray, L ERA: 5.48	6.0	W	23	4	1	1	2	1	0	0	0	0	1	50	80	1.50	0.833								

San Francisco Giants @ San Diego Padres
Qualcomm Stadium, San Diego, CA
Sat Sep 18 1999, 4:10 PM EDT
Att: 42,265 - Cloudy - 70 F

AB	35
R	5
H	8
RBI	5
BB	1
SO	4
LOB	11



Batter	1	2	3	4	5	6	7	8	9	AB	R	H	RBI	BB	SO	LOB	BOTTOM								
Quilvio Veras, S OBP: 0.365, SLG: 0.375 David Newhan, L (6, PH) OBP: 0.129, SLG: 0.258 (7, 4)	HR		G4-3	P5						4	2	2	3	0	0	0									
Tony Gwynn, L OBP: 0.374, SLG: 0.469 Mike Darr, L OBP: 0.275, SLG: 0.278 (1, 9) (7, 9)	G3-1					F7	1B		K	4	1	2	1	0	0	0									
Reggie Sanders, R OBP: 0.383, SLG: 0.525 Eric Owens, R OBP: 0.334, SLG: 0.401 (1, 7) (7, 7)	K		P7				1B		F8	3	1	1	0	0	1	1									
Phil Nevin, R OBP: 0.357, SLG: 0.558 (1, 5)	F8						1B		F8	4	1	1	1	1	1	1									
Wally Joyner, L OBP: 0.366, SLG: 0.342 (1, 3)		1B	G3-1							3	1	2	3	2	0	2									
Wiki Gonzalez, R OBP: 0.317, SLG: 0.397 (1, 2)						FC4			F8	5	1	2	0	0	0	4									
Ruben Rivera, R OBP: 0.295, SLG: 0.387 (1, 8)		K								4	1	1	0	0	3	4									
Damian Jackson, R OBP: 0.329, SLG: 0.367 (1, 6)	SF8								P6	4	2	2	3	0	0	3									
Sterling Hitchcock, L OBP: 0.133, SLG: 0.088 John Vander Wal, L OBP: 0.370, SLG: 0.427 Carlos Reyes, S (7, 1) Domingo Guzman, R (8, 1) Heath Murray, L OBP: 0.231, SLG: 0.167 (9, 1)										3	1	0	0	0	1	3									
Inning Stats	R: 1 E: 0 K: 1 S: 9	H: 1 LOB: 0 BB: 0 P: 13	R: 1 E: 0 K: 2 S: 11	H: 1 LOB: 1 BB: 1 P: 21	R: 0 E: 0 K: 0 S: 7	H: 1 LOB: 2 BB: 1 P: 16	R: 2 E: 0 K: 1 S: 13	H: 2 LOB: 0 BB: 0 P: 19	R: 0 E: 0 K: 1 S: 10	H: 1 LOB: 2 BB: 1 P: 17	R: 0 E: 0 K: 1 S: 7	H: 0 LOB: 0 BB: 0 P: 12	R: 0 E: 0 K: 1 S: 9	H: 1 LOB: 1 BB: 0 P: 14	1B: 9 2B: 2 3B: 0 HR: 2	SF: 1 SAC: 0 DP: 0 HBP: 2	WP: 0 PB: 0 SB: 3 CS: 0	PA: 44							
PITCHER	IP	WLS	BF	H	R	ER	SO	BB	IBB	HBP	BLK	WP	HR	S	P	ERA	WHIP								
Mark Gardner, R ERA: 6.4 Bronswell Patrick, R ERA: 9.0 Rich Rodriguez, L ERA: 5.98 Julian Tavarez, R ERA: 5.98 Miguel Del Toro, R ERA: 5.4	4.0	L	19	5	4	4	4	2	0	0	0	0	2	40	69	9.00	1.750								
Felix Rodriguez, R ERA: 3.86 (8, 1)	1.0		4	1	0	0	1	0	0	0	0	0	0	9	14	0.00	1.000								

San Francisco Giants @ San Diego Padres
Qualcomm Stadium, San Diego, CA
Sat Sep 18 1999, 4:10 PM EDT
Att: 42,265 - Cloudy - 70 F

AB	37
R	11
H	13
RBI	11
BB	4
SO	7
LOB	21



Batter	1	2	3	4	5	6	7	8	9	AB	R	H	RBI	BB	SO	LOB	TOP										
Marvin Benard, L (1.8) OBP: 0.356, SLG: 0.461	0-1 WP 2B		4-1 BB		2-1 HR	0-2 F8		0-3 K		4	2	2	1	1	1	2											
Bill Mueller, S (1.5) OBP: 0.391, SLG: 0.351	1-1 F8		0-1 SAFE F7		4-0 BB		2-3 K		0-1 G1-3	4	0	0	0	1	1	2											
Barry Bonds, L (1.7) OBP: 0.398, SLG: 0.626	2-3 K 2H		1-1 F7		1-1 P2		2-1 1B 2B		3-3 K	5	1	1	0	0	2	2											
Jeff Kent, R (1.4) OBP: 0.379, SLG: 0.528	2-2 F7		1-3 K		2-3 K		2-2 HR 1B		2-1 G5-3	5	1	1	1	0	2	2											
J.T. Snow, L (1.3) OBP: 0.377, SLG: 0.452		1-2 G4-3		1-1 F8	1-2 P5		3-1 HR			4	1	1	2	0	0	1											
Ellis Burks, R (1.9) OBP: 0.397, SLG: 0.575		4-1 E S BB		4-1 1B BB		1-1 BB 1B		1-3 K		2	0	1	0	2	1	0											
Brent Mayne, L (1.2) OBP: 0.392, SLG: 0.436		0-2 F7		2-2 1B		2-2 F8		3-2 G3		4	0	1	0	0	0	2											
Rich Aurilia, R (1.6) OBP: 0.333, SLG: 0.434		4-2 SAFE BB		1-3 K		0-0 P4		0-1 F8		3	0	0	0	1	1	3											
Russ Ortiz, R (1.1) Rich Rodriguez, L (5.1) Jay Chiriboga, R (6.1) Miguel Del Toro, R (6.1) Armando Rios, L (8.1) Alan Embree, L (8.1) Jerry Spradlin, S (9.1)		0-3 K		2-3 K		SAFE 1-2 BB		2-0 P6		2	0	0	0	0	0	2											
Inning Stats	R: 1 E: 0 K: 1 S: 10	H: 1 LOB: 0 BB: 0 P: 15	R: 0 E: 0 K: 1 S: 14	H: 0 LOB: 2 BB: 2 P: 23	R: 0 E: 0 K: 1 S: 8	H: 0 LOB: 1 BB: 1 P: 14	R: 0 E: 0 K: 2 S: 12	H: 1 LOB: 2 BB: 1 P: 22	R: 1 E: 0 K: 1 S: 11	H: 1 LOB: 1 BB: 1 P: 21	R: 0 E: 0 K: 0 S: 11	H: 1 LOB: 2 BB: 1 P: 18	R: 3 E: 0 K: 2 S: 16	H: 3 LOB: 0 BB: 0 P: 29	R: 0 E: 0 K: 1 S: 7	H: 0 LOB: 0 BB: 0 P: 9	R: 0 E: 0 K: 1 S: 7	H: 0 LOB: 0 BB: 0 P: 12	1B: 3 2B: 2 3B: 0 HR: 2	SF: 0 SAC: 0 DP: 0 HBP: 0	WP: 1 PB: 0 SB: 1 CS: 0	PA: 40					
PITCHER	IP	WLS	BF	H	R	ER	SO	BB	IBB	HBP	BLK	WP	HR	S	P	ERA	WHIP										
Eric Gagne, R (1.1) ERA: 3.18	5.0		23	3	2	1	6	5	0	0	0	1	1	55	95	1.80	1.600										
Matt Herges, R (6.1) ERA: 3.53	2.0	B	11	4	3	3	2	1	0	0	0	0	1	27	47	13.50	2.500										
Mike Maddux, R (8.1) ERA: 3.57	1.0		3	0	0	0	1	0	0	0	0	0	0	7	9	0.00	0.000										
Pedro Borbon, L (9.1) ERA: 4.13	1.0	W	3	0	0	0	1	0	0	0	0	0	0	7	12	0.00	0.000										

San Francisco Giants @ Los Angeles Dodgers
Dodger Stadium, Los Angeles, CA
 Mon Sep 20 1999, 7:10 PM PDT
 Att: 33,280 - Unknown - 62 F

livebaseballscorecards.com

AB	34
R	5
H	7
RBI	4
BB	6
SO	10
LOB	18

Batter	1	2	3	4	5	6	7	8	9	AB	R	H	RBI	BB	SO	LOB	BOTTOM										
Eric Young Sr., R (1.4) OBP: 0.373, SLG: 0.364	4-1 S HBP SF8 BB		0-0 G1-3		3-2 L9	2-1 F8			4-0 1B 1B BB	3	2	0	0	2	0	1											
Mark Cuddehele, R (1.6) OBP: 0.379, SLG: 0.444	1-1 SF8 S HBP		1-2 HR		3-2 2B		1-1 G1-3		3-1 1B DI 1B	4	2	3	1	0	0	0											
Gary Sheffield, R (1.7) OBP: 0.407, SLG: 0.497	2-3 K 1-2 2-3		4-0 BB		4-1 2B 22 SF8 IBB		4-2 G6-4-3 BB		4-0 1B IBB	1	1	0	0	4	1	2											
Eric Karros, R (1.3) OBP: 0.352, SLG: 0.546	0-0 SF8		3-2 L9		1-0 2B		3-1 G6-4-3		0-0 1B	4	0	2	4	0	0	2											
Raul Mondesi, R (1.9) OBP: 0.331, SLG: 0.475	2-3 3-H G6-3		3-3 K		4-0 BB			2-2 G5-3		3	0	0	0	1	1	2											
22 Devon White, S (1.8) OBP: 0.340, SLG: 0.399 Matt Herges, L (6.1) Mike Maddux, L (8.1) Trenidad Hubbard, R (8.1) Pedro Borbon, R (9.1)		1-1 1B L9-2 1B		2-3 K		1-1 SF8		0-0 F9		2	0	1	1	0	1	0											
Todd Hundley, S (1.2) OBP: 0.303, SLG: 0.463		1-1 SAFE 1B		3-3 K		3-1 F8		4-0 FC6-4 BB		3	0	1	0	1	1	2											
Adrián Beltré, R (1.5) OBP: 0.351, SLG: 0.435		1-1 L9-2		1-1 G6-3		0-0 G6-3		0-0 FC6-4		4	0	0	0	0	0	3											
Eric Gagne, R (1.1) OBP: 0.400, SLG: 0.400 Craig Counsell, L (5.1) Todd Hollandsworth, L (6.8)		1-3 K		4-1 2B 2B BB		0-0 G4-3		1-2 G4-3		1	0	0	0	0	1	1											
Inning Stats	R: 1 E: 0 K: 1 S: 9	H: 0 LOB: 1 BB: 1 P: 18	R: 0 E: 0 K: 1 S: 9	H: 2 LOB: 0 BB: 0 P: 13	R: 1 E: 0 K: 1 S: 14	H: 1 LOB: 1 BB: 1 P: 25	R: 0 E: 0 K: 2 S: 11	H: 0 LOB: 0 BB: 0 P: 17	R: 3 E: 0 K: 0 S: 15	H: 2 LOB: 2 BB: 3 P: 38	R: 0 E: 0 K: 0 S: 4	H: 0 LOB: 0 BB: 0 P: 6	R: 0 E: 0 K: 0 S: 6	H: 0 LOB: 0 BB: 1 P: 14	R: 0 E: 0 K: 0 S: 5	H: 0 LOB: 1 BB: 1 P: 11	R: 1 E: 0 K: 0 S: 6	H: 2 LOB: 3 BB: 2 P: 18	1B: 4 2B: 3 3B: 0 HR: 1	SF: 2 SAC: 0 DP: 2 HBP: 1	WP: 0 PB: 0 SB: 2 CS: 0	PA: 40					
PITCHER	IP	WLS	BF	H	R	ER	SO	BB	IBB	HBP	BLK	WP	HR	S	P	ERA	WHIP										
Russ Ortiz, R (1.1) ERA: 3.89	4.1		23	5	5	5	5	4	1	1	0	0	0	4	8	0.00	0.000										
Rich Rodriguez, L (5.1) ERA: 5.03	0.2		2	0	0	0	0	0	0	0	0	0	0	4	8	0.00	0.000										
Miguel Del Toro, R (6.1) ERA: 4.76	2.0		6	0	0	0	0	1	0	0	0	0	0	10	20	0.00	0.500										
Alan Embree, L (8.1) ERA: 3.09	1.1	L	6	0	1	1	0	2	0	0	0	0	0	8	19	6.75	1.500										
Jerry Spradlin, R (9.1) ERA: 4.97	0.0		3	2	0	0	0	0	1	0	0	0	0	3	10	∞	∞										

San Francisco Giants @ Los Angeles Dodgers
Dodger Stadium, Los Angeles, CA
 Mon Sep 20 1999, 7:10 PM PDT
 Att: 33,280 - Unknown - 62 F

livebaseballscorecards.com

AB	28
R	6
H	7
RBI	6
BB	9
SO	5
LOB	13

Batter	1	2	3	4	5	6	7	8	9	AB	R	H	RBI	BB	SO	LOB	TOP										
F.P. Santangelo, S OBP: 0.411, SLG: 0.394 (1, 8)	F9				L5		1B 2B BB		P6	3	1	0	0	2	0	1	San Francisco Giants @ Los Angeles Dodgers Dodger Stadium, Los Angeles, CA Tue Sep 21 1999, 7:10 PM PDT Att: 31,881 - Unknown - 74 F										
Bill Mueller, S OBP: 0.392, SLG: 0.353 (1, 5)	E				G4-6-3		2B 1B			4	2	2	0	0	0	3											
Barry Bonds, L OBP: 0.397, SLG: 0.632 Calvin Murray, R OBP: 0.375, SLG: 0.571 (7, 8)	E7			L9		HR				3	1	1	1	0	0	0											
Jeff Kent, R OBP: 0.377, SLG: 0.525 Ramon Martinez, R OBP: 0.319, SLG: 0.412 (7, 4)	P5			G5-3		F7				3	0	0	0	0	0	1											
Ellis Burks, R OBP: 0.397, SLG: 0.571 Armando Rios, L OBP: 0.414, SLG: 0.487 (1, 9)				K		F8				2	0	0	0	1	1	0											
J.T. Snow, L OBP: 0.376, SLG: 0.450 (1, 3)	F8					1B				4	0	1	0	0	0	3											
Rich Aurilia, R OBP: 0.333, SLG: 0.435 Felix Rodriguez, R OBP: 0.428, SLG: 1.000 Jay Canizaro, R OBP: 0.500, SLG: 1.333 Jerry Spradlin, S (8, 1)				G6-3		F7				3	0	1	0	0	0	1											
Scott Servais, R OBP: 0.330, SLG: 0.403 (1, 2)	G1-6-3			G3-1						4	0	0	0	0	0	1											
Kirk Rueter, L OBP: 0.193, SLG: 0.189 Bronswell Patrick, R (5, 1)				G6-3						1	0	0	0	1	0	1											
Wilson Delgado, S OBP: 0.344, SLG: 0.310 (6, 6)										2	0	0	0	0	0	0											
Inning Stats	R: 1 E: 1 K: 0 S: 14	H: 1 LOB: 2 BB: 1 P: 27	R: 0 E: 0 K: 0 S: 11	H: 1 LOB: 2 BB: 1 P: 20	R: 0 E: 0 K: 1 S: 6	H: 0 LOB: 0 BB: 0 P: 9	R: 0 E: 0 K: 0 S: 4	H: 0 LOB: 0 BB: 0 P: 7	R: 0 E: 0 K: 0 S: 5	H: 0 LOB: 0 BB: 1 P: 11	R: 1 E: 0 K: 0 S: 11	H: 2 LOB: 1 BB: 0 P: 20	R: 2 E: 0 K: 0 S: 12	H: 2 LOB: 1 BB: 1 P: 21	R: 0 E: 0 K: 0 S: 6	H: 0 LOB: 0 BB: 1 P: 12	R: 0 E: 0 K: 0 S: 8	H: 0 LOB: 0 BB: 0 P: 8	1B: 3 2B: 2 3B: 0 HR: 1	SF: 0 SAC: 0 DP: 2 HBP: 0	WP: 0 PB: 0 SB: 0 CS: 0	PA: 37					
PITCHER	IP	WLS	BF	H	R	ER	SO	BB	IBB	HBP	BLK	WP	HR	S	P	ERA	WHIP										
Jeff Williams, L ERA: 1.29 Robinson Checo, R ERA: 9.0 Onan Masaoka, L ERA: 4.33 Jeff Shaw, R ERA: 2.86	5.0	W	20	2	1	0	1	3	0	0	0	0	0	40	74	0.00	1.000										

AB 32
R 4
H 6
RBI 3
BB 5
SO 1
LOB 12



Batter	1	2	3	4	5	6	7	8	9	AB	R	H	RBI	BB	SO	LOB	BOTTOM										
Eric Young Sr., R OBP: 0.377, SLG: 0.363 Juan Castro, R (7, 4)	FC6-4 HR	P3				CS BB			K	1	1	0	0	3	0	1	San Francisco Giants @ Los Angeles Dodgers Dodger Stadium, Los Angeles, CA Tue Sep 21 1999, 7:10 PM PDT Att: 31,881 - Unknown - 74 F										
Mark Chudzielanski, R OBP: 0.380, SLG: 0.445 Onan Masaoka, R Jeff Shaw, R (9, 1)	FC6-4 1B				L7					4	0	2	1	0	1	1											
Gary Sheffield, R OBP: 0.493, SLG: 0.592 Trenidad Hubbard, R OBP: 0.396, SLG: 0.408 (8, 7)	FC6-4 HR					HR				3	3	1	1	1	0	4											
Eric Karros, R OBP: 0.353, SLG: 0.551 (1, 3)										4	1	2	3	0	2	0											
Raul Mondesi, R OBP: 0.332, SLG: 0.480 (1, 9)	G6-3									4	1	2	2	0	1	0											
22 Devon White, S OBP: 0.337, SLG: 0.395 (1, 8)	G6-3									4	0	0	0	0	0	2											
Adrián Beltré, R OBP: 0.352, SLG: 0.436 (1, 5)										4	1	2	0	0	1	0											
Paul Lo Duca, R OBP: 0.323, SLG: 0.363 (1, 2)										4	1	2	2	0	0	1											
Jeff Williams, R Robinson Checo, R OBP: 0.333, SLG: 0.333 Dave Hanson, L OBP: 0.409, SLG: 0.398 Alex Cora, L OBP: 0.263, SLG: 0.278 (7, 6)										1	0	0	0	0	1	0											
Inning Stats	R: 3 E: 0 K: 0 S: 12	H: 2 LOB: 0 BB: 1 P: 29	R: 0 E: 0 K: 1 S: 9	H: 1 LOB: 0 BB: 0 P: 12	R: 1 E: 0 K: 1 S: 10	H: 2 LOB: 1 BB: 1 P: 16	R: 0 E: 0 K: 1 S: 8	H: 1 LOB: 0 BB: 0 P: 9	R: 1 E: 0 K: 1 S: 6	H: 1 LOB: 0 BB: 1 P: 14	R: 3 E: 0 K: 1 S: 12	H: 3 LOB: 2 BB: 2 P: 28	R: 1 E: 0 K: 1 S: 8	H: 1 LOB: 0 BB: 0 P: 10	R: 0 E: 0 K: 1 S: 11	H: 0 LOB: 0 BB: 0 P: 17		1B: 7 2B: 0 3B: 0 HR: 4	SF: 0 SAC: 1 DP: 2 HBP: 0	WP: 0 PB: 0 SB: 0 CS: 1	PA: 37						
PITCHER	IP	WLS	BF	H	R	ER	SO	BB	IBB	HBP	BLK	WP	HR	S	P	ERA	WHIP										
Kirk Rueter, L ERA: 5.24 Bronswell Patrick, R ERA: 13.5 Felix Rodriguez, R ERA: 7.85 Jerry Spradlin, R ERA: 4.88	4.2	L	21	7	5	5	3	3	0	0	0	0	1	14	30	27.00	5.000										

AB 31
R 9
H 11
RBI 9
BB 5
SO 7
LOB 9



Batter	1	2	3	4	5	6	7	8	9	AB	R	H	RBI	BB	SO	LOB	TOP					
Tony Womack, L OBP: 0.331, SLG: 0.367 (1, 6)										6	2	2	1	0	0	4						
Jay Bell, R OBP: 0.368, SLG: 0.550 (1, 4)										4	2	2	1	1	1	2						
Luis Gonzalez, L OBP: 0.404, SLG: 0.552 (1, 7)										5	1	3	1	0	0	1						
Matt Williams, R OBP: 0.347, SLG: 0.544 (1, 5)										5	2	2	0	1	0	5						
Greg Colbrunn, R OBP: 0.373, SLG: 0.440 Erubiel Durazo, L OBP: 0.414, SLG: 0.599 (8, 3)										4	1	0	0	0	0	5						
Bernard Gilkey, R OBP: 0.368, SLG: 0.482 Hanley Frias, S OBP: 0.382, SLG: 0.349 (8, 6)										4	0	2	2	0	2	2						
Steve Finley, L OBP: 0.335, SLG: 0.514 (1, 8)										4	1	1	1	0	0	1						
Kelly Stinnett, R OBP: 0.292, SLG: 0.428 (1, 2)										5	2	2	1	0	1	2						
Randy Johnson, R OBP: 0.117, SLG: 0.160 (1, 1)										5	0	2	1	0	0	1						
Inning Stats	R: 4 E: 1 K: 0 S: 15	H: 4 LOB: 1 BB: 1 P: 26	R: 0 E: 0 K: 0 S: 13	H: 1 LOB: 2 BB: 0 P: 24	R: 2 E: 2 K: 2 S: 17	H: 2 LOB: 2 BB: 0 P: 27	R: 0 E: 0 K: 1 S: 10	H: 1 LOB: 1 BB: 0 P: 18	R: 2 E: 0 K: 0 S: 7	H: 2 LOB: 0 BB: 0 P: 12	R: 0 E: 1 K: 0 S: 8	H: 2 LOB: 2 BB: 0 P: 11	R: 0 E: 0 K: 1 S: 7	H: 1 LOB: 1 BB: 0 P: 11	R: 2 E: 0 K: 0 S: 10	H: 2 LOB: 1 BB: 1 P: 17	R: 1 E: 0 K: 0 S: 14	H: 2 LOB: 2 BB: 0 P: 22	1B: 12 2B: 3 3B: 0 HR: 2	SF: 2 SAC: 0 DP: 1 HBP: 2	WP: 1 PB: 1 CS: 0	PA: 49
PITCHER	IP	WLS	BF	H	R	ER	SO	BB	IBB	HBP	BLK	WP	HR	S	P	ERA	WHIP					
Shawn Estes, L ERA: 4.79	(1, 1)	5.0	L	29	10	8	6	3	1	0	0	1	2	62	107	10.80	2.200					
Mark Gardner, R ERA: 6.33	(6, 1)	2.0		8	3	0	0	1	0	0	0	0	0	15	22	0.00	1.500					
Felix Rodriguez, R ERA: 4.0	(8, 1)	1.0		6	2	2	2	0	1	0	0	0	0	10	17	18.00	3.000					
Julian Tavaraz, R ERA: 6.04	(9, 1)	1.0		6	2	1	1	0	0	0	1	0	0	14	22	9.00	2.000					

Arizona Diamondbacks @ San Francisco Giants
3Com Park at Candlestick Point, San Francisco, CA

AB 43
R 11
H 17
RBI 9
BB 2
SO 4
LOB 23



livebaseballscorecards.com

Fri Sep 24 1999, 10:35 PM EDT
Att: 48,149 - Cloudy - 57 F

Batter	1	2	3	4	5	6	7	8	9	AB	R	H	RBI	BB	SO	LOB	BOTTOM					
F.P. Santangelo, S OBP: 0.406, SLG: 0.388 (1, 8)										4	0	0	0	0	2	2						
Bill Mueller, S OBP: 0.387, SLG: 0.352 (1, 5)										4	1	1	0	0	0	0						
Barry Bonds, L OBP: 0.391, SLG: 0.617 (1, 7)										4	1	0	0	0	0	1						
Jeff Kent, R OBP: 0.369, SLG: 0.512 (1, 4)										4	0	0	0	0	1	3						
Ellis Burks, R OBP: 0.398, SLG: 0.575 (1, 9)										4	1	1	3	0	2	1						
Rich Aurilia, R OBP: 0.336, SLG: 0.437 (1, 6)										4	0	3	0	0	0	0						
J.T. Snow, L OBP: 0.372, SLG: 0.442 (1, 3)										4	0	0	0	0	1	3						
Scott Servais, R OBP: 0.327, SLG: 0.399 Doug Mientkiewicz, R OBP: 0.313, SLG: 0.351 (7, 2)										2	0	0	0	0	2	0						
Shawn Estes, R OBP: 0.203, SLG: 0.200 Jay Cantore, R OBP: 0.426, SLG: 1.000 Mark Sanchez, R OBP: 0.187, SLG: 0.179 Ramon Martinez, R OBP: 0.187, SLG: 0.187 Felix Rodriguez, R OBP: 0.426, SLG: 1.000 Julian Tavaraz, L OBP: 0.203, SLG: 0.200 (1, 1)										1	0	0	0	0	1	0						
Inning Stats	R: 3 E: 1 K: 0 S: 16	H: 3 LOB: 1 BB: 0 P: 27	R: 0 E: 0 K: 3 S: 13	H: 0 LOB: 0 BB: 0 P: 20	R: 0 E: 0 K: 0 S: 4	H: 0 LOB: 0 BB: 0 P: 8	R: 0 E: 0 K: 0 S: 5	H: 0 LOB: 0 BB: 0 P: 10	R: 0 E: 0 K: 2 S: 9	H: 0 LOB: 0 BB: 0 P: 11	R: 0 E: 1 K: 1 S: 9	H: 0 LOB: 1 BB: 0 P: 13	R: 0 E: 1 K: 2 S: 10	H: 1 LOB: 2 BB: 0 P: 16	R: 0 E: 0 K: 1 S: 8	H: 0 LOB: 0 BB: 0 P: 12	R: 0 E: 0 K: 2 S: 10	H: 1 LOB: 1 BB: 0 P: 18	1B: 3 2B: 1 3B: 0 HR: 1	SF: 0 SAC: 0 DP: 0 HBP: 0	WP: 1 PB: 0 CS: 0	PA: 35
PITCHER	IP	WLS	BF	H	R	ER	SO	BB	IBB	HBP	BLK	WP	HR	S	P	ERA	WHIP					
Randy Johnson, L ERA: 2.45	(1, 1)	9.0	W	35	5	3	0	11	0	0	0	1	1	84	135	0.00	0.556					

Arizona Diamondbacks @ San Francisco Giants
3Com Park at Candlestick Point, San Francisco, CA

AB 35
R 3
H 5
RBI 3
BB 0
SO 11
LOB 15



livebaseballscorecards.com

Fri Sep 24 1999, 10:35 PM EDT
Att: 48,149 - Cloudy - 57 F

Batter	1	2	3	4	5	6	7	8	9	AB R H RBI BB SO LOB	TOP											
Tony Womack, L (1.4)	1-1 L4-6 BB 1B		0-0 1B 1B			1-2 F7 1B	1-0 P5 1B		0-1 G1-3 1B 1B	5 1 3 1 0 0 1	Arizona Diamondbacks @ San Francisco Giants 3Com Park at Candlestick Point, San Francisco, CA Sat Sep 25 1999, 4:05 PM EDT Att: 40,096 - Sunny - 67 F											
Hanley Frias, S (1.6)	4-1 BB BB		0-0 BB 1B			0-1 G4-3 1B	4-0 BB BB		3-2 G1-3 1B 1B	3 0 1 0 2 0 2												
Luis Gonzalez, L (1.7)	2-2 L4-6 2-3		0-0 G4-3 1B			1-1 FC6 1B	2-1 P8 1B		4-0 F8 1B S IBB	4 1 1 0 1 0 6												
Erubiel Durazo, L (1.3)	2-2 G3				2-3 K	1-2 FC6 1-2		0-2 1B	0-2 1B 1B 1B	5 0 2 2 0 1 2												
Steve Finley, L (1.8)		1-0 G3		2-0 CS 1B			0-0 HR	0-1 P5	0-1 F8 2-3	5 1 2 1 0 0 3												
Travis Lee, L (1.9)		1-1 BB 1B		3-3 K 1-2			3-0 SH3-4 2B 1B	2-3 K	2-2 P3 3-H	4 1 2 0 0 2 2 1 0 0 0 0 0 1												
LeJon Powell, R (8.9)																						
Rod Barajas, R (1.2)		3-2 F9			1-1 F7		0-0 SH3-4 1-2	0-1 P3		3 0 0 0 0 0 1												
Andy Fox, L (1.5)			2-2 G3		0-3 K		4-0 2B BB		2-2 1B 1B 1B	3 2 1 0 1 1 0												
Todd Stottlemyre, L (1.1)			2-3 K		2-3 K		0-0 1-1 2-H 2-H 2B		0-0 G1-3 1-3 1B 1B	2 0 0 0 0 0 2 1 0 1 2 0 0 0 0 0 0 0 0 0 0 0 0 0 0 0 0 0 1 1 1 0 0 0 0 0 0 0 0 0 0 0												
Inning Stats	R: 0 E: 0 K: 0 S: 10	H: 1 LOB: 1 BB: 1 P: 19	R: 0 E: 0 K: 0 S: 7	H: 1 LOB: 0 BB: 0 P: 12	R: 0 E: 0 K: 1 S: 9	H: 2 LOB: 2 BB: 0 P: 13	R: 0 E: 0 K: 2 S: 8	H: 1 LOB: 1 BB: 0 P: 15	R: 0 E: 0 K: 2 S: 9	H: 0 LOB: 0 BB: 0 P: 12	R: 0 E: 0 K: 0 S: 10	H: 1 LOB: 1 BB: 0 P: 13	R: 3 E: 0 K: 0 S: 7	H: 3 LOB: 2 BB: 2 P: 21	R: 0 E: 0 K: 1 S: 10	H: 1 LOB: 1 BB: 0 P: 12	R: 4 E: 0 K: 0 S: 20	H: 4 LOB: 1 BB: 1 P: 34	1B: 12 2B: 3 3B: 0 HR: 1	SF: 0 SAC: 1 DP: 2 HBP: 0	WP: 0 PB: 0 CS: 1	PA: 42
PITCHER	IP WLS BF H R ER SO BB IBB HBP BLK WP HR S P ERA WHIP											PITCHER	IP WLS BF H R ER SO BB IBB HBP BLK WP HR S P ERA WHIP									
Russ Ortiz, R (1.1)	6.2 29 9 3 3 5 3 0 0 0 0 1 58 101 4.05 1.800																					
Rich Rodriguez, L (7.1)	0.1 1 0 0 0 0 0 0 0 0 0 0 2 4 0.00 0.000																					
Jerry Spradlin, R (8.1)	1.0 1 0 0 0 1 0 0 0 0 0 0 10 12 0.00 1.000																					
Robb Nen, R (9.1)	0.1 L 6 4 4 4 0 0 1 0 0 0 0 0 15 24 108.00 12.000																					
Alan Embree, L (9.1)	0.2 2 0 0 0 0 0 0 0 0 0 0 5 10 0.00 0.000																					
Batter	1	2	3	4	5	6	7	8	9	AB R H RBI BB SO LOB	BOTTOM											
Marvin Benard, L (1.9)	0-0 B4-3 1B		0-1 G4-3 1B		0-2 F7 1B		0-0 P6 1B		2-3 K	5 0 0 0 0 1 1	Arizona Diamondbacks @ San Francisco Giants 3Com Park at Candlestick Point, San Francisco, CA Sat Sep 25 1999, 4:05 PM EDT Att: 40,096 - Sunny - 67 F											
F.P. Santangelo, S (1.8)	1-3 K		2-2 S 2B HBP		0-1 G1-3 1B		4-1 BB BB		2-2 F8	3 1 0 0 1 1 0												
Armando Rios, L (1.7)	2-3 K		1-1 1-H 2B		1-1 FC4-6 1B		1-2 P5 1B		1-2 1B	5 0 3 1 0 1 2												
Jeff Kent, R (1.4)		1-1 G5-3 1B	4-1 BB		0-1 FC4-6 1-2			2-0 HR	0-3 K	4 1 1 1 1 1 2												
J.T. Snow, L (1.3)		1-1 1B 1B	2-3 K		1-0 F8		0-2 G4-3 1B		2-2 F7	4 0 1 0 0 1 2												
Rich Aurilia, R (1.6)		0-0 L4		2-2 P7		0-2 G4-3 1B		2-2 HR		4 1 1 1 0 0 1												
Bill Mueller, S (1.5)		1-0 BB 1B		2-1 F8		2-3 K		1-2 G1-4-3		4 0 1 0 0 1 0												
Brent Mayne, L (1.2)		0-1 F8		4-0 BB			2-1 F9 2B	2-0 E5		3 0 1 0 1 0 2												
Russ Ortiz, R (1.1)			0-2 G4-3		2-3 K		1-0 F9 2-3	2-1 G1-3		2 0 0 0 0 0 1 0 0 0 0 0 0 0 1 0 0 0 0 0 1 0 0 0 0 0 0 0 1 0 0 0 0 0 1 0 0 0 0 0 0 0 0 0 0 0 0 0 0												
Inning Stats	R: 0 E: 0 K: 2 S: 7	H: 0 LOB: 0 BB: 0 P: 10	R: 0 E: 0 K: 0 S: 8	H: 2 LOB: 0 BB: 0 P: 11	R: 1 E: 0 K: 1 S: 17	H: 1 LOB: 1 BB: 1 P: 26	R: 0 E: 0 K: 1 S: 11	H: 0 LOB: 1 BB: 1 P: 21	R: 0 E: 0 K: 0 S: 9	H: 1 LOB: 0 BB: 0 P: 10		R: 0 E: 0 K: 1 S: 7	H: 0 LOB: 0 BB: 0 P: 10	R: 0 E: 0 K: 0 S: 8	H: 1 LOB: 2 BB: 1 P: 16	R: 2 E: 1 K: 0 S: 16	H: 2 LOB: 1 BB: 0 P: 27	R: 0 E: 0 K: 2 S: 15	H: 1 LOB: 1 BB: 0 P: 20	1B: 4 2B: 2 3B: 0 HR: 2	SF: 0 SAC: 0 DP: 0 HBP: 1	WP: 0 PB: 0 CS: 0
PITCHER	IP WLS BF H R ER SO BB IBB HBP BLK WP HR S P ERA WHIP											PITCHER	IP WLS BF H R ER SO BB IBB HBP BLK WP HR S P ERA WHIP									
Todd Stottlemyre, R (1.1)	6.0 25 4 1 1 5 2 0 1 0 0 0 0 59 88 1.50 1.000																					
Greg Swindell, L (7.1)	1.0 H 5 1 0 0 0 1 0 0 0 0 0 8 16 0.00 2.000																					
Gregg Olson, R (8.1)	1.0 W 6 2 2 2 0 0 0 0 0 0 2 16 27 18.00 2.000																					
Dan Plesac, L (9.1)	1.0 4 1 0 0 2 0 0 0 0 0 0 0 15 20 0.00 1.000																					
GIANTS											AB 36 R 3 H 8 RBI 3 BB 3 SO 7 LOB 13											

Batter	1	2	3	4	5	6	7	8	9	AB	R	H	RBI	BB	SO	LOB	TOP								
Turner Ward, S OBP: 0.325, SLG: 0.276 (1, 8)	F7		K	CS	F9	1B		FC5-4 BB		4	0	1	1	1	1	1	Arizona Diamondbacks @ San Francisco Giants 3Com Park at Candlestick Point, San Francisco, CA Sun Sep 26 1999, 4:05 PM EDT Att: 40,567 - Unknown - 74 F								
Jay Bell, R OBP: 0.368, SLG: 0.548 (1, 4)	L3		1B 2B 1B		K	BB		P3		4	1	1	0	1	1	1									
Greg Colbrunn, R OBP: 0.381, SLG: 0.471 Travis Lee, L OBP: 0.340, SLG: 0.367 (1, 3) (9, 3)	HR		2B 1B		1B	K		FC5-4		5	2	3	1	0	1	4									
Matt Williams, R OBP: 0.346, SLG: 0.543 (1, 5)	G3		L5		K			F8	1B 2B	5	1	1	0	0	1	4									
Bernard Gilkey, R OBP: 0.368, SLG: 0.482 Darren Holmes, R (9, 1)	F7		1H 2H 3H 2B		F7	K		1B HBP		4	0	1	3	0	1	0									
Ernie Young, R OBP: 0.500, SLG: 0.250 Lenny Harris, L OBP: 0.319, SLG: 0.371 LeJon Powell, R OBP: 0.261, SLG: 0.333 (1, 9) (9, PH) (9, 8)	FC5-4 1B		F7		F9	BB		P9		3	0	1	0	1	0	1									
Hanley Frias, S OBP: 0.356, SLG: 0.356 Bobby Chouinard, R (7, 1)	FC5-4			1-1 CS 1B		1B 1B		BB		3	1	2	0	1	0	1									
Rob Ryan, L OBP: 0.267, SLG: 0.483 (9, PH) (9, 7)	1-2 1B				1-1 CS 1B	1B 1B		1-2 BB	1-3 2-H 1B	4	1	1	0	1	0	4									
Kelly Stinnett, R OBP: 0.294, SLG: 0.425 (1, 2)	F8			2-1 P4		1-3 1B 1B		F7	1-2 BB	4	1	1	0	1	0	4									
Omar Daal, L OBP: 0.261, SLG: 0.269 Andy Fox, L OBP: 0.359, SLG: 0.361 (1, 1) (7, 6)			1B 1B 2B 1B		B1	1-2 1B 1B		F7	L3	3	1	2	1	0	0	1									
Inning Stats	R: 1 E: 0 K: 0 S: 9	H: 1 LOB: 0 BB: 0 P: 17	R: 0 E: 0 K: 0 S: 7	H: 1 LOB: 1 BB: 0 P: 14	R: 3 E: 0 K: 1 S: 16	H: 4 LOB: 1 BB: 0 P: 25	R: 0 E: 0 K: 0 S: 7	H: 1 LOB: 0 BB: 0 P: 12	R: 0 E: 0 K: 1 S: 11	H: 1 LOB: 1 BB: 0 P: 16	R: 2 E: 0 K: 1 S: 15	H: 4 LOB: 3 BB: 1 P: 28	R: 0 E: 0 K: 1 S: 12	H: 0 LOB: 2 BB: 2 P: 23	R: 0 E: 0 K: 0 S: 9	H: 0 LOB: 1 BB: 1 P: 17	R: 1 E: 0 K: 0 S: 10	H: 2 LOB: 2 BB: 1 P: 20	1B: 11 2B: 3 3B: 0 HR: 1	SF: 0 SAC: 0 DP: 1 HBP: 1	WP: 0 PB: 0 SB: 0 CS: 1	PA: 46			
PITCHER	IP	WLS	BF	H	R	ER	SO	BB	IBB	HBP	BLK	WP	HR	S	P	ERA	WHIP								
Kirk Rueter, L ERA: 5.37 (1, 1)	6.0	L	30	12	6	6	4	1	0	0	0	0	1	65	112	9.00	2.167								
Miguel Del Toro, R ERA: 4.05 (7, 1)	1.0		5	0	0	0	1	2	0	0	0	0	0	12	23	0.00	2.000								
Jerry Spradlin, R ERA: 4.84 (8, 1)	1.1		8	2	1	1	0	1	0	1	0	0	0	16	30	6.75	2.250								
Felix Rodriguez, R ERA: 3.96 (9, 1)	0.2		2	0	0	0	0	1	0	0	0	0	0	3	7	0.00	1.500								

Batter	1	2	3	4	5	6	7	8	9	AB	R	H	RBI	BB	SO	LOB	BOTTOM								
Calvin Murray, R OBP: 0.286, SLG: 0.385 (1, 8)	1-2 1B		E6		F8		E4 FC3-6		FC3-6	5	0	1	0	0	0	2	Arizona Diamondbacks @ San Francisco Giants 3Com Park at Candlestick Point, San Francisco, CA Sun Sep 26 1999, 4:05 PM EDT Att: 40,567 - Unknown - 74 F								
Marvin Benard, L OBP: 0.355, SLG: 0.451 (1, 7)	K		P7		S HBP		FC3-6		K	4	0	0	0	0	2	5									
Ellis Burks, R OBP: 0.396, SLG: 0.569 (1, 9)	F8		HBP		K		F9			3	0	0	0	0	1	4									
Jeff Kent, R OBP: 0.367, SLG: 0.512 (1, 4)	P9		F8		G1-3		F7			4	0	0	0	0	0	3									
J.T. Snow, L OBP: 0.372, SLG: 0.440 (1, 3)	G4-3			BB HBP	G4-3		G4-1 1B			3	0	1	0	0	0	0									
Ramon Martinez, R OBP: 0.327, SLG: 0.407 (1, 5)	P9-3 BB			G4-6-3 BB	1B		G4-1			2	0	1	0	2	0	1									
Doug Mirabeli, R OBP: 0.299, SLG: 0.333 (1, 2)	P9-3 1-1		K		G5-3		K			4	0	0	0	0	2	5									
Wilson Delgado, S OBP: 0.353, SLG: 0.355 (1, 6)			G4-3 3B	G4-6-3		FC3-6 E 1B		G4-3		4	1	2	0	0	0	2									
Kirk Rueter, L OBP: 0.188, SLG: 0.152 Miguel Del Toro, R OBP: 0.275, SLG: 0.352 Jay Canizaro, R OBP: 0.252, SLG: 0.352 Jerry Spradlin, R OBP: 0.252, SLG: 0.352 Felix Rodriguez, R OBP: 0.252, SLG: 0.352 Armando Rios, L OBP: 0.252, SLG: 0.352 (1, 1) (7, 1) (8, 1) (9, 1) (9, PH)	G4-3		G4-3		G3-1		P5		FC3-6 1B	2	0	0	1	0	0	0									
Inning Stats	R: 0 E: 0 K: 1 S: 11	H: 1 LOB: 1 BB: 0 P: 16	R: 0 E: 0 K: 0 S: 4	H: 0 LOB: 0 BB: 1 P: 9	R: 1 E: 1 K: 0 S: 13	H: 1 LOB: 2 BB: 0 P: 22	R: 0 E: 0 K: 1 S: 10	H: 0 LOB: 1 BB: 1 P: 17	R: 0 E: 0 K: 0 S: 5	H: 0 LOB: 1 BB: 0 P: 12	R: 0 E: 1 K: 0 S: 8	H: 1 LOB: 2 BB: 0 P: 10	R: 0 E: 0 K: 1 S: 9	H: 1 LOB: 1 BB: 0 P: 12	R: 0 E: 0 K: 1 S: 9	H: 1 LOB: 1 BB: 0 P: 17		R: 0 E: 0 K: 1 S: 9	H: 1 LOB: 1 BB: 0 P: 16	1B: 5 2B: 1 3B: 1 HR: 0	SF: 0 SAC: 0 DP: 2 HBP: 3	WP: 0 PB: 0 SB: 1 CS: 0	PA: 38		
PITCHER	IP	WLS	BF	H	R	ER	SO	BB	IBB	HBP	BLK	WP	HR	S	P	ERA	WHIP								
Omar Daal, L ERA: 3.75 (1, 1)	6.2	W	29	4	1	1	3	2	0	0	0	0	0	59	97	1.35	0.900								
Bobby Chouinard, R ERA: 2.92 (7, 1)	1.1		5	1	0	0	1	0	0	0	0	0	0	10	18	0.00	0.750								
Darren Holmes, R ERA: 3.13 (9, 1)	1.0		4	1	0	0	1	0	0	0	0	0	0	9	16	0.00	1.000								



Batter	1	2	3	4	5	6	7	8	9	AB	R	H	RBI	BB	SO	LOB	TOP					
Eric Young Sr. R (1,4) OBP: 0.377, SLG: 0.362	G5-3	E3		F9				SH2-4		4	0	1	0	0	0	1	Los Angeles Dodgers @ San Francisco Giants 3Com Park at Candlestick Point, San Francisco, CA Tue Sep 28 1999, 10:05 PM EDT Att: 34,786 - Unknown - 76 F					
Mike Maddux, L (7,1)							FC6-4		0	0	0	0	0	0	0							
Pedro Borbon, R (7,1)							1B		0	0	0	0	0	0	0							
Alan Mills, R (8,1)								1-2 2-3	0	0	0	0	0	0	0							
Alex Cora, L (1,6) OBP: 0.194, SLG: 0.200	F8	L5			G6-3		FC6-4	K	5	0	0	1	0	1	5							
Gary Sheffield, R (1,7) OBP: 0.499, SLG: 0.521									3 2 2 2 2 0 0													
Trenidad Hubbard, R (9,7) OBP: 0.398, SLG: 0.410									0 0 0 0 0 0 0													
Eric Karros, R (1,3) OBP: 0.357, SLG: 0.555									5 0 2 0 0 1 2													
Raul Mondesi, R (1,9) OBP: 0.330, SLG: 0.479									5 1 1 0 0 2 5													
22 Devon White, S (1,8) OBP: 0.339, SLG: 0.413									5 2 3 2 0 1 2													
Todd Hundley, S (1,2) OBP: 0.300, SLG: 0.447									4 0 0 0 1 2 3													
Adrian Beltré, R (1,5) OBP: 0.350, SLG: 0.430									4 0 0 0 0 0 2													
Chan Ho Park, R (1,1) OBP: 0.183, SLG: 0.196									2 0 1 0 0 0 0													
Craig Counsell, L (7,PH) OBP: 0.274, SLG: 0.259									1 1 1 0 0 0 0													
Jose Vizcaino, S (8,PH) OBP: 0.301, SLG: 0.293									1 0 1 1 0 0 0													
Inning Stats	R: 1 E: 0 K: 0 S: 9	H: 1 LOB: 0 BB: 0 P: 11	R: 2 E: 1 K: 1 S: 20	H: 3 LOB: 2 BB: 0 P: 30	R: 0 E: 0 K: 2 S: 12	H: 1 LOB: 2 BB: 1 P: 19	R: 0 E: 0 K: 0 S: 7	H: 0 LOB: 0 BB: 0 P: 11	R: 0 E: 0 K: 1 S: 8	H: 1 LOB: 1 BB: 0 P: 14	R: 0 E: 0 K: 0 S: 9	H: 0 LOB: 0 BB: 0 P: 14	R: 1 E: 0 K: 0 S: 9	H: 2 LOB: 2 BB: 1 P: 19	R: 1 E: 0 K: 1 S: 13	H: 2 LOB: 2 BB: 1 P: 23	R: 1 E: 0 K: 2 S: 16	H: 2 LOB: 1 BB: 0 P: 24	1B: 8 2B: 1 3B: 0 HR: 3	SF: 0 SAC: 1 DP: 0 HBP: 0	WP: 0 PB: 0 SB: 1 CS: 1	PA: 43
PITCHER	IP WLS BF H R ER SO BB IBB HBP BLK WP HR S P ERA WHIP																					
Joe Nathan, R (1,1) ERA: 3.9	6.1 L 30 8 4 4 0 4 2 0 0 0 0 0 2 72 112 5.68 1.579																					
Felix Rodriguez, R (7,1) ERA: 3.92	0.2 2 0 0 0 0 0 0 0 0 0 0 0 0 2 6 0.00 0.000																					
Rich Rodriguez, L (8,1) ERA: 5.07	1.0 6 2 1 1 1 1 0 0 0 0 0 0 0 13 23 9.00 3.000																					
Miguel Del Toro, R (9,1) ERA: 4.29	1.0 5 2 1 1 2 0 0 0 0 0 0 0 1 16 24 9.00 2.000																					



Batter	1	2	3	4	5	6	7	8	9	AB	R	H	RBI	BB	SO	LOB	BOTTOM					
Marvin Benard, L (1,8) OBP: 0.354, SLG: 0.449										2	0	0	0	1	1	1	Los Angeles Dodgers @ San Francisco Giants 3Com Park at Candlestick Point, San Francisco, CA Tue Sep 28 1999, 10:05 PM EDT Att: 34,786 - Unknown - 76 F					
F.P. Santangelo, S (7,PH) OBP: 0.404, SLG: 0.382										1	0	0	0	0	1	1						
Bill Mueller, S (1,5) OBP: 0.385, SLG: 0.348										3	0	0	0	1	2	1						
Barry Bonds, L (1,7) OBP: 0.392, SLG: 0.618										3	0	1	0	1	0	1						
Jeff Kent, R (1,4) OBP: 0.364, SLG: 0.508										4	0	0	0	0	2	2						
Ellis Burks, R (1,9) OBP: 0.394, SLG: 0.565										3	1	0	0	1	1	0						
J.T. Snow, L (1,3) OBP: 0.372, SLG: 0.444										4	1	1	1	0	0	2						
Rich Aurilia, R (1,6) OBP: 0.333, SLG: 0.438										4	0	0	0	0	1	2						
Doug Mirabeli, R (1,2) OBP: 0.311, SLG: 0.358										3	0	2	0	0	0	1						
Armando Rios, L (9,PH) OBP: 0.432, SLG: 0.519										1	1	1	2	0	0	0						
Joe Nathan, R (1,1) ERA: 3.92										1	0	0	0	1	1	1						
Felix Rodriguez, R (7,1) ERA: 3.92										0	0	0	0	0	0	0						
Ramon Martinez, R (7,PH) OBP: 0.429, SLG: 0.404										1	0	0	0	0	0	1						
Rich Rodriguez, L (8,1) ERA: 5.07										0	0	0	0	0	0	0						
Miguel Del Toro, R (9,1) ERA: 4.29										0	0	0	0	0	0	0						
Brent Mayne, L (9,PH) OBP: 0.266, SLG: 0.434										1	0	0	0	0	0	0						
Inning Stats	R: 0 E: 0 K: 2 S: 9	H: 1 LOB: 1 BB: 1 P: 18	R: 1 E: 0 K: 2 S: 11	H: 2 LOB: 1 BB: 0 P: 17	R: 0 E: 0 K: 2 S: 7	H: 0 LOB: 1 BB: 1 P: 12	R: 0 E: 0 K: 1 S: 6	H: 0 LOB: 1 BB: 1 P: 14	R: 0 E: 0 K: 0 S: 7	H: 0 LOB: 2 BB: 2 P: 19	R: 0 E: 0 K: 1 S: 8	H: 0 LOB: 0 BB: 0 P: 13	R: 0 E: 0 K: 1 S: 14	H: 1 LOB: 1 BB: 0 P: 18	R: 0 E: 0 K: 0 S: 7	H: 0 LOB: 0 BB: 0 P: 13	R: 2 E: 1 K: 0 S: 8	H: 1 LOB: 0 BB: 0 P: 10	1B: 1 2B: 2 3B: 0 HR: 2	SF: 0 SAC: 0 DP: 0 HBP: 0	WP: 0 PB: 0 SB: 0 CS: 1	PA: 36
PITCHER	IP WLS BF H R ER SO BB IBB HBP BLK WP HR S P ERA WHIP																					
Chan Ho Park, R (1,1) ERA: 5.38	6.0 W 24 3 1 0 0 0 5 0 0 0 0 0 0 11 15 1.50 1.333																					
Mike Maddux, R (7,1) ERA: 3.65	0.2 H 3 1 0 0 0 0 0 0 0 0 0 0 0 11 15 0.00 1.500																					
Pedro Borbon, L (7,1) ERA: 4.11	1.0 H 3 0 0 0 0 1 0 0 0 0 0 0 0 6 10 0.00 0.000																					
Alan Mills, R (8,1) ERA: 3.76	1.1 6 1 2 0 0 0 0 0 0 0 0 0 0 1 12 0.00 0.750																					



Batter	1	2	3	4	5	6	7	8	9	AB	R	H	RBI	BB	SO	LOB	TOP										
Craig Counsell, L (1, 4) OBP: 0.274, SLG: 0.259 Tripp Cromer, R (9, PH) OBP: 0.250, SLG: 0.308	1-1 G3-1	1-0 F8			1-0 G3		3-2 1B		1-3 K	4	0	1	0	0	0	2	Los Angeles Dodgers @ San Francisco Giants 3Com Park at Candlestick Point, San Francisco, CA Wed Sep 29 1999, 10:35 PM EDT Att: 47,343 - Unknown - 74 F livebaseballscorecards.com										
Mark Grudzielanek, R (1, 6) OBP: 0.372, SLG: 0.432	1-0 P9		2-0 G6-4-3 1B		1-0 G6-3		1-1 P4		0-1 1B	5	0	2	0	0	0	2											
Gary Sheffield, R (1, 7) OBP: 0.404, SLG: 0.518	0-1 BB 1B		2-2 F8			2-1 P6		1-1 F8	3-3 K	5	0	1	0	0	1	4											
Eric Karros, R (1, 3) OBP: 0.359, SLG: 0.555	0-1 BB 1B		0-1 G6-4-3			2-2 2B 1B		0-0 FC1-5 1B	1-0 F9	5	1	3	0	0	0	4											
Raul Mondesi, R (1, 9) OBP: 0.333, SLG: 0.482	4-1 BB				0-0 P4		1-1 2B	1-0 FC1-5 1B		3	0	2	1	1	0	0											
Todd Hollandsworth, L (1, 8) OBP: 0.335, SLG: 0.446 Trenidad Hubbard, R (8, PH) OBP: 0.395, SLG: 0.466	1-1 F7				0-0 G4-3		2-2 F9	1-1 FC1-5 1B		3	0	0	0	0	0	4											
Todd Hundley, S (1, 2) OBP: 0.298, SLG: 0.443 22 Devon White, S (8, PH) OBP: 0.338, SLG: 0.412 Paul Lo Duca, R (8, 2) OBP: 0.320, SLG: 0.356		0-2 G4-3			1-3 K		3-2 G3-1	3-2 G5-3		3	0	0	0	0	1	1											
Adrián Beltré, R (1, 5) OBP: 0.352, SLG: 0.431		2-0 1B			0-0 G3 SH3-4 1B		1-0 G6-3		4-2 1B 1B BB	3	0	2	0	1	0	0											
Kevin Brown, R (1, 1) OBP: 0.086, SLG: 0.064 Eric Young Sr., R (7, PH) OBP: 0.376, SLG: 0.362 Onan Masaoka, R (7, 1) Jose Vizcaino, S (9, PH) OBP: 0.303, SLG: 0.295		0-0 B2			3-2 SH3-4		2-1 P3		2-2 1B	1	0	0	0	0	0	1											
Inning Stats	R: 0 E: 0 K: 0 S: 10	H: 2 LOB: 3 BB: 1 P: 17	R: 0 E: 0 K: 0 S: 6	H: 1 LOB: 1 BB: 0 P: 8	R: 0 E: 0 K: 0 S: 7	H: 1 LOB: 0 BB: 0 P: 11	R: 0 E: 0 K: 1 S: 5	H: 0 LOB: 0 BB: 0 P: 6	R: 0 E: 0 K: 0 S: 6	H: 1 LOB: 1 BB: 0 P: 11	R: 1 E: 0 K: 0 S: 12	H: 2 LOB: 1 BB: 0 P: 21	R: 0 E: 0 K: 0 S: 10	H: 1 LOB: 1 BB: 0 P: 17	R: 0 E: 0 K: 0 S: 13	H: 2 LOB: 2 BB: 0 P: 19		R: 0 E: 0 K: 2 S: 18	H: 2 LOB: 3 BB: 1 P: 29	1B: 11 2B: 1 3B: 0 HR: 0	SF: 0 SAC: 1 DP: 1 HBP: 0	WP: 0 PB: 0 SB: 2 CS: 0	PA: 40				
PITCHER	IP	WLS	BF	H	R	ER	SO	BB	IBB	HBP	BLK	WP	HR	S	P	ERA	WHIP										
Livan Hernandez, R (1, 1) ERA: 4.64	7.1	W	32	10	1	1	1	1	0	0	0	0	0	60	97	1.23	1.500										
Alan Embree, L (8, 1) ERA: 3.09	1.0	H	6	2	0	0	1	1	0	0	0	0	0	21	32	0.00	3.000										
Bronswell Patrick, R (9, 1) ERA: 11.57	0.2	S	2	0	0	0	1	0	0	0	0	0	0	6	10	0.00	0.000										

Batter	1	2	3	4	5	6	7	8	9	AB	R	H	RBI	BB	SO	LOB	BOTTOM										
Marvin Benard, L (1, 8) OBP: 0.352, SLG: 0.446	2-3 K		0-1 G4-3		2-2 G3-1		0-0 P5			4	0	0	0	0	1	2	Los Angeles Dodgers @ San Francisco Giants 3Com Park at Candlestick Point, San Francisco, CA Wed Sep 29 1999, 10:35 PM EDT Att: 47,343 - Unknown - 74 F livebaseballscorecards.com										
Bill Mueller, S (1, 5) OBP: 0.384, SLG: 0.348 Alan Embree, L (8, 1) Bronswell Patrick, R (9, 1)	0-3 K HR		0-0 1B BB 1B		2-3 K		1-1 F9			4	2	1	0	0	2	2											
Barry Bonds, L (1, 7) OBP: 0.393, SLG: 0.624 F.P. Santangelo, S (9, 7) OBP: 0.404, SLG: 0.382	3-1 1H HR		4-1 1B BB		1-1 E3 G4-6-3		0-2 P6			3	2	1	2	1	0	0											
Jeff Kent, R (1, 4) OBP: 0.365, SLG: 0.514	0-3 K		0-0 1B		2-3 K			3-2 HR		4	1	2	1	0	2	1											
J.T. Snow, L (1, 3) OBP: 0.371, SLG: 0.443	2-1 F7		0-0 1B		2-0 G4-6-3			0-2 L3		4	0	1	2	0	0	1											
Armando Rios, L (1, 9) OBP: 0.428, SLG: 0.511		2-3 K		0-1 P5			1-2 CS 1B		1-0 F8	4	0	1	0	0	1	2											
Brent Mayne, L (1, 2) OBP: 0.390, SLG: 0.429		1-2 L1			1-0 G3		1-1 K		2-3 K	4	0	0	0	0	2	1											
Rich Aurilia, R (1, 6) OBP: 0.333, SLG: 0.439		1-3 K			2-0 G3-1 2B		2-1 E5			3	0	1	0	0	1	1											
Livan Hernandez, R (1, 1) OBP: 0.288, SLG: 0.397 Ramon Martinez, R (8, 5) OBP: 0.325, SLG: 0.404					0-0 G1-3		2-3 K			2	0	0	0	0	1	1											
Inning Stats	R: 2 E: 0 K: 3 S: 16	H: 1 LOB: 0 BB: 0 P: 23	R: 0 E: 0 K: 2 S: 12	H: 0 LOB: 0 BB: 0 P: 16	R: 2 E: 0 K: 0 S: 9	H: 3 LOB: 2 BB: 1 P: 13	R: 0 E: 0 K: 1 S: 11	H: 1 LOB: 0 BB: 0 P: 20	R: 0 E: 1 K: 2 S: 11	H: 1 LOB: 1 BB: 0 P: 16	R: 0 E: 0 K: 0 S: 6	H: 0 LOB: 0 BB: 0 P: 7	R: 1 E: 0 K: 1 S: 11	H: 1 LOB: 0 BB: 0 P: 17	R: 0 E: 0 K: 1 S: 11	H: 1 LOB: 0 BB: 0 P: 17		1B: 4 2B: 1 3B: 0 HR: 2	SF: 0 SAC: 0 DP: 1 HBP: 1	WP: 1 PB: 0 SB: 0 CS: 1	PA: 34						
PITCHER	IP	WLS	BF	H	R	ER	SO	BB	IBB	HBP	BLK	WP	HR	S	P	ERA	WHIP										
Kevin Brown, R (1, 1) ERA: 3.0	6.0	L	27	6	4	4	9	1	0	1	0	0	1	65	99	6.00	1.167										
Onan Masaoka, L (7, 1) ERA: 4.34	2.0		7	1	1	1	1	0	0	0	0	0	1	17	24	4.50	0.500										

Batter	1	2	3	4	5	6	7	8	9	AB	R	H	RBI	BB	SO	LOB	TOP					
Marvin Benard, L (1.9) OBP: 0.391, SLG: 0.448										4	0	0	0	1	1	3						
Calvin Murray, R (1.8) OBP: 0.293, SLG: 0.294										4	1	0	0	1	1	4						
Armando Rios, L (1.7) OBP: 0.416, SLG: 0.493										5	1	1	0	0	1	1						
J.T. Snow, L (1.3) OBP: 0.369, SLG: 0.445										5	2	2	2	0	1	1						
Rich Aurilia, R (1.6) OBP: 0.334, SLG: 0.443										4	3	1	2	1	1	0						
Bill Mueller, S (1.5) OBP: 0.387, SLG: 0.353										4	1	3	0	1	0	0						
Jay Canzaro, R (1.4) OBP: 0.500, SLG: 0.769										5	1	3	4	0	0	2						
Brent Mayne, L (1.2) OBP: 0.389, SLG: 0.422										3	0	0	0	2	1	4						
Russ Ortiz, R (1.1) OBP: 0.230, SLG: 0.268										3	0	1	1	1	1	3						
Inning Stats	R: 0 E: 0 K: 3 S: 11	H: 0 LOB: 0 BB: 0 P: 16	R: 2 E: 0 K: 0 S: 13	H: 2 LOB: 1 BB: 2 P: 24	R: 5 E: 2 K: 0 S: 16	H: 4 LOB: 3 BB: 3 P: 32	R: 0 E: 0 K: 2 S: 7	H: 0 LOB: 0 BB: 0 P: 15	R: 0 E: 0 K: 1 S: 11	H: 1 LOB: 2 BB: 1 P: 21	R: 2 E: 0 K: 0 S: 12	H: 3 LOB: 1 BB: 0 P: 16	R: 0 E: 0 K: 0 S: 4	H: 0 LOB: 0 BB: 1 P: 8	R: 0 E: 0 K: 0 S: 6	H: 0 LOB: 0 BB: 0 P: 8	R: 0 E: 0 K: 1 S: 8	H: 1 LOB: 1 BB: 0 P: 10	1B: 8 2B: 1 3B: 0 HR: 2	SF: 0 SAC: 1 DP: 1 HBP: 0	WP: 0 PB: 0 SB: 2 CS: 0	PA: 45
PITCHER	IP	WLS	BF	H	R	ER	SO	BB	IBB	HBP	BLK	WP	HR	S	P	ERA	WHIP					
John Thomson, R (1.1) ERA: 8.04	2.2	L	18	6	7	4	3	3	1	0	0	0	1	37	65	13.50	3.375					
Rigo Beltran, L (3.1) ERA: 4.35	2.1		10	1	0	0	3	2	0	0	0	0	0	21	43	0.00	1.286					
Roberto Ramirez, L (6.1) ERA: 8.26	2.0		10	3	2	2	0	1	0	0	0	0	1	16	24	9.00	2.000					
David Wainhouse, R (8.1) ERA: 6.91	2.0		7	1	0	0	1	0	0	0	0	0	0	14	18	0.00	0.500					

San Francisco Giants @ Colorado Rockies
Coors Field, Denver, CO
Fri Oct 01 1999, 6:05 PM MDT
Att: 41,302 - Cloudy - 52 F

AB	37
R	9
H	11
RBI	9
BB	7
SO	7
LOB	18



Batter	1	2	3	4	5	6	7	8	9	AB	R	H	RBI	BB	SO	LOB	BOTTOM					
Neif Perez, S (1.6) OBP: 0.309, SLG: 0.406										5	0	1	0	0	0	2						
Terry Shumpert, R (1.4) OBP: 0.410, SLG: 0.592										3	0	1	1	0	1	2						
17 Todd Helton, L (1.3) OBP: 0.589										3	0	0	1	0	0	3						
Chris Sexton, R (9.9) OBP: 0.343, SLG: 0.328										0	0	0	0	0	0	0						
Dante Bichette, R (1.7) OBP: 0.352, SLG: 0.536										4	0	0	0	0	0	2						
Jeff Barry, S (9.7) OBP: 0.339, SLG: 0.444										0	0	0	0	0	0	0						
Vinny Castilla, R (1.5) OBP: 0.331, SLG: 0.482										3	0	1	0	1	0	0						
J.R. Phillips, L (1.9) OBP: 0.257, SLG: 0.529										4	0	1	0	0	0	1						
Edgard Clemente, R (1.8) OBP: 0.280, SLG: 0.471										4	1	0	0	0	1	3						
Ben Petrick, R (1.2) OBP: 0.417, SLG: 0.565										2	1	0	0	2	1	2						
John Thomson, R (1.1) OBP: 0.286, SLG: 0.222										0	0	0	0	0	0	0						
Rigo Beltran, L (3.1) OBP: 0.333, SLG: 0.333										1	0	1	0	0	0	0						
Juan Soto, R (5.9) OBP: 0.346, SLG: 0.252										1	1	1	0	0	0	0						
Roberto Ramirez, L (6.1) OBP: 0.343, SLG: 0.328										0	0	0	0	0	0	0						
Kirt Manwaring, R (7.9) OBP: 0.371, SLG: 0.276										1	0	0	0	0	0	0						
David Wainhouse, L (8.1) OBP: 0.339, SLG: 0.444										0	0	0	0	0	0	0						
Angel Echevarria, R (9.9) OBP: 0.305, SLG: 0.406										1	1	1	2	0	0	0						
Inning Stats	R: 0 E: 0 K: 0 S: 9	H: 1 LOB: 1 BB: 0 P: 15	R: 0 E: 0 K: 0 S: 7	H: 0 LOB: 0 BB: 0 P: 11	R: 0 E: 0 K: 1 S: 12	H: 1 LOB: 2 BB: 1 P: 25	R: 0 E: 0 K: 0 S: 8	H: 1 LOB: 1 BB: 1 P: 18	R: 2 E: 0 K: 0 S: 13	H: 2 LOB: 1 BB: 1 P: 23	R: 0 E: 0 K: 1 S: 8	H: 1 LOB: 1 BB: 0 P: 13	R: 0 E: 0 K: 0 S: 7	H: 0 LOB: 0 BB: 0 P: 9	R: 0 E: 0 K: 0 S: 7	H: 0 LOB: 0 BB: 0 P: 7	R: 2 E: 1 K: 1 S: 12	H: 1 LOB: 0 BB: 0 P: 19	1B: 5 2B: 1 3B: 0 HR: 1	SF: 2 SAC: 0 DP: 1 HBP: 0	WP: 0 PB: 0 SB: 0 CS: 0	PA: 37
PITCHER	IP	WLS	BF	H	R	ER	SO	BB	IBB	HBP	BLK	WP	HR	S	P	ERA	WHIP					
Russ Ortiz, R (1.1) ERA: 3.81	9.0	W	37	7	4	2	3	3	0	0	0	0	1	83	140	2.00	1.111					

San Francisco Giants @ Colorado Rockies
Coors Field, Denver, CO
Fri Oct 01 1999, 6:05 PM MDT
Att: 41,302 - Cloudy - 52 F

AB	32
R	4
H	7
RBI	4
BB	3
SO	3
LOB	15



