

San Francisco Giants - 2000

Batter	1	2	3	4	5	6	7	8	9	AB R H RBI BB SO LOB	TOP									
Marvin Benard, L (1, 8) OBP: 0.500, SLG: 0.500	2-1 F8		1-0 3B 1B		1-2 1B		0-1 G4-3			4 1 2 0 0 0 0										
Bill Mueller, S (1, 5) OBP: 0.250, SLG: 0.750	0-3 K		0-1 3B 1-H 2-H		0-0 G4-3			2-1 G6-3		4 0 1 2 0 1 1										
Barry Bonds, L (1, 7) OBP: 0.250, SLG: 0.500	0-2 P6		3-1 G6-3			2-1 2B		2-3 K		4 0 1 0 0 1 1										
Jeff Kent, R (1, 4) OBP: 0.500, SLG: 1.250		1-1 FC6-5 2B		0-0 G4-3 3B		2-3 K		3-3 K		4 1 2 0 0 2 1										
J.T. Snow, L (1, 3)		2-2 FC6-5 G5-4-3 2-3		1-1 G4-3		0-0 G5-3			1-3 K	4 0 0 1 0 1 2										
Ellis Burks, R (1, 9) OBP: 0.500, SLG: 1.333		1-0 G5-4-3 1-2f		2-3 K		4-0 BB			2-1 HR	3 1 1 1 1 1 1										
Rich Aurilia, R (1, 6) OBP: 0.250, SLG: 0.250			2-3 K		0-0 G1-3		3-3 K		0-1 G1-3 1B	4 0 1 0 0 2 2										
Bobby Estalella, R (1, 2) OBP: 0.250, SLG: 0.250			1-2 L6		2-2 G4-3		0-1 G4-6-3 1B		0-1 G1-3 1-2	4 0 1 0 0 0 1										
Livan Hernandez, R (1, 1) OBP: 0.500, SLG: 0.500			0-0 3B 1B		2-0 G4-3		1-1 G4-6-3 1-2f		0-0 F7	2 1 1 0 0 0 0										
Armando Rios, L (7, PH)										1 0 0 0 0 0 1										
Ben Weber, R (7, 1)										0 0 0 0 0 0 0										
Felipe Crespo, S (9, PH)										1 0 0 0 0 0 1										
Inning Stats	R: 0 E: 0 K: 1 S: 9	H: 0 LOB: 0 BB: 0 P: 11	R: 0 E: 0 K: 0 S: 7	H: 1 LOB: 0 BB: 0 P: 11	R: 2 E: 0 K: 1 S: 15	H: 3 LOB: 1 BB: 0 P: 22	R: 1 E: 0 K: 1 S: 7	H: 1 LOB: 0 BB: 0 P: 10	R: 0 E: 0 K: 2 S: 9	H: 1 LOB: 2 BB: 1 P: 20	R: 0 E: 0 K: 0 S: 6	H: 1 LOB: 0 BB: 0 P: 7	R: 0 E: 0 K: 2 S: 10	H: 0 LOB: 0 BB: 0 P: 17	R: 1 E: 0 K: 1 S: 10	H: 2 LOB: 1 BB: 0 P: 13	1B: 5 2B: 2 3B: 2 HR: 1	SF: 0 SAC: 0 DP: 2 HBP: 0	WP: 0 PB: 0 SB: 0 CS: 0	PA: 36
PITCHER	IP WLS BF H R ER SO BB IBB HBP BLK WP HR S P ERA WHIP																			
Alex Fernandez, R (1, 1) ERA: 3.86	7.0 W 28 8 3 3 5 1 0 0 0 0 0 0 61 94 3.86 1.286																			
Dan Miceli, R (8, 1) ERA:	1.0 H 3 0 0 0 2 0 0 0 0 0 0 0 10 17 0.00 0.000																			
Antonio Alfonseca, R (9, 1) ERA: 9.0	1.0 S 5 2 1 1 1 0 0 0 0 0 0 1 10 13 9.00 2.000																			

San Francisco Giants @ Florida Marlins
Pro Player Stadium, Miami, FL
 Mon Apr 03 2000, 7:05 PM EDT
 Att. 35,101 - Cloudy - 78 F

AB	35
R	4
H	10
RBI	4
BB	1
SO	8
LOB	11



Batter	1	2	3	4	5	6	7	8	9	AB	R	H	RBI	BB	SO	LOB
Luis Castillo, S OBP: 0.200, SLG: 0.200 (1, 4)	2-2 G4-3		0-0 1B		2-2 L6	3-3 K		3-2 FC5-4		5	0	1	0	0	1	5
Alex Gonzalez, R (1, 6)	3-2 G5-3		0-1 F7		0-0 E6 1B BB	2-3 K		1-3 K		5	1	0	0	0	2	6
Cliff Floyd, L OBP: 0.500, SLG: 0.667 (1, 7)	2-0 2B		1-2 P3		4-2 E 1-2 2-3 BB		1-0 F8			3	1	1	0	1	0	1
Dan Miceli, R (8, 1)										0	0	0	0	0	0	0
Antonio Alfonseca, R (9, 1)										0	0	0	0	0	0	0
Preston Wilson, R OBP: 0.500, SLG: 0.750 (1, 8)	0-1 2B		1-0 F7		1-1 E7		1-2 G5-3			4	1	2	2	0	0	1
Mike Lowell, R OBP: 0.250, SLG: 0.500 (1, 5)	2-2 2B			0-1 F9	1-2 F8		1-0 F9			4	0	1	1	0	0	2
Kevin Millar, R OBP: 0.333, SLG: 0.333 (1, 3)	1-3 K			1-1 F8		0-0 1B		2-2 1B		3	0	1	0	0	1	1
Derrek Lee, R OBP: 1.000, SLG: 1.000 (6, PR)										1	2	1	0	0	0	0
Derrek Lee, R (7, 3)																
Brant Brown, L (1, 9)		2-1 G1-3		1-1 F9		1-3 K		0-0 FC5-4 1B		3	0	0	0	0	1	1
Mark Kotsay, L OBP: 1.000, SLG: 1.000 (7, 9)								1-3 1B		1	0	1	0	0	0	0
Mike Redmond, R OBP: 0.750, SLG: 0.667 (1, 2)		2-2 G6-4-3 HBP			0-1 BB E 1B	0-0 1B		0-3 K		3	1	2	0	0	1	2
Alex Fernandez, R OBP: 0.333, SLG: 0.333 (1, 1)																
Danny Bautista, R OBP: 1.000, SLG: 1.000 (8, 7)		2-2 G6-4-3			2-3 K	3-2 1B		1-2 FC5-4 1B		3	0	1	1	0	1	2
										1	0	1	1	0	0	0

Inning Stats	R: 2	H: 3	E: 0	LOB: 1	K: 1	S: 18	P: 28	R: 0	H: 0	E: 0	LOB: 0	K: 0	BB: 0	S: 8	P: 14	R: 0	H: 1	E: 0	LOB: 1	K: 0	BB: 0	S: 7	P: 9	R: 0	H: 0	E: 0	LOB: 0	K: 0	BB: 0	S: 6	P: 8	R: 2	H: 2	E: 2	LOB: 2	K: 1	BB: 1	S: 17	P: 27	R: 1	H: 3	E: 0	LOB: 2	K: 3	BB: 0	S: 14	P: 23	R: 0	H: 0	E: 0	LOB: 0	K: 0	BB: 0	S: 5	P: 8	R: 1	H: 3	E: 1	LOB: 2	K: 2	BB: 0	S: 19	P: 26
--------------	------	------	------	--------	------	-------	-------	------	------	------	--------	------	-------	------	-------	------	------	------	--------	------	-------	------	------	------	------	------	--------	------	-------	------	------	------	------	------	--------	------	-------	-------	-------	------	------	------	--------	------	-------	-------	-------	------	------	------	--------	------	-------	------	------	------	------	------	--------	------	-------	-------	-------


PITCHER	IP	WLS	BF	H	R	ER	SO	BB	IBB	HBP	BLK	WP	HR	S	P	ERA	WHIP
Livan Hernandez, R ERA: 4.5 (1, 1)	6.0	L	29	9	5	3	5	1	0	1	0	0	0	70	109	4.50	1.667
Ben Weber, R ERA: 4.5 (7, 1)	2.0		9	3	1	1	2	0	0	0	0	0	0	24	34	4.50	1.500

BOTTOM

San Francisco Giants @ Florida Marlins
Pro Player Stadium, Miami, FL
 Mon Apr 03 2000, 7:05 PM EDT
 Att: 35,101 - Cloudy - 78 F

AB	36
R	6
H	12
RBI	5
BB	1
SO	7
LOB	21

WP: 0 PA: 38
 PB: 0
 SB: 1
 CS: 0



PITCHER	IP	WLS	BF	H	R	ER	SO	BB	IBB	HBP	BLK	WP	HR	S	P	ERA	WHIP
---------	----	-----	----	---	---	----	----	----	-----	-----	-----	----	----	---	---	-----	------

Batter	1	2	3	4	5	6	7	8	9	AB R H RBI BB SO LOB	TOP
Marvin Benard, L (1, 8) OBP: 0.500, SLG: 0.429 (8, 9)	4-0 	0-3 			1-1 		0-0 			3 2 1 0 1 1 3	
Bill Mueller, S (1, 5) OBP: 0.375, SLG: 0.571 (8, 9)	4-0 	1-0 			3-2 		1-2 			3 0 1 0 1 0 3	
Barry Bonds, L (1, 7) OBP: 0.375, SLG: 0.429 (8, 9)	1-2 			1-0 		4-0 		3-2 		3 0 1 0 1 0 0	
Jeff Kent, R (1, 4) OBP: 0.250, SLG: 0.714 (8, 9)	1-2 			1-2 		1-3 		3-2 		3 0 0 1 0 1 3	
J.T. Snow, L (1, 3) OBP: 0.125, SLG: 0.143 (8, 9)	0-1 			0-0 		2-2 		1-1 		3 0 1 1 0 0 2	
Ellis Burks, R (1, 9) OBP: 0.500, SLG: 1.333 Calvin Murray, R (8, 8)				0-0 		1-1 		3-2 		3 1 1 1 1 0 3	
Rich Aurilia, R (1, 6) OBP: 0.250, SLG: 0.250 (8, 9)				2-3 		0-0 		2-2 		4 0 1 0 0 1 0	
Doug Mirabeli, R (1, 2) OBP: 0.250, SLG: 0.250 (8, 9)				2-0 		1-0 		2-2 		4 0 1 0 0 1 2	
Russ Ortiz, R (1, 1) Russ Davis, R (9, PH) Robb Nen, R (9, 1)				1-3 		3-1 		0-1 		2 0 0 0 1 1 0	
Inning Stats	R: 1 H: 1 E: 0 LOB: 1 K: 0 BB: 2 S: 9 P: 19	R: 0 H: 1 E: 0 LOB: 3 K: 2 BB: 2 S: 14 P: 24	R: 0 H: 0 E: 0 LOB: 0 K: 0 BB: 0 S: 5 P: 7	R: 1 H: 1 E: 0 LOB: 0 K: 2 BB: 0 S: 9 P: 14	R: 1 H: 2 E: 0 LOB: 2 K: 1 BB: 1 S: 15 P: 27	R: 0 H: 0 E: 0 LOB: 0 K: 0 BB: 0 S: 4 P: 8	R: 0 H: 0 E: 0 LOB: 0 K: 0 BB: 0 S: 7 P: 11	R: 0 H: 1 E: 0 LOB: 0 K: 0 BB: 0 S: 12 P: 19	R: 0 H: 1 E: 0 LOB: 0 K: 0 BB: 0 S: 9 P: 13	1B: 6 SF: 2 2B: 1 SAC: 0 3B: 0 DP: 3 HR: 1 HBP: 0	WP: 0 PA: 36 PB: 0 SB: 0 CS: 0
PITCHER Ryan Dempster, R (1, 1) ERA: 5.4 Ricky Bones, R (6, 1) ERA: Braden Looper, R (9, 1) ERA:	IP WLS BF H R ER SO BB IBB HBP BLK WP HR S P ERA WHIP 5.0 L 24 5 3 3 5 5 0 0 0 0 0 1 52 91 5.40 2.000 3.0 9 1 0 0 0 0 0 0 0 0 0 0 23 38 0.00 0.333 1.0 3 1 0 0 0 0 0 0 0 0 0 0 9 13 0.00 1.000	PITCHER IP WLS BF H R ER SO BB IBB HBP BLK WP HR S P ERA WHIP									

San Francisco Giants @ Florida Marlins
Pro Player Stadium, Miami, FL
 Tue Apr 04 2000, 7:05 PM EDT
 Att: 9,524 - Sunny - 82 F

livebaseballscorecards.com

AB 29
R 3
H 7
RBI 3
BB 5
SO 5
LOB 17



Batter	1	2	3	4	5	6	7	8	9	AB R H RBI BB SO LOB
--------	---	---	---	---	---	---	---	---	---	----------------------

Luis Castillo, S OBP: 0.222, SLG: 0.125 (1, 4)	G5-3		BB		G1-6-3			G6-3		3 0 0 0 1 0 3
Alex Gonzalez, R (1, 6)	G4-3		P5			L8		L3		3 0 0 0 1 0 2
Cliff Floyd, L OBP: 0.250, SLG: 0.286 (1, 7)	G4-3		G3			G3-1			K	4 0 0 0 0 1 2
Preston Wilson, R OBP: 0.375, SLG: 0.500 (1, 8)	K			L4-6	S	G5-3		G5-3		4 0 1 0 0 1 1
Mike Lowell, R OBP: 0.250, SLG: 0.375 (1, 5)		FC4-6		K			K	F7		4 0 1 0 0 2 1
Kevin Millar, R OBP: 0.167, SLG: 0.167 (1, 3)		F8		L4-6			P3			3 0 0 0 0 0 2
Brant Brown, L (1, 9)		FC4-6					F8			3 0 0 0 0 1 1
Sandy Martinez, L OBP: 0.667, SLG: 1.000 (1, 2)		F8						G6-3		3 0 2 0 0 0 1
Ryan Dempster, R (1, 1)										1 0 0 0 0 1 0
Mark Smith, R (5, PH)										0 0 0 0 1 0 0
Ricky Bones, R (6, 1)										0 0 0 0 0 0 0
Mark Kotsay, L OBP: 0.500, SLG: 0.500 (8, PH)										1 0 0 0 0 0 1
Braden Looper, R (9, 1)										0 0 0 0 0 0 0

Inning Stats	R: 0	H: 0	E: 0	K: 1	S: 11	R: 0	H: 1	E: 0	K: 0	S: 8	R: 0	H: 0	E: 0	K: 1	S: 12	R: 0	H: 1	E: 0	K: 1	S: 6	R: 0	H: 1	E: 0	K: 1	S: 13	R: 0	H: 0	E: 0	K: 0	S: 4	R: 0	H: 0	E: 0	K: 1	S: 11	R: 0	H: 1	E: 0	K: 0	S: 7	R: 0	H: 0	E: 0	K: 1	S: 11	R: 0	H: 0	E: 0	K: 1	S: 12	1B: 3	2B: 2	3B: 0	HR: 0	SF: 0	SAC: 0	DP: 2	HBP: 0	WP: 0	PB: 0	SB: 2	CS: 0	PA: 32
--------------	------	------	------	------	-------	------	------	------	------	------	------	------	------	------	-------	------	------	------	------	------	------	------	------	------	-------	------	------	------	------	------	------	------	------	------	-------	------	------	------	------	------	------	------	------	------	-------	------	------	------	------	-------	-------	-------	-------	-------	-------	--------	-------	--------	-------	-------	-------	-------	--------

PITCHER	IP	WLS	BF	H	R	ER	SO	BB	IBB	HBP	BLK	WP	HR	S	P	ERA	WHIP
Russ Ortiz, R ERA: (1, 1)	8.0	W	29	4	0	0	5	3	0	0	0	0	0	72	119	0.00	0.875
Robb Nen, R ERA: (9, 1)	1.0	S	3	0	0	0	1	0	0	0	0	0	0	11	12	0.00	0.000

BOTTOM

San Francisco Giants @ Florida Marlins
Pro Player Stadium, Miami, FL
 Tue Apr 04 2000, 7:05 PM EDT
 Att. 9,524 - Sunny - 82 F

livebaseballscores.com

AB	29
R	0
H	4
RBI	0
BB	3
SO	6
LOB	14



Batter	1	2	3	4	5	6	7	8	9	AB R H RBI BB SO LOB	TOP																									
Marvin Benard, L (1, 8) OBP: 0.286, SLG: 0.231 Robb Nen, R (9, 1)	3-2 F9	1-2 FC1-6			3-1 E3 1B HR	0-1 F7		0-0 G2-3	1-1 B2-3	6 1 0 1 0 0 4 0 0 0 0 0 0 0																										
Bill Mueller, S (1, 5) OBP: 0.385, SLG: 0.545	2-0 2B	2-3 K			1-0 F8	4-2 BB		1-0 F9		4 1 1 0 1 1 3																										
Barry Bonds, L (1, 7) OBP: 0.462, SLG: 0.455	4-0 2B SF7	3-2 G4-3			3-2 HR 1B	1-3 K			2-1 1B 1B	4 3 2 0 1 1 3																										
Jeff Kent, R (1, 4) OBP: 0.385, SLG: 1.000	0-2 WP 1B 2B				2-1 HR			1-1 G5-3	0-1 FC3-6 1B HR 1B	5 3 3 4 0 0 0																										
Ellis Burks, R (1, 9) OBP: 0.500, SLG: 1.111 John Johnstone, R (7, 1) Felipe Crespo, S (9, PH) OBP: 0.500, SLG: 0.500 Calvin Murray, R (9, 8)	2-0 SF7				1-1 1B			1-2 1B	0-0 FC3-6 1B	3 0 2 1 0 1 0 0 0 0 0 0 0 0 1 0 1 1 0 0 0 0 0 0 0 0 0 0																										
J.T. Snow, L (1, 3) OBP: 0.154, SLG: 0.167	2-2 1B				1-1 F8			3-1 F8	1-2 FC3-6 HR	5 1 1 1 0 1 4																										
Rich Aurilia, R (1, 6) OBP: 0.231, SLG: 0.462	0-1 F9				1-0 F8	2-3 K		2-2 P3	0-0 HR	5 1 1 3 0 1 3																										
Bobby Estalella, R (1, 2) OBP: 0.222, SLG: 0.333		1-0 SH FC1-6 2B			1-2 F8			2-3 K	0-0 P5	5 1 1 0 0 1 0																										
Kirk Rueter, L (1, 1) Aaron Fultz, L (4, 1) OBP: 1.000, SLG: 1.000 Armando Rios, L (7, 9) OBP: 0.667, SLG: 1.333 Felix Rodriguez, R (7, 1)		1-0 SH FC1-6			1-1 F5			2-2 G2-3 2B	0-1 2B	1 0 0 0 0 0 0 1 0 1 0 0 0 0 2 0 2 0 0 0 0 0 0 0 0 0 0 0																										
Inning Stats	R: 3 E: 0 K: 0 S: 14	H: 3 LOB: 1 BB: 1 P: 27	R: 1 E: 2 K: 1 S: 12	H: 1 LOB: 1 BB: 0 P: 20	R: 0 E: 0 K: 2 S: 9	H: 0 LOB: 0 BB: 0 P: 15	R: 0 E: 0 K: 0 S: 6	H: 0 LOB: 0 BB: 0 P: 9	R: 3 E: 1 K: 1 S: 15	H: 3 LOB: 1 BB: 0 P: 28	R: 0 E: 0 K: 1 S: 14	H: 1 LOB: 2 BB: 1 P: 20	R: 0 E: 0 K: 0 S: 12	H: 1 LOB: 1 BB: 0 P: 19	R: 0 E: 0 K: 1 S: 9	H: 1 LOB: 1 BB: 0 P: 14	R: 4 E: 0 K: 0 S: 15	H: 5 LOB: 1 BB: 0 P: 19	1B: 8 2B: 5 3B: 0 HR: 2	SF: 1 SAC: 1 DP: 0 HBP: 0	WP: 1 PB: 0 SB: 1 CS: 0	PA: 46														
PITCHER	IP WLS BF H R ER SO BB IBB HBP BLK WP HR S P ERA WHIP																																			
Vladimir Nunez, R (1, 1) ERA: 10.38	4.1		22	6	7	5	3	1	0	0	0	1	1	49	88	10.38	1.615																			
Vic Darensbourg, L (5, 1) ERA:	1.2		8	2	0	0	2	1	0	0	0	0	0	21	31	0.00	1.800																			
Braden Looper, R (7, 1) ERA:	1.0		4	1	0	0	0	0	0	0	0	0	0	12	19	0.00	1.000																			
Dan Miceli, R (8, 1) ERA:	1.0	H	4	1	0	0	1	0	0	0	0	0	0	9	14	0.00	1.000																			
Antonio Alfonseca, R (9, 1) ERA: 22.5	1.0	L	8	5	4	4	0	0	0	0	0	0	1	15	19	36.00	5.000																			

San Francisco Giants @ Florida Marlins
Pro Player Stadium, Miami, FL
 Wed Apr 05 2000, 7:05 PM EDT
 Att: 8,365 - Sunny - 72 F

AB	42
R	11
H	15
RBI	11
BB	2
SO	6
LOB	17



San Francisco Giants @ Florida Marlins
 Pro Player Stadium, Miami, FL

Wed Apr 05 2000, 7:05 PM EDT
 Att. 8,365 - Sunny - 72 F

livebaseballscores.com

AB	36
R	9
H	12
RBI	8
BB	8
SO	6
LOB	23



WP:	0	PA:	46
PB:	1		
SB:	0		
CS:	1		

Batter	1	2	3	4	5	6	7	8	9	AB	R	H	RBI	BB	SO	LOB
Luis Castillo, S OBP: 0.400, SLG: 0.417 (1, 4)	2-1 1B 3B	1-2 F8		4-2 FC5-4 BB		3-2 CS 1B	4-0 FC6-4 BB		2-3 K	4	1	2	0	2	1	0
Alex Gonzalez, R (1, 6)	2-2 F7	2-1 G5-3		1-2 FC5-4 BB BB		0-3 K	1-2 FC6-4			5	0	0	0	0	1	7
Cliff Floyd, L Antonio Alfonseca, R (9, 1)	1-0 F7		0-2 HR 1B	4-0 BB 1-2 BB			0-0 2B SF9 1B	0-0 1B 2B		4	3	3	0	1	0	1
Preston Wilson, R OBP: 0.462, SLG: 0.545 (1, 8)	4-2 1B BB		1-1 F9	4-1 BB			0-1 SF9 1B 2B	1-3 K		3	1	1	1	2	1	2
Mike Lowell, R OBP: 0.231, SLG: 0.333 (1, 5)	2-1 BB 1-3 3-H 1B		0-1 F8	2-0 F9			3-2 SF9	2-1 F8		4	0	1	2	0	0	5
Kevin Millar, R OBP: 0.400, SLG: 0.667 (1, 3)	4-0 1-2 BB		3-2 1-H HR		2-1 G6-3		0-0 G6-3 PB 1B	3-2 FC4-6 1B		3	1	2	3	1	0	0
Derrek Lee, R OBP: 1.000, SLG: 1.000 (7, PR) (8, 3)							3-H 1B	2-H 1B		1	1	1	1	0	0	0
Danny Bautista, R OBP: 0.333, SLG: 0.200 (1, 9)	2-3 K		1-0 G4-3		2-2 P4		4-1 PB G6-3 BB	2-2 FC4-6		4	0	0	0	1	1	4
Mike Redmond, R OBP: 0.625, SLG: 0.833 (1, 2)			1-1 G5-3 3B		4-0 FC5-4 SH3-4 BB		1-1 G6-3		1-1 F8	3	2	1	0	1	1	2
Sandy Martinez, L OBP: 0.500, SLG: 0.750 (9, PH)							1-2 2-3 K		1-1 G3-1	1	0	0	0	0	0	0
Vladimir Nunez, R Vic Darenbourg, L (5, 1)			2-2 G5-3		0-0 SH3-4		2-3 K BB			1	0	0	1	0	0	0
Mark Smith, R Braden Looper, R (6, PH) Mark Kotsay, L Dan Miceli, R (8, 1) Brant Brown, L (9, 7)							1-0 1B			0	0	0	0	0	0	0

Inning Stats	R: 1	H: 2	E: 0	K: 1	S: 15	H: 2	LOB: 3	BB: 2	P: 32	R: 1	H: 1	E: 0	K: 0	S: 10	R: 2	H: 2	E: 0	K: 0	S: 13	R: 1	H: 0	E: 0	K: 0	S: 9	R: 0	H: 0	E: 0	K: 1	S: 10	R: 0	H: 2	E: 0	K: 1	S: 9	R: 3	H: 3	E: 0	K: 1	S: 18	R: 1	H: 2	E: 0	K: 1	S: 14	R: 0	H: 0	E: 0	K: 1	S: 8	1B: 7	2B: 3	3B: 2	HR: 1	SF: 1	SAC: 1	DP: 1	HBP: 0	WP: 0	PA: 46
--------------	------	------	------	------	-------	------	--------	-------	-------	------	------	------	------	-------	------	------	------	------	-------	------	------	------	------	------	------	------	------	------	-------	------	------	------	------	------	------	------	------	------	-------	------	------	------	------	-------	------	------	------	------	------	-------	-------	-------	-------	-------	--------	-------	--------	-------	--------

PITCHER	IP	WLS	BF	H	R	ER	SO	BB	IBB	HBP	BLK	WP	HR	S	P	ERA	WHIP
Kirk Rueter, L (1, 1) ERA: 12.27	3.2		21	5	5	5	1	5	0	0	0	0	0	45	86	12.27	2.727
Aaron Fultz, L (4, 1) ERA: 3.86	2.1		9	3	1	1	2	1	0	0	0	0	0	22	37	3.86	1.714
Felix Rodriguez, R (7, 1) ERA: 13.5	0.2	B	7	2	2	1	1	2	0	0	0	0	0	14	28	13.50	6.000
John Johnstone, R (7, 1) ERA: 6.75	1.1	W	6	2	1	1	1	0	0	0	0	0	0	17	26	6.75	1.500
Robb Nen, R (9, 1) ERA:	1.0	S	3	0	0	0	1	0	0	0	0	0	0	8	12	0.00	0.000

San Francisco Giants @ Florida Marlins
 Pro Player Stadium, Miami, FL
 Thu Apr 06 2000, 1:05 PM EDT
 Att. 7,741 - Sunny - 73 F

AB	33
R	4
H	7
RBI	4
BB	7
SO	5
LOB	18



Batter	1	2	3	4	5	6	7	8	9	AB	R	H	RBI	BB	SO	LOB								
Marvin Benard, L (1, 9) OBP: 0.263, SLG: 0.222	0-3 K		1-0 PO 1B	0-2 G4-3			1-2 G1-3		1-1 G4-3	5	0	1	0	0	1	3								
Calvin Murray, R (1, 8) OBP: 0.800, SLG: 1.000	0-0 F7		0-0 PO 1-2	1-0 HR 2B	3-2 FC5-4 1B		3-2 FC4-6 1B		4-2 BB	4	1	3	0	1	0	0								
Barry Bonds, L (1, 7) OBP: 0.389, SLG: 0.563	0-0 F9			3-2 HR 2-H	0-0 F8		0-1 FC4-6 1-2f		3-2 F9	5	1	1	2	0	0	3								
Jeff Kent, R (1, 4) OBP: 0.333, SLG: 0.750		3-2 G6-3		4-2 BB 1B BB	3-3 K		0-0 F8		2-3 K	4	1	0	0	1	2	3								
Russ Davis, R (1, 5) OBP: 0.200, SLG: 0.800		1-1 HR		2-3 K	1-1 FC5-4 1-2f			1-0 F4		4	1	1	1	0	1	2								
J.T. Snow, L (1, 3) OBP: 0.235, SLG: 0.200		1-0 F7		3-1 BB BB FC5-2 1B	0-0 F7			4-2 BB BB		3	0	1	0	1	0	0								
Rich Aurilia, R (1, 6) OBP: 0.235, SLG: 0.375		0-1 F7		4-2 FC5-2 BB 1-2 2-3 BB	3-2 F9			2-2 F9		3	0	0	0	1	0	1								
Doug Mirabelli, R (1, 2) OBP: 0.500, SLG: 0.200			1-0 F9	4-0 FC5-2 BB 1-2 2-3 3-H	4-1 BB BB			4-2 BB BB		1	0	0	1	3	0	0								
Joe Nathan, R (1, 1) Ellis Burks, R (8, PH) Ben Weber, R (8, 1) Alan Embree, L (8, 1) John Johnstone, R (8, 1)		0-3 K	0-2 FC5-2	0-2 FC5-2	2-1 F9			1-1 F8		3	0	0	0	0	1	4								
Inning Stats	R: 0 E: 0 K: 1 S: 5	H: 0 LOB: 0 BB: 0 P: 5	R: 1 E: 0 K: 0 S: 8	H: 1 LOB: 0 BB: 0 P: 13	R: 0 E: 0 K: 1 S: 5	H: 1 LOB: 0 BB: 0 P: 7	R: 3 E: 0 K: 1 S: 21	H: 3 LOB: 3 BB: 3 P: 42	R: 0 E: 0 K: 1 S: 10	H: 1 LOB: 1 BB: 0 P: 17	R: 0 E: 0 K: 0 S: 7	H: 0 LOB: 1 BB: 1 P: 16	R: 0 E: 0 K: 0 S: 10	H: 1 LOB: 1 BB: 0 P: 14	R: 0 E: 0 K: 0 S: 11	H: 0 LOB: 2 BB: 2 P: 23	R: 0 E: 0 K: 1 S: 11	H: 0 LOB: 1 BB: 1 P: 21	1B: 4 2B: 1 3B: 0 HR: 2	SF: 0 SAC: 0 DP: 0 HBP: 0	WP: 0 PB: 0 SB: 0 CS: 0	PA: 41		
PITCHER	IP	WLS	BF	H	R	ER	SO	BB	IBB	HBP	BLK	WP	HR	S	P	ERA	WHIP							
Jesus Sanchez, L (1, 1) ERA: 5.14	7.0		31	7	4	4	4	4	0	0	0	0	2	66	114	5.14	1.571							
Armando Almanza, L (8, 1) ERA:	1.2		8	0	0	0	0	3	0	0	0	0	0	19	39	0.00	1.800							
Dan Miceli, R (9, 1) ERA:	0.1	W	1	0	0	0	1	0	0	0	0	0	0	3	5	0.00	0.000							

livebaseballscorecards.com

Batter	1	2	3	4	5	6	7	8	9	AB	R	H	RBI	BB	SO	LOB
Luis Castillo, S OBP: 0.526, SLG: 0.571 (1, 4)	2-1 SH5-3 2B		4-1 BB 1-2		4-0 BB			1-0 1B S	1-0 SH5-3	2	1	2	0	2	0	0
Alex Gonzalez, R (1, 6)	1-1 SH5-3 2-3		1-3 K		0-2 G5-3			2-3 K	2-2 F3	4	0	0	0	0	2	6
Cliff Floyd, L OBP: 0.389, SLG: 0.625 (1, 7)	1-3 K		1-3 K				2-1 F8	2-2 P6	0-0 HR	5	1	1	2	0	2	4
Preston Wilson, R OBP: 0.412, SLG: 0.467 (1, 8)	1-3 K			0-0 G6-3			1-3 K	1-1 1B BB		4	1	1	1	0	2	1
Mike Lowell, R OBP: 0.235, SLG: 0.267 (1, 5)		3-2 G6-3		3-3 K			2-1 F8	4-1 1B BB		3	0	0	0	1	1	0
Mark Kotsay, L OBP: 0.333, SLG: 0.833 (1, 9)		2-1 F8		1-0 HR			3-2 G4-3	3-2 1B BB		3	1	1	1	0	0	0
Mark Smith, R OBP: 1.000, SLG: 1.000 (8, PH)								1-3 1B 2-H		1	0	1	1	0	0	0
Danny Bautista, R OBP: 0.333, SLG: 0.200 (8, PR)										0	0	0	0	0	0	0
Derrek Lee, R OBP: 0.667, SLG: 0.500 (1, 3)		3-3 K		1-0 F7			4-2 BB	4-0 BB		2	0	0	0	2	1	0
Dan Miceli, R (9, 1)								1-2 BB		0	0	0	0	0	0	0
Sandy Martinez, L OBP: 0.250, SLG: 0.375 (1, 2)			2-2 F7		1-2 G6-3		2-2 F9	3-2 F7		4	0	0	0	0	0	4
Jesus Sanchez, L OBP: 0.500, SLG: 0.500 (1, 1)			0-1 BB		2-3 K		2-3 K		0-2 SH5-3 HR	2	0	1	0	0	1	0
Brant Brown, L (7, PH)										1	0	0	0	0	1	1
Armando Almanza, L (8, 1)										0	0	0	0	0	0	0
Kevin Millar, R OBP: 0.455, SLG: 0.700 (9, 3)										1	0	1	0	0	0	0
Chris Clapinski, S (9, PR)										0	1	0	0	0	0	0

Inning Stats	R: 0	H: 1	E: 0	K: 2	S: 12	H: 0	LOB: 1	BB: 0	P: 17	R: 0	H: 0	E: 0	K: 1	S: 10	R: 0	H: 1	E: 0	K: 2	S: 12	R: 1	H: 1	E: 0	K: 1	S: 6	R: 0	H: 0	E: 0	K: 1	S: 11	R: 0	H: 0	E: 0	K: 1	S: 7	R: 0	H: 0	E: 0	K: 1	S: 16	R: 2	H: 3	E: 0	K: 1	S: 20	R: 2	H: 2	E: 0	K: 0	S: 12	1B: 5	2B: 1	3B: 0	HR: 2	SF: 0	SAC: 2	DP: 0	HBP: 0	WP: 0	PA: 39
--------------	------	------	------	------	-------	------	--------	-------	-------	------	------	------	------	-------	------	------	------	------	-------	------	------	------	------	------	------	------	------	------	-------	------	------	------	------	------	------	------	------	------	-------	------	------	------	------	-------	------	------	------	------	-------	-------	-------	-------	-------	-------	--------	-------	--------	-------	--------

PITCHER	IP	WLS	BF	H	R	ER	SO	BB	IBB	HBP	BLK	WP	HR	S	P	ERA	WHIP
Joe Nathan, R ERA: 1.29 (1, 1)	7.0		27	3	1	1	9	3	0	0	0	0	1	74	123	1.29	0.857
Ben Weber, R ERA: 10.13 (8, 1)	0.2	H	5	2	2	2	1	1	0	0	0	0	0	13	23	27.00	4.500
Alan Embree, L ERA: (8, 1)	0.0		1	1	0	0	0	0	0	0	0	0	0	3	6	∞	∞
John Johnstone, R ERA: 11.57 (8, 1)	1.0	L	6	2	2	2	0	1	0	0	0	0	1	16	26	18.00	3.000


BOTTOM

San Francisco Giants @ Florida Marlins
Pro Player Stadium, Miami, FL

Thu Apr 06 2000, 1:05 PM EDT
Att. 7,741 - Sunny - 73 F

livebaseballscores.com

AB	32
R	5
H	8
RBI	5
BB	5
SO	10
LOB	16



Batter	1	2	3	4	5	6	7	8	9	AB R H RBI BB SO LOB	TOP	
Calvin Murray, R OBP: 0.400, SLG: 0.444 (1, 8) B X	1-0 F8		2-2 G6-3	2-2 G5-3			0-1 F9		0-0 F8	5 0 0 0 0 0 4		
Bill Mueller, S OBP: 0.412, SLG: 0.600 (1, 5) F B X	1-2 HR		2-1 G6-3		2-2 F9 SF8		0-2 F7			4 2 2 0 0 0 0		
Barry Bonds, L OBP: 0.409, SLG: 0.684 (1, 7) X	0-0 HR		3-1 G4-3		1-0 F9			4-2 G6-4-3 BB		3 1 1 2 1 0 1		
Jeff Kent, R OBP: 0.318, SLG: 0.842 (1, 4) X	0-0 G5-3			2-0 HR	0-0 SF8			0-2 G6-4-3		3 1 1 2 0 0 1		
Ellis Burks, R OBP: 0.353, SLG: 0.714 (1, 9) X	0-0 G5-3		3-2 G5-3	1-0 F7	1-0 F7			2-1 F8		4 0 0 0 0 0 0		
Russ Davis, R OBP: 0.222, SLG: 0.556 (1, 3) J.T. Snow, L OBP: 0.235, SLG: 0.200 (9, 3)		0-1 L3		0-1 1B PB 1B		2-3 K		2-3 K		4 1 1 0 0 2 0 0 0 0 0 0 0 0		
Rich Aurilia, R OBP: 0.238, SLG: 0.350 (1, 6)		2-2 F8		1-1 PB 1B		0-1 F9		0-0 L8		4 0 1 0 0 0 0		
Bobby Estalella, R OBP: 0.308, SLG: 0.583 (1, 2)		0-2 HR		2-3 K		1-3 K		4-2 FC4 BB		3 1 1 1 1 2 2		
Mark Gardner, R OBP: 0.333, SLG: 0.333 (1, 1) Felix Rodriguez, R (8, 1) Armando Rios, L (8, 9) S X		0-1 G6-3		0-0 PB 1B		0-3 K		0-2 FC4		3 0 1 0 0 1 0 0 0 0 0 0 0 0 1 0 0 0 0 0 1		
Inning Stats	R: 2 H: 2 E: 0 LOB: 0 K: 0 BB: 0 S: 7 P: 9	R: 1 H: 1 E: 0 LOB: 0 K: 0 BB: 0 S: 10 P: 12	R: 0 H: 0 E: 0 LOB: 0 K: 0 BB: 0 S: 8 P: 15	R: 2 H: 4 E: 0 LOB: 2 K: 1 BB: 0 S: 16 P: 26	R: 1 H: 1 E: 0 LOB: 0 K: 0 BB: 0 S: 6 P: 10	R: 0 H: 0 E: 0 LOB: 0 K: 2 BB: 0 S: 9 P: 12	R: 0 H: 0 E: 0 LOB: 0 K: 1 BB: 0 S: 9 P: 9	R: 0 H: 0 E: 0 LOB: 0 K: 0 BB: 1 S: 8 P: 14	R: 0 H: 0 E: 0 LOB: 2 K: 1 BB: 1 S: 10 P: 16	1B: 4 SF: 1 2B: 1 SAC: 0 3B: 0 DP: 1 HR: 3 HBP: 0	WP: 0 PA: 37 PB: 1 SB: 0 CS: 0	
PITCHER	IP WLS BF H R ER SO BB IBB HBP BLK WP HR S P ERA WHIP											
Terry Mulholland, L (1, 1) ERA: 9.82	3.2 L 18 7 5 4 1 0 0 0 0 0 0 3 37 56 9.82 1.909											
Greg McMichael, R (4, 1) ERA:	0.1 1 0 0 0 0 0 0 0 0 0 0 0 4 6 0.00 0.000											
John Burkett, R (5, 1) ERA: 15.43	2.0 7 1 1 1 2 0 0 0 0 0 0 0 15 22 4.50 0.500											
Luis Rivera, R (7, 1) ERA:	2.0 6 0 0 0 1 1 0 0 0 0 0 0 17 23 0.00 0.500											
Bruce Chen, L (9, 1) ERA:	1.0 5 0 0 0 1 1 0 0 0 0 0 0 10 16 0.00 1.000											

San Francisco Giants @ Atlanta Braves
 Turner Field, Atlanta, GA
 Fri Apr 07 2000, 7:40 PM EDT
 Att. 35,343 - Sunny - 66 F

AB	34
R	6
H	8
RBI	5
BB	2
SO	5
LOB	9



Batter	1	2	3	4	5	6	7	8	9	AB R H RBI BB SO LOB
Quilvio Veras, S OBP: 0.316, SLG: 0.188 (1, 4)	2-2 10 1B 10 WP 1B	3-3 K			2-1 FC1 10 G4-6-3 1-2		1-2 P6		4-1 BB	4 0 1 0 1 1 2
Reggie Sanders, R OBP: 0.211, SLG: 0.211 (1, 9)	1-1 P4		0-1 L6		0-3 K		1-0 F7		2-1 L6	5 0 0 0 0 1 4
10 Chipper Jones, S OBP: 0.389, SLG: 0.375 (1, 5)	3-1 1-3 1B		0-0 L4		0-1 G4-6-3 1-2f		0-0 1B		0-0 F7	5 0 2 0 0 0 3
Andres Galarraga, R OBP: 0.471, SLG: 0.769 (1, 3)	0-1 P4		3-2 FC6-4 1B			1-1 F8		0-0 F7		4 0 1 0 0 0 3
Javy Lopez, R OBP: 0.462, SLG: 0.667 (1, 2)	0-3 K		0-0 FC6-4 1-2f			0-1 2B 1B		0-1 HR		4 1 2 1 0 1 3
Bobby Bonilla, S OBP: 0.250, SLG: 0.750 (1, 7)		2-0 F8		0-0 F7		0-0 2B		3-3 K		4 0 1 0 0 1 0
Andruw Jones, R OBP: 0.250, SLG: 0.571 (1, 8)		0-1 HR		0-1 L8		4-1 BB		1-0 P6		3 1 1 1 1 0 0
Walt Weiss, S OBP: 0.333, SLG: 0.333 (5, 1) John Gurkeitt, R (6, PH) Wally Joyner, L (7, 1) Luis Rivera, R (8, PH) Keith Lockhart, L (9, 1) Bruce Chen, L		2-2 SH1-4 1B		1-3 K		0-2 F2		3-3 K		2 0 1 0 0 0 1 0 0 0 0 0 0 0 0 0 1 0 0 0 0 0 0 3 0 0 0 0 0 0 0 0 1 0 0 0 0 0 1 0 0 0 0 0 0 0 0 0
Terry Mulholland, R (1, 1) Greg McMichael, R (4, 1) Rafael Furcal, S (5, 6) OBP: 0.429, SLG: 0.429		1-1 SH1-4			3-2 FC1 1B		0-0 F7		3-2 L8	0 0 0 0 0 0 0 0 0 0 0 0 0 0 0 0 3 0 1 0 0 0 3

Inning Stats	R: 0	H: 2	E: 0	K: 1	S: 12	LOB: 2	BB: 0	P: 18	R: 1	H: 2	E: 0	K: 1	S: 11	LOB: 1	BB: 0	P: 19	R: 0	H: 1	E: 0	K: 0	S: 7	LOB: 0	BB: 0	P: 10	R: 0	H: 0	E: 0	K: 1	S: 6	LOB: 1	BB: 0	P: 16	R: 0	H: 2	E: 0	K: 0	S: 10	LOB: 3	BB: 1	P: 15	R: 0	H: 1	E: 0	K: 0	S: 6	LOB: 1	BB: 0	P: 8	R: 1	H: 1	E: 0	K: 2	S: 9	LOB: 0	BB: 0	P: 16	R: 0	H: 0	E: 0	K: 0	S: 8	LOB: 1	BB: 1	P: 17	1B: 7	SF: 0	2B: 1	SAC: 1	3B: 0	DP: 1	HR: 2	HBP: 0
--------------	------	------	------	------	-------	--------	-------	-------	------	------	------	------	-------	--------	-------	-------	------	------	------	------	------	--------	-------	-------	------	------	------	------	------	--------	-------	-------	------	------	------	------	-------	--------	-------	-------	------	------	------	------	------	--------	-------	------	------	------	------	------	------	--------	-------	-------	------	------	------	------	------	--------	-------	-------	-------	-------	-------	--------	-------	-------	-------	--------

PITCHER	IP	WLS	BF	H	R	ER	SO	BB	IBB	HBP	BLK	WP	HR	S	P	ERA	WHIP
Mark Gardner, R (1, 1) ERA: 2.57	7.0	W	32	10	2	2	4	1	0	0	0	1	2	65	95	2.57	1.571
Felix Rodriguez, R (8, 1) ERA: 3.38	2.0		7	0	0	0	2	1	0	0	0	0	0	15	31	0.00	0.500


BOTTOM

San Francisco Giants @ Atlanta Braves
Turner Field, Atlanta, GA


Fri Apr 07 2000, 7:40 PM EDT
Att: 35,343 - Sunny - 66 F

AB	36
R	2
H	10
RBI	2
BB	2
SO	6
LOB	21

livebaseballscorecards.com



WP: 1	PA: 39
PB: 0	
SB: 0	
CS: 0	

Batter	1	2	3	4	5	6	7	8	9	AB R H RBI BB SO LOB	TOP									
Marvin Benard, L (1, 8) OBP: 0.304, SLG: 0.273	1-0 G4-3 1B	1-0 1B			1-1 G6-3		2-3 K			4 1 2 1 0 1 0										
Bill Mueller, S (1, 5) OBP: 0.381, SLG: 0.526	0-0 G4-3	1-1 1B			2-1 L7			1-3 K		4 0 1 0 0 1 1										
Barry Bonds, L (1, 7) OBP: 0.423, SLG: 0.636	1-0 S 1B	0-0 P3			1-1 G4-3			4-2 WP 1B BB		3 1 1 1 1 0 2										
Jeff Kent, R (1, 4) OBP: 0.308, SLG: 0.727	0-0 F8		1-1 G1-6-3 HBP		0-1 G4-3			1-3 K		3 0 0 0 0 1 2										
J.T. Snow, L (1, 3) OBP: 0.200, SLG: 0.167	1-3 K		0-0 G1-6-3		0-1 G3			1-1 1B		3 0 0 0 0 1 2										
Ellis Burks, R (8, PH) OBP: 0.389, SLG: 0.733	1-2 K		1-2f					1-1 1B		1 0 1 1 0 0 0										
Alan Embree, L (8, 1)								1-1 1B		0 0 0 0 0 0 0										
John Johnstone, R (8, 1)								2-2 G4-3		0 0 0 0 0 0 0										
Armando Rios, L (1, 9) OBP: 0.429, SLG: 0.714		0-0 G1-3 1B G6-3 1B	1-3 K		0-1 G3					3 1 1 0 0 1 0										
Ben Weber, R (6, 1)										0 0 0 0 0 0 0										
Russ Davis, R (8, PH) OBP: 0.200, SLG: 0.500										1 0 0 0 0 0 1										
Ramon Martinez, R (1, 6) OBP: 0.250, SLG: 0.250		0-1 G6-3 1B G1-3 1B		1-1 G5-3			2-2 F7		3-2 F8	4 1 1 0 0 0 0	AB 34 R 5 H 10 RBI 5 BB 1 SO 6 LOB 13									
Bobby Estalella, R (1, 2) OBP: 0.353, SLG: 0.563		2-2 G1-3		0-0 G1-6-3 1B			2-3 K		0-0 G4-3 1B	4 0 2 0 0 1 2										
Livan Hernandez, R (1, 1) OBP: 0.250, SLG: 0.250		0-0 G6-3		0-1 G1-6-3			1-1 HR		0-2 G4-3	2 0 0 1 0 0 2										
Aaron Fultz, L (5, 1) OBP: 1.000, SLG: 1.000		2-3 3-H		1-2f					1-2f	0 0 0 0 0 0 0										
Felipe Crespo, S (6, 9) OBP: 0.500, SLG: 1.250										2 1 1 1 0 0 1										
Inning Stats	R: 1 E: 0 K: 1 S: 7	H: 2 LOB: 1 BB: 0 P: 10	R: 2 E: 0 K: 0 S: 12	H: 4 LOB: 2 BB: 0 P: 15	R: 0 E: 0 K: 1 S: 5	H: 0 LOB: 0 BB: 0 P: 7	R: 0 E: 0 K: 0 S: 5	H: 1 LOB: 0 BB: 0 P: 6	R: 0 E: 0 K: 0 S: 6	H: 0 LOB: 0 BB: 0 P: 10	R: 0 E: 0 K: 2 S: 11	H: 1 LOB: 0 BB: 0 P: 18	R: 1 E: 0 K: 2 S: 14	H: 1 LOB: 1 BB: 1 P: 23	R: 0 E: 0 K: 0 S: 9	H: 1 LOB: 0 BB: 0 P: 12	1B: 9 2B: 0 3B: 0 HR: 1	SF: 0 SAC: 0 DP: 3 HBP: 1	WP: 1 PB: 0 SB: 1 CS: 0	PA: 36
PITCHER	IP WLS BF H R ER SO BB IBB HBP BLK WP HR S P ERA WHIP																			
Greg Maddux, R (1, 1) ERA: 2.45	7.0 W 28 8 4 4 4 0 0 1 0 0 1 52 72 5.14 1.143																			
Mike Remlinger, L (8, 1) ERA: 2.08	1.0 H 5 1 1 1 2 1 0 0 0 1 0 14 23 9.00 2.000																			
Kerry Ligtenberg, R (9, 1) ERA:	1.0 S 3 1 0 0 0 0 0 0 0 0 0 9 12 0.00 1.000																			

San Francisco Giants @ Atlanta Braves
Turner Field, Atlanta, GA
Sat Apr 08 2000, 7:10 PM EDT
Att. 35,938 - Overcast - 45 F

livebaseballscorecards.com

Batter	1	2	3	4	5	6	7	8	9	AB	R	H	RBI	BB	SO	LOB	BOTTOM			
Rafael Furcal, S OBP: 0.364, SLG: 0.364 (1, 4)	G3		10 2B 1B		K	K		SH5-4		4	1	1	1	0	2	2	San Francisco Giants @ Atlanta Braves Turner Field, Atlanta, GA Sat Apr 08 2000, 7:10 PM EDT Att. 35,938 - Overcast - 45 F			
Reggie Sanders, R OBP: 0.292, SLG: 0.261 (1, 9)	K		L4		10 S HR BB	FC5 10 BB 1B		1B		4	1	2	1	1	1					
10 Chipper Jones, S OBP: 0.435, SLG: 0.421 (1, 5)	K		1-H 2B		HR BB	FC5 BB		K		3	1	1	1	2	2	1				
Andres Galarraga, R OBP: 0.429, SLG: 0.824 (1, 3)		F8	P3		HR	FC5				4	1	1	4	0	0	4				
Bobby Bonilla, S OBP: 0.273, SLG: 0.636 (1, 7) Trenidad Hubbard, R OBP: 0.429, SLG: 0.500 (5, PR) (6, 7)		G3		F8	1B 1B			G6-3		3	0	1	0	0	0	0				
Andruw Jones, R OBP: 0.300, SLG: 0.556 (1, 8)		1B		K	1B			F8		4	0	2	0	0	1	0				
Eddie Pérez, R OBP: 0.143, SLG: 0.143 (1, 2) Mike Remlinger, L (8, 1) Kerry Ligtenberg, R (9, 1)		F8		G5-3	F8			G5-3		4	0	0	0	0	0	4				
Walt Weiss, S OBP: 0.385, SLG: 0.333 (1, 6)			SH3-4 1B 1B		G4-3	F8		SH5-4 1B BB		3	2	1	0	1	0	0				
Greg Maddux, R OBP: 0.400, SLG: 0.750 (1, 1) Javy Lopez, R OBP: 0.500, SLG: 0.692 (8, 2)			SH3-4		HR 3B	10 BB 1B HBP		1B SH5-4 1B		1	1	1	0	0	0	0				
										1	0	1	0	0	0	0				
Inning Stats	R: 0 E: 0 K: 2 S: 9	H: 0 LOB: 0 BB: 0 P: 11	R: 0 E: 0 K: 0 S: 9	H: 1 LOB: 1 BB: 0 P: 13	R: 2 E: 0 K: 0 S: 12	H: 3 LOB: 1 BB: 0 P: 20	R: 0 E: 0 K: 1 S: 8	H: 0 LOB: 0 BB: 0 P: 11	R: 4 E: 0 K: 1 S: 16	H: 4 LOB: 3 BB: 2 P: 29	R: 0 E: 0 K: 1 S: 11	H: 1 LOB: 3 BB: 1 P: 22	R: 0 E: 0 K: 0 S: 6	H: 0 LOB: 0 BB: 0 P: 10	R: 1 E: 0 K: 1 S: 11	H: 2 LOB: 1 BB: 1 P: 20	1B: 8 2B: 1 3B: 1 HR: 1	SF: 0 SAC: 2 DP: 0 HBP: 1	WP: 0 PB: 0 SB: 1 CS: 0	PA: 39
PITCHER	IP WLS BF H R ER SO	IP WLS BF H R ER SO	IP WLS BF H R ER SO	IP WLS BF H R ER SO	IP WLS BF H R ER SO	IP WLS BF H R ER SO	IP WLS BF H R ER SO	IP WLS BF H R ER SO	IP WLS BF H R ER SO	IP WLS BF H R ER SO	IP WLS BF H R ER SO	IP WLS BF H R ER SO	IP WLS BF H R ER SO	IP WLS BF H R ER SO	IP WLS BF H R ER SO	IP WLS BF H R ER SO	ERA WHIP	ERA WHIP		
Livan Hernandez, R ERA: 7.59 (1, 1)	4.2	L	24	8	6	6	4	2	0	0	0	0	0	0	0	0	11.57	2.143		
Aaron Fultz, L ERA: 2.7 (5, 1)	1.0		6	1	0	0	1	1	0	1	0	0	0	0	0	0	0.00	2.000		
Ben Weber, R ERA: 6.75 (6, 1)	1.1		4	0	0	0	0	0	0	0	0	0	0	0	0	0	0.00	0.000		
Alan Embree, L ERA: 27.0 (8, 1)	0.1		3	1	1	1	0	1	0	0	0	0	0	0	0	0	27.00	6.000		
John Johnstone, R ERA: 9.0 (8, 1)	0.2		2	1	0	0	1	0	0	0	0	0	0	0	0	0	9.00	1.500		

livebaseballscorecards.com

AB	32
R	7
H	11
RBI	7
BB	4
SO	6
LOB	12



Batter	1	2	3	4	5	6	7	8	9	AB R H RBI BB SO LOB	TOP		
Marvin Benard, L (1, 8) OBP: 0.250, SLG: 0.222	1-2 F5		2-1 F8		2-2 F8			1-2 G4-3	1-3 K	5 0 0 0 0 1 2			
Russ Davis, R (1, 5) OBP: 0.286, SLG: 0.500	2-2 G5-3		2-0 1B		2-3 K			0-0 2B		4 2 2 1 0 1 0			
Barry Bonds, L (1, 7) OBP: 0.400, SLG: 0.577 Felipe Crespo, S (8, 4) OBP: 0.500, SLG: 1.250	3-1 F9		1-1 1B		2-1 G6-3			2-0 F7		4 0 1 0 0 0 1 0 0 0 0 0 0 0			
Jeff Kent, R (1, 4) OBP: 0.333, SLG: 0.731 Armando Rios, L (8, 9) OBP: 0.429, SLG: 0.714		3-3 K	1-1 FC6-4		3-2 F3			0-0 2B		4 0 2 2 0 1 0 0 0 0 0 0 0 0			
Ellis Burks, R (1, 9) OBP: 0.409, SLG: 0.667 Alan Embree, L (8, 1)		0-0 1B	1-0 FC6-4		3-2 G5-3			4-2 BB		3 0 1 0 1 0 2 0 0 0 0 0 0 0			
Rich Aurilia, R (1, 6) OBP: 0.200, SLG: 0.292		1-0 L9		1-1 F6		0-1 P6		2-2 L8		4 0 0 0 0 0 3			
J.T. Snow, L (1, 3) OBP: 0.208, SLG: 0.182		2-3 K		0-1 1B			1-3 K		0-0 G1-3	4 0 1 0 0 2 1			
Doug Mirabelli, R (1, 2) OBP: 0.500, SLG: 0.143			4-2 F8		1-3 K		0-0 G6-3		4-2 BB	2 1 0 0 2 1 1			
Russ Ortiz, R (1, 1) Ben Weber, R (6, 1) Ramon Martinez, R (7, PH) OBP: 0.200, SLG: 0.200 Felix Rodriguez, R (7, 1) Calvin Murray, R (8, 7) OBP: 0.384, SLG: 0.400			2-1 SH5-3		1-2 G4-3		3-3 K		0-0 F7	1 0 0 0 0 0 1 0 0 0 0 0 0 0 1 0 0 0 0 1 0 0 0 0 0 0 0 0 1 0 0 0 0 0 1			
Inning Stats	R: 0 H: 0 E: 0 LOB: 0 K: 0 BB: 0 S: 9 P: 15	R: 0 H: 1 E: 0 LOB: 1 K: 2 BB: 0 S: 10 P: 16	R: 2 H: 3 E: 0 LOB: 2 K: 2 BB: 1 S: 14 P: 27	R: 0 H: 1 E: 0 LOB: 1 K: 1 BB: 0 S: 10 P: 13	R: 0 H: 0 E: 0 LOB: 0 K: 1 BB: 0 S: 9 P: 15	R: 0 H: 0 E: 0 LOB: 0 K: 0 BB: 0 S: 8 P: 14	R: 0 H: 0 E: 0 LOB: 0 K: 2 BB: 0 S: 8 P: 12	R: 1 H: 2 E: 0 LOB: 2 K: 0 BB: 1 S: 11 P: 20	R: 0 H: 0 E: 0 LOB: 1 K: 1 BB: 1 S: 8 P: 13	1B: 6 SF: 0 2B: 1 SAC: 1 3B: 0 DP: 0 HR: 0 HBP: 0	WP: 0 PA: 37 PB: 0 SB: 0 CS: 0		
PITCHER	IP WLS BF H R ER SO BB IBB HBP BLK WP HR S P ERA WHIP											PITCHER	IP WLS BF H R ER SO BB IBB HBP BLK WP HR S P ERA WHIP
Tom Glavine, L (1, 1) ERA: 2.77	7.0 W 27 5 2 2 6 1 0 0 0 0 0 0 68 112 2.57 0.857												
Bruce Chen, L (8, 1) ERA: 2.25	1.0 6 2 1 1 0 1 0 0 0 0 0 0 11 20 9.00 3.000												
30 Kevin McGlinchy, R (9, 1) ERA:	1.0 4 0 0 0 0 1 1 0 0 0 0 0 8 13 0.00 1.000												

San Francisco Giants @ Atlanta Braves
Turner Field, Atlanta, GA
Sun Apr 09 2000, 1:10 PM EDT
Att. 32,654 - Sunny - 50 F

livebaseballscorecards.com

AB	33
R	3
H	7
RBI	3
BB	3
SO	7
LOB	12



Batter	1	2	3	4	5	6	7	8	9	AB	R	H	RBI	BB	SO	LOB
Rafael Furcal, S OBP: 0.467, SLG: 0.571 (1, 6)	2-1 G6-3		4-1 F8 S S BB	1-1 3B		1-2 SH4-3 1B	0-1 SH 10 1B 2B			3	3	2	0	1	0	0
Reggie Sanders, R OBP: 0.286, SLG: 0.231 (1, 9)	0-1 F9		2-1 F8 1-3	4-1 BB		2-1 SH4-3 1-2 2-3	1-3 K			3	0	0	0	1	1	3
10 Chipper Jones, S OBP: 0.429, SLG: 0.391 (1, 5)	3-3 K		4-1 BB S FC1-2 BB	1-0 G4-3		2-2 G3	2-0 2B 1B			4	1	1	1	1	1	4
Wally Joyner, L OBP: 0.571, SLG: 0.500 (1, 3)		2-0 G4-3	4-2 FC1-2 BB 1-2 3-H BB		2-0 F7	4-2 1B BB	0-0 2B			3	0	1	2	2	0	0
Bobby Bonilla, S OBP: 0.467, SLG: 0.929 (1, 7)		3-2 1B SF7 1B	4-2 FC1-2 BB		1-2 HR	2-1 1B	0-0 G5-3			3	2	3	3	1	0	0
Trenidad Hubbard, R OBP: 0.375, SLG: 0.429 (6, PR)			1-2 2-3 BB			1-2 2-H 3-H 1B				1	0	0	0	0	0	1
Javy Lopez, R OBP: 0.421, SLG: 0.556 (1, 2)		1-2 FC5-4 1B 1-3 1B	0-1 FC1-2		0-1 G1-3	1-3 K				5	0	1	0	0	1	5
Andrew Jones, R OBP: 0.280, SLG: 0.500 (1, 8)		1-0 SF7	0-2 G6-3		0-1 1B					4	0	1	1	0	1	3
Keith Lockhart, L OBP: 0.250, SLG: 0.500 (1, 4)		0-1 FC5-4 1B		2-2 F5	0-0 P5		3-2 1B 3B			5	1	2	0	0	1	1
Tom Glavine, L OBP: 0.400, SLG: 0.500 (1, 1)		0-0 FC5-4		1-0 G1-3		0-0 E6 SH4-3 1B 1B	1-2 SH 10 1B 1B			3	1	0	0	0	0	2
Quilvio Veras, S OBP: 0.350, SLG: 0.235 (7, PH)										1	1	1	1	0	0	0
Bruce Chen, L (8, 1)										0	0	0	0	0	0	0
30 Kevin McGlinchy, R (9, 1)										0	0	0	0	0	0	0

Inning Stats	R: 0	H: 0	E: 0	K: 1	S: 7	LOB: 0	BB: 0	P: 12	R: 1	H: 3	E: 0	K: 0	S: 11	LOB: 2	BB: 0	P: 18	R: 1	H: 0	E: 0	K: 0	S: 16	LOB: 3	BB: 4	P: 34	R: 0	H: 1	E: 0	K: 0	S: 8	LOB: 2	BB: 1	P: 17	R: 1	H: 2	E: 0	K: 0	S: 11	LOB: 1	BB: 0	P: 14	R: 2	H: 2	E: 1	K: 1	S: 18	LOB: 2	BB: 1	P: 30	R: 4	H: 4	E: 1	K: 2	S: 19	LOB: 1	BB: 0	P: 27	R: 0	H: 0	E: 0	K: 1	S: 8	LOB: 0	BB: 0	P: 11
--------------	------	------	------	------	------	--------	-------	-------	------	------	------	------	-------	--------	-------	-------	------	------	------	------	-------	--------	-------	-------	------	------	------	------	------	--------	-------	-------	------	------	------	------	-------	--------	-------	-------	------	------	------	------	-------	--------	-------	-------	------	------	------	------	-------	--------	-------	-------	------	------	------	------	------	--------	-------	-------

PITCHER	IP	WLS	BF	H	R	ER	SO	BB	IBB	HBP	BLK	WP	HR	S	P	ERA	WHIP
Russ Ortiz, R ERA: 1.98 (1, 1)	5.2	L	32	8	5	3	1	6	0	0	0	0	0	68	121	4.76	2.471
Ben Weber, R ERA: 6.23 (6, 1)	0.1		1	0	0	0	1	0	0	0	0	0	0	3	4	0.00	0.000
Felix Rodriguez, R ERA: 4.91 (7, 1)	1.0		8	4	4	1	2	0	0	0	0	0	0	19	27	9.00	4.000
Alan Embree, L ERA: 6.75 (8, 1)	1.0		3	0	0	0	1	0	0	0	0	0	0	8	11	0.00	0.000


BOTTOM

San Francisco Giants @ Atlanta Braves
Turner Field, Atlanta, GA

Sun Apr 09 2000, 1:10 PM EDT
Att: 32,654 - Sunny - 50 F

AB	35
R	9
H	12
RBI	8
BB	6
SO	5
LOB	19

WP: 0 PA: 44
PB: 0
SB: 3
CS: 0



PITCHER	IP	WLS	BF	H	R	ER	SO	BB	IBB	HBP	BLK	WP	HR	S	P	ERA	WHIP
Russ Ortiz, R ERA: 1.98 (1, 1)	5.2	L	32	8	5	3	1	6	0	0	0	0	0	68	121	4.76	2.471
Ben Weber, R ERA: 6.23 (6, 1)	0.1		1	0	0	0	1	0	0	0	0	0	0	3	4	0.00	0.000
Felix Rodriguez, R ERA: 4.91 (7, 1)	1.0		8	4	4	1	2	0	0	0	0	0	0	19	27	9.00	4.000
Alan Embree, L ERA: 6.75 (8, 1)	1.0		3	0	0	0	1	0	0	0	0	0	0	8	11	0.00	0.000

Batter	1	2	3	4	5	6	7	8	9	AB R H RBI BB SO LOB	TOP											
22 Devon White, S OBP: 0.333, SLG: 0.577 (1, 8)	2-2 CS 1B		1-0 P6		2-1 G1-3 1B		0-0 S 1B 2B	1-3 K		5 2 3 0 0 1 1												
Mark Grudzielanek, R OBP: 0.235, SLG: 0.303 (1, 4)	1-3 K			1-1 G5-3	0-2 G1-3		2-3 K	0-0 G6-3		5 0 0 0 0 2 4												
Shawn Green, L OBP: 0.333, SLG: 0.310 (1, 9)	3-2 G3-1			4-2 BB BB	1-0 1B		3-2 P5		3-3 K	4 0 1 1 1 1 2												
Gary Sheffield, R OBP: 0.481, SLG: 0.870 (1, 7)		1-0 G5-4-3 1B		4-0 1-2 BB	2-2 P4		4-0 1B IBB		0-0 P6	3 0 1 0 2 0 1 0 0 0 0 0 0 0												
Jeff Shaw, R (9, 1)																						
Geronimo Berroa, R OBP: 0.333, SLG: 0.333 (1, 3)		2-1 G5-4-3		0-3 K		3-2 FC5-4 1B	2-1 1-3 2-H 1B		1-3 K	4 0 2 1 0 1 3 0 0 0 0 0 0 0 1 0 0 0 0 1 0												
Terry Adams, R (7, 1)																						
Todd Hollandsworth, L OBP: 0.364, SLG: 0.333 (9, PH)		1-2																				
Adrian Beltré, R OBP: 0.345, SLG: 0.517 (1, 5)		1-0 G4-3		1-3 K		1-0 FC5-4 BB	0-2 F9			4 0 0 0 0 1 5												
Todd Hundley, S OBP: 0.294, SLG: 0.467 (1, 2)			2-1 G5-3		2-2 HR 1B	2-1 F9		0-0 F5		4 1 1 0 0 0 1												
Kevin Elster, R OBP: 0.524, SLG: 1.059 (1, 6)			3-2 HR		2-1 HR	4-1 1-2 BB		3-2 HR		3 3 3 4 1 0 0												
Chan Ho Park, R (1, 1)			0-0 G4-3		0-2 G2-3	0-1 F9		3-2 2B		3 0 0 0 0 0 2 1 0 1 0 0 0 0												
Dave Hansen, L OBP: 0.667, SLG: 2.000 (7, 3)																						
Inning Stats	R: 0 E: 0 K: 1 S: 9	H: 1 LOB: 0 BB: 0 P: 15	R: 0 E: 0 K: 0 S: 4	H: 1 LOB: 0 BB: 0 P: 8	R: 1 E: 0 K: 0 S: 7	H: 1 LOB: 0 BB: 0 P: 13	R: 0 E: 0 K: 2 S: 10	H: 0 LOB: 2 BB: 2 P: 20	R: 3 E: 0 K: 0 S: 18	H: 4 LOB: 1 BB: 0 P: 27	R: 0 E: 0 K: 0 S: 9	H: 1 LOB: 2 BB: 1 P: 19	R: 1 E: 0 K: 1 S: 13	H: 2 LOB: 2 BB: 1 P: 24	R: 1 E: 0 K: 1 S: 13	H: 2 LOB: 1 BB: 0 P: 20	R: 0 E: 0 K: 2 S: 8	H: 0 LOB: 0 BB: 0 P: 12	1B: 7 2B: 2 3B: 0 HR: 3	SF: 0 SAC: 0 DP: 1 HBP: 0	WP: 0 PB: 0 SB: 1 CS: 1	PA: 41
PITCHER	IP WLS BF H R ER SO BB IBB HBP BLK WP HR S P ERA WHIP																					
Kirk Rueter, L ERA: 8.38 (1, 1)	6.0 L 27 8 4 4 3 3 0 0 0 0 0 2 57 102 6.00 1.833																					
Alan Embree, L ERA: 7.71 (7, 1)	1.0 6 2 1 1 1 0 1 0 0 0 0 13 24 9.00 2.000																					
Felix Rodriguez, R ERA: 4.76 (8, 1)	2.0 8 2 1 1 3 0 0 0 0 0 1 21 32 4.50 1.000																					

Los Angeles Dodgers @ San Francisco Giants
PacBell Park, San Francisco, CA
Tue Apr 11 2000, 4:05 PM EDT
Att. 40,930 - Sunny - 61 F

livebaseballscorecards.com

AB	37
R	6
H	12
RBI	6
BB	4
SO	7
LOB	19



Batter	1	2	3	4	5	6	7	8	9	AB	R	H	RBI	BB	SO	LOB
Marvin Benard, L (1, 8) OBP: 0.219, SLG: 0.194	1-1 F9		1-3 K		1-1 E3		2-1 G5-3			4	0	0	0	0	1	0
Bill Mueller, S (1, 5) OBP: 0.360, SLG: 0.478	0-1 2B		3-2 G6-3		0-0 G4-3		0-0 L6			4	1	1	0	0	0	1
Barry Bonds, L (1, 7) OBP: 0.412, SLG: 0.700	0-0 F9		2-2 HR		3-2 L9			0-0 P2		4	1	2	2	0	0	0
Jeff Kent, R (1, 4) OBP: 0.324, SLG: 0.655	1-2 F9		2-3 K		4-2 G5-4-3			1-0 G6-3		3	1	0	0	1	1	1
Ellis Burks, R (1, 9) OBP: 0.385, SLG: 0.591	3-2 G6-3			3-2 G6-3		2-2 G5-4-3		1-2 G6-3		4	0	1	0	0	0	1
J.T. Snow, L (1, 3) OBP: 0.250, SLG: 0.320		0-0 F9		4-0 2B		0-2 G5-4-3			3-1 HR	3	1	1	1	1	0	2
Rich Aurilia, R (1, 6) OBP: 0.207, SLG: 0.321		2-0 F7		0-0 BB		1-1 G4-3			1-2 F3	4	0	1	0	0	0	0
Doug Mirabelli, R (1, 2) OBP: 0.500, SLG: 0.727		2-1 3B		2-3 K			2-1 HR		0-1 F7	4	1	2	1	0	1	2
Kirk Rueter, L (1, 1) Alan Embree, L (7, 1) Felipe Crespo, S (7, PH) Felix Rodriguez, R (8, 1) Armando Rios, L (9, PH)		0-1 B2-3		1-3 K			0-0 G3-1		2-1 G4-3	2	0	0	0	0	0	3

Inning Stats	R: 1	H: 2	E: 0	K: 0	S: 12	H: 2	LOB: 1	BB: 0	P: 17	R: 0	H: 1	E: 0	K: 0	S: 6	H: 1	LOB: 0	BB: 0	P: 10	R: 1	H: 1	E: 0	K: 2	S: 14	H: 1	LOB: 0	BB: 0	P: 22	R: 0	H: 1	E: 0	K: 2	S: 10	R: 0	H: 0	E: 1	K: 0	S: 8	R: 1	H: 1	E: 0	K: 0	S: 11	R: 0	H: 1	E: 0	K: 0	S: 6	R: 0	H: 0	E: 0	K: 0	S: 5	R: 1	H: 1	E: 0	K: 0	S: 9	R: 0	H: 0	E: 0	K: 0	S: 7	1B: 2	2B: 2	3B: 1	HR: 3	SF: 0	SAC: 0	DP: 2	HBP: 0	WP: 1	PB: 0	SB: 0	CS: 0	PA: 36
--------------	------	------	------	------	-------	------	--------	-------	-------	------	------	------	------	------	------	--------	-------	-------	------	------	------	------	-------	------	--------	-------	-------	------	------	------	------	-------	------	------	------	------	------	------	------	------	------	-------	------	------	------	------	------	------	------	------	------	------	------	------	------	------	------	------	------	------	------	------	-------	-------	-------	-------	-------	--------	-------	--------	-------	-------	-------	-------	--------

PITCHER	IP	WLS	BF	H	R	ER	SO	BB	IBB	HBP	BLK	WP	HR	S	P	ERA	WHIP
Chan Ho Park, R (1, 1) ERA: 4.5	6.0	W	25	6	3	3	4	2	0	0	0	1	1	61	99	4.50	1.333
Terry Adams, R (7, 1) ERA: 3.0	2.0	H	7	1	1	1	0	0	0	0	0	0	1	11	17	4.50	0.500
Jeff Shaw, R (9, 1) ERA: 9.0	1.0	S	4	1	1	1	0	0	0	0	0	0	1	9	15	9.00	1.000

BOTTOM

Los Angeles Dodgers @ San Francisco Giants
PacBell Park, San Francisco, CA
 Tue Apr 11 2000, 4:05 PM EDT
 Att: 40,930 - Sunny - 61 F

livebaseballscorecards.com

AB	34
R	5
H	8
RBI	4
BB	2
SO	4
LOB	10



Batter	1	2	3	4	5	6	7	8	9	AB R H RBI BB SO LOB	TOP																									
Todd Hollandsworth, L OBP: 0.438, SLG: 0.462 (1, 8)	2-3 K		3-2 1B SF7 2B		4-1 FC6-4 BB		1-1 WP 1B	0-0 F8		4 2 2 0 1 1 0																										
Mark Grudzielanek, R OBP: 0.256, SLG: 0.297 (1, 4)	2-2 L9		4-1 1B BB		2-0 FC6-4 FC5-4		1-2 BB SF8 1B	1-2 F9		4 1 1 1 1 0 1																										
Gary Sheffield, R OBP: 0.469, SLG: 0.786 (1, 7)	2-2 G3		0-2 1B		1-1 FC5-4		3-2 SF8 BB 1B	1-2 G6-3		5 1 2 0 0 0 1																										
Mike Fetters, R (8, 1)			1-2 2-3		1-2		1-2 1B			0 0 0 0 0 0 0																										
Dave Hansen, L OBP: 0.667, SLG: 2.000 (9, 3)										0 0 0 0 0 0 0																										
Shawn Green, L OBP: 0.342, SLG: 0.364 (1, 9)		3-2 BB S G6-4-3 1B	2-1 SF7		1-0 BB SF8 2B		1-3 K		3-1 G4-3	4 2 2 1 0 1 2																										
Eric Karros, R OBP: 0.273, SLG: 0.536 (1, 3)		4-2 G6-4-3 BB 1-2 BB	1-0 F7		3-0 SF8 BB HBP		4-2 BB 1B BB		0-3 K	2 0 0 0 2 1 2																										
Jeff Shaw, R (9, 1)							1-2 2-3 BB		2-0 F9	0 0 0 0 0 0 0																										
Todd Hundley, S OBP: 0.318, SLG: 0.412 (1, 2)		4-0 G6-4-3 BB 1-2 2-3		2-2 F5		4-0 BB	2-2 SF8			2 0 0 1 2 0 0																										
Adrian Beltré, R OBP: 0.333, SLG: 0.500 (1, 5)		0-1 G6-4-3		1-2 L5		1-1 SF8	0-2 BB 1B			3 0 1 2 0 0 2																										
Kevin Elster, R OBP: 0.480, SLG: 0.900 (1, 6)		1-2 2-3 3-H		0-0 G6-3		1-1 K	1-2 3-H BB			3 0 0 0 1 2 3																										
37 Darren Dreifort, R (1, 1)			1-3 K		1-3 K	1-0 P4	2-1 G3			3 0 0 0 0 2 2																										
Jeff Williams, R (6, 1)										0 0 0 0 0 0 0																										
Terry Adams, R (6, 1)										1 0 0 0 0 0 3																										
F.P. Santangelo, S (8, 7)										0 0 0 0 0 0 0																										
Inning Stats	R: 0 E: 0 K: 1 S: 10	H: 0 LOB: 0 BB: 0 P: 16	R: 1 E: 0 K: 1 S: 11	H: 1 LOB: 1 BB: 2 P: 23	R: 1 E: 0 K: 1 S: 15	H: 2 LOB: 2 BB: 1 P: 26	R: 0 E: 0 K: 0 S: 7	H: 0 LOB: 0 BB: 0 P: 10	R: 0 E: 0 K: 1 S: 7	H: 0 LOB: 1 BB: 1 P: 15	R: 1 E: 0 K: 1 S: 7	H: 1 LOB: 2 BB: 1 P: 18	R: 3 E: 0 K: 1 S: 24	H: 4 LOB: 3 BB: 2 P: 42	R: 0 E: 0 K: 0 S: 9	H: 0 LOB: 0 BB: 0 P: 11	R: 0 E: 0 K: 1 S: 6	H: 0 LOB: 0 BB: 0 P: 11	1B: 6 2B: 2 3B: 0 HR: 0	SF: 3 SAC: 0 DP: 1 HBP: 1	WP: 1 PB: 0 SB: 1 CS: 0	PA: 42														
PITCHER	IP WLS BF H R ER SO BB IBB HBP BLK WP HR S P ERA WHIP																																			
Joe Nathan, R ERA: 2.77 (1, 1)	6.0		27	4	3	3	5	5	0	1	0	0	0	57	108	4.50	1.500																			
Ben Weber, R ERA: 12.46 (7, 1)	0.0	L	3	3	3	3	0	0	0	0	0	1	0	10	15	∞	∞																			
Aaron Fultz, L ERA: 1.69 (7, 1)	2.0		9	1	0	0	1	2	0	0	0	0	0	23	38	0.00	1.500																			
John Johnstone, R ERA: 6.75 (9, 1)	1.0		3	0	0	0	1	0	0	0	0	0	0	6	11	0.00	0.000																			

Los Angeles Dodgers @ San Francisco Giants
PacBell Park, San Francisco, CA
Wed Apr 12 2000, Postponed
Att. 40,930 - Overcast - 62 F

livebaseballscorecards.com

AB	31
R	6
H	8
RBI	5
BB	7
SO	7
LOB	16



BOTTOM

Los Angeles Dodgers @ San Francisco Giants
PacBell Park, San Francisco, CA

livebaseballscorecards.com

AB 35
R 5
H 7
RBI 4
BB 5
SO 3
LOB 16



WP: 2 PA: 40
PB: 0
SB: 1
CS: 0

ERA WHIP

Wed Apr 12 2000, Postponed
Att. 40,930 - Overcast - 62 F

AB R H RBI BB SO LOB

5	0	1	0	0	0	1
3	1	0	0	2	1	1
4	1	0	0	1	1	1
5	1	2	0	0	0	3
3	1	1	0	1	0	1
3	0	0	1	1	0	3
4	1	2	3	0	0	2
3	0	0	0	0	1	2
0	0	0	0	0	0	0
0	0	0	0	0	0	0
2	0	0	0	0	0	0
1	0	0	0	0	0	2

1B: 5 SF: 0
2B: 1 SAC: 0
3B: 0 DP: 0
HR: 1 HBP: 0

IP	WLS	BF	H	R	ER	SO	BB	IBB	HBP	BLK	WP	HR	S	P	ERA	WHIP
5.0		19	2	2	1	1	1	1	0	0	2	1	47	76	1.80	0.600
0.1	H	4	1	2	2	0	2	0	0	0	0	0	6	15	54.00	9.000
1.2	W	6	1	0	0	0	0	0	0	0	0	0	13	23	0.00	0.600
1.0	H	6	2	1	1	1	1	0	0	0	0	0	16	29	9.00	3.000
1.0	S	5	1	0	0	1	0	1	0	0	0	0	7	16	0.00	1.000

Batter	1	2	3	4	5	6	7	8	9
Marvin Benard, L (1, 8) OBP: 0.216, SLG: 0.194	3-2 G4-3 ①		1-0 F7 ③		2-2 G1-3 ③		1-2 F7 ②		0-1 S 1B
Bill Mueller, S (1, 5) OBP: 0.367, SLG: 0.423	0-2 F7 ②			4-1 WP E BB		4-0 FC8-6 BB	3-2 G4-3 ③		3-3 K 1-2
Barry Bonds, L (1, 7) OBP: 0.385, SLG: 0.618	3-2 P5 ③			2-2 E3 F8 WP 1-H		0-0 FC8-6 BB 1B FC5 1-2f		2-3 K ①	4-0 IBB
Jeff Kent, R (1, 4) OBP: 0.333, SLG: 0.618		1-0 G4-3 ①		2-0 P6 ①		1-2 FC5 BB 1B 1-2		1-1 BB 1B FC5 1B	1-0 F9 ③
J.T. Snow, L (1, 3) OBP: 0.281, SLG: 0.321		1-1 F8 ②		2-2 F8 ②		4-1 FC5 1B BB 1-2 2-3		2-1 FC5 BB 1B	
Ellis Burks, R (1, 9) OBP: 0.367, SLG: 0.520		2-2 G6-3 ③		2-2 F8 ③		1-0 FC5 ②		4-0 FC5 BB 1-2 2-3	
Rich Aurilia, R (1, 6) OBP: 0.242, SLG: 0.438			0-0 HR		0-1 L7 ①	0-0 FC5-4 1B 1-2 2-H		2-2 FC5 ②	
Bobby Estalella, R (1, 2) OBP: 0.300, SLG: 0.474			0-2 G1-3 ①		0-3 K ②	2-2 FC5-4 ③		2-1 F8 ③	
John Johnstone, R (9, 1)						1-2f 2-3			
Joe Nathan, R (1, 1) OBP: 0.200, SLG: 0.400			2-0 G1-3 ②		2-2 2B		3-1 G5-3 ①		1-0 F8 ①
Ben Weber, R (7, 1)									
Aaron Fultz, L (7, 1) OBP: 1.000, SLG: 1.000									
Doug Mirabelli, R (7, 2) OBP: 0.444, SLG: 0.615									
Felipe Crespo, S (8, PH) OBP: 0.333, SLG: 0.833									

Inning Stats

37 Darren Dreifort, R (1, 1) ERA: 2.7	IP	WLS	BF	H	R	ER	SO	BB	IBB	HBP	BLK	WP	HR	S	P	ERA	WHIP
Jeff Williams, L (6, 1) ERA: 54.0	0.1	H	4	1	2	2	0	2	0	0	0	0	0	6	15	54.00	9.000
Terry Adams, R (6, 1) ERA: 2.35	1.2	W	6	1	0	0	0	0	0	0	0	0	0	13	23	0.00	0.600
Mike Fetters, R (8, 1) ERA: 2.25	1.0	H	6	2	1	1	1	1	0	0	0	0	0	16	29	9.00	3.000
Jeff Shaw, R (9, 1) ERA: 6.0	1.0	S	5	1	0	0	1	0	1	0	0	0	0	7	16	0.00	1.000

Batter	1	2	3	4	5	6	7	8	9	AB	R	H	RBI	BB	SO	LOB
Marvin Benard, L (1, 8) OBP: 0.214, SLG: 0.268	0-3 K		0-2 HR		0-0 B4		2-2 F8		1-1 G1-3	5	1	1	1	0	1	0
Russ Davis, R (1, 5) OBP: 0.368, SLG: 0.500	4-2 HR HBP		2-1 P4		2-2 P6		2-1 HR 1B		2-1 G1-3 BB 1B	4	2	2	0	0	0	0
Barry Bonds, L (1, 7) OBP: 0.405, SLG: 0.694 Calvin Murray, R (7, PH) OBP: 0.462, SLG: 0.727 (8, 7)	2-2 HR		1-0 P6		4-0 BB		2-0 HR		4-2 G1-3 BB	2	1	1	2	1	0	0
Jeff Kent, R (1, 4) OBP: 0.310, SLG: 0.568 Bill Mueller, S (7, PH) OBP: 0.344, SLG: 0.393 (8, 4)	0-2 F9		0-0 F9		0-1 F7		2-2 F8		3-2 G1-3	3	0	0	0	0	0	1
Ellis Burks, R (1, 9) OBP: 0.424, SLG: 0.571 Armando Rios, L (8, 9) OBP: 0.300, SLG: 0.500	2-2 1B				1-0 FC5-4 1B		1-0 PB 1B		1-0 G3-1 G6-3	3	0	3	0	0	0	0
Rich Aurilia, R (1, 6) OBP: 0.243, SLG: 0.417	2-1 G4-3				0-0 FC5-4 1B		1-1 F7		2-2 G5-3	4	0	1	0	0	0	2
J.T. Snow, L (1, 3) OBP: 0.250, SLG: 0.281 Robb Nen, R (9, 1)			0-1 L1		1-3 K		1-1 F8		2-3 K	4	0	0	0	0	2	3
Bobby Estelella, R (1, 2) OBP: 0.261, SLG: 0.409 Alan Embree, L (7, 1) Felipe Crespo, S (9, 3) OBP: 0.429, SLG: 0.857			2-1 F9		0-0 FC5-4		1-2 P3		0-0 HR 1B	3	0	0	0	0	0	3
Mark Gardner, R (1, 1) OBP: 0.333, SLG: 0.333 Felix Rodriguez, R (2, 1) Ramon Martinez, R (4, PH) OBP: 0.167, SLG: 0.167 Ben Weber, R (5, 1) Doug Mirabelli, R (7, 2) OBP: 0.450, SLG: 0.800			2-3 K		2-2 G5-3		0-1 F7		2-1 HR	0	0	0	0	0	0	0

Inning Stats	R: 2	H: 2	E: 0	K: 1	S: 18	LOB: 1	BB: 0	P: 28	R: 0	H: 0	E: 0	K: 1	S: 8	LOB: 0	BB: 0	P: 12	R: 1	H: 1	E: 0	K: 0	S: 7	LOB: 0	BB: 0	P: 10	R: 0	H: 2	E: 0	K: 1	S: 10	LOB: 2	BB: 0	P: 14	R: 0	H: 0	E: 0	K: 0	S: 7	LOB: 1	BB: 1	P: 13	R: 0	H: 1	E: 0	K: 0	S: 8	LOB: 1	BB: 0	P: 12	R: 2	H: 2	E: 0	K: 0	S: 11	LOB: 0	BB: 0	P: 19	R: 0	H: 0	E: 0	K: 1	S: 8	LOB: 0	BB: 0	P: 13	R: 2	H: 3	E: 0	K: 0	S: 16	LOB: 2	BB: 1	P: 28	1B: 7	2B: 0	3B: 0	HR: 4	SF: 0	SAC: 0	DP: 0	HBP: 1	WP: 0	PA: 41
--------------	------	------	------	------	-------	--------	-------	-------	------	------	------	------	------	--------	-------	-------	------	------	------	------	------	--------	-------	-------	------	------	------	------	-------	--------	-------	-------	------	------	------	------	------	--------	-------	-------	------	------	------	------	------	--------	-------	-------	------	------	------	------	-------	--------	-------	-------	------	------	------	------	------	--------	-------	-------	------	------	------	------	-------	--------	-------	-------	-------	-------	-------	-------	-------	--------	-------	--------	-------	--------

PITCHER	IP	WLS	BF	H	R	ER	SO	BB	IBB	HBP	BLK	WP	HR	S	P	ERA	WHIP
Carlos Perez, L (1, 1) ERA: 6.75	6.0		26	6	3	3	3	1	0	1	0	0	2	58	89	4.50	1.167
Onan Masaoka, L (7, 1) ERA: 7.5	2.0		8	2	2	2	1	0	0	0	0	0	1	19	32	9.00	1.000
Alan Mills, R (9, 1) ERA: 6.75	0.1		5	3	2	2	0	1	0	0	0	0	1	11	20	54.00	12.000
Jeff Shaw, R (9, 1) ERA: 4.91	0.2	S	2	0	0	0	0	0	0	0	0	0	0	5	8	0.00	0.000

Los Angeles Dodgers @ San Francisco Giants
PacBell Park, San Francisco, CA
 Thu Apr 13 2000, 10:35 PM EDT
 Att: 40,930 - Sunny - 57 F

AB	38
R	7
H	11
RBI	7
BB	2
SO	4
LOB	15



Batter	1	2	3	4	5	6	7	8	9	AB R H RBI BB SO LOB	TOP																													
Tony Womack, L (1, 6) OBP: 0.146, SLG: 0.195	1-3 K		1-0 L3		0-2 FC4-6			0-1 G6-3		4 0 0 0 0 1 2																														
Jay Bell, R (1, 4) OBP: 0.412, SLG: 0.548	0-0 G5-3		0-1 P4			2-3 K		1-3 K		4 0 0 0 0 2 0																														
Luis Gonzalez, L (1, 7) OBP: 0.380, SLG: 0.535	3-1 2B			4-2 G4-6-3 BB		1-2 F7		3-2 G4-3		3 0 1 0 1 0 0																														
Erubiel Durazo, L (1, 3) OBP: 0.385, SLG: 0.419 Hanley Frias, S (9, PR) OBP: 0.167, SLG: 0.091 Greg Colbrunn, R (9, 3) OBP: 0.667, SLG: 0.571	0-2 F8		3-1 F8		0-0 0-0 G4-6-3		0-0 1B		3-0 1B SH1-4 FC1-2-5 1B	4 0 2 0 0 0 2 0 0 0 0 0 0 0 0 0 0 0 0 0 0																														
Steve Finley, L (1, 8) OBP: 0.367, SLG: 0.681		2-2 G4-3		0-0 G4-6-3		1-0 F8			0-1 SH1-4	3 0 0 0 0 0 2																														
Travis Lee, L (1, 9) OBP: 0.421, SLG: 0.613		1-0 HR			2-0 G6-3		4-2 BB		1-0 2B FC1-2-5 1B	3 2 2 1 1 0 0																														
Lenny Harris, L (1, 5) OBP: 0.205, SLG: 0.314		1-0 G5-3			2-3 K		1-0 F7		1-2 FC1-2-5 2B	4 1 0 0 0 1 3																														
Damian Miller, R (1, 2) OBP: 0.370, SLG: 0.560		1-2 G3			0-1 1B 1B		0-1 F9		1-0 2B 1-H 2-H	4 0 2 2 0 0 1																														
Randy Johnson, R (1, 1) OBP: 0.111, SLG: 0.111			1-3 K		0-1 FC4-6 1B		1-2 F9		2-2 G3-1	4 0 1 0 0 1 3																														
Inning Stats	R: 0 E: 0 K: 1 S: 9	H: 1 LOB: 1 BB: 0 P: 13	R: 1 E: 0 K: 0 S: 8	H: 1 LOB: 0 BB: 0 P: 13	R: 0 E: 0 K: 1 S: 6	H: 0 LOB: 0 BB: 0 P: 8	R: 0 E: 0 K: 0 S: 5	H: 0 LOB: 0 BB: 1 P: 12	R: 0 E: 0 K: 1 S: 11	H: 2 LOB: 2 BB: 0 P: 15	R: 0 E: 0 K: 1 S: 11	H: 1 LOB: 1 BB: 0 P: 15	R: 0 E: 0 K: 0 S: 8	H: 0 LOB: 1 BB: 1 P: 14	R: 0 E: 0 K: 1 S: 10	H: 0 LOB: 0 BB: 0 P: 14	R: 2 E: 0 K: 0 S: 13	H: 3 LOB: 2 BB: 0 P: 20	1B: 5 2B: 2 3B: 0 HR: 1	SF: 0 SAC: 1 DP: 1 HBP: 0	WP: 0 PB: 0 SB: 0 CS: 0	PA: 36																		
PITCHER Livan Hernandez, R (1, 1) ERA: 5.49	IP 9.0	WLS L	BF 36	H 8	R 3	ER 3	SO 5	BB 2	IBB 0	HBP 0	BLK 0	WP 0	HR 1	S 81	P 124	ERA 3.00	WHIP 1.111						PITCHER	IP 9.0	WLS L	BF 36	H 8	R 3	ER 3	SO 5	BB 2	IBB 0	HBP 0	BLK 0	WP 0	HR 1	S 81	P 124	ERA 3.00	WHIP 1.111

Arizona Diamondbacks @ San Francisco Giants
PacBell Park, San Francisco, CA
Fri Apr 14 2000, 10:35 PM EDT
Att. 40,930 - Sunny - 59 F

AB	33
R	3
H	8
RBI	3
BB	2
SO	5
LOB	13



Batter	1	2	3	4	5	6	7	8	9	AB	R	H	RBI	BB	SO	LOB
Calvin Murray, R OBP: 0.529, SLG: 0.733 (1, 8)	1-3 K ①			2-1 S 1B		0-2 2B 1B		2-2 1-2 1B		4	1	3	0	0	1	0
Bill Mueller, S OBP: 0.333, SLG: 0.406 (1, 5)	1-3 K ②			2-3 K ①		1-2 1-H 2B		0-0 G1-3 ③		4	0	1	1	0	2	3
Barry Bonds, L OBP: 0.370, SLG: 0.625 (1, 7)	2-0 F8 ③			0-0 F8 ②		0-1 F8 ③				4	0	0	0	0	0	2
Jeff Kent, R OBP: 0.283, SLG: 0.512 (1, 4)			1-3 K ①	3-3 K ③			3-3 K ①			4	0	0	0	0	3	1
Ellis Burks, R OBP: 0.378, SLG: 0.500 (1, 9)			2-3 K ②		0-2 P6 ①		2-3 K ②		2-1 G5-3 ③	4	0	0	0	0	2	0
Russ Davis, R OBP: 0.318, SLG: 0.429 J.T. Snow, L OBP: 0.250, SLG: 0.281 (1, 3) (9, 3)			0-1 G5-3 ③		0-0 G5-3 ②		1-3 K ③			3	0	0	0	0	1	0
Rich Aurilia, R OBP: 0.225, SLG: 0.385 (1, 6)					2-3 K ③					3	0	0	0	0	1	0
Doug Mirabelli, R OBP: 0.391, SLG: 0.667 (1, 2)						0-2 G4-3 ①		2-3 K ②		3	0	0	0	0	1	0
Livan Hernandez, R OBP: 0.286, SLG: 0.286 (1, 1)						1-0 G1-3 ②		2-0 1B 1B		3	0	1	0	0	0	0

Inning Stats	R: 0	H: 0	E: 0	K: 2	S: 8	LOB: 0	BB: 0	P: 12	R: 0	H: 0	E: 0	K: 2	S: 8	LOB: 0	BB: 0	P: 11	R: 0	H: 0	E: 0	K: 0	S: 3	LOB: 0	BB: 0	P: 3	R: 0	H: 1	E: 0	K: 2	S: 10	LOB: 1	BB: 0	P: 17	R: 0	H: 0	E: 0	K: 1	S: 8	LOB: 0	BB: 0	P: 10	R: 1	H: 2	E: 0	K: 0	S: 13	LOB: 1	BB: 0	P: 15	R: 0	H: 0	E: 0	K: 3	S: 9	LOB: 0	BB: 0	P: 15	R: 0	H: 2	E: 0	K: 1	S: 9	LOB: 2	BB: 0	P: 15	R: 0	H: 0	E: 0	K: 0	S: 7	LOB: 0	BB: 0	P: 11	1B: 4	2B: 1	3B: 0	HR: 0	SF: 0	SAC: 0	DP: 0	HBP: 0	WP: 0	PB: 0	SB: 1	CS: 0	PA: 32	ERA	WHIP
PITCHER Randy Johnson, L ERA: 1.01 (1, 1)	IP	WLS	BF	H	R	ER	SO	BB	IBB	HBP	BLK	WP	HR	S	P	ERA	WHIP	IP	WLS	BF	H	R	ER	SO	BB	IBB	HBP	BLK	WP	HR	S	P	ERA	WHIP																																																					

BOTTOM


Arizona Diamondbacks @ San Francisco Giants
PacBell Park, San Francisco, CA

Fri Apr 14 2000, 10:35 PM EDT
Att. 40,930 - Sunny - 59 F

livebaseballscorecards.com

AB	32
R	1
H	5
RBI	1
BB	0
SO	11
LOB	6



Batter	1	2	3	4	5	6	7	8	9	AB R H RBI BB SO LOB	TOP														
Tony Womack, L (1, 6) OBP: 0.152, SLG: 0.178	0-3 K		4-1 G5-4-3 BB		1-0 G1-3		2-1 FC5 1-2 2-3f		0-3 K	4 0 0 0 1 2 2	<p>Arizona Diamondbacks @ San Francisco Giants</p> <p>PacBell Park, San Francisco, CA</p> <p>Sat Apr 15 2000, 4:05 PM EDT</p> <p>Att. 40,930 - Cloudy - 59 F</p> <p>livebaseballscorecards.com</p> <table border="1"> <tr><td>AB</td><td>33</td></tr> <tr><td>R</td><td>7</td></tr> <tr><td>H</td><td>9</td></tr> <tr><td>RBI</td><td>7</td></tr> <tr><td>BB</td><td>5</td></tr> <tr><td>SO</td><td>5</td></tr> <tr><td>LOB</td><td>15</td></tr> </table> 	AB	33	R	7	H	9	RBI	7	BB	5	SO	5	LOB	15
AB	33																								
R	7																								
H	9																								
RBI	7																								
BB	5																								
SO	5																								
LOB	15																								
Jay Bell, R (1, 4) OBP: 0.393, SLG: 0.511	1-0 P4-3 1B		0-0 G5-4-3 1-2f		0-0 G4-3		2-1 F9		1-2 F7	5 0 1 0 0 0 3															
Luis Gonzalez, L (1, 7) OBP: 0.364, SLG: 0.489	1-2 P4-3 1-2f			2-2 P5	2-0 F8			4-2 1B BB	0-1 F8	4 1 0 0 1 0 1															
Erubiel Durazo, L (1, 3) OBP: 0.419, SLG: 0.441		4-0 FC6-4 BB		2-2 BB BB SF7 1B		2-2 G3		0-1 1B 1B		3 2 2 0 1 0 0															
Steve Finley, L (1, 8) OBP: 0.377, SLG: 0.660		0-1 F9		4-2 BB HR BB		1-1 G3		0-1 S 1B 1B		3 1 1 1 1 0 1															
Travis Lee, L (1, 9) OBP: 0.405, SLG: 0.559		1-2 FC6-4 FC4-6 1-2f		4-2 HR BB		2-2 G4-3		0-3 K		3 1 0 0 1 1 3															
Lenny Harris, L (1, 5) OBP: 0.209, SLG: 0.316		0-0 FC4-6 1-2f		3-1 SF7			2-2 F9	3-2 S 1B		3 0 1 2 0 0 1															
Kelly Stinnett, R (1, 2) OBP: 0.333, SLG: 0.889			0-0 HR	3-2 HR			2-2 FC5 1B	1-3 K		4 2 3 4 0 1 2															
Todd Stottlemire, L (1, 1)			0-1 L6	2-1 F7			1-1 FC5 1B	2-3 K		2 0 0 0 0 0 0															
Darren Holmes, R (6, 1)										0 0 0 0 0 0 0															
Dan Plesac, L (6, 1)										0 0 0 0 0 0 0															
David Dellucci, L (7, PH) OBP: 0.667, SLG: 0.500										1 0 1 0 0 0 0															
Greg Swindell, L (7, 1)										1 0 0 0 0 1 2															
Inning Stats	R: 0 E: 0 K: 1 S: 7	H: 1 LOB: 0 BB: 0 P: 9	R: 0 E: 0 K: 0 S: 6	H: 0 LOB: 1 BB: 1 P: 11	R: 1 E: 0 K: 0 S: 5	H: 1 LOB: 0 BB: 1 P: 9	R: 4 E: 0 K: 0 S: 19	H: 2 LOB: 0 BB: 2 P: 39	R: 0 E: 0 K: 0 S: 3	H: 0 LOB: 0 BB: 0 P: 6	R: 0 E: 0 K: 0 S: 9	H: 0 LOB: 0 BB: 0 P: 14	R: 0 E: 0 K: 0 S: 14	H: 2 LOB: 2 BB: 0 P: 23	R: 2 E: 0 K: 3 S: 20	H: 3 LOB: 2 BB: 1 P: 30	R: 0 E: 0 K: 1 S: 9	H: 0 LOB: 0 BB: 0 P: 10	1B: 7 2B: 1 3B: 0 HR: 2	SF: 1 SAC: 0 DP: 2 HBP: 0	WP: 0 PB: 0 SB: 2 CS: 0	PA: 39			
PITCHER	IP WLS BF H R ER SO BB IBB HBP BLK WP HR S P ERA WHIP																								
Russ Ortiz, R (1, 1) ERA: 3.86	5.0 L 21 4 5 5 1 4 0 0 0 0 0 2 40 74 9.00 1.600																								
Aaron Fultz, L (6, 1) ERA: 1.42	1.0 3 0 0 0 0 0 0 0 0 0 0 0 9 14 0.00 0.000																								
Scott Linebrink, R (7, 1) ERA:	1.0 5 2 0 0 0 0 0 0 0 0 0 0 14 23 0.00 2.000																								
Alan Embree, L (8, 1) ERA: 6.0	2.0 10 3 2 2 4 1 0 0 0 0 0 0 29 40 9.00 2.000																								

Batter	1	2	3	4	5	6	7	8	9	AB	R	H	RBI	BB	SO	LOB
Marvin Benard, L (1, 8) OBP: 0.234, SLG: 0.267	0-2 G4-3		1-2 CS 1B		4-1 BB	2-3 K			1-2 G6-3	4	0	1	0	1	1	1
Bill Mueller, S (1, 5) Alan Embree, L (8, 1) OBP: 0.300, SLG: 0.361	3-2 F9		1-0 L9		1-1 F9				1-1 F9	4	0	0	0	0	0	3
Barry Bonds, L (1, 7) OBP: 0.360, SLG: 0.659	0-1 HR		3-2 G3		3-0 G3				2-1 F6	4	1	1	1	0	0	3
Jeff Kent, R (1, 4) OBP: 0.280, SLG: 0.511	2-3 K			0-0 F9		1-2 1B 2B			3-3 K	4	1	1	0	0	2	0
J.T. Snow, L (1, 3) OBP: 0.300, SLG: 0.333		2-2 FC6-4 1B		2-2 1B		2-1 BB FC6-4 1B			1-0 F9	4	1	3	0	0	0	0
Armando Rios, L (1, 9) OBP: 0.286, SLG: 0.429		2-2 FC6-4		3-2 F7		0-0 FC6-4 BB WP 1B			2-3 K	4	1	1	1	0	1	2
Rich Aurilia, R (1, 6) OBP: 0.227, SLG: 0.357		0-0 F9		2-3 K		4-2 FC6-4 BB			1-2 G5-3	3	0	0	0	1	1	2
Bobby Estalella, R (1, 2) OBP: 0.296, SLG: 0.400		4-2 BB			0-0 BB 1B	2-3 K			1-3 K	3	0	1	0	1	2	3
Russ Ortiz, R (1, 1) Ramon Martinez, R (5, PH) Aaron Fultz, L (6, 1) Felipe Crespo, S (6, PH) Scott Linebrink, R (7, 1) Russ Davis, R (8, 5) OBP: 0.304, SLG: 0.409		3-2 L4			0-1 F6	3-2 FC6-4 WP			0-1 F8	1	0	0	0	0	0	2

Inning Stats	R: 1	H: 1	E: 0	LOB: 0	K: 1	P: 18	R: 0	H: 1	E: 0	LOB: 2	K: 0	P: 26	R: 0	H: 1	E: 0	LOB: 1	K: 1	P: 20	R: 0	H: 1	E: 0	LOB: 2	K: 0	P: 15	R: 3	H: 3	E: 0	LOB: 1	K: 2	P: 32	R: 0	H: 0	E: 0	LOB: 0	K: 1	P: 15	R: 0	H: 0	E: 0	LOB: 0	K: 1	P: 12	R: 0	H: 0	E: 0	LOB: 0	K: 1	P: 11	1B: 6	SF: 0	2B: 1	SAC: 0	3B: 0	DP: 0	HR: 1	HBP: 0	WP: 1	PA: 37
--------------	------	------	------	--------	------	-------	------	------	------	--------	------	-------	------	------	------	--------	------	-------	------	------	------	--------	------	-------	------	------	------	--------	------	-------	------	------	------	--------	------	-------	------	------	------	--------	------	-------	------	------	------	--------	------	-------	-------	-------	-------	--------	-------	-------	-------	--------	-------	--------

PITCHER	IP	WLS	BF	H	R	ER	SO	BB	IBB	HBP	BLK	WP	HR	S	P	ERA	WHIP
Todd Stottlemyre, R (1, 1) ERA: 5.06	5.0	W	23	7	3	3	2	2	0	0	0	0	1	62	100	5.40	1.800
Darren Holmes, R (6, 1) ERA: 11.57	0.1	H	3	1	0	0	1	1	0	0	0	0	0	6	12	0.00	6.000
Dan Plesac, L (6, 1) ERA:	0.2	H	2	0	1	1	1	0	0	0	0	1	0	7	12	13.50	0.000
Greg Swindell, L (7, 1) ERA: 1.8	3.0	S	9	0	0	0	3	0	0	0	0	0	0	26	38	0.00	0.000


BOTTOM

Arizona Diamondbacks @ San Francisco Giants
PacBell Park, San Francisco, CA
Sat Apr 15 2000, 4:05 PM EDT
Att: 40,930 - Cloudy - 59 F

livebaseballscorecards.com

AB	34
R	4
H	8
RBI	3
BB	3
SO	7
LOB	19



Batter	1	2	3	4	5	6	7	8	9	AB R H RBI BB SO LOB	TOP																															
												<p style="text-align: center;">Arizona Diamondbacks @ San Francisco Giants</p> <p style="text-align: center;">PacBell Park, San Francisco, CA</p> <p style="text-align: center;">Sun Apr 16 2000, 8:05 PM EDT</p> <p style="text-align: right;">livebaseballscorecards.com</p> <table style="width: 100%; border-collapse: collapse;"> <tr><td style="width: 50%;">AB</td><td style="width: 50%; text-align: right;">0</td></tr> <tr><td>R</td><td style="text-align: right;">0</td></tr> <tr><td>H</td><td style="text-align: right;">0</td></tr> <tr><td>RBI</td><td style="text-align: right;">0</td></tr> <tr><td>BB</td><td style="text-align: right;">0</td></tr> <tr><td>SO</td><td style="text-align: right;">0</td></tr> <tr><td>LOB</td><td style="text-align: right;">0</td></tr> </table> <div style="text-align: center; margin-top: 10px;">  </div> <table style="width: 100%; border-collapse: collapse; margin-top: 10px;"> <tr> <td style="width: 50%;">1B: 0</td> <td style="width: 50%;">SF: 0</td> <td style="width: 50%;">WP: 0</td> <td style="width: 50%;">PA: 0</td> </tr> <tr> <td>2B: 0</td> <td>SAC: 0</td> <td>PB: 0</td> <td></td> </tr> <tr> <td>3B: 0</td> <td>DP: 0</td> <td>SB: 0</td> <td></td> </tr> <tr> <td>HR: 0</td> <td>HBP: 0</td> <td>CS: 0</td> <td></td> </tr> </table>	AB	0	R	0	H	0	RBI	0	BB	0	SO	0	LOB	0	1B: 0	SF: 0	WP: 0	PA: 0	2B: 0	SAC: 0	PB: 0		3B: 0	DP: 0	SB: 0		HR: 0	HBP: 0	CS: 0	
AB											0																															
R											0																															
H											0																															
RBI											0																															
BB											0																															
SO											0																															
LOB											0																															
1B: 0											SF: 0		WP: 0	PA: 0																												
2B: 0											SAC: 0		PB: 0																													
3B: 0	DP: 0	SB: 0																																								
HR: 0	HBP: 0	CS: 0																																								
Inning Stats										1B: 0 SF: 0 WP: 0 PA: 0 2B: 0 SAC: 0 PB: 0 3B: 0 DP: 0 SB: 0 HR: 0 HBP: 0 CS: 0																																
PITCHER	IP	WLS	BF	H	R	ER	SO	BB	IBB	HBP	BLK	WP	HR	S	P	ERA	WHIP	PITCHER	IP	WLS	BF	H	R	ER	SO	BB	IBB	HBP	BLK	WP	HR	S	P	ERA	WHIP							

Batter	1	2	3	4	5	6	7	8	9	AB R H RBI BB SO LOB	BOTTOM
--------	---	---	---	---	---	---	---	---	---	----------------------	--------

Inning Stats											1B: 0 SF: 0 2B: 0 SAC: 0 3B: 0 DP: 0 HR: 0 HBP: 0	WP: 0 PA: 0 PB: 0 SB: 0 CS: 0

Arizona Diamondbacks @ San Francisco Giants
PacBell Park, San Francisco, CA
Sun Apr 16 2000, 8:05 PM EDT

livebaseballscorecards.com

AB 0
R 0
H 0
RBI 0
BB 0
SO 0
LOB 0



PITCHER IP WLS BF H R ER SO BB IBB HBP BLK WP HR S P ERA WHIP

PITCHER IP WLS BF H R ER SO BB IBB HBP BLK WP HR S P ERA WHIP

Batter	1	2	3	4	5	6	7	8	9	AB R H RBI BB SO LOB	TOP		
Calvin Murray, R OBP: 0.522, SLG: 0.667 (1, 8)	2-2 F7	2-1 1B		3-1 L7		1-0 F7	2-0 PB BB WP 1B		3-1 SH1-4 1B	6 2 3 0 0 0 0			
Russ Davis, R OBP: 0.333, SLG: 0.462 Bill Mueller, S OBP: 0.317, SLG: 0.361 (7, PH) (7, 5)	3-2 HR 2B	0-3 K		2-2 F9		2-0 BB WP 1B	4-1 WP PB BB		0-0 SH1-4	4 2 2 0 0 1 1 0 0 0 0 1 0 0			
Barry Bonds, L OBP: 0.411, SLG: 0.717 (1, 7)	2-0 HR		0-0 E1 G4-3 BB 2B		4-2 1B BB	4-0 1B BB	4-2 WP BB		4-0 1B E IBB	2 5 1 2 4 0 0			
Jeff Kent, R OBP: 0.321, SLG: 0.521 (1, 4)	0-1 L5-4 1B		4-1 G4-3 BB		0-0 1B 1B	4-1 1B BB	2-3 K		1-2 SF9	3 1 2 1 2 1 3			
Ellis Burks, R OBP: 0.405, SLG: 0.514 John Johnstone, R (8, 1) Felipe Crespo, S OBP: 0.444, SLG: 0.778 Robb Nen, R (9, 1)	3-2 1B		1-1 G4-3		0-2 G4-6-3 1B	0-0 BB S 1B	1-3 K		0-0 E5 1B	5 0 3 3 0 1 4 0 0 0 0 0 0 0 1 0 1 1 0 0 0 0 0 0 0 0 0 0			
Rich Aurilia, R OBP: 0.240, SLG: 0.362 (1, 6)	0-1 L5-4		1-2 1B 2B		0-0 P4	4-2 BB BB		2-2 G6-3	1-0 G6-3	5 0 1 1 1 0 5			
J.T. Snow, L OBP: 0.311, SLG: 0.325 (1, 3)		3-2 G4-3	2-1 1B		2-1 G4-6-3	4-2 1B BB		1-0 F7		4 0 1 1 1 0 2	AB 39 R 13 H 16 RBI 11 BB 10 SO 6 LOB 20		
Doug Mirabeli, R OBP: 0.393, SLG: 0.870 (1, 2)		1-0 HR	0-3 K			2-2 HR K		2-0 G6-3		5 2 2 2 0 2 5			
Joe Nathan, R OBP: 0.167, SLG: 0.333 Kirk Rueter, L (3, 1) Felix Rodriguez, R (6, 1) Armando Rios, L OBP: 0.333, SLG: 0.429 Aaron Fultz, L OBP: 1.000, SLG: 1.000 (7, 1)		1-2 G6-3		2-2 F7		2-3 K	0-0 P5		4-1 SH1-4 1B SF9 BB	1 0 0 0 0 0 0 2 0 0 0 0 1 0 1 0 0 0 0 0 0 0 1 0 0 1 0 0 0 0 0 0 0 0 0	GIANTS		
Inning Stats	R: 2 H: 4 E: 0 LOB: 1 K: 0 BB: 0 S: 15 P: 25	R: 1 H: 2 E: 0 LOB: 1 K: 1 BB: 0 S: 14 P: 21	R: 1 H: 2 E: 1 LOB: 2 K: 1 BB: 1 S: 13 P: 21	R: 0 H: 0 E: 0 LOB: 0 K: 0 BB: 0 S: 8 P: 15	R: 1 H: 2 E: 0 LOB: 1 K: 0 BB: 1 S: 15 P: 21	R: 4 H: 3 E: 0 LOB: 3 K: 2 BB: 4 S: 19 P: 44	R: 1 H: 1 E: 0 LOB: 2 K: 2 BB: 2 S: 12 P: 24	R: 0 H: 0 E: 0 LOB: 0 K: 0 BB: 0 S: 5 P: 10	R: 3 H: 2 E: 1 LOB: 1 K: 0 BB: 2 S: 9 P: 22	1B: 11 SF: 1 2B: 3 SAC: 1 3B: 0 DP: 3 HR: 3 HBP: 0	WP: 2 PA: 51 PB: 1 SB: 1 CS: 0		
PITCHER	IP WLS BF H R ER SO BB IBB HBP BLK WP HR S P ERA WHIP											PITCHER	IP WLS BF H R ER SO BB IBB HBP BLK WP HR S P ERA WHIP
Ron Villone, L ERA: 3.52 Scott Sullivan, R ERA: 6.48 Manny Aybar, R ERA: 7.59 Dennys Reyes, L ERA: 14.73 Scott Williamson, R ERA: 4.82	(1, 1) 2.2 16 8 4 3 1 1 0 0 0 0 2 39 64 10.12 3.375 (3, 1) 0.1 1 0 0 0 1 0 0 0 0 0 0 3 3 0.00 0.000 (4, 1) 2.2 12 4 3 3 1 1 0 0 0 0 1 32 52 10.12 1.875 (6, 1) 0.0 1 0 0 0 0 1 0 0 0 1 0 0 4 ∞ ∞ (6, 1) 1.1 L 11 2 3 3 3 5 0 0 0 1 0 22 48 20.25 5.250											(8, 1) 1.0 4 0 1 1 0 1 0 0 0 0 0 6 15 9.00 1.000 (9, 1) 1.0 6 2 2 1 0 0 1 0 0 0 0 8 17 9.00 2.000	

San Francisco Giants @ Cincinnati Reds
Cinergy Field, Cincinnati, OH
Tue Apr 18 2000, 7:05 PM EDT
Att. 25,888 - Cloudy - 60 F

livebaseballscorecards.com


Batter	1	2	3	4	5	6	7	8	9	AB	R	H	RBI	BB	SO	LOB
Pokey Reese, R OBP: 0.481, SLG: 0.489 (1, 4)	G6-3 1B	G4-3	E5 2B				F3			5	2	2	0	0	0	6
Barry Larkin, R OBP: 0.462, SLG: 0.519 (1, 6)	F9					CS 1B				3	2	2	3	2	0	1
Ken Griffey Jr., L OBP: 0.297, SLG: 0.353 (1, 8)	G6-3									4	1	0	0	1	1	4
Eddie Taubensee, L OBP: 0.314, SLG: 0.422 (1, 2)										3	1	0	1	2	0	0
Dante Bichette, R OBP: 0.263, SLG: 0.358 (1, 9)										5	0	2	1	0	2	3
Dmitri Young, S OBP: 0.259, SLG: 0.333 (1, 7)	L9									5	1	0	1	0	0	5
D.T. Cromer, L OBP: 0.458, SLG: 0.714 (1, 3)										3	0	0	1	0	2	0
Aaron Boone, R OBP: 0.313, SLG: 0.488 (1, 5)										3	1	2	1	0	1	0
Ron Villone, L ERA: 3.45 Scott Sullivan, R ERA: 6.75 Mark Lewis, R ERA: 6.75 Manny Ayala, R ERA: 3.0 Denys Reyes, R ERA: 1.23 Scott Williamson, R ERA: 7.2 Alex Ochoa, R ERA: 3.0 Hector Mercado, L ERA: 1.23 Danny Graves, R ERA: 7.2 Michael Tucker, L ERA: 7.2										1	0	0	0	0	0	1

Inning Stats	R: 1	H: 2	E: 0	LOB: 2	K: 0	BB: 1	P: 26	R: 0	H: 0	E: 0	LOB: 1	K: 0	BB: 0	P: 11	R: 7	H: 2	E: 2	LOB: 1	K: 1	BB: 4	P: 36	R: 0	H: 0	E: 0	LOB: 0	K: 0	BB: 0	P: 15	R: 0	H: 2	E: 0	LOB: 1	K: 1	BB: 0	P: 18	R: 0	H: 1	E: 0	LOB: 0	K: 1	BB: 0	P: 12	R: 0	H: 1	E: 1	LOB: 3	K: 0	BB: 0	P: 12	R: 1	H: 0	E: 0	LOB: 0	K: 1	BB: 1	P: 18	R: 0	H: 0	E: 0	LOB: 0	K: 2	BB: 0	P: 10
PITCHER	IP	WLS	BF	H	R	ER	SO	BB	IBB	HBP	BLK	WP	HR	S	P	ERA	WHIP																																														
Joe Nathan, R ERA: 3.45 (1, 1)	2.2		20	4	8	2	1	5	0	0	0	1	0	37	70	6.75	3.375																																														
Kirk Rueter, L ERA: 6.75 (3, 1)	2.1	W	8	2	0	0	1	0	0	0	0	0	0	21	36	0.00	0.857																																														
Felix Rodriguez, R ERA: 3.0 (6, 1)	1.0	H	5	2	0	0	1	0	0	0	0	0	0	9	16	0.00	2.000																																														
Aaron Fultz, L ERA: 1.23 (7, 1)	1.0	H	4	0	0	0	0	0	0	1	0	0	0	6	8	0.00	0.000																																														
John Johnstone, R ERA: 7.2 (8, 1)	1.0	H	4	0	1	1	1	1	0	0	0	0	0	9	18	9.00	1.000																																														
PITCHER	IP	WLS	BF	H	R	ER	SO	BB	IBB	HBP	BLK	WP	HR	S	P	ERA	WHIP	WP	HR	S	P	ERA	WHIP																																								
Robb Nen, R ERA: (9, 1)	1.0		3	0	0	0	2	0	0	0	0	0	0	10	10	0.00	0.000	WP: 1	HR: 0	S: 10	P: 10	ERA: 0.00	WHIP: 0.000	PA: 45																																							


San Francisco Giants @ Cincinnati Reds
Cinergy Field, Cincinnati, OH

Tue Apr 18 2000, 7:05 PM EDT
Att: 25,888 - Cloudy - 60 F

AB	33
R	9
H	8
RBI	8
BB	6
SO	6
LOB	23



WP: 1	PA: 45
PB: 0	
SB: 2	
CS: 2	

Batter	1	2	3	4	5	6	7	8	9	AB R H RBI BB SO LOB	TOP														
Marvin Benard, L (1, 8) OBP: 0.250, SLG: 0.300	2-2 FC3-2 1B	3-2 P6			0-2 G4-3 2B	2-2 L7			2-0 FC1-6 FC4-6 1-2f	5 0 2 0 0 0 3	<p>San Francisco Giants @ Cincinnati Reds Cinergy Field, Cincinnati, OH</p> <p>Wed Apr 19 2000, 7:05 PM EDT Att. 22,795 - Cloudy - 68 F</p> <p>livebaseballscorecards.com</p> <table border="1"> <tr><td>AB</td><td>35</td></tr> <tr><td>R</td><td>4</td></tr> <tr><td>H</td><td>8</td></tr> <tr><td>RBI</td><td>4</td></tr> <tr><td>BB</td><td>4</td></tr> <tr><td>SO</td><td>4</td></tr> <tr><td>LOB</td><td>19</td></tr> </table> 	AB	35	R	4	H	8	RBI	4	BB	4	SO	4	LOB	19
AB	35																								
R	4																								
H	8																								
RBI	4																								
BB	4																								
SO	4																								
LOB	19																								
Bill Mueller, S (1, 5) Calvin Murray, R (9, PR) OBP: 0.304, SLG: 0.341 OBP: 0.522, SLG: 0.667	3-1 FC5-4 FC3-2 1-3 2B 1B		1-2 P6		1-2 G4-3		2-0 L7	0-0 FC4-6 FC6 1-2f	5 1 1 0 0 0 2 0 0 0 0 0 0 0																
Barry Bonds, L (1, 7) OBP: 0.393, SLG: 0.660	3-2 FC3-2 FC5-4 1-2 3-H 2B		4-1 S BB		1-2 F9		1-1 F8	1-0 FC6 1-2f	4 0 0 0 1 0 4																
Jeff Kent, R (1, 4) OBP: 0.317, SLG: 0.500	1-0 FC5-4 1-2f 2-3 2B		1-0 P4		0-1 G6-3		2-2 1B		4 1 1 0 0 0 4																
J.T. Snow, L (1, 3) OBP: 0.306, SLG: 0.341	1-1 1-H 3-H 2B		2-3 K		0-1 G6-3		1-1 F8	0-3 K	4 0 1 2 0 2 2																
Armando Rios, L (1, 9) OBP: 0.316, SLG: 0.353	0-2 F7		0-1 G4-3		4-2 WP E 1B BB		1-3 K		3 1 0 0 1 1 1																
Ramon Martinez, R (1, 6) OBP: 0.273, SLG: 0.636		3-1 HR	3-2 2B		0-1 G6-3		1-0 G6-3		4 1 2 1 0 0 1																
Doug Mirabelli, R (1, 2) OBP: 0.375, SLG: 0.769		0-1 F8	0-0 G6-3		4-2 1B BB		2-2 P2		3 0 0 0 1 0 1																
Shawn Estes, R (1, 1) Ellis Burks, R (6, PH) Mark Gardner, R (6, 1) Felix Rodriguez, R (8, 1) Felipe Crespo, S (9, PH) OBP: 0.419, SLG: 0.526 OBP: 0.333, SLG: 0.333 OBP: 0.500, SLG: 0.778		1-2 F7	3-3 K		1-2 1B		4-0 FC1-6 BB		2 0 0 0 0 1 1 1 0 1 1 0 1 0 0																
Inning Stats	R: 2 H: 3 E: 0 LOB: 1 K: 0 BB: 0 S: 15 P: 25	R: 1 H: 1 E: 0 LOB: 0 K: 0 BB: 0 S: 10 P: 17	R: 0 H: 0 E: 0 LOB: 1 K: 1 BB: 1 S: 8 P: 16	R: 0 H: 1 E: 0 LOB: 1 K: 1 BB: 0 S: 9 P: 15	R: 0 H: 1 E: 0 LOB: 1 K: 0 BB: 0 S: 11 P: 13	R: 1 H: 1 E: 1 LOB: 2 K: 0 BB: 2 S: 15 P: 27	R: 0 H: 1 E: 0 LOB: 1 K: 1 BB: 0 S: 10 P: 15	R: 0 H: 0 E: 0 LOB: 0 K: 1 BB: 0 S: 7 P: 11	R: 0 H: 0 E: 0 LOB: 1 K: 0 BB: 1 S: 3 P: 10	1B: 4 SF: 0 2B: 3 SAC: 0 3B: 0 DP: 0 HR: 1 HBP: 0	WP: 1 PA: 39 PB: 0 SB: 1 CS: 0														
PITCHER	IP WLS BF H R ER SO BB IBB HBP BLK WP HR S P ERA WHIP											PITCHER	IP WLS BF H R ER SO BB IBB HBP BLK WP HR S P ERA WHIP												
Rob Bell, R (1, 1) ERA: 3.0	5.2 W 26 6 4 4 2 3 0 0 0 1 1 62 104 6.35 1.588																								
Scott Sullivan, R (6, 1) ERA: 5.59	1.1 H 6 2 0 0 1 0 0 0 0 0 0 16 24 0.00 1.500																								
Danny Graves, R (8, 1) ERA: 2.08	2.0 S 7 0 0 0 1 1 0 0 0 0 0 10 21 0.00 0.500																								

Batter	1	2	3	4	5	6	7	8	9
Pokey Reese, R OBP: 0.483, SLG: 0.480 (1, 4)	4-2 G6-3 BB	1-2 L7		0-0 FC6-4 1-2f 2-3		0-1 E S 1B		2-2 CS 1-2	
Barry Larkin, R OBP: 0.449, SLG: 0.500 (1, 6)	1-2 G6-3 1-2f		0-1 1B SF9 1B		0-0 G6-3	3-3 K 1-3			
Ken Griffey Jr., L OBP: 0.309, SLG: 0.352 (1, 8)	0-0 F9		0-0 G4-6-3 1B		4-0 2B BB		1-0 F8		
Dante Bichette, R OBP: 0.262, SLG: 0.375 (1, 9)		1-1 WP 2B	0-0 SF9		2-2 F9		1-0 P4		
Sean Casey, L OBP: 0.750, SLG: 1.333 (1, 3)		4-2 WP 1B BB	0-0 G4-6-3 1-2f		3-2 2B		1-2 2B		
Alex Ochoa, R OBP: 0.417, SLG: 0.714 (1, 7)		2-0 G1-3		2-1 G5-3	4-0 BB		2-2 G6-3		
Scott Sullivan, R (6, 1)									
Hal Morris, L OBP: 0.231, SLG: 0.583 (7, PH)		1-3 2-H							
Danny Graves, R (8, 1)									
Aaron Boone, R OBP: 0.327, SLG: 0.477 (1, 5)		3-2 HR 1B		4-0 FC6-4 BB BB	1-3 K		2-3 K		
Benito Santiago, R OBP: 0.231, SLG: 0.538 (1, 2)		0-1 HR		1-0 L8		2-0 L6	1-0 CS 1B		
Rob Bell, R (1, 1)		3-3 K		4-2 FC6-4 BB		1-2 G3-1	4-2 CS BB		
Michael Tucker, L OBP: 0.444, SLG: 0.700 (6, 7)									

Inning Stats	R: 0	H: 0	E: 0	K: 0	S: 7	LOB: 0	BB: 1	P: 12
	R: 4	H: 3	E: 0	K: 1	S: 19	LOB: 0	BB: 1	P: 33
	R: 1	H: 2	E: 0	K: 0	S: 5	LOB: 0	BB: 0	P: 5
	R: 0	H: 0	E: 0	K: 0	S: 7	LOB: 2	BB: 2	P: 18
	R: 0	H: 1	E: 0	K: 1	S: 13	LOB: 3	BB: 2	P: 27
	R: 0	H: 1	E: 0	K: 1	S: 10	LOB: 1	BB: 0	P: 16
	R: 0	H: 1	E: 0	K: 0	S: 8	LOB: 1	BB: 0	P: 13
	R: 0	H: 1	E: 0	K: 1	S: 9	LOB: 0	BB: 1	P: 18

PITCHER															IP	WLS	BF	H	R	ER	SO	BB	IBB	HBP	BLK	WP	HR	S	P	ERA	WHIP
Shawn Estes, L ERA: 9.0 (1, 1)															5.0	L	25	6	5	5	2	6	0	0	0	1	1	51	95	9.00	2.400
Mark Gardner, R ERA: 6.75 (6, 1)															2.0		8	2	0	0	1	0	0	0	0	0	0	18	29	0.00	1.000
Felix Rodriguez, R ERA: 2.7 (8, 1)															1.0		3	1	0	0	1	1	0	0	0	0	0	9	18	0.00	2.000

AB R H RBI BB SO LOB

3	0	1	0	1	0	2
4	1	1	0	0	1	2
3	0	1	0	1	0	0
3	1	1	1	0	0	1
3	1	2	0	1	0	1
2	0	0	0	1	0	1
0	0	0	0	0	0	0
1	0	0	0	0	0	1
0	0	0	0	0	0	0
3	1	1	1	1	2	3
4	1	2	2	0	0	1
1	0	0	0	1	1	0
1	0	0	0	1	0	0

AB	28
R	5
H	9
RBI	4
BB	7
SO	4
LOB	12



WP	PA	3B	DP	HR	HBP	CS
2	37	0	2	1	0	2

San Francisco Giants @ Cincinnati Reds
Cinergy Field, Cincinnati, OH
Wed Apr 19 2000, 7:05 PM EDT
Att. 22,795 - Cloudy - 68 F

livebaseballscorecards.com

Batter	1	2	3	4	5	6	7	8	9	AB R H RBI BB SO LOB	TOP											
Calvin Murray, R (1, 8) OBP: 0.481, SLG: 0.600	1-1 G1-3		3-2 F8		0-0 F8			0-1 F2		4 0 1 1 0 0 2												
Marvin Benard, L (1, 7) OBP: 0.250, SLG: 0.283	3-2 G3		2-2 L4		0-1 FC6-4			4-1 1B BB		3 0 0 0 1 0 3												
Ellis Burks, R (1, 9) Alan Embree, L (8, 1)	2-1 FC4-6 1B		1-1 F8				0-0 G5-3	1-2 1-3 1B		4 0 2 0 0 0 1 0 0 0 0 0 0 0												
Jeff Kent, R (1, 4) OBP: 0.297, SLG: 0.464	0-0 FC4-6 1-2f			2-2 G5-3		1-1 F7		2-3 K		4 0 0 0 0 1 3												
J.T. Snow, L (1, 3) OBP: 0.302, SLG: 0.333		1-1 G5-4-3 1B		1-2 F7		2-0 P5		3-3 K		4 0 1 0 0 1 2												
Rich Aurilia, R (1, 6) OBP: 0.222, SLG: 0.333		1-2 G5-4-3 1-2f		1-3 K			2-3 K	0-0 P4		4 0 0 0 0 2 1												
Bill Mueller, S (1, 5) OBP: 0.300, SLG: 0.318		2-2 G4-3			1-2 P4		2-2 BB HBP	0-2 G5-3		3 0 0 0 0 0 0												
Bobby Estalella, R (1, 2) OBP: 0.355, SLG: 0.444			1-0 SH1-4 1B 2B		4-0 F8 1B BB		4-2 G6-4-3 BB	0-0 F9		2 1 1 0 2 0 0												
Livan Hernandez, R (1, 1) OBP: 0.375, SLG: 0.375			0-0 SH1-4		0-0 FC6-4 1B		0-1 G6-4-3			1 0 1 0 0 0 0												
Russ Davis, R (7, PH) OBP: 0.321, SLG: 0.444										1 0 0 0 0 0 2												
Aaron Fultz, L (7, 1) OBP: 1.000, SLG: 1.000										0 0 0 0 0 0 0												
Armando Rios, L (8, 9) OBP: 0.316, SLG: 0.353										0 0 0 0 0 0 0												
Inning Stats	R: 0 E: 0 K: 0 S: 10	H: 1 LOB: 1 BB: 0 P: 16	R: 0 E: 0 K: 0 S: 9	H: 1 LOB: 0 BB: 0 P: 13	R: 1 E: 0 K: 0 S: 10	H: 2 LOB: 1 BB: 0 P: 17	R: 0 E: 0 K: 1 S: 11	H: 0 LOB: 0 BB: 0 P: 15	R: 0 E: 0 K: 0 S: 7	H: 1 LOB: 2 BB: 1 P: 12	R: 0 E: 0 K: 0 S: 4	H: 0 LOB: 0 BB: 0 P: 7	R: 0 E: 0 K: 1 S: 12	H: 0 LOB: 1 BB: 1 P: 20	R: 0 E: 0 K: 2 S: 12	H: 1 LOB: 2 BB: 1 P: 22	R: 0 E: 0 K: 0 S: 5	H: 0 LOB: 0 BB: 0 P: 5	1B: 5 2B: 1 3B: 0 HR: 0	SF: 0 SAC: 1 DP: 2 HBP: 1	WP: 0 PB: 0 SB: 0 CS: 0	PA: 35
PITCHER	IP WLS BF H R ER SO BB IBB HBP BLK WP HR S P ERA WHIP																					
Denny Neagle, L (1, 1) ERA: 3.96	8.0 W 32 6 1 1 4 3 0 1 0 0 0 0 75 122 1.12 1.125																					
Dennys Reyes, L (9, 1) ERA: 11.57	1.0 3 0 0 0 0 0 0 0 0 0 0 0 5 5 0.00 0.000																					

San Francisco Giants @ Cincinnati Reds
Cinergy Field, Cincinnati, OH
Thu Apr 20 2000, 12:15 PM EDT
Att. 27,003 - Cloudy - 68 F

livebaseballscorecards.com

AB	30
R	1
H	6
RBI	1
BB	3
SO	4
LOB	14



Batter	1	2	3	4	5	6	7	8	9
Pokey Reese, R (1, 4) Dennys Reyes, R (9, 1)	2-2 G6-3 1B			1-1 HR 1B	2-2 E9 HR 1B		1-2 BB 1B	0-1 1-3 2-H 3-H 2B	
Barry Larkin, R (1, 6) Mark Lewis, R (8, 5)	2-2 G6-3 1-2f			1-1 F2	3-2 HR		4-2 SAFE 1-2 HR BB	0-1 F8-2	
Ken Griffey Jr., L (1, 8)	0-0 F8			0-0 HR	2-1 F7		1-0 HR		
Sean Casey, L (1, 3) Hal Morris, L (8, 3)		0-1 G4-3		2-1 1B 1B		3-2 L1	3-3 K		
Dante Bichette, R (1, 9) Alex Ochoa, R (8, 7)		0-1 F3		1-3 K		0-0 L5-3 1B		0-1 G6-3	
Eddie Taubensee, L (1, 2)		2-1 G5-3		1-2 1-3 1B		1-2 L5-3		2-1 BB 1B 2B	
Dmitri Young, S (1, 7) Michael Tucker, L (8, 9)			0-1 G3-1	1-1 G4-3			0-2 2B 1B	4-0 1B BB 2B BB	
Aaron Boone, R (1, 5) (8, 6)		3-2 G6-3			0-1 G5-3		0-0 SH5-4 1-H 1B 2B	4-2 1-2 2-3 2B BB	
Denny Neagle, L (1, 1) Chris Stynes, R (8, PH) (9, 4)			2-0 F7		0-0 G4-3		0-1 SH5-4	0-0 2B F8-2 1B	

Inning Stats	R: 0 E: 0 K: 0 S: 9	H: 1 LOB: 0 BB: 0 P: 13	R: 0 E: 0 K: 0 S: 6	H: 0 LOB: 0 BB: 0 P: 8	R: 0 E: 0 K: 0 S: 8	H: 0 LOB: 0 BB: 0 P: 13	R: 2 E: 0 K: 1 S: 16	H: 4 LOB: 2 BB: 0 P: 22	R: 2 E: 1 K: 0 S: 13	H: 2 LOB: 0 BB: 0 P: 20	R: 0 E: 0 K: 0 S: 7	H: 1 LOB: 0 BB: 0 P: 11	R: 4 E: 0 K: 1 S: 21	H: 4 LOB: 0 BB: 1 P: 30	R: 3 E: 0 K: 0 S: 12	H: 3 LOB: 1 BB: 2 P: 22
1B: 9 2B: 5 3B: 0 HR: 3	SF: 0 SAC: 1 DP: 3 HBP: 0	WP: 0 PA: 38														

PITCHER	IP	WLS	BF	H	R	ER	SO	BB	IBB	HBP	BLK	WP	HR	S	P	ERA	WHIP
Livan Hernandez, R (1, 1) ERA: 5.61	6.0	L	24	8	4	4	1	0	0	0	0	0	2	59	87	6.00	1.333
Aaron Fultz, L (7, 1) ERA: 5.4	1.0		7	4	4	4	1	1	0	0	0	0	1	21	30	36.00	5.000
Alan Embree, L (8, 1) ERA: 9.0	1.0		7	3	3	3	0	2	0	0	0	0	0	12	22	27.00	5.000


BOTTOM

San Francisco Giants @ Cincinnati Reds
Cinergy Field, Cincinnati, OH

Thu Apr 20 2000, 12:15 PM EDT
Att: 27,003 - Cloudy - 68 F

livebaseballscorecards.com

AB	34
R	11
H	15
RBI	11
BB	3
SO	2
LOB	8



Batter	1	2	3	4	5	6	7	8	9	AB R H RBI BB SO LOB	TOP		
Marvin Benard, L (1, 8) OBP: 0.306, SLG: 0.368 (7, 9)	2-3 		4-0 	1-0 	4-2 		2-1 		0-0 	4 3 3 4 2 1 0	San Francisco Giants @ Arizona Diamondbacks Bank One Ballpark, Phoenix, AZ Fri Apr 21 2000, 10:05 PM EDT Att. 40,929 - Sunny - 78 F		
Bill Mueller, S (1, 5) OBP: 0.327, SLG: 0.396 (1, 5)	3-2 		0-0 	4-0 	1-3 		0-0 	2-3 	4 1 2 1 1 2 5				
Barry Bonds, L (1, 7) OBP: 0.400, SLG: 0.642 Armando Rios, L (6, PR) OBP: 0.333, SLG: 0.421 (6, 7)	0-2 		4-0 	0-0 		3-2 	2-1 	1-1 	3 1 1 0 1 0 1 2 1 1 1 0 0 2				
Jeff Kent, R (1, 4) Felipe Crespo, S (9, 4) OBP: 0.500, SLG: 0.778	1-0 		1-0 		3-2 	1-0 	0-0 		5 1 3 5 0 0 1 0 0 0 0 0 0 0				
J.T. Snow, L (1, 3) OBP: 0.310, SLG: 0.327		2-1 	1-0 		0-1 	4-0 		1-3 	4 1 1 0 1 1 1				
Ellis Burks, R (1, 9) Calvin Murray, R (7, 8) OBP: 0.500, SLG: 0.600		0-0 		0-0 	1-0 	4-1 		4-0 	3 0 0 0 1 0 2 0 0 0 0 1 0 0				
Rich Aurilia, R (1, 6) Alan Embree, L (8, 1) John Johnstone, R (9, 1)		1-0 		2-0 	1-3 	1-2 		1-0 	5 1 2 0 0 1 5 0 0 0 0 0 0 0 0 0 0 0 0 0 0				
Doug Mirabeli, R (1, 2) OBP: 0.351, SLG: 0.667		0-2 		1-1 	4-2 	0-2 		0-0 	4 0 0 0 1 0 6				
Russ Ortiz, R (1, 1) Ramon Martinez, R (8, 6) OBP: 0.333, SLG: 0.667			0-1 	3-1 	4-2 		2-2 	1-2 	3 2 2 0 1 0 0 1 0 1 0 0 0 0				
Inning Stats	R: 1 H: 1 E: 0 LOB: 0 K: 1 BB: 0 S: 13 P: 19	R: 0 H: 2 E: 0 LOB: 1 K: 0 BB: 0 S: 7 P: 10	R: 3 H: 2 E: 0 LOB: 0 K: 0 BB: 2 S: 5 P: 15	R: 3 H: 3 E: 0 LOB: 1 K: 0 BB: 1 S: 8 P: 19	R: 2 H: 1 E: 1 LOB: 3 K: 2 BB: 3 S: 20 P: 38	R: 0 H: 1 E: 0 LOB: 3 K: 0 BB: 2 S: 13 P: 26	R: 2 H: 4 E: 0 LOB: 1 K: 0 BB: 0 S: 9 P: 15	R: 0 H: 0 E: 0 LOB: 0 K: 1 BB: 1 S: 4 P: 10	R: 0 H: 2 E: 0 LOB: 2 K: 1 BB: 0 S: 12 P: 16	1B: 10 SF: 0 2B: 4 SAC: 1 3B: 0 DP: 2 HR: 3 HBP: 0		WP: 0 PA: 48 PB: 0 SB: 0 CS: 1	
PITCHER	IP WLS BF H R ER SO BB IBB HBP BLK WP HR S P ERA WHIP											PITCHER	IP WLS BF H R ER SO BB IBB HBP BLK WP HR S P ERA WHIP
Todd Stottlemyre, R (1, 1) ERA: 7.32	3.2 L 20 8 7 7 1 2 1 0 0 0 2 32 62 17.18 2.727												
Russ Springer, R (4, 1) ERA: 7.11	1.0 8 1 2 1 1 3 0 0 0 0 1 18 35 9.00 4.000												
Dan Plesac, L (5, 1) ERA: 2.25	1.1 7 1 0 0 1 2 0 0 0 0 0 16 30 0.00 2.250												
Mike Morgan, R (7, 1) ERA: 2.63	2.0 8 4 2 2 1 1 0 0 0 0 0 13 25 9.00 2.500												
Greg Swindell, L (9, 1) ERA: 1.23	1.0 5 2 0 0 1 0 0 0 0 0 0 12 16 0.00 2.000												

livebaseballscorecards.com

AB	38
R	11
H	16
RBI	11
BB	9
SO	5
LOB	23



Batter	1	2	3	4	5	6	7	8	9	AB	R	H	RBI	BB	SO	LOB
Tony Womack, L (1, 6) OBP: 0.250, SLG: 0.365 Mike Morgan, R (7, 1) OBP: 1.000, SLG: 1.000 Bernard Gilkey, R (8, PH) OBP: 0.353, SLG: 0.571 Greg Swindell, L (9, 1)	1-1 CS 1B	1-0 F7			1-0 F8 2B	2-2 L9		3-3 K		4	0	2	0	0	0	3
Jay Bell, R (1, 4) OBP: 0.380, SLG: 0.515	2-3 K 1-2		2-1 G6-3		3-2 F8 2-3		0-1 HR	2-0 G6-3		5	1	1	1	0	1	3
Luis Gonzalez, L (1, 7) OBP: 0.351, SLG: 0.507	0-1 BB 1B		2-1 G4-3 2B		1-0 G4-3		0-2 G6-3		0-0 2B	5	1	3	0	0	0	1
Erubiel Durazo, L (1, 3) OBP: 0.448, SLG: 0.478	4-1 BB 1-2 BB		1-2 G4-3 2-3		2-0 1B BB 2B		1-1 F8		0-1 2B	4	1	2	1	1	0	1
Steve Finley, L (1, 8) OBP: 0.392, SLG: 0.638	4-2 BB 1-2 2-3 BB		0-1 G4-3		0-0 BB BB 1B 2-3		0-0 2B 1B		1-2 F5	4	1	2	0	1	0	2
Travis Lee, L (1, 9) OBP: 0.367, SLG: 0.460	3-1 F8				2-3 K		1-0 P5		2-1 F5	5	0	1	1	0	1	6
Kelly Stinnett, R (1, 2) OBP: 0.290, SLG: 0.733					0-1 G5-3		4-0 BB BB		2-3 K	4	1	1	1	1	2	2
Lenny Harris, L (1, 5) OBP: 0.216, SLG: 0.304 Dan Plesac, L (5, 1) Greg Colbrunn, R (6, PH) OBP: 0.550, SLG: 0.385 Hanley Frias, S (7, 6) OBP: 0.235, SLG: 0.133			1-1 G4-3		0-1 G4-3		1-3 K		0-1 E8	2	0	0	0	0	0	0
Todd Stottlemire, L (1, 1) Russ Springer, R (4, 1) Andy Fox, L (5, 5) OBP: 0.300, SLG: 0.125 Danny Klassen, R (8, PH) OBP: 0.500, SLG: 0.583 (9, 5)			1-3 K				0-0 F9		0-1 F9	1	0	0	0	0	1	0

Inning Stats	R: 0	H: 2	E: 0	K: 1	S: 13	H: 2	LOB: 3	BB: 2	P: 27	R: 1	H: 1	E: 0	K: 1	S: 7	H: 1	LOB: 0	BB: 0	P: 12	R: 0	H: 1	E: 0	K: 0	S: 10	H: 0	LOB: 0	BB: 0	P: 15	R: 0	H: 1	E: 0	K: 0	S: 9	H: 1	LOB: 1	BB: 0	P: 11	R: 1	H: 2	E: 0	K: 1	S: 11	H: 2	LOB: 3	BB: 2	P: 25	R: 2	H: 3	E: 0	K: 1	S: 12	H: 3	LOB: 1	BB: 0	P: 16	R: 0	H: 0	E: 1	K: 1	S: 9	H: 0	LOB: 1	BB: 0	P: 14	R: 1	H: 2	E: 0	K: 1	S: 11	H: 2	LOB: 1	BB: 0	P: 16	1B: 4	2B: 6	3B: 0	HR: 2	SF: 0	SAC: 0	DP: 0	HBP: 0	WP: 0	PB: 0	SB: 0	CS: 1	PA: 43
--------------	------	------	------	------	-------	------	--------	-------	-------	------	------	------	------	------	------	--------	-------	-------	------	------	------	------	-------	------	--------	-------	-------	------	------	------	------	------	------	--------	-------	-------	------	------	------	------	-------	------	--------	-------	-------	------	------	------	------	-------	------	--------	-------	-------	------	------	------	------	------	------	--------	-------	-------	------	------	------	------	-------	------	--------	-------	-------	-------	-------	-------	-------	-------	--------	-------	--------	-------	-------	-------	-------	--------


PITCHER	IP	WLS	BF	H	R	ER	SO	BB	IBB	HBP	BLK	WP	HR	S	P	ERA	WHIP
Russ Ortiz, R (1, 1) ERA: 4.21	7.0		34	10	4	4	5	4	0	0	0	0	2	68	117	5.14	2.000
Alan Embree, L (8, 1) ERA: 7.88	1.0		4	0	0	0	1	0	0	0	0	0	0	9	14	0.00	0.000
John Johnstone, R (9, 1) ERA: 7.5	1.0		5	2	1	1	1	0	0	0	0	0	0	11	16	9.00	2.000

BOTTOM

San Francisco Giants @ Arizona Diamondbacks
Bank One Ballpark, Phoenix, AZ

Fri Apr 21 2000, 10:05 PM EDT
Att. 40,929 - Sunny - 78 F

AB	39
R	5
H	12
RBI	5
BB	4
SO	7
LOB	23



Calvin Murray, R (1, 8) OBP: 0.515, SLG: 0.556 G6-4-3 BB			G3 HR BB		P3		F7	BB BB BB BB	4-2 BB		2 1 0 0 3 0 0
Bill Mueller, S (1, 5) OBP: 0.333, SLG: 0.385 G6-4-3 1-2f			G3			G5-3 E 1B	E HBP	F8			4 2 1 0 0 0 4
Barry Bonds, L (1, 7) OBP: 0.400, SLG: 0.667 F9			HR			L4	E BB				4 2 1 2 1 1 1
Jeff Kent, R (1, 4) OBP: 0.311, SLG: 0.530		F7			G5-3	E6 SF8 2B		P4			5 1 1 2 0 1 1
Ellis Burks, R (1, 9) OBP: 0.411, SLG: 0.500 F8 1B 2B					F7	E6 BB	SF8		S BB		3 2 1 1 1 0 0
Russ Davis, R (1, 3) OBP: 0.355, SLG: 0.448		F8				BB BB 1B	K	G4-3			2 0 1 0 1 0 1
J.T. Snow, L (6, 3) OBP: 0.300, SLG: 0.315					CS BB						2 0 0 0 0 1 1
Rich Aurilia, R (1, 6) OBP: 0.270, SLG: 0.373 1B					K						3 0 2 1 1 1 1
Doug Mirabeli, R (1, 2) OBP: 0.350, SLG: 0.625 G1-3						G1-3		SH3-4 2B			2 0 0 1 1 0 1
Kirk Rueter, L (1, 1)						G1-3					3 0 0 0 0 1 3
Marvin Benard, L (8, PH) OBP: 0.302, SLG: 0.362						K					1 0 0 0 0 0 1
John Johnstone, R (8, 1)						G3		F3			0 0 0 0 0 0 0
Aaron Fultz, L (8, 1) OBP: 1.000, SLG: 1.000											0 0 0 0 0 0 0
Robb Nen, R (9, 1)											0 0 0 0 0 0 0

Inning Stats	R: 0 E: 0 K: 0 S: 9	H: 0 LOB: 0 BB: 1 P: 16	R: 1 E: 0 K: 0 S: 10	H: 2 LOB: 1 BB: 0 P: 19	R: 2 E: 0 K: 1 S: 8	H: 1 LOB: 0 BB: 1 P: 20	R: 0 E: 0 K: 1 S: 6	H: 0 LOB: 1 BB: 1 P: 14	R: 0 E: 0 K: 1 S: 6	H: 0 LOB: 0 BB: 0 P: 9	R: 2 E: 2 K: 0 S: 13	H: 2 LOB: 3 BB: 2 P: 25	R: 3 E: 1 K: 1 S: 14	H: 1 LOB: 0 BB: 1 P: 23	R: 0 E: 0 K: 0 S: 11	H: 1 LOB: 2 BB: 1 P: 19	R: 0 E: 0 K: 1 S: 9	H: 0 LOB: 1 BB: 1 P: 21	1B: 3 2B: 4 3B: 0 HR: 1	SF: 1 SAC: 1 DP: 2 HBP: 1	WP: 0 PB: 0 SB: 1 CS: 1	PA: 42
---------------------	------------------------------	----------------------------------	-------------------------------	----------------------------------	------------------------------	----------------------------------	------------------------------	----------------------------------	------------------------------	---------------------------------	-------------------------------	----------------------------------	-------------------------------	----------------------------------	-------------------------------	----------------------------------	------------------------------	----------------------------------	----------------------------------	------------------------------------	----------------------------------	--------

PITCHER	IP	WLS	BF	H	R	ER	SO	BB	IBB	HBP	BLK	WP	HR	S	P	ERA	WHIP
Omar Daal, L (1, 1) ERA: 4.5	6.0	L	27	5	5	3	3	5	0	0	0	0	1	52	103	4.50	1.667
Byung-Hyun Kim, R (7, 1) ERA: 2.0	2.0		11	2	3	2	1	2	0	1	0	0	0	25	42	9.00	2.000
Matt Mantei, R (9, 1) ERA:	1.0		4	0	0	0	1	1	0	0	0	0	0	9	21	0.00	1.000

San Francisco Giants @ Arizona Diamondbacks
Bank One Ballpark, Phoenix, AZ
Sat Apr 22 2000, 4:35 PM EDT
Att. 45,659 - Sunny - 88 F

livebaseballscorecards.com

AB 31
R 8
H 7
RBI 7
BB 8
SO 5
LOB 14



Batter	1	2	3	4	5	6	7	8	9	AB	R	H	RBI	BB	SO	LOB
Hanley Frias, S (1, 6) OBP: 0.190, SLG: 0.105 Erubiel Durazo, L (9, PH) OBP: 0.441, SLG: 0.468	2-1 G4-3	2-2 G6-3			1-1 F9		2-0 G1-3		0-3 K	4	0	0	0	0	0	1
Jay Bell, R (1, 4) OBP: 0.393, SLG: 0.507	4-2 HR BB		0-3 K		1-1 L4			0-1 BB 2B 1B	4-2 BB	3	2	1	0	2	1	0
Luis Gonzalez, L (1, 7) OBP: 0.354, SLG: 0.535	0-0 HR		0-1 F8		0-0 F7			4-2 BB 2B BB G3-1	0-3 K	4	2	1	2	1	1	2
Greg Colbrunn, R (1, 3) OBP: 0.583, SLG: 0.563	1-0 E 2B		4-0 HR BB		0-0 F7			0-1 G3-1 1-3 2-H 2B		3	1	2	1	1	0	0
Steve Finley, L (1, 8) OBP: 0.385, SLG: 0.658	0-0 E3		2-2 HR		3-3 K			1-3 K		4	1	1	2	0	2	3
Bernard Gilkey, R (1, 9) OBP: 0.300, SLG: 0.471 Byung-Hyun Kim, R (7, 1) Lenny Harris, L (8, PH) OBP: 0.212, SLG: 0.298 Matt Mantei, R (9, 1)	1-3 K		1-1 G4-3		2-0 G2-3			1-2 G3-1		3	0	0	0	0	1	2
Damian Miller, R (1, 2) OBP: 0.351, SLG: 0.500 Kelly Stinnett, R (7, PR) OBP: 0.281, SLG: 0.710 (8, 2)	3-3 K				0-0 G5-3			1-1 G3-1		3	0	1	0	0	1	2
Danny Klassen, R (1, 5) OBP: 0.400, SLG: 0.467 Andy Fox, L (9, PH) OBP: 0.273, SLG: 0.111		0-3 K			2-2 G1-3			1-0 G5-3		3	0	0	0	0	1	1
Omar Daal, L (1, 1) OBP: 0.091, SLG: 0.182 Travis Lee, L (7, 9) OBP: 0.371, SLG: 0.481		2-1 G3-1			0-0 P5			3-3 K		2	0	0	0	0	0	0
										2	0	1	0	0	1	1

Inning Stats	R: 2	H: 2	E: 1	LOB: 2	K: 2	P: 13	R: 0	H: 0	E: 0	LOB: 0	K: 1	P: 9	R: 0	H: 1	E: 0	LOB: 0	K: 1	P: 17	R: 0	H: 0	E: 0	LOB: 0	K: 0	P: 7	R: 0	H: 0	E: 0	LOB: 0	K: 1	P: 7	R: 0	H: 0	E: 0	LOB: 0	K: 1	P: 10	R: 0	H: 1	E: 0	LOB: 1	K: 1	P: 12	R: 2	H: 2	E: 0	LOB: 1	K: 1	P: 21	R: 0	H: 1	E: 0	LOB: 2	K: 3	P: 16	1B: 1	2B: 4	3B: 0	HR: 2	SF: 0	SAC: 0	DP: 0	HBP: 0
--------------	------	------	------	--------	------	-------	------	------	------	--------	------	------	------	------	------	--------	------	-------	------	------	------	--------	------	------	------	------	------	--------	------	------	------	------	------	--------	------	-------	------	------	------	--------	------	-------	------	------	------	--------	------	-------	------	------	------	--------	------	-------	-------	-------	-------	-------	-------	--------	-------	--------


PITCHER	IP	WLS	BF	H	R	ER	SO	BB	IBB	HBP	BLK	WP	HR	S	P	ERA	WHIP
Kirk Rueter, L (1, 1) ERA: 6.16	7.0	W	28	4	4	4	6	2	0	0	0	0	2	53	90	5.14	0.857
John Johnstone, R (8, 1) ERA: 10.5	0.0		3	2	2	2	0	1	0	0	0	0	0	6	10	∞	∞
Aaron Fultz, L (8, 1) ERA: 4.82	1.0	H	3	0	0	0	1	0	0	0	0	0	0	8	11	0.00	0.000
Robb Nen, R (9, 1) ERA:	1.0	S	5	1	0	0	3	1	0	0	0	0	0	12	16	0.00	2.000

BOTTOM

San Francisco Giants @ Arizona Diamondbacks
Bank One Ballpark, Phoenix, AZ
 Sat Apr 22 2000, 4:35 PM EDT
 Att. 45,659 - Sunny - 88 F

livebaseballscorecards.com

AB	35
R	6
H	7
RBI	6
BB	4
SO	10
LOB	15



WP: 0	PA: 39
PB: 0	
SB: 0	
CS: 0	

Batter	1	2	3	4	5	6	7	8	9	AB R H RBI BB SO LOB	TOP	
Marvin Benard, L (1, 8) OBP: 0.309, SLG: 0.365 (9, 7)										5 2 2 0 0 0 1		
Bill Mueller, S (1, 5) OBP: 0.328, SLG: 0.429										4 1 1 2 0 0 0		
Barry Bonds, L (1, 7) OBP: 0.413, SLG: 0.710 Alan Embree, L (9, 1)										5 2 3 2 0 1 0 0 0 0 0 0 0 0		
Jeff Kent, R (1, 4) OBP: 0.316, SLG: 0.563										5 2 2 1 0 0 1		
J.T. Snow, L (1, 3) OBP: 0.292, SLG: 0.322										5 1 1 1 0 1 1		
Ellis Burks, R (1, 9) OBP: 0.417, SLG: 0.490										3 1 1 0 1 0 0		
Rich Aurilia, R (1, 6) OBP: 0.284, SLG: 0.429										4 2 2 3 0 1 1		
Bobby Estalella, R (1, 2) OBP: 0.400, SLG: 0.567										3 1 2 2 1 0 1		
Joe Nathan, R (1, 1) OBP: 0.125, SLG: 0.250 Aaron Fultz, L (6, 1) OBP: 1.000, SLG: 1.000 Russ Davis, R (8, PH) OBP: 0.344, SLG: 0.433 John Johnstone, R (8, 1) Calvin Murray, R (9, 8) OBP: 0.515, SLG: 0.556										2 0 0 0 0 0 0 0 0 0 0 0 0 0 1 0 0 0 0 1 1 0 0 0 0 0 0 0 0 0 0 0 0 0 0		
Inning Stats	R: 8 H: 7 E: 0 LOB: 0 K: 0 BB: 1 S: 24 P: 39	R: 0 H: 1 E: 0 LOB: 0 K: 0 BB: 0 S: 4 P: 5	R: 0 H: 1 E: 0 LOB: 0 K: 1 BB: 0 S: 8 P: 12	R: 0 H: 0 E: 0 LOB: 0 K: 0 BB: 0 S: 12 P: 17	R: 1 H: 1 E: 0 LOB: 0 K: 1 BB: 0 S: 10 P: 16	R: 0 H: 0 E: 0 LOB: 1 K: 0 BB: 1 S: 8 P: 17	R: 0 H: 0 E: 0 LOB: 0 K: 1 BB: 0 S: 8 P: 10	R: 1 H: 2 E: 0 LOB: 1 K: 1 BB: 0 S: 16 P: 25	R: 2 H: 2 E: 0 LOB: 0 K: 0 BB: 0 S: 7 P: 9	1B: 8 SF: 0 2B: 1 SAC: 2 3B: 0 DP: 2 HR: 5 HBP: 0	WP: 0 PA: 41 PB: 0 SB: 0 CS: 0	
PITCHER Armando Reynoso, R (1, 1) ERA: 5.91 Brian Anderson, L (1, 1) ERA: 5.4 Mike Morgan, R (5, 1) ERA: 2.87 Greg Swindell, L (7, 1) ERA: 1.93 Dan Plesac, L (9, 1) ERA: 5.4	IP WLS BF H R ER SO BB IBB HBP BLK WP HR S P ERA WHIP											PITCHER IP WLS BF H R ER SO BB IBB HBP BLK WP HR S P ERA WHIP

San Francisco Giants @ Arizona Diamondbacks
 Bank One Ballpark, Phoenix, AZ
 Sun Apr 23 2000, 4:35 PM EDT
 Att: 35,879 - Dome - 72 F

livebaseballscorecards.com

AB	37
R	12
H	14
RBI	11
BB	2
SO	4
LOB	6

Batter	1	2	3	4	5	6	7	8	9	AB	R	H	RBI	BB	SO	LOB
Tony Womack, L OBP: 0.246, SLG: 0.368 (1, 6)	1-2 F9 1B 2B	2-1 G4-3		1-2 FC3-6 F9-3 1-2f		0-0 L4		2-3 K 1-2 2-3		5	1	1	0	0	1	4
Jay Bell, R OBP: 0.382, SLG: 0.480 (1, 4)	3-2 F9 2-3	4-1 BB BB		1-2 F9-3 1-2		2-2 F8		0-3 K		4	0	0	0	1	1	5
Luis Gonzalez, L OBP: 0.368, SLG: 0.573 (1, 7)	1-0 HR 3-H 1B	4-1 BB 1-2								4	2	2	2	1	1	0
Erubiel Durazo, L OBP: 0.453, SLG: 0.549 (1, 3)	2-0 HR 1-H HR	3-2 F8								4	3	2	2	1	0	2
Steve Finley, L OBP: 0.386, SLG: 0.636 (1, 8)	2-1 1B FC3-6 1B	3-2 G3								4	1	1	0	0	0	4
Travis Lee, L OBP: 0.373, SLG: 0.491 (1, 9)	1-0 FC3-6 HBP 1-3 1B		2-1 F7							5	0	2	2	0	0	1
Kelly Stinnett, R OBP: 0.297, SLG: 0.657 (1, 2)	4-1 FC3-6 HBP 1-2		1-2 F7							4	0	1	0	0	0	1
Andy Fox, L OBP: 0.267, SLG: 0.231 (1, 5)	0-0 FC3-6 FC6 1-2f 2-3 3-H		2-1 F8							4	0	1	1	0	0	3
Armando Reynoso, R OBP: 0.143, SLG: 0.143 Brian Anderson, R OBP: 0.125, SLG: 0.125 Hanley Frías, S OBP: 0.227, SLG: 0.105 Mike Morgan, R OBP: 1.000, SLG: 1.000 Bernard Gilkey, R OBP: 0.286, SLG: 0.444 Greg Swindell, L Lenny Harris, L OBP: 0.226, SLG: 0.313 Dan Plesac, L	0-0 FC6 1-2f			4-1 FC3-6 BB						0	0	0	0	0	0	0

Inning Stats	R: 4	H: 5	E: 0	LOB: 2	K: 0	P: 31	R: 0	H: 0	E: 0	LOB: 2	K: 0	P: 26	R: 0	H: 0	E: 0	LOB: 0	K: 0	P: 13	R: 0	H: 0	E: 0	LOB: 0	K: 0	P: 18	R: 2	H: 2	E: 0	LOB: 0	K: 0	P: 18	R: 0	H: 1	E: 0	LOB: 1	K: 0	P: 14	R: 0	H: 0	E: 0	LOB: 1	K: 0	P: 19	R: 0	H: 2	E: 0	LOB: 2	K: 2	P: 19	R: 1	H: 1	E: 0	LOB: 1	K: 1	P: 27	1B: 5	SF: 0	2B: 5	SAC: 0	3B: 0	DP: 1	HR: 2	HBP: 2	WP: 0	PA: 43
--------------	------	------	------	--------	------	-------	------	------	------	--------	------	-------	------	------	------	--------	------	-------	------	------	------	--------	------	-------	------	------	------	--------	------	-------	------	------	------	--------	------	-------	------	------	------	--------	------	-------	------	------	------	--------	------	-------	------	------	------	--------	------	-------	-------	-------	-------	--------	-------	-------	-------	--------	-------	--------

PITCHER	IP	WLS	BF	H	R	ER	SO	BB	IBB	HBP	BLK	WP	HR	S	P	ERA	WHIP
Joe Nathan, R ERA: 5.23	(1, 1)	5.0	W	25	7	6	6	0	3	0	0	0	2	57	103	10.80	2.000
Aaron Fultz, L ERA: 3.97	(6, 1)	2.0	H	8	1	0	0	0	0	1	0	0	0	19	33	0.00	0.500
John Johnstone, R ERA: 9.0	(8, 1)	1.0		5	2	0	2	0	0	0	0	0	0	15	19	0.00	2.000
Alan Embree, L ERA: 8.0	(9, 1)	1.0		5	1	1	1	1	0	0	0	0	0	15	27	9.00	2.000

BOTTOM

San Francisco Giants @ Arizona Diamondbacks
Bank One Ballpark, Phoenix, AZ

Sun Apr 23 2000, 4:35 PM EDT
Att: 35,879 - Dome - 72 F

livebaseballscorecards.com

AB	37
R	7
H	11
RBI	7
BB	4
SO	3
LOB	23



Batter	1	2	3	4	5	6	7	8	9	10	11	AB R H RBI BB SO LOB	TOP														
Marvin Benard, L OBP: 0.297, SLG: 0.348 (1, 8)	3-3 K		2-2 G4-3		1-3 K		1-2 G6-3		1-0 F7		1-0 1B	6 0 1 0 0 2 1															
Bill Mueller, S OBP: 0.329, SLG: 0.417 (1, 5)	1-0 G4-3		0-1 BB E 1B		3-2 F7		0-0 F7		4-2 BB BB		1-0 SF8	4 1 1 1 1 0 1															
Barry Bonds, L OBP: 0.432, SLG: 0.697 (1, 7)	2-0 1B		4-0 E E BB		3-2 1B		0-0 F7		4-2 BB		1-3 K	4 1 2 0 2 1 1															
Jeff Kent, R OBP: 0.310, SLG: 0.539 (1, 4)	0-1 1B		1-2 E BB		0-0 F8		3-3 K		1-3 K			5 1 1 0 0 2 4															
Ellis Burks, R OBP: 0.415, SLG: 0.536 Mark Gardner, R OBP: 0.333, SLG: 0.333 (1, 9) (10, 1)	3-2 L9		0-0 1B		2-0 HR		0-0 F3		0-1 F9			5 1 2 2 0 0 4 0 0 0 0 0 0 0															
J.T. Snow, L OBP: 0.314, SLG: 0.333 (1, 3)		4-2 CS S BB		0-3 K		0-1 E FC6-2 1B		1-0 1B		2-2 G4-3		4 0 2 0 1 1 2															
Rich Aurilia, R OBP: 0.278, SLG: 0.412 (1, 6)		3-3 K		0-0 G4-3		1-1 E6 FC6-2 1B		1-0 F9			0-1 F7	5 0 1 0 0 1 2	AB 43 R 6 H 13 RBI 4 BB 4 SO 10 LOB 20														
Doug Mirabeli, R OBP: 0.333, SLG: 0.568 (1, 2)		1-3 K		2-3 K		0-1 FC6-2 G5-4-3 1B		2-2 P4			2-2 WP 2B 1B	5 1 1 0 0 2 3															
Shawn Estes, R OBP: 0.200, SLG: 0.200 Felix Rodriguez, R John Johnstone, R Russ Davis, R Robb Nen, R Armando Rios, L OBP: 0.304, SLG: 0.500 (1, 1) (6, 1) (8, 1) (9, PH) (9, 1) (10, 9)		2-2 CS		1-3 K		0-0 1B		0-0 G5-4-3		1-0 F7	1-1 1B SF8 2B	3 0 1 0 0 0 1 2 0 0 0 0 0 0 0 0 0 0 0 0 0 0 0 0 1 0 0 0 0 0 0 0 0 0 0 0 0 0 0 0 1 1 1 1 1 0 0 0	WP: 1 PA: 49 PB: 0 SB: 1 CS: 1														
Inning Stats	R: 0 E: 0 K: 1 S: 11	H: 2 LOB: 2 BB: 0 P: 20	R: 0 E: 0 K: 2 S: 14	H: 0 LOB: 0 BB: 1 P: 24	R: 3 E: 1 K: 1 S: 14	H: 2 LOB: 1 BB: 1 P: 22	R: 0 E: 0 K: 2 S: 8	H: 0 LOB: 0 BB: 0 P: 10	R: 0 E: 0 K: 1 S: 11	H: 2 LOB: 2 BB: 0 P: 18	R: 1 E: 1 K: 0 S: 8	H: 3 LOB: 1 BB: 0 P: 11	R: 0 E: 0 K: 0 S: 5	H: 0 LOB: 0 BB: 0 P: 6	R: 0 E: 0 K: 1 S: 9	H: 1 LOB: 1 BB: 0 P: 14	R: 0 E: 0 K: 0 S: 7	H: 0 LOB: 0 BB: 0 P: 11	R: 0 E: 0 K: 1 S: 16	H: 0 LOB: 2 BB: 2 P: 27	R: 2 E: 0 K: 1 S: 13	H: 3 LOB: 1 BB: 0 P: 19	1B: 11 2B: 1 3B: 0 HR: 1	SF: 1 SAC: 0 DP: 1 HBP: 0	WP: 1 PA: 49 PB: 0 SB: 1 CS: 1		
PITCHER	IP	WLS	BF	H	R	ER	SO	BB	IBB	HBP	BLK	WP	HR	S	P	ERA	WHIP										
Ryan Dempster, R ERA: 3.03 (1, 1)	6.0		27	9	4	1	7	2	0	0	0	0	1	66	105	1.50	1.833										
Ricky Bones, R ERA: (7, 1)	3.0		10	1	0	0	1	0	0	0	0	0	0	21	31	0.00	0.333										
Vic Darensbourg, L ERA: 3.0 (10, 1)	0.1		3	0	0	0	1	2	0	0	0	0	0	11	20	0.00	6.000										
Dan Miceli, R ERA: 2.77 (10, 1)	1.2	L	8	3	2	2	1	0	0	0	0	1	0	18	26	10.80	1.800										


San Francisco Giants @ Florida Marlins
Pro Player Stadium, Miami, FL
Tue Apr 25 2000, 7:05 PM EDT
Att. 9,072 - Sunny - 82 F

livebaseballscorecards.com



Batter	1	2	3	4	5	6	7	8	9	10	11	AB R H RBI BB SO LOB	BOTTOM				
Mark Kotsay, L OBP: 0.357, SLG: 0.452 (1, 9)	0-0 G1-3		2-0 F8		0-3 K		0-0 G6-3		2-2 E3 SF9 BB 1-3 SF8 1B	1-3 K		6 1 1 0 0 2 1	San Francisco Giants @ Florida Marlins Pro Player Stadium, Miami, FL Tue Apr 25 2000, 7:05 PM EDT Att. 9,072 - Sunny - 82 F				
Alex Gonzalez, R OBP: 0.242, SLG: 0.259 (1, 6)	4-1 E S		0-2 1B FC5-4 2B		3-2 F9		1-0 G6-3		4-1 S 1-2 BB		3-2 P4	3 1 1 0 1 0 0 0 0 0 0 1 0 0 0 0 0 0 0 0 0 0 0 0 0 0 0 0 1 0 0 0 0 0 0					
Cliff Floyd, L OBP: 0.371, SLG: 0.408 (9, PH)																	
Vic Darenbourg, L (10, 1)																	
Dan Miceli, R (10, 1)																	
Brad Penny, R OBP: 0.182, SLG: 0.182 (11, PH)																	
Mark Smith, R OBP: 0.464, SLG: 0.333 (1, 7)	0-3 K		2-2 FC5-4 1B		4-0 1B 2B BB		4-2 BB		2-0 SF9		1-1 1B	3 1 2 1 2 1 1					
Preston Wilson, R OBP: 0.347, SLG: 0.410 (1, 8)	4-2 BB		1-1 FC5-4		1-1 2B 1-2 1B		4-2 BB		0-2 E5		1-2 F9	4 0 1 1 2 0 4					
Kevin Millar, R OBP: 0.313, SLG: 0.411 (1, 3) (10, 5)	3-3 K		3-0 G5-3		0-0 L5		1-0 F7		1-1 SF8		0-2 P4	5 0 0 1 0 1 8					
Dave Berg, R OBP: 0.200, SLG: 0.400 (1, 5) (10, 6)			0-0 G6-3		1-0 2B 1-3 2-H				3-1 P4		2-1 F7	5 0 1 1 0 1 2					
Pablo Ozuna, R OBP: 0.182, SLG: 0.182 (1, 4)			1-1 G4-3		3-2 L4		2-3 K		1-2 G6-3		0-1 G6-3	5 0 0 0 0 1 2					
Mike Redmond, R OBP: 0.375, SLG: 0.343 (1, 2)			4-2 BB		1-3 K		4-2 BB		2-2 G6-3		1-3 K	1 0 0 0 1 1 0 2 0 0 0 1 1 0					
Paul Bako, L OBP: 0.379, SLG: 0.280 (6, PH) (7, 2)																	
Ryan Dempster, R (1, 1)			3-3 K		0-0 F8		1-3 K		4-0 E 1B SF9 BB		2-2 1B	2 0 0 0 0 1 1 1 0 0 0 0 1 3 0 0 0 0 0 0 0 1 1 1 0 1 0 0					
Brant Brown, L OBP: 0.263, SLG: 0.371 (6, PH)																	
Ricky Bones, R (7, 1)																	
Derrek Lee, R OBP: 0.474, SLG: 0.448 (9, PH) (10, 3)																	
Inning Stats	R: 0 H: 0 E: 0 LOB: 2 K: 2 BB: 2 S: 15 P: 25	R: 0 H: 0 E: 0 LOB: 1 K: 2 BB: 1 S: 10 P: 20	R: 1 H: 2 E: 0 LOB: 1 K: 0 BB: 0 S: 12 P: 20	R: 0 H: 0 E: 0 LOB: 0 K: 1 BB: 0 S: 7 P: 11	R: 0 H: 0 E: 0 LOB: 0 K: 1 BB: 0 S: 8 P: 11	R: 1 H: 2 E: 0 LOB: 3 K: 2 BB: 2 S: 12 P: 25	R: 0 H: 0 E: 0 LOB: 2 K: 0 BB: 2 S: 7 P: 17	R: 0 H: 0 E: 0 LOB: 0 K: 0 BB: 0 S: 13 P: 19	R: 2 H: 1 E: 2 LOB: 2 K: 0 BB: 2 S: 14 P: 29	R: 0 H: 1 E: 0 LOB: 1 K: 2 BB: 0 S: 12 P: 16	R: 0 H: 1 E: 0 LOB: 1 K: 0 BB: 0 S: 11 P: 16	1B: 5 SF: 2 2B: 2 SAC: 0 3B: 0 DP: 0 HR: 0 HBP: 0	WP: 0 PA: 50 PB: 0 SB: 2 CS: 0				
PITCHER	IP WLS BF H R ER SO BB IBB HBP BLK WP HR S P ERA WHIP																
Shawn Estes, L ERA: 6.1 (1, 1)	5.1																
Felix Rodriguez, R ERA: 2.31 (6, 1)	1.2	H	9	1	0	0	2	3	0	0	0						
John Johnstone, R ERA: 7.88 (8, 1)	1.0	H	3	0	0	0	0	0	0	0	0						
Robb Nen, R ERA: 1.5 (9, 1)	1.0	B	7	1	2	1	0	2	0	0	0						
Mark Gardner, R ERA: 5.68 (10, 1)	2.0	W	8	2	0	0	2	0	0	0	0						

AB	39
R	4
H	7
RBI	4
BB	9
SO	10
LOB	22



Batter	1	2	3	4	5	6	7	8	9	10	11	12	AB R H RBI BB SO LOB	TOP
Marvin Benard, L (1, 8) OBP: 0.296, SLG: 0.324 Ramon Martinez, R (12, 4) OBP: 0.333, SLG: 0.667													5 1 0 0 2 2 3 0 0 0 0 0 0 0	
Bill Mueller, S (1, 5) OBP: 0.338, SLG: 0.424													6 2 2 0 1 1 3	
Barry Bonds, L (1, 7) OBP: 0.437, SLG: 0.671													4 3 1 0 2 1 1	
Jeff Kent, R (1, 4) OBP: 0.322, SLG: 0.563 (12, 3)													4 1 1 4 2 1 1	
Ellis Burks, R (1, 9) OBP: 0.423, SLG: 0.532													6 0 3 2 0 1 0	
J.T. Snow, L (1, 3) OBP: 0.316, SLG: 0.333 Calvin Murray, R (12, PR) OBP: 0.515, SLG: 0.556 (12, 8)												6 0 2 0 0 2 8 0 1 0 0 0 0 0		
Rich Aurilia, R (1, 6) OBP: 0.256, SLG: 0.384												5 0 0 1 0 0 4		
Bobby Estalella, R (1, 2) OBP: 0.390, SLG: 0.543													5 0 1 0 1 3 4	
Livan Hernandez, R (1, 1) OBP: 0.273, SLG: 0.273 Robb Nen, R (9, 1) Felipe Crespo, S (10, PH) OBP: 0.355, SLG: 0.700 Felix Rodriguez, R (10, 1) Aaron Fultz, L (11, 1) OBP: 1.000, SLG: 1.000 Armando Rios, L (11, 9) OBP: 0.391, SLG: 0.619													3 0 0 0 0 0 2 2 0 0 0 0 0 0 0 0 1 0 1 0 1 1 0 0 0 0	
Inning Stats	R: 3 H: 2 E: 0 LOB: 2 K: 1 BB: 3 S: 14 P: 27	R: 3 H: 2 E: 0 LOB: 0 K: 2 BB: 1 S: 13 P: 23	R: 0 H: 2 E: 0 LOB: 2 K: 0 BB: 0 S: 14 P: 19	R: 1 H: 2 E: 0 LOB: 2 K: 2 BB: 1 S: 14 P: 25	R: 0 H: 0 E: 0 LOB: 0 K: 3 BB: 0 S: 14 P: 19	R: 0 H: 1 E: 0 LOB: 2 K: 0 BB: 1 S: 9 P: 16	R: 0 H: 0 E: 0 LOB: 1 K: 0 BB: 1 S: 8 P: 15	R: 0 H: 0 E: 0 LOB: 0 K: 1 BB: 0 S: 7 P: 10	R: 0 H: 0 E: 1 LOB: 0 K: 0 BB: 0 S: 6 P: 10	R: 0 H: 0 E: 1 LOB: 1 K: 1 BB: 0 S: 10 P: 15	R: 0 H: 0 E: 0 LOB: 0 K: 2 BB: 0 S: 10 P: 15	R: 1 H: 2 E: 1 LOB: 2 K: 1 BB: 1 S: 13 P: 20	1B: 7 SF: 1 2B: 2 SAC: 1 3B: 1 DP: 0 HR: 1 HBP: 0	WP: 0 PA: 56 PB: 0 SB: 1 CS: 1
PITCHER Vladimir Nunez, R (1, 1) ERA: 10.07 Vic Darensbourg, L (4, 1) ERA: 2.08 Armando Almanza, L (7, 1) ERA: 1.35 Braden Looper, R (8, 1) ERA: 1.29 Dan Miceli, R (10, 1) ERA: 2.4	IP WLS BF H R ER SO BB IBB HBP BLK WP HR S P ERA WHIP 3.1 0 23 8 7 7 4 4 1 0 0 0 0 1 18.90 3.600	PITCHER Antonio Alfonseca, R (12, 1) ERA: 4.5	IP WLS BF H R ER SO BB IBB HBP BLK WP HR S P ERA WHIP 1.0 1 6 2 1 1 1 1 0 0 1 0 0 1 9.00 3.000											

San Francisco Giants @ Florida Marlins
 Pro Player Stadium, Miami, FL
 Wed Apr 26 2000, 1:05 PM EDT
 Att. 15,296 - Sunny - 78 F

AB	46
R	8
H	11
RBI	8
BB	8
SO	13
LOB	26



Batter	1	2	3	4	5	6	7	8	9	10	11	12
Mark Kotsay, L OBP: 0.387, SLG: 0.522 (1, 9)	0-1 G4-6-3 1B		1-1 E6 E 1B		1-0 L1-3 1B		0-2 P4		2-2 HR		0-0 SH1-4	
Dave Berg, R OBP: 0.364, SLG: 0.333 (1, 6)	1-2 G4-6-3 1-2f		4-1 E BB		0-0 L1-3 1-2		3-2 1B		4-0 BB		0-0 L9	
Cliff Floyd, L OBP: 0.348, SLG: 0.377 Danny Bautista, R OBP: 0.220, SLG: 0.410 (1, 7) (8, 7)	0-3 K		1-0 E6 1-H 2-H		2-0 F8		2-3 K		0-2 F5		2-0 P6	
Preston Wilson, R OBP: 0.327, SLG: 0.382 (1, 8)		2-2 G5-3	0-1 P4			0-3 K		3-3 K	2-0 F5			3-2 F8
Mike Lowell, R OBP: 0.354, SLG: 0.535 (1, 5)		2-0 F8		2-0 1B 1B		2-1 1B 2B		1-1 HR	1-2 G5-3			0-3 K
Kevin Millar, R OBP: 0.329, SLG: 0.410 (1, 3)		0-0 F8		1-2 1B 1B		0-0 SH1-3 1B		3-2 L3		4-2 B3-4 BB		1-3 K
Pablo Ozuna, R OBP: 0.133, SLG: 0.133 (1, 4)			1-0 G5-3		2-3 K		0-1 SH1-3	1-1 G6-3		0-1 B3-4		
Paul Bako, L OBP: 0.400, SLG: 0.308 Mike Redmond, R OBP: 0.386, SLG: 0.359 (1, 2) (4, 2)			0-2 SH3-4 E 1B		0-1 1B 1-2 2-H		1-2 G6-3		1-2 1B HR 1B	0-0 G3		
Vladimir Nunez, R Vic Daveroanburg, L Armando Almanzo, L Grant Brown, L Braden Loper, R Derek Lee, R Darin Moberg, R Mark Smith, R Jesus Sanchez, L Antonio Alfonseca, R (1, 1) (1, 1) (1, 1) (1, 1) (1, 1) (1, 1) (1, 1) (1, 1) (1, 1)			0-1 SH3-4		0-1 1B		0-3 K		2-1 HR 1B		2-1 SH1-4 1B	

AB	R	H	RBI	BB	SO	LOB
5	2	4	3	0	0	0
4	1	1	0	2	0	3
4	0	0	0	0	2	1
2	0	0	0	0	0	2
6	0	0	0	0	2	2
6	1	3	1	0	1	1
5	0	2	0	1	1	0
4	0	0	0	0	1	3
1	1	1	0	0	0	0
4	1	2	0	0	0	2
0	0	0	0	0	0	0
1	0	1	0	0	0	0
0	0	0	0	0	0	0
0	0	0	0	0	0	0
1	1	1	0	0	0	0
0	0	0	0	0	0	0
0	0	0	0	0	0	0
0	0	0	0	0	0	0
0	0	0	0	0	0	0
0	0	0	0	0	0	0


AB	R	H	RBI	BB	SO	LOB
45	7	16	4	3	8	14

Inning Stats	R: 0	H: 1	E: 0	LOB: 0	K: 1	S: 9	R: 0	H: 0	E: 0	LOB: 0	K: 0	S: 5	R: 3	H: 2	E: 2	LOB: 1	K: 0	S: 12	R: 0	H: 4	E: 0	LOB: 2	K: 1	S: 12	R: 0	H: 1	E: 0	LOB: 0	K: 0	S: 3	R: 0	H: 2	E: 0	LOB: 2	K: 1	S: 12	R: 0	H: 1	E: 0	LOB: 1	K: 2	S: 13	R: 1	H: 1	E: 0	LOB: 0	K: 1	S: 11	R: 3	H: 3	E: 0	LOB: 1	K: 0	S: 15	R: 0	H: 0	E: 0	LOB: 0	K: 0	S: 5	R: 0	H: 1	E: 0	LOB: 1	K: 2	S: 11	R: 0	H: 0	E: 0	LOB: 0	K: 0	S: 9	R: 0	H: 0	E: 0	LOB: 0	K: 2	S: 11	R: 0	H: 0	E: 0	LOB: 0	K: 2	S: 11
PITCHER	IP	WLS	BF	H	R	ER	SO	BB	IBB	HBP	BLK	WP	HR	S	P	ERA	WHIP																																																																			
Livan Hernandez, R ERA: 5.08 (1, 1)	8.0		36	14	6	3	6	1	0	0	0	0	1	82	121	3.38	1.875																																																																			
Robb Nen, R ERA: 2.57 (9, 1)	1.0	B	5	1	1	1	0	1	0	0	0	0	1	10	19	9.00	2.000																																																																			
Felix Rodriguez, R ERA: 2.13 (10, 1)	1.0		4	1	0	0	0	1	0	0	0	0	0	7	13	0.00	2.000																																																																			
Aaron Fultz, L ERA: 3.38 (11, 1)	2.0	W	6	0	0	0	2	0	0	0	0	0	0	14	20	0.00	0.000																																																																			

San Francisco Giants @ Florida Marlins
 Pro Player Stadium, Miami, FL
 Wed Apr 26 2000, 1:05 PM EDT
 Att: 15,296 - Sunny - 78 F

livebaseballscorecards.com

WP: 0 PA: 51
 PB: 0
 SB: 1
 CS: 0



Batter	1	2	3	4	5	6	7	8	9	AB R H RBI BB SO LOB	TOP											
Peter Bergeron, L (1, 8) OBP: 0.289, SLG: 0.280	0-0 1B 2B		3-2 P3		4-2 CS BB		0-0 F7	1-1 G3		4 1 1 0 1 0 0												
Jose Vidro, S (1, 4) OBP: 0.429, SLG: 0.583	2-2 G4-3 1B		0-1 2B		1-0 CS 1-2	3-2 G1-3		BB 1B 1B	2-3 K	5 1 3 1 0 1 0												
Wilton Guerrero, S (1, 7) Terry Jones, S (8, 7) OBP: 0.333, SLG: 0.235 OBP: 0.250, SLG: 0.200	0-2 G4-3 1-2		0-1 G6-3			4-1 BB		BB 1B BB	K	2 1 0 0 2 0 2 1 0 0 0 0 1 0												
Vladimir Guerrero, R (1, 9) OBP: 0.517, SLG: 0.829	0-2 G5-3		0-3 K			0-2 P6		BB 1B 2B BB	2-2 HBP	3 1 0 0 1 1 3												
Lee Stevens, L (1, 3) OBP: 0.333, SLG: 0.467	3-3 K			2-3 K		3-1 F8		BB 2B 1B	0-2 F8	5 1 1 2 0 2 3												
Michael Barrett, R (1, 5) OBP: 0.292, SLG: 0.328		4-2 BB		2-1 P3			2-1 HR 1B	BB 2B BB		2 2 1 0 2 0 0												
Chris Widger, R (1, 2) OBP: 0.411, SLG: 0.587		1-0 F7		1-1 F3			1-1 HR	BB G5-3 2B		4 2 2 5 0 0 1												
Orlando Cabrera, R (1, 6) OBP: 0.263, SLG: 0.467		2-2 F9		3-2 G6-3			1-0 G4-3	BB G5-3		4 0 0 0 0 0 2												
Hideki Irapu, R (1, 1) Andy Tracy, L (7, PH) Anthony Telford, R (7, 1) Geoff Blum, S (8, PH) Scott Strickland, R (8, 1) OBP: 0.667, SLG: 0.667 OBP: 0.313, SLG: 0.500		1-3 K		0-3 K			1-1 G5-3	BB SF9		2 0 0 0 0 2 1 1 0 0 0 0 0 0 0 0 0 0 0 0 0 0 0 0 1 0 0 0 0 0 0 0 0 0 0												
Inning Stats	R: 1 E: 0 K: 1 S: 13	H: 2 LOB: 1 BB: 0 P: 18	R: 0 E: 0 K: 1 S: 10	H: 0 LOB: 1 BB: 1 P: 18	R: 0 E: 0 K: 1 S: 10	H: 1 LOB: 1 BB: 0 P: 13	R: 0 E: 0 K: 1 S: 9	H: 0 LOB: 0 BB: 0 P: 14	R: 0 E: 0 K: 1 S: 10	H: 0 LOB: 0 BB: 1 P: 18	R: 0 E: 0 K: 0 S: 10	H: 0 LOB: 1 BB: 1 P: 20	R: 2 E: 0 K: 0 S: 8	H: 2 LOB: 0 BB: 0 P: 13	R: 6 E: 0 K: 0 S: 16	H: 3 LOB: 0 BB: 3 P: 38	R: 0 E: 0 K: 2 S: 14	H: 0 LOB: 1 BB: 0 P: 18	1B: 4 2B: 3 3B: 0 HR: 1	SF: 1 SAC: 0 DP: 0 HBP: 1	WP: 0 PB: 0 SB: 0 CS: 1	PA: 42
PITCHER	IP WLS BF H R ER SO BB IBB HBP BLK WP HR S P ERA WHIP																					
Russ Ortiz, R (1, 1) ERA: 4.68	7.0 L 30 6 5 5 5 4 0 0 0 0 1 73 122 6.43 1.429																					
Felix Rodriguez, R (8, 1) ERA: 2.84	0.0 1 0 0 0 0 1 0 0 0 0 0 0 4 ∞ ∞																					
Aaron Fultz, L (8, 1) ERA: 4.73	0.0 2 1 0 0 0 1 0 0 0 0 0 3 10 ∞ ∞																					
John Johnstone, R (8, 1) ERA: 8.0	1.0 4 1 4 4 0 0 0 0 0 0 0 10 16 36.00 1.000																					
Alan Embree, L (9, 1) ERA: 7.2	1.0 4 0 0 0 0 2 0 0 1 0 0 0 14 18 0.00 0.000																					

Montreal Expos @ San Francisco Giants
 PacBell Park, San Francisco, CA
 Fri Apr 28 2000, 10:35 PM EDT
 Att. 40,930 - Sunny - 57 F

livebaseballscorecards.com

AB	33
R	9
H	8
RBI	9
BB	6
SO	7
LOB	12



Batter	1	2	3	4	5	6	7	8	9	AB R H RBI BB SO LOB
Marvin Benard, L OBP: 0.302, SLG: 0.329 (1, 8) (9, 9)	0-0 S 2B 1B		1-2 F9 1B 1B		1-1 F7 2		1-0 F7 1		3-1 F7 2	5 1 2 0 0 0 0
Bill Mueller, S OBP: 0.354, SLG: 0.451 (1, 5) B B X	2-0 G1-3 1-H 2B		0-0 1-2 1B		0-1 1B		1-2 G4-3 2		0-0 G5-3 3	5 0 3 1 0 0 0
Barry Bonds, L OBP: 0.418, SLG: 0.635 (1, 7) S B F X	1-2 P6 1		1-2 F9 2 2-3		0-1 P5 3		2-1 F7 3			4 0 0 0 0 0 4
Jeff Kent, R OBP: 0.319, SLG: 0.560 (1, 4) F B X	1-1 G1-3 2 2-3		0-1 G5-3 3		0-0 3B 2B		1-2 F7 1			4 1 1 0 0 0 3
Ellis Burks, R OBP: 0.440, SLG: 0.576 Calvin Murray, R OBP: 0.515, SLG: 0.556 (8, PR) (9, 8) C X	0-1 G5-3 3			1-2 1B		0-0 SF7 2-H 3B		1-0 FC5 1B 1B		4 1 3 1 0 0 1 0 0 0 0 0 0 0
J.T. Snow, L OBP: 0.325, SLG: 0.347 (1, 3) C B X		1-1 G6-4-3 1B		0-3 K 1		1-0 SF7 1		1-0 FC5 1B 1-2		3 0 2 1 0 1 1
Rich Aurilia, R OBP: 0.244, SLG: 0.364 Alan Embree, L (9, 1) C B X		1-1 G6-4-3 2 1-2f		2-3 K 2		0-0 G4-3 2		2-1 F3 2		4 0 0 0 0 1 4 0 0 0 0 0 0 0
Bobby Estalella, R OBP: 0.378, SLG: 0.500 (1, 2) S B F X		1-3 K 3		2-3 K 3		4-2 BB 3		1-0 FC5 3 1-2 2-3f		3 0 0 0 1 2 3
Russ Ortiz, R OBP: 0.333, SLG: 0.300 Felix Rodriguez, R (8, 1) Aaron Fultz, L OBP: 1.000, SLG: 1.000 John Johnstone, R (8, 1) Ramon Martinez, R OBP: 0.308, SLG: 0.615 (9, 6) B B C X			3-1 G6-3 1		0-1 G6-3 1 X		0-0 G4-3 3		0-2 F9 1 C C X	3 0 0 0 0 0 1 0 1 0 0 0 0 0 0

Inning Stats	R: 1 E: 0 K: 0 S: 9	H: 2 LOB: 1 BB: 0 P: 13	R: 0 E: 0 K: 1 S: 7	H: 1 LOB: 0 BB: 0 P: 10	R: 0 E: 0 K: 0 S: 13	H: 2 LOB: 2 BB: 0 P: 18	R: 0 E: 0 K: 3 S: 15	H: 1 LOB: 1 BB: 0 P: 20	R: 0 E: 0 K: 0 S: 8	H: 1 LOB: 1 BB: 0 P: 9	R: 2 E: 0 K: 0 S: 7	H: 2 LOB: 1 BB: 1 P: 12	R: 0 E: 0 K: 0 S: 6	H: 0 LOB: 0 BB: 0 P: 10	R: 0 E: 0 K: 0 S: 8	H: 2 LOB: 2 BB: 0 P: 14	R: 0 E: 0 K: 0 S: 6	H: 0 LOB: 0 BB: 0 P: 9	1B: 8 2B: 2 3B: 1 HR: 0	SF: 1 SAC: 0 DP: 1 HBP: 0	WP: 0 PB: 0 SB: 1 CS: 0	PA: 38
--------------	------------------------------	----------------------------------	------------------------------	----------------------------------	-------------------------------	----------------------------------	-------------------------------	----------------------------------	------------------------------	---------------------------------	------------------------------	----------------------------------	------------------------------	----------------------------------	------------------------------	----------------------------------	------------------------------	---------------------------------	----------------------------------	------------------------------------	----------------------------------	--------

PITCHER	IP	WLS	BF	H	R	ER	SO	BB	IBB	HBP	BLK	WP	HR	S	P	ERA	WHIP
Hideki Irabu, R ERA: 5.6 (1, 1)	6.0		27	9	3	3	4	1	0	0	0	0	0	59	82	4.50	1.667
Anthony Telford, R ERA: 6.3 (7, 1)	1.0	W	3	0	0	0	0	0	0	0	0	0	0	6	10	0.00	0.000
Scott Strickland, R ERA: 2.92 (8, 1)	2.0		8	2	0	0	0	0	0	0	0	0	0	14	23	0.00	1.000

BOTTOM

Montreal Expos @ San Francisco Giants
PacBell Park, San Francisco, CA
Fri Apr 28 2000, 10:35 PM EDT
Att. 40,930 - Sunny - 57 F

livebaseballscorecards.com

AB	36
R	3
H	11
RBI	3
BB	1
SO	4
LOB	17



Batter	1	2	3	4	5	6	7	8	9	AB	R	H	RBI	BB	SO	LOB	TOP					
Peter Bergeron, L (1, 8) OBP: 0.276, SLG: 0.266	0-0 B1-3			3-2 G4-3		2-3 K		0-0 G6-3		4	0	0	0	0	1	1						
Wilton Guerrero, S (1, 7) OBP: 0.333, SLG: 0.250 Terry Jones, S (7, 7) OBP: 0.250, SLG: 0.200 Geoff Blum, S (9, PH) OBP: 0.294, SLG: 0.467	1-1 G6-3			0-1 G5-3 1B		2-3 K			1-3 K	3	0	1	0	0	1	1						
Chris Widger, R (1, 2) OBP: 0.403, SLG: 0.597	3-2 G5-3			1-1 G5-3 1-2				0-0 G6-3 3B	2-2 G5-3	4	1	1	0	0	0	1						
Vladimir Guerrero, R (1, 9) OBP: 0.505, SLG: 0.797		4-1 CS BB		1-0 L4				0-1 G6-3 3-H	1-1 F9	3	0	0	1	1	0	1						
Jose Vidro, S (1, 4) OBP: 0.426, SLG: 0.570		1-2 F7			2-2 G1-3			4-2 BB		2	0	0	0	1	0	1						
Lee Stevens, L (1, 3) OBP: 0.322, SLG: 0.449		3-3 K			0-0 F8			3-3 K		3	0	0	0	0	2	2						
Michael Barrett, R (1, 5) OBP: 0.279, SLG: 0.311			2-1 F7		3-1 G6-3			2-1 G5-3		3	0	0	0	0	0	1						
Orlando Cabrera, R (1, 6) OBP: 0.266, SLG: 0.462			1-0 F9			2-1 SH2-4 1B		1-2 F8		3	0	1	0	0	0	0						
Javier Vazquez, R (1, 1) Steve Kline, S (7, 1) Andy Tracy, L (8, PH) OBP: 0.500, SLG: 0.500 Anthony Telford, R (8, 1)			1-2 G1-3			0-0 SH2-4 1-2		1-0 F9		1	0	0	0	0	0	0						
Inning Stats	R: 0 E: 0 K: 0 S: 7	H: 0 LOB: 0 BB: 0 P: 11	R: 0 E: 0 K: 1 S: 7	H: 0 LOB: 1 BB: 1 P: 15	R: 0 E: 0 K: 0 S: 7	H: 0 LOB: 0 BB: 0 P: 11	R: 0 E: 0 K: 0 S: 11	H: 1 LOB: 1 BB: 0 P: 16	R: 0 E: 0 K: 2 S: 9	H: 1 LOB: 1 BB: 0 P: 15	R: 1 E: 0 K: 1 S: 10	H: 1 LOB: 1 BB: 1 P: 19	R: 0 E: 0 K: 0 S: 5	H: 0 LOB: 0 BB: 0 P: 7	R: 0 E: 0 K: 1 S: 9	H: 0 LOB: 0 BB: 0 P: 13	1B: 2 2B: 1 3B: 1 HR: 0	SF: 0 SAC: 1 DP: 1 HBP: 0	WP: 0 PB: 0 SB: 0 CS: 1	PA: 31		
PITCHER	IP	WLS	BF	H	R	ER	SO	BB	IBB	HBP	BLK	WP	HR	S	P	ERA	WHIP					
Kirk Rueter, L (1, 1) ERA: 4.85	7.0		25	3	1	1	4	2	0	0	0	0	0	57	98	1.29	0.714					
John Johnstone, R (8, 1) ERA: 7.2	1.0	W	3	0	0	0	0	0	0	0	0	0	0	5	7	0.00	0.000					
Robb Nen, R (9, 1) ERA: 2.25	1.0	S	3	0	0	0	1	0	0	0	0	0	0	9	13	0.00	0.000					

Montreal Expos @ San Francisco Giants
PacBell Park, San Francisco, CA

Sat Apr 29 2000, 4:05 PM EDT
Att. 40,930 - Sunny - 63 F

livebaseballscorecards.com

AB 28
R 1
H 3
RBI 1
BB 2
SO 5
LOB 8



Batter	1	2	3	4	5	6	7	8	9
Marvin Benard, L (1, 8) <small>OBP: 0.292, SLG: 0.317</small> Calvin Murray, R (7, PH) <small>OBP: 0.500, SLG: 0.536</small> (8, 8)	0-1 G3		3-1 F7		0-2 F9		2-1 F9		
Bill Mueller, S (1, 5) <small>OBP: 0.349, SLG: 0.440</small>	1-1 BB 1B		0-0 G4-3			1-2 G1-3	1-2 F7		
Barry Bonds, L (1, 7) <small>OBP: 0.421, SLG: 0.662</small>	4-2 G6-4-3 BB		0-0 G4-3			3-2 P6		0-1 HR	
Jeff Kent, R (1, 4) <small>OBP: 0.327, SLG: 0.552</small>	2-2 G6-4-3 1-2f			0-2 G4-6-3 1B		4-2 BB		2-2 L6	
J.T. Snow, L (1, 3)		0-2 G1-3 1B		3-1 G4-6-3 1-2f		1-0 G1-3		1-2 F5	
Armando Rios, L (1, 9) <small>OBP: 0.370, SLG: 0.560</small>		1-2 G1-3 1-2		1-1 1B			1-2 G1-3	2-3 K	
Ramon Martinez, R (1, 6) <small>OBP: 0.375, SLG: 0.625</small>		1-1 1B		1-2 G4-3			3-2 1B 1B		
Doug Mirabelli, R (1, 2) <small>OBP: 0.333, SLG: 0.550</small>		0-0 F9			0-1 F9		1-0 1B 1B		
Kirk Rueter, L (1, 1) Felipe Crespo, S (7, PH) <small>OBP: 0.500, SLG: 0.727</small> John Johnstone, R (8, 1) Robb Nen, R (9, 1)		0-0 G1-3			2-2 F8		0-0 1B 1B 3-H		

Inning Stats	R: 0 E: 0 K: 0 S: 11	H: 1 LOB: 1 BB: 1 P: 18	R: 0 E: 0 K: 0 S: 11	H: 2 LOB: 2 BB: 0 P: 13	R: 0 E: 0 K: 0 S: 4	H: 0 LOB: 0 BB: 0 P: 7	R: 0 E: 0 K: 0 S: 10	H: 2 LOB: 1 BB: 0 P: 15	R: 0 E: 0 K: 0 S: 10	H: 0 LOB: 0 BB: 0 P: 12	R: 0 E: 0 K: 0 S: 12	H: 0 LOB: 1 BB: 1 P: 21	R: 1 E: 0 K: 0 S: 13	H: 3 LOB: 2 BB: 0 P: 21	R: 1 E: 0 K: 1 S: 12	H: 1 LOB: 0 BB: 0 P: 17
1B: 8 2B: 0 3B: 0 HR: 1	SF: 0 SAC: 0 DP: 2 HBP: 0	WP: 0 PA: 33														

PITCHER	IP	WLS	BF	H	R	ER	SO	BB	IBB	HBP	BLK	WP	HR	S	P	ERA	WHIP
Javier Vazquez, R (1, 1) <small>ERA: 3.06</small>	6.1		27	8	1	1	0	2	0	0	0	0	0	66	99	1.42	1.579
Steve Kline, L (7, 1) <small>ERA: 1.98</small>	0.2		2	0	0	0	0	0	0	0	0	0	0	5	8	0.00	0.000
Anthony Telford, R (8, 1) <small>ERA: 6.55</small>	1.0	L	4	1	1	1	1	0	0	0	0	0	1	12	17	9.00	1.000

BOTTOM

Montreal Expos @ San Francisco Giants
 PacBell Park, San Francisco, CA
 Sat Apr 29 2000, 4:05 PM EDT
 Att. 40,930 - Sunny - 63 F

livebaseballscores.com

AB	31
R	2
H	9
RBI	2
BB	2
SO	1
LOB	14



Batter	1	2	3	4	5	6	7	8	9	AB	R	H	RBI	BB	SO	LOB	TOP
--------	---	---	---	---	---	---	---	---	---	----	---	---	-----	----	----	-----	-----

Peter Bergeron, L (1, 8) <small>OBP: 0.283, SLG: 0.265</small>	4-0 		2-3 		0-3 		2-3 		1-1 	4	1	1	0	1	3	0	
Wilton Guerrero, S (1, 7) <small>OBP: 0.321, SLG: 0.250</small> Steve Kline, S (7, 1) Scott Strickland, R (8, 1) Rondell White, R (9, PH) <small>OBP: 0.364, SLG: 0.442</small> Ugueth Urbina, R (9, 1)	1-1 		1-1 		0-0 		1-2 		1-1 	4	0	1	0	0	0	1	
Jose Vidro, S (1, 4) <small>OBP: 0.414, SLG: 0.544</small>	2-1 		1-1 		4-2 			0-0 	1-0 	4	0	0	1	1	0	2	
Vladimir Guerrero, R (1, 9) <small>OBP: 0.495, SLG: 0.795</small>	0-1 			0-0 	1-1 			0-0 		4	0	1	0	0	0	1	
Lee Stevens, L (1, 3) <small>OBP: 0.330, SLG: 0.438</small>			3-1 		4-2 			0-0 		2	1	0	0	2	0	0	
Geoff Blum, S (1, 6) <small>OBP: 0.300, SLG: 0.412</small> Orlando Cabrera, R (8, PH) <small>OBP: 0.263, SLG: 0.456</small> (8, 6)			4-0 		1-0 			3-1 	0-1 	2	0	0	0	1	0	1	
Chris Widger, R (1, 2) <small>OBP: 0.395, SLG: 0.592</small>			2-3 		3-1 			0-0 	2-1 	4	0	1	1	0	1	3	
Michael Barrett, R (1, 5) <small>OBP: 0.292, SLG: 0.359</small>			1-0 		4-0 			1-0 		3	1	1	1	1	0	1	
Carl Pavano, R (1, 1) <small>OBP: 0.167, SLG: 0.167</small> Andy Tracy, L (7, PH) <small>OBP: 0.400, SLG: 0.400</small> Terry Jones, S (7, 7) <small>OBP: 0.308, SLG: 0.273</small>			3-2 		0-0 			3-2 	0-0 	2	0	0	0	0	0	2	

Inning Stats	R: 1 H: 0 E: 0 LOB: 0 K: 0 BB: 1 S: 6 P: 13	R: 0 H: 0 E: 0 LOB: 1 K: 1 BB: 1 S: 6 P: 16	R: 0 H: 1 E: 0 LOB: 1 K: 1 BB: 0 S: 14 P: 21	R: 1 H: 1 E: 0 LOB: 2 K: 0 BB: 2 S: 8 P: 20	R: 0 H: 0 E: 0 LOB: 1 K: 1 BB: 1 S: 8 P: 13	R: 0 H: 0 E: 0 LOB: 0 K: 0 BB: 0 S: 4 P: 7	R: 1 H: 1 E: 0 LOB: 0 K: 1 BB: 0 S: 12 P: 19	R: 0 H: 1 E: 0 LOB: 2 K: 0 BB: 1 S: 6 P: 12	R: 1 H: 2 E: 0 LOB: 1 K: 0 BB: 0 S: 7 P: 12	1B: 3 SF: 1 2B: 1 SAC: 0 3B: 1 DP: 0 HR: 1 HBP: 0	WP: 0 PA: 39 PB: 0 SB: 1 CS: 0
--------------	--	--	---	--	--	---	---	--	--	--	---

PITCHER	IP	WLS	BF	H	R	ER	SO	BB	IBB	HBP	BLK	WP	HR	S	P	ERA	WHIP
Joe Nathan, R (1, 1) <small>ERA: 4.5</small>	7.1		32	4	3	2	4	4	2	0	0	0	1	60	115	2.46	1.091
Aaron Fultz, L (8, 1) <small>ERA: 4.61</small>	0.1		1	0	0	0	0	0	0	0	0	0	0	2	2	0.00	0.000
John Johnstone, R (8, 1) <small>ERA: 7.15</small>	1.1	L	6	2	1	1	0	0	0	0	0	0	0	9	16	6.75	1.500

Montreal Expos @ San Francisco Giants
 PacBell Park, San Francisco, CA
 Sun Apr 30 2000, 4:05 PM EDT
 Att. 40,930 - Sunny - 63 F

AB	32
R	4
H	6
RBI	4
BB	6
SO	4
LOB	13



livebaseballscorecards.com

Batter	1	2	3	4	5	6	7	8	9	AB	R	H	RBI	BB	SO	LOB
Marvin Benard, L OBP: 0.287, SLG: 0.306 (1, 8)	1-0 G4-3	2-1 SF8		4-0 BB		2-3 K			1-0 G5-3	3	0	0	1	1	1	0
Bill Mueller, S OBP: 0.330, SLG: 0.413 (1, 5)	3-1 G6-3	2-2 G3		1-1 F9			1-1 G4-3		0-3 K	5	0	0	0	0	1	2
Barry Bonds, L OBP: 0.440, SLG: 0.713 (1, 7)	3-1 2B			4-2 S BB		2-0 HR		2-2 G3	4-2 BB	3	1	2	1	2	0	0
Jeff Kent, R OBP: 0.330, SLG: 0.533 (1, 4)	4-1 BB			3-2 F2		3-2 G6-3		4-2 2B BB	2-0 F8	3	0	0	0	2	0	2
J.T. Snow, L OBP: 0.330, SLG: 0.363 (1, 3)	1-1 G4-3			0-0 F7		1-1 1B		0-2 2B		4	0	2	0	0	0	3
Armando Rios, L OBP: 0.355, SLG: 0.500 (1, 9)				0-2 F8		2-0 F8		3-0 P8		3	0	0	0	1	0	3
Rich Aurilia, R OBP: 0.244, SLG: 0.350 (1, 6)				4-2 1B BB		1-3 K		2-3 K		3	1	0	0	1	2	3
Doug Mirabelli, R OBP: 0.327, SLG: 0.523 (1, 2)				1-2 E SF8 1B		0-0 F8		2-2 F8		4	1	1	0	0	0	0
Joe Nathan, R OBP: 0.182, SLG: 0.273 (8, 1) Aaron Fultz, L OBP: 1.000, SLG: 1.000 (8, 1) John Johnstone, R (8, 1)				0-0 E1 1B		0-3 K		0-0 F9		3	0	1	0	0	1	0
				1-3 2-H						0	0	0	0	0	0	0
										1	0	0	0	0	1	0

Inning Stats	R: 0	H: 1	E: 0	K: 0	S: 8	H: 1	LOB: 2	BB: 1	P: 20	R: 2	H: 2	E: 1	K: 0	S: 14	H: 0	LOB: 2	BB: 2	P: 21	R: 0	H: 0	E: 0	K: 1	S: 6	R: 1	H: 2	E: 0	K: 1	S: 12	R: 0	H: 0	E: 0	K: 1	S: 11	R: 0	H: 1	E: 0	K: 0	S: 11	R: 0	H: 0	E: 0	K: 2	S: 8	R: 0	H: 0	E: 0	K: 1	S: 10	R: 0	H: 0	E: 0	K: 1	S: 17	1B: 3	SF: 1	2B: 2	SAC: 0	3B: 0	DP: 0	HR: 1	HBP: 0	WP: 0	PA: 40
--------------	------	------	------	------	------	------	--------	-------	-------	------	------	------	------	-------	------	--------	-------	-------	------	------	------	------	------	------	------	------	------	-------	------	------	------	------	-------	------	------	------	------	-------	------	------	------	------	------	------	------	------	------	-------	------	------	------	------	-------	-------	-------	-------	--------	-------	-------	-------	--------	-------	--------

PITCHER	IP	WLS	BF	H	R	ER	SO	BB	IBB	HBP	BLK	WP	HR	S	P	ERA	WHIP
Carl Pavano, R ERA: 3.38 (1, 1)	6.0		28	5	3	2	3	5	0	0	0	0	1	61	111	3.00	1.667
Steve Kline, L ERA: 1.84 (7, 1)	1.0		5	1	0	0	0	1	0	0	0	0	0	11	21	0.00	2.000
Scott Strickland, R ERA: 2.7 (8, 1)	1.0	W	3	0	0	0	2	0	0	0	0	0	0	8	12	0.00	0.000
Ugueth Urbina, R ERA: 3.86 (9, 1)	1.0	S	4	0	0	0	1	1	0	0	0	0	0	10	17	0.00	1.000

BOTTOM

Montreal Expos @ San Francisco Giants
PacBell Park, San Francisco, CA

Sun Apr 30 2000, 4:05 PM EDT
Att: 40,930 - Sunny - 63 F

livebaseballscorecards.com

AB	32
R	3
H	6
RBI	2
BB	7
SO	6
LOB	13



Batter	1	2	3	4	5	6	7	8	9	AB	R	H	RBI	BB	SO	LOB	TOP				
Rickey Henderson, R OBP: 0.330, SLG: 0.208 (1, 7)	1-1 F8		4-0 G4-6-3 BB			3-3 K		4-0 E 1B SF8 BB		2	1	0	0	2	1	0					
Derek Bell, R OBP: 0.434, SLG: 0.546 John Franco, L (8, 1)	1-0 G1-3		0-0 G4-6-3			1-0 L8		2-3 K		4	0	0	0	0	1	3					
Edgardo Alfonzo, R OBP: 0.488, SLG: 0.615 (1, 4)	2-2 1B					3-3 K		2-2 G6-4-3 1B		4	0	3	1	0	1	0					
Robin Ventura, L OBP: 0.351, SLG: 0.526 Melvin Mora, R OBP: 0.326, SLG: 0.432 (1, 5) (7, 5)	3-2 F8					0-1 F9		0-2 G6-4-3		3	0	0	0	0	0	2					
Todd Zeile, R OBP: 0.393, SLG: 0.478 (1, 3)						3-0 G6-3		2-0 HR		4	1	1	1	0	0	1					
Jay Payton, R OBP: 0.314, SLG: 0.438 (1, 8)						1-2 P6		4-1 1B BB		3	0	2	0	1	0	0					
Todd Pratt, R OBP: 0.462, SLG: 0.625 Jon Nunnally, L OBP: 0.360, SLG: 0.450 (1, 2) (9, PH)						2-1 F9		0-0 1B		2	0	1	0	1	0	0					
Rey Ordonez, R OBP: 0.322, SLG: 0.230 (1, 6)						1-0 G4-3		0-0 G6-3		1	0	0	0	0	0	5					
Bill Pulsipher, L Pat Mahomes, R 20 Kurt Abbott, R Rich Rodriguez, L Benny Agbayani, R (1, 1) (4, 1) (6, PH) (6, 1) (8, PH) (8, 9)						1-2 F7		1-1 P5		1	0	0	0	0	0	0					
Inning Stats	R: 0 E: 0 K: 0 S: 11	H: 1 LOB: 1 BB: 0 P: 18	R: 0 E: 0 K: 0 S: 8	H: 1 LOB: 1 BB: 1 P: 18	R: 0 E: 0 K: 0 S: 4	H: 0 LOB: 0 BB: 1 P: 9	R: 0 E: 0 K: 1 S: 9	H: 0 LOB: 0 BB: 0 P: 15	R: 0 E: 0 K: 0 S: 6	H: 0 LOB: 0 BB: 0 P: 10	R: 1 E: 0 K: 0 S: 10	H: 3 LOB: 2 BB: 1 P: 18	R: 2 E: 1 K: 1 S: 12	H: 1 LOB: 1 BB: 2 P: 28	R: 0 E: 0 K: 1 S: 10	H: 1 LOB: 0 BB: 0 P: 14	1B: 6 2B: 1 3B: 0 HR: 1	SF: 1 SAC: 0 DP: 4 HBP: 0	WP: 0 PB: 0 SB: 1 CS: 0	PA: 35	
PITCHER	IP	WLS	BF	H	R	ER	SO	BB	IBB	HBP	BLK	WP	HR	S	P	ERA	WHIP				
Shawn Estes, L ERA: 4.67 (1, 1)	7.0	W	28	5	3	2	2	5	0	0	0	0	1	54	107	2.57	1.429				
Alan Embree, L ERA: 6.55 (8, 1)	1.0		4	1	0	0	1	0	0	0	0	0	0	12	20	0.00	1.000				
Felix Rodriguez, R ERA: 2.63 (9, 1)	1.0		3	1	0	0	1	0	0	0	0	0	0	10	14	0.00	1.000				

New York Mets @ San Francisco Giants
PacBell Park, San Francisco, CA
Mon May 01 2000, 10:15 PM EDT
Att. 40,930 - Cloudy - 63 F

AB	29
R	3
H	7
RBI	3
BB	5
SO	4
LOB	12



Batter	1	2	3	4	5	6	7	8	9	AB	R	H	RBI	BB	SO	LOB
Calvin Murray, R OBP: 0.462, SLG: 0.485 (1, 8)	G3		K	FC3-2		HR	K			5	1	1	0	0	2	4
Bill Mueller, S OBP: 0.323, SLG: 0.400 (1, 5)	G3-4-1		F8	F7		HR	G1-4-3			5	1	1	0	0	0	4
Barry Bonds, L OBP: 0.452, SLG: 0.747 (1, 7)	K			SH1-3	2B					3	3	2	3	1	1	0
Armando Rios, L OBP: 0.375, SLG: 0.500 (7, 7)				1B	E					0	0	0	0	1	0	0
Jeff Kent, R OBP: 0.352, SLG: 0.581 (1, 4)				1B	1B		G3			3	3	2	1	2	0	0
Felix Rodriguez, R (9, 1)				1B	2B					0	0	0	0	0	0	0
Felipe Crespo, S OBP: 0.438, SLG: 0.600 (1, 9)	L6		SH1-3							4	0	1	1	0	2	2
Rich Aurilia, R OBP: 0.253, SLG: 0.345 (1, 6)				HBP						4	1	1	1	1	0	3
J.T. Snow, L OBP: 0.323, SLG: 0.345 (1, 3)	F7			1B						4	0	0	0	0	0	4
Bobby Estalella, R OBP: 0.408, SLG: 0.537 (1, 2)	K			HBP						3	1	2	2	1	1	1
Shawn Estes, R OBP: 0.333, SLG: 0.375 (1, 1)			G3							3	0	1	1	1	0	2
Alan Embree, L (8, 1)				FC3-2						0	0	0	0	0	0	0
Ramon Martinez, R OBP: 0.375, SLG: 0.625 (9, 4)				BB						0	0	0	0	0	0	0

Inning Stats	R: 0	H: 0	E: 0	K: 1	S: 9	LOB: 0	BB: 0	P: 13	R: 1	H: 1	E: 0	K: 1	S: 11	LOB: 1	BB: 1	P: 18	R: 0	H: 0	E: 0	K: 1	S: 7	LOB: 0	BB: 0	P: 10	R: 3	H: 2	E: 0	K: 0	S: 13	LOB: 3	BB: 3	P: 30	R: 2	H: 3	E: 1	K: 0	S: 16	LOB: 2	BB: 1	P: 24	R: 3	H: 3	E: 0	K: 1	S: 13	LOB: 0	BB: 0	P: 20	R: 1	H: 2	E: 0	K: 1	S: 10	LOB: 1	BB: 0	P: 18	R: 0	H: 0	E: 0	K: 1	S: 7	LOB: 2	BB: 2	P: 18
--------------	------	------	------	------	------	--------	-------	-------	------	------	------	------	-------	--------	-------	-------	------	------	------	------	------	--------	-------	-------	------	------	------	------	-------	--------	-------	-------	------	------	------	------	-------	--------	-------	-------	------	------	------	------	-------	--------	-------	-------	------	------	------	------	-------	--------	-------	-------	------	------	------	------	------	--------	-------	-------

PITCHER	IP	WLS	BF	H	R	ER	SO	BB	IBB	HBP	BLK	WP	HR	S	P	ERA	WHIP
Bill Pulsipher, L ERA: 10.8 (1, 1)	3.1	L	18	3	4	4	3	4	0	1	0	0	0	36	64	10.80	2.100
Pat Mahomes, R ERA: 2.22 (4, 1)	1.2		9	3	2	2	0	1	0	0	0	0	0	20	31	10.80	2.400
Rich Rodriguez, L ERA: 9.19 (6, 1)	2.0		11	5	4	4	2	0	0	0	0	0	1	23	38	18.00	2.500
John Franco, L ERA: 4.09 (8, 1)	1.0		5	0	0	0	1	2	0	0	0	0	0	7	18	0.00	2.000

BOTTOM

New York Mets @ San Francisco Giants
PacBell Park, San Francisco, CA

Mon May 01 2000, 10:15 PM EDT
Att: 40,930 - Cloudy - 63 F

livebaseballscorecards.com

AB	34
R	10
H	11
RBI	9
BB	7
SO	6
LOB	20

GIANTS

WP: 0	PA: 43
PB: 0	SB: 1
CS: 0	

Batter	1	2	3	4	5	6	7	8	9	AB R H RBI BB SO LOB	TOP	
Rickey Henderson, R (1, 7) OBP: 0.337, SLG: 0.224 Dennis Cook, L (7, 1) Turk Wendell, L (8, 1) Matt Franco, L (9, PH) OBP: 0.267, SLG: 0.083	1-3 K		0-0 G6-3 1B		3-2 1B		1-1 G5-3 1-2		0-1 G3	4 0 2 0 0 1 1 0 0 0 0 0 0 0 0 0 0 0 0 0 0 1 0 0 0 0 0 1		
Derek Bell, R (1, 9) OBP: 0.421, SLG: 0.527	0-3 K		3-2 G6-3 1-2		1-0 G3		3-1 F8			4 0 0 0 0 1 3		
Edgardo Alfonzo, R (1, 4) OBP: 0.488, SLG: 0.606	4-2 2B BB		2-2 G6-3			3-2 BB 1B		0-1 G5-3		3 1 1 0 1 0 1		
Robin Ventura, L (1, 5) OBP: 0.357, SLG: 0.531	0-0 1-H 2B			2-0 F8		4-0 1-2 BB		2-2 G1-3		3 0 1 1 1 0 0		
Todd Zeile, R (1, 3) OBP: 0.387, SLG: 0.468	3-1 P4			0-1 G6-3		1-3 K		0-1 1B		4 0 1 0 0 1 3		
Jay Payton, R (1, 8) OBP: 0.324, SLG: 0.456		0-0 G6-3 1B		3-2 2B		0-0 F7		0-0 P6		4 0 2 0 0 0 3		
Todd Pratt, R (1, 2) OBP: 0.419, SLG: 0.556		2-1 F9		0-0 P6		1-2 F8		0-1 G1-3		4 0 0 0 0 0 4		
Rey Ordonez, R (1, 6) OBP: 0.315, SLG: 0.224 Jon Nunnally, L (7, PH) OBP: 0.365, SLG: 0.439 (7, 7)		0-1 G6-3 1-2f			0-3 K		4-0 G5-3 BB		0-1 P4	2 0 0 0 0 1 1 1 0 0 0 1 0 0		
Glendon Rusch, L (1, 1) Melvin Mora, R (7, PH) OBP: 0.333, SLG: 0.436 (7, 6)			3-2 G3		0-1 G4-1		0-3 K		0-0 1B	2 0 0 0 0 0 0 2 0 1 0 0 1 1		
Inning Stats	R: 1 H: 1 E: 0 LOB: 1 K: 2 BB: 1 S: 11 P: 19	R: 0 H: 1 E: 0 LOB: 0 K: 0 BB: 0 S: 5 P: 7	R: 0 H: 1 E: 0 LOB: 1 K: 0 BB: 0 S: 13 P: 21	R: 0 H: 1 E: 0 LOB: 1 K: 0 BB: 0 S: 9 P: 14	R: 0 H: 1 E: 0 LOB: 1 K: 1 BB: 0 S: 10 P: 14	R: 0 H: 1 E: 0 LOB: 2 K: 1 BB: 1 S: 11 P: 20	R: 0 H: 0 E: 0 LOB: 1 K: 1 BB: 1 S: 7 P: 15	R: 0 H: 1 E: 0 LOB: 1 K: 0 BB: 0 S: 9 P: 11	R: 0 H: 1 E: 0 LOB: 1 K: 0 BB: 0 S: 7 P: 7	1B: 6 SF: 0 2B: 2 SAC: 0 3B: 0 DP: 1 HR: 0 HBP: 0	WP: 0 PA: 37 PB: 0 SB: 0 CS: 0	
PITCHER Livan Hernandez, R (1, 1) ERA: 4.22	IP WLS BF H R ER SO BB IBB HBP BLK WP HR S P ERA WHIP	9.0 W 37 8 1 1 5 3 0 0 0 0 0 0 82 128 1.00 1.222										

New York Mets @ San Francisco Giants
PacBell Park, San Francisco, CA
Tue May 02 2000, 10:15 PM EDT
Att. 40,930 - Cloudy - 58 F

livebaseballscorecards.com

AB 34
R 1
H 8
RBI 1
BB 3
SO 5
LOB 18



Batter	1	2	3	4	5	6	7	8	9	AB	R	H	RBI	BB	SO	LOB
Calvin Murray, R OBP: 0.465, SLG: 0.486 (1, 8)	G6-3		1B	F8		1B				4	0	2	0	0	0	0
Armando Rios, L OBP: 0.333, SLG: 0.438 (1, 9)	K		G1-3	G4-3		L3				4	0	0	0	0	1	2
Barry Bonds, L OBP: 0.454, SLG: 0.770 (1, 7)	2B			1B	2B	L3				4	2	2	0	0	0	0
Marvin Benard, L OBP: 0.287, SLG: 0.306 (9, 7)	3B			1B	2B					0	0	0	0	0	0	0
Jeff Kent, R OBP: 0.357, SLG: 0.588 (1, 4)	2B			HBP	1B	F8				4	1	2	1	0	0	0
Russ Davis, R OBP: 0.351, SLG: 0.429 (1, 5)			G6-3	1B	HBP	1B				4	1	2	1	0	0	0
J.T. Snow, L OBP: 0.330, SLG: 0.345 (1, 3)			L6	1B	HR	1B				3	1	1	0	0	0	0
Rich Aurilia, R OBP: 0.253, SLG: 0.341 (1, 6)			G1-3	1B	HBP	1B				4	1	1	1	0	0	2
Bobby Estalella, R OBP: 0.396, SLG: 0.578 (1, 2)				1B	HR	1B				4	1	1	4	0	0	0
Livan Hernandez, R OBP: 0.214, SLG: 0.214 (1, 1)			K	G1-3		G5-3				3	0	0	0	0	1	0

Inning Stats	R: 1	H: 2	E: 0	K: 1	S: 12	LOB: 1	BB: 0	P: 21	R: 0	H: 0	E: 0	K: 0	S: 8	LOB: 0	BB: 0	P: 13	R: 0	H: 1	E: 0	K: 1	S: 8	LOB: 1	BB: 0	P: 15	R: 6	H: 5	E: 0	K: 0	S: 18	LOB: 0	BB: 0	P: 25	R: 0	H: 2	E: 0	K: 0	S: 10	LOB: 2	BB: 0	P: 16	R: 0	H: 1	E: 0	K: 0	S: 11	LOB: 1	BB: 0	P: 17	R: 0	H: 0	E: 0	K: 0	S: 8	LOB: 0	BB: 0	P: 11	R: 0	H: 0	E: 0	K: 0	S: 8	LOB: 0	BB: 0	P: 11
--------------	------	------	------	------	-------	--------	-------	-------	------	------	------	------	------	--------	-------	-------	------	------	------	------	------	--------	-------	-------	------	------	------	------	-------	--------	-------	-------	------	------	------	------	-------	--------	-------	-------	------	------	------	------	-------	--------	-------	-------	------	------	------	------	------	--------	-------	-------	------	------	------	------	------	--------	-------	-------

PITCHER	IP	WLS	BF	H	R	ER	SO	BB	IBB	HBP	BLK	WP	HR	S	P	ERA	WHIP
Glendon Rusch, L ERA: 3.77 (1, 1)	6.0	L	29	11	7	7	2	0	0	1	0	0	1	67	107	10.50	1.833
Dennis Cook, L ERA: 3.0 (7, 1)	1.0		3	0	0	0	0	0	0	0	0	0	8	11	0.00	0.000	
Turk Wendell, R ERA: 2.95 (8, 1)	1.0		3	0	0	0	0	0	0	0	0	0	8	11	0.00	0.000	

BOTTOM

New York Mets @ San Francisco Giants
PacBell Park, San Francisco, CA

Tue May 02 2000, 10:15 PM EDT
Att: 40,930 - Cloudy - 58 F

livebaseballscorecards.com

AB	34
R	7
H	11
RBI	7
BB	0
SO	2
LOB	4

GIANTS

WP: 0	PA: 35
PB: 0	SB: 0
CS: 0	

Batter	1		2		3		4		5		6		7		8		9		10		11		AB	R	H	RBI	BB	SO	LOB
Jon Nunnally, L (1, 7) OBP: 0.400, SLG: 0.524 Benny Agbayani, R (7, PH) OBP: 0.412, SLG: 0.567 X K R F	3-2	HR			4-0	S 1B BB			4-0	CS BB			0-3	K					1-1	G4-3 1B			1	2	1	1	2	0	0
Derek Bell, R (1, 9) OBP: 0.427, SLG: 0.530 X B C	1-0	G1-6-3 1B			2-2	G6-4-3 1B			3-3	K 1-2			1-0	F9					1-0	G4-3 1B			5	0	3	1	0	1	2
Edgardo Alfonzo, R (1, 4) OBP: 0.477, SLG: 0.587 X B C	1-1	G1-6-3			1-0	G6-4-3			0-3	K			3-2	G4-6-3 1B					1-1	F7			5	0	1	0	0	1	4
Robin Ventura, L (1, 5) OBP: 0.358, SLG: 0.524 X B C	0-0	1B			2-1	FC6 1B			0-0	G4-3			0-2	G4-6-3 1-2f					3-1	G4-3			5	0	2	0	0	0	3
Jay Payton, R (1, 8) OBP: 0.292, SLG: 0.437 Dennis Cook, L (6, 1) OBP: 0.143, SLG: 0.143 Pat Mahomes, R (7, 1) OBP: 0.435, SLG: 0.727 John Franco, L (8, PH) OBP: 0.435, SLG: 0.727 20 Kurt Abbott, R (10, PH) OBP: 0.385, SLG: 0.357 Turk Wendell, L (10, 1) X B C	1-1	G6-3			0-1	FC6 WP S 2B 1-2f			1-2	G5-3			1-2	2B					0-3	K			3	1	0	0	0	0	2
Matt Franco, L (1, 3) OBP: 0.273, SLG: 0.111 Todd Zeile, R (8, PH) OBP: 0.389, SLG: 0.469 X B C					3-1	P6 1-2			2-1	SH1-4 3B 1B			3-3	K					2-2	G4-6-3 1B			3	1	1	0	0	1	1
Todd Pratt, R (1, 2) OBP: 0.417, SLG: 0.561 X B C					2-1	G6-3			2-1	2B 2-H			0-1	SH1-4 3B 1B					0-0	G4-6-3			5	1	2	1	0	1	1
Rey Ordonez, R (1, 6) OBP: 0.302, SLG: 0.213 X B C					1-2	F9			3-2	F5			0-0	SH1-4					2-2	F9			4	0	0	0	0	0	1
Mike Hampton, R (1, 1) OBP: 0.375, SLG: 0.286 Melvin Mora, R (6, 8) OBP: 0.340, SLG: 0.488 X B C					0-1	F8			2-3	K			0-1	3B					2-3	K			2	0	0	0	0	1	0
																							2	0	1	2	0	1	0

Inning Stats	R: 1	H: 3	E: 0	LOB: 1	K: 0	BB: 0	S: 10	P: 16	R: 0	H: 0	E: 0	LOB: 0	K: 1	BB: 0	S: 8	P: 12	R: 1	H: 1	E: 0	LOB: 0	K: 0	BB: 1	S: 6	P: 13	R: 1	H: 2	E: 0	LOB: 1	K: 0	BB: 0	S: 11	P: 21	R: 0	H: 0	E: 0	LOB: 0	K: 2	BB: 1	S: 9	P: 17	R: 0	H: 0	E: 0	LOB: 0	K: 1	BB: 0	S: 8	P: 9	R: 2	H: 3	E: 0	LOB: 1	K: 1	BB: 0	S: 12	P: 15	R: 0	H: 2	E: 0	LOB: 1	K: 1	BB: 0	S: 14	P: 21	R: 0	H: 0	E: 0	LOB: 0	K: 2	BB: 0	S: 16	P: 22	R: 0	H: 2	E: 0	LOB: 2	K: 1	BB: 0	S: 10	P: 16	R: 0	H: 1	E: 0	LOB: 0	K: 0	BB: 0	S: 8	P: 11	1B: 10	SF: 0	2B: 2	SAC: 1	3B: 1	DP: 4	HR: 1	HBP: 0	WP: 1	PA: 44
--------------	------	------	------	--------	------	-------	-------	-------	------	------	------	--------	------	-------	------	-------	------	------	------	--------	------	-------	------	-------	------	------	------	--------	------	-------	-------	-------	------	------	------	--------	------	-------	------	-------	------	------	------	--------	------	-------	------	------	------	------	------	--------	------	-------	-------	-------	------	------	------	--------	------	-------	-------	-------	------	------	------	--------	------	-------	-------	-------	------	------	------	--------	------	-------	-------	-------	------	------	------	--------	------	-------	------	-------	--------	-------	-------	--------	-------	-------	-------	--------	-------	--------

PITCHER	IP	WLS	BF	H	R	ER	SO	BB	IBB	HBP	BLK	WP	HR	S	P	ERA	WHIP
Russ Ortiz, R (1, 1) ERA: 4.66	6.0		23	6	3	3	4	2	0	0	0	1	1	52	88	4.50	1.333
John Johnstone, R (7, 1) ERA: 8.49	0.1	B	4	3	2	2	0	0	0	0	0	0	0	7	9	54.00	9.000
Aaron Fultz, L (7, 1) ERA: 3.86	2.2		9	2	0	0	4	0	0	0	0	0	0	35	49	0.00	0.750
Robb Nen, R (10, 1) ERA: 2.0	1.0		5	2	0	0	1	0	0	0	0	0	0	10	16	0.00	2.000
Felix Rodriguez, R (11, 1) ERA: 2.45	1.0	W	3	1	0	0	0	0	0	0	0	0	0	8	11	0.00	1.000


TOP

New York Mets @ San Francisco Giants

PacBell Park, San Francisco, CA

Wed May 03 2000, 7:05 PM EDT
Att: 40,930 - Sunny - 69 F

AB	41
R	5
H	14
RBI	5
BB	2
SO	9
LOB	18



Batter	1	2	3	4	5	6	7	8	9	10	11	AB R H RBI BB SO LOB
Calvin Murray, R (1, 8) OBP: 0.458, SLG: 0.463 Armando Rios, L (10, PH) OBP: 0.324, SLG: 0.424 (11, 9)	1-1 P4		2-2 E5		2-2 G5-3	2-0		4-2 BB		1-2 P4		4 0 1 1 1 0 1 1 0 0 0 0 0 2
Marvin Benard, L (1, 9) OBP: 0.290, SLG: 0.308 (11, 8)	0-0 1B		0-0 G6-4-3		0-3 K2-3	1-3 K		1-0 F7			3-2 BB	6 2 2 0 0 2 7
Barry Bonds, L (1, 7) OBP: 0.447, SLG: 0.739	0-1 F8		1-1 1B		3-2 L4	1-0 P5			2-1 G3		4-0 1B	5 1 1 1 1 0 4
Jeff Kent, R (1, 4) OBP: 0.373, SLG: 0.618	3-2 CS		1-0 1B			4-1 FC6-4	2-2 P5		3-1 F8		1-2 BB	5 1 3 4 1 0 0
Russ Davis, R (1, 3) OBP: 0.325, SLG: 0.395 J.T. Snow, L (7, PH) OBP: 0.333, SLG: 0.348 (8, 3)	1-1 CS	1-1 G5-3	3-1 P4			1-0 FC6-4	2-1		2-3 K		1-1 HR	3 1 0 0 0 0 3 2 0 1 0 0 1 0
Bill Mueller, S (1, 5) OBP: 0.327, SLG: 0.400		1-0 G5-3		2-2 L5		2-1 BB	1-2 G4-6-3			0-0 SH3-4		5 1 2 0 0 0 1
Rich Aurilia, R (1, 6) OBP: 0.273, SLG: 0.352		2-2 1B		1-0 F8		4-2 BB		2-1 SH3-4		0-0 SH3-4		3 1 2 0 1 0 0
Doug Mirabeli, R (1, 2) OBP: 0.339, SLG: 0.500 Ellis Burks, R (10, PH) OBP: 0.434, SLG: 0.567 Bobby Estalella, R (11, 2) OBP: 0.396, SLG: 0.578		2-1 F7		4-2 BB		4-2 1B		1-3 K		2-2 F9		2 0 0 1 2 1 2 1 0 0 0 0 0 1 0 0 0 0 0 0 0
Russ Ortiz, R (1, 1) OBP: 0.357, SLG: 0.273 Ramon Martinez, R (6, PH) OBP: 0.412, SLG: 0.625 John Johnstone, R (7, 1) Aaron Fultz, L (7, 1) OBP: 1.000, SLG: 1.000 Robb Nen, R (10, 1) Felipe Crespo, S (10, PH) OBP: 0.971, SLG: 0.600 Felix Rodriguez, R (11, 1)			4-2 1B		1-3 K	4-1 1B		0-0 SH3-4		4-0 IBB		1 1 0 0 0 1 1 1 0 0 0 0 1 1 0 1 0 0 0 0 0 0 0 0 0 0

Inning Stats	R: 1	H: 2	R: 0	H: 1	R: 1	H: 2	R: 0	H: 0	R: 0	H: 0	R: 3	H: 2	R: 0	H: 0	R: 0	H: 1	R: 0	H: 0	R: 0	H: 1	R: 3	H: 2	1B: 11	SF: 0	WP: 0	PA: 50
E: 0	LOB: 0	E: 0	LOB: 1	E: 1	LOB: 2	E: 0	LOB: 0	E: 0	LOB: 0	E: 0	LOB: 0	E: 0	LOB: 0	E: 0	LOB: 0	E: 0	LOB: 2	E: 0	LOB: 0	E: 0	LOB: 2	E: 0	LOB: 0	2B: 0	SAC: 2	PB: 0
K: 0	BB: 0	K: 0	BB: 0	K: 0	BB: 1	K: 1	BB: 0	K: 1	BB: 0	K: 1	BB: 4	K: 0	BB: 0	K: 1	BB: 1	K: 1	BB: 0	K: 1	BB: 0	K: 0	BB: 1	K: 0	BB: 1	3B: 0	DP: 2	SB: 2
S: 10	P: 15	S: 9	P: 15	S: 11	P: 22	S: 10	P: 18	S: 9	P: 14	S: 16	P: 39	S: 10	P: 15	S: 10	P: 18	S: 8	P: 15	S: 9	P: 16	S: 5	P: 13	HR: 1	HBP: 0	CS: 1		

PITCHER	IP	WLS	BF	H	R	ER	SO	BB	IBB	HBP	BLK	WP	HR	S	P	ERA	WHIP
Mike Hampton, L (1, 1) ERA: 6.52	5.1		27	6	5	4	2	6	0	0	0	0	0	60	114	6.75	2.250
Dennis Cook, L (6, 1) ERA: 2.87	0.2		3	1	0	0	1	0	0	0	0	0	0	5	9	0.00	1.500
Pat Mahomes, R (7, 1) ERA: 2.13	1.0		3	1	0	0	0	0	0	0	0	0	0	10	15	0.00	1.000
John Franco, L (8, 1) ERA: 3.46	2.0		8	1	0	0	2	1	0	0	0	0	0	18	33	0.00	1.000
Turk Wendell, R (10, 1) ERA: 4.19	1.0	L	8	3	3	3	0	1	1	0	0	0	1	14	29	27.00	4.000

BOTTOM

New York Mets @ San Francisco Giants
PacBell Park, San Francisco, CA
Wed May 03 2000, 7:05 PM EDT
Att. 40,930 - Sunny - 69 F

livebaseballscores.com

AB	38
R	8
H	12
RBI	8
BB	9
SO	5
LOB	22



Batter	1	2	3	4	5	6	7	8	9	AB R H RBI BB SO LOB	TOP	
Rickey Henderson, R OBP: 0.354, SLG: 0.221 Rey Ordonez, R OBP: 0.302, SLG: 0.213 Matt Franco, L OBP: 0.265, SLG: 0.107	0-0 L7 BB		4-2 BB			4-1 31 HR BB	4-0 FC6-4 BB		0-2 G3	1 1 0 0 3 0 0 0 0 0 0 0 0 0 1 0 0 0 0 0 0		
Derek Bell, R OBP: 0.422, SLG: 0.517	4-2 31 2B BB		1-1 F3			1-0 L9	1-1 FC6-4			3 0 0 0 1 0 4		
31 Mike Piazza, R OBP: 0.449, SLG: 0.778	1-2 2B		0-0 F8			2-1 HR		2-2 1B		4 1 3 2 0 0 1		
Robin Ventura, L OBP: 0.347, SLG: 0.505	1-3 K			0-0 G4-3		1-1 F7		1-3 K		4 0 0 0 0 2 3		
Todd Zeile, R OBP: 0.385, SLG: 0.455	1-0 G1-3			1-1 F7		3-0 E6 FC6-4		4-1 BB		3 0 0 0 1 0 2		
Benny Agbayani, R OBP: 0.378, SLG: 0.515 Jon Nunnally, L OBP: 0.393, SLG: 0.512		1-1 F9		1-0 G6-3		2-1 FC6-4		2-3 K		3 0 0 0 0 0 1 1 0 0 0 0 1 2		
Melvin Mora, R OBP: 0.333, SLG: 0.467		1-0 F9			2-3 K		1-1 FC6-4 SH1-4 1B	2-3 K		4 0 1 0 0 2 2		
20 Kurt Abbott, R OBP: 0.314, SLG: 0.313		1-0 F9			2-1 G1-3		0-0 F9		1-1 F8	4 0 0 0 0 0 1		
Rick Reed, R OBP: 0.154, SLG: 0.167 Dennis Cook, L Armando Benitez, R Jay Payton, R OBP: 0.308, SLG: 0.431			0-0 G6-3		0-2 G6-3		0-0 SH1-4		0-0 F9	2 0 1 0 0 0 0 0 0		
Inning Stats	R: 0 H: 1 E: 0 LOB: 2 K: 1 BB: 1 S: 10 P: 17	R: 0 H: 0 E: 0 LOB: 0 K: 0 BB: 0 S: 4 P: 7	R: 0 H: 0 E: 0 LOB: 1 K: 0 BB: 1 S: 7 P: 12	R: 0 H: 0 E: 0 LOB: 0 K: 0 BB: 0 S: 4 P: 6	R: 0 H: 0 E: 0 LOB: 0 K: 1 BB: 0 S: 9 P: 13	R: 2 H: 1 E: 1 LOB: 1 K: 0 BB: 1 S: 9 P: 22	R: 0 H: 1 E: 0 LOB: 2 K: 3 BB: 1 S: 6 P: 12	R: 0 H: 1 E: 0 LOB: 2 K: 3 BB: 1 S: 15 P: 26	R: 0 H: 0 E: 0 LOB: 0 K: 0 BB: 0 S: 6 P: 7	1B: 2 SF: 0 2B: 1 SAC: 1 3B: 0 DP: 0 HR: 1 HBP: 0	WP: 0 PA: 37 PB: 0 SB: 1 CS: 0	
PITCHER	IP WLS BF H R ER SO BB IBB HBP BLK WP HR S P ERA WHIP											
Kirk Rueter, L ERA: 4.36	(1, 1) 7.0 29 3 2 2 2 4 0 0 0 0 0 1 49 89 2.57 1.000											
Felix Rodriguez, R ERA: 2.3	(8, 1) 1.0 W 5 1 0 0 3 1 0 0 0 0 0 0 15 26 0.00 2.000											
Robb Nen, R ERA: 1.8	(9, 1) 1.0 3 0 0 0 0 0 0 0 0 0 0 0 6 7 0.00 0.000											

New York Mets @ San Francisco Giants
 PacBell Park, San Francisco, CA
 Thu May 04 2000, 3:35 PM EDT
 Att. 40,930 - Sunny - 65 F

AB	31
R	2
H	4
RBI	2
BB	5
SO	5
LOB	16



Batter	1	2	3	4	5	6	7	8	9
Marvin Benard, L (1, 8) <small>OBP: 0.298, SLG: 0.319</small>	2-1 G6-3		1-2 2B			1-1 G4-3		1-1 3B HBP	
Bill Mueller, S (1, 5) <small>OBP: 0.324, SLG: 0.415</small>	1-1 F8		2-1 G3-1			2-1 G2-3		3-2 HR 3B	
Barry Bonds, L (1, 7) <small>OBP: 0.432, SLG: 0.708</small>	0-0 G4-3				3-3 K		1-1 F7	2-0 P4	
Jeff Kent, R (1, 4) <small>OBP: 0.369, SLG: 0.632</small>		0-1 G5-3			2-3 K		0-0 G6-3	3-2 HR	
J.T. Snow, L (1, 3) <small>OBP: 0.320, SLG: 0.333</small>		2-1 F8			2-1 G4-3		3-2 G4-3	3-3 K	
Armando Rios, L (1, 9) <small>OBP: 0.325, SLG: 0.400</small>		3-2 F8				2-2 G4-3		4-2 1B BB	
Rich Aurilia, R (1, 6) <small>OBP: 0.284, SLG: 0.362</small>			0-1 F8			1-1 G6-4-3 1B		0-0 BLK 1B 3B 1B	
Doug Mirabelli, R (1, 2) <small>OBP: 0.345, SLG: 0.521</small> Ellis Burks, R (8, PH) <small>OBP: 0.429, SLG: 0.559</small> Bobby Estalella, R (9, 2) <small>OBP: 0.396, SLG: 0.578</small>			1-1 2B 2B			0-1 G6-4-3		2-3 K	
Kirk Rueter, L (1, 1) Felix Rodriguez, R (8, 1) Felipe Crespo, S (8, PH) Robb Nen, R (9, 1)			1-2 G1-3			1-3 K		1-1 BLK 3B 1B	

Inning Stats	R: 0	H: 0	E: 0	K: 0	S: 5	R: 0	H: 0	E: 0	K: 0	S: 7	R: 1	H: 2	E: 0	K: 0	S: 12	R: 0	H: 0	E: 0	K: 2	S: 9	R: 0	H: 1	E: 0	K: 0	S: 7	R: 0	H: 0	E: 0	K: 1	S: 8	R: 0	H: 0	E: 0	K: 0	S: 9	R: 6	H: 4	E: 0	K: 2	S: 21
	LOB: 0	BB: 0	P: 8	LOB: 0	BB: 0	P: 12	LOB: 1	BB: 0	P: 17	LOB: 0	BB: 0	P: 10	LOB: 0	BB: 0	P: 10	LOB: 0	BB: 0	P: 12	LOB: 0	BB: 0	LOB: 0	BB: 0	LOB: 0	BB: 0	P: 10	LOB: 0	BB: 0	P: 13	LOB: 0	BB: 0	LOB: 0	BB: 0	P: 40	LOB: 0	BB: 1	LOB: 0	BB: 1	LOB: 0	BB: 1	

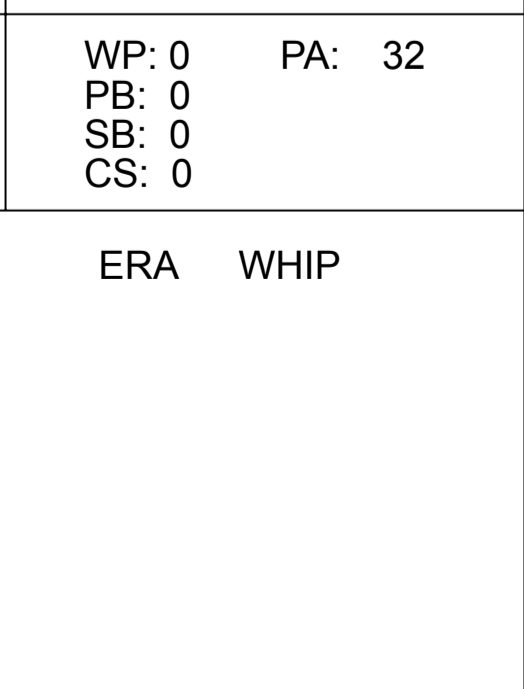
PITCHER	IP	WLS	BF	H	R	ER	SO	BB	IBB	HBP	BLK	WP	HR	S	P	ERA	WHIP
Rick Reed, R (1, 1) <small>ERA: 2.66</small>	7.1	L	27	5	4	4	4	1	0	0	0	0	0	67	105	4.91	0.818
Dennis Cook, L (8, 1) <small>ERA: 3.45</small>	0.0		1	0	0	0	0	0	0	1	1	0	0	1	2	∞	∞
Armando Benitez, R (8, 1) <small>ERA: 5.06</small>	0.2		4	2	3	3	1	0	0	0	0	0	1	10	21	40.50	3.000

AB	R	H	RBI	BB	SO	LOB
3	1	1	1	0	0	0
4	1	1	3	0	0	1
4	0	0	0	0	1	1
4	1	1	2	0	1	0
4	0	0	0	0	1	0
2	1	0	0	1	0	0
3	1	2	0	0	0	0
2	1	1	0	0	0	1
1	0	0	0	0	1	2
0	0	0	0	0	0	0
2	0	0	0	0	1	1
0	0	0	0	0	0	0
1	1	1	1	0	0	0
0	0	0	0	0	0	0

WP	PA
0	32

New York Mets @ San Francisco Giants
 PacBell Park, San Francisco, CA
 Thu May 04 2000, 3:35 PM EDT
 Att. 40,930 - Sunny - 65 F

AB	30
R	7
H	7
RBI	7
BB	1
SO	5
LOB	6



Batter	1	2	3	4	5	6	7	8	9	AB	R	H	RBI	BB	SO	LOB	TOP
Brian Hunter, R OBP: 0.280, SLG: 0.217 (1, 8)	0-2 G1-3		2-2 G5-3			1-2 G3		2-1 E5		4	0	0	0	0	0	0	
3 Mike Lansing, R OBP: 0.352, SLG: 0.481 (1, 4)	2-1 G5-3			3-1 F8			2-1 F7	2-2 L7		4	0	0	0	0	0	1	
Larry Walker, L OBP: 0.427, SLG: 0.505 (1, 9)	2-0 F7			2-0 F8			4-2 BB S BB		0-3 K	3	0	0	0	1	1	0	
Jeff Cirillo, R OBP: 0.447, SLG: 0.546 Aaron Ledesma, R OBP: 0.318, SLG: 0.300 (1, 5) (7, 5)		3-1 17 L9 2B		1-2 G6-3			3-3 K	1-2 G1-6-3 1B	1-2 G1-6-3	3	0	1	0	0	1	1	
17 Todd Helton, L OBP: 0.477, SLG: 0.743 (1, 3)		3-2 L9 2-3			0-0 G4-3		4-0 BB IBB	2-2 G1-6-3	2-2 G1-6-3 1-2f	3	0	0	0	1	0	2	
Jeffrey Hammonds, R OBP: 0.429, SLG: 0.667 (1, 7)		1-3 K			2-3 K		4-1 BB			2	0	0	0	1	2	1	
Neifi Perez, S OBP: 0.258, SLG: 0.407 (1, 6)		0-1 F8			2-2 CS 1B		1-2 2-3 BB			3	0	1	0	0	0	4	
Brent Mayne, L OBP: 0.385, SLG: 0.365 (1, 2)			1-3 K		1-0 CS 1-2	2-3 K		1-3 K		3	0	0	0	0	3	0	
Masato Yoshii, R OBP: 0.385, SLG: 0.385 Darren Bragg, L OBP: 0.304, SLG: 0.400 Stan Belinda, R Gabe White, L (1, 1) (8, PH) (8, 1) (8, 1)			0-2 G5-3			0-0 G3		3-2 G1-3		2	0	0	0	0	0	0	
Inning Stats	R: 0 E: 0 K: 0 S: 6 H: 0 LOB: 0 BB: 0 P: 10	R: 0 E: 0 K: 1 S: 11 H: 1 LOB: 1 BB: 0 P: 18	R: 0 E: 0 K: 1 S: 12 H: 0 LOB: 0 BB: 0 P: 15	R: 0 E: 0 K: 0 S: 6 H: 0 LOB: 0 BB: 0 P: 12	R: 0 E: 0 K: 1 S: 7 H: 1 LOB: 0 BB: 0 P: 12	R: 0 E: 0 K: 1 S: 7 H: 0 LOB: 0 BB: 0 P: 10	R: 0 E: 0 K: 1 S: 12 H: 0 LOB: 3 BB: 3 P: 32	R: 0 E: 1 K: 1 S: 13 H: 0 LOB: 1 BB: 0 P: 21	R: 0 E: 0 K: 1 S: 10 H: 1 LOB: 0 BB: 0 P: 13	1B: 2 2B: 1 3B: 0 HR: 0 SF: 0 SAC: 0 DP: 1 HBP: 0	WP: 0 PB: 0 SB: 1 CS: 1 PA: 33						
PITCHER Joe Nathan, R ERA: 3.6 John Johnstone, R ERA: 7.82 Alan Embree, L ERA: 6.0	IP 7.0 WLS W BF 25 H 2 R 0 ER 0 SO 5 BB 2 IBB 1 HBP 0 BLK 0 WP 0 HR 0 S 61 P 109 ERA 0.00 WHIP 0.571	IP 1.0 WLS H BF 4 H 0 R 0 ER 0 SO 1 BB 0 IBB 0 HBP 0 BLK 0 WP 0 HR 0 S 13 P 21 ERA 0.00 WHIP 0.000	IP 1.0 WLS 3 BF 1 H 1 R 0 ER 0 SO 1 BB 0 IBB 0 HBP 0 BLK 0 WP 0 HR 0 S 10 P 13 ERA 0.00 WHIP 1.000	PITCHER IP WLS BF H R ER SO BB IBB HBP BLK WP HR S P ERA WHIP													

Colorado Rockies @ San Francisco Giants
PacBell Park, San Francisco, CA
Fri May 05 2000, 10:35 PM EDT
Att. 40,930 - Sunny - 57 F

AB	29
R	0
H	3
RBI	0
BB	3
SO	7
LOB	9



Batter	1	2	3	4	5	6	7	8	9
Marvin Benard, L (1, 8) OBP: 0.290, SLG: 0.309 Calvin Murray, R (8, PH) OBP: 0.469, SLG: 0.500 (9, 8)	2-2 L6 		0-0 L5 			0-0 B5-3 		1-2 1B 2B 	
Bill Mueller, S (1, 5) OBP: 0.321, SLG: 0.408	2-2 G4-3 		1-0 G6-3 			0-0 G3 		1-2 2-H 1B 	
Barry Bonds, L (1, 7) OBP: 0.418, SLG: 0.680	3-2 P5 			2-2 F7 			3-1 P4 	2-1 F8 	
Jeff Kent, R (1, 4) OBP: 0.360, SLG: 0.615 Ramon Martinez, R (8, 4) OBP: 0.369, SLG: 0.588			1-1 F8 		0-0 F7 		1-3 K 	2-2 F8 	
J.T. Snow, L (1, 3) OBP: 0.321, SLG: 0.365			1-0 HR 		1-0 F7 		1-1 F7 		
Armando Rios, L (1, 9) OBP: 0.326, SLG: 0.421			0-3 K 			1-2 F8 		3-2 G6-3 2B 	
Rich Aurilia, R (1, 6) OBP: 0.276, SLG: 0.351			2-1 P6 			0-0 F8 		3-2 G6-3 	
Bobby Estelella, R (1, 2) OBP: 0.411, SLG: 0.625			0-0 SH1-4 2B 			0-1 G6-3 		2-1 2B 2B 	
Joe Nathan, R (1, 1) OBP: 0.167, SLG: 0.250 John Johnstone, R (8, 1) Ellis Burks, R (8, PH) OBP: 0.436, SLG: 0.559 Kirk Rueter, L (8, PR) Alan Embree, L (9, 1)			0-0 SH1-4 			1-3 K 		4-0 2B IBB 	

AB	R	H	RBI	BB	SO	LOB
3	0	0	0	0	0	1
1	1	1	2	0	0	0
4	0	1	1	0	0	1
4	0	0	0	0	0	1
3	0	0	0	0	1	0
1	0	0	0	0	0	1
3	1	1	1	0	0	0
3	1	1	0	0	1	0
3	0	0	0	0	0	1
3	1	2	1	0	0	0
1	0	0	0	0	1	0
0	0	0	0	0	0	0
0	0	0	0	1	0	0
0	1	0	0	0	0	0
0	0	0	0	0	0	0

BOTTOM

Colorado Rockies @ San Francisco Giants
 PacBell Park, San Francisco, CA

livebaseballscorecards.com

AB 29
R 5
H 6
RBI 5
BB 1
SO 3
LOB 5

GIANTS

WP: 0 PA: 31
 PB: 0
 SB: 0
 CS: 0

Inning	R	H	E	K	S	I	R	H	E	K	S	I	R	H	E	K	S	I	R	H	E	K	S	I	R	H	E	K	S	I	R	H	E	K	S	I						
1	0	0	0	12	19		1	1	0	8	12		0	0	0	4	12		0	0	0	6	9		0	0	0	4	12		4	12		4	12		4	12		4	12	

PITCHER	IP	WLS	BF	H	R	ER	SO	BB	IBB	HBP	BLK	WP	HR	S	P	ERA	WHIP
Masato Yoshii, R (1, 1) ERA: 4.98	7.0	L	23	2	1	1	3	0	0	0	0	0	1	49	71	1.29	0.286
Stan Belinda, R (8, 1) ERA: 4.5	0.1		4	2	3	3	0	0	1	0	0	0	0	9	20	81.00	6.000
Gabe White, L (8, 1) ERA: 4.41	0.2		4	2	1	1	0	0	0	0	0	0	0	11	17	13.50	3.000

Fri May 05 2000, 10:35 PM EDT
 Att: 40,930 - Sunny - 57 F

Batter	1	2	3	4	5	6	7	8	9	AB R H RBI BB SO LOB	TOP									
Brian Hunter, R OBP: 0.296, SLG: 0.240 (1, 8)	1-2 G4-3		1-1 S 3 BB 1B		1-1 1B		2-2 F9			4 0 2 0 0 0 0	Colorado Rockies @ San Francisco Giants PacBell Park, San Francisco, CA Sat May 06 2000, 4:05 PM EDT Att. 40,930 - Overcast - 57 F									
3 Mike Lansing, R OBP: 0.365, SLG: 0.486 (1, 4)	0-0 1B		4-0 S 1B		0-0 FC5 BB 1B		2-0 F9			3 0 2 0 1 0 0										
Larry Walker, L OBP: 0.421, SLG: 0.491 (1, 9)	2-0 F7		1-1 F9		4-0 FC5 BB 1B			0-0 F7		3 0 0 0 1 0 3										
Jeff Cirillo, R OBP: 0.449, SLG: 0.540 (1, 5)	0-0 G5-3		4-1 17 G6-3 BB		0-1 FC5			2-2 1B		3 0 1 0 1 0 3										
17 Todd Helton, L OBP: 0.470, SLG: 0.734 (1, 3)		0-0 P6	1-1 G6-3			2-2 G5-3 2B		3-3 K		4 0 1 0 0 1 3										
Jeffrey Hammonds, R OBP: 0.413, SLG: 0.625 (1, 7)		3-2 S 1B 1B		2-3 K		0-0 G5-3		1-3 K		4 0 1 0 0 2 1										
Neifi Perez, S OBP: 0.266, SLG: 0.410 (1, 6)		0-0 1B		1-3 K		1-3 K		3-1 DI 1B		4 0 2 0 0 2 1										
Scott Servais, R OBP: 0.351, SLG: 0.355 (1, 2)		3-1 P3		1-0 G4-3		1-0 L8		2-2 F8		4 0 0 0 0 0 4										
Rolando Arrojo, R OBP: 0.333, SLG: 0.500 Gabe White, L OBP: 0.394, SLG: 0.296 Aaron Ledesma, R OBP: 0.394, SLG: 0.296 Mike DeJean, R Mike Myers, L Terry Shumpert, R OBP: 0.286, SLG: 0.431		1-0 G4-3		0-0 G5-3		3-3 K		2-2 G5-3		2 0 0 0 0 0 2 0 0 0 0 0 0 0 1 0 0 0 0 0 1 0 0 0 0 0 0 0 0 0 0 0 0 0 0 1 0 0 0 0 0 1										
Inning Stats	R: 0 E: 0 K: 0 S: 8	H: 1 LOB: 1 BB: 0 P: 11	R: 0 E: 0 K: 0 S: 8	H: 2 LOB: 2 BB: 0 P: 15	R: 0 E: 0 K: 2 S: 7	H: 1 LOB: 2 BB: 2 P: 18	R: 0 E: 0 K: 2 S: 7	H: 0 LOB: 0 BB: 0 P: 11	R: 0 E: 0 K: 1 S: 9	H: 1 LOB: 1 BB: 0 P: 13	R: 0 E: 0 K: 1 S: 7	H: 0 LOB: 0 BB: 0 P: 14	R: 0 E: 0 K: 1 S: 8	H: 1 LOB: 0 BB: 0 P: 13	R: 0 E: 0 K: 1 S: 12	H: 1 LOB: 1 BB: 0 P: 20	1B: 8 2B: 1 3B: 0 HR: 0	SF: 0 SAC: 0 DP: 1 HBP: 0	WP: 0 PB: 0 SB: 3 CS: 0	PA: 36
PITCHER Shawn Estes, L ERA: 3.08 (1, 1)	IP: 9.0 WLS: W BF: 36 H: 9 R: 0 ER: 0 SO: 6 BB: 3 IBB: 0 HBP: 0 BLK: 0 WP: 0 HR: 0 S: 72 P: 126 ERA: 0.00 WHIP: 1.333											PITCHER	IP: 9.0 WLS: W BF: 36 H: 9 R: 0 ER: 0 SO: 6 BB: 3 IBB: 0 HBP: 0 BLK: 0 WP: 0 HR: 0 S: 72 P: 126 ERA: 0.00 WHIP: 1.333							

livebaseballscorecards.com

AB	33
R	0
H	9
RBI	0
BB	3
SO	6
LOB	18



Batter	1	2	3	4	5	6	7	8	9
Marvin Benard, L OBP: 0.295, SLG: 0.300 (1, 8) C F B C (7, 9)	1-3 1		4-2 5-3-6 BB		0-1 2-3 1	1-3 2		4-2 BB	
Bill Mueller, S OBP: 0.316, SLG: 0.412 (1, 5) B B X C	2-0 2		2-1 1-3f 3		1-0 3-H 3	0-0 3		0-1 1-H 2B	
J.T. Snow, L OBP: 0.315, SLG: 0.350 (1, 3) B B C X	3-1 3			3-2 G1-5-3 HBP	1-3 3		1-2 1	2-2 3	
Jeff Kent, R OBP: 0.380, SLG: 0.643 (1, 4)		2-2 S 1B		4-0 G1-5-3 E 1-2 BB		2-2 3B	1-1 WP S 1B		
Ellis Burks, R OBP: 0.432, SLG: 0.543 (1, 9) C B B F B T T C (6, PR) C B B F B T T C (7, 8)		2-3 1		3-1 1-2 2-3f 2		1-0 HBP 2B 1B	1-1 2		
Armando Rios, L OBP: 0.362, SLG: 0.463 (1, 7)		1-3 2		0-1 E4 2-H 1B		0-0 2B	4-1 WP 1-2 BB		
Ramon Martinez, R OBP: 0.409, SLG: 0.526 (1, 6)		4-1 FC6-4 BB		1-0 3		4-0 IBB	2-2 3		
Doug Mirabelli, R OBP: 0.355, SLG: 0.519 (1, 2) X C B B C X	0-1 FC6-4 1-2f 3				1-0 F8 SF8 1B	1-1 1-3 2-H 3-H 1B		2-2 1	
Shawn Estes, R OBP: 0.308, SLG: 0.333 (1, 1) C C B B C X			2-2 1		0-2 1-2	0-3 1		3-2 2	

Inning Stats	R: 0	H: 0	E: 0	K: 1	S: 6	LOB: 0	BB: 0	P: 12	R: 0	H: 1	E: 0	K: 2	S: 14	LOB: 2	BB: 1	P: 23	R: 0	H: 0	E: 0	K: 0	S: 7	LOB: 0	BB: 1	P: 15	R: 1	H: 1	E: 1	K: 0	S: 7	LOB: 1	BB: 1	P: 18	R: 1	H: 2	E: 0	K: 1	S: 10	LOB: 1	BB: 0	P: 13	R: 3	H: 3	E: 0	K: 2	S: 15	LOB: 2	BB: 1	P: 24	R: 0	H: 1	E: 0	K: 0	S: 11	LOB: 2	BB: 1	P: 20	R: 1	H: 1	E: 0	K: 0	S: 15	LOB: 1	BB: 1	P: 26	R: 0	H: 0	E: 0	K: 1	S: 6	LOB: 0	BB: 0	P: 12	R: 0	H: 0	E: 0	K: 2	S: 14	LOB: 2	BB: 1	P: 23	R: 0	H: 0	E: 0	K: 0	S: 7	LOB: 0	BB: 1	P: 15	R: 1	H: 1	E: 1	K: 0	S: 7	LOB: 1	BB: 1	P: 18	R: 1	H: 2	E: 0	K: 1	S: 10	LOB: 1	BB: 0	P: 13	R: 3	H: 3	E: 0	K: 2	S: 15	LOB: 2	BB: 1	P: 24	R: 0	H: 1	E: 0	K: 0	S: 11	LOB: 2	BB: 1	P: 20	R: 1	H: 1	E: 0	K: 0	S: 15	LOB: 1	BB: 1	P: 26
--------------	------	------	------	------	------	--------	-------	-------	------	------	------	------	-------	--------	-------	-------	------	------	------	------	------	--------	-------	-------	------	------	------	------	------	--------	-------	-------	------	------	------	------	-------	--------	-------	-------	------	------	------	------	-------	--------	-------	-------	------	------	------	------	-------	--------	-------	-------	------	------	------	------	-------	--------	-------	-------	------	------	------	------	------	--------	-------	-------	------	------	------	------	-------	--------	-------	-------	------	------	------	------	------	--------	-------	-------	------	------	------	------	------	--------	-------	-------	------	------	------	------	-------	--------	-------	-------	------	------	------	------	-------	--------	-------	-------	------	------	------	------	-------	--------	-------	-------	------	------	------	------	-------	--------	-------	-------

PITCHER															PITCHER																								
IP	WLS	BF	H	R	ER	SO	BB	IBB	HBP	BLK	WP	HR	S	P	ERA	WHIP	IP	WLS	BF	H	R	ER	SO	BB	IBB	HBP	BLK	WP	HR	S	P	ERA	WHIP						
Rolando Arrojo, R	(1, 1)	5.0	L	26	7	5	4	4	3	1	2	0	0	50	95	7.20	2.000																						
Gabe White, L	(6, 1)	1.0		3	0	0	0	2	0	0	0	0	0	9	10	0.00	0.000																						
Mike DeJean, R	(7, 1)	1.2		9	2	1	1	0	2	0	0	0	1	22	40	5.40	2.400																						
Mike Myers, L	(8, 1)	0.1		1	0	0	0	0	0	0	0	0	0	4	6	0.00	0.000																						

AB R H RBI BB SO LOB

3	1	0	0	2	2	4
4	0	1	2	0	0	3
4	0	0	0	0	1	2
3	2	3	0	1	0	0
2	0	0	0	0	1	3
1	1	0	0	0	0	1
3	1	2	1	1	1	1
2	0	0	0	2	0	3
4	1	2	2	0	0	2
4	0	1	0	0	1	2

1B: 6	SF: 1	WP: 1	PA: 39
2B: 3	SAC: 0	PB: 0	
3B: 1	DP: 2	SB: 2	
HR: 0	HBP: 2	CS: 0	
WP: 1			
PB: 0			
SB: 2			
CS: 0			

Colorado Rockies @ San Francisco Giants
PacBell Park, San Francisco, CA
Sat May 06 2000, 4:05 PM EDT
Att. 40,930 - Overcast - 57 F

livebaseballscorecards.com

AB	30
R	6
H	9
RBI	5
BB	6
SO	6
LOB	21




Batter	1	2	3	4	5	6	7	8	9	AB R H RBI BB SO LOB	TOP																														
												Colorado Rockies @ San Francisco Giants PacBell Park, San Francisco, CA Sun May 07 2000, 4:05 PM EDT livebaseballscorecards.com																													
Inning Stats																																									
PITCHER	IP	WLS	BF	H	R	ER	SO	BB	IBB	HBP	BLK	WP	HR	S	P	ERA	WHIP	PITCHER	IP	WLS	BF	H	R	ER	SO	BB	IBB	HBP	BLK	WP	HR	S	P	ERA	WHIP						

AB 0
R 0
H 0
RBI 0
BB 0
SO 0
LOB 0



1B: 0 SF: 0 WP: 0 PA: 0
 2B: 0 SAC: 0 PB: 0
 3B: 0 DP: 0 SB: 0
 HR: 0 HBP: 0 CS: 0

Batter	1	2	3	4	5	6	7	8	9	AB R H RBI BB SO LOB	BOTTOM
--------	---	---	---	---	---	---	---	---	---	----------------------	--------

												<p>Colorado Rockies @ San Francisco Giants PacBell Park, San Francisco, CA Sun May 07 2000, 4:05 PM EDT</p> <p>livebaseballscorecards.com</p> <table border="0"> <tr><td>AB</td><td>0</td></tr> <tr><td>R</td><td>0</td></tr> <tr><td>H</td><td>0</td></tr> <tr><td>RBI</td><td>0</td></tr> <tr><td>BB</td><td>0</td></tr> <tr><td>SO</td><td>0</td></tr> <tr><td>LOB</td><td>0</td></tr> </table> 	AB	0	R	0	H	0	RBI	0	BB	0	SO	0	LOB	0
AB											0															
R											0															
H											0															
RBI											0															
BB											0															
SO											0															
LOB											0															
Inning Stats											1B: 0 SF: 0 2B: 0 SAC: 0 3B: 0 DP: 0 HR: 0 HBP: 0 WP: 0 PA: 0 PB: 0 SB: 0 CS: 0															

PITCHER	IP	WLS	BF	H	R	ER	SO	BB	IBB	HBP	BLK	WP	HR	S	P	ERA	WHIP	PITCHER	IP	WLS	BF	H	R	ER	SO	BB	IBB	HBP	BLK	WP	HR	S	P	ERA	WHIP
---------	----	-----	----	---	---	----	----	----	-----	-----	-----	----	----	---	---	-----	------	---------	----	-----	----	---	---	----	----	----	-----	-----	-----	----	----	---	---	-----	------

Fernando Vina, L (1, 4) <small>OBP: 0.411, SLG: 0.445</small>	0-0 		1-0 		0-1 		2-1 		2-1 	4 0 2 0 0 0 1	
Edgar Renteria, R (1, 6) <small>OBP: 0.317, SLG: 0.442</small>	1-0 		1-0 			1-2 	0-1 		0-0 	5 0 1 0 0 0 2	
Ray Lankford, L (1, 7) <small>OBP: 0.303, SLG: 0.411</small>	2-1 			3-2 		0-2 	1-3 			4 0 2 0 0 1 2	
Mark McGwire, R (1, 3) <small>OBP: 0.495, SLG: 0.899</small>	2-3 			1-0 		0-1 		0-3 		4 1 1 1 0 2 3	
15 Jim Edmonds, L (1, 8) <small>OBP: 0.534, SLG: 0.814</small>	3-3 			1-0 		4-1 		0-0 		3 1 1 0 1 1 3	
Craig Paquette, R (1, 5) <small>OBP: 0.293, SLG: 0.440</small>		0-0 		3-3 		2-2 		1-1 		4 0 0 0 0 1 3	
J.D. Drew, L (1, 9) <small>OBP: 0.446, SLG: 0.650</small> Mike James, R (8, 1)		2-3 			0-0 		1-2 	2-1 		4 1 1 2 0 1 0 0 0 0 0 0 0 0	AB 35 R 4 H 9 RBI 4 BB 2 SO 9 LOB 14
Mike Matheny, R (1, 2) <small>OBP: 0.344, SLG: 0.381</small>		2-3 			2-2 		1-2 	0-3 		4 0 0 0 0 2 0	
Pat Hentgen, R (1, 1) <small>OBP: 0.385, SLG: 0.333</small> Larry Sutton, L (7, PH) <small>OBP: 0.250, SLG: 1.333</small> Mike Mohler, R (7, 1) <small>OBP: 1.000, SLG: 1.000</small> Thomas Howard, S (8, 9) <small>OBP: 0.303, SLG: 0.633</small>			1-3 		4-1 		2-1 		2-1 	1 0 0 0 1 1 0 1 1 1 1 0 0 0 0 0 0 0 0 0 0 1 0 0 0 0 0 0	

Inning Stats	R: 0 E: 0 K: 2 S: 11	H: 2 LOB: 2 BB: 0 P: 19	R: 0 E: 0 K: 2 S: 7	H: 0 LOB: 0 BB: 0 P: 11	R: 0 E: 0 K: 1 S: 5	H: 0 LOB: 0 BB: 0 P: 8	R: 0 E: 0 K: 1 S: 8	H: 1 LOB: 1 BB: 0 P: 16	R: 0 E: 0 K: 0 S: 7	H: 0 LOB: 1 BB: 1 P: 13	R: 1 E: 0 K: 0 S: 13	H: 1 LOB: 1 BB: 1 P: 20	R: 1 E: 0 K: 1 S: 17	H: 3 LOB: 2 BB: 0 P: 24	R: 2 E: 0 K: 2 S: 13	H: 2 LOB: 0 BB: 0 P: 16	R: 0 E: 0 K: 0 S: 4	H: 0 LOB: 0 BB: 0 P: 8	1B: 5 2B: 2 3B: 0 HR: 3	SF: 0 SAC: 0 DP: 1 HBP: 1	WP: 0 PB: 0 SB: 1 CS: 0	PA: 38
--------------	-------------------------------	----------------------------------	------------------------------	----------------------------------	------------------------------	---------------------------------	------------------------------	----------------------------------	------------------------------	----------------------------------	-------------------------------	----------------------------------	-------------------------------	----------------------------------	-------------------------------	----------------------------------	------------------------------	---------------------------------	----------------------------------	------------------------------------	----------------------------------	--------

PITCHER	IP	WLS	BF	H	R	ER	SO	BB	IBB	HBP	BLK	WP	HR	S	P	ERA	WHIP
Livan Hernandez, R (1, 1) <small>ERA: 4.01</small>	6.2	W	29	7	2	2	6	2	0	0	0	0	2	63	105	2.70	1.350
Alan Embree, L (7, 1) <small>ERA: 5.84</small>	0.1	H	1	0	0	0	1	0	0	0	0	0	0	5	6	0.00	0.000
John Johnstone, R (8, 1) <small>ERA: 8.56</small>	1.0	H	5	2	2	2	2	0	0	0	0	0	1	13	16	18.00	2.000
Robb Nen, R (9, 1) <small>ERA: 1.64</small>	1.0	S	3	0	0	0	0	0	0	1	0	0	0	4	8	0.00	0.000


St. Louis Cardinals @ San Francisco Giants
 PacBell Park, San Francisco, CA
 Mon May 08 2000, 10:15 PM EDT
 Att. 40,930 - Cloudy - 58 F

livebaseballscorecards.com



Batter	1	2	3	4	5	6	7	8	9	AB	R	H	RBI	BB	SO	LOB
Marvin Benard, L (1, 8) OBP: 0.293, SLG: 0.317	1-1 G3	1-0 F9			2-2 SF8		0-1 F7			4	1	1	0	0	0	1
Bill Mueller, S (1, 5) OBP: 0.322, SLG: 0.429	0-3			0-0 G3 WP	2-2 SF8		1-2			3	1	2	1	0	1	0
Barry Bonds, L (1, 7) OBP: 0.421, SLG: 0.667	4-0				3-H		4-0			2	0	0	0	2	0	1
Jeff Kent, R (1, 4) OBP: 0.376, SLG: 0.626	2-1 CS	3-3 K		4-1	2-2 L6		1-1			3	0	0	0	1	1	2
J.T. Snow, L (1, 3) OBP: 0.313, SLG: 0.346		2-1 G4-3		0-1			2-2			4	0	1	1	0	0	2
Ellis Burks, R (1, 9) OBP: 0.429, SLG: 0.534		2-1		2-1			3-2			3	1	1	0	0	0	2
Armando Rios, L (7, 9) OBP: 0.354, SLG: 0.452		HR		2-1						1	0	0	0	0	0	0
Rich Aurilia, R (1, 6) OBP: 0.284, SLG: 0.343		4-1		0-0			4-0			2	1	0	0	2	0	0
Bobby Estalella, R (1, 2) OBP: 0.433, SLG: 0.745		2-2		3-3			4-1			3	2	2	4	1	1	0
Livan Hernandez, R (1, 1) OBP: 0.235, SLG: 0.235		3-2		0-1			0-0			3	0	1	0	0	0	2
Alan Embree, L (7, 1)										0	0	0	0	0	0	0
John Johnstone, R (8, 1)										0	0	0	0	0	0	0
Russ Davis, R (8, PH) OBP: 0.317, SLG: 0.385										1	0	0	0	0	0	0
Robb Nen, R (9, 1)										0	0	0	0	0	0	0

Inning Stats	R: 0	H: 0	E: 0	K: 1	S: 6	H: 0	LOB: 0	BB: 1	P: 13	R: 3	H: 3	E: 0	K: 1	S: 16	R: 0	H: 1	E: 0	K: 0	S: 8	R: 0	H: 0	E: 0	K: 1	S: 6	R: 1	H: 1	E: 0	K: 0	S: 13	R: 0	H: 0	E: 0	K: 0	S: 7	R: 1	H: 2	E: 0	K: 0	S: 10	R: 1	H: 1	E: 0	K: 0	S: 10
--------------	------	------	------	------	------	------	--------	-------	-------	------	------	------	------	-------	------	------	------	------	------	------	------	------	------	------	------	------	------	------	-------	------	------	------	------	------	------	------	------	------	-------	------	------	------	------	-------

BOTTOM																				
<p>St. Louis Cardinals @ San Francisco Giants</p> <p>PacBell Park, San Francisco, CA</p> <p>Mon May 08 2000, 10:15 PM EDT</p> <p>Att: 40,930 - Cloudy - 58 F</p>																	AB		29	
																	R		6	
																	H		8	
																	RBI		6	
																	BB		6	
SO		3																		
LOB		10																		
																				
WP: 1		PA: 37																		
PB: 0																				
SB: 0																				
CS: 1																				

PITCHER	IP	WLS	BF	H	R	ER	SO	BB	IBB	HBP	BLK	WP	HR	S	P	ERA	WHIP
Pat Hentgen, R (1, 1) ERA: 5.44	6.0	L	27	5	4	4	3	5	0	0	0	1	1	56	110	6.00	1.667
Mike Mohler, L (7, 1) ERA: 8.44	1.1		6	2	1	1	0	1	0	0	0	0	0	14	23	6.75	2.250
Mike James, R (8, 1) ERA: 2.25	0.2		3	1	1	1	0	0	0	0	0	0	1	6	8	13.50	1.500

Batter	1	2	3	4	5	6	7	8	9	AB R H RBI BB SO LOB	TOP		
Fernando Vina, L (1, 4) OBP: 0.414, SLG: 0.470	1-1 1B 1B	1-1 IHR	0-1 BB BB 1B	0-3 K		0-0 F9		0-1 F9		6 2 3 3 0 1 1			
Edgar Renteria, R (1, 6) OBP: 0.321, SLG: 0.466 Placido Polanco, R (8, 6) OBP: 0.347, SLG: 0.531	1-0 1B WP 1B	2-0 IHR	1-3 K		2-3 K		1-3 K		1-3 K	5 2 2 1 0 3 1 1 0 0 0 0 1 0			
Ray Lankford, L (1, 7) OBP: 0.313, SLG: 0.440	2-3 K	2-1 PB 15 1B 1B	4-2 BB BB		1-0 HR		2-2 G4-3		3-3 K	5 2 2 1 1 2 2			
Mark McGwire, R (1, 3) OBP: 0.520, SLG: 0.915 Larry Sutton, L (8, 3) OBP: 0.400, SLG: 1.333	0-0 WP 1B	4-2 15 1B 2B BB	4-1 BB		4-1 F8 15 1B BB		0-1 2B		4-1 BB	2 2 2 1 3 0 0 0 0 0 0 1 0 0			
15 Jim Edmonds, L (1, 8) OBP: 0.533, SLG: 0.794	0-3 K	3-2 2B 1B	2-3 K		0-1 1B		4-0 2B BB		0-2 F7	5 2 2 1 1 2 6			
Craig Paquette, R (1, 5) OBP: 0.269, SLG: 0.438	3-2 F7	1-0 F9	0-0 F3		0-2 F8		2-1 2B			5 0 1 2 0 0 8			
J.D. Drew, L (1, 9) OBP: 0.456, SLG: 0.662					0-2 SH2-3 1B		0-3 K		0-1 G1-3	5 2 3 2 0 1 3			
Eli Marrero, R (1, 2) OBP: 0.326, SLG: 0.629					0-0 P5		2-2 F8		1-0 F8	4 1 0 0 1 0 2			
Garrett Stephenson, R (1, 1) Heathcliff Slocumb, R (8, PH) Thomas Howard, S (8, PH) Darren Holmes, R (8, 1) Justin Brunette, L (9, 1) Dave Veres, R (9, 1)					0-0 SH2-3		0-0 G6-3		2-2 G5-3	2 0 0 0 0 0 0 1 0 0 0 0 0 0 0 0 1 0			
Inning Stats	R: 2 H: 3 E: 0 LOB: 1 K: 2 BB: 0 S: 15 P: 22	R: 8 H: 6 E: 1 LOB: 1 K: 0 BB: 2 S: 25 P: 50	R: 0 H: 1 E: 0 LOB: 3 K: 2 BB: 2 S: 14 P: 25	R: 0 H: 1 E: 0 LOB: 1 K: 1 BB: 0 S: 8 P: 8	R: 1 H: 2 E: 0 LOB: 2 K: 2 BB: 1 S: 13 P: 20	R: 0 H: 0 E: 0 LOB: 0 K: 0 BB: 0 S: 5 P: 7	R: 2 H: 2 E: 0 LOB: 1 K: 1 BB: 1 S: 13 P: 22	R: 0 H: 0 E: 0 LOB: 0 K: 0 BB: 0 S: 9 P: 12	R: 0 H: 0 E: 0 LOB: 1 K: 2 BB: 1 S: 11 P: 19	1B: 9 SF: 0 2B: 3 SAC: 2 3B: 0 DP: 0 HR: 3 HBP: 0	WP: 1 PA: 50 PB: 3 SB: 1 CS: 0		
PITCHER	IP WLS BF H R ER SO BB IBB HBP BLK WP HR S P ERA WHIP											PITCHER	IP WLS BF H R ER SO BB IBB HBP BLK WP HR S P ERA WHIP
Russ Ortiz, R (1, 1) ERA: 5.63	1.1 L 13 7 8 6 2 1 0 0 0 0 1 1 28 47 40.50 6.000												
Mark Gardner, R (2, 1) ERA: 5.28	2.2 15 4 2 0 3 3 0 0 0 0 0 0 34 58 0.00 2.625												
Alan Embree, L (5, 1) ERA: 5.65	2.0 9 2 1 1 2 1 0 0 0 0 0 1 18 27 4.50 1.500												
Aaron Fultz, L (7, 1) ERA: 4.67	1.0 6 2 2 2 1 1 0 0 0 0 0 0 13 22 18.00 3.000												
Felix Rodriguez, R (8, 1) ERA: 2.04	2.0 7 0 0 0 2 1 0 0 0 0 0 0 20 31 0.00 0.500												

St. Louis Cardinals @ San Francisco Giants
PacBell Park, San Francisco, CA
Tue May 09 2000, 10:15 PM EDT
Att. 40,930 - Cloudy - 59 F

livebaseballscorecards.com

AB 41
R 13
H 15
RBI 11
BB 7
SO 10
LOB 24



Batter	1	2	3	4	5	6	7	8	9	AB	R	H	RBI	BB	SO	LOB
Marvin Benard, L OBP: 0.289, SLG: 0.306 (1, 8) B C X (8, 9)	2-1 F7 ①		2-2 G3-1 ③	1-1 G5-3 ③		4-1 BB ③		1-0 P6 ③		4	0	0	0	1	0	3
Bill Mueller, S OBP: 0.325, SLG: 0.422 (1, 5) C C X X	0-2 G4-3 ②			3-2 HR 1B ③	0-3 K ①	2-2 G4-3 ③			4-1 WP 1B BB ③	4	2	1	0	1	1	3
Barry Bonds, L OBP: 0.415, SLG: 0.679 Felipe Crespo, S OBP: 0.474, SLG: 0.588 (1, 7) B C S X (8, 7)	1-2 F9 ③			1-0 F7 ①	1-0 L6 ②		2-0 HR ③		2-2 P4 ① 1-2	4	1	1	1	0	0	1
Jeff Kent, R OBP: 0.384, SLG: 0.655 (1, 4) B B X X		2-0 F9 ①		3-2 HR 1-H ③	2-1 2B ③		4-1 1B G4-6-3 BB ③		2-1 F8 ②	4	2	2	2	1	0	1
J.T. Snow, L OBP: 0.333, SLG: 0.376 (1, 3) B X X		1-0 1B 2B ③		1-2 BB 1B ③	3-2 G4-3 ③		1-2 G4-6-3 1B ③		2-0 BB BB 1B ③	5	1	4	1	0	0	1
Armando Rios, L OBP: 0.365, SLG: 0.444 Felix Rodriguez, R Doug Mirabelli, R OBP: 0.365, SLG: 0.519 (1, 9) (8, 1) (9, PH)		1-2 G5-4-3 1B 2-3 ③		4-2 1B BB ③		2-1 G6-3 ①	2-0 G4-6-3 ① ②		4-0 BB BB ③	3	0	1	0	1	0	1
Rich Aurilia, R OBP: 0.298, SLG: 0.343 (1, 6) B B B X X		2-2 G5-4-3 1-2f ③		4-0 1B BB ③		1-0 F9 BB 1B ③	3-2 G4-3 ③		4-2 BB BB ③	3	0	1	0	2	0	2
Bobby Estalella, R OBP: 0.431, SLG: 0.709 (1, 2) B X X			1-0 L5 ①	0-1 1B 1-2 2-3 3-H ③		4-2 BB BB ③		3-1 G6-3 ①	0-2 F9 ③	4	0	1	1	1	0	3
Russ Ortiz, R OBP: 0.357, SLG: 0.273 Mark Gardner, R OBP: 0.250, SLG: 0.250 Russ Davis, R OBP: 0.310, SLG: 0.375 Alan Embree, L Ramon Martinez, R OBP: 0.391, SLG: 0.500 Aaron Fultz, L OBP: 1.000, SLG: 1.000 Calvin Murray, R OBP: 0.451, SLG: 0.477 (1, 1) (2, 1) (4, PH) (5, 1) (6, PH) (7, 1) (8, 8)			1-3 K ②	2-3 K ②		3-1 F9 ②		1-1 F9 ②		0	0	0	0	0	0	0

Inning Stats	R: 0	H: 0	E: 0	K: 0	S: 8	H: 2	LOB: 1	BB: 0	P: 11	R: 0	H: 0	E: 0	K: 1	S: 7	H: 0	LOB: 0	BB: 0	P: 11	R: 3	H: 4	E: 0	K: 1	S: 20	R: 0	H: 1	E: 0	K: 1	S: 9	H: 1	LOB: 1	BB: 0	P: 15	R: 0	H: 1	E: 0	K: 0	S: 13	R: 2	H: 2	E: 0	K: 0	S: 9	H: 0	LOB: 0	BB: 1	P: 21	R: 0	H: 0	E: 0	K: 0	S: 5	H: 0	LOB: 0	BB: 0	P: 10	R: 1	H: 1	E: 0	K: 0	S: 13	H: 1	LOB: 3	BB: 3	P: 31	1B: 7	SF: 0	2B: 2	SAC: 0	3B: 0	DP: 2	HR: 2	HBP: 0	WP: 1	PA: 44
--------------	------	------	------	------	------	------	--------	-------	-------	------	------	------	------	------	------	--------	-------	-------	------	------	------	------	-------	------	------	------	------	------	------	--------	-------	-------	------	------	------	------	-------	------	------	------	------	------	------	--------	-------	-------	------	------	------	------	------	------	--------	-------	-------	------	------	------	------	-------	------	--------	-------	-------	-------	-------	-------	--------	-------	-------	-------	--------	-------	--------

PITCHER	IP	WLS	BF	H	R	ER	SO	BB	IBB	HBP	BLK	WP	HR	S	P	ERA	WHIP
Garrett Stephenson, R ERA: 5.31 (1, 1)	5.2	W	28	8	3	3	3	4	0	0	0	0	1	62	114	4.76	2.118
Heathcliff Slocumb, R ERA: 4.29 (6, 1)	1.1		6	2	2	2	0	1	0	0	0	0	1	14	28	13.50	2.250
Darren Holmes, R ERA: 14.54 (8, 1)	1.0		3	0	0	0	0	0	0	0	0	0	0	5	10	0.00	0.000
Justin Brunette, L ERA: 2.45 (9, 1)	0.2		6	1	1	1	0	3	0	0	0	1	0	10	28	13.50	6.000
Dave Veres, R ERA: 2.87 (9, 1)	0.1		1	0	0	0	0	0	0	0	0	0	0	3	3	0.00	0.000


BOTTOM

St. Louis Cardinals @ San Francisco Giants
PacBell Park, San Francisco, CA
 Tue May 09 2000, 10:15 PM EDT
 Att. 40,930 - Cloudy - 59 F

livebaseballscorecards.com

AB	36
R	6
H	11
RBI	5
BB	8
SO	3
LOB	21



Batter	1	2	3	4	5	6	7	8	9	AB R H RBI BB SO LOB	TOP												
Fernando Vina, L (1, 4) OBP: 0.410, SLG: 0.460	2-1 15 2B HBP	3-3 K			2-2 L4		0-0 L6			3 1 0 0 0 1 1													
Edgar Renteria, R (1, 6) OBP: 0.326, SLG: 0.492	2-0 15 2B FC5 1B		1-2 G6-3		1-1 HR			2-3 K		4 2 2 1 0 1 0													
15 Jim Edmonds, L (1, 8) OBP: 0.532, SLG: 0.792	2-2 FC5 1-3 2-H 2B		2-2 F7		2-2 1B			3-3 K		4 0 2 1 0 1 0													
Mark McGwire, R (1, 3) OBP: 0.529, SLG: 0.903	4-0 FC5 IBB		4-0 FC5-4 BB		2-2 F8			4-0 IBB		1 0 0 0 3 0 1													
Eric Davis, R (1, 9) OBP: 0.373, SLG: 0.508	1-0 FC5 G1-6-3 1-2 2-3f 3-H		1-2 FC5-4		1-0 G6-4-3 1B			1-2 L8		4 0 1 1 0 0 4													
Shawon Dunston, R (1, 7) OBP: 0.178, SLG: 0.364	2-2 G1-6-3 1-2f		2-2 F7		1-3 K			2-3 K		3 0 0 0 0 1 3													
J.D. Drew, L (9, PH) OBP: 0.450, SLG: 0.652										1 0 0 0 0 1 0													
Craig Paquette, R (1, 5) OBP: 0.280, SLG: 0.424		2-1 L5		3-1 G6-3		2-0 G6-4-3 1-2f			1-0 G3	3 0 0 0 0 0 1	AB 31												
Ray Lankford, L (9, PH) OBP: 0.310, SLG: 0.436										1 0 0 0 0 0 0	R 3												
Mike Matheny, R (1, 2) OBP: 0.343, SLG: 0.379		2-1 SH1-3 1B		2-3 K			0-0 F9		3-2 S 1B	3 0 1 0 0 1 0	H 7												
Thomas Howard, S (9, PH) OBP: 0.314, SLG: 0.625										1 0 1 0 0 0 0	RBI 3												
Eli Marrero, R (9, PR) OBP: 0.326, SLG: 0.629										0 0 0 0 0 0 0	BB 3												
Andy Benes, R (1, 1) OBP: 0.143, SLG: 0.143		1-2 SH1-3		1-2 G6-3			1-2 G1-3		0-3 K	2 0 0 0 0 0 0	SO 7												
Heathcliff Slocumb, R (8, 1)										0 0 0 0 0 0 0	LOB 11												
Larry Sutton, L (9, PH) OBP: 0.333, SLG: 1.000										1 0 0 0 0 1 1													
Inning Stats	R: 2 E: 0 K: 0 S: 9	H: 2 LOB: 1 BB: 1 P: 22	R: 0 E: 0 K: 1 S: 11	H: 1 LOB: 1 BB: 0 P: 19	R: 0 E: 0 K: 0 S: 10	H: 0 LOB: 1 BB: 1 P: 18	R: 0 E: 0 K: 1 S: 8	H: 0 LOB: 0 BB: 0 P: 14	R: 1 E: 0 K: 0 S: 15	H: 2 LOB: 1 BB: 0 P: 23	R: 0 E: 0 K: 1 S: 6	H: 1 LOB: 0 BB: 0 P: 9	R: 0 E: 0 K: 0 S: 5	H: 0 LOB: 0 BB: 0 P: 6	R: 0 E: 0 K: 2 S: 12	H: 0 LOB: 1 BB: 1 P: 22	R: 0 E: 0 K: 2 S: 12	H: 1 LOB: 2 BB: 0 P: 18	1B: 5 2B: 1 3B: 0 HR: 1	SF: 0 SAC: 1 DP: 2 HBP: 1	WP: 0 PB: 0 SB: 1 CS: 0	PA: 36	
PITCHER	IP WLS BF H R ER SO BB IBB HBP BLK WP HR S P ERA WHIP																						
Kirk Rueter, L (1, 1) ERA: 4.28	7.0		28	6	3	3	3	1	1	1	0	0	1	64	111	3.86	1.000					ERA	WHIP
Felix Rodriguez, R (8, 1) ERA: 1.93	1.0	W	4	0	0	0	2	0	1	0	0	0	0	12	22	0.00	0.000						
Robb Nen, R (9, 1) ERA: 1.5	1.0	S	4	1	0	0	2	0	0	0	0	0	0	12	18	0.00	1.000						

St. Louis Cardinals @ San Francisco Giants
PacBell Park, San Francisco, CA
Wed May 10 2000, 3:35 PM EDT
Att. 40,930 - Cloudy - 59 F

livebaseballscorecards.com

Batter	1	2	3	4	5	6	7	8	9	AB	R	H	RBI	BB	SO	LOB
Calvin Murray, R OBP: 0.436, SLG: 0.458 (1, 8)	2-3 K		3-2 F7		3-2 1B 1B		2-1 F8			4	1	1	0	0	1	0
Bill Mueller, S OBP: 0.323, SLG: 0.416 (1, 5)	2-2 F8		0-0 G3		2-2 1B 1B		0-1 G3			4	0	1	1	0	0	0
Barry Bonds, L OBP: 0.425, SLG: 0.734 (1, 7)	3-3 K		2-1 HR		4-1 BB			2-1 HR		3	2	2	2	1	1	0
Jeff Kent, R OBP: 0.373, SLG: 0.634 (1, 4)		0-1 G5-3	3-3 K		2-2 F8			2-2 P3		4	0	0	0	0	1	2
J.T. Snow, L OBP: 0.331, SLG: 0.372 (1, 3)		1-3 K		2-1 E8 FC1-6		2-2 FC5-4 1B		1-0 G4-3		4	0	1	0	0	1	0
Rich Aurilia, R OBP: 0.297, SLG: 0.333 (1, 6)		4-2 1B BB		1-1 FC1-6 G6-4-3		2-3 K		1-0 F3		3	1	0	0	1	1	2
Armando Rios, L OBP: 0.364, SLG: 0.438 (1, 9)		1-1 1B 1B		1-2 G6-4-3		0-2 F8				3	0	1	0	0	0	2
Doug Mirabelli, R OBP: 0.364, SLG: 0.509 (1, 2)		1-0 1B		0-0 F9		0-0 FC5-4				3	0	1	1	0	0	1
Kirk Rueter, L (1, 1)		0-0 F8		0-1 G4-3			2-2 L8			2	0	0	0	0	0	2
Russ Davis, R (7, PH)										1	0	0	0	0	0	0
Felix Rodriguez, R (8, 1)										0	0	0	0	0	0	0
Robb Nen, R (9, 1)										0	0	0	0	0	0	0

Inning Stats	R: 0	H: 0	E: 0	K: 2	S: 12	LOB: 0	BB: 0	P: 19	R: 1	H: 2	E: 0	K: 1	S: 11	LOB: 2	BB: 1	P: 18	R: 1	H: 1	E: 0	K: 1	S: 9	LOB: 0	BB: 0	P: 17	R: 0	H: 0	E: 1	K: 0	S: 8	LOB: 0	BB: 0	P: 12	R: 1	H: 2	E: 0	K: 0	S: 15	LOB: 2	BB: 1	P: 25	R: 0	H: 1	E: 0	K: 1	S: 10	LOB: 1	BB: 0	P: 14	R: 0	H: 0	E: 0	K: 0	S: 8	LOB: 0	BB: 0	P: 12	R: 1	H: 1	E: 0	K: 0	S: 8	LOB: 0	BB: 0	P: 14
--------------	------	------	------	------	-------	--------	-------	-------	------	------	------	------	-------	--------	-------	-------	------	------	------	------	------	--------	-------	-------	------	------	------	------	------	--------	-------	-------	------	------	------	------	-------	--------	-------	-------	------	------	------	------	-------	--------	-------	-------	------	------	------	------	------	--------	-------	-------	------	------	------	------	------	--------	-------	-------

PITCHER	IP	WLS	BF	H	R	ER	SO	BB	IBB	HBP	BLK	WP	HR	S	P	ERA	WHIP
Andy Benes, R (1, 1)	7.0		29	6	3	3	5	2	0	0	0	0	1	73	117	3.86	1.143
Heathcliff Slocumb, R (8, 1)	1.0	L	4	1	1	1	0	0	0	0	0	0	1	8	14	9.00	1.000


BOTTOM

St. Louis Cardinals @ San Francisco Giants
PacBell Park, San Francisco, CA

Wed May 10 2000, 3:35 PM EDT
Att. 40,930 - Cloudy - 59 F

AB	31
R	4
H	7
RBI	4
BB	2
SO	5
LOB	9

WP: 0 PA: 33
PB: 0
SB: 0
CS: 0



PITCHER	IP	WLS	BF	H	R	ER	SO	BB	IBB	HBP	BLK	WP	HR	S	P	ERA	WHIP
---------	----	-----	----	---	---	----	----	----	-----	-----	-----	----	----	---	---	-----	------

Batter	1	2	3	4	5	6	7	8	9	AB	R	H	RBI	BB	SO	LOB	TOP
Marvin Benard, L <small>(1, 8) OBP: 0.286, SLG: 0.295</small> <small>(7, 7)</small>	3-2 	2-3 		3-1 		1-0 			1-1 	4	0	0	0	0	1	2	
Bill Mueller, S <small>(1, 5) OBP: 0.333, SLG: 0.424</small>	1-2 	0-0 		3-2 		1-0 			1-1 	5	0	3	1	0	0	2	
Barry Bonds, L <small>(1, 7) OBP: 0.420, SLG: 0.714</small> John Johnstone, R <small>(6, 1)</small>	0-0 		4-2 	0-1 		3-3 			0-0 	3	1	0	0	1	1	3	
Russ Davis, R <small>(7, 3) OBP: 0.318, SLG: 0.381</small>									1-2 	1	0	1	0	0	0	0	
Jeff Kent, R <small>(1, 4) OBP: 0.370, SLG: 0.619</small> Calvin Murray, R <small>(7, 8) OBP: 0.429, SLG: 0.449</small>		4-1 	3-3 		1-2 		0-3 		0-3 	3	1	0	0	1	2	1	
J.T. Snow, L <small>(1, 3) OBP: 0.336, SLG: 0.376</small> Aaron Fultz, L <small>(7, 1) OBP: 1.000, SLG: 1.000</small> Felix Rodriguez, R <small>(8, 1)</small> Doug Mirabelli, R <small>(9, PH) OBP: 0.373, SLG: 0.509</small>		1-0 	1-1 		0-1 		1-0 		4-2 	4	2	2	1	0	0	0	
Armando Rios, L <small>(1, 9) OBP: 0.367, SLG: 0.547</small>		1-0 	0-2 		1-3 		0-0 		1-2 	5	2	2	5	0	1	3	
Rich Aurilia, R <small>(1, 6) OBP: 0.306, SLG: 0.336</small> Felipe Crespo, S <small>(6, 7) OBP: 0.450, SLG: 0.556</small> <small>(7, 4)</small>		4-2 	1-2 		1-2 			2-2 		2	0	1	0	1	0	0	
Bobby Estalella, R <small>(1, 2) OBP: 0.420, SLG: 0.678</small>		2-2 	1-3 		3-3 			3-3 		4	0	1	0	0	3	1	
Joe Nathan, R <small>(1, 1) OBP: 0.143, SLG: 0.214</small> Alan Embree, L <small>(3, 1)</small> Ramon Martinez, R <small>(6, PH) OBP: 0.400, SLG: 0.476</small> <small>(6, 6)</small>		1-0 	3-2 		4-2 			2-1 		2	0	0	0	0	0	3	
Inning Stats	R: 0 H: 1 E: 0 LOB: 0 K: 0 BB: 0 S: 11 P: 15	R: 3 H: 3 E: 0 LOB: 2 K: 1 BB: 2 S: 13 P: 28	R: 3 H: 3 E: 0 LOB: 1 K: 2 BB: 1 S: 24 P: 37	R: 0 H: 0 E: 0 LOB: 0 K: 0 BB: 0 S: 7 P: 13	R: 0 H: 0 E: 0 LOB: 0 K: 1 BB: 0 S: 8 P: 10	R: 1 H: 1 E: 0 LOB: 2 K: 2 BB: 1 S: 16 P: 29	R: 0 H: 0 E: 0 LOB: 0 K: 1 BB: 0 S: 5 P: 6	R: 0 H: 0 E: 0 LOB: 0 K: 1 BB: 0 S: 8 P: 15	R: 0 H: 2 E: 0 LOB: 3 K: 1 BB: 1 S: 11 P: 17	1B: 8 SF: 0 2B: 0 SAC: 0 3B: 0 DP: 1 HR: 2 HBP: 1	WP: 0 PA: 42 PB: 1 SB: 0 CS: 0						
PITCHER Rolando Arrojo, R <small>(1, 1) ERA: 8.63</small> Brian Bohanon, L <small>(3, 1) ERA: 8.18</small> Stan Belinda, R <small>(9, 1) ERA: 4.4</small>	IP WLS BF H R ER SO BB IBB HBP BLK WP HR S P ERA WHIP 2.1 0 16 7 6 6 2 3 0 0 1 0 2 41 69 23.14 4.286	IP WLS BF H R ER SO BB IBB HBP BLK WP HR S P ERA WHIP 6.0 W 23 3 1 1 6 1 0 1 0 0 0 56 91 1.50 0.667	IP WLS BF H R ER SO BB IBB HBP BLK WP HR S P ERA WHIP 0.2 0 3 0 0 0 1 1 0 0 0 0 6 10 0.00 1.500	PITCHER IP WLS BF H R ER SO BB IBB HBP BLK WP HR S P ERA WHIP	IP WLS BF H R ER SO BB IBB HBP BLK WP HR S P ERA WHIP												

San Francisco Giants @ Colorado Rockies
 Coors Field, Denver, CO
 Fri May 12 2000, 7:05 PM MDT
 Att. 42,566 - Sunny - 58 F

AB	36
R	7
H	10
RBI	7
BB	5
SO	9
LOB	17




BOTTOM

San Francisco Giants @ Colorado Rockies
Coors Field, Denver, CO

livebaseballscores.com

AB	37
R	15
H	15
RBI	13
BB	5
SO	9
LOB	15



WP	0	PA	45
PB	0		
SB	3		
CS	0		

Fri May 12 2000, 7:05 PM MDT
Att. 42,566 - Sunny - 58 F

Batter	1	2	3	4	5	6	7	8	9	AB	R	H	RBI	BB	SO	LOB			
Tom Goodwin, L (1, 8) OBP: 0.380, SLG: 0.519										5	2	2	2	0	3	1			
3 Mike Lansing, R (1, 4) OBP: 0.369, SLG: 0.496										5	2	2	1	0	0	2			
Jeff Cirillo, R (1, 5) OBP: 0.437, SLG: 0.540										4	1	0	0	1	1	4			
17 Todd Helton, L (1, 3) OBP: 0.490, SLG: 0.816										5	3	4	1	0	0	2			
Jeffrey Hammonds, R (1, 7) OBP: 0.400, SLG: 0.698										4	2	3	7	1	1	1			
Darren Bragg, L (1, 9) OBP: 0.292, SLG: 0.351										3	1	0	0	2	1	2			
Brent Mayne, L (1, 2) OBP: 0.364, SLG: 0.339										4	2	1	1	1	2	2			
Neifi Perez, S (1, 6) OBP: 0.261, SLG: 0.389										5	2	3	1	0	0	0			
Rolando Arrojo, R (1, 1) OBP: 0.286, SLG: 0.429										1	0	0	0	0	0	1			
Brian Bohanon, L (3, 1)										1	0	0	0	0	1	0			
Stan Belinda, R (9, 1)										0	0	0	0	0	0	0			
Inning Stats	R: 5 E: 0 K: 1 S: 24	H: 4 LOB: 1 BB: 2 P: 43	R: 3 E: 0 K: 2 S: 12	H: 3 LOB: 0 BB: 1 P: 21	R: 5 E: 2 K: 1 S: 19	H: 3 LOB: 2 BB: 2 P: 41	R: 1 E: 0 K: 1 S: 9	H: 2 LOB: 1 BB: 0 P: 11	R: 0 E: 0 K: 2 S: 11	H: 1 LOB: 1 BB: 0 P: 16	R: 0 E: 0 K: 1 S: 12	H: 0 LOB: 0 BB: 0 P: 10	R: 1 E: 1 K: 0 S: 8	H: 2 LOB: 2 BB: 0 P: 14	R: 0 E: 0 K: 1 S: 7	H: 0 LOB: 0 BB: 0 P: 10	1B: 9 2B: 4 3B: 0 HR: 2	SF: 0 SAC: 2 DP: 0 HBP: 0	WP: 0 PA: 45 PB: 0 SB: 3 CS: 0

PITCHER	IP	WLS	BF	H	R	ER	SO	BB	IBB	HBP	BLK	WP	HR	S	P	ERA	WHIP
Joe Nathan, R (1, 1) ERA: 5.73	2.2		21	9	12	10	3	4	4	0	0	0	2	47	87	33.75	4.875
Alan Embree, L (3, 1) ERA: 5.4	2.1		12	4	2	1	4	0	1	0	0	0	0	28	45	3.86	1.714
John Johnstone, R (6, 1) ERA: 7.98	1.0		3	0	0	0	1	0	0	0	0	0	0	12	16	0.00	0.000
Aaron Fultz, L (7, 1) ERA: 4.42	1.0		5	2	1	0	0	0	0	0	0	0	0	8	14	0.00	2.000
Felix Rodriguez, R (8, 1) ERA: 1.83	1.0		3	0	0	0	1	0	0	0	0	0	0	7	10	0.00	0.000

Batter	1	2	3	4	5	6	7	8	9	AB R H RBI BB SO LOB	TOP																									
Marvin Benard, L (1, 8) OBP: 0.298, SLG: 0.319	3-2 	4-2 			1-3 		1-1 	1-3 		4 2 2 1 1 2 0																										
Bill Mueller, S (1, 5) OBP: 0.343, SLG: 0.426	0-1 	0-0 			4-0 		2-3 		1-0 	4 1 2 0 1 1 1																										
Barry Bonds, L (1, 7) OBP: 0.420, SLG: 0.724	4-1 				3-0 		1-1 		2-1 	4 1 1 1 1 1 2																										
Jeff Kent, R (1, 4) OBP: 0.371, SLG: 0.631	2-3 				3-3 		2-1 	4-1 	2-3 	4 2 1 1 1 3 3																										
J.T. Snow, L (1, 3) OBP: 0.341, SLG: 0.380	2-2 				3-3 		0-1 	3-2 		4 0 2 2 0 1 1																										
Rich Aurilia, R (1, 6) John Johnstone, R (7, 1)	1-3 				4-2 		0-0 	3-2 		3 1 1 2 1 1 2 0 0 0 0 0 0 0																										
Armando Rios, L (1, 9) OBP: 0.359, SLG: 0.579					0-0 		2-3 	1-1 		4 1 1 1 0 1 2																										
Doug Mirabelli, R (1, 2) OBP: 0.352, SLG: 0.475					1-3 		1-2 		1-0 	4 0 0 0 0 2 1																										
Shawn Estes, R (1, 1) Mark Gardner, R (5, 1) Ramon Martinez, R (7, PH) (7, 6)		2-2 			2-3 			4-1 	0-1 	2 0 0 0 0 1 0 0 0 0 0 0 0 0 1 1 0 0 1 0 0																										
Inning Stats	R: 2 E: 0 K: 2 S: 15	H: 3 LOB: 1 BB: 1 P: 27	R: 1 E: 0 K: 1 S: 11	H: 1 LOB: 1 BB: 1 P: 20	R: 0 E: 0 K: 3 S: 9	H: 0 LOB: 0 BB: 0 P: 15	R: 0 E: 0 K: 1 S: 6	H: 0 LOB: 0 BB: 1 P: 11	R: 0 E: 0 K: 2 S: 7	H: 0 LOB: 1 BB: 1 P: 17	R: 1 E: 0 K: 1 S: 13	H: 2 LOB: 1 BB: 0 P: 18	R: 5 E: 1 K: 1 S: 21	H: 3 LOB: 0 BB: 2 P: 40	R: 0 E: 0 K: 1 S: 6	H: 0 LOB: 0 BB: 0 P: 8	R: 0 E: 0 K: 1 S: 6	H: 1 LOB: 0 BB: 0 P: 11	1B: 5 2B: 0 3B: 1 HR: 4	SF: 0 SAC: 0 DP: 2 HBP: 0	WP: 0 PB: 1 SB: 1 CS: 0	PA: 40														
PITCHER	IP WLS BF H R ER SO BB IBB HBP BLK WP HR S P ERA WHIP																																			
Pedro Astacio, R (1, 1) ERA: 5.4	6.1		30	8	7	7	11	5	0	0	0	0	3	69	124	9.95	2.053																			
Stan Belinda, R (7, 1) ERA: 5.52	0.1	B	3	1	2	2	0	1	0	0	0	0	1	11	21	54.00	6.000																			
Gabe White, L (7, 1) ERA: 3.72	1.1	W	4	0	0	0	1	0	0	0	0	0	0	8	11	0.00	0.000																			
Mike Myers, L (9, 1) ERA:	0.2	H	2	1	0	0	0	0	0	0	0	0	0	3	6	0.00	1.500																			
Jose Jimenez, R (9, 1) ERA: 4.5	0.1	S	1	0	0	0	1	0	0	0	0	0	0	3	5	0.00	0.000																			

San Francisco Giants @ Colorado Rockies
 Coors Field, Denver, CO
 Sat May 13 2000, 1:05 PM MDT
 Att. 44,829 - Cloudy - 67 F

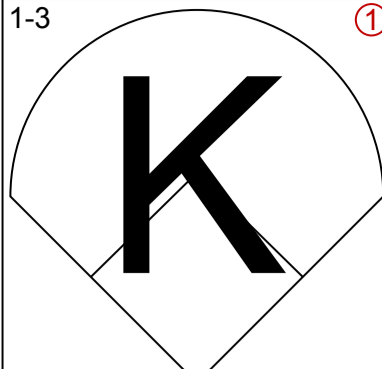
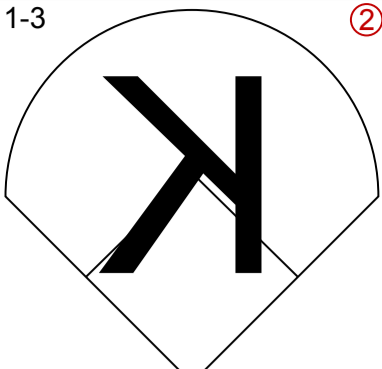
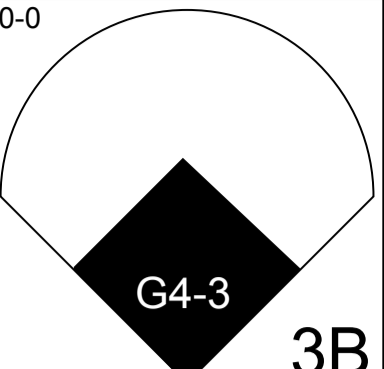
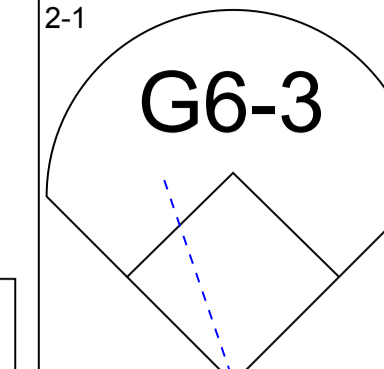
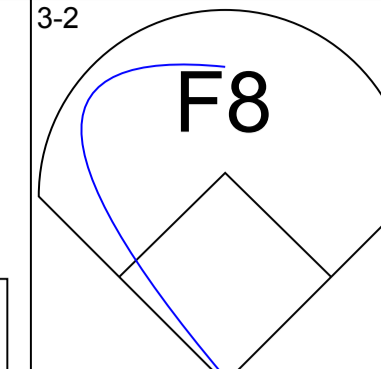
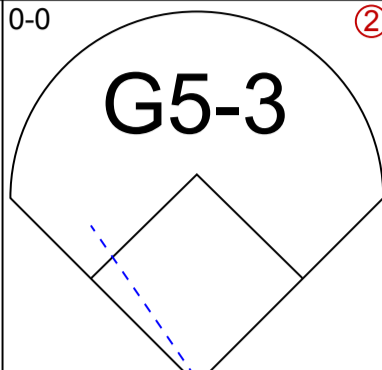
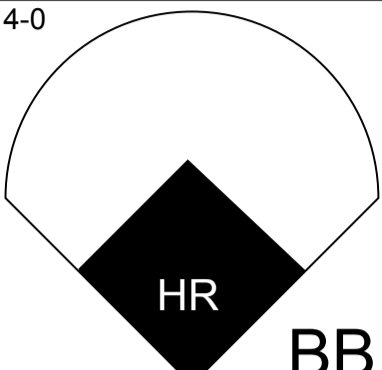
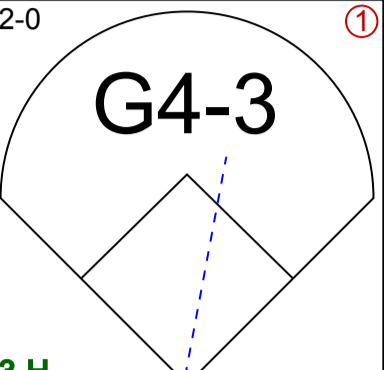

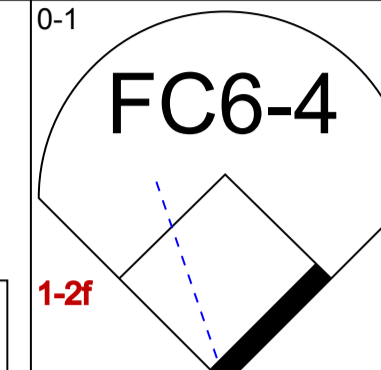
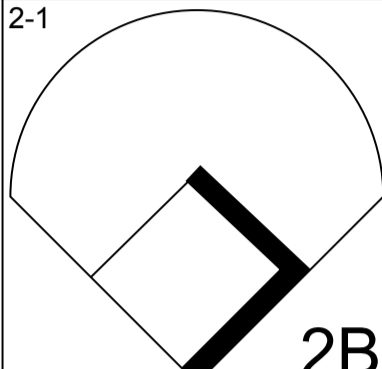
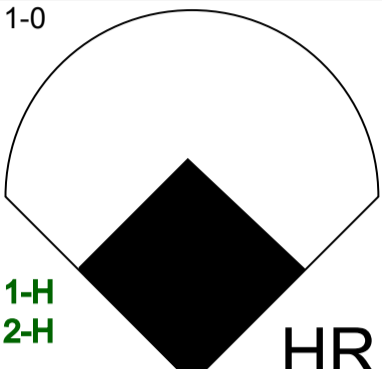
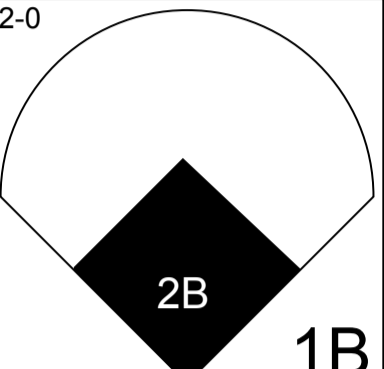


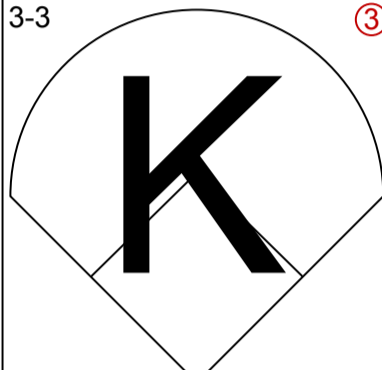
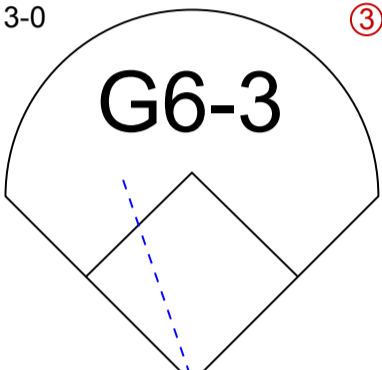
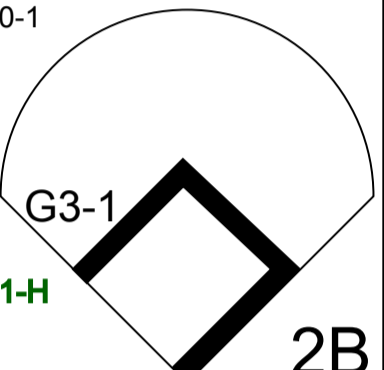


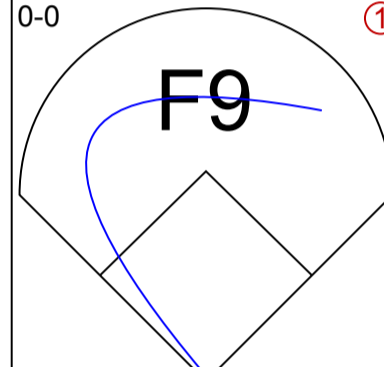
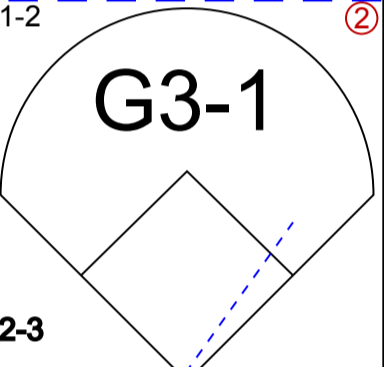


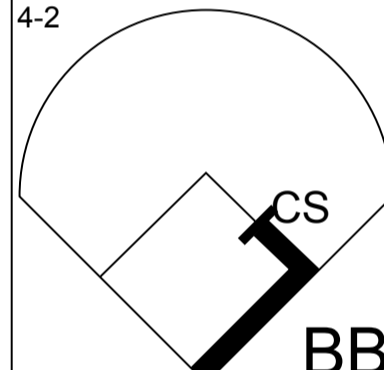
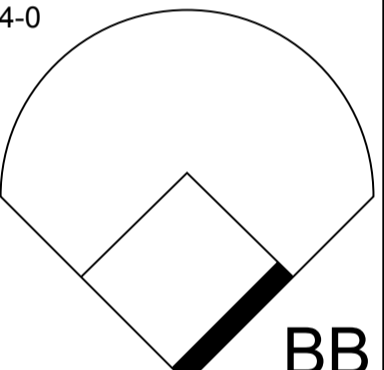


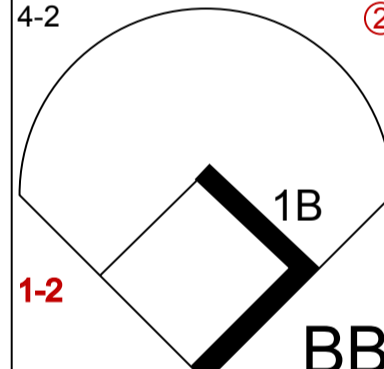
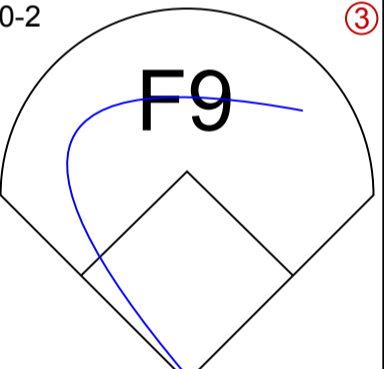
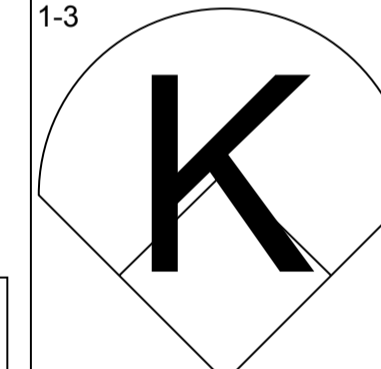
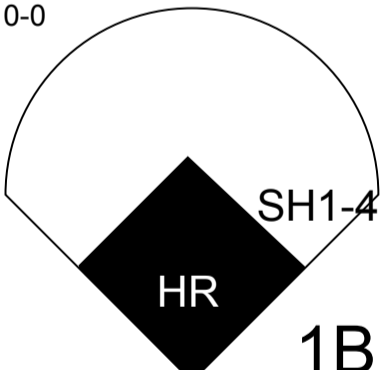
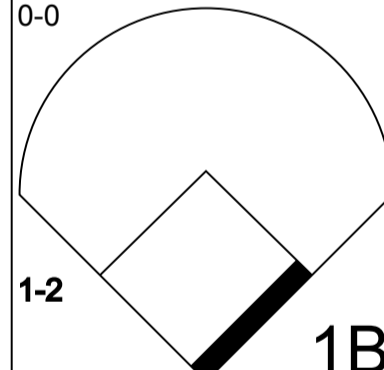
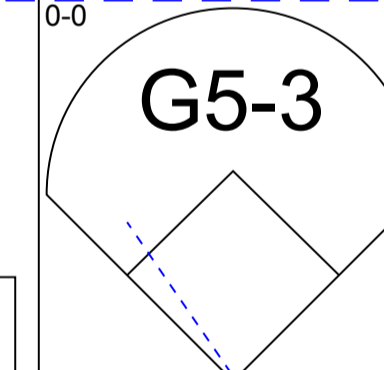
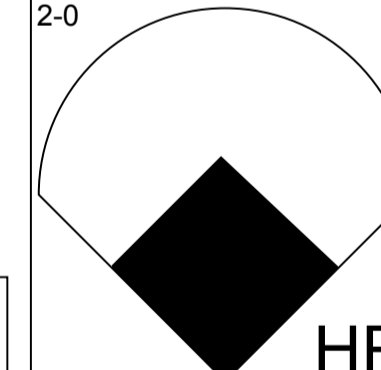
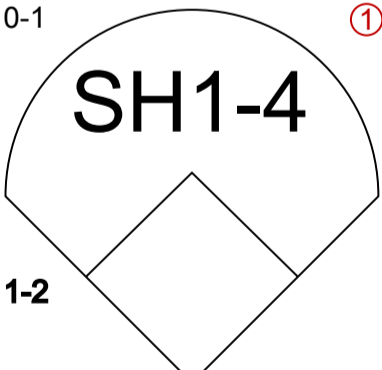
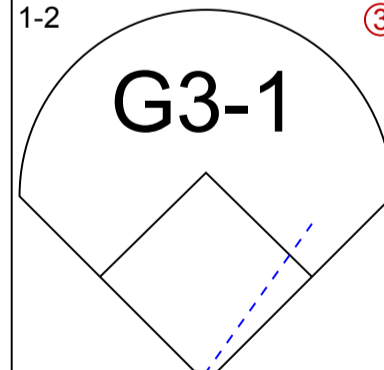
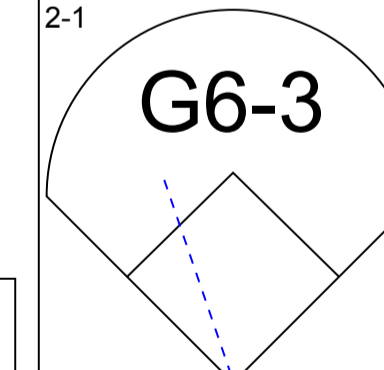
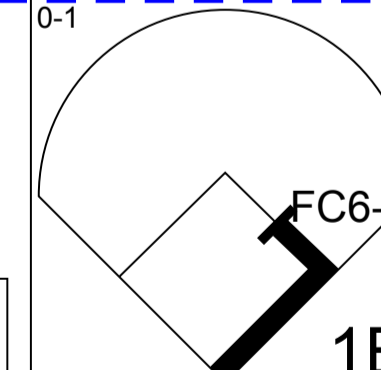
AB	34
R	9
H	10
RBI	8
BB	6
SO	13
LOB	12



Batter	1	2	3	4	5	6	7	8	9	AB R H RBI BB SO LOB	BOTTOM
Brian Hunter, R OBP: 0.344, SLG: 0.273 (1, 8)	0-1 SF8 1B		2-1 F7	0-0 G1-3	4-1 1B BB		1-2 SH1 1B	0-0 1B		5 1 3 1 1 0 0	San Francisco Giants @ Colorado Rockies Coors Field, Denver, CO Sat May 13 2000, 1:05 PM MDT Att: 44,829 - Cloudy - 67 F
3 Mike Lansing, R OBP: 0.370, SLG: 0.492 (1, 4)	3-2 SF8 1B		4-0 17 BB BB 1B	2-1 F8	2-0 1B		2-1 SH1 1B	3-1 F5 1B		3 1 1 2 1 0 2	
Jeff Cirillo, R OBP: 0.443, SLG: 0.538 (1, 5)	2-0 17 FC4-6 1B		4-2 17 BB 1B	0-1 17 1B	0-0 L9		2-1 G5-3			4 1 2 0 1 0 3	
17 Todd Helton, L OBP: 0.500, SLG: 0.836 (1, 3)	2-0 FC4-6 1B		4-1 1B BB	2-1 1B		3-2 HR	4-0 IBB			3 2 2 1 2 0 1	
Jeffrey Hammonds, R OBP: 0.400, SLG: 0.667 (1, 9)	2-0 FC4-6 1B		1-0 1B 1B	0-1 G5-3		4-0 S BB	0-3 K			4 1 1 2 1 1 5	
Terry Shumpert, R OBP: 0.297, SLG: 0.409 Darren Bragg, L OBP: 0.284, SLG: 0.339 (6, PH) (7, 7)		0-1 G6-3	0-1 1B 1B		4-2 1B BB	2-3 K		1-0 F9		2 2 1 1 1 0 0 2 0 0 0 0 1 1	
Scott Servais, R OBP: 0.370, SLG: 0.359 (1, 2)		0-0 G5-3	0-1 1B 1B		4-0 E 1B CS BB	0-1 P4		1-1 F8		4 0 1 1 1 0 1	
Neffi Perez, S OBP: 0.280, SLG: 0.400 (1, 6)		2-2 F9	2-2 1B		1-0 3 1B	4-0 IBB		0-0 1B 1B		4 2 3 2 1 0 0	
Pedro Astacio, R OBP: 0.080, SLG: 0.080 Stan Belinda, R Gabe White, L Bubba Carpenter, L Mike Myers, L Jose Jimenez, R OBP: 0.500, SLG: 0.500 (1, 1) (7, 1) (7, 1) (8, PH) (9, 1) (9, 1)			K	K	1-3 SAFE K	1-2 G6-3		3-1 1B 1B		4 0 0 0 0 0 3 6 0 0 0 0 0 0 0 0 0 0 0 0 0 0 0 0 1 0 1 0	

Inning Stats	R: 1	H: 2	E: 0	LOB: 1	K: 0	S: 8	R: 0	H: 0	E: 0	LOB: 0	K: 0	S: 10	R: 5	H: 4	E: 0	LOB: 2	K: 2	S: 21	R: 0	H: 2	E: 0	LOB: 2	K: 0	S: 9	R: 2	H: 2	E: 1	LOB: 2	K: 1	S: 10	R: 1	H: 1	E: 0	LOB: 2	K: 1	S: 21	R: 0	H: 1	E: 0	LOB: 2	K: 1	S: 11	R: 1	H: 3	E: 0	LOB: 2	K: 0	S: 9	1B: 14	2B: 0	3B: 0	HR: 1	SF: 1	SAC: 1	DP: 0	HBP: 0	WP: 0	PA: 47
--------------	------	------	------	--------	------	------	------	------	------	--------	------	-------	------	------	------	--------	------	-------	------	------	------	--------	------	------	------	------	------	--------	------	-------	------	------	------	--------	------	-------	------	------	------	--------	------	-------	------	------	------	--------	------	------	--------	-------	-------	-------	-------	--------	-------	--------	-------	--------

PITCHER	IP	WLS	BF	H	R	ER	SO	BB	IBB	HBP	BLK	WP	HR	S	P	ERA	WHIP
Shawn Estes, L ERA: 4.75 (1, 1)	4.0		25	8	8	8	2	5	0	0	0	0	0	50	92	18.00	3.250
Mark Gardner, R ERA: 5.71 (5, 1)	2.0		11	3	1	1	2	2	1	0	0	0	1	29	50	4.50	2.500
John Johnstone, R ERA: 7.56 (7, 1)	2.0	L	11	4	1	1	1	0	1	0	0	0	0	20	36	4.50	2.000

Batter	1	2	3	4	5	6	7	8	9	AB	R	H	RBI	BB	SO	LOB	TOP						
Calvin Murray, R OBP: 0.410, SLG: 0.463 (1, 8)	1-3 		1-3 		0-0  3B	2-1 		3-2 		5	1	1	0	0	2	2							
Armando Rios, L OBP: 0.348, SLG: 0.541 (1, 9)	0-0 		4-0  BB		2-0 		1-1 	0-1  1-2f		4	1	0	1	1	0	1							
Terrell Lowery, R OBP: 1.000, SLG: 2.333 (1, 7) Marvin Benard, L OBP: 0.295, SLG: 0.316 (9, PH)	2-1 		1-0  1-H 2-H		2-0  1B		4-1  BB		3-1 	3	3	3	3	1	0	0							
Jeff Kent, R OBP: 0.372, SLG: 0.630 (1, 4)	3-3 		3-0 		0-1  1-H 2B		1-2  1B		1-3 	5	0	2	1	0	2	1							
Russ Davis, R OBP: 0.319, SLG: 0.378 (1, 5) Bill Mueller, S OBP: 0.353, SLG: 0.435 (7, PH) (7, 5)					0-0 	1-2  2-3		1-0  1B	1-2  3-H	3	0	1	0	0	0	1							
J.T. Snow, L OBP: 0.343, SLG: 0.371 (1, 3)					4-2  BB	4-0 		3-2  1-2f	1-2  3	3	0	0	0	2	0	4							
Rich Aurilia, R OBP: 0.310, SLG: 0.354 (1, 6)					4-2  BB	0-2 			1-3 	3	0	0	0	1	2	2							
Bobby Estalella, R OBP: 0.438, SLG: 0.730 (1, 2)					0-0  1B	1-2 		0-0 	2-0 	4	2	3	1	0	0	0							
Livan Hernandez, R OBP: 0.211, SLG: 0.211 (1, 1) Aaron Fultz, L OBP: 1.000, SLG: 1.000 (7, 1) Felipe Crespo, S OBP: 0.476, SLG: 0.579 (8, PH) Alan Embree, L (8, 1) Felix Rodriguez, R (8, 1)					0-1  1B	1-2 		2-1 	0-1  1B	2	0	0	0	0	0	2							
Inning Stats	R: 0 E: 0 K: 2 S: 9	H: 1 LOB: 1 BB: 0 P: 15	R: 0 E: 0 K: 1 S: 7	H: 1 LOB: 0 BB: 0 P: 10	R: 3 E: 0 K: 1 S: 8	H: 2 LOB: 0 BB: 1 P: 17	R: 0 E: 0 K: 0 S: 10	H: 1 LOB: 2 BB: 2 P: 19	R: 2 E: 0 K: 0 S: 12	H: 3 LOB: 2 BB: 1 P: 21	R: 0 E: 0 K: 0 S: 5	H: 0 LOB: 0 BB: 0 P: 9	R: 1 E: 0 K: 0 S: 13	H: 2 LOB: 1 BB: 1 P: 23	R: 1 E: 0 K: 1 S: 14	H: 2 LOB: 1 BB: 0 P: 20	R: 0 E: 0 K: 1 S: 12	H: 1 LOB: 1 BB: 0 P: 18	1B: 8 2B: 2 3B: 1 HR: 2	SF: 0 SAC: 1 DP: 2 HBP: 0	WP: 0 PA: 42 PB: 0 SB: 0 CS: 1		
PITCHER Scott Karl, L ERA: 7.53 (1, 1) Kevin Jarvis, R ERA: 7.85 (5, 1) Julian Tavarez, R ERA: 6.89 (6, 1) Mike DeJean, R ERA: 5.63 (7, 1) Gabe White, L ERA: 3.6 (8, 1)	IP	WLS	BF	H	R	ER	SO	BB	IBB	HBP	BLK	WP	HR	S	P	ERA	WHIP						
PITCHER Jose Jimenez, R ERA: 4.24 (9, 1)	1.0		4	1	0	0	1	0	0	0	0	0	0	12	18	0.00	1.000						

San Francisco Giants @ Colorado Rockies
Coors Field, Denver, CO
Sun May 14 2000, 1:05 PM MDT
Att. 44,577 - Cloudy - 74 F

AB	36
R	7
H	13
RBI	7
BB	5
SO	6
LOB	13



BOTTOM

San Francisco Giants @ Colorado Rockies
Coors Field, Denver, CO
Sun May 14 2000, 1:05 PM MDT
Att. 44,577 - Cloudy - 74 F

livebaseballscores.com

AB	37
R	11
H	15
RBI	7
BB	1
SO	5
LOB	12



WP	1	PA	41
PB	0		
SB	0		
CS	1		

Batter	1	2	3	4	5	6	7	8	9	AB	R	H	RBI	BB	SO	LOB
Tom Goodwin, L (1, 8) OBP: 0.389, SLG: 0.540	0-0 3E 3B		0-2 F9		1-1 3WP 2-H 1B		0-0 G4-3	1-0 E9 1-H 2-H 1B		5	2	3	1	0	0	1
3 Mike Lansing, R (1, 4) OBP: 0.364, SLG: 0.481	0-1 E6 G6-4-3 3-H		3-2 F9		2-3 K 1-2		0-0 G6-3	3-2 BLK 1B		5	0	1	1	0	1	2
Jeff Cirillo, R (1, 5) OBP: 0.441, SLG: 0.533	1-2 G6-4-3 1-2f			2-2 L4		1-1 17B 1B	3-2 17B 2B	0-0 G5-3 1-2		5	2	2	0	0	0	2
17 Todd Helton, L (1, 3) OBP: 0.500, SLG: 0.833 Terry Shumpert, R (7, PR) OBP: 0.293, SLG: 0.403	0-0 F8			3-2 F3		2-1 1B 1-2 1B	2-0 1B 1-H 3B 2B	1-3 K		4	1	2	1	0	0	0
Jeffrey Hammonds, R (1, 9) OBP: 0.406, SLG: 0.689		1-2 G6-3		1-0 F3		1-1 1B 1-2 2-H SF8 1B	3-1 2-H 3B			4	1	2	2	0	0	0
Darren Bragg, L (1, 7) OBP: 0.282, SLG: 0.333			1-3 K		0-0 G6-3	1-0 G6-3 1B	1-3 K			4	0	1	1	0	2	2
Brent Mayne, L (1, 2) OBP: 0.383, SLG: 0.375		4-0 CS BB			0-1 F8 E 2B	2-2 SF8		0-0 1B E 1B 1B		2	2	2	1	1	0	0
Neifi Perez, S (1, 6) OBP: 0.279, SLG: 0.396		3-2 CS	0-0 SH1-4 1B		3-2 F8	1-2 G6-3	1-1 F9			4	0	1	0	0	0	3
Scott Karl, L Kevin Jarvis, L Aaron Ledesma, R Julian Tavarez, L Bubba Carpenter, L Mike DeJean, R Gabe White, L Brian Hunter, R Jose Jimenez, R			1-0 SH1-4		1-2 E5 1B	2-3 K	1-2 E 1B			0	0	0	0	0	0	0
Inning Stats	R: 1 E: 1 K: 0 S: 8	H: 1 LOB: 0 BB: 0 P: 9	R: 0 E: 0 K: 1 S: 8	H: 0 LOB: 0 BB: 1 P: 17	R: 0 E: 0 K: 0 S: 8	H: 0 LOB: 0 BB: 0 P: 13	R: 2 E: 1 K: 1 S: 18	H: 4 LOB: 1 BB: 0 P: 28	R: 2 E: 0 K: 1 S: 12	H: 3 LOB: 2 BB: 0 P: 21	R: 3 E: 1 K: 1 S: 14	H: 4 LOB: 1 BB: 0 P: 21	1B: 11 2B: 2 3B: 2 HR: 0	SF: 1 SAC: 1 DP: 1 HBP: 0	WP: 1 PB: 0 SB: 0 CS: 1	PA: 41
PITCHER	IP WLS BF H R ER SO	IP WLS BF H R ER SO	IP WLS BF H R ER SO	IP WLS BF H R ER SO	IP WLS BF H R ER SO	IP WLS BF H R ER SO	IP WLS BF H R ER SO	IP WLS BF H R ER SO	IP WLS BF H R ER SO	IP WLS BF H R ER SO	IP WLS BF H R ER SO	IP WLS BF H R ER SO	BB IBB HBP BLK WP HR S P	ERA WHIP	ERA WHIP	
Livan Hernandez, R (1, 1) ERA: 4.5	6.2 L	32 L	11 0 0 0	8 0 0 0	6 0 0 0	3 0 0 0	1 0 0 0	1 0 0 0	1 0 0 0	1 0 0 0	1 0 0 0	1 0 0 0	1 0 0 0	8.10 1.800	8.10 1.800	
Aaron Fultz, L (7, 1) ERA: 4.34	0.1	1	0	0	0	0	0	0	0	0	0	0	0	0.00 0.000	0.00 0.000	
Alan Embree, L (8, 1) ERA: 5.82	0.1	2	1	1	1	0	0	0	0	0	0	0	0	27.00 3.000	27.00 3.000	
Felix Rodriguez, R (8, 1) ERA: 2.21	0.2	5	3	2	1	1	0	0	0	0	0	1	0	13.50 4.500	13.50 4.500	

Batter	1	2	3	4	5	6	7	8	9	AB R H RBI BB SO LOB	TOP		
Calvin Murray, R (1, 8) OBP: 0.409, SLG: 0.448	1-0 G5-3		3-2 S 1B		2-2 F9	4-2 BB			2-1 L7	4 0 1 0 1 0 2	San Francisco Giants @ Atlanta Braves Turner Field, Atlanta, GA Tue May 16 2000, 7:40 PM EDT Att. 35,808 - Cloudy - 65 F		
J.T. Snow, L (1, 3) OBP: 0.340, SLG: 0.375 Felipe Crespo, S (9, PH) OBP: 0.455, SLG: 0.550	2-1 G4-3 1B 2B		2-3 K 1-2		2-3 K	2-2 F5			3-1 F8	4 1 1 0 0 2 5 1 0 0 0 0 0 1			
Terrell Lowery, R (1, 7) OBP: 0.667, SLG: 1.125	2-1 G4-3 2-3		2-3 K			2-2 E2 1B	0-0 G4-3		1-0 BB 1B 1-2 BB 1B	5 2 2 0 0 1 2			
Jeff Kent, R (1, 4) OBP: 0.379, SLG: 0.629	3-1 1B 3-H			2-1 1B G1-6-4-3 1B		2-2 F8	0-3 K		3-1 BB BB 1-2 2-3 1B	5 1 3 1 0 1 1			
Bill Mueller, S (1, 5) OBP: 0.355, SLG: 0.437 Ramon Martinez, R (5, 5) OBP: 0.433, SLG: 0.458	2-1 L8			3-1 1-3 1B G1-6-4-3 1B		2-1 1B 1B	1-1 G3-1		4-2 BB BB 1-2 2-3 BB	2 0 1 0 0 0 1 2 1 1 1 1 1 0 0			
Rich Aurilia, R (1, 6) OBP: 0.321, SLG: 0.359		2-2 G4-3		2-0 G1-6-4-3 1-2f 3-H 1-3 K		0-0 1B 1B		2-2 L4-3 1B	4-2 BB 1-2 2-3 3-H BB	4 1 2 2 1 0 1			
Armando Rios, L (1, 9) OBP: 0.338, SLG: 0.515		1-1 L7		1-3 K		2-2 1B 1B		1-3 K	4-2 G4-3	5 0 1 1 0 2 4			
Doug Mirabelli, R (1, 2) OBP: 0.360, SLG: 0.476 Felix Rodriguez, R (8, 1)		1-0 P4			1-1 1B	0-0 S 1B		3-1 L4-3		4 0 2 1 0 0 1 0 0 0 0 0 0 0			
Russ Ortiz, R (1, 1) OBP: 0.313, SLG: 0.231 Russ Davis, R (6, PH) OBP: 0.313, SLG: 0.370 Mark Gardner, R (6, 1) OBP: 0.250, SLG: 0.250 Bobby Estalella, R (8, 2) OBP: 0.446, SLG: 0.730			1-3 K		3-2 P6	2-3 K			4-1 1B BB BB	2 0 0 0 0 1 1 1 0 0 0 0 1 2 0 0 0 0 0 0 0 0 1 0 0 1 0 0			
Inning Stats	R: 1 H: 2 E: 0 LOB: 1 K: 0 BB: 0 S: 9 P: 19	R: 0 H: 0 E: 0 LOB: 0 K: 0 BB: 0 S: 7 P: 11	R: 0 H: 1 E: 0 LOB: 1 K: 3 BB: 0 S: 15 P: 23	R: 1 H: 2 E: 0 LOB: 0 K: 1 BB: 0 S: 8 P: 16	R: 0 H: 1 E: 0 LOB: 1 K: 1 BB: 0 S: 13 P: 21	R: 3 H: 5 E: 1 LOB: 3 K: 1 BB: 1 S: 26 P: 42	R: 0 H: 0 E: 0 LOB: 0 K: 1 BB: 0 S: 6 P: 7	R: 0 H: 1 E: 0 LOB: 0 K: 1 BB: 0 S: 8 P: 14	R: 2 H: 2 E: 0 LOB: 3 K: 0 BB: 3 S: 14 P: 36	1B: 13 SF: 0 2B: 2 SAC: 0 3B: 0 DP: 2 HR: 0 HBP: 0	WP: 0 PA: 43 PB: 0 SB: 2 CS: 0		
PITCHER	IP WLS BF H R ER SO BB IBB HBP BLK WP HR S P ERA WHIP											PITCHER	IP WLS BF H R ER SO BB IBB HBP BLK WP HR S P ERA WHIP
Tom Glavine, L (1, 1) ERA: 2.8	5.1 W 24 9 5 5 5 0 0 0 0 0 0 0 61 105 8.44 1.688											30 Kevin McGlinchy, R (9, 1) ERA: 2.45	0.0 1 0 0 0 0 1 0 0 0 0 0 0 2 6 ∞ ∞
Mike Remlinger, L (6, 1) ERA: 1.13	0.2 H 5 2 0 0 1 1 0 0 0 0 0 0 17 27 0.00 4.500											Terry Mulholland, L (9, 1) ERA: 5.03	0.1 S 1 0 0 0 0 0 0 0 0 0 2 3 0.00 0.000
Rudy Seanez, R (7, 1) ERA: 4.91	1.0 H 3 0 0 0 1 0 0 0 0 0 0 0 6 7 0.00 0.000												
Greg McMichael, R (8, 1) ERA: 3.97	1.0 H 3 1 0 0 1 0 0 0 0 0 0 0 8 14 0.00 1.000												
John Rocker, L (9, 1) ERA: 5.68	0.2 6 2 2 2 0 2 0 0 0 0 0 0 10 27 27.00 6.000												

livebaseballscorecards.com

AB	39
R	7
H	14
RBI	6
BB	4
SO	8
LOB	21



Batter	1	2	3	4	5	6	7	8	9	AB	R	H	RBI	BB	SO	LOB
--------	---	---	---	---	---	---	---	---	---	----	---	---	-----	----	----	-----

Quilvio Veras, S <small>OBP: 0.396, SLG: 0.371</small> (1, 4)										4	2	1	0	1	0	2	
Andruw Jones, R <small>OBP: 0.423, SLG: 0.600</small> (1, 8)										4	1	2	0	1	0	1	
10 Chipper Jones, S <small>OBP: 0.398, SLG: 0.560</small> (1, 5)										5	2	2	2	0	1	4	
Andres Galarraga, R <small>OBP: 0.392, SLG: 0.619</small> (1, 3)										5	1	3	3	0	0	3	
Brian Jordan, R <small>OBP: 0.347, SLG: 0.537</small> (1, 9)										4	2	3	3	0	0	1	
Javy Lopez, R <small>OBP: 0.320, SLG: 0.412</small> (1, 2)										4	0	1	0	1	1	2	
Bobby Bonilla, S <small>OBP: 0.360, SLG: 0.456</small> Trenidad Hubbard, R <small>OBP: 0.280, SLG: 0.256</small> (6, 7)											3	0	0	0	0	1	3
Rafael Furcal, S <small>OBP: 0.408, SLG: 0.360</small> (1, 6)											4	1	3	0	0	1	
Tom Glavine, L <small>OBP: 0.394, SLG: 0.250</small> Mike Remlinger, L Rudy Seanez, R Wally Joyner, L <small>OBP: 0.348, SLG: 0.385</small> Greg McMichael, R John Rocker, R 30 Kevin McGlinchy, R Terry Mulholland, R <small>OBP: 0.357, SLG: 0.429</small> (1, 1) (6, 1) (7, 1) (7, PH) (8, 1) (9, 1) (9, 1) (9, 1)											2	0	0	0	0	0	2

Inning Stats	R: 0	H: 1	E: 0	LOB: 1	K: 0	BB: 0	S: 13	R: 1	H: 2	E: 0	LOB: 1	K: 2	BB: 0	S: 11	R: 2	H: 3	E: 0	LOB: 2	K: 1	BB: 1	S: 15	R: 2	H: 2	E: 2	LOB: 1	K: 0	BB: 1	S: 13	R: 1	H: 2	E: 0	LOB: 1	K: 0	BB: 0	S: 9	R: 1	H: 2	E: 0	LOB: 1	K: 0	BB: 0	S: 10	R: 0	H: 1	E: 0	LOB: 2	K: 1	BB: 1	S: 12	R: 2	H: 2	E: 0	LOB: 0	K: 0	BB: 0	S: 7	1B: 9	SF: 1	2B: 3	SAC: 1	3B: 0	DP: 1	HR: 3	HBP: 0
--------------	------	------	------	--------	------	-------	-------	------	------	------	--------	------	-------	-------	------	------	------	--------	------	-------	-------	------	------	------	--------	------	-------	-------	------	------	------	--------	------	-------	------	------	------	------	--------	------	-------	-------	------	------	------	--------	------	-------	-------	------	------	------	--------	------	-------	------	-------	-------	-------	--------	-------	-------	-------	--------

PITCHER	IP	WLS	BF	H	R	ER	SO	BB	IBB	HBP	BLK	WP	HR	S	P	ERA	WHIP
Russ Ortiz, R <small>ERA: 6.0</small> (1, 1)	5.0	L	27	10	6	5	3	2	0	0	0	0	2	61	104	9.00	2.400
Mark Gardner, R <small>ERA: 6.41</small> (6, 1)	2.1		13	5	3	3	1	1	0	0	0	0	1	25	41	11.57	2.571
Felix Rodriguez, R <small>ERA: 2.14</small> (8, 1)	0.2		2	0	0	0	0	0	0	0	0	0	0	4	6	0.00	0.000

BOTTOM

San Francisco Giants @ Atlanta Braves
 Turner Field, Atlanta, GA
 Tue May 16 2000, 7:40 PM EDT
 Att: 35,808 - Cloudy - 65 F

livebaseballscores.com

AB	37
R	9
H	15
RBI	8
BB	3
SO	4
LOB	22



WP: 0	PA: 42
PB: 0	
SB: 2	
CS: 0	

Batter	1	2	3	4	5	6	7	8	9	AB	R	H	RBI	BB	SO	LOB
Quilvio Veras, S OBP: 0.405, SLG: 0.393 (1, 4)	1-0 G4-3 2B	3-2 10 F9 1B		0-0 SF3			1-0 10 F8 S 1B			3	1	3	2	0	0	0
Andruw Jones, R OBP: 0.419, SLG: 0.590 (1, 8)	1-2 F8	2-2 1B		0-0 F8			3-3 K			4	0	1	0	0	1	2
10 Chipper Jones, S OBP: 0.394, SLG: 0.552 (1, 5)	1-1 G4-3	1-0 F9			3-2 PB 1B		1-0 F8			4	0	1	0	0	0	4
Andres Galarraga, R OBP: 0.388, SLG: 0.615 (1, 3)	0-0 1B 2B	3-3 K			1-0 F7		0-0 F3			4	1	1	1	0	1	4
Brian Jordan, R OBP: 0.354, SLG: 0.535 (1, 9)	1-0 FC6-4 1B		0-0 F9		2-2 P6			0-0 G4-6-3 1B		4	0	2	1	0	0	1
Javy Lopez, R OBP: 0.318, SLG: 0.407 (1, 2)	0-2 FC6-4		2-3 K		0-1 F7			2-1 G4-6-3 1B		4	0	1	0	0	1	2
Bobby Bonilla, S OBP: 0.363, SLG: 0.489 (1, 7)		1-1 HR		2-2 F5		0-0 F9		0-2 G4-6-3		2	1	1	1	0	0	0
Trenidad Hubbard, R OBP: 0.269, SLG: 0.244 (6, 7)								1-2f 2-3		2	0	0	0	0	0	2
Rafael Furcal, S OBP: 0.411, SLG: 0.376 (1, 6)		1-0 SH5-4 1B 2B		0-0 E5 SH5-4 SF3 1B		2-2 L3		3-1 G1-4-3		4	2	2	0	0	0	1
Kevin Millwood, R OBP: 0.200, SLG: 0.214 (1, 1)		0-0 SH5-4		0-0 SH5-4		1-0 F9				1	0	0	0	0	0	0
Rudy Seanez, R (8, 1)										0	0	0	0	0	0	0

Inning Stats	R: 2	H: 3	E: 0	LOB: 1	K: 0	P: 15	R: 2	H: 4	E: 0	LOB: 2	K: 1	P: 27	R: 0	H: 0	E: 0	LOB: 0	K: 1	P: 11	R: 1	H: 1	E: 1	LOB: 0	K: 0	P: 4	R: 0	H: 1	E: 0	LOB: 1	K: 0	P: 16	R: 0	H: 0	E: 0	LOB: 0	K: 0	P: 8	R: 0	H: 1	E: 0	LOB: 1	K: 1	P: 11	R: 0	H: 2	E: 0	LOB: 1	K: 0	P: 16
	1B: 8	SF: 1	2B: 3	SAC: 2	3B: 0	DP: 1	HR: 1	HBP: 0	WP: 0	PA: 35	SB: 1	CS: 0																																				

PITCHER	IP	WLS	BF	H	R	ER	SO	BB	IBB	HBP	BLK	WP	HR	S	P	ERA	WHIP
Kirk Rueter, L ERA: 4.5 (1, 1)	6.0	L	27	9	5	4	2	0	0	0	0	0	1	53	81	6.00	1.500
John Johnstone, R ERA: 6.75 (7, 1)	2.0		8	3	0	0	1	0	0	0	0	0	0	17	27	0.00	1.500

BOTTOM

San Francisco Giants @ Atlanta Braves
 Turner Field, Atlanta, GA
 Wed May 17 2000, 7:40 PM EDT
 Att. 33,138 - Sunny - 74 F

livebaseballscorecards.com

AB	32
R	5
H	12
RBI	5
BB	0
SO	3
LOB	16



Batter	1	2	3	4	5	6	7	8	9	AB R H RBI BB SO LOB	TOP
Bill Mueller, S (1, 5) OBP: 0.360, SLG: 0.433 B C C B X	2-2 G4-3 		0-1 2B 1B 	1-0 G6-3 			0-2 F8 		0-1 G5-3 	5 1 1 0 0 0 1	San Francisco Giants @ Atlanta Braves Turner Field, Atlanta, GA Thu May 18 2000, 1:10 PM EDT Att. 42,222 - Sunny - 85 F
Marvin Benard, L (1, 8) OBP: 0.300, SLG: 0.328 B B B B B (8, 9)	3-3 K 		1-0 G3-1 1-H 2B 		1-2 G5-4-3 1B 		3-1 G1-3 			4 0 2 1 0 1 1	
Jeff Kent, R (1, 4) OBP: 0.391, SLG: 0.673 X	0-0 HR 		4-2 G3-1 BB 		0-2 G5-4-3 1-2f 			0-0 F9 		3 1 1 1 1 0 1	
J.T. Snow, L (1, 3) OBP: 0.329, SLG: 0.360 B F X	1-1 G3 		1-1 G3-1 1-2 2-3 		1-1 G2-3 			0-1 BB 1B 		4 0 1 0 0 0 2	
Felipe Crespo, S (1, 7) OBP: 0.433, SLG: 0.481 Aaron Fultz, L (8, 1) OBP: 1.000, SLG: 1.000		0-0 S 1B 	1-1 P5 		0-1 CS 1B 			4-0 1-2 BB 		3 0 2 0 1 0 2 0 0 0 0 0 0 0	
Armando Rios, L (1, 9) OBP: 0.333, SLG: 0.486 Terrell Lowery, R (8, PH) OBP: 0.600, SLG: 1.000 (8, 9) (8, 7)	3-3 K 1-2 		4-0 IBB 		3-2 L3 1-2 			1-3 K 		2 0 0 0 1 1 2 1 0 0 0 0 1 2	
Rich Aurilia, R (1, 6) OBP: 0.303, SLG: 0.336		0-3 K2-3 	0-0 G6-3 		3-1 G5-3 			1-3 K 		4 0 0 0 0 2 6	
Bobby Estalella, R (1, 2) OBP: 0.438, SLG: 0.687		4-0 IBB 		2-2 L9 			0-0 E6 S 		1-3 K 	3 0 0 0 1 1 0	
Shawn Estes, R (1, 1) OBP: 0.235, SLG: 0.250 Ben Weber, R (6, 1) Livan Hernandez, R (7, PH) OBP: 0.200, SLG: 0.200 Felix Rodriguez, R (7, 1) Calvin Murray, R (8, 8) OBP: 0.397, SLG: 0.433		0-3 K 		1-3 K 			2-3 K 2-3 		1-3 K 	2 0 0 0 0 2 2 0 0 0 0 0 0 0 1 0 0 0 0 1 1 0 0 0 0 0 0 0 1 0 0 0 0 1 0	
Inning Stats	R: 1 H: 1 E: 0 LOB: 0 K: 1 BB: 0 S: 9 P: 15	R: 0 H: 1 E: 0 LOB: 2 K: 3 BB: 1 S: 11 P: 18	R: 1 H: 2 E: 0 LOB: 3 K: 0 BB: 2 S: 12 P: 22	R: 0 H: 0 E: 0 LOB: 0 K: 1 BB: 0 S: 7 P: 11	R: 0 H: 1 E: 0 LOB: 0 K: 0 BB: 0 S: 8 P: 10	R: 0 H: 1 E: 0 LOB: 0 K: 0 BB: 0 S: 8 P: 14	R: 0 H: 0 E: 1 LOB: 1 K: 1 BB: 0 S: 12 P: 17	R: 0 H: 1 E: 0 LOB: 2 K: 2 BB: 1 S: 9 P: 15	R: 0 H: 0 E: 0 LOB: 0 K: 2 BB: 0 S: 8 P: 10	1B: 5 SF: 0 2B: 1 SAC: 0 3B: 0 DP: 1 HR: 1 HBP: 0	
PITCHER Greg Maddux, R (1, 1) ERA: 2.52 Mike Remlinger, L (8, 1) ERA: 1.08 John Rocker, L (9, 1) ERA: 5.27	IP WLS BF H R ER SO BB IBB HBP BLK WP HR S P ERA WHIP 7.0 W 29 6 2 2 6 1 2 0 0 0 1 67 107 2.57 1.000 1.0 H 5 1 0 0 2 1 0 0 0 0 0 0 9 15 0.00 2.000 1.0 S 3 0 0 0 2 0 0 0 0 0 0 0 8 10 0.00 0.000	PITCHER IP WLS BF H R ER SO BB IBB HBP BLK WP HR S P ERA WHIP									

livebaseballscorecards.com

AB	33
R	2
H	7
RBI	2
BB	4
SO	10
LOB	20



BOTTOM

San Francisco Giants @ Atlanta Braves
Turner Field, Atlanta, GA
Thu May 18 2000, 1:10 PM EDT
Att. 42,222 - Sunny - 85 F

livebaseballscorecards.com

AB	29
R	3
H	10
RBI	1
BB	5
SO	4
LOB	23



WP:	1	PA:	37
PB:	0		
SB:	1		
CS:	2		

AB	R	H	RBI	BB	SO	LOB
4	0	2	0	1	0	0
3	1	2	0	0	1	1
4	0	0	0	0	1	6
3	0	2	1	0	0	1
4	0	3	0	0	0	1
1	0	0	0	2	0	2
0	1	0	0	0	0	0
4	1	1	0	0	0	6
1	0	0	0	1	0	2
1	0	0	0	1	1	0
3	0	0	0	0	1	4
0	0	0	0	0	0	0
1	0	0	0	0	0	0
0	0	0	0	0	0	0
1B:	10	SF:	0			
2B:	2	SAC:	1			
3B:	0	DP:	4			
HR:	0	HBP:	2			

Batter	1	2	3	4	5	6	7	8	9
Quilvio Veras, S OBP: 0.411, SLG: 0.396 (1, 4)	1-1 F9 ①		4-0 WP BB		1-1 10 CS HBP 1B	0-0 1B S 1B		1-0 G5-3 ③	
Andruw Jones, R OBP: 0.426, SLG: 0.592 (1, 8)	2-1 1B		3-3 K ②		1-2 10 CS HBP 1B	1-2 10 FC6-4 1B			
10 Chipper Jones, S OBP: 0.385, SLG: 0.537 (1, 5)	0-0 F9 ②		1-0 F8 ③		3-3 K ① ②	0-0 FC6-4 ③ 1-2f			
Andres Galarraga, R OBP: 0.397, SLG: 0.617 (1, 3)	0-1 F8 ③			0-1 1B FC5-2 1B	2-1 1B 2-H		1-0 SH1-4 F8-2 HBP 1B		
Brian Jordan, R OBP: 0.369, SLG: 0.544 (1, 9)		0-0 E7 FC5 1B		0-0 BB FC5-2 1B	1-2 G4-3 ③		0-0 SH1-4 1B		
Bobby Bonilla, S OBP: 0.371, SLG: 0.484 Trenidad Hubbard, R OBP: 0.269, SLG: 0.244 (6, PR) (7, 7)		4-2 G4-6-3 FC5 BB		1-0 F9 ①		4-2 E G4-3-6 BB	1-0 SH1-4 ① 1-2 2-3		
Rafael Furcal, S OBP: 0.405, SLG: 0.371 (1, 6)		2-0 FC5 ① G4-6-3		1-2 FC5-2 BB ② 1-2 3-H		1-0 E1 G4-3-6 1B ① 1-3	3-2 F8-2 ② ③ 3-H		
Fernando Lunar, R OBP: 0.364, SLG: 0.222 Javy Lopez, R OBP: 0.321, SLG: 0.403 (6, PH) (7, 2)		2-1 G4-6-3 ② ③ 1-2f 2-3		4-2 BB ① 1-2 2-3		4-2 G4-3-6 BB ① ②	1-3 K ①		
Greg Maddux, R OBP: 0.250, SLG: 0.348 Mike Remlinger, L (8, 1) Wally Joyner, L OBP: 0.340, SLG: 0.375 John Rocker, R (9, 1)			1-1 G1-3 ①	1-3 K ③		1-1 G4-3-6 ① ② 1-2f 2-H 3-H	0-0 F9 ②		

Inning Stats	R: 0	H: 1	R: 0	H: 1	R: 0	H: 0	R: 1	H: 2	R: 2	H: 3	R: 0	H: 1	R: 0	H: 0
E: 0	LOB: 1	E: 1	LOB: 1	E: 0	LOB: 3	E: 0	LOB: 1	E: 1	LOB: 2	E: 0	LOB: 1	E: 0	LOB: 0	
K: 0	BB: 0	K: 0	BB: 1	K: 1	BB: 1	K: 0	BB: 0	K: 0	BB: 2	K: 0	BB: 0	K: 1	BB: 0	
S: 7	P: 10	S: 6	P: 14	S: 7	P: 19	S: 12	P: 22	S: 12	P: 23	S: 7	P: 12	S: 5	P: 7	

PITCHER	IP	WLS	BF	H	R	ER	SO	BB	IBB	HBP	BLK	WP	HR	S	P	ERA	WHIP
Shawn Estes, L ERA: 4.75 (1, 1)	5.2	L	29	9	3	3	3	5	0	1	0	1	0	57	103	4.76	2.471
Ben Weber, R ERA: 12.86 (6, 1)	0.1		1	0	0	0	0	0	0	0	0	0	0	1	1	0.00	0.000
Felix Rodriguez, R ERA: 2.01 (7, 1)	1.1		5	1	0	0	1	0	0	1	0	0	0	10	16	0.00	0.750
Aaron Fultz, L ERA: 4.19 (8, 1)	0.2		2	0	0	0	0	0	0	0	0	0	0	2	3	0.00	0.000

Batter	1	2	3	4	5	6	7	8	9	10	AB	R	H	RBI	BB	SO	LOB	TOP							
Marvin Benard, L <small>(1, 8) OBP: 0.295, SLG: 0.321</small>											6	1	1	0	0	3	4	San Francisco Giants @ Milwaukee Brewers Milwaukee County Stadium, Milwaukee, WI <small>Fri May 19 2000, 8:05 PM EDT Att. 12,842 - Overcast - 44 F</small>							
Bill Mueller, S <small>(1, 5) OBP: 0.359, SLG: 0.429</small>											6	3	2	0	0	0	1								
Barry Bonds, L <small>(1, 7) OBP: 0.422, SLG: 0.746</small>											2	1	1	3	1	1	0								
Terrell Lowery, R <small>(6, 7) OBP: 0.667, SLG: 1.000</small>											1	1	1	0	1	0	0								
Jeff Kent, R <small>(1, 4) OBP: 0.406, SLG: 0.675</small>											4	2	3	1	2	0	3								
J.T. Snow, L <small>(1, 3) OBP: 0.340, SLG: 0.367</small>											3	1	2	0	1	0	2								
Ramon Martinez, R <small>(7, 4) OBP: 0.419, SLG: 0.440</small>											1	0	0	0	0	0	2								
Felipe Crespo, S <small>(9, PH) OBP: 0.419, SLG: 0.464</small>											1	0	0	0	0	1	3								
Bobby Estalella, R <small>(1, 2) OBP: 0.430, SLG: 0.667</small>												5	1	1	2	1	0		2						
Armando Rios, L <small>(1, 9) OBP: 0.349, SLG: 0.500</small>												4	0	2	4	1	1		3						
John Johnstone, R <small>(8, 1)</small>											0	0	0	0	0	0	0								
Russ Davis, R <small>(10, PH) OBP: 0.306, SLG: 0.362</small>											1	0	0	0	0	0	0								
Robb Nen, R <small>(10, 1)</small>											0	0	0	0	0	0	0								
Rich Aurilia, R <small>(1, 6) OBP: 0.304, SLG: 0.331</small>												5	0	1	0	1	0	5							
Livan Hernandez, R <small>(1, 1) OBP: 0.208, SLG: 0.174</small>											3	0	0	0	1	0	4								
Aaron Fultz, L <small>(7, 1) OBP: 1.000, SLG: 1.000</small>											0	0	0	0	0	0	0								
Ben Weber, R <small>(7, 1)</small>											0	0	0	0	0	0	0								
Alan Embree, L <small>(7, 1)</small>											0	0	0	0	0	0	0								
Calvin Murray, R <small>(8, 8) OBP: 0.406, SLG: 0.443</small>											1	0	1	0	0	0	0								
Inning Stats	R: 2 E: 0 K: 1 S: 20	H: 4 LOB: 3 BB: 1 P: 33	R: 1 E: 1 K: 0 S: 11	H: 1 LOB: 2 BB: 1 P: 22	R: 0 E: 0 K: 0 S: 5	H: 0 LOB: 0 BB: 1 P: 10	R: 2 E: 0 K: 1 S: 10	H: 3 LOB: 2 BB: 1 P: 21	R: 0 E: 0 K: 0 S: 9	H: 1 LOB: 1 BB: 0 P: 15	R: 0 E: 0 K: 2 S: 10	H: 0 LOB: 0 BB: 0 P: 14	R: 2 E: 1 K: 0 S: 16	H: 1 LOB: 2 BB: 3 P: 35	R: 3 E: 0 K: 0 S: 13	H: 3 LOB: 1 BB: 1 P: 20	R: 0 E: 0 K: 2 S: 15	H: 2 LOB: 3 BB: 1 P: 25	R: 0 E: 0 K: 0 S: 6	H: 0 LOB: 0 BB: 0 P: 9	1B: 12 2B: 2 3B: 0 HR: 1	SF: 1 SAC: 0 DP: 2 HBP: 0	WP: 1 PB: 0 SB: 0 CS: 0	PA: 53	
PITCHER Jimmy Haynes, R <small>(1, 1) ERA: 4.08</small>	IP: 5.0	WLS: 27	H: 9	R: 5	ER: 4	SO: 2	BB: 4	IBB: 0	HBP: 0	BLK: 0	WP: 0	HR: 1	S: 55	P: 101	ERA: 7.20	WHIP: 2.600									
Horacio Estrada, L <small>(6, 1) ERA: 8.04</small>	1.0	7	1	2	1	2	2	0	0	0	1	0	19	35	9.00	3.000									
Juan Acevedo, R <small>(7, 1) ERA: 2.7</small>	1.0	3	0	0	0	0	1	0	0	0	0	0	7	14	0.00	1.000									
David Weathers, R <small>(8, 1) ERA: 2.33</small>	1.0	B	7	3	3	0	1	0	0	0	0	0	13	20	27.00	4.000									
Bob Wickman, R <small>(9, 1) ERA: 0.93</small>	2.0	W	9	2	0	0	2	1	0	0	0	0	21	34	0.00	1.500									



BOTTOM

San Francisco Giants @ Milwaukee Brewers
Milwaukee County Stadium, Milwaukee, WI

Fri May 19 2000, 8:05 PM EDT
Att. 12,842 - Overcast - 44 F

livebaseballscorecards.com

AB	35
R	11
H	11
RBI	10
BB	8
SO	10
LOB	13



WP:	0	PA:	46
PB:	1		
SB:	2		
CS:	2		

AB R H RBI BB SO LOB

5	1	2	2	0	1	1
4	1	1	0	1	0	1
3	2	0	0	2	1	1
4	1	2	3	1	1	1
4	1	1	2	0	1	1
4	1	2	0	1	2	0
5	1	1	2	0	1	4
2	2	2	1	3	0	0
0	1	0	0	0	0	0
1	0	0	0	0	1	1
1	0	0	0	0	1	1
0	0	0	0	0	0	0
0	0	0	0	0	0	0
2	0	0	0	0	1	2
0	0	0	0	0	0	0
0	0	0	0	0	0	0
0	0	0	0	0	0	0

1B:	7	SF:	2			
2B:	3	SAC:	1			
3B:	2	DP:	1			
HR:	0	HBP:	0			
1:	0	0	0	0	1	1
1:	0	0	0	0	1	1
0:	0	0	0	0	0	0
0:	0	0	0	0	0	0
0:	0	0	0	0	0	0
2:	0	0	0	0	1	2
0:	0	0	0	0	0	0
0:	0	0	0	0	0	0
0:	0	0	0	0	0	0
0:	0	0	0	0	0	0

1B:	7	SF:	2
2B:	3	SAC:	1
3B:	2	DP:	1
HR:	0	HBP:	0

WP:	0	PA:	46
PB:	1		
SB:	2		
CS:	2		

Batter	1	2	3	4	5	6	7	8	9	10
Ronnie Belliard, R OBP: 0.374, SLG: 0.429 (1, 4)	G4-3		FC4 1B 2-H		K		F8 1B			SF9 3-H
Mark Loretta, R OBP: 0.377, SLG: 0.403 (1, 6)	G1-3		FC4 1-2f			G3	E9 2B 1B 1-2 2-H			CS BB
Jeremy Burnitz, L OBP: 0.355, SLG: 0.469 (1, 9)	G3			K		SF8 1B BB	2B BB 1-2 2-3			F8
Charlie Hayes, R OBP: 0.402, SLG: 0.466 (1, 3)		G6-3		1B BB		1B 1B 1-3	3B 2B 1-H 2-H 3-H			K
Lyle Mouton, R OBP: 0.377, SLG: 0.500 (1, 7)		G5-3		F9		SF8 3-H	3B 3B 2-H			K
Marquis Grissom, R OBP: 0.291, SLG: 0.313 (1, 8)		K		1B		1B 1B 1-3	3B BB 4-0			K
José Hernández, R OBP: 0.284, SLG: 0.301 (1, 5)			G5-3	K		F8 1-2	2B 3B 1-H 3-H			G1-3
Henry Blanco, R OBP: 0.430, SLG: 0.537 James Mouton, R OBP: 0.333, SLG: 0.341 (10, PR)			PB 1B BB		CS 1B		1B BB E			SH1-3 S SF9 BB
Jimmy Haynes, R OBP: 0.490, SLG: 0.143 Kevin Barker, L OBP: 0.280, SLG: 0.363 Horacio Estrada, L OBP: 0.280, SLG: 0.363 Juan Acevedo, R OBP: 0.194, SLG: 0.267 Luis Lopez, S OBP: 0.194, SLG: 0.267 David Weathers, R OBP: 0.194, SLG: 0.267 Bob Wickman, R OBP: 0.194, SLG: 0.267 Mark Sweeney, L OBP: 0.200, SLG: 0.200 (10, PH)			K		K		K			SH1-3

Inning Stats	R: 0	H: 0	E: 0	K: 0	S: 8	R: 0	H: 0	E: 0	K: 1	S: 7	R: 1	H: 1	E: 0	K: 1	S: 10	R: 0	H: 1	E: 0	K: 2	S: 10	R: 0	H: 1	E: 0	K: 2	S: 9	R: 1	H: 2	E: 0	K: 0	S: 11	R: 8	H: 6	E: 1	K: 1	S: 27	R: 0	H: 0	E: 0	K: 1	S: 17	R: 0	H: 0	E: 0	K: 2	S: 10	R: 1	H: 0	E: 0	K: 0	S: 6	1B: 7	SF: 2	2B: 3	SAC: 1	3B: 2	DP: 1	HR: 0	HBP: 0
--------------	------	------	------	------	------	------	------	------	------	------	------	------	------	------	-------	------	------	------	------	-------	------	------	------	------	------	------	------	------	------	-------	------	------	------	------	-------	------	------	------	------	-------	------	------	------	------	-------	------	------	------	------	------	-------	-------	-------	--------	-------	-------	-------	--------

PITCHER	IP	WLS	BF	H	R	ER	SO	BB	IBB	HBP	BLK	WP	HR	S	P	ERA	WHIP
Livan Hernandez, R ERA: 4.62 (1, 1)	6.1		29	7	5	4	7	4	0	0	0	0	0	68	122	5.68	1.737
Aaron Fultz, L ERA: 5.12 (7, 1)	0.0		2	1	1	0	0	1	0	0	0	0	0	3	7	∞	∞
Ben Weber, R ERA: 16.71 (7, 1)	0.0	B	4	3	4	4	0	1	0	0	0	0	0	5	11	∞	∞
Alan Embree, L ERA: 5.5 (7, 1)	1.0		4	0	0	0	0	1	0	0	0	0	0	16	24	0.00	1.000
John Johnstone, R ERA: 6.2 (8, 1)	1.2		4	0	0	0	3	0	0	0	0	0	0	17	24	0.00	0.000

PITCHER	IP	WLS	BF	H	R	ER	SO	BB	IBB	HBP	BLK	WP	HR	S	P	ERA	WHIP
Robb Nen, R ERA: 2.13 (10, 1)	0.2	L	3	0	1	1	0	1	0	0	0	0	0	6	12	13.50	1.500

Batter	1	2	3	4	5	6	7	8	9	AB R H RBI BB SO LOB	TOP											
Marvin Benard, L (1, 8) OBP: 0.287, SLG: 0.311	1-1 F8		2-3 K			2-2 P6		1-0 F6		4 0 0 0 0 1 1												
Bill Mueller, S (1, 5) OBP: 0.350, SLG: 0.417	1-2 F8		3-2 G4-3			1-0 G5-3		0-0 F4		4 0 0 0 0 0 1												
Barry Bonds, L (1, 7) OBP: 0.411, SLG: 0.721	2-2 G1-4-3				2-0 G6-3		1-2 G3		1-3 K	4 0 0 0 0 1 0												
Jeff Kent, R (1, 4) OBP: 0.408, SLG: 0.669		2-1 G6-3			2-2 1B 1B		4-1 FC6-4 BB		0-0 F8	3 0 1 0 1 0 0												
J.T. Snow, L (1, 3) OBP: 0.340, SLG: 0.366		2-2 G4-3			1-2 G6-4-3 1B		1-2 P3			3 0 1 0 0 0 1												
Terrell Lowery, R (1, 9) OBP: 0.600, SLG: 0.846		2-2 1B			0-1 G6-4-3 1-2f		2-3 K			3 0 1 0 0 1 3												
Ramon Martinez, R (1, 6) OBP: 0.382, SLG: 0.393		3-2 F7				1-0 F7		2-2 FC6-4 1-2f		3 0 0 0 0 0 2												
Doug Mirabelli, R (1, 2) OBP: 0.333, SLG: 0.435			2-2 F9			1-0 G5-3		0-1 F8		3 0 0 0 0 0 0												
Mark Gardner, R (1, 1) OBP: 0.333, SLG: 0.333			0-0 WP 1B			1-3 K		3-3 K		2 0 1 0 0 1 0												
Felipe Crespo, S (8, PH) OBP: 0.406, SLG: 0.448										1 0 0 0 0 1 0												
Ben Weber, R (8, 1)										0 0 0 0 0 0 0												
Inning Stats	R: 0 E: 0 K: 0 S: 10	H: 0 LOB: 0 BB: 0 P: 14	R: 0 E: 0 K: 0 S: 16	H: 1 LOB: 1 BB: 0 P: 25	R: 0 E: 0 K: 1 S: 12	H: 1 LOB: 1 BB: 0 P: 19	R: 0 E: 0 K: 0 S: 9	H: 2 LOB: 1 BB: 0 P: 14	R: 0 E: 0 K: 1 S: 6	H: 0 LOB: 0 BB: 0 P: 9	R: 0 E: 0 K: 0 S: 8	H: 0 LOB: 0 BB: 0 P: 12	R: 0 E: 0 K: 1 S: 11	H: 0 LOB: 1 BB: 1 P: 20	R: 0 E: 0 K: 1 S: 6	H: 0 LOB: 0 BB: 0 P: 10	R: 0 E: 0 K: 1 S: 7	H: 0 LOB: 0 BB: 0 P: 8	1B: 4 2B: 0 3B: 0 HR: 0	SF: 0 SAC: 0 DP: 1 HBP: 0	WP: 1 PB: 0 SB: 0 CS: 0	PA: 31
PITCHER	IP WLS BF H R ER SO BB IBB HBP BLK WP HR S P ERA WHIP																					
Jeff D'Amico, R (1, 1) ERA: 0.43	7.0 W 25 4 0 0 3 1 0 0 0 1 0 72 113 0.00 0.714																					
Hector Ramirez, R (8, 1) ERA:	1.0 3 0 0 0 1 0 0 0 0 0 0 6 10 0.00 0.000																					
Valerio De Los Santos, L (9, 1) ERA: 4.08	1.0 3 0 0 0 1 0 0 0 0 0 0 7 8 0.00 0.000																					

San Francisco Giants @ Milwaukee Brewers
Milwaukee County Stadium, Milwaukee, WI

Sat May 20 2000, 8:05 PM EDT
Att. 15,712 - Cloudy - 54 F

AB	30
R	0
H	4
RBI	0
BB	1
SO	5
LOB	8



Batter	1	2	3	4	5	6	7	8	9	AB	R	H	RBI	BB	SO	LOB
Ronnie Belliard, R (1, 4) OBP: 0.377, SLG: 0.447	1-1 E5 2B	1-0 HR		4-1 HBP 1B BB		1-1 F7				3	2	1	1	1	0	0
Mark Loretta, R (1, 6) OBP: 0.380, SLG: 0.412	1-1 2B 2B	0-2 F8		0-0 HBP 1B			3-2 G5-3			4	1	2	1	0	0	0
Jeremy Burnitz, L (1, 9) OBP: 0.358, SLG: 0.473	3-2 1B HR 2B	2-2 F5		2-1 HBP			1-1 F8			3	1	1	1	0	0	0
Charlie Hayes, R (1, 3) OBP: 0.396, SLG: 0.455	1-2 HR BB 1B	0-1 F8		1-3 K			0-0 F7			4	1	1	0	0	1	3
Lyle Mouton, R (1, 7) OBP: 0.354, SLG: 0.464	0-0 F3		2-2 F8		3-2 G6-3		2-0 F7			4	0	0	0	0	0	2
Marquis Grissom, R (1, 8) OBP: 0.290, SLG: 0.307	4-2 HR BB		2-3 K		0-3 K		3-2 G6-3			3	1	0	0	1	2	0
José Hernández, R (1, 5) OBP: 0.283, SLG: 0.321	3-1 HR		1-1 G4-3		0-0 G5-3		3-1 G4-3			4	1	1	4	0	0	0
Henry Blanco, R (1, 2) OBP: 0.416, SLG: 0.514	2-3 K			1-1 F9		2-1 F9				3	0	0	0	0	1	0
Jeff D'Amico, R (1, 1) Hector Ramirez, R (8, 1) Valerio De Los Santos, L (9, 1)	0-1 G4-3			1-0 G6-3		2-1 F9				3	0	0	0	0	0	0

Inning Stats	R: 6	H: 4	E: 1	LOB: 0	K: 1	S: 22	P: 37	R: 1	H: 1	E: 0	LOB: 0	K: 0	S: 9	R: 0	H: 0	E: 0	LOB: 0	K: 1	S: 8	R: 0	H: 1	E: 0	LOB: 3	K: 1	S: 9	R: 0	H: 0	E: 0	LOB: 0	K: 1	S: 8	R: 0	H: 0	E: 0	LOB: 0	K: 0	S: 9	R: 0	H: 0	E: 0	LOB: 0	K: 0	S: 6	R: 0	H: 0	E: 0	LOB: 0	K: 0	S: 6	R: 0	H: 0	E: 0	LOB: 0	K: 0	S: 6	R: 0	H: 0	E: 0	LOB: 0	K: 0	S: 6	R: 0	H: 0	E: 0	LOB: 0	K: 0	S: 6
--------------	------	------	------	--------	------	-------	-------	------	------	------	--------	------	------	------	------	------	--------	------	------	------	------	------	--------	------	------	------	------	------	--------	------	------	------	------	------	--------	------	------	------	------	------	--------	------	------	------	------	------	--------	------	------	------	------	------	--------	------	------	------	------	------	--------	------	------	------	------	------	--------	------	------

PITCHER	IP	WLS	BF	H	R	ER	SO	BB	IBB	HBP	BLK	WP	HR	S	P	ERA	WHIP
Mark Gardner, R (1, 1) ERA: 6.75	7.0	L	31	6	7	6	4	2	0	1	0	0	2	71	115	7.71	1.143
Ben Weber, R (8, 1) ERA: 14.63	1.0		3	0	0	0	0	0	0	0	0	0	0	6	14	0.00	0.000

BOTTOM

San Francisco Giants @ Milwaukee Brewers
Milwaukee County Stadium, Milwaukee, WI

Sat May 20 2000, 8:05 PM EDT
Att. 15,712 - Cloudy - 54 F

AB	31
R	7
H	6
RBI	7
BB	2
SO	4
LOB	5

WP: 0 PA: 34
PB: 0
SB: 0
CS: 0



Batter	1	2	3	4	5	6	7	8	9	AB	R	H	RBI	BB	SO	LOB	TOP										
Calvin Murray, R (1, 8) OBP: 0.408, SLG: 0.439	3-2 L3	3-3 K		2-0 P6			4-1 BB		3-2 L7	5	2	1	1	2	1	4											
Bill Mueller, S (1, 5) OBP: 0.353, SLG: 0.413	2-3 K		0-0 G6-3	3-2 1B			2-1 F9		0-0 1B	6	1	2	0	1	1	4											
Ramon Martinez, R (9, 4) OBP: 0.382, SLG: 0.393										0	0	0	0	0	0	0											
Jeff Kent, R (1, 4) OBP: 0.409, SLG: 0.663	3-2 G6-3		2-2 F8	2-0 F9				3-2 FC5-4 2B	1-2 F9	6	2	2	1	1	0	4											
Robb Nen, R (9, 1)										0	0	0	0	0	0	0											
J.T. Snow, L (1, 3) OBP: 0.358, SLG: 0.404		3-3 K	4-2 2B 1B BB		3-2 1B SF9 2B			4-2 FC5-4 BB		4	4	3	5	2	1	0											
Terrell Lowery, R (1, 7) OBP: 0.667, SLG: 1.000		1-2 2B 2B	2-2 1B 2B		0-1 BB 1B			2-2 P3		6	3	5	1	0	0	2											
Armando Rios, L (1, 9) OBP: 0.352, SLG: 0.513		0-1 1B 2B	0-1 1B		0-0 SF9			1-1 F7		4	1	2	4	0	0	3											
Bobby Estealella, R (1, 2) OBP: 0.435, SLG: 0.662		0-0 FC5 1B	3-3 K		1-0 L6	4-0 1B IBB	0-0 2B	1-2 FC5-4		5	1	2	1	1	1	4											
Rich Aurilia, R (1, 6) OBP: 0.312, SLG: 0.328		4-1 WP FC5 BB		1-0 F7	4-1 BB	1-2 1B 2B 1B	1-1 G6-3		0-0 F7	4	1	1	2	2	0	1											
Russ Ortiz, R (1, 1) OBP: 0.333, SLG: 0.235		0-0 FC5		4-2 1B BB	1-1 F9	0-2 2B HR 1B	2-3 K		0-1 1B	4	1	1	1	1	1	5											
Felix Rodriguez, R (7, 1)										0	0	0	0	0	0	0											
Russ Davis, R (9, PH) (9, 5)		1-2 2-3f								1	0	1	0	0	0	0											
Inning Stats	R: 0 H: 0 E: 0 K: 1 S: 15	H: 0 LOB: 0 BB: 0 P: 23	R: 2 H: 3 E: 0 K: 2 S: 14	H: 3 LOB: 2 BB: 1 P: 25	R: 2 H: 2 E: 0 K: 1 S: 15	H: 2 LOB: 1 BB: 1 P: 26	R: 0 H: 1 E: 0 K: 0 S: 8	H: 1 LOB: 2 BB: 1 P: 20	R: 1 H: 2 E: 0 K: 0 S: 11	H: 2 LOB: 2 BB: 1 P: 20	R: 11 H: 8 E: 0 K: 0 S: 30	H: 8 LOB: 1 BB: 4 P: 62	R: 0 H: 1 E: 0 K: 1 S: 9	H: 1 LOB: 2 BB: 1 P: 18	R: 0 H: 1 E: 0 K: 0 S: 14	H: 1 LOB: 2 BB: 1 P: 25	R: 0 H: 2 E: 0 K: 0 S: 12	H: 2 LOB: 2 BB: 0 P: 16	1B: 11 SF: 1 2B: 8 SAC: 1 3B: 0 DP: 0 HR: 1 HBP: 0	WP: 1 PA: 57 PB: 0 SB: 0 CS: 0							
PITCHER	IP WLS BF H R ER SO BB IBB HBP BLK WP HR S P ERA WHIP																										
John Snyder, R (1, 1) ERA: 9.0	5.0		27	8	5	5	4	4	0	0	0	1	0	63	114	9.00	2.400										
Hector Ramirez, R (6, 1) ERA: 9.0	0.0	L	3	1	3	3	0	2	0	0	0	0	0	9	19	∞	∞										
Valerio De Los Santos, L (6, 1) ERA: 6.44	0.2		10	6	8	8	0	0	2	0	0	0	1	18	36	108.00	9.000										
Horacio Estrada, L (6, 1) ERA: 6.63	3.1		17	5	0	0	1	2	0	0	0	0	0	38	66	0.00	2.100										

San Francisco Giants @ Milwaukee Brewers
Milwaukee County Stadium, Milwaukee, WI

Sun May 21 2000, 2:05 PM EDT
Att. 20,571 - Cloudy - 64 F

AB	45
R	16
H	20
RBI	16
BB	10
SO	5
LOB	27



Batter	1	2	3	4	5	6	7	8	9	AB	R	H	RBI	BB	SO	LOB
Ronnie Belliard, R OBP: 0.388, SLG: 0.451 (1, 4)	2-2 G6-3			1-1 1B SH1-3 E 1B	0-0 HR 1B		4-1 WP 1B 1-2 2B BB	4-2 BB		3	3	2	1	2	0	0
Mark Loretta, R OBP: 0.376, SLG: 0.428 (1, 6)	0-2 L9			2-0 SH1-3	2-2 HR		2-3 K	1-3 K		4	1	1	3	0	2	3
Jeremy Burnitz, L OBP: 0.358, SLG: 0.470 James Mouton, R OBP: 0.340, SLG: 0.333 (1, 9) (7, 9)	1-0 F8			0-1 E 1B	1-3 K		0-3 K		4-2 WP BB	3	0	1	0	0	1	0
Lyle Mouton, R OBP: 0.353, SLG: 0.458 Horacio Estrada, L OBP: 0.200, SLG: 0.200 Charlie Hayes, R OBP: 0.392, SLG: 0.449 (1, 7) (6, 1) (9, PH)		1-0 F7		1-2 E7 1B	3-1 G6-3		1-1 WP 2B 1B		0-3 K	3	0	1	1	0	0	0
José Hernández, R OBP: 0.287, SLG: 0.340 (1, 5)		3-2 G6-3		2-0 F4		0-0 HR	4-0 2B BB		3-2 P4	4	2	1	1	1	0	3
Marquis Grissom, R OBP: 0.287, SLG: 0.310 (1, 8)		3-2 F9		2-3 K		2-2 G4-3	2-2 2B		1-0 G6-3	5	0	1	3	0	1	3
Kevin Barker, L OBP: 0.365, SLG: 0.351 (1, 3)			2-2 F8		1-2 1B 1B HBP	2-3 K	0-3 K			3	1	0	0	0	2	1
Henry Blanco, R OBP: 0.413, SLG: 0.507 Raul Casanova, S OBP: 0.148, SLG: 0.115 (1, 2) (7, 2)			2-3 K		0-1 1B HR 1B	0-0 G6-3		2-3 K		3	1	1	0	0	1	0
John Snyder, R Luis Lopez, S OBP: 0.188, SLG: 0.258 Hector Ramirez, R Valerio De Los Santos, L Mark Sweeney, L OBP: 0.286, SLG: 0.167 (1, 1) (5, PH) (6, 1) (6, 1) (6, 7)			2-2 G2-3		1-3 K		4-2 1B WP WP BB	1-0 F5		1	0	0	0	0	0	0

Inning Stats	R: 0	H: 0	R: 0	H: 0	R: 0	H: 0	R: 1	H: 3	R: 4	H: 3	R: 1	H: 1	R: 4	H: 2	R: 0	H: 0	R: 0	H: 0	R: 0	H: 0	1B: 6	SF: 0	WP: 3	PA: 42
	E: 0	LOB: 0	E: 0	LOB: 0	E: 0	LOB: 0	E: 1	LOB: 2	E: 0	LOB: 0	E: 0	LOB: 0	E: 0	LOB: 1	E: 0	LOB: 1	E: 0	LOB: 1	E: 0	LOB: 1	2B: 1	SAC: 1	PB: 0	
	K: 0	BB: 0	K: 0	BB: 0	K: 1	BB: 0	K: 1	BB: 0	K: 2	BB: 0	K: 1	BB: 0	K: 3	BB: 3	K: 2	BB: 1	K: 1	BB: 1	K: 1	BB: 1	3B: 0	DP: 0	SB: 0	
	S: 8	P: 11	S: 8	P: 15	S: 12	P: 18	S: 13	P: 21	S: 19	P: 27	S: 8	P: 12	S: 19	P: 36	S: 12	P: 20	S: 12	P: 20	S: 12	P: 20	HR: 2	HBP: 1	CS: 0	

PITCHER	IP	WLS	BF	H	R	ER	SO	BB	IBB	HBP	BLK	WP	HR	S	P	ERA	WHIP
Russ Ortiz, R ERA: 6.97 (1, 1)	6.2	W	32	8	10	10	7	3	0	1	0	2	2	81	132	13.50	1.650
Felix Rodriguez, R ERA: 1.9 (7, 1)	1.1		6	1	0	0	3	1	0	0	0	0	0	18	28	0.00	1.500
Robb Nen, R ERA: 1.98 (9, 1)	1.0		4	0	0	0	1	1	0	0	0	1	0	12	20	0.00	1.000

BOTTOM

San Francisco Giants @ Milwaukee Brewers
Milwaukee County Stadium, Milwaukee, WI

Sun May 21 2000, 2:05 PM EDT
Att. 20,571 - Cloudy - 64 F

livebaseballscorecards.com

AB 35
R 10
H 9
RBI 9
BB 5
SO 11
LOB 15



Batter	1	2	3	4	5	6	7	8	9	AB R H RBI BB SO LOB	TOP
Terry Jones, S (1, 8) OBP: 0.233, SLG: 0.214 Wilton Guerrero, S (9, PH) OBP: 0.313, SLG: 0.349 Peter Bergeron, L (9, 8) OBP: 0.300, SLG: 0.359	3-2 G1-3		2-2 F9		2-3 K		2-0 F9		2-2 P6	4 0 0 0 0 1 0 1 0 0 0 0 0 2 0 0 0 0 0 0 0	Montreal Expos @ San Francisco Giants PacBell Park, San Francisco, CA Tue May 23 2000, 10:15 PM EDT Att. 40,930 - Overcast - 63 F
Jose Vidro, S (1, 4) OBP: 0.443, SLG: 0.655	2-1 HR 1B		3-1 1B 2B		2-1 1B		0-2 F8		0-2 F2	5 1 3 0 0 0 2	
Rondell White, R (1, 7) OBP: 0.382, SLG: 0.580	0-0 HR		1-1 1B		0-1 1B		0-2 1B			4 1 4 2 0 0 0	
Vladimir Guerrero, R (1, 9) OBP: 0.458, SLG: 0.741	3-0 G1-3 2B		0-0 F9		1-0 F9		2-0 F8			4 0 1 0 0 0 5	
Chris Widger, R (1, 2) OBP: 0.321, SLG: 0.496	2-2 G1-3		1-0 P4		1-2 L4		0-1 F8			4 0 0 0 0 0 6	
Lee Stevens, L (1, 3) OBP: 0.349, SLG: 0.520 Dustin Hermanson, R (8, 1) OBP: 0.188, SLG: 0.133	3-1 F7		1-0 G6-3		0-0 P1		1-0 F9			4 0 0 0 0 0 2 0 0 0 0 0 0 0	
Mike Mordecai, R (1, 5) OBP: 0.435, SLG: 0.826		2-1 G6-4-3 1B	3-1 G5-3		2-2 G4-3		1-1 SH5-4 2B			4 0 2 0 0 0 0	
Orlando Cabrera, R (1, 6) OBP: 0.269, SLG: 0.418		0-2 G6-4-3 1-2f	2-1 HR		1-2 F8		3-1 SH5-4 2-3			3 1 1 1 0 0 1	
Carl Pavano, R (1, 1) OBP: 0.174, SLG: 0.174 Jim Poole, L (7, 1) Guillermo Mota, R (7, 1) Steve Kline, S (8, 1) Andy Tracy, L (8, 3) OBP: 0.294, SLG: 0.419		0-3 K	1-3 K		0-3 K		4-2 BB			3 0 0 0 0 3 0 1 0 0	
Inning Stats	R: 2 H: 3 E: 0 LOB: 1 K: 0 BB: 0 S: 12 P: 25	R: 0 H: 1 E: 0 LOB: 0 K: 1 BB: 0 S: 8 P: 10	R: 0 H: 2 E: 0 LOB: 2 K: 0 BB: 0 S: 9 P: 16	R: 1 H: 1 E: 0 LOB: 0 K: 1 BB: 0 S: 8 P: 15	R: 0 H: 2 E: 0 LOB: 2 K: 1 BB: 0 S: 11 P: 17	R: 0 H: 0 E: 0 LOB: 0 K: 0 BB: 0 S: 7 P: 10	R: 0 H: 0 E: 0 LOB: 0 K: 1 BB: 0 S: 8 P: 10	R: 0 H: 1 E: 0 LOB: 1 K: 0 BB: 0 S: 7 P: 10	R: 0 H: 1 E: 0 LOB: 2 K: 0 BB: 1 S: 15 P: 25	1B: 6 SF: 0 2B: 3 SAC: 1 3B: 0 DP: 1 HR: 2 HBP: 0	
PITCHER	IP WLS BF H R ER SO BB IBB HBP BLK WP HR S P ERA WHIP										
Kirk Rueter, L (1, 1) ERA: 4.42 John Johnstone, R (8, 1) ERA: 5.64	7.0 L 29 9 3 3 4 0 0 0 0 0 2 63 103 3.86 1.286										

AB	36
R	3
H	11
RBI	3
BB	1
SO	4
LOB	18



Batter	1	2	3	4	5	6	7	8	9	AB	R	H	RBI	BB	SO	LOB
Marvin Benard, L (1, 8) OBP: 0.286, SLG: 0.309	1-1 F9		1-0 G3-1			2-2 F7		0-0 G6-3 1B		4	0	1	0	0	0	0
Bill Mueller, S (1, 5) OBP: 0.351, SLG: 0.416	3-1 F7			0-1 G4-3		1-1 2B 2B		3-1 G6-3 1-2		4	1	1	0	0	0	1
Barry Bonds, L (1, 7) OBP: 0.419, SLG: 0.762	3-2 2B			0-1 HR		0-0 PB 2B 2-H		3-3 K		4	1	3	2	0	1	1
Jeff Kent, R (1, 4) OBP: 0.405, SLG: 0.652	0-3 K			3-2 CS 1B		1-0 F9 2-3		0-2 L1		4	0	1	0	0	1	3
J.T. Snow, L (1, 3) OBP: 0.361, SLG: 0.403		2-2 G6-3 1B		4-2 1-2 BB		1-0 F7			0-0 F7	3	0	1	0	1	0	1
Rich Aurilia, R (1, 6) OBP: 0.308, SLG: 0.324		1-1 G6-3 1-2f		1-3 K			3-2 2B		0-3 K	2	0	0	0	0	1	3
Ramon Martinez, R (5, 6) OBP: 0.389, SLG: 0.433										2	0	1	0	0	1	0
Armando Rios, L (1, 9) OBP: 0.344, SLG: 0.500		2-2 F7		3-1 CS 2-3		1-3 K		1-3 K		2	0	0	0	0	1	0
Terrell Lowery, R (7, PH) OBP: 0.609, SLG: 0.905										2	0	0	0	0	2	1
Doug Mirabelli, R (1, 2) OBP: 0.321, SLG: 0.417			2-3 K			2-2 F7		1-2 G5-3		3	0	0	0	0	1	1
Kirk Rueter, L (1, 1) OBP: 0.314, SLG: 0.367			0-0 G6-3			0-0 G6-3		2-1 F8		2	0	0	0	0	0	0
Russ Davis, R (7, PH) OBP: 0.314, SLG: 0.367										1	0	0	0	0	0	1
John Johnstone, R (8, 1)										0	0	0	0	0	0	0

Inning Stats	R: 0	H: 1	E: 0	LOB: 1	K: 1	S: 12	R: 0	H: 1	E: 0	LOB: 0	K: 0	S: 10	R: 0	H: 0	E: 0	LOB: 0	K: 1	S: 7	R: 1	H: 2	E: 0	LOB: 1	K: 1	S: 14	R: 0	H: 0	E: 0	LOB: 0	K: 1	S: 8	R: 1	H: 2	E: 0	LOB: 1	K: 0	S: 8	R: 0	H: 1	E: 0	LOB: 1	K: 1	S: 12	R: 0	H: 1	E: 0	LOB: 1	K: 1	S: 9	R: 0	H: 0	E: 0	LOB: 0	K: 2	S: 7	R: 0	H: 0	E: 0	LOB: 0	K: 2	S: 7	1B: 3	2B: 4	3B: 0	HR: 1	SF: 0	SAC: 0	DP: 1	HBP: 0	WP: 0	PB: 1	SB: 0	CS: 1	PA: 35
--------------	------	------	------	--------	------	-------	------	------	------	--------	------	-------	------	------	------	--------	------	------	------	------	------	--------	------	-------	------	------	------	--------	------	------	------	------	------	--------	------	------	------	------	------	--------	------	-------	------	------	------	--------	------	------	------	------	------	--------	------	------	------	------	------	--------	------	------	-------	-------	-------	-------	-------	--------	-------	--------	-------	-------	-------	-------	--------

PITCHER	IP	WLS	BF	H	R	ER	SO	BB	IBB	HBP	BLK	WP	HR	S	P	ERA	WHIP
Carl Pavano, R (1, 1) ERA: 3.22	6.0	W	24	7	2	2	4	1	0	0	0	0	1	63	100	3.00	1.333
Jim Poole, L (7, 1) ERA: 7.0	0.1	H	1	0	0	0	1	0	0	0	0	0	0	3	4	0.00	0.000
Guillermo Mota, R (7, 1) ERA: 5.4	0.2	H	2	0	0	0	0	0	0	0	0	0	0	5	8	0.00	0.000
Steve Kline, L (8, 1) ERA: 1.01	0.2	H	3	1	0	0	1	0	0	0	0	0	0	6	12	0.00	1.500
Dustin Hermanson, R (8, 1) ERA: 5.19	1.1	S	4	0	0	0	2	0	0	0	0	0	0	10	11	0.00	0.000

BOTTOM

Montreal Expos @ San Francisco Giants
PacBell Park, San Francisco, CA

Tue May 23 2000, 10:15 PM EDT
Att: 40,930 - Overcast - 63 F

livebaseballscorecards.com

AB	33
R	2
H	8
RBI	2
BB	1
SO	8
LOB	12



Batter	1	2	3	4	5	6	7	8	9	AB R H RBI BB SO LOB	TOP									
Peter Bergeron, L (1, 8) OBP: 0.305, SLG: 0.358	0-1 G6-3 1B		1-2 L7			2-3 K		4-2 BB		3 0 1 0 1 1 1										
Orlando Cabrera, R (1, 6) OBP: 0.268, SLG: 0.414	1-2 G6-3 1-2f			1-3 K		2-2 1B		2-1 G5-3		4 0 1 0 0 1 2										
Rondell White, R (1, 7) OBP: 0.375, SLG: 0.569 Terry Jones, S (6, 7) OBP: 0.226, SLG: 0.207	0-3 K			1-2 G5-3		0-0 G1-3			0-1 P4	3 0 0 0 0 1 1 1 0 0 0 0 0 0										
Vladimir Guerrero, R (1, 9) OBP: 0.464, SLG: 0.744 Wilton Guerrero, S (6, 9) OBP: 0.300, SLG: 0.333		0-0 G5-4-3 1B		1-1 1B		3-1 G5-3			0-3 K	2 0 2 0 0 0 0 2 0 0 0 0 1 0										
Jose Vidro, S (1, 4) OBP: 0.439, SLG: 0.645		3-1 G5-4-3 1-2f		1-1 F7		0-3 K			0-0 FC6-4 1B	4 0 1 0 0 1 2										
Lee Stevens, L (1, 3) OBP: 0.349, SLG: 0.517 Felipe Lira, R (7, 1) Geoff Blum, S (9, PH) OBP: 0.333, SLG: 0.421		1-0 G3			3-2 G1-3		1-1 1B		1-1 FC6-4	3 0 1 0 0 0 0 0 0 0 0 0 0 0 1 0 0 0 0 0 1										
Chris Widger, R (1, 2) OBP: 0.317, SLG: 0.488 Jim Poole, L (5, 1) Mike Johnson, L (5, 1) OBP: 0.500, SLG: 0.500 Andy Tracy, L (7, PH) OBP: 0.286, SLG: 0.406			1-3 K		1-0 G3		0-3 K			2 0 0 0 0 1 0 0 0 0 0 0 0 0 0 0 0 0 0 0 0 1 0 0 0 0 1 1										
Mike Mordecai, R (1, 5) OBP: 0.423, SLG: 0.769			3-1 SH1-4 1B		2-1 L4			1-0 G1-3		3 0 1 0 0 0 0										
Mike Thurman, R (1, 1) 15 Lenny Webster, R (5, 2) OBP: 0.276, SLG: 0.345			2-1 SH1-4			3-2 G6-3		2-1 G3-1		0 0 0 0 0 0 0 2 0 0 0 0 0 0										
Inning Stats	R: 0 E: 0 K: 1 S: 9	H: 1 LOB: 0 BB: 0 P: 10	R: 0 E: 0 K: 0 S: 4	H: 1 LOB: 0 BB: 0 P: 8	R: 0 E: 0 K: 1 S: 11	H: 1 LOB: 1 BB: 0 P: 15	R: 0 E: 0 K: 1 S: 6	H: 0 LOB: 0 BB: 0 P: 12	R: 0 E: 0 K: 1 S: 12	H: 1 LOB: 1 BB: 0 P: 19	R: 0 E: 0 K: 2 S: 10	H: 1 LOB: 1 BB: 0 P: 14	R: 0 E: 0 K: 0 S: 7	H: 0 LOB: 1 BB: 1 P: 16	R: 0 E: 0 K: 1 S: 8	H: 1 LOB: 1 BB: 0 P: 9	1B: 7 2B: 0 3B: 0 HR: 0	SF: 0 SAC: 1 DP: 2 HBP: 0	WP: 0 PB: 0 SB: 0 CS: 0	PA: 33
PITCHER Shawn Estes, L (1, 1) ERA: 3.8	IP: 9.0 WLS: W BF: 33 H: 7 R: 0 ER: 0 SO: 7 BB: 1 IBB: 0 HBP: 0 BLK: 0 WP: 0 HR: 0 S: 78 P: 121 ERA: 0.00 WHIP: 0.889							PITCHER	IP: 9.0 WLS: W BF: 33 H: 7 R: 0 ER: 0 SO: 7 BB: 1 IBB: 0 HBP: 0 BLK: 0 WP: 0 HR: 0 S: 78 P: 121 ERA: 0.00 WHIP: 0.889											

Montreal Expos @ San Francisco Giants
PacBell Park, San Francisco, CA
Wed May 24 2000, 10:15 PM EDT
Att. 40,930 - Cloudy - 62 F

AB	31
R	0
H	7
RBI	0
BB	1
SO	7
LOB	8



Batter	1	2	3	4	5	6	7	8	9
Marvin Benard, L (1, 8) <small>OBP: 0.289, SLG: 0.308</small> (6, 7) Felipe Crespo, S (8, 9) <small>OBP: 0.424, SLG: 0.448</small>	1-1 G3	0-0 G3						4-2 BB	2-1 HBP
Bill Mueller, S (1, 5) <small>OBP: 0.354, SLG: 0.414</small> Ramon Martinez, R (7, 4) <small>OBP: 0.395, SLG: 0.438</small>	4-0 2B BB		2-2 F8		1-0 BB 1B 1B	2-0 G3	1-0 G5-3	0-1 1-2 2-3 3-H 1B	
Barry Bonds, L (1, 7) <small>OBP: 0.430, SLG: 0.798</small> Calvin Murray, R (6, 8) <small>OBP: 0.418, SLG: 0.449</small>	2-1 1-H E 2B		3-2 HR		0-0 1B BB 1B	1-0 E HR 1B		0-0 G4-6-3 1B	
Jeff Kent, R (1, 4) <small>OBP: 0.407, SLG: 0.647</small> Russ Davis, R (7, 5) <small>OBP: 0.327, SLG: 0.380</small>	2-0 2-H SF8 1B		2-3 K		4-1 BB 1B HR BB	2-0 E1 HR		2-1 G4-6-3 1B	
J.T. Snow, L (1, 3) <small>OBP: 0.368, SLG: 0.444</small> Armando Rios, L (9, 3) <small>OBP: 0.344, SLG: 0.500</small>	2-2 3-H SF8		1-2 3B		0-0 1-2 2-3 3-H HR 1B	2-2 1-H 2-H HR		2-2 G4-6-3	
Ellis Burks, R (1, 9) <small>OBP: 0.420, SLG: 0.513</small> Terrell Lowery, R (7, 7) <small>OBP: 0.625, SLG: 0.909</small>	1-3 K		1-2 G5-3		4-2 1-2 2-3 3-H HR BB	3-3 K		1-0 E 1B 1B	
Bobby Estalella, R (1, 2) <small>OBP: 0.423, SLG: 0.634</small>		1-1 F7		3-2 G5-3		3-3 K		2-2 1B E HBP 1B	
Rich Aurilia, R (1, 6) <small>OBP: 0.304, SLG: 0.319</small>		1-0 SH3-4 1B		1-2 G6-3		1-3 K		0-0 E6 HBP 1B 1B	
Shawn Estes, R (1, 1) <small>OBP: 0.286, SLG: 0.450</small>		0-0 SH3-4		0-1 B1-3		0-0 1-H 2-H 3-H HR		1-2 G6-3 1B HBP 1B	

Inning Stats	R: 3	H: 2	E: 1	K: 11	S: 23	R: 0	H: 1	E: 0	K: 0	S: 7	R: 1	H: 2	E: 0	K: 1	S: 15	R: 0	H: 0	E: 0	K: 0	S: 8	R: 7	H: 5	E: 0	K: 2	S: 16	R: 3	H: 2	E: 1	K: 12	S: 23	R: 0	H: 0	E: 0	K: 1	S: 16	R: 4	H: 6	E: 1	K: 0	S: 20
	LOB: 0	BB: 1	LOB: 1	BB: 0	P: 23	LOB: 1	BB: 0	LOB: 0	BB: 0	P: 24	LOB: 0	BB: 0	LOB: 0	BB: 0	P: 24	LOB: 0	BB: 0	LOB: 0	BB: 0	P: 23	LOB: 0	BB: 2	P: 31	LOB: 1	BB: 0	P: 23	LOB: 0	BB: 0	P: 23	LOB: 1	BB: 1	P: 16	LOB: 3	BB: 0	P: 32					

PITCHER	IP	WLS	BF	H	R	ER	SO	BB	IBB	HBP	BLK	WP	HR	S	P	ERA	WHIP
Mike Thurman, R (1, 1) <small>ERA: 7.36</small>	4.0	L	18	5	4	3	2	1	0	0	0	0	0	5	11	∞	∞
Jim Poole, L (5, 1) <small>ERA: 12.0</small>	0.0		5	4	5	5	0	1	0	0	0	0	0	5	11	∞	∞
Mike Johnson, R (5, 1) <small>ERA: 7.3</small>	2.0		11	3	5	4	4	1	0	0	0	0	2	23	43	18.00	2.000
Felipe Lira, R (7, 1) <small>ERA: 8.53</small>	2.0		14	6	4	1	1	1	0	1	0	0	0	30	48	4.50	3.500

BOTTOM

Montreal Expos @ San Francisco Giants
 PacBell Park, San Francisco, CA
 Wed May 24 2000, 10:15 PM EDT
 Att: 40,930 - Cloudy - 62 F

AB	R	H	RBI	BB	SO	LOB
4	1	1	0	1	0	1
0	0	0	1	0	0	0
3	2	1	0	1	0	0
2	0	1	1	0	0	1
3	3	3	3	0	0	0
3	2	2	0	0	0	3
3	3	1	1	1	1	1
1	0	1	0	0	0	0
4	2	3	5	0	0	2
0	0	0	0	0	0	0
3	1	0	1	1	2	1
1	1	1	1	0	0	0
5	1	1	0	0	2	3
5	1	1	0	0	2	5
4	1	2	5	0	0	0

AB	41	R	18	H	18	RBI	18	BB	4	SO	7	LOB	17
----	----	---	----	---	----	-----	----	----	---	----	---	-----	----

livebaseballscorecards.com




WP	HR	S	P	ERA	WHIP
0	0	0	0	0	0
0	0	0	0	0	0
0	0	0	0	0	0
0	0	0	0	0	0

Batter	1	2	3	4	5	6	7	8	9	AB R H RBI BB SO LOB
Peter Bergeron, L (1, 8) OBP: 0.304, SLG: 0.362	1-2 F5		3-3 K			0-1 L7		2-1 2B		4 0 1 0 0 1 0
Jose Vidro, S (1, 4) OBP: 0.435, SLG: 0.640	0-0 G6-3			2-0 G4-3		0-2 G6-3 1B		0-1 SF7		3 0 1 1 0 0 0
Rondell White, R (1, 7) OBP: 0.372, SLG: 0.558	0-3 K			0-0 G6-3		2-0 G6-3 1-2		4-0 BB		3 0 0 0 1 1 1
Vladimir Guerrero, R (1, 9) OBP: 0.459, SLG: 0.732		0-0 G6-3		0-2 1B		3-2 F7		0-3 K		4 0 1 0 0 1 3
Lee Stevens, L (1, 3) OBP: 0.346, SLG: 0.506		4-2 FC6-4 BB		3-3 K			0-0 L3		0-0 F8	3 0 0 0 1 1 1
Andy Tracy, L (1, 5) OBP: 0.256, SLG: 0.361		2-3 K			1-3 K		3-3 K		1-2 F8	4 0 0 0 0 3 1
Orlando Cabrera, R (1, 6) OBP: 0.270, SLG: 0.412		0-1 FC6-4			1-2 1B		1-2 G5-3		2-0 1B	3 0 1 0 0 0 1
Jim Poole, L (7, 1)										0 0 0 0 0 0 0
Guillermo Mota, R (8, 1)										0 0 0 0 0 0 0
Terry Jones, S (9, PH) OBP: 0.250, SLG: 0.233		1-2								1 0 1 0 0 0 0
15 Lenny Webster, R (1, 2) OBP: 0.258, SLG: 0.323			1-1 F8			0-3 K		1-2 G4-3		2 0 0 0 0 1 1
Wilton Guerrero, S (8, PH) OBP: 0.294, SLG: 0.326									2-3 K	1 0 0 0 0 0 0
Charlie O'Brien, R (8, 2)										1 0 0 0 0 1 1
Tony Armas, R (1, 1)			1-3 K			0-1 G1-3		2-2 2B SF7 1B		2 0 0 0 0 1 1
Geoff Blum, S (7, 6) OBP: 0.348, SLG: 0.436										1 1 1 0 0 0 0

TOP	
AB	32
R	1
H	6
RBI	1
BB	2
SO	10
LOB	10
WP: 0	PA: 35
PB: 0	
SB: 0	
CS: 0	

PITCHER	
IP	WLS
BF	H
R	ER
SO	BB
IBB	HBP
BLK	WP
HR	S
P	ERA
WHIP	

Montreal Expos @ San Francisco Giants
PacBell Park, San Francisco, CA
Thu May 25 2000, 3:35 PM EDT
Att. 40,930 - Cloudy - 61 F



Batter	1	2	3	4	5	6	7	8	9	AB	R	H	RBI	BB	SO	LOB
Marvin Benard, L (1, 8) OBP: 0.301, SLG: 0.310	0-3 K		4-2 HR BB		0-1 1B		4-0 G6-3 1B BB			2	2	1	0	2	1	0
Bill Mueller, S (1, 5) OBP: 0.346, SLG: 0.404	0-0 G6-3		3-1 L8		0-0 P4		2-2 G6-3			4	0	0	0	0	0	4
Barry Bonds, L (1, 7) OBP: 0.438, SLG: 0.827	0-0 2B		1-0 HR		1-0 G3		2-0 E PB 1B			4	1	3	4	0	0	1
Jeff Kent, R (1, 4) OBP: 0.409, SLG: 0.641	3-2 G1-3		2-3 K			3-2 1B	4-0 E 1B			3	0	1	0	1	1	1
J.T. Snow, L (1, 3) OBP: 0.366, SLG: 0.439		2-3 K		0-0 G5-3 1B		2-0 P4	0-3 K			4	0	1	0	0	2	2
Ellis Burks, R (1, 9) OBP: 0.413, SLG: 0.500		1-0 G5-3		0-0 G5-3		1-0 FC6-4 1B		2-2 P4		4	0	1	0	0	0	1
Rich Aurilia, R (1, 6) OBP: 0.303, SLG: 0.317		1-2 F9		0-0 P3		3-2 FC6-4 1B		1-2 F9		4	0	1	0	0	0	1
Doug Mirabelli, R (1, 2) OBP: 0.307, SLG: 0.395			3-3 K	2-1 F8		0-0 FC6-4		0-0 F8		4	0	0	0	0	1	3
Livan Hernandez, R (1, 1) Robb Nen, R (9, 1)			0-1 HR BB 1B		0-0 G5-3		0-3 K			3	1	1	0	0	1	0
										0	0	0	0	0	0	0

Inning Stats		R: 0	H: 1	R: 0	H: 0	R: 3	H: 2	R: 0	H: 1	R: 0	H: 3	R: 1	H: 1	R: 0	H: 0
		E: 0	LOB: 1	E: 0	LOB: 0	E: 0	LOB: 0	E: 0	LOB: 1	E: 0	LOB: 2	E: 1	LOB: 2	E: 0	LOB: 0
		K: 1	BB: 0	K: 1	BB: 0	K: 2	BB: 1	K: 0	BB: 0	K: 0	BB: 0	K: 2	BB: 2	K: 0	BB: 0
		S: 9	P: 12	S: 7	P: 11	S: 13	P: 26	S: 5	P: 7	S: 9	P: 18	S: 11	P: 23	S: 7	P: 10

PITCHER		IP	WLS	BF	H	R	ER	SO	BB	IBB	HBP	BLK	WP	HR	S	P	ERA	WHIP
Tony Armas, R (1, 1) ERA: 3.5		6.1	L	28	8	4	4	5	2	0	0	0	0	1	51	87	5.68	1.579
Jim Poole, L (7, 1) ERA: 11.17		0.2		4	1	0	0	1	0	1	0	0	0	0	8	16	0.00	1.500
Guillermo Mota, R (8, 1) ERA: 3.38		1.0		3	0	0	0	0	0	0	0	0	0	7	10	0.00	0.000	

BOTTOM

Montreal Expos @ San Francisco Giants
PacBell Park, San Francisco, CA

Thu May 25 2000, 3:35 PM EDT
Att: 40,930 - Cloudy - 61 F

AB	32
R	4
H	9
RBI	4
BB	3
SO	6
LOB	13

WP: 0 PA: 35
PB: 1
SB: 1
CS: 0



PITCHER		IP	WLS	BF	H	R	ER	SO	BB	IBB	HBP	BLK	WP	HR	S	P	ERA	WHIP
Tony Armas, R (1, 1) ERA: 3.5		6.1	L	28	8	4	4	5	2	0	0	0	0	1	51	87	5.68	1.579
Jim Poole, L (7, 1) ERA: 11.17		0.2		4	1	0	0	1	0	1	0	0	0	0	8	16	0.00	1.500
Guillermo Mota, R (8, 1) ERA: 3.38		1.0		3	0	0	0	0	0	0	0	0	0	7	10	0.00	0.000	

Batter	1	2	3	4	5	6	7	8	9	AB R H RBI BB SO LOB	TOP	
Eric Young Sr. R (1, 4) OBP: 0.360, SLG: 0.448 Matt Karchner, R (8, 1)	2-2 F8		1-0 F9			0-0 G5-3		0-0 P4		4 0 0 0 0 0 1 0 0 0 0 0 0 0		
Dave Martinez, L (1, 3) OBP: 0.286, SLG: 0.321	1-2 G5-3			2-2 F8		0-0 F7		2-1 HR	1B	4 1 1 0 0 0 0		
Sammy Sosa, R (1, 9) OBP: 0.415, SLG: 0.637	0-1 F3			1-1 1B		0-0 2B		0-0 F5		4 0 2 0 0 0 1		
Henry Rodriguez, L (1, 7) OBP: 0.324, SLG: 0.581		1-2 G6-3		0-0 1B		0-3 K		3-2 HR	1-H	4 1 2 2 0 1 1		
Willie Greene, L (1, 5) OBP: 0.342, SLG: 0.529		3-2 F9		1-1 P5			2-2 G4-3	2-2 F9		4 0 0 0 0 0 2		
Jose Nieves, R (1, 6) OBP: 0.296, SLG: 0.365		0-3 K		0-1 G4-3			0-0 G5-3	1-2 HR		4 1 1 1 0 1 2		
Damon Buford, R (1, 8) OBP: 0.317, SLG: 0.452			3-2 G5-3		0-0 P3		1-2 P4	2-2 G6-3		4 0 0 0 0 0 0		
Joe Girardi, R (1, 2) OBP: 0.381, SLG: 0.418			2-1 2B		1-1 L3			0-2 G1-6-3		3 0 2 0 0 0 0		
Kevin Tapani, R (1, 1) OBP: 0.167, SLG: 0.333 Jeff Huson, L (8, PH) OBP: 0.250, SLG: 0.273 (8, 4)			0-2 G5-3		0-1 F8			1-1 G1-6-3	1-2f	2 0 0 0 0 0 1 1 0 0 0 0 0 1		
Inning Stats	R: 0 H: 0 E: 0 LOB: 0 K: 0 BB: 0 S: 11 P: 14	R: 0 H: 0 E: 0 LOB: 0 K: 1 BB: 0 S: 10 P: 14	R: 0 H: 1 E: 0 LOB: 1 K: 0 BB: 0 S: 10 P: 16	R: 0 H: 2 E: 0 LOB: 2 K: 0 BB: 0 S: 10 P: 14	R: 0 H: 0 E: 0 LOB: 0 K: 0 BB: 0 S: 5 P: 6	R: 0 H: 1 E: 0 LOB: 1 K: 1 BB: 0 S: 6 P: 6	R: 0 H: 0 E: 0 LOB: 0 K: 0 BB: 0 S: 7 P: 10	R: 0 H: 1 E: 0 LOB: 0 K: 0 BB: 0 S: 6 P: 7	R: 3 H: 3 E: 0 LOB: 0 K: 0 BB: 0 S: 16 P: 26	1B: 4 SF: 0 2B: 2 SAC: 0 3B: 0 DP: 1 HR: 2 HBP: 0	WP: 0 PA: 34 PB: 0 SB: 0 CS: 0	
PITCHER Mark Gardner, R (1, 1) ERA: 5.66 Robb Nen, R (9, 1) ERA: 2.35	IP WLS BF H R ER SO BB IBB HBP BLK WP HR S P ERA WHIP	8.1 W 31 7 2 2 2 0 0 0 0 0 0 1 71 98 2.16 0.840	0.2 3 1 1 1 0 0 0 0 0 0 0 1 10 15 13.50 1.500	PITCHER IP WLS BF H R ER SO BB IBB HBP BLK WP HR S P ERA WHIP								

Chicago Cubs @ San Francisco Giants
PacBell Park, San Francisco, CA
Fri May 26 2000, 10:35 PM EDT
Att. 40,930 - Cloudy - 63 F

AB	34
R	3
H	8
RBI	3
BB	0
SO	2
LOB	9



Batter	1	2	3	4	5	6	7	8	9
Marvin Benard, L (1, 8) OBP: 0.299, SLG: 0.309	0-1 CS 1B	1-0 B2-3			3-3 K		1-3 K		
Ramon Martinez, R (1, 4) OBP: 0.405, SLG: 0.528	3-1 1-2 HR	1-2 G6-3			0-0 1B 2B 1B		2-0 F9		
Barry Bonds, L (1, 7) OBP: 0.446, SLG: 0.831	1-1 1B 2B		2-1 G1-3		1-1 2B 1B		4-2 BB		
Jeff Kent, R (1, 3) OBP: 0.406, SLG: 0.630	4-1 1B 1B BB		1-1 F9		2-3 K		0-1 G1-3		
Ellis Burks, R (1, 9) OBP: 0.427, SLG: 0.524	2-2 FC6-4 1B 1-3 2-H 1B		0-1 1B		1-1 1-H 2-H 2B		1-0 F2		
Bill Mueller, S (1, 5) OBP: 0.344, SLG: 0.400	0-0 FC6-4 1-2 3-H 1B		3-2 G2-3		0-1 G3		1-0 G3-1		
Rich Aurilia, R (1, 6) OBP: 0.302, SLG: 0.329	0-1 FC6-4 1-2f 2-3			1-3 K		2-2 L3		1-0 3B	
Doug Mirabelli, R (1, 2) OBP: 0.293, SLG: 0.375	1-3 K			3-1 F9		0-3 K		3-3 K	
Mark Gardner, R (1, 1) OBP: 0.222, SLG: 0.222				2-3 K		1-3 K			
Robb Nen, R (9, 1)									

AB	R	H	RBI	BB	SO	LOB
4	0	1	0	0	2	0
4	2	2	1	0	0	0
3	2	2	0	1	0	0
3	1	0	0	1	1	3
4	0	3	3	0	0	0
4	0	1	1	0	0	2
4	0	1	0	0	1	2
4	0	0	0	0	3	3
3	0	0	0	0	3	0
0	0	0	0	0	0	0

BOTTOM

Chicago Cubs @ San Francisco Giants
PacBell Park, San Francisco, CA
Fri May 26 2000, 10:35 PM EDT
Att: 40,930 - Cloudy - 63 F

livebaseballscorecards.com

AB	33
R	5
H	10
RBI	5
BB	2
SO	10
LOB	10



Inning Stats	R	H	E	K	S	IP	WLS	BF	H	R	ER	SO	BB	IBB	HBP	BLK	WP	HR	S	P	ERA	WHIP
	3	5	0	1	16	7.0		31	9	5	5	9	2	0	0	0	0	1	71	114	6.43	1.571
	0	0	0	0	7	1.0		4	1	0	0	1	0	0	0	0	0	0	6	12	0.00	1.000

WP	HR	S	P	ERA	WHIP
0	0	0	0	0.00	1.000

PA: 35

Batter	1	2	3	4	5	6	7	8	9	10	11	AB R H RBI BB SO LOB	TOP																		
Eric Young Sr., R OBP: 0.355, SLG: 0.438 (1, 4)	3-2 F8		X 0-0 F9		4-2 2B BB		3-3 K		2-0 F8		X 0-0 F8	5 0 0 0 1 1 3																			
Willie Greene, L OBP: 0.357, SLG: 0.535 (1, 5)	4-2 BB BB		4-2 BB BB BB		1-3 2B		1-0 G4-3			1-1 P6		3 0 1 0 2 0 0																			
Sammy Sosa, R OBP: 0.410, SLG: 0.624 (1, 9)	0-3 K		4-2 1-2 BB BB		3-3 K			2-0 P4		1-3 K		4 0 0 0 1 3 3																			
Jeff Reed, L OBP: 0.375, SLG: 0.371 (1, 2)	4-0 1-2 BB		4-1 1-2 2-3 BB		3-3 K			1-0 G4-3		0-2 F8		3 0 0 0 2 1 2																			
Henry Rodriguez, L OBP: 0.327, SLG: 0.604 Chad Meyers, R (11, PR) Raul Gonzalez, R (11, 7)	1-3 K		0-0 L9			1-0 F7		0-1 HR			1-2 15 G4-3 SF9 2B	5 1 2 1 0 1 5 0 1 0 0 0 0 0 0 0 0 0 0 0 0																			
15 Julio Zuleta, R OBP: 0.296, SLG: 0.440 (1, 3)		2-3 K		0-3 K		3-3 K		3-2 HR			2-1 G4-3	5 1 1 1 0 3 1																			
Damon Buford, R OBP: 0.320, SLG: 0.444 (1, 8)		2-1 P3		1-3 K		4-1 BB		0-3 K			4-0 BB BB	3 0 0 0 2 2 0																			
Jose Nieves, R OBP: 0.271, SLG: 0.339 (1, 6)		2-3 K		2-3 K		2-2 F8			2-2 F8		1-2 SF9	4 0 0 1 0 2 1																			
Scott Downs, L Dave Martinez, L Tim Worrell, R Felix Heredia, L Todd Van Poppel, R Jeff Hugon, L 76 Daniel Garibay, L Glennan Hill, R Rock Aguirre, R			2-1 G5-3		1-3 K		3-3 K		0-0 E6 CS		4-2 3-H BB	2 0 0 0 0 0 1 0 1 0 0 0 0 0 1 0 0 0 0 0 0 0 0 0 0 0 0 0 0 0 0 0 1 0 1 0 0 0 0 0 0 0 0 0 0																			
Inning Stats	R: 0 E: 0 K: 2 S: 13	H: 0 LOB: 2 BB: 2 P: 25	R: 0 E: 0 K: 2 S: 8	H: 0 LOB: 0 BB: 0 P: 14	R: 0 E: 0 K: 0 S: 9	H: 0 LOB: 3 BB: 3 P: 23	R: 0 E: 0 K: 3 S: 10	H: 0 LOB: 0 BB: 0 P: 13	R: 0 E: 0 K: 1 S: 11	H: 1 LOB: 2 BB: 1 P: 24	R: 0 E: 0 K: 2 S: 12	H: 0 LOB: 0 BB: 0 P: 19	R: 2 E: 0 K: 1 S: 17	H: 2 LOB: 0 BB: 0 P: 23	R: 0 E: 1 K: 0 S: 5	H: 0 LOB: 0 BB: 0 P: 9	R: 0 E: 0 K: 1 S: 8	H: 0 LOB: 0 BB: 0 P: 10	R: 1 E: 0 K: 0 S: 12	H: 1 LOB: 2 BB: 2 P: 24	1B: 0 2B: 2 3B: 0 HR: 2	SF: 1 SAC: 0 DP: 0 HBP: 0	WP: 0 PB: 0 SB: 0 CS: 1	PA: 46							
PITCHER	IP WLS BF H R ER SO BB IBB HBP BLK WP HR S P ERA WHIP																														
Russ Ortiz, R ERA: 6.24 (1, 1)	6.0		26	1	0	0	11	7	0	0	0	0	0	0	64	120	0.00	1.333													
Felix Rodriguez, R ERA: 1.82 (7, 1)	1.0	H	3	0	0	0	2	0	0	0	0	0	0	0	12	19	0.00	0.000													
John Johnstone, R ERA: 5.92 (8, 1)	2.0	B	8	2	2	2	1	0	0	0	0	0	0	2	22	32	9.00	1.000													
Robb Nen, R ERA: 2.2 (10, 1)	1.0		3	0	0	0	1	0	0	0	0	0	0	0	8	10	0.00	0.000													
Aaron Fultz, L ERA: 5.31 (11, 1)	1.0	L	6	1	1	1	0	2	0	0	0	0	0	0	12	24	9.00	3.000													

Chicago Cubs @ San Francisco Giants

PacBell Park, San Francisco, CA

Sat. May 27 2000, 4:05 PM EDT
Att: 40,930 - Sunny - 64 F

livebaseballscores.com

AB 36
R 3
H 4
RBI 3
BB 9
SO 15
LOB 15



Batter	1	2	3	4	5	6	7	8	9	10	11	AB	R	H	RBI	BB	SO	LOB	BOTTOM							
Marvin Benard, L (1, 8) <small>OBP: 0.297, SLG: 0.312</small> Robb Nen, R (10, 1) <small>OBP: 0.625, SLG: 0.909</small>	2-2 F7 <small>1</small>	2-1 2B		0-0 G3 <small>3</small>			0-0 B5-3 <small>2</small>		3-2 L4-6 <small>2 3</small>			5	0	1	0	0	0	3								
Rich Aurilia, R (1, 6) <small>OBP: 0.305, SLG: 0.344</small>	1-2 1B 3B	1-1 L7 <small>3</small>			1-0 1B		1-2 F9 <small>3</small>			2-2 G6-3 <small>1</small>		5	1	2	0	0	0	1								
Barry Bonds, L (1, 7) <small>OBP: 0.439, SLG: 0.807</small>	1-0 1B HBP		3-3 K <small>1</small>		3-3 K <small>1 2</small>			0-2 G4-3 <small>1</small>		3-3 K <small>2</small>		4	1	0	0	0	3	1								
Jeff Kent, R (1, 4) <small>OBP: 0.411, SLG: 0.627</small>	0-0 1B		1-0 F9 <small>2</small>		1-0 G6-3 <small>3</small>			0-2 1B		4-0 BB		4	0	2	1	1	0	0								
Ellis Burks, R (1, 9) <small>OBP: 0.436, SLG: 0.523</small> Aaron Fultz, L (11, 1) <small>OBP: 1.000, SLG: 1.000</small>	1-0 1B		4-1 FC4-6 BB			0-1 G1-3 1B		3-2 P4 <small>2</small>		3-3 K <small>3</small>		4	0	2	1	1	1	2								
Russ Davis, R (1, 5) <small>OBP: 0.309, SLG: 0.358</small> Bill Mueller, S (8, PH) <small>OBP: 0.346, SLG: 0.398</small>	1-2 L6 <small>2</small>		0-1 FC4-6 <small>1-2f</small>			0-0 F9 <small>1</small>		4-0 BB			2-2 G1-3 <small>1</small>	3	0	0	0	0	0	4								
J.T. Snow, L (1, 3) <small>OBP: 0.361, SLG: 0.432</small>	1-0 L7 <small>3</small>			3-3 K <small>1</small>		0-0 G1-3 <small>2</small>		2-1 F2 <small>3</small>			0-0 FC5-4 1B	5	0	1	0	0	1	5								
Bobby Estalella, R (1, 2) <small>OBP: 0.416, SLG: 0.612</small> Calvin Murray, R (9, PR) <small>OBP: 0.413, SLG: 0.443</small>		1-3 K <small>1</small>		0-3 K <small>2</small>		1-1 G6-3 <small>3</small>		4-0 L4-6 SH1-4 BB		0-1 FC5-4 FC6-4		3	0	0	0	1	2	1								
Russ Ortiz, R (1, 1) <small>OBP: 0.349, SLG: 0.316</small> Felix Rodriguez, R (7, 1) <small>OBP: 0.340, SLG: 0.494</small> Armando Rios, L (7, PH) <small>OBP: 0.340, SLG: 0.494</small> John Johnstone, R (8, 1) <small>OBP: 0.405, SLG: 0.528</small> Ramon Martinez, R (9, PH) <small>OBP: 0.290, SLG: 0.370</small> Doug Mirabeli, R (10, 2)		3-2 F3 <small>2</small>		3-1 2B		1-3 K <small>1</small>		1-0 SH1-4 <small>1</small>		0-0 FC6-4		2	0	1	0	0	0	0								
Inning Stats	R: 2 E: 0 K: 0 S: 13	H: 3 LOB: 2 BB: 0 P: 20	R: 0 E: 0 K: 1 S: 11	H: 1 LOB: 1 BB: 0 P: 18	R: 0 E: 0 K: 1 S: 7	H: 0 LOB: 1 BB: 1 P: 15	R: 0 E: 0 K: 2 S: 9	H: 1 LOB: 1 BB: 0 P: 15	R: 0 E: 0 K: 1 S: 5	H: 1 LOB: 0 BB: 0 P: 10	R: 0 E: 0 K: 0 S: 6	H: 1 LOB: 1 BB: 0 P: 7	R: 0 E: 0 K: 1 S: 8	H: 0 LOB: 0 BB: 0 P: 10	R: 0 E: 0 K: 0 S: 11	H: 1 LOB: 2 BB: 1 P: 20	R: 0 E: 0 K: 0 S: 4	H: 0 LOB: 1 BB: 1 P: 12	R: 0 E: 0 K: 2 S: 9	H: 0 LOB: 1 BB: 1 P: 21	R: 0 E: 0 K: 0 S: 9	H: 1 LOB: 1 BB: 0 P: 11	1B: 6 2B: 4 3B: 1 HR: 0	SF: 0 SAC: 1 DP: 2 HBP: 1	WP: 0 PB: 0 SB: 1 CS: 1	PA: 45
PITCHER Scott Downs, L (1, 1) <small>ERA: 6.55</small> Tim Worrell, R (7, 1) <small>ERA: 6.48</small> Felix Heredia, L (8, 1) <small>ERA: 6.14</small> Todd Van Poppel, R (8, 1) <small>ERA:</small> 76 Daniel Garibay, L (9, 1) <small>ERA: 2.81</small>	IP: 6.0 WLS: 3 BF: 26 H: 7 R: 2 ER: 2 SO: 5 BB: 1 IBB: 0 HBP: 1 BLK: 0 WP: 0 HR: 0 S: 51 P: 85 ERA: 3.00 WHIP: 1.333	PITCHER Rick Aguilera, R (11, 1) <small>ERA: 6.87</small>	IP: 1.0 WLS: 1 BF: 4 H: 1 R: 0 ER: 0 SO: 0 BB: 0 IBB: 0 HBP: 0 BLK: 0 WP: 0 HR: 0 S: 9 P: 11 ERA: 0.00 WHIP: 1.000																							

Chicago Cubs @ San Francisco Giants
 PacBell Park, San Francisco, CA
 Sat May 27 2000, 4:05 PM EDT
 Att: 40,930 - Sunny - 64 F

AB	39
R	2
H	9
RBI	2
BB	4
SO	8
LOB	19



Batter	1	2	3	4	5	6	7	8	9	AB R H RBI BB SO LOB	TOP		
Eric Young Sr. R (1, 4) OBP: 0.361, SLG: 0.448	2-1 SH5-3 SF 2B	3-2 1-3 2B		2-2 F8		1-2 F8		4-2 S BB		4 1 2 0 1 0 0			
Joe Girardi, R (1, 2) OBP: 0.369, SLG: 0.404	0-0 SH5-3	1-0 F9		3-2 G5-3		0-0 G5-3		2-2 F8		4 0 0 0 0 0 4			
Sammy Sosa, R (1, 9) OBP: 0.415, SLG: 0.640	2-1 SF 15 FC6-4 1B	4-0 1B		0-0 F8			1-1 1B		2-0 HR	3 2 2 2 1 0 0			
Glenallen Hill, R (1, 7) Dave Martinez, L (7, 7) OBP: 0.329, SLG: 0.577 OBP: 0.282, SLG: 0.317	0-0 15 FC6-4 1B	2-3 K		2-0 G5-3		2-2 F8		0-0 P6		4 0 1 0 0 1 4 1 0 0 0 0 0 0			
15 Julio Zuleta, R (1, 3) OBP: 0.250, SLG: 0.367	3-2 FC6-4 BB 1B	3-2 G6-3		1-2 F3		1-3 K		2-2 G6-3		5 1 0 0 0 1 6			
Willie Greene, L (1, 5) OBP: 0.360, SLG: 0.533	4-2 1B 1-2 BB		2-2 G4-3		1-0 FC6-4 2B		0-3 K		2-0 G3	4 0 1 0 1 1 1			
Damon Buford, R (1, 8) OBP: 0.328, SLG: 0.445	3-2 1-2 2-H 3-H 1B		4-1 BB		4-2 FC6-4 BB		1-1 E6 SH1-4			2 0 1 2 2 0 0			
Jose Nieves, R (1, 6) OBP: 0.258, SLG: 0.322	0-0 G4-3		0-1 F7		1-0 FC6-4		0-1 SH1-4		0-1 SH1-4	3 0 0 0 0 0 5			
34 Kerry Wood, R (1, 1) Raul Gonzalez, R (8, PH) Felix Heredia, L (8, 1) Todd Van Poppel, R (8, 1) Rick Aguilera, R (9, 1)		2-0 2B 1B	1-2 G4-3		1-3 K		1-3 K			3 0 1 0 0 1 1 1 0 0 0 0 1 1 0			
Inning Stats	R: 3 H: 3 E: 1 LOB: 2 K: 0 BB: 1 S: 18 P: 32	R: 0 H: 2 E: 0 LOB: 3 K: 1 BB: 1 S: 13 P: 28	R: 0 H: 0 E: 0 LOB: 1 K: 0 BB: 1 S: 9 P: 16	R: 0 H: 0 E: 0 LOB: 0 K: 0 BB: 0 S: 10 P: 15	R: 0 H: 1 E: 0 LOB: 2 K: 0 BB: 1 S: 9 P: 18	R: 0 H: 0 E: 0 LOB: 0 K: 1 BB: 0 S: 11 P: 13	R: 0 H: 1 E: 0 LOB: 1 K: 2 BB: 0 S: 12 P: 16	R: 0 H: 0 E: 1 LOB: 2 K: 1 BB: 1 S: 13 P: 21	R: 1 H: 1 E: 0 LOB: 0 K: 0 BB: 0 S: 8 P: 14	1B: 4 SF: 1 2B: 3 SAC: 2 3B: 0 DP: 0 HR: 1 HBP: 0	WP: 0 PA: 42 PB: 0 SB: 1 CS: 0		
PITCHER	IP WLS BF H R ER SO BB IBB HBP BLK WP HR S P ERA WHIP											PITCHER	IP WLS BF H R ER SO BB IBB HBP BLK WP HR S P ERA WHIP
Kirk Rueter, L (1, 1) ERA: 4.19	5.0 L 26 6 3 1 1 3 1 0 0 0 0 0 59 109 1.80 1.800												
Aaron Fultz, L (6, 1) ERA: 4.7	2.2 10 1 0 0 4 0 0 0 0 0 0 0 30 38 0.00 0.375												
Felix Rodriguez, R (8, 1) ERA: 2.08	1.1 6 1 1 1 0 1 0 0 0 0 0 1 14 26 6.75 1.500												

Chicago Cubs @ San Francisco Giants
PacBell Park, San Francisco, CA
Sun May 28 2000, 4:05 PM EDT
Att. 40,930 - Cloudy - 67 F

livebaseballscorecards.com

AB 34
R 4
H 8
RBI 4
BB 5
SO 5
LOB 22



Batter	1	2	3	4	5	6	7	8	9	AB R H RBI BB SO LOB	TOP	
Doug Glanville, R OBP: 0.333, SLG: 0.400 (1, 8)	1-1 G6-3		0-2 G4-6-3 1B			1-1 F8		2-3 K		4 0 1 0 0 1 0	Philadelphia Phillies @ San Francisco Giants PacBell Park, San Francisco, CA Mon May 29 2000, 4:05 PM EDT Att. 40,930 - Sunny - 63 F	
Kevin Sevcik, R OBP: 0.313, SLG: 0.349 (1, 9)	4-1 BB BB		0-0 G4-6-3 1-2f			3-1 G6-4-3 1B		2-1 G5-3	3 0 1 0 1 0 1			
Mike Lieberthal, R OBP: 0.342, SLG: 0.438 (1, 2)	4-1 G6-4-3 1-2 BB		0-1 F7			0-1 G6-4-3 1-2f		4-2 23 FC5-4 BB	2 0 0 0 2 0 1			
Pat Burrell, R OBP: 0.259, SLG: 0.520 (1, 3)	1-0 G6-4-3 1-2f				3-1 G6-3		1-3 K	2-3 K	4 0 0 0 0 2 3			
23 Kevin Jordan, R OBP: 0.289, SLG: 0.325 (1, 5)		1-2 SH1-3 FC5-4 2B		1-1 G6-3		1-1 F9 PB 2B		0-0 FC5-4 1-2f	4 2 2 0 0 0 1			
Ron Gant, R OBP: 0.283, SLG: 0.361 (1, 7)		0-0 SH1-3		0-1 F8		0-0 F9			2 0 0 0 0 0 1			
Wayne Gomes, R (7, 1)									0 0 0 0 0 0 0			
Scott Aldred, L (8, 1)									0 0 0 0 0 0 0			
Jason Boyd, R (8, 1)		2-3				2-3			0 0 0 0 0 0 0			
Mickey Morandini, L OBP: 0.338, SLG: 0.313 (1, 4)		4-1 FC5-4 BB		1-1 L4		3-1 G1-3 3-H			2 0 0 0 1 0 0			
Desi Relaford, S OBP: 0.405, SLG: 0.419 (1, 6)		3-2 FC5-4 1-2f 3-H		1-1 G6-3				2-3 K	3 0 0 1 0 1 1			
Curt Schilling, R OBP: 0.083, SLG: 0.083 (1, 1)		0-0 F8		3-2 G6-3				1-2 F9	2 0 0 0 0 0 1			
Rob Ducey, L OBP: 0.404, SLG: 0.553 (7, 7)									1 0 0 0 0 0 0			
Inning Stats	R: 0 H: 0 E: 0 LOB: 1 K: 0 BB: 2 S: 5 P: 15	R: 1 H: 1 E: 0 LOB: 1 K: 0 BB: 1 S: 9 P: 17	R: 0 H: 1 E: 0 LOB: 0 K: 0 BB: 0 S: 6 P: 6	R: 0 H: 0 E: 0 LOB: 0 K: 0 BB: 0 S: 6 P: 10	R: 0 H: 0 E: 0 LOB: 0 K: 0 BB: 0 S: 7 P: 12	R: 0 H: 1 E: 0 LOB: 0 K: 0 BB: 0 S: 6 P: 10	R: 1 H: 1 E: 0 LOB: 0 K: 1 BB: 0 S: 8 P: 13	R: 0 H: 0 E: 0 LOB: 0 K: 2 BB: 0 S: 13 P: 18	R: 0 H: 0 E: 0 LOB: 1 K: 1 BB: 1 S: 8 P: 16	1B: 2 SF: 0 2B: 2 SAC: 1 3B: 0 DP: 3 HR: 0 HBP: 0	WP: 0 PA: 32 PB: 1 SB: 0 CS: 0	
PITCHER Shawn Estes, L ERA: 3.46 (1, 1)	IP WLS BF H R ER SO BB IBB HBP BLK WP HR S P ERA WHIP	7.0 W 25 4 2 1 1 3 0 0 0 0 0 0 47 83 1.29 1.000										
Alan Embree, L ERA: 4.95 (8, 1)	2.0 S 7 0 0 0 3 1 0 0 0 0 0 0 21 34 0.00 0.500											

livebaseballscorecards.com

AB 27
R 2
H 4
RBI 1
BB 4
SO 4
LOB 9



Batter	1	2	3	4	5	6	7	8	9
Marvin Benard, L (1, 8) OBP: 0.300, SLG: 0.306 Calvin Murray, R (8, PH) OBP: 0.415, SLG: 0.437 (9, 8)	4-2 1B BB		1-3 K		3-3 K		0-0 2B 1B	4-1 1B BB	
Bill Mueller, S (1, 5) OBP: 0.351, SLG: 0.402	2-2 L7		2-2 F5			1-1 F8	1-0 BB 2B	1-2 1B	
Barry Bonds, L (1, 7) OBP: 0.433, SLG: 0.777	2-1 G6-4-3 1B			3-3 K		0-0 G4-6-3 1B	4-0 BB IBB	1-3 K	
Jeff Kent, R (1, 4) OBP: 0.412, SLG: 0.622	0-0 G6-4-3 1-2f			1-0 BB 1B		0-2 G4-6-3 1-2f	4-2 1-2 2-3 BB	2-3 K	
Ellis Burks, R (1, 9) OBP: 0.413, SLG: 0.484 Alan Embree, L (8, 1)		0-0 G4-3		4-2 1-2 BB			K		
J.T. Snow, L (1, 3) OBP: 0.356, SLG: 0.429		1-2 P4		1-3 K			0-0 2B 1B 2B	1-0 SH1-3 2B 1B	
Rich Aurilia, R (1, 6) OBP: 0.315, SLG: 0.352		1-0 1B		1-2 F9			2-2 1B 2B	0-0 SH1-3	
Bobby Estalella, R (1, 2) OBP: 0.410, SLG: 0.607		1-1 F5			1-3 K		2-1 P3	1-2 1B 2B	
Shawn Estes, R (1, 1) OBP: 0.261, SLG: 0.409 Felipe Crespo, S (7, PH) OBP: 0.441, SLG: 0.467 Armando Rios, L (8, 9) OBP: 0.354, SLG: 0.500			0-1 F2		2-3 K		2-2 1B 2B 1B	2-1 WP 1B 1B	

Inning Stats	R: 0 E: 0 K: 0 S: 9	H: 1 LOB: 1 BB: 1 P: 17	R: 0 E: 0 K: 0 S: 8	H: 1 LOB: 1 BB: 0 P: 11	R: 0 E: 0 K: 1 S: 10	H: 0 LOB: 0 BB: 0 P: 13	R: 0 E: 0 K: 2 S: 12	H: 1 LOB: 2 BB: 1 P: 22	R: 0 E: 0 K: 3 S: 11	H: 0 LOB: 0 BB: 0 P: 17	R: 0 E: 0 K: 0 S: 6	H: 1 LOB: 0 BB: 0 P: 7	R: 4 E: 0 K: 2 S: 20	H: 5 LOB: 3 BB: 2 P: 39	R: 3 E: 0 K: 2 S: 18	H: 4 LOB: 2 BB: 1 P: 30
--------------	------------------------------	----------------------------------	------------------------------	----------------------------------	-------------------------------	----------------------------------	-------------------------------	----------------------------------	-------------------------------	----------------------------------	------------------------------	---------------------------------	-------------------------------	----------------------------------	-------------------------------	----------------------------------

PITCHER	IP	WLS	BF	H	R	ER	SO	BB	IBB	HBP	BLK	WP	HR	S	P	ERA	WHIP
Curt Schilling, R (1, 1) ERA: 5.54	6.2	L	31	9	4	4	7	3	1	0	0	0	0	73	120	5.40	1.800
Wayne Gomes, R (7, 1) ERA: 3.19	0.2		4	2	2	2	1	0	0	0	0	0	0	8	13	27.00	3.000
Scott Aldred, L (8, 1) ERA: 5.75	0.1		4	2	1	1	1	1	0	0	0	1	0	9	17	27.00	9.000
Jason Boyd, R (8, 1) ERA: 4.38	0.1		1	0	0	0	1	0	0	0	0	0	0	4	6	0.00	0.000

BOTTOM

Philadelphia Phillies @ San Francisco Giants
 PacBell Park, San Francisco, CA


Mon May 29 2000, 4:05 PM EDT
 Att: 40,930 - Sunny - 63 F

AB	R	H	RBI	BB	SO	LOB
3	1	1	0	1	2	0
0	0	0	0	1	0	0
5	0	2	3	0	0	1
4	0	2	0	1	2	2
4	0	1	0	1	1	5
3	0	0	0	1	2	3
0	0	0	0	0	0	0
4	2	2	0	0	1	2
3	1	2	0	0	0	2
4	1	1	1	0	1	3
2	0	0	0	0	1	0
1	1	1	2	0	0	0
1	1	1	1	0	0	0

AB	34
R	7
H	13
RBI	7
BB	5
SO	10
LOB	18

WP: 1 PA: 40
 PB: 0
 SB: 0
 CS: 0

livebaseballscores.com



Batter	1	2	3	4	5	6	7	8	9	AB R H RBI BB SO LOB	TOP
Doug Glanville, R (1, 8) OBP: 0.327, SLG: 0.392	2-2 F9		0-1 G1-3		3-2 F8			1-1 G1-3		4 0 0 0 0 0 3	
Ron Gant, R (1, 7) OBP: 0.293, SLG: 0.384	3-3 K			1-0 HR		4-2 BB		2-1 1B		3 1 2 2 1 1 0	
Bobby Abreu, L (1, 9) OBP: 0.401, SLG: 0.526	0-2 3B			1-3 K		3-1 G4-6-3		1-2 G1-3		4 0 1 0 0 1 2	
Mike Lieberthal, R (1, 2) OBP: 0.340, SLG: 0.434	1-0 G6-3			1-1 G6-3		3-2 G4-3			2-2 1B	4 1 1 0 0 0 1	
Pat Burrell, R (1, 3) OBP: 0.258, SLG: 0.483			2-3 K		3-3 K				3-2 1B	4 0 1 0 0 3 0	
23 Kevin Jordan, R (1, 5) OBP: 0.280, SLG: 0.314			1-1 F3		0-1 E4		0-0 G6-3		2-2 F9	4 0 0 0 0 0 2	
Mickey Morandini, L (1, 4) OBP: 0.335, SLG: 0.312			1-2 G4-3		3-1 F7		1-3 K		3-2 G4-6-3	4 0 1 1 0 1 1	
Alex Arias, R (1, 6) OBP: 0.196, SLG: 0.149				1-2 F8		2-1 SH1-3		1-0 1B	2-1 G4-6-3	4 1 2 0 0 0 2	
Andy Ashby, R (1, 1) OBP: 0.222, SLG: 0.125			2-3 K		0-0 SH1-3			2-2 F9		1 0 0 0 0 1 0	
Bryan Ward, L (6, 1)										0 0 0 0 0 0 0	
Steve Schrenk, R (7, 1)										0 0 0 0 0 0 0	
Rob Ducey, L (8, PH) OBP: 0.397, SLG: 0.542										1 0 0 0 0 0 1	
Chris Brock, R (8, 1) OBP: 0.222, SLG: 0.667										0 0 0 0 0 0 0	
Inning Stats	R: 0 H: 1 E: 0 LOB: 1 K: 1 BB: 0 S: 10 P: 16	R: 0 H: 0 E: 0 LOB: 0 K: 1 BB: 0 S: 10 P: 14	R: 0 H: 0 E: 0 LOB: 0 K: 1 BB: 0 S: 9 P: 12	R: 1 H: 1 E: 0 LOB: 0 K: 2 BB: 0 S: 9 P: 15	R: 0 H: 1 E: 1 LOB: 2 K: 0 BB: 0 S: 11 P: 19	R: 0 H: 0 E: 0 LOB: 0 K: 0 BB: 1 S: 7 P: 17	R: 0 H: 0 E: 0 LOB: 0 K: 2 BB: 0 S: 7 P: 9	R: 1 H: 2 E: 0 LOB: 1 K: 0 BB: 0 S: 12 P: 19	R: 1 H: 3 E: 0 LOB: 1 K: 0 BB: 0 S: 14 P: 26	1B: 5 SF: 0 2B: 1 SAC: 1 3B: 1 DP: 2 HR: 1 HBP: 0	WP: 0 PA: 35 PB: 0 SB: 0 CS: 0
PITCHER	IP WLS BF H R ER SO BB IBB HBP BLK WP HR S P ERA WHIP										
Livan Hernandez, R (1, 1) ERA: 4.12	8.1 W 34 8 3 3 7 1 0 0 0 0 0 1 87 143 3.24 1.080										
Robb Nen, R (9, 1) ERA: 2.12	0.2 S 1 0 0 0 0 0 0 0 0 0 0 0 2 4 0.00 0.000										

Philadelphia Phillies @ San Francisco Giants
PacBell Park, San Francisco, CA
Tue May 30 2000, 10:15 PM EDT
Att. 40,930 - Sunny - 67 F

livebaseballscorecards.com

AB	33
R	3
H	8
RBI	3
BB	1
SO	7
LOB	12



Batter	1	2	3	4	5	6	7	8	9	AB	R	H	RBI	BB	SO	LOB
Marvin Benard, L (1, 8) OBP: 0.304, SLG: 0.307	0-2 G6-3		4-0 G1-3 HR BB	2-1 G6-3		2-2 HR 1B				3	2	1	1	1	0	1
Bill Mueller, S (1, 5) OBP: 0.354, SLG: 0.421	1-1 G3		0-1 G1-3		2-2 G1-3 1B	2-1 HR 1B				4	1	2	2	0	0	1
Barry Bonds, L (1, 7) OBP: 0.429, SLG: 0.763	0-0 F2		3-2 F7		1-1 G1-3 1B	3-1 P3				4	0	1	0	0	0	1
Jeff Kent, R (1, 4) OBP: 0.409, SLG: 0.630		3-3 K	2-0 HR		0-0 G1-3		2-1 F9			4	1	1	2	0	1	2
J.T. Snow, L (1, 3) OBP: 0.354, SLG: 0.422		0-2 G1-6-3	1-0 G1-3		4-0 G4-6-3 IBB		3-3 K			3	0	0	0	1	1	0
Rich Aurilia, R (1, 6) OBP: 0.319, SLG: 0.356		1-2 1B E 1B		3-2 G5-3	0-2 G4-6-3		3-2 F8			1	1	1	0	0	0	0
Ramon Martinez, R (3, 6) OBP: 0.370, SLG: 0.475										3	0	0	0	0	0	3
Armando Rios, L (1, 9) OBP: 0.370, SLG: 0.506		1-2 E 1B 1-2		1-1 F7		4-0 CS BB		1-1 G6-4-3 1B		3	0	2	0	1	0	0
Bobby Estalella, R (1, 2) OBP: 0.422, SLG: 0.613		1-1 E7 1B 1-3 2-H		0-0 2B 1B		2-2 SH1-3 1B 1B		0-0 P4		4	2	3	1	0	0	1
Livan Hernandez, R (1, 1) OBP: 0.233, SLG: 0.241		1-0 P5		0-0 2B		1-2 SH1-3		0-2 G6-4-3		3	0	1	1	0	0	3
Robb Nen, R (9, 1)				1-H				1-2		0	0	0	0	0	0	0

Inning Stats	R: 0	H: 0	E: 0	K: 0	S: 6	LOB: 0	BB: 0	P: 7	R: 1	H: 3	E: 1	K: 1	S: 17	LOB: 2	BB: 0	P: 24	R: 2	H: 1	E: 0	K: 0	S: 8	LOB: 0	BB: 1	P: 18	R: 1	H: 2	E: 0	K: 0	S: 12	LOB: 1	BB: 0	P: 18	R: 0	H: 2	E: 0	K: 0	S: 11	LOB: 2	BB: 1	P: 18	R: 3	H: 3	E: 0	K: 0	S: 17	LOB: 0	BB: 1	P: 30	R: 0	H: 0	E: 0	K: 1	S: 9	LOB: 0	BB: 0	P: 17	R: 0	H: 1	E: 0	K: 0	S: 7	LOB: 0	BB: 0	P: 8
--------------	------	------	------	------	------	--------	-------	------	------	------	------	------	-------	--------	-------	-------	------	------	------	------	------	--------	-------	-------	------	------	------	------	-------	--------	-------	-------	------	------	------	------	-------	--------	-------	-------	------	------	------	------	-------	--------	-------	-------	------	------	------	------	------	--------	-------	-------	------	------	------	------	------	--------	-------	------

PITCHER																	IP	WLS	BF	H	R	ER	SO	BB	IBB	HBP	BLK	WP	HR	S	P	ERA	WHIP
Andy Ashby, R (1, 1) ERA: 6.27	5.2	L	28	10	6	6	1	2	1	0	0	0	0	66	106	9.53	2.118																
Bryan Ward, L (6, 1) ERA: 27.0	0.1		2	1	1	1	0	0	0	0	0	0	1	5	9	27.00	3.000																
Steve Schrenk, R (7, 1) ERA: 4.67	1.0		3	0	0	0	1	0	0	0	0	0	9	17	0.00	0.000																	
Chris Brock, R (8, 1) ERA: 4.29	1.0		3	1	0	0	0	0	0	0	0	0	7	8	0.00	1.000																	


BOTTOM

Philadelphia Phillies @ San Francisco Giants
PacBell Park, San Francisco, CA

Tue May 30 2000, 10:15 PM EDT
Att: 40,930 - Sunny - 67 F

AB	32
R	7
H	12
RBI	7
BB	3
SO	2
LOB	12

livebaseballscorecards.com



WP: 0	PA: 36
PB: 0	
SB: 0	
CS: 1	

Batter	1	2	3	4	5	6	7	8	9	AB R H RBI BB SO LOB
--------	---	---	---	---	---	---	---	---	---	----------------------

Doug Glanville, R OBP: 0.324, SLG: 0.392 (1, 8)	0-1 F9		0-0 F7		2-1 2B		0-1 F8		3-2 F9	5 0 1 0 0 0 2
Ron Gant, R OBP: 0.291, SLG: 0.395 (1, 7)	1-1 HR		0-0 F8		0-2 G5-3		1-2 G5-3		1-2 F8	5 1 1 1 0 0 3
Bobby Abreu, L OBP: 0.403, SLG: 0.536 (1, 9)	2-1 P4			3-2 F7		3-1 F9 1B 2B		0-1 2B		4 1 2 0 0 0 0
Mike Lieberthal, R OBP: 0.339, SLG: 0.435 (1, 2)	0-0 2B			1-1 F9		0-0 F9		0-3 K		4 0 1 0 0 1 2
Brian Hunter, R OBP: 0.256, SLG: 0.371 (1, 3)	1-3 K			4-1 23 1B BB		0-0 23 HR 1B		0-0 P4		3 1 1 1 1 1 2
23 Kevin Jordan, R OBP: 0.287, SLG: 0.344 (1, 5)		1-0 P5		2-1 1-2 1B		1-1 1-H HR		2-2 G4-3		4 1 2 2 0 0 1
Mickey Morandini, L OBP: 0.333, SLG: 0.310 (1, 4)		2-2 F7		1-1 F9		2-2 F8		1-1 FC6-4 BB 1B		4 0 1 0 0 0 2
Desi Relaford, S OBP: 0.397, SLG: 0.409 Bryan Ward, L (6, 1) Jeff Brantley, R (8, 1) Kevin Seifak, R OBP: 0.327, SLG: 0.349 (9, PH)		1-1 G1-3			2-3 K	1-3 K		4-0 FC6-4 BB		3 0 0 0 0 0 2 0 1 0 0 0
Paul Byrd, R OBP: 0.167, SLG: 0.091 Alex Arias, R OBP: 0.189, SLG: 0.143 (6, 6)			2-1 F8		0-1 G4-3		1-1 G6-3		1-2 FC6-4	2 0 0 0 0 0 0 2 0 0 0 0 0 2

TOP

Philadelphia Phillies @ San Francisco Giants
PacBell Park, San Francisco, CA
Wed May 31 2000, 10:15 PM EDT
Att. 40,930 - Sunny - 65 F

livebaseballscores.com

AB	36
R	4
H	9
RBI	4
BB	2
SO	4
LOB	14



Inning Stats	R: 1	H: 2	R: 0	H: 0	R: 0	H: 0	R: 0	H: 1	R: 0	H: 1	R: 3	H: 3	R: 0	H: 1	R: 0	H: 1	R: 0	H: 1	R: 0	H: 1	1B: 3	SF: 0	WP: 0	PA: 38
E: 0	LOB: 1	E: 0	LOB: 0	E: 0	LOB: 0	E: 0	LOB: 2	E: 0	LOB: 1	E: 0	LOB: 0	E: 0	LOB: 1	E: 0	LOB: 1	E: 0	LOB: 0	E: 0	LOB: 2	E: 0	LOB: 2	2B: 4	SAC: 0	PB: 0
K: 1	BB: 0	K: 0	BB: 0	K: 0	BB: 0	K: 0	BB: 1	K: 1	BB: 0	K: 1	BB: 0	K: 0	BB: 0	K: 0	BB: 0	K: 1	BB: 0	K: 0	BB: 1	K: 0	BB: 1	3B: 0	DP: 0	SB: 0
S: 10	P: 14	S: 7	P: 11	S: 4	P: 6	S: 12	P: 23	S: 10	P: 14	S: 14	P: 21	S: 7	P: 9	S: 10	P: 12	S: 11	P: 21	S: 11	P: 21	S: 11	P: 21	HR: 2	HBP: 0	CS: 0

PITCHER	IP	WLS	BF	H	R	ER	SO	BB	IBB	HBP	BLK	WP	HR	S	P	ERA	WHIP
Mark Gardner, R ERA: 5.71 (1, 1)	6.0	W	26	7	4	4	3	1	0	0	0	0	2	57	89	6.00	1.333
Felix Rodriguez, R ERA: 2.0 (7, 1)	1.0	H	3	0	0	0	0	0	0	0	0	0	0	7	9	0.00	0.000
John Johnstone, R ERA: 5.68 (8, 1)	1.0	H	4	1	0	0	1	0	0	0	0	0	0	10	12	0.00	1.000
Alan Embree, L ERA: 4.71 (9, 1)	1.0		5	1	0	0	0	1	0	0	0	0	0	11	21	0.00	2.000

PITCHER	IP	WLS	BF	H	R	ER	SO	BB	IBB	HBP	BLK	WP	HR	S	P	ERA	WHIP
---------	----	-----	----	---	---	----	----	----	-----	-----	-----	----	----	---	---	-----	------

Batter	1	2	3	4	5	6	7	8	9	AB	R	H	RBI	BB	SO	LOB
Marvin Benard, L OBP: 0.307, SLG: 0.310 (1, 8) (9, 7)	3-2 G5-3	2-2 G5-3		1-1 2-H 1B		0-1 FC4-6		1-0 1-3 2-H 3-H 1B 1B		5	0	2	3	0	0	3
Bill Mueller, S OBP: 0.350, SLG: 0.418 (1, 5)	0-1 G4-3		0-1 BB WP 1B		0-0 L7	1-2 F8		2-1 3-H SF8		4	0	1	1	0	0	2
Barry Bonds, L OBP: 0.439, SLG: 0.782 Calvin Murray, R OBP: 0.415, SLG: 0.437 (8, PR) (9, 8)	1-0 HR		4-1 S BB		0-0 F7		0-0 G5-4-3 1B	1-0 1-2 1B		4	1	3	1	1	0	0
Jeff Kent, R OBP: 0.400, SLG: 0.613 (1, 4)	1-1 G6-3		3-3 K		2-2 F8		1-1 G5-4-3 1B	0-1 F8		5	0	0	0	0	1	4
J.T. Snow, L OBP: 0.357, SLG: 0.424 (1, 3)		1-1 HR 1B		0-0 G3-1		3-2 FC5-4 1B		2-3 K		4	1	2	0	0	1	1
Ellis Burks, R OBP: 0.425, SLG: 0.535 Alan Embree, L (9, 1)		0-1 1-H HR		2-0 1B 2B		1-2 FC5-4 HR		2-1 G6-3 S 1B 1B		4	4	3	2	0	0	1
Ramon Martinez, R OBP: 0.380, SLG: 0.545 (1, 6)		0-0 F7		0-1 CS 1B		1-0 HR		1-1 G6-3		4	1	2	3	0	0	1
Doug Mirabelli, R OBP: 0.340, SLG: 0.405 (1, 2)		4-0 G5-3 BB		4-2 SH3-4 1B BB		2-2 FC4-6 BB 1B		4-1 BB 1B BB		1	2	1	0	3	0	0
Mark Gardner, R OBP: 0.200, SLG: 0.200 Terrell Lowery, R OBP: 0.640, SLG: 0.909 Felix Rodriguez, R John Johnstone, R Armando Rios, L OBP: 0.376, SLG: 0.506 (6, PH) (7, 1) (8, 1) (8, PH) (9, 9)		2-0 G5-3		0-0 SH3-4		4-2 FC4-6 BB		4-0 1B SF8 BB		1	0	0	0	0	0	1

BOTTOM																		
Philadelphia Phillies @ San Francisco Giants PacBell Park, San Francisco, CA Wed May 31 2000, 10:15 PM EDT Att: 40,930 - Sunny - 65 F																		
											AB	32						
											R	10						
											H	14						
											RBI	10						
											BB	6						
											SO	2						
											LOB	13						
											WP: 1	PA: 40						
											PB: 0							
											SB: 2							
											CS: 1							

GIANTS																
PITCHER																
IP	WLS	BF	H	R	ER	SO	BB	IBB	HBP	BLK	WP	HR	S	P	ERA	WHIP
Paul Byrd, R ERA: 7.86 (1, 1)	5.1	L	26	10	7	7	1	3	0	0	1	3	51	87	11.81	2.438
Bryan Ward, L ERA: 4.5 (6, 1)	1.2		6	1	0	1	1	0	0	0	0	0	14	22	0.00	1.200
Jeff Brantley, R ERA: 6.3 (8, 1)	1.0		8	3	3	0	2	0	0	0	0	0	11	26	27.00	5.000

Batter	1	2	3	4	5	6	7	8	9	AB R H RBI BB SO LOB	TOP											
Calvin Murray, R (1, 8) OBP: 0.395, SLG: 0.413 Marvin Benard, L (9, PH) OBP: 0.305, SLG: 0.308	0-1 G6-3		1-0 L5		3-3 K	1-0 F8			3-2 F7	4 0 0 0 0 1 2 1 0 0 0 0 0 0												
Bill Mueller, S (1, 5) OBP: 0.356, SLG: 0.425	3-2 G6-3 2B		1-0 G5-3		2-0 1B			4-2 1B BB	0-1 G3	4 0 2 0 1 0 0												
Barry Bonds, L (1, 7) OBP: 0.438, SLG: 0.769	2-1 G6-3 2-3		4-0 FC6-4 BB		3-2 L5			1-2 CS 1B	1-2 G3	4 0 1 0 1 0 3												
Jeff Kent, R (1, 4) OBP: 0.402, SLG: 0.624	4-2 S BB		1-1 FC6-4 1-2f			3-2 HR		2-0 F9		3 1 1 1 1 0 3												
Ellis Burks, R (1, 9) OBP: 0.419, SLG: 0.524	3-3 K 1-2			2-3 K		0-1 E1 HR 1B		0-2 SAFE G6-3 1-2		4 1 1 0 0 2 4												
Russ Davis, R (1, 10) OBP: 0.359, SLG: 0.439		1-1 FC2 1B		0-1 G4-3 1B		0-0 HR		1-3 K		4 1 3 2 0 1 0												
J.T. Snow, L (1, 3) OBP: 0.355, SLG: 0.425		2-1 FC2 G6-4-3 1-2		0-1 G4-3 1-2f		1-2 E6		1-1 1B 2B		4 1 1 0 0 0 2												
Bobby Estalella, R (1, 2) OBP: 0.420, SLG: 0.600 Felipe Crespo, S (8, PH) OBP: 0.457, SLG: 0.484 Doug Mirabelli, R (8, 2) OBP: 0.340, SLG: 0.405		1-0 F7			4-2 1B BB	1-2 F7		1-1 G5-4-3 1B 2-H		2 0 0 0 1 0 3 1 0 1 1 0 0 0 0 0 0 0 0 0 0												
Ramon Martinez, R (1, 6) OBP: 0.352, SLG: 0.500		0-0 G6-4-3 1-2f			2-3 K	0-1 P3		0-0 G5-4-3 1-2f		4 0 0 0 0 1 5												
Inning Stats	R: 0 E: 0 K: 1 S: 13	H: 1 LOB: 2 BB: 1 P: 25	R: 0 E: 0 K: 0 S: 6	H: 1 LOB: 1 BB: 0 P: 10	R: 0 E: 0 K: 0 S: 4	H: 0 LOB: 1 BB: 1 P: 11	R: 0 E: 0 K: 1 S: 8	H: 1 LOB: 0 BB: 0 P: 10	R: 0 E: 0 K: 2 S: 14	H: 1 LOB: 2 BB: 1 P: 28	R: 3 E: 2 K: 0 S: 17	H: 3 LOB: 1 BB: 0 P: 23	R: 0 E: 0 K: 0 S: 11	H: 1 LOB: 1 BB: 1 P: 18	R: 1 E: 0 K: 1 S: 10	H: 2 LOB: 0 BB: 0 P: 13	R: 0 E: 0 K: 0 S: 9	H: 0 LOB: 0 BB: 0 P: 13	1B: 6 2B: 2 3B: 0 HR: 2	SF: 0 SAC: 0 DP: 3 HBP: 0	WP: 0 PB: 0 SB: 1 CS: 1	PA: 39
PITCHER	IP WLS BF H R ER SO BB IBB HBP BLK WP HR S P ERA WHIP																					
Mark Mulder, L (1, 1) ERA: 4.58	5.0 W 25 7 3 3 4 3 0 0 0 0 2 55 98 5.40 2.000																					
T.J. Mathews, R (6, 1) ERA: 5.76	1.0 H 5 1 0 0 0 1 0 0 0 0 0 0 14 21 0.00 2.000																					
Doug Jones, R (7, 1) ERA: 6.85	1.1 H 4 1 1 1 1 0 0 0 0 0 0 0 11 15 6.75 0.750																					
Jeff Tam, R (8, 1) ERA: 2.15	0.2 H 2 1 0 0 0 0 0 0 0 0 0 0 3 4 0.00 1.500																					
Jason Isringhausen, R (9, 1) ERA: 3.33	1.0 S 3 0 0 0 0 0 0 0 0 0 0 0 9 13 0.00 0.000																					

San Francisco Giants @ Oakland Athletics
Network Associates Coliseum, Oakland, CA

AB	35
R	4
H	10
RBI	4
BB	4
SO	5
LOB	22



Fri Jun 02 2000, 9:05 PM EDT
Att. 51,768 - Sunny - 68 F

livebaseballscorecards.com

Batter	1	2	3	4	5	6	7	8	9	AB R H RBI BB SO LOB
Terrence Long, L OBP: 0.305, SLG: 0.446 (1, 8)	3-2 P4	0-1 G3-1		2-2 L6			2-2 G1-3			4 0 0 0 0 0 1
Randy Velarde, R OBP: 0.418, SLG: 0.469 (1, 4)	4-1 BB	4-1 BB			3-3 K		0-0 1B			2 0 1 0 2 1 0
Jason Giambi, L OBP: 0.416, SLG: 0.605 (1, 3)	3-3 K	1-1 F7			2-1 F9		3-3 K			4 0 0 0 0 2 4
Ben Grieve, L OBP: 0.369, SLG: 0.493 Ryan Christenson, R OBP: 0.385, SLG: 0.333 (1, 7) (9, 7)	1-0 G4-3		1-3 K		3-1 G3			1-3 K		4 0 0 0 0 2 1 0 0 0 0 0 0 0
Olmedo Saenz, R OBP: 0.391, SLG: 0.531 (1, 10)		0-1 1B HR	2-1 HR			0-2 G4-3 3 1B 2B		3-3 K		4 3 3 1 0 1 0
Matt Stairs, L OBP: 0.338, SLG: 0.397 (1, 9)		3-2 HR 1B	2-2 P4			0-1 G4-3		4-2 FC6-4 3 BB BB		3 1 1 0 1 0 1
Miguel Tejada, R OBP: 0.310, SLG: 0.406 (1, 6)		1-1 HR 1-H 2-H	3-1 F8			0-0 G6-3		4-0 FC6-4 3 BB 1-2 BB		3 1 1 3 1 0 1
3 Eric Chavez, L OBP: 0.345, SLG: 0.457 (1, 5)		2-1 G3-1 2B		0-0 G3-1		2-2 1B 3-H		2-2 FC6-4 1-2f 2-3		4 0 2 1 0 0 2
Ramon Hernandez, R OBP: 0.325, SLG: 0.404 (1, 2)		0-0 G1-3		1-1 F9			0-1 F8			3 0 0 0 0 0 1

Inning Stats	R: 0	H: 0	E: 0	K: 1	S: 11	LOB: 1	BB: 1	P: 22	R: 3	H: 4	E: 0	K: 0	S: 15	LOB: 2	BB: 1	P: 26	R: 1	H: 1	E: 0	K: 1	S: 10	LOB: 0	BB: 0	P: 18	R: 0	H: 0	E: 0	K: 1	S: 7	LOB: 0	BB: 0	P: 15	R: 1	H: 2	E: 0	K: 0	S: 11	LOB: 1	BB: 0	P: 13	R: 0	H: 1	E: 0	K: 1	S: 9	LOB: 1	BB: 0	P: 14	R: 0	H: 0	E: 0	K: 2	S: 14	LOB: 2	BB: 2	P: 28
1B: 4	SF: 0	2B: 2	SAC: 0	3B: 0	DP: 0	HR: 2	HBP: 0	CS: 0	WP: 0	PA: 35																																														


PITCHER	IP	WLS	BF	H	R	ER	SO	BB	IBB	HBP	BLK	WP	HR	S	P	ERA	WHIP
Russ Ortiz, R ERA: 6.3 (1, 1)	6.2	L	29	8	5	5	3	2	0	0	0	0	2	66	111	6.75	1.500
Aaron Fultz, L ERA: 4.44 (7, 1)	1.1		6	0	0	0	3	2	0	0	0	0	0	17	34	0.00	1.500

BOTTOM

San Francisco Giants @ Oakland Athletics
 Network Associates Coliseum, Oakland, CA

livebaseballscorecards.com

AB 31
R 5
H 8
RBI 5
BB 4
SO 6
LOB 11



WP: 0 PA: 35
 PB: 0 SB: 1
 CS: 0

Fri Jun 02 2000, 9:05 PM EDT
 Att: 51,768 - Sunny - 68 F

Batter	1	2	3	4	5	6	7	8	9	AB R H RBI BB SO LOB	TOP																								
Marvin Benard, L (1, 8) OBP: 0.303, SLG: 0.310	3-2 G2-3		2-2 G4-3 SF7 2B		1-2 F8		1-0 L7		1-2 G1-3	5 1 1 0 0 0 0																									
Bill Mueller, S (1, 5) OBP: 0.352, SLG: 0.419	3-3 K		0-0 G4-3		1-1 F8		1-2 F7		0-0 G4-3 2B 1B	5 1 1 0 0 1 1																									
Barry Bonds, L (1, 7) OBP: 0.437, SLG: 0.799	2-0 HR		1-0 SF7		3-2 HR			1-1 E4 SH1-3 BB HBP	3-2 G4-3	4 3 2 3 0 0 1																									
Jeff Kent, R (1, 4) OBP: 0.410, SLG: 0.635	4-2 BB		3-2 2B		2-3 K			1-0 BB SH1-3 HBP	0-1 2B	3 0 2 1 1 1 0																									
Felipe Crespo, S (1, 3) OBP: 0.410, SLG: 0.429	0-1 G4-3		1-3 K			0-3 K		0-0 SH1-3	1-2 G3	4 0 0 0 0 2 3																									
Terrell Lowery, R (1, 10) OBP: 0.586, SLG: 0.808		1-0 G1-3		2-2 G6-3		2-2 S 1B		3-1 F3		4 1 1 0 0 0 2																									
Armando Rios, L (1, 9) OBP: 0.371, SLG: 0.489		3-1 F7		2-2 G4-3		2-3 K		4-0 BB IBB		3 0 0 0 1 1 1																									
Ramon Martinez, R (1, 6) OBP: 0.379, SLG: 0.569		0-3 K		1-2 HR		0-0 2-H 1B		4-2 BB		3 1 2 3 1 1 0																									
Bobby Estalella, R (1, 2) OBP: 0.405, SLG: 0.576		1-1 F7		1-1 F2			1-3 K	1-3 K		4 0 0 0 0 2 4																									
Inning Stats	R: 1 E: 0 K: 1 S: 12	H: 1 LOB: 1 BB: 1 P: 24	R: 0 E: 0 K: 1 S: 8	H: 0 LOB: 1 BB: 0 P: 13	R: 1 E: 0 K: 1 S: 12	H: 2 LOB: 1 BB: 0 P: 19	R: 1 E: 0 K: 0 S: 12	H: 1 LOB: 0 BB: 0 P: 18	R: 1 E: 0 K: 2 S: 10	H: 2 LOB: 1 BB: 0 P: 14	R: 0 E: 0 K: 1 S: 7	H: 0 LOB: 0 BB: 0 P: 10	R: 1 E: 1 K: 1 S: 10	H: 0 LOB: 3 BB: 2 P: 24	R: 1 E: 0 K: 0 S: 13	H: 2 LOB: 1 BB: 0 P: 18	1B: 3 2B: 3 3B: 0 HR: 3	SF: 1 SAC: 1 DP: 0 HBP: 1	WP: 1 PB: 0 SB: 1 CS: 0	PA: 41															
PITCHER	IP WLS BF H R ER SO BB IBB HBP BLK WP HR S P ERA WHIP																																		
Tim Hudson, R (1, 1) ERA: 4.7	6.0	26	7	5	5	6	1	0	0	0	1	3	67	108	7.50	1.333																			
Doug Jones, R (7, 1) ERA: 6.48	1.1	W	6	0	1	0	1	0	0	1	0	0	10	15	0.00	0.000																			
Jeff Tam, R (8, 1) ERA: 2.11	0.2	H	4	0	0	0	1	1	1	0	0	0	7	19	0.00	1.500																			
Jason Isringhausen, R (9, 1) ERA: 3.55	1.0	S	5	2	1	1	0	0	0	0	0	0	13	18	9.00	2.000																			

San Francisco Giants @ Oakland Athletics
Network Associates Coliseum, Oakland, CA

Sat Jun 03 2000, 4:05 PM EDT
Att. 45,392 - Sunny - 61 F

livebaseballscorecards.com

AB	35
R	7
H	9
RBI	7
BB	3
SO	8
LOB	12



Batter	1	2	3	4	5	6	7	8	9	AB	R	H	RBI	BB	SO	LOB
Terrence Long, L OBP: 0.302, SLG: 0.438 (1, 8)	2-2 L8		0-0 F6	3-1 F7		2-3 K		1-0 HR 1B		5	1	1	0	0	1	4
Randy Velarde, R OBP: 0.427, SLG: 0.523 (1, 4)	3-2 1B SF7 1B		2-1 F9		2-2 G6-3 SF7 2B	3-2 F9		2-2 1-H HR		5	3	3	2	0	0	1
Jason Giambi, L OBP: 0.416, SLG: 0.605 (1, 3)	1-0 1-3 1B			1-0 P4	3-2 G6-3		1-2 F7	3-2 2B		5	0	2	0	0	0	1
Olmedo Saenz, R OBP: 0.398, SLG: 0.526 3 Eric Chavez, L OBP: 0.345, SLG: 0.457 (1, 5) (9, 5)	0-0 SF7			4-2 1B BB	4-0 BB IBB		4-0 1B HR BB	2-3 K		1	2	0	1	3	1	1
Ben Grieve, L OBP: 0.361, SLG: 0.483 Ryan Christenson, R OBP: 0.385, SLG: 0.333 (1, 7) (9, 7)	0-0 G1			0-3 K	2-1 SF7		1-0 F7	1-3 K		4	0	0	1	0	2	4
John Jaha, R OBP: 0.438, SLG: 0.156 (1, 10)		4-1 G6-4-3 BB		4-2 1B 2B BB	1-2 BB		2-2 1-2 HR 1B			1	2	1	0	3	0	0
Matt Stairs, L OBP: 0.341, SLG: 0.416 (1, 9)		3-2 L9		0-0 2B 1-2 2-H 1B	3-3 K		3-1 1-H 2-H HR			4	1	2	4	0	1	3
Miguel Tejada, R OBP: 0.309, SLG: 0.408 (1, 6)		3-2 G6-4-3		0-2 1-3 2-H 2B		3-2 P3	0-0 F8			4	0	1	1	0	0	1
Ramon Hernandez, R OBP: 0.331, SLG: 0.406 Sal Fasano, R OBP: 0.286, SLG: 0.208 (1, 2) (8, 2)			3-2 F8	4-0 BB		3-2 1B		3-2 F8		2	0	1	0	1	0	0
										1	0	0	0	0	0	0

Inning Stats	R: 1	H: 2	E: 0	K: 0	S: 9	R: 0	H: 0	E: 0	K: 0	S: 7	R: 0	H: 0	E: 0	K: 0	S: 6	R: 2	H: 2	E: 0	K: 1	S: 15	R: 1	H: 1	E: 0	K: 1	S: 13	R: 0	H: 1	E: 0	K: 1	S: 17	R: 3	H: 2	E: 0	K: 0	S: 10	R: 2	H: 3	E: 0	K: 2	S: 17
	LOB: 1	BB: 0	P: 15	LOB: 0	BB: 1	P: 17	LOB: 0	BB: 0	P: 11	LOB: 3	BB: 3	P: 31	LOB: 2	BB: 2	P: 31	LOB: 1	BB: 0	P: 28	LOB: 0	BB: 1	P: 21	LOB: 1	BB: 0	P: 29	LOB: 0	BB: 1	P: 29	LOB: 1	BB: 0	P: 29	LOB: 0	SAC: 0	DP: 1	HBP: 0	1B: 6	SF: 2	2B: 3	3B: 0	HR: 2	

PITCHER	IP	WLS	BF	H	R	ER	SO	BB	IBB	HBP	BLK	WP	HR	S	P	ERA	WHIP
Kirk Rueter, L ERA: 4.45 (1, 1)	4.2		23	5	4	4	1	4	1	0	0	0	0	47	95	7.71	1.929
Felix Rodriguez, R ERA: 1.91 (5, 1)	1.1		6	1	0	0	2	1	0	0	0	0	0	20	38	0.00	1.500
Alan Embree, L ERA: 5.73 (7, 1)	1.0	L	6	2	3	3	0	1	0	0	0	0	1	10	21	27.00	3.000
John Johnstone, R ERA: 6.31 (8, 1)	0.1		4	3	2	2	0	0	0	0	0	0	1	10	19	54.00	9.000
Robb Nen, R ERA: 2.04 (8, 1)	0.2		2	0	0	0	2	0	0	0	0	0	0	7	10	0.00	0.000


BOTTOM

San Francisco Giants @ Oakland Athletics
 Network Associates Coliseum, Oakland, CA

Sat Jun 03 2000, 4:05 PM EDT
 Att: 45,392 - Sunny - 61 F

livebaseballscores.com

AB	32
R	9
H	11
RBI	9
BB	7
SO	5
LOB	15



WP: 0	PA: 41
PB: 0	
SB: 0	
CS: 0	

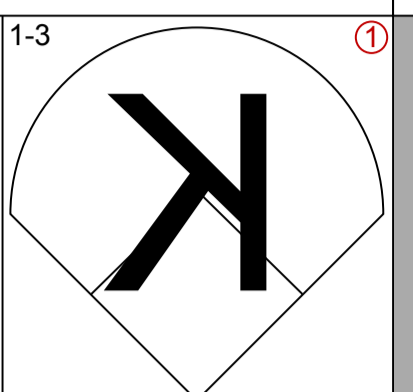
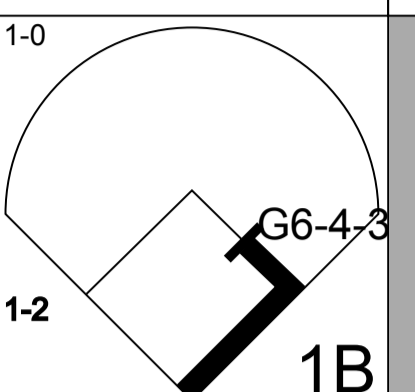
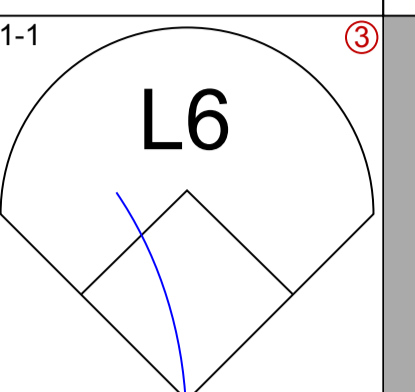
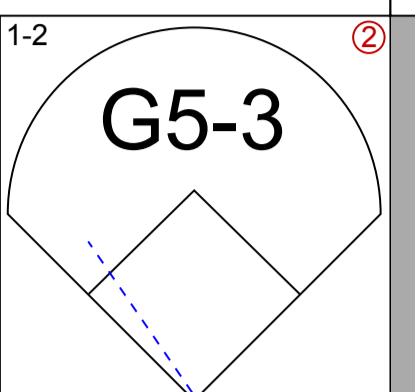
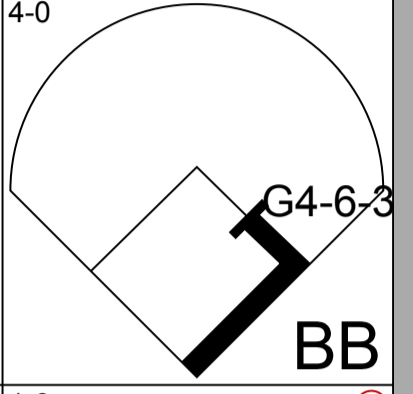
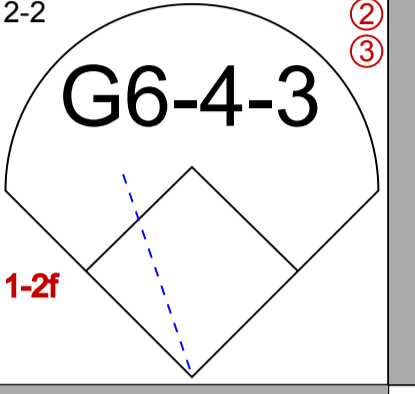
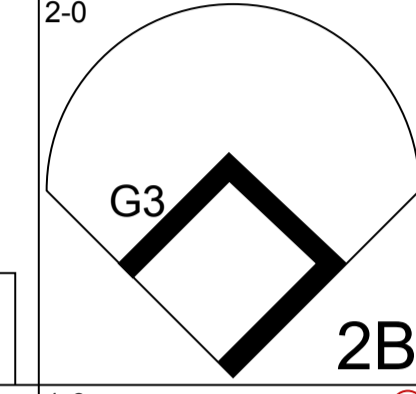
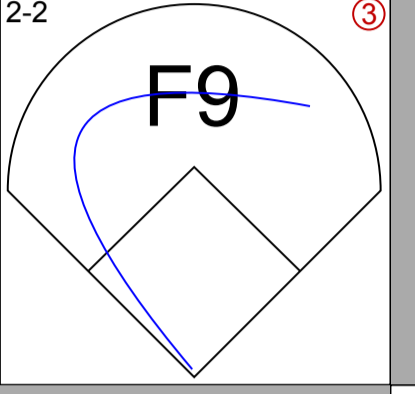
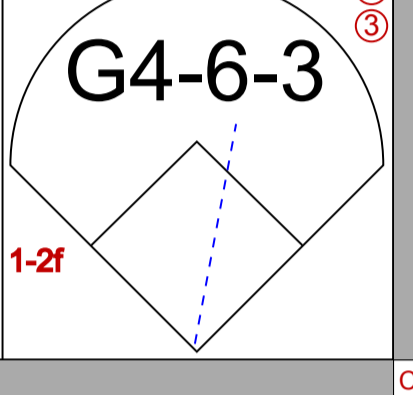
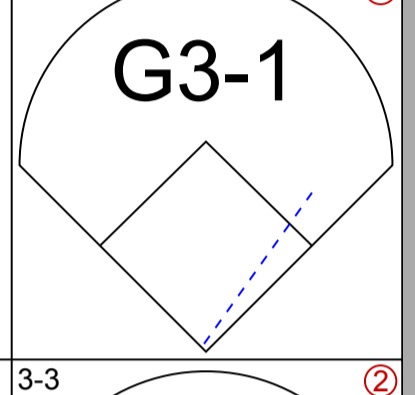
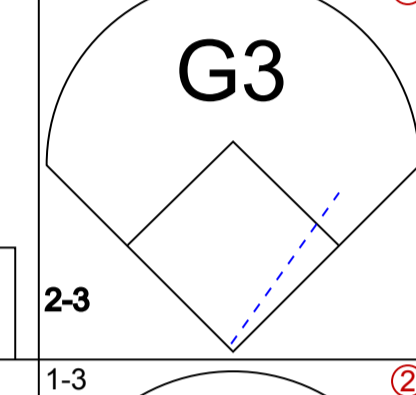
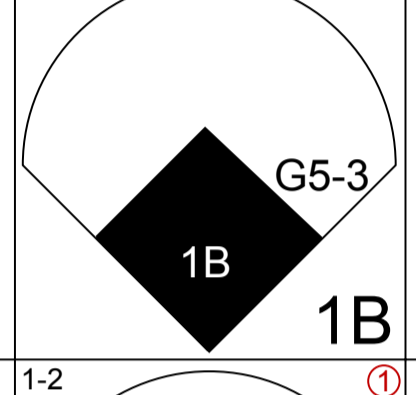
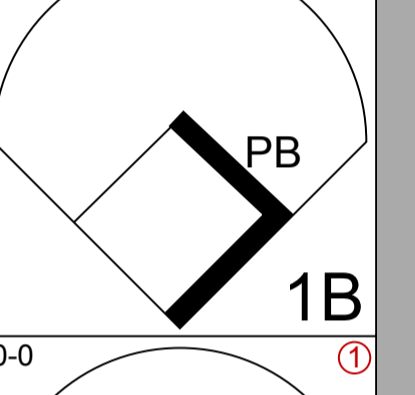
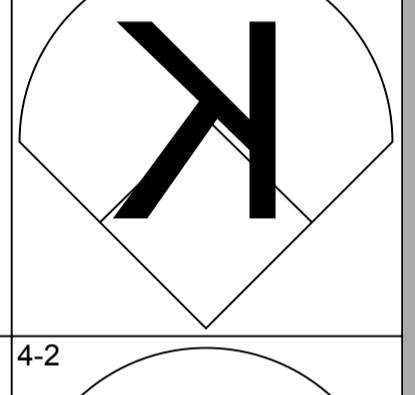
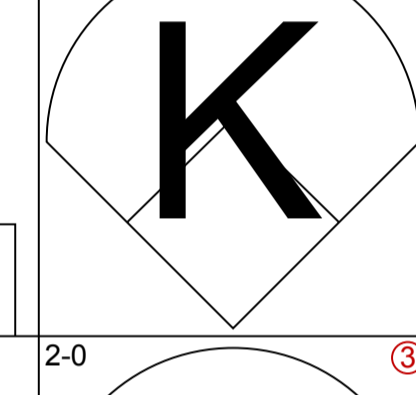
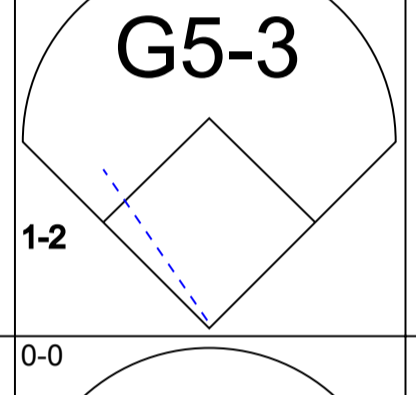
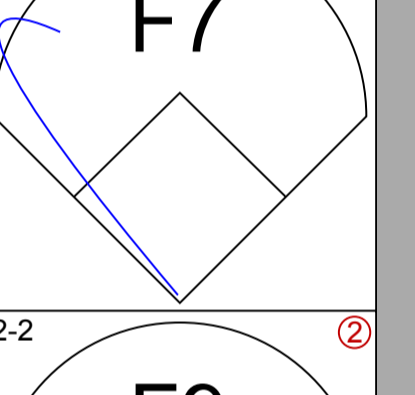
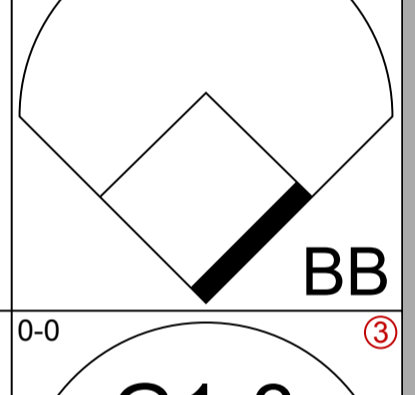
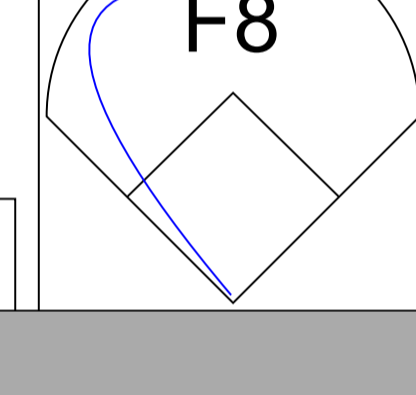
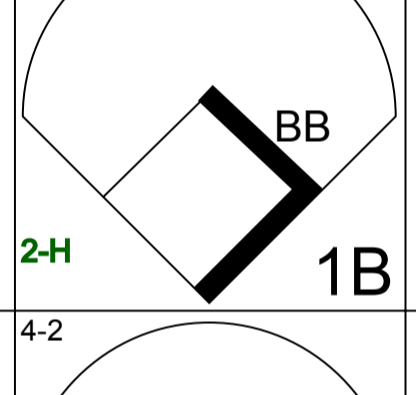
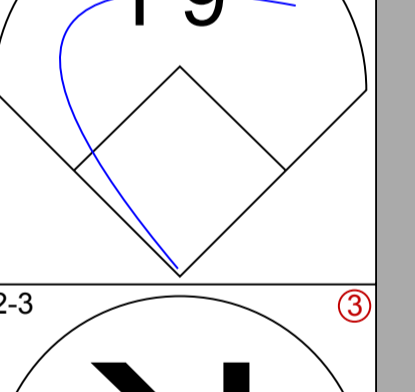
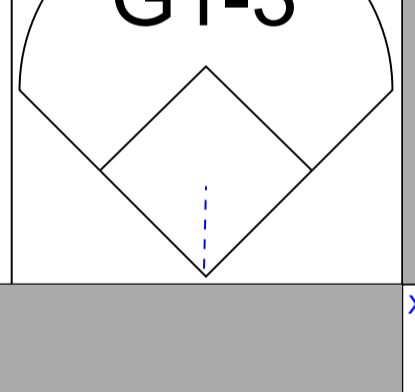
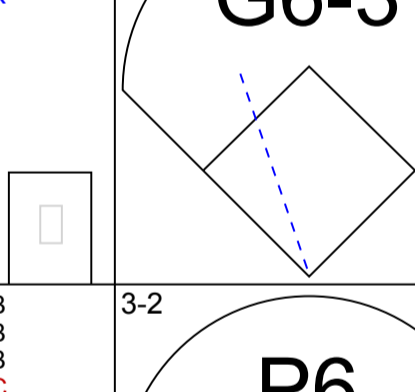
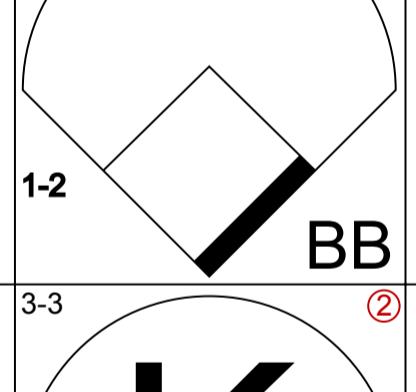
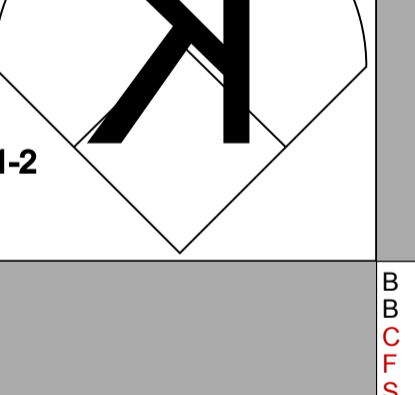
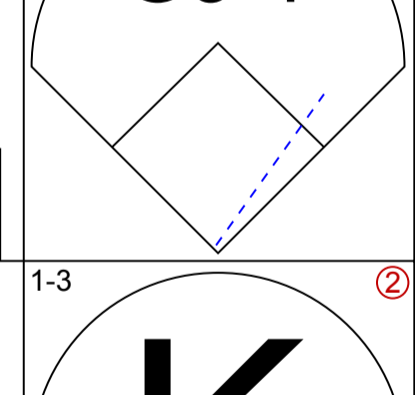
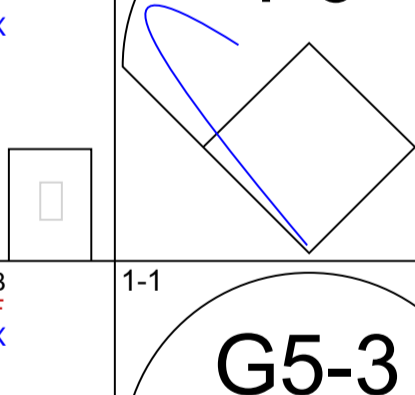
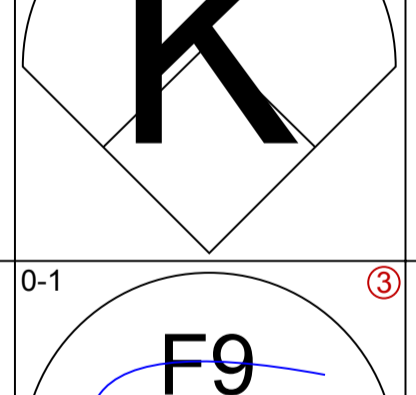
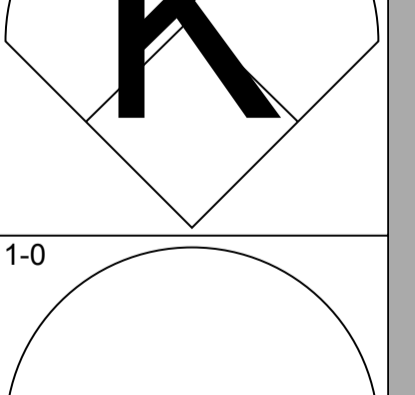
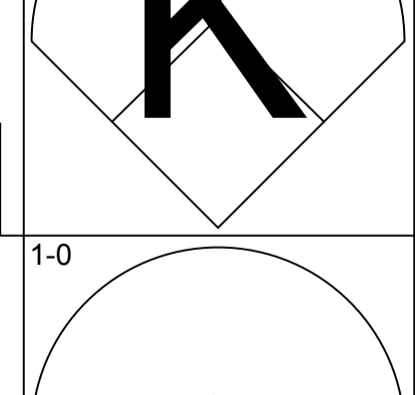
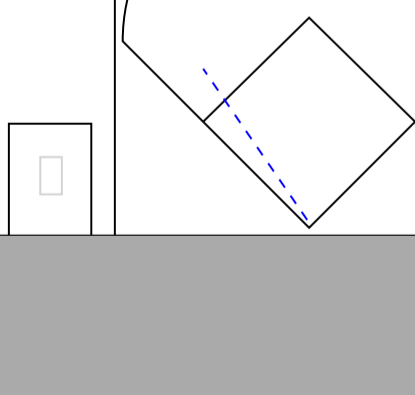
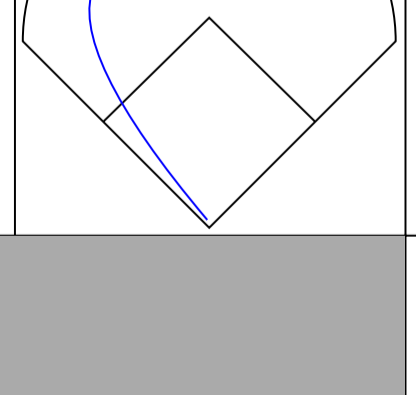


Batter	1	2	3	4	5	6	7	8	9	AB R H RBI BB SO LOB	TOP
Marvin Benard, L (1, 8) OBP: 0.310, SLG: 0.320 Calvin Murray, R (7, 8) OBP: 0.391, SLG: 0.408	2-1 1B HR 1B	3-1 G6-3		1-1 G3	0-0 2B		4-2 FC5-4 1-2 2-3 BB		0-1 F7	4 1 2 1 1 0 1 1 0 0 0 0 0 0	
Bill Mueller, S (1, 5) OBP: 0.352, SLG: 0.431	3-2 1-2 HR 1B		1-3		G3 K		0-1 FC5-4 1B HR		2-0 HR	6 3 2 2 0 2 3	
Barry Bonds, L (1, 7) OBP: 0.441, SLG: 0.814 Armando Rios, L (5, 7) OBP: 0.370, SLG: 0.484 (7, 9)	2-1 1-H 2-H HR		2-3		3-1 HR 1B	2-3 K	1-2 1-3 HR 1B		0-0 F9	3 2 2 3 0 1 0 3 1 1 1 0 1 0	
Jeff Kent, R (1, 4) OBP: 0.417, SLG: 0.675	3-1 F8 WP 2B		0-0 F8		0-0 HR	3-3 K	1-1 1-H 3-H HR		2-1 2B	6 3 4 5 0 1 0	
Ellis Burks, R (1, 9) OBP: 0.421, SLG: 0.551 Terrell Lowery, R (7, PH) OBP: 0.613, SLG: 0.815 (7, 7)	1-0 F8 2-3			0-0 HR	1-2 E1 BB 2B	3-2 1B	2-2 1B		4-2 BB	4 2 2 1 0 0 1 1 0 1 0 1 0 0	
J.T. Snow, L (1, 3) OBP: 0.353, SLG: 0.418 Felipe Crespo, S (7, PH) OBP: 0.390, SLG: 0.405 (7, 3)	1-1 L4			2-3 K	4-2 2B BB	3-3 K	2-2 F8		1-2 G4-3	3 1 0 0 1 2 2 2 0 0 0 0 0 3	
Russ Davis, R (1, 10) OBP: 0.344, SLG: 0.443	2-1 G4-3 3-H			0-1 G6-3	4-2 2B SF9 BB		0-0 BB FC5-4 2B	1-0 P4		4 2 1 0 1 0 0	
Ramon Martinez, R (1, 6) OBP: 0.413, SLG: 0.618		2-2 G5-4-3 1B		1-0 1B 2B	0-0 SF9 2B 2B		4-2 FC5-4 1B BB	1-1 G5-3		4 3 3 2 1 0 0	
Bobby Estalella, R (1, 2) OBP: 0.397, SLG: 0.563		0-0 G5-4-3 1-2		0-0 1B	0-0 SF9		0-1 P3	0-0 G6-3		4 0 1 2 0 0 3	

Inning Stats	R: 4 E: 0 K: 0 S: 14	H: 4 LOB: 0 BB: 0 P: 28	R: 0 E: 0 K: 0 S: 6	H: 1 LOB: 0 BB: 0 P: 11	R: 0 E: 0 K: 2 S: 7	H: 0 LOB: 0 BB: 0 P: 10	R: 2 E: 0 K: 1 S: 10	H: 3 LOB: 1 BB: 0 P: 14	R: 6 E: 1 K: 1 S: 19	H: 4 LOB: 1 BB: 2 P: 34	R: 0 E: 0 K: 3 S: 18	H: 1 LOB: 1 BB: 0 P: 29	R: 5 E: 0 K: 0 S: 24	H: 4 LOB: 1 BB: 2 P: 38	R: 0 E: 0 K: 0 S: 4	H: 0 LOB: 0 BB: 0 P: 6	R: 1 E: 0 K: 0 S: 11	H: 2 LOB: 2 BB: 1 P: 20	1B: 8 2B: 6 3B: 0 HR: 5	SF: 1 SAC: 0 DP: 1 HBP: 0	WP: 1 PB: 0 SB: 0 CS: 0	PA: 51	
PITCHER Omar Olivares, R (1, 1) ERA: 6.28 Scott Service, R (5, 1) ERA: 13.5 Rich Sauveur, L (7, 1) ERA: 5.87	IP 4.1	WLS L	BF 22	H 10	R 8	ER 8	SO 3	BB 0	IBB 0	HBP 0	BLK 0	WP 1	HR 3	S 41	P 72	ERA 16.61	WHIP 2.308						
PITCHER (IP WLS BF H R ER SO BB IBB HBP BLK WP HR S P ERA WHIP)																							

San Francisco Giants @ Oakland Athletics
 Network Associates Coliseum, Oakland, CA

Sun Jun 04 2000, 4:05 PM EDT
 Att. 48,128 - Sunny - 59 F

AB 45
R 18
H 19
RBI 17
BB 5
SO 7
LOB 13

Batter	1	2	3	4	5	6	7	8	9	AB R H RBI BB SO LOB	BOTTOM	
Ryan Christenson, R (1, 8) OBP: 0.377, SLG: 0.328	1-3 		1-0  1B		1-1 			1-2 		4 0 1 0 0 1 0	<p>San Francisco Giants @ Oakland Athletics</p> <p>Network Associates Coliseum, Oakland, CA</p> <p>Sun Jun 04 2000, 4:05 PM EDT</p> <p>Att: 48,128 - Sunny - 59 F</p>	
Randy Velarde, R (1, 4) OBP: 0.434, SLG: 0.534 Frank Menechino, R (6, PR) OBP: 0.358, SLG: 0.473	4-0  BB		2-2  1-2f			2-0  2B		2-2 		2 0 1 0 1 0 2 1 0 0 0 0 0 0		
Jason Giambi, L (1, 3) OBP: 0.411, SLG: 0.596 3 Eric Chavez, L (7, 5) OBP: 0.348, SLG: 0.460	1-0  1-2f			1-0 		1-0  2-3		1-2  G5-3 1B		3 0 0 0 0 0 2 1 1 1 0 0 0 0		
Olmedo Saenz, R (1, 5) OBP: 0.394, SLG: 0.517		0-1  1B		3-3 		1-3 		1-2  1-2		4 0 1 0 0 2 3		
Ben Grieve, L (1, 7) OBP: 0.364, SLG: 0.481		0-0  BB		4-2  BB		2-0 		0-0  2-H 1B		3 0 1 1 1 0 3		
John Jaha, R (1, 10) OBP: 0.423, SLG: 0.143		2-2 		0-0 			2-1 		4-2  1-2 BB			3 0 0 0 1 0 2
Matt Stairs, L (1, 9) OBP: 0.338, SLG: 0.411 Jeremy Giambi, L (7, 9) OBP: 0.333, SLG: 0.398		2-3 			0-0 		3-2 		3-3 			2 0 0 0 0 1 1 2 0 0 0 0 1 2
Miguel Tejada, R (1, 6) OBP: 0.303, SLG: 0.400			2-3 		1-3 		1-1 		0-1 			4 0 0 0 0 2 2
Sal Fasano, R (1, 2) OBP: 0.303, SLG: 0.286					1-0  HR			1-3 		3 1 2 1 0 1 0		

Inning Stats	R: 0	H: 0	E: 0	K: 1	S: 4	R: 0	H: 1	E: 0	K: 1	S: 11	R: 0	H: 2	E: 0	K: 1	S: 8	R: 0	H: 0	E: 0	K: 1	S: 8	R: 1	H: 1	E: 0	K: 1	S: 7	R: 0	H: 1	E: 0	K: 1	S: 6	R: 0	H: 0	E: 0	K: 0	S: 7	R: 0	H: 0	E: 0	K: 1	S: 10	R: 1	H: 2	E: 0	K: 1	S: 14	1B: 5	SF: 0	2B: 1	SAC: 0	3B: 0	DP: 2	HR: 1	HBP: 0	WP: 0	PA: 35																											
	0	0	0	1	4	0	1	0	1	11	0	2	0	1	8	0	0	0	1	8	1	1	0	1	7	0	1	0	1	6	0	1	0	0	6	0	0	0	0	7	0	0	0	0	10	0	0	0	0	14	1	2	0	0	14	0	2	0	1	23	5	0	1	0	2	0	0	2	2	0	0	1	1	0	0	0	0	0	2	0	0	35

PITCHER	IP	WLS	BF	H	R	ER	SO	BB	IBB	HBP	BLK	WP	HR	S	P	ERA	WHIP
Shawn Estes, L (1, 1) ERA: 3.25	9.0	W	35	7	2	2	8	3	0	0	0	0	1	75	127	2.00	1.111

AB	32
R	2
H	7
RBI	2
BB	3
SO	8
LOB	17



Batter	1	2	3	4	5	6	7	8	9	10	11	AB R H RBI BB SO LOB	TOP
Calvin Murray, R (1, 8) OBP: 0.370, SLG: 0.383 Marvin Benard, L (11, PH) OBP: 0.308, SLG: 0.318 (11, 8)	1-0 G5-3	1-1 G6-3		2-0 F9		2-3 K			3-3 K		2-2 G4-3	5 0 0 1 0 2 3 1 0 0 0 0 0 0	
Bill Mueller, S (1, 5) OBP: 0.356, SLG: 0.428	4-1 2B BB	1-1 1B 1B		3-3 K			0-1 G5-3		4-2 2B BB		2-3 K	4 1 1 1 2 2 1	
Barry Bonds, L (1, 7) OBP: 0.442, SLG: 0.827	0-1 F9	0-2 1B			1-3 K		1-0 F8		1-1 1B		1-0 1B	6 1 3 1 0 1 1	
Jeff Kent, R (1, 4) OBP: 0.419, SLG: 0.671	0-0 2B	2-0 F8			3-2 G6-3		4-1 FC6-4 BB		0-0 G5-3		4-2 HR BB	4 0 1 1 2 0 4	
Ellis Burks, R (1, 9) OBP: 0.402, SLG: 0.522	1-1 G6-3			3-2 G5-3		1-1 E6		2-2 FC6-4		1-0 G2-3	3-2 G6-3	6 0 0 0 0 0 3	
Russ Davis, R (1, 10) OBP: 0.338, SLG: 0.431 Felipe Crespo, S (10, PH) OBP: 0.405, SLG: 0.447		2-1 2B HBP 1B		2-3 K		2-1 G3		2-2 G5-3		2-0 2B		4 1 1 0 0 1 1 1 0 1 0 0 0 0	
J.T. Snow, L (1, 3) OBP: 0.359, SLG: 0.417		2-1 2B G6-3 HBP		3-3 K			1-0 FC4-6 1B		2-1 F8		4-0 IBB	3 1 1 0 1 1 0	AB 44 R 5 H 10 RBI 5 BB 5 SO 9 LOB 22
Ramon Martinez, R (1, 6) OBP: 0.397, SLG: 0.583		2-3 K			1-1 F9 G5-3 1B		0-1 L8		1-1 F8		2-3 K	5 0 1 0 0 2 5	
Bobby Estalella, R (1, 2) OBP: 0.392, SLG: 0.561 Armando Rios, L (10, PH) OBP: 0.367, SLG: 0.479 Doug Mirabelli, R (10, 2) OBP: 0.340, SLG: 0.405		0-0 G6-3 1B 2B			3-2 G5-3		1-2 FC4-6		2-2 G5-3		0-1 G4-3	4 1 1 1 0 0 2 1 0 0 0 0 0 2 0 0 0 0 0 0 0	
Inning Stats	R: 1 H: 1 E: 0 LOB: 1 K: 0 BB: 1 S: 7 P: 13	R: 3 H: 4 E: 0 LOB: 2 K: 1 BB: 0 S: 15 P: 25	R: 0 H: 0 E: 0 LOB: 0 K: 2 BB: 0 S: 11 P: 19	R: 0 H: 1 E: 0 LOB: 1 K: 1 BB: 0 S: 9 P: 18	R: 0 H: 0 E: 1 LOB: 1 K: 1 BB: 0 S: 10 P: 17	R: 0 H: 1 E: 0 LOB: 1 K: 1 BB: 0 S: 10 P: 14	R: 0 H: 0 E: 0 LOB: 1 K: 0 BB: 1 S: 7 P: 14	R: 0 H: 0 E: 0 LOB: 0 K: 0 BB: 0 S: 7 P: 12	R: 0 H: 1 E: 0 LOB: 2 K: 1 BB: 1 S: 14 P: 24	R: 0 H: 1 E: 0 LOB: 2 K: 1 BB: 1 S: 7 P: 16	R: 1 H: 1 E: 0 LOB: 1 K: 1 BB: 1 S: 15 P: 27	1B: 5 SF: 0 2B: 4 SAC: 0 3B: 0 DP: 0 HR: 1 HBP: 1	WP: 0 PA: 50 PB: 0 SB: 1 CS: 0
PITCHER	IP WLS BF H R ER SO BB IBB HBP BLK WP HR S P ERA WHIP												
Scott Schoeneweis, L (1, 1) ERA: 4.93	6.2 31 7 4 4 6 2 0 0 1 0 0 0 66 115 5.40 1.350												
Al Levine, R (7, 1) ERA: 3.0	2.1 9 1 0 0 1 1 0 0 0 0 0 0 24 41 0.00 0.857												
Troy Percival, R (10, 1) ERA: 2.74	1.0 5 1 0 0 1 0 1 0 0 0 0 0 7 16 0.00 1.000												
Shigetoshi Hasegawa, R (11, 1) ERA: 5.45	1.0 L 5 1 1 1 1 1 0 0 0 0 0 1 15 27 9.00 2.000												

San Francisco Giants @ Anaheim Angels
Edison International Field, Anaheim, CA
Mon Jun 05 2000, 10:05 PM EDT
Att: 17,924 - Sunny - 74 F

AB	44
R	5
H	10
RBI	5
BB	5
SO	9
LOB	22



Batter	1	2	3	4	5	6	7	8	9	10	11	AB R H RBI BB SO LOB	BOTTOM																		
Darin Erstad, L OBP: 0.440, SLG: 0.565 (1, 7)	1-0 SH5-3 1B	4-0 1-2 BB		2-3 K			3-2 2B 1B		2-2 F8	1-1 FC6-4		5 1 2 0 1 1 2	San Francisco Giants @ Anaheim Angels Edison International Field, Anaheim, CA Mon Jun 05 2000, 10:05 PM EDT Att. 17,924 - Sunny - 74 F																		
Kevin Stocker, S OBP: 0.400, SLG: 0.398 (1, 6)	0-0 SH5-3 1-2	0-2 PO 2-3	0-0 16 1B 1B		0-1 G4-3		2-2 1-H 2B		4-2 DI 1B BB		4-1 SH5-3 BB	3 1 2 1 2 0 0																			
Mo Vaughn, L OBP: 0.376, SLG: 0.598 Orlando Palmeiro, L OBP: 0.420, SLG: 0.339 (1, 3) (9, PR) (10, 7)	2-3 K		1-3 K		1-0 G6-3		1-1 F7		0-1 1-H E 1B 1B		2-0 SH5-3 1-2	5 0 1 1 0 2 3 0 1 0 0 0 0 0																			
Tim Salmon, R OBP: 0.416, SLG: 0.542 (1, 9)	4-2 BB		3-2 F9		1-3 K			0-2 16 1B 1B	2-2 E1 1-H 1B		2-3 K	5 0 2 0 1 2 2																			
16 Garret Anderson, L OBP: 0.276, SLG: 0.489 (1, 8)	0-0 G4-3		1-1 1B			0-2 F7		1-0 1B		4-0 1B IBB	0-0 G4-3	5 0 2 0 1 0 3																			
Troy Glaus, R OBP: 0.449, SLG: 0.667 (1, 5)		2-2 F7 G4-3 2B	1-3 K			3-2 G5-4-3 1B		0-0 P6		1-3 K		5 1 2 0 0 2 6																			
Bengie Molina, R OBP: 0.365, SLG: 0.442 (1, 2)		0-1 F7 2-3		0-1 G6-3		0-0 G5-4-3		1-3 K			0-0 P3	5 0 0 0 0 1 4																			
Scott Spiezio, S OBP: 0.351, SLG: 0.421 (1, 10)		2-1 G4-3		1-1 F7			2-2 F8	3-3 K		1-2 FC6-4 1B		5 0 1 1 0 1 2																			
Adam Kennedy, L OBP: 0.318, SLG: 0.413 (1, 4)		3-H 1-2 PO BB 1B		1-2 1B			0-0 F8		3-2 G5-3	2-1 F9		5 0 2 0 0 0 1																			
Inning Stats	R: 0 E: 0 K: 1 S: 11	H: 1 LOB: 2 BB: 1 P: 18	R: 1 E: 0 K: 0 S: 12	H: 2 LOB: 1 BB: 1 P: 21	R: 0 E: 0 K: 2 S: 13	H: 2 LOB: 2 BB: 0 P: 19	R: 0 E: 0 K: 1 S: 12	H: 1 LOB: 1 BB: 0 P: 15	R: 0 E: 0 K: 1 S: 6	H: 0 LOB: 0 BB: 0 P: 8	R: 0 E: 0 K: 0 S: 8	H: 1 LOB: 0 BB: 0 P: 11		R: 1 E: 0 K: 0 S: 14	H: 2 LOB: 1 BB: 0 P: 22	R: 0 E: 0 K: 2 S: 12	H: 2 LOB: 2 BB: 0 P: 17	R: 2 E: 1 K: 1 S: 19	H: 2 LOB: 2 BB: 2 P: 35	R: 0 E: 0 K: 0 S: 9	H: 1 LOB: 1 BB: 0 P: 13	R: 0 E: 0 K: 1 S: 6	H: 0 LOB: 1 BB: 1 P: 14	1B: 12 2B: 2 3B: 0 HR: 0	SF: 0 SAC: 2 DP: 1 HBP: 0	WP: 0 PB: 0 SB: 1 CS: 0	PA: 51				
PITCHER	IP WLS BF H R ER SO BB IBB HBP BLK WP HR S P ERA WHIP																														
Livan Hernandez, R ERA: 3.99 (1, 1)	7.0	32	11	2	2	5	2	0	0	0	0	0	0	81	120	2.57	1.857														
Felix Rodriguez, R ERA: 1.84 (8, 1)	1.0	H	3	0	0	0	2	0	0	0	0	0	0	7	11	0.00	0.000														
Robb Nen, R ERA: 2.41 (9, 1)	1.0	B	7	2	2	1	1	1	0	0	0	0	0	19	35	9.00	3.000														
John Johnstone, R ERA: 6.15 (10, 1)	0.2		3	1	0	0	0	0	0	0	0	0	0	7	10	0.00	1.500														
Aaron Fultz, L ERA: 4.21 (10, 1)	1.1	W	5	0	0	0	1	1	0	0	0	0	0	8	17	0.00	0.750														

livebaseballscores.com

AB	43
R	4
H	14
RBI	3
BB	5
SO	9
LOB	23



San Francisco Giants @ Anaheim Angels
Edison International Field, Anaheim, CA

Tue Jun 06 2000, 10:05 PM EDT
Att. 19,674 - Sunny - 78 F

livebaseballscorecards.com

AB	35
R	5
H	9
RBI	5
BB	4
SO	3
LOB	16



WP:	0	PA:	40
PB:	0		
SB:	0		
CS:	0		

AB R H RBI BB SO LOB

4	1	2	3	1	0	1
5	0	1	1	0	1	3
2	1	1	1	3	0	1
5	0	1	0	0	2	8
3	0	0	0	0	0	1
4	0	0	0	0	0	1
4	0	0	0	0	0	0
3	1	1	0	0	0	0
1	0	0	0	0	0	0
3	1	2	0	0	0	1
1	1	1	0	0	0	0
0	0	0	0	0	0	0

Batter	1	2	3	4	5	6	7	8	9
Marvin Benard, L (1, 8) OBP: 0.316, SLG: 0.344	2-2 G3-1		0-0 HR		4-1 BB		0-1 G3-1		2-2 2B
Bill Mueller, S (1, 5) OBP: 0.352, SLG: 0.422	1-1 E4		2-0 F8		2-0 F7		1-1 BB		1-3 K
Barry Bonds, L (1, 7) OBP: 0.451, SLG: 0.840	0-0 FC4-6		3-2 HR		4-0 BB		4-1 BB		4-0 IBB
Jeff Kent, R (1, 4) OBP: 0.414, SLG: 0.660	3-2 G5-3		2-0 1B		1-0 G1-2-3		3-3 K		0-3 K
J.T. Snow, L (1, 3) OBP: 0.357, SLG: 0.411		2-2 F8	3-2 G6-3			2-1 G5-4-3 HBP		2-0 G4-3	
Ellis Burks, R (1, 10) OBP: 0.389, SLG: 0.504		1-2 G5-3		0-1 G6-3		0-0 G5-4-3		1-1 F7	
Armando Rios, L (1, 9) OBP: 0.354, SLG: 0.459		2-2 G3		2-0 F8		2-2 F7		0-0 G4-3	
Rich Aurilia, R (1, 6) OBP: 0.319, SLG: 0.356			1-0 HR		1-1 F8		1-0 F7		1-1 F8
Ramon Martinez, R (7, 6) OBP: 0.391, SLG: 0.574			1B						
Doug Mirabelli, R (1, 2) OBP: 0.350, SLG: 0.425			0-0 L5		2-2 BB		3-2 G3-1		3-2 2B
Felipe Crespo, S (9, PH) OBP: 0.419, SLG: 0.462					1B				1B
Bobby Estalella, R (9, 2) OBP: 0.392, SLG: 0.561									

Inning Stats	R: 0	H: 0	E: 1	LOB: 1	K: 0	BB: 0	S: 10	P: 16	R: 0	H: 0	E: 0	LOB: 0	K: 0	BB: 0	S: 11	P: 16	R: 3	H: 4	E: 0	LOB: 1	K: 0	BB: 0	S: 13	P: 24	R: 0	H: 0	E: 0	LOB: 0	K: 0	BB: 0	S: 5	P: 8	R: 0	H: 1	E: 0	LOB: 2	K: 0	BB: 2	S: 6	P: 19	R: 0	H: 0	E: 0	LOB: 0	K: 0	BB: 0	S: 5	P: 9	R: 1	H: 2	E: 0	LOB: 2	K: 1	BB: 1	S: 13	P: 25	R: 0	H: 0	E: 0	LOB: 0	K: 0	BB: 0	S: 4	P: 7	R: 1	H: 2	E: 0	LOB: 2	K: 2	BB: 1	S: 19	P: 30	1B: 5	SF: 0	2B: 2	SAC: 0	3B: 0	DP: 2	HR: 2	HBP: 1	WP: 0	PA: 40
--------------	------	------	------	--------	------	-------	-------	-------	------	------	------	--------	------	-------	-------	-------	------	------	------	--------	------	-------	-------	-------	------	------	------	--------	------	-------	------	------	------	------	------	--------	------	-------	------	-------	------	------	------	--------	------	-------	------	------	------	------	------	--------	------	-------	-------	-------	------	------	------	--------	------	-------	------	------	------	------	------	--------	------	-------	-------	-------	-------	-------	-------	--------	-------	-------	-------	--------	-------	--------

PITCHER	IP	WLS	BF	H	R	ER	SO	BB	IBB	HBP	BLK	WP	HR	S	P	ERA	WHIP
Seth Etherton, R (1, 1) ERA: 5.51	6.1		27	6	4	4	0	2	0	1	0	0	2	55	101	5.68	1.263
Mike Holtz, L (7, 1) ERA: 5.4	0.1		3	1	0	0	0	1	0	0	0	0	0	5	10	0.00	6.000
Eric Weaver, R (7, 1) ERA: 6.75	1.1		4	0	0	0	1	0	0	0	0	0	0	7	13	0.00	0.000
Troy Percival, R (9, 1) ERA: 3.0	1.0	W	6	2	1	1	2	0	1	0	0	0	0	19	30	9.00	2.000

PITCHER	IP	WLS	BF	H	R	ER	SO	BB	IBB	HBP	BLK	WP	HR	S	P	ERA	WHIP
---------	----	-----	----	---	---	----	----	----	-----	-----	-----	----	----	---	---	-----	------

Batter	1	2	3	4	5	6	7	8	9	AB	R	H	RBI	BB	SO	LOB
Darin Erstad, L OBP: 0.446, SLG: 0.568 (1, 7) BB X	3-1 G3-1 ①		4-0 FC4-6 BB			1-0 1B G1-3 1B	2-1 1-2 3-H 1B		2-0 1-3 2-H 1B 1B	4	2	3	2	1	0	0
Kevin Stocker, S OBP: 0.394, SLG: 0.391 (1, 6) F B X	1-1 L3		0-0 FC4-6 1-2f			3-2 16 CS 1-3 1B G1-3 1B	0-0 F3		1-1 FC1-2 1-2 3-H 1B	5	0	1	0	0	0	5
Mo Vaughn, L OBP: 0.380, SLG: 0.597 (1, 3) B B B	4-0 BB			3-1 L3 1B		2-2 G1-3 1-2 3-H		1-3 K	2-1 1-2 2-H 1B	4	0	2	2	1	1	1
Tim Salmon, R OBP: 0.417, SLG: 0.553 (1, 10) B B F X	2-1 F8			1-0 L3 1-2		4-2 BB		0-1 HR		3	1	1	1	1	0	2
16 Garret Anderson, L OBP: 0.276, SLG: 0.485 (1, 8) B B B X		1-2 F9		1-0 F7		1-1 CS 2-3	0-0 BB 1B	1-3 K		4	1	1	0	0	1	0
Troy Glaus, R OBP: 0.450, SLG: 0.660 (1, 5) B B C B X		4-1 CS BB			2-2 P4		4-2 1B BB	3-2 P4		2	1	0	0	2	0	0
Bengie Molina, R OBP: 0.363, SLG: 0.438 (1, 2) B B C B X		3-2 G4-3 1-2			0-0 G1-3		1-0 1B 1B		2-3 K	4	0	1	1	0	1	1
Adam Kennedy, L OBP: 0.317, SLG: 0.410 (1, 4) C X			0-1 F7		3-1 F8		2-3 K		2-2 BB 1B	4	1	1	0	0	1	2
Orlando Palmeiro, L OBP: 0.408, SLG: 0.328 (1, 9) Edgard Clemente, R OBP: 0.186, SLG: 0.190 (7, PH) Scott Spiezio, S OBP: 0.355, SLG: 0.421 (9, PH)			1-3 K			3-2 F7	1-3 K		4-2 1B FC1-2 BB	2	0	0	0	0	1	0
										1	0	0	0	0	1	2
										0	0	0	0	0	1	0

Inning Stats	R: 0	H: 0	E: 0	K: 0	S: 6	H: 0	LOB: 1	BB: 1	P: 16	R: 0	H: 0	E: 0	K: 0	S: 10	H: 0	LOB: 0	BB: 1	P: 18	R: 0	H: 1	E: 0	K: 0	S: 4	H: 0	LOB: 0	BB: 0	P: 9	R: 0	H: 0	E: 0	K: 0	S: 6	H: 2	LOB: 1	BB: 1	P: 29	R: 2	H: 3	E: 0	K: 2	S: 14	H: 1	LOB: 0	BB: 0	P: 17	R: 2	H: 3	E: 0	K: 1	S: 13	H: 3	LOB: 2	BB: 1	P: 26	1B: 9	SF: 0	2B: 1	SAC: 0	3B: 0	DP: 1	HR: 1	HBP: 0
--------------	------	------	------	------	------	------	--------	-------	-------	------	------	------	------	-------	------	--------	-------	-------	------	------	------	------	------	------	--------	-------	------	------	------	------	------	------	------	--------	-------	-------	------	------	------	------	-------	------	--------	-------	-------	------	------	------	------	-------	------	--------	-------	-------	-------	-------	-------	--------	-------	-------	-------	--------

PITCHER	IP	WLS	BF	H	R	ER	SO	BB	IBB	HBP	BLK	WP	HR	S	P	ERA	WHIP
Joe Nathan, R ERA: 5.19 (1, 1)	5.2		22	3	1	1	1	4	0	0	0	0	0	47	93	1.59	1.235
Alan Embree, L ERA: 6.04 (6, 1)	0.1	H	1	1	1	1	0	0	0	0	0	0	0	2	3	27.00	3.000
John Johnstone, R ERA: 6.49 (7, 1)	0.0		2	1	0	0	0	1	0	0	0	0	0	3	8	∞	∞
Aaron Fultz, L ERA: 4.28 (7, 1)	1.2	B	7	2	2	2	4	0	0	0	0	0	1	18	25	10.80	1.200
Felix Rodriguez, R ERA: 1.82 (8, 1)	0.1		1	0	0	0	0	0	0	0	0	0	0	4	7	0.00	0.000


BOTTOM

San Francisco Giants @ Anaheim Angels
Edison International Field, Anaheim, CA

Tue Jun 06 2000, 10:05 PM EDT
Att: 19,674 - Sunny - 78 F

AB	33
R	6
H	10
RBI	6
BB	6
SO	6
LOB	13

WP: 0 PA: 40
PB: 0
SB: 0
CS: 2



PITCHER	IP	WLS	BF	H	R	ER	SO	BB	IBB	HBP	BLK	WP	HR	S	P	ERA	WHIP
Robb Nen, R ERA: 3.26 (9, 1)	0.2	L	6	3	2	2	1	1	0	0	0	0	0	13	26	27.00	6.000

Batter	1	2	3	4	5	6	7	8	9
Darin Erstad, L (1, 7) OBP: 0.449, SLG: 0.592	1-3 K	2-1 G4-3			1-1 HR	3-2 HR		2-1 E7	
Kevin Stocker, S (1, 6) OBP: 0.388, SLG: 0.398	1-0 1B	2-3 K			3-1 G6-3	2-1 G6-3		1-3 2-H 1B	
Mo Vaughn, L (1, 3) OBP: 0.382, SLG: 0.593	1-0 HR		0-0 G4-3		4-2 1B		2-3 K		
Tim Salmon, R (1, 10) OBP: 0.419, SLG: 0.550	4-2 HR		2-1 F8		2-1 1B		1-1 F9		
16 Garret Anderson, L (1, 8) OBP: 0.272, SLG: 0.477	1-2 F2		1-1 L4		1-1 G6-4-3		1-1 P5		
Troy Glaus, R (1, 5) OBP: 0.451, SLG: 0.671	1-1 HR		0-2 G1-3		0-0 1B		0-1 F7		
Bengie Molina, R (1, 2) OBP: 0.366, SLG: 0.439	2-0 F8		2-0 G4-3		1-0 HR		0-0 1B		
Adam Kennedy, L (1, 4) OBP: 0.312, SLG: 0.405		0-1 G4-3		1-3 K		1-0 SF8		0-1 L4	
Orlando Palmeiro, L (1, 9) OBP: 0.425, SLG: 0.367		3-2 G4-3			3-2 HR		3-3 K		
Edgard Clemente, R (6, PH) OBP: 0.200, SLG: 0.205								0-0 E	

Inning Stats	R: 4 E: 0 K: 1 S: 14	H: 3 LOB: 0 BB: 1 P: 25	R: 0 E: 0 K: 1 S: 13	H: 1 LOB: 1 BB: 0 P: 20	R: 0 E: 0 K: 0 S: 5	H: 0 LOB: 0 BB: 0 P: 8	R: 0 E: 0 K: 1 S: 8	H: 0 LOB: 0 BB: 0 P: 11	R: 2 E: 0 K: 0 S: 13	H: 3 LOB: 1 BB: 1 P: 27	R: 3 E: 0 K: 1 S: 11	H: 3 LOB: 0 BB: 0 P: 21	R: 0 E: 0 K: 1 S: 7	H: 0 LOB: 0 BB: 0 P: 11	R: 1 E: 1 K: 0 S: 9	H: 3 LOB: 2 BB: 0 P: 11
--------------	-------------------------------	----------------------------------	-------------------------------	----------------------------------	------------------------------	---------------------------------	------------------------------	----------------------------------	-------------------------------	----------------------------------	-------------------------------	----------------------------------	------------------------------	----------------------------------	------------------------------	----------------------------------

PITCHER	IP	WLS	BF	H	R	ER	SO	BB	IBB	HBP	BLK	WP	HR	S	P	ERA	WHIP
Russ Ortiz, R (1, 1) ERA: 6.88	5.0		25	9	8	8	3	2	0	0	0	0	2	55	94	14.40	2.200
Aaron Fultz, L (6, 1) ERA: 4.45	1.0		4	1	1	1	1	0	0	0	0	0	1	9	18	9.00	1.000
Alan Embree, L (7, 1) ERA: 6.0	1.2	L	8	3	1	1	1	0	0	0	0	0	0	15	21	5.40	1.800
Felix Rodriguez, R (8, 1) ERA: 1.8	0.1		1	0	0	0	0	0	0	0	0	0	0	1	1	0.00	0.000

BOTTOM


San Francisco Giants @ Anaheim Angels
Edison International Field, Anaheim, CA

Wed Jun 07 2000, 10:05 PM EDT
Att. 22,920 - Cloudy - 73 F

AB	R	H	RBI	BB	SO	LOB
5	2	3	5	0	1	1
5	1	1	0	0	1	3
3	1	1	1	1	1	0
3	1	1	0	1	0	0
4	0	0	0	0	0	4
4	2	2	3	0	0	0
4	2	2	0	0	0	0
3	0	0	1	0	1	1
2	1	2	0	0	0	0
2	0	1	0	0	1	1

AB	35
R	10
H	13
RBI	10
BB	2
SO	5
LOB	10

WP: 0 PA: 38
PB: 0
SB: 0
CS: 0



Batter	1	2	3	4	5	6	7	8	9	AB R H RBI BB SO LOB	TOP																	
Rickey Henderson, R OBP: 0.376, SLG: 0.296 Jose Mesa, R (7, 1) Jose Paniagua, R (8, 1) Tom Lampkin, L OBP: 0.298, SLG: 0.468 (9, PH)	1-0 L1 ①		3-2 1B 1B		1-1 F9 ③		1-2 1B 1-3 2-H 1B		1-2 G4-3 ③	4 0 2 1 0 0 1 0 0 0 0 0 0 0 0 0 0 0 0 0 0 1 0 0 0 0 0 0	Seattle Mariners @ San Francisco Giants PacBell Park, San Francisco, CA Fri Jun 09 2000, 10:05 PM EDT Att. 40,930 - Cloudy - 51 F																	
David Bell, R OBP: 0.277, SLG: 0.330 John Olerud, L OBP: 0.422, SLG: 0.434 John Mabry, L OBP: 0.250, SLG: 0.255 (8, 3)	1-1 L1 ②		2-2 1B 1-3 1B		2-1 G6-3 ①	3-3 K ③				3 0 1 0 0 0 0 1 0 0 0 0 1 2 0 0 0 0 0 0 0																		
Alex Rodriguez, R OBP: 0.444, SLG: 0.642 (1, 6)	0-0 HR		3-1 F7 ③		2-2 F9 ②			3-2 F8 ①		4 1 1 1 0 0 2																		
Edgar Martinez, R OBP: 0.445, SLG: 0.724 Charles Gipson, R OBP: 0.368, SLG: 0.294 (8, 5)	1-2 F9 ③			1-2 F9 ①		4-2 BB BB		3-2 BB 1B		3 0 1 0 1 0 0 0 0 0 0 0 0 0																		
Jay Buhner, R OBP: 0.378, SLG: 0.550 (1, 9)		0-1 FC6-4 1B		2-0 F9 ②		1-2 P6 ③		0-1 F7 ②		4 0 1 0 0 0 2																		
Mike Cameron, R OBP: 0.358, SLG: 0.460 (1, 8)		2-2 FC6-4 G4-6-3 1-2f		1-3 K ③			3-2 F7 ①	4-0 BB 1-2 BB		3 0 0 0 1 1 1																		
Dan Wilson, R OBP: 0.297, SLG: 0.358 (1, 2)		2-1 G4-6-3 1-2f			2-2 1B 1B		4-1 BB 1B BB	1-2 F9 ③		3 1 1 0 1 0 3																		
Mark McLemore, S OBP: 0.336, SLG: 0.271 (1, 4)			1-3 K ①		2-1 F9 ①		0-0 1B 1-2 1B		1-1 G4-3 ①	4 0 1 0 0 1 1																		
John Halama, L Frankie Rodriguez, R Stan Javier, S OBP: 0.379, SLG: 0.428 (7, 7)			2-3 K ②		3-3 K ②		2-2 F9 ②		2-1 G4-3 ②	1 0 0 0 0 1 0 1 0 0 0 0 1 1 2 0 0 0 0 0 2																		
Inning Stats	R: 1 E: 0 K: 0 S: 8	H: 1 LOB: 0 BB: 0 P: 11	R: 0 E: 0 K: 0 S: 7	H: 1 LOB: 0 BB: 0 P: 11	R: 0 E: 0 K: 2 S: 14	H: 2 LOB: 2 BB: 0 P: 25	R: 0 E: 0 K: 1 S: 7	H: 0 LOB: 0 BB: 0 P: 11	R: 0 E: 0 K: 1 S: 11	H: 1 LOB: 1 BB: 0 P: 19		R: 0 E: 0 K: 0 S: 10	H: 0 LOB: 1 BB: 1 P: 19	R: 1 E: 0 K: 1 S: 16	H: 2 LOB: 2 BB: 1 P: 29	R: 0 E: 0 K: 0 S: 13	H: 1 LOB: 2 BB: 1 P: 24	R: 0 E: 0 K: 0 S: 8	H: 0 LOB: 0 BB: 0 P: 12	1B: 7 2B: 0 3B: 0 HR: 1	SF: 0 SAC: 0 DP: 1 HBP: 0	WP: 0 PB: 0 SB: 0 CS: 0	PA: 37					
PITCHER	IP WLS BF H R ER SO BB IBB HBP BLK WP HR S P ERA WHIP												IP WLS BF H R ER SO BB IBB HBP BLK WP HR S P ERA WHIP															
Kirk Rueter, L ERA: 4.28 Felix Rodriguez, R ERA: 1.72 John Johnstone, R ERA: 6.26	(1, 1) (7, 1) (9, 1)	6.2 W 28 7 2 2 4 2 0 0 0 0 1 69 118 2.70 1.350												(1, 1) (7, 1) (9, 1)	1.1 6 1 0 0 1 1 0 0 0 0 0 17 31 0.00 1.500												(1, 1) (7, 1) (9, 1)	1.0 3 0 0 0 0 0 0 0 0 0 0 8 12 0.00 0.000

livebaseballscorecards.com

AB	34
R	2
H	8
RBI	2
BB	3
SO	5
LOB	15



Batter	1	2	3	4	5	6	7	8	9	AB	R	H	RBI	BB	SO	LOB
Calvin Murray, R OBP: 0.361, SLG: 0.372 (1, 8)	2-2 G6-3	2-2 1B	2-1 E5		1-2 FC6-4 E		2-3 K			5	1	1	0	0	1	2
Russ Davis, R OBP: 0.356, SLG: 0.457 (1, 5)	0-0 1B	0-0 1B	1-0 1B		2-3 K		0-3 K			5	1	3	1	0	2	0
Barry Bonds, L OBP: 0.455, SLG: 0.822 (1, 7)	4-1 1B	2-3 K	0-0 G4-3		4-0 1B			1-0 F9 1B		2	0	0	0	2	1	5
Marvin Benard, L OBP: 0.316, SLG: 0.349 (8, 9)										1	1	1	0	0	0	0
Jeff Kent, R OBP: 0.418, SLG: 0.668 (1, 4)	2-2 1B		1-2 E WP SF8 1B		0-0 F8		3-1 1B	1-1 F9		5	1	3	1	0	0	1
Ellis Burks, R OBP: 0.386, SLG: 0.508 (1, 9)	4-2 1B		4-2 1B		0-0 HR		1-0 F8	3-2 L3 1B		2	2	1	1	2	0	2
Armando Rios, L OBP: 0.361, SLG: 0.490 (8, 7)										1	0	1	1	0	0	0
Rich Aurilia, R OBP: 0.326, SLG: 0.379 (1, 6)	2-2 G6-4-3		0-0 SF8		1-3 K		1-0 F4	2-2 L3		3	0	0	1	0	1	3
Felix Rodriguez, R (7, 1)										0	0	0	0	0	0	0
Bill Mueller, S OBP: 0.356, SLG: 0.429 (8, PH)										1	0	0	0	0	0	1
John Johnstone, R (9, 1)										0	0	0	0	0	0	0
J.T. Snow, L OBP: 0.369, SLG: 0.437 (1, 3)										4	2	3	1	0	0	0
Doug Mirabelli, R OBP: 0.351, SLG: 0.415 (1, 2)										4	1	1	1	0	1	1
Kirk Rueter, L OBP: 0.100, SLG: 0.100 (1, 1)										2	0	2	0	0	0	0
Ramon Martinez, R OBP: 0.380, SLG: 0.556 (7, 6)										1	0	0	0	0	0	0

Inning Stats	R: 1	H: 2	E: 0	LOB: 2	K: 0	BB: 2	S: 14	R: 0	H: 4	E: 0	LOB: 3	K: 1	BB: 0	S: 14	R: 4	H: 4	E: 2	LOB: 2	K: 0	BB: 1	S: 18	R: 2	H: 2	E: 0	LOB: 0	K: 1	BB: 0	S: 9	R: 1	H: 2	E: 1	LOB: 2	K: 1	BB: 1	S: 13	R: 0	H: 0	E: 0	LOB: 0	K: 1	BB: 0	S: 6	R: 0	H: 0	E: 0	LOB: 0	K: 2	BB: 0	S: 10	R: 1	H: 2	E: 0	LOB: 0	K: 0	BB: 0	S: 11	P: 18
1B: 12	SF: 1	WP: 1	PA: 42																																																						
2B: 3	SAC: 1	PB: 0																																																							
3B: 0	DP: 3	SB: 0																																																							
HR: 2	HBP: 0	CS: 0																																																							

PITCHER	IP	WLS	BF	H	R	ER	SO	BB	IBB	HBP	BLK	WP	HR	S	P	ERA	WHIP
John Halama, L ERA: 4.6 (1, 1)	3.0	L	21	10	5	3	1	3	0	0	0	1	0	46	79	9.00	4.333
Frankie Rodriguez, R ERA: 5.04 (4, 1)	3.0		14	4	3	3	3	0	1	0	0	0	2	28	49	9.00	1.333
Jose Mesa, R ERA: 7.31 (7, 1)	1.0		3	0	0	0	2	0	0	0	0	0	0	10	13	0.00	0.000
Jose Paniagua, R ERA: 4.94 (8, 1)	1.0		4	2	1	1	0	0	0	0	0	0	0	11	18	9.00	2.000

BOTTOM

Seattle Mariners @ San Francisco Giants
PacBell Park, San Francisco, CA
 Fri Jun 09 2000, 10:05 PM EDT
 Att: 40,930 - Cloudy - 51 F

livebaseballscores.com

AB	36
R	9
H	16
RBI	7
BB	4
SO	6
LOB	15



Batter	1	2	3	4	5	6	7	8	9	AB R H RBI BB SO LOB	TOP											
Rickey Henderson, R OBP: 0.379, SLG: 0.318 (1, 7)	1-0 P6		2-3 K	3-2 1B		4-1 HBP S 1-2 BB BB		2-1 HR	0-3 K	5 2 2 2 1 2 3												
David Bell, R OBP: 0.280, SLG: 0.328 (1, 5)	3-2 G5-3		1-0 FC6-4 BB 2-3 1B	0-0 F9		4-0 BB HBP 1-2 BB		1-0 P4		4 0 1 0 1 0 1												
Alex Rodriguez, R OBP: 0.454, SLG: 0.645 (1, 6)	4-2 BB		4-2 FC6-4 BB 1-2 BB		0-0 G3-6-3 1B	2-2 BB 1-2 HBP		3-2 F8 S 1B		2 0 2 1 2 0 0												
Jay Buhner, R OBP: 0.378, SLG: 0.542 Charles Gipson, R OBP: 0.368, SLG: 0.294 (1, 9) (8, 9)	2-3 K		2-0 FC6-4 BB 1-2f 2-3 3-H		2-1 G3-6-3 1B 1-2	4-2 FC6-4 BB 1-2 2-3 3-H		1-1 F8 1-3		4 0 1 2 1 1 4 0 0 0 0 0 0 0												
John Olerud, L OBP: 0.417, SLG: 0.426 (1, 3)		1-1 G3-1	4-1 FC5-4 BB 1-2		0-0 G3-6-3 1-2f 2-3	1-2 FC6-4 1-2f		0-1 P5		4 0 0 0 1 0 6												
Mike Cameron, R OBP: 0.355, SLG: 0.453 (1, 8)		0-0 1B 1B	1-2 FC5-4 1-2f		2-3 K		0-1 G6-3		0-1 F7	5 0 1 0 0 1 4												
Dan Wilson, R OBP: 0.301, SLG: 0.359 (1, 2)		2-0 CS 1-3 1B		2-0 G4-3		2-1 G4-3	0-0 F8		1-2 BB 1B	5 0 2 0 0 0 0												
Mark McLemore, S OBP: 0.346, SLG: 0.277 (1, 4)		3-3 K 1-2		1-0 SH2-4 1B 1B		4-2 S S HBP BB	2-1 FC6 1B		4-2 BB 1-2	3 2 2 0 2 1 2												
Paul Abbott, R OBP: 0.333, SLG: 0.667 Arthur Rhodes, L (8, 1) Stan Javier, S OBP: 0.377, SLG: 0.424 Kazuhiro Sasaki, R (9, 1)			3-2 1B FC6-4 2B		0-2 SH2-4	1-3 K	0-1 FC6 1-2f		0-3 K	3 1 1 0 0 1 2 0 0 0 0 0 0 0 1 0 0 0 0 1 2 0 0 0 0 0 0 0												
Inning Stats	R: 0 E: 0 K: 1 S: 9	H: 0 LOB: 1 BB: 1 P: 19	R: 0 E: 0 K: 1 S: 7	H: 2 LOB: 2 BB: 0 P: 13	R: 1 E: 0 K: 1 S: 16	H: 2 LOB: 3 BB: 2 P: 33	R: 1 E: 0 K: 0 S: 9	H: 2 LOB: 1 BB: 0 P: 15	R: 0 E: 0 K: 1 S: 8	H: 2 LOB: 1 BB: 0 P: 12	R: 2 E: 0 K: 1 S: 16	H: 0 LOB: 3 BB: 4 P: 38	R: 0 E: 0 K: 0 S: 7	H: 1 LOB: 1 BB: 0 P: 9	R: 1 E: 0 K: 0 S: 10	H: 2 LOB: 1 BB: 0 P: 17	R: 0 E: 0 K: 2 S: 16	H: 1 LOB: 2 BB: 1 P: 21	1B: 10 2B: 2 3B: 0 HR: 1	SF: 0 SAC: 1 DP: 2 HBP: 1	WP: 0 PB: 0 SB: 4 CS: 1	PA: 46
PITCHER	IP WLS BF H R ER SO BB IBB HBP BLK WP HR S P ERA WHIP																					
Shawn Estes, L ERA: 3.51 (1, 1)	5.2 L 29 8 4 4 5 6 0 0 0 0 0 0 58 116 6.35 2.471																					
John Johnstone, R ERA: 6.14 (6, 1)	2.0 11 3 1 1 0 1 0 1 0 0 0 1 22 38 4.50 2.000																					
Alan Embree, L ERA: 5.92 (8, 1)	0.1 1 0 0 0 0 0 0 0 0 0 0 0 2 2 0.00 0.000																					
Robb Nen, R ERA: 3.1 (9, 1)	1.0 5 1 0 0 2 1 0 0 0 0 0 0 16 21 0.00 2.000																					

Seattle Mariners @ San Francisco Giants
PacBell Park, San Francisco, CA
Sat Jun 10 2000, 4:05 PM EDT
Att. 40,930 - Sunny - 61 F

AB	36
R	5
H	12
RBI	5
BB	8
SO	7
LOB	24



Batter	1	2	3	4	5	6	7	8	9	AB	R	H	RBI	BB	SO	LOB
Marvin Benard, L (1, 8) OBP: 0.312, SLG: 0.344 Calvin Murray, R (8, PH) OBP: 0.367, SLG: 0.372 (9, 8)	2-1 G3		1-0 G4-3			0-1 F9		4-0 BB		3	0	0	0	0	0	0
Bill Mueller, S (1, 5) OBP: 0.350, SLG: 0.421	1-1 G6-3			1-0 P4		2-2 G1-3		2-3 K		4	0	0	0	0	1	1
Barry Bonds, L (1, 7) OBP: 0.460, SLG: 0.837	2-0 1B			1-1 SF7 3B			2-0 F8		2-1 1B 2B SF9	4	2	3	0	0	0	0
Jeff Kent, R (1, 4) OBP: 0.415, SLG: 0.664	1-3 K			0-0 SF7			1-0 F9		2-2 1B	3	0	1	1	0	1	1
J.T. Snow, L (1, 3) OBP: 0.367, SLG: 0.433			3-3 K		1-1 G4-3		4-0 FC6-4 1B BB		3-2 SF9	2	0	0	1	1	1	0
Ellis Burks, R (1, 9) OBP: 0.389, SLG: 0.508			0-2 G6-4-3 1B		1-0 F2		0-1 FC6-4 1B		1-3 K	4	0	2	0	0	1	1
Rich Aurilia, R (1, 6) OBP: 0.321, SLG: 0.372 Felipe Crespo, S (9, PH) OBP: 0.400, SLG: 0.439			2-1 G6-4-3		0-0 P4		2-2 FC6-4		0-2 G4-3	3	0	0	0	0	0	3
Bobby Estalella, R (1, 2) OBP: 0.386, SLG: 0.550 John Johnstone, R (6, 1) Alan Embree, L (8, 1) Russ Davis, R (8, PH) OBP: 0.351, SLG: 0.451 Robb Nen, R (9, 1)			0-0 G5-3		1-1 F2			0-2 F9		2	0	0	0	0	0	0
Shawn Estes, R (1, 1) OBP: 0.250, SLG: 0.391 Doug Mirabelli, R (6, 2) OBP: 0.345, SLG: 0.406			0-3 K			3-3 K		0-0 F7		1	0	0	0	0	1	0

Inning Stats	R: 0	H: 1	E: 0	LOB: 1	K: 1	BB: 0	S: 8	P: 14	R: 0	H: 1	E: 0	LOB: 0	K: 1	BB: 0	S: 11	P: 16	R: 0	H: 0	E: 0	LOB: 0	K: 1	BB: 0	S: 5	P: 6	R: 1	H: 1	E: 0	LOB: 0	K: 0	BB: 0	S: 6	P: 9	R: 0	H: 0	E: 0	LOB: 0	K: 0	BB: 0	S: 4	P: 6	R: 0	H: 0	E: 0	LOB: 0	K: 1	BB: 0	S: 10	P: 15	R: 0	H: 1	E: 0	LOB: 2	K: 0	BB: 1	S: 7	P: 16	R: 0	H: 0	E: 0	LOB: 1	K: 1	BB: 1	S: 8	P: 14	R: 1	H: 2	E: 0	LOB: 1	K: 1	BB: 0	S: 16	P: 24	1B: 4	SF: 2	2B: 1	SAC: 0	3B: 1	DP: 1	HR: 0	HBP: 0	WP: 0	PA: 34
--------------	------	------	------	--------	------	-------	------	-------	------	------	------	--------	------	-------	-------	-------	------	------	------	--------	------	-------	------	------	------	------	------	--------	------	-------	------	------	------	------	------	--------	------	-------	------	------	------	------	------	--------	------	-------	-------	-------	------	------	------	--------	------	-------	------	-------	------	------	------	--------	------	-------	------	-------	------	------	------	--------	------	-------	-------	-------	-------	-------	-------	--------	-------	-------	-------	--------	-------	--------

PITCHER	IP	WLS	BF	H	R	ER	SO	BB	IBB	HBP	BLK	WP	HR	S	P	ERA	WHIP
Paul Abbott, R (1, 1) ERA: 4.64	7.2	W	27	4	1	1	4	1	0	0	0	0	0	56	87	1.17	0.652
Arthur Rhodes, L (8, 1) ERA: 3.2	0.1		2	0	0	0	1	1	0	0	0	0	0	3	9	0.00	3.000
Kazuhiko Sasaki, R (9, 1) ERA: 4.57	1.0		5	2	1	1	1	0	0	0	0	0	0	16	24	9.00	2.000


BOTTOM

Seattle Mariners @ San Francisco Giants
PacBell Park, San Francisco, CA

Sat Jun 10 2000, 4:05 PM EDT
Att: 40,930 - Sunny - 61 F

livebaseballscores.com

AB	30
R	2
H	6
RBI	2
BB	2
SO	6
LOB	7



Batter	1	2	3	4	5	6	7	8	9	AB R H RBI BB SO LOB	TOP			
Rickey Henderson, R OBP: 0.383, SLG: 0.317 (1, 7) C X	0-1 FC4-6 1B		2-2 G6-3	2-2 G6-3			1-3 K	4-2 1B 1B BB	4-2 BB	4 1 1 0 2 1 1				
Mark McLemore, S OBP: 0.346, SLG: 0.285 (1, 4) C F X	1-2 FC4-6 2B		1-0 PB 2B			1-1 F8	2-2 G3-1	3-2 BB 1B SF8 1B	3-2 SF8	5 3 2 2 0 0 1				
Alex Rodriguez, R OBP: 0.459, SLG: 0.653 (1, 6) X	0-0 1-H 2B		2-1 BB G1-2-3 2B			2-3 K	4-1 1B 3B BB	3-0 SF8 BB 1B	1-1 P4	5 1 3 3 1 1 2				
John Olerud, L OBP: 0.425, SLG: 0.426 (1, 3) B B B	4-0 BB		4-0 BB BB			3-2 G6-3	2-2 3B 1B BB	4-1 SF8 BB		2 1 1 0 3 0 0				
Jay Buhner, R OBP: 0.381, SLG: 0.535 Arthur Rhodes, L (7, 1) Edgar Martinez, R OBP: 0.443, SLG: 0.724 Jose Mesa, R (8, 1) F X	0-1 F5		4-2 1-2 2-3 BB			1-1 G5-3	4-2 1-2 3B BB	1-1 SF8		2 1 0 0 2 0 2 0 0 0 0 0 0 0 0 0 0 1 0 0 0 0 0 0 0 0 0 0				
Tom Lampkin, L OBP: 0.307, SLG: 0.488 Dan Wilson, R OBP: 0.299, SLG: 0.357 (8, 2) C B B X	2-1 G1-3		3-2 G1-2-3			4-2 BB 1B BB	1-2 3B	3-1 F8		3 0 1 3 1 0 5 1 0 0 0 0 0 2				
Mike Cameron, R OBP: 0.360, SLG: 0.454 (1, 8) B S X		1-1 G4-6-3 1B		0-0 F9		4-2 1B BB	2-3 K		0-0 F8 1B SF8 1B	4 1 2 0 1 1 1				
John Mabry, L OBP: 0.288, SLG: 0.275 David Bell, R OBP: 0.284, SLG: 0.332 (8, 5) X		0-0 G4-6-3		3-2 SH1-4 1B		0-1 1-2 2-H 1B		3-3 K	0-1 SF8 BB 1B	4 0 2 0 0 1 1 1 0 1 0 0 0 0				
Aaron Sele, R Raul Ibanez, L OBP: 0.307, SLG: 0.313 (7, 9) C B X		1-2 G3-1		0-0 SH1-4		1-2 G5-3		4-2 BB 1B BB	3-2 F8	2 0 0 0 0 0 2 1 1 0 0 1 0 2				
Inning Stats	R: 1 H: 2 E: 0 LOB: 2 K: 0 BB: 1 S: 10 P: 17	R: 0 H: 1 E: 0 LOB: 0 K: 0 BB: 0 S: 6 P: 8	R: 1 H: 2 E: 0 LOB: 2 K: 0 BB: 2 S: 12 P: 28	R: 0 H: 1 E: 0 LOB: 1 K: 0 BB: 0 S: 8 P: 13	R: 0 H: 0 E: 0 LOB: 0 K: 1 BB: 0 S: 8 P: 14	R: 0 H: 1 E: 0 LOB: 2 K: 0 BB: 2 S: 14 P: 24	R: 3 H: 2 E: 0 LOB: 1 K: 2 BB: 2 S: 19 P: 35	R: 3 H: 2 E: 0 LOB: 2 K: 1 BB: 3 S: 17 P: 42	R: 1 H: 2 E: 0 LOB: 2 K: 0 BB: 1 S: 15 P: 26	1B: 9 SF: 2 2B: 3 SAC: 1 3B: 1 DP: 2 HR: 0 HBP: 0	WP: 0 PA: 48 PB: 1 SB: 0 CS: 0			
PITCHER	IP WLS BF H R ER SO BB IBB HBP BLK WP HR S P ERA WHIP												PITCHER	IP WLS BF H R ER SO BB IBB HBP BLK WP HR S P ERA WHIP
Livan Hernandez, R ERA: 4.19 (1, 1)	6.2 L 33 9 5 5 2 7 0 0 0 0 0 0 74 134 6.75 2.400													
Felix Rodriguez, R ERA: 2.53 (7, 1)	0.2 5 1 3 3 2 2 0 0 0 0 0 0 14 30 40.50 4.500													
Aaron Fultz, L ERA: 4.34 (8, 1)	0.2 4 1 0 0 0 1 0 0 0 0 0 0 6 17 0.00 3.000													
Mark Gardner, R ERA: 5.79 (9, 1)	1.0 6 2 1 1 0 1 0 0 0 0 0 0 15 26 9.00 3.000													

Seattle Mariners @ San Francisco Giants
PacBell Park, San Francisco, CA
Sun Jun 11 2000, 4:05 PM EDT
Att. 40,930 - Sunny - 63 F

AB	34
R	9
H	13
RBI	9
BB	11
SO	4
LOB	19



livebaseballscorecards.com

Batter	1	2	3	4	5	6	7	8	9	AB	R	H	RBI	BB	SO	LOB
Marvin Benard, L OBP: 0.315, SLG: 0.344 (1, 8) (7, 9)	4-2 B 1B SF7 BB		1-2 2B SF8 1B	3-2 F7			1-3 K			3	2	1	0	1	1	2
Ramon Martinez, R OBP: 0.387, SLG: 0.567 (1, 6)	2-1 1-3 SF7 1B		0-0 1-3 2B		1-1 G6-3			2-2 F8		4	0	2	0	0	0	0
Barry Bonds, L OBP: 0.457, SLG: 0.828 (1, 7)	3-0 1-2 SF7		4-0 IBB		2-3 K			2-3 K		2	0	0	1	1	2	0
Jeff Kent, R OBP: 0.409, SLG: 0.655 Mark Gardner, R OBP: 0.200, SLG: 0.200 (1, 4) (9, 1)	1-2 3-H F9		0-0 SF8		2-2 G4-3			3-3 K		3	0	0	1	0	1	1
J.T. Snow, L OBP: 0.370, SLG: 0.434 (1, 3)	2-1 G3		3-3 K			1-2 G6-3 1B			1-0 1B	4	0	2	0	0	1	3
Bill Mueller, S OBP: 0.344, SLG: 0.414 (1, 5)		0-0 G6-3		2-2 G1-3		1-1 G6-3 1-2f			2-3 K	4	0	0	0	0	1	2
Armando Rios, L OBP: 0.352, SLG: 0.477 Felix Rodriguez, R OBP: 0.500, SLG: 0.500 Felipe Crespo, S OBP: 0.391, SLG: 0.429 (1, 9) (7, 1) (8, 1) (9, 4)		2-0 F8		2-3 K		3-1 F7			0-3 K	3	0	0	0	0	1	0
Bobby Estalella, R OBP: 0.382, SLG: 0.540 (1, 2)		0-0 F9		0-0 1B 1B			2-2 F9		1-3 K	4	0	1	0	0	1	1
Livan Hernandez, R OBP: 0.250, SLG: 0.258 Calvin Murray, R OBP: 0.364, SLG: 0.368 (1, 1) (7, 8)			1-0 G5-3		1-0 1B		1-3 K			2	0	1	0	0	0	0
										1	0	0	0	0	1	0

Inning Stats	R: 1	H: 1	E: 0	K: 14	S: 14	R: 0	H: 0	E: 0	K: 3	S: 3	R: 1	H: 2	E: 0	K: 1	S: 9	R: 0	H: 2	E: 0	K: 1	S: 12	R: 0	H: 0	E: 0	K: 1	S: 9	R: 0	H: 1	E: 0	K: 2	S: 8	R: 0	H: 0	E: 0	K: 2	S: 11	R: 0	H: 0	E: 0	K: 13	S: 13	R: 0	H: 1	E: 0	K: 3	S: 10	1B: 6	SF: 2	2B: 1	3B: 0	HR: 0	SAC: 0	DP: 1	HBP: 0	WP: 0	PB: 0	SB: 0	CS: 0	PA: 35
--------------	------	------	------	-------	-------	------	------	------	------	------	------	------	------	------	------	------	------	------	------	-------	------	------	------	------	------	------	------	------	------	------	------	------	------	------	-------	------	------	------	-------	-------	------	------	------	------	-------	-------	-------	-------	-------	-------	--------	-------	--------	-------	-------	-------	-------	--------

PITCHER	IP	WLS	BF	H	R	ER	SO	BB	IBB	HBP	BLK	WP	HR	S	P	ERA	WHIP
Aaron Sele, R ERA: 3.83 (1, 1)	6.0	W	25	6	2	2	3	1	1	0	0	0	0	55	96	3.00	1.167
Arthur Rhodes, L ERA: 3.08 (7, 1)	1.0	H	3	0	0	0	2	0	0	0	0	0	0	11	15	0.00	0.000
Jose Mesa, R ERA: 6.82 (8, 1)	2.0		7	1	0	0	5	0	0	0	0	0	0	23	34	0.00	0.500

BOTTOM

Seattle Mariners @ San Francisco Giants
PacBell Park, San Francisco, CA
Sun Jun 11 2000, 4:05 PM EDT
Att. 40,930 - Sunny - 63 F

livebaseballscorecards.com

AB	31
R	2
H	7
RBI	2
BB	2
SO	10
LOB	10



Batter	1	2	3	4	5	6	7	8	9	AB R H RBI BB SO LOB	TOP		
Pokey Reese, R (1, 4) OBP: 0.357, SLG: 0.407	2-2 P6		0-0 F8		1-2 BB 1B		1-1 L7		0-1 FC6-4	5 0 1 0 0 0 2			
Barry Larkin, R (1, 6) OBP: 0.394, SLG: 0.475	3-2 F8		2-1 L5		4-0 BB			3-1 F8		3 0 0 0 1 0 0			
Ken Griffey Jr., L (1, 8) OBP: 0.394, SLG: 0.519	2-2 2B			4-1 G4-3 WP 1B BB	2-2 F7			2-3 K		3 1 1 0 0 1 2			
Michael Tucker, L (1, 9) OBP: 0.418, SLG: 0.624	0-0 F7			1-0 G4-3		3-2 G6-4-3 1B		2-2 F8		4 0 1 0 0 0 2			
Dmitri Young, S (1, 7) OBP: 0.306, SLG: 0.403		2-0 G1-3		0-0 1B 1B		1-0 G6-4-3 1-2f		0-0 F9		4 0 1 1 0 0 1			
Sean Casey, L (1, 3) OBP: 0.324, SLG: 0.323		0-2 1B		3-H 0-0 G5-4-3 1-2 1B		0-1 G3		1-1 G6-3		4 0 2 0 0 0 0			
Aaron Boone, R (1, 5) OBP: 0.345, SLG: 0.459		0-0 P6		1-0 G5-4-3 1-2f		2-3 K		4-2 2B BB		3 1 0 0 1 1 3			
Eddie Taubensee, L (1, 2) OBP: 0.348, SLG: 0.399		3-1 P3		1-3 K		0-0 G3-1		1-0 1B 2B		4 1 1 1 0 1 1			
Rob Bell, R (1, 1) D.T. Cromer, L (5, PH) Scott Sullivan, R (5, 1) Hal Morris, L (7, PH) Dennys Reyes, R (7, 1) Chris Stynes, R (9, PH)			1-3 K		1-1 G4-3		2-1 1B		2-2 FC6-4 1B	1 0 0 0 0 0 1 0 1 0 0 0 0 0 0 0 0 0 0 0 0 0 0 0 1 0 1 0 0 0 0 0 0 0 0 0 0 0 0 0 1 0 1 1 0 0 0 0			
Inning Stats	R: 0 H: 1 E: 0 LOB: 1 K: 0 BB: 0 S: 10 P: 17	R: 0 H: 1 E: 0 LOB: 1 K: 0 BB: 0 S: 8 P: 13	R: 0 H: 0 E: 0 LOB: 0 K: 1 BB: 0 S: 6 P: 9	R: 1 H: 2 E: 0 LOB: 1 K: 0 BB: 1 S: 5 P: 11	R: 0 H: 1 E: 0 LOB: 2 K: 1 BB: 1 S: 11 P: 20	R: 0 H: 1 E: 0 LOB: 0 K: 0 BB: 0 S: 6 P: 10	R: 0 H: 1 E: 0 LOB: 1 K: 1 BB: 0 S: 11 P: 16	R: 0 H: 0 E: 0 LOB: 0 K: 1 BB: 0 S: 8 P: 15	R: 2 H: 2 E: 0 LOB: 1 K: 0 BB: 1 S: 13 P: 21	1B: 7 SF: 0 2B: 2 SAC: 0 3B: 0 DP: 2 HR: 0 HBP: 0	WP: 1 PA: 37 PB: 0 SB: 0 CS: 0		
PITCHER	IP WLS BF H R ER SO BB IBB HBP BLK WP HR S P ERA WHIP											PITCHER	IP WLS BF H R ER SO BB IBB HBP BLK WP HR S P ERA WHIP
Joe Nathan, R (1, 1) ERA: 4.56	8.0 W 31 7 1 1 4 2 0 0 0 1 0 65 111 1.12 1.125												
Alan Embree, L (9, 1) ERA: 6.39	1.0 6 2 2 2 0 1 0 0 0 0 0 13 21 18.00 3.000												

Cincinnati Reds @ San Francisco Giants
PacBell Park, San Francisco, CA
Mon Jun 12 2000, 10:15 PM EDT
Att. 40,930 - Sunny - 71 F

AB	34
R	3
H	9
RBI	3
BB	3
SO	4
LOB	11



Batter	1	2	3	4	5	6	7	8	9
Marvin Benard, L (1, 8) <small>OBP: 0.321, SLG: 0.362</small> (7, 9)	4-1 		2-0 	3-1 		2-2 	0-3 		
Bill Mueller, S (1, 5) <small>OBP: 0.341, SLG: 0.406</small> Russ Davis, R (8, 5) <small>OBP: 0.351, SLG: 0.451</small>	0-1 		4-1 	1-1 		2-2 	2-3 		
Barry Bonds, L (1, 7) <small>OBP: 0.453, SLG: 0.815</small> Armando Rios, L (8, 7) <small>OBP: 0.350, SLG: 0.472</small>	2-0 		4-2 		2-2 	2-0 		1-3 	
Jeff Kent, R (1, 4) <small>OBP: 0.418, SLG: 0.662</small> Felipe Crespo, S (8, PH) <small>OBP: 0.363, SLG: 0.419</small> (9, 4)	4-1 		2-2 	1-H 2-H 		4-2 	2-1 	0-1 	
J.T. Snow, L (1, 3) <small>OBP: 0.370, SLG: 0.438</small>	1-0 		2-2 		1-2 	3-2 		1-3 	
Ellis Burks, R (1, 9) <small>OBP: 0.405, SLG: 0.550</small> Calvin Murray, R (7, 8) <small>OBP: 0.364, SLG: 0.368</small>		4-1 		1-0 	1-1 	2-1 			
Ramon Martinez, R (1, 6) <small>OBP: 0.367, SLG: 0.535</small>		2-1 		3-2 	0-0 	1-2 			
Bobby Estalella, R (1, 2) <small>OBP: 0.393, SLG: 0.565</small>		0-1 		4-2 	4-0 		1-1 		
Joe Nathan, R (1, 1) <small>OBP: 0.167, SLG: 0.389</small> Alan Embree, L (9, 1)		0-1 		1-2 	2-3 		3-2 		

AB	R	H	RBI	BB	SO	LOB
4	2	2	2	1	1	0
4	1	0	0	1	1	2
0	0	0	0	0	0	0
3	0	0	0	1	0	2
1	0	0	0	0	1	0
2	2	2	1	2	0	0
1	0	0	0	0	0	0
5	1	2	2	0	1	3
3	1	3	3	1	0	0
0	0	0	0	0	0	0
4	0	0	0	0	0	4
2	2	1	1	2	0	0
4	1	1	1	0	1	4
0	0	0	0	0	0	0

WP	HR	S	P	ERA	WHIP
0	0	0	41	11.25	2.500
0	0	34	62	18.00	3.500
0	1	20	28	4.50	0.500

Inning Stats	R	H	E	K	S	R	H	E	K	S	R	H	E	K	S	R	H	E	K	S	R	H	E	K	S	R	H	E	K	S
	0	0	0	6	14	1	1	0	0	7	1	1	0	0	14	3	4	0	0	19	1	1	0	0	12	0	0	0	8	17

WP	HR	S	P	ERA	WHIP
0	0	0	41	11.25	2.500
0	0	34	62	18.00	3.500
0	1	20	28	4.50	0.500

BOTTOM

Cincinnati Reds @ San Francisco Giants
 PacBell Park, San Francisco, CA
 Mon Jun 12 2000, 10:15 PM EDT
 Att. 40,930 - Sunny - 71 F

livebaseballscores.com

AB	33
R	10
H	11
RBI	10
BB	8
SO	5
LOB	15



Batter	1	2	3	4	5	6	7	8	9	AB R H RBI BB SO LOB	TOP																
Pokey Reese, R (1, 4) OBP: 0.355, SLG: 0.404	1-2 G4-3 S G4-3 1B		2-0 G1-3		1-3 K		0-0 F8			4 1 1 0 0 1 3																	
Michael Tucker, L (1, 9) OBP: 0.413, SLG: 0.610	3-2 G4-3		0-1 CS 1B			2-1 F8		1-2 F8		4 0 1 0 0 0 1																	
Barry Larkin, R (1, 6) OBP: 0.386, SLG: 0.463	0-0 G4-3		2-1 CS 1-2	0-1 F9		1-1 F8		3-3 K		4 0 0 1 0 1 0																	
Ken Griffey Jr., L (1, 8) OBP: 0.395, SLG: 0.514	3-H 4-2 S BB			4-2 G1-3 BB		2-1 G4-3		1-3 K		2 0 0 0 2 1 0																	
Dmitri Young, S (1, 7) OBP: 0.309, SLG: 0.405	3-2 G6-3 1-2			0-0 G1-3 1-2			0-2 2B FC5-4 1B		2-2 2B 1B	4 1 2 0 0 0 2																	
Sean Casey, L (1, 3) OBP: 0.323, SLG: 0.327		1-0 G4-3		1-3 K			2-2 FC5-4 1-3 2B		2-1 F5	4 0 1 0 0 1 2																	
Aaron Boone, R (1, 5) OBP: 0.353, SLG: 0.469			0-1 L7-4 2B		1-1 SH1-4 1B		1-1 FC5-4 HBP		1-2 2B	2 0 2 0 0 0 0 1 0 1 0 0 0 0																	
Juan Castro, R (7, PR) OBP: 0.296, SLG: 0.460									1-3 2B																		
Benito Santiago, R (1, 2) OBP: 0.333, SLG: 0.424		2-1 L7-4 2-3			0-0 F8		3-2 P3		0-3 K	4 0 0 0 0 1 7																	
Oswaldo Fernandez, R (1, 1) OBP: 0.091, SLG: 0.091			1-1 G4-3		0-0 SH1-4		1-2 FC5-4 1-2f 2-3 3-H		2-3 K	1 0 0 0 0 0 0 1 0 0 1 0 0 2 0 0 0 0 0 0 0 1 0 0 0 0 1 2 0 0 0 0 0 0 0																	
Hal Morris, L (7, PH) OBP: 0.364, SLG: 0.357																											
Scott Williamson, R (7, 1)																											
D.T. Cromer, L (9, PH) OBP: 0.355, SLG: 0.536																											
Danny Graves, R (9, 1) OBP: 0.500, SLG: 2.000																											
Inning Stats	R: 1 H: 1 E: 0 LOB: 1 K: 0 BB: 1 S: 13 P: 24	R: 0 H: 1 E: 0 LOB: 0 K: 0 BB: 0 S: 5 P: 8	R: 0 H: 1 E: 0 LOB: 0 K: 0 BB: 0 S: 7 P: 11	R: 0 H: 0 E: 0 LOB: 1 K: 1 BB: 1 S: 8 P: 13	R: 0 H: 1 E: 0 LOB: 1 K: 1 BB: 0 S: 7 P: 9	R: 0 H: 0 E: 0 LOB: 0 K: 0 BB: 0 S: 6 P: 11	R: 1 H: 2 E: 0 LOB: 2 K: 0 BB: 0 S: 16 P: 23	R: 0 H: 0 E: 0 LOB: 0 K: 2 BB: 0 S: 12 P: 17	R: 0 H: 2 E: 0 LOB: 2 K: 2 BB: 0 S: 16 P: 23	1B: 5 SF: 0 2B: 4 SAC: 1 3B: 0 DP: 1 HR: 0 HBP: 1	WP: 0 PA: 37 PB: 0 SB: 2 CS: 1																
PITCHER	IP WLS BF H R ER SO BB IBB HBP BLK WP HR S P ERA WHIP											PITCHER	IP WLS BF H R ER SO BB IBB HBP BLK WP HR S P ERA WHIP														
Russ Ortiz, R (1, 1) ERA: 6.57	6.0		25	6	2	2	2	2	2	0	0	0	0	54	87	3.00	1.333										
Felix Rodriguez, R (7, 1) ERA: 2.45	1.0		3	0	0	0	0	0	0	0	0	0	0	8	12	0.00	0.000										
Alan Embree, L (8, 1) ERA: 6.08	1.1		6	2	0	0	2	0	0	0	0	0	0	22	32	0.00	1.500										
Robb Nen, R (9, 1) ERA: 3.0	0.2	W	2	0	0	0	2	0	0	0	0	0	0	6	8	0.00	0.000										

Cincinnati Reds @ San Francisco Giants
PacBell Park, San Francisco, CA
Tue Jun 13 2000, 10:15 PM EDT
Att. 40,930 - Sunny - 79 F

AB	32
R	2
H	8
RBI	2
BB	2
SO	6
LOB	19



Batter	1	2	3	4	5	6	7	8	9	AB	R	H	RBI	BB	SO	LOB
Marvin Benard, L OBP: 0.328, SLG: 0.361 (1, 8) BB BB BB BB BB BB	4-1 BB S BB BB		2-3 K BB BB BB BB BB BB BB		2-0 F8 BB BB BB BB BB BB BB		4-2 1B BB BB BB BB BB BB BB		3-2 1B 1B BB BB BB BB BB BB	3	1	1	0	2	1	0
Bill Mueller, S OBP: 0.343, SLG: 0.406 (1, 5) BB BB BB BB BB BB	1-1 L6 BB BB BB BB BB BB BB		1-0 FC5-4 1B BB BB BB BB BB BB		0-0 G4-3 BB BB BB BB BB BB BB		1-0 G4-6-3 1B BB BB BB BB BB BB		2-1 F7 BB BB BB BB BB BB BB	5	0	2	0	0	0	3
Barry Bonds, L OBP: 0.452, SLG: 0.803 (1, 7) BB BB BB BB BB BB	4-1 FC5 BB 1-2 BB BB BB BB BB		2-0 F8 BB BB BB BB BB BB BB		0-0 G4-3 BB BB BB BB BB BB BB		0-0 G4-6-3 1-2f BB BB BB BB BB BB BB		1-1 1B 1-3 2-H 1B BB BB BB BB BB	4	0	1	1	1	0	3
Jeff Kent, R OBP: 0.414, SLG: 0.653 (1, 4) BB BB BB BB BB BB	1-3 K BB BB BB BB BB BB BB		0-0 FC5-4 1-2f BB BB BB BB BB BB BB		2-2 F9 BB BB BB BB BB BB BB		0-0 F8 BB BB BB BB BB BB BB		2-1 1B 1-2 3-H 1B BB BB BB BB BB	5	0	1	1	0	1	3
J.T. Snow, L OBP: 0.372, SLG: 0.441 (1, 3) BB BB BB BB BB BB	4-1 FC5 1-2 2-3 BB BB BB BB BB			2-3 K BB BB BB BB BB BB BB		1-2 FC6-4 2B BB BB BB BB BB BB		3-3 K BB BB BB BB BB BB BB		3	0	1	0	1	2	0
Ellis Burks, R OBP: 0.414, SLG: 0.545 Robb Nen, R (9, 1) BB BB BB BB BB BB	0-1 FC5 1-2 2-3f BB BB BB BB BB			4-0 2B BB BB BB BB BB BB BB		4-1 FC6-4 BB BB BB BB BB BB BB		4-1 BB BB BB BB BB BB BB		1	1	0	0	3	0	3
Rich Aurilia, R OBP: 0.320, SLG: 0.375 (1, 6) BB BB BB BB BB BB		1-3 K BB BB BB BB BB BB BB		0-0 2B 1-H BB BB BB BB BB		0-1 P3 BB BB BB BB BB BB BB		1-3 K BB BB BB BB BB BB BB		4	0	1	1	0	2	3
Doug Mirabelli, R OBP: 0.345, SLG: 0.398 Alan Embree, L (8, 1) Armando Rios, L OBP: 0.347, SLG: 0.468 (9, 9) BB BB BB BB BB BB		4-0 B2-6-4 BB BB BB BB BB BB BB		2-3 K BB BB BB BB BB BB BB		0-1 FC6-4 1-2f 2-3 BB BB BB BB BB			2-1 G4-3 BB BB BB BB BB BB BB	2	0	0	0	1	1	3
Russ Ortiz, R OBP: 0.320, SLG: 0.286 Felix Rodriguez, R (7, 1) Bobby Estalella, R OBP: 0.394, SLG: 0.560 (7, 2) BB BB BB BB BB BB		0-0 B2-6-4 1-2f BB BB BB BB BB		2-2 P6 BB BB BB BB BB BB BB			0-3 K BB BB BB BB BB BB BB		4-1 1B 1B BB BB BB BB BB	2	0	0	0	0	0	2

Inning Stats	R: 0	H: 0	E: 0	K: 1	S: 10	R: 0	H: 0	E: 0	K: 1	S: 4	R: 0	H: 1	E: 0	K: 1	S: 6	R: 1	H: 1	E: 0	K: 2	S: 12	R: 0	H: 0	E: 0	K: 0	S: 3	R: 0	H: 1	E: 0	K: 1	S: 7	R: 0	H: 0	E: 0	K: 2	S: 9	R: 2	H: 3	E: 0	K: 0	S: 13	1B: 5	2B: 2	3B: 0	HR: 0	SF: 0	SAC: 0	DP: 2	HBP: 0	WP: 0	PB: 0	SB: 1	CS: 0	PA: 40
--------------	------	------	------	------	-------	------	------	------	------	------	------	------	------	------	------	------	------	------	------	-------	------	------	------	------	------	------	------	------	------	------	------	------	------	------	------	------	------	------	------	-------	-------	-------	-------	-------	-------	--------	-------	--------	-------	-------	-------	-------	--------

PITCHER	IP	WLS	BF	H	R	ER	SO	BB	IBB	HBP	BLK	WP	HR	S	P	ERA	WHIP
Oswaldo Fernandez, R ERA: 2.55 (1, 1)	6.0		26	3	1	1	5	6	0	0	0	0	0	46	89	1.50	1.500
Scott Williamson, R ERA: 2.54 (7, 1)	2.0	H	8	1	0	0	3	2	0	0	0	0	0	16	29	0.00	1.500
Danny Graves, R ERA: 2.05 (9, 1)	0.2	L	6	3	2	2	0	1	0	0	0	0	0	13	27	27.00	6.000

BOTTOM

Cincinnati Reds @ San Francisco Giants
PacBell Park, San Francisco, CA

Tue Jun 13 2000, 10:15 PM EDT
Att. 40,930 - Sunny - 79 F

AB	31
R	3
H	7
RBI	3
BB	9
SO	8
LOB	20

livebaseballscorecards.com



Batter	1	2	3	4	5	6	7	8	9	AB R H RBI BB SO LOB	TOP											
Pokey Reese, R (1, 4) OBP: 0.354, SLG: 0.399	4-1 PB 1B BB	0-1 F8			1-3 K			1-0 F7		3 1 0 0 1 1 1	<p>Cincinnati Reds @ San Francisco Giants PacBell Park, San Francisco, CA Wed Jun 14 2000, 3:35 PM EDT Att. 40,930 - Sunny - 83 F</p>											
Barry Larkin, R (1, 6) OBP: 0.383, SLG: 0.476	1-1 F8	2-2 G5-3			2-2 G1-3			1-1 HR		4 1 1 1 0 0 2												
Ken Griffey Jr., L (1, 8) OBP: 0.393, SLG: 0.507	4-2 1B 1-2 BB				1-1 F8			0-3 K		3 0 0 0 1 1 0												
Dante Bichette, R (1, 9) OBP: 0.326, SLG: 0.455	0-0 L9				2-0 F9			2-2 1B		4 0 2 0 0 0 2												
Dmitri Young, S (1, 3) OBP: 0.308, SLG: 0.402	3-1 1B 1-2 2-H 1B				2-0 G6-3			1-3 K		4 0 1 1 0 1 2												
Chris Stynes, R (1, 7) OBP: 0.438, SLG: 0.552	1-2 1B				2-1 FC1-5 2B			2-3 K		4 0 2 0 0 1 0												
Juan Castro, R (1, 5) OBP: 0.281, SLG: 0.434 Michael Tucker, L (9, PH) OBP: 0.409, SLG: 0.604	1-1 F9				1-0 FC1-5			0-2 F8		3 0 0 0 0 0 4 1 0 0 0 0 0 0												
Benito Santiago, R (1, 2) OBP: 0.333, SLG: 0.420 Eddie Taubensee, L (9, PH) OBP: 0.352, SLG: 0.402		1-1 F8 SH2-4 1B			2-2 L6			2-1 G6-3		3 0 1 0 0 0 1 1 0 1 0 0 0 0												
Denny Neagle, L (1, 1) OBP: 0.259, SLG: 0.240 Hal Morris, L (7, PH) OBP: 0.357, SLG: 0.349 Manny Aybar, R (7, 1) Sean Casey, L (9, PH) OBP: 0.321, SLG: 0.325		2-1 SH2-4			2-1 L6			1-0 L1		1 0 0 0 0 0 1 1 0 0 0 0 0 0 0 0 0 0 0 0 0 1 0 0 0 0 0 1												
Inning Stats	R: 1 E: 0 K: 0 S: 13	H: 2 LOB: 3 BB: 2 P: 27	R: 0 E: 0 K: 0 S: 10	H: 1 LOB: 1 BB: 0 P: 15	R: 0 E: 0 K: 0 S: 5	H: 0 LOB: 0 BB: 0 P: 11	R: 0 E: 0 K: 0 S: 8	H: 1 LOB: 1 BB: 0 P: 15	R: 0 E: 0 K: 1 S: 8	H: 0 LOB: 0 BB: 0 P: 12	R: 0 E: 0 K: 0 S: 7	H: 1 LOB: 0 BB: 0 P: 13	R: 0 E: 0 K: 0 S: 6	H: 0 LOB: 0 BB: 0 P: 8	R: 1 E: 0 K: 2 S: 19	H: 2 LOB: 1 BB: 0 P: 24	R: 0 E: 0 K: 1 S: 11	H: 1 LOB: 1 BB: 0 P: 17	1B: 6 2B: 1 3B: 0 HR: 1	SF: 0 SAC: 1 DP: 1 HBP: 0	WP: 0 PB: 1 SB: 0 CS: 0	PA: 36
PITCHER	IP WLS BF H R ER SO BB IBB HBP BLK WP HR S P ERA WHIP																					
Kirk Rueter, L (1, 1) ERA: 4.06	6.0 W 24 5 1 1 1 1 2 0 0 0 0 0 0 51 93 1.50 1.167																					
John Johnstone, R (7, 1) ERA: 6.16	1.1 5 1 1 1 0 0 0 0 0 0 0 0 1 9 13 6.75 0.750																					
Aaron Fultz, L (8, 1) ERA: 4.3	0.1 2 1 0 0 1 0 0 0 0 0 0 0 0 13 15 0.00 3.000																					
Felix Rodriguez, R (8, 1) ERA: 2.36	1.1 S 5 1 0 0 2 0 0 0 0 0 0 0 0 14 21 0.00 0.750																					

livebaseballscorecards.com

AB	33
R	2
H	8
RBI	2
BB	2
SO	4
LOB	14



Batter	1	2	3	4	5	6	7	8	9	AB	R	H	RBI	BB	SO	LOB
Calvin Murray, R OBP: 0.365, SLG: 0.380 (1, 8)	2-1 P4	3-2 F9		0-0 F9		0-1 E6		1-0 2B		5	0	2	2	0	0	1
Ramon Martinez, R OBP: 0.369, SLG: 0.520 (1, 4)	2-1 G4-3	4-2 BB			0-2 3B	0-0 F7		0-3 K		4	1	1	0	1	1	2
Barry Bonds, L OBP: 0.454, SLG: 0.809 (1, 7)	3-2 2B	0-0 P4			0-0 P6		4-0 FC1-6	0-3 K		1	1	1	0	0	0	0
Armando Rios, L OBP: 0.344, SLG: 0.455 (2, 7)										3	0	0	0	1	1	3
Jeff Kent, R OBP: 0.418, SLG: 0.667 (1, 3)	3-1 2B		0-0 F9		1-2 3B		1-1 FC1-6			4	1	3	2	0	0	0
Ellis Burks, R OBP: 0.410, SLG: 0.544 (1, 9)	1-1 1B		2-1 P4		2-3 K		0-2 FC1-6			4	1	1	1	0	1	3
Aaron Fultz, L OBP: 0.500, SLG: 0.500 (8, 1)							1-2 1B			0	0	0	0	0	0	0
Felix Rodriguez, R (8, 1)							1-2 2-3			0	0	0	0	0	0	0
Russ Davis, R OBP: 0.346, SLG: 0.440 (1, 5)	0-1 1B		1-1 G6-3		2-2 F9		0-3 K			4	0	1	1	0	1	3
Rich Aurilia, R OBP: 0.324, SLG: 0.378 (1, 6)	0-0 1B			1-0 F8		1-1 E9		1-3 K		4	1	2	0	0	1	2
Doug Mirabelli, R OBP: 0.333, SLG: 0.382 (1, 2)	1-1 P4			0-1 G4-3		2-3 K		3-3 K		4	0	0	0	0	2	3
Kirk Rueter, L OBP: 0.130, SLG: 0.130 (1, 1)			0-3 K		3-2 1B		0-0 G6-3		4-2 2B		3	0	1	0	0	1
John Johnstone, R (7, 1)										0	0	0	0	0	0	0
Marvin Benard, L OBP: 0.330, SLG: 0.361 (8, 9)										0	1	0	0	1	0	0

Inning Stats	R: 3	H: 5	E: 0	LOB: 2	K: 0	S: 16	P: 28	R: 0	H: 0	E: 0	LOB: 1	K: 1	S: 12	P: 19	R: 0	H: 0	E: 0	LOB: 0	K: 0	S: 5	P: 8	R: 0	H: 1	E: 0	LOB: 1	K: 0	S: 7	P: 11	R: 1	H: 2	E: 0	LOB: 1	K: 1	S: 14	P: 19	R: 0	H: 2	E: 0	LOB: 1	K: 1	S: 9	P: 12	R: 0	H: 1	E: 0	LOB: 2	K: 2	S: 12	P: 18	R: 1	H: 1	E: 0	LOB: 1	K: 3	S: 15	P: 23
--------------	------	------	------	--------	------	-------	-------	------	------	------	--------	------	-------	-------	------	------	------	--------	------	------	------	------	------	------	--------	------	------	-------	------	------	------	--------	------	-------	-------	------	------	------	--------	------	------	-------	------	------	------	--------	------	-------	-------	------	------	------	--------	------	-------	-------

PITCHER	IP	WLS	BF	H	R	ER	SO	BB	IBB	HBP	BLK	WP	HR	S	P	ERA	WHIP
Denny Neagle, L ERA: 3.99 (1, 1)	6.0	L	29	10	5	4	3	1	0	0	0	0	0	63	97	6.00	1.833
Manny Aybar, R ERA: 5.36 (7, 1)	2.0		10	2	1	1	5	2	0	0	0	0	0	27	41	4.50	2.000

BOTTOM

Cincinnati Reds @ San Francisco Giants
PacBell Park, San Francisco, CA

Wed Jun 14 2000, 3:35 PM EDT
Att: 40,930 - Sunny - 83 F

AB	36
R	6
H	12
RBI	6
BB	3
SO	8
LOB	18

WP: 0 PA: 39
PB: 0
SB: 0
CS: 0



PITCHER	IP	WLS	BF	H	R	ER	SO	BB	IBB	HBP	BLK	WP	HR	S	P	ERA	WHIP
---------	----	-----	----	---	---	----	----	----	-----	-----	-----	----	----	---	---	-----	------

Batter	1	2	3	4	5	6	7	8	9	AB R H RBI BB SO LOB	TOP											
Julio Lugo, R (1, 6) OBP: 0.460, SLG: 0.439	2-2 G2-3		1-0 G4-3		1-2 G6-4-3 1B		1-0 1B		4-2 2B BB	4 1 2 0 1 0 0												
Craig Biggio, R (1, 4) OBP: 0.405, SLG: 0.373	1-1 G5-3		4-2 BB		2-2 G6-4-3 1-2f		3-2 G5-3		1-1 1-H 2B	4 0 1 1 1 0 2												
5 Jeff Bagwell, R (1, 3) OBP: 0.409, SLG: 0.549	2-0 E6 1B		3-3 K			4-2 2B G6-3 BB		0-1 G6-4-3 1B	1-3 K	4 1 2 0 1 2 2												
Richard Hidalgo, R (1, 8) OBP: 0.389, SLG: 0.623	1-1 G5-3		1-3 K			2-0 1-3 2B		0-2 G6-4-3 1-2f		4 0 1 0 0 1 3												
Moises Alou, R (1, 7) OBP: 0.378, SLG: 0.622		2-2 F8		3-2 F9		2-1 G6-3		1-2 HR		4 1 1 2 0 0 1												
17 Lance Berkman, S (1, 9) OBP: 0.342, SLG: 0.529		0-0 BB 1B		2-0 G2-3		1-2 F8		1-0 G6-3		4 0 1 0 0 0 1												
Chris Truby, R (1, 5) OBP: 0.250, SLG: 0.750		0-0 F9		2-0 E4		1-1 F9			0-0 G5-3 3B	4 1 1 0 0 0 2												
Mitch Meluskey, S (1, 2) OBP: 0.391, SLG: 0.520		4-0 1-2 BB		1-3 K			0-1 G5-3		1-1 G5-3	3 0 0 1 1 1 1												
Scott Elarton, R (1, 1) Joe Slusarski, R (5, 1) Matt Mieske, R (7, PH) Doug Henry, R (7, 1) Yorkis Perez, L (8, 1) Tony Eusebio, R (9, PH)		0-0 G1-3			2-2 G4-3		2-3 K		3-2 F7	2 0 0 0 0 0 2 0 0 0 0 0 0 0 1 0 0 0 0 0 1 0 0 0 0 0 0 0 0 0 0 0 0 0 0 0 0 0 1 0 0 0 0 0 0 0												
Inning Stats	R: 0 E: 1 K: 0 S: 8	H: 1 LOB: 1 BB: 0 P: 14	R: 0 E: 0 K: 0 S: 7	H: 1 LOB: 2 BB: 1 P: 13	R: 0 E: 0 K: 2 S: 10	H: 0 LOB: 1 BB: 1 P: 19	R: 0 E: 1 K: 1 S: 9	H: 0 LOB: 1 BB: 0 P: 17	R: 0 E: 0 K: 0 S: 9	H: 1 LOB: 0 BB: 0 P: 14	R: 1 E: 0 K: 0 S: 12	H: 1 LOB: 1 BB: 1 P: 22	R: 0 E: 0 K: 1 S: 9	H: 1 LOB: 1 BB: 0 P: 15	R: 1 E: 0 K: 0 S: 9	H: 2 LOB: 0 BB: 0 P: 11	R: 2 E: 0 K: 1 S: 17	H: 2 LOB: 1 BB: 1 P: 27	1B: 5 2B: 2 3B: 1 HR: 1	SF: 0 SAC: 0 DP: 2 HBP: 0	WP: 0 PB: 0 SB: 0 CS: 0	PA: 39
PITCHER	IP WLS BF H R ER SO BB IBB HBP BLK WP HR S P ERA WHIP																					
Shawn Estes, L (1, 1) ERA: 3.3	7.0 W 29 5 1 1 4 3 0 0 0 0 0 0 64 114 1.29 1.143																					
John Johnstone, R (8, 1) ERA: 6.25	1.0 4 2 1 1 0 0 0 0 0 0 0 1 9 11 9.00 2.000																					
Aaron Fultz, L (9, 1) ERA: 4.8	0.2 5 2 2 2 0 1 0 0 0 0 0 0 14 23 27.00 4.500																					
Robb Nen, R (9, 1) ERA: 2.95	0.1 S 1 0 0 0 1 0 0 0 0 0 0 0 3 4 0.00 0.000																					

Houston Astros @ San Francisco Giants
PacBell Park, San Francisco, CA
Fri Jun 16 2000, 10:35 PM EDT
Att. 40,930 - Sunny - 64 F

livebaseballscorecards.com

AB	35
R	4
H	9
RBI	4
BB	4
SO	5
LOB	14



Batter	1	2	3	4	5	6	7	8	9	AB	R	H	RBI	BB	SO	LOB
Marvin Benard, L OBP: 0.332, SLG: 0.359 (1, 8)	4-1 E S 2B BB	0-2 G6-3		0-1 E7 1-3 1B	1-1 G4-3		1-3 K			4	1	1	0	1	1	2
Bill Mueller, S OBP: 0.340, SLG: 0.402 (1, 5)	3-2 P6 1-3		2-0 F7	3-1 G3		1-0 G3		2-0 G3 1B 1B		5	0	1	0	0	0	3
Barry Bonds, L OBP: 0.461, SLG: 0.838 (1, 7)	1-2 1B E 2B 3-H		2-2 HR	4-0 IBB		3-2 1B 3B		0-0 F8		4	3	3	2	1	0	1
Jeff Kent, R OBP: 0.422, SLG: 0.665 (1, 4)	0-0 F8		0-2 S 1B	0-1 F8		0-1 G4-3 1B 3-H		0-0 G3 1B 1-2		5	0	3	1	0	0	4
J.T. Snow, L OBP: 0.373, SLG: 0.438 (1, 3)	4-0 E BB		2-0 F8		2-0 FC3-6 1B	2-1 G4-3 1-2		0-1 G3 1-2 2-3		4	0	1	0	1	0	4
Ellis Burks, R OBP: 0.410, SLG: 0.536 (1, 9)	0-0 E6 1-3 2-H 1B		1-0 P3		3-1 FC3-6 E 1-2f WP	2-3 K		4-0 FC4-6 IBB		4	1	1	0	1	1	3
Rich Aurilia, R OBP: 0.322, SLG: 0.391 (8, 1)	2-1 F8			0-0 HR	2-1 E6 1-H 2B		1-3 K	0-1 FC4-6		4	2	1	1	0	1	2
John Johnstone, R (8, 1)										0	0	0	0	0	0	0
Russ Davis, R OBP: 0.342, SLG: 0.434 (8, PH)										1	0	0	0	0	0	3
Aaron Fultz, L OBP: 0.500, SLG: 0.500 (9, 1)										0	0	0	0	0	0	0
Robb Nen, R (9, 1)										0	0	0	0	0	0	0
Bobby Estalella, R OBP: 0.390, SLG: 0.558 (1, 2)		1-2 F9		0-1 G6-3	0-2 2B		3-2 F7			4	0	1	1	0	0	0
Shawn Estes, R OBP: 0.259, SLG: 0.360 (1, 1)										2	0	0	0	1	1	1
Ramon Martinez, R OBP: 0.376, SLG: 0.520 (7, PH) (8, 6)		0-1 P3		4-0 E BB	0-3 K		4-1 BB			0	0	0	0	1	0	0

Inning Stats	R: 2	H: 2	E: 1	LOB: 2	K: 0	P: 25	R: 0	H: 0	E: 0	LOB: 0	K: 0	P: 9	R: 1	H: 2	E: 0	LOB: 1	K: 0	P: 16	R: 1	H: 2	E: 1	LOB: 3	K: 0	P: 20	R: 2	H: 2	E: 1	LOB: 1	K: 1	P: 21	R: 1	H: 2	E: 0	LOB: 1	K: 1	P: 19	R: 0	H: 0	E: 0	LOB: 1	K: 2	P: 19	R: 0	H: 2	E: 0	LOB: 3	K: 0	P: 13
--------------	------	------	------	--------	------	-------	------	------	------	--------	------	------	------	------	------	--------	------	-------	------	------	------	--------	------	-------	------	------	------	--------	------	-------	------	------	------	--------	------	-------	------	------	------	--------	------	-------	------	------	------	--------	------	-------

PITCHER																	IP	WLS	BF	H	R	ER	SO	BB	IBB	HBP	BLK	WP	HR	S	P	ERA	WHIP
Scott Elarton, R ERA: 7.97 (1, 1)																	4.1	L	26	8	6	4	0	3	1	0	0	1	2	46	86	8.31	2.538
Joe Slusarski, R ERA: 2.77 (5, 1)																	1.2		7	2	1	1	2	0	0	0	0	0	0	16	25	5.40	1.200
Doug Henry, R ERA: 4.41 (7, 1)																	1.0		4	0	0	0	2	1	0	0	0	0	0	10	19	0.00	1.000
Yorkis Perez, L ERA: 5.51 (8, 1)																	1.0		6	2	0	0	0	0	1	0	0	0	0	7	13	0.00	2.000

BOTTOM

Houston Astros @ San Francisco Giants
PacBell Park, San Francisco, CA

Fri Jun 16 2000, 10:35 PM EDT
Att. 40,930 - Sunny - 64 F

livebaseballscorecards.com

AB	37
R	7
H	12
RBI	5
BB	6
SO	4
LOB	23

GIANTS

1B: 7	SF: 0	WP: 1	PA: 43
2B: 2	SAC: 0	PB: 0	
3B: 1	DP: 0	SB: 2	
HR: 2	HBP: 0	CS: 0	

Houston Astros @ San Francisco Giants
 PacBell Park, San Francisco, CA

Sat Jun 17 2000, 4:05 PM EDT
 Att. 40,930 - Sunny - 70 F

livebaseballscorecards.com

AB	31
R	4
H	10
RBI	4
BB	6
SO	4
LOB	20



WP:	0	PA:	40
PB:	0		
SB:	1		
CS:	0		

Batter	1	2	3	4	5	6	7	8	9	AB R H RBI BB SO LOB
Bill Spiers, L (1, 5) OBP: 0.380, SLG: 0.377 (8, 6)	2-2 G3-1		4-2 1B 5 1B BB		4-2 SH1-3 BB		0-1 G4-6-3 1B		4-1 SH1-4 BB	2 1 1 0 3 0 0
Craig Biggio, R (1, 4) OBP: 0.404, SLG: 0.373	0-2 F9		2-1 1-3 2B 1B		0-0 SH1-3		2-2 G4-6-3 1-2f		0-0 SH1-4	3 1 1 0 0 0 1
5 Jeff Bagwell, R (1, 3) OBP: 0.408, SLG: 0.550	2-0 P6		0-1 1-2 2B 1B		3-2 F7		0-2 2B		0-3 K	5 1 2 1 0 1 3
Daryle Ward, L (1, 9) OBP: 0.280, SLG: 0.511		1-2 FC1-6 SF8 1B	1-0 F8		2-3 K		1-0 F7		3-1 F9	5 1 1 0 0 1 6
Moises Alou, R (1, 7) OBP: 0.388, SLG: 0.631		1-1 FC1-6 1B	1-2 1-H 2-H 2B		4-2 G5-3 BB		2-2 F9			3 0 2 2 1 0 0
Richard Hidalgo, R (1, 8) OBP: 0.387, SLG: 0.615		0-0 FC1-6 SF8	1-1 G4-3		4-0 G5-3 BB		2-2 F9			3 0 0 0 1 0 3
Tony Eusebio, R (1, 2) OBP: 0.356, SLG: 0.361		1-1 SF8		1-0 G1-6-3 1B		0-1 G5-3		1-2 2B		3 0 2 1 0 0 2
Tim Bogar, R (1, 6) OBP: 0.236, SLG: 0.229 17 Lance Berkman, S (8, PH) OBP: 0.339, SLG: 0.524 Chris Truby, R (8, 5) OBP: 0.250, SLG: 0.750		0-1 F8		0-0 G1-6-3		4-0 IBB		0-3 K		2 0 0 0 1 0 2 1 0 0 0 0 1 1 0 0 0 0 0 0 0
Jose Lima, R (1, 1) OBP: 0.071, SLG: 0.071 Billy Wagner, L (6, 1) Marc Valdes, R (6, 1) Yorkis Perez, L (8, 1) Julio Lugo, R (9, PH) OBP: 0.471, SLG: 0.452			0-1 F7	1-1 F8		1-3 K		0-1 SH1-4 S 1B		3 0 0 0 0 1 2 0 1 0 1 0 0 0 0

Inning Stats	R: 0	H: 0	E: 0	K: 0	S: 7	P: 11	R: 1	H: 2	E: 0	K: 0	S: 11	P: 14	R: 3	H: 3	E: 0	K: 0	S: 15	P: 24	R: 0	H: 1	E: 0	K: 0	S: 4	P: 6	R: 0	H: 0	E: 0	K: 1	S: 9	P: 18	R: 0	H: 2	E: 0	K: 0	S: 9	P: 12	R: 0	H: 1	E: 0	K: 1	S: 15	P: 20	R: 0	H: 1	E: 0	K: 1	S: 9	P: 16	1B: 7	SF: 1	2B: 3	SAC: 2	3B: 0	DP: 3	HR: 0	HBP: 0	WP: 0	PA: 40
--------------	------	------	------	------	------	-------	------	------	------	------	-------	-------	------	------	------	------	-------	-------	------	------	------	------	------	------	------	------	------	------	------	-------	------	------	------	------	------	-------	------	------	------	------	-------	-------	------	------	------	------	------	-------	-------	-------	-------	--------	-------	-------	-------	--------	-------	--------

PITCHER	IP	WLS	BF	H	R	ER	SO	BB	IBB	HBP	BLK	WP	HR	S	P	ERA	WHIP
Livan Hernandez, R (1, 1) ERA: 4.26	7.0	W	31	8	4	4	2	4	1	0	0	0	0	64	107	5.14	1.714
Felix Rodriguez, R (8, 1) ERA: 2.29	1.0	H	4	1	0	0	1	0	0	0	0	0	0	15	20	0.00	1.000
Robb Nen, R (9, 1) ERA: 2.82	1.0	S	5	1	0	0	1	1	0	0	0	0	0	9	16	0.00	2.000

Batter	1	2	3	4	5	6	7	8	9
Marvin Benard, L <small>(1, 8) OBP: 0.333, SLG: 0.357</small> <small>(9, 9)</small>	0-1 	2-2 F7		3-3 K		4-2 	1-0 G3-1		
Bill Mueller, S <small>(1, 5) OBP: 0.345, SLG: 0.403</small>	0-0 		1-0 F7		1-1 	4-2 		1-1 F8	
Barry Bonds, L <small>(1, 7) OBP: 0.460, SLG: 0.826</small>	1-2 F9		3-1 F7		2-0 G4-3	4-2 		4-0 	
Jeff Kent, R <small>(1, 4) OBP: 0.428, SLG: 0.664</small>	0-0 		2-1 		0-0 F8	4-2 		4-1 	
J.T. Snow, L <small>(1, 3) OBP: 0.369, SLG: 0.432</small>	2-0 SF8		0-1 F7		3-2 G4-3	4-0 		2-3 	
Rich Aurilia, R <small>(1, 6) OBP: 0.324, SLG: 0.397</small> Robb Nen, R <small>(9, 1)</small>	0-1 F3			0-1 				2-3 	
Armando Rios, L <small>(1, 9) OBP: 0.341, SLG: 0.448</small> Calvin Murray, R <small>(9, 8) OBP: 0.365, SLG: 0.380</small>		2-1 F8		0-3 K		1-1 	3-3 K		
Bobby Estalella, R <small>(1, 2) OBP: 0.393, SLG: 0.549</small>		3-2 G5-3		4-1 		0-2 F8	4-0 		
Livan Hernandez, R <small>(1, 1) OBP: 0.273, SLG: 0.281</small> Felix Rodriguez, R <small>(8, 1)</small> Ramon Martinez, R <small>(9, 6) OBP: 0.376, SLG: 0.520</small>		0-0 		0-0 SH3		0-1 SH1-4	0-0 SH3-4		

Inning Stats	R: 2	H: 3	E: 0	K: 10	S: 10	LOB: 1	BB: 0	P: 13	R: 0	H: 0	E: 0	K: 10	S: 6	LOB: 1	BB: 0	P: 12	R: 0	H: 1	E: 0	K: 2	S: 10	LOB: 2	BB: 1	P: 17	R: 0	H: 1	E: 0	K: 8	S: 8	LOB: 1	BB: 0	P: 14	R: 4	H: 2	E: 0	K: 1	S: 27	LOB: 3	BB: 5	P: 52	R: 0	H: 0	E: 0	K: 1	S: 5	LOB: 1	BB: 1	P: 13	R: 0	H: 0	E: 0	K: 2	S: 11	LOB: 2	BB: 2	P: 24
--------------	------	------	------	-------	-------	--------	-------	-------	------	------	------	-------	------	--------	-------	-------	------	------	------	------	-------	--------	-------	-------	------	------	------	------	------	--------	-------	-------	------	------	------	------	-------	--------	-------	-------	------	------	------	------	------	--------	-------	-------	------	------	------	------	-------	--------	-------	-------

PITCHER														PITCHER																																								
IP	WLS	BF	H	R	ER	SO	BB	IBB	HBP	BLK	WP	HR	S	P	ERA	WHIP	IP	WLS	BF	H	R	ER	SO	BB	IBB	HBP	BLK	WP	HR	S	P	ERA	WHIP																					
Jose Lima, R	(1, 1)	5.2	L	28	8	5	5	2	2	0	0	0	56	91	7.94	1.765																																						
Billy Wagner, L	(6, 1)	0.0	B	4	0	1	1	0	4	0	0	0	10	26	∞	∞																																						
Marc Valdes, R	(6, 1)	1.2		8	0	0	0	2	3	0	0	0	13	33	0.00	1.800																																						
Yorkis Perez, L	(8, 1)	0.2		2	0	0	0	2	0	0	0	0	8	12	0.00	0.000																																						

BOTTOM

AB	R	H	RBI	BB	SO	LOB
4	2	1	0	1	1	4
4	2	2	0	1	0	0
3	0	0	1	2	0	3
2	0	1	1	2	0	1
3	0	0	2	1	1	4
5	1	2	0	0	2	6
0	0	0	0	0	0	0
4	1	1	1	0	2	1
0	0	0	0	0	0	0
2	0	0	0	2	0	1
1	0	1	0	0	0	0
0	0	0	0	0	0	0
0	0	0	0	0	0	0

AB	28
R	6
H	8
RBI	5
BB	9
SO	6
LOB	20



WP	PA
1	42

Houston Astros @ San Francisco Giants
 PacBell Park, San Francisco, CA
 Sat Jun 17 2000, 4:05 PM EDT
 Att. 40,930 - Sunny - 70 F

livebaseballscores.com

Batter	1	2	3	4	5	6	7	8	9	10	11	AB R H RBI BB SO LOB	TOP
Bill Spiers, L OBP: 0.373, SLG: 0.369 (1, 5)	3-2 WP BB 1B	2-1 FC4 1-2f 2-3			1-0 L3		1-0 L9		1-3 K		0-3 K	6 0 1 0 0 2 5	
Craig Biggio, R OBP: 0.406, SLG: 0.383 (1, 4)	4-1 WP BB 1-2		2-3 K			3-2 HR	4-2 5 G6-4-3 BB		1-3 K	1-3 K	0-2 F3	4 1 1 1 2 2 2	
5 Jeff Bagwell, R OBP: 0.405, SLG: 0.541 (1, 3)	2-1 F8		2-1 F3			4-1 2B BB	1-2 G6-4-3 1-2f		1-0 P4			4 1 0 0 1 0 4	
Daryle Ward, L OBP: 0.277, SLG: 0.507 (1, 9)	2-3 K 1-2 2-3		1-3 K			2-2 F9 1-H 2B		2-2 F9	1-3 K			5 0 1 1 0 3 2	
Moises Alou, R OBP: 0.388, SLG: 0.619 (1, 7)	2-2 F9			0-1 G6-3		1-1 F9 2-3		4-2 S BB			0-1 SH E 1B	4 1 1 0 1 0 3	
Richard Hidalgo, R OBP: 0.383, SLG: 0.608 Glen Barker, S OBP: 0.300, SLG: 0.125 (1, 8) (7, 8)				2-3 K		0-0 F9		0-3 K			0-0 SH E 1-3	3 0 0 0 0 1 1 1 1 0 0 0 1 1	
Mitch Meluskey, S OBP: 0.385, SLG: 0.507 (1, 2)			0-3 K		3-1 G3-1		4-0 IBB		1-3 K 1-2		2-2 F8	4 0 0 0 1 2 3	
Tim Bogar, R OBP: 0.238, SLG: 0.225 17 Lance Berkman, S OBP: 0.336, SLG: 0.519 Jay Powell, R (9, 1) Matt Mieske, R OBP: 0.232, SLG: 0.269 Doug Henry, R (11, 1)			4-2 FC4 BB BB		1-2 G5-3		0-0 L7		2-3 K		1-1 2B E3 2B 2-H 3-H	2 0 0 0 1 0 2 1 0 0 0 0 1 0 0 0 0 0 0 0 0 1 0 0 0 0 0 0 0 0 0 0 0 0 0	
Shane Reynolds, R OBP: 0.294, SLG: 0.344 Joe Slusarski, R (8, 1) Julio Lugo, R OBP: 0.472, SLG: 0.477 (9, 6)			4-0 FC4 1-2 BB		0-0 P3		1-2 BB 1B		0-3 K		0-0 BB 2B	2 0 1 0 1 0 0 0 0 0 0 0 0 0 2 0 1 0 0 1 0	
Inning Stats	R: 0 H: 1 E: 0 LOB: 2 K: 1 BB: 1 S: 12 P: 25	R: 0 H: 0 E: 0 LOB: 2 K: 1 BB: 2 S: 9 P: 22	R: 0 H: 0 E: 0 LOB: 0 K: 2 BB: 0 S: 9 P: 14	R: 0 H: 0 E: 0 LOB: 0 K: 1 BB: 0 S: 7 P: 12	R: 0 H: 0 E: 0 LOB: 0 K: 0 BB: 0 S: 5 P: 7	R: 2 H: 2 E: 0 LOB: 2 K: 0 BB: 2 S: 11 P: 25	R: 0 H: 1 E: 0 LOB: 1 K: 0 BB: 1 S: 13 P: 20	R: 0 H: 0 E: 0 LOB: 1 K: 2 BB: 1 S: 12 P: 19	R: 0 H: 0 E: 0 LOB: 0 K: 3 BB: 0 S: 11 P: 14	R: 0 H: 0 E: 0 LOB: 0 K: 2 BB: 0 S: 8 P: 11	R: 2 H: 2 E: 2 LOB: 2 K: 1 BB: 0 S: 19 P: 22	1B: 3 SF: 0 2B: 2 SAC: 1 3B: 0 DP: 1 HR: 1 HBP: 0	WP: 1 PA: 47 PB: 0 SB: 1 CS: 0
PITCHER	IP WLS BF H R ER SO BB IBB HBP BLK WP HR S P ERA WHIP												
Joe Nathan, R ERA: 4.37 (1, 1)	6.1 29 4 2 2 5 5 1 0 0 1 1 63 121 2.84 1.421												
Felix Rodriguez, R ERA: 2.19 (7, 1)	1.2 5 0 0 0 2 1 0 0 0 0 0 15 23 0.00 0.600												
John Johnstone, R ERA: 6.06 (9, 1)	1.0 3 0 0 0 3 0 0 0 0 0 0 11 14 0.00 0.000												
Robb Nen, R ERA: 2.59 (10, 1)	2.0 L 10 2 2 0 3 0 0 0 0 0 0 27 33 0.00 1.000												

Houston Astros @ San Francisco Giants
PacBell Park, San Francisco, CA
Sun Jun 18 2000, 4:05 PM EDT
Att: 40,930 - Sunny - 68 F

AB	39
R	4
H	6
RBI	2
BB	7
SO	13
LOB	23



Batter	1	2	3	4	5	6	7	8	9	10	11	AB R H RBI BB SO LOB
Marvin Benard, L (1, 8) OBP: 0.335, SLG: 0.360 (7, 9)	2-2 HR 2B		1-3 K			0-2 G3-1	2-3 K			4-0 FC5-4 BB		4 1 1 0 1 2 1
Russ Davis, R (1, 5) OBP: 0.393, SLG: 0.420 Bobby Estalella, R (11, 2) OBP: 0.393, SLG: 0.549	0-0 G4-3		0-1 G1-3			2-2 PB BB 1B		1-0 F7		2-2 FC5-4 IBB 1-2f 2-3		5 0 1 0 0 0 3 0 0 0 0 0 0 0
Barry Bonds, L (1, 7) OBP: 0.455, SLG: 0.810	3-3 K		1-2 G3			1-2 F7		0-1 F8		4-1 1-2 IBB		4 0 0 0 1 1 2
Jeff Kent, R (1, 4) OBP: 0.428, SLG: 0.669	3-2 2-H HR		1-3 K			4-2 PB BB		0-3 K		0-0 F9		4 1 1 2 1 2 3
J.T. Snow, L (1, 3) OBP: 0.370, SLG: 0.429	2-3 K		1-0 G4-3			4-0 1-2 2-3 IBB		0-1 G6-3		1-2 1B		4 0 1 0 1 1 0
Ellis Burks, R (1, 9) OBP: 0.407, SLG: 0.532 Armando Rios, L (4, PH) OBP: 0.336, SLG: 0.441 Felix Rodriguez, R (7, 1) John Johnstone, R (9, 1) Felipe Crespo, S (9, PH) Robb Nen, R (10, 1) Bill Mueller, S (11, PH) OBP: 0.343, SLG: 0.402		1-1 G5-3		2-3 K		3-1 G4-3		3-2 G3		1-1 F8		1 0 0 0 0 0 0 2 0 0 0 0 0 1 3 0 0 0 0 0 0 0 0 0 0 0 0 0 0 1 0 0 0 0 0 0 0 0 0 0 0 0 0 1 0 0 0 0 0 0 1
Rich Aurilia, R (1, 6) OBP: 0.326, SLG: 0.397		2-2 G6-3			0-0 G6-3 1B		1-2 1B		2-0 F5		3-2 F9	5 0 2 0 0 0 1
Doug Mirabeli, R (1, 2) OBP: 0.331, SLG: 0.371 Ramon Martinez, R (10, PR) OBP: 0.372, SLG: 0.513 (11, 5)		4-2 BB			1-2 G6-3 1-2f		1-3 K		0-0 E5 FC5-4 SH1-4		1-0 G1-3	3 0 0 0 1 1 2 1 0 0 0 0 0 1
Joe Nathan, R (1, 1) OBP: 0.150, SLG: 0.350 Calvin Murray, R (7, 8) OBP: 0.362, SLG: 0.376		1-3 K			1-1 G6-3		0-2 F7		0-0 SH1-4			2 0 0 0 0 1 1 1 0 0 0 0 0 1

BOTTOM

Houston Astros @ San Francisco Giants
PacBell Park, San Francisco, CA
Sun Jun 18 2000, 4:05 PM EDT
Att: 40,930 - Sunny - 68 F

livebaseballscores.com

AB	38
R	2
H	6
RBI	2
BB	5
SO	9
LOB	19



Inning Stats	R: 2	H: 2	E: 0	K: 2	S: 13	P: 23	R: 0	H: 0	E: 0	K: 1	S: 11	R: 0	H: 0	E: 0	K: 1	S: 9	R: 0	H: 0	E: 0	K: 2	S: 7	R: 0	H: 1	E: 0	K: 0	S: 6	R: 0	H: 1	E: 0	K: 0	S: 15	R: 0	H: 1	E: 0	K: 2	S: 14	R: 0	H: 0	E: 0	K: 1	S: 6	R: 0	H: 0	E: 0	K: 0	S: 6	R: 0	H: 0	E: 1	K: 0	S: 7	R: 0	H: 1	E: 0	K: 0	S: 12	1B: 4	2B: 1	3B: 0	HR: 1	SF: 0	SAC: 1	DP: 1	HBP: 0	WP: 0	PA: 44				
PITCHER	IP	WLS	BF	H	R	ER	SO	BB	IBB	HBP	BLK	WP	HR	S	P	ERA	WHIP													PITCHER												IP	WLS	BF	H	R	ER	SO	BB	IBB	HBP	BLK	WP	HR	S	P	ERA	WHIP												
Shane Reynolds, R ERA: 3.31	(1, 1)	7.0	28	5	2	2	8	2	1	0	0	0	1	75	119	2.57	1.000																																																					
Joe Slusarski, R ERA: 2.67	(8, 1)	1.0	3	0	0	0	1	0	0	0	0	0	0	6	7	0.00	0.000																																																					
Jay Powell, R ERA: 4.7	(9, 1)	2.0	9	0	0	0	0	1	1	0	0	0	0	13	28	0.00	0.500																																																					
Doug Henry, R ERA: 4.29	(11, 1)	1.0	4	1	0	0	0	0	0	0	0	0	0	12	18	0.00	1.000																																																					

Batter	1	2	3	4	5	6	7	8	9	AB R H RBI BB SO LOB	TOP		
Calvin Murray, R (1, 8) OBP: 0.376, SLG: 0.372	4-2 FC4-6 BB		4-2 CS BB			1-3 K			4-1 1B BB	1 0 0 0 3 1 0	San Francisco Giants @ St. Louis Cardinals Busch Stadium, St. Louis, MO Tue Jun 20 2000, 7:10 PM CDT Att. 38,939 - Cloudy - 88 F		
Ramon Martinez, R (1, 4) OBP: 0.360, SLG: 0.494 Bill Mueller, S (9, PH) OBP: 0.346, SLG: 0.404	1-1 FC4-6 CS 1-2f		3-3 K 1-2			1-1 F7			0-0 1B	3 0 0 0 0 1 2 1 0 1 0 0 0 0			
Barry Bonds, L (1, 7) OBP: 0.450, SLG: 0.798	3-3 K 1-2				0-3 K					3 0 0 0 0 3 1			
Jeff Kent, R (1, 3) OBP: 0.430, SLG: 0.667		4-2 HR BB			3-1 F9			4-1 G5-4-3 BB		1 1 0 0 2 0 0			
Ellis Burks, R (1, 9) OBP: 0.406, SLG: 0.549		2-1 HR			3-2 F8			1-2 G5-4-3 1-2f		3 1 1 2 0 0 1			
Russ Davis, R (1, 5) OBP: 0.333, SLG: 0.417		0-1 L3 1B			1-3 K			1-3 K		3 0 1 0 0 2 0			
Rich Aurilia, R (1, 6) OBP: 0.321, SLG: 0.391		2-3 K			1-2 L7			2-2 F8		3 0 0 0 0 1 1			
Bobby Estalella, R (1, 2) OBP: 0.392, SLG: 0.552	1-1 L3 1-2				1-0 2B			2-3 K		3 0 1 0 0 1 1			
Russ Ortiz, R (1, 1) OBP: 0.296, SLG: 0.261 Mark Gardner, R (5, 1) OBP: 0.200, SLG: 0.200 Marvin Benard, L (8, PH) OBP: 0.333, SLG: 0.358 Alan Embree, L (8, 1)			3-3 K		3-2 G4-3			1-3 K		2 0 0 0 0 1 1 0 0 0 0 0 0 0 1 0 0 0 0 1 0 0 0 0 0 0 0 0			
Inning Stats	R: 0 H: 0 E: 0 LOB: 1 K: 1 BB: 1 S: 8 P: 16	R: 2 H: 2 E: 0 LOB: 0 K: 1 BB: 1 S: 12 P: 21	R: 0 H: 0 E: 0 LOB: 0 K: 2 BB: 1 S: 10 P: 20	R: 0 H: 0 E: 0 LOB: 0 K: 1 BB: 0 S: 9 P: 15	R: 0 H: 1 E: 0 LOB: 1 K: 1 BB: 0 S: 10 P: 16	R: 0 H: 0 E: 0 LOB: 0 K: 2 BB: 0 S: 8 P: 10	R: 0 H: 0 E: 0 LOB: 0 K: 1 BB: 1 S: 7 P: 13	R: 0 H: 0 E: 0 LOB: 0 K: 2 BB: 0 S: 9 P: 14	R: 0 H: 1 E: 0 LOB: 2 K: 0 BB: 1 S: 2 P: 6	1B: 2 SF: 0 2B: 3 SAC: 0 3B: 0 DP: 3 HR: 1 HBP: 0	WP: 0 PA: 29 PB: 0 SB: 0 CS: 2		
PITCHER	IP WLS BF H R ER SO BB IBB HBP BLK WP HR S P ERA WHIP											PITCHER	IP WLS BF H R ER SO BB IBB HBP BLK WP HR S P ERA WHIP
Rick Ankiel, L (1, 1) ERA: 3.58 Alan Benes, R (7, 1) ERA: 1.93	6.0 W 21 3 2 2 8 3 0 0 0 0 0 1 57 98 3.00 1.000												

livebaseballscorecards.com

AB	24
R	2
H	4
RBI	2
BB	5
SO	11
LOB	7



Batter	1	2	3	4	5	6	7	8	9	AB	R	H	RBI	BB	SO	LOB
Placido Polanco, R OBP: 0.338, SLG: 0.430 (1, 4)	2-3 K	2-2 F3		1-0 F8		1-0 SH1-4				3	0	0	0	0	1	1
Edgar Renteria, R OBP: 0.325, SLG: 0.425 (1, 6)	4-2 BB 1B BB	2-1 L3			4-2 1B 15 1B BB	0-0 SF8				1	2	0	1	2	0	1
Mark McGwire, R OBP: 0.485, SLG: 0.773 (1, 3)	4-1 1B 1-2 BB		2-3 K		3-0 15 1B HR	0-3 K				3	1	1	0	1	2	0
15 Jim Edmonds, L OBP: 0.457, SLG: 0.661 (1, 8)	2-3 K		2-2 HR		0-0 HR 1B		2-3 K			4	2	2	2	0	2	2
Ray Lankford, L OBP: 0.345, SLG: 0.443 (1, 7)	2-2 1B 1-2 2-H 1B		4-1 BB		3-H F9		2-3 K			3	0	1	1	1	1	2
Craig Paquette, R OBP: 0.318, SLG: 0.458 (1, 5)	1-1 1B 1-2 2-3 1B		0-0 L8		1-0 HR		1-0 F9			4	1	2	3	0	0	1
J.D. Drew, L OBP: 0.368, SLG: 0.494 (1, 9)	3-3 K		2-3 K		0-1 F7			0-3 K		4	0	0	0	0	3	4
Mike Matheny, R OBP: 0.326, SLG: 0.382 (1, 2)		4-2 SH1-4 BB		1-0 G6-4-3 1B	0-2 P4			1-2 F8		3	0	1	0	1	0	0
Rick Ankiel, L OBP: 0.267, SLG: 0.517 (1, 1)		0-1 SH1-4		1-2 G6-4-3		1-0 SH1-4 BLK SF8 1B		0-3 K		1	0	0	0	0	0	1
Larry Sutton, L OBP: 0.333, SLG: 0.471 (6, PH)										1	1	1	0	0	0	0
Alan Benes, R (7, 1)										1	0	0	0	0	1	0


Inning Stats	R: 1	H: 2	E: 0	K: 3	S: 20	H: 0	LOB: 3	BB: 2	P: 38	R: 0	H: 0	E: 0	K: 0	S: 11	R: 1	H: 1	E: 0	K: 2	S: 15	R: 0	H: 1	E: 0	K: 0	S: 6	R: 4	H: 3	E: 0	K: 0	S: 14	R: 1	H: 1	E: 0	K: 1	S: 6	R: 0	H: 0	E: 0	K: 2	S: 7	R: 0	H: 0	E: 0	K: 2	S: 11	R: 0	H: 0	E: 0	K: 2	S: 11	1B: 6	2B: 0	3B: 0	HR: 2	SF: 1	SAC: 2	DP: 1	HBP: 0	WP: 0	PB: 0	SB: 0	CS: 0
--------------	------	------	------	------	-------	------	--------	-------	-------	------	------	------	------	-------	------	------	------	------	-------	------	------	------	------	------	------	------	------	------	-------	------	------	------	------	------	------	------	------	------	------	------	------	------	------	-------	------	------	------	------	-------	-------	-------	-------	-------	-------	--------	-------	--------	-------	-------	-------	-------

PITCHER	IP	WLS	BF	H	R	ER	SO	BB	IBB	HBP	BLK	WP	HR	S	P	ERA	WHIP
Russ Ortiz, R ERA: 6.89 (1, 1)	4.1	L	24	7	6	6	5	5	0	0	0	0	2	61	109	12.46	2.769
Mark Gardner, R ERA: 5.64 (5, 1)	2.2		9	1	1	1	3	0	0	0	1	0	0	18	25	3.38	0.375
Alan Embree, L ERA: 5.86 (8, 1)	1.0		3	0	0	0	2	0	0	0	0	0	0	11	12	0.00	0.000

BOTTOM

San Francisco Giants @ St. Louis Cardinals
Busch Stadium, St. Louis, MO
 Tue Jun 20 2000, 7:10 PM CDT
 Att: 38,939 - Cloudy - 88 F

AB	28
R	7
H	8
RBI	7
BB	5
SO	10
LOB	12



WP	HR	S	P	ERA	WHIP
0	0	0	0	0	0

Batter	1	2	3	4	5	6	7	8	9	AB R H RBI BB SO LOB	TOP											
Marvin Benard, L (1, 8) OBP: 0.335, SLG: 0.359	1-3 K			2-3 K		0-2 L4		0-0 HBP IBB 1B	3-1 1B	5 0 2 1 0 2 0												
Bill Mueller, S (1, 5) OBP: 0.339, SLG: 0.396	0-0 F7			1-2 G3		0-2 G3		0-1 F2	0-2 L5	5 0 0 0 0 0 3												
Barry Bonds, L (1, 7) OBP: 0.450, SLG: 0.791	0-1 F8			1-1 HBP				3-3 K		3 0 1 0 0 1 2												
Jeff Kent, R (1, 4) OBP: 0.428, SLG: 0.659		2-3 K		1-3 K				1-0 L8	4-0 HBP IBB 1-2	3 0 0 0 1 2 2												
J.T. Snow, L (1, 3) OBP: 0.376, SLG: 0.434		3-1 F7			1-2 G4-3 SF8 2B			4-2 G1-3 BB	1-0 HBP	2 1 1 1 1 0 0												
Ellis Burks, R (1, 9) OBP: 0.396, SLG: 0.534		0-2 G3			0-2 G4-3			2-1 G1-3	0-0 F7	4 0 0 0 0 0 6												
Felix Rodriguez, R (8, 1)					2-3			1-2 2-3		0 0 0 0 0 0 0												
Robb Nen, R (9, 1)										0 0 0 0 0 0 0												
Rich Aurilia, R (1, 6) OBP: 0.320, SLG: 0.390			0-0 F8		2-2 SF8			2-3 K	3-1 G1-3 SH3 1B 1B	3 1 1 1 0 1 2	AB 32											
Doug Mirabeli, R (1, 2) OBP: 0.331, SLG: 0.398			1-3 K		3-H G1-3			2-2 HR	0-0 SH3	3 1 1 1 0 1 0	R 4											
Kirk Rueter, L (1, 1) OBP: 0.120, SLG: 0.120			0-0 P6		0-1			1-1 1B HBP 2B	1-2 SH3	2 0 0 0 0 1 0	H 7											
Armando Rios, L (8, PH) OBP: 0.338, SLG: 0.450					0-3 K				1-0 G1-3	2 1 1 0 0 0 1	RBI 4											
											SO 8											
											LOB 16											
Inning Stats	R: 0 E: 0 K: 1 S: 8	H: 0 LOB: 0 BB: 0 P: 9	R: 0 E: 0 K: 1 S: 8	H: 0 LOB: 0 BB: 0 P: 13	R: 0 E: 0 K: 1 S: 5	H: 0 LOB: 0 BB: 0 P: 6	R: 0 E: 0 K: 2 S: 10	H: 0 LOB: 1 BB: 0 P: 15	R: 1 E: 0 K: 0 S: 11	H: 1 LOB: 0 BB: 0 P: 14	R: 0 E: 0 K: 1 S: 11	H: 0 LOB: 0 BB: 0 P: 11	R: 0 E: 0 K: 1 S: 12	H: 1 LOB: 2 BB: 1 P: 24	R: 2 E: 0 K: 1 S: 12	H: 3 LOB: 3 BB: 1 P: 23	R: 1 E: 0 K: 0 S: 9	H: 2 LOB: 1 BB: 0 P: 16	1B: 4 2B: 2 3B: 0 HR: 1	SF: 1 SAC: 1 DP: 0 HBP: 2	WP: 0 PB: 0 SB: 0 CS: 0	PA: 38
PITCHER	IP WLS BF H R ER SO BB IBB HBP BLK WP HR S P ERA WHIP																					
Garrett Stephenson, R (1, 1) ERA: 3.88	7.1 L 29 5 3 3 7 1 0 1 0 0 0 1 73 103 3.68 0.818																					
Jesse Orosco, L (8, 1) ERA: 3.86	0.1 3 0 0 0 1 0 1 1 0 0 0 0 3 11 0.00 0.000																					
Heathcliff Slocumb, R (8, 1) ERA: 4.76	0.2 3 1 1 1 0 0 0 0 0 0 0 0 4 7 13.50 1.500																					
Mike Matthews, L (9, 1) ERA: 13.5	0.2 3 1 0 0 0 0 0 0 0 0 0 0 6 10 0.00 1.500																					

San Francisco Giants @ St. Louis Cardinals
 Busch Stadium, St. Louis, MO
 Wed Jun 21 2000, 7:10 PM CDT
 Att. 37,341 - Cloudy - 80 F

livebaseballscorecards.com



Batter	1	2	3	4	5	6	7	8	9	AB	R	H	RBI	BB	SO	LOB
Placido Polanco, R OBP: 0.329, SLG: 0.417 (1, 4)	0-2 F8	1-2 F9			1-2 L9			1-2 G4-3		4	0	0	0	0	0	2
Edgar Renteria, R OBP: 0.320, SLG: 0.419 (1, 6)	2-0 F9		2-1 F7		2-2 G3-1			2-1 F8		4	0	0	0	0	0	0
Mark McGwire, R OBP: 0.490, SLG: 0.770 (1, 3)	2-1 1B		4-2 BB		G5-4-3 BB			1-2 P3		2	0	1	0	2	0	0
15 Jim Edmonds, L OBP: 0.451, SLG: 0.650 (1, 8)	1-2 G4-3		0-0 FC4-6		L6			F9		4	0	0	0	0	0	3
Eric Davis, R OBP: 0.393, SLG: 0.484 (1, 9)		0-0 F8	0-2 FC6-4		G5-4-3			G6-3		4	1	1	0	0	0	2
Ray Lankford, L OBP: 0.348, SLG: 0.444 (1, 7)		1-3 K		2-3 K			2-2 SH1-3	E9		4	0	2	0	0	2	1
Craig Paquette, R OBP: 0.314, SLG: 0.451 (1, 5)		1-2 F8		1-0 G5-3			1-3 K	K		3	0	0	0	0	1	2
Thomas Howard, S (9, PH) OBP: 0.265, SLG: 0.492		2-3 1B		1-3 K			1-0 SH1-3	K		1	0	0	0	0	1	1
Mike Matheny, R OBP: 0.328, SLG: 0.379 (1, 2)		4-0 1B		1-3 K			1-2 SH1-3			1	0	0	0	1	1	0
Garrett Stephenson, R OBP: 0.138, SLG: 0.038 (1, 1)		0-0 IBB		1-3 K			3-2 G6-3			3	0	1	1	0	1	1
Jesse Orosco, R (8, 1)		1-3 1B								0	0	0	0	0	0	0
Heathcliff Slocumb, R (8, 1)										0	0	0	0	0	0	0
Mike Matthews, L (9, 1)										0	0	0	0	0	0	0

Inning Stats	R: 0	H: 1	E: 0	K: 0	S: 12	R: 1	H: 2	E: 0	K: 1	S: 11	R: 0	H: 0	E: 0	K: 0	S: 8	R: 0	H: 0	E: 0	K: 1	S: 10	R: 0	H: 0	E: 0	K: 0	S: 9	R: 0	H: 1	E: 0	K: 1	S: 12	R: 0	H: 0	E: 0	K: 0	S: 8	R: 0	H: 1	E: 1	K: 1	S: 9	1B: 4	SF: 0	2B: 1	SAC: 1	3B: 0	DP: 1	HR: 0	HBP: 0	WP: 0	PA: 34
--------------	------	------	------	------	-------	------	------	------	------	-------	------	------	------	------	------	------	------	------	------	-------	------	------	------	------	------	------	------	------	------	-------	------	------	------	------	------	------	------	------	------	------	-------	-------	-------	--------	-------	-------	-------	--------	-------	--------

PITCHER	IP	WLS	BF	H	R	ER	SO	BB	IBB	HBP	BLK	WP	HR	S	P	ERA	WHIP
Kirk Rueter, L ERA: 3.83 (1, 1)	7.0	W	27	4	1	1	5	2	1	0	0	0	0	69	111	1.29	0.857
Felix Rodriguez, R ERA: 2.13 (8, 1)	1.0	H	3	0	0	0	0	0	0	0	0	0	0	8	12	0.00	0.000
Robb Nen, R ERA: 2.49 (9, 1)	1.0	S	4	1	0	0	1	0	0	0	0	0	0	9	12	0.00	1.000


BOTTOM

San Francisco Giants @ St. Louis Cardinals
Busch Stadium, St. Louis, MO
 Wed Jun 21 2000, 7:10 PM CDT
 Att: 37,341 - Cloudy - 80 F

livebaseballscorecards.com

AB	30
R	1
H	5
RBI	1
BB	3
SO	6
LOB	12



Batter	1	2	3	4	5	6	7	8	9	AB R H RBI BB SO LOB	TOP																				
Marvin Benard, L (1, 8) OBP: 0.335, SLG: 0.363 (9, 9)	0-3 K	1-0 G6-3					1-2 G6-3		2-2 1B 1B	6 2 2 2 0 2 2																					
Bill Mueller, S (1, 5) OBP: 0.347, SLG: 0.398	4-2 BB BB		1-0 F8				3-2 S 1B		0-2 F5	4 1 2 1 2 0 1																					
Barry Bonds, L (1, 7) OBP: 0.455, SLG: 0.785	4-2 BB		3-3 K				3-2 F8		1-1 FC4-6 1B 1-3 1B	3 1 1 0 3 1 1																					
Jeff Kent, R (1, 4) OBP: 0.429, SLG: 0.665	1-3 K		3-3 K				4-0 IBB		2-2 FC4-6 1B 1-2 3-H	5 1 2 4 1 2 4																					
J.T. Snow, L (1, 3) OBP: 0.379, SLG: 0.443	3-2 G3			4-1 2B BB	4-2 BB 1B 2B BB	2-2 HR	3-1 L8		0-3 K	4 2 1 1 2 1 6																					
Armando Rios, L (1, 9) Mark Gardner, R (9, 1) OBP: 0.200, SLG: 0.200		1-1 SH3-4 1B 1B		0-0 2B	1-1 F9	0-3 K		1-2 F7	1-2 FC4-6 1-2 2-3	6 0 2 0 0 1 3 0 0 0 0 0 0 0																					
Rich Aurilia, R (1, 6) OBP: 0.322, SLG: 0.390		2-2 F8		1-0 F8	0-0 2B 1B	1-1 1B		3-3 K		5 1 2 0 0 1 3	AB 40 R 10 H 15 RBI 10 BB 10 SO 10 LOB 26																				
Bobby Estalella, R (1, 2) OBP: 0.405, SLG: 0.570		0-1 SH3-4 1B		4-0 G5-4-3 IBB	4-1 2B 2B BB	0-2 F7		2-1 3B		3 1 2 0 2 0 1																					
Shawn Estes, R (1, 1) OBP: 0.276, SLG: 0.407 John Johnstone, R (5, 1) Aaron Fultz, L (7, 1) OBP: 0.500, SLG: 0.500 Felix Rodriguez, R (7, 1) Calvin Murray, R (9, 8) OBP: 0.376, SLG: 0.372		0-0 SH3-4		0-0 G5-4-3	0-1 2B 2B	2-3 K		1-3 K		2 1 1 2 0 0 3 1 0 0 0 0 1 1 0 0 0 0 0 0 0 1 0 0 0 0 1 1 0 0 0 0 0 0 0																					
Inning Stats	R: 0 E: 0 K: 2 S: 19	H: 0 LOB: 2 BB: 2 P: 31	R: 0 E: 0 K: 0 S: 10	H: 2 LOB: 2 BB: 0 P: 14	R: 0 E: 0 K: 2 S: 9	H: 0 LOB: 0 BB: 0 P: 16	R: 0 E: 0 K: 0 S: 4	H: 1 LOB: 2 BB: 2 P: 13	R: 8 E: 0 K: 1 S: 23	H: 5 LOB: 2 BB: 5 P: 49	R: 1 E: 0 K: 2 S: 16	H: 2 LOB: 1 BB: 0 P: 21	R: 0 E: 0 K: 0 S: 15	H: 1 LOB: 2 BB: 1 P: 29	R: 0 E: 0 K: 2 S: 12	H: 1 LOB: 1 BB: 0 P: 19	R: 1 E: 0 K: 1 S: 17	H: 3 LOB: 2 BB: 0 P: 23	1B: 9 2B: 3 3B: 1 HR: 2	SF: 0 SAC: 1 DP: 1 HBP: 0	WP: 0 PB: 0 SB: 1 CS: 0	PA: 51									
PITCHER	IP WLS BF H R ER SO BB IBB HBP BLK WP HR S P ERA WHIP																														
Pat Hentgen, R (1, 1) ERA: 5.85 Heathcliff Slocumb, R (5, 1) ERA: 4.84 Mike Matthews, L (7, 1) ERA: 10.38 Mike James, R (8, 1) ERA: 4.5 Dave Veres, R (9, 1) ERA: 3.15	4.2		28	7	8	8	5	7	1	0	0	0	1	60	112	15.43	3.000														
	1.1		8	3	1	1	2	1	0	0	0	0	1	21	32	6.75	3.000														
	1.0		5	1	0	0	0	0	1	0	0	0	0	15	29	0.00	1.000														
	1.0		4	1	0	0	2	0	0	0	0	0	0	12	19	0.00	1.000														
	1.0	W	6	3	1	1	1	0	0	0	0	0	0	17	23	9.00	3.000														

San Francisco Giants @ St. Louis Cardinals
 Busch Stadium, St. Louis, MO
 Thu Jun 22 2000, 7:10 PM CDT
 Att. 36,192 - Sunny - 85 F

livebaseballscorecards.com



BOTTOM

San Francisco Giants @ St. Louis Cardinals
Busch Stadium, St. Louis, MO
Thu Jun 22 2000, 7:10 PM CDT
Att. 36,192 - Sunny - 85 F

livebaseballscorecards.com

AB 35
R 11
H 12
RBI 10
BB 5
SO 10
LOB 10



WP: 1 PA: 42
PB: 0
SB: 0
CS: 0

AB R H RBI BB SO LOB

5 2 3 6 0 1 0

5 0 0 0 0 1 1

3 1 1 1 1 2 1
0 1 0 0 0 0 0

4 0 1 0 1 3 2

2 0 0 0 0 0 1
0 0 0 0 0 0 0
1 1 1 0 0 0 0
0 0 0 0 0 0 0
1 0 0 0 0 1 2
0 0 0 0 0 0 0
1 0 1 0 0 0 0

3 1 1 2 1 1 0

3 2 2 0 1 0 0

4 2 2 0 0 0 1

1 0 0 0 0 0 0
2 1 0 1 1 1 2
0 0 0 0 0 0 0

1B: 6 SF: 1
2B: 2 SAC: 0
3B: 1 DP: 1
HR: 3 HBP: 1

Batter	1	2	3	4	5	6	7	8	9
Shawon Dunston, R (1, 7) OBP: 0.247, SLG: 0.489 (5, 8)	3-2 F8			0-3 K	1-1 2B		1-0 HR	0-1 HR	
Edgar Renteria, R (1, 6) OBP: 0.315, SLG: 0.411	0-0 F3			1-3 K	G2-3		1-0 G1-3	0-1 G4-3	
Mark McGwire, R (1, 3) OBP: 0.492, SLG: 0.779 Eli Marrero, R (9, PR) OBP: 0.326, SLG: 0.500	1-3 K			2-0 HR	3-3 K		4-1 1B BB		1-0 1B HBP
Eric Davis, R (1, 9) OBP: 0.393, SLG: 0.477			3-3 K	4-1 BB	0-3 K		3-1 1B		2-3 K
15 Jim Edmonds, L (1, 8) OBP: 0.448, SLG: 0.645 Heathcliff Slocumb, R (5, 1) J.D. Drew, L (6, PH) OBP: 0.371, SLG: 0.509 Mike Matthews, L (7, 1) Thomas Howard, S (7, PH) OBP: 0.261, SLG: 0.484 Mike James, R (8, 1) Ray Lankford, L (9, 7) OBP: 0.351, SLG: 0.448		0-0 F8		3-2 F7		1-0 SF7 3B	0-3 K		2-2 1B 1B
Craig Paquette, R (1, 5) OBP: 0.316, SLG: 0.449		1-0 G6-3			4-2 1B 1B BB BB		0-0 SF7		1-3 K
Mike Matheny, R (1, 2) OBP: 0.337, SLG: 0.390			0-2 F8		2-2 BB 1B 1B WP 1B		4-0 G5-4-3 BB		1-0 1B HR 2B
Placido Polanco, R (1, 4) OBP: 0.333, SLG: 0.420			0-0 G6-3		2-1 WP BB 2B 1B		0-1 G5-4-3		2-2 HR 1B
Pat Hentgen, R (1, 1) OBP: 0.345, SLG: 0.296 Larry Sutton, L (5, 7) OBP: 0.333, SLG: 0.421 Dave Veres, R (9, 1)			1-0 F9		4-1 WP 2B BB		2-1 F9		3-3 K

Inning Stats	R: 0	H: 0	E: 0	K: 1	S: 10	R: 0	H: 0	E: 0	K: 1	S: 6	R: 0	H: 0	E: 0	K: 0	S: 5	R: 1	H: 1	E: 0	K: 2	S: 16	R: 4	H: 3	E: 0	K: 2	S: 20	R: 1	H: 1	E: 0	K: 1	S: 4	R: 1	H: 2	E: 0	K: 1	S: 10	R: 3	H: 3	E: 0	K: 2	S: 17	R: 1	H: 2	E: 0	K: 1	S: 8
	LOB: 0	BB: 0	P: 14	LOB: 0	BB: 0	P: 10	LOB: 1	BB: 1	P: 26	LOB: 1	BB: 2	P: 37	LOB: 0	BB: 1	P: 9	LOB: 2	BB: 1	P: 21	LOB: 0	BB: 0	P: 24	LOB: 2	BB: 0	P: 15	LOB: 2	BB: 0	P: 15	LOB: 0	BB: 0	P: 15	LOB: 0	BB: 0	P: 15	LOB: 0	BB: 0	P: 15	LOB: 0	BB: 0	P: 15	LOB: 0	BB: 0	P: 15			

PITCHER	IP	WLS	BF	H	R	ER	SO	BB	IBB	HBP	BLK	WP	HR	S	P	ERA	WHIP
Shawn Estes, L (1, 1) ERA: 3.71	4.0		19	4	5	5	4	3	0	0	0	1	1	47	79	11.25	1.750
John Johnstone, R (5, 1) ERA: 5.97	2.0		7	1	1	1	2	1	0	0	0	0	0	14	23	4.50	1.000
Aaron Fultz, L (7, 1) ERA: 4.99	0.2	H	3	1	1	1	0	0	0	0	0	0	1	4	8	13.50	1.500
Felix Rodriguez, R (7, 1) ERA: 2.75	1.1	B	9	4	3	3	3	1	0	0	0	0	1	23	37	20.25	3.750
Mark Gardner, R (9, 1) ERA: 5.8	0.1	L	4	2	1	1	1	0	0	1	0	0	0	8	15	27.00	6.000

Batter	1	2	3	4	5	6	7	8	9	AB R H RBI BB SO LOB	TOP											
Marvin Benard, L OBP: 0.342, SLG: 0.388 (1, 8) (8, 9)	0-2 BB 1B BB	0-2 2B		3-2 1-H HR		1-1 FC3-6 1B	1-3 K		2-2 G5-3	6 3 4 2 0 1 2												
Bill Mueller, S OBP: 0.355, SLG: 0.403 Russ Davis, R OBP: 0.330, SLG: 0.412 (1, 5) (9, PH) (9, 5)	2-1 BB 1B BB	1-1 G3-1		1-2 1B		4-2 FC3-6 BB	0-0 1B		1-3 K	4 0 3 1 1 0 1 1 0 0 0 0 1 0												
Barry Bonds, L OBP: 0.456, SLG: 0.793 Armando Rios, L OBP: 0.340, SLG: 0.453 (1, 7) (6, 7)	4-1 BB 1-2 2-3 BB		0-0 HR	2-0 G4-3		1-0 FC3-6 1B	1-1 1B		0-3 K	3 2 1 1 1 0 3 2 0 1 1 0 1 0												
Jeff Kent, R OBP: 0.425, SLG: 0.655 Ramon Martinez, R OBP: 0.360, SLG: 0.494 (1, 4) (8, 4)	1-3 K		2-2 G5-3		0-0 L4	4-1 1B BB	3-2 F9			4 0 0 0 1 1 5 0 0 0 0 0 0 0												
Ellis Burks, R OBP: 0.397, SLG: 0.526 Calvin Murray, R OBP: 0.376, SLG: 0.372 (1, 9) (8, PR) (8, 8)	2-3 K		0-2 F7		4-2 BB	3-2 1-3 2-H 3-H 1B		2-0 E9 1B		4 0 1 2 1 1 3 0 1 0 0 0 0 0												
J.T. Snow, L OBP: 0.375, SLG: 0.436 (1, 3)	4-2 BB 1-2 2-3 3-H BB		3-2 P6		2-3 K	1-1 F7		3-2 F8		4 0 0 1 1 1 4												
Rich Aurilia, R OBP: 0.319, SLG: 0.383 (1, 6)	2-0 F9			1-0 L7	2-1 F7		4-2 FC5-4 BB	1-0 F9		4 0 0 0 1 0 5												
Bobby Estalella, R OBP: 0.405, SLG: 0.566 (1, 2)		0-0 G5-3		0-0 G6-3		1-2 HR	0-0 FC5-4 1B	1-2 FC6-4 1B		5 2 2 2 0 0 1												
Livan Hernandez, R OBP: 0.289, SLG: 0.297 Alan Embree, L (1, 1) (9, 1)		0-3 K		2-1 HR 1B		0-1 G1-3	0-1 E9 1B 1B	0-2 FC6-4		5 2 2 0 0 1 2 0 0 0 0 0 0 0												
Inning Stats	R: 1 E: 0 K: 2 S: 16	H: 2 LOB: 3 BB: 2 P: 31	R: 0 E: 0 K: 1 S: 9	H: 1 LOB: 1 BB: 0 P: 10	R: 1 E: 0 K: 0 S: 16	H: 1 LOB: 0 BB: 0 P: 21	R: 2 E: 0 K: 0 S: 12	H: 3 LOB: 1 BB: 0 P: 21	R: 0 E: 0 K: 1 S: 9	H: 0 LOB: 1 BB: 1 P: 17	R: 3 E: 0 K: 0 S: 18	H: 3 LOB: 2 BB: 2 P: 33	R: 2 E: 1 K: 1 S: 15	H: 3 LOB: 2 BB: 1 P: 24	R: 1 E: 1 K: 0 S: 13	H: 1 LOB: 2 BB: 0 P: 20	R: 0 E: 0 K: 2 S: 11	H: 0 LOB: 0 BB: 0 P: 14	1B: 10 2B: 1 3B: 0 HR: 3	SF: 0 SAC: 0 DP: 0 HBP: 0	WP: 0 PB: 0 SB: 1 CS: 0	PA: 48
PITCHER	IP WLS BF H R ER SO BB IBB HBP BLK WP HR S P ERA WHIP																					
Jose Lima, R ERA: 7.07 (1, 1)	5.0 L 25 7 4 4 4 3 0 0 0 0 0 2 62 100 7.20 2.000																					
Mike Maddux, R ERA: 6.38 (6, 1)	1.0 8 3 3 3 0 2 0 0 0 0 0 1 18 33 27.00 5.000																					
Jose Cabrera, R ERA: 5.46 (7, 1)	1.0 7 3 2 2 1 1 0 0 0 0 0 0 15 24 18.00 4.000																					
Yorkis Perez, L ERA: 5.0 (8, 1)	1.0 5 1 1 0 0 0 0 0 0 0 0 0 13 20 0.00 1.000																					
Joe Slusarski, R ERA: 3.6 (9, 1)	1.0 3 0 0 0 0 2 0 0 0 0 0 0 11 14 0.00 0.000																					

San Francisco Giants @ Houston Astros
Enron Field, Houston, TX
Fri Jun 23 2000, 8:05 PM EDT
Att. 40,367 - Dome - 72 F

livebaseballscorecards.com

AB	42
R	10
H	14
RBI	10
BB	6
SO	7
LOB	26



Batter	1	2	3	4	5	6	7	8	9	AB	R	H	RBI	BB	SO	LOB
Glen Barker, S (1, 8) OBP: 0.310, SLG: 0.385	0-2 F9		0-0 F8		0-1 FC4-6		2-3 K		2-3 K	5	0	0	1	0	2	2
Craig Biggio, R (1, 4) OBP: 0.405, SLG: 0.375 Tim Bogar, R (8, 6) OBP: 0.243, SLG: 0.232	2-3 K		0-0		0-3 K		1-1 F9			4	0	1	0	0	2	2
5 Jeff Bagwell, R (1, 3) OBP: 0.398, SLG: 0.541	2-2 P6		1-3 K			0-1 17 F8 SF9 2B		0-0 G5-3		4	1	1	0	0	1	1
17 Lance Berkman, S (1, 9) OBP: 0.376, SLG: 0.563		2-3 K		0-0 G5-4-3 1B		2-1 F8		1-0 2B		4	0	2	0	0	1	1
Moises Alou, R (1, 7) OBP: 0.385, SLG: 0.592		4-1 FC6-4 BB		1-0 G5-4-3 1-2F		2-2 SF9		1-1 G1-3		2	0	0	1	1	0	2
Mitch Meluskey, S (1, 2) OBP: 0.373, SLG: 0.500		0-1 FC6-4 1B 1-2F		1-0 F8		1-0		2-2 G3-1		4	0	1	0	0	0	2
Julio Lugo, R (1, 6) OBP: 0.424, SLG: 0.491		2-2 1B	1-3 1B		0-1 1B FC4-6 2B	2-3 K			0-1 F8	4	1	2	0	0	1	1
Chris Truby, R (1, 5) OBP: 0.368, SLG: 0.667		0-1 G5-3		2-0 G5-3			3-2 G5-3 1B		1-2 HR	4	1	2	1	0	0	3
Jose Lima, R (1, 1) OBP: 0.069, SLG: 0.069 Bill Spiers, L (5, PH) OBP: 0.381, SLG: 0.385 Mike Madlock, L (6, 1) Jose Cabrera, R (7, 1) Matt Mieske, R (7, PH) OBP: 0.224, SLG: 0.259 Yorkis Perez, L (8, 1) Joe Slusarski, R (9, 1) Tony Eusebio, R (9, PH) OBP: 0.344, SLG: 0.347		2-2 F7		0-1 FC4-6 1B			1-2 G5-3		0-2 G6-3	1	0	0	0	0	0	0


BOTTOM

San Francisco Giants @ Houston Astros
Enron Field, Houston, TX

Fri Jun 23 2000, 8:05 PM EDT
Att. 40,367 - Dome - 72 F

livebaseballscorecards.com

AB	35
R	3
H	10
RBI	3
BB	1
SO	7
LOB	15



Inning Stats	R: 0	H: 0	E: 0	K: 1	S: 9	P: 13	R: 0	H: 1	E: 0	K: 1	S: 11	R: 0	H: 1	E: 0	K: 1	S: 9	R: 0	H: 1	E: 0	K: 1	S: 3	R: 1	H: 2	E: 0	K: 1	S: 10	R: 0	H: 1	E: 0	K: 1	S: 16	R: 0	H: 1	E: 0	K: 0	S: 7	R: 1	H: 1	E: 0	K: 1	S: 11	1B: 6	SF: 1	2B: 3	SAC: 0	3B: 0	DP: 1	HR: 1	HBP: 0	WP: 0	PA: 37
	0	0	0	1	9	13	0	1	0	1	11	0	1	0	1	9	0	1	0	1	3	0	1	2	0	1	10	0	1	0	1	23	0	1	0	7	0	1	14	0	0	0	0	0	0	0	0	0	0		

PITCHER	IP	WLS	BF	H	R	ER	SO	BB	IBB	HBP	BLK	WP	HR	S	P	ERA	WHIP
Livan Hernandez, R (1, 1) ERA: 4.11	8.0	W	33	9	2	2	6	1	0	0	0	0	0	76	113	2.25	1.250
Alan Embree, L (9, 1) ERA: 5.97	1.0		4	1	1	1	1	0	0	0	0	0	1	11	14	9.00	1.000

Batter	1	2	3	4	5	6	7	8	9	AB R H RBI BB SO LOB	TOP
Marvin Benard, L (1, 8) <small>OBP: 0.344, SLG: 0.387</small> (4, 9)	0-1 G4-3	0-1 G3	2-2 BB 1B 1B 1B	1-0 F8		4-2 1B BB		3-1 1-2 3-H 1B G4-6-3	1-0 F9	6 1 2 1 1 0 4	San Francisco Giants @ Houston Astros Enron Field, Houston, TX Sat Jun 24 2000, 4:05 PM EDT Att. 42,708 - Dome - 75 F
Bill Mueller, S (1, 5) <small>OBP: 0.358, SLG: 0.405</small> (1, 5)	1-1 F7			1-1 G4-3		1-0 1-2 3-H 1B		0-0 G4-6-3		6 1 3 1 0 0 3	
Barry Bonds, L (1, 7) <small>OBP: 0.457, SLG: 0.782</small> Alan Embree, L (8, 1)	4-0 1B BB					1-2 3-H 1B		4-2 1-2 2-3 BB		3 0 0 0 3 0 3 0 0 0 0 0 0 0 0 0 0 0 0 0 0	
Aaron Fultz, L (9, 1) <small>OBP: 0.500, SLG: 0.500</small>	1-3 1B					0-0 F7		2-0 F8		6 1 4 1 0 0 2	
Jeff Kent, R (1, 4) <small>OBP: 0.430, SLG: 0.659</small> (1, 4)	0-1 1-3 1B					2-2 2B		3-2 F7		5 2 2 1 1 3 6	
J.T. Snow, L (1, 3) <small>OBP: 0.378, SLG: 0.448</small> (1, 3)	1-3 K					1-3 K		0-1 FC5-4 1B		5 2 2 1 1 3 6	
Ellis Burks, R (1, 9) <small>OBP: 0.401, SLG: 0.561</small> Calvin Murray, R (4, 8) <small>OBP: 0.366, SLG: 0.361</small>						0-1 F3		1-2 F8		3 3 2 2 0 0 2 3 0 0 0 0 0 2	
Ramon Martinez, R (1, 6) <small>OBP: 0.379, SLG: 0.512</small> (1, 6)						0-0 1B SF9 1B		1-0 F8		5 2 3 3 1 0 1	
Doug Mirabelli, R (1, 2) <small>OBP: 0.353, SLG: 0.474</small> (1, 2)						0-1 1-3 1B		1-0 FC5-4		6 3 5 3 0 1 1	
Joe Nathan, R (1, 1) <small>OBP: 0.130, SLG: 0.318</small> John Johnstone, R (7, 1) <small>OBP: 0.380, SLG: 0.413</small> Felipe Crespo, S (8, PH) (8, 7)						1-0 G6-3 1B 2B		1-0 1B 2B		2 0 0 1 0 1 1 0 0 0 0 0 0 0 2 0 1 0 0 1 2	
Inning Stats	R: 0 H: 1 E: 0 LOB: 2 K: 1 BB: 1 S: 9 P: 15	R: 1 H: 2 E: 0 LOB: 1 K: 1 BB: 0 S: 11 P: 18	R: 7 H: 7 E: 1 LOB: 3 K: 2 BB: 2 S: 33 P: 49	R: 2 H: 3 E: 0 LOB: 1 K: 0 BB: 0 S: 9 P: 14	R: 0 H: 1 E: 0 LOB: 1 K: 1 BB: 0 S: 10 P: 13	R: 1 H: 2 E: 0 LOB: 2 K: 0 BB: 1 S: 11 P: 20	R: 0 H: 1 E: 0 LOB: 1 K: 0 BB: 0 S: 10 P: 15	R: 1 H: 3 E: 0 LOB: 2 K: 0 BB: 1 S: 8 P: 18	R: 1 H: 2 E: 0 LOB: 2 K: 1 BB: 1 S: 11 P: 19	1B: 13 SF: 1 2B: 5 SAC: 1 3B: 1 DP: 1 HR: 3 HBP: 0	WP: 0 PA: 55 PB: 0 SB: 0 CS: 0
PITCHER Shane Reynolds, R (1, 1) <small>ERA: 3.75</small> Mike Maddux, R (3, 1) <small>ERA: 6.75</small> Jose Cabrera, R (5, 1) <small>ERA: 5.29</small> Marc Valdes, R (6, 1) <small>ERA: 1.72</small> Joe Slusarski, R (8, 1) <small>ERA: 3.48</small>	IP WLS BF H R ER SO BB IBB HBP BLK WP HR S P ERA WHIP	2.2 L 22 10 8 6 3 3 0 0 0 0 0 1 48 77 20.25 4.875	1.1 7 3 2 2 1 0 0 0 0 0 0 1 14 19 13.50 2.250	1.0 4 1 0 0 1 0 0 0 0 0 0 0 10 13 0.00 1.000	2.0 13 6 2 2 0 1 0 0 0 0 0 0 25 43 9.00 3.500	1.0 3 0 0 0 0 1 0 0 0 0 0 0 4 10 0.00 1.000	PITCHER Tim Bogar, R (9, 1) <small>ERA: 4.5</small>	IP WLS BF H R ER SO BB IBB HBP BLK WP HR S P ERA WHIP	1.0 6 2 1 1 1 1 0 0 0 0 0 1 11 19 9.00 3.000		

livebaseballscorecards.com

AB	47
R	13
H	22
RBI	13
BB	6
SO	6
LOB	27



Batter	1	2	3	4	5	6	7	8	9	AB R H RBI BB SO LOB	TOP
Marvin Benard, L (1, 8) <small>OBP: 0.353, SLG: 0.395</small> Robb Nen, R (9, 1)	 <small>1-2</small>		 <small>3-2</small>	 <small>0-1</small>			 <small>0-1</small>		 <small>2-3</small>	5 1 4 0 0 1 1 0 0 0 0 0 0 0	
Bill Mueller, S (1, 5) <small>OBP: 0.353, SLG: 0.399</small>	 <small>1-0</small>		 <small>1-0</small>	 <small>0-0</small>			 <small>0-1</small>		 <small>1-2</small>	4 1 0 0 0 0 3 4 1 3 2 0 0 0 0 0 0 0 0 0 0 0 0 0 0 0 0 0	
Felipe Crespo, S (1, 7) <small>OBP: 0.407, SLG: 0.480</small> Felix Rodriguez, R (7, 1) Barry Bonds, L (9, 7) <small>OBP: 0.457, SLG: 0.782</small>	 <small>1-1</small>		 <small>3-1</small>				 <small>0-1</small>			4 0 1 0 0 0 4 4 0 2 1 0 0 1 0 0 0 0 0 0 0	
Jeff Kent, R (1, 4) <small>OBP: 0.428, SLG: 0.657</small>	 <small>3-2</small>		 <small>0-1</small>				 <small>2-1</small>		 <small>1-0</small>	4 0 1 0 0 0 4 4 0 2 1 0 0 1 0 0 0 0 0 0 0	
Ellis Burks, R (1, 9) <small>OBP: 0.403, SLG: 0.566</small> Calvin Murray, R (8, PR) <small>OBP: 0.366, SLG: 0.361</small>		 <small>2-1</small>	 <small>1-1</small>				 <small>0-0</small>		 <small>2-2</small>	4 0 2 1 0 0 1 0 0 0 0 0 0 0	
J.T. Snow, L (1, 3) <small>OBP: 0.380, SLG: 0.453</small>		 <small>2-1</small>	 <small>1-2</small>				 <small>1-0</small>		 <small>1-2</small>	4 0 2 1 0 0 1 4 0 2 0 0 0 5	
Rich Aurilia, R (1, 6) <small>OBP: 0.322, SLG: 0.385</small>		 <small>1-0</small>	 <small>0-2</small>				 <small>0-0</small>		 <small>1-0</small>	4 0 2 0 0 0 5 4 0 0 0 0 0 6	
Bobby Estalella, R (1, 2) <small>OBP: 0.385, SLG: 0.569</small>		 <small>1-1</small>	 <small>3-2</small>				 <small>2-1</small>		 <small>0-0</small>	4 0 0 0 0 0 6 2 1 0 0 1 0 0 0 0 0 0 1 0 0	
Russ Ortiz, R (1, 1) <small>OBP: 0.300, SLG: 0.240</small> Armando Rios, L (7, 7) <small>OBP: 0.345, SLG: 0.453</small>			 <small>4-2</small>	 <small>0-2</small>			 <small>0-0</small>		 <small>4-0</small>	2 1 0 0 1 0 0 0 0 0 0 1 0 0	
Inning Stats	R: 0 H: 2 E: 0 LOB: 1 K: 0 BB: 0 S: 9 P: 15	R: 0 H: 1 E: 0 LOB: 1 K: 0 BB: 0 S: 7 P: 13	R: 4 H: 4 E: 1 LOB: 2 K: 0 BB: 1 S: 26 P: 42	R: 0 H: 1 E: 0 LOB: 0 K: 0 BB: 0 S: 6 P: 6	R: 0 H: 1 E: 0 LOB: 1 K: 0 BB: 0 S: 6 P: 9	R: 0 H: 1 E: 0 LOB: 0 K: 0 BB: 0 S: 4 P: 6	R: 0 H: 2 E: 0 LOB: 1 K: 0 BB: 0 S: 6 P: 9	R: 0 H: 2 E: 0 LOB: 2 K: 0 BB: 0 S: 8 P: 12	R: 0 H: 0 E: 0 LOB: 0 K: 1 BB: 1 S: 6 P: 13	1B: 10 SF: 0 2B: 7 SAC: 1 3B: 1 DP: 6 HR: 0 HBP: 0	WP: 0 PA: 38 PB: 0 SB: 0 CS: 1
PITCHER Chris Holt, R (1, 1) <small>ERA: 5.12</small> Doug Henry, R (8, 1) <small>ERA: 4.38</small>	IP WLS BF H R ER SO BB IBB HBP BLK WP HR S P ERA WHIP 7.0 L 31 12 4 3 0 1 1 0 0 0 0 0 64 100 3.86 1.857 2.0 7 2 0 0 0 1 1 0 0 0 0 0 14 25 0.00 1.500										

San Francisco Giants @ Houston Astros
 Enron Field, Houston, TX
 Sun Jun 25 2000, 3:05 PM EDT
 Att. 42,201 - Dome - 72 F

AB	35
R	4
H	14
RBI	4
BB	2
SO	1
LOB	21



Batter	1	2	3	4	5	6	7	8	9	AB	R	H	RBI	BB	SO	LOB
Bill Spiers, L (1, 4) OBP: 0.390, SLG: 0.388 Glen Barker, S (3, 8) OBP: 0.316, SLG: 0.333	2-2 			4-0 		4-1 	1-3 		1-1 	1	0	1	0	0	0	0
Julio Lugo, R (1, 8) OBP: 0.408, SLG: 0.463 (3, 4) (9, 6)	1-3 			1-1 		0-0 	2-3 		0-2 	5	0	1	0	0	2	5
5 Jeff Bagwell, R (1, 3) OBP: 0.401, SLG: 0.547	3-3 			1-0 		2-2 		1-1 	1-1 	5	1	3	2	0	1	3
17 Lance Berkman, S (1, 9) OBP: 0.373, SLG: 0.543			1-3 	3-1 		4-1 		1-3 		3	0	1	0	1	2	1
Daryle Ward, L (1, 7) OBP: 0.267, SLG: 0.486 Moises Alou, R (8, PH) OBP: 0.400, SLG: 0.599 (9, 7)			1-2 	2-3 		2-3 		4-1 		3	0	0	0	0	2	4
Chris Truby, R (1, 5) OBP: 0.346, SLG: 0.600 Craig Biggio, R (8, PH) OBP: 0.404, SLG: 0.374 (9, 4)			2-3 		1-3 	2-3 		1-2 		3	0	0	0	0	3	3
Tony Eusebio, R (1, 2) OBP: 0.339, SLG: 0.340			3-3 		2-0 	2-3 		1-3 		4	0	1	0	0	3	5
Tim Bogar, R (1, 6) OBP: 0.237, SLG: 0.225 (9, 5)			2-1 		2-1 		0-0 		1-3 	4	0	0	0	0	1	1
Chris Holt, R (1, 1) OBP: 0.156, SLG: 0.129 Matt Mieske, R (7, PH) OBP: 0.233, SLG: 0.255 Doug Henry, R (8, 1) Mitch Meluskey, S (9, PH) OBP: 0.382, SLG: 0.500			2-3 		2-3 		4-2 		4-1 	2	0	0	0	0	2	1

Inning Stats	R: 0	H: 1	E: 0	K: 2	S: 11	H: 0	LOB: 1	BB: 0	P: 17	R: 0	H: 0	E: 0	K: 2	S: 11	R: 0	H: 0	E: 0	K: 2	S: 8	R: 1	H: 2	E: 0	K: 1	S: 8	R: 0	H: 1	E: 0	K: 2	S: 9	R: 1	H: 2	E: 0	K: 3	S: 15	R: 0	H: 0	E: 0	K: 2	S: 11	R: 0	H: 1	E: 0	K: 2	S: 13	R: 0	H: 1	E: 0	K: 1	S: 11	1B: 7	2B: 1	3B: 0	HR: 1	SF: 0	SAC: 0	DP: 2	HBP: 0	WP: 0	PB: 0	SB: 0	CS: 1	PA: 39
--------------	------	------	------	------	-------	------	--------	-------	-------	------	------	------	------	-------	------	------	------	------	------	------	------	------	------	------	------	------	------	------	------	------	------	------	------	-------	------	------	------	------	-------	------	------	------	------	-------	------	------	------	------	-------	-------	-------	-------	-------	-------	--------	-------	--------	-------	-------	-------	-------	--------

PITCHER	IP	WLS	BF	H	R	ER	SO	BB	IBB	HBP	BLK	WP	HR	S	P	ERA	WHIP
Russ Ortiz, R (1, 1) ERA: 6.59	6.1	W	27	6	2	2	12	4	0	0	0	0	1	66	121	2.84	1.579
Felix Rodriguez, R (7, 1) ERA: 2.63	1.2	H	7	1	0	0	4	1	0	0	0	0	0	20	31	0.00	1.200
Robb Nen, R (9, 1) ERA: 2.39	1.0	S	5	1	0	0	1	1	0	0	0	0	0	11	18	0.00	2.000

BOTTOM

San Francisco Giants @ Houston Astros
 Enron Field, Houston, TX
 Sun Jun 25 2000, 3:05 PM EDT
 Att. 42,201 - Dome - 72 F

livebaseballscorecards.com

AB	33
R	2
H	8
RBI	2
BB	6
SO	17
LOB	26



Batter	1	2	3	4	5	6	7	8	9	AB R H RBI BB SO LOB	TOP	
Marvin Benard, L (1, 8) OBP: 0.354, SLG: 0.393 (8, 9)	1-1 		1-0 	2-3 			4-2 		0-0 	4 1 1 0 1 1 1		
Bill Mueller, S (1, 5) OBP: 0.354, SLG: 0.408 (8, 9)	2-2 		1-0 	3-2 			2-2 		2-0 	4 2 1 1 0 0 2		
Barry Bonds, L (1, 7) OBP: 0.450, SLG: 0.768 Armando Rios, L (8, 7) OBP: 0.349, SLG: 0.457	3-2 		3-2 		1-0 		3-2 		2-0 	4 1 0 1 0 0 2 1 0 1 0 0 0 0		
Jeff Kent, R (1, 4) OBP: 0.424, SLG: 0.649		0-0 	2-0 		0-3 		0-0 		1-0 	5 1 1 1 0 1 2		
J.T. Snow, L (1, 3) OBP: 0.382, SLG: 0.455		3-1 	1-2 		0-0 			0-2 		3 0 2 1 0 0 0		
Ellis Burks, R (1, 9) OBP: 0.405, SLG: 0.568 Calvin Murray, R (8, PR) OBP: 0.366, SLG: 0.361 (8, 8)		3-1 	2-1 		3-2 			4-2 		3 0 1 1 1 0 2 0 0 0 0 0 0 0		
Rich Aurilia, R (1, 6) OBP: 0.317, SLG: 0.378		0-1 	0-1 		3-2 			0-3 		4 0 0 0 0 1 3		
Doug Mirabelli, R (1, 2) OBP: 0.358, SLG: 0.470			1-2 	0-1 		2-2 		4-2 		3 0 1 0 1 0 0		
Kirk Rueter, L (1, 1) OBP: 0.120, SLG: 0.120 Mark Gardner, R (1, 1) OBP: 0.250, SLG: 0.250 Russ Davis, R (6, PH) OBP: 0.330, SLG: 0.407 Aaron Fultz, L (6, 1) OBP: 0.550, SLG: 0.550 John Johnstone, R (7, 1) Felipe Crespo, S (8, PH) OBP: 0.400, SLG: 0.471 Alan Embree, L (8, 1)			2-2 	2-3 		0-1 		0-1 		0 0 0 0 0 0 0 2 1 1 0 0 1 1 1 0 1 0 0 0 0 0 2 0 0 0 0 0 0 0		
Inning Stats	R: 0 H: 0 E: 0 LOB: 0 K: 0 BB: 0 S: 10 P: 16	R: 0 H: 1 E: 0 LOB: 1 K: 0 BB: 0 S: 7 P: 13	R: 5 H: 4 E: 1 LOB: 1 K: 0 BB: 0 S: 23 P: 36	R: 0 H: 1 E: 0 LOB: 1 K: 2 BB: 0 S: 12 P: 19	R: 0 H: 1 E: 0 LOB: 1 K: 1 BB: 0 S: 8 P: 12	R: 0 H: 0 E: 0 LOB: 0 K: 0 BB: 0 S: 8 P: 13	R: 0 H: 0 E: 0 LOB: 1 K: 0 BB: 1 S: 11 P: 20	R: 0 H: 0 E: 0 LOB: 2 K: 1 BB: 2 S: 12 P: 20	R: 1 H: 2 E: 0 LOB: 0 K: 0 BB: 0 S: 4 P: 9	1B: 7 SF: 1 2B: 1 SAC: 0 3B: 0 DP: 1 HR: 1 HBP: 1	WP: 0 PA: 40 PB: 0 SB: 1 CS: 0	
PITCHER Rolando Arrojo, R (1, 1) ERA: 6.31 Gabe White, L (7, 1) ERA: 1.79 Mike DeJean, R (8, 1) ERA: 3.8	IP WLS BF H R ER SO BB IBB HBP BLK WP HR S P ERA WHIP											PITCHER IP WLS BF H R ER SO BB IBB HBP BLK WP HR S P ERA WHIP

San Francisco Giants @ Colorado Rockies
 Coors Field, Denver, CO
 Mon Jun 26 2000, 7:05 PM MDT
 Att. 40,197 - Cloudy - 58 F

AB	35
R	6
H	9
RBI	5
BB	3
SO	4
LOB	15

WP: 0	PA: 40
PB: 0	
SB: 1	
CS: 0	

BOTTOM

San Francisco Giants @ Colorado Rockies

Coors Field, Denver, CO

Mon Jun 26 2000, 7:05 PM MDT

Att: 40,197 - Cloudy - 58 F

livebaseballscorecards.com

AB	37
R	15
H	16
RBI	14
BB	10
SO	6
LOB	21



WP:	1	PA:	50
PB:	0		
SB:	1		
CS:	1		

Batter	1	2	3	4	5	6	7	8	9	AB	R	H	RBI	BB	SO	LOB
Brian Hunter, R OBP: 0.380, SLG: 0.330 (1, 8) CF X	1-2 3B 2B	0-0 P3	4-2 BB		0-2 3 G6-3 3B	4-2 BB 3 1B BB	1-3 K			4	3	2	0	2	1	0
3 Mike Lansing, R OBP: 0.342, SLG: 0.463 (1, 4) SS X	0-2 G6-3	4-2 HBP 17 1B BB	0-3 K		0-0 G6-3	0-1 BB 1B 1B	1-3 K			5	2	1	1	1	2	3
Larry Walker, L OBP: 0.446, SLG: 0.569 (1, 7) B X	1-0 1B 3B	4-1 17 1B HBP G5-2-3 BB		2-1 2B 1B	0-0 CS 1B	4-1 1B BB		4-1 G6-4-3 BB		3	2	3	1	3	0	0
Jeff Cirillo, R OBP: 0.409, SLG: 0.504 (1, 5) B F B F B B	4-2 17 WP 1B BB	2-1 17 1B HBP		0-0 G3 E 2B	2-2 17 2B 1B	1-1 1B		1-2 G6-4-3 1-2f		4	3	3	3	1	0	1
17 Todd Helton, L OBP: 0.475, SLG: 0.738 Terry Shumpert, R OBP: 0.364, SLG: 0.495 (8, PH) (9, 3) C B B F F B B	4-2 1B BB	0-0 1B		4-1 E G3 FC4-6 BB	2-2 1B 2B	3-3 K		0-0 L4		3	2	2	2	2	1	2
Jeffrey Hammonds, R OBP: 0.441, SLG: 0.674 Tom Goodwin, L OBP: 0.412, SLG: 0.465 (1, 9) (4, PH) (5, 8) C X	0-1 1B FC1-2 1B	1-1 G5-2-3		1-2 G3	4-0 IBB		1-0 1B S HR HBP			2	0	1	2	0	0	3
Scott Servais, R OBP: 0.296, SLG: 0.303 (1, 2) B B X	3-0 FC1-2 1B		2-1 F9	2-2 E2 FC4-6	0-0 F9		1-3 K			5	0	1	1	0	1	4
Neifi Perez, S OBP: 0.295, SLG: 0.410 (1, 6) C C F B X	1-2 FC1-2		0-1 SH1-4 1B	0-0 FC4-6		1-1 G6-3	1-1 HR 1B			5	1	2	1	0	0	3
Rolando Arrojo, R OBP: 0.143, SLG: 0.190 Adam Melhuse, S Gabe White, L OBP: 0.200, SLG: 0.800 Darren Bragg, L OBP: 0.275, SLG: 0.350 Mike DeJean, R (8, 1) X	0-0 G4-3		1-2 SH1-4	1-3 K		1-2 G1-3	1-0 HR			2	0	0	0	0	1	3
	R: 4 E: 0 K: 0 S: 21	H: 4 LOB: 2 BB: 2 P: 35	R: 1 E: 0 K: 0 S: 8	H: 1 LOB: 2 BB: 2 P: 19	R: 0 E: 0 K: 1 S: 12	H: 1 LOB: 2 BB: 1 P: 19	R: 3 E: 1 K: 1 S: 15	H: 2 LOB: 1 BB: 1 P: 25	R: 2 E: 0 K: 0 S: 14	H: 4 LOB: 2 BB: 1 P: 21	R: 2 E: 0 K: 1 S: 20	H: 2 LOB: 2 BB: 2 P: 34	R: 3 E: 0 K: 3 S: 13	H: 2 LOB: 0 BB: 0 P: 19	R: 0 E: 0 K: 0 S: 5	H: 0 LOB: 0 BB: 1 P: 10
	1B: 10 2B: 3 3B: 2 HR: 1	SF: 0 SAC: 1 DP: 2 HBP: 2	WP: 1 PA: 50													

PITCHER	IP	WLS	BF	H	R	ER	SO	BB	IBB	HBP	BLK	WP	HR	S	P	ERA	WHIP
Kirk Rueter, L ERA: 4.23 (1, 1)	0.2		8	4	4	4	0	2	0	0	0	1	0	20	34	54.00	9.000
Mark Gardner, R ERA: 6.02 (1, 1)	4.1	L	26	8	6	4	2	4	1	1	0	0	0	50	85	8.31	2.769
Aaron Fultz, L ERA: 5.23 (6, 1)	1.0		7	2	2	2	1	2	0	0	0	0	0	20	34	18.00	4.000
John Johnstone, R ERA: 6.38 (7, 1)	1.0		6	2	3	3	3	0	0	1	0	0	1	13	19	27.00	2.000
Alan Embree, L ERA: 5.58 (8, 1)	1.0		3	0	0	0	0	1	0	0	0	0	0	5	10	0.00	1.000

Batter	1	2	3	4	5	6	7	8	9	AB R H RBI BB SO LOB	TOP	
Marvin Benard, L OBP: 0.353, SLG: 0.395 (1, 8) (7, 9)	0-3 K		1-1 F3	0-1 G4-3		0-0 1B		1-2 SH1-4 G4-3 2B	3-2 G5-3	6 1 2 1 0 1 2		
Bill Mueller, S OBP: 0.349, SLG: 0.402 (1, 5)	2-2 L8		2-0 F7		0-0 F8	1-0 F8		0-0 SH1-4 2-3		4 0 0 0 0 0 1		
Barry Bonds, L OBP: 0.443, SLG: 0.751 (1, 7)	0-0 G6-3		1-2 G4-3		2-2 F8		2-0 G2-3	2-0 G4-3		5 0 0 1 0 0 0		
Jeff Kent, R OBP: 0.430, SLG: 0.663 (1, 4)		1-1 1B 2B		0-0 F9	2-1 HR		4-2 G3-1 2B BB	3-0 2B HBP		3 4 2 1 1 0 0		
J.T. Snow, L OBP: 0.385, SLG: 0.466 (1, 3)	0-1 L8		1-0 2B 2B	2-2 WP 1B 1B			2-1 G3-1 1-2	0-0 2B 2B		5 2 3 1 0 0 2		
Ellis Burks, R OBP: 0.407, SLG: 0.564 Calvin Murray, R OBP: 0.372, SLG: 0.378 (1, 9) (7, PR) (7, 8)	1-2 P4		0-0 P4 1-H 1B	3-2 1B			4-2 2B BB	2-0 2B		3 0 1 0 1 0 2 1 1 1 1 0 0 0		
Rich Aurilia, R OBP: 0.323, SLG: 0.392 Felix Rodriguez, R (8, 1)	0-1 HR 1B		2-2 2B 2B			3-2 G6-3	0-0 1B 2B	3-2 G6-3		5 2 3 4 0 0 1 0 0 0 0 0 0 0		
Bobby Estalella, R OBP: 0.407, SLG: 0.593 (1, 2)	3-1 HR		4-0 2B IBB			4-2 SH5-4 1B BB	0-0 2-3 1B		2-2 F7	3 2 2 2 2 0 0		
Shawn Estes, R OBP: 0.281, SLG: 0.433 Ramon Martinez, R OBP: 0.375, SLG: 0.506 (1, 1) (8, 6)	1-2 F7		0-0 2B			1-0 SH5-4	0-0 G1-3		1-0 G5-3	3 0 1 1 0 0 2 1 0 0 0 0 0 0		
Inning Stats	R: 0 E: 0 K: 1 S: 8 H: 0 LOB: 0 BB: 0 P: 10	R: 3 E: 0 K: 0 S: 14 H: 3 LOB: 0 BB: 0 P: 20	R: 0 E: 0 K: 0 S: 6 H: 0 LOB: 0 BB: 0 P: 10	R: 2 E: 0 K: 0 S: 9 H: 3 LOB: 2 BB: 1 P: 16	R: 1 E: 0 K: 0 S: 14 H: 3 LOB: 2 BB: 0 P: 23	R: 1 E: 0 K: 0 S: 9 H: 1 LOB: 1 BB: 1 P: 18	R: 2 E: 0 K: 0 S: 12 H: 2 LOB: 2 BB: 2 P: 24	R: 3 E: 0 K: 0 S: 10 H: 3 LOB: 1 BB: 0 P: 21	R: 0 E: 0 K: 0 S: 7 H: 0 LOB: 0 BB: 0 P: 13	1B: 5 2B: 8 3B: 0 HR: 2 SF: 0 SAC: 2 DP: 0 HBP: 1	WP: 1 PB: 0 SB: 0 CS: 0 PA: 46	
PITCHER	IP WLS BF H R ER SO BB IBB HBP BLK WP HR S P ERA WHIP											
Kevin Jarvis, R ERA: 6.33 (1, 1)	5.0 L 24 9 6 6 1 0 0 1 0 0 1 2 51 79 10.80 1.800											
Stan Belinda, R ERA: 5.47 (6, 1)	0.2 3 0 1 1 0 1 0 0 0 0 0 0 7 15 13.50 1.500											
Scott Karl, L ERA: 6.88 (6, 1)	2.1 16 6 5 5 0 2 0 1 0 0 0 0 24 48 19.29 3.429											
Mike Myers, L ERA: (9, 1)	1.0 3 0 0 0 0 0 0 0 0 0 0 0 7 13 0.00 0.000											

San Francisco Giants @ Colorado Rockies
Coors Field, Denver, CO
Tue Jun 27 2000, 7:05 PM MDT
Att. 41,573 - Sunny - 65 F

AB	39
R	12
H	15
RBI	12
BB	4
SO	1
LOB	10



Batter	1	2	3	4	5	6	7	8	9	AB	R	H	RBI	BB	SO	LOB	
Tom Goodwin, L OBP: 0.410, SLG: 0.461 (1, 8)	2-3 K ①		1-0 SF7 ②		0-3 K ③			4-2 3 1B 1-2 1B BB		2	1	0	1	1	2	0	
3 Mike Lansing, R OBP: 0.341, SLG: 0.460 (1, 4)	3-2 L6 ②		2-2 G4-3 ③			0-1 G5-3 ①		0-0 1B 1B 1B		4	1	1	1	0	0	0	
Jeffrey Hammonds, R OBP: 0.442, SLG: 0.670 (1, 9)	2-1 G6-3 ③			1-0 G6-3 ①		0-2 17 G4-6-3 1B		2-0 WP 17 1B 1B		4	1	2	1	0	0	0	
17 Todd Helton, L OBP: 0.475, SLG: 0.733 (1, 3)		X	0-0 G3-1 ①		4-1 E 1B 1B BB		0-1 G4-6-3 ② ③ 1-2f		0-0 E WP 1B		3	1	1	1	1	0	1
Jeff Cirillo, R OBP: 0.413, SLG: 0.506 (1, 5)		B B B B B	4-1 F7-3 BB		0-2 E5 1B 1B		4-1 G3-6 BB		2-2 SF9 ②		1	0	1	1	2	0	0
Brian Hunter, R OBP: 0.376, SLG: 0.327 (1, 7)		C B F C X	1-2 F7-3 ② ③		3-2 G1-6-3 1B		0-1 G3-6 ① ② 1-2f		3-3 K ③		4	0	1	1	0	1	3
Mike Myers, L (9, 1)										0	0	0	0	0	0	0	
Scott Servais, R OBP: 0.297, SLG: 0.315 (1, 2)			1-0 2B 2B		1-0 G1-6-3 ② ③ 1-2f		0-0 F8 ③				3	1	1	0	0	0	2
Brent Mayne, L OBP: 0.397, SLG: 0.436 (9, PH)										1	0	0	0	0	0	0	
Neifi Perez, S OBP: 0.295, SLG: 0.412 (1, 6)			1-0 SH1-4 SF7 2B		0-0 L8 ①		2-0 P4 ① ②		0-1 F7 ②		4	1	1	1	0	0	0
Kevin Jarvis, L OBP: 0.174, SLG: 0.143 (5, PH)			1-2 SH1-4 ①		0-0 G4-3 ②		0-1 WP 3 1B 1B		1-0 G5-3 ③		0	0	0	0	0	0	0
Adam Melhuse, S (6, 1)										1	0	0	0	0	0	0	
Stan Belinda, R (6, 1)										0	0	0	0	0	0	0	
Scott Karl, L OBP: 0.462, SLG: 0.364 (8, PH)										0	0	0	0	0	0	0	
Terry Shumpert, R OBP: 0.366, SLG: 0.496 (9, 7)										2	1	1	0	0	0	0	

Inning Stats	R: 0	H: 0	E: 0	LOB: 0	K: 1	BB: 0	S: 9	P: 16	R: 0	H: 0	E: 0	LOB: 0	K: 0	BB: 1	S: 5	P: 10	R: 2	H: 2	E: 0	LOB: 0	K: 0	BB: 0	S: 10	P: 16	R: 1	H: 2	E: 1	LOB: 1	K: 0	BB: 1	S: 11	P: 20	R: 0	H: 0	E: 0	LOB: 0	K: 1	BB: 0	S: 5	P: 5	R: 0	H: 1	E: 0	LOB: 0	K: 0	BB: 0	S: 7	P: 7	R: 0	H: 0	E: 0	LOB: 0	K: 0	BB: 1	S: 4	P: 8	R: 4	H: 4	E: 1	LOB: 1	K: 1	BB: 1	S: 15	P: 28	R: 0	H: 0	E: 0	LOB: 0	K: 0	BB: 0	S: 7	P: 11	R: 0	H: 0	E: 0	LOB: 0	K: 0	BB: 0	S: 7	P: 11	1B: 7	SF: 2	2B: 3	SAC: 1	3B: 0	DP: 4	HR: 0	HBP: 0	WP: 2	PA: 36
--------------	------	------	------	--------	------	-------	------	-------	------	------	------	--------	------	-------	------	-------	------	------	------	--------	------	-------	-------	-------	------	------	------	--------	------	-------	-------	-------	------	------	------	--------	------	-------	------	------	------	------	------	--------	------	-------	------	------	------	------	------	--------	------	-------	------	------	------	------	------	--------	------	-------	-------	-------	------	------	------	--------	------	-------	------	-------	------	------	------	--------	------	-------	------	-------	-------	-------	-------	--------	-------	-------	-------	--------	-------	--------


PITCHER	IP	WLS	BF	H	R	ER	SO	BB	IBB	HBP	BLK	WP	HR	S	P	ERA	WHIP
Shawn Estes, L ERA: 3.81 (1, 1)	7.1	W	28	6	5	4	2	4	0	0	0	1	0	56	93	4.91	1.364
Felix Rodriguez, R ERA: 2.95 (8, 1)	1.2		8	3	2	2	1	0	0	0	0	1	0	17	28	10.80	1.800

BOTTOM

San Francisco Giants @ Colorado Rockies
Coors Field, Denver, CO

Tue Jun 27 2000, 7:05 PM MDT
Att: 41,573 - Sunny - 65 F

AB	29
R	7
H	9
RBI	7
BB	4
SO	3
LOB	6



Batter	1	2	3	4	5	6	7	8	9	AB R H RBI BB SO LOB	TOP
Calvin Murray, R (1, 8) OBP: 0.385, SLG: 0.380 Marvin Benard, L (7, PH) OBP: 0.354, SLG: 0.400 (7, 8)	4-0 	4-1 	3-1 		2-2 		1-1 		1-2 	2 2 1 0 2 0 0 2 0 1 1 0 0 0	
Rich Aurilia, R (1, 6) OBP: 0.319, SLG: 0.383	4-2 	1-3 	2-3 		3-3 		2-2 		0-1 	5 0 0 0 1 3 3	
Barry Bonds, L (1, 7) OBP: 0.437, SLG: 0.736	1-2 	0-1 		2-1 	1-0 		2-2 		1-0 	6 1 1 1 0 0 4	
Jeff Kent, R (1, 4) OBP: 0.435, SLG: 0.674	2-2 	4-1 		1-1 	4-1 		2-2 			3 2 2 2 2 0 0	
Ellis Burks, R (1, 9) OBP: 0.418, SLG: 0.565	0-1 	4-2 		4-2 	3-1 		2-2 			3 2 2 1 2 0 2	
Russ Davis, R (1, 5) OBP: 0.333, SLG: 0.438 Aaron Fultz, L (6, 1) OBP: 0.590, SLG: 0.500 John Johnstone, R (6, 1) Alan Embree, L (7, 1) Ramon Martinez, R (8, PH) OBP: 0.371, SLG: 0.500 Felix Rodriguez, R (8, 1)	4-2 	1-1 		2-2 	2-3 		2-3 		2-3 	3 2 1 2 1 1 3 0 1 0 0 0 0 1 1 0 0 0 0 0 0 0	
J.T. Snow, L (1, 3) OBP: 0.382, SLG: 0.465	1-3 		1-1 	3-3 	2-0 		3-3 			5 1 1 0 0 3 4	
Bobby Estalella, R (1, 2) OBP: 0.409, SLG: 0.604 Armando Rios, L (9, PH) OBP: 0.347, SLG: 0.454	3-2 	3-3 		2-1 	3-3 		2-2 		1-3 	4 0 2 3 0 2 1 1 0 0 0 0 1 0	
Livan Hernandez, R (1, 1) OBP: 0.293, SLG: 0.375 Bill Mueller, S (6, 5) OBP: 0.353, SLG: 0.415	1-0 	0-0 		1-3 		2-2 		4-2 	3 1 1 2 0 1 2 1 2 1 1 1 0 0		
Inning Stats	R: 5 H: 3 E: 0 LOB: 1 K: 1 BB: 3 S: 20 P: 40	R: 1 H: 1 E: 0 LOB: 2 K: 1 BB: 3 S: 11 P: 25	R: 2 H: 2 E: 0 LOB: 0 K: 2 BB: 0 S: 13 P: 22	R: 3 H: 3 E: 0 LOB: 1 K: 2 BB: 1 S: 19 P: 34	R: 0 H: 1 E: 0 LOB: 2 K: 1 BB: 1 S: 10 P: 23	R: 0 H: 0 E: 0 LOB: 0 K: 2 BB: 0 S: 8 P: 15	R: 1 H: 1 E: 0 LOB: 0 K: 0 BB: 0 S: 12 P: 19	R: 0 H: 1 E: 1 LOB: 1 K: 2 BB: 0 S: 11 P: 20	R: 1 H: 1 E: 0 LOB: 1 K: 1 BB: 1 S: 12 P: 19	1B: 6 SF: 0 2B: 3 SAC: 0 3B: 1 DP: 1 HR: 4 HBP: 0	WP: 1 PA: 48 PB: 0 SB: 3 CS: 0
PITCHER Brian Bohanon, L (1, 1) ERA: 6.82 Julian Tavarez, R (2, 1) ERA: 6.88 Stan Belinda, R (6, 1) ERA: 5.26 Mike DeJean, R (7, 1) ERA: 4.01 Gabe White, L (8, 1) ERA: 1.74	IP WLS BF H R ER SO BB IBB HBP BLK WP HR S P ERA WHIP 1.1 0 13 4 6 6 2 5 0 0 0 0 0 27 56 40.50 6.750 3.2 0 19 6 5 5 5 3 0 0 0 0 3 46 88 12.27 2.455 1.0 0 3 0 0 0 2 0 0 0 0 0 0 8 15 0.00 0.000 1.0 W 4 1 1 1 0 0 0 0 0 0 0 1 12 19 9.00 1.000 1.0 0 4 1 0 0 2 0 0 0 0 0 0 11 20 0.00 1.000	PITCHER Jose Jimenez, R (9, 1) ERA: 3.38 IP WLS BF H R ER SO BB IBB HBP BLK WP HR S P ERA WHIP 1.0 0 5 1 1 1 1 1 0 0 0 0 1 1 19 9.00 2.000									

San Francisco Giants @ Colorado Rockies
 Coors Field, Denver, CO
 Wed Jun 28 2000, 7:05 PM MDT
 Att. 43,405 - Cloudy - 68 F

AB	39
R	13
H	13
RBI	13
BB	9
SO	12
LOB	20



San Francisco Giants @ Colorado Rockies

Coors Field, Denver, CO

Wed Jun 28 2000, 7:05 PM MDT

Att: 43,405 - Cloudy - 68 F

AB	42
R	17
H	17
RBI	16
BB	10
SO	6
LOB	25



WP: 0	PA: 52
PB: 0	
SB: 3	
CS: 0	

Batter	1	2	3	4	5	6	7	8	9	AB	R	H	RBI	BB	SO	LOB			
Tom Goodwin, L (1, 8) OBP: 0.404, SLG: 0.451	G4-3		G6-3	K	G3-1	L4		G5-3		5	1	0	0	1	1	3			
3 Mike Lansing, R (1, 4) OBP: 0.341, SLG: 0.475	G6-3		HR	G4-3	G4-3		HR	G4-3		6	2	2	1	0	0	3			
Larry Walker, L (1, 7) OBP: 0.438, SLG: 0.552	F7		E4 HR	K		G3-1	P6	G5-3		5	1	0	0	1	1	1			
Jeff Cirillo, R (1, 5) OBP: 0.421, SLG: 0.550		1B	HR		HR	BB	HR	G5-3		5	5	4	6	1	0	1			
17 Todd Helton, L (1, 3) OBP: 0.482, SLG: 0.736		K	G3	1B	2B	BB	BB	BB		3	4	2	0	3	1	1			
Jeffrey Hammonds, R (1, 9) OBP: 0.458, SLG: 0.683		1B	G3	1B	2B	1B	1B	BB		4	3	4	2	2	0	0			
Brent Mayne, L (1, 2) OBP: 0.400, SLG: 0.442		1B	G3	1B	K	E9	F8	FC5-4		5	1	2	2	1	1	6			
Neifi Perez, S (1, 6) OBP: 0.300, SLG: 0.419		K	G3	2B	G3-1	FC6-4	F7			5	0	3	4	0	1	4			
Brian Bohanon, L Julian Tavarez, L Darren Bragg, L Steve Beltrao, R Angel Echevarria, R Mike DeJean, R Terry Shumpert, R Gabe White, L Jose Jimenez, R		P6	K	G3-1	G3-1	FC6-4	F7			0	0	0	0	0	0	0			
Inning Stats	R: 0 E: 0 K: 0 S: 9	H: 0 LOB: 0 BB: 0 P: 17	R: 1 E: 0 K: 2 S: 19	H: 3 LOB: 2 BB: 0 P: 24	R: 4 E: 1 K: 1 S: 21	H: 4 LOB: 2 BB: 1 P: 33	R: 0 E: 0 K: 2 S: 10	H: 0 LOB: 0 BB: 0 P: 14	R: 3 E: 0 K: 1 S: 24	H: 3 LOB: 2 BB: 2 P: 41	R: 4 E: 1 K: 0 S: 12	H: 4 LOB: 1 BB: 2 P: 27	R: 4 E: 0 K: 0 S: 16	H: 4 LOB: 1 BB: 1 P: 28	R: 1 E: 0 K: 0 S: 19	H: 0 LOB: 3 BB: 4 P: 38	1B: 7 2B: 5 3B: 1 HR: 4	SF: 0 SAC: 0 DP: 0 HBP: 0	WP: 0 PA: 52 SB: 3 CS: 0

PITCHER	IP	WLS	BF	H	R	ER	SO	BB	IBB	HBP	BLK	WP	HR	S	P	ERA	WHIP
Livan Hernandez, R (1, 1) ERA: 4.41	5.0		29	10	8	6	6	3	0	0	0	0	3	83	129	10.80	2.600
Aaron Fultz, L (6, 1) ERA: 6.27	0.1	B	6	3	4	4	0	2	0	0	0	0	0	9	21	108.00	15.000
John Johnstone, R (6, 1) ERA: 6.69	1.0	L	5	2	2	2	0	0	0	0	0	0	1	9	16	18.00	2.000
Alan Embree, L (7, 1) ERA: 6.03	0.2		5	2	2	2	0	1	0	0	0	0	0	10	18	27.00	4.500
Felix Rodriguez, R (8, 1) ERA: 3.09	1.0		7	0	1	1	0	3	1	0	0	0	0	19	38	9.00	3.000

Batter	1	2	3	4	5	6	7	8	9
Tom Goodwin, L (1, 8) OBP: 0.404, SLG: 0.451	G4-3		G6-3	K	G3-1	L4		G5-3	
3 Mike Lansing, R (1, 4) OBP: 0.341, SLG: 0.475	G6-3		HR	G4-3	G4-3		HR	G4-3	
Larry Walker, L (1, 7) OBP: 0.438, SLG: 0.552	F7		E4 HR	K		G3-1	P6	G5-3	
Jeff Cirillo, R (1, 5) OBP: 0.421, SLG: 0.550		1B	HR		HR	BB	HR	G5-3	
17 Todd Helton, L (1, 3) OBP: 0.482, SLG: 0.736		K	G3	1B	2B	BB	BB	BB	
Jeffrey Hammonds, R (1, 9) OBP: 0.458, SLG: 0.683		1B	G3	1B	2B	1B	1B	BB	
Brent Mayne, L (1, 2) OBP: 0.400, SLG: 0.442		1B	G3	1B	K	E9	F8	FC5-4	
Neifi Perez, S (1, 6) OBP: 0.300, SLG: 0.419		K	G3	2B	G3-1	FC6-4	F7		
Brian Bohanon, L Julian Tavarez, L Darren Bragg, L Steve Beltrao, R Angel Echevarria, R Mike DeJean, R Terry Shumpert, R Gabe White, L Jose Jimenez, R		P6	K	G3-1	G3-1	FC6-4	F7		

Batter	1	2	3	4	5	6	7	8	9	AB R H RBI BB SO LOB	TOP							
Marvin Benard, L (1, 8) OBP: 0.352, SLG: 0.396	1-2 F7		1-1 L6-3 1B	3-2 G4-3		0-0 L4		1-3 K		5 0 1 0 0 1 6								
Bill Mueller, S (1, 5) OBP: 0.347, SLG: 0.408	3-3 K		1-1 L6-3		0-1 F9		0-0 F8		1-1 F7	5 0 0 0 0 1 1								
Barry Bonds, L (1, 7) OBP: 0.436, SLG: 0.742	0-0 HR		1-1 G6-3		1-1 2B 1B		3-3 K		1-1 F9	5 2 2 1 0 1 0								
Jeff Kent, R (1, 4) OBP: 0.438, SLG: 0.679	0-2 FC4-6 1B			0-3 K	1-0 F8 2B		2-3 K		1-1 2B	5 0 3 1 0 2 0								
J.T. Snow, L (1, 3) OBP: 0.379, SLG: 0.460	1-1 FC4-6			2-2 G3-1	0-0 F8			0-0 1B 1B	3-3 K	5 0 1 0 0 1 3								
Ramon Martinez, R (1, 6) OBP: 0.386, SLG: 0.544		1-0 2B		0-2 3B	1-0 F9			1-0 1B		4 1 3 0 0 0 1								
Armando Rios, L (1, 9) OBP: 0.351, SLG: 0.470		1-3 K		0-0 3B		1-2 G3-1		0-0 1B		4 0 2 1 0 1 1								
Doug Mirabelli, R (1, 2) OBP: 0.357, SLG: 0.462		0-1 G6-3		4-0 BB IBB		2-3 K		0-3 K		2 0 0 0 1 1 1								
Ellis Burks, R (8, PH) OBP: 0.415, SLG: 0.562										1 0 0 0 0 1 3								
Bobby Estalella, R (8, 2) OBP: 0.409, SLG: 0.604										0 0 0 0 0 0 0								
Joe Nathan, R (1, 1) OBP: 0.192, SLG: 0.458		1-1 G3		4-2 BB		2-1 HR		3-3 K		2 1 1 1 1 0 1								
Aaron Fultz, L (7, 1) OBP: 0.500, SLG: 0.500										0 0 0 0 0 0 0								
John Johnstone, R (7, 1) OBP: 0.500, SLG: 0.500										0 0 0 0 0 0 0								
Felipe Crespo, S (8, PH) OBP: 0.393, SLG: 0.462										1 0 0 0 0 1 3								
Alan Embree, L (8, 1) OBP: 0.393, SLG: 0.462										0 0 0 0 0 0 0								
Inning Stats	R: 1 H: 2 E: 0 K: 1 S: 14	H: 2 LOB: 1 BB: 0 P: 19	R: 0 H: 1 E: 0 K: 1 S: 8	H: 1 LOB: 1 BB: 0 P: 11	R: 0 H: 1 E: 0 K: 0 S: 6	H: 1 LOB: 0 BB: 0 P: 9	R: 1 H: 2 E: 0 K: 1 S: 18	H: 2 LOB: 3 BB: 2 P: 31	R: 1 H: 1 E: 0 K: 1 S: 9	H: 1 LOB: 0 BB: 0 P: 14	R: 0 H: 0 E: 0 K: 2 S: 9	H: 0 LOB: 0 BB: 0 P: 14	R: 0 H: 3 E: 0 K: 3 S: 12	H: 3 LOB: 3 BB: 0 P: 17	R: 0 H: 1 E: 0 K: 1 S: 10	H: 1 LOB: 1 BB: 0 P: 16	1B: 6 SF: 0 2B: 4 SAC: 0 3B: 2 DP: 1 HR: 2 HBP: 0	WP: 0 PA: 41 PB: 0 SB: 0 CS: 0
PITCHER	IP WLS BF H R ER SO BB IBB HBP BLK WP HR S P ERA WHIP																	
Masato Yoshii, R (1, 1) ERA: 5.08	7.0 W 31 9 4 4 6 1 1 0 0 0 2 71 108 5.14 1.429																	
Gabe White, L (8, 1) ERA: 1.74	0.0 3 3 0 0 0 0 0 0 0 0 0 3 4 ∞ ∞																	
Stan Belinda, R (8, 1) ERA: 5.06	1.0 H 3 0 0 0 3 0 0 0 0 0 0 9 13 0.00 0.000																	
Mike Myers, L (9, 1) ERA:	1.0 4 1 0 0 1 0 0 0 0 0 0 10 16 0.00 1.000																	

San Francisco Giants @ Colorado Rockies
 Coors Field, Denver, CO
 Thu Jun 29 2000, 1:05 PM MDT
 Att. 43,946 - Sunny - 85 F

AB	39
R	4
H	13
RBI	4
BB	2
SO	10
LOB	20



Batter	1	2	3	4	5	6	7	8	9	AB R H RBI BB SO LOB	TOP																
Todd Hollandsworth, L OBP: 0.322, SLG: 0.420 (1, 8)	3-2 F7	2-1 1B		4-2 HR BB		4-0 2B BB	0-2 F7		1-0 P6	4 2 1 0 2 0 3																	
Mark Grudzielanek, R OBP: 0.346, SLG: 0.410 (1, 4)	3-2 BB SF7 1B	1-1 G1-3		2-1 F9		0-1 1B 2B	0-1 G6-3		0-0 F9	6 2 2 1 0 0 6																	
Gary Sheffield, R OBP: 0.443, SLG: 0.689 Antonio Osuna, R (8, 1)	4-2 2B BB		2-2 HR	0-0 1-H 2-H HR		0-0 F3		1-0 F7		4 3 2 4 1 0 1 0 0 0 0 0 0 0																	
Shawn Green, L OBP: 0.423, SLG: 0.533 (1, 9)	4-1 2B 1-2 2-3 BB		4-2 CS BB	4-2 BB		1-1 F8		4-1 L6-3 BB		1 0 0 0 4 0 1																	
Eric Karros, R OBP: 0.336, SLG: 0.547 (1, 3)	0-1 SF7		2-0 F9	1-2 F9		0-1 BB 1B		0-0 L6-3		4 0 1 2 0 0 3																	
Todd Hundley, S OBP: 0.393, SLG: 0.696 (1, 2)	2-2 1-3 2-H 2B		2-2 1-2 2B		4-2 G6-3 G5-3 BB	4-2 1-2 BB		2-1 HR		3 1 3 2 2 0 0																	
Adrian Beltré, R OBP: 0.310, SLG: 0.430 (1, 5)	3-3 K		1-2 G6-3		1-2 G5-3	1-1 F8		1-3 K		5 0 0 0 0 2 6																	
Alex Cora, L OBP: 0.358, SLG: 0.436 (1, 6)		2-2 G4-3		1-1 HR 2B	1-2 G6-3		0-1 SH3-4 1B	1-1 1B 1B		5 1 3 0 0 0 1																	
Kevin Brown, R OBP: 0.111, SLG: 0.086 F.P. Santangelo, S OBP: 0.315, SLG: 0.204 (8, 7)		1-1 F8		2-1 F2	0-3 K		1-1 SH3-4	2-0 1B		3 0 0 0 0 1 2 1 0 1 0 0 0 0																	
Inning Stats	R: 2 E: 0 K: 1 S: 20	H: 2 LOB: 2 BB: 2 P: 39	R: 0 E: 0 K: 0 S: 11	H: 1 LOB: 1 BB: 0 P: 17	R: 1 E: 0 K: 0 S: 19	H: 2 LOB: 1 BB: 1 P: 30	R: 3 E: 0 K: 0 S: 15	H: 2 LOB: 1 BB: 2 P: 29	R: 0 E: 0 K: 1 S: 13	H: 0 LOB: 1 BB: 1 P: 19	R: 2 E: 0 K: 0 S: 13	H: 2 LOB: 2 BB: 2 P: 23	R: 0 E: 0 K: 0 S: 9	H: 1 LOB: 1 BB: 0 P: 10	R: 0 E: 0 K: 0 S: 3	H: 0 LOB: 0 BB: 1 P: 8	R: 1 E: 0 K: 1 S: 10	H: 3 LOB: 2 BB: 0 P: 17	1B: 6 2B: 5 3B: 0 HR: 3	SF: 1 SAC: 1 DP: 1 HBP: 0	WP: 0 PB: 0 SB: 0 CS: 1	PA: 47					
PITCHER	IP	WLS	BF	H	R	ER	SO	BB	IBB	HBP	BLK	WP	HR	S	P	ERA	WHIP										
Russ Ortiz, R ERA: 6.93 (1, 1)	3.2	L	22	7	6	6	1	5	0	0	0	0	2	62	111	14.73	3.273										
Mark Gardner, R ERA: 5.98 (4, 1)	3.1		16	3	2	2	1	3	0	0	0	0	0	38	56	5.40	1.800										
Alan Embree, L ERA: 6.21 (8, 1)	1.0		3	0	0	0	0	1	0	0	0	0	0	3	8	0.00	1.000										
Robb Nen, R ERA: 2.63 (9, 1)	1.0		6	3	1	1	1	0	0	0	0	0	1	10	17	9.00	3.000										

Los Angeles Dodgers @ San Francisco Giants
PacBell Park, San Francisco, CA
Fri Jun 30 2000, 10:35 PM EDT
Att. 40,930 - Cloudy - 59 F

livebaseballscorecards.com

AB	36
R	9
H	13
RBI	9
BB	9
SO	3
LOB	23



Batter	1	2	3	4	5	6	7	8	9	AB	R	H	RBI	BB	SO	LOB	BOTTOM			
Marvin Benard, L (1, 8) OBP: 0.349, SLG: 0.392	1-1 S G3-1 SF8 1B		0-1 F2		1-2 G6-3		2-2 F8		3-1 F8	5	1	1	0	0	0	0	Los Angeles Dodgers @ San Francisco Giants PacBell Park, San Francisco, CA Fri Jun 30 2000, 10:35 PM EDT Att: 40,930 - Cloudy - 59 F			
Bill Mueller, S (1, 5) OBP: 0.349, SLG: 0.407	1-1 G3-1		1-0 1B		2-3 K		3-1 BB 1B HBP			3	1	1	0	0	1	1				
Barry Bonds, L (1, 7) OBP: 0.444, SLG: 0.743	4-2 SF8 S BB		2-0 1B		4-2 BB		4-0 E 1B BB			1	0	1	0	3	0	0				
Jeff Kent, R (1, 4) OBP: 0.438, SLG: 0.679	2-1 SF8		3-2 1B		1-0 G5-3		2-2 E7 1B			3	0	2	2	0	0	1				
J.T. Snow, L (1, 3) OBP: 0.374, SLG: 0.453	2-1 F8		2-2 P5		1-0 G3		3-3 K			4	0	0	0	0	1	3				
Armando Rios, L (1, 9)		0-0 G4-1		1-1 G3-1		3-1 2B		2-3 K		4	0	1	0	0	1	0				
Rich Aurilia, R (1, 6) OBP: 0.314, SLG: 0.377		1-1 G6-3		1-1 G6-3		1-0 G6-3		1-1 P4		4	0	0	0	0	0	1				
Bobby Estalella, R (1, 2) OBP: 0.411, SLG: 0.596		4-2 PB BB		4-1 BB		3-3 K		1-3 K		2	0	0	0	2	2	1				
Russ Ortiz, R (1, 1) OBP: 0.290, SLG: 0.231		2-1 L9		3-3 K		0-0 F9		1-0 L7		1	0	0	0	0	0	1				
Mark Gardner, R (4, 1) OBP: 0.231, SLG: 0.231										1	0	0	0	0	1	1				
Ramon Martinez, R (7, PH) OBP: 0.382, SLG: 0.538										1	0	0	0	0	0	0				
Alan Embree, L (8, 1)										0	0	0	0	0	0	0				
Robb Nen, R (9, 1)										0	0	0	0	0	0	0				
Felipe Crespo, S (9, PH) OBP: 0.388, SLG: 0.453										1	0	0	0	0	0	0				
Inning Stats	R: 1 E: 0 K: 0 S: 10	H: 1 LOB: 1 BB: 1 P: 20	R: 0 E: 0 K: 0 S: 7	H: 0 LOB: 1 BB: 1 P: 14	R: 0 E: 0 K: 0 S: 10	H: 3 LOB: 2 BB: 0 P: 18	R: 0 E: 0 K: 1 S: 8	H: 0 LOB: 1 BB: 1 P: 17	R: 0 E: 0 K: 1 S: 7	H: 1 LOB: 1 BB: 0 P: 15	R: 1 E: 1 K: 0 S: 11	H: 1 LOB: 2 BB: 1 P: 22	R: 0 E: 0 K: 2 S: 10	H: 0 LOB: 0 BB: 0 P: 16	R: 0 E: 0 K: 1 S: 6	H: 0 LOB: 0 BB: 0 P: 11	1B: 5 2B: 1 3B: 0 HR: 0	SF: 1 SAC: 0 DP: 0 HBP: 1	WP: 0 PB: 1 SB: 2 CS: 0	PA: 37
PITCHER Kevin Brown, R (1, 1) ERA: 2.31	IP: 7.0 WLS: W BF: 31	H: 6 R: 2 ER: 2 SO: 3	BB: 5 IBB: 0 HBP: 1 BLK: 0	WP: 0 HR: 0 S: 62 P: 123	ERA: 2.57 WHIP: 1.571	PITCHER Antonio Osuna, R (8, 1) ERA: 3.38	IP: 2.0 WLS: W BF: 6	H: 0 R: 0 ER: 0 SO: 3	BB: 0 IBB: 0 HBP: 0 BLK: 0	WP: 0 HR: 0 S: 16 P: 27	ERA: 0.00 WHIP: 0.000	IP: 2.0 WLS: W BF: 6	H: 0 R: 0 ER: 0 SO: 3	BB: 0 IBB: 0 HBP: 0 BLK: 0	WP: 0 HR: 0 S: 16 P: 27	ERA: 3.38 WHIP: 0.000	AB: 30 R: 2 H: 6 RBI: 2 BB: 5 SO: 6 LOB: 9			

livebaseballscorecards.com

AB 30
R 2
H 6
RBI 2
BB 5
SO 6
LOB 9

Batter	1	2	3	4	5	6	7	8	9	AB R H RBI BB SO LOB	TOP	
F.P. Santangelo, S (1, 8) OBP: 0.313, SLG: 0.207 Jamie Arnold, R (7, 1) Dave Hansen, L (9, PH) OBP: 0.415, SLG: 0.594	1-1 G5-3		2-2 G6-4-3		1-1 1B		0-0 SF8		1-3 K	3 0 1 1 0 0 1 0 0 0 0 0 0 0 1 0 0 0 0 1 0		
Mark Grudzielanek, R (1, 4) OBP: 0.348, SLG: 0.414	0-0 1B			2-2 G1-3	2-0 F8		0-0 2B			4 0 2 0 0 0 2		
Shawn Green, L (1, 9) OBP: 0.418, SLG: 0.525	1-1 G5-4-3			2-2 F9		1-3 K	2-1 F8			4 0 0 0 0 1 2		
Gary Sheffield, R (1, 7) OBP: 0.444, SLG: 0.685		1-2 F9		2-0 1B		1-0 E3		4-2 BB		3 0 1 0 1 0 0		
Eric Karros, R (1, 3) OBP: 0.338, SLG: 0.545		4-2 BB		2-0 1B		3-2 F8		0-0 P6		3 0 1 0 1 0 2		
Adrian Beltré, R (1, 5) OBP: 0.313, SLG: 0.431		1-1 1B		2-2 P4		1-1 1B		1-3 K		4 0 2 0 0 1 3		
Chad Kreuter, S (1, 2) OBP: 0.453, SLG: 0.432 Todd Hundley, S (8, PH) OBP: 0.390, SLG: 0.691		0-1 G6-4-3				3-3 K	2-2 F8		1-0 F5	3 0 0 0 0 1 4 1 0 0 0 0 0 1		
Kevin Elster, R (1, 6) OBP: 0.347, SLG: 0.480 Alex Cora, L (7, 6) OBP: 0.355, SLG: 0.432			4-0 BB		3-1 1B		1-0 SF8		1-3 K	2 1 2 0 1 0 0 1 0 0 0 0 1 0		
Carlos Perez, L (1, 1) OBP: 0.034, SLG: 0.069 Todd Hollandsworth, L (7, PH) OBP: 0.319, SLG: 0.416			0-0 FC3-6		0-0 FC3-6		2-0 G4-3		0-3 K	2 0 0 0 0 0 2 2 0 0 0 0 1 1		
Inning Stats	R: 0 H: 1 E: 0 LOB: 0 K: 0 BB: 0 S: 5 P: 7	R: 0 H: 1 E: 0 LOB: 1 K: 0 BB: 1 S: 9 P: 15	R: 0 H: 0 E: 0 LOB: 0 K: 0 BB: 1 S: 4 P: 10	R: 0 H: 2 E: 0 LOB: 2 K: 0 BB: 0 S: 13 P: 23	R: 0 H: 2 E: 0 LOB: 2 K: 1 BB: 0 S: 9 P: 18	R: 0 H: 1 E: 1 LOB: 2 K: 1 BB: 0 S: 14 P: 22	R: 1 H: 2 E: 0 LOB: 1 K: 0 BB: 0 S: 6 P: 11	R: 0 H: 0 E: 0 LOB: 1 K: 1 BB: 1 S: 7 P: 13	R: 0 H: 0 E: 0 LOB: 0 K: 3 BB: 0 S: 10 P: 12	1B: 7 SF: 1 2B: 2 SAC: 0 3B: 0 DP: 3 HR: 0 HBP: 0	WP: 0 PA: 37 PB: 0 SB: 0 CS: 0	
PITCHER	IP WLS BF H R ER SO BB IBB HBP BLK WP HR S P ERA WHIP											
Kirk Rueter, L (1, 1) ERA: 3.94	6.0 W 25 7 0 0 2 2 0 0 0 0 0 0 54 95 0.00 1.500											
John Johnstone, R (7, 1) ERA: 6.75	0.2 4 2 1 1 0 0 0 0 0 0 0 0 4 7 13.50 3.000											
Alan Embree, L (7, 1) ERA: 6.15	0.1 H 1 0 0 0 0 0 0 0 0 0 0 0 2 4 0.00 0.000											
Felix Rodriguez, R (8, 1) ERA: 3.02	1.0 H 4 0 0 0 1 1 0 0 0 0 0 0 7 13 0.00 1.000											
Robb Nen, R (9, 1) ERA: 2.54	1.0 S 3 0 0 0 3 0 0 0 0 0 0 0 10 12 0.00 0.000											

Los Angeles Dodgers @ San Francisco Giants
PacBell Park, San Francisco, CA
Sat Jul 01 2000, 4:05 PM EDT
Att. 40,930 - Overcast - 62 F

livebaseballscorecards.com

AB	33
R	1
H	9
RBI	1
BB	3
SO	6
LOB	18



Batter	1	2	3	4	5	6	7	8	9
Calvin Murray, R OBP: 0.380, SLG: 0.385 (1, 8)	0-2 CS 2B		2-2 FC6-4 BLK HR 1-2f	0-2 F7			0-0 G1-3		
Ramon Martinez, R OBP: 0.381, SLG: 0.564 (1, 4) J.T. Snow, L OBP: 0.376, SLG: 0.455 (7, PH) (8, 3)	1-0 G6-3 2-3		0-2 1-H HR		1-0 G4-3		2-2 1B		
Barry Bonds, L OBP: 0.438, SLG: 0.731 (1, 7)	0-2 P6		0-3 K		0-1 F8		2-1 F8		
Jeff Kent, R OBP: 0.433, SLG: 0.670 (1, 3) (8, 4)		2-2 F8	0-1 G1-3		0-3 K		0-3 K		
Ellis Burks, R OBP: 0.417, SLG: 0.566 (1, 9) Robb Nen, R (9, 1)		2-3 K		3-2 HR 1B		0-0 FC1-5 2B		0-1 G4-3	
Russ Davis, R OBP: 0.323, SLG: 0.424 (1, 5) John Johnstone, R (7, 1) Alan Embree, L (7, 1) Felix Rodriguez, R (8, 1) Marvin Benard, L OBP: 0.348, SLG: 0.391 (8, PH) (9, 9)		0-1 E7		0-0 F9		0-0 FC1-5 1B 2-3		3-2 G4-3	
Rich Aurilia, R OBP: 0.321, SLG: 0.396 (1, 6)		1-1 1B		3-2 1-H HR 1B		1-2 1B		1-0 G4-3	
Doug Mirabelli, R OBP: 0.357, SLG: 0.467 (1, 2)		1-3 K		0-0 G3-1 2B		3-3 K			
Kirk Rueter, L OBP: 0.148, SLG: 0.148 (1, 1) Bill Mueller, S OBP: 0.348, SLG: 0.406 (6, PH) (7, 5)			0-1 FC6-4 1B	0-0 G3-1 2-3		2-3 K2-3			

AB	R	H	RBI	BB	SO	LOB
4	1	1	0	0	0	2
3	1	1	2	0	0	1
1	0	1	0	0	0	0
4	0	0	0	0	1	1
4	0	0	0	0	2	1
4	1	2	0	0	1	0
0	0	0	0	0	0	0
3	0	0	0	0	0	2
0	0	0	0	0	0	0
0	0	0	0	0	0	0
1	0	0	0	0	0	0
4	1	3	2	0	0	0
3	0	1	0	0	2	4
2	0	1	0	0	0	1
1	0	0	0	0	1	2
1B: 5	SF: 0					
2B: 3	SAC: 0					
3B: 0	DP: 0					
HR: 2	HBP: 0					

BOTTOM

Los Angeles Dodgers @ San Francisco Giants
PacBell Park, San Francisco, CA
 Sat Jul 01 2000, 4:05 PM EDT
 Att: 40,930 - Overcast - 62 F

livebaseballscorecards.com

AB	34
R	4
H	10
RBI	4
BB	0
SO	7
LOB	14



Inning Stats		R: 0	H: 1	E: 0	LOB: 0	K: 0	P: 10	R: 0	H: 1	E: 1	LOB: 2	K: 2	P: 20	R: 2	H: 2	E: 0	LOB: 0	K: 1	P: 16	R: 2	H: 3	E: 0	LOB: 1	K: 0	P: 25	R: 0	H: 0	E: 0	LOB: 0	K: 1	P: 7	R: 0	H: 2	E: 0	LOB: 2	K: 2	P: 18	R: 0	H: 1	E: 0	LOB: 1	K: 1	P: 13	R: 0	H: 0	E: 0	LOB: 0	K: 0	P: 10			
PITCHER	IP	WLS	BF	H	R	ER	SO	BB	IBB	HBP	BLK	WP	HR	S	P	ERA	WHIP													PITCHER	IP	WLS	BF	H	R	ER	SO	BB	IBB	HBP	BLK	WP	HR	S	P	ERA	WHIP					
Carlos Perez, L ERA: 5.3	(1, 1)	6.0	L	27	9	4	4	6	0	0	0	0	0	74	96	6.00	1.500																																			
Jamie Arnold, R ERA:	(7, 1)	2.0		7	1	0	0	1	0	0	0	0	0	15	23	0.00	0.500																																			

WP: 0	PA: 34
PB: 0	
SB: 0	
CS: 1	

F.P. Santangelo, S OBP: 0.317, SLG: 0.217 (1, 8) (6, 9)	2-2 G5-3	0-1 F9		1-0 G4-3 1-3 2B		3-2 F7		4-2 1B 1B BB	4 1 1 0 1 0 2	
Mark Grudzielanek, R OBP: 0.346, SLG: 0.411 (1, 4)	3-2 G5-3		0-1 G5-3	3-1 G4-3		2-3 K		0-1 1B 1-3 WP 1B	5 1 1 1 0 1 1	
Gary Sheffield, R OBP: 0.449, SLG: 0.686 (1, 7)	0-0 1B 1B		4-2 BB BB BB	1-0 G6-3		2-1 FC6-4 1B		1-0 WP 1-3 1B	4 0 3 1 1 0 1	
Eric Karros, R OBP: 0.342, SLG: 0.544 (1, 3)	2-0 1-3 1B		4-1 BB BB		3-1 SH1-3 BB 1B		0-3 K	1-3 3-H 1-2 K	4 0 2 0 1 2 2	
Adrián Beltré, R OBP: 0.315, SLG: 0.426 (1, 5)	1-1 F9		4-0 1-2 2-3 BB		4-2 SH1-3 1-2 BB		0-0 FC6-4 WP 1B E	3-1 F8	3 1 0 0 2 0 4	
Todd Hundley, S OBP: 0.387, SLG: 0.678 (1, 2)			1-3 K		2-1 SH1-3 1-2 2-3		0-1 E 1-2 WP 1B	2-3 K	4 1 1 0 0 2 3	
Kevin Elster, R OBP: 0.341, SLG: 0.471 Dave Hansen, L OBP: 0.422, SLG: 0.600 Alex Cora, L OBP: 0.352, SLG: 0.429 (1, 6) (7, PH) (7, 6)			0-0 L4	3-2 F9		2-3 K2-3		0-0 SAFE 1-1 2-H 1B	3 0 0 0 0 1 5 1 0 1 1 0 0 0 1 0 0 0 0 0 0	
Shawn Gilbert, R OBP: 0.227, SLG: 0.350 Matt Herges, L (8, 1) Shawn Green, L OBP: 0.417, SLG: 0.524 Antonio Osuna, R (7, 1) Jim Leyritz, R OBP: 0.329, SLG: 0.279 Mike Fetters, R (9, PH) (9, 1)			2-0 1B 1B		1-1 G1-3		1-3 K	2-0 WP 1B	3 0 1 0 0 1 2 0 0 0 0 0 0 0 1 0 0 0 0 0 1 1 0 0 0 0 0 0 0 0 1 0 1 0 0 0 0 0 0 0 0 0 0 0 0 0	
Eric Gagne, R OBP: 0.188, SLG: 0.188 Todd Hollandsworth, L OBP: 0.315, SLG: 0.409 (1, 1) (6, PH) (6, 8)			0-0 1-2 1B	1-1 2B G4-3 1B		2-1 P6		3-2 F9	1-3 K	2 1 2 0 0 0 0 3 0 0 0 0 1 1

Inning Stats	R: 0 E: 0 K: 0 S: 14	H: 2 LOB: 2 BB: 0 P: 22	R: 0 E: 0 K: 0 S: 7	H: 2 LOB: 2 BB: 0 P: 12	R: 0 E: 0 K: 1 S: 11	H: 0 LOB: 3 BB: 3 P: 27	R: 1 E: 0 K: 0 S: 8	H: 2 LOB: 1 BB: 0 P: 15	R: 0 E: 0 K: 2 S: 13	H: 1 LOB: 2 BB: 1 P: 26	R: 0 E: 0 K: 1 S: 10	H: 0 LOB: 0 BB: 0 P: 17	R: 2 E: 1 K: 2 S: 15	H: 3 LOB: 1 BB: 0 P: 20	R: 2 E: 0 K: 1 S: 20	H: 2 LOB: 1 BB: 1 P: 32	R: 0 E: 0 K: 2 S: 9	H: 1 LOB: 1 BB: 0 P: 14	1B: 12 2B: 1 3B: 0 HR: 0	SF: 0 SAC: 1 DP: 0 HBP: 0	WP: 3 PB: 0 SB: 0 CS: 0	PA: 45
---------------------	-------------------------------	----------------------------------	------------------------------	----------------------------------	-------------------------------	----------------------------------	------------------------------	----------------------------------	-------------------------------	----------------------------------	-------------------------------	----------------------------------	-------------------------------	----------------------------------	-------------------------------	----------------------------------	------------------------------	----------------------------------	-----------------------------------	------------------------------------	----------------------------------	--------

PITCHER	IP	WLS	BF	H	R	ER	SO	BB	IBB	HBP	BLK	WP	HR	S	P	ERA	WHIP
Shawn Estes, L ERA: 3.7 (1, 1)	5.0		26	7	1	1	3	4	0	0	0	0	0	53	102	1.80	2.200
Aaron Fultz, L ERA: 7.13 (6, 1)	1.2	H	7	2	2	2	2	0	0	0	0	0	0	18	27	10.80	1.200
Felix Rodriguez, R ERA: 3.38 (7, 1)	0.2	H	6	3	2	2	1	1	0	0	0	1	0	22	33	27.00	6.000
Robb Nen, R ERA: 2.4 (8, 1)	1.2	W	6	1	0	0	3	0	0	0	0	2	0	14	23	0.00	0.600

Los Angeles Dodgers @ San Francisco Giants
PacBell Park, San Francisco, CA
Sun Jul 02 2000, 4:05 PM EDT
Att. 40,930 - Overcast - 57 F

livebaseballscorecards.com

AB	39
R	5
H	13
RBI	3
BB	5
SO	9
LOB	22



Batter	1	2	3	4	5	6	7	8	9	AB	R	H	RBI	BB	SO	LOB
Marvin Benard, L OBP: 0.349, SLG: 0.402 (1, 8) (8, 7)	3-2 E S SF8 1B		2-2 F7	1-1 G4-3		2-0 F7			2-2 HR	5	2	2	1	0	0	5
Bill Mueller, S OBP: 0.344, SLG: 0.401 (1, 5)	3-2 SF8 1-H		3-2 G3		1-3 K		0-0 F8			3	0	0	1	0	1	1
J.T. Snow, L OBP: 0.375, SLG: 0.452 (1, 3)	0-2 F9			0-0 BB 1B SF9 1B	3-0 P5		3-3 K			4	1	1	0	0	1	0
Jeff Kent, R OBP: 0.437, SLG: 0.691 (1, 4)	2-2 F9			0-0 SF9 BB 1B 1B	2-1 HR		0-1 HR			4	3	3	2	0	0	0
Ellis Burks, R OBP: 0.424, SLG: 0.566 (1, 9)		3-2 G6-3		4-1 BB 1B 1-2 2-3 BB	4-1 BB BB		0-0 1B			2	0	1	0	2	0	0
Armando Rios, L OBP: 0.340, SLG: 0.461 Robb Nen, R (8, 1)		2-3 K		1-1 SF9	0-0 F9		2-0 F9			3	0	0	1	0	1	2
Rich Aurilia, R OBP: 0.323, SLG: 0.397 (1, 6)		3-2 F9		2-3 3-H 1-2 BB 1B						0	0	0	0	0	0	0
Bobby Estelella, R OBP: 0.413, SLG: 0.597 (1, 2)			0-1 2B	4-0 1-2 2-3 BB		3-1 1B		0-1 G5-3		4	0	2	1	0	0	0
Shawn Estes, R OBP: 0.265, SLG: 0.406 Aaron Fultz, L OBP: 0.333, SLG: 0.333 Felix Rodriguez, R Calvin Murray, R OBP: 0.377, SLG: 0.381 (1, 1) (6, 1) (7, 1) (8, 8)			0-1 2B	0-2 P5		1-3 K		0-0 F9		3	0	1	0	1	0	1

BOTTOM																	
Los Angeles Dodgers @ San Francisco Giants PacBell Park, San Francisco, CA Sun Jul 02 2000, 4:05 PM EDT Att: 40,930 - Overcast - 57 F																	
											AB	32					
											R	6					
											H	10					
											RBI	6					
											BB	3					
											SO	5					
											LOB	14					
											1B	6	SF	2			
											2B	1	SAC	0			
											3B	0	DP	0			
											HR	3	HBP	0			
											WP	0	PA	37			
											PB	0					
											SB	1					
											CS	0					

Inning Stats	R: 1	H: 1	E: 0	K: 0	S: 12	R: 0	H: 0	E: 0	K: 1	S: 9	R: 0	H: 1	E: 0	K: 1	S: 12	R: 2	H: 3	E: 0	K: 0	S: 13	R: 1	H: 1	E: 0	K: 1	S: 8	R: 0	H: 1	E: 0	K: 1	S: 7	R: 1	H: 2	E: 0	K: 1	S: 9	R: 0	H: 0	E: 0	K: 0	S: 5	R: 1	H: 1	E: 0	K: 0	S: 4	1B: 6	SF: 2	2B: 1	3B: 0	HR: 3	WP: 0	PA: 37
	LOB: 0	BB: 0	LOB: 0	BB: 0	LOB: 0	LOB: 1	BB: 0	LOB: 3	BB: 2	LOB: 1	LOB: 1	LOB: 1	LOB: 1	LOB: 0	LOB: 1	LOB: 0	LOB: 0	LOB: 0	LOB: 0	LOB: 0	LOB: 0	LOB: 0	LOB: 0	LOB: 0	LOB: 0	LOB: 0	LOB: 0	LOB: 0	LOB: 0	LOB: 0	LOB: 0	LOB: 0	LOB: 0	LOB: 0	LOB: 0	LOB: 0	LOB: 0	LOB: 0	LOB: 0	LOB: 0	LOB: 0	LOB: 0	LOB: 0	LOB: 0	LOB: 0	LOB: 0	LOB: 0	LOB: 0				
	IP	WLS	BF	H	R	ER	SO	BB	IBB	HBP	BLK	WP	HR	S	P	ERA	WHIP																																			
PITCHER	Eric Gagne, R ERA: 4.55 (1, 1)	5.0	24	6	4	3	3	3	0	0	0	0	1	54	97	5.40	1.800																																			
	Matt Herges, R ERA: 3.31 (6, 1)	1.0	4	1	0	0	1	0	0	0	0	0	0	7	13	0.00	1.000																																			
	Antonio Osuna, R ERA: 3.45 (7, 1)	2.0	8	2	1	1	1	0	0	0	0	0	1	14	20	4.50	1.000																																			
	Mike Fetters, R ERA: 2.66 (9, 1)	0.0	L 1	1	1	1	0	0	0	0	0	0	1	4	6	∞	∞																																			



Batter	1	2	3	4	5	6	7	8	9	AB R H RBI BB SO LOB	TOP
Tom Goodwin, L (1, 8) OBP: 0.391, SLG: 0.430	1-3 ① K		2-3 ③ K			3-3 ① K		4-2 3 1B BB		3 0 0 0 1 3 0	Colorado Rockies @ San Francisco Giants PacBell Park, San Francisco, CA Tue Jul 04 2000, 1:05 PM EDT Att. 40,930 - Sunny - 64 F livebaseballscorecards.com
3 Mike Lansing, R (1, 4) OBP: 0.333, SLG: 0.459	2-3 ② K			1-1 ① L5		2-2 ② G5-3		2-1 1-2 1B	4 0 1 0 0 1 0		
Larry Walker, L (1, 7) OBP: 0.424, SLG: 0.531	4-2 BB			4-2 G4-3 BB		0-1 ③ G6-3		0-0 ③ F7	2 0 0 0 2 0 2		
Jeff Cirillo, R (1, 5) OBP: 0.417, SLG: 0.554	0-1 ③ F8			0-0 ② G4-3		4-1 17 1B FC5-4 BB		1-2 ① G1-3	3 1 0 0 1 0 2		
17 Todd Helton, L (1, 3) OBP: 0.487, SLG: 0.730		1-0 ① G6-3		1-2 ③ G3		0-0 FC5-4 1-3 1B		0-0 ② F7	4 0 1 0 0 0 1		
Jeffrey Hammonds, R (1, 9) OBP: 0.440, SLG: 0.653		0-0 ② G6-3		2-3 ① K		1-0 ① FC5-4 G6-3		0-2 1B 1B	4 0 1 1 0 1 1		
Brent Mayne, L (1, 2) OBP: 0.403, SLG: 0.456		2-3 ③ K		2-1 ② F8		3-2 ② ③ G6-3		2-0 1-2 1B	4 0 1 0 0 1 1		
Neifi Perez, S (1, 6) OBP: 0.302, SLG: 0.408			0-1 ① G1-3		4-2 BB	1-0 G6-3		2-1 ③ G4-3	3 0 0 0 1 0 2		
Masato Yoshii, R (1, 1) OBP: 0.267, SLG: 0.400 Terry Shumpert, R (8, PH) OBP: 0.373, SLG: 0.504 Mike Myers, L (8, 1)			1-3 ② K		2-1 ③ G4-3		1-2 ② F7		2 0 0 0 0 1 1 1 0 0 0 0 0 0 0 0 0 0 0 0 0		
Inning Stats	R: 0 H: 0 E: 0 LOB: 1 K: 2 BB: 1 S: 11 P: 18	R: 0 H: 0 E: 0 LOB: 0 K: 1 BB: 0 S: 5 P: 8	R: 0 H: 0 E: 0 LOB: 0 K: 2 BB: 0 S: 9 P: 12	R: 0 H: 0 E: 0 LOB: 1 K: 0 BB: 1 S: 9 P: 15	R: 0 H: 0 E: 0 LOB: 1 K: 1 BB: 1 S: 9 P: 19	R: 0 H: 0 E: 0 LOB: 0 K: 1 BB: 0 S: 9 P: 14	R: 1 H: 1 E: 0 LOB: 0 K: 0 BB: 1 S: 7 P: 15	R: 0 H: 1 E: 0 LOB: 2 K: 0 BB: 1 S: 12 P: 20	R: 0 H: 2 E: 0 LOB: 2 K: 0 BB: 0 S: 10 P: 15	1B: 4 SF: 0 2B: 0 SAC: 0 3B: 0 DP: 1 HR: 0 HBP: 0	WP: 0 PA: 35 PB: 0 SB: 0 CS: 0
PITCHER	IP WLS BF H R ER SO BB IBB HBP BLK WP HR S P ERA WHIP										
Livan Hernandez, R (1, 1) ERA: 4.17	8.2 W 34 4 1 1 7 5 0 0 0 0 0 0 79 132 1.04 1.038										
Robb Nen, R (9, 1) ERA: 2.37	0.1 S 1 0 0 0 0 0 0 0 0 0 0 0 2 4 0.00 0.000										



Batter	1	2	3	4	5	6	7	8	9
Marvin Benard, L <small>(1, 8) OBP: 0.351, SLG: 0.407 (8, 7)</small>	0-1 SF9 2B		2-2 1B		2-2 G3	0-0 G3			
Bill Mueller, S <small>(1, 5) OBP: 0.343, SLG: 0.399</small>	3-2 F9 2-3		2-1 G4-3			1-0 G4-3 1B	1-3 K		
Felipe Crespo, S <small>(1, 7) OBP: 0.361, SLG: 0.429</small> Calvin Murray, R <small>(8, 8) OBP: 0.377, SLG: 0.381</small>	0-1 SF9 3-H			0-1 L6		1-2 G4-3 1B	1-2 G4-3		
Jeff Kent, R <small>(1, 4) OBP: 0.438, SLG: 0.688</small>	1-3 K			0-0 FC6-4 1B		4-0 1B IBB	2-2 F8		
J.T. Snow, L <small>(1, 3) OBP: 0.376, SLG: 0.456</small>		2-0 F8		1-1 P5		2-0 1B 1B		1-2 2B	
Rich Aurilia, R <small>(1, 6) OBP: 0.322, SLG: 0.395</small>		0-2 G1-3		1-2 FC6-4 1-2f		0-0 1B 1B		0-3 K	
Armando Rios, L <small>(1, 9) OBP: 0.337, SLG: 0.451</small>		2-2 F9			2-3 K	4-0 1B IBB		1-1 F9	
Bobby Estelella, R <small>(1, 2) OBP: 0.410, SLG: 0.586</small>			0-0 F8		3-1 F8	1-3 K		4-0 BB	
Livan Hernandez, R <small>(1, 1) OBP: 0.311, SLG: 0.386</small> Robb Nen, R <small>(9, 1)</small>			1-0 L4		0-0 1B	0-2 1B		0-3 K	

Inning Stats	R: 1	H: 1	E: 0	K: 1	S: 12	R: 0	H: 0	E: 0	K: 0	S: 12	R: 0	H: 1	E: 0	K: 0	S: 7	R: 0	H: 1	E: 0	K: 0	S: 8	R: 0	H: 1	E: 0	K: 1	S: 9	R: 3	H: 4	E: 0	K: 1	S: 14	R: 0	H: 0	E: 0	K: 1	S: 10	R: 0	H: 1	E: 0	K: 2	S: 12
	LOB: 0	BB: 0	LOB: 0	BB: 0	LOB: 0	LOB: 0	BB: 0	LOB: 1	BB: 0	LOB: 1	LOB: 1	BB: 0	LOB: 1	BB: 0	LOB: 1	LOB: 3	BB: 2	LOB: 0	BB: 0	LOB: 0	LOB: 0	LOB: 2	BB: 1	LOB: 2	BB: 1	LOB: 3	BB: 2	LOB: 0	BB: 0	LOB: 0	BB: 0	LOB: 0	BB: 0	LOB: 0	BB: 1	LOB: 2	BB: 1	LOB: 2		

PITCHER	IP	WLS	BF	H	R	ER	SO	BB	IBB	HBP	BLK	WP	HR	S	P	ERA	WHIP
Masato Yoshii, R <small>(1, 1) ERA: 5.08</small>	7.0	L	31	8	4	4	4	0	2	0	0	0	0	72	111	5.14	1.143
Mike Myers, L <small>(8, 1) ERA: 0.47</small>	1.0		5	1	0	0	2	1	0	0	0	0	0	12	18	0.00	2.000

BOTTOM

Colorado Rockies @ San Francisco Giants
 PacBell Park, San Francisco, CA

Tue Jul 04 2000, 1:05 PM EDT
 Att. 40,930 - Sunny - 64 F

AB	R	H	RBI	BB	SO	LOB
4	1	2	0	0	0	4
4	1	1	0	0	1	2
3	0	0	1	0	0	1
0	0	0	0	0	0	0
3	1	1	0	1	1	0
4	1	2	1	0	0	1
4	0	1	1	0	1	2
3	0	0	0	1	1	1
3	0	0	0	1	1	3
4	0	2	1	0	1	2
0	0	0	0	0	0	0

AB	32
R	4
H	9
RBI	4
BB	3
SO	6
LOB	16

livebaseballscores.com

GIANTS

WP: 0	PA: 36
PB: 0	
SB: 1	
CS: 0	

Batter	1	2	3	4	5	6	7	8	9	AB R H RBI BB SO LOB	TOP
Brian Hunter, R (1, 8) OBP: 0.366, SLG: 0.314 Mike DeJean, R (8, 1)	1-3 		2-2 P6			0-1 F7		0-2 G1-3		4 0 0 0 0 1 0 0 0 0 0 0 0 0	Colorado Rockies @ San Francisco Giants PacBell Park, San Francisco, CA Tue Jul 04 2000, 6:05 PM EDT Att. 40,930 - Sunny - 56 F
Terry Shumpert, R (1, 4) OBP: 0.370, SLG: 0.504	1-2 F8		3-2 G5-3			0-0 L6-4 2B		0-0 P4		4 0 1 0 0 0 0	
Larry Walker, L (1, 7) OBP: 0.420, SLG: 0.526 Darren Bragg, L (5, 7)	3-3 K				1-2 G6-3	0-1			1-3 K	2 0 0 0 0 1 0 2 0 1 0 0 1 0	
Jeffrey Hammonds, R (1, 9) OBP: 0.441, SLG: 0.649					0-0	1-2 L6-4			3-3 K	3 0 1 0 1 1 2	
17 Todd Helton, L (1, 3) OBP: 0.484, SLG: 0.723					2-2	1-2			1-3 K	4 0 1 0 0 1 1	
Jeff Cirillo, R (1, 5) OBP: 0.417, SLG: 0.551					0-0	0-0				3 0 1 0 0 0 2	
Neifi Perez, S (1, 6) OBP: 0.302, SLG: 0.407					0-1	2-2 F8				3 0 1 0 0 0 1	
Scott Servais, R (1, 2) OBP: 0.280, SLG: 0.296					0-1	1-3 K				3 0 0 0 0 1 3	
Scott Karl, L (1, 1) OBP: 0.400, SLG: 0.308 Julian Tavarez, L (6, 1) Tom Goodwin, L (8, PH) OBP: 0.389, SLG: 0.429					1-3 K	0-1 F8			0-1 F7	2 0 0 0 0 1 0 0 0 0 0 0 0 0 1 0 0 0 0 0 0	
Inning Stats	R: 0 H: 0 E: 0 LOB: 0 K: 2 BB: 0 S: 11 P: 16	R: 0 H: 1 E: 1 LOB: 2 K: 0 BB: 1 S: 14 P: 20	R: 0 H: 0 E: 0 LOB: 0 K: 1 BB: 0 S: 10 P: 16	R: 0 H: 2 E: 0 LOB: 1 K: 0 BB: 0 S: 8 P: 11	R: 0 H: 0 E: 0 LOB: 0 K: 1 BB: 0 S: 10 P: 13	R: 0 H: 2 E: 0 LOB: 1 K: 0 BB: 0 S: 8 P: 9	R: 0 H: 1 E: 0 LOB: 1 K: 0 BB: 0 S: 6 P: 9	R: 0 H: 0 E: 0 LOB: 0 K: 3 BB: 0 S: 9 P: 14	R: 0 H: 0 E: 0 LOB: 0 K: 3 BB: 0 S: 9 P: 14	1B: 5 SF: 0 2B: 2 SAC: 0 3B: 0 DP: 2 HR: 0 HBP: 0	
PITCHER	IP WLS BF H R ER SO BB IBB HBP BLK WP HR S P ERA WHIP										
Mark Gardner, R (1, 1) ERA: 5.28	7.0 W 26 6 0 0 4 1 0 0 0 0 0 0 67 94 0.00 1.000										
Felix Rodriguez, R (8, 1) ERA: 3.3	1.0 H 3 0 0 0 0 0 0 0 0 0 0 0 6 6 0.00 0.000										
Robb Nen, R (9, 1) ERA: 2.3	1.0 S 3 0 0 0 3 0 0 0 0 0 0 0 9 14 0.00 0.000										

AB	31
R	0
H	6
RBI	0
BB	1
SO	7
LOB	9



Batter	1	2	3	4	5	6	7	8	9	AB	R	H	RBI	BB	SO	LOB
Calvin Murray, R OBP: 0.365, SLG: 0.367 (1, 8)	2-1 F3		0-0 F7		3-3 K		1-0 G5-3			4	0	0	0	0	1	0
Marvin Benard, L OBP: 0.349, SLG: 0.405 (1, 7)	1-0 G6-3		0-1 G3		0-0 G3-4		3-2 S 1B			4	0	1	0	0	0	0
Ellis Burks, R OBP: 0.425, SLG: 0.559 (1, 9)	4-2 1B BB		2-2 G4-3		1-0 G5-3		4-2 1-2 BB			2	0	0	0	2	0	0
Jeff Kent, R OBP: 0.436, SLG: 0.682 (1, 4)	2-2 1-2 1B			2-2 F9		2-2 G5-3		0-0 F8		4	0	1	0	0	0	2
Russ Davis, R OBP: 0.333, SLG: 0.432 Bill Mueller, S OBP: 0.342, SLG: 0.398 (7, PH) (8, 5)	2-1 G6-3			1-0 HR 1B		3-1 1B 1B 1B		0-0 F7		3	2	2	0	0	0	2
J.T. Snow, L OBP: 0.378, SLG: 0.466 (1, 3)		4-1 BB		3-2 1-H HR		1-0 P4		1-3 K		3	1	1	2	1	1	1
Ramon Martinez, R OBP: 0.376, SLG: 0.551 (1, 6)		1-3 K		0-1 G6-3		0-2 1B 1B		0-0 G6-3		4	0	1	0	0	1	1
Doug Mirabelli, R OBP: 0.361, SLG: 0.464 (1, 2)		1-0 F9		4-0 BB		1-1 1-2 3-H 1B		1-0 F8		3	0	1	1	1	0	1
Mark Gardner, R OBP: 0.188, SLG: 0.188 Felix Rodriguez, R Robb Nen, R		0-0 G1-3		0-1 G1-3		3-3 K				3	0	0	0	0	1	4
										0	0	0	0	0	0	0
										0	0	0	0	0	0	0

Inning Stats	R: 0	H: 1	E: 0	K: 0	S: 11	LOB: 2	BB: 1	P: 22	R: 0	H: 0	E: 0	K: 1	S: 6	LOB: 1	BB: 1	P: 12	R: 0	H: 0	E: 0	K: 0	S: 7	LOB: 0	BB: 0	P: 9	R: 2	H: 2	E: 0	K: 0	S: 15	LOB: 1	BB: 1	P: 25	R: 0	H: 0	E: 0	K: 1	S: 5	LOB: 0	BB: 0	P: 9	R: 1	H: 3	E: 0	K: 1	S: 16	LOB: 2	BB: 0	P: 26	R: 0	H: 1	E: 0	K: 0	S: 9	LOB: 2	BB: 1	P: 17	R: 0	H: 0	E: 0	K: 1	S: 5	LOB: 0	BB: 0	P: 7
--------------	------	------	------	------	-------	--------	-------	-------	------	------	------	------	------	--------	-------	-------	------	------	------	------	------	--------	-------	------	------	------	------	------	-------	--------	-------	-------	------	------	------	------	------	--------	-------	------	------	------	------	------	-------	--------	-------	-------	------	------	------	------	------	--------	-------	-------	------	------	------	------	------	--------	-------	------

PITCHER	IP	WLS	BF	H	R	ER	SO	BB	IBB	HBP	BLK	WP	HR	S	P	ERA	WHIP
Scott Karl, L ERA: 6.67 (1, 1)	5.2	L	25	5	3	3	2	3	0	0	0	0	1	53	92	4.76	1.412
Julian Tavarez, R ERA: 6.44 (6, 1)	1.1		7	2	0	0	1	1	0	0	0	0	0	16	28	0.00	2.250
Mike DeJean, R ERA: 3.67 (8, 1)	1.0		3	0	0	0	1	0	0	0	0	0	0	5	7	0.00	0.000


BOTTOM

Colorado Rockies @ San Francisco Giants
PacBell Park, San Francisco, CA

Tue Jul 04 2000, 6:05 PM EDT
Att. 40,930 - Sunny - 56 F

AB	31
R	3
H	7
RBI	3
BB	4
SO	4
LOB	13

WP: 0 PA: 35
PB: 0
SB: 1
CS: 0



PITCHER	IP	WLS	BF	H	R	ER	SO	BB	IBB	HBP	BLK	WP	HR	S	P	ERA	WHIP
---------	----	-----	----	---	---	----	----	----	-----	-----	-----	----	----	---	---	-----	------

Batter	1	2	3	4	5	6	7	8	9	AB R H RBI BB SO LOB	TOP											
Tom Goodwin, L (1, 8) OBP: 0.388, SLG: 0.424	1-2 F7			2-2 G4-3		4-1 BB	0-2 G1-3			3 0 0 0 1 0 2												
3 Mike Lansing, R (1, 4) OBP: 0.329, SLG: 0.453	2-2 G5-3			0-1 G6-3		2-1 P3		3-3 K		4 0 0 0 0 1 1												
Jeff Cirillo, R (1, 5) OBP: 0.415, SLG: 0.547	1-0 G6-3			1-2 17 1B		1-2 G5-3		1-2 G6-3		4 0 1 0 0 0 1												
17 Todd Helton, L (1, 3) OBP: 0.484, SLG: 0.719		4-1 CS BB		2-0 1B		0-1 F7		2-3 K		3 0 1 0 1 1 0												
Jeffrey Hammonds, R (1, 9) OBP: 0.442, SLG: 0.651		3-3 K		0-0 G5-3		3-1 2B		1-2 1B		4 1 2 0 0 1 3												
Darren Bragg, L (1, 7) OBP: 0.264, SLG: 0.348		1-1 G3-1			0-0 F9	1-2 1B SF8 2B		1-3 K		4 1 1 1 0 1 1												
Brent Mayne, L (1, 2) OBP: 0.405, SLG: 0.454			1-1 CS 1B		2-2 L7	4-0 SF8 1B BB		3-2 F8		3 0 1 0 1 0 1												
Neifi Perez, S (1, 6) OBP: 0.302, SLG: 0.405			1-0 F5		3-3 K	1-0 1B		1-1 P6		4 0 1 0 0 1 2												
Pedro Astacio, R (1, 1) OBP: 0.075, SLG: 0.075			3-2 G4-3			0-0 G3		1-2 SF8		2 0 0 0 0 0 1												
Terry Shumpert, R (7, PH) OBP: 0.367, SLG: 0.504										0 0 0 1 0 0 0												
Stan Belinda, R (7, 1)										0 0 0 0 0 0 0												
Gabe White, L (7, 1) OBP: 0.200, SLG: 0.800										0 0 0 0 0 0 0												
Mike DeJean, R (8, 1)										0 0 0 0 0 0 0												
Inning Stats	R: 0 E: 0 K: 0 S: 7	H: 0 LOB: 0 BB: 0 P: 11	R: 0 E: 0 K: 1 S: 6	H: 0 LOB: 0 BB: 1 P: 14	R: 0 E: 0 K: 0 S: 6	H: 1 LOB: 0 BB: 0 P: 11	R: 0 E: 0 K: 0 S: 10	H: 2 LOB: 2 BB: 0 P: 15	R: 0 E: 0 K: 1 S: 7	H: 0 LOB: 0 BB: 0 P: 12	R: 0 E: 0 K: 0 S: 8	H: 0 LOB: 1 BB: 1 P: 14	R: 2 E: 0 K: 0 S: 15	H: 3 LOB: 2 BB: 1 P: 25	R: 0 E: 0 K: 2 S: 14	H: 0 LOB: 0 BB: 0 P: 20	R: 0 E: 0 K: 1 S: 13	H: 1 LOB: 1 BB: 0 P: 19	1B: 5 2B: 3 3B: 0 HR: 0	SF: 1 SAC: 0 DP: 1 HBP: 0	WP: 0 PB: 0 SB: 0 CS: 2	PA: 35
PITCHER	IP WLS BF H R ER SO BB IBB HBP BLK WP HR S P ERA WHIP																					
Joe Nathan, R (1, 1) ERA: 4.64	8.0 W 31 6 2 2 4 3 0 0 0 0 0 0 73 122 2.25 1.125																					
Felix Rodriguez, R (9, 1) ERA: 3.23	1.0 S 4 1 0 0 1 0 0 0 0 0 0 0 13 19 0.00 1.000																					

Colorado Rockies @ San Francisco Giants
PacBell Park, San Francisco, CA
Wed Jul 05 2000, 3:35 PM EDT
Att. 40,930 - Cloudy - 60 F

AB	31
R	2
H	7
RBI	2
BB	3
SO	5
LOB	12



Batter	1	2	3	4	5	6	7	8	9	AB R H RBI BB SO LOB	TOP																
Brian Hunter, R OBP: 0.374, SLG: 0.320 (1, 8) (8, 7)	1-1 BB 1B	4-2 BB		1-0 1B		1-2 FC4-6 1-2f 2-3 3-H		2-3 K		4 1 2 1 1 1 3																	
3 Mike Lansing, R OBP: 0.327, SLG: 0.449 (1, 4)	2-1 BB 1B	0-0 F7		1-0 F8		1-2 G5-3		2-2 G4-3		5 1 1 0 0 0 4																	
Jeff Cirillo, R OBP: 0.409, SLG: 0.538 (1, 5)	2-1 F9	1-0 F7			3-2 F9		0-2 G6-3		2-2 F8	5 0 0 0 0 0 3																	
17 Todd Helton, L OBP: 0.483, SLG: 0.712 (1, 3)	4-2 BB 1B 2-3 BB		2-1 G4-3		1-2 G5-3		4-0 BB G6-4-3		2-2 P6	3 1 0 0 2 0 0																	
Jeffrey Hammonds, R OBP: 0.434, SLG: 0.636 (1, 9)	3-3 K		1-3 K		0-0 F9		2-2 G6-4-3 1-2f			4 0 0 0 0 2 4																	
Darren Bragg, L OBP: 0.297, SLG: 0.348 (8, PH) Terry Shumpert, R OBP: 0.372, SLG: 0.504 Julian Tavarez, L (8, 1) Gabe White, L OBP: 0.200, SLG: 0.800 Jose Jimenez, R OBP: 0.500, SLG: 0.500 Mike Myers, L (8, 1) Stan Belinda, R (9, 1)	4-0 2B BB		4-1 BB		4-1 1B FC4-6 BB		4-2 1B SH1-4 BB			0 1 0 1 3 0 0 0 1 0 0 1 0																	
Brent Mayne, L OBP: 0.404, SLG: 0.458 (1, 2)	1-0 2B		0-0 L6		3-1 F7		0-0 SH1-4			3 0 1 2 0 0 2																	
Neifi Perez, S OBP: 0.304, SLG: 0.406 (1, 6)	3-3 K		0-2 F7		0-1 FC4-6 BB 2-3 1B		1-1 1B 1B			4 0 2 0 0 1 2																	
Rolando Arrojo, R OBP: 0.160, SLG: 0.167 Angel Echevarria, R (8, PH) Tom Goodwin, L OBP: 0.390, SLG: 0.426 (8, 8)		1-2 L3		1-3 K		4-1 FC4-6 BB		2-1 1B 1-3 3-H		2 0 0 0 1 1 0 0 0 0 0 0 0 0 1 0 1 1 0 0 0																	
Inning Stats	R: 3 E: 0 K: 2 S: 18	H: 3 LOB: 2 BB: 2 P: 38	R: 0 E: 0 K: 0 S: 9	H: 0 LOB: 1 BB: 1 P: 15	R: 0 E: 0 K: 1 S: 8	H: 0 LOB: 1 BB: 1 P: 15	R: 0 E: 0 K: 1 S: 8	H: 1 LOB: 1 BB: 0 P: 11	R: 0 E: 0 K: 0 S: 7	H: 0 LOB: 0 BB: 0 P: 11	R: 1 E: 0 K: 0 S: 13	H: 1 LOB: 2 BB: 2 P: 25	R: 0 E: 0 K: 0 S: 6	H: 0 LOB: 0 BB: 1 P: 12	R: 1 E: 0 K: 1 S: 10	H: 2 LOB: 1 BB: 1 P: 19	R: 0 E: 0 K: 0 S: 10	H: 0 LOB: 0 BB: 0 P: 16	1B: 6 2B: 1 3B: 0 HR: 0	SF: 0 SAC: 1 DP: 1 HBP: 0	WP: 0 PB: 0 SB: 1 CS: 0	PA: 40					
PITCHER	IP WLS BF H R ER SO BB IBB HBP BLK WP HR S P ERA WHIP																										
Russ Ortiz, R ERA: 6.92 (1, 1)	5.1		27	5	4	4	4	6	0	0	0	0	0	57	107	6.75	2.062										
Aaron Fultz, L ERA: 6.99 (6, 1)	2.0		8	1	1	1	0	2	0	0	0	0	0	17	30	4.50	1.500										
Felix Rodriguez, R ERA: 3.19 (8, 1)	0.2		2	1	0	0	1	0	0	0	0	0	0	5	9	0.00	1.500										
Robb Nen, R ERA: 2.23 (9, 1)	1.0	W	3	0	0	0	0	0	0	0	0	0	0	10	16	0.00	0.000										

Colorado Rockies @ San Francisco Giants
PacBell Park, San Francisco, CA
Thu Jul 06 2000, 3:35 PM EDT
Att. 40,930 - Cloudy - 60 F

AB	31
R	5
H	7
RBI	5
BB	8
SO	5
LOB	18



Batter	1	2	3	4	5	6	7	8	9	AB	R	H	RBI	BB	SO	LOB
Marvin Benard, L (1, 8) OBP: 0.350, SLG: 0.414 Calvin Murray, R (8, PH) OBP: 0.364, SLG: 0.366 (9, 8)	4-0 G1-6-3 BB		1-2 F8		1-2 G6-3		1-1 G5-4-3 1-2f	1-2 L3		3	0	0	0	1	0	1
Bill Mueller, S (1, 5) OBP: 0.341, SLG: 0.401	1-1 G1-6-3 1-2f		1-3 K			0-1 G3-1 1B 2B	1-1 2B		4-2 FC3-6 BB	4	1	2	0	1	1	1
J.T. Snow, L (1, 3) OBP: 0.373, SLG: 0.462	2-3 K			0-0 2B		1-1 G3-1 2-3	2-2 F8		0-0 FC3-6 1-2f 2B	5	1	1	0	0	1	3
Jeff Kent, R (1, 4) OBP: 0.439, SLG: 0.679		4-2 CS BB		2-3 K		0-0 3B 1B		1-3 K	0-0 2B	4	1	2	2	1	2	1
Ellis Burks, R (1, 9) OBP: 0.428, SLG: 0.565		4-2 1B BB 1-2		3-1 G6-3		3-1 HR 3B		2-2 PB 1B 1B		3	2	2	1	1	0	1
Felipe Crespo, S (1, 7) OBP: 0.385, SLG: 0.492		2-2 1B		3-0 HBP		2-0 HR		2-3 K		3	1	2	2	0	1	1
Rich Aurilia, R (1, 6) OBP: 0.325, SLG: 0.408		0-0 F8		1-2 F8		1-3 K		1-2 1B 1B		4	0	1	1	0	1	4
Doug Mirabelli, R (1, 2) OBP: 0.358, SLG: 0.457		1-2 P3			2-2 G4-3	0-2 F8		2-1 BB 1B		4	0	1	0	0	0	2
Russ Ortiz, R (1, 1) OBP: 0.273, SLG: 0.214 Aaron Fultz, L (6, 1) OBP: 0.500, SLG: 0.500 Felix Rodriguez, R (8, 1) Armando Rios, L (8, PH) OBP: 0.343, SLG: 0.448 Robb Nen, R (9, 1)			0-3 K		0-1 G3-1		1-2 G5-4-3 1B	4-2 BB		2	0	0	0	0	1	0

Inning Stats	R: 0	H: 0	E: 0	K: 1	S: 6	R: 0	H: 1	E: 0	K: 0	S: 13	R: 0	H: 0	E: 0	K: 2	S: 12	R: 0	H: 1	E: 0	K: 1	S: 9	R: 0	H: 0	E: 0	K: 0	S: 8	R: 4	H: 4	E: 0	K: 1	S: 15	R: 0	H: 2	E: 0	K: 0	S: 10	R: 1	H: 3	E: 0	K: 2	S: 21	R: 1	H: 1	E: 0	K: 0	S: 4	1B: 6	2B: 4	3B: 1	HR: 1	SF: 0	SAC: 0	DP: 2	HBP: 1	WP: 0	PB: 1	SB: 0	CS: 1	PA: 40
--------------	------	------	------	------	------	------	------	------	------	-------	------	------	------	------	-------	------	------	------	------	------	------	------	------	------	------	------	------	------	------	-------	------	------	------	------	-------	------	------	------	------	-------	------	------	------	------	------	-------	-------	-------	-------	-------	--------	-------	--------	-------	-------	-------	-------	--------

PITCHER	IP	WLS	BF	H	R	ER	SO	BB	IBB	HBP	BLK	WP	HR	S	P	ERA	WHIP
Rolando Arrojo, R (1, 1) ERA: 6.05	7.0		30	8	4	4	5	3	0	1	0	0	1	73	117	5.14	1.571
Julian Tavarez, R (8, 1) ERA: 6.63	0.1	H	2	1	1	1	1	0	0	0	0	0	0	7	10	27.00	3.000
Gabe White, L (8, 1) ERA: 1.65	0.1	H	1	0	0	0	1	0	0	0	0	0	0	3	5	0.00	0.000
Jose Jimenez, R (8, 1) ERA: 3.09	0.0	B	3	2	0	0	0	1	0	0	0	0	0	8	15	∞	∞
Mike Myers, L (8, 1) ERA: 0.9	0.2	L	3	0	1	1	0	1	0	0	0	0	0	6	11	13.50	1.500

BOTTOM

Colorado Rockies @ San Francisco Giants
PacBell Park, San Francisco, CA

Thu Jul 06 2000, 3:35 PM EDT
Att: 40,930 - Cloudy - 60 F

AB	34
R	6
H	12
RBI	6
BB	5
SO	7
LOB	17

livebaseballscorecards.com



Batter	1	2	3	4	5	6	7	8	9	AB R H RBI BB SO LOB	TOP																											
Marvin Benard, L OBP: 0.346, SLG: 0.408 (1, 8) (9, 7)	0-2 G5-3		0-3 K		0-2 G1-3		2-3 K		1-1 SH5-3	4 0 0 0 0 2 0	<p>San Francisco Giants @ St. Louis Cardinals</p> <p>Busch Stadium, St. Louis, MO</p> <p>Fri Jul 07 2000, 7:10 PM CDT</p> <p>Att. 46,738 - Cloudy - 90 F</p>																											
Russ Davis, R OBP: 0.340, SLG: 0.429 Alan Embree, L (7, 1) Armando Rios, L OBP: 0.341, SLG: 0.448 Robb Nen, R (9, 1)	0-1 G5-3 BB 1B		2-0 F8		2-0 1B 1B HBP		1-3 K	2-3 SF7	3 0 1 0 0 1 0 0 0 0 0 0 0 0 0 0 0 1 0 0 0 0 0 0 0 0 0 0																													
J.T. Snow, L OBP: 0.374, SLG: 0.469 (1, 3)	4-1 G5-3 BB 1-2		1-0 HR		0-0 F7		2-2 G3	3-H 1-3 K	4 1 1 1 1 1 1																													
Jeff Kent, R OBP: 0.437, SLG: 0.674 (1, 4)	3-1 G5-3 1-2 2-3		0-0 P4		0-0 1B 1-2 1B			2-1 L7	4 0 1 0 0 0 2																													
Ellis Burks, R OBP: 0.434, SLG: 0.580 (1, 9)	1-0 G6-3			2-1 2B 2B	1-1 1-2 2-3 1B			2-2 1B 2B	4 2 3 0 0 0 2																													
Felipe Crespo, S OBP: 0.391, SLG: 0.500 Calvin Murray, R OBP: 0.364, SLG: 0.366 (1, 7) (9, 8)		0-2 L7		1-0 F7 2-H 2B	2-1 F8			1-2 CS 1B HBP	3 0 1 1 0 0 3 0 0 0 0 0 0 0																													
Rich Aurilia, R OBP: 0.324, SLG: 0.406 (1, 6)			2-3 K		3-1 L8		1-1 F8	1-1 1-2 2-H 1B	4 0 1 1 0 1 1																													
Doug Mirabelli, R OBP: 0.355, SLG: 0.447 (1, 2)		4-2 FC5-4 BB		2-1 F7 2-3		0-1 P4		3-3 K 2-3	3 0 0 0 1 1 3																													
Kirk Rueter, L OBP: 0.133, SLG: 0.133 Bill Mueller, S OBP: 0.343, SLG: 0.406 (1, 1) (7, 5)		1-1 FC5-4 1-2		2-1 G4-3		1-3 K		0-0 SH5-3 SF7 2B	3 0 0 0 0 1 2 1 1 1 0 0 0 0																													
Inning Stats	R: 0 E: 0 K: 0 S: 9	H: 1 LOB: 2 BB: 1 P: 17	R: 0 E: 0 K: 1 S: 14	H: 0 LOB: 1 BB: 1 P: 21	R: 1 E: 0 K: 1 S: 6	H: 1 LOB: 0 BB: 0 P: 9	R: 1 E: 0 K: 0 S: 9	H: 2 LOB: 1 BB: 0 P: 19	R: 0 E: 0 K: 0 S: 9	H: 2 LOB: 3 BB: 0 P: 14		R: 0 E: 0 K: 2 S: 10	H: 0 LOB: 0 BB: 0 P: 15	R: 1 E: 0 K: 1 S: 12	H: 2 LOB: 1 BB: 0 P: 21	R: 1 E: 0 K: 1 S: 7	H: 1 LOB: 0 BB: 0 P: 11	1B: 4 2B: 4 3B: 0 HR: 1	SF: 1 SAC: 1 DP: 0 HBP: 2	WP: 0 PB: 0 SB: 0 CS: 1	PA: 39																	
PITCHER Darryl Kile, R ERA: 4.51 Matt Morris, R ERA: 3.15	IP 7.0	WLS L	BF 30	H 6	R 2	ER 2	SO 5	BB 2	IBB 0	HBP 1	BLK 0	WP 0	HR 1	S 65	P 105	ERA 2.57	WHIP 1.143					PITCHER IP 2.0	WLS L	BF 9	H 3	R 2	ER 2	SO 2	BB 0	IBB 0	HBP 1	BLK 0	WP 0	HR 0	S 19	P 32	ERA 9.00	WHIP 1.500

livebaseballscorecards.com

AB	33
R	4
H	9
RBI	4
BB	2
SO	7
LOB	14



Batter	1	2	3	4	5	6	7	8	9	AB	R	H	RBI	BB	SO	LOB
Fernando Vina, L (1, 4) OBP: 0.384, SLG: 0.419	1-1 G4-6-3 1B			1-2 SH1-3 15 HR 1B	1-1 F8		0-0 G6-4-3 1-2f			4	1	2	0	0	0	3
Edgar Renteria, R (1, 6) OBP: 0.323, SLG: 0.416	1-2 G4-6-3 1-2f			0-0 SH1-3 1-2		2-2 F9		2-1 F9		3	0	0	0	0	0	1
15 Jim Edmonds, L (1, 8) OBP: 0.452, SLG: 0.663	3-2 G3			3-1 2-H HR		3-2 F9		2-1 F8		4	1	1	2	0	0	0
Fernando Tatis, R (1, 5) OBP: 0.466, SLG: 0.695		0-1 G4-3		0-0 FC6-4 BB 1B		2-2 1B		1-2 1B		4	0	3	0	0	0	0
Ray Lankford, L (1, 7) OBP: 0.348, SLG: 0.476		2-3 K		4-1 FC6-4 BB		2-1 F8		3-3 K		3	0	0	0	1	2	2
Craig Paquette, R (1, 3) OBP: 0.316, SLG: 0.446		1-2 G4-3		0-0 F3			1-3 K		4-2 S BB	3	0	0	0	1	1	2
Mike Matheny, R (1, 2) OBP: 0.314, SLG: 0.356 Shawon Dunston, R (9, PH) OBP: 0.272, SLG: 0.527			1-2 F9	1-1 FC6-4 1-2f 2-3			3-2 1B 1B 1B		0-3 K 1-2	3	0	1	0	0	0	2
J.D. Drew, L (1, 9) OBP: 0.391, SLG: 0.532 Heathcliff Slocumb, R (7, PR) Matt Morris, R (8, 1) Thomas Howard, S (9, PH) OBP: 0.225, SLG: 0.393			1-1 G1		1-2 G4-3		2-1 1B 1-2 1B		0-2 F7	3	0	1	0	0	0	0
Darryl Kile, R (1, 1) OBP: 0.159, SLG: 0.143 Eric Davis, R (7, PH) OBP: 0.386, SLG: 0.487 (8, 9)			0-0 G1-3		2-3 K		2-1 K 1-2 2-3 1B		1-3 K	2	0	0	0	0	1	0
										2	0	1	0	0	1	1

Inning Stats	R: 0	H: 1	E: 0	K: 0	S: 8	H: 0	LOB: 0	BB: 0	P: 13	R: 0	H: 0	E: 0	K: 1	S: 9	R: 0	H: 0	E: 0	K: 0	S: 7	R: 2	H: 3	E: 0	K: 0	S: 12	R: 0	H: 0	E: 0	K: 1	S: 8	R: 0	H: 1	E: 0	K: 0	S: 14	R: 0	H: 3	E: 0	K: 1	S: 12	R: 0	H: 1	E: 0	K: 1	S: 12	R: 0	H: 0	E: 0	K: 2	S: 12	1B: 8	2B: 0	3B: 0	HR: 1	SF: 0	SAC: 1	DP: 2	HBP: 0	WP: 0	PB: 0	SB: 1	CS: 0	PA: 36
--------------	------	------	------	------	------	------	--------	-------	-------	------	------	------	------	------	------	------	------	------	------	------	------	------	------	-------	------	------	------	------	------	------	------	------	------	-------	------	------	------	------	-------	------	------	------	------	-------	------	------	------	------	-------	-------	-------	-------	-------	-------	--------	-------	--------	-------	-------	-------	-------	--------

PITCHER	IP	WLS	BF	H	R	ER	SO	BB	IBB	HBP	BLK	WP	HR	S	P	ERA	WHIP
Kirk Rueter, L (1, 1) ERA: 3.87	6.1		27	8	2	2	3	1	0	0	0	0	1	69	109	2.84	1.421
Alan Embree, L (7, 1) ERA: 5.86	1.2	W	5	1	0	0	1	0	0	0	0	0	0	13	21	0.00	0.600
Robb Nen, R (9, 1) ERA: 2.16	1.0	S	4	0	0	0	2	1	0	0	0	0	0	12	17	0.00	1.000


BOTTOM

San Francisco Giants @ St. Louis Cardinals
 Busch Stadium, St. Louis, MO

Fri Jul 07 2000, 7:10 PM CDT
 Att: 46,738 - Cloudy - 90 F

livebaseballscorecards.com

AB	33
R	2
H	9
RBI	2
BB	2
SO	6
LOB	13



Batter	1	2	3	4	5	6	7	8	9	AB R H RBI BB SO LOB	TOP																
Marvin Benard, L OBP: 0.347, SLG: 0.412 (1, 8) (9, 9)	1-2 G1-3		0-1 F2	0-0 1B		3-2 F9 1B 2B		2-3 K		5 1 2 1 0 1 0																	
Bill Mueller, S OBP: 0.344, SLG: 0.404 (1, 5)	4-2 BB BB		3-1 2B 1B	3-1 L3		3-2 F7		1-2 P4		4 0 1 0 1 0 2																	
J.T. Snow, L OBP: 0.380, SLG: 0.485 (1, 3)	4-1 1-2 BB		3-1 1-3 2B		1-1 HR	4-0 1B BB		1-3 K		3 1 2 1 2 1 0																	
Jeff Kent, R Aron Fultz, L John Johnstone, R Alan Embree, L Felix Rodriguez, R Barry Bonds, L OBP: 0.436, SLG: 0.728 (1, 4) (6, 1) (6, 1) (7, 1) (8, 1) (9, PH) (9, 7)	1-2 F8		0-0 G6-3		1-2 2B 1B	2-1 F9			1-3 K	4 1 1 0 0 0 6 0 1 0 0 0 0 0 1 0																	
Ellis Burks, R Calvin Murray, R OBP: 0.442, SLG: 0.604 OBP: 0.364, SLG: 0.366 (1, 9) (9, PR) (9, 8)	1-3 K			0-0 HR	0-1 1B 2B	1-2 1-2 1B		4-1 BB K		4 2 3 2 1 1 2 0 0 0 0 0 0 0																	
Felipe Crespo, S Robb Nen, R OBP: 0.378, SLG: 0.470 (1, 7) (9, 1)		1-0 F7		4-1 1B SF7 BB	1-3 K	1-0 G3		3-3 K		4 1 0 0 1 2 5 0 0 0 0 0 0 0																	
Rich Aurilia, R OBP: 0.326, SLG: 0.407 (1, 6)		1-3 K		0-0 SH1-4 1B 1B	0-1 1B		1-3 K		4 1 2 2 0 2 0																		
Bobby Estalella, R OBP: 0.400, SLG: 0.576 (1, 2)		2-1 F8		3-2 SF7	3-3 K		2-3 K		3 0 0 1 0 2 1																		
Shawn Estes, R Ramon Martinez, R OBP: 0.250, SLG: 0.382 OBP: 0.373, SLG: 0.545 (1, 1) (6, 4)			0-3 K	0-0 SH1-4 1-2	2-3 K		3-3 K		2 0 0 0 0 2 1 1 0 0 0 0 1 0																		
Inning Stats	R: 0 E: 0 K: 1 S: 13	H: 0 LOB: 2 BB: 2 P: 24	R: 0 E: 0 K: 1 S: 6	H: 0 LOB: 0 BB: 0 P: 10	R: 0 E: 0 K: 1 S: 10	H: 2 LOB: 2 BB: 0 P: 16	R: 3 E: 0 K: 0 S: 10	H: 3 LOB: 1 BB: 1 P: 20	R: 3 E: 0 K: 3 S: 22	H: 4 LOB: 1 BB: 0 P: 30	R: 1 E: 0 K: 0 S: 16	H: 2 LOB: 2 BB: 1 P: 30	R: 0 E: 0 K: 3 S: 9	H: 0 LOB: 0 BB: 0 P: 15	R: 0 E: 0 K: 2 S: 12	H: 0 LOB: 0 BB: 0 P: 16	R: 0 E: 0 K: 2 S: 9	H: 0 LOB: 1 BB: 1 P: 17	1B: 6 2B: 3 3B: 0 HR: 2	SF: 1 SAC: 1 DP: 0 HBP: 0	WP: 0 PB: 0 SB: 0 CS: 0	PA: 42					
PITCHER	IP	WLS	BF	H	R	ER	SO	BB	IBB	HBP	BLK	WP	HR	S	P	ERA	WHIP										
Garrett Stephenson, R ERA: 4.63 (1, 1)	4.1	L	25	9	6	6	4	3	0	0	0	0	2	51	85	12.46	2.769										
Mark Thompson, R ERA: 3.43 (5, 1)	2.2		11	2	1	1	5	1	0	0	0	0	0	35	60	3.38	1.125										
Mike Matthews, L ERA: 7.27 (8, 1)	1.0		3	0	0	0	2	0	0	0	0	0	0	12	16	0.00	0.000										
Dave Veres, R ERA: 2.95 (9, 1)	1.0		3	0	0	0	2	1	0	0	0	0	0	9	17	0.00	1.000										

San Francisco Giants @ St. Louis Cardinals
 Busch Stadium, St. Louis, MO
 Sat Jul 08 2000, 3:10 PM CDT
 Att. 47,227 - Sunny - 93 F

livebaseballscorecards.com

AB	35
R	7
H	11
RBI	7
BB	5
SO	13
LOB	17



Batter	1	2	3	4	5	6	7	8	9	AB R H RBI BB SO LOB	BOTTOM
--------	---	---	---	---	---	---	---	---	---	----------------------	--------

Fernando Vina, L (1, 4) OBP: 0.384, SLG: 0.416 Mike Matthews, L (8, 1) Keith McDonald, R (9, 2) OBP: 0.667, SLG: 2.000										4 1 1 0 1 1 3 0 0 0 0 0 0 0 0 0 0 0 1 0 0	San Francisco Giants @ St. Louis Cardinals Busch Stadium, St. Louis, MO Sat Jul 08 2000, 3:10 PM CDT Att: 47,227 - Sunny - 93 F AB 41 R 6 H 14 RBI 4 BB 6 SO 9 LOB 23
Edgar Renteria, R (1, 6) OBP: 0.329, SLG: 0.421										4 3 2 0 2 0 2	
15 Jim Edmonds, L (1, 8) OBP: 0.455, SLG: 0.662										5 2 3 1 0 1 1	
Fernando Tatis, R (1, 5) OBP: 0.463, SLG: 0.687										4 0 1 1 1 1 4	
Eric Davis, R (1, 9) OBP: 0.387, SLG: 0.484										5 0 2 0 0 2 3	
Shawon Dunston, R (1, 7) OBP: 0.277, SLG: 0.522										5 0 2 2 0 1 1	
Mike Matheny, R (1, 2) OBP: 0.317, SLG: 0.359 Thomas Howard, S (8, PH) OBP: 0.222, SLG: 0.388 Dave Veres, R (9, 1)										4 0 2 0 0 0 3 1 0 0 0 0 0 2 0 0 0 0 0 0 0	
Craig Paquette, R (1, 3) OBP: 0.313, SLG: 0.441										5 0 1 0 0 1 3	
Garrett Stephenson, R (1, 1) OBP: 0.118, SLG: 0.032 Mark Thompson, R (5, 1) Ray Lankford, L (7, PH) OBP: 0.349, SLG: 0.474										2 0 0 0 0 1 1 1 0 0 0 0 0 0 1 0 0 0 1 1 0	

Inning Stats	R: 1	H: 3	E: 0	LOB: 1	K: 1	P: 22	R: 0	H: 1	E: 0	LOB: 1	K: 0	P: 12	R: 3	H: 3	E: 1	LOB: 1	K: 0	P: 29	R: 0	H: 0	E: 0	LOB: 1	K: 2	P: 18	R: 1	H: 3	E: 0	LOB: 2	K: 1	P: 22	R: 0	H: 1	E: 0	LOB: 2	K: 0	P: 22	R: 0	H: 2	E: 0	LOB: 3	K: 2	P: 26	R: 1	H: 1	E: 0	LOB: 2	K: 1	P: 31	R: 0	H: 0	E: 0	LOB: 1	K: 1	P: 16	1B: 12	SF: 0	2B: 2	SAC: 0	3B: 0	DP: 0	HR: 0	HBP: 0	WP: 1	PA: 47
--------------	------	------	------	--------	------	-------	------	------	------	--------	------	-------	------	------	------	--------	------	-------	------	------	------	--------	------	-------	------	------	------	--------	------	-------	------	------	------	--------	------	-------	------	------	------	--------	------	-------	------	------	------	--------	------	-------	------	------	------	--------	------	-------	--------	-------	-------	--------	-------	-------	-------	--------	-------	--------

PITCHER	IP	WLS	BF	H	R	ER	SO	BB	IBB	HBP	BLK	WP	HR	S	P	ERA	WHIP
Shawn Estes, L (1, 1) ERA: 3.88	5.0	W	26	10	5	4	5	1	0	0	0	1	0	66	103	7.20	2.200
Aaron Fultz, L (6, 1) ERA: 6.87	0.2	H	4	1	0	0	0	1	0	0	0	0	0	13	20	0.00	3.000
John Johnstone, R (6, 1) ERA: 6.58	1.0	H	5	2	0	0	1	0	0	0	0	0	0	11	19	0.00	2.000
Alan Embree, L (7, 1) ERA: 6.0	0.2	H	4	0	1	1	2	2	0	0	0	0	0	11	19	13.50	3.000
Felix Rodriguez, R (8, 1) ERA: 3.14	0.2	H	4	1	0	0	0	1	0	0	0	0	0	12	21	0.00	3.000

San Francisco Giants @ St. Louis Cardinals
 Busch Stadium, St. Louis, MO
 Sat Jul 08 2000, 3:10 PM CDT
 Att: 47,227 - Sunny - 93 F

AB 41
 R 6
 H 14
 RBI 4
 BB 6
 SO 9
 LOB 23



Batter	1	2	3	4	5	6	7	8	9	AB R H RBI BB SO LOB	TOP											
Marvin Benard, L (1, 9) OBP: 0.347, SLG: 0.407	2-1 P6		4-2 BB		2-2 G3		4-2 2B BB	1-1 G3		3 1 0 0 2 0 1	<p>San Francisco Giants @ St. Louis Cardinals</p> <p>Busch Stadium, St. Louis, MO</p> <p>Sun Jul 09 2000, 1:10 PM CDT</p> <p>Att. 44,202 - Sunny - 94 F</p>											
Calvin Murray, R (1, 8) OBP: 0.373, SLG: 0.379	0-0 P6		4-0 BB		1-3 K		0-1 2B	0-1 1B		4 0 2 2 1 1 0												
J.T. Snow, L (1, 3) Aaron Fultz, L (8, 1) OBP: 0.378, SLG: 0.478 OBP: 0.500, SLG: 0.500	3-2 G4-3		2-2 G3		4-2 E G4-3 BB		1-3 K	0-0 L4		4 1 0 0 1 1 4 0 0 0 0 0 0 0												
Felipe Crespo, S (1, 7) OBP: 0.367, SLG: 0.465		0-1 SH5-3 2B		2-2 L6		1-2 E3 G4-3 1-3		3-2 F8	1-3 K	5 0 1 0 0 1 1												
Ramon Martinez, R (1, 4) OBP: 0.368, SLG: 0.534		2-0 SH5-3 2-3		1-0 BB 1B		0-0 G4-3 2-3 3-H		0-0 E6 1B 1B	2-0 F8	4 1 1 1 0 0 1												
Bill Mueller, S (1, 5) OBP: 0.342, SLG: 0.401		2-2 F3		2-1 F9		1-1 P4		0-2 1B 2B 1B	3-3 K	5 1 1 0 0 1 3												
Rich Aurilia, R (1, 6) OBP: 0.329, SLG: 0.406		0-0 G6-3		4-1 1-2 BB		2-3 K		1-2 2B 1B		3 1 1 1 1 1 2												
Bobby Estalella, R (1, 2) Barry Bonds, L (8, PH) Ellis Burks, R (8, PH) Doug Mirabelli, R (8, 2) OBP: 0.394, SLG: 0.565 OBP: 0.436, SLG: 0.728 OBP: 0.444, SLG: 0.606 OBP: 0.355, SLG: 0.447			1-0 F9		1-2 F6		0-3 K	2-0 2B 1B		3 0 0 0 0 1 2 0 0 0 0 0 0 0 1 1 1 0 0 0 0 0 0 0 0 0 0 0												
Livan Hernandez, R (1, 1) Armando Rios, L (7, PH) Joe Nathan, R (7, 1) Jeff Kent, R (8, PH) OBP: 0.298, SLG: 0.370 OBP: 0.339, SLG: 0.445 OBP: 0.179, SLG: 0.423 OBP: 0.436, SLG: 0.673			2-3 K		1-1 G1-3		1-2 G3	3-2 G3 1B 2B		2 0 0 0 0 1 0 1 0 0 0 0 0 0 0 0 0 0 0 0 0 1 1 1 3 0 0 0												
Inning Stats	R: 0 E: 0 K: 0 S: 10	H: 0 LOB: 0 BB: 0 P: 15	R: 0 E: 0 K: 0 S: 7	H: 1 LOB: 1 BB: 0 P: 11	R: 0 E: 0 K: 1 S: 10	H: 0 LOB: 2 BB: 2 P: 23	R: 0 E: 0 K: 0 S: 11	H: 1 LOB: 2 BB: 1 P: 21	R: 0 E: 0 K: 1 S: 10	H: 0 LOB: 0 BB: 0 P: 14	R: 1 E: 1 K: 1 S: 13	H: 0 LOB: 1 BB: 1 P: 21	R: 1 E: 0 K: 2 S: 14	H: 1 LOB: 1 BB: 1 P: 20	R: 5 E: 1 K: 0 S: 21	H: 5 LOB: 1 BB: 0 P: 31	R: 0 E: 0 K: 2 S: 7	H: 0 LOB: 0 BB: 0 P: 13	1B: 5 2B: 3 3B: 0 HR: 0	SF: 0 SAC: 1 DP: 0 HBP: 0	WP: 0 PB: 0 SB: 0 CS: 0	PA: 42
PITCHER	IP WLS BF H R ER SO BB IBB HBP BLK WP HR S P ERA WHIP																					
Pat Hentgen, R (1, 1) ERA: 5.16	5.0 W 20 2 0 0 2 3 0 0 0 0 0 0 48 84 0.00 1.000																					
Andy Benes, R (6, 1) ERA: 4.47	2.1 14 3 5 3 3 2 0 0 0 0 0 0 39 57 11.57 2.143																					
Mike Matthews, L (8, 1) ERA: 8.31	0.0 1 1 0 0 0 0 0 0 0 0 0 0 1 3 ∞ ∞																					
Dave Veres, R (8, 1) ERA: 3.05	1.2 S 7 2 2 2 2 0 0 0 0 0 0 0 15 25 10.80 1.200																					

livebaseballscorecards.com

AB	36
R	7
H	8
RBI	7
BB	5
SO	7
LOB	14



Batter 1 2 3 4 5 6 7 8 9 AB R H RBI BB SO LOB **BOTTOM**

Fernando Vina, L OBP: 0.384, SLG: 0.416 (1, 4)	0-0 F7 1B	3-2 1-2 3-H 1B		1-0 G4-3		1-1 1B		1-2 F9		5 0 2 1 0 0 0
---	-----------------	-------------------------	--	-------------	--	-----------	--	-----------	--	---------------

Edgar Renteria, R OBP: 0.324, SLG: 0.414 (1, 6)	2-2 G6-3	1-2 L4		1-0 G4-3		1-3 K		1-2 F4		5 0 0 0 0 1 2
--	-------------	-----------	--	-------------	--	----------	--	-----------	--	---------------

15 Jim Edmonds, L OBP: 0.452, SLG: 0.655 (1, 8)	1-1 F8		2-3 K		1-1 HR HBP		3-1 F9			3 1 0 0 0 1 0
--	-----------	--	----------	--	------------------	--	-----------	--	--	---------------

Fernando Tatis, R OBP: 0.464, SLG: 0.709 (1, 5)		2-2 2B 1B 1B	0-2 F3		1-0 HR		3-3 K			4 2 2 2 0 1 0
--	--	-----------------------	-----------	--	-----------	--	----------	--	--	---------------

Ray Lankford, L OBP: 0.355, SLG: 0.495 (1, 7)		0-0 1B 2B	4-2 FC5-4 E BB		2-2 F2		2-1 HR			3 2 2 1 1 0 0
--	--	-----------------	-------------------------	--	-----------	--	-----------	--	--	---------------

Eric Davis, R OBP: 0.395, SLG: 0.488 Shawon Dunston, R OBP: 0.277, SLG: 0.522 (8, 9)		2-1 FC5-4 1B	2-1 E6 FC5-4		0-2 2B 1B		4-2 HR BB			3 1 2 2 1 0 1 0 0 0 0 0 0 0
--	--	--------------------	--------------------	--	-----------------	--	-----------------	--	--	--------------------------------

Craig Paquette, R OBP: 0.316, SLG: 0.459 (1, 3)		0-2 FC5-4 1B	0-0 FC5-4		2-1 2B		1-2 HR			4 2 2 2 0 0 3
--	--	--------------------	--------------	--	-----------	--	-----------	--	--	---------------

Mike Matheny, R OBP: 0.312, SLG: 0.353 (1, 2)		3-2 F8		1-2 F9		0-3 K		1-2 G5-3		4 0 0 0 0 1 3
--	--	-----------	--	-----------	--	----------	--	-------------	--	---------------

Pat Hentgen, R OBP: 0.294, SLG: 0.250 Andy Benes, R OBP: 0.171, SLG: 0.184 Mike Matthews, L Dave Veres, R Thomas Howard, S OBP: 0.220, SLG: 0.384 (8, 9)		1-1 E6 1B		0-3 K		1-0 G6-3		1-1 F9		2 0 0 0 0 1 1 1 0 1 0 0 0 0 0 0
---	--	-----------------	--	----------	--	-------------	--	-----------	--	---

Inning Stats	R: 0 E: 0 K: 0 S: 6	H: 0 LOB: 0 BB: 0 P: 9	R: 3 E: 1 K: 0 S: 22	H: 4 LOB: 2 BB: 0 P: 34	R: 0 E: 1 K: 1 S: 11	H: 0 LOB: 2 BB: 1 P: 19	R: 0 E: 0 K: 1 S: 7	H: 0 LOB: 0 BB: 0 P: 9	R: 2 E: 0 K: 1 S: 15	H: 3 LOB: 2 BB: 0 P: 22	R: 0 E: 0 K: 1 S: 6	H: 1 LOB: 0 BB: 0 P: 9	R: 3 E: 0 K: 1 S: 16	H: 2 LOB: 0 BB: 1 P: 30	R: 0 E: 0 K: 0 S: 12	H: 0 LOB: 0 BB: 0 P: 15	1B: 5 2B: 2 3B: 0 HR: 3	SF: 0 SAC: 0 DP: 0 HBP: 1	WP: 0 PB: 0 SB: 0 CS: 0	PA: 38 ERA WHIP
--------------	------------------------------	---------------------------------	-------------------------------	----------------------------------	-------------------------------	----------------------------------	------------------------------	---------------------------------	-------------------------------	----------------------------------	------------------------------	---------------------------------	-------------------------------	----------------------------------	-------------------------------	----------------------------------	----------------------------------	------------------------------------	----------------------------------	-----------------------


PITCHER	IP	WLS	BF	H	R	ER	SO	BB	IBB	HBP	BLK	WP	HR	S	P	ERA	WHIP
Livan Hernandez, R ERA: 4.25 (1, 1)	6.0	L	29	8	5	4	4	1	0	1	0	0	1	67	102	6.00	1.500
Joe Nathan, R ERA: 4.92 (7, 1)	1.0		6	2	3	3	1	1	0	0	0	0	2	16	30	27.00	3.000
Aaron Fultz, L ERA: 6.69 (8, 1)	1.0		3	0	0	0	0	0	0	0	0	0	0	12	15	0.00	0.000

San Francisco Giants @ St. Louis Cardinals
Busch Stadium, St. Louis, MO
 Sun Jul 09 2000, 1:10 PM CDT
 Att: 44,202 - Sunny - 94 F

livebaseballscores.com

AB	35
R	8
H	10
RBI	8
BB	2
SO	5
LOB	10



Batter	1	2	3	4	5	6	7	8	9	AB R H RBI BB SO LOB	TOP																										
Terrence Long, L (1, 8) OBP: 0.347, SLG: 0.454	2-1 BB BB 1B		2-1 E3 2B SF7-2-5		1-1 1B 1B		0-1 F7			4 1 2 0 0 0 0	<p>Oakland Athletics @ San Francisco Giants</p> <p>PacBell Park, San Francisco, CA</p> <p>Thu Jul 13 2000, 10:15 PM EDT</p> <p>Att. 40,930 - Sunny - 60 F</p>																										
Randy Velarde, R (1, 4) OBP: 0.398, SLG: 0.450	0-2 F9		2-1 1-3 2B SF7-2-5		1-2 L9			4-2 L3 BB		3 0 1 0 1 0 2																											
Jason Giambi, L (1, 3) OBP: 0.474, SLG: 0.623	4-2 1-2 BB BB		2-0 1-2 SF7-2-5		2-2 1-2 1B			0-0 L3 1-2		2 0 1 1 1 0 1																											
Ben Grieve, L (1, 7) OBP: 0.363, SLG: 0.518	4-1 1-2 2-3 BB		2-2 2-2 G6-3		1-0 G3			3-2 1B		3 0 1 0 1 0 2																											
Miguel Tejada, R (1, 6) OBP: 0.313, SLG: 0.443	2-2 P6			2-1 G4-3		3-1 F7-5 2B		2-3 K		4 0 1 0 0 1 4																											
Matt Stairs, L (1, 9) OBP: 0.335, SLG: 0.414	1-0 P4			4-1 BB		2-2 F7-5 2-3		1-3 K		3 0 0 0 1 1 4																											
Ramon Hernandez, R (1, 2) OBP: 0.323, SLG: 0.384		0-3 K		1-1 F8		1-3 K		0-3 K		3 0 0 0 0 2 1																											
Adam Piatt, R (9, PH) OBP: 0.294, SLG: 0.647										1 0 0 0 0 1 0																											
3 Eric Chavez, L (1, 5) OBP: 0.359, SLG: 0.491		2-1 F7		3-2 L7			3-2 F7		0-1 HR	4 1 1 1 0 0 1																											
Mark Mulder, L (1, 1) Jeremy Giambi, L (7, PH) Doug Jones, R (7, 1) Olmedo Saenz, R (9, PH) OBP: 0.376, SLG: 0.494		1-3 K				1-3 K		0-3 K		2 0 0 0 0 2 0																											
										1 0 0 0 0 1 0	<p>livebaseballscores.com</p> <p>AB 31</p> <p>R 2</p> <p>H 7</p> <p>RBI 2</p> <p>BB 4</p> <p>SO 9</p> <p>LOB 15</p> 																										
										1 0 0 0 0 1 0																											
Inning Stats	R: 0 E: 0 K: 0 S: 16	H: 1 LOB: 3 BB: 2 P: 29	R: 0 E: 0 K: 2 S: 8	H: 0 LOB: 0 BB: 0 P: 11	R: 1 E: 1 K: 0 S: 8	H: 1 LOB: 0 BB: 1 P: 16	R: 0 E: 0 K: 0 S: 8	H: 0 LOB: 1 BB: 1 P: 18	R: 0 E: 0 K: 1 S: 12	H: 2 LOB: 2 BB: 0 P: 18	R: 0 E: 0 K: 1 S: 8	H: 1 LOB: 0 BB: 0 P: 14	R: 0 E: 0 K: 1 S: 9	H: 0 LOB: 0 BB: 0 P: 14	R: 0 E: 0 K: 1 S: 10	H: 1 LOB: 1 BB: 1 P: 19	R: 1 E: 0 K: 3 S: 12	H: 1 LOB: 0 BB: 0 P: 13	1B: 4 2B: 5 3B: 0 HR: 1	SF: 1 SAC: 0 DP: 3 HBP: 0	WP: 0 PB: 0 SB: 0 CS: 0	PA: 36															
PITCHER	IP WLS BF H R ER SO BB IBB HBP BLK WP HR S P ERA WHIP																																				
Joe Nathan, R (1, 1) ERA: 4.86	1.0		6	1	0	0	0	2	0	0	0	0	0	16	29	0.00	3.000																				
Russ Ortiz, R (2, 1) ERA: 6.5	6.0	W	22	4	1	0	5	1	0	0	0	0	0	53	91	0.00	0.833																				
Felix Rodriguez, R (8, 1) ERA: 3.08	1.0	H	4	1	0	0	1	1	0	0	0	0	0	10	19	0.00	2.000																				
Robb Nen, R (9, 1) ERA: 2.29	1.0	S	4	1	1	1	3	0	0	0	0	0	1	12	13	9.00	1.000																				

Batter	1	2	3	4	5	6	7	8	9	AB	R	H	RBI	BB	SO	LOB
Calvin Murray, R OBP: 0.362, SLG: 0.367 (1, 8)	2-1 G5-3		1-1 G6-3		2-1 G1-3		2-3 K			4	0	0	0	0	1	3
Rich Aurilia, R OBP: 0.324, SLG: 0.400 (1, 6)	1-0 F9		3-2 G5-3			2-1 G6-3	0-1 FC6-4			4	0	0	0	0	0	2
Barry Bonds, L OBP: 0.441, SLG: 0.743 (1, 7)	1-1 F8			2-0 HR		3-2 2B		4-2 G6-4-3 BB		3	1	2	1	1	0	0
Jeff Kent, R OBP: 0.434, SLG: 0.667 (1, 4)		3-2 G5-3		1-2 F9		4-2 CS BB		2-2 G6-4-3		3	0	0	0	1	0	1
Ellis Burks, R OBP: 0.447, SLG: 0.622 (1, 9)		0-0 1B 2B		2-0 G6-3		1 SAFE 0-0 CS	1-0 1B 3B	4-1 BB		3	2	2	0	0	0	0
Felix Rodriguez, R (8, 1)										0	0	0	0	0	0	0
Armando Rios, L OBP: 0.343, SLG: 0.445 (8, PH)										0	0	0	0	1	0	0
Robb Nen, R (9, 1)										0	0	0	0	0	0	0
Russ Davis, R OBP: 0.333, SLG: 0.420 (1, 5)		1-1 G5-3		1-1 L5			4-0 1B BB	3-3 K		2	0	0	0	0	0	1
Bill Mueller, S OBP: 0.343, SLG: 0.399 (7, PH)										1	1	0	0	1	1	1
(8, 5)																
J.T. Snow, L OBP: 0.377, SLG: 0.477 (1, 3)		2-2 2-H 1B		3-2 G3-1		3-2 G3-1	0-1 E5 FC6-4 1B			3	0	1	1	0	0	2
Bobby Estalella, R OBP: 0.393, SLG: 0.558 (1, 2)		3-3 K		4-1 SH5-4 BB		4-1 SH5-4 BB	1-3 K			2	0	0	0	1	2	4
Joe Nathan, R OBP: 0.179, SLG: 0.423 (1, 1)			1-3 K		0-1 SH5-4		3-1 FC6-4 1B			0	0	0	0	0	0	0
Russ Ortiz, R OBP: 0.265, SLG: 0.207 (2, 1)					1-2 SH5-4					1	0	0	0	0	1	0
Marvin Benard, L OBP: 0.349, SLG: 0.409 (7, PH)							1-2 2-H 3-H			1	0	1	2	0	0	0
(8, 9)																

Inning Stats	R: 0	H: 0	E: 0	K: 0	S: 5	R: 1	H: 2	E: 0	K: 1	S: 13	R: 0	H: 0	E: 0	K: 1	S: 8	R: 1	H: 1	E: 0	K: 0	S: 7	R: 0	H: 0	E: 0	K: 0	S: 8	R: 0	H: 1	E: 0	K: 0	S: 8	R: 2	H: 2	E: 1	K: 2	S: 13	R: 0	H: 0	E: 0	K: 1	S: 13	1B: 2	2B: 2	3B: 1	HR: 1	SF: 0	SAC: 1	DP: 1	HBP: 0	WP: 0	PA: 34
--------------	------	------	------	------	------	------	------	------	------	-------	------	------	------	------	------	------	------	------	------	------	------	------	------	------	------	------	------	------	------	------	------	------	------	------	-------	------	------	------	------	-------	-------	-------	-------	-------	-------	--------	-------	--------	-------	--------

PITCHER	IP	WLS	BF	H	R	ER	SO	BB	IBB	HBP	BLK	WP	HR	S	P	ERA	WHIP
Mark Mulder, L ERA: 4.94 (1, 1)	6.0	L	22	4	2	2	2	2	2	0	0	0	1	49	91	3.00	1.000
Doug Jones, R ERA: 4.97 (7, 1)	2.0		11	2	2	1	3	3	0	0	0	0	0	26	50	4.50	2.500

BOTTOM

Oakland Athletics @ San Francisco Giants
PacBell Park, San Francisco, CA

Thu Jul 13 2000, 10:15 PM EDT
Att: 40,930 - Sunny - 60 F

AB	27
R	4
H	6
RBI	4
BB	5
SO	5
LOB	14



Batter	1	2	3	4	5	6	7	8	9	AB R H RBI BB SO LOB	TOP									
Terrence Long, L (1, 8) OBP: 0.342, SLG: 0.447	1-2 F7		1-0 F5			1-0 G4-3		0-0 F8		4 0 0 0 0 0 1										
Randy Velarde, R (1, 4) OBP: 0.392, SLG: 0.442	2-2 P6		2-0 G6-3			1-1 F9			0-3 K	4 0 0 0 0 1 0										
Jason Giambi, L (1, 3) OBP: 0.472, SLG: 0.618	0-2 F7			2-1 G3			2-2 FC6-2 1B		0-0 G3	4 0 1 0 0 0 0										
Ben Grieve, L (1, 7) OBP: 0.362, SLG: 0.518		2-2 L7		1-2 F9			1-0 FC6-2 2B		1-2 G4-3	4 0 1 0 0 0 0										
Matt Stairs, L (1, 9) OBP: 0.332, SLG: 0.409		0-1 P6		1-0 G4-3			1-3 K			3 0 0 0 0 1 2										
Miguel Tejada, R (1, 6) OBP: 0.311, SLG: 0.440		2-3 K			1-1 G6-3		1-2 FC6-2			3 0 0 0 0 1 2										
3 Eric Chavez, L (1, 5) OBP: 0.359, SLG: 0.493			0-0 HR 2B		1-3 K			2-1 F7		3 1 1 0 0 1 0										
Sal Fasano, R (1, 2) OBP: 0.290, SLG: 0.358			1-2 K		2-3 K			1-3 K		2 1 1 2 0 1 0										
Jeremy Giambi, L (8, PH) OBP: 0.351, SLG: 0.454			2-H HR							1 0 0 0 0 1 0										
Ramon Hernandez, R (8, 2) OBP: 0.323, SLG: 0.384										0 0 0 0 0 0 0										
Kevin Appier, R (1, 1) OBP: 0.167, SLG: 0.167			0-0 G3-1			0-2 G6-3			1-2 1B	2 0 0 0 0 0 0										
Olmedo Saenz, R (8, PH) OBP: 0.380, SLG: 0.497										1 0 1 0 0 0 0										
Ryan Christenson, R (8, PR) OBP: 0.391, SLG: 0.423										0 0 0 0 0 0 0										
Jeff Tam, R (8, 1) Mike Magnante, L (8, 1) T.J. Mathews, R (8, 1)										0 0 0 0 0 0 0										
Inning Stats	R: 0 E: 0 K: 0 S: 12	H: 0 LOB: 0 BB: 0 P: 15	R: 0 E: 0 K: 1 S: 9	H: 0 LOB: 0 BB: 0 P: 13	R: 2 E: 0 K: 0 S: 7	H: 2 LOB: 0 BB: 0 P: 11	R: 0 E: 0 K: 0 S: 7	H: 0 LOB: 0 BB: 0 P: 11	R: 0 E: 0 K: 2 S: 9	H: 0 LOB: 0 BB: 0 P: 13	R: 0 E: 0 K: 1 S: 10	H: 2 LOB: 1 BB: 0 P: 15	R: 0 E: 0 K: 1 S: 9	H: 1 LOB: 1 BB: 0 P: 13	R: 0 E: 0 K: 1 S: 7	H: 0 LOB: 0 BB: 0 P: 8	1B: 2 2B: 3 3B: 0 HR: 1	SF: 0 SAC: 0 DP: 1 HBP: 0	WP: 0 PB: 0 SB: 0 CS: 0	PA: 31
PITCHER	IP WLS BF H R ER SO BB IBB HBP BLK WP HR S P ERA WHIP																			
Mark Gardner, R (1, 1) ERA: 5.0	7.0 W 24 4 2 2 4 0 0 0 0 0 1 60 86 2.57 0.571																			
Felix Rodriguez, R (8, 1) ERA: 3.02	1.0 H 4 1 0 0 1 0 0 0 0 0 0 9 13 0.00 1.000																			
Robb Nen, R (9, 1) ERA: 2.23	1.0 S 3 0 0 0 1 0 0 0 0 0 0 7 8 0.00 0.000																			

Oakland Athletics @ San Francisco Giants
PacBell Park, San Francisco, CA
Fri Jul 14 2000, 10:35 PM EDT
Att. 40,930 - Sunny - 66 F

AB	31
R	2
H	5
RBI	2
BB	0
SO	6
LOB	5



Batter	1	2	3	4	5	6	7	8	9
Marvin Benard, L (1, 8) OBP: 0.345, SLG: 0.404	0-3 K		2-1 G4-3			2-1 G6-3	0-0 FC6		
Bill Mueller, S (1, 5) OBP: 0.339, SLG: 0.394	3-1 G6-3		3-1 P5			0-0 G3-1		1-1 E6	
Barry Bonds, L (1, 7) OBP: 0.444, SLG: 0.754	3-2 HR			1-0 F9		4-1 BB		2-0 E	
Jeff Kent, R (1, 4) OBP: 0.432, SLG: 0.662	3-2 P4			0-1 G4-6-3 1B		1-2 F7		3-2 F9	
J.T. Snow, L (1, 3) OBP: 0.376, SLG: 0.474		1-1 G6-4-3 1B		1-2 G4-6-3		1-1 F7		1-2 E4	
Armando Rios, L (1, 9) OBP: 0.341, SLG: 0.447		1-2 F7			3-1 1B G6-4-3 2B		0-0 G4-3	0-1 G3	
Rich Aurilia, R (1, 6) OBP: 0.330, SLG: 0.403		0-0 G6-4-3			0-1 G6-4-3 1B		1-0 1B 1B	4-0 IBB	
Doug Mirabelli, R (1, 2) OBP: 0.358, SLG: 0.449			1-0 G4-3 SH3 1B		2-0 G6-4-3		0-0 FC6 1B 1B	0-1 G5-3	
Mark Gardner, R (1, 1) OBP: 0.176, SLG: 0.176			1-0 SH3		1-0 G4-3		2-1 FC6 1B		
Felipe Crespo, S (7, PH) OBP: 0.375, SLG: 0.472									
Felix Rodriguez, R (8, 1)									
Robb Nen, R (9, 1)									

Inning Stats	R: 1	H: 1	E: 0	K: 1	S: 11	R: 0	H: 1	E: 0	K: 0	S: 6	R: 0	H: 1	E: 0	K: 0	S: 6	R: 0	H: 1	E: 0	K: 0	S: 7	R: 1	H: 2	E: 0	K: 0	S: 6	R: 0	H: 0	E: 0	K: 0	S: 7	R: 1	H: 3	E: 2	K: 0	S: 15	R: 1	H: 1	E: 2	K: 0	S: 15
	LOB: 0	BB: 0	LOB: 0	BB: 0	P: 20	LOB: 0	BB: 0	LOB: 0	BB: 0	P: 8	LOB: 1	BB: 0	LOB: 0	BB: 0	P: 13	LOB: 0	BB: 0	LOB: 0	BB: 0	P: 12	LOB: 1	BB: 1	LOB: 2	BB: 0	P: 12	LOB: 1	BB: 1	LOB: 3	BB: 1	LOB: 2	BB: 0	P: 12	LOB: 3	BB: 1	LOB: 3	BB: 1	P: 26			

PITCHER	IP	WLS	BF	H	R	ER	SO	BB	IBB	HBP	BLK	WP	HR	S	P	ERA	WHIP
Kevin Appier, R (1, 1) ERA: 4.33	7.0	L	28	9	3	3	1	1	0	0	0	0	1	51	88	3.86	1.429
Jeff Tam, R (8, 1) ERA: 2.39	0.1		3	1	1	0	0	0	0	0	0	0	0	8	14	0.00	3.000
Mike Magnante, L (8, 1) ERA: 5.59	0.1		3	0	0	0	0	0	1	0	0	0	0	5	10	0.00	0.000
T.J. Mathews, R (8, 1) ERA: 5.58	0.1		1	0	0	0	0	0	0	0	0	0	0	2	2	0.00	0.000

AB R H RBI BB SO LOB

4	0	0	0	0	1	3
4	1	0	0	0	0	1
3	1	2	1	1	0	0
4	0	1	0	0	0	3
4	0	1	1	0	0	2
4	1	1	0	0	0	3
3	1	2	0	1	0	1
4	0	2	0	0	0	4
1	0	0	0	0	0	0
1	0	1	1	0	0	0
0	0	0	0	0	0	0
0	0	0	0	0	0	0


AB	32
R	4
H	10
RBI	3
BB	2
SO	1
LOB	17



WP	PA	ERA	WHIP
0	35		

Oakland Athletics @ San Francisco Giants
PacBell Park, San Francisco, CA
Fri Jul 14 2000, 10:35 PM EDT
Att. 40,930 - Sunny - 66 F

livebaseballscores.com

Batter	1	2	3	4	5	6	7	8	9	AB R H RBI BB SO LOB	TOP											
Ryan Christenson, R OBP: 0.392, SLG: 0.422 (1, 8) (8, 7)	0-1 F7		2-2 F3	0-1 F9		0-2 1B		0-0 1B		5 0 2 1 0 0 1												
Randy Velarde, R OBP: 0.396, SLG: 0.450 (1, 4) (8, 7)	2-1 2B 1B		1-1 1B 2B	2-0 1-2 1B		1-0 G3		2-0 G6-4-3		5 2 3 0 0 0 3												
Jason Giambi, L OBP: 0.468, SLG: 0.615 (1, 3) (8, 7)	2-1 1-H 2B		2-2 G1-3	3-2 G4-3			2-1 F7	0-1 G6-3		5 0 1 1 0 0 5												
Olmedo Saenz, R OBP: 0.375, SLG: 0.488 Jason Isringhausen, R (1, 5) (9, 1)	0-0 F9		1-1 BB 1B 2-H 1B		1-0 F9		1-1 G4-3	0-0 P4		5 0 1 1 0 0 0 0 0 0 0 0 0 0												
Adam Platt, R OBP: 0.351, SLG: 0.676 Matt Stairs, L OBP: 0.330, SLG: 0.406 (1, 9) (7, PH) (7, 9)		2-1 G3-6-3 1B	3-1 BB 1-2 1B		2-1 G6-4-3 1B		1-2 F8	3-3 K		3 0 3 0 0 0 0 2 0 0 0 0 1 0												
Ben Grieve, L OBP: 0.364, SLG: 0.519 Terrence Long, L OBP: 0.344, SLG: 0.449 (1, 7) (8, PR) (8, 8)		1-0 G3-6-3	4-2 1-2 2-3 BB		2-2 G6-4-3			0-1 HR 2B	2-0 1B	3 0 1 0 1 0 2 1 1 1 0 0 0 0												
Ramon Hernandez, R OBP: 0.324, SLG: 0.397 (1, 2) (8, 7)		0-1 BB 1B	2-1 F7			2-2 L5		0-2 HR	2-1 G5-3	5 1 2 2 0 0 4	AB 39 R 6 H 16 RBI 6 BB 3 SO 1 LOB 17											
Miguel Tejada, R OBP: 0.313, SLG: 0.447 (1, 6) (8, 7)		4-0 1-2 BB		2-0 G5-3		2-2 E4 1B SH3-4		2-0 HR		3 2 1 1 1 0 0												
Gil Heredia, R OBP: 0.500, SLG: 0.500 T.J. Mathews, R OBP: 0.359, SLG: 0.493 (1, 1) (7, 1) (8, 1) (9, 5)		0-0 G1-3		1-0 1B 1B		1-2 SH3-4		4-0 G6-4-3 1B BB		2 0 1 0 0 0 2 0 0 0 0 1 0 0 0 0 0 0 0 0 0 0 0 0 0 0 0 0												
Inning Stats	R: 1 E: 0 K: 0 S: 7	H: 2 LOB: 0 BB: 0 P: 11	R: 0 E: 0 K: 0 S: 6	H: 2 LOB: 2 BB: 1 P: 13	R: 1 E: 0 K: 0 S: 18	H: 3 LOB: 3 BB: 1 P: 33	R: 0 E: 0 K: 0 S: 8	H: 2 LOB: 2 BB: 0 P: 16	R: 0 E: 0 K: 0 S: 7	H: 1 LOB: 0 BB: 0 P: 12	R: 1 E: 1 K: 0 S: 14	H: 1 LOB: 1 BB: 0 P: 19	R: 0 E: 0 K: 0 S: 7	H: 0 LOB: 0 BB: 0 P: 11	R: 3 E: 0 K: 0 S: 10	H: 4 LOB: 2 BB: 1 P: 18	R: 0 E: 0 K: 1 S: 8	H: 1 LOB: 1 BB: 0 P: 15	1B: 11 2B: 3 3B: 0 HR: 2	SF: 0 SAC: 1 DP: 3 HBP: 0	WP: 0 PB: 0 SB: 0 CS: 0	PA: 43
PITCHER	IP WLS BF H R ER SO BB IBB HBP BLK WP HR S P ERA WHIP																					
Kirk Rueter, L ERA: 3.82 (1, 1)	6.0 L 29 11 3 2 0 2 2 0 0 0 0 0 60 104 3.00 2.167																					
John Johnstone, R ERA: 6.47 (7, 1)	0.2 2 0 0 0 0 0 0 0 0 0 0 0 4 7 0.00 0.000																					
Alan Embree, L ERA: 5.94 (7, 1)	0.1 1 0 0 0 0 0 0 0 0 0 0 0 3 4 0.00 0.000																					
Aaron Fultz, L ERA: 7.02 (8, 1)	2.0 11 5 3 3 1 1 0 0 0 0 0 2 18 33 13.50 3.000																					

Oakland Athletics @ San Francisco Giants
PacBell Park, San Francisco, CA
Sat Jul 15 2000, 4:05 PM EDT
Att. 40,930 - Cloudy - 65 F

livebaseballscorecards.com

Batter	1	2	3	4	5	6	7	8	9	AB	R	H	RBI	BB	SO	LOB
Marvin Benard, L (1, 8) OBP: 0.347, SLG: 0.408	1-1 G3		2-2 2B		1-0 1B		0-0 G3			4	0	2	1	0	0	2
Bill Mueller, S (1, 5) OBP: 0.338, SLG: 0.392	1-3 K		1-0 G6-3		1-0 G1-3			0-0 1B		4	0	1	0	0	1	2
Barry Bonds, L (1, 7) OBP: 0.439, SLG: 0.742	3-3 K			0-3 K		3-3 K		0-2 F9		4	0	0	0	0	3	1
Jeff Kent, R (1, 4) OBP: 0.430, SLG: 0.657		0-0 G6-3		2-3 K		1-2 G6-3		0-1 1B		4	0	1	0	0	1	0
Ellis Burks, R (1, 9) OBP: 0.444, SLG: 0.630		1-0 G5-3		3-2 HR		0-1 G5-3		1-0 L5		4	1	1	1	0	0	2
J.T. Snow, L (1, 3) OBP: 0.374, SLG: 0.469		4-2 BB		1-2 F7			1-1 F7	1-1 G4-3		3	0	0	0	1	0	2
Rich Aurilia, R (1, 6) OBP: 0.332, SLG: 0.404		2-2 F8			0-0 G5-4-3 1B		0-0 1B		2-3 K	4	0	2	0	0	1	1
Doug Mirabelli, R (1, 2) OBP: 0.358, SLG: 0.446			0-3 K		0-0 G5-4-3		2-1 1B		1-3 K	3	0	1	0	0	1	1
Felipe Crespo, S (9, PH) OBP: 0.370, SLG: 0.466					1-2 1B		1-3 1B			1	0	0	0	0	1	0
Kirk Rueter, L (1, 1) OBP: 0.196, SLG: 0.198			1-1 G1-3		0-2 1B		2-2 P3		1-0 G3	2	1	1	0	0	0	0
John Johnstone, R (7, 1) OBP: 0.330, SLG: 0.416										0	0	0	0	0	0	0
Alan Embree, L (7, 1) OBP: 0.330, SLG: 0.416										0	0	0	0	0	0	0
Russ Davis, R (7, PH) OBP: 0.330, SLG: 0.416										1	0	0	0	0	0	2
Aaron Fultz, L (8, 1) OBP: 0.500, SLG: 0.500										0	0	0	0	0	0	0
Armando Rios, L (9, PH) OBP: 0.330, SLG: 0.444										1	0	0	0	0	0	0

Inning Stats	R: 0	H: 0	E: 0	K: 2	S: 9	R: 0	H: 0	E: 0	K: 0	S: 9	R: 0	H: 1	E: 0	K: 1	S: 13	R: 1	H: 1	E: 0	K: 2	S: 15	R: 1	H: 3	E: 0	K: 0	S: 9	R: 0	H: 0	E: 0	K: 1	S: 10	R: 0	H: 2	E: 0	K: 0	S: 9	R: 0	H: 2	E: 0	K: 0	S: 9	R: 0	H: 0	E: 0	K: 2	S: 7	R: 0	H: 0	E: 0	K: 2	S: 7	1B: 6	2B: 2	3B: 0	HR: 1	SF: 0	SAC: 0	DP: 1	HBP: 0	WP: 0	PB: 0	SB: 0	CS: 0	PA: 36
--------------	------	------	------	------	------	------	------	------	------	------	------	------	------	------	-------	------	------	------	------	-------	------	------	------	------	------	------	------	------	------	-------	------	------	------	------	------	------	------	------	------	------	------	------	------	------	------	------	------	------	------	------	-------	-------	-------	-------	-------	--------	-------	--------	-------	-------	-------	-------	--------

PITCHER	IP	WLS	BF	H	R	ER	SO	BB	IBB	HBP	BLK	WP	HR	S	P	ERA	WHIP
Gil Heredia, R (1, 1) ERA: 3.92	6.2	W	27	7	2	2	6	1	0	0	0	0	1	73	106	2.70	1.200
T.J. Mathews, R (7, 1) ERA: 5.44	1.0	H	5	2	0	0	0	0	0	0	0	0	0	8	9	0.00	2.000
Mike Magnante, L (8, 1) ERA: 5.49	0.1	H	1	0	0	0	0	0	0	0	0	0	0	2	3	0.00	0.000
Jason Istringhausen, R (9, 1) ERA: 2.72	1.0		3	0	0	0	2	0	0	0	0	0	0	7	11	0.00	0.000

BOTTOM

Oakland Athletics @ San Francisco Giants
PacBell Park, San Francisco, CA

Sat Jul 15 2000, 4:05 PM EDT
Att: 40,930 - Cloudy - 65 F

livebaseballscorecards.com

AB	35
R	2
H	9
RBI	2
BB	1
SO	8
LOB	13



Batter	1	2	3	4	5	6	7	8	9	AB R H RBI BB SO LOB	TOP		
Luis Alicea, S (1, 4) OBP: 0.396, SLG: 0.438	1-1 29 2B G4-3 1B		0-1 G6-3		4-1 BB		4-2 1-2 2-3 BB		1-3 K	3 1 1 0 2 1 0			
29 Rusty Greer, L (1, 7) OBP: 0.344, SLG: 0.425	0-0 G4-3 1-3 2B		0-1 G3-1		2-2 F7		0-0 SF9		1-3 K	4 0 1 1 0 1 1			
Ivan Rodriguez, R (1, 2) OBP: 0.380, SLG: 0.681	0-0 G4-3 2-3 3-H			0-0 1B 2B 1B		2-3 K	0-3 K		0-2 F8	5 1 1 1 0 2 4			
David Segui, S (1, 3) OBP: 0.400, SLG: 0.524 Dave Martinez, L (8, PR) OBP: 0.313, SLG: 0.345	3-3 K			1-0 2B 1-2 6-3-5 1B		4-1 FC4 BB		0-0 FC1-5 1B		3 1 2 0 1 1 1 0 0 0 0 0 0 0			
Chad Curtis, R (1, 9) OBP: 0.327, SLG: 0.438	3-2 G1-3			1-0 6-3-5 1-3 2-H 2B		2-3 K		1-2 FC1-5 1B		4 0 2 1 0 1 2			
Gabe Kapler, R (1, 8) OBP: 0.311, SLG: 0.362 Mike Venafro, L (6, 1) Scott Sheldon, R (8, PH) OBP: 0.352, SLG: 0.479 Tim Crabtree, R (8, 1)		4-0 G6-4-3 BB		1-2 6-3-5 2-3f 3-H		1-0 FC4 1-2f		1-1 FC1-5 1-2 2-3f		2 0 0 1 1 0 2 0 0 0 0 0 0 0 1 0 0 0 0 0 2 0 0 0 0 0 0 0			
Mike Lamb, L (1, 5) OBP: 0.351, SLG: 0.420	1-3 K			0-0 P6		0-0 F8		1-3 K		4 0 0 0 0 2 3			
Royce Clayton, R (1, 6) OBP: 0.294, SLG: 0.430	1-1 G6-4-3 1-2f			3-2 P4		1-0 BB 29 SF9 1B		2-3 K		4 1 1 0 0 1 3			
Esteban Loaiza, R (1, 1) Francisco Cordero, R (6, 1) Scarborough Green, S (6, 8) Frank Catalanotto, L (9, PH) OBP: 0.467, SLG: 0.539			1-1 G5-3		0-0 G1-3		4-2 BB 1-2 BB		0-2 F9	2 0 0 0 0 0 0 0 0 0 0 0 0 0 0 0 0 0 1 0 0 1 0 0 0 0 0 0			
Inning Stats	R: 1 H: 2 E: 0 LOB: 1 K: 1 BB: 0 S: 10 P: 17	R: 0 H: 0 E: 0 LOB: 0 K: 1 BB: 1 S: 5 P: 11	R: 0 H: 0 E: 0 LOB: 0 K: 0 BB: 0 S: 6 P: 7	R: 2 H: 3 E: 0 LOB: 0 K: 0 BB: 0 S: 7 P: 10	R: 0 H: 0 E: 0 LOB: 1 K: 0 BB: 1 S: 8 P: 17	R: 0 H: 0 E: 0 LOB: 1 K: 2 BB: 1 S: 8 P: 17	R: 1 H: 1 E: 0 LOB: 2 K: 1 BB: 2 S: 11 P: 20	R: 0 H: 2 E: 0 LOB: 2 K: 2 BB: 0 S: 16 P: 21	R: 0 H: 0 E: 0 LOB: 1 K: 2 BB: 0 S: 13 P: 15	1B: 6 SF: 1 2B: 3 SAC: 0 3B: 0 DP: 2 HR: 0 HBP: 0	WP: 1 PA: 39 PB: 0 SB: 0 CS: 0		
PITCHER	IP WLS BF H R ER SO BB IBB HBP BLK WP HR S P ERA WHIP											PITCHER	IP WLS BF H R ER SO BB IBB HBP BLK WP HR S P ERA WHIP
Shawn Estes, L (1, 1) ERA: 4.0	6.1 W 28 6 4 4 4 5 0 0 0 0 0 0 51 95 5.68 1.737												
Alan Embree, L (7, 1) ERA: 5.68	1.2 H 7 2 0 0 3 0 0 0 0 0 0 0 20 25 0.00 1.200												
Robb Nen, R (9, 1) ERA: 2.17	1.0 S 4 0 0 0 2 0 0 0 0 0 1 0 13 15 0.00 0.000												

Texas Rangers @ San Francisco Giants
PacBell Park, San Francisco, CA
Sun Jul 16 2000, 4:05 PM EDT
Att. 40,930 - Overcast - 60 F

AB	33
R	4
H	8
RBI	4
BB	5
SO	9
LOB	18



Batter	1	2	3	4	5	6	7	8	9	AB	R	H	RBI	BB	SO	LOB
Marvin Benard, L (1, 8) OBP: 0.345, SLG: 0.403	3-3 K	4-2 BB			2-2 G4-3	1-2 G3-1		1-1 G3		4	0	0	0	1	1	2
Bill Mueller, S (1, 5) OBP: 0.337, SLG: 0.391	0-0 2B	1-2 P6			1-0 L7	0-0 G6-3				4	1	1	0	0	0	5
Barry Bonds, L (1, 7) OBP: 0.443, SLG: 0.745	2-2 F9				3-1 G6-4-3	4-2 1B HR	1-0 F7			3	1	2	1	1	0	0
Jeff Kent, R (1, 4) OBP: 0.429, SLG: 0.652	3-2 F9				1-2 G6-4-3	0-0 1B HR	2-0 G5-3			4	1	1	0	0	0	2
J.T. Snow, L (1, 3) OBP: 0.376, SLG: 0.479	1-3 K				2-3 K	0-0 1B HR	1-1 1B			4	1	2	3	0	2	1
Ellis Burks, R (1, 9) OBP: 0.441, SLG: 0.623		1-2 F7			0-0 F9	1-0 1B BB	2-0 F9			4	1	1	0	0	0	1
Rich Aurilia, R (1, 6) OBP: 0.334, SLG: 0.415		0-1 F7			1-1 F9	4-1 G3-1 1B BB		0-0 HR		3	1	1	1	1	0	0
Bobby Estalella, R (1, 2) OBP: 0.395, SLG: 0.557		3-1 BB 1B			0-2 G6-3	0-0 G3-1 1B		3-3 K		4	0	2	1	0	1	0
Shawn Estes, R (1, 1) OBP: 0.256, SLG: 0.378		1-2 BB				1-3 K		1-1 G3		3	0	1	0	0	1	2
Alan Embree, L (7, 1)										0	0	0	0	0	0	0
Felipe Crespo, S (8, PH) OBP: 0.366, SLG: 0.459										1	0	0	0	0	0	0
Robb Nen, R (9, 1)										0	0	0	0	0	0	0

Inning Stats	R: 1	H: 2	E: 0	K: 2	S: 14	H: 2	LOB: 1	BB: 0	P: 23	R: 0	H: 2	E: 0	K: 0	S: 16	H: 1	LOB: 3	BB: 1	P: 26	R: 0	H: 1	E: 0	K: 1	S: 8	H: 0	LOB: 0	BB: 0	P: 14	R: 0	H: 0	E: 0	K: 1	S: 8	H: 0	LOB: 0	BB: 0	P: 12	R: 4	H: 4	E: 0	K: 0	S: 18	H: 4	LOB: 2	BB: 2	P: 28	R: 0	H: 1	E: 0	K: 0	S: 5	H: 1	LOB: 1	BB: 0	P: 11	R: 1	H: 1	E: 0	K: 1	S: 8	H: 1	LOB: 0	BB: 0	P: 13	1B: 8	SF: 0	2B: 1	SAC: 0	3B: 0	DP: 1	HR: 2	HBP: 0	WP: 0	PA: 37
--------------	------	------	------	------	-------	------	--------	-------	-------	------	------	------	------	-------	------	--------	-------	-------	------	------	------	------	------	------	--------	-------	-------	------	------	------	------	------	------	--------	-------	-------	------	------	------	------	-------	------	--------	-------	-------	------	------	------	------	------	------	--------	-------	-------	------	------	------	------	------	------	--------	-------	-------	-------	-------	-------	--------	-------	-------	-------	--------	-------	--------

PITCHER	IP	WLS	BF	H	R	ER	SO	BB	IBB	HBP	BLK	WP	HR	S	P	ERA	WHIP
Esteban Loaiza, R (1, 1) ERA: 5.37	5.0	L	24	8	5	5	4	2	0	0	0	0	1	60	95	9.00	2.000
Francisco Cordero, R (6, 1) ERA: 4.5	0.1		3	1	0	0	0	1	0	0	0	0	0	5	9	0.00	6.000
Mike Venafro, L (6, 1) ERA: 4.15	1.2		6	1	0	0	0	0	0	0	0	0	0	12	19	0.00	0.600
Tim Lincecum, R (8, 1) ERA: 5.89	1.0		4	1	1	1	1	0	0	0	0	0	1	8	13	9.00	1.000

BOTTOM

Texas Rangers @ San Francisco Giants
PacBell Park, San Francisco, CA

Sun Jul 16 2000, 4:05 PM EDT
Att: 40,930 - Overcast - 60 F

AB	34
R	6
H	11
RBI	6
BB	3
SO	5
LOB	13



Batter	1	2	3	4	5	6	7	8	9	AB R H RBI BB SO LOB	TOP											
Luis Alicea, S (1, 4) OBP: 0.393, SLG: 0.439	1-1 F5		0-1 G4-3		2-3 K		3-2 SF8		1-0 2B	4 1 1 2 0 1 0	Texas Rangers @ San Francisco Giants PacBell Park, San Francisco, CA Mon Jul 17 2000, 10:15 PM EDT Att. 40,930 - Sunny - 61 F											
29 Rusty Greer, L (1, 7) OBP: 0.350, SLG: 0.437	1-0 HR		4-0 FC6-4 BB			1-0 G4-3	2-1 F8		3-H 0-0 2B	4 1 2 2 1 0 1												
Rafael Palmeiro, L (1, 3) OBP: 0.399, SLG: 0.565	2-1 HR		2-2 FC6-4			2-1 F9		3-2 F7	2-H 3-H 1-2 2B	5 1 1 2 0 0 2												
Ivan Rodriguez, R (1, 2) OBP: 0.378, SLG: 0.677	0-3 K			1-0 E5 G1-6-3		1-1 F7		1-0 2B	1-3 K	5 0 1 0 0 2 1												
Dave Martinez, L (1, 9) OBP: 0.312, SLG: 0.343	3-3 K			1-1 G1-6-3			2-2 1B FC3-6 1B	0-3 K		4 1 1 0 0 2 2												
Mike Lamb, L (1, 5) OBP: 0.356, SLG: 0.426		2-2 CS 1B		3-1 1B			0-0 FC3-6 1B 2B 1B			4 1 3 0 0 1 1												
Gabe Kapler, R (1, 8) OBP: 0.309, SLG: 0.360		3-3 K		0-2 G5-3			3-2 FC3-6 1B		0-1 P4	4 0 1 0 0 1 2												
Royce Clayton, R (1, 6) OBP: 0.283, SLG: 0.426		0-1 F3			0-0 G1-3		2-2 FC3-6 2B SF8		4-2 1B 2B BB	3 2 0 1 1 0 2												
Ryan Glynn, R (1, 1) Mike Venafro, L (6, 1) David Segui, S (7, PH) Doug Davis, R (7, 1) Francisco Cordero, R (7, 1) Tim Crabtree, R (8, 1) Frank Catalanotto, L (9, PH) OBP: 0.472, SLG: 0.544			1-3 K		1-1 G3-1		0-0 2B		3-1 2B 29 2B 1B	2 0 0 0 0 0 1 0 0 0 0 0 0 0 0 0 1 0 1 1 0 1 1 1 0 0 0 0 0												
Inning Stats	R: 2 E: 0 K: 2 S: 11	H: 2 LOB: 0 BB: 0 P: 18	R: 0 E: 0 K: 1 S: 8	H: 1 LOB: 0 BB: 0 P: 13	R: 0 E: 0 K: 1 S: 10	H: 0 LOB: 1 BB: 1 P: 17	R: 0 E: 1 K: 0 S: 8	H: 1 LOB: 1 BB: 0 P: 13	R: 0 E: 0 K: 1 S: 6	H: 0 LOB: 0 BB: 0 P: 9	R: 0 E: 0 K: 0 S: 5	H: 0 LOB: 0 BB: 0 P: 9	R: 3 E: 0 K: 0 S: 17	H: 4 LOB: 1 BB: 0 P: 29	R: 0 E: 0 K: 2 S: 10	H: 1 LOB: 1 BB: 0 P: 16	R: 3 E: 0 K: 1 S: 15	H: 3 LOB: 1 BB: 1 P: 25	1B: 6 2B: 6 3B: 0 HR: 1	SF: 1 SAC: 0 DP: 2 HBP: 0	WP: 0 PB: 0 SB: 0 CS: 1	PA: 40
PITCHER	IP WLS BF H R ER SO BB IBB HBP BLK WP HR S P ERA WHIP																					
Livan Hernandez, R (1, 1) ERA: 4.37	7.0 W 29 8 5 5 5 1 0 0 0 0 0 1 65 108 6.43 1.286																					
Felix Rodriguez, R (8, 1) ERA: 2.96	1.0 H 4 1 0 0 2 0 0 0 0 0 0 0 10 16 0.00 1.000																					
John Johnstone, R (9, 1) ERA: 7.08	0.1 4 2 3 3 0 1 0 0 0 0 0 0 7 15 81.00 9.000																					
Robb Nen, R (9, 1) ERA: 2.13	0.2 S 3 1 0 0 1 0 0 0 0 0 0 0 8 10 0.00 1.500																					

livebaseballscorecards.com

AB	37
R	8
H	12
RBI	8
BB	2
SO	8
LOB	11



Batter	1	2	3	4	5	6	7	8	9	AB	R	H	RBI	BB	SO	LOB
Marvin Benard, L (1, 8) OBP: 0.346, SLG: 0.411	2-2 G4-3		1-0 HR	4-2 BB		0-0 B1		3-2 G1-3		4	1	1	1	1	0	1
Ramon Martinez, R (1, 4) OBP: 0.361, SLG: 0.519	1-0 G6-3		0-0 F9	1-0 F9			1-2 G5-3	2-2 1B 2B 1B		5	1	1	0	0	0	2
Barry Bonds, L (1, 7) OBP: 0.445, SLG: 0.740	4-1 FC3-6 BB BB		0-0 G4-3		0-1 L4		4-2 1B HR BB	2-0 2B SF8 1B		3	2	1	0	2	0	0
Ellis Burks, R (1, 9) OBP: 0.448, SLG: 0.628	4-2 FC3-6 1-2 BB		4-2 HR BB		1-0 G5-3		0-0 HR 1B	2-0 1B 2B		3	3	2	1	2	0	0
J.T. Snow, L (1, 3) OBP: 0.382, SLG: 0.502	2-2 FC3-6 1-2r 2-3		0-0 HR		0-2 1B		1-0 HR 1H 2-H	4-0 1B IBB		4	2	3	5	1	0	2
Rich Aurilia, R (1, 6) OBP: 0.332, SLG: 0.416		1-2 G4-3 G6-3 2B	3-1 G3		2-3 K		2-0 F8	0-0 SF8		4	1	1	1	0	1	1
Bill Mueller, S (1, 5) OBP: 0.341, SLG: 0.397		3-1 G4-3		1-2 G4-3		1-0 G4-3 2B	0-0 E 1B	0-2 1-2 2-H 1B		5	0	3	1	0	0	1
Bobby Estalella, R (1, 2) OBP: 0.390, SLG: 0.544		0-2 G6-3		0-0 G1-3		4-2 G4-3 BB	0-1 E5	0-1 G6-3		4	0	0	1	1	0	3
Livan Hernandez, R (1, 1) OBP: 0.300, SLG: 0.388		1-1 G4-3		0-0 2B		1-1 G4-3	3-2 P6			3	0	1	0	0	0	2
Armando Rios, L (7, PH) OBP: 0.337, SLG: 0.441										1	0	0	0	0	0	2
Felix Rodriguez, R (8, 1)										0	0	0	0	0	0	0
John Johnstone, R (9, 1)										0	0	0	0	0	0	0
Robb Nen, R (9, 1)										0	0	0	0	0	0	0

Inning Stats	R: 0	H: 0	E: 0	K: 0	S: 11	R: 1	H: 1	E: 0	K: 0	S: 10	R: 3	H: 2	E: 0	K: 0	S: 8	R: 0	H: 1	E: 0	K: 1	S: 9	R: 0	H: 1	E: 0	K: 0	S: 6	R: 3	H: 3	E: 1	K: 0	S: 15	R: 3	H: 4	E: 0	K: 0	S: 14		
	LOB: 2	BB: 2				LOB: 0	BB: 0				LOB: 2	BB: 1				LOB: 1	BB: 0				LOB: 1	BB: 1				LOB: 2	BB: 1				LOB: 2	BB: 1					
	P: 24					P: 15					P: 16					P: 12					P: 26					P: 27											

PITCHER	IP	WLS	BF	H	R	ER	SO	BB	IBB	HBP	BLK	WP	HR	S	P	ERA	WHIP	
Ryan Glynn, R (1, 1) ERA: 2.74	5.2		27	6	4	4	1	5	0	0	0	0	0	2	51	92	6.35	1.941
Mike Venafro, L (6, 1) ERA: 4.11	0.1		1	0	0	0	0	0	0	0	0	0	0	1	1	0.00	0.000	
Doug Davis, L (7, 1) ERA: 7.77	0.2	L	7	3	3	3	0	1	0	0	0	0	1	12	20	40.50	6.000	
Francisco Cordero, R (7, 1) ERA: 5.09	0.2		6	3	3	3	0	0	1	0	0	0	0	11	27	40.50	4.500	
Tim Crabtree, R (8, 1) ERA: 5.8	0.2		3	1	0	0	0	0	0	0	0	0	0	6	6	0.00	1.500	

BOTTOM

Texas Rangers @ San Francisco Giants
PacBell Park, San Francisco, CA


Mon Jul 17 2000, 10:15 PM EDT
Att: 40,930 - Sunny - 61 F

livebaseballscores.com

AB	36
R	10
H	13
RBI	10
BB	7
SO	1
LOB	14



WP: 0	PA: 44
PB: 0	
SB: 0	
CS: 0	

Batter	1	2	3	4	5	6	7	8	9	AB R H RBI BB SO LOB	TOP																
Luis Alicea, S (1, 4) OBP: 0.393, SLG: 0.437	3-1 F9		0-1 G3		4-2 BB		2-0 1B		0-0 G6-3	4 0 1 0 1 0 2	<p>Texas Rangers @ San Francisco Giants PacBell Park, San Francisco, CA</p> <p>Tue Jul 18 2000, 10:15 PM EDT Att. 40,930 - Sunny - 67 F</p> <p>livebaseballscorecards.com</p> <table> <tr><td>AB</td><td>35</td></tr> <tr><td>R</td><td>3</td></tr> <tr><td>H</td><td>11</td></tr> <tr><td>RBI</td><td>3</td></tr> <tr><td>BB</td><td>2</td></tr> <tr><td>SO</td><td>6</td></tr> <tr><td>LOB</td><td>20</td></tr> </table> 	AB	35	R	3	H	11	RBI	3	BB	2	SO	6	LOB	20		
AB	35																										
R	3																										
H	11																										
RBI	3																										
BB	2																										
SO	6																										
LOB	20																										
29 Rusty Greer, L (1, 7) OBP: 0.346, SLG: 0.431	1-0 G4-6-3 1B			1-1 G3-1	0-0 G3-1		0-0 L3-6		3-3 K	5 0 1 0 0 1 5																	
Rafael Palmeiro, L (1, 3) OBP: 0.400, SLG: 0.563	2-1 G4-6-3 1-2f			0-1 FC4-6 1B		3-1 G4-3		4-1 FC1-6 BB		3 0 1 0 1 0 1																	
Ivan Rodriguez, R (1, 2) OBP: 0.376, SLG: 0.672		3-2 F9		2-1 FC4-6 1B		2-2 G3-1		0-0 FC1-6 S 1-2f		4 1 1 0 0 0 1																	
Dave Martinez, L (1, 9) OBP: 0.307, SLG: 0.337		1-3 K		2-2 FC4-6 1-2f 2-3		1-3 K		3-3 K 1-2		4 0 0 0 0 3 3																	
Mike Lamb, L (1, 5) OBP: 0.358, SLG: 0.427		1-3 K		1-0 G4-3			1-1 1B 2B 1B		0-0 1B	4 1 2 1 0 1 2																	
Gabe Kapler, R (1, 8) John Wetteland, R (8, 1)			2-1 2B		1-1 FC4-6 1B		1-0 2B 1B		1-0 G1-3	4 1 3 0 0 0 1 0 0 0 0 0 0 0																	
Royce Clayton, R (1, 6) OBP: 0.296, SLG: 0.430			1-1 G5-3		1-2 FC4-6 S 1-2f		0-0 FC1-5 1-H 3-H 2B		1-1 G6-3 SH1-3 1B	4 0 2 2 0 0 2																	
Rick Helling, R (1, 1) Mike Venafro, L (8, 1) Scarborough Green, S (8, 8) OBP: 0.289, SLG: 0.244			2-1 L9		1-3 K		0-0 FC1-5 29 L3-6 1B		0-0 SH1-3 1-2	3 0 0 0 0 1 3 0 0 0 0 0 0 0 0 0 0 0 0 0 0																	
Inning Stats	R: 0 E: 0 K: 0 S: 5	H: 1 LOB: 0 BB: 0 P: 11	R: 0 E: 0 K: 2 S: 10	H: 0 LOB: 0 BB: 0 P: 15	R: 0 E: 0 K: 0 S: 8	H: 1 LOB: 1 BB: 0 P: 13	R: 0 E: 0 K: 0 S: 11	H: 2 LOB: 2 BB: 0 P: 17	R: 0 E: 0 K: 1 S: 13	H: 1 LOB: 2 BB: 1 P: 20	R: 0 E: 0 K: 1 S: 10	H: 0 LOB: 0 BB: 0 P: 16	R: 2 E: 0 K: 0 S: 7	H: 4 LOB: 1 BB: 0 P: 11	R: 1 E: 0 K: 1 S: 10	H: 1 LOB: 1 BB: 1 P: 18	R: 0 E: 0 K: 1 S: 7	H: 1 LOB: 1 BB: 0 P: 11	1B: 9 2B: 3 3B: 0 HR: 0	SF: 0 SAC: 1 DP: 2 HBP: 0	WP: 0 PB: 0 SB: 2 CS: 0	PA: 38					
PITCHER	IP WLS BF H R ER SO BB IBB HBP BLK WP HR S P ERA WHIP																										
Russ Ortiz, R (1, 1) ERA: 6.29	6.1		28	9	2	2	4	1	0	0	0	0	0	63	102	2.84	1.579										
Alan Embree, L (7, 1) ERA: 5.67	1.2		6	1	1	1	1	1	0	0	0	0	0	11	19	5.40	1.200										
Aaron Fultz, L (9, 1) ERA: 6.86	1.0	W	4	1	0	0	1	0	0	0	0	0	0	7	11	0.00	1.000										

Batter	1	2	3	4	5	6	7	8	9	AB	R	H	RBI	BB	SO	LOB
Marvin Benard, L (1, 8) OBP: 0.343, SLG: 0.407 Calvin Murray, R (8, PH) OBP: 0.367, SLG: 0.372 (9, 8)										3	0	0	0	0	2	1
Bill Mueller, S (1, 5) OBP: 0.340, SLG: 0.395										4	0	1	0	0	1	1
Barry Bonds, L (1, 7) OBP: 0.440, SLG: 0.729										4	0	0	0	0	4	2
Jeff Kent, R (1, 4) OBP: 0.424, SLG: 0.644										4	0	0	0	0	2	0
Ellis Burks, R (1, 9) OBP: 0.449, SLG: 0.630										4	1	2	0	0	0	0
J.T. Snow, L (1, 3) OBP: 0.383, SLG: 0.505										4	1	2	0	0	0	1
Rich Aurilia, R (1, 6) OBP: 0.331, SLG: 0.413										4	1	1	0	0	1	3
Bobby Estalella, R (1, 2) OBP: 0.389, SLG: 0.546 Armando Rios, L (9, PH) OBP: 0.341, SLG: 0.464										3	1	1	1	0	0	0
Russ Ortiz, R (1, 1) OBP: 0.278, SLG: 0.226 Alan Embree, L (7, 1)										2	0	1	0	0	0	0
Felipe Crespo, S (8, PH) OBP: 0.361, SLG: 0.453 Aaron Fultz, L (9, 1) OBP: 0.500, SLG: 0.500										0	0	0	0	0	0	0

Inning Stats	R: 0	H: 0	E: 0	K: 3	S: 9	R: 0	H: 0	E: 0	K: 0	S: 6	R: 0	H: 0	E: 0	K: 1	S: 8	R: 0	H: 0	E: 1	K: 1	S: 10	R: 0	H: 2	E: 0	K: 1	S: 10	R: 0	H: 1	E: 0	K: 1	S: 10	R: 0	H: 0	E: 0	K: 1	S: 11	R: 2	H: 4	E: 0	K: 1	S: 18	R: 3	H: 3	E: 0	K: 1	S: 8	1B: 6	SF: 0	2B: 4	SAC: 0	3B: 0	DP: 1	HR: 1	HBP: 0	WP: 0	PA: 35
--------------	------	------	------	------	------	------	------	------	------	------	------	------	------	------	------	------	------	------	------	-------	------	------	------	------	-------	------	------	------	------	-------	------	------	------	------	-------	------	------	------	------	-------	------	------	------	------	------	-------	-------	-------	--------	-------	-------	-------	--------	-------	--------

PITCHER	IP	WLS	BF	H	R	ER	SO	BB	IBB	HBP	BLK	WP	HR	S	P	ERA	WHIP
Rick Helling, R (1, 1) ERA: 3.8	7.1		26	5	2	2	8	0	0	0	0	0	0	71	107	2.46	0.682
Mike Venafro, L (8, 1) ERA: 4.08	0.1	H	3	2	0	0	0	0	0	0	0	0	0	8	14	0.00	6.000
John Wetteland, R (8, 1) ERA: 3.99	1.0	L	6	3	3	3	2	0	0	0	0	0	1	11	19	27.00	3.000

BOTTOM

Texas Rangers @ San Francisco Giants
 PacBell Park, San Francisco, CA
 Tue Jul 18 2000, 10:15 PM EDT
 Att: 40,930 - Sunny - 67 F

livebaseballscorecards.com

AB	35
R	5
H	10
RBI	5
BB	0
SO	10
LOB	9



Batter	1	2	3	4	5	6	7	8	9	10	AB R H RBI BB SO LOB	TOP								
Eric Owens, R (1, 9) OBP: 0.367, SLG: 0.406	1-1 1B 1B	1-0 1B 1B		3-2 G6-3			0-2 G3			1-1 16 SH3-4 1B 2B	5 3 3 0 0 0 0	San Diego Padres @ San Francisco Giants PacBell Park, San Francisco, CA Wed Jul 19 2000, 10:15 PM EDT Att. 40,930 - Sunny - 62 F								
Al Martin, L (1, 7) OBP: 0.354, SLG: 0.483 16 Kevin Nicholson, S (10, PH) OBP: 0.292, SLG: 0.388 (10, 6)	1-1 1B 1B	2-2 1B 1B			0-0 G3		0-0 F5			0-0 SH3-4 2-3	4 1 2 0 0 0 0 0 0 0 0 0 0 0									
Ryan Klesko, L (1, 3) OBP: 0.398, SLG: 0.591	2-2 G3-1 1B 1-3 3-H	2-1 1B 1-2 3-H			0-3 K				3-2 G4-3	2-1 K 1B 3-H	5 0 3 3 0 1 0									
Phil Nevin, R (1, 5) OBP: 0.349, SLG: 0.506	2-2 G3-1 1B 1-2 3-H	3-3 K			1-2 1B				0-1 G4-3	0-2 WP 1B 1-2	5 0 3 1 0 1 2									
Bret Boone, R (1, 4) OBP: 0.326, SLG: 0.459	1-2 F7		1-1 2B FC9-5 1B		0-2 F8				4-2 BB	2-3 K 1-2 2-3	4 0 1 0 1 1 5									
Wiki Gonzalez, R (1, 2) OBP: 0.285, SLG: 0.340	0-2 G3-1 1-2 2-3		0-0 FC9-5 1-3 2B		0-1 G5-3				3-2 F8	2-0 F8	5 0 1 0 0 0 5									
Ruben Rivera, R (1, 8) OBP: 0.321, SLG: 0.459	2-3 K		2-2 SAFE FC9-5 2-3 3-H		0-0 G5-3				1-3 K		4 0 0 0 0 2 4									
Damian Jackson, R (1, 6) OBP: 0.336, SLG: 0.354 (10, 7)		2-1 F8		0-2 G6-3		1-2 F7			0-3 K		4 0 0 0 0 1 0									
Brian Meadows, R (1, 1) OBP: 0.139, SLG: 0.139 Dave Magadan, L (9, PH) OBP: 0.329, SLG: 0.261 Donne Wall, R (9, 1)		0-1 G3		0-3 K		1-2 G5-3			3-3 K		3 0 0 0 0 1 0 1 0 0 0 0 1 0 0 0 0 0 0 0 0									
Inning Stats	R: 2 E: 0 K: 1 S: 20	H: 4 LOB: 2 BB: 0 P: 29	R: 1 E: 0 K: 1 S: 13	H: 3 LOB: 2 BB: 0 P: 23	R: 0 E: 0 K: 0 S: 7	H: 2 LOB: 0 BB: 0 P: 10	R: 0 E: 0 K: 1 S: 10	H: 1 LOB: 1 BB: 0 P: 11	R: 0 E: 0 K: 0 S: 6	H: 0 LOB: 0 BB: 0 P: 7	R: 0 E: 0 K: 0 S: 8		H: 0 LOB: 1 BB: 1 P: 23	R: 0 E: 0 K: 3 S: 9	H: 0 LOB: 0 BB: 0 P: 13	R: 1 E: 0 K: 1 S: 12	H: 3 LOB: 2 BB: 0 P: 19	1B: 11 2B: 3 3B: 0 HR: 0	SF: 0 SAC: 1 DP: 1 HBP: 0	WP: 1 PB: 0 SB: 0 CS: 0
PITCHER	IP WLS BF H R ER SO BB IBB HBP BLK WP HR S P ERA WHIP																			
Mark Gardner, R (1, 1) ERA: 4.89	7.0																			
Felix Rodriguez, R (8, 1) ERA: 2.85	2.0																			
Alan Embree, L (10, 1) ERA: 5.85	0.1	L	4	3	1	1	0	0	0	0	0	0	0	0	8	11	27.00	9.000		
Robb Nen, R (10, 1) ERA: 2.09	0.2																			

AB	40
R	4
H	13
RBI	4
BB	1
SO	8
LOB	16



Batter	1	2	3	4	5	6	7	8	9	10	AB R H RBI BB SO LOB
Marvin Benard, L (1, 8) OBP: 0.343, SLG: 0.407	0-2 G1-4-3			1-2 HR BB 1B	1-2 G4-3		3-3 K			0-1 G4-3 1B	5 1 2 0 0 1 1
Bill Mueller, S (1, 5) OBP: 0.338, SLG: 0.390	2-2 F9			4-1 HR BB 1-2		2-2 G3		1-1 F7		2-2 G4-3 1-2f	4 1 0 0 1 0 1
Barry Bonds, L (1, 7) OBP: 0.439, SLG: 0.738	0-1 P6			0-0 HR 1-H 2-H		1-0 F8 2B		3-1 G6-3		1-0 F8	5 1 2 3 0 0 0
Jeff Kent, R (1, 4) OBP: 0.423, SLG: 0.643		2-2 P4		0-0 2B		1-0 F8 2-3		0-1 F9			4 0 1 0 0 0 1
J.T. Snow, L (1, 3) OBP: 0.384, SLG: 0.503		0-1 G6-4-3 1B		1-2 L6		4-2 BB		1-0 F7			3 0 1 0 1 0 1
Rich Aurilia, R (1, 6) OBP: 0.333, SLG: 0.415		2-1 G6-4-3 1-2f		1-2 G3-6-1 1B		1-0 F8		1-0 G4-3 1B 1B			4 0 2 0 0 0 3
Armando Rios, L (1, 9) OBP: 0.339, SLG: 0.459			0-0 G3-1	2-1 G3-6-1 1-2f			1-3 K		2-0 G4-3 1B 1-2		4 0 1 0 0 1 2
Doug Mirabelli, R (1, 2) OBP: 0.352, SLG: 0.437			2-3 K		0-0 G5-3		0-1 G5-3		0-1 G4-3 1-2 2-3		3 0 0 0 0 1 0
Felipe Crespo, S (9, PH) OBP: 0.357, SLG: 0.447											1 0 0 0 0 0 2
Alan Embree, L (10, 1)											0 0 0 0 0 0 0
Robb Nen, R (10, 1)											0 0 0 0 0 0 0
Mark Gardner, R (1, 1) OBP: 0.168, SLG: 0.158			0-1 G1-3		0-1 G4-3		3-1 2B		1-2 G5-3		2 0 0 0 0 0 0
Ellis Burks, R (7, PH) OBP: 0.451, SLG: 0.637											1 0 1 0 0 0 0
Shawn Estes, R (7, PR) OBP: 0.256, SLG: 0.378											0 0 0 0 0 0 0
Felix Rodriguez, R (8, 1)											0 0 0 0 0 0 0
Bobby Estalella, R (9, PH) OBP: 0.388, SLG: 0.543											1 0 0 0 0 0 2

Inning Stats	R: 0	H: 0	E: 0	K: 0	S: 8	P: 10	R: 0	H: 1	E: 0	K: 0	S: 8	P: 12	R: 0	H: 0	E: 0	K: 1	S: 7	R: 3	H: 4	E: 0	K: 0	S: 17	P: 25	R: 0	H: 0	E: 0	K: 0	S: 8	P: 9	R: 0	H: 1	E: 0	K: 0	S: 9	P: 18	R: 0	H: 1	E: 0	K: 2	S: 12	P: 19	R: 0	H: 0	E: 0	K: 0	S: 6	P: 10	R: 0	H: 2	E: 0	K: 0	S: 8	P: 13	R: 0	H: 1	E: 0	K: 0	S: 7	P: 10	1B: 6	SF: 0	2B: 3	SAC: 0	3B: 0	DP: 3	HR: 1	HBP: 0	WP: 0	PA: 39
--------------	------	------	------	------	------	-------	------	------	------	------	------	-------	------	------	------	------	------	------	------	------	------	-------	-------	------	------	------	------	------	------	------	------	------	------	------	-------	------	------	------	------	-------	-------	------	------	------	------	------	-------	------	------	------	------	------	-------	------	------	------	------	------	-------	-------	-------	-------	--------	-------	-------	-------	--------	-------	--------

PITCHER	IP	WLS	BF	H	R	ER	SO	BB	IBB	HBP	BLK	WP	HR	S	P	ERA	WHIP
Brian Meadows, R (1, 1) ERA: 5.05	8.0		31	7	3	3	3	2	0	0	0	0	1	75	112	3.38	1.125
Donne Wall, R (9, 1) ERA: 3.11	2.0	W	8	3	0	0	0	0	0	0	0	0	0	15	23	0.00	1.500


BOTTOM

San Diego Padres @ San Francisco Giants
PacBell Park, San Francisco, CA

Wed Jul 19 2000, 10:15 PM EDT
Att: 40,930 - Sunny - 62 F

livebaseballscorecards.com

AB	37
R	3
H	10
RBI	3
BB	2
SO	3
LOB	13



Batter	1	2	3	4	5	6	7	8	9	AB R H RBI BB SO LOB	TOP											
Eric Owens, R OBP: 0.366, SLG: 0.402 (1, 9) FF X	0-2 P6 ①		1-0 G1-3 ②		1-1 F8 ③			4-0 BLK G1-3 BB 1-2		3 0 0 0 1 0 1												
Al Martin, L OBP: 0.354, SLG: 0.481 (1, 7) X	0-0 FC6-4 1B		2-1 F8 ③			0-0 P6 ①		3-2 G1-3 ② 1-2 2-3		3 0 1 0 0 0 1 1 0 0 0 0 0 2 0 0 0 0 0 0 0												
Joe Vitiello, R OBP: 0.500, SLG: 1.000 (8, PH)																						
29 Kory DeHaan, L OBP: 0.268, SLG: 0.333 (8, 9) C X	0-1 F7 ②			1-1 P4 ①		2-2 G1-6-3 1B		2-3 K ③ 2-3 3-H		4 0 1 0 0 1 2												
Ryan Klesko, L OBP: 0.396, SLG: 0.587 (1, 3) C X	3-1 FC6-4 1-2f			4-2 G4-6-3 BB		0-0 G1-6-3 1-2f			0-0 G5-3 ①	3 0 0 0 1 0 2												
Phil Nevin, R OBP: 0.348, SLG: 0.501 (1, 5) C B B B X				2-1 G4-6-3 1-2f					1-2 G4-3 ②	4 0 0 0 0 0 1												
Bret Boone, R OBP: 0.323, SLG: 0.454 (1, 4) C X		0-1 F8 ①					0-0 F7 ①															
Wiki Gonzalez, R OBP: 0.278, SLG: 0.331 (1, 2) B C C B B X		3-2 G4-3 ②				0-0 F9 ①	2-1 G5-3 ②		1-0 G1-3 ③	4 0 0 0 0 0 0												
Ruben Rivera, R OBP: 0.318, SLG: 0.453 (1, 8) B X		1-0 F9 ③				0-0 E5 HR	0-0 F8 ③			3 1 0 0 0 0 0												
16 Kevin Nicholson, S OBP: 0.280, SLG: 0.371 (1, 6) C S B B X			2-2 G4-3 ①			2-2 F8 ②		1-2 G4-3 ①		3 0 0 0 0 0 1												
Woody Williams, R OBP: 0.385, SLG: 0.652 (1, 1) F B B X			2-2 2B			2-2 HR		3-1 G1-3 BB BLK 1B		3 2 3 2 0 0 0 0 0 0 0 0 0 0												
Carlos Almanzar, R (8, 1) C B B X																						
Inning Stats	R: 0 E: 0 K: 0 S: 9	H: 1 LOB: 1 BB: 0 P: 12	R: 0 E: 0 K: 0 S: 6	H: 0 LOB: 0 BB: 0 P: 10	R: 0 E: 0 K: 0 S: 9	H: 1 LOB: 1 BB: 0 P: 16	R: 0 E: 0 K: 0 S: 7	H: 0 LOB: 0 BB: 1 P: 14	R: 2 E: 1 K: 0 S: 10	H: 1 LOB: 0 BB: 0 P: 15	R: 0 E: 0 K: 0 S: 6	H: 1 LOB: 0 BB: 0 P: 8	R: 0 E: 0 K: 0 S: 4	H: 0 LOB: 0 BB: 0 P: 6	R: 1 E: 0 K: 1 S: 12	H: 1 LOB: 1 BB: 1 P: 25	R: 0 E: 0 K: 0 S: 5	H: 0 LOB: 0 BB: 0 P: 7	1B: 3 2B: 1 3B: 0 HR: 1	SF: 0 SAC: 0 DP: 2 HBP: 0	WP: 0 PB: 0 SB: 0 CS: 0	PA: 33
PITCHER	IP WLS BF H R ER SO BB IBB HBP BLK WP HR S P ERA WHIP																					
Kirk Rueter, L ERA: 3.64 (1, 1)	7.1 W 28 5 3 1 0 2 0 0 0 0 0 1 56 94 1.23 0.955																					
Aaron Fultz, L ERA: 6.6 (8, 1)	1.2 S 5 0 0 0 1 0 0 0 0 1 0 0 12 19 0.00 0.000																					

San Diego Padres @ San Francisco Giants
PacBell Park, San Francisco, CA
Thu Jul 20 2000, 7:05 PM EDT
Att. 40,930 - Sunny - 69 F

AB	31
R	3
H	5
RBI	2
BB	2
SO	1
LOB	10



Batter	1	2	3	4	5	6	7	8	9
Marvin Benard, L (1, 8) OBP: 0.342, SLG: 0.405 BB X 	3-1 	1-1 			1-2 		1-3 		
Russ Davis, R (1, 5) OBP: 0.327, SLG: 0.438 Aaron Fultz, L (8, 1) OBP: 0.500, SLG: 0.500 C F X 	0-2 	0-0 			2-1 		2-2 		
Barry Bonds, L (1, 7) OBP: 0.443, SLG: 0.740 S B B B F B F B 	4-2 		4-1 		0-0 		2-2 		
Jeff Kent, R (1, 4) OBP: 0.421, SLG: 0.647 X 	0-0 		0-0 		2-2 		2-1 		
J.T. Snow, L (1, 3) OBP: 0.383, SLG: 0.500 C B B S 	1-3 		3-2 		0-0 		1-1 		
Rich Aurilia, R (1, 6) OBP: 0.332, SLG: 0.412 S C S 	0-3 			0-2 	2-3 		1-0 		
Armando Rios, L (1, 9) OBP: 0.337, SLG: 0.450 C C C C C C C C C 		3-3 		0-0 		1-2 	4-2 		
Doug Mirabelli, R (1, 2) OBP: 0.355, SLG: 0.434 C C C C C C C C C 	4-2 			2-3 		1-1 	3-2 		
Kirk Rueter, L (1, 1) OBP: 0.171, SLG: 0.200 Bill Mueller, S (8, 5) OBP: 0.338, SLG: 0.390 B L B X 	2-1 				0-2 	0-0 			

Inning Stats	R: 3	H: 2	E: 0	K: 2	S: 17	H: 2	LOB: 0	BB: 1	P: 25	R: 0	H: 0	E: 1	K: 1	S: 10	H: 0	LOB: 2	BB: 1	P: 20	R: 0	H: 0	E: 0	K: 0	S: 5	H: 0	LOB: 0	BB: 1	P: 12	R: 0	H: 0	E: 0	K: 1	S: 8	H: 0	LOB: 0	BB: 0	P: 10	R: 3	H: 4	E: 0	K: 1	S: 22	H: 0	LOB: 1	BB: 0	P: 29	R: 0	H: 0	E: 0	K: 0	S: 6	H: 0	LOB: 0	BB: 0	P: 8	R: 0	H: 0	E: 0	K: 1	S: 14	H: 0	LOB: 0	BB: 0	P: 19	R: 1	H: 2	E: 0	K: 0	S: 13	H: 2	LOB: 2	BB: 1	P: 24
	1B: 5	SF: 0	2B: 1	SAC: 0	3B: 0	DP: 1	HR: 2	HBP: 0	WP: 0	PA: 35																																																														

PITCHER	IP	WLS	BF	H	R	ER	SO	BB	IBB	HBP	BLK	WP	HR	S	P	ERA	WHIP
Woody Williams, R (1, 1) ERA: 4.68	7.0	L	30	6	6	6	6	3	0	0	0	0	2	82	123	7.71	1.286
Carlos Almanzar, R (8, 1) ERA: 5.24	1.0		5	2	1	1	0	1	0	0	0	0	0	13	24	9.00	3.000

BOTTOM

San Diego Padres @ San Francisco Giants
 PacBell Park, San Francisco, CA

Thu Jul 20 2000, 7:05 PM EDT
 Att. 40,930 - Sunny - 69 F

AB	31
R	7
H	8
RBI	7
BB	4
SO	6
LOB	10

Batter	1	2	3	4	5	6	7	8	9	AB R H RBI BB SO LOB	TOP					
Calvin Murray, R (1, 8) OBP: 0.364, SLG: 0.368 Felipe Crespo, S (9, PH) OBP: 0.353, SLG: 0.442	0-2 G5-3		1-1 FC5-4			0-0 1B SF7 1B	2-2 F9		3-3 K	4 1 1 0 0 0 1 1 0 0 0 0 1 0						
Russ Davis, R (1, 5) OBP: 0.325, SLG: 0.431	0-1 G6-3		1-0 CS	0-0 F8		3-2 1B 2B 1B	1-0 L5			4 1 1 0 0 0 0						
Barry Bonds, L (1, 7) OBP: 0.441, SLG: 0.746	1-1 F8			1-0 G3-1		1-1 SF7		1-1 HR		3 1 1 2 0 0 0						
Jeff Kent, R (1, 4) OBP: 0.422, SLG: 0.644		0-1 E6 1B		2-1 1B		3-2 F9		4-1 CS BB		3 0 1 0 1 0 1						
Ellis Burks, R (1, 9) OBP: 0.448, SLG: 0.630		2-1 F8		1-0 P4		1-2 2B 1B		1-1 G4-3		4 1 1 0 0 0 3						
Rich Aurilia, R (1, 6) OBP: 0.337, SLG: 0.420		0-1 G4-6-3 1B			0-1 F8	0-1 1B 2B		1-0 1B		4 1 3 1 0 0 0						
J.T. Snow, L (1, 3) OBP: 0.384, SLG: 0.500		0-0 G4-6-3			0-2 1B	1-1 2B 1B		3-3 K		4 0 2 2 0 1 3						
Bobby Estalella, R (1, 2) OBP: 0.382, SLG: 0.534 Marvin Benard, L (9, PH) OBP: 0.342, SLG: 0.404			1-0 G6-3		0-0 P4	1-0 F9		1-3 K		3 0 0 0 0 0 2 1 0 0 0 0 1 0						
Shawn Estes, R (1, 1) OBP: 0.262, SLG: 0.375 Felix Rodriguez, R (8, 1) Armando Rios, L (9, PH) OBP: 0.335, SLG: 0.447			0-1 FC5-4 1B		0-3 K		1-3 K		1-1 G3-1	3 0 1 0 0 2 1 0 0 0 0 0 0 0 1 0 0 0 0 0 0						
Inning Stats	R: 0 H: 0 E: 0 LOB: 0 K: 0 BB: 0 S: 8 P: 9	R: 0 H: 1 E: 1 LOB: 1 K: 0 BB: 0 S: 7 P: 9	R: 0 H: 1 E: 0 LOB: 0 K: 0 BB: 0 S: 5 P: 8	R: 0 H: 1 E: 0 LOB: 1 K: 0 BB: 0 S: 5 P: 9	R: 0 H: 1 E: 0 LOB: 1 K: 1 BB: 0 S: 10 P: 10	R: 4 H: 5 E: 0 LOB: 1 K: 0 BB: 0 S: 19 P: 29	R: 0 H: 0 E: 0 LOB: 0 K: 1 BB: 0 S: 8 P: 12	R: 1 H: 2 E: 0 LOB: 1 K: 1 BB: 1 S: 11 P: 21	R: 0 H: 0 E: 0 LOB: 0 K: 2 BB: 0 S: 9 P: 14	1B: 9 SF: 1 2B: 1 SAC: 0 3B: 0 DP: 1 HR: 1 HBP: 0	WP: 0 PA: 38 PB: 0 SB: 0 CS: 2					
PITCHER	IP WLS BF H R ER SO BB IBB HBP BLK WP HR S P ERA WHIP															
Carlos Perez, L (1, 1) ERA: 4.98	7.0	29	9	4	4	2	0	0	0	0	0	0	62	86	5.14	1.286
Matt Herges, R (8, 1) ERA: 3.26	1.0	5	2	1	1	1	1	0	0	0	0	1	11	21	9.00	3.000
Jeff Shaw, R (9, 1) ERA: 6.89	1.0	3	0	0	0	2	0	0	0	0	0	0	9	14	0.00	0.000

San Francisco Giants @ Los Angeles Dodgers
Dodger Stadium, Los Angeles, CA

Fri Jul 21 2000, 7:10 PM PDT
Att. 53,563 - Sunny - 74 F

livebaseballscorecards.com

AB 35
R 5
H 11
RBI 5
BB 1
SO 5
LOB 11



Batter	1	2	3	4	5	6	7	8	9	AB	R	H	RBI	BB	SO	LOB
Paul Lo Duca, R OBP: 0.352, SLG: 0.469 (1, 2)	0-1 G4-6-3 1B	0-1 G4-3			1-1 F8		2-1 G3			4	0	1	0	0	0	1
Mark Grudzielanek, R OBP: 0.348, SLG: 0.414 (1, 4)	0-0 G4-6-3 1-2f		4-2 FC6-4 BB		3-2 G4-3			4-0 1B HR BB		2	1	0	0	2	0	1
Shawn Green, L OBP: 0.399, SLG: 0.507 (1, 9)	1-0 F8		0-1 F8		1-1 G3-1			1-1 1-3 HR 1B		4	1	1	0	0	0	1
Gary Sheffield, R OBP: 0.450, SLG: 0.690 (1, 7)		1-0 BB SF7 2B	1-2 FC6-4 1B		3-1 G3 2B			1-1 P3		4	1	2	0	0	0	3
Eric Karros, R OBP: 0.362, SLG: 0.541 (1, 3)		4-0 BB 3B BB	0-0 1-2 1B		0-3 K2-3			3-1 1-H 3-H HR		3	2	2	3	1	1	1
Adrián Beltré, R OBP: 0.315, SLG: 0.423 (1, 5)		4-2 1-2 2-3 3B BB	1-3 K		0-0 G3 2-3			1-0 F7		3	1	0	0	1	1	3
Todd Hollandsworth, L OBP: 0.315, SLG: 0.370 (1, 8)		3-1 SF7		1-2 F9		1-1 G5-3		0-3 K		3	0	0	1	0	1	1
Kevin Elster, R OBP: 0.333, SLG: 0.435 Alex Cora, L OBP: 0.322, SLG: 0.372 (1, 6) (9, 6)		2-3 K		0-0 F8			3-1 P3			3	0	0	0	0	1	2
Carlos Perez, L OBP: 0.059, SLG: 0.147 Jim Leyritz, R OBP: 0.337, SLG: 0.288 Matt Herges, L Jeff Shaw, R (1, 1) (7, PH) (8, 1) (9, 1)		2-2 K		2-2 G1-3			1-3 K			0	0	0	0	0	0	0
		1-H 2-H 3B								2	0	1	2	0	0	0
										1	0	0	0	0	1	0
										0	0	0	0	0	0	0
										0	0	0	0	0	0	0

Inning Stats	R: 0	H: 1	E: 0	K: 0	S: 4	R: 3	H: 2	E: 0	K: 1	S: 13	R: 0	H: 1	E: 0	K: 1	S: 14	R: 0	H: 0	E: 0	K: 0	S: 7	R: 0	H: 1	E: 0	K: 1	S: 9	R: 0	H: 2	E: 0	K: 1	S: 11	
	LOB: 0	BB: 0	P: 5	R: 2	H: 1	LOB: 1	BB: 2	P: 29	R: 0	H: 0	LOB: 0	BB: 0	P: 10	R: 0	H: 1	LOB: 1	BB: 0	P: 13	R: 3	H: 2	LOB: 0	BB: 1	P: 21	1B: 3	SF: 1	2B: 2	SAC: 0	3B: 1	DP: 1	HR: 1	HBP: 0

PITCHER	IP	WLS	BF	H	R	ER	SO	BB	IBB	HBP	BLK	WP	HR	S	P	ERA	WHIP
Shawn Estes, L ERA: 4.15 Felix Rodriguez, R ERA: 2.96	(1, 1) (8, 1)	7.0 1.0	30 4	6 1	5 1	5 1	4 1	4 0	0 0	0 0	0 0	0 0	0 1	63 9	109 14	6.43 9.00	1.429 1.000

BOTTOM

San Francisco Giants @ Los Angeles Dodgers
 Dodger Stadium, Los Angeles, CA

Fri Jul 21 2000, 7:10 PM PDT
 Att: 53,563 - Sunny - 74 F

AB	29
R	6
H	7
RBI	6
BB	4
SO	5
LOB	13



WP	PA	ERA	WHIP
34			

Batter	1	2	3	4	5	6	7	8	9	AB R H RBI BB SO LOB	TOP		
Marvin Benard, L (1, 8) OBP: 0.338, SLG: 0.399	1-2 F3		3-3 K		0-3 K			1-1 G3		4 0 0 0 0 2 1	<p>San Francisco Giants @ Los Angeles Dodgers Dodger Stadium, Los Angeles, CA</p> <p>Sat Jul 22 2000, 1:05 PM PDT Att. 45,705 - Sunny - 84 F</p>		
Bill Mueller, S (1, 5) OBP: 0.334, SLG: 0.386	1-0 P6		0-2 G4-3		3-2 G4-6-3			3-1 L8		4 0 0 0 0 0 1			
Barry Bonds, L (1, 7) OBP: 0.436, SLG: 0.736	3-3 K		2-3 K			2-2 F5		2-1 F8		4 0 0 0 0 2 0			
Jeff Kent, R (1, 4) OBP: 0.420, SLG: 0.640		1-1 F8		1-0 G6-4-3 1B		3-1 F8		1-1 F9		4 0 1 0 0 0 0			
J.T. Snow, L (1, 3) OBP: 0.380, SLG: 0.494		3-2 P6		2-2 G6-4-3		1-3 K		0-1 F7		4 0 0 0 0 1 1			
Rich Aurilia, R (1, 6) OBP: 0.340, SLG: 0.431		2-2 HR		4-2 HR BB			2-3 K			2 2 1 1 1 1 0			
Armando Rios, L (1, 9) OBP: 0.340, SLG: 0.476		0-1 HR 2B		0-0 HR 1-H			2-2 F7			3 2 2 2 0 0 0			
Bobby Estalella, R (1, 2) OBP: 0.381, SLG: 0.547		1-2 HR		2-3 K			2-3 K			3 1 1 2 0 2 0			
Livan Hernandez, R (1, 1) OBP: 0.302, SLG: 0.385 Robb Nen, R (9, 1)		1-0 G4-3			0-1 G4-6-3 1B			0-3 K		3 0 1 0 0 1 0 0 0 0 0 0 0 0			
Inning Stats	R: 0 H: 0 E: 0 LOB: 0 K: 1 BB: 0 S: 7 P: 12	R: 3 H: 3 E: 0 LOB: 0 K: 0 BB: 0 S: 17 P: 25	R: 0 H: 0 E: 0 LOB: 0 K: 2 BB: 0 S: 10 P: 15	R: 2 H: 2 E: 0 LOB: 0 K: 1 BB: 1 S: 12 P: 21	R: 0 H: 1 E: 0 LOB: 0 K: 1 BB: 0 S: 9 P: 12	R: 0 H: 0 E: 0 LOB: 0 K: 1 BB: 0 S: 8 P: 14	R: 0 H: 0 E: 0 LOB: 0 K: 2 BB: 0 S: 11 P: 17	R: 0 H: 0 E: 0 LOB: 0 K: 1 BB: 0 S: 7 P: 11	R: 0 H: 0 E: 0 LOB: 0 K: 0 BB: 0 S: 6 P: 9	1B: 2 SF: 0 2B: 1 SAC: 0 3B: 0 DP: 2 HR: 3 HBP: 0	WP: 0 PA: 32 PB: 0 SB: 0 CS: 0		
PITCHER	IP WLS BF H R ER SO BB IBB HBP BLK WP HR S P ERA WHIP											PITCHER	IP WLS BF H R ER SO BB IBB HBP BLK WP HR S P ERA WHIP
Eric Gagne, R (1, 1) ERA: 5.59	5.0 L 20 6 5 5 5 1 0 0 0 0 0 3 55 85 9.00 1.400												
Onan Masaoka, L (6, 1) ERA: 2.84	1.0 3 0 0 0 1 0 0 0 0 0 0 0 8 14 0.00 0.000												
Antonio Osuna, R (7, 1) ERA: 3.05	2.0 6 0 0 0 3 0 0 0 0 0 0 0 18 28 0.00 0.000												
Al Reyes, R (9, 1) ERA: 6.43	1.0 3 0 0 0 0 0 0 0 0 0 0 0 6 9 0.00 0.000												

livebaseballscorecards.com

AB	31
R	5
H	6
RBI	5
BB	1
SO	9
LOB	3



Batter	1	2	3	4	5	6	7	8	9	AB R H RBI BB SO LOB
--------	---	---	---	---	---	---	---	---	---	----------------------

<p>Alex Cora, L (1, 4) OBP: 0.320, SLG: 0.369</p> <p>C F X</p> <p>0-2 G6-3</p>			<p>B C X</p> <p>1-1 1B</p>			<p>B C F X</p> <p>2-2 P5</p>		<p>B X</p> <p>1-0 F7</p>		4 0 1 0 0 0 0
<p>Todd Hollandsworth, L (1, 8) OBP: 0.318, SLG: 0.370</p> <p>B X</p> <p>1-0 CS 1B</p>			<p>B S B X</p> <p>3-1 G3</p>			<p>B C F X</p> <p>1-3 K</p>		<p>B B B C X</p> <p>4-1 S BB</p>		3 0 1 0 1 1 1
<p>Gary Sheffield, R (1, 7) OBP: 0.445, SLG: 0.682</p> <p>C B B S X</p> <p>3-2 F5 1-2</p>				<p>B C C X</p> <p>2-2 F8</p>		<p>B C X</p> <p>1-2 F8</p>		<p>B B B C X</p> <p>3-2 F2</p>		4 0 0 0 0 0 2
<p>Shawn Green, L (1, 9) OBP: 0.398, SLG: 0.503</p> <p>B B B X</p> <p>4-0 CS 1B BB</p>			<p>B C B X</p> <p>3-2 G4-3</p>		<p>B C X</p> <p>3-3 K</p>		<p>B B B X</p> <p>2-1 F8 1-2</p>		3 0 0 0 1 1 1	
<p>Eric Karros, R (1, 3) OBP: 0.359, SLG: 0.534</p> <p>C B B C X</p> <p>3-2 P5</p>			<p>B B X</p> <p>2-0 L9</p>		<p>C X</p> <p>0-1 F8</p>		<p>B C X</p> <p>0-3 K</p>		4 0 0 0 0 1 2	
<p>Adrian Beltré, R (1, 5) OBP: 0.319, SLG: 0.425</p> <p>X</p> <p>0-0 1-2 1B</p>			<p>B C B X</p> <p>1-3 K</p>		<p>B C X</p> <p>2-2 HR 1B</p>				3 1 2 0 0 1 0	
<p>Chad Kreuter, S (1, 2) OBP: 0.441, SLG: 0.433</p> <p>B C B X</p> <p>3-3 K 2-3</p>			<p>B C X</p> <p>3-2 F7</p>		<p>B C X</p> <p>1-1 F8</p>				3 0 0 0 0 1 3	
<p>Kevin Elster, R (1, 6) OBP: 0.333, SLG: 0.449</p> <p>F X</p> <p>0-1 F9</p>			<p>B C B X</p> <p>1-3 K</p>		<p>B C X</p> <p>1-1 HR</p>				3 1 1 2 0 1 0	
<p>Eric Gagne, R (1, 1) OBP: 0.187, SLG: 0.187</p> <p>Onan Masakoka, R (6, 1)</p> <p>Chris Donnels, L (6, PH) OBP: 0.500, SLG: 1.000</p> <p>Antonio Osuna, R (7, 1)</p> <p>Dave Hansen, L (8, PH) OBP: 0.496, SLG: 0.580</p> <p>Al Reyes, R (9, 1)</p> <p>X</p> <p>0-0 P4</p>				<p>B C B X</p> <p>2-2 G4-3</p>		<p>B C B X</p> <p>2-3 K HR</p>				1 0 0 0 0 0 0 0 0 0 0 0 0 0 1 0 0 0 0 0 0 0 0 0 0 0 0 0 1 0 0 0 0 1 0 0 0 0 0 0 0 0

Inning Stats	R: 0	H: 1	E: 0	K: 0	S: 7	LOB: 0	BB: 0	P: 11	R: 0	H: 1	E: 0	K: 1	S: 8	LOB: 2	BB: 1	P: 18	R: 0	H: 1	E: 0	K: 0	S: 7	LOB: 0	BB: 0	P: 11	R: 0	H: 0	E: 0	K: 2	S: 10	LOB: 0	BB: 0	P: 15	R: 0	H: 0	E: 0	K: 1	S: 10	LOB: 0	BB: 0	P: 12	R: 2	H: 2	E: 0	K: 1	S: 11	LOB: 0	BB: 0	P: 18	R: 0	H: 0	E: 0	K: 1	S: 10	LOB: 1	BB: 1	P: 19	1B: 4	SF: 0	2B: 1	SAC: 0	3B: 0	DP: 1	HR: 1	HBP: 0	WP: 0	PA: 32
--------------	------	------	------	------	------	--------	-------	-------	------	------	------	------	------	--------	-------	-------	------	------	------	------	------	--------	-------	-------	------	------	------	------	-------	--------	-------	-------	------	------	------	------	-------	--------	-------	-------	------	------	------	------	-------	--------	-------	-------	------	------	------	------	-------	--------	-------	-------	-------	-------	-------	--------	-------	-------	-------	--------	-------	--------

PITCHER	IP	WLS	BF	H	R	ER	SO	BB	IBB	HBP	BLK	WP	HR	S	P	ERA	WHIP
Livan Hernandez, R (1, 1) ERA: 4.25	8.0	W	28	5	2	2	6	1	0	0	0	0	1	68	114	2.25	0.750
Robb Nen, R (9, 1) ERA: 2.04	1.0	S	4	0	0	0	1	1	0	0	0	0	0	10	19	0.00	1.000

BOTTOM

San Francisco Giants @ Los Angeles Dodgers
 Dodger Stadium, Los Angeles, CA
 Sat Jul 22 2000, 1:05 PM PDT
 Att: 45,705 - Sunny - 84 F

livebaseballscores.com

AB	30
R	2
H	5
RBI	2
BB	2
SO	7
LOB	9



Batter	1	2	3	4	5	6	7	8	9	AB R H RBI BB SO LOB	TOP											
Marvin Benard, L (1, 8) OBP: 0.337, SLG: 0.395	0-1 F8		1-0 G5-3		1-0 F9			4-2 G1-3 BB		3 0 0 0 1 0 2	<p>San Francisco Giants @ Los Angeles Dodgers Dodger Stadium, Los Angeles, CA</p> <p>Sun Jul 23 2000, 5:10 PM PDT Att. 47,969 - Sunny - 83 F</p>											
Bill Mueller, S (1, 5) OBP: 0.331, SLG: 0.381	2-0 F8			1-3 K2-3		2-0 G3		2-1 G1-3		4 0 0 0 0 1 1												
Barry Bonds, L (1, 7) OBP: 0.433, SLG: 0.729	1-3 K			3-2 G5-3 E 1B		0-1 F9		3-2 F7		4 0 1 0 0 1 1												
Jeff Kent, R (1, 4) OBP: 0.418, SLG: 0.634		0-3 K		1-1 E9 G5-3		2-3 K		4-2 G6-4-3 E BB		3 0 0 0 1 2 1												
Ellis Burks, R (1, 9) OBP: 0.441, SLG: 0.618		0-3 K		0-0 G5-3		0-0 E5		0-0 E6 G6-4-3		4 0 0 0 0 1 3												
J.T. Snow, L (1, 3) OBP: 0.376, SLG: 0.488		1-3 K		2-3 K		2-1 G6-3		0-1 G6-4-3		4 0 0 0 0 2 5												
Rich Aurilia, R (1, 6) OBP: 0.339, SLG: 0.427			2-0 G5-3		1-0 F9		3-3 K	4-1 BB		3 0 0 0 1 1 1												
Bobby Estalella, R (1, 2) OBP: 0.384, SLG: 0.549			4-0 SH1-3 BB		2-1 WP 2B		1-3 K	1-1 F6		3 0 1 0 1 1 3												
Russ Ortiz, R (1, 1) OBP: 0.270, SLG: 0.219			0-0 SH1-3		3-2 P6		1-1 F9			1 0 0 0 0 0 1												
Ramon Martinez, R (8, PH) OBP: 0.358, SLG: 0.514			1-2		2-3					1 0 0 0 0 0 0												
Scott Linebrink, R (8, 1)										0 0 0 0 0 0 0												
Inning Stats	R: 0 E: 0 K: 1 S: 6	H: 0 LOB: 0 BB: 0 P: 9	R: 0 E: 0 K: 3 S: 9	H: 0 LOB: 0 BB: 0 P: 10	R: 0 E: 0 K: 0 S: 3	H: 0 LOB: 1 BB: 1 P: 10	R: 0 E: 1 K: 2 S: 12	H: 1 LOB: 2 BB: 0 P: 19	R: 0 E: 0 K: 0 S: 7	H: 1 LOB: 1 BB: 0 P: 14	R: 0 E: 0 K: 1 S: 6	H: 0 LOB: 0 BB: 0 P: 10	R: 0 E: 1 K: 2 S: 10	H: 0 LOB: 1 BB: 0 P: 16	R: 0 E: 0 K: 0 S: 10	H: 0 LOB: 1 BB: 1 P: 20	R: 0 E: 1 K: 0 S: 10	H: 0 LOB: 2 BB: 2 P: 19	1B: 1 2B: 1 3B: 0 HR: 0	SF: 0 SAC: 1 DP: 1 HBP: 0	WP: 1 PB: 0 SB: 0 CS: 0	PA: 35
PITCHER	IP WLS BF H R ER SO BB IBB HBP BLK WP HR S P ERA WHIP																					
37 Darren Dreifort, R (1, 1) ERA: 4.74	7.0 W 26 2 0 0 9 1 0 0 0 1 0 53 88 0.00 0.429																					
Terry Adams, R (8, 1) ERA: 3.06	1.2 8 0 0 0 0 3 0 0 0 0 0 18 36 0.00 1.800																					
Jeff Shaw, R (9, 1) ERA: 6.82	0.1 1 0 0 0 0 0 0 0 0 0 0 2 3 0.00 0.000																					

AB	30
R	0
H	2
RBI	0
BB	4
SO	9
LOB	18



Batter	1	2	3	4	5	6	7	8	9
Todd Hollandsworth, L (1, 8) OBP: 0.320, SLG: 0.384	0-0 HR	0-1 FC4-6		1-3 K			1-1 B2-6 1B		
Mark Grudzielanek, R (1, 4) OBP: 0.347, SLG: 0.412	3-2 HR 1B		0-1 L5	2-3 K			1-0 B2-6		
Gary Sheffield, R (1, 7) OBP: 0.446, SLG: 0.681	0-0 F9		2-1 1B 2B		4-2 BB		2-2 G5-3		
Shawn Green, L (1, 9) OBP: 0.399, SLG: 0.519	0-1 HR		2-2 P6		2-3 K		1-2 HR		
Eric Karros, R (1, 3) OBP: 0.360, SLG: 0.533	1-3 K		4-0 BB 1B BB		1-1 F9		0-1 1B		
Adrián Beltré, R (1, 5) OBP: 0.321, SLG: 0.426	2-0 CS 1B		2-2 BB 1B		3-3 K		0-2 F9		
Chad Kreuter, S (1, 2) OBP: 0.443, SLG: 0.431	0-2 CS SAFE	0-0 37 FC2-6 1B	4-2 FC4-6 BB		1-3 K2-3		2-1 F8		
Alex Cora, L (1, 6) OBP: 0.313, SLG: 0.360		1-1 P6	0-0 FC4-6		2-2 G1-3		1-2 L1-3		
37 Darren Dreifort, R (1, 1) OBP: 0.158, SLG: 0.297		2-2 FC2-6		3-3 K		0-0 F9			
Terry Adams, R (8, 1)									
Jeff Shaw, R (9, 1)									

AB	R	H	RBI	BB	SO	LOB
4	1	2	1	0	1	1
4	1	1	0	0	1	1
3	1	1	0	1	0	1
4	2	2	3	0	1	2
3	0	1	0	1	1	1
4	0	2	1	0	1	2
3	0	1	0	1	1	1
4	0	0	0	0	0	5
3	0	0	0	0	1	1
0	0	0	0	0	0	0
0	0	0	0	0	0	0

Inning	3	4	5	6	7	8	9
R:	3	0	1	0	0	1	1
E:	0	0	0	0	0	0	0
K:	1	0	3	2	1	0	15
S:	14	8	14	12	7	15	19
H:	4	1	2	0	0	2	2
LOB:	0	1	3	1	0	1	1
BB:	0	0	2	0	0	0	0
P:	20	11	28	22	10	11	19

PITCHER	IP	WLS	BF	H	R	ER	SO	BB	IBB	HBP	BLK	WP	HR	S	P	ERA	WHIP
Russ Ortiz, R (1, 1) ERA: 6.22	7.0	L	30	8	4	4	7	3	0	0	0	0	2	71	117	5.14	1.571
Scott Linebrink, R (8, 1) ERA: 4.5	1.0		5	2	1	1	0	0	0	0	0	0	1	15	19	9.00	2.000

BOTTOM

San Francisco Giants @ Los Angeles Dodgers
Dodger Stadium, Los Angeles, CA

Sun Jul 23 2000, 5:10 PM PDT
Att: 47,969 - Sunny - 83 F

livebaseballscorecards.com

AB	32
R	5
H	10
RBI	5
BB	3
SO	7
LOB	15



WP	HR	S	P	ERA	WHIP
1B: 6	SF: 0	WP: 0	PA: 36		
2B: 1	SAC: 0	PB: 0			
3B: 0	DP: 1	SB: 0			
HR: 3	HBP: 0	CS: 1			

Batter	1	2	3	4	5	6	7	8	9	AB R H RBI BB SO LOB	TOP
Marvin Benard, L (1, 8) OBP: 0.333, SLG: 0.391	1-1 F7	0-2 G4-3			1-2 F8		1-2 G4-3			4 0 0 0 0 0 1	San Francisco Giants @ San Diego Padres Qualcomm Stadium, San Diego, CA Mon Jul 24 2000, 10:05 PM EDT Att. 22,405 - Sunny - 77 F
Bill Mueller, S (1, 5) OBP: 0.330, SLG: 0.380	1-2 1B BB BB 1B	2-2 F5			1-0 F8			3-1 G6-3		4 1 1 0 0 0 0	
Barry Bonds, L (1, 7) OBP: 0.431, SLG: 0.721	4-1 BB BB 1B BB 1-2 BB BB				1-0 G6-3			1-2 G3		3 1 0 0 1 0 0	
Jeff Kent, R (1, 4) OBP: 0.419, SLG: 0.633	0-1 BB BB 1-2 BB 2-3 1B				0-0 G6-4-3 1B			0-1 G4-3		4 1 2 0 0 0 0	
Ellis Burks, R (1, 9) OBP: 0.438, SLG: 0.610	4-2 BB 1-2 BB 2-3 BB 3-H				1-3 K			3-2 G5-3		3 0 0 1 1 1 1	
J.T. Snow, L (1, 3) OBP: 0.377, SLG: 0.485	4-2 BB 1-2 BB 2-3 BB 3-H				0-0 G6-4-3 1-2f			1-0 F7		2 0 0 1 2 0 1	
Rich Aurilia, R (1, 6) OBP: 0.338, SLG: 0.428	0-1 F8				0-3 K			1-2 F8		4 0 1 0 0 1 4	
Doug Mirabeli, R (1, 2) OBP: 0.360, SLG: 0.439	3-1 1-2 BB 2-H 3-H 1B				2-1 K2-3 1B BB			2-1 G6-3 2B		3 0 2 1 0 0 1	
Mark Gardner, R (1, 1) OBP: 0.136, SLG: 0.136					0-3 K2-3			0-3 K2-3		3 0 0 0 0 2 3	
Alan Embree, L (8, 1)										0 0 0 0 0 0 0	
Felix Rodriguez, R (8, 1)										0 0 0 0 0 0 0	
Robb Nen, R (9, 1)										0 0 0 0 0 0 0	
Inning Stats	R: 3 H: 3 E: 0 LOB: 2 K: 0 BB: 3 S: 17 P: 34	R: 0 H: 0 E: 0 LOB: 0 K: 0 BB: 0 S: 8 P: 10	R: 0 H: 0 E: 0 LOB: 0 K: 0 BB: 0 S: 7 P: 11	R: 0 H: 1 E: 0 LOB: 1 K: 2 BB: 1 S: 10 P: 16	R: 0 H: 0 E: 0 LOB: 0 K: 0 BB: 0 S: 5 P: 8	R: 0 H: 1 E: 0 LOB: 0 K: 1 BB: 0 S: 6 P: 7	R: 0 H: 1 E: 0 LOB: 1 K: 1 BB: 0 S: 9 P: 12	R: 0 H: 0 E: 0 LOB: 0 K: 0 BB: 0 S: 7 P: 11	R: 0 H: 0 E: 0 LOB: 0 K: 0 BB: 0 S: 8 P: 13	1B: 5 SF: 0 2B: 1 SAC: 0 3B: 0 DP: 1 HR: 0 HBP: 0	WP: 0 PA: 34 PB: 0 SB: 0 CS: 0
PITCHER	IP WLS BF H R ER SO BB IBB HBP BLK WP HR S P ERA WHIP										
Brian Meadows, R (1, 1) ERA: 4.98	7.0 L 28 6 3 3 4 4 0 0 0 0 0 0 62 98 3.86 1.429										
Dave Maurer, L (8, 1) ERA:	1.0 3 0 0 0 0 0 0 0 0 0 0 0 7 11 0.00 0.000										
Carlos Almanzar, R (9, 1) ERA: 5.12	1.0 3 0 0 0 0 0 0 0 0 0 0 0 8 13 0.00 0.000										

AB	30
R	3
H	6
RBI	3
BB	4
SO	4
LOB	11



Batter	1	2	3	4	5	6	7	8	9	AB	R	H	RBI	BB	SO	LOB
Al Martin, L (1, 7) OBP: 0.354, SLG: 0.470	F8		G4-3					G6-3		3	0	0	0	1	0	0
29 Kory DeHaan, L (1, 9) OBP: 0.250, SLG: 0.320 Eric Owens, R (8, PH) OBP: 0.367, SLG: 0.403 (9, 9)	K			K	K					3	0	0	0	0	3	2
Ryan Klesko, L (1, 3) OBP: 0.401, SLG: 0.611				G4-3			F5	P4		4	0	1	0	0	0	1
Phil Nevin, R (1, 5) OBP: 0.346, SLG: 0.503	P4			FC4-6 1B	FC4-6 1B		G5-3	F8		4	0	1	0	0	0	2
Bret Boone, R (1, 4) OBP: 0.333, SLG: 0.456		F8		FC4-6 1B					G5-3	4	0	2	0	0	0	0
Wiki Gonzalez, R (1, 2) OBP: 0.279, SLG: 0.321		G5-3		FC4-6 1B	FC4-6 1B		F9		G6-3	4	0	0	0	0	0	3
Ruben Rivera, R (1, 8) OBP: 0.317, SLG: 0.442			K		SH3-4 1B			G6-3		4	0	1	0	0	2	0
Damian Jackson, R (1, 6) OBP: 0.329, SLG: 0.346			K				F8	K		3	0	0	0	0	2	1
Brian Meadows, R (1, 1) OBP: 0.135, SLG: 0.135 16 Kevin Nicholson, S (7, PH) OBP: 0.282, SLG: 0.370 Dave Maurer, R (8, 1) Carlos Almanzar, R (9, 1)			K		SH3-4			K		1	0	0	0	0	1	0
			K							1	0	0	0	0	1	0
										0	0	0	0	0	0	0
										0	0	0	0	0	0	0

Inning Stats	R: 0	H: 1	E: 0	LOB: 1	K: 1	S: 8	R: 0	H: 0	E: 0	LOB: 0	K: 1	S: 9	R: 0	H: 0	E: 0	LOB: 0	K: 2	S: 10	R: 0	H: 2	E: 0	LOB: 2	K: 1	S: 14	R: 0	H: 1	E: 0	LOB: 2	K: 1	S: 10	R: 0	H: 1	E: 0	LOB: 1	K: 0	S: 7	R: 0	H: 0	E: 0	LOB: 0	K: 2	S: 13	R: 0	H: 1	E: 0	LOB: 1	K: 0	S: 9	R: 0	H: 0	E: 0	LOB: 0	K: 1	S: 8	R: 0	H: 0	E: 0	LOB: 0	K: 1	S: 11	1B: 4	SF: 0	2B: 1	SAC: 1	3B: 1	DP: 0	HR: 0	HBP: 0	WP: 0	PA: 34
--------------	------	------	------	--------	------	------	------	------	------	--------	------	------	------	------	------	--------	------	-------	------	------	------	--------	------	-------	------	------	------	--------	------	-------	------	------	------	--------	------	------	------	------	------	--------	------	-------	------	------	------	--------	------	------	------	------	------	--------	------	------	------	------	------	--------	------	-------	-------	-------	-------	--------	-------	-------	-------	--------	-------	--------


PITCHER	IP	WLS	BF	H	R	ER	SO	BB	IBB	HBP	BLK	WP	HR	S	P	ERA	WHIP
Mark Gardner, R (1, 1) ERA: 4.46	7.0	W	27	5	0	0	8	1	0	0	0	0	0	71	102	0.00	0.857
Alan Embree, L (8, 1) ERA: 5.75	0.2	H	3	1	0	0	0	0	0	0	0	0	0	4	5	0.00	1.500
Felix Rodriguez, R (8, 1) ERA: 2.95	0.1	H	1	0	0	0	0	0	0	0	0	0	0	5	8	0.00	0.000
Robb Nen, R (9, 1) ERA: 1.99	1.0	S	3	0	0	0	1	0	0	0	0	0	0	8	11	0.00	0.000

BOTTOM

San Francisco Giants @ San Diego Padres
Qualcomm Stadium, San Diego, CA

Mon Jul 24 2000, 10:05 PM EDT
Att: 22,405 - Sunny - 77 F

AB	32
R	0
H	6
RBI	0
BB	1
SO	9
LOB	9



PITCHER	IP	WLS	BF	H	R	ER	SO	BB	IBB	HBP	BLK	WP	HR	S	P	ERA	WHIP
---------	----	-----	----	---	---	----	----	----	-----	-----	-----	----	----	---	---	-----	------

Batter	1	2	3	4	5	6	7	8	9	AB R H RBI BB SO LOB	TOP	
Calvin Murray, R (1, 8) OBP: 0.361, SLG: 0.359 Felipe Crespo, S (9, PH) OBP: 0.349, SLG: 0.436	1-2 		4-1 		0-1 		3-2 		1-3 	3 0 0 0 1 0 2 1 0 0 0 0 1 1	San Francisco Giants @ San Diego Padres Qualcomm Stadium, San Diego, CA Tue Jul 25 2000, 10:05 PM EDT Att. 25,039 - Sunny - 72 F	
Russ Davis, R (1, 5) OBP: 0.319, SLG: 0.416	4-2 		3-2 		2-3 		1-0 		0-1 	4 0 0 0 1 1 4		
Barry Bonds, L (1, 7) OBP: 0.427, SLG: 0.711	1-3 		1-3 		3-2 			1-1 		4 0 0 0 0 2 2		
Jeff Kent, R (1, 4) OBP: 0.418, SLG: 0.628	4-2 		2-1 		2-2 			0-0 		3 0 0 0 1 0 1		
J.T. Snow, L (1, 3) OBP: 0.379, SLG: 0.488	2-2 			0-0 		3-2 		1-1 		4 1 2 0 0 0 2		
Ellis Burks, R (1, 9) OBP: 0.439, SLG: 0.621		0-3 		0-1 		1-1 		1-0 		4 1 2 2 0 1 0		
Ramon Martinez, R (1, 6) OBP: 0.355, SLG: 0.513		0-0 		0-1 			3-1 	0-0 		4 0 1 0 0 0 2		
Doug Mirabelli, R (1, 2) OBP: 0.360, SLG: 0.437 Marvin Benard, L (9, PH) OBP: 0.332, SLG: 0.389		0-0 		3-3 			3-2 		2-3 	3 0 1 0 0 1 1 1 0 0 0 0 1 0		
Kirk Rueter, L (1, 1) OBP: 0.162, SLG: 0.189 Armando Rios, L (7, PH) OBP: 0.344, SLG: 0.476 Miguel Del Toro, R (7, 1) Bill Mueller, S (9, PH) OBP: 0.332, SLG: 0.384		0-0 		0-2 			4-2 	1-0 		2 0 0 0 0 0 1 0 0 0 0 1 0 0 0 0 0 0 0 0 0 1 0 1 0 0 0 0		
Inning Stats	R: 0 H: 0 E: 0 LOB: 2 K: 1 BB: 2 S: 17 P: 29	R: 0 H: 1 E: 0 LOB: 1 K: 1 BB: 0 S: 6 P: 6	R: 0 H: 0 E: 0 LOB: 1 K: 1 BB: 1 S: 10 P: 19	R: 2 H: 2 E: 0 LOB: 0 K: 1 BB: 0 S: 12 P: 15	R: 0 H: 0 E: 0 LOB: 0 K: 1 BB: 0 S: 8 P: 13	R: 0 H: 0 E: 0 LOB: 0 K: 0 BB: 0 S: 11 P: 17	R: 0 H: 1 E: 0 LOB: 2 K: 0 BB: 1 S: 14 P: 28	R: 0 H: 2 E: 0 LOB: 2 K: 0 BB: 0 S: 7 P: 10	R: 0 H: 1 E: 0 LOB: 1 K: 2 BB: 0 S: 10 P: 14	1B: 3 SF: 0 2B: 3 SAC: 0 3B: 0 DP: 0 HR: 1 HBP: 0	WP: 1 PA: 38 PB: 0 SB: 1 CS: 0	
PITCHER Woody Williams, R (1, 1) ERA: 4.5 Donne Wall, R (7, 1) ERA: 2.93 Trevor Hoffman, R (9, 1) ERA: 4.12	IP WLS BF H R ER SO BB IBB HBP BLK WP HR S P ERA WHIP											PITCHER IP WLS BF H R ER SO BB IBB HBP BLK WP HR S P ERA WHIP

AB	34
R	2
H	7
RBI	2
BB	4
SO	7
LOB	16



Batter	1	2	3	4	5	6	7	8	9	AB	R	H	RBI	BB	SO	LOB
Eric Owens, R OBP: 0.365, SLG: 0.401 (1, 9)	1-1 P3		2-1 P4							4	0	1	0	0	0	1
Ruben Rivera, R OBP: 0.316, SLG: 0.443 (1, 8)	2-2 G6-3			1-1 E8						4	0	1	0	0	0	0
Ryan Klesko, L OBP: 0.402, SLG: 0.610 (1, 3)	0-0 F8			2-3 K						4	1	2	0	0	1	1
Phil Nevin, R OBP: 0.345, SLG: 0.500 (1, 5)		1-1 F2		0-0 G5-3						4	1	1	0	0	1	2
Bret Boone, R OBP: 0.333, SLG: 0.453 (1, 4)		3-2 G1-6-3		3-2 F7						4	0	1	0	0	1	4
Al Martin, L OBP: 0.356, SLG: 0.472 (1, 7)		2-2 G1-6-3			1-1 SH1-4					3	1	2	1	0	0	1
Wiki Gonzalez, R OBP: 0.280, SLG: 0.321 (1, 2)			2-0 F9		1-1 SH1-4					3	0	1	0	0	0	1
Donne Wall, R (7, 1)					1-2 1B					0	0	0	0	0	0	0
Trevor Hoffman, R (9, 1)					1-2 1B					0	0	0	0	0	0	0
16 Kevin Nicholson, S OBP: 0.275, SLG: 0.360 (1, 6)			1-3 K		0-0 SH1-4					2	0	0	0	0	1	0
Woody Williams, R OBP: 0.393, SLG: 0.667 (1, 1)			3-2 1B		3-2 SF7					1	0	1	1	0	0	0
Ben Davis, S OBP: 0.163, SLG: 0.250 (7, 2)					3-H					1	0	0	0	0	0	0

Inning Stats	R: 0	H: 0	R: 0	H: 1	R: 0	H: 1	R: 1	H: 3	R: 2	H: 3	R: 0	H: 1	R: 0	H: 1	1B: 9	SF: 1
	E: 0	LOB: 0	E: 0	LOB: 0	E: 0	LOB: 1	E: 0	LOB: 2	E: 1	LOB: 1	E: 0	LOB: 0	E: 0	LOB: 1	2B: 1	SAC: 1
	K: 0	BB: 0	K: 0	BB: 0	K: 1	BB: 0	K: 0	BB: 0	K: 0	BB: 0	K: 2	BB: 0	K: 2	BB: 0	3B: 0	DP: 1
	S: 6	P: 9	S: 9	P: 15	S: 10	P: 18	S: 10	P: 17	S: 15	P: 22	S: 6	P: 9	S: 10	P: 14	HR: 0	HBP: 0


PITCHER	IP	WLS	BF	H	R	ER	SO	BB	IBB	HBP	BLK	WP	HR	S	P	ERA	WHIP
Kirk Rueter, L ERA: 3.61 (1, 1)	6.0	L	25	9	3	2	2	0	0	0	0	0	0	59	96	3.00	1.500
Miguel Del Toro, R ERA: (7, 1)	2.0		7	1	0	0	2	0	0	0	0	0	0	16	23	0.00	0.500

BOTTOM

San Francisco Giants @ San Diego Padres
Qualcomm Stadium, San Diego, CA

Tue Jul 25 2000, 10:05 PM EDT
Att: 25,039 - Sunny - 72 F

AB	30
R	3
H	10
RBI	2
BB	0
SO	4
LOB	10



WP	PA	3B	DP	CS
0	32	0	1	0

Batter	1	2	3	4	5	6	7	8	9	AB R H RBI BB SO LOB	TOP
Marvin Benard, L OBP: 0.332, SLG: 0.397 (1, 8)	2-2 G1-3			0-1 F7		3-2 HR		1-1 F8		4 1 1 1 0 0 0	San Francisco Giants @ San Diego Padres Qualcomm Stadium, San Diego, CA Wed Jul 26 2000, 10:05 PM EDT Att. 27,172 - Sunny - 72 F
Bill Mueller, S OBP: 0.331, SLG: 0.386 (1, 5)	0-0 F7			3-3 K		3-2 2B		0-0 G6-3		4 0 1 0 0 1 0	
Jeff Kent, R OBP: 0.414, SLG: 0.621 (1, 4)	0-3 K			0-0 F9		0-2 F9		3-2 F8		4 0 0 0 0 1 1	
J.T. Snow, L OBP: 0.377, SLG: 0.484 (1, 3)		3-3 K			3-1 F8		4-1 1B 1B G6-4-3 BB		3-3 K	3 1 0 0 1 2 0	
Ellis Burks, R OBP: 0.436, SLG: 0.615 (1, 9)		1-2 L6			0-0 G6-3		2-2 G6-4-3 1B 1-2 1B		1-1 G5-3	4 0 1 0 0 0 0	
Armando Rios, L OBP: 0.342, SLG: 0.470 Robb Nen, R (9, 1)		2-1 G4-3			1-0 G6-3		1-1 G6-4-3 1-2 2-3 1B		2-2 G1-3	4 0 1 0 0 0 0 0 0 0 0 0 0 0	
Rich Aurilia, R OBP: 0.335, SLG: 0.423 (1, 6)			2-2 G6-3			1-0 F9	2-2 G6-4-3			3 0 0 0 0 0 2	
Bobby Estalella, R OBP: 0.387, SLG: 0.565 (1, 2)			0-1 G5-3			0-1 HR	4-2 BB			2 1 1 1 1 0 0	
Shawn Estes, R OBP: 0.244, SLG: 0.349 Felix Rodriguez, R Calvin Murray, R OBP: 0.361, SLG: 0.359 (9, 8)			1-3 K			1-3 K	1-1 G3			3 0 0 0 0 2 2 0 0 0 0 0 0 0 0 0 0 0 0 0 0	
Inning Stats	R: 0 H: 0 E: 0 LOB: 0 K: 1 BB: 0 S: 10 P: 12	R: 0 H: 0 E: 0 LOB: 0 K: 1 BB: 0 S: 10 P: 16	R: 0 H: 0 E: 0 LOB: 0 K: 1 BB: 0 S: 8 P: 11	R: 0 H: 0 E: 0 LOB: 0 K: 1 BB: 0 S: 6 P: 9	R: 0 H: 0 E: 0 LOB: 0 K: 0 BB: 0 S: 4 P: 8	R: 2 H: 3 E: 0 LOB: 1 K: 1 BB: 0 S: 16 P: 24	R: 1 H: 2 E: 0 LOB: 2 K: 0 BB: 2 S: 17 P: 31	R: 0 H: 0 E: 0 LOB: 0 K: 0 BB: 0 S: 7 P: 11	R: 0 H: 0 E: 0 LOB: 0 K: 1 BB: 0 S: 11 P: 17	1B: 2 SF: 0 2B: 1 SAC: 0 3B: 0 DP: 1 HR: 2 HBP: 0	WP: 0 PA: 33 PB: 0 SB: 0 CS: 0
PITCHER Adam Eaton, R ERA: 3.28 Kevin Walker, L ERA: 3.89 (1, 1) (8, 1)	IP WLS BF H R ER SO BB IBB HBP BLK WP HR S P ERA WHIP										
	7.0 L 27 5 3 3 5 2 0 0 0 0 0 2 71 111 3.86 1.000										
	2.0 6 0 0 0 1 0 0 0 0 0 0 0 18 28 0.00 0.000										

livebaseballscorecards.com

AB	31
R	3
H	5
RBI	2
BB	2
SO	6
LOB	5



Batter	1	2	3	4	5	6	7	8	9	AB	R	H	RBI	BB	SO	LOB
Eric Owens, R (1, 9) OBP: 0.366, SLG: 0.398	0-0 G1		3-1 G6-3		4-0 FC5-2 BB		4-1 BB BB		0-0 G1-3	3	0	0	0	2	0	2
Ruben Rivera, R (1, 8) OBP: 0.319, SLG: 0.453	0-0 HR		0-1 F3		0-1 FC5-2		4-2 BB BB			3	1	1	1	1	0	3
Joe Vitiello, R (1, 3) OBP: 0.300, SLG: 0.600 Ryan Klesko, L (7, PH) OBP: 0.401, SLG: 0.608 (8, 3)	1-1 G6-3		0-0 G1-3		2-1 F8		1-3 K			3	0	0	0	0	0	3
Phil Nevin, R (1, 5) OBP: 0.344, SLG: 0.496	4-0 FC6-4 BB BB			2-2 G5-3		1-2 F8		1-3 K		3	0	0	0	1	1	0
Bret Boone, R (1, 4) OBP: 0.334, SLG: 0.455	4-1 FC6-4 BB			0-2 F9		2-0 2B		0-0 F7		3	0	1	0	1	0	0
Ben Davis, S (1, 2) OBP: 0.149, SLG: 0.227	1-2 FC6-4 1-2f 2-3			2-2 G6-3		2-1 F9		0-3 K		4	0	0	0	0	1	3
Damian Jackson, R (1, 7) OBP: 0.331, SLG: 0.345		4-1 G1-6-3 BB			0-0 1B FC5-2 1B		3-2 F8		2-3 K	3	0	1	0	1	1	1
16 Kevin Nicholson, S (1, 6) OBP: 0.265, SLG: 0.346 Dave Magadan, L (9, PH) OBP: 0.341, SLG: 0.278 29 Kory DeHaan, L (9, PR) OBP: 0.250, SLG: 0.320		1-0 F8			0-3 K		1-1 F9		2-1 S 1B	3	0	0	0	0	1	2
Adam Eaton, R (1, 1) OBP: 0.550, SLG: 0.500 Woody Williams, R (7, PH) OBP: 0.379, SLG: 0.640 Kevin Walker, L (8, 1) OBP: 0.250, SLG: 0.250 Al Martin, L (9, PH) OBP: 0.355, SLG: 0.470		0-0 G1-6-3			0-0 FC5-2 BB 1B		3-2 F5		3-3 K	2	0	1	0	0	0	1

Inning Stats	R: 1	H: 1	E: 0	K: 0	S: 8	LOB: 2	BB: 2	P: 18	R: 0	H: 0	E: 0	K: 0	S: 3	LOB: 0	BB: 1	P: 8	R: 0	H: 0	E: 0	K: 0	S: 5	LOB: 0	BB: 0	P: 8	R: 0	H: 0	E: 0	K: 0	S: 9	LOB: 0	BB: 0	P: 13	R: 0	H: 2	E: 0	K: 1	S: 9	LOB: 3	BB: 1	P: 15	R: 0	H: 1	E: 0	K: 0	S: 9	LOB: 1	BB: 0	P: 17	R: 0	H: 0	E: 0	K: 1	S: 14	LOB: 2	BB: 2	P: 27	R: 0	H: 0	E: 0	K: 2	S: 7	LOB: 0	BB: 0	P: 8	R: 0	H: 1	E: 0	K: 2	S: 13	LOB: 2	BB: 0	P: 20	1B: 3	2B: 1	3B: 0	HR: 1	SF: 0	SAC: 0	DP: 1	HBP: 0	WP: 0	PB: 0	SB: 1	CS: 0	PA: 37
--------------	------	------	------	------	------	--------	-------	-------	------	------	------	------	------	--------	-------	------	------	------	------	------	------	--------	-------	------	------	------	------	------	------	--------	-------	-------	------	------	------	------	------	--------	-------	-------	------	------	------	------	------	--------	-------	-------	------	------	------	------	-------	--------	-------	-------	------	------	------	------	------	--------	-------	------	------	------	------	------	-------	--------	-------	-------	-------	-------	-------	-------	-------	--------	-------	--------	-------	-------	-------	-------	--------

PITCHER	IP	WLS	BF	H	R	ER	SO	BB	IBB	HBP	BLK	WP	HR	S	P	ERA	WHIP
Shawn Estes, L (1, 1) ERA: 3.99	6.2	W	29	4	1	1	1	6	0	0	0	0	1	54	102	1.35	1.500
Felix Rodriguez, R (7, 1) ERA: 2.88	1.1	H	4	0	0	0	3	0	0	0	0	0	0	10	12	0.00	0.000
Robb Nen, R (9, 1) ERA: 1.94	1.0	S	4	1	0	0	2	0	0	0	0	0	0	13	20	0.00	1.000

BOTTOM

San Francisco Giants @ San Diego Padres
Qualcomm Stadium, San Diego, CA


AB	31
R	1
H	5
RBI	1
BB	6
SO	6
LOB	18



PITCHER	IP	WLS	BF	H	R	ER	SO	BB	IBB	HBP	BLK	WP	HR	S	P	ERA	WHIP
Shawn Estes, L (1, 1) ERA: 3.99	6.2	W	29	4	1	1	1	6	0	0	0	0	1	54	102	1.35	1.500
Felix Rodriguez, R (7, 1) ERA: 2.88	1.1	H	4	0	0	0	3	0	0	0	0	0	0	10	12	0.00	0.000
Robb Nen, R (9, 1) ERA: 1.94	1.0	S	4	1	0	0	2	0	0	0	0	0	0	13	20	0.00	1.000

Wed Jul 26 2000, 10:05 PM EDT
Att. 27,172 - Sunny - 72 F

livebaseballscorecards.com

Batter	1	2	3	4	5	6	7	8	9	AB R H RBI BB SO LOB	TOP	
Marvin Benard, L (1, 8) OBP: 0.332, SLG: 0.395	1-1 BB 1B		1-1 F8		3-3 K			4-1 CS BB	0-1 L7	4 0 1 0 1 1 2		
Bill Mueller, S (1, 5) OBP: 0.327, SLG: 0.381	1-3 K		3-3 K			0-1 F8		2-3 K 1-2		4 0 0 0 0 3 2		
Barry Bonds, L (1, 7) OBP: 0.427, SLG: 0.707	2-2 F2		1-0 G4-3			4-1 G1-6-3 BB		1-1 1B		3 0 1 0 1 0 1		
Jeff Kent, R (1, 4) OBP: 0.412, SLG: 0.616	4-0 1-2 BB			1-3 K		0-1 G1-6-3 1-2f		3-3 K		3 0 0 0 1 2 2		
Ellis Burks, R (1, 9) OBP: 0.430, SLG: 0.604	3-2 G3			1-2 P4			2-0 G6-3		0-0 G6-3	4 0 0 0 0 0 2		
J.T. Snow, L (1, 3) OBP: 0.378, SLG: 0.481				2-3 K			0-0 F3		4-2 HR BB	2 1 0 0 2 1 0		
Rich Aurilia, R (1, 6) OBP: 0.340, SLG: 0.439						4-2 SH3 BB		0-0 2B	2-0 1-H HR	3 1 2 2 1 0 1	AB 29 R 2 H 5 RBI 2 BB 7 SO 9 LOB 15	
Bobby Estalella, R (1, 2) OBP: 0.385, SLG: 0.556						1-3 K		4-0 IBB	1-3 K	3 0 0 0 1 2 2		
Livan Hernandez, R (1, 1) OBP: 0.304, SLG: 0.382 Robb Nen, R (9, 1)						0-1 SH3		0-0 F7	1-1 1B	3 0 1 0 0 0 3 0 0 0 0 0 0 0		
Inning Stats	R: 0 H: 1 E: 0 LOB: 2 K: 1 BB: 1 S: 11 P: 22	R: 0 H: 0 E: 0 LOB: 1 K: 0 BB: 1 S: 7 P: 13	R: 0 H: 0 E: 0 LOB: 0 K: 1 BB: 0 S: 7 P: 12	R: 0 H: 0 E: 0 LOB: 0 K: 2 BB: 0 S: 11 P: 15	R: 0 H: 0 E: 0 LOB: 1 K: 2 BB: 1 S: 13 P: 21	R: 0 H: 0 E: 0 LOB: 0 K: 0 BB: 1 S: 5 P: 9	R: 0 H: 1 E: 0 LOB: 2 K: 0 BB: 1 S: 4 P: 10	R: 0 H: 1 E: 0 LOB: 1 K: 2 BB: 1 S: 9 P: 19	R: 2 H: 2 E: 0 LOB: 1 K: 1 BB: 1 S: 13 P: 21	1B: 3 SF: 0 2B: 1 SAC: 1 3B: 0 DP: 1 HR: 1 HBP: 0	WP: 0 PA: 37 PB: 0 SB: 0 CS: 1	
PITCHER Ruben Quevedo, R (1, 1) ERA: 8.87 Tim Worrell, R (8, 1) ERA: 2.95	IP WLS BF H R ER SO BB IBB HBP BLK WP HR S P ERA WHIP	7.0 0 27 2 0 0 6 4 1 0 0 0 0 58 102 0.00 0.857	2.0 L 10 3 2 2 3 2 0 0 0 0 0 1 22 40 9.00 2.500	PITCHER IP WLS BF H R ER SO BB IBB HBP BLK WP HR S P ERA WHIP								

San Francisco Giants @ Chicago Cubs
Wrigley Field, Chicago, IL
Fri Jul 28 2000, 2:20 PM CDT
Att. 39,817 - Cloudy - 75 F

livebaseballscorecards.com

Batter	1	2	3	4	5	6	7	8	9	AB	R	H	RBI	BB	SO	LOB
Eric Young Sr., R (1, 4) OBP: 0.378, SLG: 0.422	1-1 F7		0-0 G1-3			0-2 F7	1-0 L9			4	0	0	0	0	0	2
Ricky Gutierrez, R (1, 6) OBP: 0.364, SLG: 0.399	0-2 1B			0-0 F9		2-1 G4-3	0-1 P6			4	0	1	0	0	0	2
Mark Grace, L (1, 3) OBP: 0.399, SLG: 0.452	1-1 G4-3			2-2 F7		0-0 BB BB 1B		2-1 F8		4	0	1	0	0	0	0
Sammy Sosa, R (1, 9) OBP: 0.405, SLG: 0.615		1-1 1B		0-0 1B		4-2 BB BB		3-2 G6-3		3	0	2	0	1	0	0
Henry Rodriguez, L (1, 7) OBP: 0.307, SLG: 0.523		0-0 F7		3-3 K		4-2 BB		1-3 K		3	0	0	0	1	2	2
Damon Buford, R (1, 8) OBP: 0.342, SLG: 0.445		1-1 F9			1-2 G3-1	1-3 K		0-1 F7		4	0	0	0	0	1	4
Willie Greene, L (1, 5) OBP: 0.326, SLG: 0.412		2-2 G5-3			1-3 K		3-2 2B		0-1 1B	3	0	1	0	0	1	1
Chad Meyers, R (7, PR) OBP: 0.267, SLG: 0.400										0	0	0	0	0	0	0
Jose Nieves, R (8, 5) OBP: 0.245, SLG: 0.376										1	0	1	0	0	0	0
Joe Girardi, R (1, 2) OBP: 0.365, SLG: 0.411			0-1 G4-3		1-0 1B		0-0 F5		0-3 K	3	0	1	0	0	0	1
Jeff Reed, L (9, PH) OBP: 0.358, SLG: 0.366										1	0	0	0	0	1	1
Ruben Quevedo, R (1, 1) OBP: 0.167, SLG: 0.167			1-3 K		0-0 G1-3		4-2 BB BB		0-3 K	2	0	0	0	0	1	1
Brant Brown, L (7, PH) OBP: 0.243, SLG: 0.353										0	0	0	0	1	0	0
Tim Worrell, R (8, 1)										0	0	0	0	0	0	0
Gary Matthews, S (9, PH) OBP: 0.257, SLG: 0.281										1	0	0	0	0	1	1


Inning Stats	R: 0	H: 1	E: 0	LOB: 0	K: 0	BB: 0	S: 7	P: 9	R: 0	H: 1	E: 0	LOB: 1	K: 0	BB: 0	S: 8	P: 12	R: 0	H: 0	E: 0	LOB: 0	K: 1	BB: 0	S: 6	P: 7	R: 0	H: 1	E: 0	LOB: 1	K: 1	BB: 0	S: 11	P: 16	R: 0	H: 1	E: 0	LOB: 3	K: 1	BB: 2	S: 13	P: 24	R: 0	H: 1	E: 0	LOB: 2	K: 0	BB: 1	S: 9	P: 17	R: 0	H: 0	E: 0	LOB: 0	K: 1	BB: 0	S: 9	P: 15	R: 0	H: 1	E: 0	LOB: 1	K: 2	BB: 0	S: 10	P: 10	1B: 6	SF: 0	2B: 1	SAC: 0	3B: 0	DP: 0	HR: 0	HBP: 0	WP: 0	PA: 36
--------------	------	------	------	--------	------	-------	------	------	------	------	------	--------	------	-------	------	-------	------	------	------	--------	------	-------	------	------	------	------	------	--------	------	-------	-------	-------	------	------	------	--------	------	-------	-------	-------	------	------	------	--------	------	-------	------	-------	------	------	------	--------	------	-------	------	-------	------	------	------	--------	------	-------	-------	-------	-------	-------	-------	--------	-------	-------	-------	--------	-------	--------

PITCHER	IP	WLS	BF	H	R	ER	SO	BB	IBB	HBP	BLK	WP	HR	S	P	ERA	WHIP
Livan Hernandez, R (1, 1) ERA: 4.01	8.1	W	34	7	0	0	5	3	0	0	0	0	0	75	115	0.00	1.200
Robb Nen, R (9, 1) ERA: 1.91	0.2	S	2	0	0	0	2	0	0	0	0	0	0	6	6	0.00	0.000

BOTTOM

San Francisco Giants @ Chicago Cubs
Wrigley Field, Chicago, IL
Fri Jul 28 2000, 2:20 PM CDT
Att: 39,817 - Cloudy - 75 F

AB	33
R	0
H	7
RBI	0
BB	3
SO	7
LOB	15



Batter	1	2	3	4	5	6	7	8	9	AB R H RBI BB SO LOB	TOP	
Marvin Benard, L (1, 8) OBP: 0.337, SLG: 0.395 	4-1 		1-1 		4-2 		1-2 		2 1 1 0 2 0 0	San Francisco Giants @ Chicago Cubs Wrigley Field, Chicago, IL Sat Jul 29 2000, 3:05 PM CDT Att. 40,320 - Overcast - 72 F		
Bill Mueller, S (1, 5) OBP: 0.325, SLG: 0.378 Aaron Fultz, L (5, 1) OBP: 0.400, SLG: 0.400 Felipe Crespo, S (8, 9) OBP: 0.349, SLG: 0.436 	2-0 		1-1 		3-1 		1-1 		3 0 0 0 0 0 3 1 0 0 0 0 0 2 0 0 0 0 0 0 0			
Barry Bonds, L (1, 7) OBP: 0.425, SLG: 0.700 	3-3 		3-2 		4-1 		2-2 		3 0 0 0 1 1 1			
Jeff Kent, R (1, 4) OBP: 0.413, SLG: 0.617 	2-1 			2-0 	2-3 		0-3 		4 0 2 1 0 2 1			
Ellis Burks, R (1, 9) OBP: 0.423, SLG: 0.594 Alan Embree, L (8, 1) 	1-1 		2-2 		0-0 		2-3 		4 0 0 0 0 1 3 0 0 0 0 0 0 0			
J.T. Snow, L (1, 3) OBP: 0.380, SLG: 0.479 		4-1 		2-3 	4-0 		1-0 		2 0 0 0 2 1 1			
Rich Aurilia, R (1, 6) OBP: 0.342, SLG: 0.443 		1-1 		0-2 	1-0 		0-3 		4 0 2 0 0 1 3			
Doug Mirabelli, R (1, 2) OBP: 0.352, SLG: 0.426 		3-3 			1-1 		2-2 		4 0 0 0 0 2 3			
Russ Ortiz, R (1, 1) OBP: 0.263, SLG: 0.212 Scott Linebrink, R (5, 1) Russ Davis, R (5, 5) OBP: 0.322, SLG: 0.417 		3-2 		3-1 		0-0 		3-2 			1 0 0 0 0 0 1 0 0 0 0 0 0 0 2 0 1 0 0 0 1	
Inning Stats	R: 1 H: 1 E: 0 LOB: 1 K: 1 BB: 1 S: 9 P: 21	R: 0 H: 0 E: 0 LOB: 1 K: 1 BB: 1 S: 11 P: 22	R: 0 H: 0 E: 0 LOB: 0 K: 0 BB: 0 S: 7 P: 12	R: 0 H: 1 E: 0 LOB: 0 K: 1 BB: 0 S: 10 P: 16	R: 0 H: 1 E: 0 LOB: 2 K: 0 BB: 1 S: 9 P: 21	R: 0 H: 0 E: 0 LOB: 2 K: 2 BB: 2 S: 8 P: 18	R: 0 H: 2 E: 0 LOB: 1 K: 0 BB: 0 S: 9 P: 13	R: 0 H: 0 E: 0 LOB: 0 K: 2 BB: 0 S: 9 P: 13	R: 0 H: 1 E: 0 LOB: 1 K: 1 BB: 0 S: 11 P: 18	1B: 4 SF: 0 2B: 2 SAC: 1 3B: 0 DP: 1 HR: 0 HBP: 0	WP: 1 PA: 37 PB: 0 SB: 1 CS: 1	
PITCHER 34 Kerry Wood, R (1, 1) ERA: 5.16 Kyle Farnsworth, R (7, 1) ERA: 8.31	IP WLS BF H R ER SO BB IBB HBP BLK WP HR S P ERA WHIP											PITCHER IP WLS BF H R ER SO BB IBB HBP BLK WP HR S P ERA WHIP

AB	30
R	1
H	6
RBI	1
BB	5
SO	8
LOB	19



BOTTOM

San Francisco Giants @ Chicago Cubs

Wrigley Field, Chicago, IL

Sat Jul 29 2000, 3:05 PM CDT

Att: 40,320 - Overcast - 72 F

livebaseballscorecards.com

AB	34
R	8
H	13
RBI	8
BB	7
SO	5
LOB	23



WP:	0	PA:	43
PB:	0		
SB:	0		
CS:	0		

AB	R	H	RBI	BB	SO	LOB
3	1	1	1	1	0	1
0	0	0	0	0	0	0
5	0	2	0	0	0	1
4	1	1	1	1	0	2
3	2	2	1	2	0	0
3	1	2	1	1	1	3
1	0	0	0	0	0	0
3	1	1	0	1	1	5
4	1	1	2	1	0	3
3	0	0	0	0	2	8
1	0	0	0	0	0	0
3	1	2	2	0	1	0
1	0	1	0	0	0	0
0	0	0	0	0	0	0

1B:	12	SF:	0
2B:	1	SAC:	1
3B:	0	DP:	1
HR:	0	HBP:	1

Batter	1	2	3	4	5	6	7	8	9
Eric Young Sr., R OBP: 0.379, SLG: 0.421 Jeff Huson, L OBP: 0.290, SLG: 0.279	0-1 G4-3	4-2 BB		0-0 SH1-3	2-2 BB 1B	0-0 FC5-4			
Ricky Gutierrez, R OBP: 0.365, SLG: 0.399	3-2 F9	2-2 F9		1-0 1B	0-2 BB BB 1B		3-1 G6-3		
Mark Grace, L OBP: 0.399, SLG: 0.453	0-1 1B 2B	0-1 G3		0-0 G4-3	4-0 BB BB		3-2 L8		
Sammy Sosa, R OBP: 0.409, SLG: 0.615	4-2 1B BB		0-1 1B FC3-2 1B		1-0 HBP 1B		3-2 G6-3		
Henry Rodriguez, L OBP: 0.314, SLG: 0.525 Gary Matthews, S OBP: 0.250, SLG: 0.273	2-1 BB BB 1B		2-1 FC1-6 1B		4-1 1B HBP BB		3-2 L9		
Willie Greene, L OBP: 0.332, SLG: 0.411	4-1 1-2 BB BB		0-0 FC1-6 FC3-2		2-2 1B HBP		3-2 G4-6-3 1B		
Joe Girardi, R OBP: 0.365, SLG: 0.409	4-1 1-2 2-3 3-H BB		1-0 FC3-2		0-0 34 1B 1B	0-0 L9	1-1 G4-6-3		
Brant Brown, L OBP: 0.238, SLG: 0.345 Damon Buford, R OBP: 0.341, SLG: 0.444	1-3 K		1-3 K		2-1 F7	2-1 G5-3			
34 Kerry Wood, R OBP: 0.321, SLG: 0.385 Chad Meyers, R OBP: 0.313, SLG: 0.438 Kyle Farnsworth, R		2-3 K		1-0 1B SH1-3 1B	0-2 1B BB 1B	0-0 FC5-4 1B			

R: 2 H: 2 E: 0 LOB: 3 K: 1 BB: 3 S: 21 P: 39	R: 0 H: 0 E: 0 LOB: 1 K: 1 BB: 1 S: 13 P: 21	R: 0 H: 2 E: 0 LOB: 2 K: 1 BB: 0 S: 10 P: 14	R: 0 H: 2 E: 0 LOB: 1 K: 0 BB: 0 S: 4 P: 6	R: 6 H: 5 E: 0 LOB: 3 K: 2 BB: 3 S: 27 P: 48	R: 0 H: 1 E: 0 LOB: 1 K: 0 BB: 0 S: 5 P: 7	R: 0 H: 0 E: 0 LOB: 0 K: 0 BB: 0 S: 13 P: 22	R: 0 H: 1 E: 0 LOB: 0 K: 0 BB: 0 S: 10 P: 17
--	--	--	--	--	--	--	--

PITCHER	IP	WLS	BF	H	R	ER	SO	BB	IBB	HBP	BLK	WP	HR	S	P	ERA	WHIP
Russ Ortiz, R ERA: 6.46	4.0	L	25	8	6	6	3	5	0	1	0	0	0	53	92	13.50	3.250
Scott Linebrink, R ERA: 11.57	0.1		6	3	2	2	0	2	0	0	0	0	0	16	28	54.00	15.000
Aaron Fultz, L ERA: 6.22	2.2		9	1	0	0	2	0	0	0	0	0	0	24	37	0.00	0.375
Alan Embree, L ERA: 5.62	1.0		3	1	0	0	0	0	0	0	0	0	0	10	17	0.00	1.000

Batter	1	2	3	4	5	6	7	8	9	AB R H RBI BB SO LOB	TOP									
Marvin Benard, L (1, 8) OBP: 0.333, SLG: 0.391	0-3 K		0-0 G4-6-3			1-3 K			1-3 K	4 0 0 0 0 3 1	San Francisco Giants @ Chicago Cubs Wrigley Field, Chicago, IL Sun Jul 30 2000, 1:20 PM CDT Att. 38,453 - Overcast - 73 F livebaseballscorecards.com									
Bill Mueller, S (1, 5) OBP: 0.324, SLG: 0.380	2-2 2B			1-2 G3-1		3-2 F9			2-1 G4-3	4 0 1 0 0 0 0										
Barry Bonds, L (1, 7) OBP: 0.421, SLG: 0.691	0-0 F9			1-0 G3-1			1-3 K		2-2 F9	4 0 0 0 0 1 1										
Jeff Kent, R (1, 4) OBP: 0.410, SLG: 0.613	1-0 G6-3			1-3 K			0-2 G4-3			3 0 0 0 0 1 1										
J.T. Snow, L (1, 3) OBP: 0.379, SLG: 0.477		0-2 L4			0-1 G3		1-2 1B			3 0 1 0 0 0 0										
Rich Aurilia, R (1, 6) OBP: 0.339, SLG: 0.438		0-3 K			1-2 F7		3-3 K			3 0 0 0 0 2 1										
Felix Rodriguez, R (7, 1)										0 0 0 0 0 0 0										
Armando Rios, L (1, 9) OBP: 0.347, SLG: 0.488		1-2 P4			1-0 HR			4-1 G4-6-3 BB		2 1 1 1 1 0 0										
Doug Mirabelli, R (1, 2) OBP: 0.348, SLG: 0.420			0-3 K		0-2 G5-3			1-0 G4-6-3		2 0 0 0 0 1 0										
Felipe Crespo, S (8, PH) OBP: 0.345, SLG: 0.430								1-2 1-2f		1 0 0 0 0 0 1										
Bobby Estalella, R (8, 2) OBP: 0.385, SLG: 0.556										0 0 0 0 0 0 0										
Kirk Rueter, L (1, 1) OBP: 0.179, SLG: 0.205			2-1 G4-6-3 1B			1-1 G6-3		1-1 G1-3		2 0 1 0 0 0 0										
Ramon Martinez, R (7, 6) OBP: 0.352, SLG: 0.509										1 0 0 0 0 0 0										
Inning Stats	R: 0 E: 0 K: 1 S: 9	H: 1 LOB: 1 BB: 0 P: 12	R: 0 E: 0 K: 1 S: 9	H: 0 LOB: 0 BB: 0 P: 10	R: 0 E: 0 K: 1 S: 6	H: 1 LOB: 0 BB: 0 P: 8	R: 0 E: 0 K: 1 S: 11	H: 0 LOB: 0 BB: 0 P: 14	R: 1 E: 0 K: 0 S: 9	H: 1 LOB: 0 BB: 0 P: 11	R: 0 E: 0 K: 2 S: 12	H: 1 LOB: 1 BB: 0 P: 17	R: 0 E: 0 K: 2 S: 4	H: 0 LOB: 0 BB: 1 P: 10	R: 0 E: 0 K: 1 S: 8	H: 0 LOB: 0 BB: 0 P: 13	1B: 2 2B: 1 3B: 0 HR: 1	SF: 0 SAC: 0 DP: 2 HBP: 0	WP: 0 PB: 0 SB: 0 CS: 0	PA: 30
PITCHER Jon Lieber, R (1, 1) ERA: 3.49	IP: 9.0 WLS: W BF: 30 H: 4 R: 1 ER: 1 SO: 8 BB: 1 IBB: 0 HBP: 0 BLK: 0 WP: 0 HR: 1 S: 77 P: 109 ERA: 1.00 WHIP: 0.556																			

AB	29
R	1
H	4
RBI	1
BB	1
SO	8
LOB	5



Batter	1	2	3	4	5	6	7	8	9	10	11	AB R H RBI BB SO LOB	TOP				
Calvin Murray, R OBP: 0.362, SLG: 0.351 (1, 8)	F8	FC6		BB		FC6			F9			3 0 0 0 2 0 2	San Francisco Giants @ Milwaukee Brewers Milwaukee County Stadium, Milwaukee, WI Mon Jul 31 2000, 8:05 PM EDT Att: 20,530 - Cloudy - 69 F				
Bill Mueller, S OBP: 0.323, SLG: 0.377 (1, 5)	1B	G4-3		G3		FC6			F8			5 1 1 1 0 0 5					
Barry Bonds, L OBP: 0.423, SLG: 0.688 (1, 7)	1B											3 1 1 0 2 0 0					
Jeff Kent, R OBP: 0.406, SLG: 0.605 (1, 4)	P4	K										5 0 0 0 0 3 6					
J.T. Snow, L OBP: 0.380, SLG: 0.473 (1, 3)	1B											3 0 0 0 2 2 0					
Ellis Burks, R OBP: 0.423, SLG: 0.602 Robb Nen, R (11, 1)	1B			K								5 1 2 3 0 1 2 0 0 0 0 0 0 0					
Rich Aurilia, R OBP: 0.337, SLG: 0.435 (1, 6)												5 1 1 0 0 0 0					
Doug Mirabeli, R OBP: 0.344, SLG: 0.410 (1, 2)												4 0 0 0 1 1 1					
Mark Gardner, R OBP: 0.120, SLG: 0.120 Alan Embree, L (8, 1) Felipe Crespo, S OBP: 0.341, SLG: 0.425 Felix Rodriguez, R (9, 1) Armando Rios, L OBP: 0.345, SLG: 0.485 (11, 9)												3 0 0 0 0 2 2 0 0 0 0 0 0 0 1 0 0 0 0 0 0 0 0 0 0 0 0 0 1 0 0 0 0 0 0					
Inning Stats	R: 2 H: 3 E: 0 LOB: 2 K: 0 BB: 1 S: 10 P: 22	R: 1 H: 1 E: 2 LOB: 3 K: 1 BB: 1 S: 16 P: 27	R: 0 H: 0 E: 0 LOB: 0 K: 1 BB: 0 S: 9 P: 14	R: 0 H: 0 E: 0 LOB: 1 K: 1 BB: 1 S: 8 P: 15	R: 0 H: 0 E: 0 LOB: 1 K: 0 BB: 2 S: 4 P: 12	R: 0 H: 0 E: 0 LOB: 2 K: 2 BB: 0 S: 12 P: 22	R: 0 H: 0 E: 0 LOB: 0 K: 1 BB: 0 S: 8 P: 15	R: 0 H: 0 E: 0 LOB: 0 K: 2 BB: 0 S: 10 P: 16	R: 0 H: 0 E: 0 LOB: 0 K: 2 BB: 0 S: 8 P: 16	R: 1 H: 1 E: 0 LOB: 0 K: 0 BB: 0 S: 8 P: 11	1B: 4 SF: 0 2B: 1 SAC: 0 3B: 0 DP: 1 HR: 1 HBP: 0	WP: 0 PA: 45 PB: 0 SB: 0 CS: 0					
PITCHER	IP WLS BF H R ER SO BB IBB HBP BLK WP HR S P ERA WHIP																
Jimmy Haynes, R ERA: 4.87 (1, 1)	6.0	29	4	3	2	4	6	1	0	0	0	0	0	59	112	3.00	1.667
Valerio De Los Santos, L ERA: 5.86 (7, 1)	1.0	3	0	0	0	2	0	0	0	0	0	0	0	8	12	0.00	0.000
Juan Acevedo, R ERA: 3.93 (8, 1)	2.0	6	0	0	0	1	0	0	0	0	0	0	0	18	31	0.00	0.000
Ray King, L ERA: 2.35 (10, 1)	1.0	3	0	0	0	2	0	0	0	0	0	0	0	8	16	0.00	0.000
David Weathers, R ERA: 3.39 (11, 1)	1.0	L 4	1	1	1	0	0	0	0	0	0	0	1	8	11	9.00	1.000



Batter	1	2	3	4	5	6	7	8	9	10	11	AB	R	H	RBI	BB	SO	LOB	BOTTOM								
Ronnie Belliard, R OBP: 0.358, SLG: 0.409 (1, 4)	G4-3 1-0		G6-3 2-1		HR 3B 2-0		BB 4-2			F8 2-2		4	1	1	0	1	0	0	San Francisco Giants @ Milwaukee Brewers Milwaukee County Stadium, Milwaukee, WI Mon Jul 31 2000, 8:05 PM EDT Att: 20,530 - Cloudy - 69 F livebaseballscorecards.com								
Marquis Grissom, R OBP: 0.273, SLG: 0.348 (1, 8)	K 3-3		P3 0-0		F3 1-1		F7 0-0			G6-3 0-0		5	0	0	0	0	1	2									
Geoff Jenkins, L OBP: 0.347, SLG: 0.565 (1, 7)	BB E HBP 3-2		G4-3 0-1		HR 3-H 3-2				F9 0-0	G4-3 1-2		4	2	1	2	0	0	0									
Richie Sexson, R OBP: 0.312, SLG: 0.452 (1, 3)	E BB 1-2			BB 1B 1-2	F8 0-1				F9 0-0		P4 1-0	4	0	1	0	1	0	0									
Jeromy Burnitz, L OBP: 0.340, SLG: 0.454 (1, 9)	E3 1B 1-3 2-H			P6 0-0		K 2-3			G4-3 0-1		K2-3 1-3	5	0	1	1	0	2	1									
Charlie Hayes, R OBP: 0.368, SLG: 0.410 (1, 5)	L8 0-0			L7 1-0		P6 1-0				F8 0-0	G4-3 1-2	5	0	0	0	0	0	3									
José Hernández, R OBP: 0.308, SLG: 0.387 (1, 6)		K 3-3			BB 1-2		K 0-3			K 3-3		3	0	0	0	1	3	0									
Henry Blanco, R OBP: 0.316, SLG: 0.374 (1, 2)		G6-3 1-1			K 1-3					K 4-0	BB 2-2	3	0	0	0	1	2	2									
Jimmy Haynes, R OBP: 0.143, SLG: 0.214 Valerio De Los Santos, L OBP: 0.325, SLG: 0.506 Tyler Houston, L OBP: 0.302, SLG: 0.506 Juan Acevedo, R OBP: 0.325, SLG: 0.392 Raul Casanova, S OBP: 0.325, SLG: 0.392 Ray King, L OBP: 0.325, SLG: 0.392 David Weathers, R OBP: 0.325, SLG: 0.392			K 0-3			G5-3 0-1			F7 2-0		P5 2-2	2	0	0	0	0	1	0									
Inning Stats	R: 1 E: 1 K: 1 S: 11	H: 1 LOB: 2 BB: 1 P: 22	R: 0 E: 0 K: 2 S: 8	H: 0 LOB: 0 BB: 0 P: 12	R: 0 E: 0 K: 0 S: 5	H: 0 LOB: 0 BB: 0 P: 7	R: 0 E: 0 K: 1 S: 9	H: 1 LOB: 2 BB: 1 P: 16	R: 2 E: 0 K: 0 S: 11	H: 2 LOB: 0 BB: 0 P: 17	R: 0 E: 0 K: 2 S: 7	H: 0 LOB: 0 BB: 0 P: 10	R: 0 E: 0 K: 1 S: 9	H: 0 LOB: 1 BB: 1 P: 18	R: 0 E: 0 K: 0 S: 4	H: 0 LOB: 0 BB: 0 P: 4	R: 0 E: 0 K: 1 S: 10	H: 0 LOB: 1 BB: 1 P: 19		R: 0 E: 0 K: 0 S: 7	H: 0 LOB: 0 BB: 0 P: 10	R: 0 E: 0 K: 1 S: 9	H: 0 LOB: 0 BB: 0 P: 12	1B: 2 2B: 0 3B: 1 HR: 1	SF: 0 SAC: 0 DP: 0 HBP: 1	WP: 0 PB: 0 SB: 0 CS: 0	PA: 42
PITCHER	IP	WLS	BF	H	R	ER	SO	BB	IBB	HBP	BLK	WP	HR	S	P	ERA	WHIP										
Mark Gardner, R ERA: 4.41 (1, 1)	7.0		29	4	3	3	7	3	0	1	0	0	1	60	102	3.86	1.000										
Alan Embree, L ERA: 5.48 (8, 1)	1.0		3	0	0	0	0	0	0	0	0	0	0	4	4	0.00	0.000										
Felix Rodriguez, R ERA: 2.85 (9, 1)	2.0	W	7	0	0	0	1	1	0	0	0	0	0	17	29	0.00	0.500										
Robb Nen, R ERA: 1.87 (11, 1)	1.0	S	3	0	0	0	1	0	0	0	0	0	0	9	12	0.00	0.000										



Batter	1	2	3	4	5	6	7	8	9	AB	R	H	RBI	BB	SO	LOB	TOP					
Calvin Murray, R OBP: 0.361, SLG: 0.346 (1, 8)	G6-3	G6-3		SH1-4	FC5		F8 S HBP	E4 E 1B	F9	5	1	1	1	0	0	5						
Bill Mueller, S OBP: 0.323, SLG: 0.376 (1, 5)	F7	BB 1B		BB 1B		G4-3	F8	E7 FC4-6 1-H 3-H		6	1	2	2	0	0	1						
Barry Bonds, L OBP: 0.424, SLG: 0.693 (1, 7)	HR	BB 1B		F8		F8	G4-3	FC4-6 IBB		5	1	2	1	1	0	2						
Jeff Kent, R OBP: 0.409, SLG: 0.611 (1, 4)	1B 1B	1-2 2-3 BB		1B BB		HR		G1-3 FC4-6		4	2	2	1	2	0	2						
J.T. Snow, L OBP: 0.386, SLG: 0.481 (1, 3)	1B 1B	G3-1		1-3 2-H 1B		BB 1B		1B BB 2B	1B SF8 BB	5	3	4	1	1	0	3						
Ellis Burks, R OBP: 0.432, SLG: 0.605 (1, 9)	1-2 2-H 1B		F8		FC5 G5-3 1B	1B BB		BB 1B IBB	BB 1B	4	1	3	1	2	0	0						
Aaron Fultz, L OBP: 0.400, SLG: 0.400 (9, 1)									1-3 1B	0	0	0	0	0	0	0						
Rich Aurilia, R OBP: 0.340, SLG: 0.434 (1, 6)	F2		F7		G5-3	1-2 2-H 1B		1B BB E 1B	1-2 BB	5	1	2	1	1	0	3						
Bobby Estalella, R OBP: 0.388, SLG: 0.547 (1, 2)		G6-3 SH3-4 1B HBP		G1-3		FC5 HBP		E E BB	F2	3	2	0	1	1	0	5						
Shawn Estes, R OBP: 0.256, SLG: 0.378 (7, PH)										2	1	1	0	0	1	2						
Russ Davis, R OBP: 0.320, SLG: 0.414 (7, 1)		SH3-4								1	0	0	0	0	0	0						
Doug Henry, R (7, 1)										0	0	0	0	0	0	0						
Ramon Martinez, R OBP: 0.349, SLG: 0.504 (8, 1)										1	0	0	0	0	0	3						
Alan Embree, L (8, 1)										0	0	0	0	0	0	0						
Armando Rios, L OBP: 0.343, SLG: 0.485 (9, PH)										0	0	0	1	0	0	0						
Armando Rios, L OBP: 0.343, SLG: 0.485 (9, 9)										0	0	0	1	0	0	0						
Inning Stats	R: 2 E: 0 K: 0 S: 15	H: 4 LOB: 2 BB: 0 P: 24	R: 1 E: 0 K: 0 S: 11	H: 2 LOB: 3 BB: 1 P: 22	R: 0 E: 0 K: 0 S: 5	H: 0 LOB: 0 BB: 0 P: 7	R: 2 E: 0 K: 0 S: 13	H: 3 LOB: 2 BB: 1 P: 23	R: 0 E: 0 K: 1 S: 8	H: 1 LOB: 2 BB: 0 P: 11	R: 2 E: 0 K: 0 S: 16	H: 3 LOB: 2 BB: 1 P: 24	R: 0 E: 0 K: 0 S: 10	H: 0 LOB: 1 BB: 0 P: 17	R: 5 E: 2 K: 0 S: 9	H: 3 LOB: 2 BB: 3 P: 24	R: 1 E: 0 K: 0 S: 14	H: 1 LOB: 2 BB: 2 P: 26	1B: 13 2B: 2 3B: 0 HR: 2	SF: 1 SAC: 2 DP: 0 HBP: 3	WP: 0 PB: 0 SB: 1 CS: 0	PA: 55
PITCHER	IP	WLS	BF	H	R	ER	SO	BB	IBB	HBP	BLK	WP	HR	S	P	ERA	WHIP					
John Snyder, R ERA: 5.54 (1, 1)	3.2		22	8	5	5	0	2	0	1	0	0	1	40	71	12.27	2.727					
Valerio De Los Santos, L ERA: 5.92 (4, 1)	0.1		1	1	0	0	0	0	0	0	0	0	0	4	5	0.00	3.000					
Kane Davis, R ERA: 13.85 (5, 1)	2.0		12	4	2	2	1	1	0	1	0	0	1	24	35	9.00	2.500					
Bob Scanlan, R ERA: 27.0 (7, 1)	0.2		3	0	0	0	0	0	0	1	0	0	0	6	11	0.00	0.000					
Ray King, L ERA: 4.32 (7, 1)	0.2	L	6	2	4	2	0	1	1	0	0	0	0	8	19	27.00	4.500					
PITCHER	IP	WLS	BF	H	R	ER	SO	BB	IBB	HBP	BLK	WP	HR	S	P	ERA	WHIP					
David Weathers, R ERA: 3.51 (8, 1)	0.2		6	1	2	1	0	1	1	0	0	0	0	7	17	13.50	3.000					
Curt Leskanic, R ERA: 2.92 (9, 1)	1.0		5	1	0	0	0	1	0	0	0	0	0	12	20	0.00	2.000					

San Francisco Giants @ Milwaukee Brewers
Milwaukee County Stadium, Milwaukee, WI

Tue Aug 01 2000, 8:05 PM EDT
Att. 15,722 - Cloudy - 81 F

AB	41
R	13
H	17
RBI	10
BB	8
SO	1
LOB	26



Batter	1	2	3	4	5	6	7	8	9	AB	R	H	RBI	BB	SO	LOB
James Mouton, R OBP: 0.357, SLG: 0.324 (1, 8) (5, 7)	2-1 FC5-4 1B	1-2 F4			1-3 K	0-0 CS 1B			2-2 G2-3	4	0	2	0	0	1	1
Bob Scanlan, R (7, 1)										0	0	0	0	0	0	0
Ray King, L (7, 1)										0	0	0	0	0	0	0
Tyler Houston, L OBP: 0.300, SLG: 0.503 (8, 5)										1	0	0	0	0	0	0
Ronnie Belliard, R OBP: 0.361, SLG: 0.408 (1, 4)	1-2 FC5-4 1B HR		0-0 G6-3		4-1 BB	1 SAFE 0-0 CS	1-1 SH1-4 SF8 1B		4-0 1B G5-3 BB	3	3	1	0	2	0	1
Geoff Jenkins, L OBP: 0.347, SLG: 0.564 Marquis Grissom, R OBP: 0.274, SLG: 0.349 (1, 7) (5, 8)	0-0 HR 1B		3-3 K		0-3 K		1-0 SH1-4		2-2 G5-3 1B	2	1	1	0	0	1	0
Richie Sexson, R OBP: 0.314, SLG: 0.461 (1, 3)	3-2 HR		3-2 1B		2-3 K		0-2 SAFE SF8		2-1 G5-3	4	1	2	5	0	1	2
Charlie Hayes, R OBP: 0.364, SLG: 0.404 David Weathers, R (8, 1) Curt Lesknic, R (9, 1) Henry Blanco, R OBP: 0.315, SLG: 0.372 (9, PH)	3-2 G4-3		2-2 F9		2-2 G6-3		1-3 K		1-3 K	4	0	0	0	0	1	1
Jeromy Burnitz, L OBP: 0.341, SLG: 0.453 (1, 9)	1-2 G4-3			1-2 1B WP HBP		2-2 E 3B 1B		3-2 F7		3	1	1	0	0	0	0
José Hernández, R OBP: 0.305, SLG: 0.383 (1, 6) (7, 7)		0-3 K		2-3 K		0-1 E4 3B		3-2 P3		4	1	0	0	0	2	2
Raul Casanova, S OBP: 0.338, SLG: 0.414 (1, 2)		4-2 BB		3-2 G1-6-3 1B		2-0 SF9 3B		2-2 E8		3	1	2	2	1	0	0
John Snyder, R OBP: 0.187, SLG: 0.138 Valerio De Los Santos, L (4, PH) Angel Echevarria, R OBP: 0.259, SLG: 0.385 Kane Davis, R (5, 1) Luis Lopez, S OBP: 0.319, SLG: 0.390 (6, PH) (7, 8)		0-0 B3		0-0 G1-6-3		1-1 SF9		0-1 F8		1	0	0	0	0	0	1

Inning Stats	R: 3	H: 3	E: 0	LOB: 0	K: 0	P: 16	R: 0	H: 0	E: 0	LOB: 1	K: 1	P: 15	R: 0	H: 1	E: 0	LOB: 1	K: 1	P: 19	R: 0	H: 1	E: 0	LOB: 1	K: 3	P: 18	R: 3	H: 3	E: 1	LOB: 0	K: 0	P: 20	R: 1	H: 1	E: 1	LOB: 0	K: 1	P: 13	R: 0	H: 0	E: 1	LOB: 1	K: 0	P: 19	R: 1	H: 1	E: 0	LOB: 1	K: 1	P: 24	1B: 8	SF: 2	2B: 0	SAC: 1	3B: 1	DP: 1	HR: 1	HBP: 1
--------------	------	------	------	--------	------	-------	------	------	------	--------	------	-------	------	------	------	--------	------	-------	------	------	------	--------	------	-------	------	------	------	--------	------	-------	------	------	------	--------	------	-------	------	------	------	--------	------	-------	------	------	------	--------	------	-------	-------	-------	-------	--------	-------	-------	-------	--------

PITCHER	IP	WLS	BF	H	R	ER	SO	BB	IBB	HBP	BLK	WP	HR	S	P	ERA	WHIP
Shawn Estes, L ERA: 4.09 (1, 1)	6.0		28	8	6	4	6	2	0	1	0	1	1	71	114	6.00	1.667
Doug Henry, R ERA: 4.33 (7, 1)	1.0	W	4	1	1	0	1	0	0	0	0	0	0	10	13	0.00	1.000
Alan Embree, L ERA: 5.36 (8, 1)	1.0		4	0	0	0	0	0	0	0	0	0	0	11	19	0.00	0.000
Aaron Fultz, L ERA: 6.27 (9, 1)	1.0		5	1	1	1	1	1	0	0	0	0	0	13	24	9.00	2.000


BOTTOM

San Francisco Giants @ Milwaukee Brewers
Milwaukee County Stadium, Milwaukee, WI

Tue Aug 01 2000, 8:05 PM EDT
 Att: 15,722 - Cloudy - 81 F

AB	34
R	8
H	10
RBI	8
BB	3
SO	8
LOB	13

WP: 1 PA: 42
 PB: 0
 SB: 0
 CS: 1



PITCHER	IP	WLS	BF	H	R	ER	SO	BB	IBB	HBP	BLK	WP	HR	S	P	ERA	WHIP
---------	----	-----	----	---	---	----	----	----	-----	-----	-----	----	----	---	---	-----	------

Batter	1	2	3	4	5	6	7	8	9	AB R H RBI BB SO LOB	TOP																									
Calvin Murray, R (1, 8) OBP: 0.358, SLG: 0.338 Felipe Crespo, S (9, PH) OBP: 0.337, SLG: 0.420	1-1 G6-3 HBP		0-3 K	1-3 K			1-0 G5-3		0-0 G4-3	3 0 0 0 0 2 3 1 0 0 0 0 0 2	San Francisco Giants @ Milwaukee Brewers Milwaukee County Stadium, Milwaukee, WI Wed Aug 02 2000, 2:05 PM EDT Att. 25,753 - Cloudy - 77 F livebaseballscorecards.com																									
Bill Mueller, S (1, 5) OBP: 0.321, SLG: 0.372	1-0 G6-3 1-2f			2-1 HR HBP		0-1 G6-3	2-2 G3	1-0 G3-1	4 1 0 0 0 0 3																											
Barry Bonds, L (1, 7) OBP: 0.425, SLG: 0.699	0-0 G4-3			0-0 HR 1-H		4-0 BB	2-2 G4-3		3 1 1 2 1 0 0																											
Jeff Kent, R (1, 4) OBP: 0.408, SLG: 0.608		0-1 G4-3		2-2 BB 1B		3-2 F7	0-2 G5-3		4 1 1 0 0 0 1																											
Ellis Burks, R (1, 9) OBP: 0.429, SLG: 0.599		0-1 F9		1-0 F7		2-1 P4	2-2 G4-6-3 1B		4 0 1 0 0 0 2																											
J.T. Snow, L (1, 3) OBP: 0.385, SLG: 0.477		3-2 G3-1		4-0 1B 2B BB		2-2 G4-3	2-1 G4-6-3 1-2f		3 1 0 0 1 0 1																											
Ramon Martinez, R (1, 6) OBP: 0.346, SLG: 0.496			3-2 F8	0-0 2B 1B 1-2 2-H		3-2 F8	0-1 G1-3		4 0 1 1 0 0 0																											
Bobby Estalella, R (1, 2) OBP: 0.394, SLG: 0.546			4-2 FC6-4 BB	0-3 K 1B		0-1 1B	4-2 G4-3 BB BB		2 0 1 0 2 1 2																											
Livan Hernandez, R (1, 1) OBP: 0.305, SLG: 0.397 Felix Rodriguez, R (8, 1) Armando Rios, L (9, PH) OBP: 0.347, SLG: 0.485			0-2 FC6-4 1-2f	1-1 2B 1-3 2-H		0-0 G4-3	4-0 G4-3 BB 1-2		3 0 1 1 0 0 2 0 0 0 0 0 0 0 0 0 0 0 1 0 0																											
Inning Stats	R: 0 E: 0 K: 0 S: 3	H: 0 LOB: 0 BB: 0 P: 5	R: 0 E: 0 K: 0 S: 7	H: 0 LOB: 0 BB: 0 P: 10	R: 0 E: 0 K: 1 S: 16	H: 0 LOB: 1 BB: 1 P: 23	R: 4 E: 0 K: 2 S: 15	H: 4 LOB: 2 BB: 1 P: 26	R: 0 E: 0 K: 0 S: 8	H: 0 LOB: 1 BB: 1 P: 17	R: 0 E: 0 K: 0 S: 9	H: 1 LOB: 1 BB: 0 P: 14	R: 0 E: 0 K: 0 S: 7	H: 0 LOB: 0 BB: 0 P: 12	R: 0 E: 0 K: 0 S: 10	H: 1 LOB: 0 BB: 0 P: 14	R: 0 E: 0 K: 0 S: 7	H: 0 LOB: 2 BB: 2 P: 16	1B: 4 2B: 1 3B: 0 HR: 1	SF: 0 SAC: 0 DP: 2 HBP: 2	WP: 0 PB: 0 SB: 0 CS: 0	PA: 38														
PITCHER	IP WLS BF H R ER SO BB IBB HBP BLK WP HR S P ERA WHIP																				PITCHER	IP WLS BF H R ER SO BB IBB HBP BLK WP HR S P ERA WHIP														
Jamey Wright, R (1, 1) ERA: 3.64	7.0	30	5	4	4	3	3	0	2	0	0	0	1	65	107	5.14	1.143																			
Juan Acevedo, R (8, 1) ERA: 3.86	1.0	W	3	1	0	0	0	0	0	0	0	0	0	10	14	0.00	1.000																			
Curt Leskanic, R (9, 1) ERA: 2.86	1.0	S	5	0	0	0	2	0	0	0	0	0	0	7	16	0.00	2.000																			



Batter	1	2	3	4	5	6	7	8	9	AB	R	H	RBI	BB	SO	LOB
Ronnie Belliard, R (1, 4) OBP: 0.360, SLG: 0.407	0-3 K		1-2 G6-3		0-2 G6-3			1-2 F8 1B SF8 1B		4	1	1	0	0	1	0
Marquis Grissom, R (1, 8) OBP: 0.279, SLG: 0.351	4-2 1B WP BB		1-2 1B		0-1 G5-3			0-0 SF8 2B F8 1B		3	2	2	0	1	0	0
Geoff Jenkins, L (1, 7) OBP: 0.349, SLG: 0.573	1-0 1B WP		3-2 P6				2-1 HR	0-0 F8		4	1	2	1	0	0	3
Richie Sexson, R (1, 3) OBP: 0.316, SLG: 0.469	3-2 F9			0-2 HR			3-2 F8	4-2 2B BB		3	2	1	1	1	0	1
Jeremy Burnitz, L (1, 9) OBP: 0.338, SLG: 0.449	1-1 F9			3-3 K			2-3 K	0-0 SF8		3	0	0	1	0	2	1
Charlie Hayes, R (1, 5) OBP: 0.363, SLG: 0.400		1-3 K		0-2 G4-3			0-1 F9	4-2 2B BB		3	0	0	0	1	1	0
Raul Casanova, S (1, 2) OBP: 0.342, SLG: 0.424		0-0 G4-3		0-1 1B				2-1 2B		4	0	2	2	0	0	0
Luis Lopez, S (1, 6) OBP: 0.304, SLG: 0.377		1-2 G5-3		1-1 P5				0-1 L5		4	0	0	0	0	0	3
Jamey Wright, R (1, 1) OBP: 0.043, SLG: 0.043			0-0 P6		1-2 G1-3					2	0	0	0	0	0	0
Tyler Houston, L (7, PH) OBP: 0.298, SLG: 0.500										1	0	0	0	0	0	0
Juan Acevedo, R (8, 1)										0	0	0	0	0	0	0
Curt Leskanic, R (9, 1)										0	0	0	0	0	0	0

Inning Stats	R: 1	H: 1	E: 0	K: 1	S: 16	R: 0	H: 0	E: 0	K: 1	S: 7	R: 0	H: 1	E: 0	K: 0	S: 11	R: 1	H: 2	E: 0	K: 1	S: 13	R: 0	H: 0	E: 0	K: 0	S: 8	R: 1	H: 1	E: 0	K: 1	S: 10	R: 0	H: 0	E: 0	K: 0	S: 8	R: 3	H: 3	E: 0	K: 0	S: 14
	LOB: 1	BB: 1	P: 25	LOB: 0	BB: 0	P: 9	LOB: 1	BB: 0	P: 16	LOB: 0	BB: 0	LOB: 1	BB: 0	P: 17	LOB: 0	BB: 0	LOB: 0	BB: 0	P: 9	LOB: 0	BB: 0	LOB: 0	BB: 0	P: 10	LOB: 2	BB: 2	P: 25													

PITCHER	IP	WLS	BF	H	R	ER	SO	BB	IBB	HBP	BLK	WP	HR	S	P	ERA	WHIP
Livan Hernandez, R (1, 1) ERA: 4.16	7.2	L	33	7	6	6	4	3	0	0	0	1	2	83	122	7.04	1.304
Felix Rodriguez, R (8, 1) ERA: 2.83	0.1		2	1	0	0	0	0	0	0	0	0	0	4	6	0.00	3.000


BOTTOM

San Francisco Giants @ Milwaukee Brewers
Milwaukee County Stadium, Milwaukee, WI


Wed Aug 02 2000, 2:05 PM EDT
Att: 25,753 - Cloudy - 77 F

AB	31
R	6
H	8
RBI	5
BB	3
SO	4
LOB	8

WP: 1 PA: 35
PB: 0
SB: 0
CS: 0



PITCHER	IP	WLS	BF	H	R	ER	SO	BB	IBB	HBP	BLK	WP	HR	S	P	ERA	WHIP
---------	----	-----	----	---	---	----	----	----	-----	-----	-----	----	----	---	---	-----	------

Batter	1	2	3	4	5	6	7	8	9	AB R H RBI BB SO LOB	TOP
Warren Morris, L (1, 4) OBP: 0.334, SLG: 0.338	2-2 WP 18 HBP SF9 1B	2-2 18 1B			0-0 18 BB 1B		0-1 G5-3		0-0 F9	5 1 3 0 0 0 0	Pittsburgh Pirates @ San Francisco Giants PacBell Park, San Francisco, CA Thu Aug 03 2000, 10:15 PM EDT Att. 40,930 - Sunny - 67 F livebaseballscorecards.com AB 33 R 2 H 7 RBI 2 BB 3 SO 13 LOB 16 
18 Jason Kendall, R (1, 2) OBP: 0.425, SLG: 0.465	1-2 BB WP HBP 1-2	2-2 1B			4-2 1-2 BB		2-2 1B		2-3 K2-3	3 0 2 0 1 1 0	
John Vander Wal, L (1, 7) OBP: 0.397, SLG: 0.564	4-1 BB 1-2 2-3 BB	1-3 K			2-3 K		1-2 G1-3			3 0 0 0 1 2 5	
Brian Giles, L (1, 8) OBP: 0.415, SLG: 0.594 Emil Brown, R (8, 8) OBP: 0.289, SLG: 0.441	3-3 K		0-1 F7		0-2 F7			1-3 K		4 0 0 0 0 2 5 0 0 0 0 0 0 0	
Kevin Young, R (1, 3) OBP: 0.309, SLG: 0.448	1-2 SF9		0-1 F9		3-3 K			0-0 G6-3		3 0 0 1 0 1 2	
Aramis Ramirez, R (1, 5) OBP: 0.290, SLG: 0.392	4-1 3-H 1-2 2-3 BB		0-1 L6			0-0 F7		2-0 1B		3 0 1 0 1 0 0	
Alex Ramirez, R (1, 9) OBP: 0.314, SLG: 0.473	1-3 K			0-3 K		1-1 F8		1-3 K		4 0 0 0 0 3 4	
Pat Meares, R (1, 6) OBP: 0.292, SLG: 0.381		1-1 G6-3		0-3 K		0-3 K			3-1 HR	4 1 1 1 0 2 0	
67 Francisco Cordova, R (1, 1) OBP: 0.162, SLG: 0.114 Marc Wilkins, R (4, 1) Enrique Wilson, S (7, PH) Scott Sauerbeck, R (7, 1) Mike Williams, R (8, 1) Bruce Aven, R (9, PH) OBP: 0.276, SLG: 0.429		1-3 K		1-2 G1-5-3			2-3 K		0-0 F8	2 0 0 0 0 0 1 0 0 0 0 0 0 0 0 0 1 0 0 0 0 0 1 0 0 0 0 0 0 0 0 0 0 0 0 0 0 0 0 0 1 0 0 0 0 0 0 0	
Inning Stats	R: 1 H: 1 E: 0 LOB: 3 K: 2 BB: 2 S: 16 P: 32	R: 0 H: 2 E: 0 LOB: 2 K: 2 BB: 0 S: 20 P: 27	R: 0 H: 0 E: 0 LOB: 0 K: 0 BB: 0 S: 6 P: 6	R: 0 H: 0 E: 0 LOB: 0 K: 2 BB: 0 S: 11 P: 12	R: 0 H: 1 E: 0 LOB: 2 K: 2 BB: 1 S: 14 P: 23	R: 0 H: 0 E: 0 LOB: 0 K: 1 BB: 0 S: 7 P: 8	R: 0 H: 1 E: 0 LOB: 1 K: 1 BB: 0 S: 11 P: 16	R: 0 H: 1 E: 0 LOB: 1 K: 2 BB: 0 S: 8 P: 12	R: 1 H: 1 E: 0 LOB: 0 K: 1 BB: 0 S: 7 P: 12	1B: 6 SF: 1 2B: 0 SAC: 0 3B: 0 DP: 0 HR: 1 HBP: 1	WP: 1 PA: 38 PB: 0 SB: 0 CS: 0
PITCHER	IP WLS BF H R ER SO BB IBB HBP BLK WP HR S P ERA WHIP										
Russ Ortiz, R (1, 1) ERA: 6.19	6.2 W 29 5 1 1 10 3 0 1 0 1 0 82 120 1.35 1.200										
Aaron Fultz, L (7, 1) ERA: 6.1	1.1 5 1 0 0 2 0 0 0 0 0 0 11 16 0.00 0.750										
Miguel Del Toro, R (9, 1) ERA: 3.0	1.0 4 1 1 1 1 0 0 0 0 0 0 7 12 9.00 1.000										

Batter	1	2	3	4	5	6	7	8	9
Marvin Benard, L OBP: 0.337, SLG: 0.398 (1, 8) (9, 7)	1-1 HR 2B	0-0 G1-3		1-2 G3 2B		4-2 BB SF8 BB	1-3 K		
Bill Mueller, S OBP: 0.322, SLG: 0.371 (1, 5) (8, 7)	2-3 K		0-1 1B 2B 1B	0-1 G3		4-2 FC4-6 BB 1-2 BB	1-2 F7		
Barry Bonds, L OBP: 0.426, SLG: 0.695 Felipe Crespo, S OBP: 0.333, SLG: 0.415 (1, 7) (8, 7) (9, 3)	2-3 K		0-0 2B 1B	4-0 2B IBB		0-0 F3		2-3 K	
Jeff Kent, R OBP: 0.412, SLG: 0.622 Ramon Martinez, R OBP: 0.346, SLG: 0.496 (1, 4) (9, 4)	1-0 HR		3-2 1B SF9 2B	0-2 WP 2B		4-2 FC4-6 BB 1-2 2-3		2-3 K	
J.T. Snow, L OBP: 0.386, SLG: 0.477 Russ Davis, R OBP: 0.317, SLG: 0.410 Miguel Del Toro, R (1, 3) (8, PH) (9, 1)	0-1 G4-3		1-2 G5-3 1B 2-3 1B	4-2 G6-4-3 BB		2-1 SF8		0-3 K	
Ellis Burks, R OBP: 0.423, SLG: 0.592 Aaron Fultz, L OBP: 0.400, SLG: 0.400 Calvin Murray, R OBP: 0.358, SLG: 0.338 (1, 9) (7, 1) (9, 8)		2-3 K	3-1 SF9	2-2 G6-4-3		2-1 FC4-6			
Rich Aurilia, R OBP: 0.344, SLG: 0.439 (1, 6)		1-0 1B 2B	2-0 G5-3 1B		0-0 F7		4-2 HR BB		
Bobby Estalella, R OBP: 0.388, SLG: 0.535 (1, 2)		2-3 K	1-2 G5-3		1-2 G5-3		1-3 K		
Russ Ortiz, R OBP: 0.268, SLG: 0.222 Armando Rios, L OBP: 0.350, SLG: 0.506 (1, 1) (7, 9)		1-2 1B	0-1 F3		1-0 F8		3-1 HR		

AB	R	H	RBI	BB	SO	LOB
4	3	2	0	1	1	2
4	1	1	0	1	1	2
3	2	1	0	1	1	3
1	0	0	0	0	1	0
4	2	3	6	1	1	0
0	0	0	0	0	0	0
2	0	1	1	1	0	0
1	0	0	0	0	1	0
0	0	0	0	0	0	0
3	0	0	1	0	1	4
0	0	0	0	0	0	0
0	0	0	0	0	0	0
3	1	2	0	1	0	0
4	0	0	0	0	2	4
3	0	1	0	0	0	2
1	1	1	2	0	0	0


BOTTOM

Pittsburgh Pirates @ San Francisco Giants
PacBell Park, San Francisco, CA

Thu Aug 03 2000, 10:15 PM EDT
Att: 40,930 - Sunny - 67 F

AB	33
R	10
H	12
RBI	10
BB	6
SO	9
LOB	17

livebaseballscorecards.com



Inning Stats		R	H	ER	SO	BB	IBB	HBP	BLK	WP	HR	S	P	ERA	WHIP
R: 2	H: 2	R: 0	H: 2	R: 3	H: 5	R: 2	H: 2	R: 0	H: 0	R: 1	H: 0	R: 2	H: 1	R: 0	H: 0
E: 0	LOB: 0	E: 0	LOB: 2	E: 0	LOB: 2	E: 0	LOB: 1	E: 0	LOB: 0	E: 0	LOB: 2	E: 0	LOB: 0	E: 0	LOB: 0
K: 2	BB: 0	K: 2	BB: 0	K: 0	BB: 0	K: 0	BB: 2	K: 0	BB: 0	K: 2	BB: 3	K: 2	BB: 1	K: 3	BB: 0
S: 14	P: 20	S: 13	P: 19	S: 18	P: 28	S: 14	P: 25	S: 5	P: 7	S: 14	P: 30	S: 14	P: 24	S: 9	P: 13

PITCHER		IP	WLS	BF	H	R	ER	SO	BB	IBB	HBP	BLK	WP	HR	S	P	ERA	WHIP
67 Francisco Cordova, R	(1, 1)	3.1	L	23	11	7	7	4	1	1	0	0	1	1	56	87	18.90	3.600
Marc Wilkins, R	(4, 1)	2.2		10	0	1	1	0	3	0	0	0	0	0	22	42	3.38	1.125
Scott Sauerbeck, L	(7, 1)	1.0		5	1	2	2	2	1	0	0	0	0	1	14	24	18.00	2.000
Mike Williams, R	(8, 1)	1.0		3	0	0	0	3	0	0	0	0	0	0	9	13	0.00	0.000

WP	HR	S	P	ERA	WHIP
1	1	2	4		
1	1	2	4		
1	1	2	4		
1	1	2	4		

Batter	1	2	3	4	5	6	7	8	9	AB R H RBI BB SO LOB	TOP																	
Enrique Wilson, S (1, 4) OBP: 0.350, SLG: 0.477	1-1 G1-3		2-0 HR		1-0 18 BB 1B		2-2 G4-3		0-3 K	5 1 2 2 0 1 1	Pittsburgh Pirates @ San Francisco Giants PacBell Park, San Francisco, CA Fri Aug 04 2000, 10:35 PM EDT Att. 40,930 - Cloudy - 64 F livebaseballscorecards.com																	
18 Jason Kendall, R (1, 2) OBP: 0.427, SLG: 0.466	0-0 F7		1-1 1B		4-0 1-2 BB		3-1 CS 1B	2-3 K	4 0 2 0 1 1 1																			
Alex Ramirez, R (1, 9) OBP: 0.312, SLG: 0.489	2-3 K		1-3 K		2-0 F8		2-2 1-2 HR		4 1 1 1 0 2 3																			
Brian Giles, L (1, 8) OBP: 0.411, SLG: 0.588		1-1 F8	0-0 G4-3		1-0 F9		2-2 L6		4 0 0 0 0 0 3																			
Kevin Young, R (1, 3) OBP: 0.313, SLG: 0.451		2-0 1B		1-0 CS 1B		1-0 1B 1B		3-1 P6	4 0 3 0 0 0 0																			
Aramis Ramirez, R (1, 5) OBP: 0.289, SLG: 0.389		2-1 F8		3-1 F2 1-2		1-2 1-3 1B		2-0 F8	4 0 1 0 0 0 2																			
Emil Brown, R (1, 7) OBP: 0.286, SLG: 0.421		3-2 F9		2-1 1B		2-0 G5-3		3-2 F4	4 0 1 0 0 0 2																			
Rich Loiselle, R (8, 1)									0 0 0 0 0 0 0																			
Chris Peters, L (8, 1) OBP: 0.167, SLG: 0.167									0 0 0 0 0 0 0																			
Pat Meares, R (1, 6) OBP: 0.295, SLG: 0.382			2-1 SH2-4 HR 1B		2-1 G5-3		4-0 IBB		4-1 BB	2 1 1 0 1 0 1																		
Warren Morris, L (9, PH) OBP: 0.336, SLG: 0.338									0 0 0 0 1 0 0																			
Kris Benson, R (1, 1) OBP: 0.224, SLG: 0.182			0-1 SH2-4		1-0 G3		0-0 G1-3		1-0 F7	2 0 0 0 0 0 2																		
Scott Sauerbeck, R (7, 1)									0 0 0 0 0 0 0																			
John Vander Wal, L (8, 7) OBP: 0.396, SLG: 0.562			1-2						1 0 0 0 0 0 1																			
Inning Stats	R: 0 E: 0 K: 1 S: 7	H: 0 LOB: 0 BB: 0 P: 10	R: 0 E: 0 K: 0 S: 8	H: 1 LOB: 1 BB: 0 P: 16	R: 2 E: 0 K: 1 S: 11	H: 3 LOB: 1 BB: 0 P: 17	R: 0 E: 0 K: 0 S: 7	H: 2 LOB: 1 BB: 0 P: 15	R: 0 E: 0 K: 0 S: 4	H: 1 LOB: 2 BB: 1 P: 13	R: 0 E: 0 K: 0 S: 6	H: 2 LOB: 2 BB: 1 P: 14	R: 1 E: 0 K: 0 S: 16	H: 2 LOB: 0 BB: 0 P: 25	R: 0 E: 0 K: 0 S: 6	H: 0 LOB: 0 BB: 0 P: 14	R: 0 E: 0 K: 2 S: 12	H: 0 LOB: 1 BB: 1 P: 19	1B: 9 2B: 0 3B: 0 HR: 2	SF: 0 SAC: 1 DP: 0 HBP: 0	WP: 0 PB: 0 SB: 0 CS: 2	PA: 38						
PITCHER	IP WLS BF H R ER SO BB IBB HBP BLK WP HR S P ERA WHIP																											
Kirk Rueter, L (1, 1) ERA: 3.47	6.0		27	9	2	2	2	1	1	0	0	0	0	1	43	85	3.00	1.667										
Doug Henry, R (7, 1) ERA: 4.42	1.0	W	4	2	1	1	0	0	0	0	0	0	1	16	25	9.00	2.000											
Felix Rodriguez, R (8, 1) ERA: 2.79	1.0	H	3	0	0	0	0	0	0	0	0	0	0	6	14	0.00	0.000											
Robb Nen, R (9, 1) ERA: 1.83	1.0	S	4	0	0	0	2	1	0	0	0	0	0	12	19	0.00	1.000											

AB	34
R	3
H	11
RBI	3
BB	3
SO	4
LOB	16



Batter	1	2	3	4	5	6	7	8	9
Marvin Benard, L (1, 8) OBP: 0.340, SLG: 0.397 (8, 7)	2-2 G4-3		3-2 G4-3		4-2 CS BB		0-0 1B 1B	4-0 1-2 2-3 BB	
Bill Mueller, S (1, 5) OBP: 0.325, SLG: 0.372 (8, 8)	2-0 F5			0-0 BB 3B 1B	4-0 1-2 1B BB		0-0 1-2 1B SF7 1B	3-2 G5-3	
Barry Bonds, L (1, 7) OBP: 0.429, SLG: 0.695 Calvin Murray, R (7, PR) OBP: 0.358, SLG: 0.338 (8, 8)	2-2 L8			4-0 1-2 3B BB	0-0 1-2 1B 1B		2-1 1-3 2-H G4-6-3 1B		
Jeff Kent, R (1, 4) OBP: 0.413, SLG: 0.624 (8, 8)		0-0 2B		2-3 K	0-1 1-3 2-H BB 1B		3-2 SF7		
J.T. Snow, L (1, 3) OBP: 0.387, SLG: 0.476 (8, 8)		1-0 CS 1B		2-3 K	4-2 1-2 BB		3-H 2-0 G4-6-3		
Armando Rios, L (1, 9) OBP: 0.348, SLG: 0.511 (8, 8)		3-3 1-2 K		1-0 1-H 2-H 3B	2-2 G3			2-2 F7	
Rich Aurilia, R (1, 6) OBP: 0.346, SLG: 0.438 (8, 8)			1-2 G1-3	4-2 BB		2-3 K		3-2 WP E1 1B	
Doug Mirabelli, R (1, 2) OBP: 0.337, SLG: 0.400 (8, 8)			2-2 E5 SH1-4	0-0 L5		3-2 G3-1		2-0 P4	
Kirk Rueter, L (1, 1) OBP: 0.176, SLG: 0.200 Russ Davis, R (6, PH) OBP: 0.315, SLG: 0.407 Doug Henry, R (7, 1) Felix Rodriguez, R (8, 1) Ellis Burks, R (8, PH) Robb Nen, R (9, 1)			2-0 SH1-4		0-1 G4-3	0-1 G6-3		4-0 WP IBB	

Inning Stats	R: 0	H: 0	R: 0	H: 2	R: 0	H: 0	R: 2	H: 2	R: 1	H: 2	R: 0	H: 0	R: 2	H: 3	R: 0	H: 1
	E: 0	LOB: 0	E: 0	LOB: 1	E: 1	LOB: 1	E: 0	LOB: 2	E: 0	LOB: 3	E: 0	LOB: 0	E: 0	LOB: 1	E: 1	LOB: 3
	K: 0	BB: 0	K: 1	BB: 0	K: 0	BB: 0	K: 2	BB: 2	K: 1	BB: 0	K: 0	BB: 0	K: 0	BB: 0	K: 0	BB: 2
	S: 8	P: 14	S: 5	P: 9	S: 13	P: 21	S: 13	P: 26	S: 13	P: 27	S: 9	P: 14	S: 8	P: 15	S: 15	P: 33

PITCHER	IP	WLS	BF	H	R	ER	SO	BB	IBB	HBP	BLK	WP	HR	S	P	ERA	WHIP
Kris Benson, R (1, 1) ERA: 3.53	6.0	L	28	7	4	4	4	5	0	0	0	0	0	62	112	6.00	2.000
Scott Sauerbeck, L (7, 1) ERA: 3.86	1.1		5	2	1	1	0	0	0	0	0	0	0	10	19	6.75	1.500
Rich Loiselle, R (8, 1) ERA: 7.31	0.0		1	1	0	0	0	0	0	0	0	0	0	3	6	∞	∞
Chris Peters, L (8, 1) ERA: 3.08	0.2		4	0	0	0	0	1	1	0	0	1	0	9	22	0.00	1.500

BOTTOM

AB	R	H	RBI	BB	SO	LOB
3	1	1	0	2	0	1
4	3	2	0	1	0	3
3	1	2	1	1	0	0
0	0	0	0	0	0	0
3	0	2	2	0	1	2
3	0	1	0	1	1	3
4	0	1	2	0	1	4
3	0	1	0	1	1	0
4	0	0	0	0	0	3
1	0	0	0	0	0	0
1	0	0	0	0	0	0
0	0	0	0	0	0	0
0	0	0	0	0	0	0
0	0	0	0	1	0	0
0	0	0	0	0	0	0

AB 29
R 5
H 10
RBI 5
BB 7
SO 4
LOB 16

WP: 1 **PA: 38**
PB: 0
SB: 0
CS: 2

GIANTS

Pittsburgh Pirates @ San Francisco Giants
 PacBell Park, San Francisco, CA
 Fri Aug 04 2000, 10:35 PM EDT
 Att: 40,930 - Cloudy - 64 F

livebaseballscorecards.com

Batter	1	2	3	4	5	6	7	8	9	AB R H RBI BB SO LOB	TOP											
Warren Morris, L (1, 4) OBP: 0.336, SLG: 0.338	0-2 18 1B		0-0 G1-3		1-0 F8	0-0 1B 2B 1B	2-3 K		0-3 K	6 1 2 0 0 2 1	Pittsburgh Pirates @ San Francisco Giants PacBell Park, San Francisco, CA Sat Aug 05 2000, 4:05 PM EDT Att. 40,930 - Sunny - 65 F											
18 Jason Kendall, R (1, 2) OBP: 0.427, SLG: 0.465	2-0 1-2 1B		3-3 K		0-2 1B 1B	0-1 F9 1B	1-0 F7			5 1 2 0 0 1 2												
Brian Giles, L (1, 8) OBP: 0.415, SLG: 0.594	2-1 P6			2-1 1B G3 2B	0-0 1B BB 1B	1-0 2B WP 1B	2-2 1B			5 3 4 0 0 0 2												
Kevin Young, R (1, 3) OBP: 0.317, SLG: 0.454	1-2 P4			0-1 G4-3 2B 1B	4-2 1B BB 1B	1-2 WP 2B	0-0 F9			4 2 2 1 1 0 4												
John Vander Wal, L (1, 7) OBP: 0.396, SLG: 0.557	0-1 F7			2-1 G3	2-1 1B 1B	4-0 WP IBB	2-3 K			4 0 1 3 1 1 3												
Aramis Ramirez, R (1, 5) OBP: 0.287, SLG: 0.384		2-2 G6-3		0-2 G4-3	0-1 BB 1B	0-3 K	0-0 G4-3			5 0 1 1 0 1 3												
Alex Ramirez, R (1, 9) OBP: 0.315, SLG: 0.489		3-3 K		0-2 2B	0-3 K	4-0 BB	2-2 L7			4 0 1 1 1 2 2												
Enrique Wilson, S (1, 6) OBP: 0.352, SLG: 0.467		0-0 F7		4-2 BB	4-0 BB	0-0 G4-3		2-1 F8		3 0 0 0 2 0 3												
Mike Benjamin, R (9, 6) OBP: 0.316, SLG: 0.413					1-2 BB				0 0 0 0 0 0 0													
Dan Serafini, S (1, 1) Josias Manzanillo, R (7, 1) Bruce Aven, R (9, PH) Mike Williams, R (9, 1)			0-0 G1-3	1-3 K	2-3 K		1-2 E3 1B	2-1 P4		4 0 0 0 0 2 5												
Inning Stats	R: 0 E: 0 K: 0 S: 11	H: 2 LOB: 2 BB: 0 P: 16	R: 0 E: 0 K: 1 S: 7	H: 0 LOB: 0 BB: 0 P: 12	R: 0 E: 0 K: 1 S: 5	H: 0 LOB: 0 BB: 0 P: 8	R: 2 E: 0 K: 1 S: 17	H: 3 LOB: 2 BB: 1 P: 26	R: 3 E: 0 K: 2 S: 18	H: 4 LOB: 3 BB: 2 P: 31	R: 2 E: 0 K: 1 S: 14	H: 3 LOB: 3 BB: 2 P: 24	R: 0 E: 1 K: 1 S: 12	H: 1 LOB: 2 BB: 0 P: 18	R: 0 E: 0 K: 1 S: 8	H: 0 LOB: 0 BB: 0 P: 12	R: 0 E: 0 K: 1 S: 7	H: 0 LOB: 0 BB: 0 P: 11	1B: 10 2B: 3 3B: 0 HR: 0	SF: 0 SAC: 0 DP: 0 HBP: 0	WP: 1 PB: 0 SB: 0 CS: 0	PA: 46
PITCHER	IP WLS BF H R ER SO BB IBB HBP BLK WP HR S P ERA WHIP																					
Mark Gardner, R (1, 1) ERA: 4.7	4.1 L 24 9 5 5 3 2 0 0 0 0 0 0 51 80 10.38 2.538																					
Doug Henry, R (5, 1) ERA: 4.37	0.2 3 0 0 0 2 1 0 0 0 0 0 0 7 13 0.00 1.500																					
Miguel Del Toro, R (6, 1) ERA: 5.4	2.0 13 4 2 2 2 1 1 0 0 1 0 26 42 9.00 2.500																					
Aaron Fultz, L (8, 1) ERA: 5.86	2.0 6 0 0 0 2 0 0 0 0 0 0 0 15 23 0.00 0.000																					

livebaseballscorecards.com

AB	41
R	7
H	13
RBI	6
BB	5
SO	9
LOB	25



Batter	1	2	3	4	5	6	7	8	9	AB R H RBI BB SO LOB	TOP	
Enrique Wilson, S (1, 4) OBP: 0.349, SLG: 0.460	0-0 BB 1B		0-1 G4-3		1-0 G1-3		2-1 F9			4 0 1 0 0 0 2	Pittsburgh Pirates @ San Francisco Giants PacBell Park, San Francisco, CA Sun Aug 06 2000, 4:05 PM EDT Att. 40,930 - Overcast - 61 F	
18 Jason Kendall, R (1, 2) OBP: 0.425, SLG: 0.463	0-2 L6		1-3 K			1-2 P6		1-0 G6-4-3 1B	4 0 1 0 0 1 1			
Brian Giles, L (1, 8) OBP: 0.416, SLG: 0.592	4-0 1-2 BB		0-0 L7			0-0 1B 1B		0-1 G6-4-3 1-2f	3 0 1 0 1 0 1			
Kevin Young, R (1, 3) OBP: 0.319, SLG: 0.455 Chris Peters, L (6, 1) OBP: 0.167, SLG: 0.167 Keith Osik, R (8, PH) OBP: 0.380, SLG: 0.523 Rich Loiselle, R (8, 1)	1-1 F7			2-0 FC5-4 HBP		0-0 G5-4-3 1B		0-0 1B	2 0 1 0 0 0 2 0 0 0 0 0 0 0 1 0 1 0 0 0 0 0 0 0 0 0 0 0			
Alex Ramirez, R (1, 9) OBP: 0.307, SLG: 0.475	1-2 P3			0-2 FC5-4 1-2f		1-0 G5-4-3 1-2f		0-1 F9	4 0 0 0 0 0 6			
Aramis Ramirez, R (1, 5) OBP: 0.291, SLG: 0.386		0-0 G5-3		2-0 G6-4-3 1-2f			2-2 G6-4-3 1B	2-1 G6-3 1B	4 0 2 0 0 0 1			
Emil Brown, R (1, 7) OBP: 0.283, SLG: 0.405		0-0 S 1B			0-0 F8		1-1 G6-4-3 1-2f	0-3 K	4 0 1 0 0 1 2			
Pat Meares, R (1, 6) OBP: 0.292, SLG: 0.377		2-3 K 1-2			1-1 G5-3		0-0 E5 2B	1-0 G6-3 1-2f	4 1 0 0 0 1 2			
Bronson Arroyo, R (1, 1) OBP: 0.125, SLG: 0.250 Marc Wilkins, R (3, 1) OBP: 0.333, SLG: 0.333 Mike Benjamin, R (6, 3) OBP: 0.320, SLG: 0.422		2-3 K			2-1 1B		1-0 1-H 2B		1 0 0 0 0 1 1 1 0 1 0 0 0 0 1 0 1 1 0 0 0			
Inning Stats	R: 0 H: 1 E: 0 LOB: 2 K: 0 BB: 1 S: 11 P: 17	R: 0 H: 1 E: 0 LOB: 1 K: 2 BB: 0 S: 9 P: 13	R: 0 H: 0 E: 0 LOB: 0 K: 1 BB: 0 S: 6 P: 7	R: 0 H: 0 E: 0 LOB: 0 K: 0 BB: 0 S: 4 P: 8	R: 0 H: 1 E: 0 LOB: 1 K: 0 BB: 0 S: 6 P: 10	R: 0 H: 2 E: 0 LOB: 1 K: 0 BB: 0 S: 6 P: 8	R: 1 H: 2 E: 1 LOB: 1 K: 0 BB: 0 S: 10 P: 16	R: 0 H: 2 E: 0 LOB: 1 K: 0 BB: 0 S: 6 P: 7	R: 0 H: 1 E: 0 LOB: 0 K: 1 BB: 0 S: 6 P: 9	1B: 9 SF: 0 2B: 1 SAC: 0 3B: 0 DP: 5 HR: 0 HBP: 1	WP: 0 PA: 35 PB: 0 SB: 1 CS: 0	
PITCHER Shawn Estes, L (1, 1) ERA: 3.81	IP WLS BF H R ER SO BB IBB HBP BLK WP HR S P ERA WHIP	9.0 W 35 10 1 0 4 1 0 1 0 0 0 0 64 95 0.00 1.222										

AB	33
R	1
H	10
RBI	1
BB	1
SO	4
LOB	18



Batter	1	2	3	4	5	6	7	8	9
Marvin Benard, L OBP: 0.345, SLG: 0.401 (1, 8) (9, 7)	3-2 G4-3 ①	1-2 G4-6-3 ② 1-2f		2-2 2B ②		0-2 FC3-6 ① G4-3 1-2f 2B	4-1 BB ② G5-4-3		
Bill Mueller, S OBP: 0.324, SLG: 0.375 (1, 5)	1-3 K ②		0-0 F7 ①	3-1 L3 ②		0-1 G4-3 ② 1-3	1-2 G5-4-3 ② ③ 1-2f		
Barry Bonds, L OBP: 0.431, SLG: 0.691 Felipe Crespo, S OBP: 0.337, SLG: 0.410 (1, 7) (8, 7) (9, 3)	0-0 L9 ③		1-0 2B SF8 1B	4-0 IBB		3-2 2B ③ 3-H		4-2 BB BB	
Jeff Kent, R OBP: 0.417, SLG: 0.624 Ramon Martinez, R OBP: 0.348, SLG: 0.492 (1, 4) (8, 4)		4-2 2B BB BB	2-2 FC5-4 1-3 2B	0-0 F9 ③		4-0 IBB		1-0 F7 ①	
J.T. Snow, L OBP: 0.381, SLG: 0.467 Calvin Murray, R OBP: 0.351, SLG: 0.329 (1, 3) (8, PH) (9, 8)		3-1 F7 ①	4-0 FC5-4 IBB		0-2 G3 ①	1-3 K ③		4-2 G6-4-3 BB	
Ellis Burks, R OBP: 0.422, SLG: 0.597 Armando Rios, L OBP: 0.345, SLG: 0.506 (1, 9) (8, 9)		4-2 2B 1B BB	0-0 SF8 3-H		2-3 K ②		4-1 HR BB	1-0 G6-4-3 ② ③ 1-2f	
Rich Aurilia, R OBP: 0.348, SLG: 0.446 (1, 6)		2-2 1B 2B	1-1 FC5-4 ③ 1-2f 2-3		4-1 BB		0-1 HR		
Bobby Estalella, R OBP: 0.399, SLG: 0.530 (1, 2)		4-2 1B BB		4-2 SH3-4 2B BB	3-3 K ③		4-1 BB BB		
Livan Hernandez, R OBP: 0.323, SLG: 0.410 Alan Embree, L (1, 1) (9, 1)		0-2 G4-6-3 1B ① 1-3 2-H 3-H		0-1 SH3-4 ① 1-2		0-0 FC3-6 1B	0-0 L8 ①		

Inning Stats	R: 0	H: 0	E: 0	K: 1	S: 7	LOB: 0	BB: 0	P: 11
	R: 3	H: 2	E: 0	K: 0	S: 19	LOB: 1	BB: 3	P: 37
	R: 1	H: 2	E: 0	K: 0	S: 8	LOB: 2	BB: 1	P: 16
	R: 1	H: 1	E: 0	K: 0	S: 10	LOB: 2	BB: 2	P: 23
	R: 0	H: 0	E: 0	K: 2	S: 12	LOB: 1	BB: 1	P: 21
	R: 1	H: 2	E: 0	K: 1	S: 13	LOB: 2	BB: 1	P: 21
	R: 2	H: 1	E: 0	K: 0	S: 9	LOB: 1	BB: 3	P: 22
	R: 0	H: 0	E: 0	K: 0	S: 6	LOB: 1	BB: 2	P: 16


PITCHER	IP	WLS	BF	H	R	ER	SO	BB	IBB	HBP	BLK	WP	HR	S	P	ERA	WHIP
John Snyder, R ERA: 5.82 (1, 1)	4.0	L	22	5	5	5	1	4	2	0	0	0	0	44	87	11.25	2.250
52 Rafael Roque, L ERA: 9.0 (5, 1)	3.0		16	3	3	3	3	4	1	0	0	0	1	34	64	9.00	2.333
Kane Davis, R ERA: 12.86 (8, 1)	1.0		4	0	0	0	0	2	0	0	0	0	0	6	16	0.00	2.000

AB R H RBI BB SO LOB

4	1	1	1	1	0	3
5	0	0	0	0	1	4
3	1	2	1	1	0	0
0	0	0	0	1	0	0
2	1	1	0	2	0	2
1	0	0	0	0	0	1
3	0	0	0	1	1	3
0	0	0	0	1	0	0
1	2	0	1	2	1	0
1	0	0	0	0	0	2
3	2	2	3	1	0	2
1	1	0	0	3	1	1
3	0	2	2	0	0	1
0	0	0	0	0	0	0

AB	R	H	RBI	BB	SO	LOB
27	8	8	8	13	4	19

WP: 0 PA: 42
PB: 0 SB: 1
CS: 0



Milwaukee Brewers @ San Francisco Giants
PacBell Park, San Francisco, CA
Mon Aug 07 2000, 10:15 PM EDT
Att. 40,930 - Cloudy - 58 F

livebaseballscorecards.com

Batter	1	2	3	4	5	6	7	8	9	AB R H RBI BB SO LOB	TOP									
Ronnie Belliard, R (1, 4) OBP: 0.352, SLG: 0.395	1-2 G5-3			3-1 F8		1-0 SH1-3			1-3 K	3 0 0 0 0 1 0	Milwaukee Brewers @ San Francisco Giants PacBell Park, San Francisco, CA Tue Aug 08 2000, 10:15 PM EDT Att. 40,930 - Sunny - 64 F livebaseballscores.com									
Marquis Grissom, R (1, 8) OBP: 0.278, SLG: 0.347	2-2 G5-3			0-0 F9		0-2 P6			0-0 G3	4 0 0 0 0 0 1										
Geoff Jenkins, L (1, 7) OBP: 0.350, SLG: 0.587	2-2 G3			0-3 K		3-1 F7			0-3 K	4 0 0 0 0 2 1										
Richie Sexson, R (1, 3) OBP: 0.316, SLG: 0.466		2-1 L3			3-2 2B		0-1 L9			3 0 1 0 0 0 0										
Jeremy Burnitz, L (1, 9) OBP: 0.332, SLG: 0.436		0-3 K			1-2 G5-3		2-1 F2			3 0 0 0 0 1 1										
José Hernández, R (1, 6) OBP: 0.319, SLG: 0.392		2-3 K			4-2 BB		1-3 K			2 0 0 0 1 2 0										
Tyler Houston, L (1, 5) OBP: 0.289, SLG: 0.482			1-1 G4-3		1-1 F9			3-3 K		3 0 0 0 0 1 2										
Henry Blanco, R (1, 2) OBP: 0.322, SLG: 0.396			1-2 P4		0-3 K			3-2 F7		3 0 0 0 0 1 2										
Jamey Wright, R (1, 1) OBP: 0.080, SLG: 0.080 Raul Casanova, S (8, PH) OBP: 0.336, SLG: 0.420 Ray King, L (8, 1) Juan Acevedo, R (8, 1)			2-3 K			2-2 SH1-3 1B		3-2 F8		2 0 1 0 0 1 0 1 0										
Inning Stats	R: 0 E: 0 K: 0 S: 14	H: 0 LOB: 0 BB: 0 P: 19	R: 0 E: 0 K: 2 S: 8	H: 0 LOB: 0 BB: 0 P: 12	R: 0 E: 0 K: 1 S: 11	H: 0 LOB: 0 BB: 0 P: 15	R: 0 E: 0 K: 1 S: 7	H: 1 LOB: 2 BB: 1 P: 10	R: 0 E: 0 K: 1 S: 9	H: 1 LOB: 1 BB: 0 P: 15	R: 0 E: 0 K: 1 S: 7	H: 0 LOB: 0 BB: 0 P: 10	R: 0 E: 0 K: 1 S: 10	H: 0 LOB: 0 BB: 0 P: 19	R: 0 E: 0 K: 2 S: 7	H: 0 LOB: 0 BB: 0 P: 8	1B: 1 2B: 1 3B: 0 HR: 0	SF: 0 SAC: 1 DP: 0 HBP: 0	WP: 0 PB: 0 SB: 0 CS: 0	PA: 30
PITCHER	IP WLS BF H R ER SO BB IBB HBP BLK WP HR S P ERA WHIP																			
Russ Ortiz, R (1, 1) ERA: 5.86	7.0 W 24 2 0 0 6 1 0 0 0 0 0 0 69 103 0.00 0.429																			
Felix Rodriguez, R (8, 1) ERA: 2.74	1.0 H 3 0 0 0 1 0 0 0 0 0 0 0 10 19 0.00 0.000																			
Robb Nen, R (9, 1) ERA: 1.79	1.0 S 3 0 0 0 2 0 0 0 0 0 0 0 7 8 0.00 0.000																			



Batter	1	2	3	4	5	6	7	8	9
Marvin Benard, L <small>(1, 8) OBP: 0.344, SLG: 0.397</small> <small>(9, 9)</small>	1-1 		0-1 		4-1 		2-0 		
Bill Mueller, S <small>(1, 5) OBP: 0.326, SLG: 0.376</small> <small>(9, 9)</small>	1-0 			0-1 	0-0 			1-2 	
Barry Bonds, L <small>(1, 7) OBP: 0.429, SLG: 0.685</small> <small>(9, 9)</small>	2-3 			0-0 		4-0 		1-0 	
Jeff Kent, R <small>(1, 4) OBP: 0.416, SLG: 0.620</small> <small>(9, 9)</small>	0-0 			2-2 		0-2 		1-1 	
J.T. Snow, L <small>(1, 3) OBP: 0.380, SLG: 0.463</small> <small>(9, 9)</small>		1-2 			4-0 	1-1 		1-1 	
Ellis Burks, R <small>(1, 9) OBP: 0.419, SLG: 0.592</small> Robb Nen, R <small>(9, 1)</small>		3-3 			1-1 		0-0 	0-1 	
Rich Aurilia, R <small>(1, 6) OBP: 0.345, SLG: 0.442</small> <small>(9, 9)</small>		2-2 			1-1 		2-0 	0-0 	
Bobby Estalella, R <small>(1, 2) OBP: 0.402, SLG: 0.530</small> <small>(9, 9)</small>			1-3 		4-0 		2-2 		
Russ Ortiz, R <small>(1, 1) OBP: 0.279, SLG: 0.237</small> Felipe Crespo, S <small>(7, PH) OBP: 0.333, SLG: 0.405</small> Felix Rodriguez, R <small>(8, 1)</small> Calvin Murray, R <small>(9, 8) OBP: 0.351, SLG: 0.329</small> <small>(9, 9)</small>			2-1 		1-2 		1-2 		

Inning Stats	R: 0	H: 1	E: 0	K: 1	S: 8	LOB: 1	BB: 0	P: 12	R: 0	H: 0	E: 0	K: 1	S: 11	LOB: 0	BB: 0	P: 17	R: 0	H: 0	E: 0	K: 1	S: 7	LOB: 0	BB: 0	P: 10	R: 0	H: 0	E: 0	K: 0	S: 6	LOB: 0	BB: 0	P: 8	R: 1	H: 1	E: 0	K: 0	S: 9	LOB: 3	BB: 3	P: 24	R: 0	H: 0	E: 0	K: 0	S: 5	LOB: 0	BB: 1	P: 10	R: 0	H: 2	E: 0	K: 0	S: 10	LOB: 2	BB: 0	P: 17	R: 0	H: 2	E: 1	K: 0	S: 12	LOB: 3	BB: 0	P: 16
--------------	------	------	------	------	------	--------	-------	-------	------	------	------	------	-------	--------	-------	-------	------	------	------	------	------	--------	-------	-------	------	------	------	------	------	--------	-------	------	------	------	------	------	------	--------	-------	-------	------	------	------	------	------	--------	-------	-------	------	------	------	------	-------	--------	-------	-------	------	------	------	------	-------	--------	-------	-------

PITCHER	IP	WLS	BF	H	R	ER	SO	BB	IBB	HBP	BLK	WP	HR	S	P	ERA	WHIP
Jamey Wright, R <small>(1, 1) ERA: 3.48</small>	7.0	L	28	4	1	1	3	3	1	0	0	0	0	56	98	1.29	1.000
Ray King, L <small>(8, 1) ERA: 3.6</small>	0.2		4	2	0	0	0	0	0	0	0	0	0	9	13	0.00	3.000
Juan Acevedo, R <small>(8, 1) ERA: 3.86</small>	0.1		2	0	0	0	0	0	0	0	0	0	0	3	3	0.00	0.000

BOTTOM

Milwaukee Brewers @ San Francisco Giants
 PacBell Park, San Francisco, CA

Tue Aug 08 2000, 10:15 PM EDT
 Att: 40,930 - Sunny - 64 F

AB	29
R	1
H	6
RBI	1
BB	4
SO	3
LOB	20

livebaseballscorecards.com

PITCHER	IP	WLS	BF	H	R	ER	SO	BB	IBB	HBP	BLK	WP	HR	S	P	ERA	WHIP
Jamey Wright, R <small>(1, 1) ERA: 3.48</small>	7.0	L	28	4	1	1	3	3	1	0	0	0	0	56	98	1.29	1.000
Ray King, L <small>(8, 1) ERA: 3.6</small>	0.2		4	2	0	0	0	0	0	0	0	0	0	9	13	0.00	3.000
Juan Acevedo, R <small>(8, 1) ERA: 3.86</small>	0.1		2	0	0	0	0	0	0	0	0	0	0	3	3	0.00	0.000

Batter 1 2 3 4 5 6 7 8 9 AB R H RBI BB SO LOB TOP

James Mouton, R OBP: 0.348, SLG: 0.310 (1, 9) C B X	1-1 G5-3 ①		X 0-0 G6-3 ①		X 2-2 F8 ③		C 4-1 S 3B BB ③	B 1-1 F7 ③	4 1 0 0 1 0 0
---	------------------	--	--------------------	--	------------------	--	-----------------------------	------------------	---------------

Ronnie Belliard, R OBP: 0.355, SLG: 0.402 (1, 4) B X	1-0 1B 1B		B 4-1 1B BB B		C 1-1 F9 ①		B 3-1 1-H G6-3 3B X		3 1 2 1 1 0 0
---	-----------------	--	------------------------	--	------------------	--	---------------------------------	--	---------------

Geoff Jenkins, L OBP: 0.352, SLG: 0.586 (1, 7) C B F F X	1-2 1-3 1B		F 0-1 G6-4-3 1B X		X 0-0 G4-3 ②		B 1-2 F5 X		4 0 2 0 0 0 1
--	------------------	--	----------------------------	--	--------------------	--	------------------	--	---------------

Richie Sexson, R OBP: 0.316, SLG: 0.463 (1, 3) B B B	4-0 BB		B 2-0 G6-4-3 1-2f X		X 0-0 G4-3 ③		B 1-0 G6-3 3-H X		3 0 0 1 1 0 2
--	-----------	--	------------------------------	--	--------------------	--	---------------------------	--	---------------

Charlie Hayes, R OBP: 0.362, SLG: 0.391 (1, 5) B C F F S	2-3 K		B 4-2 G4-6-3 BB B				C 3-2 F9 S B B B B B	B 4-2 FC4-6 BB BB	2 0 0 0 2 1 3
--	----------	--	----------------------------	--	--	--	---	----------------------------	---------------

Marquis Grissom, R OBP: 0.280, SLG: 0.347 (1, 8) S B X	1-1 G2-3 ③		X 0-0 G4-6-3 1-2f ① ②				B 1-0 2B 1B B	B 4-1 FC4-6 BB 1-2	3 1 1 0 1 0 4
--	------------------	--	-----------------------------------	--	--	--	------------------------	-----------------------------	---------------

José Hernández, R OBP: 0.319, SLG: 0.393 (1, 6) F B B X			F 2-1 G4-3 ①		X 2-2 G6-3 ③		B 2-2 G5-3 1-H 2B X	B 0-0 FC4-6 1-2f 2-3 ③	4 0 1 1 0 0 2
--	--	--	--------------------	--	--------------------	--	---------------------------------	------------------------------------	---------------

Raul Casanova, S OBP: 0.333, SLG: 0.411 (1, 2) B B B B			B 4-0 G1-6-3 BB B		B 2-1 G4-3 ①		B 2-0 G5-3 2-3 X	C 1-3 K S B S	3 0 0 0 1 1 1
---	--	--	----------------------------	--	--------------------	--	---------------------------	---------------------------	---------------


Paul Rigdon, R Everett Stull, R Henry Blanco, R Kane Davis, R Valerio De Los Santos, L Angel Echevarria, R Ray King, L Curt Leskanic, R Juan Acevedo, R Luis Lopez, S			L 0-1 G1-6-3 1-2f ② ③		B 1-1 F3 ②		B 3-2 L6 ③	B 1-0 L7 ②	1 0 0 0 0 0 0 0 1 0 0 0 0 0 0 0 0 0 1 0 1 0 0 0 0 0 0 0 1 0 0 0 0 0 0 0 0 0 1 0 0 0 0 0 0 0 0
--	--	--	-----------------------------------	--	------------------	--	------------------	------------------	--

Inning Stats	R: 0 E: 0 K: 1 S: 13	H: 2 LOB: 3 BB: 1 P: 23	R: 0 E: 0 K: 0 S: 4	H: 0 LOB: 0 BB: 1 P: 10	R: 0 E: 0 K: 0 S: 5	H: 1 LOB: 1 BB: 1 P: 11	R: 0 E: 0 K: 0 S: 12	H: 0 LOB: 0 BB: 1 P: 18	R: 0 E: 0 K: 0 S: 9	H: 0 LOB: 0 BB: 0 P: 14	R: 0 E: 0 K: 0 S: 4	H: 0 LOB: 0 BB: 0 P: 5	R: 1 E: 0 K: 0 S: 12	H: 2 LOB: 1 BB: 0 P: 23	R: 2 E: 0 K: 0 S: 11	H: 1 LOB: 2 BB: 3 P: 28	R: 0 E: 0 K: 1 S: 6	H: 0 LOB: 0 BB: 0 P: 9	1B: 4 2B: 1 3B: 1 HR: 0	SF: 0 SAC: 0 DP: 3 HBP: 0	WP: 0 PB: 0 SB: 1 CS: 0	PA: 37
---------------------	-------------------------------	----------------------------------	------------------------------	----------------------------------	------------------------------	----------------------------------	-------------------------------	----------------------------------	------------------------------	----------------------------------	------------------------------	---------------------------------	-------------------------------	----------------------------------	-------------------------------	----------------------------------	------------------------------	---------------------------------	----------------------------------	------------------------------------	----------------------------------	--------

PITCHER	IP	WLS	BF	H	R	ER	SO	BB	IBB	HBP	BLK	WP	HR	S	P	ERA	WHIP	PITCHER	IP	WLS	BF	H	R	ER	SO	BB	IBB	HBP	BLK	WP	HR	S	P	ERA	WHIP			
Kirk Rueter, L ERA: 3.36	7.0	W	27	5	1	1	1	4	0	0	0	0	0	59	104	1.29	1.286																					
Doug Henry, R ERA: 4.63	0.2		6	1	2	2	0	3	0	0	0	0	0	10	27	27.00	6.000																					
Felix Rodriguez, R ERA: 2.73	0.1	H	1	0	0	0	0	0	0	0	0	0	0	1	1	0.00	0.000																					
Aaron Fultz, L ERA: 5.75	1.0		3	0	0	0	1	0	0	0	0	0	0	6	9	0.00	0.000																					

Milwaukee Brewers @ San Francisco Giants
PacBell Park, San Francisco, CA
Wed Aug 09 2000, 3:35 PM EDT
Att. 40,930 - Sunny - 68 F

AB	30
R	3
H	6
RBI	3
BB	7
SO	2
LOB	15



Batter	1	2	3	4	5	6	7	8	9
Marvin Benard, L (1, 8) <small>OBP: 0.344, SLG: 0.395</small> (8, 7)	1-2 G5-3	4-2 HR <small>BB</small>	2-2 FC6-4 <small>1B</small>		1-3 K		0-0 G1-3	1-1 FC6-4 <small>1-2f</small>	
Bill Mueller, S (1, 5) <small>OBP: 0.327, SLG: 0.383</small> Russ Davis, R (7, PH) <small>OBP: 0.310, SLG: 0.393</small> (8, 5)	0-0 HR	4-0 HR <small>BB</small>	0-1 FC6-4 <small>1-2f 2-3</small>		0-0 F8		4-2 CS <small>BB</small>		
Barry Bonds, L (1, 7) <small>OBP: 0.432, SLG: 0.683</small> Calvin Murray, R (7, PH) <small>OBP: 0.349, SLG: 0.326</small> (8, 8)	4-1 2B <small>BB</small>	4-1 HR <small>BB</small>	3-1 F8			4-1 1B <small>2B</small>	3-3 K <small>1-2</small>		
Jeff Kent, R (1, 4) <small>OBP: 0.416, SLG: 0.626</small> Ramon Martinez, R (8, 4) <small>OBP: 0.353, SLG: 0.504</small> (9, 6)	0-3 K	0-0 HR <small>1-H 2-H 3-H</small>		3-2 F9		1-0 2B <small>1-3 G3-2-3</small>	0-0 1B <small>SF9</small>	2B	
J.T. Snow, L (1, 3) <small>OBP: 0.385, SLG: 0.471</small>	2-1 2B	4-2 BB		1-3 K		2-1 2B <small>G3-2-3 1-3 3-H</small>	3-2 3B <small>1B</small>	2-3 1B	
Rich Aurilia, R (1, 6) <small>OBP: 0.350, SLG: 0.443</small> Felipe Crespo, S (8, PH) <small>OBP: 0.330, SLG: 0.405</small> (9, 4)	4-2 BB	1-0 G5-3		0-0 1B		4-2 BB <small>G3-2-3</small>	2-1 SF9	2-1 SF9 <small>3-H</small>	
Armando Rios, L (1, 9) <small>OBP: 0.346, SLG: 0.519</small>	2-3 K		3-1 F9 <small>1B</small>	0-2 F9		1-2 G3-2-3 <small>1-2 2-3 3-Hf</small>	2-0 3B <small>1-H</small>	2-0 3B	
Doug Mirabelli, R (1, 2) <small>OBP: 0.343, SLG: 0.409</small>		1-3 K	0-0 F9		1-1 3B	4-0 IBB	4-2 FC6-4 <small>BB</small>	4-2 FC6-4 <small>BB</small>	
Kirk Rueter, L (1, 1) <small>OBP: 0.182, SLG: 0.205</small> Doug Henry, R (8, 1) Felix Rodriguez, R (8, 1) Aaron Fultz, L (9, 1) <small>OBP: 0.400, SLG: 0.400</small>		1-3 K	1-2 FC6-4 <small>1B</small>		0-0 G5-3	1-3 K	3-3 K		

Inning Stats	R: 1	H: 2	E: 0	LOB: 3	K: 2	S: 16	P: 29
	R: 4	H: 1	E: 0	LOB: 1	K: 2	S: 15	P: 34
	R: 1	H: 3	E: 0	LOB: 2	K: 0	S: 13	P: 22
	R: 0	H: 1	E: 0	LOB: 1	K: 1	S: 11	P: 15
	R: 0	H: 1	E: 0	LOB: 1	K: 1	S: 10	P: 12
	R: 1	H: 2	E: 0	LOB: 3	K: 1	S: 14	P: 31
	R: 0	H: 0	E: 0	LOB: 1	K: 1	S: 9	P: 16
	R: 2	H: 3	E: 0	LOB: 2	K: 1	S: 16	P: 31

PITCHER	IP	WLS	BF	H	R	ER	SO	BB	IBB	HBP	BLK	WP	HR	S	P	ERA	WHIP
Paul Rigdon, R (1, 1) <small>ERA: 7.11</small>	2.0	L	15	3	5	5	4	6	0	0	0	0	0	31	63	22.50	4.500
Everett Stull, R (3, 1) <small>ERA: 7.5</small>	2.0		10	4	1	1	1	0	0	0	0	0	0	24	37	4.50	2.000
Kane Davis, R (5, 1) <small>ERA: 12.6</small>	1.0		8	3	1	1	1	2	0	0	0	0	0	18	31	9.00	5.000
Valerio De Los Santos, L (6, 1) <small>ERA: 6.0</small>	1.0		3	0	0	0	1	0	1	0	0	0	0	6	12	0.00	0.000
Ray King, L (7, 1) <small>ERA: 3.27</small>	1.0		3	0	0	0	1	1	0	0	0	0	0	9	16	0.00	1.000

PITCHER	IP	WLS	BF	H	R	ER	SO	BB	IBB	HBP	BLK	WP	HR	S	P	ERA	WHIP
Curt Leskanic, R (8, 1) <small>ERA: 3.08</small>	0.2		6	3	2	2	1	1	0	0	0	0	0	14	28	27.00	6.000
Juan Acevedo, R (8, 1) <small>ERA: 3.83</small>	0.1		1	0	0	0	0	0	0	0	0	0	0	2	3	0.00	0.000

BOTTOM

Milwaukee Brewers @ San Francisco Giants
 PacBell Park, San Francisco, CA

Wed Aug 09 2000, 3:35 PM EDT
 Att: 40,930 - Sunny - 68 F

AB	R	H	RBI	BB	SO	LOB
5	1	1	0	1	1	3
3	2	1	1	1	0	3
0	0	0	0	1	0	0
1	2	0	0	3	0	2
1	0	0	0	0	1	1
4	1	2	4	0	1	1
1	1	1	0	0	0	0
4	1	3	1	1	1	0
2	0	1	0	2	0	1
0	0	0	1	0	0	0
5	1	2	1	0	1	7
3	0	1	0	2	1	1
4	0	1	1	0	2	4
0	0	0	0	0	0	0
1	0	0	0	0	1	2
0	0	0	0	0	0	0

AB	34
R	9
H	13
RBI	9
BB	11
SO	9
LOB	25

WP: 0 PA: 46
 PB: 0
 SB: 1
 CS: 1



livebaseballscorecards.com

San Francisco Giants @ New York Mets
 Shea Stadium, Flushing, NY
 Fri Aug 11 2000, 7:10 PM EDT
 Att. 33,944 - Cloudy - 67 F

livebaseballscorecards.com

AB	32
R	1
H	5
RBI	1
BB	5
SO	8
LOB	15



WP:	0	PA:	37
PB:	0		
SB:	0		
CS:	0		

AB	R	H	RBI	BB	SO	LOB
3	1	1	0	0	0	0
2	0	0	0	0	0	0
3	0	1	0	0	1	1
1	0	0	0	0	0	0
4	0	0	0	0	1	2
2	0	1	0	2	0	0
3	0	2	1	1	0	1
4	0	0	0	0	1	7
3	0	0	0	1	1	1
2	0	0	0	1	1	0
1	0	0	0	0	1	0
3	0	0	0	0	1	3
0	0	0	0	0	0	0
1	0	0	0	0	1	0

Batter	1	2	3	4	5	6	7	8	9										
Calvin Murray, R (1, 8) OBP: 0.349, SLG: 0.327 Marvin Benard, L (7, PH) OBP: 0.343, SLG: 0.393 (7, 8)	2-1 G6-3 ①		2-1 F9 ①		0-0 G1-3 G4-3 1B 1B		1-1 G3 ①		0-0 F8 ③										
Russ Davis, R (1, 5) OBP: 0.311, SLG: 0.392 Bill Mueller, S (7, PH) OBP: 0.327, SLG: 0.382 (7, 5)	2-3 K ②		2-1 1B BB 1B		3-2 G4-3 ① 1-2		0-0 G4-3 ②												
Barry Bonds, L (1, 7) OBP: 0.428, SLG: 0.675	3-2 F8 ③		1-3 K ②		1-2 G1-3 ② 2-3		1-0 G4-3 ③												
Jeff Kent, R (1, 4) OBP: 0.419, SLG: 0.628		0-0 BB BB 2B	4-2 1B BB 1-2		4-2 1B BB BB		1-0 F7 ①												
Ellis Burks, R (1, 9) OBP: 0.424, SLG: 0.593		1-1 G6-3 ①	3-2 1-2 2-3 1B		0-0 1-3 3-H 1B		4-2 FC5-4 BB												
Rich Aurilia, R (1, 6) OBP: 0.346, SLG: 0.438		2-2 F8 ②	1-3 K ③		1-1 G5-3 ③		0-1 FC5-4 ② 1-2f												
J.T. Snow, L (1, 3) OBP: 0.384, SLG: 0.468		4-1 BB BB BB		0-3 K ①		1-1 F7 ①		2-1 G4-3 ③											
Doug Mirabelli, R (1, 2) OBP: 0.343, SLG: 0.405 Felipe Crespo, S (9, PH) OBP: 0.326, SLG: 0.400		4-1 1-2 2-3 BB		3-3 K ②		1-0 G5-3 ②		2-3 K ①											
Mark Gardner, R (1, 1) OBP: 0.107, SLG: 0.107 Doug Henry, R (6, 1) Armando Rios, L (9, PH) OBP: 0.344, SLG: 0.516		0-0 F8 ③		2-2 F8 ③		2-3 K ③		2-3 K ②											
Inning Stats	R: 0 H: 0 E: 0 LOB: 0 K: 1 BB: 0 S: 8 P: 15	R: 0 H: 1 E: 0 LOB: 3 K: 0 BB: 2 S: 9 P: 20	R: 0 H: 2 E: 0 LOB: 3 K: 2 BB: 1 S: 17 P: 30	R: 0 H: 0 E: 0 LOB: 0 K: 2 BB: 0 S: 10 P: 15	R: 1 H: 2 E: 0 LOB: 2 K: 0 BB: 1 S: 14 P: 23	R: 0 H: 0 E: 0 LOB: 0 K: 1 BB: 0 S: 6 P: 10	R: 0 H: 0 E: 0 LOB: 0 K: 0 BB: 0 S: 4 P: 6	R: 0 H: 0 E: 0 LOB: 1 K: 0 BB: 1 S: 7 P: 14	R: 0 H: 0 E: 0 LOB: 0 K: 2 BB: 0 S: 7 P: 11										
PITCHER	IP WLS BF H R ER SO BB IBB HBP BLK WP HR S P ERA WHIP																		
Glendon Rusch, L (1, 1) ERA: 4.25	5.0 W 24 5 1 1 5 4 0 0 0 0 0 0 58 103 1.80 1.800																		
Rick White, R (6, 1) ERA: 3.14	2.0 H 6 0 0 0 1 0 0 0 0 0 0 0 10 16 0.00 0.000																		
John Franco, L (8, 1) ERA: 2.84	1.0 H 4 0 0 0 0 1 0 0 0 0 0 0 7 14 0.00 1.000																		
Armando Benitez, R (9, 1) ERA: 2.57	1.0 S 3 0 0 0 0 2 0 0 0 0 0 0 7 11 0.00 0.000																		

Batter	1	2	3	4	5	6	7	8	9
Darryl Hamilton, L (1, 7) OBP: 0.308, SLG: 0.522	1-2 F9			0-1 F9 HR 31 2B		0-1 HR 1B	2-2 F8		
Derek Bell, R (1, 9) OBP: 0.369, SLG: 0.466	0-1 F3			3-3 K 2B		1-3 K 1B		1-0 L7	
Edgardo Alfonzo, R (1, 4) OBP: 0.427, SLG: 0.519	0-0 F7			1-1 F9 2B		1-1 HR 1B		0-1 31 G6-3 1B	
31 Mike Piazza, R (1, 2) OBP: 0.416, SLG: 0.676		0-2 P4		1-0 HR 3B		0-1 G1-3		3-2 G6-3	
Robin Ventura, L (1, 5) OBP: 0.351, SLG: 0.470		1-3 K		1-2 G4-3		4-0 BB		1-3 K	
Todd Zeile, R (1, 3) OBP: 0.366, SLG: 0.493		0-1 F9			0-1 PB 1B	0-1 G6-3			
Jay Payton, R (1, 8) OBP: 0.340, SLG: 0.450			0-2 L4-3 1B		1-2 F7 1B		1-1 HBP		
Mike Bordick, R (1, 6) OBP: 0.350, SLG: 0.480			0-1 L4-3		1-3 K		1-0 F3		
Glendon Rusch, L (1, 1) OBP: 0.132, SLG: 0.057			1-3 K		3-3 K		0-1 F9		
Bubba Trammell, R (5, PH) OBP: 0.348, SLG: 0.461									
Rick White, R (6, 1) OBP: 0.500, SLG: 0.500									
Benny Agbayani, R (7, PH) OBP: 0.404, SLG: 0.502									
John Franco, L (8, 1)									
Armando Benitez, R (9, 1)									

AB	R	H	RBI	BB	SO	LOB
4	2	2	0	0	0	1
4	0	0	0	0	2	2
4	1	2	2	0	0	1
4	1	1	2	0	0	1
3	0	0	0	1	2	1
3	0	1	0	0	0	1
2	0	1	0	0	0	1
3	0	0	0	0	1	3
1	0	0	0	0	1	0
1	0	0	0	0	1	1
0	0	0	0	0	0	0
1	0	0	0	0	0	1
0	0	0	0	0	0	0
0	0	0	0	0	0	0

Inning	R	H	E	K	S	IP	WLS	BF	H	R	ER	SO	BB	IBB	HBP	BLK	WP	HR	S	P	ERA	WHIP
1	0	0	0	0	7	5.1	L	21	6	4	4	6	0	0	0	0	0	2	56	71	6.75	1.125
2	0	0	0	1	8	2.2		11	1	0	0	1	1	0	1	0	0	0	24	37	0.00	0.750


BOTTOM

San Francisco Giants @ New York Mets
 Shea Stadium, Flushing, NY

Fri Aug 11 2000, 7:10 PM EDT
 Att: 33,944 - Cloudy - 67 F

livebaseballscorecards.com

AB	30
R	4
H	7
RBI	4
BB	1
SO	7
LOB	13



1B:	4	SF:	0	WP:	0	PA:	32
2B:	2	SAC:	0	PB:	1		
3B:	0	DP:	1	SB:	0		
HR:	2	HBP:	1	CS:	0		

Batter	1	2	3	4	5	6	7	8	9	AB R H RBI BB SO LOB	TOP											
Marvin Benard, L (1, 8) OBP: 0.341, SLG: 0.390	2-1 G3-1		2-1 CS 1B		3-1 L6		2-2 L8		1-1 P4	5 0 1 0 0 0 1												
Bill Mueller, S (1, 5) OBP: 0.327, SLG: 0.379	3-3 K		2-0 F4		4-2 FC5 1B BB		4-2 E BB BB		3-2 F7	3 0 0 0 2 1 2												
Barry Bonds, L (1, 7) OBP: 0.430, SLG: 0.672	4-2 1B BB		3-2 G4-3 1-2		0-0 FC5 1B		4-0 E BB		2-3 K	3 0 1 0 2 1 2												
Jeff Kent, R (1, 4) OBP: 0.420, SLG: 0.629	0-0 1-2 1B			0-1 G5-3 SF7 2B		0-0 F9		1-1 E5		4 1 2 0 0 0 4												
Ellis Burks, R (1, 9) OBP: 0.418, SLG: 0.584 Alan Embree, L (8, 1)	1-2 L6			1-0 E6 G5-3 E		1-0 FC5		2-1 L8		4 1 0 0 0 0 8 0 0 0 0 0 0 0												
Rich Aurilia, R (1, 6) OBP: 0.345, SLG: 0.435		0-0 G5-3 HBP 1B		2-2 G5-3 1-2 2-3		0-1 G5-3		0-1 F7		4 0 1 0 0 0 2												
J.T. Snow, L (1, 3) OBP: 0.385, SLG: 0.465		1-2 G5-3 HBP		2-0 E HBP		0-3 K		2-2 G3-1		2 0 0 0 0 1 0												
Bobby Estalella, R (1, 2) OBP: 0.396, SLG: 0.522		1-2 G5-3 1-2 2-3f		1-2 SF7 1-3 2-H 3-H		0-0 G5-3		3-3 K		3 0 0 1 0 1 2												
Shawn Estes, R (1, 1) OBP: 0.255, SLG: 0.367 Felix Rodriguez, R (7, 1) Armando Rios, L (7, 9) OBP: 0.347, SLG: 0.519		2-2 L6		1-3 K		0-0 G5-3		1-2 1B		3 0 0 0 0 1 2 0 0 0 0 0 0 0 1 0 1 0 0 0 0												
Inning Stats	R: 0 E: 0 K: 1 S: 13	H: 1 LOB: 2 BB: 1 P: 23	R: 0 E: 0 K: 0 S: 10	H: 1 LOB: 1 BB: 0 P: 14	R: 0 E: 0 K: 0 S: 6	H: 1 LOB: 0 BB: 0 P: 13	R: 2 E: 2 K: 1 S: 14	H: 1 LOB: 1 BB: 0 P: 21	R: 0 E: 0 K: 0 S: 10	H: 1 LOB: 2 BB: 1 P: 18	R: 0 E: 0 K: 1 S: 6	H: 0 LOB: 0 BB: 0 P: 6	R: 0 E: 1 K: 0 S: 13	H: 0 LOB: 3 BB: 2 P: 26	R: 0 E: 0 K: 1 S: 8	H: 0 LOB: 0 BB: 0 P: 13	R: 0 E: 0 K: 1 S: 12	H: 1 LOB: 1 BB: 0 P: 19	1B: 5 2B: 1 3B: 0 HR: 0	SF: 1 SAC: 0 DP: 1 HBP: 2	WP: 0 PB: 0 SB: 0 CS: 1	PA: 39
PITCHER	IP WLS BF H R ER SO BB IBB HBP BLK WP HR S P ERA WHIP																					
Mike Hampton, L (1, 1) ERA: 3.44	7.0 W 32 5 2 0 3 4 0 2 0 0 0 0 72 121 0.00 1.286																					
Turk Wendell, R (8, 1) ERA: 3.36	1.0 H 3 0 0 0 1 0 0 0 0 0 0 0 8 13 0.00 0.000																					
Armando Benitez, R (9, 1) ERA: 2.53	1.0 S 4 1 0 0 1 0 0 0 0 0 0 0 12 19 0.00 1.000																					

San Francisco Giants @ New York Mets
Shea Stadium, Flushing, NY

AB	32
R	2
H	6
RBI	1
BB	4
SO	5
LOB	23



WP: 0	PA: 39
-------	--------

Sat Aug 12 2000, 7:10 PM EDT
Att. 50,064 - Cloudy - 70 F

livebaseballscorecards.com

Batter	1	2	3	4	5	6	7	8	9
Mike Bordick, R OBP: 0.350, SLG: 0.485 (1, 6)	1-1 G6-4-3 1B		1-0 HR		0-1 G5-4-3 1-2f		0-0 F2	2-3 K	
Derek Bell, R OBP: 0.370, SLG: 0.465 (1, 9)	0-0 G6-4-3 1-2f		3-2 1B		4-0 WP BB		3-3 K 1-2		
Edgardo Alfonzo, R OBP: 0.427, SLG: 0.516 (1, 4)	3-2 G6-3		0-1 L9		4-0 WP BB		4-2 WP 2B BB		
Todd Zeile, R OBP: 0.367, SLG: 0.494 (1, 3)		3-1 F9		3-2 G6-3	4-1 FC6-4 BB		2-2 1-H 2-H 2B		
Benny Agbayani, R OBP: 0.399, SLG: 0.494 (1, 7)		0-2 F8		0-3 K2-3	0-2 FC6-4		2-3 K		
Turk Wendell, L (8, 1)									
Armando Benitez, R (9, 1)									
Jay Payton, R OBP: 0.344, SLG: 0.452 (1, 8)		4-2 BB		0-2 BB 1B		3-2 F9		1-1 BB 1B	
Todd Pratt, R OBP: 0.343, SLG: 0.442 (1, 2)		1-1 G1-3		4-2 BB		2-0 P4		1-3 K	
Joe McEwing, R OBP: 0.262, SLG: 0.413 (1, 5)			1-1 G6-3		0-1 P6		1-2 F8	4-1 BB	
Darryl Hamilton, L (8, PH)									
(9, 7)									
Mike Hampton, R OBP: 0.349, SLG: 0.304 (1, 1)			2-3 K		4-0 G5-4-3 BB		4-2 WP S 2B BB	1-0 F8	
Bubba Trammell, R OBP: 0.350, SLG: 0.461 (7, PH)									
Robin Ventura, L OBP: 0.350, SLG: 0.469 (8, 5)									

Inning Stats	R: 0	H: 1	E: 0	K: 0	S: 6	R: 0	H: 0	E: 0	K: 0	S: 9	R: 1	H: 2	E: 0	K: 1	S: 11	R: 0	H: 1	E: 0	K: 1	S: 14	R: 0	H: 0	E: 0	K: 0	S: 6	R: 0	H: 0	E: 0	K: 0	S: 8	R: 2	H: 1	E: 0	K: 2	S: 20	R: 0	H: 1	E: 0	K: 2	S: 12	R: 0	H: 1	E: 0	K: 2	S: 12
	LOB: 0	BB: 0	P: 10			LOB: 1	BB: 1	P: 17			LOB: 1	BB: 0	P: 18			LOB: 2	BB: 1	P: 21			LOB: 3	BB: 4	P: 22			LOB: 0	BB: 0	P: 14			LOB: 1	BB: 2	P: 35			LOB: 2	BB: 1	P: 21			LOB: 0	BB: 0	P: 2		

PITCHER	IP	WLS	BF	H	R	ER	SO	BB	IBB	HBP	BLK	WP	HR	S	P	ERA	WHIP
Shawn Estes, L (1, 1)	6.0		27	4	2	2	2	7	0	0	0	1	1	56	108	3.00	1.833
Felix Rodriguez, R (7, 1)	1.1	L	8	2	1	1	3	2	0	0	0	1	0	26	43	6.75	3.000
Alan Embree, L (8, 1)	0.2		2	0	0	0	1	0	0	0	0	0	0	4	7	0.00	0.000

BOTTOM

San Francisco Giants @ New York Mets
Shea Stadium, Flushing, NY

Sat Aug 12 2000, 7:10 PM EDT
Att: 50,064 - Cloudy - 70 F

AB	R	H	RBI	BB	SO	LOB
5	1	2	1	0	1	4
3	0	1	0	1	1	2
2	1	0	0	2	0	1
3	0	1	2	1	0	0
4	0	0	0	0	2	4
0	0	0	0	0	0	0
0	0	0	0	0	0	0
3	0	2	0	1	0	0
3	0	0	0	1	1	2
3	0	0	0	0	0	2
0	0	0	0	1	0	0
1	0	0	0	1	1	0
0	1	0	0	1	0	0
1	0	0	0	0	0	2

AB	28
R	3
H	6
RBI	3
BB	9
SO	6
LOB	17

WP: 2 PA: 37
PB: 0
SB: 1
CS: 0



WP	HR	S	P	ERA	WHIP
2	0	0	0	0	0

Batter	1	2	3	4	5	6	7	8	9	AB R H RBI BB SO LOB	TOP	
Calvin Murray, R OBP: 0.341, SLG: 0.318 (1, 8) C F B S X	2-2 F7 ①		1-3 K ③			2-2 F7 ③			2-2 P4 ①	4 0 0 0 0 1 0		
Ramon Martinez, R OBP: 0.350, SLG: 0.496 (1, 4) B F X	1-1 S 1B			3-2 F7 ①			2-2 G6-3 ①		0-2 E5 G4-3 DI	4 0 1 0 0 0 0		
Barry Bonds, L OBP: 0.426, SLG: 0.664 (1, 7) F B B C X	3-3 K ② 1-2			2-1 P4 ②			1-3 K ②		3-2 G4-3 ② 1-3	4 0 0 0 0 2 2		
Jeff Kent, R OBP: 0.418, SLG: 0.626 (1, 3) B F X	1-1 L5 ③			1-2 G6-3 ③			0-0 1B		1-3 K ③	4 0 1 0 0 1 2		
Ellis Burks, R OBP: 0.414, SLG: 0.578 (1, 9) B F X		2-1 G6-3 ①			3-3 K ①		1-1 G5-3 ③			3 0 0 0 0 1 1		
Russ Davis, R OBP: 0.304, SLG: 0.383 (1, 5) S T B B S		2-3 K ②			2-1 G6-3 ②			3-3 K ①		3 0 0 0 0 2 0		
Rich Aurilia, R OBP: 0.345, SLG: 0.433 (1, 6) S T B B F T B F		3-3 K ③			2-3 K ③			4-2 BB		2 0 0 0 1 2 0		
Bobby Estalella, R OBP: 0.391, SLG: 0.514 (1, 2) S T B B S			1-3 K ①			1-3 K ①		2-3 K ②		3 0 0 0 0 3 1		
Livan Hernandez, R OBP: 0.308, SLG: 0.391 Doug Henry, R (8, 1) F X			1-2 G6-3 ②			0-1 G6-3 ②		0-3 K ③		3 0 0 0 0 1 1 0 0 0 0 0 0 0		
Inning Stats	R: 0 H: 1 E: 0 LOB: 1 K: 1 BB: 0 S: 10 P: 17	R: 0 H: 0 E: 0 LOB: 0 K: 2 BB: 0 S: 9 P: 16	R: 0 H: 0 E: 0 LOB: 0 K: 2 BB: 0 S: 10 P: 13	R: 0 H: 0 E: 0 LOB: 0 K: 0 BB: 0 S: 9 P: 15	R: 0 H: 0 E: 0 LOB: 0 K: 2 BB: 0 S: 10 P: 17	R: 0 H: 0 E: 0 LOB: 0 K: 1 BB: 0 S: 9 P: 12	R: 0 H: 1 E: 0 LOB: 1 K: 1 BB: 0 S: 9 P: 13	R: 0 H: 0 E: 0 LOB: 1 K: 3 BB: 1 S: 12 P: 21	R: 0 H: 0 E: 1 LOB: 1 K: 1 BB: 0 S: 14 P: 20	1B: 2 SF: 0 2B: 0 SAC: 0 3B: 0 DP: 0 HR: 0 HBP: 0	WP: 0 PA: 31 PB: 0 SB: 1 CS: 0	
PITCHER Al Leiter, L ERA: 3.11 John Franco, L ERA: 2.78	IP WLS BF H R ER SO BB IBB HBP BLK WP HR S P ERA WHIP											PITCHER IP WLS BF H R ER SO BB IBB HBP BLK WP HR S P ERA WHIP
	(1, 1) 8.0 W 27 2 0 0 12 1 0 0 0 0 0 0 78 124 0.00 0.375											
	(9, 1) 1.0 S 4 0 0 0 1 0 0 0 0 0 0 0 14 20 0.00 0.000											

San Francisco Giants @ New York Mets
Shea Stadium, Flushing, NY
Sun Aug 13 2000, 1:10 PM EDT
Att. 39,841 - Overcast - 70 F

livebaseballscorecards.com

AB	30
R	0
H	2
RBI	0
BB	1
SO	13
LOB	7



BOTTOM

San Francisco Giants @ New York Mets
Shea Stadium, Flushing, NY
Sun Aug 13 2000, 1:10 PM EDT
Att. 39,841 - Overcast - 70 F

livebaseballscorecards.com

AB 30
R 2
H 7
RBI 2
BB 4
SO 7
LOB 17



WP: 0 PA: 36
PB: 0
SB: 1
CS: 0

AB	R	H	RBI	BB	SO	LOB	
3	0	0	0	1	1	2	
3	0	0	0	0	0	2	
3	1	0	0	1	1	1	
4	0	2	0	0	1	1	
3	1	1	1	1	2	2	
3	0	1	0	0	0	2	
1	0	0	0	0	0	1	
3	0	2	0	1	0	0	
4	0	1	1	0	0	3	
2	0	0	0	0	2	1	
1	0	0	0	0	0	2	
0	0	0	0	0	0	0	
1B: 5	SF: 0	2B: 2	SAC: 1	3B: 0	DP: 0	HR: 0	HBP: 1

Batter	1	2	3	4	5	6	7	8	9								
Darryl Hamilton, L OBP: 0.323, SLG: 0.462 (1, 8) (8, 7)	2-3 K	3-2 F7			0-1 F9		4-2 BB										
Derek Bell, R OBP: 0.369, SLG: 0.462 (1, 9)	1-1 31 1B HBP		1-2 G5-3		1-0 F7		1-1 F9										
Edgardo Alfonzo, R OBP: 0.426, SLG: 0.513 (1, 4)	2-3 K		1-2 F9		0-0 F3		4-2 2B BB										
31 Mike Piazza, R OBP: 0.417, SLG: 0.674 (1, 2)	1-0 1B		0-0 BB 1B		1-3 K		0-0 F9										
Robin Ventura, L OBP: 0.352, SLG: 0.470 (1, 5)	2-3 K		4-2 BB		2-3 K		2-0 G6-3 1B 2B										
Benny Agbayani, R OBP: 0.398, SLG: 0.492 Jay Payton, R OBP: 0.343, SLG: 0.451 (1, 7) (8, 8)		1-1 FC6-5 1B	3-1 F9		0-0 F9		2-1 G6-3										
Lenny Harris, L OBP: 0.303, SLG: 0.379 (1, 3)		2-2 SH2-4 FC6-5 1B		0-0 G6-3		1-0 G4-3 2B	4-0 1B IBB										
Mike Bordick, R OBP: 0.349, SLG: 0.483 (1, 6)		0-0 FC6-5 SH2-4		0-1 F9		3-2 G4-3	0-0 S 1B										
Al Leiter, L OBP: 0.111, SLG: 0.070 Todd Zeile, R OBP: 0.367, SLG: 0.493 John Franco, L (1, 1) (8, PH) (9, 1)		0-1 SH2-4		0-3 K		3-3 K	1-2 G6-3										
Inning Stats	R: 0 E: 0 K: 3 S: 14	H: 1 LOB: 2 BB: 0 P: 22	R: 0 E: 0 K: 0 S: 13	H: 2 LOB: 2 BB: 0 P: 19	R: 0 E: 0 K: 0 S: 11	H: 1 LOB: 2 BB: 1 P: 20	R: 0 E: 0 K: 1 S: 6	H: 0 LOB: 0 BB: 0 P: 6	R: 0 E: 0 K: 2 S: 7	H: 0 LOB: 0 BB: 0 P: 10	R: 0 E: 0 K: 1 S: 12	H: 1 LOB: 2 BB: 1 P: 23	R: 2 E: 0 K: 0 S: 15	H: 2 LOB: 2 BB: 2 P: 28			
PITCHER Livan Hernandez, R ERA: 3.93 Doug Henry, R ERA: 4.4	IP 7.2 0.1	WLS L	BF 35	H 7	R 2	ER 2	SO 7	BB 3	IBB 1	HBP 1	BLK 0	WP 0	HR 0	S 78	P 128	ERA 2.35	WHIP 1.304

Batter	1	2	3	4	5	6	7	8	9								
Darryl Hamilton, L OBP: 0.323, SLG: 0.462 (1, 8) (8, 7)	2-3 K	3-2 F7			0-1 F9		4-2 BB										
Derek Bell, R OBP: 0.369, SLG: 0.462 (1, 9)	1-1 31 1B HBP		1-2 G5-3		1-0 F7		1-1 F9										
Edgardo Alfonzo, R OBP: 0.426, SLG: 0.513 (1, 4)	2-3 K		1-2 F9		0-0 F3		4-2 2B BB										
31 Mike Piazza, R OBP: 0.417, SLG: 0.674 (1, 2)	1-0 1B		0-0 BB 1B		1-3 K		0-0 F9										
Robin Ventura, L OBP: 0.352, SLG: 0.470 (1, 5)	2-3 K		4-2 BB		2-3 K		2-0 G6-3 1B 2B										
Benny Agbayani, R OBP: 0.398, SLG: 0.492 Jay Payton, R OBP: 0.343, SLG: 0.451 (1, 7) (8, 8)		1-1 FC6-5 1B	3-1 F9		0-0 F9		2-1 G6-3										
Lenny Harris, L OBP: 0.303, SLG: 0.379 (1, 3)		2-2 SH2-4 FC6-5 1B		0-0 G6-3		1-0 G4-3 2B	4-0 1B IBB										
Mike Bordick, R OBP: 0.349, SLG: 0.483 (1, 6)		0-0 FC6-5 SH2-4		0-1 F9		3-2 G4-3	0-0 S 1B										
Al Leiter, L OBP: 0.111, SLG: 0.070 Todd Zeile, R OBP: 0.367, SLG: 0.493 John Franco, L (1, 1) (8, PH) (9, 1)		0-1 SH2-4		0-3 K		3-3 K	1-2 G6-3										
Inning Stats	R: 0 E: 0 K: 3 S: 14	H: 1 LOB: 2 BB: 0 P: 22	R: 0 E: 0 K: 0 S: 13	H: 2 LOB: 2 BB: 0 P: 19	R: 0 E: 0 K: 0 S: 11	H: 1 LOB: 2 BB: 1 P: 20	R: 0 E: 0 K: 1 S: 6	H: 0 LOB: 0 BB: 0 P: 6	R: 0 E: 0 K: 2 S: 7	H: 0 LOB: 0 BB: 0 P: 10	R: 0 E: 0 K: 1 S: 12	H: 1 LOB: 2 BB: 1 P: 23	R: 2 E: 0 K: 0 S: 15	H: 2 LOB: 2 BB: 2 P: 28			
PITCHER Livan Hernandez, R ERA: 3.93 Doug Henry, R ERA: 4.4	IP 7.2 0.1	WLS L	BF 35	H 7	R 2	ER 2	SO 7	BB 3	IBB 1	HBP 1	BLK 0	WP 0	HR 0	S 78	P 128	ERA 2.35	WHIP 1.304

Batter	1	2	3	4	5	6	7	8	9	AB R H RBI BB SO LOB	TOP		
Marvin Benard, L OBP: 0.339, SLG: 0.388 (1, 8) (7, 7)	3-2 G6-3		0-1 G6-3		0-1 F7	0-0 G4-3	1-0 G6-4-3 1B			5 0 1 0 0 0 1			
Bill Mueller, S OBP: 0.333, SLG: 0.381 Russ Davis, R OBP: 0.304, SLG: 0.383 (1, 5) (8, 5)	2-1 BB 1B 1B		4-1 G5-3 1B BB			0-2 HBP 1B SF8 1B	1-2 BB G6-4-3			3 2 2 0 2 0 2 0 0 0 0 0 0 0			
Barry Bonds, L OBP: 0.431, SLG: 0.668 Armando Rios, L OBP: 0.346, SLG: 0.516 (1, 7) (7, 9)	0-0 BB 1-2 1B		0-1 G5-3 1-2 1B			0-0 E HBP 1B 1B	0-0 E9 1-3 1B 1B	0-0 G3		4 2 4 0 0 0 0 1 0 0 0 0 0 0			
Jeff Kent, R OBP: 0.418, SLG: 0.621 Aaron Fultz, L OBP: 0.400, SLG: 0.400 Robb Nen, R (1, 4) (8, 1) (9, 1)	0-1 F8		1-0 G5-3 1-2 2-3f			2-2 1B 1-2 2-3 HBP 1B	4-0 1B 2B BB	1-2 G6-3		3 2 0 0 1 0 4 0 0 0 0 0 0 0 0 0 0 0 0 0 0			
J.T. Snow, L OBP: 0.386, SLG: 0.465 Felipe Crespo, S OBP: 0.323, SLG: 0.395 (1, 3) (7, 3)	4-2 1-2 2-3 BB			2-3 K		1-2 SF8	0-0 2B 1-2 2-H 3-H 1B	0-0 G4-3		2 1 1 3 1 1 0 1 0 0 0 0 0 0			
Ellis Burks, R OBP: 0.415, SLG: 0.580 Calvin Murray, R OBP: 0.339, SLG: 0.316 (1, 9) (7, 8)	3-2 G6-3			2-3 K		0-0 1B 1-2 3-H 1B	1-2 1B 1-3 2-H 2B		1-3 K	4 2 2 2 0 1 3 1 0 0 0 0 1 0			
Rich Aurilia, R OBP: 0.346, SLG: 0.433 (1, 6)		1-1 F8		1-1 F7		2-1 2B 1-2 2-H 1B	0-0 WP 1B 1B		0-3 K	5 2 2 2 0 1 0			
Bobby Estalella, R OBP: 0.388, SLG: 0.512 (1, 2)		0-0 F3			0-2 G5-3	0-0 1-H 2-H 2B	2-3 K		1-1 E5	5 0 1 2 0 1 2			
Russ Ortiz, R OBP: 0.277, SLG: 0.238 Ramon Martinez, R OBP: 0.348, SLG: 0.492 (1, 1) (8, 4)		0-3 K			1-3 K	0-3 K	0-0 G6-4-3 1B 2-H 3-H 1B		3-3 K	4 0 1 2 0 3 1 1 0 0 0 0 1 1			
Inning Stats	R: 0 H: 2 E: 0 LOB: 3 K: 0 BB: 1 S: 14 P: 26	R: 0 H: 0 E: 0 LOB: 0 K: 1 BB: 0 S: 6 P: 7	R: 0 H: 1 E: 0 LOB: 1 K: 0 BB: 1 S: 6 P: 11	R: 0 H: 0 E: 0 LOB: 0 K: 2 BB: 0 S: 9 P: 14	R: 0 H: 0 E: 0 LOB: 0 K: 1 BB: 0 S: 8 P: 9	R: 5 H: 5 E: 1 LOB: 1 K: 1 BB: 0 S: 22 P: 27	R: 6 H: 6 E: 1 LOB: 1 K: 1 BB: 2 S: 14 P: 27	R: 0 H: 0 E: 0 LOB: 0 K: 0 BB: 0 S: 5 P: 6	R: 0 H: 0 E: 1 LOB: 1 K: 3 BB: 0 S: 11 P: 16	1B: 12 SF: 1 2B: 2 SAC: 0 3B: 0 DP: 2 HR: 0 HBP: 1	WP: 1 PA: 45 PB: 0 SB: 0 CS: 0		
PITCHER	IP WLS BF H R ER SO BB IBB HBP BLK WP HR S P ERA WHIP											PITCHER	IP WLS BF H R ER SO BB IBB HBP BLK WP HR S P ERA WHIP
Rick Reed, R ERA: 4.45 (1, 1)	6.0 L 28 8 5 5 5 2 0 1 0 0 0 65 94 7.50 1.667												
Dennis Cook, L ERA: 6.5 (7, 1)	0.1 8 5 6 6 1 2 0 0 0 1 0 11 22 162.00 21.000												
Rick White, R ERA: 3.07 (7, 1)	1.2 5 1 0 0 0 0 0 0 0 0 0 8 11 0.00 0.600												
Turk Wendell, R ERA: 3.3 (9, 1)	1.0 4 0 0 0 0 3 0 0 0 0 0 0 11 16 0.00 0.000												

San Francisco Giants @ New York Mets
 Shea Stadium, Flushing, NY
 Mon Aug 14 2000, 7:10 PM EDT
 Att. 35,296 - Sunny - 65 F

AB	39
R	11
H	14
RBI	11
BB	4
SO	9
LOB	14



livebaseballscorecards.com

BOTTOM

San Francisco Giants @ New York Mets
Shea Stadium, Flushing, NY
Mon Aug 14 2000, 7:10 PM EDT
Att. 35,296 - Sunny - 65 F

livebaseballscorecards.com

AB 25
R 1
H 2
RBI 1
BB 6
SO 6
LOB 10



WP: 0 PA: 32
PB: 0
SB: 1
CS: 1

AB R H RBI BB SO LOB

2 0 0 0 2 1 1

1 0 0 0 0 1 0

1 0 0 0 2 0 2

0 0 0 0 0 0 0

1 0 0 0 0 0 0

2 0 0 0 0 0 3

2 0 0 0 0 0 0

1 0 0 0 1 1 0

1 0 0 0 0 0 0

3 0 0 0 0 1 1

3 1 1 1 0 0 1

2 0 1 0 0 0 0

1 0 0 0 0 0 0

1 0 0 0 0 0 0

1 0 0 0 0 1 1

0 0 0 0 0 0 0

1 0 0 0 0 0 0

1B: 1 SF: 0
2B: 1 SAC: 0
3B: 0 DP: 3
HR: 1 HBP: 0

Batter	1	2	3	4	5	6	7	8	9
Benny Agbayani, R (1, 7) OBP: 0.399, SLG: 0.488	4-2 31 G6-4-3 BB BB		4-0 CS BB			2-3 K		2-2 P4	
Derek Bell, R (1, 9) OBP: 0.368, SLG: 0.460 Bubba Trammell, R (8, 9) OBP: 0.349, SLG: 0.459	2-3 K		3-2 CS 1-2	0-0 F9		4-2 BB		0-3 K	
Edgardo Alfonzo, R (1, 4) OBP: 0.427, SLG: 0.511 Rick White, R (7, 1) OBP: 0.500, SLG: 0.500 Turk Wendell, L (9, 1)	4-0 31 G6-4-3 1-2 BB			4-2 31 G1-6-3 BB		3-1 F8		1-1 G5-3	
31 Mike Piazza, R (1, 2) OBP: 0.415, SLG: 0.670 Todd Pratt, R (7, PH) OBP: 0.338, SLG: 0.434	1-0 G6-4-3 1-2f 2-3			2-2 G1-6-3 1-2f		0-0 G5-3		0-2 F8	
Robin Ventura, L (1, 5) OBP: 0.352, SLG: 0.469 Lenny Harris, L (7, PH) OBP: 0.302, SLG: 0.377		4-1 L4-3 BB		1-3 K		2-1 G4-3			
Todd Zeile, R (1, 3) OBP: 0.364, SLG: 0.489		3-2 F9		3-3 K		1-1 F8			
Jay Payton, R (1, 8) OBP: 0.343, SLG: 0.459		2-1 L4-3 1-2		2-2 G3			1-0 HR		
Mike Bordick, R (1, 6) OBP: 0.350, SLG: 0.483 20 Kurt Abbott, R (8, 6) OBP: 0.288, SLG: 0.376			0-2 F9			2-1 S 1B		2-1 G6-3	
Rick Reed, R (1, 1) OBP: 0.222, SLG: 0.188 Darryl Hamilton, L (6, PH) OBP: 0.313, SLG: 0.444 Dennis Cook, L (7, 1) Joe McEwing, R (7, 4) OBP: 0.260, SLG: 0.410			1-2 G4-3			3-3 K 1-2		3-1 G6-3	

Inning Stats	R: 0 E: 0 K: 1 S: 7	H: 0 LOB: 1 BB: 2 P: 18	R: 0 E: 0 K: 0 S: 7	H: 0 LOB: 0 BB: 1 P: 16	R: 0 E: 0 K: 0 S: 9	H: 0 LOB: 0 BB: 1 P: 17	R: 0 E: 0 K: 0 S: 7	H: 0 LOB: 0 BB: 1 P: 13	R: 0 E: 0 K: 2 S: 11	H: 0 LOB: 0 BB: 0 P: 17	R: 0 E: 0 K: 2 S: 12	H: 1 LOB: 2 BB: 1 P: 26	R: 0 E: 0 K: 0 S: 5	H: 0 LOB: 0 BB: 0 P: 8	R: 1 E: 0 K: 0 S: 8	H: 1 LOB: 0 BB: 0 P: 16	R: 0 E: 0 K: 1 S: 8	H: 0 LOB: 0 BB: 0 P: 9
--------------	------------------------------	----------------------------------	------------------------------	----------------------------------	------------------------------	----------------------------------	------------------------------	----------------------------------	-------------------------------	----------------------------------	-------------------------------	----------------------------------	------------------------------	---------------------------------	------------------------------	----------------------------------	------------------------------	---------------------------------

PITCHER	IP	WLS	BF	H	R	ER	SO	BB	IBB	HBP	BLK	WP	HR	S	P	ERA	WHIP
Russ Ortiz, R (1, 1) ERA: 5.57	7.0	W	24	1	0	0	5	6	0	0	0	0	0	58	115	0.00	1.000
Aaron Fultz, L (8, 1) ERA: 5.81	1.0		4	1	1	1	0	0	0	0	0	0	1	8	16	9.00	1.000
Robb Nen, R (9, 1) ERA: 1.75	1.0		3	0	0	0	1	0	0	0	0	0	0	8	9	0.00	0.000

San Francisco Giants @ Montreal Expos
 Olympic Stadium, Montreal, QB
 Tue Aug 15 2000, 7:05 PM EDT
 Att. 7,165 - Dome - 72 F

AB	34
R	9
H	11
RBI	9
BB	8
SO	2
LOB	19



WP:	0	PA:	46
PB:	0		
SB:	0		
CS:	0		

AB R H RBI BB SO LOB

5	1	2	2	1	0	2
0	0	0	0	0	0	0
5	1	1	0	0	0	6
4	2	2	0	1	0	3
3	1	1	0	2	0	1
4	2	2	6	0	1	3
5	1	1	1	0	0	1
0	0	0	0	0	0	0
0	0	0	0	0	0	0
3	1	1	0	2	0	0
2	0	0	0	2	1	1
1	0	0	0	0	0	1
0	0	0	0	0	0	0
1	0	0	0	0	0	0
1	0	1	0	0	0	0

Batter	1	2	3	4	5	6	7	8	9
Marvin Benard, L OBP: 0.342, SLG: 0.395 Robb Nen, R	0-0 HR	1-2 G3	0-0 G4-3		4-2 FC3-2 BB		1-1 G6-4-3 1B		0-0 G1-3
Bill Mueller, S OBP: 0.331, SLG: 0.379	3-1 BB HR 1B	2-0 G4-3	1-1 G4-3		0-0 FC3-2		0-0 G6-4-3		
Barry Bonds, L OBP: 0.433, SLG: 0.671	4-0 HR BB	1-1 2B		0-1 F9	1-0 F7			1-1 SF8 2B	
Jeff Kent, R OBP: 0.420, SLG: 0.619	4-1 HR BB	4-0 BB		2-1 1B		0-2 G6-3		2-1 F9	
J.T. Snow, L OBP: 0.386, SLG: 0.481	2-0 HR	3-2 F7		1-3 K		2-2 HR		2-1 SF8	
Rich Aurilia, R OBP: 0.344, SLG: 0.438 Felix Rodriguez, R Calvin Murray, R	1-2 F8		2-0 HR	0-2 F8		2-2 F8		3-1 G5-3	
Armando Rios, L OBP: 0.352, SLG: 0.513	0-0 1B		4-2 SH5-4 G4-3 BB		4-2 SH1-4 FC3-2 BB		0-0 G3	0-2 F8	
Doug Mirabelli, R OBP: 0.350, SLG: 0.400	2-3 K		4-1 G4-3 SH5-4 BB		2-2 FC3-2 SH1-4 HBP		4-0 1B BB	0-0 G4-3	
Kirk Rueter, L OBP: 0.178, SLG: 0.200 Miguel Del Toro, R Russ Davis, R Doug Henry, R Ramon Martinez, R	2-1 G4-3		0-1 SH5-4		0-2 SH1-4		1-2 L4	1-0 1B	

R: 5 H: 4 R: 0 H: 1 R: 2 H: 1 R: 0 H: 0 R: 1 H: 1 R: 0 H: 1 R: 1 H: 1 R: 0 H: 1 R: 0 H: 1
 E: 0 LOB: 1 E: 0 LOB: 2 E: 0 LOB: 1 E: 0 LOB: 3 E: 0 LOB: 0 E: 0 LOB: 1 E: 0 LOB: 0 E: 0 LOB: 1
 K: 1 BB: 2 K: 0 BB: 1 K: 1 BB: 0 K: 0 BB: 2 K: 0 BB: 1 K: 0 BB: 1 K: 0 BB: 0 K: 0 BB: 1
 S: 15 P: 33 S: 9 P: 20 S: 9 P: 20 S: 10 P: 13 S: 12 P: 23 S: 16 P: 20 S: 6 P: 12 S: 10 P: 16 S: 6 P: 7

Inning Stats	IP	WLS	BF	H	R	ER	SO	BB	IBB	HBP	BLK	WP	HR	S	P	ERA	WHIP
PITCHER	2.0		16	6	7	7	1	4	0	0	0	0	3	27	62	31.50	5.000
Mike Johnson, R ERA: 6.87	4.0	L	18	2	1	1	1	3	0	1	0	0	1	44	67	2.25	1.250
Felipe Lira, R ERA: 4.68	3.0		12	3	1	1	0	1	0	0	0	0	0	22	35	3.00	1.333
Julio Santana, R ERA: 4.46																	

1B:	5	SF:	1
2B:	2	SAC:	2
3B:	0	DP:	1
HR:	4	HBP:	1

WP:	0	PA:	46
PB:	0		
SB:	0		
CS:	0		

BOTTOM

San Francisco Giants @ Montreal Expos

Olympic Stadium, Montreal, QB

Tue Aug 15 2000, 7:05 PM EDT

Att. 7,165 - Dome - 72 F

livebaseballscorecards.com

AB	35
R	7
H	9
RBI	7
BB	2
SO	9
LOB	7



WP	0	PA	37
PB	0		
SB	1		
CS	0		

AB R H RBI BB SO LOB

4	1	1	0	1	1	0
3	2	2	3	1	1	0
4	1	1	2	0	0	2
4	2	2	2	0	1	2
4	0	1	0	0	0	0
4	0	0	0	0	2	1
4	0	1	0	0	0	0
4	1	1	0	0	2	1
1	0	0	0	0	1	1
1	0	0	0	0	1	0
1	0	0	0	0	0	0
0	0	0	0	0	0	0
1	0	0	0	0	0	0

Batter	1	2	3	4	5	6	7	8	9
Terry Jones, S OBP: 0.318, SLG: 0.347 (1, 7)	0-3 K	1-0 HR 1B		1-2 F8			4-1 S BB		1-1 G4-3
Milton Bradley, S OBP: 0.311, SLG: 0.338 (1, 8)	0-0 HR 1B	2-1 HR 1-H 2-H		3-3 K			4-1 G6-4-3 BB 1-2		
Jose Vidro, S OBP: 0.382, SLG: 0.543 (1, 4)	1-0 HR 1-H	2-1 P6			0-2 G4-3		0-0 F8		
Vladimir Guerrero, R OBP: 0.423, SLG: 0.677 (1, 9)	3-2 HR		1-2 HR		1-3 K		2-2 G6-4-3 1-2f		
Lee Stevens, L OBP: 0.344, SLG: 0.504 (1, 3)	2-2 F9		0-0 F5		0-0 1B		0-0 F7		
Geoff Blum, S OBP: 0.336, SLG: 0.449 (1, 5)	1-3 K		2-2 G4-3		3-1 F9		0-3 K		
Orlando Cabrera, R OBP: 0.283, SLG: 0.387 (1, 6)		1-2 G4-3	1-0 1B			0-0 F8		0-0 F2	
Michael Barrett, R OBP: 0.264, SLG: 0.286 (1, 2)		0-0 HR 1B 1B	1-0 G6-3			2-3 K		1-3 K	
Mike Johnson, L OBP: 0.211, SLG: 0.167 (1, 1)		1-3 K		2-3 K		2-1 G4-3		2-2 F9	
Felipe Lira, R OBP: 0.250, SLG: 0.545 (3, 1)									
Andy Tracy, L OBP: 0.347, SLG: 0.470 (6, PH)									
Julio Santana, R OBP: 0.320, SLG: 0.330 (9, PH)									

Inning Stats	R: 3	H: 3	E: 0	LOB: 0	K: 2	S: 18	R: 3	H: 3	E: 0	LOB: 0	K: 1	S: 12	R: 1	H: 2	E: 0	LOB: 1	K: 0	S: 11	R: 0	H: 0	E: 0	LOB: 0	K: 2	S: 10	R: 0	H: 1	E: 0	LOB: 1	K: 1	S: 9	R: 0	H: 0	E: 0	LOB: 0	K: 1	S: 6	R: 0	H: 0	E: 0	LOB: 1	K: 0	S: 6	R: 0	H: 0	E: 0	LOB: 0	K: 1	S: 5	R: 0	H: 0	E: 0	LOB: 0	K: 1	S: 9	1B: 5	SF: 0	2B: 0	SAC: 0	3B: 0	DP: 1	HR: 4	HBP: 0	WP: 0	PA: 37
--------------	------	------	------	--------	------	-------	------	------	------	--------	------	-------	------	------	------	--------	------	-------	------	------	------	--------	------	-------	------	------	------	--------	------	------	------	------	------	--------	------	------	------	------	------	--------	------	------	------	------	------	--------	------	------	------	------	------	--------	------	------	-------	-------	-------	--------	-------	-------	-------	--------	-------	--------

PITCHER	IP	WLS	BF	H	R	ER	SO	BB	IBB	HBP	BLK	WP	HR	S	P	ERA	WHIP
Kirk Rueter, L ERA: 3.72 (1, 1)	4.0		20	8	7	7	5	0	0	0	0	0	4	51	76	15.75	2.000
Miguel Del Toro, R ERA: 3.86 (5, 1)	2.0	W	7	1	0	0	2	0	0	0	0	0	0	15	23	0.00	0.500
Doug Henry, R ERA: 4.33 (7, 1)	1.0	H	4	0	0	0	0	2	0	0	0	0	0	6	16	0.00	2.000
Felix Rodriguez, R ERA: 2.77 (8, 1)	1.0	H	3	0	0	0	1	0	0	0	0	0	0	5	5	0.00	0.000
Robb Nen, R ERA: 1.71 (9, 1)	1.0	S	3	0	0	0	1	0	0	0	0	0	0	9	13	0.00	0.000

Batter	1	2	3	4	5	6	7	8	9	AB R H RBI BB SO LOB	TOP											
Marvin Benard, L (1, 8) OBP: 0.338, SLG: 0.391	3-3 K	2-1 F8			2-2 G3		3-2 G1-3		1-2 G4-3	5 0 0 0 0 1 2												
Bill Mueller, S (1, 5) OBP: 0.332, SLG: 0.382	2-1 PB 1B 2B		1-0 F7 BB 1B		0-0 G4-3		1-2 G6-3		0-0 G4-3	5 1 2 0 0 0 1												
Barry Bonds, L (1, 7) OBP: 0.438, SLG: 0.681	4-0 1B PB SF7 BB		4-0 F7 1-2 BB		1-0 HR			4-1 1B BB		1 3 1 1 3 0 0												
Jeff Kent, R (1, 4) OBP: 0.419, SLG: 0.616	3-2 1-3 2-H 1B		1-0 F7 1-2 2-3		0-0 F9			2-1 F8		4 0 1 1 0 0 3												
J.T. Snow, L (1, 3) OBP: 0.382, SLG: 0.477	1-2 SF7 3-H		1-1 F8		1-3 K			0-3 K		3 0 0 1 0 2 3												
Ellis Burks, R (1, 9) OBP: 0.413, SLG: 0.575	2-0 F8		0-0 G5-3		2-3 K			1-0 1B		4 0 1 0 0 1 3												
Felix Rodriguez, R (8, 1)								1-2 1B		0 0 0 0 0 0 0												
Robb Nen, R (9, 1)								1-2 1B		0 0 0 0 0 0 0												
Rich Aurilia, R (1, 6) OBP: 0.343, SLG: 0.435		1-0 G6-3		1-3 K		0-0 F9		1-0 1B		4 0 1 1 0 1 0												
Doug Mirabelli, R (1, 2) OBP: 0.352, SLG: 0.399		4-1 BB		1-2 G6-3		0-2 WP SH3-4 1B		3-3 K		3 0 1 0 1 1 2												
Mark Gardner, R (1, 1) OBP: 0.100, SLG: 0.100		0-3 K		0-1 G6-3		0-0 SH3-4			1-1 F7	2 0 0 0 0 1 1												
Armando Rios, L (8, 9) OBP: 0.350, SLG: 0.511										1 0 0 0 0 0 0												
Inning Stats	R: 2 E: 0 K: 1 S: 13	H: 2 LOB: 1 BB: 1 P: 28	R: 0 E: 0 K: 1 S: 8	H: 0 LOB: 1 BB: 1 P: 15	R: 0 E: 0 K: 1 S: 5	H: 1 LOB: 2 BB: 1 P: 12	R: 0 E: 0 K: 1 S: 9	H: 0 LOB: 0 BB: 0 P: 11	R: 1 E: 0 K: 0 S: 7	H: 1 LOB: 0 BB: 0 P: 10	R: 0 E: 0 K: 2 S: 7	H: 0 LOB: 0 BB: 0 P: 10	R: 0 E: 0 K: 0 S: 11	H: 1 LOB: 1 BB: 0 P: 15	R: 1 E: 0 K: 2 S: 11	H: 2 LOB: 2 BB: 1 P: 22	R: 0 E: 0 K: 0 S: 7	H: 0 LOB: 0 BB: 0 P: 9	1B: 5 2B: 1 3B: 0 HR: 1	SF: 1 SAC: 1 DP: 0 HBP: 0	WP: 1 PB: 1 SB: 0 CS: 0	PA: 38
PITCHER	IP WLS BF H R ER SO BB IBB HBP BLK WP HR S P ERA WHIP																					
Dustin Hermanson, R (1, 1) ERA: 5.52	7.2 L 34 7 4 3 6 4 0 0 0 1 1 68 117 3.52 1.435																					
Anthony Telford, R (8, 1) ERA: 4.36	0.1 1 0 0 0 1 0 0 0 0 0 0 3 6 0.00 0.000																					
51 Scott Forster, L (9, 1) ERA: 5.06	1.0 3 0 0 0 0 0 0 0 0 0 0 7 9 0.00 0.000																					

San Francisco Giants @ Montreal Expos
Olympic Stadium, Montreal, QB
Wed Aug 16 2000, 7:05 PM EDT
Att. 7,910 - Dome - 72 F

AB	32
R	4
H	7
RBI	4
BB	4
SO	7
LOB	15



BOTTOM

San Francisco Giants @ Montreal Expos
Olympic Stadium, Montreal, QB
Wed Aug 16 2000, 7:05 PM EDT
Att. 7,910 - Dome - 72 F

livebaseballscorecards.com

AB	33
R	1
H	8
RBI	1
BB	0
SO	7
LOB	14



WP:	0	PA:	33
PB:	0		
SB:	0		
CS:	1		

AB R H RBI BB SO LOB

4	0	2	0	0	0	0
4	0	1	0	0	1	2
4	0	1	0	0	0	3
4	0	1	0	0	0	1
4	0	1	0	0	1	2
4	1	2	1	0	1	3
3	0	0	0	0	1	2
0	0	0	0	0	0	0
0	0	0	0	0	0	0
3	0	0	0	0	1	1
2	0	0	0	0	1	0
1	0	0	0	0	1	0

Batter	1	2	3	4	5	6	7	8	9
Peter Bergeron, L (1, 7) OBP: 0.323, SLG: 0.337	1-2 CS 1B		1-0 F7			3-2 G4-3 1B		0-0 G5-3	
Milton Bradley, S (1, 8) OBP: 0.308, SLG: 0.333	2-3 K			0-0 G5-4-3 1B		0-1 G4-3 1-2		0-1 P5	
Jose Vidro, S (1, 4) OBP: 0.381, SLG: 0.541	3-2 F9 1-2			1-2 F9		0-0 G4-3		0-1 1B 1B	
Vladimir Guerrero, R (1, 9) OBP: 0.422, SLG: 0.673		0-1 G6-3		1-1 G5-4-3 1-2f		3-2 G6-3		0-1 1-2 1B	
Lee Stevens, L (1, 3) OBP: 0.343, SLG: 0.504		1-0 F7			0-0 2B	0-0 F9		2-3 K	
Geoff Blum, S (1, 5) OBP: 0.339, SLG: 0.465 (8, 6)		0-2 1B			0-1 F7	1-1 HR		1-3 K	
Orlando Cabrera, R (1, 6) OBP: 0.280, SLG: 0.383 Anthony Telford, R (8, 1) 51 Scott Forster, R (9, 1)		1-2 F7			1-3 K	1-2 G4-3			
Michael Barrett, R (1, 2) OBP: 0.260, SLG: 0.282			3-3 K		0-1 F7		0-0 P6		
Dustin Hermanson, R (1, 1) OBP: 0.216, SLG: 0.200 Andy Tracy, L (8, 5) OBP: 0.345, SLG: 0.465			1-1 P3			2-3 K		1-3 K	

Inning Stats	R: 0	H: 1	E: 0	K: 1	S: 10	LOB: 0	BB: 0	P: 16	R: 0	H: 1	E: 0	K: 0	S: 9	LOB: 1	BB: 0	P: 11	R: 0	H: 0	E: 0	K: 1	S: 6	LOB: 0	BB: 0	P: 11	R: 0	H: 1	E: 0	K: 1	S: 8	LOB: 1	BB: 0	P: 9	R: 1	H: 1	E: 0	K: 0	S: 9	LOB: 0	BB: 0	P: 14	R: 0	H: 0	E: 0	K: 1	S: 5	LOB: 0	BB: 0	P: 6	R: 0	H: 2	E: 0	K: 2	S: 14	LOB: 2	BB: 0	P: 17	1B: 6	SF: 0	2B: 1	SAC: 0	3B: 0	DP: 1	HR: 1	HBP: 0	WP: 0	PA: 33
--------------	------	------	------	------	-------	--------	-------	-------	------	------	------	------	------	--------	-------	-------	------	------	------	------	------	--------	-------	-------	------	------	------	------	------	--------	-------	------	------	------	------	------	------	--------	-------	-------	------	------	------	------	------	--------	-------	------	------	------	------	------	-------	--------	-------	-------	-------	-------	-------	--------	-------	-------	-------	--------	-------	--------

PITCHER	IP	WLS	BF	H	R	ER	SO	BB	IBB	HBP	BLK	WP	HR	S	P	ERA	WHIP
Mark Gardner, R (1, 1) ERA: 4.57	7.0	W	25	6	1	1	4	0	0	0	0	0	1	57	83	1.29	0.857
Felix Rodriguez, R (8, 1) ERA: 2.73	1.0	H	3	0	0	0	1	0	0	0	0	0	0	5	6	0.00	0.000
Robb Nen, R (9, 1) ERA: 1.68	1.0	S	5	2	0	0	2	0	0	0	0	0	0	14	17	0.00	2.000

Batter	1	2	3	4	5	6	7	8	9	AB R H RBI BB SO LOB	TOP										
Marvin Benard, L (1, 9) OBP: 0.338, SLG: 0.391	0-0 E1 1B		0-0 G5-4-3 1B		0-0 B1-3	0-0 F6			0-3 K	5 0 2 0 0 1 1											
Ramon Martinez, R (1, 6) OBP: 0.347, SLG: 0.500	2-3 K		0-0 G5-4-3 1-2f		1-2 F8	2-3 K			2-0 3B	5 0 1 0 0 2 3											
Barry Bonds, L (1, 7) OBP: 0.440, SLG: 0.690	2-1 F2			1-0 1B 2B	1-1 HR			1-2 F9	4-0 G4-6-3 BB	4 2 2 1 1 0 1											
Jeff Kent, R (1, 4) OBP: 0.422, SLG: 0.617	4-2 BB			0-0 1B HR	1-1 BB S 1B			0-0 1B	0-0 G4-6-3 1-2f	4 1 3 0 1 0 2											
Russ Davis, R (1, 5) OBP: 0.300, SLG: 0.371	0-2 P3			0-1 L1	4-1 BB BB			1-1 F8		3 0 0 0 1 0 5											
J.T. Snow, L (1, 3) OBP: 0.383, SLG: 0.476		0-2 G3		3-1 HR 1B	4-1 BB BB			3-3 K		3 1 1 1 1 1 1											
Bobby Estelella, R (1, 2) OBP: 0.386, SLG: 0.521		2-3 K		1-2 HR 1B	1-2 BB			2-0 F8		4 1 1 3 0 2 3											
Calvin Murray, R (1, 8) OBP: 0.331, SLG: 0.308		1-3 K		1-2 HR	1-3 K			1-1 F8	2-3 K	4 0 0 0 0 2 0											
Shawn Estes, R (1, 1) OBP: 0.255, SLG: 0.358			1-3 K	0-3 K				0-1 1B	1-0 G6-3	4 0 1 0 0 2 0											
Doug Henry, R (8, 1)										0 0 0 0 0 0 0											
Alan Embree, L (8, 1)										0 0 0 0 0 0 0											
Felix Rodriguez, R (9, 1)										0 0 0 0 0 0 0											
Inning Stats	R: 0 E: 1 K: 1 S: 14	H: 1 LOB: 2 BB: 1 P: 22	R: 0 E: 0 K: 2 S: 10	H: 0 LOB: 0 BB: 0 P: 13	R: 0 E: 0 K: 1 S: 6	H: 1 LOB: 0 BB: 0 P: 7	R: 4 E: 0 K: 1 S: 15	H: 4 LOB: 0 BB: 0 P: 22	R: 1 E: 0 K: 1 S: 13	H: 2 LOB: 3 BB: 2 P: 25	R: 0 E: 0 K: 1 S: 8	H: 1 LOB: 1 BB: 0 P: 11	R: 0 E: 0 K: 1 S: 9	H: 1 LOB: 1 BB: 0 P: 14	R: 0 E: 0 K: 1 S: 5	H: 0 LOB: 0 BB: 0 P: 10	R: 0 E: 0 K: 1 S: 5	H: 1 LOB: 1 BB: 1 P: 11	1B: 7 2B: 1 3B: 1 HR: 2	SF: 0 SAC: 0 DP: 2 HBP: 0	WP: 0 PA: 40 PB: 0 SB: 1 CS: 0
PITCHER	IP WLS BF H R ER SO BB IBB HBP BLK WP HR S P ERA WHIP																				
Trey Moore, L (1, 1) ERA: 5.4	4.2 L 24 8 5 5 5 3 0 0 0 0 0 2 55 85 9.64 2.357																				
Julio Santana, R (5, 1) ERA: 4.3	1.1 5 1 0 0 2 0 0 0 0 0 0 0 11 15 0.00 0.750																				
Anthony Telford, R (7, 1) ERA: 4.29	1.0 4 1 0 0 1 0 0 0 0 0 0 0 9 14 0.00 1.000																				
Scott Strickland, R (8, 1) ERA: 4.45	1.0 3 0 0 0 1 0 0 0 0 0 0 0 5 10 0.00 0.000																				
Steve Kline, L (9, 1) ERA: 2.82	1.0 4 1 0 0 1 1 0 0 0 0 0 0 5 11 0.00 2.000																				

San Francisco Giants @ Montreal Expos
Olympic Stadium, Montreal, QB
Thu Aug 17 2000, 1:35 PM EDT
Att. 9,198 - Dome - 72 F

livebaseballscorecards.com

AB	36
R	5
H	11
RBI	5
BB	4
SO	10
LOB	16



Batter	1	2	3	4	5	6	7	8	9	AB R H RBI BB SO LOB	TOP	
Rafael Furcal, S (1, 6) OBP: 0.396, SLG: 0.372	0-1 CS 1B		1-3			2-3		3-3		4 0 1 0 0 3 1	Atlanta Braves @ San Francisco Giants PacBell Park, San Francisco, CA Fri Aug 18 2000, 10:35 PM EDT Att. 40,930 - Sunny - 63 F	
Andruw Jones, R (1, 8) OBP: 0.373, SLG: 0.529	0-3			2-3		2-2		2-1	4 0 0 0 0 2 2			
10 Chipper Jones, S (1, 5) OBP: 0.400, SLG: 0.561	2-3 1-2			0-0		1-0		0-0	4 0 1 0 0 1 2			
B.J. Surhoff, L (1, 7) OBP: 0.339, SLG: 0.446		2-0		4-1			0-1	0-1	3 0 0 0 1 0 1			
Andres Galarraga, R (1, 3) OBP: 0.373, SLG: 0.555		2-1		1-0			4-2	2-3	3 0 1 0 1 1 2			
Brian Jordan, R (1, 9) OBP: 0.323, SLG: 0.445		0-0			2-2		1-3		3 0 0 0 0 1 2			
Keith Lockhart, L (1, 4) OBP: 0.313, SLG: 0.370		0-1			0-0		0-0		3 0 0 0 0 0 2			
Paul Bako, L (1, 2) OBP: 0.313, SLG: 0.296			3-3		3-3			3-2	3 0 0 0 0 2 0			
Greg Maddux, R (1, 1) OBP: 0.241, SLG: 0.255 Wally Joyner, L (8, PH) OBP: 0.341, SLG: 0.413 Terry Mulholland, R (8, 1) OBP: 0.250, SLG: 0.333			1-0			0-0		2-1	2 0 1 0 0 0 0 1 0 0 0 0 0 0 0 0 0 0 0 0 0			
Inning Stats	R: 0 H: 1 E: 0 LOB: 0 K: 2 BB: 0 S: 8 P: 10	R: 0 H: 1 E: 0 LOB: 1 K: 0 BB: 0 S: 6 P: 10	R: 0 H: 0 E: 0 LOB: 0 K: 2 BB: 0 S: 8 P: 13	R: 0 H: 0 E: 0 LOB: 1 K: 1 BB: 1 S: 8 P: 15	R: 0 H: 0 E: 0 LOB: 0 K: 1 BB: 0 S: 9 P: 14	R: 0 H: 1 E: 0 LOB: 1 K: 1 BB: 0 S: 12 P: 17	R: 0 H: 0 E: 0 LOB: 1 K: 1 BB: 1 S: 8 P: 13	R: 0 H: 0 E: 0 LOB: 0 K: 1 BB: 0 S: 8 P: 16	R: 0 H: 1 E: 0 LOB: 1 K: 1 BB: 0 S: 9 P: 13	1B: 4 SF: 0 2B: 0 SAC: 0 3B: 0 DP: 0 HR: 0 HBP: 0	WP: 0 PA: 32 PB: 0 SB: 0 CS: 1	
PITCHER Livan Hernandez, R (1, 1) ERA: 3.74	IP WLS BF H R ER SO BB IBB HBP BLK WP HR S P ERA WHIP	9.0 W 32 4 0 0 10 2 0 0 0 0 0 0 76 121 0.00 0.667										

livebaseballscores.com

AB	30
R	0
H	4
RBI	0
BB	2
SO	10
LOB	12



Batter	1	2	3	4	5	6	7	8	9
Marvin Benard, L <small>OBP: 0.335, SLG: 0.387</small> (1, 8)	1-0 G4-3 ①		0-1 F7 ②		1-3 K ②			0-0 B5-3 ①	
Bill Mueller, S <small>OBP: 0.331, SLG: 0.381</small> (1, 5)	1-1 G6-3 ②		1-0 G6-3 ③		0-0 G3 ③			2-2 1B FC5-2 1B	
Barry Bonds, L <small>OBP: 0.441, SLG: 0.688</small> (1, 7)	0-0 1B 1B			0-1 G1-3 ①		3-2 G4-3 ①		1-0 FC5-2 1B 1-3	
Jeff Kent, R <small>OBP: 0.421, SLG: 0.614</small> (1, 4)	1-1 1-2 1B			2-3 K ②		2-2 L8 ②		0-1 FC5-2 ② 1-2	
J.T. Snow, L <small>OBP: 0.382, SLG: 0.474</small> (1, 3)	2-3 K ③			1-2 HR 1B		0-3 K ③		3-H K ③ 2-3	
Rich Aurilia, R <small>OBP: 0.343, SLG: 0.443</small> (1, 6)		0-0 G6-3 ①		1-0 1-H HR		1-3 K ①			
Armando Rios, L <small>OBP: 0.350, SLG: 0.508</small> (1, 9)		3-3 K ②		1-1 S 1B		2-1 F7 ②			
Bobby Estalella, R <small>OBP: 0.385, SLG: 0.516</small> (1, 2)		2-3 K ③		3-2 G1-3 ③ 1-2		4-1 BB			
Livan Hernandez, R <small>OBP: 0.294, SLG: 0.373</small> (1, 1)			0-3 K ①		0-1 G5-3 ①		0-1 G6-3 ③		

AB R H RBI BB SO LOB

4	0	0	0	0	1	0	BOTTOM Atlanta Braves @ San Francisco Giants PacBell Park, San Francisco, CA Fri Aug 18 2000, 10:35 PM EDT Att: 40,930 - Sunny - 63 F livebaseballscorecards.com
4	0	1	0	0	0	0	
4	0	2	0	0	0	0	
4	0	1	0	0	1	2	
4	1	1	0	0	3	4	
3	1	1	2	0	1	0	
3	0	1	0	0	1	0	
2	0	0	0	1	1	1	
3	0	0	0	0	1	1	

1B:	6	SF:	0	WP:	0	PA:	32
2B:	0	SAC:	0	PB:	0	SB:	1
3B:	0	DP:	0	CS:	0		
HR:	1	HBP:	0				

PITCHER		IP	WLS	BF	H	R	ER	SO	BB	IBB	HBP	BLK	WP	HR	S	P	ERA	WHIP
Greg Maddux, R	(1, 1)	7.0	L	27	5	2	2	8	1	0	0	0	0	1	64	96	2.57	0.857
Terry Mulholland, L	(8, 1)	1.0		5	2	0	0	1	0	0	0	0	0	10	15	0.00	2.000	



Batter	1	2	3	4	5	6	7	8	9	AB R H RBI BB SO LOB	TOP														
Rafael Furcal, S (1, 6) OBP: 0.394, SLG: 0.367	2-1 F7		0-0 L5		3-2 G6-3		4-2 BB		2-3 K	4 0 0 0 1 1 2	<p>Atlanta Braves @ San Francisco Giants PacBell Park, San Francisco, CA</p> <p>Sat Aug 19 2000, 4:05 PM EDT Att. 40,930 - Sunny - 63 F</p> <p>livebaseballscorecards.com</p> <table border="1"> <tr><td>AB</td><td>33</td></tr> <tr><td>R</td><td>3</td></tr> <tr><td>H</td><td>8</td></tr> <tr><td>RBI</td><td>3</td></tr> <tr><td>BB</td><td>4</td></tr> <tr><td>SO</td><td>5</td></tr> <tr><td>LOB</td><td>16</td></tr> </table> <p><i>Braves</i></p>	AB	33	R	3	H	8	RBI	3	BB	4	SO	5	LOB	16
AB	33																								
R	3																								
H	8																								
RBI	3																								
BB	4																								
SO	5																								
LOB	16																								
Andruw Jones, R (1, 8) OBP: 0.373, SLG: 0.531	0-0 10 SF8 3B		3-0 F7		4-2 BB		1-1 L5		1-0 F8	4 1 1 0 1 0 3															
10 Chipper Jones, S (1, 5) OBP: 0.397, SLG: 0.557	1-0 SF8		1-2 G6-3		0-0 G4-3			2-3 K		3 0 0 1 0 1 2															
B.J. Surhoff, L (1, 7) OBP: 0.340, SLG: 0.446	1-0 F7			1-2 G6-3		0-0 G1-6-3 1B		3-2 F8 BB 1B		4 0 2 0 0 0 0															
Andres Galarraga, R (1, 3) OBP: 0.373, SLG: 0.551		1-1 G5-3		0-0 F9		1-0 G1-6-3 1-2f		4-2 BB		3 0 0 0 1 0 1															
Brian Jordan, R (1, 9) OBP: 0.323, SLG: 0.441		4-2 E S 1B BB		1-2 P4		3-2 F7		1-1 F8		3 1 0 0 1 0 2															
Javy Lopez, R (1, 2) OBP: 0.337, SLG: 0.500		3-2 1-H 1B			0-1 HR		2-2 G5-3		2-3 K	4 1 2 2 0 1 2															
Keith Lockhart, L (1, 4) OBP: 0.319, SLG: 0.374		2-2 P5			3-2 FC1-6 1B		0-0 BB 1B		3-3 K	3 0 2 0 0 0 1															
Reggie Sanders, R (9, PH) OBP: 0.259, SLG: 0.309										1 0 0 0 0 1 0															
Andy Ashby, R (1, 1) OBP: 0.166, SLG: 0.146		3-2 G6-3			0-0 FC1-6 G6-3 WP 1-2f		3-3 K		0-1 1B	2 0 0 0 0 0 2															
Terry Mulholland, R (6, 1) OBP: 0.250, SLG: 0.333										0 0 0 0 0 0 0															
Bobby Bonilla, S (7, PH) OBP: 0.370, SLG: 0.406										1 0 0 0 0 1 1															
Scott Kamieniecki, R (7, 1)										0 0 0 0 0 0 0															
Stan Belinda, R (8, 1)										0 0 0 0 0 0 0															
Steve Sisco, R (9, PH) OBP: 0.208, SLG: 0.304										1 0 1 0 0 0 0															
Inning Stats	R: 1 E: 0 K: 0 S: 5	H: 1 LOB: 0 BB: 0 P: 9	R: 1 E: 0 K: 0 S: 15	H: 1 LOB: 1 BB: 1 P: 28	R: 0 E: 0 K: 0 S: 5	H: 0 LOB: 0 BB: 0 P: 9	R: 0 E: 0 K: 0 S: 8	H: 0 LOB: 0 BB: 0 P: 10	R: 1 E: 0 K: 0 S: 15	H: 2 LOB: 2 BB: 1 P: 25	R: 0 E: 0 K: 0 S: 6	H: 1 LOB: 0 BB: 0 P: 10	R: 0 E: 0 K: 1 S: 12	H: 1 LOB: 2 BB: 1 P: 22	R: 0 E: 0 K: 2 S: 15	H: 1 LOB: 2 BB: 1 P: 27	R: 0 E: 0 K: 2 S: 11	H: 1 LOB: 1 BB: 0 P: 17	1B: 6 2B: 0 3B: 1 HR: 1	SF: 1 SAC: 0 DP: 1 HBP: 0	WP: 1 PB: 0 SB: 1 CS: 0	PA: 38			
PITCHER	IP WLS BF H R ER SO BB IBB HBP BLK WP HR S P ERA WHIP																								
Russ Ortiz, R (1, 1) ERA: 5.44	6.2 W 28 6 3 2 1 3 0 0 0 1 1 64 110 2.70 1.350																								
Doug Henry, R (7, 1) ERA: 4.43	0.1 H 1 0 0 0 0 0 0 0 0 0 0 2 3 0.00 0.000																								
Felix Rodriguez, R (8, 1) ERA: 2.66	1.0 5 1 0 0 2 1 0 0 0 0 0 15 27 0.00 2.000																								
Alan Embree, L (9, 1) ERA: 5.01	1.0 4 1 0 0 2 0 0 0 0 0 0 11 17 0.00 1.000																								

Batter	1	2	3	4	5	6	7	8	9	AB	R	H	RBI	BB	SO	LOB	BOTTOM				
Marvin Benard, L (1, 8) OBP: 0.334, SLG: 0.389	2-2 F8		0-2 F9		2-1 F7	1-3 K		0-1 SF7 2-H 3B		5	1	1	1	0	1	3	Atlanta Braves @ San Francisco Giants PacBell Park, San Francisco, CA Sat Aug 19 2000, 4:05 PM EDT Att: 40,930 - Sunny - 63 F				
Bill Mueller, S (1, 5) OBP: 0.328, SLG: 0.376	1-1 F7		0-0 FC6-4 1-2f			0-1 G3	2-2 L9	0-0 F5		5	0	0	0	0	0	2					
Barry Bonds, L (1, 7) OBP: 0.439, SLG: 0.682 Felipe Crespo, S (8, PH) OBP: 0.320, SLG: 0.395	0-0 F9				1-0 G3	2-0 1B 1B HBP	2-0 F8	1-1 SF7 3-H		3	1	0	0	0	0	0					
Jeff Kent, R (1, 4) OBP: 0.422, SLG: 0.619 Ramon Martinez, R (8, PH) OBP: 0.345, SLG: 0.496		1-1 L8			3-1 G5-3	0-1 1B 1-3 HR 1B	3-1	2-3 K		4	2	2	1	0	0	0					
J.T. Snow, L (1, 3) OBP: 0.383, SLG: 0.477		1-0 F8			0-0 E 2B	2-2 1-2 HR 3-H 1B	2-3 K			4	2	2	1	0	1	0					
Ellis Burks, R (1, 9) OBP: 0.414, SLG: 0.595 Alan Embree, L (9, 1)		0-1 G5-3			0-1 E1 2-H	1-1 1-H 2-H HR		2-0 HR		4	2	2	4	0	0	0					
Rich Aurilia, R (1, 6) OBP: 0.344, SLG: 0.446			1-1 F8		3-2 G6-3	2-1 2B		1-1 1B 2B 1B		4	1	2	0	0	0	1					
Bobby Estalella, R (1, 2) OBP: 0.391, SLG: 0.532			1-1 HR		2-2 P6	4-2 BB		0-1 2B 1-2 1B		3	2	2	1	1	0	0					
Russ Ortiz, R (1, 1) OBP: 0.280, SLG: 0.227 Doug Henry, R (7, 1) Felix Rodriguez, R (8, 1) Armando Rios, L (8, PH) OBP: 0.353, SLG: 0.515			4-2 FC6-4 BB		0-0 P5	2-3 K		2-0 1-H 2-H 3B 2B		2	0	0	0	1	1	2					
Inning Stats	R: 0 E: 0 K: 0 S: 6	H: 0 LOB: 0 BB: 0 P: 9	R: 0 E: 0 K: 0 S: 5	H: 0 LOB: 0 BB: 0 P: 7	R: 1 E: 0 K: 0 S: 12	H: 1 LOB: 1 BB: 1 P: 18	R: 1 E: 1 K: 0 S: 10	H: 1 LOB: 1 BB: 0 P: 17	R: 0 E: 0 K: 0 S: 6	H: 0 LOB: 0 BB: 0 P: 10	R: 4 E: 0 K: 2 S: 21	H: 4 LOB: 2 BB: 1 P: 35	R: 1 E: 0 K: 1 S: 9	H: 1 LOB: 0 BB: 0 P: 18	R: 5 E: 0 K: 1 S: 14	H: 5 LOB: 0 BB: 0 P: 22		1B: 4 2B: 3 3B: 1 HR: 4	SF: 1 SAC: 0 DP: 0 HBP: 1	WP: 0 PB: 0 SB: 0 CS: 0	PA: 40
PITCHER	IP WLS BF H R ER SO	IP WLS BF H R ER SO	IP WLS BF H R ER SO	IP WLS BF H R ER SO	IP WLS BF H R ER SO	IP WLS BF H R ER SO	IP WLS BF H R ER SO	IP WLS BF H R ER SO	IP WLS BF H R ER SO	IP WLS BF H R ER SO	IP WLS BF H R ER SO	IP WLS BF H R ER SO	IP WLS BF H R ER SO	IP WLS BF H R ER SO	IP WLS BF H R ER SO	IP WLS BF H R ER SO	WP HR S P	ERA WHIP	ERA WHIP	ERA WHIP	
Andy Ashby, R (1, 1) ERA: 5.18	5.1 L																				
Terry Mulholland, L (6, 1) ERA: 5.48	0.2																				
Scott Kamieniecki, R (7, 1) ERA: 4.79	1.0																				
Stan Belinda, R (8, 1) ERA: 8.02	1.0																				

livebaseballscorecards.com

AB	36
R	12
H	12
RBI	11
BB	2
SO	4
LOB	8



Batter	1	2	3	4	5	6	7	8	9	AB R H RBI BB SO LOB	TOP
Rafael Furcal, S OBP: 0.390, SLG: 0.366 (1, 4)	1-1 P3	1-1 L7		1-1 G5-3	2-2 G3		X 0-0		3-3 K	6 0 1 1 0 1 5	
Andruw Jones, R OBP: 0.371, SLG: 0.526 (1, 8)	3-1 10 1B 1B	3-2 F8		1-1 G4-3		1-0 F7	0-0 G5-3		0-3 K	6 1 1 0 0 1 4	
10 Chipper Jones, S OBP: 0.401, SLG: 0.574 (1, 5)	1-1 1B 1B SF8 1B		3-1 HR		1-0 HR	1-0 L7		0-0 S 1B 1B		5 4 4 2 0 0 0	
Andres Galarraga, R OBP: 0.374, SLG: 0.549 (1, 3)	0-1 1B 1B		0-0 G6-3		2-0 E6 2B	2-1 BB 1B		0-3 K		5 1 2 1 0 1 1	
Brian Jordan, R OBP: 0.328, SLG: 0.446 (1, 9)	1-0 1B 1B		1-3 K		0-0 1B 2B	4-0 BB		4-0 1B BB		3 1 2 1 2 1 0	
Javy Lopez, R OBP: 0.335, SLG: 0.497 (1, 2)	2-1 SF8		2-2 F7		1-0 G5-3	0-3 K		1-1 1B		4 0 1 2 0 1 3	
Reggie Sanders, R OBP: 0.258, SLG: 0.303 (1, 7)	3-2 F8			0-1 G6-3	4-0 1B BB		1-1 F8	2-3 K		4 0 0 0 1 1 4	
Walt Weiss, S OBP: 0.379, SLG: 0.338 (1, 6)		2-1 SH5-4 1B		2-1 G5-3 SH 1B	2-1 1B 1B		2-1 G1-4-3 2B	3-3 K		5 1 4 1 0 1 2	
Tom Glavine, L OBP: 0.214, SLG: 0.173 (1, 1)		1-0 SH5-4		1-1 SH	0-0 B1		0-1 G1-4-3		2-2 G4-3	2 0 0 0 0 0 3	
Mike Reminger, L OBP: 0.340, SLG: 0.445 (8, 1)				1-2 SH						0 0 0 0 0 0 0	
B.J. Surhoff, L OBP: 0.340, SLG: 0.445 (9, PH)										1 0 0 0 0 0 0	
John Rocker, R OBP: 0.340, SLG: 0.445 (9, 1)										0 0 0 0 0 0 0	
Inning Stats	R: 2 H: 4 E: 0 LOB: 2 K: 0 BB: 0 S: 14 P: 25	R: 0 H: 1 E: 0 LOB: 1 K: 0 BB: 0 S: 11 P: 18	R: 1 H: 1 E: 0 LOB: 0 K: 1 BB: 0 S: 9 P: 15	R: 0 H: 1 E: 0 LOB: 2 K: 0 BB: 0 S: 11 P: 15	R: 3 H: 3 E: 1 LOB: 2 K: 0 BB: 1 S: 11 P: 23	R: 0 H: 1 E: 0 LOB: 2 K: 1 BB: 1 S: 7 P: 15	R: 1 H: 2 E: 0 LOB: 1 K: 0 BB: 0 S: 8 P: 11	R: 1 H: 2 E: 0 LOB: 2 K: 3 BB: 1 S: 12 P: 22	R: 0 H: 0 E: 0 LOB: 0 K: 2 BB: 0 S: 10 P: 15	1B: 10 SF: 1 2B: 3 SAC: 2 3B: 0 DP: 0 HR: 2 HBP: 0	WP: 0 PA: 47 PB: 0 SB: 1 CS: 0
PITCHER	IP WLS BF H R ER SO BB IBB HBP BLK WP HR S P ERA WHIP										
Kirk Rueter, L ERA: 3.92 (1, 1)	4.1 L 26 10 6 5 1 1 0 0 0 0 2 51 89 10.38 2.538										
Joe Nathan, R ERA: 4.86 (5, 1)	3.2 18 5 2 2 4 2 0 0 0 0 0 32 55 4.91 1.909										
Aaron Fultz, L ERA: 5.7 (9, 1)	1.0 3 0 0 0 2 0 0 0 0 0 0 10 15 0.00 0.000										

Atlanta Braves @ San Francisco Giants
PacBell Park, San Francisco, CA
Sun Aug 20 2000, 4:05 PM EDT
Att. 40,930 - Sunny - 69 F

AB	41
R	8
H	15
RBI	8
BB	3
SO	7
LOB	22



WP	0	PA	47
PB	0	SB	1
CS	0		

WP	HR	S	P	ERA	WHIP
0	0	0	0		

livebaseballscorecards.com

Batter	1	2	3	4	5	6	7	8	9	AB R H RBI BB SO LOB
Calvin Murray, R OBP: 0.330, SLG: 0.306 (1, 8) 	2-3 		0-1 G4-3 S HR 1B 		1-2 L5 			2-1 P3 		4 1 1 0 0 1 0
Rich Aurilia, R OBP: 0.341, SLG: 0.441 (1, 6) 	0-1 E6 G6-3 1B 		1-1 F7 		1-0 F9 			2-2 F8 		4 1 0 0 0 0 1
Barry Bonds, L OBP: 0.435, SLG: 0.675 (1, 7) 	1-0 G6-3 		3-2 G4-3 1-3 		0-0 P4 			1-0 F9 		4 0 0 0 0 0 2
Jeff Kent, R OBP: 0.422, SLG: 0.618 (1, 4) 	2-0 		4-0 HR BB 		0-1 G6-3 			1-3 K 		3 1 1 1 1 1 0
Ellis Burks, R OBP: 0.415, SLG: 0.614 (1, 9) 	3-H FC5-4 1B 1-2f 		3-2 0-0 		3-2 F8 			2-1 		4 2 2 4 0 0 1
Russ Davis, R OBP: 0.292, SLG: 0.360 (1, 5) 		2-1 G3 	2-1 F9 		3-1 G4-3 			2-1 L7 		4 0 0 0 0 0 0
J.T. Snow, L OBP: 0.380, SLG: 0.472 (1, 3) 		0-0 G4-3 		2-1 F8 			2-2 G6-3 	3-3 K 		4 0 0 0 0 1 0
Doug Mirabelli, R OBP: 0.352, SLG: 0.394 (1, 2) 		4-2 		1-3 			2-3 K 			2 0 0 0 1 2 0
Kirk Rueter, L OBP: 0.170, SLG: 0.191 (1, 1) 		2-1 G6-3 		1-1 G5-3 			1-2 F8 			2 0 0 0 0 0 1
Joe Nathan, R OBP: 0.172, SLG: 0.407 (5, 1) 										1 0 0 0 0 0 0
Aaron Fultz, L OBP: 0.400, SLG: 0.400 (9, 1) 										0 0 0 0 0 0 0

Inning Stats	R: 1	H: 1	E: 1	K: 1	S: 8	H: 1	LOB: 1	BB: 0	P: 13	R: 0	H: 0	E: 0	K: 0	S: 7	R: 0	H: 0	E: 0	K: 1	S: 13	R: 3	H: 2	E: 0	K: 0	S: 13	R: 0	H: 0	E: 0	K: 1	S: 7	R: 0	H: 0	E: 0	K: 0	S: 5	R: 0	H: 0	E: 0	K: 0	S: 7	R: 0	H: 0	E: 0	K: 1	S: 9	R: 0	H: 0	E: 0	K: 2	S: 11	R: 1	H: 1	E: 0	K: 2	S: 11	1B: 2	2B: 0	3B: 0	HR: 2	SF: 0	SAC: 0	DP: 0	HBP: 0	WP: 0	PB: 0	SB: 1	CS: 0	PA: 34
--------------	------	------	------	------	------	------	--------	-------	-------	------	------	------	------	------	------	------	------	------	-------	------	------	------	------	-------	------	------	------	------	------	------	------	------	------	------	------	------	------	------	------	------	------	------	------	------	------	------	------	------	-------	------	------	------	------	-------	-------	-------	-------	-------	-------	--------	-------	--------	-------	-------	-------	-------	--------


PITCHER	IP	WLS	BF	H	R	ER	SO	BB	IBB	HBP	BLK	WP	HR	S	P	ERA	WHIP
Tom Glavine, L ERA: 3.77 (1, 1)	7.0		27	3	4	3	3	2	0	0	0	0	1	56	99	3.86	0.714
Mike Remlinger, L ERA: 2.65 (8, 1)	1.0		3	0	0	0	0	0	0	0	0	0	0	6	11	0.00	0.000
John Rocker, L ERA: 3.76 (9, 1)	1.0		4	1	1	1	2	0	0	0	0	0	1	11	19	9.00	1.000

BOTTOM

Atlanta Braves @ San Francisco Giants
PacBell Park, San Francisco, CA

Sun Aug 20 2000, 4:05 PM EDT
Att: 40,930 - Sunny - 69 F

AB	R	H	RBI	BB	SO	LOB
32	5	4	5	2	5	5

Batter	1	2	3	4	5	6	7	8	9	AB R H RBI BB SO LOB	TOP											
Luis Castillo, S (1, 4) OBP: 0.441, SLG: 0.412	1-3 K		1-2 G6-3			2-1 G3-1 1B		1-0 1B		4 0 2 0 0 1 0	Florida Marlins @ San Francisco Giants PacBell Park, San Francisco, CA Mon Aug 21 2000, 10:15 PM EDT Att. 40,930 - Sunny - 61 F											
Mark Kotsay, L (1, 9) OBP: 0.333, SLG: 0.441	2-1 F7			2-1 G3		1-1 G3-1		0-0 F8		4 0 0 0 0 0 2												
Henry Rodriguez, L (1, 7) OBP: 0.327, SLG: 0.513	0-1 F8			0-1 F8		4-2 BB		3-2 G6-3		3 0 0 0 1 0 1												
Preston Wilson, R (1, 8) OBP: 0.316, SLG: 0.447		0-1 G3		1-1 CS 1B		1-3 K		0-0 G6-3		4 0 1 0 0 1 2												
Mike Lowell, R (1, 5) OBP: 0.330, SLG: 0.466		0-0 P6		1-1 CS 1-2	4-2 G6-4-3 BB		0-1 1B	2-3 K		3 0 1 0 1 1 0												
Derrek Lee, R (1, 3) OBP: 0.385, SLG: 0.533		2-1 1B			1-0 G6-4-3 1-2f		1-1 F8	2-1 1B		4 0 2 0 0 0 2												
Dave Berg, R (1, 6) OBP: 0.348, SLG: 0.345		1-2 G3			4-2 BB		0-1 F9	2-3 K		3 0 0 0 1 1 3												
Mike Redmond, R (1, 2) OBP: 0.337, SLG: 0.326			1-0 F9		0-1 F9		2-2 F8		2 0 0 0 0 0 1	AB 31 R 0 H 6 RBI 0 BB 3 SO 4 LOB 12												
Andy Fox, L (7, PH) OBP: 0.302, SLG: 0.348									1 0 0 0 0 0 1													
Ramon Castro, R (7, 2) OBP: 0.329, SLG: 0.295									0 0 0 0 0 0 0													
Ryan Dempster, R (1, 1) OBP: 0.083, SLG: 0.117			2-2 G6-3			1-2 F5		3-2 G5-3	2 0 0 0 0 0 0													
Mark Smith, R (8, PH) OBP: 0.335, SLG: 0.430									1 0 0 0 0 0 0													
Braden Loooper, R (8, 1)									0 0 0 0 0 0 0													
Armando Almanza, L (8, 1)									0 0 0 0 0 0 0													
Inning Stats	R: 0 E: 0 K: 1 S: 8	H: 0 LOB: 0 BB: 0 P: 11	R: 0 E: 0 K: 0 S: 8	H: 1 LOB: 1 BB: 0 P: 11	R: 0 E: 0 K: 0 S: 10	H: 0 LOB: 0 BB: 0 P: 14	R: 0 E: 0 K: 0 S: 7	H: 1 LOB: 0 BB: 0 P: 11	R: 0 E: 0 K: 0 S: 10		H: 0 LOB: 1 BB: 2 P: 19	R: 0 E: 0 K: 1 S: 13	H: 1 LOB: 2 BB: 1 P: 22	R: 0 E: 0 K: 0 S: 9	H: 1 LOB: 1 BB: 0 P: 12	R: 0 E: 0 K: 0 S: 9	H: 1 LOB: 1 BB: 0 P: 16	R: 0 E: 0 K: 2 S: 11	H: 1 LOB: 1 BB: 0 P: 17	1B: 6 2B: 0 3B: 0 HR: 0	SF: 0 SAC: 0 DP: 1 HBP: 0	WP: 0 PB: 0 SB: 0 CS: 1
PITCHER	IP WLS BF H R ER SO BB IBB HBP BLK WP HR S P ERA WHIP																					
Mark Gardner, R (1, 1) ERA: 4.3	6.2 W 25 4 0 0 2 3 0 0 0 0 0 0 62 95 0.00 1.050																					
Felix Rodriguez, R (7, 1) ERA: 2.61	1.1 H 5 1 0 0 0 0 0 0 0 0 0 0 12 21 0.00 0.750																					
Robb Nen, R (9, 1) ERA: 1.64	1.0 4 1 0 0 2 0 0 0 0 0 0 0 11 17 0.00 1.000																					

Batter	1	2	3	4	5	6	7	8	9
Marvin Benard, L (1, 8) <small>OBP: 0.333, SLG: 0.388</small> Russ Davis, R (8, PH) <small>OBP: 0.297, SLG: 0.387</small> Calvin Murray, R (9, 8) <small>OBP: 0.330, SLG: 0.306</small>	2-2 G4-3		1-1 G1-3		3-2 1B G4-3 1B	2-2 F9		0-0 HR	
Bill Mueller, S (1, 5) <small>OBP: 0.326, SLG: 0.374</small>	0-0 G1-3			2-3 K	0-2 G4-3 1-2		3-1 FC3-6 1B	1-3 K	
Barry Bonds, L (1, 7) <small>OBP: 0.437, SLG: 0.672</small> Robb Nen, R (9, 1)	2-2 1B			4-1 1B BB	4-0 1B IBB		3-1 F5	2-2 F8	
Jeff Kent, R (1, 4) <small>OBP: 0.423, SLG: 0.617</small>		0-0 P4		3-1 1B 2B 1B	1-1 1B		0-2 FC3-6 1-2f		
Ellis Burks, R (1, 9) <small>OBP: 0.413, SLG: 0.609</small>		2-1 G6-3		1-1 2B 1B	0-0 F5		2-3 K		
J.T. Snow, L (1, 3) <small>OBP: 0.383, SLG: 0.475</small>		4-2 BB		3-2 1-3 2-H 2B	0-0 G3			4-1 SH1-4 HR BB	
Rich Aurilia, R (1, 6) <small>OBP: 0.343, SLG: 0.440</small>		0-1 G6-3		4-0 IBB		1-1 P3		1-2 SH1-4 HR 1B	
Doug Mirabelli, R (1, 2) <small>OBP: 0.352, SLG: 0.393</small>			1-2 F7	2-3 K		0-1 SH1-4 1B		1-0 SH1-4 1-2 2-3	
Mark Gardner, R (1, 1) <small>OBP: 0.094, SLG: 0.094</small> Felix Rodriguez, R (7, 1) Felipe Crespo, S (8, PH) <small>OBP: 0.327, SLG: 0.395</small> Armando Rios, L (9, 7) <small>OBP: 0.353, SLG: 0.515</small>			1-3 K	2-3 K		0-1 SH1-4		4-0 HR IBB	

Inning Stats	R: 0	H: 1	E: 0	K: 0	S: 7	R: 0	H: 0	E: 0	K: 0	S: 7	R: 0	H: 0	E: 0	K: 1	S: 9	R: 2	H: 3	E: 0	K: 3	S: 21	R: 0	H: 2	E: 0	K: 0	S: 12	R: 0	H: 1	E: 0	K: 1	S: 9	R: 0	H: 1	E: 0	K: 1	S: 12	R: 4	H: 2	E: 0	K: 1	S: 13
	LOB: 1	BB: 0	P: 11	LOB: 1	BB: 1	P: 13	LOB: 0	BB: 0	P: 12	LOB: 3	BB: 2	P: 42	LOB: 1	BB: 0	P: 12	LOB: 0	BB: 0	LOB: 1	BB: 0	P: 12	LOB: 1	BB: 0	P: 20	LOB: 0	BB: 2	LOB: 0	BB: 2	P: 26	LOB: 0	BB: 0	P: 0	LOB: 0	BB: 0	P: 0	SF: 0	SAC: 2	DP: 0	HBP: 0		

PITCHER	IP	WLS	BF	H	R	ER	SO	BB	IBB	HBP	BLK	WP	HR	S	P	ERA	WHIP
Ryan Dempster, R (1, 1) <small>ERA: 3.68</small>	7.0	L	32	8	2	2	5	2	2	0	0	0	0	77	130	2.57	1.429
Braden Loper, R (8, 1) <small>ERA: 4.02</small>	0.1		4	1	3	3	0	1	1	0	0	0	0	5	15	81.00	6.000
Armando Almanza, L (8, 1) <small>ERA: 3.15</small>	0.2		3	1	1	1	1	0	0	0	0	0	1	8	11	13.50	1.500


BOTTOM

Florida Marlins @ San Francisco Giants
 PacBell Park, San Francisco, CA
 Mon Aug 21 2000, 10:15 PM EDT
 Att: 40,930 - Sunny - 61 F

AB	R	H	RBI	BB	SO	LOB
4	0	1	0	0	0	1
1	1	1	4	0	0	0
0	0	0	0	0	0	0
5	0	1	0	0	2	1
3	1	1	0	2	0	1
0	0	0	0	0	0	0
4	1	2	0	0	0	1
4	0	1	1	0	1	4
2	1	1	1	2	0	3
3	1	1	0	1	0	1
3	0	1	0	0	1	3
2	0	0	0	0	2	3
0	0	0	0	0	0	0
0	1	0	0	1	0	0
0	0	0	0	0	0	0

AB	31
R	6
H	10
RBI	6
BB	6
SO	6
LOB	18

WP: 0 PA: 39
 PB: 0
 SB: 0
 CS: 0



Batter	1	2	3	4	5	6	7	8	9	AB	R	H	RBI	BB	SO	LOB	TOP										
Luis Castillo, S OBP: 0.441, SLG: 0.410 (1, 4)	4-2 BB FC1-2 1B BB	0-0 FC8-2		3-1 1-2 G6-4-3 1B	3-2 G3			2-2 G6-3		4	0	1	0	1	0	3											
Dave Berg, R OBP: 0.350, SLG: 0.347 (1, 6)	0-1 FC1-2 2B 1B	0-0 L4		1-1 G6-4-3		1-0 BB 1B		0-3 K		5	1	2	0	0	1	3											
Kevin Millar, R OBP: 0.396, SLG: 0.540 (1, 7) (5, 3)	4-1 FC1-2 2B BB		4-2 1B BB	1-1 HR		2-3 K		2-0 HBP		2	3	1	2	2	1	1											
Preston Wilson, R OBP: 0.317, SLG: 0.447 (1, 8)	1-2 FC1-2 2B G1-3		0-0 1B BB	2-1 HR		1-3 K		3-1 G5-3		5	2	2	0	0	1	5											
Mike Lowell, R OBP: 0.333, SLG: 0.469 (1, 5)	2-0 G1-3 2B		2-2 1B BB	2-1 F8		4-1 BB			1-3 K	4	0	2	3	1	1	1											
Derrek Lee, R OBP: 0.382, SLG: 0.528 (1, 3)	0-0 G1-3		2-3 K		2-3 K		0-0 L4		4-2 BB	3	0	0	1	0	2	3											
Mark Kotsay, L OBP: 0.333, SLG: 0.440 (5, 9)	2-3 3-H									1	0	0	0	1	0	2											
Mark Smith, R OBP: 0.331, SLG: 0.421 (1, 9) (5, 7)	2-3 K		1-1 G6-4-3 1B		1-3 K		1-3 K		2-3 K	5	0	1	1	0	4	2											
Antonio Alfonseca, R (9, 1)										0	0	0	0	0	0	0											
Ramon Castro, R OBP: 0.333, SLG: 0.318 (1, 2)		1-1 FC8-2 SH2-4 1B		3-2 G6-4-3		1-0 1B 2B		2-2 F8		2-3 K	5	0	2	0	0	1	3										
A.J. Burnett, R OBP: 0.467, SLG: 0.417 (1, 1)		3-2 SH2-4		3-2 G6-4-3 1B HR		3-1 1B		2-2 B5-3			3	1	2	0	0	0											
Dan Miceli, R (8, 1)										0	0	0	0	0	0	0											
Andy Fox, L OBP: 0.302, SLG: 0.348 (9, 7)										0	0	0	0	0	0	0											
Inning Stats	R: 3 E: 0 K: 1 S: 13	H: 2 LOB: 1 BB: 2 P: 26	R: 0 E: 0 K: 0 S: 7	H: 1 LOB: 1 BB: 0 P: 11	R: 2 E: 0 K: 1 S: 16	H: 3 LOB: 1 BB: 1 P: 28	R: 2 E: 0 K: 0 S: 13	H: 4 LOB: 1 BB: 0 P: 25	R: 0 E: 0 K: 2 S: 9	H: 1 LOB: 2 BB: 1 P: 17	R: 0 E: 0 K: 1 S: 10	H: 0 LOB: 0 BB: 0 P: 15	R: 0 E: 0 K: 1 S: 8	H: 0 LOB: 1 BB: 0 P: 15	R: 0 E: 0 K: 3 S: 14	H: 0 LOB: 1 BB: 1 P: 22	1B: 10 2B: 2 3B: 0 HR: 1	SF: 0 SAC: 1 DP: 2 HBP: 1	WP: 0 PB: 0 SB: 0 CS: 0	PA: 44							
PITCHER	IP	WLS	BF	H	R	ER	SO	BB	IBB	HBP	BLK	WP	HR	S	P	ERA	WHIP										
Shawn Estes, L ERA: 4.1 (1, 1)	3.2	L	21	9	7	7	2	3	0	0	0	0	1	45	82	17.18	3.273										
Aaron Fultz, L ERA: 5.48 (4, 1)	2.1		12	4	0	0	4	1	0	0	0	0	0	26	48	0.00	2.143										
Alan Embree, L ERA: 4.81 (7, 1)	2.0		7	0	0	0	2	0	0	1	0	0	0	18	30	0.00	0.000										
Doug Henry, R ERA: 4.35 (9, 1)	1.0		4	0	0	0	3	1	0	0	0	0	0	14	22	0.00	1.000										

Florida Marlins @ San Francisco Giants
 PacBell Park, San Francisco, CA
 Tue Aug 22 2000, 10:15 PM EDT
 Att. 40,930 - Sunny - 62 F

AB	37
R	7
H	13
RBI	7
BB	5
SO	11
LOB	23



Batter	1	2	3	4	5	6	7	8	9	AB	R	H	RBI	BB	SO	LOB
Marvin Benard, L (1, 8) OBP: 0.335, SLG: 0.392	1-2 G1-6-3 3B		3-1 F8		4-1 BB			1-2 P6		3	1	1	0	1	0	1
Bill Mueller, S (1, 5) OBP: 0.328, SLG: 0.372	4-2 G1-6-3 BB		4-1 BB		2-1 F8			0-0 G3-1		2	0	0	0	2	0	2
Barry Bonds, L (1, 7) OBP: 0.435, SLG: 0.676	3-1 G1-6-3 1-2f 3-H		2-3 K		2-1 F7			1-1 HR		4	1	1	2	0	1	2
Jeff Kent, R (1, 4) OBP: 0.421, SLG: 0.613	1-0 F8		3-3 K		3-3 K			0-0 1B		4	0	1	0	0	2	1
J.T. Snow, L (1, 3) OBP: 0.390, SLG: 0.470 Doug Henry, R (9, 1)		1-3 K		0-0 G3		2-3 K		0-2 L7		4	0	0	0	0	2	1
Ellis Burks, R (1, 9) OBP: 0.414, SLG: 0.621		2-2 2B		1-0 F8		2-1 P4		2-1 HR		4	2	2	1	0	0	0
Rich Aurilia, R (1, 6) OBP: 0.342, SLG: 0.441		2-2 1B		1-3 K		1-1 F7		1-1 G6-3		4	0	1	1	0	1	0
Bobby Estelella, R (1, 2) OBP: 0.390, SLG: 0.529 Armando Rios, L (9, PH) OBP: 0.351, SLG: 0.513		1-1 1B		1-0 G6-3		2-3 K		1-1 L7		3	0	1	0	0	1	0
Shawn Estes, R (1, 1) OBP: 0.250, SLG: 0.352 Aaron Fultz, L (4, 1) OBP: 0.333, SLG: 0.333 Alan Embree, L (7, 1) Felipe Crespo, S (8, PH) OBP: 0.330, SLG: 0.398		2-2 G5-3		2-2 G4-3		2-2 G4-3		1-2 HR		1	0	0	0	0	0	1

Inning Stats	R: 1	H: 1	E: 0	K: 0	S: 8	LOB: 0	BB: 1	P: 17	R: 1	H: 3	E: 0	K: 1	S: 16	LOB: 1	BB: 0	P: 24	R: 0	H: 0	E: 0	K: 2	S: 9	LOB: 1	BB: 1	P: 21	R: 0	H: 0	E: 0	K: 1	S: 5	LOB: 0	BB: 0	P: 7	R: 0	H: 0	E: 0	K: 0	S: 7	LOB: 1	BB: 1	P: 16	R: 0	H: 0	E: 0	K: 2	S: 10	LOB: 0	BB: 0	P: 17	R: 0	H: 0	E: 0	K: 1	S: 7	LOB: 0	BB: 0	P: 12	R: 2	H: 3	E: 0	K: 0	S: 14	LOB: 1	BB: 0	P: 17	R: 1	H: 1	E: 0	K: 0	S: 7	LOB: 0	BB: 0	P: 11	1B: 3	2B: 2	3B: 1	HR: 2	SF: 0	SAC: 0	DP: 1	HBP: 0	WP: 0	PB: 0	SB: 0	CS: 0	PA: 36
--------------	------	------	------	------	------	--------	-------	-------	------	------	------	------	-------	--------	-------	-------	------	------	------	------	------	--------	-------	-------	------	------	------	------	------	--------	-------	------	------	------	------	------	------	--------	-------	-------	------	------	------	------	-------	--------	-------	-------	------	------	------	------	------	--------	-------	-------	------	------	------	------	-------	--------	-------	-------	------	------	------	------	------	--------	-------	-------	-------	-------	-------	-------	-------	--------	-------	--------	-------	-------	-------	-------	--------

PITCHER	IP	WLS	BF	H	R	ER	SO	BB	IBB	HBP	BLK	WP	HR	S	P	ERA	WHIP
A.J. Burnett, R (1, 1) ERA: 3.77	7.0	W	26	4	2	2	7	3	0	0	0	0	0	62	114	2.57	1.000
Dan Miceli, R (8, 1) ERA: 4.89	1.0		6	3	2	2	0	0	0	0	0	0	1	14	17	18.00	3.000
Antonio Alfonseca, R (9, 1) ERA: 4.5	1.0	S	4	1	1	1	0	0	0	0	0	0	1	7	11	9.00	1.000

BOTTOM

Florida Marlins @ San Francisco Giants
PacBell Park, San Francisco, CA
Tue Aug 22 2000, 10:15 PM EDT
Att: 40,930 - Sunny - 62 F

livebaseballscores.com

AB	33
R	5
H	8
RBI	4
BB	3
SO	7
LOB	8



Batter	1	2	3	4	5	6	7	8	9	AB R H RBI BB SO LOB	TOP	
Luis Castillo, S (1, 4) OBP: 0.439, SLG: 0.409	0-0 G4-3		1-2 G5-3			2-2 G4-3		0-0 FC3-6 BB 1B		4 0 1 0 0 0 0	Florida Marlins @ San Francisco Giants PacBell Park, San Francisco, CA Wed Aug 23 2000, 3:35 PM EDT Att. 40,930 - Overcast - 63 F	
Mark Kotsay, L (1, 9) OBP: 0.333, SLG: 0.437	3-1 G4-3			0-1 G3		1-0 G4-3		4-2 FC3-6 BB		3 0 0 0 1 0 0		
Henry Rodriguez, L (1, 7) OBP: 0.329, SLG: 0.509	4-2 BB			0-0 G4-3		4-2 1B BB		3-2 FC3-6 1-2f 2-3		2 0 0 0 2 0 2		
Preston Wilson, R (1, 8) OBP: 0.319, SLG: 0.447	2-3 K			3-0 1B 1B		0-1 1-2 1B		1-3 K		4 0 2 0 0 2 3		
Mike Lowell, R (1, 5) OBP: 0.333, SLG: 0.467		3-2 L9		1-2 1-2 1B		0-1 F9		0-2 F9		4 0 1 0 0 0 2		
Derrek Lee, R (1, 3) OBP: 0.378, SLG: 0.522		0-1 G5-3		1-3 K		3-3 K		1-2 F9		4 0 0 0 0 2 2		
Andy Fox, L (1, 6) OBP: 0.296, SLG: 0.341		1-1 P6			2-1 F8		2-3 K	0-2 F8		4 0 0 0 0 1 0		
Mike Redmond, R (1, 2) OBP: 0.332, SLG: 0.320			0-1 G6-3		2-2 G3		0-0 G1-3			3 0 0 0 0 0 0		
23 Chuck Smith, R (1, 1) OBP: 0.125, SLG: 0.125 Dave Berg, R (8, PH) OBP: 0.348, SLG: 0.345 Manny Aybar, R (8, 1)			0-2 F3		0-2 G3			0-1 F9		2 0 0 0 0 0 0 1 0 0 0 0 0 0 0 0 0 0 0 0 0		
Inning Stats	R: 0 H: 0 E: 0 LOB: 1 K: 1 BB: 1 S: 9 P: 18	R: 0 H: 0 E: 0 LOB: 0 K: 0 BB: 0 S: 9 P: 13	R: 0 H: 0 E: 0 LOB: 0 K: 0 BB: 0 S: 9 P: 10	R: 0 H: 2 E: 0 LOB: 2 K: 1 BB: 0 S: 10 P: 15	R: 0 H: 0 E: 0 LOB: 0 K: 0 BB: 0 S: 10 P: 14	R: 0 H: 1 E: 0 LOB: 2 K: 0 BB: 1 S: 10 P: 17	R: 0 H: 0 E: 0 LOB: 0 K: 2 BB: 0 S: 7 P: 12	R: 0 H: 1 E: 0 LOB: 2 K: 1 BB: 1 S: 12 P: 20	R: 0 H: 0 E: 0 LOB: 0 K: 0 BB: 0 S: 10 P: 11	1B: 4 SF: 0 2B: 0 SAC: 0 3B: 0 DP: 0 HR: 0 HBP: 0	WP: 0 PA: 34 PB: 0 SB: 0 CS: 0	
PITCHER Livan Hernandez, R (1, 1) ERA: 3.56	IP WLS BF H R ER SO BB IBB HBP BLK WP HR S P ERA WHIP											PITCHER IP WLS BF H R ER SO BB IBB HBP BLK WP HR S P ERA WHIP

livebaseballscorecards.com

AB	31
R	0
H	4
RBI	0
BB	3
SO	5
LOB	9



Batter	1	2	3	4	5	6	7	8	9	AB	R	H	RBI	BB	SO	LOB
Marvin Benard, L OBP: 0.334, SLG: 0.390 (1, 8)	K		K		1B BB		G4-3			3	1	0	0	1	2	0
Bill Mueller, S OBP: 0.327, SLG: 0.371 (1, 5)	G4-3		K		1B		G1-3			4	0	1	0	0	1	0
Barry Bonds, L OBP: 0.436, SLG: 0.682 (1, 7)	G4-3				1B			HR		4	1	2	2	0	0	0
Jeff Kent, R OBP: 0.422, SLG: 0.612 (1, 4)		S SF7 1B		FC3-6 1B	L4			F9		4	1	2	0	0	0	2
J.T. Snow, L OBP: 0.377, SLG: 0.466 (1, 3)		K		FC3-6 HR		G3		F4		4	1	0	0	0	1	2
Ellis Burks, R OBP: 0.415, SLG: 0.632 (1, 9)		SF7		HR		1B		P4		3	1	2	3	0	0	0
Rich Aurilia, R OBP: 0.342, SLG: 0.439 (1, 6)				L5		F8				2	0	0	0	1	0	1
Bobby Estalella, R OBP: 0.386, SLG: 0.522 (1, 2)			K		L8		K			3	0	0	0	0	2	2
Livan Hernandez, R OBP: 0.282, SLG: 0.357 (1, 1)			F8		G6-3		F8			3	0	0	0	0	0	0

Inning Stats	R: 0	H: 0	E: 0	K: 1	S: 8	LOB: 0	BB: 0	P: 12	R: 1	H: 1	E: 0	K: 2	S: 13	LOB: 1	BB: 1	P: 25	R: 0	H: 0	E: 0	K: 2	S: 9	LOB: 0	BB: 0	P: 15	R: 2	H: 2	E: 0	K: 0	S: 7	LOB: 0	BB: 0	P: 11	R: 1	H: 2	E: 0	K: 0	S: 9	LOB: 2	BB: 1	P: 20	R: 0	H: 1	E: 0	K: 1	S: 11	LOB: 1	BB: 0	P: 19	R: 0	H: 0	E: 0	K: 0	S: 3	LOB: 0	BB: 0	P: 4	R: 1	H: 1	E: 0	K: 0	S: 12	LOB: 0	BB: 0	P: 18
PITCHER	IP	WLS	BF	H	R	ER	SO	BB	IBB	HBP	BLK	WP	HR	S	P	ERA	WHIP																																															
23 Chuck Smith, R ERA: 3.79 (1, 1)	7.0	L	29	6	4	4	6	2	0	0	0	0	0	60	106	5.14	1.143																																															
Manny Aybar, R ERA: 4.54 (8, 1)	1.0		4	1	1	1	0	0	0	0	0	0	0	12	18	9.00	1.000																																															

BOTTOM

Florida Marlins @ San Francisco Giants
PacBell Park, San Francisco, CA

Wed Aug 23 2000, 3:35 PM EDT
Att. 40,930 - Overcast - 63 F

livebaseballscorecards.com

AB	30
R	5
H	7
RBI	5
BB	2
SO	6
LOB	7

GIANTS

WP: 0	PA: 33
PB: 0	
SB: 2	
CS: 0	

Batter	1	2	3	4	5	6	7	8	9	AB	R	H	RBI	BB	SO	LOB	TOP							
Marvin Benard, L (1, 8) <small>OBP: 0.338, SLG: 0.396</small> Aaron Fultz, L (7, 1) <small>OBP: 0.333, SLG: 0.333</small> Doug Mirabelli, R (8, 2) <small>OBP: 0.350, SLG: 0.391</small>	2-3 K	2-2 2B 1B	0-1 FC3-2 2B	1-2 FC5-4 BB 1B	0-0 FC4-6 1B		2-3 K		0-3 K	6	1	4	2	0	2	0								
Bill Mueller, S (1, 5) <small>OBP: 0.329, SLG: 0.375</small> (7, 4)	1-1 1B 2B	1-0 2B 2B	1-1 FC3-2 BB	4-0 FC5-4 BB	2-0 FC4-6		1-0 P6		3-3 K	6	2	2	2	1	1	4								
Barry Bonds, L (1, 7) <small>OBP: 0.439, SLG: 0.683</small> Felipe Crespo, S (5, 7) <small>OBP: 0.340, SLG: 0.418</small>	1-0 BB BB 1B	4-1 2B SF8 BB	4-0 BB	1-0 SF7		2-0 P6		1-0 2B 2B	2-2 1B	1	1	1	2	2	0	0								
Jeff Kent, R (1, 4) <small>OBP: 0.424, SLG: 0.613</small> Ramon Martinez, R (6, PR) <small>OBP: 0.347, SLG: 0.504</small> (6, 4) (7, 6)	4-1 BB BB 1B	2-1 1B 2B	1-3 K	0-0 FC5-4		4-2 FC3-6 BB 1B		1-0 HR 2B	3-3 K	3	1	1	1	2	1	5								
J.T. Snow, L (1, 3) <small>OBP: 0.380, SLG: 0.469</small>	4-2 BB	1-1 SF8		2-2 2B 2B	3-1 1B 1B	4-1 FC3-6 BB		1-3 K		3	2	2	1	2	1	1								
Ellis Burks, R (1, 9) <small>OBP: 0.419, SLG: 0.632</small> Armando Rios, L (5, PR) <small>OBP: 0.352, SLG: 0.528</small> (5, 9)	0-0 F9	0-1 1B		4-0 2B BB	0-2 1B 1B	2-2 FC3-6 1B		3-1 HR		3	1	2	1	1	0	3								
Rich Aurilia, R (1, 6) <small>OBP: 0.342, SLG: 0.441</small> Calvin Murray, R (7, 8) <small>OBP: 0.333, SLG: 0.306</small>	3-1 F7	0-0 F9		1-0 1B 2B	1-3 K	2-2 1B		4-2 BB		5	1	2	3	0	1	6								
Bobby Estalella, R (1, 2) <small>OBP: 0.378, SLG: 0.509</small> Alan Embree, L (8, 1) Doug Henry, R (9, 1)		1-0 G5-3	0-1 F9	1-3 K	1-3 K	2-2 K		2-2 P6		6	0	0	0	0	3	6								
Russ Ortiz, R (1, 1) <small>OBP: 0.333, SLG: 0.277</small> Russ Davis, R (7, PH) <small>OBP: 0.293, SLG: 0.381</small> (7, 5)		4-2 1B 2B BB	3-1 2B FC3-2 1B	2-2 BB 1B SF7 1B	2-1 FC4-6 1B		3-3 K	3-2 F7		3	2	3	1	1	0	0								
Inning Stats	R: 1 E: 0 K: 1 S: 15	H: 2 LOB: 3 BB: 2 P: 30	R: 5 E: 0 K: 0 S: 15	H: 4 LOB: 1 BB: 2 P: 30	R: 0 E: 0 K: 1 S: 11	H: 2 LOB: 3 BB: 1 P: 20	R: 4 E: 0 K: 1 S: 16	H: 4 LOB: 2 BB: 2 P: 32	R: 2 E: 0 K: 2 S: 17	H: 4 LOB: 2 BB: 0 P: 26	R: 1 E: 0 K: 1 S: 15	H: 1 LOB: 2 BB: 2 P: 31	R: 0 E: 0 K: 2 S: 7	H: 0 LOB: 0 BB: 0 P: 13	R: 3 E: 0 K: 1 S: 16	H: 3 LOB: 1 BB: 1 P: 31	R: 0 E: 0 K: 3 S: 17	H: 1 LOB: 1 BB: 0 P: 25	1B: 12 2B: 8 3B: 0 HR: 1	SF: 2 SAC: 0 DP: 0 HBP: 0	WP: 0 PB: 0 SB: 0 CS: 0	PA: 58		
PITCHER Kent Bottenfield, R (1, 1) <small>ERA: 5.48</small> Jason Boyd, R (3, 1) <small>ERA: 7.71</small> Wayne Gomes, R (4, 1) <small>ERA: 4.26</small> Chris Brock, R (6, 1) <small>ERA: 4.46</small> Ed Vosberg, L (8, 1) <small>ERA: 3.93</small>	IP	WLS	BF	H	R	ER	SO	BB	IBB	HBP	BLK	WP	HR	S	P	ERA	WHIP							
Jeff Brantley, R (9, 1) <small>ERA: 5.58</small>	1.0		4	1	0	0	3	0	0	0	0	0	0	17	25	0.00	1.000							

San Francisco Giants @ Philadelphia Phillies
Veterans Stadium, Philadelphia, PA

AB	46
R	16
H	21
RBI	16
BB	10
SO	12
LOB	29



Fri Aug 25 2000, 7:35 PM EDT
Att. 18,384 - Cloudy - 79 F

WP	0	PA	58
PB	0		
SB	0		
CS	0		

Batter	1	2	3	4	5	6	7	8	9	AB	R	H	RBI	BB	SO	LOB
Bobby Abreu, L (1, 9) OBP: 0.412, SLG: 0.543	1-3 K	2-3 K			0-1 BB 1B		3-2 2B 1B	1-0 L6		5	1	2	0	0	2	3
Doug Glanville, R (1, 8) OBP: 0.304, SLG: 0.375	0-2 G5-3		4-1 BB		0-0 F8		0-0 1B 1-H 2B		2-0 F8	2	0	0	0	1	0	1
Tom Prince, R (6, 2) OBP: 0.289, SLG: 0.314										2	0	1	1	0	0	0
Scott Rolen, R (1, 5) OBP: 0.366, SLG: 0.530	3-2 FC5-4 1B		0-0 F7		4-0 1-2 BB		2-0 G3-6-1 1B		0-0 G6-3	2	0	1	0	0	0	1
Wayne Gomes, R (4, 1) OBP: 0.222, SLG: 0.667										0	0	0	0	0	0	0
Kevin Seifick, R (5, PH) OBP: 0.304, SLG: 0.303										2	0	1	0	1	0	0
Mike Lieberthal, R (1, 2) OBP: 0.356, SLG: 0.492	1-0 FC5-4 1-2f		0-1 F3		1-0 F8		1-3 K		4-1 BB	3	0	0	0	0	0	4
Chris Brock, R (6, 1) OBP: 0.222, SLG: 0.667										0	0	0	0	0	0	0
Brian Hunter, R (7, PH) OBP: 0.316, SLG: 0.475										1	0	0	0	1	1	2
Travis Lee, L (1, 3) OBP: 0.331, SLG: 0.384		1-1 BB 2B 1B	0-0 L3		1-2 G3-1		2-2 G3-6-1 1-2f		0-2 P3	4	1	1	0	0	0	3
Ed Vosberg, L (8, 1) OBP: 0.257, SLG: 0.285										0	0	0	0	0	0	0
Jeff Brantley, R (9, 1) OBP: 0.257, SLG: 0.285										0	0	0	0	0	0	0
Alex Arias, R (9, PH) OBP: 0.257, SLG: 0.285										1	0	0	0	0	0	1
Pat Burrell, R (1, 7) OBP: 0.358, SLG: 0.474		4-2 2B BB	1-2 BB	1-3 K	4-2 1B BB			1-0 1B 2B		2	1	1	0	2	1	0
Marlon Anderson, L (1, 4) OBP: 0.368, SLG: 0.444		2-2 1-H 2-H 2B	3-1 G4-6-3 1B	3-2 1B	3-2 1B			0-2 G1-3		4	0	3	2	0	0	1
Tomas Perez, S (1, 6) OBP: 0.333, SLG: 0.406		0-3 K	1-2 G4-6-3 1-2f	0-0 F9	0-0 F9			0-0 1B		4	0	1	0	0	1	4
Kent Bottenfield, R (1, 1) OBP: 0.143, SLG: 0.143		3-3 K	1-2 G4-6-3 1-2f	0-0 F9	1-0 F9			0-0 P3		0	0	0	0	0	0	0
Rob Ducey, L (2, PH) OBP: 0.310, SLG: 0.373										1	0	0	0	0	1	1
Jason Boyd, R (3, 1) OBP: 0.259, SLG: 0.327										0	0	0	0	0	0	0
23 Kevin Jordan, R (4, 5) OBP: 0.259, SLG: 0.327										3	0	0	0	0	0	4

Inning Stats	R: 0	H: 1	E: 0	K: 1	S: 11	H: 1	LOB: 1	BB: 0	P: 16	R: 2	H: 2	E: 0	K: 3	S: 17	H: 0	LOB: 1	BB: 1	P: 29	R: 0	H: 1	E: 0	K: 0	S: 9	H: 1	LOB: 0	BB: 0	P: 14	R: 0	H: 1	E: 0	K: 0	S: 6	H: 1	LOB: 2	BB: 1	P: 14	R: 0	H: 1	E: 0	K: 0	S: 13	H: 3	LOB: 1	BB: 0	P: 19	R: 0	H: 2	E: 0	K: 0	S: 7	H: 0	LOB: 1	BB: 1	P: 12	1B: 8	2B: 3	3B: 0	HR: 0	SF: 0	SAC: 0	DP: 2	HBP: 0	WP: 0	PB: 0	SB: 0	CS: 0	PA: 41
--------------	------	------	------	------	-------	------	--------	-------	-------	------	------	------	------	-------	------	--------	-------	-------	------	------	------	------	------	------	--------	-------	-------	------	------	------	------	------	------	--------	-------	-------	------	------	------	------	-------	------	--------	-------	-------	------	------	------	------	------	------	--------	-------	-------	-------	-------	-------	-------	-------	--------	-------	--------	-------	-------	-------	-------	--------

PITCHER	IP	WLS	BF	H	R	ER	SO	BB	IBB	HBP	BLK	WP	HR	S	P	ERA	WHIP
Russ Ortiz, R (1, 1) ERA: 5.34	6.0		27	6	2	2	5	4	0	0	0	0	0	61	104	3.00	1.667
Aaron Fultz, L (7, 1) ERA: 5.53	1.0		5	3	1	1	1	0	0	0	0	0	0	11	19	9.00	3.000
Alan Embree, L (8, 1) ERA: 4.71	1.0		5	2	0	0	0	0	0	0	0	0	0	7	9	0.00	2.000
Doug Henry, R (9, 1) ERA: 4.29	1.0		4	0	0	0	0	1	0	0	0	0	0	6	12	0.00	1.000


BOTTOM

San Francisco Giants @ Philadelphia Phillies
Veterans Stadium, Philadelphia, PA

Fri Aug 25 2000, 7:35 PM EDT
 Att. 18,384 - Cloudy - 79 F

livebaseballscorecards.com

AB	36
R	3
H	11
RBI	3
BB	5
SO	6
LOB	25



Batter	1	2	3	4	5	6	7	8	9	AB R H RBI BB SO LOB	TOP											
Calvin Murray, R (1, 8) OBP: 0.340, SLG: 0.327	1-0 2B	0-3 K		2-0 SF8 BB 2-3 1B		2-1 S 2B		1-3 K		5 0 3 1 0 2 2												
Bill Mueller, S (1, 5) OBP: 0.329, SLG: 0.373	2-3 K		4-1 BB 1B BB	4-2 SF8 BB		3-3 S K		0-1 F7	3 0 0 0 2 2 2													
Barry Bonds, L (1, 7) OBP: 0.434, SLG: 0.675	1-3 K		3-3 K	1-1 SF8		1-3 K		1-1 F8	4 0 0 1 0 3 3													
Jeff Kent, R (1, 3) OBP: 0.425, SLG: 0.610	4-0 BB		4-1 1B 1B 1-2 BB	3-2 HBP		2-2 G5-3		1-3 K	2 0 0 0 2 1 1													
Ellis Burks, R (1, 9) OBP: 0.417, SLG: 0.627	0-3 K		2-2 1B 1-2 1B	1-2 G1-3		1-3 K			4 0 1 0 0 2 5													
Rich Aurilia, R (1, 6) OBP: 0.344, SLG: 0.440		4-2 SH3-4 1B BB	0-0 FC5-4 1-2 1B 2-3		1-1 F9		3-3 K		3 0 1 0 1 1 0													
Ramon Martinez, R (1, 4) OBP: 0.344, SLG: 0.497		3-1 SH3-4 1-2 1B	0-0 FC5-4 1-2		1-0 F8		2-2 P3		4 0 1 0 0 0 3													
Doug Mirabelli, R (1, 2) OBP: 0.350, SLG: 0.390		3-2 F8		1-0 1B SH3-4 SF8 1B		2-1 P3		2-1 G1-3	3 1 1 0 0 0 2													
Marvin Benard, L (8, PH) OBP: 0.337, SLG: 0.395									1 0 0 0 0 0 0													
Bobby Estalella, R (8, 2) OBP: 0.378, SLG: 0.509									0 0 0 0 0 0 0													
Kirk Rueter, L (1, 1) OBP: 0.170, SLG: 0.191		0-0 SH3-4		0-0 SH3-4		2-1 2B		0-1 F8	0 0 0 0 0 0 0													
Joe Nathan, R (5, 1) OBP: 0.200, SLG: 0.464									1 1 1 0 0 0 0													
Felipe Crespo, S (8, PH) OBP: 0.337, SLG: 0.413									1 0 0 0 0 0 0													
Doug Henry, R (8, 1)		1-2 2-3		1-2					0 0 0 0 0 0 0													
Inning Stats	R: 0 E: 0 K: 3 S: 11	H: 1 LOB: 2 BB: 1 P: 19	R: 0 E: 0 K: 1 S: 15	H: 1 LOB: 2 BB: 1 P: 25	R: 0 E: 0 K: 1 S: 13	H: 2 LOB: 3 BB: 2 P: 26	R: 1 E: 0 K: 0 S: 15	H: 2 LOB: 3 BB: 1 P: 27	R: 0 E: 0 K: 0 S: 5	H: 0 LOB: 0 BB: 0 P: 9	R: 1 E: 0 K: 2 S: 18	H: 2 LOB: 1 BB: 0 P: 28	R: 0 E: 0 K: 2 S: 9	H: 0 LOB: 0 BB: 0 P: 15	R: 0 E: 0 K: 1 S: 7	H: 0 LOB: 0 BB: 0 P: 10	R: 0 E: 0 K: 1 S: 7	H: 0 LOB: 0 BB: 0 P: 9	1B: 5 2B: 3 3B: 0 HR: 0	SF: 1 SAC: 2 DP: 0 HBP: 1	WP: 0 PB: 0 SB: 1 CS: 0	PA: 40
PITCHER	IP WLS BF H R ER SO BB IBB HBP BLK WP HR S P ERA WHIP																					
Randy Wolf, L (1, 1) ERA: 4.46	6.0 W 31 8 2 2 7 5 0 1 0 0 0 77 134 3.00 2.167																					
Vicente Padilla, R (7, 1) ERA: 2.92	2.0 H 6 0 0 0 3 0 0 0 0 0 0 16 25 0.00 0.000																					
Jeff Brantley, R (9, 1) ERA: 5.44	1.0 S 3 0 0 0 1 0 0 0 0 0 0 7 9 0.00 0.000																					

San Francisco Giants @ Philadelphia Phillies
Veterans Stadium, Philadelphia, PA
Sat Aug 26 2000, 4:05 PM EDT
Att. 19,636 - Cloudy - 82 F

livebaseballscorecards.com

AB	31
R	2
H	8
RBI	2
BB	5
SO	11
LOB	18



Batter	1	2	3	4	5	6	7	8	9	AB	R	H	RBI	BB	SO	LOB
--------	---	---	---	---	---	---	---	---	---	----	---	---	-----	----	----	-----

Bobby Abreu, L OBP: 0.413, SLG: 0.541 (1, 9)	4-2 G6-3 BB		1-0 1B 2B 1B	1-1 F9		2-0 G4-3				3	1	1	0	1	0	1
Doug Glanville, R OBP: 0.307, SLG: 0.377 (1, 8)	0-0 G6-3 1-2f		2-2 1-3 2B 1B	1-2 1-2 3B 1B			1-1 CS 1B			4	2	3	0	0	0	1
Scott Rolen, R OBP: 0.367, SLG: 0.535 (1, 5)	1-2 1B		3-3 K	1-0 1-H 2-H 3B			1-3 K			4	0	2	2	0	2	3
Mike Lieberthal, R OBP: 0.353, SLG: 0.486 (1, 2)	2-1 G1-3		0-0 F9	2-2 G4-3			2-3 K 1-2			4	0	0	0	0	1	5
Pat Burrell, R OBP: 0.360, SLG: 0.476 Kevin Seifick, R OBP: 0.304, SLG: 0.303 (8, PR) (9, 7)		2-0 G5-3	3-2 1-H 3-H 1B 2B		1-3 K		4-2 G5-4-3 BB			3	1	1	2	1	1	0
Brian Hunter, R OBP: 0.314, SLG: 0.467 (1, 3)		0-0 F7	1-2 2-H 1B		2-1 P6		1-2 G5-4-3 1-2f			4	0	1	1	0	0	1
Marlon Anderson, L OBP: 0.361, SLG: 0.433 (1, 4)		1-0 1B 1B	0-3 K		2-2 F8		2-3 K			4	0	1	0	0	2	2
Tomas Perez, S OBP: 0.333, SLG: 0.403 (1, 6)		1-0 1-2 1B		3-3 K		2-1 P5				3	0	1	0	0	1	0
Randy Wolf, L OBP: 0.245, SLG: 0.261 Rob Ducey, L OBP: 0.308, SLG: 0.370 Vicente Padilla, R OBP: 1.000, SLG: 1.000 Jeff Brantley, R (9, 1)		1-3 K		1-2 1B 3B 1B		1-1 F8				2	1	1	0	0	1	2
										1	0	0	0	0	0	0
										0	0	0	0	0	0	0
										0	0	0	0	0	0	0

Inning Stats	R: 0	H: 1	E: 0	LOB: 1	K: 0	S: 10	R: 0	H: 2	E: 0	LOB: 2	K: 1	S: 7	R: 3	H: 4	E: 0	LOB: 1	K: 2	S: 25	R: 2	H: 3	E: 0	LOB: 1	K: 1	S: 15	R: 0	H: 0	E: 0	LOB: 0	K: 1	S: 8	R: 0	H: 0	E: 0	LOB: 0	K: 2	S: 9	R: 0	H: 1	E: 0	LOB: 0	K: 1	S: 8	R: 0	H: 0	E: 0	LOB: 1	K: 1	S: 15
--------------	------	------	------	--------	------	-------	------	------	------	--------	------	------	------	------	------	--------	------	-------	------	------	------	--------	------	-------	------	------	------	--------	------	------	------	------	------	--------	------	------	------	------	------	--------	------	------	------	------	------	--------	------	-------

PITCHER	IP	WLS	BF	H	R	ER	SO	BB	IBB	HBP	BLK	WP	HR	S	P	ERA	WHIP
Kirk Rueter, L ERA: 4.12 (1, 1)	4.0	L	22	10	5	5	4	1	0	0	0	0	0	57	88	11.25	2.750
Joe Nathan, R ERA: 4.69 (5, 1)	3.0		9	1	0	0	3	0	0	0	0	0	0	22	36	0.00	0.333
Doug Henry, R ERA: 4.22 (8, 1)	1.0		3	0	0	0	1	1	0	0	0	0	0	8	15	0.00	1.000

BOTTOM

San Francisco Giants @ Philadelphia Phillies
Veterans Stadium, Philadelphia, PA
Sat Aug 26 2000, 4:05 PM EDT
Att. 19,636 - Cloudy - 82 F

livebaseballscorecards.com

AB	32
R	5
H	11
RBI	5
BB	2
SO	8
LOB	15



WP	PA
0	34

WP	HR	S	P	ERA	WHIP
0	0	2	0	0.00	0.333

Batter	1	2	3	4	5	6	7	8	9	10	AB R H RBI BB SO LOB	TOP														
Marvin Benard, L (1, 9) OBP: 0.335, SLG: 0.391	3-3 K		0-2 G6-3			1-0 P6			3-1 SH5-3	0-3 K	4 0 0 0 0 2 4															
Calvin Murray, R (1, 8) OBP: 0.333, SLG: 0.320	0-3 K		3-2 F7			2-3 K			1-2 F8		4 0 0 0 0 2 2															
Barry Bonds, L (1, 7) OBP: 0.432, SLG: 0.670	0-2 F7				0-3 K			1-0 P6	4-2 HBP BB		3 0 0 0 1 1 0															
Jeff Kent, R (1, 4) OBP: 0.424, SLG: 0.606		1-2 L5		0-0 F9		1-1 G5-3			1-0 HBP		3 0 0 0 0 0 0															
Russ Davis, R (1, 5) OBP: 0.293, SLG: 0.376		2-1 F9		2-2 P4		4-0 CS BB			1-3 K		2 0 0 0 1 0 0															
Alan Embree, L (7, 1)											0 0 0 0 0 0 0															
Rich Aurilia, R (8, 6) OBP: 0.343, SLG: 0.439											1 0 0 0 0 1 3															
J.T. Snow, L (1, 3) OBP: 0.377, SLG: 0.465		2-1 F9			3-2 F9		2-2 CS SAFE	2-1 F5		2-3 K	4 0 0 0 0 1 0															
Ramon Martinez, R (1, 6) OBP: 0.344, SLG: 0.500			0-1 1B 2B		2-3 K			1-2 F8		0-0 B1-3	3 1 1 0 0 1 0															
Felix Rodriguez, R (8, 1)											0 0 0 0 0 0 0	AB 30														
Felipe Crespo, S (10, PH) OBP: 0.333, SLG: 0.409											1 0 0 0 0 0 0	R 1														
Bobby Estalella, R (10, 2) OBP: 0.378, SLG: 0.509											0 0 0 0 0 0 0	H 3														
Doug Mirabelli, R (1, 2) OBP: 0.353, SLG: 0.389			1-0 SH2-4 1B		0-1 G6-3			0-3 K		4-2 2B BB	3 0 1 1 1 1 0	RBI 1														
Kirk Rueter, L (10, PR) OBP: 0.170, SLG: 0.191											0 0 0 0 0 0 0	BB 4														
Aaron Fultz, L (10, 1) OBP: 0.333, SLG: 0.333											0 0 0 0 0 0 0	SO 10														
Mark Gardner, R (1, 1) OBP: 0.091, SLG: 0.091			0-0 SH2-4			1-3 K			4-2 F8 SH5-3 BB	1-1 2B	1 0 0 0 0 1 0	LOB 9														
Bill Mueller, S (7, 5) OBP: 0.332, SLG: 0.376											1 0 1 0 1 0 0															
Inning Stats	R: 0 E: 0 K: 2 S: 11	H: 0 LOB: 0 BB: 0 P: 14	R: 0 E: 0 K: 0 S: 7	H: 0 LOB: 0 BB: 0 P: 12	R: 1 E: 0 K: 0 S: 11	H: 2 LOB: 1 BB: 0 P: 15	R: 0 E: 0 K: 1 S: 7	H: 0 LOB: 0 BB: 0 P: 9	R: 0 E: 0 K: 1 S: 12	H: 0 LOB: 0 BB: 0 P: 17	R: 0 E: 0 K: 2 S: 8	H: 0 LOB: 0 BB: 0 P: 12	R: 0 E: 0 K: 0 S: 5	H: 0 LOB: 0 BB: 1 P: 13	R: 0 E: 0 K: 1 S: 8	H: 0 LOB: 0 BB: 0 P: 11	R: 0 E: 0 K: 1 S: 14	H: 0 LOB: 3 BB: 2 P: 28	R: 0 E: 0 K: 2 S: 11	H: 1 LOB: 3 BB: 1 P: 18	1B: 1 2B: 2 3B: 0 HR: 0	SF: 0 SAC: 2 DP: 0 HBP: 1	WP: 0 PB: 0 SB: 0 CS: 1	PA: 38		
PITCHER	IP WLS BF H R ER SO BB IBB HBP BLK WP HR S P ERA WHIP																									
Bruce Chen, L (1, 1) ERA: 3.32	8.2																									
Chris Brock, R (9, 1) ERA: 4.44	0.1		2	0	0	0	1	0	0	1	0	0	0	0	3	5	0.00	0.000								
Ed Vosberg, L (10, 1) ERA: 3.72	1.0	W	5	1	0	0	2	1	0	0	0	0	0	0	11	18	0.00	2.000								

San Francisco Giants @ Philadelphia Phillies
Veterans Stadium, Philadelphia, PA
Sun Aug 27 2000, 1:35 PM EDT
Att. 18,717 - Overcast - 79 F

livebaseballscorecards.com



Batter	1	2	3	4	5	6	7	8	9	10	AB	R	H	RBI	BB	SO	LOB
Bobby Abreu, L OBP: 0.413, SLG: 0.553 (1, 9)	1-1 F7		3-2 F9			2-0 HR		3-2 F7		1-0 IHR	5	2	2	2	0	0	0
Doug Glanville, R OBP: 0.307, SLG: 0.376 (1, 8)	0-2 P4		1-2 G5-3			1-1 F8		2-1 1B			4	0	1	0	0	0	0
Scott Rolen, R OBP: 0.371, SLG: 0.538 (1, 5)	4-2 BB				2-0 F8		0-1 2B		3-2 1B		3	0	2	0	1	0	0
Mike Lieberthal, R OBP: 0.352, SLG: 0.484 (1, 2)	1-3 K				0-0 1B		0-0 F8		1-3 1B		4	0	1	0	0	1	4
Travis Lee, L OBP: 0.336, SLG: 0.383 (1, 3)			4-2 BB		2-3 K		4-2 BB		4-1 2B		1	0	0	0	3	1	1
Pat Burrell, R OBP: 0.356, SLG: 0.469 (1, 7)			0-2 L9		3-2 F8		2-3 K		2-0 F9		4	0	0	0	0	1	5
Marlon Anderson, L OBP: 0.355, SLG: 0.437 (1, 4)			0-3 K				0-3 K		1-0 2B		4	0	1	0	0	2	1
Tomas Perez, S OBP: 0.317, SLG: 0.382 (1, 6)			2-2 F9				2-2 G4-3		1-3 K		4	0	0	0	0	1	3
Bruce Chen, L OBP: 0.048, SLG: 0.048 (1, 1)					1-2 G4-3		2-3 K		0-0 F7		3	0	0	0	0	1	0
Chris Brock, R OBP: 0.222, SLG: 0.667 (9, 1)											0	0	0	0	0	0	0
Rob Ducey, L OBP: 0.306, SLG: 0.368 (9, PH)											1	0	0	0	0	0	2
Ed Vosberg, L (10, 1)											0	0	0	0	0	0	0

Inning Stats	R: 0	H: 0	E: 0	K: 1	S: 13	H: 0	LOB: 1	BB: 1	P: 18	R: 0	H: 0	E: 0	K: 1	S: 12	H: 0	LOB: 0	BB: 0	P: 18	R: 0	H: 0	E: 0	K: 0	S: 10	H: 0	LOB: 0	BB: 0	P: 15	R: 0	H: 1	E: 0	K: 1	S: 10	H: 1	LOB: 1	BB: 0	P: 17	R: 0	H: 0	E: 0	K: 2	S: 11	H: 0	LOB: 0	BB: 0	P: 15	R: 1	H: 2	E: 0	K: 1	S: 12	H: 2	LOB: 2	BB: 1	P: 21	R: 0	H: 0	E: 0	K: 0	S: 7	H: 0	LOB: 0	BB: 0	P: 8	R: 0	H: 2	E: 0	K: 0	S: 10	H: 2	LOB: 1	BB: 0	P: 19	R: 0	H: 1	E: 0	K: 1	S: 9	H: 1	LOB: 2	BB: 1	P: 17	R: 1	H: 1	E: 0	K: 0	S: 1	H: 1	LOB: 0	BB: 0	P: 2	1B: 3	SF: 0	2B: 2	SAC: 0	3B: 0	DP: 1	HR: 2	HBP: 0	WP: 0	PA: 37
--------------	------	------	------	------	-------	------	--------	-------	-------	------	------	------	------	-------	------	--------	-------	-------	------	------	------	------	-------	------	--------	-------	-------	------	------	------	------	-------	------	--------	-------	-------	------	------	------	------	-------	------	--------	-------	-------	------	------	------	------	-------	------	--------	-------	-------	------	------	------	------	------	------	--------	-------	------	------	------	------	------	-------	------	--------	-------	-------	------	------	------	------	------	------	--------	-------	-------	------	------	------	------	------	------	--------	-------	------	-------	-------	-------	--------	-------	-------	-------	--------	-------	--------

PITCHER	IP	WLS	BF	H	R	ER	SO	BB	IBB	HBP	BLK	WP	HR	S	P	ERA	WHIP
Mark Gardner, R ERA: 4.15 (1, 1)	6.0		24	3	1	1	6	3	0	0	0	0	1	68	104	1.50	1.000
Alan Embree, L ERA: 4.59 (7, 1)	1.1		4	0	0	0	0	0	0	0	0	0	0	10	14	0.00	0.000
Felix Rodriguez, R ERA: 2.55 (8, 1)	1.2		8	3	0	0	1	1	0	0	0	0	0	16	30	0.00	2.400
Aaron Fultz, L ERA: 5.68 (10, 1)	0.0	L	1	1	1	1	0	0	0	0	0	0	0	1	2	∞	∞


BOTTOM

San Francisco Giants @ Philadelphia Phillies
Veterans Stadium, Philadelphia, PA

Sun Aug 27 2000, 1:35 PM EDT
Att: 18,717 - Overcast - 79 F

livebaseballscorecards.com

AB	33
R	2
H	7
RBI	2
BB	4
SO	7
LOB	16



Batter	1	2	3	4	5	6	7	8	9	AB R H RBI BB SO LOB	TOP
Marvin Benard, L (1, 8) <small>OBP: 0.338, SLG: 0.392</small> Russ Davis, R (9, PH) <small>OBP: 0.298, SLG: 0.401</small> Calvin Murray, R (9, 8) <small>OBP: 0.333, SLG: 0.320</small>	1-0 1B	4-1 BB		4-0 BB			1-1 G1-4-3		1-0 HR	2 2 1 0 2 0 0 1 1 1 1 0 0 0 0 0 0 0 0 0 0	San Francisco Giants @ Pittsburgh Pirates Three Rivers Stadium, Pittsburgh, PA Mon Aug 28 2000, 7:05 PM EDT Att. 15,125 - Overcast - 78 F
Bill Mueller, S (1, 5) <small>OBP: 0.335, SLG: 0.383</small>	1-1 1B	2-1 3B		0-1 F8			0-0 F8		1-2 1B	5 1 3 1 0 0 2	
Barry Bonds, L (1, 7) <small>OBP: 0.436, SLG: 0.672</small>	4-2 BB	0-0 G1-3					4-1 2B		4-0 BB	2 1 1 0 3 0 1	
Jeff Kent, R (1, 4) <small>OBP: 0.420, SLG: 0.600</small>	2-3 K		0-3 K				1-2 F9		0-0 F8	5 0 0 0 0 2 7	
J.T. Snow, L (1, 3) <small>OBP: 0.376, SLG: 0.461</small>	1-3 K		0-1 F5				4-1 BB		1-0 BB	4 0 0 0 1 2 5	
Ellis Burks, R (1, 9) <small>OBP: 0.417, SLG: 0.625</small> Robb Nen, R (9, 1)	2-0 2B		0-1 G6-3				1-1 G6-4-3		4-1 BB	4 0 1 3 1 0 4 0 0 0 0 0 0 0	
Rich Aurilia, R (1, 6) <small>OBP: 0.342, SLG: 0.437</small>	0-3 K			1-0 1B			1-2 F7		2-2 F7	4 0 1 0 0 1 3	
Bobby Estalella, R (1, 2) <small>OBP: 0.372, SLG: 0.500</small>		0-2 P4		0-1 F8			1-3 K		2-3 K	4 0 0 0 0 2 3	
Shawn Estes, R (1, 1) <small>OBP: 0.241, SLG: 0.339</small> Felipe Crespo, S (8, PH) <small>OBP: 0.330, SLG: 0.404</small> Alan Embree, L (8, 1) Armando Rios, L (9, 9) <small>OBP: 0.352, SLG: 0.528</small>		1-1 P4		1-0 SH3-4			1-3 K		2-3 K	2 0 0 0 0 1 0 1 0 0 0 0 1 2 0 0 0 0 0 0 0 0 0 0 0 0 0 0	
Inning Stats	R: 3 H: 3 E: 1 LOB: 1 K: 3 BB: 1 S: 21 P: 32	R: 1 H: 1 E: 0 LOB: 1 K: 0 BB: 1 S: 9 P: 16	R: 0 H: 0 E: 0 LOB: 0 K: 1 BB: 0 S: 11 P: 11	R: 0 H: 1 E: 0 LOB: 2 K: 0 BB: 1 S: 6 P: 12	R: 0 H: 1 E: 0 LOB: 1 K: 0 BB: 1 S: 9 P: 16	R: 0 H: 0 E: 0 LOB: 0 K: 2 BB: 0 S: 10 P: 13	R: 0 H: 0 E: 0 LOB: 1 K: 0 BB: 1 S: 6 P: 11	R: 0 H: 0 E: 1 LOB: 2 K: 2 BB: 1 S: 14 P: 25	R: 1 H: 2 E: 0 LOB: 2 K: 1 BB: 1 S: 11 P: 20	1B: 4 SF: 0 2B: 2 SAC: 1 3B: 1 DP: 1 HR: 1 HBP: 0	WP: 0 PA: 42 PB: 0 SB: 0 CS: 0
PITCHER Todd Ritchie, R (1, 1) <small>ERA: 4.69</small> Rich Loiselle, R (8, 1) <small>ERA: 6.04</small> Scott Sauerbeck, L (8, 1) <small>ERA: 3.66</small>	IP WLS BF H R ER SO BB IBB HBP BLK WP HR S P ERA WHIP 7.0 0 31 6 4 4 6 5 0 0 0 0 0 72 111 5.14 1.571 0.2 0 4 0 0 0 1 1 0 0 0 0 0 9 18 0.00 1.500 1.1 L 7 2 1 1 2 1 0 0 0 0 0 1 16 27 6.75 2.250	PITCHER IP WLS BF H R ER SO BB IBB HBP BLK WP HR S P ERA WHIP									

AB	34
R	5
H	8
RBI	5
BB	7
SO	9
LOB	27



BOTTOM

San Francisco Giants @ Pittsburgh Pirates
Three Rivers Stadium, Pittsburgh, PA
Mon Aug 28 2000, 7:05 PM EDT
Att. 15,125 - Overcast - 78 F

livebaseballscorecards.com

AB 29
R 4
H 6
RBI 2
BB 7
SO 13
LOB 17



WP: 1 PA: 36
PB: 1
SB: 1
CS: 0

AB R H RBI BB SO LOB

3 1 1 1 1 1 0

3 0 1 0 1 1 0

2 0 0 0 2 0 5

3 1 0 0 1 1 5

0 0 0 0 0 0 0
2 1 0 0 2 0 0

4 0 0 0 0 4 2

4 1 3 1 0 1 0

4 0 1 0 0 2 2

2 0 0 0 0 1 2
1 0 0 0 0 1 0
0 0 0 0 0 0 0
0 0 0 0 0 0 0
1 0 0 0 0 1 1

1B: 5 SF: 0
2B: 1 SAC: 0
3B: 0 DP: 4
HR: 0 HBP: 0

Batter	1	2	3	4	5	6	7	8	9
Adrian Brown, S OBP: 0.396, SLG: 0.483 (1, 8)	4-2 G1-6-3 18 1B WP BB	1-0 18 BB 1B		1-3 K			1-0 F8		
18 Jason Kendall, R OBP: 0.420, SLG: 0.473 (1, 2)	0-0 G1-6-3 1-2 1B	4-0 1-2 BB		3-3 K			2-2 G4-3		
Brian Giles, L OBP: 0.419, SLG: 0.613 (1, 7)	2-2 G1-6-3 1-2f 2-3	2-1 P5			4-1 G6-4-3 BB			4-2 G1-6-3 BB	
Kevin Young, R OBP: 0.313, SLG: 0.432 (1, 3)	4-0 BB E BB	2-3 K			0-0 G6-4-3 1-2f			1-0 G1-6-3 1-2f	
Aramis Ramirez, R OBP: 0.293, SLG: 0.402 (1, 5) Warren Morris, L OBP: 0.334, SLG: 0.329 (1, 4)	4-1 E 1-2 BB		4-0 S PB 1B BB		1-0 F7			2-0 F7	
Emil Brown, R OBP: 0.311, SLG: 0.344 (1, 9)	1-3 K 1-3 2-H 3-H		1-3 K			2-3 K			2-3 K
Enrique Wilson, S OBP: 0.344, SLG: 0.443 (1, 4) (1, 5)		0-1 E 1B 1B	3-2 G1-6-3 1B			3-3 K			0-1 2B
Pat Meares, R OBP: 0.291, SLG: 0.371 (1, 6)		1-0 E6 1B 1B	1-1 G1-6-3			1-3 K			3-3 K
Todd Ritchie, R OBP: 0.216, SLG: 0.235 (1, 1) Alex Ramirez, R OBP: 0.288, SLG: 0.447 (7, PH) Rich Loiselle, R (8, 1) Scott Sauerbeck, R (8, 1) John Vander Wal, L OBP: 0.390, SLG: 0.530 (9, PH)		0-3 K		2-2 G5-3			1-3 K		0-3 K

Inning Stats	R: 2	H: 1	E: 1	K: 11	S: 11	LOB: 1	BB: 3	P: 26	R: 1	H: 3	E: 1	K: 2	S: 14	LOB: 3	BB: 1	P: 24	R: 1	H: 1	E: 0	K: 1	S: 8	LOB: 0	BB: 1	P: 17	R: 0	H: 0	E: 0	K: 2	S: 11	LOB: 0	BB: 0	P: 17	R: 0	H: 0	E: 0	K: 3	S: 9	LOB: 0	BB: 0	P: 15	R: 0	H: 0	E: 0	K: 1	S: 7	LOB: 0	BB: 0	P: 11	R: 0	H: 0	E: 0	K: 3	S: 13	LOB: 0	BB: 1	P: 18	R: 0	H: 1	E: 0	K: 3	S: 13	LOB: 1	BB: 0	P: 18
--------------	------	------	------	-------	-------	--------	-------	-------	------	------	------	------	-------	--------	-------	-------	------	------	------	------	------	--------	-------	-------	------	------	------	------	-------	--------	-------	-------	------	------	------	------	------	--------	-------	-------	------	------	------	------	------	--------	-------	-------	------	------	------	------	-------	--------	-------	-------	------	------	------	------	-------	--------	-------	-------

PITCHER	IP	WLS	BF	H	R	ER	SO	BB	IBB	HBP	BLK	WP	HR	S	P	ERA	WHIP
Shawn Estes, L ERA: 4.09 (1, 1)	7.0		29	5	4	3	10	6	0	0	0	1	0	63	118	3.86	1.571
Alan Embree, L ERA: 4.5 (8, 1)	1.0	W	3	0	0	0	0	1	0	0	0	0	0	4	11	0.00	1.000
Robb Nen, R ERA: 1.61 (9, 1)	1.0	S	4	1	0	0	3	0	0	0	0	0	0	13	18	0.00	1.000

PITCHER	IP	WLS	BF	H	R	ER	SO	BB	IBB	HBP	BLK	WP	HR	S	P	ERA	WHIP
Shawn Estes, L ERA: 4.09 (1, 1)	7.0		29	5	4	3	10	6	0	0	0	1	0	63	118	3.86	1.571
Alan Embree, L ERA: 4.5 (8, 1)	1.0	W	3	0	0	0	0	1	0	0	0	0	0	4	11	0.00	1.000
Robb Nen, R ERA: 1.61 (9, 1)	1.0	S	4	1	0	0	3	0	0	0	0	0	0	13	18	0.00	1.000

Batter	1	2	3	4	5	6	7	8	9	AB R H RBI BB SO LOB	TOP
Marvin Benard, L <small>(1, 8) OBP: 0.337, SLG: 0.389</small> <small>(8, 7)</small>	4-2 		0-1 F8 <small>(1)</small>		0-1 G4-3 <small>(2)</small> 1-2			3-1 G4-3 <small>(1)</small>		3 0 0 0 1 0 1	San Francisco Giants @ Pittsburgh Pirates Three Rivers Stadium, Pittsburgh, PA Tue Aug 29 2000, 7:05 PM EDT Att. 14,306 - Sunny - 77 F
Bill Mueller, S <small>(1, 5) OBP: 0.334, SLG: 0.381</small>	1-3 K <small>(1)</small>		1-1 G4-3 <small>(2)</small>		4-2 		2-2 F8 <small>(2)</small>		3 0 0 0 1 1 1		
Barry Bonds, L <small>(1, 7) OBP: 0.437, SLG: 0.669</small> Calvin Murray, R <small>(8, 8) OBP: 0.333, SLG: 0.320</small>	0-1 		4-2 		3-1 G4-3 <small>(3)</small>		1-3 K <small>(3)</small>		3 0 1 0 1 1 2 0 0 0 0 0 0 0		
Jeff Kent, R <small>(1, 4) OBP: 0.418, SLG: 0.596</small> Felipe Crespo, S <small>(8, 4) OBP: 0.327, SLG: 0.400</small>	3-3 K <small>(2)</small>		0-1 F8 <small>(3)</small>			1-0 F7 <small>(1)</small>		0-0 G6-3 <small>(1)</small>	3 0 0 0 0 1 3 1 0 0 0 0 0 0		
J.T. Snow, L <small>(1, 3) OBP: 0.375, SLG: 0.458</small>	2-3 K <small>(3)</small>			3-2 F9 <small>(1)</small>		2-1 G4-3 <small>(2)</small>		4-2 	3 0 0 0 1 1 2		
Rich Aurilia, R <small>(1, 6) OBP: 0.339, SLG: 0.433</small>		1-2 G6-3 <small>(1)</small>		2-3 K <small>(2)</small>		1-2 F8 <small>(3)</small>		0-0 G4-3 <small>(2)</small> 1-2	4 0 0 0 0 1 1		
Armando Rios, L <small>(1, 9) OBP: 0.351, SLG: 0.520</small>		4-2 		2-1 F7 <small>(3)</small>		1-1 F7 <small>(1)</small>		1-2 G3-1 <small>(3)</small>	3 0 0 0 1 0 1		
Bobby Estalella, R <small>(1, 2) OBP: 0.372, SLG: 0.496</small>		0-0 P6 <small>(2)</small>			4-1 		0-0 F8 <small>(2)</small>		2 0 0 0 1 0 1		
Livan Hernandez, R <small>(1, 1) OBP: 0.278, SLG: 0.352</small> Joe Nathan, R <small>(3, 1) OBP: 0.188, SLG: 0.433</small> Aaron Fultz, L <small>(7, 1) OBP: 0.333, SLG: 0.333</small>		0-0 FC4-6 <small>(3)</small> 1-2f			1-3 K <small>(1)</small>		0-3 K <small>(3)</small>		1 0 0 0 0 0 1 2 0 0 0 0 2 1 0 0 0 0 0 0 0		
Inning Stats	R: 0 H: 1 E: 0 LOB: 2 K: 3 BB: 1 S: 13 P: 23	R: 0 H: 0 E: 0 LOB: 1 K: 0 BB: 1 S: 8 P: 13	R: 0 H: 0 E: 0 LOB: 1 K: 0 BB: 1 S: 8 P: 13	R: 0 H: 0 E: 0 LOB: 0 K: 1 BB: 0 S: 9 P: 16	R: 0 H: 0 E: 0 LOB: 2 K: 1 BB: 2 S: 10 P: 22	R: 0 H: 0 E: 0 LOB: 0 K: 0 BB: 0 S: 6 P: 10	R: 0 H: 0 E: 0 LOB: 0 K: 1 BB: 0 S: 6 P: 7	R: 0 H: 0 E: 0 LOB: 0 K: 1 BB: 0 S: 9 P: 15	R: 0 H: 0 E: 0 LOB: 1 K: 0 BB: 1 S: 7 P: 12	1B: 1 SF: 0 2B: 0 SAC: 0 3B: 0 DP: 0 HR: 0 HBP: 0	WP: 0 PA: 34 PB: 0 SB: 0 CS: 0
PITCHER Kris Benson, R <small>(1, 1) ERA: 3.54</small> Josias Manzanillo, R <small>(9, 1) ERA: 2.93</small>	IP WLS BF H R ER SO BB IBB HBP BLK WP HR S P ERA WHIP 8.0 W 30 1 0 0 7 5 0 0 0 0 0 0 69 119 0.00 0.750										

livebaseballscorecards.com

AB	28
R	0
H	1
RBI	0
BB	6
SO	7
LOB	14



Batter	1	2	3	4	5	6	7	8	9	AB	R	H	RBI	BB	SO	LOB
Adrian Brown, S OBP: 0.398, SLG: 0.489 (1, 8)	0-1 FC4-6 18 G5-3 2B 1B		3-2 18 3B 2B	2-3 K		0-0 G1-3				4	2	2	0	0	1	1
18 Jason Kendall, R OBP: 0.419, SLG: 0.475 (1, 2)	2-0 G5-3 1-2		2-2 2B 3B	0-1 G5-3		0-3 K				4	1	1	1	0	1	2
Brian Giles, L OBP: 0.422, SLG: 0.615 (1, 7)	4-1 FC4-6 BB		2-2 HR 2B		4-2 G5-4-3 1B BB		1-2 G3			2	2	1	1	2	0	0
John Vander Wal, L OBP: 0.391, SLG: 0.538 (1, 3)	2-1 FC4-6 2B		2-2 HR		4-1 G5-4-3 BB		0-0 G1-3			3	2	1	2	1	0	2
Enrique Wilson, S OBP: 0.347, SLG: 0.455 (1, 5)	3-1 WP 1B 2B		1-0 FC4-5 2B		0-0 G5-4-3 BB		3-1 F9			4	1	2	2	0	0	2
Warren Morris, L OBP: 0.335, SLG: 0.331 (1, 4)	3-1 CS 1B		0-1 FC4-5		0-0 1B		1-3 K			4	0	2	2	0	1	1
Alex Ramirez, R OBP: 0.282, SLG: 0.438 (1, 9)	1-2 CS	0-0 G5-3	2-0 F8		1-0 F8		3-1 G6-3			4	0	0	0	0	0	2
Abraham Nunez, S OBP: 0.250, SLG: 0.220 (1, 6)		2-1 G1-3	1-0 F8		1-0 SH2-4 1B		3-2 G4-3			4	0	1	0	0	0	1
Kris Benson, R OBP: 0.193, SLG: 0.154 (1, 1)		1-3 K		2-2 G4-3		0-0 SH2-4				2	0	0	0	0	1	0
Josias Manzanillo, R (9, 1)										0	0	0	0	0	0	0

Inning Stats	R: 3	H: 3	E: 0	K: 0	S: 12	LOB: 0	BB: 1	P: 27	R: 0	H: 0	E: 0	K: 1	S: 6	LOB: 0	BB: 0	P: 9	R: 4	H: 5	E: 0	K: 0	S: 20	LOB: 1	BB: 0	P: 33	R: 0	H: 0	E: 0	K: 1	S: 8	LOB: 0	BB: 0	P: 12	R: 1	H: 1	E: 0	K: 0	S: 7	LOB: 1	BB: 2	P: 16	R: 0	H: 1	E: 0	K: 1	S: 6	LOB: 1	BB: 0	P: 7	R: 0	H: 0	E: 0	K: 0	S: 6	LOB: 0	BB: 0	P: 10	R: 0	H: 0	E: 0	K: 1	S: 8	LOB: 0	BB: 0	P: 15
1B: 4	SF: 0	2B: 4	SAC: 1	3B: 1	DP: 1	HR: 1	HBP: 0	WP: 2	PA: 36	PB: 0	SB: 0	CS: 1																																																				

PITCHER	IP	WLS	BF	H	R	ER	SO	BB	IBB	HBP	BLK	WP	HR	S	P	ERA	WHIP
Livan Hernandez, R ERA: 3.85 (1, 1)	2.0	L	13	7	7	7	1	1	0	0	0	1	1	33	60	31.50	4.000
Joe Nathan, R ERA: 4.58 (3, 1)	4.0		16	3	1	1	2	2	0	0	0	1	0	26	44	2.25	1.250
Aaron Fultz, L ERA: 5.49 (7, 1)	2.0		6	0	0	0	1	0	0	0	0	0	0	14	25	0.00	0.000

BOTTOM

San Francisco Giants @ Pittsburgh Pirates
Three Rivers Stadium, Pittsburgh, PA

Tue Aug 29 2000, 7:05 PM EDT
Att. 14,306 - Sunny - 77 F

AB	31
R	8
H	10
RBI	8
BB	3
SO	4
LOB	11



livebaseballscorecards.com

San Francisco Giants @ Pittsburgh Pirates
 Three Rivers Stadium, Pittsburgh, PA

Wed Aug 30 2000, 7:05 PM EDT
 Att. 16,576 - Cloudy - 77 F

AB	31
R	2
H	5
RBI	2
BB	3
SO	4
LOB	12



WP:	1	PA:	35
PB:	0		
SB:	0		
CS:	0		

Batter	1	2	3	4	5	6	7	8	9	AB	R	H	RBI	BB	SO	LOB
Calvin Murray, R (1, 8) OBP: 0.332, SLG: 0.314	2-1 G6-3			0-0 E4		2-1 F7		4-0 FC5-4 BB		3	0	0	0	1	0	0
Ramon Martinez, R (1, 4) OBP: 0.335, SLG: 0.487	3-3 K2-3			1-0 G4-6-3 1-2f		2-1 F9		0-1 FC5-4 1-2f		4	0	0	0	0	1	2
Barry Bonds, L (1, 7) OBP: 0.437, SLG: 0.678	3-1 F7			1-2 HR		0-0 WP 1B 2B		3-1 F7		4	2	2	1	0	0	1
Ellis Burks, R (1, 9) OBP: 0.418, SLG: 0.624		2-0 G5-3		3-2 G6-3		3-1 1B 2-H			2-2 G5-3 1B	4	0	2	1	0	0	0
Russ Davis, R (1, 5) Robb Nen, R (9, 1) OBP: 0.297, SLG: 0.393		2-2 G6-3			4-1 1B HBP BB		0-0 G5-3		1-0 P4	3	0	0	0	1	0	2
Rich Aurilia, R (1, 6) OBP: 0.336, SLG: 0.429		3-2 F8			0-0 F8			1-0 G6-3	2-1 G5-3 1-2	4	0	0	0	0	0	2
J.T. Snow, L (1, 3) OBP: 0.376, SLG: 0.456			2-3 K		2-0 1B HBP		0-3 K		4-0 IBB	2	0	0	0	1	2	0
Doug Mirabeli, R (1, 2) OBP: 0.351, SLG: 0.387			1-1 F9		2-0 G6-4-3 1B 1-2 2-3		2-3 K		1-2 G4-3	4	0	1	0	0	1	2
Russ Ortiz, R (1, 1) Marvin Benard, L (8, PH) Felix Rodriguez, R (8, 1) Bill Mueller, S (9, 5) OBP: 0.321, SLG: 0.265			1-2 G4-3		1-0 G6-4-3 1-2f			2-2 F8		2	0	0	0	0	0	3
										1	0	0	0	0	0	0
										0	0	0	0	0	0	0
										0	0	0	0	0	0	0

Inning Stats	R: 0	H: 0	R: 0	H: 0	R: 0	H: 0	R: 1	H: 1	R: 0	H: 1	R: 1	H: 2	R: 0	H: 0	R: 0	H: 0	R: 0	H: 1
	E: 0	LOB: 0	E: 0	LOB: 0	E: 0	LOB: 0	E: 1	LOB: 0	E: 0	LOB: 2	E: 0	LOB: 1	E: 0	LOB: 0	E: 0	LOB: 1	E: 0	LOB: 2
	K: 1	BB: 0	K: 0	BB: 0	K: 1	BB: 0	K: 0	BB: 0	K: 2	BB: 0	K: 2	BB: 0	K: 2	BB: 0	K: 0	BB: 1	K: 0	BB: 1
	S: 8	P: 16	S: 7	P: 14	S: 8	P: 12	S: 11	P: 16	S: 4	P: 13	S: 8	P: 15	S: 7	P: 10	S: 8	P: 17	S: 12	P: 21

PITCHER	IP	WLS	BF	H	R	ER	SO	BB	IBB	HBP	BLK	WP	HR	S	P	ERA	WHIP
Jimmy Anderson, L (1, 1) ERA: 4.56	6.0	L	23	4	2	2	2	1	0	1	0	1	1	46	86	3.00	0.833
Marc Wilkins, R (7, 1) ERA: 5.36	2.0		7	0	0	0	2	1	0	0	0	0	0	15	27	0.00	0.500
Rich Loiselle, R (9, 1) ERA: 5.81	1.0		5	1	0	0	0	0	1	0	0	0	0	12	21	0.00	1.000

Batter	1	2	3	4	5	6	7	8	9	AB	R	H	RBI	BB	SO	LOB
Adrian Brown, S OBP: 0.390, SLG: 0.478 (1, 8)	3-3 K		1-1 G1-3		0-3 K		0-0 B1-3			4	0	0	0	0	2	0
18 Jason Kendall, R OBP: 0.416, SLG: 0.471 (1, 2)	0-3 K		1-3 K			3-3 K		0-1 G5-3		4	0	0	0	0	3	0
Brian Giles, L OBP: 0.422, SLG: 0.613 (1, 7)	4-1 BB			2-2 G6-3		1-2 2B 1B		2-2 G4-3		3	0	1	0	1	0	0
John Vander Wal, L OBP: 0.392, SLG: 0.541 (1, 3)	1-1 G3			1-1 F8 BB 1B		3-2 1-3 2B		3-3 K		4	0	2	0	0	1	1
Enrique Wilson, S OBP: 0.350, SLG: 0.450 (1, 5)		2-3 K		4-1 1-2 BB		4-2 BB		2-1 G4-3		2	0	0	0	2	1	0
Warren Morris, L OBP: 0.333, SLG: 0.328 (1, 4)		1-3 K		0-0 F8		1-1 L4		0-1 G3		4	0	0	0	0	1	5
Emil Brown, R OBP: 0.312, SLG: 0.343 (1, 9)		1-0 1B		3-2 F9		2-3 K		1-1 G6-3		3	0	1	0	0	1	5
Marc Wilkins, R OBP: 0.333, SLG: 0.333 (7, 1)										0	0	0	0	0	0	0
Rich Loiselle, R OBP: 0.290, SLG: 0.370 (9, PH)										0	0	0	0	0	0	0
Pat Meares, R OBP: 0.290, SLG: 0.370 (9, PH)										1	0	0	0	0	0	0
Abraham Nunez, S OBP: 0.236, SLG: 0.208 (1, 6)		2-3 K		1-1 G4-3		3-3 K				3	0	0	0	0	2	1
Jimmy Anderson, L OBP: 0.128, SLG: 0.154 (1, 1)			0-0 G3		0-3 K		1-3 K			2	0	0	0	0	1	0
Alex Ramirez, R OBP: 0.281, SLG: 0.435 (7, 9)										1	0	0	0	0	1	0

Inning Stats	R: 0	H: 0	E: 0	K: 2	S: 10	H: 0	LOB: 1	BB: 1	P: 18	R: 0	H: 1	E: 0	K: 3	S: 11	H: 0	LOB: 0	BB: 0	P: 16	R: 0	H: 1	E: 0	K: 1	S: 6	H: 0	LOB: 2	BB: 1	P: 21	R: 0	H: 0	E: 0	K: 2	S: 8	H: 2	LOB: 3	BB: 1	P: 30	R: 0	H: 0	E: 0	K: 2	S: 7	H: 0	LOB: 0	BB: 0	P: 11	R: 0	H: 0	E: 0	K: 1	S: 8	H: 0	LOB: 0	BB: 0	P: 13	R: 0	H: 0	E: 0	K: 0	S: 6	H: 0	LOB: 0	BB: 0	P: 9	1B: 3	SF: 0	2B: 1	SAC: 0	3B: 0	DP: 0	HR: 0	HBP: 0	WP: 0	PA: 34
--------------	------	------	------	------	-------	------	--------	-------	-------	------	------	------	------	-------	------	--------	-------	-------	------	------	------	------	------	------	--------	-------	-------	------	------	------	------	------	------	--------	-------	-------	------	------	------	------	------	------	--------	-------	-------	------	------	------	------	------	------	--------	-------	-------	------	------	------	------	------	------	--------	-------	------	-------	-------	-------	--------	-------	-------	-------	--------	-------	--------

PITCHER	IP	WLS	BF	H	R	ER	SO	BB	IBB	HBP	BLK	WP	HR	S	P	ERA	WHIP
Russ Ortiz, R ERA: 5.11 (1, 1)	7.0	W	28	4	0	0	12	3	0	0	0	0	0	69	113	0.00	1.000
Felix Rodriguez, R ERA: 2.51 (8, 1)	1.0	H	3	0	0	0	1	0	0	0	0	0	0	8	13	0.00	0.000
Robb Nen, R ERA: 1.58 (9, 1)	1.0	S	3	0	0	0	0	0	0	0	0	0	0	6	9	0.00	0.000

BOTTOM

San Francisco Giants @ Pittsburgh Pirates
 Three Rivers Stadium, Pittsburgh, PA

Wed Aug 30 2000, 7:05 PM EDT
 Att: 16,576 - Cloudy - 77 F

AB	31
R	0
H	4
RBI	0
BB	3
SO	13
LOB	12



PITCHER	IP	WLS	BF	H	R	ER	SO	BB	IBB	HBP	BLK	WP	HR	S	P	ERA	WHIP
---------	----	-----	----	---	---	----	----	----	-----	-----	-----	----	----	---	---	-----	------

Batter	1	2	3	4	5	6	7	8	9	AB	R	H	RBI	BB	SO	LOB	TOP					
Marvin Benard, L (1, 8) <small>OBP: 0.337, SLG: 0.389</small> (6, 9)	2-2 G4-3 	3-0 1B 2B 2-H		1-0 F5 	4-0 BB			3-3 K 		4	1	1	1	1	1	1						
Bill Mueller, S (1, 5) <small>OBP: 0.337, SLG: 0.390</small> (6, 9)	1-1 1B 	1-1 G6-4-3 1B 2-H		1-0 HR 1-H	0-0 F8 			1-0 G6-3 		5	1	3	3	0	0	2						
Armando Rios, L (1, 9) <small>OBP: 0.345, SLG: 0.510</small> Calvin Murray, R (6, 8) <small>OBP: 0.330, SLG: 0.312</small>	0-1 P3 	2-0 G6-4-3 1-2f		1-3 K 	3-1 F5 			1-2 F2 		4	0	0	0	0	1	4						
Jeff Kent, R (1, 4) <small>OBP: 0.418, SLG: 0.600</small>	2-3 K 		3-2 HR 	0-0 1B 			0-0 F9 		3-3 K 	5	1	2	1	0	2	1						
J.T. Snow, L (1, 3) <small>OBP: 0.374, SLG: 0.451</small>		4-2 1B BB E	0-3 K 	2-1 G3 		1-0 L3 		1-3 K 	4	1	0	0	1	2	1							
Ramon Martinez, R (1, 6) <small>OBP: 0.337, SLG: 0.484</small>		2-0 2B 1B E 1-2	3-1 F8 		1-0 P4 	2-3 K 		1-1 BB 1B 	5	1	2	0	0	1	0							
Felipe Crespo, S (1, 7) <small>OBP: 0.348, SLG: 0.402</small>		0-2 E8 2B 1B 2B 1-3 2-H	4-2 BB 		1-0 2B 2B HBP 		1-3 K 	4-0 BB 1-2	2	2	1	1	2	1	0							
Doug Mirabelli, R (1, 2) <small>OBP: 0.348, SLG: 0.387</small>		0-0 P4 	0-3 K 		0-0 2B 2B 1-3		1-2 G5-3 	1-3 K 	5	1	1	0	0	2	5							
Kirk Rueter, L (1, 1) <small>OBP: 0.216, SLG: 0.275</small> Doug Henry, R (8, 1) Alan Embree, L (9, 1)		0-0 2B 2B 2-H 3-H		0-2 WP HR 1B 	0-0 2B 2-H 3-H		2-1 G4-3 		4-2-3-4-0-0-0 0-0-0-0-0-0-0 0-0-0-0-0-0-0													
Inning Stats	R: 0 E: 0 K: 1 S: 11	H: 1 LOB: 1 BB: 0 P: 16	R: 5 E: 1 K: 0 S: 12	H: 5 LOB: 0 BB: 1 P: 24	R: 1 E: 0 K: 2 S: 16	H: 1 LOB: 1 BB: 1 P: 26	R: 2 E: 0 K: 1 S: 11	H: 3 LOB: 1 BB: 0 P: 16	R: 2 E: 0 K: 0 S: 6	H: 2 LOB: 2 BB: 1 P: 15	R: 0 E: 0 K: 1 S: 5	H: 0 LOB: 0 BB: 0 P: 8	R: 0 E: 0 K: 1 S: 8	H: 0 LOB: 0 BB: 0 P: 12	R: 0 E: 0 K: 1 S: 8	H: 0 LOB: 0 BB: 0 P: 13	R: 0 E: 0 K: 3 S: 12	H: 1 LOB: 2 BB: 1 P: 22	1B: 7 2B: 4 3B: 0 HR: 2	SF: 0 SAC: 0 DP: 1 HBP: 1	WP: 1 PB: 0 SB: 0 CS: 0	PA: 44
PITCHER	IP WLS BF H R ER SO BB IBB HBP BLK WP HR S P ERA WHIP																	IP WLS BF H R ER SO BB IBB HBP BLK WP HR S P ERA WHIP				
Jose Silva, R (1, 1) <small>ERA: 5.58</small> Bronson Arroyo, R (4, 1) <small>ERA: 7.26</small> Jeff Wallace, L (6, 1) <small>ERA: 5.58</small> Josias Manzanillo, R (8, 1) <small>ERA: 2.87</small> Mike Williams, R (9, 1) <small>ERA: 3.56</small>	3.2 L 22 10 8 8 4 2 0 0 0 1 2 48 78 19.64 3.273																	1 0 0 0 0 0 0 0 0 0 0 0 12 22 0.00 2.000				

San Francisco Giants @ Pittsburgh Pirates
 Three Rivers Stadium, Pittsburgh, PA
 Thu Aug 31 2000, 1:35 PM EDT
 Att. 13,781 - Overcast - 78 F

AB	39
R	10
H	13
RBI	10
BB	4
SO	10
LOB	14



WP	1
PB	0
SB	0
CS	0

San Francisco Giants @ Pittsburgh Pirates
 Three Rivers Stadium, Pittsburgh, PA

Thu Aug 31 2000, 1:35 PM EDT
 Att. 13,781 - Overcast - 78 F

AB	36
R	2
H	10
RBI	2
BB	3
SO	1
LOB	22



WP:	0	PA:	39
PB:	1	SB:	0
CS:	0		

Batter	1	2	3	4	5	6	7	8	9	AB	R	H	RBI	BB	SO	LOB
Adrian Brown, S OBP: 0.385, SLG: 0.470 (1, 8)	2-1 G4-3		0-0 FC4-6		3-2 G6-3		1-0 G1-3		0-2 BB	5	0	1	0	0	0	2
Abraham Nunez, S OBP: 0.233, SLG: 0.193 (1, 4)	2-2 F9		2-2 FC6-4		0-0 F9		2-1 G4-3		4-2 BB	4	0	0	0	1	0	1
18 Jason Kendall, R OBP: 0.418, SLG: 0.473 (1, 2)	1-2 G4-3			0-1 2B		4-0 1B BB		2-1 BB 1B	3-2 F9	4	1	2	0	1	0	3
Enrique Wilson, S OBP: 0.348, SLG: 0.451 (1, 5)		2-2 FC1		3-1 F3		0-0 F9		0-3 K		4	0	1	0	0	1	3
Mike Williams, R (9, 1)										0	0	0	0	0	0	0
Alex Ramirez, R OBP: 0.285, SLG: 0.434 (1, 9)		2-1 F9		0-1 F9		1-1 PB 1B		4-1 G6-4-3 BB		3	0	1	0	1	0	2
Emil Brown, R OBP: 0.309, SLG: 0.338 (1, 7)		2-2 FC1		2-1 F9		0-0 PB		2-2 G6-4-3		4	0	1	1	0	0	4
Keith Osik, R OBP: 0.358, SLG: 0.541 (1, 3)		2-1 G6-3			1-0 2B		3-1 F3		3-2 FC6-4	4	0	2	0	0	0	3
Pat Meares, R OBP: 0.287, SLG: 0.366 (1, 6)			1-0 F9		0-1 F7		0-0 F8		0-1 FC6-4	4	0	0	0	0	0	2
Jose Silva, R OBP: 0.222, SLG: 0.180 (1, 1)			0-0 FC4-6		3-2 F7		3-2 HR		2-2 F8	1	0	1	0	0	0	0
Bronson Arroyo, R OBP: 0.167, SLG: 0.278 (4, 1)										0	0	0	0	0	0	0
Warren Morris, L OBP: 0.332, SLG: 0.327 (5, PH)										0	0	0	0	0	0	1
Jeff Wallace, L (6, 1)										0	0	0	0	0	0	0
John Vander Wal, L OBP: 0.394, SLG: 0.533 (7, PH)										0	1	1	1	0	0	0
Josias Manzanillo, R (8, 1)										0	0	0	0	0	0	0
Brian Giles, L OBP: 0.422, SLG: 0.612 (9, 7)										1	0	0	0	0	0	1

Inning Stats	R: 0	H: 0	E: 0	K: 0	S: 9	H: 0	LOB: 0	BB: 0	P: 14	R: 0	H: 1	E: 0	K: 0	S: 10	H: 1	LOB: 1	BB: 0	P: 18	R: 0	H: 1	E: 0	K: 0	S: 6	H: 1	LOB: 1	BB: 0	P: 9	R: 0	H: 1	E: 0	K: 0	S: 8	H: 1	LOB: 1	BB: 1	P: 13	R: 0	H: 1	E: 0	K: 0	S: 12	H: 1	LOB: 1	BB: 0	P: 19	R: 1	H: 2	E: 0	K: 0	S: 7	H: 2	LOB: 2	BB: 1	P: 15	R: 1	H: 1	E: 0	K: 0	S: 8	H: 1	LOB: 0	BB: 0	P: 14	R: 0	H: 1	E: 0	K: 0	S: 9	H: 1	LOB: 1	BB: 1	P: 17	R: 0	H: 2	E: 0	K: 0	S: 19	H: 2	LOB: 3	BB: 1	P: 31	1B: 6	SF: 0	2B: 3	SAC: 0	3B: 0	DP: 1	HR: 1	HBP: 0	WP: 0	PA: 39
PITCHER	IP	WLS	BF	H	R	ER	SO	BB	IBB	HBP	BLK	WP	HR	S	P	ERA	WHIP																																																																										
Kirk Rueter, L ERA: 4.05 (1, 1)	7.0		29	7	2	2	0	1	0	0	0	0	0	60	102	2.57	1.143																																																																										
Doug Henry, R ERA: 4.15 (8, 1)	1.0		4	1	0	0	1	1	0	0	0	0	0	9	17	0.00	2.000																																																																										
Alan Embree, L ERA: 4.42 (9, 1)	1.0		6	2	0	0	0	1	0	0	0	0	0	19	31	0.00	3.000																																																																										

PITCHER	IP	WLS	BF	H	R	ER	SO	BB	IBB	HBP	BLK	WP	HR	S	P	ERA	WHIP
Kirk Rueter, L ERA: 4.05 (1, 1)	7.0		29	7	2	2	0	1	0	0	0	0	0	60	102	2.57	1.143
Doug Henry, R ERA: 4.15 (8, 1)	1.0		4	1	0	0	1	1	0	0	0	0	0	9	17	0.00	2.000
Alan Embree, L ERA: 4.42 (9, 1)	1.0		6	2	0	0	0	1	0	0	0	0	0	19	31	0.00	3.000

Batter	1	2	3	4	5	6	7	8	9	AB R H RBI BB SO LOB	TOP									
Eric Young Sr. R (1, 4) OBP: 0.367, SLG: 0.404	1-2 F8			0-0 2B		0-0 1B SF9 1B		0-1 G6-3 1B		4 1 3 0 0 0 0	Chicago Cubs @ San Francisco Giants PacBell Park, San Francisco, CA Fri Sep 01 2000, 10:35 PM EDT Att. 40,930 - Cloudy - 57 F									
Gary Matthews, S (1, 8) OBP: 0.279, SLG: 0.318 Jose Nieves, R (6, 6) OBP: 0.251, SLG: 0.360	2-2 F9			0-1 F8		0-2 1B BB 1B		1-1 G6-3		3 1 1 0 0 0 1 1 0 0 0 0 0 1										
Sammy Sosa, R (1, 9) OBP: 0.406, SLG: 0.642	2-3 K			0-0 L7		0-0 SF9		0-0 G6-3		3 0 0 1 0 1 1										
Mark Grace, L (1, 3) OBP: 0.401, SLG: 0.447		1-1 F7		4-2 BB BB BB BB		4-0 1B BB		3-2 G1-6-3 1B		2 0 1 0 2 0 0										
Ricky Gutierrez, R (1, 6) OBP: 0.385, SLG: 0.416 Todd Van Poppel, R (6, 1) Shane Andrews, R (7, 5) Tim Worrell, R (7, 1)		2-0 G5-3		1-2 P3		1-1 1B		2-2 G1-6-3		3 0 1 1 0 0 2 0 0 0 0 0 0 0 1 0 0 0 0 0 1 0 0 0 0 0 0 0										
Jeff Reed, L (1, 2) OBP: 0.339, SLG: 0.330 Joe Girardi, R (9, PH) OBP: 0.363, SLG: 0.407		3-1 P6			4-2 BB BB BB BB	0-3 K		4-2 BB		2 0 0 0 1 1 2 0 0 0 0 1 0 0										
Ross Gload, L (1, 7)			3-2 F9		3-1 G4-6-3		1-3 K2-3		1-3 K	4 0 0 0 0 2 2										
Jeff Huson, L (1, 5) OBP: 0.289, SLG: 0.291			1-1 F9		1-1 G6-3		0-1 G5-3			3 0 0 0 0 0 0										
34 Kerry Wood, R (1, 1) OBP: 0.303, SLG: 0.355 Damon Buford, R (6, PH) OBP: 0.330, SLG: 0.408			1-0 G6-3			0-1 G6-3		0-1 F7		1 0 0 0 0 0 0 2 0 0 0 0 0 0										
Inning Stats	R: 0 H: 0 E: 0 K: 1 S: 13	H: 0 LOB: 0 BB: 0 P: 18	R: 0 H: 0 E: 0 K: 0 S: 5	H: 0 LOB: 0 BB: 0 P: 11	R: 0 H: 1 E: 0 K: 0 S: 9	H: 1 LOB: 2 BB: 1 P: 14	R: 0 H: 0 E: 0 K: 0 S: 7	H: 0 LOB: 0 BB: 1 P: 15	R: 2 H: 3 E: 0 K: 1 S: 12	H: 3 LOB: 2 BB: 1 P: 17	R: 0 H: 0 E: 0 K: 1 S: 8	H: 0 LOB: 0 BB: 0 P: 9	R: 0 H: 1 E: 0 K: 1 S: 5	H: 1 LOB: 0 BB: 0 P: 6	R: 0 H: 1 E: 0 K: 1 S: 11	H: 1 LOB: 1 BB: 1 P: 21	1B: 5 SF: 1 2B: 1 SAC: 0 3B: 0 DP: 3 HR: 0 HBP: 0	WP: 0 PA: 34 PB: 0 SB: 1 CS: 0		
PITCHER	IP WLS BF H R ER SO BB IBB HBP BLK WP HR S P ERA WHIP																			
Mark Gardner, R (1, 1) ERA: 4.06	7.0 W 27 4 2 2 3 3 0 0 0 0 0 0 60 95 2.57 1.000																			
Doug Henry, R (8, 1) ERA: 4.09	1.0 3 1 0 0 0 0 0 0 0 0 0 0 5 6 0.00 1.000																			
Aaron Fultz, L (9, 1) ERA: 5.4	1.0 4 1 0 0 1 1 0 0 0 0 0 0 11 21 0.00 2.000																			

AB	29
R	2
H	6
RBI	2
BB	4
SO	4
LOB	10



Batter	1	2	3	4	5	6	7	8	9
Marvin Benard, L (1, 8) <small>OBP: 0.338, SLG: 0.388</small>	1-1 1B HBP	2-3 K		3-1 BB 1B		1-2 F5		0-0 G4-3	
Bill Mueller, S (1, 5) <small>OBP: 0.337, SLG: 0.390</small>	2-0 BB 1B SF9	2-0 F9		2-2 F7		3-2 CS 1B		0-1 F7	
Barry Bonds, L (1, 7) <small>OBP: 0.435, SLG: 0.672</small>	2-0 SF9 BB 1B	1-2 L7		2-0 F5		3-3 K		0-3 K	
Jeff Kent, R (1, 4) <small>OBP: 0.422, SLG: 0.607</small>	4-1 1B HR BB		0-0 HR	4-1 BB		4-1 1B FC5-2 BB			
J.T. Snow, L (1, 3) <small>OBP: 0.373, SLG: 0.451</small>	1-2 SF9		2-1 G3	1-0 G4-3		3-2 FC5-2 1B			
Ellis Burks, R (1, 9) <small>OBP: 0.422, SLG: 0.624</small>	1-0 HR 1B		4-1 FC4-6 BB		1-0 G6-3	2-1 FC5-2 1B			
Rich Aurilia, R (1, 6) <small>OBP: 0.335, SLG: 0.434</small>	1-0 HR		2-1 FC4-6		0-3 K	2-1 FC5-2			
Doug Mirabelli, R (1, 2) <small>OBP: 0.346, SLG: 0.381</small>	3-2 L8		1-2 G3		1-0 HBP	2-3 K			
Mark Gardner, R (1, 1) <small>OBP: 0.111, SLG: 0.111</small> Felipe Crespo, S (7, PH) <small>OBP: 0.345, SLG: 0.398</small> Doug Henry, R (8, 1) <small>OBP: 0.333, SLG: 0.333</small> Aaron Fultz, L (9, 1)	1-2 G4-3			2-2 BB 1B		3-2 G4-3		2-0 F7	

AB	R	H	RBI	BB	SO	LOB
4	1	1	0	0	1	0
5	1	2	0	0	0	2
5	1	1	1	0	2	3
1	2	1	1	3	0	0
3	0	1	1	0	0	3
3	1	2	1	1	0	0
4	1	1	3	0	1	4
3	0	0	0	0	1	4
3	0	1	0	0	0	1
1	0	0	0	0	0	3
0	0	0	0	0	0	0
0	0	0	0	0	0	0

AB	R	H	RBI	BB	SO	LOB
32	7	10	7	4	5	20

Inning Stats		R: 6	H: 4	E: 0	LOB: 0	K: 0	P: 31	R: 0	H: 0	E: 0	LOB: 0	K: 1	P: 12	R: 1	H: 1	E: 0	LOB: 1	K: 0	P: 18	R: 0	H: 2	E: 0	LOB: 3	K: 0	P: 26	R: 0	H: 0	E: 0	LOB: 1	K: 1	P: 13	R: 0	H: 1	E: 0	LOB: 1	K: 1	P: 18	R: 0	H: 2	E: 0	LOB: 3	K: 1	P: 29	R: 0	H: 0	E: 0	LOB: 0	K: 1	P: 7
PITCHER		IP	WLS	BF	H	R	ER	SO	BB	IBB	HBP	BLK	WP	HR	S	P	ERA	WHIP																															
34 Kerry Wood, R		(1, 1)	5.0	L	27	7	7	2	3	0	2	0	0	0	51	100	12.60	2.000																															
Todd Van Poppel, R		(6, 1)	1.0		5	2	0	1	1	0	0	0	0	0	17	31	0.00	3.000																															
Tim Worrell, R		(7, 1)	2.0		7	1	0	2	0	0	0	0	0	0	15	23	0.00	0.500																															

Chicago Cubs @ San Francisco Giants
 PacBell Park, San Francisco, CA
 Fri Sep 01 2000, 10:35 PM EDT
 Att: 40,930 - Cloudy - 57 F

livebaseballscorecards.com



Batter	1	2	3	4	5	6	7	8	9	AB R H RBI BB SO LOB	TOP		
Eric Young Sr. R (1, 4) OBP: 0.367, SLG: 0.405 Ross Gload, L (8, 9)	1-2 F7		1-0 G6-3 2-H 2B		3-1 G5-3		1-3 K			4 0 1 1 0 1 0 0 0 0 0 0 0 0	Chicago Cubs @ San Francisco Giants PacBell Park, San Francisco, CA Sat Sep 02 2000, 4:05 PM EDT Att. 40,930 - Sunny - 66 F livebaseballscorecards.com		
Joe Girardi, R (1, 2) OBP: 0.361, SLG: 0.405	0-0 G1-3		2-2 G6-3			1-3 K		1-0 FC5-4 1B	4 0 1 0 0 1 1				
Sammy Sosa, R (1, 9) OBP: 0.408, SLG: 0.642 Rick Aguilera, R (8, 1)	2-2		2-0 G5-3			4-0 BB 1B BB		2-1 FC5-4 1B	3 1 2 0 1 0 1 0 0 0 0 0 0 0				
Mark Grace, L (1, 3) OBP: 0.399, SLG: 0.443 Jeff Huson, L (8, PH) OBP: 0.287, SLG: 0.288 (8, 3)	1-1 F8			2-0 F5		2-0 F8		0-0 F7	3 0 0 0 0 0 2 1 0 0 0 0 0 2				
Shane Andrews, R (1, 5) OBP: 0.312, SLG: 0.451		0-1 L6		2-2 1B 1B		4-2 1B BB		2-2 FC5-4	3 0 1 0 1 0 2				
Ricky Gutierrez, R (1, 6) OBP: 0.386, SLG: 0.417		3-1 G4-3		0-1 1B G1-6-3		3-2 1B		0-0 L5	4 0 2 1 0 0 2				
Damon Buford, R (1, 8) OBP: 0.328, SLG: 0.406 Jamie Arnold, R (6, 1) Felix Heredia, L (6, 1) Jose Nieves, R (8, 4) OBP: 0.250, SLG: 0.358		2-3 K		2-2 G1-6-3		2-3 K			3 0 0 0 0 0 2 4 0 0 0 0 0 0 0 0 0 0 0 0 0 0 0 0 1 0 0 0 0 0 0 0				
Gary Matthews, S (1, 7) OBP: 0.278, SLG: 0.316 (6, 8)		0-0 SH2-4 2B 1B		1-2 G4-3		1-1 G5-3		1-0 F8	4 1 1 0 0 0 0				
Ruben Quevedo, R (1, 1) OBP: 0.174, SLG: 0.174 Kyle Farnsworth, R (2, 1) OBP: 0.077, SLG: 0.154 Roosevelt Brown, L (6, 7) OBP: 0.297, SLG: 0.441		1-1 SH2-4		2-1 G1-3		2-2 F8		2-2 P6	0 0 0 0 0 0 0 0 1 0 0 0 0 0 0 0 2 0 0 0 0 0 0 0				
Inning Stats	R: 0 H: 1 E: 0 LOB: 1 K: 0 BB: 0 S: 11 P: 15	R: 0 H: 0 E: 0 LOB: 0 K: 1 BB: 0 S: 7 P: 12	R: 1 H: 2 E: 0 LOB: 1 K: 0 BB: 0 S: 9 P: 15	R: 0 H: 2 E: 0 LOB: 1 K: 0 BB: 0 S: 9 P: 15	R: 0 H: 0 E: 0 LOB: 0 K: 0 BB: 0 S: 7 P: 13	R: 1 H: 1 E: 0 LOB: 2 K: 2 BB: 2 S: 12 P: 28	R: 0 H: 0 E: 0 LOB: 0 K: 1 BB: 0 S: 9 P: 13	R: 0 H: 2 E: 0 LOB: 2 K: 0 BB: 0 S: 8 P: 13	R: 0 H: 0 E: 0 LOB: 0 K: 0 BB: 0 S: 6 P: 9	1B: 7 SF: 0 2B: 1 SAC: 1 3B: 0 DP: 1 HR: 0 HBP: 0	WP: 0 PA: 36 PB: 0 SB: 0 CS: 0		
PITCHER	IP WLS BF H R ER SO BB IBB HBP BLK WP HR S P ERA WHIP											PITCHER	IP WLS BF H R ER SO BB IBB HBP BLK WP HR S P ERA WHIP
Shawn Estes, L (1, 1) ERA: 4.05	6.0 W 25 6 2 2 3 2 0 0 0 0 0 0 55 98 3.00 1.333												
Aaron Fultz, L (7, 1) ERA: 5.31	1.0 3 0 0 0 1 0 0 0 0 0 0 0 9 13 0.00 0.000												
Ryan Vogelsong, R (8, 1) ERA:	2.0 8 2 0 0 0 0 0 0 0 0 0 0 14 22 0.00 1.000												

Chicago Cubs @ San Francisco Giants
 PacBell Park, San Francisco, CA
 Sat Sep 02 2000, 4:05 PM EDT
 Att. 40,930 - Sunny - 66 F

AB	33
R	2
H	8
RBI	2
BB	2
SO	4
LOB	14



Batter	1	2	3	4	5	6	7	8	9
Marvin Benard, L (1, 8) <small>OBP: 0.344, SLG: 0.392</small> (8, 9)	0-0 1B BB 2B	3-2 1B BB HBP	0-0 1B			4-2 1B BB BB	3-2 G5-4-3 HBP	3-2 G4-3	
Bill Mueller, S (1, 5) <small>OBP: 0.340, SLG: 0.389</small>	4-1 BB 1B BB	4-2 BB 1B BB	2-2 F9			1-0 BB BB 1B	0-1 G5-4-3		
Barry Bonds, L (1, 7) <small>OBP: 0.437, SLG: 0.672</small> Calvin Murray, R (7, PH) <small>OBP: 0.333, SLG: 0.312</small> (8, 8)	0-0 BB 1-2 2-3 1B	2-2 BB BB 1B		3-2 F9		4-1 BB BB 2B	4-2 HR BB		
Jeff Kent, R (1, 4) <small>OBP: 0.423, SLG: 0.612</small> (7, 3) Ryan Vogelsong, R (8, 1)	3-3 K	4-0 BB 1-2 2-3 3-H BB		2-1 F8		4-2 BB BB 2B	2-2 HR		
Ellis Burks, R (1, 9) <small>OBP: 0.425, SLG: 0.622</small> Terrell Lowery, R (7, PH) <small>OBP: 0.625, SLG: 0.815</small> (8, 7)	4-1 BB 1-2 2-3 3-H BB	4-1 BB 1-2 2-3 3-H BB		2-3 K		4-1 2B HR BB	4-1 FC6-4 BB		
J.T. Snow, L (1, 3) <small>OBP: 0.372, SLG: 0.451</small> Aaron Fultz, L (7, 1) <small>OBP: 0.333, SLG: 0.333</small> Ramon Martinez, R (7, PH) <small>OBP: 0.335, SLG: 0.481</small> (8, 3) (9, 4)	3-3 K	3-2 P6			3-3 K	0-1 HR 2B	1-2 FC6-4		
Rich Aurilia, R (1, 6) <small>OBP: 0.334, SLG: 0.438</small>	1-1 F8	3-1 F8			3-3 K	1-0 HR		0-1 F8	
Bobby Estalella, R (1, 2) <small>OBP: 0.369, SLG: 0.494</small>		0-0 F3	2-3 K		3-3 K	3-3 K		0-0 2B	
Shawn Estes, R (1, 1) <small>OBP: 0.250, SLG: 0.345</small> 28 Juan Melo, S (6, PH) (7, 4) Damon Minor, L (8, PH) (9, 3)		2-1 BB HBP 1B	1-3 K					3-3 K	

Inning Stats	R: 1	H: 2	E: 0	K: 12	S: 12	R: 3	H: 2	E: 0	K: 0	S: 17	R: 0	H: 1	E: 0	K: 1	S: 12	R: 0	H: 0	E: 0	K: 1	S: 8	R: 0	H: 0	E: 0	K: 3	S: 9	R: 7	H: 3	E: 0	K: 2	S: 20	R: 2	H: 1	E: 0	K: 0	S: 14	R: 0	H: 1	E: 0	K: 1	S: 10		
		LOB: 3		BB: 2			LOB: 3		BB: 3			LOB: 1		BB: 0			LOB: 0		BB: 0			LOB: 0		LOB: 0			LOB: 0		BB: 4		LOB: 1		BB: 2		LOB: 1		BB: 0		LOB: 1		BB: 0	

PITCHER	IP	WLS	BF	H	R	ER	SO	BB	IBB	HBP	BLK	WP	HR	S	P	ERA	WHIP
Ruben Quevedo, R (1, 1) <small>ERA: 7.03</small>	1.1	L	14	4	4	4	2	5	0	0	0	0	0	24	57	27.00	6.750
Kyle Farnsworth, R (2, 1) <small>ERA: 6.98</small>	3.2		12	1	0	0	6	0	0	0	0	0	0	34	60	0.00	0.273
Jamie Arnold, R (6, 1) <small>ERA: 6.35</small>	0.1		5	1	4	4	0	3	0	0	0	0	0	10	23	108.00	12.000
Felix Heredia, L (6, 1) <small>ERA: 5.21</small>	1.2		11	3	5	5	2	3	0	1	0	0	2	24	48	27.00	3.600
Rick Aguilera, R (8, 1) <small>ERA: 4.93</small>	1.0		4	1	0	0	1	0	0	0	0	0	0	10	16	0.00	1.000

BOTTOM

AB	R	H	RBI	BB	SO	LOB
3	3	2	0	1	0	1
3	2	1	0	2	0	2
3	1	2	1	1	0	0
0	1	0	0	1	0	0
3	2	1	4	2	1	3
0	0	0	0	0	0	0
1	1	0	3	3	1	0
0	0	0	0	1	0	0
4	1	1	2	0	2	6
0	0	0	0	0	0	0
1	0	0	0	0	0	1
5	1	1	3	0	1	6
5	0	1	0	0	3	0
2	1	1	0	0	1	0
2	0	0	0	0	1	0
1	0	0	0	0	1	1

AB 33
R 13
H 10
RBI 13
BB 11
SO 11
LOB 20

WP: 0 **PA: 46**
PB: 0
SB: 0
CS: 0

GIANTS

Chicago Cubs @ San Francisco Giants
 PacBell Park, San Francisco, CA
 Sat Sep 02 2000, 4:05 PM EDT
 Att: 40,930 - Sunny - 66 F

livebaseballscorecards.com

Batter	1	2	3	4	5	6	7	8	9	AB R H RBI BB SO LOB	TOP	
Damon Buford, R OBP: 0.327, SLG: 0.406 (1, 8)	1-0 2B SF7 2B	0-3 K			0-1 E6 PB			3-3 K		4 1 1 0 0 2 1		
Gary Matthews, S OBP: 0.269, SLG: 0.305 (1, 7)	2-3 K		1-2 G3		3-3 K			2-0 F8		4 0 0 0 0 2 2		
Sammy Sosa, R OBP: 0.407, SLG: 0.641 (1, 9)	1-2 1B 2B		2-3 K		2-3 K			0-2 F9		4 1 1 0 0 2 1		
Mark Grace, L OBP: 0.398, SLG: 0.443 Shane Andrews, R OBP: 0.312, SLG: 0.451 (1, 3) (9, PH)	1-1 SF7		1-2 FC6-4 1B		2-3 K			1-3 K		2 0 1 1 0 1 0 1 0 0 0 0 1 0		
Ricky Gutierrez, R OBP: 0.385, SLG: 0.416 Todd Van Poppel, R Tim Worrell, R Roosevelt Brown, L OBP: 0.289, SLG: 0.429 (1, 6) (6, 1) (8, 1) (9, PH)	2-1 1B		1-0 FC6-4		1-2 G6-3			1-0 G4-3		3 0 1 1 0 0 1 0 0 0 0 0 0 0 0 0 0 0 0 0 0 1 0 0 0 0 0 0		
Jeff Reed, L OBP: 0.333, SLG: 0.323 (1, 2)	2-3 K			2-2 F9		2-2 F9		3-3 K		4 0 0 0 0 2 1		
Willie Greene, L OBP: 0.299, SLG: 0.376 (1, 5)		0-0 F7		1-0 G1-3			0-1 G1-3			3 0 0 0 0 0 0		
Jose Nieves, R OBP: 0.251, SLG: 0.357 (1, 4) (6, 6)		2-2 76 SH1-4 1B		2-1 F9			1-2 G5-3			3 0 1 0 0 0 0		
76 Daniel Garibay, L OBP: 0.083, SLG: 0.083 Jeff Huson, L OBP: 0.285, SLG: 0.286 (1, 1) (6, 4)		0-0 SH1-4			2-1 G6-3		0-1 G6-3			1 0 0 0 0 0 0 1 0 0 0 0 0 0		
Inning Stats	R: 2 H: 3 E: 0 LOB: 1 K: 2 BB: 0 S: 14 P: 23	R: 0 H: 1 E: 0 LOB: 1 K: 1 BB: 0 S: 10 P: 12	R: 0 H: 1 E: 0 LOB: 1 K: 1 BB: 0 S: 10 P: 15	R: 0 H: 0 E: 0 LOB: 0 K: 0 BB: 0 S: 6 P: 11	R: 0 H: 0 E: 1 LOB: 1 K: 2 BB: 0 S: 10 P: 17	R: 0 H: 0 E: 0 LOB: 0 K: 1 BB: 0 S: 10 P: 15	R: 0 H: 0 E: 0 LOB: 0 K: 0 BB: 0 S: 7 P: 8	R: 0 H: 0 E: 0 LOB: 0 K: 1 BB: 0 S: 8 P: 13	R: 0 H: 0 E: 0 LOB: 0 K: 2 BB: 0 S: 10 P: 15	1B: 3 SF: 1 2B: 2 SAC: 1 3B: 0 DP: 0 HR: 0 HBP: 0	WP: 0 PA: 33 PB: 1 SB: 0 CS: 0	
PITCHER Livan Hernandez, R ERA: 3.79 Robb Nen, R ERA: 1.55 (1, 1) (9, 1)	IP WLS BF H R ER SO BB IBB HBP BLK WP HR S P ERA WHIP	8.0 W 30 5 2 2 8 0 0 0 0 0 0 0 75 114 2.25 0.625	1.0 S 3 0 0 0 2 0 0 0 0 0 0 0 10 15 0.00 0.000	PITCHER IP WLS BF H R ER SO BB IBB HBP BLK WP HR S P ERA WHIP								

Chicago Cubs @ San Francisco Giants
PacBell Park, San Francisco, CA
Sun Sep 03 2000, 4:05 PM EDT
Att. 40,930 - Cloudy - 66 F

AB 31
R 2
H 5
RBI 2
BB 0
SO 10
LOB 6



livebaseballscorecards.com

Batter	1	2	3	4	5	6	7	8	9	AB	R	H	RBI	BB	SO	LOB
Calvin Murray, R OBP: 0.340, SLG: 0.322 (1, 8)	1-1 SH1-3 1B 2B	4-2 BB BB		0-0 P6	3-2 1B 1B		0-3 K			4	1	2	1	1	1	0
Ramon Martinez, R OBP: 0.351, SLG: 0.497 (1, 4) Robb Nen, R (9, 1)	0-0 SH1-3 2-3	4-0 1-2 BB		2-2 1B SF9 1B	2-2 1-2 1B			1-0 G3 1B 2B		3	2	3	0	1	0	0
Barry Bonds, L OBP: 0.435, SLG: 0.665 (1, 7)	3-3 K	2-3 K		4-0 SF9 1-2 1B BB	2-1 P3			1-0 G3 2-3		4	0	0	0	1	2	7
Jeff Kent, R OBP: 0.425, SLG: 0.611 (1, 3) (9, 4)	2-0 1B			0-0 F7	1-2 2-3 1B		4-2 1B K2-1 BB	2-2 G1-3		4	0	2	1	1	0	1
Ellis Burks, R OBP: 0.427, SLG: 0.622 (1, 9)	2-1 G3			4-2 BB 1B BB	0-0 SF9		1-1 K2-1 1B	4-0 1B IBB		2	0	1	1	2	0	1
Russ Davis, R OBP: 0.300, SLG: 0.413 (1, 5) J.T. Snow, L (9, 3)				2-1 F8	0-0 G1-3		0-3 K2-1	0-0 1-3 3-H 1B		5	1	2	2	0	1	5
Rich Aurilia, R OBP: 0.333, SLG: 0.436 (1, 6)				1-2 BB 1B			1-0 G4-3	2-2 F3		5	0	1	0	0	0	3
Bobby Estalella, R OBP: 0.374, SLG: 0.504 (1, 2)				4-1 BB 1-2 2-3 BB			2-2 G6-3 1B 2B	2-3 K		3	1	2	0	1	1	0
Livan Hernandez, R OBP: 0.263, SLG: 0.333 (1, 1) Bill Mueller, S (9, 5)				0-0 G1	0-0 G3-1		2-1 G6-3	1-0 P1-3		4	0	0	0	0	0	5

Inning Stats	R: 1	H: 2	E: 0	K: 1	S: 9	R: 1	H: 2	E: 0	K: 1	S: 13	R: 0	H: 1	E: 0	K: 0	S: 11	R: 1	H: 2	E: 0	K: 0	S: 7	R: 1	H: 3	E: 0	K: 1	S: 16	R: 0	H: 1	E: 0	K: 1	S: 10	R: 0	H: 0	E: 0	K: 2	S: 7	R: 1	H: 2	E: 0	K: 0	S: 14
	LOB: 1	BB: 0	P: 17	LOB: 3	BB: 2	P: 26	LOB: 3	BB: 2	P: 22	LOB: 2	BB: 1	P: 13	LOB: 2	BB: 0	P: 28	LOB: 1	BB: 1	P: 17	LOB: 0	BB: 0	P: 10	LOB: 2	BB: 0	P: 24	LOB: 0	BB: 0	P: 10	LOB: 2	BB: 1	P: 24	LOB: 0	BB: 0	P: 10	LOB: 2	BB: 1	P: 24	LOB: 0	BB: 0	P: 10	

PITCHER	IP	WLS	BF	H	R	ER	SO	BB	IBB	HBP	BLK	WP	HR	S	P	ERA	WHIP
76 Daniel Garibay, L ERA: 5.05 (1, 1)	5.0	L	30	10	4	4	2	5	0	0	0	0	1	56	106	7.20	3.000
Todd Van Poppel, R ERA: 2.97 (6, 1)	2.0		7	1	0	0	3	1	0	0	0	0	0	17	27	0.00	1.000
Tim Worrell, R ERA: 3.57 (8, 1)	1.0		6	2	1	1	0	0	1	0	0	0	0	14	24	9.00	2.000


BOTTOM

Chicago Cubs @ San Francisco Giants
PacBell Park, San Francisco, CA

Sun Sep 03 2000, 4:05 PM EDT
Att: 40,930 - Cloudy - 66 F

AB	34
R	5
H	13
RBI	5
BB	7
SO	5
LOB	22

livebaseballscorecards.com



WP: 0	PA: 43
PB: 0	SB: 2
CS: 0	

Batter	1	2	3	4	5	6	7	8	9	AB	R	H	RBI	BB	SO	LOB	TOP										
Bobby Abreu, L (1, 9) OBP: 0.413, SLG: 0.555	1-1 F7		1-1 F8			4-1 BB S BB	1-1 F8			3	0	0	0	1	0	3	Philadelphia Phillies @ San Francisco Giants PacBell Park, San Francisco, CA Mon Sep 04 2000, 4:05 PM EDT Att. 40,930 - Sunny - 66 F										
Kevin Sevcik, R (1, 8) OBP: 0.305, SLG: 0.305	2-0 1B		0-1 L3			1-2 G6-3		3-2 P4		4	0	1	0	0	0	2											
Scott Rolen, R (1, 5) OBP: 0.366, SLG: 0.526	1-3 K			0-0 F8		4-0 BB BB		0-1 G6-3 1B		3	0	1	0	1	1	1											
Travis Lee, L (1, 3) OBP: 0.328, SLG: 0.362	2-0 F8			2-2 F7		4-2 BB BB		1-0 G6-3 1-2f		3	0	0	0	1	0	2											
Pat Burrell, R (1, 7) OBP: 0.345, SLG: 0.441		1-3 K		2-1 L9		2-3 K			1-3 K	4	0	0	0	0	3	3											
Marlon Anderson, L (1, 4) OBP: 0.314, SLG: 0.361		2-0 G3			3-2 G4-3		4-0 1B BB		2-3 K	3	0	0	0	1	1	0											
Gary Bennett, R (1, 2) OBP: 0.385, SLG: 0.515		1-3 K			0-0 G3		2-3 K		0-1 1B	4	0	1	0	0	2	1											
Tomas Perez, S (1, 6) OBP: 0.299, SLG: 0.347 23 Kevin Jordan, R (9, PH) OBP: 0.256, SLG: 0.316			4-1 SH2-4 BB		0-1 G4-3		0-2 1-2 1B		2-2 F8	2	0	1	0	1	0	0											
Omar Daal, L (1, 1) OBP: 0.310, SLG: 0.385 Rob Ducey, L (7, PH) OBP: 0.312, SLG: 0.357 Brian Hunter, R (7, PH) OBP: 0.311, SLG: 0.454 Ed Vosberg, L (7, 1) Jeff Brantley, R (8, 1)			0-0 SH2-4		0-2 G4-3		2-3 K			1	0	0	0	0	0	0											
Inning Stats	R: 0 E: 0 K: 1 S: 8	H: 1 LOB: 1 BB: 0 P: 14	R: 0 E: 0 K: 2 S: 7	H: 0 LOB: 0 BB: 0 P: 11	R: 0 E: 0 K: 0 S: 6	H: 0 LOB: 1 BB: 1 P: 11	R: 0 E: 0 K: 0 S: 6	H: 0 LOB: 0 BB: 0 P: 10	R: 0 E: 0 K: 0 S: 7	H: 0 LOB: 0 BB: 0 P: 10	R: 0 E: 0 K: 1 S: 12	H: 0 LOB: 3 BB: 3 P: 27	R: 0 E: 0 K: 2 S: 16	H: 1 LOB: 2 BB: 1 P: 25	R: 0 E: 0 K: 0 S: 7	H: 1 LOB: 0 BB: 0 P: 11		R: 0 E: 0 K: 2 S: 11	H: 1 LOB: 1 BB: 0 P: 16	1B: 4 2B: 0 3B: 0 HR: 0	SF: 0 SAC: 1 DP: 1 HBP: 0	WP: 0 PB: 0 SB: 1 CS: 0	PA: 35				
PITCHER	IP	WLS	BF	H	R	ER	SO	BB	IBB	HBP	BLK	WP	HR	S	P	ERA	WHIP										
Russ Ortiz, R (1, 1) ERA: 4.91	6.1	W	26	2	0	0	5	5	0	0	0	0	0	57	100	0.00	1.105										
Alan Embree, L (7, 1) ERA: 4.36	0.2	H	2	0	0	0	1	0	0	0	0	0	0	5	8	0.00	0.000										
Felix Rodriguez, R (8, 1) ERA: 2.48	1.0	H	3	1	0	0	0	0	0	0	0	0	0	7	11	0.00	1.000										
Robb Nen, R (9, 1) ERA: 1.52	1.0	S	4	1	0	0	2	0	0	0	0	0	0	11	16	0.00	1.000										

livebaseballscorecards.com

AB	29
R	0
H	4
RBI	0
BB	5
SO	8
LOB	15



Batter	1	2	3	4	5	6	7	8	9	AB	R	H	RBI	BB	SO	LOB	BOTTOM	
Marvin Benard, L (1, 8) <small>OBP: 0.345, SLG: 0.392</small>	1-1 B1-3	0-0 FC4-6			4-1 FC4-6 BB		3-2 PO 1B			3	0	1	0	1	0	1	Philadelphia Phillies @ San Francisco Giants PacBell Park, San Francisco, CA Mon Sep 04 2000, 4:05 PM EDT Att: 40,930 - Sunny - 66 F	
Bill Mueller, S (1, 5) <small>OBP: 0.337, SLG: 0.386</small>	3-2 G3		0-0 F9		1-1 FC4-6 CS		0-1 PO	3-3 K		4	0	0	0	0	1	1		
Barry Bonds, L (1, 7) <small>OBP: 0.438, SLG: 0.680</small>	4-2 FC5 1B BB		2-1 HR		3-3 K			1-0 HR		3	2	2	2	1	1	1		
Jeff Kent, R (1, 3) <small>OBP: 0.425, SLG: 0.609</small> (7, 4)	3-1 FC5 1B		4-1 G5-3 BB		0-2 G5-3		0-0 P6			3	0	1	0	1	0	0		
Ellis Burks, R (1, 9) <small>OBP: 0.423, SLG: 0.614</small>	2-0 FC5		0-0 G5-3		2-3 K		1-0 P6			4	0	0	0	0	1	3		
Rich Aurilia, R (1, 6) <small>OBP: 0.335, SLG: 0.443</small>		1-1 HR	3-3 K		4-2 BB					2	1	1	1	1	1	1		
Ramon Martinez, R (1, 4) <small>OBP: 0.345, SLG: 0.488</small> Alan Embree, L (7, 1) Felix Rodriguez, R (8, 1) Robb Nen, R (9, 1)		2-1 G6-3		0-0 F9		3-2 F9				3	0	0	0	0	0	1		
Bobby Estalella, R (1, 2) <small>OBP: 0.374, SLG: 0.500</small>		4-2 FC4-6 BB		3-3 K		1-0 L7				2	0	0	0	1	1	0		
Russ Ortiz, R (1, 1) <small>OBP: 0.310, SLG: 0.255</small> J.T. Snow, L (7, 3) <small>OBP: 0.371, SLG: 0.450</small>		1-3 K		1-0 G1-3		2-2 G6-3				2	0	0	0	0	1	1		
Inning Stats	R: 0 H: 1 E: 0 LOB: 2 K: 0 BB: 1 S: 11 P: 24	R: 1 H: 1 E: 0 LOB: 1 K: 1 BB: 1 S: 10 P: 18	R: 1 H: 1 E: 0 LOB: 1 K: 1 BB: 1 S: 8 P: 17	R: 0 H: 0 E: 0 LOB: 0 K: 1 BB: 0 S: 5 P: 9	R: 0 H: 0 E: 0 LOB: 0 K: 1 BB: 1 S: 6 P: 14	R: 0 H: 0 E: 0 LOB: 1 K: 1 BB: 1 S: 13 P: 22	R: 0 H: 1 E: 0 LOB: 0 K: 0 BB: 0 S: 8 P: 14	R: 1 H: 1 E: 0 LOB: 0 K: 1 BB: 0 S: 9 P: 14	1B: 2 SF: 0 2B: 0 SAC: 0 3B: 0 DP: 0 HR: 3 HBP: 0	WP: 0 PA: 33 PB: 0 SB: 0 CS: 1								
PITCHER Omar Daal, L (1, 1) <small>ERA: 6.67</small> Ed Vosberg, L (7, 1) <small>ERA: 3.54</small> Jeff Brantley, R (8, 1) <small>ERA: 5.16</small>	IP: 6.0 WLS: L BF: 25 H: 3 R: 2 ER: 2 SO: 5	IP: 1.0 WLS: L BF: 3 H: 1 R: 0 ER: 0 SO: 0	IP: 1.0 WLS: L BF: 4 H: 1 R: 1 ER: 1 SO: 1	IP: 0.0 WLS: L BF: 0 H: 0 R: 0 ER: 0 SO: 0	IP: 0.0 WLS: L BF: 0 H: 0 R: 0 ER: 0 SO: 0	IP: 0.0 WLS: L BF: 0 H: 0 R: 0 ER: 0 SO: 0	IP: 0.0 WLS: L BF: 0 H: 0 R: 0 ER: 0 SO: 0	IP: 0.0 WLS: L BF: 0 H: 0 R: 0 ER: 0 SO: 0	ERA: 3.00 WHIP: 1.333	ERA: 0.00 WHIP: 1.000	ERA: 9.00 WHIP: 1.000							

livebaseballscorecards.com

AB	27
R	3
H	5
RBI	3
BB	5
SO	6
LOB	9



Batter	1	2	3	4	5	6	7	8	9	AB	R	H	RBI	BB	SO	LOB	TOP															
Bobby Abreu, L (1, 9) OBP: 0.415, SLG: 0.553	0-2 F7	4-2 FC6-4 BB		4-1 2B BB		4-2 S 1B BB		2-1 P6		2	0	0	0	3	0	0																
Doug Glanville, R (1, 8) OBP: 0.309, SLG: 0.375	1-0 G6-3	1-1 FC6-4		1-1 2B		1-1 S 1B		1-1 F9		5	0	2	3	0	0	3																
Scott Rolen, R (1, 5) OBP: 0.362, SLG: 0.520	0-1 G6-3		2-2 G5-3	2-1 P6		0-0 F8		3-2 F7		5	0	0	0	0	0	4																
Mike Lieberthal, R (1, 2) OBP: 0.352, SLG: 0.470		3-2 G5-3	2-1 F9		1-0 F7	4-2 1B BB		2-1 BB HBP		3	0	0	0	1	0	0																
Brian Hunter, R (1, 3) OBP: 0.315, SLG: 0.446		4-0 HR BB	1-0 FC6-4 1B		3-2 G6-3	1-3 K		0-3 K		4	1	1	0	1	2	4																
Pat Burrell, R (1, 7) OBP: 0.349, SLG: 0.450		2-0 HR	2-1 FC6-4		2-0 F9		4-0 G1-3 BB		4-2 BB	3	1	1	2	2	0	1																
23 Kevin Jordan, R (1, 4) OBP: 0.258, SLG: 0.321		0-2 SH1-4 1B		1-1 P4		1-0 FC6-4 1B 2B		1-3 K		5	1	2	0	0	2	3																
Alex Arias, R (1, 6) OBP: 0.268, SLG: 0.291		1-2 SH1-4 1B		2-2 SH1-4 2B 1B		4-1 FC6-4 BB		2-1 G1-3		3	1	2	0	1	0	1																
Travis Lee, L (9, PH) OBP: 0.327, SLG: 0.361		1-2 SH1-4 1B						1-2 F8		1	0	0	0	0	0	2																
Kent Bottenfield, R (1, 1) OBP: 0.118, SLG: 0.118		0-1 SH1-4		0-2 SH1-4		1-2 FC6-4 1B		0-0 G6-3		1	1	0	0	0	0	2																
Rob Ducey, L (7, PH) OBP: 0.310, SLG: 0.354										1	0	0	0	0	0	1																
Ed Vosberg, L (7, 1)										0	0	0	0	0	0	0																
Vicente Padilla, R (7, 1) OBP: 1.000, SLG: 1.000										0	0	0	0	0	0	0																
Chris Brock, R (8, 1) OBP: 0.222, SLG: 0.667		1-2 2-3		1-2						0	0	0	0	0	0	0																
Inning Stats	R: 0 E: 0 K: 0 S: 6	H: 0 LOB: 0 BB: 0 P: 7	R: 2 E: 0 K: 0 S: 16	H: 3 LOB: 3 BB: 2 P: 31	R: 0 E: 0 K: 0 S: 8	H: 1 LOB: 1 BB: 0 P: 15	R: 1 E: 0 K: 0 S: 15	H: 2 LOB: 2 BB: 1 P: 25	R: 0 E: 0 K: 0 S: 5	H: 0 LOB: 0 BB: 0 P: 11	R: 2 E: 0 K: 1 S: 16	H: 2 LOB: 3 BB: 3 P: 32	R: 0 E: 0 K: 1 S: 7	H: 0 LOB: 1 BB: 1 P: 14	R: 0 E: 0 K: 0 S: 7	H: 0 LOB: 0 BB: 0 P: 13	R: 0 E: 0 K: 2 S: 10	H: 0 LOB: 2 BB: 1 P: 18	1B: 5 2B: 2 3B: 0 HR: 1	SF: 0 SAC: 2 DP: 0 HBP: 1	WP: 0 PB: 0 SB: 2 CS: 0	PA: 44										
PITCHER	IP	WLS	BF	H	R	ER	SO	BB	IBB	HBP	BLK	WP	HR	S	P	ERA	WHIP															
Kirk Rueter, L (1, 1) ERA: 4.09	5.0		24	6	3	3	0	3	0	0	0	0	1	50	89	5.40	1.800															
Joe Nathan, R (6, 1) ERA: 4.75	0.2	B	7	2	2	2	0	3	0	0	0	0	0	13	28	27.00	7.500															
Doug Henry, R (6, 1) ERA: 4.07	0.1		1	0	0	0	1	0	0	0	0	0	0	3	4	0.00	0.000															
John Johnstone, R (7, 1) ERA: 6.91	1.0	W	4	0	0	0	1	1	0	0	0	0	0	7	14	0.00	1.000															
Felix Rodriguez, R (8, 1) ERA: 2.44	1.0	H	3	0	0	0	0	0	0	0	0	0	0	7	13	0.00	0.000															

Philadelphia Phillies @ San Francisco Giants
PacBell Park, San Francisco, CA

Tue Sep 05 2000, 10:15 PM EDT
Att. 40,930 - Sunny - 64 F

livebaseballscorecards.com

AB	33
R	5
H	8
RBI	5
BB	8
SO	4
LOB	21



Batter	1	2	3	4	5	6	7	8	9
Marvin Benard, L OBP: 0.345, SLG: 0.393 (1, 8) BB: 1, SO: 1, X: 1	3-1 F7 1B	2-3 K			2-2 2B		1-1 G1-3	4-1 BB	
Bill Mueller, S OBP: 0.338, SLG: 0.392 (1, 5) BB: 1, X: 1	3-1 HR 1B		0-0 F8		1-0 F9		0-0 HR	0-0 F7	
Barry Bonds, L OBP: 0.438, SLG: 0.693 (1, 7) BB: 1, X: 1	2-1 HR 1-H		3-2 F9		2-3 K		3-2 HR		
Jeff Kent, R OBP: 0.423, SLG: 0.604 (1, 4) BB: 1, X: 1	2-1 G5-3		3-2 F9			0-0 E6 BB, 1B, SF8	0-1 G4-3		
J.T. Snow, L OBP: 0.372, SLG: 0.456 (1, 3) BB: 1, X: 1	1-0 F9			4-0 1B BB		2-2 F8	3-1 HR		
Ellis Burks, R OBP: 0.429, SLG: 0.628 (1, 9) Felix Rodriguez, R (8, 1) Robb Nen, R (9, 1)		3-2 HR		1-2 L5-3 1B		1-1 BB 1B	0-1 1B		
Rich Aurilia, R OBP: 0.336, SLG: 0.449 (1, 6) BB: 1, X: 1		1-1 HR		1-0 L5-3 1-2		4-2 BB 1-2, 2-3	1-1 F9		
Doug Mirabelli, R OBP: 0.340, SLG: 0.376 (1, 2) BB: 1, X: 1		1-1 F9		1-3 K		2-1 SF8		2-0 F7	
Kirk Rueter, L OBP: 0.212, SLG: 0.289 (5, PH) Joe Nathan, R OBP: 0.188, SLG: 0.433 (6, 1) Doug Henry, R (6, 1) 28 Juan Melo, S (6, PH) John Johnstone, R (7, 1) Calvin Murray, R OBP: 0.338, SLG: 0.320 (8, 8)		0-0 L7			2-0 G1-3	1-3 K		1-0 P4	

Inning Stats	R: 2 E: 0 K: 0 S: 9	H: 2 LOB: 0 BB: 0 P: 20	R: 2 E: 0 K: 1 S: 12	H: 2 LOB: 0 BB: 0 P: 19	R: 0 E: 0 K: 0 S: 7	H: 0 LOB: 0 BB: 0 P: 13	R: 0 E: 0 K: 1 S: 8	H: 1 LOB: 1 BB: 1 P: 15	R: 0 E: 0 K: 1 S: 9	H: 1 LOB: 1 BB: 0 P: 16	R: 1 E: 1 K: 1 S: 14	H: 1 LOB: 2 BB: 1 P: 24	R: 3 E: 0 K: 0 S: 15	H: 4 LOB: 1 BB: 0 P: 23	R: 0 E: 0 K: 0 S: 4	H: 0 LOB: 1 BB: 1 P: 11
1B: 4 2B: 2 3B: 0 HR: 6	SF: 1 SAC: 0 DP: 1 HBP: 0	WP: 0 PA: 38														

PITCHER	IP	WLS	BF	H	R	ER	SO	BB	IBB	HBP	BLK	WP	HR	S	P	ERA	WHIP
Kent Bottenfield, R ERA: 5.43 (1, 1)	6.0		27	7	5	4	4	2	0	0	0	0	3	59	107	6.00	1.500
Ed Vosberg, L ERA: 4.35 (7, 1)	0.1	L	3	2	2	2	0	0	0	0	0	0	2	7	11	54.00	6.000
Vicente Padilla, R ERA: 3.21 (7, 1)	0.2		4	2	1	1	0	0	0	0	0	0	1	8	12	13.50	3.000
Chris Brock, R ERA: 4.34 (8, 1)	1.0		4	0	0	0	0	1	0	0	0	0	0	4	11	0.00	1.000

BOTTOM

Philadelphia Phillies @ San Francisco Giants
PacBell Park, San Francisco, CA
 Tue Sep 05 2000, 10:15 PM EDT
 Att: 40,930 - Sunny - 64 F

livebaseballscores.com

AB	34
R	8
H	11
RBI	8
BB	3
SO	4
LOB	10



Batter	1	2	3	4	5	6	7	8	9	AB R H RBI BB SO LOB	TOP																
Bobby Abreu, L (1, 9) OBP: 0.416, SLG: 0.556	0-1 G6-4-3 1B		3-2 1B 3B		4-0 1B BB		2-3 K		1-3 K	4 2 2 0 1 2 1	Philadelphia Phillies @ San Francisco Giants PacBell Park, San Francisco, CA Wed Sep 06 2000, 10:15 PM EDT Att. 40,930 - Sunny - 66 F livebaseballscorecards.com																
Doug Glanville, R (1, 8) OBP: 0.311, SLG: 0.377	0-2 G6-4-3 1B		0-1 FC4-6 1B		0-0 1B SF8		1-3 K		0-1 FC6-4	5 1 3 1 0 1 1																	
Scott Rolen, R (1, 5) OBP: 0.363, SLG: 0.522	3-1 G6-4-3 1-2f 2-3		0-2 F8		0-0 1B		2-2 BLK 2B			4 0 2 2 0 0 3																	
Travis Lee, L (1, 3) OBP: 0.326, SLG: 0.359	4-2 BB		0-1 FC4-6 1-2f		2-1 SF8		2-3 K			2 0 0 1 1 1 2																	
Pat Burrell, R (1, 7) OBP: 0.348, SLG: 0.447	1-2 F8			0-0 G4-6-3 1B		0-0 F7		3-3 K		4 0 1 0 0 1 3																	
Marlon Anderson, L (1, 4) OBP: 0.303, SLG: 0.347		3-2 G3		1-0 G4-6-3 1-2f		0-0 F7		2-2 F9		4 0 0 0 0 0 1																	
Chris Brock, R (8, 1) OBP: 0.222, SLG: 0.667										0 0 0 0 0 0 0																	
Tom Prince, R (1, 2) OBP: 0.298, SLG: 0.315		1-0 F7		2-3 K		2-1 1B		3-3 K		4 0 1 0 0 2 0																	
Tomas Perez, S (1, 6) OBP: 0.291, SLG: 0.337		1-2 L4			3-2 F8		1-1 F7		2-3 K	3 0 0 0 0 0 1																	
Rob Ducey, L (9, PH) OBP: 0.308, SLG: 0.352										1 0 0 0 0 1 0																	
Randy Wolf, L (1, 1) OBP: 0.241, SLG: 0.255			3-3 K		0-0 1B BB		1-3 K		0-2 FC6-4 1B	3 1 1 0 0 2 1																	
Vicente Padilla, R (8, 1) OBP: 1.000, SLG: 1.000										0 0 0 0 0 0 0																	
Ed Vosberg, L (8, 1)										0 0 0 0 0 0 0																	
23 Kevin Jordan, R (8, 4) OBP: 0.261, SLG: 0.324										1 0 1 0 0 0 0																	
Inning Stats	R: 0 E: 0 K: 0 S: 14	H: 2 LOB: 2 BB: 1 P: 22	R: 0 E: 0 K: 0 S: 10	H: 0 LOB: 0 BB: 0 P: 15	R: 1 E: 0 K: 1 S: 15	H: 2 LOB: 1 BB: 0 P: 21	R: 0 E: 0 K: 1 S: 5	H: 1 LOB: 0 BB: 0 P: 8	R: 3 E: 0 K: 0 S: 9	H: 3 LOB: 1 BB: 1 P: 18	R: 0 E: 0 K: 1 S: 9	H: 1 LOB: 1 BB: 0 P: 13	R: 0 E: 0 K: 3 S: 13	H: 1 LOB: 1 BB: 0 P: 20	R: 0 E: 0 K: 2 S: 9	H: 0 LOB: 0 BB: 0 P: 17	R: 0 E: 0 K: 2 S: 12	H: 1 LOB: 1 BB: 0 P: 15	1B: 9 2B: 1 3B: 1 HR: 0	SF: 1 SAC: 0 DP: 2 HBP: 0	WP: 0 PB: 0 SB: 0 CS: 0	PA: 38					
PITCHER	IP WLS BF H R ER SO BB IBB HBP BLK WP HR S P ERA WHIP																										
Mark Gardner, R (1, 1) ERA: 4.15	6.0		27	9	4	4	3	2	0	0	0	0	0	62	97	6.00	1.833										
Aaron Fultz, L (7, 1) ERA: 5.14	2.0	W	7	1	0	0	5	0	0	0	1	0	0	22	37	0.00	0.500										
Doug Henry, R (9, 1) ERA: 4.05	0.1	H	2	1	0	0	1	0	0	0	0	0	0	7	9	0.00	3.000										
Alan Embree, L (9, 1) ERA: 4.31	0.2	S	2	0	0	0	1	0	0	0	0	0	0	5	6	0.00	0.000										

AB	35
R	4
H	11
RBI	4
BB	2
SO	10
LOB	13



Batter	1	2	3	4	5	6	7	8	9	AB	R	H	RBI	BB	SO	LOB
Calvin Murray, R OBP: 0.338, SLG: 0.317 Marvin Benard, L OBP: 0.347, SLG: 0.393 (1, 8) (8, PH) (9, 8)	4-0 G5-3 1B HBP	1-1 G6-3			3-2 G6-3			4-2 SH1-4 1B BB		2	1	0	0	0	0	0
Ramon Martinez, R OBP: 0.345, SLG: 0.491 J.T. Snow, L OBP: 0.372, SLG: 0.456 (1, 4) (9, 3)	3-2 G5-3		1-2 G6-3 2B		2-1 G6-3			1-0 SH1-4 1-2		3	0	1	0	0	0	1
Barry Bonds, L OBP: 0.440, SLG: 0.692 (1, 7)	0-0 1B HR 1B		4-0 G6-3 BB		2-3 K			4-0 1B BB IBB		2	1	1	1	2	1	0
Jeff Kent, R OBP: 0.421, SLG: 0.601 (1, 3) (9, 4)	3-3 K		2-0 G6-3 1-2 2-3		1-1 G4-3			4-2 1B BB		3	0	0	0	1	1	3
Ellis Burks, R OBP: 0.430, SLG: 0.626 (1, 9)	2-2 1B HR 1B		2-0 F9		3-1 F8			0-0 1B		4	1	2	1	0	0	1
Russ Davis, R OBP: 0.301, SLG: 0.431 Aaron Fultz, L OBP: 0.333, SLG: 0.333 Felipe Crespo, S OBP: 0.342, SLG: 0.394 Doug Henry, R Alan Embree, L (1, 5) (7, 1) (8, PH) (9, 1) (9, 1)	3-1 HR		0-0 F3		3-2 G5-3			2-3 K		3	1	1	3	0	0	0
Rich Aurilia, R OBP: 0.335, SLG: 0.447 (1, 6)	1-3 K		2-1 CS 1B		1-0 P4			0-1 F3		4	0	1	0	0	1	3
Doug Mirabelli, R OBP: 0.340, SLG: 0.372 (1, 2)		2-1 G5-3	4-1 BB		1-2 G5-3					2	0	0	0	1	0	0
Mark Gardner, R OBP: 0.105, SLG: 0.105 Bill Mueller, S OBP: 0.337, SLG: 0.392 (1, 1) (7, 5)		0-3 K	0-0 G4-3		1-2 G4-3					2	0	0	0	0	1	1

Inning Stats	R: 4	H: 3	E: 0	K: 2	S: 21	LOB: 0	BB: 0	P: 37	R: 0	H: 0	E: 0	K: 1	S: 7	LOB: 0	BB: 0	P: 10	R: 0	H: 1	E: 0	K: 0	S: 5	LOB: 1	BB: 1	P: 14	R: 0	H: 0	E: 0	K: 10	S: 10	LOB: 0	BB: 0	P: 17	R: 0	H: 0	E: 0	K: 0	S: 7	LOB: 0	BB: 0	P: 14	R: 0	H: 0	E: 0	K: 0	S: 7	LOB: 0	BB: 0	P: 10	R: 1	H: 1	E: 0	K: 1	S: 14	LOB: 3	BB: 3	P: 29
--------------	------	------	------	------	-------	--------	-------	-------	------	------	------	------	------	--------	-------	-------	------	------	------	------	------	--------	-------	-------	------	------	------	-------	-------	--------	-------	-------	------	------	------	------	------	--------	-------	-------	------	------	------	------	------	--------	-------	-------	------	------	------	------	-------	--------	-------	-------

PITCHER	IP	WLS	BF	H	R	ER	SO	BB	IBB	HBP	BLK	WP	HR	S	P	ERA	WHIP
Randy Wolf, L ERA: 4.37 (1, 1)	7.0		27	5	4	4	4	2	0	1	0	0	1	62	113	5.14	1.000
Vicente Padilla, R ERA: 3.36 (8, 1)	0.1	L	5	1	1	1	0	2	1	0	0	0	0	9	22	27.00	9.000
Ed Vosberg, L ERA: 4.29 (8, 1)	0.1		1	0	0	0	1	0	0	0	0	0	0	3	5	0.00	0.000
Chris Brock, R ERA: 4.32 (8, 1)	0.1		1	0	0	0	0	0	0	0	0	0	0	2	2	0.00	0.000

BOTTOM

Philadelphia Phillies @ San Francisco Giants
PacBell Park, San Francisco, CA
Wed Sep 06 2000, 10:15 PM EDT
Att. 40,930 - Sunny - 66 F

AB	27
R	5
H	6
RBI	5
BB	5
SO	5
LOB	12

WP: 0 PA: 34
PB: 0
SB: 0
CS: 1



PITCHER	IP	WLS	BF	H	R	ER	SO	BB	IBB	HBP	BLK	WP	HR	S	P	ERA	WHIP
---------	----	-----	----	---	---	----	----	----	-----	-----	-----	----	----	---	---	-----	------

Batter	1	2	3	4	5	6	7	8	9	AB R H RBI BB SO LOB	TOP											
Damian Jackson, R (1, 4) OBP: 0.350, SLG: 0.385 Tom Davey, R (8, 1)	0-0 F3		1-3 K			3-1 G3-4-3 1B		1-3 K		4 0 1 0 0 2 0 0 0 0 0 0 0 0	San Diego Padres @ San Francisco Giants PacBell Park, San Francisco, CA Thu Sep 07 2000, 10:15 PM EDT Att. 40,930 - Sunny - 75 F livebaseballscorecards.com											
Eric Owens, R (1, 9) OBP: 0.353, SLG: 0.382	1-2 G1-3			1-0 G5-3		2-0 G3-4-3		1-2 G6-3	4 0 0 0 0 0 1													
Ruben Rivera, R (1, 8) OBP: 0.296, SLG: 0.390	1-3 K			2-2 G5-3		1-1 G6-3		1-3 K	4 0 0 0 0 2 1													
Ed Sprague, R (1, 7) OBP: 0.318, SLG: 0.462 (8, 4)		1-0 G4-6-3 1B		0-1 FC6-4 1B		4-0 BB		1-1 G4-3	3 0 2 0 1 0 0													
Joe Vitiello, R (1, 3) OBP: 0.320, SLG: 0.455		2-1 G4-6-3 1B		1-1 FC6-4		3-3 K			3 0 1 0 0 1 2													
Greg LaRocca, R (1, 5) OBP: 0.333, SLG: 0.333 (7, 6)		1-2 G4-6-3		0-1 G1-6-3 1B		1-3 K			3 0 1 0 0 1 3													
Desi Relaford, S (1, 6) OBP: 0.366, SLG: 0.320 Carlos Almanzar, R (7, 1) 29 Kory DeHaan, L (8, 7) OBP: 0.253, SLG: 0.348		2-1 G6-3		2-2 F3		2-3 K			3 0 0 0 0 1 3 0 0 0 0 0 0 0 0 0 0 0 0 0 0													
Ben Davis, S (1, 2) OBP: 0.231, SLG: 0.253			1-3 K		1-1 G1-6-3		1-0 F7		3 0 0 0 0 1 1													
Matt Clement, R (1, 1) OBP: 0.143, SLG: 0.115 Todd Erdos, R (6, 1) Gabe Alvarez, R (7, 5)			2-3 K		2-3 K		1-2 F9		2 0 0 0 0 2 0 0 0 0 0 0 0 0 1 0 0 0 0 0 0													
Inning Stats	R: 0 E: 0 K: 1 S: 7	H: 0 LOB: 0 BB: 0 P: 9	R: 0 E: 0 K: 0 S: 8	H: 2 LOB: 1 BB: 0 P: 14	R: 0 E: 0 K: 3 S: 10	H: 0 LOB: 0 BB: 0 P: 14	R: 0 E: 0 K: 0 S: 8	H: 1 LOB: 1 BB: 0 P: 12	R: 0 E: 0 K: 0 S: 7	H: 1 LOB: 0 BB: 0 P: 10		R: 0 E: 0 K: 1 S: 9	H: 1 LOB: 1 BB: 0 P: 17	R: 0 E: 0 K: 3 S: 9	H: 0 LOB: 1 BB: 1 P: 19	R: 0 E: 0 K: 1 S: 7	H: 0 LOB: 0 BB: 0 P: 10	R: 0 E: 0 K: 1 S: 8	H: 0 LOB: 0 BB: 0 P: 11	1B: 5 2B: 0 3B: 0 HR: 0	SF: 0 SAC: 0 DP: 2 HBP: 0	WP: 0 PB: 0 SB: 0 CS: 0
PITCHER	IP WLS BF H R ER SO BB IBB HBP BLK WP HR S P ERA WHIP																					
Shawn Estes, L (1, 1) ERA: 3.88	7.0 W 25 5 0 0 8 1 0 0 0 0 0 0 58 95 0.00 0.857																					
Miguel Del Toro, R (8, 1) ERA: 3.38	1.0 3 0 0 0 1 0 0 0 0 0 0 0 7 10 0.00 0.000																					
Ryan Vogelsong, R (9, 1) ERA:	1.0 3 0 0 0 1 0 0 0 0 0 0 0 8 11 0.00 0.000																					



Batter	1	2	3	4	5	6	7	8	9
Marvin Benard, L (1, 8) <small>OBP: 0.349, SLG: 0.399</small> Miguel Del Toro, R (8, 1) Damon Minor, L (8, PH) Ryan Vogelsong, R (9, 1)	K		SH5-3 HR 2B	K		1B FC3 1B 2-H	1B G4-3 2B	F8	
Bill Mueller, S (1, 5) <small>OBP: 0.339, SLG: 0.392</small> Pedro Feliz, R (7, 5) <small>OBP: 0.667, SLG: 0.667</small>	G3-1		SH5-3		F9 1B BB	FC3 1B 1B	G4-3 2B 1B	1B	
Barry Bonds, L (1, 7) <small>OBP: 0.441, SLG: 0.696</small> Armando Rios, L (7, 9) <small>OBP: 0.342, SLG: 0.505</small>	G4-3		HR		FC5-4 1B BB	FC3 1B 1B	G4-3	G4-3	
Jeff Kent, R (1, 4) <small>OBP: 0.422, SLG: 0.599</small> 28 Juan Melo, S (7, 4) <small>OBP: 0.250, SLG: 0.250</small>		P5			F9	1B HR 1B	1B E 1B		
J.T. Snow, L (1, 3) <small>OBP: 0.375, SLG: 0.457</small> Felipe Crespo, S (7, 3) <small>OBP: 0.339, SLG: 0.390</small>		BB 1B BB	L4		FC5-4 1B	HR 1B	E3 1B		
Ellis Burks, R (1, 9) <small>OBP: 0.428, SLG: 0.630</small> Terrell Lowery, R (7, 7) <small>OBP: 0.606, SLG: 0.786</small>		K	K		FC5-4	HR	K		
Rich Aurilia, R (1, 6) <small>OBP: 0.337, SLG: 0.448</small> Ramon Martinez, R (7, 6) <small>OBP: 0.348, SLG: 0.494</small>		BB 1B			G6-3	K			
Bobby Estelella, R (1, 2) <small>OBP: 0.379, SLG: 0.512</small> Scott Servais, R (7, PH) <small>OBP: 0.270, SLG: 0.284</small> (8, 2)		BB			K	SH3-4 1B BB	F9		
Shawn Estes, R (1, 1) <small>OBP: 0.238, SLG: 0.328</small> Calvin Murray, R (8, 8) <small>OBP: 0.336, SLG: 0.315</small>		F3			F7	SH3-4 1B HR	P3		

Inning Stats	R: 0	H: 0	E: 0	K: 1	S: 7	L: 0	LOB: 0	BB: 0	P: 12	R: 0	H: 1	E: 0	K: 1	S: 10	L: 0	LOB: 3	BB: 2	P: 23	R: 2	H: 2	E: 0	K: 1	S: 9	L: 0	LOB: 1	BB: 1	P: 16	R: 0	H: 1	E: 0	K: 2	S: 11	L: 0	LOB: 1	BB: 0	P: 16	R: 1	H: 1	E: 0	K: 0	S: 10	L: 0	LOB: 2	BB: 2	P: 20	R: 8	H: 6	E: 0	K: 1	S: 26	L: 0	LOB: 0	BB: 1	P: 52	R: 2	H: 4	E: 1	K: 1	S: 17	L: 0	LOB: 3	BB: 0	P: 27	R: 0	H: 1	E: 0	K: 0	S: 8	L: 0	LOB: 1	BB: 0	P: 13
1B: 11	SF: 0	2B: 2	SAC: 2	3B: 0	DP: 0	HR: 3	HBP: 0	WP: 1	PA: 48																																																															

PITCHER	IP	WLS	BF	H	R	ER	SO	BB	IBB	HBP	BLK	WP	HR	S	P	ERA	WHIP
Matt Clement, R (1, 1) <small>ERA: 5.16</small>	5.1	L	29	7	6	6	5	6	0	0	0	1	1	54	103	10.12	2.438
Todd Erdos, R (6, 1) <small>ERA: 5.59</small>	0.2		7	4	5	5	1	0	0	0	0	0	2	19	36	67.50	6.000
Carlos Almanzar, R (7, 1) <small>ERA: 4.74</small>	1.0		8	4	2	2	1	0	0	0	0	0	0	17	27	18.00	4.000
Tom Davey, R (8, 1) <small>ERA:</small>	1.0		4	1	0	0	0	0	0	0	0	0	0	8	13	0.00	1.000

BOTTOM

San Diego Padres @ San Francisco Giants
PacBell Park, San Francisco, CA

Thu Sep 07 2000, 10:15 PM EDT
Att: 40,930 - Sunny - 75 F

AB	40
R	13
H	16
RBI	13
BB	6
SO	7
LOB	24

Batter	1	2	3	4	5	6	7	8	9	AB	R	H	RBI	BB	SO	LOB	TOP								
Damian Jackson, R (1, 4) OBP: 0.352, SLG: 0.388	4-1 1B BB		0-2 L9		2-2 E 1-H 2B	0-0 FC6-4		0-0 1B 1B	1-1 P4	5	1	2	0	1	0	3									
Eric Owens, R (1, 7) OBP: 0.351, SLG: 0.380	0-1 F9		0-0 G5-3		0-2 E6		3-2 F8	0-1 1B 1B	0-0 G4-3	6	1	1	1	0	0	2									
Ryan Klesko, L (1, 3) OBP: 0.393, SLG: 0.535	0-0 F7			0-0 G3	1-0 G1-3		0-2 F7	1-1 1B G4-3 1B	0-0 G6-3	6	1	1	2	0	0	3									
Dave Magadan, L (1, 5) OBP: 0.401, SLG: 0.345 Greg LaRocca, R (8, PR) OBP: 0.333, SLG: 0.333	2-2 1-3 1B			4-1 1B BB		4-2 1B 1B 1B BB	1-2 HR 1B	3-2 1B G4-3 1B		3	2	3	1	2	0	0									
John Mabry, L (1, 9) OBP: 0.313, SLG: 0.432 29 Kory DeHaan, L (9, 9) OBP: 0.253, SLG: 0.348	2-2 G4-3			3-1 L8		2-2 1B 1B 1B	0-0 HR	1-0 G4-3		5	1	2	3	0	0	4									
Mike Darr, L (1, 8) OBP: 0.352, SLG: 0.411 Carlos Almanzar, R (7, 1)		1-0 G6-3		2-2 1-2 1B		1-1 1B 1B	1-0 G4-3	4-0 1B BB		4	0	2	0	0	0	0									
Joe Vitiello, R (8, PH) OBP: 0.333, SLG: 0.455 Kevin Walker, L (8, 1) OBP: 0.250, SLG: 0.250 Trevor Hoffman, R (9, 1)				1-2 1B		1-2 2-3 1B				0	1	0	0	1	0	0									
Desi Relaford, S (1, 6) OBP: 0.366, SLG: 0.321		0-2 F9		0-1 L9		2-3 K				5	1	2	1	0	1	5									
Ben Davis, S (1, 2) OBP: 0.250, SLG: 0.273		3-1 G4-3				2-3 K				5	1	3	2	0	1	0									
Will Cunnane, R (1, 1) OBP: 0.143, SLG: 0.286 Gabe Alvarez, R (5, PH) Dave Maurer, R (5, 1) Ed Sprague, R (6, PH) Heathcliff Slocumb, R (6, 1) Ruben Rivera, R (7, 8)			0-0 G6-3		4-2 2B BB	0-3 K				1	0	0	0	0	0	0									
Inning Stats	R: 0 E: 0 K: 0 S: 11	H: 1 LOB: 2 BB: 1 P: 19	R: 0 E: 0 K: 0 S: 6	H: 0 LOB: 0 BB: 0 P: 10	R: 0 E: 0 K: 0 S: 5	H: 0 LOB: 0 BB: 0 P: 5	R: 0 E: 0 K: 0 S: 10	H: 1 LOB: 2 BB: 1 P: 19	R: 0 E: 1 K: 1 S: 15	H: 1 LOB: 2 BB: 1 P: 24	R: 1 E: 0 K: 2 S: 16	H: 3 LOB: 3 BB: 1 P: 26	R: 2 E: 0 K: 0 S: 14	H: 2 LOB: 0 BB: 0 P: 19	R: 7 E: 0 K: 1 S: 25	H: 8 LOB: 2 BB: 1 P: 41	R: 0 E: 0 K: 0 S: 4	H: 0 LOB: 0 BB: 0 P: 5	1B: 14 2B: 1 3B: 0 HR: 1	SF: 0 SAC: 0 DP: 0 HBP: 0	WP: 0 PB: 0 SB: 0 CS: 0	PA: 48			
PITCHER	IP	WLS	BF	H	R	ER	SO	BB	IBB	HBP	BLK	WP	HR	S	P	ERA	WHIP								
Livan Hernandez, R (1, 1) ERA: 3.79	7.0		33	8	3	3	3	4	0	0	0	0	1	77	122	3.86	1.714								
Felix Rodriguez, R (8, 1) ERA: 2.92	0.1		5	4	4	4	1	0	0	0	0	0	0	11	18	108.00	12.000								
Alan Embree, L (8, 1) ERA: 4.61	0.1	L	3	2	1	1	0	0	0	0	0	0	0	9	14	27.00	6.000								
Doug Henry, R (8, 1) ERA: 4.1	1.1		7	2	2	2	0	1	0	0	0	0	0	9	14	13.50	2.250								

San Diego Padres @ San Francisco Giants
PacBell Park, San Francisco, CA
Fri Sep 08 2000, 10:35 PM EDT
Att. 40,930 - Sunny - 65 F

AB	43
R	10
H	16
RBI	10
BB	5
SO	4
LOB	24



WP	0	PA	48
----	---	----	----

ERA	3.79	2.92	4.61	4.1
WHIP	1.714	12.000	6.000	2.250

Batter	1	2	3	4	5	6	7	8	9	AB	R	H	RBI	BB	SO	LOB
Marvin Benard, L OBP: 0.348, SLG: 0.397 (1, 8) (8, 9)	2-2 G6-3		2-1 G3	2-2 1B 1-2 3-H 1B		0-3 K	2-2 FC3-6			5	0	1	1	0	1	2
Bill Mueller, S OBP: 0.339, SLG: 0.394 (1, 5)	3-2 WP BB SF7 1B		3-2 G5-3	2-0 F8		0-1 BB BLK 2B	1-1 L8			5	2	2	0	0	0	4
Barry Bonds, L OBP: 0.444, SLG: 0.696 (1, 7)	4-2 1-2 BB		1-2 S 3B 1B	1-2 1-3 2-H 1B		4-0 BLK BB FC4-2 IBB		3-3 K		3	1	2	1	2	1	0
Jeff Kent, R OBP: 0.422, SLG: 0.597 (1, 4)	3-2 SF7 2-H		4-2 3B BB	2-2 F9		4-2 FC4-2 BLK 1-2 2-3 BB		2-1 F9		2	1	0	1	2	0	2
J.T. Snow, L OBP: 0.374, SLG: 0.459 (1, 3)	3-2 F9		2-0 1-H 2-H 3B		2-1 G4-3	2-2 FC4-2		2-3 K		5	0	1	2	0	1	3
Rich Aurilia, R OBP: 0.335, SLG: 0.452 (1, 6)		2-3 K	2-3 K		2-2 HR	1-2 F8			0-0 F9	5	1	1	1	0	2	3
Felipe Crespo, S OBP: 0.345, SLG: 0.394 Calvin Murray, R OBP: 0.335, SLG: 0.313 (1, 9) (8, 8)		1-1 G3-1		2-1 1B 1B	2-1 1B		0-0 F9		2-3 K	4	1	2	0	0	0	0
Bobby Estalella, R OBP: 0.379, SLG: 0.510 (1, 2)		1-0 1B		0-0 F7 1B	2-3 K		1-2 FC3-6 1B 1B		3-2 F7	5	0	2	0	0	1	2
Livan Hernandez, R OBP: 0.266, SLG: 0.333 Russ Davis, R OBP: 0.305, SLG: 0.435 Felix Rodriguez, R Alan Embree, L Doug Henry, R (1, 1) (7, PH) (8, 1) (8, 1) (8, 1)		1-2 G3		0-0 1B 1B	0-0 L9		2-1 FC3-6 1B			3	1	1	0	0	0	2

Inning Stats	R: 1	H: 1	E: 0	LOB: 1	K: 0	BB: 1	S: 15	R: 0	H: 1	E: 0	LOB: 1	K: 1	BB: 0	S: 10	R: 2	H: 2	E: 0	LOB: 1	K: 1	BB: 1	S: 18	R: 2	H: 4	E: 0	LOB: 2	K: 0	BB: 0	S: 15	R: 1	H: 2	E: 0	LOB: 1	K: 1	BB: 0	S: 12	R: 1	H: 1	E: 0	LOB: 2	K: 1	BB: 2	S: 15	R: 0	H: 2	E: 0	LOB: 2	K: 0	BB: 0	S: 13	R: 0	H: 0	E: 0	LOB: 0	K: 2	BB: 0	S: 8	R: 0	H: 0	E: 0	LOB: 0	K: 1	BB: 0	S: 9	R: 0	H: 0	E: 0	LOB: 0	K: 1	BB: 0	S: 9	1B: 10	SF: 1	2B: 1	SAC: 0	3B: 1	DP: 0	HR: 1	HBP: 0
--------------	------	------	------	--------	------	-------	-------	------	------	------	--------	------	-------	-------	------	------	------	--------	------	-------	-------	------	------	------	--------	------	-------	-------	------	------	------	--------	------	-------	-------	------	------	------	--------	------	-------	-------	------	------	------	--------	------	-------	-------	------	------	------	--------	------	-------	------	------	------	------	--------	------	-------	------	------	------	------	--------	------	-------	------	--------	-------	-------	--------	-------	-------	-------	--------

PITCHER	IP	WLS	BF	H	R	ER	SO	BB	IBB	HBP	BLK	WP	HR	S	P	ERA	WHIP
Will Cunnane, R ERA: 5.04 (1, 1)	4.0		22	8	5	5	2	2	0	0	0	1	0	58	101	11.25	2.500
Dave Maurer, L ERA: 1.69 (5, 1)	1.0		5	2	1	1	1	0	0	0	0	0	1	12	20	9.00	2.000
Heathcliff Stocumb, R ERA: 4.6 (6, 1)	1.0		6	1	1	1	1	1	1	0	1	0	0	15	26	9.00	2.000
Carlos Almanzar, R ERA: 4.66 (7, 1)	1.0	W	5	2	0	0	0	0	0	0	0	0	0	13	19	0.00	2.000
Kevin Walker, L ERA: 4.45 (8, 1)	1.0	H	3	0	0	0	2	0	0	0	0	0	0	8	15	0.00	0.000


BOTTOM

San Diego Padres @ San Francisco Giants
PacBell Park, San Francisco, CA

Fri Sep 08 2000, 10:35 PM EDT
Att. 40,930 - Sunny - 65 F

AB	39
R	7
H	13
RBI	6
BB	4
SO	7
LOB	18

livebaseballscores.com



PITCHER	IP	WLS	BF	H	R	ER	SO	BB	IBB	HBP	BLK	WP	HR	S	P	ERA	WHIP
Trevor Hoffman, R ERA: 3.29 (9, 1)	1.0		3	0	0	0	1	0	0	0	0	0	0	9	14	0.00	0.000

Batter	1	2	3	4	5	6	7	8	9	AB R H RBI BB SO LOB	TOP											
Damian Jackson, R (1, 4) OBP: 0.350, SLG: 0.386	1-3 K		0-0 2B 1B		0-3 K		1-0 F8	0-2 F9		5 1 1 1 0 2 0	San Diego Padres @ San Francisco Giants PacBell Park, San Francisco, CA Sat Sep 09 2000, 4:05 PM EDT Att. 40,930 - Sunny - 67 F											
Desi Relaford, S (1, 6) OBP: 0.367, SLG: 0.323	1-1 G3		2-0 HR 2B		2-1 G3-4-1		2-2 E5 FC4-6 2B	1-1 HBP		4 2 1 1 0 0 0												
Ryan Klesko, L (1, 3) OBP: 0.393, SLG: 0.540	1-0 G1-3		3-2 HR			2-1 G6-3	4-2 FC4-6 BB	1-3 K		4 1 1 2 1 1 1												
Dave Magadan, L (1, 5) OBP: 0.404, SLG: 0.351 Greg LaRocca, R (9, PH) OBP: 0.250, SLG: 0.250 (9, 5)		3-2 G4-3	1-0 1B		2-1 2B 1B	2-2 FC4-6 2B	2-2 F9	0-0 F9		4 1 2 0 0 0 2 1 0 0 0 0 0 1												
John Mabry, L (1, 9) OBP: 0.366, SLG: 0.425 Ed Sprague, R (7, PH) OBP: 0.379, SLG: 0.486 Dave Maurer, R (7, 1) Tom Davey, R (8, 1) Joe Vitiello, R (9, PH) OBP: 0.327, SLG: 0.444 Kevin Walker, L (9, 1) OBP: 0.250, SLG: 0.250		1-3 K	1-3 K		1-3 K	1-3 K	1-0 2B	2-1 F9		3 0 0 0 0 0 3 2 1 0 1 1 0 1 0 0 0 0 0 0 1 0 0 0 0 0 0 0 0												
Mike Darr, L (1, 7) OBP: 0.356, SLG: 0.417		0-0 G5-3		1-3 K		0-1 1B 2B	4-0 IBB			3 1 1 0 1 1 0												
Ruben Rivera, R (1, 8) OBP: 0.296, SLG: 0.388			4-2 SH3-4 1B BB	2-3 K		3-2 E S 1B	1-3 K			3 1 1 2 1 2 3												
Wiki Gonzalez, R (1, 2) OBP: 0.310, SLG: 0.328			0-0 P6	1-1 F9		4-1 FC6-4 IBB		0-0 F8		3 0 0 0 1 0 1												
Brian Tollberg, R (1, 1) OBP: 0.107, SLG: 0.107 29 Kory DeHaan, L (7, 9) OBP: 0.250, SLG: 0.344			0-0 SH3-4		2-3 K	0-0 FC6-4		2-2 G4-3		2 0 0 0 0 1 2 1 0 0 0 0 0 0												
Inning Stats	R: 0 E: 0 K: 1 S: 6	H: 0 LOB: 0 BB: 0 P: 9	R: 0 E: 0 K: 1 S: 7	H: 0 LOB: 0 BB: 0 P: 11	R: 4 E: 0 K: 1 S: 14	H: 4 LOB: 1 BB: 1 P: 25	R: 0 E: 0 K: 2 S: 8	H: 0 LOB: 0 BB: 0 P: 12	R: 0 E: 0 K: 2 S: 8	H: 0 LOB: 0 BB: 0 P: 12		R: 2 E: 0 K: 1 S: 14	H: 3 LOB: 2 BB: 1 P: 26	R: 1 E: 1 K: 1 S: 15	H: 1 LOB: 3 BB: 2 P: 30	R: 0 E: 0 K: 0 S: 7	H: 0 LOB: 0 BB: 0 P: 9	R: 0 E: 0 K: 1 S: 7	H: 0 LOB: 1 BB: 0 P: 11	1B: 4 2B: 3 3B: 0 HR: 1	SF: 0 SAC: 1 DP: 0 HBP: 1	WP: 0 PB: 0 SB: 3 CS: 0
PITCHER	IP WLS BF H R ER SO BB IBB HBP BLK WP HR S P ERA WHIP																					
Russ Ortiz, R (1, 1) ERA: 5.05	6.0 L 27 7 6 6 8 1 1 0 0 0 1 57 95 9.00 1.333																					
Aaron Fultz, L (7, 1) ERA: 5.09	0.2 4 0 1 0 0 1 0 0 0 0 0 0 10 19 0.00 1.500																					
John Johnstone, R (7, 1) ERA: 6.7	1.1 6 1 0 0 1 0 1 0 0 0 0 0 12 20 0.00 0.750																					
Alan Embree, L (9, 1) ERA: 4.53	1.0 4 0 0 0 1 0 0 0 1 0 0 0 7 11 0.00 0.000																					

AB	35
R	7
H	8
RBI	7
BB	4
SO	10
LOB	13



Batter	1	2	3	4	5	6	7	8	9	AB R H RBI BB SO LOB
--------	---	---	---	---	---	---	---	---	---	----------------------

Marvin Benard, L <small>OBP: 0.348, SLG: 0.397</small> (1, 8)										5 1 2 1 0 1 1
Bill Mueller, S <small>OBP: 0.340, SLG: 0.395</small> (1, 5)										4 1 1 0 1 0 1
J.T. Snow, L <small>OBP: 0.377, SLG: 0.464</small> (1, 3)										4 0 3 0 1 1 1
Jeff Kent, R <small>OBP: 0.422, SLG: 0.595</small> (1, 4)										5 0 2 2 0 0 4
Ellis Burks, R <small>OBP: 0.429, SLG: 0.627</small> (1, 9)										2 0 0 0 2 0 3
Felipe Crespo, S <small>OBP: 0.344, SLG: 0.393</small> (1, 7)										3 0 1 0 0 0 4
Terrell Lowery, R <small>OBP: 0.588, SLG: 0.759</small> (7, PH) (8, 7)										1 0 0 0 0 0 2
Ramon Martinez, R <small>OBP: 0.346, SLG: 0.488</small> (1, 6)										4 0 1 0 0 0 1
Doug Mirabelli, R <small>OBP: 0.340, SLG: 0.371</small> (1, 2)										3 1 1 0 0 0 2
28 Juan Melo, S <small>OBP: 0.200, SLG: 0.200</small> (8, PH)										1 0 0 0 0 0 0
Bobby Estelella, R <small>OBP: 0.379, SLG: 0.510</small> (9, 2)										0 0 0 0 0 0 0
Russ Ortiz, R <small>OBP: 0.316, SLG: 0.250</small> (1, 1)										1 0 0 0 0 0 1
Damon Minor, L (6, PH)										1 0 0 0 0 0 1
Aaron Fultz, L <small>OBP: 0.333, SLG: 0.333</small> (7, 1)										0 0 0 0 0 0 0
John Johnstone, R (7, 1)										0 0 0 0 0 0 0
Russ Davis, R <small>OBP: 0.300, SLG: 0.432</small> (8, PH)										1 0 0 0 0 0 0
Alan Embree, L (9, 1)										0 0 0 0 0 0 0

BOTTOM

San Diego Padres @ San Francisco Giants
 PacBell Park, San Francisco, CA
 Sat Sep 09 2000, 4:05 PM EDT
 Att. 40,930 - Sunny - 67 F

livebaseballscorecards.com

AB	35
R	3
H	11
RBI	3
BB	4
SO	2
LOB	21



Inning Stats	R: 0	H: 1	LOB: 3	K: 1	P: 24	R: 0	H: 1	LOB: 1	K: 0	P: 19	R: 1	H: 3	LOB: 1	K: 0	P: 22	R: 1	H: 2	LOB: 1	K: 0	P: 14	R: 0	H: 1	LOB: 1	K: 0	P: 11	R: 0	H: 1	LOB: 2	K: 1	P: 27	R: 0	H: 0	LOB: 0	K: 0	P: 15	R: 0	H: 0	LOB: 1	K: 0	P: 15	1B: 9	SF: 0	2B: 2	SAC: 1	3B: 0	DP: 1	HR: 0	HBP: 0	WP: 0	PA: 40
--------------	------	------	--------	------	-------	------	------	--------	------	-------	------	------	--------	------	-------	------	------	--------	------	-------	------	------	--------	------	-------	------	------	--------	------	-------	------	------	--------	------	-------	------	------	--------	------	-------	-------	-------	-------	--------	-------	-------	-------	--------	-------	--------

PITCHER	IP	WLS	BF	H	R	ER	SO	BB	IBB	HBP	BLK	WP	HR	S	P	ERA	WHIP
Brian Tollberg, R <small>ERA: 3.28</small>	(1, 1)	6.0	27	9	2	2	1	2	0	0	0	0	0	63	105	3.00	1.833
Dave Maurer, L <small>ERA: 2.84</small>	(7, 1)	1.0	6	2	1	1	1	1	0	0	0	0	0	15	27	9.00	3.000
Tom Davey, R <small>ERA:</small>	(8, 1)	1.0	3	0	0	0	0	0	0	0	0	0	0	12	15	0.00	0.000
Kevin Walker, L <small>ERA: 4.38</small>	(9, 1)	1.0	4	0	0	0	0	1	0	0	0	0	0	8	15	0.00	1.000

Batter	1	2	3	4	5	6	7	8	9	AB R H RBI BB SO LOB	TOP											
Damian Jackson, R (1, 4) OBP: 0.349, SLG: 0.383	1-0 G6-3		4-2 G5-4-3 BB			3-1 F9		2-2 F9		3 0 0 0 1 0 0	San Diego Padres @ San Francisco Giants PacBell Park, San Francisco, CA Sun Sep 10 2000, 4:05 PM EDT Att. 40,930 - Sunny - 68 F											
Desi Relaford, S (1, 6) OBP: 0.366, SLG: 0.320	2-2 F7		2-2 G5-4-3			3-1 G6-3		4-2 BB		3 0 0 0 1 0 2												
Ryan Klesko, L (1, 3) OBP: 0.394, SLG: 0.542 Joe Vitiello, R (8, PH) OBP: 0.321, SLG: 0.435	4-1 BB			1-0 G4-3 SF9 2B		2-0 F8		2-3 K		2 1 1 0 1 0 0 1 0 0 0 0 1 1												
Ed Sprague, R (1, 7) OBP: 0.318, SLG: 0.463	0-1 G5-3			2-2 G4-3		1-2 G4-3 1B 1B		3-2 P4		4 1 1 0 0 0 2												
Eric Owens, R (1, 9) OBP: 0.351, SLG: 0.380 29 Kory DeHaan, L (8, 9) OBP: 0.247, SLG: 0.341		0-3 K		0-0 SF9		1-1 1B 1-2 1B		2-3 K		2 0 1 1 0 1 0 1 0 0 0 0 1 0												
Ruben Rivera, R (1, 8) OBP: 0.296, SLG: 0.385		2-3 K		3-H 1-0 F8		3-2 G4-3		4-2 BB		3 0 0 0 1 1 1												
Greg LaRocca, R (1, 5) OBP: 0.286, SLG: 0.286 Todd Erdos, R (7, 1) George Williams, S (9, PH) OBP: 0.214, SLG: 0.385		1-0 F9			2-1 P4		3-2 1B	2-3 K		3 0 1 1 0 0 0 0 0 0 0 0 0 0 1 0 0 0 0 1 1												
Ben Davis, S (1, 2) OBP: 0.253, SLG: 0.286			2-1 F9 2B		3-2 F9		2-3 K			3 0 1 0 0 1 1												
Jay Witasick, R (1, 1) OBP: 0.130, SLG: 0.130 Heathcliff Slocumb, R (6, 1) Gabe Alvarez, R (7, 5)			2-2 F9		2-1 F9			0-2 F8		2 0 0 0 0 0 1 0 0 0 0 0 0 0 1 0 0 0 0 0 0												
Inning Stats	R: 0 E: 0 K: 0 S: 7	H: 0 LOB: 1 BB: 1 P: 14	R: 0 E: 0 K: 2 S: 8	H: 0 LOB: 0 BB: 0 P: 11	R: 0 E: 0 K: 0 S: 11	H: 1 LOB: 1 BB: 1 P: 21	R: 1 E: 0 K: 0 S: 6	H: 1 LOB: 0 BB: 0 P: 10	R: 0 E: 0 K: 0 S: 7	H: 0 LOB: 0 BB: 0 P: 14	R: 0 E: 0 K: 0 S: 5	H: 0 LOB: 0 BB: 0 P: 13	R: 1 E: 0 K: 1 S: 16	H: 3 LOB: 1 BB: 0 P: 26	R: 0 E: 0 K: 1 S: 11	H: 0 LOB: 1 BB: 1 P: 19	R: 0 E: 0 K: 2 S: 11	H: 0 LOB: 1 BB: 1 P: 22	1B: 3 2B: 2 3B: 0 HR: 0	SF: 1 SAC: 0 DP: 1 HBP: 0	WP: 0 PB: 0 SB: 0 CS: 0	PA: 34
PITCHER	IP WLS BF H R ER SO BB IBB HBP BLK WP HR S P ERA WHIP																					
Kirk Rueter, L (1, 1) ERA: 4.03	7.0 W 26 5 2 2 3 2 0 0 0 0 0 0 60 109 2.57 1.000																					
Doug Henry, R (8, 1) ERA: 4.04	1.0 4 0 0 0 1 1 0 0 0 0 0 0 11 19 0.00 1.000																					
Ryan Vogelsong, R (9, 1) ERA:	1.0 4 0 0 0 2 1 0 0 0 0 0 0 11 22 0.00 1.000																					

AB	29
R	2
H	5
RBI	2
BB	4
SO	6
LOB	9



Batter	1	2	3	4	5	6	7	8	9
Marvin Benard, L OBP: 0.350, SLG: 0.403 (1, 8) (6, 9)	4-2 1B 3B BB	2-1 G4-3		1-0 HR		4-1 BB	2-1 G1-3		
Bill Mueller, S OBP: 0.341, SLG: 0.397 Pedro Feliz, R OBP: 0.667, SLG: 0.667 (1, 5) (9, 5)	3-1 3B 1B	2-0 HBP SF8 2B		1-3 K		0-3 K		1-1 F7	
Barry Bonds, L OBP: 0.447, SLG: 0.700 Terrell Lowery, R OBP: 0.600, SLG: 0.759 (1, 7) (8, 7)	0-1 E 3B	4-0 SF8 HBP IBB		4-2 BB		2-2 F9		2-2 FC5-4 HBP	
Jeff Kent, R OBP: 0.420, SLG: 0.592 Ramon Martinez, R OBP: 0.344, SLG: 0.485 (1, 4) (8, 4)	2-2 E6 HR	2-1 HBP		2-3 K		1-0 P4		2-1 FC5-4	
J.T. Snow, L OBP: 0.374, SLG: 0.460 (1, 3)	1-3 K	3-1 SF8		2-2 F7			2-1 F7	0-0 F9	
Ellis Burks, R OBP: 0.428, SLG: 0.633 Calvin Murray, R OBP: 0.338, SLG: 0.322 (1, 9) (6, 8)	1-0 HR	1-1 G2-3		2-2 F9			2-1 HR 2B		
Rich Aurilia, R OBP: 0.337, SLG: 0.453 (1, 6)	1-2 1B 2B		1-0 F7		3-3 K		4-1 HR BB		
Scott Servais, R OBP: 0.278, SLG: 0.292 (1, 2)	3-1 G4-6-3 1B		2-3 K		3-2 1B		0-0 F9		
Kirk Rueter, L OBP: 0.200, SLG: 0.255 Damon Minor, L OBP: 0.250, SLG: 1.000 Doug Henry, R Ryan Vogelsong, R (1, 1) (7, PH) (8, 1) (9, 1)	0-2 G4-6-3		1-1 G1-3		1-3 K		1-2 HR		

AB	R	H	RBI	BB	SO	LOB						
3	2	1	1	2	0	0						
5	2	2	0	0	2	1						
0	0	0	0	0	0	0						
2	1	1	2	2	0	1						
0	0	0	0	0	0	0						
3	1	0	0	0	1	2						
1	0	0	0	0	0	1						
4	0	0	1	0	1	3						
3	1	1	2	0	0	2						
1	1	1	0	0	0	0						
3	1	1	0	1	1	0						
4	0	2	0	0	1	2						
3	0	0	0	0	1	3						
1	1	1	3	0	0	0						
0	0	0	0	0	0	0						
0	0	0	0	0	0	0						
1B: 3	SF: 1	WP: 0	PA: 41	2B: 3	SAC: 0	PB: 0	3B: 1	DP: 1	SB: 0	HR: 3	HBP: 2	CS: 0


BOTTOM

San Diego Padres @ San Francisco Giants
PacBell Park, San Francisco, CA

Sun Sep 10 2000, 4:05 PM EDT
Att: 40,930 - Sunny - 68 F

livebaseballscorecards.com

AB	33
R	10
H	10
RBI	9
BB	5
SO	7
LOB	15



Inning Stats		R: 5	H: 5	R: 1	H: 1	R: 0	H: 0	R: 1	H: 1	R: 0	H: 1	R: 0	H: 0	R: 3	H: 2	R: 0	H: 0	
PITCHER		IP	WLS	BF	H	R	ER	SO	BB	IBB	HBP	BLK	WP	HR	S	P	ERA	WHIP
Jay Witasick, R	(1, 1)	5.1	L	29	8	7	6	7	3	1	1	0	0	2	69	125	10.12	2.062
Heathcliff Slocumb, R	(6, 1)	0.2		2	0	0	0	0	0	0	0	0	0	5	8	0.00	0.000	
Todd Erdos, R	(7, 1)	2.0		10	2	3	3	0	1	0	1	0	0	1	21	37	13.50	1.500

San Francisco Giants @ Houston Astros
 Enron Field, Houston, TX
 Mon Sep 11 2000, 8:05 PM EDT
 Att. 35,130 - Dome - 72 F

AB 41
 R 8
 H 12
 RBI 8
 BB 8
 SO 7
 LOB 21



Batter	1	2	3	4	5	6	7	8	9	10	AB	R	H	RBI	BB	SO	LOB
Marvin Benard, L OBP: 0.348, SLG: 0.399 (1, 8) F B X (9, 9)	2-1 G3	1-1 F7		4-2 CS BB		1-1 G3		1-0 F9		1-3 K	5	0	0	0	1	1	3
Bill Mueller, S OBP: 0.344, SLG: 0.402 (1, 5) C B B B B (9, 9)	4-1 1B HR BB	2-2 1B 1B		1-1 F8			2-3 K		4-1 HR BB	1-0 3B	4	3	2	1	2	1	1
Barry Bonds, L OBP: 0.453, SLG: 0.709 (1, 7) X (9, 9)	0-0 1-3 HR 1B	4-0 1B BB		4-0 1-2 BB			4-2 G6-3 S BB		1-2 1-H HR	4-0 IBB	2	2	2	2	4	0	0
Jeff Kent, R OBP: 0.420, SLG: 0.594 (1, 4) B F B X (9, 9)	2-1 1-H 3-H HR	0-0 1-3 2-H 1B		2-3 K			1-2 G6-3		0-3 K	2-2 P3	6	1	2	4	0	2	4
J.T. Snow, L OBP: 0.374, SLG: 0.467 (1, 3) B X (9, 9)	1-0 HR	0-0 F8			2-1 F8 2B		0-1 F7		1-0 P3		5	1	2	1	0	0	3
Felipe Crespo, S OBP: 0.354, SLG: 0.396 Calvin Murray, R OBP: 0.338, SLG: 0.322 (1, 9) B B B B (9, 8)	4-0 BB		0-2 G6-3 1B		1-1 F8			0-0 G6-3	3-2 S 1B		4	0	2	0	1	0	1
Rich Aurilia, R OBP: 0.335, SLG: 0.450 Robb Nen, R (1, 6) C B B X (9, 1)	1-2 F9		1-2 F8		2-2 F9			3-2 E 1B	2-2 F8		5	0	1	0	0	0	3
Doug Mirabelli, R OBP: 0.336, SLG: 0.366 Ellis Burks, R OBP: 0.427, SLG: 0.631 28 Juan Melo, S OBP: 0.200, SLG: 0.200 Bobby Estalella, R OBP: 0.378, SLG: 0.508 (1, 2) C S (8, PH) (8, PR) (8, 2)	0-3 K		0-0 G6-3			2-3 K		2-1 E5		1-2 F7	3	0	0	0	0	2	2
Joe Nathan, R OBP: 0.178, SLG: 0.406 Miguel Del Toro, R OBP: 0.276, SLG: 0.290 Scott Servais, R OBP: 0.301, SLG: 0.429 Felix Rodriguez, R OBP: 0.348, SLG: 0.489 (1, 1) (3, 1) (6, PH) (6, 1) (8, PH) (8, 1) (9, 6)		1-3 K	1-1 G5-3			1-2 F7		1-0 F9		1-0 3B 1B	2	0	0	0	0	1	1

Inning Stats	R: 4	H: 3	E: 0	LOB: 1	K: 1	S: 13	R: 1	H: 2	E: 0	LOB: 2	K: 1	S: 10	R: 0	H: 1	E: 0	LOB: 1	K: 0	S: 9	R: 0	H: 0	E: 0	LOB: 1	K: 1	S: 10	R: 0	H: 0	E: 0	LOB: 0	K: 1	S: 9	R: 0	H: 0	E: 0	LOB: 1	K: 1	S: 10	R: 0	H: 0	E: 1	LOB: 2	K: 0	S: 8	R: 2	H: 2	E: 0	LOB: 1	K: 1	S: 17	R: 1	H: 2	E: 0	LOB: 2	K: 1	S: 13	R: 1	H: 2	E: 0	LOB: 2	K: 1	S: 23	1B: 7	2B: 1	3B: 1	HR: 3	SF: 0	SAC: 0	DP: 0	HBP: 0	WP: 0	PB: 0	SB: 2	CS: 1	PA: 49
--------------	------	------	------	--------	------	-------	------	------	------	--------	------	-------	------	------	------	--------	------	------	------	------	------	--------	------	-------	------	------	------	--------	------	------	------	------	------	--------	------	-------	------	------	------	--------	------	------	------	------	------	--------	------	-------	------	------	------	--------	------	-------	------	------	------	--------	------	-------	-------	-------	-------	-------	-------	--------	-------	--------	-------	-------	-------	-------	--------

PITCHER	IP	WLS	BF	H	R	ER	SO	BB	IBB	HBP	BLK	WP	HR	S	P	ERA	WHIP
Jose Lima, R ERA: 6.59 (1, 1)	6.2		31	7	5	5	5	6	0	0	0	0	2	66	117	6.75	1.950
Wayne Franklin, L ERA: 4.08 (7, 1)	0.2	H	2	0	0	0	0	0	0	0	0	0	0	3	3	0.00	0.000
Joe Slusarski, R ERA: 3.82 (8, 1)	0.2	H	4	1	0	0	0	0	0	0	0	0	0	7	14	0.00	1.500
Octavio Dotel, R ERA: 5.16 (9, 1)	1.0	B	6	2	2	2	1	1	0	0	0	0	1	17	28	18.00	3.000
Marc Valdes, R ERA: 5.05 (10, 1)	1.0	L	6	2	1	1	1	0	1	0	0	0	0	13	23	9.00	2.000

Batter	1	2	3	4	5	6	7	8	9	10	AB R H RBI BB SO LOB
Julio Lugo, R OBP: 0.347, SLG: 0.433 (1, 4)	4-0 BB G6-4-3		3-1 2-H 3B	1-1 F7		1-1 F9		2-2 FC5-4 1-2f			4 1 1 1 1 0 1
Tim Bogar, R OBP: 0.276, SLG: 0.313 (1, 6)	4-1 BB G6-4-3		0-0 F9	0-1 G1-3		1-1 G6-3		1-3 K			4 0 0 0 1 1 2
5 Jeff Bagwell, R OBP: 0.428, SLG: 0.616 (1, 3)	3-1 G6-4-3 1-2f 2-3		1-1 SAFE HR	4-2 HBP		1-1 F7		1-0 G6-4-3 HBP			3 1 1 1 0 0 2
17 Lance Berkman, S OBP: 0.386, SLG: 0.563 (1, 7)	0-0 P4		4-2 HR	0-0 F8		3-2 F7		1-3 K			3 1 0 0 1 0 2
Octavio Dotel, R OBP: 0.063, SLG: 0.032 (9, 1)											0 0 0 0 0 0 0
Daryle Ward, L OBP: 0.297, SLG: 0.540 (9, PH)											1 0 0 0 0 1 1
Marc Valdes, R (10, 1)											0 0 0 0 0 0 0
Moises Alou, R OBP: 0.420, SLG: 0.637 (1, 9)		0-0 F7	1-1 HR		0-0 G5-3		2-1 F9		2-1 G6-4-3 1-2f		5 1 1 2 0 0 1
Richard Hidalgo, R OBP: 0.366, SLG: 0.597 (9, 7)		1-1 HR	4-2 2B BB		2-2 3B		0-2 1B		2-2 G4-3		4 2 3 1 1 0 0
Chris Truby, R OBP: 0.302, SLG: 0.480 (1, 5)		1-2 F8	1-0 F9		1-0 F7		1-0 P4		0-1 F7		5 0 0 0 0 0 3
Raul Chavez, R OBP: 0.270, SLG: 0.364 (1, 2)		1-0 P5	0-0 1-H 2B		4-0 IBB			1-3 K			2 0 1 1 1 0 0
Roger Cedeno, S OBP: 0.368, SLG: 0.379 (8, PH)											1 0 0 0 0 1 0
Glen Barker, S OBP: 0.303, SLG: 0.339 (9, 8)											1 0 0 0 0 1 0
Jose Lima, R OBP: 0.175, SLG: 0.196 (1, 1)											3 1 1 0 0 1 3
Wayne Franklin, L (7, 1)											0 0 0 0 0 0 0
Joe Slusarski, R OBP: 0.125, SLG: 0.125 (8, 1)											0 0 0 0 0 0 0
Mitch Meluskey, S OBP: 0.411, SLG: 0.514 (8, PH)											1 0 1 0 0 0 0

San Francisco Giants @ Houston Astros

Enron Field, Houston, TX

Mon Sep 11 2000, 8:05 PM EDT

Att: 35,130 - Dome - 72 F

AB	37
R	7
H	9
RBI	6
BB	5
SO	5
LOB	15



Inning Stats	R: 0	H: 0	E: 0	K: 0	S: 4	P: 15	R: 1	H: 1	E: 0	K: 0	S: 7	P: 10	R: 6	H: 5	E: 1	K: 1	S: 22	P: 38	R: 0	H: 0	E: 0	K: 0	S: 7	P: 12	R: 0	H: 1	E: 0	K: 0	S: 7	P: 14	R: 0	H: 0	E: 0	K: 0	S: 6	P: 9	R: 0	H: 1	E: 0	K: 0	S: 10	P: 16	R: 0	H: 1	E: 0	K: 2	S: 13	P: 20	R: 0	H: 0	E: 0	K: 1	S: 5	P: 9	R: 0	H: 0	E: 0	K: 1	S: 10	P: 14	1B: 2	2B: 2	3B: 2	HR: 3	SF: 0	SAC: 0	DP: 2	HBP: 2	WP: 0	PA: 44
PITCHER	IP	WLS	BF	H	R	ER	SO	BB	IBB	HBP	BLK	WP	HR	S	P	ERA	WHIP																																																					
Joe Nathan, R (1, 1)	2.1		14	5	6	6	0	3	0	0	0	0	3	24	48	23.14	3.429																																																					
Miguel Del Toro, R (3, 1)	2.2		13	2	1	1	1	1	1	1	0	0	0	23	41	3.38	1.125																																																					
John Johnstone, R (6, 1)	2.0		7	1	0	0	0	0	0	0	0	0	0	16	25	0.00	0.500																																																					
Felix Rodriguez, R (8, 1)	1.1		6	1	0	0	3	0	0	1	0	0	0	16	25	0.00	0.750																																																					
Robb Nen, R (9, 1)	1.2	W	4	0	0	0	1	0	0	0	0	0	0	12	18	0.00	0.000																																																					

Batter	1	2	3	4	5	6	7	8	9	AB R H RBI BB SO LOB	TOP
Marvin Benard, L OBP: 0.351, SLG: 0.406 (1, 8) (8, 9) (9, 8)	1-1 HR		1-1 BB 1B 1B	2-1 F8			4-2 HR BB	0-1 G6-3		4 3 2 1 1 0 0	<p align="center">San Francisco Giants @ Houston Astros</p> <p align="center">Enron Field, Houston, TX</p> <p align="center">Tue Sep 12 2000, 8:05 PM EDT Att. 30,500 - Dome - 72 F</p>
Bill Mueller, S OBP: 0.345, SLG: 0.410 (1, 5) (5, 8) (8, 9)	3-2 2B		2-2 F8	3-1 G3			3-2 HR	2-0 F4		5 1 2 2 0 0 1	
Barry Bonds, L OBP: 0.456, SLG: 0.716 (1, 7) (7, 8) (8, 9)	2-3 K		0-0 BB 1B		1-1 HR		4-1 2B BB	2-2 1B 1B G2-3		4 3 3 1 1 1 1	
Jeff Kent, R OBP: 0.421, SLG: 0.595 (1, 4) (4, 8) (8, 9)	0-0 F8		4-1 1B 2B BB		1-1 G6-3		3-2 2B	0-0 G2-3 1B 1B		4 1 2 0 1 0 1	
J.T. Snow, L OBP: 0.371, SLG: 0.463 (1, 3) (3, 8) (8, 9)	1-1 L4		1-3 K		0-0 F9		3-3 K	1-3 K		5 0 0 0 0 3 8	
Felipe Crespo, S OBP: 0.351, SLG: 0.391 (1, 9) (9, 8) (8, 9)		1-2 G3-1	2-1 2B 1B		3-2 F8		0-0 F9	2-1 G2-3 1B 1B		4 1 1 2 0 0 2 0 0 0 0 0 0 0 1 0 1 0 0 0 0	
Calvin Murray, R OBP: 0.338, SLG: 0.322 (8, 8) (8, 9) (9, 9)			1-2 2-H 3-H 2B 1B								
Armando Rios, L OBP: 0.345, SLG: 0.507 (9, PH) (9, 9)											
Rich Aurilia, R OBP: 0.338, SLG: 0.452 (1, 6) (6, 8) (8, 9)		4-2 BB	0-1 1-H 2-H				4-0 BB	2-2 G2-3		3 0 1 3 2 1 2 1-2 2-3 3-H	
Bobby Estelella, R OBP: 0.372, SLG: 0.498 (1, 2) (2, 8) (8, 9)		0-0 F7	2-3 K				3-2 G6-3	1-3 K		5 0 0 0 0 3 7	
Shawn Estes, R OBP: 0.227, SLG: 0.313 (1, 1) (1, 8) (8, 9)		3-2 G5-3		1-3 K			0-3 K	0-0 F8		3 0 0 0 0 2 1 1 0	
28 Juan Melo, S OBP: 0.167, SLG: 0.167 (8, PH) (8, 1) (1, 8)											
Doug Henry, R (8, 1) (8, 1)											
Alan Embree, L (8, 1) (8, 1)											
Robb Nen, R (9, 1) (9, 1)											
Inning Stats	R: 1 H: 2 E: 0 LOB: 1 K: 1 BB: 0 S: 14 P: 21	R: 0 H: 0 E: 0 LOB: 1 K: 0 BB: 1 S: 16 P: 24	R: 4 H: 4 E: 0 LOB: 1 K: 2 BB: 1 S: 18 P: 30	R: 0 H: 0 E: 0 LOB: 0 K: 1 BB: 0 S: 7 P: 13	R: 1 H: 1 E: 0 LOB: 0 K: 0 BB: 0 S: 9 P: 14	R: 0 H: 0 E: 0 LOB: 0 K: 2 BB: 0 S: 9 P: 13	R: 2 H: 2 E: 0 LOB: 3 K: 2 BB: 3 S: 17 P: 39	R: 0 H: 0 E: 0 LOB: 0 K: 0 BB: 0 S: 4 P: 6	R: 1 H: 3 E: 0 LOB: 2 K: 2 BB: 0 S: 20 P: 29	1B: 6 SF: 0 2B: 3 SAC: 0 3B: 0 DP: 0 HR: 3 HBP: 0	WP: 0 PA: 44 PB: 0 SB: 1 CS: 0
PITCHER	IP WLS BF H R ER SO BB IBB HBP BLK WP HR S P ERA WHIP	IP WLS BF H R ER SO BB IBB HBP BLK WP HR S P ERA WHIP	IP WLS BF H R ER SO BB IBB HBP BLK WP HR S P ERA WHIP	IP WLS BF H R ER SO BB IBB HBP BLK WP HR S P ERA WHIP	IP WLS BF H R ER SO BB IBB HBP BLK WP HR S P ERA WHIP	IP WLS BF H R ER SO BB IBB HBP BLK WP HR S P ERA WHIP	IP WLS BF H R ER SO BB IBB HBP BLK WP HR S P ERA WHIP	IP WLS BF H R ER SO BB IBB HBP BLK WP HR S P ERA WHIP	IP WLS BF H R ER SO BB IBB HBP BLK WP HR S P ERA WHIP	IP WLS BF H R ER SO BB IBB HBP BLK WP HR S P ERA WHIP	IP WLS BF H R ER SO BB IBB HBP BLK WP HR S P ERA WHIP
Scott Elarton, R ERA: 4.84 (1, 1)	6.0 L 27 7 6 6 6 2 0 0 0 0 0 2 73 115 9.00 1.500										
Scott Linebrink, R ERA: 13.5 (7, 1)	0.0 4 2 2 2 0 2 0 0 0 0 0 1 10 24 ∞ ∞										
Jason Green, R ERA: 6.75 (7, 1)	1.0 4 0 0 0 0 2 1 0 0 0 0 0 7 15 0.00 1.000										
Jose Cabrera, R ERA: 6.04 (8, 1)	1.0 3 0 0 0 0 0 0 0 0 0 0 0 4 6 0.00 0.000										
Wayne Franklin, L ERA: 4.58 (9, 1)	0.0 1 1 1 1 0 0 0 0 0 0 0 0 3 5 ∞ ∞										
PITCHER	IP WLS BF H R ER SO BB IBB HBP BLK WP HR S P ERA WHIP	IP WLS BF H R ER SO BB IBB HBP BLK WP HR S P ERA WHIP	IP WLS BF H R ER SO BB IBB HBP BLK WP HR S P ERA WHIP	IP WLS BF H R ER SO BB IBB HBP BLK WP HR S P ERA WHIP	IP WLS BF H R ER SO BB IBB HBP BLK WP HR S P ERA WHIP	IP WLS BF H R ER SO BB IBB HBP BLK WP HR S P ERA WHIP	IP WLS BF H R ER SO BB IBB HBP BLK WP HR S P ERA WHIP	IP WLS BF H R ER SO BB IBB HBP BLK WP HR S P ERA WHIP	IP WLS BF H R ER SO BB IBB HBP BLK WP HR S P ERA WHIP	IP WLS BF H R ER SO BB IBB HBP BLK WP HR S P ERA WHIP	IP WLS BF H R ER SO BB IBB HBP BLK WP HR S P ERA WHIP
Rusty Meacham, R ERA: (9, 1)	1.0 5 2 0 0 0 2 0 0 0 0 0 0 10 24 0.00 2.000										

AB	39
R	9
H	12
RBI	9
BB	5
SO	10
LOB	23



Batter	1	2	3	4	5	6	7	8	9	AB R H RBI BB SO LOB
Julio Lugo, R OBP: 0.350, SLG: 0.436 (1, 4)	1-1 1B 2B 1B	2-3 K			1-0 CS 1B		3-2 1-2 1B		2-3 K	5 1 3 0 0 2 1
Tim Bogar, R OBP: 0.276, SLG: 0.312 (1, 6)	1-2 5 BB 2B 1B	1-1 G6-3			2-3 K		2-2 F7			4 1 1 0 0 1 3
5 Jeff Bagwell, R OBP: 0.429, SLG: 0.620 (1, 3)	4-1 2B 1-2 3B BB				0-2 F9			1-1 F8		3 2 1 1 1 0 1
Richard Hidalgo, R OBP: 0.368, SLG: 0.604 (1, 8)	3-2 3B 2B				1-1 CS 1 SAFE	2-3 K		1-1 WP 2B		4 1 3 2 0 1 0
Moises Alou, R OBP: 0.419, SLG: 0.638 (1, 9)	2-0 3B				1-1 G4-3			1-1 L4		4 0 1 2 0 0 2
17 Lance Berkman, S OBP: 0.382, SLG: 0.555 (1, 7)	0-3 K				1-0 FC4-2 CS		1-1 F9	1-2 G5-3		4 0 0 0 0 1 3
Mitch Meluskey, S OBP: 0.406, SLG: 0.507 (1, 2)	0-3 K				1 SAFE 0-0 CS	2-0 G6-3			2-2 F8	4 0 0 0 0 2 1
Chris Truby, R OBP: 0.297, SLG: 0.471 (1, 5)	1-3 K				2-1 G4-3		0-0 G4-3		1-0 P6	4 0 0 0 0 1 1
Scott Elarton, R OBP: 0.183, SLG: 0.190 (7, 1) Scott Linebrink, R (7, 1) Jason Green, R (7, PH) Roger Cedeno, S (8, 1) Jose Cabrera, R (9, 1) Wayne Franklin, L (9, 1) Rusty Meacham, R (9, PH) Daryle Ward, L (9, PH)		2-2 G4-3			0-3 K		0-1 1B 1B		0-0 2B	2 0 0 0 0 0 1 0 0 0 0 0 0 0 0 0 0 0 0 0 0 0 0 0 1 0 1 0 1 0 1 0 0 0 0 0

Inning Stats	R: 4 E: 0 K: 3 S: 19	H: 4 LOB: 1 BB: 1 P: 31	R: 0 E: 0 K: 1 S: 8	H: 0 LOB: 0 BB: 0 P: 13	R: 1 E: 0 K: 0 S: 7	H: 2 LOB: 0 BB: 0 P: 12	R: 0 E: 0 K: 1 S: 6	H: 0 LOB: 0 BB: 0 P: 10	R: 0 E: 0 K: 1 S: 7	H: 0 LOB: 0 BB: 0 P: 10	R: 0 E: 0 K: 1 S: 13	H: 2 LOB: 2 BB: 0 P: 19	R: 0 E: 0 K: 0 S: 10	H: 1 LOB: 1 BB: 0 P: 14	R: 0 E: 0 K: 1 S: 9	H: 1 LOB: 1 BB: 0 P: 14	1B: 5 2B: 4 3B: 1 HR: 1	SF: 0 SAC: 0 DP: 0 HBP: 0	WP: 1 PB: 0 SB: 0 CS: 2	PA: 39
--------------	-------------------------------	----------------------------------	------------------------------	----------------------------------	------------------------------	----------------------------------	------------------------------	----------------------------------	------------------------------	----------------------------------	-------------------------------	----------------------------------	-------------------------------	----------------------------------	------------------------------	----------------------------------	----------------------------------	------------------------------------	----------------------------------	--------

PITCHER	IP	WLS	BF	H	R	ER	SO	BB	IBB	HBP	BLK	WP	HR	S	P	ERA	WHIP
Shawn Estes, L ERA: 3.98 (1, 1)	7.0		29	9	5	5	8	1	0	0	0	0	1	68	107	6.43	1.429
Doug Henry, R ERA: 4.0 (8, 1)	0.2		3	1	0	0	0	0	0	0	0	1	0	6	9	0.00	1.500
Alan Embree, L ERA: 4.5 (8, 1)	0.1	H	1	0	0	0	0	0	0	0	0	0	0	4	5	0.00	0.000
Robb Nen, R ERA: 1.42 (9, 1)	1.0		4	1	0	0	1	0	0	0	0	0	0	9	14	0.00	1.000

BOTTOM

San Francisco Giants @ Houston Astros
 Enron Field, Houston, TX
 Tue Sep 12 2000, 8:05 PM EDT
 Att: 30,500 - Dome - 72 F

livebaseballscorecards.com

AB	36
R	5
H	11
RBI	5
BB	1
SO	9
LOB	12



Batter	1	2	3	4	5	6	7	8	9	AB R H RBI BB SO LOB	TOP
Marvin Benard, L <small>(1, 8) OBP: 0.350, SLG: 0.404</small> <small>(9, 9)</small>	1-2 		0-1 			0-0 		2-1 		4 0 1 0 0 0 0	San Francisco Giants @ Houston Astros Enron Field, Houston, TX Wed Sep 13 2000, 8:05 PM EDT Att. 30,553 - Dome - 72 F
Russ Davis, R <small>(1, 5) OBP: 0.294, SLG: 0.419</small>	2-3 		2-3 			2-1 		0-1 		4 0 0 0 0 2 1	
Barry Bonds, L <small>(1, 7) OBP: 0.454, SLG: 0.719</small>	1-2 						1-0 	1-1 		4 1 1 1 0 0 0	
Jeff Kent, R <small>(1, 4) OBP: 0.423, SLG: 0.598</small>		1-0 		1-1 		1-0 		0-0 		4 1 3 0 0 0 0	
J.T. Snow, L <small>(1, 3) OBP: 0.370, SLG: 0.463</small>		1-3 		2-0 		1-2 		3-3 		4 0 1 1 0 2 2	
Armando Rios, L <small>(1, 9) OBP: 0.351, SLG: 0.526</small> Robb Nen, R <small>(9, 1)</small>		3-2 			2-1 		2-1 	2-0 		4 1 3 1 0 0 0 0 0 0 0 0 0 0	
Rich Aurilia, R <small>(1, 6) OBP: 0.337, SLG: 0.449</small>		0-0 			2-2 		4-0 	3-2 		3 0 0 0 1 0 1	
Bobby Estalella, R <small>(1, 2) OBP: 0.368, SLG: 0.492</small>			1-1 		0-2 		0-0 			3 0 0 0 0 0 2	
Livan Hernandez, R <small>(1, 1) OBP: 0.256, SLG: 0.321</small> Calvin Murray, R <small>(9, 8) OBP: 0.338, SLG: 0.322</small>			2-2 		0-1 		2-3 			3 0 0 0 0 1 2 0 0 0 0 0 0 0	
Inning Stats	R: 0 H: 0 E: 0 LOB: 0 K: 1 BB: 0 S: 9 P: 13	R: 0 H: 1 E: 0 LOB: 1 K: 1 BB: 0 S: 8 P: 13	R: 0 H: 1 E: 0 LOB: 1 K: 1 BB: 0 S: 11 P: 16	R: 0 H: 1 E: 0 LOB: 0 K: 0 BB: 0 S: 4 P: 8	R: 0 H: 0 E: 0 LOB: 0 K: 0 BB: 0 S: 8 P: 12	R: 0 H: 0 E: 0 LOB: 0 K: 0 BB: 0 S: 5 P: 7	R: 2 H: 4 E: 0 LOB: 2 K: 1 BB: 1 S: 11 P: 22	R: 0 H: 0 E: 0 LOB: 0 K: 0 BB: 0 S: 6 P: 9	R: 1 H: 2 E: 0 LOB: 0 K: 1 BB: 0 S: 9 P: 17	1B: 5 SF: 0 2B: 3 SAC: 0 3B: 0 DP: 1 HR: 2 HBP: 0	WP: 0 PA: 34 PB: 0 SB: 1 CS: 2
PITCHER Wade Miller, R <small>(1, 1) ERA: 5.36</small>	IP 9.0 WLS L 34 H 9 R 3 ER 3 SO 5 BB 1 IBB 0 HBP 0 BLK 0 WP 0 HR 2 S 71 P 117 ERA 3.00 WHIP 1.111										

AB	33
R	3
H	9
RBI	3
BB	1
SO	5
LOB	8



Batter	1	2	3	4	5	6	7	8	9	AB R H RBI BB SO LOB
Roger Cedeno, S (1, 7) OBP: 0.371, SLG: 0.379	0-0 E6 1B	4-2 1B BB		2-3 K			3-2 G4-3		2-0 S 1B	4 1 1 0 1 1 1
Julio Lugo, R (1, 4) OBP: 0.351, SLG: 0.433	0-2 F9	0-0 1-2 1B			1-1 G6-3		4-2 BB		1-3 K	4 0 1 0 1 1 2
5 Jeff Bagwell, R (1, 3) OBP: 0.428, SLG: 0.617	0-2 F8 1B 1-3 1B	2-3 K			1-3 K		3-3 K			4 1 1 0 0 3 3
Richard Hidalgo, R (1, 8) OBP: 0.367, SLG: 0.601	0-0 1-2 3-H 1B 1B		2-0 F7		3-2 P6			1-1 G6-3		4 0 1 1 0 0 0
Moises Alou, R (1, 9) OBP: 0.417, SLG: 0.634	3-1 F8		0-0 F7			1-2 F9		0-0 1B		4 0 1 0 0 0 2
Mitch Meluskey, S (1, 2) OBP: 0.404, SLG: 0.503	3-1 1-2 3-H 1B		2-2 G6-3			1-3 K		2-1 F5		4 0 1 1 0 1 1
Chris Truby, R (1, 5) OBP: 0.296, SLG: 0.466	0-3 K			3-1 G5-3		0-0 1B		0-1 P4		4 0 1 0 0 1 3
Tim Bogar, R (1, 6) Daryle Ward, L (9, PH) OBP: 0.277, SLG: 0.316 OBP: 0.298, SLG: 0.544		3-2 G4-3		0-1 2B		0-0 F9			3-3 K	3 0 1 0 0 0 1 1 0 0 0 0 1 0
Wade Miller, R (1, 1) 17 Lance Berkman, S (9, PH) OBP: 0.125, SLG: 0.156 OBP: 0.381, SLG: 0.553		0-0 G6-3		2-3 K			2-1 F9		2-1 G4-3	3 0 0 0 0 1 1 1 0 0 0 0 0 0

Inning Stats	R: 2	H: 3	E: 1	K: 1	S: 15	LOB: 2	BB: 0	P: 21	R: 0	H: 1	E: 0	K: 1	S: 10	LOB: 2	BB: 1	P: 19	R: 0	H: 0	E: 0	K: 0	S: 5	LOB: 0	BB: 0	P: 9	R: 0	H: 1	E: 0	K: 2	S: 10	LOB: 1	BB: 0	P: 17	R: 0	H: 0	E: 0	K: 1	S: 8	LOB: 0	BB: 0	P: 13	R: 0	H: 1	E: 0	K: 1	S: 10	LOB: 1	BB: 0	P: 12	R: 0	H: 0	E: 0	K: 1	S: 13	LOB: 1	BB: 1	P: 25	R: 0	H: 1	E: 0	K: 0	S: 7	LOB: 1	BB: 0	P: 10	R: 0	H: 1	E: 0	K: 2	S: 9	LOB: 1	BB: 0	P: 17	1B: 7	SF: 0	2B: 1	SAC: 0	3B: 0	DP: 0	HR: 0	HBP: 0	WP: 0	PA: 38
--------------	------	------	------	------	-------	--------	-------	-------	------	------	------	------	-------	--------	-------	-------	------	------	------	------	------	--------	-------	------	------	------	------	------	-------	--------	-------	-------	------	------	------	------	------	--------	-------	-------	------	------	------	------	-------	--------	-------	-------	------	------	------	------	-------	--------	-------	-------	------	------	------	------	------	--------	-------	-------	------	------	------	------	------	--------	-------	-------	-------	-------	-------	--------	-------	-------	-------	--------	-------	--------

PITCHER	IP	WLS	BF	H	R	ER	SO	BB	IBB	HBP	BLK	WP	HR	S	P	ERA	WHIP
Livan Hernandez, R (1, 1) ERA: 3.65	8.0	W	34	7	2	0	7	2	0	0	0	0	0	78	126	0.00	1.125
Robb Nen, R (9, 1) ERA: 1.4	1.0	S	4	1	0	0	2	0	0	0	0	0	0	9	17	0.00	1.000

BOTTOM

San Francisco Giants @ Houston Astros
 Enron Field, Houston, TX
 Wed Sep 13 2000, 8:05 PM EDT
 Att: 30,553 - Dome - 72 F

AB	36
R	2
H	8
RBI	2
BB	2
SO	9
LOB	14



Batter	1	2	3	4	5	6	7	8	9	AB R H RBI BB SO LOB	TOP																
Marvin Benard, L (1, 8) OBP: 0.354, SLG: 0.412	1-1 G1-6-3 1B		0-2 F8		0-0 E 3B	1-2 1B			0-0 1B	5 1 4 0 0 0 0																	
Bill Mueller, S (1, 5) OBP: 0.343, SLG: 0.408	1-0 P4			1-0 FC4-6 1B	1-1 E3 1B	0-0 G3-1			2-3 1B	5 1 1 1 0 1 4																	
Barry Bonds, L (1, 7) OBP: 0.452, SLG: 0.713	2-1 G1-6-3 1-2f			1-2 FC4-6 1B	0-0 G6-4-3 1B				0-0 G4-3	5 1 1 0 0 0 3																	
Jeff Kent, R (1, 4) OBP: 0.422, SLG: 0.596			0-0 F8		0-0 BB 1B	0-1 G6-4-3			1-0 F8	4 1 1 0 0 0 2																	
J.T. Snow, L (1, 3) OBP: 0.369, SLG: 0.461			1-3 K		2-3 K	2-0 1B			3-2 L7	4 0 1 1 0 2 2																	
Ellis Burks, R (1, 9) OBP: 0.425, SLG: 0.626			0-2 E5 FC5-4		4-0 2B BB	0-1 L8			2-2 F5	3 0 0 0 1 0 1																	
Rich Aurilia, R (1, 6) OBP: 0.339, SLG: 0.450			2-1 FC5-4 1-2f		1-1 2B				0-0 G6-3	3 0 1 2 1 0 1																	
Bobby Estalella, R (1, 2) OBP: 0.367, SLG: 0.487			1-3 K		4-0 IBB				3-2 F7	3 0 0 0 1 2 1																	
Russ Ortiz, R (1, 1) OBP: 0.295, SLG: 0.241			0-2 G6-3		1-0 F9				3-2 G4-3	2 0 0 0 0 0 3																	
Alan Embree, L (7, 1)										0 0 0 0 0 0 0																	
Doug Henry, R (7, 1)										0 0 0 0 0 0 0																	
Armando Rios, L (9, PH) OBP: 0.350, SLG: 0.524										1 0 0 0 0 0 0																	
Inning Stats	R: 0 E: 0 K: 0 S: 5	H: 1 LOB: 0 BB: 0 P: 9	R: 0 E: 1 K: 1 S: 9	H: 0 LOB: 1 BB: 0 P: 12	R: 0 E: 0 K: 1 S: 10	H: 0 LOB: 0 BB: 0 P: 11	R: 2 E: 0 K: 1 S: 11	H: 3 LOB: 3 BB: 2 P: 25	R: 2 E: 1 K: 0 S: 9	H: 3 LOB: 1 BB: 0 P: 12	R: 0 E: 0 K: 1 S: 12	H: 1 LOB: 2 BB: 1 P: 21	R: 0 E: 0 K: 0 S: 6	H: 0 LOB: 0 BB: 0 P: 12	R: 0 E: 0 K: 0 S: 7	H: 0 LOB: 0 BB: 0 P: 12	R: 0 E: 0 K: 1 S: 10	H: 1 LOB: 1 BB: 0 P: 15	1B: 7 2B: 1 3B: 1 HR: 0	SF: 0 SAC: 1 DP: 2 HBP: 0	WP: 0 PB: 0 SB: 0 CS: 0	PA: 39					
PITCHER	IP WLS BF H R ER SO BB IBB HBP BLK WP HR S P ERA WHIP																										
Brian Tollberg, R (1, 1) ERA: 3.38	5.0		24	7	4	3	3	1	1	0	0	0	0	44	69	5.40	1.600										
Carlos Almanzar, R (6, 1) ERA: 4.59	1.0		5	1	0	0	1	1	0	0	0	0	0	12	21	0.00	2.000										
Dave Maurer, L (7, 1) ERA: 2.16	1.0		3	0	0	0	0	0	0	0	0	0	0	6	12	0.00	0.000										
Tom Davey, R (8, 1) ERA:	1.0	W	3	0	0	0	0	0	0	0	0	0	0	7	12	0.00	0.000										
Trevor Hoffman, R (9, 1) ERA: 3.24	1.0	S	4	1	0	0	1	0	0	0	0	0	0	10	15	0.00	1.000										

San Francisco Giants @ San Diego Padres
Qualcomm Stadium, San Diego, CA

AB	35
R	4
H	9
RBI	4
BB	3
SO	5
LOB	17



Fri Sep 15 2000, 10:05 PM EDT
Att. 26,600 - Sunny - 75 F

WP: 0	PA: 39
-------	--------

Batter	1	2	3	4	5	6	7	8	9
Damian Jackson, R (1, 4) OBP: 0.351, SLG: 0.388	2-3 K		1-0 BB S 1B		1-1 2B 1B	3-1 P6		1-0 SH3-4	
Eric Owens, R (1, 7) OBP: 0.355, SLG: 0.385	0-0 1B		4-2 BB 1-2 BB		1-1 F9 1-H 2B		0-0 1B 2B	1-1 G5-3	
Ryan Klesko, L (1, 3) OBP: 0.399, SLG: 0.534	1-0 P4		4-2 FC6-4 1-2 2-3 BB		2-0 F9 2-3		1-1 SH5-4 2-H 1B G4-3	4-0 1B IBB	
Dave Magadan, L (1, 5) OBP: 0.408, SLG: 0.344 Woody Williams, R (7, PR) OBP: 0.310, SLG: 0.404 Tom Davey, R (8, 1) Ed Sprague, R (8, PH) OBP: 0.314, SLG: 0.453 Trevor Hoffman, R (9, 1)	1-2 G3		0-0 FC6-4 1-2f		4-2 BB		4-0 G4-3 1-2 1B SH5-4 BB	2-0 1B	
John Mabry, L (1, 9) OBP: 0.302, SLG: 0.418 Greg LaRocca, R (7, PH) OBP: 0.250, SLG: 0.333 (8, 5)		0-0 F7		2-3 K	2-2 G4-3		0-1 SH5-4 1-2 2-3	1-3 K2-3	
Mike Darr, L (1, 8) OBP: 0.352, SLG: 0.399 (8, 9)		0-3 K		3-3 K		4-2 BB BB	3-2 G4-3 2-3 3-H		
Desi Relaford, S (1, 6) OBP: 0.367, SLG: 0.314		2-2 G6-3		4-2 BB		4-2 BB 1-2	0-0 1B 3-H		
Ben Davis, S (1, 2) OBP: 0.243, SLG: 0.273			3-1 L9	0-1 G4-3		2-3 K	2-3 K		
Brian Tollberg, R (1, 1) OBP: 0.193, SLG: 0.103 Gabe Alvarez, R (5, PH) OBP: 0.400, SLG: 0.143 Carlos Almanzar, R (6, 1) 29 Kory DeHaan, L (6, PH) OBP: 0.242, SLG: 0.333 Dave Maurer, R (7, 1) Ruben Rivera, R (8, 8) OBP: 0.286, SLG: 0.387			0-0 G3-1		2-1 P4	K		1-0 SH3-4 1B 1B	

AB	R	H	RBI	BB	SO	LOB
4	1	2	0	0	1	2
4	1	3	1	1	0	1
3	1	1	1	2	0	2
2	0	0	0	2	0	4
0	1	0	0	0	0	0
0	0	0	0	0	0	0
1	0	1	1	0	0	0
0	0	0	0	0	0	0
3	0	0	0	0	1	2
1	0	0	0	0	1	2
3	0	0	1	1	2	2
2	0	1	1	2	0	0
4	0	0	0	0	2	4
1	0	0	0	0	0	0
1	0	0	0	0	0	0
0	0	0	0	0	0	0
1	0	0	0	0	1	2
0	0	0	0	0	0	0
1	1	1	0	0	0	0


AB	R	H	RBI	BB	SO	LOB
31	5	9	5	8	8	21

Inning	Stats	1B	2B	3B	HR	SF	SAC	DP	HBP
1	R: 0 H: 1 E: 0 K: 1 S: 8	7	2	0	0	0	0	0	0
2	R: 0 H: 0 E: 0 K: 1 S: 8	0	0	0	0	0	0	0	0
3	R: 0 H: 1 E: 0 K: 0 S: 9	1	0	0	0	0	0	0	0
4	R: 0 H: 0 E: 0 K: 2 S: 12	0	0	0	0	0	0	0	0
5	R: 1 H: 2 E: 0 K: 0 S: 12	2	2	1	24				
6	R: 0 H: 0 E: 0 K: 2 S: 13	0	2	2	28				
7	R: 3 H: 3 E: 0 K: 1 S: 13	3	1	1	22				
8	R: 1 H: 2 E: 0 K: 1 S: 8	2	2	1	18				

PITCHER	IP	WLS	BF	H	R	ER	SO	BB	IBB	HBP	BLK	WP	HR	S	P	ERA	WHIP
Russ Ortiz, R (1, 1) ERA: 4.93	6.0		28	4	1	1	6	6	0	0	0	0	0	62	116	1.50	1.667
Alan Embree, L (7, 1) ERA: 4.92	0.2	B	6	3	3	3	0	1	0	0	0	0	0	9	17	40.50	6.000
Doug Henry, R (7, 1) ERA: 4.06	1.1	L	7	2	1	1	2	0	1	0	0	0	0	12	23	6.75	1.500

San Francisco Giants @ San Diego Padres
Qualcomm Stadium, San Diego, CA
Fri Sep 15 2000, 10:05 PM EDT
Att: 26,600 - Sunny - 75 F

WP: 0 PA: 41
PB: 0
SB: 1
CS: 0



Batter	1	2	3	4	5	6	7	8	9	10	11	12	13
Damian Jackson, R OBP: 0.355, SLG: 0.391 (1, 4)	0-0 1B		1-1 G6-3		3-1 SF7		1-2 PB G4-3 1B		2-2 1B		4-0 G4-3 BB		
Eric Owens, R OBP: 0.353, SLG: 0.383 (1, 7)	0-1 F8		1-1 G5-3		0-0 1B		1-1 G4-3		0-3 K		1-0 G4-3		
Ryan Klesko, L OBP: 0.398, SLG: 0.535 (1, 3)	3-3 K		0-0 3B		2-1 F7		3-2 FC5 HBP BB		1-0 G4-3		1-1 P3		
Ed Sprague, R OBP: 0.311, SLG: 0.444 (1, 5)	0-2 F3		1-3 K				1-1 P4		1-0 FC5 HBP		0-1 G6-3		0-0 F3
Ruben Rivera, R OBP: 0.294, SLG: 0.381 (1, 8)		2-2 L4		1-2 L3		1-1 G5-3	1-2 FC5		0-3 K		2-2 F3		
Mike Darr, L OBP: 0.351, SLG: 0.393 (1, 9)		0-1 FC5-4 1B		1-1 G4-3		0-1 G5-3		2-3 K		4-2 BB		1-1 G4-3	
Desi Relaford, S OBP: 0.362, SLG: 0.309 (1, 6)		2-2 FC5-4 BB		1-0 F7			3-3 K	0-1 G6-3		0-1 F7			2-3 K
Ben Davis, S OBP: 0.277, SLG: 0.304 (1, 2)		4-0 BB			3-2 SH2-4 SF7 2B		4-0 1B BB	2-2 1B			0-1 G4-3 SH1-4 1B		1-3 K
Adam Eaton, R OBP: 0.447, SLG: 0.406 (11, PR)		1-2 BB					0-1 SH2-4	1-3 K			0-0 SH1-4		3-3 K
Wiki Gonzalez, R OBP: 0.315, SLG: 0.335 (12, 2)		0-3 K			2-3		0-1 1B G4-3 1B				1-2 K		

Inning Stats	R: 0	H: 1	E: 0	LOB: 1	K: 1	BB: 0	S: 9	P: 12	R: 0	H: 1	E: 0	LOB: 2	K: 1	BB: 1	S: 11	P: 19	R: 0	H: 1	E: 0	LOB: 1	K: 1	BB: 0	S: 8	P: 11	R: 0	H: 0	E: 0	LOB: 0	K: 0	BB: 0	S: 6	P: 9	R: 1	H: 2	E: 0	LOB: 1	K: 0	BB: 0	S: 10	P: 18	R: 0	H: 0	E: 0	LOB: 0	K: 0	BB: 0	S: 6	P: 8	R: 2	H: 2	E: 0	LOB: 3	K: 1	BB: 2	S: 17	P: 35	R: 0	H: 1	E: 0	LOB: 1	K: 2	BB: 0	S: 13	P: 18	R: 0	H: 1	E: 0	LOB: 0	K: 1	BB: 0	S: 8	P: 11	R: 0	H: 0	E: 0	LOB: 1	K: 1	BB: 1	S: 10	P: 14	R: 0	H: 1	E: 0	LOB: 3	K: 0	BB: 0	S: 6	P: 12	R: 0	H: 0	E: 0	LOB: 0	K: 0	BB: 0	S: 7	P: 10	R: 0	H: 0	E: 0	LOB: 0	K: 3	BB: 0	S: 10	P: 16	1B: 8	SF: 1	2B: 1	SAC: 2	3B: 1	DP: 0	HR: 0	HBP: 1	WP: 0	PA: 54
--------------	------	------	------	--------	------	-------	------	-------	------	------	------	--------	------	-------	-------	-------	------	------	------	--------	------	-------	------	-------	------	------	------	--------	------	-------	------	------	------	------	------	--------	------	-------	-------	-------	------	------	------	--------	------	-------	------	------	------	------	------	--------	------	-------	-------	-------	------	------	------	--------	------	-------	-------	-------	------	------	------	--------	------	-------	------	-------	------	------	------	--------	------	-------	-------	-------	------	------	------	--------	------	-------	------	-------	------	------	------	--------	------	-------	------	-------	------	------	------	--------	------	-------	-------	-------	-------	-------	-------	--------	-------	-------	-------	--------	-------	--------


PITCHER	IP	WLS	BF	H	R	ER	SO	BB	IBB	HBP	BLK	WP	HR	S	P	ERA	WHIP
Kirk Rueter, L ERA: 4.04 (1, 1)	6.1		27	6	3	3	4	2	0	0	0	0	0	56	93	4.26	1.263
Aaron Fultz, L ERA: 5.09 (7, 1)	0.0		1	1	0	0	0	0	0	0	0	0	0	3	4	∞	∞
Felix Rodriguez, R ERA: 2.84 (7, 1)	0.2	B	4	0	0	0	0	1	0	1	0	0	0	8	15	0.00	1.500
John Johnstone, R ERA: 6.13 (8, 1)	2.0		7	2	0	0	3	0	0	0	0	0	0	21	29	0.00	1.000
Doug Henry, R ERA: 3.95 (10, 1)	2.0		9	1	0	0	1	2	0	0	0	0	0	16	26	0.00	1.500
PITCHER	IP	WLS	BF	H	R	ER	SO	BB	IBB	HBP	BLK	WP	HR	S	P	ERA	WHIP
Alan Embree, L ERA: 4.84 (12, 1)	1.0	W	3	0	0	0	0	0	0	0	0	0	0	7	10	0.00	0.000
Robb Nen, R ERA: 1.37 (13, 1)	1.0	S	3	0	0	0	3	0	0	0	0	0	0	10	16	0.00	0.000

BOTTOM

San Francisco Giants @ San Diego Padres
Qualcomm Stadium, San Diego, CA

Sat Sep 16 2000, 10:05 PM EDT
Att: 55,695 - Sunny - 77 F

AB	45
R	3
H	10
RBI	3
BB	5
SO	11
LOB	19



Batter	1	2	3	4	5	6	7	8	9	AB R H RBI BB SO LOB	TOP	
Marvin Benard, L (1, 8) OBP: 0.353, SLG: 0.409	0-0 F8		2-2 1B		0-1 F8		3-3 K		0-2 P3	5 0 1 0 0 1 1	San Francisco Giants @ San Diego Padres Qualcomm Stadium, San Diego, CA Sun Sep 17 2000, 4:05 PM EDT Att. 28,673 - Sunny - 82 F	
Russ Davis, R (1, 5) OBP: 0.297, SLG: 0.424 Bill Mueller, S (8, 5) OBP: 0.343, SLG: 0.404	0-0 F9		0-1 F8		2-0 2B		0-1 F8		4-2 2B BB	4 0 1 1 0 0 1 0 1 0 0 1 0 0		
Felipe Crespo, S (1, 3) OBP: 0.358, SLG: 0.408 J.T. Snow, L (9, 3) OBP: 0.368, SLG: 0.459	3-1 F3		0-0 F8		3-2 F8		4-2 S BB		0-0 2B	4 0 1 1 1 0 2 0 0 0 0 0 0 0		
Jeff Kent, R (1, 4) OBP: 0.423, SLG: 0.601 28 Juan Melo, S (7, 4) OBP: 0.143, SLG: 0.143		1-1 1B 3B		1-0 HR		0-0 F9	3-3 K		0-0 F8	4 2 2 1 0 1 1 1 0 0 0 0 0 1		
Ellis Burks, R (1, 9) OBP: 0.430, SLG: 0.627		4-0 1B SF9 BB		1-0 F2		0-1 BB BB 1B		2-1 1B		3 1 2 0 1 0 0		
Armando Rios, L (1, 7) OBP: 0.349, SLG: 0.516		0-0 1B		2-2 G4-3		4-2 BB BB		2-3 K		3 0 1 1 1 1 1		
Ramon Martinez, R (1, 6) OBP: 0.340, SLG: 0.480		1-2 SF9		0-3 K		0-1 F7		1-0 F3		3 0 0 1 0 1 3		
Doug Mirabelli, R (1, 2) OBP: 0.335, SLG: 0.361		2-0 F9			2-2 F8 SH1-4 2B 1B	4-2 BB BB 1-2 2-3 BB		1-3 K		3 1 1 0 1 1 1		
Mark Gardner, R (1, 1) OBP: 0.100, SLG: 0.100 Felix Rodriguez, R (8, 1) Terrell Lowery, R (9, PH) OBP: 0.583, SLG: 0.733 Robb Nen, R (9, 1)			1-1 G4-3		0-0 SH1-4	1-3 K		0-0 F7		2 0 0 0 0 0 1 3 0 0 0 0 0 0 0 0 1 0 0 0 0 0 0 0 0 0 0 0 0 0 0 0		
Inning Stats	R: 0 H: 0 E: 0 LOB: 0 K: 0 BB: 0 S: 4 P: 7	R: 2 H: 2 E: 0 LOB: 0 K: 0 BB: 1 S: 7 P: 15	R: 0 H: 1 E: 0 LOB: 1 K: 0 BB: 0 S: 8 P: 11	R: 1 H: 1 E: 0 LOB: 0 K: 1 BB: 0 S: 8 P: 12	R: 1 H: 2 E: 0 LOB: 1 K: 0 BB: 0 S: 13 P: 20	R: 0 H: 1 E: 0 LOB: 3 K: 1 BB: 2 S: 15 P: 24	R: 0 H: 0 E: 0 LOB: 1 K: 2 BB: 1 S: 10 P: 20	R: 0 H: 1 E: 0 LOB: 1 K: 2 BB: 0 S: 9 P: 15	R: 1 H: 1 E: 0 LOB: 1 K: 0 BB: 1 S: 9 P: 13	1B: 5 SF: 1 2B: 2 SAC: 1 3B: 1 DP: 0 HR: 1 HBP: 0		WP: 0 PA: 40 PB: 0 SB: 1 CS: 0
PITCHER Woody Williams, R (1, 1) ERA: 4.03 Todd Erdos, R (9, 1) ERA: 6.11	IP WLS BF H R ER SO BB IBB HBP BLK WP HR S P ERA WHIP	8.0 L 35 8 4 4 6 4 0 0 0 0 0 1 74 124 4.50 1.500	1.0 5 1 1 1 0 1 0 0 0 0 0 0 9 13 9.00 2.000									ERA WHIP

livebaseballscorecards.com

AB	33
R	5
H	9
RBI	5
BB	5
SO	6
LOB	14



Batter	1	2	3	4	5	6	7	8	9	AB	R	H	RBI	BB	SO	LOB
Damian Jackson, R OBP: 0.352, SLG: 0.387 (1, 4)	0-1 P6		0-1 G6-3		0-0 L5		2-2 G5-3			4	0	0	0	0	0	1
Eric Owens, R OBP: 0.351, SLG: 0.380 (1, 7)	0-1 G4-3			0-0 L4		1-0 F8		3-3 K		4	0	0	0	0	1	0
Ryan Klesko, L OBP: 0.400, SLG: 0.535 (1, 3)	1-1 P4			4-2 WP S BB		0-1 BB 1B		4-2 BB 1B		2	1	1	0	2	0	0
Dave Magadan, L OBP: 0.414, SLG: 0.344 (1, 5)		0-2 G4-3		4-2 WP BB		4-1 1B BB		2-2 BB 1B		2	0	1	0	2	0	0
John Mabry, L OBP: 0.295, SLG: 0.407 (1, 9)		3-2 F7		1-2 F5		0-1 P6		0-3 K		4	0	0	0	0	1	6
Mike Darr, L OBP: 0.354, SLG: 0.395 (1, 8)		3-1 1B		2-2 G4-3		0-1 1B		1-3 K		4	0	2	1	0	1	4
Desi Relaford, S OBP: 0.359, SLG: 0.306 (1, 6)		0-1 F7		1-3 K		0-0 G3		1-0 G3-1		4	0	0	0	0	1	3
Wiki Gonzalez, R OBP: 0.310, SLG: 0.330 (1, 2)			0-0 F9		0-2 F9		1-1 F8		0-0 F8	4	0	0	0	0	0	0
Woody Williams, R OBP: 0.311, SLG: 0.400 Todd Erdos, R Gabe Alvarez, R OBP: 0.364, SLG: 0.125 (1, 1) (9, 1) (9, PH)			1-1 F8		1-0 1B		1-2 G5-3		0-0 G5-3	3	0	1	0	0	0	0
										0	0	0	0	0	0	0
										1	0	0	0	0	0	0

Inning Stats	R: 0	H: 0	E: 0	K: 0	S: 6	R: 0	H: 1	E: 0	K: 0	S: 11	R: 0	H: 0	E: 0	K: 0	S: 5	R: 0	H: 0	E: 0	K: 0	S: 14	R: 0	H: 1	E: 0	K: 1	S: 8	R: 1	H: 2	E: 0	K: 0	S: 9	R: 0	H: 0	E: 0	K: 0	S: 9	R: 0	H: 1	E: 0	K: 3	S: 15	R: 0	H: 0	E: 0	K: 0	S: 3	R: 0	H: 0	E: 0	K: 0	S: 4	1B: 5	SF: 0	2B: 0	SAC: 0	3B: 0	DP: 0	HR: 0	HBP: 0	WP: 1	PA: 36
PITCHER	IP	WLS	BF	H	R	ER	SO	BB	IBB	HBP	BLK	WP	HR	S	P	ERA	WHIP																																											
Mark Gardner, R ERA: 4.01 (1, 1)	7.0	W	28	4	1	1	1	3	0	0	0	1	0	62	92	1.29	1.000																																											
Felix Rodriguez, R ERA: 2.81 (8, 1)	1.0	H	5	1	0	0	3	1	0	0	0	0	0	15	25	0.00	2.000																																											
Robb Nen, R ERA: 1.35 (9, 1)	1.0		3	0	0	0	0	0	0	0	0	0	0	3	4	0.00	0.000																																											


BOTTOM

San Francisco Giants @ San Diego Padres
Qualcomm Stadium, San Diego, CA

Sun Sep 17 2000, 4:05 PM EDT
Att: 28,673 - Sunny - 82 F

livebaseballscorecards.com

AB 32
R 1
H 5
RBI 1
BB 4
SO 4
LOB 14



Batter	1	2	3	4	5	6	7	8	9	AB	R	H	RBI	BB	SO	LOB	TOP										
Pokey Reese, R (1, 4) OBP: 0.319, SLG: 0.389	2-3 K	1-1 FC6-5			1-3 K	2-1 S 1B		1-1 G6-3		5	0	1	0	0	2	3											
Brian Hunter, R (1, 8) OBP: 0.336, SLG: 0.304	1-2 F8		0-1 F9		0-0 S SF9 2B	1-3 K		3-2 F9		5	1	1	0	0	1	1											
Dmitri Young, S (1, 7) OBP: 0.345, SLG: 0.483 Michael Tucker, L (7, PR) OBP: 0.393, SLG: 0.500	1-3 K		0-1 G1-3		3-1 SF9 2-H		4-2 S 1B BB		1-2 G4-3	2	0	0	1	1	1	0											
Sean Casey, L (1, 3) OBP: 0.379, SLG: 0.478		1-0 G5-3 1B	0-0 L4		2-0 2B		4-0 1B BB		1-3 K	4	1	2	0	1	1	0											
Alex Ochoa, R (1, 9) OBP: 0.395, SLG: 0.597		1-1 1B G5-3 BB 1B		0-0 2B	3-1 1B 2B		0-0 F5		0-0 WP 3B	5	3	4	1	0	0	2											
Benito Santiago, R (1, 2) OBP: 0.310, SLG: 0.408		0-0 G5-3		0-3 K 2B	1-0 1B		1-2 1B		1-0 HR	5	1	3	3	0	1	3											
Mike Bell, R (1, 5) OBP: 0.320, SLG: 0.333		4-2 BB 1B BB		3-1 F7	0-3 K		0-1 F8		1-2 F2	4	0	0	0	1	1	4											
Juan Castro, R (1, 6) OBP: 0.276, SLG: 0.339		2-1 FC6-5 BB 1B		4-0 IBB			1-0 G6-3		0-3 K	3	0	1	0	1	1	2											
Oswaldo Fernandez, R (1, 1) OBP: 0.182, SLG: 0.100		4-2 FC6-5 BB		0-0 G3-1			2-1 G4-3		2-3 K	3	0	0	1	1	1	2											
Inning Stats	R: 0 E: 0 K: 2 S: 11	H: 0 LOB: 0 BB: 0 P: 15	R: 1 E: 0 K: 0 S: 13	H: 3 LOB: 3 BB: 2 P: 26	R: 0 E: 0 K: 0 S: 5	H: 0 LOB: 0 BB: 0 P: 5	R: 0 E: 0 K: 1 S: 7	H: 1 LOB: 2 BB: 1 P: 14	R: 3 E: 0 K: 2 S: 13	H: 4 LOB: 1 BB: 0 P: 23	R: 0 E: 0 K: 1 S: 9	H: 1 LOB: 1 BB: 0 P: 15	R: 1 E: 0 K: 1 S: 13	H: 1 LOB: 2 BB: 2 P: 22	R: 0 E: 0 K: 1 S: 8	H: 0 LOB: 0 BB: 0 P: 14	R: 2 E: 0 K: 1 S: 13	H: 2 LOB: 0 BB: 0 P: 17	1B: 6 2B: 4 3B: 1 HR: 1	SF: 1 SAC: 0 DP: 1 HBP: 0	WP: 1 PB: 0 SB: 3 CS: 0	PA: 43					
PITCHER	IP	WLS	BF	H	R	ER	SO	BB	IBB	HBP	BLK	WP	HR	S	P	ERA	WHIP										
Shawn Estes, L (1, 1) ERA: 4.05	6.0	L	29	9	4	4	6	2	1	0	0	0	0	58	98	6.00	1.833										
John Johnstone, R (7, 1) ERA: 6.19	1.0		6	1	1	1	1	2	0	0	0	0	0	13	22	9.00	3.000										
41 Chad Zerbe, L (8, 1) ERA:	1.0		3	0	0	0	1	0	0	0	0	0	0	8	14	0.00	0.000										
Miguel Del Toro, R (9, 1) ERA: 4.63	1.0		5	2	2	2	1	0	0	0	0	1	1	13	17	18.00	2.000										

Cincinnati Reds @ San Francisco Giants
 PacBell Park, San Francisco, CA
 Mon Sep 18 2000, 10:15 PM EDT
 Att. 40,930 - Sunny - 82 F

AB	37
R	7
H	12
RBI	6
BB	5
SO	9
LOB	17



Batter	1	2	3	4	5	6	7	8	9	AB	R	H	RBI	BB	SO	LOB	BOTTOM
--------	---	---	---	---	---	---	---	---	---	----	---	---	-----	----	----	-----	--------

Marvin Benard, L <small>OBP: 0.352, SLG: 0.407</small> (1, 8) 	0-2 		0-0 			2-2 		2-2 	2-2 	4	0	1	0	0	0	2	
Bill Mueller, S <small>OBP: 0.340, SLG: 0.401</small> (1, 5) 	1-0 			0-1 		2-1 			1-3 	4	0	0	0	0	1	2	
Barry Bonds, L <small>OBP: 0.449, SLG: 0.705</small> (1, 7) 	0-0 			1-1 			0-0 		0-2 	4	0	1	1	0	0	0	
Jeff Kent, R <small>OBP: 0.420, SLG: 0.597</small> (1, 4) 			1-1 		2-3 			2-1 	1-0 	4	0	0	0	0	1	1	
Ellis Burks, R <small>OBP: 0.427, SLG: 0.622</small> 41 Chad Zerbe, L <small>OBP: 0.400, SLG: 1.000</small> (8, 1) (9, 3) 			3-2 			2-2 		2-1 		3	0	0	0	0	0	0	
J.T. Snow, L <small>OBP: 0.368, SLG: 0.458</small> Miguel Del Toro, R (1, 3) (9, 1) 			3-1 		1-2 			2-2 		3	0	1	0	0	0	0	
Rich Aurilia, R <small>OBP: 0.337, SLG: 0.445</small> (1, 6) 				0-0 		2-2 			1-0 	3	0	0	0	0	0	1	
Bobby Estalella, R <small>OBP: 0.370, SLG: 0.487</small> (1, 2) 			0-0 			3-2 			0-1 	3	0	1	0	0	0	0	
Shawn Estes, R <small>OBP: 0.227, SLG: 0.313</small> Pedro Feliz, R <small>OBP: 0.400, SLG: 0.400</small> John Johnstone, R <small>OBP: 0.595, SLG: 0.733</small> (6, PH) (7, 1) (8, 9) 			2-1 			2-2 			4-0 	0	0	0	0	0	0	0	


Inning Stats	R: 0	H: 0	E: 0	LOB: 0	K: 0	S: 7	P: 8	R: 0	H: 0	E: 0	LOB: 0	K: 0	S: 7	P: 14	R: 0	H: 1	E: 0	LOB: 1	K: 0	S: 5	R: 0	H: 0	E: 0	LOB: 0	K: 1	S: 9	R: 0	H: 1	E: 0	LOB: 0	K: 0	S: 9	R: 0	H: 1	E: 0	LOB: 1	K: 0	S: 11	R: 0	H: 0	E: 0	LOB: 0	K: 0	S: 5	R: 0	H: 0	E: 0	LOB: 0	K: 0	S: 7	R: 1	H: 1	E: 0	LOB: 1	K: 1	S: 11	1B: 3	SF: 0	2B: 1	SAC: 1	3B: 0	DP: 1	HR: 0	HBP: 0	WP: 0	PA: 31
--------------	------	------	------	--------	------	------	------	------	------	------	--------	------	------	-------	------	------	------	--------	------	------	------	------	------	--------	------	------	------	------	------	--------	------	------	------	------	------	--------	------	-------	------	------	------	--------	------	------	------	------	------	--------	------	------	------	------	------	--------	------	-------	-------	-------	-------	--------	-------	-------	-------	--------	-------	--------

PITCHER	IP	WLS	BF	H	R	ER	SO	BB	IBB	HBP	BLK	WP	HR	S	P	ERA	WHIP	PITCHER	IP	WLS	BF	H	R	ER	SO	BB	IBB	HBP	BLK	WP	HR	S	P	ERA	WHIP																
Oswaldo Fernandez, R <small>ERA: 3.9</small> (1, 1)	9.0	W	31	4	1	1	2	1	0	0	0	0	0	71	113	1.00	0.556																																		

Cincinnati Reds @ San Francisco Giants
 PacBell Park, San Francisco, CA
 Mon Sep 18 2000, 10:15 PM EDT
 Att: 40,930 - Sunny - 82 F

AB 29
R 1
H 4
RBI 1
BB 1
SO 2
LOB 6



Batter	1	2	3	4	5	6	7	8	9	AB R H RBI BB SO LOB	TOP														
Pokey Reese, R (1, 4) OBP: 0.319, SLG: 0.388	2-2 G6-3 ①		0-1 G4-6-3 1B			1-2 F9 ①		0-1 P3 ②		4 0 1 0 0 0 0	<p>Cincinnati Reds @ San Francisco Giants PacBell Park, San Francisco, CA Tue Sep 19 2000, 10:15 PM EDT Att. 40,930 - Sunny - 75 F</p> <p>livebaseballscorecards.com</p> <table border="1"> <tr><td>AB</td><td>34</td></tr> <tr><td>R</td><td>3</td></tr> <tr><td>H</td><td>7</td></tr> <tr><td>RBI</td><td>3</td></tr> <tr><td>BB</td><td>0</td></tr> <tr><td>SO</td><td>3</td></tr> <tr><td>LOB</td><td>8</td></tr> </table> 	AB	34	R	3	H	7	RBI	3	BB	0	SO	3	LOB	8
AB	34																								
R	3																								
H	7																								
RBI	3																								
BB	0																								
SO	3																								
LOB	8																								
Michael Tucker, L (1, 8) OBP: 0.387, SLG: 0.491	2-2 F5 ②		2-0 G4-6-3 ② 1-2f			2-2 L6 ②		3-3 K ③		4 0 0 0 0 1 1															
Dmitri Young, S (1, 7) OBP: 0.344, SLG: 0.487	0-0 F8 ③					2-1 G4-3 ③			1-0 HR	4 1 1 1 0 0 0															
Sean Casey, L (1, 3) OBP: 0.380, SLG: 0.481 D.T. Cromer, L (2, 3) OBP: 0.381, SLG: 0.538		1-1 1B 2B				0-2 1B			0-2 F7 ①	1 1 1 0 0 0 0 3 0 1 0 0 0 0															
Alex Ochoa, R (1, 9) OBP: 0.388, SLG: 0.585		0-0 G1-3 ①				1-3 K ②			1-0 G6-3 ②	4 0 0 0 0 1 2															
Benito Santiago, R (1, 2) OBP: 0.309, SLG: 0.405		0-1 L8 ②				3-2 G5-3 ③			1-2 1B	4 0 1 0 0 0 2															
Chris Sexton, R (1, 5) OBP: 0.296, SLG: 0.226		1-1 1B 2-H				0-0 F9 ①			2-2 G1-3 ③	4 0 1 1 0 0 2															
Juan Castro, R (1, 6) OBP: 0.272, SLG: 0.333		0-0 G6-3 ③				0-2 G5-3 ②			0-0 G6-3 ①	3 0 0 0 0 0 1															
Rob Bell, R (1, 1) OBP: 0.091, SLG: 0.093 Mark Wohlers, R (6, 1) Keith Glauber, R (7, 1) Ken Griffey Jr., L (8, PH) OBP: 0.386, SLG: 0.556 Dennys Reyes, R (8, 1)			0-3 K2-3 ①			2-2 G1-3 ③			3-2 HR	2 0 0 0 0 1 0 0 0 0 0 0 0 0 0 0 0 0 0 0 0 1 1 1 1 0 0 0 0 0 0 0 0 0 0															
Inning Stats	R: 0 H: 0 E: 0 LOB: 0 K: 0 BB: 0 S: 10 P: 14	R: 1 H: 2 E: 0 LOB: 1 K: 0 BB: 0 S: 8 P: 10	R: 0 H: 1 E: 0 LOB: 0 K: 1 BB: 0 S: 7 P: 9	R: 0 H: 1 E: 0 LOB: 1 K: 1 BB: 0 S: 14 P: 20	R: 0 H: 0 E: 0 LOB: 0 K: 0 BB: 0 S: 7 P: 9	R: 0 H: 0 E: 0 LOB: 0 K: 0 BB: 0 S: 8 P: 13	R: 0 H: 0 E: 1 LOB: 1 K: 0 BB: 0 S: 8 P: 11	R: 1 H: 1 E: 0 LOB: 0 K: 1 BB: 0 S: 9 P: 15	R: 1 H: 2 E: 0 LOB: 1 K: 0 BB: 0 S: 9 P: 13	1B: 4 SF: 0 2B: 1 SAC: 0 3B: 0 DP: 1 HR: 2 HBP: 0	WP: 0 PA: 34 PB: 0 SB: 0 CS: 0														
PITCHER Livan Hernandez, R (1, 1) ERA: 3.62	IP WLS BF H R ER SO BB IBB HBP BLK WP HR S P ERA WHIP	9.0 W 34 7 3 3 3 0 0 0 0 0 2 80 114 3.00 0.778																							

Batter	1	2	3	4	5	6	7	8	9	AB	R	H	RBI	BB	SO	LOB
Marvin Benard, L OBP: 0.354, SLG: 0.411 (1, 8) (9, 9)	1-3 K		2-0 1B 2B		0-1 B5-3	1-0 FC4-6 1B		1-2 G6-4-3 1B		5	1	3	1	0	1	0
Bill Mueller, S OBP: 0.339, SLG: 0.399 (1, 5) (9, 9)	1-2 G3		2-1 2B 1B		2-1 G4-3	1-0 FC4-6		0-0 G6-4-3		5	1	1	1	0	0	3
Barry Bonds, L OBP: 0.449, SLG: 0.705 Armando Rios, L OBP: 0.348, SLG: 0.514 (1, 7) (8, PH) (9, 7)	0-0 F9		2-1 2B		4-2 2B BB	3-1 G4-3		1-1 F7		3	1	1	1	1	0	2
Jeff Kent, R OBP: 0.422, SLG: 0.604 (1, 4)		0-0 G4-3 1B	1-3 K		3-2 2B		2-2 1B 3B			4	1	3	1	0	1	1
Ellis Burks, R OBP: 0.423, SLG: 0.615 Calvin Murray, R OBP: 0.350, SLG: 0.339 (1, 9) (9, 8)		3-3 K	2-1 F8		2-2 F7		2-3 K			4	0	0	0	0	2	4
J.T. Snow, L OBP: 0.369, SLG: 0.457 (1, 3)		3-2 G4-3		3-2 F7		2-1 3B 1B	4-2 1B BB			3	1	1	0	1	0	1
Rich Aurilia, R OBP: 0.338, SLG: 0.445 (1, 6)		0-3 K		3-1 FC5-4 1B		0-0 P3	1-2 1B			4	0	2	1	0	1	2
Bobby Estalella, R OBP: 0.372, SLG: 0.498 (1, 2)			0-1 G6-3 2B 2B		0-0 F7		0-0 1B 3B	0-0 F8		4	2	2	1	0	0	3
Livan Hernandez, R OBP: 0.256, SLG: 0.318 (1, 1)			0-1 G6-3		0-0 FC5-4		1-2 FC4-6 1B 3B	0-0 F9		4	0	1	1	0	0	4

Inning Stats	R: 0	H: 0	E: 0	K: 1	S: 8	L: 0	LOB: 0	BB: 0	P: 10	R: 0	H: 1	E: 0	K: 2	S: 14	L: 0	LOB: 1	BB: 0	P: 20	R: 3	H: 4	E: 0	K: 1	S: 14	R: 0	H: 1	E: 0	K: 0	S: 8	R: 1	H: 1	E: 0	K: 0	S: 14	R: 2	H: 4	E: 0	K: 0	S: 11	R: 1	H: 2	E: 0	K: 1	S: 16	R: 0	H: 1	E: 0	K: 0	S: 6		
	0	0	0	1	10	0	0	0	10	0	1	0	2	14	0	1	0	0	20	3	4	0	1	14	0	0	1	0	8	1	0	0	14	2	4	0	0	11	1	2	0	16	0	1	0	1	2	0	1	8

PITCHER	IP	WLS	BF	H	R	ER	SO	BB	IBB	HBP	BLK	WP	HR	S	P	ERA	WHIP
Rob Bell, R ERA: 5.02 (1, 1)	5.0	L	23	7	4	4	4	1	0	0	0	0	0	58	92	7.20	1.600
Mark Wohlers, R ERA: 3.6 (6, 1)	1.0		7	4	2	2	0	0	0	0	0	0	0	11	19	18.00	4.000
Keith Glauber, R ERA: 3.86 (7, 1)	1.0		6	2	1	1	1	1	0	0	0	0	0	16	25	9.00	3.000
Dennys Reyes, L ERA: 4.83 (8, 1)	1.0		3	1	0	0	0	0	0	0	0	0	0	6	8	0.00	1.000

BOTTOM

Cincinnati Reds @ San Francisco Giants
PacBell Park, San Francisco, CA

Tue Sep 19 2000, 10:15 PM EDT
Att: 40,930 - Sunny - 75 F

livebaseballscorecards.com

AB	37
R	7
H	14
RBI	7
BB	2
SO	5
LOB	20



WP: 0	PA: 39
PB: 0	SB: 1
CS: 0	

Batter	1	2	3	4	5	6	7	8	9	AB R H RBI BB SO LOB	TOP									
Brian Hunter, R OBP: 0.339, SLG: 0.307 (1, 8) C F S	1-3 K			0-2 G4-3			X 0-0 K HBP 2B 1B	1-1 1B		4 1 2 0 0 1 0	Cincinnati Reds @ San Francisco Giants PacBell Park, San Francisco, CA Wed Sep 20 2000, 10:15 PM EDT Att. 40,930 - Overcast - 62 F									
Pokey Reese, R OBP: 0.319, SLG: 0.386 (1, 4) C C B B X Mike Sell, R OBP: 0.320, SLG: 0.333 (7, PR) Ken Griffey Jr., L OBP: 0.560, SLG: 0.555 (7, 5) Dennys Reyes, R (8, PH) John Riedling, R (8, 1)	2-2 G4-3			0-3 K			4-2 K HBP 2B 1B 1-2	3-3 K		2 0 0 0 0 1 0 0 1 0 0 0 0 0 1 0 0 0 0 1 1 0 0 0 0 0 0 0										
Dmitri Young, S OBP: 0.343, SLG: 0.486 (1, 3) B X	1-0 G1-3			0-0 G1-3			2-3 K 1-2 2-3			4 0 1 0 0 1 2										
Alex Ochoa, R OBP: 0.381, SLG: 0.574 (1, 7) (8, 9)							0-2 L6			4 0 0 0 0 2 4										
Michael Tucker, L OBP: 0.389, SLG: 0.494 (1, 9) (8, 4)							3-1 S 2B 2-H 3-H			3 0 1 2 1 1 1										
Chris Sexton, R OBP: 0.297, SLG: 0.219 (1, 5) (7, 4) (8, 5)							4-2 S BB			2 0 0 0 1 1 1										
Sean Casey, L OBP: 0.380, SLG: 0.480 (9, PH)										1 0 0 0 0 1 1										
Juan Castro, R OBP: 0.268, SLG: 0.328 (1, 6)							3-2 G5-3 1-2 2-3			3 0 0 0 0 0 2										
Jason LaRue, R OBP: 0.239, SLG: 0.354 (1, 2) Benito Santiago, R OBP: 0.308, SLG: 0.403 (8, PH) (8, 2)							3-1 P3			2 0 0 0 0 1 0 1 0 0 0 0 1 0										
Steve Parris, R OBP: 0.164, SLG: 0.173 (1, 1) Brady Clark, R OBP: 0.167, SLG: 0.333 (6, PH) Scott Sullivan, R OBP: 0.333, SLG: 0.333 (6, 1) D.T. Cromer, L OBP: 0.372, SLG: 0.525 (8, PH) Kimera Bartee, R (8, 7)							2-3 K			1 0 0 0 0 1 0 1 0 0 0 0 1 0 0 0 0 0 0 0 0 1 0 0 0 0 1 0 0 0 0 0 0 0 0										
Inning Stats	R: 0 E: 0 K: 1 S: 7	H: 0 LOB: 0 BB: 0 P: 11	R: 0 E: 0 K: 2 S: 15	H: 0 LOB: 0 BB: 1 P: 20	R: 0 E: 0 K: 2 S: 7	H: 0 LOB: 0 BB: 0 P: 9	R: 0 E: 0 K: 1 S: 7	H: 0 LOB: 0 BB: 0 P: 7	R: 0 E: 0 K: 1 S: 6	H: 0 LOB: 0 BB: 0 P: 12	R: 2 E: 0 K: 1 S: 18	H: 2 LOB: 3 BB: 1 P: 34	R: 0 E: 0 K: 3 S: 11	H: 1 LOB: 1 BB: 0 P: 18	R: 0 E: 0 K: 3 S: 13	H: 1 LOB: 1 BB: 0 P: 17	1B: 3 2B: 1 3B: 0 HR: 0	SF: 0 SAC: 0 DP: 0 HBP: 1	WP: 1 PB: 0 SB: 2 CS: 1	PA: 34
PITCHER	IP WLS BF H R ER SO BB IBB HBP BLK WP HR S P ERA WHIP																			
Russ Ortiz, R ERA: 4.85 (1, 1)	6.2 W 24 2 2 2 8 2 0 1 0 1 0 62 98 2.70 0.600																			
Doug Henry, R ERA: 3.93 (7, 1)	0.1 H 1 0 0 0 0 0 0 0 0 0 0 5 8 0.00 0.000																			
Felix Rodriguez, R ERA: 2.77 (8, 1)	1.0 H 4 1 0 0 3 0 0 0 0 0 0 11 18 0.00 1.000																			
Robb Nen, R ERA: 1.33 (9, 1)	1.0 S 4 1 0 0 3 0 0 0 0 0 0 13 17 0.00 1.000																			

AB	30
R	2
H	4
RBI	2
BB	2
SO	14
LOB	12



Batter	1	2	3	4	5	6	7	8	9
Marvin Benard, L (1, 8) OBP: 0.353, SLG: 0.410	1-3 K2-3		0-1 BB 2B E 1B	3-1 F7			1-1 F7		
Bill Mueller, S (1, 5) OBP: 0.337, SLG: 0.396	2-2 G4-3		1-0 F6		1-0 F5		1-2 F7		
Barry Bonds, L (1, 7) OBP: 0.449, SLG: 0.709	1-0 G6-3		4-1 BB 2B IBB		0-1 HR		2-3 K		
Jeff Kent, R (1, 4) OBP: 0.422, SLG: 0.606		0-0 G4-3 3B	4-1 2B BB		2-0 L7		1-1 F8		
J.T. Snow, L (1, 3) OBP: 0.368, SLG: 0.457		0-2 G4-3	1-2 2B		0-2 F7		1-3 K		
Ellis Burks, R (1, 9) OBP: 0.420, SLG: 0.610		1-2 G6-3	1-0 F8		0-0 F3				
Rich Aurilia, R (1, 6) OBP: 0.338, SLG: 0.444		2-2 1B		1-1 G6-3		1-0 G6-3			
Bobby Estalella, R (1, 2) OBP: 0.369, SLG: 0.493		1-0 F9		1-3 K		1-3 K			
Russ Ortiz, R (1, 1) OBP: 0.302, SLG: 0.236			2-1 F9		4-2 BB		1-2 F9		
Doug Henry, R (7, 1)									
Russ Davis, R (7, PH) OBP: 0.295, SLG: 0.422									
Felix Rodriguez, R (8, 1)									
Robb Nen, R (9, 1)									

Inning Stats	R: 0	H: 0	E: 0	K: 1	S: 8	H: 0	LOB: 0	BB: 0	P: 12	R: 1	H: 2	E: 0	K: 0	S: 14	R: 2	H: 2	E: 1	K: 0	S: 11	R: 0	H: 0	E: 0	K: 1	S: 9	R: 1	H: 1	E: 0	K: 0	S: 7	R: 0	H: 0	E: 0	K: 1	S: 7	R: 0	H: 0	E: 0	K: 0	S: 8	R: 0	H: 0	E: 0	K: 2	S: 8	R: 0	H: 0	E: 0	K: 2	S: 8
--------------	------	------	------	------	------	------	--------	-------	-------	------	------	------	------	-------	------	------	------	------	-------	------	------	------	------	------	------	------	------	------	------	------	------	------	------	------	------	------	------	------	------	------	------	------	------	------	------	------	------	------	------

PITCHER	IP	WLS	BF	H	R	ER	SO	BB	IBB	HBP	BLK	WP	HR	S	P	ERA	WHIP
Steve Parris, R (1, 1) ERA: 4.55	5.0	L	23	5	4	4	2	2	1	0	0	0	1	49	82	7.20	1.400
Scott Sullivan, R (6, 1) ERA: 3.3	2.0		6	0	0	0	1	0	0	0	0	0	0	15	20	0.00	0.000
Dennys Reyes, L (8, 1) ERA: 4.79	0.1		1	0	0	0	1	0	0	0	0	0	0	3	5	0.00	0.000
John Riedling, R (8, 1) ERA: 1.46	0.2		2	0	0	0	1	0	0	0	0	0	0	5	7	0.00	0.000

AB R H RBI BB SO LOB

4	1	1	0	0	1	1
4	0	0	0	0	0	1
3	2	1	1	1	1	0
3	1	1	0	1	0	0
4	0	1	3	0	1	0
3	0	0	0	0	0	2
3	0	1	0	0	0	0
3	0	0	0	0	2	1
1	0	0	0	1	0	0
0	0	0	0	0	0	0
1	0	0	0	0	0	0
0	0	0	0	0	0	0
0	0	0	0	0	0	0

AB	R	H	RBI	BB	SO	LOB
29	4	5	4	3	5	5

WP: 0 PA: 32
PB: 0
SB: 0
CS: 0

Cincinnati Reds @ San Francisco Giants
PacBell Park, San Francisco, CA
Wed Sep 20 2000, 10:15 PM EDT
Att: 40,930 - Overcast - 62 F

livebaseballscorecards.com


GIANTS

Batter	1	2	3	4	5	6	7	8	9	AB R H RBI BB SO LOB	TOP																									
Danny Bautista, R (1, 8) OBP: 0.324, SLG: 0.464	1-2 L4		1-1 SF8 1-H 2-H 3B		0-1 1B		2-1 F8		1-0 2B	5 1 3 3 0 0 0																										
Jay Bell, R (1, 4) OBP: 0.347, SLG: 0.426	3-2 F7		3-2 SF8		2-2 P4		0-2 G5-3		2-1 F8	4 0 0 1 0 0 2																										
Luis Gonzalez, L (1, 7) OBP: 0.389, SLG: 0.531	0-0 F8		1-0 F9		1-2 P4			4-0 BB		3 0 0 0 1 0 1																										
Greg Colbrunn, R (1, 3) OBP: 0.414, SLG: 0.547		3-2 G6-3		1-1 P4		0-0 1B 2B 1B		0-0 F9		4 1 1 0 0 0 1																										
39 Alex Cabrera, R (1, 9) OBP: 0.303, SLG: 0.543		3-2 P4		1-0 HR		0-1 F7		0-1 F7		4 1 1 1 0 0 2																										
Jason Conti, L (8, 9) OBP: 0.298, SLG: 0.384										0 0 0 0 0 0 0																										
Dan Plesac, L (8, 1)										0 0 0 0 0 0 0																										
Matt Williams, R (1, 5) OBP: 0.298, SLG: 0.380		2-1 F9		0-0 1B		0-0 2B 1B		1-0 G5-3		4 1 2 0 0 0 1																										
Damian Miller, R (1, 2) OBP: 0.347, SLG: 0.441			0-1 G5-3		0-3 K		3-1 CS 2B		2-2 G4-3 DI 2B 1B	3 0 1 2 0 1 1	AB 35																									
Hanley Frias, S (6, PR) OBP: 0.319, SLG: 0.327										0 0 0 0 0 0 0	R 7																									
Kelly Stinnett, R (6, 2) OBP: 0.284, SLG: 0.358										0 0 0 0 0 0 0	H 9																									
Tony Womack, L (9, PH) OBP: 0.305, SLG: 0.380										1 1 1 0 0 0 0	RBI 7																									
Danny Klassen, R (1, 6) OBP: 0.333, SLG: 0.375		2-2 E 3B HBP		2-3 K		3-3 K		3-2 G4-3		2 1 0 0 0 2 2	BB 1																									
Craig Counsell, L (9, PH) OBP: 0.402, SLG: 0.452								1-3 K		1 0 0 0 0 0 1	SO 4																									
Todd Stottlemyre, L (1, 1) OBP: 0.265, SLG: 0.355			1-1 FC1		1-1 P4		1-2 G6-3		0-3 K	1 1 0 0 0 0 1	LOB 13																									
Matt Mileske, R (5, PH) OBP: 0.247, SLG: 0.264										1 0 0 0 0 0 0																										
Greg Swindell, L (5, 1)										0 0 0 0 0 0 0																										
Rob Ryan, L (7, PH) OBP: 0.346, SLG: 0.391										1 0 0 0 0 0 0																										
Mike Morgan, R (7, 1) OBP: 0.438, SLG: 0.438										0 0 0 0 0 0 0																										
David Dellucci, L (8, 9) OBP: 0.409, SLG: 0.425			1-2 3B							1 0 0 0 0 1 1																										
Inning Stats	R: 0 E: 0 K: 0 S: 9	H: 0 LOB: 0 BB: 0 P: 13	R: 0 E: 0 K: 0 S: 9	H: 0 LOB: 0 BB: 0 P: 17	R: 3 E: 1 K: 0 S: 17	H: 1 LOB: 0 BB: 0 P: 25	R: 1 E: 0 K: 2 S: 12	H: 2 LOB: 1 BB: 0 P: 16	R: 0 E: 0 K: 1 S: 9	H: 1 LOB: 1 BB: 0 P: 15	R: 0 E: 0 K: 0 S: 8	H: 0 LOB: 0 BB: 0 P: 11	R: 0 E: 0 K: 0 S: 4	H: 0 LOB: 1 BB: 1 P: 9	R: 1 E: 0 K: 1 S: 13	H: 2 LOB: 1 BB: 0 P: 21	1B: 5 2B: 2 3B: 1 HR: 1	SF: 1 SAC: 0 DP: 0 HBP: 1	WP: 0 PB: 0 SB: 0 CS: 1	PA: 38																
PITCHER	IP WLS BF H R ER SO BB IBB HBP BLK WP HR S P ERA WHIP																																			
Kirk Rueter, L (1, 1) ERA: 4.12	5.1		25	7	6	4	2	0	0	1	0	0	1	66	97	6.75	1.312																			
John Johnstone, R (6, 1) ERA: 6.1	0.2		1	0	0	0	1	0	0	0	0	0	0	3	6	0.00	0.000																			
Doug Henry, R (7, 1) ERA: 3.82	2.0	W	7	0	0	0	0	1	0	0	0	0	0	12	20	0.00	0.500																			
Robb Nen, R (9, 1) ERA: 1.45	1.0	S	5	2	1	1	1	0	0	0	0	0	0	13	21	9.00	2.000																			

Arizona Diamondbacks @ San Francisco Giants
PacBell Park, San Francisco, CA
Thu Sep 21 2000, 10:15 PM EDT
Att. 40,930 - Sunny - 65 F

livebaseballscorecards.com



Batter	1	2	3	4	5	6	7	8	9	AB R H RBI BB SO LOB	TOP		
Tony Womack, L (1, 6) OBP: 0.307, SLG: 0.385	1-0 F7			1-2 SF8 3B	2-2 1B 1B		0-3 K		3-2 2B 1B	5 3 3 1 0 1 1			
Danny Bautista, R (1, 9) OBP: 0.325, SLG: 0.468	1-1 G5-3			1-0 SF8	1-0 1B SF8 1B		1-2 FC5-4 1-2f		1-0 2B 1B	4 1 2 2 0 0 1			
Luis Gonzalez, L (1, 7) OBP: 0.389, SLG: 0.529	3-1 G4-3			4-1 1B 1B BB	1-1 1B		1-3 K		0-0 G4-3	4 1 1 2 1 1 2			
Greg Colbrunn, R (1, 3) OBP: 0.410, SLG: 0.542		0-0 L6		1-0 P4	0-1 SF8			0-1 G6-3		3 0 0 1 0 0 1			
Steve Finley, L (1, 8) OBP: 0.369, SLG: 0.565		0-1 F7		1-0 1B 1B	0-3 K			1-0 G1-3		4 0 1 0 0 1 1			
Matt Williams, R (1, 5) OBP: 0.297, SLG: 0.379		0-0 G1-3		3-2 FC6-4 1B		1-2 G5-3		0-1 G6-3		4 0 1 1 0 0 0			
Craig Counsell, L (1, 4) OBP: 0.390, SLG: 0.437			1-3 K	1-2 FC6-4 1-2f		2-3 K			1-3 K	4 0 0 0 0 3 2	AB 35 R 7 H 11 RBI 7 BB 1 SO 6 LOB 8		
Kelly Stinnett, R (1, 2) OBP: 0.283, SLG: 0.356			1-2 G5-3		2-2 P3	1-0 F9			0-1 SH1-4 1B 1B	4 1 1 0 0 0 0			
Curt Schilling, R (1, 1) OBP: 0.237, SLG: 0.276			0-1 G4-3		0-0 1B 1B 1B		1-1 FC5-4 1B		0-1 SH1-4	3 1 2 0 0 0 0			
Inning Stats	R: 0 E: 0 K: 0 S: 5 H: 0 LOB: 0 BB: 0 P: 10	R: 0 E: 0 K: 0 S: 4 H: 0 LOB: 0 BB: 0 P: 4	R: 0 E: 0 K: 1 S: 10 H: 0 LOB: 0 BB: 0 P: 12	R: 2 E: 0 K: 0 S: 13 H: 3 LOB: 2 BB: 1 P: 25	R: 3 E: 0 K: 1 S: 17 H: 4 LOB: 1 BB: 0 P: 23	R: 0 E: 0 K: 1 S: 8 H: 0 LOB: 0 BB: 0 P: 12	R: 0 E: 0 K: 2 S: 11 H: 1 LOB: 1 BB: 0 P: 14	R: 0 E: 0 K: 0 S: 5 H: 0 LOB: 0 BB: 0 P: 6	R: 2 E: 0 K: 1 S: 13 H: 3 LOB: 1 BB: 0 P: 18	1B: 9 2B: 1 3B: 1 HR: 0 SF: 2 SAC: 1 DP: 0 HBP: 0	WP: 0 PB: 0 SB: 0 CS: 0 PA: 39		
PITCHER	IP WLS BF H R ER SO BB IBB HBP BLK WP HR S P ERA WHIP											PITCHER	IP WLS BF H R ER SO BB IBB HBP BLK WP HR S P ERA WHIP
Mark Gardner, R (1, 1) ERA: 4.18	5.0 L 23 7 5 5 2 1 0 0 0 0 0 0 49 74 9.00 1.600												
Aaron Fultz, L (6, 1) ERA: 4.93	2.0 7 1 0 0 3 0 0 0 0 0 0 0 19 26 0.00 0.500												
41 Chad Zerbe, L (8, 1) ERA: 6.0	2.0 9 3 2 2 1 0 0 0 0 0 0 0 18 24 9.00 1.500												

Arizona Diamondbacks @ San Francisco Giants
PacBell Park, San Francisco, CA
Fri Sep 22 2000, 10:35 PM EDT
Att. 40,930 - Cloudy - 65 F

livebaseballscorecards.com

Batter	1	2	3	4	5	6	7	8	9	AB R H RBI BB SO LOB
Marvin Benard, L (1, 8) OBP: 0.351, SLG: 0.407	0-3 K			1-0 G4-3		1-2 F3			0-0 1B	4 0 1 0 0 1 0
Bill Mueller, S (1, 5) OBP: 0.332, SLG: 0.390	0-3 K			2-3 K		1-0 G4-3			2-2 F8	4 0 0 0 0 2 1
Barry Bonds, L (1, 7) OBP: 0.447, SLG: 0.702	0-0 F8			2-2 2B		2-2 F7			1-0 F8	4 0 1 0 0 0 1
Jeff Kent, R (1, 4) OBP: 0.423, SLG: 0.605			1-2 G5-4-3 1B	4-1 BB		1-1 G6-3			1-3 K	3 0 1 0 1 1 1
J.T. Snow, L (1, 3) OBP: 0.371, SLG: 0.458			1-3 K	3-2 F9		0-0 F7				3 0 0 0 0 1 3
Rich Aurilia, R (1, 6) OBP: 0.333, SLG: 0.438 41 Chad Zerbe, L (8, 1)			1-0 G5-4-3		0-0 P5		0-3 K2-3			3 0 0 0 0 1 1 0 0 0 0 0 0 0
Armando Rios, L (1, 9) OBP: 0.348, SLG: 0.520			1-2 P3		2-0 SF8 3B			1-3 K		3 1 1 0 0 1 0
Doug Mirabelli, R (1, 2) OBP: 0.335, SLG: 0.362			2-2 G5-3		2-2 SF8			1-3 K		2 0 0 1 0 1 0
Mark Gardner, R (1, 1) OBP: 0.098, SLG: 0.098 Damon Minor, L (5, PH) OBP: 0.333, SLG: 0.833 Aaron Fultz, L (6, 1) OBP: 0.333, SLG: 0.333 Ramon Martinez, R (8, 6) OBP: 0.337, SLG: 0.475			1-3 K		1-0 F8			0-3 K		1 0 0 0 0 1 0 1 0 0 0 0 0 0 0 0 0 0 0 0 0 1 0 0 0 0 1 0

Inning Stats	R: 0 E: 0 K: 2 S: 9	H: 0 LOB: 0 BB: 0 P: 9	R: 0 E: 0 K: 1 S: 8	H: 1 LOB: 0 BB: 0 P: 11	R: 0 E: 0 K: 1 S: 10	H: 0 LOB: 0 BB: 0 P: 14	R: 0 E: 0 K: 1 S: 17	H: 1 LOB: 2 BB: 1 P: 29	R: 1 E: 0 K: 0 S: 6	H: 1 LOB: 0 BB: 0 P: 11	R: 0 E: 0 K: 0 S: 10	H: 0 LOB: 0 BB: 0 P: 14	R: 0 E: 0 K: 3 S: 9	H: 0 LOB: 0 BB: 0 P: 11	R: 0 E: 0 K: 1 S: 9	H: 1 LOB: 1 BB: 0 P: 13	1B: 2 2B: 1 3B: 1 HR: 0	SF: 1 SAC: 0 DP: 1 HBP: 0
--------------	------------------------------	---------------------------------	------------------------------	----------------------------------	-------------------------------	----------------------------------	-------------------------------	----------------------------------	------------------------------	----------------------------------	-------------------------------	----------------------------------	------------------------------	----------------------------------	------------------------------	----------------------------------	----------------------------------	------------------------------------

PITCHER	IP	WLS	BF	H	R	ER	SO	BB	IBB	HBP	BLK	WP	HR	S	P	ERA	WHIP
Curt Schilling, R (1, 1) ERA: 3.8	9.0	W	31	4	1	1	10	1	0	0	0	0	0	85	120	1.00	0.556

BOTTOM

Arizona Diamondbacks @ San Francisco Giants
PacBell Park, San Francisco, CA

Fri Sep 22 2000, 10:35 PM EDT
Att: 40,930 - Cloudy - 65 F

livebaseballscorecards.com

AB	29
R	1
H	4
RBI	1
BB	1
SO	10
LOB	7



WP: 0	PA: 31
PB: 0	SB: 0
CS: 0	

Batter	1	2	3	4	5	6	7	8	9	AB R H RBI BB SO LOB	TOP											
Danny Bautista, R OBP: 0.332, SLG: 0.473 (1, 8) (9, 9)	4-1 BB HR BB	4-2 1B BB			1-1 2B 2B	0-1 1B		0-3 K		3 2 2 0 2 1 1												
Jay Bell, R OBP: 0.348, SLG: 0.425 (1, 4)	4-0 HR BB	1-0 1B			2-2 F9	2-1 F8		2-0 F8		4 1 1 0 1 0 3												
Luis Gonzalez, L OBP: 0.391, SLG: 0.535 (1, 7)	2-2 HR 1-H 2-H	1-0 F9			0-1 WP HR 2B				0-3 K	4 2 2 4 1 1 2												
Greg Colbrunn, R OBP: 0.404, SLG: 0.533 (1, 3)	1-2 P4			0-2 F5	3-2 G6-3			2-2 F7	3-3 K	5 0 0 0 0 1 2												
39 Alex Cabrera, R OBP: 0.304, SLG: 0.528 Jason Conti, L OBP: 0.295, SLG: 0.379 Matt Mieske, R OBP: 0.245, SLG: 0.261 Steve Finley, L OBP: 0.369, SLG: 0.565 (1, 9) (5, 9) (9, PH) (9, 8)	0-1 F7			1-3 K	4-2 HR BB			1-3 K	0-0 L7	2 1 0 0 0 1 1 0 1 0 0 0 0 1 1 1 0 0 0 0 0 0 0 0 0 0 0 0 0												
Matt Williams, R OBP: 0.303, SLG: 0.392 (1, 5)	0-0 1B			0-0 G3	3-1 HR			1-0 1B		4 1 3 3 0 0 0												
Danny Klassen, R OBP: 0.318, SLG: 0.355 (1, 6)	0-0 F9				1-3 K	0-3 K		3-3 K		4 0 0 0 0 3 3												
Kelly Stinnett, R OBP: 0.279, SLG: 0.350 (1, 2)					1-3 K2-3			0-0 L5	0-3 K	4 0 0 0 0 3 0												
Geraldo Guzman, R OBP: 0.200, SLG: 0.200 Russ Springer, R OBP: 0.370, SLG: 0.417 Rob Ryan, L OBP: 0.370, SLG: 0.417 Byung-Hyun Kim, R Dan Plesac, L Matt Mantei, R (1, 1) (6, 1) (8, PH) (8, 1) (8, 1) (8, 1)					0-3 K	0-3 K		0-3 K	0-2 1B	3 0 0 0 0 0 3 0 0 0 0 0 0 0 0 0 1 0 0 1 0												
Inning Stats	R: 3 E: 0 K: 0 S: 12	H: 2 LOB: 1 BB: 2 P: 23	R: 0 E: 0 K: 2 S: 10	H: 1 LOB: 2 BB: 1 P: 17	R: 0 E: 0 K: 1 S: 7	H: 0 LOB: 0 BB: 0 P: 8	R: 0 E: 0 K: 3 S: 13	H: 0 LOB: 0 BB: 0 P: 15	R: 4 E: 0 K: 1 S: 17	H: 3 LOB: 0 BB: 1 P: 30	R: 0 E: 0 K: 1 S: 8	H: 1 LOB: 1 BB: 0 P: 10	R: 0 E: 0 K: 2 S: 16	H: 1 LOB: 2 BB: 1 P: 27	R: 0 E: 0 K: 2 S: 11	H: 1 LOB: 1 BB: 0 P: 13	R: 0 E: 0 K: 2 S: 7	H: 0 LOB: 0 BB: 0 P: 10	1B: 5 2B: 2 3B: 0 HR: 2	SF: 0 SAC: 0 DP: 0 HBP: 0	WP: 1 PB: 0 SB: 0 CS: 0	PA: 41
PITCHER	IP WLS BF H R ER SO BB IBB HBP BLK WP HR S P ERA WHIP																					
Shawn Estes, L ERA: 4.28 (1, 1)	5.0 L 25 6 7 7 7 4 0 0 0 1 2 59 93 12.60 2.000																					
Ryan Vogelsong, R ERA: (6, 1)	2.0 9 2 0 0 3 1 0 0 0 0 0 24 37 0.00 1.500																					
John Johnstone, R ERA: 5.98 (8, 1)	1.0 4 1 0 0 2 0 0 0 0 0 0 11 13 0.00 1.000																					
Alan Embree, L ERA: 4.76 (9, 1)	1.0 3 0 0 0 2 0 0 0 0 0 0 7 10 0.00 0.000																					

Arizona Diamondbacks @ San Francisco Giants
PacBell Park, San Francisco, CA
Sat Sep 23 2000, 4:05 PM EDT
Att. 40,930 - Sunny - 68 F

livebaseballscorecards.com

AB	36
R	7
H	9
RBI	7
BB	5
SO	14
LOB	12



Batter	1	2	3	4	5	6	7	8	9	AB R H RBI BB SO LOB
Calvin Murray, R (1, 8) OBP: 0.350, SLG: 0.335 Marvin Benard, L (8, PH) OBP: 0.352, SLG: 0.407 (9, 8)	1-1 F7 ①		4-1 1B G6-3 BB		1-2 F8 ③			0-0 1B 1B	2-2 F6 ②	2 1 0 0 1 0 0 2 0 1 0 0 0 3
Ramon Martinez, R (1, 6) OBP: 0.344, SLG: 0.478	2-1 F8 ②		2-2 E G6-3 1-3 1B			0-2 G5-3 ①		0-0 1B 1-2 1B	1-2 1B 1-2 2-H 3-H 1B	5 0 3 2 0 0 0
Felipe Crespo, S (1, 7) OBP: 0.350, SLG: 0.397 (9, 9)	3-2 G6-3 ③		0-0 G6-3 ②			1-0 G3 ②		2-3 K ①	1-0 F8 ③	5 0 0 1 0 1 5
Ellis Burks, R (1, 9) OBP: 0.423, SLG: 0.618 Terrell Lowery, R (6, PR) OBP: 0.595, SLG: 0.733 (7, 9) Barry Bonds, L (8, PH) OBP: 0.446, SLG: 0.701 (9, 7)		3-3 K ①	2-3 K ③			3-2 HR 1B		1-3 K ②		3 0 1 0 0 2 1 0 1 0 0 0 0 0 1 0 0 0 0 1 2
Damon Minor, L (1, 3) OBP: 0.444, SLG: 1.125 Jeff Kent, R (8, PH) OBP: 0.423, SLG: 0.604 (9, 3)		4-2 1B BB		2-2 F7 ①		0-1 HR 1-H		3-2 P4 ③		2 1 1 2 1 0 0 1 0 0 0 0 0 2
Russ Davis, R (1, 5) OBP: 0.298, SLG: 0.420		2-0 1B		1-2 G5-3 ②		2-2 F9 ③			4-0 BB 1B BB	3 1 1 0 1 0 1
28 Juan Melo, S (1, 4) OBP: 0.100, SLG: 0.100 Bill Mueller, S (9, PH) OBP: 0.333, SLG: 0.391		1-0 F5 ②		0-0 G6-3 ③			1-3 K ①		1-1 BB 1B 1B	3 0 0 0 0 1 2 1 1 1 0 0 0 0
Bobby Estalella, R (1, 2) OBP: 0.365, SLG: 0.488 J.T. Snow, L (9, PH) OBP: 0.370, SLG: 0.457		3-3 K ③		2-1 P6 ①			1-3 K ②		0-0 F7 ①	3 0 0 0 0 2 2 1 0 0 0 0 0 2
Shawn Estes, R (1, 1) OBP: 0.224, SLG: 0.308 Pedro Feliz, R (5, PH) OBP: 0.333, SLG: 0.333 Ryan Vogelsong, R (6, 1) Armando Rios, L (7, PH) OBP: 0.348, SLG: 0.518 John Johnstone, R (8, 1) Alan Embree, L (9, 1) Rich Aurilia, R (9, PH) OBP: 0.335, SLG: 0.438			1-3 K ①		2-1 G5-3 ②		2-2 F7 ③		4-0 1B BB	1 0 0 0 0 1 0 1 0 0 0 0 0 0 0 0 0 0 0 0 0 1 0 1 0 0

Inning Stats	R: 0 E: 0 K: 0 S: 7	H: 0 LOB: 0 BB: 0 P: 13	R: 0 E: 0 K: 2 S: 13	H: 1 LOB: 2 BB: 1 P: 26	R: 1 E: 1 K: 2 S: 12	H: 1 LOB: 1 BB: 1 P: 21	R: 0 E: 0 K: 0 S: 9	H: 0 LOB: 0 BB: 0 P: 12	R: 0 E: 0 K: 0 S: 9	H: 0 LOB: 0 BB: 0 P: 14	R: 2 E: 0 K: 0 S: 14	H: 2 LOB: 1 BB: 0 P: 20	R: 0 E: 0 K: 2 S: 10	H: 0 LOB: 0 BB: 0 P: 14	R: 0 E: 0 K: 2 S: 11	H: 2 LOB: 2 BB: 0 P: 17	R: 2 E: 0 K: 0 S: 11	H: 2 LOB: 2 BB: 2 P: 24	1B: 7 2B: 0 3B: 0 HR: 1	SF: 0 SAC: 0 DP: 0 HBP: 0
--------------	------------------------------	----------------------------------	-------------------------------	----------------------------------	-------------------------------	----------------------------------	------------------------------	----------------------------------	------------------------------	----------------------------------	-------------------------------	----------------------------------	-------------------------------	----------------------------------	-------------------------------	----------------------------------	-------------------------------	----------------------------------	----------------------------------	------------------------------------

PITCHER	IP	WLS	BF	H	R	ER	SO	BB	IBB	HBP	BLK	WP	HR	S	P	ERA	WHIP
Geraldo Guzman, R (1, 1) ERA: 6.02	5.2	W	23	4	3	3	4	2	0	0	0	0	1	59	99	4.76	1.059
Russ Springer, R (6, 1) ERA: 5.22	1.1		4	0	0	0	2	0	0	0	0	0	0	15	21	0.00	0.000
Byung-Hyun Kim, R (8, 1) ERA: 4.07	0.1		3	2	0	0	1	0	0	0	0	0	0	5	7	0.00	6.000
Dan Plesac, L (8, 1) ERA: 2.65	0.1	H	1	0	0	0	1	0	0	0	0	0	0	3	4	0.00	0.000
Matt Mantei, R (8, 1) ERA: 4.67	1.1	S	8	2	2	2	0	2	0	0	0	0	0	14	30	13.50	3.000

BOTTOM

Arizona Diamondbacks @ San Francisco Giants
PacBell Park, San Francisco, CA

Sat Sep 23 2000, 4:05 PM EDT
Att: 40,930 - Sunny - 68 F

AB	35
R	5
H	8
RBI	5
BB	4
SO	8
LOB	20

WP: 0 PA: 39
PB: 0
SB: 0
CS: 0



PITCHER	IP	WLS	BF	H	R	ER	SO	BB	IBB	HBP	BLK	WP	HR	S	P	ERA	WHIP
---------	----	-----	----	---	---	----	----	----	-----	-----	-----	----	----	---	---	-----	------

Batter	1	2	3	4	5	6	7	8	9	AB R H RBI BB SO LOB
Tony Womack, L (1, 6) OBP: 0.308, SLG: 0.386	2-2 F7		1-0 SH1-3		2-2 HR		2-2 SF8	3-2 F7		4 2 2 0 0 0 1
Danny Bautista, R (1, 9) OBP: 0.333, SLG: 0.470	1-0 G1-3		1-1 G4-6-3 HBP		1-1 HR		2-0 P3		3-2 G4-3	4 1 1 1 0 0 1
Luis Gonzalez, L (1, 7) OBP: 0.389, SLG: 0.538	2-0 G6-3		0-0 G4-6-3		0-0 HR		2-1 SF8		2-3 K	4 1 1 4 0 1 2
Greg Colbrunn, R (1, 3) OBP: 0.404, SLG: 0.528		4-2 1B BB		2-3 K		0-0 F8		4-2 BB	0-2 G6-3	3 0 0 0 2 1 0
Steve Finley, L (1, 8) OBP: 0.369, SLG: 0.562		0-3 K		1-0 G6-3		0-3 K		4-2 BB		3 0 0 0 1 2 1
Matt Williams, R (1, 5) OBP: 0.307, SLG: 0.395		0-0 1B		4-2 BB		2-2 G5-4-3 1B		0-1 F7		3 0 2 0 1 0 2
Craig Counsell, L (1, 4) OBP: 0.386, SLG: 0.426		2-2 P2		2-0 F7		0-0 G5-4-3		4-2 BB		3 0 0 0 1 0 4
Rod Barajas, R (1, 2) OBP: 0.400, SLG: 1.000		0-3 K			3-3 K	1-2 1B		3-2 F7		4 0 1 0 0 2 3
Armando Reynoso, R (1, 1) OBP: 0.130, SLG: 0.091			3-2 SH1-3 1B		1-2 1B	2-1 G5-3		1-3 K		1 0 1 0 0 0 0
Rob Ryan, L (5, PH) OBP: 0.393, SLG: 0.440										1 1 1 0 0 0 0
Mike Morgan, R (5, PH) OBP: 0.438, SLG: 0.438										0 0 0 0 0 0 0
David Dellucci, L (6, PH) OBP: 0.400, SLG: 0.415										1 0 0 0 0 0 1
Greg Swindell, L (6, PH)										0 0 0 0 0 0 0
Jason Conti, L (8, PH) OBP: 0.292, SLG: 0.375										1 0 0 0 0 1 1
40 Darren Holmes, R (8, PH)										0 0 0 0 0 0 0

Inning Stats	R: 0 E: 0 K: 0 S: 6	H: 0 LOB: 0 BB: 0 P: 11	R: 0 E: 0 K: 2 S: 15	H: 1 LOB: 2 BB: 1 P: 21	R: 0 E: 0 K: 0 S: 7	H: 1 LOB: 1 BB: 0 P: 12	R: 0 E: 0 K: 1 S: 9	H: 0 LOB: 1 BB: 1 P: 18	R: 4 E: 0 K: 2 S: 18	H: 4 LOB: 0 BB: 0 P: 25	R: 0 E: 0 K: 0 S: 11	H: 2 LOB: 1 BB: 0 P: 16	R: 1 E: 0 K: 0 S: 13	H: 1 LOB: 2 BB: 2 P: 27	R: 0 E: 0 K: 1 S: 15	H: 0 LOB: 1 BB: 1 P: 26	R: 0 E: 0 K: 1 S: 9	H: 0 LOB: 0 BB: 0 P: 14	1B: 8 2B: 0 3B: 0 HR: 1	SF: 1 SAC: 1 DP: 2 HBP: 1
--------------	------------------------------	----------------------------------	-------------------------------	----------------------------------	------------------------------	----------------------------------	------------------------------	----------------------------------	-------------------------------	----------------------------------	-------------------------------	----------------------------------	-------------------------------	----------------------------------	-------------------------------	----------------------------------	------------------------------	----------------------------------	----------------------------------	------------------------------------


PITCHER	IP	WLS	BF	H	R	ER	SO	BB	IBB	HBP	BLK	WP	HR	S	P	ERA	WHIP
Miguel Del Toro, R (1, 1) ERA: 5.4	5.0	W	23	6	4	4	5	2	0	1	0	0	1	55	87	7.20	1.600
Doug Henry, R (6, 1) ERA: 3.76	1.1		6	3	1	0	0	0	0	0	0	0	0	15	24	0.00	2.250
Alan Embree, L (7, 1) ERA: 4.73	0.1		3	0	0	0	0	2	0	0	0	0	0	7	17	0.00	6.000
Felix Rodriguez, R (7, 1) ERA: 2.72	1.1	H	5	0	0	0	1	1	0	0	0	0	0	17	28	0.00	0.750
Robb Nen, R (9, 1) ERA: 1.43	1.0		3	0	0	0	1	0	0	0	0	0	0	9	14	0.00	0.000

TOP

Arizona Diamondbacks @ San Francisco Giants
PacBell Park, San Francisco, CA

Sat Sep 23 2000, 10:05 PM EDT
Att. 40,930 - Sunny - 67 F

AB	32
R	5
H	9
RBI	5
BB	5
SO	7
LOB	16



WP: 0	PA: 40
PB: 0	
SB: 1	
CS: 0	

livebaseballscorecards.com

Batter	1	2	3	4	5	6	7	8	9	AB	R	H	RBI	BB	SO	LOB
Marvin Benard, L (1, 8) OBP: 0.350, SLG: 0.409	2-1 F7	0-0 FC1-2		3-2 SF9	0-2 G6-3		1-1 G5-3			5	1	1	2	0	0	4
Bill Mueller, S (1, 5) OBP: 0.334, SLG: 0.394	3-2 2B		0-0 L4-3	1-1 SF9	0-1 G1-3			2-3 K		4	0	2	1	0	1	1
Barry Bonds, L (1, 7) OBP: 0.442, SLG: 0.693	1-3 K		1-0 L4-3	1-2 F9		0-0 F2		1-3 K		5	0	0	0	0	2	2
Jeff Kent, R (1, 4) OBP: 0.423, SLG: 0.601	1-3 K		0-0 G5-3		0-1 2B	4-1 2B		2-3 K		4	1	1	0	1	2	1
J.T. Snow, L (1, 3) OBP: 0.369, SLG: 0.457		3-2 SH		1-3 K	3-2 F7	3-3 K				4	0	1	0	0	2	2
Rich Aurilia, R (1, 6) OBP: 0.338, SLG: 0.444		0-1 SH		4-2 BB	0-0 BB	0-0 2B		1-3 2B		2	2	2	0	1	0	0
Armando Rios, L (1, 9) OBP: 0.349, SLG: 0.516		0-0 G3		2-0 BB	4-0 BB	0-1 G4-3				3	2	1	0	1	0	4
Alan Embree, L (7, 1)										0	0	0	0	0	0	0
Felix Rodriguez, R (7, 1)										0	0	0	0	0	0	0
Robb Nen, R (9, 1)										0	0	0	0	0	0	0
Scott Servais, R (1, 2) OBP: 0.288, SLG: 0.290		4-0 FC1-2		4-1 1B	4-1 2B		0-2 F8			0	1	0	0	2	0	0
Ellis Burks, R (5, PH) OBP: 0.424, SLG: 0.618										0	1	0	1	1	0	0
Doug Henry, R (6, 1)										0	0	0	0	0	0	0
Terrell Lowery, R (7, 9) OBP: 0.579, SLG: 0.710										1	0	0	0	0	0	0
Miguel Del Toro, R (1, 1) OBP: 0.500, SLG: 0.500		1-0 FC1-2		1-1 3B	1-2 G6-3					2	1	1	2	0	0	3
Bobby Estalella, R (5, PH) OBP: 0.366, SLG: 0.491										2	0	1	3	0	1	0

Inning Stats	R: 0	H: 1	E: 0	LOB: 1	K: 2	P: 20	R: 0	H: 1	E: 0	LOB: 3	K: 0	P: 17	R: 0	H: 1	E: 0	LOB: 0	K: 0	P: 4	R: 5	H: 3	E: 0	LOB: 0	K: 1	P: 37	R: 4	H: 3	E: 0	LOB: 1	K: 0	P: 27	R: 0	H: 1	E: 0	LOB: 2	K: 1	P: 16	R: 0	H: 0	E: 0	LOB: 0	K: 1	P: 10	R: 0	H: 0	E: 0	LOB: 0	K: 3	P: 14	
1B: 4	SF: 1	2B: 6	SAC: 1	3B: 1	DP: 1	HR: 0	IBB: 4	SF: 1	2B: 6	SAC: 1	3B: 1	DP: 1	HR: 0	IBB: 0	SF: 1	2B: 6	SAC: 1	3B: 1	DP: 1	HR: 0	IBB: 0	SF: 1	2B: 6	SAC: 1	3B: 1	DP: 1	HR: 0	IBB: 0	SF: 1	2B: 6	SAC: 1	3B: 1	DP: 1	HR: 0	IBB: 0	SF: 1	2B: 6	SAC: 1	3B: 1	DP: 1	HR: 0	IBB: 0	SF: 1	2B: 6	SAC: 1	3B: 1	DP: 1	HR: 0	IBB: 0

Arizona Diamondbacks @ San Francisco Giants
PacBell Park, San Francisco, CA

Sat Sep 23 2000, 10:05 PM EDT
Att: 40,930 - Sunny - 67 F

AB	32
R	9
H	10
RBI	9
BB	6
SO	8
LOB	17

PITCHER	IP	WLS	BF	H	R	ER	SO	BB	IBB	HBP	BLK	WP	HR	S	P	ERA	WHIP
Armando Reynoso, R (1, 1) ERA: 5.4	4.0	L	21	6	5	5	3	2	1	0	0	0	0	45	78	11.25	2.000
Mike Morgan, R (5, 1) ERA: 4.94	1.0		8	3	4	4	0	1	1	0	0	0	0	15	27	36.00	4.000
Greg Swindell, L (6, 1) ERA: 3.27	2.0		8	1	0	0	2	1	0	0	0	0	0	18	26	0.00	1.000
40 Darren Holmes, R (8, 1) ERA: 13.5	1.0		3	0	0	0	3	0	0	0	0	0	0	9	14	0.00	0.000

Batter	1	2	3	4	5	6	7	8	9	AB R H RBI BB SO LOB	TOP											
Tony Womack, L (1, 6) OBP: 0.307, SLG: 0.384	2-2 G5-3	0-1 F8 HR 1B		2-2 G4-3		0-0 G3-1		2-2 L6		5 1 1 1 0 0 1												
Danny Bautista, R (1, 9) OBP: 0.334, SLG: 0.469	0-0 P4	1-0 F8		0-1 2B 1B		1-2 P4			2-1 1B	5 1 2 0 0 0 2												
Luis Gonzalez, L (1, 7) OBP: 0.390, SLG: 0.537	1-1 1B	4-0 HR IBB		2-1 F9		0-1 G4-3			3-1 F9	4 1 1 0 1 0 2												
Matt Williams, R (1, 5) OBP: 0.309, SLG: 0.406	1-2 G4-3	1-1 HR		0-2 2B			1-3 K		0-1 F9	5 1 2 5 0 1 2												
Steve Finley, L (1, 8) OBP: 0.367, SLG: 0.558				0-1 G3			1-1 G4-3		1-0 L3	4 1 0 0 1 0 2												
39 Alex Cabrera, R (1, 3) OBP: 0.301, SLG: 0.513		0-1 1B SF8 1B		1-0 G6-3		0-0 G5-3				4 1 1 0 0 1 0												
Craig Counsell, L (1, 4) OBP: 0.382, SLG: 0.421		2-1 1B BB 1B		1-1 L4		1-2 G6-3			3-1 G1	4 1 1 1 0 0 0												
Kelly Stinnett, R (1, 2) OBP: 0.286, SLG: 0.354		4-2 F8 HR BB 1B		2-0 1B		2-2 E6			0-2 1B	3 1 2 0 1 0 0												
Brian Anderson, R (1, 1) OBP: 0.200, SLG: 0.239		0-1 SF8		3-3 K		0-0 G1-3			2-3 K	3 0 0 1 0 2 3												
Inning Stats	R: 0 E: 0 K: 0 S: 12	H: 1 LOB: 1 BB: 0 P: 16	R: 7 E: 0 K: 0 S: 17	H: 4 LOB: 0 BB: 3 P: 35	R: 0 E: 0 K: 1 S: 7	H: 1 LOB: 1 BB: 0 P: 14	R: 1 E: 0 K: 0 S: 14	H: 2 LOB: 1 BB: 0 P: 18	R: 0 E: 1 K: 2 S: 8	H: 0 LOB: 1 BB: 0 P: 11	R: 0 E: 0 K: 0 S: 6	H: 0 LOB: 0 BB: 0 P: 7	R: 0 E: 0 K: 2 S: 8	H: 0 LOB: 0 BB: 0 P: 11	R: 0 E: 0 K: 1 S: 13	H: 1 LOB: 1 BB: 0 P: 20	R: 0 E: 0 K: 0 S: 7	H: 1 LOB: 1 BB: 0 P: 13	1B: 8 2B: 1 3B: 0 HR: 1	SF: 1 SAC: 0 DP: 0 HBP: 0	WP: 0 PB: 0 SB: 0 CS: 0	PA: 41
PITCHER	IP WLS BF H R ER SO BB IBB HBP BLK WP HR S P ERA WHIP																					
Livan Hernandez, R (1, 1) ERA: 3.84	6.0 L 30 8 8 8 1 2 1 0 0 0 0 1 64 101 12.00 1.667																					
41 Chad Zerbe, L (7, 1) ERA: 3.6	2.0 7 1 0 0 3 0 0 0 0 0 0 0 21 31 0.00 0.500																					
Aaron Fultz, L (9, 1) ERA: 4.86	1.0 4 1 0 0 0 0 0 0 0 0 0 0 7 13 0.00 1.000																					

Arizona Diamondbacks @ San Francisco Giants
PacBell Park, San Francisco, CA
Sun Sep 24 2000, 4:05 PM EDT
Att. 40,930 - Sunny - 70 F

livebaseballscorecards.com

AB	37
R	8
H	10
RBI	8
BB	3
SO	4
LOB	12



Batter	1	2	3	4	5	6	7	8	9	AB	R	H	RBI	BB	SO	LOB
Marvin Benard, L (1, 8) OBP: 0.349, SLG: 0.407 Pedro Feliz, R (7, 5) OBP: 0.286, SLG: 0.286	1-0 G3		2-2 G4-3			2-2 B3		1-0 G1-3		3	0	0	0	0	0	0
Russ Davis, R (1, 5) OBP: 0.304, SLG: 0.442 Terrell Lowery, R (7, 7) OBP: 0.590, SLG: 0.710	1-0 E6 1B		0-1 F9			0-0 HR		4-0 BB		3	1	2	1	0	0	0
Barry Bonds, L (1, 7) OBP: 0.440, SLG: 0.689 41 Chad Zerbe, L (7, 1) Felipe Crespo, S (8, PH) OBP: 0.347, SLG: 0.394 Aaron Fultz, L (9, 1) OBP: 0.333, SLG: 0.333	3-2 G1-3				1-2 G1-3	3-2 F7		0-0 F8		3	0	0	0	0	0	1
Jeff Kent, R (1, 4) OBP: 0.423, SLG: 0.601 Ramon Martinez, R (6, 6) OBP: 0.345, SLG: 0.495	0-1 F9				2-1 L1-3 1B		0-0 F9		0-2 HR	2	0	1	0	0	0	1
Ellis Burks, R (1, 9) OBP: 0.421, SLG: 0.613 Armando Rios, L (8, 9) OBP: 0.347, SLG: 0.513			2-2 F8		0-1 L1-3		2-2 G1-3		1-3 K	3	0	0	0	0	0	1
Rich Aurilia, R (1, 6) OBP: 0.337, SLG: 0.443 28 Juan Melo, S (6, 4) OBP: 0.083, SLG: 0.083			0-2 F8		1-1 P6		1-3 K		0-0 F9	2	0	0	0	0	0	0
J.T. Snow, L (1, 3) OBP: 0.371, SLG: 0.464 Damon Minor, L (9, 3) OBP: 0.500, SLG: 1.125			1-2 1B		1-2 F9			0-1 HR	4-2 BB	3	1	2	1	0	0	0
Bobby Estelella, R (1, 2) OBP: 0.364, SLG: 0.488 Doug Mirabelli, R (6, 2) OBP: 0.337, SLG: 0.369 Bill Mueller, S (8, PR) OBP: 0.334, SLG: 0.394 Scott Servais, R (9, 2) OBP: 0.286, SLG: 0.287			1-1 P5		2-3 K			1-2 G1-3 2B	2-2 P4	2	0	0	0	0	1	1
Livan Hernandez, R (1, 1) OBP: 0.253, SLG: 0.314 Calvin Murray, R (6, PH) OBP: 0.347, SLG: 0.332			0-0 G4-3			2-2 G5-3		1-1 G5-3		1	0	0	0	0	0	0

Inning Stats	R: 0	H: 1	E: 1	LOB: 1	K: 0	BB: 0	S: 10	P: 15	R: 0	H: 1	E: 0	LOB: 1	K: 0	BB: 0	S: 13	P: 17	R: 0	H: 0	E: 0	LOB: 0	K: 0	BB: 0	S: 6	P: 8	R: 0	H: 1	E: 0	LOB: 0	K: 0	BB: 0	S: 7	P: 10	R: 0	H: 0	E: 0	LOB: 0	K: 1	BB: 0	S: 9	P: 13	R: 1	H: 1	E: 0	LOB: 0	K: 0	BB: 0	S: 12	P: 19	R: 0	H: 0	E: 0	LOB: 0	K: 1	BB: 0	S: 9	P: 12	R: 1	H: 2	E: 0	LOB: 3	K: 0	BB: 1	S: 9	P: 16	R: 1	H: 1	E: 0	LOB: 1	K: 1	BB: 1	S: 13	P: 20	1B: 3	SF: 0	2B: 2	SAC: 0	3B: 0	DP: 1	HR: 3	HBP: 0	WP: 0	PA: 35
--------------	------	------	------	--------	------	-------	-------	-------	------	------	------	--------	------	-------	-------	-------	------	------	------	--------	------	-------	------	------	------	------	------	--------	------	-------	------	-------	------	------	------	--------	------	-------	------	-------	------	------	------	--------	------	-------	-------	-------	------	------	------	--------	------	-------	------	-------	------	------	------	--------	------	-------	------	-------	------	------	------	--------	------	-------	-------	-------	-------	-------	-------	--------	-------	-------	-------	--------	-------	--------

PITCHER	IP	WLS	BF	H	R	ER	SO	BB	IBB	HBP	BLK	WP	HR	S	P	ERA	WHIP
Brian Anderson, L (1, 1) ERA: 4.01	9.0	W	35	7	3	3	3	2	0	0	0	0	3	88	130	3.00	1.000

BOTTOM

Arizona Diamondbacks @ San Francisco Giants
PacBell Park, San Francisco, CA

Sun Sep 24 2000, 4:05 PM EDT
Att: 40,930 - Sunny - 70 F

livebaseballscorecards.com

AB	33
R	3
H	7
RBI	3
BB	2
SO	3
LOB	10



Batter	1	2	3	4	5	6	7	8	9	AB	R	H	RBI	BB	SO	LOB	TOP								
Marvin Benard, L (1, 8) <small>OBP: 0.348, SLG: 0.404</small> Armando Rios, L (8, 9) <small>OBP: 0.347, SLG: 0.513</small>	1-2 G3-1		0-0 G3			2-1 F7		4-0 HBP BB BB		3	0	0	0	1	0	0									
Bill Mueller, S (1, 5) <small>OBP: 0.332, SLG: 0.391</small> Calvin Murray, R (8, 8) <small>OBP: 0.347, SLG: 0.332</small>	0-0 G5-3		0-1 G4-3			2-0 G4-3		2-1 F8		4	0	0	0	0	0	1									
Barry Bonds, L (1, 7) <small>OBP: 0.442, SLG: 0.688</small> Ramon Martinez, R (8, 4) <small>OBP: 0.345, SLG: 0.495</small>	3-2 FC5-4 BB 1B				2-1 F7	4-1 BB		4-1 HBP BB		2	0	1	0	2	0	0									
Jeff Kent, R (1, 4) <small>OBP: 0.423, SLG: 0.599</small> Pedro Feliz, R (8, 5) <small>OBP: 0.286, SLG: 0.286</small>	4-1 FC5-4 1-2 BB				0-2 F9	0-0 L6		1-1 HBP		2	0	0	0	1	0	1									
Ellis Burks, R (1, 9) <small>OBP: 0.420, SLG: 0.609</small> 41 Chad Zerbe, L (8, 1)	1-0 FC5-4 1-2f 2-3				1-2 1B			2-2 F8		4	0	1	0	0	0	5									
J.T. Snow, L (1, 3)			1-3 K		2-3 K			1-0 F8		4	0	0	0	0	3	1									
Rich Aurilia, R (1, 6)			3-1 P4			2-1 G1-3		4-1 BB		3	0	0	0	1	0	0									
Bobby Estalella, R (1, 2) <small>OBP: 0.361, SLG: 0.483</small> Russ Davis, R (9, PH) <small>OBP: 0.303, SLG: 0.439</small>			0-2 F7			3-1 F9		2-3 K		3	0	0	0	0	1	1									
Russ Ortiz, R (1, 1) <small>OBP: 0.292, SLG: 0.228</small> Doug Henry, R (7, 1) Alan Embree, L (7, 1) Terrell Lowery, R (8, PH) <small>OBP: 0.575, SLG: 0.688</small> (8, 7)			2-2 G6-3			0-3 K		0-3 K		2	0	0	0	0	1	0									
Inning Stats	R: 0 E: 0 K: 0 S: 12	H: 1 LOB: 2 BB: 1 P: 21	R: 0 E: 0 K: 1 S: 8	H: 0 LOB: 0 BB: 0 P: 12	R: 0 E: 0 K: 0 S: 6	H: 0 LOB: 0 BB: 0 P: 8	R: 0 E: 0 K: 1 S: 11	H: 1 LOB: 1 BB: 0 P: 16	R: 0 E: 0 K: 1 S: 7	H: 0 LOB: 0 BB: 0 P: 12	R: 0 E: 0 K: 0 S: 5	H: 0 LOB: 1 BB: 1 P: 13	R: 0 E: 0 K: 1 S: 9	H: 0 LOB: 1 BB: 1 P: 16	R: 0 E: 0 K: 1 S: 12	H: 0 LOB: 3 BB: 2 P: 25	R: 0 E: 0 K: 2 S: 8	H: 0 LOB: 0 BB: 0 P: 11	1B: 2 2B: 0 3B: 0 HR: 0	SF: 0 SAC: 0 DP: 0 HBP: 1	WP: 0 PB: 0 SB: 0 CS: 0	PA: 35			
PITCHER	IP	WLS	BF	H	R	ER	SO	BB	IBB	HBP	BLK	WP	HR	S	P	ERA	WHIP								
37 Darren Dreifort, R (1, 1) <small>ERA: 4.17</small>	7.0	W	26	2	0	0	4	3	0	0	0	0	0	58	98	0.00	0.714								
Mike Fetters, R (8, 1) <small>ERA: 3.12</small>	1.0		6	0	0	0	1	2	0	1	0	0	0	12	25	0.00	2.000								
Terry Adams, R (9, 1) <small>ERA: 3.28</small>	1.0		3	0	0	0	2	0	0	0	0	0	0	8	11	0.00	0.000								

San Francisco Giants @ Los Angeles Dodgers
Dodger Stadium, Los Angeles, CA
 Tue Sep 26 2000, 7:10 PM PDT
 Att. 43,909 - Sunny - 74 F

livebaseballscorecards.com

AB	29
R	0
H	2
RBI	0
BB	5
SO	7
LOB	9



Batter	1	2	3	4	5	6	7	8	9	AB	R	H	RBI	BB	SO	LOB
Tom Goodwin, L OBP: 0.352, SLG: 0.361 (1, 8)	G1-3		1B 3B		1B 1B		BB S SF7 1B	BB BB		5	3	4	0	0	0	0
Mark Grudzielanek, R OBP: 0.340, SLG: 0.394 (1, 4)	K		S 1B		WP HR 1B		SF7 BB E BB	G6-4-3 BB		3	2	2	1	2	1	0
Gary Sheffield, R OBP: 0.435, SLG: 0.643 Paul Lo Duca, R OBP: 0.286, SLG: 0.359 (1, 7) (9, 7)	BB		K		HR		WP E SF9 BB	G6-4-3		3	2	1	3	2	1	3
Shawn Green, L OBP: 0.371, SLG: 0.474 (1, 9)	F5		BB		F9		SF7			0	0	0	0	0	0	0
Eric Karros, R OBP: 0.322, SLG: 0.467 (1, 3)			F9		F8		E4 SF9 WP			2	0	0	1	1	0	1
Todd Hundley, S OBP: 0.378, SLG: 0.582 Chad Kreuter, S OBP: 0.425, SLG: 0.417 (1, 2) (8, 2)			FC6-4 1B		K		SF9			4	0	0	1	0	0	3
Adrián Beltré, R OBP: 0.363, SLG: 0.479 (1, 5)			F7		F9		G4-3			3	0	1	1	0	2	0
Alex Cora, L OBP: 0.308, SLG: 0.364 (1, 6)			FC6-4		G3-1		G5-3			0	0	0	0	0	0	1
37 Darren Dreifort, R OBP: 0.191, SLG: 0.348 Chris Donnels, L OBP: 0.429, SLG: 0.862 F.P. Santangelo, S OBP: 0.322, SLG: 0.246 Mike Fetters, R OBP: 0.344, SLG: 0.463 Kevin Elster, R OBP: 0.344, SLG: 0.463 Terry Adams, R (1, 1) (7, PH) (7, PR) (8, 1) (8, PH) (9, 1)			K		G6-3		1B BB BB	HR		2	0	0	0	0	1	0

Inning Stats	R: 0	H: 0	E: 0	K: 10	S: 10	H: 0	LOB: 1	BB: 1	P: 17	R: 0	H: 1	E: 0	K: 10	S: 10	H: 2	LOB: 2	BB: 0	P: 17	R: 0	H: 0	E: 0	K: 1	S: 7	R: 3	H: 3	E: 0	K: 0	S: 13	R: 0	H: 0	E: 0	K: 2	S: 12	R: 4	H: 1	E: 1	K: 0	S: 13	R: 1	H: 2	E: 0	K: 0	S: 9	1B: 6	2B: 0	3B: 1	HR: 2	SF: 2	SAC: 0	DP: 1	HBP: 0	WP: 3	PB: 0	SB: 2	CS: 0	PA: 39
--------------	------	------	------	-------	-------	------	--------	-------	-------	------	------	------	-------	-------	------	--------	-------	-------	------	------	------	------	------	------	------	------	------	-------	------	------	------	------	-------	------	------	------	------	-------	------	------	------	------	------	-------	-------	-------	-------	-------	--------	-------	--------	-------	-------	-------	-------	--------

PITCHER	IP	WLS	BF	H	R	ER	SO	BB	IBB	HBP	BLK	WP	HR	S	P	ERA	WHIP
Russ Ortiz, R ERA: 4.98 (1, 1)	6.0	L	28	7	6	6	6	3	0	0	0	1	1	69	117	9.00	1.667
Doug Henry, R ERA: 3.87 (7, 1)	0.0		2	0	0	0	0	2	0	0	0	0	2	10	∞	∞	
Alan Embree, L ERA: 4.65 (7, 1)	1.0		4	0	2	1	0	0	0	0	0	1	0	7	12	9.00	0.000
41 Chad Zerbe, L ERA: 4.5 (8, 1)	1.0		5	2	1	1	0	1	0	0	0	0	1	9	17	9.00	3.000

BOTTOM

San Francisco Giants @ Los Angeles Dodgers
Dodger Stadium, Los Angeles, CA
 Tue Sep 26 2000, 7:10 PM PDT
 Att. 43,909 - Sunny - 74 F

livebaseballscorecards.com

AB	31
R	9
H	9
RBI	8
BB	6
SO	6
LOB	11



Batter	1	2	3	4	5	6	7	8	9	AB R H RBI BB SO LOB	TOP									
Marvin Benard, L (1, 8) OBP: 0.346, SLG: 0.401	2-2 G1-3		1-1 F8	1-0 G3			3-2 F9			4 0 0 0 0 0 2	<p>San Francisco Giants @ Los Angeles Dodgers Dodger Stadium, Los Angeles, CA</p> <p>Wed Sep 27 2000, 7:05 PM PDT Att. 44,232 - Cloudy - 70 F</p> <p>livebaseballscorecards.com</p>									
Bill Mueller, S (1, 5) OBP: 0.331, SLG: 0.389	4-2 F8-6-3 BB		0-2 F7		0-0 F7		2-0 L8			3 0 0 0 1 0 1										
J.T. Snow, L (1, 3) OBP: 0.367, SLG: 0.465	2-1 F8-6-3 1-2			0-0 HR	2-2 L9			0-0 G6-3		4 1 1 1 0 0 1										
Ellis Burks, R (1, 9) OBP: 0.422, SLG: 0.611		4-1 G6-3 BB BB		4-0 1B FC5-2 BB	1-2 2B		2-0 P5			2 0 1 0 2 0 0										
Armando Rios, L (1, 7) OBP: 0.350, SLG: 0.511		4-1 G6-3 1-2 BB		2-0 FC5-2 1B 1-2 2B 1B	1-3 K		2-2 G6-3			3 1 1 0 1 1 1										
Rich Aurilia, R (1, 6) OBP: 0.336, SLG: 0.438		0-0 G6-3 1-2f 2-3		0-1 FC5-2 1-2 2-3 2B 1B		2-3 K		0-0 P6		4 1 1 0 0 1 2										
Ramon Martinez, R (1, 4) OBP: 0.343, SLG: 0.487		2-2 F9		2-2 FC5-2 1-2 2-3 3-Hf 2B		0-0 G5-3		4-2 G4-3 S BB		3 1 0 0 1 0 4										
Doug Mirabelli, R (1, 2) OBP: 0.340, SLG: 0.373			4-1 SH3-4 BB		0-0 1-H 2-H 3-H 2B		2-2 G5-3		1-2 G4-3 1-3	3 0 1 3 1 0 1										
Kirk Rueter, L (1, 1) OBP: 0.213, SLG: 0.250			0-0 SH3-4		0-0 F7		0-0 G4-3		2-2 G4-3	2 0 0 0 0 0 1										
Felix Rodriguez, R (8, 1)										0 0 0 0 0 0 0										
Russ Davis, R (9, PH) OBP: 0.301, SLG: 0.437										1 0 0 0 0 0 1										
Robb Nen, R (9, 1)										0 0 0 0 0 0 0										
Inning Stats	R: 0 E: 0 K: 0 S: 10	H: 0 LOB: 0 BB: 1 P: 18	R: 0 E: 0 K: 0 S: 6	H: 0 LOB: 1 BB: 2 P: 16	R: 0 E: 0 K: 0 S: 8	H: 0 LOB: 1 BB: 1 P: 13	R: 4 E: 0 K: 0 S: 10	H: 4 LOB: 1 BB: 1 P: 19	R: 0 E: 0 K: 1 S: 7	H: 0 LOB: 0 BB: 0 P: 11	R: 0 E: 0 K: 0 S: 5	H: 0 LOB: 0 BB: 0 P: 10	R: 0 E: 0 K: 0 S: 5	H: 0 LOB: 0 BB: 0 P: 9	R: 0 E: 0 K: 0 S: 9	H: 0 LOB: 1 BB: 1 P: 16	1B: 2 2B: 3 3B: 0 HR: 1	SF: 0 SAC: 1 DP: 2 HBP: 0	WP: 0 PB: 0 SB: 1 CS: 0	PA: 36
PITCHER	IP WLS BF H R ER SO BB IBB HBP BLK WP HR S P ERA WHIP																			IP WLS BF H R ER SO BB IBB HBP BLK WP HR S P ERA WHIP
LUKE PROKOPEC, R (1, 1) ERA: 3.0	5.0 L 23 5 4 4 1 5 0 0 0 0 1 47 83 7.20 2.000																			
Matt Herges, R (6, 1) ERA: 3.17	3.0 9 0 0 0 1 0 0 0 0 0 0 0 17 30 0.00 0.000																			
Al Reyes, R (9, 1) ERA: 5.0	1.0 4 0 0 0 0 1 0 0 0 0 0 0 9 16 0.00 1.000																			



Batter	1	2	3	4	5	6	7	8	9	AB	R	H	RBI	BB	SO	LOB
Tom Goodwin, L (1, 8) OBP: 0.351, SLG: 0.359	0-2 F9		0-1 G3			0-0 P6		4-2 G5-3 BB		3	0	0	0	1	0	0
Mark Grudzielanek, R (1, 4) OBP: 0.338, SLG: 0.392	0-0 L8		2-3 K			3-2 G6-3		0-1 G5-3		4	0	0	0	0	1	2
Shawn Green, L (1, 9) OBP: 0.372, SLG: 0.476	2-2 2B				0-0 G3	1-1 1B 1B		2-3 K		4	0	2	0	0	1	2
Gary Sheffield, R (1, 7) OBP: 0.434, SLG: 0.639 Al Reyes, R (9, 1)	2-1 G6-3				2-0 F9	1-0 1B		0-0 F8		4	0	1	0	0	0	3
Eric Karros, R (1, 3) OBP: 0.322, SLG: 0.466					2-0 P3	1-2 G4-3				4	0	1	0	0	0	2
Adrián Beltré, R (1, 5) OBP: 0.361, SLG: 0.476 Chris Donnels, L (8, 5) (9, 7)																
Chad Kreuter, S (1, 2) OBP: 0.423, SLG: 0.418																
Alex Cora, L (1, 6) OBP: 0.308, SLG: 0.364																
Luke Prokopec, L (1, 1) Kevin Elster, R (5, PH) Matt Herges, L (6, 1) Dave Hansen, L (8, PH) (9, 5)																

Inning Stats	R: 0	H: 1	E: 0	LOB: 1	K: 0	BB: 0	S: 9	R: 0	H: 1	E: 0	LOB: 1	K: 0	BB: 0	S: 9	R: 0	H: 0	E: 0	LOB: 0	K: 2	BB: 0	S: 9	R: 0	H: 0	E: 0	LOB: 0	K: 0	BB: 0	S: 3	R: 0	H: 1	E: 0	LOB: 1	K: 0	BB: 0	S: 9	R: 0	H: 2	E: 0	LOB: 2	K: 0	BB: 0	S: 10	R: 0	H: 0	E: 0	LOB: 0	K: 0	BB: 0	S: 7	R: 0	H: 0	E: 0	LOB: 2	K: 1	BB: 2	S: 11	R: 0	H: 1	E: 0	LOB: 0	K: 1	BB: 0	S: 6	1B: 4	SF: 0	2B: 2	SAC: 0	3B: 0	DP: 1	HR: 0	HBP: 0	WP: 0	PA: 34
--------------	------	------	------	--------	------	-------	------	------	------	------	--------	------	-------	------	------	------	------	--------	------	-------	------	------	------	------	--------	------	-------	------	------	------	------	--------	------	-------	------	------	------	------	--------	------	-------	-------	------	------	------	--------	------	-------	------	------	------	------	--------	------	-------	-------	------	------	------	--------	------	-------	------	-------	-------	-------	--------	-------	-------	-------	--------	-------	--------

PITCHER	IP	WLS	BF	H	R	ER	SO	BB	IBB	HBP	BLK	WP	HR	S	P	ERA	WHIP
Kirk Rueter, L (1, 1) ERA: 3.96	7.0		26	5	0	0	2	0	0	0	0	0	0	56	91	0.00	0.714
Felix Rodriguez, R (8, 1) ERA: 2.69	1.0		5	0	0	0	1	2	0	0	0	0	0	11	21	0.00	2.000
Robb Nen, R (9, 1) ERA: 1.41	1.0		3	1	0	0	1	0	0	0	0	0	0	6	8	0.00	1.000

BOTTOM

San Francisco Giants @ Los Angeles Dodgers
Dodger Stadium, Los Angeles, CA
 Wed Sep 27 2000, 7:05 PM PDT
 Att: 44,232 - Cloudy - 70 F

livebaseballscores.com

AB	32
R	0
H	6
RBI	0
BB	2
SO	4
LOB	12



Batter	1	2	3	4	5	6	7	8	9	AB R H RBI BB SO LOB	TOP																									
Marvin Benard, L OBP: 0.343, SLG: 0.398 (1, 8) (9, 7)	2-3 K		2-2 G4-3		1-3 K	3-2 G6-3		1-0 G6-3		5 0 0 0 0 2 1																										
Bill Mueller, S OBP: 0.333, SLG: 0.391 (1, 5)	3-2 1B		1-1 G3-1		2-0 G6-3 WP 1B		1-1 HR 1B		2-3 K	5 1 3 0 0 1 0																										
Barry Bonds, L OBP: 0.443, SLG: 0.695 Calvin Murray, R OBP: 0.347, SLG: 0.332 (1, 7) (9, 8)	3-1 F8			0-2 1B 2B	4-1 G6-3 BB		3-1 1-H HR		0-3 K	4 2 2 2 1 1 1 0 0 0 0 0 0 0																										
Jeff Kent, R OBP: 0.420, SLG: 0.593 (1, 4)	1-1 F8			0-3 K	1-1 G6-3		2-1 G4-3		0-0 P4	5 0 0 0 0 1 4																										
J.T. Snow, L OBP: 0.368, SLG: 0.464 (1, 3)				1-0 1B WP 1B	1-0 HBP		0-0 G4-3			3 1 1 1 0 1 0																										
Ellis Burks, R OBP: 0.421, SLG: 0.606 (1, 9)				4-1 WP 1B BB	3-1 L6		0-0 F9			3 0 0 0 1 0 3																										
Rich Aurilia, R OBP: 0.337, SLG: 0.439 (1, 6)				0-2 WP 1B		0-3 K		1-1 F8		4 0 2 0 0 1 0																										
Bobby Estalella, R OBP: 0.357, SLG: 0.476 (1, 2)				2-3 K2-3		2-3 K		1-2 F8		4 0 0 0 0 3 3																										
Shawn Estes, R OBP: 0.229, SLG: 0.309 Aaron Fultz, L OBP: 0.333, SLG: 0.333 Felipe Crespo, S OBP: 0.352, SLG: 0.422 Felix Rodriguez, R Robb Nen, R (1, 1) (6, 1) (8, PH) (8, 1) (9, 1)				0-3 K		2-2 PB 1B		2-0 HR		3 0 1 0 0 2 2 0 0 0 0 0 0 0 1 1 1 1 0 0 0 0 0 0 0 0 0 0 0 0 0 0 0 0 0																										
Inning Stats	R: 0 E: 0 K: 1 S: 13	H: 1 LOB: 1 BB: 0 P: 22	R: 0 E: 0 K: 2 S: 12	H: 1 LOB: 1 BB: 0 P: 22	R: 0 E: 0 K: 1 S: 10	H: 0 LOB: 0 BB: 0 P: 15	R: 2 E: 0 K: 3 S: 17	H: 3 LOB: 2 BB: 1 P: 24	R: 0 E: 0 K: 1 S: 9	H: 1 LOB: 3 BB: 1 P: 21	R: 0 E: 0 K: 2 S: 13	H: 1 LOB: 1 BB: 0 P: 20	R: 2 E: 0 K: 0 S: 8	H: 2 LOB: 0 BB: 0 P: 14	R: 1 E: 0 K: 0 S: 7	H: 1 LOB: 0 BB: 0 P: 12	R: 0 E: 0 K: 2 S: 8	H: 0 LOB: 0 BB: 0 P: 10	1B: 7 2B: 1 3B: 0 HR: 2	SF: 0 SAC: 0 DP: 0 HBP: 1	WP: 2 PB: 1 SB: 0 CS: 0	PA: 40														
PITCHER	IP WLS BF H R ER SO BB IBB HBP BLK WP HR S P ERA WHIP	IP WLS BF H R ER SO BB IBB HBP BLK WP HR S P ERA WHIP	IP WLS BF H R ER SO BB IBB HBP BLK WP HR S P ERA WHIP	IP WLS BF H R ER SO BB IBB HBP BLK WP HR S P ERA WHIP	IP WLS BF H R ER SO BB IBB HBP BLK WP HR S P ERA WHIP	IP WLS BF H R ER SO BB IBB HBP BLK WP HR S P ERA WHIP	IP WLS BF H R ER SO BB IBB HBP BLK WP HR S P ERA WHIP	IP WLS BF H R ER SO BB IBB HBP BLK WP HR S P ERA WHIP	IP WLS BF H R ER SO BB IBB HBP BLK WP HR S P ERA WHIP	IP WLS BF H R ER SO BB IBB HBP BLK WP HR S P ERA WHIP	IP WLS BF H R ER SO BB IBB HBP BLK WP HR S P ERA WHIP	IP WLS BF H R ER SO BB IBB HBP BLK WP HR S P ERA WHIP	IP WLS BF H R ER SO BB IBB HBP BLK WP HR S P ERA WHIP	IP WLS BF H R ER SO BB IBB HBP BLK WP HR S P ERA WHIP	IP WLS BF H R ER SO BB IBB HBP BLK WP HR S P ERA WHIP	IP WLS BF H R ER SO BB IBB HBP BLK WP HR S P ERA WHIP	IP WLS BF H R ER SO BB IBB HBP BLK WP HR S P ERA WHIP	IP WLS BF H R ER SO BB IBB HBP BLK WP HR S P ERA WHIP	IP WLS BF H R ER SO BB IBB HBP BLK WP HR S P ERA WHIP	IP WLS BF H R ER SO BB IBB HBP BLK WP HR S P ERA WHIP	IP WLS BF H R ER SO BB IBB HBP BLK WP HR S P ERA WHIP	IP WLS BF H R ER SO BB IBB HBP BLK WP HR S P ERA WHIP	IP WLS BF H R ER SO BB IBB HBP BLK WP HR S P ERA WHIP	IP WLS BF H R ER SO BB IBB HBP BLK WP HR S P ERA WHIP	IP WLS BF H R ER SO BB IBB HBP BLK WP HR S P ERA WHIP											
Kevin Brown, R ERA: 2.58 Al Reyes, R ERA: 4.82 Onan Masaoka, L ERA: 3.96 Terry Adams, R ERA: 3.46 Mike Fetters, R ERA: 3.24	(1, 1) (6, 1) (6, 1) (7, 1) (8, 1)	5.0 0.2 0.1 1.0 1.0	WLS 3 1 L 4	BF 24 3 1 5 4	H 6 1 0 1	R 2 0 2 1	ER 2 0 2 1	SO 8 2 0 0	BB 2 0 0 0	IBB 0 0 0 0	HBP 1 0 0 0	BLK 0 0 0 0	WP 2 0 0 0	HR 0 0 3 1 1	S 61 10 3 8 7	P 104 14 6 14 12	ERA 3.60 0.00 0.00 18.00 9.00	WHIP 1.600 1.500 0.000 2.000 1.000	Jeff Shaw, R ERA: 4.24 (9, 1)	1.0	WLS 3	BF 3	H 0	R 0	ER 0	SO 2	BB 0	IBB 0	HBP 0	BLK 0	WP 0	HR 0	S 8	P 10	ERA 0.00	WHIP 0.000

San Francisco Giants @ Los Angeles Dodgers
Dodger Stadium, Los Angeles, CA
Thu Sep 28 2000, 7:10 PM PDT
Att. 44,513 - Sunny - 70 F

livebaseballscorecards.com

AB	37
R	5
H	10
RBI	4
BB	2
SO	12
LOB	14



Batter	1	2	3	4	5	6	7	8	9	AB	R	H	RBI	BB	SO	LOB
Tom Goodwin, L (1, 8) OBP: 0.349, SLG: 0.357	1-0 E8 FC6-5		3-3 K		0-1 G4-3		0-0 G4-3			4	0	0	0	0	1	1
Mark Grudzielanek, R (1, 4) OBP: 0.337, SLG: 0.392	3-1 FC6-5 G4-6-3 2-3			1-1 G6-3	1-0 G6-3		2-2 2B			4	0	1	0	0	0	1
Shawn Green, L (1, 9) OBP: 0.369, SLG: 0.472	0-0 G4-6-3 1-2f			2-1 E1 WP FC3-6		3-3 K	1-1 G6-3			4	1	0	0	0	1	2
Gary Sheffield, R (1, 7) OBP: 0.434, SLG: 0.637		3-1 F9		4-2 FC3-6 BB 2-3		2-0 1B 1B		3-3 K		3	1	1	0	1	1	0
Jeff Shaw, R (9, 1)										0	0	0	0	0	0	0
Eric Karros, R (1, 3) OBP: 0.323, SLG: 0.465		3-2 G1-3		4-0 FC3-6 BB 1-2		1-0 1B SF9 1B		1-3 K		3	1	1	0	1	1	0
Todd Hundley, S (1, 2) OBP: 0.376, SLG: 0.577		3-1 G3-1		1-1 FC3-6 BB 1-2f 2-3 3-H		2-1 SF9 1B		1-3 K		4	0	1	2	0	1	2
Paul Lo Duca, R (1, 5) OBP: 0.301, SLG: 0.369			1-0 CS 1B	4-1		2-1 SF9			1-3 K	1	0	1	1	1	0	0
Jeff Branson, L (7, 5) OBP: 0.278, SLG: 0.294				1-2 BB		1-2 3-H				1	0	0	0	0	1	0
Alex Cora, L (1, 6) OBP: 0.306, SLG: 0.361			2-3 K	1-3 K		0-2 G4-3		1-3 K		3	0	0	0	0	2	5
Dave Hansen, L (9, PH) OBP: 0.411, SLG: 0.581			1-2 K							1	0	0	0	0	1	0
Kevin Brown, R (1, 1) OBP: 0.129, SLG: 0.076			4-0 BB			2-3 K		1-1 F3		0	0	0	0	0	1	0
Kevin Elster, R (5, PH) OBP: 0.341, SLG: 0.459									2-3 K	1	0	0	0	0	0	0
Al Reyes, R (6, 1)										0	0	0	0	0	0	0
Onan Masaoka, R (6, 1)										0	0	0	0	0	0	0
Terry Adams, R (7, 1)										0	0	0	0	0	0	0
Hiram Bocachica, R (7, PH) OBP: 0.330, SLG: 0.300										1	0	0	0	0	0	0
Mike Fetters, R (8, 1)										0	0	0	0	0	0	0
Chris Donnels, L (9, 7) OBP: 0.405, SLG: 0.806										1	0	0	0	0	1	0

Inning Stats	R: 0	H: 0	E: 1	LOB: 0	K: 0	BB: 0	S: 4	P: 8	R: 0	H: 0	E: 0	LOB: 0	K: 0	BB: 0	S: 7	P: 16	R: 0	H: 1	E: 0	LOB: 1	K: 2	BB: 1	S: 7	P: 17	R: 1	H: 0	E: 1	LOB: 3	K: 1	BB: 3	S: 13	P: 30	R: 0	H: 0	E: 0	LOB: 0	K: 1	BB: 0	S: 6	P: 9	R: 2	H: 3	E: 0	LOB: 1	K: 1	BB: 0	S: 12	P: 22	R: 0	H: 1	E: 0	LOB: 1	K: 0	BB: 0	S: 8	P: 12	R: 0	H: 0	E: 0	LOB: 0	K: 3	BB: 0	S: 10	P: 15	R: 0	H: 0	E: 0	LOB: 0	K: 3	BB: 0	S: 11	P: 15	R: 0	H: 0	E: 0	LOB: 0	K: 3	BB: 0	S: 11	P: 15	1B: 4	SF: 1	2B: 1	SAC: 0	3B: 0	DP: 1	HR: 0	HBP: 0	WP: 1	PA: 36
--------------	------	------	------	--------	------	-------	------	------	------	------	------	--------	------	-------	------	-------	------	------	------	--------	------	-------	------	-------	------	------	------	--------	------	-------	-------	-------	------	------	------	--------	------	-------	------	------	------	------	------	--------	------	-------	-------	-------	------	------	------	--------	------	-------	------	-------	------	------	------	--------	------	-------	-------	-------	------	------	------	--------	------	-------	-------	-------	------	------	------	--------	------	-------	-------	-------	-------	-------	-------	--------	-------	-------	-------	--------	-------	--------

PITCHER	IP	WLS	BF	H	R	ER	SO	BB	IBB	HBP	BLK	WP	HR	S	P	ERA	WHIP
Shawn Estes, L (1, 1) ERA: 4.26	5.1		24	4	3	2	5	4	0	0	0	1	0	44	95	3.38	1.500
Aaron Fultz, L (6, 1) ERA: 4.74	1.2	W	6	1	0	0	0	0	0	0	0	0	0	13	19	0.00	0.600
Felix Rodriguez, R (8, 1) ERA: 2.66	1.0	H	3	0	0	0	3	0	0	0	0	0	0	10	15	0.00	0.000
Robb Nen, R (9, 1) ERA: 1.38	1.0	S	3	0	0	0	3	0	0	0	0	0	0	11	15	0.00	0.000

BOTTOM

San Francisco Giants @ Los Angeles Dodgers
Dodger Stadium, Los Angeles, CA

Thu Sep 28 2000, 7:10 PM PDT
 Att. 44,513 - Sunny - 70 F

livebaseballscores.com

AB	31
R	3
H	5
RBI	3
BB	4
SO	11
LOB	11



Batter	1	2	3	4	5	6	7	8	9	AB R H RBI BB SO LOB	TOP											
Marvin Benard, L (1, 8) OBP: 0.342, SLG: 0.398	1-2 F7		1-0 2B		0-0 B2-3		0-0 G1-6-3		1-0 G4-3	5 0 1 1 0 0 0	<p>San Francisco Giants @ Arizona Diamondbacks</p> <p>Bank One Ballpark, Phoenix, AZ</p> <p>Fri Sep 29 2000, 10:05 PM EDT</p> <p>Att. 38,435 - Dome - 72 F</p>											
Russ Davis, R (1, 5) OBP: 0.300, SLG: 0.438 Bill Mueller, S (7, PR) OBP: 0.333, SLG: 0.390 (7, 5)	2-1 G6-3		0-0 P4		1-0 F7		0-0 G1-3 2B		0-3 K	4 0 1 0 0 0 1 1 0 0 0 0 1 0												
Barry Bonds, L (1, 7) OBP: 0.440, SLG: 0.689	1-2 G1-3		1-0 F9		1-1 G6-3		1-2 G1-3			4 0 0 0 0 0 2												
Jeff Kent, R (1, 4) OBP: 0.422, SLG: 0.597		1-2 G4-6-3 BB 1B		0-0 F8		1-1 HR 3B	4-2 FC5-4 BB			3 1 2 0 1 0 0												
Ellis Burks, R (1, 9) OBP: 0.419, SLG: 0.602		4-2 G4-6-3 BB		0-1 F2		0-1 P3	0-0 FC5-4			3 0 0 0 1 0 4												
J.T. Snow, L (1, 3) OBP: 0.368, SLG: 0.462		1-2 G4-6-3 1-2f 2-3		0-1 2B 1B		1-3 K	0-3 K			4 1 1 0 0 2 3												
Rich Aurilia, R (1, 6) OBP: 0.338, SLG: 0.447		1-0 F9		0-0 1-H 2B		0-1 HR	2-1 G5-3			4 1 2 3 0 0 1												
Bobby Estalella, R (1, 2) OBP: 0.361, SLG: 0.475			4-2 2B BB		4-1 IBB	4-2 BB	0-0 G5-3			1 1 0 0 3 0 0												
Livan Hernandez, R (1, 1) OBP: 0.244, SLG: 0.303 Terrell Lowery, R (9, PH) OBP: 0.561, SLG: 0.667 Robb Nen, R (9, 1)			0-3 K		0-0 P3	0-0 G6-3		1-0 F9		3 0 0 0 0 1 4 1 0 0 0 0 0 0 0 0 0 0 0 0 0												
Inning Stats	R: 0 E: 0 K: 0 S: 10	H: 0 LOB: 0 BB: 0 P: 14	R: 0 E: 0 K: 0 S: 11	H: 1 LOB: 1 BB: 1 P: 18	R: 1 E: 0 K: 1 S: 9	H: 1 LOB: 1 BB: 1 P: 15	R: 1 E: 0 K: 0 S: 8	H: 2 LOB: 2 BB: 1 P: 12	R: 0 E: 0 K: 0 S: 4	H: 0 LOB: 0 BB: 0 P: 6	R: 2 E: 0 K: 1 S: 15	H: 2 LOB: 1 BB: 1 P: 21	R: 0 E: 0 K: 0 S: 9	H: 1 LOB: 3 BB: 1 P: 14	R: 0 E: 0 K: 1 S: 6	H: 0 LOB: 0 BB: 0 P: 8	R: 0 E: 0 K: 1 S: 5	H: 0 LOB: 0 BB: 0 P: 7	1B: 2 2B: 3 3B: 1 HR: 1	SF: 0 SAC: 0 DP: 1 HBP: 0	WP: 0 PB: 0 SB: 0 CS: 0	PA: 38
PITCHER	IP WLS BF H R ER SO BB IBB HBP BLK WP HR S P ERA WHIP																					
Brian Anderson, L (1, 1) ERA: 4.05	6.2 L 31 7 4 4 2 4 1 0 0 0 1 65 99 5.40 1.650																					
Russ Springer, R (7, 1) ERA: 5.02	0.1 1 0 0 0 0 0 0 0 0 0 0 1 1 0.00 0.000																					
Greg Swindell, L (8, 1) ERA: 3.2	2.0 6 0 0 0 2 0 0 0 0 0 0 0 11 15 0.00 0.000																					

livebaseballscorecards.com

AB	33
R	4
H	7
RBI	4
BB	5
SO	4
LOB	15



Batter	1	2	3	4	5	6	7	8	9	AB	R	H	RBI	BB	SO	LOB
Danny Bautista, R OBP: 0.328, SLG: 0.468 (1, 9)	0-1 B3		0-2 G1-3		3-2 G6-3		0-1 2B		0-0 SH2-4	4	0	1	0	0	0	0
Luis Gonzalez, L OBP: 0.390, SLG: 0.538 (1, 7)	2-2 1B		1-1 F8		1-1 G3		1-0 P5		1-0 G6-3	5	0	1	1	0	0	3
Greg Colbrunn, R OBP: 0.404, SLG: 0.526 (1, 3)	2-2 P4		0-1 2B		1-1 G6-3			0-0 F8	1-2 G6-3	5	0	1	0	0	0	3
Steve Finley, L OBP: 0.361, SLG: 0.544 (1, 8)	1-0 G4-3		1-0 F7			1-1 F7		4-1 FC6-4 1B BB		3	0	0	0	1	0	2
Matt Williams, R OBP: 0.314, SLG: 0.425 (1, 5)		4-2 1B E BB		1-2 HR		2-0 1B		0-1 FC6-4 1B		3	2	3	1	1	0	0
Craig Counsell, L OBP: 0.398, SLG: 0.421 (1, 6)		1-2 FC6-4 1B		2-1 F7		0-1 CS 1B		2-3 K		4	0	2	0	0	1	2
Jay Bell, R OBP: 0.349, SLG: 0.437 (1, 4)		1-1 FC6-4		3-2 G5-3		3-3 K		1-2 FC6-4		4	0	0	0	0	1	5
Kelly Stinnett, R OBP: 0.291, SLG: 0.350 Hanley Frias, S OBP: 0.315, SLG: 0.315 (1, 2) (9, PH)		3-3 K		1-1 1B		0-0 F3			4-2 SH2-4 BB G6-3 BB	3	0	1	0	0	1	1
Brian Anderson, R OBP: 0.194, SLG: 0.232 Russ Springer, R OBP: 0.200, SLG: 0.200 David Dellucci, L OBP: 0.353, SLG: 0.395 Greg Swindell, L OBP: 0.419, SLG: 0.423 Rob Ryan, L OBP: 0.289, SLG: 0.371 (1, 1) (7, 1) (7, PH) (8, 1) (9, PH) (9, PR)		1-0 G3		1-1 F8		1-2 F8			4-2 SH2-4 BB	0	1	0	0	1	0	0
										2	0	0	0	0	0	2
										0	0	0	0	0	0	0
										1	0	0	0	0	0	0
										0	0	0	0	0	0	0
										0	0	0	0	1	0	0
										0	0	0	0	0	0	0

Inning Stats	R: 0	H: 1	E: 0	LOB: 1	K: 0	BB: 0	S: 10	R: 1	H: 1	E: 1	LOB: 1	K: 1	BB: 1	S: 14	R: 0	H: 1	E: 0	LOB: 1	K: 0	BB: 0	S: 8	R: 1	H: 2	E: 0	LOB: 1	K: 0	BB: 0	S: 13	R: 0	H: 0	E: 0	LOB: 0	K: 0	BB: 0	S: 8	R: 0	H: 2	E: 0	LOB: 2	K: 1	BB: 0	S: 8	R: 0	H: 1	E: 0	LOB: 1	K: 0	BB: 0	S: 7	R: 0	H: 1	E: 0	LOB: 2	K: 1	BB: 1	S: 12	R: 1	H: 0	E: 0	LOB: 2	K: 0	BB: 2	S: 11	1B: 6	SF: 0	2B: 3	SAC: 1	3B: 0	DP: 1	HR: 1	HBP: 0	WP: 0	PA: 39
--------------	------	------	------	--------	------	-------	-------	------	------	------	--------	------	-------	-------	------	------	------	--------	------	-------	------	------	------	------	--------	------	-------	-------	------	------	------	--------	------	-------	------	------	------	------	--------	------	-------	------	------	------	------	--------	------	-------	------	------	------	------	--------	------	-------	-------	------	------	------	--------	------	-------	-------	-------	-------	-------	--------	-------	-------	-------	--------	-------	--------

PITCHER	IP	WLS	BF	H	R	ER	SO	BB	IBB	HBP	BLK	WP	HR	S	P	ERA	WHIP
Livan Hernandez, R ERA: 3.75 (1, 1)	8.0	W	34	9	2	1	3	2	0	0	0	0	1	80	125	1.12	1.375
Robb Nen, R ERA: 1.5 (9, 1)	1.0	S	5	0	1	1	0	2	0	0	0	0	0	11	21	9.00	2.000

BOTTOM

San Francisco Giants @ Arizona Diamondbacks
Bank One Ballpark, Phoenix, AZ

Fri Sep 29 2000, 10:05 PM EDT
Att: 38,435 - Dome - 72 F

AB	34
R	3
H	9
RBI	2
BB	4
SO	3
LOB	18

livebaseballscorecards.com

Batter	1	2	3	4	5	6	7	8	9	AB R H RBI BB SO LOB	TOP		
Marvin Benard, L (1, 8) OBP: 0.340, SLG: 0.395	2-0 F7		1-2 FC3-6			1-0 G4-3		0-0 F7		4 0 0 0 0 0 1			
Bill Mueller, S (1, 5) OBP: 0.334, SLG: 0.388	4-2 2B BB		0-0 F8			4-1 FC6-4 BB		0-1 F8		2 0 0 0 2 0 1			
Barry Bonds, L (1, 7) OBP: 0.441, SLG: 0.689	2-1 1-H 2B				0-0 G6-3		0-1 FC6-4		4-1 BB	3 0 1 0 1 0 1			
Jeff Kent, R (1, 4) OBP: 0.421, SLG: 0.595	1-0 F8				2-1 G4-6-3 1B		0-0 F8		1-3 K	4 0 1 0 0 1 2			
J.T. Snow, L (1, 3) OBP: 0.365, SLG: 0.459					0-1 G4-6-3		0-0 F7		2-3 K	4 0 0 0 0 1 2			
Rich Aurilia, R (1, 6) OBP: 0.338, SLG: 0.447							3-3 K		3-3 K	3 0 1 0 0 2 0			
Armando Rios, L (1, 9) OBP: 0.346, SLG: 0.504										3 0 0 0 0 1 1			
Doug Mirabelli, R (1, 2) OBP: 0.337, SLG: 0.370										2 0 0 0 0 1 0			
Felipe Crespo, S (8, PH) OBP: 0.349, SLG: 0.419										1 0 0 0 0 0 0			
Scott Servais, R (8, 2) OBP: 0.286, SLG: 0.287										0 0 0 0 0 0 0			
Mark Gardner, R (1, 1) OBP: 0.116, SLG: 0.116										2 0 1 0 0 1 0			
Damon Minor, L (8, PH) OBP: 0.545, SLG: 1.444										1 1 1 1 0 0 0			
Alan Embree, L (8, 1)										0 0 0 0 0 0 0			
John Johnstone, R (8, 1)										0 0 0 0 0 0 0			
Doug Henry, R (8, 1)										0 0 0 0 0 0 0			
Inning Stats	R: 0 H: 1 E: 0 LOB: 1 K: 0 BB: 1 S: 7 P: 16	R: 0 H: 1 E: 0 LOB: 0 K: 0 BB: 0 S: 8 P: 12	R: 0 H: 1 E: 0 LOB: 1 K: 0 BB: 0 S: 10 P: 13	R: 0 H: 1 E: 0 LOB: 0 K: 0 BB: 0 S: 5 P: 7	R: 0 H: 0 E: 0 LOB: 0 K: 3 BB: 0 S: 12 P: 18	R: 0 H: 0 E: 0 LOB: 1 K: 1 BB: 1 S: 7 P: 12	R: 0 H: 0 E: 0 LOB: 0 K: 1 BB: 0 S: 6 P: 9	R: 1 H: 1 E: 0 LOB: 0 K: 0 BB: 0 S: 5 P: 9	R: 0 H: 0 E: 0 LOB: 1 K: 2 BB: 1 S: 9 P: 16	1B: 3 SF: 0 2B: 1 SAC: 0 3B: 0 DP: 2 HR: 1 HBP: 0	WP: 0 PA: 32 PB: 0 SB: 0 CS: 0		
PITCHER	IP WLS BF H R ER SO BB IBB HBP BLK WP HR S P ERA WHIP											PITCHER	IP WLS BF H R ER SO BB IBB HBP BLK WP HR S P ERA WHIP
Geraldo Guzman, R (1, 1) ERA: 5.37	8.0 W 28 5 1 1 5 2 0 0 0 0 0 1 60 96 1.12 0.875												
Dan Plesac, L (9, 1) ERA: 3.15	1.0 4 0 0 0 2 1 0 0 0 0 0 0 9 16 0.00 1.000												

San Francisco Giants @ Arizona Diamondbacks
Bank One Ballpark, Phoenix, AZ
Sat Sep 30 2000, 10:05 PM EDT
Att: 42,794 - Dome - 72 F

livebaseballscorecards.com

AB	29
R	1
H	5
RBI	1
BB	3
SO	7
LOB	8



Batter	1	2	3	4	5	6	7	8	9
Craig Counsell, L OBP: 0.400, SLG: 0.430 (1, 4)	1-0 L5		1-1 3B 2B		1-2 G6-3			1-2 1B HR 1B	
Danny Bautista, R OBP: 0.330, SLG: 0.474 (1, 8)	1-0 F8		3-1 2-H 3B		2-2 G6-3			1-1 1-3 HR 1B	
Luis Gonzalez, L OBP: 0.390, SLG: 0.542 (1, 7)	0-1 1B		0-1 P5			2-2 F7		3-2 1-H 3-H HR	
Matt Williams, R OBP: 0.314, SLG: 0.423 (1, 5)	2-2 L8			1-1 39 1B 1B		1-2 F7		1-0 F8	
David Dellucci, L OBP: 0.380, SLG: 0.391 Jason Conti, L OBP: 0.296, SLG: 0.378 (1, 9) (8, 9)				0-1 F7		2-2 G3		0-2 FC5 39 G5-3 1B	
39 Alex Cabrera, R OBP: 0.299, SLG: 0.500 (1, 3)			1-3 K	3-0 1-2 1B			0-2 F8	0-0 G5-3	
Hanley Frias, S OBP: 0.313, SLG: 0.306 (1, 6)			2-3 K	0-1 P6			1-0 F2	4-0 FC5 BB	
Rod Barajas, R OBP: 0.231, SLG: 0.462 (1, 2)			0-1 G5-3	0-3 K			0-3 K	0-0 FC5	
Geraldo Guzman, R Matt Mieske, R Dan Plesac, L (1, 1) (8, PH) (9, 1)			0-0 G4-3		0-3 K			0-0 HR	

Inning Stats	R: 0 E: 0 K: 11 S: 11	H: 1 LOB: 1 BB: 0 P: 15	R: 0 E: 0 K: 2 S: 10	H: 1 LOB: 0 BB: 0 P: 15	R: 1 E: 0 K: 0 S: 9	H: 2 LOB: 1 BB: 0 P: 13	R: 0 E: 0 K: 1 S: 10	H: 2 LOB: 2 BB: 0 P: 14	R: 0 E: 0 K: 1 S: 9	H: 0 LOB: 0 BB: 0 P: 12	R: 0 E: 0 K: 10 S: 10	H: 0 LOB: 0 BB: 0 P: 15	R: 0 E: 0 K: 1 S: 7	H: 0 LOB: 0 BB: 0 P: 8	R: 4 E: 0 K: 0 S: 16	H: 5 LOB: 2 BB: 1 P: 26
--------------	--------------------------------	----------------------------------	-------------------------------	----------------------------------	------------------------------	----------------------------------	-------------------------------	----------------------------------	------------------------------	----------------------------------	--------------------------------	----------------------------------	------------------------------	---------------------------------	-------------------------------	----------------------------------

PITCHER	IP	WLS	BF	H	R	ER	SO	BB	IBB	HBP	BLK	WP	HR	S	P	ERA	WHIP
Mark Gardner, R ERA: 4.05 (1, 1)	7.0		26	6	1	1	5	0	0	0	0	0	0	66	92	1.29	0.857
Alan Embree, L ERA: 4.95 (8, 1)	0.0	L	2	2	2	2	0	0	0	0	0	0	1	5	6	∞	∞
John Johnstone, R ERA: 6.3 (8, 1)	0.1		4	3	2	2	0	0	0	0	0	0	1	9	14	54.00	9.000
Doug Henry, R ERA: 3.84 (8, 1)	0.2		3	0	0	0	0	1	0	0	0	0	0	2	6	0.00	1.500

BOTTOM


San Francisco Giants @ Arizona Diamondbacks
Bank One Ballpark, Phoenix, AZ

Sat Sep 30 2000, 10:05 PM EDT
Att: 42,794 - Dome - 72 F

AB	R	H	RBI	BB	SO	LOB
4	2	2	0	0	0	0
4	1	2	1	0	0	0
4	1	2	3	0	0	1
4	0	1	0	0	0	1
3	0	1	0	0	0	1
1	0	1	0	0	0	0
4	0	1	0	0	1	2
3	0	0	0	1	1	3
4	0	0	0	0	2	4
2	0	0	0	0	1	0
1	1	1	1	0	0	0
0	0	0	0	0	0	0

AB	34
R	5
H	11
RBI	5
BB	1
SO	5
LOB	12

WP: 0 PA: 35
PB: 0
SB: 0
CS: 1



PITCHER	IP	WLS	BF	H	R	ER	SO	BB	IBB	HBP	BLK	WP	HR	S	P	ERA	WHIP
---------	----	-----	----	---	---	----	----	----	-----	-----	-----	----	----	---	---	-----	------

Batter	1	2	3	4	5	6	7	8	9	AB	R	H	RBI	BB	SO	LOB	TOP	
Marvin Benard, L (1, 7) OBP: 0.342, SLG: 0.396 Armando Rios, L (5, 7) OBP: 0.347, SLG: 0.502	2-1 		2-2 	1-0 	1-3 		1-0 		4-0 	3 3 2 0 0 1 1 1 1 0 0 1 0 0								
Bill Mueller, S (1, 5) OBP: 0.333, SLG: 0.388 Russ Davis, R (5, 5) OBP: 0.302, SLG: 0.439	0-0 		2-2 	0-0 	2-3 		0-0 		1-1 	4 1 1 0 0 1 3 2 0 1 0 0 0 1								
Jeff Kent, R (1, 3) OBP: 0.424, SLG: 0.596 Felipe Crespo, S (7, PH) OBP: 0.351, SLG: 0.443 (7, 3)	1-1 		4-2 	4-1 	2-2 		0-1 		1-1 	2 2 2 0 2 0 0 2 1 1 2 0 0 1								
Ellis Burks, R (1, 9) OBP: 0.419, SLG: 0.606 Terrell Lowery, R (7, 9) OBP: 0.548, SLG: 0.647	3-2 		1-0 	0-0 	1-1 		1-0 		0-3 	4 1 2 4 0 0 2 1 0 0 0 0 1 0								
Rich Aurilia, R (1, 6) OBP: 0.339, SLG: 0.444 28 Juan Melo, S (8, 4) OBP: 0.077, SLG: 0.077	1-0 		4-1 	4-2 	2-0 			1-3 	2-3 	3 1 0 0 2 1 4 1 0 0 0 0 1 0								
Calvin Murray, R (1, 8) OBP: 0.348, SLG: 0.345		3-3 	2-1 	1-0 		0-1 		4-1 		4 1 1 4 1 1 2								
Ramon Martinez, R (1, 4) OBP: 0.354, SLG: 0.487 (8, 6)		1-2 	4-2 	2-2 		3-2 		4-2 		2 0 1 0 2 0 0								
Bobby Estalella, R (1, 2) OBP: 0.357, SLG: 0.468 Aaron Fultz, L (7, 1) OBP: 0.333, SLG: 0.333 Barry Bonds, L (8, PH) OBP: 0.440, SLG: 0.688 Doug Henry, R (8, 1) OBP: 0.440, SLG: 0.688 Felix Rodriguez, R (9, 1) OBP: 0.500, SLG: 0.500 Miguel Del Toro, R (9, 1) OBP: 0.500, SLG: 0.500		1-3 	0-3 	1-2 		1-2 		2-1 		4 0 0 0 0 0 2 5 0 0 0 0 0 0 0 0 1 0 0 0 0 0 0 2 0								
Russ Ortiz, R (1, 1) OBP: 0.290, SLG: 0.230 Scott Servais, R (7, 2) OBP: 0.283, SLG: 0.284		1-3 		1-3 	0-0 		2-3 		2-2 	4 0 1 0 0 3 2 1 0 0 0 0 0 2								
Inning Stats	R: 1 H: 2 E: 0 LOB: 1 K: 0 BB: 0 S: 9 P: 16	R: 0 H: 1 E: 0 LOB: 1 K: 3 BB: 0 S: 12 P: 18	R: 2 H: 2 E: 0 LOB: 3 K: 1 BB: 3 S: 21 P: 40	R: 6 H: 2 E: 1 LOB: 0 K: 1 BB: 2 S: 17 P: 31	R: 0 H: 3 E: 0 LOB: 3 K: 2 BB: 0 S: 15 P: 23	R: 0 H: 0 E: 0 LOB: 1 K: 1 BB: 0 S: 13 P: 19	R: 0 H: 1 E: 0 LOB: 1 K: 0 BB: 0 S: 5 P: 7	R: 0 H: 0 E: 0 LOB: 2 K: 1 BB: 2 S: 15 P: 28	R: 2 H: 1 E: 0 LOB: 0 K: 2 BB: 1 S: 12 P: 20	1B: 9 SF: 1 2B: 0 SAC: 0 3B: 1 DP: 0 HR: 2 HBP: 2	WP: 1 PA: 50 PB: 0 SB: 2 CS: 0							
PITCHER Randy Johnson, L (1, 1) ERA: 2.64 40 Darren Holmes, R (4, 1) ERA: 13.03 Mike Morgan, R (5, 1) ERA: 4.87 Byung-Hyun Kim, R (7, 1) ERA: 4.46 Russ Springer, R (9, 1) ERA: 5.08	IP WLS BF H R ER SO BB IBB HBP BLK WP HR S P ERA WHIP 3.1 L 24 7 9 8 5 5 0 1 0 1 1 53 96 21.60 3.600 0.2 2 0 0 0 0 0 0 0 0 0 0 6 9 0.00 0.000 2.0 10 3 0 0 3 0 0 1 0 0 0 28 42 0.00 1.500 2.0 10 1 1 1 1 3 0 0 0 0 0 20 39 4.50 2.000 1.0 4 1 1 1 2 0 0 0 0 0 0 1 12 16 9.00 1.000				PITCHER IP WLS BF H R ER SO BB IBB HBP BLK WP HR S P ERA WHIP 0.0 0 0 0 0 0 0 0 0 0 0 0 0 0 0.00 0.000 0.0 0 0 0 0 0 0 0 0 0 0 0 0 0 0.00 0.000 0.0 0 0 0 0 0 0 0 0 0 0 0 0 0 0.00 0.000 0.0 0 0 0 0 0 0 0 0 0 0 0 0 0 0.00 0.000 0.0 0 0 0 0 0 0 0 0 0 0 0 0 0 0.00 0.000													

San Francisco Giants @ Arizona Diamondbacks
 Bank One Ballpark, Phoenix, AZ
 Sun Oct 01 2000, 4:35 PM EDT
 Att: 41,483 - Dome - 72 F

AB	39
R	11
H	12
RBI	10
BB	8
SO	11
LOB	25



Batter	1	2	3	4	5	6	7	8	9	AB R H RBI BB SO LOB
Craig Counsell, L OBP: 0.400, SLG: 0.421 (1, 6)	4-2 1B BB	0-1 P6		0-2 F7			1-1 L1		4-2 FC3-6 BB	3 1 0 0 2 0 0
Danny Bautista, R OBP: 0.333, SLG: 0.476 (1, 8)	0-0 1B HR 1B	0-1 G6-3		0-0 1B			0-0 G5-3		2-2 FC3-6 1B	5 1 3 0 0 0 0
Luis Gonzalez, L OBP: 0.392, SLG: 0.544 Danny Klassen, R OBP: 0.318, SLG: 0.355 (1, 7) (9, PR)	2-2 HR 1B	3-1 FC6-4 HBP		3-2 L8			2-1 1B 2B		3-1 FC3-6 1-2f 2-3	4 1 2 1 0 0 3 0 0 0 0 0 0 0
Matt Williams, R OBP: 0.315, SLG: 0.431 (1, 5)	0-0 HR	0-2 FC6-4					1-1 G6-3		3-3 K	5 1 2 3 0 1 3
David Dellucci, L OBP: 0.352, SLG: 0.360 (1, 9)	2-1 G6-3		3-2 F7				2-3 K			4 0 0 0 0 2 0
Greg Colbrunn, R OBP: 0.405, SLG: 0.523 (1, 3)	4-2 HBP BB		0-0 G6-3				2-2 L5		4-2 BB	2 0 0 0 2 0 0
Jay Bell, R OBP: 0.348, SLG: 0.437 (1, 4)	3-2 F8 2B		0-0 2B				0-0 L5		0-1 P3	4 0 1 0 0 0 2
Kelly Stinnett, R OBP: 0.291, SLG: 0.346 (1, 2)	1-2 HBP		1-0 G6-3				0-0 F3		0-0 G4-3	3 0 0 0 0 0 2
Randy Johnson, R OBP: 0.116, SLG: 0.191 40 Darren Holmes, R Jason Conti, L OBP: 0.293, SLG: 0.374 Mike Morgan, R OBP: 0.233, SLG: 0.438 Hanley Frias, S OBP: 0.210, SLG: 0.304 Byung-Hyun Kim, R Russ Springer, R OBP: 0.200, SLG: 0.200 Rod Ryan, L OBP: 0.406, SLG: 0.407 (1, 1) (4, 1) (4, PH) (5, 1) (6, PH) (7, 1) (9, 1) (9, PH)	2-2 G4-3			2-2 G5-3			2-3 K		1-3 K	1 0 0 0 0 0 2 0 0 0 0 0 0 0 1 0 0 0 0 0 0 0 0 0 0 0 0 0 1 0 0 0 0 0 1 0 0 0 0 0 0 0 0 0 0 0 0 0 0 0 1 0 0 0 0 0 1 0

BOTTOM															
San Francisco Giants @ Arizona Diamondbacks Bank One Ballpark, Phoenix, AZ Sun Oct 01 2000, 4:35 PM EDT Att. 41,483 - Dome - 72 F															
<table border="0"> <tr> <td>AB</td> <td>34</td> </tr> <tr> <td>R</td> <td>4</td> </tr> <tr> <td>H</td> <td>8</td> </tr> <tr> <td>RBI</td> <td>4</td> </tr> <tr> <td>BB</td> <td>4</td> </tr> <tr> <td>SO</td> <td>5</td> </tr> <tr> <td>LOB</td> <td>12</td> </tr> </table>	AB	34	R	4	H	8	RBI	4	BB	4	SO	5	LOB	12	
AB	34														
R	4														
H	8														
RBI	4														
BB	4														
SO	5														
LOB	12														
<table border="0"> <tr> <td>WP: 0</td> <td>PA: 40</td> </tr> <tr> <td>PB: 0</td> <td></td> </tr> <tr> <td>SB: 0</td> <td></td> </tr> <tr> <td>CS: 0</td> <td></td> </tr> </table>	WP: 0	PA: 40	PB: 0		SB: 0		CS: 0								
WP: 0	PA: 40														
PB: 0															
SB: 0															
CS: 0															

Inning Stats	
R: 4 E: 0 K: 0 S: 19	H: 3 LOB: 2 BB: 2 P: 37
R: 0 E: 0 K: 0 S: 8	H: 0 LOB: 1 BB: 0 P: 11
R: 0 E: 0 K: 0 S: 8	H: 1 LOB: 1 BB: 0 P: 12
R: 0 E: 0 K: 0 S: 12	H: 1 LOB: 1 BB: 0 P: 17
R: 0 E: 0 K: 1 S: 5	H: 0 LOB: 0 BB: 0 P: 7
R: 0 E: 0 K: 0 S: 7	H: 2 LOB: 2 BB: 0 P: 11
R: 0 E: 0 K: 2 S: 18	H: 0 LOB: 1 BB: 1 P: 14
R: 0 E: 0 K: 2 S: 18	H: 1 LOB: 2 BB: 1 P: 31
1B: 5 2B: 2 3B: 0 HR: 1	SF: 0 SAC: 0 DP: 0 HBP: 2

PITCHER		IP	WLS	BF	H	R	ER	SO	BB	IBB	HBP	BLK	WP	HR	S	P	ERA	WHIP
Russ Ortiz, R ERA: 5.01 (1, 1)	6.0		27	5	4	4	4	2	2	0	2	0	0	1	60	97	6.00	1.167
Aaron Fultz, L ERA: 4.67 (7, 1)	1.0		4	2	0	0	0	0	0	0	0	0	0	0	7	11	0.00	2.000
Doug Henry, R ERA: 3.79 (8, 1)	1.0		4	0	0	0	1	1	1	0	0	0	0	0	8	14	0.00	1.000
Felix Rodriguez, R ERA: 2.64 (9, 1)	0.1		3	1	0	0	1	1	1	0	0	0	0	0	12	19	0.00	6.000
Miguel Del Toro, R ERA: 5.19 (9, 1)	0.2		2	0	0	0	1	0	0	0	0	0	0	0	6	12	0.00	0.000



Batter	1	2	3	4	5	6	7	8	9	AB R H RBI BB SO LOB	TOP											
Benny Agbayani, R (1, 7) OBP: 0.500, SLG: 0.333 Dennis Cook, L (7, 1) Rick White, R (7, 1) Joe McEwing, R (8, 7) Lenny Harris, L (9, PH)	2-3 K		4-2 BB		0-1 1B		2-3 K		1-2 F3	3 0 1 0 1 2 1 0 1 0 0 0 0 0 0	New York Mets @ San Francisco Giants PacBell Park, San Francisco, CA Wed Oct 04 2000, 4:00 PM EDT Att. 40,430 - Sunny - 66 F											
Jay Payton, R (1, 8)	0-3 K		1-2 SF8		3-2 F9			1-1 L5	3 0 0 1 0 1 2													
Edgardo Alfonzo, R (1, 4) OBP: 0.250, SLG: 0.250	2-1 G6-3		2-0 P4		1-2 F8			1-2 G4-3 31 BB 1B	4 0 1 0 0 0 4													
31 Mike Piazza, R (1, 2)		0-0 P6		1-0 F8		3-2 F9		4-0 G4-3 BB	3 0 0 0 1 0 0													
Robin Ventura, L (1, 5)		3-2 F8		0-1 P6		0-0 G6-3		1-2 G4-3	4 0 0 0 0 0 2													
Todd Zeile, R (1, 3) OBP: 0.500, SLG: 0.667		0-0 P4		1-2 2B		0-2 F5		4-1 BB	3 0 1 0 1 0 0													
Derek Bell, R (1, 9) Darryl Hamilton, L (3, 9) Glendon Rusch, L (7, 7) Glendon Rusch, L (8, 1)			0-1 F8	3-1 F7		4-1 BB		1-3 K	1 0 0 0 0 0 0 2 0 0 0 1 1 4 0 0 0 0 0 0 0													
Mike Bordick, R (1, 6) OBP: 0.500, SLG: 0.333			3-2 BB SF8 1B 1B		4-1 1B BB		0-3 K	3-2 F7	3 1 1 0 1 1 1													
Mike Hampton, R (1, 1) OBP: 0.500, SLG: 0.500 Turk Wendell, L (6, 1) Timo Perez, L (7, PH) Timo Perez, L (7, 9)			0-0 SF8 BB 1B		1-3 K		0-0 F7	2-1 G4-3	2 0 1 0 0 1 1 0 0 0 0 0 0 0 2 0 0 0 0 0 1													
Inning Stats	R: 0 E: 0 K: 2 S: 8	H: 0 LOB: 0 BB: 0 P: 12	R: 0 E: 0 K: 0 S: 5	H: 0 LOB: 0 BB: 0 P: 8	R: 1 E: 0 K: 0 S: 14	H: 2 LOB: 2 BB: 1 P: 24	R: 0 E: 0 K: 0 S: 8	H: 1 LOB: 1 BB: 0 P: 13	R: 0 E: 0 K: 1 S: 14	H: 1 LOB: 2 BB: 1 P: 23		R: 0 E: 0 K: 0 S: 7	H: 0 LOB: 0 BB: 0 P: 10	R: 0 E: 0 K: 2 S: 8	H: 0 LOB: 1 BB: 1 P: 14	R: 0 E: 0 K: 1 S: 14	H: 1 LOB: 3 BB: 2 P: 26	R: 0 E: 0 K: 0 S: 11	H: 0 LOB: 0 BB: 0 P: 17	1B: 4 2B: 1 3B: 0 HR: 0	SF: 1 SAC: 0 DP: 0 HBP: 0	WP: 0 PB: 0 SB: 0 CS: 0
PITCHER	IP WLS BF H R ER SO BB IBB HBP BLK WP HR S P ERA WHIP												PITCHER	IP WLS BF H R ER SO BB IBB HBP BLK WP HR S P ERA WHIP								
Livan Hernandez, R (1, 1) ERA: 1.17	7.2 W 33 5 1 1 5 5 0 0 0 0 0 0 74 125 1.17 1.304																					
Felix Rodriguez, R (8, 1) ERA:	0.1 H 1 0 0 0 1 0 0 0 0 0 0 0 4 5 0.00 0.000																					
Robb Nen, R (9, 1) ERA:	1.0 3 0 0 0 0 0 0 0 0 0 0 0 0 11 17 0.00 0.000																					

livebaseballscorecards.com

AB	31
R	1
H	5
RBI	1
BB	5
SO	6
LOB	16



Batter	1	2	3	4	5	6	7	8	9
Marvin Benard, L (1, 8) Russ Davis, R (8, PH) Robb Nen, R (9, 1)	0-3 K		1-2 G1		0-1 P6		1-3 K	1-3 K	
Bill Mueller, S (1, 5) OBP: 0.400, SLG: 0.600	1-0 1B G6-3 2B		2-1 3B 1B		1-0 P4		2-1 L6	1-3 K	
Barry Bonds, L (1, 7) OBP: 0.750, SLG: 1.333	0-1 G6-3 2-3 1B		3-2 1-H HR 3B		0-1 G4-3		4-0 1B S BB		
Jeff Kent, R (1, 4) OBP: 0.500, SLG: 0.333	0-2 G6-3 2-3 3-H		4-0 HR BB		0-0 G6-3		3-0 1B		
Ellis Burks, R (1, 9) OBP: 0.500, SLG: 1.333	1-1 G3-1		1-1 1-H 3-H HR		4-1 2B BB		1-2 G5-3		
Rich Aurilia, R (1, 6) OBP: 0.500, SLG: 0.750		0-1 F7	0-3 K		0-0 2B		3-2 FC5 1B 1B		
J.T. Snow, L (1, 3) OBP: 0.500, SLG: 0.333		1-1 G3-1		0-1 L7		4-0 IBB	0-0 1B FC5 1B		
Bobby Estalella, R (1, 2)		1-2 F7		0-2 G6-3		2-3 K	0-0 FC5 1B		
Livan Hernandez, R (1, 1) Felix Rodriguez, R (8, 1) Felipe Crespo, S (8, PH) Calvin Murray, R (9, 8)			0-1 G4-3	1-1 G4-3		1-3 K	1-2 1B		

AB	R	H	RBI	BB	SO	LOB
4	0	0	0	0	2	0
1	0	0	0	0	1	3
0	0	0	0	0	0	0
5	2	2	0	0	1	3
3	1	2	1	1	0	0
3	1	1	1	1	0	1
3	1	1	3	1	0	3
4	0	2	0	0	1	0
3	0	1	0	1	0	0
4	0	0	0	0	1	5
3	0	0	0	0	1	3
0	0	0	0	0	0	0
1	0	1	0	0	0	0
0	0	0	0	0	0	0

BOTTOM	
New York Mets @ San Francisco Giants	WP: 0 PA: 38
PacBell Park, San Francisco, CA	PB: 0
Wed Oct 04 2000, 4:00 PM EDT	SB: 1
Att: 40,430 - Sunny - 66 F	CS: 0
AB 34	ERA
R 5	WHIP
H 10	
RBI 5	
BB 4	
SO 7	
LOB 18	

Inning Stats																	
R	H	E	K	S	H	LOB	BB	P	R	H	E	K	S	H	LOB	BB	P
1	2	0	11	13	0	0	7	9	0	0	0	7	8	0	0	6	21
2	0	0	7	9	0	0	5	9	0	0	0	5	8	0	0	21	21
3	3	0	15	26	0	0	7	8	0	0	0	7	8	0	0	21	21
4	0	0	7	8	0	0	7	8	0	0	0	7	8	0	0	21	21
5	0	0	5	6	0	0	5	6	0	0	0	5	6	0	0	21	21
6	1	0	9	20	3	2	9	20	0	0	0	9	20	3	2	21	21
7	1	0	10	21	1	2	10	21	0	0	0	10	21	1	2	21	21
8	0	3	15	21	3	3	15	21	0	0	0	15	21	3	3	21	21
9	0	0	0	0	0	0	0	0	0	0	0	0	0	0	0	0	0

PITCHER																
IP	WLS	BF	H	R	ER	SO	BB	IBB	HBP	BLK	WP	HR	S	P	ERA	WHIP
5.1	L	25	6	5	5	2	2	1	0	0	0	1	48	73	8.44	1.500
0.2		2	0	0	0	2	0	0	0	0	0	0	6	9	0.00	0.000
0.2		3	0	0	0	1	1	0	0	0	0	0	6	13	0.00	1.500
0.2		6	4	0	0	0	0	0	0	0	0	0	13	21	0.00	6.000
0.2		2	0	0	0	2	0	0	0	0	0	0	6	8	0.00	0.000



Batter	1	2	3	4	5	6	7	8	9	10	AB R H RBI BB SO LOB	TOP													
Timo Perez, L (1, 9) OBP: 0.429, SLG: 0.429	0-3 K	0-1 1B		3-2 1B			2-2 G3-1		3-2 HR 1B		5 1 3 2 0 1 0	<p>New York Mets @ San Francisco Giants</p> <p>PacBell Park, San Francisco, CA</p> <p>Thu Oct 05 2000, 8:00 PM EDT</p> <p>Att: 40,430 - Sunny - 62 F</p>													
Edgardo Alfonzo, R (1, 4) OBP: 0.222, SLG: 0.556	0-0 G5-3	1-3 K		1-2 F9			3-2 F8		2-0 HR		5 1 1 2 0 1 3														
31 Mike Piazza, R (1, 2) OBP: 0.444, SLG: 0.429	4-0 BB			1-0 FC6-4 1B			2-1 G5-3		2-2 F2		4 0 2 0 1 0 0														
Todd Zeile, R (1, 3) OBP: 0.222, SLG: 0.250	2-2 G4-3			1-3 K			2-1 G5-3		2-2 F8		5 0 0 0 0 1 3														
Robin Ventura, L (1, 5)		1-1 FC4-6 BB FC3-2 HBP		0-0 F8			4-1 BB		3-2 F9		3 0 0 0 1 0 1														
Benny Agbayani, R (1, 7) OBP: 0.625, SLG: 0.400	4-0 BB			0-0 G4-3			3-1 G4-3		4-2 FC1-4-6-3 BB		2 0 1 0 2 0 1														
Joe McEwing, R (8, PR)											0 0 0 0 0 0 0														
Darryl Hamilton, L (10, PH) OBP: 0.500, SLG: 0.667	1-2 FC4-6 BB			1-2 FC6-4 1B							1 1 1 0 0 0 0														
Jay Payton, R (1, 8) OBP: 0.111, SLG: 0.125	0-2 FC4-6 FC3-2 BB 1B			0-1 FC6-4			2-1 P4		1-0 G1-4-6-3		5 1 1 1 0 0 5														
Mike Bordick, R (1, 6) OBP: 0.444, SLG: 0.286	4-0 FC3-2 BB 1B			1-2 G4-3			0-0 B2-6-4 1B		2-3 K		4 1 1 0 1 2 1														
Al Leiter, L (1, 1)		0-1 FC3-2		1-3 K			1-0 B2-6-4		1-3 K		4 0 0 0 0 2 4														
Armando Benitez, R (9, 1)											0 0 0 0 0 0 0														
John Franco, L (10, 1)		1-2 2-3 3-HF					1-2f				0 0 0 0 0 0 0														
Inning Stats	R: 0 E: 0 K: 1 S: 7	H: 0 LOB: 1 BB: 1 P: 13	R: 2 E: 0 K: 1 S: 11	H: 1 LOB: 2 BB: 2 P: 21	R: 0 E: 0 K: 1 S: 8	H: 2 LOB: 2 BB: 0 P: 10	R: 0 E: 0 K: 1 S: 14	H: 1 LOB: 1 BB: 0 P: 20	R: 0 E: 0 K: 0 S: 4	H: 1 LOB: 0 BB: 0 P: 7	R: 0 E: 0 K: 0 S: 11	H: 1 LOB: 1 BB: 0 P: 20	R: 0 E: 0 K: 0 S: 8	H: 0 LOB: 1 BB: 1 P: 16	R: 2 E: 0 K: 2 S: 17	H: 2 LOB: 0 BB: 0 P: 27	R: 1 E: 0 K: 1 S: 10	H: 2 LOB: 1 BB: 0 P: 12	1B: 7 2B: 2 3B: 0 HR: 1	SF: 0 SAC: 0 DP: 2 HBP: 1	WP: 0 PB: 0 SB: 0 CS: 0	PA: 44			
PITCHER	IP WLS BF H R ER SO BB IBB HBP BLK WP HR S P ERA WHIP	IP WLS BF H R ER SO BB IBB HBP BLK WP HR S P ERA WHIP	IP WLS BF H R ER SO BB IBB HBP BLK WP HR S P ERA WHIP	IP WLS BF H R ER SO BB IBB HBP BLK WP HR S P ERA WHIP	IP WLS BF H R ER SO BB IBB HBP BLK WP HR S P ERA WHIP	IP WLS BF H R ER SO BB IBB HBP BLK WP HR S P ERA WHIP	IP WLS BF H R ER SO BB IBB HBP BLK WP HR S P ERA WHIP	IP WLS BF H R ER SO BB IBB HBP BLK WP HR S P ERA WHIP	IP WLS BF H R ER SO BB IBB HBP BLK WP HR S P ERA WHIP	IP WLS BF H R ER SO BB IBB HBP BLK WP HR S P ERA WHIP	IP WLS BF H R ER SO BB IBB HBP BLK WP HR S P ERA WHIP	IP WLS BF H R ER SO BB IBB HBP BLK WP HR S P ERA WHIP	IP WLS BF H R ER SO BB IBB HBP BLK WP HR S P ERA WHIP	IP WLS BF H R ER SO BB IBB HBP BLK WP HR S P ERA WHIP	IP WLS BF H R ER SO BB IBB HBP BLK WP HR S P ERA WHIP	IP WLS BF H R ER SO BB IBB HBP BLK WP HR S P ERA WHIP	IP WLS BF H R ER SO BB IBB HBP BLK WP HR S P ERA WHIP	IP WLS BF H R ER SO BB IBB HBP BLK WP HR S P ERA WHIP	IP WLS BF H R ER SO BB IBB HBP BLK WP HR S P ERA WHIP	IP WLS BF H R ER SO BB IBB HBP BLK WP HR S P ERA WHIP	IP WLS BF H R ER SO BB IBB HBP BLK WP HR S P ERA WHIP	IP WLS BF H R ER SO BB IBB HBP BLK WP HR S P ERA WHIP	IP WLS BF H R ER SO BB IBB HBP BLK WP HR S P ERA WHIP		
Shawn Estes, L (1, 1) ERA: 6.0	3.0																								
Kirk Rueter, L (4, 1) ERA:	4.1																								
Doug Henry, R (8, 1) ERA:	0.2																								
Felix Rodriguez, R (9, 1) ERA: 11.57	2.0																								

livebaseballscores.com

AB 38
R 5
H 10
RBI 5
BB 5
SO 7
LOB 18



Batter	1	2	3	4	5	6	7	8	9	10	AB	R	H	RBI	BB	SO	LOB
Calvin Murray, R (1, 8) OBP: 0.250, SLG: 0.250 Marvin Benard, L (10, PH)	0-1 P5		1-3 K		3-3 K			3-2 G6-3 1B		0-0 SH1-4	4	0	1	0	0	2	2
Bill Mueller, S (1, 5) OBP: 0.300, SLG: 0.400	2-3 K		0-2 1B			0-3 K		0-1 G6-3 1-2f		1-0 FC6-5	5	0	1	0	0	2	2
Barry Bonds, L (1, 7) OBP: 0.444, SLG: 0.750	0-2 G3		3-1 F9			3-1 F7			1-0 HR 2B	3-3 K	5	1	1	0	0	1	2
Jeff Kent, R (1, 3) OBP: 0.500, SLG: 0.429 (10, 4)		1-1 2B 1B		0-0 F3		1-1 L7			1-2 HR 1B		4	2	2	0	0	0	0
Ellis Burks, R (1, 9) OBP: 0.500, SLG: 1.000		3-2 1-H 2B		3-3 K			4-1 FC1-6 BB		0-0 F9		3	0	1	1	1	1	2
Ramon Martinez, R (1, 4) J.T. Snow, L (9, PH) OBP: 0.600, SLG: 1.250 (10, 3)		1-1 F8		2-3 K			0-1 FC1-6 1-2f		2-1 1-H 2-H HR		3	0	0	0	0	1	2
Rich Aurilia, R (1, 6) OBP: 0.250, SLG: 0.375		0-1 G5-3		0-0 F7			0-1 F8		1-2 G6-3		4	0	0	0	0	0	2
Bobby Estalella, R (1, 2)		2-1 F2		3-2 P5			3-2 P5		0-2 P6		4	0	0	0	0	0	2
Shawn Estes, R (1, 1) Kirk Rueter, L (4, 1) Doug Henry, R (8, 1) Felipe Crespo, S (8, PH) Felix Rodriguez, R (9, 1) Armando Rios, L (10, PH) OBP: 0.500, SLG: 0.500 OBP: 1.000, SLG: 1.000			4-0 1B BB		4-1 BB			0-1 F5		3-2 FC6-5 SH1-4 1B	0	0	0	0	1	0	0

Inning Stats	R: 0	H: 0	E: 0	K: 1	S: 9	R: 1	H: 2	E: 0	K: 0	S: 11	R: 0	H: 1	E: 0	K: 1	S: 8	R: 0	H: 0	E: 0	K: 2	S: 8	R: 0	H: 0	E: 0	K: 1	S: 12	R: 0	H: 0	E: 0	K: 0	S: 7	R: 0	H: 0	E: 0	K: 0	S: 12	R: 0	H: 1	E: 0	K: 0	S: 8	R: 3	H: 3	E: 0	K: 0	S: 13	R: 0	H: 1	E: 0	K: 1	S: 10	1B: 5	SF: 0	2B: 2	SAC: 1	3B: 0	DP: 1	HR: 1	HBP: 0	WP: 0	PA: 39
--------------	------	------	------	------	------	------	------	------	------	-------	------	------	------	------	------	------	------	------	------	------	------	------	------	------	-------	------	------	------	------	------	------	------	------	------	-------	------	------	------	------	------	------	------	------	------	-------	------	------	------	------	-------	-------	-------	-------	--------	-------	-------	-------	--------	-------	--------

PITCHER	IP	WLS	BF	H	R	ER	SO	BB	IBB	HBP	BLK	WP	HR	S	P	ERA	WHIP
Al Leiter, L (1, 1) ERA: 2.25	8.0		30	5	2	2	6	3	0	0	0	0	0	76	123	2.25	1.000
Armando Benitez, R (9, 1) ERA: 18.0	1.0	W	6	3	2	2	0	0	0	0	0	0	1	16	23	18.00	3.000
John Franco, L (10, 1) ERA:	1.0	S	3	0	0	0	1	0	0	0	0	0	0	6	10	0.00	0.000


BOTTOM

New York Mets @ San Francisco Giants
PacBell Park, San Francisco, CA

Thu Oct 05 2000, 8:00 PM EDT
Att: 40,430 - Sunny - 62 F

livebaseballscorecards.com

AB	35
R	4
H	8
RBI	4
BB	3
SO	7
LOB	14



Batter	1	2	3	4	5	6	7	8	9	10	11	12	13	AB	R	H	RBI	BB	SO	LOB	TOP																						
Marvin Benard, L OBP: 0.182, SLG: 0.100 (1, 8) (12, 9)	1-3 K		1-3 K	2-1 1B			4-2 G3 SH3 BB		1-0 FC5-4		2-3 K		1-3 K	6	0	1	1	1	4	2																							
Bill Mueller, S OBP: 0.313, SLG: 0.438 (1, 5) (12, 9)	2-0 F7		3-2 2B	0-0 F8			0-0 SH3		2-0 F9		3-3 K		2-1 1B	6	0	2	0	0	1	3																							
Barry Bonds, L OBP: 0.375, SLG: 0.462 (1, 7) (12, 9)	0-0 F8		4-0 IBB				3-1 G3		2-3 K		2-3 K		0-0 P4	5	0	0	0	2	1	4																							
Jeff Kent, R OBP: 0.429, SLG: 0.385 (1, 4) (12, 9)		1-1 1B	0-1 G5-3				0-3 K				1-2 F9 G5-3 1B		0-3 K	6	0	2	0	0	3	4																							
Ellis Burks, R OBP: 0.590, SLG: 0.700 Aaron Fultz, L (1, 9) (12, 1)		2-2 F9		1-2 1B			4-0 BB		4-2 BB		3-2 G5-3		1-3 K	4	1	1	0	2	1	3																							
J.T. Snow, L OBP: 0.636, SLG: 0.875 (1, 3) (12, 9)		3-2 1B		0-0 FC5 1B			2-2 L8		2-3 K		4-0 IBB		4-2 BB	4	0	2	0	2	1	2																							
Rich Aurilia, R OBP: 0.167, SLG: 0.250 Robb Nen, R (8, 1) (12, 9)		0-3 K		0-0 F3			1-2 F7		0-3 K		3-2 F9		0-1 F9	4	0	0	0	0	2	5																							
Armando Rios, L OBP: 0.500, SLG: 0.500 Doug Mirabeli, R (10, PH) (10, 2)		3-2 K		0-0 F3			0-3 K		0-3 K		2-3 F9		2-3 F9	0	0	0	0	0	0	0																							
Bobby Estalella, R OBP: 0.083, SLG: 0.083 Felipe Crespo, S OBP: 0.333, SLG: 0.333 Felix Rodriguez, R (10, 1) (12, 9)		2-3 K		3-2 FC5 1B			1-0 P6		0-1 G6-3		3-1 F8		1-3 K	4	1	1	1	0	1	3																							
Calvin Murray, R OBP: 0.200, SLG: 0.200 (12, 8) (12, 9)		2-3 K		1-2 2-H 1B			1-2 F7		0-1 G6-3		3-1 F8		1-3 K	1	0	0	0	0	0	2																							
Russ Ortiz, R Alan Embree, L Doug Henry, R Ramon Martinez, R OBP: 0.333, SLG: 0.333 (1, 1) (6, 1) (7, 1) (8, 6) (12, 9)		1-2 G6-3		0-0 FC5 1B			0-3 K		2-2 FC5-4 1B		1-3 K		3-2 1B	3	0	0	0	0	1	2																							
Inning Stats	R: 0 E: 0 K: 1 S: 6	H: 0 LOB: 0 BB: 0 P: 9	R: 0 E: 0 K: 2 S: 18	H: 2 LOB: 2 BB: 0 P: 26	R: 0 E: 0 K: 1 S: 12	H: 1 LOB: 2 BB: 1 P: 21	R: 2 E: 0 K: 1 S: 13	H: 4 LOB: 2 BB: 0 P: 19	R: 0 E: 0 K: 1 S: 10	H: 0 LOB: 0 BB: 0 P: 20	R: 0 E: 0 K: 1 S: 8	H: 0 LOB: 0 BB: 0 P: 10	R: 0 E: 0 K: 1 S: 8	H: 0 LOB: 1 BB: 1 P: 15	R: 0 E: 0 K: 2 S: 15	H: 0 LOB: 1 BB: 1 P: 21	R: 0 E: 0 K: 1 S: 9	H: 1 LOB: 1 BB: 0 P: 16	R: 0 E: 0 K: 0 S: 11	H: 1 LOB: 2 BB: 1 P: 25	R: 0 E: 0 K: 3 S: 9	H: 0 LOB: 0 BB: 0 P: 15	R: 0 E: 0 K: 2 S: 12	H: 0 LOB: 2 BB: 2 P: 21	R: 0 E: 0 K: 2 S: 12	H: 2 LOB: 2 BB: 0 P: 19	1B: 10 2B: 1 3B: 0 HR: 0	SF: 0 SAC: 1 DP: 0 HBP: 0	WP: 0 PB: 0 SB: 0 CS: 0	PA: 57													
PITCHER Rick Reed, R ERA: 3.0 (1, 1)	IP 6.0	WLS 0	BF 27	H 7	R 2	ER 2	SO 6	BB 1	IBB 1	HBP 0	BLK 0	WP 0	HR 0	S 67	P 105	ERA 3.00	WHIP 1.333																										
Dennis Cook, L ERA: (7, 1)	0.2	3	0	0	0	0	0	1	0	0	0	0	0	5	12	0.00	1.500																										
Turk Wendell, R ERA: (7, 1)	1.1	5	0	0	0	3	1	0	0	0	0	0	0	18	24	0.00	0.750																										
John Franco, L ERA: (9, 1)	1.0	4	1	0	0	1	0	0	0	0	0	0	0	9	16	0.00	1.000																										
Armando Benitez, R ERA: 6.0 (10, 1)	2.0	8	1	0	0	3	0	1	0	0	0	0	0	20	40	0.00	0.500																										

San Francisco Giants @ New York Mets
Shea Stadium, Flushing, NY

Sat Oct 07 2000, 4:18 PM EDT
Att: 56,270 - Cloudy - 59 F

livebaseballscorecards.com

AB 49
R 2
H 11
RBI 2
BB 7
SO 17
LOB 34




Batter	1	2	3	4	5	6	7	8	9	10	11	12	13	AB R H RBI BB SO LOB
Timo Perez, L OBP: 0.308, SLG: 0.308 (1, 9)	0-1 G4-3		0-0 F9			1-1 G6-4-3 1B		1-1 P6		1-0 F7		2-1 G4-3		6 0 1 1 0 0 1
Edgardo Alfonzo, R OBP: 0.333, SLG: 0.571 (1, 4)	3-2 F8			4-2 31 CS BB		3-2 G6-4-3		1-1 1-H 2B		1-1 F9		2-0 1B		5 0 2 1 1 0 2
31 Mike Piazza, R OBP: 0.429, SLG: 0.364 Joe McEwing, R OBP: 1.000, SLG: 1.000 (1, 2) (11, PR) (12, 5)	2-3 K			3-3 1-2 K		4-0 G4-6-3 IBB		2-3 K			2-2 BB 1B	3-2 1B		4 0 1 0 1 3 2 1 0 1 0 0 0 0
Robin Ventura, L OBP: 0.267, SLG: 0.083 (1, 5) (12, 3)		4-0 BB		2-3 K		1-0 G4-6-3 1-2f			1-2 F9		0-0 BB 1B		2-0 G4-3	5 0 1 0 1 1 3
Benny Agbayani, R OBP: 0.429, SLG: 0.545 (1, 7)		3-2 L7			2-2 F9		2-2 G5-3		0-3 K		2-2 F8		1-0 HR	6 1 1 1 0 1 3
Jay Payton, R OBP: 0.143, SLG: 0.154 (1, 8)		0-0 F8			3-3 K		0-0 G6-3		1-1 S 1B		2-3 K			5 0 1 0 0 2 3
Todd Zeile, R OBP: 0.286, SLG: 0.182 Rick White, R (12, 1)		3-1 F7			2-1 F9		1-3 K		4-2 1-2 BB		4-0 BB			3 0 0 0 2 1 1 0 0 0 0 0 0 0
Mike Bordick, R OBP: 0.462, SLG: 0.222 Armando Benitez, R (10, 1) Todd Pratt, R (11, PH) (12, 2)			0-2 F7			4-0 1B BB		1-2 FC4-6 HBP		0-3 K		2-2 F8		2 1 0 0 1 1 2 0 0 0 0 0 0 0 1 0 0 0 0 0 3
Rick Reed, R (1, 1) Darryl Hamilton, L OBP: 2.000, SLG: 0.750 (6, PH) Dennis Cook, L (7, 1) Turk Wendell, L (7, 1) Lenny Harris, L (8, PH) John Franco, L (9, 1) 20 Kurt Abbott, R (10, 8)			1-0 G6-3			3-1 G6-4-3 1B		0-1 FC4-6 2B		2-3 K		0-0 G6-3		1 0 0 0 0 0 0 1 0 1 0 0 0 0 0 0 0 0 0 0 0 0 0 0 0 0 0 0 1 1 0 0 0 0 1 0 0 0 0 0 0 0 2 0 0 0 0 0 1 0

Inning Stats	R: 0	H: 0	E: 0	LOB: 0	K: 1	S: 12	P: 17	R: 0	H: 0	E: 0	LOB: 1	K: 0	S: 6	P: 16	R: 0	H: 0	E: 0	LOB: 0	K: 2	S: 9	P: 18	R: 0	H: 0	E: 0	LOB: 0	K: 1	S: 9	P: 16	R: 1	H: 2	E: 0	LOB: 2	K: 0	S: 8	P: 24	R: 0	H: 0	E: 0	LOB: 0	K: 1	S: 7	P: 10	R: 1	H: 1	E: 0	LOB: 1	K: 1	S: 12	P: 17	R: 0	H: 1	E: 0	LOB: 2	K: 2	S: 13	P: 19	R: 0	H: 0	E: 0	LOB: 0	K: 1	S: 7	P: 11	R: 0	H: 2	E: 0	LOB: 3	K: 1	S: 24	P: 36	R: 0	H: 1	E: 0	LOB: 1	K: 0	S: 7	P: 14	R: 1	H: 1	E: 0	LOB: 0	K: 0	S: 2	P: 5	1B: 7	SF: 0	2B: 2	SAC: 0	3B: 0	DP: 2	HR: 1	HBP: 1	WP: 0	PA: 50
PITCHER	IP	WLS	BF	H	R	ER	SO	BB	IBB	HBP	BLK	WP	HR	S	P	ERA	WHIP																																																																													
Russ Ortiz, R ERA: 1.69 (1, 1)	5.1		21	2	1	1	4	3	1	0	0	0	0	48	95	1.69	0.938																																																																													
Alan Embree, L ERA: (6, 1)	0.2	H	1	0	0	0	0	0	0	0	0	0	0	1	2	0.00	0.000																																																																													
Doug Henry, R ERA: 3.86 (7, 1)	1.2	H	6	0	1	1	1	0	0	1	0	0	0	13	18	5.40	0.000																																																																													
Robb Nen, R ERA: (8, 1)	1.1	B	7	2	0	0	3	1	0	0	0	0	0	19	28	0.00	2.250																																																																													
Felix Rodriguez, R ERA: 6.23 (10, 1)	2.0		9	2	0	0	2	1	0	0	0	0	0	31	47	0.00	1.500																																																																													
PITCHER	IP	WLS	BF	H	R	ER	SO	BB	IBB	HBP	BLK	WP	HR	S	P	ERA	WHIP																																																																													
Aaron Fultz, L ERA: 6.75 (12, 1)	1.1	L	6	3	1	1	0	0	0	0	0	0	0	1	9	6.75	2.250																																																																													

San Francisco Giants @ New York Mets
 Shea Stadium, Flushing, NY
 Sat Oct 07 2000, 4:18 PM EDT
 Att. 56,270 - Cloudy - 59 F

AB	43
R	3
H	9
RBI	3
BB	6
SO	10
LOB	21



Batter	1	2	3	4	5	6	7	8	9	AB R H RBI BB SO LOB	TOP	
Marvin Benard, L (1, 8) OBP: 0.133, SLG: 0.071	1-2 			0-0 		0-3 			2-2 	4 0 0 0 0 1 0	San Francisco Giants @ New York Mets Shea Stadium, Flushing, NY Sun Oct.08 2000, 4:07 PM EDT Att. 56,245 - Cloudy - 52 F	
Bill Mueller, S (1, 5) OBP: 0.250, SLG: 0.350	3-2 		3-2 		1-1 			0-0 	4 0 0 0 0 0 0			
Barry Bonds, L (1, 7) OBP: 0.300, SLG: 0.353	2-3 		2-3 		2-2 			0-0 	4 0 0 0 0 2 0			
Jeff Kent, R (1, 4) OBP: 0.412, SLG: 0.438		0-1 		1-2 		0-0 			3 0 1 0 0 0 0			
Ellis Burks, R (1, 9) OBP: 0.412, SLG: 0.538		3-2 		0-1 		2-2 			3 0 0 0 0 0 1			
J.T. Snow, L (1, 3) OBP: 0.571, SLG: 0.700		3-1 		4-1 		0-1 			2 0 0 0 1 0 0			
Rich Aurilia, R (1, 6) OBP: 0.133, SLG: 0.200		2-2 		1-2 		1-1 			3 0 0 0 0 0 2			
Doug Mirabelli, R (1, 2) Felipe Crespo, S (8, PH) Bobby Estalella, R (8, 2) OBP: 0.083, SLG: 0.083		1-3 		4-1 		1-0 			1 0 0 0 1 1 0 1 0 0 0 0 0 0 0 0 0 0 0 0 0			
Mark Gardner, R (1, 1) Doug Henry, R (5, 1) Alan Embree, L (7, 1) Russ Davis, R (8, PH) Miguel Del Toro, R (8, 1)		1-3 		1-1 		2-2 			2 0 0 0 0 1 3 0 0 0 0 0 0 0 0 0 0 0 0 0 0 1 0 0 0 0 0 0 0 0 0 0 0 0 0			
Inning Stats	R: 0 H: 0 E: 0 LOB: 0 K: 1 BB: 0 S: 9 P: 15	R: 0 H: 0 E: 0 LOB: 0 K: 0 BB: 0 S: 7 P: 13	R: 0 H: 0 E: 0 LOB: 0 K: 2 BB: 0 S: 10 P: 14	R: 0 H: 0 E: 0 LOB: 0 K: 1 BB: 0 S: 8 P: 13	R: 0 H: 1 E: 0 LOB: 3 K: 0 BB: 2 S: 13 P: 24	R: 0 H: 0 E: 0 LOB: 0 K: 1 BB: 0 S: 9 P: 12	R: 0 H: 0 E: 0 LOB: 0 K: 0 BB: 0 S: 6 P: 8	R: 0 H: 0 E: 0 LOB: 0 K: 0 BB: 0 S: 6 P: 10	R: 0 H: 0 E: 0 LOB: 0 K: 0 BB: 0 S: 5 P: 7	1B: 0 SF: 0 2B: 1 SAC: 0 3B: 0 DP: 0 HR: 0 HBP: 0		WP: 0 PA: 30 PB: 0 SB: 0 CS: 0
PITCHER Bobby Jones, R (1, 1) ERA:	IP WLS BF H R ER SO BB IBB HBP BLK WP HR S P ERA WHIP 9.0 W 30 1 0 0 5 2 0 0 0 0 0 0 73 116 0.00 0.333											PITCHER IP WLS BF H R ER SO BB IBB HBP BLK WP HR S P ERA WHIP

livebaseballscorecards.com

AB	28
R	0
H	1
RBI	0
BB	2
SO	5
LOB	6



Batter	1	2	3	4	5	6	7	8	9	AB R H RBI BB SO LOB
Timo Perez, L (1, 9) OBP: 0.294, SLG: 0.353	0-3 K		0-0 F3		3-2 2B		0-0 E6			4 1 1 0 0 1 0
Edgardo Alfonzo, R (1, 4) OBP: 0.316, SLG: 0.556	0-1 F9		1-3 K		3-2 2B		0-0 F8			4 0 1 2 0 1 1
31 Mike Piazza, R (1, 2) OBP: 0.389, SLG: 0.286	4-2 HR BB			1-2 F9	1-1 F8		1-1 L9			3 1 0 0 1 0 2
Robin Ventura, L (1, 5) OBP: 0.368, SLG: 0.357	0-0 1-H HR			4-0 1B BB	4-0 IBB		2-0 G3			2 1 1 2 2 0 1
Benny Agbayani, R (1, 7) OBP: 0.444, SLG: 0.600	1-0 F5			1-2 1B	0-2 L8		1-1 2B			4 0 2 0 0 0 2
Joe McEwing, R (8, PR) OBP: 1.000, SLG: 1.000				1-2 1B						0 0 0 0 0 0 0
Jay Payton, R (1, 8) OBP: 0.167, SLG: 0.176		1-1 G1-3		2-3 K		0-0 CS 1B		1-0 F7		4 0 1 0 0 1 3
Todd Zeile, R (1, 3) OBP: 0.278, SLG: 0.143		0-0 G5-3		0-1 G4-3		4-2 1-2 BB		1-3 K		3 0 0 0 1 1 3
Mike Bordick, R (1, 6) OBP: 0.412, SLG: 0.167		2-0 G6-3			0-1 G6-3	3-2 F7		1-0 HBP		3 0 0 0 0 0 1
Bobby Jones, R (1, 1)			1-3 K		0-3 K 2B 2B	3-2 G4-3		1-3 K		4 1 0 0 0 3 3

Inning Stats	R: 2 E: 0 K: 10 S: 10	H: 1 LOB: 0 BB: 1 P: 15	R: 0 E: 0 K: 0 S: 4	H: 0 LOB: 0 BB: 0 P: 7	R: 0 E: 0 K: 2 S: 7	H: 0 LOB: 0 BB: 0 P: 9	R: 0 E: 0 K: 1 S: 12	H: 1 LOB: 2 BB: 1 P: 20	R: 2 E: 0 K: 1 S: 19	H: 2 LOB: 2 BB: 1 P: 30	R: 0 E: 0 K: 0 S: 15	H: 1 LOB: 1 BB: 1 P: 24	R: 0 E: 1 K: 0 S: 5	H: 0 LOB: 1 BB: 0 P: 8	R: 0 E: 0 K: 2 S: 9	H: 1 LOB: 2 BB: 0 P: 14
--------------	--------------------------------	----------------------------------	------------------------------	---------------------------------	------------------------------	---------------------------------	-------------------------------	----------------------------------	-------------------------------	----------------------------------	-------------------------------	----------------------------------	------------------------------	---------------------------------	------------------------------	----------------------------------


PITCHER	IP	WLS	BF	H	R	ER	SO	BB	IBB	HBP	BLK	WP	HR	S	P	ERA	WHIP
Mark Gardner, R (1, 1) ERA: 8.31	4.1	L	20	4	4	4	5	2	0	0	0	1	1	47	71	8.31	1.385
Doug Henry, R (5, 1) ERA: 2.25	1.2		7	1	0	0	0	1	1	0	0	0	0	20	34	0.00	1.200
Alan Embree, L (7, 1) ERA:	1.0		4	0	0	0	0	0	0	0	0	0	0	5	8	0.00	0.000
Miguel Del Toro, R (8, 1) ERA:	1.0		5	1	0	0	2	0	0	1	0	0	0	9	14	0.00	1.000

BOTTOM

San Francisco Giants @ New York Mets
 Shea Stadium, Flushing, NY
 Sun Oct 08 2000, 4:07 PM EDT
 Att: 56,245 - Cloudy - 52 F

AB	31
R	4
H	6
RBI	4
BB	4
SO	7
LOB	16

WP: 1 PA: 36
 PB: 0
 SB: 1
 CS: 1



PITCHER	IP	WLS	BF	H	R	ER	SO	BB	IBB	HBP	BLK	WP	HR	S	P	ERA	WHIP
---------	----	-----	----	---	---	----	----	----	-----	-----	-----	----	----	---	---	-----	------