

San Francisco Giants - 2000

Batter	1	2	3	4	5	6	7	8	9	AB	R	H	RBI	BB	SO	LOB	TOP					
Marvin Benard, L OBP: 0.286, SLG: 0.231 Robb Nen, R	F9	FC1-6			E3 1B HR	F7		G2-3	B2-3	6	1	0	1	0	0	4						
Bill Mueller, S OBP: 0.385, SLG: 0.545	2B	K			F8			F9		4	1	1	0	1	1	3						
Barry Bonds, L OBP: 0.462, SLG: 0.455	2B SF7	G4-3			HR	K			1B	4	3	2	0	1	1	3						
Jeff Kent, R OBP: 0.385, SLG: 1.000	WP 1B		P6		HR		G5-3		1B	5	3	3	4	0	0	0						
Ellis Burks, R OBP: 0.500, SLG: 1.111 John Johnstone, R	SF7		K		S				1B	3	0	2	1	0	1	0						
Felipe Crespo, S OBP: 0.500, SLG: 0.500 Calvin Murray, R	3H		K		1B				1B	1	0	1	1	0	0	0						
J.T. Snow, L OBP: 0.154, SLG: 0.167	2H		K		F8				FC3-6 HR	5	1	1	1	0	1	4						
Rich Aurilia, R OBP: 0.231, SLG: 0.462	F9				F8				HR	5	1	1	3	0	1	3						
Bobby Estalella, R OBP: 0.222, SLG: 0.333		SH FC1-6			F8				P5	5	1	1	0	0	1	0						
Kirk Rueter, L		SH			F5					1	0	0	0	0	0	0						
Aaron Fultz, L OBP: 1.000, SLG: 1.000 Armando Rios, L OBP: 0.667, SLG: 1.333 Felix Rodriguez, R		FC1-6				BB		G2-3		2	0	2	0	0	0	0						
Inning Stats	R: 3 E: 0 K: 0 S: 14	H: 3 LOB: 1 BB: 1 P: 27	R: 1 E: 2 K: 1 S: 12	H: 1 LOB: 0 BB: 0 P: 20	R: 0 E: 0 K: 2 S: 9	H: 0 LOB: 0 BB: 0 P: 15	R: 0 E: 0 K: 0 S: 6	H: 0 LOB: 0 BB: 0 P: 9	R: 3 E: 1 K: 1 S: 15	H: 3 LOB: 1 BB: 1 P: 28	R: 0 E: 0 K: 0 S: 12	H: 1 LOB: 1 BB: 0 P: 19	R: 0 E: 0 K: 1 S: 9	H: 1 LOB: 1 BB: 0 P: 14	R: 4 E: 0 K: 0 S: 15	H: 5 LOB: 1 BB: 0 P: 19	1B: 8 2B: 5 3B: 0 HR: 2	SF: 1 SAC: 1 DP: 0 HBP: 0	WP: 1 PB: 0 SB: 1 CS: 0	PA: 46		
PITCHER	IP WLS BF H R ER SO BB IBB HBP BLK WP HR S P ERA WHIP	IP WLS BF H R ER SO BB IBB HBP BLK WP HR S P ERA WHIP	IP WLS BF H R ER SO BB IBB HBP BLK WP HR S P ERA WHIP	IP WLS BF H R ER SO BB IBB HBP BLK WP HR S P ERA WHIP	IP WLS BF H R ER SO BB IBB HBP BLK WP HR S P ERA WHIP	IP WLS BF H R ER SO BB IBB HBP BLK WP HR S P ERA WHIP	IP WLS BF H R ER SO BB IBB HBP BLK WP HR S P ERA WHIP	IP WLS BF H R ER SO BB IBB HBP BLK WP HR S P ERA WHIP	IP WLS BF H R ER SO BB IBB HBP BLK WP HR S P ERA WHIP	IP WLS BF H R ER SO BB IBB HBP BLK WP HR S P ERA WHIP	IP WLS BF H R ER SO BB IBB HBP BLK WP HR S P ERA WHIP	IP WLS BF H R ER SO BB IBB HBP BLK WP HR S P ERA WHIP	IP WLS BF H R ER SO BB IBB HBP BLK WP HR S P ERA WHIP	IP WLS BF H R ER SO BB IBB HBP BLK WP HR S P ERA WHIP	IP WLS BF H R ER SO BB IBB HBP BLK WP HR S P ERA WHIP	IP WLS BF H R ER SO BB IBB HBP BLK WP HR S P ERA WHIP	IP WLS BF H R ER SO BB IBB HBP BLK WP HR S P ERA WHIP	IP WLS BF H R ER SO BB IBB HBP BLK WP HR S P ERA WHIP	IP WLS BF H R ER SO BB IBB HBP BLK WP HR S P ERA WHIP	IP WLS BF H R ER SO BB IBB HBP BLK WP HR S P ERA WHIP	IP WLS BF H R ER SO BB IBB HBP BLK WP HR S P ERA WHIP	IP WLS BF H R ER SO BB IBB HBP BLK WP HR S P ERA WHIP

San Francisco Giants @ Florida Marlins
Pro Player Stadium, Miami, FL
Wed Apr 05 2000, 7:05 PM EDT
Att: 8,365 - Sunny - 72 F

AB 42
R 11
H 15
RBI 11
BB 2
SO 6
LOB 17

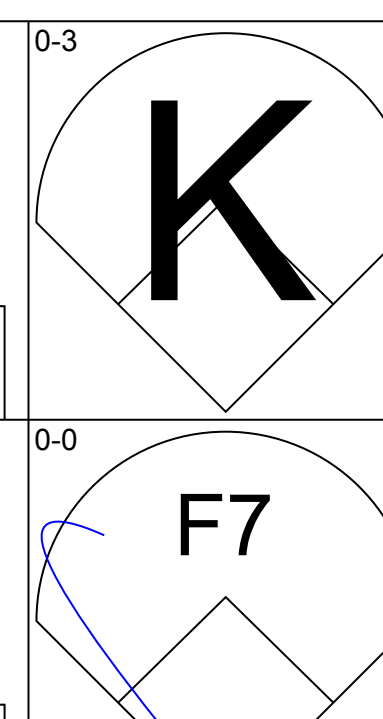
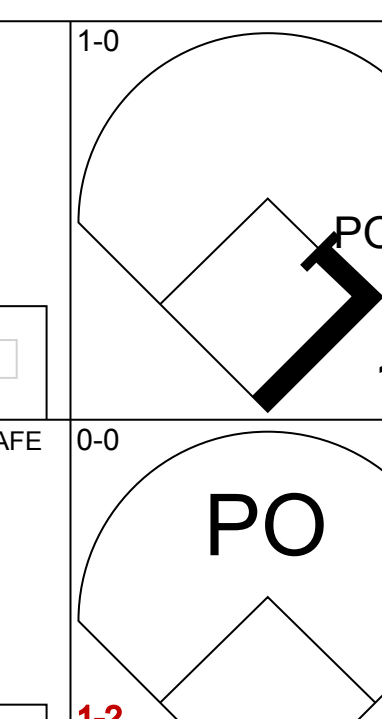
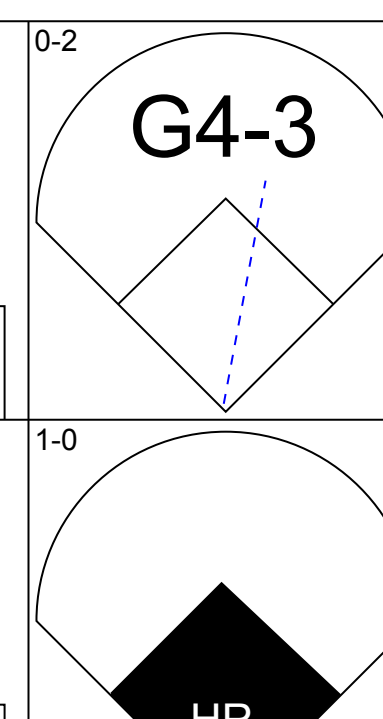
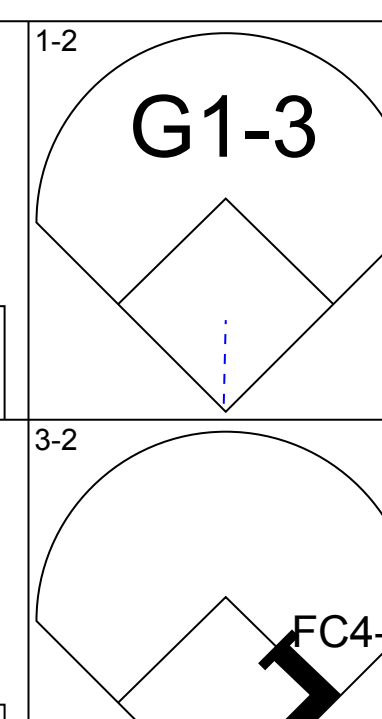
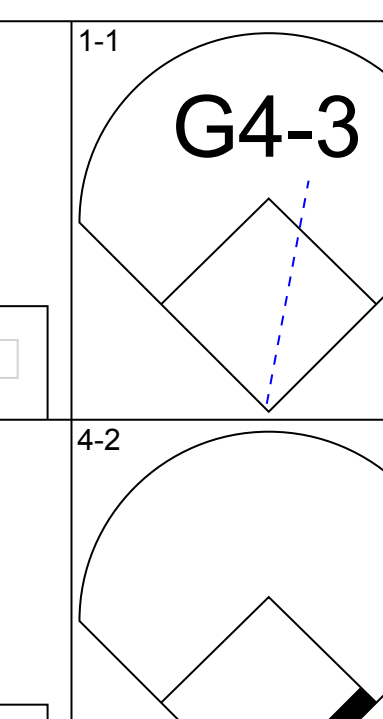
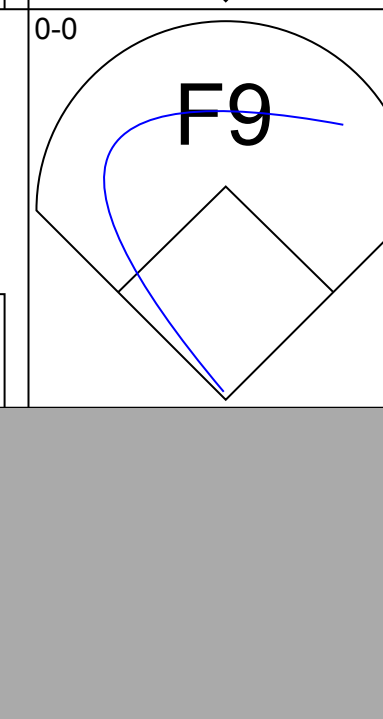

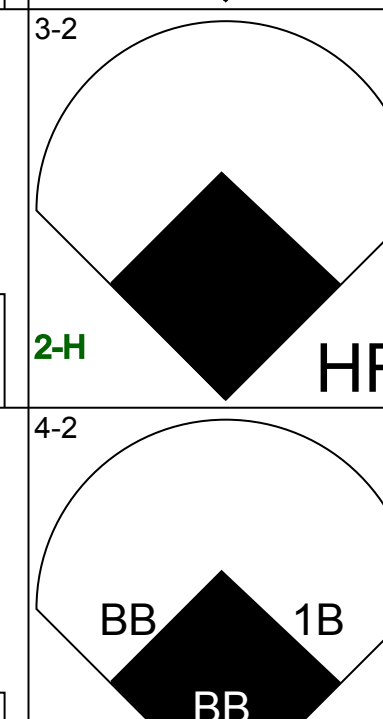
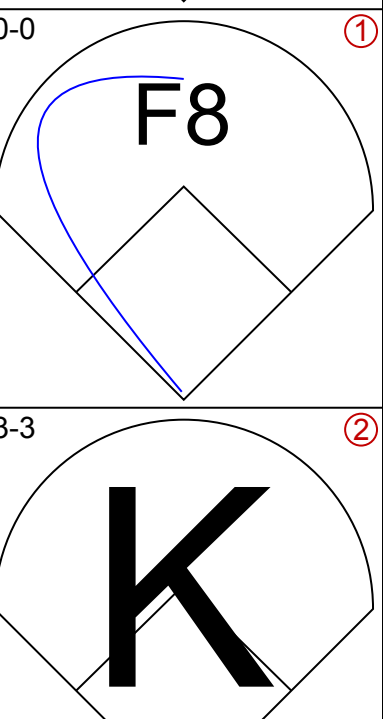
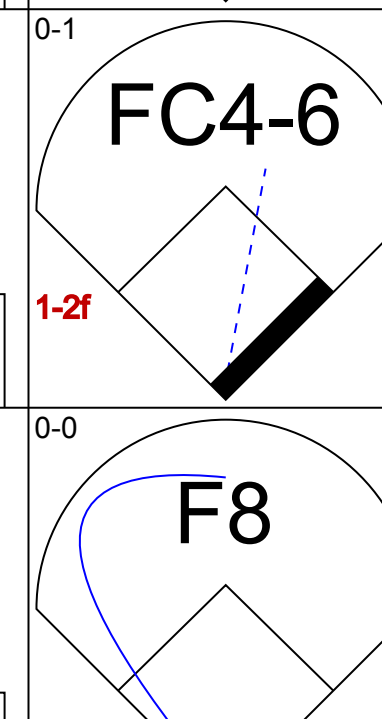
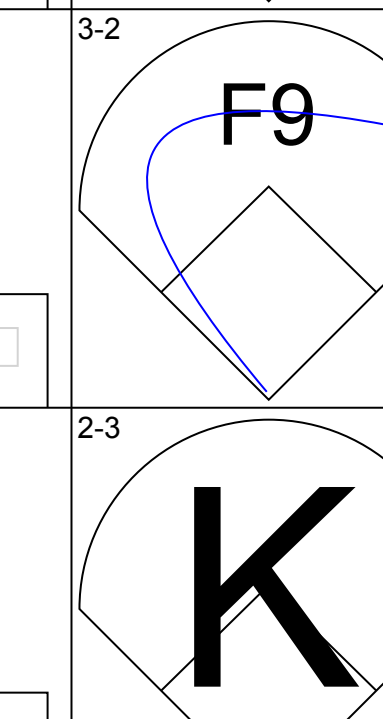

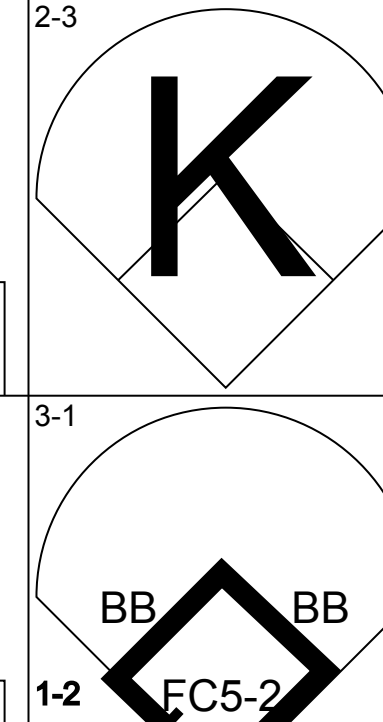
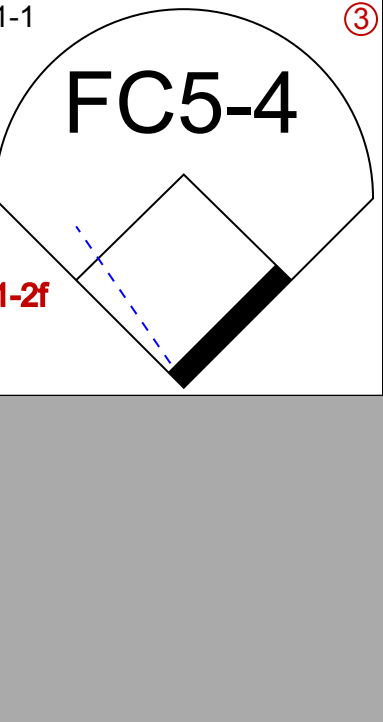


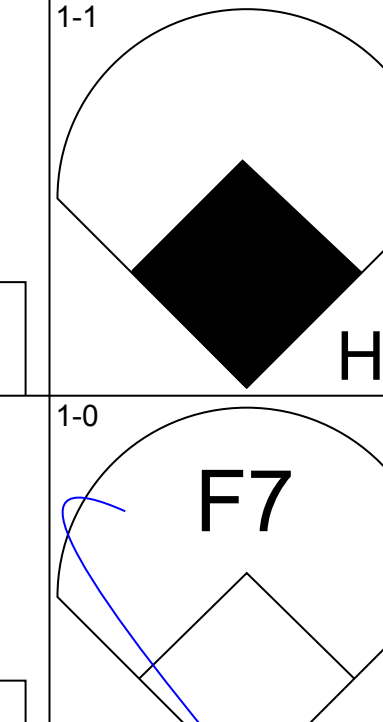
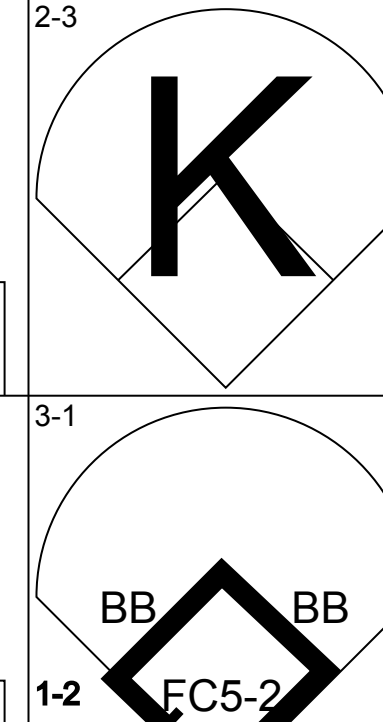
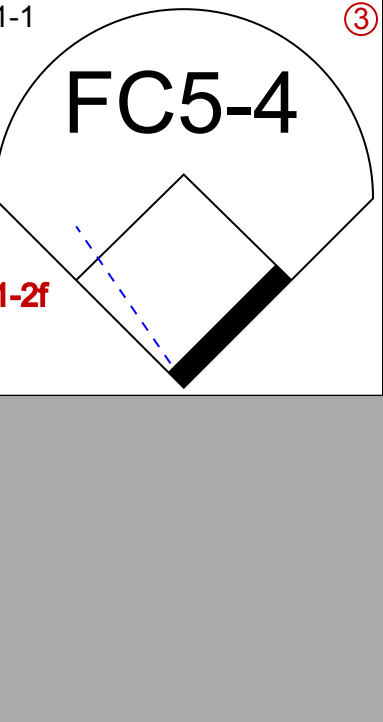


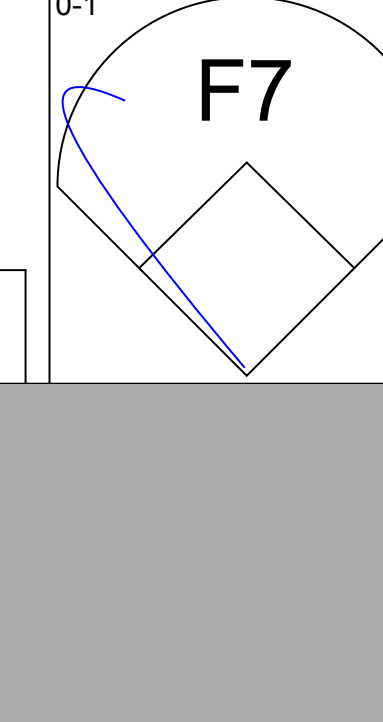
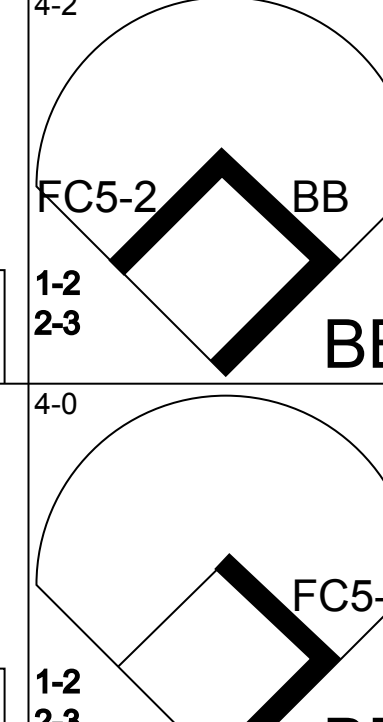

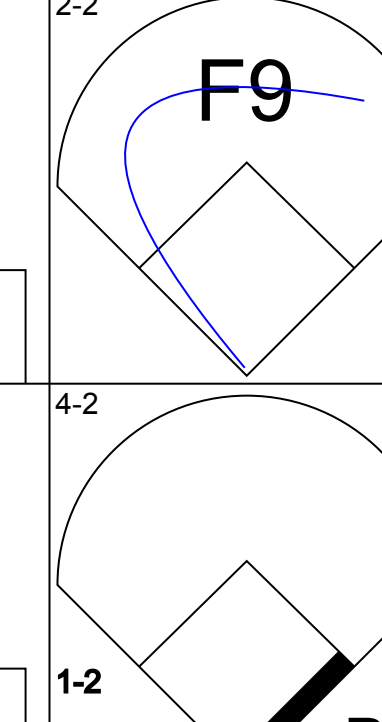

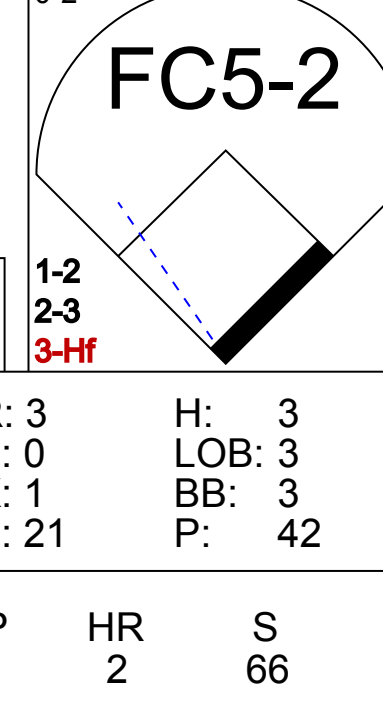
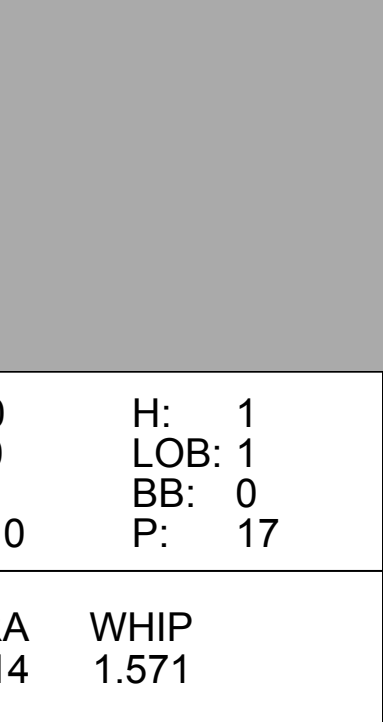
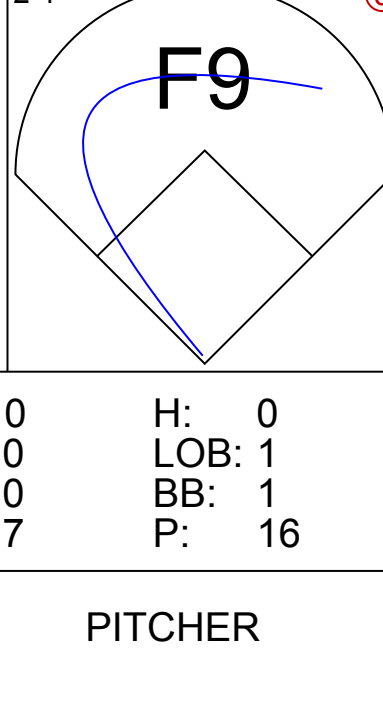
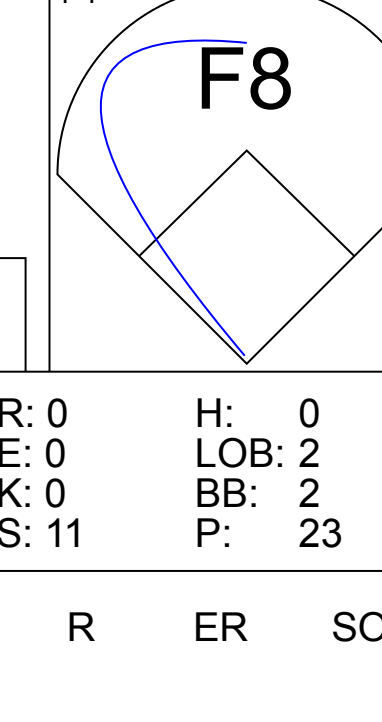
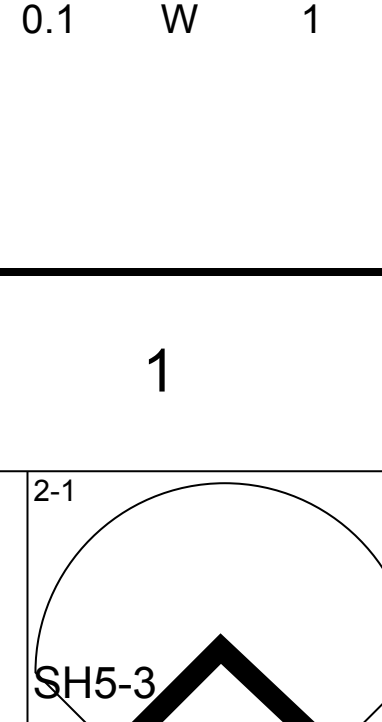
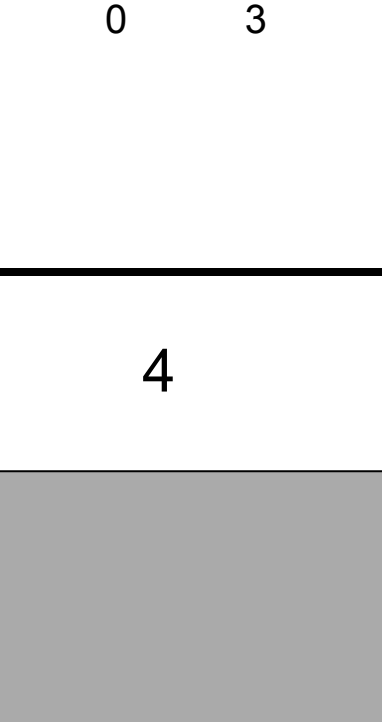
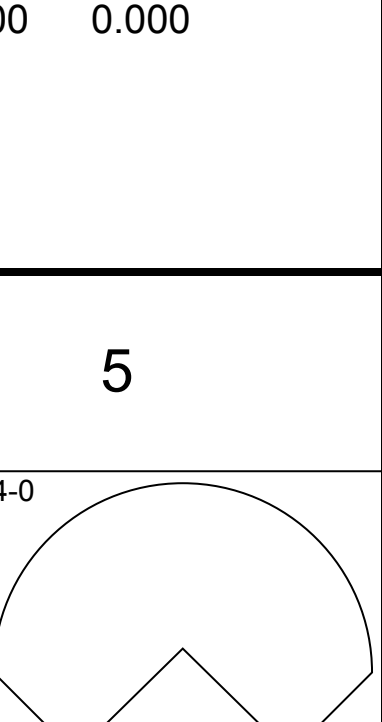
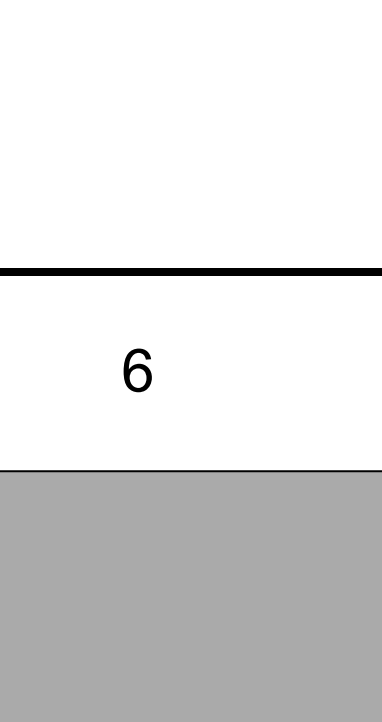
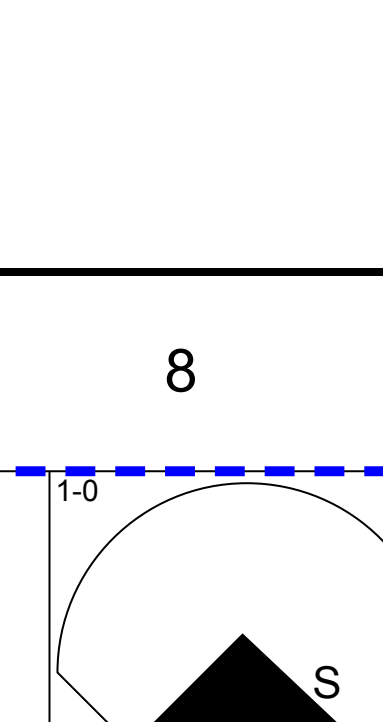
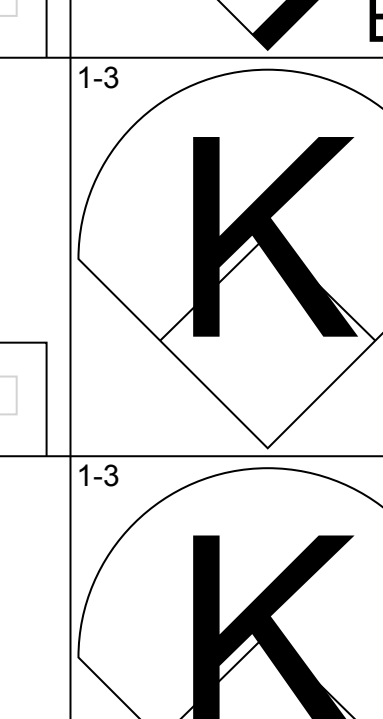

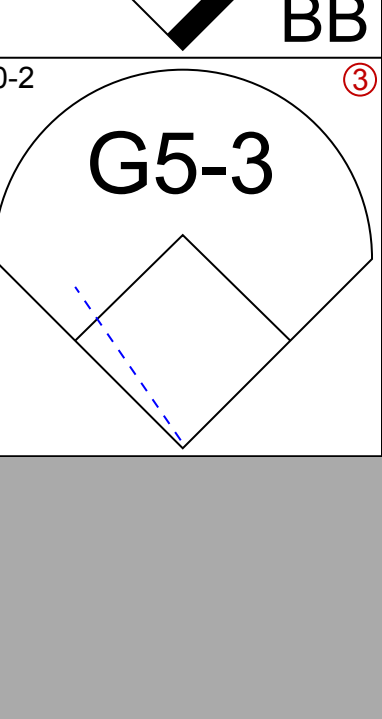
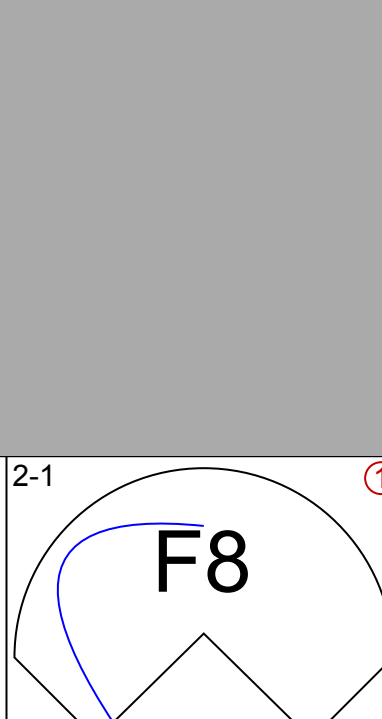
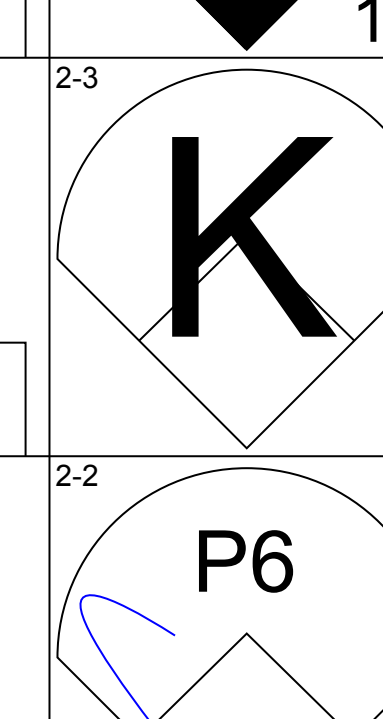

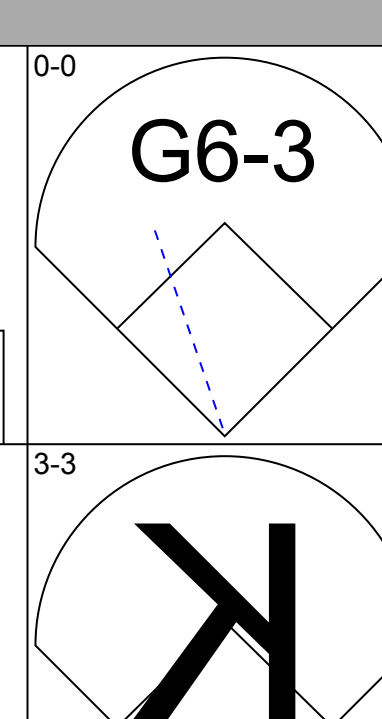
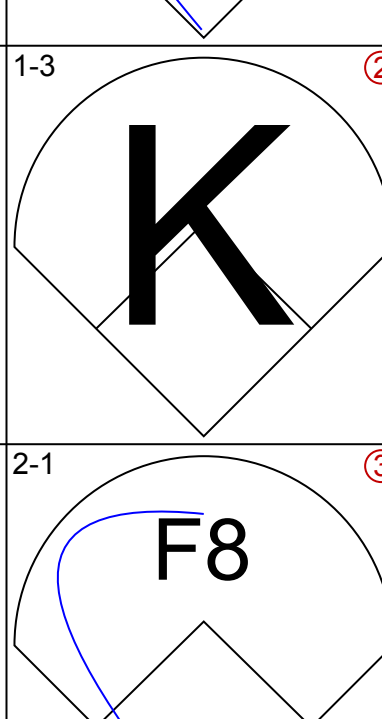
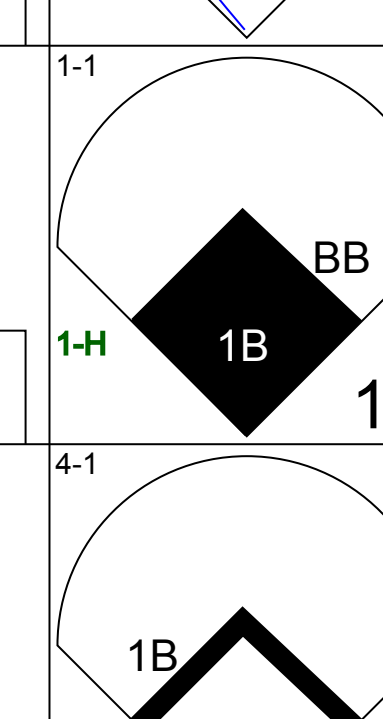


Batter	1	2	3	4	5	6	7	8	9	AB	R	H	RBI	BB	SO	LOB	BOTTOM					
Luis Castillo, S OBP: 0.400, SLG: 0.417	1B	F8		FC5-4 BB		CS 1B	FC6-4 BB		K	4	1	2	0	2	1	0						
Alex Gonzalez, R	F7	G5-3		FC5-4 BB		K	FC6-4			5	0	0	0	0	1	7						
Cliff Floyd, L OBP: 0.462, SLG: 0.545 Antonio Alfonseca, R	F7		HR	BB	BB		2B SF9	1B	1B	4	3	3	0	1	0	1						
Preston Wilson, R OBP: 0.462, SLG: 0.545	1B		F9	BB	BB		SF9 1B	2B	K	3	1	1	1	2	1	2						
Mike Lowell, R OBP: 0.231, SLG: 0.333	BB		F8	BB	F9		SF9	F8		4	0	1	2	0	0	5						
Kevin Millar, R OBP: 0.400, SLG: 0.667 Derrek Lee, R OBP: 1.000, SLG: 1.000	1B		F8	BB	F9		SF9	F8		3	1	2	3	1	0	0						
Danny Bautista, R OBP: 0.333, SLG: 0.200	K		G4-3	HR	P4		PB G6-3	1B	FC4-6	4	0	0	0	1	1	4						
Mike Redmond, R OBP: 0.625, SLG: 0.833 Sandy Martinez, L OBP: 0.500, SLG: 0.750	G5-3		FC5-4 SH3-4 BB	BB	K		G6-3		F8	3	2	1	0	1	1	2						
Vladimir Nunez, R Vic Darensbourg, L Mark Smith, R Braden Looper, R Mark Kotsay, L Dan Miceli, R Brant Brown, L	G5-3		SH3-4		1B		K		G3-1	1	0	0	0	0	0	0						
Inning Stats	R: 1 E: 0 K: 1 S: 15	H: 2 LOB: 3 BB: 2 P: 32	R: 2 E: 0 K: 0 S: 13	H: 2 LOB: 0 BB: 0 P: 18	R: 1 E: 0 K: 0 S: 9	H: 0 LOB: 3 BB: 4 P: 28	R: 0 E: 0 K: 1 S: 10	H: 0 LOB: 0 BB: 0 P: 15	R: 0 E: 0 K: 1 S: 9	H: 2 LOB: 3 BB: 2 P: 13	R: 3 E: 0 K: 1 S: 18	H: 3 LOB: 3 BB: 2 P: 33	R: 1 E: 0 K: 1 S: 14	H: 2 LOB: 1 BB: 0 P: 22	R: 0 E: 0 K: 1 S: 8	H: 0 LOB: 0 BB: 0 P: 12	1B: 7 2B: 3 3B: 2 HR: 1	SF: 1 SAC: 1 DP: 1 HBP: 0	WP: 0 PB: 1 SB: 0 CS: 1	PA: 46		
PITCHER	IP WLS BF H R ER SO BB IBB HBP BLK WP HR S P ERA WHIP	IP WLS BF H R ER SO BB IBB HBP BLK WP HR S P ERA WHIP	IP WLS BF H R ER SO BB IBB HBP BLK WP HR S P ERA WHIP	IP WLS BF H R ER SO BB IBB HBP BLK WP HR S P ERA WHIP	IP WLS BF H R ER SO BB IBB HBP BLK WP HR S P ERA WHIP	IP WLS BF H R ER SO BB IBB HBP BLK WP HR S P ERA WHIP	IP WLS BF H R ER SO BB IBB HBP BLK WP HR S P ERA WHIP	IP WLS BF H R ER SO BB IBB HBP BLK WP HR S P ERA WHIP	IP WLS BF H R ER SO BB IBB HBP BLK WP HR S P ERA WHIP	IP WLS BF H R ER SO BB IBB HBP BLK WP HR S P ERA WHIP	IP WLS BF H R ER SO BB IBB HBP BLK WP HR S P ERA WHIP	IP WLS BF H R ER SO BB IBB HBP BLK WP HR S P ERA WHIP	IP WLS BF H R ER SO BB IBB HBP BLK WP HR S P ERA WHIP	IP WLS BF H R ER SO BB IBB HBP BLK WP HR S P ERA WHIP	IP WLS BF H R ER SO BB IBB HBP BLK WP HR S P ERA WHIP	IP WLS BF H R ER SO BB IBB HBP BLK WP HR S P ERA WHIP	IP WLS BF H R ER SO BB IBB HBP BLK WP HR S P ERA WHIP	IP WLS BF H R ER SO BB IBB HBP BLK WP HR S P ERA WHIP	IP WLS BF H R ER SO BB IBB HBP BLK WP HR S P ERA WHIP	IP WLS BF H R ER SO BB IBB HBP BLK WP HR S P ERA WHIP	IP WLS BF H R ER SO BB IBB HBP BLK WP HR S P ERA WHIP	IP WLS BF H R ER SO BB IBB HBP BLK WP HR S P ERA WHIP

San Francisco Giants @ Florida Marlins
Pro Player Stadium, Miami, FL
Wed Apr 05 2000, 7:05 PM EDT
Att: 8,365 - Sunny - 72 F

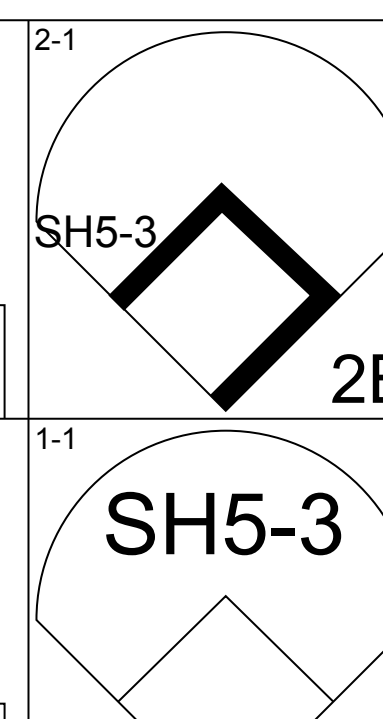
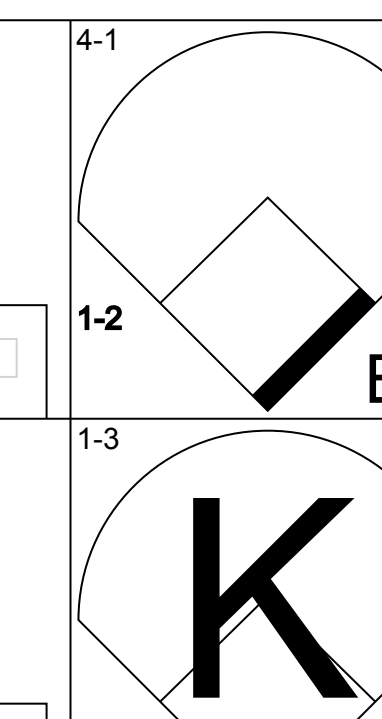
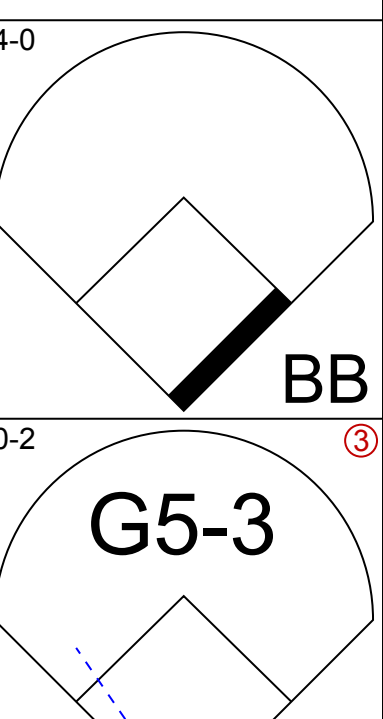
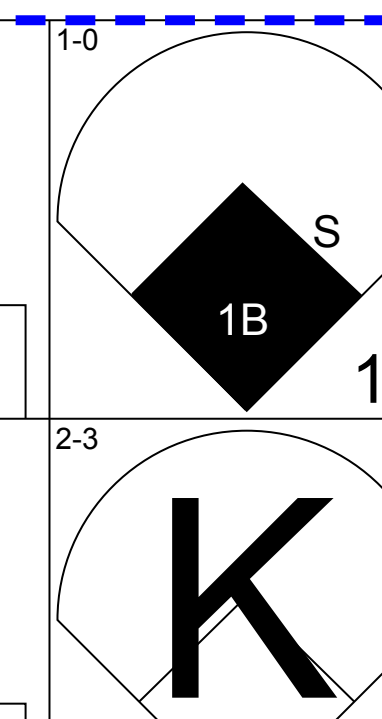
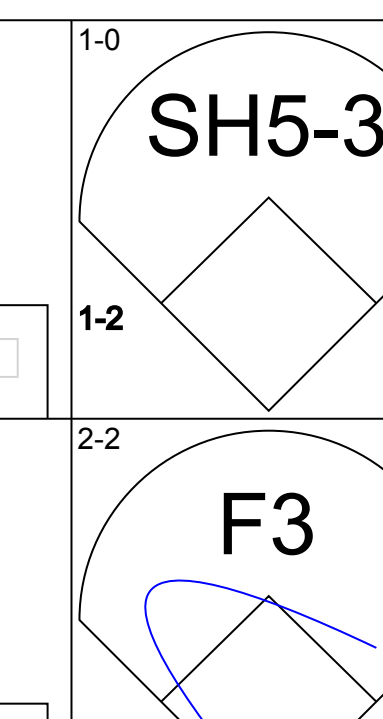
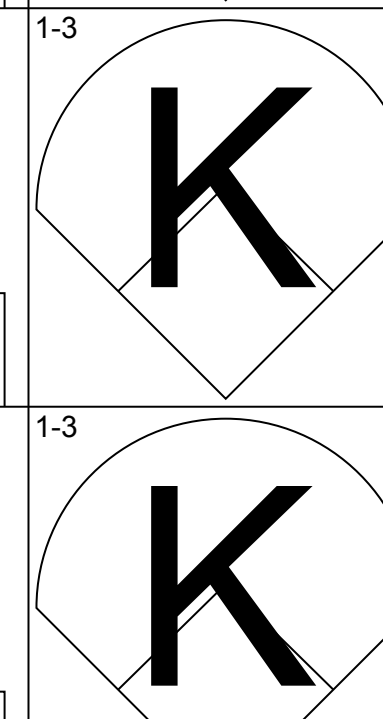
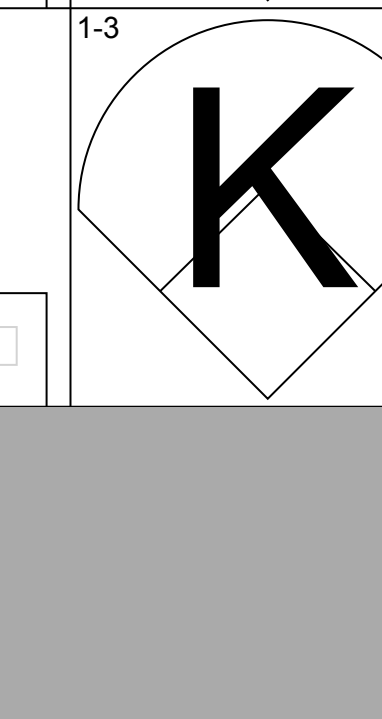

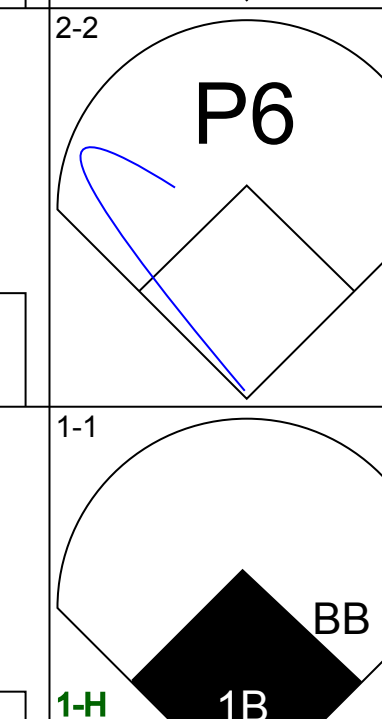
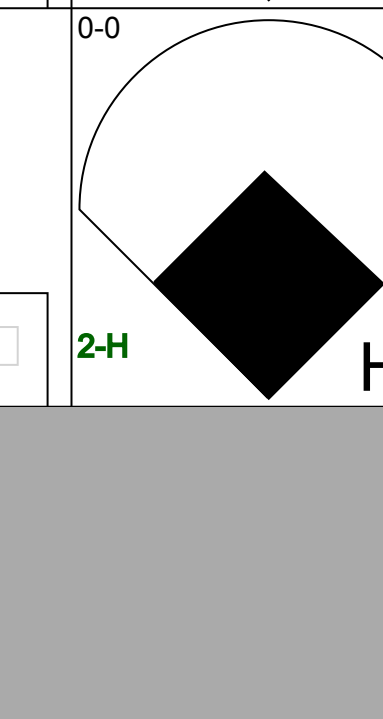


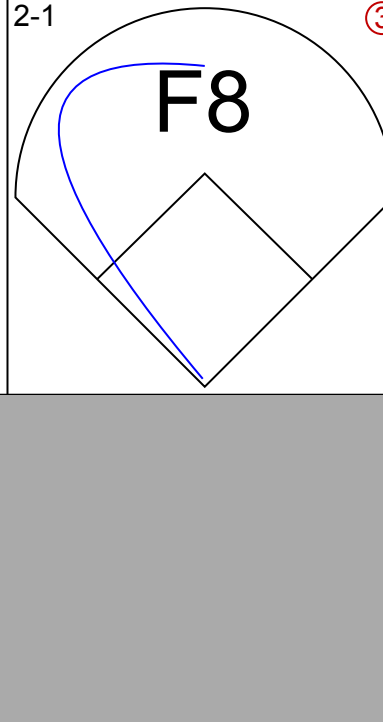
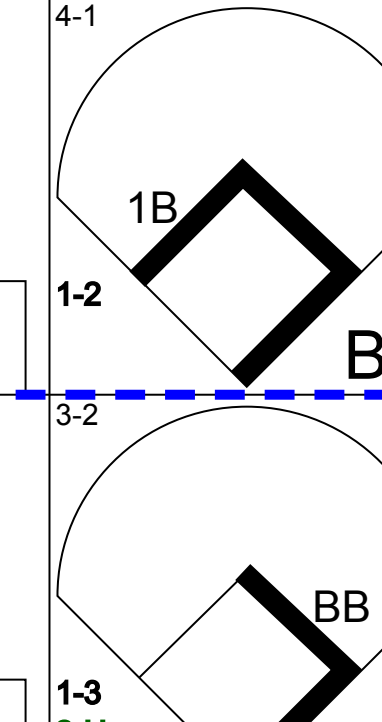


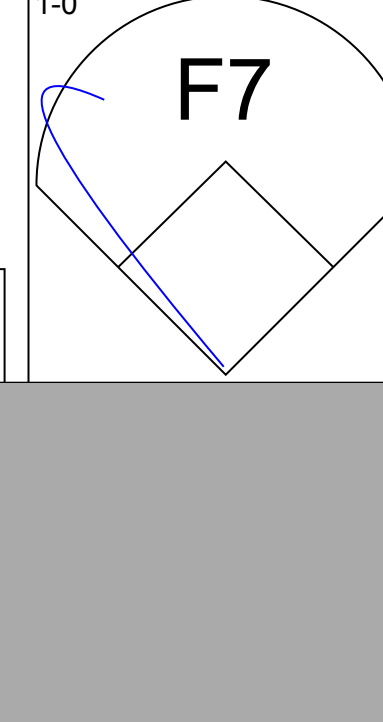

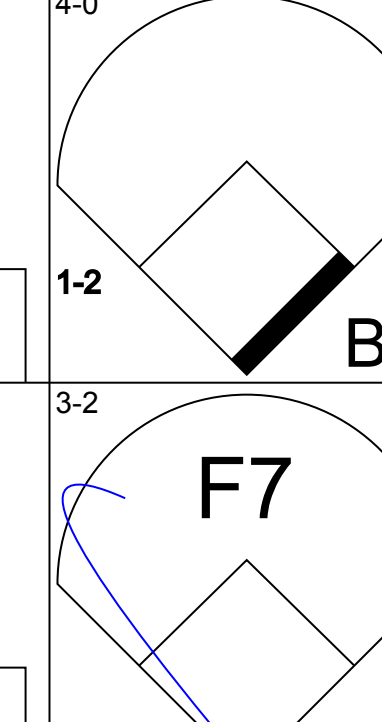


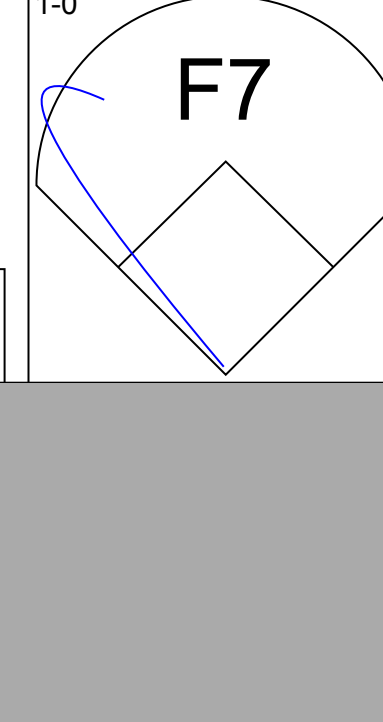

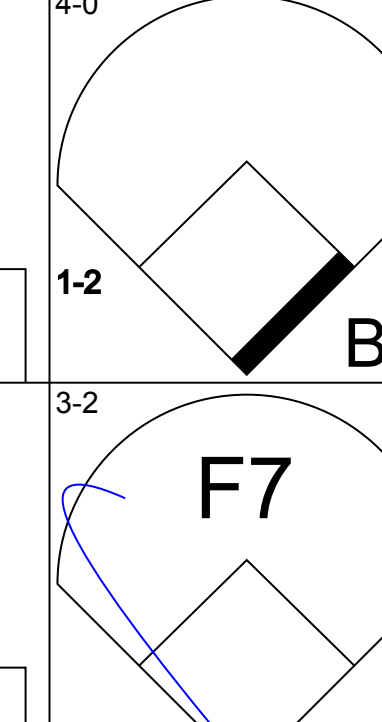


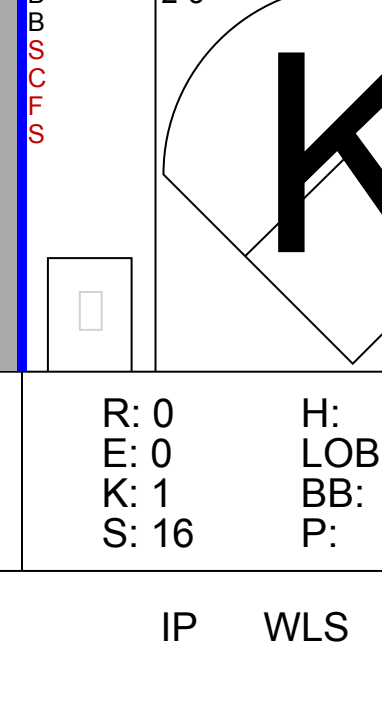
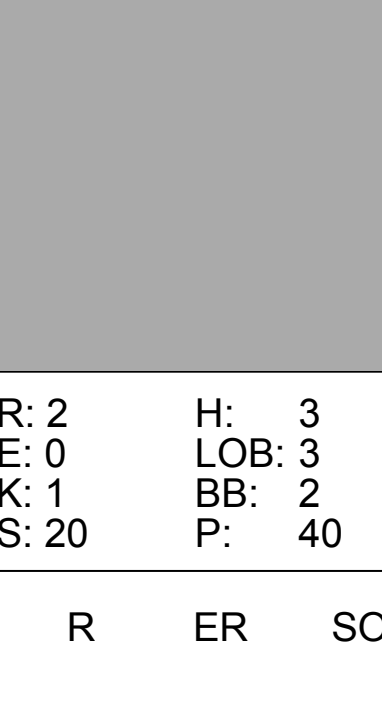
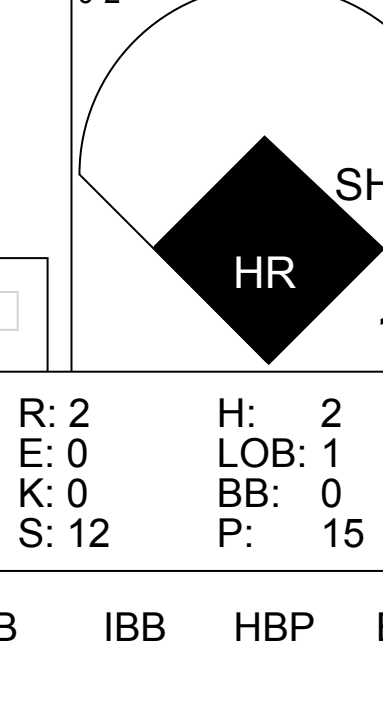



AB 36
R 9
H 12
RBI 8
BB 8
SO 6
LOB 23



Batter	1	2	3	4	5	6	7	8	9	AB	R	H	RBI	BB	SO	LOB	TOP			
Marvin Benard, L (1.9) OBP: 0.263, SLG: 0.222										5	0	1	0	0	1	3	San Francisco Giants @ Florida Marlins Pro Player Stadium, Miami, FL Thu Apr 06 2000, 1:05 PM EDT Att: 7,741 - Sunny - 73 F			
Calvin Murray, R (1.8) OBP: 0.800, SLG: 1.000										4	1	3	0	1	0	0				
Barry Bonds, L (1.7) OBP: 0.389, SLG: 0.563										5	1	1	2	0	0	3				
Jeff Kent, R (1.4) OBP: 0.333, SLG: 0.750										4	1	0	0	1	2	3				
Russ Davis, R (1.5) OBP: 0.200, SLG: 0.800										4	1	1	1	0	1	2				
J.T. Snow, L (1.3) OBP: 0.235, SLG: 0.200										3	0	1	0	1	0	0				
Rich Aurilia, R (1.6) OBP: 0.235, SLG: 0.375										3	0	0	0	1	0	1				
Doug Mirabeli, R (1.2) OBP: 0.500, SLG: 0.200										1	0	0	1	3	0	0				
Joe Nathan, R (1.1) (8, PH)										3	0	0	0	0	1	4				
Ellis Burks, R (8, PH) OBP: 0.462, SLG: 1.000										1	0	0	0	0	0	2				
Ben Weber, R (8, 1) Alan Embree, L (8, 1) John Johnstone, R (8, 1)										0	0	0	0	0	0	0				
Inning Stats	R: 0 E: 0 K: 1 S: 5	H: 0 LOB: 0 BB: 0 P: 5	R: 1 E: 0 K: 0 S: 8	H: 1 LOB: 0 BB: 0 P: 13	R: 0 E: 0 K: 1 S: 5	H: 1 LOB: 0 BB: 0 P: 7	R: 3 E: 0 K: 1 S: 21	H: 3 LOB: 3 BB: 3 P: 42	R: 0 E: 0 K: 0 S: 10	H: 0 LOB: 1 BB: 1 P: 16	R: 0 E: 0 K: 0 S: 10	H: 1 LOB: 1 BB: 0 P: 14	R: 0 E: 0 K: 0 S: 11	H: 0 LOB: 2 BB: 2 P: 23	R: 0 E: 0 K: 1 S: 11	H: 0 LOB: 1 BB: 1 P: 21	1B: 4 2B: 1 3B: 0 HR: 2	SF: 0 SAC: 0 DP: 0 HBP: 0	WP: 0 PB: 0 SB: 0 CS: 0	PA: 41
PITCHER	IP	WLS	BF	H	R	ER	SO	BB	IBB	HBP	BLK	WP	HR	S	P	ERA	WHIP			
Jesus Sanchez, L (1.1) ERA: 5.14	7.0		31	7	4	4	4	4	0	0	0	0	2	66	114	5.14	1.571			
Armando Almanza, L (8, 1) ERA:	1.2		8	0	0	0	0	3	0	0	0	0	0	19	39	0.00	1.800			
Dan Miceli, R (9, 1) ERA:	0.1	W	1	0	0	0	1	0	0	0	0	0	0	3	5	0.00	0.000			

AB	33
R	4
H	7
RBI	4
BB	7
SO	5
LOB	18



Batter	1	2	3	4	5	6	7	8	9	AB	R	H	RBI	BB	SO	LOB	BOTTOM					
Luis Castillo, S (1.4) OBP: 0.526, SLG: 0.571										2	1	2	0	2	0	0	San Francisco Giants @ Florida Marlins Pro Player Stadium, Miami, FL Thu Apr 06 2000, 1:05 PM EDT Att: 7,741 - Sunny - 73 F					
Alex Gonzalez, R (1.6) OBP: 0.667, SLG: 1.000										4	0	0	0	0	2	6						
Cliff Floyd, L (1.7) OBP: 0.389, SLG: 0.625										5	1	1	2	0	2	4						
Preston Wilson, R (1.8) OBP: 0.412, SLG: 0.467										4	1	1	1	0	2	1						
Mike Lowell, R (1.5) OBP: 0.235, SLG: 0.267										3	0	0	0	1	1	0						
Mark Kotsay, L (1.9) OBP: 0.333, SLG: 0.833										3	1	1	1	0	0	0						
Mark Smith, R (8, PH) OBP: 1.000, SLG: 1.000										1	0	1	1	0	0	0						
Danny Bautista, R (8, PR) OBP: 0.333, SLG: 0.200										0	0	0	0	0	0	0						
Derrek Lee, R (1.3) OBP: 0.500, SLG: 0.500										2	0	0	0	2	1	0						
Dan Miceli, R (9, 1) ERA:										0	0	0	0	0	0	0						
Sandy Martinez, L (1.2) OBP: 0.250, SLG: 0.375										4	0	0	0	0	0	4						
Jesus Sanchez, L (1.1) OBP: 0.500, SLG: 0.500										2	0	1	0	0	1	0						
Brant Brown, L (7, PH) ERA:										1	0	0	0	0	0	0						
Armando Almanza, L (8, 1) OBP: 0.455, SLG: 0.700										1	0	1	0	0	0	0						
Kevin Millar, R (9, PR) OBP: 0.455, SLG: 0.700										0	1	0	0	0	0	0						
Chris Clapinski, S (9, PR) ERA:										0	1	0	0	0	0	0						
Inning Stats	R: 0 E: 0 K: 2 S: 12	H: 1 LOB: 1 BB: 0 P: 17	R: 0 E: 0 K: 1 S: 10	H: 0 LOB: 0 BB: 0 P: 18	R: 0 E: 0 K: 2 S: 12	H: 1 LOB: 2 BB: 1 P: 20	R: 1 E: 0 K: 1 S: 6	H: 1 LOB: 0 BB: 0 P: 11	R: 0 E: 0 K: 1 S: 11	H: 0 LOB: 1 BB: 1 P: 18	R: 0 E: 0 K: 1 S: 7	H: 0 LOB: 0 BB: 0 P: 12	R: 0 E: 0 K: 1 S: 16	H: 0 LOB: 1 BB: 1 P: 27	R: 2 E: 0 K: 1 S: 20	H: 3 LOB: 3 BB: 2 P: 40	R: 2 E: 0 K: 0 S: 12	H: 2 LOB: 1 BB: 0 P: 15	1B: 5 2B: 1 3B: 0 HR: 2	SF: 0 SAC: 2 DP: 0 HBP: 0	WP: 0 PB: 0 SB: 1 CS: 0	PA: 39
PITCHER	IP	WLS	BF	H	R	ER	SO	BB	IBB	HBP	BLK	WP	HR	S	P	ERA	WHIP					
Joe Nathan, R (1.1) ERA: 1.29	7.0		27	3	1	1	9	3	0	0	0	0	0	13	23	27.00	4.500					
Ben Weber, R (8, 1) ERA: 10.13	0.2	H	5	2	2	2	1	1	0	0	0	0	0	3	6	∞	∞					
Alan Embree, L (8, 1) ERA:	0.0		1	1	0	0	0	0	0	0	0	0	0	3	6	∞	∞					
John Johnstone, R (8, 1) ERA: 11.57	1.0	L	6	2	2	2	0	1	0	0	0	0	1	16	26	18.00	3.000					

AB	32
R	5
H	8
RBI	5
BB	5
SO	10
LOB	16



Batter	1	2	3	4	5	6	7	8	9	AB	R	H	RBI	BB	SO	LOB	TOP									
Calvin Murray, R OBP: 0.400, SLG: 0.444 (1, 8)	F8		G6-3	G5-3			F9		F8	5	0	0	0	0	0	4	San Francisco Giants @ Atlanta Braves Turner Field, Atlanta, GA Fri Apr 07 2000, 7:40 PM EDT Att: 35,343 - Sunny - 66 F									
Bill Mueller, S OBP: 0.412, SLG: 0.600 (1, 5)	HR		G6-3		F9 SF8		F7			4	2	2	0	0	0	0										
Barry Bonds, L OBP: 0.409, SLG: 0.684 (1, 7)	HR		G4-3		F9			G6-4-3 BB		3	1	1	2	1	0	1										
Jeff Kent, R OBP: 0.318, SLG: 0.842 (1, 4)	G5-3			HR	SF8			G6-4-3		3	1	1	2	0	0	1										
Ellis Burks, R OBP: 0.353, SLG: 0.714 (1, 9)	G5-3		G5-3		F7			F8		4	0	0	0	0	0	0										
Russ Davis, R OBP: 0.222, SLG: 0.556 J.T. Snow, L OBP: 0.235, SLG: 0.200 (1, 3) (9, 3)	L3			1B PB 1B		K			K	4	1	1	0	0	2	0										
Rich Aurilia, R OBP: 0.238, SLG: 0.350 (1, 6)	F8			1B PB 1B		F9			L8	4	0	1	0	0	0	0										
Bobby Estalella, R OBP: 0.308, SLG: 0.583 (1, 2)	HR			K		K			FC4 BB	3	1	1	1	1	2	2										
Mark Gardner, R OBP: 0.333, SLG: 0.333 Felix Rodriguez, R OBP: 0.500, SLG: 1.000 (1, 1) (8, 1) (8, 9)	G6-3			1B PB		K			FC4	3	0	1	0	0	1	0										
Inning Stats	R: 2 E: 0 K: 0 S: 7	H: 2 LOB: 0 BB: 0 P: 9	R: 1 E: 0 K: 0 S: 10	H: 1 LOB: 0 BB: 0 P: 12	R: 0 E: 0 K: 0 S: 8	H: 0 LOB: 0 BB: 0 P: 15	R: 2 E: 0 K: 1 S: 16	H: 4 LOB: 2 BB: 0 P: 26	R: 1 E: 0 K: 0 S: 6	H: 1 LOB: 0 BB: 0 P: 10	R: 0 E: 0 K: 2 S: 9	H: 0 LOB: 0 BB: 0 P: 12	R: 0 E: 0 K: 1 S: 9	H: 0 LOB: 0 BB: 0 P: 9	R: 0 E: 0 K: 0 S: 8	H: 0 LOB: 0 BB: 1 P: 14		R: 0 E: 0 K: 1 S: 10	H: 0 LOB: 2 BB: 1 P: 16	1B: 4 2B: 1 3B: 0 HR: 3	SF: 1 SAC: 0 DP: 1 HBP: 0	WP: 0 PB: 1 SB: 0 CS: 0	PA: 37			
PITCHER	IP	WLS	BF	H	R	ER	SO	BB	IBB	HBP	BLK	WP	HR	S	P	ERA	WHIP									
Terry Mulholland, L ERA: 9.82 Greg McMichael, R ERA: 15.43 John Burkett, R ERA: 15.43 Luis Rivera, R ERA: Bruce Chen, L ERA:	(1, 1) (4, 1) (5, 1) (7, 1) (9, 1)	3.2 0.1 2.0 2.0 1.0	L 1 7 6 5	18 0 7 0 0	7 0 1 0 0	5 0 1 0 0	4 0 2 0 1	1 0 1 1 0	0 0 0 0 0	0 0 0 0 0	0 0 0 0 0	0 0 0 0 0	0 0 0 0 0	3 0 4 17 10	37 6 22 23 16	56 0 4 0 0	9.82 0.00 4.50 0.00 0.00	1.909 0.000 0.500 0.500 1.000								

Batter	1	2	3	4	5	6	7	8	9	AB	R	H	RBI	BB	SO	LOB	BOTTOM								
QuiVivo Veras, S OBP: 0.316, SLG: 0.188 (1, 4)	10 1B WP				FC1		P6			4	0	1	0	1	1	2	San Francisco Giants @ Atlanta Braves Turner Field, Atlanta, GA Fri Apr 07 2000, 7:40 PM EDT Att: 35,343 - Sunny - 66 F								
Reggie Sanders, R OBP: 0.211, SLG: 0.211 (1, 9)	P4		L6		K		F7		L6	5	0	0	0	0	1	4									
10 Chipper Jones, S OBP: 0.389, SLG: 0.375 (1, 5)	1B		L4		G4-6-3				F7	5	0	2	0	0	0	3									
Andres Galarraga, R OBP: 0.471, SLG: 0.769 (1, 3)	P4			FC6-4		F8		F7		4	0	1	0	0	0	3									
Javy Lopez, R OBP: 0.462, SLG: 0.667 (1, 2)	K		FC6-4			2B		HR		4	1	2	1	0	1	3									
Bobby Bonilla, S OBP: 0.250, SLG: 0.750 (1, 7)	F8		F7			1B		K		4	0	1	0	0	1	0									
Andruw Jones, R OBP: 0.250, SLG: 0.571 (1, 8)	HR		L8		L8		P6		P6	3	1	1	1	1	0	0									
Walt Weiss, S OBP: 0.235, SLG: 0.333 John Burkett, R Wally Joyner, L Luis Rivera, R Keith Lockhart, L Bruce Chen, L (1, 6) (5, 1) (6, Ph) (7, 1) (8, Ph) (8, 1)	SH1-4				K		F2		K	2	0	1	0	0	1	0									
Terry Mulholland, R Greg McMichael, R Rafael Furcal, S OBP: 0.429, SLG: 0.429 (1, 1) (4, 1) (5, 6)	SH1-4						F7		L8	0	0	0	0	0	0	0									
Inning Stats	R: 0 E: 0 K: 1 S: 12	H: 2 LOB: 1 BB: 0 P: 18	R: 1 E: 0 K: 1 S: 11	H: 2 LOB: 0 BB: 0 P: 19	R: 0 E: 0 K: 0 S: 7	H: 1 LOB: 1 BB: 0 P: 10	R: 0 E: 0 K: 1 S: 6	H: 0 LOB: 0 BB: 0 P: 7	R: 0 E: 0 K: 1 S: 11	H: 1 LOB: 1 BB: 0 P: 16	R: 0 E: 0 K: 0 S: 10	H: 2 LOB: 3 BB: 1 P: 15	R: 0 E: 0 K: 0 S: 6	H: 1 LOB: 1 BB: 0 P: 8	R: 1 E: 0 K: 2 S: 9	H: 1 LOB: 0 BB: 0 P: 16		R: 0 E: 0 K: 0 S: 8	H: 0 LOB: 1 BB: 1 P: 17	1B: 7 2B: 1 3B: 0 HR: 2	SF: 0 SAC: 1 DP: 1 HBP: 0	WP: 1 PB: 0 SB: 0 CS: 0	PA: 39		
PITCHER	IP	WLS	BF	H	R	ER	SO	BB	IBB	HBP	BLK	WP	HR	S	P	ERA	WHIP								
Mark Gardner, R Felix Rodriguez, R ERA: 2.57 ERA: 3.35	(1, 1) (8, 1)	7.0 2.0	W 7	32 0	10 0	2 0	2 0	4 0	2 1	0 0	0 0	0 0	2 15	95 31	0.00 0.500	1.571 0.500									

AB	34
R	6
H	8
RBI	5
BB	2
SO	5
LOB	9



AB	36
R	2
H	10
RBI	2
BB	2
SO	6
LOB	21



Batter	1	2	3	4	5	6	7	8	9	AB	R	H	RBI	BB	SO	LOB	TOP					
Marvin Benard, L (1.8) OBP: 0.304, SLG: 0.273										4	1	2	1	0	1	0	San Francisco Giants @ Atlanta Braves Turner Field, Atlanta, GA Sat Apr 08 2000, 7:10 PM EDT Att: 35,938 - Overcast - 45 F					
Bill Mueller, S (1.5) OBP: 0.381, SLG: 0.526										4	0	1	0	0	1	1						
Barry Bonds, L (1.7) OBP: 0.423, SLG: 0.636										3	1	1	1	1	0	2						
Jeff Kent, R (1.4) OBP: 0.308, SLG: 0.727										3	0	0	0	0	1	2						
J.T. Snow, L (1.3) OBP: 0.200, SLG: 0.167										3	0	0	0	0	1	2						
Ellis Burks, R (8, PH) OBP: 0.389, SLG: 0.733										1	0	1	1	0	0	0						
Alan Embree, L (8, 1) John Johnstone, R (8, 1)										0	0	0	0	0	0	0						
Armando Rios, L (1.9) OBP: 0.429, SLG: 0.714										3	1	1	0	0	1	0						
Ben Weber, R (6, 1) Russ Davis, R (8, PH) S: 1 P: 10										0	0	0	0	0	0	0						
Ramon Martinez, R (1.6) OBP: 0.250, SLG: 0.250										4	1	1	0	0	0	0						
Bobby Estellella, R (1.2) OBP: 0.353, SLG: 0.563										4	0	2	0	0	1	2						
Livan Hernandez, R (1, 1) Aaron Fultz, L (5, 1) Felipe Crespo, S (6, 9) S: 2 P: 10										2	0	0	1	0	0	2						
										0	0	0	0	0	0	1						
Inning Stats	R: 1 E: 0 K: 1 S: 7	H: 2 LOB: 1 BB: 0 P: 10	R: 2 E: 0 K: 0 S: 12	H: 4 LOB: 2 BB: 0 P: 15	R: 0 E: 0 K: 1 S: 5	H: 0 LOB: 0 BB: 0 P: 7	R: 0 E: 0 K: 0 S: 5	H: 1 LOB: 0 BB: 0 P: 6	R: 0 E: 0 K: 0 S: 6	H: 0 LOB: 0 BB: 0 P: 10	R: 0 E: 0 K: 0 S: 6	H: 0 LOB: 0 BB: 0 P: 6	R: 1 E: 0 K: 2 S: 11	H: 1 LOB: 0 BB: 0 P: 18	R: 1 E: 0 K: 2 S: 14	H: 1 LOB: 1 BB: 1 P: 23	R: 0 E: 0 K: 0 S: 9	H: 1 LOB: 0 BB: 0 P: 12	1B: 9 2B: 0 3B: 0 HR: 1	SF: 0 SAC: 0 DP: 3 HBP: 1	WP: 1 PB: 0 SB: 1 CS: 0	PA: 36
PITCHER	IP WLS BF H R ER SO BB IBB HBP BLK WP HR S P ERA WHIP																					
Greg Maddux, R (1, 1) ERA: 2.45	7.0 W 28 8 4 4 4 0 0 1 0 0 1 52 72 5.14 1.143																					
Mike Remlinger, L (8, 1) ERA: 2.08	1.0 H 5 1 1 1 2 1 0 0 0 1 0 14 23 9.00 2.000																					
Kerry Ligtenberg, R (9, 1) ERA:	1.0 S 3 1 0 0 0 0 0 0 0 0 0 9 12 0.00 1.000																					

Batter	1	2	3	4	5	6	7	8	9	AB	R	H	RBI	BB	SO	LOB	BOTTOM					
Rafael Furcal, S (1.4) OBP: 0.364, SLG: 0.364										4	1	1	1	0	2	2	San Francisco Giants @ Atlanta Braves Turner Field, Atlanta, GA Sat Apr 08 2000, 7:10 PM EDT Att: 35,938 - Overcast - 45 F					
Reggie Sanders, R (1.9) OBP: 0.292, SLG: 0.261										4	1	2	1	1	1	1						
10 Chipper Jones, S (1.5) OBP: 0.435, SLG: 0.421										3	1	1	1	2	2	1						
Andres Galarraga, R (1.3) OBP: 0.429, SLG: 0.624										4	1	1	4	0	0	4						
Bobby Bonilla, S (1.7) OBP: 0.273, SLG: 0.636										3	0	1	0	0	0	0						
Trenidad Hubbard, R (5, PR) OBP: 0.469, SLG: 0.500										1	0	0	0	0	0	0						
Andruw Jones, R (1.8) OBP: 0.300, SLG: 0.556										4	0	2	0	0	1	0						
Eddie Pérez, R (1, 2) Mike Remlinger, L (8, 1) Kerry Ligtenberg, R (9, 1)										4	0	0	0	0	0	4						
Walt Weiss, S (1.6) OBP: 0.385, SLG: 0.333										3	2	1	0	1	0	0						
Greg Maddux, R (1, 1) Javy Lopez, R (8, 2) OBP: 0.500, SLG: 0.692										1	1	1	0	0	0	0						
										1	0	1	0	0	0	0						
Inning Stats	R: 0 E: 0 K: 2 S: 9	H: 0 LOB: 0 BB: 0 P: 11	R: 0 E: 0 K: 0 S: 9	H: 1 LOB: 1 BB: 0 P: 13	R: 2 E: 0 K: 0 S: 12	H: 3 LOB: 1 BB: 0 P: 20	R: 0 E: 0 K: 1 S: 8	H: 0 LOB: 0 BB: 0 P: 11	R: 4 E: 0 K: 1 S: 16	H: 4 LOB: 3 BB: 2 P: 29	R: 0 E: 0 K: 1 S: 11	H: 1 LOB: 3 BB: 1 P: 22	R: 0 E: 0 K: 0 S: 6	H: 0 LOB: 0 BB: 0 P: 10	R: 1 E: 0 K: 1 S: 11	H: 2 LOB: 1 BB: 1 P: 20	R: 0 E: 0 K: 0 S: 9	H: 1 LOB: 0 BB: 0 P: 12	1B: 8 2B: 1 3B: 1 HR: 1	SF: 0 SAC: 2 DP: 0 HBP: 1	WP: 0 PB: 0 SB: 1 CS: 0	PA: 39
PITCHER	IP WLS BF H R ER SO BB IBB HBP BLK WP HR S P ERA WHIP																					
Livan Hernandez, R (1, 1) ERA: 7.59	4.2 L 24 8 6 6 4 1 0 1 0 0 0 10 18 11.57 2.143																					
Aaron Fultz, L (5, 1) ERA: 2.7	1.0 6 1 0 0 1 1 0 1 0 0 0 10 18 0.00 2.000																					
Ben Weber, R (6, 1) ERA: 6.75	1.1 4 0 0 0 0 0 0 0 0 0 0 8 15 0.00 0.000																					
Alan Embree, L (8, 1) ERA: 27.0	0.1 3 1 1 1 0 1 0 0 0 0 0 6 13 27.00 6.000																					
John Johnstone, R (8, 1) ERA: 9.0	0.2 2 1 0 0 1 0 0 0 0 0 0 5 7 0.00 1.500																					



Batter	1	2	3	4	5	6	7	8	9	AB	R	H	RBI	BB	SO	LOB	TOP										
Todd Hollandsworth, L (1.8) OBP: 0.438, SLG: 0.462	K		1B SF7 2B		FC6-4 BB		1-1 WP 1B	F8		4	2	2	0	1	1	0	Los Angeles Dodgers @ San Francisco Giants PacBell Park, San Francisco, CA Wed Apr 12 2000, Postponed Att: 40,930 - Overcast - 62 F										
Mark Crutzielnek, R (1.4) OBP: 0.266, SLG: 0.297	L9		1B BB		FC6-4 FC5-4		1-2 BB 1B SF8	F9		4	1	1	1	1	0	1											
Gary Sheffield, R (1.7) OBP: 0.469, SLG: 0.786 Mike Fetters, R (8.1)	G3				FC5-4		3-2 SF8 BB 1B	G6-3		5	1	2	0	0	0	1											
Dave Hansen, L (9.3) OBP: 0.867, SLG: 2.000			1-2 2-3 1B				1-2 1B			0	0	0	0	0	0	0											
Shawn Green, L (1.9) OBP: 0.342, SLG: 0.364		3-2 BB S G6-4-3 1B	SF7		1-0 BB SF8 2B		K	G4-3		4	2	2	1	0	1	2											
Eric Karros, R (1.3) OBP: 0.273, SLG: 0.536 Jeff Shaw, R (9.1)		4-2 G6-4-3 BB 1-2 BB	3-H F7		3-0 SF8 BB HBP		BB 1B BB	K		2	0	0	0	2	1	2											
Todd Hundley, S (1.2) OBP: 0.316, SLG: 0.412		4-0 G6-4-3 BB 1-2 2-3			4-0 BB 1-2 2-3		2-2 SF8	F9		2	0	0	1	2	0	0											
Adrian Beltré, R (1.5) OBP: 0.333, SLG: 0.500		0-1 G6-4-3 1-2 2-3 3-H 1-3			1-1 SF8		BB 1B			3	0	1	2	0	0	2											
Kevin Elster, R (1.6) OBP: 0.480, SLG: 0.900			K		0-0 G6-3		2-3 3-H 1-3 K			3	0	0	0	1	2	3											
37 Darren Dreifort, R (1.1) Jeff Williams, R (6.1) Terry Adams, R (6.1) F.P. Santangelo, S (8.7)			K		1-3 K		1-0 P4	G3		3	0	0	0	0	2	2											
Inning Stats	R: 0 E: 0 K: 1 S: 10	H: 0 LOB: 0 BB: 0 P: 16	R: 1 E: 0 K: 1 S: 11	H: 1 LOB: 1 BB: 2 P: 23	R: 1 E: 0 K: 1 S: 15	H: 2 LOB: 2 BB: 1 P: 26	R: 0 E: 0 K: 0 S: 7	H: 0 LOB: 0 BB: 0 P: 10	R: 0 E: 0 K: 1 S: 7	H: 1 LOB: 1 BB: 1 P: 15	R: 3 E: 0 K: 1 S: 24	H: 4 LOB: 3 BB: 2 P: 42	R: 0 E: 0 K: 1 S: 9	H: 0 LOB: 0 BB: 0 P: 11	R: 0 E: 0 K: 1 S: 6	H: 0 LOB: 0 BB: 0 P: 11	1B: 6 2B: 2 3B: 0 HR: 0	SF: 3 SAC: 0 DP: 1 HBP: 1	WP: 1 PB: 0 SB: 1 CS: 0	PA: 42							
PITCHER	IP	WLS	BF	H	R	ER	SO	BB	IBB	HBP	BLK	WP	HR	S	P	ERA	WHIP										
Joe Nathan, R (1.1) ERA: 2.77	6.0		27	4	3	3	5	5	0	1	0	0	0	57	108	4.50	1.500										
Ben Weber, R (7.1) ERA: 12.46	0.0	L	3	3	3	3	0	0	0	0	0	1	0	10	15	∞	∞										
Aaron Fultz, L (7.1) ERA: 1.69	2.0		9	1	0	0	1	2	0	0	0	0	0	23	38	0.00	1.500										
John Johnstone, R (9.1) ERA: 6.75	1.0		3	0	0	0	1	0	0	0	0	0	0	6	11	0.00	0.000										

Batter	1	2	3	4	5	6	7	8	9	AB	R	H	RBI	BB	SO	LOB	BOTTOM										
Marvin Benard, L (1.8) OBP: 0.216, SLG: 0.194	G4-3		F7		G1-3		F7		S 1B	5	0	1	0	0	0	1	Los Angeles Dodgers @ San Francisco Giants PacBell Park, San Francisco, CA Wed Apr 12 2000, Postponed Att: 40,930 - Overcast - 62 F										
Bill Mueller, S (1.5) OBP: 0.367, SLG: 0.423	F7			WP E BB		FC8-6 BB	G4-3		K	3	1	0	0	2	1	1											
Barry Bonds, L (1.7) OBP: 0.385, SLG: 0.618	P5			WP E3 F8 1-H		FC8-6 BB FC5		K		4	1	0	0	1	1	1											
Jeff Kent, R (1.4) OBP: 0.333, SLG: 0.618		G4-3		P6		FC5 BB 1B		BB FC5 1B		5	1	2	0	0	0	3											
J.T. Snow, L (1.3) OBP: 0.281, SLG: 0.321		F8		F8		FC5 BB 1B		FC5 BB 1B		3	1	1	0	1	0	1											
Ellis Burks, R (1.9) OBP: 0.367, SLG: 0.520		G6-3		F8		FC5 BB 1B		FC5 BB		3	0	0	1	1	0	3											
Rich Aurilia, R (1.6) OBP: 0.242, SLG: 0.438						FC5-4 1B		FC5		4	1	2	3	0	0	2											
Bobby Estalella, R (1.2) OBP: 0.300, SLG: 0.474 John Johnstone, R (9.1)			HR		G1-3		K		F8		3	0	0	0	0	0											
Joe Nathan, R (1.1) OBP: 0.200, SLG: 0.400 Ben Weber, R (7.1)					G1-3				F8		2	0	1	0	0	0											
Aaron Fultz, L (7.1) OBP: 1.000, SLG: 1.000 Doug Mirabeli, R (7.2) Felipe Crespo, S (8. PH) OBP: 0.444, SLG: 0.615											0	0	0	0	0	0											
Inning Stats	R: 0 E: 0 K: 0 S: 11	H: 0 LOB: 0 BB: 0 P: 17	R: 0 E: 0 K: 0 S: 6	H: 0 LOB: 0 BB: 0 P: 10	R: 1 E: 0 K: 0 S: 6	H: 1 LOB: 0 BB: 0 P: 9	R: 1 E: 1 K: 0 S: 13	H: 0 LOB: 1 BB: 1 P: 25	R: 0 E: 0 K: 0 S: 11	H: 1 LOB: 1 BB: 0 P: 15	R: 2 E: 0 K: 0 S: 11	H: 2 LOB: 2 BB: 2 P: 23	R: 0 E: 0 K: 0 S: 8	H: 0 LOB: 0 BB: 0 P: 15	R: 1 E: 0 K: 1 S: 16	H: 2 LOB: 2 BB: 1 P: 29	R: 0 E: 0 K: 1 S: 7	H: 1 LOB: 2 BB: 1 P: 16	1B: 5 2B: 1 3B: 0 HR: 1	SF: 0 SAC: 0 DP: 0 HBP: 0	WP: 2 PB: 0 SB: 1 CS: 0	PA: 40					
PITCHER	IP	WLS	BF	H	R	ER	SO	BB	IBB	HBP	BLK	WP	HR	S	P	ERA	WHIP										
37 Darren Dreifort, R (1.1) ERA: 2.7	5.0		19	2	2	1	1	1	0	0	0	0	0	6	15	54.00	9.000										
Jeff Williams, L (6.1) ERA: 54.0	0.1	H	4	1	2	2	0	2	0	0	0	0	0	13	23	0.00	0.600										
Terry Adams, R (6.1) ERA: 2.35	1.2	W	6	1	0	0	0	0	0	0	0	0	0	16	29	9.00	3.000										
Mike Fetters, R (8.1) ERA: 2.25	1.0	H	6	2	1	1	1	1	0	0	0	0	0	16	29	9.00	3.000										
Jeff Shaw, R (9.1) ERA: 6.0	1.0	S	5	1	0	0	1	0	1	0	0	0	0	7	16	0.00	1.000										

AB 31
R 6
H 8
RBI 5
BB 7
SO 7
LOB 16



AB 35
R 5
H 7
RBI 4
BB 5
SO 3
LOB 16



Batter	1	2	3	4	5	6	7	8	9	AB	R	H	RBI	BB	SO	LOB	TOP			
Tony Womack, L (1, 6) OBP: 0.146, SLG: 0.195	K		L3		FC4-6			G6-3		4	0	0	0	0	1	2	Arizona Diamondbacks @ San Francisco Giants PacBell Park, San Francisco, CA Fri Apr 14 2000, 10:35 PM EDT Att: 40,930 - Sunny - 59 F			
Jay Bell, R (1, 4) OBP: 0.412, SLG: 0.548	G5-3		P4					K		4	0	0	0	0	2	0				
Luis Gonzalez, L (1, 7) OBP: 0.380, SLG: 0.535								G4-3		3	0	1	0	1	0	0				
Erubiel Durazo, L (1, 3) OBP: 0.385, SLG: 0.419										4	0	2	0	0	0	2				
Hanley Frías, S (9, PR) OBP: 0.167, SLG: 0.091										0	0	0	0	0	0	0				
Greg Colbrunn, R (9, 3) OBP: 0.667, SLG: 0.571										0	0	0	0	0	0	0				
Steve Finley, L (1, 8) OBP: 0.367, SLG: 0.681										3	0	0	0	0	0	2				
Travis Lee, L (1, 9) OBP: 0.421, SLG: 0.613										3	2	2	1	1	0	0				
Lenny Harris, L (1, 5) OBP: 0.205, SLG: 0.314										4	1	0	0	0	1	3				
Damian Miller, R (1, 2) OBP: 0.370, SLG: 0.560										4	0	2	2	0	0	1				
Randy Johnson, R (1, 1) OBP: 0.111, SLG: 0.111										4	0	1	0	0	1	3				
Inning Stats	R: 0 E: 0 K: 1 S: 9	H: 1 LOB: 1 BB: 0 P: 13	R: 1 E: 0 K: 0 S: 8	H: 1 LOB: 0 BB: 0 P: 13	R: 0 E: 0 K: 1 S: 6	H: 0 LOB: 0 BB: 0 P: 8	R: 0 E: 0 K: 0 S: 5	H: 0 LOB: 0 BB: 1 P: 12	R: 0 E: 0 K: 1 S: 11	H: 2 LOB: 2 BB: 0 P: 15	R: 0 E: 0 K: 0 S: 8	H: 0 LOB: 1 BB: 1 P: 14	R: 0 E: 0 K: 1 S: 10	H: 0 LOB: 0 BB: 0 P: 14	R: 2 E: 0 K: 0 S: 13	H: 3 LOB: 2 BB: 0 P: 20	1B: 5 2B: 2 3B: 0 HR: 1	SF: 0 SAC: 1 DP: 1 HBP: 0	WP: 0 PB: 0 SB: 0 CS: 0	PA: 36
PITCHER Livan Hernandez, R (1, 1) ERA: 5.49	IP: 9.0 WLS: L BF: 36	H: 8 R: 3 ER: 3 SO: 5	BB: 2 IBB: 0 HBP: 0 BLK: 0	WP: 0 HR: 1 S: 81 P: 124	ERA: 3.00 WHIP: 1.111	PITCHER										IP: 9.0 WLS: W BF: 32	H: 5 R: 1 ER: 1 SO: 11	BB: 0 IBB: 0 HBP: 0 BLK: 0	WP: 0 HR: 0 S: 75 P: 109	ERA: 1.00 WHIP: 0.556

Batter	1	2	3	4	5	6	7	8	9	AB	R	H	RBI	BB	SO	LOB	BOTTOM					
Calvin Murray, R (1, 8) OBP: 0.529, SLG: 0.733	K									4	1	3	0	0	1	0	Arizona Diamondbacks @ San Francisco Giants PacBell Park, San Francisco, CA Fri Apr 14 2000, 10:35 PM EDT Att: 40,930 - Sunny - 59 F					
Bill Mueller, S (1, 5) OBP: 0.333, SLG: 0.406	K									4	0	1	1	0	2	3						
Barry Bonds, L (1, 7) OBP: 0.370, SLG: 0.625										4	0	0	0	0	0	2						
Jeff Kent, R (1, 4) OBP: 0.283, SLG: 0.512										4	0	0	0	0	3	1						
Ellis Burks, R (1, 9) OBP: 0.378, SLG: 0.500										4	0	0	0	0	2	0						
Russ Davis, R (1, 3) OBP: 0.318, SLG: 0.429										3	0	0	0	0	1	0						
J.T. Snow, L (9, 3) OBP: 0.250, SLG: 0.281										0	0	0	0	0	0	0						
Rich Aurilla, R (1, 6) OBP: 0.225, SLG: 0.385										3	0	0	0	0	1	0						
Doug Mirabeli, R (1, 2) OBP: 0.391, SLG: 0.667										3	0	0	0	0	1	0						
Livan Hernandez, R (1, 1) OBP: 0.286, SLG: 0.286										3	0	1	0	0	0	0						
Inning Stats	R: 0 E: 0 K: 2 S: 8	H: 0 LOB: 0 BB: 0 P: 12	R: 0 E: 0 K: 2 S: 8	H: 0 LOB: 0 BB: 0 P: 11	R: 0 E: 0 K: 0 S: 3	H: 0 LOB: 0 BB: 0 P: 3	R: 0 E: 0 K: 2 S: 10	H: 1 LOB: 1 BB: 0 P: 17	R: 0 E: 0 K: 1 S: 8	H: 0 LOB: 0 BB: 0 P: 10	R: 1 E: 0 K: 0 S: 13	H: 2 LOB: 1 BB: 0 P: 15	R: 0 E: 0 K: 3 S: 9	H: 0 LOB: 0 BB: 0 P: 15	R: 0 E: 0 K: 1 S: 9	H: 2 LOB: 2 BB: 0 P: 15	R: 0 E: 0 K: 0 S: 7	H: 0 LOB: 0 BB: 0 P: 11	1B: 4 2B: 1 3B: 0 HR: 0	SF: 0 SAC: 0 DP: 0 HBP: 0	WP: 0 PB: 0 SB: 1 CS: 0	PA: 32
PITCHER Randy Johnson, L (1, 1) ERA: 1.01	IP: 9.0 WLS: W BF: 32	H: 5 R: 1 ER: 1 SO: 11	BB: 0 IBB: 0 HBP: 0 BLK: 0	WP: 0 HR: 0 S: 75 P: 109	ERA: 1.00 WHIP: 0.556	PITCHER										IP: 9.0 WLS: W BF: 32	H: 5 R: 1 ER: 1 SO: 11	BB: 0 IBB: 0 HBP: 0 BLK: 0	WP: 0 HR: 0 S: 75 P: 109	ERA: 1.00 WHIP: 0.556		

Batter	1	2	3	4	5	6	7	8	9	AB	R	H	RBI	BB	SO	LOB	TOP					
Tony Womack, L (1, 6) OBP: 0.152, SLG: 0.178										4	0	0	0	1	2	2	Arizona Diamondbacks @ San Francisco Giants PacBell Park, San Francisco, CA Sat Apr 15 2000, 4:05 PM EDT Att: 40,930 - Cloudy - 59 F					
Jay Bell, R (1, 4) OBP: 0.393, SLG: 0.511										5	0	1	0	0	0	3						
Luis Gonzalez, L (1, 7) OBP: 0.364, SLG: 0.489										4	1	0	0	1	0	1						
Erubiel Durazo, L (1, 3) OBP: 0.419, SLG: 0.441										3	2	2	0	1	0	0						
Steve Finley, L (1, 8) OBP: 0.377, SLG: 0.660										3	1	1	1	1	0	1						
Travis Lee, L (1, 9) OBP: 0.405, SLG: 0.559										3	1	0	0	1	1	3						
Lenny Harris, L (1, 5) OBP: 0.209, SLG: 0.316										3	0	1	2	0	0	1						
Kelly Stinnett, R (1, 2) OBP: 0.333, SLG: 0.889										4	2	3	4	0	1	2						
Todd Stottlemyre, L (1, 1)										2	0	0	0	0	0	0						
Darren Holmes, R (6, 1)										0	0	0	0	0	0	0						
Dan Plesac, L (6, 1)										0	0	0	0	0	0	0						
David Dellucci, L (7, PH) OBP: 0.687, SLG: 0.500										1	0	1	0	0	0	0						
Greg Swindell, L (7, 1)										1	0	0	0	0	1	2						
Inning Stats	R: 0 E: 0 K: 1 S: 7	H: 1 LOB: 0 BB: 0 P: 9	R: 0 E: 0 K: 0 S: 6	H: 0 LOB: 1 BB: 1 P: 11	R: 1 E: 0 K: 0 S: 5	H: 1 LOB: 0 BB: 1 P: 9	R: 4 E: 0 K: 0 S: 19	H: 2 LOB: 0 BB: 2 P: 39	R: 0 E: 0 K: 0 S: 3	H: 0 LOB: 0 BB: 0 P: 6	R: 0 E: 0 K: 0 S: 9	H: 0 LOB: 0 BB: 0 P: 14	R: 0 E: 0 K: 0 S: 14	H: 2 LOB: 2 BB: 0 P: 23	R: 2 E: 0 K: 3 S: 20	H: 3 LOB: 2 BB: 1 P: 30	R: 0 E: 0 K: 1 S: 9	H: 0 LOB: 0 BB: 0 P: 10	1B: 7 2B: 1 3B: 0 HR: 2	SF: 1 SAC: 0 DP: 2 HBP: 0	WP: 0 PB: 0 SB: 2 CS: 0	PA: 39
PITCHER	IP WLS BF H R ER SO BB IBB HBP BLK WP HR S P ERA WHIP																					
Russ Ortiz, R (1, 1) ERA: 3.86	5.0 L 21 4 5 5 1 4 0 0 0 0 0 2 40 74 9.00 1.600																					
Aaron Fultz, L (6, 1) ERA: 1.42	1.0 3 0 0 0 0 0 0 0 0 0 0 0 9 14 0.00 0.000																					
Scott Linebrink, R (7, 1) ERA: 1.42	1.0 5 2 0 0 0 0 0 0 0 0 0 0 14 23 0.00 2.000																					
Alan Embree, L (8, 1) ERA: 6.0	2.0 10 3 2 2 4 1 0 0 0 0 0 0 29 40 9.00 2.000																					


Batter	1	2	3	4	5	6	7	8	9	AB	R	H	RBI	BB	SO	LOB	BOTTOM					
Marvin Benard, L (1, 8) OBP: 0.234, SLG: 0.267										4	0	1	0	1	1	1	Arizona Diamondbacks @ San Francisco Giants PacBell Park, San Francisco, CA Sat Apr 15 2000, 4:05 PM EDT Att: 40,930 - Cloudy - 59 F					
Bill Mueller, S (1, 5) OBP: 0.300, SLG: 0.361										4	0	0	0	0	0	3						
Alan Embree, L (8, 1)										0	0	0	0	0	0	0						
Barry Bonds, L (1, 7) OBP: 0.360, SLG: 0.659										4	1	1	1	0	0	3						
Jeff Kent, R (1, 4) OBP: 0.280, SLG: 0.511										4	1	1	0	0	2	0						
J.T. Snow, L (1, 3) OBP: 0.300, SLG: 0.333										4	1	3	0	0	0	0						
Armando Rios, L (1, 9) OBP: 0.286, SLG: 0.429										4	1	1	1	0	1	2						
Rich Aurilia, R (1, 6) OBP: 0.227, SLG: 0.357										3	0	0	0	1	1	2						
Bobby Estalella, R (1, 2) OBP: 0.296, SLG: 0.400										3	0	1	0	1	2	3						
Russ Ortiz, R (1, 1) ERA: 5.08										1	0	0	0	0	0	2						
Ramon Martinez, R (5, PH) OBP: 0.142, SLG: 0.143										1	0	0	0	0	0	1						
Aaron Fultz, L (6, 1) ERA: 1.00										0	0	0	0	0	0	0						
Felipe Crespo, R (6, PH) OBP: 0.193, SLG: 0.299										1	0	0	1	0	0	2						
Scott Linebrink, R (7, 1) ERA: 1.42										0	0	0	0	0	0	0						
Russ Davis, R (8, 9) OBP: 0.304, SLG: 0.409										1	0	0	0	0	0	0						
Inning Stats	R: 1 E: 0 K: 1 S: 13	H: 1 LOB: 0 BB: 0 P: 18	R: 0 E: 0 K: 0 S: 16	H: 1 LOB: 2 BB: 1 P: 26	R: 0 E: 0 K: 0 S: 8	H: 1 LOB: 0 BB: 0 P: 13	R: 0 E: 0 K: 1 S: 13	H: 1 LOB: 1 BB: 0 P: 20	R: 0 E: 0 K: 0 S: 7	H: 1 LOB: 2 BB: 1 P: 15	R: 3 E: 0 K: 2 S: 18	H: 3 LOB: 1 BB: 1 P: 32	R: 0 E: 0 K: 1 S: 9	H: 0 LOB: 0 BB: 0 P: 15	R: 0 E: 0 K: 1 S: 8	H: 0 LOB: 0 BB: 0 P: 12	R: 0 E: 0 K: 1 S: 9	H: 0 LOB: 0 BB: 0 P: 11	1B: 6 2B: 1 3B: 0 HR: 1	SF: 0 SAC: 0 DP: 0 HBP: 0	WP: 1 PB: 0 SB: 1 CS: 1	PA: 37
PITCHER	IP WLS BF H R ER SO BB IBB HBP BLK WP HR S P ERA WHIP																					
Todd Stottlemyre, R (1, 1) ERA: 11.57	5.0 W 23 7 3 3 2 2 0 0 0 0 0 0 62 100 5.40 1.800																					
Darren Holmes, R (6, 1) ERA: 11.57	0.1 H 3 1 0 0 1 1 0 0 0 0 0 0 6 12 0.00 6.000																					
Dan Plesac, L (6, 1) ERA: 11.57	0.2 H 2 0 1 1 1 0 0 0 0 0 1 0 7 12 13.50 0.000																					
Greg Swindell, L (7, 1) ERA: 1.8	3.0 S 9 0 0 0 3 0 0 0 0 0 0 0 26 38 0.00 0.000																					


AB 33
R 7
H 9
RBI 7
BB 5
SO 5
LOB 15



AB 34
R 4
H 8
RBI 3
BB 3
SO 7
LOB 19



Batter	1	2	3	4	5	6	7	8	9	AB R H RBI BB SO LOB	TOP																								
											Arizona Diamondbacks @ San Francisco Giants PacBell Park, San Francisco, CA Sun Apr 16 2000, 8:05 PM EDT livebaseballscorecards.com																								
										AB		0																							
										R		0																							
										H		0																							
										RBI		0																							
										BB		0																							
										SO		0																							
										LOB		0																							
																																			
Inning Stats	1B: 0	SF: 0	WP: 0	PA: 0																															
	2B: 0	SAC: 0	FB: 0																																
	3B: 0	DP: 0	SB: 0																																
	HR: 0	HBP: 0	CS: 0																																
PITCHER	IP	WLS	BF	H	R	ER	SO	BB	IBB	HBP	BLK	WP	HR	S	P	ERA	WHIP	PITCHER	IP	WLS	BF	H	R	ER	SO	BB	IBB	HBP	BLK	WP	HR	S	P	ERA	WHIP

Batter	1	2	3	4	5	6	7	8	9	AB R H RBI BB SO LOB	BOTTOM																								
											Arizona Diamondbacks @ San Francisco Giants PacBell Park, San Francisco, CA Sun Apr 16 2000, 8:05 PM EDT livebaseballscorecards.com																								
										AB		0																							
										R		0																							
										H		0																							
										RBI		0																							
										BB		0																							
										SO		0																							
										LOB		0																							
																																			
Inning Stats	1B: 0	SF: 0	WP: 0	PA: 0																															
	2B: 0	SAC: 0	FB: 0																																
	3B: 0	DP: 0	SB: 0																																
	HR: 0	HBP: 0	CS: 0																																
PITCHER	IP	WLS	BF	H	R	ER	SO	BB	IBB	HBP	BLK	WP	HR	S	P	ERA	WHIP	PITCHER	IP	WLS	BF	H	R	ER	SO	BB	IBB	HBP	BLK	WP	HR	S	P	ERA	WHIP

Batter	1	2	3	4	5	6	7	8	9	AB	R	H	RBI	BB	SO	LOB	TOP					
Marvin Benard, L (1, 8) OBP: 0.250, SLG: 0.300										5	0	2	0	0	0	3						
Bill Mueller, S (1, 5) OBP: 0.304, SLG: 0.341 Calvin Murray, R (9, FR) OBP: 0.522, SLG: 0.667										5	1	1	0	0	0	2						
Barry Bonds, L (1, 7) OBP: 0.393, SLG: 0.660										4	0	0	0	1	0	4						
Jeff Kent, R (1, 4) OBP: 0.317, SLG: 0.500										4	1	1	0	0	0	4						
J.T. Snow, L (1, 3) OBP: 0.306, SLG: 0.341										4	0	1	2	0	2	2						
Armando Rios, L (1, 9) OBP: 0.316, SLG: 0.353										3	1	0	0	1	1	1						
Ramon Martinez, R (1, 6) OBP: 0.273, SLG: 0.636										4	1	2	1	0	0	1						
Doug Mirabeli, R (1, 2) OBP: 0.375, SLG: 0.769										3	0	0	0	1	0	1						
Shawn Estes, R (1, 1) Ellis Burks, R (6, PH) Mark Gardner, R (6, PH) Felix Rodriguez, R (8, 1) Felipe Crespo, S (9, PH) OBP: 0.500, SLG: 0.778										2	0	0	0	0	1	1						
Inning Stats	R: 2 E: 0 K: 0 S: 15	H: 3 LOB: 1 BB: 0 P: 25	R: 1 E: 0 K: 0 S: 10	H: 1 LOB: 0 BB: 0 P: 17	R: 0 E: 0 K: 1 S: 8	H: 0 LOB: 1 BB: 0 P: 16	R: 0 E: 0 K: 1 S: 9	H: 1 LOB: 1 BB: 0 P: 15	R: 0 E: 0 K: 0 S: 11	H: 1 LOB: 2 BB: 0 P: 13	R: 0 E: 0 K: 0 S: 15	H: 1 LOB: 1 BB: 0 P: 27	R: 0 E: 0 K: 1 S: 10	H: 0 LOB: 0 BB: 0 P: 15	R: 0 E: 0 K: 1 S: 7	H: 0 LOB: 0 BB: 1 P: 11	R: 0 E: 0 K: 0 S: 3	H: 0 LOB: 1 BB: 1 P: 10	1B: 4 2B: 3 3B: 0 HR: 1	SF: 0 SAC: 0 DP: 0 HBP: 0	WP: 1 PB: 0 SB: 1 CS: 0	PA: 39
PITCHER	IP WLS BF H R ER SO BB IBB HBP BLK WP HR S P ERA WHIP																					
Rob Bell, R (1, 1) ERA: 3.0	5.2 W 26 6 4 4 2 3 0 0 0 1 1 62 104 6.35 1.588																					
Scott Sullivan, R (6, 1) ERA: 5.59	1.1 H 6 2 0 0 1 0 0 0 0 0 0 16 24 0.00 1.500																					
Danny Graves, R (8, 1) ERA: 2.08	2.0 S 7 0 0 0 1 1 0 0 0 0 0 10 21 0.00 0.500																					

San Francisco Giants @ Cincinnati Reds
Cinergy Field, Cincinnati, OH
Wed Apr 19 2000, 7:05 PM EDT
Att: 22,795 - Cloudy - 68 F

AB	35
R	4
H	8
RBI	4
BB	4
SO	4
LOB	19



Batter	1	2	3	4	5	6	7	8	9	AB	R	H	RBI	BB	SO	LOB	BOTTOM					
Pokey Reese, R (1, 4) OBP: 0.483, SLG: 0.480										3	0	1	0	1	0	2						
Barry Larkin, R (1, 6) OBP: 0.449, SLG: 0.500										4	1	1	0	0	1	2						
Ken Griffey Jr., L (1, 8) OBP: 0.309, SLG: 0.352										3	0	1	0	1	0	0						
Dante Bichette, R (1, 9) OBP: 0.262, SLG: 0.375										3	1	1	1	0	0	1						
Sean Casey, L (1, 3) OBP: 0.750, SLG: 1.333										3	1	2	0	1	0	1						
Alex Ochoa, R (1, 7) OBP: 0.417, SLG: 0.714 Scott Sullivan, R (6, 1) Hal Morris, L (7, PH) Danny Graves, R (8, 1)										2	0	0	0	1	0	1						
Aaron Boone, R (1, 5) OBP: 0.327, SLG: 0.477										3	1	1	1	1	2	3						
Benito Santiago, R (1, 2) OBP: 0.231, SLG: 0.538										4	1	2	2	0	0	1						
Rob Bell, R (1, 1) Michael Tucker, L (6, 7) OBP: 0.444, SLG: 0.700										1	0	0	0	1	1	0						
Inning Stats	R: 0 E: 0 K: 0 S: 7	H: 0 LOB: 0 BB: 1 P: 12	R: 4 E: 0 K: 1 S: 19	H: 3 LOB: 0 BB: 1 P: 33	R: 1 E: 0 K: 0 S: 5	H: 2 LOB: 0 BB: 0 P: 5	R: 0 E: 0 K: 0 S: 7	H: 0 LOB: 2 BB: 2 P: 18	R: 0 E: 0 K: 1 S: 13	H: 1 LOB: 3 BB: 2 P: 27	R: 0 E: 0 K: 1 S: 10	H: 1 LOB: 1 BB: 0 P: 16	R: 0 E: 0 K: 0 S: 8	H: 1 LOB: 1 BB: 0 P: 13	R: 0 E: 0 K: 1 S: 9	H: 1 LOB: 0 BB: 1 P: 18	R: 0 E: 0 K: 1 S: 9	H: 1 LOB: 1 BB: 1 P: 18	1B: 5 2B: 3 3B: 0 HR: 1	SF: 1 SAC: 0 DP: 2 HBP: 0	WP: 2 PB: 0 SB: 1 CS: 2	PA: 37
PITCHER	IP WLS BF H R ER SO BB IBB HBP BLK WP HR S P ERA WHIP																					
Shawn Estes, L (1, 1) ERA: 9.0	5.0 L 25 6 5 5 2 6 0 0 0 0 1 51 95 9.00 2.400																					
Mark Gardner, R (6, 1) ERA: 6.75	2.0 8 2 0 0 1 0 0 0 0 0 0 18 29 0.00 1.000																					
Felix Rodriguez, R (8, 1) ERA: 2.7	1.0 3 1 0 0 1 1 0 0 0 0 0 9 18 0.00 2.000																					

San Francisco Giants @ Cincinnati Reds
Cinergy Field, Cincinnati, OH
Wed Apr 19 2000, 7:05 PM EDT
Att: 22,795 - Cloudy - 68 F

AB	28
R	5
H	9
RBI	4
BB	7
SO	4
LOB	12



Batter	1	2	3	4	5	6	7	8	9	AB	R	H	RBI	BB	SO	LOB	TOP										
Calvin Murray, R (1, 8) OBP: 0.481, SLG: 0.600	G1-3		F8		F8			F2		4	0	1	1	0	0	2	San Francisco Giants @ Cincinnati Reds Cinergy Field, Cincinnati, OH Thu Apr 20 2000, 12:15 PM EDT Att: 27,003 - Cloudy - 68 F										
Marvin Benard, L (1, 7) OBP: 0.250, SLG: 0.283	G3		L4		FC6-4			1B		3	0	0	0	1	0	3											
Ellis Burks, R (1, 9) Alan Embree, L (8, 1)			F8					G5-3		4	0	2	0	0	0	1											
Jeff Kent, R (1, 4) OBP: 0.297, SLG: 0.464	FC4-6							1B		0	0	0	0	0	0	0											
J.T. Snow, L (1, 3) OBP: 0.302, SLG: 0.333										4	0	1	0	0	1	2											
Rich Aurilia, R (1, 6) OBP: 0.222, SLG: 0.333										4	0	0	0	0	2	1											
Bill Mueller, S (1, 5) OBP: 0.300, SLG: 0.318										3	0	0	0	0	0	0											
Bobby Estalella, R (1, 2) OBP: 0.355, SLG: 0.444										2	1	1	0	2	0	0											
Livan Hernandez, R (1, 1) OBP: 0.375, SLG: 0.375										1	0	1	0	0	0	0											
Russ Davis, R (7, PH) OBP: 0.321, SLG: 0.444										1	0	0	0	0	0	2											
Aaron Fultz, L (7, 1) OBP: 1.000, SLG: 1.000										0	0	0	0	0	0	0											
Armando Rios, L (8, 9) OBP: 0.316, SLG: 0.353										0	0	0	0	0	0	0											
Inning Stats	R: 0 E: 0 K: 0 S: 10	H: 1 LOB: 1 BB: 0 P: 16	R: 0 E: 0 K: 0 S: 9	H: 1 LOB: 0 BB: 0 P: 13	R: 1 E: 0 K: 0 S: 10	H: 2 LOB: 1 BB: 0 P: 17	R: 0 E: 0 K: 1 S: 11	H: 0 LOB: 0 BB: 0 P: 15	R: 0 E: 0 K: 0 S: 7	H: 1 LOB: 2 BB: 1 P: 12	R: 0 E: 0 K: 0 S: 4	H: 0 LOB: 0 BB: 0 P: 7	R: 0 E: 0 K: 1 S: 12	H: 0 LOB: 1 BB: 1 P: 20	R: 0 E: 0 K: 2 S: 12	H: 1 LOB: 2 BB: 1 P: 22	R: 0 E: 0 K: 0 S: 5	H: 0 LOB: 0 BB: 0 P: 5	1B: 5 2B: 1 3B: 0 HR: 0	SF: 0 SAC: 1 DP: 2 HBP: 1	WP: 0 PB: 0 SB: 0 CS: 0	PA: 35					
PITCHER	IP	WLS	BF	H	R	ER	SO	BB	IBB	HBP	BLK	WP	HR	S	P	ERA	WHIP										
Denny Neagle, L (1, 1) ERA: 3.96	8.0	W	32	6	1	1	4	3	0	1	0	0	0	75	122	1.12	1.125										
Dennys Reyes, L (9, 1) ERA: 11.57	1.0		3	0	0	0	0	0	0	0	0	0	0	5	5	0.00	0.000										

AB	30
R	1
H	6
RBI	1
BB	3
SO	4
LOB	14



Batter	1	2	3	4	5	6	7	8	9	AB	R	H	RBI	BB	SO	LOB	BOTTOM										
Pokey Reese, R (1, 4) OBP: 0.524, SLG: 0.545	G6-3									5	2	5	3	0	0	0	San Francisco Giants @ Cincinnati Reds Cinergy Field, Cincinnati, OH Thu Apr 20 2000, 12:15 PM EDT Att: 27,003 - Cloudy - 68 F										
Dennys Reyes, R (9, 1)	1B									0	0	0	0	0	0	0											
Barry Larkin, R (1, 6) OBP: 0.482, SLG: 0.541	G6-3									3	2	1	2	1	0	2											
Mark Lewis, R (8, 5)	1-2									1	0	0	0	0	0	2											
Ken Griffey Jr., L (1, 8) OBP: 0.319, SLG: 0.466	F8									4	2	2	4	0	0	0											
Sean Casey, L (1, 3) OBP: 0.500, SLG: 0.714										4	0	1	0	0	1	0											
Hal Morris, L (8, 3) OBP: 0.231, SLG: 0.583	G4-3									0	0	0	0	0	0	0											
Dante Bichette, R (1, 9) OBP: 0.266, SLG: 0.373	F3									3	0	1	0	0	1	1											
Alex Ochoa, R (8, 7) OBP: 0.400, SLG: 0.682										1	0	0	0	0	0	0											
Eddie Taubensee, L (1, 2) OBP: 0.327, SLG: 0.449	G5-3									4	1	2	0	0	0	1											
Dmitri Young, S (1, 7) OBP: 0.252, SLG: 0.333										3	1	1	0	0	0	2											
Michael Tucker, L (8, 9) OBP: 0.464, SLG: 0.700										0	1	0	0	1	0	0											
Aaron Boone, R (1, 5) OBP: 0.339, SLG: 0.489										3	2	1	1	1	0	0											
Denny Neagle, L (1, 1) OBP: 0.143, SLG: 0.286										2	0	0	0	0	0	0											
Chris Stynes, R (8, PH) OBP: 0.588, SLG: 0.571										1	0	1	1	0	0	0											
Inning Stats	R: 0 E: 0 K: 0 S: 9	H: 1 LOB: 0 BB: 0 P: 13	R: 0 E: 0 K: 0 S: 6	H: 0 LOB: 0 BB: 0 P: 8	R: 0 E: 0 K: 0 S: 8	H: 0 LOB: 0 BB: 0 P: 13	R: 2 E: 0 K: 1 S: 16	H: 4 LOB: 2 BB: 0 P: 22	R: 2 E: 1 K: 0 S: 13	H: 2 LOB: 0 BB: 0 P: 20	R: 0 E: 0 K: 0 S: 7	H: 1 LOB: 0 BB: 0 P: 11	R: 4 E: 0 K: 1 S: 21	H: 4 LOB: 0 BB: 1 P: 30	R: 3 E: 0 K: 0 S: 12	H: 3 LOB: 1 BB: 2 P: 22	1B: 9 2B: 5 3B: 0 HR: 3	SF: 0 SAC: 1 DP: 3 HBP: 0	WP: 0 PB: 0 SB: 0 CS: 0	PA: 38							
PITCHER	IP	WLS	BF	H	R	ER	SO	BB	IBB	HBP	BLK	WP	HR	S	P	ERA	WHIP										
Livan Hernandez, R (1, 1) ERA: 5.61	6.0	L	24	8	4	4	1	0	0	0	0	0	0	2	59	6.00	1.333										
Aaron Fultz, L (7, 1) ERA: 5.4	1.0		7	4	4	4	1	1	0	0	0	0	1	21	30	36.00	5.000										
Alan Embree, L (8, 1) ERA: 9.0	1.0		7	3	3	3	0	2	0	0	0	0	0	12	22	27.00	5.000										



Batter	1	2	3	4	5	6	7	8	9	AB	R	H	RBI	BB	SO	LOB	TOP			
Marvin Benard, L OBP: 0.309, SLG: 0.365										5	2	2	0	0	0	1	San Francisco Giants @ Arizona Diamondbacks Bank One Ballpark, Phoenix, AZ Sun Apr 23 2000, 4:35 PM EDT Att: 35,879 - Dome - 72 F			
Bill Mueller, S OBP: 0.328, SLG: 0.429										4	1	1	2	0	0	0				
Barry Bonds, L Alan Embree, L										5	2	3	2	0	1	0				
Jeff Kent, R OBP: 0.316, SLG: 0.563										5	2	2	1	0	0	1				
J.T. Snow, L OBP: 0.292, SLG: 0.322										5	1	1	1	0	1	1				
Ellis Burks, R OBP: 0.417, SLG: 0.490										3	1	1	0	1	0	0				
Rich Aurilia, R OBP: 0.284, SLG: 0.429										4	2	2	3	0	1	1				
Bobby Estalella, R OBP: 0.400, SLG: 0.567										3	1	2	2	1	0	1				
Joe Nathan, R Aaron Fultz, L Russ Davis, R John Johnstone, R Calvin Murray, R										2	0	0	0	0	0	0				
Inning Stats	R: 8 E: 0 K: 0 S: 24	H: 7 LOB: 0 BB: 1 P: 39	R: 0 E: 0 K: 0 S: 4	H: 1 LOB: 0 BB: 5 P: 5	R: 0 E: 0 K: 1 S: 8	H: 1 LOB: 0 BB: 12 P: 12	R: 0 E: 0 K: 0 S: 12	H: 0 LOB: 0 BB: 17 P: 17	R: 1 E: 0 K: 1 S: 10	H: 1 LOB: 0 BB: 16 P: 16	R: 0 E: 0 K: 0 S: 8	H: 0 LOB: 0 BB: 10 P: 10	R: 1 E: 0 K: 1 S: 16	H: 2 LOB: 1 BB: 25 P: 25	R: 2 E: 0 K: 0 S: 7	H: 2 LOB: 0 BB: 9 P: 9		1B: 8 2B: 1 3B: 0 HR: 5	SF: 0 SAC: 2 DP: 2 HBP: 0	WP: 0 PB: 0 CS: 0
PITCHER	IP WLS BF H R ER SO BB IBB HBP BLK WP HR S P ERA WHIP	IP WLS BF H R ER SO BB IBB HBP BLK WP HR S P ERA WHIP																		
Armando Reynoso, R ERA: 5.91	0.0 L 7 6 7 7 0 1 0 0 0 0 0 1 16 26 ∞ ∞																			
Brian Anderson, L ERA: 5.4	4.0 13 3 1 1 1 0 0 0 1 0 1 32 47 2.25 0.750																			
Mike Morgan, R ERA: 2.87	2.0 8 1 1 1 1 1 0 0 0 0 1 18 33 4.50 1.000																			
Greg Swindell, L ERA: 1.93	2.0 8 2 1 1 2 0 0 0 0 0 1 24 35 4.50 1.000																			
Dan Plesac, L ERA: 5.4	1.0 5 2 2 2 0 0 0 0 0 0 1 7 9 18.00 2.000																			
Batter	1	2	3	4	5	6	7	8	9	AB	R	H	RBI	BB	SO	LOB	BOTTOM			
Tony Womack, L OBP: 0.246, SLG: 0.368										5	1	1	0	0	1	4	San Francisco Giants @ Arizona Diamondbacks Bank One Ballpark, Phoenix, AZ Sun Apr 23 2000, 4:35 PM EDT Att: 35,879 - Dome - 72 F			
Jay Bell, R OBP: 0.382, SLG: 0.480										4	0	0	0	1	1	5				
Luis Gonzalez, L OBP: 0.388, SLG: 0.573										4	2	2	2	1	1	0				
Erubiel Durazo, L OBP: 0.453, SLG: 0.549										4	3	2	2	1	0	2				
Steve Finley, L OBP: 0.386, SLG: 0.636										4	1	1	0	0	0	4				
Travis Lee, L OBP: 0.373, SLG: 0.491										5	0	2	2	0	0	1				
Kelly Stinnett, R OBP: 0.297, SLG: 0.657										4	0	1	0	0	0	1				
Andy Fox, L OBP: 0.267, SLG: 0.231										4	0	1	1	0	0	3				
Armando Reynoso, R Brian Anderson, R Hanley Ramirez, S Mike Morgan, R Bernard Colby, R Greg Swindell, L Lenny Harris, L Dan Plesac, L										0	0	0	0	0	0	0				
Inning Stats	R: 4 E: 0 K: 0 S: 17	H: 5 LOB: 2 BB: 2 P: 31	R: 0 E: 0 K: 0 S: 8	H: 0 LOB: 0 BB: 13 P: 13	R: 0 E: 0 K: 0 S: 9	H: 0 LOB: 0 BB: 1 P: 15	R: 2 E: 0 K: 0 S: 13	H: 2 LOB: 0 BB: 0 P: 18	R: 0 E: 0 K: 0 S: 10	H: 1 LOB: 1 BB: 0 P: 14	R: 0 E: 0 K: 0 S: 9	H: 0 LOB: 1 BB: 0 P: 19	R: 0 E: 0 K: 2 S: 15	H: 2 LOB: 2 BB: 0 P: 19	R: 1 E: 0 K: 1 S: 15	H: 1 LOB: 1 BB: 1 P: 27		1B: 5 2B: 5 3B: 0 HR: 2	SF: 0 SAC: 0 DP: 1 HBP: 2	WP: 0 PB: 0 CS: 0
PITCHER	IP WLS BF H R ER SO BB IBB HBP BLK WP HR S P ERA WHIP	IP WLS BF H R ER SO BB IBB HBP BLK WP HR S P ERA WHIP																		
Joe Nathan, R ERA: 5.23	5.0 W 25 7 6 6 0 3 0 1 0 0 0 2 57 10.80 2.000																			
Aaron Fultz, L ERA: 3.97	2.0 H 8 1 0 0 0 0 0 0 1 0 0 0 19 33 0.00 0.500																			
John Johnstone, R ERA: 9.0	1.0 5 2 0 0 2 0 0 0 0 0 0 0 15 19 0.00 2.000																			
Alan Embree, L ERA: 8.0	1.0 5 1 1 1 1 1 0 0 0 0 0 0 15 27 9.00 2.000																			

Batter	1	2	3	4	5	6	7	8	9	10	11	12	AB	R	H	RBI	BB	SO	LOB	TOP				
Marvin Benard, L (1.8) OBP: 0.296, SLG: 0.324 Ramon Martinez, R (12.4) OBP: 0.333, SLG: 0.667	4-0 1B BB	3-3 K	3-2 F8		3-3 K		3-2 F8			0-0 E3		4-1 BB	5 1 0 0 2 2 3 0 0 0 0 0 0 0											
Bill Mueller, S (1.5) OBP: 0.338, SLG: 0.424	0-1 BB BB 1B	1-2 HR 2B		2-3 K		4-2 1B BB			0-1 G4-3	1-1 G4-3	0-0 F8		6 2 2 0 1 1 3											
Barry Bonds, L (1.7) OBP: 0.437, SLG: 0.671	4-1 1B BB SF7	4-0 HR IBB		0-0 1B 1B		0-1 F9		3-3 K			0-1 F8		4 3 1 0 2 1 1											
Jeff Kent, R (1.4) OBP: 0.322, SLG: 0.563 (12.3)	4-0 1B BB 2-3 3-H	0-0 HR		4-0 FC6-4 1B 1-2		0-0 F9		0-0 G6-3			2-3 K		4 1 1 4 2 1 1											
Ellis Burks, R (1.9) OBP: 0.423, SLG: 0.532	1-1 FC6-4 1B 1-2 2-3 3-H	1-1 F7		2-2 FC6-4 1B 1-2 2-H		2-1 1B			0-1 E5		3-3 K		6 0 3 2 0 1 0											
J.T. Snow, L (1.3) OBP: 0.316, SLG: 0.333 Calvin Murray, R (12. FR) OBP: 0.515, SLG: 0.556 (12.8)	0-3 K	1-2 2B FC1-5 1B		3-3 K		1-0 G4-3			3-1 G4-3	1-2 G4-3	0-1 BLK 3B 1B	6 0 2 0 0 2 8 0 1 0 0 0 0 0												
Rich Aurilia, R (1.6) OBP: 0.256, SLG: 0.384	0-1 SF7	1-2 F9		0-1 FC6-4		0-0 F8			1-1 F9		1-2 G6-3	5 0 0 1 0 0 4												
Bobby Estalella, R (1.2) OBP: 0.350, SLG: 0.543	0-1 FC6-4	0-0 FC1-5 2B		1-3 K		4-1 SH3-4 BB			3-3 K	2-3 K	2-3 K	5 0 1 0 1 3 4												
Livan Hernandez, R (1.1) OBP: 0.319, SLG: 0.373 Rodriguez, R (1.1) OBP: 0.345, SLG: 0.700 Felix Crespo, S (1.1) OBP: 0.319, SLG: 0.410 Aaron Fultz, L (1.1) OBP: 0.319, SLG: 0.410 Armando Rios, R (1.1) OBP: 0.319, SLG: 0.410		1-3 K		0-1 FC1-5 2B 2-3 3-H		1-3 K		0-1 SH3-4	1-1 F9	1-1 F9	0-0 3B	3 0 0 0 0 0 2 2 1 0 0 0 0 0 0 0 0 0 0 0 0 0 0 0 1 0 0 1 1 0 0 0												
Inning Stats	R: 3 E: 0 K: 1 S: 14	H: 2 LOB: 2 BB: 3 P: 27	R: 3 E: 0 K: 2 S: 13	H: 2 LOB: 0 BB: 1 P: 23	R: 0 E: 0 K: 0 S: 14	H: 2 LOB: 2 BB: 0 P: 19	R: 1 E: 0 K: 2 S: 14	H: 2 LOB: 2 BB: 1 P: 25	R: 0 E: 0 K: 3 S: 14	H: 0 LOB: 0 BB: 0 P: 19	R: 0 E: 0 K: 0 S: 9	H: 0 LOB: 0 BB: 0 P: 10	R: 0 E: 1 K: 0 S: 6	H: 0 LOB: 0 BB: 0 P: 10	R: 0 E: 1 K: 1 S: 10	H: 0 LOB: 1 BB: 0 P: 15	R: 0 E: 0 K: 2 S: 10	H: 0 LOB: 0 BB: 0 P: 15	R: 1 E: 1 K: 1 S: 13	H: 2 LOB: 2 BB: 1 P: 20	1B: 7 2B: 2 3B: 1 HR: 1	SF: 1 SAC: 1 DP: 0 HBP: 0	WP: 0 PB: 0 SB: 1 CS: 1	PA: 56
PITCHER	IP	WLS	BF	H	R	ER	SO	BB	IBB	HBP	BLK	WP	HR	S	P	ERA	WHIP							
Vladimir Nunez, R (1.1) ERA: 10.07	3.1		23	8	7	7	4									18.90	3.600							
Vic Darensbourg, L (4.1) ERA: 2.08	2.2		10	1	0	0	4	1	0	0	0	0	0	28	43	0.00	0.750							
Armando Almanza, L (7.1) ERA: 1.35	1.0		4	0	0	0	0	1	0	0	0	0	0	8	15	0.00	1.000							
Braden Looper, R (8.1) ERA: 1.29	2.0		6	0	0	0	1	0	0	0	0	0	0	13	20	0.00	0.000							
Dan Miceli, R (10.1) ERA: 2.4	2.0		7	0	0	0	3	0	0	0	0	0	0	20	30	0.00	0.000							
PITCHER	IP	WLS	BF	H	R	ER	SO	BB	IBB	HBP	BLK	WP	HR	S	P	ERA	WHIP							
Antonio Alfonseca, R (12.1) ERA: 4.5	1.0		6	2	1	1	1	1	0	0	1	0	0	13	20	9.00	3.000							

San Francisco Giants @ Florida Marlins
 Pro Player Stadium, Miami, FL
 Wed Apr 26 2000, 1:05 PM EDT
 Att: 15,296 - Sunny - 78 F


AB 46
 R 8
 H 11
 RBI 8
 BB 8
 SO 13
 LOB 26



Batter	1	2	3	4	5	6	7	8	9	10	11	12	AB	R	H	RBI	BB	SO	LOB	BOTTOM				
Mark Kotsay, L (1.9) OBP: 0.387, SLG: 0.522	0-1 G4-6-3 1B		1-1 E6 E 1B		1-0 L1-3 1B		0-2 P4		2-2 HR		0-0 SH1-4		5 2 4 3 0 0 0											
Dave Berg, R (1.6) OBP: 0.364, SLG: 0.333	1-2 G4-6-3		4-1 E BB		0-0 L1-3		3-2 1B		4-0 S BB		0-0 L9		4 1 1 0 2 0 3											
Cliff Floyd, L (1.7) OBP: 0.348, SLG: 0.377 Danny Bautista, R (8.7) OBP: 0.220, SLG: 0.410	0-3 K		1-0 E6 1H 2H		2-0 F8		2-3 K		0-2 F5		2-0 P6		4 0 0 0 0 2 1 2 0 0 0 0 0 2											
Preston Wilson, R (1.8) OBP: 0.327, SLG: 0.382		2-2 G5-3	0-1 P4		0-3 K		3-3 K		2-0 F5		3-2 F8		6 0 0 0 0 2 2											
Mike Lowell, R (1.5) OBP: 0.354, SLG: 0.535		2-0 F8		2-0 1B 1B		2-1 1B 2B		1-1 HR	1-2 G5-3		0-3 K		6 1 3 1 0 1 1											
Kevin Millar, R (1.3) OBP: 0.329, SLG: 0.410		0-0 F8		1-2 1B 1B		0-0 SH1-3 1B		3-2 L3		4-2 B3-4 BB		1-3 K	5 0 2 0 1 1 0											
Pablo Ozuna, R (1.4) OBP: 0.133, SLG: 0.133			1-0 G5-3		2-3 K		0-1 SH1-3		1-1 G6-3		0-1 B3-4		4 0 0 0 0 1 3											
Paul Bako, L (1.2) OBP: 0.400, SLG: 0.308 Mike Redmond, R (4.2) OBP: 0.386, SLG: 0.359		0-2 SH3-4 E		0-1 1B 2H		1-2 G6-3		1-2 1B HR	1-2 1B	0-0 G3		1 1 1 0 0 0 0 4 1 2 0 0 0 2												
Valerie Murray, R (1.1) OBP: 0.319, SLG: 0.410 Vic Darensbourg, L (4.1) ERA: 2.08 Armando Almanza, L (7.1) ERA: 1.35 Braden Looper, R (8.1) ERA: 1.29 Dan Miceli, R (10.1) ERA: 2.4 Mark Kotsay, L (1.9) OBP: 0.387, SLG: 0.522 Dave Berg, R (1.6) OBP: 0.364, SLG: 0.333 Cliff Floyd, L (1.7) OBP: 0.348, SLG: 0.377 Danny Bautista, R (8.7) OBP: 0.220, SLG: 0.410 Preston Wilson, R (1.8) OBP: 0.327, SLG: 0.382 Mike Lowell, R (1.5) OBP: 0.354, SLG: 0.535 Kevin Millar, R (1.3) OBP: 0.329, SLG: 0.410 Pablo Ozuna, R (1.4) OBP: 0.133, SLG: 0.133 Paul Bako, L (1.2) OBP: 0.400, SLG: 0.308 Mike Redmond, R (4.2) OBP: 0.386, SLG: 0.359		0-1 SH3-4		0-1 SH3-4		0-3 K		2-1 HR	2-1 SH1-4 1B			0 0												
Inning Stats	R: 0 E: 0 K: 1 S: 9	H: 1 LOB: 0 BB: 0 P: 10	R: 0 E: 0 K: 0 S: 5	H: 0 LOB: 0 BB: 0 P: 9	R: 3 E: 2 K: 0 S: 12	H: 2 LOB: 1 BB: 1 P: 19	R: 0 E: 0 K: 1 S: 12	H: 4 LOB: 2 BB: 0 P: 17	R: 0 E: 0 K: 0 S: 12	H: 1 LOB: 0 BB: 0 P: 6	R: 0 E: 0 K: 1 S: 11	H: 1 LOB: 0 BB: 0 P: 19	R: 3 E: 0 K: 0 S: 15	H: 3 LOB: 1 BB: 1 P: 27	R: 0 E: 0 K: 0 S: 5	H: 0 LOB: 0 BB: 0 P: 9	R: 0 E: 0 K: 0 S: 5	H: 1 LOB: 1 BB: 0 P: 9	R: 0 E: 0 K: 1 S: 11	H: 0 LOB: 0 BB: 0 P: 15	1B: 13 2B: 3 3B: 0 HR: 2	SF: 0 SAC: 3 DP: 3 HBP: 0	WP: 0 PB: 0 SB: 1 CS: 0	PA: 51
PITCHER	IP	WLS	BF	H	R	ER	SO	BB	IBB	HBP	BLK	WP	HR	S	P	ERA	WHIP							
Livan Hernandez, R (1.1) ERA: 5.08	8.0		36	14	6	3	6	1	0	0	0	0	1	82	121	3.38	1.875							
Robb Nen, R (9.1) ERA: 2.57	1.0	B	5	1	1	1	0	1	0	0	0	0	1	10	19	9.00	2.000							
Felix Rodriguez, R (10.1) ERA: 2.13	1.0		4	1	0	0	0	1	0	0	0	0	0	7	13	0.00	2.000							
Aaron Fultz, L (11.1) ERA: 3.38	2.0	W	6	0	0	0	2	0	0	0	0	0	0	14	20	0.00	0.000							

San Francisco Giants @ Florida Marlins
 Pro Player Stadium, Miami, FL
 Wed Apr 26 2000, 1:05 PM EDT
 Att: 15,296 - Sunny - 78 F

AB 45
 R 7
 H 16
 RBI 4
 BB 3
 SO 8
 LOB 14



Batter	1	2	3	4	5	6	7	8	9	AB	R	H	RBI	BB	SO	LOB	TOP										
Peter Bergeron, L (1, 8) OBP: 0.289, SLG: 0.280	0-0 1B 2B		3-2 P3		4-2 CS BB		0-0 F7	1-1 G3		4	1	1	0	1	0	0											
Jose Vidro, S (1, 4) OBP: 0.429, SLG: 0.583	2-2 G4-3 2H 1B		0-1 2B		1-0 CS 1-2	3-2 G1-3		1-0 BB 1B	2-3 K	5	1	3	1	0	1	0											
Wilton Guerrero, S (1, 7) OBP: 0.333, SLG: 0.235	0-2 G4-3		0-1 G6-3			4-1		4-2 BB 1B	0-3 K	2	1	0	0	2	0	2											
Terry Jones, S (8, 7) OBP: 0.290, SLG: 0.200	1-2							1-2 BB 1B		1	0	0	0	0	1	0											
Vladimir Guerrero, R (1, 9) OBP: 0.517, SLG: 0.829	0-2 G5-3		0-3 K			0-2 P6		4-0 1B 2B BB	2-2 HBP	3	1	0	0	1	1	3											
Lee Stevens, L (1, 3) OBP: 0.333, SLG: 0.467	3-3 K			2-3 K		3-1 F8		3-2 BB 1B	0-2 F8	5	1	1	2	0	2	3											
Michael Barrett, R (1, 5) OBP: 0.292, SLG: 0.328		4-2 BB		2-1 P3			2-1 HR 1B	4-0 2B BB		2	2	1	0	2	0	0											
Chris Widger, R (1, 2) OBP: 0.411, SLG: 0.587		1-0 F7		1-1 F3			1-1 HR	3-1 G5-3 2B		4	2	2	5	0	0	1											
Orlando Cabrera, R (1, 6) OBP: 0.263, SLG: 0.467		2-2 F9			3-2 G6-3		1-0 G4-3	1-2 G5-3		4	0	0	0	0	0	2											
Hideki Irabu, R (1, 1) Andy Tracy, L (7, PH) Anthony Telford, R (7, 1) Geoff Blum, S (8, PH) Scott Strickland, R (8, 1)		1-3 K		0-3 K			1-1 G5-3	1-2 SF9		2	0	0	0	0	2	1											
Inning Stats	R: 1 E: 0 K: 1 S: 13	H: 2 LOB: 1 BB: 0 P: 18	R: 0 E: 0 K: 1 S: 10	H: 0 LOB: 1 BB: 1 P: 18	R: 0 E: 0 K: 1 S: 10	H: 1 LOB: 1 BB: 0 P: 13	R: 0 E: 0 K: 1 S: 9	H: 0 LOB: 0 BB: 0 P: 14	R: 0 E: 0 K: 1 S: 10	H: 0 LOB: 1 BB: 1 P: 20	R: 2 E: 0 K: 0 S: 8	H: 2 LOB: 0 BB: 0 P: 13	R: 6 E: 0 K: 0 S: 16	H: 3 LOB: 0 BB: 3 P: 38	R: 0 E: 0 K: 2 S: 14	H: 0 LOB: 1 BB: 0 P: 18	1B: 4 2B: 3 3B: 0 HR: 1	SF: 1 SAC: 0 DP: 0 HBP: 1	WP: 0 PB: 0 SB: 0 CS: 1	PA: 42							
PITCHER	IP	WLS	BF	H	R	ER	SO	BB	IBB	HBP	BLK	WP	HR	S	P	ERA	WHIP										
Russ Ortiz, R (1, 1) ERA: 4.68	7.0	L	30	6	5	5	5	4	0	0	0	0	1	73	122	6.43	1.429										
Felix Rodriguez, R (8, 1) ERA: 2.94	0.0		1	0	0	0	0	1	0	0	0	0	0	0	4	∞	∞										
Aaron Fultz, L (8, 1) ERA: 4.73	0.0		2	1	0	0	0	1	0	0	0	0	0	3	10	∞	∞										
John Johnstone, R (8, 1) ERA: 8.0	1.0		4	1	4	4	0	0	0	0	0	0	0	10	16	36.00	1.000										
Alan Embree, L (9, 1) ERA: 7.2	1.0		4	0	0	0	2	0	0	1	0	0	0	14	18	0.00	0.000										

Montreal Expos @ San Francisco Giants
PacBell Park, San Francisco, CA
Fri Apr 28 2000, 10:35 PM EDT
Att: 40,930 - Sunny - 57 F

AB	33
R	9
H	8
RBI	9
BB	6
SO	7
LOB	12





Batter	1	2	3	4	5	6	7	8	9	AB	R	H	RBI	BB	SO	LOB	BOTTOM										
Marvin Benard, L (1, 8) OBP: 0.302, SLG: 0.329	0-0 S 2B 1B		1-2 F9 1B		1-1 F7		1-0 F7		3-1 F7	5	1	2	0	0	0	0											
Bill Mueller, S (1, 5) OBP: 0.354, SLG: 0.451	2-0 G1-3 1H 2B		0-0 1B		0-1 1B		1-2 G4-3		0-0 G5-3	5	0	3	1	0	0	0											
Barry Bonds, L (1, 7) OBP: 0.418, SLG: 0.635	1-2 P6		1-2 F9		0-1 P5		2-1 F7			4	0	0	0	0	0	4											
Jeff Kent, R (1, 4) OBP: 0.319, SLG: 0.560	1-1 G1-3		0-1 G5-3			0-0 3B 2B		1-2 F7		4	1	1	0	0	0	3											
Ellis Burks, R (1, 9) OBP: 0.440, SLG: 0.576	0-1 G5-3			1-2 1B		0-0 SF7 3B		1-0 FC5 1B		4	1	3	1	0	0	1											
Calvin Murray, R (8, PR) OBP: 0.515, SLG: 0.556						2H SF7		1-0 FC5 1B		0	0	0	0	0	0	0											
J.T. Snow, L (1, 3) OBP: 0.325, SLG: 0.347		1-1 G6-4-3 1B		0-3 K		1-0 SF7		1-2 FC5 1B		3	0	2	1	0	1	1											
Rich Aurilia, R (1, 6) OBP: 0.244, SLG: 0.364		1-1 G6-4-3		2-3 K		3H G4-3		2-1 F3		4	0	0	0	0	1	4											
Alan Embree, L (9, 1)		1-2								0	0	0	0	0	0	0											
Bobby Estalella, R (1, 2) OBP: 0.378, SLG: 0.500		1-3 K		2-3 K		4-2 BB		1-0 FC5		3	0	0	0	1	2	3											
Russ Ortiz, R (1, 1) OBP: 0.333, SLG: 0.300			3-1 G6-3			0-0 G4-3			0-2 F9	3	0	0	0	0	0	1											
Felix Rodriguez, R (8, 1)										0	0	0	0	0	0	0											
Aaron Fultz, L (8, 1) OBP: 1.000, SLG: 1.000										0	0	0	0	0	0	0											
John Johnstone, R (8, 1)										0	0	0	0	0	0	0											
Ramon Martinez, R (9, 6) OBP: 0.308, SLG: 0.615										1	0	0	0	0	0	0											
Inning Stats	R: 1 E: 0 K: 0 S: 9	H: 2 LOB: 1 BB: 0 P: 13	R: 0 E: 0 K: 1 S: 7	H: 1 LOB: 0 BB: 0 P: 10	R: 0 E: 0 K: 3 S: 15	H: 1 LOB: 1 BB: 0 P: 20	R: 0 E: 0 K: 0 S: 8	H: 1 LOB: 1 BB: 0 P: 9	R: 2 E: 0 K: 0 S: 7	H: 2 LOB: 0 BB: 1 P: 12	R: 0 E: 0 K: 0 S: 6	H: 0 LOB: 0 BB: 0 P: 10	R: 0 E: 0 K: 0 S: 8	H: 2 LOB: 2 BB: 0 P: 14	R: 0 E: 0 K: 0 S: 6	H: 0 LOB: 0 BB: 0 P: 9	1B: 8 2B: 2 3B: 1 HR: 0	SF: 1 SAC: 0 DP: 1 HBP: 0	WP: 0 PB: 0 SB: 1 CS: 0	PA: 38							
PITCHER	IP	WLS	BF	H	R	ER	SO	BB	IBB	HBP	BLK	WP	HR	S	P	ERA	WHIP										
Hideki Irabu, R (1, 1) ERA: 5.6	6.0		27	9	3	3	4	1	0	0	0	0	0	59	82	4.50	1.667										
Anthony Telford, R (7, 1) ERA: 6.3	1.0	W	3	0	0	0	0	0	0	0	0	0	0	6	10	0.00	0.000										
Scott Strickland, R (8, 1) ERA: 2.92	2.0		8	2	0	0	0	0	0	0	0	0	0	14	23	0.00	1.000										

Montreal Expos @ San Francisco Giants
PacBell Park, San Francisco, CA
Fri Apr 28 2000, 10:35 PM EDT
Att: 40,930 - Sunny - 57 F

AB	36
R	3
H	11
RBI	3
BB	1
SO	4
LOB	17



Batter	1	2	3	4	5	6	7	8	9	AB	R	H	RBI	BB	SO	LOB	TOP										
Peter Bergeron, L (1,8) OBP: 0.276, SLG: 0.266	B1-3			G4-3		K		G6-3		4	0	0	0	0	1	1	<p>Montreal Expos @ San Francisco Giants PacBell Park, San Francisco, CA</p> <p>Sat Apr 29 2000, 4:05 PM EDT Att: 40,930 - Sunny - 63 F</p> <p>livebaseballscores.com</p> <p>AB 28 R 1 H 3 RBI 1 BB 2 SO 5 LOB 8</p> 										
Wilton Guerrero, S (1,7) OBP: 0.333, SLG: 0.250	G6-3			G5-3		K			K	3	0	1	0	0	1	1											
Terry Jones, S (7,7) OBP: 0.250, SLG: 0.200				1B						0	0	0	0	0	0	0											
Geoff Blum, S (9,PH) OBP: 0.294, SLG: 0.467										1	0	0	0	0	1	0											
Chris Widger, R (1,2) OBP: 0.403, SLG: 0.597	G5-3			G5-3				G6-3	G5-3	4	1	1	0	0	0	1											
Vladimir Guerrero, R (1,9) OBP: 0.505, SLG: 0.797				L4				G6-3	F9	3	0	0	1	1	0	1											
Jose Vidro, S (1,4) OBP: 0.426, SLG: 0.570	F7									2	0	0	0	1	0	1											
Lee Stevens, L (1,3) OBP: 0.322, SLG: 0.449										3	0	0	0	0	2	2											
Michael Barrett, R (1,5) OBP: 0.279, SLG: 0.311				F7					G5-3	3	0	0	0	0	0	1											
Orlando Cabrera, R (1,6) OBP: 0.266, SLG: 0.462				F9						3	0	1	0	0	0	0											
Javier Vazquez, R (1,1)				G1-3					F9	1	0	0	0	0	0	0											
Steve Kline, S (7,1)										0	0	0	0	0	0	0											
Andy Tracy, L (8,PH) OBP: 0.500, SLG: 0.500										1	0	0	0	0	0	0											
Anthony Telford, R (8,1)										0	0	0	0	0	0	0											
Inning Stats	R: 0 H: 0 E: 0 K: 0 S: 7	H: 0 LOB: 0 BB: 0 P: 11	R: 0 H: 0 E: 0 K: 1 S: 7	H: 0 LOB: 1 BB: 1 P: 15	R: 0 H: 0 E: 0 K: 0 S: 7	H: 0 LOB: 0 BB: 0 P: 11	R: 0 H: 1 E: 0 K: 0 S: 11	H: 1 LOB: 1 BB: 0 P: 16	R: 0 H: 0 E: 0 K: 0 S: 6	H: 0 LOB: 0 BB: 0 P: 11	R: 0 H: 1 E: 0 K: 2 S: 9	H: 1 LOB: 1 BB: 0 P: 15	R: 1 H: 1 E: 0 K: 1 S: 10	H: 1 LOB: 1 BB: 1 P: 19	R: 0 H: 0 E: 0 K: 0 S: 5	H: 0 LOB: 0 BB: 0 P: 7	R: 0 H: 0 E: 0 K: 1 S: 9	H: 0 LOB: 0 BB: 0 P: 13	1B: 2 2B: 1 3B: 1 HR: 0	SF: 0 SAC: 1 DP: 1 HBP: 0	WP: 0 PB: 0 SB: 0 CS: 1	PA: 31					
PITCHER	IP	WLS	BF	H	R	ER	SO	BB	IBB	HBP	BLK	WP	HR	S	P	ERA	WHIP										
Kirk Rueter, L (1,1) ERA: 4.85	7.0		25	3	1	1	4	2	0	0	0	0	0	57	98	1.29	0.714										
John Johnstone, R (8,1) ERA: 7.2	1.0	W	3	0	0	0	0	0	0	0	0	0	0	5	7	0.00	0.000										
Robb Nen, R (9,1) ERA: 2.25	1.0	S	3	0	0	0	1	0	0	0	0	0	0	9	13	0.00	0.000										

Batter	1	2	3	4	5	6	7	8	9	AB	R	H	RBI	BB	SO	LOB	BOTTOM										
Marvin Benard, L (1,8) OBP: 0.292, SLG: 0.317	G3									3	0	0	0	0	0	0	<p>Montreal Expos @ San Francisco Giants PacBell Park, San Francisco, CA</p> <p>Sat Apr 29 2000, 4:05 PM EDT Att: 40,930 - Sunny - 63 F</p> <p>livebaseballscores.com</p> <p>AB 31 R 2 H 9 RBI 2 BB 2 SO 1 LOB 14</p> 										
Calvin Murray, R (7,PH) OBP: 0.500, SLG: 0.536				F7						1	0	0	0	0	2												
Bill Mueller, S (1,5) OBP: 0.349, SLG: 0.440				G4-3						4	0	1	0	0	2												
Barry Bonds, L (1,7) OBP: 0.421, SLG: 0.662				G4-3						3	1	1	1	1	0	0											
Jeff Kent, R (1,4) OBP: 0.327, SLG: 0.552				G6-4-3						3	0	1	0	1	0	2											
J.T. Snow, L (1,3) OBP: 0.321, SLG: 0.342				G4-6-3						4	0	1	0	0	2												
Armando Rios, L (1,9) OBP: 0.370, SLG: 0.560				G1-3						4	0	1	0	0	1												
Ramon Martinez, R (1,6) OBP: 0.375, SLG: 0.625				G4-3						3	1	2	0	0	1												
Doug Mirabeli, R (1,2) OBP: 0.333, SLG: 0.550				F9						3	0	1	0	0	2												
Kirk Rueter, L (1,1)										2	0	0	0	0	2												
Felipe Crespo, S (7,PH) OBP: 0.500, SLG: 0.727				G1-3						1	0	1	1	0	0	0											
John Johnstone, R (8,1)										0	0	0	0	0	0	0											
Robb Nen, R (9,1)										0	0	0	0	0	0	0											
Inning Stats	R: 0 H: 1 E: 0 K: 0 S: 11	H: 2 LOB: 2 BB: 0 P: 13	R: 0 H: 0 E: 0 K: 0 S: 4	H: 0 LOB: 0 BB: 0 P: 7	R: 0 H: 2 E: 0 K: 0 S: 10	H: 2 LOB: 1 BB: 0 P: 15	R: 0 H: 0 E: 0 K: 0 S: 12	H: 0 LOB: 0 BB: 1 P: 21	R: 1 H: 3 E: 0 K: 0 S: 13	H: 3 LOB: 2 BB: 0 P: 21	R: 1 H: 1 E: 0 K: 1 S: 12	H: 1 LOB: 0 BB: 0 P: 17	1B: 8 2B: 0 3B: 0 HR: 1	SF: 0 SAC: 0 DP: 2 HBP: 0	WP: 0 PB: 0 SB: 0 CS: 0	PA: 33											
PITCHER	IP	WLS	BF	H	R	ER	SO	BB	IBB	HBP	BLK	WP	HR	S	P	ERA	WHIP										
Javier Vazquez, R (1,1) ERA: 3.06	6.1		27	8	1	1	0	2	0	0	0	0	0	66	99	1.42	1.579										
Steve Kline, L (7,1) ERA: 1.98	0.2		2	0	0	0	0	0	0	0	0	0	0	5	8	0.00	0.000										
Anthony Telford, R (8,1) ERA: 6.55	1.0	L	4	1	1	1	1	0	0	0	0	0	1	12	17	9.00	1.000										

Batter	1	2	3	4	5	6	7	8	9	AB	R	H	RBI	BB	SO	LOB	TOP			
Peter Bergeron, L (1, 8) OBP: 0.283, SLG: 0.265	4-0 E S G3 BB		2-3 K		0-3 K		2-3 K		1-1 1-3 1B	4	1	1	0	1	3	0				
Wilton Guerrero, S (1, 7) OBP: 0.351, SLG: 0.250	1-1 P6		1-1		0-0 F8		1-2 G4-3		1-1 SF7	4	0	1	0	0	0	1				
Steve Kline, S (7, 1)										0	0	0	0	0	0	0				
Scott Strickland, R (8, 1)										0	0	0	0	0	0	0				
Rondell White, R (9, PH) OBP: 0.384, SLG: 0.442										0	0	0	1	0	0	0				
Ugueth Urbina, R (9, 1)										0	0	0	0	0	0	0				
Jose Vidro, S (1, 4) OBP: 0.414, SLG: 0.544	2-1 G3 1-H		1-1 G3		4-2 BB		0-0 F9		0-0 G6-3	4	0	0	1	1	0	2				
Vladimir Guerrero, R (1, 9) OBP: 0.495, SLG: 0.795	0-1 P6				0-0 G5-3		1-1 P3			4	0	1	0	0	0	1				
Lee Stevens, L (1, 3) OBP: 0.330, SLG: 0.438		3-1 G3		4-2 2B BB		0-0 F9		4-0 3B		2	1	0	0	2	0	0				
Geoff Blum, S (1, 6) OBP: 0.300, SLG: 0.412		4-0 BB		1-0 L9		3-1 G3		0-1 P4		2	0	0	0	1	0	1				
Orlando Cabrera, R (8, PH) OBP: 0.263, SLG: 0.456										1	0	0	0	0	0	2				
Chris Widger, R (1, 2) OBP: 0.395, SLG: 0.592		2-3 K		3-1 1-H 2B		0-0 F9		2-1 G5-3		4	0	1	1	0	1	3				
Michael Barrett, R (1, 5) OBP: 0.292, SLG: 0.359		1-0 F8		4-0 IBB			1-0 HR		2-0 F9	3	1	1	1	1	0	1				
Carl Pavano, R (1, 1) OBP: 0.167, SLG: 0.167					3-2 G3-1		0-0 G4-3		0-0 1B SF7	2	0	0	0	0	0	2				
Andy Tracy, L (7, PH) OBP: 0.400, SLG: 0.400										1	0	0	0	0	0	0				
Terry Jones, S (7, 7) OBP: 0.308, SLG: 0.273										1	1	1	0	0	0	0				
Inning Stats	R: 1 E: 0 K: 0 S: 6	H: 0 LOB: 0 BB: 1 P: 13	R: 0 E: 0 K: 1 S: 6	H: 0 LOB: 1 BB: 1 P: 16	R: 0 E: 0 K: 1 S: 14	H: 1 LOB: 1 BB: 0 P: 21	R: 1 E: 0 K: 0 S: 8	H: 1 LOB: 1 BB: 2 P: 20	R: 0 E: 0 K: 0 S: 4	H: 0 LOB: 0 BB: 0 P: 7	R: 1 E: 0 K: 0 S: 12	H: 1 LOB: 0 BB: 0 P: 19	R: 0 E: 0 K: 0 S: 6	H: 1 LOB: 2 BB: 1 P: 12	R: 1 E: 0 K: 0 S: 7	H: 2 LOB: 1 BB: 0 P: 12	1B: 3 2B: 1 3B: 1 HR: 1	SF: 1 SAC: 0 DP: 0 HBP: 0	WP: 0 PB: 0 SB: 1 CS: 1	PA: 39
PITCHER	IP	WLS	BF	H	R	ER	SO	BB	IBB	HBP	BLK	WP	HR	S	P	ERA	WHIP			
Joe Nathan, R (1, 1) ERA: 4.5	7.1		32	4	3	2	4	4	2	0	0	0	1	60	115	2.46	1.091			
Aaron Fultz, L (8, 1) ERA: 4.51	0.1	L	6	2	1	1	0	0	0	0	0	0	0	2	2	0.00	0.000			
John Johnstone, R (8, 1) ERA: 7.15	1.1													9	16	6.75	1.500			

Montreal Expos @ San Francisco Giants
PacBell Park, San Francisco, CA
Sun Apr 30 2000, 4:05 PM EDT
Att: 40,930 - Sunny - 63 F

AB 32
R 4
H 6
RBI 4
BB 6
SO 4
LOB 13



Batter	1	2	3	4	5	6	7	8	9	AB	R	H	RBI	BB	SO	LOB	BOTTOM					
Marvin Benard, L (1, 8) OBP: 0.287, SLG: 0.306	1-0 G4-3		2-1 SF8		4-0 BB		2-3 K		1-0 G5-3	3	0	0	1	1	1	0						
Bill Mueller, S (1, 5) OBP: 0.330, SLG: 0.413	3-1 G6-3		2-2 G3		1-1 F9		1-1 G4-3		0-3 K	5	0	0	0	0	1	2						
Barry Bonds, L (1, 7) OBP: 0.440, SLG: 0.713	3-1 2B		4-2 S S BB		2-0 HR		2-2 G3		4-2 BB	3	1	2	1	2	0	0						
Jeff Kent, R (1, 4) OBP: 0.330, SLG: 0.533	4-1 BB		3-2 F2		3-2 G6-3		4-2 2B BB		2-0 F8	3	0	0	0	2	0	2						
J.T. Snow, L (1, 3) OBP: 0.330, SLG: 0.363	1-1 G4-3		0-0 F7		1-1 1B		0-2 2B		1-3 2B	4	0	2	0	0	0	3						
Armando Rios, L (1, 9) OBP: 0.355, SLG: 0.500		0-2 F8		4-0 2-3 BB		2-0 F8		3-0 P8		3	0	0	0	1	0	3						
Rich Aurilia, R (1, 6) OBP: 0.244, SLG: 0.350		4-2 1B E BB		0-1 G5-3		1-3 K		2-3 K		3	1	0	0	1	2	3						
Doug Mirabeli, R (1, 2) OBP: 0.327, SLG: 0.523		1-2 E SF8 1B		0-0 F8		2-2 F8		2-1 F9		4	1	1	0	0	0	0						
Joe Nathan, R (1, 1) OBP: 0.182, SLG: 0.273		0-0 E1		0-3 K		0-0 F9		0-3 K		3	0	1	0	0	1	0						
Aaron Fultz, L (8, 1) OBP: 1.000, SLG: 1.000		1-3 2-H 1B								0	0	0	0	0	0	0						
John Johnstone, R (8, 1) ERA: 3.86										1	0	0	0	0	1	0						
Inning Stats	R: 0 E: 0 K: 0 S: 8	H: 1 LOB: 2 BB: 1 P: 20	R: 2 E: 1 K: 0 S: 14	H: 2 LOB: 1 BB: 1 P: 23	R: 0 E: 0 K: 0 S: 10	H: 0 LOB: 2 BB: 2 P: 21	R: 0 E: 0 K: 1 S: 6	H: 0 LOB: 1 BB: 1 P: 11	R: 1 E: 0 K: 0 S: 12	H: 2 LOB: 1 BB: 0 P: 21	R: 0 E: 0 K: 1 S: 11	H: 0 LOB: 0 BB: 0 P: 15	R: 0 E: 0 K: 0 S: 11	H: 1 LOB: 2 BB: 1 P: 21	R: 0 E: 0 K: 2 S: 8	H: 0 LOB: 0 BB: 0 P: 12	R: 0 E: 0 K: 1 S: 10	H: 0 LOB: 1 BB: 1 P: 17	1B: 3 2B: 2 3B: 0 HR: 1	SF: 1 SAC: 0 DP: 0 HBP: 0	WP: 0 PB: 0 SB: 2 CS: 0	PA: 40
PITCHER	IP	WLS	BF	H	R	ER	SO	BB	IBB	HBP	BLK	WP	HR	S	P	ERA	WHIP					
Carl Pavano, R (1, 1) ERA: 3.38	6.0		28	5	3	2	3	5	0	0	0	0	0	11	21	0.00	2.000					
Steve Kline, L (7, 1) ERA: 1.84	1.0		5	1	0	0	0	1	0	0	0	0	0	8	12	0.00	0.000					
Scott Strickland, R (8, 1) ERA: 2.7	1.0	W	3	0	0	0	2	0	0	0	0	0	0	10	17	0.00	1.000					
Ugueth Urbina, R (9, 1) ERA: 3.86	1.0	S	4	0	0	0	1	1	0	0	0	0	0	10	17	0.00	1.000					

Montreal Expos @ San Francisco Giants
PacBell Park, San Francisco, CA
Sun Apr 30 2000, 4:05 PM EDT
Att: 40,930 - Sunny - 63 F

AB 32
R 3
H 6
RBI 2
BB 7
SO 6
LOB 13



Batter	1	2	3	4	5	6	7	8	9	AB	R	H	RBI	BB	SO	LOB	TOP				
Rickey Henderson, R OBP: 0.330, SLG: 0.208 (1, 7)	1-1 F8		4-0 G4-6-3 BB			3-3 K		4-0 E 1B SF8 BB		2	1	0	0	2	1	0					
Derek Bell, R OBP: 0.434, SLG: 0.546 John Franco, L (8, 1)	1-0 G1-3		0-0 G4-6-3 1-2			1-0 L8		2-3 K		4	0	0	0	0	1	3					
Edgardo Alfonso, R OBP: 0.488, SLG: 0.615 (1, 4)	2-2 1B			3-3 K			2-2 G6-4-3 1B	2-2 E7 1-3 2-H 1B		4	0	3	1	0	1	0					
Robin Ventura, L OBP: 0.351, SLG: 0.526 Melvin Mora, R OBP: 0.326, SLG: 0.432 (7, 5)	3-2 F8			0-1 F9			0-2 G6-4-3 1-2	1-2 SF8		3	0	0	0	0	0	2					
Todd Zeile, R OBP: 0.393, SLG: 0.478 (1, 3)	2-1 F8			3-0 G6-3			2-0 HR	3-1 P6		4	1	1	1	0	0	1					
Jay Payton, R OBP: 0.314, SLG: 0.438 (1, 8)	2-1 L4-6 S 1B				1-2 P6		4-1 1B BB	3-2 G6-4-3 1B		3	0	2	0	1	0	0					
Todd Pratt, R OBP: 0.625 Jon Nunnally, L OBP: 0.360, SLG: 0.450 (9, PH)	4-2 1B BB			2-1 F9			0-0 1B	0-3 K		2	0	1	0	1	0	0					
Rey Ordóñez, R OBP: 0.322, SLG: 0.230 (1, 6)	2-1 L4-6 2-3			1-0 G4-3			0-0 G6-3	1-2 G6-4-3		4	0	0	0	0	0	5					
Bill Pulsipher, L Pat Mahomes, R 20 Kari Anderson, L Rich Rodriguez, L Benny Abayani, R (8, PH)			1-2 F7			1-1 P5		4-0 BB 1B BB		1	0	0	0	0	0	0					
Inning Stats	R: 0 E: 0 K: 0 S: 11	H: 1 LOB: 1 BB: 0 P: 18	R: 0 E: 0 K: 0 S: 8	H: 1 LOB: 1 BB: 1 P: 18	R: 0 E: 0 K: 0 S: 4	H: 0 LOB: 0 BB: 1 P: 9	R: 0 E: 0 K: 1 S: 9	H: 0 LOB: 0 BB: 0 P: 15	R: 0 E: 0 K: 0 S: 6	H: 0 LOB: 0 BB: 0 P: 10	R: 0 E: 0 K: 1 S: 6	H: 0 LOB: 0 BB: 0 P: 11	R: 1 E: 0 K: 0 S: 10	H: 3 LOB: 2 BB: 1 P: 18	R: 2 E: 1 K: 1 S: 12	H: 1 LOB: 1 BB: 2 P: 28	R: 0 E: 0 K: 1 S: 10	H: 1 LOB: 0 BB: 0 P: 14	1B: 6 2B: 1 3B: 0 HR: 1	SF: 1 SAC: 0 DP: 4 HBP: 0	WP: 0 PA: 35 PB: 0 SB: 1 CS: 0
PITCHER	IP WLS BF H R ER SO BB IBB HBP BLK WP HR S P ERA WHIP	7.0 W 28 5 3 2 2 5 0 0 0 0 1 54 107 2.57 1.429	1.0 4 1 0 0 1 0 0 0 0 0 0 0 12 20 0.00 1.000	1.0 3 1 0 0 1 0 0 0 0 0 0 0 10 14 0.00 1.000																	

New York Mets @ San Francisco Giants
PacBell Park, San Francisco, CA
Mon May 01 2000, 10:15 PM EDT
Att: 40,930 - Cloudy - 63 F

AB 29
R 3
H 7
RBI 3
BB 5
SO 4
LOB 12





Batter	1	2	3	4	5	6	7	8	9	AB	R	H	RBI	BB	SO	LOB	BOTTOM				
Calvin Murray, R OBP: 0.462, SLG: 0.485 (1, 8)	2-2 G3		3-3 K	2-0 FC3-2		3-2 1B HR 1B	3-3 K			5	1	1	0	0	2	4					
Bill Mueller, S OBP: 0.323, SLG: 0.400 (1, 5)	0-2 G3-4-1		0-0 F8	1-2 F7		1-2 HR 1B	0-0 G1-4-3			5	1	1	0	0	0	4					
Barry Bonds, L OBP: 0.452, SLG: 0.747 Armando Rios, L OBP: 0.375, SLG: 0.500 (7, 7)	2-3 K			4-2 SH1-3 1B BB	0-1 2B E 1B	0-0 1B HR 2-H 2-H		4-1 BB BB		3	3	2	3	1	1	0					
Jeff Kent, R OBP: 0.352, SLG: 0.581 Felix Rodriguez, R (9, 1)		1-1 HR		4-1 1B SH1-3 BB	1-0 E7 1B 2B	3-1 G3		4-1 BB BB		3	3	2	1	2	0	0					
Felipe Crespo, S OBP: 0.438, SLG: 0.600 (1, 9)	1-0 L6			0-0 SH1-3	1-0 BB 1B	0-3 K		0-3 K		4	0	1	1	0	2	2					
Rich Aurilia, R OBP: 0.253, SLG: 0.345 (1, 6)	4-2 BB			0-0 HBP 1B 1B	2-1 F7	0-0 G6-3		1-0 P6		4	1	1	1	1	0	3					
J.T. Snow, L OBP: 0.323, SLG: 0.345 (1, 3)	0-1 F7			1-2 BB FC3-2 HBP	0-0 F5		0-0 G4-3	2-0 G4-3		4	0	0	0	0	0	4					
Bobby Estalella, R OBP: 0.408, SLG: 0.537 (1, 2)	1-3 K			1-1 FC3-2 BB 1B	4-2 BB 1B		2-1 2B 2B			3	1	2	2	1	1	1					
Shawn Estes, R OBP: 0.333, SLG: 0.375 Alan Embree, L (8, 1)				0-1 G3		0-2 G6-3				3	0	1	1	1	0	2					
Ramon Martínez, R OBP: 0.375, SLG: 0.625 (9, 4)				1-2 FC3-2 BB			2-H 2B			0	0	0	0	0	0	0					
Inning Stats	R: 0 E: 0 K: 1 S: 9	H: 0 LOB: 0 BB: 0 P: 13	R: 1 E: 0 K: 1 S: 11	H: 1 LOB: 1 BB: 1 P: 18	R: 0 E: 0 K: 1 S: 7	H: 0 LOB: 0 BB: 0 P: 10	R: 3 E: 0 K: 0 S: 13	H: 2 LOB: 3 BB: 3 P: 30	R: 2 E: 1 K: 0 S: 16	H: 3 LOB: 2 BB: 1 P: 24	R: 3 E: 0 K: 1 S: 13	H: 3 LOB: 0 BB: 0 P: 20	R: 1 E: 0 K: 1 S: 10	H: 2 LOB: 1 BB: 0 P: 18	R: 0 E: 0 K: 1 S: 7	H: 0 LOB: 2 BB: 2 P: 18	1B: 6 2B: 3 3B: 0 HR: 2	SF: 0 SAC: 1 DP: 0 HBP: 1	WP: 0 PA: 43 PB: 0 SB: 1 CS: 0		
PITCHER	IP WLS BF H R ER SO BB IBB HBP BLK WP HR S P ERA WHIP	3.1 L 18 3 4 4 3 4 0 0 0 0 0 20 64 10.80 2.100	1.2 9 3 2 2 0 1 0 0 0 0 0 0 20 31 10.80 2.400	2.0 11 5 4 4 2 0 0 0 0 0 0 1 23 38 18.00 2.500	9.19 John Franco, L ERA: 4.09 (8, 1)	1.0 5 0 0 0 1 2 0 0 0 0 0 0 7 18 0.00 2.000															

New York Mets @ San Francisco Giants
PacBell Park, San Francisco, CA
Mon May 01 2000, 10:15 PM EDT
Att: 40,930 - Cloudy - 63 F

AB 34
R 10
H 11
RBI 9
BB 7
SO 6
LOB 20



Batter	1	2	3	4	5	6	7	8	9	AB	R	H	RBI	BB	SO	LOB	TOP
Rickey Henderson, R OBP: 0.337, SLG: 0.224 Dennis Cook, L (7, 1) Turk Wendell, L (8, 1) Matt Franco, L OBP: 0.267, SLG: 0.083 (8, PH)	1-3 K		0-0 1B		3-2 1B		1-1 G5-3		0-1 G3	4	0	2	0	0	1	1	<p>New York Mets @ San Francisco Giants PacBell Park, San Francisco, CA Tue May 02 2000, 10:15 PM EDT Att: 40,930 - Cloudy - 58 F</p> <p>livebaseballscores.com</p> <p>AB 34 R 1 H 8 RBI 1 BB 3 SO 5 LOB 18</p> 
Derek Bell, R OBP: 0.421, SLG: 0.527 (1, 9)	0-3 K		3-2 G6-3		1-0 G3		3-1 F8			4	0	0	0	0	1	3	
Edgardo Alfonzo, R OBP: 0.488, SLG: 0.606 (1, 4)	4-2 2B		2-2 G6-3			3-2 1B		0-1 G5-3		3	1	1	0	1	0	1	
Robin Ventura, L OBP: 0.357, SLG: 0.531 (1, 5)	0-0 2B			2-0 F8		4-0 1B		2-2 G1-3		3	0	1	1	1	0	0	
Todd Zeile, R OBP: 0.387, SLG: 0.468 (1, 3)	3-1 P4			0-1 G6-3		1-3 K		0-1 1B		4	0	1	0	0	1	3	
Jay Payton, R OBP: 0.324, SLG: 0.456 (1, 8)		0-0 1B		3-2 2B		0-0 F7		0-0 P6		4	0	2	0	0	0	3	
Todd Pratt, R OBP: 0.419, SLG: 0.556 (1, 2)	2-1 F9			0-0 P6		1-2 F8			0-1 G1-3	4	0	0	0	0	0	4	
Rey Ordenez, R OBP: 0.315, SLG: 0.224 Jon Nunnally, L OBP: 0.365, SLG: 0.439 (7, PH) (7, 7)	0-1 G6-3			0-3 K			4-0 BB		0-1 P4	2	0	0	0	0	1	1	
Glendon Rusch, L (1, 1) Melvin Mora, R OBP: 0.333, SLG: 0.436 (7, PH) (7, 6)			3-2 G3		0-1 G4-1		0-3 K		0-0 1B	2	0	0	0	0	0	0	
	R: 1 H: 1 E: 0 LOB: 1 K: 2 BB: 1 S: 11 P: 19	R: 0 H: 1 E: 0 LOB: 0 K: 0 BB: 0 S: 5 P: 7	R: 0 H: 1 E: 0 LOB: 1 K: 0 BB: 0 S: 13 P: 21	R: 0 H: 1 E: 0 LOB: 1 K: 0 BB: 0 S: 9 P: 14	R: 0 H: 1 E: 0 LOB: 1 K: 1 BB: 1 S: 10 P: 20	R: 0 H: 0 E: 0 LOB: 1 K: 1 BB: 1 S: 7 P: 15	R: 0 H: 1 E: 0 LOB: 1 K: 0 BB: 0 S: 9 P: 11	R: 0 H: 1 E: 0 LOB: 1 K: 0 BB: 0 S: 7 P: 7	1B: 6 SF: 0 2B: 2 SAC: 0 3B: 0 DP: 1 HR: 0 HBP: 0	WP: 0 PA: 37 PB: 0 SB: 0 CS: 0							
PITCHER Livan Hernandez, R ERA: 4.22 (1, 1)	IP WLS BF H R ER SO BB IBB HBP BLK WP HR S P ERA WHIP	PITCHER IP WLS BF H R ER SO BB IBB HBP BLK WP HR S P ERA WHIP															

Batter	1	2	3	4	5	6	7	8	9	AB	R	H	RBI	BB	SO	LOB	BOTTOM
Calvin Murray, R OBP: 0.465, SLG: 0.486 (1, 8)	3-2 G6-3		2-2 1B		2-2 F8		2-1 1B			4	0	2	0	0	0	0	<p>New York Mets @ San Francisco Giants PacBell Park, San Francisco, CA Tue May 02 2000, 10:15 PM EDT Att: 40,930 - Cloudy - 58 F</p> <p>livebaseballscores.com</p> <p>AB 34 R 7 H 11 RBI 7 BB 0 SO 2 LOB 4</p> 
Armando Rios, L OBP: 0.333, SLG: 0.438 (1, 9)	1-3 K		2-0 G1-3		0-1 G4-3		0-1 L3			4	0	0	0	0	1	2	
Barry Bonds, L OBP: 0.454, SLG: 0.770 Marvin Benard, L OBP: 0.287, SLG: 0.306 (9, 7)	3-2 2B			0-0 1B	1-2 L3		2-2 G3			4	2	2	0	0	0	0	
Jeff Kent, R OBP: 0.357, SLG: 0.588 (1, 4)	2-1 2B			0-0 1B	2-2 F8		0-0 F8			4	1	2	1	0	0	0	
Russ Davis, R OBP: 0.351, SLG: 0.429 (1, 5)		1-1 G6-3		0-1 1B	1-0 1B		1-2 F8			4	1	2	1	0	0	0	
J.T. Snow, L OBP: 0.330, SLG: 0.345 (1, 3)	3-2 L6			3-2 1B	2-0 1B			1-2 G4-3		3	1	1	0	0	0	0	
Rich Aurilia, R OBP: 0.253, SLG: 0.341 (1, 6)	1-2 G1-3			1-2 1B	0-0 F7			1-2 F9		4	1	1	1	0	0	2	
Bobby Estellella, R OBP: 0.396, SLG: 0.578 (1, 2)			0-0 F8			2-0 F8		1-1 P4		4	1	1	4	0	0	0	
Livan Hernandez, R OBP: 0.214, SLG: 0.214 (1, 1)			3-3 K		0-0 G1-3		2-2 G5-3			3	0	0	0	0	1	0	
	R: 1 H: 2 E: 0 LOB: 1 K: 1 BB: 0 S: 12 P: 21	R: 0 H: 0 E: 0 LOB: 0 K: 0 BB: 0 S: 8 P: 13	R: 0 H: 1 E: 0 LOB: 1 K: 1 BB: 0 S: 8 P: 15	R: 6 H: 5 E: 0 LOB: 0 K: 0 BB: 0 S: 18 P: 25	R: 0 H: 2 E: 0 LOB: 2 K: 0 BB: 0 S: 10 P: 16	R: 0 H: 1 E: 0 LOB: 1 K: 0 BB: 0 S: 11 P: 17	R: 0 H: 0 E: 0 LOB: 0 K: 0 BB: 0 S: 8 P: 11	R: 0 H: 0 E: 0 LOB: 0 K: 0 BB: 0 S: 8 P: 11	1B: 7 SF: 0 2B: 2 SAC: 0 3B: 1 DP: 0 HR: 1 HBP: 1	WP: 0 PA: 35 PB: 0 SB: 0 CS: 0							
PITCHER Glendon Rusch, L ERA: 3.77 Dennis Cook, L ERA: 3.0 Turk Wendell, R ERA: 2.95 (7, 1) (8, 1)	IP WLS BF H R ER SO BB IBB HBP BLK WP HR S P ERA WHIP	PITCHER IP WLS BF H R ER SO BB IBB HBP BLK WP HR S P ERA WHIP															

Batter	1	2	3	4	5	6	7	8	9	AB	R	H	RBI	BB	SO	LOB	TOP				
Rickey Henderson, R OBP: 0.354, SLG: 0.221 Rey Ordonez, R OBP: 0.302, SLG: 0.213 Matt Franco, L OBP: 0.265, SLG: 0.107	0-0 L7		4-2 BB			4-1 31 HR BB	4-0 FC6-4 BB		0-2 G3	1	1	0	0	3	0	0					
Derek Bell, R OBP: 0.422, SLG: 0.517	4-2 31 2B BB		1-1 F3			1-0 L9	1-1 FC6-4			3	0	0	0	1	0	4					
31 Mike Piazza, R OBP: 0.449, SLG: 0.778	1-2 2B		0-0 F8			2-1 HR		2-2		4	1	3	2	0	0	1					
Robin Ventura, L OBP: 0.347, SLG: 0.505	1-3 K		0-0 G4-3			1-1 F7		1-3		4	0	0	0	0	2	3					
Todd Zeile, R OBP: 0.385, SLG: 0.455	1-0 G1-3		1-1 F7			3-0 E6	FC6-4	4-1		3	0	0	0	1	0	2					
Benny Agbayani, R OBP: 0.378, SLG: 0.515 Jon Nunnally, L OBP: 0.393, SLG: 0.512		1-1 F9	1-0 G6-3			2-1 FC6-4		2-3		3	0	0	0	0	0	1					
Melvin Mora, R OBP: 0.333, SLG: 0.467		1-0 F9		2-3 K			1-1 FC6-4 SH1-4 1B	2-3		4	0	1	0	0	2	2					
20 Kurt Abbott, R OBP: 0.314, SLG: 0.313		1-0 F9		2-1 G1-3			0-0 F9	1-1		4	0	0	0	0	0	1					
Rick Reed, R OBP: 0.154, SLG: 0.167 Dennis Cook, L Armando Benitez, R Jay Payton, R OBP: 0.308, SLG: 0.431			0-0 G6-3			0-2 G6-3		0-0 SH1-4		2	0	0	0	0	0	0					
Inning Stats	R: 0 E: 0 K: 1 S: 10	H: 1 LOB: 2 BB: 1 P: 17	R: 0 E: 0 K: 0 S: 4	H: 0 LOB: 0 BB: 0 P: 7	R: 0 E: 0 K: 0 S: 7	H: 0 LOB: 1 BB: 1 P: 12	R: 0 E: 0 K: 0 S: 4	H: 0 LOB: 0 BB: 0 P: 6	R: 0 E: 0 K: 1 S: 9	H: 1 LOB: 1 BB: 1 P: 22	R: 0 E: 0 K: 0 S: 6	H: 1 LOB: 2 BB: 1 P: 12	R: 0 E: 0 K: 3 S: 15	H: 1 LOB: 2 BB: 1 P: 26	R: 0 E: 0 K: 0 S: 6	H: 0 LOB: 0 BB: 0 P: 7	1B: 2 2B: 1 3B: 0 HR: 1	SF: 0 SAC: 1 DP: 0 HBP: 0	WP: 0 PB: 0 SB: 1 CS: 0	PA: 37	
PITCHER	IP WLS BF H R ER SO BB IBB HBP BLK WP HR S P ERA WHIP	7.0 29 3 2 2 2 4 0 0 0 0 1 49 89 2.57 1.000	1.0 W 5 1 0 0 3 1 0 0 0 0 0 15 26 0.00 2.000	1.0 3 0 0 0 0 0 0 0 0 0 0 6 7 0.00 0.000																	

New York Mets @ San Francisco Giants
PacBell Park, San Francisco, CA
Thu May 04 2000, 3:35 PM EDT
Att: 40,930 - Sunny - 65 F

AB	31
R	2
H	4
RBI	2
BB	5
SO	5
LOB	16



Batter	1	2	3	4	5	6	7	8	9	AB	R	H	RBI	BB	SO	LOB	BOTTOM				
Marvin Benard, L OBP: 0.298, SLG: 0.319	2-1 G6-3		1-2 2H 2B			1-1 G4-3		1-1 3B HBP		3	1	1	1	0	0	0					
Bill Mueller, S OBP: 0.324, SLG: 0.415	1-1 F8		2-1 G3-1			2-1 G2-3		3-2 HR 3B		4	1	1	3	0	0	1					
Barry Bonds, L OBP: 0.432, SLG: 0.708	0-0 G4-3			3-3 K			1-1 F7	2-0 P4		4	0	0	0	0	1	1					
Jeff Kent, R OBP: 0.369, SLG: 0.632		0-1 G5-3		2-3 K			0-0 G6-3	3-2 HR		4	1	1	2	0	1	0					
J.T. Snow, L OBP: 0.320, SLG: 0.333		2-1 F8		2-1 G4-3			3-2 G4-3	3-3 K		4	0	0	0	0	1	0					
Armando Rios, L OBP: 0.325, SLG: 0.400		3-2 F8			2-2 G4-3			4-2 1B 1B BB		2	1	0	0	1	0	0					
Rich Aurilia, R OBP: 0.284, SLG: 0.362			0-1 F8			1-1 G6-4-3 1B		0-0 BLK 1B 1B		3	1	2	0	0	0	0					
Doug Mirabeli, R OBP: 0.345, SLG: 0.521 Ellis Burks, R OBP: 0.420, SLG: 0.559 Bobby Estellella, R OBP: 0.396, SLG: 0.578			1-1 2B 2B			0-1 G6-4-3		2-3 K		2	1	1	0	0	0	1					
Kirk Rueter, L Felix Rodriguez, R Felipe Crespo, S OBP: 0.500, SLG: 0.625 Robb Nen, R		1-2 G1-3				1-3 K		1-1 BLK 3B 1B		2	0	0	0	0	1	1					
Inning Stats	R: 0 E: 0 K: 0 S: 5	H: 0 LOB: 0 BB: 0 P: 8	R: 0 E: 0 K: 0 S: 7	H: 0 LOB: 0 BB: 0 P: 12	R: 1 E: 0 K: 0 S: 12	H: 2 LOB: 1 BB: 0 P: 17	R: 0 E: 0 K: 2 S: 9	H: 0 LOB: 0 BB: 0 P: 16	R: 0 E: 0 K: 1 S: 8	H: 0 LOB: 0 BB: 0 P: 12	R: 0 E: 0 K: 0 S: 9	H: 0 LOB: 0 BB: 0 P: 13	R: 6 E: 0 K: 2 S: 21	H: 4 LOB: 1 BB: 1 P: 40	1B: 3 2B: 2 3B: 1 HR: 1	SF: 0 SAC: 0 DP: 1 HBP: 1	WP: 0 PB: 0 SB: 0 CS: 0	PA: 32			
PITCHER	IP WLS BF H R ER SO BB IBB HBP BLK WP HR S P ERA WHIP	7.1 L 27 5 4 4 4 4 0 0 0 0 0 67 105 4.91 0.818	0.0 1 0 0 0 0 0 0 0 1 1 0 0 1 2 ∞ ∞	0.2 4 2 3 3 1 0 0 0 0 0 0 1 10 21 40.50 3.000																	

New York Mets @ San Francisco Giants
PacBell Park, San Francisco, CA
Thu May 04 2000, 3:35 PM EDT
Att: 40,930 - Sunny - 65 F

AB	30
R	7
H	7
RBI	7
BB	1
SO	5
LOB	6



Batter	1	2	3	4	5	6	7	8	9	AB	R	H	RBI	BB	SO	LOB	TOP										
Brian Hunter, R (1,8) OBP: 0.280, SLG: 0.217	G1-3		G5-3			G3		E5		4	0	0	0	0	0	0	Colorado Rockies @ San Francisco Giants PacBell Park, San Francisco, CA Fri May 05 2000, 10:35 PM EDT Att: 40,930 - Sunny - 57 F										
3 Mike Lansing, R (1,4) OBP: 0.352, SLG: 0.481	G5-3			F8			F7	L7		4	0	0	0	0	0	1											
Larry Walker, L (1,9) OBP: 0.427, SLG: 0.505	F7			F8			BB S BB		K	3	0	0	0	1	1	0											
Jeff Cirillo, R (1,5) OBP: 0.447, SLG: 0.546 Aaron Ledesma, R (7,5) OBP: 0.318, SLG: 0.300		17 L9 2B		G6-3			K		17 G1-6-3 1B	3	0	1	0	0	1	1											
17 Todd Helton, L (1,3) OBP: 0.477, SLG: 0.743		L9			G4-3				G1-6-3	3	0	0	0	1	0	2											
Jeffrey Hammonds, R (1,7) OBP: 0.429, SLG: 0.667				K						2	0	0	0	1	2	1											
Neifi Perez, S (1,6) OBP: 0.258, SLG: 0.407				F8						3	0	1	0	0	0	4											
Brent Mayne, L (1,2) OBP: 0.385, SLG: 0.365				K						3	0	0	0	0	3	0											
Masato Yoshii, R (1,1) OBP: 0.385, SLG: 0.385 Darren Bragg, L (8, PH) OBP: 0.304, SLG: 0.400 Stan Belinda, R (8,1) Gabe White, L (8,1)				G5-3					G1-3	2	0	0	0	0	0	0											
										1	0	0	0	0	0	0											
										0	0	0	0	0	0	0											
										0	0	0	0	0	0	0											
Inning Stats	R: 0 E: 0 K: 0 S: 6	H: 0 LOB: 0 BB: 0 P: 10	R: 0 E: 0 K: 1 S: 11	H: 1 LOB: 1 BB: 0 P: 18	R: 0 E: 0 K: 1 S: 12	H: 0 LOB: 0 BB: 0 P: 15	R: 0 E: 0 K: 0 S: 6	H: 0 LOB: 0 BB: 0 P: 12	R: 0 E: 0 K: 1 S: 7	H: 1 LOB: 0 BB: 0 P: 12	R: 0 E: 0 K: 1 S: 7	H: 0 LOB: 0 BB: 0 P: 10	R: 0 E: 0 K: 1 S: 12	H: 0 LOB: 3 BB: 3 P: 32	R: 0 E: 1 K: 1 S: 13	H: 0 LOB: 1 BB: 0 P: 21	R: 0 E: 0 K: 1 S: 10	H: 1 LOB: 0 BB: 0 P: 13	1B: 2 2B: 1 3B: 0 HR: 0	SF: 0 SAC: 0 DP: 1 HBP: 0	WP: 0 PB: 0 SB: 1 CS: 1	PA: 33					
PITCHER	IP	WLS	BF	H	R	ER	SO	BB	IBB	HBP	BLK	WP	HR	S	P	ERA	WHIP										
Joe Nathan, R (1,1) ERA: 3.6	7.0	W	25	2	0	0	5	2	1	0	0	0	0	61	109	0.00	0.571										
John Johnstone, R (8,1) ERA: 7.92	1.0	H	4	0	0	0	1	0	0	0	0	0	0	13	21	0.00	0.000										
Alan Embree, L (9,1) ERA: 6.0	1.0	3	1	0	0	0	1	0	0	0	0	0	0	10	13	0.00	1.000										




Batter	1	2	3	4	5	6	7	8	9	AB	R	H	RBI	BB	SO	LOB	BOTTOM										
Marvin Benard, L (1,8) OBP: 0.290, SLG: 0.309 Calvin Murray, R (8, PH) OBP: 0.469, SLG: 0.500	L6		L5			B5-3		1B 2B		3	0	0	0	0	0	1	Colorado Rockies @ San Francisco Giants PacBell Park, San Francisco, CA Fri May 05 2000, 10:35 PM EDT Att: 40,930 - Sunny - 57 F										
Bill Mueller, S (1,5) OBP: 0.321, SLG: 0.408	G4-3		G6-3			G3		1B		4	0	1	1	0	0	1											
Barry Bonds, L (1,7) OBP: 0.418, SLG: 0.680	P5			F7			P4	F8		4	0	0	0	0	0	1											
Jeff Kent, R (1,4) OBP: 0.360, SLG: 0.615 Ramon Martinez, R (8,4) OBP: 0.389, SLG: 0.588		F8		F7			K	F8		3	0	0	0	0	1	0											
J.T. Snow, L (1,3) OBP: 0.321, SLG: 0.365		HR		F7			F7			3	1	1	1	0	0	0											
Armando Rios, L (1,9) OBP: 0.326, SLG: 0.421					F8			G6-3 2B		3	1	1	0	0	1	0											
Rich Aurilla, R (1,6) OBP: 0.276, SLG: 0.351								G6-3		3	0	0	0	0	0	1											
Bobby Estalella, R (1,2) OBP: 0.411, SLG: 0.625								G6-3		3	1	2	1	0	0	0											
Joe Nathan, R (1,1) OBP: 0.167, SLG: 0.250 John Johnstone, R (8,1)								2B		1	0	0	0	0	1	0											
Ellis Burks, R (8, PH) OBP: 0.436, SLG: 0.559 Kirk Rueter, L (8, PR) Alan Embree, L (9,1)								2B		0	0	0	0	0	0	0											
								2B		0	0	0	0	0	0	0											
								2B		0	1	0	0	0	0	0											
								2B		0	0	0	0	0	0	0											
								2B		0	0	0	0	0	0	0											
Inning Stats	R: 0 E: 0 K: 0 S: 12	H: 0 LOB: 0 BB: 0 P: 19	R: 1 E: 0 K: 1 S: 8	H: 1 LOB: 0 BB: 0 P: 12	R: 0 E: 0 K: 0 S: 4	H: 1 LOB: 1 BB: 0 P: 5	R: 0 E: 0 K: 0 S: 6	H: 0 LOB: 0 BB: 0 P: 9	R: 0 E: 0 K: 1 S: 5	H: 0 LOB: 0 BB: 0 P: 7	R: 0 E: 0 K: 1 S: 8	H: 0 LOB: 0 BB: 0 P: 13	R: 4 E: 0 K: 0 S: 20	H: 4 LOB: 1 BB: 1 P: 37	R: 0 E: 0 K: 0 S: 10	H: 1 LOB: 1 BB: 0 P: 21	R: 0 E: 0 K: 1 S: 10	H: 1 LOB: 0 BB: 0 P: 13	1B: 1 2B: 4 3B: 0 HR: 1	SF: 0 SAC: 1 DP: 0 HBP: 0	WP: 0 PB: 0 SB: 0 CS: 0	PA: 31					
PITCHER	IP	WLS	BF	H	R	ER	SO	BB	IBB	HBP	BLK	WP	HR	S	P	ERA	WHIP										
Masato Yoshii, R (1,1) ERA: 4.98	7.0	L	23	2	1	1	3	0	1	0	0	0	0	9	20	81.00	6.000										
Stan Belinda, R (8,1) ERA: 4.5	0.1	4	2	3	3	0	0	0	1	0	0	0	0	9	20	81.00	6.000										
Gabe White, L (8,1) ERA: 4.41	0.2	4	2	1	1	0	0	0	0	0	0	0	0	11	17	13.50	3.000										




Batter	1	2	3	4	5	6	7	8	9	AB	R	H	RBI	BB	SO	LOB	TOP		
Brian Hunter, R OBP: 0.296, SLG: 0.240 (1, 8)	G4-3		S BB 1B				F9			4	0	2	0	0	0	0	Colorado Rockies @ San Francisco Giants PacBell Park, San Francisco, CA Sat May 06 2000, 4:05 PM EDT Att: 40,930 - Overcast - 57 F livebaseballscorecards.com		
3 Mike Lansing, R OBP: 0.385, SLG: 0.486 (1, 4)	1B		S BB			FC5 BB 1B	F9			3	0	2	0	1	0	0			
Larry Walker, L OBP: 0.421, SLG: 0.491 (1, 9)	F7		F9			FC5 BB 1B		F7		3	0	0	0	1	0	3			
Jeff Cirillo, R OBP: 0.449, SLG: 0.540 (1, 5)	G5-3		17 G6-3 BB			FC5 1-2 2-3				3	0	1	0	1	0	3			
17 Todd Helton, L OBP: 0.470, SLG: 0.734 (1, 3)		P6	G6-3							4	0	1	0	0	1	3			
Jeffrey Hammonds, R OBP: 0.413, SLG: 0.625 (1, 7)	S BB 1B			K				G5-3		4	0	1	0	0	2	1			
Neifi Perez, S OBP: 0.266, SLG: 0.410 (1, 6)				K				K		4	0	2	0	0	2	1			
Scott Servais, R OBP: 0.351, SLG: 0.355 (1, 2)		P3		G4-3				L8		4	0	0	0	0	0	4			
Rolando Arrioja, R Gabe White, L Aaron Ledesma, R Mike DeJean, R Mike Myers, L Terry Shumpert, R (1, 1) (6, 1) (7, PH) (7, 1) (8, 1) (8, PH)	G4-3							G5-3		2	0	0	0	0	0	2			
Inning Stats	R: 0 E: 0 K: 0 S: 8	H: 1 LOB: 1 BB: 0 P: 11	R: 0 E: 0 K: 0 S: 8	H: 2 LOB: 2 BB: 0 P: 15	R: 0 E: 0 K: 0 S: 7	H: 1 LOB: 2 BB: 2 P: 18	R: 0 E: 0 K: 2 S: 7	H: 0 LOB: 0 BB: 0 P: 11	R: 0 E: 0 K: 1 S: 9	H: 1 LOB: 1 BB: 1 P: 13	R: 0 E: 0 K: 1 S: 7	H: 0 LOB: 0 BB: 0 P: 14	R: 0 E: 0 K: 1 S: 8	H: 1 LOB: 1 BB: 0 P: 13	R: 0 E: 0 K: 1 S: 12	H: 1 LOB: 1 BB: 0 P: 20	1B: 8 2B: 1 3B: 0 HR: 0	SF: 0 SAC: 0 DP: 1 HBP: 0	WP: 0 PA: 36 PB: 0 SB: 3 CS: 0
PITCHER Shawn Estes, L ERA: 3.08 (1, 1)	IP: 9.0 WLS: W BF: 36 H: 9 R: 0 ER: 0 SO: 6 BB: 3 IBB: 0 HBP: 0 BLK: 0 WP: 0 HR: 0 S: 72 P: 126 ERA: 0.00 WHIP: 1.333															PITCHER			

Batter	1	2	3	4	5	6	7	8	9	AB	R	H	RBI	BB	SO	LOB	BOTTOM		
Marvin Benard, L OBP: 0.295, SLG: 0.300 (1, 8) (7, 9)	K		5-3-6 BB				F8			3	1	0	0	2	2	4	Colorado Rockies @ San Francisco Giants PacBell Park, San Francisco, CA Sat May 06 2000, 4:05 PM EDT Att: 40,930 - Overcast - 57 F livebaseballscorecards.com		
Bill Mueller, S OBP: 0.316, SLG: 0.412 (1, 5)	G3-1		5-3-6			SF8	L5			4	0	1	2	0	0	3			
J.T. Snow, L OBP: 0.315, SLG: 0.350 (1, 3)	G4-3			G1-5-3 BB HBP			K			4	0	0	0	0	1	2			
Jeff Kent, R OBP: 0.380, SLG: 0.643 (1, 4)		S 1B		G1-5-3 E BB				2B 3B		3	2	3	0	1	0	0			
Ellis Burks, R OBP: 0.432, SLG: 0.543 Calvin Murray, R (6, PR) OBP: 0.460, SLG: 0.488 (7, 8)		K		G1-5-3				2B 1B HBP		2	0	0	0	0	1	3			
Armando Rios, L OBP: 0.382, SLG: 0.463 (1, 7)		K		E4				1B 2B		3	1	2	1	1	1	1			
Ramon Martinez, R OBP: 0.409, SLG: 0.526 (1, 6)		FC6-4 BB		F8				1B IBB		2	0	0	0	2	0	3			
Doug Mirabeli, R OBP: 0.355, SLG: 0.519 (1, 2)	FC6-4									4	1	2	2	0	0	2			
Shawn Estes, R OBP: 0.308, SLG: 0.333 (1, 1)			P4							4	0	1	0	0	1	2			
Inning Stats	R: 0 E: 0 K: 1 S: 6	H: 0 LOB: 0 BB: 0 P: 12	R: 0 E: 0 K: 2 S: 14	H: 1 LOB: 2 BB: 1 P: 23	R: 0 E: 0 K: 0 S: 7	H: 0 LOB: 0 BB: 1 P: 15	R: 1 E: 1 K: 0 S: 7	H: 1 LOB: 1 BB: 1 P: 18	R: 1 E: 0 K: 1 S: 10	H: 2 LOB: 1 BB: 0 P: 13	R: 3 E: 0 K: 2 S: 15	H: 3 LOB: 2 BB: 1 P: 24	R: 0 E: 0 K: 0 S: 11	H: 1 LOB: 2 BB: 1 P: 20	R: 1 E: 0 K: 0 S: 15	H: 1 LOB: 1 BB: 1 P: 26	1B: 6 2B: 3 3B: 1 HR: 0	SF: 1 SAC: 0 DP: 2 HBP: 2	WP: 1 PA: 39 PB: 0 SB: 2 CS: 0
PITCHER Rolando Arrioja, R ERA: 7.06 Gabe White, L ERA: 4.15 Mike DeJean, R ERA: 5.06 Mike Myers, L ERA: (1, 1) (6, 1) (7, 1) (8, 1)	IP: 5.0 WLS: L BF: 26 H: 7 R: 5 ER: 4 SO: 4 BB: 3 IBB: 1 HBP: 2 BLK: 0 WP: 0 HR: 0 S: 50 P: 95 ERA: 7.20 WHIP: 2.000															PITCHER			



Batter	1	2	3	4	5	6	7	8	9	AB R H RBI BB SO LOB	TOP																								
											<p>Colorado Rockies @ San Francisco Giants PacBell Park, San Francisco, CA Sun May 07 2000, 4:05 PM EDT</p> <p>livebaseballscorecards.com</p> <p>AB 0 R 0 H 0 RBI 0 BB 0 SO 0 LOB 0</p> 																								
Inning Stats										1B: 0 SF: 0 WP: 0 PA: 0 2B: 0 SAC: 0 FB: 0 3B: 0 DP: 0 SB: 0 HR: 0 HBP: 0 CS: 0																									
PITCHER	IP	WLS	BF	H	R	ER	SO	BB	IBB	HBP	BLK	WP	HR	S	P	ERA	WHIP	PITCHER	IP	WLS	BF	H	R	ER	SO	BB	IBB	HBP	BLK	WP	HR	S	P	ERA	WHIP

Batter	1	2	3	4	5	6	7	8	9	AB R H RBI BB SO LOB	BOTTOM																								
											<p>Colorado Rockies @ San Francisco Giants PacBell Park, San Francisco, CA Sun May 07 2000, 4:05 PM EDT</p> <p>livebaseballscorecards.com</p> <p>AB 0 R 0 H 0 RBI 0 BB 0 SO 0 LOB 0</p> 																								
Inning Stats										1B: 0 SF: 0 WP: 0 PA: 0 2B: 0 SAC: 0 FB: 0 3B: 0 DP: 0 SB: 0 HR: 0 HBP: 0 CS: 0																									
PITCHER	IP	WLS	BF	H	R	ER	SO	BB	IBB	HBP	BLK	WP	HR	S	P	ERA	WHIP	PITCHER	IP	WLS	BF	H	R	ER	SO	BB	IBB	HBP	BLK	WP	HR	S	P	ERA	WHIP

Batter	1	2	3	4	5	6	7	8	9	AB	R	H	RBI	BB	SO	LOB	TOP										
Fernando Vina, L OBP: 0.411, SLG: 0.445	0-0 1B 2B		1-0 L9		0-1 F9		2-1 1B		2-1 L4-3 HBP	4	0	2	0	0	0	1	St. Louis Cardinals @ San Francisco Giants PacBell Park, San Francisco, CA Mon May 08 2000, 10:15 PM EDT Att: 40,930 - Cloudy - 58 F										
Edgar Renteria, R OBP: 0.317, SLG: 0.442	1-0 G1-3		1-0 G4-3			1-2 G4-3	0-1 1B		0-0 L4-3	5	0	1	0	0	0	2											
Ray Lankford, L OBP: 0.303, SLG: 0.411	2-1 1B			3-2 1B		0-2 G3-1	1-3 K			4	0	2	0	0	1	2											
Mark McGwire, R OBP: 0.495, SLG: 0.899	2-3 K			1-0 F8		0-1 HR		0-3 K		4	1	1	1	0	2	3											
15 Jim Edmonds, L OBP: 0.534, SLG: 0.814	3-3 K			1-0 L7		4-1 HR		0-0 S HR 1B		3	1	1	0	1	1	3											
Craig Paquette, R OBP: 0.293, SLG: 0.440		0-0 G5-3		3-3 K		2-2 G4-3		1-1 F8		4	0	0	0	0	1	3											
J.D. Drew, L Mike James, R	2-3 K			0-0 G6-3			1-2 G1-3	2-1 HR		4	1	1	2	0	1	0											
Mike Matheny, R OBP: 0.344, SLG: 0.381	2-3 K			2-2 G6-3		1-2 F9	0-3 K			4	0	0	0	0	2	0											
Pat Hentgen, R OBP: 0.385, SLG: 0.333			1-3 K		4-1 BB		2-1 HR		2-1 G3	1	0	0	0	1	1	0											
Larry Sutton, L OBP: 0.250, SLG: 1.333										1	1	1	1	0	0	0											
Mike Mohler, R OBP: 1.000, SLG: 1.000										0	0	0	0	0	0	0											
Thomas Howard, S OBP: 0.303, SLG: 0.633										1	0	0	0	0	0	0											
Inning Stats	R: 0 E: 0 K: 2 S: 11	H: 2 LOB: 2 BB: 0 P: 19	R: 0 E: 0 K: 2 S: 7	H: 0 LOB: 0 BB: 0 P: 11	R: 0 E: 0 K: 1 S: 5	H: 0 LOB: 0 BB: 0 P: 8	R: 0 E: 0 K: 1 S: 8	H: 1 LOB: 1 BB: 0 P: 16	R: 0 E: 0 K: 0 S: 7	H: 0 LOB: 1 BB: 1 P: 13	R: 1 E: 0 K: 0 S: 13	H: 1 LOB: 1 BB: 1 P: 20	R: 1 E: 0 K: 1 S: 17	H: 3 LOB: 2 BB: 0 P: 24	R: 2 E: 0 K: 2 S: 13	H: 2 LOB: 0 BB: 0 P: 16	R: 0 E: 0 K: 0 S: 4	H: 0 LOB: 0 BB: 0 P: 8	1B: 5 2B: 2 3B: 0 HR: 3	SF: 0 SAC: 0 DP: 1 HBP: 1	WP: 0 PB: 0 SB: 1 CS: 0	PA: 38					
PITCHER	IP	WLS	BF	H	R	ER	SO	BB	IBB	HBP	BLK	WP	HR	S	P	ERA	WHIP										
Livan Hernandez, R ERA: 4.01	6.2	W	29	7	2	2	6	2	0	0	0	0	2	63	105	2.70	1.350										
Alan Embree, L ERA: 5.94	0.1	H	1	0	0	0	1	0	0	0	0	0	0	5	6	0.00	0.000										
John Johnstone, R ERA: 8.56	1.0	H	5	2	2	2	2	0	0	0	0	0	1	13	16	18.00	2.000										
Robb Nen, R ERA: 1.64	1.0	S	3	0	0	0	0	0	0	1	0	0	0	4	8	0.00	0.000										

Batter	1	2	3	4	5	6	7	8	9	AB	R	H	RBI	BB	SO	LOB	BOTTOM										
Marvin Benard, L OBP: 0.293, SLG: 0.317	1-1 G3	1-0 F9			2-2 SF8 3B		0-1 F7			4	1	1	0	0	0	1	St. Louis Cardinals @ San Francisco Giants PacBell Park, San Francisco, CA Mon May 08 2000, 10:15 PM EDT Att: 40,930 - Cloudy - 58 F										
Bill Mueller, S OBP: 0.322, SLG: 0.429	0-3 K		0-0 G3 WP 1B		2-2 SF8		1-2 1B 2B			3	1	2	1	0	1	0											
Barry Bonds, L OBP: 0.421, SLG: 0.667	4-0 CS BB		1-1 F5		3-1 F3		4-0 1B BB			2	0	0	0	2	0	1											
Jeff Kent, R OBP: 0.376, SLG: 0.626	2-1 CS	3-3 K	4-1 G3 BB		2-2 L6		1-1 F9			3	0	0	0	1	1	2											
J.T. Snow, L OBP: 0.313, SLG: 0.346		2-1 G4-3	0-1 G3		1-2 2-3		2-2 1B			4	0	1	1	0	0	2											
Ellis Burks, R OBP: 0.426, SLG: 0.534		2-1 BB HR 1B	2-1 G4-3				3-2 G6-3		1-2 G4-3	3	1	1	0	0	0	2											
Armando Rios, L OBP: 0.354, SLG: 0.452										1	0	0	0	0	0	0											
Rich Aurilia, R OBP: 0.284, SLG: 0.343		4-1 HR BB 1B		0-0 G4-3		4-0 BB BB		2-2 G6-3		2	1	0	0	2	0	0											
Bobby Estalella, R OBP: 0.433, SLG: 0.745		2-2 HR		3-3 K		4-1 BB BB		0-0 HR		3	2	2	4	1	1	0											
Livan Hernandez, R OBP: 0.235, SLG: 0.235		3-2 HR		0-1 G6-3		0-0 BB		0-1 F8		3	0	1	0	0	0	2											
Alan Embree, L ERA: 5.44										0	0	0	0	0	0	0											
John Johnstone, R ERA: 8.54										0	0	0	0	0	0	0											
Russ Davis, R OBP: 0.317, SLG: 0.385										1	0	0	0	0	0	0											
Robb Nen, R ERA: 2.25										0	0	0	0	0	0	0											
Inning Stats	R: 0 E: 0 K: 1 S: 6	H: 0 LOB: 1 BB: 1 P: 13	R: 3 E: 0 K: 1 S: 16	H: 3 LOB: 1 BB: 1 P: 33	R: 0 E: 0 K: 0 S: 8	H: 1 LOB: 2 BB: 1 P: 15	R: 0 E: 0 K: 1 S: 6	H: 0 LOB: 0 BB: 0 P: 9	R: 1 E: 0 K: 0 S: 13	H: 1 LOB: 0 BB: 0 P: 20	R: 0 E: 0 K: 0 S: 7	H: 0 LOB: 2 BB: 2 P: 20	R: 1 E: 0 K: 0 S: 10	H: 2 LOB: 1 BB: 1 P: 18	R: 1 E: 0 K: 0 S: 10	H: 1 LOB: 0 BB: 0 P: 13	1B: 4 2B: 1 3B: 1 HR: 2	SF: 1 SAC: 0 DP: 0 HBP: 0	WP: 1 PB: 0 SB: 0 CS: 1	PA: 37							
PITCHER	IP	WLS	BF	H	R	ER	SO	BB	IBB	HBP	BLK	WP	HR	S	P	ERA	WHIP										
Pat Hentgen, R ERA: 5.44	6.0	L	27	5	4	4	3	5	0	0	0	0	1	56	110	6.00	1.667										
Mike Mohler, L ERA: 8.54	1.1		6	2	1	1	0	1	0	0	0	0	0	14	23	6.75	2.250										
Mike James, R ERA: 2.25	0.2		3	1	1	1	0	0	0	0	0	0	1	6	8	13.50	1.500										

AB 35
R 4
H 9
RBI 4
BB 2
SO 9
LOB 14



AB 29
R 6
H 8
RBI 6
BB 6
SO 3
LOB 10



Batter	1	2	3	4	5	6	7	8	9	AB	R	H	RBI	BB	SO	LOB	TOP										
Fernando Vina, L OBP: 0.410, SLG: 0.460	2-1 1B 2B HBP	3-3 K			2-2 L4		0-0 L6			3	1	0	0	0	1	1											
Edgar Renteria, R OBP: 0.326, SLG: 0.492	2-0 15 2B FC5 1B		1-2 G6-3		1-1 HR			2-3 K		4	2	2	1	0	1	0											
15 Jim Edmonds, L OBP: 0.532, SLG: 0.792	2-2 FC5 1-3 2-H 2B		2-2 F7		2-2 1B			3-3 K		4	0	2	1	0	1	0											
Mark McGwire, R OBP: 0.529, SLG: 0.903	4-0 FC5 IBB		4-0 FC5-4 BB		2-2 F8			4-0 IBB		1	0	0	0	3	0	1											
Eric Davis, R OBP: 0.373, SLG: 0.508	1-0 FC5 G1-6-3 1-2 2-3 3-H 2-2		1-2 FC5-4		1-0 G6-4-3 1B			1-2 L8		4	0	1	1	0	0	4											
Shawon Dunston, R OBP: 0.176, SLG: 0.364 J.D. Drew, L OBP: 0.450, SLG: 0.652	2-2 G1-6-3		1-0 F7		1-3 K			2-3 K		3	0	0	0	0	1	3											
Craig Paquette, R OBP: 0.280, SLG: 0.424 Ray Lankford, L OBP: 0.310, SLG: 0.436		2-1 L5		3-1 G6-3		2-0 G6-4-3		1-0 G3		3	0	0	0	0	0	1											
Mike Matheny, R OBP: 0.343, SLG: 0.379 Thomas Howard, S OBP: 0.314, SLG: 0.625 Eli Marrero, R OBP: 0.326, SLG: 0.629		2-1 SH1-3 1B		2-3 K		0-0 F9		3-2 S 1B		3	0	1	0	0	1	0											
Andy Benes, R OBP: 0.143, SLG: 0.143 Heathcliff Slocumb, R OBP: 0.333, SLG: 1.000		1-2 SH1-3		1-2 G6-3		1-2 G1-3		0-3 K		2	0	0	0	0	0	0											
Inning Stats	R: 2 E: 0 K: 0 S: 9	H: 2 LOB: 1 BB: 1 P: 22	R: 0 E: 0 K: 1 S: 11	H: 1 LOB: 1 BB: 0 P: 19	R: 0 E: 0 K: 0 S: 10	H: 0 LOB: 1 BB: 1 P: 18	R: 0 E: 0 K: 1 S: 8	H: 0 LOB: 0 BB: 0 P: 14	R: 1 E: 0 K: 0 S: 15	H: 2 LOB: 1 BB: 0 P: 23	R: 0 E: 0 K: 1 S: 6	H: 1 LOB: 0 BB: 0 P: 9	R: 0 E: 0 K: 2 S: 5	H: 0 LOB: 1 BB: 0 P: 6	R: 0 E: 0 K: 2 S: 12	H: 0 LOB: 1 BB: 1 P: 22	R: 0 E: 0 K: 2 S: 12	H: 1 LOB: 2 BB: 0 P: 18	1B: 5 2B: 1 3B: 0 HR: 1	SF: 0 SAC: 1 DP: 2 HBP: 1	WP: 0 PB: 0 SB: 1 CS: 0	PA: 36					
PITCHER	IP	WLS	BF	H	R	ER	SO	BB	IBB	HBP	BLK	WP	HR	S	P	ERA	WHIP										
Kirk Rueter, L ERA: 4.28	7.0		28	6	3	3	3	1	1	1	0	0	1	64	111	3.86	1.000										
Felix Rodriguez, R ERA: 1.55	1.0	W	4	0	0	0	2	0	1	0	0	0	0	12	22	0.00	0.000										
Robb Nen, R ERA: 1.5	1.0	S	4	1	0	0	2	0	0	0	0	0	0	12	18	0.00	1.000										

St. Louis Cardinals @ San Francisco Giants
PacBell Park, San Francisco, CA
Wed May 10 2000, 3:35 PM EDT
Att: 40,930 - Cloudy - 59 F

AB 31
R 3
H 7
RBI 3
BB 3
SO 7
LOB 11



Batter	1	2	3	4	5	6	7	8	9	AB	R	H	RBI	BB	SO	LOB	BOTTOM										
Calvin Murray, R OBP: 0.436, SLG: 0.458	2-3 K		3-2 F7		3-2 1B 1B		2-1 F8			4	1	1	0	0	1	0											
Bill Mueller, S OBP: 0.323, SLG: 0.416	2-2 F8		0-0 G3		2-2 1-H 1B		0-1 G3			4	0	1	1	0	0	0											
Barry Bonds, L OBP: 0.425, SLG: 0.734	3-3 K		2-1 HR		4-1 1-2 BB			2-1 HR		3	2	2	2	1	1	0											
Jeff Kent, R OBP: 0.373, SLG: 0.634		0-1 G5-3	3-3 K		2-2 F8			2-2 P3		4	0	0	0	0	1	2											
J.T. Snow, L OBP: 0.331, SLG: 0.372		1-3 K		2-1 E8 FC1-6		2-2 FC5-4 1B		1-0 G4-3		4	0	1	0	0	1	0											
Rich Aurilia, R OBP: 0.297, SLG: 0.333		4-2 1B BB		1-1 FC1-6 G6-4-3		2-3 K		1-0 F3		3	1	0	0	1	1	2											
Armando Rios, L OBP: 0.364, SLG: 0.438		1-1 1B 1-2 1B		1-2 G6-4-3		0-2 F8				3	0	1	0	0	0	2											
Doug Mirabeli, R OBP: 0.364, SLG: 0.509		1-0 1-3 2-H 1B			0-0 F9		0-0 FC5-4			3	0	1	1	0	0	1											
Kirk Rueter, L ERA: 4.33 Russ Davis, R OBP: 0.302, SLG: 0.366 Felix Rodriguez, R OBP: 0.297, SLG: 0.333 Robb Nen, R ERA: 1.5		0-0 F8			0-1 G4-3			2-2 L8		2	0	0	0	0	0	2											
Inning Stats	R: 0 E: 0 K: 2 S: 12	H: 0 LOB: 0 BB: 0 P: 19	R: 1 E: 0 K: 1 S: 11	H: 2 LOB: 2 BB: 1 P: 18	R: 1 E: 0 K: 1 S: 9	H: 1 LOB: 0 BB: 0 P: 17	R: 0 E: 0 K: 0 S: 8	H: 0 LOB: 0 BB: 0 P: 12	R: 1 E: 0 K: 0 S: 15	H: 2 LOB: 1 BB: 1 P: 25	R: 0 E: 0 K: 1 S: 10	H: 1 LOB: 0 BB: 0 P: 14	R: 0 E: 0 K: 0 S: 8	H: 0 LOB: 0 BB: 0 P: 12	R: 1 E: 0 K: 0 S: 8	H: 1 LOB: 0 BB: 0 P: 14	1B: 5 2B: 0 3B: 0 HR: 2	SF: 0 SAC: 0 DP: 1 HBP: 0	WP: 0 PB: 0 SB: 0 CS: 0	PA: 33							
PITCHER	IP	WLS	BF	H	R	ER	SO	BB	IBB	HBP	BLK	WP	HR	S	P	ERA	WHIP										
Andy Benes, R ERA: 4.5	7.0		29	6	3	3	5	2	0	0	0	0	1	73	117	3.86	1.143										
Heathcliff Slocumb, R ERA: 4.5	1.0	L	4	1	1	1	0	0	0	0	0	0	1	8	14	9.00	1.000										

St. Louis Cardinals @ San Francisco Giants
PacBell Park, San Francisco, CA
Wed May 10 2000, 3:35 PM EDT
Att: 40,930 - Cloudy - 59 F

AB 31
R 4
H 7
RBI 4
BB 2
SO 5
LOB 9



Batter	1	2	3	4	5	6	7	8	9	AB	R	H	RBI	BB	SO	LOB	TOP					
Marvin Benard, L OBP: 0.286, SLG: 0.295	G3	K		F7		1B HBP			G6-3	4	0	0	0	0	1	2						
Bill Mueller, S OBP: 0.333, SLG: 0.424	G4-6-3 1B	G3		G5-3		1B			PB 1B 1B	5	0	3	1	0	0	2						
Barry Bonds, L John Johnstone, R Russ Davis, R OBP: 0.318, SLG: 0.381	G4-6-3		BLK 1B BB	F7		K			BB 1B	3	1	0	0	1	1	3						
Jeff Kent, R Calvin Murray, R OBP: 0.370, SLG: 0.619 OBP: 0.429, SLG: 0.449		1B HR BB	K		G6-3		K		K	3	1	0	0	1	2	1						
J.T. Snow, L Aaron Fultz, L Felix Rodriguez, R Doug Mirabeli, R OBP: 0.336, SLG: 0.376 OBP: 1.000, SLG: 1.000 OBP: 0.373, SLG: 0.509		1B HR 1B	1B	HR 1B	F8		F7		1B BB	4	2	2	1	0	0	0						
Armando Rios, L OBP: 0.397, SLG: 0.547		1B HR	HR	HR	K		F7		G3	5	2	2	5	0	1	3						
Rich Aurilia, R Felipe Crespo, S OBP: 0.420, SLG: 0.336 OBP: 0.450, SLG: 0.556		FC1-5 BB	1B	1B	F7		G6-3			2	0	1	0	1	0	0						
Bobby Estalella, R OBP: 0.420, SLG: 0.678		FC1-5 1B	K		K		K			4	0	1	0	0	3	1						
Joe Nathan, R Alan Embree, L Ramon Martinez, R OBP: 0.143, SLG: 0.214 OBP: 0.400, SLG: 0.476	FC1-5	FC1-5	F8			HBP 1B BB	G5-3			2	0	0	0	0	0	3						
Inning Stats	R: 0 E: 0 K: 0 S: 11	H: 1 LOB: 0 BB: 0 P: 15	R: 3 E: 0 K: 1 S: 13	H: 3 LOB: 2 BB: 2 P: 28	R: 3 E: 2 K: 2 S: 24	H: 3 LOB: 1 BB: 1 P: 37	R: 0 E: 0 K: 0 S: 7	H: 0 LOB: 0 BB: 0 P: 13	R: 0 E: 0 K: 1 S: 8	H: 0 LOB: 0 BB: 0 P: 10	R: 1 E: 0 K: 2 S: 16	H: 1 LOB: 2 BB: 1 P: 29	R: 0 E: 0 K: 1 S: 5	H: 0 LOB: 0 BB: 0 P: 6	R: 0 E: 0 K: 1 S: 8	H: 0 LOB: 0 BB: 0 P: 15	R: 0 E: 0 K: 1 S: 11	H: 2 LOB: 3 BB: 1 P: 17	1B: 8 2B: 0 3B: 0 HR: 2	SF: 0 SAC: 0 DP: 1 HBP: 1	WP: 0 PB: 1 SB: 0 CS: 0	PA: 42
PITCHER	IP	WLS	BF	H	R	ER	SO	BB	IBB	HBP	BLK	WP	HR	S	P	ERA	WHIP					
Rolando Arroyo, R ERA: 8.63	2.1		16	7	6	6	2	3	0	0	1	0	2	41	69	23.14	4.286					
Brian Bohanon, L ERA: 8.18	6.0	W	23	3	1	1	6	1	0	1	0	0	0	56	91	1.50	0.667					
Stan Belinda, R ERA: 4.4	0.2		3	0	0	0	1	1	0	0	0	0	0	6	10	0.00	1.500					

San Francisco Giants @ Colorado Rockies
Coors Field, Denver, CO
Fri May 12 2000, 7:05 PM MDT
Att: 42,566 - Sunny - 58 F


AB	36
R	7
H	10
RBI	7
BB	5
SO	9
LOB	17



Batter	1	2	3	4	5	6	7	8	9	AB	R	H	RBI	BB	SO	LOB	BOTTOM					
Tom Goodwin, L OBP: 0.380, SLG: 0.519	K	K	17 S 17 2B	K			3 S 1B			5	2	2	2	0	3	1						
3 Mike Lansing, R OBP: 0.389, SLG: 0.496	L9	17 1B HR	E7 17 2B E	1B			F7			5	2	2	1	0	0	2						
Jeff Cirillo, R OBP: 0.437, SLG: 0.540	17 2B HR BB	K	F9		F3		E3 1B			4	1	0	0	1	1	4						
17 Todd Helton, L OBP: 0.490, SLG: 0.816	HR 2B	HR 1B	E 2B				L7			5	3	4	1	0	0	2						
Jeffrey Hammonds, R OBP: 0.400, SLG: 0.698	HR	HR	E IBB		K		1B			4	2	3	7	1	1	1						
Darren Bragg, L OBP: 0.292, SLG: 0.351	S 2B BB	PO BB	E4		K				G4-3	3	1	0	0	2	1	2						
Brent Mayne, L OBP: 0.364, SLG: 0.339	1B 2B	PO	SH1-4 1B BB	K			G4-3		K	4	2	1	1	1	2	2						
Neffi Perez, S OBP: 0.261, SLG: 0.389	2H 1B		SH1-4 1B 1B	SH1-3 1B			F8		G6-3	5	2	3	1	0	0	0						
Rolando Arroyo, R OBP: 0.286, SLG: 0.429	G4-3		SH1-4	SH1-3			K			1	0	0	0	0	0	1						
Brian Bohanon, L Stan Belinda, R			SH1-4	SH1-3						1	0	0	0	0	1	0						
Inning Stats	R: 5 E: 0 K: 1 S: 24	H: 4 LOB: 1 BB: 2 P: 43	R: 3 E: 0 K: 2 S: 12	H: 3 LOB: 0 BB: 1 P: 21	R: 5 E: 2 K: 1 S: 19	H: 3 LOB: 2 BB: 2 P: 41	R: 1 E: 0 K: 1 S: 9	H: 2 LOB: 1 BB: 0 P: 11	R: 0 E: 0 K: 2 S: 11	H: 1 LOB: 1 BB: 0 P: 16	R: 0 E: 0 K: 1 S: 12	H: 0 LOB: 0 BB: 0 P: 16	R: 1 E: 1 K: 0 S: 8	H: 2 LOB: 2 BB: 0 P: 14	R: 0 E: 0 K: 1 S: 7	H: 0 LOB: 0 BB: 0 P: 10	R: 0 E: 0 K: 1 S: 11	H: 0 LOB: 0 BB: 0 P: 17	1B: 9 2B: 4 3B: 0 HR: 2	SF: 0 SAC: 2 DP: 0 HBP: 0	WP: 0 PB: 0 SB: 3 CS: 0	PA: 45
PITCHER	IP	WLS	BF	H	R	ER	SO	BB	IBB	HBP	BLK	WP	HR	S	P	ERA	WHIP					
Joe Nathan, R ERA: 5.73	2.2	L	21	9	12	10	3	4	0	0	0	0	0	28	45	3.86	1.714					
Alan Embree, L ERA: 5.4	2.1		12	4	2	1	4	0	1	0	0	0	0	28	45	3.86	1.714					
John Johnstone, R ERA: 7.98	1.0		3	0	0	0	1	0	0	0	0	0	0	12	16	0.00	0.000					
Aaron Fultz, L ERA: 4.42	1.0		5	2	1	0	0	0	0	0	0	0	0	8	14	0.00	2.000					
Felix Rodriguez, R ERA: 1.63	1.0		3	0	0	0	1	0	0	0	0	0	0	7	10	0.00	0.000					

San Francisco Giants @ Colorado Rockies
Coors Field, Denver, CO
Fri May 12 2000, 7:05 PM MDT
Att: 42,566 - Sunny - 58 F

AB	37
R	15
H	15
RBI	13
BB	5
SO	9
LOB	15



Batter	1	2	3	4	5	6	7	8	9	AB	R	H	RBI	BB	SO	LOB	TOP			
Marvin Benard, L OBP: 0.294, SLG: 0.314	F7		K			F2		E 1B 1B		4	1	1	0	0	1	0	San Francisco Giants @ Atlanta Braves Turner Field, Atlanta, GA Wed May 17 2000, 7:40 PM EDT Att: 33,138 - Sunny - 74 F			
Bill Mueller, S OBP: 0.366, SLG: 0.442	1B				F8	HBP		1B E 1B		3	1	2	0	0	0	0				
J.T. Snow, L OBP: 0.331, SLG: 0.364	F9			P6		K		E4 1B		4	0	0	1	0	1	4				
Jeff Kent, R OBP: 0.388, SLG: 0.660	F9			2B			HR	G4-6-3 1B		4	1	3	2	0	0	1				
Felipe Crespo, S OBP: 0.385, SLG: 0.458	F7			L8			F8	G4-6-3 1B		4	0	0	0	0	0	3				
Armando Rios, L OBP: 0.333, SLG: 0.500	F7				F8			G4-3		4	0	1	0	0	0	1				
Rich Aurilia, R OBP: 0.312, SLG: 0.347	F8			K2-3			F9		F7	4	0	0	0	0	1	1				
Doug Mirabeli, R OBP: 0.346, SLG: 0.455			K		F9		F3		P4	3	0	0	0	0	1	1				
John Johnstone, R OBP: 0.403, SLG: 0.441										0	0	0	0	0	0	0				
Calvin Murray, R OBP: 0.403, SLG: 0.441										1	0	0	0	0	0	0				
Kirk Rueter, L OBP: 0.447, SLG: 0.719	G6-3			G6-3				1B E BB	K	2	0	0	0	0	0	0				
Bobby Estalella, R OBP: 0.447, SLG: 0.719										1	1	0	0	1	1	0				
Inning Stats	R: 0 E: 0 K: 0 S: 9	H: 1 LOB: 1 BB: 0 P: 14	R: 0 E: 0 K: 0 S: 8	H: 0 LOB: 0 BB: 0 P: 13	R: 0 E: 0 K: 2 S: 8	H: 0 LOB: 0 BB: 0 P: 14	R: 0 E: 0 K: 0 S: 6	H: 1 LOB: 1 BB: 0 P: 7	R: 0 E: 0 K: 1 S: 7	H: 0 LOB: 1 BB: 0 P: 13	R: 1 E: 0 K: 0 S: 12	H: 2 LOB: 1 BB: 0 P: 19	R: 3 E: 1 K: 0 S: 12	H: 3 LOB: 1 BB: 1 P: 22	R: 0 E: 0 K: 1 S: 8	H: 0 LOB: 0 BB: 0 P: 12	1B: 5 2B: 1 3B: 0 HR: 1	SF: 0 SAC: 0 DP: 1 HBP: 1	WP: 0 PB: 0 SB: 0 CS: 0	PA: 36
PITCHER	IP WLS BF H R ER SO BB IBB HBP BLK WP HR S P ERA WHIP																			
Kevin Millwood, R ERA: 4.02	(1, 1) 7.0 W 31 7 4 3 4 1 0 1 0 0 0 1 68 110 3.86 1.143																			
Rudy Seanez, R ERA: 3.86	(8, 1) 2.0 S 5 0 0 0 1 0 0 0 0 0 0 0 10 14 0.00 0.000																			

Batter	1	2	3	4	5	6	7	8	9	AB	R	H	RBI	BB	SO	LOB	BOTTOM			
Quiro Velaz, S OBP: 0.405, SLG: 0.393	10 G4-3 2B	10 F9 1B		SF3			10 F8 S 1B			3	1	3	2	0	0	0	San Francisco Giants @ Atlanta Braves Turner Field, Atlanta, GA Wed May 17 2000, 7:40 PM EDT Att: 33,138 - Sunny - 74 F			
Andruw Jones, R OBP: 0.418, SLG: 0.590	F8	1B		F8			K			4	0	1	0	0	1	2				
10 Chipper Jones, S OBP: 0.394, SLG: 0.552	G4-3	F9			PB 1B		F8			4	0	1	0	0	0	4				
Andres Galarraga, R OBP: 0.388, SLG: 0.615	1B 2B	K		F7			F3			4	1	1	1	0	1	4				
Brian Jordan, R OBP: 0.354, SLG: 0.535	FC6-4 1B		F9		P6			G4-6-3 1B		4	0	2	1	0	0	1				
Javy Lopez, R OBP: 0.318, SLG: 0.407	FC6-4		K		F7			G4-6-3 1B		4	0	1	0	0	1	2				
Bobby Bonilla, S OBP: 0.363, SLG: 0.499		HR		F5			F9		G4-6-3	2	1	1	1	0	0	0				
Trenidad Hubbard, R OBP: 0.269, SLG: 0.244								1-2 2-3		2	0	0	0	0	0	2				
Rafael Furcal, S OBP: 0.411, SLG: 0.376		SH5-4 1B 2B		E5 SH5-4 SF3 1B		L3		G1-4-3		4	2	2	0	0	0	1				
Kevin Millwood, R OBP: 0.200, SLG: 0.214	(1, 1) 6.0 L 27 9 5 4 2 1 0 0 0 0 0 0 17 27 6.00 1.500																			
Rudy Seanez, R ERA: 6.75	(8, 1) 2.0 8 3 0 0 1 0 0 0 0 0 0 0 17 27 0.00 1.500																			
Inning Stats	R: 2 E: 0 K: 0 S: 11	H: 3 LOB: 1 BB: 0 P: 15	R: 2 E: 0 K: 1 S: 16	H: 4 LOB: 2 BB: 0 P: 27	R: 0 E: 0 K: 1 S: 7	H: 0 LOB: 0 BB: 0 P: 11	R: 1 E: 1 K: 0 S: 4	H: 1 LOB: 0 BB: 0 P: 4	R: 0 E: 0 K: 0 S: 10	H: 1 LOB: 1 BB: 0 P: 16	R: 0 E: 0 K: 0 S: 5	H: 0 LOB: 0 BB: 0 P: 8	R: 0 E: 0 K: 1 S: 6	H: 1 LOB: 1 BB: 0 P: 11	R: 0 E: 0 K: 0 S: 11	H: 2 LOB: 1 BB: 0 P: 16	1B: 8 2B: 3 3B: 0 HR: 1	SF: 1 SAC: 2 DP: 1 HBP: 0	WP: 0 PB: 1 SB: 1 CS: 0	PA: 35
PITCHER	IP WLS BF H R ER SO BB IBB HBP BLK WP HR S P ERA WHIP																			
Kirk Rueter, L ERA: 4.5	(1, 1) 6.0 L 27 9 5 4 2 1 0 0 0 0 0 0 17 27 6.00 1.500																			
John Johnstone, R ERA: 6.75	(7, 1) 2.0 8 3 0 0 1 0 0 0 0 0 0 0 17 27 0.00 1.500																			

Batter	1	2	3	4	5	6	7	8	9	AB	R	H	RBI	BB	SO	LOB	TOP										
Bill Mueller, S OBP: 0.360, SLG: 0.433	G4-3		2B	G6-3			F8		G5-3	5	1	1	0	0	0	1	San Francisco Giants @ Atlanta Braves Turner Field, Atlanta, GA Thu May 18, 2000, 1:10 PM EDT Att: 42,222 - Sunny - 85 F										
Marvin Benard, L OBP: 0.300, SLG: 0.328	K		G3-1 1-H	2B		G5-4-3	G1-3			4	0	2	1	0	1												
Jeff Kent, R OBP: 0.391, SLG: 0.673	HR		G3-1	BB		G5-4-3		F9		3	1	1	1	1	0	1											
J.T. Snow, L OBP: 0.329, SLG: 0.360	G3		G3-1		G2-3			BB	1B	4	0	1	0	0	0	2											
Felipe Crespo, S OBP: 0.433, SLG: 0.481		S	1B							3	0	2	0	1	0	2											
Aaron Fultz, L OBP: 1.000, SLG: 1.000										0	0	0	0	0	0	0											
Armando Rios, L OBP: 0.333, SLG: 0.486										2	0	0	0	1	1	2											
Terrell Lowery, R OBP: 0.600, SLG: 1.000										1	0	0	0	0	1	2											
Rich Aurilia, R OBP: 0.303, SLG: 0.336	K2-3		G6-3							4	0	0	0	0	2	6											
Bobby Estalella, R OBP: 0.436, SLG: 0.687					L9			E6	K	3	0	0	0	1	1	0											
Shawn Estes, R OBP: 0.235, SLG: 0.250										2	0	0	0	0	2	2											
Ben Weber, R										0	0	0	0	0	0	0											
Livan Hernandez, R OBP: 0.200, SLG: 0.200										1	0	0	0	0	1	1											
Felix Rodriguez, R										0	0	0	0	0	0	0											
Calvin Murray, R OBP: 0.397, SLG: 0.433										1	0	0	0	0	1	0											
Inning Stats	R: 1 E: 0 K: 1 S: 9	H: 1 LOB: 0 BB: 0 P: 15	R: 0 E: 0 K: 3 S: 11	H: 1 LOB: 2 BB: 1 P: 18	R: 1 E: 0 K: 0 S: 12	H: 2 LOB: 3 BB: 2 P: 22	R: 0 E: 0 K: 1 S: 7	H: 0 LOB: 0 BB: 0 P: 11	R: 0 E: 0 K: 0 S: 8	H: 1 LOB: 0 BB: 0 P: 10	R: 0 E: 1 K: 1 S: 12	H: 0 LOB: 1 BB: 0 P: 17	R: 0 E: 0 K: 2 S: 9	H: 1 LOB: 2 BB: 1 P: 15	R: 0 E: 0 K: 2 S: 8	H: 0 LOB: 0 BB: 0 P: 10	1B: 5 2B: 1 3B: 0 HR: 1	SF: 0 SAC: 0 DP: 1 HBP: 0	WP: 0 PB: 0 SB: 2 CS: 1	PA: 37							
PITCHER	IP	WLS	BF	H	R	ER	SO	BB	IBB	HBP	BLK	WP	HR	S	P	ERA	WHIP	PITCHER									
Greg Maddux, R ERA: 2.52	7.0	W	29	6	2	2	6	1	2	0	0	0	1	67	107	2.57	1.000										
Mike Remlinger, L ERA: 1.09	1.0	H	5	1	0	0	2	1	0	0	0	0	0	9	15	0.00	2.000										
John Rocker, L ERA: 5.27	1.0	S	3	0	0	0	2	0	0	0	0	0	0	8	10	0.00	0.000										

Batter	1	2	3	4	5	6	7	8	9	AB	R	H	RBI	BB	SO	LOB	BOTTOM										
Quirova Veras, S OBP: 0.411, SLG: 0.396	F9								G5-3	4	0	2	0	1	0	0	San Francisco Giants @ Atlanta Braves Turner Field, Atlanta, GA Thu May 18, 2000, 1:10 PM EDT Att: 42,222 - Sunny - 85 F										
Andruw Jones, R OBP: 0.426, SLG: 0.592										3	1	2	0	0	1	1											
10 Chipper Jones, S OBP: 0.385, SLG: 0.537										4	0	0	0	0	1	6											
Andres Galarraga, R OBP: 0.397, SLG: 0.617										3	0	2	1	0	0	1											
Brian Jordan, R OBP: 0.369, SLG: 0.544										4	0	3	0	0	0	1											
Bobby Bonilla, S OBP: 0.371, SLG: 0.484										1	0	0	0	2	0	2											
Trenidad Hubbard, R OBP: 0.269, SLG: 0.244										0	1	0	0	0	0	0											
Rafael Furcal, S OBP: 0.405, SLG: 0.371										4	1	1	0	0	0	6											
Fernando Lunar, R OBP: 0.364, SLG: 0.222										1	0	0	0	1	0	2											
Javy Lopez, R OBP: 0.321, SLG: 0.403										1	0	0	0	1	1	0											
Greg Maddux, R OBP: 0.250, SLG: 0.348										3	0	0	0	0	1	4											
Mike Remlinger, L										0	0	0	0	0	0	0											
Wally Joyner, L OBP: 0.340, SLG: 0.375										1	0	0	0	0	0	0											
John Rocker, R										0	0	0	0	0	0	0											
Inning Stats	R: 0 E: 0 K: 0 S: 7	H: 1 LOB: 1 BB: 0 P: 10	R: 0 E: 1 K: 0 S: 6	H: 1 LOB: 1 BB: 1 P: 14	R: 0 E: 0 K: 1 S: 7	H: 0 LOB: 1 BB: 1 P: 16	R: 0 E: 0 K: 1 S: 12	H: 2 LOB: 3 BB: 1 P: 19	R: 1 E: 0 K: 0 S: 14	H: 2 LOB: 1 BB: 0 P: 22	R: 2 E: 1 K: 0 S: 12	H: 3 LOB: 2 BB: 2 P: 23	R: 0 E: 0 K: 0 S: 7	H: 1 LOB: 1 BB: 0 P: 12	R: 0 E: 0 K: 1 S: 5	H: 0 LOB: 0 BB: 0 P: 7	1B: 10 2B: 2 3B: 0 HR: 0	SF: 0 SAC: 1 DP: 4 HBP: 2	WP: 1 PB: 0 SB: 1 CS: 2	PA: 37							
PITCHER	IP	WLS	BF	H	R	ER	SO	BB	IBB	HBP	BLK	WP	HR	S	P	ERA	WHIP	PITCHER									
Shawn Estes, L ERA: 4.75	5.2	L	29	9	3	3	3	5	0	1	0	0	0	1	1	0.00	0.000										
Ben Weber, R ERA: 12.86	0.1		1	0	0	0	0	0	0	0	0	0	0	1	1	0.00	0.000										
Felix Rodriguez, R ERA: 2.01	1.1		5	1	0	0	1	0	0	1	0	0	0	10	16	0.00	0.750										
Aaron Fultz, L ERA: 4.19	0.2		2	0	0	0	0	0	0	0	0	0	0	2	3	0.00	0.000										



Batter	1	2	3	4	5	6	7	8	9	AB	R	H	RBI	BB	SO	LOB	TOP											
Marvin Benard, L OBP: 0.287, SLG: 0.311	1-1 F8		2-3 K			2-2 P6		1-0 F6		4	0	0	0	0	1	1	San Francisco Giants @ Milwaukee Brewers Milwaukee County Stadium, Milwaukee, WI Sat May 20 2000, 8:05 PM EDT Att: 15,712 - Cloudy - 54 F livebaseballscorecards.com											
Bill Mueller, S OBP: 0.350, SLG: 0.417	1-2 F8		3-2 G4-3			1-0 G5-3		0-0 F4		4	0	0	0	0	0	1												
Barry Bonds, L OBP: 0.411, SLG: 0.721	2-2 G1-4-3			2-0 G6-3		1-2 G3		1-3 K		4	0	0	0	0	1	0												
Jeff Kent, R OBP: 0.408, SLG: 0.669		2-1 G6-3		2-2 1B		4-1 FC6-4		0-0 F8		3	0	1	0	1	0	0												
J.T. Snow, L OBP: 0.340, SLG: 0.366		2-2 G4-3		1-2 1B		1-2 P3				3	0	1	0	0	0	1												
Terrell Lowery, R OBP: 0.600, SLG: 0.846		2-2 1B		0-1 G6-4-3		2-3 K				3	0	1	0	0	1	3												
Ramon Martinez, R OBP: 0.382, SLG: 0.393		3-2 F7			1-0 F7	2-2 FC6-4				3	0	0	0	0	0	2												
Doug Mirabeli, R OBP: 0.333, SLG: 0.435			2-2 F9		1-0 G5-3		0-1 F8			3	0	0	0	0	0	0												
Mark Gardner, R OBP: 0.333, SLG: 0.333			0-0 WP		1-3 K		3-3 K			2	0	1	0	0	1	0												
Felipe Crespo, S OBP: 0.406, SLG: 0.448										1	0	0	0	0	1	0												
Ben Weber, R OBP: 0.406, SLG: 0.448										0	0	0	0	0	0	0												
Inning Stats	R: 0 E: 0 K: 0 S: 10	H: 0 LOB: 0 BB: 0 P: 14	R: 0 E: 0 K: 0 S: 16	H: 1 LOB: 1 BB: 0 P: 25	R: 0 E: 0 K: 1 S: 12	H: 1 LOB: 1 BB: 0 P: 19	R: 0 E: 0 K: 0 S: 9	H: 2 LOB: 1 BB: 0 P: 14	R: 0 E: 0 K: 1 S: 6	H: 0 LOB: 0 BB: 0 P: 9	R: 0 E: 0 K: 0 S: 8	H: 0 LOB: 0 BB: 0 P: 12	R: 0 E: 0 K: 1 S: 11	H: 0 LOB: 1 BB: 1 P: 20	R: 0 E: 0 K: 1 S: 6	H: 0 LOB: 0 BB: 0 P: 10	R: 0 E: 0 K: 1 S: 7	H: 0 LOB: 0 BB: 0 P: 8	1B: 4 2B: 0 3B: 0 HR: 0	SF: 0 SAC: 0 DP: 1 HBP: 0	WP: 1 PB: 0 SB: 0 CS: 0	PA: 31						
PITCHER	IP	WLS	BF	H	R	ER	SO	BB	IBB	HBP	BLK	WP	HR	S	P	ERA	WHIP											
Jeff D'Amico, R ERA: 0.43	(1, 1)	7.0	W	25	4	0	0	3	1	0	0	0	1	0	72	113	0.00	0.714										
Hector Ramirez, R ERA: 4.08	(8, 1)	1.0		3	0	0	0	1	0	0	0	0	0	0	6	10	0.00	0.000										
Valerio De Los Santos, L ERA: 4.08	(9, 1)	1.0		3	0	0	0	1	0	0	0	0	0	0	7	8	0.00	0.000										

Batter	1	2	3	4	5	6	7	8	9	AB	R	H	RBI	BB	SO	LOB	BOTTOM										
Ronnie Belliard, R OBP: 0.377, SLG: 0.447	1-1 E5	1-0 HR		4-1 HBP		1-1 F7				3	2	1	1	1	0	0	San Francisco Giants @ Milwaukee Brewers Milwaukee County Stadium, Milwaukee, WI Sat May 20 2000, 8:05 PM EDT Att: 15,712 - Cloudy - 54 F livebaseballscorecards.com										
Mark Loretta, R OBP: 0.380, SLG: 0.412	1-1 2B	0-2 F8		0-0 HBP		3-2 G5-3				4	1	2	1	0	0	0											
Jeromy Burnitz, L OBP: 0.358, SLG: 0.473	3-2 1B	2-2 F5		2-1 HBP		1-1 F8				3	1	1	1	0	0	0											
Charlie Hayes, R OBP: 0.396, SLG: 0.455	1-2 HR	0-1 F8		1-3 K		0-0 F7				4	1	1	0	0	1	3											
Lyle Mouton, R OBP: 0.354, SLG: 0.464	0-0 F3		2-2 F8		3-2 G6-3		2-0 F7			4	0	0	0	0	0	2											
Marquis Grissom, R OBP: 0.290, SLG: 0.307	4-2 HR		2-3 K		0-3 K		3-2 G6-3			3	1	0	0	1	2	0											
José Hernández, R OBP: 0.283, SLG: 0.321	3-1 HR		1-1 G4-3		0-0 G5-3		3-1 G4-3			4	1	1	4	0	0	0											
Henry Blanco, R OBP: 0.416, SLG: 0.514	2-3 K			1-1 F9		2-1 F9				3	0	0	0	0	1	0											
Jeff D'Amico, R Hector Ramirez, R Valerio De Los Santos, L	0-1 G4-3			1-0 G6-3		2-1 F9				3	0	0	0	0	0	0											
Inning Stats	R: 6 E: 1 K: 1 S: 22	H: 4 LOB: 0 BB: 1 P: 37	R: 1 E: 0 K: 0 S: 9	H: 1 LOB: 0 BB: 0 P: 12	R: 0 E: 0 K: 1 S: 8	H: 0 LOB: 0 BB: 0 P: 13	R: 0 E: 0 K: 1 S: 9	H: 1 LOB: 3 BB: 1 P: 18	R: 0 E: 0 K: 1 S: 8	H: 0 LOB: 0 BB: 0 P: 11	R: 0 E: 0 K: 0 S: 6	H: 0 LOB: 0 BB: 0 P: 11	R: 0 E: 0 K: 0 S: 9	H: 0 LOB: 0 BB: 0 P: 13	R: 0 E: 0 K: 0 S: 6	H: 0 LOB: 0 BB: 0 P: 14	R: 0 E: 0 K: 0 S: 6	H: 0 LOB: 0 BB: 0 P: 14	1B: 2 2B: 2 3B: 0 HR: 2	SF: 0 SAC: 0 DP: 0 HBP: 1	WP: 0 PB: 0 SB: 0 CS: 0	PA: 34					
PITCHER	IP	WLS	BF	H	R	ER	SO	BB	IBB	HBP	BLK	WP	HR	S	P	ERA	WHIP										
Mark Gardner, R ERA: 6.75	(1, 1)	7.0	L	31	6	7	6	4	2	0	1	0	0	71	115	7.71	1.143										
Ben Weber, R ERA: 14.63	(8, 1)	1.0		3	0	0	0	0	0	0	0	0	0	6	14	0.00	0.000										

Batter	1	2	3	4	5	6	7	8	9	AB	R	H	RBI	BB	SO	LOB	TOP								
Calvin Murray, R OBP: 0.408, SLG: 0.439	L3	K		P6		BB			L7	5	2	1	1	2	1	4	San Francisco Giants @ Milwaukee Brewers Milwaukee County Stadium, Milwaukee, WI Sun May 21 2000, 2:05 PM EDT Att: 20,571 - Cloudy - 64 F livebaseballscorecards.com								
Bill Mueller, S OBP: 0.353, SLG: 0.413 Ramon Martinez, R OBP: 0.382, SLG: 0.393	K		G6-3			BB	F9			6	1	2	0	1	1	4									
Jeff Kent, R OBP: 0.469, SLG: 0.663 Robb Nen, R	G6-3		F8		F9				F9	6	2	2	1	1	0	4									
J.T. Snow, L OBP: 0.358, SLG: 0.404		K								4	4	3	5	2	1	0									
Terrell Lowery, R OBP: 0.667, SLG: 1.000										6	3	5	1	0	0	2									
Armando Rios, L OBP: 0.352, SLG: 0.513										4	1	2	4	0	0	3									
Bobby Estalella, R OBP: 0.435, SLG: 0.662										5	1	2	1	1	1	4									
Rich Aurilia, R OBP: 0.312, SLG: 0.328										4	1	1	2	2	0	1									
Russ Ortiz, R OBP: 0.333, SLG: 0.235 Felix Rodriguez, R										4	1	1	1	1	1	5									
Russ Davis, R OBP: 0.320, SLG: 0.375										0	0	0	0	0	0	0									
Inning Stats	R: 0 E: 0 K: 1 S: 15	H: 0 LOB: 0 BB: 0 P: 23	R: 2 E: 0 K: 2 S: 14	H: 3 LOB: 2 BB: 1 P: 25	R: 2 E: 0 K: 1 S: 15	H: 2 LOB: 1 BB: 1 P: 26	R: 0 E: 0 K: 0 S: 8	H: 1 LOB: 2 BB: 1 P: 20	R: 1 E: 0 K: 0 S: 11	H: 2 LOB: 2 BB: 1 P: 20	R: 11 E: 0 K: 0 S: 30	H: 8 LOB: 1 BB: 4 P: 62	R: 0 E: 0 K: 1 S: 9	H: 1 LOB: 2 BB: 1 P: 18	R: 0 E: 0 K: 0 S: 14	H: 1 LOB: 2 BB: 0 P: 25	R: 0 E: 0 K: 0 S: 12	H: 2 LOB: 2 BB: 0 P: 16	1B: 11 2B: 8 3B: 0 HR: 1	SF: 1 SAC: 1 DP: 0 HBP: 0	WP: 1 PB: 0 SB: 0 CS: 0	PA: 57			
PITCHER	IP	WLS	BF	H	R	ER	SO	BB	IBB	HBP	BLK	WP	HR	S	P	ERA	WHIP								
John Snyder, R ERA: 9.0	(1, 1)	5.0		27	8	5	4	4	0	0	0	1	0	63	114	9.00	2.400								
Hector Ramirez, R ERA: 9.0	(6, 1)	0.0	L	3	1	3	3	0	2	0	0	0	0	9	19	∞	∞								
Valerio De Los Santos, L ERA: 6.44	(6, 1)	0.2		10	6	8	8	0	0	2	0	0	1	18	36	108.00	9.000								
Horacio Estrada, L ERA: 6.63	(6, 1)	3.1		17	5	0	0	1	2	0	0	0	0	38	66	0.00	2.100								

Batter	1	2	3	4	5	6	7	8	9	AB	R	H	RBI	BB	SO	LOB	BOTTOM								
Ronnie Belliard, R OBP: 0.388, SLG: 0.451	G6-3									3	3	2	1	2	0	0	San Francisco Giants @ Milwaukee Brewers Milwaukee County Stadium, Milwaukee, WI Sun May 21 2000, 2:05 PM EDT Att: 20,571 - Cloudy - 64 F livebaseballscorecards.com								
Mark Loretta, R OBP: 0.376, SLG: 0.428	L9									4	1	1	3	0	2	3									
Jeromy Burnitz, L OBP: 0.358, SLG: 0.470 James Mouton, R OBP: 0.340, SLG: 0.333	F8									3	0	1	0	0	1	0									
Lyle Mouton, R OBP: 0.353, SLG: 0.458 Horacio Estrada, L OBP: 0.200, SLG: 0.200 Charlie Hayes, R OBP: 0.392, SLG: 0.449	F7									3	0	1	1	0	0	0									
José Hernández, R OBP: 0.287, SLG: 0.340	G6-3									4	2	1	1	1	0	3									
Marquis Grissom, R OBP: 0.287, SLG: 0.310	F9									5	0	1	3	0	1	3									
Kevin Barker, L OBP: 0.365, SLG: 0.351										3	1	0	0	0	2	1									
Henry Blanco, R OBP: 0.413, SLG: 0.507 Raul Casanova, S OBP: 0.146, SLG: 0.115										3	1	1	0	0	1	0									
John Snyder, R ERA: 9.0 Luis Lopez, S OBP: 0.158, SLG: 0.258 Hector Ramirez, R										1	0	0	0	0	0	0									
Valerio De Los Santos, L OBP: 0.392, SLG: 0.449 Mark Sweeney, L OBP: 0.296, SLG: 0.167										1	1	0	0	1	0	0									
Inning Stats	R: 0 E: 0 K: 0 S: 8	H: 0 LOB: 0 BB: 0 P: 11	R: 0 E: 0 K: 0 S: 8	H: 0 LOB: 0 BB: 0 P: 15	R: 0 E: 0 K: 1 S: 12	H: 0 LOB: 0 BB: 0 P: 18	R: 1 E: 1 K: 1 S: 13	H: 3 LOB: 2 BB: 0 P: 21	R: 4 E: 0 K: 2 S: 19	H: 3 LOB: 0 BB: 0 P: 27	R: 1 E: 0 K: 1 S: 8	H: 1 LOB: 1 BB: 0 P: 12	R: 4 E: 0 K: 3 S: 19	H: 2 LOB: 1 BB: 3 P: 36	R: 0 E: 0 K: 2 S: 12	H: 0 LOB: 1 BB: 1 P: 20	R: 0 E: 0 K: 1 S: 12	H: 0 LOB: 1 BB: 1 P: 20	1B: 6 2B: 1 3B: 0 HR: 2	SF: 0 SAC: 1 DP: 0 HBP: 1	WP: 3 PB: 0 SB: 0 CS: 0	PA: 42			
PITCHER	IP	WLS	BF	H	R	ER	SO	BB	IBB	HBP	BLK	WP	HR	S	P	ERA	WHIP								
Russ Ortiz, R ERA: 6.97	(1, 1)	6.2	W	32	8	10	10	7	3	0	0	0	0	81	132	13.50	1.650								
Felix Rodriguez, R ERA: 1.5	(7, 1)	1.1		6	1	0	0	3	1	0	0	0	0	18	28	0.00	1.500								
Robb Nen, R ERA: 1.98	(9, 1)	1.0		4	0	0	0	1	1	0	0	0	1	12	20	0.00	1.000								

Batter	1	2	3	4	5	6	7	8	9	AB	R	H	RBI	BB	SO	LOB	TOP					
Terry Jones, S OBP: 0.233, SLG: 0.214	G1-3		F9		K		F9		P6	4	0	0	0	0	1	0	Montreal Expos @ San Francisco Giants PacBell Park, San Francisco, CA Tue May 23 2000, 10:15 PM EDT Att: 40,930 - Overcast - 63 F					
Wilton Guerrero, S OBP: 0.313, SLG: 0.349										1	0	0	0	0	0	2						
Peter Bergeron, L OBP: 0.300, SLG: 0.359										0	0	0	0	0	0	0						
Jose Vidro, S OBP: 0.443, SLG: 0.655	HR		1B		1B		F8		F2	5	1	3	0	0	0	2						
Rondell White, R OBP: 0.382, SLG: 0.580	HR		1B		1B				1B	4	1	4	2	0	0	0						
Vladimir Guerrero, R OBP: 0.498, SLG: 0.741	G1-3		F9		F9				F8	4	0	1	0	0	0	5						
Chris Widger, R OBP: 0.321, SLG: 0.496	G1-3		P4		L4				F8	4	0	0	0	0	0	6						
Lee Stevens, L OBP: 0.349, SLG: 0.520	F7				G6-3				F9	4	0	0	0	0	0	2						
Dustin Hermanson, R OBP: 0.189, SLG: 0.133										0	0	0	0	0	0	0						
Mike Mordecai, R OBP: 0.435, SLG: 0.826			G6-4-3		G5-3		G4-3		SH5-4	4	0	2	0	0	0	0						
Orlando Cabrera, R OBP: 0.269, SLG: 0.418			G6-4-3				F8		SH5-4	3	1	1	1	0	0	1						
Carl Pavano, R OBP: 0.174, SLG: 0.174										3	0	0	0	0	0	3						
Jim Poole, L										0	0	0	0	0	0	0						
Guillermo Mota, R										0	0	0	0	0	0	0						
Steve Kline, S										0	0	0	0	0	0	0						
Andy Tracy, L OBP: 0.294, SLG: 0.419									BB	0	0	0	0	1	0	0						
Inning Stats	R: 2 E: 0 K: 0 S: 12	H: 3 LOB: 1 BB: 0 P: 25	R: 0 E: 0 K: 0 S: 8	H: 1 LOB: 0 BB: 0 P: 10	R: 0 E: 0 K: 0 S: 9	H: 2 LOB: 2 BB: 0 P: 16	R: 1 E: 0 K: 1 S: 8	H: 1 LOB: 0 BB: 0 P: 15	R: 0 E: 0 K: 0 S: 11	H: 2 LOB: 2 BB: 0 P: 17	R: 0 E: 0 K: 0 S: 7	H: 0 LOB: 0 BB: 0 P: 10	R: 0 E: 0 K: 1 S: 8	H: 0 LOB: 0 BB: 0 P: 10	R: 0 E: 0 K: 0 S: 7	H: 1 LOB: 1 BB: 0 P: 10	R: 0 E: 0 K: 0 S: 15	H: 1 LOB: 2 BB: 1 P: 25	1B: 6 2B: 3 3B: 0 HR: 2	SF: 0 SAC: 1 DP: 1 HBP: 0	WP: 0 PB: 0 SB: 0 CS: 1	PA: 38
PITCHER	IP WLS BF H R ER SO BB IBB HBP BLK WP HR S P ERA WHIP	7.0 L 29 9 3 3 4 0 0 0 0 0 2 63 103 3.86 1.286	2.0 9 2 0 0 0 1 0 0 0 0 0 22 35 0.00 1.500																			
Kirk Rueter, L ERA: 4.42																						
John Johnstone, R ERA: 5.64																						



Batter	1	2	3	4	5	6	7	8	9	AB	R	H	RBI	BB	SO	LOB	BOTTOM						
Marvin Benard, L OBP: 0.286, SLG: 0.309	F9		G3-1			F7		G6-3		4	0	1	0	0	0	0	Montreal Expos @ San Francisco Giants PacBell Park, San Francisco, CA Tue May 23 2000, 10:15 PM EDT Att: 40,930 - Overcast - 63 F						
Bill Mueller, S OBP: 0.351, SLG: 0.416	F7				G4-3		2B		G6-3	4	1	1	0	0	0	1							
Barry Bonds, L OBP: 0.419, SLG: 0.762							HR		K	4	1	3	2	0	1	1							
Jeff Kent, R OBP: 0.405, SLG: 0.652	K				CS		BB		L1	4	0	1	0	0	1	3							
J.T. Snow, L OBP: 0.361, SLG: 0.403			G6-3			F7			F7	3	0	1	0	1	0	1							
Rich Aurilia, R OBP: 0.308, SLG: 0.324			G6-3							2	0	0	0	0	1	3							
Ramon Martinez, R OBP: 0.389, SLG: 0.433									K	2	0	1	0	0	1	0							
Armando Rios, L OBP: 0.314, SLG: 0.500										2	0	0	0	0	1	0							
Terrell Lowery, R OBP: 0.609, SLG: 0.905					CS				K	2	0	0	0	0	2	1							
Doug Mirabeli, R OBP: 0.321, SLG: 0.417										3	0	0	0	0	1	1							
Kirk Rueter, L										2	0	0	0	0	0	0							
Russ Davis, R OBP: 0.314, SLG: 0.367										1	0	0	0	0	0	1							
John Johnstone, R										0	0	0	0	0	0	0							
Inning Stats	R: 0 E: 0 K: 1 S: 12	H: 1 LOB: 1 BB: 0 P: 19	R: 0 E: 0 K: 0 S: 10	H: 1 LOB: 0 BB: 0 P: 15	R: 0 E: 0 K: 1 S: 7	H: 0 LOB: 0 BB: 0 P: 10	R: 1 E: 0 K: 1 S: 14	H: 2 LOB: 1 BB: 1 P: 25	R: 0 E: 0 K: 1 S: 8	H: 0 LOB: 0 BB: 0 P: 11	R: 1 E: 0 K: 0 S: 8	H: 2 LOB: 1 BB: 0 P: 13	R: 0 E: 0 K: 1 S: 12	H: 1 LOB: 1 BB: 0 P: 19	R: 0 E: 0 K: 1 S: 9	H: 1 LOB: 1 BB: 0 P: 15	R: 0 E: 0 K: 2 S: 7	H: 0 LOB: 0 BB: 0 P: 8	1B: 3 2B: 4 3B: 0 HR: 1	SF: 0 SAC: 0 DP: 1 HBP: 0	WP: 0 PB: 1 SB: 0 CS: 1	PA: 35	
PITCHER	IP WLS BF H R ER SO BB IBB HBP BLK WP HR S P ERA WHIP	6.0 W 24 7 2 2 4 1 0 0 0 0 0 63 100 3.00 1.333	0.1 H 1 0 0 0 1 0 0 0 0 0 0 3 4 0.00 0.000	0.2 H 2 0 0 0 0 0 0 0 0 0 0 5 8 0.00 0.000	0.2 H 3 1 0 0 1 0 0 0 0 0 0 6 12 0.00 1.500	1.1 S 4 0 0 0 2 0 0 0 0 0 0 10 11 0.00 0.000																	
Carl Pavano, R ERA: 3.22																							
Jim Poole, L ERA: 7.0																							
Guillermo Mota, R ERA: 5.4																							
Steve Kline, L ERA: 1.01																							
Dustin Hermanson, R ERA: 5.15																							




Batter	1	2	3	4	5	6	7	8	9	AB	R	H	RBI	BB	SO	LOB	TOP				
Peter Bergeron, L OBP: 0.305, SLG: 0.358 (1, 8)										3	0	1	0	1	1	1	Montreal Expos @ San Francisco Giants PacBell Park, San Francisco, CA Wed May 24 2000, 10:15 PM EDT Att: 40,930 - Cloudy - 62 F				
Orlando Cabrera, R OBP: 0.268, SLG: 0.414 (1, 6)										4	0	1	0	0	1	2					
Rondell White, R OBP: 0.375, SLG: 0.569 Terry Jones, S OBP: 0.226, SLG: 0.207 (1, 7) (6, 7)										3	0	0	0	0	1	1					
Vladimir Guerrero, R OBP: 0.464, SLG: 0.744 Wilton Guerrero, S OBP: 0.300, SLG: 0.333 (1, 9) (6, 9)										2	0	2	0	0	0	0					
Jose Vidro, S OBP: 0.439, SLG: 0.645 (1, 4)										4	0	1	0	0	1	2					
Lee Stevens, L OBP: 0.348, SLG: 0.517 Felipe Lira, R Geoff Blum, S OBP: 0.333, SLG: 0.421 (1, 3) (7, 1) (6, PH)										3	0	1	0	0	0	0					
Chris Widger, R OBP: 0.317, SLG: 0.488 Jim Poole, L Mike Johnson, L OBP: 0.500, SLG: 0.500 Andy Tracy, L OBP: 0.286, SLG: 0.406 (1, 2) (5, 1) (7, PH) (7, 3)										2	0	0	0	0	1	0					
Mike Mordecai, R OBP: 0.423, SLG: 0.769 (1, 5)										3	0	1	0	0	0	0					
Mike Thurman, R 15 Lenny Webster, R OBP: 0.276, SLG: 0.345 (1, 1) (5, 2)										0	0	0	0	0	0	0					
Inning Stats	R: 0 E: 0 K: 1 S: 9	H: 1 LOB: 0 BB: 0 P: 10	R: 0 E: 0 K: 0 S: 4	H: 1 LOB: 0 BB: 0 P: 8	R: 0 E: 0 K: 1 S: 11	H: 1 LOB: 1 BB: 0 P: 18	R: 0 E: 0 K: 1 S: 11	H: 0 LOB: 0 BB: 0 P: 15	R: 0 E: 0 K: 1 S: 12	H: 1 LOB: 1 BB: 0 P: 19	R: 0 E: 0 K: 2 S: 10	H: 1 LOB: 1 BB: 0 P: 14	R: 0 E: 0 K: 0 S: 7	H: 0 LOB: 1 BB: 1 P: 16	R: 0 E: 0 K: 1 S: 8	H: 1 LOB: 1 BB: 0 P: 9		1B: 7 2B: 0 3B: 0 HR: 0	SF: 0 SAC: 1 DP: 2 HBP: 0	WP: 0 PB: 0 SB: 0 CS: 0	PA: 33
PITCHER Shawn Estes, L ERA: 3.8 (1, 1)	IP: 9.0 WLS: W BF: 33 H: 7 R: 0 ER: 0 SO: 7 BB: 1 IBB: 0 HBP: 0 BLK: 0 WP: 0 HR: 0 S: 78 P: 121 ERA: 0.00 WHIP: 0.889															PITCHER IP: WLS: BF: H: R: ER: SO: BB: IBB: HBP: BLK: WP: HR: S: P: ERA: WHIP:					

Batter	1	2	3	4	5	6	7	8	9	AB	R	H	RBI	BB	SO	LOB	BOTTOM				
Marvin Benard, L OBP: 0.289, SLG: 0.308 (1, 8) (6, 7) (7, 9)										4	1	1	0	1	0	1	Montreal Expos @ San Francisco Giants PacBell Park, San Francisco, CA Wed May 24 2000, 10:15 PM EDT Att: 40,930 - Cloudy - 62 F				
Felipe Crespo, S OBP: 0.424, SLG: 0.448 (8, 9)										0	0	0	1	0	0	0					
Bill Mueller, S OBP: 0.354, SLG: 0.414 Ramon Martinez, R OBP: 0.395, SLG: 0.438 (1, 5) (7, 4)										3	2	1	0	1	0	0					
Barry Bonds, L OBP: 0.430, SLG: 0.798 Calvin Murray, R OBP: 0.418, SLG: 0.449 (1, 7) (6, 8)										3	3	3	3	0	0	0					
Jeff Kent, R OBP: 0.407, SLG: 0.647 Russ Davis, R OBP: 0.327, SLG: 0.380 (1, 4) (7, 5)										3	3	1	1	1	1	1					
J.T. Snow, L OBP: 0.368, SLG: 0.444 Armando Rios, L OBP: 0.344, SLG: 0.500 (1, 3) (9, 3)										4	2	3	5	0	0	2					
Ellis Burkes, R OBP: 0.420, SLG: 0.513 Terrell Lowery, R OBP: 0.625, SLG: 0.909 (1, 9) (7, 7)										3	1	0	1	1	2	1					
Bobby Estelella, R OBP: 0.423, SLG: 0.634 (1, 2)										5	1	1	0	0	2	3					
Rich Aurilia, R OBP: 0.304, SLG: 0.319 (1, 6)										5	1	1	0	0	2	5					
Shawn Estes, R OBP: 0.286, SLG: 0.450 (1, 1)										4	1	2	5	0	0	0					
Inning Stats	R: 3 E: 1 K: 1 S: 11	H: 2 LOB: 0 BB: 1 P: 23	R: 0 E: 0 K: 0 S: 5	H: 1 LOB: 1 BB: 0 P: 7	R: 1 E: 0 K: 1 S: 15	H: 2 LOB: 1 BB: 0 P: 24	R: 0 E: 0 K: 0 S: 8	H: 0 LOB: 0 BB: 0 P: 12	R: 7 E: 0 K: 2 S: 16	H: 5 LOB: 0 BB: 2 P: 31	R: 3 E: 1 K: 2 S: 12	H: 2 LOB: 0 BB: 0 P: 23	R: 0 E: 0 K: 1 S: 10	H: 0 LOB: 1 BB: 1 P: 16	R: 4 E: 1 K: 0 S: 20	H: 6 LOB: 3 BB: 0 P: 32		1B: 13 2B: 1 3B: 1 HR: 3	SF: 1 SAC: 1 DP: 1 HBP: 1	WP: 0 PB: 0 SB: 0 CS: 0	PA: 48
PITCHER Mike Thurman, R ERA: 7.36 Jim Poole, L ERA: 12.0 Mike Johnson, R ERA: 7.3 Felipe Lira, R ERA: 8.53 (1, 1) (5, 1) (5, 1) (7, 1)	IP: 4.0 WLS: L BF: 18 H: 5 R: 4 ER: 3 SO: 2 BB: 1 IBB: 0 HBP: 0 BLK: 0 WP: 0 HR: 1 S: 39 P: 66 ERA: 6.75 WHIP: 1.500															PITCHER IP: WLS: BF: H: R: ER: SO: BB: IBB: HBP: BLK: WP: HR: S: P: ERA: WHIP:					

Batter	1	2	3	4	5	6	7	8	9	AB	R	H	RBI	BB	SO	LOB	TOP								
Peter Bergeron, L (1, 8) OBP: 0.304, SLG: 0.362	F5		K			L7		2B		4	0	1	0	0	1	0	Montreal Expos @ San Francisco Giants PacBell Park, San Francisco, CA Thu May 25 2000, 3:35 PM EDT Att: 40,930 - Cloudy - 61 F livebaseballscorecards.com								
Jose Vidro, S (1, 4) OBP: 0.435, SLG: 0.640	G6-3			G4-3		G6-3		SF7		3	0	1	1	0	0										
Rondell White, R (1, 7) OBP: 0.372, SLG: 0.558	K			G6-3		G6-3		3B		3	0	0	0	1	1										
Vladimir Guerrero, R (1, 9) OBP: 0.459, SLG: 0.732		G6-3			1B	F7		K		4	0	1	0	0	1	3									
Lee Stevens, L (1, 3) OBP: 0.346, SLG: 0.506		FC6-4		K			L3		F8	3	0	0	0	1	1										
Andy Tracy, L (1, 5) OBP: 0.256, SLG: 0.361	K				K		K		F8	4	0	0	0	0	3	1									
Orlando Cabrera, R (1, 6) OBP: 0.270, SLG: 0.412	FC6-4						G5-3			3	0	1	0	0	0	1									
Jim Poole, L (7, 1)										0	0	0	0	0	0	0									
Guillermo Mota, R (8, 1)										0	0	0	0	0	0	0									
Terry Jones, S (9, PH) OBP: 0.250, SLG: 0.233	1-2									1	0	1	0	0	0	0									
15 Lenny Webster, R (1, 2) OBP: 0.258, SLG: 0.323			F8					G4-3		2	0	0	0	0	1	1									
Wilton Guerrero, S (8, PH) OBP: 0.294, SLG: 0.326					K				K	1	0	0	0	0	0	0									
Charlie O'Brien, R (8, 2)										1	0	0	0	0	1	1									
Tony Armas, R (1, 1)										2	0	0	0	0	1	1									
Geoff Blum, S (7, 6) OBP: 0.348, SLG: 0.436					G1-3			2B		1	1	1	0	0	0	0									
Inning Stats	R: 0 E: 0 K: 1 S: 7	H: 0 LOB: 0 BB: 0 P: 8	R: 0 E: 0 K: 1 S: 9	H: 0 LOB: 1 BB: 1 P: 15	R: 0 E: 0 K: 2 S: 9	H: 0 LOB: 0 BB: 0 P: 14	R: 0 E: 0 K: 1 S: 10	H: 1 LOB: 1 BB: 0 P: 15	R: 0 E: 0 K: 2 S: 14	H: 1 LOB: 1 BB: 0 P: 16	R: 0 E: 0 K: 0 S: 9	H: 1 LOB: 1 BB: 0 P: 14	R: 0 E: 0 K: 1 S: 8	H: 0 LOB: 0 BB: 0 P: 12	R: 1 E: 0 K: 1 S: 13	H: 2 LOB: 2 BB: 1 P: 22	R: 0 E: 0 K: 1 S: 8	H: 1 LOB: 1 BB: 0 P: 13	1B: 5 2B: 1 3B: 0 HR: 0	SF: 1 SAC: 0 DP: 0 HBP: 0	WP: 0 PB: 0 CS: 0	PA: 35			
PITCHER	IP	WLS	BF	H	R	ER	SO	BB	IBB	HBP	BLK	WP	HR	S	P	ERA	WHIP								
Livan Hernandez, R (1, 1) ERA: 4.22	8.0	W	31	5	1	1	9	2	0	0	0	0	0	79	116	1.12	0.875								
Robb Nen, R (9, 1) ERA: 1.84	1.0	S	4	1	0	0	1	0	0	0	0	0	0	8	13	0.00	1.000								

Batter	1	2	3	4	5	6	7	8	9	AB	R	H	RBI	BB	SO	LOB	BOTTOM									
Marvin Benard, L (1, 8) OBP: 0.301, SLG: 0.310	K		HR					G6-3		2	2	1	0	2	1	0	Montreal Expos @ San Francisco Giants PacBell Park, San Francisco, CA Thu May 25 2000, 3:35 PM EDT Att: 40,930 - Cloudy - 61 F livebaseballscorecards.com									
Bill Mueller, S (1, 5) OBP: 0.346, SLG: 0.404	G6-3		L8		P4		G6-3			4	0	0	0	0	4											
Barry Bonds, L (1, 7) OBP: 0.438, SLG: 0.827	2B		HR		G3		E			4	1	3	4	0	0	1										
Jeff Kent, R (1, 4) OBP: 0.409, SLG: 0.641	G1-3		K				1B			3	0	1	0	1	1											
J.T. Snow, L (1, 3) OBP: 0.366, SLG: 0.439		K			G5-3		P4		K	4	0	1	0	0	2	2										
Ellis Burks, R (1, 9) OBP: 0.413, SLG: 0.500	G5-3				G5-3		FC6-4		P4	4	0	1	0	0	0	1										
Rich Aurilla, R (1, 6) OBP: 0.303, SLG: 0.317	F9				P3		FC6-4		F9	4	0	1	0	0	0	1										
Doug Mirabeli, R (1, 2) OBP: 0.307, SLG: 0.395			K		F8		FC6-4		F8	4	0	0	0	0	1	3										
Livan Hernandez, R (1, 1) OBP: 0.222, SLG: 0.192			HR							3	1	1	0	0	1	0										
Robb Nen, R (9, 1) ERA: 1.84					G5-3		K			0	0	0	0	0	0	0										
Inning Stats	R: 0 E: 0 K: 1 S: 9	H: 1 LOB: 1 BB: 0 P: 12	R: 0 E: 0 K: 1 S: 7	H: 0 LOB: 0 BB: 0 P: 11	R: 3 E: 0 K: 2 S: 13	H: 2 LOB: 0 BB: 1 P: 26	R: 0 E: 0 K: 0 S: 5	H: 1 LOB: 1 BB: 0 P: 7	R: 0 E: 0 K: 0 S: 9	H: 3 LOB: 2 BB: 0 P: 18	R: 1 E: 1 K: 2 S: 11	H: 1 LOB: 2 BB: 2 P: 23	R: 0 E: 0 K: 0 S: 7	H: 0 LOB: 0 BB: 0 P: 10	1B: 7 2B: 1 3B: 0 HR: 1	SF: 0 SAC: 0 DP: 0 HBP: 0		WP: 0 PB: 1 CS: 0	PA: 35							
PITCHER	IP	WLS	BF	H	R	ER	SO	BB	IBB	HBP	BLK	WP	HR	S	P	ERA		WHIP								
Tony Armas, R (1, 1) ERA: 3.5	6.1	L	28	8	4	4	5	2	0	0	0	0	0	51	87	5.68		1.579								
Jim Poole, L (7, 1) ERA: 11.17	0.2		4	1	0	0	1	0	1	0	0	0	0	8	16	0.00		1.500								
Guillermo Mota, R (8, 1) ERA: 3.38	1.0		3	0	0	0	0	0	0	0	0	0	0	7	10	0.00		0.000								

AB 32
R 1
H 6
RBI 1
BB 2
SO 10
LOB 10



AB 32
R 4
H 9
RBI 4
BB 3
SO 6
LOB 13



Batter	1	2	3	4	5	6	7	8	9	AB	R	H	RBI	BB	SO	LOB	TOP										
Eric Young Sr. R (1,4) OBP: 0.360, SLG: 0.448 Matt Karchner, R (8,1)	2-2 F8		1-0 F9			0-0 G5-3		0-0 P4		4	0	0	0	0	0	1											
Dave Martinez L (1,3) OBP: 0.286, SLG: 0.321	1-2 G5-3			2-2 F8		0-0 F7			2-1 HR	4	1	1	0	0	0	0											
Sammy Sosa R (1,9) OBP: 0.415, SLG: 0.637	0-1 F3			1-1 1B		0-0 2B			0-0 F5	4	0	2	0	0	0	1											
Henry Rodriguez L (1,7) OBP: 0.324, SLG: 0.581		1-2 G6-3		0-0 1B		0-3 K			3-2 HR	4	1	2	2	0	1	1											
Willie Greene L (1,5) OBP: 0.342, SLG: 0.529	3-2 F9			1-1 P5			2-2 G4-3		2-2 F9	4	0	0	0	0	0	2											
Jose Nieves R (1,6) OBP: 0.298, SLG: 0.365	0-3 K			0-1 G4-3			0-0 G5-3		1-2 HR	4	1	1	1	0	1	2											
Damon Buford R (1,8) OBP: 0.317, SLG: 0.452			3-2 G5-3		0-0 P3		1-2 P4		2-2 G6-3	4	0	0	0	0	0	0											
Joe Girardi R (1,2) OBP: 0.381, SLG: 0.418			2-1 2B		1-1 L3			0-2 G1-6-3		3	0	2	0	0	0	0											
Kevin Tapani R (1,1) OBP: 0.167, SLG: 0.333 Jeff Huson L (8,PH) OBP: 0.250, SLG: 0.273			0-2 G5-3		0-1 F8			1-1 G1-6-3		2	0	0	0	0	0	1											
Inning Stats	R: 0 E: 0 K: 0 S: 11	H: 0 LOB: 0 BB: 0 P: 14	R: 0 E: 0 K: 1 S: 10	H: 0 LOB: 0 BB: 0 P: 14	R: 0 E: 0 K: 0 S: 10	H: 1 LOB: 1 BB: 0 P: 16	R: 0 E: 0 K: 0 S: 10	H: 2 LOB: 2 BB: 0 P: 14	R: 0 E: 0 K: 1 S: 5	H: 0 LOB: 0 BB: 0 P: 6	R: 0 E: 0 K: 0 S: 7	H: 0 LOB: 0 BB: 0 P: 10	R: 0 E: 0 K: 0 S: 6	H: 1 LOB: 0 BB: 0 P: 7	R: 3 E: 0 K: 0 S: 16	H: 3 LOB: 0 BB: 0 P: 26	1B: 4 2B: 2 3B: 0 HR: 2	SF: 0 SAC: 0 DP: 1 HBP: 0	WP: 0 PB: 0 SB: 0 CS: 0	PA: 34							
PITCHER	IP	WLS	BF	H	R	ER	SO	BB	IBB	HBP	BLK	WP	HR	S	P	ERA	WHIP										
Mark Gardner R (1,1) ERA: 5.66	8.1	W	31	7	2	2	2	0	0	0	0	0	1	71	98	2.16	0.840										
Robb Nen R (9,1) ERA: 2.35	0.2		3	1	1	1	0	0	0	0	0	0	1	10	15	13.50	1.500										

Chicago Cubs @ San Francisco Giants
PacBell Park, San Francisco, CA
Fri May 26 2000, 10:35 PM EDT
Att: 40,930 - Cloudy - 63 F

livebaseballscores.com

AB 34
R 3
H 8
RBI 3
BB 0
SO 2
LOB 9



Batter	1	2	3	4	5	6	7	8	9	AB	R	H	RBI	BB	SO	LOB	BOTTOM										
Marvin Benard L (1,8) OBP: 0.299, SLG: 0.309	0-1 CS	1-0 B2-3			3-3 K		1-3 K			4	0	1	0	0	2	0											
Ramon Martinez R (1,4) OBP: 0.405, SLG: 0.528	3-1 HR	1-2 G6-3			0-0 1B		2-0 F9			4	2	2	1	0	0	0											
Barry Bonds L (1,7) OBP: 0.446, SLG: 0.831	1-1 1B		2-1 G1-3		1-1 2B		4-2 BB			3	2	2	0	1	0	0											
Jeff Kent R (1,3) OBP: 0.406, SLG: 0.630	4-1 1B		1-1 F9		2-3 K		0-1 G1-3			3	1	0	0	1	1	3											
Ellis Burks R (1,9) OBP: 0.427, SLG: 0.524	2-2 FC6-4		0-1 1B		1-1 2B			1-0 F2		4	0	3	3	0	0	0											
Bill Mueller S (1,5) OBP: 0.344, SLG: 0.400	0-0 FC6-4		3-2 G2-3		0-1 G3			1-0 G3-1		4	0	1	1	0	0	2											
Rich Aurilia R (1,6) OBP: 0.302, SLG: 0.329	1-2 FC6-4			1-3 K		2-2 L3		1-0 3B		4	0	1	0	0	1	2											
Doug Mirabeli R (1,2) OBP: 0.293, SLG: 0.375	1-3 K			3-1 F9		0-3 K		3-3 K		4	0	0	0	0	3	3											
Mark Gardner R (1,1) OBP: 0.222, SLG: 0.222 Robb Nen R (9,1)		1-3 K		2-3 K		1-3 K				3	0	0	0	0	3	0											
Inning Stats	R: 3 E: 0 K: 1 S: 16	H: 5 LOB: 2 BB: 1 P: 27	R: 0 E: 0 K: 1 S: 7	H: 0 LOB: 0 BB: 0 P: 10	R: 0 E: 0 K: 0 S: 9	H: 1 LOB: 1 BB: 0 P: 15	R: 0 E: 0 K: 2 S: 8	H: 0 LOB: 0 BB: 0 P: 14	R: 2 E: 0 K: 2 S: 13	H: 3 LOB: 1 BB: 0 P: 20	R: 0 E: 0 K: 2 S: 9	H: 0 LOB: 0 BB: 0 P: 12	R: 0 E: 0 K: 1 S: 9	H: 0 LOB: 1 BB: 1 P: 16	R: 0 E: 0 K: 1 S: 6	H: 1 LOB: 1 BB: 0 P: 12	1B: 6 2B: 2 3B: 1 HR: 1	SF: 0 SAC: 0 DP: 0 HBP: 0	WP: 0 PB: 0 SB: 0 CS: 1	PA: 35							
PITCHER	IP	WLS	BF	H	R	ER	SO	BB	IBB	HBP	BLK	WP	HR	S	P	ERA	WHIP										
Kevin Tapani R (1,1) ERA: 5.21	7.0	L	31	9	5	5	9	2	0	0	0	0	0	6	12	6.43	1.571										
Matt Karchner R (8,1) ERA: 5.79	1.0		4	1	0	0	1	0	0	0	0	0	0	6	12	0.00	1.000										

Chicago Cubs @ San Francisco Giants
PacBell Park, San Francisco, CA
Fri May 26 2000, 10:35 PM EDT
Att: 40,930 - Cloudy - 63 F

livebaseballscores.com

AB 33
R 5
H 10
RBI 5
BB 2
SO 10
LOB 10



Batter	1	2	3	4	5	6	7	8	9	10	11	AB	R	H	RBI	BB	SO	LOB	TOP							
Eric Young Sr., R OBP: 0.355, SLG: 0.438	F8		F9		2B		K		F8		F8	5	0	0	0	1	1	3								
Willie Greene, L OBP: 0.307, SLG: 0.535	BB		BB		2B		G4-3			P6		3	0	1	0	2	0	0								
Sammy Sosa, R OBP: 0.410, SLG: 0.624	K		BB		K			P4		K		4	0	0	0	1	3	3								
Jeff Reed, L OBP: 0.375, SLG: 0.371								G4-3		F8		3	0	0	0	2	1	2								
Henry Rodriguez, L OBP: 0.327, SLG: 0.604 Chad Meyers, R OBP: 0.310, SLG: 0.504 Raul Gonzalez, R OBP: 0.310, SLG: 0.504			L9									5	1	2	1	0	1	5								
15 Julio Zuleta, R OBP: 0.299, SLG: 0.440												5	1	1	1	0	3	1								
Damon Buford, R OBP: 0.320, SLG: 0.444												3	0	0	0	2	2	0								
Jose Nieves, R OBP: 0.271, SLG: 0.339												4	0	0	1	0	2	1								
Boyd Dowd, L OBP: 0.280, SLG: 0.370 Drew Henson, R OBP: 0.310, SLG: 0.440 Tim Worrell, R OBP: 0.310, SLG: 0.440 Armando Rios, L OBP: 0.310, SLG: 0.440 John Johnstone, R OBP: 0.310, SLG: 0.440 Jeff Huggins, L OBP: 0.310, SLG: 0.440 73 Daniel Garibay, L OBP: 0.310, SLG: 0.440 Gerrit Cole, R OBP: 0.310, SLG: 0.440 Shane Bieber, R OBP: 0.310, SLG: 0.440			G5-3									2	0	0	0	0	1	0								
Inning Stats	R: 0 E: 0 K: 2 S: 13	H: 0 LOB: 2 P: 25	R: 0 E: 0 K: 2 S: 8	H: 0 LOB: 0 P: 14	R: 0 E: 0 K: 0 S: 9	H: 0 LOB: 3 P: 23	R: 0 E: 0 K: 3 S: 10	H: 0 LOB: 0 P: 13	R: 0 E: 0 K: 1 S: 11	H: 1 LOB: 2 P: 24	R: 0 E: 0 K: 2 S: 12	H: 0 LOB: 0 P: 19	R: 2 E: 0 K: 1 S: 17	H: 2 LOB: 0 P: 23	R: 0 E: 1 K: 0 S: 5	H: 0 LOB: 0 P: 9	R: 0 E: 0 K: 1 S: 8	H: 0 LOB: 0 P: 10	R: 1 E: 0 K: 0 S: 12	H: 1 LOB: 2 P: 24	1B: 0 2B: 2 3B: 0 HR: 2	SF: 1 SAC: 0 DP: 0 HBP: 0	WP: 0 PB: 0 SB: 0 CS: 1	PA: 46		
PITCHER	IP 6.0	WLS 26	BF 26	H 7	R 0	ER 0	SO 11	BB 7	IBB 0	HBP 0	BLK 0	WP 0	HR 0	S 64	P 120	ERA 0.00	WHIP 1.333									
Russ Ortiz, R ERA: 6.24	(1, 1)																									
Felix Rodriguez, R ERA: 1.82	(7, 1)	1.0	H	3	0	0	0	2	0	0	0	0	0	0	12	19	0.00	0.000								
John Johnstone, R ERA: 5.92	(8, 1)	2.0	B	8	2	2	2	1	0	0	0	0	2	22	32	9.00	1.000									
Robb Nen, R ERA: 2.2	(10, 1)	1.0		3	0	0	0	1	0	0	0	0	0	8	10	0.00	0.000									
Aaron Fultz, L ERA: 6.31	(11, 1)	1.0	L	6	1	1	1	0	2	0	0	0	0	12	24	9.00	3.000									

Chicago Cubs @ San Francisco Giants
PacBell Park, San Francisco, CA
Sat May 27 2000, 4:05 PM EDT
Att. 40,930 - Sunny - 64 F

livebaseballscorecards.com

AB 36
R 3
H 4
RBI 3
BB 9
SO 15
LOB 15



Batter	1	2	3	4	5	6	7	8	9	10	11	AB	R	H	RBI	BB	SO	LOB	BOTTOM						
Marvin Benard, L OBP: 0.297, SLG: 0.312 Robb Nen, R OBP: 0.625, SLG: 0.909	F7				G3							5	0	1	0	0	0	3							
Terrell Lowery, R OBP: 0.625, SLG: 0.909												0	0	0	0	0	0	0							
Rich Aurilia, R OBP: 0.305, SLG: 0.344												5	1	2	0	0	0	1							
Barry Bonds, L OBP: 0.439, SLG: 0.807												4	1	0	0	0	3	1							
Jeff Kent, R OBP: 0.411, SLG: 0.627												4	0	2	1	1	0	0							
Ellis Burks, R OBP: 0.430, SLG: 0.523 Aaron Fultz, L OBP: 1.000, SLG: 1.000												4	0	2	1	1	1	2							
Russ Davis, R OBP: 0.389, SLG: 0.358 Bill Mueller, S OBP: 0.346, SLG: 0.398												3	0	0	0	0	0	4							
J.T. Snow, L OBP: 0.361, SLG: 0.432												1	0	0	0	1	0	0							
Bobby Estalella, R OBP: 0.416, SLG: 0.612 Calvin Murray, R OBP: 0.413, SLG: 0.443												3	0	0	0	1	2	1							
Russ Ortiz, R OBP: 0.340, SLG: 0.316 Felix Rodriguez, R ERA: 6.55 Tim Worrell, R ERA: 6.48 Felix Heredia, L ERA: 5.14 Todd Van Poppel, R ERA: 76 Daniel Garibay, L ERA: 2.81												2	0	1	0	0	0	0							
Inning Stats	R: 2 E: 0 K: 0 S: 13	H: 3 LOB: 2 P: 20	R: 0 E: 0 K: 1 S: 11	H: 1 LOB: 1 P: 18	R: 0 E: 0 K: 1 S: 7	H: 0 LOB: 1 P: 15	R: 0 E: 0 K: 2 S: 9	H: 1 LOB: 1 P: 15	R: 0 E: 0 K: 0 S: 6	H: 0 LOB: 0 P: 7	R: 0 E: 0 K: 1 S: 8	H: 0 LOB: 0 P: 10	R: 0 E: 0 K: 0 S: 11	H: 1 LOB: 2 P: 20	R: 0 E: 0 K: 2 S: 4	H: 0 LOB: 1 P: 12	R: 0 E: 0 K: 2 S: 9	H: 0 LOB: 1 P: 21	R: 0 E: 0 K: 0 S: 9	H: 1 LOB: 1 P: 11	1B: 6 2B: 4 3B: 1 HR: 0	SF: 0 SAC: 1 DP: 2 HBP: 1	WP: 0 PB: 0 SB: 1 CS: 1	PA: 45	
PITCHER	IP 6.0	WLS 26	BF 26	H 7	R 2	ER 2	SO 5	BB 1	IBB 0	HBP 0	BLK 0	WP 0	HR 0	S 51	P 85	ERA 3.00	WHIP 1.333								
Scott Downs, L ERA: 6.55	(1, 1)																								
Tim Worrell, R ERA: 6.48	(7, 1)	1.0		3	0	0	0	1	0	0	0	0	0	8	10	0.00	0.000								
Felix Heredia, L ERA: 5.14	(8, 1)	0.1		1	0	0	0	0	0	0	0	0	0	3	3	0.00	0.000								
Todd Van Poppel, R ERA:	(8, 1)	0.2		4	1	0	0	0	1	0	0	0	0	8	17	0.00	3.000								
76 Daniel Garibay, L ERA: 2.81	(9, 1)	2.0	W	7	0	0	0	2	2	0	0	0	0	13	33	0.00	1.000								

Chicago Cubs @ San Francisco Giants
PacBell Park, San Francisco, CA
Sat May 27 2000, 4:05 PM EDT
Att. 40,930 - Sunny - 64 F

livebaseballscorecards.com

AB 39
R 2
H 9
RBI 2
BB 4
SO 8
LOB 19



Batter	1	2	3	4	5	6	7	8	9	AB	R	H	RBI	BB	SO	LOB	TOP				
Eric Young Sr. R OBP: 0.361, SLG: 0.448	2-1 SH5-3 SF 2B	3-2 1-3 2B		2-2 F8		1-2 F8		4-2 S BB		4	1	2	0	1	0	0	Chicago Cubs @ San Francisco Giants PacBell Park, San Francisco, CA Sun May 28 2000, 4:05 PM EDT Att: 40,930 - Cloudy - 67 F				
Joe Girardi R OBP: 0.369, SLG: 0.404	0-0 SH5-3 2-3	1-0 F9		3-2 G5-3		0-0 G5-3		2-2 F8 1-2		4	0	0	0	0	0	4					
Sammy Sosa R OBP: 0.415, SLG: 0.640	2-1 SF FC6-4 1B 3-H	4-0 IBB		0-0 F8			1-1 1B		2-0 HR	3	2	2	2	1	0	0					
Glenallen Hill, R OBP: 0.329, SLG: 0.577 Dave Martinez, L OBP: 0.292, SLG: 0.317	0-0 FC6-4 1B 1-2	2-3 K			2-0 G5-3		2-2 F8		0-0 P6	4	0	1	0	0	1	4					
15 Julio Zuleta R OBP: 0.250, SLG: 0.367	3-2 FC6-4 1B 1-2 2-3	3-2 G6-3			1-2 F3		1-3 K		2-2 G6-3	5	1	0	0	0	1	6					
Willie Greene L OBP: 0.360, SLG: 0.533	4-2 1B 1-2 BB		2-2 G4-3		1-0 FC6-4 2B		0-3 K		2-0 G3	4	0	1	0	1	1	1					
Damon Buford R OBP: 0.328, SLG: 0.445	3-2 1-2 2-H 3-H 1B		4-1 BB		4-2 FC6-4 BB			1-1 E6 SH1-4		2	0	1	2	2	0	0					
Jose Nieves R OBP: 0.256, SLG: 0.322	0-0 G4-3		0-1 F7		1-0 FC6-4 1-2 2-3			0-1 SH1-4 2-3		3	0	0	0	0	0	5					
34 Kerry Wood R OBP: 0.273, SLG: 0.545 Raul Gonzalez R (8, PH) Felix Heredia, L (8, 1) Todd Van Poppel, R (8, 1) Rick Aguilera, R (9, 1)		2-0 2B 1B	1-2 G4-3			1-3 K		1-3 K		3	0	1	0	0	1	1					
Inning Stats	R: 3 E: 1 K: 0 S: 18	H: 3 LOB: 2 BB: 1 P: 32	R: 0 E: 0 K: 1 S: 13	H: 2 LOB: 3 BB: 1 P: 28	R: 0 E: 0 K: 0 S: 9	H: 0 LOB: 1 BB: 1 P: 16	R: 0 E: 0 K: 0 S: 10	H: 0 LOB: 0 BB: 0 P: 15	R: 0 E: 0 K: 1 S: 11	H: 1 LOB: 2 BB: 0 P: 18	R: 0 E: 0 K: 2 S: 12	H: 1 LOB: 1 BB: 0 P: 16	R: 0 E: 1 K: 1 S: 13	H: 0 LOB: 2 BB: 1 P: 21	R: 1 E: 0 K: 0 S: 8	H: 1 LOB: 0 BB: 0 P: 14		1B: 4 2B: 3 3B: 0 HR: 1	SF: 1 SAC: 2 DP: 0 HBP: 0	WP: 0 PB: 0 SB: 1 CS: 0	PA: 42
PITCHER	IP WLS BF H R ER SO BB IBB HBP BLK WP HR S P ERA WHIP	5.0 L 26 6 3 1 1 3 1 0 0 0 0 59 109 1.80 1.800	2.2 10 1 0 0 4 0 0 0 0 0 0 30 38 0.00 0.375	1.1 6 1 1 1 0 1 0 0 0 0 1 14 26 6.75 1.500																	

AB	34
R	4
H	8
RBI	4
BB	5
SO	5
LOB	22



Batter	1	2	3	4	5	6	7	8	9	AB	R	H	RBI	BB	SO	LOB	BOTTOM			
Marvin Benard, L OBP: 0.295, SLG: 0.306 Felix Rodriguez, R (8, 1)	4-1 BB		3-2 F8		3-3 K		2-3 K			3	0	0	0	1	2	4	Chicago Cubs @ San Francisco Giants PacBell Park, San Francisco, CA Sun May 28 2000, 4:05 PM EDT Att: 40,930 - Cloudy - 67 F			
Bill Mueller, S OBP: 0.349, SLG: 0.396	3-1 F7		2-3 K		4-2 1-2 2-3 BB			0-1 1B 1B		3	0	1	0	1	2					
Barry Bonds, L OBP: 0.429, SLG: 0.785	1-0 P4			3-2 G3-1	2-1 G2-3 3-H			1-3 K		4	0	0	0	0	1	5				
Jeff Kent, R OBP: 0.412, SLG: 0.630	0-2 F9			0-1 2B		0-0 F8		0-0 1-2 1B		4	0	2	0	0	0	1				
J.T. Snow, L OBP: 0.353, SLG: 0.422			0-3 K		0-0 F5		1-3 K		1-3 K	4	0	0	0	0	3	3				
Ellis Burks, R OBP: 0.419, SLG: 0.500		1-1 G6-3		3-1 F7		0-1 G4-3		2-1 F8		4	0	0	0	0	0	3				
Rich Aurilia, R OBP: 0.309, SLG: 0.340		0-2 G6-3			4-0 2B BB		4-1 B1-6-4 BB BB		0-0 G5-3	2	1	0	0	2	0	0				
Doug Mirabelli, R OBP: 0.313, SLG: 0.398 Ramon Martinez, R (9, PH) ERA: 6.04			2-0 SH1-4 1B		2-1 BB G2-3 2B		4-1 B1-6-4 BB BB		2-3 K	2	0	2	1	1	0	0				
Kirk Rueter, L Armando Rios, L (5, PH) Aaron Fultz, L Calvin Murray, R OBP: 0.407, SLG: 0.437			1-0 SH1-4		1-0 SH1-4		0-0 B1-6-4		2-1 F7	0	0	0	0	0	0	0				
Inning Stats	R: 0 E: 0 K: 0 S: 7	H: 0 LOB: 1 BB: 1 P: 15	R: 0 E: 0 K: 1 S: 9	H: 0 LOB: 0 BB: 0 P: 10	R: 0 E: 0 K: 1 S: 9	H: 1 LOB: 1 BB: 0 P: 17	R: 0 E: 0 K: 0 S: 8	H: 1 LOB: 1 BB: 0 P: 14	R: 1 E: 0 K: 1 S: 14	H: 1 LOB: 2 BB: 3 P: 33	R: 0 E: 0 K: 1 S: 6	H: 0 LOB: 0 BB: 0 P: 7	R: 0 E: 0 K: 2 S: 12	H: 2 LOB: 2 BB: 0 P: 16	R: 0 E: 0 K: 1 S: 6	H: 0 LOB: 0 BB: 0 P: 10		1B: 3 2B: 2 3B: 0 HR: 0	SF: 0 SAC: 1 DP: 2 HBP: 0	WP: 0 PB: 0 SB: 0 CS: 0
PITCHER	IP WLS BF H R ER SO BB IBB HBP BLK WP HR S P ERA WHIP	7.0 W 28 3 1 1 5 6 0 0 0 0 0 6 7 0.00 3.000	0.1 H 2 1 0 0 1 0 0 0 0 0 0 6 9 0.00 1.500	0.2 H 3 1 0 0 1 0 0 0 0 0 0 6 10 0.00 0.000																

AB	29
R	1
H	5
RBI	1
BB	6
SO	8
LOB	20



Batter	1	2	3	4	5	6	7	8	9	AB	R	H	RBI	BB	SO	LOB	TOP										
Doug Glanville, R OBP: 0.333, SLG: 0.400 (1, 8)	1-1 G6-3		0-2 G4-6-3 1B			1-1 F8		2-3 K		4	0	1	0	0	1	0	Philadelphia Phillies @ San Francisco Giants PacBell Park, San Francisco, CA Mon May 29 2000, 4:05 PM EDT Att: 40,930 - Sunny - 63 F										
Kevin Sefcik, R OBP: 0.313, SLG: 0.349 (1, 9)	4-1 BB BB		0-0 G4-6-3 1-2f			3-1 G6-4-3 1B			2-1 G5-3	3	0	1	0	1	0	1											
Mike Lieberthal, R OBP: 0.342, SLG: 0.438 (1, 2)	4-1 G6-4-3 1-2 BB		0-1 F7			0-1 G6-4-3 1-2f			4-2 23 FC5-4 BB	2	0	0	0	2	0	1											
Pat Burrell, R OBP: 0.259, SLG: 0.520 (1, 3)	1-0 G6-4-3 1-2f			3-1 G6-3			1-3 K		2-3 K	4	0	0	0	0	2	3											
23 Kevin Jordan, R OBP: 0.289, SLG: 0.325 (1, 5)		1-2 SH1-3 FC5-4 2B		1-1 G6-3		1-1 F9 PB 2B			0-0 FC5-4	4	2	2	0	0	0	1											
Ron Gant, R OBP: 0.283, SLG: 0.361 Wayne Gomes, R Scott Aldred, L Jason Boyd, R (1, 7) (7, 1) (8, 1) (8, 1)		0-0 SH1-3		0-1 F8		0-0 F9				2	0	0	0	0	0	1											
Mickey Morandini, L OBP: 0.339, SLG: 0.313 (1, 4)		4-1 FC5-4 BB			1-1 L4		3-1 G1-3 3-H			2	0	0	0	1	0	0											
Desi Relaford, S OBP: 0.405, SLG: 0.419 (1, 6)		3-2 FC5-4 1-2f 3-H			1-1 G6-3		2-3 K			3	0	0	1	0	1	1											
Curt Schilling, R OBP: 0.083, SLG: 0.083 Rob Ducey, L OBP: 0.404, SLG: 0.553 (1, 1) (7, 7)		0-0 F8			3-2 G6-3		1-2 F9			2	0	0	0	0	0	1											
										1	0	0	0	0	0	0											
Inning Stats	R: 0 E: 0 K: 0 S: 5	H: 0 LOB: 1 BB: 2 P: 15	R: 1 E: 0 K: 0 S: 9	H: 1 LOB: 1 BB: 1 P: 17	R: 0 E: 0 K: 0 S: 6	H: 1 LOB: 0 BB: 0 P: 6	R: 0 E: 0 K: 0 S: 6	H: 0 LOB: 0 BB: 0 P: 10	R: 0 E: 0 K: 0 S: 7	H: 0 LOB: 0 BB: 0 P: 12	R: 0 E: 0 K: 0 S: 6	H: 1 LOB: 0 BB: 0 P: 10	R: 1 E: 0 K: 1 S: 8	H: 1 LOB: 0 BB: 0 P: 13	R: 0 E: 0 K: 2 S: 13	H: 0 LOB: 1 BB: 1 P: 18	R: 0 E: 0 K: 1 S: 8	H: 0 LOB: 1 BB: 1 P: 16	1B: 2 2B: 2 3B: 0 HR: 0	SF: 0 SAC: 1 DP: 3 HBP: 0	WP: 0 PB: 1 SB: 0 CS: 0	PA: 32					
PITCHER	IP	WLS	BF	H	R	ER	SO	BB	IBB	HBP	BLK	WP	HR	S	P	ERA	WHIP										
Shawn Estes, L ERA: 3.46 Alan Embree, L ERA: 4.95	(1, 1) (8, 1)	7.0 W	25 25	4 4	2 2	1 1	1 1	3 3	0 0	0 0	0 0	0 0	0 0	47 21	83 34	1.29 0.00	1.000 0.500										

Batter	1	2	3	4	5	6	7	8	9	AB	R	H	RBI	BB	SO	LOB	BOTTOM										
Marvin Benard, L OBP: 0.300, SLG: 0.306 Calvin Murray, R OBP: 0.415, SLG: 0.437 (1, 8) (8, 8)	4-2 1B BB		1-3 K		3-3 K		0-0 2B 1B	4-1 1B BB		3	1	1	0	1	2	0	Philadelphia Phillies @ San Francisco Giants PacBell Park, San Francisco, CA Mon May 29 2000, 4:05 PM EDT Att: 40,930 - Sunny - 63 F										
Bill Mueller, S OBP: 0.351, SLG: 0.402 (1, 5)	2-2 L7		2-2 F5			1-1 F8	1-0 BB 2B	1-2 1B	1-2 1B	5	0	2	3	0	0	1											
Barry Bonds, L OBP: 0.433, SLG: 0.777 (1, 7)	2-1 G6-4-3 1B			3-3 K		0-0 G4-6-3 1B	4-0 BB IBB	1-3 K	1-3 K	4	0	2	0	1	2	2											
Jeff Kent, R OBP: 0.412, SLG: 0.622 (1, 4)	0-0 G6-4-3 1-2f			1-0 BB 1B		0-2 G4-6-3 1-2f	4-2 1-2 2-3 BB	2-3 K	2-3 K	4	0	1	0	1	1	5											
Ellis Burks, R OBP: 0.413, SLG: 0.484 Alan Embree, L (1, 9) (8, 1)		0-0 G4-3		4-2 BB			K	K		3	0	0	0	1	2	3											
J.T. Snow, L OBP: 0.356, SLG: 0.429 (1, 3)		1-2 P4		1-3 K		0-0 2B 1B	1-0 SH1-3 2B 1B			4	2	2	0	0	1	2											
Rich Aurilla, R OBP: 0.315, SLG: 0.352 (1, 6)		1-0 1B		1-2 F9		2-2 1B 2B	0-0 SH1-3	1-2 1B		3	1	2	0	0	0	2											
Bobby Estalella, R OBP: 0.410, SLG: 0.607 (1, 2)		1-1 F5			1-3 K		2-1 P3	1-2 1B 2B		4	1	1	1	0	1	3											
Shawn Estes, R OBP: 0.261, SLG: 0.409 Felipe Crespo, S OBP: 0.441, SLG: 0.467 Armando Rios, L OBP: 0.354, SLG: 0.500 (1, 1) (7, PH) (8, 9)			0-1 F2		2-3 K		2-2 2B 1B	2-1 1B 2B		2	0	0	0	0	1	0											
										1	1	1	2	0	0	0											
										1	1	1	1	0	0	0											
Inning Stats	R: 0 E: 0 K: 0 S: 9	H: 1 LOB: 1 BB: 1 P: 17	R: 0 E: 0 K: 0 S: 8	H: 1 LOB: 0 BB: 0 P: 11	R: 0 E: 0 K: 1 S: 10	H: 0 LOB: 0 BB: 0 P: 13	R: 0 E: 0 K: 2 S: 12	H: 1 LOB: 2 BB: 1 P: 22	R: 0 E: 0 K: 3 S: 11	H: 0 LOB: 0 BB: 0 P: 17	R: 0 E: 0 K: 0 S: 6	H: 1 LOB: 0 BB: 0 P: 7	R: 4 E: 0 K: 2 S: 20	H: 5 LOB: 3 BB: 2 P: 39	R: 3 E: 0 K: 2 S: 18	H: 4 LOB: 2 BB: 1 P: 30	1B: 9 2B: 4 3B: 0 HR: 0	SF: 0 SAC: 1 DP: 2 HBP: 0	WP: 1 PB: 0 SB: 0 CS: 0	PA: 40							
PITCHER	IP	WLS	BF	H	R	ER	SO	BB	IBB	HBP	BLK	WP	HR	S	P	ERA	WHIP										
Curt Schilling, R ERA: 5.54 Wayne Gomes, R ERA: 3.19 Scott Aldred, L ERA: 5.75 Jason Boyd, R ERA: 4.38	(1, 1) (7, 1) (8, 1) (8, 1)	6.2 L	31 31	9 4	4 4	4 4	1 1	0 0	0 0	0 0	0 0	0 0	0 0	8 9	13 17	27.00 27.00	3.000 9.000										

AB	27
R	2
H	4
RBI	1
BB	4
SO	4
LOB	9



AB	34
R	7
H	13
RBI	7
BB	5
SO	10
LOB	18



Batter	1	2	3	4	5	6	7	8	9	AB	R	H	RBI	BB	SO	LOB	TOP										
Doug Glanville, R (1,8) OBP: 0.327, SLG: 0.392	F9		G1-3			F8		G1-3		4	0	0	0	0	0	3	Philadelphia Phillies @ San Francisco Giants PacBell Park, San Francisco, CA Tue May 30 2000, 10:15 PM EDT Att: 40,930 - Sunny - 67 F										
Ron Cant, R (1,7) OBP: 0.293, SLG: 0.384	K			HR		G4-6-3 BB		2-1 2H 1B		3	1	2	2	1	1	0											
Bobby Abreu, L (1,9) OBP: 0.401, SLG: 0.526				K		G4-6-3 1-2		G1-3		4	0	1	0	0	1	2											
Mike Lieberthal, R (1,2) OBP: 0.340, SLG: 0.434	G6-3			G6-3		G4-3			2-2 1B 1B	4	1	1	0	0	0	1											
Pat Burrell, R (1,3) OBP: 0.258, SLG: 0.483		K		K					3-2 1B 1B	4	0	1	0	0	3	0											
23 Kevin Jordan, R (1,5) OBP: 0.280, SLG: 0.314	F3				E4 SH1-3 1B		G6-3		2-2 F9	4	0	0	0	0	0	2											
Mickey Morandini, L (1,4) OBP: 0.335, SLG: 0.312	G4-3				F7				3-2 G4-6-3 1-2 2H 1B	4	0	1	1	0	1	1											
Alex Arias, R (1,6) OBP: 0.196, SLG: 0.149			F8		2-1 SH1-3 1B			1-0 1B 2B	2-1 G4-6-3 1-2	4	1	2	0	0	0	2											
Andy Ashby, R (1,1) OBP: 0.222, SLG: 0.125										1	0	0	0	0	1	0											
Bryan Ward, L (6,1)										0	0	0	0	0	0	0											
Steve Schrenk, R (7,1)										0	0	0	0	0	0	0											
Rob Ducey, L (8,PH) OBP: 0.397, SLG: 0.542										1	0	0	0	0	0	1											
Chris Brock, R (8,1) OBP: 0.222, SLG: 0.667										0	0	0	0	0	0	0											
Inning Stats	R: 0 E: 0 K: 1 S: 10	H: 1 LOB: 1 BB: 0 P: 16	R: 0 E: 0 K: 1 S: 10	H: 0 LOB: 0 BB: 0 P: 14	R: 0 E: 0 K: 1 S: 9	H: 0 LOB: 0 BB: 0 P: 12	R: 1 E: 0 K: 2 S: 9	H: 1 LOB: 0 BB: 0 P: 15	R: 0 E: 1 K: 0 S: 11	H: 1 LOB: 2 BB: 0 P: 19	R: 0 E: 0 K: 0 S: 7	H: 0 LOB: 0 BB: 0 P: 9	R: 1 E: 0 K: 0 S: 12	H: 2 LOB: 1 BB: 0 P: 19	R: 1 E: 0 K: 0 S: 14	H: 3 LOB: 1 BB: 0 P: 26	1B: 5 2B: 1 3B: 1 HR: 1	SF: 0 SAC: 1 DP: 2 HBP: 0	WP: 0 PB: 0 SB: 0 CS: 0	PA: 35							
PITCHER	IP	WLS	BF	H	R	ER	SO	BB	IBB	HBP	BLK	WP	HR	S	P	ERA	WHIP										
Livan Hernandez, R (1,1) ERA: 4.12	8.1	W	34	8	3	3	7	1	0	0	0	0	1	87	143	3.24	1.080										
Robb Nen, R (9,1) ERA: 2.12	0.2	S	1	0	0	0	0	0	0	0	0	0	0	2	4	0.00	0.000										

AB 33
R 3
H 8
RBI 3
BB 1
SO 7
LOB 12



Batter	1	2	3	4	5	6	7	8	9	AB	R	H	RBI	BB	SO	LOB	BOTTOM										
Marvin Benard, L (1,8) OBP: 0.304, SLG: 0.307	G6-3		G1-3 HR BB		G6-3			2-2 HR 1B		3	2	1	1	1	0	1	Philadelphia Phillies @ San Francisco Giants PacBell Park, San Francisco, CA Tue May 30 2000, 10:15 PM EDT Att: 40,930 - Sunny - 67 F										
Bill Mueller, S (1,5) OBP: 0.354, SLG: 0.421	G3		G1-3			G1-3 1B		2-1 1H HR		4	1	2	2	0	0	1											
Barry Bonds, L (1,7)	F2		F7			G1-3 1B		3-1 P3		4	0	1	0	0	0	1											
Jeff Kent, R (1,4) OBP: 0.409, SLG: 0.630		K		HR		G1-3			2-1 F9	4	1	1	2	0	1	2											
J.T. Snow, L (1,3) OBP: 0.354, SLG: 0.422		G1-6-3	G1-3			G4-6-3 IBB			3-3 K	3	0	0	0	1	1	0											
Rich Aurilia, R (1,6) OBP: 0.318, SLG: 0.356						G5-3			3-2 F8	1	1	1	0	0	0	0											
Ramon Martinez, R (3,6) OBP: 0.370, SLG: 0.475		1B E 1B				G4-6-3 1-2				3	0	0	0	0	0	3											
Armando Rios, L (1,9) OBP: 0.370, SLG: 0.506		E 1B			F7			4-0 CS BB		3	0	2	0	1	0	0											
Bobby Estalella, R (1,2) OBP: 0.422, SLG: 0.613		E7 1B						2-2 SH1-3 1B 1B		4	2	3	1	0	0	1											
Livan Hernandez, R (1,1) OBP: 0.233, SLG: 0.241		P5						1-2 SH1-3		3	0	1	1	0	0	3											
Robb Nen, R (9,1)									0-2 G6-4-3	0	0	0	0	0	0	0											
Inning Stats	R: 0 E: 0 K: 0 S: 6	H: 0 LOB: 0 BB: 0 P: 7	R: 1 E: 1 K: 1 S: 17	H: 3 LOB: 2 BB: 0 P: 24	R: 2 E: 0 K: 0 S: 8	H: 1 LOB: 0 BB: 1 P: 18	R: 1 E: 0 K: 0 S: 12	H: 2 LOB: 1 BB: 0 P: 18	R: 0 E: 0 K: 0 S: 11	H: 2 LOB: 2 BB: 1 P: 18	R: 3 E: 0 K: 0 S: 17	H: 3 LOB: 0 BB: 1 P: 30	R: 0 E: 0 K: 1 S: 9	H: 0 LOB: 0 BB: 0 P: 17	R: 0 E: 0 K: 0 S: 7	H: 1 LOB: 0 BB: 0 P: 8	1B: 9 2B: 1 3B: 0 HR: 2	SF: 0 SAC: 1 DP: 2 HBP: 0	WP: 0 PB: 0 SB: 0 CS: 1	PA: 36							
PITCHER	IP	WLS	BF	H	R	ER	SO	BB	IBB	HBP	BLK	WP	HR	S	P	ERA	WHIP										
Andy Ashby, R (1,1) ERA: 6.27	5.2	L	28	10	6	6	1	0	0	0	0	0	1	66	106	9.53	2.118										
Bryan Ward, L (6,1) ERA: 27.0	0.1		2	1	1	1	0	0	0	0	0	0	1	5	9	27.00	3.000										
Steve Schrenk, R (7,1) ERA: 4.67	1.0		3	0	0	0	1	0	0	0	0	0	0	9	17	0.00	0.000										
Chris Brock, R (8,1) ERA: 4.29	1.0		3	1	0	0	0	0	0	0	0	0	0	7	8	0.00	1.000										

AB 32
R 7
H 12
RBI 7
BB 3
SO 2
LOB 12



Batter	1	2	3	4	5	6	7	8	9	AB	R	H	RBI	BB	SO	LOB	TOP			
Doug Glanville, R (1,8) OBP: 0.324, SLG: 0.392	0-1 F9		0-0 F7		2-1		0-1 F8		3-2 F9	5	0	1	0	0	0	2	Philadelphia Phillies @ San Francisco Giants PacBell Park, San Francisco, CA Wed May 31 2000, 10:15 PM EDT Att: 40,930 - Sunny - 65 F			
Ron Cant, R (1,7) OBP: 0.291, SLG: 0.395	1-1 HR		0-0 F8		0-2 G5-3		1-2 G5-3		1-2 F8	5	1	1	1	0	0	3				
Bobby Abreu, L (1,9) OBP: 0.403, SLG: 0.536	2-1 P4			3-2 F7		3-1 F9 1B 2B		0-1 2B		4	1	2	0	0	0	0				
Mike Lieberthal, R (1,2) OBP: 0.339, SLG: 0.435	0-0 2B			1-1 F9		0-0 F9 2B		0-3 K		4	0	1	0	0	1	2				
Brian Hunter, R (1,3) OBP: 0.256, SLG: 0.371	1-3 K			4-1 2B 1B BB		0-0 2B 1B		0-0 P4		3	1	1	1	1	1	2				
23 Kevin Jordan, R (1,5) OBP: 0.287, SLG: 0.344		1-0 P5		2-1 1B		1-1 HR		2-2 G4-3		4	1	2	2	0	0	1				
Mickey Morandini, L (1,4) OBP: 0.333, SLG: 0.310		2-2 F7		1-1 F9		2-2 F8			1-1 FC6-4 1B	4	0	1	0	0	0	2				
Desi Relaford, S (1,6) Bryan Ward, L (6,1) Jeff Brantley, R (8,1) Kevin Sefcik, R (9,PH) OBP: 0.327, SLG: 0.349		1-1 G1-3			2-3 K		1-3 K		4-0 FC6-4 BB	3	0	0	0	0	2	0				
Paul Byrd, R (1,1) Alex Arias, R (6,6) OBP: 0.167, SLG: 0.091 OBP: 0.189, SLG: 0.143			2-1 F8		0-1 G4-3		1-1 G6-3		1-2 FC6-4 BB	2	0	0	0	0	0	0				
									1-2 2B	2	0	0	0	0	0	2				
Inning Stats	R: 1 E: 0 K: 1 S: 10	H: 2 LOB: 1 BB: 0 P: 14	R: 0 E: 0 K: 0 S: 7	H: 0 LOB: 0 BB: 0 P: 11	R: 0 E: 0 K: 0 S: 4	H: 1 LOB: 2 BB: 1 P: 23	R: 0 E: 0 K: 1 S: 10	H: 1 LOB: 1 BB: 0 P: 14	R: 3 E: 0 K: 1 S: 14	H: 3 LOB: 0 BB: 0 P: 21	R: 0 E: 0 K: 0 S: 7	H: 0 LOB: 0 BB: 0 P: 9	R: 0 E: 0 K: 1 S: 10	H: 1 LOB: 1 BB: 1 P: 12	R: 0 E: 0 K: 0 S: 11	H: 1 LOB: 2 BB: 1 P: 21	1B: 3 2B: 4 3B: 0 HR: 2	SF: 0 SAC: 0 DP: 0 HBP: 0	WP: 0 PB: 0 SB: 0 CS: 0	PA: 38
PITCHER	IP WLS BF H R ER SO BB IBB HBP BLK WP HR S P ERA WHIP																			
Mark Gardner, R (1,1) ERA: 5.71	6.0 W 26 7 4 4 3 1 0 0 0 0 0 2 57 89 6.00 1.333																			
Felix Rodriguez, R (7,1) ERA: 2.0	1.0 H 3 0 0 0 0 0 0 0 0 0 0 0 7 9 0.00 0.000																			
John Johnstone, R (8,1) ERA: 5.68	1.0 H 4 1 0 0 1 0 0 0 0 0 0 0 10 12 0.00 1.000																			
Alan Embree, L (9,1) ERA: 4.71	1.0 5 1 0 0 0 1 0 0 0 0 0 0 11 21 0.00 2.000																			

Batter	1	2	3	4	5	6	7	8	9	AB	R	H	RBI	BB	SO	LOB	BOTTOM			
Marvin Benard, L (1,8) OBP: 0.307, SLG: 0.310	3-2 G5-3	2-2 G5-3		1-1 1B		0-1 FC4-6		1-0 1B		5	0	2	3	0	0	3	Philadelphia Phillies @ San Francisco Giants PacBell Park, San Francisco, CA Wed May 31 2000, 10:15 PM EDT Att: 40,930 - Sunny - 65 F			
Bill Mueller, S (1,5) OBP: 0.350, SLG: 0.418	0-1 G4-3		0-1 BB WP 1B		0-0 L7		1-2 F8		2-1 SF8	4	0	1	1	0	0	2				
Barry Bonds, L (1,7) Calvin Murray, R (6,PR) OBP: 0.415, SLG: 0.437	1-0 HR		4-1 BB S 1B		0-0 F7		0-0 G5-4 1B		3-1 1B	4	1	3	1	1	0	0				
Jeff Kent, R (1,4) OBP: 0.400, SLG: 0.613	1-1 G6-3		3-3 K		2-2 F8		1-1 G5-4-3 1B		0-1 F8	5	0	0	0	0	1	4				
J.T. Snow, L (1,3) OBP: 0.357, SLG: 0.424		1-1 HR 1B	0-0 G3-1		3-2 FC5-4 1B		2-3 K			4	1	2	0	0	1	1				
Ellis Burks, R (1,9) Alan Embree, L (9,1) OBP: 0.425, SLG: 0.535		0-1 HR 1B		2-0 1B 2B		1-2 FC5-4 HR 1B		2-1 G6-3 1B 1B		4	4	3	2	0	0	1				
Ramon Martinez, R (1,6) OBP: 0.380, SLG: 0.545	0-0 F7		0-1 CS 1B		0-1 HR		1-0 G6-3		1-1 G6-3	4	1	2	3	0	0	1				
Doug Mirabeli, R (1,2) OBP: 0.340, SLG: 0.405		4-0 G5-3 BB		4-2 SH3-4 1B BB		2-2 FC4-6 BB 1B		4-1 BB BB		1	2	1	0	3	0	0				
Mark Gardner, R (1,1) Terrell Lutenbery, R (5,PH) Felix Rodriguez, R (7,1) John Johnstone, R (8,1) Armando Rios, L (9,9) OBP: 0.220, SLG: 0.200 OBP: 0.440, SLG: 0.400 OBP: 0.376, SLG: 0.508		2-0 G5-3		0-0 SH3-4		4-2 FC4-6 BB		4-0 1B BB		1	0	0	0	0	0	1				
									1-2 SF8 BB	0	0	0	0	1	0	0				
Inning Stats	R: 1 E: 0 K: 0 S: 8	H: 1 LOB: 0 BB: 0 P: 13	R: 2 E: 0 K: 0 S: 10	H: 2 LOB: 1 BB: 1 P: 19	R: 0 E: 0 K: 1 S: 7	H: 1 LOB: 1 BB: 1 P: 14	R: 2 E: 0 K: 0 S: 9	H: 3 LOB: 1 BB: 1 P: 15	R: 0 E: 0 K: 0 S: 6	H: 0 LOB: 0 BB: 0 P: 8	R: 2 E: 0 K: 0 S: 19	H: 3 LOB: 2 BB: 1 P: 31	R: 0 E: 0 K: 1 S: 6	H: 1 LOB: 0 BB: 0 P: 9	R: 3 E: 0 K: 0 S: 11	H: 3 LOB: 2 BB: 2 P: 26	1B: 10 2B: 1 3B: 0 HR: 3	SF: 1 SAC: 1 DP: 1 HBP: 0	WP: 1 PB: 0 SB: 2 CS: 1	PA: 40
PITCHER	IP WLS BF H R ER SO BB IBB HBP BLK WP HR S P ERA WHIP																			
Paul Byrd, R (1,1) ERA: 7.86	5.1 L 26 10 7 7 1 3 0 0 0 0 0 3 51 87 11.81 2.438																			
Bryan Ward, L (6,1) ERA: 4.5	1.2 6 1 0 0 1 1 0 0 0 0 0 0 14 22 0.00 1.200																			
Jeff Brantley, R (8,1) ERA: 6.3	1.0 8 3 3 3 0 2 0 0 0 0 0 0 11 26 27.00 5.000																			

AB	36
R	4
H	9
RBI	4
BB	2
SO	4
LOB	14



AB	32
R	10
H	14
RBI	10
BB	6
SO	2
LOB	13



Batter	1	2	3	4	5	6	7	8	9	AB	R	H	RBI	BB	SO	LOB	TOP				
Calvin Murray, R (1, 8) OBP: 0.395, SLG: 0.413 Marvin Benard, L (9, PH) OBP: 0.305, SLG: 0.308	G6-3		L5		K	F8			F7	4	0	0	0	0	1	2	<p>San Francisco Giants @ Oakland Athletics</p> <p>Network Associates Coliseum, Oakland, CA</p> <p>Fri Jun 02 2000, 9:05 PM EDT</p> <p>Att: 51,768 - Sunny - 68 F</p> <p>livebaseballscores.com</p>				
Bill Mueller, S (1, 5) OBP: 0.356, SLG: 0.425	G6-3 2B		G5-3				1B		G3	4	0	2	0	1	0	0					
Barry Bonds, L (1, 7) OBP: 0.438, SLG: 0.769	G6-3		FC6-4 BB		L5				G3	4	0	1	0	1	0	3					
Jeff Kent, R (1, 4) OBP: 0.402, SLG: 0.624			FC6-4 BB						F9	3	1	1	1	1	0	3					
Ellis Burks, R (1, 9) OBP: 0.419, SLG: 0.524	K				K				E1 HR 1B	4	1	1	0	0	2	4					
Russ Davis, R (1, 10) OBP: 0.339, SLG: 0.439									K	4	1	3	2	0	1	0					
J.T. Snow, L (1, 3) OBP: 0.355, SLG: 0.425			FC2 1B		G4-3 1B					4	1	1	0	0	0	2					
Bobby Estalella, R (1, 2) OBP: 0.420, SLG: 0.600 Felipe Crespo, S (8, PH) OBP: 0.457, SLG: 0.484 Doug Mirabeli, R (8, 2) OBP: 0.340, SLG: 0.405			F7						F7	2	0	0	0	1	0	3					
Ramon Martinez, R (1, 6) OBP: 0.352, SLG: 0.500			G6-4-3						G5-4-3 1B	1	0	1	1	0	0	0					
					K				P3	4	0	0	0	0	1	5					
Inning Stats	R: 0 E: 0 K: 1 S: 13	H: 1 LOB: 2 BB: 1 P: 25	R: 0 E: 0 K: 0 S: 6	H: 1 LOB: 1 BB: 0 P: 10	R: 0 E: 0 K: 0 S: 4	H: 0 LOB: 1 BB: 1 P: 11	R: 0 E: 0 K: 1 S: 8	H: 1 LOB: 0 BB: 0 P: 10	R: 0 E: 0 K: 2 S: 14	H: 3 LOB: 2 BB: 1 P: 28	R: 0 E: 0 K: 0 S: 11	H: 1 LOB: 1 BB: 1 P: 18	R: 1 E: 0 K: 1 S: 10	H: 2 LOB: 0 BB: 0 P: 13	R: 0 E: 0 K: 0 S: 9	H: 0 LOB: 0 BB: 0 P: 13	1B: 6 2B: 2 3B: 0 HR: 2	SF: 0 SAC: 0 DP: 3 HBP: 0	WP: 0 PB: 0 SB: 1 CS: 1	PA: 39	
PITCHER	IP WLS BF H R ER SO BB IBB HBP BLK WP HR S P ERA WHIP	IP WLS BF H R ER SO BB IBB HBP BLK WP HR S P ERA WHIP	IP WLS BF H R ER SO BB IBB HBP BLK WP HR S P ERA WHIP	IP WLS BF H R ER SO BB IBB HBP BLK WP HR S P ERA WHIP	IP WLS BF H R ER SO BB IBB HBP BLK WP HR S P ERA WHIP	IP WLS BF H R ER SO BB IBB HBP BLK WP HR S P ERA WHIP	IP WLS BF H R ER SO BB IBB HBP BLK WP HR S P ERA WHIP	IP WLS BF H R ER SO BB IBB HBP BLK WP HR S P ERA WHIP	IP WLS BF H R ER SO BB IBB HBP BLK WP HR S P ERA WHIP	IP WLS BF H R ER SO BB IBB HBP BLK WP HR S P ERA WHIP	IP WLS BF H R ER SO BB IBB HBP BLK WP HR S P ERA WHIP	IP WLS BF H R ER SO BB IBB HBP BLK WP HR S P ERA WHIP	IP WLS BF H R ER SO BB IBB HBP BLK WP HR S P ERA WHIP	IP WLS BF H R ER SO BB IBB HBP BLK WP HR S P ERA WHIP	IP WLS BF H R ER SO BB IBB HBP BLK WP HR S P ERA WHIP	IP WLS BF H R ER SO BB IBB HBP BLK WP HR S P ERA WHIP	IP WLS BF H R ER SO BB IBB HBP BLK WP HR S P ERA WHIP	IP WLS BF H R ER SO BB IBB HBP BLK WP HR S P ERA WHIP	IP WLS BF H R ER SO BB IBB HBP BLK WP HR S P ERA WHIP	IP WLS BF H R ER SO BB IBB HBP BLK WP HR S P ERA WHIP	IP WLS BF H R ER SO BB IBB HBP BLK WP HR S P ERA WHIP

Batter	1	2	3	4	5	6	7	8	9	AB	R	H	RBI	BB	SO	LOB	BOTTOM					
Terrence Long, L (1, 8) OBP: 0.305, SLG: 0.446	P4		G3-1		L6				G1-3	4	0	0	0	0	0	1	<p>San Francisco Giants @ Oakland Athletics</p> <p>Network Associates Coliseum, Oakland, CA</p> <p>Fri Jun 02 2000, 9:05 PM EDT</p> <p>Att: 51,768 - Sunny - 68 F</p> <p>livebaseballscores.com</p>					
Randy Velarde, R (1, 4) OBP: 0.418, SLG: 0.469										2	0	1	0	2	1	0						
Jason Giambi, L (1, 3) OBP: 0.416, SLG: 0.605										4	0	0	0	0	2	4						
Ben Grieve, L (1, 7) OBP: 0.389, SLG: 0.493 Ryan Christenson, R (9, 7) OBP: 0.385, SLG: 0.333										4	0	0	0	0	2	1						
Olmedo Saenz, R (1, 10) OBP: 0.391, SLG: 0.531										4	3	3	1	0	1	0						
Matt Stairs, L (1, 9) OBP: 0.338, SLG: 0.397										3	1	1	0	1	0	1						
Miguel Tejada, R (1, 6) OBP: 0.310, SLG: 0.406										3	1	1	3	1	0	1						
3 Eric Chavez, L (1, 5) OBP: 0.345, SLG: 0.457										4	0	2	1	0	0	2						
Ramon Hernandez, R (1, 2) OBP: 0.325, SLG: 0.404										3	0	0	0	0	0	1						
Inning Stats	R: 0 E: 0 K: 1 S: 11	H: 0 LOB: 1 BB: 1 P: 22	R: 3 E: 0 K: 0 S: 15	H: 4 LOB: 2 BB: 1 P: 26	R: 1 E: 0 K: 0 S: 10	H: 1 LOB: 0 BB: 0 P: 18	R: 0 E: 0 K: 0 S: 6	H: 0 LOB: 0 BB: 0 P: 9	R: 0 E: 0 K: 1 S: 7	H: 0 LOB: 0 BB: 0 P: 15	R: 1 E: 0 K: 0 S: 11	H: 2 LOB: 1 BB: 0 P: 13	R: 0 E: 0 K: 1 S: 9	H: 1 LOB: 1 BB: 0 P: 14	R: 0 E: 0 K: 2 S: 14	H: 0 LOB: 2 BB: 2 P: 28	R: 0 E: 0 K: 0 S: 9	H: 0 LOB: 0 BB: 0 P: 13	1B: 4 2B: 2 3B: 0 HR: 2	SF: 0 SAC: 0 DP: 0 HBP: 0	WP: 0 PB: 0 SB: 1 CS: 0	PA: 35
PITCHER	IP WLS BF H R ER SO BB IBB HBP BLK WP HR S P ERA WHIP	IP WLS BF H R ER SO BB IBB HBP BLK WP HR S P ERA WHIP	IP WLS BF H R ER SO BB IBB HBP BLK WP HR S P ERA WHIP	IP WLS BF H R ER SO BB IBB HBP BLK WP HR S P ERA WHIP	IP WLS BF H R ER SO BB IBB HBP BLK WP HR S P ERA WHIP	IP WLS BF H R ER SO BB IBB HBP BLK WP HR S P ERA WHIP	IP WLS BF H R ER SO BB IBB HBP BLK WP HR S P ERA WHIP	IP WLS BF H R ER SO BB IBB HBP BLK WP HR S P ERA WHIP	IP WLS BF H R ER SO BB IBB HBP BLK WP HR S P ERA WHIP	IP WLS BF H R ER SO BB IBB HBP BLK WP HR S P ERA WHIP	IP WLS BF H R ER SO BB IBB HBP BLK WP HR S P ERA WHIP	IP WLS BF H R ER SO BB IBB HBP BLK WP HR S P ERA WHIP	IP WLS BF H R ER SO BB IBB HBP BLK WP HR S P ERA WHIP	IP WLS BF H R ER SO BB IBB HBP BLK WP HR S P ERA WHIP	IP WLS BF H R ER SO BB IBB HBP BLK WP HR S P ERA WHIP	IP WLS BF H R ER SO BB IBB HBP BLK WP HR S P ERA WHIP	IP WLS BF H R ER SO BB IBB HBP BLK WP HR S P ERA WHIP	IP WLS BF H R ER SO BB IBB HBP BLK WP HR S P ERA WHIP	IP WLS BF H R ER SO BB IBB HBP BLK WP HR S P ERA WHIP	IP WLS BF H R ER SO BB IBB HBP BLK WP HR S P ERA WHIP	IP WLS BF H R ER SO BB IBB HBP BLK WP HR S P ERA WHIP	



Batter	1	2	3	4	5	6	7	8	9	AB	R	H	RBI	BB	SO	LOB	TOP					
Marvin Benard, L (1, 8) <small>OBP: 0.310, SLG: 0.320</small> Calvin Murray, R (7, 8) <small>OBP: 0.391, SLG: 0.408</small>										4	1	2	1	1	0	1						
Bill Mueller, S (1, 5) <small>OBP: 0.352, SLG: 0.431</small>										6	3	2	2	0	2	3						
Barry Bonds, L (1, 7) <small>OBP: 0.441, SLG: 0.814</small> Armando Rios, L (5, 7) <small>OBP: 0.370, SLG: 0.484</small>										3	2	2	3	0	1	0						
Jeff Kent, R (1, 4) <small>OBP: 0.417, SLG: 0.675</small>										6	3	4	5	0	1	0						
Ellis Burks, R (1, 9) <small>OBP: 0.421, SLG: 0.551</small> Terrell Lowery, R (7, PH) <small>OBP: 0.613, SLG: 0.815</small>										4	2	2	1	0	0	1						
J.T. Snow, L (1, 3) <small>OBP: 0.353, SLG: 0.418</small> Felipe Crespo, S (7, PH) <small>OBP: 0.390, SLG: 0.405</small>										3	1	0	0	1	2	2						
Russ Davis, R (1, 10) <small>OBP: 0.344, SLG: 0.443</small>										4	2	1	0	1	0	0						
Ramon Martinez, R (1, 6) <small>OBP: 0.413, SLG: 0.618</small>										4	3	3	2	1	0	0						
Bobby Estalella, R (1, 2) <small>OBP: 0.397, SLG: 0.563</small>										4	0	1	2	0	0	3						
Inning Stats	R: 4 E: 0 K: 0 S: 14	H: 4 LOB: 0 BB: 0 P: 28	R: 0 E: 0 K: 0 S: 6	H: 1 LOB: 0 BB: 0 P: 11	R: 0 E: 0 K: 2 S: 7	H: 0 LOB: 0 BB: 0 P: 10	R: 2 E: 0 K: 1 S: 10	H: 3 LOB: 1 BB: 0 P: 14	R: 6 E: 1 K: 3 S: 19	H: 4 LOB: 1 BB: 2 P: 34	R: 0 E: 0 K: 3 S: 18	H: 1 LOB: 1 BB: 0 P: 29	R: 5 E: 0 K: 0 S: 24	H: 4 LOB: 1 BB: 2 P: 38	R: 0 E: 0 K: 0 S: 4	H: 0 LOB: 0 BB: 0 P: 6	R: 1 E: 0 K: 0 S: 11	H: 2 LOB: 2 BB: 1 P: 20	1B: 8 2B: 6 3B: 0 HR: 5	SF: 1 SAC: 0 DP: 1 HBP: 0	WP: 1 PB: 0 CS: 0	PA: 51
PITCHER	IP WLS BF H R ER SO BB IBB HBP BLK WP HR S P ERA WHIP																					
Omar Olivares, R (1, 1) ERA: 6.28	4.1 L 22 10 8 8 3 0 0 0 0 0 1 3 41 72 16.61 2.308																					
Scott Service, R (5, 1) ERA: 13.5	2.0 15 4 7 4 4 4 0 0 0 0 0 0 43 72 18.00 4.000																					
Rich Sauvour, L (7, 1) ERA: 5.87	2.2 14 5 3 3 0 1 0 0 0 0 0 2 29 46 10.12 2.250																					

San Francisco Giants @ Oakland Athletics
Network Associates Coliseum, Oakland, CA
Sun Jun 04 2000, 4:05 PM EDT
Att: 48,128 - Sunny - 59 F

AB 45
R 18
H 19
RBI 17
BB 5
SO 7
LOB 13

Batter	1	2	3	4	5	6	7	8	9	AB	R	H	RBI	BB	SO	LOB	BOTTOM					
Ryan Christenson, R (1, 8) <small>OBP: 0.377, SLG: 0.328</small>										4	0	1	0	0	1	0						
Randy Velarde, R (1, 4) <small>OBP: 0.434, SLG: 0.534</small> Frank Menechino, R (6, FR) <small>OBP: 0.358, SLG: 0.473</small>										2	0	1	0	1	0	2						
Jason Giambi, L (1, 3) <small>OBP: 0.411, SLG: 0.596</small> Eric Chavez, L (7, 5) <small>OBP: 0.348, SLG: 0.460</small>										3	0	0	0	0	0	2						
Olmedo Saenz, R (1, 5) <small>OBP: 0.394, SLG: 0.517</small>										4	0	1	0	0	2	3						
Ben Grievie, L (1, 7) <small>OBP: 0.364, SLG: 0.481</small>										3	0	1	1	1	0	3						
John Jaha, R (1, 10) <small>OBP: 0.423, SLG: 0.143</small>										3	0	0	0	1	0	2						
Matt Stairs, L (1, 9) <small>OBP: 0.338, SLG: 0.411</small> Jeremy Giambi, L (7, 9) <small>OBP: 0.333, SLG: 0.398</small>										2	0	0	0	1	1	1						
Miguel Tejada, R (1, 6) <small>OBP: 0.303, SLG: 0.400</small>										4	0	0	0	0	2	2						
Sal Fasano, R (1, 2) <small>OBP: 0.303, SLG: 0.286</small>										3	1	2	1	0	1	0						
Inning Stats	R: 0 E: 0 K: 1 S: 4	H: 0 LOB: 1 BB: 1 P: 10	R: 0 E: 0 K: 1 S: 11	H: 1 LOB: 0 BB: 0 P: 15	R: 0 E: 0 K: 1 S: 8	H: 2 LOB: 1 BB: 0 P: 14	R: 0 E: 0 K: 1 S: 8	H: 0 LOB: 1 BB: 1 P: 16	R: 1 E: 0 K: 1 S: 7	H: 1 LOB: 0 BB: 0 P: 10	R: 0 E: 0 K: 1 S: 6	H: 1 LOB: 2 BB: 0 P: 12	R: 0 E: 0 K: 0 S: 7	H: 0 LOB: 0 BB: 0 P: 13	R: 0 E: 0 K: 1 S: 10	H: 0 LOB: 0 BB: 0 P: 14	R: 1 E: 0 K: 0 S: 14	H: 2 LOB: 2 BB: 1 P: 23	1B: 5 2B: 1 3B: 0 HR: 1	SF: 0 SAC: 0 DP: 2 HBP: 0	WP: 0 PB: 1 CS: 0	PA: 35
PITCHER	IP WLS BF H R ER SO BB IBB HBP BLK WP HR S P ERA WHIP																					
Shawn Estes, L (1, 1) ERA: 3.25	9.0 W 35 7 2 2 2 8 3 0 0 0 0 1 75 127 2.00 1.111																					

San Francisco Giants @ Oakland Athletics
Network Associates Coliseum, Oakland, CA
Sun Jun 04 2000, 4:05 PM EDT
Att: 48,128 - Sunny - 59 F

AB 32
R 2
H 7
RBI 2
BB 3
SO 8
LOB 17

Batter	1	2	3	4	5	6	7	8	9	10	11	AB	R	H	RBI	BB	SO	LOB	TOP							
Calvin Murray, R OBP: 0.370, SLG: 0.383 Marvin Benard, L OBP: 0.308, SLG: 0.318	G5-3	G6-3		F9		K			K		G4-3	5	0	0	1	0	2	3								
Bill Mueller, S OBP: 0.366, SLG: 0.428	2B	1B		K					2B		K	4	1	1	1	2	2	1								
Barry Bonds, L OBP: 0.442, SLG: 0.827	F9	1B							2B		HR	6	1	3	1	0	1	1								
Jeff Kent, R OBP: 0.419, SLG: 0.671	2B	F8							G5-3		BB	4	0	1	1	2	0	4								
Ellis Burks, R OBP: 0.402, SLG: 0.522	G6-3		G5-3						FC6-4		G6-3	6	0	0	0	0	0	3								
Russ Davis, R OBP: 0.338, SLG: 0.431 Felipe Crespo, S OBP: 0.405, SLG: 0.447	HBP	1B	K						G5-3		2B	4	1	1	0	0	1	1								
J.T. Snow, L OBP: 0.389, SLG: 0.417	2B	G6-3	K						F8		IBB	3	1	1	0	1	1	0								
Ramon Martinez, R OBP: 0.397, SLG: 0.583	K								F8		K	5	0	1	0	0	2	5								
Bobby Estalella, R OBP: 0.392, SLG: 0.561 Armando Rios, L OBP: 0.367, SLG: 0.479 Doug Mirabelli, R OBP: 0.340, SLG: 0.405	G6-3	1B		F9	G5-3	1B			G5-3		G4-3	4	1	1	1	0	0	2								
	2B			G5-3		FC4-6	1B		G5-3			1	0	0	0	0	0	2								
	1B											0	0	0	0	0	0	0								
Inning Stats	R: 1 E: 0 K: 0 S: 7	H: 1 LOB: 1 BB: 1 P: 13	R: 3 E: 0 K: 1 S: 15	H: 4 LOB: 2 BB: 0 P: 25	R: 0 E: 0 K: 2 S: 11	H: 0 LOB: 0 BB: 0 P: 19	R: 0 E: 0 K: 1 S: 9	H: 1 LOB: 1 BB: 0 P: 18	R: 0 E: 0 K: 1 S: 10	H: 0 LOB: 1 BB: 1 P: 14	R: 0 E: 0 K: 0 S: 7	H: 0 LOB: 0 BB: 0 P: 12	R: 0 E: 0 K: 1 S: 14	H: 1 LOB: 2 BB: 1 P: 24	R: 0 E: 0 K: 1 S: 7	H: 1 LOB: 2 BB: 1 P: 16	R: 1 E: 0 K: 1 S: 15	H: 1 LOB: 1 BB: 1 P: 27	1B: 5 2B: 4 3B: 0 HR: 1	SF: 0 SAC: 0 DP: 0 HBP: 1	WP: 0 PB: 0 SB: 1 CS: 0	PA: 50				
PITCHER	IP WLS BF H R ER SO BB IBB HBP BLK WP HR S P ERA WHIP	PITCHER										IP WLS BF H R ER SO BB IBB HBP BLK WP HR S P ERA WHIP														
Scott Schoeneweis, L ERA: 4.93 Al Levine, R ERA: 3.0 Troy Percival, R ERA: 2.74 Shigetoshi Hasegawa, R ERA: 5.45	(1, 1) (7, 1) (10, 1) (11, 1)	6.2 2.1 1.0 1.0	31 9 5 5	7 0 1 1	4 0 0 1	4 0 0 1	6 0 1 1	0 0 0 0	0 0 0 0	0 0 0 0	0 0 0 0	0 0 0 0	0 0 0 0	0 0 0 0	0 0 0 0	0 0 0 0	0 0 0 0	0 0 0 0	0 0 0 0	0 0 0 0	0 0 0 0	0 0 0 0	0 0 0 0	115 41 16 27	5.40 0.00 0.00 9.00	1.350 0.857 1.000 2.000

San Francisco Giants @ Anaheim Angels
Edison International Field, Anaheim, CA
Mon Jun 05 2000, 10:05 PM EDT
Att: 17,924 - Sunny - 74 F

livebaseballscorecards.com

AB 44
R 5
H 10
RBI 5
BB 5
SO 9
LOB 22

GIANTS

Batter	1	2	3	4	5	6	7	8	9	10	11	AB	R	H	RBI	BB	SO	LOB	BOTTOM							
Darin Erstad, L OBP: 0.440, SLG: 0.565	SH5-3	1B		K					F8	FC6-4		5	1	2	0	1	1	2								
Kevin Stocker, S OBP: 0.400, SLG: 0.398	SH5-3	PO							2B	1B		3	1	2	1	2	0	0								
Mo Vaughn, L OBP: 0.378, SLG: 0.598 Orlando Palmeiro, L OBP: 0.420, SLG: 0.339	K								1B	BB		5	0	1	1	0	2	3								
Tim Salmon, R OBP: 0.416, SLG: 0.542	BB								1B	1B		5	0	2	0	1	2	2								
16 Garret Anderson, L OBP: 0.276, SLG: 0.489	G4-3								1B	IBB		5	0	2	0	1	0	3								
Troy Glaus, R OBP: 0.449, SLG: 0.667	F7	G4-3							K			5	1	2	0	0	2	6								
Bengie Molina, R OBP: 0.365, SLG: 0.442	F7								G5-4-3	1B		5	0	0	0	0	1	4								
Scott Spiezio, S OBP: 0.351, SLG: 0.421	G4-3								F8			5	0	1	1	0	1	2								
Adam Kennedy, L OBP: 0.318, SLG: 0.413	PO	BB							F8			5	0	2	0	0	0	1								
Inning Stats	R: 0 E: 0 K: 1 S: 11	H: 1 LOB: 2 BB: 1 P: 18	R: 1 E: 0 K: 0 S: 12	H: 2 LOB: 1 BB: 1 P: 21	R: 0 E: 0 K: 2 S: 13	H: 2 LOB: 2 BB: 0 P: 19	R: 0 E: 0 K: 1 S: 12	H: 1 LOB: 1 BB: 0 P: 15	R: 0 E: 0 K: 0 S: 8	H: 0 LOB: 0 BB: 0 P: 11	R: 1 E: 0 K: 0 S: 14	H: 2 LOB: 1 BB: 0 P: 22	R: 0 E: 0 K: 2 S: 12	H: 2 LOB: 2 BB: 0 P: 17	R: 2 E: 1 K: 1 S: 19	H: 2 LOB: 2 BB: 2 P: 35	R: 0 E: 0 K: 0 S: 9	H: 1 LOB: 1 BB: 1 P: 13	R: 0 E: 0 K: 1 S: 6	H: 0 LOB: 1 BB: 1 P: 14	1B: 12 2B: 2 3B: 0 HR: 0	SF: 0 SAC: 2 DP: 1 HBP: 0	WP: 0 PB: 0 SB: 1 CS: 0	PA: 51		
PITCHER	IP WLS BF H R ER SO BB IBB HBP BLK WP HR S P ERA WHIP	PITCHER										IP WLS BF H R ER SO BB IBB HBP BLK WP HR S P ERA WHIP														
Livan Hernandez, R ERA: 3.99 Felix Rodriguez, R ERA: 1.84 Robb Nen, R ERA: 2.41 John Johnstone, R ERA: 6.15 Aaron Fultz, L ERA: 4.21	(1, 1) (8, 1) (9, 1) (10, 1) (10, 1)	7.0 1.0 1.0 0.2 1.1	32 H 3 B 7 3	11 0 2 0 0	2 0 1 0 0	2 0 2 0 1	0 0 1 0 0	0 0 0 0 0	0 0 0 0 0	0 0 0 0 0	0 0 0 0 0	0 0 0 0 0	0 0 0 0 0	0 0 0 0 0	0 0 0 0 0	0 0 0 0 0	0 0 0 0 0	0 0 0 0 0	0 0 0 0 0	0 0 0 0 0	0 0 0 0 0	0 0 0 0 0	0 0 0 0 0	120 11 35 10 8	2.57 0.00 9.00 0.00 0.00	1.857 0.000 3.000 1.500 0.750

San Francisco Giants @ Anaheim Angels
Edison International Field, Anaheim, CA
Mon Jun 05 2000, 10:05 PM EDT
Att: 17,924 - Sunny - 74 F

livebaseballscorecards.com

AB 43
R 4
H 14
RBI 3
BB 5
SO 9
LOB 23

GIANTS

Batter	1	2	3	4	5	6	7	8	9	AB	R	H	RBI	BB	SO	LOB	TOP			
Marvin Benard, L (1, 8) OBP: 0.316, SLG: 0.344	G3-1		HR				G3-1			4	1	2	3	1	0	1	San Francisco Giants @ Anaheim Angels Edison International Field, Anaheim, CA Tue Jun 06 2000, 10:05 PM EDT Att: 19,674 - Sunny - 78 F			
Bill Mueller, S (1, 5) OBP: 0.352, SLG: 0.422	E4		F8						2B	5	0	1	1	0	1	3				
Barry Bonds, L (1, 7) OBP: 0.451, SLG: 0.840	FC4-6		HR							2	1	1	1	3	0	1				
Jeff Kent, R (1, 4) OBP: 0.414, SLG: 0.660	G5-3									5	0	1	0	0	2	8				
J.T. Snow, L (1, 3) OBP: 0.357, SLG: 0.411		F8	G6-3							3	0	0	0	0	0	1				
Ellis Burks, R (1, 10) OBP: 0.389, SLG: 0.504	G5-3									4	0	0	0	0	0	1				
Armando Rios, L (1, 9) OBP: 0.354, SLG: 0.459	G3									4	0	0	0	0	0	0				
Rich Aurilia, R (1, 6) OBP: 0.319, SLG: 0.356										3	1	1	0	0	0	0				
Ramon Martinez, R (7, 6) OBP: 0.391, SLG: 0.574			HR							1	0	0	0	0	0	0				
Doug Mirabeli, R (1, 2) OBP: 0.350, SLG: 0.425										3	1	2	0	0	0	1				
Felipe Crespo, S (9, PH) OBP: 0.419, SLG: 0.462			L5							1	1	1	0	0	0	0				
Bobby Estalella, R (9, 2) OBP: 0.392, SLG: 0.561										0	0	0	0	0	0	0				
Inning Stats	R: 0 E: 1 K: 0 S: 10	H: 0 LOB: 1 BB: 0 P: 16	R: 0 E: 0 K: 0 S: 11	H: 0 LOB: 0 BB: 0 P: 16	R: 3 E: 0 K: 0 S: 13	H: 4 LOB: 1 BB: 0 P: 24	R: 0 E: 0 K: 0 S: 5	H: 0 LOB: 0 BB: 0 P: 8	R: 0 E: 0 K: 0 S: 6	H: 1 LOB: 2 BB: 2 P: 19	R: 1 E: 0 K: 1 S: 13	H: 2 LOB: 2 BB: 1 P: 25	R: 0 E: 0 K: 0 S: 4	H: 0 LOB: 0 BB: 0 P: 7	R: 1 E: 0 K: 2 S: 19	H: 2 LOB: 2 BB: 1 P: 30	1B: 5 2B: 2 3B: 0 HR: 2	SF: 0 SAC: 0 DP: 2 HBP: 1	WP: 0 PB: 0 SB: 0 CS: 0	PA: 40
PITCHER	IP WLS BF H R ER SO BB IBB HBP BLK WP HR S P ERA WHIP																			
Seth Ethernan, R (1, 1) ERA: 5.51	6.1	27	6	4	4	0	2	0	1	0	0	0	0	0	5	10	5.68	1.263		
Mike Holtz, L (7, 1) ERA: 5.4	0.1	3	1	0	0	0	1	0	0	0	0	0	0	0	7	13	0.00	6.000		
Eric Weaver, R (7, 1) ERA: 6.75	1.1	4	0	0	0	1	0	0	0	0	0	0	0	5	10	0.00	0.000			
Troy Percival, R (9, 1) ERA: 3.0	1.0	W 6	2	1	1	2	0	1	0	0	0	0	0	19	30	9.00	2.000			

AB	35
R	5
H	9
RBI	5
BB	4
SO	3
LOB	16



Batter	1	2	3	4	5	6	7	8	9	AB	R	H	RBI	BB	SO	LOB	BOTTOM					
Darin Erstad, L (1, 7) OBP: 0.446, SLG: 0.568	G3-1		FC4-6							4	2	3	2	1	0	0	San Francisco Giants @ Anaheim Angels Edison International Field, Anaheim, CA Tue Jun 06 2000, 10:05 PM EDT Att: 19,674 - Sunny - 78 F					
Kevin Stocker, S (1, 6) OBP: 0.394, SLG: 0.391	L3		FC4-6							5	0	1	0	0	0	5						
Mo Vaughn, L (1, 3) OBP: 0.380, SLG: 0.597										4	0	2	2	1	1	1						
Tim Salmon, R (1, 10) OBP: 0.417, SLG: 0.553	F8									3	1	1	1	1	0	2						
16 Garret Anderson, L (1, 8) OBP: 0.276, SLG: 0.485										4	1	1	0	0	1	0						
Troy Glaus, R (1, 5) OBP: 0.450, SLG: 0.660										2	1	0	0	2	0	0						
Bengie Molina, R (1, 2) OBP: 0.363, SLG: 0.438										4	0	1	1	0	1	1						
Adam Kennedy, L (1, 4) OBP: 0.317, SLG: 0.410										4	1	1	0	0	1	2						
Orlando Palmeiro, L (1, 9) OBP: 0.408, SLG: 0.328										2	0	0	0	0	1	0						
Edgard Clemente, R (7, PH) OBP: 0.196, SLG: 0.190										1	0	0	0	0	1	2						
Scott Spiezio, S (9, PH) OBP: 0.355, SLG: 0.421										0	0	0	0	1	0	0						
Inning Stats	R: 0 E: 0 K: 0 S: 6	H: 0 LOB: 1 BB: 1 P: 16	R: 0 E: 0 K: 0 S: 10	H: 0 LOB: 1 BB: 1 P: 18	R: 0 E: 0 K: 1 S: 7	H: 0 LOB: 1 BB: 1 P: 12	R: 0 E: 0 K: 0 S: 4	H: 1 LOB: 0 BB: 0 P: 9	R: 0 E: 0 K: 0 S: 6	H: 0 LOB: 0 BB: 0 P: 11	R: 1 E: 0 K: 0 S: 15	H: 2 LOB: 1 BB: 1 P: 29	R: 2 E: 0 K: 2 S: 14	H: 3 LOB: 2 BB: 1 P: 24	R: 1 E: 0 K: 2 S: 12	H: 1 LOB: 0 BB: 0 P: 17	R: 2 E: 0 K: 1 S: 13	H: 3 LOB: 2 BB: 1 P: 26	1B: 9 2B: 1 3B: 0 HR: 1	SF: 0 SAC: 0 DP: 1 HBP: 0	WP: 0 PB: 0 SB: 0 CS: 2	PA: 40
PITCHER	IP WLS BF H R ER SO BB IBB HBP BLK WP HR S P ERA WHIP																					
Joe Nathan, R (1, 1) ERA: 5.19	5.2	22	3	1	1	1	4	0	0	0	0	0	0	2	3	27.00	3.000					
Alan Embree, L (6, 1) ERA: 6.04	0.1	H 1	1	1	1	0	0	0	0	0	0	0	0	2	3	27.00	3.000					
John Johnstone, R (7, 1) ERA: 6.49	0.0	2	1	0	0	0	1	0	0	0	0	0	0	3	8	∞	∞					
Aaron Fultz, L (7, 1) ERA: 4.28	1.2	B 7	2	2	2	4	0	0	0	0	1	18	25	10.80	1.200							
Felix Rodriguez, R (8, 1) ERA: 1.82	0.1	1	0	0	0	0	0	0	0	0	0	4	7	0.00	0.000							

AB	33
R	6
H	10
RBI	6
BB	6
SO	6
LOB	13



Batter	1	2	3	4	5	6	7	8	9	AB	R	H	RBI	BB	SO	LOB	TOP				
Marvin Benard, L (1, 8) OBP: 0.313, SLG: 0.340	F8		2B SF8 1B		F7	G3	L4			5	1	1	0	0	0	4	San Francisco Giants @ Anaheim Angels Edison International Field, Anaheim, CA Wed Jun 07 2000, 10:05 PM EDT Att: 22,920 - Cloudy - 73 F				
Bill Mueller, S (1, 5) OBP: 0.357, SLG: 0.431	F8		1B		BB 1B		F8	F8 BB 1B		5	2	3	0	0	0	0					
Barry Bonds, L (1, 7) OBP: 0.454, SLG: 0.831	K		1B IBB		F9		HR 1B	1B BB		3	1	1	0	2	1	1					
Jeff Kent, R (1, 4) OBP: 0.414, SLG: 0.670		L6	SF8		BB		HR	F8		3	1	1	3	1	0	2					
J.T. Snow, L (1, 3) OBP: 0.362, SLG: 0.415	K		FC5-4 1B		F9		HR 1B	G6-4-3 1B		5	1	3	2	0	1	2					
Ellis Burks, R (1, 10) OBP: 0.375, SLG: 0.484	P4		FC5-4 1-2f			K	F9	G6-4-3 1-2f		5	0	0	0	0	1	5					
Armando Rios, L (1, 9) OBP: 0.356, SLG: 0.485			HR 1B		G1-3		F7 HR	K		5	2	2	2	0	1	0					
Rich Aurilia, R (1, 6) OBP: 0.333, SLG: 0.386			HR 1B				BB 1B	G5-3		3	1	3	2	1	0	0					
Ramon Martinez, R (7, PR) OBP: 0.386, SLG: 0.585			HR BB				BB 1B	1B		1	0	0	0	0	0	0					
Doug Mirabeli, R (1, 2) OBP: 0.355, SLG: 0.422			G6-3		G5-4-3 1-2f		BB	1B		3	0	1	0	1	0	1					
Felipe Crespo, S (9, PH) OBP: 0.409, SLG: 0.450							1-2 BB	1B		1	0	0	0	0	1	0					
Inning Stats	R: 0 E: 0 K: 1 S: 11	H: 0 LOB: 0 BB: 0 P: 14	R: 0 E: 0 K: 1 S: 9	H: 0 LOB: 0 BB: 0 P: 14	R: 4 E: 0 K: 0 S: 14	H: 5 LOB: 2 BB: 1 P: 27	R: 0 E: 0 K: 0 S: 7	H: 0 LOB: 0 BB: 1 P: 14	R: 0 E: 0 K: 1 S: 10	H: 1 LOB: 2 BB: 1 P: 16	R: 4 E: 0 K: 0 S: 17	H: 6 LOB: 2 BB: 0 P: 28	R: 1 E: 0 K: 0 S: 12	H: 2 LOB: 1 BB: 0 P: 25	R: 0 E: 0 K: 2 S: 7	H: 0 LOB: 0 BB: 0 P: 11	1B: 11 2B: 1 3B: 0 HR: 3	SF: 1 SAC: 0 DP: 2 HBP: 0	WP: 0 PB: 0 SB: 1 CS: 0	PA: 45	
PITCHER	IP WLS BF H R ER SO	IP WLS BF H R ER SO	IP WLS BF H R ER SO	IP WLS BF H R ER SO	IP WLS BF H R ER SO	IP WLS BF H R ER SO	IP WLS BF H R ER SO	IP WLS BF H R ER SO	IP WLS BF H R ER SO	IP WLS BF H R ER SO	IP WLS BF H R ER SO	IP WLS BF H R ER SO	IP WLS BF H R ER SO	IP WLS BF H R ER SO	IP WLS BF H R ER SO	IP WLS BF H R ER SO	ERA WHIP	ERA WHIP			
Kent Bottenfield, R (1, 1) ERA: 5.21	6.0	28	7	4	4	3	3	1	0	0	0	0	1	58	104	6.00	1.667				
Al Levine, R (7, 1) ERA: 3.74	0.2	6	4	4	4	0	0	0	0	0	0	2	13	22	54.00	6.000					
Shigetoshi Hasegawa, R (7, 1) ERA: 5.35	2.1	W	11	4	1	1	2	1	0	0	0	0	0	23	42	3.86	2.143				

AB	39
R	9
H	15
RBI	9
BB	5
SO	5
LOB	15




Batter	1	2	3	4	5	6	7	8	9	AB	R	H	RBI	BB	SO	LOB	BOTTOM				
Darin Erstad, L (1, 7) OBP: 0.449, SLG: 0.592	K	G4-3			HR	HR		E7 1B		5	2	3	5	0	1	1	San Francisco Giants @ Anaheim Angels Edison International Field, Anaheim, CA Wed Jun 07 2000, 10:05 PM EDT Att: 22,920 - Cloudy - 73 F				
Kevin Stocker, S (1, 6) OBP: 0.388, SLG: 0.398	1B	K			G6-3	G6-3		B1-3		5	1	1	0	0	1	3					
Mo Vaughn, L (1, 3) OBP: 0.382, SLG: 0.593	BB HR 1B				G4-3	BB 1B		K		3	1	1	1	1	1	0					
Tim Salmon, R (1, 10) OBP: 0.419, SLG: 0.550	HR BB				F8	16 G6-4-3 1B		F9		3	1	1	0	1	0	0					
16 Garret Anderson, L (1, 8) OBP: 0.272, SLG: 0.477	F2				L4	G6-4-3 1-2f		P5		4	0	0	0	0	0	4					
Troy Glaus, R (1, 5) OBP: 0.451, SLG: 0.671	HR				G1-3			F7		4	2	2	3	0	0	0					
Bengie Molina, R (1, 2) OBP: 0.366, SLG: 0.439	F8				G4-3			1B 1B		4	2	2	0	0	0	0					
Adam Kennedy, L (1, 4) OBP: 0.312, SLG: 0.405		G4-3			K			L4		3	0	0	1	0	1	1					
Orlando Palmeiro, L (1, 9) OBP: 0.425, SLG: 0.367						HR 1B		1B		2	1	2	0	0	0	0					
Edgard Clemente, R (6, PH) OBP: 0.230, SLG: 0.265								E 1B		2	0	1	0	0	1	1					
Inning Stats	R: 4 E: 0 K: 1 S: 14	H: 3 LOB: 1 BB: 1 P: 25	R: 0 E: 0 K: 1 S: 13	H: 1 LOB: 0 BB: 0 P: 20	R: 0 E: 0 K: 0 S: 5	H: 0 LOB: 0 BB: 0 P: 8	R: 0 E: 0 K: 1 S: 8	H: 0 LOB: 0 BB: 0 P: 11	R: 2 E: 0 K: 0 S: 13	H: 3 LOB: 1 BB: 1 P: 27	R: 3 E: 0 K: 1 S: 11	H: 3 LOB: 0 BB: 0 P: 21	R: 0 E: 0 K: 1 S: 7	H: 0 LOB: 0 BB: 0 P: 11	R: 1 E: 1 K: 0 S: 9	H: 3 LOB: 2 BB: 0 P: 11	1B: 8 2B: 1 3B: 1 HR: 3	SF: 1 SAC: 0 DP: 1 HBP: 0	WP: 0 PB: 0 SB: 0 CS: 0	PA: 38	
PITCHER	IP WLS BF H R ER SO	IP WLS BF H R ER SO	IP WLS BF H R ER SO	IP WLS BF H R ER SO	IP WLS BF H R ER SO	IP WLS BF H R ER SO	IP WLS BF H R ER SO	IP WLS BF H R ER SO	IP WLS BF H R ER SO	IP WLS BF H R ER SO	IP WLS BF H R ER SO	IP WLS BF H R ER SO	IP WLS BF H R ER SO	IP WLS BF H R ER SO	IP WLS BF H R ER SO	IP WLS BF H R ER SO	ERA WHIP	ERA WHIP			
Russ Ortiz, R (1, 1) ERA: 6.88	5.0	25	9	8	8	3	2	0	0	0	0	0	1	9	18	9.00	1.000				
Aaron Fultz, L (6, 1) ERA: 4.45	1.0	4	1	1	1	1	0	0	0	0	0	0	0	15	21	5.40	1.800				
Alan Embree, L (7, 1) ERA: 6.0	1.2	L	8	3	1	1	0	0	0	0	0	0	0	1	1	0.00	0.000				
Felix Rodriguez, R (8, 1) ERA: 1.8	0.1	1	0	0	0	0	0	0	0	0	0	0	0	1	1	0.00	0.000				



Batter	1	2	3	4	5	6	7	8	9	AB	R	H	RBI	BB	SO	LOB	TOP					
Rickey Henderson, R OBP: 0.376, SLG: 0.296 Jose Mesa, R (7, 1) Jose Paniagua, R (8, 1) Tom Lampkin, L OBP: 0.298, SLG: 0.468 (8, PH)	L1		1B		F9		1B		G4-3	4	0	2	1	0	0	1						
David Bell, R OBP: 0.277, SLG: 0.330 John Olerud, L OBP: 0.422, SLG: 0.434 John Mabry, L OBP: 0.250, SLG: 0.255 (8, 3)	L1		1B			G6-3	K			3	0	1	0	0	0	0						
Alex Rodriguez, R OBP: 0.444, SLG: 0.642	HR		F7			F9		F8		4	1	1	1	0	0	2						
Edgar Martinez, R OBP: 0.445, SLG: 0.724 Charles Gipson, R OBP: 0.356, SLG: 0.294 (8, PR)	F9			F9			BB	BB	1B	3	0	1	0	1	0	0						
Jay Buhner, R OBP: 0.378, SLG: 0.550		FC6-4 1B		F9		P6		F7		4	0	1	0	0	0	2						
Mike Cameron, R OBP: 0.358, SLG: 0.460	FC6-4 G4-6-3 1-2			K			F7		BB	3	0	0	0	1	1							
Dan Wilson, R OBP: 0.297, SLG: 0.358	G4-6-3 1-2						1B		F9	3	1	1	0	1	0	3						
Mark McLemore, S OBP: 0.336, SLG: 0.271			K		F9		1B		G4-3	4	0	1	0	0	1	1						
John Halama, L Frankie Rodriguez, R Stan Javier, S OBP: 0.379, SLG: 0.428 (7, PH)			K		K		F9		G4-3	1	0	0	0	0	1	0						
										2	0	0	0	0	0	2						
Inning Stats	R: 1 E: 0 K: 0 S: 8	H: 1 LOB: 0 BB: 0 P: 11	R: 0 E: 0 K: 0 S: 7	H: 1 LOB: 1 BB: 0 P: 11	R: 0 E: 0 K: 2 S: 14	H: 2 LOB: 2 BB: 0 P: 25	R: 0 E: 0 K: 1 S: 7	H: 0 LOB: 0 BB: 0 P: 11	R: 0 E: 0 K: 1 S: 11	H: 1 LOB: 1 BB: 0 P: 19	R: 0 E: 0 K: 0 S: 10	H: 0 LOB: 1 BB: 1 P: 19	R: 1 E: 0 K: 1 S: 16	H: 2 LOB: 2 BB: 1 P: 29	R: 0 E: 0 K: 0 S: 13	H: 1 LOB: 2 BB: 0 P: 24	R: 0 E: 0 K: 0 S: 8	H: 0 LOB: 0 BB: 0 P: 12	1B: 7 2B: 0 3B: 0 HR: 1	SF: 0 SAC: 0 DP: 1 HBP: 0	WP: 0 PB: 0 SB: 0 CS: 0	PA: 37
PITCHER	IP	WLS	BF	H	R	ER	SO	BB	IBB	HBP	BLK	WP	HR	S	P	ERA	WHIP					
Kirk Rueter, L ERA: 4.28	6.2	W	28	7	2	2	4	2	0	0	0	0	1	69	118	2.70	1.350					
Felix Rodriguez, R ERA: 1.72	1.1		6	1	0	0	1	1	0	0	0	0	0	17	31	0.00	1.500					
John Johnstone, R ERA: 6.26	1.0		3	0	0	0	0	0	0	0	0	0	0	8	12	0.00	0.000					

Seattle Mariners @ San Francisco Giants
PacBell Park, San Francisco, CA
Fri Jun 09 2000, 10:05 PM EDT
Att: 40,930 - Cloudy - 51 F


AB 34
R 2
H 8
RBI 2
BB 3
SO 5
LOB 15



Batter	1	2	3	4	5	6	7	8	9	AB	R	H	RBI	BB	SO	LOB	BOTTOM					
Calvin Murray, R OBP: 0.361, SLG: 0.372	G6-3	1B	E5 1B		FC6-4 E		K			5	1	1	0	0	1	2						
Russ Davis, R OBP: 0.356, SLG: 0.457	1B	1B	1B		K		K			5	1	3	1	0	2	0						
Barry Bonds, L OBP: 0.455, SLG: 0.822 Marvin Benard, L OBP: 0.316, SLG: 0.349 (8, 9)	1B	K	G4-3		1B		1B		F9 1B	2	0	0	0	2	1	5						
Jeff Kent, R OBP: 0.418, SLG: 0.668	BB				F8				F9	5	1	3	1	0	0	1						
Ellis Burks, R OBP: 0.386, SLG: 0.508 Armando Rios, L OBP: 0.361, SLG: 0.490	1B		1B		1B		F8		L3 1B	2	2	1	1	2	0	2						
Rich Aurilia, R OBP: 0.326, SLG: 0.379 Felix Rodriguez, R	G6-4-3		SF8		K		F4		L3	3	0	0	1	0	1	3						
Bill Mueller, S OBP: 0.356, SLG: 0.429 John Johnstone, R	G6-4-3 1-2									0	0	0	0	0	0	0						
J.T. Snow, L OBP: 0.369, SLG: 0.437		G6-4-3 1B	SH3-4 1B		HR		F8			4	2	3	1	0	0	0						
Doug Mirabeli, R OBP: 0.351, SLG: 0.415		G6-4-3 1-2	E SH3-4 1B		L7		K			4	1	1	1	0	1	1						
Kirk Rueter, L OBP: 0.100, SLG: 0.100 Ramon Martinez, R OBP: 0.380, SLG: 0.556 (7, 6)	1B	1B	SH3-4 1B		FC6-4 1B		F8			2	0	2	0	0	0	0						
										1	0	0	0	0	0	0						
Inning Stats	R: 1 E: 0 K: 0 S: 14	H: 2 LOB: 2 BB: 2 P: 28	R: 0 E: 0 K: 1 S: 14	H: 4 LOB: 3 BB: 0 P: 22	R: 4 E: 2 K: 0 S: 18	H: 4 LOB: 2 BB: 1 P: 29	R: 2 E: 0 K: 1 S: 9	H: 2 LOB: 0 BB: 0 P: 13	R: 1 E: 1 K: 1 S: 13	H: 2 LOB: 2 BB: 1 P: 25	R: 0 E: 0 K: 2 S: 10	H: 0 LOB: 0 BB: 0 P: 13	R: 0 E: 0 K: 0 S: 11	H: 2 LOB: 0 BB: 0 P: 18	1B: 12 2B: 3 3B: 0 HR: 2	SF: 1 SAC: 1 DP: 3 HBP: 0	WP: 1 PB: 0 SB: 0 CS: 0	PA: 42				
PITCHER	IP	WLS	BF	H	R	ER	SO	BB	IBB	HBP	BLK	WP	HR	S	P	ERA	WHIP					
John Halama, L ERA: 5.04	3.0	L	21	4	3	3	1	3	0	1	0	0	2	28	49	9.00	4.333					
Jose Mesa, R ERA: 7.31	1.0		3	0	0	0	2	0	0	0	0	0	0	10	13	0.00	0.000					
Jose Paniagua, R ERA: 4.94	1.0		4	2	1	1	0	0	0	0	0	0	0	11	18	9.00	2.000					

Seattle Mariners @ San Francisco Giants
PacBell Park, San Francisco, CA
Fri Jun 09 2000, 10:05 PM EDT
Att: 40,930 - Cloudy - 51 F

AB 36
R 9
H 16
RBI 7
BB 4
SO 6
LOB 15



Batter	1	2	3	4	5	6	7	8	9	AB	R	H	RBI	BB	SO	LOB	TOP										
Rickey Henderson, R OBP: 0.379, SLG: 0.318	P6		K						K	5	2	2	2	1	2	3	Seattle Mariners @ San Francisco Giants PacBell Park, San Francisco, CA Sat Jun 10 2000, 4:05 PM EDT Att: 40,930 - Sunny - 61 F										
David Bell, R OBP: 0.280, SLG: 0.328	G5-3		FC6-4 BB		F9			P4		4	0	1	0	1	0	1											
Alex Rodriguez, R OBP: 0.454, SLG: 0.645										2	0	2	1	2	0	0											
Jay Buhner, R OBP: 0.378, SLG: 0.542 Charles Gipson, R OBP: 0.366, SLG: 0.294			FC6-4 BB					F8		4	0	1	2	1	1	4											
John Olerud, L OBP: 0.417, SLG: 0.426										0	0	0	0	1	0	6											
Mike Cameron, R OBP: 0.355, SLG: 0.453										5	0	1	0	0	1	4											
Dan Wilson, R OBP: 0.301, SLG: 0.359										5	0	2	0	0	0	0											
Mark McLemore, S OBP: 0.346, SLG: 0.277										3	2	2	0	2	1	2											
Paul Abbott, R OBP: 0.333, SLG: 0.667 Arthur Rhodes, L ERA: 5.14 Stan Javier, S OBP: 0.377, SLG: 0.424 Kazuhiko Sasaki, R ERA: 3.1										3	1	1	0	0	1	2											
										0	0	0	0	0	0	0											
Inning Stats	R: 0 E: 0 K: 1 S: 9	H: 0 LOB: 1 BB: 1 P: 19	R: 0 E: 0 K: 1 S: 7	H: 2 LOB: 2 BB: 0 P: 13	R: 1 E: 0 K: 1 S: 16	H: 2 LOB: 3 BB: 2 P: 33	R: 1 E: 0 K: 0 S: 9	H: 2 LOB: 1 BB: 0 P: 15	R: 0 E: 0 K: 1 S: 8	H: 2 LOB: 1 BB: 0 P: 12	R: 2 E: 0 K: 1 S: 16	H: 0 LOB: 3 BB: 4 P: 38	R: 0 E: 0 K: 0 S: 7	H: 1 LOB: 1 BB: 0 P: 9	R: 1 E: 0 K: 0 S: 10	H: 2 LOB: 1 BB: 1 P: 17	R: 0 E: 0 K: 2 S: 16	H: 1 LOB: 2 BB: 1 P: 21	1B: 10 2B: 2 3B: 0 HR: 1	SF: 0 SAC: 1 DP: 2 HBP: 1	WP: 0 PB: 0 CS: 4 SB: 1	PA: 46					
PITCHER	IP	WLS	BF	H	R	ER	SO	BB	IBB	HBP	BLK	WP	HR	S	P	ERA	WHIP										
Shawn Estes, L ERA: 3.51	5.2	L	29	8	4	4	5	6	0	0	0	0	0	58	116	6.35	2.471										
John Johnstone, R ERA: 5.14	2.0		11	3	1	1	0	1	0	1	0	0	1	22	38	4.50	2.000										
Alan Embree, L ERA: 5.92	0.1		1	0	0	0	0	0	0	0	0	0	0	2	2	0.00	0.000										
Robb Nen, R ERA: 3.1	1.0		5	1	0	0	2	1	0	0	0	0	0	16	21	0.00	2.000										

Batter	1	2	3	4	5	6	7	8	9	AB	R	H	RBI	BB	SO	LOB	BOTTOM										
Marvin Benard, L OBP: 0.312, SLG: 0.344 Calvin Murray, R OBP: 0.367, SLG: 0.372	G3		G4-3							3	0	0	0	0	0	0	Seattle Mariners @ San Francisco Giants PacBell Park, San Francisco, CA Sat Jun 10 2000, 4:05 PM EDT Att: 40,930 - Sunny - 61 F										
Bill Mueller, S OBP: 0.350, SLG: 0.421	G6-3									4	0	0	0	0	1	1											
Barry Bonds, L OBP: 0.460, SLG: 0.837										4	2	3	0	0	0	0											
Jeff Kent, R OBP: 0.415, SLG: 0.664										3	0	1	1	0	1	1											
J.T. Snow, L OBP: 0.367, SLG: 0.433										2	0	0	1	1	1	0											
Ellis Burks, R OBP: 0.389, SLG: 0.508										4	0	2	0	0	1	1											
Rich Aurilia, R OBP: 0.321, SLG: 0.372 Felipe Crespo, S OBP: 0.400, SLG: 0.439										3	0	0	0	0	0	3											
Bobby Estalella, R OBP: 0.386, SLG: 0.550 John Johnstone, R ERA: 5.14 Alan Embree, L ERA: 5.92 Russ Davis, R OBP: 0.351, SLG: 0.451 Robb Nen, R ERA: 3.1										2	0	0	0	0	0	0											
Shawn Estes, R ERA: 4.64 Doug Mirabelli, R OBP: 0.345, SLG: 0.406										1	0	0	0	0	1	0											
										2	0	0	0	0	1	0											
Inning Stats	R: 0 E: 0 K: 1 S: 8	H: 1 LOB: 1 BB: 0 P: 14	R: 0 E: 0 K: 1 S: 11	H: 1 LOB: 0 BB: 0 P: 16	R: 0 E: 0 K: 1 S: 5	H: 0 LOB: 0 BB: 0 P: 6	R: 1 E: 0 K: 0 S: 6	H: 1 LOB: 0 BB: 0 P: 9	R: 0 E: 0 K: 0 S: 4	H: 0 LOB: 0 BB: 0 P: 6	R: 0 E: 0 K: 1 S: 10	H: 0 LOB: 0 BB: 0 P: 15	R: 0 E: 0 K: 0 S: 7	H: 1 LOB: 2 BB: 1 P: 16	R: 0 E: 0 K: 1 S: 8	H: 0 LOB: 1 BB: 1 P: 14	R: 1 E: 0 K: 1 S: 16	H: 2 LOB: 1 BB: 0 P: 24	1B: 4 2B: 1 3B: 1 HR: 0	SF: 2 SAC: 0 DP: 1 HBP: 0	WP: 0 PB: 0 CS: 0	PA: 34					
PITCHER	IP	WLS	BF	H	R	ER	SO	BB	IBB	HBP	BLK	WP	HR	S	P	ERA	WHIP										
Paul Abbott, R ERA: 4.64	7.2	W	27	4	1	1	4	1	0	0	0	0	0	3	9	0.00	3.000										
Arthur Rhodes, L ERA: 3.2	0.1		2	0	0	0	1	1	0	0	0	0	0	3	9	0.00	3.000										
Kazuhiko Sasaki, R ERA: 4.57	1.0		5	2	1	1	1	0	0	0	0	0	0	16	24	9.00	2.000										



Batter	1	2	3	4	5	6	7	8	9	AB	R	H	RBI	BB	SO	LOB	TOP				
Pokey Reese, R OBP: 0.357, SLG: 0.407 (1, 4)										5	0	1	0	0	0	2	Cincinnati Reds @ San Francisco Giants PacBell Park, San Francisco, CA Mon Jun 12 2000, 10:15 PM EDT Att: 40,930 - Sunny - 71 F				
Barry Larkin, R OBP: 0.394, SLG: 0.475 (1, 6)										3	0	0	0	1	0	0					
Ken Griffey Jr., L OBP: 0.394, SLG: 0.519 (1, 8)										3	1	1	0	1	1	2					
Michael Tucker, L OBP: 0.418, SLG: 0.624 (1, 9)										4	0	1	0	0	0	2					
Dmitri Young, S OBP: 0.306, SLG: 0.403 (1, 7)										4	0	1	1	0	0	1					
Sean Casey, L OBP: 0.324, SLG: 0.323 (1, 3)										4	0	2	0	0	0	0					
Aaron Boone, R OBP: 0.345, SLG: 0.459 (1, 5)										3	1	0	0	1	1	3					
Eddie Taubensee, L OBP: 0.348, SLG: 0.399 (1, 2)										4	1	1	1	0	1	1					
Rob Bell, R D.T. Cromer, L Scott Sullivan, R Hal Morris, L Dennys Reyes, R Chris Stynes, R (1, 1) (5, PH) (5, PH) (7, PH) (7, 1) (5, PH)										1	0	0	0	0	1	0					
Inning Stats	R: 0 E: 0 K: 0 S: 10	H: 1 LOB: 1 BB: 0 P: 17	R: 0 E: 0 K: 0 S: 8	H: 1 LOB: 1 BB: 0 P: 13	R: 0 E: 0 K: 1 S: 6	H: 0 LOB: 0 BB: 0 P: 9	R: 1 E: 0 K: 0 S: 5	H: 2 LOB: 1 BB: 1 P: 11	R: 0 E: 0 K: 0 S: 6	H: 1 LOB: 2 BB: 0 P: 20	R: 0 E: 0 K: 1 S: 6	H: 1 LOB: 1 BB: 0 P: 16	R: 0 E: 0 K: 1 S: 8	H: 0 LOB: 0 BB: 0 P: 15	R: 2 E: 0 K: 0 S: 13	H: 2 LOB: 1 BB: 1 P: 21		1B: 7 2B: 2 3B: 0 HR: 0	SF: 0 SAC: 0 DP: 2 HBP: 0	WP: 1 PB: 0 SB: 0 CS: 0	PA: 37
PITCHER	IP	WLS	BF	H	R	ER	SO	BB	IBB	HBP	BLK	WP	HR	S	P	ERA	WHIP				
Joe Nathan, R ERA: 4.56 (1, 1)	8.0	W	31	7	1	1	4	2	0	0	0	1	0	65	111	1.12	1.125				
Alan Embree, L ERA: 6.39 (9, 1)	1.0		6	2	2	2	0	1	0	0	0	0	0	13	21	18.00	3.000				

AB	34
R	3
H	9
RBI	3
BB	3
SO	4
LOB	11



Batter	1	2	3	4	5	6	7	8	9	AB	R	H	RBI	BB	SO	LOB	BOTTOM				
Marvin Benard, L OBP: 0.321, SLG: 0.362 (1, 8) (7, 9)										4	2	2	2	1	1	0	Cincinnati Reds @ San Francisco Giants PacBell Park, San Francisco, CA Mon Jun 12 2000, 10:15 PM EDT Att: 40,930 - Sunny - 71 F				
Bill Mueller, S OBP: 0.341, SLG: 0.406 (1, 5) (8, 5)										4	1	0	0	1	1	2					
Russ Davis, R OBP: 0.351, SLG: 0.451 (8, 5)										0	0	0	0	0	0	0					
Barry Bonds, L OBP: 0.453, SLG: 0.815 (1, 7) (8, 7)										3	0	0	0	1	0	2					
Armando Rios, L OBP: 0.350, SLG: 0.472 (8, 7)										1	0	0	0	0	1	0					
Jeff Kent, R OBP: 0.418, SLG: 0.662 (1, 4) (6, PH) (9, 4)										2	2	2	1	2	0	0					
Felipe Crespo, S OBP: 0.365, SLG: 0.419 (9, 4)										1	0	0	0	0	0	0					
J.T. Snow, L OBP: 0.370, SLG: 0.438 (1, 3)										5	1	2	2	0	1	3					
Ellis Burks, R OBP: 0.405, SLG: 0.550 (1, 9) (7, 8)										3	1	3	3	1	0	0					
Calvin Murray, R OBP: 0.364, SLG: 0.368 (7, 8)										0	0	0	0	0	0	0					
Ramon Martinez, R OBP: 0.367, SLG: 0.535 (1, 6)										4	0	0	0	0	0	4					
Bobby Estalella, R OBP: 0.393, SLG: 0.565 (1, 2)										2	2	1	1	2	0	0					
Joe Nathan, R OBP: 0.167, SLG: 0.389 (1, 1) (9, 1)										4	1	1	1	0	1	4					
Inning Stats	R: 0 E: 0 K: 0 S: 6	H: 0 LOB: 2 BB: 2 P: 17	R: 1 E: 0 K: 0 S: 7	H: 1 LOB: 0 BB: 1 P: 13	R: 1 E: 0 K: 0 S: 14	H: 1 LOB: 1 BB: 2 P: 28	R: 3 E: 0 K: 0 S: 14	H: 2 LOB: 0 BB: 1 P: 27	R: 1 E: 0 K: 1 S: 15	H: 2 LOB: 3 BB: 2 P: 29	R: 3 E: 0 K: 0 S: 19	H: 4 LOB: 1 BB: 0 P: 33	R: 1 E: 0 K: 2 S: 12	H: 1 LOB: 0 BB: 0 P: 18	R: 0 E: 0 K: 2 S: 8	H: 0 LOB: 0 BB: 0 P: 10	1B: 4 2B: 3 3B: 0 HR: 4	SF: 0 SAC: 0 DP: 1 HBP: 0	WP: 0 PB: 0 SB: 1 CS: 0	PA: 41	
PITCHER	IP	WLS	BF	H	R	ER	SO	BB	IBB	HBP	BLK	WP	HR	S	P	ERA	WHIP				
Rob Bell, R ERA: 4.76 (1, 1)	4.0	L	20	4	5	5	0	6	0	0	0	0	0	34	65	11.25	2.500				
Scott Sullivan, R ERA: 5.05 (5, 1)	2.0		14	6	4	4	1	1	1	0	0	0	0	34	62	18.00	3.500				
Dennys Reyes, L ERA: 6.5 (7, 1)	2.0		7	1	1	1	4	0	0	0	0	0	1	20	28	4.50	0.500				

AB	33
R	10
H	11
RBI	10
BB	8
SO	5
LOB	15



Batter	1	2	3	4	5	6	7	8	9	AB	R	H	RBI	BB	SO	LOB	TOP					
Pokey Reese, R OBP: 0.355, SLG: 0.404 (1, 4)										4	1	1	0	0	1	3	Cincinnati Reds @ San Francisco Giants PacBell Park, San Francisco, CA Tue Jun 13 2000, 10:15 PM EDT Att: 40,930 - Sunny - 79 F					
Michael Tucker, L OBP: 0.413, SLG: 0.610 (1, 9)										4	0	1	0	0	0	1						
Barry Larkin, R OBP: 0.386, SLG: 0.463 (1, 6)										4	0	0	1	0	1	0						
Ken Griffey Jr., L OBP: 0.395, SLG: 0.514 (1, 8)										2	0	0	0	2	1	0						
Dmitri Young, S OBP: 0.309, SLG: 0.405 (1, 7)										4	1	2	0	0	0	2						
Sean Casey, L OBP: 0.323, SLG: 0.327 (1, 3)										4	0	1	0	0	1	2						
Aaron Boone, R OBP: 0.353, SLG: 0.469 (7, PR)										2	0	2	0	0	0	0						
Juan Castro, R OBP: 0.296, SLG: 0.460 (7, 5)										1	0	1	0	0	0	0						
Benito Santiago, R OBP: 0.333, SLG: 0.424 (1, 2)										4	0	0	0	0	1	7						
Oswaldo Fernandez, R OBP: 0.091, SLG: 0.091 (7, PH)										1	0	0	0	0	0	0						
Hal Morris, L OBP: 0.354, SLG: 0.357 (7, 1)										1	0	0	1	0	0	2						
Scott Williamson, R OBP: 0.355, SLG: 0.536 (9, PH)										0	0	0	0	0	0	0						
D.T. Cromer, L OBP: 0.355, SLG: 0.536 (9, 1)										1	0	0	0	0	1	2						
Danny Graves, R OBP: 0.200, SLG: 2.000 (9, 1)										0	0	0	0	0	0	0						
Inning Stats	R: 1 E: 0 K: 0 S: 13	H: 1 LOB: 1 BB: 1 P: 24	R: 0 E: 0 K: 0 S: 5	H: 1 LOB: 0 BB: 0 P: 8	R: 0 E: 0 K: 0 S: 7	H: 1 LOB: 0 BB: 0 P: 11	R: 0 E: 0 K: 1 S: 8	H: 0 LOB: 1 BB: 1 P: 13	R: 0 E: 0 K: 1 S: 7	H: 1 LOB: 1 BB: 0 P: 9	R: 0 E: 0 K: 0 S: 6	H: 0 LOB: 0 BB: 0 P: 11	R: 0 E: 0 K: 0 S: 16	H: 2 LOB: 2 BB: 0 P: 23	R: 0 E: 0 K: 2 S: 12	H: 0 LOB: 0 BB: 0 P: 17	R: 0 E: 0 K: 2 S: 16	H: 2 LOB: 2 BB: 0 P: 23	1B: 5 2B: 4 3B: 0 HR: 0	SF: 0 SAC: 1 DP: 1 HBP: 1	WP: 0 PB: 0 SB: 2 CS: 1	PA: 37
PITCHER	IP	WLS	BF	H	R	ER	SO	BB	IBB	HBP	BLK	WP	HR	S	P	ERA	WHIP					
Russ Ortiz, R ERA: 6.57 (1, 1)	6.0		25	6	2	2	2	2	0	1	0	0	0	54	87	3.00	1.333					
Felix Rodriguez, R ERA: 2.45 (7, 1)	1.0		3	0	0	0	0	0	0	0	0	0	0	8	12	0.00	0.000					
Alan Embree, L ERA: 6.08 (8, 1)	1.1		6	2	0	0	2	0	0	0	0	0	0	22	32	0.00	1.500					
Robb Nen, R ERA: 3.0 (9, 1)	0.2	W	2	0	0	0	2	0	0	0	0	0	0	6	8	0.00	0.000					



Batter	1	2	3	4	5	6	7	8	9	AB	R	H	RBI	BB	SO	LOB	BOTTOM					
Marvin Benard, L OBP: 0.328, SLG: 0.361 (1, 8)										3	1	1	0	2	1	0	Cincinnati Reds @ San Francisco Giants PacBell Park, San Francisco, CA Tue Jun 13 2000, 10:15 PM EDT Att: 40,930 - Sunny - 79 F					
Bill Mueller, S OBP: 0.343, SLG: 0.406 (1, 5)										5	0	2	0	0	0	3						
Barry Bonds, L OBP: 0.452, SLG: 0.803 (1, 7)										4	0	1	1	1	0	3						
Jeff Kent, R OBP: 0.414, SLG: 0.653 (1, 4)										5	0	1	1	0	1	3						
J.T. Snow, L OBP: 0.372, SLG: 0.441 (1, 3)										3	0	1	0	1	2	0						
Ellis Burks, R OBP: 0.414, SLG: 0.545 (9, 1)										1	1	0	0	3	0	3						
Robb Nen, R OBP: 0.320, SLG: 0.375 (1, 6)										0	0	0	0	0	0	0						
Rich Aurilia, R OBP: 0.320, SLG: 0.375 (1, 6)										4	0	1	1	0	2	3						
Doug Mirabeli, R OBP: 0.345, SLG: 0.398 (8, 1)										2	0	0	0	1	1	3						
Armando Rios, L OBP: 0.347, SLG: 0.468 (9, 9)										0	0	0	0	0	0	0						
Russ Ortiz, R OBP: 0.320, SLG: 0.286 (7, 1)										1	0	0	0	0	0	0						
Felix Rodriguez, R OBP: 0.394, SLG: 0.560 (7, 2)										1	1	0	0	1	1	0						
Inning Stats	R: 0 E: 0 K: 1 S: 10	H: 0 LOB: 3 BB: 3 P: 24	R: 0 E: 0 K: 1 S: 4	H: 0 LOB: 0 BB: 1 P: 9	R: 0 E: 0 K: 1 S: 6	H: 1 LOB: 1 BB: 0 P: 11	R: 1 E: 0 K: 2 S: 12	H: 1 LOB: 1 BB: 1 P: 22	R: 0 E: 0 K: 0 S: 3	H: 0 LOB: 0 BB: 0 P: 5	R: 0 E: 0 K: 0 S: 11	H: 1 LOB: 2 BB: 1 P: 18	R: 0 E: 0 K: 1 S: 7	H: 1 LOB: 1 BB: 1 P: 12	R: 0 E: 0 K: 2 S: 9	H: 0 LOB: 1 BB: 1 P: 17	R: 2 E: 0 K: 0 S: 13	H: 3 LOB: 2 BB: 1 P: 27	1B: 5 2B: 2 3B: 0 HR: 0	SF: 0 SAC: 0 DP: 2 HBP: 0	WP: 0 PB: 0 SB: 1 CS: 0	PA: 40
PITCHER	IP	WLS	BF	H	R	ER	SO	BB	IBB	HBP	BLK	WP	HR	S	P	ERA	WHIP					
Oswaldo Fernandez, R ERA: 2.55 (1, 1)	6.0		26	3	1	1	5	6	0	0	0	0	0	46	89	1.50	1.500					
Scott Williamson, R ERA: 2.54 (7, 1)	2.0	H	8	1	0	0	3	2	0	0	0	0	0	16	29	0.00	1.500					
Danny Graves, R ERA: 2.05 (9, 1)	0.2	L	6	3	2	2	0	1	0	0	0	0	0	13	27	27.00	6.000					



Batter	1	2	3	4	5	6	7	8	9	AB	R	H	RBI	BB	SO	LOB	TOP					
Pokey Reese, R OBP: 0.354, SLG: 0.399	4-1 PB 1B BB	0-1 F8			1-3 K			1-0 F7		3	1	0	0	1	1	1	Cincinnati Reds @ San Francisco Giants PacBell Park, San Francisco, CA Wed Jun 14 2000, 3:35 PM EDT Att: 40,930 - Sunny - 83 F					
Barry Larkin, R OBP: 0.383, SLG: 0.476	1-1 F8	2-2 G5-3			2-2 G1-3			1-1 HR		4	1	1	1	0	0	2						
Ken Griffey Jr., L OBP: 0.393, SLG: 0.507	4-2 1B 1B BB		2-2 F8		1-1 F8			0-3 K		3	0	0	0	1	1	0						
Dante Bichette, R OBP: 0.326, SLG: 0.455	0-0 L9		2-0 F9		1-0 G6-4-3 1B			2-2 1B		4	0	2	0	0	0	2						
Dmitri Young, S OBP: 0.308, SLG: 0.402	3-1 1B 1B		2-0 G6-3		3-2 G6-4-3 1-2H			1-3 K		4	0	1	1	0	1	2						
Chris Stynes, R OBP: 0.438, SLG: 0.552	1-2 1B			2-1 FC1-5 2B		2-1 G5-3			2-3 K	4	0	2	0	0	1	0						
Juan Castro, R OBP: 0.454, SLG: 0.434	1-1 F9			1-0 FC1-5			0-2 F8		2-2 F8	3	0	0	0	0	0	4						
Michael Tucker, L OBP: 0.409, SLG: 0.604				2-3						1	0	0	0	0	0	0						
Benito Santiago, R OBP: 0.333, SLG: 0.420		1-1 F8 SH2-4 1B		2-2 L6		1-1 G6-3		2-1		3	0	1	0	0	0	1						
Eddie Taubensee, L OBP: 0.352, SLG: 0.402					2-1 L6					1	0	1	0	0	0	0						
Denny Neagle, L OBP: 0.299, SLG: 0.240		2-1 SH2-4		2-1 L6		1-0 L1		0-2 F7		1	0	0	0	0	0	1						
Hal Morris, L OBP: 0.357, SLG: 0.349										1	0	0	0	0	0	0						
Manny Aybar, R OBP: 0.321, SLG: 0.325		1-2								0	0	0	0	0	0	0						
Sean Casey, L OBP: 0.321, SLG: 0.325										1	0	0	0	0	0	1						
Inning Stats	R: 1 E: 0 K: 0 S: 13	H: 2 LOB: 3 BB: 2 P: 27	R: 0 E: 0 K: 0 S: 10	H: 1 LOB: 1 BB: 0 P: 15	R: 0 E: 0 K: 0 S: 5	H: 0 LOB: 0 BB: 0 P: 11	R: 0 E: 0 K: 0 S: 8	H: 1 LOB: 1 BB: 0 P: 15	R: 0 E: 0 K: 1 S: 8	H: 0 LOB: 0 BB: 0 P: 12	R: 0 E: 0 K: 0 S: 7	H: 1 LOB: 0 BB: 0 P: 13	R: 0 E: 0 K: 0 S: 6	H: 0 LOB: 0 BB: 0 P: 8	R: 1 E: 0 K: 2 S: 19	H: 2 LOB: 1 BB: 0 P: 24	R: 0 E: 0 K: 1 S: 11	H: 1 LOB: 1 BB: 0 P: 17	1B: 6 2B: 1 3B: 0 HR: 1	SF: 0 SAC: 1 DP: 1 HBP: 0	WP: 0 PB: 1 CS: 0	PA: 36
PITCHER	IP WLS BF H R ER SO BB IBB HBP BLK WP HR S P ERA WHIP																					
Kirk Rueter, L ERA: 4.06	(1, 1) 6.0 W 24 5 1 1 1 1 2 0 0 0 0 0 0 0 0 1 9 13 1.50 1.167																					
John Johnstone, R ERA: 5.16	(7, 1) 1.1 5 1 1 1 0 0 0 0 0 0 0 0 0 0 1 9 13 6.75 0.750																					
Aaron Fultz, L ERA: 4.3	(8, 1) 0.1 2 1 0 0 1 0 0 0 0 0 0 0 0 0 0 13 15 0.00 3.000																					
Felix Rodriguez, R ERA: 2.36	(8, 1) 1.1 S 5 1 0 0 2 0 0 0 0 0 0 0 0 0 14 21 0.00 0.750																					

Batter	1	2	3	4	5	6	7	8	9	AB	R	H	RBI	BB	SO	LOB	BOTTOM			
Calvin Murray, R OBP: 0.365, SLG: 0.380	2-1 P4	3-2 F9		0-0 F9		0-1 E6 1B		1-0 1H 2B		5	0	2	2	0	0	1	Cincinnati Reds @ San Francisco Giants PacBell Park, San Francisco, CA Wed Jun 14 2000, 3:35 PM EDT Att: 40,930 - Sunny - 83 F			
Ramon Martinez, R OBP: 0.389, SLG: 0.520	2-1 G4-3	4-2 BB			0-2 3B 1B		0-0 F7		0-3 K	4	1	1	0	1	1	2				
Barry Bonds, L OBP: 0.454, SLG: 0.809	3-2 2B				0-0 P6			4-0 FC1-6 1B BB		1	1	1	0	0	0	0				
Armando Rios, L OBP: 0.344, SLG: 0.455		0-0 P4						0-3 K		3	0	0	0	1	1	3				
Jeff Kent, R OBP: 0.418, SLG: 0.667	3-1 2H 2B			0-0 F9		1-2 1H 3B		1-1 FC1-6 1B		4	1	3	2	0	0	0				
Ellis Burks, R OBP: 0.410, SLG: 0.544	1-1 2B			2-1 P4		2-3 K		0-2 FC1-6		4	1	1	1	0	1	3				
Aaron Fultz, L OBP: 0.500, SLG: 0.500										0	0	0	0	0	0	0				
Felix Rodriguez, R		2H 1B						1-2 2-3		0	0	0	0	0	0	0				
Russ Davis, R OBP: 0.346, SLG: 0.440	0-1 2H 1B			0-1 G6-3		2-2 F9		0-3 K		4	0	1	1	0	1	3				
Rich Aurilia, R OBP: 0.324, SLG: 0.378	0-0 1B				1-0 F8		1-1 E9 G6-3 1B		1-3 K	4	1	2	0	0	1	2				
Doug Mirabeli, R OBP: 0.333, SLG: 0.382	1-1 P4				0-1 G4-3		2-3 K		3-3 K	4	0	0	0	0	2	3				
Kirk Rueter, L OBP: 0.130, SLG: 0.130					3-2 K			4-2 2B BB		3	0	1	0	0	1	1				
John Johnstone, R										0	0	0	0	0	0	0				
Marvin Benard, L OBP: 0.330, SLG: 0.361										0	1	0	0	1	0	0				
Inning Stats	R: 3 E: 0 K: 0 S: 16	H: 5 LOB: 2 BB: 0 P: 28	R: 0 E: 0 K: 1 S: 12	H: 0 LOB: 1 BB: 1 P: 19	R: 0 E: 0 K: 0 S: 5	H: 0 LOB: 0 BB: 0 P: 8	R: 0 E: 0 K: 0 S: 7	H: 1 LOB: 1 BB: 0 P: 11	R: 1 E: 2 K: 1 S: 14	H: 2 LOB: 1 BB: 0 P: 19	R: 1 E: 2 K: 1 S: 9	H: 2 LOB: 1 BB: 0 P: 12	R: 0 E: 0 K: 2 S: 12	H: 1 LOB: 2 BB: 1 P: 18	R: 1 E: 0 K: 3 S: 15	H: 1 LOB: 1 BB: 1 P: 23	1B: 7 2B: 4 3B: 1 HR: 0	SF: 0 SAC: 0 DP: 0 HBP: 0	WP: 0 PB: 0 CS: 0	PA: 39
PITCHER	IP WLS BF H R ER SO BB IBB HBP BLK WP HR S P ERA WHIP																			
Denny Neagle, L ERA: 3.99	(1, 1) 6.0 L 29 10 5 4 3 1 0 0 0 0 0 0 0 0 27 41 4.50 2.000																			
Manny Aybar, R ERA: 5.36	(7, 1) 2.0 10 2 1 1 5 2 0 0 0 0 0 0 0 0 27 41 4.50 2.000																			

AB	33
R	2
H	8
RBI	2
BB	2
SO	4
LOB	14



Batter	1	2	3	4	5	6	7	8	9	AB	R	H	RBI	BB	SO	LOB	TOP										
Julio Lugo, R OBP: 0.460, SLG: 0.439 (1, 6)	G2-3		G4-3														4 1 2 0 1 0 0										
Craig Biggio, R OBP: 0.405, SLG: 0.373 (1, 4)	G5-3																4 0 1 1 1 0 2										
5 Jeff Bagwell, R OBP: 0.309, SLG: 0.549 (1, 3)	E6																4 1 2 0 1 2 2										
Richard Hidalgo, R OBP: 0.389, SLG: 0.623 (1, 8)	G5-3																4 0 1 0 0 1 3										
Moises Alou, R OBP: 0.378, SLG: 0.622 (1, 7)																	4 1 1 2 0 0 1										
17 Lance Berkman, S OBP: 0.342, SLG: 0.529 (1, 9)																	4 0 1 0 0 0 1										
Chris Truby, R OBP: 0.250, SLG: 0.750 (1, 5)																	4 1 1 0 0 0 2										
Mitch Meluskey, S OBP: 0.391, SLG: 0.520 (1, 2)																	3 0 0 1 1 1 1										
Scott Elarton, R OBP: 0.333, SLG: 0.350 (5, 1)																	2 0 0 0 0 0 0 2										
Joe Slusarski, R OBP: 0.286, SLG: 0.275 (7, PH)																	0 0 0 0 0 0 0 0										
Matt Mieseke, R OBP: 0.286, SLG: 0.275 (7, PH)																	0 0 0 0 0 0 0 0										
Doug Henry, R OBP: 0.286, SLG: 0.275 (7, PH)																	0 0 0 0 0 0 0 0										
Yorkis Perez, L OBP: 0.301, SLG: 0.340 (8, PH)																	1 0 0 0 0 0 0 0										
Tony Eusebio, R OBP: 0.301, SLG: 0.340 (8, PH)																	0 0 0 0 0 0 0 0										
Inning Stats	R: 0 E: 1 K: 0 S: 8	H: 1 LOB: 1 BB: 0 P: 14	R: 0 E: 0 K: 0 S: 7	H: 1 LOB: 2 BB: 1 P: 13	R: 0 E: 0 K: 2 S: 10	H: 0 LOB: 1 BB: 1 P: 19	R: 0 E: 1 K: 1 S: 9	H: 0 LOB: 1 BB: 0 P: 17	R: 0 E: 0 K: 0 S: 9	H: 1 LOB: 0 BB: 0 P: 14	R: 1 E: 0 K: 0 S: 12	H: 1 LOB: 1 BB: 1 P: 22	R: 0 E: 0 K: 1 S: 9	H: 1 LOB: 1 BB: 0 P: 15	R: 1 E: 0 K: 0 S: 9	H: 2 LOB: 0 BB: 0 P: 11	R: 2 E: 0 K: 1 S: 17	H: 2 LOB: 1 BB: 1 P: 27	1B: 5 2B: 2 3B: 1 HR: 1	SF: 0 SAC: 0 DP: 2 HBP: 0	WP: 0 PB: 0 SB: 0 CS: 0	PA: 39					
PITCHER	IP	WLS	BF	H	R	ER	SO	BB	IBB	HBP	BLK	WP	HR	S	P	ERA	WHIP										
Shawn Estes, L ERA: 3.3 (1, 1)	7.0	W	29	5	1	1	4	3	0	0	0	0	0	64	114	1.29	1.143										
John Johnstone, R ERA: 5.25 (8, 1)	1.0		4	2	1	1	0	0	0	0	0	0	1	9	11	9.00	2.000										
Aaron Fultz, L ERA: 4.8 (9, 1)	0.2	S	5	2	2	2	0	1	0	0	0	0	0	14	23	27.00	4.500										
Robb Nen, R ERA: 2.95 (9, 1)	0.1	S	1	0	0	0	1	0	0	0	0	0	0	3	4	0.00	0.000										

Houston Astros @ San Francisco Giants
PacBell Park, San Francisco, CA
Fri Jun 16 2000, 10:35 PM EDT
Att: 40,930 - Sunny - 64 F

AB	35
R	4
H	9
RBI	4
BB	4
SO	5
LOB	14



Batter	1	2	3	4	5	6	7	8	9	AB	R	H	RBI	BB	SO	LOB	BOTTOM										
Marvin Benard, L OBP: 0.332, SLG: 0.359 (1, 8)	E 2B	G6-3		E7	G4-3												4 1 1 0 1 1 2										
Bill Mueller, S OBP: 0.340, SLG: 0.402 (1, 5)	P6			F7	G3												5 0 1 0 0 0 3										
Barry Bonds, L OBP: 0.461, SLG: 0.838 (1, 7)	1B																4 3 3 2 1 0 1										
Jeff Kent, R OBP: 0.422, SLG: 0.665 (1, 4)	F8																5 0 3 1 0 0 4										
J.T. Snow, L OBP: 0.373, SLG: 0.438 (1, 3)	E																4 0 1 0 1 0 4										
Ellis Burks, R OBP: 0.410, SLG: 0.536 (1, 9)	E6																4 1 1 0 1 1 3										
Rich Aurilia, R OBP: 0.322, SLG: 0.391 (1, 6)	F8																4 2 1 1 0 1 2										
John Johnstone, R ERA: 5.25 (8, 1)																	0 0 0 0 0 0 0 0										
Russ Davis, R OBP: 0.342, SLG: 0.434 (8, PH)																	1 0 0 0 0 0 0 3										
Aaron Fultz, L OBP: 0.500, SLG: 0.500 (9, 1)																	0 0 0 0 0 0 0 0										
Robb Nen, R ERA: 2.95 (9, 1)																	0 0 0 0 0 0 0 0										
Bobby Estalella, R OBP: 0.390, SLG: 0.558 (1, 2)																	4 0 1 1 0 0 0 0										
Shawn Estes, R OBP: 0.259, SLG: 0.360 (1, 1)																	2 0 0 0 1 1 1 1										
Ramon Martinez, R OBP: 0.376, SLG: 0.520 (7, PH)																	0 0 0 0 1 0 0 0										
Inning Stats	R: 2 E: 1 K: 0 S: 11	H: 2 LOB: 2 BB: 2 P: 25	R: 0 E: 0 K: 0 S: 9	H: 0 LOB: 0 BB: 0 P: 10	R: 1 E: 0 K: 0 S: 9	H: 2 LOB: 1 BB: 0 P: 16	R: 1 E: 1 K: 0 S: 9	H: 2 LOB: 3 BB: 2 P: 20	R: 2 E: 0 K: 1 S: 13	H: 2 LOB: 1 BB: 0 P: 21	R: 1 E: 0 K: 1 S: 11	H: 2 LOB: 1 BB: 0 P: 19	R: 0 E: 0 K: 2 S: 10	H: 0 LOB: 1 BB: 1 P: 19	R: 0 E: 0 K: 0 S: 7	H: 2 LOB: 3 BB: 1 P: 13	1B: 7 2B: 2 3B: 1 HR: 2	SF: 0 SAC: 0 DP: 0 HBP: 0	WP: 1 PB: 0 SB: 2 CS: 0	PA: 43							
PITCHER	IP	WLS	BF	H	R	ER	SO	BB	IBB	HBP	BLK	WP	HR	S	P	ERA	WHIP										
Scott Elarton, R ERA: 7.97 (1, 1)	4.1	L	26	8	6	4	0	3	1	0	0	0	0	16	25	5.40	1.200										
Joe Slusarski, R ERA: 2.77 (5, 1)	1.2		7	2	1	1	2	0	0	0	0	0	0	10	19	0.00	1.000										
Doug Henry, R ERA: 4.41 (7, 1)	1.0		4	0	0	0	2	1	0	0	0	0	0	7	13	0.00	2.000										
Yorkis Perez, L ERA: 5.51 (8, 1)	1.0		6	2	0	0	0	0	1	0	0	0	0	7	13	0.00	2.000										

Houston Astros @ San Francisco Giants
PacBell Park, San Francisco, CA
Fri Jun 16 2000, 10:35 PM EDT
Att: 40,930 - Sunny - 64 F

AB	37
R	7
H	12
RBI	5
BB	6
SO	4
LOB	23



Batter	1	2	3	4	5	6	7	8	9	AB	R	H	RBI	BB	SO	LOB	TOP				
Bill Spiers, L OBP: 0.380, SLG: 0.377 (1, 5)	G3-1		1B 5 1B		SH1-3 BB		G4-6-3 1B		SH1-4 BB	2	1	1	0	3	0	0	Houston Astros @ San Francisco Giants PacBell Park, San Francisco, CA Sat Jun 17 2000, 4:05 PM EDT Att: 40,930 - Sunny - 70 F				
Craig Biggio, R OBP: 0.404, SLG: 0.373 (1, 4)	F9		5 1B 2B		SH1-3		G4-6-3 1-2		SH1-4	3	1	1	0	0	0	1					
5 Jeff Bagwell, R OBP: 0.408, SLG: 0.550 (1, 3)	P6		2B 1B		F7				K	5	1	2	1	0	1	3					
Daryle Ward, L OBP: 0.280, SLG: 0.511 (1, 9)		FC1-6 1B SF8	F8		K		F7		F9	5	1	1	0	0	1	6					
Moises Alou, R OBP: 0.388, SLG: 0.631 (1, 7)		FC1-6 1B	1-2 2B		G5-3 BB				F9	3	0	2	2	1	0	0					
Richard Hidalgo, R OBP: 0.387, SLG: 0.615 (1, 8)		FC1-6 SF8	G4-3		G5-3 BB				F9	3	0	0	0	1	0	3					
Tony Eusebio, R OBP: 0.356, SLG: 0.361 (1, 2)		SF8		G1-6-3 1B	G5-3				2B	3	0	2	1	0	0	2					
Tim Bogar, R OBP: 0.236, SLG: 0.229 (8, PH)	F8			G1-6-3					K	2	0	0	0	1	0	2					
17 Lance Berkman, S OBP: 0.339, SLG: 0.524 (8, PH)				1-2						1	0	0	0	0	1	1					
Chris Truby, R OBP: 0.250, SLG: 0.750 (8, 5)				1-2						0	0	0	0	0	0	0					
Jose Lima, R OBP: 0.071, SLG: 0.071 (6, 1)				F7					SH1-4 S	3	0	0	0	0	1	2					
Billy Wagner, L (6, 1)				F8						0	0	0	0	0	0	0					
Marc Valdes, R (8, 1)										0	0	0	0	0	0	0					
Yorkis Perez, L (9, PH)										1	0	1	0	0	0	0					
Julio Lugo, R OBP: 0.471, SLG: 0.452 (9, PH)										1	0	1	0	0	0	0					
Inning Stats	R: 0 E: 0 K: 0 S: 7	H: 0 LOB: 0 BB: 0 P: 11	R: 1 E: 0 K: 0 S: 11	H: 2 LOB: 1 BB: 0 P: 14	R: 3 E: 0 K: 0 S: 15	H: 3 LOB: 1 BB: 1 P: 24	R: 0 E: 0 K: 0 S: 4	H: 1 LOB: 0 BB: 0 P: 6	R: 0 E: 0 K: 1 S: 9	H: 0 LOB: 1 BB: 1 P: 18	R: 0 E: 0 K: 0 S: 9	H: 2 LOB: 1 BB: 0 P: 12	R: 0 E: 0 K: 1 S: 15	H: 1 LOB: 1 BB: 1 P: 20	R: 0 E: 0 K: 1 S: 9	H: 1 LOB: 2 BB: 1 P: 16	1B: 7 2B: 3 3B: 0 HR: 0	SF: 1 SAC: 2 DP: 3 HBP: 0	WP: 0 PB: 0 SB: 1 CS: 0	PA: 40	
PITCHER	IP	WLS	BF	H	R	ER	SO	BB	IBB	HBP	BLK	WP	HR	S	P	ERA	WHIP				
Livan Hernandez, R ERA: 4.26	7.0	W	31	8	4	4	2	4	1	0	0	0	0	64	107	5.14	1.714				
Felix Rodriguez, R ERA: 2.29	1.0	H	4	1	0	0	1	0	0	0	0	0	0	15	20	0.00	1.000				
Robb Nen, R ERA: 2.82	1.0	S	5	1	0	0	1	1	0	0	0	0	0	9	16	0.00	2.000				

Batter	1	2	3	4	5	6	7	8	9	AB	R	H	RBI	BB	SO	LOB	BOTTOM				
Marvin Benard, L OBP: 0.333, SLG: 0.357 (1, 8)	F9 1B 1B	F7		K		BB S WP BB	G3-1			4	2	1	0	1	1	4	Houston Astros @ San Francisco Giants PacBell Park, San Francisco, CA Sat Jun 17 2000, 4:05 PM EDT Att: 40,930 - Sunny - 70 F				
Bill Mueller, S OBP: 0.345, SLG: 0.403 (1, 5)	1B SF8 1B		F7		G4-3 1B	WP BB BB	F8			4	2	2	0	1	0	0					
Barry Bonds, L OBP: 0.460, SLG: 0.826 (1, 7)	F9		F7		G4-3	BB WP BB	S BB BB			3	0	0	1	2	0	3					
Jeff Kent, R OBP: 0.428, SLG: 0.664 (1, 4)	1B		HBP		F8	BB BB	BB BB			2	0	1	1	2	0	1					
J.T. Snow, L OBP: 0.369, SLG: 0.432 (1, 3)	SF8		F7		G4-3	BB BB	K			3	0	0	2	1	1	4					
Rich Aurilia, R OBP: 0.324, SLG: 0.397 (1, 6)	F3			SH3 BB 1B		K				5	1	2	0	0	2	6					
Robb Nen, R (9, 1)										0	0	0	0	0	0	0					
Armando Rios, L OBP: 0.341, SLG: 0.448 (9, 8)				K		S SH1-4 BB 1B	K			4	1	1	1	0	2	1					
Calvin Murray, R OBP: 0.365, SLG: 0.380 (9, 8)										0	0	0	0	0	0	0					
Bobby Estalella, R OBP: 0.393, SLG: 0.549 (1, 2)	G5-3			SH3 BB		F8	SH3-4 BB			2	0	0	0	2	0	1					
Livan Hernandez, R OBP: 0.273, SLG: 0.281 (8, 1)				SH3		SH1-4	SH3-4			1	0	1	0	0	0	0					
Felix Rodriguez, R ERA: 0.82										0	0	0	0	0	0	0					
Ramon Martinez, R OBP: 0.376, SLG: 0.520 (9, 6)										0	0	0	0	0	0	0					
Inning Stats	R: 2 E: 0 K: 0 S: 10	H: 3 LOB: 1 BB: 0 P: 13	R: 0 E: 0 K: 0 S: 10	H: 1 LOB: 0 BB: 0 P: 17	R: 0 E: 0 K: 2 S: 10	H: 1 LOB: 2 BB: 1 P: 17	R: 0 E: 0 K: 0 S: 8	H: 1 LOB: 1 BB: 0 P: 14	R: 4 E: 0 K: 1 S: 27	H: 2 LOB: 3 BB: 5 P: 52	R: 0 E: 0 K: 1 S: 5	H: 0 LOB: 1 BB: 1 P: 13	R: 0 E: 0 K: 2 S: 11	H: 0 LOB: 2 BB: 2 P: 24	R: 0 E: 0 K: 2 S: 9	H: 0 LOB: 2 BB: 1 P: 16	1B: 7 2B: 1 3B: 0 HR: 0	SF: 1 SAC: 3 DP: 0 HBP: 1	WP: 1 PB: 0 SB: 3 CS: 0	PA: 42	
PITCHER	IP	WLS	BF	H	R	ER	SO	BB	IBB	HBP	BLK	WP	HR	S	P	ERA	WHIP				
Jose Lima, R ERA: 7.07	5.2	L	28	8	5	5	2	2	0	0	0	1	0	10	26	∞	∞				
Billy Wagner, L ERA: 6.18	0.0	B	4	0	1	1	0	4	0	0	0	0	0	13	33	0.00	1.800				
Marc Valdes, R ERA: 0.82	1.2		8	0	0	0	2	3	0	0	0	0	0	8	12	0.00	0.000				
Yorkis Perez, L ERA: 5.29	0.2		2	0	0	0	2	0	0	0	0	0	0	8	12	0.00	0.000				



Batter	1	2	3	4	5	6	7	8	9	10	11	AB	R	H	RBI	BB	SO	LOB	TOP			
Bill Spiers, L OBP: 0.373, SLG: 0.369 (1, 5)	3-2 WP BB 1B	2-1 FC4			1-0 L3		1-0 L9		1-3 K		0-3 K	6	0	1	0	0	2	5				
Craig Biggio, R OBP: 0.406, SLG: 0.383 (1, 4)	4-1 WP BB 1-2		2-3 K			3-2 HR	4-2 BB 5 G6-4-3		1-3 K	1-3 K	0-2 F3	4	1	1	1	2	2	2				
5 Jeff Bagwell, R OBP: 0.405, SLG: 0.541 (1, 3)	2-1 F8		2-1 F3			4-1 2B BB	1-2 G6-4-3		1-0 P4			4	1	0	0	1	0	4				
Daryle Ward, L OBP: 0.277, SLG: 0.507 (1, 9)	2-3 K		1-3 K			2-2 F9 1-H 2B			2-2 F9		1-3 K	5	0	1	1	0	3	2				
Moises Alou, R OBP: 0.388, SLG: 0.619 (1, 7)	2-2 F9			0-1 G6-3		1-1 F9			4-2 S BB		0-1 SH E 1B	4	1	1	0	1	0	3				
Richard Hidalgo, R OBP: 0.383, SLG: 0.608 Glen Barker, S OBP: 0.300, SLG: 0.125 (1, 8) (7, 8)		3-1 G6-3		2-3 K		0-0 F9			0-3 K		0-0 SH E	3	0	0	0	0	1	1				
Mitch Meluskey, S OBP: 0.385, SLG: 0.507 (1, 2)		0-3 K		3-1 G3-1					1-3 K		2-2 F8	4	0	0	0	1	2	3				
Tim Bogar, R OBP: 0.238, SLG: 0.225 17 Lance Berkman, S OBP: 0.336, SLG: 0.519 Jay Powell, R (9, 1) (9, 1)		4-2 FC4 BB BB			1-2 G5-3		0-0 L7		2-3 K		1-1 E3 2B	2	0	0	0	1	0	2				
Matt Mieske, R OBP: 0.232, SLG: 0.269 Doug Henry, R (11, 1) (11, 1)											2-H 3-H	0	0	0	0	0	0	0				
Shane Reynolds, R OBP: 0.294, SLG: 0.344 Joe Slusarski, R (8, 1) (8, 1)		4-0 FC4 BB BB			0-0 P3				0-3 K		0-0 K	2	0	1	0	1	0	0				
Julio Lugo, R OBP: 0.472, SLG: 0.477 (9, 6) (9, 6)		1-2 BB									1-3 2B	2	0	1	0	0	1	0				
Inning Stats	R: 0 E: 0 K: 1 S: 12	H: 1 LOB: 2 BB: 1 P: 25	R: 0 E: 0 K: 1 S: 9	H: 0 LOB: 2 BB: 2 P: 22	R: 0 E: 0 K: 2 S: 9	H: 0 LOB: 0 BB: 0 P: 14	R: 0 E: 0 K: 1 S: 7	H: 0 LOB: 0 BB: 0 P: 12	R: 0 E: 0 K: 0 S: 5	H: 1 LOB: 1 BB: 1 P: 20	R: 0 E: 0 K: 2 S: 12	H: 0 LOB: 1 BB: 0 P: 19	R: 0 E: 0 K: 3 S: 11	H: 0 LOB: 0 BB: 0 P: 14	R: 0 E: 0 K: 2 S: 8	H: 0 LOB: 0 BB: 0 P: 11	R: 2 E: 2 K: 1 S: 19	H: 2 LOB: 2 BB: 0 P: 22	1B: 3 2B: 2 3B: 0 HR: 1	SF: 0 SAC: 1 DP: 1 HBP: 0	WP: 1 PB: 0 SB: 1 CS: 0	PA: 47
PITCHER	IP ERA WLS BF H R ER SO BB IBB HBP BLK WP HR S P ERA WHIP	Joe Nathan, R ERA: 4.37 (1, 1)	Felix Rodriguez, R ERA: 2.19 (7, 1)	John Johnstone, R ERA: 6.08 (9, 1)	Robb Nen, R ERA: 2.59 (10, 1)	PITCHER																

Houston Astros @ San Francisco Giants
PacBell Park, San Francisco, CA
Sun Jun 18 2000, 4:05 PM EDT
Att: 40,930 - Sunny - 68 F

AB	39
R	4
H	6
RBI	2
BB	7
SO	13
LOB	23



Batter	1	2	3	4	5	6	7	8	9	10	11	AB	R	H	RBI	BB	SO	LOB	BOTTOM					
Marvin Benard, L OBP: 0.335, SLG: 0.360 (1, 8) (7, 9)	2-2 HR 2B		1-3 K			0-2 G3-1	2-3 K			4-0 FC5-4 BB		4	1	1	0	1	2	1						
Russ Davis, R OBP: 0.333, SLG: 0.420 Bobby Estalella, R OBP: 0.393, SLG: 0.549 (1, 5) (11, 2)	0-0 G4-3		0-1 G1-3			2-2 PB BB 1B		1-0 F7		2-2 FC5-4 IBB		5	0	1	0	0	0	3						
Barry Bonds, L OBP: 0.455, SLG: 0.810 (1, 7)	3-3 K		1-2 G3			1-2 F7		0-1 F8		4-1 IBB		4	0	0	0	1	1	2						
Jeff Kent, R OBP: 0.428, SLG: 0.669 (1, 4)	3-2 HR			1-3 K		4-2 PB BB		0-3 K		0-0 F9		4	1	1	2	1	2	3						
J.T. Snow, L OBP: 0.370, SLG: 0.429 (1, 3)	2-3 K			1-0 G4-3		4-0 IBB			0-1 G6-3		1-2 1B	4	0	1	0	1	1	0						
Elie Burgos, R OBP: 0.317, SLG: 0.332 Armando Rodriguez, L OBP: 0.336, SLG: 0.441 (1, 9) (8, 5)		1-1 G5-3			2-3 K		3-1 G4-3		3-2 G3		1-1 F8	1	1	0	0	0	0	0						
Felix Rodriguez, R John Johnstone, R Felipe Crespo, S Robb Nen, R Bill Mueller, S (7, 1) (9, 1) (10, 1) (11, 1)												0	0	0	0	0	0	0						
Rich Aurilia, R OBP: 0.326, SLG: 0.397 (1, 6)		2-2 G6-3				0-0 G6-3 1B		1-2 1B		2-0 F5		5	0	2	0	0	0	1						
Doug Mirabeli, R OBP: 0.331, SLG: 0.371 Ramon Martinez, R OBP: 0.372, SLG: 0.513 (1, 2) (10, PR) (11, 5)		4-2 BB				1-2 G6-3		1-3 K		0-0 E5 FC5-4 SH1-4	1-0 G1-3	3	0	0	0	1	1	2						
Joe Nathan, R OBP: 0.350, SLG: 0.350 Calvin Murray, R OBP: 0.362, SLG: 0.376 (1, 1) (7, 8)		1-3 K			1-1 G6-3			0-2 F7		0-0 SH1-4		2	0	0	0	0	1	1						
Inning Stats	R: 2 E: 0 K: 2 S: 13	H: 2 LOB: 0 BB: 0 P: 23	R: 0 E: 0 K: 1 S: 11	H: 0 LOB: 1 BB: 1 P: 19	R: 0 E: 0 K: 1 S: 9	H: 0 LOB: 0 BB: 0 P: 11	R: 0 E: 0 K: 2 S: 7	H: 0 LOB: 0 BB: 0 P: 11	R: 0 E: 0 K: 0 S: 6	H: 1 LOB: 3 BB: 2 P: 29	R: 0 E: 0 K: 2 S: 14	H: 1 LOB: 1 BB: 1 P: 18	R: 0 E: 0 K: 1 S: 6	H: 0 LOB: 0 BB: 0 P: 7	R: 0 E: 0 K: 0 S: 6	H: 0 LOB: 0 BB: 0 P: 11	R: 0 E: 1 K: 0 S: 7	H: 0 LOB: 3 BB: 2 P: 17	R: 0 E: 0 K: 0 S: 12	H: 1 LOB: 1 BB: 0 P: 18	1B: 4 2B: 1 3B: 0 HR: 1	SF: 0 SAC: 1 DP: 1 HBP: 0	WP: 0 PB: 1 SB: 0 CS: 0	PA: 44
PITCHER	IP ERA WLS BF H R ER SO BB IBB HBP BLK WP HR S P ERA WHIP	Shane Reynolds, R ERA: 3.31 (8, 1)	Joe Slusarski, R ERA: 2.67 (9, 1)	Jay Powell, R ERA: 4.7 (11, 1)	Doug Henry, R ERA: 4.29 (11, 1)	PITCHER																		

Houston Astros @ San Francisco Giants
PacBell Park, San Francisco, CA
Sun Jun 18 2000, 4:05 PM EDT
Att: 40,930 - Sunny - 68 F

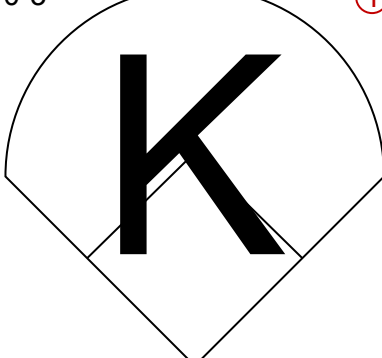
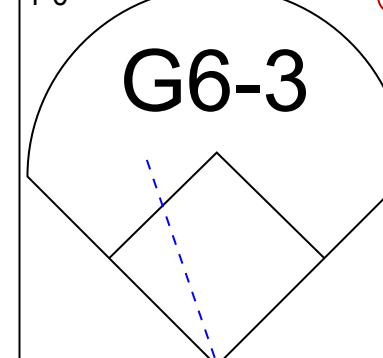
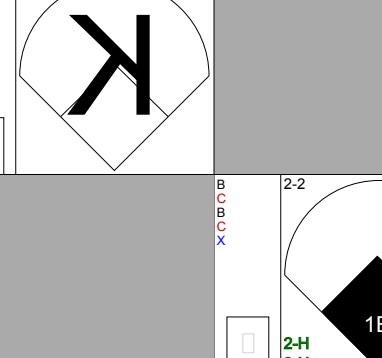
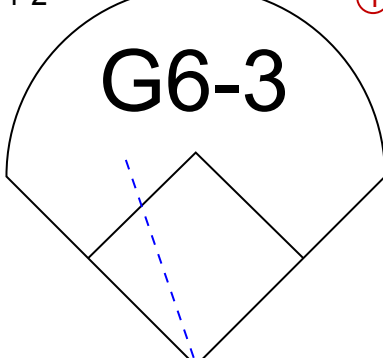
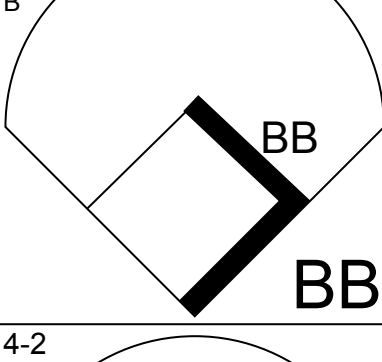
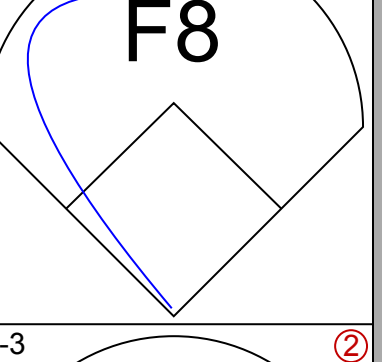
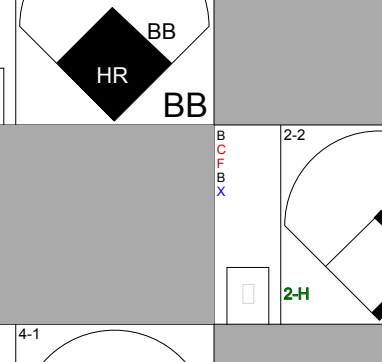
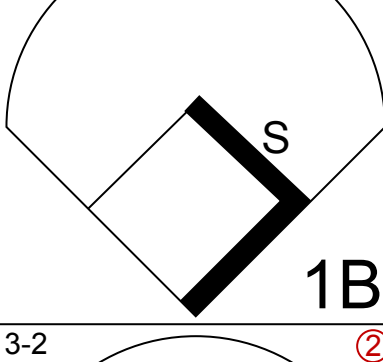
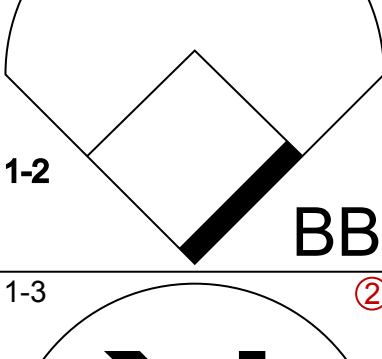
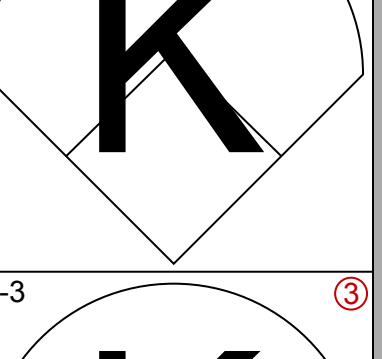
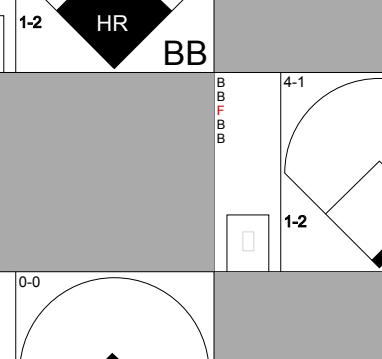
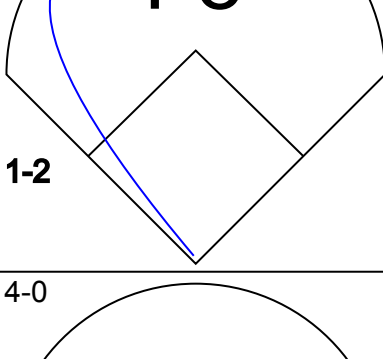
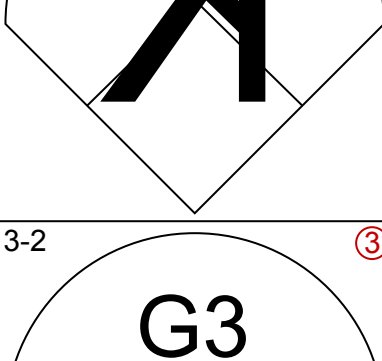

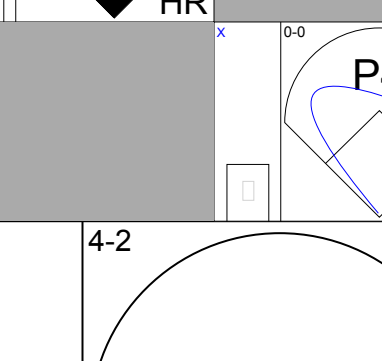
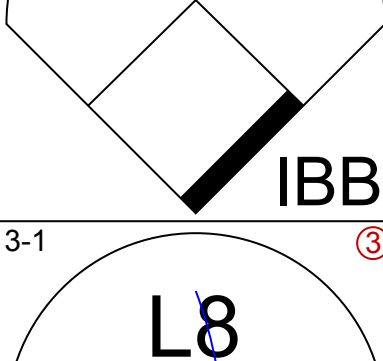
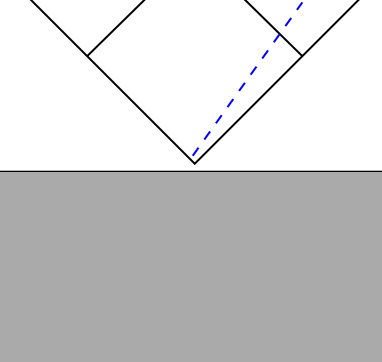
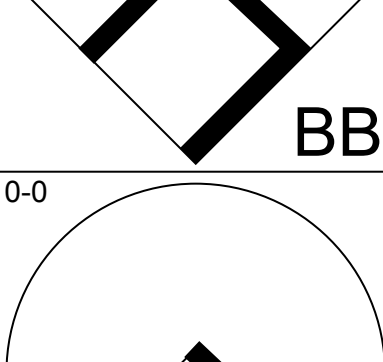
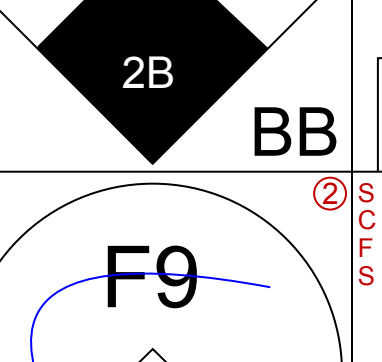
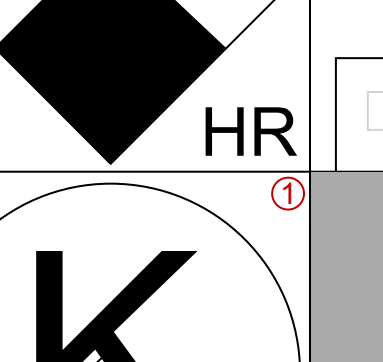
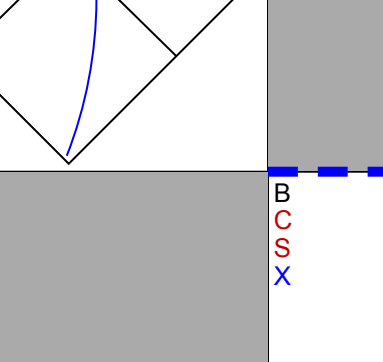
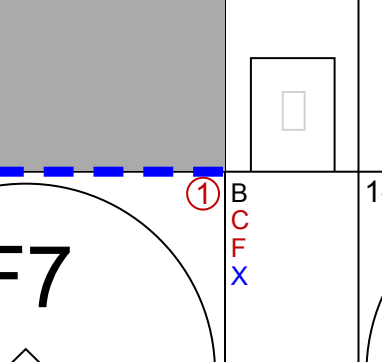
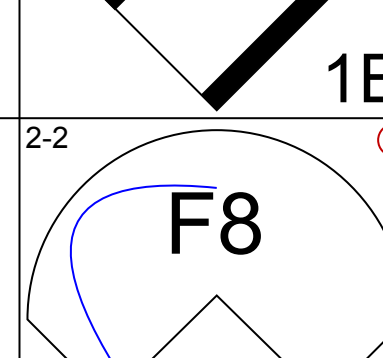
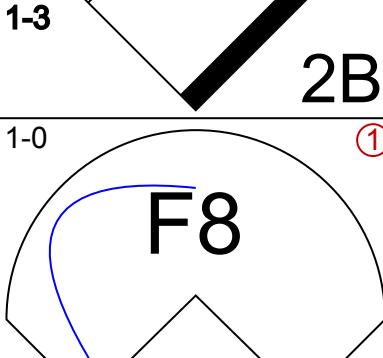
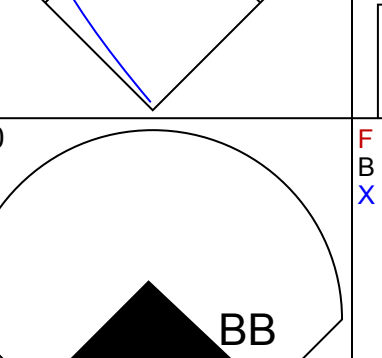
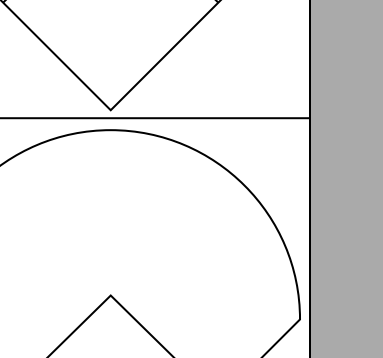
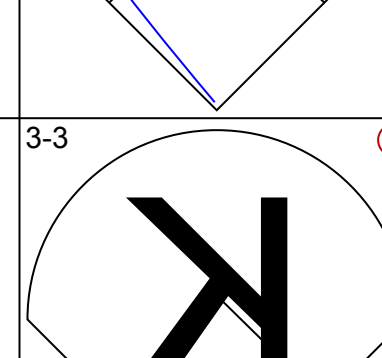
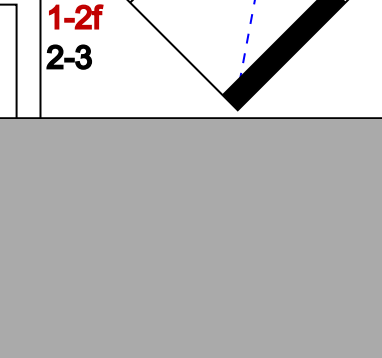
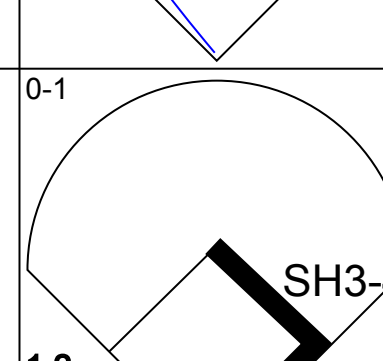
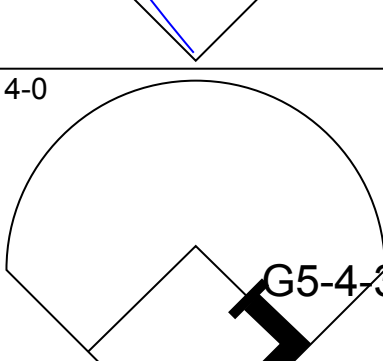
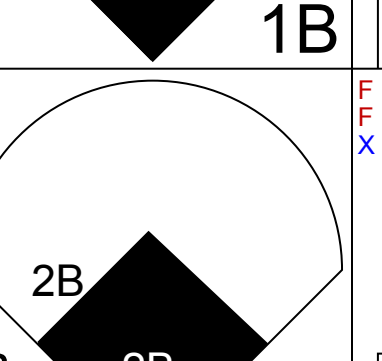
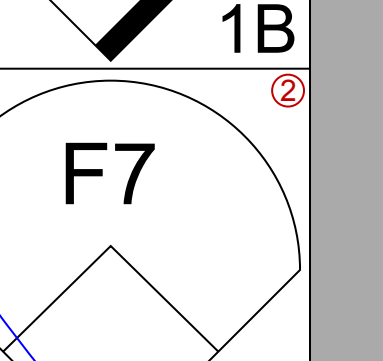
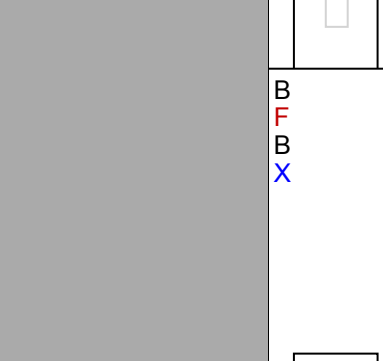
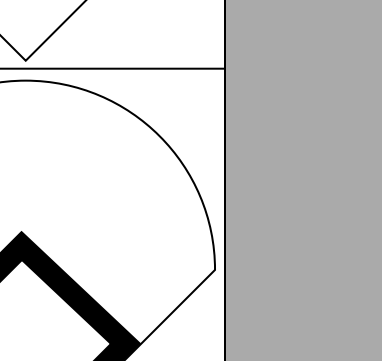
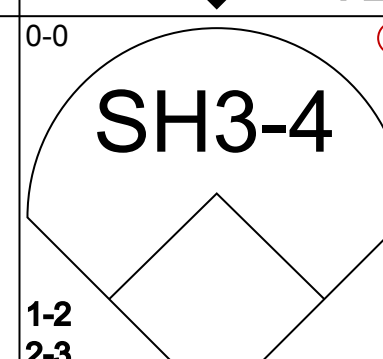
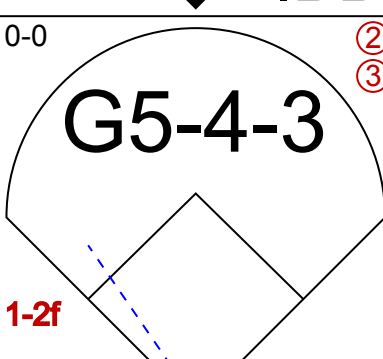
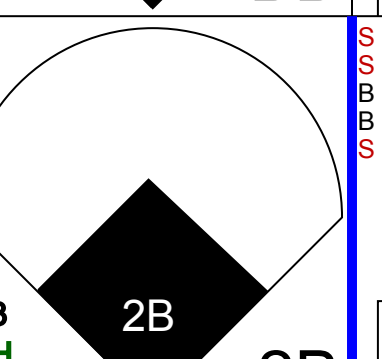
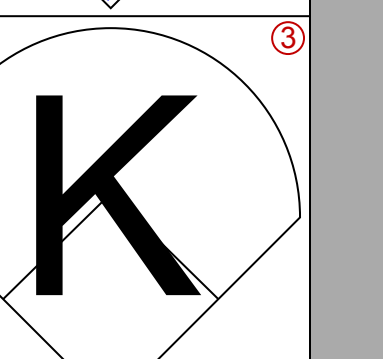
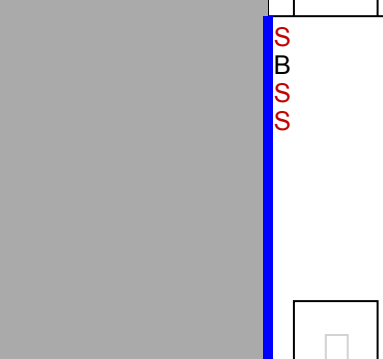
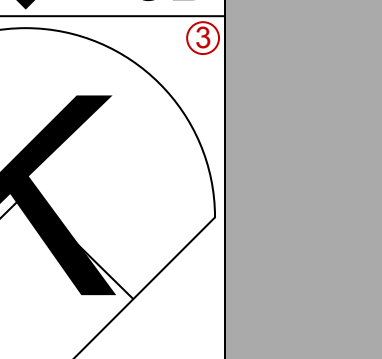

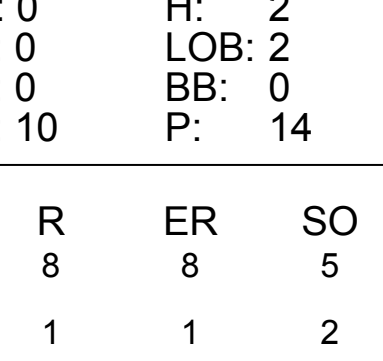
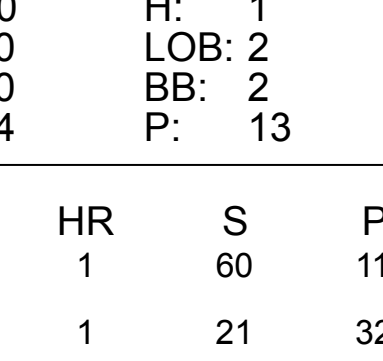
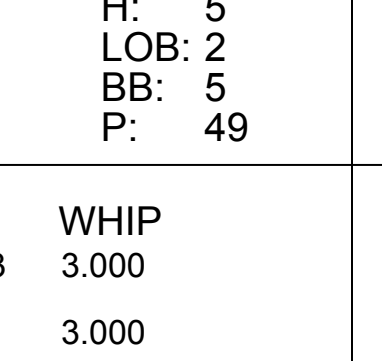
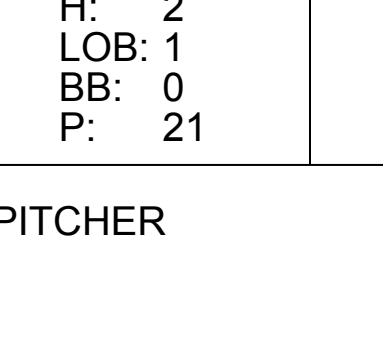
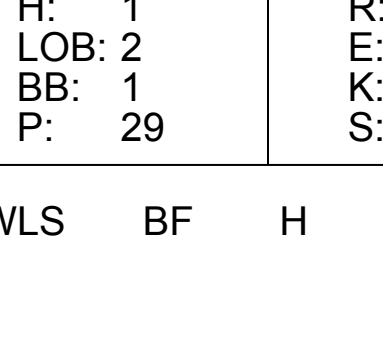
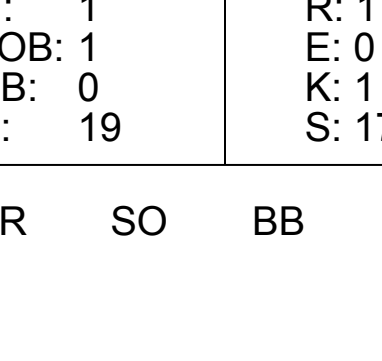


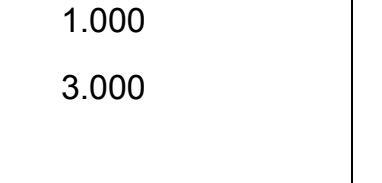

AB	38
R	2
H	6
RBI	2
BB	5
SO	9
LOB	19



Batter	1	2	3	4	5	6	7	8	9	AB	R	H	RBI	BB	SO	LOB	TOP								
Marvin Benard, L (1, 8) OBP: 0.335, SLG: 0.359	1-3 K			2-3 K		0-2 L4		0-0 HBP IBB	3-1 1B	5	0	2	1	0	2	0	San Francisco Giants @ St. Louis Cardinals Busch Stadium, St. Louis, MO Wed Jun 21 2000, 7:10 PM CDT Att: 37,341 - Cloudy - 80 F								
Bill Mueller, S (1, 5) OBP: 0.339, SLG: 0.396	0-0 F7			1-2 G3		0-2 G3		0-1 F2	0-2 L5	5	0	0	0	0	0	3									
Barry Bonds, L (1, 7) OBP: 0.450, SLG: 0.791	0-1 F8			1-1 HBP				3-2 G1-3 BB	3-3 K	3	0	1	0	0	1	2									
Jeff Kent, R (1, 4) OBP: 0.428, SLG: 0.659		2-3 K		1-3 K				1-0 L8	4-0 HBP IBB	3	0	0	0	1	2	2									
J.T. Snow, L (1, 3) OBP: 0.376, SLG: 0.434		3-1 F7			1-2 G4-3 SF8			4-2 G1-3	1-0 HBP	2	1	1	1	1	0	0									
Ellis Burks, R (1, 9) OBP: 0.396, SLG: 0.534		0-2 G3			0-2 G4-3			2-1 G1-3	0-0 F7	4	0	0	0	0	0	6									
Felix Rodriguez, R (8, 1) Robb Nen, R (9, 1)					2-3 G4-3			1-2 2-3		0	0	0	0	0	0	0									
Rich Aurilia, R (1, 6) OBP: 0.320, SLG: 0.390			0-0 F8		2-2 SF8			2-3 K	3-1 G1-3 SH3	3	1	1	1	0	1	2									
Doug Mirabeli, R (1, 2) OBP: 0.331, SLG: 0.398		1-3 K			0-1 G1-3			2-2 HR	0-0 SH3	3	1	1	1	0	1	0									
Kirk Rueter, L (1, 1) Armando Rios, L (8, PH) OBP: 0.338, SLG: 0.450			0-0 P6			0-3 K		1-1 1B HBP	1-0 G1-3	2	0	0	0	0	1	0									
Inning Stats	R: 0 E: 0 K: 1 S: 8	H: 0 LOB: 0 BB: 0 P: 9	R: 0 E: 0 K: 1 S: 8	H: 0 LOB: 0 BB: 0 P: 13	R: 0 E: 0 K: 1 S: 5	H: 0 LOB: 0 BB: 0 P: 6	R: 0 E: 0 K: 2 S: 10	H: 0 LOB: 1 BB: 0 P: 15	R: 1 E: 0 K: 0 S: 11	H: 1 LOB: 0 BB: 0 P: 14	R: 0 E: 0 K: 1 S: 11	H: 0 LOB: 0 BB: 0 P: 11	R: 0 E: 0 K: 1 S: 12	H: 1 LOB: 2 BB: 1 P: 24	R: 2 E: 0 K: 1 S: 12	H: 3 LOB: 3 BB: 1 P: 23	R: 1 E: 0 K: 0 S: 9	H: 2 LOB: 1 BB: 0 P: 16	1B: 4 2B: 2 3B: 0 HR: 1	SF: 1 SAC: 1 DP: 0 HBP: 2	WP: 0 PB: 0 SB: 0 CS: 0	PA: 38			
PITCHER	IP	WLS	BF	H	R	ER	SO	BB	IBB	HBP	BLK	WP	HR	S	P	ERA	WHIP								
Garrett Stephenson, R (1, 1) ERA: 3.88	7.1	L	29	5	3	3	7	1	0	1	0	0	1	73	103	3.68	0.818								
Jesse Orosco, L (8, 1) ERA: 3.86	0.1		3	0	0	0	1	0	1	1	0	0	0	3	11	0.00	0.000								
Heathcliff Slocumb, R (8, 1) ERA: 4.76	0.2		3	1	1	1	0	0	0	0	0	0	0	4	7	13.50	1.500								
Mike Matthews, L (9, 1) ERA: 13.5	0.2		3	1	0	0	0	0	0	0	0	0	0	6	10	0.00	1.500								

Batter	1	2	3	4	5	6	7	8	9	AB	R	H	RBI	BB	SO	LOB	BOTTOM								
Piacleo Polanco, R (1, 4) OBP: 0.329, SLG: 0.417	0-2 F8	1-2 F9			1-2 L9			1-2 G4-3		4	0	0	0	0	0	2	San Francisco Giants @ St. Louis Cardinals Busch Stadium, St. Louis, MO Wed Jun 21 2000, 7:10 PM CDT Att: 37,341 - Cloudy - 80 F								
Edgar Renteria, R (1, 6) OBP: 0.320, SLG: 0.419	2-0 F9		2-1 F7		2-2 G3-1			2-1 F8		4	0	0	0	0	0	0									
Mark McGwire, R (1, 3) OBP: 0.490, SLG: 0.770	2-1 1B		4-2 15 FC4-6 BB			4-1 G5-4-3 BB		1-2 P3		2	0	1	0	2	0	0									
15 Jim Edmonds, L (1, 8) OBP: 0.451, SLG: 0.650	1-2 G4-3		0-0 FC4-6		3-2 L6			1-1 F9		4	0	0	0	0	0	3									
Eric Davis, R (1, 9) OBP: 0.393, SLG: 0.484		0-0 F8	0-2 FC6-4		2-0 G5-4-3			2-1 G6-3		4	1	1	0	0	0	2									
Ray Lankford, L (1, 7) OBP: 0.348, SLG: 0.444		1-3 K		2-3 K			2-2 SH1-3	0-1 E9		4	0	2	0	0	2	1									
Craig Paquette, R (1, 5) OBP: 0.314, SLG: 0.451		1-2 F8		1-0 G5-3			1-3 K	0-3 K		3	0	0	0	0	1	2									
Thomas Howard, S (9, PH) OBP: 0.265, SLG: 0.492		2-3 1B		1-3 K			1-0 SH1-3			1	0	0	0	0	1	1									
Mike Matheny, R (1, 2) OBP: 0.328, SLG: 0.379		4-0 1B IBB		1-3 K			1-2 SH1-3			1	0	0	0	1	1	0									
Garrett Stephenson, R (1, 1) ERA: 3.83	7.0	W	27	4	1	1	5	2	1	0	0	0	0	0	0	0									
Jesse Orosco, R (8, 1) ERA: 2.13	1.0	H	3	0	0	0	0	0	0	0	0	8	12	0.00	0.000										
Heathcliff Slocumb, R (8, 1) Mike Matthews, L (9, 1) ERA: 2.49	1.0	S	4	1	0	0	1	0	0	0	0	9	12	0.00	1.000										
Inning Stats	R: 0 E: 0 K: 0 S: 12	H: 1 LOB: 1 BB: 0 P: 17	R: 1 E: 0 K: 1 S: 11	H: 2 LOB: 2 BB: 1 P: 18	R: 0 E: 0 K: 2 S: 7	H: 0 LOB: 0 BB: 0 P: 11	R: 0 E: 0 K: 1 S: 10	H: 0 LOB: 0 BB: 1 P: 14	R: 0 E: 0 K: 0 S: 9	H: 0 LOB: 0 BB: 1 P: 18	R: 0 E: 0 K: 1 S: 12	H: 1 LOB: 1 BB: 0 P: 19	R: 0 E: 0 K: 0 S: 8	H: 0 LOB: 0 BB: 0 P: 12	R: 0 E: 1 K: 1 S: 9	H: 1 LOB: 1 BB: 0 P: 12	1B: 4 2B: 1 3B: 0 HR: 0	SF: 0 SAC: 1 DP: 1 HBP: 0	WP: 0 PB: 0 SB: 0 CS: 0	PA: 34					
PITCHER	IP	WLS	BF	H	R	ER	SO	BB	IBB	HBP	BLK	WP	HR	S	P	ERA	WHIP								

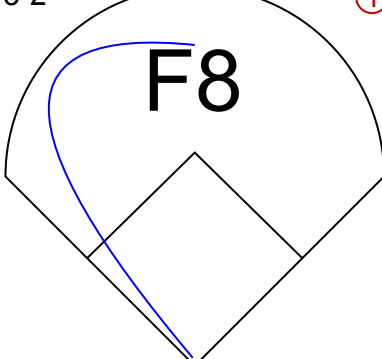
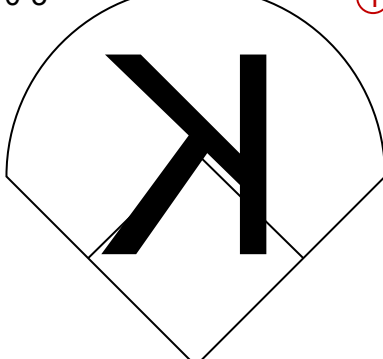
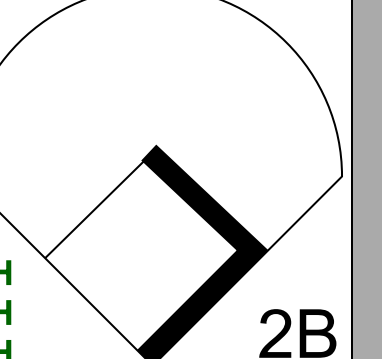


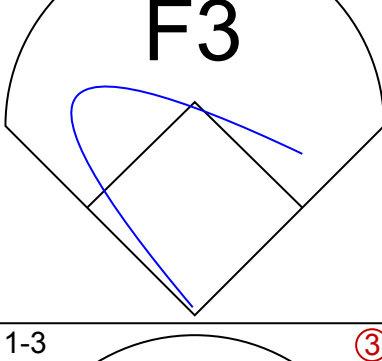
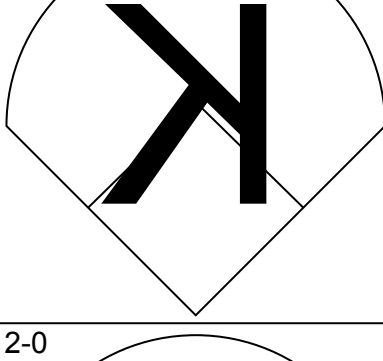
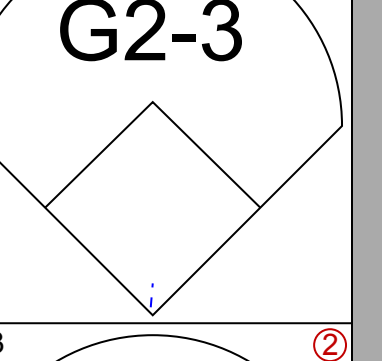
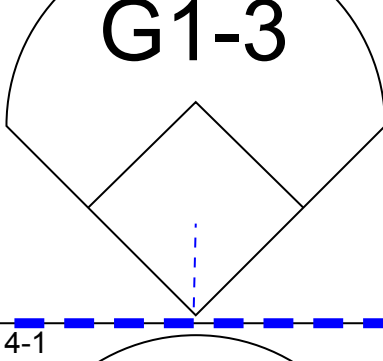
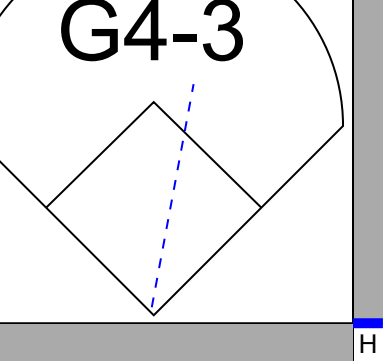
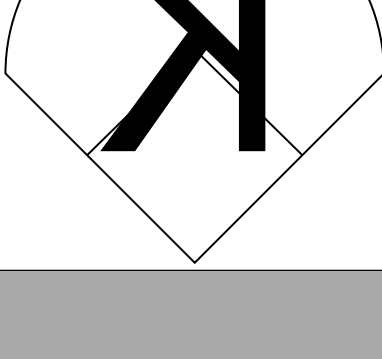
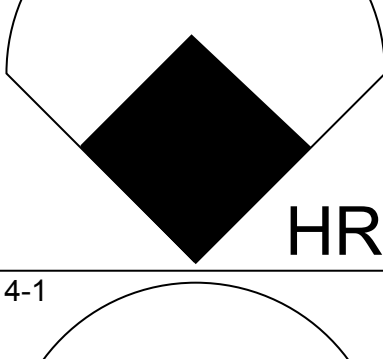
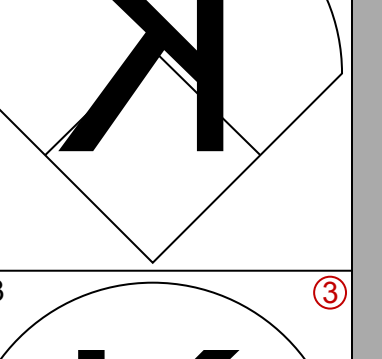
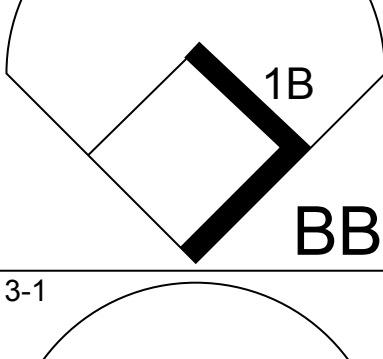

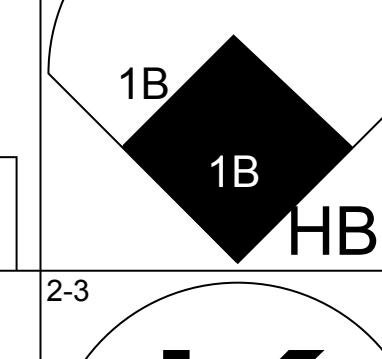
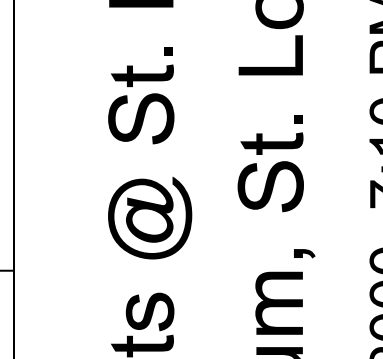
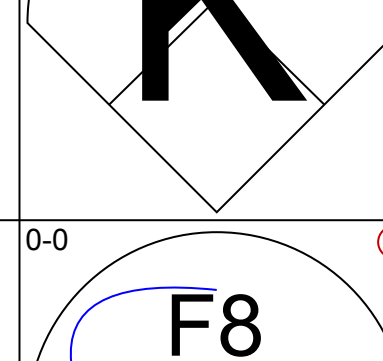
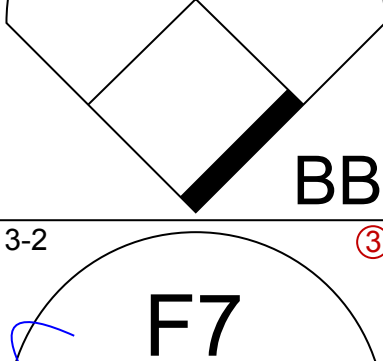
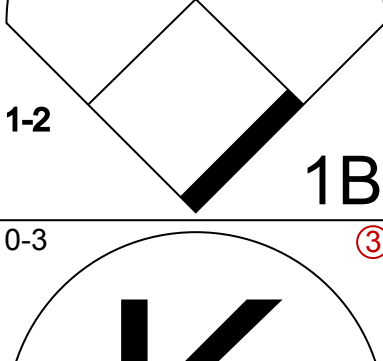
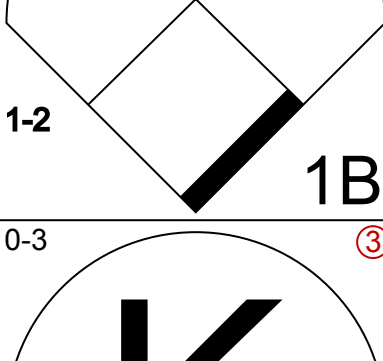

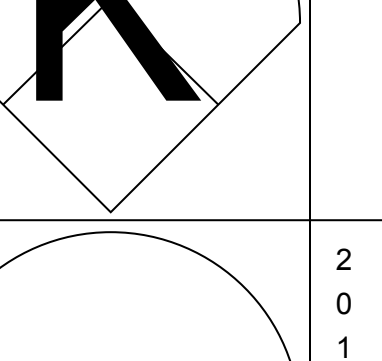
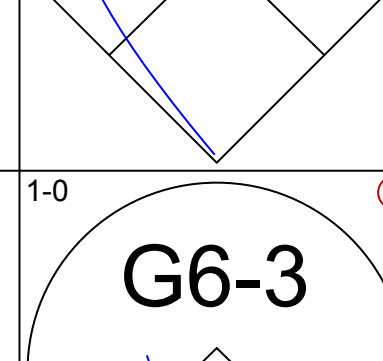
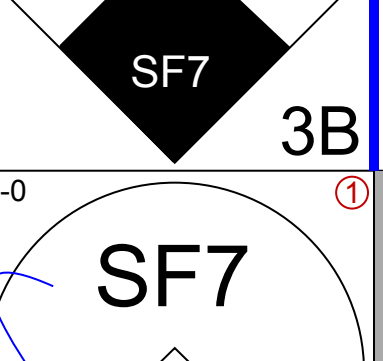
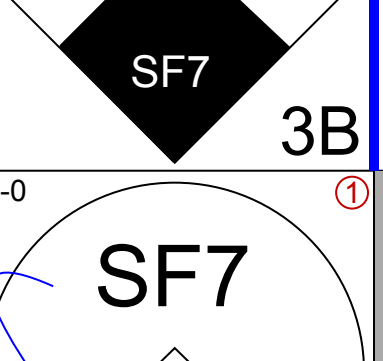
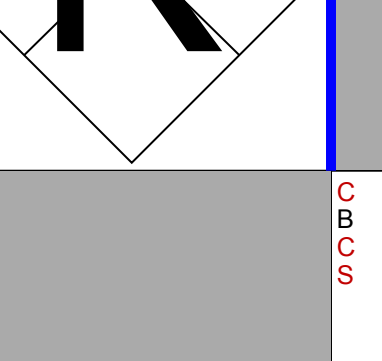
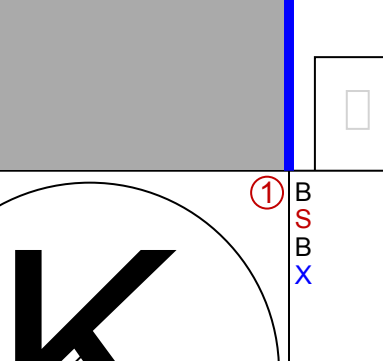
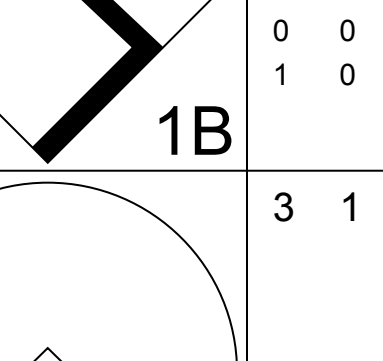
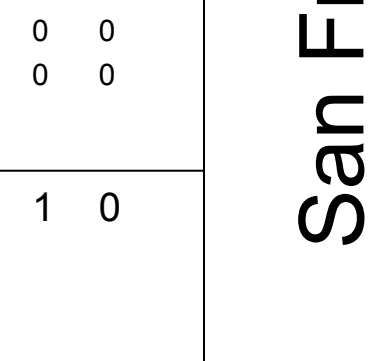
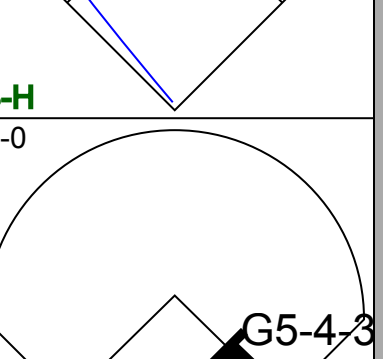
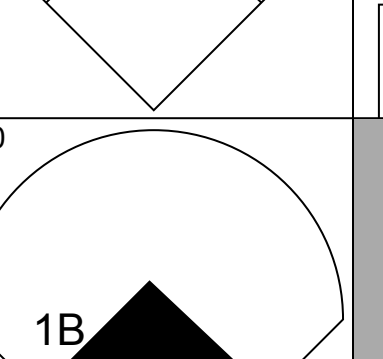
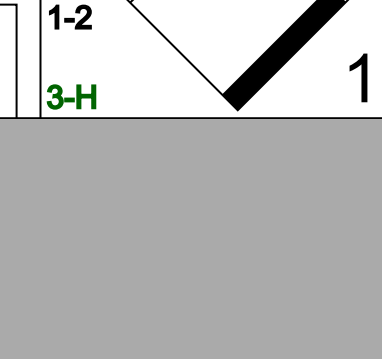
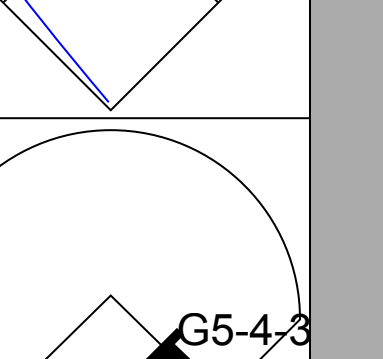
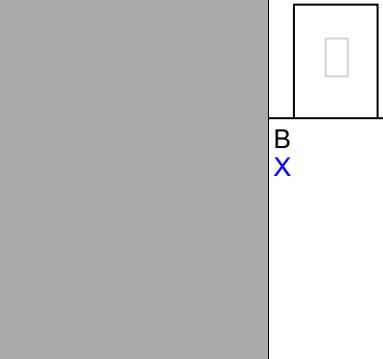
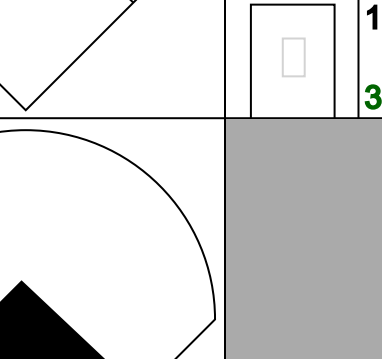
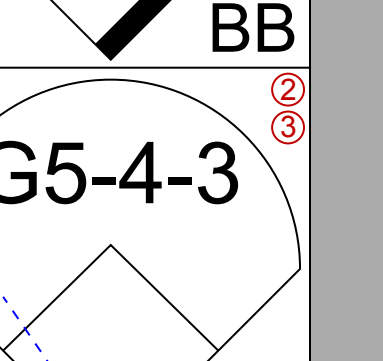

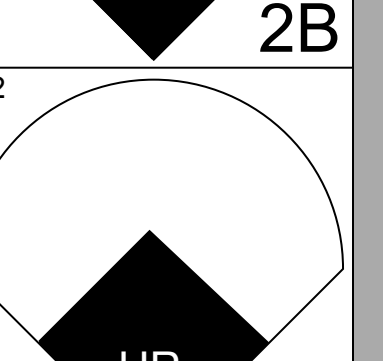
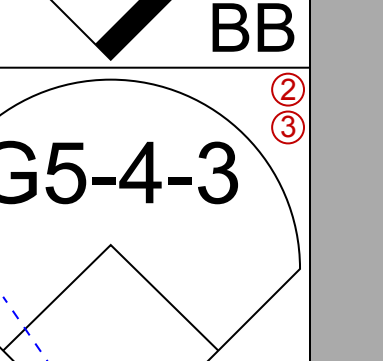
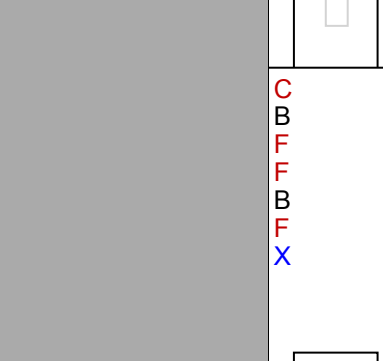
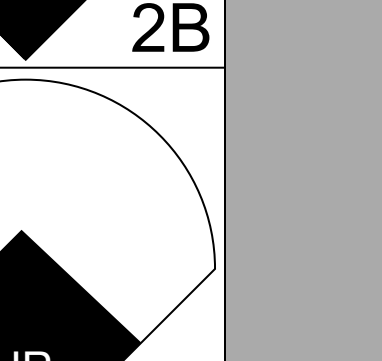
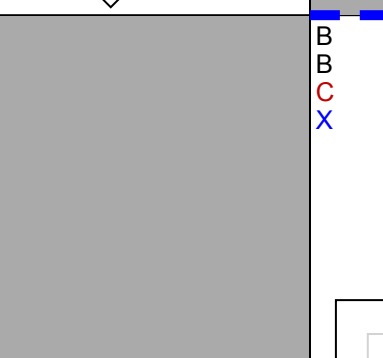
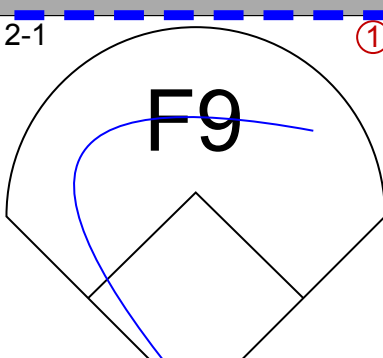
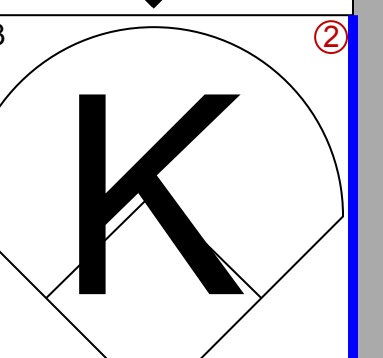

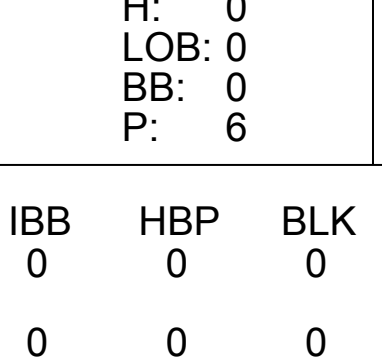
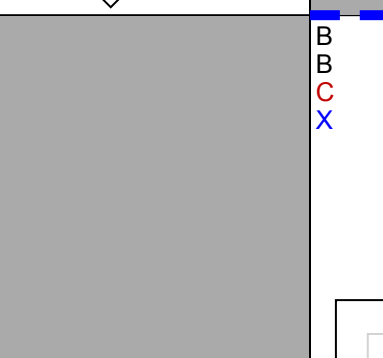
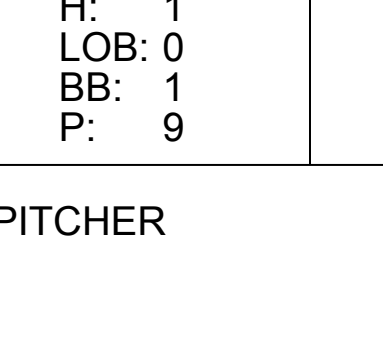
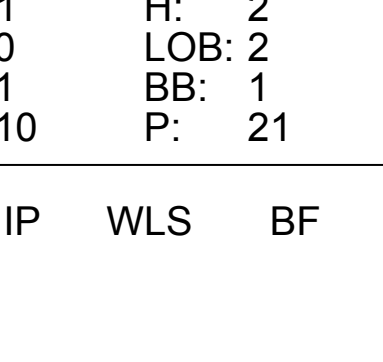
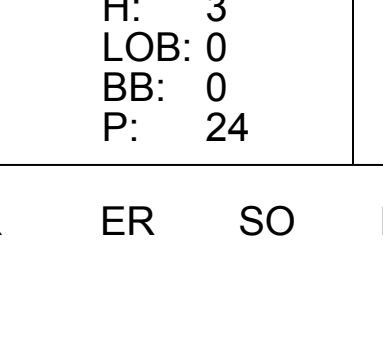
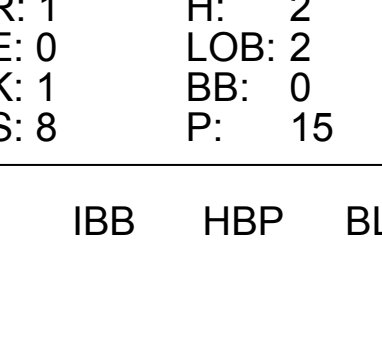
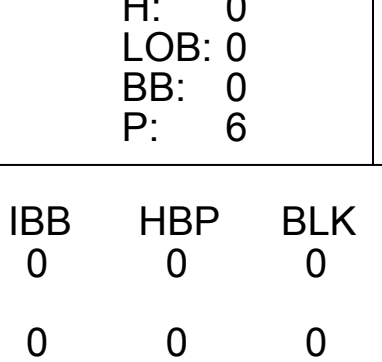
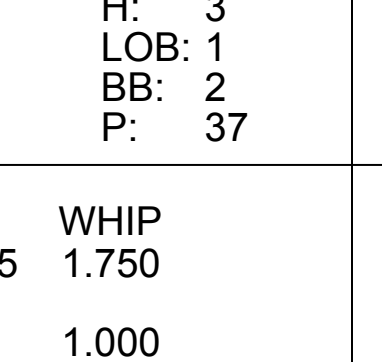
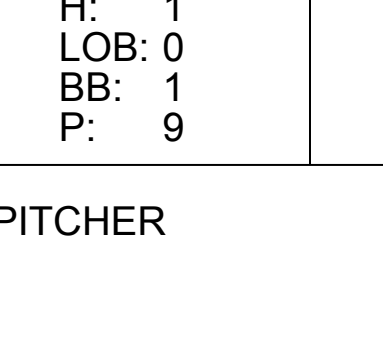
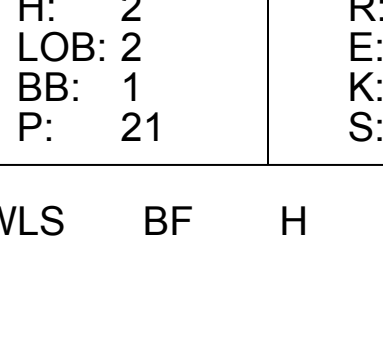
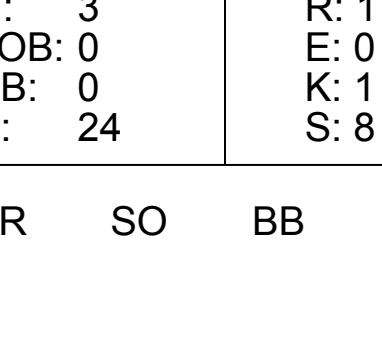
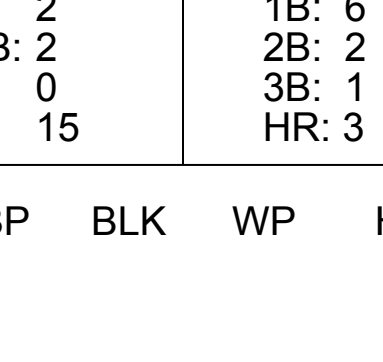
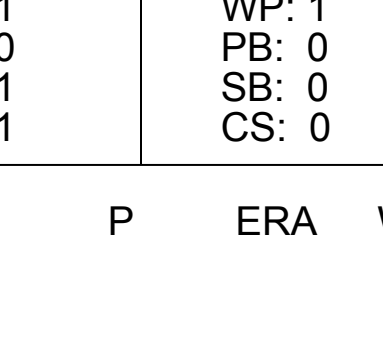


Batter	1	2	3	4	5	6	7	8	9	AB	R	H	RBI	BB	SO	LOB	TOP					
Marvin Benard, L OBP: 0.335, SLG: 0.363 (1, 8)																	6 2 2 2 0 2 2					
Bill Mueller, S OBP: 0.347, SLG: 0.398 (1, 5)																	4 1 2 1 2 0 1					
Barry Bonds, L OBP: 0.455, SLG: 0.785 (1, 7)																	3 1 1 0 3 1 1					
Jeff Kent, R OBP: 0.429, SLG: 0.665 (1, 4)																	5 1 2 4 1 2 4					
J.T. Snow, L OBP: 0.379, SLG: 0.443 (1, 3)																	4 2 1 1 2 1 6					
Armando Rios, L OBP: 0.338, SLG: 0.452 Mark Gardner, R OBP: 0.200, SLG: 0.200 (1, 9)																	6 0 2 0 0 1 3 0 0 0 0 0 0 0					
Rich Aurilia, R OBP: 0.322, SLG: 0.390 (1, 6)																	5 1 2 0 0 1 3					
Bobby Estalella, R OBP: 0.405, SLG: 0.570 (1, 2)																	3 1 2 0 2 0 1					
Shawn Estes, R OBP: 0.276, SLG: 0.407 John Johnstone, R (5, 1)																	2 1 1 2 0 0 3 1 0 0 0 0 1 1 0 0 0 0 0 0 0 1 0 0 0 0 1 1 0 0 0 0 0 0 0					
Aaron Fultz, L OBP: 0.500, SLG: 0.500 Felix Rodriguez, R (7, 1)																	0 0 0 0 0 0 0					
Calvin Murray, R OBP: 0.376, SLG: 0.372 (9, 8)																	0 0 0 0 0 0 0					
Inning Stats	R: 0 E: 0 K: 2 S: 19	H: 0 LOB: 2 BB: 2 P: 31	R: 0 E: 0 K: 0 S: 10	H: 2 LOB: 2 BB: 0 P: 14	R: 0 E: 0 K: 2 S: 9	H: 0 LOB: 0 BB: 0 P: 16	R: 0 E: 0 K: 0 S: 4	H: 1 LOB: 2 BB: 2 P: 13	R: 8 E: 0 K: 1 S: 23	H: 5 LOB: 5 BB: 5 P: 49	R: 1 E: 0 K: 2 S: 16	H: 2 LOB: 1 BB: 0 P: 21	R: 0 E: 0 K: 0 S: 15	H: 1 LOB: 2 BB: 1 P: 29	R: 0 E: 0 K: 2 S: 12	H: 1 LOB: 1 BB: 0 P: 19	R: 1 E: 0 K: 1 S: 17	H: 3 LOB: 2 BB: 0 P: 23	1B: 9 2B: 3 3B: 1 HR: 2	SF: 0 SAC: 1 DP: 1 HBP: 0	WP: 0 PB: 0 SB: 1 CS: 0	PA: 51
PITCHER	IP WLS BF H R ER SO BB IBB HBP BLK WP HR S P ERA WHIP																					
Pat Hentgen, R ERA: 5.85	(1, 1) 4.2 28 7 8 8 5 7 1 0 0 0 0 1 60 112 15.43 3.000																					
Heathcliff Slocumb, R ERA: 4.84	(5, 1) 1.1 8 3 1 1 2 1 0 0 0 0 0 1 21 32 6.75 3.000																					
Mike Matthews, L ERA: 10.39	(7, 1) 1.0 5 1 0 0 0 0 1 0 0 0 0 0 15 29 0.00 1.000																					
Mike James, R ERA: 4.5	(8, 1) 1.0 4 1 0 0 2 0 0 0 0 0 0 0 12 19 0.00 1.000																					
Dave Veres, R ERA: 3.15	(9, 1) 1.0 W 6 3 1 1 1 0 0 0 0 0 0 0 17 23 9.00 3.000																					

San Francisco Giants @ St. Louis Cardinals
 Busch Stadium, St. Louis, MO
 Thu Jun 22 2000, 7:10 PM CDT
 Att: 36,192 - Sunny - 85 F

AB	40
R	10
H	15
RBI	10
BB	10
SO	10
LOB	26





Batter	1	2	3	4	5	6	7	8	9	AB	R	H	RBI	BB	SO	LOB	BOTTOM					
Shawon Dunston, R OBP: 0.247, SLG: 0.489 (1, 7)										5 2 3 6 0 1 0												
Edgar Renteria, R OBP: 0.315, SLG: 0.411 (1, 6)									5 0 0 0 0 1 1													
Mark McGwire, R OBP: 0.492, SLG: 0.779 Eli Marrero, R OBP: 0.326, SLG: 0.500 (9, PR)										3 1 1 1 1 2 1 0 1 0 0 0 0 0												
Eric Davis, R OBP: 0.393, SLG: 0.477 (1, 9)										4 0 1 0 1 3 2												
15 Jim Edmonds, L Heathcliff Slocumb, R J.D. Drew, L Mike Matthews, L Thomas Howard, S Mike James, R Ray Lankford, L (9, 7)										2 0 0 0 0 0 0 1 0 0 0 0 0 0 0 0 1 1 1 0 0 0 0 0 0 0 0 0 0 0 0 0 1 0 0 0 0 0 0 0 0 0 0 0 0 0 0 0 1 0 1 0 0 0 0 0												
Craig Paquette, R OBP: 0.316, SLG: 0.449 (1, 5)										3 1 1 2 1 1 0												
Mike Matheny, R OBP: 0.337, SLG: 0.390 (1, 2)										3 2 2 0 1 0 0												
Placido Polanco, R OBP: 0.333, SLG: 0.420 (1, 4)										4 2 2 0 0 0 1												
Pat Hentgen, R OBP: 0.345, SLG: 0.296 Larry Sutton, L OBP: 0.333, SLG: 0.421 Dave Veres, R (9, 1)										1 0 0 0 0 0 0 2 1 0 1 1 1 2 0 0 0 0 0 0 0												
Inning Stats	R: 0 E: 0 K: 1 S: 10	H: 0 LOB: 0 BB: 0 P: 14	R: 0 E: 0 K: 1 S: 6	H: 0 LOB: 0 BB: 0 P: 10	R: 0 E: 0 K: 0 S: 5	H: 0 LOB: 0 BB: 0 P: 6	R: 1 E: 0 K: 2 S: 16	H: 1 LOB: 1 BB: 1 P: 26	R: 4 E: 0 K: 2 S: 20	H: 3 LOB: 1 BB: 2 P: 37	R: 1 E: 0 K: 0 S: 4	H: 1 LOB: 0 BB: 1 P: 9	R: 1 E: 0 K: 1 S: 10	H: 2 LOB: 2 BB: 1 P: 21	R: 3 E: 0 K: 2 S: 17	H: 3 LOB: 0 BB: 0 P: 24	R: 1 E: 0 K: 1 S: 8	H: 2 LOB: 2 BB: 0 P: 15	1B: 6 2B: 2 3B: 1 HR: 3	SF: 1 SAC: 0 DP: 1 HBP: 1	WP: 1 PB: 0 SB: 0 CS: 0	PA: 42
PITCHER	IP WLS BF H R ER SO BB IBB HBP BLK WP HR S P ERA WHIP																					
Shawn Estes, L ERA: 3.71	(1, 1) 4.0 19 4 5 5 4 3 0 0 0 0 0 1 47 79 11.25 1.750																					
John Johnstone, R ERA: 5.97	(5, 1) 2.0 7 1 1 1 2 1 0 0 0 0 0 0 14 23 4.50 1.000																					
Aaron Fultz, L ERA: 4.99	(7, 1) 0.2 H 3 1 1 1 0 0 0 0 0 0 1 4 8 13.50 1.500																					
Felix Rodriguez, R ERA: 2.75	(7, 1) 1.1 B 9 4 3 3 3 1 0 0 0 0 0 1 23 37 20.25 3.750																					
Mark Gardner, R ERA: 5.8	(9, 1) 0.1 L 4 2 1 1 1 0 0 0 1 0 0 0 8 15 27.00 6.000																					

San Francisco Giants @ St. Louis Cardinals
 Busch Stadium, St. Louis, MO
 Thu Jun 22 2000, 7:10 PM CDT
 Att: 36,192 - Sunny - 85 F

AB	35
R	11
H	12
RBI	10
BB	5
SO	10
LOB	10



Batter	1	2	3	4	5	6	7	8	9	AB	R	H	RBI	BB	SO	LOB	TOP					
Marvin Benard, L OBP: 0.342, SLG: 0.388 (1, 8)	0-2 BB 1B BB	0-2		3-2 1-H HR		1-1 FC3-6 1B	1-3 K		2-2 G5-3	6	3	4	2	0	1	2	San Francisco Giants @ Houston Astros Enron Field, Houston, TX Fri Jun 23 2000, 8:05 PM EDT Att: 40,367 - Dome - 72 F AB 42 R 10 H 14 RBI 10 BB 6 SO 7 LOB 26 					
Bill Mueller, S OBP: 0.355, SLG: 0.403 Russ Davis, R OBP: 0.330, SLG: 0.412 (1, 5)	2-1 BB BB 1B	1-1 G3-1		1-2 1B		4-2 FC3-6 BB	0-0 1B		1-3 K	4	0	3	1	1	0	1						
Barry Bonds, L OBP: 0.456, SLG: 0.793 Armando Rios, L OBP: 0.340, SLG: 0.453 (1, 7)	4-1 BB 1-2 BB		0-0 HR	2-0 G4-3		1-0 FC3-6 1B	1-1 1B		0-3 K	3	2	1	1	1	0	3						
Jeff Kent, R OBP: 0.425, SLG: 0.655 Ramon Martinez, R OBP: 0.360, SLG: 0.494 (1, 4)	1-3 K		2-2 G5-3		0-0 L4	4-1 1B 1-2 BB	3-2 F9			4	0	0	0	1	1	5						
Ellis Burks, R OBP: 0.397, SLG: 0.526 Calvin Murray, R OBP: 0.376, SLG: 0.372 (1, 9)	2-3 K		0-2 F7		4-2 BB	3-2 1B		2-0 E9 1B		4	0	1	2	1	1	3						
J.T. Snow, L OBP: 0.375, SLG: 0.436 (1, 3)	4-2 1-2 2-3 3-H BB		3-2 P6		2-3 K	1-1 F7		3-2 F8		4	0	0	1	1	1	4						
Rich Aurilia, R OBP: 0.319, SLG: 0.383 (1, 6)	2-0 F9		1-0 L7		2-1 F7		4-2 FC5-4 BB	1-0 F9		4	0	0	0	1	0	5						
Bobby Estalella, R OBP: 0.405, SLG: 0.586 (1, 2)		0-0 G5-3		0-0 G6-3		1-2 HR	0-0 FC5-4 1B	1-2 FC6-4 1B		5	2	2	2	0	0	1						
Livan Hernandez, R OBP: 0.289, SLG: 0.297 Alan Embree, L (1, 1)		0-3 K		2-1 HR 1B		0-1 G1-3	0-1 E9 1B	0-2 FC6-4		5	2	2	0	0	1	2						
Inning Stats	R: 1 E: 0 K: 2 S: 16	H: 2 LOB: 3 BB: 2 P: 31	R: 0 E: 0 K: 1 S: 9	H: 1 LOB: 1 BB: 0 P: 10	R: 1 E: 0 K: 0 S: 16	H: 1 LOB: 0 BB: 0 P: 21	R: 2 E: 0 K: 0 S: 12	H: 3 LOB: 1 BB: 0 P: 21	R: 0 E: 0 K: 1 S: 9	H: 0 LOB: 1 BB: 1 P: 17	R: 3 E: 0 K: 0 S: 18	H: 3 LOB: 2 BB: 2 P: 33	R: 2 E: 1 K: 1 S: 15	H: 3 LOB: 2 BB: 1 P: 24	R: 1 E: 1 K: 0 S: 13	H: 1 LOB: 2 BB: 0 P: 20		R: 0 E: 0 K: 2 S: 11	H: 0 LOB: 0 BB: 0 P: 14	1B: 10 2B: 1 3B: 0 HR: 3	SF: 0 SAC: 0 DP: 0 HBP: 0	WP: 0 PB: 0 SB: 1 CS: 0
PITCHER	IP WLS BF H R ER SO BB IBB HBP BLK WP HR S P ERA WHIP	IP WLS BF H R ER SO BB IBB HBP BLK WP HR S P ERA WHIP																				
Jose Lima, R ERA: 7.07 (1, 1)	5.0 L 25 7 4 4 4 3 0 0 0 0 2 62 100 7.20 2.000																					
Mike Maddux, R ERA: 6.39 (6, 1)	1.0 8 3 3 3 0 2 0 0 0 0 1 18 33 27.00 5.000																					
Jose Cabrera, R ERA: 5.46 (7, 1)	1.0 7 3 2 2 1 1 0 0 0 0 0 15 24 18.00 4.000																					
Yorkis Perez, L ERA: 5.0 (8, 1)	1.0 5 1 1 0 0 0 0 0 0 0 0 13 20 0.00 1.000																					
Joe Siusarski, R ERA: 3.6 (9, 1)	1.0 3 0 0 0 2 0 0 0 0 0 0 11 14 0.00 0.000																					

Batter	1	2	3	4	5	6	7	8	9	AB	R	H	RBI	BB	SO	LOB	BOTTOM					
Glen Barker, S OBP: 0.310, SLG: 0.385 (1, 8)	0-2 F9		0-0 F8		0-1 FC4-6 1-2 3-H		2-3 K		2-3 K	5	0	0	1	0	2	2	San Francisco Giants @ Houston Astros Enron Field, Houston, TX Fri Jun 23 2000, 8:05 PM EDT Att: 40,367 - Dome - 72 F AB 35 R 3 H 10 RBI 3 BB 1 SO 7 LOB 15 					
Craig Biggio, R OBP: 0.405, SLG: 0.375 Tim Bogar, R OBP: 0.243, SLG: 0.232 (1, 4)	2-3 K		0-0 1B		0-3 K		1-1 F9			4	0	1	0	0	2	2						
5 Jeff Bagwell, R OBP: 0.398, SLG: 0.541 (1, 3)	2-2 P6		1-3 K		0-1 17 F8 SF9 2B			0-0 G5-3		4	1	1	0	0	1	1						
17 Lance Berkman, S OBP: 0.376, SLG: 0.563 (1, 9)		2-3 K		0-0 G5-4-3 1B		2-1 F8		1-0 2B		4	0	2	0	0	1	1						
Moises Alou, R OBP: 0.385, SLG: 0.592 (1, 7)		4-1 FC6-4 BB		1-0 G5-4-3		2-2 SF9		1-1 G1-3		2	0	0	1	1	0	2						
Mitch Meluskey, S OBP: 0.373, SLG: 0.500 (1, 2)		0-1 FC6-4 1B		1-0 F8		1-0 1B		2-2 G3-1		4	0	1	0	0	0	2						
Julio Lugo, R OBP: 0.424, SLG: 0.491 (1, 6)		2-2 1B		0-1 1B FC4-6 2B		2-3 K		0-1 F8		4	1	2	0	0	1	1						
Chris Truby, R OBP: 0.368, SLG: 0.667 (1, 5)		0-1 G5-3		2-0 G5-3		3-2 G5-3 1B		1-2 HR		4	1	2	1	0	0	3						
Jose Lima, R OBP: 0.289, SLG: 0.297 Bill Siu, L OBP: 0.341, SLG: 0.385 Mike Maddux, L (1, 1)		2-2 F7		0-1 FC4-6 1B		1-2 G5-3		0-2 G6-3		1	0	0	0	0	0	0						
Jose Cabrera, R OBP: 0.224, SLG: 0.259 Matt Mieske, R OBP: 0.224, SLG: 0.259 Yorkis Perez, L (1, 1)										1	0	0	0	0	0	0						
Matt Mieske, R OBP: 0.224, SLG: 0.259 Yorkis Perez, L (1, 1)										1	0	0	0	0	0	0						
Joe Siusarski, R OBP: 0.346, SLG: 0.347 (1, 1)										1	0	0	0	0	0	0						
Inning Stats	R: 0 E: 0 K: 1 S: 9	H: 0 LOB: 0 BB: 0 P: 13	R: 0 E: 0 K: 1 S: 11	H: 1 LOB: 2 BB: 1 P: 19	R: 0 E: 0 K: 1 S: 9	H: 1 LOB: 0 BB: 0 P: 12	R: 0 E: 0 K: 0 S: 3	H: 1 LOB: 0 BB: 0 P: 5	R: 1 E: 0 K: 1 S: 10	H: 2 LOB: 1 BB: 0 P: 12	R: 1 E: 0 K: 1 S: 11	H: 2 LOB: 1 BB: 0 P: 18	R: 0 E: 0 K: 1 S: 16	H: 1 LOB: 1 BB: 0 P: 23	R: 0 E: 0 K: 0 S: 7	H: 1 LOB: 0 BB: 0 P: 11	R: 1 E: 0 K: 1 S: 11	H: 1 LOB: 0 BB: 0 P: 14	1B: 6 2B: 3 3B: 0 HR: 1	SF: 1 SAC: 0 DP: 1 HBP: 0	WP: 0 PB: 0 SB: 0 CS: 0	PA: 37
PITCHER	IP WLS BF H R ER SO BB IBB HBP BLK WP HR S P ERA WHIP	IP WLS BF H R ER SO BB IBB HBP BLK WP HR S P ERA WHIP																				
Livan Hernandez, R ERA: 4.11 (1, 1)	4.1 W 33 9 2 2 6 1 0 0 0 0 76 113 2.25 1.250																					
Alan Embree, L ERA: 5.97 (9, 1)	1.0 4 1 1 1 1 0 0 0 0 0 1 11 14 9.00 1.000																					

Batter	1	2	3	4	5	6	7	8	9	AB	R	H	RBI	BB	SO	LOB	TOP																			
Marvin Benard, L OBP: 0.344, SLG: 0.387 (1, 8)	G4-3	G3	BB 1B 1B	F8		1B BB		G4-6-3	F9	6	1	2	1	1	0	4	San Francisco Giants @ Houston Astros Enron Field, Houston, TX Sat Jun 24 2000, 4:05 PM EDT Att: 42,708 - Dome - 75 F																			
Bill Mueller, S OBP: 0.358, SLG: 0.405 (1, 5)	F7		BB 1B	G4-3		1B		G4-6-3		6	1	3	1	0	0	3																				
Barry Bonds, L Alan Embree, L Aaron Fultz, L OBP: 0.500, SLG: 0.500 (1, 7) (8, 1) (9, 1)	1B BB		F8		F7	G3		4-2 1-2 3-H 2-3	BB	3	0	0	0	0	0	3																				
Jeff Kent, R OBP: 0.430, SLG: 0.659 (1, 4)	1-3 1B		BB 1B		2-2		F7	F8		6	1	4	1	0	0	2																				
J.T. Snow, L OBP: 0.378, SLG: 0.448 (1, 3)	K		BB K		1-3		K	FC5-4 1B	HR	5	2	2	1	1	3	6																				
Ellis Burks, R Calvin Murray, R OBP: 0.401, SLG: 0.561 OBP: 0.366, SLG: 0.361 (1, 9) (4, 8)		1-1 1B	E5 2B HR		2-0		F3	F8	G6-3	3	3	2	2	0	0	2																				
Ramon Martinez, R OBP: 0.379, SLG: 0.512 (1, 6)		3-2 1B	SH3-4 HR	1B 2B	0-0		F8	FC5-4	2B BB	5	2	3	3	1	0	1																				
Doug Mirabeli, R OBP: 0.353, SLG: 0.474 (1, 2)	3-3 K	1-0 HR	2-3 3-H	1-3 HR	0-1		1-2 G6-3 1B		1B 2B	6	3	5	3	0	1	1																				
Joe Nathan, R John Johnstone, R Felipe Crespo, S OBP: 0.130, SLG: 0.318 (7, 1) (8, PH) (8, 7)	0-0 SH3-4	2-3 K	2-3 K	1-1 SF9	1-1		G6-3		1B K	2	0	0	1	0	1	1																				
Inning Stats	R: 0 E: 0 K: 1 S: 9	H: 1 LOB: 2 BB: 1 P: 15	R: 1 E: 0 K: 1 S: 11	H: 2 LOB: 1 BB: 0 P: 18	R: 7 E: 1 K: 2 S: 33	H: 7 LOB: 3 BB: 2 P: 49	R: 2 E: 0 K: 0 S: 9	H: 3 LOB: 1 BB: 0 P: 14	R: 0 E: 0 K: 1 S: 10	H: 1 LOB: 1 BB: 0 P: 13	R: 1 E: 0 K: 0 S: 11	H: 2 LOB: 2 BB: 1 P: 20	R: 0 E: 0 K: 0 S: 10	H: 1 LOB: 1 BB: 0 P: 15	R: 1 E: 0 K: 0 S: 8	H: 3 LOB: 2 BB: 1 P: 18		R: 1 E: 0 K: 1 S: 11	H: 2 LOB: 2 BB: 1 P: 19	1B: 13 2B: 5 3B: 1 HR: 3	SF: 1 SAC: 1 DP: 1 HBP: 0	WP: 0 PB: 0 SB: 0 CS: 0	PA: 55													
PITCHER	IP	WLS	BF	H	R	ER	SO	BB	IBB	HBP	BLK	WP	HR	S	P	ERA	WHIP	PITCHER		IP	WLS	BF	H	R	ER	SO	BB	IBB	HBP	BLK	WP	HR	S	P	ERA	WHIP
Shane Reynolds, R ERA: 3.75 Mike Maddux, R ERA: 8.75 Jose Cabrera, R ERA: 5.29 Marc Valdes, R ERA: 1.72 Joe Siusarski, R ERA: 3.49	2.2	L	22	10	8	6	3	3	0	0	0	0	1	48	77	20.25	4.875	Tim Bogar, R ERA: 4.5		1.0		6	2	1	1	1	1	0	0	0	0	0	1	19	9.00	3.000

AB	47
R	13
H	22
RBI	13
BB	6
SO	6
LOB	27



Batter	1	2	3	4	5	6	7	8	9	AB	R	H	RBI	BB	SO	LOB	BOTTOM																											
Bill Spiers, L OBP: 0.397, SLG: 0.384 (1, 4)	P4		G5-3 BB	1-2 2-3 BB	K			2-2 1B		3	0	1	0	2	1	2	San Francisco Giants @ Houston Astros Enron Field, Houston, TX Sat Jun 24 2000, 4:05 PM EDT Att: 42,708 - Dome - 75 F																											
Glen Barker, S OBP: 0.285, SLG: 0.323 (1, 8)	K		G5-3	G3-1		F9		K		5	0	0	0	0	2	5																												
5 Jeff Bagwell, R OBP: 0.398, SLG: 0.535 (1, 3)	K		4-1 BB		4-0 17 1B BB	G5-3		L9		3	1	0	0	2	1	1																												
17 Lance Berkman, S OBP: 0.370, SLG: 0.548 (1, 9)		1-2 F9	2-2 G4-3		1-1 1B 1B 2B 1B	G4-3		K		5	1	1	0	0	1	2																												
Moises Alou, R OBP: 0.397, SLG: 0.599 (1, 7)		0-0 F8 1B		3-2 1B 1B	1-1 1B 1B	G1-6-3 1B		F8		5	2	4	1	0	0	0																												
Mitch Meluskey, S OBP: 0.379, SLG: 0.500 (1, 2)		1-2 F8 1B		2-0 L7	2-1 F7	G1-6-3 1B		BB		4	0	2	0	1	0	3																												
Julio Lugo, R OBP: 0.423, SLG: 0.484 (1, 6)		2-1 F8		0-1 BB 1B	2-1 2B 1B	G1-6-3		K		5	0	2	0	0	1	5																												
Chris Truby, R OBP: 0.391, SLG: 0.682 (1, 5)		1-0 F3		2-1 BB 1B	0-0	F8				4	0	2	3	0	0	3																												
Inning Stats	R: 0 E: 0 K: 2 S: 8	H: 0 LOB: 0 BB: 0 P: 13	R: 0 E: 0 K: 0 S: 10	H: 2 LOB: 2 BB: 0 P: 15	R: 0 E: 0 K: 1 S: 9	H: 0 LOB: 2 BB: 2 P: 20	R: 1 E: 0 K: 0 S: 12	H: 3 LOB: 3 BB: 1 P: 23	R: 3 E: 0 K: 2 S: 19	H: 4 LOB: 2 BB: 1 P: 34	R: 0 E: 0 K: 0 S: 6	H: 0 LOB: 0 BB: 0 P: 10	R: 0 E: 0 K: 0 S: 9	H: 2 LOB: 1 BB: 0 P: 13	R: 0 E: 0 K: 2 S: 16	H: 1 LOB: 1 BB: 0 P: 24		R: 0 E: 0 K: 2 S: 9	H: 0 LOB: 1 BB: 1 P: 16	1B: 11 2B: 1 3B: 0 HR: 0	SF: 0 SAC: 0 DP: 1 HBP: 0	WP: 0 PB: 0 SB: 0 CS: 0	PA: 43																					
PITCHER	IP	WLS	BF	H	R	ER	SO	BB	IBB	HBP	BLK	WP	HR	S	P	ERA		WHIP	PITCHER		IP	WLS	BF	H	R	ER	SO	BB	IBB	HBP	BLK	WP	HR	S	P	ERA	WHIP							
Joe Nathan, R ERA: 4.52 John Johnstone, R ERA: 5.8 Alan Embree, L ERA: 5.76 Aaron Fultz, L ERA: 4.83	6.0	W	31	9	4	4	4	4	0	0	0	0	0	9	15	6.00	2.167	Shane Reynolds, R ERA: 3.75 Mike Maddux, R ERA: 8.75 Jose Cabrera, R ERA: 5.29 Marc Valdes, R ERA: 1.72 Joe Siusarski, R ERA: 3.49		1.0		4	2	1	1	1	0	0	0	0	0	0	0	0	0	0	0	0	0	0	0	0	0	0



Batter	1	2	3	4	5	6	7	8	9	AB	R	H	RBI	BB	SO	LOB	TOP					
Marvin Benard, L (1,8) OBP: 0.354, SLG: 0.393	1-1 P4		1-0 HBP E	2-3 K			4-2 G6-3 BB		0-0 B2-3	4	1	1	0	1	1	1						
Bill Mueller, S (1,5) OBP: 0.354, SLG: 0.408	2-2 F9		1-0 F 1B HBP	3-2 F7			2-2 G6-3		2-0 HR	4	2	1	1	0	0	2						
Barry Bonds, L (1,7) OBP: 0.450, SLG: 0.768	3-2 F7		3-2 E3 1B SF7		1-0 P6		3-2 L8		2-0 G6-4-3 1B	4	1	0	1	0	0	2						
Armando Rios, L (8,7) OBP: 0.349, SLG: 0.457			1-3 2-H 3-H 2-0						1-0 G6-4-3	1	0	1	0	0	0	0						
Jeff Kent, R (1,4) OBP: 0.424, SLG: 0.649		0-0 G4-3	1-3 3-H 2B 1B		0-3 K		0-0 F9		1-0 G6-4-3	5	1	1	1	0	1	2						
J.T. Snow, L (1,3) OBP: 0.382, SLG: 0.455		3-1 1B	1-2 SF7		0-0 1B				0-2 F8	3	0	2	1	0	0	0						
Ellis Burks, R (1,9) OBP: 0.405, SLG: 0.568	3-1 F9		3-1 2-1 1-H		3-2 P4				4-2 BB BB	3	0	1	1	1	0	2						
Calvin Murray, R (8,PR) OBP: 0.366, SLG: 0.361										0	0	0	0	0	0	0						
Rich Aurilia, R (1,6) OBP: 0.317, SLG: 0.378	0-1 F8		0-1 P5			3-2 P6		0-3 K		4	0	0	0	0	1	3	AB 35					
Doug Mirabeli, R (1,2) OBP: 0.356, SLG: 0.470			1-2 F9	0-1 1B		2-2 L7		4-2 BB		3	0	1	0	1	0	0	R 6					
Kirk Rueter, L (1,1) OBP: 0.120, SLG: 0.120			2-2 HBP E		2-3 K		0-1 G1-3		0-1 L6	0	0	0	0	0	0	0	H 9					
Mark Gardner, R (1,1) OBP: 0.290, SLG: 0.290										2	1	1	0	0	1	1	RBI 5					
Russ Davis, R (6,PH) OBP: 0.320, SLG: 0.407										1	0	0	0	0	0	0	BB 3					
Aaron Fultz, L (6,PH) OBP: 0.320, SLG: 0.407										0	0	0	0	0	0	0	SO 4					
John Johnstone, R (7,1) OBP: 0.400, SLG: 0.471										0	0	0	0	0	0	0	LOB 15					
Felipe Crespo, S (8,PH) OBP: 0.400, SLG: 0.471										1	0	0	0	0	0	2						
Alan Embree, L (8,1) OBP: 0.400, SLG: 0.471										0	0	0	0	0	0	0						
Inning Stats	R: 0 E: 0 K: 0 S: 10	H: 0 LOB: 0 BB: 0 P: 16	R: 0 E: 0 K: 0 S: 7	H: 1 LOB: 1 BB: 0 P: 13	R: 5 E: 1 K: 0 S: 23	H: 4 LOB: 1 BB: 0 P: 36	R: 0 E: 0 K: 2 S: 12	H: 1 LOB: 1 BB: 0 P: 19	R: 0 E: 0 K: 1 S: 8	H: 1 LOB: 1 BB: 0 P: 12	R: 0 E: 0 K: 0 S: 8	H: 0 LOB: 0 BB: 0 P: 13	R: 0 E: 0 K: 1 S: 11	H: 0 LOB: 1 BB: 1 P: 20	R: 0 E: 0 K: 1 S: 12	H: 0 LOB: 2 BB: 2 P: 20	R: 1 E: 0 K: 0 S: 4	H: 2 LOB: 0 BB: 0 P: 9	1B: 7 2B: 1 3B: 0 HR: 1	SF: 1 SAC: 0 DP: 1 HBP: 1	WP: 0 PB: 0 SB: 1 CS: 0	PA: 40
PITCHER	IP WLS BF H R ER SO BB IBB HBP BLK WP HR S P ERA WHIP																					
Rolando Arroyo, R (1,1) ERA: 6.31	6.0 W 27 7 5 2 3 0 0 0 1 0 0 0 0 68 109 3.00 1.167																					
Gabe White, L (7,1) ERA: 1.79	1.0 4 0 0 0 0 1 0 0 0 0 0 0 11 20 0.00 1.000																					
Mike DeJean, R (8,1) ERA: 3.8	2.0 9 2 1 1 1 2 0 0 0 0 1 16 29 4.50 2.000																					

San Francisco Giants @ Colorado Rockies
Coors Field, Denver, CO
Mon Jun 26 2000, 7:05 PM MDT
Att: 40,197 - Cloudy - 58 F

AB	35
R	6
H	9
RBI	5
BB	3
SO	4
LOB	15



Batter	1	2	3	4	5	6	7	8	9	AB	R	H	RBI	BB	SO	LOB	BOTTOM			
Brian Hunter, R (1,8) OBP: 0.380, SLG: 0.330	1-2 3B 2B	0-0 P3	4-2 BB		0-2 3 G6-3 3B	4-2 BB 3B	1-3 K			4	3	2	0	2	1	0				
3 Mike Lansing, R (1,4) OBP: 0.342, SLG: 0.463	0-2 G6-3	4-2 HBP 1B BB	0-3 K		0-0 G6-3	0-1 BB 1B	1-3 K			5	2	1	1	1	2	3				
Larry Walker, L (1,7) OBP: 0.446, SLG: 0.569	1-0 1B 2H 3B	4-1 17 1B HBP BB		2-1 2B 1B	0-0 CS 1B	4-1 1B BB		4-1 G6-4-3 BB		3	2	3	1	3	0	0				
Jeff Cirillo, R (1,5) OBP: 0.409, SLG: 0.504	4-2 17 WP 1B BB	2-1 17 1B HBP		0-0 G3 1H 2B	2-2 17 2B 1B	1-1 1B		1-2 G6-4-3		4	3	3	3	1	0	1				
17 Todd Helton, L (1,3) OBP: 0.475, SLG: 0.738	4-2 1B	0-0 HBP		4-1 E FC4-6 BB	2-2 1B	3-3 K		0-0 L4		3	2	2	2	2	1	2				
Terry Shumpert, R (8,PH) OBP: 0.364, SLG: 0.495	1-2 1B BB	1-2 2-3 3H 1B		E FC4-6 BB	1-H 2B					1	0	0	0	0	0	0				
Jeffrey Hammonds, R (1,9) OBP: 0.441, SLG: 0.674	0-1 1B	1-1 G5-2-3		1-2 G3	4-0 1B		1-0 1B S HR HBP			2	0	1	2	0	0	3				
Tom Goodwin, L (4,PH) OBP: 0.412, SLG: 0.465	1-3 FC1-2 2H 3H 1B			1-2 2-3 3H 1B						1	1	0	0	1	0	2				
Scott Servais, R (1,2) OBP: 0.296, SLG: 0.303	3-0 FC1-2 1B			1-2 F9	2-2 E2 FC4-6		1-3 K			5	0	1	1	0	1	4	AB 37			
Nelfi Perez, S (1,6) OBP: 0.295, SLG: 0.410	1-2 FC1-2			0-1 SH1-4 1B	0-0 FC4-6		1-1 G6-3		1-1 HR 1B	5	1	2	1	0	0	3	R 15			
Rolando Arroyo, R (1,1) OBP: 0.143, SLG: 0.190	0-0 G4-3			1-2 SH1-4			1-0 G1-3			2	0	0	0	0	1	3	H 16			
Adam Melhuse, S (6,PH) OBP: 0.200, SLG: 0.800										1	0	0	0	0	0	0	RBI 14			
Gabe White, L (7,1) OBP: 0.275, SLG: 0.350										0	0	0	0	0	0	0	BB 10			
Darren Bragg, L (7,PH) OBP: 0.275, SLG: 0.350										1	1	1	3	0	0	0	SO 6			
Mike DeJean, R (8,1) OBP: 0.275, SLG: 0.350										0	0	0	0	0	0	0	LOB 21			
Inning Stats	R: 4 E: 0 K: 0 S: 21	H: 4 LOB: 2 BB: 2 P: 35	R: 1 E: 0 K: 0 S: 8	H: 1 LOB: 2 BB: 2 P: 19	R: 0 E: 0 K: 1 S: 12	H: 1 LOB: 1 BB: 1 P: 19	R: 3 E: 1 K: 1 S: 15	H: 2 LOB: 1 BB: 1 P: 25	R: 2 E: 0 K: 0 S: 14	H: 4 LOB: 2 BB: 1 P: 21	R: 2 E: 0 K: 1 S: 20	H: 2 LOB: 2 BB: 2 P: 34	R: 3 E: 0 K: 3 S: 13	H: 2 LOB: 0 BB: 0 P: 19	R: 0 E: 0 K: 0 S: 5	H: 0 LOB: 0 BB: 1 P: 10	1B: 10 2B: 3 3B: 2 HR: 1	SF: 0 SAC: 1 DP: 2 HBP: 2	WP: 1 PB: 0 SB: 1 CS: 1	PA: 50
PITCHER	IP WLS BF H R ER SO BB IBB HBP BLK WP HR S P ERA WHIP																			
Kirk Rueter, L (1,1) ERA: 4.23	0.2 8 4 4 4 0 2 0 0 0 0 0 50 85 8.31 2.769																			
Mark Gardner, R (1,1) ERA: 6.02	4.1 L 26 8 6 4 2 4 1 1 0 0 0 50 85 8.31 2.769																			
Aaron Fultz, L (6,1) ERA: 5.23	1.0 7 2 2 2 1 2 0 0 0 0 0 20 34 18.00 4.000																			
John Johnstone, R (7,1) ERA: 6.38	1.0 6 2 3 3 3 0 0 0 1 0 0 1 13 19 27.00 2.000																			
Alan Embree, L (8,1) ERA: 5.58	1.0 3 0 0 0 0 1 0 0 0 0 0 5 10 0.00 1.000																			

San Francisco Giants @ Colorado Rockies
Coors Field, Denver, CO
Mon Jun 26 2000, 7:05 PM MDT
Att: 40,197 - Cloudy - 58 F

AB	37
R	15
H	16
RBI	14
BB	10
SO	6
LOB	21



Batter	1	2	3	4	5	6	7	8	9	AB	R	H	RBI	BB	SO	LOB	TOP								
Marvin Benard, L (1,8) OBP: 0.353, SLG: 0.395 (7,9)	K		F3	G4-3				SH1-4 G4-3	G5-3	6	1	2	1	0	1	2	San Francisco Giants @ Colorado Rockies Coors Field, Denver, CO Tue Jun 27 2000, 7:05 PM MDT Att: 41,573 - Sunny - 65 F livebaseballscorecards.com								
Bill Mueller, S (1,5) OBP: 0.349, SLG: 0.402	L8		F7		F8	F8		SH1-4		4	0	0	0	0	0	1									
Barry Bonds, L (1,7) OBP: 0.443, SLG: 0.751	G6-3		G4-3		F8		G2-3	G4-3		5	0	0	1	0	0	0									
Jeff Kent, R (1,4) OBP: 0.430, SLG: 0.663					F9		G3-1 2B	2B		3	4	2	1	1	0	0									
J.T. Snow, L (1,3) OBP: 0.385, SLG: 0.466	L8				2B		G3-1	2B		5	2	3	1	0	0	2									
Ellis Burks, R (1,9) OBP: 0.407, SLG: 0.564 Calvin Murray, R (7, PR) OBP: 0.372, SLG: 0.378 (7,8)	P4		P4							3	0	1	0	1	0	2									
Rich Aurilia, R (1,6) Felix Rodriguez, R (8,1)										1	1	1	1	0	0	0									
Bobby Estalella, R (1,2) OBP: 0.407, SLG: 0.593										5	2	3	4	0	0	1									
Shawn Estes, R (1,1) OBP: 0.281, SLG: 0.433 Ramon Martinez, R (8,6) OBP: 0.375, SLG: 0.506	F7									0	0	0	0	0	0	0									
Inning Stats	R: 0 E: 0 K: 1 S: 8	H: 0 LOB: 0 BB: 0 P: 10	R: 3 E: 0 K: 0 S: 14	H: 3 LOB: 0 BB: 0 P: 20	R: 0 E: 0 K: 0 S: 6	H: 0 LOB: 0 BB: 0 P: 10	R: 2 E: 0 K: 0 S: 9	H: 3 LOB: 2 BB: 1 P: 16	R: 1 E: 0 K: 0 S: 14	H: 3 LOB: 2 BB: 0 P: 23	R: 1 E: 0 K: 0 S: 9	H: 1 LOB: 1 BB: 1 P: 18	R: 2 E: 0 K: 0 S: 12	H: 2 LOB: 2 BB: 2 P: 24	R: 3 E: 0 K: 0 S: 10	H: 3 LOB: 1 BB: 0 P: 21		R: 0 E: 0 K: 0 S: 7	H: 0 LOB: 0 BB: 0 P: 13	1B: 5 2B: 8 3B: 0 HR: 2	SF: 0 SAC: 2 DP: 0 HBP: 1	WP: 1 PB: 0 SB: 0 CS: 0	PA: 46		
PITCHER	IP	WLS	BF	H	R	ER	SO	BB	IBB	HBP	BLK	WP	HR	S	P	ERA	WHIP								
Kevin Jarvis, R (1,1) ERA: 6.33	5.0	L	24	9	6	6	1	0	1	0	0	1	2	51	79	10.80	1.800								
Stan Belinda, R (6,1) ERA: 5.47	0.2		3	0	1	1	0	1	0	0	0	0	0	7	15	13.50	1.500								
Scott Karl, L (6,1) ERA: 6.88	2.1		16	6	5	5	0	2	0	1	0	0	0	24	48	19.29	3.429								
Mike Myers, L (9,1) ERA:	1.0		3	0	0	0	0	0	0	0	0	0	0	7	13	0.00	0.000								

Batter	1	2	3	4	5	6	7	8	9	AB	R	H	RBI	BB	SO	LOB	BOTTOM								
Tom Goodwin, L (1,8) OBP: 0.410, SLG: 0.461	K		SF7		K			3B 1B		2	1	0	1	1	2	0	San Francisco Giants @ Colorado Rockies Coors Field, Denver, CO Tue Jun 27 2000, 7:05 PM MDT Att: 41,573 - Sunny - 65 F livebaseballscorecards.com								
3 Mike Lansing, R (1,4) OBP: 0.341, SLG: 0.460	L6		G4-3			G5-3		1B		4	1	1	1	0	0	0									
Jeffrey Hammonds, R (1,9) OBP: 0.442, SLG: 0.670	G6-3				G6-3		17 G4-6-3	1B		4	1	2	1	0	0	0									
17 Todd Helton, L (1,3) OBP: 0.475, SLG: 0.733					G3-1			1B		3	1	1	1	1	0	1									
Jeff Cirillo, R (1,5) OBP: 0.413, SLG: 0.506								1B		1	0	1	1	2	0	0									
Brian Hunter, R (1,7) OBP: 0.376, SLG: 0.327 Mike Myers, L (9,1)								1B		4	0	1	1	0	1	3									
Scott Servais, R (1,2) OBP: 0.297, SLG: 0.315 Brent Mayne, L (9, PH) OBP: 0.397, SLG: 0.436								1B		0	0	0	0	0	0	0									
Nelfi Perez, S (1,6) OBP: 0.295, SLG: 0.412										3	1	1	0	0	0	2									
Kevin Jarvis, L (1,1) OBP: 0.174, SLG: 0.143 Adam Melhuse, S (5, PH) Stan Belinda, R (8,1) Scott Karl, L (8,1) Terry Shumpert, R (8, PH) OBP: 0.338, SLG: 0.466 (9,7)										1	0	0	0	0	0	0									
Inning Stats	R: 0 E: 0 K: 1 S: 9	H: 0 LOB: 0 BB: 0 P: 16	R: 0 E: 0 K: 0 S: 5	H: 0 LOB: 0 BB: 1 P: 10	R: 2 E: 0 K: 0 S: 10	H: 2 LOB: 0 BB: 0 P: 16	R: 1 E: 1 K: 0 S: 11	H: 2 LOB: 1 BB: 1 P: 20	R: 0 E: 0 K: 1 S: 5	H: 0 LOB: 0 BB: 0 P: 5	R: 0 E: 0 K: 0 S: 7	H: 1 LOB: 0 BB: 0 P: 7	R: 0 E: 0 K: 0 S: 4	H: 0 LOB: 0 BB: 1 P: 8	R: 4 E: 1 K: 1 S: 15	H: 4 LOB: 1 BB: 1 P: 28		R: 0 E: 0 K: 0 S: 7	H: 0 LOB: 0 BB: 0 P: 11	1B: 7 2B: 3 3B: 0 HR: 0	SF: 2 SAC: 1 DP: 4 HBP: 0	WP: 2 PB: 0 SB: 0 CS: 0	PA: 36		
PITCHER	IP	WLS	BF	H	R	ER	SO	BB	IBB	HBP	BLK	WP	HR	S	P	ERA	WHIP								
Shawn Estes, L (1,1) ERA: 3.81	7.1	W	28	6	5	4	2	4	0	0	0	1	0	56	93	4.91	1.364								
Felix Rodriguez, R (8,1) ERA: 2.95	1.2		8	3	2	2	1	0	0	0	0	1	0	17	28	10.80	1.800								

Batter	1	2	3	4	5	6	7	8	9	AB	R	H	RBI	BB	SO	LOB	TOP										
Marvin Benard, L (1, 8) OBP: 0.352, SLG: 0.396	F7		L6-3 1B	G4-3		L4		K		5	0	1	0	0	1	6	San Francisco Giants @ Colorado Rockies Coors Field, Denver, CO Thu Jun 29 2000, 1:05 PM MDT Att: 43,946 - Sunny - 85 F										
Bill Mueller, S (1, 5) OBP: 0.347, SLG: 0.408	K		L6-3 1-2		F9		F8		F7	5	0	0	0	0	1												
Barry Bonds, L (1, 7) OBP: 0.436, SLG: 0.742	HR		G6-3				K		F9	5	2	2	1	0	1												
Jeff Kent, R (1, 4) OBP: 0.438, SLG: 0.679	FC4-6 1B			K	F8 1-H		K			5	0	3	1	0	2												
J.T. Snow, L (1, 3) OBP: 0.379, SLG: 0.460	FC4-6 1-2			G3-1	F8 2-3			1B 1B 1B	K	5	0	1	0	0	1												
Ramon Martinez, R (1, 6) OBP: 0.386, SLG: 0.544					F9			1B 1-2		4	1	3	0	0	0												
Armando Rios, L (1, 9) OBP: 0.351, SLG: 0.470		K				G3-1				4	0	2	1	0	1												
Doug Mirabeli, R (1, 2) OBP: 0.357, SLG: 0.462										2	0	0	0	1	1												
Ellis Burks, R (8, PH) OBP: 0.415, SLG: 0.562	G6-3						K			1	0	0	0	0	1												
Bobby Estalella, R (8, 2) OBP: 0.409, SLG: 0.604								K		0	0	0	0	0	0												
Joe Nathan, R (1, 1) OBP: 0.192, SLG: 0.458										2	1	1	1	1	0												
Aaron Fultz, L (7, 1) OBP: 0.300, SLG: 0.500	G3							K		0	0	0	0	0	0												
John Johnstone, R (7, 1)										0	0	0	0	0	0												
Felipe Crespo, S (8, PH) OBP: 0.393, SLG: 0.462										1	0	0	0	0	1												
Alan Embree, L (8, 1)										0	0	0	0	0	0												
Inning Stats	R: 1 E: 0 K: 1 S: 14	H: 2 LOB: 1 BB: 0 P: 19	R: 0 E: 0 K: 1 S: 8	H: 1 LOB: 1 BB: 0 P: 11	R: 0 E: 0 K: 0 S: 6	H: 1 LOB: 0 BB: 0 P: 9	R: 1 E: 0 K: 1 S: 18	H: 2 LOB: 3 BB: 2 P: 31	R: 1 E: 0 K: 0 S: 7	H: 2 LOB: 1 BB: 0 P: 10	R: 0 E: 0 K: 2 S: 9	H: 0 LOB: 0 BB: 0 P: 14	R: 0 E: 0 K: 3 S: 12	H: 3 LOB: 3 BB: 0 P: 17	R: 0 E: 0 K: 1 S: 10	H: 1 LOB: 1 BB: 0 P: 16	1B: 6 2B: 4 3B: 2 HR: 2	SF: 0 SAC: 0 DP: 1 HBP: 0	WP: 0 PB: 0 SB: 0 CS: 0	PA: 41							
PITCHER	IP	WLS	BF	H	R	ER	SO	BB	IBB	HBP	BLK	WP	HR	S	P	ERA	WHIP										
Masato Yoshii, R (1, 1) ERA: 5.08	7.0	W	31	9	4	4	6	1	1	0	0	0	2	71	108	5.14	1.429										
Gabe White, L (8, 1) ERA: 1.74	0.0		3	3	0	0	0	0	0	0	0	0	0	3	4	∞	∞										
Stan Belinda, R (8, 1) ERA: 5.06	1.0	H	3	0	0	0	3	0	0	0	0	0	0	9	13	0.00	0.000										
Mike Myers, L (9, 1) ERA:	1.0		4	1	0	0	1	0	0	0	0	0	0	10	16	0.00	1.000										

Batter	1	2	3	4	5	6	7	8	9	AB	R	H	RBI	BB	SO	LOB	BOTTOM										
Tom Goodwin, L (1, 8) OBP: 0.408, SLG: 0.456	G4-3		K			E 2H 2B	WP BB			4	2	2	1	1	1	0	San Francisco Giants @ Colorado Rockies Coors Field, Denver, CO Thu Jun 29 2000, 1:05 PM MDT Att: 43,946 - Sunny - 85 F										
Terry Shumpert, R (1, 4) OBP: 0.372, SLG: 0.504	G5-3		SF9 3B		E HBP		P4			3	3	1	0	1	0												
Larry Walker, L (1, 7) OBP: 0.437, SLG: 0.557	G3		SF9		P8					4	1	2	2	0	2												
Jeff Cirillo, R (1, 5) OBP: 0.424, SLG: 0.554		K2-3	F7		E9 1-H 2H 2B					5	1	3	3	0	1												
17 Todd Helton, L (1, 3) OBP: 0.481, SLG: 0.734				G4-3	K					5	2	2	1	0	1												
Jeffrey Hammonds, R (1, 9) OBP: 0.454, SLG: 0.672										3	0	0	0	1	0												
Brian Hunter, R (8, PH) OBP: 0.373, SLG: 0.324				F7		G6-3	G1-3	G4-3		1	0	0	0	0	0												
Brent Mayne, L (1, 2) OBP: 0.402, SLG: 0.452										3	1	2	2	0	0												
Nelfi Perez, S (1, 6) OBP: 0.306, SLG: 0.423			K							4	1	3	2	0	1												
Masato Yoshii, R (1, 1) OBP: 0.286, SLG: 0.429										1	0	0	0	0	1												
Angel Echevarria, R (7, PH)										1	0	0	0	0	1												
Gabe White, L (8, 1) OBP: 0.200, SLG: 0.800										0	0	0	0	0	0												
Stan Belinda, R (8, 1)										0	0	0	0	0	0												
Mike Myers, L (9, 1)										0	0	0	0	0	0												
Inning Stats	R: 0 E: 0 K: 0 S: 9	H: 0 LOB: 0 BB: 0 P: 12	R: 1 E: 0 K: 3 S: 18	H: 2 LOB: 2 BB: 1 P: 30	R: 1 E: 0 K: 1 S: 7	H: 1 LOB: 0 BB: 0 P: 12	R: 0 E: 0 K: 0 S: 5	H: 0 LOB: 0 BB: 0 P: 10	R: 3 E: 1 K: 1 S: 11	H: 3 LOB: 1 BB: 0 P: 23	R: 1 E: 0 K: 0 S: 17	H: 2 LOB: 2 BB: 1 P: 28	R: 3 E: 0 K: 1 S: 14	H: 4 LOB: 1 BB: 0 P: 18	R: 2 E: 0 K: 0 S: 16	H: 3 LOB: 1 BB: 1 P: 31	1B: 9 2B: 5 3B: 1 HR: 0	SF: 2 SAC: 2 DP: 1 HBP: 1	WP: 1 PB: 0 SB: 1 CS: 0	PA: 42							
PITCHER	IP	WLS	BF	H	R	ER	SO	BB	IBB	HBP	BLK	WP	HR	S	P	ERA	WHIP										
Joe Nathan, R (1, 1) ERA: 4.91	6.0	L	29	8	6	6	5	2	0	1	0	0	0	67	115	9.00	1.667										
Aaron Fultz, L (7, 1) ERA: 6.95	0.2		6	4	3	3	0	0	0	0	0	0	0	11	12	40.50	6.000										
John Johnstone, R (7, 1) ERA: 6.63	0.1		1	0	0	0	1	0	0	0	0	0	0	3	6	0.00	0.000										
Alan Embree, L (8, 1) ERA: 6.4	1.0		6	3	2	2	0	1	0	0	0	0	0	16	31	18.00	4.000										



Batter	1	2	3	4	5	6	7	8	9	AB	R	H	RBI	BB	SO	LOB	TOP					
Todd Hollandsworth, L (1.8) OBP: 0.322, SLG: 0.420	F7	1B		HR		2B	F7		P6	4	2	1	0	2	0	3	Los Angeles Dodgers @ San Francisco Giants PacBell Park, San Francisco, CA Fri Jun 30 2000, 10:35 PM EDT Att: 40,930 - Cloudy - 59 F					
Mark Crutzielnek, R (1.4) OBP: 0.349, SLG: 0.410	BB	G1-3		F9		1B	G6-3		F9	6	2	2	1	0	0	6						
Gary Sheffield, R (1.7) Antonio Osuna, R (8.1)	BB			HR		HR			F7	4	3	2	4	1	0	1						
Shawn Green, L (1.9) OBP: 0.423, SLG: 0.533	2B			HR		HR			F8	1	0	0	0	4	0	1						
Eric Karros, R (1.3) OBP: 0.336, SLG: 0.547	SF7			F9		F9			L6-3	4	0	1	2	0	0	3						
Todd Hundley, S (1.2) OBP: 0.393, SLG: 0.696	2B			2B		2B			HR	3	1	3	2	2	0	0						
Adrian Beltré, R (1.5) OBP: 0.310, SLG: 0.430	K			G6-3		G5-3			K	5	0	0	0	0	2	6						
Alex Cora, L (1.6) OBP: 0.358, SLG: 0.436		G4-3		HR		G6-3			1B	5	1	3	0	0	0	1						
Kevin Brown, R (1.1) F.P. Santangelo, S (8.7) OBP: 0.315, SLG: 0.204	F8			F2		K			SH3-4	3	0	0	0	0	1	2						
Inning Stats	R: 2 H: 2 E: 0 K: 1 S: 20	H: 2 LOB: 2 BB: 2 P: 39	R: 0 H: 1 E: 0 K: 0 S: 11	LOB: 1 BB: 0 P: 17	R: 1 H: 2 E: 0 K: 0 S: 19	H: 2 LOB: 1 BB: 1 P: 30	R: 3 H: 2 E: 0 K: 1 S: 15	H: 2 LOB: 1 BB: 2 P: 29	R: 0 H: 0 E: 0 K: 1 S: 13	H: 0 LOB: 1 BB: 1 P: 19	R: 2 H: 2 E: 0 K: 0 S: 13	H: 2 LOB: 2 BB: 2 P: 23	R: 0 H: 1 E: 0 K: 0 S: 9	LOB: 1 BB: 0 P: 10	R: 0 H: 0 E: 0 K: 0 S: 3	H: 0 LOB: 0 BB: 1 P: 8		R: 1 H: 3 E: 0 K: 1 S: 10	H: 3 LOB: 2 BB: 0 P: 17	1B: 6 2B: 5 3B: 0 HR: 3	SF: 1 SAC: 1 DP: 1 HBP: 0	WP: 0 PB: 0 SB: 0 CS: 1
PITCHER	IP WLS BF H R ER SO BB IBB HBP BLK WP HR S P ERA WHIP																					
Russ Ortiz, R (1.1) ERA: 6.93	3.2 L 22 7 6 6 1 5 0 0 0 0 0 2 62 111 14.73 3.273																					
Mark Gardner, R (4.1) ERA: 5.99	3.1 16 3 2 2 1 3 0 0 0 0 0 0 38 56 5.40 1.800																					
Alan Embree, L (8.1) ERA: 6.21	1.0 3 0 0 0 0 1 0 0 0 0 0 0 3 8 0.00 1.000																					
Robb Nen, R (9.1) ERA: 2.63	1.0 6 3 1 1 1 0 0 0 0 0 0 1 10 17 9.00 3.000																					
Batter	1	2	3	4	5	6	7	8	9	AB	R	H	RBI	BB	SO	LOB	BOTTOM					
Marvin Benard, L (1.8) OBP: 0.349, SLG: 0.392	S		F2		G6-3		F8		F8	5	1	1	0	0	0	0	Los Angeles Dodgers @ San Francisco Giants PacBell Park, San Francisco, CA Fri Jun 30 2000, 10:35 PM EDT Att: 40,930 - Cloudy - 59 F					
Bill Mueller, S (1.5) OBP: 0.349, SLG: 0.407	G3-1		1B		K		BB		HBP	3	1	1	0	0	1	1						
Barry Bonds, L (1.7) OBP: 0.444, SLG: 0.743	SF8		1B		1B		BB		1B	1	0	1	0	3	0	0						
Jeff Kent, R (1.4) OBP: 0.438, SLG: 0.679	SF8		1B		G5-3		E7		1B	3	0	2	2	0	0	1						
J.T. Snow, L (1.3) OBP: 0.374, SLG: 0.453	F8		P5		G3		K		K	4	0	0	0	0	1	3						
Armando Rios, L (1.9) OBP: 0.348, SLG: 0.471	G4-1		G3-1		G3-1		2B		K	4	0	1	0	0	1	0						
Rich Aurilia, R (1.6) OBP: 0.314, SLG: 0.377	G6-3		G6-3		G6-3		P4			4	0	0	0	0	0	1						
Bobby Estalella, R (1.2) OBP: 0.411, SLG: 0.596	PB		BB		BB		K		K	2	0	0	0	2	2	1						
Russ Ortiz, R (1.1) Mark Gardner, R (4.1) Ramon Martinez, R (7.9) Alan Embree, L (8.1) Robb Nen, R (9.1) Felipe Crespo, S (9.9) OBP: 0.308, SLG: 0.453	L9		K		K		F9		L7	1	0	0	0	0	0	1						
Inning Stats	R: 1 H: 1 E: 0 K: 0 S: 10	H: 1 LOB: 1 BB: 1 P: 20	R: 0 H: 0 E: 0 K: 0 S: 7	H: 0 LOB: 1 BB: 1 P: 14	R: 0 H: 3 E: 0 K: 0 S: 10	H: 3 LOB: 2 BB: 0 P: 18	R: 0 H: 0 E: 0 K: 1 S: 8	H: 0 LOB: 1 BB: 1 P: 17	R: 0 H: 1 E: 0 K: 1 S: 7	H: 1 LOB: 1 BB: 0 P: 15	R: 1 H: 1 E: 1 K: 0 S: 11	H: 1 LOB: 2 BB: 1 P: 22	R: 0 H: 0 E: 0 K: 2 S: 10	LOB: 0 BB: 0 P: 16	R: 0 H: 0 E: 0 K: 1 S: 6	H: 0 LOB: 0 BB: 0 P: 11		1B: 5 2B: 1 3B: 0 HR: 0	SF: 1 SAC: 0 DP: 0 HBP: 1	WP: 0 PB: 1 SB: 2 CS: 0	PA: 37	
PITCHER	IP WLS BF H R ER SO BB IBB HBP BLK WP HR S P ERA WHIP																					
Kevin Brown, R (1.1) ERA: 2.31	7.0 W 31 6 2 2 3 5 0 0 1 0 0 0 62 27 2.57 1.571																					
Antonio Osuna, R (8.1) ERA: 3.39	2.0 6 0 0 0 3 0 0 0 0 0 0 0 16 27 0.00 0.000																					

Batter	1	2	3	4	5	6	7	8	9	AB	R	H	RBI	BB	SO	LOB	TOP										
F.P. Santangelo, S OBP: 0.313, SLG: 0.207 Jamie Arnold, R (7, 1)	G5-3		G6-4-3				SF8		K	3	0	1	1	0	0	1	Los Angeles Dodgers @ San Francisco Giants PacBell Park, San Francisco, CA Sat Jul 01 2000, 4:05 PM EDT Att: 40,930 - Overcast - 62 F										
Mark Grudzielanek, R OBP: 0.348, SLG: 0.414	G5-4-3 1B			G1-3	F8					4	0	2	0	0	0	2											
Shawn Green, L OBP: 0.418, SLG: 0.525	G5-4-3			F9			K	F8		4	0	0	0	0	1	2											
Gary Sheffield, R OBP: 0.444, SLG: 0.685		F9		1B 1B		E3 1B		BB		3	0	1	0	1	0	0											
Eric Karros, R OBP: 0.338, SLG: 0.545		G6-4-3 1B BB		1B 1B		F8		P6		3	0	1	0	1	0	2											
Adrian Beltré, R OBP: 0.313, SLG: 0.431		G6-4-3 1B		P4			1B	K		4	0	2	0	0	1	3											
Chad Kreuter, S OBP: 0.034, SLG: 0.432 Todd Hundley, S OBP: 0.390, SLG: 0.691	G6-4-3				K	F8		F5		3	0	0	0	0	1	4											
Kevin Elster, R OBP: 0.347, SLG: 0.480 Alex Cora, L OBP: 0.355, SLG: 0.432			FC3-6 BB		FC3-6 1B		G4-3 SF8 2B		K	2	1	2	0	1	0	0											
Carlos Perez, L OBP: 0.034, SLG: 0.069 Todd Hollandsworth, L OBP: 0.319, SLG: 0.416			FC3-6		FC3-6 1B		G4-3		K	2	0	0	0	0	0	2											
Inning Stats	R: 0 E: 0 K: 0 S: 5	H: 1 LOB: 0 BB: 0 P: 7	R: 0 E: 0 K: 0 S: 9	H: 1 LOB: 1 BB: 1 P: 15	R: 0 E: 0 K: 0 S: 4	H: 0 LOB: 0 BB: 1 P: 10	R: 0 E: 0 K: 0 S: 13	H: 2 LOB: 2 BB: 0 P: 23	R: 0 E: 0 K: 1 S: 9	H: 2 LOB: 2 BB: 0 P: 18	R: 0 E: 1 K: 1 S: 14	H: 1 LOB: 2 BB: 0 P: 22	R: 1 E: 0 K: 0 S: 6	H: 2 LOB: 1 BB: 0 P: 11	R: 0 E: 0 K: 1 S: 7	H: 0 LOB: 1 BB: 1 P: 13		R: 0 E: 0 K: 3 S: 10	H: 0 LOB: 0 BB: 0 P: 12	1B: 7 2B: 2 3B: 0 HR: 0	SF: 1 SAC: 0 DP: 3 HBP: 0	WP: 0 PB: 0 SB: 0 CS: 0	PA: 37				
PITCHER	IP	WLS	BF	H	R	ER	SO	BB	IBB	HBP	BLK	WP	HR	S	P	ERA	WHIP										
Kirk Rueter, L ERA: 3.94	6.0	W	25	7	0	0	2	2	0	0	0	0	0	54	95	0.00	1.500										
John Johnstone, R ERA: 5.75	0.2		4	2	1	1	0	0	0	0	0	0	0	4	7	13.50	3.000										
Alan Embree, L ERA: 6.15	0.1	H	1	0	0	0	0	0	0	0	0	0	0	2	4	0.00	0.000										
Felix Rodriguez, R ERA: 3.02	1.0	H	4	0	0	0	1	1	0	0	0	0	0	7	13	0.00	1.000										
Robb Nen, R ERA: 2.54	1.0	S	3	0	0	0	3	0	0	0	0	0	0	10	12	0.00	0.000										

Batter	1	2	3	4	5	6	7	8	9	AB	R	H	RBI	BB	SO	LOB	BOTTOM										
Calvin Murray, R OBP: 0.380, SLG: 0.385	CS 2B		FC6-4 BLK HR		F7		G1-3			4	1	1	0	0	0	2	Los Angeles Dodgers @ San Francisco Giants PacBell Park, San Francisco, CA Sat Jul 01 2000, 4:05 PM EDT Att: 40,930 - Overcast - 62 F										
Ramon Martinez, R OBP: 0.381, SLG: 0.564 J.T. Snow, L OBP: 0.376, SLG: 0.455	G6-3		HR		G4-3			1B		3	1	1	2	0	0	1											
Barry Bonds, L OBP: 0.438, SLG: 0.731	P6		K		F8		F8			4	0	0	0	0	1	1											
Jeff Kent, R OBP: 0.433, SLG: 0.670		F8	G1-3		K		K			4	0	0	0	0	2	1											
Ellis Burks, R OBP: 0.417, SLG: 0.566 Robb Nen, R	K			HR 1B		FC1-5 2B		G4-3		4	1	2	0	0	1	0											
Russ Davis, R OBP: 0.223, SLG: 0.424 John Johnstone, R Alan Embree, L Felix Rodriguez, R Marvin Benard, L OBP: 0.348, SLG: 0.391	E7				F9		FC1-5 1B		G4-3	3	0	0	0	0	0	2											
Rich Aurilia, R OBP: 0.321, SLG: 0.396				HR 1B				G4-3		4	1	3	2	0	0	0											
Doug Mirabeli, R OBP: 0.357, SLG: 0.467					G3-1 2B		K			3	0	1	0	0	2	4											
Kirk Rueter, L OBP: 0.148, SLG: 0.148 Bill Mueller, S OBP: 0.348, SLG: 0.406			FC6-4 1B		G3-1		K2-3			2	0	1	0	0	0	1											
Inning Stats	R: 0 E: 0 K: 0 S: 9	H: 1 LOB: 2 BB: 0 P: 10	R: 0 E: 1 K: 2 S: 14	H: 1 LOB: 0 BB: 0 P: 20	R: 2 E: 0 K: 1 S: 14	H: 2 LOB: 0 BB: 0 P: 16	R: 2 E: 0 K: 0 S: 19	H: 3 LOB: 1 BB: 0 P: 25	R: 0 E: 0 K: 1 S: 6	H: 0 LOB: 0 BB: 0 P: 7	R: 0 E: 0 K: 2 S: 12	H: 2 LOB: 2 BB: 0 P: 18	R: 0 E: 0 K: 1 S: 9	H: 1 LOB: 0 BB: 0 P: 13	R: 0 E: 0 K: 0 S: 6	H: 0 LOB: 0 BB: 0 P: 10		1B: 5 2B: 3 3B: 0 HR: 2	SF: 0 SAC: 0 DP: 0 HBP: 0	WP: 0 PB: 0 SB: 0 CS: 1	PA: 34						
PITCHER	IP	WLS	BF	H	R	ER	SO	BB	IBB	HBP	BLK	WP	HR	S	P	ERA	WHIP										
Carlos Perez, L ERA: 5.3	6.0	L	27	9	4	4	6	0	0	0	1	0	0	15	23	6.00	1.500										
Jamie Arnold, R ERA:	2.0		7	1	0	0	1	0	0	0	0	0	0	15	23	0.00	0.500										

AB 33
R 1
H 9
RBI 1
BB 3
SO 6
LOB 18



AB 34
R 4
H 10
RBI 4
BB 0
SO 7
LOB 14



Batter	1	2	3	4	5	6	7	8	9	AB	R	H	RBI	BB	SO	LOB	TOP								
F.P. Santangelo, S OBP: 0.317, SLG: 0.217 (1, 8)	G5-3	F9		G4-3 2B		F7		1B BB		4	1	1	0	1	0	2	Los Angeles Dodgers @ San Francisco Giants Sun Jul 02 2000, 4:05 PM EDT Att. 40,930 - Overcast - 57 F livebaseballscores.com								
Mark Crutzieleak, R OBP: 0.366, SLG: 0.411 (1, 4)	G5-3		G5-3	G4-3		K		1B WP		5	1	1	1	0	1	1									
Gary Sheffield, R OBP: 0.449, SLG: 0.686 (1, 7)	1B		BB BB	G6-3			FC6-4 1B	WP 1B		4	0	3	1	1	0	1									
Eric Karros, R OBP: 0.342, SLG: 0.544 (1, 3)	1B		BB		SH1-3 1B		K	K		4	0	2	0	1	2	2									
Adrián Beltré, R OBP: 0.315, SLG: 0.426 (1, 5)	F9		BB	BB	SH1-3 BB		FC6-4 WP 1B E	F8		3	1	0	0	2	0	4									
Todd Hundley, S OBP: 0.387, SLG: 0.678 (1, 2)		G6-3	K		SH1-3		E WP 1B	K		4	1	1	0	0	2	3									
Kevin Elster, R OBP: 0.341, SLG: 0.471 (7, PH)	L4		F9		K2-3		SAFE 1B	G1-3		3	0	0	0	0	1	5									
Dave Hansen, L OBP: 0.422, SLG: 0.600 (7, PH)										1	0	1	1	0	0	0									
Alex Cora, L OBP: 0.352, SLG: 0.429 (7, 6)										1	0	0	0	0	0	0									
Shawn Gilbert, R OBP: 0.227, SLG: 0.350 (8, 1)										3	0	1	0	0	1	2									
Matt Herges, L OBP: 0.417, SLG: 0.524 (7, PH)										0	0	0	0	0	0	0									
Shawn Green, L OBP: 0.417, SLG: 0.524 (7, PH)										1	0	0	0	0	1	1									
Antonio Osuna, R OBP: 0.326, SLG: 0.279 (8, PH)										0	0	0	0	0	0	0									
Jim Leyritz, R OBP: 0.326, SLG: 0.279 (8, PH)										1	0	1	0	0	0	0									
Mike Fetters, R (8, 1)										0	0	0	0	0	0	0									
Eric Gagne, R OBP: 0.188, SLG: 0.188 (6, PH)										2	1	2	0	0	0	0									
Todd Hollandsworth, L OBP: 0.315, SLG: 0.469 (6, 8)				2B G4-3 1B		P6		F9		3	0	0	0	0	1	1									
Inning Stats	R: 0 E: 0 K: 0 S: 14	H: 2 LOB: 2 BB: 0 P: 22	R: 0 E: 0 K: 0 S: 7	H: 2 LOB: 2 BB: 0 P: 12	R: 0 E: 0 K: 1 S: 11	H: 0 LOB: 3 BB: 3 P: 27	R: 1 E: 0 K: 0 S: 8	H: 2 LOB: 1 BB: 0 P: 15	R: 0 E: 0 K: 2 S: 13	H: 1 LOB: 2 BB: 1 P: 26	R: 0 E: 0 K: 1 S: 10	H: 0 LOB: 0 BB: 0 P: 17	R: 2 E: 1 K: 2 S: 15	H: 3 LOB: 1 BB: 0 P: 20	R: 2 E: 0 K: 1 S: 20	H: 2 LOB: 1 BB: 1 P: 32	R: 0 E: 0 K: 2 S: 9	H: 1 LOB: 1 BB: 0 P: 14	1B: 12 2B: 1 3B: 0 HR: 0	SF: 0 SAC: 1 DP: 0 HBP: 0	WP: 3 PB: 0 SB: 0 CS: 0	PA: 45			
PITCHER	IP	WLS	BF	H	R	ER	SO	BB	IBB	HBP	BLK	WP	HR	S	P	ERA	WHIP								
Shawn Estes, L ERA: 3.7 (1, 1)	5.0		26	7	1	1	3	4	0	0	0	0	0	53	102	1.80	2.200								
Aaron Fultz, L ERA: 7.13 (6, 1)	1.2	H	7	2	2	2	2	0	0	0	0	0	0	18	27	10.80	1.200								
Felix Rodriguez, R ERA: 3.38 (7, 1)	0.2	H	6	3	2	2	1	1	0	0	0	1	0	22	33	27.00	6.000								
Robb Nen, R ERA: 2.4 (8, 1)	1.2	W	6	1	0	0	3	0	0	0	0	2	0	14	23	0.00	0.600								

Batter	1	2	3	4	5	6	7	8	9	AB	R	H	RBI	BB	SO	LOB	BOTTOM								
Marvin Benard, L OBP: 0.349, SLG: 0.402 (1, 8)	E SF8 1B		F7	G4-3		F7			HR	5	2	2	1	0	0	5	Los Angeles Dodgers @ San Francisco Giants Sun Jul 02 2000, 4:05 PM EDT Att. 40,930 - Overcast - 57 F livebaseballscores.com								
Bill Mueller, S OBP: 0.344, SLG: 0.401 (1, 5)	SF8		G3		K		F8			3	0	0	1	0	1	1									
J.T. Snow, L OBP: 0.375, SLG: 0.452 (1, 3)	F9			BB 1B SF9 1B	P5		K			4	1	1	0	0	1	0									
Jeff Kent, R OBP: 0.437, SLG: 0.691 (1, 4)	F9			SF9 BB 1B	HR		HR			4	3	3	2	0	0	0									
Ellis Burks, R OBP: 0.424, SLG: 0.566 (1, 9)		G6-3		BB 1B BB	BB		1B			2	0	1	0	2	0	0									
Armando Rios, L OBP: 0.340, SLG: 0.461 (8, 1)			K	SF9	F9		F9			3	0	0	1	0	1	2									
Rich Aurilia, R OBP: 0.323, SLG: 0.397 (1, 6)		F9		2B 3H				G5-3		4	0	2	1	0	0	0									
Bobby Estalella, R OBP: 0.413, SLG: 0.597 (1, 2)							F8	F8		3	0	1	0	1	0	1									
Shawn Estes, R OBP: 0.265, SLG: 0.406 (1, 1)								F9		2	0	0	0	0	1	4									
Aaron Fultz, L OBP: 0.333, SLG: 0.333 (6, 1)				K2-3	P5			F9		1	0	0	0	0	1	1									
Felix Rodriguez, R (7, 1)										0	0	0	0	0	0	0									
Calvin Murray, R OBP: 0.377, SLG: 0.381 (8, 8)										1	0	0	0	0	0	0									
Inning Stats	R: 1 E: 0 K: 0 S: 12	H: 1 LOB: 0 BB: 0 P: 20	R: 0 E: 0 K: 1 S: 9	H: 0 LOB: 0 BB: 0 P: 17	R: 0 E: 0 K: 1 S: 12	H: 1 LOB: 1 BB: 0 P: 18	R: 2 E: 0 K: 0 S: 13	H: 3 LOB: 3 BB: 2 P: 24	R: 1 E: 0 K: 1 S: 8	H: 1 LOB: 1 BB: 1 P: 18	R: 0 E: 0 K: 1 S: 7	H: 1 LOB: 1 BB: 0 P: 13	R: 1 E: 0 K: 1 S: 9	H: 2 LOB: 1 BB: 0 P: 14	R: 0 E: 0 K: 0 S: 5	H: 0 LOB: 0 BB: 0 P: 6	R: 1 E: 0 K: 0 S: 4	H: 1 LOB: 0 BB: 0 P: 6	1B: 6 2B: 1 3B: 0 HR: 3	SF: 2 SAC: 0 DP: 0 HBP: 0	WP: 0 PB: 0 SB: 1 CS: 0	PA: 37			
PITCHER	IP	WLS	BF	H	R	ER	SO	BB	IBB	HBP	BLK	WP	HR	S	P	ERA	WHIP								
Eric Gagne, R ERA: 4.55 (1, 1)	5.0		24	6	4	3	3	3	0	0	0	0	0	54	97	5.40	1.800								
Matt Herges, R ERA: 3.31 (6, 1)	1.0		4	1	0	0	1	0	0	0	0	0	0	7	13	0.00	1.000								
Antonio Osuna, R ERA: 3.45 (7, 1)	2.0		8	2	1	1	1	0	0	0	0	0	1	14	20	4.50	1.000								
Mike Fetters, R ERA: 2.66 (9, 1)	0.0	L	1	1	1	1	0	0	0	0	0	0	1	4	6	∞	∞								

AB 39
R 5
H 13
RBI 3
BB 5
SO 9
LOB 22



AB 32
R 6
H 10
RBI 6
BB 3
SO 5
LOB 14



Batter	1	2	3	4	5	6	7	8	9	AB	R	H	RBI	BB	SO	LOB	TOP		
Tom Goodwin, L (1, 8) OBP: 0.391, SLG: 0.430										3	0	0	0	1	3	0	Colorado Rockies @ San Francisco Giants PacBell Park, San Francisco, CA Tue Jul 04 2000, 1:05 PM EDT Att: 40,930 - Sunny - 64 F		
3 Mike Lansing, R (1, 4) OBP: 0.333, SLG: 0.459										4	0	1	0	0	1	0			
Larry Walker, L (1, 7) OBP: 0.424, SLG: 0.531										2	0	0	0	2	0	2			
Jeff Cirillo, R (1, 5) OBP: 0.417, SLG: 0.554										3	1	0	0	1	0	2			
17 Todd Helton, L (1, 3) OBP: 0.487, SLG: 0.730										4	0	1	0	0	0	1			
Jeffrey Hammonds, R (1, 9) OBP: 0.440, SLG: 0.653										4	0	1	1	0	1	1			
Brent Mayne, L (1, 2) OBP: 0.403, SLG: 0.456										4	0	1	0	0	1	1			
Neffi Perez, S (1, 6) OBP: 0.302, SLG: 0.408										3	0	0	0	1	0	2			
Masato Yoshii, R (1, 1) OBP: 0.267, SLG: 0.400										2	0	0	0	0	1	1			
Terry Shumpert, R (8, PH) OBP: 0.373, SLG: 0.504										1	0	0	0	0	0	0			
Mike Myers, L (8, 1)										0	0	0	0	0	0	0			
Inning Stats	R: 0 H: 0 E: 0 K: 2 S: 11	H: 0 LOB: 1 BB: 1 P: 18	R: 0 H: 0 E: 0 K: 1 S: 5	H: 0 LOB: 0 BB: 0 P: 8	R: 0 H: 0 E: 0 K: 2 S: 9	H: 0 LOB: 1 BB: 1 P: 12	R: 0 H: 0 E: 0 K: 0 S: 9	H: 0 LOB: 1 BB: 1 P: 15	R: 0 H: 0 E: 0 K: 1 S: 9	H: 0 LOB: 1 BB: 1 P: 19	R: 1 H: 1 E: 0 K: 0 S: 7	H: 1 LOB: 0 BB: 1 P: 15	R: 0 H: 1 E: 0 K: 0 S: 12	H: 1 LOB: 2 BB: 0 P: 20	R: 0 H: 2 E: 0 K: 0 S: 10	H: 2 LOB: 2 BB: 0 P: 15	1B: 4 2B: 0 3B: 0 HR: 0	SF: 0 SAC: 0 DP: 1 HBP: 0	WP: 0 PA: 35 PB: 0 SB: 0 CS: 0
PITCHER	IP WLS BF H R ER SO BB IBB HBP BLK WP HR S P ERA WHIP																		
Livan Hernandez, R (1, 1) ERA: 4.17	8.2 W 34 4 1 1 7 5 0 0 0 0 0 0 0 0 79 132 1.04 1.038																		
Robb Nen, R (9, 1) ERA: 2.37	0.1 S 1 0 0 0 0 0 0 0 0 0 0 0 0 0 2 4 0.00 0.000																		

Batter	1	2	3	4	5	6	7	8	9	AB	R	H	RBI	BB	SO	LOB	BOTTOM		
Marvin Benard, L (1, 8) OBP: 0.351, SLG: 0.407										4	1	2	0	0	0	4	Colorado Rockies @ San Francisco Giants PacBell Park, San Francisco, CA Tue Jul 04 2000, 1:05 PM EDT Att: 40,930 - Sunny - 64 F		
Bill Mueller, S (1, 5) OBP: 0.343, SLG: 0.399										4	1	1	0	0	1	2			
Felipe Crespo, S (1, 7) OBP: 0.361, SLG: 0.429										3	0	0	1	0	0	1			
Calvin Murray, R (8, 8) OBP: 0.377, SLG: 0.381										3	1	1	0	1	1	0			
Jeff Kent, R (1, 4) OBP: 0.438, SLG: 0.688										4	1	2	1	0	0	1			
J.T. Snow, L (1, 3) OBP: 0.376, SLG: 0.456										4	1	2	1	0	0	1			
Rich Aurilia, R (1, 6) OBP: 0.322, SLG: 0.395										4	0	1	1	0	1	2			
Armando Rios, L (1, 9) OBP: 0.337, SLG: 0.451										3	0	0	0	1	1	1			
Bobby Estalella, R (1, 2) OBP: 0.410, SLG: 0.586										3	0	0	0	1	1	3			
Livan Hernandez, R (1, 1) OBP: 0.311, SLG: 0.386										4	0	2	1	0	1	2			
Robb Nen, R (9, 1)										0	0	0	0	0	0	0			
Inning Stats	R: 1 H: 1 E: 0 K: 1 S: 12	H: 1 LOB: 0 BB: 0 P: 16	R: 0 H: 0 E: 0 K: 0 S: 12	H: 0 LOB: 0 BB: 0 P: 16	R: 0 H: 1 E: 0 K: 0 S: 7	H: 1 LOB: 1 BB: 0 P: 12	R: 0 H: 1 E: 0 K: 0 S: 8	H: 1 LOB: 1 BB: 0 P: 10	R: 0 H: 1 E: 0 K: 1 S: 9	H: 1 LOB: 1 BB: 0 P: 16	R: 3 H: 4 E: 0 K: 1 S: 14	H: 4 LOB: 3 BB: 2 P: 27	R: 0 H: 0 E: 0 K: 1 S: 10	H: 0 LOB: 0 BB: 0 P: 14	R: 0 H: 1 E: 0 K: 2 S: 12	H: 1 LOB: 2 BB: 1 P: 18	1B: 7 2B: 2 3B: 0 HR: 0	SF: 1 SAC: 0 DP: 0 HBP: 0	WP: 0 PA: 36 PB: 0 SB: 1 CS: 0
PITCHER	IP WLS BF H R ER SO BB IBB HBP BLK WP HR S P ERA WHIP																		
Masato Yoshii, R (1, 1) ERA: 5.08	7.0 L 31 8 4 4 4 4 0 2 0 0 0 0 0 0 72 111 5.14 1.143																		
Mike Myers, L (8, 1) ERA: 0.47	1.0 5 1 0 0 2 1 0 0 0 0 0 0 0 12 18 0.00 2.000																		



Batter	1	2	3	4	5	6	7	8	9	AB	R	H	RBI	BB	SO	LOB	TOP					
Brian Hunter, R (1, 8) Mike DeJean, R (8, 1)	1-3 K		2-2 P6			0-1 F7		0-2 G1-3		4	0	0	0	0	1	0	Colorado Rockies @ San Francisco Giants PacBell Park, San Francisco, CA Tue Jul 04 2000, 6:05 PM EDT Att: 40,930 - Sunny - 56 F					
Terry Shumpert, R (1, 4) Darren Bragg, L (5, 7)	1-2 F8		3-2 G5-3			0-0 L6-4 2B		0-0 P4		4	0	1	0	0	0	0						
Larry Walker, L (1, 7) Darren Bragg, L (5, 7)	3-3 K			1-2 G6-3		0-1 1B		1-3 K		2	0	0	0	0	1	0						
Jeffrey Hammonds, R (1, 9)		4-2 BB 17 CS		0-0 1B 17		1-2 L6-4 2-3		3-3 K		3	0	1	0	1	1	2						
17 Todd Helton, L (1, 3)	2-2 P3		2-2 1B G6-4-3			1-0 L3		1-3 K		4	0	1	0	0	1	1						
Jeff Cirillo, R (1, 5)	0-0 E6 FC6-4 1B		0-0 1B G6-4-3			1-1 1B FC4-6				3	0	1	0	0	0	2						
Neifi Perez, S (1, 6)	0-1 FC6-4 1B		0-1 FC6-4 1B		2-2 F8		0-0 FC4-6 1-2			3	0	1	0	0	0	1						
Scott Servais, R (1, 2)	0-1 FC6-4			1-3 K		1-1 P4				3	0	0	0	0	1	3						
Scott Karl, L (1, 1) Julian Tavarez, L (6, 1)			1-3 K		0-1 F8			0-1 F7		2	0	0	0	0	1	0						
Tom Goodwin, L (8, PH) Robb Nen, R (8, 8)										0	0	0	0	0	0	0						
Inning Stats	R: 0 E: 0 K: 2 S: 11	H: 0 LOB: 0 BB: 0 P: 16	R: 0 E: 1 K: 0 S: 14	H: 1 LOB: 2 BB: 1 P: 20	R: 0 E: 0 K: 1 S: 10	H: 0 LOB: 0 BB: 0 P: 16	R: 0 E: 0 K: 0 S: 8	H: 2 LOB: 1 BB: 0 P: 11	R: 0 E: 0 K: 1 S: 10	H: 0 LOB: 0 BB: 0 P: 13	R: 0 E: 0 K: 0 S: 6	H: 1 LOB: 1 BB: 0 P: 9	R: 0 E: 0 K: 0 S: 6	H: 0 LOB: 0 BB: 0 P: 6	R: 0 E: 0 K: 3 S: 9	H: 0 LOB: 0 BB: 0 P: 14	1B: 5 2B: 2 3B: 0 HR: 0	SF: 0 SAC: 0 DP: 2 HBP: 0	WP: 0 PB: 0 SB: 0 CS: 1	PA: 32		
PITCHER	IP WLS BF H R ER SO BB IBB HBP BLK WP HR S P ERA WHIP	IP WLS BF H R ER SO BB IBB HBP BLK WP HR S P ERA WHIP	IP WLS BF H R ER SO BB IBB HBP BLK WP HR S P ERA WHIP	IP WLS BF H R ER SO BB IBB HBP BLK WP HR S P ERA WHIP	IP WLS BF H R ER SO BB IBB HBP BLK WP HR S P ERA WHIP	IP WLS BF H R ER SO BB IBB HBP BLK WP HR S P ERA WHIP	IP WLS BF H R ER SO BB IBB HBP BLK WP HR S P ERA WHIP	IP WLS BF H R ER SO BB IBB HBP BLK WP HR S P ERA WHIP	IP WLS BF H R ER SO BB IBB HBP BLK WP HR S P ERA WHIP	IP WLS BF H R ER SO BB IBB HBP BLK WP HR S P ERA WHIP	IP WLS BF H R ER SO BB IBB HBP BLK WP HR S P ERA WHIP	IP WLS BF H R ER SO BB IBB HBP BLK WP HR S P ERA WHIP	IP WLS BF H R ER SO BB IBB HBP BLK WP HR S P ERA WHIP	IP WLS BF H R ER SO BB IBB HBP BLK WP HR S P ERA WHIP	IP WLS BF H R ER SO BB IBB HBP BLK WP HR S P ERA WHIP	IP WLS BF H R ER SO BB IBB HBP BLK WP HR S P ERA WHIP	IP WLS BF H R ER SO BB IBB HBP BLK WP HR S P ERA WHIP	IP WLS BF H R ER SO BB IBB HBP BLK WP HR S P ERA WHIP	IP WLS BF H R ER SO BB IBB HBP BLK WP HR S P ERA WHIP	IP WLS BF H R ER SO BB IBB HBP BLK WP HR S P ERA WHIP	IP WLS BF H R ER SO BB IBB HBP BLK WP HR S P ERA WHIP	IP WLS BF H R ER SO BB IBB HBP BLK WP HR S P ERA WHIP

AB	31
R	0
H	6
RBI	0
BB	1
SO	7
LOB	9



Batter	1	2	3	4	5	6	7	8	9	AB	R	H	RBI	BB	SO	LOB	BOTTOM					
Calvin Murray, R (1, 8)	2-1 F3		0-0 F7			3-3 K		1-0 G5-3		4	0	0	0	0	1	0	Colorado Rockies @ San Francisco Giants PacBell Park, San Francisco, CA Tue Jul 04 2000, 6:05 PM EDT Att: 40,930 - Sunny - 56 F					
Marvin Benard, L (1, 7)	1-0 G6-3		0-1 G3		0-0 G3-4		3-2 S 1B			4	0	1	0	0	0	0						
Ellis Burks, R (1, 9)	4-2 1B BB		2-2 G4-3		1-0 G5-3		4-2 1B BB			2	0	0	0	2	0	0						
Jeff Kent, R (1, 4)	2-2 1B			2-2 F9		2-2 G5-3		0-0 F8		4	0	1	0	0	0	2						
Russ Davis, R (1, 5) Bill Mueller, S (7, PH)	2-1 G6-3			1-0 HR 1B		3-1 1B 1B 1B		0-0 F7		3	2	2	0	0	0	2						
J.T. Snow, L (1, 3)		4-1 BB		3-2 HR 1B		1-0 P4		1-3 K		3	1	1	2	1	1	1						
Ramon Martinez, R (1, 6)		1-3 K		0-1 G6-3		0-2 1B 1B		0-0 G6-3		4	0	1	0	0	1	1						
Doug Mirabeli, R (1, 2)		1-0 F9		4-0 BB		1-1 1B		1-0 F8		3	0	1	1	1	0	1						
Mark Gardner, R (1, 1) Felix Rodriguez, R (8, 1) Robb Nen, R (9, 1)	0-0 G1-3		0-1 G1-3			3-3 K				3	0	0	0	0	1	4						
Inning Stats	R: 0 E: 0 K: 0 S: 11	H: 1 LOB: 2 BB: 1 P: 22	R: 0 E: 0 K: 1 S: 6	H: 0 LOB: 1 BB: 1 P: 12	R: 0 E: 0 K: 0 S: 7	H: 0 LOB: 0 BB: 0 P: 9	R: 2 E: 0 K: 0 S: 15	H: 2 LOB: 1 BB: 1 P: 25	R: 0 E: 0 K: 1 S: 5	H: 0 LOB: 0 BB: 0 P: 9	R: 1 E: 0 K: 0 S: 16	H: 3 LOB: 2 BB: 0 P: 26	R: 0 E: 0 K: 0 S: 9	H: 1 LOB: 2 BB: 1 P: 17	R: 0 E: 0 K: 1 S: 5	H: 0 LOB: 0 BB: 0 P: 7		1B: 6 2B: 0 3B: 0 HR: 1	SF: 0 SAC: 0 DP: 0 HBP: 0	WP: 0 PB: 0 SB: 1 CS: 0	PA: 35	
PITCHER	IP WLS BF H R ER SO BB IBB HBP BLK WP HR S P ERA WHIP	IP WLS BF H R ER SO BB IBB HBP BLK WP HR S P ERA WHIP	IP WLS BF H R ER SO BB IBB HBP BLK WP HR S P ERA WHIP	IP WLS BF H R ER SO BB IBB HBP BLK WP HR S P ERA WHIP	IP WLS BF H R ER SO BB IBB HBP BLK WP HR S P ERA WHIP	IP WLS BF H R ER SO BB IBB HBP BLK WP HR S P ERA WHIP	IP WLS BF H R ER SO BB IBB HBP BLK WP HR S P ERA WHIP	IP WLS BF H R ER SO BB IBB HBP BLK WP HR S P ERA WHIP	IP WLS BF H R ER SO BB IBB HBP BLK WP HR S P ERA WHIP	IP WLS BF H R ER SO BB IBB HBP BLK WP HR S P ERA WHIP	IP WLS BF H R ER SO BB IBB HBP BLK WP HR S P ERA WHIP	IP WLS BF H R ER SO BB IBB HBP BLK WP HR S P ERA WHIP	IP WLS BF H R ER SO BB IBB HBP BLK WP HR S P ERA WHIP	IP WLS BF H R ER SO BB IBB HBP BLK WP HR S P ERA WHIP	IP WLS BF H R ER SO BB IBB HBP BLK WP HR S P ERA WHIP	IP WLS BF H R ER SO BB IBB HBP BLK WP HR S P ERA WHIP	IP WLS BF H R ER SO BB IBB HBP BLK WP HR S P ERA WHIP	IP WLS BF H R ER SO BB IBB HBP BLK WP HR S P ERA WHIP	IP WLS BF H R ER SO BB IBB HBP BLK WP HR S P ERA WHIP	IP WLS BF H R ER SO BB IBB HBP BLK WP HR S P ERA WHIP	IP WLS BF H R ER SO BB IBB HBP BLK WP HR S P ERA WHIP	IP WLS BF H R ER SO BB IBB HBP BLK WP HR S P ERA WHIP

AB	31
R	3
H	7
RBI	3
BB	4
SO	4
LOB	13



Batter	1	2	3	4	5	6	7	8	9	AB	R	H	RBI	BB	SO	LOB	TOP					
Tom Goodwin, L (1, 8) OBP: 0.388, SLG: 0.424	F7			G4-3			G1-3			3	0	0	0	1	0	2	Colorado Rockies @ San Francisco Giants PacBell Park, San Francisco, CA Wed Jul 05 2000, 3:35 PM EDT Att: 40,930 - Cloudy - 60 F livebaseballscorecards.com					
3 Mike Lansing, R (1, 4) OBP: 0.329, SLG: 0.453	G5-3			G6-3		P3		K		4	0	0	0	0	1	1						
Jeff Cirillo, R (1, 5) OBP: 0.415, SLG: 0.547	G6-3			17 1B		G5-3		G6-3		4	0	1	0	0	0	1						
17 Todd Helton, L (1, 3) OBP: 0.484, SLG: 0.719		CS		1B			F7	K		3	0	1	0	1	1	0						
Jeffrey Hammonds, R (1, 9) OBP: 0.442, SLG: 0.651		K		G5-3			2B	1B		4	1	2	0	0	1	3						
Darren Bragg, L (1, 7) OBP: 0.294, SLG: 0.348		G3-1				F9	1B	SF8	K	4	1	1	1	0	1	1						
Brent Mayne, L (1, 2) OBP: 0.305, SLG: 0.454			CS	1B		L7	SF8	1B	F8	3	0	1	0	1	0	1						
Neffi Perez, S (1, 6) OBP: 0.302, SLG: 0.405			F5			K			P6	4	0	1	0	0	1	2						
Pedro Astacio, R (1, 1) OBP: 0.075, SLG: 0.075			G4-3			G3		SF8		2	0	0	0	0	0	1						
Terry Shumpert, R (7, PH) OBP: 0.367, SLG: 0.504										0	0	0	1	0	0	0						
Stan Belinda, R (7, 1)										0	0	0	0	0	0	0						
Gabe White, L (7, 1) OBP: 0.200, SLG: 0.800										0	0	0	0	0	0	0						
Mike DeJean, R (8, 1)										0	0	0	0	0	0	0						
Inning Stats	R: 0 E: 0 K: 0 S: 7	H: 0 LOB: 0 BB: 0 P: 11	R: 0 E: 0 K: 1 S: 6	H: 0 LOB: 0 BB: 1 P: 14	R: 0 E: 0 K: 0 S: 6	H: 1 LOB: 0 BB: 0 P: 11	R: 0 E: 0 K: 0 S: 10	H: 2 LOB: 2 BB: 0 P: 15	R: 0 E: 0 K: 1 S: 7	H: 0 LOB: 0 BB: 0 P: 12	R: 0 E: 0 K: 0 S: 8	H: 0 LOB: 1 BB: 1 P: 14	R: 2 E: 0 K: 0 S: 15	H: 3 LOB: 2 BB: 1 P: 25	R: 0 E: 0 K: 2 S: 14	H: 0 LOB: 0 BB: 0 P: 20	R: 0 E: 0 K: 1 S: 13	H: 1 LOB: 1 BB: 0 P: 19	1B: 5 2B: 3 3B: 0 HR: 0	SF: 1 SAC: 0 DP: 1 HBP: 0	WP: 0 PB: 0 SB: 0 CS: 2	PA: 35
PITCHER	IP WLS BF H R ER SO BB IBB HBP BLK WP HR S P ERA WHIP																					
Joe Nathan, R (1, 1) ERA: 4.64	8.0 W 31 6 2 2 4 3 0 0 0 0 0 0 73 122 2.25 1.125																					
Felix Rodriguez, R (9, 1) ERA: 3.23	1.0 S 4 1 0 0 1 0 0 0 0 0 0 0 13 19 0.00 1.000																					

Batter	1	2	3	4	5	6	7	8	9	AB	R	H	RBI	BB	SO	LOB	BOTTOM			
Marvin Benard, L (1, 8) OBP: 0.351, SLG: 0.418	CS		G3-1			HR	SF8			3	1	2	2	0	0	0	Colorado Rockies @ San Francisco Giants PacBell Park, San Francisco, CA Wed Jul 05 2000, 3:35 PM EDT Att: 40,930 - Cloudy - 60 F livebaseballscorecards.com			
Bill Mueller, S (1, 5) OBP: 0.337, SLG: 0.392	F7		G5-3			F8	P6			4	0	0	0	0	0	1				
J.T. Snow, L (1, 3) OBP: 0.376, SLG: 0.463	1B		P6			G3		F7		4	0	1	0	0	0	0				
Jeff Kent, R (1, 4) OBP: 0.436, SLG: 0.678	1B			K				F9		3	0	1	0	1	1	0				
Ellis Burks, R (1, 9) OBP: 0.422, SLG: 0.552	F5			K		F8		FC6-4	1B	4	0	1	0	0	1	3				
Armando Rios, L (1, 7) OBP: 0.339, SLG: 0.448		1B				F7				1	0	0	0	1	0	0				
Calvin Murray, R (7, 8) OBP: 0.367, SLG: 0.369		BB						HR	1B	2	1	1	0	0	0	1				
Rich Aurilia, R (1, 6) OBP: 0.326, SLG: 0.411		G6-3				K		HR		3	1	2	2	0	1	0				
Bobby Estalella, R (1, 2) OBP: 0.409, SLG: 0.587		1B				F9		SH1-4	SF8	3	1	1	0	0	1	2				
Joe Nathan, R (1, 1) OBP: 0.179, SLG: 0.423						P4		SH1-4		2	0	0	0	0	0	2				
Felix Rodriguez, R (9, 1)										0	0	0	0	0	0	0				
Inning Stats	R: 0 E: 0 K: 0 S: 10	H: 3 LOB: 2 BB: 0 P: 18	R: 0 E: 0 K: 1 S: 10	H: 1 LOB: 1 BB: 1 P: 17	R: 0 E: 0 K: 0 S: 5	H: 0 LOB: 0 BB: 0 P: 7	R: 0 E: 0 K: 2 S: 11	H: 0 LOB: 0 BB: 0 P: 15	R: 0 E: 0 K: 1 S: 7	H: 0 LOB: 0 BB: 0 P: 10	R: 1 E: 0 K: 0 S: 13	H: 1 LOB: 1 BB: 1 P: 22	R: 3 E: 0 K: 0 S: 12	H: 3 LOB: 0 BB: 0 P: 15	R: 0 E: 0 K: 0 S: 8	H: 1 LOB: 1 BB: 0 P: 15	1B: 6 2B: 1 3B: 0 HR: 2	SF: 1 SAC: 1 DP: 1 HBP: 0	WP: 0 PB: 0 SB: 0 CS: 1	PA: 33
PITCHER	IP WLS BF H R ER SO BB IBB HBP BLK WP HR S P ERA WHIP																			
Pedro Astacio, R (1, 1) ERA: 4.87	6.0 L 23 5 1 1 4 2 0 0 0 0 0 0 56 89 1.50 1.167																			
Stan Belinda, R (7, 1) ERA: 5.97	0.0 L 3 3 3 3 0 0 0 0 0 0 0 0 1 6 7 ∞ ∞																			
Gabe White, L (7, 1) ERA: 1.66	1.0 3 0 0 0 0 0 0 0 0 0 0 0 6 8 0.00 0.000																			
Mike DeJean, R (8, 1) ERA: 3.54	1.0 4 1 0 0 0 0 0 0 0 0 0 0 8 15 0.00 1.000																			

Batter	1	2	3	4	5	6	7	8	9	AB	R	H	RBI	BB	SO	LOB	TOP										
Marvin Benard, L (1,9) OBP: 0.347, SLG: 0.407	2-1 P6		4-2 BB		2-2 G3		4-2 2B	1-1 G3		3	1	0	0	2	0	1	San Francisco Giants @ St. Louis Cardinals Busch Stadium, St. Louis, MO Sun Jul 09 2000, 1:10 PM CDT Att: 44,202 - Sunny - 94 F										
Calvin Murray, R (1,8) OBP: 0.373, SLG: 0.379	0-0 P6		4-0 BB		1-3 K		0-1 2B	0-1 1B		4	0	2	2	1	1	0											
J.T. Snow, L (1,3) Aaron Fultz, L (8,1) OBP: 0.500, SLG: 0.500	3-2 G4-3		2-2 G3		4-2 G4-3		1-3 K	0-0 L4		4	1	0	0	1	1	4											
Felipe Crespo, S (1,7) OBP: 0.367, SLG: 0.465		0-1 SH5-3		2-2 L6		1-2 E3		3-2 F8	1-3 K	5	0	1	0	0	1	1											
Ramon Martinez, R (1,4) OBP: 0.368, SLG: 0.534		2-0 SH5-3		1-0 BB		0-0 G4-3		0-0 E6	2-0 F8	4	1	1	1	0	0	1											
Bill Mueller, S (1,5) OBP: 0.342, SLG: 0.401		2-2 F3		2-1 F9		2-3 P4		0-2 1B	3-3 K	5	1	1	0	0	1	3											
Rich Aurilia, R (1,6) OBP: 0.329, SLG: 0.406		0-0 G6-3		4-1 BB		2-3 K		1-2 1B		3	1	1	1	1	1	2											
Bobby Estalella, R (1,2) Barry Bonds, L (8,PH) Ellis Burks, R (8,PH) Doug Mirabelli, R (8,2) OBP: 0.394, SLG: 0.565 OBP: 0.436, SLG: 0.728 OBP: 0.444, SLG: 0.606 OBP: 0.355, SLG: 0.447			1-0 F9	1-2 F6			0-3 K	2-0 2B		3	0	0	0	0	1	2											
Livan Hernandez, R (1,1) Armando Rios, L (7,PH) Joe Nathan, R (7,1) Jeff Kent, R (8,PH) OBP: 0.298, SLG: 0.370 OBP: 0.339, SLG: 0.445 OBP: 0.179, SLG: 0.423 OBP: 0.436, SLG: 0.673			2-3 K		1-1 G1-3		1-2 G3	3-2 G3		2	0	0	0	0	1	0											
Inning Stats	R: 0 E: 0 K: 0 S: 10	H: 0 LOB: 0 BB: 0 P: 15	R: 0 E: 0 K: 0 S: 7	H: 1 LOB: 1 BB: 0 P: 11	R: 0 E: 0 K: 1 S: 10	H: 0 LOB: 2 BB: 2 P: 23	R: 0 E: 0 K: 0 S: 11	H: 1 LOB: 2 BB: 1 P: 21	R: 0 E: 0 K: 1 S: 10	H: 0 LOB: 0 BB: 0 P: 14	R: 1 E: 1 K: 1 S: 13	H: 0 LOB: 1 BB: 1 P: 21	R: 1 E: 0 K: 2 S: 14	H: 1 LOB: 1 BB: 1 P: 20	R: 5 E: 1 K: 0 S: 21	H: 5 LOB: 1 BB: 0 P: 31		R: 0 E: 0 K: 2 S: 7	H: 0 LOB: 0 BB: 0 P: 13	1B: 5 2B: 3 3B: 0 HR: 0	SF: 0 SAC: 1 DP: 0 HBP: 0	WP: 0 PB: 0 SB: 0 CS: 0	PA: 42				
PITCHER	IP	WLS	BF	H	R	ER	SO	BB	IBB	HBP	BLK	WP	HR	S	P	ERA	WHIP										
Pat Hentgen, R (1,1) ERA: 5.16	5.0	W	20	2	0	0	2	3	0	0	0	0	0	48	84	0.00	1.000										
Andy Benes, R (8,1) ERA: 4.47	2.1		14	3	5	3	3	2	0	0	0	0	0	39	57	11.57	2.143										
Mike Matthews, L (8,1) ERA: 8.31	0.0		1	1	0	0	0	0	0	0	0	0	0	1	3	∞	∞										
Dave Veres, R (8,1) ERA: 3.05	1.2	S	7	2	2	2	2	0	0	0	0	0	0	15	25	10.80	1.200										

Batter	1	2	3	4	5	6	7	8	9	AB	R	H	RBI	BB	SO	LOB	BOTTOM										
Fernando Vina, L (1,4) OBP: 0.384, SLG: 0.416	0-0 F7			1-0 G4-3		1-1 1B		1-2 F9		5	0	2	1	0	0	0	San Francisco Giants @ St. Louis Cardinals Busch Stadium, St. Louis, MO Sun Jul 09 2000, 1:10 PM CDT Att: 44,202 - Sunny - 94 F										
Edgar Renteria, R (1,6) OBP: 0.324, SLG: 0.414	2-2 G6-3		1-2 L4		1-0 G4-3		1-3 K	1-2 F4		5	0	0	0	0	1	2											
15 Jim Edmonds, L (1,8) OBP: 0.452, SLG: 0.655	1-1 F8		2-3 K		1-1 HR		3-1 F9			3	1	0	0	0	1	0											
Fernando Tatis, R (1,5) OBP: 0.464, SLG: 0.709		2-2 2B		0-2 F3		1-0 1B		3-3 K		4	2	2	2	0	1	0											
Ray Lankford, L (1,7) OBP: 0.355, SLG: 0.495		0-0 1B		4-2 FC5-4		2-2 F2		2-1 HR		3	2	2	1	1	0	0											
Eric Davis, R (1,9) Shawon Dunston, R (8,9) OBP: 0.395, SLG: 0.488 OBP: 0.277, SLG: 0.522		2-1 FC5-4		2-1 E6		0-2 2B		4-2 HR		3	1	2	2	1	0	1											
Craig Paquette, R (1,3) OBP: 0.316, SLG: 0.459		0-2 FC5-4		0-0 FC5-4		2-1 1B		1-2 HR		4	2	2	2	0	0	3											
Mike Matheny, R (1,2) OBP: 0.312, SLG: 0.353		3-2 F8		1-2 F9		0-3 K		1-2 G5-3		4	0	0	0	0	1	3											
Pat Hentgen, R (1,1) Andy Benes, R (8,1) Mike Matthews, L (8,1) Dave Veres, R (8,1) Thomas Howard, S (8,9) OBP: 0.294, SLG: 0.250 OBP: 0.171, SLG: 0.184 OBP: 0.452 OBP: 0.220, SLG: 0.384		1-1 E6		0-3 K		1-0 G6-3		1-1 F9		2	0	0	0	0	1	1											
Inning Stats	R: 0 E: 0 K: 0 S: 6	H: 0 LOB: 0 BB: 0 P: 9	R: 3 E: 1 K: 0 S: 22	H: 4 LOB: 2 BB: 0 P: 34	R: 0 E: 1 K: 1 S: 11	H: 0 LOB: 2 BB: 1 P: 19	R: 0 E: 0 K: 1 S: 7	H: 0 LOB: 0 BB: 0 P: 9	R: 2 E: 0 K: 1 S: 15	H: 3 LOB: 2 BB: 0 P: 22	R: 0 E: 0 K: 1 S: 6	H: 1 LOB: 0 BB: 0 P: 9	R: 3 E: 0 K: 1 S: 16	H: 2 LOB: 0 BB: 1 P: 30	R: 0 E: 0 K: 0 S: 12	H: 0 LOB: 0 BB: 0 P: 15		1B: 5 2B: 2 3B: 0 HR: 3	SF: 0 SAC: 0 DP: 0 HBP: 1	WP: 0 PB: 0 SB: 0 CS: 0	PA: 38						
PITCHER	IP	WLS	BF	H	R	ER	SO	BB	IBB	HBP	BLK	WP	HR	S	P	ERA	WHIP										
Livan Hernandez, R (1,1) ERA: 4.25	6.0	L	29	8	5	4	4	1	0	0	0	0	1	67	102	6.00	1.500										
Joe Nathan, R (7,1) ERA: 4.92	1.0		6	2	3	3	1	1	0	0	0	0	2	16	30	27.00	3.000										
Aaron Fultz, L (8,1) ERA: 6.69	1.0		3	0	0	0	0	0	0	0	0	0	0	12	15	0.00	0.000										



Batter	1	2	3	4	5	6	7	8	9	AB	R	H	RBI	BB	SO	LOB	TOP								
Luis Alicaia, S OBP: 0.393, SLG: 0.437	F9		G3						G6-3	4	0	1	0	1	0	2	Texas Rangers @ San Francisco Giants PacBell Park, San Francisco, CA Tue Jul 18, 2000, 10:15 PM EDT Att: 40,930 - Sunny - 67 F								
29 Rusty Greer, L OBP: 0.346, SLG: 0.431	G4-6-3 1B			G3-1	G3-1		L3-6		K	5	0	1	0	0	1	5									
Rafael Palmeiro, L OBP: 0.400, SLG: 0.563	G4-6-3			FC4-6 1B		G4-3		FC1-6 BB		3	0	1	0	1	0	1									
Ivan Rodriguez, R OBP: 0.376, SLG: 0.672		F9		FC4-6 1B		G3-1		FC1-6 S 1B		4	1	1	0	0	0	1									
Dave Martinez, L OBP: 0.307, SLG: 0.337	K			FC4-6		K		K		4	0	0	0	0	3	3									
Mike Lamb, L OBP: 0.358, SLG: 0.427	K			G4-3						4	1	2	1	0	1	2									
Gabe Kapler, R John Wetteland, R										4	1	3	0	0	0	1									
Royce Clayton, R OBP: 0.296, SLG: 0.430				G5-3		FC4-6				4	0	2	2	0	0	2									
Rick Helling, R Mike Venafro, L Scarborough Green, S			L9							3	0	0	0	0	1	3									
Inning Stats	R: 0 E: 0 K: 0 S: 5	H: 1 LOB: 0 BB: 0 P: 11	R: 0 E: 0 K: 2 S: 10	H: 0 LOB: 0 BB: 0 P: 15	R: 0 E: 0 K: 0 S: 8	H: 1 LOB: 1 BB: 0 P: 13	R: 0 E: 0 K: 0 S: 11	H: 2 LOB: 2 BB: 0 P: 17	R: 0 E: 0 K: 1 S: 13	H: 1 LOB: 2 BB: 1 P: 20	R: 0 E: 0 K: 1 S: 10	H: 0 LOB: 1 BB: 0 P: 16	R: 2 E: 0 K: 0 S: 7	H: 4 LOB: 1 BB: 0 P: 11	R: 1 E: 0 K: 1 S: 10	H: 1 LOB: 1 BB: 1 P: 18	R: 0 E: 0 K: 1 S: 7	H: 1 LOB: 1 BB: 0 P: 11	1B: 9 2B: 3 3B: 0 HR: 0	SF: 0 SAC: 1 DP: 2 HBP: 0	WP: 0 PB: 0 SB: 2 CS: 0	PA: 38			
PITCHER	IP	WLS	BF	H	R	ER	SO	BB	IBB	HBP	BLK	WP	HR	S	P	ERA	WHIP								
Russ Ortiz, R ERA: 6.29	6.1		28	9	2	2	4	1	0	0	0	0	0	63	102	2.84	1.579								
Alan Embree, L ERA: 5.67	1.2		6	1	1	1	1	1	0	0	0	0	0	11	19	5.40	1.200								
Aaron Fultz, L ERA: 6.86	1.0	W	4	1	0	0	1	0	0	0	0	0	0	7	11	0.00	1.000								

Batter	1	2	3	4	5	6	7	8	9	AB	R	H	RBI	BB	SO	LOB	BOTTOM								
Marvin Benard, L OBP: 0.343, SLG: 0.407	K			L9						3	0	0	0	0	2	1	Texas Rangers @ San Francisco Giants PacBell Park, San Francisco, CA Tue Jul 18, 2000, 10:15 PM EDT Att: 40,930 - Sunny - 67 F								
Calvin Murray, R OBP: 0.367, SLG: 0.372	K									1	0	1	1	0	0	0									
Bill Mueller, S OBP: 0.340, SLG: 0.395	K			F7						4	0	1	0	0	1	1									
Barry Bonds, L OBP: 0.440, SLG: 0.729	K									4	0	0	0	0	4	2									
Jeff Kent, R OBP: 0.424, SLG: 0.644										4	0	0	0	0	2	0									
Ellis Burks, R OBP: 0.449, SLG: 0.630										4	1	2	0	0	0	0									
J.T. Snow, L OBP: 0.383, SLG: 0.505										4	1	2	0	0	0	1									
Rich Aurilia, R OBP: 0.331, SLG: 0.413										4	1	1	0	0	1	3									
Bobby Estalella, R OBP: 0.389, SLG: 0.546										3	1	1	1	0	0	0									
Armando Rios, L OBP: 0.341, SLG: 0.464										1	1	1	3	0	0	0									
Russ Ortiz, R OBP: 0.278, SLG: 0.226										2	0	1	0	0	0	0									
Alan Embree, L										0	0	0	0	0	0	0									
Felipe Crespo, S OBP: 0.361, SLG: 0.453										1	0	0	0	0	0	1									
Aaron Fultz, L OBP: 0.500, SLG: 0.500										0	0	0	0	0	0	0									
Inning Stats	R: 0 E: 0 K: 3 S: 9	H: 0 LOB: 0 BB: 0 P: 14	R: 0 E: 0 K: 0 S: 6	H: 0 LOB: 0 BB: 0 P: 11	R: 0 E: 0 K: 1 S: 8	H: 0 LOB: 0 BB: 0 P: 11	R: 0 E: 0 K: 1 S: 10	H: 0 LOB: 0 BB: 0 P: 14	R: 0 E: 0 K: 1 S: 10	H: 1 LOB: 1 BB: 0 P: 19	R: 0 E: 0 K: 1 S: 10	H: 1 LOB: 1 BB: 0 P: 15	R: 0 E: 0 K: 1 S: 11	H: 0 LOB: 0 BB: 0 P: 15	R: 2 E: 0 K: 1 S: 18	H: 4 LOB: 2 BB: 0 P: 26	R: 3 E: 0 K: 1 S: 8	H: 3 LOB: 0 BB: 0 P: 15	1B: 6 2B: 4 3B: 0 HR: 1	SF: 0 SAC: 0 DP: 1 HBP: 0	WP: 0 PB: 0 SB: 0 CS: 0	PA: 35			
PITCHER	IP	WLS	BF	H	R	ER	SO	BB	IBB	HBP	BLK	WP	HR	S	P	ERA	WHIP								
Rick Helling, R ERA: 3.8	7.1		26	5	2	2	8	0	0	0	0	0	0	71	107	2.46	0.682								
Mike Venafro, L ERA: 4.08	0.1	H	3	2	0	0	0	0	0	0	0	0	0	8	14	0.00	6.000								
John Wetteland, R ERA: 3.99	1.0	L	6	3	3	3	2	0	0	0	0	0	1	11	19	27.00	3.000								



Batter	1	2	3	4	5	6	7	8	9	10	AB	R	H	RBI	BB	SO	LOB	TOP			
Eric Owens, R OBP: 0.367, SLG: 0.406 (1, 9)	1-1 1B	1-0 1B		G6-3			G3			1-1 SH3-4 1B	5	3	3	0	0	0	0				
Al Martin, L OBP: 0.354, SLG: 0.483 Kevin Nicholson, S (10, PH) OBP: 0.292, SLG: 0.388 (10, 6)	1-1 1B	2-2 1B					F5			0-0 SH3-4	4	1	2	0	0	0	0				
Ryan Klesko, L OBP: 0.398, SLG: 0.591 (1, 3)	2-2 G3-1 1B	2-1 1B					K			2-1 K 1B	5	0	3	3	0	1	0				
Phil Nevin, R OBP: 0.349, SLG: 0.506 (1, 5)	2-2 G3-1 1B	3-3 K					G4-3			0-1 G4-3	5	0	3	1	0	1	2				
Bret Boone, R OBP: 0.326, SLG: 0.459 (1, 4)	1-2 F7						F8			4-2 BB	4	0	1	0	1	1	5				
Wiki Gonzalez, R OBP: 0.285, SLG: 0.340 (1, 2)	0-2 G3-1						G5-3			0-1 G5-3	5	0	1	0	0	0	5				
Ruben Rivera, R OBP: 0.321, SLG: 0.459 (1, 8)	2-3 K						G5-3			1-3 K	4	0	0	0	0	2	4				
Damian Jackson, R OBP: 0.336, SLG: 0.354 (10, 7)							F7			0-3 K	4	0	0	0	0	1	0				
Brian Meadows, R OBP: 0.139, SLG: 0.139 Dave Magadan, L OBP: 0.329, SLG: 0.261 Donne Wall, R (9, 1)							K			3-3 K	3	0	0	0	0	1	0				
Inning Stats	R: 2 E: 0 K: 1 S: 20	H: 4 LOB: 2 BB: 0 P: 29	R: 1 E: 0 K: 1 S: 13	H: 3 LOB: 2 BB: 0 P: 23	R: 0 E: 0 K: 1 S: 7	H: 2 LOB: 0 BB: 0 P: 10	R: 0 E: 0 K: 1 S: 10	H: 0 LOB: 0 BB: 0 P: 13	R: 0 E: 0 K: 0 S: 6	H: 0 LOB: 0 BB: 0 P: 7	R: 0 E: 0 K: 0 S: 8	H: 0 LOB: 0 BB: 0 P: 9	R: 0 E: 0 K: 0 S: 13	H: 0 LOB: 1 BB: 1 P: 23	R: 0 E: 0 K: 3 S: 9	H: 0 LOB: 0 BB: 0 P: 13	R: 1 E: 0 K: 1 S: 12	H: 3 LOB: 2 BB: 0 P: 19	1B: 11 2B: 3 3B: 0 HR: 0	SF: 0 SAC: 1 DP: 1 HBP: 0	WP: 1 PA: 42
PITCHER	IP WLS BF H R ER SO	IP WLS BF H R ER SO	IP WLS BF H R ER SO	IP WLS BF H R ER SO	IP WLS BF H R ER SO	IP WLS BF H R ER SO	IP WLS BF H R ER SO	IP WLS BF H R ER SO	IP WLS BF H R ER SO	IP WLS BF H R ER SO	IP WLS BF H R ER SO	IP WLS BF H R ER SO	IP WLS BF H R ER SO	IP WLS BF H R ER SO	IP WLS BF H R ER SO	IP WLS BF H R ER SO	IP WLS BF H R ER SO	ERA WHIP	ERA WHIP	ERA WHIP	
Mark Gardner, R ERA: 4.89 Felix Rodriguez, R ERA: 2.85 Alan Embree, L ERA: 5.85 Robb Nen, R ERA: 2.09	7.0 2.0 0.1 0.2	7.0 2.0 0.1 0.2	7.0 2.0 0.1 0.2	7.0 2.0 0.1 0.2	7.0 2.0 0.1 0.2	7.0 2.0 0.1 0.2	7.0 2.0 0.1 0.2	7.0 2.0 0.1 0.2	7.0 2.0 0.1 0.2	7.0 2.0 0.1 0.2	7.0 2.0 0.1 0.2	7.0 2.0 0.1 0.2	7.0 2.0 0.1 0.2	7.0 2.0 0.1 0.2	7.0 2.0 0.1 0.2	7.0 2.0 0.1 0.2	7.0 2.0 0.1 0.2	3.86 1.429	0.00 0.500	27.00 9.000	0.00 0.000

San Diego Padres @ San Francisco Giants
PacBell Park, San Francisco, CA
Wed Jul 19 2000, 10:15 PM EDT
Att. 40,930 - Sunny - 62 F


AB 40
R 4
H 13
RBI 4
BB 1
SO 8
LOB 16



Batter	1	2	3	4	5	6	7	8	9	10	AB	R	H	RBI	BB	SO	LOB	BOTTOM			
Marvin Benard, L OBP: 0.343, SLG: 0.407 (1, 8)	0-2 G1-4-3			1-2 BB HR 1B	1-2 G4-3					0-1 G4-3 1B	5	1	2	0	0	1	1				
Bill Mueller, S OBP: 0.338, SLG: 0.390 (1, 5)	2-2 F9			4-1 HR BB						2-2 G4-3	4	1	0	0	1	0	1				
Barry Bonds, L OBP: 0.439, SLG: 0.738 (1, 7)	0-1 P6			0-0 HR						1-0 F8	5	1	2	3	0	0	0				
Jeff Kent, R OBP: 0.423, SLG: 0.643 (1, 4)		2-2 P4		0-0 2B						0-1 F7	4	0	1	0	0	0	1				
J.T. Snow, L OBP: 0.384, SLG: 0.503 (1, 3)		0-1 G6-4-3 1B		1-2 L6						4-2 BB	3	0	1	0	1	0	1				
Rich Aurilia, R OBP: 0.333, SLG: 0.415 (1, 6)		2-1 G6-4-3		1-2 G3-6-1 1B						1-0 G4-3 1B	4	0	2	0	0	0	3				
Armando Rios, L OBP: 0.339, SLG: 0.459 (1, 9)				0-0 G3-1	2-1 G3-6-1					1-3 K	4	0	1	0	0	1	2				
Doug Mirabelli, R OBP: 0.352, SLG: 0.437 Felipe Crespo, S OBP: 0.357, SLG: 0.447 Alan Embree, L Robb Nen, R	2-3 K			2-3 K						0-1 G5-3	3	0	0	0	0	1	0				
Mark Gardner, R ERA: 4.89 Ellis Burks, R Shawn Estes, R Felix Rodriguez, R Bobby Estalella, R	8.0 2.0 W	8.0 2.0 W	8.0 2.0 W	8.0 2.0 W	8.0 2.0 W	8.0 2.0 W	8.0 2.0 W	8.0 2.0 W	8.0 2.0 W	8.0 2.0 W	8.0 2.0 W	8.0 2.0 W	8.0 2.0 W	8.0 2.0 W	8.0 2.0 W	8.0 2.0 W	8.0 2.0 W	3.38 1.125	0.00 1.500		
Inning Stats	R: 0 E: 0 K: 0 S: 8	H: 0 LOB: 0 BB: 0 P: 10	R: 0 E: 0 K: 0 S: 8	H: 1 LOB: 0 BB: 0 P: 12	R: 0 E: 0 K: 1 S: 7	H: 0 LOB: 0 BB: 0 P: 9	R: 3 E: 0 K: 0 S: 17	H: 4 LOB: 1 BB: 1 P: 25	R: 0 E: 0 K: 0 S: 8	H: 1 LOB: 2 BB: 1 P: 18	R: 0 E: 0 K: 2 S: 12	H: 1 LOB: 1 BB: 0 P: 19	R: 0 E: 0 K: 0 S: 6	H: 0 LOB: 0 BB: 0 P: 10	R: 0 E: 0 K: 0 S: 8	H: 2 LOB: 2 BB: 0 P: 13	R: 0 E: 0 K: 0 S: 7	H: 1 LOB: 0 BB: 0 P: 10	1B: 6 2B: 3 3B: 0 HR: 1	SF: 0 SAC: 0 DP: 3 HBP: 0	WP: 0 PA: 39
PITCHER	IP WLS BF H R ER SO	IP WLS BF H R ER SO	IP WLS BF H R ER SO	IP WLS BF H R ER SO	IP WLS BF H R ER SO	IP WLS BF H R ER SO	IP WLS BF H R ER SO	IP WLS BF H R ER SO	IP WLS BF H R ER SO	IP WLS BF H R ER SO	IP WLS BF H R ER SO	IP WLS BF H R ER SO	IP WLS BF H R ER SO	IP WLS BF H R ER SO	IP WLS BF H R ER SO	IP WLS BF H R ER SO	IP WLS BF H R ER SO	ERA WHIP	ERA WHIP	ERA WHIP	

San Diego Padres @ San Francisco Giants
PacBell Park, San Francisco, CA
Wed Jul 19 2000, 10:15 PM EDT
Att. 40,930 - Sunny - 62 F

AB 37
R 3
H 10
RBI 3
BB 2
SO 3
LOB 13



Batter	1	2	3	4	5	6	7	8	9	AB	R	H	RBI	BB	SO	LOB	TOP								
Eric Owens, R OBP: 0.366, SLG: 0.402 (1, 9)	P6		G1-3		F8			BLK G1-3 BB		3	0	0	0	1	0	1	San Diego Padres @ San Francisco Giants PacBell Park, San Francisco, CA Thu Jul 20 2000, 7:05 PM EDT Att: 40,930 - Sunny - 69 F								
Al Martin, L OBP: 0.354, SLG: 0.481 (1, 7)			F8				P6	G1-3		3	0	1	0	0	0	1									
Joe Vitello, R OBP: 0.500, SLG: 1.000 (8, PH)	FC6-4									1	0	0	0	0	0	2									
29 Kory DeHaan, L OBP: 0.268, SLG: 0.333 (8, 9)	1B									0	0	0	0	0	0	0									
Ryan Klesko, L OBP: 0.396, SLG: 0.587 (1, 3)	F7				P4			K		4	0	1	0	0	1	2									
Phil Nevin, R OBP: 0.348, SLG: 0.501 (1, 5)	FC6-4				G4-6-3			G1-6-3		3	0	0	0	1	0	2									
Bret Boone, R OBP: 0.323, SLG: 0.454 (1, 4)					G4-6-3					4	0	0	0	0	0	1									
Wili Gonzalez, R OBP: 0.278, SLG: 0.331 (1, 2)										4	0	0	0	0	0	0									
Ruben Rivera, R OBP: 0.318, SLG: 0.453 (1, 8)										3	1	0	0	0	0	0									
16 Kevin Nicholson, S OBP: 0.280, SLG: 0.371 (1, 6)					G4-3					3	0	0	0	0	0	1									
Woody Williams, R OBP: 0.385, SLG: 0.652 (8, 1)										3	2	3	2	0	0	0									
Carlos Almanzar, R (8, 1)								G1-3 BB BLK 1B		0	0	0	0	0	0	0									
Inning Stats	R: 0 E: 0 K: 0 S: 9	H: 1 LOB: 1 BB: 0 P: 12	R: 0 E: 0 K: 0 S: 6	H: 0 LOB: 0 BB: 0 P: 10	R: 0 E: 0 K: 0 S: 9	H: 1 LOB: 1 BB: 0 P: 16	R: 0 E: 0 K: 0 S: 7	H: 0 LOB: 0 BB: 1 P: 14	R: 2 E: 1 K: 0 S: 10	H: 1 LOB: 0 BB: 0 P: 15	R: 0 E: 0 K: 0 S: 6	H: 1 LOB: 0 BB: 0 P: 8	R: 0 E: 0 K: 0 S: 4	H: 0 LOB: 0 BB: 0 P: 6	R: 1 E: 0 K: 1 S: 12	H: 1 LOB: 1 BB: 1 P: 25	R: 0 E: 0 K: 0 S: 5	H: 0 LOB: 0 BB: 0 P: 7	1B: 3 2B: 1 3B: 0 HR: 1	SF: 0 SAC: 0 DP: 2 HBP: 0	WP: 0 PB: 0 SB: 0 CS: 0	PA: 33			
PITCHER	IP	WLS	BF	H	R	ER	SO	BB	IBB	HBP	BLK	WP	HR	S	P	ERA	WHIP								
Kirk Rueter, L ERA: 3.64 (1, 1)	7.1	W	28	5	3	1	0	2	0	0	0	0	1	56	94	1.23	0.955								
Aaron Fultz, L ERA: 6.6 (8, 1)	1.2	S	5	0	0	0	1	0	0	0	1	0	0	12	19	0.00	0.000								

Batter	1	2	3	4	5	6	7	8	9	AB	R	H	RBI	BB	SO	LOB	BOTTOM								
Marvin Benard, L OBP: 0.342, SLG: 0.405 (1, 8)	BB HR 1B	L7			FC4-6 HR			K		4	2	1	0	0	1	3	San Diego Padres @ San Francisco Giants PacBell Park, San Francisco, CA Thu Jul 20 2000, 7:05 PM EDT Att: 40,930 - Sunny - 69 F								
Russ Davis, R OBP: 0.327, SLG: 0.438 (1, 5)	L8	F8					L9			4	1	1	2	0	0	3									
Aaron Fultz, L OBP: 0.500, SLG: 0.500 (8, 1)										0	0	0	0	0	0	0									
Barry Bonds, L OBP: 0.443, SLG: 0.740 (1, 7)	HR BB				G5-4-3 BB			L8		2	2	1	0	2	0	0									
Jeff Kent, R OBP: 0.421, SLG: 0.647 (1, 4)					G5-4-3			L4		4	1	1	3	0	0	2									
J.T. Snow, L OBP: 0.383, SLG: 0.500 (1, 3)	K				G4-3			G4-3		4	0	1	1	0	1	0									
Rich Aurilia, R OBP: 0.332, SLG: 0.412 (1, 6)	K				F7			BB 1B		4	1	1	0	0	2	1									
Armando Rios, L OBP: 0.337, SLG: 0.450 (1, 9)					F7			G5-3		3	0	0	0	1	1	0									
Doug Mirabeli, R OBP: 0.355, SLG: 0.434 (1, 2)					K			F9		3	0	1	1	1	1	0									
Kirk Rueter, L OBP: 0.171, SLG: 0.200 (1, 1)								G4-3		3	0	1	0	0	0	1									
Bill Mueller, S OBP: 0.338, SLG: 0.390 (8, 5)	E1				FC4-6 1B					0	0	0	0	0	0	0									
Inning Stats	R: 3 E: 0 K: 2 S: 17	H: 2 LOB: 0 BB: 1 P: 25	R: 0 E: 1 K: 1 S: 10	H: 0 LOB: 2 BB: 1 P: 20	R: 0 E: 0 K: 0 S: 5	H: 0 LOB: 0 BB: 1 P: 12	R: 0 E: 0 K: 1 S: 8	H: 0 LOB: 0 BB: 0 P: 10	R: 3 E: 0 K: 1 S: 22	H: 4 LOB: 1 BB: 0 P: 29	R: 0 E: 0 K: 0 S: 6	H: 0 LOB: 0 BB: 0 P: 8	R: 0 E: 0 K: 1 S: 14	H: 0 LOB: 0 BB: 0 P: 19	R: 1 E: 0 K: 0 S: 13	H: 2 LOB: 2 BB: 1 P: 24	R: 0 E: 0 K: 0 S: 5	H: 0 LOB: 0 BB: 0 P: 7	1B: 5 2B: 1 3B: 0 HR: 2	SF: 0 SAC: 0 DP: 1 HBP: 0	WP: 0 PB: 0 SB: 0 CS: 0	PA: 35			
PITCHER	IP	WLS	BF	H	R	ER	SO	BB	IBB	HBP	BLK	WP	HR	S	P	ERA	WHIP								
Woody Williams, R ERA: 4.68 (1, 1)	7.0	L	30	6	6	6	6	3	0	0	0	0	2	82	123	7.71	1.286								
Carlos Almanzar, R ERA: 5.24 (8, 1)	1.0		5	2	1	1	0	1	0	0	0	0	0	13	24	9.00	3.000								

AB	31
R	3
H	5
RBI	2
BB	2
SO	1
LOB	10

AB	31
R	7
H	8
RBI	7
BB	4
SO	6
LOB	10



Batter	1	2	3	4	5	6	7	8	9	AB	R	H	RBI	BB	SO	LOB	TOP								
Calvin Murray, R (1, 8) OBP: 0.364, SLG: 0.368 Felipe Crespo, S (9, PH) OBP: 0.353, SLG: 0.442	G5-3		FC5-4			1B SF7	F9		K	4	1	1	0	0	0	1									
Russ Davis, R (1, 5) OBP: 0.325, SLG: 0.431	G6-3		CS	F8		1B	L5			4	1	1	0	0	0	0									
Barry Bonds, L (1, 7) OBP: 0.441, SLG: 0.746	F8			G3-1		SF7				3	1	1	2	0	0	0									
Jeff Kent, R (1, 4) OBP: 0.422, SLG: 0.644		E6				F9				3	0	1	0	1	0	1									
Ellis Burks, R (1, 9) OBP: 0.448, SLG: 0.630	F8			P4		2B 1B				4	1	1	0	0	0	3									
Rich Aurilia, R (1, 6) OBP: 0.337, SLG: 0.420						1B				4	1	3	1	0	0	0									
J.T. Snow, L (1, 3) OBP: 0.384, SLG: 0.500	G4-6-3					1B				4	0	2	2	0	1	3									
Bobby Estalella, R (1, 2) OBP: 0.382, SLG: 0.534 Marvin Benard, L (9, PH) OBP: 0.342, SLG: 0.404			G6-3			P4	F9		K	3	0	0	0	0	0	2									
Shawn Estes, R (1, 1) OBP: 0.262, SLG: 0.375 Felix Rodriguez, R (8, 1) Armando Rios, L (9, PH) OBP: 0.335, SLG: 0.447						K			G3-1	3	0	1	0	0	2	1									
Inning Stats	R: 0 E: 0 K: 0 S: 8	H: 0 LOB: 0 BB: 0 P: 9	R: 0 E: 1 K: 0 S: 7	H: 1 LOB: 1 BB: 0 P: 9	R: 0 E: 0 K: 0 S: 5	H: 1 LOB: 1 BB: 0 P: 8	R: 0 E: 0 K: 0 S: 5	H: 1 LOB: 1 BB: 0 P: 9	R: 0 E: 0 K: 1 S: 10	H: 1 LOB: 1 BB: 0 P: 10	R: 4 E: 0 K: 0 S: 19	H: 5 LOB: 1 BB: 0 P: 29	R: 0 E: 0 K: 1 S: 8	H: 0 LOB: 0 BB: 0 P: 12	R: 1 E: 0 K: 1 S: 11	H: 2 LOB: 1 BB: 1 P: 21	R: 0 E: 0 K: 2 S: 9	H: 0 LOB: 0 BB: 0 P: 14	1B: 9 2B: 1 3B: 0 HR: 1	SF: 1 SAC: 0 DP: 1 HBP: 0	WP: 0 PB: 0 SB: 0 CS: 2	PA: 38			
PITCHER	IP	WLS	BF	H	R	ER	SO	BB	IBB	HBP	BLK	WP	HR	S	P	ERA	WHIP								
Carlos Perez, L (1, 1) ERA: 4.98	7.0		29	9	4	4	2	0	0	0	0	0	0	62	86	5.14	1.286								
Matt Herges, R (8, 1) ERA: 3.25	1.0	W	5	2	1	1	1	1	0	0	0	0	1	11	21	9.00	3.000								
Jeff Shaw, R (9, 1) ERA: 6.89	1.0	S	3	0	0	0	2	0	0	0	0	0	0	9	14	0.00	0.000								

San Francisco Giants @ Los Angeles Dodgers
 Dodger Stadium, Los Angeles, CA
 Fri Jul 21 2000, 7:10 PM PDT
 Att: 53,563 - Sunny - 74 F

AB	35
R	5
H	11
RBI	5
BB	1
SO	5
LOB	11



Batter	1	2	3	4	5	6	7	8	9	AB	R	H	RBI	BB	SO	LOB	BOTTOM								
Paul Lo Duca, R (1, 2) OBP: 0.352, SLG: 0.469	G4-6-3	G4-3			F8		G3			4	0	1	0	0	0	1									
Mark Grudzielanek, R (1, 4) OBP: 0.349, SLG: 0.414	G4-6-3		FC6-4		G4-3			1B		2	1	0	0	2	0	1									
Shawn Green, L (1, 9) OBP: 0.399, SLG: 0.507	F8		F8		G3-1			HR		4	1	1	0	0	0	1									
Gary Sheffield, R (1, 7) OBP: 0.450, SLG: 0.690		BB	FC6-4		G3			P3		4	1	2	0	0	0	3									
Eric Karros, R (1, 3) OBP: 0.362, SLG: 0.541		BB			K2-3			HR		3	2	2	3	1	1	1									
Adrián Beltré, R (1, 5) OBP: 0.315, SLG: 0.423		BB	K		G3			F7		3	1	0	0	1	1	3									
Todd Hollandsworth, L (1, 8) OBP: 0.315, SLG: 0.370		SF7			F9		G5-3		K	3	0	0	1	0	1	1									
Kevin Elster, R (1, 6) OBP: 0.333, SLG: 0.435 Alex Cora, L (9, 6) OBP: 0.322, SLG: 0.372		K			F8			P3		3	0	0	0	0	1	2									
Carlos Perez, L (1, 1) OBP: 0.059, SLG: 0.147 Jim Levritz, R (7, PH) OBP: 0.337, SLG: 0.288 Matt Herges, L (8, 1) Jeff Shaw, R (9, 1)					G1-3			K		2	0	1	2	0	0	0									
Inning Stats	R: 0 E: 0 K: 0 S: 4	H: 1 LOB: 1 BB: 2 P: 5	R: 3 E: 0 K: 1 S: 13	H: 2 LOB: 1 BB: 2 P: 29	R: 0 E: 0 K: 1 S: 14	H: 1 LOB: 2 BB: 1 P: 20	R: 0 E: 0 K: 0 S: 7	H: 0 LOB: 0 BB: 0 P: 10	R: 0 E: 0 K: 0 S: 9	H: 1 LOB: 1 BB: 0 P: 13	R: 0 E: 0 K: 1 S: 7	H: 0 LOB: 0 BB: 0 P: 13	R: 3 E: 0 K: 1 S: 11	H: 2 LOB: 0 BB: 1 P: 21	1B: 3 2B: 2 3B: 1 HR: 1	SF: 1 SAC: 0 DP: 1 HBP: 0	WP: 0 PB: 0 SB: 0 CS: 0	PA: 34							
PITCHER	IP	WLS	BF	H	R	ER	SO	BB	IBB	HBP	BLK	WP	HR	S	P	ERA	WHIP								
Shawn Estes, L (1, 1) ERA: 4.15	7.0		30	6	5	5	4	4	0	0	0	0	0	63	109	6.43	1.429								
Felix Rodriguez, R (8, 1) ERA: 2.95	1.0	L	4	1	1	1	1	0	0	0	0	0	1	9	14	9.00	1.000								

San Francisco Giants @ Los Angeles Dodgers
 Dodger Stadium, Los Angeles, CA
 Fri Jul 21 2000, 7:10 PM PDT
 Att: 53,563 - Sunny - 74 F

AB	29
R	6
H	7
RBI	6
BB	4
SO	5
LOB	13



Batter	1	2	3	4	5	6	7	8	9	AB	R	H	RBI	BB	SO	LOB	TOP					
Marvin Benard, L (1, 8) OBP: 0.338, SLG: 0.399	1-2 F3		3-3 K		0-3 K			1-1 G3		4	0	0	0	0	2	1	San Francisco Giants @ Los Angeles Dodgers Dodger Stadium, Los Angeles, CA Sat Jul 22 2000, 1:05 PM PDT Att: 45,705 - Sunny - 84 F					
Bill Mueller, S (1, 5) OBP: 0.334, SLG: 0.386	1-0 P6		0-2 G4-3		3-2 G4-6-3			3-1 L8		4	0	0	0	0	0	1						
Barry Bonds, L (1, 7) OBP: 0.436, SLG: 0.736	3-3 K		2-3 K			2-2 F5			2-1 F8	4	0	0	0	0	2	0						
Jeff Kent, R (1, 4) OBP: 0.420, SLG: 0.640																						
J.T. Snow, L (1, 3) OBP: 0.380, SLG: 0.494																						
Rich Aurilia, R (1, 6) OBP: 0.340, SLG: 0.431																						
Armando Rios, L (1, 9) OBP: 0.340, SLG: 0.476																						
Bobby Estalella, R (1, 2) OBP: 0.381, SLG: 0.547																						
Livan Hernandez, R (1, 1) OBP: 0.302, SLG: 0.385																						
Robb Nen, R (9, 1)																						
Inning Stats	R: 0 E: 0 K: 1 S: 7	H: 0 LOB: 0 BB: 0 P: 12	R: 3 E: 0 K: 0 S: 17	H: 3 LOB: 0 BB: 25 P: 25	R: 0 E: 0 K: 2 S: 10	H: 0 LOB: 0 BB: 0 P: 15	R: 2 E: 0 K: 1 S: 12	H: 2 LOB: 0 BB: 1 P: 21	R: 0 E: 0 K: 1 S: 9	H: 1 LOB: 0 BB: 0 P: 12	R: 0 E: 0 K: 1 S: 8	H: 0 LOB: 0 BB: 0 P: 14	R: 0 E: 0 K: 2 S: 11	H: 0 LOB: 0 BB: 0 P: 17	R: 0 E: 0 K: 1 S: 7	H: 0 LOB: 0 BB: 0 P: 11	R: 0 E: 0 K: 0 S: 6	H: 0 LOB: 0 BB: 0 P: 9	1B: 2 2B: 1 3B: 0 HR: 3	SF: 0 SAC: 0 DP: 2 HBP: 0	WP: 0 PB: 0 SB: 0 CS: 0	PA: 32
PITCHER	IP WLS BF H R ER SO BB IBB HBP BLK WP HR S P ERA WHIP																					
Eric Gagne, R (1, 1) ERA: 5.59	5.0 L 20 6 5 5 5 1 0 0 0 0 0 3 55 85 9.00 1.400																					
Onan Masaoka, L (6, 1) ERA: 2.84	1.0 3 0 0 0 1 0 0 0 0 0 0 0 8 14 0.00 0.000																					
Antonio Osuna, R (7, 1) ERA: 3.05	2.0 6 0 0 0 3 0 0 0 0 0 0 0 18 28 0.00 0.000																					
Al Reyes, R (9, 1) ERA: 6.43	1.0 3 0 0 0 0 0 0 0 0 0 0 0 6 9 0.00 0.000																					

Batter	1	2	3	4	5	6	7	8	9	AB	R	H	RBI	BB	SO	LOB	BOTTOM			
Alex Cora, L (1, 4) OBP: 0.320, SLG: 0.369	0-2 G6-3		1-1 1B			2-2 P5		1-0 F7		4	0	1	0	0	0	0	San Francisco Giants @ Los Angeles Dodgers Dodger Stadium, Los Angeles, CA Sat Jul 22 2000, 1:05 PM PDT Att: 45,705 - Sunny - 84 F			
Todd Hollandsworth, L (1, 8) OBP: 0.318, SLG: 0.370	1-0 1B		3-1 G3			1-3 K			4-1 S BB	3	0	1	0	1	1	1				
Gary Sheffield, R (1, 7) OBP: 0.445, SLG: 0.682	3-2 F5																			
Shawn Green, L (1, 9) OBP: 0.398, SLG: 0.503																				
Eric Karros, R (1, 3) OBP: 0.359, SLG: 0.534																				
Adrian Beltré, R (1, 5) OBP: 0.319, SLG: 0.425																				
Chad Kreuter, S (1, 2) OBP: 0.441, SLG: 0.433																				
Kevin Elster, R (1, 6) OBP: 0.333, SLG: 0.449																				
Eric Gagne, R (1, 1) ERA: 5.59																				
Onan Masaoka, L (6, 1) ERA: 2.84																				
Antonio Osuna, R (7, 1) ERA: 3.05																				
Dave Hansen, L (8, 1) OBP: 0.329, SLG: 0.580																				
Al Reyes, R (9, 1) ERA: 6.43																				
Inning Stats	R: 0 E: 0 K: 0 S: 7	H: 1 LOB: 0 BB: 0 P: 11	R: 0 E: 0 K: 1 S: 8	H: 1 LOB: 2 BB: 1 P: 18	R: 0 E: 0 K: 0 S: 7	H: 0 LOB: 0 BB: 0 P: 14	R: 0 E: 0 K: 2 S: 10	H: 0 LOB: 0 BB: 0 P: 15	R: 0 E: 0 K: 1 S: 10	H: 0 LOB: 0 BB: 0 P: 15	R: 0 E: 0 K: 1 S: 8	H: 0 LOB: 0 BB: 0 P: 12	R: 2 E: 0 K: 1 S: 11	H: 2 LOB: 0 BB: 0 P: 18	R: 0 E: 0 K: 1 S: 10	H: 0 LOB: 1 BB: 1 P: 19	1B: 4 2B: 1 3B: 0 HR: 1	SF: 0 SAC: 0 DP: 1 HBP: 0	WP: 0 PB: 0 SB: 1 CS: 2	PA: 32
PITCHER	IP WLS BF H R ER SO BB IBB HBP BLK WP HR S P ERA WHIP																			
Livan Hernandez, R (1, 1) ERA: 4.25	8.0 W 28 5 2 2 6 1 0 0 0 0 0 1 68 114 2.25 0.750																			
Robb Nen, R (9, 1) ERA: 2.04	1.0 S 4 0 0 0 1 1 0 0 0 0 0 0 10 19 0.00 1.000																			

Batter	1	2	3	4	5	6	7	8	9	AB	R	H	RBI	BB	SO	LOB	TOP					
Marvin Benard, L (1.8) OBP: 0.337, SLG: 0.395	F8		G5-3		F9			G1-3 BB		3	0	0	0	1	0	2	San Francisco Giants @ Los Angeles Dodgers Dodger Stadium, Los Angeles, CA Sun Jul 23 2000, 5:10 PM PDT Att: 47,969 - Sunny - 83 F					
Bill Mueller, S (1.5) OBP: 0.331, SLG: 0.381	F8			K2-3		G3		G1-3		4	0	0	0	0	1	1						
Barry Bonds, L (1.7) OBP: 0.433, SLG: 0.729	K			G5-3 E 1B		F9		F7		4	0	1	0	0	1	1						
Jeff Kent, R (1.4) OBP: 0.418, SLG: 0.634		K		E9 G5-3		K			G6-4-3 E BB	3	0	0	0	1	2	1						
Ellis Burks, R (1.9) OBP: 0.441, SLG: 0.618	K			G5-3			E5		E6 G6-4-3	4	0	0	0	0	1	3						
J.T. Snow, L (1.3) OBP: 0.376, SLG: 0.488	K			K			G6-3		G6-4-3	4	0	0	0	0	2	5						
Rich Aurilia, R (1.6) OBP: 0.339, SLG: 0.427			G5-3		F9		K			3	0	0	0	1	1	1						
Bobby Estalella, R (1.2) OBP: 0.384, SLG: 0.549			SH1-3 BB		WP 2B		K		F6	3	0	1	0	1	1	3						
Russ Ortiz, R (1.1) OBP: 0.270, SLG: 0.219			SH1-3		P6			F9		1	0	0	0	0	0	1						
Ramon Martinez, R (8, PH) OBP: 0.358, SLG: 0.514										1	0	0	0	0	0	0						
Scott Linebrink, R (8.1) OBP: 0.376, SLG: 0.488										0	0	0	0	0	0	0						
Inning Stats	R: 0 E: 0 K: 1 S: 6	H: 0 LOB: 0 BB: 0 P: 9	R: 0 E: 0 K: 3 S: 9	H: 0 LOB: 0 BB: 0 P: 10	R: 0 E: 0 K: 0 S: 3	H: 0 LOB: 1 BB: 1 P: 10	R: 0 E: 1 K: 2 S: 12	H: 1 LOB: 2 BB: 0 P: 19	R: 0 E: 0 K: 1 S: 7	H: 1 LOB: 1 BB: 0 P: 14	R: 0 E: 0 K: 1 S: 6	H: 0 LOB: 0 BB: 0 P: 10	R: 0 E: 1 K: 2 S: 10	H: 0 LOB: 1 BB: 0 P: 16	R: 0 E: 0 K: 0 S: 10	H: 0 LOB: 1 BB: 1 P: 20	R: 0 E: 1 K: 0 S: 10	H: 0 LOB: 2 BB: 2 P: 19	1B: 1 2B: 1 3B: 0 HR: 0	SF: 0 SAC: 1 DP: 1 HBP: 0	WP: 1 PB: 0 SB: 0 CS: 0	PA: 35
PITCHER	IP	WLS	BF	H	R	ER	SO	BB	IBB	HBP	BLK	WP	HR	S	P	ERA	WHIP					
37 Darren Dreifort, R (1.1) ERA: 4.74	7.0	W	26	2	0	0	9	1	0	0	0	1	0	53	88	0.00	0.429					
Terry Adams, R (8.1) ERA: 3.05	1.2		8	0	0	0	0	3	0	0	0	0	0	18	36	0.00	1.800					
Jeff Shaw, R (9.1) ERA: 6.82	0.1		1	0	0	0	0	0	0	0	0	0	0	2	3	0.00	0.000					

AB 30
R 0
H 2
RBI 0
BB 4
SO 9
LOB 18



Batter	1	2	3	4	5	6	7	8	9	AB	R	H	RBI	BB	SO	LOB	BOTTOM				
Todd Hollandsworth, L (1.8) OBP: 0.320, SLG: 0.384	HR	FC4-6		K			B2-6 1B			4	1	2	1	0	1	1	San Francisco Giants @ Los Angeles Dodgers Dodger Stadium, Los Angeles, CA Sun Jul 23 2000, 5:10 PM PDT Att: 47,969 - Sunny - 83 F				
Mark Czudzielanek, R (1.4) OBP: 0.347, SLG: 0.412	HR		L5	K		B2-6 1B				4	1	1	0	0	1	1					
Gary Sheffield, R (1.7) OBP: 0.446, SLG: 0.681	F9		1B 2B			G5-3				3	1	1	0	1	0	1					
Shawn Green, L (1.9) OBP: 0.399, SLG: 0.519	HR		P6		K			HR		4	2	2	3	0	1	2					
Eric Karros, R (1.3) OBP: 0.360, SLG: 0.533	K		BB 1B BB		F9			1B		3	0	1	0	1	1	1					
Adrián Beltré, R (1.5) OBP: 0.321, SLG: 0.426	CS		BB 1B		K			F9		4	0	2	1	0	1	2					
Chad Kreuter, S (1.2) OBP: 0.443, SLG: 0.431	CS		37 FC2-6 1B		FC4-6 BB		K2-3		F8	3	0	1	0	1	1	1					
Alex Cora, L (1.6) OBP: 0.313, SLG: 0.360		P6	FC4-6			G1-3		L1-3		4	0	0	0	0	5						
37 Darren Dreifort, R (1.1) OBP: 0.158, SLG: 0.237		FC2-6 FC4-6			K					3	0	0	0	0	1	1					
Terry Adams, R (8.1) ERA: 6.22										0	0	0	0	0	0	0					
Jeff Shaw, R (9.1) ERA: 4.5										0	0	0	0	0	0	0					
Inning Stats	R: 3 E: 0 K: 1 S: 14	H: 4 LOB: 0 BB: 0 P: 20	R: 0 E: 0 K: 0 S: 8	H: 1 LOB: 1 BB: 0 P: 11	R: 1 E: 0 K: 0 S: 14	H: 2 LOB: 3 BB: 2 P: 28	R: 0 E: 0 K: 3 S: 9	H: 0 LOB: 0 BB: 0 P: 15	R: 0 E: 0 K: 2 S: 12	H: 0 LOB: 1 BB: 1 P: 22	R: 0 E: 0 K: 1 S: 7	H: 0 LOB: 0 BB: 0 P: 10	R: 0 E: 0 K: 0 S: 7	H: 1 LOB: 0 BB: 0 P: 11	R: 1 E: 0 K: 0 S: 15	H: 2 LOB: 1 BB: 0 P: 19	1B: 6 2B: 1 3B: 0 HR: 3	SF: 0 SAC: 0 DP: 1 HBP: 0	WP: 0 PB: 0 SB: 0 CS: 1	PA: 36	
PITCHER	IP	WLS	BF	H	R	ER	SO	BB	IBB	HBP	BLK	WP	HR	S	P	ERA	WHIP				
Russ Ortiz, R (1.1) ERA: 6.22	7.0	L	30	8	4	4	7	3	0	0	0	0	2	71	117	5.14	1.571				
Scott Linebrink, R (8.1) ERA: 4.5	1.0		5	2	1	1	0	0	0	0	0	0	1	15	19	9.00	2.000				




Batter	1	2	3	4	5	6	7	8	9	AB	R	H	RBI	BB	SO	LOB	TOP		
Marvin Benard, L (1, 8) OBP: 0.333, SLG: 0.391	F7	G4-3			F8		G4-3			4	0	0	0	0	0	1	San Francisco Giants @ San Diego Padres Qualcomm Stadium, San Diego, CA Mon Jul 24 2000, 10:05 PM EDT Att: 22,405 - Sunny - 77 F		
Bill Mueller, S (1, 5) OBP: 0.330, SLG: 0.380	1B BB BB	F5			F8			G6-3		4	1	1	0	0	0	0			
Barry Bonds, L (1, 7) OBP: 0.431, SLG: 0.721	BB 1B BB			G4-3	G6-3			G3		3	1	0	0	1	0	0			
Jeff Kent, R (1, 4) OBP: 0.419, SLG: 0.633	BB BB 1B			G6-3		G6-3	1B	G4-3		4	1	2	0	0	0	0			
Ellis Burks, R (1, 9) OBP: 0.438, SLG: 0.610	BB 1B BB			P6		K		G5-3		3	0	0	1	1	1	1			
J.T. Snow, L (1, 3) OBP: 0.377, SLG: 0.485	1B BB				K2-3 1B BB			F7		2	0	0	1	2	0	1			
Rich Aurilia, R (1, 6) OBP: 0.338, SLG: 0.428	F8				K			F8		4	0	1	0	0	1	4			
Doug Mirabelli, R (1, 2) OBP: 0.360, SLG: 0.439	1B				2-1			G6-3		3	0	2	1	0	0	1			
Mark Gardner, R (1, 1) OBP: 0.136, SLG: 0.136					1-2					3	0	0	0	0	2	3			
Alan Embree, L (8, 1)		L3			K2-3					0	0	0	0	0	0	0			
Felix Rodriguez, R (8, 1)										0	0	0	0	0	0	0			
Robb Nen, R (9, 1)										0	0	0	0	0	0	0			
Inning Stats	R: 3 H: 3 E: 0 K: 0 S: 17	H: 3 LOB: 2 BB: 3 P: 34	R: 0 H: 0 E: 0 K: 0 S: 8	H: 0 LOB: 0 BB: 0 P: 10	R: 0 H: 0 E: 0 K: 0 S: 7	H: 0 LOB: 0 BB: 0 P: 11	R: 0 H: 1 E: 0 K: 2 S: 10	H: 1 LOB: 1 BB: 1 P: 16	R: 0 H: 0 E: 0 K: 1 S: 5	H: 1 LOB: 0 BB: 0 P: 7	R: 0 H: 1 E: 0 K: 1 S: 9	H: 1 LOB: 1 BB: 0 P: 12	R: 0 H: 0 E: 0 K: 0 S: 7	H: 0 LOB: 0 BB: 0 P: 11	R: 0 H: 0 E: 0 K: 0 S: 8	H: 0 LOB: 0 BB: 0 P: 13	1B: 5 2B: 1 3B: 0 HR: 0	SF: 0 SAC: 0 DP: 1 HBP: 0	WP: 0 PA: 34 PB: 0 SB: 0 CS: 0
PITCHER	IP WLS BF H R ER SO BB IBB HBP BLK WP HR S P ERA WHIP																		
Brian Meadows, R (1, 1) ERA: 4.98	7.0 L 28 6 3 3 4 4 0 0 0 0 0 0 62 98 3.86 1.429																		
Dave Maurer, L (8, 1) ERA:	1.0 3 0 0 0 0 0 0 0 0 0 0 0 7 11 0.00 0.000																		
Carlos Almanzar, R (9, 1) ERA: 5.12	1.0 3 0 0 0 0 0 0 0 0 0 0 0 8 13 0.00 0.000																		


AB	30
R	3
H	6
RBI	3
BB	4
SO	4
LOB	11



Batter	1	2	3	4	5	6	7	8	9	AB	R	H	RBI	BB	SO	LOB	BOTTOM		
Al Martin, L (1, 7) OBP: 0.354, SLG: 0.470	F8		G4-3					G6-3		3	0	0	0	1	0	0	San Francisco Giants @ San Diego Padres Qualcomm Stadium, San Diego, CA Mon Jul 24 2000, 10:05 PM EDT Att: 22,405 - Sunny - 77 F		
29 Kory DeHaan, L (1, 9) OBP: 0.250, SLG: 0.320										3	0	0	0	0	3	2			
Eric Owens, R (8, PH) OBP: 0.367, SLG: 0.403	K				K					1	0	1	0	0	0	0			
Ryan Klesko, L (1, 3) OBP: 0.401, SLG: 0.611					G4-3			F5		4	0	1	0	0	0	1			
Phil Nevin, R (1, 5) OBP: 0.346, SLG: 0.503	P4				1-1			G5-3		4	0	1	0	0	0	2			
Bret Boone, R (1, 4) OBP: 0.333, SLG: 0.456					1-2					4	0	2	0	0	0	0			
Wily Gonzalez, R (1, 2) OBP: 0.279, SLG: 0.321					1-2					4	0	0	0	0	0	3			
Ruben Rivera, R (1, 8) OBP: 0.317, SLG: 0.442					FC4-6			F8		4	0	1	0	0	2	0			
Damian Jackson, R (1, 6) OBP: 0.329, SLG: 0.346								G6-3		3	0	0	0	0	2	1			
Brian Meadows, R (1, 1) OBP: 0.135, SLG: 0.135										1	0	0	0	0	1	0			
16 Kevin Nicholson, S (7, PH) OBP: 0.282, SLG: 0.370										1	0	0	0	0	1	0			
Dave Maurer, R (8, 1) ERA: 2.95										0	0	0	0	0	0	0			
Carlos Almanzar, R (9, 1) ERA: 1.99										0	0	0	0	0	0	0			
Inning Stats	R: 0 H: 1 E: 0 K: 1 S: 8	H: 0 LOB: 0 BB: 0 P: 12	R: 0 H: 0 E: 0 K: 1 S: 9	H: 0 LOB: 0 BB: 0 P: 13	R: 0 H: 0 E: 0 K: 2 S: 10	H: 0 LOB: 0 BB: 0 P: 13	R: 0 H: 2 E: 0 K: 1 S: 14	H: 2 LOB: 2 BB: 0 P: 20	R: 0 H: 1 E: 0 K: 0 S: 7	H: 1 LOB: 1 BB: 0 P: 11	R: 0 H: 0 E: 0 K: 2 S: 13	H: 0 LOB: 0 BB: 0 P: 16	R: 0 H: 1 E: 0 K: 0 S: 9	H: 1 LOB: 1 BB: 0 P: 13	R: 0 H: 0 E: 0 K: 1 S: 8	H: 0 LOB: 0 BB: 0 P: 11	1B: 4 2B: 1 3B: 1 HR: 0	SF: 0 SAC: 1 DP: 0 HBP: 0	WP: 0 PA: 34 PB: 0 SB: 0 CS: 0
PITCHER	IP WLS BF H R ER SO BB IBB HBP BLK WP HR S P ERA WHIP																		
Mark Gardner, R (1, 1) ERA: 4.46	7.0 W 27 5 0 0 8 1 0 0 0 0 0 0 4 5 0.00 0.857																		
Alan Embree, L (8, 1) ERA: 5.75	0.2 H 3 1 0 0 0 0 0 0 0 0 0 0 4 5 0.00 1.500																		
Felix Rodriguez, R (8, 1) ERA: 2.95	0.1 H 1 0 0 0 0 0 0 0 0 0 0 0 5 8 0.00 0.000																		
Robb Nen, R (9, 1) ERA: 1.99	1.0 S 3 0 0 0 1 0 0 0 0 0 0 0 8 11 0.00 0.000																		



Batter	1	2	3	4	5	6	7	8	9	AB	R	H	RBI	BB	SO	LOB	TOP		
Marvin Benard, L (1, 8) OBP: 0.332, SLG: 0.397	G1-3			F7		HR		F8		4	1	1	1	0	0	0	San Francisco Giants @ San Diego Padres Qualcomm Stadium, San Diego, CA Wed Jul 26 2000, 10:05 PM EDT Att: 27,172 - Sunny - 72 F		
Bill Mueller, S (1, 5) OBP: 0.331, SLG: 0.386	F7			K		2B		G6-3		4	0	1	0	0	1	0			
Jeff Kent, R (1, 4) OBP: 0.414, SLG: 0.621	K			F9		F9		F8		4	0	0	0	0	1	1			
J.T. Snow, L (1, 3) OBP: 0.377, SLG: 0.484		K			F8				K	3	1	0	0	1	2	0			
Ellis Burks, R (1, 9) OBP: 0.436, SLG: 0.615		L6			G6-3				G5-3	4	0	1	0	0	0	0			
Armando Rios, L (1, 7) OBP: 0.342, SLG: 0.470 Robb Nen, R (9, 1)		G4-3			G6-3				G1-3	4	0	1	0	0	0	0			
Rich Aurilia, R (1, 6) OBP: 0.335, SLG: 0.423				G6-3		F9		G6-4-3		3	0	0	0	0	0	2			
Bobby Estellella, R (1, 2) OBP: 0.387, SLG: 0.565				G5-3		HR				2	1	1	1	1	0	0			
Shawn Estes, R (1, 1) OBP: 0.244, SLG: 0.349 Felix Rodriguez, R (7, 1) Calvin Murray, R (9, 8) OBP: 0.361, SLG: 0.359				K		K		G3		3	0	0	0	0	2	2			
										0	0	0	0	0	0	0			
										0	0	0	0	0	0	0			
Inning Stats	R: 0 H: 0 E: 0 K: 1 S: 10	H: 0 LOB: 0 BB: 0 P: 12	R: 0 H: 0 E: 0 K: 1 S: 10	LOB: 0 BB: 0 P: 16	R: 0 H: 0 E: 0 K: 1 S: 8	LOB: 0 BB: 0 P: 11	R: 0 H: 0 E: 0 K: 1 S: 6	LOB: 0 BB: 0 P: 9	R: 0 H: 3 E: 0 K: 1 S: 16	LOB: 1 BB: 0 P: 24	R: 1 H: 2 E: 0 K: 0 S: 17	H: 2 LOB: 2 BB: 2 P: 31	R: 0 H: 0 E: 0 K: 0 S: 7	LOB: 0 BB: 0 P: 11	R: 0 H: 0 E: 0 K: 1 S: 11	LOB: 0 BB: 0 P: 17	1B: 2 2B: 1 3B: 0 HR: 2	SF: 0 SAC: 0 DP: 1 HBP: 0	WP: 0 PA: 33 PB: 0 SB: 0 CS: 0
PITCHER	IP WLS BF H R ER SO BB IBB HBP BLK WP HR S P ERA WHIP																		
Adam Eaton, R (1, 1) ERA: 3.28	7.0 L 27 5 3 3 5 2 0 0 0 0 0 2 71 111 3.86 1.000																		
Kevin Walker, L (8, 1) ERA: 3.89	2.0 6 0 0 0 1 0 0 0 0 0 0 0 18 28 0.00 0.000																		

Batter	1	2	3	4	5	6	7	8	9	AB	R	H	RBI	BB	SO	LOB	BOTTOM				
Eric Owens, R (1, 9) OBP: 0.366, SLG: 0.398	G1		G6-3						G1-3	3	0	0	0	2	0	2	San Francisco Giants @ San Diego Padres Qualcomm Stadium, San Diego, CA Wed Jul 26 2000, 10:05 PM EDT Att: 27,172 - Sunny - 72 F				
Ruben Rivera, R (1, 8) OBP: 0.319, SLG: 0.453	HR		F3		FC5-2					3	1	1	1	1	0	3					
Joe Vitiello, R (1, 3) OBP: 0.300, SLG: 0.600 Ryan Klesko, L (7, PH) OBP: 0.401, SLG: 0.608	G6-3		G1-3		F8					3	0	0	0	0	3						
Phil Nevin, R (1, 5) OBP: 0.344, SLG: 0.496	FC6-4			G5-3		F8				3	0	0	0	1	1	0					
Bret Boone, R (1, 4) OBP: 0.334, SLG: 0.455	FC6-4			F9						3	0	1	0	1	0	0					
Ben Davis, S (1, 2) OBP: 0.148, SLG: 0.227	FC6-4			G6-3		F9				4	0	0	0	0	1	3					
Damian Jackson, R (1, 7) OBP: 0.331, SLG: 0.345						F8				3	0	1	0	1	1	1					
16 Kevin Nicholson, S (1, 6) OBP: 0.265, SLG: 0.346 Dave Magadan, L (9, PH) OBP: 0.341, SLG: 0.278 29 Kory DeHaan, L (9, FR) OBP: 0.250, SLG: 0.320			F8							3	0	0	0	0	1	2					
Adam Eaton, R (1, 1) OBP: 0.550, SLG: 0.500 Woody Williams, R (7, PH) OBP: 0.379, SLG: 0.640 Kevin Walker, L (8, 1) OBP: 0.250, SLG: 0.250 Al Martin, L (9, PH) OBP: 0.355, SLG: 0.470			G1-6-3							2	0	1	0	0	0	1					
										1	0	0	0	0	0	0					
										1	0	0	0	0	0	0					
Inning Stats	R: 1 H: 1 E: 0 K: 0 S: 8	H: 1 LOB: 2 BB: 2 P: 18	R: 0 H: 0 E: 0 K: 0 S: 3	LOB: 0 BB: 1 P: 8	R: 0 H: 0 E: 0 K: 0 S: 5	LOB: 0 BB: 0 P: 8	R: 0 H: 0 E: 0 K: 0 S: 9	LOB: 0 BB: 0 P: 13	R: 0 H: 2 E: 0 K: 1 S: 9	LOB: 3 BB: 1 P: 15	R: 0 H: 1 E: 0 K: 0 S: 9	LOB: 1 BB: 0 P: 17	R: 0 H: 0 E: 0 K: 1 S: 14	LOB: 2 BB: 2 P: 27	R: 0 H: 0 E: 0 K: 2 S: 7	LOB: 0 BB: 0 P: 8	R: 0 H: 1 E: 0 K: 2 S: 13	LOB: 2 BB: 0 P: 20	1B: 3 2B: 1 3B: 0 HR: 1	SF: 0 SAC: 0 DP: 1 HBP: 0	WP: 0 PA: 37 PB: 0 SB: 1 CS: 0
PITCHER	IP WLS BF H R ER SO BB IBB HBP BLK WP HR S P ERA WHIP																				
Shawn Estes, L (1, 1) ERA: 3.99	6.2 W 29 4 1 1 1 6 0 0 0 0 0 0 54 102 1.35 1.500																				
Felix Rodriguez, R (7, 1) ERA: 2.89	1.1 H 4 0 0 0 3 0 0 0 0 0 0 0 10 12 0.00 0.000																				
Robb Nen, R (9, 1) ERA: 1.94	1.0 S 4 1 0 0 2 0 0 0 0 0 0 0 13 20 0.00 1.000																				

Batter	1	2	3	4	5	6	7	8	9	AB	R	H	RBI	BB	SO	LOB	TOP		
Marvin Benard, L (1, 8) OBP: 0.337, SLG: 0.395	4-1 S 2B BB		1-1 G1-3			4-2 BB	1-2 G4-3 1B			2	1	1	0	2	0	0	San Francisco Giants @ Chicago Cubs Wrigley Field, Chicago, IL Sat Jul 29 2000, 3:05 PM CDT Att. 40,320 - Overcast - 72 F		
Bill Mueller, S (1, 5) OBP: 0.325, SLG: 0.378	2-0 P4		1-1 G4-3			3-1 F8	1-1 G4-3			3	0	0	0	0	0	3			
Aaron Fultz, L (5, 1) OBP: 0.400, SLG: 0.400										1	0	0	0	0	0	2			
Felipe Crespo, S (8, 9) OBP: 0.349, SLG: 0.436							1-2			0	0	0	0	0	0	0			
Barry Bonds, L (1, 7) OBP: 0.425, SLG: 0.700	3-3 1-2		3-2 G4-3			4-1 WP DI BB		2-2 G5-3		3	0	0	0	1	1	1			
Jeff Kent, R (1, 4) OBP: 0.413, SLG: 0.617	2-1 2H 2B			2-0 CS 1B		2-3 K	1-3 K	0-3 K		4	0	2	1	0	2	1			
Ellis Burks, R (1, 9) OBP: 0.423, SLG: 0.594	1-1 P6			2-2 L7			0-0 P3	2-3 K		4	0	0	0	0	1	3			
Alan Embree, L (8, 1)										0	0	0	0	0	0	0			
J.T. Snow, L (1, 3) OBP: 0.380, SLG: 0.479		4-1 BB		2-3 K			4-0 BB		1-0 G5-3	2	0	0	0	2	1	1			
Rich Aurilia, R (1, 6) OBP: 0.342, SLG: 0.443		1-1 L8		0-2 CS	1-0 SH1-4 1B	0-3 K		2-1 2B		4	0	2	0	0	1	3			
Doug Mirabeli, R (1, 2) OBP: 0.352, SLG: 0.426		3-3 K				1-1 F3		2-2 L9		4	0	0	0	0	2	3			
Russ Ortiz, R (1, 1) OBP: 0.263, SLG: 0.212		3-2 G6-3				3-1 SH1-4		0-0 1B		1	0	0	0	0	0	1			
Scott Linebrink, R (5, 1)						1-2				0	0	0	0	0	0	0			
Russ Davis, R (5, 5) OBP: 0.322, SLG: 0.417									3-2 F8	2	0	1	0	0	0	1			
Inning Stats	R: 1 E: 0 K: 1 S: 9	H: 1 LOB: 1 BB: 1 P: 21	R: 0 E: 0 K: 1 S: 11	H: 0 LOB: 1 BB: 1 P: 22	R: 0 E: 0 K: 0 S: 7	H: 0 LOB: 0 BB: 0 P: 12	R: 0 E: 0 K: 1 S: 10	H: 1 LOB: 0 BB: 0 P: 16	R: 0 E: 0 K: 2 S: 9	H: 0 LOB: 2 BB: 2 P: 21	R: 0 E: 0 K: 2 S: 8	H: 2 LOB: 1 BB: 0 P: 13	R: 0 E: 0 K: 2 S: 9	H: 0 LOB: 0 BB: 0 P: 13	R: 0 E: 0 K: 1 S: 11	H: 1 LOB: 1 BB: 0 P: 18	1B: 4 2B: 2 3B: 0 HR: 0	SF: 0 SAC: 1 DP: 1 HBP: 0	WP: 1 PA: 37 PB: 0 CS: 1
PITCHER	IP WLS BF H R ER SO BB IBB HBP BLK WP HR S P ERA WHIP	6.0 W 25 3 1 1 5 5 0 0 0 1 0 54 110 1.50 1.333	3.0 S 11 3 0 0 3 0 0 0 0 0 0 29 44 0.00 1.000																

Batter	1	2	3	4	5	6	7	8	9	AB	R	H	RBI	BB	SO	LOB	BOTTOM		
Eric Young Sr., R (1, 4) OBP: 0.379, SLG: 0.421	0-1 G4-3	4-2 BB		0-0 SH1-3	2-2 BB 1B	0-0 FC5-4				3	1	1	1	1	0	1	San Francisco Giants @ Chicago Cubs Wrigley Field, Chicago, IL Sat Jul 29 2000, 3:05 PM CDT Att. 40,320 - Overcast - 72 F		
Jeff Huson, L (9, 4) OBP: 0.290, SLG: 0.279				1-2 3H 1B	1-2 BB 1B	1-2 1B				0	0	0	0	0	0	0			
Ricky Gutierrez, R (1, 6) OBP: 0.365, SLG: 0.399	3-2 F9	2-2 F9		1-0 1B	0-2 BB 1B		3-1 G6-3			5	0	2	0	0	0	1			
Mark Grace, L (1, 3) OBP: 0.399, SLG: 0.453	0-1 1B 2B	0-1 G3		0-0 G4-3	4-0 BB BB		3-2 L8			4	1	1	1	1	0	2			
Sammy Sosa, R (1, 9) OBP: 0.409, SLG: 0.615	4-2 1B BB		0-1 1B FC3-2 1B		1-2 BB 1B		3-2 G6-3			3	2	2	1	2	0	0			
Henry Rodriguez, L (1, 7) OBP: 0.314, SLG: 0.525	2-1 BB BB		2-1 FC1-6 1B		1-3 K		3-2 L9			3	1	2	1	1	1	3			
Gary Matthews, S (8, PH) OBP: 0.250, SLG: 0.273	1-3 2H 1B		1-3 1B		1-2 BB 1B					1	0	0	0	0	0	0			
Willie Greene, L (1, 5) OBP: 0.332, SLG: 0.411	4-1 BB BB		0-0 FC1-6 FC3-2		1-2 K		3-2 G4-6-3 1B			3	1	1	0	1	1	5			
Joe Girardi, R (1, 2) OBP: 0.365, SLG: 0.409	4-1 BB BB		1-0 FC3-2		0-0 34 1B 1B	0-0 L9		1-1 G4-6-3		4	1	1	2	1	0	3			
Brant Brown, L (1, 8) OBP: 0.238, SLG: 0.345	1-2 2-3 3H BB		1-2 3H 1B		1-2 BB 1B					3	0	0	0	0	2	8			
Damon Buford, R (6, PH) OBP: 0.341, SLG: 0.444	1-3 K		1-3 K		2-1 F7	2-1 G5-3				1	0	0	0	0	0	0			
34 Kerry Wood, R (1, 1) OBP: 0.321, SLG: 0.385		2-3 K		1-0 1B SH1-3 1B	0-2 1B BB 1B	0-0 FC5-4 1B				3	1	2	2	0	1	0			
Chad Meyers, R (6, PH) OBP: 0.313, SLG: 0.438					1-3 2H 3H BB					1	0	1	0	0	0	0			
Kyle Farnsworth, R (7, 1) ERA: 5.62										0	0	0	0	0	0	0			
Inning Stats	R: 2 E: 0 K: 1 S: 21	H: 2 LOB: 3 BB: 3 P: 39	R: 0 E: 0 K: 1 S: 13	H: 0 LOB: 1 BB: 1 P: 21	R: 0 E: 0 K: 1 S: 10	H: 2 LOB: 2 BB: 0 P: 14	R: 0 E: 0 K: 0 S: 4	H: 2 LOB: 1 BB: 0 P: 6	R: 6 E: 0 K: 2 S: 27	H: 5 LOB: 3 BB: 3 P: 48	R: 0 E: 0 K: 0 S: 5	H: 1 LOB: 1 BB: 0 P: 7	R: 0 E: 0 K: 0 S: 13	H: 0 LOB: 0 BB: 0 P: 22	R: 0 E: 0 K: 2 S: 10	H: 1 LOB: 0 BB: 0 P: 17	1B: 12 2B: 1 3B: 0 HR: 0	SF: 0 SAC: 1 DP: 1 HBP: 1	WP: 0 PA: 43 PB: 0 CS: 0
PITCHER	IP WLS BF H R ER SO BB IBB HBP BLK WP HR S P ERA WHIP	4.0 L 6 3 2 2 0 2 0 0 0 0 0 16 28 54.00 15.000	0.1 6 3 2 2 0 2 0 0 0 0 0 0 24 37 0.00 0.375	2.2 9 1 0 0 2 0 0 0 0 0 0 0 10 17 0.00 1.000															



Batter	1	2	3	4	5	6	7	8	9	10	11	AB	R	H	RBI	BB	SO	LOB	TOP			
Calvin Murray, R OBP: 0.362, SLG: 0.351	(1,8) F8	(1,2) FC6		(4,1) BB		(4,1) FC6			(3,2) F9			3	0	0	0	2	0	2				
Bill Mueller, S OBP: 0.323, SLG: 0.377	(1,5) 1B	(2,2) G4-3		(1,0) G3		(0,2) FC6			(2,0) F8			5	1	1	1	0	0	5				
Barry Bonds, L OBP: 0.423, SLG: 0.688	(1,7) 1B	(4,0) IBB			(4,2) L6-4				(2,1) F8		(3,1) G3-1	3	1	1	0	2	0	0				
Jeff Kent, R OBP: 0.406, SLG: 0.605	(1,4) P4				(0,0) F7				(1,3) K		(2,3) K	5	0	0	0	0	3	6				
J.T. Snow, L OBP: 0.380, SLG: 0.473	(1,3) 1B		(2,2) G3-1		(4,0) BB				(1,3) K			3	0	0	0	2	2	0				
Ellis Burks, R OBP: 0.423, SLG: 0.602	(1,9) 1B		(2,3) K		(0,0) L6-4				(2,1) P6		(2,2) HR	5	1	2	3	0	1	2				
Robb Nen, R (11,1)												0	0	0	0	0	0	0				
Rich Aurilia, R OBP: 0.337, SLG: 0.435			(0,0) G6-3		(1,0) G6-3			(2,2) F8	(3,1) G5-3		(0,0) F8	5	1	1	0	0	0	0				
Doug Mirabeli, R OBP: 0.344, SLG: 0.410		(3,2) F9			(0,1) G4-3			(4,1) FC6	(2,3) K		(0,1) G1-3	4	0	0	0	1	1	1				
Mark Gardner, R Alan Embree, L Felix Rodriguez, R Armando Rios, L	(1,1) E2	(1,2) G4-3		(2,3) K		(0,3) K			(1,2) P1		(1,1) G4-3	3	0	0	0	0	2	2				
Inning Stats	R: 2 E: 0 K: 0 S: 10	H: 3 LOB: 2 BB: 1 P: 22	R: 1 E: 2 K: 1 S: 16	H: 1 LOB: 3 BB: 1 P: 27	R: 0 E: 0 K: 1 S: 9	H: 0 LOB: 0 BB: 0 P: 14	R: 0 E: 0 K: 1 S: 8	H: 0 LOB: 1 BB: 1 P: 15	R: 0 E: 0 K: 2 S: 8	H: 0 LOB: 2 BB: 2 P: 12	R: 0 E: 0 K: 1 S: 8	H: 0 LOB: 0 BB: 0 P: 15	R: 0 E: 0 K: 0 S: 10	H: 0 LOB: 0 BB: 0 P: 16	R: 0 E: 0 K: 2 S: 8	H: 0 LOB: 0 BB: 0 P: 16	R: 1 E: 0 K: 0 S: 8	H: 1 LOB: 0 BB: 0 P: 11	1B: 4 2B: 1 3B: 0 HR: 1	SF: 0 SAC: 0 DP: 1 HBP: 0	WP: 0 PB: 0 SB: 0 CS: 0	PA: 45
PITCHER	IP WLS BF H R ER SO BB IBB HBP BLK WP HR S P ERA WHIP																					
Jimmy Haynes, R ERA: 4.87	(1,1) 6.0	3	29	4	3	4	0	0	0	0	0	0	0	0	8	12	0.00	0.000				
Valerio De Los Santos, L ERA: 3.90	(7,1) 1.0	3	0	0	0	2	0	0	0	0	0	0	0	0	18	31	0.00	0.000				
Juan Acevedo, R ERA: 3.93	(8,1) 2.0	6	0	0	0	1	0	0	0	0	0	0	0	0	8	16	0.00	0.000				
Ray King, L ERA: 2.35	(10,1) 1.0	3	0	0	0	2	0	0	0	0	0	0	0	1	8	11	9.00	1.000				
David Weathers, R ERA: 3.28	(11,1) 1.0	L	4	1	1	1	0	0	0	0	0	0	0	1	8	11	9.00	1.000				

San Francisco Giants @ Milwaukee Brewers
 Milwaukee County Stadium, Milwaukee, WI
 Mon Jul 31 2000, 8:05 PM EDT
 Att: 20,530 - Cloudy - 69 F

AB	38
R	4
H	5
RBI	4
BB	7
SO	9
LOB	18



Batter	1	2	3	4	5	6	7	8	9	10	11	AB	R	H	RBI	BB	SO	LOB	BOTTOM					
Ronnie Belliard, R OBP: 0.358, SLG: 0.409	(1,4) G4-3		(2,1) G6-3		(2,0) HR		(4,2) BB			(2,2) F8		4	1	1	0	1	0	0						
Marquis Grissom, R OBP: 0.273, SLG: 0.348	(1,8) K		(0,0) P3		(1,1) F3		(0,0) F7			(0,0) G6-3		5	0	0	0	0	1	2						
Geoff Jenkins, L OBP: 0.347, SLG: 0.565	(1,7) BB		(0,1) G4-3		(3,2) HR			(0,0) F9		(1,2) G4-3		4	2	1	2	0	0	0						
Richie Sexson, R OBP: 0.312, SLG: 0.452	(1,3) E		(4,1) BB		(1,2) BB		(0,1) F8		(0,0) F9		(1,0) P4	4	0	1	0	1	0	0						
Jeromy Burnitz, L OBP: 0.340, SLG: 0.454	(1,9) E3		(0,1) P6		(0,0) P6		(2,3) K		(0,1) G4-3		(1,3) K2-3	5	0	1	1	0	2	1						
Charlie Hayes, R OBP: 0.368, SLG: 0.410	(1,5) L8		(1,0) L7		(1,0) L7		(1,0) P6		(0,0) F8		(1,2) G4-3	5	0	0	0	0	0	3						
José Hernández, R OBP: 0.308, SLG: 0.387		(3,3) K		(4,1) BB		(0,3) K			(3,3) K			3	0	0	0	1	3	0						
Henry Blanco, R OBP: 0.316, SLG: 0.374	(1,2) G6-3		(1,1) G6-3		(1,3) K		(3,3) K		(4,0) BB			3	0	0	0	1	2	2						
Jimmy Haynes, R Valerio De Los Santos, L Tyler Houston, L Juan Acevedo, R Raul Casanova, S Ray King, L David Weathers, R	(1,1) K	(0,3) K		(0,1) G5-3		(2,0) F7			(2,2) P5			2	0	0	0	0	1	0						
Inning Stats	R: 1 E: 0 K: 1 S: 11	H: 1 LOB: 2 BB: 1 P: 22	R: 0 E: 0 K: 2 S: 8	H: 0 LOB: 0 BB: 0 P: 12	R: 0 E: 0 K: 0 S: 5	H: 0 LOB: 0 BB: 0 P: 7	R: 0 E: 0 K: 1 S: 9	H: 1 LOB: 1 BB: 1 P: 16	R: 2 E: 0 K: 0 S: 11	H: 2 LOB: 0 BB: 0 P: 17	R: 0 E: 0 K: 2 S: 7	H: 0 LOB: 1 BB: 1 P: 10	R: 0 E: 0 K: 0 S: 4	H: 0 LOB: 0 BB: 0 P: 4	R: 0 E: 0 K: 1 S: 10	H: 0 LOB: 1 BB: 1 P: 19	R: 0 E: 0 K: 0 S: 7	H: 0 LOB: 0 BB: 0 P: 10	R: 0 E: 0 K: 1 S: 9	H: 0 LOB: 0 BB: 0 P: 12	1B: 2 2B: 0 3B: 1 HR: 1	SF: 0 SAC: 0 DP: 0 HBP: 1	WP: 0 PB: 0 SB: 0 CS: 0	PA: 42
PITCHER	IP WLS BF H R ER SO BB IBB HBP BLK WP HR S P ERA WHIP																							
Mark Gardner, R ERA: 4.41	(1,1) 7.0	3	4	0	3	0	0	0	0	0	0	0	0	0	60	102	3.86	1.000						
Alan Embree, L ERA: 5.48	(8,1) 1.0	3	0	0	0	0	0	0	0	0	0	0	0	4	4	0.00	0.000							
Felix Rodriguez, R ERA: 2.85	(9,1) 2.0	W	7	0	0	0	1	1	0	0	0	0	0	17	29	0.00	0.500							
Robb Nen, R ERA: 1.87	(11,1) 1.0	S	3	0	0	0	1	0	0	0	0	0	0	9	12	0.00	0.000							

San Francisco Giants @ Milwaukee Brewers
 Milwaukee County Stadium, Milwaukee, WI
 Mon Jul 31 2000, 8:05 PM EDT
 Att: 20,530 - Cloudy - 69 F

AB	37
R	3
H	4
RBI	3
BB	4
SO	9
LOB	9



Batter	1	2	3	4	5	6	7	8	9	AB	R	H	RBI	BB	SO	LOB	TOP								
Calvin Murray, R OBP: 0.361, SLG: 0.346	G6-3	G6-3		SH1-4	FC5			E4	F9	5	1	1	1	0	0	5	San Francisco Giants @ Milwaukee Brewers Milwaukee County Stadium, Milwaukee, WI Tue Aug 01 2000, 8:05 PM EDT Att: 15,722 - Cloudy - 81 F								
Bill Mueller, S OBP: 0.323, SLG: 0.376	F7	BB 1B		BB 1B		G4-3	F8	E7		6	1	2	2	0	0	1									
Barry Bonds, L OBP: 0.424, SLG: 0.693	HR	BB 1B		F8		F8	G4-3	FC4-6		5	1	2	1	1	0	2									
Jeff Kent, R OBP: 0.409, SLG: 0.611	1B 1B	BB		1B 1B		HR		G1-3	FC4-6	4	2	2	1	2	0	2									
J.T. Snow, L OBP: 0.386, SLG: 0.481	1B	G3-1		BB		BB 1B		1B 2B	BB	5	3	4	1	1	0	3									
Ellis Burks, R OBP: 0.432, SLG: 0.605	1B			F8		FC5 G5-3	1B	BB 1B	BB	4	1	3	1	2	0	0									
Aaron Fultz, L OBP: 0.400, SLG: 0.400	1B					1B	BB	1B	1B	0	0	0	0	0	0	0									
Rich Aurilia, R OBP: 0.340, SLG: 0.434	F2			F7		G5-3	1B	1B	BB	5	1	2	1	1	0	3									
Bobby Estalella, R OBP: 0.388, SLG: 0.547		G6-3 SH3-4		G1-3		FC5	HBP	F8	F2	3	2	0	1	1	0	5									
Shawn Estes, R ERA: 5.54		SH3-4		SH1-4		K		F8	F9	2	1	1	0	0	1	2									
Valero De Los Santos, L ERA: 5.92									SF8	0	0	0	0	0	0	0									
Kane Davis, R ERA: 13.85										0	0	0	0	0	0	0									
Bob Scanlan, R ERA: 27.0										0	0	0	0	0	0	0									
Ray King, L ERA: 4.32										0	0	0	0	0	0	0									
Inning Stats	R: 2 E: 0 K: 0 S: 15	H: 4 LOB: 2 BB: 0 P: 24	R: 1 E: 0 K: 0 S: 11	H: 2 LOB: 3 BB: 1 P: 22	R: 0 E: 0 K: 0 S: 5	H: 0 LOB: 0 BB: 0 P: 7	R: 2 E: 0 K: 0 S: 13	H: 3 LOB: 2 BB: 1 P: 23	R: 0 E: 0 K: 1 S: 8	H: 1 LOB: 2 BB: 0 P: 11	R: 2 E: 0 K: 0 S: 16	H: 3 LOB: 1 BB: 0 P: 24	R: 0 E: 0 K: 0 S: 10	H: 0 LOB: 0 BB: 0 P: 17	R: 5 E: 2 K: 0 S: 9	H: 3 LOB: 2 BB: 3 P: 24	R: 1 E: 0 K: 0 S: 14	H: 1 LOB: 2 BB: 2 P: 26	1B: 13 2B: 2 3B: 0 HR: 2	SF: 1 SAC: 2 DP: 0 HBP: 3	WP: 0 PB: 0 SB: 1 CS: 0	PA: 55			
PITCHER	IP WLS BF H R ER SO BB IBB HBP BLK WP HR S P ERA WHIP	IP WLS BF H R ER SO BB IBB HBP BLK WP HR S P ERA WHIP	IP WLS BF H R ER SO BB IBB HBP BLK WP HR S P ERA WHIP	IP WLS BF H R ER SO BB IBB HBP BLK WP HR S P ERA WHIP	IP WLS BF H R ER SO BB IBB HBP BLK WP HR S P ERA WHIP	IP WLS BF H R ER SO BB IBB HBP BLK WP HR S P ERA WHIP	IP WLS BF H R ER SO BB IBB HBP BLK WP HR S P ERA WHIP	IP WLS BF H R ER SO BB IBB HBP BLK WP HR S P ERA WHIP	IP WLS BF H R ER SO BB IBB HBP BLK WP HR S P ERA WHIP	IP WLS BF H R ER SO BB IBB HBP BLK WP HR S P ERA WHIP	IP WLS BF H R ER SO BB IBB HBP BLK WP HR S P ERA WHIP	IP WLS BF H R ER SO BB IBB HBP BLK WP HR S P ERA WHIP	IP WLS BF H R ER SO BB IBB HBP BLK WP HR S P ERA WHIP	IP WLS BF H R ER SO BB IBB HBP BLK WP HR S P ERA WHIP	IP WLS BF H R ER SO BB IBB HBP BLK WP HR S P ERA WHIP	IP WLS BF H R ER SO BB IBB HBP BLK WP HR S P ERA WHIP	IP WLS BF H R ER SO BB IBB HBP BLK WP HR S P ERA WHIP	IP WLS BF H R ER SO BB IBB HBP BLK WP HR S P ERA WHIP	IP WLS BF H R ER SO BB IBB HBP BLK WP HR S P ERA WHIP	IP WLS BF H R ER SO BB IBB HBP BLK WP HR S P ERA WHIP	IP WLS BF H R ER SO BB IBB HBP BLK WP HR S P ERA WHIP	IP WLS BF H R ER SO BB IBB HBP BLK WP HR S P ERA WHIP	IP WLS BF H R ER SO BB IBB HBP BLK WP HR S P ERA WHIP	IP WLS BF H R ER SO BB IBB HBP BLK WP HR S P ERA WHIP	IP WLS BF H R ER SO BB IBB HBP BLK WP HR S P ERA WHIP


AB	41
R	13
H	17
RBI	10
BB	8
SO	1
LOB	26




Batter	1	2	3	4	5	6	7	8	9	AB	R	H	RBI	BB	SO	LOB	BOTTOM								
James Mouton, R OBP: 0.357, SLG: 0.324		F4			K				G2-3	4	0	2	0	0	1	1	San Francisco Giants @ Milwaukee Brewers Milwaukee County Stadium, Milwaukee, WI Tue Aug 01 2000, 8:05 PM EDT Att: 15,722 - Cloudy - 81 F								
Bob Scanlan, R	FC5-4					CS				0	0	0	0	0	0	0									
Ray King, L	1B					1B				0	0	0	0	0	0	0									
Tyler Houston, L OBP: 0.300, SLG: 0.503	1B									1	0	0	0	0	0	0									
Ronnie Belliard, R OBP: 0.361, SLG: 0.408	FC5-4		G6-3			CS			1B	3	3	1	0	2	0	1									
Geoff Jenkins, L OBP: 0.347, SLG: 0.564	HR								BB	2	1	1	0	0	1	0									
Marquis Grissom, R OBP: 0.274, SLG: 0.349	HR								SH1-4	2	0	1	0	0	1	1									
Richie Sexson, R OBP: 0.314, SLG: 0.461	HR								SH1-4	4	1	2	5	0	1	2									
Charlie Hayes, R OBP: 0.364, SLG: 0.404	G4-3								SF8	4	0	0	0	0	1	1									
David Weathers, R ERA: 3.51	G4-3								K	0	0	0	0	0	0	0									
Curt Leskanic, R ERA: 2.92	G4-3								K	0	0	0	0	0	0	0									
Henry Blanco, R OBP: 0.315, SLG: 0.372	G4-3								K	1	0	0	0	0	1	1									
Jeremy Burnitz, L OBP: 0.341, SLG: 0.453	G4-3								F7	3	1	1	0	0	0	0									
José Hernández, R OBP: 0.305, SLG: 0.383			K		K				E4	4	1	0	0	0	2	2									
Raul Casanova, S OBP: 0.338, SLG: 0.414									P3	3	1	2	2	1	0	0									
John Snyder, R OBP: 0.187, SLG: 0.192									E8	1	0	0	0	0	0	1									
Valero De Los Santos, L ERA: 4.33										0	0	0	0	0	0	0									
Angel Echevarria, R OBP: 0.296, SLG: 0.385										0	0	0	0	0	0	0									
Kane Davis, R ERA: 4.33										0	0	0	0	0	0	0									
Luis Lopez, S OBP: 0.313, SLG: 0.390										0	0	0	0	0	0	0									
Inning Stats	R: 3 E: 0 K: 0 S: 16	H: 3 LOB: 0 BB: 0 P: 26	R: 0 E: 0 K: 1 S: 10	H: 0 LOB: 1 BB: 1 P: 15	R: 0 E: 0 K: 1 S: 11	H: 1 LOB: 1 BB: 0 P: 19	R: 0 E: 0 K: 1 S: 10	H: 1 LOB: 1 BB: 0 P: 16	R: 0 E: 0 K: 3 S: 11	H: 0 LOB: 1 BB: 1 P: 18	R: 3 E: 1 K: 0 S: 13	H: 3 LOB: 0 BB: 0 P: 20	R: 1 E: 1 K: 1 S: 10	H: 1 LOB: 0 BB: 0 P: 13	R: 0 E: 1 K: 0 S: 11	H: 0 LOB: 1 BB: 0 P: 19	R: 1 E: 0 K: 1 S: 13	H: 1 LOB: 1 BB: 1 P: 24	1B: 8 2B: 0 3B: 1 HR: 1	SF: 2 SAC: 1 DP: 1 HBP: 1	WP: 1 PB: 0 SB: 0 CS: 1	PA: 42			
PITCHER	IP WLS BF H R ER SO BB IBB HBP BLK WP HR S P ERA WHIP	IP WLS BF H R ER SO BB IBB HBP BLK WP HR S P ERA WHIP	IP WLS BF H R ER SO BB IBB HBP BLK WP HR S P ERA WHIP	IP WLS BF H R ER SO BB IBB HBP BLK WP HR S P ERA WHIP	IP WLS BF H R ER SO BB IBB HBP BLK WP HR S P ERA WHIP	IP WLS BF H R ER SO BB IBB HBP BLK WP HR S P ERA WHIP	IP WLS BF H R ER SO BB IBB HBP BLK WP HR S P ERA WHIP	IP WLS BF H R ER SO BB IBB HBP BLK WP HR S P ERA WHIP	IP WLS BF H R ER SO BB IBB HBP BLK WP HR S P ERA WHIP	IP WLS BF H R ER SO BB IBB HBP BLK WP HR S P ERA WHIP	IP WLS BF H R ER SO BB IBB HBP BLK WP HR S P ERA WHIP	IP WLS BF H R ER SO BB IBB HBP BLK WP HR S P ERA WHIP	IP WLS BF H R ER SO BB IBB HBP BLK WP HR S P ERA WHIP	IP WLS BF H R ER SO BB IBB HBP BLK WP HR S P ERA WHIP	IP WLS BF H R ER SO BB IBB HBP BLK WP HR S P ERA WHIP	IP WLS BF H R ER SO BB IBB HBP BLK WP HR S P ERA WHIP	IP WLS BF H R ER SO BB IBB HBP BLK WP HR S P ERA WHIP	IP WLS BF H R ER SO BB IBB HBP BLK WP HR S P ERA WHIP	IP WLS BF H R ER SO BB IBB HBP BLK WP HR S P ERA WHIP	IP WLS BF H R ER SO BB IBB HBP BLK WP HR S P ERA WHIP	IP WLS BF H R ER SO BB IBB HBP BLK WP HR S P ERA WHIP	IP WLS BF H R ER SO BB IBB HBP BLK WP HR S P ERA WHIP	IP WLS BF H R ER SO BB IBB HBP BLK WP HR S P ERA WHIP	IP WLS BF H R ER SO BB IBB HBP BLK WP HR S P ERA WHIP	IP WLS BF H R ER SO BB IBB HBP BLK WP HR S P ERA WHIP

AB	34
R	8
H	10
RBI	8
BB	3
SO	8
LOB	13



Batter	1	2	3	4	5	6	7	8	9	AB	R	H	RBI	BB	SO	LOB	TOP			
Calvin Murray, R (1, 8) OBP: 0.358, SLG: 0.338 Felipe Crespo, S (9, PH) OBP: 0.337, SLG: 0.420	1-1 G6-3 HBP		0-3 K	1-3 K			1-0 G5-3		0-0 G4-3	3	0	0	0	0	2	3	San Francisco Giants @ Milwaukee Brewers Milwaukee County Stadium, Milwaukee, WI Wed Aug 02 2000, 2:05 PM EDT Att: 25,753 - Cloudy - 77 F livebaseballscorecards.com			
Bill Mueller, S (1, 5) OBP: 0.321, SLG: 0.372	1-0 G6-3			2-1 HR HBP	0-1 G6-3		2-2 G3		1-0 G3-1	4	1	0	0	0	0	3				
Barry Bonds, L (1, 7)	0-0 G4-3			0-0 HR	4-0 BB		2-2 G4-3			3	1	1	2	1	0	0				
Jeff Kent, R (1, 4) OBP: 0.408, SLG: 0.608		0-1 G4-3		2-2 BB 1B	3-2 F7			0-2 G5-3		4	1	1	0	0	0	1				
Ellis Burks, R (1, 9) OBP: 0.429, SLG: 0.599		0-1 F9		1-0 F7	2-1 P4			2-2 G4-6-3 1B		4	0	1	0	0	0	2				
J.T. Snow, L (1, 3) OBP: 0.385, SLG: 0.477		3-2 G3-1		4-0 1B 2B		2-2 G4-3		2-1 G4-6-3 1B		3	1	0	0	1	0	1				
Ramon Martinez, R (1, 6) OBP: 0.346, SLG: 0.496			3-2 F8	0-0 2B 1B		3-2 F8		0-1 G1-3		4	0	1	1	0	0	0				
Bobby Estalella, R (1, 2) OBP: 0.394, SLG: 0.546			4-2 FC6-4 BB	0-3 K		0-1 1B		4-2 G4-3 BB		2	0	1	0	2	1	2				
Livan Hernandez, R (1, 1) OBP: 0.305, SLG: 0.397 Felix Rodriguez, R (8, 1) Armando Rios, L (9, PH) OBP: 0.347, SLG: 0.485			0-2 FC6-4	1-1 2B		0-0 G4-3		4-0 G4-3		3	0	1	1	0	0	2				
Inning Stats	R: 0 E: 0 K: 0 S: 3	H: 0 LOB: 0 BB: 0 P: 5	R: 0 E: 0 K: 0 S: 7	H: 0 LOB: 0 BB: 0 P: 10	R: 0 E: 0 K: 1 S: 16	H: 0 LOB: 1 BB: 1 P: 23	R: 4 E: 0 K: 2 S: 15	H: 4 LOB: 2 BB: 1 P: 26	R: 0 E: 0 K: 0 S: 8	H: 1 LOB: 1 BB: 0 P: 14	R: 0 E: 0 K: 0 S: 7	H: 0 LOB: 0 BB: 0 P: 12	R: 0 E: 0 K: 0 S: 10	H: 1 LOB: 2 BB: 2 P: 14	R: 0 E: 0 K: 0 S: 7	H: 0 LOB: 2 BB: 2 P: 16	1B: 4 2B: 1 3B: 0 HR: 1	SF: 0 SAC: 0 DP: 2 HBP: 2	WP: 0 PB: 0 SB: 0 CS: 0	PA: 38
PITCHER	IP WLS BF H R ER SO	IP WLS BF H R ER SO	IP WLS BF H R ER SO	IP WLS BF H R ER SO	IP WLS BF H R ER SO	IP WLS BF H R ER SO	IP WLS BF H R ER SO	IP WLS BF H R ER SO	IP WLS BF H R ER SO	IP WLS BF H R ER SO	IP WLS BF H R ER SO	IP WLS BF H R ER SO	IP WLS BF H R ER SO	IP WLS BF H R ER SO	IP WLS BF H R ER SO	IP WLS BF H R ER SO	ERA WHIP	ERA WHIP	ERA WHIP	
Jamey Wright, R (1, 1) ERA: 3.64	7.0	30	5	4	4	3	3	0	2	0	0	0	0	0	0	0	0	5.14	1.143	
Juan Acevedo, R (8, 1) ERA: 3.95	1.0	W	3	1	0	0	0	0	0	0	0	0	0	0	0	0	0	0.00	1.000	
Curt Leskancic, R (9, 1) ERA: 2.86	1.0	S	5	0	0	0	2	0	0	0	0	0	0	0	0	0	0	0.00	2.000	

Batter	1	2	3	4	5	6	7	8	9	AB	R	H	RBI	BB	SO	LOB	BOTTOM			
Ronnie Belliard, R (1, 4) OBP: 0.360, SLG: 0.407	0-3 K		1-2 G6-3		0-2 G6-3			1-2 F8 1B SF8 1B		4	1	1	0	0	1	0	San Francisco Giants @ Milwaukee Brewers Milwaukee County Stadium, Milwaukee, WI Wed Aug 02 2000, 2:05 PM EDT Att: 25,753 - Cloudy - 77 F livebaseballscorecards.com			
Marquis Grissom, R (1, 8) OBP: 0.279, SLG: 0.351	4-2 1B WP BB		1-2 1B		0-1 G5-3			0-0 SF8 F8 2B 1B		3	2	2	0	1	0	0				
Geoff Jenkins, L (1, 7) OBP: 0.349, SLG: 0.573	1-0 WP 1B		3-2 P6			2-1 HR		0-0 F8 1-2 2-3		4	1	2	1	0	0	3				
Richie Sexson, R (1, 3) OBP: 0.316, SLG: 0.469	3-2 F9			0-2 HR		3-2 F8		4-2 BB 2B BB		3	2	1	1	1	0	1				
Jeromy Burnitz, L (1, 9) OBP: 0.338, SLG: 0.449	1-1 F9			3-3 K		2-3 K		0-0 SF8		3	0	0	1	0	2	1				
Charlie Hayes, R (1, 5) OBP: 0.363, SLG: 0.400		1-3 K		0-2 G4-3		0-1 F9		2-3 3-H 4-2 2B 1-2 BB		3	0	0	0	1	1	0				
Raul Casanova, S (1, 2) OBP: 0.342, SLG: 0.424		0-0 G4-3		0-1 1B			1-1 L6	2-1 1-3 2-H 3-H 2B		4	0	2	2	0	0	0				
Luis Lopez, S (1, 6) OBP: 0.304, SLG: 0.377		1-2 G5-3		1-1 P5			0-2 F7	0-1 L5		4	0	0	0	0	0	3				
Jamey Wright, R (1, 1) OBP: 0.043, SLG: 0.043 Tyler Houston, L (7, PH) OBP: 0.298, SLG: 0.500 Juan Acevedo, R (8, 1) Curt Leskancic, R (9, 1)			0-0 P6		1-2 G1-3		1-0 F7			2	0	0	0	0	0	0				
Inning Stats	R: 1 E: 0 K: 1 S: 16	H: 1 LOB: 1 BB: 1 P: 25	R: 0 E: 0 K: 1 S: 7	H: 0 LOB: 0 BB: 0 P: 9	R: 0 E: 0 K: 0 S: 11	H: 1 LOB: 1 BB: 0 P: 16	R: 1 E: 0 K: 1 S: 13	H: 2 LOB: 1 BB: 0 P: 17	R: 0 E: 0 K: 0 S: 8	H: 0 LOB: 0 BB: 0 P: 9	R: 1 E: 0 K: 1 S: 10	H: 1 LOB: 0 BB: 0 P: 17	R: 0 E: 0 K: 0 S: 8	H: 0 LOB: 0 BB: 0 P: 10	R: 3 E: 0 K: 0 S: 14	H: 3 LOB: 2 BB: 2 P: 25	1B: 5 2B: 1 3B: 0 HR: 2	SF: 1 SAC: 0 DP: 0 HBP: 0	WP: 1 PB: 0 SB: 0 CS: 0	PA: 35
PITCHER	IP WLS BF H R ER SO	IP WLS BF H R ER SO	IP WLS BF H R ER SO	IP WLS BF H R ER SO	IP WLS BF H R ER SO	IP WLS BF H R ER SO	IP WLS BF H R ER SO	IP WLS BF H R ER SO	IP WLS BF H R ER SO	IP WLS BF H R ER SO	IP WLS BF H R ER SO	IP WLS BF H R ER SO	IP WLS BF H R ER SO	IP WLS BF H R ER SO	IP WLS BF H R ER SO	IP WLS BF H R ER SO	ERA WHIP	ERA WHIP	ERA WHIP	
Livan Hernandez, R (1, 1) ERA: 4.16	7.2	L	33	7	6	6	4	3	0	0	0	0	0	0	0	0	7.04	1.304		
Felix Rodriguez, R (8, 1) ERA: 2.83	0.1		2	1	0	0	0	0	0	0	0	0	0	0	0	0	0.00	3.000		

Batter	1	2	3	4	5	6	7	8	9	AB R H RBI BB SO LOB	TOP									
Warren Morris, L OBP: 0.334, SLG: 0.338 (1, 4)	2-2 WP 18 HBP SF9 1B	2-2 18 1B			0-0 18 BB 1B		0-1 G5-3 2		0-0 F9 2	5 1 3 0 0 0 0	Pittsburgh Pirates @ San Francisco Giants PacBell Park, San Francisco, CA Thu Aug 03 2000, 10:15 PM EDT Att: 40,930 - Sunny - 67 F									
18 Jason Kendall, R OBP: 0.425, SLG: 0.465 (1, 2)	1-2 BB WP HBP 1B	2-2 1B			4-2 1B		2-2 1B	2-3 K2-3 3	3 0 2 0 1 1 0											
John Vander Wal, L OBP: 0.397, SLG: 0.564 (1, 7)	4-1 BB 1B	1-3 K			2-3 K		1-2 G1-3 3		3 0 0 0 1 2 5											
Brian Giles, L OBP: 0.415, SLG: 0.594 Emil Brown, R OBP: 0.299, SLG: 0.441 (8, 8)	3-3 K		0-1 F7 1		0-2 F7 2			1-3 K 1	4 0 0 0 0 2 5 0 0 0 0 0 0 0											
Kevin Young, R OBP: 0.308, SLG: 0.448 (1, 3)	1-2 SF9 2		0-1 F9 2		3-3 K 3			0-0 G6-3 2	3 0 0 1 0 1 2											
Aramis Ramirez, R OBP: 0.290, SLG: 0.392 (1, 5)	3-H 4-1 1B		0-1 L6 3		0-0 F7 1			2-0 1B 2	3 0 1 0 1 0 0											
Alex Ramirez, R OBP: 0.314, SLG: 0.473 (1, 9)	1-3 K 3			0-3 K 1		1-1 F8 2		1-3 K 3	4 0 0 0 0 3 4											
Pat Meares, R OBP: 0.292, SLG: 0.381 (1, 6)		1-1 G6-3 1		0-3 K 2		0-3 K 3		3-1 HR 1	4 1 1 1 0 2 0											
67 Francisco Cordova, R OBP: 0.162, SLG: 0.114 Marc Wilkins, R OBP: 0.346, SLG: 0.457 Enrique Wilson, S OBP: 0.346, SLG: 0.457 Scott Sauerbeck, L OBP: 0.346, SLG: 0.457 Mike Williams, R OBP: 0.346, SLG: 0.457 Bruce Aven, R OBP: 0.278, SLG: 0.429 (11, 1) (4, 1) (7, PH) (7, 1) (8, 1) (8, PH)		1-3 K 2		1-2 G1-5-3 3			2-3 K 1	0-0 F8 1	2 0 0 0 0 1 0 0 0 0 0 0 0 0 1 0 0 0 0 0 1 0 0 0 0 0 0 0 0 0 0 0 0 0 0 0 0 0 1 0 0 0 0 0 0 0											
Inning Stats	R: 1 E: 0 K: 2 S: 16	H: 1 LOB: 3 BB: 2 P: 32	R: 0 E: 0 K: 2 S: 20	H: 2 LOB: 2 BB: 0 P: 27	R: 0 E: 0 K: 0 S: 6	H: 0 LOB: 0 BB: 0 P: 6	R: 0 E: 0 K: 2 S: 11	H: 1 LOB: 2 BB: 1 P: 12	R: 0 E: 0 K: 1 S: 7	H: 0 LOB: 0 BB: 0 P: 8		R: 0 E: 0 K: 1 S: 11	H: 1 LOB: 0 BB: 0 P: 16	R: 0 E: 0 K: 2 S: 8	H: 1 LOB: 1 BB: 0 P: 12	R: 1 E: 0 K: 1 S: 7	H: 1 LOB: 0 BB: 0 P: 12	1B: 6 2B: 5 3B: 0 HR: 1	SF: 1 SAC: 0 DP: 0 HBP: 1	WP: 1 PB: 0 SB: 0 CS: 0
PITCHER	IP WLS BF H R ER SO BB IBB HBP BLK WP HR S P ERA WHIP	PITCHER IP WLS BF H R ER SO BB IBB HBP BLK WP HR S P ERA WHIP																		
Russ Ortiz, R ERA: 6.19 (1, 1)	6.2 W 29 5 1 1 10 3 0 1 0 1 0 82 120 1.35 1.200																			
Aaron Fultz, L ERA: 5.1 (7, 1)	1.1 5 1 0 0 2 0 0 0 0 0 0 11 16 0.00 0.750																			
Miguel Del Toro, R ERA: 3.0 (9, 1)	1.0 4 1 1 1 1 0 0 0 0 0 0 1 7 12 9.00 1.000																			

AB 33
R 2
H 7
RBI 2
BB 3
SO 13
LOB 16



Batter	1	2	3	4	5	6	7	8	9	AB R H RBI BB SO LOB	BOTTOM									
Marvin Benard, L OBP: 0.337, SLG: 0.398 (1, 8) (9, 7)	1-1 HR 2B	0-0 G1-3 3		1-2 G3 2B 2B		4-2 BB SF8 BB	1-3 K 2			4 3 2 0 1 1 2	Pittsburgh Pirates @ San Francisco Giants PacBell Park, San Francisco, CA Thu Aug 03 2000, 10:15 PM EDT Att: 40,930 - Sunny - 67 F									
Bill Mueller, S OBP: 0.322, SLG: 0.371 (1, 5)	2-3 K 1		0-1 2B 1B	0-1 G3 1		4-2 FC4-6 BB 1B	1-2 F7 3			4 1 1 0 1 1 2										
Barry Bonds, L OBP: 0.426, SLG: 0.695 Felipe Crespo, S OBP: 0.333, SLG: 0.415 (1, 7) (8, 7) (9, 3)	2-3 K 2		0-0 2B 1B	4-0 2B IBB		0-0 F3 1		2-3 K 1	3 2 1 0 1 1 3 1 0 0 0 0 1 0											
Jeff Kent, R OBP: 0.412, SLG: 0.622 Ramon Martinez, R OBP: 0.346, SLG: 0.496 (1, 4) (9, 4)	1-0 HR 2H		3-2 1B SF9 2B	0-2 WP 2B		4-2 FC4-6 BB 1B	2-3 K 2		4 2 3 6 1 1 0 0 0 0 0 0 0 0											
J.T. Snow, L OBP: 0.386, SLG: 0.477 Russ Davis, R OBP: 0.317, SLG: 0.410 Miguel Del Toro, R (1, 3) (8, PH) (9, 1)	0-1 G4-3 3		1-2 G5-3 1B	4-2 G6-4-3 BB		2-1 SF8 2		0-3 K 3	2 0 1 1 1 0 0 1 0 0 0 0 1 0 0 0 0 0 0 0 0											
Ellis Burks, R OBP: 0.423, SLG: 0.592 Aaron Fultz, L OBP: 0.400, SLG: 0.400 Calvin Murray, R OBP: 0.356, SLG: 0.338 (1, 9) (7, 1) (8, 8)		2-3 K 1	3-1 SF9 1	2-2 G6-4-3 3		4-2 FC4-6 3		2-1 K 3	3 0 0 1 0 1 4 0 0 0 0 0 0 0 0 0 0 0 0 0 0											
Rich Aurilia, R OBP: 0.344, SLG: 0.439 (1, 6)	1-0 1B 2B		3-1 G5-3 1B		0-0 F7 1		4-2 HR BB		3 1 2 0 1 0 0											
Bobby Estalella, R OBP: 0.388, SLG: 0.535 (1, 2)	2-3 K 2		1-2 G5-3 2		1-2 G5-3 2		1-3 K 1		4 0 0 0 0 2 4											
Russ Ortiz, R OBP: 0.268, SLG: 0.222 Armando Rios, L OBP: 0.350, SLG: 0.506 (1, 1) (7, 9) (8, 1)	1-2 1B		0-1 F3 3		1-0 F8 3		3-1 HR 1H		3 0 1 1 0 0 2 1 1 1 2 0 0 0											
Inning Stats	R: 2 E: 0 K: 2 S: 14	H: 2 LOB: 0 BB: 0 P: 20	R: 0 E: 0 K: 2 S: 13	H: 2 LOB: 2 BB: 0 P: 19	R: 3 E: 0 K: 0 S: 18	H: 5 LOB: 2 BB: 0 P: 28	R: 2 E: 0 K: 0 S: 14	H: 2 LOB: 3 BB: 2 P: 25	R: 0 E: 0 K: 0 S: 5	H: 0 LOB: 0 BB: 0 P: 7		R: 1 E: 0 K: 0 S: 14	H: 0 LOB: 2 BB: 3 P: 30	R: 2 E: 0 K: 2 S: 14	H: 1 LOB: 0 BB: 1 P: 24	R: 0 E: 0 K: 3 S: 9	H: 0 LOB: 0 BB: 0 P: 13	1B: 5 2B: 5 3B: 0 HR: 2	SF: 2 SAC: 0 DP: 1 HBP: 0	WP: 1 PB: 0 SB: 0 CS: 0
PITCHER	IP WLS BF H R ER SO BB IBB HBP BLK WP HR S P ERA WHIP	PITCHER IP WLS BF H R ER SO BB IBB HBP BLK WP HR S P ERA WHIP																		
67 Francisco Cordova, R ERA: 5.03 (1, 1)	3.1 L 23 11 7 1 1 0 3 0 0 0 0 0 0 22 42 3.38 1.125																			
Marc Wilkins, R ERA: 5.65 (4, 1)	2.2 10 0 1 1 0 3 0 0 0 0 0 0 22 42 3.38 1.125																			
Scott Sauerbeck, L ERA: 3.75 (7, 1)	1.0 5 1 2 2 2 1 0 0 0 0 0 1 14 24 18.00 2.000																			
Mike Williams, R ERA: 3.38 (8, 1)	1.0 3 0 0 0 0 3 0 0 0 0 0 0 9 13 0.00 0.000																			

AB 33
R 10
H 12
RBI 10
BB 6
SO 9
LOB 17



Batter	1	2	3	4	5	6	7	8	9	AB	R	H	RBI	BB	SO	LOB	TOP										
Enrique Wilson, S OBP: 0.350, SLG: 0.477	G1-3		2-0 2H HR		1-0 18 BB 1B		G4-3		0-3 K	5	1	2	2	0	1	1	Pittsburgh Pirates @ San Francisco Giants PacBell Park, San Francisco, CA Fri Aug 04, 2000, 10:35 PM EDT Att: 40,930 - Cloudy - 64 F										
18 Jason Kendall, R OBP: 0.427, SLG: 0.466	F7		1-1 1B		4-0 1-2 BB		3-1 CS 1B		2-3 K	4	0	2	0	1	1	1											
Alex Ramirez, R OBP: 0.312, SLG: 0.489	K		1-3 K		2-0 F8		2-2 1-2 HR			4	1	1	1	0	2	3											
Brian Giles, L OBP: 0.411, SLG: 0.588		1-1 F8	0-0 G4-3		1-0 F9		2-2 L6			4	0	0	0	0	0	3											
Kevin Young, R OBP: 0.313, SLG: 0.451		2-0 1B		1-0 CS 1B		1-0 1B 1B		3-1 P6		4	0	3	0	0	0	0											
Aramis Ramirez, R OBP: 0.289, SLG: 0.389	F8			3-1 F2		1-2 1-3 1B		2-0 F8		4	0	1	0	0	0	2											
Emil Brown, R OBP: 0.286, SLG: 0.421 Rich Loiselle, R	F9			2-1 1-2 1B		2-0 G5-3		3-2 F4		4	0	1	0	0	0	2											
Chris Peters, L OBP: 0.167, SLG: 0.167										0	0	0	0	0	0	0											
Pat Meares, R OBP: 0.295, SLG: 0.382 Warren Morris, L			2-1 SH2-4 HR 1B		2-1 G5-3		4-0 IBB		4-1 BB	2	1	1	0	1	0	1											
Kris Benson, R OBP: 0.224, SLG: 0.182 Scott Sauerbeck, R			0-1 SH2-4		1-0 G3		0-0 G1-3		1-0 F7	2	0	0	0	0	0	2											
John Vander Wal, L OBP: 0.396, SLG: 0.562			1-2							0	0	0	0	0	0	1											
Inning Stats	R: 0 E: 0 K: 1 S: 7	H: 0 LOB: 0 BB: 0 P: 10	R: 0 E: 0 K: 0 S: 8	H: 1 LOB: 1 BB: 0 P: 16	R: 2 E: 0 K: 1 S: 11	H: 3 LOB: 1 BB: 0 P: 17	R: 0 E: 0 K: 0 S: 7	H: 2 LOB: 1 BB: 0 P: 15	R: 0 E: 0 K: 0 S: 4	H: 1 LOB: 2 BB: 1 P: 13	R: 0 E: 0 K: 0 S: 6	H: 2 LOB: 2 BB: 1 P: 14	R: 1 E: 0 K: 0 S: 16	H: 2 LOB: 0 BB: 0 P: 25	R: 0 E: 0 K: 0 S: 6	H: 0 LOB: 0 BB: 0 P: 14	R: 0 E: 0 K: 2 S: 12	H: 0 LOB: 1 BB: 1 P: 19	1B: 9 2B: 0 3B: 0 HR: 2	SF: 0 SAC: 1 DP: 0 HBP: 0	WP: 0 PB: 0 SB: 0 CS: 2	PA: 38					
PITCHER	IP	WLS	BF	H	R	ER	SO	BB	IBB	HBP	BLK	WP	HR	S	P	ERA	WHIP										
Kirk Rueter, L ERA: 3.47	6.0		27	9	2	2	2	1	1	0	0	0	1	43	85	3.00	1.667										
Doug Henry, R ERA: 4.42	1.0	W	4	2	1	1	0	0	0	0	0	0	1	16	25	9.00	2.000										
Felix Rodriguez, R ERA: 2.79	1.0	H	3	0	0	0	0	0	0	0	0	0	0	6	14	0.00	0.000										
Robb Nen, R ERA: 1.83	1.0	S	4	0	0	0	2	1	0	0	0	0	0	12	19	0.00	1.000										

AB	34
R	3
H	11
RBI	3
BB	3
SO	4
LOB	16



Batter	1	2	3	4	5	6	7	8	9	AB	R	H	RBI	BB	SO	LOB	BOTTOM										
Marvin Benard, L OBP: 0.340, SLG: 0.397	G4-3		3-2 G4-3		4-2 CS BB		0-0 1B 1B	4-0 1-2 2-3 BB		3	1	1	0	2	0	1	Pittsburgh Pirates @ San Francisco Giants PacBell Park, San Francisco, CA Fri Aug 04, 2000, 10:35 PM EDT Att: 40,930 - Cloudy - 64 F										
Bill Mueller, S OBP: 0.325, SLG: 0.372	F5			0-0 BB 1B	4-0 1-2 1B BB		0-0 1B SF7 1B	3-2 2-3 G5-3		4	3	2	0	1	0	3											
Barry Bonds, L OBP: 0.429, SLG: 0.695 Calvin Murray, R	L8			4-0 BB 1B	0-0 1B BB		2-1 G4-6-3 1B	1-3 2H 1B		3	1	2	1	1	0	0											
Jeff Kent, R OBP: 0.413, SLG: 0.624		0-0 2B		2-3 K	0-1 BB 1B		3-2 SF7			3	0	2	2	0	1	2											
J.T. Snow, L OBP: 0.387, SLG: 0.476		1-0 CS 1B		2-3 K	4-2 1-2 BB		3-2 3H G4-6-3	2-0 1-2		3	0	1	0	1	1	3											
Armando Rios, L OBP: 0.348, SLG: 0.511		3-3 K		1-0 1H 2H 3B	2-2 G3			2-2 F7		4	0	1	2	0	1	4											
Rich Aurilia, R OBP: 0.346, SLG: 0.438			1-2 G1-3		4-2 BB		2-3 K	3-2 E1 WP 1B		3	0	1	0	1	1	0											
Doug Mirabeli, R OBP: 0.337, SLG: 0.400			2-2 E5 SH1-4		0-0 L5		3-2 G3-1	2-0 P4		4	0	0	0	0	0	3											
Kirk Rueter, L OBP: 0.175, SLG: 0.200 Rios, L OBP: 0.315, SLG: 0.407 Doug Henry, R			2-0 SH1-4			0-1 G4-3	0-1 G6-3	4-0 WP IBB		1	0	0	0	0	0	0											
Felix Rodriguez, R OBP: 0.289, SLG: 0.389 Ellis Burks, R OBP: 0.245, SLG: 0.592 Robb Nen, R			1-2							0	0	0	0	0	0	0											
Inning Stats	R: 0 E: 0 K: 0 S: 8	H: 0 LOB: 0 BB: 0 P: 14	R: 0 E: 0 K: 1 S: 5	H: 2 LOB: 1 BB: 0 P: 9	R: 0 E: 1 K: 0 S: 13	H: 0 LOB: 1 BB: 0 P: 21	R: 2 E: 0 K: 2 S: 13	H: 2 LOB: 2 BB: 2 P: 26	R: 1 E: 0 K: 0 S: 13	H: 2 LOB: 3 BB: 3 P: 27	R: 0 E: 0 K: 1 S: 9	H: 0 LOB: 0 BB: 0 P: 14	R: 2 E: 0 K: 0 S: 8	H: 3 LOB: 1 BB: 0 P: 15	R: 0 E: 1 K: 0 S: 15	H: 1 LOB: 3 BB: 2 P: 33	1B: 8 2B: 2 3B: 1 HR: 0	SF: 1 SAC: 1 DP: 2 HBP: 0	WP: 1 PB: 0 SB: 0 CS: 2	PA: 38							
PITCHER	IP	WLS	BF	H	R	ER	SO	BB	IBB	HBP	BLK	WP	HR	S	P	ERA	WHIP										
Kris Benson, R ERA: 3.53	6.0	L	28	7	4	4	4	5	0	0	0	0	0	62	112	6.00	2.000										
Scott Sauerbeck, L ERA: 3.89	1.1		5	2	1	1	0	0	0	0	0	0	0	10	19	6.75	1.500										
Rich Loiselle, R ERA: 7.31	0.0		1	1	0	0	0	0	0	0	0	0	0	3	6	∞	∞										
Chris Peters, L ERA: 3.08	0.2		4	0	0	0	0	1	1	0	0	1	0	9	22	0.00	1.500										

AB	29
R	5
H	10
RBI	5
BB	7
SO	4
LOB	16



Batter	1	2	3	4	5	6	7	8	9	AB	R	H	RBI	BB	SO	LOB	TOP			
Enrique Wilson, S OBP: 0.349, SLG: 0.460	0-0 BB 1B		0-1 G4-3		1-0 G1-3		2-1 F9			4	0	1	0	0	0	2	Pittsburgh Pirates @ San Francisco Giants PacBell Park, San Francisco, CA Sun Aug 06 2000, 4:05 PM EDT Att: 40,930 - Overcast - 61 F			
18 Jason Kendall, R OBP: 0.425, SLG: 0.463	0-2 L6		1-3 K			1-2 P6		0-1 G6-4-3 1B		4	0	1	0	0	1					
Brian Giles, L OBP: 0.416, SLG: 0.592	4-0 1-2 BB		0-0 L7			0-0 1B 1B		0-1 G6-4-3 1-2		3	0	1	0	1	0					
Kevin Young, R OBP: 0.319, SLG: 0.455	1-1 F7			2-0 FC5-4 HBP		0-0 G5-4-3 1B		0-0 1B		2	0	1	0	0	0	2				
Chris Peters, L OBP: 0.167, SLG: 0.167	(6, 1)					1-2 1B		0-1 1B		0	0	0	0	0	0	0				
Keith Osik, R OBP: 0.380, SLG: 0.523	(8, PH)									1	0	1	0	0	0	0				
Rich Loiselle, R OBP: 0.307, SLG: 0.475	(8, 1)									0	0	0	0	0	0	0				
Alex Ramirez, R OBP: 0.307, SLG: 0.475	(1, 9)					0-2 FC5-4 G6-4-3 1-2		0-1 F9		4	0	0	0	0	0	6				
Aramis Ramirez, R OBP: 0.291, SLG: 0.386	(1, 5)					2-0 G6-4-3 1-2				4	0	2	0	0	0	1				
Emil Brown, R OBP: 0.283, SLG: 0.405	(1, 7)					0-0 F8		1-1 G6-4-3 1-2		4	0	1	0	0	1	2				
Pat Meares, R OBP: 0.292, SLG: 0.377	(1, 6)					2-3 G5-3		0-0 E5 2B		4	1	0	0	0	1	2				
Bronson Arroyo, R OBP: 0.125, SLG: 0.250	(1, 1)					2-3 K				1	0	0	0	0	1	1				
Marc Wilkins, R OBP: 0.333, SLG: 0.333	(3, 1)									1	0	1	0	0	0	0				
Mike Benjamin, R OBP: 0.320, SLG: 0.422	(6, 3)									1	0	1	1	0	0	0				
Inning Stats	R: 0 E: 0 K: 0 S: 11	H: 1 LOB: 2 BB: 1 P: 17	R: 0 E: 0 K: 2 S: 9	H: 1 LOB: 0 BB: 0 P: 13	R: 0 E: 0 K: 1 S: 6	H: 0 LOB: 0 BB: 0 P: 7	R: 0 E: 0 K: 0 S: 4	H: 0 LOB: 0 BB: 0 P: 8	R: 0 E: 0 K: 0 S: 6	H: 1 LOB: 1 BB: 0 P: 10	R: 0 E: 0 K: 0 S: 6	H: 2 LOB: 1 BB: 0 P: 8	R: 1 E: 1 K: 0 S: 10	H: 2 LOB: 1 BB: 0 P: 16	R: 0 E: 0 K: 1 S: 6	H: 1 LOB: 0 BB: 0 P: 9	1B: 9 2B: 1 3B: 0 HR: 0	SF: 0 SAC: 0 DP: 5 HBP: 1	WP: 0 PB: 0 SB: 1 CS: 0	PA: 35
PITCHER Shawn Estes, L ERA: 3.81	IP: 9.0 WLS: W BF: 35 H: 10 R: 1 ER: 0 SO: 4 BB: 1 IBB: 0 HBP: 1 BLK: 0 WP: 0 HR: 0 S: 64 P: 95 ERA: 0.00 WHIP: 1.222											PITCHER	IP: 9.0 WLS: W BF: 35 H: 10 R: 1 ER: 0 SO: 4 BB: 1 IBB: 0 HBP: 1 BLK: 0 WP: 0 HR: 0 S: 64 P: 95 ERA: 0.00 WHIP: 1.222							



Batter	1	2	3	4	5	6	7	8	9	AB	R	H	RBI	BB	SO	LOB	BOTTOM			
Marvin Benard, L OBP: 0.345, SLG: 0.399	1-1 E1 1B		1-2 K		1-3 K			1-2 G1-3		5	1	2	0	0	1	4	Pittsburgh Pirates @ San Francisco Giants PacBell Park, San Francisco, CA Sun Aug 06 2000, 4:05 PM EDT Att: 40,930 - Overcast - 61 F			
Bill Mueller, S OBP: 0.328, SLG: 0.379	1-1 1B BB SF8		1-0 F8			0-2 G5-3		0-0 G5-3		5	1	2	2	0	0	3				
Barry Bonds, L OBP: 0.428, SLG: 0.688	4-2 3-H SF8 1B		2-2 F7		0-0 F8		1-0 F9			3	1	0	0	1	0	1				
Felipe Crespo, S OBP: 0.330, SLG: 0.410	1-2 SF8 SF7 BB									0	0	0	0	0	0	0				
Jeff Kent, R OBP: 0.414, SLG: 0.622	2-2 1-2 2-3 1B		0-1 E 2B 1B		3-3 K		3-3 K			4	1	2	0	0	2	0				
J.T. Snow, L OBP: 0.382, SLG: 0.471	2-2 SF8		1-0 E3 2B		2-3 K		1-1 F7			3	1	0	1	0	1	1				
Ramon Martinez, R OBP: 0.351, SLG: 0.496	(9, 3)									0	0	0	0	0	0	0				
Ellis Burks, R OBP: 0.421, SLG: 0.599	(1, 9)									3	1	1	3	0	0	0				
Armando Rios, L OBP: 0.346, SLG: 0.508	(8, 9)									0	0	0	0	0	0	0				
Rich Aurilia, R OBP: 0.344, SLG: 0.432	(1, 6)									4	0	1	0	0	0	2				
Bobby Estellella, R OBP: 0.393, SLG: 0.533	(1, 2)									1	1	0	0	3	0	1				
Shawn Estes, R OBP: 0.271, SLG: 0.391	(1, 1)									1	0	1	1	0	0	0				
Inning Stats	R: 3 E: 1 K: 0 S: 17	H: 3 LOB: 1 BB: 1 P: 27	R: 1 E: 0 K: 0 S: 9	H: 1 LOB: 1 BB: 1 P: 20	R: 3 E: 1 K: 0 S: 17	H: 4 LOB: 2 BB: 0 P: 26	R: 0 E: 0 K: 2 S: 10	H: 0 LOB: 0 BB: 0 P: 15	R: 0 E: 0 K: 1 S: 10	H: 1 LOB: 2 BB: 1 P: 19	R: 0 E: 0 K: 1 S: 7	H: 0 LOB: 0 BB: 0 P: 11	R: 0 E: 0 K: 0 S: 6	H: 0 LOB: 0 BB: 0 P: 7	R: 0 E: 0 K: 0 S: 11	H: 0 LOB: 1 BB: 1 P: 16	1B: 7 2B: 2 3B: 0 HR: 0	SF: 2 SAC: 3 DP: 0 HBP: 0	WP: 0 PB: 0 SB: 0 CS: 0	PA: 38
PITCHER Bronson Arroyo, R ERA: 6.55	IP: 2.2 WLS: L BF: 18 H: 7 R: 7 ER: 5 SO: 0 BB: 2 IBB: 0 HBP: 0 BLK: 0 WP: 0 HR: 0 S: 24 P: 67 ERA: 16.88 WHIP: 3.375											PITCHER	IP: 2.2 WLS: L BF: 18 H: 7 R: 7 ER: 5 SO: 0 BB: 2 IBB: 0 HBP: 0 BLK: 0 WP: 0 HR: 0 S: 24 P: 67 ERA: 16.88 WHIP: 3.375							
Marc Wilkins, R ERA: 5.23	(3, 1)	2.1	10	2	0	0	3	1	0	0	0	0	0	0	0	0				
Chris Peters, L ERA: 2.86	(6, 1)	2.0	6	0	0	0	1	0	0	0	0	0	0	0	0	0				
Rich Loiselle, R ERA: 6.88	(8, 1)	1.0	4	0	0	0	0	1	0	0	0	0	0	0	0	0				



Batter	1	2	3	4	5	6	7	8	9	AB	R	H	RBI	BB	SO	LOB	TOP																					
Ronnie Belliard, R (1.4) OBP: 0.354, SLG: 0.398										5	0	1	0	0	1	3																						
Marquis Crissom, R (1.8) OBP: 0.281, SLG: 0.350										4	0	2	0	0	1	1																						
Geoff Jenkins, L (1.7) OBP: 0.354, SLG: 0.594										3	0	0	0	0	1	3																						
Richie Sexson, R (1.3) OBP: 0.316, SLG: 0.465										3	0	0	0	1	0	3																						
Jeremy Burnitz, L (1.9) OBP: 0.334, SLG: 0.439										4	0	1	0	0	0	1																						
José Hernández, R (1.6) OBP: 0.319, SLG: 0.394										4	1	1	0	0	1	2																						
Tyler Houston, L (1.5) OBP: 0.294, SLG: 0.489										4	0	2	0	0	1	0																						
Henry Blanco, R (1.2) OBP: 0.325, SLG: 0.402										4	0	2	1	0	1	2																						
John Snyder, R (1.1) OBP: 0.187, SLG: 0.136 Angel Echeverría, R (5. PH) OBP: 0.247, SLG: 0.287 52 Rafael Roque, L (5.1) James Moulton, R (8. PH) OBP: 0.194, SLG: 0.321 Kane Davis, R (8.1) Raul Casanova, S (8. PH) OBP: 0.200, SLG: 0.423										0	0	0	0	0	0	0																						
Inning Stats	R: 0 E: 0 K: 2 S: 10	H: 0 LOB: 1 BB: 0 P: 16	R: 0 E: 0 K: 1 S: 10	H: 0 LOB: 0 BB: 0 P: 17	R: 0 E: 0 K: 0 S: 5	H: 1 LOB: 1 BB: 0 P: 6	R: 0 E: 0 K: 1 S: 9	H: 0 LOB: 1 BB: 1 P: 19	R: 0 E: 0 K: 2 S: 8	H: 0 LOB: 0 BB: 0 P: 13	R: 0 E: 0 K: 0 S: 6	H: 1 LOB: 0 BB: 0 P: 9	R: 0 E: 0 K: 1 S: 13	H: 2 LOB: 2 BB: 0 P: 18	R: 0 E: 0 K: 0 S: 12	H: 2 LOB: 2 BB: 0 P: 18	R: 1 E: 0 K: 1 S: 17	H: 3 LOB: 2 BB: 0 P: 26	1B: 7 2B: 2 3B: 0 HR: 0	SF: 0 SAC: 1 DP: 1 HBP: 1	WP: 0 PA: 37 PB: 0 SB: 0 CS: 0																	
PITCHER	IP	WLS	BF	H	R	ER	SO	BB	IBB	HBP	BLK	WP	HR	S	P	ERA	WHIP	PITCHER				IP	WLS	BF	H	R	ER	SO	BB	IBB	HBP	BLK	WP	HR	S	P	ERA	WHIP
Livan Hernandez, R (1.1) ERA: 4.0	8.1	W	35	9	1	1	7	1	0	1	0	0	0	85	134	1.08	1.200																					
Alan Embree, L (9.1) ERA: 5.28	0.2		2	0	0	0	1	0	0	0	0	0	0	5	8	0.00	0.000																					

Milwaukee Brewers @ San Francisco Giants
PacBell Park, San Francisco, CA
Mon Aug 07 2000, 10:15 PM EDT
Att: 40,930 - Cloudy - 58 F

AB 34
R 1
H 9
RBI 1
BB 1
SO 8
LOB 17



Batter	1	2	3	4	5	6	7	8	9	AB	R	H	RBI	BB	SO	LOB	BOTTOM																					
Marvin Benard, L (1.8) OBP: 0.345, SLG: 0.401										4	1	1	1	1	0	3																						
Bill Mueller, S (1.5) OBP: 0.324, SLG: 0.375										5	0	0	0	0	1	4																						
Barry Bonds, L (1.7) OBP: 0.431, SLG: 0.691										3	1	2	1	1	0	0																						
Felipe Crespo, S (8.7) OBP: 0.337, SLG: 0.410										0	0	0	0	1	0	0																						
Jeff Kent, R (1.4) OBP: 0.417, SLG: 0.624										2	1	1	0	2	0	2																						
Ramon Martinez, R (8.4) OBP: 0.346, SLG: 0.492										1	0	0	0	0	0	1																						
J.T. Snow, L (1.3) OBP: 0.381, SLG: 0.467										3	0	0	0	1	1	3																						
Calvin Murray, R (8. PH) OBP: 0.351, SLG: 0.329										0	0	0	0	1	0	0																						
Ellis Burks, R (1.9) OBP: 0.422, SLG: 0.597										1	2	0	1	2	1	0																						
Armando Rios, L (8.9) OBP: 0.345, SLG: 0.506										1	0	0	0	0	0	2																						
Rich Aurilia, R (1.6) OBP: 0.348, SLG: 0.446										3	2	2	3	1	0	2																						
Bobby Estalella, R (1.2) OBP: 0.399, SLG: 0.530										1	1	0	0	3	1	1																						
Livan Hernandez, R (1.1) OBP: 0.323, SLG: 0.410										3	0	2	2	0	0	1																						
Alan Embree, L (9.1) ERA: 5.28										0	0	0	0	0	0	0																						
Inning Stats	R: 0 E: 0 K: 1 S: 7	H: 0 LOB: 0 BB: 0 P: 11	R: 3 E: 0 K: 0 S: 19	H: 2 LOB: 1 BB: 3 P: 37	R: 1 E: 0 K: 0 S: 8	H: 2 LOB: 2 BB: 1 P: 16	R: 1 E: 0 K: 0 S: 10	H: 1 LOB: 2 BB: 2 P: 23	R: 0 E: 0 K: 2 S: 12	H: 0 LOB: 1 BB: 1 P: 21	R: 1 E: 0 K: 1 S: 13	H: 2 LOB: 2 BB: 1 P: 21	R: 2 E: 0 K: 0 S: 9	H: 1 LOB: 1 BB: 3 P: 22	R: 0 E: 0 K: 0 S: 6	H: 0 LOB: 1 BB: 2 P: 16	1B: 3 2B: 4 3B: 0 HR: 1	SF: 1 SAC: 1 DP: 3 HBP: 0	WP: 0 PA: 42 PB: 0 SB: 1 CS: 0																			
PITCHER	IP	WLS	BF	H	R	ER	SO	BB	IBB	HBP	BLK	WP	HR	S	P	ERA	WHIP	PITCHER				IP	WLS	BF	H	R	ER	SO	BB	IBB	HBP	BLK	WP	HR	S	P	ERA	WHIP
John Snyder, R (1.1) ERA: 5.82	3.0	L	16	3	3	3	3	4	1	0	0	0	0	1	34	64	9.00	2.333																				
52 Rafael Roque, L (5.1) ERA: 9.0			3	3	3	3	3	4	1	0	0	0	0	1	34	64	9.00	2.333																				
Kane Davis, R (8.1) ERA: 12.86	1.0		4	0	0	0	0	2	0	0	0	0	0	6	16	0.00	2.000																					

Milwaukee Brewers @ San Francisco Giants
PacBell Park, San Francisco, CA
Mon Aug 07 2000, 10:15 PM EDT
Att: 40,930 - Cloudy - 58 F

AB 27
R 8
H 8
RBI 8
BB 13
SO 4
LOB 19



Batter	1	2	3	4	5	6	7	8	9	AB	R	H	RBI	BB	SO	LOB	TOP	
Ronnie Belliard, R (1,4) OBP: 0.352, SLG: 0.395	1-2 G5-3			3-1 F8		1-0 SH1-3			1-3 K	3	0	0	0	0	1	0	Milwaukee Brewers @ San Francisco Giants PacBell Park, San Francisco, CA Tue Aug 08 2000, 10:15 PM EDT Att: 40,930 - Sunny - 64 F	
Marquis Grissom, R (1,8) OBP: 0.278, SLG: 0.347	2-2 G5-3			0-0 F9		0-2 P6			0-0 G3	4	0	0	0	0	0	1		
Geoff Jenkins, L (1,7) OBP: 0.350, SLG: 0.587	2-2 G3			0-3 K		3-1 F7			0-3 K	4	0	0	0	0	2	1		
Richie Sexson, R (1,3) OBP: 0.316, SLG: 0.466		2-1 L3			3-2 2B				0-1 L9	3	0	1	0	0	0	0		
Jeremy Burnitz, L (1,9) OBP: 0.332, SLG: 0.436		0-3 K			1-2 G5-3				2-1 F2	3	0	0	0	0	1	1		
José Hernández, R (1,6) OBP: 0.319, SLG: 0.392		2-3 K			4-2 BB				1-3 K	2	0	0	0	1	2	0		
Tyler Houston, L (1,5) OBP: 0.289, SLG: 0.482			1-1 G4-3		1-1 F9				3-3 K	3	0	0	0	0	1	2		
Henry Blanco, R (1,2) OBP: 0.322, SLG: 0.396			1-2 P4		0-3 K				3-2 F7	3	0	0	0	0	1	2		
Jamey Wright, R (1,1) OBP: 0.080, SLG: 0.080			2-3 K			2-2 SH1-3 1B			3-2 F8	2	0	1	0	0	1	0		
Raul Casanova, S (8,PH) OBP: 0.336, SLG: 0.420										1	0	0	0	0	0	0		
Ray King, L (8,1)										0	0	0	0	0	0	0		
Juan Acevedo, R (8,1)										0	0	0	0	0	0	0		
Inning Stats	R: 0 H: 0 E: 0 K: 0 S: 14	H: 0 LOB: 0 BB: 0 P: 19	R: 0 H: 0 E: 0 K: 2 S: 8	H: 0 LOB: 0 BB: 0 P: 12	R: 0 H: 0 E: 0 K: 1 S: 11	H: 0 LOB: 0 BB: 0 P: 15	R: 0 H: 0 E: 0 K: 1 S: 7	H: 1 LOB: 2 BB: 1 P: 10	R: 0 H: 1 E: 0 K: 0 S: 9	H: 0 LOB: 0 BB: 0 P: 15	R: 0 H: 0 E: 0 K: 1 S: 10	H: 0 LOB: 0 BB: 0 P: 19	R: 0 H: 0 E: 0 K: 2 S: 7	H: 0 LOB: 0 BB: 0 P: 8	1B: 1 2B: 1 3B: 0 HR: 0	SF: 0 SAC: 1 DP: 0 HBP: 0	WP: 0 PA: 30 SB: 0 CS: 0	
PITCHER	IP	WLS	BF	H	R	ER	SO	BB	IBB	HBP	BLK	WP	HR	S	P	ERA	WHIP	
Russ Ortiz, R (1,1) ERA: 5.86	7.0	W	24	2	0	0	6	1	0	0	0	0	0	69	103	0.00	0.429	
Felix Rodriguez, R (8,1) ERA: 2.74	1.0	H	3	0	0	0	1	0	0	0	0	0	0	10	19	0.00	0.000	
Robb Nen, R (9,1) ERA: 1.79	1.0	S	3	0	0	0	2	0	0	0	0	0	0	7	8	0.00	0.000	

Batter	1	2	3	4	5	6	7	8	9	AB	R	H	RBI	BB	SO	LOB	BOTTOM		
Marvin Benard, L (1,8) OBP: 0.344, SLG: 0.397	1-1 F9		0-1 F7		4-1 FC6-4 BB		2-0 G1-3			3	0	0	0	1	0	2	Milwaukee Brewers @ San Francisco Giants PacBell Park, San Francisco, CA Tue Aug 08 2000, 10:15 PM EDT Att: 40,930 - Sunny - 64 F		
Bill Mueller, S (1,5) OBP: 0.326, SLG: 0.376	1-0 S 1B			0-1 G3	0-0 FC6-4			1-2 E 1B	4	0	2	0	0	0	3				
Barry Bonds, L (1,7) OBP: 0.429, SLG: 0.685	2-3 K 1-2			0-0 F7		4-0 CS BB		1-0 F8	3	0	0	0	1	1	2				
Jeff Kent, R (1,4) OBP: 0.416, SLG: 0.620	0-0 F9			2-2 F7		0-2 SAFE G6-3		1-1 E 1B	4	0	1	0	0	0	2				
J.T. Snow, L (1,3) OBP: 0.380, SLG: 0.463		1-2 F7			4-0 G5-3 1B BB		1-1 F7		1-1 P5	3	1	0	0	1	0	2			
Ellis Burks, R (1,9) OBP: 0.419, SLG: 0.592		3-3 K			1-1 G5-3		0-0 G1-3 SH3-4 1B	0-1 E5	4	0	1	0	0	1	3				
Robb Nen, R (9,1)								1-2 2-3	0	0	0	0	0	0	0				
Rich Aurilia, R (1,6) OBP: 0.345, SLG: 0.442		2-2 G6-3			1-1 F8		2-0 SH3-4	0-0 F7	3	0	0	0	0	0	4				
Bobby Estalella, R (1,2) OBP: 0.402, SLG: 0.530			1-3 K		4-0 1B IBB		2-2 G1-3 1B		2	0	1	0	1	1	0				
Russ Ortiz, R (1,1) OBP: 0.279, SLG: 0.237			2-1 F8		1-2 BB		1-2 G1-3		2	0	1	1	0	0	0				
Felipe Crespo, S (7,PH) OBP: 0.333, SLG: 0.405									1	0	0	0	0	0	2				
Felix Rodriguez, R (8,1)									0	0	0	0	0	0	0				
Calvin Murray, R (8,8) OBP: 0.351, SLG: 0.329					1-3 2H 1B		1-2 2-3		0	0	0	0	0	0	0				
Inning Stats	R: 0 H: 1 E: 0 K: 1 S: 8	H: 0 LOB: 1 BB: 0 P: 12	R: 0 H: 0 E: 0 K: 1 S: 11	H: 0 LOB: 0 BB: 0 P: 17	R: 0 H: 0 E: 0 K: 1 S: 7	H: 0 LOB: 0 BB: 0 P: 10	R: 0 H: 0 E: 0 K: 0 S: 6	H: 0 LOB: 0 BB: 0 P: 8	R: 1 H: 1 E: 0 K: 0 S: 9	H: 1 LOB: 3 BB: 3 P: 24	R: 0 H: 0 E: 0 K: 0 S: 5	H: 0 LOB: 1 BB: 1 P: 10	R: 0 H: 2 E: 0 K: 0 S: 10	H: 2 LOB: 2 BB: 0 P: 17	R: 0 H: 2 E: 1 K: 0 S: 12	H: 2 LOB: 3 BB: 0 P: 16	1B: 6 2B: 0 3B: 0 HR: 0	SF: 0 SAC: 1 DP: 0 HBP: 0	WP: 0 PA: 34 SB: 1 CS: 1
PITCHER	IP	WLS	BF	H	R	ER	SO	BB	IBB	HBP	BLK	WP	HR	S	P	ERA	WHIP		
Jamey Wright, R (1,1) ERA: 3.48	7.0	L	28	4	1	1	3	3	0	0	0	0	0	9	13	0.00	3.000		
Ray King, L (8,1) ERA: 3.6	0.2		4	2	0	0	0	0	0	0	0	0	0	3	3	0.00	0.000		
Juan Acevedo, R (8,1) ERA: 3.86	0.1		2	0	0	0	0	0	0	0	0	0	0	3	3	0.00	0.000		

AB	28
R	0
H	2
RBI	0
BB	1
SO	9
LOB	7

AB	29
R	1
H	6
RBI	1
BB	4
SO	3
LOB	20



Batter	1	2	3	4	5	6	7	8	9	AB	R	H	RBI	BB	SO	LOB	TOP										
Calvin Murray, R (1, 8) OBP: 0.349, SLG: 0.327 Marvin Benard, L (7, PH) OBP: 0.343, SLG: 0.393 (7, 8)	G6-3		F9		G1-3 1B		G3		F8	3	1	1	0	0	0	0											
Russ Davis, R (1, 5) OBP: 0.311, SLG: 0.392 Bill Mueller, S (7, PH) OBP: 0.327, SLG: 0.382 (7, 5)	K		1B BB 1B		G4-3 1-2		G4-3			3	0	1	0	0	1	1											
Barry Bonds, L (1, 7)	F8		1-3 K		G1-3 2-3		G4-3			4	0	0	0	0	1	2											
Jeff Kent, R (1, 4) OBP: 0.419, SLG: 0.628			BB 2B		1B BB				F7	2	0	1	0	2	0	0											
Ellis Burks, R (1, 9) OBP: 0.424, SLG: 0.593	G6-3		1-2 1B		1-3 1B		FC5-4 BB			3	0	2	1	1	0	1											
Rich Aurilia, R (1, 6) OBP: 0.346, SLG: 0.438	F8		1-3 K		G5-3		FC5-4 1-2			4	0	0	0	0	1	7											
J.T. Snow, L (1, 3) OBP: 0.384, SLG: 0.468			BB BB		K		F7		G4-3	3	0	0	0	1	1	1											
Doug Mirabeli, R (1, 2) OBP: 0.343, SLG: 0.405 Felipe Crespo, S (9, PH) OBP: 0.326, SLG: 0.400			1-2 2-3 BB		K		G5-3		K	2	0	0	0	1	1	0											
Mark Gardner, R (1, 1) OBP: 0.107, SLG: 0.107 Doug Henry, R (6, 1) Armando Rios, L (9, PH) OBP: 0.344, SLG: 0.516	F8		F8		F8		K		K	3	0	0	0	0	1	3											
Inning Stats	R: 0 E: 0 K: 1 S: 8	H: 0 LOB: 0 BB: 0 P: 15	R: 0 E: 0 K: 0 S: 9	H: 1 LOB: 3 BB: 2 P: 20	R: 0 E: 0 K: 2 S: 17	H: 2 LOB: 3 BB: 1 P: 30	R: 0 E: 0 K: 2 S: 10	H: 0 LOB: 0 BB: 0 P: 15	R: 1 E: 0 K: 0 S: 14	H: 2 LOB: 2 BB: 1 P: 23	R: 0 E: 0 K: 0 S: 6	H: 0 LOB: 0 BB: 0 P: 10	R: 0 E: 0 K: 0 S: 4	H: 0 LOB: 0 BB: 0 P: 6	R: 0 E: 0 K: 0 S: 7	H: 0 LOB: 1 BB: 0 P: 14	R: 0 E: 0 K: 2 S: 7	H: 0 LOB: 0 BB: 0 P: 11	1B: 4 2B: 1 3B: 0 HR: 0	SF: 0 SAC: 0 DP: 0 HBP: 0	WP: 0 PB: 0 SB: 0 CS: 0	PA: 37					
PITCHER	IP	WLS	BF	H	R	ER	SO	BB	IBB	HBP	BLK	WP	HR	S	P	ERA	WHIP										
Glendon Rusch, L (1, 1) ERA: 4.25	5.0	W	24	5	1	1	5	4	0	0	0	0	0	58	103	1.80	1.800										
Rick White, R (6, 1) ERA: 3.14	2.0	H	6	0	0	0	1	0	0	0	0	0	0	10	16	0.00	0.000										
John Franco, L (8, 1) ERA: 2.84	1.0	H	4	0	0	0	0	1	0	0	0	0	0	7	14	0.00	1.000										
Armando Benitez, R (9, 1) ERA: 2.57	1.0	S	3	0	0	0	2	0	0	0	0	0	0	7	11	0.00	0.000										

San Francisco Giants @ New York Mets
Shea Stadium, Flushing, NY
Fri Aug 11 2000, 7:10 PM EDT
Att: 33,944 - Cloudy - 67 F

AB 32
R 1
H 5
RBI 1
BB 5
SO 8
LOB 15



Batter	1	2	3	4	5	6	7	8	9	AB	R	H	RBI	BB	SO	LOB	BOTTOM										
Darryl Hamilton, L (1, 7) OBP: 0.308, SLG: 0.522	F9			F9 31 HR 2B		HR 1B	F8			4	2	2	0	0	0	1											
Derek Bell, R (1, 9) OBP: 0.366, SLG: 0.466	F3			K		K		L7		4	0	0	0	0	2	2											
Edgardo Alfonzo, R (1, 4) OBP: 0.427, SLG: 0.519	F7			F9		HR		31 G6-3 1B		4	1	2	2	0	0	1											
31 Mike Piazza, R (1, 2) OBP: 0.416, SLG: 0.676		P4		HR		G1-3		G6-3		4	1	1	2	0	0	1											
Robin Ventura, L (1, 5) OBP: 0.351, SLG: 0.470	K			G4-3		BB		K		3	0	0	0	1	2	1											
Todd Zeile, R (1, 3) OBP: 0.366, SLG: 0.493	F9				PB 1B	G6-3				3	0	1	0	0	0	1											
Jay Payton, R (1, 8) OBP: 0.340, SLG: 0.450				L4-3 1B		F7		HBP		2	0	1	0	0	0	1											
Mike Bordick, R (1, 6) OBP: 0.350, SLG: 0.480			L4-3		K		F3			3	0	0	0	0	1	3											
Glendon Rusch, L (1, 1) ERA: 4.25 Bubba Trammell, R (5, PH) OBP: 0.349, SLG: 0.461 Rick White, R (6, 1) OBP: 0.366, SLG: 0.466 Benny Agbayani, R (7, PH) OBP: 0.342, SLG: 0.532 John Franco, L (8, 1) Armando Benitez, R (9, 1)			K		K		F9			1	0	0	0	0	1	0											
Inning Stats	R: 0 E: 0 K: 0 S: 7	H: 0 LOB: 0 BB: 0 P: 8	R: 0 E: 0 K: 1 S: 8	H: 0 LOB: 0 BB: 0 P: 9	R: 0 E: 0 K: 1 S: 8	H: 1 LOB: 0 BB: 0 P: 9	R: 2 E: 0 K: 1 S: 14	H: 2 LOB: 0 BB: 0 P: 20	R: 0 E: 0 K: 2 S: 11	H: 1 LOB: 1 BB: 0 P: 16	R: 2 E: 0 K: 1 S: 12	H: 2 LOB: 1 BB: 1 P: 17	R: 0 E: 0 K: 0 S: 7	H: 0 LOB: 1 BB: 0 P: 11	R: 0 E: 0 K: 1 S: 13	H: 1 LOB: 1 BB: 0 P: 18	R: 0 E: 0 K: 1 S: 13	H: 1 LOB: 1 BB: 0 P: 18	1B: 4 2B: 2 3B: 0 HR: 2	SF: 0 SAC: 0 DP: 1 HBP: 1	WP: 0 PB: 1 SB: 0 CS: 0	PA: 32					
PITCHER	IP	WLS	BF	H	R	ER	SO	BB	IBB	HBP	BLK	WP	HR	S	P	ERA	WHIP										
Mark Gardner, R (1, 1) ERA: 4.81	5.1	L	21	6	4	4	6	6	4	4	6	0	0	56	71	6.75	1.125										
Doug Henry, R (6, 1) ERA: 4.42	2.2		11	1	0	0	1	1	0	1	0	0	0	24	37	0.00	0.750										

San Francisco Giants @ New York Mets
Shea Stadium, Flushing, NY
Fri Aug 11 2000, 7:10 PM EDT
Att: 33,944 - Cloudy - 67 F

AB 30
R 4
H 7
RBI 4
BB 1
SO 7
LOB 13



Batter	1	2	3	4	5	6	7	8	9	AB	R	H	RBI	BB	SO	LOB	TOP								
Marvin Benard, L (1, 8) OBP: 0.341, SLG: 0.390	G3-1		CS 1B		L6		L8		P4	5	0	1	0	0	0	1	San Francisco Giants @ New York Mets Shea Stadium, Flushing, NY Sat Aug 12 2000, 7:10 PM EDT Att: 50,064 - Cloudy - 70 F								
Bill Mueller, S (1, 5) OBP: 0.327, SLG: 0.379	K		F4		FC5 1B BB		E BB BB		F7	3	0	0	0	2	1	2									
Barry Bonds, L (1, 7) OBP: 0.430, SLG: 0.672	1B BB		G4-3		FC5 1B		E BB		K	3	0	1	0	2	1	2									
Jeff Kent, R (1, 4) OBP: 0.420, SLG: 0.629	1B			G5-3 SF7 2B	F9		E5			4	1	2	0	0	0	4									
Ellis Burks, R (1, 9) Alan Embree, L (8, 1)	L6			E6 G5-3 E	FC5		L8			4	1	0	0	0	0	8									
Rich Aurilia, R (1, 6) OBP: 0.345, SLG: 0.435		G5-3 HBP 1B		G5-3		G5-3		F7		4	0	1	0	0	0	2									
J.T. Snow, L (1, 3) OBP: 0.385, SLG: 0.465		G5-3 HBP		E HBP		K		G3-1		2	0	0	0	0	1	0									
Bobby Estalella, R (1, 2) OBP: 0.396, SLG: 0.522		G5-3		SF7		G5-3		K		3	0	0	1	0	1	2									
Shawn Estes, R (1, 1) Felix Rodriguez, R (7, 1) Armando Rios, L (7, 9) OBP: 0.347, SLG: 0.519	L6			K		G5-3		1B		3	0	0	0	0	1	2									
Inning Stats	R: 0 E: 0 K: 1 S: 13	H: 1 LOB: 1 BB: 1 P: 23	R: 0 E: 0 K: 0 S: 10	H: 1 LOB: 1 BB: 0 P: 14	R: 0 E: 0 K: 0 S: 6	H: 1 LOB: 0 BB: 0 P: 13	R: 2 E: 2 K: 1 S: 14	H: 1 LOB: 1 BB: 0 P: 21	R: 0 E: 0 K: 0 S: 10	H: 0 LOB: 0 BB: 0 P: 18	R: 0 E: 0 K: 1 S: 6	H: 0 LOB: 0 BB: 0 P: 6	R: 0 E: 0 K: 0 S: 13	H: 0 LOB: 0 BB: 2 P: 26	R: 0 E: 0 K: 1 S: 8	H: 0 LOB: 0 BB: 0 P: 13	R: 0 E: 0 K: 1 S: 12	H: 1 LOB: 1 BB: 0 P: 19	1B: 5 2B: 1 3B: 0 HR: 0	SF: 1 SAC: 0 DP: 1 HBP: 2	WP: 0 PB: 0 SB: 0 CS: 1	PA: 39			
PITCHER	IP	WLS	BF	H	R	ER	SO	BB	IBB	HBP	BLK	WP	HR	S	P	ERA	WHIP								
Mike Hampton, L (1, 1) ERA: 3.44	7.0	W	32	5	2	0	3	4	0	2	0	0	0	72	121	0.00	1.286								
Turk Wendell, R (8, 1) ERA: 3.39	1.0	H	3	0	0	0	1	0	0	0	0	0	0	8	13	0.00	0.000								
Armando Benitez, R (9, 1) ERA: 2.53	1.0	S	4	1	0	0	1	0	0	0	0	0	0	12	19	0.00	1.000								

Batter	1	2	3	4	5	6	7	8	9	AB	R	H	RBI	BB	SO	LOB	BOTTOM								
Mike Bordick, R (1, 6) OBP: 0.350, SLG: 0.485	G6-4-3 1B		HR		G5-4-3		F2		K	5	1	2	1	0	1	4	San Francisco Giants @ New York Mets Shea Stadium, Flushing, NY Sat Aug 12 2000, 7:10 PM EDT Att: 50,064 - Cloudy - 70 F								
Derek Bell, R (1, 9) OBP: 0.370, SLG: 0.465	G6-4-3		1B		WP BB BB		K			3	0	1	0	1	1	2									
Edgardo Alfonzo, R (1, 4) OBP: 0.427, SLG: 0.516	G6-3		L9		WP BB		WP 2B BB			2	1	0	0	2	0	1									
Todd Zeile, R (1, 3) OBP: 0.367, SLG: 0.494		F9		G6-3	FC6-4 BB		2B			3	0	1	2	1	0	0									
Benny Agbayani, R (1, 7) Turk Wendell, L (8, 1) Armando Benitez, R (9, 1)		F8		K2-3	FC6-4		K			4	0	0	0	0	2	4									
Jay Payton, R (1, 8) OBP: 0.344, SLG: 0.452		BB		BB 1B			F9		BB 1B	3	0	2	0	1	0	0									
Todd Pratt, R (1, 2) OBP: 0.343, SLG: 0.442		G1-3		BB			P4		K	3	0	0	0	1	1	2									
Joe McEwing, R (1, 5) Darryl Hamilton, L (8, PH) Mike Hampton, R (1, 1) Bubba Trammell, R (7, PH) Robin Ventura, L (8, 5)			G6-3		P6		F8		BB	3	0	0	0	0	0	2									
			K		G5-4-3 BB		WP 2B BB		F8	1	0	0	0	1	1	0									
Inning Stats	R: 0 E: 0 K: 0 S: 6	H: 0 LOB: 1 BB: 1 P: 17	R: 1 E: 0 K: 1 S: 11	H: 2 LOB: 1 BB: 0 P: 18	R: 0 E: 0 K: 1 S: 14	H: 1 LOB: 2 BB: 1 P: 21	R: 0 E: 0 K: 0 S: 6	H: 0 LOB: 3 BB: 4 P: 22	R: 0 E: 0 K: 0 S: 8	H: 0 LOB: 0 BB: 0 P: 14	R: 2 E: 0 K: 2 S: 20	H: 1 LOB: 1 BB: 2 P: 35	R: 0 E: 0 K: 2 S: 12	H: 1 LOB: 2 BB: 1 P: 21	1B: 4 2B: 1 3B: 0 HR: 1	SF: 0 SAC: 0 DP: 2 HBP: 0	WP: 2 PB: 0 SB: 1 CS: 0	PA: 37							
PITCHER	IP	WLS	BF	H	R	ER	SO	BB	IBB	HBP	BLK	WP	HR	S	P	ERA	WHIP								
Shawn Estes, L (1, 1) ERA: 3.77	6.0		27	4	2	2	2	7	0	0	0	0	0	56	108	3.00	1.833								
Felix Rodriguez, R (7, 1) ERA: 2.91	1.1	L	8	2	1	1	3	2	0	0	0	1	0	26	43	6.75	3.000								
Alan Embree, L (8, 1) ERA: 5.2	0.2		2	0	0	0	1	0	0	0	0	0	0	4	7	0.00	0.000								

AB	32
R	2
H	6
RBI	1
BB	4
SO	5
LOB	23



AB	28
R	3
H	6
RBI	3
BB	9
SO	6
LOB	17




Batter	1	2	3	4	5	6	7	8	9	AB	R	H	RBI	BB	SO	LOB	TOP		
Calvin Murray, R OBP: 0.341, SLG: 0.318 (1, 8)	F7		K			F7			P4	4	0	0	0	0	1	0			
Ramon Martinez, R OBP: 0.350, SLG: 0.496 (1, 4)	1B			F7		G6-3			E5 G4-3 DI	4	0	1	0	0	0	0			
Barry Bonds, L OBP: 0.426, SLG: 0.664 (1, 7)	K			P4		K			G4-3	4	0	0	0	0	2	2			
Jeff Kent, R OBP: 0.418, SLG: 0.626 (1, 3)	L5			G6-3					K	4	0	1	0	0	1	2			
Ellis Burks, R OBP: 0.414, SLG: 0.578 (1, 9)		G6-3			K					3	0	0	0	0	1	1			
Russ Davis, R OBP: 0.304, SLG: 0.383 (1, 5)		K			G6-3				K	3	0	0	0	0	2	0			
Rich Aurilia, R OBP: 0.345, SLG: 0.433 (1, 6)		K			K					2	0	0	0	1	2	0			
Bobby Estalella, R OBP: 0.391, SLG: 0.514 (1, 2)			K			K				3	0	0	0	0	3	1			
Livan Hernandez, R OBP: 0.308, SLG: 0.391 Doug Henry, R (8, 1)			G6-3			G6-3			K	3	0	0	0	0	1	1			
0 0 0 0 0 0 0 0										0	0	0	0	0	0	0			
Inning Stats	R: 0 H: 1 E: 0 K: 1 S: 10	H: 1 LOB: 1 BB: 0 P: 17	R: 0 H: 0 E: 0 K: 2 S: 9	LOB: 0 BB: 0 P: 16	R: 0 H: 0 E: 0 K: 2 S: 10	LOB: 0 BB: 0 P: 13	R: 0 H: 0 E: 0 K: 0 S: 9	H: 0 LOB: 0 BB: 0 P: 15	R: 0 H: 0 E: 0 K: 2 S: 10	LOB: 0 BB: 0 P: 17	R: 0 H: 1 E: 0 K: 1 S: 9	H: 1 LOB: 1 BB: 0 P: 13	R: 0 H: 0 E: 0 K: 3 S: 12	LOB: 1 BB: 1 P: 21	R: 0 H: 0 E: 1 K: 1 S: 14	LOB: 1 BB: 0 P: 20	1B: 2 2B: 0 3B: 0 HR: 0	SF: 0 SAC: 0 DP: 0 HBP: 0	WP: 0 PA: 31 SB: 0 CS: 1
PITCHER	IP	WLS	BF	H	R	ER	SO	BB	IBB	HBP	BLK	WP	HR	S	P	ERA	WHIP		
Al Leiter, L ERA: 3.11 John Franco, L ERA: 2.75	(1, 1)	8.0	W	27	2	0	12	1	0	0	0	0	0	78	124	0.00	0.375		
(9, 1)	1.0	S	4	0	0	0	1	0	0	0	0	0	0	14	20	0.00	0.000		

San Francisco Giants @ New York Mets
Shea Stadium, Flushing, NY
Sun Aug 13 2000, 1:10 PM EDT
Att: 39,841 - Overcast - 70 F

livebaseballscorecards.com

AB 30
R 0
H 2
RBI 0
BB 1
SO 13
LOB 7




Batter	1	2	3	4	5	6	7	8	9	AB	R	H	RBI	BB	SO	LOB	BOTTOM		
Darryl Hamilton, L OBP: 0.323, SLG: 0.462 (1, 8)	K									3	0	0	0	1	1	2			
Derek Bell, R OBP: 0.366, SLG: 0.462 (1, 9)	31 1B HBP			G5-3						3	0	0	0	0	0	2			
Edgardo Alfonzo, R OBP: 0.426, SLG: 0.513 (1, 4)	K			F9						3	1	0	0	1	1	1			
31 Mike Piazza, R OBP: 0.417, SLG: 0.674 (1, 2)										4	0	2	0	0	1	1			
Robin Ventura, L OBP: 0.352, SLG: 0.470 (1, 5)	K									3	1	1	1	1	2	2			
Benny Agbayani, R OBP: 0.398, SLG: 0.492 Jay Payton, R OBP: 0.343, SLG: 0.451 (1, 7)										3	0	1	0	0	0	2			
1 0 0 0 0 0 0 1										1	0	0	0	0	0	1			
Lenny Harris, L OBP: 0.303, SLG: 0.379 (1, 3)										3	0	2	0	1	0	0			
Mike Bordick, R OBP: 0.349, SLG: 0.483 (1, 6)										4	0	1	1	0	0	3			
Al Leiter, L OBP: 0.111, SLG: 0.070 Todd Zeile, R OBP: 0.387, SLG: 0.493 John Franco, L (8, 1)										2	0	0	0	0	2	1			
1 0 0 0 0 0 0 0										1	0	0	0	0	0	2			
0 0 0 0 0 0 0 0										0	0	0	0	0	0	0			
Inning Stats	R: 0 H: 1 E: 0 K: 3 S: 14	H: 2 LOB: 2 BB: 0 P: 22	R: 0 H: 2 E: 0 K: 0 S: 13	LOB: 2 BB: 0 P: 19	R: 0 H: 1 E: 0 K: 0 S: 11	LOB: 2 BB: 1 P: 20	R: 0 H: 0 E: 0 K: 1 S: 6	H: 0 LOB: 0 BB: 0 P: 6	R: 0 H: 0 E: 0 K: 2 S: 7	LOB: 0 BB: 0 P: 10	R: 0 H: 1 E: 0 K: 1 S: 12	H: 1 LOB: 2 BB: 1 P: 23	R: 2 H: 2 E: 0 K: 0 S: 15	LOB: 2 BB: 2 P: 28	1B: 5 2B: 2 3B: 0 HR: 0	SF: 0 SAC: 1 DP: 0 HBP: 1	WP: 0 PA: 36 PB: 0 SB: 1 CS: 0		
PITCHER	IP	WLS	BF	H	R	ER	SO	BB	IBB	HBP	BLK	WP	HR	S	P	ERA	WHIP		
Livan Hernandez, R ERA: 3.93 Doug Henry, R ERA: 4.4	(1, 1)	7.2	L	35	7	2	7	3	1	1	0	0	0	78	128	2.35	1.304		
(8, 1)	0.1		1	0	0	0	0	0	0	0	0	0	0	4	5	0.00	0.000		

San Francisco Giants @ New York Mets
Shea Stadium, Flushing, NY
Sun Aug 13 2000, 1:10 PM EDT
Att: 39,841 - Overcast - 70 F

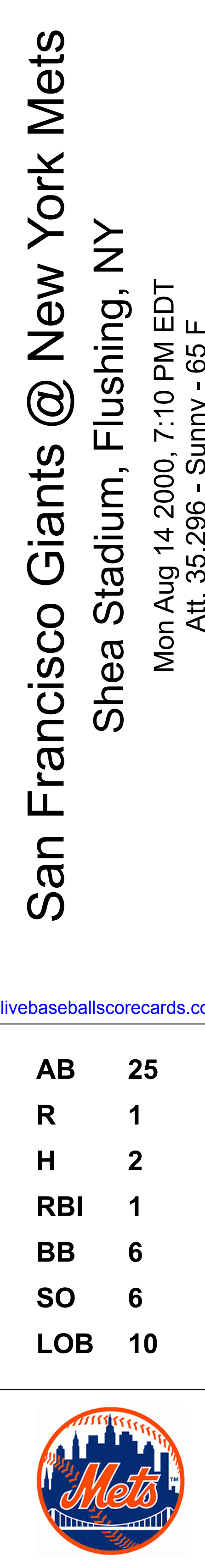
livebaseballscorecards.com

AB 30
R 2
H 7
RBI 2
BB 4
SO 7
LOB 17



Batter	1	2	3	4	5	6	7	8	9	AB	R	H	RBI	BB	SO	LOB	TOP								
Marvin Benard, L OBP: 0.339, SLG: 0.388 (1, 8)	G6-3		G6-3		F7	G4-3	G6-4-3			5	0	1	0	0	0	1	San Francisco Giants @ New York Mets Shea Stadium, Flushing, NY Mon Aug 14 2000, 7:10 PM EDT Att: 35,296 - Sunny - 65 F								
Bill Mueller, S OBP: 0.333, SLG: 0.381 Russ Davis, R OBP: 0.304, SLG: 0.383 (1, 5)	BB		G5-3			HBP	BB			3	2	2	0	2	0	2									
Barry Bonds, L OBP: 0.431, SLG: 0.668 Armando Rios, L OBP: 0.346, SLG: 0.516 (1, 7)	BB		G5-3			E	HBP	E9	G3	4	2	4	0	0	0	0									
Jeff Kent, R OBP: 0.418, SLG: 0.621 Aaron Fultz, L OBP: 0.400, SLG: 0.400 Robb Nen, R (8, 1)	F8		G5-3			1B	1B	G6-3		3	2	0	0	1	0	4									
J.T. Snow, L OBP: 0.386, SLG: 0.465 Felipe Crespo, S OBP: 0.323, SLG: 0.395 (1, 3)	BB					SF8	2B	G4-3		2	1	1	3	1	1	0									
Ellis Burks, R OBP: 0.415, SLG: 0.580 Calvin Murray, R OBP: 0.339, SLG: 0.316 (1, 9)	G6-3					1B	1B			4	2	2	2	0	1	3									
Rich Aurilia, R OBP: 0.346, SLG: 0.433 (1, 6)			F8		F7	2B	1B		K	5	2	2	2	0	1	0									
Bobby Estalella, R OBP: 0.388, SLG: 0.512 (1, 2)	F3					G5-3			E5	5	0	1	2	0	1	2									
Russ Ortiz, R OBP: 0.277, SLG: 0.238 Ramon Martinez, R OBP: 0.348, SLG: 0.492 (1, 1)						K			K	4	0	1	2	0	3	1									
						K		G6-4-3	K	1	0	0	0	0	1	1									
Inning Stats	R: 0 E: 0 K: 0 S: 14	H: 2 LOB: 3 BB: 1 P: 26	R: 0 E: 0 K: 1 S: 6	H: 0 LOB: 0 BB: 0 P: 7	R: 0 E: 0 K: 0 S: 6	H: 1 LOB: 1 BB: 1 P: 11	R: 0 E: 0 K: 2 S: 9	H: 0 LOB: 0 BB: 0 P: 14	R: 0 E: 0 K: 1 S: 8	H: 0 LOB: 0 BB: 0 P: 9	R: 5 E: 1 K: 1 S: 22	H: 5 LOB: 1 BB: 0 P: 27	R: 6 E: 1 K: 1 S: 14	H: 6 LOB: 1 BB: 2 P: 27	R: 0 E: 0 K: 0 S: 5	H: 0 LOB: 0 BB: 0 P: 6	R: 0 E: 1 K: 3 S: 11	H: 0 LOB: 1 BB: 0 P: 16	1B: 12 2B: 2 3B: 0 HR: 0	SF: 1 SAC: 0 DP: 2 HBP: 1	WP: 1 PB: 0 SB: 0 CS: 0	PA: 45			
PITCHER	IP	WLS	BF	H	R	ER	SO	BB	IBB	HBP	BLK	WP	HR	S	P	ERA	WHIP								
Rick Reed, R ERA: 4.45 (1, 1)	6.0	L	28	8	5	5	5	2	0	1	0	0	0	65	94	7.50	1.667								
Dennis Cook, L ERA: 6.5 (7, 1)	0.1		8	5	6	6	1	2	0	0	0	1	0	11	22	162.00	21.000								
Rick White, R ERA: 3.07 (7, 1)	1.2		5	1	0	0	0	0	0	0	0	0	0	8	11	0.00	0.600								
Turk Wendell, R ERA: 3.3 (9, 1)	1.0		4	0	0	0	3	0	0	0	0	0	0	11	16	0.00	0.000								

Batter	1	2	3	4	5	6	7	8	9	AB	R	H	RBI	BB	SO	LOB	BOTTOM								
Benny Agbayani, R OBP: 0.399, SLG: 0.488 (1, 7)	G6-4-3		CS			K		P4		2	0	0	0	2	1	1	San Francisco Giants @ New York Mets Shea Stadium, Flushing, NY Mon Aug 14 2000, 7:10 PM EDT Att: 35,296 - Sunny - 65 F								
Derek Bell, R OBP: 0.368, SLG: 0.460 Bubba Trammell, R OBP: 0.349, SLG: 0.459 (1, 9)	K		CS		F9				K	2	0	0	0	1	1	1									
Edgardo Alfonzo, R OBP: 0.427, SLG: 0.511 Rick White, R OBP: 0.500, SLG: 0.500 Turk Wendell, L (7, 1)	G6-4-3					F8			G5-3	1	0	0	0	2	0	2									
31 Mike Piazza, R OBP: 0.415, SLG: 0.670 Todd Pratt, R OBP: 0.336, SLG: 0.434 (1, 2)	G6-4-3				G1-6-3				F8	2	0	0	0	0	0	3									
Robyn Ventura, L OBP: 0.352, SLG: 0.469 Lenny Harris, L OBP: 0.302, SLG: 0.377 (7, PH)			L4-3			K			G4-3	1	0	0	0	1	1	0									
Todd Zeile, R OBP: 0.364, SLG: 0.489 (1, 3)	F9					K			F8	3	0	0	0	0	1	1									
Jay Payton, R OBP: 0.343, SLG: 0.459 (1, 8)	L4-3					G3			HR	3	1	1	1	0	0	1									
Mike Bordick, R OBP: 0.350, SLG: 0.483 20 Kurt Abbott, R OBP: 0.286, SLG: 0.376 (1, 6)			F9			S			G6-3	2	0	1	0	0	0	0									
Rick Reed, R OBP: 0.222, SLG: 0.188 Darryl Hamilton, L OBP: 0.313, SLG: 0.444 Dennis Cook, L (6, PH)			G4-3			K			G6-3	1	0	0	0	0	1	1									
Joe McEwing, R OBP: 0.260, SLG: 0.410 (7, 4)										1	0	0	0	0	0	0									
Inning Stats	R: 0 E: 0 K: 1 S: 7	H: 0 LOB: 0 BB: 2 P: 18	R: 0 E: 0 K: 0 S: 7	H: 0 LOB: 1 BB: 1 P: 16	R: 0 E: 0 K: 0 S: 9	H: 0 LOB: 0 BB: 1 P: 17	R: 0 E: 0 K: 0 S: 7	H: 0 LOB: 0 BB: 1 P: 13	R: 0 E: 0 K: 2 S: 11	H: 0 LOB: 0 BB: 0 P: 17	R: 0 E: 0 K: 2 S: 12	H: 1 LOB: 2 BB: 1 P: 26	R: 0 E: 0 K: 0 S: 5	H: 0 LOB: 0 BB: 0 P: 8	R: 1 E: 0 K: 0 S: 8	H: 1 LOB: 0 BB: 0 P: 16	R: 0 E: 0 K: 1 S: 8	H: 0 LOB: 0 BB: 0 P: 9	1B: 1 2B: 1 3B: 0 HR: 1	SF: 0 SAC: 0 DP: 3 HBP: 0	WP: 0 PB: 0 SB: 1 CS: 1	PA: 32			
PITCHER	IP	WLS	BF	H	R	ER	SO	BB	IBB	HBP	BLK	WP	HR	S	P	ERA	WHIP								
Russ Ortiz, R ERA: 5.57 (1, 1)	1.0	W	24	1	0	0	5	6	0	0	0	0	0	1	15	0.00	1.000								
Aaron Fultz, L ERA: 5.81 (8, 1)	1.0		4	1	1	1	0	0	0	0	0	0	1	8	16	9.00	1.000								
Robb Nen, R ERA: 1.75 (9, 1)	1.0		3	0	0	0	1	0	0	0	0	0	0	8	9	0.00	0.000								



Batter	1	2	3	4	5	6	7	8	9	AB	R	H	RBI	BB	SO	LOB	TOP							
Marvin Benard, L OBP: 0.342, SLG: 0.395 Robb Nen, R	0-0 HR	1-2 G3	0-0 G4-3		4-2 FC3-2 BB		1-1 G6-4-3 1B		0-0 G1-3	5	1	2	2	1	0	2								
Bill Mueller, S OBP: 0.331, SLG: 0.379	3-1 BB HR	2-0 G4-3	1-1 G4-3		0-0 FC3-2		0-0 G6-4-3			5	1	1	0	0	0	6								
Barry Bonds, L OBP: 0.433, SLG: 0.671	4-0 HR BB	1-1		0-1 F9	1-0 F7			1-1 F9 SF8		4	2	2	0	1	0	3								
Jeff Kent, R OBP: 0.420, SLG: 0.619	4-1 HR BB	4-0		2-1		0-2 G6-3		2-1 F9		3	1	1	0	2	0	1								
J.T. Snow, L OBP: 0.396, SLG: 0.481	2-0 HR	3-2 F7		1-3 K		2-2 HR		2-1 SF8		4	2	2	6	0	1	3								
Rich Aurilia, R OBP: 0.344, SLG: 0.438 Felix Rodriguez, R	1-2 F8		2-0	0-2 F8		2-2 F8		3-H G5-3		5	1	1	1	0	0	1								
Calvin Murray, R OBP: 0.339, SLG: 0.316										0	0	0	0	0	0	0								
Armando Rios, L OBP: 0.352, SLG: 0.513	0-0		4-2 SH5-4 G4-3 BB		4-2 SH1-4 FC3-2 HBP BB		0-0 G3		0-2 F8	3	1	1	0	2	0	0								
Doug Mirabeli, R OBP: 0.350, SLG: 0.400	2-3 K		4-1 G4-3 SH5-4 BB		2-2 FC3-2 SH1-4 HBP		4-0 1B BB		0-0 G4-3	2	0	0	0	2	1	1								
Kirk Rueter, L OBP: 0.178, SLG: 0.200 Miguel Del Toro, R	2-1 G4-3		0-1 SH5-4		0-2 SH1-4		1-2 L4		1-0	1	0	0	0	0	0	1								
Russ Davis, R OBP: 0.301, SLG: 0.380 Doug Henry, R										0	0	0	0	0	0	1								
Ramon Martinez, R OBP: 0.352, SLG: 0.496			1-2 2-3		1-2 2-3					1	0	1	0	0	0	0								
Inning Stats	R: 5 E: 0 K: 1 S: 15	H: 4 LOB: 1 BB: 2 P: 33	R: 0 E: 0 K: 0 S: 9	H: 1 LOB: 2 BB: 1 P: 20	R: 2 E: 0 K: 0 S: 9	H: 1 LOB: 1 BB: 2 P: 20	R: 0 E: 0 K: 1 S: 10	H: 1 LOB: 1 BB: 0 P: 13	R: 0 E: 0 K: 0 S: 12	H: 0 LOB: 3 BB: 2 P: 23	R: 1 E: 0 K: 0 S: 16	H: 1 LOB: 1 BB: 1 P: 20	R: 0 E: 0 K: 0 S: 6	H: 1 LOB: 0 BB: 1 P: 12	R: 1 E: 0 K: 0 S: 10	H: 1 LOB: 0 BB: 0 P: 16	R: 0 E: 0 K: 0 S: 6	H: 1 LOB: 1 BB: 0 P: 7	1B: 5 2B: 2 3B: 0 HR: 4	SF: 1 SAC: 2 DP: 1 HBP: 1	WP: 0 PB: 0 SB: 0 CS: 0	PA: 46		
PITCHER	IP WLS BF H R ER SO BB IBB HBP BLK WP HR S P ERA WHIP	IP WLS BF H R ER SO BB IBB HBP BLK WP HR S P ERA WHIP	IP WLS BF H R ER SO BB IBB HBP BLK WP HR S P ERA WHIP	IP WLS BF H R ER SO BB IBB HBP BLK WP HR S P ERA WHIP	IP WLS BF H R ER SO BB IBB HBP BLK WP HR S P ERA WHIP	IP WLS BF H R ER SO BB IBB HBP BLK WP HR S P ERA WHIP	IP WLS BF H R ER SO BB IBB HBP BLK WP HR S P ERA WHIP	IP WLS BF H R ER SO BB IBB HBP BLK WP HR S P ERA WHIP	IP WLS BF H R ER SO BB IBB HBP BLK WP HR S P ERA WHIP	IP WLS BF H R ER SO BB IBB HBP BLK WP HR S P ERA WHIP	IP WLS BF H R ER SO BB IBB HBP BLK WP HR S P ERA WHIP	IP WLS BF H R ER SO BB IBB HBP BLK WP HR S P ERA WHIP	IP WLS BF H R ER SO BB IBB HBP BLK WP HR S P ERA WHIP	IP WLS BF H R ER SO BB IBB HBP BLK WP HR S P ERA WHIP	IP WLS BF H R ER SO BB IBB HBP BLK WP HR S P ERA WHIP	IP WLS BF H R ER SO BB IBB HBP BLK WP HR S P ERA WHIP	IP WLS BF H R ER SO BB IBB HBP BLK WP HR S P ERA WHIP	IP WLS BF H R ER SO BB IBB HBP BLK WP HR S P ERA WHIP	IP WLS BF H R ER SO BB IBB HBP BLK WP HR S P ERA WHIP	IP WLS BF H R ER SO BB IBB HBP BLK WP HR S P ERA WHIP	IP WLS BF H R ER SO BB IBB HBP BLK WP HR S P ERA WHIP	IP WLS BF H R ER SO BB IBB HBP BLK WP HR S P ERA WHIP	IP WLS BF H R ER SO BB IBB HBP BLK WP HR S P ERA WHIP	IP WLS BF H R ER SO BB IBB HBP BLK WP HR S P ERA WHIP

San Francisco Giants @ Montreal Expos
Olympic Stadium, Montreal, QB
Tue Aug 15 2000, 7:05 PM EDT
Att. 7,165 - Dome - 72 F

AB 34
R 9
H 11
RBI 9
BB 8
SO 2
LOB 19



Batter	1	2	3	4	5	6	7	8	9	AB	R	H	RBI	BB	SO	LOB	BOTTOM							
Terry Jones, S OBP: 0.318, SLG: 0.347	0-3 K	1-0 HR 1B		1-2 F8			4-1 S BB		1-1 G4-3	4	1	1	0	1	1	0								
Milton Bradley, S OBP: 0.311, SLG: 0.338	0-0 HR 1B	2-1 1-H 2-H HR		3-3 K			4-1 G6-4-3 BB			3	2	2	3	1	1	0								
Jose Vidro, S OBP: 0.382, SLG: 0.543	1-0 1-H HR	2-1 P6			0-2 G4-3		0-0 F8			4	1	1	2	0	0	2								
Vladimir Guerrero, R OBP: 0.423, SLG: 0.677	3-2 HR		1-2 HR		1-3 K		2-2 G6-4-3			4	2	2	2	0	1	2								
Lee Stevens, L OBP: 0.344, SLG: 0.504	2-2 F9		0-0 F5		0-0 1B			0-0 F7		4	0	1	0	0	0	0								
Geoff Blum, S OBP: 0.336, SLG: 0.449	1-3 K		2-2 G4-3		3-1 F9			0-3 K		4	0	0	0	0	2	1								
Orlando Cabrera, R OBP: 0.283, SLG: 0.387		1-2 G4-3	1-0 1B		0-0 F8			0-0 F2		4	0	1	0	0	0	0								
Michael Barrett, R OBP: 0.264, SLG: 0.286		0-0 1B HR 1B	1-0 G6-3		2-3 K				1-3 K	4	1	1	0	0	2	1								
Mike Johnson, L OBP: 0.211, SLG: 0.167 Felipe Lira, R OBP: 0.250, SLG: 0.545 Andy Tracy, L OBP: 0.347, SLG: 0.470 Julio Santana, R		1-3 K		2-3 K		2-1 G4-3			2-2 F9	1	0	0	0	0	1	1								
Wilton Guerrero, S OBP: 0.320, SLG: 0.330										1	0	0	0	0	0	0								
Inning Stats	R: 3 E: 0 K: 2 S: 18	H: 3 LOB: 0 BB: 0 P: 25	R: 3 E: 0 K: 1 S: 12	H: 3 LOB: 0 BB: 0 P: 19	R: 1 E: 0 K: 0 S: 11	H: 2 LOB: 1 BB: 0 P: 16	R: 0 E: 0 K: 2 S: 10	H: 0 LOB: 0 BB: 0 P: 16	R: 0 E: 0 K: 1 S: 9	H: 1 LOB: 1 BB: 0 P: 13	R: 0 E: 0 K: 1 S: 6	H: 0 LOB: 0 BB: 2 P: 10	R: 0 E: 0 K: 0 S: 6	H: 0 LOB: 1 BB: 2 P: 16	R: 0 E: 0 K: 1 S: 5	H: 0 LOB: 0 BB: 0 P: 5	R: 0 E: 0 K: 1 S: 9	H: 0 LOB: 0 BB: 0 P: 13	1B: 5 2B: 0 3B: 0 HR: 4	SF: 0 SAC: 0 DP: 1 HBP: 0	WP: 0 PB: 0 SB: 1 CS: 0	PA: 37		
PITCHER	IP WLS BF H R ER SO BB IBB HBP BLK WP HR S P ERA WHIP	IP WLS BF H R ER SO BB IBB HBP BLK WP HR S P ERA WHIP	IP WLS BF H R ER SO BB IBB HBP BLK WP HR S P ERA WHIP	IP WLS BF H R ER SO BB IBB HBP BLK WP HR S P ERA WHIP	IP WLS BF H R ER SO BB IBB HBP BLK WP HR S P ERA WHIP	IP WLS BF H R ER SO BB IBB HBP BLK WP HR S P ERA WHIP	IP WLS BF H R ER SO BB IBB HBP BLK WP HR S P ERA WHIP	IP WLS BF H R ER SO BB IBB HBP BLK WP HR S P ERA WHIP	IP WLS BF H R ER SO BB IBB HBP BLK WP HR S P ERA WHIP	IP WLS BF H R ER SO BB IBB HBP BLK WP HR S P ERA WHIP	IP WLS BF H R ER SO BB IBB HBP BLK WP HR S P ERA WHIP	IP WLS BF H R ER SO BB IBB HBP BLK WP HR S P ERA WHIP	IP WLS BF H R ER SO BB IBB HBP BLK WP HR S P ERA WHIP	IP WLS BF H R ER SO BB IBB HBP BLK WP HR S P ERA WHIP	IP WLS BF H R ER SO BB IBB HBP BLK WP HR S P ERA WHIP	IP WLS BF H R ER SO BB IBB HBP BLK WP HR S P ERA WHIP	IP WLS BF H R ER SO BB IBB HBP BLK WP HR S P ERA WHIP	IP WLS BF H R ER SO BB IBB HBP BLK WP HR S P ERA WHIP	IP WLS BF H R ER SO BB IBB HBP BLK WP HR S P ERA WHIP	IP WLS BF H R ER SO BB IBB HBP BLK WP HR S P ERA WHIP	IP WLS BF H R ER SO BB IBB HBP BLK WP HR S P ERA WHIP	IP WLS BF H R ER SO BB IBB HBP BLK WP HR S P ERA WHIP	IP WLS BF H R ER SO BB IBB HBP BLK WP HR S P ERA WHIP	IP WLS BF H R ER SO BB IBB HBP BLK WP HR S P ERA WHIP

San Francisco Giants @ Montreal Expos
Olympic Stadium, Montreal, QB
Tue Aug 15 2000, 7:05 PM EDT
Att. 7,165 - Dome - 72 F

AB 35
R 7
H 9
RBI 7
BB 2
SO 9
LOB 7



Batter	1	2	3	4	5	6	7	8	9	AB	R	H	RBI	BB	SO	LOB	TOP									
Marvin Benard, L OBP: 0.338, SLG: 0.391 (1, 8)										5	0	0	0	0	1	2	San Francisco Giants @ Montreal Expos Olympic Stadium, Montreal, QB Wed Aug 16 2000, 7:05 PM EDT Att. 7,910 - Dome - 72 F AB 32 R 4 H 7 RBI 4 BB 4 SO 7 LOB 15 									
Bill Mueller, S OBP: 0.432, SLG: 0.382 (1, 5)										5	1	2	0	0	0	1										
Barry Bonds, L OBP: 0.438, SLG: 0.681 (1, 7)										1	3	1	1	3	0	0										
Jeff Kent, R OBP: 0.419, SLG: 0.616 (1, 4)										4	0	1	1	0	0	3										
J.T. Snow, L OBP: 0.382, SLG: 0.477 (1, 3)										3	0	0	1	0	2	3										
Ellis Burks, R OBP: 0.413, SLG: 0.575 Felix Rodriguez, R Robb Nen, R (8, 1) (9, 1)										4	0	1	0	0	1	3										
Rich Aurilia, R OBP: 0.343, SLG: 0.435 (1, 6)										4	0	1	1	0	1	0										
Doug Mirabeli, R OBP: 0.352, SLG: 0.399 (1, 2)										3	0	1	0	1	1	2										
Mark Gardner, R OBP: 0.100, SLG: 0.100 Armando Rios, L OBP: 0.350, SLG: 0.511 (8, 9) (9, 9)										2	0	0	0	0	1	1										
Inning Stats	R: 2 E: 0 K: 1 S: 13	H: 2 LOB: 1 BB: 1 P: 28	R: 0 E: 0 K: 1 S: 8	H: 0 LOB: 1 BB: 1 P: 15	R: 0 E: 0 K: 0 S: 5	H: 1 LOB: 2 BB: 1 P: 12	R: 0 E: 0 K: 1 S: 9	H: 0 LOB: 0 BB: 0 P: 11	R: 1 E: 0 K: 0 S: 7	H: 1 LOB: 0 BB: 0 P: 10	R: 0 E: 0 K: 2 S: 7	H: 0 LOB: 1 BB: 0 P: 10	R: 0 E: 0 K: 0 S: 11	H: 1 LOB: 1 BB: 0 P: 15	R: 1 E: 0 K: 2 S: 11	H: 2 LOB: 2 BB: 1 P: 22		R: 0 E: 0 K: 0 S: 7	H: 0 LOB: 0 BB: 0 P: 9	1B: 5 2B: 1 3B: 0 HR: 1	SF: 1 SAC: 1 DP: 0 HBP: 0	WP: 1 PB: 1 SB: 0 CS: 0	PA: 38			
PITCHER	IP WLS BF H R ER SO BB IBB HBP BLK WP HR S P ERA WHIP																									
Dustin Hermanson, R ERA: 5.52 Anthony Telford, R ERA: 4.36 51 Scott Forster, L ERA: 5.06	(1, 1) (8, 1) (9, 1)	7.2 0.1 1.0	L 1 3	34 0 0	7 0 0	4 0 0	3 0 0	6 1 0	6 0 0	4 0 0	0 0 0	0 0 0	0 0 0	1 0 0	1 3 7	68 6 9	117 0 0	3.52 0.00 0.00	1.435 0.000 0.000							

Batter	1	2	3	4	5	6	7	8	9	AB	R	H	RBI	BB	SO	LOB	BOTTOM									
Peter Bergeron, L OBP: 0.323, SLG: 0.337 (1, 7)										4	0	2	0	0	0	0	San Francisco Giants @ Montreal Expos Olympic Stadium, Montreal, QB Wed Aug 16 2000, 7:05 PM EDT Att. 7,910 - Dome - 72 F AB 33 R 1 H 8 RBI 1 BB 0 SO 7 LOB 14 									
Milton Bradley, S OBP: 0.308, SLG: 0.333 (1, 8)										4	0	1	0	0	1	2										
Jose Vidro, S OBP: 0.381, SLG: 0.541 (1, 4)										4	0	1	0	0	0	3										
Vladimir Guerrero, R OBP: 0.422, SLG: 0.673 (1, 9)										4	0	1	0	0	0	1										
Lee Stevens, L OBP: 0.343, SLG: 0.504 (1, 3)										4	0	1	0	0	1	2										
Geoff Blum, S OBP: 0.338, SLG: 0.465 (8, 6)										4	1	2	1	0	1	3										
Orlando Cabrera, R OBP: 0.280, SLG: 0.383 Anthony Telford, R 51 Scott Forster, R (1, 6) (8, 1) (9, 1)										3	0	0	0	0	1	2										
Michael Barrett, R OBP: 0.260, SLG: 0.282 (1, 2)										3	0	0	0	0	1	1										
Dustin Hermanson, R OBP: 0.216, SLG: 0.200 Andy Tracy, L OBP: 0.355, SLG: 0.465 (1, 1) (8, 5)										2	0	0	0	0	1	0										
Inning Stats	R: 0 E: 0 K: 1 S: 10	H: 1 LOB: 0 BB: 0 P: 16	R: 0 E: 0 K: 0 S: 9	H: 1 LOB: 0 BB: 0 P: 11	R: 0 E: 0 K: 1 S: 6	H: 1 LOB: 0 BB: 0 P: 11	R: 0 E: 0 K: 0 S: 6	H: 1 LOB: 0 BB: 0 P: 8	R: 0 E: 0 K: 1 S: 8	H: 1 LOB: 1 BB: 0 P: 9	R: 0 E: 0 K: 1 S: 9	H: 1 LOB: 1 BB: 0 P: 14	R: 1 E: 0 K: 0 S: 9	H: 1 LOB: 0 BB: 0 P: 14	R: 0 E: 0 K: 1 S: 5	H: 0 LOB: 0 BB: 0 P: 6		R: 0 E: 0 K: 2 S: 14	H: 2 LOB: 2 BB: 0 P: 17	1B: 6 2B: 1 3B: 0 HR: 1	SF: 0 SAC: 0 DP: 1 HBP: 0	WP: 0 PB: 0 SB: 0 CS: 1	PA: 33			
PITCHER	IP WLS BF H R ER SO BB IBB HBP BLK WP HR S P ERA WHIP																									
Mark Gardner, R ERA: 4.57 Felix Rodriguez, R ERA: 2.73 Robb Nen, R ERA: 1.68	(1, 1) (8, 1) (9, 1)	7.0 1.0 1.0	W H S	25 3 5	6 0 2	1 0 0	1 0 0	4 1 2	4 0 0	1 0 0	0 0 0	0 0 0	0 0 0	0 0 0	5 6 14	57 6 17	83 0 0	1.29 0.00 0.00	0.857 0.000 2.000							

Batter	1	2	3	4	5	6	7	8	9	AB	R	H	RBI	BB	SO	LOB	TOP			
Rafael Furcal, S OBP: 0.396, SLG: 0.372	0-1 CS 10 1B		1-3 K			2-3 K		3-3 K		4	0	1	0	0	3	1	Atlanta Braves @ San Francisco Giants PacBell Park, San Francisco, CA Fri Aug 18, 2000, 10:35 PM EDT Att: 40,930 - Sunny - 63 F			
Andruw Jones, R OBP: 0.373, SLG: 0.529	0-3 K			2-3 K		2-2 F8		2-1 L7		4	0	0	0	0	2	2				
10 Chipper Jones, S OBP: 0.400, SLG: 0.561	2-3 K			0-0 G3-1		1-0 G4-3		0-0 FC6-4 1B		4	0	1	0	0	1	2				
B.J. Surhoff, L OBP: 0.339, SLG: 0.446		2-0 F7		4-1 BB			0-1 L7	0-1 FC6-4 1-2		3	0	0	0	1	0	1				
Andres Galarraga, R OBP: 0.375, SLG: 0.555		2-1 FC5-4 1B		1-0 G5-3			4-2 BB	2-3 K		3	0	1	0	1	1	2				
Brian Jordan, R OBP: 0.323, SLG: 0.445		0-0 FC5-4 1-2			2-2 G1-3		1-3 K			3	0	0	0	0	1	2				
Keith Lockhart, L OBP: 0.313, SLG: 0.370		0-1 G6-3			0-0 L5		0-0 G1-3			3	0	0	0	0	0	2				
Paul Bako, L OBP: 0.313, SLG: 0.296			3-3 K		3-3 K			3-2 F7		3	0	0	0	0	2	0				
Greg Maddux, R OBP: 0.241, SLG: 0.255			1-0 F8			0-0 1B		2-1 F7		2	0	1	0	0	0	0				
Wally Joyner, L OBP: 0.341, SLG: 0.413										1	0	0	0	0	0	0				
Terry Mulholland, R OBP: 0.250, SLG: 0.333										0	0	0	0	0	0	0				
Inning Stats	R: 0 E: 0 K: 2 S: 8	H: 1 LOB: 0 BB: 0 P: 10	R: 0 E: 0 K: 0 S: 6	H: 1 LOB: 1 BB: 0 P: 10	R: 0 E: 0 K: 2 S: 8	H: 0 LOB: 0 BB: 0 P: 13	R: 0 E: 0 K: 1 S: 8	H: 0 LOB: 1 BB: 1 P: 15	R: 0 E: 0 K: 1 S: 9	H: 0 LOB: 0 BB: 0 P: 14	R: 0 E: 0 K: 1 S: 12	H: 1 LOB: 1 BB: 0 P: 17	R: 0 E: 0 K: 1 S: 8	H: 0 LOB: 1 BB: 1 P: 13	R: 0 E: 0 K: 1 S: 9	H: 1 LOB: 1 BB: 0 P: 13	1B: 4 2B: 0 3B: 0 HR: 0	SF: 0 SAC: 0 DP: 0 HBP: 0	WP: 0 PB: 0 SB: 0 CS: 1	PA: 32
PITCHER Livan Hernandez, R ERA: 3.74	IP: 9.0 WLS: W BF: 32 H: 4 R: 0 ER: 0 SO: 10 BB: 2 IBB: 0 HBP: 0 BLK: 0 WP: 0 HR: 0 S: 76 P: 121 ERA: 0.00 WHIP: 0.667															PITCHER				

Batter	1	2	3	4	5	6	7	8	9	AB	R	H	RBI	BB	SO	LOB	BOTTOM	
Marvin Benard, L OBP: 0.335, SLG: 0.387	1-0 G4-3		0-1 F7		1-3 K			0-0 B5-3		4	0	0	0	0	1	0	Atlanta Braves @ San Francisco Giants PacBell Park, San Francisco, CA Fri Aug 18, 2000, 10:35 PM EDT Att: 40,930 - Sunny - 63 F	
Bill Mueller, S OBP: 0.331, SLG: 0.381	1-1 G6-3		1-0 G6-3		0-0 G3		2-2 1B FC5-2 1B		4	0	1	0	0	0	0	0		
Barry Bonds, L OBP: 0.441, SLG: 0.688	0-0 1B			0-1 G1-3		3-2 G4-3		1-0 FC5-2 1B		4	0	2	0	0	0	0		
Jeff Kent, R OBP: 0.421, SLG: 0.614	1-1 1B			2-3 K		2-2 L8		0-1 FC5-2		4	0	1	0	0	1	2		
J.T. Snow, L OBP: 0.382, SLG: 0.474	1-2 1B		2-3 K		1-2 HR 1B		0-3 K	2-3 K		4	1	1	0	0	3	4		
Rich Aurilia, R OBP: 0.343, SLG: 0.443		0-0 G6-3		1-0 HR 1B			1-3 K			3	1	1	2	0	1	0		
Armando Rios, L OBP: 0.350, SLG: 0.508		3-3 K		1-1 1B		2-1 F7				3	0	1	0	0	1	0		
Bobby Estalella, R OBP: 0.385, SLG: 0.516		2-3 K		3-2 G1-3		4-1 BB				2	0	0	0	1	1	1		
Livan Hernandez, R OBP: 0.294, SLG: 0.373			0-3 K		0-1 G5-3		0-1 G6-3			3	0	0	0	0	1	1		
Inning Stats	R: 0 E: 0 K: 1 S: 9	H: 2 LOB: 2 BB: 0 P: 14	R: 0 E: 0 K: 2 S: 8	H: 0 LOB: 0 BB: 0 P: 13	R: 0 E: 0 K: 1 S: 6	H: 0 LOB: 0 BB: 0 P: 7	R: 2 E: 0 K: 1 S: 17	H: 3 LOB: 1 BB: 0 P: 25	R: 0 E: 0 K: 1 S: 10	H: 0 LOB: 0 BB: 0 P: 15	R: 0 E: 0 K: 1 S: 8	H: 0 LOB: 1 BB: 1 P: 15	R: 0 E: 0 K: 1 S: 10	H: 2 LOB: 2 BB: 0 P: 15	1B: 6 2B: 0 3B: 0 HR: 1	SF: 0 SAC: 0 DP: 0 HBP: 0	WP: 0 PB: 0 SB: 1 CS: 0	PA: 32
PITCHER Greg Maddux, R ERA: 3.15	IP: 7.0 WLS: L BF: 27 H: 5 R: 2 ER: 2 SO: 8 BB: 1 IBB: 0 HBP: 0 BLK: 0 WP: 0 HR: 1 S: 64 P: 96 ERA: 2.57 WHIP: 0.857															PITCHER		
Terry Mulholland, L ERA: 5.51	IP: 1.0 WLS: L BF: 5 H: 2 R: 0 ER: 0 SO: 1 BB: 0 IBB: 0 HBP: 0 BLK: 0 WP: 0 HR: 0 S: 10 P: 15 ERA: 0.00 WHIP: 2.000															PITCHER		

AB 30
R 0
H 4
RBI 0
BB 2
SO 10
LOB 12



AB 31
R 2
H 7
RBI 2
BB 1
SO 9
LOB 8



Batter	1	2	3	4	5	6	7	8	9	AB	R	H	RBI	BB	SO	LOB	TOP					
Rafael Furcal, S OBP: 0.394, SLG: 0.367 (1, 6)	F7		L5		G6-3		BB		K	4	0	0	0	1	1	2	Atlanta Braves @ San Francisco Giants PacBell Park, San Francisco, CA Sat Aug 19 2000, 4:05 PM EDT Att: 40,930 - Sunny - 63 F					
Andruw Jones, R OBP: 0.373, SLG: 0.531 (1, 8)	10 SF8 3B		F7		BB		L5		F8	4	1	1	0	1	0	3						
10 Chipper Jones, S OBP: 0.397, SLG: 0.557 (1, 5)	SF8		G6-3		G4-3				K	3	0	0	1	0	1	2						
B.J. Surhoff, L OBP: 0.340, SLG: 0.446 (1, 7)	F7			G6-3		G1-6-3 1B		F8 BB	1B	4	0	2	0	0	0	0						
Andres Galarraga, R OBP: 0.373, SLG: 0.551 (1, 3)		G5-3		F9		G1-6-3		BB	BB	3	0	0	0	1	0	1						
Brian Jordan, R OBP: 0.323, SLG: 0.441 (1, 9)	E S 1B BB		P4		F7			F8	BB	3	1	0	0	1	0	2						
Javy Lopez, R OBP: 0.337, SLG: 0.500 (1, 2)					HR		G5-3		K	4	1	2	2	0	1	2						
Keith Lockhart, L OBP: 0.319, SLG: 0.374 Reggie Sanders, R OBP: 0.250, SLG: 0.209 (9, PH)	P5				FC1-6 1B		BB		K	3	0	2	0	0	0	1						
Andy Ashby, R Terry Mulholland, L Bobby Estalella, R Scott Karimieniecki, R Stan Belinda, R Steve Sisco, R (1, 1) (6, 1) (7, PH) (7, 1) (8, 1) (9, PH)	G6-3				FC1-6 G6-3 WP		K		1B	2	0	0	0	0	0	2						
Inning Stats	R: 1 E: 0 K: 0 S: 5	H: 1 LOB: 0 BB: 0 P: 9	R: 1 E: 0 K: 0 S: 15	H: 1 LOB: 1 BB: 1 P: 28	R: 0 E: 0 K: 0 S: 5	H: 0 LOB: 0 BB: 0 P: 9	R: 0 E: 0 K: 0 S: 8	H: 0 LOB: 0 BB: 0 P: 10	R: 1 E: 0 K: 0 S: 15	H: 2 LOB: 2 BB: 1 P: 25	R: 0 E: 0 K: 0 S: 6	H: 1 LOB: 0 BB: 0 P: 10	R: 0 E: 0 K: 1 S: 12	H: 1 LOB: 2 BB: 1 P: 22	R: 0 E: 0 K: 2 S: 15	H: 1 LOB: 2 BB: 0 P: 27		R: 0 E: 0 K: 2 S: 11	H: 1 LOB: 1 BB: 0 P: 17	1B: 6 2B: 0 3B: 1 HR: 1	SF: 1 SAC: 0 DP: 1 HBP: 0	WP: 1 PB: 0 SB: 1 CS: 0
PITCHER	IP WLS BF H R ER SO BB IBB HBP BLK WP HR S P ERA WHIP																					
Russ Ortiz, R ERA: 5.44 (1, 1)	6.2 W 28 6 3 2 1 3 0 0 0 0 1 1 64 110 2.70 1.350																					
Doug Henry, R ERA: 4.43 (7, 1)	0.1 H 1 0 0 0 0 0 0 0 0 0 0 0 2 3 0.00 0.000																					
Felix Rodriguez, R ERA: 2.66 (8, 1)	1.0 5 1 0 0 2 1 0 0 0 0 0 0 15 27 0.00 2.000																					
Alan Embree, L ERA: 5.01 (9, 1)	1.0 4 1 0 0 2 0 0 0 0 0 0 0 11 17 0.00 1.000																					

Batter	1	2	3	4	5	6	7	8	9	AB	R	H	RBI	BB	SO	LOB	BOTTOM	
Marvin Benard, L OBP: 0.334, SLG: 0.389 (1, 8)	F8		F9		F7		K		SF7 3B	5	1	1	1	0	1	3	Atlanta Braves @ San Francisco Giants PacBell Park, San Francisco, CA Sat Aug 19 2000, 4:05 PM EDT Att: 40,930 - Sunny - 63 F	
Bill Mueller, S OBP: 0.328, SLG: 0.376 (1, 5)	F7		FC6-4				G3		L9	5	0	0	0	0	2			
Barry Bonds, L Felipe Crespo, S (1, 7) (6, PH) (9, 9)	F9				G3		1B HBP		F8	3	1	0	0	0	0			
Jeff Kent, R OBP: 0.422, SLG: 0.619 (8, PH) Ramon Martinez, R OBP: 0.345, SLG: 0.496 (9, 4)		L8			G5-3		1B HR		K	4	2	2	1	0	0			
J.T. Snow, L OBP: 0.383, SLG: 0.477 (1, 3)	F8				E		HR		K	4	2	2	1	0	1			
Ellis Burks, R OBP: 0.414, SLG: 0.595 Alan Embree, L (1, 9) (9, 1)	G5-3				E1		HR		HR	4	2	2	4	0	0			
Rich Aurilia, R OBP: 0.344, SLG: 0.446 (1, 6)			F8		G6-3				1B	4	1	2	0	0	1			
Bobby Estalella, R OBP: 0.391, SLG: 0.532 (1, 2)			HR				P6		BB	3	2	2	1	1	0			
Russ Ortiz, R OBP: 0.280, SLG: 0.227 Doug Henry, R Felix Rodriguez, R Armando Rios, L (1, 1) (7, 1) (8, 1) (8, PH) (9, 7)			FC6-4 BB		P5		K		3B	2	0	0	0	1	1			
Inning Stats	R: 0 E: 0 K: 0 S: 6	H: 0 LOB: 0 BB: 0 P: 9	R: 0 E: 0 K: 0 S: 5	H: 0 LOB: 0 BB: 0 P: 7	R: 1 E: 0 K: 0 S: 12	H: 1 LOB: 1 BB: 1 P: 18	R: 1 E: 1 K: 0 S: 10	H: 1 LOB: 1 BB: 0 P: 17	R: 0 E: 0 K: 2 S: 21	H: 4 LOB: 2 BB: 1 P: 35	R: 1 E: 0 K: 1 S: 9	H: 1 LOB: 0 BB: 0 P: 18	R: 5 E: 0 K: 1 S: 14	H: 5 LOB: 0 BB: 0 P: 22	1B: 4 2B: 3 3B: 1 HR: 4	SF: 1 SAC: 0 DP: 0 HBP: 1		WP: 0 PB: 0 SB: 0 CS: 0
PITCHER	IP WLS BF H R ER SO BB IBB HBP BLK WP HR S P ERA WHIP																	
Andy Ashby, R ERA: 5.18 (1, 1)	5.1 L 26 6 6 5 0 2 0 0 0 0 0 0 0 7 10 0.00 0.000																	
Terry Mulholland, L ERA: 5.48 (6, 1)	0.2 2 0 0 0 2 0 0 0 0 0 0 0 7 10 0.00 0.000																	
Scott Karimieniecki, R ERA: 4.79 (7, 1)	1.0 4 1 1 1 1 0 0 0 0 0 0 1 9 18 9.00 1.000																	
Stan Belinda, R ERA: 8.02 (8, 1)	1.0 8 5 5 5 1 0 0 0 0 0 0 1 14 22 45.00 5.000																	



Batter	1	2	3	4	5	6	7	8	9	AB	R	H	RBI	BB	SO	LOB	TOP			
Luis Castillo, S OBP: 0.441, SLG: 0.412 (1,4)			G6-3			G3-1 1B				4	0	2	0	0	1	0	Florida Marlins @ San Francisco Giants PacBell Park, San Francisco, CA Mon Aug 21 2000, 10:15 PM EDT Att: 40,930 - Sunny - 61 F			
Mark Kotsay, L OBP: 0.333, SLG: 0.441 (1,9)	F7			G3		G3-1		F8		4	0	0	0	0	0	2				
Henry Rodriguez, L OBP: 0.327, SLG: 0.513 (1,7)	F8			F8				G6-3		3	0	0	0	1	0	1				
Preston Wilson, R OBP: 0.316, SLG: 0.447 (1,8)		G3		CS 1B				G6-3		4	0	1	0	0	1	2				
Mike Lowell, R OBP: 0.330, SLG: 0.466 (1,5)	P6			CS 1B	G6-4-3 BB					3	0	1	0	1	1	0				
Derrek Lee, R OBP: 0.385, SLG: 0.533 (1,3)					G6-4-3 1-2		F8			4	0	2	0	0	0	2				
Dave Berg, R OBP: 0.348, SLG: 0.345 (1,6)							F9			3	0	0	0	1	1	3				
Mike Redmond, R OBP: 0.337, SLG: 0.326 (1,2)										2	0	0	0	0	0	1				
Andy Fox, L OBP: 0.302, SLG: 0.348 (7, PH)			F9							1	0	0	0	0	0	1				
Ramon Castro, R OBP: 0.329, SLG: 0.295 (7,2)							F8			0	0	0	0	0	0	0				
Ryan Dempster, R OBP: 0.083, SLG: 0.117 (1,1)										2	0	0	0	0	0	0				
Mark Smith, R OBP: 0.335, SLG: 0.430 (8, PH)			G6-3							1	0	0	0	0	0	0				
Braden Looper, R OBP: 0.335, SLG: 0.430 (8, PH)										0	0	0	0	0	0	0				
Armando Almanza, L OBP: 0.335, SLG: 0.430 (8,1)										0	0	0	0	0	0	0				
Inning Stats	R: 0 E: 0 K: 1 S: 8	H: 0 LOB: 0 BB: 0 P: 11	R: 0 E: 0 K: 0 S: 8	H: 1 LOB: 1 BB: 0 P: 11	R: 0 E: 0 K: 0 S: 10	H: 0 LOB: 0 BB: 0 P: 14	R: 0 E: 0 K: 0 S: 7	H: 1 LOB: 0 BB: 2 P: 11	R: 0 E: 0 K: 0 S: 10	H: 0 LOB: 1 BB: 2 P: 19	R: 0 E: 0 K: 1 S: 13	H: 1 LOB: 2 BB: 1 P: 22	R: 0 E: 0 K: 0 S: 9	H: 1 LOB: 1 BB: 0 P: 12	R: 0 E: 0 K: 2 S: 11	H: 1 LOB: 1 BB: 0 P: 17	1B: 6 2B: 0 3B: 0 HR: 0	SF: 0 SAC: 0 DP: 1 HBP: 0	WP: 0 PB: 0 SB: 0 CS: 1	PA: 35
PITCHER	IP WLS BF H R ER SO BB IBB HBP BLK WP HR S P ERA WHIP	IP WLS BF H R ER SO BB IBB HBP BLK WP HR S P ERA WHIP	IP WLS BF H R ER SO BB IBB HBP BLK WP HR S P ERA WHIP	IP WLS BF H R ER SO BB IBB HBP BLK WP HR S P ERA WHIP	IP WLS BF H R ER SO BB IBB HBP BLK WP HR S P ERA WHIP	IP WLS BF H R ER SO BB IBB HBP BLK WP HR S P ERA WHIP	IP WLS BF H R ER SO BB IBB HBP BLK WP HR S P ERA WHIP	IP WLS BF H R ER SO BB IBB HBP BLK WP HR S P ERA WHIP	IP WLS BF H R ER SO BB IBB HBP BLK WP HR S P ERA WHIP	IP WLS BF H R ER SO BB IBB HBP BLK WP HR S P ERA WHIP	IP WLS BF H R ER SO BB IBB HBP BLK WP HR S P ERA WHIP	IP WLS BF H R ER SO BB IBB HBP BLK WP HR S P ERA WHIP	IP WLS BF H R ER SO BB IBB HBP BLK WP HR S P ERA WHIP	IP WLS BF H R ER SO BB IBB HBP BLK WP HR S P ERA WHIP	IP WLS BF H R ER SO BB IBB HBP BLK WP HR S P ERA WHIP	IP WLS BF H R ER SO BB IBB HBP BLK WP HR S P ERA WHIP	IP WLS BF H R ER SO BB IBB HBP BLK WP HR S P ERA WHIP			
Mark Gardner, R ERA: 4.3 (1,1)	6.2 W 25	4 0 0 2	3 0 0 0	0 0 0 0	0 0 0 0	0 0 0 0	0 0 12 21	0.00 0.750	0.00 1.050											
Felix Rodriguez, R ERA: 2.51 (7,1)	1.1 H 5	1 0 0 0	0 0 0 0	0 0 0 0	0 0 0 0	0 0 0 0	0 0 11 17	0.00 1.000												
Robb Nen, R ERA: 1.64 (9,1)	1.0 4 1 0 0 2	0 0 0 0	0 0 0 0	0 0 0 0	0 0 0 0	0 0 0 0	0 0 11 17	0.00 1.000												

Batter	1	2	3	4	5	6	7	8	9	AB	R	H	RBI	BB	SO	LOB	BOTTOM			
Marvin Benard, L OBP: 0.333, SLG: 0.388 (1,8)	G4-3		G1-3		1B G4-3 1B	F9				4	0	1	0	0	0	1	Florida Marlins @ San Francisco Giants PacBell Park, San Francisco, CA Mon Aug 21 2000, 10:15 PM EDT Att: 40,930 - Sunny - 61 F			
Russ Davis, R OBP: 0.297, SLG: 0.387 (8, PH)										1	1	1	4	0	0	0				
Calvin Murray, R OBP: 0.330, SLG: 0.306 (9,8)										0	0	0	0	0	0	0				
Bill Mueller, S OBP: 0.326, SLG: 0.374 (1,5)	G1-3				G4-3					5	0	1	0	0	2	1				
Barry Bonds, L OBP: 0.672, SLG: 0.672 (1,7)				1B BB	1B IBB		F5	F8		3	1	1	0	2	0	1				
Robb Nen, R ERA: 1.64 (9,1)										0	0	0	0	0	0	0				
Jeff Kent, R OBP: 0.423, SLG: 0.617 (1,4)		P4		1B 2B	1B		FC3-6			4	1	2	0	0	0	1				
Ellis Burks, R OBP: 0.413, SLG: 0.609 (1,9)		G6-3		2B 1B	F5					4	0	1	1	0	1	4				
J.T. Snow, L OBP: 0.383, SLG: 0.475 (1,3)				1B 2B	G3			SH1-4 1B HR BB		2	1	1	1	2	0	3				
Rich Aurilia, R OBP: 0.343, SLG: 0.440 (1,6)										3	1	1	0	1	0	1				
Doug Mirabeli, R OBP: 0.352, SLG: 0.393 (1,2)			F7					SH1-4 1B		3	0	1	0	0	1	3				
Mark Gardner, R OBP: 0.094, SLG: 0.094 (1,1)										2	0	0	0	0	2	3				
Felix Rodriguez, R ERA: 4.02 (7,1)										0	0	0	0	0	0	0				
Felipe Crespo, S OBP: 0.327, SLG: 0.395 (8, PH)										0	1	0	0	1	0	0				
Armando Rios, L OBP: 0.353, SLG: 0.515 (9,7)								HR IBB		0	0	0	0	0	0	0				
Inning Stats	R: 0 E: 0 K: 0 S: 7	H: 1 LOB: 1 BB: 0 P: 11	R: 0 E: 0 K: 0 S: 7	H: 0 LOB: 1 BB: 1 P: 13	R: 0 E: 0 K: 1 S: 9	H: 0 LOB: 0 BB: 0 P: 12	R: 2 E: 0 K: 3 S: 21	H: 3 LOB: 3 BB: 2 P: 42	R: 0 E: 0 K: 0 S: 12	H: 2 LOB: 3 BB: 1 P: 20	R: 0 E: 0 K: 0 S: 9	H: 1 LOB: 1 BB: 0 P: 12	R: 0 E: 0 K: 1 S: 12	H: 1 LOB: 1 BB: 0 P: 20	R: 4 E: 0 K: 1 S: 13	H: 2 LOB: 2 BB: 2 P: 26	1B: 8 2B: 1 3B: 0 HR: 1	SF: 0 SAC: 2 DP: 0 HBP: 0	WP: 0 PB: 0 SB: 0 CS: 0	PA: 39
PITCHER	IP WLS BF H R ER SO BB IBB HBP BLK WP HR S P ERA WHIP	IP WLS BF H R ER SO BB IBB HBP BLK WP HR S P ERA WHIP	IP WLS BF H R ER SO BB IBB HBP BLK WP HR S P ERA WHIP	IP WLS BF H R ER SO BB IBB HBP BLK WP HR S P ERA WHIP	IP WLS BF H R ER SO BB IBB HBP BLK WP HR S P ERA WHIP	IP WLS BF H R ER SO BB IBB HBP BLK WP HR S P ERA WHIP	IP WLS BF H R ER SO BB IBB HBP BLK WP HR S P ERA WHIP	IP WLS BF H R ER SO BB IBB HBP BLK WP HR S P ERA WHIP	IP WLS BF H R ER SO BB IBB HBP BLK WP HR S P ERA WHIP	IP WLS BF H R ER SO BB IBB HBP BLK WP HR S P ERA WHIP	IP WLS BF H R ER SO BB IBB HBP BLK WP HR S P ERA WHIP	IP WLS BF H R ER SO BB IBB HBP BLK WP HR S P ERA WHIP	IP WLS BF H R ER SO BB IBB HBP BLK WP HR S P ERA WHIP	IP WLS BF H R ER SO BB IBB HBP BLK WP HR S P ERA WHIP	IP WLS BF H R ER SO BB IBB HBP BLK WP HR S P ERA WHIP	IP WLS BF H R ER SO BB IBB HBP BLK WP HR S P ERA WHIP				
Ryan Dempster, R ERA: 3.68 (1,1)	7.0 L 32	8 2 2 5	2 2 0 5	2 2 0 5	2 2 0 5	0 0 5 15	81.00 6.000	2.57 1.429												
Braden Looper, R ERA: 4.02 (8,1)	0.1 4 1 3 3 0	1 1 0 0	0 0 0 0	0 0 0 0	0 0 1 8	0 0 1 8	13.50 1.500													
Armando Almanza, L ERA: 3.15 (8,1)	0.2 3 1 1 1 1	0 0 0 0	0 0 0 0	0 0 0 0	0 0 1 8	0 0 1 8	13.50 1.500													



Batter	1	2	3	4	5	6	7	8	9	AB	R	H	RBI	BB	SO	LOB	TOP					
Luis Castillo, S OBP: 0.441, SLG: 0.410 (1, 4)										4	0	1	0	1	0	3	Florida Marlins @ San Francisco Giants PacBell Park, San Francisco, CA Tue Aug 22, 2000, 10:15 PM EDT Att: 40,930 - Sunny - 62 F					
Dave Berg, R OBP: 0.350, SLG: 0.347 (1, 6)										5	1	2	0	0	1	3						
Kevin Millar, R OBP: 0.396, SLG: 0.540 (1, 7) (5, 3)										2	3	1	2	2	1	1						
Preston Wilson, R OBP: 0.317, SLG: 0.447 (1, 8)										5	2	2	0	0	1	5						
Mike Lowell, R OBP: 0.333, SLG: 0.469 (1, 5)										4	0	2	3	1	1	1						
Derek Lee, R OBP: 0.382, SLG: 0.528 (1, 3)										3	0	0	1	0	2	3						
Mark Kotsay, L OBP: 0.333, SLG: 0.440 (5, 9)										1	0	0	0	1	0	2						
Mark Smith, R OBP: 0.331, SLG: 0.421 (1, 9) (5, 7)										5	0	1	1	0	4	2						
Antonio Alfonseca, R (9, 1)										0	0	0	0	0	0	0						
Ramon Castro, R OBP: 0.333, SLG: 0.318 (1, 2)										5	0	2	0	0	1	3						
A.J. Burnett, R OBP: 0.467, SLG: 0.417 (1, 1)										3	1	2	0	0	0	0						
Dan Miceli, R (8, 1)										0	0	0	0	0	0	0						
Andy Fox, L OBP: 0.302, SLG: 0.348 (9, 7)										0	0	0	0	0	0	0						
Inning Stats	R: 3 E: 0 K: 1 S: 13	H: 2 LOB: 1 BB: 2 P: 26	R: 0 E: 0 K: 0 S: 7	H: 1 LOB: 1 BB: 0 P: 11	R: 2 E: 0 K: 1 S: 16	H: 3 LOB: 1 BB: 1 P: 28	R: 2 E: 0 K: 0 S: 13	H: 4 LOB: 1 BB: 0 P: 25	R: 0 E: 0 K: 2 S: 13	H: 2 LOB: 2 BB: 1 P: 23	R: 0 E: 0 K: 1 S: 9	H: 0 LOB: 0 BB: 1 P: 17	R: 0 E: 0 K: 1 S: 10	H: 0 LOB: 0 BB: 0 P: 15	R: 0 E: 0 K: 1 S: 8	H: 0 LOB: 1 BB: 0 P: 15	R: 0 E: 0 K: 3 S: 14	H: 0 LOB: 1 BB: 1 P: 22	1B: 10 2B: 2 3B: 0 HR: 1	SF: 0 SAC: 1 DP: 2 HBP: 1	WP: 0 PB: 0 SB: 0 CS: 0	PA: 44
PITCHER	IP WLS BF H R ER SO BB IBB HBP BLK WP HR S P ERA WHIP																					
Shawn Estes, L ERA: 4.1 (1, 1)	3.2 L 21 9 7 7 2 3 0 0 0 0 0 1 45 82 17.18 3.273																					
Aaron Fultz, L ERA: 5.46 (4, 1)	2.1 12 4 0 0 4 1 0 0 0 0 0 0 26 48 0.00 2.143																					
Alan Embree, L ERA: 4.81 (7, 1)	2.0 7 0 0 0 2 0 0 0 1 0 0 0 18 30 0.00 0.000																					
Doug Henry, R ERA: 4.35 (9, 1)	1.0 4 0 0 0 3 1 0 0 0 0 0 0 14 22 0.00 1.000																					

Batter	1	2	3	4	5	6	7	8	9	AB	R	H	RBI	BB	SO	LOB	BOTTOM					
Marvin Benard, L OBP: 0.335, SLG: 0.392 (1, 8)										3	1	1	0	1	0	1	Florida Marlins @ San Francisco Giants PacBell Park, San Francisco, CA Tue Aug 22, 2000, 10:15 PM EDT Att: 40,930 - Sunny - 62 F					
Bill Mueller, S OBP: 0.328, SLG: 0.372 (1, 5)										2	0	0	0	2	0	2						
Barry Bonds, L OBP: 0.435, SLG: 0.676 (1, 7)										4	1	1	2	0	1	2						
Jeff Kent, R OBP: 0.421, SLG: 0.613 (1, 4)										4	0	1	0	0	2	1						
J.T. Snow, L OBP: 0.380, SLG: 0.470 (1, 3) (9, 1)										4	0	0	0	0	2	1						
Ellis Burks, R OBP: 0.414, SLG: 0.621 (1, 9)										4	2	2	1	0	0	0						
Rich Aurilia, R OBP: 0.342, SLG: 0.441 (1, 6)										4	0	1	1	0	1	0						
Bobby Estalella, R OBP: 0.390, SLG: 0.529 (1, 2) (9, PH)										3	0	1	0	0	1	0						
Shawn Estes, R OBP: 0.250, SLG: 0.352 (1, 1) (4, 1)										1	0	0	0	0	0	1						
Aaron Fultz, L OBP: 0.333, SLG: 0.333 (7, 1) (8, PH)										1	0	0	0	0	0	0						
Felipe Crespo, S OBP: 0.330, SLG: 0.398 (9, 3)										2	1	1	0	0	0	0						
Inning Stats	R: 1 E: 0 K: 0 S: 8	H: 1 LOB: 0 BB: 1 P: 17	R: 1 E: 0 K: 1 S: 16	H: 3 LOB: 0 BB: 0 P: 24	R: 0 E: 0 K: 2 S: 9	H: 0 LOB: 1 BB: 1 P: 21	R: 0 E: 0 K: 1 S: 5	H: 0 LOB: 0 BB: 0 P: 7	R: 0 E: 0 K: 0 S: 7	H: 0 LOB: 1 BB: 1 P: 16	R: 0 E: 0 K: 2 S: 10	H: 0 LOB: 0 BB: 0 P: 17	R: 0 E: 0 K: 1 S: 7	H: 0 LOB: 0 BB: 0 P: 12	R: 2 E: 0 K: 0 S: 14	H: 3 LOB: 1 BB: 0 P: 17	R: 1 E: 0 K: 0 S: 7	H: 1 LOB: 0 BB: 0 P: 11	1B: 3 2B: 2 3B: 1 HR: 2	SF: 0 SAC: 0 DP: 1 HBP: 0	WP: 0 PB: 0 SB: 0 CS: 0	PA: 36
PITCHER	IP WLS BF H R ER SO BB IBB HBP BLK WP HR S P ERA WHIP																					
A.J. Burnett, R ERA: 3.77 (1, 1)	7.0 W 26 4 2 2 7 3 0 0 0 0 0 1 62 114 2.57 1.000																					
Dan Miceli, R ERA: 4.89 (8, 1)	1.0 6 3 2 2 0 0 0 0 0 0 0 1 14 17 18.00 3.000																					
Antonio Alfonseca, R ERA: 4.5 (9, 1)	1.0 S 4 1 1 1 0 0 0 0 0 0 0 1 7 11 9.00 1.000																					

AB	37
R	7
H	13
RBI	7
BB	5
SO	11
LOB	23



Batter	1	2	3	4	5	6	7	8	9	AB	R	H	RBI	BB	SO	LOB	TOP					
Luis Castillo, S (1,4) OBP: 0.439, SLG: 0.409	G4-3		G5-3			G4-3		FC3-6 BB 1B		4	0	1	0	0	0	0	Florida Marlins @ San Francisco Giants PacBell Park, San Francisco, CA Wed Aug 23 2000, 3:35 PM EDT Att: 40,930 - Overcast - 63 F					
Mark Kotsay, L (1,9) OBP: 0.333, SLG: 0.437	G4-3			G3		G4-3		FC3-6 BB		3	0	0	0	1	0	0						
Henry Rodriguez, L (1,7) OBP: 0.329, SLG: 0.509				G4-3		1B BB		FC3-6		2	0	0	0	2	0	2						
Preston Wilson, R (1,8) OBP: 0.319, SLG: 0.447	K			1B		1B		K		4	0	2	0	0	2	3						
Mike Lowell, R (1,5) OBP: 0.333, SLG: 0.467		L9		1B		F9			F9	4	0	1	0	0	0	2						
Derrek Lee, R (1,3) OBP: 0.378, SLG: 0.522	G5-3			K					F9	4	0	0	0	0	2	2						
Andy Fox, L (1,6) OBP: 0.296, SLG: 0.341	P6					F8			F8	4	0	0	0	0	1	0						
Mike Redmond, R (1,2) OBP: 0.332, SLG: 0.320			G6-3		G3			G1-3		3	0	0	0	0	0	0						
23 Chuck Smith, R (1,1) OBP: 0.125, SLG: 0.125			F3		G3				F9	2	0	0	0	0	0	0						
Dave Berg, R (8, PH) OBP: 0.348, SLG: 0.345										1	0	0	0	0	0	0						
Manny Aybar, R (8, 1)										0	0	0	0	0	0	0						
Inning Stats	R: 0 E: 0 K: 1 S: 9	H: 0 LOB: 1 BB: 1 P: 18	R: 0 E: 0 K: 0 S: 9	H: 0 LOB: 0 BB: 0 P: 13	R: 0 E: 0 K: 0 S: 9	H: 0 LOB: 0 BB: 0 P: 10	R: 0 E: 0 K: 1 S: 10	H: 2 LOB: 2 BB: 0 P: 15	R: 0 E: 0 K: 0 S: 10	H: 0 LOB: 2 BB: 0 P: 14	R: 0 E: 0 K: 0 S: 10	H: 1 LOB: 2 BB: 1 P: 17	R: 0 E: 0 K: 2 S: 7	H: 0 LOB: 0 BB: 0 P: 12	R: 0 E: 0 K: 1 S: 12	H: 1 LOB: 2 BB: 1 P: 20	R: 0 E: 0 K: 0 S: 10	H: 0 LOB: 0 BB: 0 P: 11	1B: 4 2B: 0 3B: 0 HR: 0	SF: 0 SAC: 0 DP: 0 HBP: 0	WP: 0 PB: 0 SB: 0 CS: 0	PA: 34
PITCHER Livan Hernandez, R (1,1) ERA: 3.56	IP: 9.0 WLS: W BF: 34 H: 4 R: 0 ER: 0 SO: 5 BB: 3 IBB: 0 HBP: 0 BLK: 0 WP: 0 HR: 0 S: 86 P: 130 ERA: 0.00 WHIP: 0.778											PITCHER	IP: 9.0 WLS: W BF: 34 H: 4 R: 0 ER: 0 SO: 5 BB: 3 IBB: 0 HBP: 0 BLK: 0 WP: 0 HR: 0 S: 86 P: 130 ERA: 0.00 WHIP: 0.778									

Batter	1	2	3	4	5	6	7	8	9	AB	R	H	RBI	BB	SO	LOB	BOTTOM			
Marvin Benard, L (1,8) OBP: 0.334, SLG: 0.390	K		K		1B BB		G4-3			3	1	0	0	1	2	0	Florida Marlins @ San Francisco Giants PacBell Park, San Francisco, CA Wed Aug 23 2000, 3:35 PM EDT Att: 40,930 - Overcast - 63 F			
Bill Mueller, S (1,5) OBP: 0.327, SLG: 0.371	G4-3		K		1B		G1-3			4	0	1	0	0	1	0				
Barry Bonds, L (1,7) OBP: 0.436, SLG: 0.682	G4-3			G4-3	1B			HR		4	1	2	2	0	0	0				
Jeff Kent, R (1,4) OBP: 0.422, SLG: 0.612		S SF7 1B		FC3-6 1B	L4			F9		4	1	2	0	0	0	2				
J.T. Snow, L (1,3) OBP: 0.377, SLG: 0.466		K		FC3-6 HR		G3		F4		4	1	0	0	0	1	2				
Ellis Burks, R (1,9) OBP: 0.415, SLG: 0.632		SF7 2-H		HR				P4		3	1	2	3	0	0	0				
Rich Aurilia, R (1,6) OBP: 0.342, SLG: 0.439				L5		F8				2	0	0	0	1	0	1				
Bobby Estalella, R (1,2) OBP: 0.386, SLG: 0.522					L8		K			3	0	0	0	0	2	2				
Livan Hernandez, R (1,1) OBP: 0.282, SLG: 0.357				F8		G6-3		F8		3	0	0	0	0	0	0				
Inning Stats	R: 0 E: 0 K: 1 S: 8	H: 0 LOB: 0 BB: 0 P: 12	R: 1 E: 0 K: 2 S: 13	H: 1 LOB: 1 BB: 1 P: 25	R: 0 E: 0 K: 2 S: 9	H: 0 LOB: 0 BB: 0 P: 15	R: 2 E: 0 K: 0 S: 7	H: 2 LOB: 0 BB: 0 P: 11	R: 1 E: 0 K: 0 S: 9	H: 2 LOB: 2 BB: 1 P: 20	R: 0 E: 0 K: 1 S: 11	H: 1 LOB: 0 BB: 0 P: 19	R: 0 E: 0 K: 0 S: 3	H: 0 LOB: 0 BB: 0 P: 4	R: 1 E: 0 K: 0 S: 12	H: 1 LOB: 0 BB: 0 P: 18		1B: 5 2B: 0 3B: 0 HR: 2	SF: 1 SAC: 0 DP: 0 HBP: 0	WP: 0 PB: 0 SB: 0 CS: 0
PITCHER 23 Chuck Smith, R (1,1) ERA: 3.79	IP: 7.0 WLS: L BF: 29 H: 6 R: 4 ER: 4 SO: 6 BB: 2 IBB: 0 HBP: 0 BLK: 0 WP: 0 HR: 1 S: 60 P: 106 ERA: 5.14 WHIP: 1.143											PITCHER	IP: 7.0 WLS: L BF: 29 H: 6 R: 4 ER: 4 SO: 6 BB: 2 IBB: 0 HBP: 0 BLK: 0 WP: 0 HR: 1 S: 60 P: 106 ERA: 5.14 WHIP: 1.143							
Manny Aybar, R (8, 1) ERA: 4.54	IP: 1.0 WLS: L BF: 4 H: 1 R: 1 ER: 1 SO: 0 BB: 0 IBB: 0 HBP: 0 BLK: 0 WP: 0 HR: 0 S: 12 P: 18 ERA: 9.00 WHIP: 1.000											PITCHER	IP: 1.0 WLS: L BF: 4 H: 1 R: 1 ER: 1 SO: 0 BB: 0 IBB: 0 HBP: 0 BLK: 0 WP: 0 HR: 0 S: 12 P: 18 ERA: 9.00 WHIP: 1.000							



Batter	1	2	3	4	5	6	7	8	9	AB	R	H	RBI	BB	SO	LOB	TOP					
Calvin Murray, R OBP: 0.340, SLG: 0.327	1-0 2B	0-3 K		2-0 SF8 BB 1B		2-1 S 2B		1-3 K		5	0	3	1	0	2	2	San Francisco Giants @ Philadelphia Phillies Veterans Stadium, Philadelphia, PA Sat Aug 26 2000, 4:05 PM EDT Att: 19,636 - Cloudy - 82 F					
Bill Mueller, S OBP: 0.329, SLG: 0.373	2-3 K		4-1 BB 1B	4-2 SF8 BB		3-3 S 2B		0-1 F7		3	0	0	0	2	2							
Barry Bonds, L OBP: 0.434, SLG: 0.675	1-3 K		3-3 K	1-1 SF8		1-3 K		1-1 F8		4	0	0	1	0	3	3						
Jeff Kent, R OBP: 0.425, SLG: 0.610	4-0 BB		4-1 1B 1B BB	1-2 HBP		2-2 G5-3		1-3 K		2	0	0	0	2	1	1						
Ellis Burks, R OBP: 0.417, SLG: 0.627	0-3 K		2-2 1B	1-2 G1-3		1-3 K				4	0	1	0	0	2	5						
Rich Aurilia, R OBP: 0.344, SLG: 0.440		4-2 SH3-4 BB	0-0 FC5-4 1B	1-1 F9		3-3 K				3	0	1	0	1	1	0						
Ramon Martinez, R OBP: 0.344, SLG: 0.497		3-1 SH3-4 1B	0-0 FC5-4	1-0 F8		2-2 P3				4	0	1	0	0	0	3						
Doug Mirabeli, R OBP: 0.350, SLG: 0.390		3-2 F8		1-0 P3		2-1 G1-3				3	1	1	0	0	0	2						
Marvin Benard, L OBP: 0.337, SLG: 0.395				1B SF8 SH3-4 1B						1	0	0	0	0	0	0						
Bobby Estalella, R OBP: 0.378, SLG: 0.509										0	0	0	0	0	0	0						
Kirk Rueter, L OBP: 0.170, SLG: 0.191		0-0 SH3-4		0-0 SH3-4		2-1 2B 2B		0-1 F8		0	0	0	0	0	0	0						
Joe Nathan, R OBP: 0.200, SLG: 0.464										1	1	1	0	0	0	0						
Felipe Crespo, S OBP: 0.337, SLG: 0.413										1	0	0	0	0	0	0						
Doug Henry, R OBP: 0.337, SLG: 0.413										0	0	0	0	0	0	0						
Inning Stats	R: 0 E: 0 K: 3 S: 11	H: 1 LOB: 2 BB: 1 P: 19	R: 0 E: 0 K: 1 S: 15	H: 1 LOB: 2 BB: 1 P: 25	R: 0 E: 0 K: 1 S: 13	H: 2 LOB: 3 BB: 2 P: 26	R: 1 E: 0 K: 0 S: 15	H: 2 LOB: 1 BB: 0 P: 27	R: 0 E: 0 K: 2 S: 5	H: 0 LOB: 0 BB: 0 P: 9	R: 1 E: 0 K: 2 S: 18	H: 2 LOB: 1 BB: 0 P: 28	R: 0 E: 0 K: 2 S: 9	H: 0 LOB: 0 BB: 0 P: 15	R: 0 E: 0 K: 1 S: 7	H: 0 LOB: 0 BB: 0 P: 10	R: 0 E: 0 K: 1 S: 7	H: 0 LOB: 0 BB: 0 P: 9	1B: 5 2B: 3 3B: 0 HR: 0	SF: 1 SAC: 2 DP: 0 HBP: 1	WP: 0 PB: 0 SB: 1 CS: 0	PA: 40
PITCHER	IP	WLS	BF	H	R	ER	SO	BB	IBB	HBP	BLK	WP	HR	S	P	ERA	WHIP					
Randy Wolf, L ERA: 4.46	6.0	W	31	8	2	2	7	5	0	1	0	0	0	77	134	3.00	2.167					
Vicente Padilla, R ERA: 2.92	2.0	H	6	0	0	0	3	0	0	0	0	0	0	16	25	0.00	0.000					
Jeff Brantley, R ERA: 5.44	1.0	S	3	0	0	0	1	0	0	0	0	0	0	7	9	0.00	0.000					

AB	31
R	2
H	8
RBI	2
BB	5
SO	11
LOB	18



Batter	1	2	3	4	5	6	7	8	9	AB	R	H	RBI	BB	SO	LOB	BOTTOM				
Bobby Abreu, L OBP: 0.413, SLG: 0.541	4-2 G6-3 BB		1-0 1B 2B	1-1 F9		2-0 G4-3				3	1	1	0	1	0	1	San Francisco Giants @ Philadelphia Phillies Veterans Stadium, Philadelphia, PA Sat Aug 26 2000, 4:05 PM EDT Att: 19,636 - Cloudy - 82 F				
Doug Glavinville, R OBP: 0.307, SLG: 0.377	0-0 G6-3		2-2 2B 1B	1-2 3B 1B		1-1 CS 1B				4	2	3	0	0	0	1					
Scott Rolen, R OBP: 0.367, SLG: 0.535	1-2 1B		3-3 K	1-0 1H 2H 3B		1-3 K				4	0	2	2	0	2	3					
Mike Lieberthal, R OBP: 0.353, SLG: 0.486	2-1 G1-3		0-0 F9	2-2 G4-3		2-3 K				4	0	0	0	0	1	5					
Pat Burrell, R OBP: 0.360, SLG: 0.476		2-0 G5-3	3-2 1B 2B		1-3 K			4-2 G5-4 BB		3	1	1	2	1	1	0					
Kevin Seick, R OBP: 0.304, SLG: 0.303			1-1 H 3H 2B							0	0	0	0	0	0	0					
Brian Hunter, R OBP: 0.314, SLG: 0.467		0-0 F7	1-2 1B	2-1 P6		1-2 G5-4-3				4	0	1	1	0	0	1					
Marlon Anderson, L OBP: 0.361, SLG: 0.433		1-0 1B 1B	0-3 K	2-2 F8		2-3 K				4	0	1	0	0	2	2					
Tomas Perez, S OBP: 0.333, SLG: 0.403		1-0 1B		3-3 K		2-1 P5				3	0	1	0	0	1	0					
Randy Wolf, L OBP: 0.245, SLG: 0.261		1-3 K		1-2 1B		1-1 F8				2	1	1	0	0	1	2					
Rob Ducey, L OBP: 0.306, SLG: 0.370				1B 3B 1B						1	0	0	0	0	0	0					
Vicente Padilla, R OBP: 1.000, SLG: 1.000										0	0	0	0	0	0	0					
Jeff Brantley, R OBP: 0.337, SLG: 0.413										0	0	0	0	0	0	0					
Inning Stats	R: 0 E: 0 K: 0 S: 10	H: 1 LOB: 1 BB: 1 P: 17	R: 0 E: 0 K: 1 S: 7	H: 2 LOB: 0 BB: 0 P: 12	R: 3 E: 0 K: 2 S: 25	H: 4 LOB: 1 BB: 0 P: 35	R: 2 E: 0 K: 1 S: 15	H: 3 LOB: 1 BB: 0 P: 24	R: 0 E: 0 K: 0 S: 5	H: 0 LOB: 0 BB: 0 P: 10	R: 0 E: 0 K: 2 S: 9	H: 1 LOB: 0 BB: 0 P: 13	R: 0 E: 0 K: 1 S: 8	H: 0 LOB: 1 BB: 1 P: 15	R: 0 E: 0 K: 1 S: 8	H: 0 LOB: 1 BB: 1 P: 15	1B: 9 2B: 1 3B: 1 HR: 0	SF: 0 SAC: 0 DP: 2 HBP: 0	WP: 0 PB: 0 SB: 0 CS: 1	PA: 34	
PITCHER	IP	WLS	BF	H	R	ER	SO	BB	IBB	HBP	BLK	WP	HR	S	P	ERA	WHIP				
Kirk Rueter, L ERA: 4.12	4.0	L	22	10	5	5	4	1	0	0	0	0	0	22	36	0.00	0.333				
Joe Nathan, R ERA: 4.69	3.0		9	1	0	0	3	0	0	0	0	0	0	8	15	0.00	1.000				
Doug Henry, R ERA: 4.22	1.0		3	0	0	0	1	1	0	0	0	0	0	8	15	0.00	1.000				

AB	32
R	5
H	11
RBI	5
BB	2
SO	8
LOB	15



Batter	1	2	3	4	5	6	7	8	9	AB	R	H	RBI	BB	SO	LOB	TOP			
Marvin Benard, L (1, 8) <small>OBP: 0.338, SLG: 0.392</small> Russ Davis, R (9, PH) <small>OBP: 0.298, SLG: 0.401</small> Calvin Murray, R (9, 8) <small>OBP: 0.333, SLG: 0.320</small>										2	2	1	0	2	0	0	San Francisco Giants @ Pittsburgh Pirates Three Rivers Stadium, Pittsburgh, PA Mon Aug 28 2000, 7:05 PM EDT Att: 15,125 - Overcast - 78 F			
Bill Mueller, S (1, 5) <small>OBP: 0.335, SLG: 0.383</small>										5	1	3	1	0	0	2				
Barry Bonds, L (1, 7) <small>OBP: 0.436, SLG: 0.672</small>										2	1	1	0	3	0	1				
Jeff Kent, R (1, 4) <small>OBP: 0.420, SLG: 0.600</small>										5	0	0	0	0	2	7				
J.T. Snow, L (1, 3) <small>OBP: 0.376, SLG: 0.461</small>										4	0	0	0	1	2	5				
Ellis Burks, R (1, 9) <small>OBP: 0.417, SLG: 0.625</small> Robb Nen, R (9, 1)										4	0	1	3	1	0	4				
Rich Aurilia, R (1, 6) <small>OBP: 0.342, SLG: 0.437</small>										4	0	1	0	0	1	3				
Bobby Estelle, R (1, 2) <small>OBP: 0.372, SLG: 0.500</small>										4	0	0	0	0	2	3				
Shawn Estes, R (1, 1) <small>OBP: 0.241, SLG: 0.339</small> Felipe Crespo, S (8, PH) <small>OBP: 0.330, SLG: 0.404</small> Alan Embree, L (8, 1) Armando Rios, L (9, 9) <small>OBP: 0.352, SLG: 0.528</small>										2	0	0	0	0	1	0				
Inning Stats	R: 3 E: 1 K: 3 S: 21	H: 3 LOB: 1 BB: 1 P: 32	R: 1 E: 0 K: 0 S: 9	H: 1 LOB: 1 BB: 1 P: 16	R: 0 E: 0 K: 1 S: 11	H: 0 LOB: 0 BB: 1 P: 11	R: 0 E: 0 K: 0 S: 6	H: 1 LOB: 2 BB: 1 P: 12	R: 0 E: 0 K: 0 S: 9	H: 0 LOB: 0 BB: 0 P: 13	R: 0 E: 0 K: 0 S: 6	H: 0 LOB: 0 BB: 1 P: 11	R: 0 E: 1 K: 2 S: 14	H: 0 LOB: 2 BB: 1 P: 25	R: 1 E: 0 K: 1 S: 11	H: 2 LOB: 2 BB: 1 P: 20		1B: 4 2B: 2 3B: 1 HR: 1	SF: 0 SAC: 1 DP: 1 HBP: 0	WP: 0 PB: 0 SB: 0 CS: 0
PITCHER	IP WLS BF H R ER SO BB IBB HBP BLK WP HR S P ERA WHIP	IP WLS BF H R ER SO BB IBB HBP BLK WP HR S P ERA WHIP																		
Todd Ritchie, R (1, 1) <small>ERA: 4.69</small>	7.0	31	6	4	4	6	5	0	0	0	0	0	0	0	72	111	5.14	1.571		
Rich Loiselle, R (8, 1) <small>ERA: 5.04</small>	0.2	4	0	0	0	1	1	0	0	0	0	0	0	0	9	18	0.00	1.500		
Scott Sauerbeck, L (8, 1) <small>ERA: 3.66</small>	1.1	L	7	2	1	1	2	1	0	0	0	0	0	1	16	27	6.75	2.250		

AB	34
R	5
H	8
RBI	5
BB	7
SO	9
LOB	27



Batter	1	2	3	4	5	6	7	8	9	AB	R	H	RBI	BB	SO	LOB	BOTTOM					
Adrian Brown, S (1, 8) <small>OBP: 0.396, SLG: 0.483</small>										3	1	1	1	1	1	0	San Francisco Giants @ Pittsburgh Pirates Three Rivers Stadium, Pittsburgh, PA Mon Aug 28 2000, 7:05 PM EDT Att: 15,125 - Overcast - 78 F					
18 Jason Kendall, R (1, 2) <small>OBP: 0.420, SLG: 0.473</small>										3	0	1	0	1	1	0						
Brian Giles, L (1, 7) <small>OBP: 0.419, SLG: 0.613</small>										2	0	0	0	2	0	5						
Kevin Young, R (1, 3) <small>OBP: 0.313, SLG: 0.432</small>										3	1	0	0	1	1	5						
Aramis Ramirez, R (1, 5) <small>OBP: 0.293, SLG: 0.402</small> Warren Morris, L (1, 4) <small>OBP: 0.334, SLG: 0.329</small>										0	0	0	0	0	0	0						
Emil Brown, R (1, 9) <small>OBP: 0.311, SLG: 0.344</small>										4	0	0	0	0	4	2						
Enrique Wilson, S (1, 4) <small>OBP: 0.344, SLG: 0.443</small>										4	1	3	1	0	1	0						
Pat Meares, R (1, 6) <small>OBP: 0.291, SLG: 0.371</small>										4	0	1	0	0	2	2						
Todd Ritchie, R (1, 1) <small>OBP: 0.216, SLG: 0.235</small> Alex Ramirez, R (7, PH) <small>OBP: 0.288, SLG: 0.447</small> Rich Loiselle, R (8, 1) Scott Sauerbeck, R (8, 1) John Vander Wal, L (8, PH) <small>OBP: 0.390, SLG: 0.530</small>										2	0	0	0	0	1	2						
Inning Stats	R: 2 E: 1 K: 1 S: 11	H: 1 LOB: 3 BB: 3 P: 26	R: 1 E: 1 K: 2 S: 14	H: 3 LOB: 1 BB: 1 P: 24	R: 1 E: 0 K: 1 S: 8	H: 1 LOB: 0 BB: 1 P: 17	R: 0 E: 0 K: 2 S: 11	H: 0 LOB: 0 BB: 0 P: 17	R: 0 E: 0 K: 0 S: 3	H: 0 LOB: 0 BB: 1 P: 8	R: 0 E: 0 K: 3 S: 9	H: 0 LOB: 0 BB: 0 P: 15	R: 0 E: 0 K: 1 S: 7	H: 0 LOB: 0 BB: 0 P: 11	R: 0 E: 0 K: 0 S: 4	H: 0 LOB: 0 BB: 1 P: 11		R: 0 E: 0 K: 3 S: 13	H: 1 LOB: 1 BB: 0 P: 18	1B: 5 2B: 1 3B: 0 HR: 0	SF: 0 SAC: 0 DP: 4 HBP: 0	WP: 1 PB: 1 SB: 1 CS: 0
PITCHER	IP WLS BF H R ER SO BB IBB HBP BLK WP HR S P ERA WHIP	IP WLS BF H R ER SO BB IBB HBP BLK WP HR S P ERA WHIP																				
Shawn Estes, L (1, 1) <small>ERA: 4.09</small>	7.0	29	5	4	3	10	6	0	0	0	0	0	0	0	63	118	3.86	1.571				
Alan Embree, L (8, 1) <small>ERA: 4.5</small>	1.0	W	3	0	0	0	1	0	0	0	0	0	0	4	11	0.00	1.000					
Robb Nen, R (9, 1) <small>ERA: 1.61</small>	1.0	S	4	1	0	0	3	0	0	0	0	0	0	13	18	0.00	1.000					



Batter	1	2	3	4	5	6	7	8	9	AB	R	H	RBI	BB	SO	LOB	TOP										
Marvin Benard, L OBP: 0.337, SLG: 0.389	4-2 1B BB		0-1 F8		0-1 G4-3			3-1 G4-3		3	0	0	0	1	0	1	San Francisco Giants @ Pittsburgh Pirates Three Rivers Stadium, Pittsburgh, PA Tue Aug 29 2000, 7:05 PM EDT Att: 14,306 - Sunny - 77 F livebaseballscorecards.com										
Bill Mueller, S OBP: 0.334, SLG: 0.381	1-3 K		1-1 G4-3		4-2 BB			2-2 F8		3	0	0	0	1	1	1											
Barry Bonds, L Calvin Murray, R OBP: 0.437, SLG: 0.669 OBP: 0.333, SLG: 0.320	0-1 1B		4-2 BB		3-1 G4-3			1-3 K		3	0	1	0	1	1	2											
Jeff Kent, R Felipe Crespo, S OBP: 0.418, SLG: 0.596 OBP: 0.327, SLG: 0.400	3-3 K		0-1 F8		1-0 F7			0-0 G6-3		3	0	0	0	0	1	3											
J.T. Snow, L OBP: 0.375, SLG: 0.458	2-3 K			3-2 F9				4-2 G4-3 BB		3	0	0	0	1	1	2											
Rich Aurilia, R OBP: 0.338, SLG: 0.433		1-2 G6-3		2-3 K				0-0 G4-3		4	0	0	0	0	1	1											
Armando Rios, L OBP: 0.351, SLG: 0.520		4-2 FC4-6 BB		2-1 F7				1-2 G3-1		3	0	0	0	1	0	1											
Bobby Estelella, R OBP: 0.372, SLG: 0.496		0-0 P6			4-1 G4-3 BB			0-0 F8		2	0	0	0	1	0	1											
Livan Hernandez, R Joe Nathan, R Aaron Fultz, L OBP: 0.278, SLG: 0.352 OBP: 0.188, SLG: 0.433 OBP: 0.333, SLG: 0.333		0-0 FC4-6			1-3 K			0-3 K		1	0	0	0	0	0	1											
Inning Stats	R: 0 E: 0 K: 3 S: 13	H: 1 LOB: 2 BB: 1 P: 23	R: 0 E: 0 K: 0 S: 8	H: 0 LOB: 1 BB: 1 P: 13	R: 0 E: 0 K: 0 S: 8	H: 0 LOB: 0 BB: 1 P: 13	R: 0 E: 0 K: 1 S: 9	H: 0 LOB: 0 BB: 2 P: 16	R: 0 E: 0 K: 1 S: 10	H: 0 LOB: 2 BB: 2 P: 22	R: 0 E: 0 K: 0 S: 6	H: 0 LOB: 0 BB: 0 P: 10	R: 0 E: 0 K: 1 S: 6	H: 0 LOB: 0 BB: 0 P: 7	R: 0 E: 0 K: 1 S: 9	H: 0 LOB: 0 BB: 1 P: 15		R: 0 E: 0 K: 0 S: 7	H: 0 LOB: 1 BB: 1 P: 12	1B: 1 2B: 0 3B: 0 HR: 0	SF: 0 SAC: 0 DP: 0 HBP: 0	WP: 0 PB: 0 SB: 0 CS: 0	PA: 34				
PITCHER	IP	WLS	BF	H	R	ER	SO	BB	IBB	HBP	BLK	WP	HR	S	P	ERA	WHIP										
Kris Benson, R ERA: 3.54	8.0	W	30	1	0	0	7	5	0	0	0	0	0	69	119	0.00	0.750										
Josias Manzanillo, R ERA: 2.93	1.0		4	0	0	0	0	1	0	0	0	0	0	7	12	0.00	1.000										

Batter	1	2	3	4	5	6	7	8	9	AB	R	H	RBI	BB	SO	LOB	BOTTOM										
Adrian Brown, S OBP: 0.398, SLG: 0.489	0-1 FC4-6 18 G5-3 2B 1B		3-2 18 3B 2B		2-3 K			0-0 G1-3		4	2	2	0	0	1	1	San Francisco Giants @ Pittsburgh Pirates Three Rivers Stadium, Pittsburgh, PA Tue Aug 29 2000, 7:05 PM EDT Att: 14,306 - Sunny - 77 F livebaseballscorecards.com										
18 Jason Kendall, R OBP: 0.419, SLG: 0.475	2-0 G5-3		2-2 2B 3B		0-1 G5-3			0-3 K		4	1	1	1	0	1	2											
Brian Giles, L OBP: 0.422, SLG: 0.615	4-1 FC4-6 BB		2-2 HR 2B		4-2 G5-4-3 1B BB			1-2 G3		2	2	1	1	2	0	0											
John Vander Wal, L OBP: 0.391, SLG: 0.538	2-1 FC4-6 2B		2-1 HR 2B		4-1 G5-4-3 BB			0-0 G1-3		3	2	1	2	1	0	2											
Enrique Wilson, S OBP: 0.347, SLG: 0.455	3-1 WP 1B 2B		1-0 FC4-5 2B		0-0 G5-4-3			3-1 F9		4	1	2	2	0	0	2											
Warren Morris, L OBP: 0.335, SLG: 0.331	1-1 CS 1B		0-1 FC4-5		0-0 1B			1-3 K		4	0	2	2	0	1	1											
Alex Ramirez, R OBP: 0.282, SLG: 0.438	1-2 CS		1-2 F8		3-1 F8			3-1 G6-3		4	0	0	0	0	0	2											
Abraham Nunez, S OBP: 0.250, SLG: 0.220		2-1 G1-3		1-0 F8				3-2 G4-3		4	0	1	0	0	0	1											
Kris Benson, R Josias Manzanillo, R OBP: 0.193, SLG: 0.154 ERA: 5.49		1-3 K		2-2 G4-3				0-0 SH2-4 1B		2	0	0	0	0	1	0											
Inning Stats	R: 3 E: 0 K: 0 S: 12	H: 3 LOB: 0 BB: 1 P: 27	R: 0 E: 0 K: 1 S: 6	H: 0 LOB: 0 BB: 0 P: 9	R: 4 E: 0 K: 0 S: 20	H: 5 LOB: 1 BB: 0 P: 33	R: 0 E: 0 K: 1 S: 8	H: 0 LOB: 0 BB: 0 P: 12	R: 1 E: 0 K: 0 S: 7	H: 1 LOB: 1 BB: 2 P: 16	R: 0 E: 0 K: 1 S: 6	H: 1 LOB: 1 BB: 0 P: 7	R: 0 E: 0 K: 0 S: 6	H: 0 LOB: 0 BB: 0 P: 10	R: 0 E: 0 K: 1 S: 8	H: 0 LOB: 0 BB: 0 P: 15		R: 0 E: 0 K: 1 S: 8	H: 0 LOB: 0 BB: 0 P: 15	1B: 4 2B: 4 3B: 1 HR: 1	SF: 0 SAC: 1 DP: 1 HBP: 0	WP: 2 PB: 0 SB: 0 CS: 1	PA: 36				
PITCHER	IP	WLS	BF	H	R	ER	SO	BB	IBB	HBP	BLK	WP	HR	S	P	ERA	WHIP										
Livan Hernandez, R ERA: 3.85	2.0	L	13	7	7	7	1	1	0	0	0	1	0	26	44	2.25	1.250										
Joe Nathan, R ERA: 4.59	4.0		16	3	1	1	2	2	0	0	0	0	0	26	44	2.25	1.250										
Aaron Fultz, L ERA: 5.49	2.0		6	0	0	0	1	0	0	0	0	0	0	14	25	0.00	0.000										

Batter	1	2	3	4	5	6	7	8	9	AB	R	H	RBI	BB	SO	LOB	TOP									
Calvin Murray, R OBP: 0.332, SLG: 0.314	G6-3			E4		F7		FC5-4 BB		3	0	0	0	1	0	0	San Francisco Giants @ Pittsburgh Pirates Three Rivers Stadium, Pittsburgh, PA Wed Aug 30 2000, 7:05 PM EDT Att: 16,576 - Cloudy - 77 F									
Ramon Martinez, R OBP: 0.335, SLG: 0.487	K2-3			G4-6-3		F9		FC5-4		4	0	0	0	0	1	2										
Barry Bonds, L OBP: 0.437, SLG: 0.678	F7			HR		WP 1B		F7		4	2	2	1	0	0	1										
Ellis Burks, R OBP: 0.418, SLG: 0.624		G5-3		G6-3					G5-3 1B	4	0	2	1	0	0	0										
Russ Davis, R OBP: 0.297, SLG: 0.393 Robb Nen, R	G6-3				1B HBP BB	G5-3			P4	3	0	0	0	0	1	0										
Rich Aurilia, R OBP: 0.336, SLG: 0.429	F8						G6-3		G5-3	4	0	0	0	0	0	2										
J.T. Snow, L OBP: 0.376, SLG: 0.456				K		1B HBP				2	0	0	0	1	2	0										
Doug Mirabeli, R OBP: 0.351, SLG: 0.387			F9			G6-4-3 1B			G4-3	4	0	1	0	0	1	2										
Russ Ortiz, R OBP: 0.321, SLG: 0.265 Marvin Benard, L OBP: 0.337, SLG: 0.388 Felix Rodriguez, R OBP: 0.334, SLG: 0.381	G4-3			G6-4-3				F8		2	0	0	0	0	0	3										
										1	0	0	0	0	0	0										
										0	0	0	0	0	0	0										
										0	0	0	0	0	0	0										
Inning Stats	R: 0 E: 0 K: 1 S: 8	H: 0 LOB: 0 BB: 0 P: 16	R: 0 E: 0 K: 0 S: 7	H: 0 LOB: 0 BB: 0 P: 14	R: 0 E: 0 K: 1 S: 8	H: 0 LOB: 0 BB: 0 P: 12	R: 1 E: 1 K: 0 S: 11	H: 1 LOB: 0 BB: 0 P: 16	R: 0 E: 0 K: 0 S: 4	H: 1 LOB: 2 BB: 1 P: 13	R: 1 E: 0 K: 2 S: 8	H: 2 LOB: 1 BB: 0 P: 15	R: 0 E: 0 K: 2 S: 7	H: 0 LOB: 0 BB: 0 P: 10	R: 0 E: 0 K: 0 S: 8	H: 0 LOB: 1 BB: 1 P: 17	R: 0 E: 0 K: 0 S: 12	H: 1 LOB: 2 BB: 1 P: 21	1B: 3 2B: 1 3B: 0 HR: 1	SF: 0 SAC: 0 DP: 2 HBP: 1	WP: 1 PB: 0 SB: 0 CS: 0	PA: 35				
PITCHER	IP	WLS	BF	H	R	ER	SO	BB	IBB	HBP	BLK	WP	HR	S	P	ERA	WHIP									
Jimmy Anderson, L ERA: 4.56	(1, 1)	6.0	L	23	4	2	2	2	1	0	1	0	1	1	46	86	3.00	0.833								
Marc Wilkins, R ERA: 5.35	(7, 1)	2.0		7	0	0	2	1	0	0	0	0	0	0	15	27	0.00	0.500								
Rich Loiselle, R ERA: 5.81	(9, 1)	1.0		5	1	0	0	0	1	0	0	0	0	0	12	21	0.00	1.000								

AB	31
R	2
H	5
RBI	2
BB	3
SO	4
LOB	12



Batter	1	2	3	4	5	6	7	8	9	AB	R	H	RBI	BB	SO	LOB	BOTTOM								
Adrian Brown, S OBP: 0.390, SLG: 0.478	K		G1-3		K		B1-3			4	0	0	0	0	2	0	San Francisco Giants @ Pittsburgh Pirates Three Rivers Stadium, Pittsburgh, PA Wed Aug 30 2000, 7:05 PM EDT Att: 16,576 - Cloudy - 77 F								
18 Jason Kendall, R OBP: 0.416, SLG: 0.471	K		K					G5-3		4	0	0	0	0	3	0									
Brian Giles, L OBP: 0.422, SLG: 0.613				G6-3		2B 1B		G4-3		3	0	1	0	1	0	0									
John Vander Wal, L OBP: 0.392, SLG: 0.541	G3			F8 BB 1B		1-3 2B		K		4	0	2	0	0	1	1									
Enrique Wilson, S OBP: 0.350, SLG: 0.450		K						G4-3		2	0	0	0	2	1	0									
Warren Morris, L OBP: 0.333, SLG: 0.328	K			F8		L4		G3		4	0	0	0	0	1	5									
Emil Brown, R OBP: 0.312, SLG: 0.343 Marc Wilkins, R OBP: 0.333, SLG: 0.333 Rich Loiselle, R									G6-3	3	0	1	0	0	1	5									
Pat Meares, R OBP: 0.290, SLG: 0.370										0	0	0	0	0	0	0									
Abraham Nunez, S OBP: 0.236, SLG: 0.298					G4-3					3	0	0	0	0	2	1									
Jimmy Anderson, L OBP: 0.128, SLG: 0.154 Alex Ramirez, R OBP: 0.281, SLG: 0.435			G3		K					2	0	0	0	0	1	0									
										1	0	0	0	0	1	0									
Inning Stats	R: 0 E: 0 K: 2 S: 10	H: 0 LOB: 1 BB: 1 P: 18	R: 0 E: 0 K: 3 S: 11	H: 1 LOB: 0 BB: 0 P: 16	R: 0 E: 0 K: 1 S: 6	H: 0 LOB: 0 BB: 0 P: 8	R: 0 E: 0 K: 0 S: 11	H: 1 LOB: 2 BB: 1 P: 21	R: 0 E: 0 K: 2 S: 16	H: 2 LOB: 3 BB: 1 P: 30	R: 0 E: 0 K: 2 S: 7	H: 0 LOB: 0 BB: 0 P: 11	R: 0 E: 0 K: 1 S: 8	H: 0 LOB: 0 BB: 0 P: 13	R: 0 E: 0 K: 0 S: 6	H: 0 LOB: 0 BB: 0 P: 9	1B: 3 2B: 1 3B: 0 HR: 0	SF: 0 SAC: 0 DP: 0 HBP: 0	WP: 0 PB: 0 SB: 0 CS: 0	PA: 34					
PITCHER	IP	WLS	BF	H	R	ER	SO	BB	IBB	HBP	BLK	WP	HR	S	P	ERA	WHIP								
Russ Ortiz, R ERA: 5.11	(1, 1)	7.0	W	28	4	0	0	0	3	0	0	0	0	69	113	0.00	1.000								
Felix Rodriguez, R ERA: 2.51	(8, 1)	1.0	H	3	0	0	1	0	0	0	0	0	0	8	13	0.00	0.000								
Robb Nen, R ERA: 1.58	(9, 1)	1.0	S	3	0	0	0	0	0	0	0	0	0	6	9	0.00	0.000								



Batter	1	2	3	4	5	6	7	8	9	AB	R	H	RBI	BB	SO	LOB	TOP										
Marvin Benard, L OBP: 0.337, SLG: 0.389	G4-3	1B		F5				K		4	1	1	1	1	1	1	San Francisco Giants @ Pittsburgh Pirates Three Rivers Stadium, Pittsburgh, PA Thu Aug 31 2000, 1:35 PM EDT Att: 13,781 - Overcast - 78 F										
Bill Mueller, S OBP: 0.337, SLG: 0.390	1B	G6-4-3		HR	F8			G6-3		5	1	3	3	0	0	2											
Armando Rios, L OBP: 0.345, SLG: 0.510	P3	G6-4-3		K	F5			F2		4	0	0	0	0	1	4											
Calvin Murray, R OBP: 0.330, SLG: 0.312										1	0	0	0	0	0	0											
Jeff Kent, R OBP: 0.418, SLG: 0.600	K			HR				F9		5	1	2	1	0	2	1											
J.T. Snow, L OBP: 0.374, SLG: 0.451		1B		K	G3			L3		4	1	0	0	1	2	1											
Ramon Martinez, R OBP: 0.337, SLG: 0.484		1B		F8				P4		5	1	2	0	0	1	0											
Felipe Crespo, S OBP: 0.348, SLG: 0.402		1B						K		2	2	1	1	2	1	0											
Doug Mirabeli, R OBP: 0.348, SLG: 0.387		1B						G5-3		5	1	1	0	0	2	5											
Kirk Rueter, L OBP: 0.216, SLG: 0.275		2B						G4-3		4	2	3	4	0	0	0											
Doug Henry, R OBP: 0.216, SLG: 0.275										0	0	0	0	0	0	0											
Alan Embree, L OBP: 0.216, SLG: 0.275		2B		HR	WP					0	0	0	0	0	0	0											
Inning Stats	R: 0 E: 0 K: 1 S: 11	H: 1 LOB: 1 BB: 0 P: 16	R: 5 E: 1 K: 0 S: 12	H: 5 LOB: 0 BB: 1 P: 24	R: 1 E: 0 K: 2 S: 16	H: 1 LOB: 1 BB: 1 P: 26	R: 2 E: 0 K: 1 S: 11	H: 3 LOB: 1 BB: 0 P: 16	R: 2 E: 0 K: 0 S: 6	H: 2 LOB: 2 BB: 1 P: 15	R: 0 E: 0 K: 1 S: 5	H: 0 LOB: 0 BB: 0 P: 8	R: 0 E: 0 K: 1 S: 8	H: 0 LOB: 0 BB: 0 P: 12	R: 0 E: 0 K: 1 S: 8	H: 0 LOB: 0 BB: 0 P: 13	R: 0 E: 0 K: 3 S: 12	H: 1 LOB: 2 BB: 1 P: 22	1B: 7 2B: 4 3B: 0 HR: 2	SF: 0 SAC: 0 DP: 1 HBP: 1	WP: 1 PB: 0 SB: 0 CS: 0	PA: 44					
PITCHER	IP	WLS	BF	H	R	ER	SO	BB	IBB	HBP	BLK	WP	HR	S	P	ERA	WHIP										
Jose Silva, R ERA: 5.98	3.2	L	22	10	8	8	4	2	0	0	0	1	2	48	78	19.64	3.273										
Bronson Arroyo, R ERA: 7.26	1.1		8	2	2	2	0	1	0	1	0	0	0	8	19	13.50	2.250										
Jeff Wallace, L ERA: 5.98	2.0		6	0	0	0	2	0	0	0	0	0	0	13	20	0.00	0.000										
Josias Manzanillo, R ERA: 2.87	1.0		3	0	0	0	1	0	0	0	0	0	0	8	13	0.00	0.000										
Mike Williams, R ERA: 3.96	1.0		5	1	0	0	3	1	0	0	0	0	0	12	22	0.00	2.000										

AB	39
R	10
H	13
RBI	10
BB	4
SO	10
LOB	14



Batter	1	2	3	4	5	6	7	8	9	AB	R	H	RBI	BB	SO	LOB	BOTTOM										
Adrian Brown, S OBP: 0.385, SLG: 0.470	G4-3		FC4-6		G6-3		G1-3		BB	5	0	1	0	0	0	2	San Francisco Giants @ Pittsburgh Pirates Three Rivers Stadium, Pittsburgh, PA Thu Aug 31 2000, 1:35 PM EDT Att: 13,781 - Overcast - 78 F										
Abraham Nunez, S OBP: 0.233, SLG: 0.193	F9		FC6-4				G4-3		1B	4	0	0	0	1	0	1											
18 Jason Kendall, R OBP: 0.418, SLG: 0.473	G4-3				2B				F9	4	1	2	0	1	0	3											
Enrique Wilson, S OBP: 0.348, SLG: 0.451		FC1			F3				1B	4	0	1	0	0	1	3											
Mike Williams, R OBP: 0.348, SLG: 0.451										0	0	0	0	0	0	0											
Alex Ramirez, R OBP: 0.285, SLG: 0.434		F9			F9		PB		1B	3	0	1	0	1	0	2											
Emil Brown, R OBP: 0.305, SLG: 0.338					F9				BB	4	0	1	1	0	0	4											
Keith Osik, R OBP: 0.358, SLG: 0.541					G6-3				1B	4	0	2	0	0	0	3											
Pat Meares, R OBP: 0.287, SLG: 0.366					F9				FC6-4	4	0	0	0	0	0	2											
Jose Silva, R OBP: 0.222, SLG: 0.160										1	0	1	0	0	0	0											
Bronson Arroyo, R OBP: 0.167, SLG: 0.278										0	0	0	0	0	0	0											
Warren Morris, L OBP: 0.332, SLG: 0.327										1	0	0	0	0	0	1											
Jeff Wallace, L OBP: 0.294, SLG: 0.193										0	0	0	0	0	0	0											
John Vander Wal, L OBP: 0.354, SLG: 0.493										1	1	1	1	0	0	0											
Josias Manzanillo, R OBP: 0.332, SLG: 0.327										0	0	0	0	0	0	0											
Brian Giles, L OBP: 0.222, SLG: 0.160										1	0	0	0	0	0	1											
Inning Stats	R: 0 E: 0 K: 0 S: 9	H: 0 LOB: 0 BB: 0 P: 14	R: 0 E: 0 K: 0 S: 10	H: 1 LOB: 1 BB: 0 P: 18	R: 0 E: 0 K: 0 S: 6	H: 1 LOB: 1 BB: 0 P: 9	R: 0 E: 0 K: 0 S: 8	H: 1 LOB: 1 BB: 0 P: 13	R: 0 E: 0 K: 0 S: 12	H: 1 LOB: 1 BB: 0 P: 19	R: 1 E: 0 K: 0 S: 7	H: 2 LOB: 2 BB: 1 P: 15	R: 1 E: 0 K: 0 S: 8	H: 1 LOB: 0 BB: 0 P: 14	R: 0 E: 0 K: 1 S: 9	H: 1 LOB: 1 BB: 1 P: 17	R: 0 E: 0 K: 0 S: 19	H: 2 LOB: 3 BB: 1 P: 31	1B: 6 2B: 3 3B: 0 HR: 1	SF: 0 SAC: 0 DP: 1 HBP: 0	WP: 0 PB: 1 SB: 0 CS: 0	PA: 39					
PITCHER	IP	WLS	BF	H	R	ER	SO	BB	IBB	HBP	BLK	WP	HR	S	P	ERA	WHIP										
Kirk Rueter, L ERA: 4.05	7.0		29	7	2	2	0	1	0	0	0	0	1	60	102	2.57	1.143										
Doug Henry, R ERA: 4.15	1.0		4	1	0	0	1	1	0	0	0	0	0	9	17	0.00	2.000										
Alan Embree, L ERA: 4.42	1.0		6	2	0	0	0	1	0	0	0	0	0	19	31	0.00	3.000										



Batter	1	2	3	4	5	6	7	8	9	AB	R	H	RBI	BB	SO	LOB	TOP			
Eric Young Sr. R OBP: 0.367, SLG: 0.404	1-2 F8			0-0 2B		0-0 1B SF9		0-1 1B G6-3		4	1	3	0	0	0	0	Chicago Cubs @ San Francisco Giants PacBell Park, San Francisco, CA Fri Sep 01, 2000, 10:35 PM EDT Att: 40,930 - Cloudy - 57 F			
Gary Matthews S OBP: 0.279, SLG: 0.318 Jose Nieves R OBP: 0.251, SLG: 0.360	2-2 F9			0-1 F8		0-2 1B BB		1-1 1B G6-3		3	1	1	0	0	0	1				
Sammy Sosa R OBP: 0.406, SLG: 0.642	2-3 K			0-0 L7		0-0 SF9		0-0 G6-3		3	0	0	1	0	1	1				
Mark Grace L OBP: 0.401, SLG: 0.447		1-1 F7		4-2 BB		3-H 1B		4-0 1B G1-6-3		2	0	1	0	2	0	0				
Ricky Gutierrez R OBP: 0.385, SLG: 0.416 Todd Van Poppel R OBP: 0.307, SLG: 0.454 Shane Andrews R OBP: 0.307, SLG: 0.454 Tim Worrell R OBP: 0.307, SLG: 0.454		2-0 G5-3		1-2 P3		1-1 BB		2-2 G1-6-3		3	0	1	1	0	0	2				
Jeff Reed L OBP: 0.339, SLG: 0.330 Joe Girardi R OBP: 0.363, SLG: 0.407		3-1 P6		4-2 G4-6-3 BB		0-3 K		4-2 BB		2	0	0	0	1	1	2				
Ross Gload L OBP: 0.289, SLG: 0.291			3-2 F9		3-1 G4-6-3		1-3 K2-3		1-3 K	4	0	0	0	0	2	2				
Jeff Huson L OBP: 0.289, SLG: 0.291			1-1 F9		1-1 G6-3		0-1 G5-3			3	0	0	0	0	0	0				
34 Kerry Wood R OBP: 0.303, SLG: 0.355 Damon Buford R OBP: 0.330, SLG: 0.408			1-0 G6-3		0-1 G6-3		0-1 F7			1	0	0	0	0	0	0				
										2	0	0	0	0	0	0				
Inning Stats	R: 0 E: 0 K: 1 S: 13	H: 0 LOB: 0 BB: 0 P: 18	R: 0 E: 0 K: 0 S: 5	H: 0 LOB: 0 BB: 0 P: 11	R: 0 E: 0 K: 0 S: 6	H: 1 LOB: 2 BB: 1 P: 14	R: 0 E: 0 K: 0 S: 7	H: 0 LOB: 0 BB: 1 P: 15	R: 2 E: 0 K: 1 S: 12	H: 3 LOB: 2 BB: 1 P: 17	R: 0 E: 0 K: 1 S: 8	H: 0 LOB: 0 BB: 0 P: 9	R: 0 E: 0 K: 0 S: 5	H: 1 LOB: 1 BB: 1 P: 21	R: 0 E: 0 K: 1 S: 11	H: 1 LOB: 1 BB: 1 P: 21	1B: 5 2B: 1 3B: 0 HR: 0	SF: 1 SAC: 0 DP: 3 HBP: 0	WP: 0 PB: 0 SB: 1 CS: 1	PA: 34
PITCHER	IP WLS BF H R ER SO BB IBB HBP BLK WP HR S P ERA WHIP	IP WLS BF H R ER SO BB IBB HBP BLK WP HR S P ERA WHIP	IP WLS BF H R ER SO BB IBB HBP BLK WP HR S P ERA WHIP	IP WLS BF H R ER SO BB IBB HBP BLK WP HR S P ERA WHIP	IP WLS BF H R ER SO BB IBB HBP BLK WP HR S P ERA WHIP	IP WLS BF H R ER SO BB IBB HBP BLK WP HR S P ERA WHIP	IP WLS BF H R ER SO BB IBB HBP BLK WP HR S P ERA WHIP	IP WLS BF H R ER SO BB IBB HBP BLK WP HR S P ERA WHIP	IP WLS BF H R ER SO BB IBB HBP BLK WP HR S P ERA WHIP	IP WLS BF H R ER SO BB IBB HBP BLK WP HR S P ERA WHIP	IP WLS BF H R ER SO BB IBB HBP BLK WP HR S P ERA WHIP	IP WLS BF H R ER SO BB IBB HBP BLK WP HR S P ERA WHIP	IP WLS BF H R ER SO BB IBB HBP BLK WP HR S P ERA WHIP	IP WLS BF H R ER SO BB IBB HBP BLK WP HR S P ERA WHIP	IP WLS BF H R ER SO BB IBB HBP BLK WP HR S P ERA WHIP	IP WLS BF H R ER SO BB IBB HBP BLK WP HR S P ERA WHIP	IP WLS BF H R ER SO BB IBB HBP BLK WP HR S P ERA WHIP			



Batter	1	2	3	4	5	6	7	8	9	AB	R	H	RBI	BB	SO	LOB	BOTTOM			
Marvin Benard L OBP: 0.338, SLG: 0.388	1-1 1B HBP			3-1 BB 1B		1-2 F5		0-0 G4-3		4	1	1	0	0	1	0	Chicago Cubs @ San Francisco Giants PacBell Park, San Francisco, CA Fri Sep 01, 2000, 10:35 PM EDT Att: 40,930 - Cloudy - 57 F			
Bill Mueller S OBP: 0.337, SLG: 0.390	2-0 BB 1B SF9			2-2 F7		3-2 CS 1B		0-1 F7		5	1	2	0	0	2	2				
Barry Bonds L OBP: 0.435, SLG: 0.672	2-0 SF9 BB 1B			2-0 F5		3-3 K		0-3 K		5	1	1	1	0	2	3				
Jeff Kent R OBP: 0.422, SLG: 0.607	4-1 1B HR BB			4-1 HR BB		4-1 1B FC5-2 BB		3-2 FC5-2 1B		1	2	1	1	3	0	0				
J.T. Snow L OBP: 0.373, SLG: 0.451	1-2 SF9			2-1 G3		1-0 G4-3		1-2 FC5-2 1B		3	0	1	1	0	0	3				
Ellis Burks R OBP: 0.422, SLG: 0.624	2-3 HR 1B			4-1 FC4-6 BB		1-0 G6-3		2-1 FC5-2		3	1	2	1	1	0	0				
Rich Aurilia R OBP: 0.335, SLG: 0.434	1-0 HR			2-1 FC4-6		0-3 K		2-1 FC5-2		4	1	1	3	0	1	4				
Doug Mirabeli R OBP: 0.346, SLG: 0.381	3-2 L8			1-2 G3		1-0 HBP		2-3 K		3	0	0	0	0	1	4				
Mark Gardner R OBP: 0.111, SLG: 0.111 Felipe Crespo S OBP: 0.345, SLG: 0.398 Doug Henry R OBP: 0.307, SLG: 0.454 Aaron Fultz L OBP: 0.333, SLG: 0.333	1-2 G4-3			2-2 BB 1B		3-2 G4-3		2-0 F7		3	0	1	0	0	0	1				
										1	0	0	0	0	0	3				
										0	0	0	0	0	0	0				
										0	0	0	0	0	0	0				
Inning Stats	R: 6 E: 0 K: 0 S: 15	H: 4 LOB: 1 BB: 1 P: 31	R: 0 E: 0 K: 1 S: 7	H: 0 LOB: 0 BB: 0 P: 12	R: 1 E: 0 K: 0 S: 9	H: 1 LOB: 1 BB: 1 P: 18	R: 0 E: 0 K: 0 S: 12	H: 2 LOB: 3 BB: 1 P: 26	R: 0 E: 0 K: 1 S: 8	H: 0 LOB: 1 BB: 0 P: 13	R: 0 E: 0 K: 1 S: 11	H: 1 LOB: 1 BB: 0 P: 18	R: 0 E: 0 K: 1 S: 14	H: 2 LOB: 3 BB: 1 P: 29	R: 0 E: 0 K: 1 S: 7	H: 0 LOB: 0 BB: 0 P: 7	1B: 8 2B: 1 3B: 0 HR: 2	SF: 1 SAC: 0 DP: 1 HBP: 2	WP: 0 PB: 0 SB: 0 CS: 1	PA: 39
PITCHER	IP WLS BF H R ER SO BB IBB HBP BLK WP HR S P ERA WHIP	IP WLS BF H R ER SO BB IBB HBP BLK WP HR S P ERA WHIP	IP WLS BF H R ER SO BB IBB HBP BLK WP HR S P ERA WHIP	IP WLS BF H R ER SO BB IBB HBP BLK WP HR S P ERA WHIP	IP WLS BF H R ER SO BB IBB HBP BLK WP HR S P ERA WHIP	IP WLS BF H R ER SO BB IBB HBP BLK WP HR S P ERA WHIP	IP WLS BF H R ER SO BB IBB HBP BLK WP HR S P ERA WHIP	IP WLS BF H R ER SO BB IBB HBP BLK WP HR S P ERA WHIP	IP WLS BF H R ER SO BB IBB HBP BLK WP HR S P ERA WHIP	IP WLS BF H R ER SO BB IBB HBP BLK WP HR S P ERA WHIP	IP WLS BF H R ER SO BB IBB HBP BLK WP HR S P ERA WHIP	IP WLS BF H R ER SO BB IBB HBP BLK WP HR S P ERA WHIP	IP WLS BF H R ER SO BB IBB HBP BLK WP HR S P ERA WHIP	IP WLS BF H R ER SO BB IBB HBP BLK WP HR S P ERA WHIP	IP WLS BF H R ER SO BB IBB HBP BLK WP HR S P ERA WHIP	IP WLS BF H R ER SO BB IBB HBP BLK WP HR S P ERA WHIP	IP WLS BF H R ER SO BB IBB HBP BLK WP HR S P ERA WHIP			



Batter	1	2	3	4	5	6	7	8	9	AB	R	H	RBI	BB	SO	LOB	TOP		
Damon Buford, R (1, 8) OBP: 0.327, SLG: 0.406	1-0 2B SF7	0-3 K			0-1 E6 PB			3-3 K		4	1	1	0	0	2	1	Chicago Cubs @ San Francisco Giants PacBell Park, San Francisco, CA Sun Sep.03 2000, 4:05 PM EDT Att: 40,930 - Cloudy - 66 F		
Gary Matthews, S (1, 7) OBP: 0.289, SLG: 0.305	2-3 K		1-2 G3		3-3 K			2-0 F8		4	0	0	0	0	2	2			
Sammy Sosa, R (1, 9) OBP: 0.407, SLG: 0.641	1-2 2B 1B		2-3 K		2-3 K			0-2 F9		4	1	1	0	0	2	1			
Mark Grace, L (1, 3) Shane Andrews, R (9, PH) OBP: 0.398, SLG: 0.443 OBP: 0.312, SLG: 0.451	1-1 SF7		1-2 FC6-4 1B		2-3 K			1-3 K		2	0	1	1	0	1	0			
Ricky Gutierrez, R (1, 6) Todd Van Poppel, R (6, 1) Tim Worrell, R (8, 1) Roosevelt Brown, L (9, PH) OBP: 0.385, SLG: 0.416 OBP: 0.289, SLG: 0.429	2-1 3-H		1-0 FC6-4		1-2 G6-3			1-0 G4-3		3	0	1	1	0	0	1			
Jeff Reed, L (1, 2) OBP: 0.333, SLG: 0.323	2-3 K		1-2 FC6-4		2-2 F9			3-3 K		4	0	0	0	0	2	1			
Willie Greene, L (1, 5) OBP: 0.299, SLG: 0.376		0-0 F7		1-0 G1-3				0-1 G1-3		3	0	0	0	0	0	0			
Jose Nieves, R (1, 4) OBP: 0.251, SLG: 0.357		2-2 76 SH1-4 1B		2-1 F9				1-2 G5-3		3	0	1	0	0	0	0			
76 Daniel Garibay, L (1, 1) Jeff Huson, L (6, 4) OBP: 0.083, SLG: 0.083 OBP: 0.285, SLG: 0.286		0-0 SH1-4		2-1 G6-3				0-1 G6-3		1	0	0	0	0	0	0			
Inning Stats	R: 2 E: 0 K: 2 S: 14	H: 3 LOB: 1 BB: 0 P: 23	R: 0 E: 0 K: 1 S: 10	H: 1 LOB: 1 BB: 0 P: 12	R: 0 E: 0 K: 1 S: 10	H: 0 LOB: 0 BB: 0 P: 11	R: 0 E: 0 K: 2 S: 10	H: 0 LOB: 0 BB: 0 P: 15	R: 0 E: 0 K: 1 S: 7	H: 0 LOB: 0 BB: 0 P: 8	R: 0 E: 0 K: 1 S: 8	H: 0 LOB: 0 BB: 0 P: 13	R: 0 E: 0 K: 2 S: 10	H: 0 LOB: 0 BB: 0 P: 15	1B: 3 2B: 2 3B: 0 HR: 0	SF: 1 SAC: 1 DP: 0 HBP: 0		WP: 0 PB: 1 SB: 0 CS: 0	PA: 33
PITCHER	IP	WLS	BF	H	R	ER	SO	BB	IBB	HBP	BLK	WP	HR	S	P	ERA	WHIP		
Livan Hernandez, R (1, 1) ERA: 3.79	8.0	W	30	5	2	2	8	0	0	0	0	0	0	75	114	2.25	0.625		
Robb Nen, R (9, 1) ERA: 1.55	1.0	S	3	0	0	0	2	0	0	0	0	0	0	10	15	0.00	0.000		

Batter	1	2	3	4	5	6	7	8	9	AB	R	H	RBI	BB	SO	LOB	BOTTOM			
Calvin Murray, R (1, 8) OBP: 0.340, SLG: 0.322	1-1 SH1-3 1B			0-0 P6	3-2 1B			0-3 K		4	1	2	1	1	1	0	Chicago Cubs @ San Francisco Giants PacBell Park, San Francisco, CA Sun Sep.03 2000, 4:05 PM EDT Att: 40,930 - Cloudy - 66 F			
Ramon Martinez, R (1, 4) Robb Nen, R (9, 1) OBP: 0.351, SLG: 0.497	0-0 SH1-3		4-0 BB	2-2 1B S SF9	2-2 1B			1-0 G3 1B 2B		3	2	3	0	1	0	0				
Barry Bonds, L (1, 7) OBP: 0.435, SLG: 0.665	3-3 K		2-3 K	4-0 SF9 1B BB	2-1 P3			1-0 G3		4	0	0	0	1	2	7				
Jeff Kent, R (1, 3) OBP: 0.425, SLG: 0.611	2-0 1B		0-1 F7	0-0 1B	4-2 1B S K2-1 BB			2-2 G1-3		4	0	2	1	1	0	1				
Ellis Burks, R (1, 9) OBP: 0.427, SLG: 0.622	3-H G3		4-2 BB 1B BB	0-0 SF9	1-1 K2-1 1B			4-0 1B IBB		2	0	1	1	2	0	1				
Russ Davis, R (1, 5) J.T. Snow, L (9, 3) OBP: 0.300, SLG: 0.413 OBP: 0.372, SLG: 0.451		0-0 HR	2-1 F8	0-0 G1-3	0-3 K2-1			0-0 1B		5	1	2	2	0	1	5				
Rich Aurilia, R (1, 6) OBP: 0.333, SLG: 0.436		1-0 G5-3	1-2 BB 1B		1-0 G4-3			1-3 3-H F3		5	0	1	0	0	0	3				
Bobby Estalella, R (1, 2) OBP: 0.374, SLG: 0.504		2-1 G1 2B	4-1 BB		2-2 G6-3 1B 2B			2-3 K		3	1	2	0	1	1	0				
Livan Hernandez, R (1, 1) Bill Mueller, S (9, 5) OBP: 0.263, SLG: 0.333 OBP: 0.340, SLG: 0.389		0-0 G1	0-0 G3-1		2-1 G6-3			1-0 P1-3		4	0	0	0	0	0	5				
Inning Stats	R: 1 E: 0 K: 1 S: 9	H: 2 LOB: 1 BB: 0 P: 17	R: 1 E: 0 K: 1 S: 13	H: 2 LOB: 3 BB: 2 P: 26	R: 0 E: 0 K: 0 S: 11	H: 1 LOB: 3 BB: 2 P: 22	R: 1 E: 0 K: 0 S: 7	H: 2 LOB: 2 BB: 1 P: 13	R: 1 E: 0 K: 1 S: 16	H: 3 LOB: 2 BB: 0 P: 28	R: 0 E: 0 K: 1 S: 10	H: 1 LOB: 1 BB: 1 P: 17	R: 0 E: 0 K: 2 S: 7	H: 0 LOB: 0 BB: 0 P: 10	R: 1 E: 0 K: 0 S: 14	H: 2 LOB: 2 BB: 1 P: 24		1B: 8 2B: 5 3B: 0 HR: 1	SF: 1 SAC: 1 DP: 1 HBP: 0	WP: 0 PB: 0 SB: 2 CS: 0
PITCHER	IP	WLS	BF	H	R	ER	SO	BB	IBB	HBP	BLK	WP	HR	S	P	ERA	WHIP			
76 Daniel Garibay, L (1, 1) ERA: 5.05	5.0	L	30	10	4	4	2	5	0	0	0	0	0	56	106	7.20	3.000			
Todd Van Poppel, R (6, 1) ERA: 2.97	2.0		7	1	0	0	3	1	0	0	0	0	0	17	27	0.00	1.000			
Tim Worrell, R (8, 1) ERA: 3.57	1.0		6	2	1	1	0	0	1	0	0	0	0	14	24	9.00	2.000			



Batter	1	2	3	4	5	6	7	8	9	AB	R	H	RBI	BB	SO	LOB	TOP				
Bobby Abreu, L (1, 9) OBP: 0.413, SLG: 0.555	1-1 F7		1-1 F8			4-1 BB S BB	1-1 F8			3	0	0	0	1	0	3	Philadelphia Phillies @ San Francisco Giants PacBell Park, San Francisco, CA Mon Sep 04 2000, 4:05 PM EDT Att: 40,930 - Sunny - 66 F				
Kevin Seifick, R (1, 8) OBP: 0.305, SLG: 0.305	2-0 1B		0-1 L3			1-2 G6-3		3-2 P4		4	0	1	0	0	0	2					
Scott Rolen, R (1, 5) OBP: 0.366, SLG: 0.526	1-3 K			0-0 F8		4-0 BB BB		0-1 G6-3 1B		3	0	1	0	1	1						
Travis Lee, L (1, 3) OBP: 0.328, SLG: 0.362	2-0 F8			2-2 F7		4-2 BB BB		1-0 G6-3 1-2		3	0	0	0	1	0	2					
Pat Burrell, R (1, 7) OBP: 0.345, SLG: 0.441		1-3 K		2-1 L9		2-3 K			1-3 K	4	0	0	0	0	3	3					
Marlon Anderson, L (1, 4) OBP: 0.314, SLG: 0.361		2-0 G3			3-2 G4-3		4-0 1B BB		2-3 K	3	0	0	0	1	1	0					
Gary Bennett, R (1, 2) OBP: 0.385, SLG: 0.515		1-3 K			0-0 G3		2-3 K		0-1 1B	4	0	1	0	0	2	1					
Tomas Perez, S (1, 6) OBP: 0.299, SLG: 0.347 23 Kevin Jordan, R (9, PH) OBP: 0.256, SLG: 0.316			4-1 SH2-4 BB		0-1 G4-3		0-2 1-2 1B		2-2 F8	2	0	1	0	1	0	0					
Omar Daal, L (1, 1) OBP: 0.310, SLG: 0.385 Rob Ducey, L (7, PH) OBP: 0.312, SLG: 0.357 Brian Hunter, R (7, PH) OBP: 0.311, SLG: 0.454 Ed Vosberg, L (7, 1) Jeff Brantley, R (8, 1)			0-0 SH2-4		0-2 G4-3		2-3 K			1	0	0	0	0	0	0					
Inning Stats	R: 0 E: 0 K: 1 S: 8	H: 1 LOB: 1 BB: 0 P: 14	R: 0 E: 0 K: 2 S: 7	H: 0 LOB: 0 BB: 0 P: 11	R: 0 E: 0 K: 0 S: 6	H: 0 LOB: 0 BB: 1 P: 11	R: 0 E: 0 K: 0 S: 6	H: 0 LOB: 0 BB: 0 P: 10	R: 0 E: 0 K: 1 S: 12	H: 0 LOB: 3 BB: 3 P: 27	R: 0 E: 0 K: 2 S: 16	H: 1 LOB: 2 BB: 1 P: 25	R: 0 E: 0 K: 0 S: 7	H: 1 LOB: 0 BB: 0 P: 11	R: 0 E: 0 K: 2 S: 11	H: 1 LOB: 1 BB: 0 P: 16		1B: 4 2B: 0 3B: 0 HR: 0	SF: 0 SAC: 1 DP: 1 HBP: 0	WP: 0 PB: 0 SB: 1 CS: 0	PA: 35
PITCHER	IP WLS BF H R ER SO BB IBB HBP BLK WP HR S P ERA WHIP																				
Russ Ortiz, R (1, 1) ERA: 4.91	6.1 W 26 2 0 0 5 5 0 0 0 0 0 0 57 100 0.00 1.105																				
Alan Embree, L (7, 1) ERA: 4.36	0.2 H 2 0 0 0 1 0 0 0 0 0 0 0 5 8 0.00 0.000																				
Felix Rodriguez, R (8, 1) ERA: 2.48	1.0 H 3 1 0 0 0 0 0 0 0 0 0 0 7 11 0.00 1.000																				
Robb Nen, R (9, 1) ERA: 1.52	1.0 S 4 1 0 0 2 0 0 0 0 0 0 0 11 16 0.00 1.000																				

Batter	1	2	3	4	5	6	7	8	9	AB	R	H	RBI	BB	SO	LOB	BOTTOM				
Marvin Benard, L (1, 8) OBP: 0.345, SLG: 0.392	1-1 B1-3	0-0 FC4-6			4-1 FC4-6 BB		3-2 PO 1B			3	0	1	0	1	0	1	Philadelphia Phillies @ San Francisco Giants PacBell Park, San Francisco, CA Mon Sep 04 2000, 4:05 PM EDT Att: 40,930 - Sunny - 66 F				
Bill Mueller, S (1, 5) OBP: 0.337, SLG: 0.386	3-2 G3		0-0 F9		1-1 FC4-6 CS		0-1 PO	3-3 K		4	0	0	0	0	1	1					
Barry Bonds, L (1, 7) OBP: 0.438, SLG: 0.680	4-2 FC5 1B BB		2-1 HR		3-3 K 1-2			1-0 HR		3	2	2	2	1	1	1					
Jeff Kent, R (1, 3) OBP: 0.425, SLG: 0.609 (7, 4)	3-1 FC5 1B		4-1 G5-3 BB		0-2 G5-3		0-0 P6		0-0 P6	3	0	1	0	1	0	0					
Ellis Burks, R (1, 9) OBP: 0.423, SLG: 0.614	2-0 FC5		0-0 G5-3		2-3 K		1-0 P6			4	0	0	0	0	1	3					
Rich Aurilia, R (1, 6) OBP: 0.335, SLG: 0.443		1-1 HR	3-3 K		4-2 BB					2	1	1	1	1	1	1					
Ramon Martinez, R (1, 4) OBP: 0.345, SLG: 0.488 Alan Embree, L (7, 1) Felix Rodriguez, R (8, 1) Robb Nen, R (9, 1)		2-1 G6-3		0-0 F9		3-2 F9				3	0	0	0	0	0	1					
Bobby Estalella, R (1, 2) OBP: 0.374, SLG: 0.500		4-2 FC4-6 BB		3-3 K		1-0 L7				2	0	0	0	1	1	0					
Russ Ortiz, R (1, 1) OBP: 0.310, SLG: 0.255 J.T. Snow, L (7, 3) OBP: 0.371, SLG: 0.450		1-3 K		1-0 G1-3		2-2 G6-3				2	0	0	0	0	1	1					
Inning Stats	R: 0 E: 0 K: 0 S: 11	H: 1 LOB: 2 BB: 1 P: 24	R: 1 E: 0 K: 1 S: 10	H: 1 LOB: 1 BB: 1 P: 18	R: 1 E: 0 K: 1 S: 8	H: 1 LOB: 1 BB: 1 P: 17	R: 0 E: 0 K: 1 S: 5	H: 0 LOB: 0 BB: 0 P: 9	R: 0 E: 0 K: 1 S: 6	H: 0 LOB: 0 BB: 1 P: 14	R: 0 E: 0 K: 1 S: 13	H: 0 LOB: 1 BB: 1 P: 22	R: 0 E: 0 K: 0 S: 8	H: 1 LOB: 0 BB: 0 P: 14	R: 1 E: 0 K: 1 S: 9	H: 1 LOB: 0 BB: 0 P: 14		1B: 2 2B: 0 3B: 0 HR: 3	SF: 0 SAC: 0 DP: 0 HBP: 0	WP: 0 PB: 0 SB: 0 CS: 1	PA: 33
PITCHER	IP WLS BF H R ER SO BB IBB HBP BLK WP HR S P ERA WHIP																				
Omar Daal, L (1, 1) ERA: 6.67	6.0 L 25 3 2 2 5 5 0 0 0 0 0 0 2 53 3.00 1.333																				
Ed Vosberg, L (7, 1) ERA: 3.54	1.0 3 1 0 0 0 0 0 0 0 0 0 0 8 14 0.00 1.000																				
Jeff Brantley, R (8, 1) ERA: 5.16	1.0 4 1 1 1 1 0 0 0 0 0 0 1 9 14 9.00 1.000																				

Batter	1	2	3	4	5	6	7	8	9	AB	R	H	RBI	BB	SO	LOB	TOP					
Bobby Abreu, L OBP: 0.416, SLG: 0.556	0-1 G6-4-3 1B		3-2 1B 3B		4-0 1B BB		2-3 K		1-3 K	4	2	0	1	2	1							
Doug Glanville, R OBP: 0.311, SLG: 0.377	0-2 G6-4-3 1B		0-1 FC4-6 1B		0-0 1B SF8		1-3 K		0-1 FC6-4	5	1	3	1	0	1	1						
Scott Rolen, R OBP: 0.363, SLG: 0.522	3-1 G6-4-3		0-2 F8		0-0 1B		2-2 BLK 2B			4	0	2	2	0	0	3						
Travis Lee, L OBP: 0.326, SLG: 0.359	4-2 BB		0-1 FC4-6		1-3 SF8		2-3 K			2	0	0	1	1	1	2						
Pat Burrell, R OBP: 0.348, SLG: 0.447	1-2 F8			0-0 G4-6-3 1B		0-0 F7		3-3 K		4	0	1	0	0	1	3						
Marlon Anderson, L OBP: 0.303, SLG: 0.347		3-2 G3		1-0 G4-6-3		0-0 F7		2-2 F9		4	0	0	0	0	0	1						
Chris Brock, R OBP: 0.222, SLG: 0.667										0	0	0	0	0	0	0						
Tom Prince, R OBP: 0.298, SLG: 0.315		1-0 F7		2-3 K		2-1 1B		3-3 K		4	0	1	0	0	2	0						
Tomas Perez, S OBP: 0.291, SLG: 0.337		1-2 L4			3-2 F8		1-1 F7		2-3 K	3	0	0	0	0	0	1						
Rob Ducey, L OBP: 0.308, SLG: 0.352										1	0	0	0	0	1	0						
Randy Wolf, L OBP: 0.241, SLG: 0.255			3-3 K		0-0 1B BB		1-3 K		0-2 FC6-4 1B	3	1	1	0	0	2	1						
Vicente Padilla, R OBP: 1.000, SLG: 1.000										0	0	0	0	0	0	0						
Ed Vosberg, L OBP: 0.261, SLG: 0.324										0	0	0	0	0	0	0						
23 Kevin Jordan, R OBP: 0.261, SLG: 0.324										1	0	1	0	0	0	0						
Inning Stats	R: 0 E: 0 K: 0 S: 14	H: 2 LOB: 2 BB: 1 P: 22	R: 0 E: 0 K: 0 S: 10	H: 0 LOB: 0 BB: 0 P: 15	R: 1 E: 0 K: 1 S: 15	H: 2 LOB: 1 BB: 0 P: 21	R: 0 E: 0 K: 1 S: 5	H: 1 LOB: 0 BB: 0 P: 8	R: 3 E: 0 K: 0 S: 9	H: 3 LOB: 1 BB: 1 P: 18	R: 0 E: 0 K: 1 S: 9	H: 1 LOB: 1 BB: 0 P: 13	R: 0 E: 0 K: 3 S: 13	H: 1 LOB: 1 BB: 0 P: 20	R: 0 E: 0 K: 2 S: 9	H: 0 LOB: 0 BB: 0 P: 17	R: 0 E: 0 K: 2 S: 12	H: 1 LOB: 1 BB: 0 P: 15	1B: 9 2B: 1 3B: 1 HR: 0	SF: 1 SAC: 0 DP: 2 HBP: 0	WP: 0 PB: 0 SB: 0 CS: 0	PA: 38
PITCHER	IP	WLS	BF	H	R	ER	SO	BB	IBB	HBP	BLK	WP	HR	S	P	ERA	WHIP					
Mark Gardner, R ERA: 4.15	6.0		27	9	4	4	3	2	0	0	0	0	0	62	97	6.00	1.833					
Aaron Fultz, L ERA: 5.14	2.0	W	7	1	0	0	5	0	0	0	1	0	0	22	37	0.00	0.500					
Doug Henry, R ERA: 4.05	0.1	H	2	1	0	0	1	0	0	0	0	0	0	7	9	0.00	3.000					
Alan Embree, L ERA: 4.31	0.2	S	2	0	0	0	1	0	0	0	0	0	0	5	6	0.00	0.000					

Philadelphia Phillies @ San Francisco Giants
PacBell Park, San Francisco, CA
Wed Sep 06 2000, 10:15 PM EDT
Att: 40,930 - Sunny - 66 F

AB 35
R 4
H 11
RBI 4
BB 2
SO 10
LOB 13



Batter	1	2	3	4	5	6	7	8	9	AB	R	H	RBI	BB	SO	LOB	BOTTOM				
Calvin Murray, R OBP: 0.338, SLG: 0.317	4-0 G5-3 1B				3-2 G6-3			4-2 BB SH1-4 1B BB		2	1	0	0	0	0	0					
Marvin Benard, L OBP: 0.347, SLG: 0.393		1-1 G6-3								0	1	0	0	1	0	0					
Ramon Martinez, R OBP: 0.345, SLG: 0.491	3-2 G5-3		1-2 G6-3 2B		2-1 G6-3			1-0 SH1-4		3	0	1	0	0	0	1					
J.T. Snow, L OBP: 0.372, SLG: 0.456	1-2 1B							1-2 1B		0	0	0	0	0	0	0					
Barry Bonds, L OBP: 0.440, SLG: 0.692	0-0 1B HR		4-0 G6-3 BB		2-3 K			4-0 1B BB IBB		2	1	1	1	2	1	0					
Jeff Kent, R OBP: 0.421, SLG: 0.601	3-3 K		2-0 G6-3		1-1 G4-3			4-2 1B BB		3	0	0	0	1	1	3					
Ellis Burks, R OBP: 0.430, SLG: 0.626	2-2 HR 1B		2-0 F9		3-1 F8			0-0 1B		4	1	2	1	0	0	1					
Russ Davis, R OBP: 0.301, SLG: 0.431	3-1 HR			0-0 F3		3-2 G5-3		2-3 K		3	1	1	3	0	0	0					
Aaron Fultz, L OBP: 0.333, SLG: 0.333										0	0	0	0	0	0	0					
Felipe Crespo, S OBP: 0.342, SLG: 0.394										1	0	0	0	0	1	3					
Doug Henry, R OBP: 0.337, SLG: 0.392	1-1 HR									0	0	0	0	0	0	0					
Alan Embree, L OBP: 0.335, SLG: 0.447				2-1 CS 1B				0-1 F3		4	0	1	0	0	1	3					
Doug Mirabeli, R OBP: 0.340, SLG: 0.372		2-1 G5-3		4-1 BB				1-2 G5-3		2	0	0	0	1	0	0					
Mark Gardner, R OBP: 0.105, SLG: 0.105		0-3 K			0-0 G4-3			1-2 G4-3		2	0	0	0	0	1	1					
Bill Mueller, S OBP: 0.337, SLG: 0.392										1	0	0	0	0	0	0					
Inning Stats	R: 4 E: 0 K: 2 S: 21	H: 3 LOB: 0 BB: 0 P: 37	R: 0 E: 0 K: 1 S: 7	H: 0 LOB: 0 BB: 0 P: 10	R: 0 E: 0 K: 0 S: 5	H: 1 LOB: 1 BB: 1 P: 14	R: 0 E: 0 K: 0 S: 5	H: 1 LOB: 1 BB: 1 P: 11	R: 0 E: 0 K: 0 S: 7	H: 0 LOB: 0 BB: 0 P: 14	R: 0 E: 0 K: 0 S: 7	H: 0 LOB: 0 BB: 0 P: 10	R: 0 E: 0 K: 0 S: 14	H: 0 LOB: 0 BB: 0 P: 29	R: 1 E: 0 K: 1 S: 14	H: 1 LOB: 3 BB: 3 P: 29	1B: 4 2B: 1 3B: 0 HR: 1	SF: 0 SAC: 1 DP: 1 HBP: 1	WP: 0 PB: 0 SB: 0 CS: 1	PA: 34	
PITCHER	IP	WLS	BF	H	R	ER	SO	BB	IBB	HBP	BLK	WP	HR	S	P	ERA	WHIP				
Randy Wolf, L ERA: 4.37	7.0		27	5	4	4	4	2	0	1	0	0	0	62	113	5.14	1.000				
Vicente Padilla, R ERA: 3.39	0.1	L	5	1	1	1	0	2	1	0	0	0	0	9	22	27.00	9.000				
Ed Vosberg, L ERA: 4.29	0.1		1	0	0	0	1	0	0	0	0	0	0	3	5	0.00	0.000				
Chris Brock, R ERA: 4.32	0.1		1	0	0	0	0	0	0	0	0	0	0	2	2	0.00	0.000				

Philadelphia Phillies @ San Francisco Giants
PacBell Park, San Francisco, CA
Wed Sep 06 2000, 10:15 PM EDT
Att: 40,930 - Sunny - 66 F

AB 27
R 5
H 6
RBI 5
BB 5
SO 5
LOB 12



Batter	1	2	3	4	5	6	7	8	9	AB	R	H	RBI	BB	SO	LOB	TOP										
Damian Jackson, R OBP: 0.350, SLG: 0.385 Tom Davey, R (8, 1)	F3		K			G3-4-3 1B		K		4	0	1	0	0	2	0	San Diego Padres @ San Francisco Giants PacBell Park, San Francisco, CA Thu Sep 07 2000, 10:15 PM EDT Att: 40,930 - Sunny - 75 F livebaseballscorecards.com										
Eric Owens, R OBP: 0.353, SLG: 0.382 (1, 9)	G1-3			G5-3		G3-4-3		G6-3		4	0	0	0	0	0	1											
Ruben Rivera, R OBP: 0.296, SLG: 0.390 (1, 8)	K			G5-3		G6-3		K		4	0	0	0	0	2	1											
Ed Sprague, R OBP: 0.318, SLG: 0.462 (8, 4)		G4-6-3 1B		FC6-4 1B			BB		G4-3		3	0	2	0	1	0											
Joe Vitiello, R OBP: 0.320, SLG: 0.455 (1, 3)		G4-6-3 1B		FC6-4			K			3	0	1	0	0	1	2											
Greg LaRocca, R OBP: 0.333, SLG: 0.333 (1, 5) (7, 6)		G4-6-3			G1-6-3 1B		K			3	0	1	0	0	1	3											
Desi Relaford, S OBP: 0.366, SLG: 0.320 Carlos Almanzar, R (7, 1) 29 Kory DeHaan, L OBP: 0.253, SLG: 0.348 (8, 7)		G6-3			F3		K			3	0	0	0	0	1	3											
Ben Davis, S OBP: 0.231, SLG: 0.253 (1, 2)			K		G1-6-3			F7		3	0	0	0	0	1	1											
Matt Clement, R OBP: 0.143, SLG: 0.115 Todd Erdos, R (6, 1) Gabe Alvarez, R (7, 5)			K			K		F9		2	0	0	0	0	2	0											
										0	0	0	0	0	0	0											
										1	0	0	0	0	0	0											
Inning Stats	R: 0 E: 0 K: 1 S: 7	H: 0 LOB: 0 BB: 0 P: 9	R: 0 E: 0 K: 0 S: 8	H: 2 LOB: 1 BB: 0 P: 14	R: 0 E: 0 K: 3 S: 10	H: 0 LOB: 0 BB: 0 P: 14	R: 0 E: 0 K: 0 S: 8	H: 1 LOB: 1 BB: 0 P: 12	R: 0 E: 0 K: 0 S: 7	H: 1 LOB: 0 BB: 0 P: 10	R: 0 E: 0 K: 1 S: 9	H: 1 LOB: 1 BB: 0 P: 17	R: 0 E: 0 K: 3 S: 9	H: 0 LOB: 1 BB: 1 P: 19	R: 0 E: 0 K: 1 S: 7	H: 0 LOB: 0 BB: 0 P: 10	R: 0 E: 0 K: 1 S: 8	H: 0 LOB: 0 BB: 0 P: 11	1B: 5 2B: 0 3B: 0 HR: 0	SF: 0 SAC: 0 DP: 2 HBP: 0	WP: 0 PB: 0 SB: 0 CS: 0	PA: 31					
PITCHER	IP	WLS	BF	H	R	ER	SO	BB	IBB	HBP	BLK	WP	HR	S	P	ERA	WHIP										
Shawn Estes, L ERA: 3.88 (1, 1)	7.0	W	25	5	0	0	8	1	0	0	0	0	0	58	95	0.00	0.857										
Miguel Del Toro, R ERA: 3.39 (8, 1)	1.0		3	0	0	0	1	0	0	0	0	0	0	7	10	0.00	0.000										
Ryan Vogelsong, R ERA: (9, 1)	1.0		3	0	0	0	1	0	0	0	0	0	0	8	11	0.00	0.000										

Batter	1	2	3	4	5	6	7	8	9	AB	R	H	RBI	BB	SO	LOB	BOTTOM											
Marvin Benard, L OBP: 0.349, SLG: 0.399 Miguel Del Toro, R (8, 1) Damon Minor, L (8, PH) Ryan Vogelsong, R (9, 1)	K		SH5-3 HR	K		1B FC3 2H	1B G4-3	F8		5	3	3	1	0	2	1	San Diego Padres @ San Francisco Giants PacBell Park, San Francisco, CA Thu Sep 07 2000, 10:15 PM EDT Att: 40,930 - Sunny - 75 F livebaseballscorecards.com											
Bill Mueller, S OBP: 0.339, SLG: 0.392 Pedro Feliz, R OBP: 0.667, SLG: 0.667 (1, 5) (7, 5)	G3-1		SH5-3		F9 1B	FC3 1B	G4-3 2B			2	2	1	0	1	0	0												
Barry Bonds, L OBP: 0.441, SLG: 0.696 Armando Rios, L OBP: 0.342, SLG: 0.505 (1, 7) (7, 9)	G4-3				FC5-4 1B	FC3 1B	G4-3 1B	G4-3		3	2	1	3	1	0	1												
Jeff Kent, R OBP: 0.422, SLG: 0.599 28 Juan Melo, S OBP: 0.250, SLG: 0.250 (1, 4) (7, 4)		P5			F9	1B HR	1B E			3	1	1	1	1	0	2												
J.T. Snow, L OBP: 0.375, SLG: 0.457 Felipe Crespo, S OBP: 0.339, SLG: 0.390 (1, 3) (7, 3)		BB 1B	L4		FC5-4 1B	1B HR	E3 1B			3	1	2	2	1	0	1												
Ellis Burks, R OBP: 0.428, SLG: 0.630 Terrell Lowery, R OBP: 0.606, SLG: 0.786 (1, 9) (7, 7)		K	K		FC5-4	1B HR	K			4	1	1	3	0	2	4												
Rich Aurilia, R OBP: 0.337, SLG: 0.448 Ramon Martinez, R OBP: 0.348, SLG: 0.494 (1, 6) (7, 6)		BB 1B			G6-3	K				4	0	2	0	0	1	2												
Bobby Estelella, R OBP: 0.379, SLG: 0.512 Scott Servais, R OBP: 0.270, SLG: 0.284 (7, PH) (8, 2)					K			F9		1	0	0	0	0	0	3												
Shawn Estes, R OBP: 0.238, SLG: 0.328 Calvin Murray, R OBP: 0.336, SLG: 0.315 (1, 1) (8, 8)		F3			F7			P3		3	0	0	0	0	0	4												
										1	0	0	0	0	0	0												
Inning Stats	R: 0 E: 0 K: 1 S: 7	H: 1 LOB: 3 BB: 2 P: 12	R: 0 E: 0 K: 1 S: 10	H: 1 LOB: 2 BB: 1 P: 23	R: 2 E: 0 K: 1 S: 9	H: 2 LOB: 1 BB: 1 P: 16	R: 0 E: 0 K: 2 S: 11	H: 1 LOB: 1 BB: 0 P: 16	R: 1 E: 0 K: 0 S: 10	H: 1 LOB: 2 BB: 2 P: 20	R: 8 E: 0 K: 1 S: 26	H: 6 LOB: 0 BB: 1 P: 52	R: 2 E: 1 K: 1 S: 17	H: 4 LOB: 3 BB: 0 P: 27	R: 0 E: 0 K: 0 S: 8	H: 1 LOB: 1 BB: 0 P: 13	1B: 11 2B: 2 3B: 0 HR: 3	SF: 0 SAC: 2 DP: 0 HBP: 0	WP: 1 PB: 0 SB: 1 CS: 0	PA: 48								
PITCHER	IP	WLS	BF	H	R	ER	SO	BB	IBB	HBP	BLK	WP	HR	S	P	ERA	WHIP											
Matt Clement, R ERA: 5.16 Todd Erdos, R ERA: 5.59 Carlos Almanzar, R ERA: 4.74 Tom Davey, R ERA: (1, 1) (6, 1) (7, 1) (8, 1)	29	L	7	4	5	5	1	0	0	0	0	0	0	2	19	36	67.50	6.000										
	1.0		8	4	2	2	1	0	0	0	0	0	0	17	27	18.00	4.000											
	1.0		4	1	0	0	0	0	0	0	0	0	0	8	13	0.00	1.000											

Batter	1	2	3	4	5	6	7	8	9	AB	R	H	RBI	BB	SO	LOB	TOP										
Damian Jackson, R OBP: 0.352, SLG: 0.388 (1, 4)	4-1 1B BB		0-2 L9			2-2 E 2B	0-0 FC6-4		0-0 1B 1B	1-1 P4	5	1	2	0	1	0	3										
Eric Owens, R OBP: 0.351, SLG: 0.380 (1, 7)	0-1 F9		0-0 G5-3			0-2 E6		3-2 F8	0-1 1B 1B	0-0 G4-3	6	1	1	1	0	0	2										
Ryan Klesko, L OBP: 0.393, SLG: 0.535 (1, 3)	0-0 F7			0-0 G3	1-0 G1-3		0-2 F7	1-1 1B G4-3	1-1 G6-3	6	1	1	2	0	0	3											
Dave Magadan, L OBP: 0.345, SLG: 0.345 (8, PR)	2-2 1B			4-1 1B BB		4-2 1B 1B BB	1-2 HR	3-2 G4-3		3	2	3	1	2	0	0											
Greg LaRocca, R OBP: 0.333, SLG: 0.333 (8, 5)	1-3 1B							1-3 1B 1B		0	1	0	0	0	0	0											
John Mabry, L OBP: 0.313, SLG: 0.432 (1, 9)	2-2 G4-3			3-1 L8		2-2 1B 1B	0-0 HR	1-0 G4-3	1-0 G4-3	5	1	2	3	0	0	4											
29 Kory DeHaan, L OBP: 0.253, SLG: 0.348 (9, 9)						1-2 1B	1-1 HR	1-2 1B	1-2 1B	0	0	0	0	0	0	0											
Mike Darr, L OBP: 0.352, SLG: 0.411 (7, 1)		1-0 G6-3		2-2 1B		1-1 1B	1-0 G4-3	1-0 1B	4-0 1B	4	0	2	0	0	0	0											
Carlos Almanzar, R (8, PH)				0-2 F9		2-3 K				0	0	0	0	0	0	0											
Joe Vitiello, R OBP: 0.455, SLG: 0.455 (8, 1)				0-1 L9						0	1	0	0	1	0	0											
Kevin Walker, L OBP: 0.250, SLG: 0.250 (9, 1)				3-1 G4-3		2-3 K	1-1 FC6-4	1-2 1B		5	1	3	2	0	1	0											
Trevor Hoffman, R (1, 1)						4-2 2B BB	0-3 K			1	0	0	0	0	0	0											
Desi Relaford, S OBP: 0.366, SLG: 0.321 (1, 6)										0	0	0	0	0	0	0											
Ben Davis, S OBP: 0.250, SLG: 0.273 (1, 2)										0	0	0	0	0	0	0											
Will Cunnane, R OBP: 0.143, SLG: 0.286 (5, PH)										0	0	0	0	0	0	0											
Gabe Alvarez, R (5, 1)										0	0	0	0	0	0	0											
Dave Maurer, R (6, PH)										0	0	0	0	0	0	0											
Ed Sprague, R OBP: 0.460, SLG: 0.460 (8, 1)										0	0	0	0	0	0	0											
Heathcliff Slocumb, R (7, 8)										0	0	0	0	0	0	0											
Ruben Rivera, R OBP: 0.294, SLG: 0.336 (7, 8)										0	0	0	0	0	0	0											
Inning Stats	R: 0 E: 0 K: 0 S: 11	H: 1 LOB: 2 BB: 1 P: 19	R: 0 E: 0 K: 0 S: 6	H: 0 LOB: 0 BB: 0 P: 10	R: 0 E: 0 K: 0 S: 5	H: 0 LOB: 0 BB: 0 P: 5	R: 0 E: 0 K: 0 S: 10	H: 1 LOB: 2 BB: 1 P: 19	R: 0 E: 1 K: 1 S: 15	H: 3 LOB: 3 BB: 1 P: 24	R: 2 E: 0 K: 0 S: 14	H: 2 LOB: 0 BB: 0 P: 19	R: 7 E: 0 K: 1 S: 25	H: 8 LOB: 2 BB: 1 P: 41	R: 0 E: 0 K: 0 S: 4	H: 0 LOB: 0 BB: 0 P: 5	1B: 14 2B: 1 3B: 0 HR: 1	SF: 0 SAC: 0 DP: 0 HBP: 0	WP: 0 PA: 48 PB: 0 SB: 0 CS: 0								
PITCHER	IP	WLS	BF	H	R	ER	SO	BB	IBB	HBP	BLK	WP	HR	S	P	ERA	WHIP										
Livan Hernandez, R ERA: 3.79 (1, 1)	7.0		33	8	3	3	3	4	0	0	0	0	0	11	18	3.86	1.714										
Felix Rodriguez, R ERA: 2.92 (8, 1)	0.1	L	5	4	4	4	1	0	0	0	0	0	0	9	14	108.00	12.000										
Alan Embree, L ERA: 4.61 (8, 1)	0.1		3	2	1	1	0	0	0	0	0	0	0	9	14	27.00	6.000										
Doug Henry, R ERA: 4.1 (8, 1)	1.1		7	2	2	2	0	1	0	0	0	0	0	9	14	13.50	2.250										

San Diego Padres @ San Francisco Giants
PacBell Park, San Francisco, CA
Fri Sep 08 2000, 10:35 PM EDT
Att: 40,930 - Sunny - 65 F

AB	43
R	10
H	16
RBI	10
BB	5
SO	4
LOB	24



Batter	1	2	3	4	5	6	7	8	9	AB	R	H	RBI	BB	SO	LOB	BOTTOM										
Marvin Benard, L OBP: 0.348, SLG: 0.397 (1, 8)	2-2 G6-3		2-1 G3	2-2 1B 1B		0-3 K	2-2 FC3-6			5	0	1	1	0	1	2											
Bill Mueller, S OBP: 0.339, SLG: 0.394 (1, 5)	3-2 WP BB SF7 1B		3-2 G5-3	2-0 F8		0-1 BB BLK	1-1 L8			5	2	2	0	0	0	4											
Barry Bonds, L OBP: 0.444, SLG: 0.696 (1, 7)	4-2 1-2 BB		1-2 3B 1B	1-2 1-3 2H 1B		4-0 BLK FC4-2 IBB		3-3 K		3	1	2	1	2	1	0											
Jeff Kent, R OBP: 0.422, SLG: 0.597 (1, 4)	3-2 SF7		4-2 3B BB	2-2 F9		4-2 FC4-2 BLK BB		2-1 F9		2	1	0	1	2	0	2											
J.T. Snow, L OBP: 0.374, SLG: 0.459 (1, 3)	3-2 F9		2-0 1H 2H 3B		2-1 G4-3	2-2 FC4-2		2-3 K		5	0	1	2	0	1	3											
Rich Aurilia, R OBP: 0.335, SLG: 0.452 (1, 6)		2-3 K	2-3 K		2-2 HR	1-2 F8		0-0 F9		5	1	1	1	0	2	3											
Felipe Crespo, S OBP: 0.345, SLG: 0.394 (1, 9)		1-1 G3-1		2-1 1B 1B	2-1 1B		0-0 F9		2-3 K	4	1	2	0	0	0	0											
Calvin Murray, R OBP: 0.335, SLG: 0.313 (8, 8)										1	0	0	0	0	1	0											
Bobby Estalella, R OBP: 0.379, SLG: 0.510 (1, 2)		1-0 1B		0-0 F7	2-3 K		1-2 FC3-6 1B		3-2 F7	5	0	2	0	0	1	2											
Livan Hernandez, R OBP: 0.266, SLG: 0.333 (1, 1)		1-2 G3		0-0 1B	0-0 L9		2-1 FC3-6 1B			3	1	1	0	0	0	2											
Russ Davis, R OBP: 0.305, SLG: 0.435 (7, PH)				1-3 1B 1B						0	0	0	0	0	0	0											
Felix Rodriguez, R (8, 1)										0	0	0	0	0	0	0											
Alan Embree, L (8, 1)										0	0	0	0	0	0	0											
Doug Henry, R (8, 1)										0	0	0	0	0	0	0											
Inning Stats	R: 1 E: 0 K: 0 S: 15	H: 1 LOB: 1 BB: 1 P: 30	R: 0 E: 0 K: 1 S: 10	H: 1 LOB: 0 BB: 0 P: 15	R: 2 E: 0 K: 1 S: 18	H: 2 LOB: 1 BB: 1 P: 32	R: 2 E: 0 K: 0 S: 15	H: 4 LOB: 2 BB: 0 P: 24	R: 1 E: 0 K: 1 S: 12	H: 2 LOB: 1 BB: 0 P: 20	R: 1 E: 0 K: 1 S: 15	H: 1 LOB: 2 BB: 2 P: 26	R: 0 E: 0 K: 2 S: 8	H: 2 LOB: 0 BB: 0 P: 19	R: 0 E: 0 K: 2 S: 9	H: 0 LOB: 0 BB: 0 P: 14	1B: 10 2B: 1 3B: 1 HR: 1	SF: 1 SAC: 0 DP: 0 HBP: 0	WP: 1 PA: 44 PB: 0 SB: 2 CS: 0								
PITCHER	IP	WLS	BF	H	R	ER	SO	BB	IBB	HBP	BLK	WP	HR	S	P	ERA	WHIP										
Will Cunnane, R ERA: 5.04 (5, 1)	4.0		22	8	5	5	2	2	0	0	0	0	0	12	20	9.00	2.000										
Dave Maurer, L ERA: 1.69 (6, 1)	1.0		5	2	1	1	1	0	0	0	0	0	0	15	26	9.00	2.000										
Heathcliff Slocumb, R ERA: 4.8 (7, 1)	1.0	W	5	2	0	0	0	0	0	0	0	0	0	13	19	0.00	2.000										
Carlos Almanzar, R ERA: 4.66 (8, 1)	1.0	H	3	0	0	0	2	0	0	0	0	0	0	8	15	0.00	0.000										

San Diego Padres @ San Francisco Giants
PacBell Park, San Francisco, CA
Fri Sep 08 2000, 10:35 PM EDT
Att: 40,930 - Sunny - 65 F

AB	39
R	7
H	13
RBI	6
BB	4
SO	7
LOB	18



Batter	1	2	3	4	5	6	7	8	9	AB	R	H	RBI	BB	SO	LOB	TOP		
Damian Jackson, R OBP: 0.350, SLG: 0.386 (1, 4)			 2H							5	1	1	1	0	2	0			
Desi Relaford, S OBP: 0.367, SLG: 0.323 (1, 6)			 2H				 FC4-6 S 2B			4	2	1	1	0	0	0			
Ryan Klesko, L OBP: 0.393, SLG: 0.540 (1, 3)			 2H				 BB			4	1	1	2	1	1	1			
Dave Magadan, L OBP: 0.304, SLG: 0.351 Greg LaRocca, R OBP: 0.250, SLG: 0.250 (9, PH) (9, 5)							 1B	 2B 1-2 2-3		4	1	2	0	0	0	2			
John Mabry, L Ed Sprague, R Dave Maurer, R Tom Davey, R Joe Vitello, R Kevin Walker, L OBP: 0.225, SLG: 0.270 (1, 9) (7, PH) (7, 1) (8, 1) (8, 1) (9, 1)										3	0	0	0	0	3	2			
Mike Darr, L OBP: 0.356, SLG: 0.417 (1, 7)							 2B			3	1	1	0	1	1	0			
Ruben Rivera, R OBP: 0.296, SLG: 0.388 (1, 8)			 1B BB				 S 1B 2H 3H			3	1	1	2	1	2	3			
Wiki Gonzalez, R OBP: 0.310, SLG: 0.328 (1, 2)							 IBB			3	0	0	0	1	0	1			
Brian Tolberg, R OBP: 0.107, SLG: 0.107 29 Kory DeHaan, L OBP: 0.250, SLG: 0.344 (1, 1) (7, 9)							 1-2			2	0	0	0	0	1	2			
Inning Stats	R: 0 E: 0 K: 1 S: 6	H: 0 LOB: 0 BB: 0 P: 9	R: 0 E: 0 K: 1 S: 7	H: 0 LOB: 0 BB: 0 P: 11	R: 4 E: 0 K: 1 S: 14	H: 4 LOB: 1 BB: 1 P: 25	R: 0 E: 0 K: 2 S: 8	H: 0 LOB: 0 BB: 0 P: 12	R: 0 E: 0 K: 2 S: 14	H: 3 LOB: 2 BB: 1 P: 26	R: 1 E: 1 K: 1 S: 15	H: 1 LOB: 3 BB: 2 P: 30	R: 0 E: 0 K: 0 S: 7	H: 0 LOB: 0 BB: 0 P: 9	R: 0 E: 0 K: 1 S: 7	H: 0 LOB: 1 BB: 0 P: 11	1B: 4 2B: 3 3B: 0 HR: 1	SF: 0 SAC: 1 DP: 0 HBP: 1	WP: 0 PA: 41 PB: 0 SB: 3 CS: 0
PITCHER	IP WLS BF H R ER SO BB IBB HBP BLK WP HR S P ERA WHIP	IP WLS BF H R ER SO BB IBB HBP BLK WP HR S P ERA WHIP	IP WLS BF H R ER SO BB IBB HBP BLK WP HR S P ERA WHIP	IP WLS BF H R ER SO BB IBB HBP BLK WP HR S P ERA WHIP	IP WLS BF H R ER SO BB IBB HBP BLK WP HR S P ERA WHIP	IP WLS BF H R ER SO BB IBB HBP BLK WP HR S P ERA WHIP	IP WLS BF H R ER SO BB IBB HBP BLK WP HR S P ERA WHIP	IP WLS BF H R ER SO BB IBB HBP BLK WP HR S P ERA WHIP	IP WLS BF H R ER SO BB IBB HBP BLK WP HR S P ERA WHIP	IP WLS BF H R ER SO BB IBB HBP BLK WP HR S P ERA WHIP	IP WLS BF H R ER SO BB IBB HBP BLK WP HR S P ERA WHIP	IP WLS BF H R ER SO BB IBB HBP BLK WP HR S P ERA WHIP	IP WLS BF H R ER SO BB IBB HBP BLK WP HR S P ERA WHIP	IP WLS BF H R ER SO BB IBB HBP BLK WP HR S P ERA WHIP	IP WLS BF H R ER SO BB IBB HBP BLK WP HR S P ERA WHIP	IP WLS BF H R ER SO BB IBB HBP BLK WP HR S P ERA WHIP	IP WLS BF H R ER SO BB IBB HBP BLK WP HR S P ERA WHIP		
Russ Ortiz, R ERA: 5.05 Aaron Fultz, L ERA: 5.09 John Johnstone, R ERA: 6.7 Alan Embree, L ERA: 4.53	6.0 L 27 7 6 6 8 1 1 0 0 0 1 1 57 95 9.00 1.333	0.2 4 0 1 0 0 1 0 0 0 0 0 10 19 0.00 1.500	1.1 6 1 0 0 1 0 0 0 1 0 0 12 20 0.00 0.750	1.0 4 0 0 0 1 0 0 0 1 0 0 7 11 0.00 0.000															

San Diego Padres @ San Francisco Giants
PacBell Park, San Francisco, CA
Sat Sep 09 2000, 4:05 PM EDT
Att: 40,930 - Sunny - 67 F

AB	35
R	7
H	8
RBI	7
BB	4
SO	10
LOB	13



Batter	1	2	3	4	5	6	7	8	9	AB	R	H	RBI	BB	SO	LOB	BOTTOM				
Marvin Benard, L OBP: 0.348, SLG: 0.397 (1, 8)				 2H			 1B			5	1	2	1	0	1	1					
Bill Mueller, S OBP: 0.340, SLG: 0.395 (1, 5)	 1B BB		 2B							4	1	1	0	1	0	1					
J.T. Snow, L OBP: 0.377, SLG: 0.464 (1, 3)	 1B		 1B							4	0	3	0	1	1	1					
Jeff Kent, R OBP: 0.422, SLG: 0.595 (1, 4)	 BB 1-2 2-3		 1B				 BB 1B			5	0	2	2	0	0	4					
Ellis Burks, R OBP: 0.429, SLG: 0.627 (1, 9)							 BB			2	0	0	0	2	0	3					
Felipe Crespo, S OBP: 0.344, SLG: 0.393 Terrell Lowery, R OBP: 0.588, SLG: 0.759 (1, 7) (7, PH) (8, 7)							 1B		 1-2 2-3	3	0	1	0	0	0	4					
Ramon Martinez, R OBP: 0.346, SLG: 0.488 (1, 6)		 1B								4	0	1	0	0	0	1					
Doug Mirabelli, R OBP: 0.340, SLG: 0.371 28 Juan Melo, S OBP: 0.200, SLG: 0.200 Bobby Estalella, R OBP: 0.379, SLG: 0.510 (1, 2) (8, PH) (9, 2)				 1B						3	1	1	0	0	0	2					
Russ Ortiz, R Darrin Minor, L Aaron Fultz, L John Johnstone, R Russ Davis, R Alan Embree, L OBP: 0.305, SLG: 0.250 (5, PH) (7, 1) (7, 1) (8, PH) (9, 1)			 1B							1	0	0	0	0	0	1					
Inning Stats	R: 0 E: 0 K: 1 S: 12	H: 1 LOB: 3 BB: 2 P: 24	R: 0 E: 1 K: 0 S: 12	H: 1 LOB: 1 BB: 0 P: 19	R: 1 E: 0 K: 0 S: 13	H: 3 LOB: 1 BB: 0 P: 22	R: 1 E: 0 K: 0 S: 10	H: 2 LOB: 1 BB: 0 P: 14	R: 0 E: 0 K: 0 S: 7	H: 1 LOB: 1 BB: 0 P: 11	R: 0 E: 0 K: 0 S: 9	H: 1 LOB: 1 BB: 0 P: 15	R: 1 E: 0 K: 1 S: 15	H: 2 LOB: 2 BB: 1 P: 27	R: 0 E: 0 K: 0 S: 12	H: 0 LOB: 0 BB: 0 P: 15	R: 0 E: 0 K: 0 S: 8	H: 0 LOB: 1 BB: 1 P: 15	1B: 9 2B: 2 3B: 0 HR: 0	SF: 0 SAC: 1 DP: 1 HBP: 0	WP: 0 PA: 40 PB: 0 SB: 1 CS: 0
PITCHER	IP WLS BF H R ER SO BB IBB HBP BLK WP HR S P ERA WHIP	IP WLS BF H R ER SO BB IBB HBP BLK WP HR S P ERA WHIP	IP WLS BF H R ER SO BB IBB HBP BLK WP HR S P ERA WHIP	IP WLS BF H R ER SO BB IBB HBP BLK WP HR S P ERA WHIP	IP WLS BF H R ER SO BB IBB HBP BLK WP HR S P ERA WHIP	IP WLS BF H R ER SO BB IBB HBP BLK WP HR S P ERA WHIP	IP WLS BF H R ER SO BB IBB HBP BLK WP HR S P ERA WHIP	IP WLS BF H R ER SO BB IBB HBP BLK WP HR S P ERA WHIP	IP WLS BF H R ER SO BB IBB HBP BLK WP HR S P ERA WHIP	IP WLS BF H R ER SO BB IBB HBP BLK WP HR S P ERA WHIP	IP WLS BF H R ER SO BB IBB HBP BLK WP HR S P ERA WHIP	IP WLS BF H R ER SO BB IBB HBP BLK WP HR S P ERA WHIP	IP WLS BF H R ER SO BB IBB HBP BLK WP HR S P ERA WHIP	IP WLS BF H R ER SO BB IBB HBP BLK WP HR S P ERA WHIP	IP WLS BF H R ER SO BB IBB HBP BLK WP HR S P ERA WHIP	IP WLS BF H R ER SO BB IBB HBP BLK WP HR S P ERA WHIP	IP WLS BF H R ER SO BB IBB HBP BLK WP HR S P ERA WHIP				
Brian Tolberg, R ERA: 3.28 Dave Maurer, L ERA: 2.84 Tom Davey, R ERA: Kevin Walker, L ERA: 4.38	6.0 W 27 9 2 2 1 1 1 1 0 0 15 27 9.00 3.000	1.0 6 2 1 1 1 1 0 0 0 0 0 12 15 0.00 0.000	1.0 3 0 0 0 0 0 0 0 0 0 0 8 15 0.00 1.000	1.0 4 0 0 0 0 1 0 0 0 0 0 8 15 0.00 1.000																	

San Diego Padres @ San Francisco Giants
PacBell Park, San Francisco, CA
Sat Sep 09 2000, 4:05 PM EDT
Att: 40,930 - Sunny - 67 F

AB	35
R	3
H	11
RBI	3
BB	4
SO	2
LOB	21



Batter	1	2	3	4	5	6	7	8	9	AB	R	H	RBI	BB	SO	LOB	TOP					
Damian Jackson, R OBP: 0.349, SLG: 0.383	G6-3		G5-4-3 BB			F9		F9		3	0	0	0	1	0	0	San Diego Padres @ San Francisco Giants PacBell Park, San Francisco, CA Sun Sep 10 2000, 4:05 PM EDT Att: 40,930 - Sunny - 68 F					
Dest Relaford, S OBP: 0.366, SLG: 0.320	F7		G5-4-3 1-2			G6-3				3	0	0	0	1	0	2						
Ryan Klesko, L OBP: 0.284, SLG: 0.542 Joe Vitello, R OBP: 0.321, SLG: 0.435				G4-3 SF9 2B		F8				2	1	1	0	1	0	0						
Ed Sprague, R OBP: 0.318, SLG: 0.463	G5-3			G4-3			G4-3 1B		P4	4	1	1	0	0	0	2						
Eric Owens, R OBP: 0.351, SLG: 0.380 29 Kory DeHaan, L OBP: 0.247, SLG: 0.341				SF9						2	0	1	1	0	1	0						
Ruben Rivera, R OBP: 0.296, SLG: 0.385				F8			G4-3			3	0	0	0	1	1	1						
Greg LaRocca, R OBP: 0.286, SLG: 0.286 Todd Erdos, R OBP: 0.214, SLG: 0.385						P4				3	0	1	1	0	0	0						
George Williams, S OBP: 0.214, SLG: 0.385										1	0	0	0	0	0	1						
Ben Davis, S OBP: 0.253, SLG: 0.286				F9 2B						3	0	1	0	0	1	1						
Jay Witasick, R OBP: 0.130, SLG: 0.130 Heathcliff Slocumb, R OBP: 0.130, SLG: 0.130 Gabe Alvarez, R				F9						2	0	0	0	0	0	1						
Inning Stats	R: 0 E: 0 K: 0 S: 7	H: 0 LOB: 1 BB: 1 P: 14	R: 0 E: 0 K: 2 S: 8	H: 0 LOB: 0 BB: 1 P: 11	R: 0 E: 0 K: 0 S: 11	H: 1 LOB: 1 BB: 1 P: 21	R: 1 E: 0 K: 0 S: 6	H: 1 LOB: 0 BB: 0 P: 10	R: 0 E: 0 K: 0 S: 5	H: 0 LOB: 0 BB: 0 P: 14	R: 0 E: 0 K: 1 S: 5	H: 0 LOB: 1 BB: 0 P: 13	R: 1 E: 0 K: 1 S: 16	H: 3 LOB: 1 BB: 0 P: 26	R: 0 E: 0 K: 1 S: 11	H: 0 LOB: 1 BB: 1 P: 19	R: 0 E: 0 K: 2 S: 11	H: 0 LOB: 1 BB: 1 P: 22	1B: 3 2B: 2 3B: 0 HR: 0	SF: 1 SAC: 0 DP: 1 HBP: 0	WP: 0 PB: 0 SB: 0 CS: 0	PA: 34
PITCHER	IP	WLS	BF	H	R	ER	SO	BB	IBB	HBP	BLK	WP	HR	S	P	ERA	WHIP					
Kirk Rueter, L ERA: 4.03	(1, 1)	7.0	W	26	5	2	2	3	2	0	0	0	0	60	109	2.57	1.000					
Doug Henry, R ERA: 4.04	(8, 1)	1.0		4	0	0	0	1	1	0	0	0	0	11	19	0.00	1.000					
Ryan Vogelsong, R ERA:	(9, 1)	1.0		4	0	0	0	2	1	0	0	0	0	11	22	0.00	1.000					

Batter	1	2	3	4	5	6	7	8	9	AB	R	H	RBI	BB	SO	LOB	BOTTOM				
Marvin Benard, L OBP: 0.350, SLG: 0.403	G4-3 1B 3B BB		G4-3			G1-3				3	2	1	1	2	0	0	San Diego Padres @ San Francisco Giants PacBell Park, San Francisco, CA Sun Sep 10 2000, 4:05 PM EDT Att: 40,930 - Sunny - 68 F				
Bill Mueller, S OBP: 0.341, SLG: 0.397 Pedro Feliz, R OBP: 0.667, SLG: 0.667										5	2	2	0	0	2	1					
Barry Bonds, L OBP: 0.447, SLG: 0.700 Terrell Lowery, R OBP: 0.600, SLG: 0.759										2	1	1	2	2	0	1					
Jeff Kent, R OBP: 0.420, SLG: 0.592 Ramon Martinez, R OBP: 0.344, SLG: 0.485										3	1	0	0	0	1	2					
J.T. Snow, L OBP: 0.374, SLG: 0.460										4	0	0	1	0	1	3					
Ellis Burks, R OBP: 0.428, SLG: 0.633 Calvin Murray, R OBP: 0.338, SLG: 0.322										3	1	1	2	0	0	2					
Rich Aurilia, R OBP: 0.337, SLG: 0.453										3	1	1	0	1	1	0					
Scott Servais, R OBP: 0.278, SLG: 0.292										4	0	2	0	0	1	2					
Kirk Rueter, L OBP: 0.200, SLG: 0.255 Damon Minor, L OBP: 0.250, SLG: 1.000 Doug Henry, R OBP: 0.250, SLG: 1.000 Ryan Vogelsong, R										3	0	0	0	0	1	3					
Inning Stats	R: 5 E: 1 K: 1 S: 26	H: 5 LOB: 1 BB: 1 P: 41	R: 1 E: 0 K: 0 S: 8	H: 1 LOB: 2 BB: 1 P: 22	R: 0 E: 0 K: 1 S: 6	H: 0 LOB: 0 BB: 0 P: 10	R: 1 E: 0 K: 2 S: 12	H: 1 LOB: 1 BB: 1 P: 22	R: 0 E: 0 K: 2 S: 12	H: 1 LOB: 1 BB: 0 P: 21	R: 0 E: 0 K: 1 S: 10	H: 0 LOB: 1 BB: 1 P: 17	R: 3 E: 0 K: 0 S: 12	H: 2 LOB: 0 BB: 1 P: 23	R: 0 E: 0 K: 0 S: 9	H: 0 LOB: 1 BB: 0 P: 14		1B: 3 2B: 3 3B: 1 HR: 3	SF: 1 SAC: 0 DP: 1 HBP: 2	WP: 0 PB: 0 SB: 0 CS: 0	PA: 41
PITCHER	IP	WLS	BF	H	R	ER	SO	BB	IBB	HBP	BLK	WP	HR	S	P	ERA	WHIP				
Jay Witasick, R ERA: 5.91	(1, 1)	5.1	L	29	8	7	6	7	3	1	1	0	0	69	125	10.12	2.062				
Heathcliff Slocumb, R ERA: 4.75	(6, 1)	0.2		2	0	0	0	0	0	0	0	0	0	5	8	0.00	0.000				
Todd Erdos, R ERA: 5.9	(7, 1)	2.0		10	2	3	3	0	1	0	1	0	1	21	37	13.50	1.500				

AB	29
R	2
H	5
RBI	2
BB	4
SO	6
LOB	9



AB	33
R	10
H	10
RBI	9
BB	5
SO	7
LOB	15



Batter	1	2	3	4	5	6	7	8	9	AB	R	H	RBI	BB	SO	LOB	TOP					
Marvin Benard, L (1,8) OBP: 0.350, SLG: 0.404	F7		S 1B			L8		F5		4	0	1	0	0	0	0	San Francisco Giants @ Houston Astros Enron Field, Houston, TX Wed Sep 13 2000, 8:05 PM EDT Att: 30,553 - Dome - 72 F					
Russ Davis, R (1,5) OBP: 0.294, SLG: 0.419	K		K			L7		F3		4	0	0	0	0	2	1						
Barry Bonds, L (1,7) OBP: 0.454, SLG: 0.719	G4-3				F7		HR	F7		4	1	1	1	0	0	0						
Jeff Kent, R (1,4) OBP: 0.423, SLG: 0.598		F8			CS 1B		2B		CS 1B	4	1	3	0	0	0	0						
J.T. Snow, L (1,3) OBP: 0.370, SLG: 0.463	K				G4-3		1B 2B		K	4	0	1	1	0	2	2						
Armando Rios, L (1,9) Robb Nen, R (9,1)						F8				4	1	3	1	0	0	0						
Rich Aurilia, R (1,6) OBP: 0.337, SLG: 0.449		1B				F3		1B		0	0	0	0	0	0	0						
Bobby Estalella, R (1,2) OBP: 0.366, SLG: 0.492			G5-3			L7		F3		3	0	0	0	0	0	2						
Livan Hernandez, R (1,1) Calvin Murray, R (9,8) OBP: 0.256, SLG: 0.321 OBP: 0.338, SLG: 0.322			G3			G1		K		3	0	0	0	0	1	2						
										0	0	0	0	0	0	0						
Inning Stats	R: 0 E: 0 K: 1 S: 9	H: 0 LOB: 0 BB: 0 P: 13	R: 0 E: 0 K: 1 S: 8	H: 1 LOB: 1 BB: 0 P: 13	R: 0 E: 0 K: 1 S: 11	H: 1 LOB: 1 BB: 0 P: 16	R: 0 E: 0 K: 0 S: 4	H: 1 LOB: 0 BB: 0 P: 8	R: 0 E: 0 K: 0 S: 8	H: 0 LOB: 0 BB: 0 P: 12	R: 0 E: 0 K: 0 S: 5	H: 0 LOB: 0 BB: 0 P: 7	R: 2 E: 0 K: 1 S: 11	H: 4 LOB: 2 BB: 1 P: 22	R: 0 E: 0 K: 0 S: 6	H: 0 LOB: 0 BB: 0 P: 9	R: 1 E: 0 K: 1 S: 9	H: 2 LOB: 0 BB: 0 P: 17	1B: 5 2B: 3 3B: 0 HR: 2	SF: 0 SAC: 0 DP: 1 HBP: 0	WP: 0 PB: 0 SB: 1 CS: 2	PA: 34
PITCHER Wade Miller, R (1,1) ERA: 5.36	IP: 9.0 WLS: L BF: 34	H: 9 R: 3 ER: 3 SO: 5	BB: 1 IBB: 0 HBP: 0 BLK: 0	WP: 0 HR: 2 S: 71 P: 117	ERA: 3.00 WHIP: 1.111	PITCHER										IP: 9.0 WLS: L BF: 34	H: 9 R: 3 ER: 3 SO: 5	BB: 1 IBB: 0 HBP: 0 BLK: 0	WP: 0 HR: 2 S: 71 P: 117	ERA: 3.00 WHIP: 1.111		

Batter	1	2	3	4	5	6	7	8	9	AB	R	H	RBI	BB	SO	LOB	BOTTOM					
Roger Cedeno, S (1,7) OBP: 0.371, SLG: 0.379	E6 1B	1B BB		K			G4-3		S 1B	4	1	1	0	1	1	1	San Francisco Giants @ Houston Astros Enron Field, Houston, TX Wed Sep 13 2000, 8:05 PM EDT Att: 30,553 - Dome - 72 F					
Julio Lugo, R (1,4) OBP: 0.351, SLG: 0.433	F9	1B			G6-3		BB		K	4	0	1	0	1	1	2						
5 Jeff Bagwell, R (1,3) OBP: 0.428, SLG: 0.617	F8 1B	K			K		K		K	4	1	1	0	0	3	3						
Richard Hidalgo, R (1,8) OBP: 0.367, SLG: 0.601	1B	1B		F7		P6		G6-3		4	0	1	1	0	0	0						
Moises Alou, R (1,9) OBP: 0.417, SLG: 0.634	F8			F7		F9				4	0	1	0	0	0	2						
Mitch Meluskey, S (1,2) OBP: 0.404, SLG: 0.503		1B		G6-3		K		F5		4	0	1	1	0	1	1						
Chris Truby, R (1,5) OBP: 0.296, SLG: 0.466	K			G5-3			1B		P4	4	0	1	0	0	1	3						
Tim Bogar, R (1,6) Danyle Ward, L (9, PH) OBP: 0.277, SLG: 0.316 OBP: 0.296, SLG: 0.544		G4-3					F9		K	3	0	1	0	0	0	1						
Wade Miller, R (1,1) 17 Lance Berkman, S (9, PH) OBP: 0.125, SLG: 0.156 OBP: 0.381, SLG: 0.553		G6-3			2B		F9		G4-3	3	0	0	0	0	1	1						
										1	0	0	0	0	0	0						
Inning Stats	R: 2 E: 1 K: 1 S: 15	H: 3 LOB: 2 BB: 0 P: 21	R: 0 E: 0 K: 1 S: 10	H: 1 LOB: 2 BB: 1 P: 19	R: 0 E: 0 K: 0 S: 5	H: 0 LOB: 0 BB: 0 P: 9	R: 0 E: 0 K: 2 S: 10	H: 1 LOB: 1 BB: 0 P: 17	R: 0 E: 0 K: 1 S: 8	H: 0 LOB: 0 BB: 0 P: 13	R: 0 E: 0 K: 1 S: 10	H: 1 LOB: 1 BB: 0 P: 12	R: 0 E: 0 K: 1 S: 13	H: 0 LOB: 1 BB: 1 P: 25	R: 0 E: 0 K: 0 S: 7	H: 1 LOB: 1 BB: 0 P: 10	R: 0 E: 0 K: 2 S: 9	H: 1 LOB: 1 BB: 0 P: 17	1B: 7 2B: 1 3B: 0 HR: 0	SF: 0 SAC: 0 DP: 0 HBP: 0	WP: 0 PB: 0 SB: 1 CS: 0	PA: 38
PITCHER Livan Hernandez, R (1,1) ERA: 3.65	IP: 1.0 WLS: S BF: 4	H: 1 R: 0 ER: 0 SO: 2	BB: 0 IBB: 0 HBP: 0 BLK: 0	WP: 0 HR: 0 S: 9 P: 17	ERA: 0.00 WHIP: 1.000	PITCHER										IP: 1.0 WLS: S BF: 4	H: 1 R: 0 ER: 0 SO: 2	BB: 0 IBB: 0 HBP: 0 BLK: 0	WP: 0 HR: 0 S: 9 P: 17	ERA: 0.00 WHIP: 1.000		



Batter	1	2	3	4	5	6	7	8	9	AB	R	H	RBI	BB	SO	LOB	TOP										
Marvin Benard, L (1, 8) OBP: 0.354, SLG: 0.412	1-1 G1-6-3 1B		0-2 F8		0-0 E 3B	1-2 1B		0-0 1B	5 1 4 0 0 0 0								San Francisco Giants @ San Diego Padres Qualcomm Stadium, San Diego, CA Fri Sep 15, 2000, 10:05 PM EDT Att: 26,600 - Sunny - 75 F										
Bill Mueller, S (1, 5) OBP: 0.343, SLG: 0.408	1-0 P4			1-0 FC4-6 1B	1-1 E3 1B	0-0 G3-1		2-3 1B	5 1 1 1 0 1 4																		
Barry Bonds, L (1, 7) OBP: 0.452, SLG: 0.713	2-1 G1-6-3			1-2 FC4-6 BB 1B	0-0 G6-4-3 1B		2-1 P5	0-0 G4-3	5 1 1 0 0 0 3																		
Jeff Kent, R (1, 4) OBP: 0.422, SLG: 0.596		0-0 F8		0-0 BB 1B	0-1 G6-4-3		1-0 F8		4 1 1 0 0 0 2																		
J.T. Snow, L (1, 3) OBP: 0.369, SLG: 0.461		1-3 K		2-3 K	2-0 1B		3-2 L7		4 0 1 1 0 2 2																		
Ellis Burks, R (1, 9) OBP: 0.425, SLG: 0.626		0-2 E5 FC5-4		4-0 2B	0-1 L8		2-2 F5		3 0 0 0 1 0 1																		
Rich Aurilia, R (1, 6) OBP: 0.339, SLG: 0.450		2-1 FC5-4		1-1 2B		4-2 1B SH1-3 BB		0-0 G6-3	3 0 1 2 1 0 1																		
Bobby Estalella, R (1, 2) OBP: 0.367, SLG: 0.487			1-3 K		2-3 K		3-2 F7		3 0 0 0 1 2 1																		
Russ Ortiz, R (1, 1) OBP: 0.295, SLG: 0.241			0-2 G6-3		1-0 F9		2-1 SH1-3		2 0 0 0 0 0 3																		
Alan Embree, L (7, 1)									0 0 0 0 0 0 0																		
Doug Henry, R (7, 1)									0 0 0 0 0 0 0																		
Armando Rios, L (9, PH) OBP: 0.350, SLG: 0.524									1 0 0 0 0 0 0																		
Inning Stats	R: 0 E: 0 K: 0 S: 5	H: 1 LOB: 0 BB: 0 P: 9	R: 0 E: 1 K: 1 S: 9	H: 0 LOB: 1 BB: 0 P: 12	R: 0 E: 0 K: 1 S: 10	H: 0 LOB: 0 BB: 2 P: 11	R: 2 E: 0 K: 1 S: 11	H: 3 LOB: 3 BB: 2 P: 25	R: 2 E: 1 K: 0 S: 9	H: 3 LOB: 1 BB: 0 P: 12	R: 0 E: 0 K: 1 S: 12	H: 1 LOB: 2 BB: 1 P: 21	R: 0 E: 0 K: 0 S: 6	H: 0 LOB: 0 BB: 0 P: 12	R: 0 E: 0 K: 0 S: 7	H: 0 LOB: 0 BB: 0 P: 12	R: 0 E: 0 K: 1 S: 10	H: 1 LOB: 1 BB: 0 P: 15	1B: 7 2B: 1 3B: 1 HR: 0	SF: 0 SAC: 1 DP: 2 HBP: 0	WP: 0 PB: 0 SB: 1 CS: 0	PA: 39					
PITCHER	IP	WLS	BF	H	R	ER	SO	BB	IBB	HBP	BLK	WP	HR	S	P	ERA	WHIP										
Brian Tolberg, R (1, 1) ERA: 3.38	5.0		24	7	4	3	3	1	1	0	0	0	0	44	69	5.40	1.600										
Carlos Almanzar, R (6, 1) ERA: 4.59	1.0		5	1	0	0	1	1	0	0	0	0	0	12	21	0.00	2.000										
Dave Maurer, L (7, 1) ERA: 2.16	1.0		3	0	0	0	0	0	0	0	0	0	0	6	12	0.00	0.000										
Tom Davey, R (8, 1) ERA:	1.0	W	3	0	0	0	0	0	0	0	0	0	0	7	12	0.00	0.000										
Trevor Hoffman, R (9, 1) ERA: 3.24	1.0	S	4	1	0	0	1	0	0	0	0	0	0	10	15	0.00	1.000										



Batter	1	2	3	4	5	6	7	8	9	AB	R	H	RBI	BB	SO	LOB	BOTTOM										
Damian Jackson, R (1, 4) OBP: 0.351, SLG: 0.388	2-3 K		1-0 BB S 1B		1-1 2B 1B	3-1 P6		1-0 SH3-4	4 1 2 0 0 1 2								San Francisco Giants @ San Diego Padres Qualcomm Stadium, San Diego, CA Fri Sep 15, 2000, 10:05 PM EDT Att: 26,600 - Sunny - 75 F										
Eric Owens, R (1, 7) OBP: 0.355, SLG: 0.385	0-0 1B		4-2 BB 1B		1-1 F9 2B		0-0 1B 2B	1-1 G5-3	4 1 3 1 1 0 1																		
Ryan Klesko, L (1, 3) OBP: 0.399, SLG: 0.534	1-0 P4		4-2 FC6-4 BB		2-0 F9		1-1 SH5-4 BB G4-3 1B	4-0 1B IBB	3 1 1 1 2 0 2																		
Dave Magadan, L (1, 5) OBP: 0.308, SLG: 0.344	1-2 G3		0-0 FC6-4		4-2 BB		4-0 G4-3 SH5-4 1B	2-0 1B IBB	2 0 0 0 2 0 4																		
Woody Williams, R (7, PR) OBP: 0.400, SLG: 0.404			1-2 2-3						0 1 0 0 0 0 0																		
Tom Davey, R (8, 1) ERA:			1-2 2-3						0 0 0 0 0 0 0																		
Ed Sprague, R (8, PH) OBP: 0.314, SLG: 0.453			1-2						1 0 1 1 0 0 0																		
Trevor Hoffman, R (9, 1) ERA: 3.24			1-2						0 0 0 0 0 0 0																		
John Mabry, L (1, 9) OBP: 0.302, SLG: 0.418		0-0 F7		2-3 K	2-2 G4-3		0-1 SH5-4	1-3 K2-3	3 0 0 0 0 1 2																		
Greg LaRocca, R (7, PH) OBP: 0.250, SLG: 0.333									1 0 0 0 0 1 2																		
Mike Dam, L (1, 8) OBP: 0.352, SLG: 0.399		0-3 K		3-3 K		4-2 BB BB		3-2 G4-3	3 0 0 1 1 2 2																		
Desi Relaford, S (1, 6) OBP: 0.367, SLG: 0.314		2-2 G6-3		4-2 BB		4-2 BB		3-2 G4-3	2 0 1 1 2 0 0																		
Ben Davis, S (1, 2) OBP: 0.243, SLG: 0.273			3-1 L9		0-1 G4-3		2-3 K	2-3 K	4 0 0 0 0 2 4																		
Brian Tolberg, R (1, 1) ERA: 3.38			0-0 G3-1		2-1 P4		2-3 K	1-0 SH3-4 1B	1 0 0 0 0 0 0																		
Gabe Alvarez, R (5, PH) OBP: 0.400, SLG: 0.400									1 0 0 0 0 0 0																		
Carlos Almanzar, R (6, 1) ERA: 4.59									0 0 0 0 0 0 0																		
29 Kory DeHaan, L (6, PH) OBP: 0.242, SLG: 0.333									1 0 0 0 0 1 2																		
Dave Maurer, R (7, 1) ERA: 2.16									0 0 0 0 0 0 0																		
Ruben Rivera, R (8, 9) OBP: 0.206, SLG: 0.367									1 1 1 0 0 0 0																		
Inning Stats	R: 0 E: 0 K: 1 S: 8	H: 1 LOB: 1 BB: 0 P: 12	R: 0 E: 0 K: 1 S: 8	H: 0 LOB: 0 BB: 0 P: 10	R: 0 E: 0 K: 2 S: 12	H: 0 LOB: 1 BB: 1 P: 21	R: 1 E: 0 K: 0 S: 12	H: 2 LOB: 2 BB: 1 P: 24	R: 0 E: 0 K: 2 S: 13	H: 0 LOB: 2 BB: 2 P: 28	R: 3 E: 0 K: 1 S: 13	H: 3 LOB: 1 BB: 1 P: 22	R: 1 E: 0 K: 1 S: 8	H: 2 LOB: 2 BB: 1 P: 18	1B: 7 2B: 2 3B: 0 HR: 0	SF: 0 SAC: 2 DP: 0 HBP: 0	WP: 0 PB: 0 SB: 1 CS: 0	PA: 41									
PITCHER	IP	WLS	BF	H	R	ER	SO	BB	IBB	HBP	BLK	WP	HR	S	P	ERA	WHIP										
Russ Ortiz, R (1, 1) ERA: 4.93	6.0		28	4	1	1	6	6	0	0	0	0	0	9	17	40.50	6.000										
Alan Embree, L (7, 1) ERA: 4.92	0.2	B	6	3	3	3	0	1	0	0	0	0	0	12	23	6.75	1.500										
Doug Henry, R (7, 1) ERA: 4.06	1.1	L	7	2	1	1	2	0	1	0	0	0	0	12	23	6.75	1.500										



Batter	1	2	3	4	5	6	7	8	9	10	11	12	13	AB	R	H	RBI	BB	SO	LOB	TOP	
Calvin Murray, R OBP: 0.350, SLG: 0.339 Marvin Benard, L OBP: 0.354, SLG: 0.411 (8, 8)	G4-6-3 1B		BB 1B		S 1B		SH3-4 SF7 2B	G3-1		G1-3			F6 1B BB	3 2 3 0 1 0 0 2 1 0 0 1 0 5								
Bill Mueller, S OBP: 0.341, SLG: 0.404 (1, 5)	G4-6-3		1B BB		F8		SH3-4			F7		F9	F8	5 0 0 0 1 0 4								
Barry Bonds, L OBP: 0.450, SLG: 0.707 (1, 7)	F8		1B BB		P4		SF7			K		F2	F9 1B IBB	5 0 1 3 1 1 2								
Jeff Kent, R OBP: 0.422, SLG: 0.593 (1, 4)		G5-3			K		F9					F7		6 0 2 1 1 1 4								
J.T. Snow, L OBP: 0.368, SLG: 0.459 (1, 3)		BB 1B	G1-6-3				F9			K			F9	7 0 2 0 0 3 6								
Ellis Burks, R OBP: 0.303, SLG: 0.407 (0, 1)														4 0 2 0 1 1 0								
Russ Davis, R OBP: 0.258, SLG: 0.422 Alan Crenshaw, L OBP: 0.327, SLG: 0.313 Pedro Feliz, R OBP: 0.350, SLG: 0.500 Robb Nen, R (0, 1)														0 0 0 0 0 0 0 1 0 0 0 0 0 0 0 0 0 0 0 0 0 1 0 0 0 0 0 0 0 0 0 0 0 0 0								
Rich Aurilia, R OBP: 0.338, SLG: 0.448 (1, 6)					L6					K				5 0 1 0 1 3 2								
Doug Mirabeli, R OBP: 0.332, SLG: 0.361 Damon Minor, L OBP: 0.400, SLG: 1.000 2B Juan Melo, S OBP: 0.167, SLG: 0.167 Bobby Estalella, R OBP: 0.371, SLG: 0.489 (8, 2)					F8		FC5-2 1B							3 0 0 0 0 1 5 1 0 1 0 0 0 0 0 0 0 0 0 0 0 1 0 1 0 1 0 0								
Kirk Rueter, L OBP: 0.224, SLG: 0.283 Asato Uchida, R OBP: 0.150, SLG: 0.233 Felix Rodriguez, R OBP: 0.315, SLG: 0.519 (0, 9)														2 1 1 0 1 0 3 0 0 0 0 0 0 0 1 0 1 0 0 0 0 0 0 0 0 0 0 0 2 0 0 0 0 0 4								
Inning Stats	R: 0 E: 0 K: 0 S: 12	H: 1 LOB: 0 BB: 0 P: 17	R: 0 E: 0 K: 1 S: 12	H: 2 LOB: 2 BB: 1 P: 20	R: 2 E: 0 K: 1 S: 7	H: 1 LOB: 1 BB: 3 P: 21	R: 0 E: 0 K: 1 S: 8	H: 2 LOB: 2 BB: 0 P: 12	R: 0 E: 0 K: 0 S: 10	H: 2 LOB: 2 BB: 0 P: 16	R: 0 E: 0 K: 2 S: 11	H: 1 LOB: 0 BB: 0 P: 15	R: 0 E: 0 K: 2 S: 13	H: 2 LOB: 2 BB: 0 P: 21	R: 1 E: 0 K: 1 S: 13	H: 1 LOB: 2 BB: 2 P: 24	1B: 13 2B: 3 3B: 0 HR: 0	SF: 1 SAC: 1 DP: 3 HBP: 0	W/P: 0 PB: 0 SB: 2 CS: 0	PA: 60		
PITCHER	IP 5.0	WLS 24	BF 8	H 2	ER 2	SO 3	BB 4	IBB 0	HBP 0	BLK 0	WP 0	HR 0	S 55	P 96	ERA 3.60	WHIP 2.400						
Jay Witasick, R ERA: 5.83 Wil Cunniff, R ERA: 5.01 Kevin Walker, L ERA: 4.31 Heathcliff Slocumb, R ERA: 4.11 Dave Maurer, L ERA: 2.08	1.0 4.0 1.0 0.2 0.1	1.0 4.0 4.0 4.0 1.0	24 8 0 2 0	8 1 0 2 0	2 1 0 0 0	3 1 0 1 0	4 1 0 0 0	0 0 0 0 0	0 0 0 0 0	0 0 0 0 0	0 0 6 9 0	0 0 12 12 6	0 0 0 0 0	0 0 13 0 0	0 0 0 0 0	0.00 9.00 0.00 0.00 0.00	3.60 2.400 1.000 3.000 0.000					
Trevor Hoffman, R ERA: 3.19 Tom Davey, R ERA: 4.59 Carlos Almanzar, R ERA: 4.59	1.0 2.0 2.0	1.0 8 11	4 1 3	1 0 1	0 0 1	2 1 3	0 0 1	0 0 0	0 0 0	0 0 0	0 0 23	0 0 26	0 0 45	0 0 15	0.00 0.00 4.50	1.000 1.000 2.000						

San Francisco Giants @ San Diego Padres
Qualcomm Stadium, San Diego, CA
Sat Sep 16 2000, 10:05 PM EDT
Att: 55,695 - Sunny - 77 F

AB	49
R	4
H	16
RBI	4
BB	9
SO	11
LOB	37



Batter	1	2	3	4	5	6	7	8	9	10	11	12	13	AB	R	H	RBI	BB	SO	LOB	BOTTOM	
Damian Jackson, R OBP: 0.350, SLG: 0.391 (1, 4)	S 1B		G6-3				SF7							4 0 3 2 1 0 0								
Eric Owens, R OBP: 0.353, SLG: 0.383 (1, 7)	F8		G5-3				G4-3 1B							6 0 1 1 0 1 4								
Ryan Klesko, L OBP: 0.395, SLG: 0.535 (1, 3)	K						F7							5 0 1 0 1 1 5								
Ed Sprague, R OBP: 0.311, SLG: 0.444 (1, 5)	F3													5 0 0 0 0 1 2								
Ruben Rivera, R OBP: 0.294, SLG: 0.381 (1, 8)		L4					L3							6 0 0 0 0 1 3								
Mike Darr, L OBP: 0.351, SLG: 0.393 (1, 9)							G4-3							5 0 1 0 1 1 0								
Desi Relaford, S OBP: 0.362, SLG: 0.309 (1, 6)			FC5-4 BB				F7							6 0 0 0 0 2 2								
Ben Davis, S OBP: 0.277, SLG: 0.304 Adam Eaton, R OBP: 0.441, SLG: 0.400 Wiki Gonzalez, R OBP: 0.315, SLG: 0.335 (1, 2)							SH2-4 SF7 2B							3 2 3 0 2 0 0 0 0 0 0 0 0 0 1 0 0 0 0 1 0								
Ben Davis, S ERA: 4.04 Aaron Fultz, L ERA: 5.09 Felix Rodriguez, R ERA: 2.84 John Johnstone, R ERA: 6.13 Doug Henry, R ERA: 3.95	6.1 0.0 0.2 2.0 2.0	WLS 27 4 7 7	BF 6 1 4 7	H 3 0 2 1	ER 3 0 0 0	SO 4 0 0 3	BB 2 0 1 0	IBB 0 0 0 0	HBP 0 0 0 0	BLK 0 0 0 0	WP 0 0 0 0	HR 0 0 8 21	S 56 3 15 29	P 93 4 5 29	ERA 4.26 5.09 1.500 1.000 1.500	WHIP 1.263 1.000 1.500 1.000 1.500						
PITCHER	IP 6.1	WLS 27	BF 6	H 3	ER 3	SO 4	BB 2	IBB 0	HBP 0	BLK 0	WP 0	HR 0	S 56	P 93	ERA 4.26	WHIP 1.263						
Alan Embree, L ERA: 4.84 Robb Nen, R ERA: 1.37	12.1 13.1	1.0 1.0	3 3	0 0	0 0	3 3	0 0	0 0	0 0	0 0	0 0	0 0	7 10	10 16	0.00 0.000	0.000 0.000						
Inning Stats	R: 0 E: 0 K: 1 S: 9	H: 1 LOB: 1 BB: 0 P: 12	R: 0 E: 0 K: 1 S: 11	H: 1 LOB: 2 BB: 1 P: 19	R: 0 E: 0 K: 1 S: 8	H: 0 LOB: 0 BB: 0 P: 12	R: 1 E: 0 K: 1 S: 10	H: 2 LOB: 3 BB: 2 P: 35	R: 0 E: 0 K: 2 S: 13	H: 1 LOB: 1 BB: 0 P: 18	R: 0 E: 0 K: 1 S: 11	H: 1 LOB: 0 BB: 0 P: 11	R: 0 E: 0 K: 1 S: 10	H: 0 LOB: 1 BB: 1 P: 14	R: 0 E: 0 K: 3 S: 10	H: 0 LOB: 0 BB: 0 P: 16	1B: 8 2B: 1 3B: 1 HR: 0	SF: 1 SAC: 2 DP: 0 HBP: 1	W/P: 0 PB: 1 SB: 1 CS: 0	PA: 54		

San Francisco Giants @ San Diego Padres
Qualcomm Stadium, San Diego, CA
Sat Sep 16 2000, 10:05 PM EDT
Att: 55,695 - Sunny - 77 F

AB	45
R	3
H	10
RBI	3
BB	5
SO	11
LOB	19



Batter	1	2	3	4	5	6	7	8	9	AB	R	H	RBI	BB	SO	LOB	TOP								
Marvin Benard, L (1, 8) OBP: 0.353, SLG: 0.409	F8		1B		F8		K		P3	5	0	1	0	0	1	1	San Francisco Giants @ San Diego Padres Qualcomm Stadium, San Diego, CA Sun Sep 17 2000, 4:05 PM EDT Att: 28,673 - Sunny - 82 F								
Russ Davis, R (1, 5) OBP: 0.297, SLG: 0.424 Bill Mueller, S (8, 5)	F9		F8		F8		F8		2B	4	0	1	1	0	0	1									
Felipe Crespo, S (1, 3) OBP: 0.358, SLG: 0.408 J.T. Snow, L (9, 3)	F3		F8		F8		S		2B	4	0	1	1	1	0	2									
Jeff Kent, R (1, 4) OBP: 0.423, SLG: 0.601 28 Juan Melo, S (7, 4)		1B					K		F8	4	2	2	1	0	1	1									
Ellis Burks, R (1, 9) OBP: 0.430, SLG: 0.627		3B			HR					3	1	2	0	1	0	0									
Armando Rios, L (1, 7) OBP: 0.349, SLG: 0.516		1B			F2					3	0	1	1	1	1	1									
Ramon Martinez, R (1, 6) OBP: 0.340, SLG: 0.480		BB			G4-3					3	0	0	1	0	1	3									
Doug Mirabelli, R (1, 2) OBP: 0.335, SLG: 0.361		1B			K					3	1	1	0	1	1	1									
Mark Gardner, R (1, 1) OBP: 0.100, SLG: 0.100 Felix Rodriguez, R (8, 1) Terrell Lowery, R (9, PH) Robb Nen, R (9, 1)					G4-3				F7	2	0	0	0	0	1	3									
					SH1-4					0	0	0	0	0	0	0									
					1B					1	0	0	0	0	0	0									
										0	0	0	0	0	0	0									
										0	0	0	0	0	0	0									
										0	0	0	0	0	0	0									
Inning Stats	R: 0 E: 0 K: 0 S: 4	H: 0 LOB: 0 BB: 0 P: 7	R: 2 E: 0 K: 0 S: 7	H: 2 LOB: 0 BB: 1 P: 15	R: 0 E: 0 K: 0 S: 8	H: 1 LOB: 1 BB: 0 P: 11	R: 1 E: 0 K: 1 S: 8	H: 1 LOB: 0 BB: 0 P: 12	R: 1 E: 0 K: 1 S: 13	H: 2 LOB: 1 BB: 0 P: 20	R: 0 E: 0 K: 1 S: 15	H: 1 LOB: 3 BB: 2 P: 24	R: 0 E: 0 K: 2 S: 10	H: 0 LOB: 1 BB: 1 P: 20	R: 0 E: 0 K: 2 S: 9	H: 1 LOB: 1 BB: 0 P: 15	R: 1 E: 0 K: 0 S: 9	H: 1 LOB: 1 BB: 1 P: 13	1B: 5 2B: 2 3B: 1 HR: 1	SF: 1 SAC: 1 DP: 0 HBP: 0	WP: 0 PB: 0 SB: 1 CS: 0	PA: 40			
PITCHER	IP WLS BF H R ER SO BB IBB HBP BLK WP HR S P ERA WHIP	IP WLS BF H R ER SO BB IBB HBP BLK WP HR S P ERA WHIP	IP WLS BF H R ER SO BB IBB HBP BLK WP HR S P ERA WHIP	IP WLS BF H R ER SO BB IBB HBP BLK WP HR S P ERA WHIP	IP WLS BF H R ER SO BB IBB HBP BLK WP HR S P ERA WHIP	IP WLS BF H R ER SO BB IBB HBP BLK WP HR S P ERA WHIP	IP WLS BF H R ER SO BB IBB HBP BLK WP HR S P ERA WHIP	IP WLS BF H R ER SO BB IBB HBP BLK WP HR S P ERA WHIP	IP WLS BF H R ER SO BB IBB HBP BLK WP HR S P ERA WHIP	IP WLS BF H R ER SO BB IBB HBP BLK WP HR S P ERA WHIP	IP WLS BF H R ER SO BB IBB HBP BLK WP HR S P ERA WHIP	IP WLS BF H R ER SO BB IBB HBP BLK WP HR S P ERA WHIP	IP WLS BF H R ER SO BB IBB HBP BLK WP HR S P ERA WHIP	IP WLS BF H R ER SO BB IBB HBP BLK WP HR S P ERA WHIP	IP WLS BF H R ER SO BB IBB HBP BLK WP HR S P ERA WHIP	IP WLS BF H R ER SO BB IBB HBP BLK WP HR S P ERA WHIP	IP WLS BF H R ER SO BB IBB HBP BLK WP HR S P ERA WHIP	IP WLS BF H R ER SO BB IBB HBP BLK WP HR S P ERA WHIP	IP WLS BF H R ER SO BB IBB HBP BLK WP HR S P ERA WHIP	IP WLS BF H R ER SO BB IBB HBP BLK WP HR S P ERA WHIP	IP WLS BF H R ER SO BB IBB HBP BLK WP HR S P ERA WHIP	IP WLS BF H R ER SO BB IBB HBP BLK WP HR S P ERA WHIP	IP WLS BF H R ER SO BB IBB HBP BLK WP HR S P ERA WHIP	IP WLS BF H R ER SO BB IBB HBP BLK WP HR S P ERA WHIP	IP WLS BF H R ER SO BB IBB HBP BLK WP HR S P ERA WHIP

AB	33
R	5
H	9
RBI	5
BB	5
SO	6
LOB	14



Batter	1	2	3	4	5	6	7	8	9	AB	R	H	RBI	BB	SO	LOB	BOTTOM								
Damian Jackson, R (1, 4) OBP: 0.352, SLG: 0.387	P6		G6-3		L5		G5-3			4	0	0	0	0	0	1	San Francisco Giants @ San Diego Padres Qualcomm Stadium, San Diego, CA Sun Sep 17 2000, 4:05 PM EDT Att: 28,673 - Sunny - 82 F								
Eric Owens, R (1, 7) OBP: 0.351, SLG: 0.380	G4-3				L4		F8		K	4	0	0	0	0	1	0									
Ryan Klesko, L (1, 3) OBP: 0.400, SLG: 0.535	P4				WP		BB		1B	2	1	1	0	2	0	0									
Dave Magadan, L (1, 5) OBP: 0.314, SLG: 0.344					WP		BB		1B	2	0	1	0	2	0	0									
John Mabry, L (1, 9) OBP: 0.295, SLG: 0.407					F7		F5		P6	4	0	0	0	0	1	6									
Mike Darr, L (1, 8) OBP: 0.354, SLG: 0.395					1B		G4-3		1B	4	0	2	1	0	1	4									
Desi Relaford, S (1, 6) OBP: 0.359, SLG: 0.306					F7				G3-1	4	0	0	0	0	1	3									
Wiki Gonzalez, R (1, 2) OBP: 0.310, SLG: 0.330					F9		F9		F8	4	0	0	0	0	0	0									
Woody Williams, R (1, 1) OBP: 0.311, SLG: 0.400 Todd Erdos, R (9, 1) Gabe Alvarez, R (9, PH) Robb Nen, R (9, 1)					F8				G5-3	3	0	1	0	0	0	0									
										1	0	0	0	0	0	0									
Inning Stats	R: 0 E: 0 K: 0 S: 6	H: 0 LOB: 0 BB: 0 P: 7	R: 0 E: 0 K: 0 S: 11	H: 1 LOB: 0 BB: 0 P: 17	R: 0 E: 0 K: 0 S: 5	H: 0 LOB: 0 BB: 0 P: 6	R: 0 E: 0 K: 0 S: 14	H: 0 LOB: 2 BB: 2 P: 25	R: 0 E: 0 K: 1 S: 8	H: 1 LOB: 1 BB: 0 P: 10	R: 1 E: 0 K: 0 S: 9	H: 2 LOB: 2 BB: 1 P: 14	R: 0 E: 0 K: 0 S: 9	H: 0 LOB: 0 BB: 0 P: 13	R: 0 E: 0 K: 3 S: 15	H: 1 LOB: 2 BB: 1 P: 25	R: 0 E: 0 K: 0 S: 3	H: 0 LOB: 0 BB: 0 P: 4	1B: 5 2B: 0 3B: 0 HR: 0	SF: 0 SAC: 0 DP: 0 HBP: 0	WP: 1 PB: 0 SB: 1 CS: 0	PA: 36			
PITCHER	IP WLS BF H R ER SO BB IBB HBP BLK WP HR S P ERA WHIP	IP WLS BF H R ER SO BB IBB HBP BLK WP HR S P ERA WHIP	IP WLS BF H R ER SO BB IBB HBP BLK WP HR S P ERA WHIP	IP WLS BF H R ER SO BB IBB HBP BLK WP HR S P ERA WHIP	IP WLS BF H R ER SO BB IBB HBP BLK WP HR S P ERA WHIP	IP WLS BF H R ER SO BB IBB HBP BLK WP HR S P ERA WHIP	IP WLS BF H R ER SO BB IBB HBP BLK WP HR S P ERA WHIP	IP WLS BF H R ER SO BB IBB HBP BLK WP HR S P ERA WHIP	IP WLS BF H R ER SO BB IBB HBP BLK WP HR S P ERA WHIP	IP WLS BF H R ER SO BB IBB HBP BLK WP HR S P ERA WHIP	IP WLS BF H R ER SO BB IBB HBP BLK WP HR S P ERA WHIP	IP WLS BF H R ER SO BB IBB HBP BLK WP HR S P ERA WHIP	IP WLS BF H R ER SO BB IBB HBP BLK WP HR S P ERA WHIP	IP WLS BF H R ER SO BB IBB HBP BLK WP HR S P ERA WHIP	IP WLS BF H R ER SO BB IBB HBP BLK WP HR S P ERA WHIP	IP WLS BF H R ER SO BB IBB HBP BLK WP HR S P ERA WHIP	IP WLS BF H R ER SO BB IBB HBP BLK WP HR S P ERA WHIP	IP WLS BF H R ER SO BB IBB HBP BLK WP HR S P ERA WHIP	IP WLS BF H R ER SO BB IBB HBP BLK WP HR S P ERA WHIP	IP WLS BF H R ER SO BB IBB HBP BLK WP HR S P ERA WHIP	IP WLS BF H R ER SO BB IBB HBP BLK WP HR S P ERA WHIP	IP WLS BF H R ER SO BB IBB HBP BLK WP HR S P ERA WHIP	IP WLS BF H R ER SO BB IBB HBP BLK WP HR S P ERA WHIP	IP WLS BF H R ER SO BB IBB HBP BLK WP HR S P ERA WHIP	IP WLS BF H R ER SO BB IBB HBP BLK WP HR S P ERA WHIP



Batter	1	2	3	4	5	6	7	8	9	AB	R	H	RBI	BB	SO	LOB	TOP								
Pokey Reese, R OBP: 0.319, SLG: 0.389 (1, 4)	K	FC6-5			K			G6-3		5	0	1	0	0	2	3	Cincinnati Reds @ San Francisco Giants PacBell Park, San Francisco, CA Mon Sep 18 2000, 10:15 PM EDT Att: 40,930 - Sunny - 82 F								
Brian Hunter, R OBP: 0.336, SLG: 0.304 (1, 8)	F8		F9					F9		5	1	1	0	0	1	1									
Dmitri Young, S OBP: 0.345, SLG: 0.483 Michael Tucker, L OBP: 0.393, SLG: 0.500 (7, PR) (7, 9)	K		G1-3		SF9			G4-3		2	0	0	1	1	1	0									
Sean Casey, L OBP: 0.379, SLG: 0.478 (1, 3)			L4							4	1	2	0	1	1	0									
Alex Ochoa, R OBP: 0.395, SLG: 0.597 (7, 7)										5	3	4	1	0	0	2									
Benito Santiago, R OBP: 0.310, SLG: 0.408 (1, 2)										5	1	3	3	0	1	3									
Mike Bell, R OBP: 0.320, SLG: 0.333 (1, 5)										4	0	0	0	1	1	4									
Juan Castro, R OBP: 0.276, SLG: 0.339 (1, 6)										3	0	1	0	1	1	2									
Oswaldo Fernandez, R OBP: 0.182, SLG: 0.100 (1, 1)										3	0	0	1	1	1	2									
Inning Stats	R: 0 E: 0 K: 2 S: 11	H: 0 LOB: 0 BB: 0 P: 15	R: 1 E: 0 K: 0 S: 13	H: 3 LOB: 3 BB: 2 P: 26	R: 0 E: 0 K: 0 S: 5	H: 0 LOB: 0 BB: 0 P: 5	R: 0 E: 0 K: 1 S: 7	H: 1 LOB: 2 BB: 1 P: 14	R: 3 E: 0 K: 2 S: 13	H: 4 LOB: 1 BB: 0 P: 23	R: 0 E: 0 K: 1 S: 9	H: 1 LOB: 1 BB: 0 P: 15	R: 1 E: 0 K: 1 S: 13	H: 1 LOB: 2 BB: 2 P: 22	R: 0 E: 0 K: 1 S: 8	H: 0 LOB: 0 BB: 0 P: 14	R: 2 E: 0 K: 1 S: 13	H: 2 LOB: 0 BB: 0 P: 17	1B: 6 2B: 4 3B: 1 HR: 1	SF: 1 SAC: 0 DP: 1 HBP: 0	WP: 1 PB: 0 CS: 3 SB: 0	PA: 43			
PITCHER	IP	WLS	BF	H	R	ER	SO	BB	IBB	HBP	BLK	WP	HR	S	P	ERA	WHIP								
Shawn Estes, L ERA: 4.05 (1, 1)	6.0	L	29	9	4	4	6	2	1	0	0	0	0	58	98	6.00	1.833								
John Johnstone, R ERA: 8.19 (7, 1)	1.0		6	1	1	1	1	2	0	0	0	0	0	8	22	9.00	3.000								
41 Chad Zerbe, L ERA: (8, 1)	1.0		3	0	0	0	1	0	0	0	0	0	0	13	14	0.00	0.000								
Miguel Del Toro, R ERA: 4.63 (9, 1)	1.0		5	2	2	2	1	0	0	0	0	1	1	13	17	18.00	2.000								

AB	37
R	7
H	12
RBI	6
BB	5
SO	9
LOB	17



Batter	1	2	3	4	5	6	7	8	9	AB	R	H	RBI	BB	SO	LOB	BOTTOM								
Marvin Benard, L OBP: 0.352, SLG: 0.407 (1, 8)	F8		G3						G3	4	0	1	0	0	0	2	Cincinnati Reds @ San Francisco Giants PacBell Park, San Francisco, CA Mon Sep 18 2000, 10:15 PM EDT Att: 40,930 - Sunny - 82 F								
Bill Mueller, S OBP: 0.340, SLG: 0.401 (1, 5)	P4									4	0	0	0	0	1	2									
Barry Bonds, L OBP: 0.449, SLG: 0.705 (1, 7)	F7									4	0	1	1	0	0	0									
Jeff Kent, R OBP: 0.420, SLG: 0.597 (1, 4)										4	0	0	0	0	1	1									
Ellis Burks, R OBP: 0.427, SLG: 0.622 41 Chad Zerbe, L OBP: 0.400, SLG: 1.000 (8, 1) (9, 3)										3	0	0	0	0	0	0									
J.T. Snow, L OBP: 0.368, SLG: 0.458 Miguel Del Toro, R OBP: 0.337, SLG: 0.445 (1, 6)										3	0	0	0	0	0	1									
Bobby Estalella, R OBP: 0.370, SLG: 0.487 (1, 2)										3	0	1	0	0	0	0									
Shawn Estes, R OBP: 0.227, SLG: 0.313 Pedro Feliz, R OBP: 0.400, SLG: 0.400 John Johnstone, R OBP: 0.595, SLG: 0.733 (6, PH) (7, 1) (8, 9)										0	0	0	0	0	0	0									
Inning Stats	R: 0 E: 0 K: 0 S: 7	H: 0 LOB: 0 BB: 0 P: 8	R: 0 E: 0 K: 0 S: 7	H: 0 LOB: 0 BB: 0 P: 14	R: 0 E: 0 K: 1 S: 9	H: 0 LOB: 0 BB: 0 P: 12	R: 0 E: 0 K: 0 S: 9	H: 1 LOB: 0 BB: 0 P: 14	R: 0 E: 0 K: 0 S: 11	H: 1 LOB: 1 BB: 0 P: 20	R: 0 E: 0 K: 0 S: 5	H: 0 LOB: 0 BB: 0 P: 9	R: 0 E: 0 K: 0 S: 7	H: 0 LOB: 0 BB: 0 P: 10	R: 1 E: 0 K: 1 S: 11	H: 1 LOB: 1 BB: 1 P: 19	1B: 3 2B: 1 3B: 0 HR: 0	SF: 0 SAC: 1 DP: 1 HBP: 0	WP: 0 PB: 0 CS: 0 SB: 0	PA: 31					
PITCHER	IP	WLS	BF	H	R	ER	SO	BB	IBB	HBP	BLK	WP	HR	S	P	ERA	WHIP								
Oswaldo Fernandez, R ERA: 3.9 (1, 1)	9.0	W	31	4	1	1	2	1	0	0	0	0	0	71	113	1.00	0.556								



Batter	1	2	3	4	5	6	7	8	9	AB	R	H	RBI	BB	SO	LOB	TOP			
Pokey Reese, R OBP: 0.319, SLG: 0.388 (1, 4)	G6-3		G4-6-3 1B			F9		P3		4	0	1	0	0	0	0	Cincinnati Reds @ San Francisco Giants PacBell Park, San Francisco, CA Tue Sep 19 2000, 10:15 PM EDT Att: 40,930 - Sunny - 75 F			
Michael Tucker, L OBP: 0.387, SLG: 0.491 (1, 8)	F5		G4-6-3 1-2			L6		K		4	0	0	0	0	1	1				
Dmitri Young, S OBP: 0.344, SLG: 0.487 (1, 7)	F8			G5-3		G4-3			HR	4	1	1	1	0	0	0				
Sean Casey, L OBP: 0.380, SLG: 0.481 D.T. Cromer, L OBP: 0.381, SLG: 0.538 (1, 3) (2, 3)		1-1 1B 2B		0-2 1B			F7		F7	1	1	1	0	0	0	0				
Alex Ochoa, R OBP: 0.388, SLG: 0.585 (1, 9)	G1-3			1-3 K			L7		G6-3	4	0	0	0	0	1	2				
Benito Santiago, R OBP: 0.309, SLG: 0.405 (1, 2)	L8			3-2 G5-3			E6			4	0	1	0	0	0	2				
Chris Sexton, R OBP: 0.296, SLG: 0.226 (1, 5)		1-1 2H 1B			F9		G1-3		L1	4	0	1	1	0	0	2				
Juan Castro, R OBP: 0.272, SLG: 0.333 (1, 6)	G6-3				0-2 G5-3			G6-3		3	0	0	0	0	0	1				
Rob Bell, R OBP: 0.091, SLG: 0.093 Mark Wohlers, R (6, 1) Keith Glauber, R (7, 1) Ken Griffey Jr., L (8, PH) Dennys Reyes, R (8, 1)			0-3 K2-3		2-2 G1-3				HR	2	0	0	0	0	1	0				
Inning Stats	R: 0 E: 0 K: 0 S: 10	H: 0 LOB: 0 BB: 0 P: 14	R: 1 E: 0 K: 0 S: 8	H: 2 LOB: 1 BB: 0 P: 10	R: 0 E: 0 K: 1 S: 7	H: 1 LOB: 0 BB: 0 P: 9	R: 0 E: 0 K: 1 S: 14	H: 1 LOB: 1 BB: 0 P: 20	R: 0 E: 0 K: 0 S: 7	H: 0 LOB: 0 BB: 0 P: 9	R: 0 E: 1 K: 0 S: 8	H: 0 LOB: 1 BB: 0 P: 11	R: 1 E: 0 K: 1 S: 9	H: 1 LOB: 0 BB: 0 P: 15	R: 1 E: 0 K: 0 S: 9	H: 2 LOB: 1 BB: 0 P: 13		1B: 4 2B: 1 3B: 0 HR: 2	SF: 0 SAC: 0 DP: 1 HBP: 0	WP: 0 PB: 0 SB: 0 CS: 0
PITCHER Livan Hernandez, R ERA: 3.62 (1, 1)	IP: 9.0 WLS: W BF: 34 H: 7 R: 3 ER: 3 SO: 3 BB: 0 IBB: 0 HBP: 0 BLK: 0 WP: 0 HR: 2 S: 80 P: 114 ERA: 3.00 WHIP: 0.778											PITCHER IP: 0 WLS: 0 BF: 0 H: 0 R: 0 ER: 0 SO: 0 BB: 0 IBB: 0 HBP: 0 BLK: 0 WP: 0 HR: 0 S: 0 P: 0 ERA: 0 WHIP: 0								

AB	34
R	3
H	7
RBI	3
BB	0
SO	3
LOB	8



Batter	1	2	3	4	5	6	7	8	9	AB	R	H	RBI	BB	SO	LOB	BOTTOM			
Marvin Benard, L OBP: 0.354, SLG: 0.411 (1, 8) (9, 9)	K		1B 2B		B5-3	FC4-6 1B		G6-4-3 1B		5	1	3	1	0	1	0	Cincinnati Reds @ San Francisco Giants PacBell Park, San Francisco, CA Tue Sep 19 2000, 10:15 PM EDT Att: 40,930 - Sunny - 75 F			
Bill Mueller, S OBP: 0.339, SLG: 0.399 (1, 5)	G3		2B 1B		G4-3	FC4-6 1-2 2-3		G6-4-3 1-2		5	1	1	1	0	0	3				
Barry Bonds, L OBP: 0.449, SLG: 0.705 (6, PH) Armando Rios, L OBP: 0.348, SLG: 0.514 (9, 7)	F9		1H 2B		4-2 2B BB	G4-3		F7		3	1	1	1	1	0	2				
Jeff Kent, R OBP: 0.422, SLG: 0.604 (1, 4)		G4-3 1B	K		3-2 1H 2B		1B 3B			4	1	3	1	0	1	1				
Ellis Burks, R OBP: 0.423, SLG: 0.615 Calvin Murray, R OBP: 0.350, SLG: 0.339 (1, 9) (9, 8)		K	F8		2-2 F7		K			4	0	0	0	0	2	4				
J.T. Snow, L OBP: 0.369, SLG: 0.457 (1, 3)	G4-3				3-2 F7		1B BB			3	1	1	0	1	0	1				
Rich Aurilia, R OBP: 0.338, SLG: 0.445 (1, 6)	K				3-1 FC5-4 1B		P3		1-2 1B	4	0	2	1	0	1	2				
Bobby Estalella, R OBP: 0.372, SLG: 0.498 (1, 2)			G6-3 2B 2B		F7		F8			4	2	2	1	0	0	3				
Livan Hernandez, R OBP: 0.256, SLG: 0.318 (1, 1)	G6-3		G6-3 2-3		FC5-4 1-2		FC4-6 1B 1B		F9	4	0	1	1	0	0	4				
Inning Stats	R: 0 E: 0 K: 1 S: 8	H: 0 LOB: 0 BB: 0 P: 10	R: 0 E: 0 K: 2 S: 14	H: 1 LOB: 1 BB: 0 P: 20	R: 3 E: 0 K: 1 S: 14	H: 4 LOB: 1 BB: 0 P: 23	R: 0 E: 0 K: 0 S: 8	H: 1 LOB: 1 BB: 0 P: 14	R: 1 E: 0 K: 0 S: 14	H: 1 LOB: 1 BB: 1 P: 25	R: 2 E: 0 K: 0 S: 11	H: 4 LOB: 2 BB: 0 P: 19	R: 1 E: 0 K: 1 S: 16	H: 2 LOB: 2 BB: 1 P: 25	R: 0 E: 0 K: 0 S: 6	H: 1 LOB: 0 BB: 0 P: 8		1B: 8 2B: 4 3B: 2 HR: 0	SF: 0 SAC: 0 DP: 1 HBP: 0	WP: 0 PB: 0 SB: 1 CS: 0
PITCHER Rob Bell, R ERA: 5.02 Mark Wohlers, R ERA: 3.6 Keith Glauber, R ERA: 3.86 Dennys Reyes, L ERA: 4.83 (1, 1) (6, 1) (7, 1) (8, 1)	IP: 1.0 WLS: L BF: 7 H: 4 R: 2 ER: 2 SO: 0 BB: 0 IBB: 0 HBP: 0 BLK: 0 WP: 0 HR: 0 S: 11 P: 19 ERA: 18.00 WHIP: 4.000											PITCHER IP: 0 WLS: 0 BF: 0 H: 0 R: 0 ER: 0 SO: 0 BB: 0 IBB: 0 HBP: 0 BLK: 0 WP: 0 HR: 0 S: 0 P: 0 ERA: 0 WHIP: 0								

AB	37
R	7
H	14
RBI	7
BB	2
SO	5
LOB	20



Batter	1	2	3	4	5	6	7	8	9	AB	R	H	RBI	BB	SO	LOB	TOP					
Brian Hunter, R OBP: 0.339, SLG: 0.307 (1, 8)	1-3 K			0-2 G4-3			0-0 K HBP 2B 1B	1-1 1B		4	1	2	0	0	1	0	Cincinnati Reds @ San Francisco Giants PacBell Park, San Francisco, CA Wed Sep 20 2000, 10:15 PM EDT Att. 40,930 - Overcast - 62 F					
Pokey Reese, R OBP: 0.320, SLG: 0.330 (7, 9)	2-2 G4-3			0-3 K			4-2 K WP 2B HBP	3-3 K		2	0	0	0	0	1	0						
Ken Griffey Jr., L OBP: 0.336, SLG: 0.555 (8, 9)							1-2 K HBP			1	0	0	0	0	1	1						
Dmitri Young, S OBP: 0.343, SLG: 0.486 (1, 3)	1-0 G1-3			0-0 G1-3			2-3 K		2-2 1B	4	0	1	0	0	1	2						
Alex Ochoa, R OBP: 0.381, SLG: 0.574 (8, 9)		1-3 K			2-0 G4-3		0-2 L6		1-3 K	4	0	0	0	0	2	4						
Michael Tucker, L OBP: 0.389, SLG: 0.494 (8, 4)		4-1 CS BB			1-0 G6-3		3-1 S 2B		1-3 K	3	0	1	2	1	1	1						
Chris Sexton, R OBP: 0.297, SLG: 0.219 (7, 4)		0-3 K			3-2 G6-3		2-H 3-H 4-2 S BB		0-3 K	2	0	0	0	1	1	1						
Sean Casey, L OBP: 0.380, SLG: 0.480 (9, PH)										1	0	0	0	0	1	1						
Juan Castro, R OBP: 0.268, SLG: 0.328 (1, 6)	1-0 CS 1-2		0-0 G4-3		1-1 G4-3		3-2 G5-3 1-2 2-3			3	0	0	0	0	0	2						
Jason LaRue, R OBP: 0.239, SLG: 0.354 (8, PH)			1-3 K		3-1 P3			2-3 K		2	0	0	0	0	1	0						
Benito Santiago, R OBP: 0.308, SLG: 0.403 (8, 2)										1	0	0	0	0	1	0						
Steve Parris, R OBP: 0.164, SLG: 0.173 (6, PH)			1-3 K							1	0	0	0	0	1	0						
Brady Clark, R OBP: 0.167, SLG: 0.333 (6, PH)										0	0	0	0	0	1	0						
Scott Sullivan, R OBP: 0.333, SLG: 0.333 (8, PH)										0	0	0	0	0	0	1						
D.T. Cromer, L OBP: 0.372, SLG: 0.525 (8, 7)										0	0	0	0	0	1	0						
Kimera Barteel, S (8, 7)										0	0	0	0	0	0	0						
Inning Stats	R: 0 E: 0 K: 1 S: 7	H: 0 LOB: 0 BB: 0 P: 11	R: 0 E: 0 K: 2 S: 15	H: 0 LOB: 0 BB: 1 P: 20	R: 0 E: 0 K: 2 S: 7	H: 0 LOB: 0 BB: 0 P: 9	R: 0 E: 0 K: 1 S: 7	H: 0 LOB: 0 BB: 0 P: 7	R: 0 E: 0 K: 0 S: 6	H: 0 LOB: 0 BB: 0 P: 12	R: 0 E: 0 K: 1 S: 7	H: 0 LOB: 0 BB: 0 P: 13	R: 2 E: 0 K: 1 S: 18	H: 2 LOB: 3 BB: 1 P: 34	R: 0 E: 0 K: 3 S: 11	H: 1 LOB: 1 BB: 0 P: 18	R: 0 E: 0 K: 3 S: 13	H: 1 LOB: 1 BB: 0 P: 17	1B: 3 2B: 1 3B: 0 HR: 0	SF: 0 SAC: 0 DP: 0 HBP: 1	WP: 1 PB: 0 SB: 2 CS: 1	PA: 34
PITCHER	IP	WLS	BF	H	R	ER	SO	BB	IBB	HBP	BLK	WP	HR	S	P	ERA	WHIP					
Russ Ortiz, R ERA: 4.85	6.2	W	24	2	2	2	8	2	0	1	0	1	0	62	98	2.70	0.600					
Doug Henry, R ERA: 3.93	0.1	H	1	0	0	0	0	0	0	0	0	0	0	5	8	0.00	0.000					
Felix Rodriguez, R ERA: 2.77	1.0	H	4	1	0	0	3	0	0	0	0	0	0	11	18	0.00	1.000					
Robb Nen, R ERA: 1.33	1.0	S	4	1	0	0	3	0	0	0	0	0	0	13	17	0.00	1.000					

Batter	1	2	3	4	5	6	7	8	9	AB	R	H	RBI	BB	SO	LOB	BOTTOM				
Marvin Benard, L OBP: 0.353, SLG: 0.410 (1, 8)	1-3 K2-3		0-1 BB E 2B 1B	3-1 F7			1-1 F7			4	1	1	0	0	1	1	Cincinnati Reds @ San Francisco Giants PacBell Park, San Francisco, CA Wed Sep 20 2000, 10:15 PM EDT Att. 40,930 - Overcast - 62 F				
Bill Mueller, S OBP: 0.337, SLG: 0.396 (1, 5)	2-2 G4-3		1-0 F6		1-0 F5		1-2 F7			4	0	0	0	0	0	1					
Barry Bonds, L OBP: 0.449, SLG: 0.709 (1, 7)	1-0 G6-3		4-1 BB 2B IBB		0-1 HR			2-3 K		3	2	1	1	1	1	0					
Jeff Kent, R OBP: 0.422, SLG: 0.606 (1, 4)		0-0 G4-3 3B	4-1 2B BB		2-0 L7		1-1 F8			3	1	1	0	1	0	0					
J.T. Snow, L OBP: 0.368, SLG: 0.457 (1, 3)		0-2 G4-3	1-2 2B		0-2 F7		1-3 K			4	0	1	3	0	1	0					
Ellis Burks, R OBP: 0.420, SLG: 0.610 (1, 9)		1-2 G6-3	1-0 F8			0-0 F3				3	0	0	0	0	0	2					
Rich Aurilia, R OBP: 0.338, SLG: 0.444 (1, 6)		2-2 1B		1-1 G6-3		1-0 G6-3				3	0	1	0	0	0	0					
Bobby Estalella, R OBP: 0.369, SLG: 0.493 (1, 2)		1-0 F9		1-3 K		1-3 K				3	0	0	0	0	2	1					
Russ Ortiz, R OBP: 0.302, SLG: 0.236 (7, 1)			2-1 F9		4-2 BB		1-2 F9			1	0	0	0	1	0	0					
Doug Henry, R (7, 1)										0	0	0	0	0	0	0					
Russ Davis, R OBP: 0.295, SLG: 0.422 (7, PH)										1	0	0	0	0	0	0					
Felix Rodriguez, R (8, 1)										0	0	0	0	0	0	0					
Robb Nen, R (9, 1)										0	0	0	0	0	0	0					
Inning Stats	R: 0 E: 0 K: 1 S: 8	H: 0 LOB: 0 BB: 0 P: 12	R: 1 E: 0 K: 0 S: 14	H: 2 LOB: 1 BB: 0 P: 18	R: 2 E: 1 K: 0 S: 11	H: 2 LOB: 2 BB: 2 P: 24	R: 0 E: 0 K: 1 S: 9	H: 0 LOB: 1 BB: 1 P: 18	R: 1 E: 0 K: 0 S: 7	H: 1 LOB: 0 BB: 0 P: 10	R: 0 E: 0 K: 1 S: 7	H: 0 LOB: 0 BB: 0 P: 9	R: 0 E: 0 K: 0 S: 8	H: 0 LOB: 0 BB: 0 P: 11	R: 0 E: 0 K: 2 S: 8	H: 0 LOB: 0 BB: 0 P: 12	1B: 2 2B: 1 3B: 1 HR: 1	SF: 0 SAC: 0 DP: 0 HBP: 0	WP: 0 PB: 0 SB: 0 CS: 0	PA: 32	
PITCHER	IP	WLS	BF	H	R	ER	SO	BB	IBB	HBP	BLK	WP	HR	S	P	ERA	WHIP				
Steve Parris, R ERA: 4.55	5.0	L	23	5	4	4	2	2	1	0	0	0	0	15	20	0.00	1.400				
Scott Sullivan, R ERA: 3.3	2.0		6	0	0	0	1	0	0	0	0	0	0	3	5	0.00	0.000				
Dennys Reyes, L ERA: 4.79	0.1		1	0	0	0	1	0	0	0	0	0	0	3	5	0.00	0.000				
John Riedling, R ERA: 1.46	0.2		2	0	0	0	1	0	0	0	0	0	0	5	7	0.00	0.000				



Batter	1	2	3	4	5	6	7	8	9	AB	R	H	RBI	BB	SO	LOB	TOP					
Danny Bautista, R (1, 8) OBP: 0.324, SLG: 0.464	L4		SF8 3B				F8			5	1	3	3	0	0	0	Arizona Diamondbacks @ San Francisco Giants PacBell Park, San Francisco, CA Thu Sep 21 2000, 10:15 PM EDT Att: 40,930 - Sunny - 65 F					
Jay Bell, R (1, 4) OBP: 0.347, SLG: 0.426	F7		SF8 3H				G5-3		F8	4	0	0	1	0	0	2						
Luis Gonzalez, L (1, 7) OBP: 0.389, SLG: 0.531	F8		F9							3	0	0	0	1	0	1						
Greg Colbrunn, R (1, 3) OBP: 0.414, SLG: 0.547		G6-3		P4					F9	4	1	1	0	0	0	1						
39 Alex Cabrera, R (1, 9) OBP: 0.303, SLG: 0.543		P4							F7	4	1	1	1	0	0	2						
Jason Conti, L (8, 9) OBP: 0.298, SLG: 0.384				HR						0	0	0	0	0	0	0						
Dan Plesac, L (8, 1)										0	0	0	0	0	0	0						
Matt Williams, R (1, 5) OBP: 0.298, SLG: 0.380		F9							G5-3	4	1	2	0	0	0	1						
Damian Miller, R (1, 2) OBP: 0.347, SLG: 0.441			G5-3							3	0	1	2	0	1	1						
Hanley Frias, S (6, PR) OBP: 0.319, SLG: 0.327				K					G4-3 DI 2B	0	0	0	0	0	0	0						
Kelly Stinnett, R (6, 2) OBP: 0.284, SLG: 0.358										0	0	0	0	0	0	0						
Tony Womack, L (9, PH) OBP: 0.305, SLG: 0.380										1	1	1	0	0	0	0						
Danny Klassen, R (1, 6) OBP: 0.333, SLG: 0.375				E 3B HBP					G4-3	2	1	0	0	0	2	2						
Craig Counsell, L (9, PH) OBP: 0.402, SLG: 0.452										1	0	0	0	0	0	1						
Todd Stottlemyre, L (1, 1) OBP: 0.265, SLG: 0.355										1	1	0	0	0	0	1						
Matt Mieske, R (5, PH) OBP: 0.247, SLG: 0.284										1	0	0	0	0	0	0						
Greg Swindell, L (5, 1)										0	0	0	0	0	0	0						
Rob Ryan, L (7, PH) OBP: 0.305, SLG: 0.391										1	0	0	0	0	0	0						
Mike Morgan, R (7, 1) OBP: 0.335, SLG: 0.438										0	0	0	0	0	0	0						
David Dellucci, L (8, 9) OBP: 0.405, SLG: 0.425										1	0	0	0	0	1	1						
Inning Stats	R: 0 E: 0 K: 0 S: 9	H: 0 LOB: 0 BB: 0 P: 13	R: 0 E: 0 K: 0 S: 9	H: 0 LOB: 0 BB: 0 P: 17	R: 3 E: 1 K: 0 S: 17	H: 1 LOB: 0 BB: 0 P: 25	R: 1 E: 0 K: 2 S: 12	H: 2 LOB: 1 BB: 0 P: 16	R: 0 E: 0 K: 1 S: 13	H: 1 LOB: 1 BB: 0 P: 17	R: 2 E: 0 K: 1 S: 9	H: 3 LOB: 0 BB: 0 P: 15	R: 0 E: 0 K: 0 S: 8	H: 0 LOB: 0 BB: 0 P: 11	R: 0 E: 0 K: 0 S: 4	H: 0 LOB: 1 BB: 1 P: 9	R: 1 E: 0 K: 1 S: 13	H: 2 LOB: 1 BB: 0 P: 21	1B: 5 2B: 2 3B: 1 HR: 1	SF: 1 SAC: 0 DP: 0 HBP: 1	WP: 0 PB: 0 SB: 0 CS: 1	PA: 38
PITCHER	IP WLS BF H R ER SO BB IBB HBP BLK WP HR S P ERA WHIP																					
Kirk Rueter, L (1, 1) ERA: 4.12	5.1	25	7	6	4	2	0	0	1	0	0	0	0	0	1	66	97	6.75	1.312			
John Johnstone, R (6, 1) ERA: 5.1	0.2	1	0	0	0	1	0	0	0	0	0	0	0	0	3	6	0.00	0.000				
Doug Henry, R (7, 1) ERA: 3.82	2.0	W	7	0	0	0	1	0	0	0	0	0	0	12	20	0.00	0.500					
Robb Nen, R (9, 1) ERA: 1.45	1.0	S	5	2	1	1	1	0	0	0	0	0	0	13	21	9.00	2.000					

Batter	1	2	3	4	5	6	7	8	9	AB	R	H	RBI	BB	SO	LOB	BOTTOM			
Marvin Benard, L (1, 8) OBP: 0.352, SLG: 0.408	L9									5	0	1	1	0	2	3	Arizona Diamondbacks @ San Francisco Giants PacBell Park, San Francisco, CA Thu Sep 21 2000, 10:15 PM EDT Att: 40,930 - Sunny - 65 F			
Calvin Murray, R (9, 8) OBP: 0.350, SLG: 0.339										0	0	0	0	0	0	0				
Bill Mueller, S (1, 5) OBP: 0.334, SLG: 0.393	F7									4	0	0	0	0	1	0				
Barry Bonds, L (1, 7) OBP: 0.448, SLG: 0.704										3	1	0	0	1	0	0				
Jeff Kent, R (1, 4) OBP: 0.423, SLG: 0.606										3	1	1	1	1	1	0				
J.T. Snow, L (1, 3) OBP: 0.372, SLG: 0.460										1	3	1	0	2	0	0				
Ellis Burks, R (1, 9) OBP: 0.423, SLG: 0.620										4	2	3	3	0	1	2				
Rich Aurilia, R (1, 6) OBP: 0.335, SLG: 0.441										4	0	0	0	0	0	4				
Doug Mirabeli, R (1, 2) OBP: 0.338, SLG: 0.365										3	1	2	1	0	0	0				
Russ Davis, R (8, PH) OBP: 0.294, SLG: 0.422										0	0	0	1	0	0	0				
Bobby Estalella, R (9, 2) OBP: 0.369, SLG: 0.493										0	0	0	0	0	0	0				
Kirk Rueter, L (1, 1) OBP: 0.225, SLG: 0.259										1	0	0	0	0	1	0				
John Johnstone, R (5, 1) ERA: 4.91										0	0	0	0	0	0	0				
Ramon Martinez, R (6, PH) OBP: 0.336, SLG: 0.477										1	0	0	0	0	0	2				
Doug Henry, R (7, 1) ERA: 4.52										0	0	0	0	0	0	0				
Felipe Crespo, S (8, PH) OBP: 0.392, SLG: 0.413										1	0	1	1	0	0	0				
Robb Nen, R (9, 1)										0	0	0	0	0	0	0				
Inning Stats	R: 1 E: 0 K: 1 S: 9	H: 1 LOB: 2 BB: 2 P: 20	R: 1 E: 0 K: 0 S: 5	H: 2 LOB: 1 BB: 0 P: 9	R: 0 E: 0 K: 2 S: 9	H: 0 LOB: 0 BB: 0 P: 13	R: 2 E: 0 K: 1 S: 17	H: 1 LOB: 0 BB: 1 P: 27	R: 0 E: 0 K: 1 S: 9	H: 0 LOB: 0 BB: 0 P: 13	R: 2 E: 0 K: 0 S: 18	H: 2 LOB: 2 BB: 1 P: 31	R: 0 E: 0 K: 0 S: 5	H: 0 LOB: 0 BB: 0 P: 7	R: 2 E: 0 K: 1 S: 13	H: 3 LOB: 1 BB: 0 P: 18	1B: 6 2B: 2 3B: 0 HR: 1	SF: 1 SAC: 1 DP: 0 HBP: 1	WP: 0 PB: 0 SB: 0 CS: 0	PA: 37
PITCHER	IP WLS BF H R ER SO BB IBB HBP BLK WP HR S P ERA WHIP																			
Todd Stottlemyre, R (1, 1) ERA: 4.91	4.0	18	4	4	4	4	3	0	0	0	0	1	40	69	9.00	1.750				
Greg Swindell, L (5, 1) ERA: 3.36	2.0	10	2	2	2	1	1	0	1	0	0	0	27	44	9.00	1.500				
Mike Morgan, R (7, 1) ERA: 4.52	1.2	L	7	2	2	2	0	0	0	0	0	11	15	10.80	1.200					
Dan Plesac, L (8, 1) ERA: 2.68	0.1	2	1	0	0	1	0	0	0	0	0	7	10	0.00	3.000					



Batter	1	2	3	4	5	6	7	8	9	AB	R	H	RBI	BB	SO	LOB	TOP								
Tony Womack, L (1, 6) OBP: 0.307, SLG: 0.385	F7			SF8	1B		K		2B	5	3	3	1	0	1	1	Arizona Diamondbacks @ San Francisco Giants PacBell Park, San Francisco, CA Fri Sep 22, 2000, 10:35 PM EDT Att: 40,930 - Cloudy - 65 F								
Danny Bautista, R (1, 9) OBP: 0.325, SLG: 0.468	G5-3			SF8	1B		FC5-4		2B	4	1	2	2	0	0	1									
Luis Gonzalez, L (1, 7) OBP: 0.389, SLG: 0.529	G4-3			1B			K		G4-3	4	1	1	2	1	1	2									
Greg Colbrunn, R (1, 3) OBP: 0.410, SLG: 0.542		L6		P4					G6-3	3	0	0	1	0	0	1									
Steve Finley, L (1, 8) OBP: 0.369, SLG: 0.565	F7			1B			K		G1-3	4	0	1	0	0	1	1									
Matt Williams, R (1, 5) OBP: 0.297, SLG: 0.379	G1-3			FC6-4			G5-3		G6-3	4	0	1	1	0	0	0									
Craig Counsell, L (1, 4) OBP: 0.390, SLG: 0.437			K	FC6-4			K		K	4	0	0	0	0	3	2									
Kelly Stinnett, R (1, 2) OBP: 0.283, SLG: 0.356			G5-3		P3		F9		SH1-4	4	1	1	0	0	0	0									
Curt Schilling, R (1, 1) OBP: 0.237, SLG: 0.276	G4-3			1B			FC5-4		SH1-4	3	1	2	0	0	0	0									
Inning Stats	R: 0 H: 0 E: 0 K: 0 S: 5	H: 0 LOB: 0 BB: 0 P: 10	R: 0 H: 0 E: 0 K: 0 S: 4	H: 0 LOB: 0 BB: 0 P: 4	R: 0 H: 0 E: 0 K: 1 S: 10	H: 0 LOB: 0 BB: 0 P: 12	R: 2 H: 3 E: 0 K: 0 S: 13	H: 3 LOB: 2 BB: 1 P: 25	R: 3 H: 4 E: 0 K: 1 S: 17	H: 1 LOB: 1 BB: 0 P: 23	R: 0 H: 0 E: 0 K: 1 S: 8	H: 0 LOB: 0 BB: 0 P: 12	R: 0 H: 1 E: 0 K: 2 S: 11	H: 1 LOB: 1 BB: 0 P: 14	R: 0 H: 0 E: 0 K: 0 S: 5	H: 0 LOB: 0 BB: 0 P: 6	R: 2 H: 3 E: 0 K: 1 S: 13	H: 3 LOB: 1 BB: 0 P: 18	1B: 9 2B: 1 3B: 1 HR: 0	SF: 2 SAC: 1 DP: 0 HBP: 0	WP: 0 PB: 0 SB: 0 CS: 0	PA: 39			
PITCHER	IP	WLS	BF	H	R	ER	SO	BB	IBB	HBP	BLK	WP	HR	S	P	ERA	WHIP								
Mark Gardner, R (1, 1) ERA: 4.18	5.0	L	23	7	5	5	2	1	0	0	0	0	0	49	74	9.00	1.600								
Aaron Fultz, L (6, 1) ERA: 4.53	2.0		7	1	0	0	3	0	0	0	0	0	0	19	26	0.00	0.500								
41 Chad Zerbe, L (8, 1) ERA: 6.0	2.0		9	3	2	2	1	0	0	0	0	0	0	18	24	9.00	1.500								

Batter	1	2	3	4	5	6	7	8	9	AB	R	H	RBI	BB	SO	LOB	BOTTOM								
Marvin Benard, L (1, 8) OBP: 0.391, SLG: 0.407	K			G4-3			F3		1B	4	0	1	0	0	1	0	Arizona Diamondbacks @ San Francisco Giants PacBell Park, San Francisco, CA Fri Sep 22, 2000, 10:35 PM EDT Att: 40,930 - Cloudy - 65 F								
Bill Mueller, S (1, 5) OBP: 0.332, SLG: 0.390	K			K			G4-3		F8	4	0	0	0	0	2	1									
Barry Bonds, L (1, 7) OBP: 0.447, SLG: 0.702	F8			2B			F7		F8	4	0	1	0	0	0	1									
Jeff Kent, R (1, 4) OBP: 0.423, SLG: 0.605			G5-4-3	1B			G6-3		K	3	0	1	0	1	1	1									
J.T. Snow, L (1, 3) OBP: 0.371, SLG: 0.458			K				F7			3	0	0	0	0	1	3									
Rich Aurilia, R (1, 6) OBP: 0.333, SLG: 0.438			G5-4-3				P5		K2-3	3	0	0	0	0	1	1									
41 Chad Zerbe, L (8, 1) ERA: 6.0										0	0	0	0	0	0	0									
Armando Rios, L (1, 9) OBP: 0.348, SLG: 0.520				P3			SF8		K	3	1	1	0	0	1	0									
Doug Mirabeli, R (1, 2) OBP: 0.335, SLG: 0.362				G5-3			SF8		K	2	0	0	1	0	1	0									
Mark Gardner, R (1, 1) OBP: 0.098, SLG: 0.098									K	1	0	0	0	0	1	0									
Damon Minor, L (5, PH) OBP: 0.333, SLG: 0.833										1	0	0	0	0	0	0									
Aaron Fultz, L (6, 1) OBP: 0.333, SLG: 0.333										0	0	0	0	0	0	0									
Ramon Martinez, R (8, 6) OBP: 0.337, SLG: 0.475										1	0	0	0	0	1	0									
Inning Stats	R: 0 H: 0 E: 0 K: 2 S: 9	H: 1 LOB: 0 BB: 0 P: 9	R: 0 H: 1 E: 0 K: 1 S: 8	H: 1 LOB: 0 BB: 0 P: 11	R: 0 H: 0 E: 0 K: 1 S: 10	H: 0 LOB: 0 BB: 0 P: 14	R: 0 H: 1 E: 0 K: 1 S: 17	H: 1 LOB: 2 BB: 1 P: 29	R: 1 H: 1 E: 0 K: 0 S: 6	H: 1 LOB: 0 BB: 0 P: 11	R: 0 H: 0 E: 0 K: 0 S: 10	H: 0 LOB: 0 BB: 0 P: 14	R: 0 H: 0 E: 0 K: 1 S: 7	H: 0 LOB: 0 BB: 0 P: 8	R: 0 H: 0 E: 0 K: 3 S: 9	H: 0 LOB: 0 BB: 0 P: 11	R: 0 H: 1 E: 0 K: 1 S: 9	H: 1 LOB: 1 BB: 0 P: 13	1B: 2 2B: 1 3B: 1 HR: 0	SF: 1 SAC: 0 DP: 1 HBP: 0	WP: 0 PB: 0 SB: 0 CS: 0	PA: 31			
PITCHER	IP	WLS	BF	H	R	ER	SO	BB	IBB	HBP	BLK	WP	HR	S	P	ERA	WHIP								
Curt Schilling, R (1, 1) ERA: 3.8	9.0	W	31	4	1	1	10	1	0	0	0	0	0	85	120	1.00	0.556								



Batter	1	2	3	4	5	6	7	8	9	AB	R	H	RBI	BB	SO	LOB	TOP					
Danny Bautista, R OBP: 0.332, SLG: 0.473 (1, 8)	4-1 BB HR BB	4-2 1B BB			1-1 2B BB	0-1 1B		0-3 K		3	2	2	0	2	1	1	Arizona Diamondbacks @ San Francisco Giants PacBell Park, San Francisco, CA Sat Sep 23 2000, 4:05 PM EDT Att: 40,930 - Sunny - 68 F					
Jay Bell, R OBP: 0.348, SLG: 0.425 (1, 4)	4-0 HR BB	1-0 1B			2-2 F9	2-1 F8		2-0 F8		4	1	1	0	1	0	3						
Luis Gonzalez, L OBP: 0.391, SLG: 0.535 (1, 7)	2-2 1H 2H HR	1-0 F9			0-1 WP HR 2B		4-1 1B BB		0-3 K	4	2	2	4	1	1	2						
Greg Colbrunn, R OBP: 0.404, SLG: 0.533 (1, 3)	1-2 P4		0-2 F5		3-2 G6-3		2-2 F7		3-3 K	5	0	0	0	0	1	2						
39 Alex Cabrera, R OBP: 0.304, SLG: 0.528 (1, 9)	0-1 F7		1-3 K		4-2 HR BB		1-3 K		0-0 L7	2	1	0	0	0	1	1						
Jason Conti, L OBP: 0.295, SLG: 0.379 (9, PH)										1	0	0	0	0	1	1						
Matt Meske, R OBP: 0.245, SLG: 0.261 (9, PH)										1	0	0	0	0	0	0						
Steve Finley, L OBP: 0.369, SLG: 0.565 (9, 8)										0	0	0	0	0	0	0						
Matt Williams, R OBP: 0.303, SLG: 0.392 (1, 5)	0-0 1B		0-0 G3		3-1 1H 3H HR		1-0 1B			4	1	3	3	0	0	0						
Danny Klassen, R OBP: 0.318, SLG: 0.355 (1, 6)	0-0 F9			1-3 K		0-3 K		3-3 K		4	0	0	0	0	3	3						
Kelly Stinnett, R OBP: 0.279, SLG: 0.350 (1, 2)			1-3 K		0-0 L5			0-3 K		4	0	0	0	0	3	0						
Gerardo Guzman, R OBP: 0.297, SLG: 0.200 (9, PH)			0-3 K					0-2 1B		3	0	0	0	0	0	3						
Russ Springer, R OBP: 0.297, SLG: 0.200 (9, PH)										0	0	0	0	0	0	0						
Rob Ryan, R OBP: 0.336, SLG: 0.447 (9, PH)										1	0	1	0	0	0	0						
Byung-Hyun Kim, R OBP: 0.297, SLG: 0.200 (9, PH)										0	0	0	0	0	0	0						
Dan Plesac, L OBP: 0.297, SLG: 0.200 (9, PH)										0	0	0	0	0	0	0						
Matt Mantei, R OBP: 0.297, SLG: 0.200 (9, PH)										0	0	0	0	0	0	0						
Inning Stats	R: 3 E: 0 K: 0 S: 12	H: 2 LOB: 1 BB: 2 P: 23	R: 0 E: 0 K: 2 S: 10	H: 1 LOB: 2 BB: 1 P: 17	R: 0 E: 0 K: 1 S: 7	H: 0 LOB: 0 BB: 0 P: 8	R: 0 E: 0 K: 3 S: 13	H: 0 LOB: 0 BB: 0 P: 15	R: 4 E: 0 K: 1 S: 8	H: 3 LOB: 0 BB: 1 P: 10	R: 0 E: 0 K: 2 S: 16	H: 1 LOB: 2 BB: 1 P: 27	R: 0 E: 0 K: 2 S: 11	H: 1 LOB: 1 BB: 0 P: 13	R: 0 E: 0 K: 2 S: 7	H: 0 LOB: 0 BB: 0 P: 10	1B: 5 2B: 2 3B: 0 HR: 2	SF: 0 SAC: 0 DP: 0 HBP: 0	WP: 1 PB: 0 CS: 0	PA: 41		
PITCHER	IP WLS BF H R ER SO BB IBB HBP BLK WP HR S P ERA WHIP	5.0 L 25 6 7 7 7 4 0 0 0 1 2 59 93 12.60 2.000	2.0 9 2 0 0 3 1 0 0 0 0 0 24 37 0.00 1.500	1.0 4 1 0 0 2 0 0 0 0 0 0 11 13 0.00 1.000	1.0 3 0 0 0 2 0 0 0 0 0 0 7 10 0.00 0.000																	

Batter	1	2	3	4	5	6	7	8	9	AB	R	H	RBI	BB	SO	LOB	BOTTOM					
Calvin Murray, R OBP: 0.350, SLG: 0.335 (1, 8)	1-1 F7		4-1 1B G6-3 BB		1-2 F8			0-0 1B	2-2 F6	2	1	0	0	1	0	0	Arizona Diamondbacks @ San Francisco Giants PacBell Park, San Francisco, CA Sat Sep 23 2000, 4:05 PM EDT Att: 40,930 - Sunny - 68 F					
Marvin Benard, L OBP: 0.352, SLG: 0.407 (9, 8)								1B		2	0	1	0	0	0	3						
Ramon Martinez, R OBP: 0.344, SLG: 0.478 (1, 6)	2-1 F8		2-2 E G6-3 1B		0-2 G5-3		0-0 1B	1-2 1B	1-2 1B	5	0	3	2	0	0	0						
Felipe Crespo, S OBP: 0.350, SLG: 0.397 (9, 9)	3-2 G6-3		0-0 G6-3		1-0 G3		2-3 K	1-0 F8		5	0	0	1	0	1	5						
Ellis Burks, R OBP: 0.423, SLG: 0.618 (6, PR)		3-3 K	2-3 K		3-2 HR 1B		1-3 K			3	0	1	0	0	2	1						
Terrell Lowery, R OBP: 0.595, SLG: 0.733 (7, 9)										0	1	0	0	0	0	0						
Barry Bonds, L OBP: 0.446, SLG: 0.701 (9, 7)										1	0	0	0	0	1	2						
Damon Minor, L OBP: 0.444, SLG: 1.125 (9, 3)		4-2 1B BB		2-2 F7		0-1 HR		3-2 P4		2	1	1	2	1	0	0						
Jeff Kent, R OBP: 0.423, SLG: 0.604 (9, 3)										1	0	0	0	0	0	2						
Russ Davis, R OBP: 0.298, SLG: 0.420 (1, 5)	2-0 1B		1-2 1B		1-2 G5-3		2-2 F9		4-0 BB 1B BB	3	1	1	0	1	0	1						
28 Juan Melo, S OBP: 0.100, SLG: 0.100 (9, PH)	1-0 F5		0-0 G6-3				1-3 K		1-1 BB 1B	3	0	0	0	0	1	2						
Bill Mueller, S OBP: 0.333, SLG: 0.391 (9, PH)									1-2 1B	1	1	1	0	0	0	0						
Bobby Estalella, R OBP: 0.365, SLG: 0.488 (9, PH)									0-0 F7	3	0	0	0	0	2	2						
J.T. Snow, L OBP: 0.370, SLG: 0.457 (9, PH)										1	0	0	0	0	0	2						
Shawn Estes, R OBP: 0.224, SLG: 0.308 (9, PH)										1	0	0	0	0	1	0						
Pedro Feliz, R OBP: 0.333, SLG: 0.333 (9, PH)										1	0	0	0	0	0	0						
Ryan Vogelsong, R OBP: 0.333, SLG: 0.333 (9, PH)										0	0	0	0	0	0	0						
Armando Rios, L OBP: 0.518, SLG: 0.518 (9, PH)										1	0	0	0	0	0	0						
John Johnstone, R OBP: 0.297, SLG: 0.200 (9, PH)										0	0	0	0	0	0	0						
Alan Embree, L OBP: 0.297, SLG: 0.200 (9, PH)										0	0	0	0	0	0	0						
Rich Aurilia, R OBP: 0.297, SLG: 0.200 (9, PH)									1-2 2-3 BB	0	0	0	0	1	0	0						
Inning Stats	R: 0 E: 0 K: 0 S: 7	H: 0 LOB: 0 BB: 0 P: 13	R: 0 E: 0 K: 2 S: 13	H: 1 LOB: 1 BB: 1 P: 26	R: 1 E: 1 K: 2 S: 12	H: 1 LOB: 1 BB: 1 P: 21	R: 0 E: 0 K: 0 S: 9	H: 0 LOB: 0 BB: 0 P: 12	R: 0 E: 0 K: 0 S: 9	H: 0 LOB: 0 BB: 0 P: 14	R: 2 E: 0 K: 0 S: 14	H: 2 LOB: 1 BB: 0 P: 20	R: 0 E: 0 K: 2 S: 10	H: 0 LOB: 0 BB: 0 P: 14	R: 0 E: 0 K: 2 S: 11	H: 2 LOB: 2 BB: 0 P: 17	R: 2 E: 0 K: 0 S: 11	H: 2 LOB: 2 BB: 2 P: 24	1B: 7 2B: 0 3B: 0 HR: 1	SF: 0 SAC: 0 DP: 0 HBP: 0	WP: 0 PB: 0 CS: 0	PA: 39
PITCHER	IP WLS BF H R ER SO BB IBB HBP BLK WP HR S P ERA WHIP	5.2 W 23 4 3 3 4 2 0 0 0 0 0 15 21 0.00 0.000	1.1 4 0 0 0 2 0 0 0 0 0 0 5 7 0.00 6.000	0.1 H 1 0 0 0 1 0 0 0 0 0 3 4 0.00 0.000	0.1 S 8 2 2 2 0 2 0 0 0 0 0 14 30 13.50 3.000																	



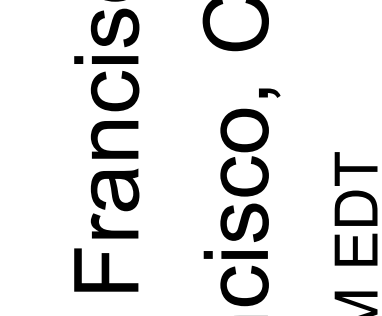
Batter	1	2	3	4	5	6	7	8	9	AB	R	H	RBI	BB	SO	LOB	TOP		
Tony Womack, L (1, 6) OBP: 0.308, SLG: 0.386	F7		SH1-3					F7		4	2	2	0	0	0	1	Arizona Diamondbacks @ San Francisco Giants PacBell Park, San Francisco, CA Sat Sep 23 2000, 10:05 PM EDT Att: 40,930 - Sunny - 67 F		
Danny Bautista, R (1, 9) OBP: 0.333, SLG: 0.470	G1-3						P3		G4-3	4	1	1	1	0	0	1			
Luis Gonzalez, L (1, 7) OBP: 0.389, SLG: 0.538	G6-3		G4-6-3				SF8		K	4	1	1	4	0	1	2			
Greg Colbrunn, R (1, 3) OBP: 0.404, SLG: 0.528									G6-3	3	0	0	0	2	1	0			
Steve Finley, L (1, 8) OBP: 0.369, SLG: 0.562										3	0	0	0	1	2	1			
Matt Williams, R (1, 5) OBP: 0.307, SLG: 0.395										3	0	2	0	1	0	2			
Craig Counsell, L (1, 4) OBP: 0.386, SLG: 0.426										3	0	0	0	1	0	4			
Rod Barajas, R (1, 2) OBP: 0.400, SLG: 1.000										4	0	1	0	0	2	3			
Armando Reynoso, R (1, 1) Rob Ryan, L (5, PH) Mike Morgan, R (5, 1) David DeJesus, R (5, PH) Greg Swindell, L (5, 1) Jason Conti, L (5, PH) 40 Darren Holmes, R (5, 1)										1	0	1	0	0	0	0			
Inning Stats	R: 0 E: 0 K: 0 S: 6	H: 0 LOB: 0 BB: 0 P: 11	R: 0 E: 0 K: 2 S: 15	H: 1 LOB: 2 BB: 1 P: 21	R: 0 E: 0 K: 0 S: 7	H: 1 LOB: 1 BB: 0 P: 12	R: 0 E: 0 K: 1 S: 9	H: 0 LOB: 1 BB: 1 P: 18	R: 4 E: 0 K: 2 S: 18	H: 4 LOB: 0 BB: 0 P: 25	R: 0 E: 0 K: 0 S: 11	H: 2 LOB: 1 BB: 0 P: 16	R: 1 E: 0 K: 0 S: 13	H: 1 LOB: 2 BB: 2 P: 27	R: 0 E: 0 K: 1 S: 15	H: 0 LOB: 0 BB: 0 P: 14		1B: 8 2B: 0 3B: 0 HR: 1	SF: 1 SAC: 1 DP: 2 HBP: 1
PITCHER	IP WLS BF H R ER SO BB IBB HBP BLK WP HR S P ERA WHIP																		
Miguel Del Toro, R (1, 1) ERA: 5.4	5.0 W 23 6 4 4 5 2 0 0 0 0 0 1 55 87 7.20 1.600																		
Doug Henry, R (6, 1) ERA: 3.75	1.1 6 3 1 0 0 0 0 0 0 0 0 0 15 24 0.00 2.250																		
Alan Embree, L (7, 1) ERA: 4.73	0.1 3 0 0 0 0 2 0 0 0 0 0 0 7 17 0.00 6.000																		
Felix Rodriguez, R (7, 1) ERA: 2.72	1.1 H 5 0 0 0 1 1 0 0 0 0 0 0 17 28 0.00 0.750																		
Robb Nen, R (9, 1) ERA: 1.43	1.0 3 0 0 0 0 1 0 0 0 0 0 0 9 14 0.00 0.000																		

Batter	1	2	3	4	5	6	7	8	9	AB	R	H	RBI	BB	SO	LOB	BOTTOM		
Marvin Benard, L (1, 8) OBP: 0.350, SLG: 0.409	F7	FC1-2						G5-3		5	1	1	2	0	0	4	Arizona Diamondbacks @ San Francisco Giants PacBell Park, San Francisco, CA Sat Sep 23 2000, 10:05 PM EDT Att: 40,930 - Sunny - 67 F		
Bill Mueller, S (1, 5) OBP: 0.334, SLG: 0.394										4	0	2	1	0	1	1			
Barry Bonds, L (1, 7) OBP: 0.442, SLG: 0.693	K		L4-3							5	0	0	0	0	2	2			
Jeff Kent, R (1, 4) OBP: 0.423, SLG: 0.601	K		G5-3							4	1	1	0	1	2	1			
J.T. Snow, L (1, 3) OBP: 0.369, SLG: 0.457										4	0	1	0	0	2	2			
Rich Aurilia, R (1, 6) OBP: 0.338, SLG: 0.444										2	2	2	0	1	0	0			
Armando Rios, L (1, 9) OBP: 0.349, SLG: 0.516										3	2	1	0	1	0	4			
Alan Embree, L (7, 1) Felix Rodriguez, R (7, 1) Robb Nen, R (9, 1)										0	0	0	0	0	0	0			
Scott Servais, R (1, 2) OBP: 0.288, SLG: 0.290										0	1	0	0	2	0	0			
Ellis Burks, R (5, PH) OBP: 0.424, SLG: 0.618										0	1	0	1	1	0	0			
Doug Henry, R (6, 1) Terrell Lowery, R (7, 9) OBP: 0.379, SLG: 0.710										1	0	0	0	0	0	0			
Miguel Del Toro, R (1, 1) OBP: 0.500, SLG: 0.500										2	1	1	2	0	0	3			
Bobby Estalella, R (5, PH) OBP: 0.366, SLG: 0.491										2	0	1	3	0	1	0			
Inning Stats	R: 0 E: 0 K: 2 S: 13	H: 1 LOB: 1 BB: 0 P: 20	R: 0 E: 0 K: 0 S: 9	H: 1 LOB: 3 BB: 1 P: 17	R: 0 E: 0 K: 0 S: 3	H: 1 LOB: 0 BB: 0 P: 4	R: 5 E: 0 K: 1 S: 20	H: 3 LOB: 0 BB: 2 P: 37	R: 4 E: 0 K: 0 S: 15	H: 3 LOB: 1 BB: 2 P: 27	R: 0 E: 0 K: 1 S: 9	H: 1 LOB: 2 BB: 1 P: 16	R: 0 E: 0 K: 1 S: 9	H: 0 LOB: 0 BB: 0 P: 10	R: 0 E: 0 K: 3 S: 9	H: 0 LOB: 0 BB: 0 P: 14	1B: 4 2B: 6 3B: 1 HR: 0	SF: 1 SAC: 1 DP: 1 HBP: 0	WP: 0 PA: 40 PB: 0 SB: 0 CS: 0
PITCHER	IP WLS BF H R ER SO BB IBB HBP BLK WP HR S P ERA WHIP																		
Armando Reynoso, R (1, 1) ERA: 5.4	4.0 L 21 6 5 5 3 2 1 0 0 0 0 0 45 78 11.25 2.000																		
Mike Morgan, R (5, 1) ERA: 4.54	1.0 8 3 4 4 0 1 1 0 0 0 0 0 15 27 36.00 4.000																		
Greg Swindell, L (6, 1) ERA: 3.27	2.0 8 1 0 0 2 1 0 0 0 0 0 0 18 26 0.00 1.000																		
40 Darren Holmes, R (8, 1) ERA: 13.5	1.0 3 0 0 0 3 0 0 0 0 0 0 0 9 14 0.00 0.000																		

AB 32
R 5
H 9
RBI 5
BB 5
SO 7
LOB 16



AB 32
R 9
H 10
RBI 9
BB 6
SO 8
LOB 17



Batter	1	2	3	4	5	6	7	8	9	AB	R	H	RBI	BB	SO	LOB	TOP				
Tony Womack, L OBP: 0.307, SLG: 0.384 (1, 6)	G5-3	F8 HR 1B		G4-3		G3-1		L6		5	1	1	1	0	0	1	Arizona Diamondbacks @ San Francisco Giants PacBell Park, San Francisco, CA Sun Sep 24 2000, 4:05 PM EDT Att: 40,930 - Sunny - 70 F				
Danny Bautista, R OBP: 0.334, SLG: 0.469 (1, 9)	P4	F8		2B 1B		P4			5	1	2	0	0	0	2						
Luis Gonzalez, L OBP: 0.390, SLG: 0.537 (1, 7)	1B	HR IBB		F9		G4-3		F9	4	1	1	0	1	0	2						
Matt Williams, R OBP: 0.309, SLG: 0.406 (1, 5)	G4-3	HR		2B			K	F9	5	1	2	5	0	1	2						
Steve Finley, L OBP: 0.367, SLG: 0.558 (1, 8)		HR IBB		G3		G4-3		L3	4	1	0	0	1	0	2						
39 Alex Cabrera, R OBP: 0.301, SLG: 0.513 (1, 3)			G6-3		G5-3		K		4	1	1	0	0	1	0						
Craig Counsell, L OBP: 0.382, SLG: 0.421 (1, 4)		BB 1B	L4		G6-3			G1	4	1	1	1	0	0	0						
Kelly Stinnett, R OBP: 0.286, SLG: 0.354 (1, 2)		F8 HR BB			E6			1B	3	1	2	0	1	0	0						
Brian Anderson, R OBP: 0.200, SLG: 0.239 (1, 1)	SF8			K		G1-3		K	3	0	0	1	0	2	3						
Inning Stats	R: 0 E: 0 K: 0 S: 12	H: 1 LOB: 1 BB: 0 P: 16	R: 7 E: 0 K: 0 S: 17	H: 4 LOB: 0 BB: 3 P: 35	R: 0 E: 0 K: 1 S: 7	H: 1 LOB: 1 BB: 0 P: 14	R: 1 E: 0 K: 0 S: 14	H: 2 LOB: 1 BB: 0 P: 18	R: 0 E: 1 K: 0 S: 8	H: 0 LOB: 1 BB: 0 P: 11	R: 0 E: 0 K: 2 S: 6	H: 0 LOB: 0 BB: 0 P: 7	R: 0 E: 0 K: 1 S: 13	H: 1 LOB: 1 BB: 0 P: 20	R: 0 E: 0 K: 0 S: 7	H: 1 LOB: 1 BB: 0 P: 13	1B: 8 2B: 1 3B: 0 HR: 1	SF: 1 SAC: 0 DP: 0 HBP: 0	WP: 0 PB: 0 SB: 0 CS: 0	PA: 41	
PITCHER	IP	WLS	BF	H	R	ER	SO	BB	IBB	HBP	BLK	WP	HR	S	P	ERA	WHIP				
Livan Hernandez, R ERA: 3.84 (1, 1)	6.0	L	30	8	8	8	1	2	1	0	0	0	1	64	101	12.00	1.667				
41 Chad Zerbe, L ERA: 3.5 (7, 1)	2.0		7	1	0	0	3	0	0	0	0	0	0	21	31	0.00	0.500				
Aaron Fultz, L ERA: 4.86 (9, 1)	1.0		4	1	0	0	0	0	0	0	0	0	0	7	13	0.00	1.000				

AB	37
R	8
H	10
RBI	8
BB	3
SO	4
LOB	12



Batter	1	2	3	4	5	6	7	8	9	AB	R	H	RBI	BB	SO	LOB	BOTTOM					
Marvin Benard, L OBP: 0.349, SLG: 0.407 (1, 8)	G3		G4-3			B3		G1-3		3	0	0	0	0	0	0	Arizona Diamondbacks @ San Francisco Giants PacBell Park, San Francisco, CA Sun Sep 24 2000, 4:05 PM EDT Att: 40,930 - Sunny - 70 F					
Pedro Feliz, R OBP: 0.286, SLG: 0.286 (7, 5)									1	0	0	0	0	0	1							
Russ Davis, R OBP: 0.304, SLG: 0.442 (1, 5)	E6		F9						3	1	2	1	0	0	0							
Terrell Lowery, R OBP: 0.590, SLG: 0.710 (7, 7)	1B					HR		BB	0	0	0	0	1	0	0							
Barry Bonds, L OBP: 0.440, SLG: 0.689 (1, 7)	G1-3			G1-3		F7		F8	3	0	0	0	0	0	1							
41 Chad Zerbe, L (7, 1)									0	0	0	0	0	0	0							
Felipe Crespo, S (8, PH)									1	0	0	0	0	0	3							
Aaron Fultz, L OBP: 0.333, SLG: 0.333 (9, 1)									0	0	0	0	0	0	0							
Jeff Kent, R OBP: 0.423, SLG: 0.601 (1, 4)	F9			L1-3 1B		F9			2	0	1	0	0	0	1							
Ramon Martinez, R OBP: 0.345, SLG: 0.495 (6, 6)								HR	2	1	1	1	0	0	0							
Ellis Burks, R OBP: 0.421, SLG: 0.613 (1, 9)		F8		L1-3		G1-3		K	3	0	0	0	0	0	1							
Armando Rios, L OBP: 0.347, SLG: 0.513 (8, 9)									1	0	0	0	0	1	0							
Rich Aurilia, R OBP: 0.337, SLG: 0.443 (1, 6)		F8			P6			F9	2	0	0	0	0	0	0							
28 Juan Melo, S OBP: 0.083, SLG: 0.083 (6, 4)						K			2	0	0	0	0	1	0							
J.T. Snow, L OBP: 0.371, SLG: 0.464 (1, 3)					F9				3	1	2	1	0	0	0							
Damon Minor, L OBP: 0.500, SLG: 1.125 (9, 3)								HR	0	0	0	0	1	0	0							
Bobby Estelella, R OBP: 0.364, SLG: 0.488 (1, 2)								BB	2	0	0	0	0	1	1							
Doug Mirebello, R OBP: 0.337, SLG: 0.369 (6, 2)		P5						P4	1	0	1	0	0	0	0							
Bill Mueller, S (8, PR)									0	0	0	0	0	0	0							
Scott Servais, R OBP: 0.334, SLG: 0.394 (9, 2)									1	0	0	0	0	0	1							
Livan Hernandez, R OBP: 0.253, SLG: 0.314 (1, 1)					G4-3				1	0	0	0	0	0	0							
Calvin Murray, R (6, PH)									2	0	0	0	0	0	1							
Inning Stats	R: 0 E: 1 K: 0 S: 10	H: 1 LOB: 1 BB: 0 P: 15	R: 0 E: 0 K: 0 S: 13	H: 1 LOB: 1 BB: 0 P: 17	R: 0 E: 0 K: 0 S: 6	H: 0 LOB: 0 BB: 0 P: 8	R: 0 E: 0 K: 0 S: 7	H: 1 LOB: 0 BB: 0 P: 10	R: 0 E: 0 K: 1 S: 9	H: 0 LOB: 0 BB: 0 P: 13	R: 1 E: 0 K: 0 S: 12	H: 1 LOB: 0 BB: 0 P: 19	R: 0 E: 0 K: 1 S: 9	H: 0 LOB: 0 BB: 0 P: 12	R: 1 E: 0 K: 0 S: 9	H: 2 LOB: 3 BB: 1 P: 16	R: 1 E: 0 K: 1 S: 13	H: 1 LOB: 1 BB: 1 P: 20	1B: 3 2B: 2 3B: 0 HR: 3	SF: 0 SAC: 0 DP: 1 HBP: 0	WP: 0 PB: 0 SB: 0 CS: 0	PA: 35
PITCHER	IP	WLS	BF	H	R	ER	SO	BB	IBB	HBP	BLK	WP	HR	S	P	ERA	WHIP					
Brian Anderson, L ERA: 4.01 (1, 1)	9.0	W	35	7	3	3	3	2	0	0	0	0	3	88	130	3.00	1.000					

AB	33
R	3
H	7
RBI	3
BB	2
SO	3
LOB	10



Batter	1	2	3	4	5	6	7	8	9	AB	R	H	RBI	BB	SO	LOB	TOP				
Marvin Benard, L (1,8) OBP: 0.346, SLG: 0.401	G1-3		F8	G3			F9			4	0	0	0	0	0	2	San Francisco Giants @ Los Angeles Dodgers Dodger Stadium, Los Angeles, CA Wed Sep 27 2000, 7:05 PM PDT Att: 44,232 - Cloudy - 70 F				
Bill Mueller, S (1,5) OBP: 0.331, SLG: 0.389	F8-6-3 BB		F7		F7		L8			3	0	0	0	1	0	1					
J.T. Snow, L (1,3) OBP: 0.367, SLG: 0.465	F8-6-3			HR	L9			G6-3		4	1	1	1	0	0	1					
Ellis Burks, R (1,9) OBP: 0.422, SLG: 0.611		G6-3 BB		1B FC5-2 BB				P5		2	0	1	0	2	0	0					
Armando Rios, L (1,7) OBP: 0.350, SLG: 0.511		G6-3 BB		FC5-2 1B 2B				G6-3		3	1	1	0	1	1	1					
Rich Aurilia, R (1,6) OBP: 0.336, SLG: 0.438	G6-3			FC5-2 2B		K			P6	4	1	1	0	0	1	2					
Ramon Martinez, R (1,4) OBP: 0.343, SLG: 0.487	F9			FC5-2 2B		G5-3			G4-3 S BB	3	1	0	0	1	0	4					
Doug Mirabeli, R (1,2) OBP: 0.340, SLG: 0.373				SH3-4 BB		G5-3			G4-3	3	0	1	3	1	0	1					
Kirk Rueter, L (1,1) OBP: 0.213, SLG: 0.250				SH3-4					G4-3	2	0	0	0	0	0	1					
Felix Rodriguez, R (8,1) Russ Davis, R (9,PH) Robb Nen, R (9,1)				F7					G4-3	0	0	0	0	0	0	0					
Inning Stats	R: 0 E: 0 K: 0 S: 10	H: 0 LOB: 0 BB: 1 P: 18	R: 0 E: 0 K: 0 S: 6	H: 0 LOB: 1 BB: 2 P: 16	R: 0 E: 0 K: 0 S: 8	H: 0 LOB: 1 BB: 1 P: 13	R: 4 E: 0 K: 0 S: 10	H: 4 LOB: 1 BB: 1 P: 19	R: 0 E: 0 K: 1 S: 13	H: 0 LOB: 0 BB: 0 P: 11	R: 0 E: 0 K: 0 S: 5	H: 0 LOB: 0 BB: 0 P: 10	R: 0 E: 0 K: 0 S: 5	H: 0 LOB: 0 BB: 0 P: 9	R: 0 E: 0 K: 0 S: 9	H: 0 LOB: 1 BB: 1 P: 16	1B: 2 2B: 3 3B: 0 HR: 1	SF: 0 SAC: 1 DP: 2 HBP: 0	WP: 0 PB: 0 SB: 1 CS: 0	PA: 36	
PITCHER	IP	WLS	BF	H	R	ER	SO	BB	IBB	HBP	BLK	WP	HR	S	P	ERA	WHIP				
Luke Prokopec, R (1,1) ERA: 3.0	5.0	L	23	5	4	4	1	5	0	0	0	0	1	47	83	7.20	2.000				
Matt Herges, R (6,1) ERA: 3.17	3.0		9	0	0	0	1	0	0	0	0	0	0	17	30	0.00	0.000				
Al Reyes, R (9,1) ERA: 5.0	1.0		4	0	0	0	0	1	0	0	0	0	0	9	16	0.00	1.000				

Batter	1	2	3	4	5	6	7	8	9	AB	R	H	RBI	BB	SO	LOB	BOTTOM				
Tom Goodwin, L (1,8) OBP: 0.351, SLG: 0.359	F9		G3			P6				3	0	0	0	1	0	0	San Francisco Giants @ Los Angeles Dodgers Dodger Stadium, Los Angeles, CA Wed Sep 27 2000, 7:05 PM PDT Att: 44,232 - Cloudy - 70 F				
Mark Czuzdzianek, R (1,4) OBP: 0.338, SLG: 0.392	L8		K			G6-3				4	0	0	0	0	1	2					
Shawn Green, L (1,9) OBP: 0.372, SLG: 0.476				G3			1B 1B			4	0	2	0	0	1	2					
Gary Sheffield, R (1,7) OBP: 0.434, SLG: 0.639	G6-3			F9			1B			4	0	1	0	0	0	3					
Al Reyes, R (9,1)				F9		1B		F8		0	0	0	0	0	0	0					
Eric Karros, R (1,3) OBP: 0.322, SLG: 0.466			F3		P3	G4-3			G4-6-3 1B	4	0	1	0	0	0	2					
Adrián Beltré, R (1,5) OBP: 0.381, SLG: 0.476										3	0	0	0	0	0	0					
Chris Donnels, L (8,5) OBP: 0.417, SLG: 0.833	F8				F8		P4		G4-6-3	1	0	0	0	0	0	1					
Chad Kreuter, S (1,2) OBP: 0.423, SLG: 0.418					G1-3		G5-3		K	4	0	1	0	0	1	0					
Alex Cora, L (1,6) OBP: 0.308, SLG: 0.364										3	0	1	0	0	0	1					
Luke Prokopec, L (1,1) ERA: 3.96										1	0	0	0	0	1	0					
Kevin Elster, R (5,PH) OBP: 0.077, SLG: 0.077										1	0	0	0	0	0	1					
Matt Herges, L (6,1) ERA: 2.69										0	0	0	0	0	0	0					
Dave Hansen, L (8,PH) OBP: 0.414, SLG: 0.586										0	0	0	0	1	0	0					
Inning Stats	R: 0 E: 0 K: 0 S: 9	H: 1 LOB: 0 BB: 0 P: 13	R: 0 E: 0 K: 0 S: 9	H: 1 LOB: 0 BB: 0 P: 15	R: 0 E: 0 K: 2 S: 9	H: 0 LOB: 0 BB: 0 P: 13	R: 0 E: 0 K: 0 S: 3	H: 0 LOB: 0 BB: 0 P: 7	R: 0 E: 0 K: 0 S: 9	H: 1 LOB: 1 BB: 0 P: 15	R: 0 E: 0 K: 0 S: 10	H: 2 LOB: 2 BB: 0 P: 16	R: 0 E: 0 K: 1 S: 11	H: 0 LOB: 2 BB: 2 P: 21	R: 0 E: 0 K: 1 S: 6	H: 1 LOB: 0 BB: 0 P: 8	1B: 4 2B: 2 3B: 0 HR: 0	SF: 0 SAC: 0 DP: 1 HBP: 0	WP: 0 PB: 0 SB: 0 CS: 0	PA: 34	
PITCHER	IP	WLS	BF	H	R	ER	SO	BB	IBB	HBP	BLK	WP	HR	S	P	ERA	WHIP				
Kirk Rueter, L (1,1) ERA: 3.96	7.0	W	26	5	0	0	2	5	0	0	0	0	0	56	91	0.00	0.714				
Felix Rodriguez, R (8,1) ERA: 2.69	1.0		5	0	0	0	1	2	0	0	0	0	0	11	21	0.00	2.000				
Robb Nen, R (9,1) ERA: 1.41	1.0		3	1	0	0	1	0	0	0	0	0	0	6	8	0.00	1.000				

AB	29
R	4
H	5
RBI	4
BB	6
SO	2
LOB	14



Batter	1	2	3	4	5	6	7	8	9	AB	R	H	RBI	BB	SO	LOB	TOP			
Marvin Benard, L OBP: 0.343, SLG: 0.398 (1, 8)										5	0	0	0	0	0	2	1	San Francisco Giants @ Los Angeles Dodgers Dodger Stadium, Los Angeles, CA Thu Sep 28 2000, 7:10 PM PDT Att: 44,513 - Sunny - 70 F		
Bill Mueller, S OBP: 0.333, SLG: 0.391 (1, 5)										5	1	3	0	0	1	0				
Barry Bonds, L Calvin Murray, R OBP: 0.443, SLG: 0.695 OBP: 0.347, SLG: 0.332 (1, 7) (9, 8)										4	2	2	2	1	1	1				
Jeff Kent, R OBP: 0.420, SLG: 0.593 (1, 4)										5	0	0	0	0	1	4				
J.T. Snow, L OBP: 0.368, SLG: 0.464 (1, 3)										3	1	1	1	0	1	0				
Ellis Burks, R OBP: 0.421, SLG: 0.606 (1, 9)										3	0	0	0	1	0	3				
Rich Aurilia, R OBP: 0.337, SLG: 0.439 (1, 6)										4	0	2	0	0	1	0				
Bobby Estellella, R OBP: 0.357, SLG: 0.476 (1, 2)										4	0	0	0	0	3	3				
Shawn Estes, R OBP: 0.229, SLG: 0.309 Aaron Fultz, L OBP: 0.333, SLG: 0.333 Felipe Crespo, S OBP: 0.352, SLG: 0.422 Felix Rodriguez, R Robb Nen, R (1, 1) (6, 1) (6, PH) (8, 1) (9, 1)										3	0	1	0	0	2	2				
Inning Stats	R: 0 E: 0 K: 1 S: 13	H: 1 LOB: 1 BB: 0 P: 22	R: 0 E: 0 K: 2 S: 12	H: 1 LOB: 1 BB: 0 P: 22	R: 0 E: 0 K: 1 S: 10	H: 0 LOB: 0 BB: 0 P: 15	R: 2 E: 0 K: 3 S: 17	H: 3 LOB: 2 BB: 1 P: 24	R: 0 E: 0 K: 1 S: 9	H: 1 LOB: 3 BB: 1 P: 21	R: 2 E: 0 K: 0 S: 8	H: 2 LOB: 0 BB: 0 P: 14	R: 1 E: 0 K: 0 S: 7	H: 1 LOB: 0 BB: 0 P: 12	R: 0 E: 0 K: 2 S: 8	H: 0 LOB: 0 BB: 0 P: 10	1B: 7 2B: 1 3B: 0 HR: 2		SF: 0 SAC: 0 DP: 0 HBP: 1	WP: 2 PB: 1 SB: 0 CS: 0
PITCHER	IP: 5.0 WLS: 2 BF: 24 ERA: 2.98	H: 6 R: 2 ER: 2 SO: 8	BB: 2 IBB: 0 HBP: 1 BLK: 0	WP: 2 HR: 0 S: 61 P: 104	ERA: 3.60 WHIP: 1.600	IP: 1.0 WLS: 0 BF: 3 ERA: 4.24	H: 0 R: 0 ER: 0 SO: 2	BB: 0 IBB: 0 HBP: 0 BLK: 0	WP: 0 HR: 0 S: 8 P: 10	ERA: 0.00 WHIP: 0.000										


AB	37
R	5
H	10
RBI	4
BB	2
SO	12
LOB	14




Batter	1	2	3	4	5	6	7	8	9	AB	R	H	RBI	BB	SO	LOB	BOTTOM					
Tom Goodwin, L OBP: 0.349, SLG: 0.357 (1, 8)										4	0	0	0	0	1	1	San Francisco Giants @ Los Angeles Dodgers Dodger Stadium, Los Angeles, CA Thu Sep 28 2000, 7:10 PM PDT Att: 44,513 - Sunny - 70 F					
Mark Cudzielnick, R OBP: 0.337, SLG: 0.392 (1, 4)									4	0	1	0	0	0	1							
Shawn Green, L OBP: 0.369, SLG: 0.472 (1, 9)									4	1	0	0	0	1	2							
Gary Sheffield, R OBP: 0.434, SLG: 0.637 Jeff Shaw, R (1, 7) (9, 1)										3	1	1	0	1	1	0						
Eric Karros, R OBP: 0.323, SLG: 0.465 (1, 3)										3	1	1	0	1	1	0						
Todd Hundley, S OBP: 0.376, SLG: 0.577 (1, 2)										4	0	1	2	0	1	2						
Paul Lo Duca, R OBP: 0.301, SLG: 0.369 Jeff Branson, L OBP: 0.278, SLG: 0.294 (1, 5) (7, 5)										1	0	1	1	1	0	0						
Alex Cora, L OBP: 0.306, SLG: 0.361 Dave Hansen, L OBP: 0.411, SLG: 0.581 (1, 6) (9, PH)										3	0	0	0	0	2	5						
Kevin Brown, R OBP: 0.129, SLG: 0.076 Kevin Eitel, R OBP: 0.341, SLG: 0.459 Al Reyes, R Onan Masaoka, R Terry Adams, R Hiram Bocachica, R Mike Fetters, R Chris Donnels, L (1, 1) (5, PH) (8, 1) (8, 1) (7, PH) (8, 1) (9, 7)										0	0	0	0	1	0	0						
Inning Stats	R: 0 E: 1 K: 0 S: 4	H: 0 LOB: 0 BB: 0 P: 8	R: 0 E: 0 K: 0 S: 7	H: 0 LOB: 0 BB: 0 P: 16	R: 0 E: 0 K: 2 S: 7	H: 1 LOB: 1 BB: 1 P: 17	R: 1 E: 1 K: 1 S: 13	H: 0 LOB: 3 BB: 3 P: 30	R: 0 E: 0 K: 1 S: 6	H: 0 LOB: 0 BB: 0 P: 9	R: 2 E: 0 K: 1 S: 12	H: 3 LOB: 1 BB: 0 P: 22	R: 0 E: 0 K: 0 S: 8	H: 1 LOB: 1 BB: 0 P: 12	R: 0 E: 0 K: 3 S: 10	H: 0 LOB: 0 BB: 0 P: 15		R: 0 E: 0 K: 3 S: 11	H: 0 LOB: 0 BB: 0 P: 15	1B: 4 2B: 1 3B: 0 HR: 0	SF: 1 SAC: 0 DP: 1 HBP: 0	WP: 1 PB: 0 SB: 0 CS: 1
PITCHER	IP: 5.1 WLS: 4 BF: 24 ERA: 4.26	H: 4 R: 3 ER: 2 SO: 5	BB: 4 IBB: 0 HBP: 0 BLK: 0	WP: 1 HR: 0 S: 44 P: 95	ERA: 3.38 WHIP: 1.500	IP: 1.0 WLS: 0 BF: 3 ERA: 4.24	H: 0 R: 0 ER: 0 SO: 2	BB: 0 IBB: 0 HBP: 0 BLK: 0	WP: 0 HR: 0 S: 8 P: 10	ERA: 0.00 WHIP: 0.000												

AB	31
R	3
H	5
RBI	3
BB	4
SO	11
LOB	11



Batter	1	2	3	4	5	6	7	8	9	AB	R	H	RBI	BB	SO	LOB	TOP					
Marvin Benard, L (1, 8) OBP: 0.342, SLG: 0.398	1-2 F7		1-0 2B		0-0 B2-3		0-0 G1-6-3		1-0 G4-3	5	0	1	1	0	0	0	San Francisco Giants @ Arizona Diamondbacks Bank One Ballpark, Phoenix, AZ Fri Sep 29 2000, 10:05 PM EDT Att: 38,435 - Dome - 72 F livebaseballscores.com AB 33 R 4 H 7 RBI 4 BB 5 SO 4 LOB 15 					
Russ Davis, R (1, 5) OBP: 0.300, SLG: 0.438 Bill Mueller, S (7, PR) OBP: 0.333, SLG: 0.390	2-1 G6-3		0-0 P4		1-0 F7		0-0 G1-3 2B		0-3 K	4	0	1	0	0	0	1						
Barry Bonds, L (1, 7) OBP: 0.440, SLG: 0.689	1-2 G1-3		1-0 F9		1-1 G6-3		1-2 G1-3			4	0	0	0	0	0	2						
Jeff Kent, R (1, 4) OBP: 0.422, SLG: 0.597		1-2 G4-6-3 BB 1B		0-0 F8		1-1 HR 3B		4-2 FC5-4 BB		3	1	2	0	1	0	0						
Ellis Burks, R (1, 9) OBP: 0.419, SLG: 0.602		4-2 G4-6-3 BB		0-1 F2		0-1 P3		0-0 FC5-4		3	0	0	0	1	0	4						
J.T. Snow, L (1, 3) OBP: 0.368, SLG: 0.462	1-2 G4-6-3		0-1 2B 1B		0-1 K		1-3 K		0-3 K	4	1	1	0	0	2	3						
Rich Aurilia, R (1, 6) OBP: 0.338, SLG: 0.447	1-0 F9		0-0 1-H 2B		0-1 HR		0-1 HR		2-1 G5-3	4	1	2	3	0	0	1						
Bobby Estalella, R (1, 2) OBP: 0.361, SLG: 0.475		4-2 2B BB		4-1 IBB		4-2 BB		0-0 G5-3		1	1	0	0	3	0	0						
Livan Hernandez, R (1, 1) OBP: 0.244, SLG: 0.303 Terrell Lowery, R (9, PH) OBP: 0.561, SLG: 0.667 Robb Nen, R (9, 1)		0-3 K		0-0 P3		0-0 G6-3		1-0 F9		3	0	0	0	0	1	4						
										1	0	0	0	0	0	0						
										0	0	0	0	0	0	0						
Inning Stats	R: 0 E: 0 K: 0 S: 10	H: 0 LOB: 0 BB: 0 P: 14	R: 0 E: 0 K: 0 S: 11	H: 1 LOB: 1 BB: 1 P: 18	R: 1 E: 0 K: 1 S: 9	H: 1 LOB: 1 BB: 1 P: 15	R: 1 E: 0 K: 0 S: 8	H: 2 LOB: 2 BB: 1 P: 12	R: 0 E: 0 K: 0 S: 4	H: 0 LOB: 0 BB: 0 P: 6	R: 2 E: 0 K: 1 S: 15	H: 2 LOB: 1 BB: 1 P: 21	R: 0 E: 0 K: 0 S: 9	H: 1 LOB: 3 BB: 1 P: 14	R: 0 E: 0 K: 1 S: 6	H: 0 LOB: 0 BB: 0 P: 8	R: 0 E: 0 K: 1 S: 5	H: 0 LOB: 0 BB: 0 P: 7	1B: 2 2B: 3 3B: 1 HR: 1	SF: 0 SAC: 0 DP: 1 HBP: 0	WP: 0 PB: 0 SB: 0 CS: 0	PA: 38
PITCHER	IP WLS BF H R ER SO BB IBB HBP BLK WP HR S P ERA WHIP	IP WLS BF H R ER SO BB IBB HBP BLK WP HR S P ERA WHIP	IP WLS BF H R ER SO BB IBB HBP BLK WP HR S P ERA WHIP	IP WLS BF H R ER SO BB IBB HBP BLK WP HR S P ERA WHIP	IP WLS BF H R ER SO BB IBB HBP BLK WP HR S P ERA WHIP	IP WLS BF H R ER SO BB IBB HBP BLK WP HR S P ERA WHIP	IP WLS BF H R ER SO BB IBB HBP BLK WP HR S P ERA WHIP	IP WLS BF H R ER SO BB IBB HBP BLK WP HR S P ERA WHIP	IP WLS BF H R ER SO BB IBB HBP BLK WP HR S P ERA WHIP	IP WLS BF H R ER SO BB IBB HBP BLK WP HR S P ERA WHIP	IP WLS BF H R ER SO BB IBB HBP BLK WP HR S P ERA WHIP	IP WLS BF H R ER SO BB IBB HBP BLK WP HR S P ERA WHIP	IP WLS BF H R ER SO BB IBB HBP BLK WP HR S P ERA WHIP	IP WLS BF H R ER SO BB IBB HBP BLK WP HR S P ERA WHIP	IP WLS BF H R ER SO BB IBB HBP BLK WP HR S P ERA WHIP	IP WLS BF H R ER SO BB IBB HBP BLK WP HR S P ERA WHIP						
Brian Anderson, L (1, 1) ERA: 4.05	6.2	L	31	7	4	4	2	4	1	0	0	0	0	0	0	0	5.40	1.650				
Russ Springer, R (7, 1) ERA: 5.02	0.1		1	0	0	0	0	0	0	0	0	0	0	0	0	0	0.00	0.000				
Greg Swindell, L (8, 1) ERA: 3.2	2.0		6	0	0	0	2	0	0	0	0	0	0	0	0	0	0.00	0.000				

Batter	1	2	3	4	5	6	7	8	9	AB	R	H	RBI	BB	SO	LOB	BOTTOM					
Danny Bautista, R (1, 9) OBP: 0.328, SLG: 0.468	0-1 B3		0-2 G1-3		3-2 G6-3		0-1 2B		0-0 SH2-4	4	0	1	0	0	0	0	San Francisco Giants @ Arizona Diamondbacks Bank One Ballpark, Phoenix, AZ Fri Sep 29 2000, 10:05 PM EDT Att: 38,435 - Dome - 72 F livebaseballscores.com AB 34 R 3 H 9 RBI 2 BB 4 SO 3 LOB 18 					
Luis Gonzalez, L (1, 7) OBP: 0.390, SLG: 0.538	2-2 1B		1-1 F8		1-1 G3		1-0 P5		1-0 G6-3	5	0	1	1	0	0	3						
Greg Colbrunn, R (1, 3) OBP: 0.404, SLG: 0.526	2-2 P4		0-1 2B		1-1 G6-3				3-H G6-3	5	0	1	0	0	0	3						
Steve Finley, L (1, 8) OBP: 0.361, SLG: 0.544	1-0 G4-3		1-0 F7		1-1 F7		4-1 FC6-4 1B BB			3	0	0	0	1	0	2						
Matt Williams, R (1, 5) OBP: 0.314, SLG: 0.425		4-2 1B BB		1-2 HR		2-0 1B 1B		0-1 FC6-4 1B		3	2	3	1	1	0	0						
Craig Counsell, L (1, 6) OBP: 0.398, SLG: 0.421	1-2 FC6-4 1B		1-2 F7		0-1 F7		1-3 CS 1B		2-3 K	4	0	2	0	0	1	2						
Jay Bell, R (1, 4) OBP: 0.349, SLG: 0.437	1-1 FC6-4		1-1 G5-3		3-3 K		1-2 FC6-4		1-2 FC6-4	4	0	0	0	0	1	5						
Kelly Stinnett, R (1, 2) OBP: 0.291, SLG: 0.350 Hanley Frías, S (9, PH) OBP: 0.315, SLG: 0.315	3-3 K		1-1 1B		1-1 1B		0-0 F3		4-2 SH2-4 BB G6-3 BB	3	0	1	0	0	1	1						
Brian Anderson, R (1, 1) ERA: 4.05 Russ Springer, R (7, 1) ERA: 5.02 David DeLuca, R (8, 1) OBP: 0.388, SLG: 0.398 Greg Swindell, L (8, 1) ERA: 3.2 Rob Ryan, L (9, PH) OBP: 0.442, SLG: 0.423 Jason Conti, L (9, PH) OBP: 0.298, SLG: 0.371	1.0		1.0		1.2		1.2		4-2 SH2-4 BB	2	0	0	0	0	0	2						
										0	0	0	0	0	0	0						
										0	0	0	0	0	0	0						
										0	0	0	0	0	0	0						
Inning Stats	R: 0 E: 0 K: 0 S: 10	H: 1 LOB: 1 BB: 0 P: 15	R: 1 E: 1 K: 1 S: 14	H: 1 LOB: 1 BB: 1 P: 24	R: 0 E: 0 K: 0 S: 8	H: 1 LOB: 1 BB: 0 P: 10	R: 1 E: 0 K: 0 S: 13	H: 2 LOB: 1 BB: 0 P: 21	R: 0 E: 0 K: 0 S: 8	H: 0 LOB: 0 BB: 0 P: 13	R: 0 E: 0 K: 1 S: 8	H: 2 LOB: 2 BB: 0 P: 14	R: 0 E: 0 K: 0 S: 7	H: 1 LOB: 1 BB: 0 P: 9	R: 0 E: 0 K: 1 S: 12	H: 1 LOB: 2 BB: 1 P: 19	R: 1 E: 0 K: 0 S: 11	H: 0 LOB: 2 BB: 2 P: 21	1B: 6 2B: 3 3B: 0 HR: 1	SF: 0 SAC: 1 DP: 1 HBP: 0	WP: 0 PB: 0 SB: 0 CS: 1	PA: 39
PITCHER	IP WLS BF H R ER SO BB IBB HBP BLK WP HR S P ERA WHIP	IP WLS BF H R ER SO BB IBB HBP BLK WP HR S P ERA WHIP	IP WLS BF H R ER SO BB IBB HBP BLK WP HR S P ERA WHIP	IP WLS BF H R ER SO BB IBB HBP BLK WP HR S P ERA WHIP	IP WLS BF H R ER SO BB IBB HBP BLK WP HR S P ERA WHIP	IP WLS BF H R ER SO BB IBB HBP BLK WP HR S P ERA WHIP	IP WLS BF H R ER SO BB IBB HBP BLK WP HR S P ERA WHIP	IP WLS BF H R ER SO BB IBB HBP BLK WP HR S P ERA WHIP	IP WLS BF H R ER SO BB IBB HBP BLK WP HR S P ERA WHIP	IP WLS BF H R ER SO BB IBB HBP BLK WP HR S P ERA WHIP	IP WLS BF H R ER SO BB IBB HBP BLK WP HR S P ERA WHIP	IP WLS BF H R ER SO BB IBB HBP BLK WP HR S P ERA WHIP	IP WLS BF H R ER SO BB IBB HBP BLK WP HR S P ERA WHIP	IP WLS BF H R ER SO BB IBB HBP BLK WP HR S P ERA WHIP	IP WLS BF H R ER SO BB IBB HBP BLK WP HR S P ERA WHIP	IP WLS BF H R ER SO BB IBB HBP BLK WP HR S P ERA WHIP						
Livan Hernandez, R (1, 1) ERA: 3.75	1.0		1.0		1.0		1.0		1.0	1.0	0	1	1	0	0	2	9.00	2.000				
Robb Nen, R (9, 1) ERA: 1.5	1.0		1.0		1.0		1.0		1.0	1.0	0	1	1	0	0	2	9.00	2.000				

Batter	1	2	3	4	5	6	7	8	9	AB	R	H	RBI	BB	SO	LOB	TOP		
Marvin Benard, L (1, 8) OBP: 0.340, SLG: 0.395	F7		FC3-6			G4-3		F7		4	0	0	0	0	0	1			
Bill Mueller, S (1, 5) OBP: 0.334, SLG: 0.388	F8		F8			FC6-4		F8		2	0	0	0	2	0	1			
Barry Bonds, L (1, 7) OBP: 0.441, SLG: 0.689	F8				G6-3	FC6-4				3	0	1	0	1	0	1			
Jeff Kent, R (1, 4) OBP: 0.421, SLG: 0.595	F8				G4-6-3			F8		4	0	1	0	0	1	2			
J.T. Snow, L (1, 3) OBP: 0.365, SLG: 0.459	F7				G4-6-3			F7		4	0	0	0	0	1	2			
Rich Aurilia, R (1, 6) OBP: 0.338, SLG: 0.447										3	0	1	0	0	2	0			
Armando Rios, L (1, 9) OBP: 0.346, SLG: 0.504										3	0	0	0	0	1	1			
Doug Mirabeli, R (1, 2) OBP: 0.337, SLG: 0.370										2	0	0	0	0	1	0			
Felipe Crespo, S (8, PH) OBP: 0.349, SLG: 0.419										1	0	0	0	0	0	0			
Scott Servais, R (8, 2) OBP: 0.286, SLG: 0.287										0	0	0	0	0	0	0			
Mark Gardner, R (1, 1) OBP: 0.116, SLG: 0.116										2	0	1	0	0	1	0			
Damon Minor, L (8, PH) OBP: 0.345, SLG: 1.444										1	1	1	1	0	0	0			
Alan Embree, L (8, 1) John Johnstone, R (8, 1) Doug Henry, R (8, 1)										0	0	0	0	0	0	0			
Inning Stats	R: 0 H: 1 E: 0 K: 0 S: 7	H: 1 LOB: 1 BB: 1 P: 16	R: 0 H: 1 E: 0 K: 0 S: 8	H: 1 LOB: 0 BB: 0 P: 12	R: 0 H: 1 E: 0 K: 0 S: 10	H: 1 LOB: 1 BB: 0 P: 13	R: 0 H: 0 E: 0 K: 3 S: 12	H: 0 LOB: 0 BB: 0 P: 7	R: 0 H: 0 E: 0 K: 1 S: 7	H: 0 LOB: 1 BB: 1 P: 12	R: 0 H: 0 E: 0 K: 1 S: 6	H: 0 LOB: 0 BB: 0 P: 9	R: 1 H: 1 E: 0 K: 0 S: 5	H: 1 LOB: 1 BB: 0 P: 9	R: 0 H: 0 E: 0 K: 2 S: 9	H: 0 LOB: 1 BB: 1 P: 16	1B: 3 2B: 1 3B: 0 HR: 1	SF: 0 SAC: 0 DP: 2 HBP: 0	WP: 0 PA: 32 PB: 0 SB: 0 CS: 0
PITCHER	IP WLS BF H R ER SO BB IBB HBP BLK WP HR S P ERA WHIP																		
Geraldo Guzman, R (1, 1) ERA: 5.37	8.0 W 28 5 1 1 5 2 0 0 0 0 0 1 60 96 1.12 0.875																		
Dan Plesac, L (9, 1) ERA: 3.15	1.0 4 0 0 0 2 1 0 0 0 0 0 0 9 16 0.00 1.000																		

San Francisco Giants @ Arizona Diamondbacks
Bank One Ballpark, Phoenix, AZ
Sat Sep 30 2000, 10:05 PM EDT
Att: 42,794 - Dome - 72 F

AB	29
R	1
H	5
RBI	1
BB	3
SO	7
LOB	8



Batter	1	2	3	4	5	6	7	8	9	AB	R	H	RBI	BB	SO	LOB	BOTTOM		
Craig Counsell, L (1, 4) OBP: 0.400, SLG: 0.430	L5		3B		G6-3			1B		4	2	2	0	0	0	0			
Danny Bautista, R (1, 8) OBP: 0.330, SLG: 0.474	F8		2B		G6-3			1B		4	1	2	1	0	0	0			
Luis Gonzalez, L (1, 7) OBP: 0.390, SLG: 0.542	1B		P5					HR		4	1	2	3	0	0	1			
Matt Williams, R (1, 5) OBP: 0.314, SLG: 0.423	L8				39			F8		4	0	1	0	0	0	1			
David Dellucci, L (1, 9) OBP: 0.380, SLG: 0.391										3	0	1	0	0	0	1			
Jason Conti, L (8, 9) OBP: 0.296, SLG: 0.378										1	0	1	0	0	0	0			
39 Alex Cabrera, R (1, 3) OBP: 0.299, SLG: 0.500										4	0	1	0	0	1	2			
Hanley Frias, S (1, 6) OBP: 0.313, SLG: 0.306										3	0	0	0	1	1	3			
Rod Barajas, R (1, 2) OBP: 0.231, SLG: 0.462										4	0	0	0	0	2	4			
Geraldo Guzman, R (1, 1) Matt Mieske, R (8, PH) Dan Plesac, L (9, 1)										2	0	0	0	0	1	0			
Inning Stats	R: 0 H: 1 E: 0 K: 0 S: 11	H: 1 LOB: 0 BB: 0 P: 15	R: 0 H: 1 E: 0 K: 2 S: 10	H: 1 LOB: 0 BB: 0 P: 15	R: 1 H: 2 E: 0 K: 0 S: 9	H: 2 LOB: 1 BB: 0 P: 13	R: 0 H: 2 E: 0 K: 1 S: 10	H: 2 LOB: 2 BB: 0 P: 14	R: 0 H: 0 E: 0 K: 1 S: 9	H: 0 LOB: 0 BB: 0 P: 12	R: 0 H: 0 E: 0 K: 0 S: 10	H: 0 LOB: 0 BB: 0 P: 15	R: 0 H: 0 E: 0 K: 1 S: 7	H: 0 LOB: 0 BB: 0 P: 8	R: 4 H: 5 E: 0 K: 0 S: 16	H: 5 LOB: 2 BB: 1 P: 26	1B: 7 2B: 1 3B: 1 HR: 2	SF: 0 SAC: 0 DP: 0 HBP: 0	WP: 0 PA: 35 PB: 0 SB: 0 CS: 1
PITCHER	IP WLS BF H R ER SO BB IBB HBP BLK WP HR S P ERA WHIP																		
Mark Gardner, R (1, 1) ERA: 4.05	7.0 L 26 6 1 1 5 0 0 0 0 0 0 1 66 92 1.29 0.857																		
Alan Embree, L (8, 1) ERA: 4.95	0.0 2 2 2 2 0 0 0 0 0 0 0 1 5 6 - - - -																		
John Johnstone, R (8, 1) ERA: 6.3	0.1 4 3 2 2 0 0 0 0 0 0 0 1 9 14 54.00 9.000																		
Doug Henry, R (8, 1) ERA: 3.84	0.2 3 0 0 0 0 1 0 0 0 0 0 0 2 6 0.00 1.500																		

San Francisco Giants @ Arizona Diamondbacks
Bank One Ballpark, Phoenix, AZ
Sat Sep 30 2000, 10:05 PM EDT
Att: 42,794 - Dome - 72 F

AB	34
R	5
H	11
RBI	5
BB	1
SO	5
LOB	12




Batter	1	2	3	4	5	6	7	8	9	AB	R	H	RBI	BB	SO	LOB	TOP
Marvin Benard, L (1, 7) <small>OBP: 0.342, SLG: 0.396</small> Armando Rios, L (5, 7) <small>OBP: 0.347, SLG: 0.502</small>										3	3	2	0	0	1	1	San Francisco Giants @ Arizona Diamondbacks Bank One Ballpark, Phoenix, AZ Sun Oct 01 2000, 4:35 PM EDT Att: 41,483 - Dome - 72 F
Bill Mueller, S (1, 5) <small>OBP: 0.333, SLG: 0.388</small> Russ Davis, R (5, 5) <small>OBP: 0.302, SLG: 0.439</small>										4	1	1	0	0	1	3	
Jeff Kent, R (1, 3) <small>OBP: 0.424, SLG: 0.596</small> Felipe Crespo, S (7, PH) <small>OBP: 0.351, SLG: 0.443</small>										2	2	2	0	2	0	0	
Ellis Burks, R (1, 9) <small>OBP: 0.419, SLG: 0.606</small> Terrell Lowery, R (7, 9) <small>OBP: 0.546, SLG: 0.647</small>										4	1	2	4	0	0	2	
Rich Aurilia, R (1, 6) <small>OBP: 0.339, SLG: 0.444</small> 2B Juan Melo, S (8, 4) <small>OBP: 0.077, SLG: 0.077</small>										3	1	0	0	2	1	4	
Calvin Murray, R (1, 8) <small>OBP: 0.348, SLG: 0.345</small>										4	1	1	4	1	1	2	
Ramon Martinez, R (1, 4) <small>OBP: 0.354, SLG: 0.487</small>										2	0	1	0	2	0	0	
Bobby Estalella, R (1, 2) <small>OBP: 0.331, SLG: 0.469</small> Aaron Fultz, L (7, 1) <small>OBP: 0.331, SLG: 0.333</small> Barry Bonds, L (8, PH) <small>OBP: 0.442, SLG: 0.698</small> Doug Henry, R (8, 1) <small>OBP: 0.331, SLG: 0.469</small> Felix Rodriguez, R (8, 1) <small>OBP: 0.331, SLG: 0.469</small> Miguel Del Toro, R (8, 1) <small>OBP: 0.331, SLG: 0.469</small>									4	0	0	0	0	2	5		
Russ Ortiz, R (1, 1) <small>OBP: 0.290, SLG: 0.230</small> Scott Servais, R (7, 2) <small>OBP: 0.283, SLG: 0.284</small>									4	0	1	0	0	3	2		
Inning Stats	R: 1 H: 2 E: 0 LOB: 1 K: 0 BB: 0 S: 9 P: 16	R: 0 H: 1 E: 0 LOB: 1 K: 3 BB: 0 S: 12 P: 18	R: 2 H: 2 E: 0 LOB: 3 K: 1 BB: 3 S: 21 P: 40	R: 6 H: 2 E: 1 LOB: 0 K: 1 BB: 3 S: 17 P: 31	R: 0 H: 3 E: 0 LOB: 3 K: 2 BB: 0 S: 15 P: 23	R: 0 H: 0 E: 0 LOB: 1 K: 1 BB: 0 S: 13 P: 19	R: 0 H: 1 E: 0 LOB: 1 K: 0 BB: 0 S: 5 P: 7	R: 0 H: 0 E: 0 LOB: 2 K: 1 BB: 1 S: 15 P: 28	R: 2 H: 1 E: 0 LOB: 0 K: 2 BB: 1 S: 12 P: 20	1B: 9 SF: 1 2B: 0 SAC: 0 3B: 1 DP: 0 HR: 2 HBP: 2	WP: 1 PA: 50 FB: 0 SB: 2 CS: 0						
PITCHER	IP WLS BF H R ER SO BB IBB HBP BLK WP HR S P ERA WHIP											IP WLS BF H R ER SO BB IBB HBP BLK WP HR S P ERA WHIP					
Randy Johnson, L (1, 1) <small>ERA: 2.64</small> 40 Darren Holmes, R (4, 1) <small>ERA: 13.03</small> Mike Morgan, R (5, 1) <small>ERA: 4.87</small> Byung-Hyun Kim, R (7, 1) <small>ERA: 4.46</small> Russ Springer, R (9, 1) <small>ERA: 5.69</small>	3.1 L 24 7 9 8 5 5 0 1 0 1 1 53 96 21.60 3.600											3.1 L 24 7 9 8 5 5 0 1 0 1 1 53 96 21.60 3.600					

Batter	1	2	3	4	5	6	7	8	9	AB	R	H	RBI	BB	SO	LOB	BOTTOM
Craig Counsell, L (1, 6) <small>OBP: 0.400, SLG: 0.421</small>										3	1	0	0	2	0	0	San Francisco Giants @ Arizona Diamondbacks Bank One Ballpark, Phoenix, AZ Sun Oct 01 2000, 4:35 PM EDT Att: 41,483 - Dome - 72 F
Danny Bautista, R (1, 8) <small>OBP: 0.333, SLG: 0.476</small>										5	1	3	0	0	0		
Luis Gonzalez, L (1, 7) <small>OBP: 0.392, SLG: 0.544</small> Danny Klassen, R (9, PR) <small>OBP: 0.318, SLG: 0.355</small>										4	1	2	1	0	3		
Matt Williams, R (1, 5) <small>OBP: 0.315, SLG: 0.431</small>										5	1	2	3	0	1	3	
David Dellucci, L (1, 9) <small>OBP: 0.352, SLG: 0.360</small>										4	0	0	0	2	0		
Greg Colbrunn, R (1, 3) <small>OBP: 0.405, SLG: 0.523</small>										2	0	0	0	2	0		
Jay Bell, R (1, 4) <small>OBP: 0.348, SLG: 0.437</small>									4	0	1	0	0	0	2		
Kelly Stinnett, R (1, 2) <small>OBP: 0.291, SLG: 0.346</small>									3	0	0	0	0	2			
Randy Johnson, R (1, 1) <small>OBP: 0.392, SLG: 0.544</small> 40 Darren Holmes, R (4, 1) <small>ERA: 13.03</small> Jason Conti, L (4, PH) <small>OBP: 0.226, SLG: 0.374</small> Mike Morgan, R (5, 1) <small>ERA: 4.87</small> Hanley Fitas, S (5, PH) <small>OBP: 0.331, SLG: 0.469</small> Byung-Hyun Kim, R (7, 1) <small>ERA: 4.46</small> Russ Springer, R (9, 1) <small>ERA: 5.69</small> Rob Ryan, L (9, PH) <small>OBP: 0.266, SLG: 0.407</small>										1	0	0	0	0	2		
Inning Stats	R: 4 H: 3 E: 0 LOB: 2 K: 0 BB: 2 S: 19 P: 37	R: 0 H: 0 E: 0 LOB: 1 K: 0 BB: 0 S: 8 P: 11	R: 0 H: 1 E: 0 LOB: 1 K: 0 BB: 0 S: 8 P: 12	R: 0 H: 1 E: 0 LOB: 1 K: 0 BB: 0 S: 12 P: 17	R: 0 H: 0 E: 0 LOB: 0 K: 1 BB: 0 S: 8 P: 13	R: 0 H: 0 E: 0 LOB: 0 K: 1 BB: 0 S: 5 P: 7	R: 0 H: 2 E: 0 LOB: 2 K: 0 BB: 0 S: 7 P: 11	R: 0 H: 0 E: 0 LOB: 1 K: 1 BB: 1 S: 8 P: 14	R: 0 H: 1 E: 0 LOB: 2 K: 2 BB: 1 S: 18 P: 31	1B: 5 SF: 0 2B: 2 SAC: 0 3B: 0 DP: 0 HR: 1 HBP: 2	WP: 0 PA: 40 FB: 0 SB: 0 CS: 0						
PITCHER	IP WLS BF H R ER SO BB IBB HBP BLK WP HR S P ERA WHIP											IP WLS BF H R ER SO BB IBB HBP BLK WP HR S P ERA WHIP					
Russ Ortiz, R (1, 1) <small>ERA: 5.01</small> Aaron Fultz, L (7, 1) <small>ERA: 4.07</small> Doug Henry, R (8, 1) <small>ERA: 3.79</small> Felix Rodriguez, R (9, 1) <small>ERA: 2.84</small> Miguel Del Toro, R (9, 1) <small>ERA: 5.19</small>	6.0 W 27 5 4 4 2 2 0 2 0 0 0 7 11 6.00 2.000											6.0 W 27 5 4 4 2 2 0 2 0 0 0 7 11 6.00 2.000					

Batter	1	2	3	4	5	6	7	8	9	AB	R	H	RBI	BB	SO	LOB	TOP					
Benny Agbayani, R (1.7) OBP: 0.500, SLG: 0.333 Dennis Cook, L (7.1) Rick White, R (7.1) Joe McEwing, R (8.7) Lenny Harris, L (9, PH)	K						K		F3	3	0	1	0	1	2	1						
Jay Payton, R (1.8)	K		SF8					L5		3	0	0	1	0	1	2						
Edgardo Alfonzo, R (1.4) OBP: 0.250, SLG: 0.250	G6-3		P4					G4-3 31 BB		4	0	1	0	0	0	4						
31 Mike Piazza, R (1.2)										3	0	0	0	1	0	0						
Robin Ventura, L (1.5)										4	0	0	0	0	0	2						
Todd Zeile, R (1.3) OBP: 0.500, SLG: 0.667										3	0	1	0	1	0	0						
Derek Bell, R (1.9) Darryl Hamilton, L (3.9) Glendon Rusch, L (8.1)										1	0	0	0	0	0	0						
Mike Bordick, R (1.6) OBP: 0.500, SLG: 0.333										3	1	1	0	1	1	1						
Mike Hampton, R (1.1) OBP: 0.500, SLG: 0.500 Turk Wendell, L (6.1) Timo Perez, L (7.9) ERA:										2	0	1	0	0	1	1						
										2	0	0	0	0	0	1						
Inning Stats	R: 0 E: 0 K: 2 S: 8	H: 0 LOB: 0 BB: 0 P: 12	R: 0 E: 0 K: 0 S: 5	H: 0 LOB: 0 BB: 0 P: 8	R: 1 E: 0 K: 0 S: 14	H: 2 LOB: 2 BB: 1 P: 24	R: 0 E: 0 K: 0 S: 8	H: 1 LOB: 1 BB: 0 P: 13	R: 0 E: 0 K: 1 S: 14	H: 1 LOB: 2 BB: 1 P: 23	R: 0 E: 0 K: 0 S: 7	H: 0 LOB: 0 BB: 0 P: 10	R: 0 E: 0 K: 2 S: 8	H: 0 LOB: 1 BB: 1 P: 14	R: 0 E: 0 K: 1 S: 14	H: 1 LOB: 3 BB: 2 P: 26	R: 0 E: 0 K: 0 S: 11	H: 0 LOB: 0 BB: 0 P: 17	1B: 4 2B: 1 3B: 0 HR: 0	SF: 1 SAC: 0 DP: 0 HBP: 0	WP: 0 PB: 0 SB: 0 CS: 0	PA: 37
PITCHER	IP	WLS	BF	H	R	ER	SO	BB	IBB	HBP	BLK	WP	HR	S	P	ERA	WHIP					
Livan Hernandez, R (1.1) ERA: 1.17	7.2	W	33	5	1	1	5	5	0	0	0	0	0	74	125	1.17	1.304					
Felix Rodriguez, R (8.1) ERA:	0.1	H	1	0	0	0	1	0	0	0	0	0	0	4	5	0.00	0.000					
Robb Nen, R (9.1) ERA:	1.0		3	0	0	0	0	0	0	0	0	0	0	11	17	0.00	0.000					

New York Mets @ San Francisco Giants
PacBell Park, San Francisco, CA
Wed Oct 04 2000, 4:00 PM EDT
Att: 40,430 - Sunny - 66 F


AB 31
R 1
H 5
RBI 1
BB 5
SO 6
LOB 16



Batter	1	2	3	4	5	6	7	8	9	AB	R	H	RBI	BB	SO	LOB	BOTTOM				
Marvin Benard, L (1.8) Russ Davis, R (8, PH) Robb Nen, R (9.1)	K		G1				K	K		4	0	0	0	0	2	0					
Bill Mueller, S (1.5) OBP: 0.400, SLG: 0.600	1B G6-3		3B 1B				L6	K		5	2	2	0	0	1	3					
Barry Bonds, L (1.7) OBP: 0.750, SLG: 1.333	G6-3 1B		HR 3B				G4-3	1B S BB		3	1	2	1	1	0	0					
Jeff Kent, R (1.4) OBP: 0.500, SLG: 0.333	G6-3		HR BB				G6-3	1B		3	1	1	1	1	0	1					
Ellis Burks, R (1.9) OBP: 0.500, SLG: 1.333	G3-1		HR				2B BB	G5-3		3	1	1	3	1	0	3					
Rich Aurilia, R (1.6) OBP: 0.500, SLG: 0.750			F7 K				2B	FC5 1B 1B		4	0	2	0	0	1	0					
J.T. Snow, L (1.3) OBP: 0.500, SLG: 0.333			G3-1				L7	1B FC5 1B		3	0	1	0	1	0	0					
Bobby Estellella, R (1.2)			F7				G6-3	1B FC5 1B		4	0	0	0	0	1	5					
Livan Hernandez, R (1.1) Felix Rodriguez, R (8.1) Felipe Crespo, S (8, PH) Calvin Murray, R (9.8)			G4-3				G4-3	1B 1-2 2-3		3	0	0	0	0	1	3					
										0	0	0	0	0	0	0					
										1	0	1	0	0	0	0					
										0	0	0	0	0	0	0					
Inning Stats	R: 1 E: 0 K: 1 S: 11	H: 2 LOB: 1 BB: 0 P: 13	R: 0 E: 0 K: 0 S: 7	H: 0 LOB: 0 BB: 0 P: 9	R: 4 E: 0 K: 1 S: 15	H: 3 LOB: 0 BB: 1 P: 26	R: 0 E: 0 K: 0 S: 7	H: 0 LOB: 0 BB: 0 P: 8	R: 0 E: 0 K: 2 S: 9	H: 1 LOB: 3 BB: 2 P: 20	R: 0 E: 0 K: 1 S: 10	H: 1 LOB: 2 BB: 1 P: 21	R: 0 E: 0 K: 2 S: 15	H: 3 LOB: 3 BB: 0 P: 21	R: 0 E: 0 K: 0 S: 11	H: 0 LOB: 0 BB: 0 P: 17	1B: 6 2B: 2 3B: 1 HR: 1	SF: 0 SAC: 0 DP: 0 HBP: 0	WP: 0 PB: 0 SB: 1 CS: 0	PA: 38	
PITCHER	IP	WLS	BF	H	R	ER	SO	BB	IBB	HBP	BLK	WP	HR	S	P	ERA	WHIP				
Mike Hampton, L (1.1) ERA: 8.44	5.1	L	25	6	5	5	2	2	0	0	0	0	0	6	9	8.44	1.500				
Turk Wendell, R (6.1) ERA:	0.2		2	0	0	0	2	0	0	0	0	0	0	6	9	0.00	0.000				
Dennis Cook, L (7.1) ERA:	0.2		3	0	0	0	1	1	0	0	0	0	0	6	13	0.00	1.500				
Rick White, R (7.1) ERA:	0.2		6	4	0	0	0	0	0	0	0	0	0	13	21	0.00	6.000				
Glendon Rusch, L (8.1) ERA:	0.2		2	0	0	0	2	0	0	0	0	0	0	6	8	0.00	0.000				

New York Mets @ San Francisco Giants
PacBell Park, San Francisco, CA
Wed Oct 04 2000, 4:00 PM EDT
Att: 40,430 - Sunny - 66 F

AB 34
R 5
H 10
RBI 5
BB 4
SO 7
LOB 18



Batter	1	2	3	4	5	6	7	8	9	10	AB	R	H	RBI	BB	SO	LOB	TOP							
Tino Perez, L OBP: 0.429, SLG: 0.429 (1, 9)											5	1	3	2	0	1	0	New York Mets @ San Francisco Giants PacBell Park, San Francisco, CA Thu Oct 05 2000, 8:00 PM EDT Alt. 40,430 - Sunny - 62 F							
Eduardo Alfonso, R OBP: 0.222, SLG: 0.556 (1, 4)											5	1	1	2	0	1	3								
31 Mike Piazza, R OBP: 0.444, SLG: 0.429 (1, 2)											4	0	2	0	1	0	0								
Todd Zeile, R OBP: 0.222, SLG: 0.250 (1, 3)											5	0	0	0	0	1	3								
Robin Ventura, L (1, 5)												3	0	0	0	1	0		1						
Benny Achyavani, R OBP: 0.625, SLG: 0.400 Joe McEwing, R (8, PR)												2	0	1	0	2	0		1						
Darryl Hamilton, L OBP: 0.500, SLG: 0.667 (10, PH)												1	1	1	0	0	0		0						
Jay Payton, R OBP: 0.111, SLG: 0.125 (1, 8)												5	1	1	1	0	0		5						
Mike Bordick, R OBP: 0.444, SLG: 0.286 (1, 6)												4	1	1	0	1	2		1						
Al Leiter, L Armando Benitez, R John Franco, L (1, 1)												4	0	0	0	0	2		4						
Inning Stats	R: 0 E: 0 K: 1 S: 7	H: 0 LOB: 1 BB: 1 P: 13	R: 2 E: 0 K: 1 S: 11	H: 1 LOB: 2 BB: 2 P: 21	R: 0 E: 0 K: 1 S: 8	H: 2 LOB: 2 BB: 0 P: 10	R: 0 E: 0 K: 1 S: 14	H: 1 LOB: 1 BB: 0 P: 20	R: 0 E: 0 K: 0 S: 7	H: 0 LOB: 1 BB: 1 P: 17	R: 0 E: 0 K: 0 S: 4	H: 1 LOB: 1 BB: 0 P: 7	R: 0 E: 0 K: 0 S: 11	H: 1 LOB: 1 BB: 0 P: 20	R: 0 E: 0 K: 0 S: 8	H: 0 LOB: 1 BB: 1 P: 16	R: 2 E: 0 K: 2 S: 17	H: 2 LOB: 0 BB: 0 P: 27	R: 1 E: 0 K: 1 S: 10	H: 2 LOB: 1 BB: 0 P: 12	1B: 7 2B: 2 3B: 0 HR: 1	SF: 0 SAC: 0 DP: 2 HBP: 1	WP: 0 PA: 44		
PITCHER	IP WLS BF H R ER SO ERA WHIP	IP WLS BF H R ER SO ERA WHIP	IP WLS BF H R ER SO ERA WHIP	IP WLS BF H R ER SO ERA WHIP	IP WLS BF H R ER SO ERA WHIP	IP WLS BF H R ER SO ERA WHIP	IP WLS BF H R ER SO ERA WHIP	IP WLS BF H R ER SO ERA WHIP	IP WLS BF H R ER SO ERA WHIP	IP WLS BF H R ER SO ERA WHIP	IP WLS BF H R ER SO ERA WHIP	IP WLS BF H R ER SO ERA WHIP	IP WLS BF H R ER SO ERA WHIP	IP WLS BF H R ER SO ERA WHIP	IP WLS BF H R ER SO ERA WHIP	IP WLS BF H R ER SO ERA WHIP	IP WLS BF H R ER SO ERA WHIP	IP WLS BF H R ER SO ERA WHIP	IP WLS BF H R ER SO ERA WHIP	IP WLS BF H R ER SO ERA WHIP	IP WLS BF H R ER SO ERA WHIP	IP WLS BF H R ER SO ERA WHIP	IP WLS BF H R ER SO ERA WHIP	IP WLS BF H R ER SO ERA WHIP	IP WLS BF H R ER SO ERA WHIP
Shawn Estes, L ERA: 6.0 Kirk Rueter, L ERA: Doug Henry, R ERA: Felix Rodriguez, R ERA: 11.57	3.0 4.1 0.2 2.0	16 16 2 4	3 3 0 3	2 0 0 3	2 0 0 3	3 1 0 3	3 0 0 3	3 0 0 3	3 0 0 3	3 0 0 3	3 0 0 3	3 0 0 3	3 0 0 3	3 0 0 3	3 0 0 3	3 0 0 3	3 0 0 3	3 0 0 3	3 0 0 3	3 0 0 3	3 0 0 3	3 0 0 3	3 0 0 3	3 0 0 3	3 0 0 3

New York Mets @ San Francisco Giants
 PacBell Park, San Francisco, CA
 Thu Oct 05 2000, 8:00 PM EDT
 Alt. 40,430 - Sunny - 62 F

AB 38
 R 5
 H 10
 RBI 5
 BB 5
 SO 7
 LOB 18

Batter	1	2	3	4	5	6	7	8	9	10	AB	R	H	RBI	BB	SO	LOB	BOTTOM						
Calvin Murray, R OBP: 0.250, SLG: 0.250 Marvin Benard, L (10, PH)											4	0	1	0	0	2	2	New York Mets @ San Francisco Giants PacBell Park, San Francisco, CA Thu Oct 05 2000, 8:00 PM EDT Alt. 40,430 - Sunny - 62 F						
Bill Mueller, S OBP: 0.300, SLG: 0.400 (1, 5)											5	0	1	0	0	2	2							
Barry Bonds, L OBP: 0.444, SLG: 0.750 (1, 7)											5	1	1	0	0	1	2							
Jeff Kent, R OBP: 0.500, SLG: 0.429 (1, 3)											4	2	2	0	0	0	0							
Ellis Burks, R OBP: 0.500, SLG: 1.000 (1, 9)											3	0	1	1	1	1	2							
Ramon Martinez, R J.T. Snow, L OBP: 0.600, SLG: 1.250 (1, 4)											3	0	0	0	0	1	2							
Rich Aurilia, R OBP: 0.250, SLG: 0.375 (1, 6)											4	0	0	0	0	0	2							
Bobby Estalella, R (1, 2)											4	0	0	0	0	0	2							
Shawn Estes, R Kirk Rueter, L Doug Henry, R Felipe Crespo, S Felix Rodriguez, R Armando Riles, L (1, 1)											0	0	0	0	1	0	0							
Inning Stats	R: 0 E: 0 K: 1 S: 9	H: 0 LOB: 0 BB: 0 P: 11	R: 1 E: 0 K: 0 S: 11	H: 2 LOB: 1 BB: 0 P: 18	R: 0 E: 0 K: 1 S: 8	H: 1 LOB: 1 BB: 1 P: 16	R: 0 E: 0 K: 2 S: 8	H: 0 LOB: 0 BB: 0 P: 13	R: 0 E: 0 K: 1 S: 12	H: 0 LOB: 1 BB: 1 P: 19	R: 0 E: 0 K: 0 S: 8	H: 1 LOB: 0 BB: 0 P: 11	R: 0 E: 0 K: 0 S: 13	H: 3 LOB: 0 BB: 0 P: 18	R: 0 E: 0 K: 1 S: 10	H: 1 LOB: 1 BB: 0 P: 17	1B: 5 2B: 2 3B: 0 HR: 1		SF: 0 SAC: 1 DP: 1 HBP: 0	WP: 0 PA: 39				
PITCHER	IP WLS BF H R ER SO ERA WHIP	IP WLS BF H R ER SO ERA WHIP	IP WLS BF H R ER SO ERA WHIP	IP WLS BF H R ER SO ERA WHIP	IP WLS BF H R ER SO ERA WHIP	IP WLS BF H R ER SO ERA WHIP	IP WLS BF H R ER SO ERA WHIP	IP WLS BF H R ER SO ERA WHIP	IP WLS BF H R ER SO ERA WHIP	IP WLS BF H R ER SO ERA WHIP	IP WLS BF H R ER SO ERA WHIP	IP WLS BF H R ER SO ERA WHIP	IP WLS BF H R ER SO ERA WHIP	IP WLS BF H R ER SO ERA WHIP	IP WLS BF H R ER SO ERA WHIP	IP WLS BF H R ER SO ERA WHIP	IP WLS BF H R ER SO ERA WHIP	IP WLS BF H R ER SO ERA WHIP	IP WLS BF H R ER SO ERA WHIP	IP WLS BF H R ER SO ERA WHIP	IP WLS BF H R ER SO ERA WHIP	IP WLS BF H R ER SO ERA WHIP	IP WLS BF H R ER SO ERA WHIP	IP WLS BF H R ER SO ERA WHIP
Al Leiter, L ERA: 2.25 Armando Benitez, R ERA: 18.0 John Franco, L ERA:	8.0 1.0 1.0	30 6 3	5 2 3	2 2 0	2 0 0	2 0 0	2 0 0	2 0 0	2 0 0	2 0 0	23	18.00	3.000	0.00	0.000	0.000	0.000							

New York Mets @ San Francisco Giants
 PacBell Park, San Francisco, CA
 Thu Oct 05 2000, 8:00 PM EDT
 Alt. 40,430 - Sunny - 62 F

AB 35
 R 4
 H 8
 RBI 4
 BB 3
 SO 7
 LOB 14

Batter	1	2	3	4	5	6	7	8	9	10	11	12	13	AB R H RBI BB SO LOB	TOP																
Marvin Benard, L OBP: 0.162, SLG: 0.100 (1.8)	K		K	1B			G3 SH3 BB		FC5-4		K		K	6 0 1 1 1 4 2	San Francisco Giants @ New York Mets Shea Stadium, Flushing, NY Sat Oct 07 2000, 4:18 PM EDT Att. 56,270 - Cloudy - 59 F																
Bill Mueller, S OBP: 0.313, SLG: 0.438 (1.9)	F7			F8			SH3		F9		K			6 0 2 0 0 1 3																	
Barry Bonds, L OBP: 0.375, SLG: 0.462 (1.7)	F8						G3		K			BB BB	P4	5 0 0 0 2 1 4																	
Jeff Kent, R OBP: 0.429, SLG: 0.385 (1.4)		1B 1B	G5-3				K			F9 G5-3 1B				6 0 2 0 0 3 4																	
Ellis Burks, R OBP: 0.300, SLG: 0.700 Aaron Fultz, L (12.1)		F9		1B 1B			BB		G5-3			K		4 1 1 0 2 1 3 0 0 0 0 0 0 0																	
J.T. Snow, L OBP: 0.636, SLG: 0.875 (1.3)				FC5 1B	L8		BB							4 0 2 0 2 1 2																	
Rich Aurilia, R OBP: 0.167, SLG: 0.250 Robb Nen, R (8.1)				F3			F7			F9				4 0 0 0 0 2 5 0 0 0 0 0 0 0 1 0 0 0 0 0 2 1 0 0 0 0 0 2																	
Armando Rios, L OBP: 0.500, SLG: 0.500 Doug Mirabelli, R (10.2)	K						K			F9				4 1 1 1 0 1 3 1 0 0 0 0 0 2 0 0 0 0 0 0 0 1 0 0 0 0 1 0																	
Bobby Estalella, R OBP: 0.083, SLG: 0.083 Felipe Crespo, S OBP: 0.333, SLG: 0.333 Felix Rodriguez, R (10.1)				FC5 1B			P6		G6-3					3 0 0 0 0 1 2 0 0 0 0 0 0 0 0 0 0 0 0 0 0 3 0 2 0 0 1 0																	
Calvin Murray, R OBP: 0.200, SLG: 0.200 Russ Ortiz, R (1.1)				G6-3	FC5		K			FC5-4 1B				3 0 0 0 0 1 2 0 0 0 0 0 0 0 0 0 0 0 0 0 0 3 0 2 0 0 1 0																	
Alan Embree, L Doug Henry, R (7.1)														0 0																	
Ramon Martinez, R OBP: 0.333, SLG: 0.333 (8.6)														0 0																	
Inning Stats	R: 0 E: 0 K: 1 S: 6	H: 0 LOB: 0 BB: 0 P: 9	R: 0 E: 0 K: 2 S: 18	H: 2 LOB: 0 BB: 0 P: 26	R: 0 E: 0 K: 1 S: 12	H: 1 LOB: 2 BB: 0 P: 21	R: 2 E: 0 K: 0 S: 13	H: 4 LOB: 2 BB: 0 P: 19	R: 0 E: 0 K: 1 S: 8	H: 0 LOB: 0 BB: 1 P: 10	R: 0 E: 0 K: 1 S: 8	H: 0 LOB: 1 BB: 1 P: 15	R: 0 E: 0 K: 2 S: 15	H: 0 LOB: 1 BB: 1 P: 21	R: 0 E: 0 K: 1 S: 9	H: 1 LOB: 1 BB: 0 P: 16	R: 0 E: 0 K: 0 S: 11	H: 1 LOB: 2 BB: 0 P: 25	R: 0 E: 0 K: 2 S: 12	H: 0 LOB: 2 BB: 2 P: 21	R: 0 E: 0 K: 2 S: 12	H: 2 LOB: 2 BB: 0 P: 19	1B: 10 2B: 1 3B: 0 HR: 0	SF: 0 SAC: 1 DP: 0 HBP: 0	W/P: 0 PB: 0 SB: 0 CS: 0	PA: 57					
PITCHER	IP ERA: 3.0	WLS BF H ER SO BB IBB HBP BLK WP HR S P ERA WHIP	IP ERA: 3.0	WLS BF H ER SO BB IBB HBP BLK WP HR S P ERA WHIP	IP ERA: 3.0	WLS BF H ER SO BB IBB HBP BLK WP HR S P ERA WHIP	IP ERA: 3.0	WLS BF H ER SO BB IBB HBP BLK WP HR S P ERA WHIP	IP ERA: 3.0	WLS BF H ER SO BB IBB HBP BLK WP HR S P ERA WHIP	IP ERA: 3.0	WLS BF H ER SO BB IBB HBP BLK WP HR S P ERA WHIP	IP ERA: 3.0	WLS BF H ER SO BB IBB HBP BLK WP HR S P ERA WHIP	IP ERA: 3.0	WLS BF H ER SO BB IBB HBP BLK WP HR S P ERA WHIP	IP ERA: 3.0	WLS BF H ER SO BB IBB HBP BLK WP HR S P ERA WHIP	IP ERA: 3.0	WLS BF H ER SO BB IBB HBP BLK WP HR S P ERA WHIP	IP ERA: 3.0	WLS BF H ER SO BB IBB HBP BLK WP HR S P ERA WHIP	IP ERA: 3.0	WLS BF H ER SO BB IBB HBP BLK WP HR S P ERA WHIP	IP ERA: 3.0	WLS BF H ER SO BB IBB HBP BLK WP HR S P ERA WHIP	IP ERA: 3.0	WLS BF H ER SO BB IBB HBP BLK WP HR S P ERA WHIP			
Rick Reed, R ERA: 3.0	6.0	27	7	2	2	6	1	1	0	0	0	0	0	0	5	12	0.00	1.500													
Dennis Cook, L ERA: 3.0	0.2	3	0	0	0	0	1	0	0	0	0	0	0	0	0	0	0.00	1.500													
Turk Wendell, R ERA: 3.0	1.1	5	0	0	0	3	1	0	0	0	0	0	0	0	18	24	0.00	0.750													
John Franco, L ERA: 3.0	1.0	4	1	0	0	1	0	0	0	0	0	0	0	0	9	16	0.00	1.000													
Armando Benitez, R ERA: 6.0	2.0	8	1	0	0	3	0	1	0	0	0	0	0	0	20	40	0.00	0.500													
PITCHER	IP ERA: 6.75	WLS BF H ER SO BB IBB HBP BLK WP HR S P ERA WHIP	IP ERA: 6.75	WLS BF H ER SO BB IBB HBP BLK WP HR S P ERA WHIP	IP ERA: 6.75	WLS BF H ER SO BB IBB HBP BLK WP HR S P ERA WHIP	IP ERA: 6.75	WLS BF H ER SO BB IBB HBP BLK WP HR S P ERA WHIP	IP ERA: 6.75	WLS BF H ER SO BB IBB HBP BLK WP HR S P ERA WHIP	IP ERA: 6.75	WLS BF H ER SO BB IBB HBP BLK WP HR S P ERA WHIP	IP ERA: 6.75	WLS BF H ER SO BB IBB HBP BLK WP HR S P ERA WHIP	IP ERA: 6.75	WLS BF H ER SO BB IBB HBP BLK WP HR S P ERA WHIP	IP ERA: 6.75	WLS BF H ER SO BB IBB HBP BLK WP HR S P ERA WHIP	IP ERA: 6.75	WLS BF H ER SO BB IBB HBP BLK WP HR S P ERA WHIP	IP ERA: 6.75	WLS BF H ER SO BB IBB HBP BLK WP HR S P ERA WHIP	IP ERA: 6.75	WLS BF H ER SO BB IBB HBP BLK WP HR S P ERA WHIP	IP ERA: 6.75	WLS BF H ER SO BB IBB HBP BLK WP HR S P ERA WHIP	IP ERA: 6.75	WLS BF H ER SO BB IBB HBP BLK WP HR S P ERA WHIP	IP ERA: 6.75	WLS BF H ER SO BB IBB HBP BLK WP HR S P ERA WHIP	
Rick Reed, R ERA: 1.69	5.1	21	2	1	1	4	3	1	0	0	0	0	0	0	48	95	1.69	0.938													
Alan Embree, L ERA: 1.69	0.2	1	0	0	0	0	0	0	0	0	0	0	0	0	1	2	0.00	0.000													
Doug Henry, R ERA: 3.86	1.2	6	1	1	1	1	0	0	1	0	0	0	0	13	18	5.40	0.000														
Robb Nen, R ERA: 3.86	1.1	7	2	0	0	3	1	0	0	0	0	0	0	19	28	0.00	2.250														
Felix Rodriguez, R ERA: 6.23	2.0	9	2	0	0	2	1	0	0	0	0	0	0	31	47	0.00	1.500														
PITCHER	IP ERA: 6.75	WLS BF H ER SO BB IBB HBP BLK WP HR S P ERA WHIP	IP ERA: 6.75	WLS BF H ER SO BB IBB HBP BLK WP HR S P ERA WHIP	IP ERA: 6.75	WLS BF H ER SO BB IBB HBP BLK WP HR S P ERA WHIP	IP ERA: 6.75	WLS BF H ER SO BB IBB HBP BLK WP HR S P ERA WHIP	IP ERA: 6.75	WLS BF H ER SO BB IBB HBP BLK WP HR S P ERA WHIP	IP ERA: 6.75	WLS BF H ER SO BB IBB HBP BLK WP HR S P ERA WHIP	IP ERA: 6.75	WLS BF H ER SO BB IBB HBP BLK WP HR S P ERA WHIP	IP ERA: 6.75	WLS BF H ER SO BB IBB HBP BLK WP HR S P ERA WHIP	IP ERA: 6.75	WLS BF H ER SO BB IBB HBP BLK WP HR S P ERA WHIP	IP ERA: 6.75	WLS BF H ER SO BB IBB HBP BLK WP HR S P ERA WHIP	IP ERA: 6.75	WLS BF H ER SO BB IBB HBP BLK WP HR S P ERA WHIP	IP ERA: 6.75	WLS BF H ER SO BB IBB HBP BLK WP HR S P ERA WHIP	IP ERA: 6.75	WLS BF H ER SO BB IBB HBP BLK WP HR S P ERA WHIP	IP ERA: 6.75	WLS BF H ER SO BB IBB HBP BLK WP HR S P ERA WHIP	IP ERA: 6.75	WLS BF H ER SO BB IBB HBP BLK WP HR S P ERA WHIP	
Aaron Fultz, L ERA: 6.75	12.1	66	11	6	3	1	1	1	0	0	0	0	0	0	0	0	0	0	0	0	0	0	0	0	0	0	0	0	0	0	0
Russ Ortiz, R ERA: 1.69	5.1	21	2	1	1	4	3	1	0	0	0	0	0	0	48	95	1.69	0.938													
Alan Embree, L ERA: 1.69	0.2	1	0	0	0	0	0	0	0	0	0	0	0	0	1	2	0.00	0.000													
Doug Henry, R ERA: 3.86	1.2	6	1	1	1	1	0	0	1	0	0	0	0	13	18	5.40	0.000														
Robb Nen, R ERA: 3.86	1.1	7	2	0	0	3	1	0	0	0	0	0	0	19	28	0.00	2.250														
Felix Rodriguez, R ERA: 6.23	2.0	9	2	0	0	2	1	0	0	0	0	0	0	31	47	0.00	1.500														
Inning Stats	R: 0 E: 0 K: 1 S: 12	H: 0 LOB: 0 BB: 0 P: 17	R: 0 E: 0 K: 0 S: 6	H: 0 LOB: 1 BB: 1 P: 16	R: 0 E: 0 K: 0 S: 5	H: 0 LOB: 0 BB: 0 P: 6	R: 0 E: 0 K: 2 S: 9	H: 0 LOB: 0 BB: 1 P: 18	R: 0 E: 0 K: 1 S: 9	H: 0 LOB: 0 BB: 0 P: 10	R: 1 E: 0 K: 0 S: 8	H: 2 LOB: 2 BB: 2 P: 24	R: 0 E: 0 K: 1 S: 7	H: 0 LOB: 0 BB: 0 P: 11	R: 0 E: 0 K: 2 S: 13	H: 1 LOB: 2 BB: 1 P: 19	R: 0 E: 0 K: 1 S: 7	H: 0 LOB: 0 BB: 0 P: 11	R: 0 E: 0 K: 1 S: 7	H: 2 LOB: 3 BB: 1 P: 36	R: 0 E: 0 K: 0 S: 7	H: 2 LOB: 1 BB: 0 P: 14	R: 1 E: 0 K: 0 S: 2	H: 1 LOB: 0 BB: 0 P: 5	1B: 7 2B: 2 3B: 0 HR: 1	SF: 0 SAC: 0 DP: 2 HBP: 1	W/P: 0 PB: 0 SB: 2 CS: 1	PA: 50			
PITCHER	IP ERA: 6.75	WLS BF H ER SO BB IBB HBP BLK WP HR S P ERA WHIP	IP ERA: 6.75	WLS BF H ER SO BB IBB HBP BLK WP HR S P ERA WHIP	IP ERA: 6.75	WLS BF H ER SO BB IBB HBP BLK WP HR S P ERA WHIP	IP ERA: 6.75	WLS BF H ER SO BB IBB HBP BLK WP HR S P ERA WHIP	IP ERA: 6.75	WLS BF H ER SO BB IBB HBP BLK WP HR S P ERA WHIP	IP ERA: 6.75	WLS BF H ER SO BB IBB HBP BLK WP HR S P ERA WHIP	IP ERA: 6.75	WLS BF H ER SO BB IBB HBP BLK WP HR S P ERA WHIP	IP ERA: 6.75	WLS BF H ER SO BB IBB HBP BLK WP HR S P ERA WHIP	IP ERA: 6.75	WLS BF H ER SO BB IBB HBP BLK WP HR S P ERA WHIP	IP ERA: 6.75	WLS BF H ER SO BB IBB HBP BLK WP HR S P ERA WHIP	IP ERA: 6.75	WLS BF H ER SO BB IBB HBP BLK WP HR S P ERA WHIP	IP ERA: 6.75	WLS BF H ER SO BB IBB HBP BLK WP HR S P ERA WHIP	IP ERA: 6.75	WLS BF H ER SO BB IBB HBP BLK WP HR S P ERA WHIP	IP ERA: 6.75	WLS BF H ER SO BB IBB HBP BLK WP HR S P ERA WHIP	IP ERA: 6.75	WLS BF H ER SO BB IBB HBP BLK WP HR S P ERA WHIP	
Russ Ortiz, R ERA: 1.69	5.1	21	2	1	1	4	3	1	0	0	0	0	0	48	95	1.69	0.938														
Alan Embree, L ERA: 1.69	0.2	1	0	0	0	0	0	0	0	0	0	0	0	1	2	0.00	0.000														
Doug Henry, R ERA: 3.86	1.2	6	1	1	1	1	0	0	1	0	0	0	0	13	18	5.40	0.000														
Robb Nen, R ERA: 3.86	1.1	7	2	0	0	3	1	0	0	0	0	0	0	19																	

Batter	1	2	3	4	5	6	7	8	9	AB	R	H	RBI	BB	SO	LOB	TOP		
Marvin Benard, L (1, 8) OBP: 0.133, SLG: 0.071	F8			B2-3		K			G3-1	4	0	0	0	0	1	0			
Bill Mueller, S (1, 5) OBP: 0.250, SLG: 0.350	G4-3			G3		F8			G4-3	4	0	0	0	0	0	0			
Barry Bonds, L (1, 7) OBP: 0.300, SLG: 0.353	K			K		F7			L8	4	0	0	0	0	2	0			
Jeff Kent, R (1, 4) OBP: 0.412, SLG: 0.438		G4-3			F9 2B				G5-3	3	0	1	0	0	0	0			
Ellis Burks, R (1, 9) OBP: 0.412, SLG: 0.538		G6-3			F9				F8	3	0	0	0	0	0	1			
J.T. Snow, L (1, 3) OBP: 0.571, SLG: 0.700		L3			BB				G4-3	2	0	0	0	1	0	0			
Rich Aurilia, R (1, 6) OBP: 0.133, SLG: 0.200			P3		F7				F9	3	0	0	0	0	0	2			
Doug Mirabeli, R (1, 2) Felipe Crespo, S (8, PH) Bobby Estalella, R (8, 2) OBP: 0.083, SLG: 0.083			K		BB				F9	1	0	0	0	1	1	0			
Mark Gardner, R (1, 1) Doug Henry, R (5, 1) Alan Embree, L (7, 1) Russ Davis, R (8, PH) Miguel Del Toro, R (8, 1)			K		P4				P3	2	0	0	0	0	1	3			
Inning Stats	R: 0 H: 0 E: 0 K: 1 S: 9	H: 0 LOB: 0 BB: 0 P: 15	R: 0 H: 0 E: 0 K: 0 S: 7	H: 0 LOB: 0 BB: 0 P: 13	R: 0 H: 0 E: 0 K: 2 S: 10	H: 0 LOB: 0 BB: 0 P: 14	R: 0 H: 1 E: 0 K: 0 S: 13	H: 1 LOB: 3 BB: 2 P: 24	R: 0 H: 0 E: 0 K: 1 S: 9	H: 0 LOB: 0 BB: 0 P: 12	R: 0 H: 0 E: 0 K: 0 S: 6	H: 0 LOB: 0 BB: 0 P: 8	R: 0 H: 0 E: 0 K: 0 S: 6	H: 0 LOB: 0 BB: 0 P: 10	R: 0 H: 0 E: 0 K: 0 S: 5	H: 0 LOB: 0 BB: 0 P: 7	1B: 0 2B: 1 3B: 0 HR: 0	SF: 0 SAC: 0 DP: 0 HBP: 0	WP: 0 PA: 30 CS: 0
PITCHER Bobby Jones, R (1, 1) ERA:	IP: 9.0 WLS: W BF: 30 H: 1 R: 0 ER: 0 SO: 5 BB: 2 IBB: 0 HBP: 0 BLK: 0 WP: 0 HR: 0 S: 73 P: 116 ERA: 0.00 WHIP: 0.333															PITCHER IP: WLS: BF: H: R: ER: SO: BB: IBB: HBP: BLK: WP: HR: S: P: ERA: WHIP:			

San Francisco Giants @ New York Mets
Shea Stadium, Flushing, NY
Sun Oct 08 2000, 4:07 PM EDT
Att: 56,245 - Cloudy - 52 F

AB 28
R 0
H 1
RBI 0
BB 2
SO 5
LOB 6



Batter	1	2	3	4	5	6	7	8	9	AB	R	H	RBI	BB	SO	LOB	BOTTOM		
Timo Perez, L (1, 9) OBP: 0.294, SLG: 0.353	K		F3		2B		E6			4	1	1	0	0	1	0			
Eduardo Alfonzo, R (1, 4) OBP: 0.316, SLG: 0.556	F9		K		2B		F8			4	0	1	2	0	1	1			
31 Mike Piazza, R (1, 2) OBP: 0.389, SLG: 0.286	HR				F8		L9			3	1	0	0	1	0	2			
Robin Ventura, L (1, 5) OBP: 0.368, SLG: 0.357	HR			1B		G3				2	1	1	2	2	0	1			
Benny Agbayani, R (1, 7) Joe McEwing, R (8, PR) OBP: 1.000, SLG: 1.000	F5			BB		L8				4	0	2	0	0	0	2			
Jay Payton, R (1, 8) OBP: 0.167, SLG: 0.176		G1-3		K		CS			F7	4	0	1	0	0	1	3			
Todd Zeile, R (1, 3) OBP: 0.278, SLG: 0.143		G5-3		G4-3		BB			K	3	0	0	0	1	1	3			
Mike Bordick, R (1, 6) OBP: 0.412, SLG: 0.167		G6-3			G6-3		F7			3	0	0	0	0	0	1			
Bobby Jones, R (1, 1)			K		K		G4-3		K	4	1	0	0	0	3	3			
Inning Stats	R: 2 H: 1 E: 0 K: 1 S: 10	H: 1 LOB: 1 BB: 1 P: 15	R: 0 H: 0 E: 0 K: 0 S: 4	H: 0 LOB: 0 BB: 0 P: 7	R: 0 H: 0 E: 0 K: 2 S: 7	H: 0 LOB: 0 BB: 0 P: 9	R: 0 H: 1 E: 0 K: 1 S: 12	H: 1 LOB: 2 BB: 1 P: 20	R: 2 H: 2 E: 0 K: 1 S: 19	H: 2 LOB: 2 BB: 1 P: 30	R: 0 H: 1 E: 0 K: 0 S: 15	H: 1 LOB: 1 BB: 1 P: 24	R: 0 H: 0 E: 1 K: 0 S: 5	H: 0 LOB: 1 BB: 0 P: 8	R: 0 H: 1 E: 0 K: 2 S: 9	H: 1 LOB: 2 BB: 0 P: 14	1B: 2 2B: 3 3B: 0 HR: 1	SF: 0 SAC: 0 DP: 0 HBP: 1	WP: 1 PA: 36 CS: 1
PITCHER Mark Gardner, R (1, 1) ERA: 8.31 Doug Henry, R (5, 1) ERA: 2.25 Alan Embree, L (7, 1) ERA: Miguel Del Toro, R (8, 1) ERA:	IP: 4.1 WLS: L BF: 20 H: 4 R: 4 ER: 4 SO: 5 BB: 2 IBB: 0 HBP: 0 BLK: 0 WP: 1 HR: 1 S: 47 P: 71 ERA: 8.31 WHIP: 1.385															PITCHER IP: WLS: BF: H: R: ER: SO: BB: IBB: HBP: BLK: WP: HR: S: P: ERA: WHIP:			

San Francisco Giants @ New York Mets
Shea Stadium, Flushing, NY
Sun Oct 08 2000, 4:07 PM EDT
Att: 56,245 - Cloudy - 52 F

AB 31
R 4
H 6
RBI 4
BB 4
SO 7
LOB 16

