

San Francisco Giants - 2001

Batter	1	2	3	4	5	6	7	8	9	AB R H RBI BB SO LOB	TOP	
Damian Jackson, R (1, 4) <small>C B X</small>	1-1 F8 <small>1</small>		1-3 K <small>2</small>		1-3 K <small>3</small>		1-2 G4-3 <small>3</small>		0-3 K <small>3</small>	5 0 0 0 0 3 0	San Diego Padres @ San Francisco Giants PacBell Park, San Francisco, CA Mon Apr 02 2001, 4:15 PM EDT Att. 40,930 - Sunny - 59 F livebaseballscorecards.com	
Mark Kotsay, L (1, 7) <small>C X</small>	0-1 F7 <small>2</small>		0-0 L6 <small>3</small>			1-0 G3-1 <small>1</small>		4-1 1B BB	3 1 0 0 1 0 0			
Ryan Klesko, L (1, 3) <small>C X</small>	0-1 F8 <small>3</small>			0-3 K <small>1</small>		0-0 F9 <small>2</small>		1-1 P4 <small>1</small>	4 0 0 0 0 1 1			
Phil Nevin, R (1, 5) OBP: 0.750, SLG: 1.000		0-1 E6 1B <small>1</small>		4-2 FC4-6 BB		0-2 1B 2B		0-1 1B 1B	3 1 2 0 1 0 0			
Tony Gwynn, L (1, 9) OBP: 0.500, SLG: 0.500 Santiago Perez, S (8, PR)		1-3 K <small>1</small>		1-2 FC4-6 1B 1-2f		3-2 1B 1B		1-0 1B 1B	4 0 2 1 0 1 2 0 0 0 0 0 0 0			
Mike Darr, L (1, 8) OBP: 1.000, SLG: 1.000		0-0 1B		4-1 1B BB		0-1 1B		4-2 1B BB	2 0 2 1 2 0 0			
Wiki Gonzalez, R (1, 2) OBP: 0.333, SLG: 0.333 Kevin Walker, L (8, 1)		0-3 K <small>2</small>		2-2 1B 1-2 2-H		0-0 G4-3 <small>3</small>		0-2 FC5-2-5 <small>3</small>	3 0 1 0 0 1 4 0 0 0 0 0 0 0			
Chris Gomez, R (1, 6)		1-1 G5-3 <small>3</small>			1-1 F8 <small>1</small>		0-0 F7 <small>1</small>		2-3 K <small>1</small>	4 0 0 0 0 1 2		
Woody Williams, R (1, 1)			1-3 K <small>1</small>		2-1 F9 <small>2</small>		0-1 G4-3 <small>2</small>		0-3 K <small>2</small>	2 0 0 0 0 1 0		
Dave Maurer, R (6, 1)									0 0 0 0 0 0 0			
Jay Witasick, R (6, 1)									0 0 0 0 0 0 0			
Ben Davis, S (6, 2)									2 0 0 0 0 1 0			
Alex Arias, R (8, PH)									1 0 0 0 0 0 3			
Inning Stats	R: 0 H: 0 E: 0 LOB: 0 K: 0 BB: 0 S: 6 P: 7	R: 0 H: 1 E: 1 LOB: 2 K: 2 BB: 0 S: 11 P: 13	R: 0 H: 0 E: 0 LOB: 0 K: 2 BB: 0 S: 8 P: 10	R: 0 H: 1 E: 1 LOB: 2 K: 1 BB: 2 S: 15 P: 25	R: 0 H: 0 E: 0 LOB: 0 K: 1 BB: 0 S: 7 P: 11	R: 1 H: 3 E: 0 LOB: 2 K: 0 BB: 0 S: 11 P: 15	R: 0 H: 0 E: 0 LOB: 0 K: 0 BB: 0 S: 6 P: 7	R: 1 H: 2 E: 0 LOB: 2 K: 0 BB: 2 S: 12 P: 22	R: 0 H: 0 E: 0 LOB: 0 K: 3 BB: 0 S: 10 P: 12	1B: 6 SF: 0 2B: 2 SAC: 0 3B: 0 DP: 1 HR: 0 HBP: 0	WP: 0 PA: 37 PB: 0 SB: 1 CS: 0	
PITCHER	IP WLS BF H R ER SO BB IBB HBP BLK WP HR S P ERA WHIP											
Livan Hernandez, R (1, 1) ERA: 2.45	7.1 W 31 6 2 2 6 3 0 0 0 0 0 0 69 98 2.46 1.227											
Alan Embree, L (8, 1) ERA:	0.0 1 1 0 0 0 0 0 0 0 0 0 0 1 2 ∞ ∞											
Felix Rodriguez, R (8, 1) ERA:	0.2 H 2 0 0 0 0 1 0 0 0 0 0 0 6 10 0.00 1.500											
Robb Nen, R (9, 1) ERA:	1.0 S 3 0 0 0 3 0 0 0 0 0 0 0 10 12 0.00 0.000											

San Diego Padres @ San Francisco Giants
 PacBell Park, San Francisco, CA
 Mon Apr 02 2001, 4:15 PM EDT
 Att. 40,930 - Sunny - 59 F

AB	33
R	2
H	7
RBI	2
BB	4
SO	9
LOB	12



Batter	1	2	3	4	5	6	7	8	9
Marvin Benard, L OBP: 0.200, SLG: 0.200 (1, 8)	1-2 G4-3		2-1 F7	1-1 F7		1-0 1B S 2-H		0-3 K	
Rich Aurilia, R OBP: 0.600, SLG: 0.800 (1, 6)	0-1 2B 1B		2-1 2B		1-1 L5	2-0 BB 1B		1-1 G6-3	
Barry Bonds, L OBP: 0.600, SLG: 1.333 (1, 7)	0-0 F7		4-0 IBB		0-0 HR	4-2 BB		3-1 G4-3	
Jeff Kent, R OBP: 0.500, SLG: 0.667 (1, 4)	2-0 2B		2-3 K		4-2 CS BB BB	2-3 K			
J.T. Snow, L (1, 3)	4-2 BB		2-2 G3		4-2 BB		1-3 K		
Russ Davis, R OBP: 0.250, SLG: 0.250 (1, 5)	3-3 K			3-2 L7	3-3 K		2-1 1B 1B		
Armando Rios, L OBP: 0.250, SLG: 0.250 (1, 9)		2-1 F7		3-1 F8		1-3 K	1-0 1B		
Bobby Estalella, R OBP: 0.500, SLG: 0.667 (1, 2)		1-3 K		2-1 1B 2B		4-2 SH3 BB	2-1 P3		
Livan Hernandez, R OBP: 0.333, SLG: 0.333 Alan Embree, L Felix Rodriguez, R Robb Nen, R		0-2 G6-3		0-2 1B		1-0 SH3	0-0 G3		

AB	R	H	RBI	BB	SO	LOB
5	0	1	1	0	1	1
5	0	3	0	0	0	0
3	1	1	1	2	0	1
3	0	1	0	1	2	5
2	0	0	0	2	1	2
4	0	1	0	0	2	5
4	0	1	0	0	1	0
3	2	1	0	1	1	2
3	0	1	1	0	0	2
0	0	0	0	0	0	0
0	0	0	0	0	0	0
0	0	0	0	0	0	0


BOTTOM

San Diego Padres @ San Francisco Giants
PacBell Park, San Francisco, CA

Mon Apr 02 2001, 4:15 PM EDT
Att. 40,930 - Sunny - 59 F

AB	32
R	3
H	10
RBI	3
BB	6
SO	8
LOB	18

livebaseballscorecards.com



WP: 0	PA: 39
PB: 0	
SB: 1	
CS: 1	

Inning Stats	R	H	E	K	S	IP	WLS	BF	H	R	ER	SO	BB	IBB	HBP	BLK	WP	HR	S	P	ERA	WHIP
	0	2	0	15	25	5.2	L	27	6	3	3	5	4	1	0	0	0	1	64	116	4.76	1.765
	0	0	0	0	0	0.0		3	2	0	0	0	1	0	0	0	0	0	4	11	∞	∞
	0	0	0	0	0	1.1		6	2	0	0	2	0	0	0	0	0	0	13	21	0.00	1.500
	0	0	0	0	0	1.0		3	0	0	0	1	0	0	0	0	0	0	7	11	0.00	0.000

PITCHER	IP	WLS	BF	H	R	ER	SO	BB	IBB	HBP	BLK	WP	HR	S	P	ERA	WHIP
Woody Williams, R ERA: 4.76	5.2	L	27	6	3	3	5	4	1	0	0	0	1	64	116	4.76	1.765
Dave Maurer, L ERA:	0.0		3	2	0	0	0	1	0	0	0	0	0	4	11	∞	∞
Jay Witasick, R ERA:	1.1		6	2	0	0	2	0	0	0	0	0	0	13	21	0.00	1.500
Kevin Walker, L ERA:	1.0		3	0	0	0	1	0	0	0	0	0	0	7	11	0.00	0.000

Batter	1	2	3	4	5	6	7	8	9	AB R H RBI BB SO LOB	TOP		
Damian Jackson, R (1, 4) OBP: 0.214, SLG: 0.429	3-2 G6-4-3 3B	2-0 F3			1-1 1B 2B	2-2 FC6-4 1-2f			1-1 L5	5 2 2 0 0 0 5	San Diego Padres @ San Francisco Giants PacBell Park, San Francisco, CA Thu Apr 05 2001, 10:15 PM EDT Att. 40,930 - Cloudy - 53 F		
Mark Kotsay, L (1, 8) OBP: 0.286, SLG: 0.167	4-1 G6-4-3 BB		0-1 B2-3		1-3 K		1-3 K	0-2 1B	4 0 1 0 1 2 1				
Ryan Klesko, L (1, 3) OBP: 0.286, SLG: 0.286	0-0 G6-4-3 1-2f 3-H		0-2 G5-3		0-1 WP 1B		1-2 1B	1-1 G4-1	5 0 2 1 0 0 2				
Phil Nevin, R (1, 5) OBP: 0.538, SLG: 0.909	1-0 2B		1-1 1B		1-3 K 1-2		0-0 L5		4 0 2 0 0 1 2				
Tony Gwynn, L (1, 9) OBP: 0.333, SLG: 0.333	2-1 G3-1		0-0 G4-3		2-2 G3		1-0 F7		4 0 0 0 0 0 3				
Mike Darr, L (1, 7) OBP: 0.615, SLG: 0.500		2-3 K		1-1 1B	0-1 BB 1B		3-3 K		4 0 2 0 0 2 0				
Ben Davis, S (1, 2) OBP: 0.455, SLG: 0.250		2-1 G4-3		0-0 P6	2-2 BB 1B		2-2 F9-3 HBP		3 0 1 0 0 0 0				
Chris Gomez, R (1, 6) Trevor Hoffman, R (8, 1)		2-2 E5 BB		1-2 F8	3-1 L7		0-2 F9-3 1-2		4 0 0 0 0 0 3 0 0 0 0 0 0 0				
Bobby Jones, R (1, 1) Bubba Trammell, R (6, PH) Dave Maurer, R (6, 1) Donaldo Mendez, R (8, 6)		4-2 1B BB		1-2 G1-3	4-2 FC6-4 BB		2-3 K		1 0 0 0 1 0 0 0 0 0 0 1 0 0 0 0 0 0 0 0 0 1 0 0 0 0 1 0				
Inning Stats	R: 1 H: 2 E: 0 LOB: 1 K: 0 BB: 1 S: 8 P: 18	R: 0 H: 0 E: 1 LOB: 2 K: 1 BB: 1 S: 12 P: 24	R: 0 H: 1 E: 0 LOB: 1 K: 0 BB: 0 S: 8 P: 9	R: 0 H: 1 E: 0 LOB: 0 K: 0 BB: 0 S: 6 P: 8	R: 1 H: 2 E: 0 LOB: 1 K: 2 BB: 0 S: 16 P: 20	R: 0 H: 2 E: 0 LOB: 3 K: 0 BB: 1 S: 16 P: 29	R: 0 H: 1 E: 0 LOB: 1 K: 1 BB: 0 S: 8 P: 11	R: 0 H: 0 E: 0 LOB: 0 K: 1 BB: 0 S: 10 P: 15	R: 0 H: 1 E: 0 LOB: 1 K: 1 BB: 0 S: 10 P: 14	1B: 7 SF: 0 2B: 3 SAC: 0 3B: 1 DP: 2 HR: 0 HBP: 1		WP: 1 PA: 39 PB: 0 SB: 0 CS: 0	
PITCHER	IP WLS BF H R ER SO BB IBB HBP BLK WP HR S P ERA WHIP											PITCHER	IP WLS BF H R ER SO BB IBB HBP BLK WP HR S P ERA WHIP
Russ Ortiz, R (1, 1) ERA: 3.18	5.2 W 27 8 2 2 3 3 0 0 0 1 0 63 103 3.18 1.941												
Aaron Fultz, L (6, 1) ERA: 2.7	1.1 H 5 1 0 0 1 0 0 0 0 0 0 11 16 0.00 0.750												
Alan Embree, L (8, 1) ERA:	1.0 3 0 0 0 1 0 0 1 0 0 0 10 15 0.00 0.000												
Tim Worrell, R (9, 1) ERA:	1.0 4 1 0 0 1 0 0 0 0 0 0 10 14 0.00 1.000												

livebaseballscorecards.com

AB	35
R	2
H	10
RBI	1
BB	3
SO	6
LOB	16



Batter	1	2	3	4	5	6	7	8	9
Marvin Benard, L (1, 8) <small>OBP: 0.071, SLG: 0.071</small> Alan Embree, L (8, 1) Tim Worrell, R (9, 1)	1-2 G4-3		0-1 F7		1-1 F7		1-1 G1-3		
Rich Aurilia, R (1, 6) <small>OBP: 0.571, SLG: 0.636</small>	0-3 K		0-1 1B HR 1B		0-2 F8		0-2 P3		
Barry Bonds, L (1, 7) <small>OBP: 0.429, SLG: 0.636</small>	1-0 F7		2-2 HR 1B		1-1 G5-3		2-2 L6		
Jeff Kent, R (1, 4) <small>OBP: 0.385, SLG: 0.727</small>		0-1 F8	1-1 HR		3-3 K		2-2 F9		
J.T. Snow, L (1, 3) <small>OBP: 0.615, SLG: 0.600</small>		3-1 FC5-4 1B	1-1 G3		3-3 K		2-3 K		
Eric Davis, R (1, 9) Armando Rios, L (4, 9) <small>OBP: 0.222, SLG: 0.222</small>		0-0 FC5-4 1-2f		2-2 F7		3-2 L1		1-2 1B 2B 1B	
Pedro Feliz, R (1, 5) <small>OBP: 0.400, SLG: 0.400</small>		1-2 F7		1-1 F8			1-1 HR 1B	0-0 2B 1B	
Benito Santiago, R (1, 2) <small>OBP: 0.750, SLG: 1.000</small>			0-0 SH1-4 1B 1B	1-3 K			4-2 HR BB	0-0 1-3 2B	
Russ Ortiz, R (1, 1) <small>OBP: 1.000, SLG: 1.000</small> Aaron Fultz, L (6, 1) Calvin Murray, R (7, PH) <small>OBP: 0.500, SLG: 2.000</small> (8, 8)			0-1 SH1-4		0-2 1B		2-1 HR	3-2 F7	

AB	R	H	RBI	BB	SO	LOB
4	0	0	0	0	0	2
0	0	0	0	0	0	0
0	0	0	0	0	0	0
4	1	1	1	0	1	1
4	1	1	0	0	0	1
4	1	1	3	0	1	0
4	0	1	0	0	2	0
1	0	0	0	0	0	1
3	1	1	0	0	0	0
4	1	2	0	0	0	1
3	2	2	1	1	1	0
1	0	1	0	0	0	0
0	0	0	0	0	0	0
2	1	1	3	0	0	2
1B: 8	SF: 0	2B: 1	SAC: 1	3B: 0	DP: 0	HR: 2

BOTTOM

San Diego Padres @ San Francisco Giants
 PacBell Park, San Francisco, CA

Thu Apr 05 2001, 10:15 PM EDT
 Att: 40,930 - Cloudy - 53 F

AB	34
R	8
H	11
RBI	8
BB	1
SO	5
LOB	8

WP: 0	PA: 36
PB: 0	
SB: 1	
CS: 0	

Inning Stats	R	H	E	K	S	IP	WLS	BF	H	R	ER	SO	BB	IBB	HBP	BLK	WP	HR	S	P	ERA	WHIP
	0	0	0	1	9	5.0	L	21	6	4	4	2	0	0	0	0	0	1	51	67	7.20	1.200
	0	1	0	0	13	2.0		9	2	3	3	2	1	0	0	0	0	1	25	44	13.50	1.500
	0	0	0	0	9	1.0		6	3	1	1	1	0	0	0	0	0	0	15	23	9.00	3.000

PITCHER	IP	WLS	BF	H	R	ER	SO	BB	IBB	HBP	BLK	WP	HR	S	P	ERA	WHIP
Bobby Jones, R (1, 1) <small>ERA: 7.2</small>	5.0	L	21	6	4	4	2	0	0	0	0	0	1	51	67	7.20	1.200
Dave Maurer, L (6, 1) <small>ERA: 13.5</small>	2.0		9	2	3	3	2	1	0	0	0	0	1	25	44	13.50	1.500
Trevor Hoffman, R (8, 1) <small>ERA: 9.0</small>	1.0		6	3	1	1	1	0	0	0	0	0	0	15	23	9.00	3.000

Batter	1	2	3	4	5	6	7	8	9	AB R H RBI BB SO LOB	TOP									
Marvin Benard, L (1, 8) OBP: 0.056, SLG: 0.056	1-2 G3-1		2-1 F7			2-0 F8			0-1 G3-1	4 0 0 0 0 0 0	<p>San Francisco Giants @ Los Angeles Dodgers Dodger Stadium, Los Angeles, CA</p> <p>Fri Apr 06 2001, 7:10 PM PDT Att. 36,508 - Cloudy - 57 F</p>									
Rich Aurilia, R (1, 6) OBP: 0.500, SLG: 0.533	3-2 1B			0-0 F7			1-1 F8		1-1 F8	4 0 1 0 0 0 0										
Barry Bonds, L (1, 7) OBP: 0.333, SLG: 0.467	1-3 K			2-1 F8			3-3 K		2-0 G4-3	4 0 0 0 0 2 1										
Jeff Kent, R (1, 4) OBP: 0.313, SLG: 0.571	0-1 P3			0-2 G6-3			0-1 F9			3 0 0 0 0 0 1										
J.T. Snow, L (1, 3) OBP: 0.625, SLG: 0.692		3-2 F5			0-1 G4-6-3 1B			2-1 G5-3 2B		3 1 2 0 0 0 0										
Russ Davis, R (1, 5) OBP: 0.100, SLG: 0.100		1-3 K			0-3 K			0-2 P4		3 0 0 0 0 2 2										
Armando Rios, L (1, 9) OBP: 0.182, SLG: 0.182		0-0 G3			0-0 G4-6-3			1-1 G5-3		2 0 0 0 0 0 1										
Mark Gardner, R (5, 1)					1-2			2-3		1 0 0 0 0 0 1										
Bobby Estalella, R (1, 2) OBP: 0.455, SLG: 0.889			3-3 K			1-3 K		0-0 2B		3 0 1 1 0 2 0										
Shawn Estes, R (1, 1)			0-3 K			3-1 P4		3-H 0-3 K		1 0 0 0 0 1 0										
Felipe Crespo, S (5, 9) OBP: 0.333, SLG: 0.333										2 0 0 0 0 1 1										
Inning Stats	R: 0 E: 0 K: 1 S: 14	H: 1 LOB: 1 BB: 0 P: 19	R: 0 E: 0 K: 1 S: 10	H: 0 LOB: 0 BB: 0 P: 14	R: 0 E: 0 K: 2 S: 10	H: 0 LOB: 0 BB: 0 P: 15	R: 0 E: 0 K: 0 S: 6	H: 0 LOB: 0 BB: 0 P: 8	R: 0 E: 0 K: 1 S: 6	H: 1 LOB: 0 BB: 0 P: 6	R: 0 E: 0 K: 1 S: 7	H: 0 LOB: 0 BB: 0 P: 11	R: 1 E: 0 K: 1 S: 11	H: 2 LOB: 1 BB: 0 P: 14	R: 0 E: 0 K: 0 S: 5	H: 0 LOB: 0 BB: 0 P: 8	1B: 2 2B: 2 3B: 0 HR: 0	SF: 0 SAC: 0 DP: 1 HBP: 0	WP: 0 PB: 0 SB: 0 CS: 0	PA: 30
PITCHER	IP WLS BF H R ER SO BB IBB HBP BLK WP HR S P ERA WHIP																			
Luke Prokopec, R (1, 1) ERA: 1.17	7.2 W 26 4 1 1 7 0 0 0 0 0 0 67 96 1.17 0.522																			
Gregg Olson, R (8, 1) ERA:	0.1 1 0 0 0 1 0 0 0 0 0 0 3 3 0.00 0.000																			
Mike Fetters, R (9, 1) ERA:	1.0 3 0 0 0 0 0 0 0 0 0 0 5 8 0.00 0.000																			

livebaseballscores.com

AB	30
R	1
H	4
RBI	1
BB	0
SO	8
LOB	7



Batter	1	2	3	4	5	6	7	8	9
Marquis Grissom, R (1, 8) <small>OBP: 0.143, SLG: 0.357</small>	0-1 F9	3-1 BB 1B		2-2 HR		0-0 G1-3		2-3 K	
Mark Grudzielanek, R (1, 4) <small>OBP: 0.333, SLG: 0.810</small>	0-1 HR	3-3 K		0-1 HR			1-3 K	1-0 F8	
Gary Sheffield, R (1, 7) Hiram Bocachica, R (8, 7) <small>OBP: 0.500, SLG: 0.643</small> <small>OBP: 0.500, SLG: 0.667</small>	0-0 HR 1B	4-2 1-2 BB		1-1 2B			4-1 HR 1B BB		
Eric Karros, R (1, 3) <small>OBP: 0.200, SLG: 0.316</small>	2-0 HR	3-1 F8		0-0 F9			2-2 HR 1B		
Shawn Green, L (1, 9) <small>OBP: 0.400, SLG: 0.250</small>	4-2 1B BB			0-0 P4		2-2 F7		2-3 K	
Paul Lo Duca, R (1, 2) <small>OBP: 0.375, SLG: 0.813</small>	2-1 G5-3			1-3 K		1-2 G6-3		0-2 HR	
Phil Hiatt, R (1, 5) <small>OBP: 0.375, SLG: 0.429</small>	0-1 1B			0-3 K2-3		0-0 F9		1-0 2B	
Jeff Reboulet, R (1, 6) <small>OBP: 0.375, SLG: 0.333</small>		2-2 SH1-4 1B 2B		2-2 L6		0-0 G4-3		2-2 F9	
Luke Prokopec, L (1, 1) Gregg Olson, R (8, 1) Angel Pena, R (8, PH) Mike Fetters, R (9, 1)		0-0 SH1-4		0-3 K		1-0 G6-3		1-3 K	

Inning Stats	R: 4	H: 4	E: 0	LOB: 1	K: 0	P: 20	R: 1	H: 2	E: 0	LOB: 2	K: 1	P: 29	R: 0	H: 0	E: 0	LOB: 0	K: 2	P: 8	R: 2	H: 3	E: 0	LOB: 1	K: 1	P: 20	R: 0	H: 0	E: 0	LOB: 0	K: 0	P: 10	R: 0	H: 0	E: 0	LOB: 0	K: 0	P: 4	R: 3	H: 3	E: 0	LOB: 1	K: 2	P: 31	R: 0	H: 0	E: 0	LOB: 0	K: 2	P: 14		
	S: 12	BB: 1	S: 14	BB: 1	S: 7	S: 15	S: 7	S: 7	S: 3	S: 19	S: 10	S: 10	S: 19	S: 10	S: 10	S: 10	S: 10	S: 10	S: 10	S: 10	S: 10	S: 10	S: 10	S: 10	S: 10	S: 10	S: 10	S: 10	S: 10	S: 10	S: 10	S: 10	S: 10	S: 10	S: 10	S: 10	S: 10	S: 10	S: 10	S: 10	S: 10	S: 10	S: 10	S: 10	S: 10	S: 10	S: 10	S: 10	S: 10	S: 10

PITCHER	IP	WLS	BF	H	R	ER	SO	BB	IBB	HBP	BLK	WP	HR	S	P	ERA	WHIP
Shawn Estes, L (1, 1) <small>ERA: 15.75</small>	4.0	L	22	9	7	7	4	2	0	0	0	0	4	48	77	15.75	2.750
Mark Gardner, R (5, 1) <small>ERA: 6.75</small>	4.0		16	3	3	3	4	1	0	0	0	0	1	39	59	6.75	1.000

BOTTOM

San Francisco Giants @ Los Angeles Dodgers
Dodger Stadium, Los Angeles, CA

livebaseballscorecards.com

AB 34
R 10
H 12
RBI 10
BB 3
SO 8
LOB 8



WP: 0 PA: 38
PB: 0
SB: 1
CS: 0

Fri Apr 06 2001, 7:10 PM PDT
Att: 36,508 - Cloudy - 57 F

Batter	1	2	3	4	5	6	7	8	9	AB R H RBI BB SO LOB	TOP
Calvin Murray, R (1, 8) <small>OBP: 0.500, SLG: 1.000</small> Shawon Dunston, R (8, 8) <small>OBP: 0.500, SLG: 0.500</small>	4-2 	0-0 F8 			4-0 G3 S SF8 BB 	1-3 K 			0-0 F8 	2 1 0 0 2 1 0 1 0 0 0 0 0 0	San Francisco Giants @ Los Angeles Dodgers Dodger Stadium, Los Angeles, CA Sat Apr 07 2001, 7:10 PM PDT Att. 38,417 - Cloudy - 55 F
Ramon Martinez, R (1, 6) <small>OBP: 0.273, SLG: 0.368</small>	3-3 		1-0 G4-3 		4-2 SF8 G3 1B BB 		0-0 F9 	0-0 G6-3 	4 1 0 0 1 1 1		
Barry Bonds, L (1, 7) <small>OBP: 0.273, SLG: 0.368</small>	2-1 E4 		0-0 G4-3 		3-2 G3 		2-0 F7 		4 0 0 0 0 0 2		
Jeff Kent, R (1, 4) <small>OBP: 0.300, SLG: 0.529</small>	0-0 E6 		1-2 F9 		0-0 SF8 		1-1 		3 0 1 1 0 0 1		
J.T. Snow, L (1, 3) <small>OBP: 0.550, SLG: 0.588</small>	2-1 G4-1 			0-0 G3 	0-2 2B 		1-2 F7 		4 0 1 1 0 0 3		
Armando Rios, L (1, 9) <small>OBP: 0.333, SLG: 0.357</small>		4-0 HR BB 		3-2 1B 	2-1 1-3 2B 		1-0 G4-3 		3 1 2 0 1 0 0		
Russ Davis, R (1, 5) <small>OBP: 0.143, SLG: 0.357</small>		1-1 HR 		2-3 K 	0-3 K 		2-1 G6-3 		4 1 1 2 0 2 3		
Bobby Estalella, R (1, 2) <small>OBP: 0.400, SLG: 0.692</small> Alan Embree, L (8, 1)		0-3 K 		2-1 		0-3 		0-3 	4 0 1 0 0 3 0 0 0 0 0 0 0 0		
Livan Hernandez, R (1, 1) <small>OBP: 0.200, SLG: 0.200</small> Aaron Fultz, L (4, 1) Tim Worrell, R (6, 1) Benito Santiago, R (8, 2) <small>OBP: 0.600, SLG: 0.750</small>		1-1 G4-3 		0-0 G1-3 		1-0 G1-3 		3-1 F7 	2 0 0 0 0 0 2 1 0 0 0 0 0 0 0 0 0 0 0 0 0 1 0 0 0 0 0 0		
Inning Stats	R: 0 H: 0 E: 2 LOB: 2 K: 1 BB: 1 S: 10 P: 21	R: 2 H: 1 E: 0 LOB: 0 K: 1 BB: 1 S: 8 P: 14	R: 0 H: 0 E: 0 LOB: 0 K: 0 BB: 0 S: 5 P: 7	R: 0 H: 2 E: 0 LOB: 2 K: 1 BB: 0 S: 12 P: 19	R: 2 H: 2 E: 0 LOB: 2 K: 1 BB: 2 S: 17 P: 30	R: 0 H: 0 E: 0 LOB: 0 K: 2 BB: 0 S: 7 P: 9	R: 0 H: 1 E: 0 LOB: 1 K: 0 BB: 0 S: 8 P: 12	R: 0 H: 0 E: 0 LOB: 0 K: 1 BB: 0 S: 4 P: 7	1B: 4 SF: 1 2B: 2 SAC: 0 3B: 0 DP: 1 HR: 1 HBP: 0	WP: 0 PA: 38 PB: 0 SB: 1 CS: 1	
PITCHER Chan Ho Park, R (1, 1) <small>ERA: 3.0</small> Matt Herges, R (6, 1) <small>ERA:</small> Gregg Olson, R (9, 1) <small>ERA:</small>	IP WLS BF H R ER SO BB IBB HBP BLK WP HR S P ERA WHIP 5.0 W 25 5 4 4 4 4 4 0 0 0 0 1 52 91 7.20 1.800 3.0 10 1 0 0 3 0 0 0 0 0 0 0 21 30 0.00 0.333 1.0 3 0 0 0 0 0 0 0 0 0 0 0 4 7 0.00 0.000	PITCHER IP WLS BF H R ER SO BB IBB HBP BLK WP HR S P ERA WHIP									

livebaseballscorecards.com

AB	33
R	4
H	6
RBI	4
BB	4
SO	7
LOB	12



Batter	1	2	3	4	5	6	7	8	9
Tom Goodwin, L (1, 8) OBP: 0.286, SLG: 0.571	1-1 G3		1-1 HR	3-2 2B		0-1 E8 1B		2-0 G4-3	
Mark Grudzielanek, R (1, 4) OBP: 0.360, SLG: 0.880	0-1 G6-3		0-1 HR	3-1 G5-3		1-1 1B			
Gary Sheffield, R (1, 7) Hiram Bocachica, R (9, 7) OBP: 0.458, SLG: 0.529 OBP: 0.500, SLG: 0.667	0-1 F7		1-2 F9	4-0 IBB		3-3 K			
Shawn Green, L (1, 9) OBP: 0.417, SLG: 0.600		2-1 HR	2-2 HR	2-3 K		2-3 K			
Eric Karros, R (1, 3) OBP: 0.208, SLG: 0.435		3-2 HR	3-2 G6-3		0-0 G6-3		3-1 G1-3		
Chris Donnels, L (1, 5) Matt Herges, L (6, 1) Gregg Olson, R (9, 1)		0-2 G6-3		0-0 HR	2-2 G1-4-3		1-3 K		
Chad Kreuter, S (1, 2)		1-0 G3		1-0 SH1-4 2B HBP	0-0 F8		1-3 K		
Alex Cora, L (1, 6) OBP: 0.308, SLG: 0.364		1-1 F9		4-2 SH1-4 2B BB		0-0 B2-3		1-3 K	
Chan Ho Park, R (1, 1) Phil Hiatt, R (6, 5) OBP: 0.400, SLG: 0.556			1-1 G1-3	0-1 SH1-4		2-1 E 1B 2B		2-3 K	

Inning Stats	R: 0	H: 0	E: 0	K: 0	S: 6	LOB: 0	BB: 0	P: 7	R: 2	H: 2	E: 0	K: 0	S: 11	LOB: 0	BB: 0	P: 18	R: 3	H: 3	E: 0	K: 0	S: 15	LOB: 0	BB: 0	P: 23	R: 3	H: 2	E: 0	K: 1	S: 14	LOB: 2	BB: 2	P: 31	R: 0	H: 0	E: 0	K: 0	S: 5	LOB: 0	BB: 0	P: 7	R: 2	H: 3	E: 1	K: 2	S: 14	LOB: 1	BB: 0	P: 22	R: 0	H: 0	E: 0	K: 2	S: 8	LOB: 0	BB: 0	P: 13	R: 0	H: 0	E: 0	K: 2	S: 9	LOB: 0	BB: 0	P: 14	R: 0	H: 0	E: 0	K: 2	S: 9	LOB: 0	BB: 0	P: 14
--------------	------	------	------	------	------	--------	-------	------	------	------	------	------	-------	--------	-------	-------	------	------	------	------	-------	--------	-------	-------	------	------	------	------	-------	--------	-------	-------	------	------	------	------	------	--------	-------	------	------	------	------	------	-------	--------	-------	-------	------	------	------	------	------	--------	-------	-------	------	------	------	------	------	--------	-------	-------	------	------	------	------	------	--------	-------	-------

PITCHER	IP	WLS	BF	H	R	ER	SO	BB	IBB	HBP	BLK	WP	HR	S	P	ERA	WHIP
Livan Hernandez, R (1, 1) ERA: 8.44	3.1	L	19	7	8	8	0	1	0	0	0	0	5	41	65	21.60	2.400
Aaron Fultz, L (4, 1) ERA: 3.38	2.0		9	2	2	1	1	0	1	0	0	0	0	15	28	4.50	1.000
Tim Worrell, R (6, 1) ERA:	1.2		6	1	0	0	4	0	0	0	0	0	0	17	28	0.00	0.600
Alan Embree, L (8, 1) ERA:	1.0		3	0	0	0	2	0	0	0	0	0	0	9	14	0.00	0.000

BOTTOM


San Francisco Giants @ Los Angeles Dodgers
 Dodger Stadium, Los Angeles, CA
 Sat Apr 07 2001, 7:10 PM PDT
 Att: 38,417 - Cloudy - 55 F

AB	R	H	RBI	BB	SO	LOB
5	2	3	2	0	0	0
4	1	2	4	0	0	1
3	0	0	0	1	1	1
0	0	0	0	0	0	0
4	2	2	2	0	2	3
4	1	1	1	0	0	0
3	1	1	1	0	0	0
1	0	0	0	0	1	0
0	0	0	0	0	0	0
3	1	0	0	0	1	0
3	1	0	0	1	1	0
1	0	0	0	0	0	0
2	1	1	0	0	1	0

AB	33	R	10	H	10	RBI	10	BB	2	SO	7	LOB	5
----	----	---	----	---	----	-----	----	----	---	----	---	-----	---

WP: 0 PA: 37
 PB: 0 SB: 1
 CS: 0



Batter	1	2	3	4	5	6	7	8	9	AB R H RBI BB SO LOB	TOP	
Marvin Benard, L OBP: 0.130, SLG: 0.130 (1, 8) C X	0-1 G5-3 1B	1-2 G4-3			1-2 P1		2-1 HR 1B		2-3 K	5 1 2 0 0 1 0		
Rich Aurilia, R OBP: 0.478, SLG: 0.650 (1, 6) Robb Nen, R (9, 1) B B C X	3-1 G5-3 1-3		3-2 F8		1-1 F9		1-0 HR 1B		0-1 1B	5 1 2 2 0 0 1 0 0 0 0 0 0 0		
Barry Bonds, L OBP: 0.222, SLG: 0.292 (1, 7) S B C C	1-3 K		3-2 F8		3-2 P6		1-3 K		0-2 F2	5 0 0 0 0 2 2		
Jeff Kent, R OBP: 0.292, SLG: 0.450 (1, 4) S B B B	4-2 BB		0-2 G6-3			2-2 F8	2-0 G5-3			3 0 0 0 1 0 0		
J.T. Snow, L OBP: 0.500, SLG: 0.524 (1, 3) B X	1-0 F7			0-0 L9		2-1 2B 1B	3-3 K			4 1 1 0 0 1 2		
Armando Rios, L OBP: 0.421, SLG: 0.500 (1, 9) C B B X		2-2 HR 1B		3-1 HR 1B		0-0 2B	1-1 G1-3			4 3 3 0 0 0 0		
Russ Davis, R OBP: 0.222, SLG: 0.611 (1, 5) Felix Rodriguez, R (8, 1) Ramon Martinez, R (9, 6) C B B X		2-2 HR		1-3 K		0-0 2B	2-2 G6-3			4 1 2 4 0 1 1 0 0 0 0 0 0 0 0 0 0 0 0 0 0	AB 38 R 8 H 11 RBI 8 BB 1 SO 8 LOB 8	
Benito Santiago, R OBP: 0.444, SLG: 0.875 (1, 2) S B B C B		2-3 K		0-0 HR		3-3 K	1-0 G6-3			4 1 1 2 0 2 1		
Kirk Rueter, L (1, 1) Alan Embree, L (7, 1) Tim Worrell, R (7, 1) Pedro Feliz, R (8, 5) OBP: 0.333, SLG: 0.333 C B B X		1-2 G2-3		0-2 F7		1-2 G6-3			1-3 K	3 0 0 0 0 0 1 0 0 0 0 0 0 0 0 0 0 0 0 0 0 1 0 0 0 0 1 0		
Inning Stats	R: 0 H: 1 E: 0 LOB: 2 K: 1 BB: 1 S: 10 P: 19	R: 2 H: 2 E: 0 LOB: 0 K: 1 BB: 0 S: 17 P: 25	R: 0 H: 0 E: 0 LOB: 0 K: 0 BB: 0 S: 10 P: 16	R: 2 H: 2 E: 0 LOB: 0 K: 1 BB: 0 S: 10 P: 14	R: 0 H: 0 E: 0 LOB: 0 K: 0 BB: 0 S: 8 P: 13	R: 2 H: 3 E: 0 LOB: 1 K: 1 BB: 0 S: 16 P: 24	R: 2 H: 2 E: 0 LOB: 0 K: 2 BB: 0 S: 10 P: 19	R: 0 H: 0 E: 0 LOB: 0 K: 0 BB: 0 S: 6 P: 10	R: 0 H: 1 E: 0 LOB: 1 K: 2 BB: 0 S: 15 P: 18	1B: 6 SF: 0 2B: 2 SAC: 0 3B: 0 DP: 0 HR: 3 HBP: 0	WP: 0 PA: 39 PB: 0 SB: 0 CS: 0	
PITCHER	IP WLS BF H R ER SO BB IBB HBP BLK WP HR S P ERA WHIP											
Eric Gagne, R (1, 1) ERA: 5.73	6.0 L 27 8 6 6 4 1 0 0 0 0 0 2 71 111 9.00 1.500											
Jose Nunez, L (7, 1) ERA: 11.25	1.0 5 2 2 2 2 0 0 0 0 0 0 1 10 19 18.00 2.000											
Terry Adams, R (8, 1) ERA:	1.0 3 0 0 0 0 0 0 0 0 0 0 0 6 10 0.00 0.000											
Jeff Shaw, R (9, 1) ERA: 3.0	1.0 4 1 0 0 2 0 0 0 0 0 0 0 15 18 0.00 1.000											

San Francisco Giants @ Los Angeles Dodgers
 Dodger Stadium, Los Angeles, CA
 Sun Apr 08 2001, 5:05 PM PDT
 Att. 37,549 - Sunny - 59 F

livebaseballscorecards.com

Batter	1	2	3	4	5	6	7	8	9	AB	R	H	RBI	BB	SO	LOB
Marquis Grissom, R OBP: 0.111, SLG: 0.278 (1, 8)	2-2 F8		2-1 G6-3		2-2 P6		1-1 FC5-2			4	0	0	0	0	0	2
Mark Grudzielanek, R OBP: 0.379, SLG: 0.929 (1, 4)	1-2 HBP		1-0 HR			2-1 G4-3	0-0 F3			3	1	1	1	0	0	2
Gary Sheffield, R OBP: 0.429, SLG: 0.476 (1, 7)	1-0 F8		1-1 F2			0-0 F2		1-0 FC4-6 1B		4	0	1	0	0	0	1
Eric Karros, R OBP: 0.214, SLG: 0.407 (1, 3)	2-2 F8			1-2 L9		3-1 1B		0-0 F8		4	0	1	0	0	0	2
Shawn Green, L OBP: 0.429, SLG: 0.625 (1, 9)		1-0 2B		2-1 F9			2-1 E7 1B	1-2 FC4-6 1-2f		4	1	2	0	0	0	1
Angel Pena, R OBP: 0.167, SLG: 0.167 (1, 2)		2-3 K		1-2 1B			0-0 F7	2-3 K		4	0	1	0	0	2	3
Phil Hiatt, R OBP: 0.357, SLG: 0.462 (1, 5)		1-1 E5 G4-6-3		1-1 G4-3			0-0 BB 2B 1B		3-2 F3	4	1	1	1	0	0	2
Alex Cora, L OBP: 0.294, SLG: 0.286 (1, 6)		1-2 G4-6-3 1-2f			1-1 G4-3		4-1 2B 1-2 FC5-2 BB		1-3 K	3	0	0	0	1	1	2
Eric Gagne, R (1, 1) Jose Nunez, L (7, 1) Hiram Bocachica, R (7, PH) Terry Adams, R (8, 1) Jeff Shaw, R (9, 1) Chris Donnels, L (9, PH)			2-1 L7			1-1 G1-3		2-1 1-3 2-H 2B	0-3 K	2	0	0	0	0	0	0

Inning Stats	R: 0	H: 0	E: 0	K: 0	S: 9	LOB: 1	BB: 0	P: 15	R: 0	H: 1	E: 1	K: 1	S: 10	LOB: 1	BB: 0	P: 15	R: 1	H: 1	E: 0	K: 0	S: 7	LOB: 0	BB: 0	P: 13	R: 0	H: 1	E: 0	K: 0	S: 10	LOB: 1	BB: 0	P: 15	R: 0	H: 0	E: 0	K: 0	S: 7	LOB: 0	BB: 0	P: 11	R: 0	H: 1	E: 0	K: 0	S: 5	LOB: 1	BB: 0	P: 10	R: 2	H: 3	E: 1	K: 0	S: 10	LOB: 2	BB: 1	P: 19	R: 0	H: 1	E: 0	K: 1	S: 8	LOB: 1	BB: 0	P: 12	R: 0	H: 0	E: 0	K: 2	S: 10	LOB: 0	BB: 0	P: 14	1B: 5	SF: 0	2B: 2	SAC: 0	3B: 0	DP: 1	HR: 1	HBP: 1	WP: 0	PA: 36
--------------	------	------	------	------	------	--------	-------	-------	------	------	------	------	-------	--------	-------	-------	------	------	------	------	------	--------	-------	-------	------	------	------	------	-------	--------	-------	-------	------	------	------	------	------	--------	-------	-------	------	------	------	------	------	--------	-------	-------	------	------	------	------	-------	--------	-------	-------	------	------	------	------	------	--------	-------	-------	------	------	------	------	-------	--------	-------	-------	-------	-------	-------	--------	-------	-------	-------	--------	-------	--------

PITCHER	IP	WLS	BF	H	R	ER	SO	BB	IBB	HBP	BLK	WP	HR	S	P	ERA	WHIP
Kirk Rueter, L ERA: 6.1 (1, 1)	6.1		25	6	3	3	1	0	0	1	0	0	0	52	85	4.26	0.947
Alan Embree, L ERA: (7, 1)	0.0		2	1	0	0	0	1	0	0	0	0	0	3	9	∞	∞
Tim Worrell, R ERA: (7, 1)	0.2		2	0	0	0	0	0	0	0	0	0	0	3	4	0.00	0.000
Felix Rodriguez, R ERA: 3.38 (8, 1)	1.0		4	1	0	0	1	0	0	0	0	0	0	8	12	0.00	1.000
Robb Nen, R ERA: 3.0 (9, 1)	1.0		3	0	0	0	2	0	0	0	0	0	0	10	14	0.00	0.000

BOTTOM

San Francisco Giants @ Los Angeles Dodgers
Dodger Stadium, Los Angeles, CA
 Sun Apr 08 2001, 5:05 PM PDT
 Att: 37,549 - Sunny - 59 F

livebaseballscores.com

AB	34
R	3
H	8
RBI	3
BB	1
SO	4
LOB	15



Batter	1	2	3	4	5	6	7	8	9	AB	R	H	RBI	BB	SO	LOB	TOP
Marvin Benard, L (1, 8) <small>OBP: 0.185, SLG: 0.192</small> Calvin Murray, R (8, PH) <small>OBP: 0.571, SLG: 1.000</small> (8, 8)	4-0 1B HR BB	0-0 F7		1-1 F9			3-2 G6-3 WP 2B	3-1 1B 1-2 2-3 3-H		3	2	1	0	1	0	0	
Rich Aurilia, R (1, 6) <small>OBP: 0.481, SLG: 0.625</small> Alan Embree, L (7, 1) Mark Gardner, R (9, 1)	1-1 1-3 HR 1B		1-0 HR 1B	2-0 P4			0-1 G6-3 2-3	0-2 G5-3		4	2	2	0	0	0	1	
Barry Bonds, L (1, 7) <small>OBP: 0.188, SLG: 0.241</small>	0-3 K		3-2 F8		2-1 P5		3-1 F7 3-H		0-0 G6-3	5	0	0	0	0	1	3	
Jeff Kent, R (1, 4) <small>OBP: 0.310, SLG: 0.680</small>	2-2 1-H 3-H HR		2-1 1-H HR		1-1 G5-3			0-2 G6-3	2-2 P6	5	2	2	5	0	0	0	
J.T. Snow, L (1, 3) <small>OBP: 0.500, SLG: 0.520</small> Felipe Crespo, S (9, PH) <small>OBP: 0.250, SLG: 0.250</small> (9, 3)	2-3 K		0-0 HR 1B		3-3 K			2-2 BB 1B FC6-4 1B	3-3 K	4	2	2	0	0	2	0	
Armando Rios, L (1, 9) <small>OBP: 0.478, SLG: 0.818</small>	3-2 HR		0-1 1-H HR			1-3 K		2-0 FC6-4 BB 1B		4	3	3	3	0	1	0	
Russ Davis, R (1, 5) <small>OBP: 0.227, SLG: 0.524</small> Pedro Feliz, R (8, 5) <small>OBP: 0.333, SLG: 0.333</small>	1-3 K		3-3 K			0-3 K		4-0 FC6-4 BB 1-2 2-3		3	0	0	0	1	3	0	
Bobby Estalella, R (1, 2) <small>OBP: 0.316, SLG: 0.529</small>		1-2 P5	1-0 F8			1-3 K		0-0 FC6-4 BB 1B 1-2 2-3 3-H		4	0	0	1	0	1	2	
Russ Ortiz, R (1, 1) <small>OBP: 0.250, SLG: 0.250</small> Ramon Martinez, R (7, 6)		0-3 K		2-3 K			1-3 K	4-2 1B BB		3	0	0	0	0	3	0	
Inning Stats	R: 4 E: 0 K: 3 S: 20 H: 3 LOB: 0 BB: 1 P: 33	R: 0 E: 0 K: 1 S: 7 H: 0 LOB: 0 BB: 0 P: 8	R: 4 E: 0 K: 1 S: 13 H: 4 LOB: 0 BB: 0 P: 23	R: 0 E: 0 K: 1 S: 7 H: 0 LOB: 0 BB: 0 P: 12	R: 0 E: 0 K: 1 S: 8 H: 0 LOB: 0 BB: 0 P: 14	R: 0 E: 0 K: 3 S: 9 H: 0 LOB: 0 BB: 0 P: 11	R: 1 E: 0 K: 1 S: 10 H: 1 LOB: 0 BB: 0 P: 17	R: 2 E: 0 K: 0 S: 16 H: 3 LOB: 3 BB: 2 P: 31	R: 0 E: 0 K: 1 S: 8 H: 0 LOB: 0 BB: 0 P: 13	1B: 6 2B: 1 3B: 0 HR: 4 SF: 0 SAC: 0 DP: 0 HBP: 0	WP: 1 PB: 0 SB: 0 CS: 0	PA: 41					
PITCHER Kevin Jarvis, R (1, 1) <small>ERA: 11.42</small> Jay Witasick, R (4, 1) <small>ERA:</small> Dave Maurer, L (7, 1) <small>ERA: 10.8</small>	IP WLS BF H R ER SO BB IBB HBP BLK WP HR S P ERA WHIP						IP WLS BF H R ER SO BB IBB HBP BLK WP HR S P ERA WHIP										

San Francisco Giants @ San Diego Padres
 Qualcomm Stadium, San Diego, CA
 Tue Apr 10 2001, 6:05 PM EDT
 Att. 61,277 - Cloudy - 63 F

AB	38
R	11
H	11
RBI	10
BB	3
SO	12
LOB	9



Batter	1	2	3	4	5	6	7	8	9	AB	R	H	RBI	BB	SO	LOB
Damian Jackson, R OBP: 0.405, SLG: 0.515 (1, 4)	0-0 F4 ①		2-3 K ②			0-2 L4-3 1B ③	1-2 P3 ③		3-2 2B ②	5	0	2	0	0	1	3
Mark Kotsay, L OBP: 0.207, SLG: 0.259 Santiago Perez, S OBP: 0.571, SLG: 0.667 (1, 8) (7, 8)	1-3 K ②		3-2 G6-3 ③			0-1 L4-3 1-2 ③		1-1 1B 2B 1B ③	1-1 F7 ②	3	0	0	0	0	1	2
Ryan Klesko, L OBP: 0.323, SLG: 0.286 Dave Maurer, R Wiki Gonzalez, R OBP: 0.421, SLG: 0.438 (1, 3) (7, 1) (9, PH)	4-2 BB ③				2-2 F9 ①	3-2 F8 ③		0-3 K ③	1-2 P4 ③	2	0	0	0	1	0	0
Phil Nevin, R OBP: 0.500, SLG: 0.929 Alex Arias, R OBP: 0.500, SLG: 0.571 (1, 5) (7, PR) (8, 5)	1-0 F9 ③				1-0 L9 ②		2-0 1B 2B ③	1-1 2B 1B ③		3	0	1	0	0	0	1
Tony Gwynn, L OBP: 0.412, SLG: 0.333 Bubba Trammell, R OBP: 0.565, SLG: 0.842 (1, 9) (7, PR) (8, 7)		1-1 F7 ①			1-1 1B ③		2-1 E5 1B 1B ③	0-0 1H 2-H HR 2B ③		3	0	1	0	0	0	1
Mike Darr, L OBP: 0.552, SLG: 0.435 (1, 7) (8, 9)		1-0 F8 ②			2-3 K ③		3-3 K ①	1-1 P5 ②		4	0	0	0	0	2	4
Ben Davis, S OBP: 0.438, SLG: 0.538 (1, 2)		1-2 G4-3 ③				0-0 L4 ①	1-2 1B 1B 1-2 2-H ③	0-0 HR ③		4	1	2	3	0	0	0
Chris Gomez, R OBP: 0.250, SLG: 0.222 Donaldo Mendez, R OBP: 0.545, SLG: 0.800 (1, 6) (8, 6)			4-2 BB ①			2-2 F9 ②	2-3 K ②	1-2 P4 ③		2	0	0	0	1	1	2
Kevin Jarvis, L OBP: 0.500, SLG: 1.000 Woody Williams, R OBP: 0.167, SLG: 0.400 Jay Witasick, R Dave Magadan, L OBP: 0.400, SLG: 0.400 (1, 1) (3, PH) (4, 1) (7, 3)			3-3 K ①			2-3 K ③	3-2 1B 1-2 2-H ③		0-2 F8 ①	0	0	0	0	0	0	0


Inning Stats	R: 0	H: 0	E: 0	K: 1	S: 11	R: 0	H: 0	E: 0	K: 0	S: 6	R: 0	H: 0	E: 0	K: 2	S: 13	R: 0	H: 1	E: 0	K: 1	S: 9	R: 0	H: 0	E: 0	K: 1	S: 8	R: 0	H: 1	E: 0	K: 0	S: 9	R: 2	H: 3	E: 1	K: 2	S: 18	R: 4	H: 4	E: 0	K: 1	S: 14	R: 0	H: 1	E: 0	K: 0	S: 11	1B: 6	2B: 4	3B: 0	HR: 1	SF: 0	SAC: 0	DP: 1	HBP: 0	WP: 0	PB: 0	SB: 0	CS: 0	PA: 39
PITCHER	IP	WLS	BF	H	R	ER	SO	BB	IBB	HBP	BLK	WP	HR	S	P	ERA	WHIP																																									
Russ Ortiz, R ERA: 2.19 (1, 1)	6.2	W	26	4	2	1	7	2	0	0	0	0	0	68	112	1.35	0.900																																									
Alan Embree, L ERA: 10.8 (7, 1)	1.1		9	5	4	4	1	0	0	0	0	0	1	20	28	27.00	3.750																																									
Mark Gardner, R ERA: 5.4 (9, 1)	1.0		4	1	0	0	0	0	0	0	0	0	0	11	16	0.00	1.000																																									

BOTTOM

San Francisco Giants @ San Diego Padres
Qualcomm Stadium, San Diego, CA

Tue Apr 10 2001, 6:05 PM EDT
Att: 61,277 - Cloudy - 63 F

AB	37
R	6
H	10
RBI	6
BB	2
SO	8
LOB	17



Batter	1	2	3	4	5	6	7	8	9	AB R H RBI BB SO LOB	TOP	
Marvin Benard, L (1, 8) <small>OBP: 0.194, SLG: 0.200</small> <small>(9, 9)</small>	0-2 		1-1 		0-0 		0-0 			4 0 1 0 0 0 2	San Francisco Giants @ San Diego Padres Qualcomm Stadium, San Diego, CA Wed Apr 11 2001, 10:05 PM EDT Att. 50,149 - Cloudy - 63 F	
Rich Aurilia, R (1, 6) <small>OBP: 0.452, SLG: 0.607</small> <small>(9, 9)</small>	0-0 		1-1 			0-0 	1-0 			4 0 1 0 0 0 2		
Armando Rios, L (1, 7) <small>OBP: 0.407, SLG: 0.692</small> <small>(9, 9)</small>	2-3 		0-0 			0-1 		3-2 		4 0 0 0 0 1 2		
Jeff Kent, R (1, 4) <small>OBP: 0.273, SLG: 0.586</small> <small>(9, 9)</small>		2-3 		0-3 		2-2 		0-0 		4 0 0 0 0 2 1		
J.T. Snow, L (1, 3) <small>OBP: 0.500, SLG: 0.481</small> <small>(9, 9)</small>		4-1 		1-3 		4-0 		2-3 		2 0 0 0 2 2 0		
Eric Davis, R (1, 9) Calvin Murray, R (9, PR) <small>OBP: 0.571, SLG: 1.000</small> <small>(9, 8)</small>		4-2 		2-2 		0-0 		4-2 		2 0 0 0 2 0 2 0 1 0 0 0 0 0		
Benito Santiago, R (1, 2) <small>OBP: 0.417, SLG: 0.818</small> <small>(9, 9)</small>		0-1 			2-3 		0-0 	0-0 		3 1 1 0 0 1 2		
Pedro Feliz, R (1, 5) <small>OBP: 0.300, SLG: 0.444</small> <small>(9, 9)</small>		1-2 			0-0 		2-2 	1-2 		3 0 1 1 0 0 3		
Shawn Estes, R (1, 1) Shawon Dunston, R (7, PH) Tim Worrell, R (7, 1) Aaron Fultz, L (8, 1) Ramon Martinez, R (9, PH) Robb Nen, R (9, 1)			0-1 		0-0 		0-0 	0-1 		2 0 0 0 0 0 1 1 0 1 1 0 0 0 0 0 0 0 0 0 0 0 0 0 0 0 0 0 1 0 0 0 0 0 1 0 0 0 0 0 0 0		
Inning Stats	R: 0 H: 0 E: 0 LOB: 0 K: 1 BB: 0 S: 7 P: 9	R: 0 H: 0 E: 0 LOB: 2 K: 1 BB: 2 S: 11 P: 22	R: 0 H: 1 E: 0 LOB: 1 K: 0 BB: 0 S: 7 P: 9	R: 0 H: 0 E: 0 LOB: 0 K: 2 BB: 0 S: 10 P: 13	R: 0 H: 1 E: 0 LOB: 1 K: 1 BB: 0 S: 7 P: 9	R: 0 H: 1 E: 0 LOB: 2 K: 0 BB: 1 S: 8 P: 14	R: 1 H: 2 E: 1 LOB: 1 K: 0 BB: 0 S: 7 P: 10	R: 0 H: 0 E: 0 LOB: 0 K: 1 BB: 0 S: 7 P: 12	R: 1 H: 0 E: 0 LOB: 1 K: 0 BB: 1 S: 9 P: 14	1B: 2 SF: 1 2B: 3 SAC: 1 3B: 0 DP: 0 HR: 0 HBP: 0	WP: 1 PA: 36 PB: 0 SB: 0 CS: 0	
PITCHER Bobby Jones, R (1, 1) <small>ERA: 3.46</small> Trevor Hoffman, R (9, 1) <small>ERA: 5.4</small>	IP WLS BF H R ER SO BB IBB HBP BLK WP HR S P ERA WHIP											IP WLS BF H R ER SO BB IBB HBP BLK WP HR S P ERA WHIP



Batter	1	2	3	4	5	6	7	8	9	AB	R	H	RBI	BB	SO	LOB
Damian Jackson, R OBP: 0.415, SLG: 0.556 (1, 4)	2-3 K		1-1 G4-3			4-0 S 1B BB		3-2 3B		3	1	1	0	1	1	0
Mike Darr, L OBP: 0.515, SLG: 0.407 (1, 8) (7, 9)	2-1 G4-3 1B		2-2 G6-3			2-3 K		0-0 L4		4	0	1	0	0	1	2
Tony Gwynn, L OBP: 0.400, SLG: 0.333 Mark Kotsay, L OBP: 0.200, SLG: 0.250 (1, 9) (6, PR) (7, 8)	2-2 G4-3				0-0 G6-3	2-2 1B		0-0 F8		3	0	1	1	0	0	1
Phil Nevin, R OBP: 0.472, SLG: 0.839 (1, 5)	4-0 BB				1-1 G5-3	1-1 F9			1-3 K	3	0	0	0	1	1	1
Bubba Trammell, R OBP: 0.481, SLG: 0.696 (1, 7)	3-3 K				2-3 K		2-2 F3		1-0 P4	4	0	0	0	0	2	2
Wiki Gonzalez, R OBP: 0.364, SLG: 0.368 Ryan Klesko, L OBP: 0.313, SLG: 0.276 (1, 2) (9, PH)		0-0 L8			1-0 F9		0-2 E4 G1		3-3 K	3	0	0	0	0	0	0
Alex Arias, R OBP: 0.364, SLG: 0.400 (1, 3)		1-2 G4-3			1-3 K		3-2 G1			3	0	0	0	0	1	1
Donaldo Mendez, R OBP: 0.429, SLG: 0.615 (1, 6)		3-2 P6			1-0 F9		3-3 K			3	0	0	0	0	1	1
Bobby Jones, R Santiago Perez, S Trevor Hoffman, R (1, 1) (8, PH) (9, 1)			0-1 G1-3			1-1 G3		1-2 F8		2	0	0	0	0	0	0
										1	0	0	0	0	0	0
										0	0	0	0	0	0	0

Inning Stats	R: 0	H: 1	E: 0	K: 2	S: 11	LOB: 2	BB: 1	P: 24	R: 0	H: 0	E: 0	K: 0	S: 12	LOB: 0	BB: 0	P: 16	R: 0	H: 0	E: 0	K: 0	S: 7	LOB: 0	BB: 0	P: 10	R: 0	H: 0	E: 0	K: 1	S: 5	LOB: 0	BB: 0	P: 8	R: 1	H: 1	E: 0	K: 1	S: 10	LOB: 1	BB: 1	P: 20	R: 0	H: 0	E: 1	K: 1	S: 18	LOB: 1	BB: 0	P: 26	R: 0	H: 1	E: 0	K: 0	S: 10	LOB: 1	BB: 0	P: 14	R: 0	H: 0	E: 0	K: 2	S: 10	LOB: 0	BB: 0	P: 15	1B: 2	2B: 0	3B: 1	SF: 0	SAC: 0	DP: 0	HBP: 0	WP: 0	PB: 0	SB: 1	CS: 0	PA: 33
--------------	------	------	------	------	-------	--------	-------	-------	------	------	------	------	-------	--------	-------	-------	------	------	------	------	------	--------	-------	-------	------	------	------	------	------	--------	-------	------	------	------	------	------	-------	--------	-------	-------	------	------	------	------	-------	--------	-------	-------	------	------	------	------	-------	--------	-------	-------	------	------	------	------	-------	--------	-------	-------	-------	-------	-------	-------	--------	-------	--------	-------	-------	-------	-------	--------

PITCHER	IP	WLS	BF	H	R	ER	SO	BB	IBB	HBP	BLK	WP	HR	S	P	ERA	WHIP
Shawn Estes, L ERA: 7.2 (1, 1)	6.0		22	2	1	1	5	2	0	0	0	0	0	51	87	1.50	0.667
Tim Worrell, R ERA: (7, 1)	1.0		4	0	0	0	1	0	0	0	0	0	0	18	26	0.00	0.000
Aaron Fultz, L ERA: 2.84 (8, 1)	1.0	W	4	1	0	0	0	0	0	0	0	0	0	10	14	0.00	1.000
Robb Nen, R ERA: 2.25 (9, 1)	1.0	S	3	0	0	0	2	0	0	0	0	0	0	10	15	0.00	0.000

BOTTOM

San Francisco Giants @ San Diego Padres
Qualcomm Stadium, San Diego, CA

Wed Apr 11 2001, 10:05 PM EDT
Att: 50,149 - Cloudy - 63 F

AB	31
R	1
H	3
RBI	1
BB	2
SO	8
LOB	9



PITCHER	IP	WLS	BF	H	R	ER	SO	BB	IBB	HBP	BLK	WP	HR	S	P	ERA	WHIP
---------	----	-----	----	---	---	----	----	----	-----	-----	-----	----	----	---	---	-----	------

Batter	1	2	3	4	5	6	7	8	9	AB R H RBI BB SO LOB
--------	---	---	---	---	---	---	---	---	---	----------------------

Marvin Benard, L <small>(1, 8) OBP: 0.167, SLG: 0.171</small> <small>(8, 9)</small>	3-2 		1-3 		2-0 		2-3 		0-0 	5 0 0 0 0 2 3
--	---------	--	---------	--	---------	--	---------	--	---------	---------------

Rich Aurilia, R <small>(1, 6) OBP: 0.429, SLG: 0.563</small>	1-0 			2-3 		1-0 		1-2 		4 0 1 0 0 1 0
--	---------	--	--	---------	--	---------	--	---------	--	---------------

Barry Bonds, L <small>(1, 7) OBP: 0.222, SLG: 0.344</small>	1-1 			1-0 		2-0 		4-1 		3 1 1 1 1 0 1
---	---------	--	--	---------	--	---------	--	---------	--	---------------

Jeff Kent, R <small>(1, 4) OBP: 0.297, SLG: 0.667</small>	1-3 			1-1 		0-1 		3-2 		4 1 2 1 0 1 2
---	---------	--	--	---------	--	---------	--	---------	--	---------------

J.T. Snow, L <small>(1, 3) OBP: 0.500, SLG: 0.500</small>		2-0 		3-3 		1-0 		4-1 		3 1 1 0 1 1 1
---	--	---------	--	---------	--	---------	--	---------	--	---------------

Armando Rios, L <small>(1, 9) OBP: 0.400, SLG: 0.655</small> Eric Davis, R <small>(8, PH)</small> Calvin Murray, R <small>(8, 8) OBP: 0.571, SLG: 1.000</small>		0-1 		2-2 		0-1 		1-3 		3 0 1 1 0 0 0 1 0 0 0 0 1 2 0 0 0 0 0 0 0
---	--	---------	--	---------	--	---------	--	---------	--	---

Russ Davis, R <small>(1, 5) OBP: 0.231, SLG: 0.458</small>		0-1 		1-3 		0-0 		4-2 		3 0 0 0 1 1 1
--	--	---------	--	---------	--	---------	--	---------	--	---------------

Bobby Estalella, R <small>(1, 2) OBP: 0.348, SLG: 0.500</small>		0-3 		4-2 		0-3 		3-1 		3 0 1 0 1 2 0
---	--	---------	--	---------	--	---------	--	---------	--	---------------

Livan Hernandez, R <small>(1, 1) OBP: 0.286, SLG: 0.286</small> Shawon Dunston, R <small>(7, PH) OBP: 0.500, SLG: 0.500</small> Alan Embree, L <small>(7, 1)</small> Felix Rodriguez, R <small>(7, 1)</small> Felipe Crespo, S <small>(9, PH) OBP: 0.200, SLG: 0.200</small>		0-0 		0-0 		3-3 		1-0 		2 0 1 0 0 0 0 1 0 0 0 0 1 0 0 0 0 0 0 0 0 0 0 0 0 0 0 0 1 0 0 0 0 0 2
--	--	---------	--	---------	--	---------	--	---------	--	---

Inning Stats	R: 0 E: 0 K: 1 S: 10	H: 1 LOB: 1 BB: 0 P: 16	R: 0 E: 0 K: 0 S: 5	H: 0 LOB: 0 BB: 0 P: 7	R: 0 E: 0 K: 2 S: 7	H: 0 LOB: 0 BB: 0 P: 8	R: 1 E: 0 K: 2 S: 10	H: 2 LOB: 1 BB: 0 P: 17	R: 0 E: 0 K: 1 S: 10	H: 1 LOB: 2 BB: 1 P: 19	R: 2 E: 0 K: 0 S: 8	H: 3 LOB: 1 BB: 0 P: 12	R: 0 E: 0 K: 3 S: 9	H: 0 LOB: 0 BB: 0 P: 14	R: 0 E: 0 K: 1 S: 15	H: 0 LOB: 2 BB: 2 P: 28	R: 0 E: 0 K: 0 S: 6	H: 1 LOB: 1 BB: 1 P: 14	1B: 5 2B: 2 3B: 0 HR: 2	SF: 0 SAC: 0 DP: 2 HBP: 0	WP: 0 PB: 0 SB: 1 CS: 1	PA: 37
--------------	-------------------------------	----------------------------------	------------------------------	---------------------------------	------------------------------	---------------------------------	-------------------------------	----------------------------------	-------------------------------	----------------------------------	------------------------------	----------------------------------	------------------------------	----------------------------------	-------------------------------	----------------------------------	------------------------------	----------------------------------	----------------------------------	------------------------------------	----------------------------------	--------

PITCHER	IP	WLS	BF	H	R	ER	SO	BB	IBB	HBP	BLK	WP	HR	S	P	ERA	WHIP
Adam Eaton, R <small>(1, 1) ERA: 6.94</small>	6.0	W	25	7	3	3	6	1	0	0	0	0	2	50	79	4.50	1.333
Tom Davey, R <small>(7, 1) ERA:</small>	1.2	H	6	0	0	0	3	1	0	0	0	0	0	20	33	0.00	0.600
Kevin Walker, L <small>(8, 1) ERA: 6.75</small>	0.1		2	0	0	0	1	1	0	0	0	0	0	4	9	0.00	3.000
Rodney Myers, R <small>(9, 1) ERA: 2.7</small>	1.0		4	1	0	0	0	1	0	0	0	0	0	6	14	0.00	2.000

TOP

San Francisco Giants @ San Diego Padres
 Qualcomm Stadium, San Diego, CA

Thu Apr 12 2001, 5:05 PM EDT
 Att. 25,730 - Cloudy - 66 F

AB	33
R	3
H	8
RBI	3
BB	4
SO	10
LOB	12

Batter	1	2	3	4	5	6	7	8	9	AB	R	H	RBI	BB	SO	LOB
Damian Jackson, R (1, 4) OBP: 0.413, SLG: 0.561	0-2 G3		1-2 2B	0-3 K		3-1 1B		3-1 G5-3		5	0	2	1	0	1	2
Mark Kotsay, L (1, 8) OBP: 0.257, SLG: 0.290	0-1 F9 2B		2-3 K	2-1 G1-3			4-2 2B BB	4-2 BB		3	1	1	0	2	1	4
Tony Gwynn, L (1, 9) OBP: 0.417, SLG: 0.381 Santiago Perez, S (7, PR) OBP: 0.444, SLG: 0.500 (8, 7)	2-1 F9		0-0 F8		4-2 G4-6-3 BB		0-1 1B 1B 2B	2-3 K		3	0	1	1	1	0	3
Phil Nevin, R (1, 5) OBP: 0.450, SLG: 0.771	2-1 P4			1-2 E9 1B BB	2-2 G4-6-3		1-1 1B SF7 1B			4	2	1	0	0	0	2
Ryan Klesko, L (1, 3) OBP: 0.306, SLG: 0.250		2-3 K		4-1 BB 1B SF9 BB	2-2 L3		0-3 K			3	1	0	0	1	2	3
Mike Darr, L (1, 7) OBP: 0.541, SLG: 0.452 (8, 9)		3-1 F9		0-1 SF9 BB 1B 1B		2-2 1B SF9 1B	3-2 1B			4	2	3	1	0	0	0
Ben Davis, S (1, 2) OBP: 0.450, SLG: 0.533		2-1 L3		4-2 1B BB		2-2 SF9 G3 1B 1B	1-1 SF7			2	1	1	2	1	0	0
Chris Gomez, R (1, 6) OBP: 0.250, SLG: 0.238			0-2 2B 1B	3-2 SF9		1-2 G3	1-0 L6			3	0	1	1	0	0	4
Adam Eaton, R (1, 1) OBP: 0.400, SLG: 0.250 Alex Arias, R (6, PH) OBP: 0.333, SLG: 0.400 Tom Davney, R (7, 1) Kevin Walker, L (8, 1) Dave Magadan, L (8, PH) OBP: 0.250, SLG: 0.333 Rodney Myers, R (9, 1)			2-0 F8	1-1 1B		3-2 SF9		3-3 K		2	0	1	1	0	0	1

Inning Stats	R: 0	H: 1	E: 0	K: 0	S: 9	LOB: 1	BB: 0	P: 13	R: 0	H: 0	E: 0	K: 1	S: 7	LOB: 0	BB: 0	P: 14	R: 0	H: 2	E: 0	K: 1	S: 11	LOB: 2	BB: 0	P: 16	R: 3	H: 2	E: 1	K: 1	S: 18	LOB: 2	BB: 2	P: 33	R: 0	H: 0	E: 0	K: 0	S: 8	LOB: 0	BB: 1	P: 16	R: 2	H: 3	E: 0	K: 0	S: 17	LOB: 1	BB: 0	P: 28	R: 3	H: 3	E: 0	K: 1	S: 15	LOB: 2	BB: 1	P: 25	R: 0	H: 0	E: 0	K: 2	S: 14	LOB: 1	BB: 1	P: 26
--------------	------	------	------	------	------	--------	-------	-------	------	------	------	------	------	--------	-------	-------	------	------	------	------	-------	--------	-------	-------	------	------	------	------	-------	--------	-------	-------	------	------	------	------	------	--------	-------	-------	------	------	------	------	-------	--------	-------	-------	------	------	------	------	-------	--------	-------	-------	------	------	------	------	-------	--------	-------	-------

PITCHER	IP	WLS	BF	H	R	ER	SO	BB	IBB	HBP	BLK	WP	HR	S	P	ERA	WHIP
Livan Hernandez, R (1, 1) ERA: 7.56	6.0	L	28	8	5	4	3	3	0	0	0	0	0	70	120	6.00	1.833
Alan Embree, L (7, 1) ERA: 17.18	0.1		5	3	3	1	1	0	0	0	0	0	0	12	20	81.00	12.000
Felix Rodriguez, R (7, 1) ERA: 2.08	1.2		6	0	0	0	2	1	0	0	0	0	0	17	31	0.00	0.600

BOTTOM

San Francisco Giants @ San Diego Padres

Qualcomm Stadium, San Diego, CA

Thu Apr 12 2001, 5:05 PM EDT

Att: 25,730 - Cloudy - 66 F

livebaseballscorecards.com

AB	31
R	8
H	11
RBI	8
BB	5
SO	6
LOB	20



1B:	8	SF:	3
2B:	3	SAC:	0
3B:	0	DP:	1
HR:	0	HBP:	0

WP	PA	ERA	WHIP
0	39		

Batter	1	2	3	4	5	6	7	8	9	AB R H RBI BB SO LOB	TOP											
Marvin Benard, L (1, 8) OBP: 0.195, SLG: 0.179	1-2 F7	2-2 G3		2-2 1B		0-1 P3		4-2 BB 1B SF8 BB		4 1 1 1 1 0 1	San Francisco Giants @ Milwaukee Brewers Miller Park, Milwaukee, WI Fri Apr 13 2001, 7:05 PM CDT Att. 34,998 - Dome - 72 F											
Ramon Martinez, R (1, 6) OBP: 0.583, SLG: 0.444	4-2 HR BB		3-2 1B 2B 1B	1-1 1B		2-1 2B 1B		0-0 BB 1B		4 2 4 0 1 0 0												
Barry Bonds, L (1, 7) OBP: 0.268, SLG: 0.486	0-1 HR		2-2 F7	0-0 SF7		2-1 2B		4-1 BB		3 1 2 3 1 0 1												
Jeff Kent, R (1, 4) OBP: 0.286, SLG: 0.622	2-2 G5-3		0-1 2B 1B	2-2 P3		0-0 F8		2-2 SF8		4 1 1 1 0 0 3												
J.T. Snow, L (1, 3) OBP: 0.463, SLG: 0.441	4-2 BB		0-1 P6	3-0 F7			0-0 G4-3	2-3 K		4 0 0 0 1 1 6												
Armando Rios, L (1, 9) OBP: 0.429, SLG: 0.667	1-3 K		1-0 2B		0-0 G1-3		2-2 1B	4-1 CS BB		4 0 2 2 1 1 1												
Russ Davis, R (1, 5) OBP: 0.200, SLG: 0.393		1-0 G6-3	2-2 G6-3		0-2 F9		2-3 K	0-0 F7		4 0 0 0 0 1 2												
Tim Worrell, R (7, 1)										0 0 0 0 0 0 0												
Shawon Dunston, R (9, PH) OBP: 0.429, SLG: 0.429										1 0 0 0 0 0 1												
Robb Nen, R (9, 1)										0 0 0 0 0 0 0												
Benito Santiago, R (1, 2) OBP: 0.471, SLG: 0.867		4-2 SH1-3 BB		0-0 1B BB 1B	2-2 3B		3-3 K	3-3 K		4 1 2 0 1 2 2												
Kirk Rueter, L (1, 1)		1-1 SH1-3		4-2 1B 1B SF7 BB	0-2 P6			0-0 F9		1 1 0 0 1 0 1												
Pedro Feliz, R (7, 5) OBP: 0.273, SLG: 0.400										1 0 0 0 0 0 0												
Inning Stats	R: 2 E: 0 K: 1 S: 16	H: 1 LOB: 1 BB: 2 P: 28	R: 0 E: 0 K: 0 S: 8	H: 0 LOB: 1 BB: 1 P: 16	R: 2 E: 0 K: 0 S: 16	H: 3 LOB: 1 BB: 0 P: 24	R: 2 E: 0 K: 0 S: 13	H: 3 LOB: 2 BB: 1 P: 25	R: 0 E: 0 K: 0 S: 13	H: 1 LOB: 1 BB: 0 P: 15	R: 0 E: 0 K: 0 S: 7	H: 2 LOB: 1 BB: 0 P: 11	R: 0 E: 0 K: 2 S: 15	H: 1 LOB: 1 BB: 0 P: 22	R: 1 E: 0 K: 1 S: 13	H: 1 LOB: 2 BB: 2 P: 25	R: 0 E: 0 K: 1 S: 7	H: 0 LOB: 0 BB: 1 P: 13	1B: 8 2B: 2 3B: 1 HR: 1	SF: 2 SAC: 1 DP: 0 HBP: 0	WP: 0 PB: 0 SB: 1 CS: 1	PA: 44
PITCHER	IP WLS BF H R ER SO BB IBB HBP BLK WP HR S P ERA WHIP																					
Jamey Wright, R (1, 1) ERA: 4.24	3.0 L 20 7 6 6 1 4 0 0 0 0 0 1 48 83 18.00 3.667																					
Mike DeJean, R (4, 1) ERA: 5.4	1.0 3 0 0 0 0 0 0 0 0 0 0 0 5 10 0.00 0.000																					
Will Cunnane, R (5, 1) ERA: 2.57	2.0 8 3 0 0 0 0 0 0 0 0 0 0 20 26 0.00 1.500																					
Ray King, L (7, 1) ERA: 6.35	1.0 4 1 0 0 2 0 0 0 0 0 0 0 15 22 0.00 1.000																					
David Weathers, R (8, 1) ERA: 1.23	1.0 6 1 1 1 1 2 0 0 0 0 0 0 13 25 9.00 3.000																					
PITCHER	IP WLS BF H R ER SO BB IBB HBP BLK WP HR S P ERA WHIP																					
Mark Leiter, R (9, 1) ERA: 6.75	1.0 3 0 0 0 1 1 0 0 0 0 0 0 7 13 0.00 1.000																					

AB	34
R	7
H	12
RBI	7
BB	7
SO	5
LOB	18



WP: 0	PA: 44
-------	--------

Batter	1	2	3	4	5	6	7	8	9	AB	R	H	RBI	BB	SO	LOB
Tony Fernandez, S OBP: 0.281, SLG: 0.233 (1, 5)	2-2 F9	3-2 F9			1-1 P4			0-1 G4-3		4	0	0	0	0	0	1
Ronnie Belliard, R OBP: 0.333, SLG: 0.308 (1, 4)	0-0 HR 1B		0-1 G5-3		2-1 F3			1-1 P4		4	1	1	0	0	0	0
Jeffrey Hammonds, R OBP: 0.350, SLG: 0.371 (1, 8)	3-3 K 1-2		4-2 G1-6-3 BB		1-1 G6-3			1-3 K		3	0	0	0	1	2	1
Richie Sexson, R OBP: 0.340, SLG: 0.410 (1, 3)	4-2 HR BB		2-1 G1-6-3 1-2f				1-0 F9		0-2 G5-3	3	1	0	0	1	0	1
Jeremy Burnitz, L OBP: 0.444, SLG: 0.667 (1, 9)	2-1 HR 1-H 2-H			4-2 G1-3 BB			1-3 K		1-3 K	3	1	1	3	1	2	0
José Hernández, R OBP: 0.372, SLG: 0.675 (1, 6)	2-3 K			0-0 G1-3 1-2			2-3 K		1-2 G6-3	4	0	0	0	0	2	1
Geoff Jenkins, L OBP: 0.277, SLG: 0.350 (1, 7)			3-1 F9		4-1 BB			0-1 P5		2	0	0	0	1	0	0
Henry Blanco, R OBP: 0.300, SLG: 0.240 (1, 2)			1-1 E S 1B		2-3 K			1-3 K		3	0	1	0	0	2	2
Jamey Wright, R OBP: 0.286, SLG: 0.167 Mike DeJean, R Angel Echevarria, R Will Cunnane, R Ray King, L Luis Lopez, S OBP: 0.429, SLG: 0.633 David Weathers, R Mark Leiter, R			1-2 G6-3 1-3		3-0 F7			1-1 F8		1	0	0	0	0	0	1

Inning Stats	R: 3	H: 2	E: 0	K: 2	S: 17	LOB: 0	BB: 1	P: 30	R: 0	H: 1	E: 0	K: 0	S: 13	LOB: 1	BB: 0	P: 20	R: 0	H: 0	E: 0	K: 0	S: 6	LOB: 0	BB: 1	P: 12	R: 0	H: 0	E: 0	K: 1	S: 8	LOB: 2	BB: 2	P: 21	R: 0	H: 0	E: 0	K: 0	S: 6	LOB: 0	BB: 0	P: 10	R: 0	H: 0	E: 0	K: 2	S: 8	LOB: 0	BB: 0	P: 12	R: 0	H: 0	E: 0	K: 1	S: 7	LOB: 0	BB: 0	P: 9	R: 0	H: 0	E: 0	K: 1	S: 10	LOB: 0	BB: 0	P: 12	R: 0	H: 0	E: 0	K: 1	S: 10	LOB: 0	BB: 0	P: 12
--------------	------	------	------	------	-------	--------	-------	-------	------	------	------	------	-------	--------	-------	-------	------	------	------	------	------	--------	-------	-------	------	------	------	------	------	--------	-------	-------	------	------	------	------	------	--------	-------	-------	------	------	------	------	------	--------	-------	-------	------	------	------	------	------	--------	-------	------	------	------	------	------	-------	--------	-------	-------	------	------	------	------	-------	--------	-------	-------


PITCHER	IP	WLS	BF	H	R	ER	SO	BB	IBB	HBP	BLK	WP	HR	S	P	ERA	WHIP
Kirk Rueter, L ERA: 5.51	(1, 1)	6.0	W	24	3	3	3	5	4	0	0	0	1	58	105	4.50	1.167
Tim Worrell, R ERA:	(7, 1)	2.0	H	6	0	0	2	0	0	0	0	0	0	17	21	0.00	0.000
Robb Nen, R ERA: 1.8	(9, 1)	1.0		3	0	0	1	0	0	0	0	0	0	10	12	0.00	0.000

BOTTOM

San Francisco Giants @ Milwaukee Brewers
Miller Park, Milwaukee, WI

Fri Apr 13 2001, 7:05 PM CDT
Att: 34,998 - Dome - 72 F

AB	29
R	3
H	3
RBI	3
BB	4
SO	8
LOB	9



WP	PA	3B	SF	SAC	DP	HBP
0	33	0	0	0	1	0

Batter	1	2	3	4	5	6	7	8	9
Ronnie Belliard, R OBP: 0.367, SLG: 0.465 (1, 4)	0-2 F9 ①		0-0 1B 1B	2-2 HR		1-1 SH2-4 ① 1-2		1-2 HR 3B	
Tyler Houston, L OBP: 0.320, SLG: 0.542 (1, 5)	0-1 F7 ②		2-2 1B HR 1B 1-3	4-2 WP 1B BB		1-3 K ②		1-1 HR	
Geoff Jenkins, L OBP: 0.308, SLG: 0.444 (1, 7)	2-3 K ③		0-0 HR 1B 1-3 3-H	0-1 WP 1B 1-2		1-2 HR 2-H		1-1 F5 ③	
Richie Sexson, R OBP: 0.373, SLG: 0.500 (1, 3)		1-2 3B 1B	0-0 HR 1-H 3-H	4-1 IBB 1-2 2-3		3-2 G6-3 ③			
Jeremy Burnitz, L OBP: 0.449, SLG: 0.775 (1, 9)		2-1 3B 1-H	2-2 HR	1-3 K ③			1-2 G4-3 ①		
Jeffrey Hammonds, R OBP: 0.341, SLG: 0.359 (1, 8)		1-3 K ①	1-2 F8 ②		2-1 G1-3 ①		1-1 G6-4-3 1B		
José Hernández, R OBP: 0.340, SLG: 0.614 (1, 6)		2-3 K ②	0-1 G1-3 ③		0-3 K ②		2-2 G6-4-3 ② ③ 1-2f		
Raul Casanova, S OBP: 0.200, SLG: 0.154 Henry Blanco, R OBP: 0.281, SLG: 0.222 (5, PH) (6, 2)	1-1 F7 ③			3-1 F7 ①	0-0 F9 ③			2-3 K ①	
Jimmy Haynes, R OBP: 0.260, SLG: 0.200 Mike DeJean, R OBP: 0.303, SLG: 0.258 Tony Fernandez, S Chad Fox, R Ray King, L Angel Echevarria, R Curt Leskanic, R (1, 1) (5, 1) (6, PH) (7, 1) (8, 1) (8, PH) (9, 1)			0-1 G4-3 ①	0-1 G5-3 ②		3-2 SH2-4 HR 1B		2-3 K2-3 ②	

AB	R	H	RBI	BB	SO	LOB
4	3	3	1	0	0	0
4	2	2	2	1	1	1
5	2	3	3	0	1	0
3	2	2	3	1	0	0
4	1	2	2	0	1	3
4	0	1	0	0	1	1
4	0	0	0	0	2	2
2	0	0	0	0	0	1
2	0	0	0	0	1	0
2	0	0	0	0	0	0
0	0	0	0	0	0	0
1	1	1	0	0	0	0
0	0	0	0	0	0	0
0	0	0	0	0	0	0
1	0	0	0	0	1	0
0	0	0	0	0	0	0

BOTTOM

San Francisco Giants @ Milwaukee Brewers
 Miller Park, Milwaukee, WI
 Sat. Apr 14 2001, 6:05 PM CDT
 Att: 42,080 - Dome - 72 F

livebaseballscorecards.com

AB	36
R	11
H	14
RBI	11
BB	2
SO	8
LOB	8



1B: 7	SF: 0
2B: 0	SAC: 1
3B: 2	DP: 1
HR: 5	HBP: 0

WP: 1	PA: 39
PB: 0	
SB: 0	
CS: 0	

Inning Stats	R	H	E	K	S	P	IP	WLS	BF	H	R	ER	SO	BB	IBB	HBP	BLK	WP	HR	S	P	ERA	WHIP	
PITCHER																								
Mark Gardner, R ERA: 10.38 (1, 1)	0	0	0	1	9	73	3.2	L	20	8	7	7	3	1	0	0	0	0	3	50	14	17.18	2.455	
Alan Embree, L ERA: 15.75 (4, 1)	0	1	0	0	0	0	0.1		3	1	0	0	1	0	0	0	0	1	9	14	0.00	3.000		
Tim Worrell, R ERA: 1.04 (5, 1)	0	1	0	0	0	0	1.1		5	1	1	1	1	0	0	0	0	0	11	17	6.75	0.750		
Aaron Fultz, L ERA: 3.38 (6, 1)	0	1	0	0	0	0	1.2		6	2	1	1	1	0	0	0	0	0	1	17	26	5.40	1.200	
Felix Rodriguez, R ERA: 5.06 (8, 1)	0	2	0	0	0	0	1.0		5	2	2	2	2	0	0	0	0	0	1	13	20	18.00	2.000	

Batter	1	2	3	4	5	6	7	8	9	AB R H RBI BB SO LOB	TOP
Shawon Dunston, R (1, 8) OBP: 0.273, SLG: 0.273	1-2 F7		1-1 F8			3-2 P4		2-2 P6		4 0 0 0 0 0 1	San Francisco Giants @ Milwaukee Brewers Miller Park, Milwaukee, WI Sun Apr 15 2001, 1:05 PM CDT Att: 25,981 - Dome - 72 F
Rich Aurilia, R (1, 6) OBP: 0.455, SLG: 0.625 Robb Nen, R (8, 1)	0-1 F9		3-3 K			0-1 HR		0-2 F9		4 1 1 1 0 1 1 0 0 0 0 0 0 0	
Barry Bonds, L (1, 7) OBP: 0.320, SLG: 0.643	3-1 F8			4-2 G3-6-1 BB		2-2 F8		1-1 HR		3 1 1 1 1 0 0	
Jeff Kent, R (1, 4) OBP: 0.275, SLG: 0.565		3-2 F8		1-3 K			0-0 CS 1B	0-2 G6-3		4 0 1 0 0 1 1	
J.T. Snow, L (1, 3) OBP: 0.449, SLG: 0.475		2-2 HR		2-2 G3-6-1 1-2f			3-1 F7		0-3 K	4 1 1 1 0 1 2	
Armando Rios, L (1, 9) OBP: 0.425, SLG: 0.611		0-1 G4-3			3-2 G3-1		4-0 1B BB		1-0 G4-3	3 0 0 0 1 0 0	
Russ Davis, R (1, 5) OBP: 0.235, SLG: 0.500		1-2 G6-3			2-0 F9		0-1 IBB 1B		1-1 HR	4 1 2 1 0 0 0	
Bobby Estalella, R (1, 2) OBP: 0.379, SLG: 0.480			0-0 F8 SH1-4 1B		1-1 G5-3		4-0 IBB		1-1 G5-3	3 0 1 0 1 0 0	
Russ Ortiz, R (1, 1) OBP: 0.167, SLG: 0.167 Aaron Fultz, L (7, 1) Ramon Martinez, R (8, 6) OBP: 0.500, SLG: 0.364			1-2 SH1-4			1-3 K	2-3 K			2 0 0 0 0 2 3 0 0 0 0 0 0 0 0 0 0 0 0 0 0	
Inning Stats	R: 0 H: 0 E: 0 LOB: 0 K: 0 BB: 0 S: 8 P: 12	R: 1 H: 1 E: 0 LOB: 0 K: 0 BB: 0 S: 12 P: 18	R: 0 H: 1 E: 0 LOB: 1 K: 1 BB: 0 S: 9 P: 14	R: 0 H: 0 E: 0 LOB: 0 K: 1 BB: 1 S: 8 P: 15	R: 0 H: 0 E: 0 LOB: 0 K: 0 BB: 0 S: 9 P: 15	R: 1 H: 1 E: 0 LOB: 0 K: 1 BB: 0 S: 11 P: 17	R: 0 H: 2 E: 0 LOB: 3 K: 1 BB: 2 S: 9 P: 21	R: 1 H: 1 E: 0 LOB: 0 K: 0 BB: 0 S: 12 P: 15	R: 1 H: 1 E: 0 LOB: 0 K: 1 BB: 0 S: 9 P: 12	1B: 3 SF: 0 2B: 0 SAC: 1 3B: 0 DP: 1 HR: 4 HBP: 0	WP: 0 PA: 35 PB: 0 SB: 0 CS: 1
PITCHER	IP WLS BF H R ER SO BB IBB HBP BLK WP HR S P ERA WHIP										
Paul Rigdon, R (1, 1) ERA: 3.15	7.0 W 27 5 2 2 4 2 1 0 0 0 2 66 112 2.57 1.000										
David Weathers, R (8, 1) ERA: 2.25	0.2 H 3 1 1 1 0 0 0 0 0 0 0 1 9 12 13.50 1.500										
Curt Leskanic, R (8, 1) ERA: 8.22	1.1 S 5 1 1 1 1 0 0 0 0 0 0 1 12 15 6.75 0.750										

livebaseballscores.com

AB	31
R	4
H	7
RBI	4
BB	3
SO	5
LOB	8



Batter	1	2	3	4	5	6	7	8	9
Ronnie Belliard, R OBP: 0.358, SLG: 0.447 (1, 4)	2-1 G6-3		2-2 P6			2-1 L7		3-2 1B SH1-4 E 1B	
Luis Lopez, S OBP: 0.500, SLG: 0.750 (1, 6)	3-2 G4-3			0-2 G6-3 1B			4-0 1B BB	1-0 SH1-4	
Geoff Jenkins, L OBP: 0.304, SLG: 0.429 (1, 7)	2-0 G4-3			0-3 K			1-3 K	0-1 E 1B	
Richie Sexson, R OBP: 0.364, SLG: 0.478 (1, 3)		2-3 K		3-2 G6-3 1-2f			1-0 1B HR 1B	1-3 K	
Jeremy Burnitz, L OBP: 0.472, SLG: 0.762 (1, 9)		4-2 BB			1-1 L6		3-1 HR 1B	4-0 E IBB	
Jeffrey Hammonds, R OBP: 0.333, SLG: 0.419 (1, 8)		0-0 F8			0-0 G4-3		1-1 HR	3-2 E7	
Tyler Houston, L OBP: 0.310, SLG: 0.481 (1, 5)		2-0 G4-3			1-0 G1		0-0 B2-3	4-0 IBB	
Henry Blanco, R OBP: 0.278, SLG: 0.200 (1, 2)			2-3 K			2-3 K	4-2 BB	0-1 G1-3	
Paul Rigdon, R Angel Echevarria, R David Weathers, R Curt Leskanic, R			1-3 K			1-2 G6-3	2-1 F8		

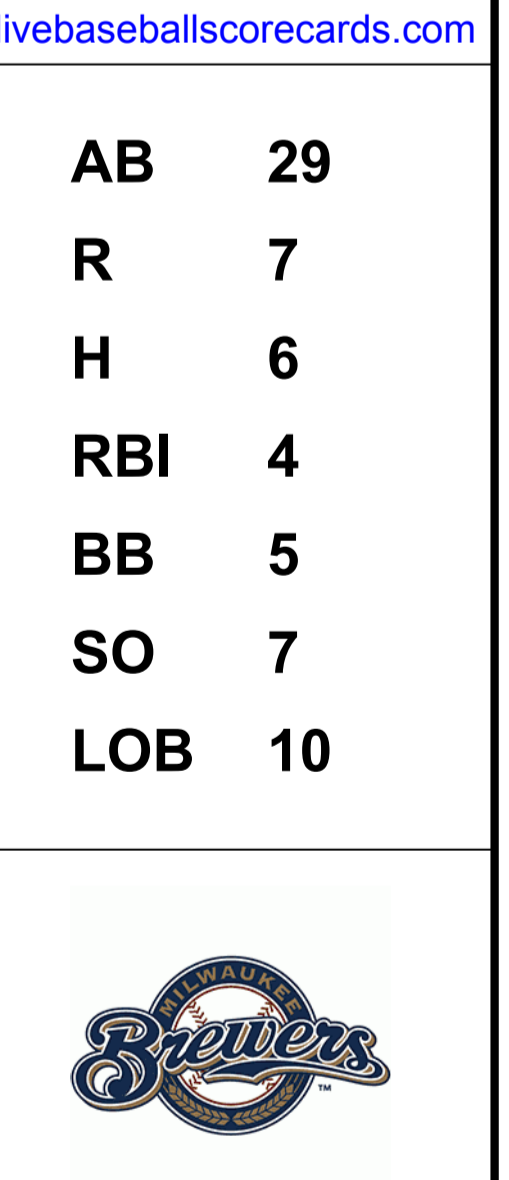
AB	R	H	RBI	BB	SO	LOB
4	1	1	0	0	0	0
2	1	1	0	1	0	0
4	1	1	0	0	2	2
4	1	1	0	0	2	3
2	2	1	1	2	0	0
4	1	1	3	0	0	1
3	0	0	0	1	0	1
3	0	0	0	1	2	2
2	0	0	0	0	1	0
1	0	0	0	0	0	1
0	0	0	0	0	0	0
0	0	0	0	0	0	0

AB	29
R	7
H	6
RBI	4
BB	5
SO	7
LOB	10

Inning Stats		R: 0	H: 0	E: 0	LOB: 0	K: 0	BB: 0	S: 6	P: 13								
R: 0 H: 0 E: 0 LOB: 1 K: 1 BB: 1 S: 11 P: 19		R: 0 H: 0 E: 0 LOB: 0 K: 2 BB: 0 S: 9 P: 14		R: 0 H: 1 E: 0 LOB: 0 K: 1 BB: 0 S: 11 P: 14		R: 0 H: 0 E: 0 LOB: 0 K: 0 BB: 0 S: 4 P: 6		R: 0 H: 0 E: 0 LOB: 0 K: 1 BB: 0 S: 8 P: 13		R: 4 H: 3 E: 0 LOB: 1 K: 1 BB: 2 S: 14 P: 30		R: 3 H: 2 E: 1 LOB: 2 K: 1 BB: 2 S: 15 P: 31					
PITCHER	IP	WLS	BF	H	R	ER	SO	BB	IBB	HBP	BLK	WP	HR	S	P	ERA	WHIP
Russ Ortiz, R ERA: 3.38	(1, 1)	6.1	24	4	4	4	6	2	0	0	0	0	1	58	98	5.68	0.947
Aaron Fultz, L ERA: 3.0	(7, 1)	1.0	6	2	2	0	0	1	0	0	0	0	0	12	22	0.00	3.000
Robb Nen, R ERA: 1.59	(8, 1)	0.2	5	0	1	0	1	0	2	0	0	0	0	8	20	0.00	0.000

WP	PA	35
WP: 0	PA: 35	
PB: 0	CS: 0	
1B: 5	SF: 0	
2B: 0	SAC: 1	
3B: 0	DP: 1	
HR: 1	HBP: 0	

San Francisco Giants @ Milwaukee Brewers
 Miller Park, Milwaukee, WI
 Sun Apr 15 2001, 1:05 PM CDT
 Att. 25,981 - Dome - 72 F



Batter	1	2	3	4	5	6	7	8	9	AB R H RBI BB SO LOB	TOP	
Marquis Grissom, R (1, 8) OBP: 0.161, SLG: 0.290	2-1 	1-0 F9			1-1 1B SF9 1B		0-1 G6-3		3-2 G6-3	5 2 2 0 0 0 3	Los Angeles Dodgers @ San Francisco Giants PacBell Park, San Francisco, CA Tue Apr 17 2001, 10:15 PM EDT Att. 41,059 - Cloudy - 61 F	
Mark Grudzielanek, R (1, 4) OBP: 0.370, SLG: 0.660	1-1 		2-0 F8		0-2 1B		4-2 BB BB		0-3 K	4 0 2 0 1 1 2		
Gary Sheffield, R (1, 7) OBP: 0.448, SLG: 0.767	1-1 G6-4-3 1-2f 3-H		1-1 P6		2-1 SF9		1-3 K		3-3 K	4 0 0 1 0 2 4		
Eric Karros, R (1, 3) OBP: 0.281, SLG: 0.426	1-2 		0-0 		2-3 K2-3		4-1 			3 0 2 0 1 1 1		
Shawn Green, L (1, 9) OBP: 0.281, SLG: 0.481	2-3 		0-2 G3			2-2 G6-3	0-0 G3			4 0 0 0 0 1 4		
Phil Hiatt, R (1, 5) OBP: 0.296, SLG: 0.440		2-3 		2-3 		1-3 		1-2 F8		4 0 0 0 0 3 0		
Paul Lo Duca, R (1, 2) OBP: 0.417, SLG: 0.647		2-2 37 1B 		3-2 G3		3-2 		1-3 		4 0 2 0 0 1 0		
Jeff Reboulet, R (1, 6) OBP: 0.471, SLG: 0.273		3-3 		2-1 G5-3		4-1 		2-3 		3 0 0 0 1 2 1		
37 Darren Dreifort, R (1, 1) OBP: 0.333, SLG: 0.500 Terry Adams, R (7, 1) Chris Donnels, L (9, PH) OBP: 0.267, SLG: 0.269 Tom Goodwin, L (9, PR) OBP: 0.211, SLG: 0.351		3-2 			2-3 	2-3 		4-2 		3 0 1 0 0 2 2		
Inning Stats	R: 1 H: 3 E: 0 LOB: 1 K: 1 BB: 0 S: 12 P: 19	R: 0 H: 2 E: 0 LOB: 2 K: 2 BB: 0 S: 13 P: 24	R: 0 H: 1 E: 0 LOB: 1 K: 0 BB: 0 S: 7 P: 10	R: 0 H: 0 E: 0 LOB: 0 K: 1 BB: 0 S: 9 P: 16	R: 1 H: 2 E: 0 LOB: 1 K: 2 BB: 0 S: 14 P: 21	R: 0 H: 1 E: 0 LOB: 2 K: 2 BB: 1 S: 13 P: 25	R: 0 H: 0 E: 0 LOB: 2 K: 1 BB: 2 S: 9 P: 18	R: 0 H: 0 E: 0 LOB: 0 K: 2 BB: 0 S: 10 P: 14	R: 0 H: 0 E: 0 LOB: 2 K: 2 BB: 1 S: 18 P: 28	1B: 6 SF: 1 2B: 3 SAC: 0 3B: 0 DP: 1 HR: 0 HBP: 0		WP: 0 PA: 39 PB: 0 SB: 1 CS: 0
PITCHER Shawn Estes, L (1, 1) ERA: 5.63 Tim Worrell, R (7, 1) ERA: 0.93 Felix Rodriguez, R (8, 1) ERA: 4.26 Robb Nen, R (9, 1) ERA: 1.35	IP WLS BF H R ER SO BB IBB HBP BLK WP HR S P ERA WHIP											PITCHER IP WLS BF H R ER SO BB IBB HBP BLK WP HR S P ERA WHIP
	6.0 0 27 9 2 2 8 1 0 0 1 0 0 68 115 3.00 1.667 1.0 0 5 0 0 0 1 2 0 0 0 0 0 9 18 0.00 2.000 1.0 W 3 0 0 0 2 0 0 0 0 0 0 0 10 14 0.00 0.000 1.0 S 4 0 0 0 0 2 1 0 0 0 0 0 0 18 28 0.00 1.000											

livebaseballscorecards.com

AB	34
R	2
H	9
RBI	1
BB	4
SO	13
LOB	17



Batter	1	2	3	4	5	6	7	8	9	AB	R	H	RBI	BB	SO	LOB					
Marvin Benard, L OBP: 0.200, SLG: 0.170 (1, 8) (9, 9)	0-1 1B 1B		3-1 G4-3		3-1 F8		2-0 FC6-4 1-2f			4	1	1	0	0	0	2					
Rich Aurilia, R OBP: 0.458, SLG: 0.659 (1, 6) (9, 9)	2-1 1B 1-3 1B		0-0 F8		3-2 F2			2-2 HR 3B		4	1	2	0	0	0	0					
Barry Bonds, L OBP: 0.315, SLG: 0.674 (1, 7) (9, 9)	1-3 K		2-2 F7			0-1 G3-1		2-0 HR		4	1	1	2	0	1	2					
Jeff Kent, R OBP: 0.291, SLG: 0.560 (1, 4) (9, 9)	2-1 1-2 3-H 1B			0-0 FC6-5 BB 1B		3-1 F9		0-0 F8		4	0	2	1	0	0	0					
Armando Rios, L OBP: 0.386, SLG: 0.550 Robb Nen, R (9, 1)	1-3 K		1-3 P4		3-2 F7			2-3 K		4	0	0	0	0	2	3					
J.T. Snow, L OBP: 0.434, SLG: 0.442 (1, 3) (9, 9)	3-3 K		4-2 FC6-5 BB				0-3 K	2-2 G4-3		3	0	0	0	1	2	2					
Russ Davis, R OBP: 0.243, SLG: 0.471 (1, 5) (9, 9)		0-3 K2-3	2-3 K				4-2 1B BB			2	0	0	0	1	2	2					
Benito Santiago, R OBP: 0.478, SLG: 0.750 (1, 2) (9, 9)		0-0 L7	0-1 FC6-5 1-2 2-3f				2-2 FC6-4 1-2 1B			3	0	1	0	0	0	2					
Shawn Estes, R Tim Worrell, R Eric Davis, R Felix Rodriguez, R Calvin Murray, R OBP: 0.571, SLG: 1.000 (1, 1) (7, 1) (7, PH) (8, 1) (9, 8)		1-2 F9		0-0 P4			1-3 K			2	0	0	0	0	0	0					
Inning Stats	R: 1 E: 0 K: 3 S: 15	H: 3 LOB: 2 BB: 0 P: 24	R: 0 E: 0 K: 1 S: 7	H: 0 LOB: 0 BB: 0 P: 8	R: 0 E: 0 K: 0 S: 6	H: 0 LOB: 0 BB: 0 P: 11	R: 0 E: 0 K: 1 S: 10	H: 1 LOB: 2 BB: 1 P: 18	R: 0 E: 0 K: 0 S: 6	H: 0 LOB: 0 BB: 0 P: 12	R: 0 E: 0 K: 0 S: 7	H: 0 LOB: 0 BB: 0 P: 13	R: 0 E: 0 K: 2 S: 14	H: 1 LOB: 2 BB: 1 P: 23	R: 2 E: 0 K: 1 S: 11	H: 2 LOB: 0 BB: 0 P: 19	1B: 5 2B: 0 3B: 1 HR: 1	SF: 0 SAC: 0 DP: 0 HBP: 0	WP: 0 PB: 0 SB: 0 CS: 0	PA: 33	
PITCHER 37 Darren Dreifort, R ERA: 4.76 Terry Adams, R ERA: 1.8	IP 6.1 WLS L BF 8 H 3 R 2 ER 2 SO 2 BB 0 IBB 0 HBP 0 BLK 0 WP 0 HR 1 S 18 P 31 ERA 10.80 WHIP 1.800	H 4 R 2 ER 2 SO 2 BB 0 IBB 0 HBP 0 BLK 0 WP 0 HR 1 S 18 P 31 ERA 10.80 WHIP 1.800	H 1 R 2 ER 2 SO 2 BB 0 IBB 0 HBP 0 BLK 0 WP 0 HR 1 S 18 P 31 ERA 10.80 WHIP 1.800	H 0 R 2 ER 2 SO 2 BB 0 IBB 0 HBP 0 BLK 0 WP 0 HR 1 S 18 P 31 ERA 10.80 WHIP 1.800	H 0 R 2 ER 2 SO 2 BB 0 IBB 0 HBP 0 BLK 0 WP 0 HR 1 S 18 P 31 ERA 10.80 WHIP 1.800	H 0 R 2 ER 2 SO 2 BB 0 IBB 0 HBP 0 BLK 0 WP 0 HR 1 S 18 P 31 ERA 10.80 WHIP 1.800	H 0 R 2 ER 2 SO 2 BB 0 IBB 0 HBP 0 BLK 0 WP 0 HR 1 S 18 P 31 ERA 10.80 WHIP 1.800	H 0 R 2 ER 2 SO 2 BB 0 IBB 0 HBP 0 BLK 0 WP 0 HR 1 S 18 P 31 ERA 10.80 WHIP 1.800	H 0 R 2 ER 2 SO 2 BB 0 IBB 0 HBP 0 BLK 0 WP 0 HR 1 S 18 P 31 ERA 10.80 WHIP 1.800	H 0 R 2 ER 2 SO 2 BB 0 IBB 0 HBP 0 BLK 0 WP 0 HR 1 S 18 P 31 ERA 10.80 WHIP 1.800	H 0 R 2 ER 2 SO 2 BB 0 IBB 0 HBP 0 BLK 0 WP 0 HR 1 S 18 P 31 ERA 10.80 WHIP 1.800	H 0 R 2 ER 2 SO 2 BB 0 IBB 0 HBP 0 BLK 0 WP 0 HR 1 S 18 P 31 ERA 10.80 WHIP 1.800	H 0 R 2 ER 2 SO 2 BB 0 IBB 0 HBP 0 BLK 0 WP 0 HR 1 S 18 P 31 ERA 10.80 WHIP 1.800	H 0 R 2 ER 2 SO 2 BB 0 IBB 0 HBP 0 BLK 0 WP 0 HR 1 S 18 P 31 ERA 10.80 WHIP 1.800	H 0 R 2 ER 2 SO 2 BB 0 IBB 0 HBP 0 BLK 0 WP 0 HR 1 S 18 P 31 ERA 10.80 WHIP 1.800	H 0 R 2 ER 2 SO 2 BB 0 IBB 0 HBP 0 BLK 0 WP 0 HR 1 S 18 P 31 ERA 10.80 WHIP 1.800	H 0 R 2 ER 2 SO 2 BB 0 IBB 0 HBP 0 BLK 0 WP 0 HR 1 S 18 P 31 ERA 10.80 WHIP 1.800	H 0 R 2 ER 2 SO 2 BB 0 IBB 0 HBP 0 BLK 0 WP 0 HR 1 S 18 P 31 ERA 10.80 WHIP 1.800	H 0 R 2 ER 2 SO 2 BB 0 IBB 0 HBP 0 BLK 0 WP 0 HR 1 S 18 P 31 ERA 10.80 WHIP 1.800	H 0 R 2 ER 2 SO 2 BB 0 IBB 0 HBP 0 BLK 0 WP 0 HR 1 S 18 P 31 ERA 10.80 WHIP 1.800	H 0 R 2 ER 2 SO 2 BB 0 IBB 0 HBP 0 BLK 0 WP 0 HR 1 S 18 P 31 ERA 10.80 WHIP 1.800

BOTTOM

Los Angeles Dodgers @ San Francisco Giants
PacBell Park, San Francisco, CA
Tue Apr 17 2001, 10:15 PM EDT
Att: 41,059 - Cloudy - 61 F

livebaseballscorecards.com

AB	31
R	3
H	7
RBI	3
BB	2
SO	8
LOB	15



Batter	1	2	3	4	5	6	7	8	9	AB R H RBI BB SO LOB	TOP																									
Tom Goodwin, L (1, 8) OBP: 0.209, SLG: 0.333	0-2 F7		2-2 FC1-6 1B E G4-3 1-2f	0-0 G4-3			1-0 G5-4-3 1B 1B	1-2 G4-3		5 2 1 0 0 0 3	<p>Los Angeles Dodgers @ San Francisco Giants</p> <p>PacBell Park, San Francisco, CA</p> <p>Wed Apr 18 2001, 10:15 PM EDT</p> <p>Att: 41,059 - Cloudy - 52 F</p>																									
Mark Grudzielanek, R (1, 4) OBP: 0.390, SLG: 0.655	1-2 BB 1B		3-0 G4-3 1-2		2-2 1B	0-1 G5-4-3 1B		0-3 K	5 0 3 0 0 1 1																											
Gary Sheffield, R (1, 7) OBP: 0.429, SLG: 0.702	1-1 P3		4-1 E BB		1-0 L8	2-0 G5-4-3 1B 1-2f 2-3		0-2 P6	4 0 0 0 1 0 4																											
Shawn Green, L (1, 9) OBP: 0.306, SLG: 0.482	4-2 BB 1-2		0-0 E5 1-2 2-H 1B		2-2 F8	2-1 2B 1B 3-H		2-3 K	4 1 2 1 1 1 1																											
Eric Karros, R (1, 3) OBP: 0.279, SLG: 0.431	2-1 F9		1-3 K		1-2 G4-3	0-0 1B 1-H 2B			4 0 1 1 0 1 5																											
Chris Donnels, L (1, 5) OBP: 0.273, SLG: 0.276		3-3 K		1-2 G1-3		0-0 G6-4-3 BB 1B		2-3 K	3 0 1 0 0 1 0																											
Phil Hiatt, R (7, PH) OBP: 0.286, SLG: 0.423									1 0 0 0 0 1 1																											
Chad Kreuter, S (1, 2) OBP: 0.238, SLG: 0.167		2-0 G1-3		1-0 E 2B		4-2 G6-4-3 BB 1-2		2-2 G4-3	3 1 1 0 1 0 0																											
Alex Cora, L (1, 6) OBP: 0.225, SLG: 0.351		0-0 B1-3		0-2 E6 G3 2-H		2-2 G6-4-3 1-2f 2-3		2-2 1B	4 0 1 0 0 0 2																											
Chan Ho Park, R (1, 1) OBP: 0.222, SLG: 0.222			1-0 FC1-6 1B	0-0 G3 2-3		1-1 F9		2-2 P6	3 0 1 0 0 0 2																											
Matt Herges, L (7, 1)									0 0 0 0 0 0 0																											
Hiram Bocachica, R (8, PH) OBP: 0.286, SLG: 0.333									1 0 0 0 0 0 1																											
Gregg Olson, R (8, 1)									0 0 0 0 0 0 0																											
Inning Stats	R: 0 E: 0 K: 0 S: 13	H: 1 LOB: 2 BB: 1 P: 21	R: 0 E: 0 K: 1 S: 5	H: 0 LOB: 0 BB: 0 P: 10	R: 1 E: 1 K: 1 S: 11	H: 2 LOB: 2 BB: 1 P: 22	R: 1 E: 1 K: 0 S: 9	H: 1 LOB: 1 BB: 0 P: 11	R: 0 E: 0 K: 0 S: 10	H: 1 LOB: 1 BB: 1 P: 17	R: 2 E: 0 K: 1 S: 11	H: 4 LOB: 1 BB: 0 P: 18	R: 0 E: 0 K: 0 S: 16	H: 1 LOB: 1 BB: 0 P: 23	R: 0 E: 0 K: 2 S: 9	H: 0 LOB: 0 BB: 0 P: 11	1B: 9 2B: 2 3B: 0 HR: 0	SF: 0 SAC: 0 DP: 2 HBP: 0	WP: 0 PB: 0 SB: 0 CS: 0	PA: 40																
PITCHER	IP WLS BF H R ER SO BB IBB HBP BLK WP HR S P ERA WHIP																																			
Livan Hernandez, R (1, 1) ERA: 6.17	6.2		32	10	4	2	2	3	0	0	0	0	0	68	112	2.70	1.950																			
Aaron Fultz, L (7, 1) ERA: 2.89	0.1	W	1	0	0	0	1	0	0	0	0	0	0	4	6	0.00	0.000																			
Felix Rodriguez, R (8, 1) ERA: 3.68	1.0	H	4	1	0	0	0	0	0	0	0	0	0	16	23	0.00	1.000																			
Robb Nen, R (9, 1) ERA: 1.17	1.0	S	3	0	0	0	2	0	0	0	0	0	0	9	11	0.00	0.000																			

livebaseballscorecards.com

AB	37
R	4
H	11
RBI	2
BB	3
SO	5
LOB	20



Batter	1	2	3	4	5	6	7	8	9
Marvin Benard, L (1, 8) OBP: 0.204, SLG: 0.196	2-3 K	2-0 P6			0-2 F8		1-2 HR 2B		
Rich Aurilia, R (1, 6) OBP: 0.462, SLG: 0.708	2-1 G5-3		1-3 K2-3		1-2 1B		0-0 HR 2-H		
Barry Bonds, L (1, 7) OBP: 0.310, SLG: 0.700	3-3 K		3-1 F8		2-1 F8		0-0 HR		
Jeff Kent, R (1, 4) OBP: 0.271, SLG: 0.519		2-1 G5-3	0-1 P4		0-1 F8		1-1 G6-3		
J.T. Snow, L (1, 3) OBP: 0.421, SLG: 0.413		4-0 BB 1B BB		0-0 G3		0-0 L4		2-3 K	
Russ Davis, R (1, 5) OBP: 0.250, SLG: 0.459		0-3 K		1-1 P4		0-0 1B		0-2 G1-3	
Aaron Fultz, L (7, 1)									
Felix Rodriguez, R (8, 1)									
Felipe Crespo, S (8, PH) OBP: 0.143, SLG: 0.143									
Robb Nen, R (9, 1)									
Armando Rios, L (1, 9) OBP: 0.375, SLG: 0.512		4-1 1B 1B BB		1-0 G3-1		2-1 F8		0-3 K	
Bobby Estalella, R (1, 2) OBP: 0.375, SLG: 0.464		0-2 1B 1-2 2-H 1B			2-3 K		1-3 K		
Livan Hernandez, R (1, 1) OBP: 0.333, SLG: 0.333		0-2 1B			2-0 E5 1B		2-3 K		
Pedro Feliz, R (7, 5) OBP: 0.235, SLG: 0.267		1-3 2-H 1B							

Inning Stats	R: 0 E: 0 K: 2 S: 9	H: 0 LOB: 0 BB: 0 P: 16	R: 2 E: 0 K: 1 S: 13	H: 2 LOB: 2 BB: 2 P: 25	R: 0 E: 0 K: 1 S: 8	H: 0 LOB: 0 BB: 0 P: 12	R: 0 E: 0 K: 0 S: 4	H: 0 LOB: 0 BB: 0 P: 6	R: 0 E: 1 K: 1 S: 12	H: 1 LOB: 2 BB: 0 P: 19	R: 0 E: 0 K: 0 S: 6	H: 1 LOB: 1 BB: 0 P: 8	R: 3 E: 0 K: 2 S: 13	H: 3 LOB: 0 BB: 0 P: 18	R: 0 E: 0 K: 2 S: 9	H: 0 LOB: 0 BB: 0 P: 11
--------------	------------------------------	----------------------------------	-------------------------------	----------------------------------	------------------------------	----------------------------------	------------------------------	---------------------------------	-------------------------------	----------------------------------	------------------------------	---------------------------------	-------------------------------	----------------------------------	------------------------------	----------------------------------

PITCHER	IP	WLS	BF	H	R	ER	SO	BB	IBB	HBP	BLK	WP	HR	S	P	ERA	WHIP
Chan Ho Park, R (1, 1) ERA: 4.21	6.2	L	30	7	5	5	7	2	0	0	0	0	2	63	101	6.75	1.350
Matt Herges, R (7, 1) ERA: 1.8	0.1		1	0	0	0	0	0	0	0	0	0	0	2	3	0.00	0.000
Gregg Olson, R (8, 1) ERA: 1.8	1.0		3	0	0	0	2	0	0	0	0	0	0	9	11	0.00	0.000

BOTTOM

Los Angeles Dodgers @ San Francisco Giants
PacBell Park, San Francisco, CA

Wed Apr 18 2001, 10:15 PM EDT
Att: 41,059 - Cloudy - 52 F

AB	R	H	RBI	BB	SO	LOB
4	1	1	0	0	1	3
4	1	2	2	0	1	0
4	1	1	1	0	1	2
4	0	0	0	0	0	0
3	1	0	0	1	1	0
3	0	1	0	0	1	1
0	0	0	0	0	0	0
0	0	0	0	0	0	0
1	0	0	0	0	0	0
0	0	0	0	0	0	0
3	1	0	0	1	1	1
3	0	1	1	0	2	0
2	0	1	1	0	0	0
1	0	0	0	0	1	0

AB	32
R	5
H	7
RBI	5
BB	2
SO	9
LOB	7

livebaseballscorecards.com

GIANTS

WP	PA
0	34

Batter	1	2	3	4	5	6	7	8	9	AB R H RBI BB SO LOB	TOP		
Marquis Grissom, R (1, 8) <small>OBP: 0.194, SLG: 0.417</small>	2-2 HR		0-3 K		0-1 1B	1-1 1B		3-2 F8		5 3 2 2 0 1 2	Los Angeles Dodgers @ San Francisco Giants PacBell Park, San Francisco, CA Thu Apr 19 2001, 10:35 PM EDT Att. 41,059 - Overcast - 52 F		
Mark Grudzielanek, R (1, 4) <small>OBP: 0.391, SLG: 0.633</small>	2-2 G4-3		3-2 G5-3		2-2 F8 BB 1B	0-0 1B		0-0 G6-3		5 1 2 2 0 0 1			
Gary Sheffield, R (1, 7) <small>OBP: 0.441, SLG: 0.740</small> Tom Goodwin, L (8, 7) <small>OBP: 0.209, SLG: 0.333</small>	4-0 BB		3-3 K		4-1 1B BB	0-0 F5		0-2 HR		3 1 1 1 2 1 3 0 0 0 0 0 0 0			
Eric Karros, R (1, 3) <small>OBP: 0.273, SLG: 0.413</small>	1-3 K			3-2 F9	0-0 F8	0-1 1B		0-1 G6-3		5 0 1 1 0 1 3			
Shawn Green, L (1, 9) <small>OBP: 0.328, SLG: 0.500</small>	1-2 G4-3			0-0 2B	2-1 G5-4-3 1B	0-0 L1-6		4-0 3B		4 2 2 1 1 0 3			
Paul Lo Duca, R (1, 2) <small>OBP: 0.410, SLG: 0.649</small> Chad Kreuter, S (5, 2) <small>OBP: 0.261, SLG: 0.300</small>			0-1 F8	3-2 1B SH1-3 2B	0-2 G5-4-3		3-3 K		0-0 3B			3 1 1 1 0 0 2 2 0 1 1 0 1 0	
Hiram Bocachica, R (1, 5) <small>OBP: 0.389, SLG: 0.500</small> Phil Hiatt, R (7, 5) <small>OBP: 0.276, SLG: 0.407</small>			0-2 F3	0-2 SH1-3 1B		2-2 1B FC5 2B	0-1 1B		0-3 K			4 1 3 0 0 0 0 1 0 0 0 0 1 1	
Jeff Reboulet, R (1, 6) <small>OBP: 0.429, SLG: 0.267</small>			1-0 P3	0-0 SH1-3		2-2 1B FC5 1B	2-3 K		0-0 P4			4 1 1 1 0 1 2	
Eric Gagne, R (1, 1) <small>OBP: 0.111, SLG: 0.222</small> Chris Donnels, L (9, PH) <small>OBP: 0.265, SLG: 0.267</small> Jose Nunez, L (9, 1) <small>ERA: 12.0</small>			2-2 2B	0-2 G2-3		0-3 K	0-1 G4-3		2-3 K			4 0 1 0 0 1 4 1 0 0 0 0 1 1 0 0 0 0 0 0 0	
Inning Stats	R: 1 H: 1 E: 0 LOB: 1 K: 1 BB: 1 S: 16 P: 26	R: 0 H: 0 E: 0 LOB: 0 K: 0 BB: 0 S: 6 P: 7	R: 0 H: 1 E: 0 LOB: 1 K: 2 BB: 0 S: 15 P: 23	R: 2 H: 3 E: 0 LOB: 1 K: 0 BB: 0 S: 18 P: 24	R: 2 H: 3 E: 0 LOB: 1 K: 0 BB: 1 S: 12 P: 20	R: 3 H: 4 E: 0 LOB: 2 K: 1 BB: 0 S: 18 P: 23	R: 0 H: 1 E: 0 LOB: 1 K: 2 BB: 0 S: 10 P: 15	R: 1 H: 1 E: 0 LOB: 0 K: 0 BB: 0 S: 9 P: 12	R: 1 H: 1 E: 0 LOB: 1 K: 2 BB: 1 S: 12 P: 18	1B: 7 SF: 0 2B: 5 SAC: 1 3B: 1 DP: 1 HR: 2 HBP: 0	WP: 0 PA: 45 PB: 0 SB: 0 CS: 0		
PITCHER	IP WLS BF H R ER SO BB IBB HBP BLK WP HR S P ERA WHIP											PITCHER	IP WLS BF H R ER SO BB IBB HBP BLK WP HR S P ERA WHIP
Kirk Rueter, L (1, 1) <small>ERA: 6.64</small>	4.0 L 21 7 5 5 3 2 0 0 0 0 0 1 61 92 11.25 2.250												
Aaron Fultz, L (5, 1) <small>ERA: 4.76</small>	2.0 11 5 3 3 1 0 0 0 0 0 0 0 24 31 13.50 2.500												
Alan Embree, L (7, 1) <small>ERA: 12.0</small>	2.0 8 2 1 1 2 0 0 0 0 0 0 1 19 27 4.50 1.000												
Tim Worrell, R (9, 1) <small>ERA: 1.69</small>	1.0 5 1 1 1 2 1 0 0 0 0 0 0 12 18 9.00 2.000												

livebaseballscorecards.com

AB	41
R	10
H	15
RBI	10
BB	3
SO	8
LOB	22



Batter	1	2	3	4	5	6	7	8	9	AB	R	H	RBI	BB	SO	LOB
--------	---	---	---	---	---	---	---	---	---	----	---	---	-----	----	----	-----

Marvin Benard, L (1, 8) <small>OBP: 0.190, SLG: 0.182</small> Calvin Murray, R (8, 8) <small>OBP: 0.571, SLG: 1.000</small>	0-2 F9		0-1 G1-3		0-1 F6		1-2 G4-3			4	0	0	0	0	0	1
Rich Aurilia, R (1, 6) <small>OBP: 0.446, SLG: 0.673</small> Tim Worrell, R (9, 1)	1-2 L4		1-0 F9		2-1 F9			0-2 1B		4	0	1	0	0	0	1
Barry Bonds, L (1, 7) <small>OBP: 0.311, SLG: 0.679</small> Shawon Dunston, R (7, 7) <small>OBP: 0.250, SLG: 0.250</small>	0-0 1B		2-3 K			1-0 G4-3		2-3 K		3	0	1	0	0	1	0
Jeff Kent, R (1, 4) <small>OBP: 0.254, SLG: 0.483</small>	1-0 F9			0-0 G6-3		0-2 G6-3		0-0 F9		4	0	0	0	0	0	2
J.T. Snow, L (1, 3) <small>OBP: 0.450, SLG: 0.426</small> Alan Embree, L (7, 1) Ramon Martinez, R (8, PH) <small>OBP: 0.467, SLG: 0.333</small> (9, 6)		3-2 2B SF8 1B		2-0 HBP		4-2 1B BB		2-3 K		1	1	1	0	1	0	0
Russ Davis, R (1, 5) <small>OBP: 0.273, SLG: 0.488</small>		0-0 SF8 1-3 2B		1-1 F9		1-1 1B		1-2 L5		4	0	2	0	0	0	1
Armando Rios, L (1, 9) <small>OBP: 0.346, SLG: 0.468</small>		3-3 K		0-3 K		0-0 G3-1		0-3 K		4	0	0	0	0	3	5
Benito Santiago, R (1, 2) <small>OBP: 0.444, SLG: 0.696</small>		2-2 SF8 2-3 3-H		2-2 P6		2-0 F9		0-0 1B		3	0	1	1	0	0	0
Kirk Rueter, L (1, 1) Aaron Fultz, L (5, 1) <small>OBP: 0.500, SLG: 0.500</small> Felipe Crespo, S (7, 3) <small>OBP: 0.111, SLG: 0.111</small>		1-3 K		2-2 1B		2-3 K		3-2 G6-3		1	0	0	0	0	1	1
										1	0	1	0	0	0	0
										2	0	0	0	0	1	1

Inning Stats	R: 0	H: 1	E: 0	LOB: 1	K: 0	BB: 0	S: 8	P: 10	R: 1	H: 2	E: 0	LOB: 1	K: 2	BB: 0	S: 20	P: 29	R: 0	H: 0	E: 0	LOB: 1	K: 1	BB: 0	S: 6	P: 9	R: 0	H: 1	E: 0	LOB: 2	K: 0	BB: 1	S: 9	P: 15	R: 0	H: 0	E: 0	LOB: 0	K: 1	BB: 0	S: 9	P: 14	R: 0	H: 1	E: 0	LOB: 1	K: 2	BB: 0	S: 12	P: 16	R: 0	H: 1	E: 0	LOB: 1	K: 1	BB: 0	S: 14	P: 18	1B: 6	SF: 1	2B: 1	SAC: 0	3B: 0	DP: 0	HR: 0	HBP: 1	WP: 0	PA: 36
--------------	------	------	------	--------	------	-------	------	-------	------	------	------	--------	------	-------	-------	-------	------	------	------	--------	------	-------	------	------	------	------	------	--------	------	-------	------	-------	------	------	------	--------	------	-------	------	-------	------	------	------	--------	------	-------	-------	-------	------	------	------	--------	------	-------	-------	-------	-------	-------	-------	--------	-------	-------	-------	--------	-------	--------

PITCHER	IP	WLS	BF	H	R	ER	SO	BB	IBB	HBP	BLK	WP	HR	S	P	ERA	WHIP
Eric Gagne, R (1, 1) <small>ERA: 3.96</small>	8.0		32	6	1	1	7	1	0	1	0	0	0	84	122	1.12	0.875
Jose Nunez, L (9, 1) <small>ERA: 9.0</small>	1.0		4	1	0	0	1	0	0	0	0	0	0	14	18	0.00	1.000

BOTTOM

Los Angeles Dodgers @ San Francisco Giants
 PacBell Park, San Francisco, CA
 Thu Apr 19 2001, 10:35 PM EDT
 Att: 41,059 - Overcast - 52 F

livebaseballscorecards.com

AB	33
R	1
H	7
RBI	1
BB	1
SO	8
LOB	14



Batter	1	2	3	4	5	6	7	8	9	AB R H RBI BB SO LOB	TOP
Ronnie Belliard, R (1, 4) OBP: 0.348, SLG: 0.475	1-2 P3			4-2 1B BB	2-0 F9			0-2 F3		3 1 0 0 1 0 0	Milwaukee Brewers @ San Francisco Giants PacBell Park, San Francisco, CA Fri Apr 20 2001, 10:35 PM EDT Att. 41,059 - Cloudy - 51 F livebaseballscorecards.com
Tyler Houston, L (1, 5) OBP: 0.310, SLG: 0.410	1-0 F8			1-2 BB 1B 1B		1-1 G5-3		0-3 K		4 0 1 0 0 1 0	
Geoff Jenkins, L (1, 7) OBP: 0.279, SLG: 0.417	1-1 G3			1-3 K		1-3 K		0-2 G3		4 0 0 0 0 2 2	
Richie Sexson, R (1, 3) OBP: 0.328, SLG: 0.404			3-3 K	2-1 BB 1B		1-1 G6-3		0-2 F8		4 0 1 1 0 1 0	
Jeremy Burnitz, L (1, 9) OBP: 0.453, SLG: 0.686			4-1 CS BB	0-3 K			0-1 F9			2 0 0 0 1 1 2	
Jeffrey Hammonds, R (1, 8) OBP: 0.356, SLG: 0.423			3-3 K	4-0			2-3 K			2 0 0 0 1 2 1	
José Hernández, R (1, 6) OBP: 0.333, SLG: 0.611			1-2 K	1-2 2-3 BB			1-2 F9			3 0 0 0 0 1 3	
Raul Casanova, S (1, 2) OBP: 0.167, SLG: 0.125			0-2 G3-1	2-0 F9		3-2 F7		2-1 G6-3		3 0 0 0 0 0 0	
Jimmy Haynes, R (1, 1) OBP: 0.143, SLG: 0.143			1-2 G6-3			0-2 L6		2-3 K		2 0 0 0 0 0 0	
Devon White, S (8, PH) OBP: 0.462, SLG: 0.364										1 0 0 0 0 1 0	
Mike DeJean, R (8, 1)										0 0 0 0 0 0 0	
Ray King, L (8, 1)										0 0 0 0 0 0 0	
David Weathers, R (8, 1)										0 0 0 0 0 0 0	
Inning Stats	R: 0 H: 0 E: 0 LOB: 0 K: 0 BB: 0 S: 7 P: 10	R: 0 H: 0 E: 0 LOB: 1 K: 2 BB: 1 S: 9 P: 19	R: 0 H: 0 E: 0 LOB: 0 K: 1 BB: 0 S: 11 P: 13	R: 1 H: 2 E: 0 LOB: 3 K: 2 BB: 2 S: 17 P: 31	R: 0 H: 0 E: 0 LOB: 0 K: 0 BB: 0 S: 7 P: 12	R: 0 H: 0 E: 0 LOB: 0 K: 1 BB: 0 S: 7 P: 10	R: 0 H: 0 E: 0 LOB: 0 K: 1 BB: 0 S: 8 P: 11	R: 0 H: 0 E: 0 LOB: 0 K: 1 BB: 0 S: 9 P: 13	R: 0 H: 0 E: 0 LOB: 0 K: 1 BB: 0 S: 11 P: 11	1B: 2 SF: 0 2B: 1 SAC: 0 3B: 0 DP: 1 HR: 0 HBP: 0	WP: 0 PA: 31 PB: 0 SB: 0 CS: 1
PITCHER	IP WLS BF H R ER SO BB IBB HBP BLK WP HR S P ERA WHIP										
Russ Ortiz, R (1, 1) ERA: 2.7	8.0 W 28 2 1 1 8 3 0 0 0 0 0 0 75 119 1.12 0.625										
Robb Nen, R (9, 1) ERA: 1.04	1.0 S 3 0 0 0 1 0 0 0 0 0 0 0 0 11 11 0.00 0.000										



Batter	1	2	3	4	5	6	7	8	9
Marvin Benard, L (1, 8) <small>OBP: 0.197, SLG: 0.175</small> Shawon Dunston, R (8, PH) <small>OBP: 0.308, SLG: 0.462</small> (9, 8)	1-1 G6-3			4-2 FC5-4 BB		0-0 G5-3		0-1 3B	
Rich Aurilia, R (1, 6) <small>OBP: 0.417, SLG: 0.625</small>	1-1 G5-3			2-1 FC5-4 HR		2-1 F8		0-1 G6-3	
Barry Bonds, L (1, 7) <small>OBP: 0.323, SLG: 0.714</small>	1-3 K			0-0 HR		0-0 G4-3		4-0 IBB	
Jeff Kent, R (1, 4) <small>OBP: 0.239, SLG: 0.452</small>		1-0 F8		2-2 F8		3-2 F8		0-1 F8	
J.T. Snow, L (1, 3) <small>OBP: 0.429, SLG: 0.400</small>		3-2 F8		2-2 G4-1		3-2 G4-3			
Eric Davis, R (1, 9) <small>OBP: 0.235, SLG: 0.071</small>		0-3 K		1-1 G6-3		4-2 BB			
Russ Davis, R (1, 5) <small>OBP: 0.277, SLG: 0.465</small>			0-0 G5-3		4-0 BB	0-0 F8			
Bobby Estalella, R (1, 2) <small>OBP: 0.371, SLG: 0.484</small>			0-3 K		0-1 F9		1-1 G3-1 3B 2B		
Russ Ortiz, R (1, 1) <small>OBP: 0.125, SLG: 0.125</small> Felipe Crespo, S (8, PH) <small>OBP: 0.100, SLG: 0.100</small> Robb Nen, R (9, 1)			1-1 G4-3		0-0 F9		0-1 G3-1		

Inning Stats	R: 0	H: 0	E: 0	K: 1	S: 7	R: 0	H: 0	E: 0	K: 1	S: 7	R: 0	H: 0	E: 0	K: 1	S: 6	R: 2	H: 1	E: 0	K: 0	S: 12	R: 0	H: 0	E: 0	K: 0	S: 5	R: 0	H: 0	E: 0	K: 0	S: 4	R: 0	H: 0	E: 0	K: 0	S: 12	R: 1	H: 2	E: 0	K: 0	S: 10
	LOB: 0	BB: 0	P: 10	LOB: 0	BB: 0	P: 11	LOB: 0	BB: 0	P: 7	LOB: 0	BB: 0	LOB: 1	BB: 1	P: 10	LOB: 0	BB: 0	LOB: 0	BB: 0	P: 22	LOB: 1	BB: 1	P: 10	LOB: 0	BB: 0	LOB: 1	BB: 1	P: 22	LOB: 0	BB: 1	P: 6	LOB: 1	BB: 1	P: 22	LOB: 2	BB: 1	P: 15				

PITCHER															PITCHER																							
IP	WLS	BF	H	R	ER	SO	BB	IBB	HBP	BLK	WP	HR	S	P	ERA	WHIP	IP	WLS	BF	H	R	ER	SO	BB	IBB	HBP	BLK	WP	HR	S	P	ERA	WHIP					
7.0	L	25	1	2	2	3	3	0	0	0	0	1	53	88	2.57	0.571																						
0.1		2	1	1	1	0	0	0	0	0	0	0	4	5	27.00	3.000																						
0.0		1	1	0	0	0	0	0	0	0	0	0	2	2	∞	∞																						
0.2		3	0	0	0	0	0	1	0	0	0	0	4	8	0.00	0.000																						

BOTTOM

Milwaukee Brewers @ San Francisco Giants
 PacBell Park, San Francisco, CA
 Fri Apr 20 2001, 10:35 PM EDT
 Att. 41,059 - Cloudy - 51 F

AB	27
R	3
H	3
RBI	3
BB	4
SO	3
LOB	8



1B: 0	SF: 0	WP: 0	PA: 31
2B: 1	SAC: 0	PB: 0	
3B: 1	DP: 0	SB: 0	
HR: 1	HBP: 0	CS: 0	

Batter	1	2	3	4	5	6	7	8	9	AB R H RBI BB SO LOB	TOP											
Ronnie Belliard, R (1, 4) OBP: 0.338, SLG: 0.444	0-1 F3		4-1 1B BB	0-1 F8		0-2 G4-3		1-0 L4		4 1 0 0 1 0 2												
Tyler Houston, L (1, 5) OBP: 0.340, SLG: 0.432	3-3 K		1-2 1B 1B	0-0 F8		0-0 FC4-6 1B		0-0 WP HBP 1B		5 0 3 0 0 1 1												
Jeffrey Hammonds, R (1, 8) OBP: 0.344, SLG: 0.393	3-1 F9		1-3 K		0-1 G5-3	1-1 FC4-6		1-2 WP HBP		4 0 0 0 0 1 4												
Jeremy Burnitz, L (1, 9) OBP: 0.435, SLG: 0.696		3-2 F8	3-2 F7		3-2 HR		1-1 F8	2-3 K		5 1 1 1 0 1 5												
Richie Sexson, R (1, 3) OBP: 0.319, SLG: 0.387		0-2 F4	0-1 1B		0-2 F9		3-1 G6-3	3-3 K		5 0 1 2 0 1 2												
Geoff Jenkins, L (1, 7) OBP: 0.315, SLG: 0.438		1-2 1B	1-3 K		0-0 3B 1B		1-1 CS 1B	4-0 IBB		4 1 3 0 1 1 2												
José Hernández, R (1, 6) OBP: 0.339, SLG: 0.678		1-3 K		1-1 HR	2-1 3B		3-1 CS	0-0 G6-3	1-3 K	5 1 2 2 0 2 4												
Henry Blanco, R (1, 2) OBP: 0.304, SLG: 0.325			1-1 1B 3B	2-2 F7	2-2 F8			0-0 G4-3 2B		4 1 2 0 0 0 1												
Paul Rigdon, R (1, 1) OBP: 0.250, SLG: 0.250 Luis Lopez, S (8, PH) OBP: 0.455, SLG: 0.667 Chad Fox, R (8, 1) Curt Leskanic, R (9, 1) Ray King, L (9, 1) David Weathers, R (9, 1)			1-0 1B BB 1B	1-1 1B		1-2 P6		0-1 G4-3		3 1 2 1 0 0 0 1 0 0 0 0 0 1 0												
Inning Stats	R: 0 E: 0 K: 1 S: 8	H: 0 LOB: 0 BB: 0 P: 14	R: 0 E: 0 K: 1 S: 16	H: 1 LOB: 1 BB: 0 P: 21	R: 3 E: 0 K: 2 S: 18	H: 4 LOB: 2 BB: 1 P: 30	R: 1 E: 0 K: 0 S: 10	H: 2 LOB: 1 BB: 0 P: 14	R: 2 E: 0 K: 0 S: 14	H: 3 LOB: 1 BB: 0 P: 21	R: 0 E: 0 K: 0 S: 9	H: 1 LOB: 1 BB: 0 P: 11	R: 0 E: 0 K: 0 S: 7	H: 1 LOB: 0 BB: 0 P: 15	R: 0 E: 0 K: 0 S: 5	H: 1 LOB: 1 BB: 0 P: 6	R: 0 E: 0 K: 3 S: 12	H: 1 LOB: 3 BB: 1 P: 23	1B: 9 2B: 1 3B: 2 HR: 2	SF: 0 SAC: 0 DP: 0 HBP: 1	WP: 1 PB: 0 SB: 0 CS: 1	PA: 44
PITCHER	IP WLS BF H R ER SO BB IBB HBP BLK WP HR S P ERA WHIP																					
Mark Gardner, R (1, 1) ERA: 10.8	4.2 L 25 10 6 6 4 1 0 0 0 0 2 63 95 11.57 2.357																					
41 Chad Zerbe, L (5, 1) ERA:	2.1 8 2 0 0 0 0 0 0 0 0 0 19 31 0.00 0.857																					
Tim Worrell, R (8, 1) ERA: 1.42	2.0 10 2 0 0 0 3 0 1 1 0 1 0 17 29 0.00 1.000																					

Milwaukee Brewers @ San Francisco Giants
PacBell Park, San Francisco, CA
Sat Apr 21 2001, 4:05 PM EDT
Att. 41,059 - Sunny - 62 F

AB	40
R	6
H	14
RBI	6
BB	2
SO	7
LOB	22



Batter	1	2	3	4	5	6	7	8	9	AB	R	H	RBI	BB	SO	LOB						
Shawon Dunston, R OBP: 0.353, SLG: 0.647 (1, 8)	2-3 K		0-1 HR		2-2 1B			1-3 K		4	1	2	1	0	2	0						
Ramon Martinez, R OBP: 0.421, SLG: 0.313 (1, 6)	2-2 BB G4-3 1B		0-1 F7		0-0 G5-3			1-2 G1-3		4	1	1	0	0	0	2						
Armando Rios, L OBP: 0.357, SLG: 0.460 (1, 7)	4-0 G4-3 1-2 BB		2-2 F8			1-1 P4		1-0 1B		3	0	1	0	1	0	0						
Jeff Kent, R OBP: 0.239, SLG: 0.431 (1, 4)	4-1 G4-3 1-2 2-3 BB		3-2 F7			0-0 F8		1-3 K		3	0	0	0	1	1	1						
J.T. Snow, L OBP: 0.418, SLG: 0.389 (1, 3)	0-0 G4-3 1-2 2-3 3-H			3-1 F7		1-0 F7			1-0 FC6-4 1B	4	0	1	1	0	0	2						
Eric Davis, R OBP: 0.250, SLG: 0.235 Felipe Crespo, S OBP: 0.182, SLG: 0.182 (9, PH)	2-0 P4			1-0 F8			0-0 1B 3B		0-2 FC6-4 1B	3	1	1	0	0	0	2						
Benito Santiago, R OBP: 0.419, SLG: 0.630 (1, 2)		0-0 F7		1-1 L4			0-1 G6-4-3 1B		1-3 K	4	0	1	1	0	1	2						
Pedro Feliz, R OBP: 0.250, SLG: 0.278 Barry Bonds, L OBP: 0.318, SLG: 0.702 (9, PH)		2-0 F2			1-1 G5-3 1B 1B		3-1 G6-4-3		3-3 K	3	0	1	0	0	0	1						
Mark Gardner, R 41 Chad Zerbe, L Marvin Benard, L Tim Worrell, R Rich Aurilia, R OBP: 0.410, SLG: 0.614 (9, PH)		1-1 G6-3			0-3 K		3-2 G3-1		1-1 FC6-4 1-2f 2-3	1	0	0	0	0	0	0						
Inning Stats	R: 1 E: 0 K: 1 S: 10	H: 1 LOB: 2 BB: 2 P: 24	R: 0 E: 0 K: 0 S: 4	H: 0 LOB: 0 BB: 0 P: 7	R: 1 E: 0 K: 0 S: 12	H: 1 LOB: 0 BB: 0 P: 17	R: 0 E: 0 K: 0 S: 5	H: 0 LOB: 0 BB: 0 P: 10	R: 0 E: 0 K: 1 S: 12	H: 2 LOB: 1 BB: 0 P: 15	R: 0 E: 0 K: 0 S: 4	H: 0 LOB: 0 BB: 0 P: 6	R: 1 E: 0 K: 0 S: 8	H: 2 LOB: 0 BB: 0 P: 14	R: 0 E: 0 K: 2 S: 10	H: 1 LOB: 1 BB: 0 P: 14	R: 0 E: 0 K: 2 S: 12	H: 2 LOB: 2 BB: 0 P: 18	1B: 7 2B: 0 3B: 1 HR: 1	SF: 0 SAC: 0 DP: 2 HBP: 0	WP: 0 PB: 0 SB: 0 CS: 0	PA: 36

BOTTOM

Milwaukee Brewers @ San Francisco Giants
 PacBell Park, San Francisco, CA
 Sat Apr 21 2001, 4:05 PM EDT
 Att: 41,059 - Sunny - 62 F

AB	34
R	3
H	9
RBI	3
BB	2
SO	6
LOB	15



PITCHER	IP	WLS	BF	H	R	ER	SO	BB	IBB	HBP	BLK	WP	HR	S	P	ERA	WHIP
Paul Rigdon, R ERA: 3.33 (1, 1)	7.0	W	27	6	3	3	2	2	0	0	0	0	1	55	93	3.86	1.143
Chad Fox, R ERA: (8, 1)	1.0	H	4	1	0	0	2	0	0	0	0	0	0	10	14	0.00	1.000
Curt Leskanic, R ERA: 8.31 (9, 1)	0.1		3	2	0	0	1	0	0	0	0	0	0	7	9	0.00	6.000
Ray King, L ERA: 4.15 (9, 1)	0.1	H	1	0	0	0	1	0	0	0	0	0	0	3	6	0.00	0.000
David Weathers, R ERA: 1.86 (9, 1)	0.1	S	1	0	0	0	0	0	0	0	0	0	0	2	3	0.00	0.000

Batter	1	2	3	4	5	6	7	8	9	AB R H RBI BB SO LOB	TOP											
Devon White, S (1, 7) OBP: 0.500, SLG: 0.467	3-2 F3		1-2 BLK 2B	4-1 BB		2-2 G4-3		0-1 BB 1B		4 1 2 1 1 0 1	Milwaukee Brewers @ San Francisco Giants PacBell Park, San Francisco, CA Sun Apr 22 2001, 4:05 PM EDT Att. 41,059 - Sunny - 60 F livebaseballscorecards.com											
Ronnie Belliard, R (1, 4) OBP: 0.329, SLG: 0.418	1-3 K		2-2 L3	2-3 K			1-2 L5	4-2 BB 1B		4 0 0 0 1 2 4												
Jeffrey Hammonds, R (1, 8) OBP: 0.348, SLG: 0.383	2-3 K		0-1 BLK 1B		1-0 F3		4-2 BB BB	1-2 F3		4 0 1 0 1 1 3												
Richie Sexson, R (1, 3) OBP: 0.325, SLG: 0.388		0-1 E4 2B 1B	0-2 F8		1-0 F7		2-3 K	1-0 G3-6 1B		5 1 2 0 0 1 2												
Jeremy Burnitz, L (1, 9) OBP: 0.446, SLG: 0.695		0-2 G6-4-3 2B		4-2 BB BB BB	0-0 G4-3		4-1 BB	0-0 G3-6		3 1 1 1 2 0 1												
José Hernández, R (1, 6) OBP: 0.333, SLG: 0.645		4-1 BB		2-2 G5-3		0-0 G6-3	2-3 K	0-0 G3		3 0 0 0 1 1 3												
Mike DeJean, R (7, 1)				1-2						0 0 0 0 0 0 0												
Tony Fernandez, S (9, PH) OBP: 0.286, SLG: 0.242		G6-4-3 BB		1-2						1 0 0 0 0 0 0												
Luis Lopez, S (1, 5) (7, 6) OBP: 0.333, SLG: 0.462	1-1 G6-4-3			1-3 K		1-2 E8 1B		1-3 K		4 1 0 0 0 2 3												
Henry Blanco, R (1, 2) OBP: 0.320, SLG: 0.326	2-2 G6-3			4-0 BB BB IBB		1-1 P4		1-0 BB 1B 1B		3 0 1 0 1 0 2												
Jeff D'Amico, R (1, 1) OBP: 0.222, SLG: 0.375			0-0 P3		4-2 BB BB		1-2 1B	1-3 K		1 0 0 0 1 0 0												
Will Cunnane, R (5, 1)										0 0 0 0 0 0 0												
Geoff Jenkins, L (6, PH) OBP: 0.324, SLG: 0.446										1 0 1 1 0 0 0												
Mark Leiter, R (6, 1)										0 0 0 0 0 0 0												
Tyler Houston, L (7, 5) OBP: 0.333, SLG: 0.422										1 0 0 0 0 1 1												
Inning Stats	R: 0 E: 0 K: 2 S: 11	H: 0 LOB: 0 BB: 0 P: 17	R: 1 E: 1 K: 0 S: 11	H: 2 LOB: 1 BB: 1 P: 18	R: 1 E: 0 K: 0 S: 12	H: 2 LOB: 1 BB: 0 P: 15	R: 1 E: 0 K: 2 S: 16	H: 0 LOB: 3 BB: 4 P: 37	R: 0 E: 0 K: 0 S: 3	H: 0 LOB: 0 BB: 0 P: 5	R: 1 E: 1 K: 0 S: 13	H: 1 LOB: 1 BB: 0 P: 18	R: 0 E: 0 K: 2 S: 17	H: 0 LOB: 2 BB: 2 P: 30	R: 0 E: 0 K: 2 S: 23	H: 2 LOB: 3 BB: 1 P: 31	R: 0 E: 0 K: 0 S: 3	H: 1 LOB: 0 BB: 0 P: 4	1B: 6 2B: 2 3B: 0 HR: 0	SF: 0 SAC: 0 DP: 2 HBP: 0	WP: 0 PB: 0 SB: 0 CS: 0	PA: 42
PITCHER	IP WLS BF H R ER SO BB IBB HBP BLK WP HR S P ERA WHIP																					
Shawn Estes, L (1, 1) ERA: 5.57	5.0 W 23 4 3 3 4 4 1 0 1 0 0 53 92 5.40 1.600																					
Tim Worrell, R (6, 1) ERA: 1.29	1.1 H 7 1 1 0 0 1 0 0 0 0 0 22 32 0.00 1.500																					
Felix Rodriguez, R (7, 1) ERA: 3.12	1.1 H 8 2 0 0 4 2 0 0 0 0 0 27 42 0.00 3.000																					
Robb Nen, R (8, 1) ERA: 0.9	1.1 S 4 1 0 0 0 0 0 0 0 0 0 7 9 0.00 0.750																					



Batter	1	2	3	4	5	6	7	8	9	AB	R	H	RBI	BB	SO	LOB
Marvin Benard, L OBP: 0.194, SLG: 0.161 (1, 8)	F7		F8			P5		G1-3		4	1	0	0	1	0	2
Rich Aurilia, R OBP: 0.409, SLG: 0.607 (1, 6)	2B		P5			HBP BB		F7	F9	4	1	1	0	1	0	1
Barry Bonds, L OBP: 0.329, SLG: 0.678 (1, 7)	IBB				G3			P4		2	0	0	0	2	0	0
Felipe Crespo, S OBP: 0.214, SLG: 0.154 Tim Worrell, R (6, 1) Jeff Kent, R OBP: 0.250, SLG: 0.455 (7, 4)	F8		P5			HBP BB		1B	2B	2	0	0	1	0	0	2
J.T. Snow, L OBP: 0.423, SLG: 0.375 (1, 3)	K		P6			HBP BB		1B	IBB	0	0	0	0	0	0	0
Russ Davis, R OBP: 0.275, SLG: 0.447 Robb Nen, R (8, 1)		F8			G6-3			1B		4	0	1	1	0	0	3
Armando Rios, L OBP: 0.367, SLG: 0.463 (1, 9)		1B			G5-4-3			1B		0	0	0	0	0	0	0
Benito Santiago, R OBP: 0.429, SLG: 0.613 (1, 2)		F9				1B		K	G1-3	4	1	2	0	0	1	0
Shawn Estes, R Eric Davis, R OBP: 0.286, SLG: 0.444 Ramon Martinez, R OBP: 0.450, SLG: 0.313 Felix Rodriguez, R (7, 1) Pedro Feliz, R OBP: 0.238, SLG: 0.263 (8, 5)			G5-3			HR		F8		1	0	0	0	0	0	0

Inning Stats	R: 0	H: 1	E: 0	K: 10	S: 18	R: 0	H: 1	E: 0	K: 4	S: 6	R: 0	H: 0	E: 0	K: 6	S: 10	R: 0	H: 0	E: 0	K: 6	S: 8	R: 5	H: 3	E: 0	K: 14	S: 35	R: 0	H: 0	E: 0	K: 7	S: 15	R: 1	H: 2	E: 0	K: 14	S: 27	R: 0	H: 1	E: 0	K: 12	S: 15	1B: 5	2B: 2	3B: 0	HR: 1	SF: 0	SAC: 0	DP: 1	HBP: 1	WP: 0	PA: 38
--------------	------	------	------	-------	-------	------	------	------	------	------	------	------	------	------	-------	------	------	------	------	------	------	------	------	-------	-------	------	------	------	------	-------	------	------	------	-------	-------	------	------	------	-------	-------	-------	-------	-------	-------	-------	--------	-------	--------	-------	--------

PITCHER	IP	WLS	BF	H	R	ER	SO	BB	IBB	HBP	BLK	WP	HR	S	P	ERA	WHIP
Jeff D'Amico, R ERA: 4.76 (1, 1)	4.1	L	20	5	5	5	1	2	1	0	0	0	1	37	65	10.38	1.615
Will Cunnane, R ERA: 3.12 (5, 1)	0.2		4	0	0	0	0	2	0	1	0	0	0	3	12	0.00	3.000
Mark Leiter, R ERA: 6.35 (6, 1)	1.2		9	2	1	1	1	1	1	0	0	0	0	16	34	5.40	1.800
Mike DeJean, R ERA: 4.26 (7, 1)	1.1		5	1	0	0	0	0	0	0	0	0	0	17	23	0.00	0.750

BOTTOM

Milwaukee Brewers @ San Francisco Giants
PacBell Park, San Francisco, CA
Sun Apr 22 2001, 4:05 PM EDT
Att: 41,059 - Sunny - 60 F

livebaseballscorecards.com

AB	30
R	6
H	8
RBI	6
BB	7
SO	2
LOB	13



Batter	1	2	3	4	5	6	7	8	9	AB R H RBI BB SO LOB	TOP											
Barry Larkin, R (1, 6) OBP: 0.446, SLG: 0.475	1-2 1B G4-3 2B	0-3 K		0-1 FC4-6 2B 1B		1-2 E1 1B 1B SF8-6-4		2-2 F9		5 3 2 0 0 1 1	<p>Cincinnati Reds @ San Francisco Giants</p> <p>PacBell Park, San Francisco, CA</p> <p>Tue Apr 24 2001, 10:15 PM EDT</p> <p>Att. 40,723 - Sunny - 63 F</p> <p>livebaseballscorecards.com</p>											
Michael Tucker, L (1, 9) OBP: 0.333, SLG: 0.431	2-2 G3 1B G4-3		0-3 K	0-0 FC4-6 1B		0-0 1B 1B SF8-6-4		2-3 K		5 1 3 1 0 2 0												
Dmitri Young, S (1, 7) OBP: 0.325, SLG: 0.452	3-2 G4-3		0-0 F8	2-1 FC4-6 2B		1-0 1B 1B SF8-6-4		1-1 CS 1B		5 1 2 1 0 0 3												
Sean Casey, L (1, 3) OBP: 0.380, SLG: 0.571	1-0 G3		0-0 3B 1B	1-0 1B 2B 1-H 3-H		0-0 SF8-6-4		3-2 CS		4 1 3 3 0 0 1												
Aaron Boone, R (1, 5) OBP: 0.276, SLG: 0.389	1-1 1B 3-H		2-1 3B	0-0 F8		4-0 SH5-4 1B BB SF9		3-3 K		4 1 2 2 1 1 2												
Ruben Rivera, R (1, 8) OBP: 0.395, SLG: 0.457	1-3 K		0-0 G6-3	1-1 1B G1-6-3		0-0 SF9 SH5-4 1B		1-3 K		5 0 2 0 0 2 3												
Pokey Reese, R (1, 4) OBP: 0.299, SLG: 0.365		2-3 K		0-1 F9	0-1 G1-6-3		2-0 SH5-4		1-3 K	4 0 0 0 0 2 2												
Jason LaRue, R (1, 2) OBP: 0.353, SLG: 0.552		1-2 E6 SH1-4 1B		1-0 2B	2-1 F9		1-0 SF9			3 1 2 1 0 0 0												
Jim Brower, R (1, 1) OBP: 0.333, SLG: 0.500		0-0 SH1-4		0-1 1B 2B		1-3 K		2-1 G2-3		2 1 1 1 0 1 0												
Donnie Sadler, R (7, PH) OBP: 0.200, SLG: 0.167										1 0 0 0 0 0 1												
Mark Wohlers, R (7, 1)										0 0 0 0 0 0 0												
Hector Mercado, L (8, 1)										0 0 0 0 0 0 0												
John Riedling, R (9, 1)										0 0 0 0 0 0 0												
Inning Stats	R: 2 E: 0 K: 1 S: 17	H: 3 LOB: 1 BB: 0 P: 26	R: 0 E: 1 K: 2 S: 11	H: 1 LOB: 1 BB: 0 P: 14	R: 1 E: 0 K: 1 S: 8	H: 2 LOB: 1 BB: 0 P: 10	R: 4 E: 0 K: 0 S: 12	H: 5 LOB: 1 BB: 0 P: 16	R: 0 E: 0 K: 0 S: 6	H: 1 LOB: 0 BB: 0 P: 9	R: 1 E: 1 K: 1 S: 9	H: 2 LOB: 1 BB: 0 P: 12	R: 1 E: 0 K: 0 S: 5	H: 1 LOB: 1 BB: 1 P: 14	R: 0 E: 0 K: 1 S: 11	H: 1 LOB: 0 BB: 0 P: 19	R: 0 E: 0 K: 3 S: 12	H: 1 LOB: 1 BB: 0 P: 17	1B: 12 2B: 5 3B: 1 HR: 0	SF: 2 SAC: 2 DP: 2 HBP: 0	WP: 0 PB: 0 SB: 1 CS: 1	PA: 44
PITCHER	IP WLS BF H R ER SO BB IBB HBP BLK WP HR S P ERA WHIP																					
Livan Hernandez, R (1, 1) ERA: 7.57	4.0 L 23 11 7 7 4 0 0 0 0 0 0 0 48 66 15.75 2.750																					
41 Chad Zerbe, L (5, 1) ERA: 1.69	3.0 13 4 2 1 1 1 0 0 0 0 0 0 20 35 3.00 1.667																					
Alan Embree, L (8, 1) ERA: 9.0	2.0 7 2 0 0 4 0 0 0 0 0 0 0 23 36 0.00 1.000																					



Batter	1	2	3	4	5	6	7	8	9	AB	R	H	RBI	BB	SO	LOB
Marvin Benard, L (1, 8) OBP: 0.197, SLG: 0.167	0-1 F8		1-0 HR 1B		1-0 G4-3		1-0 L9			4	1	1	0	0	0	0
Rich Aurilia, R (1, 6) OBP: 0.400, SLG: 0.600	0-1 2B		1-2 F8		1-2 F8			3-2 F9		4	0	1	0	0	0	1
Barry Bonds, L (1, 7) OBP: 0.351, SLG: 0.721	4-2 G6-4-3 BB		3-2 HR			1-0 G6-3		4-2 BB		2	1	1	2	2	0	0
Jeff Kent, R (1, 3) OBP: 0.243, SLG: 0.441	0-1 G6-4-3		1-0 F9		2-2 FC4-6 1B			2-3 K		2	0	0	0	0	0	2
J.T. Snow, L (6, 3) OBP: 0.425, SLG: 0.379	1-2f							1-2		2	0	1	0	0	1	1
Armando Rios, L (1, 9) OBP: 0.359, SLG: 0.466		0-0 G6-3 SF9 2B		2-0 F9		2-0 FC4-6 HR		0-0 G4-3		4	2	1	0	0	0	2
Russ Davis, R (1, 5) OBP: 0.291, SLG: 0.529		0-0 G6-3		0-3 K		2-2 HR		1-0 2B		4	1	2	2	0	1	1
Ramon Martinez, R (1, 4) OBP: 0.375, SLG: 0.263		1-0 SF9		2-2 G6-3		2-0 L8		2-2 G5-3		3	0	0	1	0	0	1
Bobby Estalella, R (1, 2) OBP: 0.359, SLG: 0.441		2-2 WP HBP		2-1 F5			1-1 G5-3		0-2 G6-3	3	0	0	0	0	0	1
Livan Hernandez, R (1, 1) OBP: 0.300, SLG: 0.300		2-2 P6			0-1 G1-3		3-2 P4		1-3 K	1	0	0	0	0	0	1
41 Chad Zerbe, L (5, 1)										1	0	0	0	0	0	0
Felipe Crespo, S (7, PH) OBP: 0.200, SLG: 0.143										1	0	0	0	0	0	0
Alan Embree, L (8, 1)										0	0	0	0	0	0	0
Shawon Dunston, R (9, PH) OBP: 0.333, SLG: 0.611										1	0	0	0	0	1	1

Inning Stats	R: 0	H: 1	E: 0	LOB: 1	K: 0	BB: 1	S: 8	R: 1	H: 1	E: 0	LOB: 1	K: 0	BB: 0	S: 9	R: 2	H: 2	E: 0	LOB: 0	K: 1	BB: 0	S: 8	R: 0	H: 0	E: 0	LOB: 0	K: 0	BB: 0	S: 7	R: 2	H: 2	E: 0	LOB: 0	K: 0	BB: 0	S: 9	R: 0	H: 0	E: 0	LOB: 0	K: 0	BB: 0	S: 6	R: 0	H: 0	E: 0	LOB: 1	K: 1	BB: 1	S: 11	R: 0	H: 1	E: 0	LOB: 1	K: 1	BB: 0	S: 11	1B: 2	SF: 1	2B: 3	SAC: 0	3B: 0	DP: 1	HR: 2	HBP: 1	WP: 1	PA: 36
--------------	------	------	------	--------	------	-------	------	------	------	------	--------	------	-------	------	------	------	------	--------	------	-------	------	------	------	------	--------	------	-------	------	------	------	------	--------	------	-------	------	------	------	------	--------	------	-------	------	------	------	------	--------	------	-------	-------	------	------	------	--------	------	-------	-------	-------	-------	-------	--------	-------	-------	-------	--------	-------	--------

PITCHER	IP	WLS	BF	H	R	ER	SO	BB	IBB	HBP	BLK	WP	HR	S	P	ERA	WHIP
Jim Brower, R (1, 1) ERA: 3.68	6.0	W	25	6	5	5	1	1	0	1	0	1	2	50	82	7.50	1.167
Mark Wohlers, R (7, 1) ERA: 3.86	1.1		4	0	0	0	0	0	0	0	0	0	0	9	17	0.00	0.000
Hector Mercado, L (8, 1) ERA:	0.2		3	0	0	0	1	1	0	0	0	0	0	8	14	0.00	1.500
John Riedling, R (9, 1) ERA: 2.53	1.0		4	1	0	0	1	0	0	0	0	0	0	11	15	0.00	1.000

BOTTOM

Cincinnati Reds @ San Francisco Giants
PacBell Park, San Francisco, CA
Tue Apr 24 2001, 10:15 PM EDT
Att: 40,723 - Sunny - 63 F

livebaseballscores.com

AB	32
R	5
H	7
RBI	5
BB	2
SO	3
LOB	11



Batter	1	2	3	4	5	6	7	8	9	AB	R	H	RBI	BB	SO	LOB
Shawon Dunston, R OBP: 0.348, SLG: 0.609	0-1 2B 1B	0-0 F3		1-0 1B 2B		3-2 G4-3		0-0 F7		5	2	2	1	0	0	1
Rich Aurilia, R OBP: 0.427, SLG: 0.629	0-0 2B 2B	2-2 1B		0-0 FC6-4 1B		2-2 1B		1-2 L8		5	1	4	1	0	0	0
Barry Bonds, L OBP: 0.354, SLG: 0.708	1-1 G1-3 2B	3-2 F7		4-0 FC6-4 BB		2-1 F7		1-1 G6-3		4	0	1	2	1	0	3
Jeff Kent, R OBP: 0.241, SLG: 0.425	1-0 G6-3		0-0 F8	0-0 FC6-4			2-2 WP G6-3 1B		0-0 G6-3	5	1	1	0	0	0	3
J.T. Snow, L OBP: 0.410, SLG: 0.355	4-0 G1-3 BB		3-3 K		0-1 G6-3		2-2 F7		0-1 L8	4	0	0	0	1	1	1
Eric Davis, R OBP: 0.269, SLG: 0.391	0-0 G1-3		0-1 L9		0-0 FC6-4 1B		1-1 G6-3		2-1 G5-3	5	0	1	1	0	0	2
Benito Santiago, R OBP: 0.436, SLG: 0.629	2-2 F3			0-0 G6-3 2B 2B		0-0 F8		2-1 1B 1B		4	1	2	0	0	0	3
Pedro Feliz, R OBP: 0.208, SLG: 0.227		1-2 G6-3		0-3 K		1-0 FC6-4		1-0 1B		3	0	0	0	0	1	2
Tim Worrell, R (6, 1)										0	0	0	0	0	0	0
Felipe Crespo, S OBP: 0.250, SLG: 0.200										1	0	1	0	0	0	0
Felix Rodriguez, R (8, 1)										0	0	0	0	0	0	0
Kirk Rueter, L (1, 1)		0-1 E6 1B		1-1 G6-3		1-2 G4-3		1-0 F8		2	0	0	0	0	0	1
Ramon Martinez, R OBP: 0.346, SLG: 0.238				2-3 G6-3						2	0	0	0	0	0	2

Inning Stats	R: 2	H: 3	E: 0	K: 0	S: 11	LOB: 2	BB: 1	P: 19	R: 0	H: 1	E: 1	K: 0	S: 13	LOB: 2	BB: 0	P: 19	R: 0	H: 0	E: 0	K: 1	S: 10	LOB: 0	BB: 0	P: 13	R: 0	H: 3	E: 0	K: 1	S: 9	LOB: 2	BB: 1	P: 15	R: 0	H: 1	E: 0	K: 0	S: 5	LOB: 1	BB: 0	P: 6	R: 0	H: 1	E: 0	K: 0	S: 11	LOB: 1	BB: 0	P: 19	R: 1	H: 3	E: 0	K: 0	S: 14	LOB: 2	BB: 0	P: 23	R: 0	H: 0	E: 0	K: 0	S: 6	LOB: 0	BB: 0	P: 8	R: 0	H: 0	E: 0	K: 0	S: 5	LOB: 0	BB: 0	P: 7	1B: 8	SF: 0	3B: 0	HR: 0
PITCHER	IP	WLS	BF	H	R	ER	SO	BB	IBB	HBP	BLK	WP	HR	S	P	ERA	WHIP																																																											
Oswaldo Fernandez, R ERA: 5.27	(1, 1)	5.0	W	26	8	4	4	2	2	0	0	0	0	0	48	72	7.20	2.000																																																										
Scott Sullivan, R ERA: 6.55	(6, 1)	1.0	H	4	1	0	0	0	0	0	0	0	0	0	11	19	0.00	1.000																																																										
Mark Wohlers, R ERA: 4.35	(7, 1)	1.0	H	6	3	1	1	0	0	0	0	2	0	14	23	9.00	3.000																																																											
John Riedling, R ERA: 2.31	(8, 1)	1.0	H	3	0	0	0	0	0	0	0	0	0	6	8	0.00	0.000																																																											
Danny Graves, R ERA:	(9, 1)	1.0	S	3	0	0	0	0	0	0	0	0	0	5	7	0.00	0.000																																																											

BOTTOM

Cincinnati Reds @ San Francisco Giants
PacBell Park, San Francisco, CA
Wed Apr 25 2001, 10:05 PM EDT
Att: 40,763 - Sunny - 70 F

AB	40
R	5
H	12
RBI	5
BB	2
SO	2
LOB	18



WP: 2	PA: 42
PB: 0	
SB: 0	
CS: 0	

Batter	1	2	3	4	5	6	7	8	9	AB	R	H	RBI	BB	SO	LOB
Marvin Benard, L (1, 8) OBP: 0.197, SLG: 0.183	1-1 F7	0-0 1B 2B		0-1 L7		0-0 G1-3		1-1 P4		5	1	1	2	0	0	1
Rich Aurilia, R (1, 6) OBP: 0.450, SLG: 0.653	0-2 G6-3	0-0 2B 1B		2-1 1B 1B		1-2 2B		1-0 HR 1B		5	1	4	0	0	0	0
Barry Bonds, L (1, 7) OBP: 0.369, SLG: 0.754	4-0 2B BB	0-0 1-3 2B		3-2 F8		2-3 K		2-2 1-H HR		4	1	2	3	1	1	3
Jeff Kent, R (1, 4) OBP: 0.274, SLG: 0.468	0-1 1-3 2B	0-3 K		2-1 1-2 1B		4-1 BB		1-1 2B		4	0	3	0	1	1	2
J.T. Snow, L (1, 3) OBP: 0.398, SLG: 0.333	4-2 BB	0-0 G4-3		0-1 G3		1-1 L7		1-0 G4-3		4	0	0	0	1	0	8
Armando Rios, L (1, 9) OBP: 0.333, SLG: 0.429	3-2 G4-3		2-2 F8		2-1 L7		0-0 F7		0-1 G4-3	5	0	0	0	0	0	3
Pedro Feliz, R (1, 5) OBP: 0.241, SLG: 0.231		0-0 FC5-6 1B	0-1 G6-3		1-0 G4-3		4-0 G4-6-3 BB		2-1 F3	4	0	1	0	1	0	0
Bobby Estalella, R (1, 2) OBP: 0.357, SLG: 0.459		3-2 E5	0-0 G6-3		1-0 2B		2-2 G4-6-3		0-0 L8	3	1	1	0	0	0	1
Edwards Guzman, L (7, PH)		FC5-6 2B								1	0	0	0	0	0	1
Aaron Fultz, L (8, 1) OBP: 0.500, SLG: 0.500		1-2 2B								0	0	0	0	0	0	0
Shawon Dunston, R (9, PH) OBP: 0.333, SLG: 0.583										1	0	0	0	0	0	0
Russ Ortiz, R (1, 1) OBP: 0.182, SLG: 0.182		0-1 FC5-6 2B		1-2 1B 1B		1-2 F9		2-0 F8		3	1	1	0	0	0	3
Alan Embree, L (7, 1)										0	0	0	0	0	0	0
Benito Santiago, R (8, 2) OBP: 0.425, SLG: 0.611		1-3 2-3f 2B								1	0	0	0	0	0	0

Inning Stats	R: 0	H: 1	E: 0	K: 0	S: 16	LOB: 3	BB: 2	P: 28	R: 3	H: 4	E: 2	K: 1	S: 17	LOB: 2	BB: 0	P: 20	R: 0	H: 0	E: 0	K: 0	S: 6	LOB: 0	BB: 0	P: 8	R: 0	H: 3	E: 0	K: 0	S: 14	LOB: 3	BB: 0	P: 22	R: 0	H: 1	E: 0	K: 0	S: 7	LOB: 1	BB: 0	P: 12	R: 0	H: 1	E: 0	K: 1	S: 10	LOB: 2	BB: 1	P: 18	R: 0	H: 0	E: 0	K: 0	S: 4	LOB: 0	BB: 1	P: 10	R: 2	H: 3	E: 0	K: 0	S: 12	LOB: 1	BB: 0	P: 20	R: 0	H: 0	E: 0	K: 0	S: 5	LOB: 0	BB: 0	P: 7	1B: 6	SF: 0	2B: 6	SAC: 0	3B: 0	DP: 1	HR: 1	HBP: 0	WP: 0	PA: 44
--------------	------	------	------	------	-------	--------	-------	-------	------	------	------	------	-------	--------	-------	-------	------	------	------	------	------	--------	-------	------	------	------	------	------	-------	--------	-------	-------	------	------	------	------	------	--------	-------	-------	------	------	------	------	-------	--------	-------	-------	------	------	------	------	------	--------	-------	-------	------	------	------	------	-------	--------	-------	-------	------	------	------	------	------	--------	-------	------	-------	-------	-------	--------	-------	-------	-------	--------	-------	--------

PITCHER	IP	WLS	BF	H	R	ER	SO	BB	IBB	HBP	BLK	WP	HR	S	P	ERA	WHIP
Pete Harnisch, R (1, 1) ERA: 6.04	5.0		27	9	3	2	1	2	0	0	0	0	0	60	90	3.60	2.200
Dennys Reyes, L (6, 1) ERA: 3.0	1.1	W	7	1	0	0	1	2	0	0	0	0	0	11	23	0.00	2.250
Scott Sullivan, R (7, 1) ERA: 7.3	1.1	H	6	3	2	2	0	0	0	0	0	0	1	14	23	13.50	2.250
John Riedling, R (8, 1) ERA: 2.25	0.1	H	1	0	0	0	0	0	0	0	0	0	0	1	2	0.00	0.000
Danny Graves, R (9, 1) ERA:	1.0	S	3	0	0	0	0	0	0	0	0	0	0	5	7	0.00	0.000

BOTTOM

Cincinnati Reds @ San Francisco Giants
PacBell Park, San Francisco, CA

Thu Apr 26 2001, 3:35 PM EDT
Att: 41,059 - Overcast - 60 F

livebaseballscorecards.com

AB	40
R	5
H	13
RBI	5
BB	4
SO	2
LOB	22



Batter	1	2	3	4	5	6	7	8	9	AB R H RBI BB SO LOB	TOP									
Eric Young Sr., R OBP: 0.323, SLG: 0.378 (1, 4)	1-1 G4-3 1B 2B	2-2 E5		2-1 G4-3		3-1 G6-3		0-1 G4-6-3 1B		5 1 2 1 0 0 0										
Bill Mueller, S OBP: 0.379, SLG: 0.506 (1, 5)	2-0 G4-3	0-1 G4-3		1-2 G3-1			2-2 HR	1-2 G4-6-3 1B		5 1 1 1 0 0 4										
Sammy Sosa, R OBP: 0.429, SLG: 0.548 (1, 9)	4-2 1B HR BB		2-2 G3 2B HBP		4-2 BB BB		3-0 F8	3-2 F9		2 2 0 0 2 0 0										
Todd Hundley, S OBP: 0.317, SLG: 0.423 (1, 2)	2-1 HR 1B		2-3 K		0-1 F2		0-2 G4-3	3-3 K		5 1 1 1 0 2 2										
Rondell White, R OBP: 0.386, SLG: 0.566 (7, 1)	0-0 HR		1-2 G3		0-1 F9		2-1 1B	1-2 P4		4 1 2 3 0 0 2										
Mike Fyhrie, R (7, 1)										0 0 0 0 0 0 0										
Kyle Farnsworth, R (8, 1)										0 0 0 0 0 0 0										
15 Julio Zuleta, R OBP: 0.273, SLG: 0.439 Courtney Duncan, L (9, 1)	1-H 2-H HR		1-2							1 0 0 0 0 0 0										
Matt Stairs, L OBP: 0.370, SLG: 0.333 Ron Coomer, R OBP: 0.200, SLG: 0.222 (9, 3)	2-2 G4-3		2-0 2B		4-2 1-2 BB		3-3 K			3 0 1 1 1 1 1										
Ricky Gutierrez, R OBP: 0.304, SLG: 0.400 (1, 6)	1-1 G5-3		4-0 BB		1-0 F9			3-2 P3		3 0 0 0 1 0 2										
Gary Matthews, S OBP: 0.224, SLG: 0.311 (7, 7)		2-3 K	0-0 G3		1-1 G3			0-2 E8 1B 1B		4 1 1 0 0 1 2										
34 Kerry Wood, R OBP: 0.182, SLG: 0.182 Damon Buford, R OBP: 0.128, SLG: 0.091 (7, 8)		0-2 G1-3		0-0 F7		0-3 K		4-1 1B BB		3 0 0 0 0 1 0										
										0 0 0 0 1 0 0										
Inning Stats	R: 4 E: 0 K: 0 S: 13	H: 3 LOB: 0 BB: 1 P: 25	R: 0 E: 1 K: 1 S: 11	H: 0 LOB: 1 BB: 0 P: 15	R: 1 E: 0 K: 1 S: 10	H: 1 LOB: 2 BB: 1 P: 21	R: 0 E: 0 K: 0 S: 6	H: 0 LOB: 0 BB: 0 P: 9	R: 0 E: 0 K: 1 S: 7	H: 0 LOB: 0 BB: 0 P: 11	R: 1 E: 0 K: 1 S: 12	H: 2 LOB: 1 BB: 0 P: 22	R: 1 E: 1 K: 0 S: 17	H: 2 LOB: 1 BB: 1 P: 24	R: 0 E: 0 K: 1 S: 10	H: 0 LOB: 0 BB: 0 P: 17	1B: 4 2B: 2 3B: 0 HR: 2	SF: 0 SAC: 0 DP: 1 HBP: 1	WP: 0 PB: 0 SB: 0 CS: 0	PA: 41
PITCHER	IP WLS BF H R ER SO BB IBB HBP BLK WP HR S P ERA WHIP																			
Mark Gardner, R ERA: 9.78 (1, 1)	6.0 L 28 4 5 5 3 4 0 1 0 0 1 56 99 7.50 1.333																			
Tim Worrell, R ERA: 2.12 (7, 1)	1.1 9 4 2 2 1 1 0 0 0 0 1 24 40 13.50 3.750																			
41 Chad Zerbe, L ERA: 1.5 (8, 1)	0.2 1 0 0 0 0 0 0 0 0 0 0 5 6 0.00 0.000																			
Alan Embree, L ERA: 10.24 (9, 1)	1.0 3 0 0 0 0 1 0 0 0 0 0 10 17 0.00 0.000																			

Chicago Cubs @ San Francisco Giants
PacBell Park, San Francisco, CA
Fri Apr 27 2001, 10:15 PM EDT
Att: 41,059 - Overcast - 54 F

AB	35
R	7
H	8
RBI	7
BB	5
SO	5
LOB	13



WP: 0	PA: 41
PB: 0	
SB: 0	
CS: 0	

Batter	1	2	3	4	5	6	7	8	9	AB	R	H	RBI	BB	SO	LOB
Marvin Benard, L (1, 8) OBP: 0.200, SLG: 0.176	1-3 K		4-0 HBP 1B BB		3-3 K		2-1 L9			3	1	0	0	1	2	1
Rich Aurilia, R (1, 6) OBP: 0.429, SLG: 0.620	3-2 P4		3-3 K		0-0 F9			0-0 F7		4	0	0	0	0	1	2
Barry Bonds, L (1, 7) Shawon Dunston, R (8, 7) OBP: 0.368, SLG: 0.732 OBP: 0.360, SLG: 0.600	1-3 K		3-2 1B 1-2 HBP		1-1 F9			2-2 1B		2	0	0	0	0	1	0
Jeff Kent, R (1, 4) OBP: 0.273, SLG: 0.457		3-3 K	1-1 BB 1-3 2-H 3-H 1B		1-3 K			0-1 F9		4	0	1	2	0	2	1
J.T. Snow, L (1, 3) OBP: 0.402, SLG: 0.377		2-1 HR	4-1 BB		3-3 K			3-3 K		3	1	1	1	1	2	1
Russ Davis, R (1, 5) Tim Worrell, R (7, 1) 41 Chad Zerbe, L (8, 1) Alan Embree, L (9, 1) Edwards Guzman, L (9, PH)		1-3 K	2-3 K		1-3 K				0-2 F7	3	0	0	0	0	3	3
Armando Rios, L (1, 9) OBP: 0.329, SLG: 0.409		0-3 K			1-3 K				2-2 G3-1	3	0	0	0	1	2	0
Benito Santiago, R (1, 2) OBP: 0.386, SLG: 0.550			1-0 F9		3-3 K				3-2 P6	4	0	0	0	0	1	1
Mark Gardner, R (1, 1) Pedro Feliz, R (7, 5) OBP: 0.233, SLG: 0.222			4-2 HBP 1B BB		0-3 K				0-1 G4-3	1	1	0	0	1	1	0

Inning Stats	R: 0	H: 0	E: 0	K: 12	S: 12	R: 1	H: 1	E: 0	K: 3	S: 11	R: 2	H: 1	E: 0	K: 2	S: 14	R: 0	H: 0	E: 0	K: 3	S: 11	R: 0	H: 0	E: 0	K: 1	S: 8	R: 0	H: 0	E: 0	K: 3	S: 10	R: 0	H: 1	E: 0	K: 1	S: 10	R: 0	H: 0	E: 0	K: 0	S: 10	R: 0	H: 0	E: 0	K: 0	S: 10	1B: 2	2B: 0	3B: 0	HR: 1	SF: 0	SAC: 0	DP: 0	HBP: 1	WP: 0	PB: 0	SB: 0	CS: 0	PA: 35
--------------	------	------	------	-------	-------	------	------	------	------	-------	------	------	------	------	-------	------	------	------	------	-------	------	------	------	------	------	------	------	------	------	-------	------	------	------	------	-------	------	------	------	------	-------	------	------	------	------	-------	-------	-------	-------	-------	-------	--------	-------	--------	-------	-------	-------	-------	--------

PITCHER	IP	WLS	BF	H	R	ER	SO	BB	IBB	HBP	BLK	WP	HR	S	P	ERA	WHIP
34 Kerry Wood, R (1, 1) ERA: 3.72	6.0	W	24	2	3	3	14	3	0	1	0	0	1	66	112	4.50	0.833
Mike Fyhrie, R (7, 1) ERA: 2.45	1.0	H	4	0	0	0	0	1	0	0	0	0	0	7	14	0.00	1.000
Kyle Farnsworth, R (8, 1) ERA: 2.13	1.0		4	1	0	0	1	0	0	0	0	0	0	10	15	0.00	1.000
Courtney Duncan, R (9, 1) ERA: 5.14	1.0		3	0	0	0	0	0	0	0	0	0	0	10	15	0.00	0.000

BOTTOM

Chicago Cubs @ San Francisco Giants
PacBell Park, San Francisco, CA
Fri Apr 27 2001, 10:15 PM EDT
Att: 41,059 - Overcast - 54 F

livebaseballscorecards.com

AB	30
R	3
H	3
RBI	3
BB	4
SO	15
LOB	10



Batter	1	2	3	4	5	6	7	8	9	AB R H RBI BB SO LOB	TOP											
Eric Young Sr. R (1, 4) OBP: 0.320, SLG: 0.366	0-1 F5		1-1 G6-3		4-2 BB		1-2 G5-3			3 0 0 0 1 0 1												
Gary Matthews, S (1, 8) OBP: 0.208, SLG: 0.286	3-3 K		3-2 G5-3		2-3 K			2-3 K		4 0 0 0 0 3 2												
Sammy Sosa, R (1, 9) OBP: 0.441, SLG: 0.547	4-0 BB			4-1 1B WP BB		0-1 G6-4-3 1B		2-3 K		2 0 1 0 2 1 0												
Ron Coomer, R (1, 5) OBP: 0.214, SLG: 0.231	2-3 K			3-3 K		1-1 G6-4-3 1B		0-1 F3		4 0 1 0 0 2 2												
Rondell White, R (1, 7) OBP: 0.379, SLG: 0.550		1-1 E6 FC6-4		0-0 G4-6-3 1B		0-0 G6-4-3		1-2 P6		4 0 1 0 0 0 2												
Ricky Gutierrez, R (1, 6) OBP: 0.293, SLG: 0.384		0-1 FC6-4 15 1B		0-0 G4-6-3		1-0 G6-3		2-3 K		3 0 0 0 0 0 4												
Courtney Duncan, L (6, 1)										0 0 0 0 0 0 0												
Todd Hundley, S (9, PH) OBP: 0.311, SLG: 0.415										1 0 0 0 0 1 0												
15 Julio Zuleta, R (1, 3) OBP: 0.292, SLG: 0.432		2-1 G5-4-3 1B			4-1 CS BB		1-0 G6-3		0-3 K	3 0 1 0 1 1 0												
Joe Girardi, R (1, 2) OBP: 0.364, SLG: 0.345		1-1 G5-4-3			1-3 K		0-0 2B			3 0 1 0 0 1 3												
Julian Tavarez, L (1, 1) OBP: 0.333, SLG: 0.250			0-2 G4-3		4-0 BB BB		1-2 G6-3			1 0 0 0 1 0 0												
Augie Ojeda, S (6, 6) OBP: 0.214, SLG: 0.214										1 0 0 0 0 0 1												
Inning Stats	R: 0 E: 0 K: 2 S: 11	H: 0 LOB: 1 BB: 1 P: 20	R: 0 E: 1 K: 0 S: 8	H: 1 LOB: 1 BB: 0 P: 12	R: 0 E: 0 K: 0 S: 8	H: 0 LOB: 0 BB: 0 P: 12	R: 0 E: 0 K: 1 S: 7	H: 1 LOB: 1 BB: 1 P: 14	R: 0 E: 0 K: 2 S: 10	H: 0 LOB: 2 BB: 3 P: 25	R: 0 E: 0 K: 0 S: 6	H: 2 LOB: 1 BB: 0 P: 8	R: 0 E: 0 K: 0 S: 8	H: 1 LOB: 1 BB: 0 P: 11	R: 0 E: 0 K: 2 S: 8	H: 0 LOB: 0 BB: 0 P: 12	R: 0 E: 0 K: 2 S: 10	H: 0 LOB: 0 BB: 0 P: 13	1B: 4 2B: 1 3B: 0 HR: 0	SF: 0 SAC: 0 DP: 3 HBP: 0	WP: 1 PB: 0 SB: 0 CS: 1	PA: 34
PITCHER	IP WLS BF H R ER SO BB IBB HBP BLK WP HR S P ERA WHIP																					
Shawn Estes, L (1, 1) ERA: 4.18	7.0 W 28 5 0 0 5 5 0 0 0 0 1 0 58 102 0.00 1.429																					
Felix Rodriguez, R (8, 1) ERA: 3.09	1.0 3 0 0 0 2 0 0 0 0 0 0 0 8 12 0.00 0.000																					
Robb Nen, R (9, 1) ERA: 0.82	1.0 3 0 0 0 2 0 0 0 0 0 0 0 10 13 0.00 0.000																					

Chicago Cubs @ San Francisco Giants
PacBell Park, San Francisco, CA
Sat Apr 28 2001, 4:05 PM EDT
Att. 41,059 - Cloudy - 59 F

AB	29
R	0
H	5
RBI	0
BB	5
SO	9
LOB	15



WP: 1	PA: 34
PB: 0	
SB: 0	
CS: 1	

IP	WLS	BF	H	R	ER	SO	BB	IBB	HBP	BLK	WP	HR	S	P	ERA	WHIP
----	-----	----	---	---	----	----	----	-----	-----	-----	----	----	---	---	-----	------

Shawn Estes, L	7.0	W	28	5	0	0	5	5	0	0	0	1	0	58	102	0.00	1.429
----------------	-----	---	----	---	---	---	---	---	---	---	---	---	---	----	-----	------	-------

Batter	1	2	3	4	5	6	7	8	9
Shawon Dunston, R OBP: 0.414, SLG: 0.679 Felix Rodriguez, R Robb Nen, R	2-1 1B	4-1 G4-3 BB		1-3 K		0-1 3B			
Ramon Martinez, R OBP: 0.367, SLG: 0.360	0-1 1B	1-1 G4-3			2-1 2B	3-3 K			
J.T. Snow, L OBP: 0.407, SLG: 0.366	1-2 E6 1B 2B	2-1 G4-3			4-2 2B WP BB		4-2 FC6-4 BB		
Jeff Kent, R OBP: 0.272, SLG: 0.459	2-2 F9		3-3 K		3-2 WP 2B		1-0 FC6-4		
Armando Rios, L OBP: 0.325, SLG: 0.400	3-2 2B E 1B		1-0 G3-1		1-3 3-H 2-1 G4-3		1-1 F8		
Russ Davis, R OBP: 0.306, SLG: 0.526	2-1 E 1B 2B		2-0		4-1 G6-4-3 BB		0-3 K		
Marvin Benard, L OBP: 0.202, SLG: 0.179	0-1 E8 1B		1-2 G1		0-0 G6-4-3		3-3 K		
Benito Santiago, R OBP: 0.354, SLG: 0.500	3-2 F8			2-1 L5		1-2 F9		2-2 F9	
Shawn Estes, R Eric Davis, R		2-2 L7		3-3 K		1-0 G1-3		2-3 K	

Inning Stats	R: 3	H: 5	E: 2	K: 0	S: 23	LOB: 2	BB: 0	P: 36
R: 0	H: 0	E: 0	K: 0	S: 8	LOB: 1	BB: 1	P: 17	
R: 0	H: 1	E: 0	K: 1	S: 8	LOB: 1	BB: 0	P: 15	
R: 0	H: 0	E: 0	K: 2	S: 8	LOB: 0	BB: 0	P: 14	
R: 2	H: 2	E: 0	K: 0	S: 14	LOB: 1	BB: 2	P: 29	
R: 0	H: 1	E: 0	K: 1	S: 9	LOB: 1	BB: 0	P: 14	
R: 0	H: 0	E: 0	K: 1	S: 8	LOB: 1	BB: 1	P: 14	
R: 0	H: 0	E: 0	K: 2	S: 10	LOB: 0	BB: 0	P: 17	
R: 3	H: 5	E: 2	K: 0	S: 23	LOB: 2	BB: 0	P: 36	
R: 0	H: 0	E: 0	K: 0	S: 8	LOB: 1	BB: 1	P: 17	
R: 0	H: 1	E: 0	K: 1	S: 9	LOB: 1	BB: 0	P: 14	
R: 0	H: 0	E: 0	K: 1	S: 8	LOB: 1	BB: 1	P: 14	
R: 0	H: 0	E: 0	K: 2	S: 10	LOB: 0	BB: 0	P: 17	
R: 0	H: 0	E: 0	K: 1	S: 9	LOB: 1	BB: 0	P: 14	
R: 0	H: 0	E: 0	K: 1	S: 8	LOB: 1	BB: 1	P: 14	
R: 0	H: 0	E: 0	K: 2	S: 10	LOB: 0	BB: 0	P: 17	

AB	R	H	RBI	BB	SO	LOB
3	0	2	0	1	1	0
0	0	0	0	0	0	0
0	0	0	0	0	0	0

AB	R	H	RBI	BB	SO	LOB
4	2	2	0	0	1	2

AB	R	H	RBI	BB	SO	LOB
2	2	0	0	2	0	2

AB	R	H	RBI	BB	SO	LOB
4	0	1	1	0	1	3

AB	R	H	RBI	BB	SO	LOB
4	1	1	1	0	0	3

AB	R	H	RBI	BB	SO	LOB
3	0	2	1	1	1	1

AB	R	H	RBI	BB	SO	LOB
4	0	1	1	0	1	3

AB	R	H	RBI	BB	SO	LOB
4	0	0	0	0	0	2

AB	R	H	RBI	BB	SO	LOB
3	0	0	0	0	1	0
1	0	0	0	0	1	0

1B	2B	3B	HR	SF	SAC	DP	HBP
5	2	2	0	0	0	1	0

BOTTOM

Chicago Cubs @ San Francisco Giants
PacBell Park, San Francisco, CA
Sat Apr 28 2001, 4:05 PM EDT
Att: 41,059 - Cloudy - 59 F

AB	32
R	5
H	9
RBI	4
BB	4
SO	7
LOB	16



WP	PA
1	36

PITCHER	IP	WLS	BF	H	R	ER	SO	BB	IBB	HBP	BLK	WP	HR	S	P	ERA	WHIP
Julian Tavarez, R ERA: 1.53	(1, 1)	5.0	L	25	8	5	2	3	3	0	0	0	0	61	111	3.60	2.200
Courtney Duncan, R ERA: 3.6	(6, 1)	3.0		11	1	0	4	1	0	0	0	0	0	27	45	0.00	0.667

Batter	1	2	3	4	5	6	7	8	9	AB R H RBI BB SO LOB	TOP										
Eric Young Sr. R (1, 4) OBP: 0.336, SLG: 0.385	3-2 G1-3 1B		1-0 SH3-4 1-2		0-0 HR 2B		0-0 L7		4-1 HBP BB SF9 BB	3 3 2 0 1 0 0											
Bill Mueller, S (1, 5) OBP: 0.390, SLG: 0.506	3-2 F8		1-2 G4-3		2-2 HR 1B		2-2		4-2 1B HBP E BB	4 2 2 1 1 0 2											
Sammy Sosa, R (1, 9) OBP: 0.449, SLG: 0.577	1-1 G1-3		4-0 BB		1-2 HR		1-3 K		1-1 1B E HBP	3 2 1 3 1 1 2											
Todd Hundley, S (1, 2) OBP: 0.303, SLG: 0.397	1-2 1B		1-3 K		1-2 G4-3		3-1 F8		3-2 P2	5 0 1 1 0 1 6											
Rondell White, R (1, 7) OBP: 0.363, SLG: 0.524 Kyle Farnsworth, R (8, 1) Ricky Gutierrez, R (9, PH) OBP: 0.289, SLG: 0.384 Jeff Fassero, L (9, 1)	1-3 K		3-2 P3		2-1 G6-3		1-2 F9		1-1 SF9	4 0 0 0 0 1 1 0 0 0 0 0 0 0 0 0 0 1 0 0 0 0 0 0 0 0 0 0											
Matt Stairs, L (1, 3) OBP: 0.367, SLG: 0.357 Ron Coomer, R (8, PH) OBP: 0.250, SLG: 0.267		2-2 G6-3		3-3 K		1-0 G6-3 SF9 2B		0-1 F8	0-0 E 1B	3 1 1 0 0 1 0 2 0 1 0 0 0 0											
Damon Buford, R (1, 8) OBP: 0.154, SLG: 0.184		2-2 F2		2-1 P6		1-2 G6-3		2-0 HR	2-2 E8 1B	5 1 2 3 0 0 1											
Augie Ojeda, S (1, 6) OBP: 0.158, SLG: 0.167		3-2 F7		3-2 P6		2-2 SF9		3-2 G4-3	2-2 G5-3	4 0 0 1 0 0 2											
Manny Aybar, R (1, 1) OBP: 1.000, SLG: 1.000 15 Julio Zuleta, R (6, PH) OBP: 0.286, SLG: 0.422 Todd Van Poppel, R (6, 1) Gary Matthews, S (8, 7) OBP: 0.222, SLG: 0.360			1-1 G4-3 SH3-4 1B		1-1 2B 1B		2-3 K		1-1 HR	2 1 2 0 0 0 0 1 0 0 0 0 1 0 0 0 0 0 0 0 0 1 1 1 1 0 0 0											
Inning Stats	R: 1 E: 0 K: 1 S: 17	H: 2 LOB: 1 BB: 0 P: 25	R: 0 E: 0 K: 0 S: 9	H: 0 LOB: 0 BB: 0 P: 16	R: 0 E: 0 K: 1 S: 9	H: 1 LOB: 2 BB: 1 P: 17	R: 0 E: 0 K: 1 S: 8	H: 0 LOB: 0 BB: 0 P: 16	R: 4 E: 0 K: 0 S: 19	H: 4 LOB: 0 BB: 0 P: 28	R: 1 E: 0 K: 1 S: 10	H: 1 LOB: 0 BB: 0 P: 14	R: 0 E: 0 K: 1 S: 9	H: 1 LOB: 1 BB: 0 P: 15	R: 1 E: 0 K: 0 S: 9	H: 1 LOB: 0 BB: 0 P: 15	R: 4 E: 1 K: 0 S: 18	H: 3 LOB: 2 BB: 2 P: 36	1B: 8 2B: 2 3B: 0 HR: 3	SF: 2 SAC: 1 DP: 0 HBP: 1	WP: 0 PA: 44 PB: 0 SB: 0 CS: 0
PITCHER	IP WLS BF H R ER SO BB IBB HBP BLK WP HR S P ERA WHIP												PITCHER	IP WLS BF H R ER SO BB IBB HBP BLK WP HR S P ERA WHIP							
Livan Hernandez, R (1, 1) ERA: 7.83	6.0 L 27 8 6 6 4 1 0 0 0 0 0 1 72 116 9.00 1.500																				
Tim Worrell, R (7, 1) ERA: 2.0	1.0 4 1 0 0 1 0 0 0 0 0 0 0 9 15 0.00 1.000																				
41 Chad Zerbe, L (8, 1) ERA: 2.57	1.0 4 1 1 1 0 0 0 0 0 0 0 1 9 15 9.00 1.000																				
Alan Embree, L (9, 1) ERA: 13.06	0.2 8 3 4 4 0 2 0 1 0 0 1 15 31 54.00 7.500																				
Aaron Fultz, L (9, 1) ERA: 5.27	0.1 1 0 0 0 0 0 0 0 0 0 0 0 3 5 0.00 0.000																				

Chicago Cubs @ San Francisco Giants
PacBell Park, San Francisco, CA
Sun Apr 29 2001, 4:05 PM EDT
Att. 41,059 - Sunny - 60 F

livebaseballscorecards.com

AB	37
R	11
H	13
RBI	11
BB	3
SO	5
LOB	14



Batter	1	2	3	4	5	6	7	8	9	AB	R	H	RBI	BB	SO	LOB
Marvin Benard, L (1, 8) OBP: 0.193, SLG: 0.171	1-2 G4-3			0-1 G4-3		2-3 K	1-2 P6			4	0	0	0	0	1	0
Rich Aurilia, R (1, 6) OBP: 0.432, SLG: 0.610	1-0 F8			0-1 G5-3		2-2 BB 1B 1B		4-2 2B BB		3	0	1	0	1	0	0
Barry Bonds, L (1, 7) OBP: 0.363, SLG: 0.747	1-0 F5			2-1 HR		0-3 K		2-1 F8		4	1	1	1	0	1	2
Jeff Kent, R (1, 4) OBP: 0.292, SLG: 0.477		2-2 G6-3		4-1 BB		2-2 BB 1B		2-1 BB 1-3 2B		3	0	2	0	1	0	0
J.T. Snow, L (1, 3) OBP: 0.400, SLG: 0.351		2-3 K		1-0 G4-3		4-1 BB 1-2 2-3 BB		3-3 K		3	0	0	0	1	2	3
Russ Davis, R (1, 5) OBP: 0.303, SLG: 0.508		0-1 P6			3-1 FC3-6 1B	1-2 F9		2-3 K		4	0	1	0	0	1	5
Armando Rios, L (1, 9) OBP: 0.313, SLG: 0.384 Ramon Martinez, R (9, PH) OBP: 0.355, SLG: 0.346			3-3 K		2-2 FC3-6 1-2f		2-3 K		2-1 F7	3	0	0	0	0	2	1
Bobby Estalella, R (1, 2) OBP: 0.348, SLG: 0.512			0-3 K		3-3 K 1-2		3-2 HR		3-2 G5-3	4	1	1	1	0	2	1
Livan Hernandez, R (1, 1) Tim Worrell, R (7, 1) Edwards Guzman, L (7, PH) 41 Chad Zerbe, L (8, 1) Alan Embree, L (9, 1) Aaron Fultz, L (9, 1) Eric Davis, R (9, PH)			1-2 G6-3		0-0 G4-3		0-0 G5-3		1-1 G3	2	0	0	0	0	0	1

Inning Stats	R: 0	H: 0	E: 0	LOB: 0	K: 0	BB: 0	S: 6	P: 9	R: 0	H: 0	E: 0	LOB: 0	K: 1	BB: 0	S: 9	P: 13	R: 0	H: 0	E: 0	LOB: 0	K: 2	BB: 0	S: 10	P: 14	R: 1	H: 1	E: 0	LOB: 1	K: 0	BB: 1	S: 8	P: 15	R: 0	H: 1	E: 0	LOB: 1	K: 1	BB: 0	S: 10	P: 18	R: 0	H: 2	E: 0	LOB: 3	K: 2	BB: 1	S: 20	P: 31	R: 1	H: 1	E: 0	LOB: 0	K: 1	BB: 0	S: 12	P: 18	R: 0	H: 1	E: 0	LOB: 2	K: 2	BB: 1	S: 18	P: 31	R: 0	H: 0	E: 0	LOB: 0	K: 0	BB: 0	S: 9	P: 15	1B: 3	SF: 0	2B: 1	SAC: 0	3B: 0	DP: 0	HR: 2	HBP: 0	WP: 0	PA: 36
--------------	------	------	------	--------	------	-------	------	------	------	------	------	--------	------	-------	------	-------	------	------	------	--------	------	-------	-------	-------	------	------	------	--------	------	-------	------	-------	------	------	------	--------	------	-------	-------	-------	------	------	------	--------	------	-------	-------	-------	------	------	------	--------	------	-------	-------	-------	------	------	------	--------	------	-------	-------	-------	------	------	------	--------	------	-------	------	-------	-------	-------	-------	--------	-------	-------	-------	--------	-------	--------

PITCHER	IP	WLS	BF	H	R	ER	SO	BB	IBB	HBP	BLK	WP	HR	S	P	ERA	WHIP
Manny Aybar, R (1, 1) ERA: 2.31	5.0		18	2	1	1	4	1	0	0	0	0	1	43	69	1.80	0.600
Todd Van Poppel, R (6, 1) ERA: 9.82	2.0		10	3	1	1	3	1	0	0	0	0	1	32	49	4.50	2.000
Kyle Farnsworth, R (8, 1) ERA: 1.98	1.0		5	1	0	0	2	1	0	0	0	0	0	18	31	0.00	2.000
Jeff Fassero, L (9, 1) ERA: 6.08	1.0		3	0	0	0	0	0	0	0	0	0	0	9	15	0.00	0.000

BOTTOM

Chicago Cubs @ San Francisco Giants
PacBell Park, San Francisco, CA
Sun Apr 29 2001, 4:05 PM EDT
Att: 41,059 - Sunny - 60 F

livebaseballscorecards.com

AB	33
R	2
H	6
RBI	2
BB	3
SO	9
LOB	13



Batter	1	2	3	4	5	6	7	8	9	AB R H RBI BB SO LOB	TOP											
Marvin Benard, L (1, 8) OBP: 0.213, SLG: 0.218	0-3 K		2-0 HR	2-1 1B WP 2B	4-0 BB G6-4-3		1-1 FC3-6 2B		0-1 F9	5 3 2 2 1 1 1	San Francisco Giants @ Pittsburgh Pirates PNC Park, Pittsburgh, PA Tue May 01 2001, 7:05 PM EDT Att. 22,926 - Sunny - 85 F livebaseballscorecards.com											
Rich Aurilia, R (1, 6) OBP: 0.436, SLG: 0.598	1-1 G6-3		4-1 BB HR BB	1-0 BB 2B 1B	0-0 G6-4-3		0-2 2B 1B	1-3 K	5 2 2 0 1 1 2													
Barry Bonds, L (1, 7) OBP: 0.385, SLG: 0.737 Edwards Guzman, L (7, 7)	4-2 BB		4-2 HR BB	4-0 2B BB		4-2 G4-3 FC4-2 BB	1-3 K	0-0 F7	1 2 0 0 4 1 2 1 0 0 0 0 0 0													
Jeff Kent, R (1, 4) OBP: 0.317, SLG: 0.543 Ramon Martinez, R (7, 4) OBP: 0.355, SLG: 0.346	0-2 F7		2-0 HR	2-0 2B		4-1 G4-3 BB	3-1 2B		4 1 3 7 1 0 1 0 0 0 0 0 0 0													
J.T. Snow, L (1, 3) OBP: 0.390, SLG: 0.342		1-1 G5-3 1B	0-0 L4	1-3 K		2-2 G4-3	0-3 K		5 0 1 0 0 2 5													
Benito Santiago, R (1, 2) OBP: 0.340, SLG: 0.458		0-0 G5-3	2-0 HBP	0-0 G1-3		0-1 FC4-2		0-0 F8	4 0 0 0 0 0 4													
Armando Rios, L (1, 9) OBP: 0.306, SLG: 0.410		2-0 F8	1-2 G3		0-2 HR	1-0 G5-3		2-3 K	5 1 1 1 0 1 4													
Pedro Feliz, R (1, 5) OBP: 0.286, SLG: 0.281		0-0 F8		1-0 SH1-4 1B		2-2 G4-3	1-0 1B E 1B	1-0 1B	5 2 3 0 0 0 1													
Kirk Rueter, L (1, 1) OBP: 0.273, SLG: 0.200 Russ Davis, R (8, PH) OBP: 0.299, SLG: 0.500 Aaron Fultz, L (8, 1) OBP: 0.500, SLG: 0.500 Felix Rodriguez, R (8, 1) 41 Chad Zerbe, L (9, 1)			3-2 L7	0-0 SH1-4		0-0 BB 1B	0-1 FC3-6 1B	0-2 F7	3 0 2 0 0 0 0 1 0 0 0 0 0 1 0													
Inning Stats	R: 0 E: 0 K: 1 S: 10	H: 0 LOB: 1 BB: 1 P: 15	R: 0 E: 0 K: 0 S: 5	H: 1 LOB: 1 BB: 0 P: 8	R: 4 E: 0 K: 0 S: 15	H: 2 LOB: 1 BB: 2 P: 33	R: 4 E: 0 K: 1 S: 10	H: 4 LOB: 1 BB: 1 P: 21	R: 1 E: 0 K: 0 S: 8	H: 2 LOB: 1 BB: 1 P: 14		R: 0 E: 0 K: 0 S: 9	H: 0 LOB: 2 BB: 2 P: 20	R: 2 E: 1 K: 2 S: 16	H: 4 LOB: 2 BB: 0 P: 22	R: 0 E: 0 K: 1 S: 8	H: 1 LOB: 1 BB: 0 P: 11	R: 0 E: 0 K: 1 S: 6	H: 0 LOB: 0 BB: 0 P: 7	1B: 9 2B: 2 3B: 0 HR: 3	SF: 0 SAC: 1 DP: 1 HBP: 1	WP: 1 PB: 0 SB: 0 CS: 0
PITCHER	IP WLS BF H R ER SO BB IBB HBP BLK WP HR S P ERA WHIP																					
Ramon Martinez, R (1, 1) ERA: 8.62	2.2 L 15 3 4 4 1 3 0 1 0 0 2 27 52 13.50 2.250																					
Terry Mulholland, L (3, 1) ERA: 5.25	2.1 14 6 5 5 1 2 0 0 0 1 1 21 39 19.29 3.429																					
Joe Beimel, L (6, 1) ERA: 4.24	2.0 12 4 2 2 2 2 0 0 0 0 0 25 42 9.00 3.000																					
Scott Sauerbeck, L (8, 1) ERA: 5.59	1.0 4 1 0 0 1 0 0 0 0 0 0 8 11 0.00 1.000																					
Mike Williams, R (9, 1) ERA: 2.45	1.0 3 0 0 0 0 1 0 0 0 0 0 6 7 0.00 0.000																					



Batter	1	2	3	4	5	6	7	8	9	AB R H RBI BB SO LOB
18 Jason Kendall, R OBP: 0.402, SLG: 0.415	0-1 BB BB 1B		4-1 HR BB		2-3 K			2-1 BB 2B	0-1 F9	4 2 2 0 1 1 0
Emil Brown, R OBP: 0.359, SLG: 0.588	4-2 BB 1-2 BB		0-0 HR		3-1 P3			4-2 BB 2B BB		2 2 1 2 2 0 0
Brian Giles, L OBP: 0.306, SLG: 0.460	1-3 K		0-0 G3				2-2 F7	4-1 2B 1-2 2-3 BB		3 0 0 0 1 1 2
Aramis Ramirez, R OBP: 0.318, SLG: 0.513	4-0 G6-4-3 1-2 2-3 BB		4-1 CS BB				2-2 F9	1-3 K		2 0 0 0 2 1 3
John Vander Wal, L OBP: 0.425, SLG: 0.636	1-2 G6-4-3 1-2f		3-1 CS	0-3 K			1-0 G4-3	0-0 2B		4 0 1 2 0 1 3
Enrique Wilson, S OBP: 0.190, SLG: 0.195		1-0 CS 1B		2-0 P6			2-1 F9 G5-3 2B	2-3 K		4 1 2 0 0 1 2
Derek Bell, R OBP: 0.176, SLG: 0.159		1-1 G6-3 1-2		3-2 F9			2-1 F9 2-3	0-0 F8		4 0 0 0 0 0 4
Pat Meares, R OBP: 0.265, SLG: 0.318		0-1 F9			0-0 G1-3		0-2 G5-3 3-H	0-3 K		4 0 0 1 0 1 0
Ramon Martinez, R Terry Mulholland, R Craig Wilson, R Joe Beimel, L John Wehner, R Scott Sauerbeck, R Mike Williams, R Abraham Nunez, S			0-3 K		2-2 HR		3-1 L4	1-1 G6-3		0 0 0 0 0 0 0 1 0 0 0 0 0 1 1 1 1 1 0 0 0 0 0 0 0 0 0 0 1 0 1 0 0 0 0 0 0


Inning Stats	R: 0 E: 0 K: 1 S: 10	H: 1 LOB: 2 BB: 2 P: 20	R: 0 E: 0 K: 0 S: 5	H: 1 LOB: 0 BB: 0 P: 7	R: 2 E: 0 K: 1 S: 8	H: 1 LOB: 0 BB: 2 P: 19	R: 0 E: 0 K: 1 S: 7	H: 0 LOB: 0 BB: 0 P: 12	R: 1 E: 0 K: 1 S: 9	H: 1 LOB: 0 BB: 0 P: 16	R: 0 E: 0 K: 0 S: 9	H: 0 LOB: 0 BB: 0 P: 14	R: 1 E: 0 K: 0 S: 9	H: 1 LOB: 0 BB: 0 P: 16	R: 2 E: 0 K: 2 S: 13	H: 2 LOB: 2 BB: 2 P: 26	R: 0 E: 0 K: 1 S: 9	H: 0 LOB: 0 BB: 0 P: 10	1B: 2 2B: 3 3B: 0 HR: 2	SF: 0 SAC: 0 DP: 1 HBP: 0
--------------	-------------------------------	----------------------------------	------------------------------	---------------------------------	------------------------------	----------------------------------	------------------------------	----------------------------------	------------------------------	----------------------------------	------------------------------	----------------------------------	------------------------------	----------------------------------	-------------------------------	----------------------------------	------------------------------	----------------------------------	----------------------------------	------------------------------------

PITCHER	IP	WLS	BF	H	R	ER	SO	BB	IBB	HBP	BLK	WP	HR	S	P	ERA	WHIP
Kirk Rueter, L ERA: 6.89	(1, 1)	7.0	27	5	4	4	4	4	4	0	0	0	2	57	104	5.14	1.286
Aaron Fultz, L ERA: 6.43	(8, 1)	0.1	5	2	2	2	1	2	0	0	0	0	0	9	20	54.00	12.000
Felix Rodriguez, R ERA: 2.92	(8, 1)	0.2	2	0	0	0	1	0	0	0	0	0	0	4	6	0.00	0.000
41 Chad Zerbe, L ERA: 2.25	(9, 1)	1.0	3	0	0	0	1	0	0	0	0	0	0	9	10	0.00	0.000

BOTTOM

San Francisco Giants @ Pittsburgh Pirates
PNC Park, Pittsburgh, PA
Tue May 01 2001, 7:05 PM EDT
Att. 22,926 - Sunny - 85 F

AB	31
R	6
H	7
RBI	6
BB	6
SO	7
LOB	14



WP	PA	ERA	WHIP
0	38		
0			
0			

Batter	1	2	3	4	5	6	7	8	9	AB R H RBI BB SO LOB	TOP																									
Marvin Benard, L (1, 8) OBP: 0.202, SLG: 0.207	1-2 F9		1-1 G1-3		1-1 G4-3	0-2 G3		0-0 G4-3		5 0 0 0 0 0 2	San Francisco Giants @ Pittsburgh Pirates PNC Park, Pittsburgh, PA Wed May 02 2001, 7:05 PM EDT Att. 22,880 - Sunny - 75 F																									
Rich Aurilia, R (1, 6) OBP: 0.434, SLG: 0.587	2-1 E6 G3		0-0 BB 1B		3-2 HR 1B		0-2 F7		2-2 G5-3	5 2 2 0 0 0 0																										
Barry Bonds, L (1, 7) OBP: 0.376, SLG: 0.741	1-1 G3		0-0 F8		3-2 HR 1H		2-3 K		0-2 G3	5 1 1 2 0 1 2																										
Jeff Kent, R (1, 4) OBP: 0.321, SLG: 0.531	1-2 E6		4-2 BB 1-2		0-1 L5		3-3 K		0-1 BB 1B	4 0 1 0 1 1 0																										
J.T. Snow, L (1, 3) OBP: 0.390, SLG: 0.345	0-0 G3		2-0 F8		3-2 2B HR 1B		0-1 2B G4-3 1B		0-0 G1-3	5 2 2 0 0 0 4																										
Russ Davis, R (1, 5)		0-0 E6 G4-1		0-0 F7		0-0 HR 2B		0-0 G4-3 2B		4 1 2 0 0 0 0																										
Armando Rios, L (1, 9) OBP: 0.315, SLG: 0.444		1-2 G4-1		1-0 G4-3		1-2 HR		4-2 G4-3 BB		3 1 1 3 1 0 1																										
Bobby Estalella, R (1, 2) OBP: 0.320, SLG: 0.467		3-2 P6		0-3 K		1-0 F7		3-3 K		4 0 0 0 0 2 4																										
Russ Ortiz, R (1, 1) OBP: 0.143, SLG: 0.143		0-1 G5-3		1-2 G4-3		0-3 K		1-0 G4-3		3 0 0 0 0 1 1																										
Tim Worrell, R (7, 1)										0 0 0 0 0 0 0																										
Edwards Guzman, L (8, PH)										1 0 0 1 0 0 2																										
Felix Rodriguez, R (8, 1)										0 0 0 0 0 0 0																										
Robb Nen, R (9, 1)										0 0 0 0 0 0 0																										
Inning Stats	R: 1 E: 2 K: 0 S: 12	H: 0 LOB: 1 BB: 0 P: 17	R: 0 E: 1 K: 0 S: 11	H: 0 LOB: 1 BB: 0 P: 15	R: 0 E: 0 K: 0 S: 9	H: 1 LOB: 2 BB: 1 P: 16	R: 0 E: 0 K: 1 S: 5	H: 0 LOB: 0 BB: 0 P: 6	R: 2 E: 0 K: 0 S: 15	H: 2 LOB: 0 BB: 0 P: 23	R: 3 E: 0 K: 1 S: 14	H: 3 LOB: 0 BB: 0 P: 19	R: 0 E: 0 K: 2 S: 9	H: 0 LOB: 0 BB: 0 P: 14	R: 1 E: 0 K: 1 S: 11	H: 2 LOB: 2 BB: 1 P: 19	R: 0 E: 0 K: 0 S: 9	H: 1 LOB: 1 BB: 0 P: 11	1B: 5 2B: 2 3B: 0 HR: 2	SF: 0 SAC: 0 DP: 0 HBP: 0	WP: 0 PB: 0 SB: 0 CS: 0	PA: 41														
PITCHER	IP WLS BF H R ER SO BB IBB HBP BLK WP HR S P ERA WHIP																																			
Todd Ritchie, R (1, 1) ERA: 4.98	5.0		24	5	5	4	1	1	0	0	0	0	1	56	84	7.20	1.200																			
Jose Silva, R (6, 1) ERA: 6.27	1.1	L	5	1	1	1	1	0	0	0	0	0	1	13	15	6.75	0.750																			
Scott Sauerbeck, L (7, 1) ERA: 6.1	0.2		5	2	1	1	2	1	0	0	0	0	0	11	20	13.50	4.500																			
Josias Manzanillo, R (8, 1) ERA: 1.2	1.0		3	0	0	0	1	0	0	0	0	0	0	6	10	0.00	0.000																			
Terry Mulholland, L (9, 1) ERA: 4.85	1.0		4	1	0	0	0	0	0	0	0	0	0	9	11	0.00	1.000																			

livebaseballscorecards.com

AB	39
R	7
H	9
RBI	6
BB	2
SO	5
LOB	16



Batter	1	2	3	4	5	6	7	8	9	AB R H RBI BB SO LOB	TOP	
Shawon Dunston, R (1, 8) OBP: 0.364, SLG: 0.594 Armando Rios, L (9, PH) OBP: 0.322, SLG: 0.444	1-2 		3-2 	1-1 		0-0 			4-2 	4 0 0 0 0 0 4 0 0 0 0 1 0 0	San Francisco Giants @ Pittsburgh Pirates PNC Park, Pittsburgh, PA Thu May 03 2001, 7:05 PM EDT Att. 23,048 - Sunny - 85 F	
Ramon Martinez, R (1, 4) OBP: 0.371, SLG: 0.345 J.T. Snow, L (9, PH) OBP: 0.396, SLG: 0.345	3-2 		2-1 		4-2 		2-3 	4-1 	3 1 1 0 1 1 1 0 0 0 0 1 0 0			
Barry Bonds, L (1, 7) OBP: 0.406, SLG: 0.786	3-1 		4-1 		1-0 		0-0 	4-2 	3 1 3 2 2 0 0			
Jeff Kent, R (1, 3) OBP: 0.306, SLG: 0.505	1-0 		0-0 		2-0 		0-0 	1-3 	1-3 	5 0 0 0 0 1 8		
Eric Davis, R (1, 9) OBP: 0.281, SLG: 0.379	0-0 			2-1 	0-3 		1-2 		4 1 2 0 0 1 2			
Rich Aurilia, R (1, 6) OBP: 0.417, SLG: 0.563		0-0 		0-1 	1-0 		3-1 		4 0 0 0 0 0 4			
Russ Davis, R (1, 5) OBP: 0.307, SLG: 0.507		1-1 		4-0 		1-2 		0-2 	3 0 0 0 1 0 1			
Benito Santiago, R (1, 2) OBP: 0.351, SLG: 0.462		0-1 		0-0 		0-0 		0-3 	4 0 2 0 0 1 0			
Shawn Estes, R (1, 1) OBP: 0.091, SLG: 0.100 Tim Worrell, R (8, 1) Pedro Feliz, R (8, 5) OBP: 0.286, SLG: 0.281 Marvin Benard, L (9, PH) OBP: 0.200, SLG: 0.204			3-2 	1-2 		0-0 		3-1 	1 0 1 1 0 0 0 0 0 0 0 0 0 0 0 0 0 0 0 0 0 1 0 0 0 0 0 0			
Inning Stats	R: 2 H: 2 E: 0 LOB: 0 K: 0 BB: 0 S: 12 P: 20	R: 0 H: 0 E: 0 LOB: 0 K: 0 BB: 0 S: 5 P: 6	R: 0 H: 1 E: 0 LOB: 2 K: 0 BB: 1 S: 13 P: 25	R: 1 H: 2 E: 0 LOB: 2 K: 0 BB: 1 S: 11 P: 19	R: 0 H: 1 E: 0 LOB: 2 K: 1 BB: 1 S: 8 P: 16	R: 0 H: 1 E: 0 LOB: 1 K: 0 BB: 0 S: 6 P: 7	R: 0 H: 1 E: 0 LOB: 0 K: 1 BB: 0 S: 5 P: 7	R: 0 H: 1 E: 0 LOB: 0 K: 0 BB: 3 S: 8 P: 12	R: 0 H: 0 E: 0 LOB: 3 K: 2 BB: 3 S: 14 P: 30	1B: 8 SF: 1 2B: 0 SAC: 1 3B: 0 DP: 2 HR: 1 HBP: 0	WP: 0 PA: 40 PB: 0 SB: 1 CS: 0	
PITCHER Jimmy Anderson, L (1, 1) ERA: 2.97 Jose Silva, R (8, 1) ERA: 5.95 Mike Williams, R (9, 1) ERA: 2.25	IP WLS BF H R ER SO BB IBB HBP BLK WP HR S P ERA WHIP											PITCHER IP WLS BF H R ER SO BB IBB HBP BLK WP HR S P ERA WHIP

livebaseballscorecards.com

AB	32
R	3
H	9
RBI	3
BB	6
SO	4
LOB	20



Batter	1	2	3	4	5	6	7	8	9
18 Jason Kendall, R OBP: 0.387, SLG: 0.411 (1, 2)	G4-3		L8				P4		
Emil Brown, R OBP: 0.292, SLG: 0.465 (1, 8)	E6		G3				FC6-4		
Brian Giles, L OBP: 0.299, SLG: 0.469 (1, 7)	K			G4-3		G4-3		E6	
Aramis Ramirez, R OBP: 0.340, SLG: 0.625 (1, 5)	F8			HR		HR		G6-3	
Enrique Wilson, S OBP: 0.213, SLG: 0.217 (1, 6) (9, 4)		G6-3		G3		E8		E7	
Derek Bell, R OBP: 0.169, SLG: 0.151 (1, 9)		G6-3		G6-3		G2-3		F9	
Pat Meares, R OBP: 0.276, SLG: 0.329 (1, 4) Mike Williams, R (9, 1)		G1-3				P4		F8	
Craig Wilson, R OBP: 0.600, SLG: 1.333 (1, 3) John Wehner, R (7, PR) OBP: 0.389, SLG: 0.267 (8, 3)			FC5-6 BB			K		FC6-4 BB	
Jimmy Anderson, L OBP: 0.154, SLG: 0.083 (1, 1) Jose Silva, R (8, 1) Abraham Nunez, S OBP: 0.313, SLG: 0.400 (9, 6)			FC5-6 WP			18 3B		B5	

Inning Stats	R: 0	H: 0	E: 1	LOB: 1	K: 1	BB: 0	S: 9	P: 11
	R: 0	H: 0	E: 0	LOB: 0	K: 0	BB: 0	S: 6	P: 9
	R: 1	H: 1	E: 0	LOB: 0	K: 0	BB: 0	S: 5	P: 9
	R: 1	H: 2	E: 0	LOB: 1	K: 2	BB: 0	S: 11	P: 14
	R: 1	H: 2	E: 1	LOB: 1	K: 0	BB: 0	S: 8	P: 11
	R: 0	H: 0	E: 0	LOB: 1	K: 0	BB: 1	S: 6	P: 12
	R: 1	H: 1	E: 2	LOB: 1	K: 0	BB: 0	S: 9	P: 14

PITCHER	IP	WLS	BF	H	R	ER	SO	BB	IBB	HBP	BLK	WP	HR	S	P	ERA	WHIP
Shawn Estes, L ERA: 4.11 (1, 1)	7.0	L	30	5	4	3	3	2	0	0	0	1	2	53	83	3.86	1.000
Tim Worrell, R ERA: 1.8 (8, 1)	1.0		4	1	0	0	0	0	0	0	0	0	0	8	12	0.00	1.000

AB R H RBI BB SO LOB

4	0	1	1	0	0	2
4	0	0	0	0	1	3
4	1	0	0	0	1	1
4	2	2	2	0	0	2
4	0	2	1	0	0	0
4	0	0	0	0	0	2
4	0	0	0	0	0	2
0	0	0	0	0	0	0
1	0	0	0	2	1	0
0	0	0	0	0	0	0
0	0	0	0	0	0	0

AB	32
R	4
H	6
RBI	4
BB	2
SO	3
LOB	14

WP	1	PA	34
PB	0		
SB	2		
CS	0		

San Francisco Giants @ Pittsburgh Pirates
PNC Park, Pittsburgh, PA
Thu May 03 2001, 7:05 PM EDT
Att. 23,048 - Sunny - 85 F

livebaseballscorecards.com



Batter	1	2	3	4	5	6	7	8	9	AB	R	H	RBI	BB	SO	LOB	TOP										
Marvin Benard, L (1, 8) OBP: 0.200, SLG: 0.204	3-2 G3	1-3 K		2-2 1B		0-3 K		0-0 G4-3		5	0	1	0	0	2	2											
Rich Aurilia, R (1, 6) OBP: 0.411, SLG: 0.567	4-2 FC5-4 BB		3-2 HR	0-1 F2		0-0 1B		2-2 F7		4	1	2	1	1	0	2											
Barry Bonds, L (1, 7) OBP: 0.417, SLG: 0.787	2-3 K		2-0 BB HBP		4-1 2B 1B BB	3-3 K		2-2 G1-3		3	1	0	0	1	2	2											
Jeff Kent, R (1, 4) OBP: 0.325, SLG: 0.537	4-0 FC5-4 BB		2-3 K		2-2 1B 2B	1-3 K		2-2 2B		4	0	2	0	1	2	2											
Eric Davis, R (1, 9) Armando Rios, L (9, PH) OBP: 0.282, SLG: 0.333 OBP: 0.315, SLG: 0.434	2-0 FC5-4		4-2 BB		1-3 K		1-1 G4-3	1-2 F8		3	0	0	0	1	1	4											
Russ Davis, R (1, 5) Tim Worrell, R (7, 1) 41 Chad Zerbe, L (8, 1) Edwards Guzman, L (8, 5)		3-1 1B	0-0 G1-4-6-3		4-0 1B IBB		2-1 G5-3			3	0	1	0	1	0	2											
J.T. Snow, L (1, 3) OBP: 0.377, SLG: 0.319		1-3 K		4-2 FC5-4 BB		0-3 K		1-3 K		3	0	0	0	1	3	4											
Benito Santiago, R (1, 2) OBP: 0.361, SLG: 0.464		0-1 1B		1-0 FC5-4 1B SH1-4		0-2 FC4 1B		2-3 K		4	0	2	1	0	1	1											
Mark Gardner, R (1, 1) Aaron Fultz, L (7, 1) Pedro Feliz, R (7, 5) Felix Rodriguez, R (8, 1)		0-1 F3		0-0 SH1-4		2-2 FC4		0-3 K		2	0	0	0	0	0	5											
Inning Stats	R: 0 E: 0 K: 1 S: 11	H: 0 LOB: 2 BB: 2 P: 26	R: 0 E: 0 K: 2 S: 12	H: 2 LOB: 2 BB: 0 P: 17	R: 1 E: 0 K: 1 S: 12	H: 1 LOB: 1 BB: 1 P: 23	R: 0 E: 0 K: 0 S: 9	H: 1 LOB: 2 BB: 1 P: 16	R: 1 E: 0 K: 2 S: 18	H: 2 LOB: 3 BB: 2 P: 31	R: 0 E: 0 K: 3 S: 10	H: 1 LOB: 1 BB: 0 P: 14	R: 0 E: 0 K: 1 S: 7	H: 0 LOB: 0 BB: 0 P: 11	R: 0 E: 0 K: 2 S: 7	H: 0 LOB: 0 BB: 0 P: 9	R: 0 E: 0 K: 0 S: 12	H: 1 LOB: 1 BB: 0 P: 19	1B: 5 2B: 2 3B: 0 HR: 1	SF: 0 SAC: 1 DP: 1 HBP: 1	WP: 0 PB: 0 SB: 0 CS: 0	PA: 41					
PITCHER	IP	WLS	BF	H	R	ER	SO	BB	IBB	HBP	BLK	WP	HR	S	P	ERA	WHIP										
Randy Wolf, L (1, 1) ERA: 5.58	7.0	W	34	7	2	2	10	5	1	1	0	0	1	79	138	2.57	1.714										
Ricky Bottalico, R (8, 1) ERA: 1.76	1.0	H	3	0	0	0	2	0	0	0	0	0	0	7	9	0.00	0.000										
Jose Mesa, R (9, 1) ERA: 5.11	1.0	S	4	1	0	0	0	0	0	0	0	0	0	12	19	0.00	1.000										

San Francisco Giants @ Philadelphia Phillies
Veterans Stadium, Philadelphia, PA
Sat May 05 2001, 7:05 PM EDT
Att. 17,887 - Sunny - 72 F

livebaseballscorecards.com

AB 33
R 2
H 8
RBI 2
BB 6
SO 12
LOB 25



Batter	1	2	3	4	5	6	7	8	9	AB	R	H	RBI	BB	SO	LOB	TOP										
Shawon Dunston, R OBP: 0.405, SLG: 0.600 (1, 8)	0-1 G5-3		3-2 1B		0-0 2B 1B	1-3 K		1-0 HBP		4	1	2	0	0	1	2											
Ramon Martinez, R OBP: 0.368, SLG: 0.375 J.T. Snow, L OBP: 0.379, SLG: 0.315 (6, PH) (6, 3)	1-3 K		1-0 P4		0-1 G4-3 1B 2B	4-2 BB		2-0 F7		3	1	1	2	0	1	1											
Eric Davis, R OBP: 0.256, SLG: 0.297 Barry Bonds, L OBP: 0.414, SLG: 0.778 Robb Nen, R (8, 1)	0-1 G6-3		1-1 G4-3		3-1 G4-3 2B	2-3 K		2-3 K		4	0	0	0	0	1	5											
Jeff Kent, R OBP: 0.320, SLG: 0.522 (6, 4)		0-1 F8		1-2 F7	1-0 1B		2-1 G5-3	3-3 K		5	0	1	1	0	1	1											
Benito Santiago, R OBP: 0.394, SLG: 0.483 (1, 2)		0-1 3B 1B		0-2 1B	3-3 K		0-0 1B 1B	4-2 FC4-6 BB		4	2	3	0	1	1	1											
Rich Aurilia, R OBP: 0.419, SLG: 0.615 (1, 6)		2-2 SF8 3B		1-0 P6		2-1 HR	1-1 1B FC4-6 1B	3-2 F8		5	3	3	2	0	0	2											
Armando Rios, L OBP: 0.320, SLG: 0.437 (1, 7)		0-2 SF8		1-2 F8		1-2 1B BLK 1B	3-1 FC4-6 1B	0-0 FC4-6		4	0	2	2	0	0	2											
Pedro Feliz, R OBP: 0.268, SLG: 0.263 (1, 5)		0-1 G6-3			0-0 1B 41 SH1-4 2B 1B	2-3 K	1-0 FC4-6	1-3 K		5	1	1	1	0	2	3											
Kirk Rueter, L OBP: 0.273, SLG: 0.200 41 Chad Zerbe, L OBP: 0.143, SLG: 0.143 Edwards Guzman, L OBP: 0.143, SLG: 0.143 Tim Worrell, R OBP: 0.228, SLG: 0.468 Felix Rodriguez, R OBP: 0.200, SLG: 0.204 (1, 1) (2, 1) (6, PH) (6, 1) (7, PH) (7, 1) (8, 9)			0-1 G6-3		0-1 SH1-4	1-0 BB 1B	1-3 K			0	0	0	0	0	0	0											
Inning Stats	R: 0 E: 0 K: 1 S: 7	H: 0 LOB: 0 BB: 0 P: 8	R: 2 E: 0 K: 0 S: 13	H: 2 LOB: 0 BB: 0 P: 15	R: 0 E: 0 K: 0 S: 11	H: 1 LOB: 1 BB: 0 P: 16	R: 0 E: 0 K: 0 S: 11	H: 1 LOB: 1 BB: 0 P: 14	R: 3 E: 0 K: 1 S: 12	H: 4 LOB: 1 BB: 0 P: 19	R: 1 E: 0 K: 3 S: 18	H: 3 LOB: 3 BB: 1 P: 31	R: 2 E: 0 K: 1 S: 12	H: 3 LOB: 1 BB: 0 P: 20	R: 0 E: 0 K: 1 S: 7	H: 0 LOB: 1 BB: 0 P: 15	R: 0 E: 0 K: 1 S: 12	H: 0 LOB: 1 BB: 1 P: 20	1B: 11 2B: 1 3B: 1 HR: 1	SF: 1 SAC: 1 DP: 0 HBP: 1	WP: 0 PA: 44 PB: 0 SB: 0 CS: 0						
PITCHER	IP	WLS	BF	H	R	ER	SO	BB	IBB	HBP	BLK	WP	HR	S	P	ERA	WHIP										
Omar Daal, L ERA: 4.04 (1, 1)	5.0	W	25	10	6	6	2	0	0	0	0	0	1	59	80	10.80	2.000										
Wayne Gomes, R ERA: 1.83 (6, 1)	1.1		8	3	2	2	3	1	0	0	1	0	0	18	31	13.50	3.000										
Eddie Oropesa, L ERA: 9.0 (7, 1)	0.1	H	2	1	0	0	0	0	0	0	0	0	0	3	7	0.00	3.000										
Ricky Bottalico, R ERA: 1.62 (7, 1)	1.1	H	5	0	0	0	3	0	0	1	0	0	0	11	20	0.00	0.000										
Jose Mesa, R ERA: 4.73 (9, 1)	1.0	S	4	0	0	0	1	1	0	0	0	0	0	12	20	0.00	1.000										

San Francisco Giants @ Philadelphia Phillies
Veterans Stadium, Philadelphia, PA
Sun May 06 2001, 1:35 PM EDT
Att. 25,206 - Sunny - 63 F

livebaseballscorecards.com

AB	39
R	8
H	14
RBI	8
BB	2
SO	9
LOB	20



Batter	1	2	3	4	5	6	7	8	9
11 Jimmy Rollins, S OBP: 0.310, SLG: 0.348 (1, 6)	3-2 F8	1-0 BB 1B		0-0 G5-3			4-1 BB BB		
Doug Glanville, R OBP: 0.276, SLG: 0.392 (1, 8)	0-1 HR	4-2 BB			2-2 G4-6-3 1B		1-0 F3		
Bobby Abreu, L OBP: 0.331, SLG: 0.473 (1, 9)	2-1 E6	0-0 E 2B	0-2 G1-3		0-1 G4-6-3 1B		4-2 1-2 BB		
Scott Rolen, R OBP: 0.318, SLG: 0.355 (1, 5)	4-2 BB BB	0-0 E4 WP 23 2B	4-2 FC6-4 23 1B BB		1-3 K		2-2 F9		
Mike Lieberthal, R OBP: 0.331, SLG: 0.346 (1, 2)	4-2 BB 1-2 BB	2-2 WP 23 2B 1B	0-2 F8		0-0 G4-6-3 1-2f 2-3		3-1 P5		
Pat Burrell, R OBP: 0.347, SLG: 0.400 (1, 7)	4-2 1-2 2-3 BB	3-1 G3	0-1 FC6-4 23 1B		3-3 K		3-3 K		
23 Kevin Jordan, R OBP: 0.440, SLG: 0.609 (1, 3) (7, 4) Jose Mesa, R (9, 1)	0-0 L8	2-2 1B 2B	0-1 FC6-4		1-2 L9		0-3 K		
Marlon Anderson, L OBP: 0.327, SLG: 0.418 (1, 4) Ricky Bottalico, L (7, 1) Tomas Perez, S OBP: 0.294, SLG: 0.294 (9, 4)		1-0 K 2B		0-0 F7		1-2 F8			
Omar Daal, L OBP: 0.286, SLG: 0.286 (1, 1) Wayne Gomes, R OBP: 1.000, SLG: 1.000 (6, 1) Eddie Oropesa, L (7, 1) Travis Lee, L OBP: 0.425, SLG: 0.464 (7, 3)		0-0 K 1B		0-2 F8		3-3 K			

Inning Stats	R: 1	H: 1	LOB: 3	R: 9	H: 8	LOB: 1	R: 0	H: 1	R: 0	H: 2	R: 0	H: 0	R: 0	H: 0	R: 0	H: 0	R: 0	H: 0	
	E: 1	LOB: 3	BB: 3	E: 1	LOB: 1	BB: 1	E: 0	LOB: 2	E: 0	LOB: 1	E: 0	LOB: 0	E: 0	LOB: 0	E: 0	LOB: 2	E: 0	LOB: 0	
	K: 0	BB: 3	P: 31	K: 1	BB: 1	P: 44	K: 0	BB: 1	K: 1	BB: 0	K: 1	BB: 0	K: 1	BB: 2	K: 1	BB: 2	K: 2	BB: 0	
	S: 14			S: 28			S: 12		S: 9		S: 11		S: 12		S: 8		S: 14		


PITCHER	IP	WLS	BF	H	R	ER	SO	BB	IBB	HBP	BLK	WP	HR	S	P	ERA	WHIP
Kirk Rueter, L ERA: 8.55 (1, 1)	1.0	L	14	6	8	8	0	4	0	0	0	0	1	27	52	72.00	10.000
41 Chad Zerbe, L ERA: 2.92 (2, 1)	4.0		18	6	2	1	2	1	0	0	0	1	0	41	56	2.25	1.750
Tim Worrell, R ERA: 2.11 (6, 1)	1.0		3	0	0	0	1	0	0	0	0	0	0	11	16	0.00	0.000
Felix Rodriguez, R ERA: 2.4 (7, 1)	1.0		5	0	0	0	1	2	0	0	0	0	0	12	26	0.00	2.000
Robb Nen, R ERA: 1.29 (8, 1)	1.0		3	0	0	0	2	0	0	0	0	0	0	8	14	0.00	0.000

AB	R	H	RBI	BB	SO	LOB
4	1	2	2	1	0	0
4	2	2	1	1	0	2
4	1	2	3	1	0	0
3	1	0	0	2	1	4
4	1	1	0	1	0	3
4	0	1	0	1	2	2
5	1	1	2	0	1	5
0	0	0	0	0	0	0
4	1	1	0	0	1	1
0	0	0	0	0	0	0
0	0	0	0	0	0	0
1	0	0	0	0	1	0

AB	R	H	RBI	BB	SO	LOB
36	10	12	9	7	6	17

San Francisco Giants @ Philadelphia Phillies
Veterans Stadium, Philadelphia, PA
Sun May 06 2001, 1:35 PM EDT
Att. 25,206 - Sunny - 63 F

WP: 1 PA: 43
PB: 0
SB: 0
CS: 0



livebaseballscores.com

Batter	1	2	3	4	5	6	7	8	9	AB R H RBI BB SO LOB	TOP											
Curtis Pride, L (1, 7) OBP: 0.214, SLG: 0.286	2-3 K		2-0 G4-3		1-0 F8		1-3 K		1-1 F7	5 0 0 0 0 2 5												
Orlando Cabrera, R (1, 6) OBP: 0.320, SLG: 0.416	1-2 G6-3			3-2 F3	2-2 F8			3-2 1B 2B	2-3 K	5 1 1 0 0 1 3												
Lee Stevens, L (1, 3) OBP: 0.288, SLG: 0.465	2-0 G6-3			2-2 1B BB 1B		2-3 K		4-1 FC6-4 1B BB		3 0 1 0 1 1 0												
Vladimir Guerrero, R (1, 9) OBP: 0.370, SLG: 0.473		2-1 F9		4-0 1B BB		0-0 F7		0-1 FC6-4 1B		3 0 1 1 1 0 0												
Jose Vidro, S (1, 4) OBP: 0.379, SLG: 0.504		3-3 K		0-1 G6-4-3 1B		1-1 G3-1		0-0 L7		4 0 1 0 0 1 2												
Geoff Blum, S (1, 5) OBP: 0.279, SLG: 0.254		0-1 G3-1		1-2 G6-4-3 1-2f			4-2 1B WP BB	2-3 K		3 1 0 0 1 1 5												
Milton Bradley, S (1, 8) OBP: 0.307, SLG: 0.308			3-2 F2-6 E 1B		0-0 FC1-5 2B		2-1 WP 1B	1-0 FC6-4		4 0 3 0 0 0 2												
Michael Barrett, R (1, 2) OBP: 0.240, SLG: 0.227			1-1 E5		4-0 FC1-5 BB		0-3 K		4-2 BB	1 0 0 0 1 0 1												
Andy Tracy, L (7, PH) OBP: 0.278, SLG: 0.563			1-2							1 0 0 0 0 1 2												
Randy Knorr, R (7, 2) OBP: 0.375, SLG: 0.714			0-0 F2-6		0-0 FC1-5		2-3 K		1-1 F9	0 0 0 0 1 0 0												
Tony Armas, R (1, 1) OBP: 0.333, SLG: 0.333					1-2 2-3f					2 0 0 0 0 0 4												
Fernando Seguigniol, S (7, PH) OBP: 0.179, SLG: 0.190										1 0 0 0 0 1 2												
Masato Yoshii, R (7, 1)										0 0 0 0 0 0 0												
Graeme Lloyd, L (8, 1)										0 0 0 0 0 0 0												
Scott Strickland, R (8, 1)										0 0 0 0 0 0 0												
Mike Mordecai, R (9, PH) OBP: 0.267, SLG: 0.154										1 0 0 0 0 0 1												
Inning Stats	R: 0 E: 0 K: 1 S: 8	H: 0 LOB: 0 BB: 0 P: 13	R: 0 E: 0 K: 1 S: 7	H: 0 LOB: 0 BB: 0 P: 12	R: 0 E: 1 K: 0 S: 8	H: 1 LOB: 1 BB: 0 P: 14	R: 0 E: 0 K: 0 S: 14	H: 2 LOB: 2 BB: 1 P: 24	R: 0 E: 0 K: 0 S: 6	H: 1 LOB: 2 BB: 1 P: 13	R: 0 E: 0 K: 1 S: 7	H: 0 LOB: 0 BB: 0 P: 10	R: 1 E: 0 K: 3 S: 17	H: 1 LOB: 1 BB: 1 P: 26	R: 1 E: 0 K: 1 S: 14	H: 2 LOB: 2 BB: 1 P: 24	R: 0 E: 0 K: 1 S: 9	H: 0 LOB: 1 BB: 1 P: 17	1B: 5 2B: 3 3B: 0 HR: 0	SF: 0 SAC: 0 DP: 2 HBP: 0	WP: 1 PB: 0 SB: 0 CS: 0	PA: 38
PITCHER	IP WLS BF H R ER SO BB IBB HBP BLK WP HR S P ERA WHIP																					
Russ Ortiz, R (1, 1) ERA: 2.93	7.0 W 28 5 1 1 6 3 0 0 0 1 0 67 112 1.29 1.143																					
Felix Rodriguez, R (8, 1) ERA: 3.0	0.0 3 2 1 1 0 1 0 0 0 0 0 8 15 ∞ ∞																					
Aaron Fultz, L (8, 1) ERA: 7.02	2.0 S 7 0 0 0 2 1 0 0 0 0 0 15 26 0.00 0.500																					

Montreal Expos @ San Francisco Giants
PacBell Park, San Francisco, CA
Mon May 07 2001, 10:15 PM EDT
Att. 38,249 - Sunny - 76 F

AB	33
R	2
H	7
RBI	1
BB	5
SO	8
LOB	27



WP: 1	PA: 38
PB: 0	
SB: 0	
CS: 0	

ERA	WHIP

livebaseballscorecards.com

Batter	1	2	3	4	5	6	7	8	9
Marvin Benard, L (1, 8) OBP: 0.202, SLG: 0.225	3-2 P6		0-1 G3			1-1 F9		0-0 1B 3B	
J.T. Snow, L (1, 3) OBP: 0.375, SLG: 0.305	3-2 F5			1-0 L4		1-2 F8		4-2 F8 1B BB	
Barry Bonds, L (1, 7) OBP: 0.433, SLG: 0.783	4-2 BB			4-2 BB		2-2 1B HR 1B		1-0 G3 1B	
Jeff Kent, R (1, 4) OBP: 0.318, SLG: 0.513	1-3 K			0-1 L9		2-0 HR 1B		3-H 1-1 F8	
Armando Rios, L (1, 9)		0-0 G6-3		0-0 F8		1-2 HR		2-1 G3	
Rich Aurilia, R (1, 6) OBP: 0.405, SLG: 0.593		2-3 K			3-2 F8	3-2 F7		1-1 G6-3	
Russ Davis, R (1, 5) OBP: 0.302, SLG: 0.462		1-2 L7			1-1 HBP		0-3 K2-3		
Pedro Feliz, R (7, 5) OBP: 0.262, SLG: 0.256					1-0 G6-4-3		0-2 G1-3		
Bobby Estalella, R (1, 2) OBP: 0.298, SLG: 0.423			2-1 G3-1				3-3 K		
Russ Ortiz, R (1, 1) OBP: 0.188, SLG: 0.133						4-2 1B BB	3-3 K		
Eric Davis, R (7, PH) OBP: 0.250, SLG: 0.289									
Felix Rodriguez, R (8, 1)									
Aaron Fultz, L (8, 1) OBP: 0.500, SLG: 0.500									

Inning Stats	R: 0	H: 0	E: 0	K: 1	S: 12	LOB: 1	BB: 1	P: 23	R: 0	H: 0	E: 0	K: 1	S: 7	LOB: 0	BB: 0	P: 10	R: 0	H: 0	E: 0	K: 1	S: 12	LOB: 0	BB: 0	P: 17	R: 0	H: 0	E: 0	K: 0	S: 5	LOB: 0	BB: 0	P: 10	R: 4	H: 3	E: 0	K: 0	S: 23	LOB: 0	BB: 1	P: 37	R: 0	H: 0	E: 0	K: 2	S: 9	LOB: 0	BB: 0	P: 12	R: 2	H: 2	E: 0	K: 0	S: 10	LOB: 1	BB: 1	P: 19
--------------	------	------	------	------	-------	--------	-------	-------	------	------	------	------	------	--------	-------	-------	------	------	------	------	-------	--------	-------	-------	------	------	------	------	------	--------	-------	-------	------	------	------	------	-------	--------	-------	-------	------	------	------	------	------	--------	-------	-------	------	------	------	------	-------	--------	-------	-------

PITCHER	IP	WLS	BF	H	R	ER	SO	BB	IBB	HBP	BLK	WP	HR	S	P	ERA	WHIP
Tony Armas, R (1, 1) ERA: 3.76	6.0	L	24	3	4	4	3	3	0	0	0	0	1	65	108	6.00	1.000
Masato Yoshii, R (7, 1) ERA: 1.65	1.0		3	0	0	0	2	0	0	0	0	0	0	9	12	0.00	0.000
Graeme Lloyd, L (8, 1) ERA: 2.57	0.0		3	2	2	2	0	1	0	0	0	0	0	4	9	∞	∞
Scott Strickland, R (8, 1) ERA: 2.21	1.0		3	0	0	0	0	0	0	0	0	0	0	6	10	0.00	0.000

BOTTOM

4 1 1 0 0 0 1

3 1 0 0 1 0 1

2 1 2 1 2 0 0

4 1 1 1 0 1 4

4 1 1 4 0 0 2

4 0 0 0 0 1 1

1 0 0 0 0 0 0

1 0 0 0 0 1 0

3 0 0 0 0 0 1

1 1 0 0 1 1 0

1 0 0 0 0 1 0

0 0 0 0 0 0 0

0 0 0 0 0 0 0

1B: 3 SF: 0
2B: 0 SAC: 0
3B: 1 DP: 1
HR: 1 HBP: 1

WP: 0 PA: 33
PB: 0
SB: 0
CS: 0

Montreal Expos @ San Francisco Giants
PacBell Park, San Francisco, CA

Mon May 07 2001, 10:15 PM EDT
Att. 38,249 - Sunny - 76 F

livebaseballscorecards.com

AB 28
R 6
H 5
RBI 6
BB 4
SO 5
LOB 10



Batter	1	2	3	4	5	6	7	8	9	AB R H RBI BB SO LOB	TOP		
Orlando Cabrera, R (1, 6) OBP: 0.318, SLG: 0.410	2-1 G5-4-3 1B		2-2 G6-3		0-1 G6-4-3 1-2f			1-0 F9		4 0 1 0 0 0 1	<p>Montreal Expos @ San Francisco Giants PacBell Park, San Francisco, CA Tue May 08 2001, 10:15 PM EDT Att. 38,123 - Sunny - 79 F</p>		
Milton Bradley, S (1, 8) OBP: 0.295, SLG: 0.295	0-0 G5-4-3 1-2f		1-2 G6-3			2-1 G5-3		1-2 P4		4 0 0 0 0 0 1			
Lee Stevens, L (1, 3) OBP: 0.295, SLG: 0.466	0-3 K			2-2 E 1B 1B		1-2 G1-3 1B		1-3 K2-3		4 0 2 0 0 2 0			
Vladimir Guerrero, R (1, 9) OBP: 0.374, SLG: 0.482		2-1 G4-3 SF8 2B		0-1 E 1B		1-2 G1-3		1-3 K		4 1 2 0 0 1 1			
Jose Vidro, S (1, 4) OBP: 0.368, SLG: 0.489		0-1 G4-3		0-0 E5 G6-4-3		0-3 K		0-0 G6-3		4 0 0 0 0 1 4			
Fernando Tatis, R (1, 5) OBP: 0.348, SLG: 0.372		3-0 SF8		1-3 K		4-2 FC4-6 BB		1-1 G5-3		2 0 0 1 1 1 3			
Geoff Blum, S (1, 7) OBP: 0.282, SLG: 0.246		4-2 BB		2-2 G6-4-3 1-2f		0-0 F8				2 0 0 0 1 0 4			
Michael Barrett, R (1, 2) OBP: 0.232, SLG: 0.220		2-3 K2-3		1-0 G5-3		0-0 FC4-6 FC5-4 1-2f				3 0 0 0 0 1 2			
Mike Thurman, R (1, 1) OBP: 0.154, SLG: 0.083 Anthony Telford, R (5, 1) Fernando Seguinol, S (7, PH) OBP: 0.172, SLG: 0.154 Scott Stewart, R (7, 1) Ugueth Urbina, R (8, 1)			1-3 K		0-0 G6-4-3 1B		0-2 FC5-4 1-2f			2 0 1 0 0 1 0 0 0 0 0 0 0 0 1 0 0 0 0 0 1 0 0 0 0 0 0 0 0 0 0 0 0 0 0			
Inning Stats	R: 0 H: 1 E: 0 LOB: 0 K: 1 BB: 0 S: 6 P: 8	R: 1 H: 1 E: 0 LOB: 1 K: 1 BB: 1 S: 10 P: 21	R: 0 H: 0 E: 0 LOB: 0 K: 1 BB: 0 S: 9 P: 13	R: 0 H: 2 E: 1 LOB: 2 K: 1 BB: 0 S: 12 P: 17	R: 0 H: 1 E: 0 LOB: 0 K: 0 BB: 0 S: 4 P: 5	R: 0 H: 1 E: 0 LOB: 1 K: 1 BB: 0 S: 13 P: 17	R: 0 H: 0 E: 0 LOB: 1 K: 0 BB: 1 S: 9 P: 13	R: 0 H: 0 E: 0 LOB: 0 K: 1 BB: 0 S: 9 P: 11	R: 0 H: 0 E: 0 LOB: 0 K: 1 BB: 0 S: 9 P: 11	1B: 5 SF: 1 2B: 1 SAC: 0 3B: 0 DP: 3 HR: 0 HBP: 0	WP: 0 PA: 33 PB: 0 SB: 0 CS: 0		
PITCHER	IP WLS BF H R ER SO BB IBB HBP BLK WP HR S P ERA WHIP											PITCHER	IP WLS BF H R ER SO BB IBB HBP BLK WP HR S P ERA WHIP
Shawn Estes, L (1, 1) ERA: 3.56	8.0 W 30 6 1 1 6 2 0 0 0 0 0 0 71 105 1.12 1.000												
Alan Embree, L (9, 1) ERA: 11.91	1.0 3 0 0 0 1 0 0 0 0 0 0 0 9 11 0.00 0.000												

livebaseballscorecards.com

AB	30
R	1
H	6
RBI	1
BB	2
SO	7
LOB	17



Batter	1	2	3	4	5	6	7	8	9	AB	R	H	RBI	BB	SO	LOB				
Marvin Benard, L (1, 8) OBP: 0.211, SLG: 0.262	0-2 G4-6-3 1B	0-1 B2-3		2-0 G4-3	3-2 HR		2-2 G6-3			5	1	2	4	0	0	1				
Rich Aurilia, R (1, 6) OBP: 0.405, SLG: 0.602	0-1 G4-6-3 1-2f		3-1 1B 1B	0-1 3B	1-3 K		2-2 G4-3			5	1	2	0	0	1	2				
Barry Bonds, L (1, 7) OBP: 0.435, SLG: 0.766 Shawon Dunston, R (8, PH) OBP: 0.395, SLG: 0.585 (9, 7)	4-2 1B BB		2-2 F8	4-0 BB	2-0 P6			1-2 G5-3		2	1	0	0	2	0	1				
Jeff Kent, R (1, 4) OBP: 0.321, SLG: 0.508	1-0 BB 1B		2-2 1B SF7	2-2 G4-3		0-1 G6-3		3-1 F7		5	1	2	0	0	0	2				
J.T. Snow, L (1, 3) OBP: 0.392, SLG: 0.384	4-2 BB 1-2 BB		0-0 2B 1-3 2-H 1B		1-0 HR	2-3 K		0-0 HR		4	2	3	3	1	1	0				
Benito Santiago, R (1, 2) OBP: 0.423, SLG: 0.492	4-2 1-2 2-3 3-H BB		0-0 SF7		1-1 S G6-3 HR 1B	4-0 BB		4-2 BB		1	1	1	2	3	0	0				
Armando Rios, L (1, 9) OBP: 0.311, SLG: 0.458	2-1 F7		0-0 1-3 2B		1-1 G6-3	0-0 G3		1-2 G1-3		5	0	1	0	0	0	6				
Pedro Feliz, R (1, 5) OBP: 0.283, SLG: 0.262		1-1 L4	1-2 G1-3		4-2 BB HR BB		0-2 G4-3 1B			3	1	1	0	1	0	2				
Shawn Estes, R (1, 1) OBP: 0.133, SLG: 0.077 Alan Embree, L (9, 1)		1-2 F8		1-3 K	4-2 HR BB		0-0 G4-3			3	1	0	0	1	1	1				
										0	0	0	0	0	0	0				
Inning Stats	R: 1 E: 0 K: 0 S: 18	H: 2 LOB: 3 BB: 3 P: 33	R: 0 E: 0 K: 0 S: 7	H: 0 LOB: 0 BB: 0 P: 9	R: 2 E: 0 K: 0 S: 15	H: 4 LOB: 2 BB: 0 P: 23	R: 0 E: 0 K: 1 S: 9	H: 1 LOB: 2 BB: 1 P: 18	R: 5 E: 0 K: 1 S: 17	H: 3 LOB: 0 BB: 2 P: 34	R: 0 E: 0 K: 1 S: 6	H: 0 LOB: 1 BB: 1 P: 12	R: 0 E: 0 K: 0 S: 10	H: 1 LOB: 1 BB: 0 P: 14	R: 1 E: 0 K: 0 S: 13	H: 1 LOB: 1 BB: 1 P: 22	1B: 7 2B: 1 3B: 1 HR: 3	SF: 1 SAC: 0 DP: 1 HBP: 0	WP: 0 PB: 0 SB: 1 CS: 0	PA: 43

BOTTOM

Montreal Expos @ San Francisco Giants
PacBell Park, San Francisco, CA
Tue May 08 2001, 10:15 PM EDT
Att: 38,123 - Sunny - 79 F

livebaseballscores.com

AB	34
R	9
H	12
RBI	9
BB	8
SO	3
LOB	15



PITCHER	IP	WLS	BF	H	R	ER	SO	BB	IBB	HBP	BLK	WP	HR	S	P	ERA	WHIP
Mike Thurman, R (1, 1) ERA: 5.75	4.1	L	27	9	7	7	1	6	0	0	0	0	1	58	103	14.54	3.462
Anthony Telford, R (5, 1) ERA: 5.4	1.2		7	1	1	1	2	1	0	0	0	0	1	14	26	5.40	1.200
Scott Stewart, L (7, 1) ERA: 5.14	1.1		5	1	0	0	0	0	0	0	0	0	0	15	20	0.00	0.750
Ugueth Urbina, R (8, 1) ERA: 3.45	0.2		4	1	1	1	0	1	0	0	0	0	1	8	16	13.50	3.000

Batter	1	2	3	4	5	6	7	8	9	AB R H RBI BB SO LOB	TOP											
Curtis Pride, L (1, 7) OBP: 0.211, SLG: 0.263	0-0 F5		1-1 G4-3	2-1 F8		3-2 FC6-4 BB		3-3 K		5 0 1 3 0 1 3												
Milton Bradley, S (1, 8) OBP: 0.300, SLG: 0.286	0-1 B1-3		4-2 HR BB		0-3 K	4-2 FC6-4 BB		1-3 K		3 1 0 0 2 2 0												
Lee Stevens, L (1, 3) OBP: 0.299, SLG: 0.484	2-1 G6-3		2-0 HR		4-2 BB	0-2 FC6-4			2-1 F9	4 1 1 3 1 0 2												
Vladimir Guerrero, R (1, 9) OBP: 0.375, SLG: 0.504		1-1 G5-4-3 1B	0-0 HR		1-2 F8		2-1 E5 2B SF8		3-2 G6-3	5 2 2 1 0 0 1												
Jose Vidro, S (1, 4) OBP: 0.369, SLG: 0.500		3-2 F7	3-2 G1-3		0-0 F8		0-1 2B		1-1 2B	5 0 2 0 0 0 2												
Fernando Tatis, R (1, 5) OBP: 0.343, SLG: 0.376		1-1 G5-4-3 1-2f		3-3 K		1-2 SH1-4 1B 2B		0-0 SF8	2-3 K	4 1 1 1 0 2 2												
Orlando Cabrera, R (1, 6) OBP: 0.316, SLG: 0.405			1-1 E8 1B G4-3 1B	1-0 F9		2-3 K		1-0 G6-3		4 1 1 0 0 1 2												
Michael Barrett, R (1, 2) OBP: 0.252, SLG: 0.234			1-0 SH1-4 HR 1B	2-2 1B 1B		4-2 SH1-4 1B BB		2-1 F8		3 2 2 0 1 0 1												
Javier Vazquez, R (1, 1) OBP: 0.538, SLG: 0.500			0-0 SH1-4	0-2 1B		0-0 SH1-4		0-1 G4-3		1 0 1 0 0 0 0												
Fernando Seguinol, S (8, PH) OBP: 0.167, SLG: 0.148										1 0 0 0 0 0 0												
Guillermo Mota, R (8, 1) OBP: 0.500, SLG: 0.500										0 0 0 0 0 0 0												
Scott Strickland, R (9, 1)										0 0 0 0 0 0 0												
Inning Stats	R: 0 E: 0 K: 0 S: 5	H: 0 LOB: 0 BB: 0 P: 7	R: 0 E: 0 K: 0 S: 7	H: 1 LOB: 0 BB: 0 P: 12	R: 5 E: 1 K: 0 S: 15	H: 4 LOB: 0 BB: 1 P: 27	R: 0 E: 0 K: 1 S: 15	H: 2 LOB: 2 BB: 0 P: 23	R: 0 E: 0 K: 1 S: 9	H: 0 LOB: 1 BB: 1 P: 14	R: 2 E: 0 K: 1 S: 20	H: 2 LOB: 2 BB: 2 P: 34	R: 1 E: 1 K: 0 S: 8	H: 1 LOB: 1 BB: 0 P: 13	R: 0 E: 0 K: 2 S: 8	H: 0 LOB: 0 BB: 0 P: 12	R: 0 E: 0 K: 1 S: 12	H: 1 LOB: 1 BB: 0 P: 20	1B: 6 2B: 3 3B: 0 HR: 2	SF: 1 SAC: 2 DP: 1 HBP: 0	WP: 0 PB: 0 SB: 0 CS: 0	PA: 42
PITCHER	IP WLS BF H R ER SO BB IBB HBP BLK WP HR S P ERA WHIP																					
Livan Hernandez, R (1, 1) ERA: 7.23	6.0 L 30 9 7 7 3 4 0 0 0 0 0 2 71 117 10.50 2.167																					
Alan Embree, L (7, 1) ERA: 10.13	2.0 8 1 1 0 2 0 0 0 0 0 0 0 16 25 0.00 0.500																					
Aaron Fultz, L (9, 1) ERA: 6.62	1.0 4 1 0 0 1 0 0 0 0 0 0 0 12 20 0.00 1.000																					

Montreal Expos @ San Francisco Giants
PacBell Park, San Francisco, CA
Wed May 09 2001, 10:15 PM EDT
Att. 38,074 - Sunny - 59 F

AB	35
R	8
H	11
RBI	8
BB	4
SO	6
LOB	13



WP: 0	PA: 42
PB: 0	
SB: 0	
CS: 0	

ERA	WHIP

livebaseballscorecards.com

Batter	1	2	3	4	5	6	7	8	9	AB	R	H	RBI	BB	SO	LOB
Marvin Benard, L (1, 8) OBP: 0.212, SLG: 0.261	3-1 G4-3		1-1 BB 1B		1-3 K			1-2 G4-3		4	0	1	0	0	1	0
Rich Aurilia, R (1, 6) OBP: 0.415, SLG: 0.603	3-2 1B		4-2 B 1-2 BB		1-2 F9			2-2 1B		3	0	2	0	1	0	0
Barry Bonds, L (1, 7) OBP: 0.425, SLG: 0.742 Ramon Martinez, R (7, 4) OBP: 0.359, SLG: 0.364	2-3 K		2-3 K		0-3 K			1-3 K		3	0	0	0	0	3	3
Jeff Kent, R (1, 4) OBP: 0.314, SLG: 0.496 Alan Embree, L (7, 1) Pedro Feliz, R (8, PH) OBP: 0.277, SLG: 0.256 Aaron Fultz, L (9, 1) OBP: 0.500, SLG: 0.500	0-1 F9		1-1 F9				2-2 G6-3	0-3 K		3	0	0	0	0	0	3
J.T. Snow, L (1, 3) OBP: 0.388, SLG: 0.379		2-3 K		3-2 G3 1B 1B			2-2 K	2-1 G4-3		4	0	1	0	0	2	0
Russ Davis, R (1, 5) OBP: 0.311, SLG: 0.476		0-0 G3-1 2B		2-2 G3 1-2 1B			2-3 K	0-1 F7		4	0	2	0	0	1	0
Armando Rios, L (1, 9) OBP: 0.309, SLG: 0.470		1-2 G3-1		0-0 G3 1-2 2-3			3-1 G4-3	1-0 3B		4	0	1	0	0	0	3
Bobby Estalella, R (1, 2) OBP: 0.295, SLG: 0.400		0-1 F9		4-2 G3-6-1 BB			0-1 L5	0-0 F7		3	0	0	0	1	0	2
Livan Hernandez, R (1, 1) OBP: 0.176, SLG: 0.176 Edwards Guzman, L (7, 7) OBP: 0.125, SLG: 0.125			0-0 G4-3	1-2 G3-6-1			1-0 F8			2	0	0	0	0	0	3

Inning Stats	R: 0	H: 1	E: 0	LOB: 1	K: 1	BB: 0	S: 12	P: 20	R: 0	H: 1	E: 0	LOB: 1	K: 1	BB: 0	S: 9	P: 12	R: 0	H: 1	E: 0	LOB: 2	K: 1	BB: 1	S: 15	P: 23	R: 0	H: 2	E: 0	LOB: 2	K: 0	BB: 1	S: 14	P: 24	R: 0	H: 0	E: 0	LOB: 0	K: 2	BB: 0	S: 9	P: 11	R: 0	H: 0	E: 0	LOB: 0	K: 2	BB: 0	S: 9	P: 15	R: 0	H: 0	E: 0	LOB: 0	K: 0	BB: 0	S: 5	P: 9	R: 0	H: 1	E: 0	LOB: 1	K: 2	BB: 0	S: 12	P: 16	R: 0	H: 1	E: 0	LOB: 1	K: 0	BB: 0	S: 6	P: 9	1B: 5	SF: 0	2B: 1	SAC: 0	3B: 1	DP: 1	HR: 0	HBP: 0	WP: 0	PA: 35
--------------	------	------	------	--------	------	-------	-------	-------	------	------	------	--------	------	-------	------	-------	------	------	------	--------	------	-------	-------	-------	------	------	------	--------	------	-------	-------	-------	------	------	------	--------	------	-------	------	-------	------	------	------	--------	------	-------	------	-------	------	------	------	--------	------	-------	------	------	------	------	------	--------	------	-------	-------	-------	------	------	------	--------	------	-------	------	------	-------	-------	-------	--------	-------	-------	-------	--------	-------	--------

PITCHER	IP	WLS	BF	H	R	ER	SO	BB	IBB	HBP	BLK	WP	HR	S	P	ERA	WHIP
Javier Vazquez, R (1, 1) ERA: 5.65	7.0	W	27	5	0	0	7	2	0	0	0	0	0	73	114	0.00	1.000
Guillermo Mota, R (8, 1) ERA: 1.83	1.0		4	1	0	0	2	0	0	0	0	0	0	12	16	0.00	1.000
Scott Strickland, R (9, 1) ERA: 2.11	1.0		4	1	0	0	0	0	0	0	0	0	0	6	9	0.00	1.000

BOTTOM

Montreal Expos @ San Francisco Giants
PacBell Park, San Francisco, CA

Wed May 09 2001, 10:15 PM EDT
Att: 38,074 - Sunny - 59 F

AB	33
R	0
H	7
RBI	0
BB	2
SO	9
LOB	16



PITCHER	IP	WLS	BF	H	R	ER	SO	BB	IBB	HBP	BLK	WP	HR	S	P	ERA	WHIP
---------	----	-----	----	---	---	----	----	----	-----	-----	-----	----	----	---	---	-----	------

Batter	1	2	3	4	5	6	7	8	9	AB R H RBI BB SO LOB	TOP											
Orlando Cabrera, R (1, 6) OBP: 0.314, SLG: 0.408	0-2 F9		2-1 G6-3 2B			2-1 G1		0-2 F5		4 0 1 0 0 0 2	<p>Montreal Expos @ San Francisco Giants PacBell Park, San Francisco, CA Thu May 10 2001, 3:35 PM EDT Att. 41,059 - Sunny - 66 F</p>											
Milton Bradley, S (1, 8) OBP: 0.298, SLG: 0.277	2-1 G1-3		2-1 G6-3			1-1 G5-3		4-0 BB		3 0 0 0 1 0 1												
Lee Stevens, L (1, 3) OBP: 0.299, SLG: 0.480	1-2 BB		2-3 K			1-0 G4-3		2-2 F3		3 0 1 0 0 1 1												
Graeme Lloyd, L (6, 1)										0 0 0 0 0 0 0												
Randy Knorr, R (8, PH) OBP: 0.360, SLG: 0.682										1 0 0 0 0 0 3												
Guillermo Mota, R (8, 1) OBP: 0.500, SLG: 0.500										0 0 0 0 0 0 0												
Vladimir Guerrero, R (1, 9) OBP: 0.374, SLG: 0.496	4-1 BB					1-1 G5-3				2 0 0 0 1 0 0												
Curtis Pride, L (7, 9) OBP: 0.200, SLG: 0.250	1-2 BB									1 0 0 0 0 1 0												
Jose Vidro, S (1, 4) OBP: 0.362, SLG: 0.489	3-1 F8					1-1 G5-3		0-0 F9		3 0 0 0 0 0 2												
Mike Mordecai, R (7, 4) OBP: 0.250, SLG: 0.143										1 0 0 0 0 0 0												
Fernando Tatis, R (1, 5) OBP: 0.345, SLG: 0.378		1-0 G3-6 1B				0-2 G1-3		2-2 G1-3		2 0 1 0 0 0 0												
Andy Tracy, L (6, 5) OBP: 0.250, SLG: 0.500										2 0 0 0 0 1 0												
Geoff Blum, S (1, 7) OBP: 0.297, SLG: 0.281		1-1 F9				1-2 G6-3 1B		3-1 FC1-6-5-4 2B		3 0 2 0 0 0 1												
Michael Barrett, R (1, 2) OBP: 0.245, SLG: 0.227		2-1 G3-6				0-0 G6-3		3-1 BB FC1-6-5-4 1B		3 0 0 0 0 0 3												
Britt Reames, R (1, 1) OBP: 0.333, SLG: 0.111			1-2 G1-3			0-1 P3		2-1 BB		1 0 0 0 0 0 0												
Masato Yoshii, R (3, 1)								1-2 1B		1 0 0 0 0 0 0												
Scott Stewart, R (6, 1)										0 0 0 0 0 0 0												
Anthony Telford, R (6, 1)										0 0 0 0 0 0 0												
Fernando Seguinol, S (6, 3) OBP: 0.194, SLG: 0.179										1 0 1 0 0 0 0												
Inning Stats	R: 0 E: 0 K: 0 S: 11	H: 1 LOB: 2 BB: 1 P: 21	R: 0 E: 0 K: 0 S: 5	H: 1 LOB: 0 BB: 0 P: 9	R: 0 E: 0 K: 1 S: 10	H: 1 LOB: 1 BB: 0 P: 17	R: 0 E: 0 K: 0 S: 7	H: 0 LOB: 0 BB: 0 P: 9	R: 0 E: 0 K: 0 S: 6	H: 1 LOB: 0 BB: 0 P: 7	R: 0 E: 0 K: 0 S: 5	H: 0 LOB: 0 BB: 0 P: 9	R: 0 E: 0 K: 0 S: 7	H: 0 LOB: 0 BB: 0 P: 11	R: 0 E: 0 K: 0 S: 13	H: 2 LOB: 3 BB: 1 P: 27	R: 0 E: 0 K: 2 S: 7	H: 0 LOB: 0 BB: 0 P: 9	1B: 4 2B: 2 3B: 0 HR: 0	SF: 0 SAC: 0 DP: 2 HBP: 0	WP: 0 PB: 0 SB: 0 CS: 0	PA: 33
PITCHER	IP WLS BF H R ER SO BB IBB HBP BLK WP HR S P ERA WHIP																					
Kirk Rueter, L (1, 1) ERA: 6.91	8.0 W 30 6 0 0 1 2 0 0 0 0 0 0 64 110 0.00 1.000																					
41 Chad Zerbe, L (9, 1) ERA: 2.7	1.0 3 0 0 0 2 0 0 0 0 0 0 0 7 9 0.00 0.000																					

AB	31
R	0
H	6
RBI	0
BB	2
SO	3
LOB	13



Batter	1	2	3	4	5	6	7	8	9
Marvin Benard, L OBP: 0.242, SLG: 0.278 (1, 8)	1-2 G1-3 1B	4-1 SH5-3 BB	2-2 F8		1-0 E1 1B	2-0 G5-3 1B 2B 1B		4-2 BB BB	
Shawon Dunston, R OBP: 0.396, SLG: 0.565 (1, 7)	1-0 G1-3 1-2	1-0 SH5-3 1-2 2-3		0-2 FC3-6 1B	2-1 F9	1-1 G5-3 2B 1B		1-1 F7	
J.T. Snow, L OBP: 0.393, SLG: 0.380 (1, 3)	3-1 3B 1B	1-2 F3-2-5		2-3 1-2		2B 1B G5-3		4-2 BB	
Jeff Kent, R OBP: 0.324, SLG: 0.512 Edwards Guzman, L OBP: 0.111, SLG: 0.111 (1, 4) (8, 4)	3-2 P3		0-0 F9	4-1 FC3-6 BB		1B 2B WP 2B		0-0 F7	
Armando Rios, L OBP: 0.328, SLG: 0.500 (1, 9)	0-0 2B 3B		1-0 E5 1B	3-2 FC3-6 FC5-4		SF9 1B 1B WP 1B		2-0 F8	
Benito Santiago, R OBP: 0.421, SLG: 0.500 (1, 2)	1-0 PB 2B		2-2 E5 2B BB	0-0 FC5-4		SF9 1B BB 1B K			
Russ Davis, R OBP: 0.337, SLG: 0.500 (1, 5)	4-2 BB		1-0 BB 2B		2-1 SH1-4 E 1B	2-2 SF9 2-3 3-H	4-1 G1-6-3 BB		
Ramon Martinez, R OBP: 0.364, SLG: 0.333 (1, 6)	2-0 F9		4-0 BB IBB		1-2 F8	4-2 1B 1B BB	2-2 G1-6-3		
Kirk Rueter, L OBP: 0.400, SLG: 0.250 41 Chad Zerbe, L (9, 1)		4-0 SH5-3 BB F3-2-5 BB	4-1 BB		0-0 SH1-4	0-0 1B 1B G5-3 1B	1-1 G6-3		

Inning Stats	R: 3	H: 4	E: 0	K: 0	S: 17	LOB: 2	BB: 1	P: 32	R: 0	H: 0	E: 0	K: 0	S: 5	LOB: 1	BB: 2	P: 15	R: 1	H: 2	E: 1	K: 0	S: 10	LOB: 3	BB: 2	P: 24	R: 0	H: 1	E: 0	K: 1	S: 12	LOB: 2	BB: 1	P: 21	R: 1	H: 2	E: 1	K: 0	S: 9	LOB: 1	BB: 0	P: 15	R: 8	H: 9	E: 0	K: 1	S: 28	LOB: 2	BB: 1	P: 46	R: 0	H: 0	E: 0	K: 0	S: 7	LOB: 0	BB: 1	P: 14	R: 0	H: 0	E: 0	K: 0	S: 8	LOB: 2	BB: 2	P: 19
--------------	------	------	------	------	-------	--------	-------	-------	------	------	------	------	------	--------	-------	-------	------	------	------	------	-------	--------	-------	-------	------	------	------	------	-------	--------	-------	-------	------	------	------	------	------	--------	-------	-------	------	------	------	------	-------	--------	-------	-------	------	------	------	------	------	--------	-------	-------	------	------	------	------	------	--------	-------	-------

PITCHER	IP	WLS	BF	H	R	ER	SO	BB	IBB	HBP	BLK	WP	HR	S	P	ERA	WHIP
Britt Reames, R ERA: 5.25 (1, 1)	2.2	L	18	6	4	3	0	4	1	0	0	0	0	29	66	10.12	3.750
Masato Yoshii, R ERA: 1.45 (3, 1)	2.1		11	3	1	0	1	1	0	0	0	0	0	24	41	0.00	1.714
Scott Stewart, L ERA: 7.53 (6, 1)	0.1		5	4	4	4	0	0	0	0	0	0	0	10	15	108.00	12.000
Anthony Telford, R ERA: 10.29 (6, 1)	0.1		6	4	4	4	0	1	0	0	0	0	0	11	20	108.00	15.000
Graeme Lloyd, L ERA: 2.35 (6, 1)	1.1		5	1	0	0	1	1	0	0	0	1	0	14	25	0.00	1.500

AB	R	H	RBI	BB	SO	LOB
4	2	3	1	2	0	3
5	1	2	1	0	0	3
5	2	2	2	1	1	5
4	1	2	2	1	0	1
1	0	0	0	0	0	2
6	2	4	2	0	0	4
5	2	2	1	0	1	5
2	1	2	1	2	0	0
3	1	0	0	2	0	4
2	1	1	2	2	0	0
0	0	0	0	0	0	0

WP	HR	S	P	ERA	WHIP
1	0	8	19	0.00	2.000

AB	37
R	13
H	18
RBI	12
BB	10
SO	2
LOB	27



Montreal Expos @ San Francisco Giants
 PacBell Park, San Francisco, CA
 Thu May 10 2001, 3:35 PM EDT
 Att: 41,059 - Sunny - 66 F

livebaseballscorecards.com

BOTTOM

New York Mets @ San Francisco Giants
PacBell Park, San Francisco, CA
Fri May 11 2001, 10:35 PM EDT
Att: 41,059 - Sunny - 58 F

livebaseballscorecards.com

AB 37
R 3
H 12
RBI 3
BB 4
SO 7
LOB 20



WP: 0 PA: 44
PB: 0
SB: 1
CS: 0

AB R H RBI BB SO LOB

5 1 2 0 0 1 3

5 0 2 0 0 0 2

3 2 1 1 2 0 3

1 0 0 1 0 1 0

2 0 1 0 0 0 1

4 0 1 0 1 1 0

4 0 1 0 0 1 2

1 0 1 0 0 0 0

1B: 9 SF: 1
2B: 2 SAC: 2
3B: 0 DP: 1
HR: 1 HBP: 0

Batter	1	2	3	4	5	6	7	8	9	10
Marvin Benard, L (1, 8) OBP: 0.248, SLG: 0.283	1-1 2B SF9 1B		2-2 G5-3		2-2 F7		0-3 K		0-1 FC4 1B	
Rich Aurilia, R (1, 6) OBP: 0.415, SLG: 0.603	0-0 SF9 1-3 2B		0-2 G5-3		2-2 F7		0-0 FC4-6 1B		0-0 FC4 1-2f	
Barry Bonds, L (1, 7) OBP: 0.432, SLG: 0.760	1-1 P6			3-2 HR		4-1 1B BB		0-0 P4		4-1 SH1-4 1B BB
Jeff Kent, R (1, 4) OBP: 0.319, SLG: 0.508	0-1 SF9			2-3 K		2-1 G6-4-3 1B		1-0 FC4-6 1B 1-2f		1-1 SH1-4
Ramon Martinez, R (5, 4) OBP: 0.370, SLG: 0.342	2-3 3-H K			2-2 G4-3		0-1 G6-4-3 1-2f		3-2 1B		4-0 1B IBB
J.T. Snow, L (1, 3) OBP: 0.393, SLG: 0.375								1-3 1B		2-3 K
Russ Davis, R (1, 5) OBP: 0.330, SLG: 0.494			0-1 F8		0-0 F8		3-2 1B 2B		1-3 K	
Armando Rios, L (1, 9) OBP: 0.331, SLG: 0.491			1-2 G3-1		1-1 F9		2-0 1B		1-3 K	
Bobby Estalella, R (1, 2) OBP: 0.292, SLG: 0.390			0-0 F8		1-2 SH1-4 1B		3-3 K		2-2 F7	
Benito Santiago, R (10, PH) OBP: 0.429, SLG: 0.507									1-2 2-3 3-H 1B	
Mark Gardner, R (1, 1) OBP: 0.100, SLG: 0.100			0-2 G4-3		1-1 SH1-4		1-2 F5		0-1 1B	
Edwards Guzman, L (7, PH) OBP: 0.100, SLG: 0.100										
Felix Rodriguez, R (8, 1) OBP: 0.408, SLG: 0.574										
Shawon Dunston, R (9, PH) OBP: 0.408, SLG: 0.574										
Robb Nen, R (10, 1)										

Inning Stats	R: 1	H: 2	R: 0	H: 0	R: 0	H: 0	R: 1	H: 1	R: 0	H: 1	R: 0	H: 2	R: 0	H: 2	R: 0	H: 2	R: 1	H: 1	1B: 9	SF: 1
	E: 0	LOB: 1	E: 0	LOB: 0	E: 0	LOB: 0	E: 0	LOB: 1	E: 0	LOB: 1	E: 0	LOB: 2	E: 0	LOB: 2	E: 0	LOB: 2	K: 1	BB: 3	2B: 2	SAC: 2
	K: 1	BB: 0	K: 0	BB: 0	K: 0	BB: 0	K: 1	BB: 0	K: 0	BB: 1	K: 2	BB: 0	K: 1	BB: 0	K: 1	BB: 0	S: 10	P: 27	3B: 0	DP: 1
	S: 10	P: 14	S: 6	P: 7	S: 11	P: 13	S: 13	P: 20	S: 10	P: 15	S: 8	P: 16	S: 14	P: 23	S: 9	P: 14	S: 11	P: 14	HR: 1	HBP: 0

PITCHER	IP	WLS	BF	H	R	ER	SO	BB	IBB	HBP	BLK	WP	HR	S	P	ERA	WHIP
Steve Trachsel, R (1, 1) ERA: 7.05	6.0		24	6	2	2	2	1	0	0	0	0	1	61	91	3.00	1.167
Dennis Cook, L (7, 1) ERA: 0.75	0.0		1	1	0	0	0	0	0	0	0	0	0	1	3	∞	∞
Turk Wendell, R (7, 1) ERA: 2.55	1.0		3	0	0	0	2	0	0	0	0	0	0	10	14	0.00	0.000
John Franco, L (8, 1) ERA: 3.29	2.0		10	4	0	0	2	0	0	0	0	0	0	20	28	0.00	2.000
Donne Wall, R (10, 1) ERA: 6.19	0.1	L	3	0	1	1	0	1	1	0	0	0	0	4	12	27.00	3.000

PITCHER
Armando Benitez, R (10, 1)
ERA: 4.41

PITCHER	IP	WLS	BF	H	R	ER	SO	BB	IBB	HBP	BLK	WP	HR	S	P	ERA	WHIP
Armando Benitez, R (10, 1) ERA: 4.41	0.1		3	1	0	0	1	0	1	0	0	0	0	6	15	0.00	3.000

Batter	1	2	3	4	5	6	7	8	9	AB R H RBI BB SO LOB	TOP											
Timo Perez, L (1, 9) OBP: 0.309, SLG: 0.348	1-1 1B		0-1 F9		1-1 1B		0-0 L9		1-2 G4-3	5 0 2 0 0 0 0												
Desi Relaford, S (1, 4) OBP: 0.395, SLG: 0.600	1-0 1B		3-3 K		0-0 F7			2-2 1B	3-3 K	5 1 2 0 0 2 1												
31 Mike Piazza, R (1, 2) OBP: 0.388, SLG: 0.591	3-3 K			3-2 2B		1-0 G6-3		2-3 K	2-3 K	5 1 1 0 0 3 3												
Robin Ventura, L (1, 5) OBP: 0.395, SLG: 0.466	2-1 L6			3-1 G3		2-1 1B		4-1 1B		3 1 1 0 1 0 2												
Benny Agbayani, R (1, 7) OBP: 0.420, SLG: 0.467		2-3 K		3-2 2B		2-2 FC3-6		2-2 1B		1 0 0 0 0 1 0												
Tsuyoshi Shinjo, R (3, 7) OBP: 0.318, SLG: 0.432				2-H		1-2f		1-2 1B		3 0 2 2 0 0 1												
Todd Zeile, R (1, 3) OBP: 0.321, SLG: 0.350		3-2 2B		1-1 F9		4-1 BB		4-2 1B		2 0 1 0 2 0 1												
Alex Escobar, R (1, 8) OBP: 0.278, SLG: 0.294		2-3 K		0-3 K		2-3 K		2-2 1B		4 0 1 1 0 3 4												
Rey Ordonez, R (1, 6) OBP: 0.270, SLG: 0.322		3-1 G4-3			0-1 G1-3		0-1 P6	2-1 F9		3 0 0 0 0 0 1												
Edgardo Alfonzo, R (8, PH) OBP: 0.329, SLG: 0.476										1 0 0 0 0 0 3												
Dicky Gonzalez, R (1, 1) Joe McEwing, R (5, PH) Tom Martin, L (5, 1) Jerrod Riggan, R (6, 1) Todd Pratt, R (7, PH) Donnie Wall, R (7, 1) Lenny Harris, L (8, PH) Dennis Cook, L (8, 1)			0-1 G1-3		3-3 K		1-3 K	0-1 G4-3		1 0 0 0 0 0 0 1 0 0 0 0 1 0 0 0 0 0 0 0 0 0 0 0 0 0 0 0 1 0 0 0 0 1 0 0 0 0 0 0 0 0 1 0 0 0 0 0 3 0 0 0 0 0 0 0												
Inning Stats	R: 0 E: 0 K: 1 S: 8	H: 2 LOB: 1 BB: 0 P: 15	R: 0 E: 0 K: 2 S: 11	H: 1 LOB: 1 BB: 0 P: 21	R: 0 E: 0 K: 1 S: 7	H: 0 LOB: 0 BB: 0 P: 10	R: 1 E: 0 K: 1 S: 16	H: 2 LOB: 1 BB: 0 P: 26	R: 0 E: 0 K: 1 S: 9	H: 1 LOB: 1 BB: 0 P: 13	R: 0 E: 0 K: 1 S: 11	H: 1 LOB: 2 BB: 1 P: 22	R: 0 E: 0 K: 1 S: 6	H: 0 LOB: 0 BB: 0 P: 7	R: 2 E: 0 K: 1 S: 26	H: 3 LOB: 3 BB: 2 P: 44	R: 0 E: 0 K: 2 S: 10	H: 0 LOB: 0 BB: 0 P: 16	1B: 8 2B: 3 3B: 0 HR: 0	SF: 0 SAC: 0 DP: 1 HBP: 0	WP: 0 PB: 0 SB: 0 CS: 1	PA: 39
PITCHER	IP WLS BF H R ER SO BB IBB HBP BLK WP HR S P ERA WHIP																					
Russ Ortiz, R (1, 1) ERA: 2.77	6.0 W 25 7 1 1 7 1 0 0 0 0 0 0 62 107 1.50 1.333																					
Aaron Fultz, L (7, 1) ERA: 6.27	1.0 3 0 0 0 1 0 0 0 0 0 0 0 6 7 0.00 0.000																					
Alan Embree, L (8, 1) ERA: 11.2	0.1 5 2 2 2 1 2 0 0 0 0 0 0 15 29 54.00 12.000																					
Tim Worrell, R (8, 1) ERA: 1.96	1.2 6 1 0 0 2 0 0 0 0 0 0 0 21 31 0.00 0.600																					

New York Mets @ San Francisco Giants
PacBell Park, San Francisco, CA
Sat May 12 2001, 4:05 PM EDT
Att. 41,059 - Sunny - 62 F

livebaseballscorecards.com

AB	36
R	3
H	10
RBI	3
BB	3
SO	11
LOB	19



Batter	1	2	3	4	5	6	7	8	9
Marvin Benard, L OBP: 0.254, SLG: 0.288 (1, 8)	1-0 BB 1B 2B 1B	2-3 K		2-2 P6		1-0 1B 2B 1B		2-2 G4-3	
Rich Aurilia, R OBP: 0.429, SLG: 0.634 (1, 6)	0-1 BB 2B 1B	0-0 F8			1-0 HR	0-1 2B 1B		0-0 HBP SH WP 1B	
Barry Bonds, L OBP: 0.441, SLG: 0.777 Aaron Fultz, L OBP: 0.500, SLG: 0.500 Alan Embree, L Tim Worrell, R (1, 7) (7, 1) (8, 1) (8, 1)	4-2 2B G4-3 BB		2-0 WP SF8 2B		0-3 K	2-1 2B		0-0 SH WP HBP	
Jeff Kent, R OBP: 0.322, SLG: 0.507 (1, 4)	0-0 G4-3 2B		1-2 F8		1-2 L4	1-3 K		1-2 WP HBP	
J.T. Snow, L OBP: 0.386, SLG: 0.362 (1, 3)	2-3 K		4-0 SF8 WP IBB		1-3 K	2-0 G4-3		1-3 K	
Russ Davis, R OBP: 0.343, SLG: 0.489 (1, 5)	4-2 G4-3 BB		2-1 SF8		4-2 2B 1B BB	4-1 BB		1-3 K	
Armando Rios, L OBP: 0.328, SLG: 0.491 (1, 9) (7, 7)	2-2 G4-3		1-3 K		2-2 1B 2B	0-0 F9			
Bobby Estalella, R OBP: 0.290, SLG: 0.371 (1, 2)	2-1 G5-3		1-2 F9		4-2 1B 2B BB	0-0 P5			
Russ Ortiz, R OBP: 0.167, SLG: 0.118 Eric Davis, R OBP: 0.239, SLG: 0.275 (6, PH) (7, 9)		0-3 K		0-3 K		3-3 K	0-0 G4-3		

Inning Stats	R: 3 E: 0 K: 1 S: 19	H: 3 LOB: 2 BB: 2 P: 34	R: 0 E: 0 K: 2 S: 7	H: 0 LOB: 0 BB: 0 P: 9	R: 1 E: 0 K: 1 S: 12	H: 1 LOB: 1 BB: 1 P: 22	R: 0 E: 0 K: 1 S: 9	H: 0 LOB: 0 BB: 0 P: 12	R: 1 E: 0 K: 2 S: 10	H: 1 LOB: 0 BB: 0 P: 13	R: 4 E: 0 K: 2 S: 20	H: 4 LOB: 2 BB: 2 P: 39	R: 0 E: 0 K: 0 S: 4	H: 0 LOB: 1 BB: 1 P: 8	R: 1 E: 1 K: 2 S: 16	H: 1 LOB: 2 BB: 0 P: 21
--------------	-------------------------------	----------------------------------	------------------------------	---------------------------------	-------------------------------	----------------------------------	------------------------------	----------------------------------	-------------------------------	----------------------------------	-------------------------------	----------------------------------	------------------------------	---------------------------------	-------------------------------	----------------------------------

PITCHER	IP	WLS	BF	H	R	ER	SO	BB	IBB	HBP	BLK	WP	HR	S	P	ERA	WHIP
Dicky Gonzalez, R ERA: 7.9 (1, 1)	4.0	L	19	4	4	4	5	2	1	0	0	1	0	47	77	9.00	1.500
Tom Martin, L ERA: 10.95 (5, 1)	1.0		7	2	4	4	2	2	0	0	0	0	1	18	31	36.00	4.000
Jerrold Riggan, R ERA: 6.1 (6, 1)	1.0		6	3	1	1	2	0	0	0	0	0	0	12	21	9.00	3.000
Donne Wall, R ERA: 5.82 (7, 1)	1.0		4	0	0	0	0	1	0	0	0	0	0	4	8	0.00	1.000
Dennis Cook, L ERA: 0.69 (8, 1)	1.0		6	1	1	0	2	0	0	1	0	1	0	16	21	0.00	1.000

BOTTOM

New York Mets @ San Francisco Giants
PacBell Park, San Francisco, CA

Sat May 12 2001, 4:05 PM EDT
Att. 41,059 - Sunny - 62 F

AB	R	H	RBI	BB	SO	LOB
5	2	2	1	0	1	0
5	3	4	2	0	0	0
3	2	2	2	1	1	0
0	0	0	0	0	0	0
0	0	0	0	0	0	0
0	0	0	0	0	0	0
4	0	1	2	0	1	3
4	0	0	0	1	3	6
1	1	0	1	3	1	2
4	1	1	1	0	1	4
3	1	0	0	1	0	3
2	0	0	0	0	2	0
2	0	0	0	0	1	4

AB	33
R	10
H	10
RBI	9
BB	6
SO	11
LOB	22

GIANTS

WP	PA
2	42
PB: 0	
SB: 0	
CS: 0	

Batter	1	2	3	4	5	6	7	8	9	AB R H RBI BB SO LOB	TOP	
Joe McEwing, R (1, 7) OBP: 0.354, SLG: 0.465	2-2 F7		4-2 PB 31 G5-3 BB		1-1 G5-3			1-1 31 G6-3 2B	1-2 P4	4 0 1 0 1 0 1		
Edgardo Alfonzo, R (1, 4) OBP: 0.326, SLG: 0.477	0-2 P4		0-1 F9		2-2 2B			3-3 K		4 0 1 0 0 1 4		
31 Mike Piazza, R (1, 2) OBP: 0.376, SLG: 0.570	1-2 G6-3		2-1 G5-3		0-0 G5-3			3-2 G6-3		4 0 0 1 0 0 4		
Todd Zeile, R (1, 3) OBP: 0.326, SLG: 0.344		1-2 F8	4-1 BB			2-3 K		4-2 BB		2 0 0 0 2 1 0		
Robin Ventura, L (1, 5) OBP: 0.386, SLG: 0.453		0-3 K	1-2 F9			2-2 F8		3-1 P5		3 0 0 0 0 1 2		
Lenny Harris, L (8, PH) OBP: 0.186, SLG: 0.238										1 0 0 0 0 0 2		
Tsuyoshi Shinjo, R (1, 8) OBP: 0.326, SLG: 0.471		2-1 FC6-4 1B		1-2 G6-3		2-2 F9			1-0 HR	4 1 2 1 0 0 0		
Alex Escobar, R (1, 9) OBP: 0.227, SLG: 0.238		0-0 FC6-4		0-3 K			0-0 G4-3		1-1 F9	4 0 0 0 0 1 1		
Desi Relaford, S (1, 6) OBP: 0.383, SLG: 0.558			4-1 SH 31 G5-3 BB		0-1 G6-3		1-1 G3		2-1 G4-1	3 1 0 0 1 0 0		
Kevin Appier, R (1, 1) OBP: 0.071, SLG: 0.071			0-2 SH 31 G5-3 BB		1-1 G6-3		0-0 F9		4-1 BB	1 1 0 0 0 0 0		
Timo Perez, L (7, PH) OBP: 0.304, SLG: 0.343										1 0 0 0 0 0 0		
Turk Wendell, L (7, 1)										0 0 0 0 0 0 0		
John Franco, L (8, 1)										0 0 0 0 0 0 0		
Todd Pratt, R (9, PH) OBP: 0.353, SLG: 0.346			1-3 PB							0 0 0 0 1 0 0		
Inning Stats	R: 0 H: 0 E: 0 LOB: 0 K: 0 BB: 0 S: 9 P: 12	R: 0 H: 1 E: 0 LOB: 1 K: 1 BB: 0 S: 11 P: 14	R: 2 H: 0 E: 1 LOB: 2 K: 0 BB: 3 S: 17 P: 32	R: 0 H: 0 E: 0 LOB: 0 K: 1 BB: 0 S: 8 P: 9	R: 0 H: 1 E: 0 LOB: 1 K: 0 BB: 0 S: 8 P: 12	R: 0 H: 0 E: 0 LOB: 0 K: 1 BB: 0 S: 11 P: 17	R: 0 H: 0 E: 0 LOB: 0 K: 0 BB: 0 S: 4 P: 5	R: 0 H: 1 E: 0 LOB: 2 K: 1 BB: 1 S: 13 P: 27	R: 1 H: 1 E: 0 LOB: 1 K: 0 BB: 1 S: 9 P: 18	1B: 1 SF: 0 2B: 2 SAC: 1 3B: 0 DP: 0 HR: 1 HBP: 0	WP: 0 PA: 37 PB: 1 SB: 0 CS: 0	
PITCHER	IP WLS BF H R ER SO BB IBB HBP BLK WP HR S P ERA WHIP											
41 Chad Zerbe, L (1, 1) ERA: 1.96	5.0 W 21 2 2 0 2 3 0 0 0 0 0 0 53 79 0.00 1.000											
Tim Worrell, R (6, 1) ERA: 1.8	2.0 6 0 0 0 1 0 0 0 0 0 0 0 15 22 0.00 0.000											
Felix Rodriguez, R (8, 1) ERA: 2.5	1.0 5 1 0 0 1 1 0 0 0 0 0 0 13 27 0.00 2.000											
Robb Nen, R (9, 1) ERA: 1.69	1.0 5 1 1 1 0 1 0 0 0 0 0 1 9 18 9.00 2.000											

New York Mets @ San Francisco Giants
PacBell Park, San Francisco, CA
Sun May 13 2001, 4:05 PM EDT
Att. 41,059 - Cloudy - 59 F

livebaseballscorecards.com

AB	31
R	3
H	4
RBI	2
BB	5
SO	4
LOB	14



Batter	1	2	3	4	5	6	7	8	9
Marvin Benard, L (1, 8) OBP: 0.254, SLG: 0.281	1-1 G3		3-3 K2-3		4-1 2B BB		3-2 F7		
Rich Aurilia, R (1, 6) OBP: 0.431, SLG: 0.659	2-2 G6-3		0-0 HR		2-1 2B 2B 1-H 2-H		3-2 F7		
Barry Bonds, L (1, 7) OBP: 0.436, SLG: 0.766	2-2 P5		3-3 K		0-0 2B 2-H		3-2 F9		
Jeff Kent, R (1, 4) OBP: 0.320, SLG: 0.522		2-2 HR		1-3 K	3-1 F8		0-2 F8		
J.T. Snow, L (1, 3) OBP: 0.376, SLG: 0.350		2-3 K		2-3 K		2-3 K	3-2 G6-3		
Benito Santiago, R (1, 2) OBP: 0.407, SLG: 0.479		2-2 G5-3		0-0 F8		0-1 G5-3	3-2 G5-3		
Armando Rios, L (1, 9) OBP: 0.328, SLG: 0.483		2-3 K			1-1 G3	4-1 2B BB			
Edwards Guzman, L (1, 5) OBP: 0.308, SLG: 0.615			1-1 HR		2-2 41 SH1-4 2B 1B	0-1 2B			
41 Chad Zerbe, L (1, 1)			3-2 G4-3		0-0 SH1-4	1-3 K			
Tim Worrell, R (6, 1)					1-2				
Felix Rodriguez, R (8, 1)									
Robb Nen, R (9, 1)									

Inning Stats	R: 0	H: 0	E: 0	K: 0	S: 9	LOB: 0	BB: 0	P: 14	R: 1	H: 1	E: 0	K: 2	S: 12	LOB: 0	BB: 0	P: 20	R: 2	H: 2	E: 0	K: 2	S: 14	LOB: 0	BB: 0	P: 24	R: 0	H: 0	E: 0	K: 2	S: 7	LOB: 0	BB: 0	P: 10	R: 3	H: 3	E: 0	K: 0	S: 12	LOB: 1	BB: 1	P: 24	R: 0	H: 1	E: 0	K: 2	S: 12	LOB: 2	BB: 1	P: 19	R: 0	H: 0	E: 0	K: 0	S: 10	LOB: 0	BB: 0	P: 19	R: 0	H: 0	E: 0	K: 0	S: 10	LOB: 0	BB: 0	P: 16
--------------	------	------	------	------	------	--------	-------	-------	------	------	------	------	-------	--------	-------	-------	------	------	------	------	-------	--------	-------	-------	------	------	------	------	------	--------	-------	-------	------	------	------	------	-------	--------	-------	-------	------	------	------	------	-------	--------	-------	-------	------	------	------	------	-------	--------	-------	-------	------	------	------	------	-------	--------	-------	-------

PITCHER	IP	WLS	BF	H	R	ER	SO	BB	IBB	HBP	BLK	WP	HR	S	P	ERA	WHIP
Kevin Appier, R (1, 1) ERA: 5.61	6.0	L	27	7	6	6	8	2	0	0	0	0	3	66	111	9.00	1.500
Turk Wendell, R (7, 1) ERA: 2.41	1.0		3	0	0	0	0	0	0	0	0	0	0	10	19	0.00	0.000
John Franco, L (8, 1) ERA: 3.07	1.0		3	0	0	0	0	0	0	0	0	0	0	10	16	0.00	0.000

BOTTOM


New York Mets @ San Francisco Giants
PacBell Park, San Francisco, CA

Sun May 13 2001, 4:05 PM EDT
Att. 41,059 - Cloudy - 59 F

AB	R	H	RBI	BB	SO	LOB
3	1	0	0	1	1	0
4	2	2	3	0	0	0
4	0	1	1	0	1	0
4	1	1	1	0	1	1
4	0	0	0	0	3	0
4	0	0	0	0	0	0
2	0	0	0	1	1	0
3	2	3	1	0	0	0
1	0	0	0	0	0	0
1	0	0	0	0	1	2
0	0	0	0	0	0	0
0	0	0	0	0	0	0

AB	30
R	6
H	7
RBI	6
BB	2
SO	8
LOB	3

WP: 0 PA: 33
PB: 0
SB: 0
CS: 0



PITCHER	IP	WLS	BF	H	R	ER	SO	BB	IBB	HBP	BLK	WP	HR	S	P	ERA	WHIP
Kevin Appier, R (1, 1) ERA: 5.61	6.0	L	27	7	6	6	8	2	0	0	0	0	3	66	111	9.00	1.500
Turk Wendell, R (7, 1) ERA: 2.41	1.0		3	0	0	0	0	0	0	0	0	0	0	10	19	0.00	0.000
John Franco, L (8, 1) ERA: 3.07	1.0		3	0	0	0	0	0	0	0	0	0	0	10	16	0.00	0.000

Batter	1	2	3	4	5	6	7	8	9	AB	R	H	RBI	BB	SO	LOB
Luis Castillo, S OBP: 0.327, SLG: 0.285 (1, 4)	1-1 L8		0-1 F8		2-2 G6-3		2-2 G6-3		1-1 FC4-6	5	0	0	0	0	0	1
Dave Berg, R OBP: 0.175, SLG: 0.270 (1, 6)	3-1 FC4-6 1B		4-2 FC4-6 BB		1-3 K		4-1 E 1B BB		0-3 K	3	0	1	0	2	2	1
Cliff Floyd, L OBP: 0.410, SLG: 0.662 (1, 7)	0-1 FC4-6 2B		0-1 F9		1-2 1B SF7 2B		0-0 E8 G4-6-3 1B			4	2	2	0	0	0	2
Preston Wilson, R OBP: 0.414, SLG: 0.551 (1, 8)	1-1 1B 2B		0-0 FC4-6		1-0 1B 2-3 1B		0-0 G4-6-3			4	2	2	1	0	0	3
Mike Lowell, R OBP: 0.371, SLG: 0.530 (1, 5)	2-1 1B			1-1 CS 1B		1-2 SF7		3-3 K		3	0	2	2	0	1	0
Charles Johnson, R OBP: 0.385, SLG: 0.655 (1, 2)	0-0 F9			3-3 K		2-0 1B 1-3 1B		3-3 K		4	0	1	0	0	2	2
Kevin Millar, R OBP: 0.245, SLG: 0.383 (1, 3)		3-1 F7		3-1 2B		2-0 F3		1-0 F5		4	0	1	0	0	0	2
Braden Looper, R (9, 1)										0	0	0	0	0	0	0
Lyle Mouton, R OBP: 0.063, SLG: 0.063 (1, 9)			1-3 K		3-3 K		1-0 1B		1-3 K	4	0	1	1	0	3	1
Ryan Dempster, R OBP: 0.111, SLG: 0.118 (3, 1)		1-2 P3				0-1 G6-3		0-0 G4-3								
Eric Owens, R OBP: 0.325, SLG: 0.356 (5, PH)																
Armando Almanza, L (6, 1)																
Ryan McGuire, L OBP: 0.188, SLG: 0.188 (6, PH)																
Ricky Bones, R OBP: 0.550, SLG: 0.500 (7, 1)																
Vic Darenbourg, L (8, 1)																
Derrek Lee, R OBP: 0.261, SLG: 0.328 (9, 3)																

Inning Stats	R: 2	H: 3	E: 0	LOB: 1	K: 0	BB: 0	S: 11	R: 0	H: 0	E: 0	LOB: 0	K: 1	BB: 0	S: 10	R: 0	H: 0	E: 0	LOB: 1	K: 2	BB: 1	S: 7	R: 0	H: 2	E: 0	LOB: 1	K: 2	BB: 0	S: 12	R: 0	H: 0	E: 0	LOB: 0	K: 1	BB: 0	S: 9	R: 2	H: 4	E: 0	LOB: 2	K: 0	BB: 0	S: 11	R: 0	H: 1	E: 1	LOB: 1	K: 0	BB: 1	S: 7	R: 0	H: 0	E: 0	LOB: 0	K: 2	BB: 0	S: 7	R: 0	H: 0	E: 0	LOB: 1	K: 2	BB: 0	S: 10	R: 0	H: 0	E: 0	LOB: 1	K: 2	BB: 0	S: 10	1B: 7	SF: 1	2B: 4	SAC: 0	3B: 0	DP: 2	HR: 0	HBP: 1	WP: 0	PA: 38
--------------	------	------	------	--------	------	-------	-------	------	------	------	--------	------	-------	-------	------	------	------	--------	------	-------	------	------	------	------	--------	------	-------	-------	------	------	------	--------	------	-------	------	------	------	------	--------	------	-------	-------	------	------	------	--------	------	-------	------	------	------	------	--------	------	-------	------	------	------	------	--------	------	-------	-------	------	------	------	--------	------	-------	-------	-------	-------	-------	--------	-------	-------	-------	--------	-------	--------

PITCHER	IP	WLS	BF	H	R	ER	SO	BB	IBB	HBP	BLK	WP	HR	S	P	ERA	WHIP
Livan Hernandez, R ERA: 7.09 (1, 1)	6.0	W	27	9	4	4	4	1	0	0	0	0	0	60	97	6.00	1.667
Tim Worrell, R ERA: 1.73 (7, 1)	1.0	H	4	1	0	0	0	1	0	0	0	0	0	7	13	0.00	2.000
Felix Rodriguez, R ERA: 2.37 (8, 1)	1.0	H	3	0	0	0	2	0	0	0	0	0	0	7	14	0.00	0.000
Robb Nen, R ERA: 1.59 (9, 1)	1.0	S	4	0	0	0	2	0	0	1	0	0	0	10	13	0.00	0.000


BOTTOM

San Francisco Giants @ Florida Marlins
Pro Player Stadium, Miami, FL

Tue May 15 2001, 7:05 PM EDT
Att. 10,389 - Sunny - 80 F

livebaseballscorecards.com

AB	34
R	4
H	10
RBI	4
BB	2
SO	8
LOB	14



Batter	1	2	3	4	5	6	7	8	9	AB R H RBI BB SO LOB	TOP											
Marvin Benard, L (1, 8) OBP: 0.259, SLG: 0.279	0-1 L8 BB SF8 1B		1-2 G3-1			0-0 G6-3		1-0 2B 1B		4 2 2 1 0 0 0	<p>San Francisco Giants @ Florida Marlins</p> <p>Pro Player Stadium, Miami, FL</p> <p>Wed May 16 2001, 7:05 PM EDT</p> <p>Att. 9,233 - Sunny - 82 F</p>											
Rich Aurilia, R (1, 6) OBP: 0.444, SLG: 0.660	4-1 BB 1-2 BB		2-3 K			1-3 K		1-0 1B 2B		3 0 1 1 1 2 0												
Barry Bonds, L (1, 7) OBP: 0.430, SLG: 0.739	1-1 L8 2-3		2-1 G4-3			2-0 F5		0-0 2-3 1B		4 0 1 0 0 0 2												
Jeff Kent, R (1, 4) OBP: 0.321, SLG: 0.510	0-1 SF8 3-H				1-3 K		3-3 K	0-3 K		3 0 0 1 0 3 2												
J.T. Snow, L (1, 3) OBP: 0.354, SLG: 0.331	0-3 K				2-0 F9		2-1 G3	0-0 F8		4 0 0 0 0 1 1												
Armando Rios, L (1, 9) OBP: 0.331, SLG: 0.480		4-2 WP BB			1-2 G6-3		3-2 G4-3	0-3 K		2 0 0 0 1 0 0												
Aaron Fultz, L (7, 1) OBP: 0.500, SLG: 0.500										0 0 0 0 0 0 0												
Shawon Dunston, R (9, PH) OBP: 0.400, SLG: 0.563										1 0 0 0 0 1 0												
Russ Davis, R (1, 5) OBP: 0.324, SLG: 0.458			1-3 K			1-3 K		0-3 K	1-3 K	4 0 0 0 0 4 1												
Benito Santiago, R (1, 2) OBP: 0.405, SLG: 0.473		0-1 P4			1-2 G6-3			0-1 WP 1B 1B		3 1 1 0 0 0 1												
Kirk Rueter, L (1, 1) OBP: 0.353, SLG: 0.214						2-2 G6-3		1-2 G1-3		2 0 0 0 0 0 1												
Eric Davis, R (7, 9) OBP: 0.234, SLG: 0.268										1 0 0 0 0 0 1												
Inning Stats	R: 1 E: 0 K: 1 S: 10	H: 1 LOB: 1 BB: 1 P: 15	R: 0 E: 0 K: 1 S: 9	H: 0 LOB: 1 BB: 1 P: 14	R: 0 E: 0 K: 1 S: 8	H: 0 LOB: 0 BB: 0 P: 13	R: 0 E: 0 K: 1 S: 7	H: 0 LOB: 0 BB: 0 P: 11	R: 0 E: 0 K: 1 S: 12	H: 0 LOB: 0 BB: 0 P: 16	R: 0 E: 0 K: 1 S: 5	H: 0 LOB: 0 BB: 0 P: 8	R: 0 E: 0 K: 1 S: 8	H: 0 LOB: 0 BB: 0 P: 16	R: 2 E: 0 K: 2 S: 15	H: 4 LOB: 2 BB: 0 P: 18	R: 0 E: 0 K: 2 S: 9	H: 0 LOB: 0 BB: 0 P: 10	1B: 4 2B: 1 3B: 0 HR: 0	SF: 1 SAC: 0 DP: 0 HBP: 0	WP: 2 PB: 0 SB: 0 CS: 0	PA: 34
PITCHER	IP WLS BF H R ER SO BB IBB HBP BLK WP HR S P ERA WHIP																					
Matt Clement, R (1, 1) ERA: 5.44	7.2 W 29 4 3 3 8 2 0 0 0 2 0 69 106 3.52 0.783																					
Vic Darensbourg, L (8, 1) ERA: 5.4	0.0 1 1 0 0 0 0 0 0 0 0 0 1 1 ∞ ∞																					
Dan Miceli, R (8, 1) ERA: 5.65	0.1 H 1 0 0 0 1 0 0 0 0 0 0 4 4 0.00 0.000																					
Antonio Alfonseca, R (9, 1) ERA: 2.7	1.0 S 3 0 0 0 2 0 0 0 0 0 0 0 9 10 0.00 0.000																					

livebaseballscorecards.com

AB	31
R	3
H	5
RBI	3
BB	2
SO	11
LOB	9



Batter	1	2	3	4	5	6	7	8	9	AB	R	H	RBI	BB	SO	LOB
--------	---	---	---	---	---	---	---	---	---	----	---	---	-----	----	----	-----

Luis Castillo, S OBP: 0.337, SLG: 0.313 (1, 4)	0-0 G4-6-3 1B		1-0 SF8		2-1 1B		0-0 1B 3B			3	1	3	1	0	0	0
Eric Owens, R OBP: 0.329, SLG: 0.380 (1, 9)	1-0 G4-6-3 1-2f		3-2 HR		1-1 G4-3		1-1 1B			4	1	2	2	0	0	2
Cliff Floyd, L OBP: 0.406, SLG: 0.650 (1, 7)	1-3 K		2-2 1B		3-1 G3-1		1-1 F9			4	0	1	0	0	1	1
Preston Wilson, R OBP: 0.416, SLG: 0.547 (1, 8)		4-2 CS BB	0-0 F9		1-1 1B		0-0 G4-3			3	0	1	0	1	0	1
Mike Lowell, R OBP: 0.360, SLG: 0.513 (1, 5)		1-3 K		0-0 E9 G1-4-6-3		1-0 P6		2-1 G1-3		4	0	0	0	0	1	2
Charles Johnson, R OBP: 0.381, SLG: 0.642 (1, 2)		2-1 SAFE 1-2 1B		2-3 K		1-0 F9		1-3 K		4	0	1	0	0	2	2
Antonio Alfonseca, R (9, 1)										0	0	0	0	0	0	0
Derrek Lee, R OBP: 0.262, SLG: 0.352 (1, 3)		1-3 K		2-0 G1-4-6-3 1-2f			3-1 HR			3	1	1	1	0	1	2
Alex Gonzalez, R OBP: 0.348, SLG: 0.364 (1, 6)			3-2 SH1-4 SF8 2B		3-2 F8		1-0 F9			3	1	1	0	0	0	0
Matt Clement, R OBP: 0.067, SLG: 0.067 (1, 1)			0-0 SH1-4		0-1 G4-3		2-3 K			2	0	0	0	0	1	0
Vic Darenbourg, L (8, 1)										0	0	0	0	0	0	0
Dan Miceli, R (8, 1)										0	0	0	0	0	0	0
Mike Redmond, R OBP: 0.360, SLG: 0.478 (9, 2)										0	0	0	0	0	0	0


Inning Stats	R: 0	H: 1	R: 0	H: 1	R: 2	H: 3	R: 0	H: 1	R: 0	H: 1	R: 2	H: 3	R: 0	H: 0	R: 0	H: 1	R: 0	H: 0
	E: 0	LOB: 0	E: 0	LOB: 1	E: 0	LOB: 1	E: 1	LOB: 0	E: 0	LOB: 1	E: 0	LOB: 1	E: 0	LOB: 1	E: 0	LOB: 1	E: 0	LOB: 0
	K: 1	BB: 0	K: 2	BB: 1	K: 0	BB: 0	K: 1	BB: 0	K: 0	BB: 0	K: 1	BB: 0	K: 1	BB: 0	K: 1	BB: 0	K: 1	BB: 0
	S: 7	P: 9	S: 10	P: 18	S: 12	P: 21	S: 5	P: 9	S: 10	P: 15	S: 6	P: 12	S: 11	P: 19	S: 6	P: 9	S: 6	P: 9

PITCHER	IP	WLS	BF	H	R	ER	SO	BB	IBB	HBP	BLK	WP	HR	S	P	ERA	WHIP
Kirk Rueter, L ERA: 6.7 (1, 1)	6.2	L	28	9	4	4	5	1	0	0	0	0	2	57	97	5.40	1.500
Aaron Fultz, L ERA: 5.85 (7, 1)	1.1		5	1	0	0	1	0	0	0	0	0	0	10	15	0.00	0.750

BOTTOM

3	1	3	1	0	0	0
4	1	2	2	0	0	2
4	0	1	0	0	1	1
3	0	1	0	1	0	1
4	0	0	0	0	1	2
4	0	1	0	0	2	2
0	0	0	0	0	0	0
3	1	1	1	0	1	2
3	1	1	0	0	0	0
2	0	0	0	0	1	0
0	0	0	0	0	0	0
0	0	0	0	0	0	0
0	0	0	0	0	0	0

AB	30
R	4
H	10
RBI	4
BB	1
SO	6
LOB	10



WP	PA	3B	SAC	DP	HBP
0	33	1	1	2	0
0		0	0	0	0
0		0	0	0	0
0		0	0	0	0

San Francisco Giants @ Florida Marlins
 Pro Player Stadium, Miami, FL
 Wed May 16 2001, 7:05 PM EDT
 Att. 9,233 - Sunny - 82 F

livebaseballscorecards.com

Batter	1	2	3	4	5	6	7	8	9	AB R H RBI BB SO LOB	TOP
Marvin Benard, L (1, 8) OBP: 0.265, SLG: 0.281	0-3 K		3-1 SF8 HR 1B		4-2 G6-3 S BB		3-1 P4			3 1 1 0 1 1 0	San Francisco Giants @ Florida Marlins Pro Player Stadium, Miami, FL Thu May 17 2001, 7:05 PM EDT Att. 10,433 - Sunny - 82 F
Ramon Martinez, R (1, 6) OBP: 0.340, SLG: 0.317 Tim Worrell, R (7, 1) Alan Embree, L (8, 1)	3-3 K		1-1 SF8		2-2 G6-3		3-2 G6-3			3 0 0 1 0 1 1 0 0 0 0 0 0 0 0 0 0 0 0 0 0	
Barry Bonds, L (1, 7) OBP: 0.431, SLG: 0.754	4-2 FC6-4 BB		0-1 3-H HR		2-1 P5		1-3 K			3 1 1 2 1 1 1	
Jeff Kent, R (1, 4) OBP: 0.319, SLG: 0.500	0-0 FC6-4 1-2f		2-1 F3		4-1 BB		1-3 K			3 0 0 0 1 1 1	
Armando Rios, L (1, 9) OBP: 0.321, SLG: 0.465		1-3 K	1-3 K		0-2 L8		0-3 K			4 0 0 0 0 3 2	
Pedro Feliz, R (1, 5) OBP: 0.241, SLG: 0.220		3-2 G5-3		2-3 K		0-0 G6-3		1-1 G3		4 0 0 0 0 1 0	
Edwards Guzman, L (1, 3) OBP: 0.278, SLG: 0.500		1-1 FC5-4 1B		0-1 L4		3-1 G6-3		1-1 G4-3		4 0 1 0 0 0 0	
Bobby Estalella, R (1, 2) OBP: 0.295, SLG: 0.391		1-1 FC5-4 1-2f		2-2 E4		1-0 F3		1-0 F9		4 0 0 0 0 0 1	
Russ Ortiz, R (1, 1) OBP: 0.200, SLG: 0.211 Rich Aurilia, R (7, PH) OBP: 0.442, SLG: 0.655 (7, 6)			3-2 1B SF8 2B		2-1 G4-3		2-1 G6-3			2 1 1 0 0 0 1 1 0 0 0 0 0 0	
Inning Stats	R: 0 H: 0 E: 0 LOB: 1 K: 2 BB: 1 S: 9 P: 16	R: 0 H: 1 E: 0 LOB: 1 K: 1 BB: 0 S: 12 P: 18	R: 3 H: 3 E: 0 LOB: 0 K: 1 BB: 0 S: 14 P: 24	R: 0 H: 0 E: 1 LOB: 1 K: 1 BB: 0 S: 11 P: 17	R: 0 H: 0 E: 0 LOB: 2 K: 0 BB: 2 S: 13 P: 25	R: 0 H: 0 E: 0 LOB: 0 K: 0 BB: 0 S: 4 P: 8	R: 0 H: 0 E: 0 LOB: 0 K: 0 BB: 0 S: 7 P: 15	R: 0 H: 0 E: 0 LOB: 0 K: 3 BB: 0 S: 9 P: 11	R: 0 H: 0 E: 0 LOB: 0 K: 0 BB: 0 S: 5 P: 8	1B: 2 SF: 1 2B: 1 SAC: 0 3B: 0 DP: 0 HR: 1 HBP: 0	WP: 0 PA: 35 PB: 0 SB: 1 CS: 0
PITCHER	IP WLS BF H R ER SO BB IBB HBP BLK WP HR S P ERA WHIP										
45 Chuck Smith, R (1, 1) ERA: 3.6	7.0 W 29 4 3 3 5 3 0 0 0 0 0 1 70 123 3.86 1.000										
Dan Miceli, R (8, 1) ERA: 5.28	1.0 3 0 0 0 3 0 0 0 0 0 0 0 9 11 0.00 0.000										
Braden Looper, R (9, 1) ERA: 4.58	1.0 3 0 0 0 0 0 0 0 0 0 0 0 5 8 0.00 0.000										

livebaseballscorecards.com

AB	31
R	3
H	4
RBI	3
BB	3
SO	8
LOB	7



Batter	1	2	3	4	5	6	7	8	9	AB R H RBI BB SO LOB	TOP					
Marvin Benard, L (1, 8) OBP: 0.271, SLG: 0.308	0-3 K	3-2 HR			0-0 1B SF8 1B		1-2 G3-4-1			4 2 2 1 0 1 0	San Francisco Giants @ Atlanta Braves Turner Field, Atlanta, GA Fri May 18 2001, 7:35 PM EDT Att. 34,429 - Sunny - 85 F					
Rich Aurilia, R (1, 6) OBP: 0.443, SLG: 0.658	1-2 1B SF8 2B	2-2 G5-3			1-1 CS 1B			3-2 L8		4 1 2 0 0 0 0						
Barry Bonds, L (1, 7) OBP: 0.433, SLG: 0.769	4-0 SF8 1B IBB				3-3 K			0-1 HR		3 1 1 1 1 1 2						
Jeff Kent, R (1, 4) OBP: 0.318, SLG: 0.497 (6, 3)	1-1 SF8 1B				0-0 SF8			0-0 G5-3		3 0 1 1 0 0 0						
Armando Rios, L (1, 9) OBP: 0.313, SLG: 0.454	2-0 SF8				0-1 CS			1-3 K		3 0 0 1 0 1 0						
Benito Santiago, R (1, 2) OBP: 0.386, SLG: 0.449	1-2 G6-3				2-2 G1-3			0-0 F8		4 0 0 0 0 0 2						
J.T. Snow, L (1, 3) OBP: 0.383, SLG: 0.359 Edwards Guzman, L (5, 3) OBP: 0.263, SLG: 0.414 Aaron Fultz, L (6, 1) OBP: 0.590, SLG: 0.500 Felix Rodriguez, R (8, 1) Eric Davis, R (9, PH) OBP: 0.229, SLG: 0.262 Robb Nen, R (9, 1)		0-0 HR			1-2 HBP			0-2 L4		1 1 1 1 0 0 0 1 0 1 0 0 0 0 0 0 0 0 0 0 0 0 0						
Russ Davis, R (1, 5) OBP: 0.313, SLG: 0.440		1-1 F7			0-0 L4			3-3 K		4 0 0 0 0 2 1						
Mark Gardner, R (1, 1) Ramon Martinez, R (6, 4) OBP: 0.333, SLG: 0.310		2-2 G6-3			0-3 K			1-2 G6-3		2 0 0 0 0 1 1 1 0 0 0 0 0 0						
Inning Stats	R: 1 H: 2 E: 0 LOB: 2 K: 1 BB: 1 S: 12 P: 21	R: 2 H: 2 E: 0 LOB: 0 K: 0 BB: 0 S: 14 P: 22	R: 0 H: 0 E: 0 LOB: 0 K: 0 BB: 0 S: 6 P: 11	R: 0 H: 0 E: 0 LOB: 1 K: 1 BB: 0 S: 9 P: 12	R: 1 H: 2 E: 0 LOB: 0 K: 1 BB: 0 S: 9 P: 13	R: 0 H: 0 E: 0 LOB: 0 K: 0 BB: 0 S: 7 P: 11	R: 0 H: 0 E: 0 LOB: 0 K: 1 BB: 0 S: 10 P: 15	R: 1 H: 1 E: 0 LOB: 0 K: 1 BB: 0 S: 12 P: 16	R: 0 H: 0 E: 0 LOB: 0 K: 1 BB: 0 S: 9 P: 12	1B: 3 SF: 2 2B: 1 SAC: 0 3B: 0 DP: 0 HR: 3 HBP: 1	WP: 0 PA: 36 PB: 0 SB: 1 CS: 1					
PITCHER	IP WLS BF H R ER SO BB IBB HBP BLK WP HR S P ERA WHIP															
Greg Maddux, R (1, 1) ERA: 2.92	7.0	28	6	4	4	4	0	1	1	0	0	2	67	105	5.14	0.857
Mike Remlinger, L (8, 1) ERA: 3.04	1.0	4	1	1	1	1	0	0	0	0	0	1	12	16	9.00	1.000
Jose Cabrera, R (9, 1) ERA: 0.75	1.0	W 3	0	0	0	1	0	0	0	0	0	0	9	12	0.00	0.000

livebaseballscorecards.com

AB	31
R	5
H	7
RBI	5
BB	1
SO	6
LOB	6



Batter	1	2	3	4	5	6	7	8	9	AB	R	H	RBI	BB	SO	LOB
Quilvio Veras, S OBP: 0.290, SLG: 0.345 (1, 4)	1-2 G6-3	0-1 1B							0-2 SF8	2	0	1	1	1	0	0
Andrew Jones, R OBP: 0.333, SLG: 0.479 (1, 8)	1-3 K		2-2 HR						1-3 WP	5	1	1	1	0	3	2
10 Chipper Jones, S OBP: 0.419, SLG: 0.589 (1, 5)	4-0 BB		3-1 G4-3						3-H	2	1	0	0	2	0	1
Brian Jordan, R OBP: 0.302, SLG: 0.443 (1, 9)	2-2 E5		0-0 G6-3						3-H	4	0	0	0	0	0	2
B.J. Surhoff, L OBP: 0.294, SLG: 0.336 (1, 7)	0-1 F8		2-0 G3							4	0	1	0	0	0	3
Rafael Furcal, S OBP: 0.280, SLG: 0.353 (1, 6)		4-2 2B								3	2	1	1	1	0	1
Rico Brogna, L OBP: 0.321, SLG: 0.314 (1, 3)		3-3 K								4	0	0	0	0	2	1
Paul Bako, L OBP: 0.226, SLG: 0.259 (1, 2)		3-2 1B								3	0	1	1	0	1	0
Keith Lockhart, L OBP: 0.346, SLG: 0.289 (9, PH)		2-H 2B								0	1	0	0	1	0	0
Greg Maddux, R OBP: 0.167, SLG: 0.167 (1, 1)		2-3 K								2	0	0	0	0	2	1
Bernard Gilkey, R OBP: 0.429, SLG: 0.500 (7, PH)										1	0	1	0	0	0	0
Mike Remlinger, L (8, 1)										0	0	0	0	0	0	0
Jose Cabrera, R (9, 1)										0	0	0	0	0	0	0
Dave Martinez, L OBP: 0.434, SLG: 0.435 (9, PH)										1	1	1	0	0	0	0

Inning Stats	R: 1	H: 0	E: 1	LOB: 1	K: 1	S: 14	R: 1	H: 2	E: 0	LOB: 2	K: 2	S: 17	R: 1	H: 1	E: 0	LOB: 0	K: 0	S: 8	R: 1	H: 1	E: 0	LOB: 0	K: 1	S: 8	R: 0	H: 0	E: 0	LOB: 2	K: 1	S: 18	R: 0	H: 0	E: 0	LOB: 0	K: 2	S: 10	R: 0	H: 1	E: 0	LOB: 1	K: 1	S: 7	R: 0	H: 1	E: 0	LOB: 0	K: 0	S: 9	R: 2	H: 1	E: 0	LOB: 0	K: 0	S: 13	1B: 4	SF: 1	2B: 1	SAC: 1	3B: 0	DP: 1	HR: 2	HBP: 0	WP: 1	PA: 38
--------------	------	------	------	--------	------	-------	------	------	------	--------	------	-------	------	------	------	--------	------	------	------	------	------	--------	------	------	------	------	------	--------	------	-------	------	------	------	--------	------	-------	------	------	------	--------	------	------	------	------	------	--------	------	------	------	------	------	--------	------	-------	-------	-------	-------	--------	-------	-------	-------	--------	-------	--------

PITCHER	IP	WLS	BF	H	R	ER	SO	BB	IBB	HBP	BLK	WP	HR	S	P	ERA	WHIP
Mark Gardner, R ERA: 6.27 (1, 1)	5.0		23	4	4	3	5	3	1	0	0	0	2	65	109	5.40	1.400
Aaron Fultz, L ERA: 5.32 (6, 1)	2.0		7	1	0	0	3	0	0	0	0	0	0	17	22	0.00	0.500
Felix Rodriguez, R ERA: 2.25 (8, 1)	1.0	H	3	1	0	0	0	0	0	0	0	0	0	9	14	0.00	1.000
Robb Nen, R ERA: 2.55 (9, 1)	0.2	L	5	1	2	2	0	1	0	0	0	1	0	13	21	27.00	3.000

BOTTOM

San Francisco Giants @ Atlanta Braves
 Turner Field, Atlanta, GA
 Fri May 18 2001, 7:35 PM EDT
 Att. 34,429 - Sunny - 85 F

livebaseballscorecards.com

AB	31
R	6
H	7
RBI	4
BB	5
SO	8
LOB	11



Batter	1	2	3	4	5	6	7	8	9	AB	R	H	RBI	BB	SO	LOB	TOP										
Shawon Dunston, R OBP: 0.400, SLG: 0.566 (1, 8)	1-1 F9	1-2 G1-3		0-1 2B		1-2 1B		0-3 K		5	0	2	0	0	1	2											
Rich Aurilia, R OBP: 0.436, SLG: 0.642 (1, 6)	1-1 2B 1B	1-1 G5-3		0-0 F7		0-1 F7		0-0 G6-3		5	0	1	0	0	0	6											
Barry Bonds, L OBP: 0.444, SLG: 0.849 (1, 7)	0-1 2B		3-2 HR		2-3 K		0-0 HR	3-0 HR		5	3	4	3	0	1	0											
Jeff Kent, R OBP: 0.320, SLG: 0.500 (1, 3)	1-0 L6		1-2 CS 1B		0-3 K		0-0 1B 2B	2-2 F9		5	1	2	0	0	1	2											
Benito Santiago, R OBP: 0.398, SLG: 0.458 (1, 2)	2-1 G4-3		3-3 K		0-1 1B		2-1 1B		0-1 SH5-4 SF8 1B	5	1	3	0	0	1	3											
Eric Davis, R OBP: 0.264, SLG: 0.283 (1, 9)		2-1 1B 1B	1-2 G6-3		3-2 F8		1-0 1B		4-2 SH5-4 BB	4	1	2	1	1	0	1											
Russ Davis, R OBP: 0.311, SLG: 0.427 (1, 5)		2-2 F9		4-1 FC4-6 BB		3-2 P4		0-3 K	0-1 SH5-4	3	0	0	0	1	1	3											
Ramon Martinez, R OBP: 0.339, SLG: 0.326 (1, 4)		3-1 G1-3 1B		0-2 FC4-6 2B		2-2 FC2-6 1B		3-1 F8	0-0 SF8	4	0	2	1	0	0	3											
Ryan Jensen, R OBP: 0.333, SLG: 0.333 (1, 1)		1-2 G1-3		0-3 K		0-0 FC2-6 1B		1-3 K	0-1 G4-3	3	0	1	1	0	1	2											
Tim Worrell, R (6, 1)										1	0	0	0	0	1	2											
Felix Rodriguez, R (8, 1)										0	0	0	0	0	0	0											
Armando Rios, L (9, PH)										1	0	0	0	0	0	1											
Robb Nen, R (9, 1)										0	0	0	0	0	0	0											
Inning Stats	R: 0 E: 0 K: 0 S: 9	H: 2 LOB: 2 BB: 0 P: 14	R: 1 E: 0 K: 0 S: 16	H: 3 LOB: 2 BB: 0 P: 26	R: 1 E: 0 K: 1 S: 13	H: 2 LOB: 0 BB: 0 P: 21	R: 0 E: 0 K: 1 S: 10	H: 1 LOB: 2 BB: 1 P: 14	R: 0 E: 0 K: 2 S: 11	H: 1 LOB: 1 BB: 0 P: 16	R: 0 E: 0 K: 0 S: 12	H: 2 LOB: 2 BB: 0 P: 18	R: 2 E: 0 K: 2 S: 14	H: 4 LOB: 2 BB: 0 P: 21	R: 1 E: 0 K: 1 S: 9	H: 1 LOB: 0 BB: 0 P: 14	R: 1 E: 0 K: 0 S: 9	H: 1 LOB: 1 BB: 1 P: 13	1B: 11 2B: 3 3B: 0 HR: 3	SF: 1 SAC: 1 DP: 0 HBP: 0	WP: 0 PB: 0 SB: 0 CS: 1	PA: 45					
PITCHER	IP	WLS	BF	H	R	ER	SO	BB	IBB	HBP	BLK	WP	HR	S	P	ERA	WHIP										
Odalis Perez, L (1, 1) ERA: 5.63	6.0		29	11	2	2	4	1	0	0	0	0	1	71	109	3.00	2.000										
Jose Cabrera, R (7, 1) ERA: 2.25	0.0	L	4	4	2	2	0	0	0	0	0	0	1	5	8	∞	∞										
Mike Remlinger, L (7, 1) ERA: 2.92	1.0		3	0	0	0	2	0	0	0	0	0	0	9	13	0.00	0.000										
Jason Marquis, R (8, 1) ERA: 2.61	2.0		9	2	2	2	1	1	0	0	0	0	1	18	27	9.00	1.500										

San Francisco Giants @ Atlanta Braves
Turner Field, Atlanta, GA

AB 41
R 6
H 17
RBI 6
BB 2
SO 7
LOB 25



Sat May 19 2001, 7:05 PM EDT
Att. 42,789 - Overcast - 65 F

livebaseballscorecards.com

Batter	1	2	3	4	5	6	7	8	9	AB	R	H	RBI	BB	SO	LOB
Quilvio Veras, S OBP: 0.297, SLG: 0.345 (1, 4)	4-2 FC6 BB		0-0 F9 G3-1 1B		0-1 F7		0-0 F8			3	1	1	0	1	0	1
Rafael Furcal, S OBP: 0.274, SLG: 0.345 (1, 6)	1-1 FC6 G4-3 1-2f		0-0 G3-1		1-2 F7		2-3 K			4	0	0	0	0	1	3
Andruw Jones, R OBP: 0.326, SLG: 0.467 (1, 8)	1-0 G4-3 1-2f		2-2 F9		2-2 F7		2-2 P4			4	0	0	0	0	0	2
10 Chipper Jones, S OBP: 0.415, SLG: 0.577 (1, 5)		0-0 G4-3	4-0 1B BB		3-2 G4-3		3-3 K			3	0	0	0	1	1	0
Dave Martinez, L OBP: 0.439, SLG: 0.440 (1, 9) (7, 7)		3-1 1B 1B	3-2 1-3 3-H 1B		0-1 G4-3		2-3 K			4	1	2	1	0	1	0
Javy Lopez, R OBP: 0.302, SLG: 0.395 (1, 2)		1-1 1B 1-3 1B	0-0 G5-3		3-0 HR		0-0 F8			4	1	2	1	0	0	2
Bernard Gilkey, R OBP: 0.417, SLG: 0.476 (7, 1) Jose Cabrera, R (7, 1) Mike Remlinger, L (7, 1) Jason Marquis, L OBP: 0.500, SLG: 0.500 (8, 1) Keith Lockhart, L OBP: 0.340, SLG: 0.283 (9, PH)		0-1 1B		1-1 G4-3		1-3 K		3-2 G3		3	0	1	1	0	1	0
Wes Helms, R OBP: 0.243, SLG: 0.409 (1, 3)		0-1 F7		0-1 G6-3		1-3 K		1-1 F8		4	0	0	0	0	1	2
Odalis Perez, L OBP: 0.071, SLG: 0.143 (1, 1) Brian Jordan, R OBP: 0.306, SLG: 0.453 (7, 9)		0-3 K		1-3 K		0-0 2B				2	0	0	0	0	2	2
										1	0	1	0	0	0	0

Inning Stats	R: 0	H: 0	E: 0	K: 0	S: 7	H: 0	LOB: 0	BB: 1	P: 13	R: 1	H: 3	E: 0	K: 1	S: 14	H: 2	LOB: 2	BB: 0	P: 18	R: 1	H: 0	E: 0	K: 0	S: 9	H: 0	LOB: 0	BB: 0	P: 9	R: 0	H: 0	E: 0	K: 0	S: 9	H: 1	LOB: 0	BB: 0	P: 16	R: 0	H: 1	E: 0	K: 2	S: 8	H: 1	LOB: 1	BB: 0	P: 11	R: 0	H: 0	E: 0	K: 2	S: 9	H: 0	LOB: 0	BB: 0	P: 16	R: 0	H: 0	E: 0	K: 0	S: 6	H: 0	LOB: 0	BB: 0	P: 10	1B: 5	SF: 0	2B: 1	SAC: 0	3B: 0	DP: 1	HR: 1	HBP: 0	WP: 0	PA: 35
--------------	------	------	------	------	------	------	--------	-------	-------	------	------	------	------	-------	------	--------	-------	-------	------	------	------	------	------	------	--------	-------	------	------	------	------	------	------	------	--------	-------	-------	------	------	------	------	------	------	--------	-------	-------	------	------	------	------	------	------	--------	-------	-------	------	------	------	------	------	------	--------	-------	-------	-------	-------	-------	--------	-------	-------	-------	--------	-------	--------

PITCHER	IP	WLS	BF	H	R	ER	SO	BB	IBB	HBP	BLK	WP	HR	S	P	ERA	WHIP
Ryan Jensen, R ERA: 3.18 (1, 1)	5.2		23	5	2	2	2	2	2	0	0	0	0	51	78	3.18	1.235
Tim Worrell, R ERA: 3.18 (6, 1)	1.1	W	6	2	1	1	3	0	0	0	0	0	1	12	19	6.75	1.500
Felix Rodriguez, R ERA: 2.14 (8, 1)	1.0	H	3	0	0	0	2	0	0	0	0	0	0	9	16	0.00	0.000
Robb Nen, R ERA: 2.41 (9, 1)	1.0	S	3	0	0	0	0	0	0	0	0	0	0	6	10	0.00	0.000


BOTTOM

San Francisco Giants @ Atlanta Braves
Turner Field, Atlanta, GA

Sat May 19 2001, 7:05 PM EDT
Att. 42,789 - Overcast - 65 F

AB	33
R	3
H	7
RBI	3
BB	2
SO	7
LOB	12

livebaseballscorecards.com



Batter	1	2	3	4	5	6	7	8	9	AB R H RBI BB SO LOB	TOP													
Marvin Benard, L (1, 8) OBP: 0.275, SLG: 0.306	1-3 K		2-1 1B SF8 1B	0-3 K		1-0 F7			4-0 HR BB	4 2 1 0 1 2 1														
Rich Aurilia, R (1, 6) OBP: 0.431, SLG: 0.632 Ramon Martinez, R (8, 6) OBP: 0.351, SLG: 0.404	0-3 K		2-1 SF8 BB 1B 1-3		3-1 G6-3		2-3 K	3-2 HR 1-H	4 0 1 0 0 2 0 1 1 1 2 0 0 0															
Barry Bonds, L (1, 7) OBP: 0.458, SLG: 0.898 Eric Davis, R (8, 9) OBP: 0.278, SLG: 0.298	2-2 HR		4-2 1-2 BB		4-0 BB 1B BB		0-0 HR	0-1 FC4 1B	2 2 2 2 2 0 0 1 0 1 0 0 0 0															
Jeff Kent, R (1, 4) OBP: 0.324, SLG: 0.500 Edwards Guzman, L (8, 4) OBP: 0.250, SLG: 0.450	0-3 K		1-0 SF8 2-3 3-H		1-1 BB 1B 1-2		4-2 BB BB	0-3 K	2 0 1 1 1 1 0 1 0 0 0 0 1 1															
J.T. Snow, L (1, 3) OBP: 0.362, SLG: 0.354 Shawon Dunston, R (7, PH) OBP: 0.386, SLG: 0.545		4-2 1B BB	1-3 K		0-0 P6		1-3 K	1-1 F9	2 1 0 0 1 1 4 2 0 0 0 0 1 2															
Russ Davis, R (1, 5) OBP: 0.317, SLG: 0.425 Alan Embree, L (7, 1) Benito Santiago, R (9, PH) OBP: 0.394, SLG: 0.452		1-2 1B 1B	3-2 P4		4-2 1-2 2-3 BB		0-3 K	0-1 FC4 1-2f	3 0 1 0 1 1 3 0 0 0 0 0 0 0 1 0 0 0 0 0 1															
Armando Rios, L (1, 9) OBP: 0.309, SLG: 0.444		0-0 F8		3-2 F2 1B		2-2 F8		2-0 F7	4 0 1 0 0 0 5		AB 35 R 6 H 11 RBI 6 BB 6 SO 11 LOB 20													
Bobby Estalella, R (1, 2) OBP: 0.293, SLG: 0.384		2-2 G4-6-3 1B 1-2 2-H		2-2 F2 1-2		1-3 K		2-0 F8	4 0 1 1 0 1 1															
Livan Hernandez, R (1, 1) OBP: 0.217, SLG: 0.217 Pedro Feliz, R (7, 5) OBP: 0.236, SLG: 0.216		1-2 G4-6-3 1-2f		2-1 1B		1-1 G6-3		0-3 K	3 0 1 0 0 0 2 1 0 0 0 0 1 0		GIANTS													
Inning Stats	R: 1 E: 0 K: 3 S: 12	H: 1 LOB: 0 BB: 0 P: 15	R: 1 E: 0 K: 0 S: 13	H: 2 LOB: 1 BB: 1 P: 21	R: 1 E: 0 K: 1 S: 15	H: 2 LOB: 2 BB: 1 P: 27	R: 0 E: 0 K: 1 S: 11	H: 2 LOB: 1 BB: 0 P: 18	R: 0 E: 0 K: 0 S: 14	H: 1 LOB: 3 BB: 2 P: 28	R: 0 E: 0 K: 1 S: 6	H: 0 LOB: 0 BB: 0 P: 9	R: 1 E: 0 K: 3 S: 17	H: 1 LOB: 1 BB: 1 P: 24	R: 0 E: 0 K: 1 S: 5	H: 0 LOB: 0 BB: 0 P: 9	R: 2 E: 0 K: 1 S: 15	H: 2 LOB: 1 BB: 1 P: 23	1B: 8 2B: 0 3B: 0 HR: 3	SF: 1 SAC: 0 DP: 1 HBP: 0	WP: 0 PB: 0 SB: 0 CS: 0	PA: 42		
PITCHER	IP WLS BF H R ER SO BB IBB HBP BLK WP HR S P ERA WHIP	IP WLS BF H R ER SO BB IBB HBP BLK WP HR S P ERA WHIP	IP WLS BF H R ER SO BB IBB HBP BLK WP HR S P ERA WHIP	IP WLS BF H R ER SO BB IBB HBP BLK WP HR S P ERA WHIP	IP WLS BF H R ER SO BB IBB HBP BLK WP HR S P ERA WHIP	IP WLS BF H R ER SO BB IBB HBP BLK WP HR S P ERA WHIP	IP WLS BF H R ER SO BB IBB HBP BLK WP HR S P ERA WHIP	IP WLS BF H R ER SO BB IBB HBP BLK WP HR S P ERA WHIP	IP WLS BF H R ER SO BB IBB HBP BLK WP HR S P ERA WHIP	IP WLS BF H R ER SO BB IBB HBP BLK WP HR S P ERA WHIP	IP WLS BF H R ER SO BB IBB HBP BLK WP HR S P ERA WHIP	IP WLS BF H R ER SO BB IBB HBP BLK WP HR S P ERA WHIP	IP WLS BF H R ER SO BB IBB HBP BLK WP HR S P ERA WHIP	IP WLS BF H R ER SO BB IBB HBP BLK WP HR S P ERA WHIP	IP WLS BF H R ER SO BB IBB HBP BLK WP HR S P ERA WHIP	IP WLS BF H R ER SO BB IBB HBP BLK WP HR S P ERA WHIP	IP WLS BF H R ER SO BB IBB HBP BLK WP HR S P ERA WHIP	IP WLS BF H R ER SO BB IBB HBP BLK WP HR S P ERA WHIP	IP WLS BF H R ER SO BB IBB HBP BLK WP HR S P ERA WHIP	IP WLS BF H R ER SO BB IBB HBP BLK WP HR S P ERA WHIP	IP WLS BF H R ER SO BB IBB HBP BLK WP HR S P ERA WHIP	IP WLS BF H R ER SO BB IBB HBP BLK WP HR S P ERA WHIP	IP WLS BF H R ER SO BB IBB HBP BLK WP HR S P ERA WHIP	IP WLS BF H R ER SO BB IBB HBP BLK WP HR S P ERA WHIP

San Francisco Giants @ Atlanta Braves
Turner Field, Atlanta, GA
Sun May 20 2001, 1:05 PM EDT
Att. 33,696 - Overcast - 75 F

livebaseballscorecards.com



Batter	1	2	3	4	5	6	7	8	9	AB R H RBI BB SO LOB	TOP											
Marvin Benard, L (1, 8) OBP: 0.274, SLG: 0.305	1-1 F8		1-0 FC5-4 1B		0-1 P4			0-3 K		4 0 1 0 0 1 0	San Francisco Giants @ Arizona Diamondbacks Bank One Ballpark, Phoenix, AZ Mon May 21 2001, 10:05 PM EDT Att. 28,628 - Sunny - 97 F											
Ramon Martinez, R (1, 6) OBP: 0.344, SLG: 0.392	1-1 1B		0-0 FC5-4			3-2 F9		1-1 L6		4 0 1 0 0 0 1												
Barry Bonds, L (1, 7) OBP: 0.453, SLG: 0.902	0-0 F8			2-0 HR		1-2 F8		0-1 L4		4 1 1 1 0 0 1												
Jeff Kent, R (1, 4) OBP: 0.322, SLG: 0.512	1-1 F9			2-0 G6-3		3-2 HR		0-0 F9		4 1 1 1 0 0 1												
Armando Rios, L (1, 9) OBP: 0.301, SLG: 0.432		0-3 K		0-2 G4-3		1-1 G1-3		0-3 K		4 0 0 0 0 2 0												
Benito Santiago, R (1, 2) OBP: 0.408, SLG: 0.460		0-1 G6-3		4-2 E S BB		0-0 FC6-4 1B		1-0 1B		3 0 2 0 1 0 0												
J.T. Snow, L (1, 3) OBP: 0.358, SLG: 0.348		1-2 G3-1		2-3 K2-3		0-1 L6		0-1 G1-4-3		2 0 0 0 0 1 1												
Edwards Guzman, L (4, 3) OBP: 0.238, SLG: 0.429				1-3						1 0 0 0 0 0 1												
Rich Aurilia, R (9, PH) OBP: 0.429, SLG: 0.628										1 0 0 0 0 0 1												
Pedro Feliz, R (1, 5) OBP: 0.224, SLG: 0.204			1-3 K2-3		0-3 K2-3		2-3 K			3 0 0 0 0 3 1												
Kirk Rueter, L (1, 1) OBP: 0.316, SLG: 0.188			0-1 G5-3		0-3 K		1-0 FC6-4			2 0 0 0 0 1 0												
Shawon Dunston, R (7, PH) OBP: 0.379, SLG: 0.536										1 0 0 0 0 0 1												
Aaron Fultz, L (7, 1) OBP: 0.500, SLG: 0.500										0 0 0 0 0 0 0												
Inning Stats	R: 0 E: 0 K: 0 S: 7	H: 1 LOB: 1 BB: 0 P: 10	R: 0 E: 0 K: 1 S: 8	H: 0 LOB: 0 BB: 0 P: 9	R: 0 E: 0 K: 1 S: 8	H: 1 LOB: 1 BB: 0 P: 10	R: 1 E: 0 K: 1 S: 12	H: 1 LOB: 1 BB: 1 P: 22	R: 0 E: 0 K: 2 S: 8	H: 0 LOB: 0 BB: 0 P: 8	R: 1 E: 0 K: 0 S: 16	H: 1 LOB: 0 BB: 0 P: 24	R: 0 E: 0 K: 1 S: 7	H: 1 LOB: 1 BB: 0 P: 10	R: 0 E: 0 K: 1 S: 7	H: 0 LOB: 0 BB: 0 P: 8	R: 0 E: 0 K: 1 S: 7	H: 1 LOB: 1 BB: 0 P: 8	1B: 4 2B: 0 3B: 0 HR: 2	SF: 0 SAC: 0 DP: 0 HBP: 0	WP: 0 PB: 0 SB: 1 CS: 0	PA: 34
PITCHER Curt Schilling, R (1, 1) ERA: 2.99	IP: 9.0 WLS: W BF: 34 H: 6 R: 2 ER: 2 SO: 8 BB: 1 IBB: 0 HBP: 0 BLK: 0 WP: 0 HR: 2 S: 80 P: 109 ERA: 2.00 WHIP: 0.778											PITCHER	IP: 9.0 WLS: W BF: 34 H: 6 R: 2 ER: 2 SO: 8 BB: 1 IBB: 0 HBP: 0 BLK: 0 WP: 0 HR: 2 S: 80 P: 109 ERA: 2.00 WHIP: 0.778									

livebaseballscorecards.com

AB	33
R	2
H	6
RBI	2
BB	1
SO	8
LOB	8



Batter	1	2	3	4	5	6	7	8	9
Danny Bautista, R OBP: 0.280, SLG: 0.388 (1, 8) B C S S S	2-3 K		2-1 F8		3-2 F8			1-1 CI 1B FC3-2 1B	
Jay Bell, R OBP: 0.373, SLG: 0.465 (1, 4) B B C C X	3-1 G6-3		3-2 G5-4-3 1-2f			0-0 G6-3		1-0 F9	
Luis Gonzalez, L OBP: 0.433, SLG: 0.760 (1, 7) B S B X	2-1 F7			2-1 E3 CS		3-1 G4-3		0-1 FC3-2 CI 1-2 1B	
Greg Colbrunn, R OBP: 0.298, SLG: 0.419 Craig Counsell, L OBP: 0.353, SLG: 0.347 (1, 5) (8, 5)		3-0 HR		3-3 K		0-1 1B 2B		0-0 CI FC3-2 1-2 2-3	
Mark Grace, L OBP: 0.388, SLG: 0.482 (1, 3) C B B B B B		4-2 BB		4-2 HR BB		3-1 FC5-4 1B 2-H		0-0 FC3-2 1-2 2-3 3-Hf	
Reggie Sanders, R OBP: 0.350, SLG: 0.650 (1, 9) C X		0-1 F3		1-2 HR		0-0 FC5-4 1-2f		1-3 K	
Tony Womack, L OBP: 0.292, SLG: 0.298 (1, 6) B B X		2-0 F8		1-1 G1-3			0-1 F7		
Damian Miller, R OBP: 0.283, SLG: 0.301 (1, 2) B C X		1-1 P4				0-0 G5-3		2-3 K	
Curt Schilling, R OBP: 0.107, SLG: 0.143 (1, 1) X			0-0 G5-4-3 1B			1-1 G1-3		0-3 K	

Inning Stats	R: 0	H: 0	E: 0	K: 1	S: 7	R: 1	H: 1	E: 0	K: 0	S: 8	R: 0	H: 1	E: 0	K: 0	S: 9	R: 2	H: 1	E: 1	K: 1	S: 13	R: 0	H: 0	E: 0	K: 0	S: 7	R: 1	H: 2	E: 0	K: 2	S: 8	R: 0	H: 0	E: 1	K: 1	S: 10	R: 0	H: 2	E: 1	K: 1	S: 10
	0	0	0	1	7	1	1	0	0	8	0	1	0	0	9	2	1	1	1	13	0	0	0	0	7	1	2	0	0	8	0	0	1	2	10	0	2	1	1	10
	0	0	0	1	7	1	1	0	0	8	0	1	0	0	9	2	1	1	1	13	0	0	0	0	7	1	2	0	0	8	0	0	1	2	10	0	2	1	1	10


PITCHER	IP	WLS	BF	H	R	ER	SO	BB	IBB	HBP	BLK	WP	HR	S	P	ERA	WHIP
Kirk Rueter, L ERA: 6.63 (1, 1)	6.0	L	24	5	4	4	2	2	0	0	0	0	2	52	95	6.00	1.167
Aaron Fultz, L ERA: 4.88 (7, 1)	2.0		9	2	0	0	3	0	0	0	0	0	0	22	27	0.00	1.000

BOTTOM

San Francisco Giants @ Arizona Diamondbacks
Bank One Ballpark, Phoenix, AZ

Mon May 21 2001, 10:05 PM EDT
Att. 28,628 - Sunny - 97 F

AB	30
R	4
H	7
RBI	4
BB	2
SO	5
LOB	14



1B:	2B:	3B:	HR:	SF:	SAC:	DP:	HBP:	WP:	PA:
4	1	0	2	0	0	1	0	0	33

Batter	1	2	3	4	5	6	7	8	9	AB R H RBI BB SO LOB	TOP											
Shawon Dunston, R OBP: 0.365, SLG: 0.525 (1, 8)	1-1 F9		1-0 2B		0-0 B1	1-3 K		2-1 G4-3		5 0 1 0 0 1 2												
Rich Aurilia, R OBP: 0.422, SLG: 0.621 (1, 6)	0-0 F8		0-1 F9		0-0 F7	3-1 F9			0-0 HR	5 1 1 0 0 0 3												
Barry Bonds, L OBP: 0.463, SLG: 0.919 (1, 7)	4-2 FC6-4 BB		4-0 IBB		2-2 1B		1-2 F7		0-0 HR	3 1 2 2 2 0 0												
Jeff Kent, R OBP: 0.319, SLG: 0.500 (1, 4)	4-2 FC6-4 BB		2-3 K		0-0 G5-3		1-0 F9		3-2 F8	4 0 0 0 1 1 4												
Eric Davis, R OBP: 0.263, SLG: 0.280 (7, PH)	0-1 FC6-4			0-3 K		2-1 G4-3	1-3 K		1-0 HR	3 0 0 0 0 1 2												
Armando Rios, L OBP: 0.299, SLG: 0.429 (7, 9)										1 0 0 0 0 1 0												
Ryan Jensen, R OBP: 0.333, SLG: 0.333 (9, PH)	1-2f 2-3									0 0 0 0 0 0 0												
Edwards Guzman, L OBP: 0.273, SLG: 0.591 (1, 3)		2-2 G4-3		0-3 K		0-0 1B	3-2 L3		2-1 F9	5 1 2 0 0 1 1												
J.T. Snow, L OBP: 0.359, SLG: 0.358 (1, 5)					1-1 HR				2-2 F9	5 2 3 1 0 0 1												
Russ Davis, R OBP: 0.328, SLG: 0.459 (1, 2)		0-0 G4-6-3		2-0 G5-3		0-0 1B		3-2 F3	2-3 F9	5 2 2 1 0 0 2												
Bobby Estalella, R OBP: 0.299, SLG: 0.423 (1, 1)						1-3 2B		1-0 G3-1		1 0 0 0 1 1 0												
Russ Ortiz, R OBP: 0.227, SLG: 0.200 (6, PH)			2-3 K		4-2 1B					1 0 1 2 0 0 0												
Benito Santiago, R OBP: 0.414, SLG: 0.466 (6, 1)										0 0 0 0 0 0 0												
41 Chad Zerbe, L (6, 1)										0 0 0 0 0 0 0												
Tim Worrell, R (6, 1)										0 0 0 0 0 0 0												
Marvin Benard, L OBP: 0.273, SLG: 0.303 (7, 9)						2-H 3-H				1 0 0 1 0 0 0												
Inning Stats	R: 0 E: 0 K: 0 S: 9	H: 0 LOB: 2 BB: 2 P: 18	R: 0 E: 0 K: 2 S: 6	H: 1 LOB: 0 BB: 0 P: 9	R: 0 E: 0 K: 2 S: 9	H: 1 LOB: 2 BB: 1 P: 18	R: 1 E: 0 K: 2 S: 9	H: 1 LOB: 0 BB: 0 P: 12	R: 0 E: 0 K: 0 S: 8	H: 1 LOB: 2 BB: 1 P: 14	R: 3 E: 0 K: 1 S: 14	H: 4 LOB: 1 BB: 0 P: 22	R: 0 E: 0 K: 1 S: 11	H: 0 LOB: 1 BB: 0 P: 17	R: 1 E: 0 K: 0 S: 10	H: 1 LOB: 0 BB: 0 P: 16	R: 3 E: 0 K: 0 S: 13	H: 4 LOB: 1 BB: 0 P: 21	1B: 5 2B: 4 3B: 1 HR: 3	SF: 0 SAC: 0 DP: 1 HBP: 0	WP: 1 PB: 0 SB: 0 CS: 0	PA: 44
PITCHER	IP WLS BF H R ER SO BB IBB HBP BLK WP HR S P ERA WHIP																					
Brian Anderson, L ERA: 6.57 (1, 1)	5.1 W 26 7 4 4 4 3 1 0 0 0 1 47 80 6.75 1.875																					
Byung-Hyun Kim, R ERA: 2.96 (6, 1)	1.2 H 7 1 0 0 2 0 0 0 0 1 1 0 19 30 0.00 0.600																					
Erik Sabel, R ERA: 3.12 (8, 1)	1.0 4 1 1 1 0 0 0 0 0 0 0 10 16 9.00 1.000																					
Russ Springer, R ERA: 7.13 (9, 1)	0.1 4 3 3 3 0 0 0 0 0 0 2 6 10 81.00 9.000																					
Bret Prinz, R ERA: (9, 1)	0.2 3 1 0 0 0 0 0 0 0 0 0 7 11 0.00 1.500																					

San Francisco Giants @ Arizona Diamondbacks
Bank One Ballpark, Phoenix, AZ
Tue May 22 2001, 10:05 PM EDT
Att. 33,323 - Sunny - 97 F

livebaseballscorecards.com

AB	40
R	8
H	13
RBI	8
BB	4
SO	6
LOB	15



Batter	1	2	3	4	5	6	7	8	9	AB R H RBI BB SO LOB	TOP	
Shawon Dunston, R (1, 8) OBP: 0.353, SLG: 0.500 Robb Nen, R (9, 1)	0-2 1B BLK SF9 1B	2-3 K			0-1 E5 G6-3		2-1 G6-3		1-0 F8	5 1 1 0 0 1 2 0 0 0 0 0 0 0		
Rich Aurilia, R (1, 6) OBP: 0.424, SLG: 0.616	2-2 G4-3 1-3 1B		4-2 BB 1B BB		1-1 G6-3 1-2f			1-0 L5		3 1 1 0 1 0 1		
Jeff Kent, R (1, 3) OBP: 0.323, SLG: 0.497	2-2 SF9 3-H G4-3 1-2		4-1 1B 1-2 G5-4-3 BB		0-0 F8			4-2 BB		1 1 0 1 2 0 0		
Barry Bonds, L (1, 7) OBP: 0.464, SLG: 0.906	3-2 G4-3 1-2		0-0 G5-4-3 1-3 2-H 1B		0-0 CS 1B			3-3 K		4 0 2 1 0 1 2		
Benito Santiago, R (1, 2) OBP: 0.398, SLG: 0.446	0-3 K		0-1 G5-4-3 1-2f 3-H		1-3 K			1-3 K		4 0 0 0 0 3 4		
Eric Davis, R (1, 9) OBP: 0.262, SLG: 0.296			3-1 G5-3		0-0 G6-3			0-1 G5-3		4 0 1 0 0 0 0		
Ramon Martinez, R (1, 4) OBP: 0.338, SLG: 0.382 J.T. Snow, L (9, 3) OBP: 0.359, SLG: 0.358		0-0 2B FC5-4 1B		1-2 G5-3		2-1 F7		1-1 G6-3		4 1 1 0 0 0 1 0 0 0 0 0 0 0		
Pedro Feliz, R (1, 5) OBP: 0.242, SLG: 0.293		1-1 FC5-4 1-3 2B		3-3 K			1-1 G6-3		0-1 HR	4 1 2 1 0 1 0		
Mark Gardner, R (1, 1) Felix Rodriguez, R (8, 1) Russ Davis, R (9, PH) Marvin Benard, L (9, 8) OBP: 0.273, SLG: 0.303		0-2 FC5-4		1-3 K			0-3 K		2-1 1B	3 0 0 1 0 2 1 0 0 0 0 0 0 0 1 0 1 0 0 0 0 0 0 0 0 0 0 0		
Inning Stats	R: 1 H: 2 E: 0 LOB: 1 K: 1 BB: 0 S: 16 P: 23	R: 1 H: 2 E: 0 LOB: 1 K: 1 BB: 0 S: 12 P: 18	R: 2 H: 1 E: 0 LOB: 0 K: 0 BB: 2 S: 7 P: 15	R: 0 H: 0 E: 0 LOB: 0 K: 2 BB: 0 S: 10 P: 15	R: 0 H: 0 E: 1 LOB: 0 K: 0 BB: 0 S: 5 P: 6	R: 0 H: 2 E: 0 LOB: 1 K: 1 BB: 0 S: 9 P: 15	R: 0 H: 0 E: 0 LOB: 0 K: 1 BB: 0 S: 8 P: 11	R: 0 H: 0 E: 0 LOB: 1 K: 2 BB: 1 S: 13 P: 22	R: 1 H: 2 E: 0 LOB: 1 K: 0 BB: 0 S: 9 P: 13	1B: 6 SF: 1 2B: 2 SAC: 0 3B: 0 DP: 2 HR: 1 HBP: 0	WP: 0 PA: 37 PB: 0 SB: 0 CS: 1	
PITCHER	IP WLS BF H R ER SO BB IBB HBP BLK WP HR S P ERA WHIP											
Randy Johnson, L (1, 1) ERA: 3.09	5.0 L 21 5 4 4 4 2 0 0 0 1 0 0 50 77 7.20 1.400											
Erik Sabel, R (6, 1) ERA: 2.53	2.0 7 2 0 0 2 0 0 0 0 0 0 0 17 26 0.00 1.000											
Troy Brohawn, L (8, 1) ERA: 4.8	1.0 4 0 0 0 2 1 0 0 0 0 0 0 13 22 0.00 1.000											
Greg Swindell, L (9, 1) ERA: 4.2	1.0 5 2 1 1 0 0 0 0 0 0 0 1 9 13 9.00 2.000											

San Francisco Giants @ Arizona Diamondbacks
Bank One Ballpark, Phoenix, AZ
Wed May 23 2001, 10:05 PM EDT
Att. 34,922 - Dome - 72 F

livebaseballscorecards.com

AB 33
R 5
H 9
RBI 4
BB 3
SO 8
LOB 11



Batter	1	2	3	4	5	6	7	8	9	AB	R	H	RBI	BB	SO	LOB
Tony Womack, L OBP: 0.294, SLG: 0.307 (1, 6)	1-1 F9		0-1 F3			0-1 F7 2B		1-1 G4-3		4	0	1	0	0	0	0
Jay Bell, R OBP: 0.360, SLG: 0.444 (1, 4)	3-2 F9			0-1 L3		0-1 G1-3			3-3 K	4	0	0	0	0	1	1
Luis Gonzalez, L OBP: 0.433, SLG: 0.740 (1, 7)	2-2 F8			0-0 G4-3		1-0 F7			3-1 P6	4	0	0	0	0	0	1
Mark Grace, L OBP: 0.402, SLG: 0.521 (1, 3)		4-1 FC4-6 BB		1-2 HR		0-1 F8			2-2 F7	3	1	1	1	1	0	1
Reggie Sanders, R OBP: 0.338, SLG: 0.623 (1, 9)		0-1 F9		0-1 F9			1-1 F9			3	0	0	0	0	0	1
Steve Finley, L OBP: 0.318, SLG: 0.322 (1, 8)		3-1 FC4-6 1-2f			2-2 FC3-6 1B		0-0 G4-3			3	0	1	0	0	0	1
Damian Miller, R OBP: 0.286, SLG: 0.290 (1, 2)		3-2 F7 1-2			4-2 FC3-6 BB		3-2 F9			2	0	0	0	1	0	1
Craig Counsell, L OBP: 0.333, SLG: 0.325 (1, 5)			3-2 F8		1-1 FC3-6 L3 1-2f 2-3			2-2 F8		3	0	0	0	0	0	2
Randy Johnson, R OBP: 0.154, SLG: 0.120 (5, PH) Erick Durazo, L OBP: 0.389, SLG: 0.744 (6, 1) Erik Sabiel, R (6, 1) Troy Brohawn, L (8, 1) David Dellucci, L OBP: 0.463, SLG: 0.711 (8, PH) Greg Swindell, L (9, 1)			2-3 K		0-0 L3 1-2			2-1 G3		1	0	0	0	0	0	1

Inning Stats	R: 0	H: 0	E: 0	K: 0	S: 9	R: 0	H: 0	E: 0	K: 0	S: 8	R: 0	H: 0	E: 0	K: 1	S: 10	R: 1	H: 1	E: 0	K: 0	S: 10	R: 0	H: 1	E: 0	K: 0	S: 8	R: 0	H: 0	E: 0	K: 0	S: 7	R: 0	H: 0	E: 0	K: 0	S: 7	R: 0	H: 0	E: 0	K: 0	S: 7	R: 0	H: 0	E: 0	K: 1	S: 8	R: 0	H: 0	E: 0	K: 0	S: 8	1B: 1	2B: 2	3B: 0	HR: 1	SF: 0	SAC: 0	DP: 1	HBP: 0	WP: 0	PB: 0	SB: 1	CS: 0	PA: 31
--------------	------	------	------	------	------	------	------	------	------	------	------	------	------	------	-------	------	------	------	------	-------	------	------	------	------	------	------	------	------	------	------	------	------	------	------	------	------	------	------	------	------	------	------	------	------	------	------	------	------	------	------	-------	-------	-------	-------	-------	--------	-------	--------	-------	-------	-------	-------	--------

PITCHER	IP	WLS	BF	H	R	ER	SO	BB	IBB	HBP	BLK	WP	HR	S	P	ERA	WHIP
Mark Gardner, R (1, 1) ERA: 5.48	7.0	W	25	3	1	1	1	2	0	0	0	0	1	59	93	1.29	0.714
Felix Rodriguez, R (8, 1) ERA: 2.05	1.0	H	3	0	0	0	0	0	0	0	0	0	0	7	12	0.00	0.000
Robb Nen, R (9, 1) ERA: 2.29	1.0		3	0	0	0	1	0	0	0	0	0	0	8	16	0.00	0.000

BOTTOM

San Francisco Giants @ Arizona Diamondbacks
Bank One Ballpark, Phoenix, AZ
Wed May 23 2001, 10:05 PM EDT
Att: 34,922 - Dome - 72 F

livebaseballscores.com

AB	29
R	1
H	3
RBI	1
BB	2
SO	2
LOB	10



Batter	1	2	3	4	5	6	7	8	9	AB R H RBI BB SO LOB	TOP											
Juan Pierre, L (1, 8) OBP: 0.374, SLG: 0.349	0-0 B5-3		1-1 FC6-2			0-2 G4-3		0-3 K		4 0 0 0 0 1 2	Colorado Rockies @ San Francisco Giants PacBell Park, San Francisco, CA Thu May 24 2001, 10:15 PM EDT Att. 40,856 - Cloudy - 64 F livebaseballscorecards.com											
Neifi Perez, S (1, 6) OBP: 0.372, SLG: 0.520	2-2 G5-3		0-0 FC5-4			2-1 F7		2-3 K	4 0 0 0 0 1 1													
17 Todd Helton, L (1, 3) OBP: 0.448, SLG: 0.684	3-3 K				3-1 P4	0-1 F8		2-3 K	4 0 0 0 0 2 0													
Ron Gant, R (1, 7) OBP: 0.333, SLG: 0.464		3-3 K			4-2 BB	3-2 G5-3		1-3 K1-3	3 0 0 0 1 2 0													
Terry Shumpert, R (1, 5) OBP: 0.311, SLG: 0.299		2-0 G6-3			1-1 F9	1-1 G1-5-3			3 0 0 0 0 0 1													
Todd Walker, L (1, 4) OBP: 0.373, SLG: 0.530		2-0 F9			2-1 F8	3-1 G3			3 0 0 0 0 0 1													
Mark Little, R (1, 9) OBP: 0.364, SLG: 0.500			3-2 3B HBP		0-0 F9		2-2 G4-3		2 1 0 0 0 0 0													
Ben Petrick, R (1, 2) OBP: 0.292, SLG: 0.397			0-0 1-H FC6-2 3B		0-1 G6-3		1-1 G1-3 2B		3 0 2 1 0 0 0													
John Thomson, R (1, 1)			2-2 G1-3		1-3 K		0-2 G1-3		2 0 0 0 0 1 1													
Ron Villone, L (7, 1)									0 0 0 0 0 0 0													
Adam Melhuse, S (8, PH)									1 0 0 0 0 0 1													
Juan Acevedo, R (8, 1)									0 0 0 0 0 0 0													
Inning Stats	R: 0 E: 0 K: 1 S: 8	H: 0 LOB: 0 BB: 0 P: 13	R: 0 E: 0 K: 1 S: 5	H: 0 LOB: 0 BB: 0 P: 12	R: 1 E: 0 K: 0 S: 9	H: 1 LOB: 1 BB: 0 P: 15	R: 0 E: 0 K: 0 S: 9	H: 0 LOB: 1 BB: 1 P: 19	R: 0 E: 0 K: 1 S: 6	H: 0 LOB: 0 BB: 0 P: 7	R: 0 E: 0 K: 0 S: 7	H: 0 LOB: 0 BB: 0 P: 9	R: 0 E: 0 K: 0 S: 7	H: 0 LOB: 0 BB: 0 P: 14	R: 0 E: 0 K: 1 S: 11	H: 1 LOB: 1 BB: 0 P: 14	R: 0 E: 0 K: 3 S: 9	H: 0 LOB: 0 BB: 0 P: 14	1B: 0 2B: 1 3B: 1 HR: 0	SF: 0 SAC: 0 DP: 0 HBP: 1	WP: 0 PB: 0 SB: 0 CS: 0	PA: 31
PITCHER	IP WLS BF H R ER SO BB IBB HBP BLK WP HR S P ERA WHIP																					
Shawn Estes, L (1, 1) ERA: 3.18	8.0 W 28 2 1 1 4 1 0 1 0 0 0 62 103 1.12 0.375																					
Aaron Fultz, L (9, 1) ERA: 4.68	1.0 3 0 0 0 3 0 0 0 0 0 0 9 14 0.00 0.000																					

AB	29
R	1
H	2
RBI	1
BB	1
SO	7
LOB	7



Batter	1	2	3	4	5	6	7	8	9	AB	R	H	RBI	BB	SO	LOB
Marvin Benard, L (1, 8) OBP: 0.272, SLG: 0.297	1-1 G4-3		0-2 F3	2-3 K						3	0	0	0	1	1	0
Rich Aurilia, R (1, 6) OBP: 0.420, SLG: 0.605	2-1 F7		0-1 G6-3			1-3 K				3	0	0	0	1	1	0
Barry Bonds, L (1, 7) OBP: 0.464, SLG: 0.915	4-1 S HR BB		2-2 HR			3-3 K				3	2	1	1	1	1	2
Jeff Kent, R (1, 4) OBP: 0.327, SLG: 0.515	3-2 1-H HR		2-1 BB 1B			0-0 G5-3			2-0 P4	4	1	2	2	0	0	0
J.T. Snow, L (1, 3) OBP: 0.356, SLG: 0.350	0-0 P6		4-2 BB			1-2 F7			1-0 F8	3	0	0	0	1	0	0
Russ Davis, R (1, 5)		0-1 1B G6-4-3 2B	1-2 G4-3			3-2 F8			2-2 2B	4	1	2	0	0	0	2
Armando Rios, L (1, 9)		2-1 G6-4-3 1B		2-0 HR		1-1 G4-3			4-0 IBB	3	1	2	1	1	0	0
Benito Santiago, R (1, 2) OBP: 0.383, SLG: 0.427		0-0 G6-4-3		0-0 G5-3			1-2 G6-3		2-2 G6-3	4	0	0	0	0	0	3
Shawn Estes, R (1, 1) OBP: 0.111, SLG: 0.063		2-2 F9		1-1 F8			1-1 F8			3	0	0	0	0	0	0
Aaron Fultz, L (9, 1) OBP: 0.500, SLG: 0.500										0	0	0	0	0	0	0

Inning Stats	R: 2	H: 1	E: 0	K: 0	S: 10	R: 1	H: 2	E: 0	K: 0	S: 9	R: 1	H: 2	E: 0	K: 0	S: 16	R: 0	H: 0	E: 0	K: 2	S: 7	R: 0	H: 0	E: 0	K: 0	S: 8	R: 0	H: 0	E: 0	K: 0	S: 14	R: 0	H: 1	E: 0	K: 0	S: 12	1B: 2	2B: 2	3B: 0	HR: 3	SF: 0	SAC: 0	DP: 1	HBP: 0	WP: 0	PB: 0	SB: 1	CS: 0	PA: 35
--------------	------	------	------	------	-------	------	------	------	------	------	------	------	------	------	-------	------	------	------	------	------	------	------	------	------	------	------	------	------	------	-------	------	------	------	------	-------	-------	-------	-------	-------	-------	--------	-------	--------	-------	-------	-------	-------	--------

PITCHER	IP	WLS	BF	H	R	ER	SO	BB	IBB	HBP	BLK	WP	HR	S	P	ERA	WHIP
John Thomson, R (1, 1) ERA: 5.68	6.0	L	25	6	5	5	3	2	0	0	0	0	3	58	95	7.50	1.333
Ron Villone, L (7, 1) ERA: 7.2	1.0		5	0	0	0	0	2	0	0	0	0	0	14	27	0.00	2.000
Juan Acevedo, R (8, 1) ERA: 6.75	1.0		5	1	0	0	0	0	1	0	0	0	0	12	23	0.00	1.000


BOTTOM

Colorado Rockies @ San Francisco Giants
PacBell Park, San Francisco, CA

Thu May 24 2001, 10:15 PM EDT
Att. 40,856 - Cloudy - 64 F

livebaseballscorecards.com

AB	30
R	5
H	7
RBI	4
BB	5
SO	3
LOB	7



Batter	1	2	3	4	5	6	7	8	9	AB R H RBI BB SO LOB	TOP											
Juan Pierre, L (1, 8) OBP: 0.375, SLG: 0.351	1-2 1B 17 2B 1B	0-3 K			2-2 1B		1-0 F7		0-1 G6-3	5 1 2 0 0 1 1												
Nefti Perez, S (1, 6) OBP: 0.366, SLG: 0.510	0-0 1B 17 2B 1B		1-2 F9		0-2 G5-3			2-3 K	0-1 G6-3	5 1 1 0 0 1 1												
Larry Walker, L (1, 9) OBP: 0.443, SLG: 0.731	3-3 K		1-2 G4-3			2-1 F7		3-3 K		4 0 0 0 0 2 2												
17 Todd Helton, L (1, 3) OBP: 0.449, SLG: 0.684	0-0 WP 1B 1-H 3-H 2B		1-1 F8			1-0 G1-3		4-2 2B BB		3 2 1 2 1 0 0												
Jeff Cirillo, R (1, 5) OBP: 0.336, SLG: 0.522	3-3 K			0-2 G6-3		0-1 G5-3		0-0 1B 2B		4 1 1 1 0 1 1												
Todd Walker, L (1, 4) OBP: 0.381, SLG: 0.542	2-0 1B 2-H			1-0 G4-3			0-1 G3-1 1B 2B	0-0 1B		4 1 3 2 0 0 0												
Ron Gant, R (1, 7) OBP: 0.325, SLG: 0.450	0-0 F9			1-0 G6-3			3-3 K	4-0 IBB		3 0 0 0 0 1 2												
Mark Little, R (7, 7) OBP: 0.375, SLG: 0.500										0 0 0 0 1 0 0												
Brent Mayne, L (1, 2) OBP: 0.364, SLG: 0.349					2-2 F8		0-0 G3-1	2-0 G1-3		4 0 0 0 0 0 3												
Mike Hampton, R (1, 1) OBP: 0.258, SLG: 0.452							0-1 L4		1-1 G5-3	3 0 1 1 0 1 0												
Kane Davis, R (8, 1)										0 0 0 0 0 0 0												
Mike Myers, L (8, 1)										0 0 0 0 0 0 0												
Juan Acevedo, R (8, 1)										0 0 0 0 0 0 0												
Adam Melhuse, S (9, PH)										1 0 0 0 0 0 0												
Gabe White, L (9, 1)										0 0 0 0 0 0 0												
Inning Stats	R: 3 E: 0 K: 2 S: 15	H: 4 LOB: 1 BB: 0 P: 24	R: 0 E: 0 K: 2 S: 8	H: 0 LOB: 0 BB: 0 P: 10	R: 0 E: 0 K: 0 S: 9	H: 0 LOB: 0 BB: 0 P: 12	R: 0 E: 0 K: 0 S: 5	H: 0 LOB: 0 BB: 0 P: 7	R: 0 E: 0 K: 0 S: 13	H: 1 LOB: 1 BB: 0 P: 18	R: 0 E: 0 K: 0 S: 5	H: 0 LOB: 0 BB: 0 P: 8	R: 1 E: 0 K: 1 S: 9	H: 2 LOB: 1 BB: 0 P: 13	R: 2 E: 0 K: 2 S: 14	H: 2 LOB: 2 BB: 2 P: 29	R: 0 E: 0 K: 0 S: 6	H: 0 LOB: 0 BB: 0 P: 7	1B: 6 2B: 3 3B: 0 HR: 0	SF: 0 SAC: 0 DP: 0 HBP: 0	WP: 1 PB: 0 SB: 0 CS: 0	PA: 38
PITCHER	IP WLS BF H R ER SO BB IBB HBP BLK WP HR S P ERA WHIP																					
Livan Hernandez, R (1, 1) ERA: 7.06	7.0 L 28 7 4 4 5 0 0 0 0 1 0 64 92 5.14 1.000																					
Aaron Fultz, L (8, 1) ERA: 5.19	1.0 7 2 2 2 2 1 1 0 0 0 0 14 29 18.00 3.000																					
41 Chad Zerbe, L (9, 1) ERA: 3.2	1.0 3 0 0 0 0 0 0 0 0 0 0 6 7 0.00 0.000																					

Colorado Rockies @ San Francisco Giants
PacBell Park, San Francisco, CA
Fri May 25 2001, 10:35 PM EDT
Att. 41,341 - Cloudy - 54 F

AB	36
R	6
H	9
RBI	6
BB	2
SO	7
LOB	10



Batter	1	2	3	4	5	6	7	8	9	AB R H RBI BB SO LOB	TOP
Mark Little, R (1, 8) OBP: 0.393, SLG: 0.544 (9, 9)	2-3 		2-1 F8 	0-1 2B 		2-2 BB 1B 		2-2 1B 2B 		5 3 3 2 0 1 0	Colorado Rockies @ San Francisco Giants PacBell Park, San Francisco, CA Sat May 26 2001, 4:05 PM EDT Att. 41,341 - Overcast - 57 F
Neff Perez, S (1, 6) OBP: 0.373, SLG: 0.522 (9, 9)	3-2 1B 		2-2 L7 	1-0 2B 		4-0 1B BB 		3-3 K 		4 1 2 1 1 1 1	
Larry Walker, L (1, 9) OBP: 0.447, SLG: 0.726 Juan Pierre, L (9, 8) OBP: 0.375, SLG: 0.351	3-2 2B 		0-3 K 	3-3 K 		1-2 BB 		4-1 1B BB 		4 0 2 2 1 2 1 0 0 0 0 0 0 0	
Jeff Cirillo, R (1, 5) OBP: 0.338, SLG: 0.517 (9, 9)	0-1 F7 			0-1 B1 	0-0 17 G1-6-3 1B 		2-3 K 	0-2 1B 		5 0 2 1 0 1 3	
17 Todd Helton, L (1, 3) OBP: 0.443, SLG: 0.669 Brian Bohanon, L (8, 1) OBP: 0.125, SLG: 0.125 Jose Jimenez, R (9, 1)	1-3 K 			0-0 E6 3B 	2-1 G1-6-3 		1-0 F8 	4-1 FC5-4 BB 		4 1 0 0 1 1 4 0 0 0 0 0 0 0 0 0 0 0 0 0 0	
Ron Gant, R (1, 7) OBP: 0.319, SLG: 0.457 (9, 9)		2-3 K 		1-1 SH1-4 3B 	3-2 F7 		0-0 F9 	2-2 FC5-4 		5 1 1 1 0 1 3	
Terry Shumpert, R (1, 4) OBP: 0.316, SLG: 0.286 (9, 9)		2-3 K 		4-2 SH1-4 BB 2B 		4-0 HR BB 	2-1 L5 	0-0 F7 		3 2 0 0 2 1 0	
Ben Petrick, R (1, 2) OBP: 0.309, SLG: 0.432 (9, 9)		4-1 BB 		4-2 SH1-4 BB 2B 		1-2 HR 	2-2 G4-3 	2-2 F8 		3 2 1 2 2 0 0	
Shawn Chacon, R (1, 1) Greg Norton, S (8, PH) OBP: 0.317, SLG: 0.469 (8, 3)	1-1 G1-3 		2-0 SH1-4 	0-1 G6-3 			0-1 G3 	1-3 K 		2 0 0 1 0 0 1 2 0 0 0 0 1 0	
Inning Stats	R: 1 H: 2 E: 0 LOB: 1 K: 2 BB: 0 S: 14 P: 23	R: 0 H: 0 E: 0 LOB: 1 K: 2 BB: 1 S: 9 P: 18	R: 0 H: 0 E: 0 LOB: 0 K: 1 BB: 0 S: 8 P: 12	R: 5 H: 3 E: 1 LOB: 1 K: 1 BB: 2 S: 19 P: 34	R: 0 H: 1 E: 0 LOB: 0 K: 0 BB: 0 S: 7 P: 12	R: 3 H: 3 E: 0 LOB: 2 K: 1 BB: 2 S: 15 P: 30	R: 0 H: 0 E: 0 LOB: 0 K: 0 BB: 0 S: 6 P: 10	R: 1 H: 2 E: 0 LOB: 3 K: 1 BB: 2 S: 17 P: 32	R: 0 H: 0 E: 0 LOB: 0 K: 1 BB: 0 S: 9 P: 12	1B: 5 SF: 0 2B: 4 SAC: 1 3B: 1 DP: 1 HR: 1 HBP: 0	WP: 0 PA: 45 PB: 0 SB: 0 CS: 0
PITCHER Kirk Rueter, L (1, 1) ERA: 6.22 Ryan Jensen, R (6, 1) ERA: 5.73	IP WLS BF H R ER SO BB IBB HBP BLK WP HR S P ERA WHIP 5.0 L 24 6 6 1 6 3 0 0 0 0 0 0 57 99 1.80 1.800 4.0 21 5 4 4 3 4 0 0 0 0 0 1 47 84 9.00 2.250	PITCHER IP WLS BF H R ER SO BB IBB HBP BLK WP HR S P ERA WHIP									

livebaseballscores.com

AB	37
R	10
H	11
RBI	10
BB	7
SO	9
LOB	13



Batter	1	2	3	4	5	6	7	8	9	AB	R	H	RBI	BB	SO	LOB
Marvin Benard, L OBP: 0.281, SLG: 0.325 (1, 8)	1-2 FC5-2 3B	2-3 K			2-3 K		3-2 G6-3		1-0 2B	5	0	2	2	0	2	1
Rich Aurilia, R OBP: 0.407, SLG: 0.583 (1, 6)	1-1 P4		2-0 F2		1-2 L6			0-1 F8	1-1 G4-3	5	0	0	0	0	0	3
J.T. Snow, L OBP: 0.364, SLG: 0.369 Edwards Guzman, L OBP: 0.292, SLG: 0.583 (1, 3) (5, PH) (6, 3) (9, 2)	4-0 FC5-2 BB		2-2 FC8-2 3B		2-2 1B			3-2 G6-3		1	0	1	0	1	0	0
Jeff Kent, R OBP: 0.324, SLG: 0.497 (1, 4)	4-2 FC5-2 1-2 BB		1-1 FC8-2		1-0 G4-3			2-0 G5-3		3	0	0	0	1	0	3
Armando Rios, L OBP: 0.302, SLG: 0.442 (1, 9)	0-1 FC5-2 1-2 2-3 3-H			3-1 P6			1-3 K2-3		2-3 K	4	0	0	0	0	2	3
Shawon Dunston, R OBP: 0.356, SLG: 0.507 (1, 7)	0-1 G1-3			1-1 1B FC8-2 2B			1-1 G6-3		0-1 BB 1B 1B	4	1	2	0	0	0	3
Benito Santiago, R OBP: 0.391, SLG: 0.476 (1, 2) (9, 3)			1-2 HR		1-0 1B		1-0 F5		4-0 1B 2B BB	3	2	2	1	1	0	0
Pedro Feliz, R OBP: 0.239, SLG: 0.286 (1, 5)			3-3 K		1-1 FC8-2			0-1 L5	1-1 2B 1B	4	1	1	1	0	1	2
Kirk Rueter, L OBP: 0.300, SLG: 0.176 Russ Davis, R OBP: 0.341, SLG: 0.488 Ryan Jensen, R OBP: 0.250, SLG: 0.250 Eric Davis, R OBP: 0.258, SLG: 0.305 (1, 1) (5, PH) (6, 1) (9, PH)			2-2 G1-3		1-2 1B 2B		2-0 P4		1-3 K	1	0	0	0	0	0	0
										1	0	1	0	0	0	0
										1	0	0	0	0	0	0
										1	0	0	0	0	1	2

Inning Stats	R: 0	H: 1	E: 0	LOB: 3	K: 0	P: 23	R: 1	H: 1	E: 0	LOB: 0	K: 2	P: 18	R: 0	H: 1	E: 0	LOB: 0	K: 0	P: 11	R: 0	H: 2	E: 0	LOB: 2	K: 1	P: 23	R: 0	H: 0	E: 0	LOB: 0	K: 1	P: 9	R: 0	H: 0	E: 0	LOB: 0	K: 0	P: 11	R: 0	H: 0	E: 0	LOB: 0	K: 0	P: 11	R: 3	H: 3	E: 0	LOB: 1	K: 2	P: 27	1B: 4	2B: 5	3B: 2	HR: 1	SF: 0	SAC: 0	DP: 2	HBP: 0	WP: 0	PA: 38
PITCHER	IP	WLS	BF	H	R	ER	SO	BB	IBB	HBP	BLK	WP	HR	S	P	ERA	WHIP																																									
Shawn Chacon, R ERA: 5.51 (1, 1)	7.0	W	28	7	1	1	4	2	0	0	0	0	0	72	116	1.29	1.286																																									
Brian Bohanon, L ERA: 9.4 (8, 1)	1.0		3	0	0	0	0	0	0	0	0	0	0	6	11	0.00	0.000																																									
Jose Jimenez, R ERA: 5.59 (9, 1)	1.0		7	3	3	3	2	1	0	0	0	0	0	17	27	27.00	4.000																																									
PITCHER	IP	WLS	BF	H	R	ER	SO	BB	IBB	HBP	BLK	WP	HR	S	P	ERA	WHIP	1B	2B	3B	HR	SF	SAC	DP	HBP	WP	HR	S	P	ERA	WHIP																											

BOTTOM

Colorado Rockies @ San Francisco Giants

PacBell Park, San Francisco, CA

Sat May 26 2001, 4:05 PM EDT
Att. 41,341 - Overcast - 57 F

AB	35
R	4
H	10
RBI	4
BB	3
SO	6
LOB	17



Batter	1	2	3	4	5	6	7	8	9	AB R H RBI BB SO LOB	TOP			
Juan Pierre, L (1, 8) OBP: 0.376, SLG: 0.365	2-3 		0-0 	3-2 		0-1 			0-2 	5 1 2 0 0 1 2				
Neff Perez, S (1, 6) OBP: 0.368, SLG: 0.512	1-1 		1-1 		1-2 		1-0 		0-0 	5 0 1 1 0 0 1				
Larry Walker, L (1, 9) OBP: 0.446, SLG: 0.714	1-1 		4-2 		0-0 		0-1 		1-3 	4 2 1 0 0 1 1				
17 Todd Helton, L (1, 3) Terry Shumpert, R (9, PR) OBP: 0.446, SLG: 0.676 OBP: 0.316, SLG: 0.286		4-2 	1-1 		1-1 		0-0 		1-0 	4 1 2 1 1 0 2 0 0 0 0 0 0 0				
Jeff Cirillo, R (1, 5) OBP: 0.333, SLG: 0.512		0-0 	1-1 		1-1 		1-2 		3-1 	5 0 1 1 0 0 4				
Todd Walker, L (1, 4) OBP: 0.395, SLG: 0.561		2-2 		1-0 		4-2 		1-1 		3 0 3 0 1 0 0				
Ron Gant, R (1, 7) OBP: 0.309, SLG: 0.440		2-0 		1-3 		0-2 		2-3 		4 0 0 0 0 2 6				
Brent Mayne, L (1, 2) OBP: 0.369, SLG: 0.355		1-1 		1-1 		0-0 		3-2 		4 0 2 1 0 0 1				
Denny Neagle, L (1, 1) John Wasdin, R (7, 1) Greg Norton, S (8, PH) Ron Villone, L (8, 1) OBP: 0.154, SLG: 0.167 OBP: 0.333, SLG: 0.667 OBP: 0.314, SLG: 0.464		1-1 		0-1 		1-3 		1-3 		2 0 0 0 0 1 2 0 0 0 0 0 0 0 1 0 0 0 0 1 1 0 0 0 0 0 0 0				
Inning Stats	R: 0 E: 0 K: 1 S: 7 H: 0 LOB: 0 BB: 0 P: 11	R: 1 E: 0 K: 0 S: 11 H: 2 LOB: 2 BB: 1 P: 21	R: 1 E: 0 K: 0 S: 9 H: 2 LOB: 1 BB: 1 P: 16	R: 0 E: 0 K: 1 S: 17 H: 2 LOB: 2 BB: 0 P: 23	R: 1 E: 0 K: 0 S: 15 H: 2 LOB: 2 BB: 1 P: 22	R: 0 E: 0 K: 1 S: 8 H: 0 LOB: 0 BB: 0 P: 9	R: 0 E: 0 K: 0 S: 7 H: 1 LOB: 1 BB: 0 P: 9	R: 0 E: 0 K: 2 S: 13 H: 1 LOB: 1 BB: 0 P: 20	R: 1 E: 0 K: 1 S: 11 H: 2 LOB: 2 BB: 0 P: 16	1B: 6 2B: 6 3B: 1 HR: 0 SF: 0 SAC: 1 DP: 1 HBP: 0	WP: 0 PB: 0 SB: 1 CS: 0 PA: 41			
PITCHER	IP WLS BF H R ER SO BB IBB HBP BLK WP HR S P ERA WHIP												PITCHER	IP WLS BF H R ER SO BB IBB HBP BLK WP HR S P ERA WHIP
Russ Ortiz, R (1, 1) ERA: 3.34	7.0 W 32 9 3 3 3 3 0 0 0 0 0 0 74 111 3.86 1.714													
Felix Rodriguez, R (8, 1) ERA: 1.96	1.0 H 4 1 0 0 2 0 0 0 0 0 0 0 13 20 0.00 1.000													
Robb Nen, R (9, 1) ERA: 2.61	1.0 S 5 2 1 1 1 0 0 0 0 0 0 0 11 16 9.00 2.000													

Colorado Rockies @ San Francisco Giants
PacBell Park, San Francisco, CA
Sun May 27 2001, 4:05 PM EDT
Att. 41,341 - Overcast - 57 F

AB	37
R	4
H	12
RBI	4
BB	3
SO	6
LOB	20



Batter	1	2	3	4	5	6	7	8	9
Shawon Dunston, R OBP: 0.338, SLG: 0.480 (1, 8)	1-1 F7	2-3 K			1-2 E6 FC5-4		0-2 G6-3		
Ramon Martinez, R OBP: 0.329, SLG: 0.381 (1, 6) (8, 4)	1-1 1B 2B		0-3 K		3-2 F7		1-0 F7		
Jeff Kent, R OBP: 0.327, SLG: 0.494 (1, 4) (8, 3)	1-1 HR 1B		4-1 CS BB		0-1 FC5-4 1-2f		2-2 F2		
Barry Bonds, L OBP: 0.471, SLG: 0.918 (1, 7)	3-1 1-H HR		3-3 K 1-2		1-3 K		2-0 G6-4-3 HBP		
Benito Santiago, R OBP: 0.387, SLG: 0.462 (1, 3) (8, 2)	2-3 K		4-2 FC9-5 WP BB		0-0 F8		0-2 G6-4-3 1-2f		
Russ Davis, R OBP: 0.340, SLG: 0.480 (1, 5)	2-1 G1-3		3-1 FC9-5 1-3		4-1 BB		2-2 G4-3		
Armando Rios, L OBP: 0.309, SLG: 0.467 (1, 9)		2-1 1B		2-0 HR					
Bobby Estalella, R OBP: 0.286, SLG: 0.402 Felix Rodriguez, R Robb Nen, R		1-3 K		1-3 K			0-3 K		
Russ Ortiz, R OBP: 0.208, SLG: 0.182 Rich Aurilia, R OBP: 0.411, SLG: 0.602		3-2 F9			2-2 G6-3		0-0 HR		

Inning Stats	R: 3	H: 3	E: 0	K: 1	S: 13	LOB: 3	BB: 0	P: 23	R: 0	H: 1	E: 0	K: 2	S: 14	LOB: 1	BB: 0	P: 21	R: 0	H: 0	E: 0	K: 2	S: 7	LOB: 1	BB: 1	P: 14	R: 1	H: 1	E: 0	K: 1	S: 8	LOB: 0	BB: 1	P: 18	R: 0	H: 0	E: 1	K: 0	S: 11	LOB: 1	BB: 0	P: 17	R: 0	H: 0	E: 0	K: 1	S: 8	LOB: 1	BB: 1	P: 15	R: 1	H: 1	E: 0	K: 1	S: 9	LOB: 0	BB: 0	P: 10	R: 0	H: 0	E: 0	K: 0	S: 6	LOB: 0	BB: 0	P: 10
--------------	------	------	------	------	-------	--------	-------	-------	------	------	------	------	-------	--------	-------	-------	------	------	------	------	------	--------	-------	-------	------	------	------	------	------	--------	-------	-------	------	------	------	------	-------	--------	-------	-------	------	------	------	------	------	--------	-------	-------	------	------	------	------	------	--------	-------	-------	------	------	------	------	------	--------	-------	-------

PITCHER	IP	WLS	BF	H	R	ER	SO	BB	IBB	HBP	BLK	WP	HR	S	P	ERA	WHIP
Denny Neagle, L ERA: 4.5 (1, 1)	6.1	L	27	6	5	5	8	3	0	0	0	1	3	66	113	7.11	1.421
John Wasdin, R ERA: 7.03 (7, 1)	0.2		2	0	0	0	0	0	0	0	0	0	0	4	5	0.00	0.000
Ron Villone, L ERA: 6.97 (8, 1)	1.0		3	0	0	0	0	0	0	1	0	0	0	6	10	0.00	0.000

BOTTOM

Colorado Rockies @ San Francisco Giants
PacBell Park, San Francisco, CA


Sun May 27 2001, 4:05 PM EDT
Att. 41,341 - Overcast - 57 F

AB	R	H	RBI	BB	SO	LOB
4	0	0	0	0	1	1
4	1	1	0	0	1	1
3	1	1	1	1	0	1
3	1	1	2	0	2	1
3	0	0	0	1	1	1
2	0	0	0	1	0	1
3	1	2	1	0	0	1
3	0	0	0	0	3	1
0	0	0	0	0	0	0
0	0	0	0	0	0	0
2	0	0	0	0	0	1
1	1	1	1	0	0	0

AB	28
R	5
H	6
RBI	5
BB	3
SO	8
LOB	9

WP: 1 PA: 32
PB: 0
SB: 0
CS: 1

livebaseballscorecards.com



Batter	1	2	3	4	5	6	7	8	9	10	11	12	AB R H RBI BB SO LOB	BOTTOM	
(1, 8) C (8, 1) X (9, 1) (10, 1) (10, PH) (11, 5)	0-1 F7		0-0 G4-3 2B		0-1 G5-3		0-1 FC1-6 1-2f			0-1 HR		1-0 F8	4 0 1 0 0 0 1	Arizona Diamondbacks @ San Francisco Giants PacBell Park, San Francisco, CA Mon May 28 2001, 4:05 PM EDT Att: 41,341 - Sunny - 63 F	
(1, 6) C (8, 1) B (8, 1) X	1-2 FC5 2B		2-2 G4-3 2-3			1-2 1B 1B	3-3 K			3-2 L5		1-2 P4	6 0 2 0 0 1 2		
(1, 3) B (8, 1) C (8, 1) S (8, 1) C	3-3 K		3-3 K			1-2 1B 1-2 1B		1-0 G5-3		4-2 1B BB		1-0 G6-3	5 0 1 0 1 2 2		
(1, 7) B (8, 1) B (8, 1) B	4-0 FC5 BB			2-3 K		2-3 K		1-3 K		2-1 F8			4 0 0 0 1 3 3		
(1, 2) X	0-0 FC5 1-2 2-3f			0-0 G5-3		1-2 1-2 2-3 1B		1-0 G6-3		0-2 1-3 1B			5 0 2 0 0 0 2		
(1, 5) B (11, 1) X (12, 1) C		1-1 F9		2-2 FC4-6 1B		1-3 K		1-1 F9		1-3 K			5 0 1 0 0 2 5		
(1, 9) B (8, 1) C (8, 1) B (8, 1) C		1-3 K		1-0 FC4-6 1-2f		3-2 G4-3		1-1 P5		0-0 F7			5 0 0 0 0 1 4		
(1, 4) B (8, 1) C (8, 1) B (8, 1) B (8, 1) B		3-2 G5-3		1-2 G3		4-2 FC1-6 BB		0-2 1B		0-1 F8			4 0 1 0 1 0 0		
(1, 1) S (7, PH) X (8, 8) C		0-1 G3		1-3 K		0-0 F5		3-2 F7		0-0 F7			2 0 0 0 0 1 0		
(1, 1) S (7, PH) X (8, 8) C													3 0 0 0 0 0 2		
Inning Stats	R: 0 H: 1 E: 0 LOB: 2 K: 1 BB: 1 S: 9 P: 17	R: 0 H: 0 E: 0 LOB: 0 K: 1 BB: 0 S: 9 P: 14	R: 0 H: 1 E: 0 LOB: 1 K: 1 BB: 0 S: 11 P: 16	R: 0 H: 1 E: 0 LOB: 1 K: 1 BB: 0 S: 8 P: 13	R: 0 H: 0 E: 0 LOB: 0 K: 1 BB: 0 S: 8 P: 10	R: 0 H: 3 E: 0 LOB: 3 K: 2 BB: 0 S: 24 P: 33	R: 0 H: 0 E: 0 LOB: 1 K: 1 BB: 1 S: 12 P: 19	R: 0 H: 0 E: 0 LOB: 0 K: 1 BB: 0 S: 6 P: 9	R: 0 H: 1 E: 0 LOB: 1 K: 0 BB: 0 S: 10 P: 15	R: 1 H: 2 E: 0 LOB: 2 K: 1 BB: 1 S: 23 P: 33	R: 0 H: 0 E: 0 LOB: 0 K: 0 BB: 0 S: 4 P: 4	R: 0 H: 0 E: 0 LOB: 0 K: 0 BB: 0 S: 5 P: 8	1B: 6 SF: 0 2B: 2 SAC: 0 3B: 0 DP: 0 HR: 1 HBP: 0		WP: 0 PA: 48 PB: 0 SB: 1 CS: 0
PITCHER	IP WLS BF H R ER SO BB IBB HBP BLK WP HR S P ERA WHIP Randy Johnson, L (1, 1) 7.0 0 29 6 0 0 8 2 0 0 0 0 0 0 81 122 0.00 1.143 ERA: 2.84 Geraldo Guzman, R (8, 1) 0.1 1 0 0 0 0 0 0 0 0 0 0 0 0 1 2 0.00 0.000 ERA: Troy Brohawn, L (8, 1) 0.2 2 0 0 0 0 1 0 0 0 0 0 0 0 5 7 0.00 0.000 ERA: 4.5 Erik Sabel, R (9, 1) 0.2 3 1 0 0 0 0 0 0 0 0 0 0 0 7 9 0.00 1.500 ERA: 1.88 Greg Swindell, L (9, 1) 0.1 1 0 0 0 0 0 0 0 0 0 0 0 0 3 6 0.00 0.000 ERA: 3.71	IP WLS BF H R ER SO BB IBB HBP BLK WP HR S P ERA WHIP Bret Prinz, R (10, 1) 1.0 B 6 2 1 1 1 1 1 0 0 0 0 0 1 23 33 9.00 3.000 ERA: 0.68 Miguel Batista, R (11, 1) 2.0 W 6 0 0 0 0 0 0 0 0 0 0 0 9 12 0.00 0.000 ERA: 3.65													

AB	45
R	1
H	9
RBI	1
BB	3
SO	10
LOB	21



Batter	1	2	3	4	5	6	7	8	9	10	11	12	13	14	15	16	17	18	AB	R	H	RBI	BB	SO	LOB	TOP
Tony Womack, L (1, 6) OBP: 0.275, SLG: 0.294	F7		G6-3		G4-3		L3			S S 1B		G3			G6-3		F7		8	0	1	0	0	0	3	
Jay Bell, R (1, 4) OBP: 0.346, SLG: 0.425	F7				G1-3		G1-3			2-3 K		K					F5		8	0	2	0	0	2	3	
Luis Gonzalez, L (1, 7) OBP: 0.426, SLG: 0.695	F2		P5							4-0 IBB					FC4-6 1B				7	0	1	0	1	0	2	
Danny Bautista, R (1, 8) OBP: 0.268, SLG: 0.364										2-2 G4-3					FC4-6 1B				4	0	1	0	0	0	0	
Steve Finley, L (10, PH) OBP: 0.317, SLG: 0.309										0-0 P4					F7				2	1	0	0	1	0	3	
Mark Grace, L (1, 3) OBP: 0.411, SLG: 0.543										2-3 G4-3									3	0	1	0	0	0	1	
Erubiel Durazo, L (6, 3) OBP: 0.361, SLG: 0.709										2-3 K									5	0	1	1	0	1	1	
Reggie Sanders, R (1, 9) OBP: 0.314, SLG: 0.576										4-0 IBB									7	0	0	0	1	1	4	
Craig Counsell, L (1, 5) OBP: 0.313, SLG: 0.297										1-0 IBB									7	0	2	0	1	1	1	
Rod Barajas, R (1, 2) OBP: 0.241, SLG: 0.400										1-2 2-3 IBB									5	0	1	0	0	2	7	
Brian Anderson, R (12, PR) OBP: 0.071, SLG: 0.071										3-2 F8									0	0	0	0	0	0	0	
Damian Miller, R (12, 2) OBP: 0.288, SLG: 0.286										2-2 P4									1	0	0	0	0	0	1	
Armando Reynoso, R Greg Gidycz, R Cesar Geronzi, R David Dellucci, L Eric Sasser, R Troy Broyles, L Byung-Hyun Kim, R Miguel Batista, R Greg Swindell, L										0-2 G3									2	0	0	0	0	0	0	
										2-2 G1-3									0	0	0	0	0	0	0	
										2-1 L3									0	0	0	0	0	0	0	
										0-3 K									0	0	0	0	0	0	0	
										1-1 FC3-5 2B									0	0	0	0	0	0	0	
										1-1 FC3-5 G3									0	0	0	0	0	0	0	
										1-3 K									0	0	0	0	0	0	0	
										1-3 K									0	0	0	0	0	0	0	
										1-3 K									0	0	0	0	0	0	0	
										1-3 K									0	0	0	0	0	0	0	
										1-3 K									0	0	0	0	0	0	0	
										1-3 K									0	0	0	0	0	0	0	
										1-3 K									0	0	0	0	0	0	0	
										1-3 K									0	0	0	0	0	0	0	
										1-3 K									0	0	0	0	0	0	0	
										1-3 K									0	0	0	0	0	0	0	
										1-3 K									0	0	0	0	0	0	0	
										1-3 K									0	0	0	0	0	0	0	
										1-3 K									0	0	0	0	0	0	0	
										1-3 K									0	0	0	0	0	0	0	
										1-3 K									0	0	0	0	0	0	0	
										1-3 K									0	0	0	0	0	0	0	
										1-3 K									0	0	0	0	0	0	0	
										1-3 K									0	0	0	0	0	0	0	
										1-3 K									0	0	0	0	0	0	0	
										1-3 K									0	0	0	0	0	0	0	
										1-3 K									0	0	0	0	0	0	0	
										1-3 K									0	0	0	0	0	0	0	
										1-3 K									0	0	0	0	0	0	0	
										1-3 K									0	0	0	0	0	0	0	
										1-3 K									0	0	0	0	0	0	0	
										1-3 K									0	0	0	0	0	0	0	
										1-3 K									0	0	0	0	0	0	0	
										1-3 K									0	0	0	0	0	0	0	
										1-3 K									0	0	0	0	0	0	0	
										1-3 K									0	0	0	0	0	0	0	
										1-3 K									0	0	0	0	0	0	0	
										1-3 K									0	0	0	0	0	0	0	
										1-3 K									0	0	0	0	0	0	0	
										1-3 K									0	0	0	0	0	0	0	
										1-3 K									0	0	0	0	0	0	0	
										1-3 K									0	0	0	0	0	0	0	
										1-3 K									0	0	0	0	0	0	0	
										1-3 K									0	0	0	0	0	0	0	
										1-3 K									0	0	0	0	0	0	0	
										1-3 K									0	0	0	0	0	0	0	
										1-3 K									0	0	0	0	0	0	0	
										1-3 K									0	0	0	0	0	0	0	
										1-3 K									0	0	0	0	0	0	0	
										1-3 K									0	0	0	0	0	0	0	
										1-3 K									0	0	0	0	0	0	0	
										1-3 K									0	0	0	0	0	0	0	
										1-3 K									0	0	0	0	0	0	0	
										1-3 K									0	0	0	0	0	0	0	
										1-3 K									0	0	0	0	0	0	0	
										1-3 K									0	0	0	0	0	0	0	
										1-3 K									0	0	0	0	0	0	0	
										1-3 K									0	0	0	0	0	0	0	
										1-3 K									0	0	0	0	0	0	0	
</																										

Batter	1	2	3	4	5	6	7	8	9	10	11	12	13	14	15	16	17	18	AB	R	H	RBI	BB	SO	LOB
Marvin Benard, L (1, 9) <small>OBP: 0.271, SLG: 0.308</small> Ryan Vogelsong, R (16, 1) <small>OBP: 1.000, SLG: 2.000</small>																			6	0	0	0	0	0	1
Rich Aurilia, R (1, 6) <small>OBP: 0.417, SLG: 0.601</small>																			6	0	3	0	2	0	2
Barry Bonds, L (1, 7) <small>OBP: 0.461, SLG: 0.865</small>																			5	0	0	0	3	1	5
Jeff Kent, R (1, 3) <small>OBP: 0.333, SLG: 0.490</small>																			7	0	3	0	1	1	6
Armando Rios, L (1, 8) <small>OBP: 0.292, SLG: 0.442</small>																		8	0	1	0	0	3	7	
Benito Santiago, R (1, 2) <small>OBP: 0.382, SLG: 0.440</small>																			5	0	0	0	2	2	3
Ramon Martinez, R (1, 4) <small>OBP: 0.318, SLG: 0.342</small>																			6	0	0	0	1	0	3
Pedro Feliz, R (1, 5) <small>OBP: 0.225, SLG: 0.269</small> Felipe Crespo, S (10, PH) <small>OBP: 0.076, SLG: 0.412</small> 41 Chad Zerbe, R (11, 1) <small>OBP: 0.201, SLG: 0.200</small> Tim Worrell, R (13, 1) <small>OBP: 0.340, SLG: 0.469</small> Shawon Dunston, R (15, PH) <small>OBP: 0.325, SLG: 0.469</small>																			3	0	0	0	0	1	1
Shawn Estes, R (1, 1) <small>OBP: 0.105, SLG: 0.056</small> Aaron Foltz, R (8, 1) <small>OBP: 0.261, SLG: 0.050</small> Russ Davis, R (8, PH) <small>OBP: 0.340, SLG: 0.469</small> Felix Rodriguez, R (6, 1) <small>OBP: 0.105, SLG: 0.056</small> Robb Nen, R (10, 1) <small>OBP: 0.261, SLG: 0.050</small> Edwards Guzman, L (11, 5) <small>OBP: 0.261, SLG: 0.050</small>																			2	0	0	0	0	0	0

Inning Stats	R: 0	H: 0	E: 1	LOB: 2	K: 0	BB: 1	S: 6	P: 14	R: 0	H: 0	E: 0	LOB: 1	K: 1	BB: 1	S: 11	P: 18	R: 0	H: 1	E: 0	LOB: 2	K: 0	BB: 1	S: 12	P: 23	R: 0	H: 0	E: 0	LOB: 0	K: 0	BB: 0	S: 6	P: 10	R: 0	H: 2	E: 0	LOB: 1	K: 1	BB: 0	S: 9	P: 17	R: 0	H: 0	E: 0	LOB: 0	K: 0	BB: 0	S: 8	P: 12	R: 0	H: 0	E: 0	LOB: 2	K: 1	BB: 2	S: 7	P: 17	R: 0	H: 0	E: 0	LOB: 0	K: 0	BB: 0	S: 5	P: 7	R: 0	H: 2	E: 0	LOB: 2	K: 1	BB: 0	S: 8	P: 15	R: 0	H: 1	E: 0	LOB: 1	K: 1	BB: 0	S: 9	P: 9	R: 0	H: 0	E: 0	LOB: 0	K: 0	BB: 1	S: 4	P: 12	R: 0	H: 1	E: 0	LOB: 1	K: 1	BB: 1	S: 9	P: 19	R: 0	H: 0	E: 0	LOB: 0	K: 1	BB: 0	S: 12	P: 15	R: 0	H: 0	E: 0	LOB: 0	K: 1	BB: 0	S: 6	P: 11	R: 0	H: 1	E: 0	LOB: 2	K: 0	BB: 1	S: 8	P: 20	R: 0	H: 1	E: 0	LOB: 3	K: 0	BB: 2	S: 8	P: 20	1B: 5	SF: 0	2B: 7	SAC: 1	3B: 0	DP: 4	HR: 0	HBP: 1	WP: 0	PA: 69
PITCHER Armando Reynoso, R (1, 1) <small>ERA: 5.4</small> Geraldo Guzman, R (7, 1) <small>ERA: 1.76</small> Erik Sabel, R (10, 1) <small>ERA: 1.76</small> Troy Brohawn, L (11, 1) <small>ERA: 4.42</small> Byung-Hyun Kim, R (11, 1) <small>ERA: 3.45</small>	PITCHER Miguel Batista, R (14, 1) <small>ERA: 3.29</small> Greg Swindell, L (18, 1) <small>ERA: 3.5</small>	PITCHER Miguel Batista, R (14, 1) <small>ERA: 3.29</small> Greg Swindell, L (18, 1) <small>ERA: 3.5</small>																																																																																																																																								

Arizona Diamondbacks @ San Francisco Giants
PacBell Park, San Francisco, CA
Tue May 29 2001, 10:15 PM EDT
Att. 39,709 - Sunny - 65 F

AB	57
R	0
H	9
RBI	0
BB	10
SO	9
LOB	33



Batter	1	2	3	4	5	6	7	8	9	AB	R	H	RBI	BB	SO	LOB
Armando Rios, L OBP: 0.291, SLG: 0.434 (1, 8)	F8		FC6-4 BB		G4-3		G3			3	0	0	0	1	0	1
Ramon Martinez, R OBP: 0.315, SLG: 0.338 (1, 4)	G4-6-3 1B		FC6-4 1-2f			F8		G5-3		4	0	1	0	0	0	1
Jeff Kent, R OBP: 0.332, SLG: 0.485 (1, 3)	G4-6-3 1-2f			G6-3		HR 1B		P5		4	1	1	0	0	0	1
Barry Bonds, L OBP: 0.466, SLG: 0.899 (1, 7)		HR		1B BB		HR		G1-3		3	2	2	3	1	0	0
Rich Aurilia, R OBP: 0.418, SLG: 0.599 (1, 6)		G6-3		F8		G6-4-3 1B			SH2-4 1B	4	0	2	0	0	0	1
Shawon Dunston, R OBP: 0.325, SLG: 0.469 (9, PR)										0	0	0	0	0	0	0
Russ Davis, R OBP: 0.340, SLG: 0.466 (1, 5)		L8		1B		G6-4-3 1-2f		SH2-4		3	0	1	0	0	0	1
Marvin Benard, L OBP: 0.266, SLG: 0.301 (1, 9)		P6		G4-3			B4		F7	4	0	0	0	0	0	4
Bobby Estalella, R OBP: 0.277, SLG: 0.388 (1, 2)			K			K		F5		3	0	0	0	0	2	0
Felipe Crespo, S OBP: 0.316, SLG: 0.412 (9, PH)									BB	0	0	0	0	1	0	0
Livan Hernandez, R OBP: 0.214, SLG: 0.250 (1, 1)			G6-3		G5-3				G3-1	3	0	1	0	0	0	0
Aaron Fultz, L OBP: 0.500, SLG: 0.500 (8, 1)										0	0	0	0	0	0	0
Edwards Guzman, L OBP: 0.241, SLG: 0.483 (9, PH)										1	0	0	0	0	0	2

Inning Stats	R: 0	H: 1	E: 0	LOB: 0	K: 0	BB: 0	S: 6	P: 9	R: 1	H: 1	E: 0	LOB: 0	K: 0	BB: 0	S: 9	P: 10	R: 0	H: 0	E: 0	LOB: 1	K: 1	BB: 1	S: 8	P: 14	R: 0	H: 1	E: 0	LOB: 2	K: 0	BB: 0	S: 9	P: 15	R: 0	H: 0	E: 0	LOB: 0	K: 1	BB: 0	S: 8	P: 12	R: 2	H: 3	E: 0	LOB: 0	K: 0	BB: 0	S: 8	P: 16	R: 0	H: 1	E: 0	LOB: 1	K: 0	BB: 0	S: 6	P: 9	R: 0	H: 0	E: 0	LOB: 0	K: 0	BB: 0	S: 6	P: 11	R: 0	H: 1	E: 0	LOB: 2	K: 0	BB: 1	S: 13	P: 20	1B: 5	SF: 0	2B: 1	SAC: 1	3B: 0	DP: 2	HR: 2	HBP: 0	WP: 0	PA: 36
--------------	------	------	------	--------	------	-------	------	------	------	------	------	--------	------	-------	------	-------	------	------	------	--------	------	-------	------	-------	------	------	------	--------	------	-------	------	-------	------	------	------	--------	------	-------	------	-------	------	------	------	--------	------	-------	------	-------	------	------	------	--------	------	-------	------	------	------	------	------	--------	------	-------	------	-------	------	------	------	--------	------	-------	-------	-------	-------	-------	-------	--------	-------	-------	-------	--------	-------	--------

PITCHER	IP	WLS	BF	H	R	ER	SO	BB	IBB	HBP	BLK	WP	HR	S	P	ERA	WHIP
Robert Ellis, R ERA: 4.71 (1, 1)	7.0	W	28	7	3	3	2	2	0	0	0	0	2	54	85	3.86	1.286
Byung-Hyun Kim, R ERA: 3.38 (8, 1)	0.2	H	2	0	0	0	0	0	0	0	0	0	0	5	9	0.00	0.000
Troy Brohawn, L ERA: 4.34 (8, 1)	0.1	H	1	0	0	0	0	0	0	0	0	0	0	1	2	0.00	0.000
Bret Prinz, R ERA: 0.63 (9, 1)	1.0	S	5	1	0	0	0	1	0	0	0	0	0	13	20	0.00	2.000

BOTTOM

Arizona Diamondbacks @ San Francisco Giants
PacBell Park, San Francisco, CA
Wed May 30 2001, 10:05 PM EDT
Att: 40,313 - Sunny - 86 F

livebaseballscorecards.com

AB	32
R	3
H	8
RBI	3
BB	3
SO	2
LOB	11



Batter	1	2	3	4	5	6	7	8	9	AB	R	H	RBI	BB	SO	LOB	TOP								
Calvin Murray, R OBP: 0.444, SLG: 0.667 (1, 8)	2-2 F2	0-0 F3			2-1 G5-3	1-3 K			3-3 K	5	0	0	0	0	2	4									
Russ Davis, R OBP: 0.344, SLG: 0.489 (1, 5)	0-2 2B	0-0 G1-3			2-1 HR			0-1 2B 1B	1-2 S 2B 1B	5	4	4	1	0	0	2									
Jeff Kent, R OBP: 0.335, SLG: 0.483 (1, 4)	2-2 L4				1-1 2B			0-0 2B G5-3 1B	1-1 F9	5	1	2	0	0	0	2									
Barry Bonds, L OBP: 0.472, SLG: 0.896 (1, 7)	4-1 2B BB				2-2 P4			1-3 K	4-2 2B BB	3	0	0	0	2	2	3									
Shawon Dunston, R OBP: 0.326, SLG: 0.476 Armando Rios, L OBP: 0.302, SLG: 0.465 (1, 9) (7, PH) (7, 9)	2-2 2B				2-3 K			0-2 G5-3 2B	1-1 2B	3	0	1	1	0	1	1									
Ramon Martinez, R OBP: 0.313, SLG: 0.326 (1, 6)	0-1 G5-3				0-2 F2			1-1 G5-3	1-0 F9	5	0	1	1	0	0	5									
Edwards Guzman, L OBP: 0.242, SLG: 0.455 Aaron Fultz, L OBP: 0.600, SLG: 0.500 Felix Rodriguez, R OBP: 0.409, SLG: 0.598 Robb Nen, R OBP: 0.200, SLG: 0.200 (1, 3) (7, 1) (8, 1) (9, PH) (9, 1) (9, 1)		3-2 P5			1-2 G5-3			0-0 SH5-4 1B	0-3 K	4	0	1	0	0	1	1									
Bobby Estalella, R OBP: 0.286, SLG: 0.386 (1, 2)		2-2 2B 1B			4-2 BB			0-1 F7	0-0 F2	3	0	1	0	1	0	2									
Russ Ortiz, R OBP: 0.231, SLG: 0.250 Felipe Crespo, S OBP: 0.300, SLG: 0.389 (1, 1) (7, 3)		2-2 2B			0-3 K			0-0 SH5-4	0-3 K	2	0	1	0	0	1	1									
		1-3 2B						1-2 2-3		1	0	0	0	0	1	0									
Inning Stats	R: 1 E: 0 K: 0 S: 16	H: 2 LOB: 2 BB: 1 P: 26	R: 0 E: 0 K: 0 S: 12	H: 2 LOB: 2 BB: 0 P: 18	R: 0 E: 0 K: 1 S: 11	H: 0 LOB: 0 BB: 0 P: 16	R: 0 E: 0 K: 1 S: 11	H: 0 LOB: 1 BB: 1 P: 16	R: 1 E: 0 K: 1 S: 13	H: 2 LOB: 1 BB: 0 P: 22	R: 0 E: 0 K: 1 S: 9	H: 2 LOB: 2 BB: 0 P: 10	R: 2 E: 0 K: 2 S: 18	H: 3 LOB: 1 BB: 0 P: 20	R: 0 E: 0 K: 2 S: 12	H: 0 LOB: 0 BB: 0 P: 15	R: 1 E: 0 K: 1 S: 19	H: 2 LOB: 2 BB: 1 P: 30	1B: 6 2B: 6 3B: 0 HR: 1	SF: 0 SAC: 1 DP: 0 HBP: 0	WP: 0 PB: 0 SB: 1 CS: 0	PA: 43			
PITCHER	IP	WLS	BF	H	R	ER	SO	BB	IBB	HBP	BLK	WP	HR	S	P	ERA	WHIP								
Denny Neagle, L ERA: 4.4 (1, 1)	5.2		27	8	2	2	3	2	0	0	0	0	1	69	104	3.18	1.765								
Kane Davis, R ERA: 3.67 (6, 1)	0.1	H	3	2	2	2	1	0	0	0	0	0	0	6	7	54.00	6.000								
Mike Myers, L ERA: 2.13 (7, 1)	0.1	H	1	0	0	0	1	0	0	0	0	0	0	6	7	0.00	0.000								
Juan Acevedo, R ERA: 3.68 (7, 1)	1.2	B	6	1	0	0	3	0	0	0	0	0	0	21	25	0.00	0.600								
Gabe White, L ERA: 6.08 (9, 1)	0.2		5	2	1	1	0	1	0	0	0	0	0	16	24	13.50	4.500								
PITCHER	IP	WLS	BF	H	R	ER	SO	BB	IBB	HBP	BLK	WP	HR	S	P	ERA	WHIP								
Jose Jimenez, R ERA: 5.23 (9, 1)	0.1	W	1	0	0	0	1	0	0	0	0	0	0	3	6	0.00	0.000								

San Francisco Giants @ Colorado Rockies
 Coors Field, Denver, CO
 Sat Jun 02 2001, 2:10 PM MDT
 Att. 40,657 - Cloudy - 84 F

AB	39
R	5
H	13
RBI	5
BB	3
SO	9
LOB	23



1B	6	SF	0
2B	6	SAC	1
3B	0	DP	0
HR	1	HBP	0

BOTTOM

San Francisco Giants @ Colorado Rockies
Coors Field, Denver, CO
Sat Jun 02 2001, 2:10 PM MDT
Att. 40,657 - Cloudy - 84 F

livebaseballscorecards.com

AB 33
R 7
H 12
RBI 7
BB 4
SO 6
LOB 17



WP: 0 PA: 39
PB: 0
SB: 1
CS: 0

AB R H RBI BB SO LOB

4	1	1	0	0	0	1
5	1	1	2	0	2	2
3	2	2	2	2	0	2
4	0	1	0	0	0	2
4	0	3	0	0	0	2
3	1	3	1	0	0	0
0	0	0	0	0	0	0
1	0	0	0	0	1	0
0	0	0	0	0	0	0
0	0	0	0	0	0	0
0	0	0	0	0	0	0
0	1	0	0	1	0	0

Batter	1	2	3	4	5	6	7	8	9
Juan Pierre, L OBP: 0.381, SLG: 0.371 (1, 8)	0-0 B5-3	0-1 F8		0-0 SH1-3		1-0 G6-3			2-2 1B
Neifi Perez, S OBP: 0.356, SLG: 0.492 (1, 6)	2-3 K		0-0 P6	3-3 K			0-1 G3		1-1 HR
Larry Walker, L OBP: 0.450, SLG: 0.706 (1, 9)	4-1 17 FC5-4 BB		1-2 1B	1-1 G6-3			4-2 17 1B BB		1-0 HR
17 Todd Helton, L OBP: 0.448, SLG: 0.668 (1, 3)	1-2 FC5-4		2-1 F7		3-2 P4		1-0 G5-4-3 1B		
Jeff Cirillo, R OBP: 0.360, SLG: 0.538 (1, 5)		1-0 FC2-5 1B	3-1 1B	1-3 1B	0-0 1B		1-1 G5-4-3		
Todd Walker, L OBP: 0.394, SLG: 0.545 (1, 4)		0-0 FC2-5 1B	2-2 1B		0-1 G4-6-3 1B			1-3 K	
Ron Gant, R OBP: 0.310, SLG: 0.432 (8, PH)		1-2 2B	1-3 3-H 1B		1-3 1B				
Greg Norton, S OBP: 0.295, SLG: 0.433 (8, PH)		2-2 FC2-5 2B	3-3 K		1-1 G4-6-3			3-3 K	
Terry Shumpert, R OBP: 0.298, SLG: 0.267 (9, 4)		1-2 2B			1-2 1B				
Jacob Cruz, L OBP: 0.288, SLG: 0.389 (9, 1)		2-2 FC2-5 2B			1-1 G4-6-3				
Brent Mayne, L OBP: 0.373, SLG: 0.350 (1, 2)		1-2 L6		4-1 SH1-3 SH BB		2-1 G1-3		2-0 F8	
Denny Neagle, L OBP: 0.188, SLG: 0.240 (6, 1)		1-2 2B		2-1 SH		1-3 K			4-0 1B DI BB
Mike Myers, L (7, 1)				1-2 SH					
Juan Acevedo, R (7, 1)									
Gabe White, L (9, 1)									
Brooks Kieschnick, L OBP: 0.579, SLG: 1.118 (9, 7)		1-H 2-H 2B							

Inning Stats	R: 0	H: 0	E: 0	K: 1	S: 11	H: 0	LOB: 1	BB: 1	P: 17	R: 2	H: 3	E: 0	K: 0	S: 13	R: 1	H: 3	E: 0	K: 1	S: 15	R: 0	H: 0	E: 0	K: 0	S: 13	R: 0	H: 2	E: 0	K: 0	S: 8	R: 0	H: 0	E: 0	K: 1	S: 6	R: 0	H: 1	E: 0	K: 0	S: 7	R: 0	H: 0	E: 0	K: 2	S: 7	R: 4	H: 3	E: 0	K: 0	S: 6	1B: 10	2B: 1	3B: 0	HR: 1	SF: 0	SAC: 2	DP: 2	HBP: 0	WP: 0	PA: 39
--------------	------	------	------	------	-------	------	--------	-------	-------	------	------	------	------	-------	------	------	------	------	-------	------	------	------	------	-------	------	------	------	------	------	------	------	------	------	------	------	------	------	------	------	------	------	------	------	------	------	------	------	------	------	--------	-------	-------	-------	-------	--------	-------	--------	-------	--------

PITCHER	IP	WLS	BF	H	R	ER	SO	BB	IBB	HBP	BLK	WP	HR	S	P	ERA	WHIP
Russ Ortiz, R ERA: 3.42 (1, 1)	6.1		30	8	3	3	4	3	0	0	0	0	0	70	114	4.26	1.737
Aaron Fultz, L ERA: 4.5 (7, 1)	0.2	H	2	1	0	0	0	0	0	0	0	0	0	3	5	0.00	1.500
Felix Rodriguez, R ERA: 1.67 (8, 1)	1.0	H	3	0	0	0	2	0	0	0	0	0	0	7	13	0.00	0.000
Robb Nen, R ERA: 3.8 (9, 1)	0.0	L	3	2	3	3	0	1	0	0	0	0	0	5	12	∞	∞
41 Chad Zerbe, L ERA: 3.47 (9, 1)	0.0		1	1	1	1	0	0	0	0	0	0	1	1	2	∞	∞

Batter	1	2	3	4	5	6	7	8	9	AB R H RBI BB SO LOB	TOP	
Marvin Benard, L (1, 9) OBP: 0.269, SLG: 0.296	1-2 F8		1-0 F9			4-1 FC5-4 BB		1-1 F8		3 0 0 0 1 0 1		
Russ Davis, R (1, 5) OBP: 0.335, SLG: 0.476	1-1 G1-3			0-1 G5-3		0-1 FC5-4		1-1 P4		4 0 0 0 0 0 1		
Jeff Kent, R (1, 4) OBP: 0.333, SLG: 0.478	0-0 G4-3			0-3 K			0-0 FC4-6 1B		1-1 F8	4 0 1 0 0 1 0		
Barry Bonds, L (1, 7) OBP: 0.466, SLG: 0.880		2-2 G3-1		1-0 F5			3-1 FC4-6 1B		1-3 K	3 0 0 0 0 0 1		
Calvin Murray, R (7, PR) OBP: 0.421, SLG: 0.625							1-2f 2B			1 1 0 0 0 1 0		
Felipe Crespo, S (1, 3) OBP: 0.292, SLG: 0.364		2-3 K			1-3 K		0-0 2B 1B		3-3 K	4 1 1 0 0 3 0		
Armando Rios, L (1, 8) OBP: 0.302, SLG: 0.469		2-0 F7			0-3 K		0-0 G3-1 2B			3 0 1 2 0 1 0		
Benito Santiago, R (1, 2) OBP: 0.384, SLG: 0.455			0-1 F7		2-2 F7		1-2 G3-1			2 0 0 0 0 0 0		
Edwards Guzman, L (6, 2) OBP: 0.235, SLG: 0.441							2-3			1 0 0 0 0 0 2		
Ramon Martinez, R (1, 6) OBP: 0.314, SLG: 0.318			4-0 BB			0-0 F9	2-3 K			2 0 0 0 1 1 2		
Mark Gardner, R (1, 1)			2-2 F2			0-1 L4		2-2 L6		1 0 0 0 0 0 1		
41 Chad Zerbe, L (4, 1) OBP: 0.200, SLG: 0.200										0 0 0 0 0 0 0		
Rich Aurilia, R (6, PH) OBP: 0.407, SLG: 0.595										1 0 0 0 0 0 0		
Ryan Vogelsong, R (6, 1) OBP: 0.500, SLG: 1.000										1 0 0 0 0 0 0		
Inning Stats	R: 0 H: 0 E: 0 LOB: 0 K: 0 BB: 0 S: 6 P: 8	R: 0 H: 0 E: 0 LOB: 0 K: 1 BB: 0 S: 8 P: 14	R: 0 H: 0 E: 0 LOB: 1 K: 0 BB: 1 S: 6 P: 13	R: 0 H: 0 E: 0 LOB: 0 K: 1 BB: 0 S: 6 P: 7	R: 0 H: 0 E: 0 LOB: 0 K: 2 BB: 0 S: 10 P: 13	R: 0 H: 0 E: 0 LOB: 1 K: 0 BB: 1 S: 6 P: 10	R: 2 H: 3 E: 0 LOB: 2 K: 1 BB: 0 S: 12 P: 18	R: 0 H: 0 E: 0 LOB: 0 K: 0 BB: 0 S: 7 P: 11	R: 0 H: 0 E: 0 LOB: 0 K: 2 BB: 0 S: 8 P: 13	1B: 2 SF: 0 2B: 1 SAC: 0 3B: 0 DP: 0 HR: 0 HBP: 0	WP: 0 PA: 32 PB: 0 SB: 0 CS: 0	
PITCHER Pedro Astacio, R (1, 1) ERA: 4.64	IP WLS BF H R ER SO BB IBB HBP BLK WP HR S P ERA WHIP	9.0 W 32 3 2 2 7 2 0 0 0 0 0 0 69 107 2.00 0.556										

San Francisco Giants @ Colorado Rockies
 Coors Field, Denver, CO
 Sun Jun 03 2001, 1:05 PM MDT
 Att. 41,684 - Cloudy - 64 F

AB	30
R	2
H	3
RBI	2
BB	2
SO	7
LOB	8



Batter	1	2	3	4	5	6	7	8	9	AB	R	H	RBI	BB	SO	LOB
Juan Pierre, L OBP: 0.386, SLG: 0.377 (1, 8)	2-2 CS 1B		0-1 3B 1B	3-0 F8	1-0 G1-2-3 1B		2-0 F8			5	1	3	0	0	0	2
Neifi Perez, S OBP: 0.357, SLG: 0.500 (1, 6)	3-2 L6 1-2		3-2 HR 3B	1-0 2B 17 1B 1B	0-0 G1-2-3			0-1 F5		5	2	2	1	0	0	4
Larry Walker, L OBP: 0.451, SLG: 0.723 (1, 9) Ron Gant, R OBP: 0.307, SLG: 0.429 (8, PH) (9, 7)	1-3 K		3-0 HR	2-2 17 1B 2B	0-0 L9			3-2 G4-3		4	2	2	3	0	1	2
17 Todd Helton, L OBP: 0.456, SLG: 0.690 (1, 3) Greg Norton, S OBP: 0.301, SLG: 0.433 (8, PH) (9, 3)		2-1 1B SF8 1B	3-1 HR	2-1 3B 1B		2-1 G4-6-3 1B		4-2 FC5-4 BB		4	3	4	3	0	0	0
Jeff Cirillo, R OBP: 0.355, SLG: 0.541 (1, 5)		2-1 F8	3-2 G5-3	1-2 3B		2-1 G4-6-3		0-1 FC5-4		5	0	1	1	0	0	3
Todd Walker, L OBP: 0.391, SLG: 0.539 (1, 4) Terry Shumpert, R OBP: 0.298, SLG: 0.267 (9, 4)		1-1 2B 1B	1-0 F2	1-1 F8		1-0 G3-1				4	1	1	0	0	0	1
Jacob Cruz, L OBP: 0.286, SLG: 0.387 (1, 7) (9, 9)		0-0 SF8	1-1 G4-3		0-0 1B 1B		1-3 K			3	1	1	1	0	1	0
Brent Mayne, L OBP: 0.384, SLG: 0.371 (1, 2)		1-1 2B		0-2 F8	3-1 1B 1B 1B		0-0 1B			4	0	3	1	0	0	0
Pedro Astacio, R OBP: 0.138, SLG: 0.138 (1, 1)		0-3 K		1-0 1B 2B 1B	0-0 G1-2-3 1B		1-3 K			4	1	2	1	0	2	2

Inning Stats	R: 0	H: 1	E: 0	K: 1	S: 15	LOB: 0	BB: 0	P: 20	R: 2	H: 3	E: 0	K: 1	S: 12	LOB: 1	BB: 0	P: 18	R: 4	H: 4	E: 0	K: 0	S: 20	LOB: 0	BB: 0	P: 34	R: 4	H: 5	E: 0	K: 0	S: 18	LOB: 1	BB: 0	P: 29	R: 1	H: 4	E: 0	K: 0	S: 7	LOB: 2	BB: 0	P: 11	R: 0	H: 1	E: 0	K: 2	S: 8	LOB: 1	BB: 0	P: 12	R: 0	H: 0	E: 0	K: 0	S: 11	LOB: 1	BB: 1	P: 18
1B: 13	SF: 1	2B: 2	SAC: 0	3B: 2	DP: 2	HR: 2	HBP: 0	CS: 1	WP: 0	PA: 41	PB: 0	SB: 0	CS: 1																																											

PITCHER	IP	WLS	BF	H	R	ER	SO	BB	IBB	HBP	BLK	WP	HR	S	P	ERA	WHIP
Mark Gardner, R (1, 1)	3.2	L	21	11	9	9	2	0	0	0	0	0	0	15	23	13.50	4.500
41 Chad Zerbe, L (4, 1)	1.1		9	6	2	2	0	0	0	0	0	0	0	15	23	13.50	4.500
Ryan Vogelsong, R (6, 1)	3.0		11	2	0	0	2	1	0	0	0	0	0	24	40	0.00	1.000

BOTTOM

San Francisco Giants @ Colorado Rockies
Coors Field, Denver, CO
Sun Jun 03 2001, 1:05 PM MDT
Att: 41,684 - Cloudy - 64 F

livebaseballscorecards.com

AB	39
R	11
H	19
RBI	11
BB	1
SO	4
LOB	14

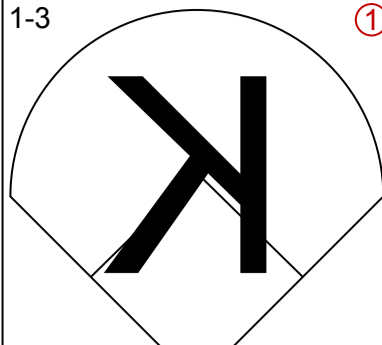
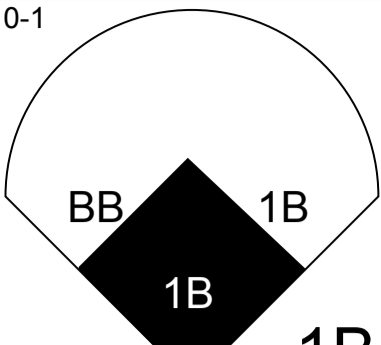
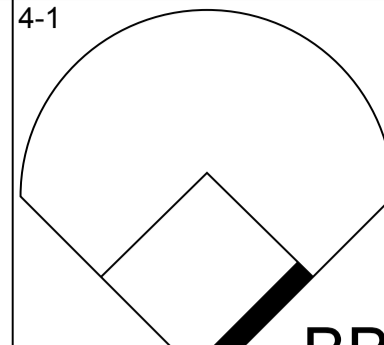
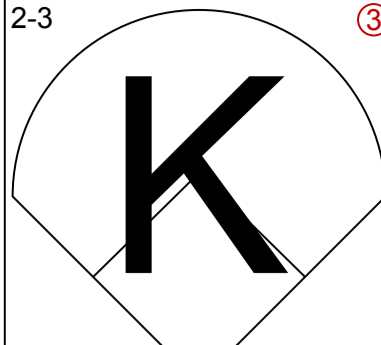
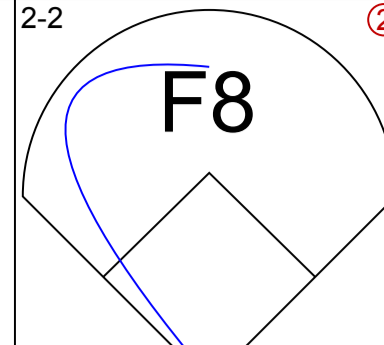
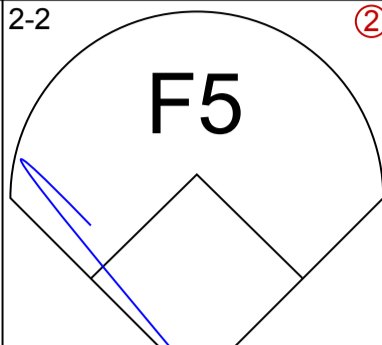
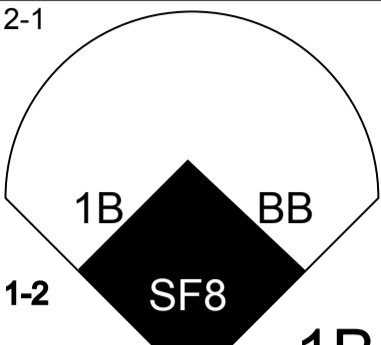
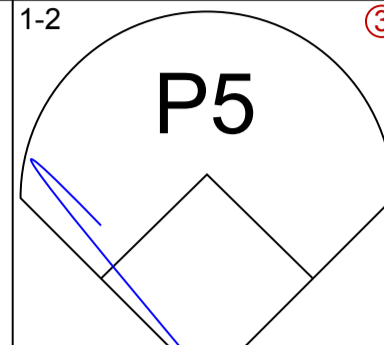
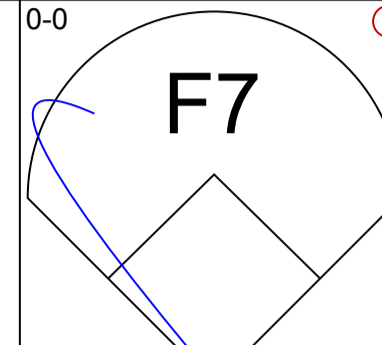
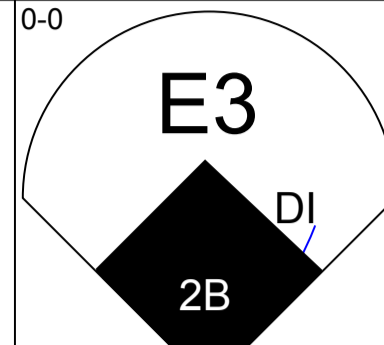
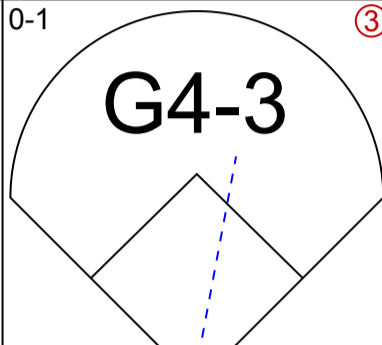
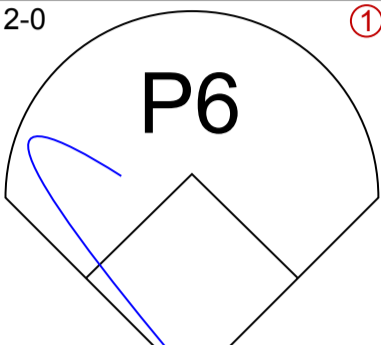
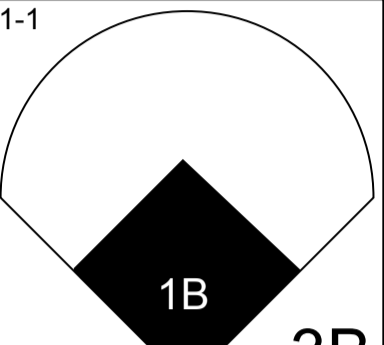
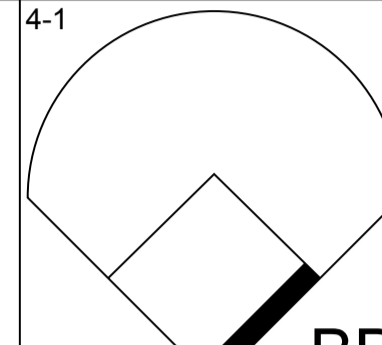
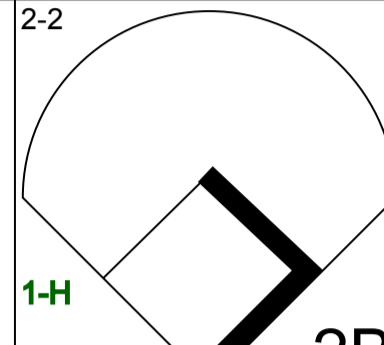
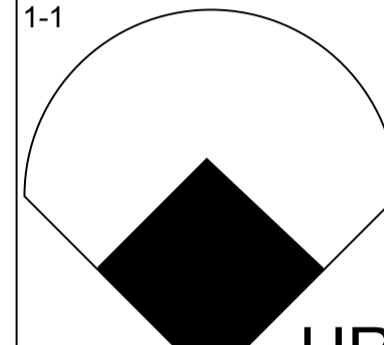
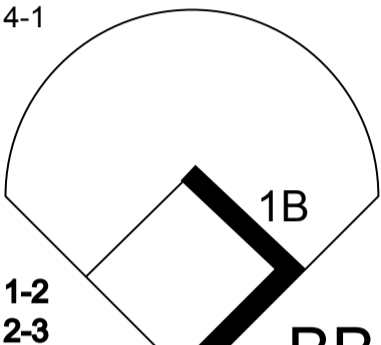
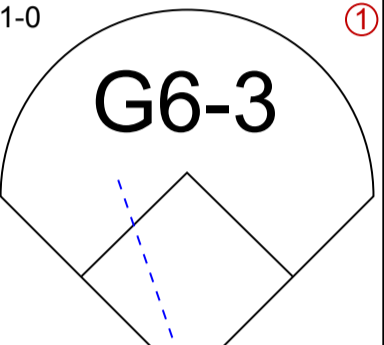
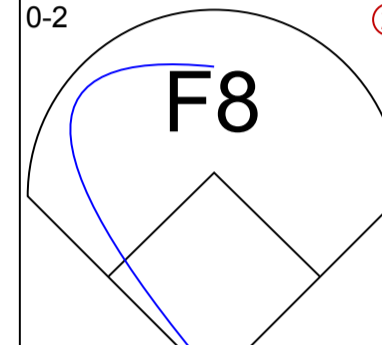
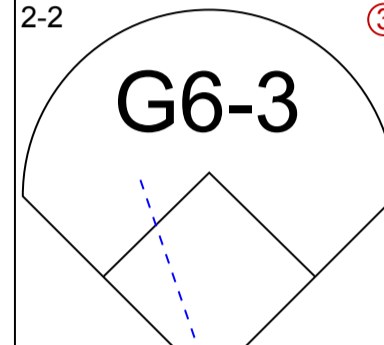
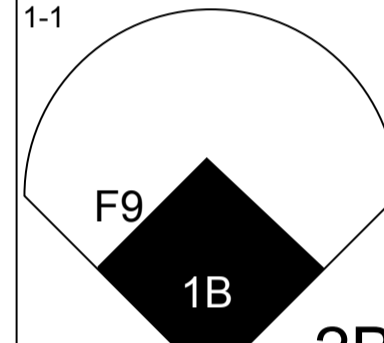
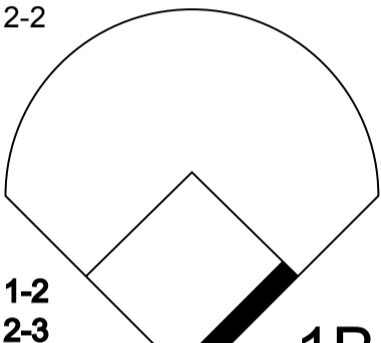
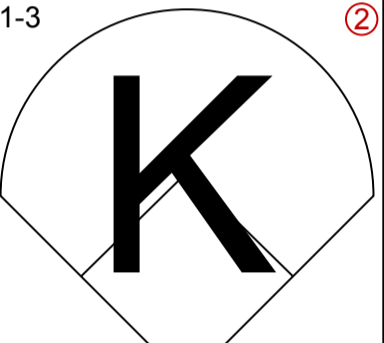
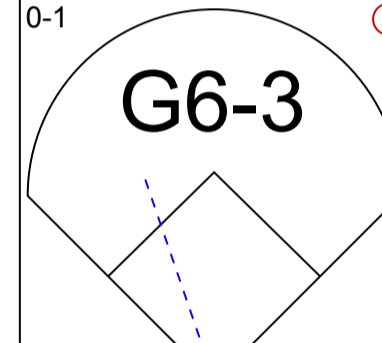
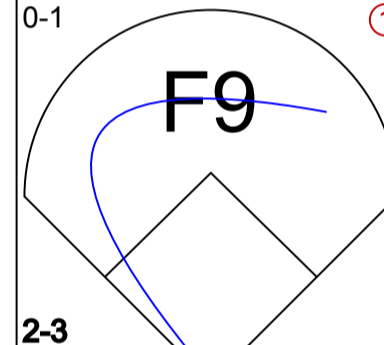
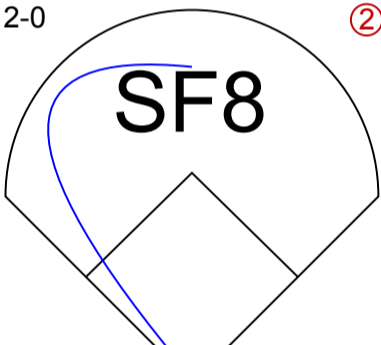
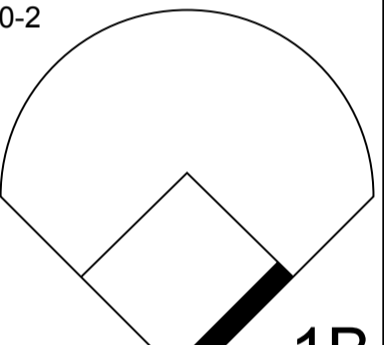
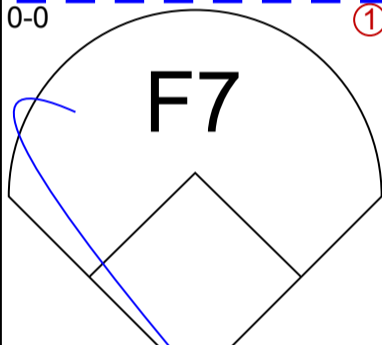
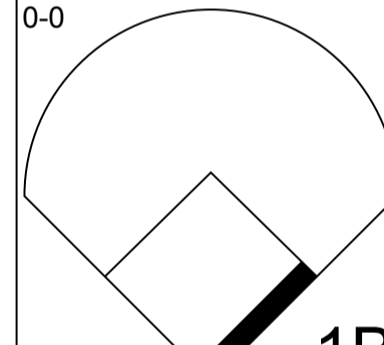
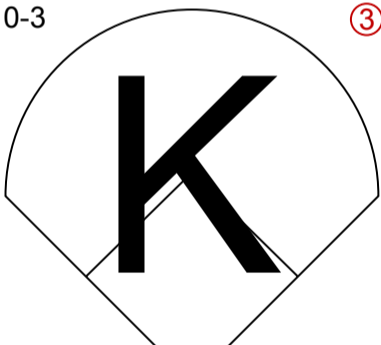
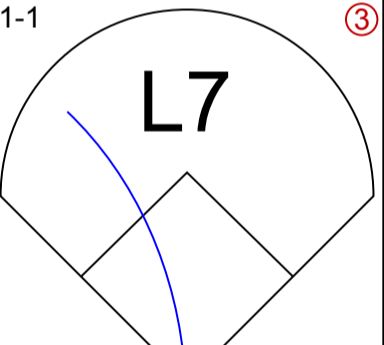
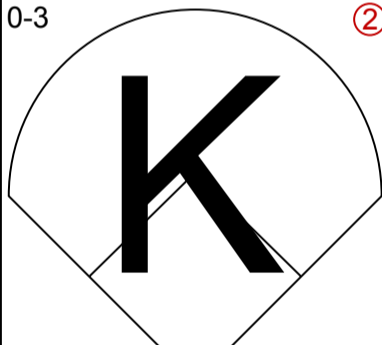
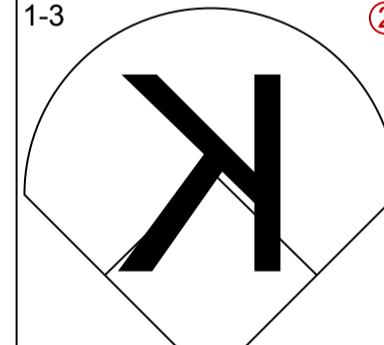
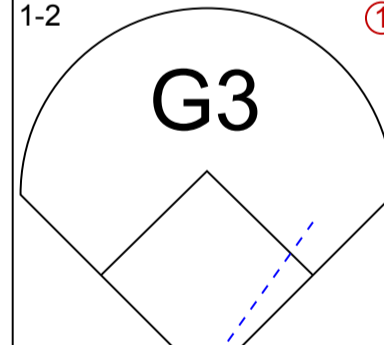
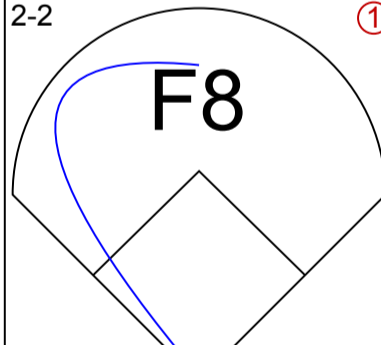
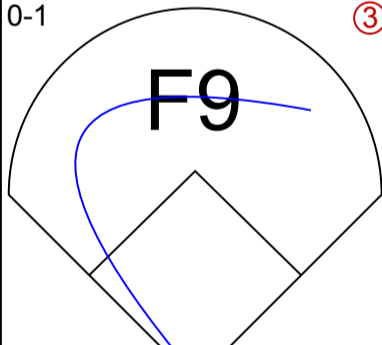
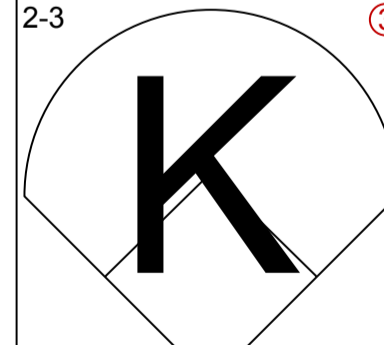
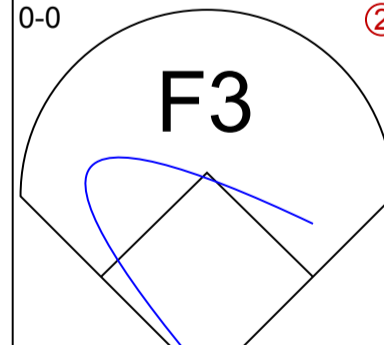
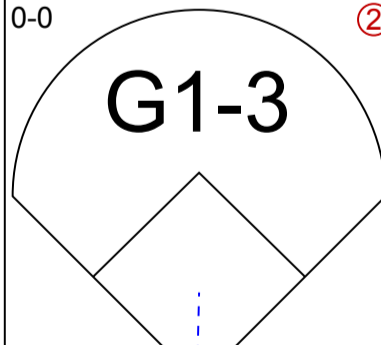
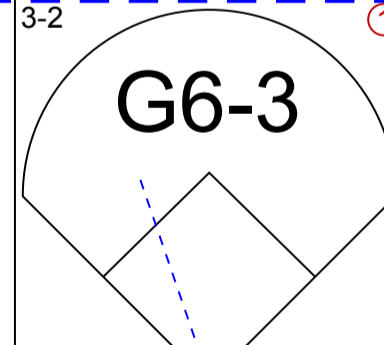


Batter	1	2	3	4	5	6	7	8	9	AB R H RBI BB SO LOB	TOP																						
Rickey Henderson, R OBP: 0.358, SLG: 0.379 (1, 7)	2-2 G6-3		4-1 BB BB		1-1 G4-3		4-1 BB		2-3 K	3 0 0 0 2 1 1	San Diego Padres @ San Francisco Giants PacBell Park, San Francisco, CA Mon Jun 04 2001, 10:15 PM EDT Att. 38,255 - Sunny - 61 F																						
Mark Kotsay, L OBP: 0.353, SLG: 0.412 (1, 8)	1-3 K		0-0 F5		0-2 F7		0-0 L8			4 0 0 0 0 1 3																							
Ryan Klesko, L OBP: 0.419, SLG: 0.599 (1, 3)	1-0 1B		1-3 K		0-2 E1 WP			3-2 G6-3		4 0 1 0 0 1 2																							
Phil Nevin, R OBP: 0.388, SLG: 0.589 (1, 5)	2-0 F9		4-0 FC1-6 BB		3-2 F9			4-2 G4-3 BB		2 0 0 0 2 0 2																							
Ben Davis, S OBP: 0.396, SLG: 0.429 (1, 2)			1-1 FC1-6		0-0 G5-3			0-2 G4-3		4 0 0 0 0 0 4																							
Alex Arias, R OBP: 0.307, SLG: 0.317 (1, 4)		3-2 E5		1-0 G5-3		1-1 F8			4-0 WP 1B BB	3 1 0 0 1 0 0																							
Mike Darr, L OBP: 0.393, SLG: 0.358 (1, 9)		0-0 F7		1-0 WP 1B		1-3 K			2-2 S 1B	4 0 2 1 0 1 1																							
Donaldo Mendez, R OBP: 0.206, SLG: 0.212 Chris Gomez, R OBP: 0.270, SLG: 0.238 Dave Magadan, L OBP: 0.391, SLG: 0.390 (1, 6) (7, 6) (9, PH)		2-1 F9		1-1 F9		1-1 G6-3			3-2 F7	3 0 0 0 0 0 2 0 0 0 0 0 0 0 1 0 0 0 0 0 1																							
Bobby Jones, R OBP: 0.115, SLG: 0.120 Cesar Crespo, S OBP: 0.211, SLG: 0.125 (1, 1) (9, PH)			1-1 BB 2B		2-3 K		1-0 F8		0-3 K	3 0 1 0 0 1 1 1 0 0 0 0 1 1																							
Inning Stats	R: 0 E: 0 K: 1 S: 8	H: 1 LOB: 1 BB: 0 P: 14	R: 0 E: 1 K: 0 S: 7	H: 0 LOB: 1 BB: 0 P: 12	R: 0 E: 0 K: 1 S: 9	H: 1 LOB: 3 BB: 2 P: 20	R: 0 E: 0 K: 1 S: 8	H: 1 LOB: 1 BB: 0 P: 13	R: 0 E: 1 K: 0 S: 11	H: 0 LOB: 1 BB: 0 P: 15		R: 0 E: 0 K: 1 S: 6	H: 0 LOB: 0 BB: 0 P: 8	R: 0 E: 0 K: 0 S: 5	H: 0 LOB: 1 BB: 1 P: 11	R: 0 E: 0 K: 0 S: 10	H: 0 LOB: 0 BB: 1 P: 17	R: 1 E: 0 K: 2 S: 13	H: 1 LOB: 1 BB: 1 P: 24	1B: 3 2B: 1 3B: 0 HR: 0	SF: 0 SAC: 0 DP: 1 HBP: 0	WP: 3 PB: 0 SB: 1 CS: 0	PA: 37										
PITCHER Shawn Estes, L ERA: 2.45 Robb Nen, R ERA: 4.01 (1, 1) (9, 1)	IP 8.0	WLS W	BF 32	H 3	R 0	ER 0	SO 4	BB 4	IBB 0	HBP 0	BLK 0	WP 2	HR 0	S 64	P 110	ERA 0.00	WHIP 0.875																
											PITCHER	IP	WLS	BF	H	R	ER	SO	BB	IBB	HBP	BLK	WP	HR	S	P	ERA	WHIP					

livebaseballscorecards.com

AB	32
R	1
H	4
RBI	1
BB	5
SO	6
LOB	18



Batter	1	2	3	4	5	6	7	8	9	AB R H RBI BB SO LOB	TOP											
Rickey Henderson, R OBP: 0.359, SLG: 0.376 (1, 7)	1-3 		0-1 	4-1 		2-3 			2-2 	4 1 1 0 1 2 0												
Mark Kotsay, L OBP: 0.349, SLG: 0.405 (1, 8)	2-2 		2-1 	1-2 			0-0 		0-0 	5 2 1 0 0 0 1												
Ryan Klesko, L OBP: 0.423, SLG: 0.612 (1, 3)	0-1 		2-0 		1-1 		4-1 		2-2 	4 1 2 1 1 0 2												
Phil Nevin, R OBP: 0.388, SLG: 0.598 (1, 5)		1-1 	4-1 		1-0 		0-2 		2-2 	4 1 1 1 1 0 3												
Mike Darr, L OBP: 0.396, SLG: 0.374 Jay Witasick, R (7, 1)		1-1 	2-2 		1-3 		0-1 			4 1 2 1 0 1 2 0 0 0 0 0 0 0												
Ben Davis, S OBP: 0.393, SLG: 0.427 (1, 2)		0-1 	2-0 		0-2 			0-0 		3 0 1 2 0 0 1												
Cesar Crespo, S OBP: 0.217, SLG: 0.150 (1, 4)		0-0 	0-3 		1-1 			0-3 		4 0 1 1 0 2 3												
Chris Gomez, R OBP: 0.258, SLG: 0.226 (1, 6)		1-3 		1-2 		2-2 		0-1 		4 0 0 0 0 1 1												
Wascar Serrano, R OBP: 0.111, SLG: 0.111 David Lee, R Adam Eaton, R Tom Davey, R Jose Nunez, L Rudy Seanez, R Mike Colangelo, R Dave Magadan, L (1, 1) (4, 1) (6, PH) (6, 1) (6, 1) (6, 1) (7, 9) (9, PH)		2-3 		0-0 		0-0 			3-2 	2 0 0 0 0 0 1 1 0 0 0 0 0 0 0 0 1 0 1 0 0 0 0 0 0 0												
Inning Stats	R: 0 E: 0 K: 1 S: 11	H: 0 LOB: 0 BB: 0 P: 14	R: 2 E: 0 K: 2 S: 13	H: 3 LOB: 1 BB: 0 P: 18	R: 2 E: 0 K: 1 S: 17	H: 3 LOB: 2 BB: 1 P: 29	R: 0 E: 0 K: 0 S: 9	H: 0 LOB: 1 BB: 1 P: 15	R: 1 E: 0 K: 1 S: 12	H: 2 LOB: 1 BB: 0 P: 16	R: 0 E: 0 K: 1 S: 7	H: 0 LOB: 0 BB: 0 P: 11	R: 0 E: 0 K: 0 S: 7	H: 0 LOB: 1 BB: 1 P: 11	R: 0 E: 0 K: 1 S: 6	H: 0 LOB: 0 BB: 0 P: 6	R: 1 E: 1 K: 0 S: 15	H: 1 LOB: 1 BB: 0 P: 24	1B: 5 2B: 2 3B: 1 HR: 1	SF: 1 SAC: 0 DP: 0 HBP: 0	WP: 0 PB: 0 SB: 0 CS: 0	PA: 40
PITCHER	IP WLS BF H R ER SO BB IBB HBP BLK WP HR S P ERA WHIP																					
Livan Hernandez, R ERA: 6.78 (1, 1)	7.0 W 32 8 5 5 6 3 0 0 0 0 0 1 76 114 6.43 1.571																					
Felix Rodriguez, R ERA: 1.61 (8, 1)	1.0 H 3 0 0 0 1 0 0 0 0 0 0 0 6 6 0.00 0.000																					
Robb Nen, R ERA: 3.86 (9, 1)	1.0 S 5 1 1 0 0 0 0 0 0 0 0 0 15 24 0.00 1.000																					

San Diego Padres @ San Francisco Giants
PacBell Park, San Francisco, CA
Tue Jun 05 2001, 10:15 PM EDT
Att. 38,476 - Sunny - 68 F

AB	36
R	6
H	9
RBI	6
BB	3
SO	7
LOB	14



Batter	1	2	3	4	5	6	7	8	9	AB	R	H	RBI	BB	SO	LOB
Calvin Murray, R OBP: 0.400, SLG: 0.524 (1, 8)	2-3 K	1-1 G1-3		3-2 G5-3		1-1 1B 1B	3-3 K			5	1	1	0	0	2	5
Rich Aurilia, R OBP: 0.418, SLG: 0.608 (1, 6)	0-2 G5-3		1-0 F9	0-1 1B 2B		2-1 1B 1B	2-3 K			5	1	2	1	0	1	1
Jeff Kent, R OBP: 0.337, SLG: 0.472 (1, 3)	1-0 G6-3		4-1 HR BB	2-0 BB 1B		3-3 K		1-0 HBP		3	1	1	1	1	1	2
Barry Bonds, L OBP: 0.478, SLG: 0.913 (1, 7)		1-2 BB 1B 1B	1-1 HR	4-0 BB		4-0 1B E BB	1-3 K			3	3	2	2	2	1	1
Benito Santiago, R OBP: 0.374, SLG: 0.439 (1, 2)		2-0 1B BB 1B	3-2 F8	2-3 K		1-1 E 1B	1-3 K			5	0	2	1	0	2	3
Armando Rios, L OBP: 0.303, SLG: 0.464 (1, 9)		2-3 K	3-2 2B		4-1 BB BB	1-1 E6 1B	0-1 P5			4	0	2	1	1	1	3
Russ Davis, R OBP: 0.333, SLG: 0.466 (1, 5)		4-1 FC1-2 1B BB	2-2 F7		1-0 F7	0-0 P4				3	0	0	0	1	0	4
Ramon Martinez, R OBP: 0.324, SLG: 0.333 (1, 4)		1-1 FC1-2 1B		0-1 SH3-4 2B 1B	0-2 F8		4-0 PB BB			3	1	2	1	1	0	1
Livan Hernandez, R OBP: 0.194, SLG: 0.226 (1, 1)		0-1 FC1-2		1-0 SH3-4	0-1 F8		0-0 F3			3	0	0	0	0	0	5
Felix Rodriguez, R (8, 1)										0	0	0	0	0	0	0
Robb Nen, R (9, 1)										0	0	0	0	0	0	0

Inning Stats	R: 0	H: 0	E: 0	K: 1	S: 7	H: 0	LOB: 0	BB: 0	P: 10	R: 1	H: 3	E: 0	K: 1	S: 14	R: 2	H: 2	E: 0	K: 0	S: 15	R: 2	H: 3	E: 0	K: 1	S: 13	R: 0	H: 0	E: 0	K: 0	S: 7	R: 2	H: 4	E: 1	K: 1	S: 12	R: 0	H: 0	E: 0	K: 2	S: 7	R: 0	H: 0	E: 0	K: 2	S: 8	R: 0	H: 0	E: 0	K: 2	S: 8
--------------	------	------	------	------	------	------	--------	-------	-------	------	------	------	------	-------	------	------	------	------	-------	------	------	------	------	-------	------	------	------	------	------	------	------	------	------	-------	------	------	------	------	------	------	------	------	------	------	------	------	------	------	------

PITCHER																	PITCHER																																					
Wascar Serrano, R (1, 1)	IP	WLS	BF	H	R	ER	SO	BB	IBB	HBP	BLK	WP	HR	S	P	ERA	WHIP	Jay Witasick, R (7, 1)	IP	WLS	BF	H	R	ER	SO	BB	IBB	HBP	BLK	WP	HR	S	P	ERA	WHIP																			
David Lee, R (4, 1)	3.2		21	8	5	5	2	2	0	0	0	0	0	46	80	12.27	2.727	1.2		6	0	0	0	0	0	0	0	0	0	0	0	0	0	0	0.00	1.500																		
Tom Davey, R (6, 1)	1.1		6	0	0	0	1	2	0	0	0	0	0	10	21	0.00	1.500																																					
Jose Nunez, L (6, 1)	0.1	L	3	2	2	2	1	0	0	0	0	0	0	7	13	54.00	6.000																																					
Rudy Seanez, R (6, 1)	0.0		1	0	0	0	0	1	0	0	0	0	0	4	4	∞	∞																																					
	1.0		5	2	0	0	0	1	0	0	0	0	0	6	12	0.00	3.000																																					

BOTTOM

San Diego Padres @ San Francisco Giants
PacBell Park, San Francisco, CA
Tue Jun 05 2001, 10:15 PM EDT
Att: 38,476 - Sunny - 68 F

livebaseballscorecards.com

AB	34
R	7
H	12
RBI	7
BB	6
SO	8
LOB	25



1B:	9	SF:	0	WP:	0	PA:	42
2B:	2	SAC:	1	PB:	1	SB:	0
3B:	0	DP:	0	CS:	0		
HR:	1	HBP:	1				

Batter	1	2	3	4	5	6	7	8	9	AB R H RBI BB SO LOB	TOP
Rickey Henderson, R OBP: 0.351, SLG: 0.366 (1, 7)	3-2 F8		1-1 F8		2-1 F8		2-1 F8			4 0 0 0 0 0 0	San Diego Padres @ San Francisco Giants PacBell Park, San Francisco, CA Wed Jun 06 2001, 10:05 PM EDT Att. 37,208 - Sunny - 70 F
Mike Colangelo, R OBP: 0.358, SLG: 0.500 (1, 8)	1-1 F9		1-0 1B		2-1 F8			2-0 3B 2B	4 1 2 0 0 0 0		
Ryan Klesko, L OBP: 0.424, SLG: 0.620 (1, 3)	0-3 K		3-2 F8		1-0 F9 BB FC6-4 1B			0-1 2-H SF8 3B	4 2 2 1 0 1 1		
Phil Nevin, R OBP: 0.394, SLG: 0.600 (1, 5)		2-2 CS 1B		4-0 2B SF7 BB		4-1 FC6-4 BB		1-1 SF8	1 1 1 1 2 0 0		
Ben Davis, S OBP: 0.390, SLG: 0.429 (1, 2)		3-3 K 1-2		1-0 2B 1-3		1-0 F9 2-3		1-3 K 3-H	4 0 1 0 0 2 3		
Mike Darr, L OBP: 0.391, SLG: 0.373 (1, 9)		0-0 2B 1B		2-1 SF7 3-H		0-0 FC6-4 1-2f 3-H		1-1 G6-3	3 0 1 2 0 0 1		
Alex Arias, R OBP: 0.304, SLG: 0.328 (1, 4)		1-2 2B 1B		2-1 F9		1-1 F9		1-1 F8	4 0 1 0 0 0 2		
Chris Gomez, R OBP: 0.250, SLG: 0.218 (1, 6)		1-3 K		2-1 G3-4-1		2-1 G6-3		0-1 F8	3 0 0 0 0 1 3		
Dave Magadan, L OBP: 0.380, SLG: 0.377 (9, PH)									1 0 0 0 0 0 0		
Woody Williams, R OBP: 0.143, SLG: 0.182 (1, 1)			2-2 F8		0-1 P3		0-0 F7		3 0 0 0 0 0 0		
Tom Davey, R (8, 1)								3-2 F7	0 0 0 0 0 0 0		
Mark Kotsay, L OBP: 0.347, SLG: 0.403 (9, PH)									1 0 0 0 0 0 0		
Inning Stats	R: 0 H: 0 E: 0 LOB: 0 K: 1 BB: 0 S: 8 P: 12	R: 0 H: 3 E: 0 LOB: 2 K: 2 BB: 0 S: 14 P: 21	R: 0 H: 1 E: 0 LOB: 1 K: 0 BB: 0 S: 9 P: 16	R: 1 H: 1 E: 0 LOB: 1 K: 0 BB: 1 S: 7 P: 18	R: 0 H: 0 E: 0 LOB: 0 K: 0 BB: 0 S: 6 P: 10	R: 1 H: 1 E: 0 LOB: 1 K: 0 BB: 1 S: 6 P: 13	R: 0 H: 0 E: 0 LOB: 0 K: 0 BB: 0 S: 5 P: 9	R: 2 H: 2 E: 0 LOB: 0 K: 1 BB: 0 S: 10 P: 15	R: 0 H: 0 E: 0 LOB: 0 K: 0 BB: 0 S: 7 P: 11	1B: 4 SF: 2 2B: 4 SAC: 0 3B: 1 DP: 1 HR: 0 HBP: 0	WP: 0 PA: 36 PB: 0 SB: 0 CS: 1
PITCHER	IP WLS BF H R ER SO BB IBB HBP BLK WP HR S P ERA WHIP										
Kirk Rueter, L ERA: 6.16 (1, 1)	7.0 W 29 7 3 3 3 2 0 0 0 0 0 0 56 102 3.86 1.286										
Tim Worrell, R ERA: 3.93 (8, 1)	1.0 4 1 1 1 1 0 0 0 0 0 0 0 9 12 9.00 1.000										
Robb Nen, R ERA: 3.71 (9, 1)	1.0 S 3 0 0 0 0 0 0 0 0 0 0 0 7 11 0.00 0.000										

AB	32
R	4
H	8
RBI	4
BB	2
SO	4
LOB	10



Batter	1	2	3	4	5	6	7	8	9	AB R H RBI BB SO LOB	TOP										
Cesar Crespo, S OBP: 0.286, SLG: 0.304 (1, 4)	4-1 BB S 1B BB	4-1 BB FC4-6 BB	0-2 FC4-2 2-3 3-H		0-3 K2-3		1-0 HR			3 2 1 1 2 1 2											
Mark Kotsay, L OBP: 0.350, SLG: 0.398 (1, 8)	4-2 1B BB 1B BB	1-2 FC4-6 BB 1B BB	2-1 F7			2-2 BB 1B HBP	2-2 G4-3			2 3 0 0 1 0 3 1 0 0 0 0 0 0											
Ryan Klesko, L OBP: 0.428, SLG: 0.614 (1, 3)	4-1 1B BB 1B BB	4-2 BB 1B BB		0-2 L4		4-0 1B 1B SF8 BB	1-3 K			2 3 0 0 3 1 0											
Phil Nevin, R OBP: 0.404, SLG: 0.603 (1, 5)	3-2 1B 1B 1B	4-2 1B BB		3-1 G1-3 1B 1B		0-2 SF8 1B 1B	3-3 K			4 1 3 2 1 1 0											
Mike Darr, L OBP: 0.408, SLG: 0.393 (1, 9)	2-1 G6-4-3 1B 1B	3-2 1B 1B		0-0 G1-3 1B		1-1 CS 1B	2-2 G4-3			5 0 4 4 0 0 0											
Ben Davis, S OBP: 0.385, SLG: 0.424 (1, 2)	1-2 G6-4-3 1B	1-3 K		1-0 G1-3		1-2 SF8	0-1 F5			4 0 1 2 0 1 4											
Mike Colangelo, R OBP: 0.345, SLG: 0.472 (1, 7)	0-2 G6-4-3 1B		2-2 G3 BB FC4-2 1B	1-3 K		3-2 P4		2-1 P4	5 0 1 0 0 1 6												
Alex Arias, R OBP: 0.321, SLG: 0.380 (1, 6)	0-2 F7		4-0 FC4-2 G3 BB		1-2 F7		2-1 HR	3-2 G6-4-3 1B	4 1 2 1 1 0 1												
Adam Eaton, R OBP: 0.167, SLG: 0.143 (7, PH)		1-2 G5-3	3-2 G3		1-1 G6-3		0-0 F7	1-1 G6-4-3 1B	3 0 0 0 0 0 2 1 0 1 0 0 0 0 0 1 0 0 0 0 0 0 0												
Chris Gomez, R OBP: 0.247, SLG: 0.216 (9, PH)			1-2 2-3																		
Trevor Hoffman, R OBP: 0.216, SLG: 0.216 (9, 1)																					
Inning Stats	R: 4 E: 0 K: 0 S: 20	H: 3 LOB: 1 BB: 3 P: 38	R: 2 E: 0 K: 1 S: 20	H: 1 LOB: 2 BB: 3 P: 38	R: 0 E: 0 K: 0 S: 15	H: 1 LOB: 2 BB: 1 P: 26	R: 0 E: 0 K: 1 S: 13	H: 2 LOB: 2 BB: 0 P: 18	R: 0 E: 0 K: 1 S: 8	H: 0 LOB: 0 BB: 0 P: 10	R: 2 E: 0 K: 0 S: 13	H: 2 LOB: 1 BB: 1 P: 24	R: 2 E: 0 K: 1 S: 10	H: 2 LOB: 0 BB: 0 P: 16	R: 0 E: 0 K: 1 S: 13	H: 0 LOB: 0 BB: 0 P: 18	R: 0 E: 0 K: 0 S: 7	H: 1 LOB: 0 BB: 0 P: 13	1B: 10 2B: 0 3B: 0 HR: 2	SF: 1 SAC: 0 DP: 2 HBP: 1	WP: 0 PA: 45 PB: 0 SB: 1 CS: 1
PITCHER	IP WLS BF H R ER SO BB IBB HBP BLK WP HR S P ERA WHIP																				
Russ Ortiz, R ERA: 4.04 (1, 1)	1.2 L 13 3 6 6 0 6 0 0 0 0 0 0 32 64 32.40 5.400																				
41 Chad Zerbe, L ERA: 3.67 (2, 1)	2.1 12 4 0 0 2 1 0 0 0 0 0 0 36 56 0.00 2.143																				
Ryan Vogelsong, R ERA: 4.5 (5, 1)	4.0 17 4 4 4 3 1 0 1 0 0 2 44 68 9.00 1.250																				
Aaron Fultz, L ERA: 4.35 (9, 1)	1.0 3 1 0 0 0 0 0 0 0 0 0 0 7 13 0.00 1.000																				

San Diego Padres @ San Francisco Giants
PacBell Park, San Francisco, CA

Thu Jun 07 2001, 3:35 PM EDT
Att. 40,898 - Sunny - 67 F

AB	35
R	10
H	12
RBI	10
BB	8
SO	5
LOB	19



Batter	1	2	3	4	5	6	7	8	9	AB	R	H	RBI	BB	SO	LOB
Calvin Murray, R (1, 8) OBP: 0.382, SLG: 0.448 Shawon Dunston, R (9, PH) OBP: 0.330, SLG: 0.506	2-1 F9		0-1 G5-3		1-1 F7		1-3 K		2-2 F8	4	0	0	0	0	1	0
Rich Aurilia, R (1, 6) OBP: 0.415, SLG: 0.610	1-0 F9		2-1 2B G4-3 1B		1-2 G6-3		1-2 HR 1B		1-3 K	5	2	2	0	0	1	0
Barry Bonds, L (1, 7) OBP: 0.481, SLG: 0.926	4-1 BB BB		3-1 G4-3 1-3 2B		2-1 L3		1-1 1-H HR		0-3 K	4	1	2	2	1	1	0
Jeff Kent, R (1, 4) OBP: 0.346, SLG: 0.480	4-0 1-2 BB		1-2 G4-3 2-3 3-H		0-0 HR 2B		4-0 BB			2	1	1	1	2	0	1
Armando Rios, L (1, 9) OBP: 0.306, SLG: 0.458	3-2 P6		3-3 K		0-0 F8		3-2 G4-3			4	0	0	0	0	1	5
Felipe Crespo, S (1, 3) OBP: 0.345, SLG: 0.615		3-1 HR		1-2 F9		1-2 2-H HR		1-1 G5-3		4	2	2	3	0	0	0
Edwards Guzman, L (1, 5) OBP: 0.205, SLG: 0.385		0-2 G6-3		1-2 G5-3		1-1 F8		1-0 F5		4	0	0	0	0	0	0
Bobby Estelella, R (1, 2) OBP: 0.284, SLG: 0.374 Aaron Fultz, L (9, 1) OBP: 0.500, SLG: 0.500		3-3 K		4-2 BB		0-3 K		1-1 G6-3		3	0	0	0	1	2	0
Russ Ortiz, R (1, 1) OBP: 0.231, SLG: 0.250 41 Chad Zerbe, L (2, 1) OBP: 0.167, SLG: 0.167 Marvin Benard, L (4, PH) OBP: 0.272, SLG: 0.310 Ryan Vogelsong, R (5, 1) OBP: 0.333, SLG: 0.667 Pedro Feliz, R (9, 5) OBP: 0.237, SLG: 0.319		2-0 L6		2-2 G1		0-2 F7		1-2 HR		0	0	0	0	0	0	0

Inning Stats	R: 0	H: 0	E: 0	K: 9	S: 9	H: 0	LOB: 2	BB: 2	P: 23	R: 1	H: 1	E: 0	K: 1	S: 12	H: 1	LOB: 0	BB: 0	P: 20	R: 1	H: 2	E: 0	K: 1	S: 12	H: 0	LOB: 1	BB: 0	P: 21	R: 0	H: 0	E: 0	K: 0	S: 13	R: 0	H: 0	E: 0	K: 0	S: 7	R: 2	H: 2	E: 0	K: 1	S: 10	R: 2	H: 2	E: 0	K: 1	S: 15	R: 0	H: 0	E: 0	K: 0	S: 5	R: 1	H: 1	E: 0	K: 2	S: 12	1B: 2	2B: 2	3B: 0	HR: 4	SF: 0	SAC: 0	DP: 0	HBP: 0	WP: 0	PA: 39
--------------	------	------	------	------	------	------	--------	-------	-------	------	------	------	------	-------	------	--------	-------	-------	------	------	------	------	-------	------	--------	-------	-------	------	------	------	------	-------	------	------	------	------	------	------	------	------	------	-------	------	------	------	------	-------	------	------	------	------	------	------	------	------	------	-------	-------	-------	-------	-------	-------	--------	-------	--------	-------	--------

PITCHER	IP	WLS	BF	H	R	ER	SO	BB	IBB	HBP	BLK	WP	HR	S	P	ERA	WHIP
Adam Eaton, R (1, 1) ERA: 4.98	6.0		26	5	4	4	3	3	0	0	0	0	2	63	108	6.00	1.333
Brian Lawrence, R (7, 1) ERA: 7.71	0.2		5	2	2	2	1	1	0	0	0	0	1	12	19	27.00	4.500
Jose Nunez, L (7, 1) ERA: 10.2	1.1		4	0	0	0	0	0	0	0	0	0	0	8	14	0.00	0.000
Trevor Hoffman, R (9, 1) ERA: 4.37	1.0		4	1	1	1	2	0	0	0	0	0	1	12	16	9.00	1.000


BOTTOM

San Diego Padres @ San Francisco Giants
PacBell Park, San Francisco, CA

Thu Jun 07 2001, 3:35 PM EDT
Att: 40,898 - Sunny - 67 F


AB	35
R	7
H	8
RBI	7
BB	4
SO	6
LOB	7

livebaseballscorecards.com



Batter	1	2	3	4	5	6	7	8	9	AB R H RBI BB SO LOB	TOP		
Marvin Benard, L (1, 9) OBP: 0.272, SLG: 0.305	1-0 G1-3		4-2 1B BB	2-2 F8			1-3 K			3 0 0 0 1 1 1	San Francisco Giants @ Oakland Athletics Network Associates Coliseum, Oakland, CA Fri Jun 08 2001, 10:05 PM EDT Att. 41,904 - Sunny - 62 F livebaseballscorecards.com		
Rich Aurilia, R (1, 6) OBP: 0.408, SLG: 0.599	0-1 G5-3		0-0 F7			1-3 K	1-1 G6-3			4 0 0 0 0 1 1			
Barry Bonds, L (1, 10) OBP: 0.481, SLG: 0.916	0-1 P6		0-1 P4			4-0 FC5-4 BB	4-2 S BB			2 0 0 0 2 0 1			
Jeff Kent, R (1, 3) OBP: 0.349, SLG: 0.480		1-1 1B 2B	0-1 FC6-4 1B			0-0 FC5-4 FC6-4	1-3 K			4 1 2 0 0 1 2			
Benito Santiago, R (1, 2) OBP: 0.374, SLG: 0.432		0-0 2B F8-2 1B	1-1 FC6-4			0-1 FC6-4	3-2 G6-3			4 0 1 0 0 0 4			
Armando Rios, L (1, 7) OBP: 0.310, SLG: 0.464		1-1 2B		3-2 L4		0-0 G5-4-3 1B	1-0 G4-3			4 0 2 1 0 0 1			
Ramon Martinez, R (1, 4) OBP: 0.319, SLG: 0.320		4-2 BB		3-2 G6-3		0-0 F9	1-1 G3			3 0 0 0 1 0 1			
Russ Davis, R (1, 5) OBP: 0.330, SLG: 0.487 Edwards Guzman, L (9, PH) OBP: 0.200, SLG: 0.375		0-0 F3		2-1 HR		1-0 G5-4-3	0-3 K			3 1 1 1 0 0 4 1 0 0 0 0 1 0			
Calvin Murray, R (1, 8) OBP: 0.378, SLG: 0.438 Felipe Crespo, S (9, PH) OBP: 0.333, SLG: 0.593		1-0 F8-2		1-0 1B			0-0 G6-3			3 0 1 0 0 0 3 1 0 0 0 0 1 0			
Inning Stats	R: 0 E: 0 K: 0 S: 5 H: 0 LOB: 0 BB: 0 P: 6	R: 1 E: 0 K: 0 S: 9 H: 3 LOB: 2 BB: 1 P: 16	R: 0 E: 0 K: 0 S: 9 H: 1 LOB: 2 BB: 1 P: 14	R: 1 E: 0 K: 0 S: 14 H: 2 LOB: 1 BB: 0 P: 24	R: 0 E: 0 K: 1 S: 6 H: 0 LOB: 1 BB: 1 P: 11	R: 0 E: 0 K: 0 S: 3 H: 1 LOB: 0 BB: 0 P: 4	R: 0 E: 0 K: 1 S: 7 H: 0 LOB: 0 BB: 0 P: 9	R: 0 E: 0 K: 1 S: 9 H: 0 LOB: 1 BB: 1 P: 18	R: 0 E: 0 K: 2 S: 11 H: 0 LOB: 0 BB: 0 P: 14	1B: 5 2B: 2 3B: 0 HR: 1 SF: 0 SAC: 0 DP: 2 HBP: 0	WP: 0 PB: 0 SB: 1 CS: 0 PA: 36		
PITCHER	IP WLS BF H R ER SO BB IBB HBP BLK WP HR S P ERA WHIP											PITCHER	IP WLS BF H R ER SO BB IBB HBP BLK WP HR S P ERA WHIP
Gil Heredia, R (1, 1) ERA: 6.64	6.0 W 26 7 2 2 1 3 0 0 0 0 0 1 46 75 3.00 1.667												
Jeff Tam, R (7, 1) ERA: 3.48	2.0 H 7 0 0 0 2 1 0 0 0 0 0 0 16 27 0.00 0.500												
Jason Isringhausen, R (9, 1) ERA: 3.28	1.0 S 3 0 0 0 2 0 0 0 0 0 0 0 11 14 0.00 0.000												



Batter	1	2	3	4	5	6	7	8	9	10	11	AB R H RBI BB SO LOB	TOP	
Calvin Murray, R (1, 8) OBP: 0.341, SLG: 0.389 Shawon Dunston, R (10, PH) OBP: 0.326, SLG: 0.500 (10, 8)	2-2 G6-3			3-3 K		2-2 F7			0-0 E1 SH1-3 PB	0-3 K		4 1 0 0 0 1 0 1 0 0 0 0 1 2	San Francisco Giants @ Oakland Athletics Network Associates Coliseum, Oakland, CA Sat Jun 09 2001, 9:05 PM EDT Att: 50,273 - Sunny - 64 F livebaseballscorecards.com AB 38 R 4 H 9 RBI 3 BB 3 SO 15 LOB 15 	
Rich Aurilia, R (1, 6) OBP: 0.409, SLG: 0.606 Ramon Martinez, R (11, PR) OBP: 0.319, SLG: 0.320 (11, 6)	1-2 F7			1-3 K			0-0 HR 2B		0-0 SH1-3		0-2 1B 2B	4 1 2 0 0 1 0 0 1 0 0 0 0 0		
Barry Bonds, L (1, 10) OBP: 0.480, SLG: 0.901	1-0 G1-3			4-2 BB			3-3 K		0-3 K		4-0 WP 1B IBB	3 0 0 0 2 2 1		
Jeff Kent, R (1, 4) OBP: 0.353, SLG: 0.493			1-3 K			0-1 G4-3		2-0 HR 2-H		4-2 BB	2-1 WP 1B	4 1 2 3 1 1 1		
Benito Santiago, R (1, 2) OBP: 0.369, SLG: 0.424			0-0 P4		1-1 CS 1B		0-0 L5		2-3 K		2-3 K	5 0 1 0 0 2 3		
Felipe Crespo, S (1, 3) OBP: 0.343, SLG: 0.563			2-1 G3-1		1-3 K 1-2		1-0 CS 1B		1-0 1B SH3-4 1B		0-3 K	5 0 2 0 0 2 3		
Armando Rios, L (1, 7) OBP: 0.304, SLG: 0.455			2-3 K		0-1 G3		1-1 CS 1-2 1 SAFE	3-2 G4-3		1-0 SH3-4	3-3 K2-3	4 0 0 0 0 2 2		
Russ Davis, R (1, 5) OBP: 0.333, SLG: 0.488			2-3 K			2-0 G4-6-3 1B		1-3 K		1-2 1B		4 0 2 0 0 2 0		
Marvin Benard, L (1, 9) OBP: 0.267, SLG: 0.298			1-1 G3-1			0-2 G4-6-3 1-2f		0-2 G3		3-3 K		4 0 0 0 0 1 3		
Inning Stats	R: 0 H: 0 E: 0 LOB: 0 K: 0 BB: 0 S: 7 P: 11	R: 0 H: 0 E: 0 LOB: 0 K: 1 BB: 0 S: 6 P: 9	R: 0 H: 0 E: 0 LOB: 0 K: 2 BB: 0 S: 9 P: 14	R: 0 H: 0 E: 0 LOB: 1 K: 2 BB: 1 S: 11 P: 19	R: 0 H: 1 E: 0 LOB: 0 K: 1 BB: 0 S: 7 P: 9	R: 0 H: 1 E: 0 LOB: 0 K: 0 BB: 0 S: 7 P: 11	R: 2 H: 3 E: 0 LOB: 0 K: 1 BB: 0 S: 8 P: 15	R: 0 H: 0 E: 0 LOB: 0 K: 1 BB: 0 S: 10 P: 14	R: 1 H: 0 E: 1 LOB: 1 K: 2 BB: 1 S: 12 P: 17	R: 0 H: 2 E: 0 LOB: 2 K: 2 BB: 0 S: 14 P: 22	R: 1 H: 2 E: 0 LOB: 2 K: 3 BB: 1 S: 16 P: 27	1B: 6 SF: 0 2B: 2 SAC: 2 3B: 0 DP: 1 HR: 1 HBP: 0		WP: 1 PA: 44 PB: 1 SB: 0 CS: 2
PITCHER	IP WLS BF H R ER SO BB IBB HBP BLK WP HR S P ERA WHIP													PITCHER
Cory Lidle, R (1, 1) ERA: 4.66	6.2 23 4 2 2 7 1 0 0 0 0 1 53 84 2.70 0.750												Mike Magnante, L (11, 1) ERA: 3.15	0.2 2 0 0 0 2 0 0 0 0 0 0 7 10 0.00 0.000
Mark Guthrie, L (7, 1) ERA: 5.06	0.2 H 2 1 0 0 0 0 0 0 0 0 0 5 10 0.00 1.500													
Jeff Tam, R (8, 1) ERA: 3.41	0.2 H 2 0 0 0 1 0 0 0 0 0 0 7 8 0.00 0.000													
Jason Isringhausen, R (9, 1) ERA: 3.04	2.0 B 10 2 1 0 4 1 0 0 0 0 0 26 39 0.00 1.500													
T.J. Mathews, R (11, 1) ERA: 5.09	0.1 L 4 2 1 1 1 0 1 0 0 0 0 9 17 27.00 6.000													

Batter	1	2	3	4	5	6	7	8	9	10	11	AB R H RBI BB SO LOB
Johnny Damon, L (1, 7) OBP: 0.281, SLG: 0.299	0-1 2B 1B		0-2 E5 G5-4-3			0-1 G5-3		2-2 G4-3			1-3 K	5 1 1 0 0 1 0
Frank Menechino, R (1, 4) OBP: 0.401, SLG: 0.503	2-1 G3 1-H G6-3 2B		0-0 G5-4-3 1-2f			1-1 1B 2B			3-2 P5		4-0 S BB	4 1 2 1 1 0 1
Jason Giambi, L (1, 3) OBP: 0.496, SLG: 0.689	1-1 G3			1-0 G3		0-1 G1-6-3 1B			2-3 K		4-2 1-2 BB	4 0 1 0 1 1 1
Miguel Tejada, R (1, 6) OBP: 0.318, SLG: 0.472	0-0 G6-3 3-H			2-3 K		2-0 G1-6-3 1-2f			1-3 K		0-1 F9	5 0 0 1 0 2 4
Terrence Long, L (1, 8) OBP: 0.319, SLG: 0.417	0-0 F8			2-1 G4-3			2-1 F7		2-2 G3		1-1 F7	5 0 0 0 0 0 3
Ramon Hernandez, R (1, 2) OBP: 0.307, SLG: 0.328		2-2 G4-3			2-2 G6-3		0-0 G1-3			4-1 FC1-6 BB		3 0 0 0 1 0 0
Mark Bellhorn, S (10, PR) OBP: 0.261, SLG: 0.244												0 0 0 0 0 0 0
Tom Wilson, R (11, 2) OBP: 0.333, SLG: 0.500												0 0 0 0 0 0 0
3 Eric Chavez, L (1, 5) OBP: 0.323, SLG: 0.453		2-3 K		0-2 G6-3		0-1 G4-3				0-1 FC1-6 1-2f		4 0 0 0 0 1 1
Jeremy Giambi, L (1, 10) OBP: 0.330, SLG: 0.337		2-3 K		0-0 G3				1-1 G1		3-2 F7		4 0 0 0 0 1 1
Eric Byrnes, R (1, 9) OBP: 0.222, SLG: 0.353			1-1 G5-3			2-1 HR		1-3 K2-3		1-1 FC5-4 1-2f		4 1 1 1 0 1 1

BOTTOM

San Francisco Giants @ Oakland Athletics
Network Associates Coliseum, Oakland, CA

Sat Jun 09 2001, 9:05 PM EDT
Att: 50,273 - Sunny - 64 F

livebaseballscores.com

AB	38
R	3
H	5
RBI	3
BB	3
SO	7
LOB	12



Inning Stats	R: 2	H: 2	E: 0	K: 0	S: 8	P: 11	R: 0	H: 0	E: 0	K: 2	S: 9	R: 0	H: 0	E: 1	K: 0	S: 6	R: 0	H: 0	E: 0	K: 1	S: 6	R: 0	H: 0	E: 0	K: 0	S: 7	R: 1	H: 3	E: 0	K: 0	S: 9	R: 0	H: 0	E: 0	K: 2	S: 13	R: 0	H: 0	E: 0	K: 0	S: 9	R: 0	H: 0	E: 0	K: 1	S: 11	1B: 2	2B: 2	3B: 0	HR: 1	SF: 0	SAC: 0	DP: 2	HBP: 0	WP: 1	PA: 41
PITCHER	IP	WLS	BF	H	R	ER	SO	BB	IBB	HBP	BLK	WP	HR	S	P	ERA	WHIP																																							
Shawn Estes, L (1, 1) ERA: 2.52	9.0		32	5	3	3	6	0	0	0	0	1	1	71	107	3.00	0.556																																							
Felix Rodriguez, R (10, 1) ERA: 1.55	1.0	W	4	0	0	0	0	1	0	0	0	0	0	9	17	0.00	1.000																																							
Robb Nen, R (11, 1) ERA: 3.58	1.0	S	5	0	0	0	1	2	0	0	0	0	0	11	21	0.00	2.000																																							

Batter	1	2	3	4	5	6	7	8	9	AB R H RBI BB SO LOB	TOP	
Shawon Dunston, R (1, 9) OBP: 0.313, SLG: 0.479	2-1 G5-3			1-0 G6-3		0-1 F7		1-0 G5-3		4 0 0 0 0 0 1	San Francisco Giants @ Oakland Athletics Network Associates Coliseum, Oakland, CA Sun Jun 10 2001, 4:05 PM EDT Att. 47,859 - Sunny - 64 F livebaseballscorecards.com	
Rich Aurilia, R (1, 6) OBP: 0.407, SLG: 0.604	1-1 G5-3			3-2 L4			1-0 1B SF7 2B	1-0 G5-3		4 1 1 0 0 0 1		
Barry Bonds, L (1, 7) OBP: 0.480, SLG: 0.891	3-2 F7			2-1 F8			3-2 2-3 1B		4-2 BB	3 0 1 0 1 0 0		
Jeff Kent, R (1, 3) OBP: 0.348, SLG: 0.487			1-2 L8		0-0 G6-3		0-0 SF7		2-3 K	3 0 0 1 0 1 1		
Benito Santiago, R (1, 2) OBP: 0.366, SLG: 0.426			3-3 K		0-2 2B		1-2 F7		2-3 K	4 0 1 0 0 2 2		
Russ Davis, R (1, 10) OBP: 0.328, SLG: 0.479			0-0 F8		2-0 F7		1-2 G5-3		1-0 G3	3 0 0 0 0 0 2 1 0 0 0 0 0 1		
Felipe Crespo, S (9, PH) OBP: 0.333, SLG: 0.545												
Ramon Martinez, R (1, 4) OBP: 0.320, SLG: 0.330				1-0 F8		0-0 G4-3		0-0 2B 2B		3 1 1 0 0 0 1		
Pedro Feliz, R (1, 5) OBP: 0.228, SLG: 0.307				1-0 G4-3		1-1 F8		2-3 K		3 0 0 0 0 1 1		
Calvin Murray, R (1, 8) OBP: 0.341, SLG: 0.410				2-1 F9		3-2 F7		0-0 2B		3 0 1 1 0 0 0		
Inning Stats	R: 0 H: 0 E: 0 LOB: 0 K: 0 BB: 0 S: 7 P: 13	R: 0 H: 0 E: 0 LOB: 0 K: 1 BB: 0 S: 9 P: 13	R: 0 H: 0 E: 0 LOB: 0 K: 0 BB: 0 S: 4 P: 8	R: 0 H: 0 E: 0 LOB: 0 K: 0 BB: 0 S: 6 P: 12	R: 0 H: 1 E: 0 LOB: 1 K: 0 BB: 0 S: 6 P: 8	R: 0 H: 0 E: 0 LOB: 0 K: 0 BB: 0 S: 8 P: 12	R: 1 H: 2 E: 0 LOB: 1 K: 0 BB: 0 S: 12 P: 18	R: 1 H: 2 E: 0 LOB: 1 K: 1 BB: 0 S: 7 P: 11	R: 0 H: 0 E: 0 LOB: 1 K: 2 BB: 1 S: 11 P: 20	1B: 1 SF: 1 2B: 4 SAC: 0 3B: 0 DP: 0 HR: 0 HBP: 0	WP: 0 PA: 33 PB: 0 SB: 0 CS: 0	
PITCHER	IP WLS BF H R ER SO BB IBB HBP BLK WP HR S P ERA WHIP											
Mark Mulder, L (1, 1) ERA: 3.77	7.2 W 28 5 2 2 2 0 0 0 0 0 0 0 58 93 2.35 0.652											
Chad Bradford, R (8, 1) ERA: 2.57	1.1 S 5 0 0 0 2 1 0 0 0 0 0 0 12 22 0.00 0.750											



Batter	1	2	3	4	5	6	7	8	9	AB	R	H	RBI	BB	SO	LOB
Johnny Damon, L (1, 7) OBP: 0.280, SLG: 0.295	1-0 F8	1-3 K		4-0 FC6-4 BB			1-2 L4			3	0	0	0	1	1	3
Frank Menechino, R (1, 4) OBP: 0.398, SLG: 0.494	0-0 F3			1-0 FC6-4			1-1 G6-4-3			3	0	0	0	1	0	3
Jason Giambi, L (1, 3) OBP: 0.489, SLG: 0.676	3-2 L4							2-2 G4-3		4	0	0	0	0	0	1
Terrence Long, L (1, 8) OBP: 0.318, SLG: 0.414		1-3 K		0-1 FC4-6			1-0 G3	1-1 3 HR 1B		4	1	1	0	0	1	1
Miguel Tejada, R (1, 6) OBP: 0.317, SLG: 0.469		1-2 F7		3-1 FC6-4			1-1 1B	1-1 F9		4	0	1	0	0	0	2
3 Eric Chavez, L (1, 5) OBP: 0.326, SLG: 0.472		0-1 1B 2B					2-2 F8	1-0 1-H HR		4	2	2	2	0	0	0
Jeremy Giambi, L (1, 9) OBP: 0.347, SLG: 0.395		4-1 23 1B BB		2-1 23 E 2B			2-1 G3	2-2 HR		3	3	2	1	1	0	0
Ramon Hernandez, R (1, 2) OBP: 0.306, SLG: 0.326		0-2 23 1B 1B		0-0 P4			3-3 K	0-1 G6-3		4	0	1	1	0	1	1
23 Mario Valdez, L (1, 10) OBP: 0.458, SLG: 0.391		1-0 1B		1-2 E8 1B			1-2 G6-4-3 1B			3	0	3	2	0	0	0

Inning Stats	R: 0	H: 0	E: 0	K: 0	S: 6	LOB: 0	BB: 0	P: 10	R: 2	H: 3	E: 0	K: 2	S: 18	LOB: 2	BB: 1	P: 26	R: 0	H: 0	E: 0	K: 0	S: 7	LOB: 1	BB: 1	P: 15	R: 1	H: 2	E: 1	K: 0	S: 11	LOB: 2	BB: 1	P: 21	R: 0	H: 1	E: 0	K: 0	S: 4	LOB: 1	BB: 0	P: 7	R: 0	H: 0	E: 0	K: 1	S: 6	LOB: 0	BB: 0	P: 11	R: 0	H: 1	E: 0	K: 0	S: 8	LOB: 0	BB: 0	P: 11	R: 3	H: 3	E: 0	K: 0	S: 14	LOB: 0	BB: 0	P: 21
1B: 6	SF: 0	2B: 2	SAC: 0	3B: 0	DP: 1	HR: 2	HBP: 0	WP: 0	PA: 35																																																							

PITCHER	IP	WLS	BF	H	R	ER	SO	BB	IBB	HBP	BLK	WP	HR	S	P	ERA	WHIP
Livan Hernandez, R (1, 1) ERA: 6.8	7.2	L	34	10	6	6	3	3	0	0	0	0	2	72	120	7.04	1.696
Tim Worrell, R (8, 1) ERA: 3.89	0.1		1	0	0	0	0	0	0	0	0	0	0	2	2	0.00	0.000

BOTTOM

San Francisco Giants @ Oakland Athletics
 Network Associates Coliseum, Oakland, CA

livebaseballscores.com

AB	32
R	6
H	10
RBI	6
BB	3
SO	3
LOB	11



WP	PA	ERA	WHIP
0	35		

Sun Jun 10 2001, 4:05 PM EDT
 Att: 47,859 - Sunny - 64 F

Batter	1	2	3	4	5	6	7	8	9	AB R H RBI BB SO LOB	TOP											
David Eckstein, R (1, 6) OBP: 0.377, SLG: 0.359	2-2 G1-6-3 HBP		2-0 1-2 1B			2-2 G4-3-6 1B		2-2 1B 1B		3 0 3 0 0 0 0	Anaheim Angels @ San Francisco Giants PacBell Park, San Francisco, CA Tue Jun 12 2001, 10:15 PM EDT Att. 36,422 - Sunny - 66 F											
Darin Erstad, L (1, 8) OBP: 0.346, SLG: 0.419	3-2 F8		3-2 G6-3			1-0 G4-3-6 1-2f		3-2 1-3 1B		4 0 1 0 0 0 4												
Troy Glaus, R (1, 5) OBP: 0.381, SLG: 0.573	0-0 G1-6-3 1-2f					3-2 G6-3		2-1 F8		4 0 0 0 0 1 3												
Tim Salmon, R (1, 9) OBP: 0.376, SLG: 0.397																						
16 Garret Anderson, L (1, 7) OBP: 0.300, SLG: 0.407																						
Benji Gil, R (1, 4) OBP: 0.384, SLG: 0.505																						
Adam Kennedy, L (9, PH) OBP: 0.346, SLG: 0.411																						
Scott Spiezio, S (1, 3) OBP: 0.295, SLG: 0.350																						
Shawn Wooten, R (1, 2) OBP: 0.325, SLG: 0.533																						
Orlando Palmeiro, L (8, PH) OBP: 0.329, SLG: 0.338																						
Lou Pote, R (8, 1)																						
Wally Joyner, L (9, PH) OBP: 0.306, SLG: 0.354																						
Pat Rapp, R (1, 1)																						
Jeff DaVanon, S (8, PH) OBP: 0.200, SLG: 0.444																						
Jorge Fabregas, L (8, 2) OBP: 0.200, SLG: 0.281																						
Inning Stats	R: 0 E: 0 K: 0 S: 7	H: 0 LOB: 0 BB: 0 P: 12	R: 0 E: 0 K: 1 S: 8	H: 0 LOB: 0 BB: 0 P: 15	R: 0 E: 0 K: 1 S: 11	H: 2 LOB: 2 BB: 0 P: 17	R: 0 E: 0 K: 2 S: 8	H: 0 LOB: 0 BB: 0 P: 12	R: 1 E: 0 K: 0 S: 11	H: 1 LOB: 0 BB: 0 P: 18	R: 0 E: 0 K: 0 S: 7	H: 1 LOB: 0 BB: 0 P: 13	R: 0 E: 0 K: 0 S: 5	H: 1 LOB: 1 BB: 0 P: 8	R: 0 E: 0 K: 2 S: 16	H: 2 LOB: 2 BB: 0 P: 24	R: 1 E: 1 K: 2 S: 11	H: 3 LOB: 2 BB: 0 P: 12	1B: 9 2B: 0 3B: 0 HR: 1	SF: 0 SAC: 0 DP: 2 HBP: 1	WP: 0 PB: 0 SB: 0 CS: 0	PA: 36
PITCHER	IP WLS BF H R ER SO BB IBB HBP BLK WP HR S P ERA WHIP																					
Kirk Rueter, L (1, 1) ERA: 5.74	7.0 W 25 5 1 1 4 0 0 1 0 0 1 57 95 1.29 0.714																					
Felix Rodriguez, R (8, 1) ERA: 1.5	1.0 H 5 2 0 0 2 0 0 0 0 0 0 16 24 0.00 2.000																					
Robb Nen, R (9, 1) ERA: 3.77	1.0 S 6 3 1 1 2 0 0 0 0 0 0 11 12 9.00 3.000																					

livebaseballscorecards.com

AB	35
R	2
H	10
RBI	2
BB	0
SO	8
LOB	13



Batter	1	2	3	4	5	6	7	8	9	AB R H RBI BB SO LOB	TOP											
David Eckstein, R (1, 6) OBP: 0.375, SLG: 0.357	3-2 F6		1-0 F8		0-2 1B			3-1 P4		4 0 1 0 0 0 1	<p>Anaheim Angels @ San Francisco Giants</p> <p>PacBell Park, San Francisco, CA</p> <p>Wed Jun 13 2001, 10:05 PM EDT</p> <p>Att. 37,119 - Sunny - 74 F</p> <p>livebaseballscorecards.com</p>											
Adam Kennedy, L (1, 4) OBP: 0.344, SLG: 0.407	3-1 F8		0-0 F8			3-1 G4-3		0-2 FC4-6 1B		4 0 1 0 0 0 1												
Darin Erstad, L (1, 8) OBP: 0.344, SLG: 0.416	3-2 G4-3			2-0 G4-3		3-2 E 1B		1-2 FC4-6 1-2f		4 0 1 0 0 0 1												
Troy Glaus, R (1, 5) OBP: 0.379, SLG: 0.571		2-1 16 F8 L5-3-6 2B		1-1 F3		0-1 E5 16 G4-6-3		0-3 K		4 0 1 0 0 1 1												
16 Garret Anderson, L (1, 7) OBP: 0.296, SLG: 0.401		1-1 F8 2-3		0-0 G4-1		0-1 G4-6-3 1-2f		1-1 G5-3		4 0 0 0 0 0 3												
Tim Salmon, R (1, 9) OBP: 0.375, SLG: 0.391		4-0 BB			1-0 L7		2-3 K	2-3 K		3 0 0 0 1 2 0												
Wally Joyner, L (1, 3) OBP: 0.300, SLG: 0.347		0-1 L5-3-6 3-H			2-2 G4-3		2-2 G3			3 0 0 0 0 0 2												
Jorge Fabregas, L (1, 2) OBP: 0.206, SLG: 0.284			0-1 P6		0-0 BB 1B 1B		1-0 L7			3 0 1 0 0 0 0												
Scott Schoeneweis, L (1, 1) Orlando Palmeiro, L (8, PH) Al Levine, L (8, 1)			4-1 BB		4-2 1B BB		0-3 K			0 0 0 0 2 0 0 1 0 0 0 0 1 0 0 0 0 0 0 0 0												
Inning Stats	R: 0 E: 0 K: 0 S: 8	H: 0 LOB: 0 BB: 0 P: 17	R: 0 E: 0 K: 0 S: 6	H: 1 LOB: 1 BB: 1 P: 13	R: 0 E: 0 K: 0 S: 5	H: 0 LOB: 1 BB: 1 P: 10	R: 0 E: 0 K: 0 S: 4	H: 0 LOB: 0 BB: 0 P: 7	R: 0 E: 0 K: 0 S: 12	H: 2 LOB: 2 BB: 1 P: 19	R: 0 E: 1 K: 0 S: 9	H: 1 LOB: 1 BB: 0 P: 15	R: 0 E: 0 K: 1 S: 9	H: 0 LOB: 0 BB: 0 P: 14	R: 0 E: 0 K: 1 S: 13	H: 1 LOB: 1 BB: 0 P: 17	R: 0 E: 0 K: 2 S: 8	H: 0 LOB: 0 BB: 0 P: 11	1B: 4 2B: 2 3B: 0 HR: 0	SF: 0 SAC: 0 DP: 2 HBP: 0	WP: 0 PB: 0 SB: 0 CS: 0	PA: 33
PITCHER	IP WLS BF H R ER SO BB IBB HBP BLK WP HR S P ERA WHIP												IP WLS BF H R ER SO BB IBB HBP BLK WP HR S P ERA WHIP									
Russ Ortiz, R (1, 1) ERA: 3.66	8.0 W 30 5 0 0 2 3 0 0 0 0 0 0 66 112 0.00 1.000																					
Robb Nen, R (9, 1) ERA: 3.64	1.0 S 3 0 0 0 2 0 0 0 0 0 0 0 8 11 0.00 0.000																					



Batter	1	2	3	4	5	6	7	8	9
Calvin Murray, R OBP: 0.308, SLG: 0.426 (1, 8)	1-1 G4-3		1-3 K		0-0 G6-4-3			2-1 F9	
Ramon Martinez, R OBP: 0.323, SLG: 0.327 (1, 4)	1-1 BB 1B		2-0 G6-3			1-0 F8		4-2 1B BB	
Barry Bonds, L OBP: 0.477, SLG: 0.885 (1, 7)	2-3 K			0-3 K		3-3 K		2-0 1B	
Jeff Kent, R OBP: 0.349, SLG: 0.477 (1, 3)	4-1 1-2 BB			4-2 G5-3 1B BB		2-0 G6-3		1-3 K	
Rich Aurilia, R OBP: 0.402, SLG: 0.592 (1, 6)	1-3 K			0-0 1-2 1B			2-1 F9	1-1 F8	
Shawon Dunston, R OBP: 0.313, SLG: 0.505 (1, 9)		2-0 G5-3		1-2 G5-3			1-2 HR		
Russ Davis, R OBP: 0.328, SLG: 0.476 (1, 5)		2-1 G4-3			0-0 BB 1B		2-0 F7		
Bobby Estalella, R OBP: 0.295, SLG: 0.376 Benito Santiago, R OBP: 0.369, SLG: 0.434 (1, 2) (9, 2)		0-0 G5-3			4-2 G6-4-3 1-2 BB		0-2 FC6-4 1B		
Russ Ortiz, R OBP: 0.207, SLG: 0.222 Robb Nen, R (9, 1)			1-2 P4		1-3 K		0-0 FC6-4		

Inning Stats	R: 0	H: 1	E: 0	K: 2	S: 11	R: 0	H: 0	E: 0	K: 0	S: 4	R: 0	H: 0	E: 0	K: 1	S: 7	R: 0	H: 1	E: 0	K: 1	S: 10	R: 0	H: 1	E: 0	K: 1	S: 7	R: 0	H: 0	E: 0	K: 1	S: 5	R: 1	H: 2	E: 0	K: 0	S: 11	R: 0	H: 1	E: 0	K: 1	S: 12
	0	1	0	2	20	0	0	0	1	8	0	0	0	1	11	0	1	0	1	15	0	1	0	0	1	12	0	0	0	2	16	0	1	0	11	0	1	0	22	

AB	R	H	RBI	BB	SO	LOB
4	0	0	0	0	1	2
3	0	1	0	1	0	0
4	0	1	0	0	3	1
2	0	0	0	2	1	2
4	0	1	0	0	1	4
3	1	1	1	0	0	2
3	0	1	0	0	0	0
2	0	1	0	1	0	0
0	0	0	0	0	0	0
3	0	0	0	0	1	3
0	0	0	0	0	0	0

WP	HR	S	P	ERA	WHIP
0	1	12	22	0.00	2.000


BOTTOM

Anaheim Angels @ San Francisco Giants
PacBell Park, San Francisco, CA
Wed Jun 13 2001, 10:05 PM EDT
Att: 37,119 - Sunny - 74 F

AB	28
R	1
H	6
RBI	1
BB	4
SO	7
LOB	14



WP	HR	S	P	ERA	WHIP
0	1	12	22	0.00	2.000

Batter	1	2	3	4	5	6	7	8	9	AB R H RBI BB SO LOB	TOP														
David Eckstein, R (1, 6) OBP: 0.376, SLG: 0.367	0-2 SH1-3 1B 2B		1-2 G4-3 1B 2B		1-1 F9	1-0 F8			0-1 P4	5 2 2 0 0 0 2	<p>Anaheim Angels @ San Francisco Giants PacBell Park, San Francisco, CA</p> <p>Thu Jun 14 2001, 3:35 PM EDT Att. 40,478 - Sunny - 85 F</p> <p>livebaseballscorecards.com</p> <table border="1"> <tr><td>AB</td><td>35</td></tr> <tr><td>R</td><td>4</td></tr> <tr><td>H</td><td>11</td></tr> <tr><td>RBI</td><td>4</td></tr> <tr><td>BB</td><td>3</td></tr> <tr><td>SO</td><td>6</td></tr> <tr><td>LOB</td><td>22</td></tr> </table> 	AB	35	R	4	H	11	RBI	4	BB	3	SO	6	LOB	22
AB	35																								
R	4																								
H	11																								
RBI	4																								
BB	3																								
SO	6																								
LOB	22																								
Adam Kennedy, L (1, 4) OBP: 0.347, SLG: 0.409	0-0 SH1-3 2-3		1-1 G4-3 2-3		3-2 L8 BB 1B	3-2 F7		0-0	4 0 2 0 0 0 3																
Darin Erstad, L (1, 8) OBP: 0.350, SLG: 0.419	1-1 CS 1B		1-1 1B 1B		4-2 16 S BB			0-0 P5	3 0 2 2 1 0 0																
Jeff DaVanon, S (7, 8) OBP: 0.182, SLG: 0.400	3-H 1B		3-H 1B		1-2 BB			3-3 K	1 0 0 0 0 1 1																
Troy Glaus, R (1, 5) OBP: 0.376, SLG: 0.564	1-2 G5-3 1-2		3-1 1B		2-2 L8			0-0 F7	5 0 1 0 0 0 4																
16 Garret Anderson, L (1, 7) OBP: 0.292, SLG: 0.395		0-2 L3	1-3 K		3-2 F7			0-0 F9	4 0 0 0 0 1 4																
Orlando Palmeiro, L (7, 7) OBP: 0.326, SLG: 0.333					1-2				0 0 0 0 0 0 0																
Tim Salmon, R (1, 9) OBP: 0.390, SLG: 0.400		4-0 1B BB	1-3 K					0-0 F8 SF7 2B	3 2 2 0 1 1 2																
Benji Gil, R (8, 3) OBP: 0.364, SLG: 0.505									0 0 0 0 0 0 0																
Scott Spiezio, S (1, 3) OBP: 0.294, SLG: 0.343		2-1 F5		0-1 G3		4-1 1B BB		0-2 F8	3 0 0 0 1 0 2																
Jorge Fabregas, L (1, 2) OBP: 0.208, SLG: 0.286		2-2 1B		0-0 F8		2-3 K		1-0 SF7	3 0 1 1 0 1 2																
Ben Weber, R (8, 1)		1-2 1B						3-H K	0 0 0 0 0 0 0																
Ismael Valdez, R (1, 1) OBP: 0.200, SLG: 0.200		2-3 K		0-2 G4-3		1-2 1B		3-3 K	2 0 0 0 0 0 1 2																
47 Mark Lukasiewicz, L (4, 1) OBP: 0.394, SLG: 0.351									0 0 0 0 0 0 0 0																
Wally Joyner, L (6, PH) OBP: 0.394, SLG: 0.351									1 0 1 1 0 0 0 0																
Lou Pote, R (6, 1)									0 0 0 0 0 0 0 0																
Jamie Burke, R (8, PH) OBP: 0.200, SLG: 0.200									1 0 0 0 0 0 1 0																
Inning Stats	R: 1 H: 2 E: 0 LOB: 0 K: 0 BB: 0 S: 9 P: 11	R: 0 H: 1 E: 0 LOB: 2 K: 1 BB: 1 S: 12 P: 21	R: 1 H: 3 E: 0 LOB: 2 K: 2 BB: 0 S: 16 P: 24	R: 0 H: 0 E: 0 LOB: 0 K: 0 BB: 0 S: 6 P: 6	R: 0 H: 1 E: 0 LOB: 2 K: 0 BB: 1 S: 15 P: 28	R: 1 H: 2 E: 0 LOB: 2 K: 1 BB: 1 S: 13 P: 25	R: 0 H: 0 E: 0 LOB: 0 K: 0 BB: 0 S: 5 P: 7	R: 1 H: 1 E: 0 LOB: 0 K: 1 BB: 0 S: 8 P: 12	R: 0 H: 1 E: 0 LOB: 1 K: 1 BB: 0 S: 7 P: 10	1B: 8 SF: 1 2B: 3 SAC: 1 3B: 0 DP: 0 HR: 0 HBP: 0	WP: 0 PA: 40 PB: 0 SB: 1 CS: 1														
PITCHER	IP WLS BF H R ER SO BB IBB HBP BLK WP HR S P ERA WHIP												PITCHER	IP WLS BF H R ER SO BB IBB HBP BLK WP HR S P ERA WHIP											
Mark Gardner, R (1, 1) ERA: 5.73	5.0 W 23 7 2 2 3 2 0 0 0 0 0 0 58 90 3.60 1.800																								
Ryan Vogelsong, R (6, 1) ERA: 4.5	2.0 9 2 1 1 1 1 0 0 0 0 0 0 18 32 4.50 1.500																								
Tim Worrell, R (8, 1) ERA: 4.04	1.0 4 1 1 1 1 0 0 0 0 0 0 0 8 12 9.00 1.000																								
Aaron Fultz, L (9, 1) ERA: 3.97	1.0 4 1 0 0 1 0 0 0 0 0 0 0 7 10 0.00 1.000																								

Batter	1	2	3	4	5	6	7	8	9	AB R H RBI BB SO LOB	TOP
Johnny Damon, L (1, 7) <small>OBP: 0.287, SLG: 0.301</small>	2-1 		2-2 			2-1 		3-2 		4 0 2 0 0 0 0	Oakland Athletics @ San Francisco Giants PacBell Park, San Francisco, CA Fri Jun 15 2001, 10:35 PM EDT Att. 40,849 - Sunny - 59 F
Frank Menechino, R (1, 4) <small>OBP: 0.402, SLG: 0.516</small>	1-2 		0-0 			2-1 		1-3 		3 1 0 0 0 1 3	
Jason Giambi, L (1, 3) <small>OBP: 0.483, SLG: 0.679</small>	1-0 			1-3 		1-0 		4-1 		3 0 1 1 1 1 0	
Terrence Long, L (1, 8) <small>OBP: 0.320, SLG: 0.417</small>		2-2 		0-0 		3-3 		1-2 		4 0 0 0 0 1 3	
Miguel Tejada, R (1, 6) <small>OBP: 0.306, SLG: 0.451</small>		0-0 		1-0 		1-0 		1-0 	1-2 	4 0 0 0 0 0 1	
3 Eric Chavez, L (1, 5) <small>OBP: 0.313, SLG: 0.453</small>		0-1 			1-1 		1-2 		2-3 	4 0 0 0 0 1 0	
Ramon Hernandez, R (1, 2) <small>OBP: 0.307, SLG: 0.316</small>			1-1 		2-0 		4-1 		1-1 	3 0 0 0 1 0 0	
Jeremy Giambi, L (1, 9) <small>OBP: 0.339, SLG: 0.378</small>			3-1 		0-0 		1-3 			3 0 1 0 0 1 1	
Mark Mulder, L (1, 1) <small>OBP: 0.500, SLG: 0.500</small> Olmedo Saenz, R (7, PH) <small>OBP: 0.324, SLG: 0.399</small> Jim Mecer, S (7, 1) Mark Guthrie, R (8, 1)			0-1 		0-2 		2-1 			2 0 1 0 0 0 1 1 0 0 0 0 0 1 0 0 0 0 0 0 0 0 0 0 0 0 0 0	
Inning Stats	R: 0 H: 0 E: 0 LOB: 0 K: 0 BB: 0 S: 6 P: 10	R: 0 H: 0 E: 0 LOB: 0 K: 0 BB: 0 S: 6 P: 8	R: 0 H: 2 E: 0 LOB: 2 K: 0 BB: 0 S: 12 P: 18	R: 0 H: 0 E: 0 LOB: 0 K: 1 BB: 0 S: 5 P: 7	R: 0 H: 1 E: 0 LOB: 1 K: 0 BB: 0 S: 7 P: 10	R: 1 H: 1 E: 0 LOB: 1 K: 1 BB: 0 S: 8 P: 17	R: 0 H: 0 E: 0 LOB: 1 K: 1 BB: 1 S: 10 P: 18	R: 0 H: 1 E: 0 LOB: 1 K: 1 BB: 1 S: 10 P: 20	R: 0 H: 0 E: 0 LOB: 0 K: 1 BB: 0 S: 9 P: 13	1B: 3 SF: 0 2B: 1 SAC: 0 3B: 1 DP: 0 HR: 0 HBP: 1	
PITCHER Shawn Estes, L (1, 1) <small>ERA: 2.41</small> Felix Rodriguez, R (8, 1) <small>ERA: 1.45</small> Robb Nen, R (9, 1) <small>ERA: 3.52</small>	IP WLS BF H R ER SO BB IBB HBP BLK WP HR S P ERA WHIP 7.0 W 27 4 1 1 3 1 0 1 0 0 0 0 54 88 1.29 0.714	IP WLS BF H R ER SO BB IBB HBP BLK WP HR S P ERA WHIP 1.0 H 4 1 0 0 1 1 0 0 0 0 0 0 10 20 0.00 2.000	IP WLS BF H R ER SO BB IBB HBP BLK WP HR S P ERA WHIP 1.0 S 3 0 0 0 1 0 0 0 0 0 0 0 9 13 0.00 0.000	PITCHER IP WLS BF H R ER SO BB IBB HBP BLK WP HR S P ERA WHIP							

AB	31
R	1
H	5
RBI	1
BB	2
SO	5
LOB	10



Batter	1	2	3	4	5	6	7	8	9	AB R H RBI BB SO LOB	TOP
Johnny Damon, L (1, 7) <small>OBP: 0.286, SLG: 0.298</small>	1-1 		1-3 			4-1 		2-3 		3 1 0 0 1 2 0	Oakland Athletics @ San Francisco Giants PacBell Park, San Francisco, CA Sat Jun 16 2001, 4:05 PM EDT Att. 41,094 - Sunny - 69 F
Frank Menechino, R (1, 4) <small>OBP: 0.395, SLG: 0.505</small>	2-3 		0-2 			1-2 		0-3 	4 0 0 0 0 2 1		
Jason Giambi, L (1, 3) <small>OBP: 0.483, SLG: 0.678</small> Mark Bellhorn, S (9, PR) <small>OBP: 0.261, SLG: 0.244</small>	2-2 			4-1 		1-1 		3-2 	3 0 1 0 1 0 1 0 0 0 0 0 0 0		
Terrence Long, L (1, 8) <small>OBP: 0.319, SLG: 0.418</small>		2-0 		1-0 		2-0 		1-2 	4 0 1 1 0 0 2		
Eric Chavez, L (1, 5) <small>OBP: 0.313, SLG: 0.447</small>		4-2 		2-2 		0-2 		1-2 	3 0 0 0 1 0 1		
Miguel Tejada, R (1, 6) <small>OBP: 0.313, SLG: 0.457</small>		1-1 		2-1 		2-1 			3 0 3 0 0 0 0		
Jeremy Giambi, L (1, 9) <small>OBP: 0.339, SLG: 0.370</small>		4-2 		1-1 		2-2 			2 0 0 0 1 0 2		
Ramon Hernandez, R (1, 2) <small>OBP: 0.303, SLG: 0.311</small>		2-2 		2-1 		1-0 			3 0 0 0 0 0 4		
Cory Lidle, R (1, 1) 23 Mario Valdez, L (8, PH) <small>OBP: 0.429, SLG: 0.360</small> Jeff Tam, R (8, 1) Mike Magnante, L (8, 1)			0-3 		1-3 		2-3 		2 0 0 0 0 2 1 1 0 0 0 0 1 0 0 0 0 0 0 0 0 0 0 0 0 0 0 0		
Inning Stats	R: 0 H: 0 E: 0 LOB: 0 K: 1 BB: 0 S: 8 P: 13	R: 0 H: 1 E: 0 LOB: 2 K: 0 BB: 2 S: 10 P: 23	R: 0 H: 0 E: 0 LOB: 0 K: 2 BB: 0 S: 9 P: 10	R: 0 H: 0 E: 0 LOB: 0 K: 0 BB: 1 S: 12 P: 19	R: 0 H: 1 E: 0 LOB: 1 K: 1 BB: 0 S: 9 P: 15	R: 1 H: 1 E: 0 LOB: 1 K: 0 BB: 1 S: 7 P: 15	R: 0 H: 1 E: 0 LOB: 0 K: 0 BB: 0 S: 9 P: 13	R: 0 H: 0 E: 0 LOB: 0 K: 2 BB: 0 S: 8 P: 13	R: 0 H: 1 E: 0 LOB: 1 K: 1 BB: 0 S: 14 P: 19	1B: 3 SF: 0 2B: 3 SAC: 0 3B: 0 DP: 3 HR: 0 HBP: 0	
PITCHER Livan Hernandez, R (1, 1) <small>ERA: 6.33</small> Robb Nen, R (9, 1) <small>ERA: 3.41</small>	IP WLS BF H R ER SO BB IBB HBP BLK WP HR S P ERA WHIP 8.0 W 28 4 1 1 6 4 0 0 0 0 0 0 72 121 1.12 1.000										

livebaseballscorecards.com

AB	28
R	1
H	5
RBI	1
BB	4
SO	7
LOB	12



Batter	1	2	3	4	5	6	7	8	9
Calvin Murray, R OBP: 0.295, SLG: 0.393 (1, 8)	2-3 K		2-0 G5-3			0-1 CS 1B		0-0 FC2-6 G4-3 1-2 2-3f	
Ramon Martinez, R OBP: 0.311, SLG: 0.314 (1, 5)	1-0 G6-3			2-2 G5-3		3-3 K		0-1 G4-3 1-2f	
Barry Bonds, L OBP: 0.489, SLG: 0.925 (1, 7)	1-0 F8			3-1 F8			4-0 G6-4-3 BB		
Jeff Kent, R OBP: 0.352, SLG: 0.478 (1, 4)				0-3 K			0-0 G6-4-3 1-2f		
J.T. Snow, L OBP: 0.353, SLG: 0.347 (1, 3)					1-2 G3-1		3-2 F8		
Rich Aurilia, R OBP: 0.398, SLG: 0.596 (1, 6)					1-1 F7			1-0 3B 1B	
Armando Rios, L OBP: 0.307, SLG: 0.457 (1, 9)					1-0 1B			0-0 1B 3B	
Benito Santiago, R OBP: 0.367, SLG: 0.426 (1, 2)						0-0 F8		0-0 FC2-6 E 1B	
Livan Hernandez, R OBP: 0.182, SLG: 0.212 (1, 1)								0-2 E6 FC2-8 1-2	
Felipe Crespo, S OBP: 0.324, SLG: 0.529 (8, PH)									
Robb Nen, R (9, 1)									

AB	R	H	RBI	BB	SO	LOB
4	0	1	0	0	1	2
4	0	0	0	0	1	3
2	0	0	0	1	0	0
2	0	0	0	1	1	1
3	0	0	0	0	0	1
3	1	1	0	0	0	1
3	1	2	1	0	1	1
3	0	1	1	0	1	1
2	0	0	0	0	1	0
1	0	0	0	0	0	1
0	0	0	0	0	0	0

BOTTOM

Oakland Athletics @ San Francisco Giants
PacBell Park, San Francisco, CA

Sat Jun 16 2001, 4:05 PM EDT
Att: 41,094 - Sunny - 69 F

livebaseballscorecards.com

AB	27
R	2
H	5
RBI	2
BB	2
SO	6
LOB	11



Inning Stats	R: 0	H: 0	E: 0	K: 1	S: 5	LOB: 0	BB: 0	P: 9	R: 0	H: 0	E: 0	K: 1	S: 12	LOB: 1	BB: 1	P: 21	R: 0	H: 0	E: 0	K: 2	S: 7	LOB: 0	BB: 0	P: 11	R: 0	H: 0	E: 0	K: 1	S: 8	LOB: 0	BB: 0	P: 13	R: 0	H: 1	E: 0	K: 0	S: 8	LOB: 1	BB: 0	P: 11	R: 0	H: 1	E: 0	K: 1	S: 6	LOB: 0	BB: 0	P: 9	R: 0	H: 0	E: 0	K: 0	S: 4	LOB: 0	BB: 1	P: 11	R: 2	H: 3	E: 1	K: 0	S: 11	LOB: 1	BB: 0	P: 12
PITCHER	IP	WLS	BF	H	R	ER	SO	BB	IBB	HBP	BLK	WP	HR	S	P	ERA	WHIP																																															
Cory Lidle, R (1, 1) ERA: 4.21	7.0		23	2	0	0	6	2	0	0	0	0	0	50	85	0.00	0.571																																															
Jeff Tam, R (8, 1) ERA: 3.74	0.0	L	3	3	2	2	0	0	0	0	0	0	0	3	4	∞	∞																																															
Mike Magnante, L (8, 1) ERA: 2.86	1.0		3	0	0	0	0	0	0	0	0	0	0	8	8	0.00	0.000																																															

WP	HR	S	P	ERA	WHIP
0	0	0	0	0.00	0.000

Batter	1	2	3	4	5	6	7	8	9	AB R H RBI BB SO LOB	TOP		
Billy McMillon, L (1, 9) OBP: 0.171, SLG: 0.189	4-1 BB 1B		2-2 F7		1-2 G1-3			0-0 F7		3 0 0 0 1 0 1	Oakland Athletics @ San Francisco Giants PacBell Park, San Francisco, CA Sun Jun 17 2001, 4:05 PM EDT Att. 41,506 - Sunny - 70 F		
Frank Menechino, R (1, 4) OBP: 0.397, SLG: 0.505	0-0 F9		3-1 1B			1-1 G6-3 HBP 1B		3-3 K		4 0 2 0 0 1 1			
Jason Giambi, L (1, 3) OBP: 0.480, SLG: 0.670	2-3 K		2-3 K			4-1 G6-3 HBP 1-2		3-3 K		3 0 0 0 0 3 2			
Olmedo Saenz, R (1, 5) OBP: 0.322, SLG: 0.395	1-1 1-2 1B			1-1 F8		2-1 G6-3 1-2f 2-3		0-0 G5-3		4 0 1 0 0 0 2			
Terrence Long, L (1, 8) OBP: 0.315, SLG: 0.412	3-2 F8			2-2 G4-3		2-3 K		1-2 F9		4 0 0 0 0 1 3			
Miguel Tejada, R (1, 6) OBP: 0.309, SLG: 0.450		1-2 G4-3		1-0 F3			2-1 F3		2-2 F8	4 0 0 0 0 0 0			
23 Mario Valdez, L (1, 7) OBP: 0.424, SLG: 0.358		2-1 G6-3			0-1 G5-3 1B		0-2 G3			3 0 1 0 0 0 0			
Ramon Hernandez, R (1, 2) OBP: 0.304, SLG: 0.312		2-2 F3			1-0 F4		2-2 1B			3 0 1 0 0 0 1			
Tim Hudson, R (1, 1) Jeremy Giambi, L (7, PH) Mark Guthrie, R (7, 1) Chad Bradford, R (8, 1)			1-0 G6-3		2-2 G5-3		1-2 F8			2 0 0 0 0 0 1 1 0 0 0 0 0 1 0 0 0 0 0 0 0 0 0 0 0 0 0 0			
Inning Stats	R: 0 H: 1 E: 0 LOB: 2 K: 1 BB: 1 S: 10 P: 20	R: 0 H: 0 E: 0 LOB: 0 K: 0 BB: 0 S: 11 P: 16	R: 0 H: 1 E: 0 LOB: 1 K: 1 BB: 0 S: 11 P: 19	R: 0 H: 0 E: 0 LOB: 0 K: 0 BB: 0 S: 6 P: 10	R: 0 H: 1 E: 0 LOB: 1 K: 0 BB: 0 S: 10 P: 14	R: 0 H: 1 E: 0 LOB: 1 K: 1 BB: 0 S: 8 P: 17	R: 0 H: 1 E: 0 LOB: 1 K: 0 BB: 0 S: 13 P: 18	R: 0 H: 0 E: 0 LOB: 0 K: 2 BB: 0 S: 7 P: 13	R: 0 H: 0 E: 0 LOB: 0 K: 0 BB: 0 S: 7 P: 10	1B: 5 SF: 0 2B: 0 SAC: 0 3B: 0 DP: 1 HR: 0 HBP: 1	WP: 0 PA: 33 PB: 0 SB: 0 CS: 0		
PITCHER	IP WLS BF H R ER SO BB IBB HBP BLK WP HR S P ERA WHIP											PITCHER	IP WLS BF H R ER SO BB IBB HBP BLK WP HR S P ERA WHIP
Kirk Rueter, L (1, 1) ERA: 5.34	6.0 W 23 4 0 0 3 1 0 1 0 0 0 56 96 0.00 0.833												
Tim Worrell, R (7, 1) ERA: 3.93	1.0 H 4 1 0 0 0 0 0 0 0 0 0 13 18 0.00 1.000												
Felix Rodriguez, R (8, 1) ERA: 1.41	1.0 H 3 0 0 0 2 0 0 0 0 0 0 7 13 0.00 0.000												
Robb Nen, R (9, 1) ERA: 3.31	1.0 S 3 0 0 0 0 0 0 0 0 0 0 7 10 0.00 0.000												

AB	31
R	0
H	5
RBI	0
BB	1
SO	5
LOB	12



Batter	1	2	3	4	5	6	7	8	9
Calvin Murray, R OBP: 0.292, SLG: 0.383 (1, 8)	0-0 B5-3		3-2 FC5-4 1B	0-1 G1-2-3		3-3 K		1-1 CS	
Rich Aurilia, R OBP: 0.393, SLG: 0.587 (1, 6)	3-2 G1-3		0-1 FC5-4 BB 1-2f 3-H		2-0 G6-3		3-2 G5-3		
Barry Bonds, L OBP: 0.485, SLG: 0.911 (1, 7)	1-1 L8		4-0 BB 1-2 BB		0-0 P5		2-3 K		
Jeff Kent, R OBP: 0.357, SLG: 0.480 (1, 4)		2-0 F8	4-2 BB 1-2 2-3 BB		2-2 1B		1-1 1B		
J.T. Snow, L OBP: 0.346, SLG: 0.338 (1, 3)		1-1 G1	0-0 G6-3		3-2 G4-3		1-3 K		
Benito Santiago, R OBP: 0.364, SLG: 0.422 (1, 2)		3-3 K		3-1 E6 1B S G1-2-3		3-2 WP 1B		0-3 K	
Armando Rios, L OBP: 0.310, SLG: 0.452 (1, 9)			4-0 E 1B BB	4-1 1B 1-2 BB		3-3 K		2-3 K	
Ramon Martinez, R OBP: 0.324, SLG: 0.331 (1, 5)			2-1 E6 1B SH2-4 FC5-4	0-0 1-2 2-3 1B		4-2 BB		0-1 1B 2B	
Kirk Rueter, L OBP: 0.226, SLG: 0.148 (1, 1)			0-1 SH2-4	0-3 K		1-3 K		0-0 CS 1B	
Marvin Bernard, L OBP: 0.288, SLG: 0.304 (6, PH)									
Tim Worrell, R OBP: 0.288, SLG: 0.304 (7, 1)									
Felix Rodriguez, R OBP: 0.288, SLG: 0.304 (8, 1)									
Eric Davis, R OBP: 0.288, SLG: 0.349 (8, PH)									
Robb Nen, R OBP: 0.288, SLG: 0.349 (9, 1)									

AB	R	H	RBI	BB	SO	LOB
4	0	1	1	0	1	5
4	0	0	1	0	0	1
3	0	0	0	1	1	0
3	0	2	0	1	0	0
4	0	0	0	0	1	5
4	0	1	0	0	2	0
2	1	0	0	2	2	1
3	2	2	0	1	0	1
1	0	0	0	0	1	3
1	0	0	0	0	1	2
0	0	0	0	0	0	0
0	0	0	0	0	0	0
1	0	1	1	0	0	0
0	0	0	0	0	0	0

1B	2B	3B	HR	SF	SAC	DP	HBP
6	1	0	0	0	1	0	0
1	0	0	0	0	0	0	0
0	0	0	0	0	0	0	0
0	0	0	0	0	0	0	0
0	0	0	0	0	0	0	0
0	0	0	0	0	0	0	0

Inning	R	H	E	K	S	IP	WLS	BF	H	R	ER	SO	BB	IBB	HBP	BLK	WP	HR	S	P	ERA	WHIP
1	0	0	0	0	6	6.0	L	28	4	2	1	5	5	0	0	0	1	0	67	122	1.50	1.500
7	0	0	0	0	1	1.2		7	2	1	1	4	0	0	0	0	0	0	19	28	5.40	1.200
8	0	0	0	0	0	0.1		1	1	0	0	0	0	0	0	0	0	0	2	3	0.00	3.000

Oakland Athletics @ San Francisco Giants
PacBell Park, San Francisco, CA
Sun Jun 17 2001, 4:05 PM EDT
Att: 41,506 - Sunny - 70 F

AB 30
R 3
H 7
RBI 3
BB 5
SO 9
LOB 18

WP: 1 **PA: 37**
PB: 0
SB: 1
CS: 1




Batter	1	2	3	4	5	6	7	8	9	10	11	12	13	14	15	AB R H RBI BB SO LOB	TOP
Calvin Murray, R (1, 8) <small>OBP: 0.292, SLG: 0.388</small> Ryan Vogelsong, R (13, 1) <small>OBP: 0.250, SLG: 0.500</small>																7 1 2 0 0 2 4 1 0 0 0 0 1 2	
Rich Aurilia, R (1, 6) <small>OBP: 0.390, SLG: 0.577</small>																6 0 1 0 1 2 1	
Barry Bonds, L (1, 7) <small>OBP: 0.491, SLG: 0.918</small>																5 1 3 1 2 0 2	
Felipe Crespo, S (1, 4) <small>OBP: 0.371, SLG: 0.486</small> Tim Worrell, R (7, 1) <small>OBP: 0.266, SLG: 0.500</small> Aaron Fultz, L (8, 1) <small>OBP: 0.250, SLG: 0.344</small> Eric Davis, R (9, PH) <small>OBP: 0.250, SLG: 0.344</small> Robb Nen, R (9, 1) <small>OBP: 0.335, SLG: 0.476</small>																3 0 0 0 0 1 2 4 0 0 0 0 0 0 0 0 1 0 0 0 0 0 0 0 0 0 0 0 0 0 0 0 2 0 0 0 0 0 1 3	
Armando Rios, L (1, 9) <small>OBP: 0.310, SLG: 0.461</small>																7 1 2 2 0 3 4	
Benito Santiago, R (1, 2) <small>OBP: 0.361, SLG: 0.413</small>																6 0 1 0 1 4 3	
J.T. Snow, L (1, 3) <small>OBP: 0.348, SLG: 0.329</small> Edwards Guzman, L (15, PR) <small>OBP: 0.200, SLG: 0.375</small>																4 0 0 0 3 3 2 0 0 0 0 0 0 0	AB 54 R 3 H 12 RBI 3 BB 9 SO 20 LOB 31
Ramon Martinez, R (1, 5) <small>OBP: 0.336, SLG: 0.333</small> Felix Rodriguez, R (10, 1) <small>OBP: 0.266, SLG: 0.480</small> Alan Embree, L (12, 1) <small>OBP: 0.279, SLG: 0.143</small> Kirk Rueter, L (13, PH) <small>OBP: 0.288, SLG: 0.480</small>																5 0 2 0 0 1 2 0 0 0 0 0 0 0 1 0 0 0 0 0 1 1 0 0 0 0 0 1	
Russ Ortiz, R (1, 1) <small>OBP: 0.200, SLG: 0.214</small> Marvin Benard, L (7, PH) <small>OBP: 0.266, SLG: 0.303</small> Pedro Feliz, R (7, 5) <small>OBP: 0.237, SLG: 0.291</small>																1 0 0 0 0 0 1 1 0 0 0 0 0 0 3 0 1 0 1 0 1	
Inning Stats	R: 0 H: 1 E: 0 LOB: 2 K: 2 BB: 1 S: 11 P: 21	R: 0 H: 1 E: 0 LOB: 1 K: 1 BB: 0 S: 12 P: 18	R: 1 H: 2 E: 0 LOB: 2 K: 2 BB: 1 S: 15 P: 21	R: 0 H: 0 E: 0 LOB: 1 K: 0 BB: 1 S: 10 P: 16	R: 1 H: 1 E: 0 LOB: 0 K: 2 BB: 0 S: 10 P: 14	R: 0 H: 0 E: 0 LOB: 0 K: 3 BB: 0 S: 11 P: 17	R: 0 H: 1 E: 0 LOB: 2 K: 0 BB: 1 S: 5 P: 12	R: 1 H: 3 E: 0 LOB: 2 K: 1 BB: 1 S: 8 P: 18	R: 0 H: 0 E: 0 LOB: 0 K: 2 BB: 1 S: 9 P: 16	R: 0 H: 0 E: 0 LOB: 1 K: 2 BB: 1 S: 9 P: 16	R: 0 H: 0 E: 0 LOB: 0 K: 0 BB: 0 S: 7 P: 11	R: 0 H: 0 E: 0 LOB: 1 K: 1 BB: 1 S: 9 P: 15	R: 0 H: 0 E: 0 LOB: 1 K: 1 BB: 0 S: 10 P: 18	R: 0 H: 1 E: 0 LOB: 3 K: 3 BB: 1 S: 12 P: 19	1B: 9 SF: 0 2B: 2 SAC: 1 3B: 0 DP: 1 HR: 2 HBP: 0	WP: 1 PA: 64 PB: 0 SB: 0 CS: 1	
PITCHER	Adam Eaton, R (1, 1) <small>ERA: 4.61</small> Jose Nunez, L (8, 1) <small>ERA: 8.74</small> David Lee, R (8, 1) <small>ERA: 3.52</small> Trevor Hoffman, R (10, 1) <small>ERA: 3.58</small> Tom Davey, R (12, 1) <small>ERA: 3.1</small>	IP WLS BF H R ER SO BB IBB HBP BLK WP HR S P ERA WHIP 7.0 0 31 6 2 2 10 3 1 0 0 0 1 74 119 2.57 1.286 0.2 4 3 1 1 1 0 0 0 0 0 0 1 7 12 13.50 4.500 1.1 5 0 0 0 1 1 0 0 0 0 0 0 9 18 0.00 0.750 2.0 7 0 0 0 2 1 0 0 0 0 0 0 16 27 0.00 0.500 2.0 8 0 0 0 2 2 0 0 0 0 0 0 16 29 0.00 1.000	PITCHER Brian Lawrence, R (14, 1) <small>ERA: 5.4</small> Jay Witasick, R (14, 1) <small>ERA: 1.95</small>	IP WLS BF H R ER SO BB IBB HBP BLK WP HR S P ERA WHIP 0.0 0 2 2 0 0 0 0 0 0 0 0 0 6 11 ∞ ∞ 2.0 W 7 1 0 0 4 1 0 0 0 1 0 16 26 0.00 1.000													

San Francisco Giants @ San Diego Padres
 Qualcomm Stadium, San Diego, CA
 Tue Jun 19 2001, 10:05 PM EDT
 Att: 23,033 - Sunny - 74 F

livebaseballscorecards.com

AB 54
 R 3
 H 12
 RBI 3
 BB 9
 SO 20
 LOB 31



Batter	1	2	3	4	5	6	7	8	9	10	11	12	13	14	15	AB	R	H	RBI	BB	SO	LOB	BOTTOM									
Cesar Crespo, S OBP: 0.317, SLG: 0.291 (1, 4)	1-2 G6-3		0-1 G1-6-3		4-2 BB		0-0 1B		4-0 S 1B BB			1-3 K		3-1 F8		5	1	1	0	2	1	2	San Francisco Giants @ San Diego Padres Qualcomm Stadium, San Diego, CA Tue Jun 19 2001, 10:05 PM EDT Att. 23,033 - Sunny - 74 F livebaseballscorecards.com AB 54 R 4 H 10 RBI 3 BB 8 SO 20 LOB 29 									
Mark Kotsay, L OBP: 0.365, SLG: 0.418 (1, 8)	2-1 G5-3		4-2 BB		4-2 BB		2-2 2B		3-2 1B			2-3 K		3-3 K		5	0	2	2	2	2	1										
Ryan Klesko, L OBP: 0.402, SLG: 0.574 (1, 3)	2-3 K		0-0 F8		1-2 G4-3		0-0 L4		0-1 F8			0-3 K				7	0	1	0	0	2	7										
Phil Nevin, R OBP: 0.359, SLG: 0.615 (1, 5)		3-3 K		2-2 F9		3-2 F8		1-3 K		0-3 K			1-1 G4-3		1-1 FC5-4	7	1	0	0	0	3	2										
Mike Darr, L OBP: 0.359, SLG: 0.360 (1, 9)		0-0 S 1B		1-3 K		2-2 FC5-4 1B		2-3 K		3-3 K			0-0 1B		4-1 E WP 1-2 BB	6	0	3	0	1	3	1										
Bubba Trammell, R OBP: 0.324, SLG: 0.467 (1, 7)		3-2 F8		1-1 G5-3		1-2 FC5-4		2-1 F9		1-2 G6-3			1-0 F9		2-3 K	6	0	0	0	0	0	3										
Brian Lawrence, R (14, 1)																0	0	0	0	0	0	0										
Jay Witasick, R (14, 1)																0	0	0	0	0	0	0										
Kevin Jarvis, L OBP: 0.310, SLG: 0.407 (15, PH)																1	0	0	0	0	1	2										
Ben Davis, S OBP: 0.377, SLG: 0.413 (1, 2)		4-2 1-2 BB				0-2 BB BB 1B		2-3 K		0-3 K			0-1 P5		2-3 K	6	0	1	0	1	4	4										
Santiago Perez, S OBP: 0.311, SLG: 0.208 (1, 6)		2-3 K				3-1 F7		1-1 F8		0-2 2B 1B				4-2 FC1-6 BB	5	1	1	0	0	2	3											
Tom Davey, R (12, 1)																0	0	0	0	0	0	0										
Mike Colangelo, R OBP: 0.343, SLG: 0.443 (14, 7)															1-2 2-3 3-H	1	0	0	0	1	0	2										
Adam Eaton, R Rick Wilson, L Jose Nunez, L Dwight Gooden, R Dave Magadan, L Rickey Henderson, R Trevor Hoffman, R Chris Gomez, R			4-1 G1-6-3 BB		0-3 K		2-3 K		0-0 S 1B 2B		1-2 F9					1	0	0	0	0	1	1										
Inning Stats	R: 0 E: 0 K: 1 S: 8	H: 0 LOB: 0 BB: 0 P: 13	R: 0 E: 0 K: 2 S: 12	H: 1 LOB: 2 BB: 1 P: 24	R: 0 E: 0 K: 0 S: 6	H: 0 LOB: 1 BB: 2 P: 14	R: 0 E: 0 K: 1 S: 8	H: 0 LOB: 0 BB: 0 P: 12	R: 0 E: 0 K: 1 S: 16	H: 1 LOB: 3 BB: 2 P: 28	R: 0 E: 0 K: 1 S: 14	H: 1 LOB: 1 BB: 0 P: 22	R: 0 E: 0 K: 1 S: 6	H: 1 LOB: 1 BB: 0 P: 9	R: 0 E: 0 K: 2 S: 10	H: 1 LOB: 1 BB: 0 P: 15	R: 0 E: 0 K: 2 S: 9	H: 0 LOB: 0 BB: 0 P: 13	R: 0 E: 0 K: 2 S: 9	H: 0 LOB: 0 BB: 0 P: 14	R: 0 E: 0 K: 3 S: 10	H: 0 LOB: 0 BB: 0 P: 13		R: 0 E: 0 K: 3 S: 6	H: 1 LOB: 1 BB: 0 P: 8	R: 0 E: 0 K: 1 S: 12	H: 0 LOB: 1 BB: 1 P: 23	R: 1 E: 1 K: 2 S: 17	H: 1 LOB: 3 BB: 1 P: 27	1B: 8 2B: 2 3B: 0 HR: 0	SF: 0 SAC: 0 DP: 1 HBP: 0	WP: 1 PB: 0 SB: 4 CS: 0
PITCHER	IP	WLS	BF	H	R	ER	SO	BB	IBB	HBP	BLK	WP	HR	S	P	ERA	WHIP															
Russ Ortiz, R ERA: 3.42 (1, 1)	6.0		25	3	0	0	6	5	0	0	0	0	0	0	113	0.00	1.333															
Tim Worrell, R ERA: 3.82 (7, 1)	1.0	H	3	1	0	0	1	0	0	0	0	0	0	6	9	0.00	1.000															
Aaron Fultz, L ERA: 3.86 (8, 1)	1.0	H	4	1	0	0	2	0	0	0	0	0	0	10	15	0.00	1.000															
Robb Nen, R ERA: 4.01 (9, 1)	1.0	B	7	3	3	3	1	1	0	0	0	0	0	14	23	27.00	4.000															
Felix Rodriguez, R ERA: 1.32 (10, 1)	2.0		6	0	0	0	4	0	0	0	0	0	0	18	27	0.00	0.000															
PITCHER	IP	WLS	BF	H	R	ER	SO	BB	IBB	HBP	BLK	WP	HR	S	P	ERA	WHIP															
Alan Embree, L ERA: 10.7 (12, 1)	1.0		3	0	0	0	3	0	0	0	0	0	0	10	13	0.00	0.000															
Ryan Vogelsong, R ERA: 3.68 (13, 1)	2.2	L	14	2	1	0	3	2	0	0	0	1	0	35	58	0.00	1.500															

BOTTOM

San Francisco Giants @ San Diego Padres
Qualcomm Stadium, San Diego, CA

livebaseballscorecards.com

AB 37
R 6
H 12
RBI 5
BB 5
SO 7
LOB 19



WP: 0 PA: 43
PB: 0
SB: 1
CS: 1

ERA WHIP

AB R H RBI BB SO LOB

4 1 2 0 1 2 1

3 0 1 0 0 0 1
2 1 1 0 0 0 3

4 1 2 2 1 1 1

4 0 0 0 1 0 4

4 1 2 0 1 0 2

3 1 1 1 1 1 1

5 0 0 0 0 2 6

4 1 1 0 0 0 0

2 0 1 0 0 1 0
0 0 0 0 0 0 0
1 0 1 2 0 0 0
0 0 0 0 0 0 0
1 0 0 0 0 0 0
0 0 0 0 0 0 0

1B: 9 SF: 0
2B: 3 SAC: 0
3B: 0 DP: 0
HR: 0 HBP: 1

Wed Jun 20 2001, 10:05 PM EDT
Att. 23,167 - Sunny - 75 F

Table with 10 columns (Batter, 1-9) and 10 rows (Batters: Rickey Henderson, Mark Kotsay, Ryan Klesko, Dave Magadan, Mike Darr, Ben Davis, Cesar Crespo, Santiago Perez, Kevin Jarvis, Jose Nunez, Phil Nevin, Rodney Myers, Mike Colangelo, David Lee). Each cell contains a baseball diamond diagram with pitch types (S, F, K, BB, G6-3, P, L, CS) and counts (e.g., 2-2, 1-3, 4-1). Includes a 'BOTTOM' label at the top right.

Inning Stats table with columns for R, H, E, K, S, LOB, BB, P, ER, SO, IBB, HBP, BLK, WP, HR, S, P, ERA, WHIP for each of the 9 innings.

PITCHER table with columns for IP, WLS, BF, H, R, ER, SO, BB, IBB, HBP, BLK, WP, HR, S, P, ERA, WHIP for Mark Gardner, Tim Worrell, Aaron Fultz, Alan Embree, and Robb Nen.

Batter	1	2	3	4	5	6	7	8	9	AB R H RBI BB SO LOB	TOP									
Calvin Murray, R OBP: 0.337, SLG: 0.470 (1, 8) X	0-0 CS BB 1B	2-2 WP E BB 1B	0-1 E5 BB		1-0 G6-3			4-2 E S 2B BB	1-1 F9	5 2 2 0 1 0 1										
Rich Aurilia, R OBP: 0.394, SLG: 0.577 (1, 6) F F F F F X	2-2 P5	2-2 E5 BB WP HR	1-1 F7		3-2 G6-3 1B			1-1 F9 1-H 2B		5 1 2 2 0 0 3										
Barry Bonds, L OBP: 0.491, SLG: 0.911 (1, 7) B F B B B	4-1 1B CS 1-2 1B BB	4-0 BB HR IBB	4-1 BB BB		2-0 G6-3 1-2f			1-3 K		2 2 0 0 3 1 2										
Jeff Kent, R OBP: 0.363, SLG: 0.473 (1, 4) C B B B B S	4-2 1B 1-2 2-3 BB	4-1 HR BB	2-3 K			0-1 G5-4-3 1B		3-2 F9 2-3		3 2 1 1 2 1 3										
Armando Rios, L OBP: 0.312, SLG: 0.469 Eric Davis, R OBP: 0.276, SLG: 0.324 (1, 9) B X (8, PH) (8, 9)	1-0 1B 1-2 2-3 1B	1-2 1-H 2-H 3-H HR		1-2 G3		0-3 K		1-3 K		4 1 2 4 0 1 1 1 0 0 0 0 1 1										
Benito Santiago, R OBP: 0.368, SLG: 0.451 (1, 2) C B X	1-1 1B 1-2 2-H 3-H	0-1 2B		3-2 F8		1-2 G5-4-3 1-2f		2-0 HR		5 1 3 3 0 0 1										
J.T. Snow, L OBP: 0.347, SLG: 0.327 Felipe Crespo, S OBP: 0.289, SLG: 0.450 (1, 3) C F C (8, 3)	0-3 K	2-3 K		3-1 1B 1B			2-2 G4-3	0-1 E7		4 0 1 0 0 2 3 1 0 0 0 0 0 0	AB 39 R 10 H 13 RBI 10 BB 6 SO 8 LOB 20									
Ramon Martinez, R OBP: 0.329, SLG: 0.355 (1, 5)		SH3 1B		1-1 1B 1-2 1B			1-1 G5-3	2-3 K		5 1 2 0 0 2 2										
Livan Hernandez, R OBP: 0.162, SLG: 0.189 (1, 1) X		0-0 SH3 1-2	0-1 G4-3	0-0 G4-3			0-0 G5-3	0-1 F8		4 0 0 0 0 0 3										
Inning Stats	R: 2 E: 0 K: 1 S: 15	H: 3 LOB: 2 BB: 2 P: 27	R: 6 E: 1 K: 2 S: 22	H: 4 LOB: 1 BB: 2 P: 41	R: 0 E: 1 K: 1 S: 10	H: 0 LOB: 2 BB: 1 P: 17	R: 0 E: 0 K: 0 S: 12	H: 2 LOB: 2 BB: 0 P: 20	R: 0 E: 0 K: 1 S: 8	H: 1 LOB: 0 BB: 0 P: 9	R: 0 E: 0 K: 0 S: 6	H: 0 LOB: 0 BB: 0 P: 9	R: 1 E: 0 K: 2 S: 14	H: 1 LOB: 1 BB: 1 P: 24	R: 1 E: 1 K: 1 S: 11	H: 1 LOB: 1 BB: 0 P: 16	1B: 9 2B: 2 3B: 0 HR: 2	SF: 0 SAC: 1 DP: 2 HBP: 0	WP: 1 PB: 0 SB: 1 CS: 2	PA: 46
PITCHER	IP WLS BF H R ER SO BB IBB HBP BLK WP HR S P ERA WHIP																			
Dustin Hermanson, R ERA: 5.9 (1, 1)	2.2 L 20 7 8 7 3 3 1 0 0 1 1 43 75 23.62 3.750																			
Mike Matthews, L ERA: 3.51 (3, 1)	1.1 7 2 0 0 1 1 0 0 0 0 0 16 30 0.00 2.250																			
Mike James, R ERA: 4.32 (5, 1)	3.0 11 3 1 1 1 1 0 0 0 0 0 23 38 3.00 1.333																			
Jason Christiansen, L ERA: 4.5 (8, 1)	1.0 3 0 0 0 2 0 0 0 0 0 0 10 15 0.00 0.000																			
Luther Hackman, R ERA: 10.13 (9, 1)	1.0 5 1 1 1 1 0 0 0 0 0 0 1 11 16 9.00 1.000																			

San Francisco Giants @ St. Louis Cardinals
 Busch Stadium, St. Louis, MO
 Fri Jun 22 2001, 7:10 PM CDT
 Att. 40,845 - Cloudy - 77 F

livebaseballscorecards.com



Batter	1	2	3	4	5	6	7	8	9	AB	R	H	RBI	BB	SO	LOB	
Fernando Vina, L OBP: 0.358, SLG: 0.403 (1, 4)	1-0 F7		1-1 G3		0-0 G6-3			0-1 G4-3	0-0 FC6	5	0	0	0	0	0	2	
Placido Polanco, R OBP: 0.371, SLG: 0.391 (1, 6)	1-0 F8		0-1 F9			2-2 15 HR 1B		0-1 G5-3		4	1	1	0	0	0	0	
15 Jim Edmonds, L OBP: 0.405, SLG: 0.549 (1, 8)	1-1 HR		0-0 G3-1			1-1 HR		4-1 HR BB		3	3	2	3	1	0	0	
Mark McGwire, R OBP: 0.323, SLG: 0.524 (1, 3)	4-1 FC6 5 1B BB			1-1 5 G6-3 1B		1-3 K		1-1 HR		3	1	2	2	1	1	0	
5 Albert Pujols, R OBP: 0.411, SLG: 0.638 (1, 5)	2-1 FC6 1B			3-2 G6-3		1-2 G5-3		1-0 F8		4	0	1	0	0	0	1	
Ray Lankford, L OBP: 0.357, SLG: 0.527 Mike James, R (5, 1) Jason Christiansen, R (8, 1) Luther Hackman, R (9, 1) 29 Stubby Clapp, L OBP: 0.250, SLG: 0.500 (9, PH)	1-2 FC6			1-3 K		0-1 G5-3			0-2 FC6-4 2B	2	0	0	0	0	0	1	3
Craig Paquette, R OBP: 0.289, SLG: 0.450 (1, 9)				2-2 F8			2-2 F9		1-1 F3	4	0	0	0	0	1	2	
Mike Matheny, R OBP: 0.296, SLG: 0.299 Bobby Bonilla, S OBP: 0.316, SLG: 0.367 (9, PH)				3-2 G6-3		2-2 P4		0-0 F8	4-2 FC6-4 BB	3	0	0	0	0	0	0	
Dustin Hermanson, R OBP: 0.138, SLG: 0.143 Mike Matthews, L OBP: 0.100, SLG: 0.100 Kerry Robinson, L OBP: 0.347, SLG: 0.375 (5, 7)				3-2 F9		1-1 G4-3		1-2 F7	1-1 FC6-4 FC6	1	0	0	0	0	0	0	


Inning Stats	R: 1	H: 2	E: 0	K: 10	S: 10	LOB: 2	BB: 1	P: 20
	R: 0	H: 0	E: 0	K: 1	S: 9	LOB: 0	BB: 0	P: 18
	R: 0	H: 0	E: 0	K: 0	S: 5	LOB: 0	BB: 0	P: 6
	R: 0	H: 1	E: 0	K: 1	S: 11	LOB: 1	BB: 0	P: 18
	R: 0	H: 0	E: 0	K: 0	S: 6	LOB: 0	BB: 0	P: 9
	R: 2	H: 2	E: 0	K: 1	S: 14	LOB: 0	BB: 0	P: 19
	R: 0	H: 0	E: 0	K: 0	S: 7	LOB: 0	BB: 0	P: 10
	R: 2	H: 1	E: 0	K: 0	S: 8	LOB: 0	BB: 1	P: 14
	R: 0	H: 1	E: 0	K: 0	S: 11	LOB: 2	BB: 1	P: 17
	1B: 3	SF: 0	2B: 1	SAC: 0	3B: 0	DP: 0	HR: 3	HBP: 0

PITCHER	IP	WLS	BF	H	R	ER	SO	BB	IBB	HBP	BLK	WP	HR	S	P	ERA	WHIP
Livan Hernandez, R ERA: 6.22 (1, 1)	9.0	W	37	7	5	5	3	3	0	0	0	0	3	81	131	5.00	1.111

BOTTOM

San Francisco Giants @ St. Louis Cardinals
 Busch Stadium, St. Louis, MO
 Fri Jun 22 2001, 7:10 PM CDT
 Att: 40,845 - Cloudy - 77 F

AB	34
R	5
H	7
RBI	5
BB	3
SO	3
LOB	10



WP: 0	PA: 37
PB: 0	
SB: 0	
CS: 0	

Batter	1	2	3	4	5	6	7	8	9	AB R H RBI BB SO LOB	TOP																				
Calvin Murray, R OBP: 0.362, SLG: 0.494 (1, 8) B H	2-0 SH2-3 WP HR HBP		1-2 G5-3 1B		2-2 1B 2-H 1B		2-2 G6-3		1-1 2B	4 2 3 1 0 0 0	<p>San Francisco Giants @ St. Louis Cardinals</p> <p>Busch Stadium, St. Louis, MO</p> <p>Sat Jun 23 2001, 7:10 PM CDT</p> <p>Att. 48,517 - Cloudy - 77 F</p>																				
Ramon Martinez, R OBP: 0.333, SLG: 0.366 (1, 6) (6, 5) C X	1-1 SH2-3		1-0 G5-3		2-1 1B		0-0 L7		0-1 2B	4 0 2 1 0 0 1																					
Barry Bonds, L OBP: 0.493, SLG: 0.917 (1, 7) B S B B X	3-1 HR		1-1 G6-3			2-3 K		4-2 1B 1B BB		3 2 1 2 2 1 1																					
Jeff Kent, R OBP: 0.361, SLG: 0.468 (1, 4) C B X	1-1 G1-3			2-3 K		0-0 L7		0-0 1B 1B	1-0 F8	5 0 1 0 0 1 2																					
Armando Rios, L OBP: 0.311, SLG: 0.466 (1, 9) F C X	0-2 P4		2-0 L4		2-2 HBP 1B 1B		3-3 K	1-3 K		4 0 1 0 0 1 2 1 0 0 0 0 1 2 0 0 0 0 0 0 0																					
Eric Davis, R OBP: 0.273, SLG: 0.319 (9, 9) Robb Nen, R (9, 1)				0-0 G5-3		0-1 HBP 1B		1-0 1B 1B		4 0 2 1 0 1 0																					
Benito Santiago, R OBP: 0.371, SLG: 0.452 (1, 2) B C T C		1-3 K			1-2 SH1-4 1B 1B		4-0 HBP	0-3 K		2 1 1 0 0 0 0 1 0 0 0 0 1 2																					
J.T. Snow, L OBP: 0.348, SLG: 0.329 (1, 3) Felipe Crespo, S OBP: 0.298, SLG: 0.439 (5, 3) C B B B X		3-1 F8		1-2 K		1-3 K		1-0 1B 1B		3 0 0 0 0 0 2 4 0 0 0 0 0 0 0 0 0 0 0 0 0 0 0 0 1 0 1 0																					
Pedro Feliz, R OBP: 0.223, SLG: 0.271 (1, 5) Tim Worrell, R (6, 1) Aaron Fultz, L OBP: 0.333, SLG: 0.333 (7, 1) Shawon Dunston, R OBP: 0.371, SLG: 0.490 (8, PH) Felix Rodriguez, R (8, 1) Alan Embree, L (8, 1) Marvin Benard, L OBP: 0.274, SLG: 0.325 (9, 9)		1-1 F2		1-3 K		2-3 K		1-2 2-H 1B		1 0 0 0 0 0 0 2 0 0 0 0 0 0																					
Kirk Rueter, L OBP: 0.212, SLG: 0.138 (1, 1) Rich Aurilia, R OBP: 0.391, SLG: 0.572 (6, 6) F B X			1-1 G6-3		1-1 SH1-4		1-1 G6-3		3-1 P3	1 0 0 0 0 0 0 2 0 0 0 0 0 0																					
Inning Stats	R: 2 H: 1 E: 0 LOB: 0 K: 0 BB: 0 S: 9 P: 16	R: 0 H: 0 E: 0 LOB: 0 K: 1 BB: 0 S: 7 P: 12	R: 0 H: 1 E: 0 LOB: 1 K: 0 BB: 0 S: 8 P: 12	R: 0 H: 0 E: 0 LOB: 0 K: 1 BB: 0 S: 5 P: 9	R: 1 H: 3 E: 0 LOB: 2 K: 1 BB: 0 S: 14 P: 21	R: 0 H: 2 E: 0 LOB: 3 K: 2 BB: 0 S: 14 P: 24	R: 0 H: 0 E: 0 LOB: 0 K: 0 BB: 0 S: 6 P: 9	R: 1 H: 3 E: 0 LOB: 2 K: 2 BB: 1 S: 13 P: 22	R: 1 H: 2 E: 0 LOB: 2 K: 1 BB: 1 S: 10 P: 20	1B: 9 SF: 0 2B: 2 SAC: 2 3B: 0 DP: 0 HR: 1 HBP: 2	WP: 1 PA: 41 PB: 0 SB: 0 CS: 0																				
PITCHER	IP WLS BF H R ER SO BB IBB HBP BLK WP HR S P ERA WHIP											PITCHER	IP WLS BF H R ER SO BB IBB HBP BLK WP HR S P ERA WHIP																		
Darryl Kile, R ERA: 3.48 (1, 1)	6.0	26	7	3	3	5	0	0	2	0	1	1	57	94	4.50	1.167	Jason Christiansen, L ERA: 4.35 (9, 1)	0.1	W	1	0	0	0	1	0	0	0	3	4	0.00	0.000
Mike Timlin, R ERA: 3.6 (7, 1)	1.0	3	0	0	0	0	0	0	0	0	0	0	6	9	0.00	0.000															
Steve Kline, L ERA: 1.87 (8, 1)	0.1	3	1	1	1	1	1	0	0	0	0	0	8	15	27.00	6.000															
Gene Stechschulte, R ERA: 3.79 (8, 1)	0.2	3	2	0	0	1	0	0	0	0	0	0	5	7	0.00	3.000															
Dave Veres, R ERA: 2.78 (9, 1)	0.2	B	5	2	1	1	0	0	1	0	0	0	7	16	13.50	3.000															

livebaseballscorecards.com

AB	35
R	5
H	12
RBI	5
BB	2
SO	8
LOB	14



BOTTOM

San Francisco Giants @ St. Louis Cardinals
Busch Stadium, St. Louis, MO

livebaseballscorecards.com

AB 36
R 6
H 10
RBI 5
BB 8
SO 3
LOB 26



WP: 0 PA: 44
PB: 0
SB: 1
CS: 0

ERA 0.00 WHIP 6.000

Sat Jun 23 2001, 7:10 PM CDT
Att. 48,517 - Cloudy - 77 F

AB R H RBI BB SO LOB

5 0 0 0 0 0 2

5 0 1 0 0 0 3

4 1 0 0 1 1 1

2 0 1 0 2 0 0

3 2 1 0 2 0 2

5 1 3 1 0 1 3

2 0 1 1 3 0 3

5 0 2 2 0 0 7

2 1 1 1 0 0 0
1 0 0 0 0 0 3
0 0 0 0 0 0 0
0 0 0 0 0 0 0
0 0 0 0 0 0 0
1 0 0 0 0 0 1
0 0 0 0 0 0 0
0 0 0 0 0 0 0

1B: 9 SF: 0
2B: 0 SAC: 0
3B: 0 DP: 1
HR: 1 HBP: 0

Batter	1	2	3	4	5	6	7	8	9
Fernando Vina, L (1, 4) OBP: 0.352, SLG: 0.396	2-1 G6-3		0-2 F7		2-2 G5-3		0-2 G1-3	1-2 FC4-6	
Placido Polanco, R (1, 5) OBP: 0.368, SLG: 0.387	0-1 L7		1-1 F9		0-0 1B		1-0 L9	1-2 G1-3	
15 Jim Edmonds, L (1, 8) OBP: 0.401, SLG: 0.538	2-2 F7		2-2 G4-3		1-3 K		1-2 G4-3		4-2 BB 1B BB
Mark McGwire, R (1, 3) OBP: 0.340, SLG: 0.523 Eli Marrero, R (8, PR) OBP: 0.298, SLG: 0.420 Ray Lankford, L (9, 7) OBP: 0.355, SLG: 0.525		4-2 BB BB		2-1 F7		4-1 BB 1B BB		0-1 5 BB 1B	2-3 K
5 Albert Pujols, R (1, 9) OBP: 0.414, SLG: 0.634		1-1 F9		2-1 1B 1B		0-0 F7		4-1 1B 1B BB	4-0 1B BB IBB
Craig Paquette, R (1, 7) OBP: 0.301, SLG: 0.456		3-1 F9		2-0 1B 1B		0-2 BB 1B		2-2 1B 1B	1-3 K
Edgar Renteria, R (1, 6) OBP: 0.280, SLG: 0.333		4-2 BB		3-1 G4-6-3 1B		4-1 BB		0-0 L4	4-2 1B BB
Mike Matheny, R (1, 2) OBP: 0.299, SLG: 0.302		1-0 F9		1-0 G4-6-3		0-2 P4		1-1 FC4-6 1B	0-2 1B
Darryl Kile, R (1, 1) OBP: 0.237, SLG: 0.286 Bobby Bonilla, S (6, PH) OBP: 0.313, SLG: 0.364 Mike Timlin, R (7, 1) OBP: 0.342, SLG: 0.369 Steve Kline, S (8, 1) Gene Stechschulte, R (8, 1) Kerry Robinson, L (8, PH) Dave Veres, R (9, 1) Jason Christiansen, R (9, 1)			2-2 HR		2-1 G1-3	1-1 G6-3		2-2 E3 FC4-6	

Inning Stats	R: 0	H: 0	E: 0	K: 0	S: 9	H: 0	LOB: 0	BB: 0	P: 13	R: 0	H: 0	E: 0	K: 0	S: 9	H: 0	LOB: 0	BB: 0	P: 22	R: 1	H: 1	E: 0	K: 0	S: 12	H: 3	LOB: 1	BB: 0	P: 17	R: 0	H: 1	E: 0	K: 1	S: 9	H: 1	LOB: 1	BB: 0	P: 14	R: 0	H: 1	E: 0	K: 0	S: 11	H: 0	LOB: 0	BB: 0	P: 9	R: 3	H: 3	E: 1	K: 0	S: 22	H: 3	LOB: 3	BB: 1	P: 32	R: 1	H: 1	E: 0	K: 2	S: 16	H: 1	LOB: 3	BB: 3	P: 31	1B: 9	SF: 0	2B: 0	SAC: 0	3B: 0	DP: 1	HR: 1	HBP: 0	WP: 0	PA: 44
--------------	------	------	------	------	------	------	--------	-------	-------	------	------	------	------	------	------	--------	-------	-------	------	------	------	------	-------	------	--------	-------	-------	------	------	------	------	------	------	--------	-------	-------	------	------	------	------	-------	------	--------	-------	------	------	------	------	------	-------	------	--------	-------	-------	------	------	------	------	-------	------	--------	-------	-------	-------	-------	-------	--------	-------	-------	-------	--------	-------	--------

PITCHER	IP	WLS	BF	H	R	ER	SO	BB	IBB	HBP	BLK	WP	HR	S	P	ERA	WHIP
Kirk Rueter, L (1, 1) ERA: 5.22	5.1		25	6	2	2	1	4	0	0	0	0	1	53	98	3.38	1.875
Tim Worrell, R (6, 1) ERA: 3.51	0.2	H	2	0	0	0	0	0	0	0	0	0	0	5	6	0.00	0.000
Aaron Fultz, L (7, 1) ERA: 3.46	1.0	H	3	0	0	0	0	0	0	0	0	0	0	7	9	0.00	0.000
Felix Rodriguez, R (8, 1) ERA: 1.78	0.1	B	6	3	3	2	0	1	0	0	0	0	0	15	23	54.00	12.000
Alan Embree, L (8, 1) ERA: 11.84	1.0	L	5	0	1	1	1	1	1	0	0	0	0	13	25	9.00	1.000

PITCHER	IP	WLS	BF	H	R	ER	SO	BB	IBB	HBP	BLK	WP	HR	S	P	ERA	WHIP
Robb Nen, R (9, 1) ERA: 3.89	0.1		3	1	0	0	1	1	0	0	0	0	0	10	15	0.00	6.000

BOTTOM

San Francisco Giants @ St. Louis Cardinals
Busch Stadium, St. Louis, MO
 Sun Jun 24 2001, 7:05 PM CDT
 Att. 48,203 - Sunny - 80 F

livebaseballscorecards.com

AB	33
R	7
H	11
RBI	7
BB	7
SO	6
LOB	22



WP: 0	PA: 43
PB: 0	
SB: 0	
CS: 0	

AB	R	H	RBI	BB	SO	LOB
3	2	2	0	2	0	1
3	2	2	1	1	0	2
4	0	2	4	0	0	3
4	0	0	0	1	2	4
4	0	2	2	1	0	0
4	0	0	0	0	1	5
0	0	0	0	0	0	0
1	0	1	0	0	0	0
0	0	0	0	0	0	0
0	0	0	0	0	0	0
5	0	0	0	0	0	4
2	2	1	0	2	1	0
2	0	0	0	0	2	3
0	0	0	0	0	0	0
1	1	1	0	0	0	0
1B: 7	SF: 1					
2B: 4	SAC: 2					
3B: 0	DP: 0					
HR: 0	HBP: 0					

Batter	1	2	3	4	5	6	7	8	9							
Fernando Vina, L (1, 4) OBP: 0.359, SLG: 0.402	2-1 SH5-3 15 FC1-5-2 2B		3-2 G4-3 2-3		4-2 1B 15 2B BB	4-0 BB 5 1B E BB	1-0 1B 1-2									
Placido Polanco, R (1, 5) OBP: 0.374, SLG: 0.391	1-0 SH5-3 2-3		4-2 15 1B BB		0-0 15 2B 1B	1-0 E3 5 1B BB	0-2 15 FC6-4 1B 1-2 2-H									
15 Jim Edmonds, L (1, 8) OBP: 0.401, SLG: 0.542	1-2 FC1-5-2 3-H		0-0 1-3 3-H 1B		0-0 1-H 3-H 2B	1-2 SF7 3-H	1-1 FC6-4 1-2f									
Mark McGwire, R (1, 3) OBP: 0.333, SLG: 0.500	0-0 F9 3-H		0-0 F9		2-3 K 1-2 2-3	4-2 5 1B BB		2-3 K								
5 Albert Pujols, R (1, 9) OBP: 0.417, SLG: 0.636		0-0 G4-3		2-0 F9 2B	4-2 BB	0-0 1-2 2-H 3-H 1B		0-0 G5-3								
Craig Paquette, R (1, 7) OBP: 0.292, SLG: 0.442		2-2 F9		2-2 F9	1-3 K	0-1 F8		2-1 2B								
Mike Timlin, R (7, 1)																
Ray Lankford, L (8, PH) OBP: 0.358, SLG: 0.532																
Steve Kline, S (9, 1)																
Dave Veres, R (9, 1)																
Edgar Renteria, R (1, 6) OBP: 0.274, SLG: 0.326		2-1 F8		0-2 G1-3	2-1 F9		2-2 G6-3	1-1 F8								
Mike Matheny, R (1, 2) OBP: 0.308, SLG: 0.304			4-0 G4-3 15 SH1-4 1B BB	4-0 IBB		2-1 E 15 SF7 1B BB	3-3 K									
Matt Morris, R (1, 1) OBP: 0.167, SLG: 0.171			0-1 SH1-4	1-3 K		0-3 K	1-1 1B 1B									
Jason Christiansen, R (7, 1)																
Kerry Robinson, L (7, 7) OBP: 0.351, SLG: 0.379																
Inning Stats	R: 0 H: 1 E: 0 K: 8 S: 8	H: 1 LOB: 1 BB: 0 P: 12	R: 0 H: 0 E: 0 K: 6 S: 6	H: 0 LOB: 0 BB: 0 P: 10	R: 1 H: 1 E: 0 K: 10 S: 10	H: 1 LOB: 2 BB: 2 P: 21	R: 0 H: 1 E: 0 K: 1 S: 12	H: 1 LOB: 2 BB: 1 P: 21	R: 2 H: 2 E: 0 K: 2 S: 14	H: 2 LOB: 2 BB: 2 P: 27	R: 3 H: 2 E: 1 K: 1 S: 16	H: 2 LOB: 2 BB: 2 P: 28	R: 1 H: 3 E: 0 K: 1 S: 16	H: 3 LOB: 2 BB: 0 P: 24	R: 0 H: 1 E: 0 K: 1 S: 8	H: 1 LOB: 1 BB: 0 P: 13

PITCHER	IP	WLS	BF	H	R	ER	SO	BB	IBB	HBP	BLK	WP	HR	S	P	ERA	WHIP
Russ Ortiz, R (1, 1) ERA: 3.51	5.1	L	29	6	6	3	4	5	1	0	0	0	0	56	104	5.06	2.062
Alan Embree, L (6, 1) ERA: 11.64	0.1		1	0	0	0	0	0	0	0	0	0	0	4	5	0.00	0.000
Tim Worrell, R (6, 1) ERA: 3.64	1.0		6	2	1	1	1	1	0	0	0	0	0	16	26	9.00	3.000
Aaron Fultz, L (7, 1) ERA: 3.43	0.1		3	2	0	0	0	0	0	0	0	0	0	6	8	0.00	6.000
Felix Rodriguez, R (8, 1) ERA: 1.73	1.0		4	1	0	0	1	0	0	0	0	0	0	8	13	0.00	1.000

Batter	1	2	3	4	5	6	7	8	9	AB R H RBI BB SO LOB	TOP
Tom Goodwin, L (1, 8) OBP: 0.300, SLG: 0.358	1-2 P5	1-3 K			1-3 K			3-2 P6		4 0 0 0 0 2 1	Los Angeles Dodgers @ San Francisco Giants PacBell Park, San Francisco, CA Mon Jun 25 2001, 10:15 PM EDT Att. 40,942 - Overcast - 56 F
Hiram Bocachica, R (1, 4) OBP: 0.305, SLG: 0.418	0-0 1B 2B		2-2 P4		2-1 F8			1-3 K		4 1 1 0 0 1 0	
Gary Sheffield, R (1, 7) OBP: 0.416, SLG: 0.520	4-1 1B BB		1-1 F8			2-2 L5			0-2 G5-3	3 0 0 0 1 0 0	
Shawn Green, L (1, 9) OBP: 0.353, SLG: 0.537	1-0 1B		2-1 G4-3			2-3 K			1-2 G5-3 1B	4 0 2 1 0 1 0	
Paul Lo Duca, R (1, 3) OBP: 0.369, SLG: 0.568 (7, 2)	1-3 K			0-0 HR		0-0 G1-3			0-2 G5-3	4 1 1 1 0 1 3	
Adrian Beltré, R (1, 5) OBP: 0.265, SLG: 0.364	2-3 K		2-2 P6			2-2 G4-3			1-1 G5-3	4 0 0 0 0 1 3	
Chad Kreuter, S (1, 2) OBP: 0.399, SLG: 0.364 Chris Donnels, L (7, 3) OBP: 0.266, SLG: 0.232		3-2 F8 1B		0-1 F9		3-3 K				3 0 1 0 0 1 0 0 0 0 0 0 0 0	
Alex Cora, L (1, 6) OBP: 0.272, SLG: 0.343		2-2 F8		2-0 F7		1-1 F7				3 0 0 0 0 0 1	
Chan Ho Park, R (1, 1) OBP: 0.147, SLG: 0.206 Jeff Branson, L (8, PH) OBP: 0.364, SLG: 0.364 Matt Herges, L (8, 1) OBP: 0.250, SLG: 0.250		1-2 G6-3		0-2 G6-3				2-3 K		2 0 0 0 0 0 1 1 0 0 0 0 1 0 0 0 0 0 0 0 0	
Inning Stats	R: 1 H: 2 E: 0 LOB: 2 K: 2 BB: 1 S: 13 P: 22	R: 0 H: 1 E: 0 LOB: 1 K: 1 BB: 0 S: 18 P: 25	R: 0 H: 0 E: 0 LOB: 0 K: 0 BB: 0 S: 7 P: 12	R: 1 H: 1 E: 0 LOB: 0 K: 0 BB: 0 S: 7 P: 11	R: 0 H: 0 E: 0 LOB: 0 K: 1 BB: 0 S: 10 P: 13	R: 0 H: 0 E: 0 LOB: 0 K: 1 BB: 0 S: 7 P: 11	R: 0 H: 0 E: 0 LOB: 0 K: 1 BB: 0 S: 12 P: 18	R: 0 H: 0 E: 0 LOB: 0 K: 2 BB: 0 S: 9 P: 15	R: 0 H: 1 E: 0 LOB: 1 K: 0 BB: 0 S: 11 P: 13	1B: 3 SF: 0 2B: 1 SAC: 0 3B: 0 DP: 0 HR: 1 HBP: 0	
PITCHER	IP WLS BF H R ER SO BB IBB HBP BLK WP HR S P ERA WHIP										
Mark Gardner, R (1, 1) ERA: 5.4	7.0 W 26 4 2 2 6 1 0 0 0 0 1 74 112 2.57 0.714										
Felix Rodriguez, R (8, 1) ERA: 1.69	1.0 H 3 0 0 0 2 0 0 0 0 0 0 9 15 0.00 0.000										
Robb Nen, R (9, 1) ERA: 3.79	1.0 S 4 1 0 0 0 0 0 0 0 0 0 0 11 13 0.00 1.000										

AB	32
R	2
H	5
RBI	2
BB	1
SO	8
LOB	9



livebaseballscorecards.com

Batter	1	2	3	4	5	6	7	8	9
Calvin Murray, R OBP: 0.359, SLG: 0.484 (1, 8)	3-3 K		2-3 K		2-3 K			2-1 BB S 2B 1B	
Rich Aurilia, R OBP: 0.383, SLG: 0.556 (1, 6)	3-3 K		0-1 G1-3			0-3 K		4-2 BB 1-2 2B BB	
Barry Bonds, L OBP: 0.488, SLG: 0.892 (1, 7)	4-1 1B 2B BB		0-0 F9			1-1 G6-3		4-0 2B 1-2 2-3 BB	
Jeff Kent, R OBP: 0.372, SLG: 0.511 (1, 4)	1-0 1-2 2B 1B			0-1 HR		0-0 1B		0-1 1-3 2-H 3-H 2B	
Armando Rios, L OBP: 0.321, SLG: 0.468 (1, 9)	1-0 1-H 2-H 2B			2-3 K		3-3 K		4-0 G4-3 IBB	
Benito Santiago, R OBP: 0.355, SLG: 0.431 (1, 2)	0-3 K			1-3 K			2-1 G6-3	1-2 G4-3 1-2f	
Damon Minor, L OBP: 0.429, SLG: 0.333 (1, 3)		0-0 F5		2-1 G4-3			0-1 L3		
Ramon Martinez, R OBP: 0.331, SLG: 0.358 (1, 5)		3-2 G6-3			1-1 F7		3-2 F8		
Mark Gardner, R (1, 1) Felix Rodriguez, R (8, 1) Felipe Crespo, S (8, PH) Robb Nen, R (9, 1)		0-0 G4-3			0-3 K			3-3 K	

Inning Stats	R: 2	H: 2	E: 0	K: 3	S: 14	LOB: 1	BB: 1	P: 26
	R: 0	H: 0	E: 0	K: 0	S: 5 <td>LOB: 0</td> <td>BB: 0</td> <td>P: 8 </td>	LOB: 0	BB: 0	P: 8
	R: 0	H: 0	E: 0	K: 1	S: 6 <td>LOB: 0</td> <td>BB: 0</td> <td>P: 8 </td>	LOB: 0	BB: 0	P: 8
	R: 1	H: 1	E: 0	K: 2	S: 10 <td>LOB: 0</td> <td>BB: 0</td> <td>P: 15 </td>	LOB: 0	BB: 0	P: 15
	R: 0	H: 0	E: 0	K: 2	S: 8 <td>LOB: 0</td> <td>BB: 0</td> <td>P: 11 </td>	LOB: 0	BB: 0	P: 11
	R: 0	H: 1	E: 0	K: 2	S: 9 <td>LOB: 1</td> <td>BB: 0</td> <td>P: 13 </td>	LOB: 1	BB: 0	P: 13
	R: 0	H: 0	E: 0	K: 0	S: 7 <td>LOB: 0</td> <td>BB: 0</td> <td>P: 12 </td>	LOB: 0	BB: 0	P: 12
	R: 2	H: 2	E: 0	K: 1	S: 15 <td>LOB: 2</td> <td>BB: 3</td> <td>P: 33 </td>	LOB: 2	BB: 3	P: 33

PITCHER	IP	WLS	BF	H	R	ER	SO	BB	IBB	HBP	BLK	WP	HR	S	P	ERA	WHIP
Chan Ho Park, R ERA: 2.86 (1, 1)	7.0	L	26	4	3	3	10	1	0	0	0	0	1	59	93	3.86	0.714
Matt Herges, R ERA: 3.67 (8, 1)	1.0		7	2	2	2	1	2	1	0	0	0	0	15	33	18.00	4.000

BOTTOM

Los Angeles Dodgers @ San Francisco Giants
PacBell Park, San Francisco, CA

Mon Jun 25 2001, 10:15 PM EDT
Att: 40,942 - Overcast - 56 F

AB	R	H	RBI	BB	SO	LOB
4	1	1	0	0	3	0
3	1	0	0	1	2	0
2	1	0	0	2	0	0
4	2	4	3	0	0	0
3	0	1	2	1	2	1
4	0	0	0	0	2	4
3	0	0	0	0	0	0
3	0	0	0	0	0	0
2	0	0	0	0	1	0
0	0	0	0	0	0	0
1	0	0	0	0	1	0
0	0	0	0	0	0	0


1B	2B	3B	HR	SF	SAC	DP	HBP
3	2	0	1	0	0	1	0

WP	PA
0	33

livebaseballscorecards.com

AB 29
R 5
H 6
RBI 5
BB 4
SO 11
LOB 5



Batter	1	2	3	4	5	6	7	8	9	AB R H RBI BB SO LOB	TOP					
Hiram Bocachica, R (1, 4) OBP: 0.301, SLG: 0.409 Alex Cora, L (8, 6) OBP: 0.271, SLG: 0.342	1-1 2B 1B	2-1 G1-3		1-2 F8			0-3 K	1-1 G6-3	1-2 F7	5 1 1 0 0 1 2 1 0 0 0 0 0 1						
Jeff Reboulet, R (1, 6) OBP: 0.383, SLG: 0.416	3-2 E 2B	2-1 G3			0-0 B1		3-2 1B 2B 1B	0-2 F9		5 2 2 1 0 0 1						
Shawn Green, L (1, 9) OBP: 0.357, SLG: 0.538	1-0 E9 1B 2B 1B	1-2 F7			3-3 K		1-1 BB 2B 1B		0-0 S 1B 1B	5 3 3 2 0 1 1						
Gary Sheffield, R (1, 7) OBP: 0.420, SLG: 0.520	0-0 2B 1B				2-2 G1-3		4-2 2B BB		2-0 HR 1B	4 3 2 1 1 0 0						
Paul Lo Duca, R (1, 3) OBP: 0.381, SLG: 0.605	2-0 1B 2B				2-2 G1-3 1B 1B		0-0 L5-3	1-2 1B 2B	1-0 HR	5 3 4 6 0 0 0						
Marquis Grissom, R (1, 8) OBP: 0.267, SLG: 0.515	0-1 P4				2-0 G1-3		0-1 F7	0-2 SH5-4 1B	0-0 2B G4-3 1B	5 1 2 1 0 0 3						
Adrian Beltré, R (1, 5) OBP: 0.278, SLG: 0.372 Jesse Orosco, R (8, 1) Chris Donnels, L (9, PH) OBP: 0.263, SLG: 0.229 Jeff Shaw, R (9, 1)	0-1 G1-6-3 1B				1-1 CS 1B		4-1 BB	1-2 SH5-4	2-3 K	2 0 2 2 1 0 0 0 0 0 0 0 0 0 1 0 0 0 0 1 1 0 0 0 0 0 0 0	AB 42 R 14 H 18 RBI 14 BB 2 SO 5 LOB 14					
Chad Kreuter, S (1, 2) OBP: 0.392, SLG: 0.366	0-0 G1-6-3				0-0 CS		1-3 K	0-0 G4-3	2-1 G4-3 2B	5 0 1 0 0 1 4						
Kevin Brown, R (1, 1) OBP: 0.200, SLG: 0.227 Giovanni Carrara, R (6, 1) OBP: 0.500, SLG: 0.500 Jeff Williams, R (6, 1) Al Reyes, R (6, 1) Dave Hansen, L (6, 5) OBP: 0.402, SLG: 0.369		1-0 G3 G1-3 HBP					0-2 F9	1-1 1B 2B	3-3 K	1 0 3 1 1 1 0 1 1						
Inning Stats	R: 4 H: 6 E: 1 LOB: 1 K: 0 BB: 0 S: 14 P: 21	R: 0 H: 0 E: 0 LOB: 1 K: 0 BB: 0 S: 8 P: 14	R: 1 H: 2 E: 0 LOB: 0 K: 0 BB: 0 S: 7 P: 14	R: 0 H: 0 E: 0 LOB: 0 K: 0 BB: 0 S: 7 P: 8	R: 0 H: 0 E: 0 LOB: 0 K: 1 BB: 0 S: 8 P: 13	R: 0 H: 0 E: 0 LOB: 1 K: 1 BB: 1 S: 7 P: 12	R: 5 H: 5 E: 0 LOB: 1 K: 1 BB: 1 S: 23 P: 34	R: 0 H: 0 E: 0 LOB: 0 K: 1 BB: 0 S: 8 P: 12	R: 4 H: 5 E: 0 LOB: 1 K: 1 BB: 0 S: 13 P: 22	1B: 12 SF: 0 2B: 5 SAC: 1 3B: 0 DP: 1 HR: 1 HBP: 1	WP: 0 PA: 47 PB: 0 SB: 1 CS: 1					
PITCHER	IP WLS BF H R ER SO BB IBB HBP BLK WP HR S P ERA WHIP															
Shawn Estes, L (1, 1) ERA: 2.9	6.0		8	5	5	2	1	0	1	0	0	0	51	82	7.50	1.500
Ryan Vogelsong, R (7, 1) ERA: 5.4	0.1	H	4	3	3	1	0	0	0	0	0	0	11	16	81.00	9.000
Tim Worrell, R (7, 1) ERA: 4.01	0.2	L	5	2	2	0	1	0	0	0	0	0	12	18	27.00	4.500
Aaron Fultz, L (8, 1) ERA: 4.2	1.1		9	5	4	4	0	0	0	0	0	1	17	28	27.00	3.750
Alan Embree, L (9, 1) ERA: 11.25	0.2		2	0	0	0	0	0	0	0	0	0	4	6	0.00	0.000

Los Angeles Dodgers @ San Francisco Giants
PacBell Park, San Francisco, CA
Tue Jun 26 2001, 10:15 PM EDT
Att. 41,288 - Cloudy - 67 F

livebaseballscorecards.com



Batter	1	2	3	4	5	6	7	8	9	AB	R	H	RBI	BB	SO	LOB
Calvin Murray, R (1, 8) OBP: 0.352, SLG: 0.465	0-3 K		4-1 HR BB		2-3 K	0-1 L5		3-3 K		4	1	0	0	1	3	2
Rich Aurilia, R (1, 6) OBP: 0.390, SLG: 0.574	3-2 1B		2-0 HR		1-1 2B	0-0 1B 1B		1-1 G1-3		5	2	4	4	0	0	0
Barry Bonds, L (1, 7) OBP: 0.484, SLG: 0.877	3-3 K		2-2 G3		1-0 G3-1	4-1 1B BB		2-3 K		4	0	0	0	1	2	2
Jeff Kent, R (1, 4) OBP: 0.373, SLG: 0.512	0-1 L6		2-3 K						0-2 F8	5	1	2	1	0	1	1
Armando Rios, L (1, 9) OBP: 0.323, SLG: 0.469		1-1 FC5-4 1B	1-0 G5-3						2-0 1B	4	1	2	0	0	0	2
Ryan Vogelsong, R (7, 1) OBP: 0.250, SLG: 0.500										0	0	0	0	0	0	0
Tim Worrell, R (7, 1) OBP: 0.315, SLG: 0.491										0	0	0	0	0	0	0
Shawon Dunston, R (8, 9) OBP: 0.315, SLG: 0.491										1	0	1	0	0	0	0
Damon Minor, L (1, 3) OBP: 0.417, SLG: 0.364		1-3 K		2-2 G4-6-3 1B		0-0 1B SH5-3 2B 1B	1-2 F8		0-1 L8	5	1	2	1	0	1	2
Benito Santiago, R (1, 2) OBP: 0.349, SLG: 0.422		0-0 E5 FC5-4		1-2 G4-6-3 1-2f		0-0 SH5-3	1-3 K		2-2 G6-3	4	0	0	0	0	1	3
Ramon Martinez, R (1, 5) OBP: 0.335, SLG: 0.362		1-1 FC5-4		1-3 K		0-1 2B 1B	0-2 1B			4	1	2	1	0	1	2
Shawn Estes, R (1, 1) OBP: 0.103, SLG: 0.074		1-2 G5-3			1-3 K	1-2 1B 2B	2-3 K			2	0	0	0	0	1	2
Marvin Benard, L (6, PH) OBP: 0.275, SLG: 0.330										2	1	1	1	0	1	1
Aaron Fultz, L (8, 1) OBP: 0.333, SLG: 0.333										0	0	0	0	0	0	0
Alan Embree, L (9, 1)										0	0	0	0	0	0	0

Inning Stats	R: 0	H: 1	E: 0	LOB: 1	K: 2	BB: 0	S: 12	R: 0	H: 1	E: 1	LOB: 2	K: 1	BB: 0	S: 11	R: 2	H: 1	E: 0	LOB: 0	K: 1	BB: 1	S: 11	R: 0	H: 1	E: 0	LOB: 1	K: 2	BB: 0	S: 9	R: 6	H: 7	E: 0	LOB: 2	K: 0	BB: 1	S: 25	R: 0	H: 1	E: 0	LOB: 1	K: 2	BB: 0	S: 12	R: 0	H: 0	E: 0	LOB: 0	K: 2	BB: 0	S: 11	R: 0	H: 1	E: 0	LOB: 1	K: 0	BB: 0	S: 10	1B: 10	2B: 3	3B: 0	HR: 1	SF: 0	SAC: 1	DP: 1	HBP: 0	WP: 0	PA: 43
--------------	------	------	------	--------	------	-------	-------	------	------	------	--------	------	-------	-------	------	------	------	--------	------	-------	-------	------	------	------	--------	------	-------	------	------	------	------	--------	------	-------	-------	------	------	------	--------	------	-------	-------	------	------	------	--------	------	-------	-------	------	------	------	--------	------	-------	-------	--------	-------	-------	-------	-------	--------	-------	--------	-------	--------

PITCHER	IP	WLS	BF	H	R	ER	SO	BB	IBB	HBP	BLK	WP	HR	S	P	ERA	WHIP
Kevin Brown, R (1, 1) ERA: 3.0	5.0		24	8	5	5	7	1	0	0	0	0	1	58	92	9.00	1.800
Giovanni Carrara, R (6, 1) ERA: 2.86	0.2	B	5	3	2	2	0	0	0	0	0	0	0	12	13	27.00	4.500
Jeff Williams, L (6, 1) ERA: 4.26	0.0		1	0	0	0	0	1	0	0	0	0	0	1	5	∞	∞
Al Reyes, R (6, 1) ERA:	2.0	W	8	2	1	1	3	0	0	0	0	0	0	25	35	4.50	1.000
Jesse Orosco, L (8, 1) ERA: 3.18	0.1	H	1	0	0	0	1	0	0	0	0	0	0	4	6	0.00	0.000

BOTTOM

Los Angeles Dodgers @ San Francisco Giants
PacBell Park, San Francisco, CA
Tue Jun 26 2001, 10:15 PM EDT
Att: 41,288 - Cloudy - 67 F

livebaseballscorecards.com

AB	40
R	8
H	14
RBI	8
BB	2
SO	11
LOB	17



Batter	1	2	3	4	5	6	7	8	9	AB R H RBI BB SO LOB	TOP																	
Fernando Vina, L (1, 4) OBP: 0.360, SLG: 0.407	2-1 F9		0-1 F7			1-2 F7		0-0 F8		4 0 0 0 0 0 0	St. Louis Cardinals @ San Francisco Giants PacBell Park, San Francisco, CA Fri Jun 29 2001, 10:35 PM EDT Att. 41,738 - Cloudy - 68 F																	
Placido Polanco, R (1, 6) OBP: 0.369, SLG: 0.385	1-2 P4			1-2 G4-3		1-0 1B		2-2 G5-3		4 0 1 0 0 0 0																		
15 Jim Edmonds, L (1, 8) OBP: 0.396, SLG: 0.538	4-2 BB			1-3 K		2-2 G4-1		3-3 K		3 0 0 0 1 2 1																		
Mark McGwire, R (1, 3) OBP: 0.305, SLG: 0.441	2-1 F8			3-3 K		3-3 K		3-3 K		4 0 0 0 0 3 1																		
5 Albert Pujols, R (1, 5) OBP: 0.416, SLG: 0.641		0-2 G4-3			3-1 F7		1-1 F9		1-3 K	4 0 0 0 0 1 0																		
Craig Paquette, R (1, 9) OBP: 0.285, SLG: 0.426		1-0 F8			0-0 F7		1-0 BB 1B		0-0 G4-3	3 1 1 0 0 0 0																		
Bobby Bonilla, S (9, PH) OBP: 0.308, SLG: 0.356										1 0 0 0 0 0 0																		
Ray Lankford, L (1, 7) OBP: 0.359, SLG: 0.543		1-2 G4-3			2-1 HR		4-2 1B BB			2 1 1 1 1 0 0																		
Mike Matheny, R (1, 2) OBP: 0.311, SLG: 0.304			2-2 G5-3		0-0 F8		0-0 1B			3 0 1 1 0 0 0																		
Darryl Kile, R (1, 1) OBP: 0.220, SLG: 0.263			1-0 F8			1-3 K		1-0 F8		3 0 0 0 0 1 2																		
Steve Kline, S (8, 1)										0 0 0 0 0 0 0																		
Mike Timlin, R (8, 1)										0 0 0 0 0 0 0																		
Inning Stats	R: 0 E: 0 K: 0 S: 11	H: 0 LOB: 1 BB: 1 P: 20	R: 0 E: 0 K: 0 S: 7	H: 0 LOB: 0 BB: 0 P: 9	R: 0 E: 0 K: 2 S: 9	H: 0 LOB: 0 BB: 0 P: 14	R: 1 E: 0 K: 1 S: 6	H: 1 LOB: 0 BB: 0 P: 11	R: 0 E: 0 K: 1 S: 11	H: 1 LOB: 1 BB: 0 P: 16	R: 1 E: 0 K: 1 S: 11	H: 2 LOB: 2 BB: 1 P: 21	R: 0 E: 0 K: 1 S: 8	H: 0 LOB: 0 BB: 0 P: 13	R: 0 E: 0 K: 2 S: 8	H: 0 LOB: 0 BB: 0 P: 12	1B: 3 2B: 0 3B: 0 HR: 1	SF: 0 SAC: 0 DP: 0 HBP: 0	WP: 0 PB: 0 SB: 0 CS: 0	PA: 33								
PITCHER	IP WLS BF H R ER SO BB IBB HBP BLK WP HR S P ERA WHIP																											
Kirk Rueter, L (1, 1) ERA: 5.03	7.0		27	4	2	2	4	2	0	0	0	0	0	1	61	100	2.57	0.857										
Felix Rodriguez, R (8, 1) ERA: 1.64	1.0	W	3	0	0	0	1	0	0	0	0	0	0	8	13	0.00	0.000											
Robb Nen, R (9, 1) ERA: 3.68	1.0	S	3	0	0	0	2	0	0	0	0	0	0	8	12	0.00	0.000											

livebaseballscorecards.com

AB	31
R	2
H	4
RBI	2
BB	2
SO	7
LOB	4



Batter	1	2	3	4	5	6	7	8	9	AB	R	H	RBI	BB	SO	LOB
Calvin Murray, R OBP: 0.368, SLG: 0.457 (1, 8)	2-2 F7		0-1 P4		1-0 BB 1B		1-1 1-2 1B			4	0	2	1	0	0	0
Rich Aurilia, R OBP: 0.391, SLG: 0.569 (1, 6)	0-3 K		2-1 P6		0-0 1-2 BB 1B		0-0 2-3f			4	0	1	0	0	1	2
Barry Bonds, L OBP: 0.483, SLG: 0.863 (1, 7)	4-2 1B BB			1-0 G6-3	4-0 1-2 2-3 BB			4-0 G5-3 1B BB		1	1	0	0	3	0	0
Jeff Kent, R OBP: 0.375, SLG: 0.509 (1, 4)	1-0 1-2 1B			2-2 F7	2-3 K			3-2 G5-3 1-2		4	0	1	0	0	1	4
Armando Rios, L OBP: 0.318, SLG: 0.456 (1, 9)	2-3 K			0-0 G4-3		1-2 G4-3		4-0 1B IBB		3	0	0	0	1	1	2
Ramon Martinez, R OBP: 0.337, SLG: 0.358 (1, 5)		0-0 F9			1-0 1B G3-1 1B	3-2 F9		2-1 F9		4	1	1	0	0	0	2
Damon Minor, L OBP: 0.350, SLG: 0.316 (1, 3)		1-2 F9			2-2 P5	0-0 L5		2-2 1-3 2-H 1B		4	0	1	1	0	0	1
Edwards Guzman, L OBP: 0.250, SLG: 0.417 Robb Nen, R (9, 1)		1-0 F7			1-2 G3-1 1-3 1B 1B		1-0 FC1-6 1B	1-0 G3		4	1	2	0	0	0	2
Kirk Rueter, L OBP: 0.194, SLG: 0.125 Felix Rodriguez, R Benito Santiago, R OBP: 0.342, SLG: 0.414 (8, 1) (9, 2)			1-2 G1-3		0-0 G3-1		0-0 FC1-6 G5-3 1-2f 1B			3	0	0	1	0	0	2

Inning Stats	R: 0	H: 1	E: 0	K: 2	S: 14	LOB: 2	BB: 1	P: 23	R: 0	H: 0	E: 0	K: 0	S: 5	LOB: 0	BB: 0	P: 7	R: 0	H: 0	E: 0	K: 0	S: 7	LOB: 0	BB: 0	P: 10	R: 0	H: 0	E: 0	K: 1	S: 14	LOB: 3	BB: 1	P: 25	R: 0	H: 0	E: 0	K: 0	S: 8	LOB: 0	BB: 0	P: 12	R: 0	H: 2	E: 0	K: 0	S: 5	LOB: 1	BB: 0	P: 7	R: 1	H: 1	E: 0	K: 0	S: 10	LOB: 2	BB: 2	P: 26
1B: 8	SF: 0	2B: 0	SAC: 0	3B: 0	DP: 1	HR: 0	HBP: 0	WP: 0	PA: 35																																															

PITCHER	IP	WLS	BF	H	R	ER	SO	BB	IBB	HBP	BLK	WP	HR	S	P	ERA	WHIP
Darryl Kile, R ERA: 3.42 (1, 1)	7.0		29	7	2	2	3	2	0	0	0	0	0	58	92	2.57	1.286
Steve Kline, L ERA: 2.25 (8, 1)	0.0	L	1	0	1	1	0	1	0	0	0	0	0	4		∞	∞
Mike Timlin, R ERA: 3.27 (8, 1)	1.0		5	1	0	0	0	0	1	0	0	0	0	10	22	0.00	1.000

BOTTOM

St. Louis Cardinals @ San Francisco Giants
PacBell Park, San Francisco, CA
 Fri Jun 29 2001, 10:35 PM EDT
 Att: 41,738 - Cloudy - 68 F

livebaseballscorecards.com

AB	31
R	3
H	8
RBI	3
BB	4
SO	3
LOB	15



Batter	1	2	3	4	5	6	7	8	9
Calvin Murray, R OBP: 0.369, SLG: 0.450 (1, 8)	3-2 F7-3 1B		4-0 1B BB		3-2 P4		2-2 F9	1-0 FC6-4	
Rich Aurilia, R OBP: 0.393, SLG: 0.568 (1, 6)	1-1 F7-3 1-2		1-1 1B 1-2 2-H		1-1 G4-3 1-2f			1-1 HBP FC5-2 1B	
Armando Rios, L OBP: 0.317, SLG: 0.452 Robb Nen, R (9, 1)	1-2 G4-3		1-3 K		3-1 P6			2-1 FC5-2 HBP 1B	
Jeff Kent, R OBP: 0.376, SLG: 0.507 (9, 3)		0-1 G6-3		2-0 1B 1B		0-1 G5-3		3-1 HBP FC5-2 HBP	
Damon Minor, L OBP: 0.304, SLG: 0.273 Eric Davis, R OBP: 0.269, SLG: 0.314 (8, PH) (9, 9)		0-0 F8		2-3 K		0-2 F9		2-1 FC5-2 HBP E	
Benito Santiago, R OBP: 0.345, SLG: 0.413 (1, 2)		2-2 G6-3		2-3 K			0-2 2B 1B	2-2 E SF7 HBP	
Marvin Benard, L OBP: 0.279, SLG: 0.333 Aaron Fultz, L OBP: 0.333, SLG: 0.333 Felix Rodriguez, R Pedro Feliz, R OBP: 0.231, SLG: 0.278 (8, PH) (9, 5)			2-2 F6	1-2 1B			0-3 K	0-1 E7 1B	
Ramon Martinez, R OBP: 0.341, SLG: 0.364 (9, 4)			1-2 G4-3	0-3 K			2-0 2B	4-2 FC6-4 BB	
Russ Ortiz, R OBP: 0.273, SLG: 0.300 Shawon Dunston, R OBP: 0.309, SLG: 0.486 (7, PH) (8, 7)			3-1 1B 2B		1-2 1B		2-0 F9	1-0 SF7	

Inning Stats	R: 0 E: 0 K: 10 S: 10	H: 1 LOB: 0 BB: 0 P: 15	R: 0 E: 0 K: 0 S: 6	H: 0 LOB: 0 BB: 0 P: 8	R: 1 E: 0 K: 1 S: 15	H: 2 LOB: 2 BB: 1 P: 27	R: 0 E: 0 K: 3 S: 14	H: 2 LOB: 2 BB: 0 P: 21	R: 0 E: 0 K: 0 S: 8	H: 1 LOB: 0 BB: 0 P: 13	R: 0 E: 0 K: 0 S: 7	H: 0 LOB: 0 BB: 0 P: 10	R: 0 E: 0 K: 1 S: 11	H: 2 LOB: 2 BB: 0 P: 17	R: 4 E: 1 K: 0 S: 16	H: 3 LOB: 2 BB: 1 P: 31
--------------	--------------------------------	----------------------------------	------------------------------	---------------------------------	-------------------------------	----------------------------------	-------------------------------	----------------------------------	------------------------------	----------------------------------	------------------------------	----------------------------------	-------------------------------	----------------------------------	-------------------------------	----------------------------------

PITCHER	IP	WLS	BF	H	R	ER	SO	BB	IBB	HBP	BLK	WP	HR	S	P	ERA	WHIP
Matt Morris, R ERA: 2.65 (1, 1)	7.0		28	8	1	1	5	1	0	0	0	0	0	71	111	1.29	1.286
Mike Timlin, R ERA: 3.89 (8, 1)	0.0	L	3	2	3	3	0	0	0	1	0	0	0	6	11	∞	∞
Steve Kline, L ERA: 2.23 (8, 1)	0.1	H	1	0	0	0	0	0	0	0	0	0	0	2	4	0.00	0.000
Dave Veres, R ERA: 2.97 (8, 1)	0.2	B	5	1	1	1	0	1	0	1	0	0	0	8	16	13.50	3.000

BOTTOM

St. Louis Cardinals @ San Francisco Giants
PacBell Park, San Francisco, CA

Sat Jun 30 2001, 3:15 PM EDT
Att: 41,341 - Sunny - 71 F


AB	R	H	RBI	BB	SO	LOB
4	0	1	0	1	0	5
4	0	2	1	0	0	2
4	1	1	0	0	1	2
0	0	0	0	0	0	0
3	1	1	0	0	0	0
3	0	0	0	0	1	1
1	1	0	0	0	0	3
3	1	1	1	0	1	1
3	0	1	0	0	1	1
0	0	0	0	0	0	0
0	0	0	0	0	0	0
1	0	1	2	0	0	0
3	0	1	0	1	1	2
2	1	2	0	0	0	0
1	0	0	1	0	0	2

1B	2B	3B	HR	SF	SAC	DP	HBP
9	3	0	0	1	0	2	2

WP	PA
0	37

AB	32
R	5
H	11
RBI	5
BB	2
SO	5
LOB	19

livebaseballscorecards.com



Batter	1	2	3	4	5	6	7	8	9	AB R H RBI BB SO LOB	TOP																
Fernando Vina, L (1, 4) OBP: 0.360, SLG: 0.413	2-1 1B 15 SF9 2B	1-1 SF7			3-2 F9		1-2 L6			3 1 1 1 0 0 1																	
Placido Polanco, R (1, 6) OBP: 0.370, SLG: 0.382	1-2 G6-3 15 SF9 1B	0-0 3-H 2-H 1B			2-2 G4-3			0-3 K		4 0 2 1 0 1 0																	
15 Jim Edmonds, L (1, 8) OBP: 0.392, SLG: 0.532	1-2 SF9	1-2 F7			2-3 K			3-3 K		3 0 0 1 0 2 1																	
Mark McGwire, R (1, 3) OBP: 0.294, SLG: 0.417	1-1 G6-3				0-1 P5			2-3 K		4 0 0 0 0 2 1																	
Ray Lankford, L (1, 7) OBP: 0.347, SLG: 0.523	2-3 K				1-3 K			1-1 F8		4 0 0 0 0 2 1																	
Craig Paquette, R (1, 5) OBP: 0.284, SLG: 0.421					0-3 K			0-0 F2		3 1 1 0 0 1 0																	
29 Stubby Clapp, L (9, PH) OBP: 0.250, SLG: 0.375		1B 1B			G5-3					1 0 0 0 0 0 0																	
Kerry Robinson, L (1, 9) OBP: 0.345, SLG: 0.368		0-1 1B SF7 1B			0-0 G5-4-3 1B			0-1 G1-3		4 1 2 0 0 0 0																	
Mike Matheny, R (1, 2) OBP: 0.320, SLG: 0.320		1-0 SH1-4 1B			1-1 G5-4-3			1-2 G4-3 2B		3 1 2 1 0 0 1																	
Andy Benes, R (1, 1) OBP: 0.143, SLG: 0.214		2-2 SH1-4			1-3 K			3-2 G4-3		0 0 0 0 0 0 0																	
Gene Stechschulte, R (3, 1) OBP: 0.750, SLG: 1.667										1 0 0 0 0 0 1 0																	
Jason Christiansen, R (6, 1)										0 0 0 0 0 0 0																	
Bobby Bonilla, S (7, PH) OBP: 0.306, SLG: 0.352										1 0 0 0 0 0 1																	
Mike Matthews, L (7, 1) OBP: 0.100, SLG: 0.100										0 0 0 0 0 0 0																	
Mike James, R (7, 1)										0 0 0 0 0 0 0																	
Dave Veres, R (8, 1)										0 0 0 0 0 0 0																	
Inning Stats	R: 1 E: 0 K: 1 S: 18	H: 2 LOB: 1 BB: 0 P: 25	R: 3 E: 0 K: 0 S: 14	H: 4 LOB: 1 BB: 0 P: 22	R: 0 E: 0 K: 1 S: 6	H: 0 LOB: 0 BB: 0 P: 7	R: 0 E: 0 K: 1 S: 6	H: 1 LOB: 0 BB: 0 P: 8	R: 0 E: 0 K: 1 S: 15	H: 0 LOB: 0 BB: 0 P: 22	R: 0 E: 0 K: 2 S: 8	H: 0 LOB: 0 BB: 0 P: 9	R: 0 E: 0 K: 0 S: 11	H: 1 LOB: 1 BB: 0 P: 16	R: 0 E: 0 K: 3 S: 10	H: 0 LOB: 0 BB: 0 P: 15	R: 0 E: 0 K: 0 S: 4	H: 0 LOB: 0 BB: 0 P: 5	1B: 6 2B: 2 3B: 0 HR: 0	SF: 2 SAC: 1 DP: 1 HBP: 0	WP: 0 PB: 0 SB: 0 CS: 0	PA: 34					
PITCHER	IP WLS BF H R ER SO BB IBB HBP BLK WP HR S P ERA WHIP																										
Mark Gardner, R (1, 1) ERA: 5.74	1.2		11	6	4	4	1	0	0	0	0	0	0	29	43	21.60	3.600										
41 Chad Zerbe, L (2, 1) ERA: 3.16	4.1	W	13	1	0	0	5	0	0	0	0	0	0	38	50	0.00	0.231										
Tim Worrell, R (7, 1) ERA: 3.89	1.0	H	4	1	0	0	0	0	0	0	0	0	0	11	16	0.00	1.000										
Felix Rodriguez, R (8, 1) ERA: 1.58	1.0	H	3	0	0	0	3	0	0	0	0	0	0	10	15	0.00	0.000										
Robb Nen, R (9, 1) ERA: 3.49	1.0	S	3	0	0	0	0	0	0	0	0	0	0	4	5	0.00	0.000										

St. Louis Cardinals @ San Francisco Giants
PacBell Park, San Francisco, CA
Sun Jul 01 2001, 5:00 PM EDT
Att. 41,705 - Sunny - 73 F

livebaseballscorecards.com

AB 31
R 4
H 8
RBI 4
BB 0
SO 9
LOB 6



Batter	1	2	3	4	5	6	7	8	9	AB	R	H	RBI	BB	SO	LOB
Calvin Murray, R OBP: 0.370, SLG: 0.474 (1, 8)	2-1 G5-3	1-0 HR		0-2 F9		0-0 CS 1B		1-0 G4-3		5	1	2	3	0	0	1
Rich Aurilia, R OBP: 0.390, SLG: 0.565 (1, 6)	0-0 P4	1-3 K		0-1 2B		1-3 K		1-1 G6-3		5	0	1	0	0	2	2
Barry Bonds, L OBP: 0.489, SLG: 0.868 (1, 7)	4-0 BB	4-2 FC6-4 BB		4-0 BB		1-1 CS 1-2		0-1 2B		1	0	1	0	3	0	0
Jeff Kent, R OBP: 0.372, SLG: 0.500 (1, 4)	1-1 G4-3	1-1 FC6-4		1-2 F7				0-3 K		4	0	0	0	0	1	5
Benito Santiago, R OBP: 0.343, SLG: 0.410 (1, 2)		0-1 2B 1B		2-1 F9		1-3 K		2-0 G5-3		4	1	1	0	0	1	1
Damon Minor, L OBP: 0.370, SLG: 0.333 (1, 3)		1-3 K		2-1 2B		4-2 BB		4-0 IBB		2	0	1	0	2	1	1
Eric Davis, R OBP: 0.268, SLG: 0.324 (1, 9)		0-0 1B 41 1B		1-1 F8		1-0 P6		1-3 K		4	1	1	0	0	1	4
Ramon Martinez, R OBP: 0.344, SLG: 0.367 (1, 5)		3-1 41 1B HR		0-1 G6-3		3-2 G6-3		1-1 G4-3 SH1-3 1B		4	1	2	1	0	0	2
Mark Gardner, R (1, 1) 41 Chad Zerbe, L (2, 1) Livan Hernandez, R (6, PH) Tim Worrell, R (7, 1) Felix Rodriguez, R (8, 1) Felipe Crespo, S (8, PH) Robb Nen, R (9, 1)		2-2 HR 1B		0-0 G4-3		0-3 K		0-0 SH1-3		0	0	0	0	0	0	0

Inning Stats	R: 0	H: 0	E: 0	K: 5	S: 5	LOB: 1	BB: 1	P: 12	R: 5	H: 5	E: 0	K: 2	S: 19	LOB: 1	BB: 1	P: 32	R: 0	H: 1	E: 0	K: 0	S: 8	LOB: 2	BB: 1	P: 14	R: 0	H: 1	E: 0	K: 2	S: 8	LOB: 0	BB: 0	P: 10	R: 0	H: 1	E: 0	K: 0	S: 10	LOB: 2	BB: 1	P: 17	R: 0	H: 1	E: 0	K: 0	S: 6	LOB: 1	BB: 0	P: 9
--------------	------	------	------	------	------	--------	-------	-------	------	------	------	------	-------	--------	-------	-------	------	------	------	------	------	--------	-------	-------	------	------	------	------	------	--------	-------	-------	------	------	------	------	-------	--------	-------	-------	------	------	------	------	------	--------	-------	------

PITCHER	IP	WLS	BF	H	R	ER	SO	BB	IBB	HBP	BLK	WP	HR	S	P	ERA	WHIP
Andy Benes, R (1, 1) ERA: 6.62	2.1	L	15	6	5	5	2	2	0	0	0	0	1	28	52	19.29	3.429
Gene Stechschulte, R (3, 1) ERA: 3.66	2.2		11	1	0	0	1	2	0	0	0	0	0	23	38	0.00	1.125
Jason Christiansen, L (6, 1) ERA: 4.5	1.0		3	1	0	0	2	0	0	0	0	0	0	8	10	0.00	1.000
Mike Matthews, L (7, 1) ERA: 3.44	0.0		1	1	0	0	0	0	0	0	0	0	0	2	2	∞	∞
Mike James, R (7, 1) ERA: 4.46	1.0		4	0	0	0	2	0	1	0	0	0	0	8	15	0.00	0.000


BOTTOM

St. Louis Cardinals @ San Francisco Giants
PacBell Park, San Francisco, CA

Sun Jul 01 2001, 5:00 PM EDT
Att: 41,705 - Sunny - 73 F

AB	32
R	5
H	10
RBI	5
BB	5
SO	7
LOB	16

livebaseballscorecards.com



WP: 0	PA: 39
PB: 0	
SB: 0	
CS: 1	

Batter	1	2	3	4	5	6	7	8	9	AB R H RBI BB SO LOB	TOP					
Calvin Murray, R (1, 8) OBP: 0.375, SLG: 0.467	0-1 F8	4-2 1B 1-2 BB		0-3 K		0-0 G5-3			0-0 IBB 1B 1B	4 0 1 0 1 1 1						
Rich Aurilia, R (1, 6) OBP: 0.394, SLG: 0.565	0-1 BB BB 1B	1-2 1B		0-0 F3		3-2 F3			0-0 IBB 1B	5 0 3 1 0 0 1						
Barry Bonds, L (1, 7) OBP: 0.482, SLG: 0.842	4-2 BB 1-2 BB	3-2 G6-3		0-0 FC6 1-2f		2-1 F7			4-0 IBB 1-2 2-3	3 0 0 0 2 0 3						
Jeff Kent, R (1, 4) OBP: 0.368, SLG: 0.500 (8, 3)	1-2 F9			0-0 F8		0-1 F9			0-0 P3	5 0 0 0 0 0 5						
Armando Rios, L (1, 9) OBP: 0.323, SLG: 0.471	4-1 1-2 2-3 BB			1-1 HR		1-2 L3			1-1 L1-6 2B	3 1 2 1 1 0 0						
Benito Santiago, R (1, 2) OBP: 0.336, SLG: 0.399	0-3 K			0-2 G6-3		0-0 1B			1-2 L1-6 2-3	4 0 1 0 0 1 4						
Damon Minor, L (1, 3) OBP: 0.286, SLG: 0.250 Felix Rodriguez, R (8, 1)				1-1 F2		1-0 F9			1-1 G3-1	4 0 0 0 0 0 1 0 0 0 0 0 0 0						
Ramon Martinez, R (1, 5) OBP: 0.350, SLG: 0.387 (8, 4)				1-0 HR		4-2 G4-6-3 BB			1-2 F5	3 1 1 1 1 1 0						
Livan Hernandez, R (1, 1) OBP: 0.186, SLG: 0.209 Pedro Feliz, R (8, 5) Shawon Dunston, R (9, PH) OBP: 0.304, SLG: 0.477				0-0 FC6 1B		1-2 G4-6-3 1-2f			0-2 F9	3 1 2 0 0 0 1 0 0 0 0 0 0 0 1 0 0 0 0 0 0						
Inning Stats	R: 0 E: 0 K: 1 S: 16 H: 1 LOB: 3 BB: 2 P: 25	R: 1 E: 0 K: 1 S: 19 H: 2 LOB: 2 BB: 1 P: 30	R: 1 E: 0 K: 0 S: 8 H: 1 LOB: 0 BB: 0 P: 10	R: 1 E: 0 K: 1 S: 7 H: 2 LOB: 1 BB: 0 P: 8	R: 0 E: 0 K: 0 S: 14 H: 1 LOB: 1 BB: 0 P: 16	R: 0 E: 0 K: 0 S: 6 H: 0 LOB: 0 BB: 1 P: 11	R: 0 E: 0 K: 0 S: 7 H: 0 LOB: 0 BB: 0 P: 13	R: 0 E: 0 K: 0 S: 7 H: 1 LOB: 0 BB: 0 P: 10	R: 0 E: 0 K: 0 S: 9 H: 2 LOB: 3 BB: 1 P: 14	1B: 7 2B: 2 3B: 0 HR: 2 SF: 0 SAC: 0 DP: 2 HBP: 0	WP: 0 PB: 0 SB: 0 CS: 0 PA: 40					
PITCHER	IP WLS BF H R ER SO BB IBB HBP BLK WP HR S P ERA WHIP															
Luke Prokopec, R (1, 1) ERA: 4.18	5.0	25	7	3	3	3	3	0	0	0	0	2	64	89	5.40	2.000
Jeff Williams, L (6, 1) ERA: 2.53	3.0	W	9	1	0	0	0	1	0	0	0	0	20	34	0.00	0.667
Jeff Shaw, R (9, 1) ERA: 3.15	1.0	S	6	2	0	0	0	0	1	0	0	0	9	14	0.00	2.000

San Francisco Giants @ Los Angeles Dodgers
 Dodger Stadium, Los Angeles, CA
 Tue Jul 03 2001, 7:10 PM PDT
 Att. 36,948 - Sunny - 75 F

livebaseballscorecards.com

AB 35
 R 3
 H 10
 RBI 3
 BB 5
 SO 3
 LOB 16



Batter	1	2	3	4	5	6	7	8	9
Paul Lo Duca, R OBP: 0.390, SLG: 0.633 (1, 2)	0-1 F9		1-2 L6-4 1B		2-1 HR		1-1 1B		
Mark Grudzielanek, R OBP: 0.368, SLG: 0.455 (1, 4)	2-0 1B E		1-1 P5		1-2 G5-3		0-1 F8		
Shawn Green, L OBP: 0.365, SLG: 0.543 (1, 9)	2-2 E5 1B E		1-2 1B		1-1 G4-3		2-3 K		
Gary Sheffield, R OBP: 0.425, SLG: 0.547 (1, 7)	2-2 F8		3-1 L6-4		4-0 BB		3-2 HR		
Eric Karros, R OBP: 0.304, SLG: 0.404 (1, 3)	2-2 E8 1B 1-H 2-H			2-3 K	3-3 K		0-0 G5-3		
Marquis Grissom, R OBP: 0.277, SLG: 0.524 (1, 8)	1-3 K			0-0 2B		0-1 F9	1-1 L3 1B		
Tom Goodwin, L OBP: 0.310, SLG: 0.374 (2, 8)									
Adrián Beltré, R OBP: 0.301, SLG: 0.412 (1, 5)		2-1 P3		3-1 F3		0-1 F9	0-1 L3		
Jeff Reboulet, R OBP: 0.380, SLG: 0.390 (1, 6)		3-2 F8		4-0 IBB		1-3 K			
Eric Gagne, R OBP: 0.130, SLG: 0.304 (1, 1)			3-2 G5-3		2-1 G6-3		0-1 G6-3		
Giovanni Carrara, R OBP: 0.400, SLG: 0.400 (7, 1)									
Matt Herges, L OBP: 0.400, SLG: 0.400 (8, 1)									
Jeff Shaw, R (9, 1)									

Inning Stats	R: 2	H: 2	E: 2	K: 1	S: 16	LOB: 1	BB: 0	P: 25	R: 0	H: 0	E: 0	K: 0	S: 12	LOB: 0	BB: 0	P: 20	R: 0	H: 2	E: 0	K: 0	S: 10	LOB: 1	BB: 0	P: 16	R: 0	H: 1	E: 0	K: 1	S: 9	LOB: 2	BB: 1	P: 20	R: 1	H: 1	E: 0	K: 1	S: 10	LOB: 1	BB: 1	P: 21	R: 0	H: 0	E: 0	K: 1	S: 8	LOB: 0	BB: 0	P: 9	R: 0	H: 1	E: 0	K: 1	S: 10	LOB: 1	BB: 0	P: 13	R: 1	H: 2	E: 0	K: 0	S: 8	LOB: 0	BB: 0	P: 12
--------------	------	------	------	------	-------	--------	-------	-------	------	------	------	------	-------	--------	-------	-------	------	------	------	------	-------	--------	-------	-------	------	------	------	------	------	--------	-------	-------	------	------	------	------	-------	--------	-------	-------	------	------	------	------	------	--------	-------	------	------	------	------	------	-------	--------	-------	-------	------	------	------	------	------	--------	-------	-------

PITCHER	IP	WLS	BF	H	R	ER	SO	BB	IBB	HBP	BLK	WP	HR	S	P	ERA	WHIP
Kirk Rueter, L ERA: 4.88 (1, 1)	5.0		23	6	3	1	3	1	1	0	0	0	1	57	102	1.80	1.400
Tim Worrell, R ERA: 3.64 (6, 1)	2.0		7	1	0	0	2	0	0	0	0	0	0	18	22	0.00	0.500
Felix Rodriguez, R ERA: 1.74 (8, 1)	1.0	L	4	2	1	1	0	0	0	0	0	0	1	8	12	9.00	2.000

BOTTOM

San Francisco Giants @ Los Angeles Dodgers
 Dodger Stadium, Los Angeles, CA
 Wed Jul 04 2001, 6:10 PM PDT
 Att: 54,636 - Sunny - 80 F

AB	R	H	RBI	BB	SO	LOB
4	1	3	1	0	0	0
4	1	1	0	0	0	2
4	1	1	0	0	1	2
3	1	1	1	1	0	4
4	0	1	1	0	2	1
1	0	0	0	0	1	1
3	0	2	0	0	0	0
4	0	0	0	0	0	2
2	0	0	0	1	1	0
2	0	0	0	0	0	2
1	0	0	0	0	0	0
0	0	0	0	0	0	0
0	0	0	0	0	0	0

AB	32
R	4
H	9
RBI	3
BB	2
SO	5
LOB	14

livebaseballscorecards.com



PITCHER	IP	WLS	BF	H	R	ER	SO	BB	IBB	HBP	BLK	WP	HR	S	P	ERA	WHIP
Kirk Rueter, L ERA: 4.88 (1, 1)	5.0		23	6	3	1	3	1	1	0	0	0	1	57	102	1.80	1.400
Tim Worrell, R ERA: 3.64 (6, 1)	2.0		7	1	0	0	2	0	0	0	0	0	0	18	22	0.00	0.500
Felix Rodriguez, R ERA: 1.74 (8, 1)	1.0	L	4	2	1	1	0	0	0	0	0	0	1	8	12	9.00	2.000

Batter	1	2	3	4	5	6	7	8	9	AB R H RBI BB SO LOB	TOP															
Calvin Murray, R OBP: 0.361, SLG: 0.462 (1, 8)	3-2 F8		3-2 G6-3		1-0 B1-3			1-0 SF9 3B	1-1 E4 1B	5 1 1 0 0 0 1	<p>San Francisco Giants @ Los Angeles Dodgers Dodger Stadium, Los Angeles, CA</p> <p>Thu Jul 05 2001, 7:10 PM PDT Att. 35,063 - Cloudy - 76 F</p>															
Rich Aurilia, R OBP: 0.397, SLG: 0.563 (1, 6)	0-1 1B		0-1 F3		4-2 BB		1-0 SF9	1-0 1B	3 0 2 2 1 0 0																	
Barry Bonds, L OBP: 0.482, SLG: 0.827 (1, 7)	0-0 1B		1-1 2B E HBP		1-2 G1-3		4-1 BB	2-3 K	3 1 1 0 1 1 3																	
Jeff Kent, R OBP: 0.370, SLG: 0.500 (1, 4)	1-3 K		1-2 E7 1-H 2B		2-1 F7		4-1 BB		3 0 1 0 1 1 2																	
Armando Rios, L OBP: 0.323, SLG: 0.481 (1, 9)	3-2 F4		0-0 F8		2-3 K		1-3 K		4 0 0 0 0 2 5																	
Felipe Crespo, S OBP: 0.286, SLG: 0.400 (1, 3)					1-3 K		3-3 K		4 0 0 0 0 4 2																	
Ramon Martinez, R OBP: 0.341, SLG: 0.372 (1, 5)					0-2 G6-3		0-2 F8	1-2 F9	4 0 0 0 0 0 0																	
Benito Santiago, R OBP: 0.335, SLG: 0.401 (1, 2)					1-0 F7		3-3 K	3-3 K	4 0 1 0 0 2 0																	
Russ Ortiz, R OBP: 0.250, SLG: 0.273 (1, 1)					1-1 G6-3		1-0 G6-3	1-2 E 1B	3 0 0 0 0 1 1																	
Eric Davis, R OBP: 0.277, SLG: 0.333 (9, PH)									1 1 1 0 0 0 0																	
Robb Nen, R (9, 1)									0 0 0 0 0 0 0																	
Inning Stats	R: 0 E: 0 K: 1 S: 14	H: 2 LOB: 2 BB: 0 P: 21	R: 0 E: 0 K: 2 S: 12	H: 1 LOB: 1 BB: 0 P: 20	R: 1 E: 1 K: 0 S: 10	H: 1 LOB: 1 BB: 0 P: 15	R: 0 E: 0 K: 1 S: 7	H: 0 LOB: 0 BB: 0 P: 9	R: 0 E: 0 K: 0 S: 9	H: 0 LOB: 1 BB: 1 P: 16	R: 0 E: 0 K: 2 S: 8	H: 0 LOB: 0 BB: 0 P: 15	R: 0 E: 0 K: 1 S: 7	H: 0 LOB: 0 BB: 0 P: 11	R: 1 E: 0 K: 2 S: 11	H: 1 LOB: 2 BB: 2 P: 25	R: 1 E: 1 K: 2 S: 16	H: 2 LOB: 2 BB: 0 P: 25	1B: 4 2B: 2 3B: 1 HR: 0	SF: 1 SAC: 0 DP: 0 HBP: 1	WP: 0 PB: 0 SB: 0 CS: 0	PA: 39				
PITCHER	IP WLS BF H R ER SO BB IBB HBP BLK WP HR S P ERA WHIP																									
Chan Ho Park, R ERA: 2.8 (1, 1)	8.0	33	5	2	1	9	3	0	1	0	0	0	78	132	1.12	1.000										
Al Reyes, R ERA: (9, 1)	0.2	L	5	2	1	0	0	0	0	0	0	0	13	20	0.00	3.000										
Jesse Orosco, L ERA: 2.45 (9, 1)	0.1		1	0	0	1	0	0	0	0	0	0	3	5	0.00	0.000										

livebaseballscorecards.com

AB	34
R	3
H	7
RBI	2
BB	3
SO	11
LOB	14



Batter	1	2	3	4	5	6	7	8	9	10	11	AB R H RBI BB SO LOB	TOP						
Alex Sanchez, L (1, 8) OBP: 0.235, SLG: 0.219	2-2 CS 1B		2-2 F7		1-0 F9		3-2 F7			0-3 K		5 0 1 0 0 1 3	Milwaukee Brewers @ San Francisco Giants PacBell Park, San Francisco, CA Fri Jul 06 2001, 10:35 PM EDT Att: 41,604 - Cloudy - 62 F						
Mark Loretta, R (1, 4) OBP: 0.322, SLG: 0.306 Curt Leskanic, R (10, 1)	0-1 F8			1-2 HR HBP		1-1 L6		1-2 F9		0-3 K		4 1 0 0 0 1 1 0 0 0 0 0 0 0							
Geoff Jenkins, L (1, 7) OBP: 0.361, SLG: 0.496	2-1 F8 1-2			2-1 F9		2-2 2B		0-2 F4			1-0 F8 G4-3 HBP	4 0 1 0 0 0 2							
Richie Sexson, R (1, 3) OBP: 0.315, SLG: 0.489		2-3 K		1-1 HR		0-0 G6-3		3-2 P5			2-2 G4-3	5 1 1 2 0 1 2							
Jeremy Burnitz, L (1, 9) OBP: 0.363, SLG: 0.516		4-0 FC1-6 BB		0-1 G3		1-1 F8		4-0 BB			3-1 F8	3 0 0 0 2 0 2							
Tyler Houston, L (1, 5) OBP: 0.358, SLG: 0.509		1-2 FC1-6 1-2		3-2 G4-3		3-2 E7 G1-6-3		2-3 K			1-3 K	5 0 0 0 0 2 3							
José Hernández, R (1, 6) OBP: 0.311, SLG: 0.484		1-1 F9		2-2 G4-3		1-1 G1-6-3		1-2 F9				4 0 0 0 0 0 3							
Raul Casanova, S (1, 2) OBP: 0.345, SLG: 0.531			0-1 G4-3		1-2 SH3 1B		1-3 K2-3		1-0 F8			4 0 1 0 0 1 2							
Allen Levrault, R (1, 1) Chad Fox, R (6, 1) Devon White, S (7, PH) Mike DeJean, R (7, 1) Ray King, L (8, 1) David Weathers, R (8, 1) Angel Echevarria, R (10, PH) Ronnie Belliard, R (10, 4)			1-3 K		1-2 SH3		4-1 BB			0-1 P3		1 0 0 0 0 0 1 0 0 0 0 0 0 0 0 0 0 0 0 0 0 1 0 1 0 0 0 0 0 0 0 0 0 0 0 0 0 0 0							
Inning Stats	R: 0 H: 1 E: 0 LOB: 0 K: 0 BB: 0 S: 7 P: 11	R: 0 H: 0 E: 0 LOB: 1 K: 1 BB: 1 S: 8 P: 16	R: 0 H: 0 E: 0 LOB: 0 K: 1 BB: 0 S: 14 P: 17	R: 2 H: 1 E: 0 LOB: 0 K: 0 BB: 0 S: 13 P: 20	R: 0 H: 1 E: 0 LOB: 1 K: 0 BB: 0 S: 12 P: 17	R: 0 H: 1 E: 0 LOB: 1 K: 0 BB: 0 S: 8 P: 12	R: 0 H: 0 E: 1 LOB: 2 K: 1 BB: 1 S: 13 P: 25	R: 0 H: 0 E: 0 LOB: 0 K: 0 BB: 0 S: 12 P: 16	R: 0 H: 0 E: 0 LOB: 1 K: 1 BB: 1 S: 7 P: 15	R: 0 H: 0 E: 0 LOB: 0 K: 2 BB: 0 S: 8 P: 8	R: 0 H: 0 E: 0 LOB: 1 K: 1 BB: 0 S: 12 P: 19	1B: 2 SF: 0 2B: 1 SAC: 1 3B: 0 DP: 0 HR: 1 HBP: 2		WP: 0 PA: 42 PB: 0 SB: 0 CS: 1					
PITCHER	IP WLS BF H R ER SO BB IBB HBP BLK WP HR S P ERA WHIP																		
Mark Gardner, R (1, 1) ERA: 5.55	6.0	23	4	2	2	2	1	0	1	0	0	0	0	1	62	93	3.00	0.833	
Aaron Fultz, L (7, 1) ERA: 4.29	1.0	5	0	0	0	1	1	0	0	0	0	0	0	0	13	25	0.00	1.000	
Tim Worrell, R (8, 1) ERA: 3.56	1.0	3	0	0	0	0	0	0	0	0	0	0	0	0	12	16	0.00	0.000	
Felix Rodriguez, R (9, 1) ERA: 1.7	1.0	4	0	0	0	1	1	0	0	0	0	0	0	7	15	0.00	1.000		
Robb Nen, R (10, 1) ERA: 3.32	1.0	3	0	0	0	2	0	0	0	0	0	0	0	8	8	0.00	0.000		
PITCHER	IP WLS BF H R ER SO BB IBB HBP BLK WP HR S P ERA WHIP																		
41 Chad Zerbe, L (11, 1) ERA: 3.06	1.0	W	4	0	0	0	0	0	0	0	0	0	0	0	1	0	0	0.00	0.000

AB	36
R	2
H	4
RBI	2
BB	3
SO	7
LOB	18



Batter	1	2	3	4	5	6	7	8	9	AB R H RBI BB SO LOB	TOP											
Ronnie Belliard, R (1, 4) OBP: 0.348, SLG: 0.402	1-0 1B 2B	3-2 1B SF8 2B		1-2 G4-3 1B	1-2 WP E BB 1B		1-0 G4-3		1-0 E5 2B FC5	6 4 4 1 0 0 0	Milwaukee Brewers @ San Francisco Giants PacBell Park, San Francisco, CA Sat Jul 07 2001, 4:05 PM EDT Att. 41,707 - Sunny - 64 F livebaseballscores.com											
Mark Loretta, R (1, 5) OBP: 0.326, SLG: 0.306 Alex Sanchez, L (5, PR) OBP: 0.250, SLG: 0.265 (5, 8)	1-1 L4	3-2 2-3 1B		0-1 G4-3	4-2 WP E BB		0-0 G5-3		1-2 FC5 2B	3 0 1 0 1 0 2 2 1 1 0 0 0 0												
Geoff Jenkins, L (1, 7) OBP: 0.357, SLG: 0.488	2-3 K	0-0 SF8		0-3 K	3-2 E3		1-1 F7		4-2 FC5 BB	4 0 0 2 1 2 2												
Richie Sexson, R (1, 3) OBP: 0.319, SLG: 0.484	4-1 1B BB	0-0 F8		4-1 IBB	0-1 F8			4-2 1B HR BB	1-1 FC5	3 2 0 1 3 0 4												
Angel Echevarria, R (1, 9) OBP: 0.292, SLG: 0.471	0-0 1B E 1B	1-0 G4-3		1-0 P6	1-0 F8			1-0 1B HR	1-1 F7	6 2 2 1 0 0 6												
José Hernández, R (1, 8) OBP: 0.315, SLG: 0.505 (5, 6)	2-2 E 1B			1-0 G6-3	3-1 HR		0-3 K	2-2 1B HR	0-0 G4-3	6 2 3 5 0 1 2												
Luis Lopez, S (1, 6) OBP: 0.253, SLG: 0.291 (5, 5)	2-0 E9 1B			0-0 G6-3 1B	2-2 E 1B 1B		1-1 1B	0-1 P4		5 1 4 1 0 0 0												
Henry Blanco, R (1, 2) OBP: 0.284, SLG: 0.324	4-0 FC4-6 BB			1-1 G6-3	2-2 F8		1-2 L6	2-1 F9		4 0 0 0 1 0 3												
Jimmy Haynes, R (1, 1) OBP: 0.189, SLG: 0.171 47 Mike Buddie, R (7, 1)	0-1 FC4-6			3-3 K	0-1 E1 BB 1B WP		0-3 K	3-3 K		4 1 0 0 0 2 6 1 0 0 0 0 1 0												
Inning Stats	R: 3 E: 1 K: 1 S: 14	H: 4 LOB: 3 BB: 2 P: 30	R: 1 E: 0 K: 0 S: 11	H: 2 LOB: 1 BB: 0 P: 18	R: 0 E: 0 K: 1 S: 8	H: 1 LOB: 1 BB: 0 P: 13	R: 0 E: 0 K: 1 S: 10	H: 1 LOB: 2 BB: 1 P: 16	R: 5 E: 2 K: 0 S: 24	H: 3 LOB: 1 BB: 1 P: 40	R: 0 E: 0 K: 2 S: 11	H: 1 LOB: 1 BB: 0 P: 13	R: 0 E: 0 K: 0 S: 4	H: 0 LOB: 0 BB: 0 P: 6	R: 3 E: 0 K: 1 S: 14	H: 2 LOB: 0 BB: 1 P: 26	R: 1 E: 1 K: 0 S: 11	H: 1 LOB: 2 BB: 1 P: 19	1B: 10 2B: 3 3B: 0 HR: 2	SF: 1 SAC: 0 DP: 0 HBP: 0	WP: 1 PB: 0 SB: 0 CS: 0	PA: 51
PITCHER	IP WLS BF H R ER SO BB IBB HBP BLK WP HR S P ERA WHIP																					
Shawn Estes, L (1, 1) ERA: 3.51	3.2 L 22 8 4 4 3 2 1 0 0 0 0 0 42 75 9.82 2.727																					
Ryan Vogelsong, R (4, 1) ERA: 5.48	1.1 10 3 5 3 0 1 0 0 0 1 1 25 42 20.25 3.000																					
Brian Boehringer, R (6, 1) ERA: 2.95	2.0 7 1 0 0 2 0 0 0 0 0 0 15 19 0.00 0.500																					
41 Chad Zerbe, L (8, 1) ERA: 3.78	1.0 6 2 3 3 1 1 0 0 0 0 1 14 26 27.00 3.000																					
Aaron Fultz, L (9, 1) ERA: 4.19	1.0 6 1 1 0 0 1 0 0 0 0 0 11 19 0.00 2.000																					

Batter	1	2	3	4	5	6	7	8	9	AB	R	H	RBI	BB	SO	LOB
Calvin Murray, R OBP: 0.357, SLG: 0.450 (1, 8)	0-1 G5-3 ①		2-2 G6-3 ③		0-0 E8 1B			3-2 F9 ①		4	0	1	0	0	0	0
Rich Aurilia, R OBP: 0.394, SLG: 0.554 (1, 6)	3-2 G4-3 ②			3-2 1B 1B	4-2 BB			0-1 G6-3 ②		3	1	1	0	1	0	0
Barry Bonds, L OBP: 0.486, SLG: 0.827 Marvin Benard, L OBP: 0.279, SLG: 0.344 (1, 7) (8, 7)	4-0 BB			3-2 1-H 3B 1B	1-0 G4-3 ③			1-0 G1-3 ③		2	1	1	1	1	0	2
Jeff Kent, R OBP: 0.374, SLG: 0.514 (1, 4)	3-2 F8 ③			1-0 1-H SF8 3B			1-3 K ①		2-1 1B	4	1	2	1	0	1	1
Felipe Crespo, S OBP: 0.286, SLG: 0.370 (1, 3)		2-3 K ①		1-0 SF8 ①			1-3 K ②		0-0 F9 ①	3	0	0	1	0	2	1
Eric Davis, R OBP: 0.264, SLG: 0.316 (1, 9)		1-2 F9 ②		2-1 3-H G5-3 ②			1-2 G1-3 ③		1-3 K ②	4	0	0	0	0	1	1
Benito Santiago, R OBP: 0.328, SLG: 0.391 41 Chad Zerbe, L OBP: 0.250, SLG: 0.250 Aaron Fultz, L OBP: 0.333, SLG: 0.333 Armando Rios, L OBP: 0.323, SLG: 0.476 (1, 2) (8, 1) (9, 1) (9, PH)		2-0 G4-3 ③		0-3 K ③			0-0 G5-3 ①		3-2 F7 ③	3	0	0	0	0	1	0
Pedro Feliz, R OBP: 0.225, SLG: 0.298 (1, 5)			3-3 K ①		2-2 G4-3 ①		3-3 K ②			3	0	0	0	0	2	0
Shawn Estes, R OBP: 0.100, SLG: 0.071 Ryan Vogelsong, R OBP: 0.125, SLG: 0.250 Brian Boehringer, S Edwards Guzman, L OBP: 0.264, SLG: 0.434 (1, 1) (4, 1) (6, 1) (7, PH) (8, 2)			2-2 F2 ②		3-1 F8 ②		0-0 G4-3 ③			1	0	0	0	0	0	0

Inning Stats	R: 0	H: 0	E: 0	LOB: 1	K: 0	BB: 1	S: 8	R: 0	H: 0	E: 0	LOB: 0	K: 1	BB: 0	S: 8	R: 0	H: 0	E: 0	LOB: 0	K: 1	BB: 0	S: 16	R: 3	H: 3	E: 0	LOB: 0	K: 1	BB: 0	S: 15	R: 0	H: 1	E: 1	LOB: 2	K: 0	BB: 1	S: 10	R: 0	H: 0	E: 0	LOB: 0	K: 2	BB: 0	S: 16	R: 0	H: 0	E: 0	LOB: 0	K: 1	BB: 0	S: 5	R: 0	H: 0	E: 0	LOB: 0	K: 0	BB: 0	S: 7	R: 0	H: 0	E: 0	LOB: 0	K: 1	BB: 0	S: 11	R: 0	H: 1	E: 0	LOB: 1	K: 1	BB: 0	S: 11	1B: 4	SF: 1	2B: 0	SAC: 0	3B: 1	DP: 0	HR: 0	HBP: 0	WP: 0	PA: 34
--------------	------	------	------	--------	------	-------	------	------	------	------	--------	------	-------	------	------	------	------	--------	------	-------	-------	------	------	------	--------	------	-------	-------	------	------	------	--------	------	-------	-------	------	------	------	--------	------	-------	-------	------	------	------	--------	------	-------	------	------	------	------	--------	------	-------	------	------	------	------	--------	------	-------	-------	------	------	------	--------	------	-------	-------	-------	-------	-------	--------	-------	-------	-------	--------	-------	--------

PITCHER	IP	WLS	BF	H	R	ER	SO	BB	IBB	HBP	BLK	WP	HR	S	P	ERA	WHIP
Jimmy Haynes, R ERA: 4.81 (1, 1)	6.0	W	24	4	3	3	5	2	0	0	0	0	0	73	118	4.50	1.000
47 Mike Buddie, R ERA: (7, 1)	3.0	S	10	1	0	0	2	0	0	0	0	0	0	23	36	0.00	0.333

BOTTOM

Milwaukee Brewers @ San Francisco Giants
PacBell Park, San Francisco, CA

Sat Jul 07 2001, 4:05 PM EDT
Att: 41,707 - Sunny - 64 F

livebaseballscorecards.com

AB	31
R	3
H	5
RBI	3
BB	2
SO	7
LOB	6



Batter	1	2	3	4	5	6	7	8	9	10	11	AB R H RBI BB SO LOB	TOP														
Calvin Murray, R OBP: 0.346, SLG: 0.434 (1, 8)	F2		F8			F7	P6			P4		5 0 0 0 0 0 2	San Francisco Giants @ Seattle Mariners Safeco Field, Seattle, WA Thu Jul 12 2001, 7:05 PM PDT Att: 45,696 - Sunny - 76 F														
Rich Aurilia, R OBP: 0.395, SLG: 0.561 (1, 6)	F8			F8		HR	F7			G5-3		5 1 1 2 0 0 1															
Barry Bonds, L OBP: 0.486, SLG: 0.830 (1, 10)	HR			K		BB 1B				K		5 1 2 1 0 3 0															
Jeff Kent, R OBP: 0.370, SLG: 0.506 (1, 4) (11, 3)	K			K		F4						5 0 1 0 0 2 1															
Armando Rios, L OBP: 0.324, SLG: 0.466 (1, 9)		P4			L3	BB 1B						4 0 1 0 1 1 0															
Felipe Crespo, S OBP: 0.294, SLG: 0.414 (1, 3) Pedro Feliz, R OBP: 0.235, SLG: 0.315 (11, PH) (11, 5)		K		F7					G1-6-3			3 0 0 0 1 1 2 1 0 0 0 0 1 0															
Benito Santiago, R OBP: 0.330, SLG: 0.390 (1, 2)		F9			1B							4 0 1 0 0 0 3															
Marvin Benard, L OBP: 0.275, SLG: 0.335 (1, 7)			F8							F7		4 0 0 0 0 0 1															
Ramon Martinez, R OBP: 0.341, SLG: 0.363 (1, 5) (11, 4)			P6			HR 1B				K		4 1 2 0 0 1 0															
Inning Stats	R: 1 E: 0 K: 1 S: 8	H: 1 LOB: 0 BB: 0 P: 12	R: 0 E: 0 K: 1 S: 9	H: 0 LOB: 0 BB: 0 P: 16	R: 0 E: 0 K: 0 S: 11	H: 0 LOB: 0 BB: 0 P: 16	R: 0 E: 0 K: 2 S: 10	H: 0 LOB: 0 BB: 0 P: 14	R: 0 E: 0 K: 0 S: 7	H: 1 LOB: 1 BB: 0 P: 12	R: 2 E: 0 K: 0 S: 19	H: 4 LOB: 3 BB: 1 P: 30		R: 0 E: 0 K: 1 S: 10	H: 1 LOB: 1 BB: 1 P: 21	R: 0 E: 0 K: 1 S: 9	H: 0 LOB: 0 BB: 0 P: 11	R: 0 E: 0 K: 1 S: 7	H: 0 LOB: 0 BB: 0 P: 11	R: 0 E: 0 K: 2 S: 9	H: 0 LOB: 0 BB: 0 P: 13	1B: 6 2B: 0 3B: 0 HR: 2	SF: 0 SAC: 0 DP: 1 HBP: 0	WP: 0 PB: 0 SB: 0 CS: 0	PA: 42		
PITCHER	IP WLS BF H R ER SO BB IBB HBP BLK WP HR S P ERA WHIP																										
Paul Abbott, R ERA: 4.45 (1, 1)	5.2	24	6	3	3	4	1	0	0	0	0	0	2	62	98	4.76	1.235										
Jose Paniagua, R ERA: 3.94 (6, 1)	2.1	9	2	0	0	1	1	0	0	0	0	0	0	19	37	0.00	1.286										
Ryan Franklin, R ERA: 3.55 (9, 1)	1.0	3	0	0	0	1	0	0	0	0	0	0	0	9	11	0.00	0.000										
Kazuhiro Sasaki, R ERA: 2.93 (10, 1)	1.1	4	0	0	0	1	0	0	0	0	0	0	0	10	16	0.00	0.000										
Arthur Rhodes, L ERA: 1.91 (11, 1)	0.2	W	2	0	0	0	2	0	0	0	0	0	0	6	8	0.00	0.000										

livebaseballscores.com

AB	40
R	3
H	8
RBI	3
BB	2
SO	9
LOB	10



Batter	1	2	3	4	5	6	7	8	9	10	11	AB R H RBI BB SO LOB	BOTTOM																																																																																																																								
51 Iohiro Suzuki, L (1, 9) OBP: 0.374, SLG: 0.468	1-0 F5		1-1 1B SF8 1B		2-1 F9		1-2 G1-3		1-1 G4-3			5 1 1 0 0 0 0	San Francisco Giants @ Seattle Mariners Safeco Field, Seattle, WA Thu Jul 12 2001, 7:05 PM PDT Att. 45,696 - Sunny - 76 F																																																																																																																								
Carlos Guillen, S (1, 6) OBP: 0.312, SLG: 0.339	2-1 F8		2-2 1B BB 1B		0-0 B1-3		2-1 L6		0-1 P6			5 0 1 0 0 0 0																																																																																																																									
Edgar Martinez, R (1, 10) OBP: 0.430, SLG: 0.534	4-2 BB		2-0 SF8		0-0 E6		1-1 G6-3		0-0 G6-3			3 0 0 1 1 0 0																																																																																																																									
John Olerud, L (1, 3) OBP: 0.423, SLG: 0.476	1-1 P6		1-0 L8		0-0 F8			3-2 G3	1-3 K			5 0 0 0 0 1 3																																																																																																																									
Bret Boone, R (1, 4) OBP: 0.366, SLG: 0.581		2-2 E 1B 1B	4-0 1B			0-1 SH1-4 BB 1B		1-2 F8		0-1 F9		4 1 2 0 1 0 0																																																																																																																									
Mike Cameron, R (1, 8) OBP: 0.360, SLG: 0.531		1-0 F7	2-2 P4			4-2 SH1-4 BB 1B		1-3 K		4-2 S 1B BB		3 1 0 0 2 1 3																																																																																																																									
Ed Sprague, R (1, 7) Mark McLemore, S (6, PH) OBP: 0.317, SLG: 0.472 OBP: 0.383, SLG: 0.407		3-2 E6 1B 1B		2-0 G4-3		1-1 SH1-4			0-3 K			2 0 0 0 0 0 1 1 0 0 0 1 1 0																																																																																																																									
David Bell, R (1, 5) OBP: 0.310, SLG: 0.432		3-2 1B		3-1 1B		2-2 P9			3-2 HR			5 1 3 2 0 1 4																																																																																																																									
Dan Wilson, R (1, 2) Al Martin, L (9, PH) Tom Lampkin, L (10, 2) OBP: 0.325, SLG: 0.413 OBP: 0.313, SLG: 0.359 OBP: 0.329, SLG: 0.390		0-1 G3		2-1 F9		2-1 F9			1-2 G4-3			3 0 0 0 0 0 3 1 0 0 0 0 0 0 1 0 1 1 0 0 0																																																																																																																									
Inning Stats	R: 0 H: 0 E: 0 K: 0 S: 7	H: 0 LOB: 1 BB: 1 P: 15	R: 1 H: 2 E: 1 K: 0 S: 12	H: 2 LOB: 1 BB: 0 P: 21	R: 1 H: 2 E: 0 K: 0 S: 12	H: 2 LOB: 2 BB: 1 P: 23	R: 0 H: 1 E: 0 K: 0 S: 5	H: 1 LOB: 0 BB: 0 P: 12	R: 0 H: 0 E: 1 K: 0 S: 5	H: 0 LOB: 1 BB: 0 P: 7	R: 0 H: 0 E: 0 K: 1 S: 9	H: 0 LOB: 0 BB: 0 P: 14		R: 1 H: 1 E: 0 K: 1 S: 12	H: 1 LOB: 0 BB: 0 P: 17	R: 0 H: 0 E: 0 K: 1 S: 6	H: 0 LOB: 0 BB: 0 P: 7	R: 1 H: 1 E: 0 K: 1 S: 12	H: 1 LOB: 2 BB: 2 P: 23	1B: 7 SF: 1 2B: 0 SAC: 1 3B: 0 DP: 0 HR: 1 HBP: 0	WP: 0 PA: 45 PB: 0 SB: 1 CS: 0																																																																																																																
PITCHER	IP WLS BF H R ER SO BB IBB HBP BLK WP HR S P ERA WHIP	<table border="0"> <tr> <td>Kirk Rueter, L (1, 1) ERA: 4.69</td> <td>6.0</td> <td>27</td> <td>6</td> <td>2</td> <td>1</td> <td>0</td> <td>3</td> <td>0</td> <td>0</td> <td>0</td> <td>0</td> <td>0</td> <td>0</td> <td>0</td> <td>52</td> <td>98</td> <td>1.50</td> <td>1.500</td> </tr> <tr> <td>Aaron Fultz, L (7, 1) ERA: 4.03</td> <td>1.1</td> <td>H</td> <td>4</td> <td>0</td> <td>0</td> <td>0</td> <td>0</td> <td>0</td> <td>0</td> <td>0</td> <td>0</td> <td>0</td> <td>0</td> <td>0</td> <td>10</td> <td>17</td> <td>0.00</td> <td>0.000</td> </tr> <tr> <td>Felix Rodriguez, R (8, 1) ERA: 1.84</td> <td>0.2</td> <td>H</td> <td>2</td> <td>0</td> <td>0</td> <td>0</td> <td>1</td> <td>0</td> <td>0</td> <td>0</td> <td>0</td> <td>0</td> <td>0</td> <td>6</td> <td>8</td> <td>0.00</td> <td>0.000</td> </tr> <tr> <td>Robb Nen, R (9, 1) ERA: 3.15</td> <td>2.0</td> <td>B</td> <td>7</td> <td>1</td> <td>1</td> <td>1</td> <td>2</td> <td>0</td> <td>0</td> <td>0</td> <td>0</td> <td>0</td> <td>1</td> <td>18</td> <td>24</td> <td>4.50</td> <td>0.500</td> </tr> <tr> <td>Brian Boehringer, R (11, 1) ERA: 3.52</td> <td>0.2</td> <td>L</td> <td>4</td> <td>0</td> <td>1</td> <td>1</td> <td>1</td> <td>2</td> <td>0</td> <td>0</td> <td>0</td> <td>0</td> <td>0</td> <td>9</td> <td>18</td> <td>13.50</td> <td>3.000</td> </tr> </table>																		Kirk Rueter, L (1, 1) ERA: 4.69	6.0	27	6	2	1	0	3	0	0	0	0	0	0	0	52	98	1.50	1.500	Aaron Fultz, L (7, 1) ERA: 4.03	1.1	H	4	0	0	0	0	0	0	0	0	0	0	0	10	17	0.00	0.000	Felix Rodriguez, R (8, 1) ERA: 1.84	0.2	H	2	0	0	0	1	0	0	0	0	0	0	6	8	0.00	0.000	Robb Nen, R (9, 1) ERA: 3.15	2.0	B	7	1	1	1	2	0	0	0	0	0	1	18	24	4.50	0.500	Brian Boehringer, R (11, 1) ERA: 3.52	0.2	L	4	0	1	1	1	2	0	0	0	0	0	9	18	13.50	3.000	<table border="0"> <tr> <td>PITCHER</td> <td>IP WLS BF H R ER SO BB IBB HBP BLK WP HR S P ERA WHIP</td> </tr> <tr> <td>41 Chad Zerbe, L (11, 1) ERA: 3.78</td> <td>0.0</td> <td>1</td> <td>1</td> <td>0</td> <td>0</td> <td>0</td> <td>0</td> <td>0</td> <td>0</td> <td>0</td> <td>0</td> <td>0</td> <td>0</td> <td>0</td> <td>0</td> <td>0</td> <td>0</td> <td>0</td> </tr> </table>	PITCHER	IP WLS BF H R ER SO BB IBB HBP BLK WP HR S P ERA WHIP	41 Chad Zerbe, L (11, 1) ERA: 3.78	0.0	1	1	0	0	0	0	0	0	0	0	0	0	0	0	0	0	0
Kirk Rueter, L (1, 1) ERA: 4.69	6.0	27	6	2	1	0	3	0	0	0	0	0	0	0	52	98	1.50	1.500																																																																																																																			
Aaron Fultz, L (7, 1) ERA: 4.03	1.1	H	4	0	0	0	0	0	0	0	0	0	0	0	10	17	0.00	0.000																																																																																																																			
Felix Rodriguez, R (8, 1) ERA: 1.84	0.2	H	2	0	0	0	1	0	0	0	0	0	0	6	8	0.00	0.000																																																																																																																				
Robb Nen, R (9, 1) ERA: 3.15	2.0	B	7	1	1	1	2	0	0	0	0	0	1	18	24	4.50	0.500																																																																																																																				
Brian Boehringer, R (11, 1) ERA: 3.52	0.2	L	4	0	1	1	1	2	0	0	0	0	0	9	18	13.50	3.000																																																																																																																				
PITCHER	IP WLS BF H R ER SO BB IBB HBP BLK WP HR S P ERA WHIP																																																																																																																																				
41 Chad Zerbe, L (11, 1) ERA: 3.78	0.0	1	1	0	0	0	0	0	0	0	0	0	0	0	0	0	0	0																																																																																																																			

livebaseballscores.com

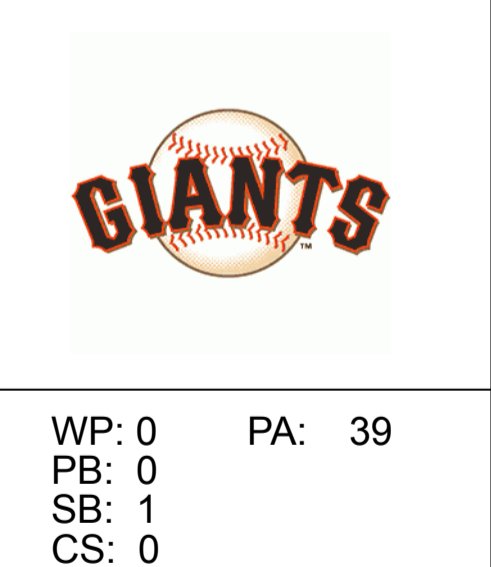
AB	38
R	4
H	8
RBI	4
BB	5
SO	4
LOB	14



Batter	1	2	3	4	5	6	7	8	9	AB R H RBI BB SO LOB	TOP											
Calvin Murray, R (1, 8) OBP: 0.348, SLG: 0.440	2-2 F9 1B 2B	2-0 1-2 1B		3-1 L5		3-1 F7			2-1 F9	5 1 2 0 0 0 3												
Rich Aurilia, R (1, 6) OBP: 0.390, SLG: 0.555	0-2 F9	0-3 K		1-2 SF8		0-1 F9			0-0 G6-3	4 0 0 1 0 1 4												
Barry Bonds, L (1, 7) OBP: 0.482, SLG: 0.818	0-0 1B		0-2 G4-3	2-1 G4-3			0-0 G3		1-1 F7	5 0 1 1 0 0 1												
Jeff Kent, R (1, 3) OBP: 0.369, SLG: 0.503	1-0 F8		3-2 G4-3		1-0 1B		1-0 F9			4 0 1 0 0 0 1												
Benito Santiago, R (1, 2) OBP: 0.325, SLG: 0.384	1-2 L4		0-0 G3-1		0-0 P1		1-2 L6			4 0 0 0 0 0 2												
Eric Davis, R (1, 9) OBP: 0.261, SLG: 0.310		1-0 F7		0-0 1B E		1-2 F8		2-2 G5-3		4 1 1 0 0 0 1												
Shawon Dunston, R (1, 10) OBP: 0.285, SLG: 0.442		1-1 1B SF9 1B		1-1 1B E E5		1-1 P5		0-3 K		4 2 1 0 0 1 2												
Ramon Martinez, R (1, 4) OBP: 0.353, SLG: 0.373		2-0 1B 1-3 1B		2-2 E SF8 1B		0-1 SH5-3 S 1B		4-1 BB		3 1 3 1 1 0 0												
Pedro Feliz, R (1, 5) OBP: 0.237, SLG: 0.318		0-0 SF9		0-0 E7 SF8 1B		1-0 SH5-3		2-3 K		2 0 1 2 0 1 1												
Inning Stats	R: 1 E: 0 K: 0 S: 12	H: 2 LOB: 1 BB: 0 P: 16	R: 1 E: 0 K: 1 S: 9	H: 3 LOB: 2 BB: 0 P: 15	R: 0 E: 0 K: 0 S: 7	H: 0 LOB: 0 BB: 0 P: 10	R: 3 E: 2 K: 0 S: 14	H: 3 LOB: 1 BB: 0 P: 23	R: 0 E: 0 K: 0 S: 7	H: 1 LOB: 1 BB: 0 P: 10	R: 0 E: 0 K: 0 S: 7	H: 1 LOB: 1 BB: 0 P: 11	R: 0 E: 0 K: 2 S: 10	H: 0 LOB: 1 BB: 1 P: 18	R: 0 E: 0 K: 0 S: 5	H: 0 LOB: 0 BB: 0 P: 8	R: 0 E: 0 K: 0 S: 5	H: 0 LOB: 0 BB: 0 P: 8	1B: 9 2B: 1 3B: 0 HR: 0	SF: 2 SAC: 1 DP: 0 HBP: 0	WP: 0 PB: 0 SB: 1 CS: 0	PA: 39
PITCHER	IP WLS BF H R ER SO BB IBB HBP BLK WP HR S P ERA WHIP																					
Jamie Moyer, L (1, 1) ERA: 4.74	6.0 L 29 10 5 3 1 0 0 0 0 0 0 0 56 85 4.50 1.667																					
Joel Pineiro, R (7, 1) ERA:	3.0 10 0 0 0 2 1 0 0 0 0 0 0 20 33 0.00 0.333																					

San Francisco Giants @ Seattle Mariners
 Safeco Field, Seattle, WA
 Fri Jul 13 2001, 7:05 PM PDT
 Att. 45,909 - Sunny - 68 F

AB	35
R	5
H	10
RBI	5
BB	1
SO	3
LOB	15



Batter	1	2	3	4	5	6	7	8	9	AB	R	H	RBI	BB	SO	LOB
51 Ichiro Suzuki, L OBP: 0.371, SLG: 0.463 (1, 9)	1-3 K		2-2 F8		1-1 FC1-6			0-0 G6-3		4	0	0	0	0	1	2
Mark McLemore, S OBP: 0.377, SLG: 0.399 (1, 7) (8, 5)	2-1 F7		1-1 F8		2-2 F7			1-3 K		4	0	0	0	0	1	2
Edgar Martinez, R OBP: 0.428, SLG: 0.540 (1, 10)	2-3 K		0-2 FC6			2-0 F3		1-0 HR		4	1	1	1	0	1	1
John Olerud, L OBP: 0.426, SLG: 0.489 (1, 3)		1-1 1B		2-1 HR		1-2 1B		1-3 K		4	1	3	1	0	1	0
Bret Boone, R OBP: 0.365, SLG: 0.578 (1, 4)		0-3 K		0-0 1B		2-1 F3		1-3 K		4	0	1	0	0	2	2
Mike Cameron, R OBP: 0.356, SLG: 0.524 (1, 8)		2-3 K		0-1 1B		2-3 K		0-3 K		4	0	0	0	0	3	3
Tom Lampkin, L OBP: 0.320, SLG: 0.378 (1, 2)		0-1 F8		0-0 F8			3-3 K		1-3 K	4	0	0	0	0	2	1
David Bell, R OBP: 0.310, SLG: 0.435 Scott Podsednik, L (8, 7)			0-1 1B		0-3 K		1-3 K			3	1	1	0	0	2	0
Carlos Guillen, S OBP: 0.316, SLG: 0.340 (1, 6)			1-0 1B		4-1 BB		2-2 P6			0	0	0	0	0	0	0

Inning Stats	R: 0	H: 0	E: 0	K: 2	S: 8	LOB: 0	BB: 0	P: 13	R: 0	H: 1	E: 0	K: 2	S: 10	LOB: 1	BB: 0	P: 13	R: 1	H: 2	E: 0	K: 0	S: 11	LOB: 1	BB: 0	P: 15	R: 0	H: 0	E: 0	K: 1	S: 9	LOB: 1	BB: 1	P: 16	R: 0	H: 1	E: 0	K: 1	S: 10	LOB: 1	BB: 0	P: 17	R: 0	H: 0	E: 0	K: 2	S: 9	LOB: 0	BB: 0	P: 15	R: 1	H: 1	E: 0	K: 2	S: 8	LOB: 0	BB: 0	P: 11	R: 0	H: 0	E: 0	K: 3	S: 9	LOB: 0	BB: 0	P: 11	1B: 4	SF: 0	2B: 1	SAC: 0	3B: 0	DP: 1	HR: 2	HBP: 0	WP: 0	PA: 34
--------------	------	------	------	------	------	--------	-------	-------	------	------	------	------	-------	--------	-------	-------	------	------	------	------	-------	--------	-------	-------	------	------	------	------	------	--------	-------	-------	------	------	------	------	-------	--------	-------	-------	------	------	------	------	------	--------	-------	-------	------	------	------	------	------	--------	-------	-------	------	------	------	------	------	--------	-------	-------	-------	-------	-------	--------	-------	-------	-------	--------	-------	--------


PITCHER	IP	WLS	BF	H	R	ER	SO	BB	IBB	HBP	BLK	WP	HR	S	P	ERA	WHIP
Russ Ortiz, R ERA: 3.3 (1, 1)	7.2	W	30	7	3	3	9	1	0	0	0	0	2	68	104	3.52	1.043
Aaron Fultz, L ERA: 4.0 (8, 1)	0.1	H	1	0	0	0	1	0	0	0	0	0	0	3	4	0.00	0.000
Robb Nen, R ERA: 3.09 (9, 1)	1.0	S	3	0	0	0	3	0	0	0	0	0	0	9	11	0.00	0.000

BOTTOM

San Francisco Giants @ Seattle Mariners
Safeco Field, Seattle, WA

Fri Jul 13 2001, 7:05 PM PDT
Att: 45,909 - Sunny - 68 F

AB	33
R	3
H	7
RBI	3
BB	1
SO	13
LOB	11



Batter	1	2	3	4	5	6	7	8	9	AB R H RBI BB SO LOB	TOP	
Calvin Murray, R (1, 8) OBP: 0.345, SLG: 0.431	1-2 P6		2-2 G5-3			0-0 G5-3		4-2 BB		3 0 0 0 1 0 0		
Rich Aurilia, R (1, 6) OBP: 0.388, SLG: 0.560	2-2 HR		0-3 K			3-1 G4-3		1-1 F7		4 1 1 1 0 1 1		
Barry Bonds, L (1, 10) OBP: 0.477, SLG: 0.806	1-0 G1-3				3-1 G4-3		1-0 F9		0-0 F8	4 0 0 0 0 0 1		
Jeff Kent, R (1, 4) OBP: 0.371, SLG: 0.500	4-1 BB				0-0 F9		2-1 1B HBP		1-3 K	2 0 0 0 1 1 0		
Armando Rios, L (1, 9) OBP: 0.326, SLG: 0.477	0-2 F8				0-2 HR		0-0 1B		1-3 K	4 1 2 1 0 1 1		
Felipe Crespo, S (1, 3) OBP: 0.278, SLG: 0.387			3-1 F9		0-0 HR		2-3 K		0-1 F9	4 0 0 0 0 1 2		
Benito Santiago, R (1, 2) OBP: 0.321, SLG: 0.379			0-0 G6-3			1-0 G6-3		0-0 P4		3 0 0 0 0 0 2		
Marvin Benard, L (1, 7) OBP: 0.272, SLG: 0.330			1-2 G6-3			0-1 G4-3		1-1 G6-3		3 0 0 0 0 0 2		
Ramon Martinez, R (1, 5) OBP: 0.348, SLG: 0.367			2-2 F7			1-0 G4-3		1-3 K		3 0 0 0 0 1 0		
Inning Stats	R: 1 H: 1 E: 0 LOB: 1 K: 0 BB: 1 S: 11 P: 19	R: 0 H: 0 E: 0 LOB: 0 K: 0 BB: 0 S: 6 P: 10	R: 0 H: 0 E: 0 LOB: 0 K: 1 BB: 0 S: 12 P: 16	R: 1 H: 1 E: 0 LOB: 0 K: 0 BB: 0 S: 7 P: 10	R: 0 H: 0 E: 0 LOB: 0 K: 0 BB: 0 S: 4 P: 6	R: 0 H: 0 E: 0 LOB: 0 K: 0 BB: 0 S: 4 P: 8	R: 0 H: 1 E: 0 LOB: 2 K: 1 BB: 0 S: 8 P: 13	R: 0 H: 0 E: 0 LOB: 1 K: 1 BB: 1 S: 8 P: 14	R: 0 H: 0 E: 0 LOB: 0 K: 2 BB: 0 S: 8 P: 10	1B: 1 SF: 0 2B: 0 SAC: 0 3B: 0 DP: 0 HR: 2 HBP: 1	WP: 0 PA: 33 PB: 0 SB: 0 CS: 0	
PITCHER	IP WLS BF H R ER SO BB IBB HBP BLK WP HR S P ERA WHIP											
Freddy Garcia, R (1, 1) ERA: 3.15	7.0 W 26 3 2 2 2 1 0 1 0 0 0 2 52 82 2.57 0.571											
Jeff Nelson, R (8, 1) ERA: 2.15	0.2 H 3 0 0 0 1 1 0 0 0 0 0 0 7 13 0.00 1.500											
Arthur Rhodes, L (8, 1) ERA: 1.89	0.1 H 1 0 0 0 0 0 0 0 0 0 0 0 1 1 0.00 0.000											
Kazuhiro Sasaki, R (9, 1) ERA: 2.85	1.0 S 3 0 0 0 2 0 0 0 0 0 0 0 8 10 0.00 0.000											

San Francisco Giants @ Seattle Mariners
 Safeco Field, Seattle, WA
 Sat Jul 14 2001, 1:05 PM PDT
 Att. 45,809 - Cloudy - 67 F

AB	30
R	2
H	3
RBI	2
BB	2
SO	5
LOB	9



WP: 0	PA: 33
PB: 0	
SB: 0	
CS: 0	

Batter	1	2	3	4	5	6	7	8	9
51 Ichiro Suzuki, L OBP: 0.372, SLG: 0.462 (1, 9)	4-0 E 1B BB	0-0 SF9		4-2 S 1B BB		2-0 F9			
Carlos Guillen, S OBP: 0.321, SLG: 0.341 (1, 6)	2-3 K	4-1 3-H 1-2 BB		1-2 S 1B		4-0 BB			
Edgar Martinez, R OBP: 0.429, SLG: 0.538 (1, 10)	2-2 BB 1B 1-H	2-1 F7		4-0 1-2 2-3 IBB		3-1 G1-3			
John Olerud, L OBP: 0.424, SLG: 0.484 (1, 3)	4-0 G5-3 1-2 BB		1-1 F8	1-0 L9		1-3 K			
Bret Boone, R OBP: 0.366, SLG: 0.578 (1, 4)	4-1 G5-3 1-2 2-3 BB		2-1 E7 SF8 2B		0-0 F8	1-1 P4			
Mike Cameron, R OBP: 0.352, SLG: 0.518 (1, 8)	1-1 G5-3 1-2 2-3f		3-2 SF8		0-0 G3	1-1 F8			
Ed Sprague, R OBP: 0.341, SLG: 0.487 (1, 7)		2-1 1B 51 SF9 1B	3-2 G1-3		0-1 1B	3-3 K			
Charles Gipson, R OBP: 0.242, SLG: 0.172 (5, PR)									
Mark McLemore, S OBP: 0.375, SLG: 0.397 (8, PH)									
David Bell, R OBP: 0.306, SLG: 0.429 (1, 5)		1-0 F8		1-1 G4-3		0-0 F8		2-2 L7	
Dan Wilson, R OBP: 0.324, SLG: 0.410 (1, 2)		2-2 BB 1-3 1B		1-2 F9		2-3 K		0-1 P4	

AB	R	H	RBI	BB	SO	LOB
1	1	0	1	2	0	0
2	0	1	0	2	1	1
3	0	1	1	1	0	3
3	0	0	0	1	1	3
3	1	1	0	1	0	0
3	0	0	1	0	0	3
3	1	2	0	0	0	0
0	0	0	0	0	0	0
1	0	0	0	0	1	0
4	0	0	0	0	0	2
4	0	1	0	0	1	0

WP	PA
0	36

Inning Stats	R	H	E	K	S	P	SO	BB	IBB	HBP	BLK	WP	HR	S	P	ERA	WHIP
	1	1	1	1	9	26	2	3	0	0	0	0	0	53	113	3.00	2.000
	1	2	0	0	11	22	2	1	0	0	0	0	0	18	26	0.00	0.000
	1	1	1	0	11	20	2	0	0	0	0	0	0	23	5		
	0	1	0	0	11	23	2	0	0	0	0	0	0	17	17		
	0	0	0	1	7	10	0	0	0	0	0	0	0	10	10		
	0	0	0	1	11	16	0	0	0	0	0	0	0	16	16		

PITCHER	IP	WLS	BF	H	R	ER	SO	BB	IBB	HBP	BLK	WP	HR	S	P	ERA	WHIP
Shawn Estes, L ERA: 3.48 (1, 1)	6.0	L	30	6	3	2	2	6	1	0	0	0	0	53	113	3.00	2.000
Brian Boehringer, R ERA: 3.35 (7, 1)	2.0		6	0	0	0	2	0	0	0	0	0	0	18	26	0.00	0.000

PITCHER	IP	WLS	BF	H	R	ER	SO	BB	IBB	HBP	BLK	WP	HR	S	P	ERA	WHIP

San Francisco Giants @ Seattle Mariners
Safeco Field, Seattle, WA
 Sat Jul 14 2001, 1:05 PM PDT
 Att: 45,809 - Cloudy - 67 F

AB	27
R	3
H	6
RBI	3
BB	7
SO	4
LOB	12



San Francisco Giants @ Texas Rangers
 The Ballpark at Arlington, Arlington, TX

Sun Jul 15 2001, 8:05 PM EDT
 Att. 42,082 - Sunny - 98 F

livebaseballscorecards.com

AB	36
R	7
H	9
RBI	7
BB	2
SO	6
LOB	10



WP:	0	PA:	39
PB:	0		
SB:	0		
CS:	0		

AB R H RBI BB SO LOB

5	0	1	1	0	1	2
5	1	1	0	0	0	2
4	1	0	0	1	1	2
4	1	3	2	0	0	0
4	1	0	0	0	2	3
4	1	1	3	0	0	0
4	1	1	0	0	0	0
3	1	1	0	0	1	0
3	0	1	1	1	1	1

Batter	1	2	3	4	5	6	7	8	9
Calvin Murray, R (1, 8) OBP: 0.341, SLG: 0.424	2-3 K	0-0 FC4-6 1-2f			2-1 G4-6-3 1-2f	0-0 1B			0-0 G5-3
Rich Aurilia, R (1, 6) OBP: 0.386, SLG: 0.555	0-0 F7		1-0 P6		3-1 BB 2B 1B	3-2 F5		0-1 F9	0-1 F9
Barry Bonds, L (1, 7) OBP: 0.473, SLG: 0.794	3-2 F8		0-0 G4-3		4-2 2B BB	2-0 F7		0-3 K	0-3 K
Jeff Kent, R (1, 4) OBP: 0.374, SLG: 0.506		3-1 HR 1B	0-0 1B		3-2 2B 1-H 2-H	1-1 F9			
Eric Davis, R (1, 10) OBP: 0.250, SLG: 0.295		2-0 HR 1B	1-3 K		1-3 K	0-1 F8			
Shawon Dunston, R (1, 9) OBP: 0.283, SLG: 0.460		3-2 HR		0-0 P4		1-0 G5-3		0-2 F9	
Benito Santiago, R (1, 2) OBP: 0.320, SLG: 0.377		2-2 F8		0-0 G6-3		1-0 HBP 2B 1B		2-1 F8	
J.T. Snow, L (1, 3) OBP: 0.351, SLG: 0.329		2-2 FC4-6 1B		3-3 K		1-2 2B 1B HBP		2-1 G6-3	
Ramon Martinez, R (1, 5) OBP: 0.351, SLG: 0.372		0-3 K			4-0 BB G4-6-3	0-1 1B 2B		3-2 F9	

Inning Stats	R: 0	H: 0	E: 0	K: 1	S: 7	P: 12	R: 3	H: 3	E: 1	K: 1	S: 18	P: 30	R: 0	H: 1	E: 0	K: 1	S: 6	P: 8	R: 0	H: 0	E: 0	K: 1	S: 5	P: 8	R: 2	H: 2	E: 0	K: 1	S: 12	P: 29	R: 2	H: 3	E: 0	K: 0	S: 12	P: 20	R: 0	H: 0	E: 0	K: 0	S: 8	P: 9	R: 0	H: 0	E: 0	K: 0	S: 7	P: 14	R: 0	H: 0	E: 0	K: 1	S: 6	P: 6	1B: 6	2B: 2	3B: 0	HR: 1	SF: 0	SAC: 0	DP: 1	HBP: 1	WP: 0	PA: 39
--------------	------	------	------	------	------	-------	------	------	------	------	-------	-------	------	------	------	------	------	------	------	------	------	------	------	------	------	------	------	------	-------	-------	------	------	------	------	-------	-------	------	------	------	------	------	------	------	------	------	------	------	-------	------	------	------	------	------	------	-------	-------	-------	-------	-------	--------	-------	--------	-------	--------

PITCHER	IP	WLS	BF	H	R	ER	SO	BB	IBB	HBP	BLK	WP	HR	S	P	ERA	WHIP
Darren Oliver, L (1, 1) ERA: 6.48	5.1	L	27	8	7	6	5	2	0	1	0	0	1	54	96	10.12	1.875
Pat Mahomes, R (6, 1) ERA: 6.28	2.2		9	1	0	0	0	0	0	0	0	0	0	21	34	0.00	0.375
Mike Venafo, L (9, 1) ERA: 2.6	1.0		3	0	0	0	1	0	0	0	0	0	0	6	6	0.00	0.000

Batter	1	2	3	4	5	6	7	8	9	AB	R	H	RBI	BB	SO	LOB
Frank Catalanotto, L (1, 7) OBP: 0.365, SLG: 0.475	0-1 1B 2B 1B	1-1 FC6-4 1-2f		4-1 1B 1-2 2-3 BB		2-0 F7		2-2 E9 1B		4	1	2	0	1	0	2
Randy Velarde, R (1, 4) OBP: 0.402, SLG: 0.489	0-1 2B 1B		1-3 K	2-1 1B 1-2 2-H 3-H 1B		2-2 L9 1-2		2-3 K		5	1	2	2	0	2	2
Alex Rodriguez, R (1, 6) OBP: 0.406, SLG: 0.607	2-0 G3 1-H 2-H G6-3 2B		0-0 HR	2-3 K			2-1 G5-3		3-2 S 1B	5	2	3	3	0	1	2
Rafael Palmeiro, L (1, 3) OBP: 0.377, SLG: 0.562 10 Michael Young, R (9, PR) OBP: 0.280, SLG: 0.365	0-0 G3 2-3		0-0 L3		0-3 K		0-1 F9		4-2 1-2 BB	4	0	0	0	1	1	1
Ivan Rodriguez, R (1, 2) OBP: 0.334, SLG: 0.544	1-1 G6-3 3-H		1-0 F9		1-3 K		0-0 FC5 BB 1B		1-3 K	5	0	1	1	0	2	2
Ruben Sierra, S (1, 10) OBP: 0.324, SLG: 0.638	3-2 P6		0-1 FC3-6 1B		1-1 PB 1B		4-0 1-2 FC5 BB		0-3 K	4	0	2	0	1	1	2
Mike Lamb, L (1, 5) OBP: 0.329, SLG: 0.388		2-2 F7		3-1 FC3-6 BB 1B 1-2f 1B		4-2 1-2 BB		2-2 FC5 1-2 2-3f		4	1	0	0	1	0	5
Gabe Kapler, R (1, 8) OBP: 0.340, SLG: 0.433		3-2 G4-3		2-1 BB 1-2 1B 1B		2-2 F8		1-3 K		4	1	1	0	0	1	2
Ricky Ledee, L (1, 9) OBP: 0.250, SLG: 0.256		0-3 K FC6-4		1-3 K		1-1 CS 1B		3-1 F9		4	0	1	0	0	2	2

Inning Stats	R: 3	H: 3	LOB: 0	K: 0	S: 11	R: 0	H: 0	LOB: 1	K: 1	S: 12	R: 1	H: 1	LOB: 0	K: 1	S: 6	R: 2	H: 3	LOB: 2	K: 2	S: 16	R: 0	H: 1	LOB: 2	K: 2	S: 15	R: 0	H: 1	LOB: 0	K: 0	S: 7	R: 0	H: 1	LOB: 2	K: 0	S: 8	R: 0	H: 1	LOB: 1	K: 2	S: 14	R: 0	H: 1	LOB: 2	K: 2	S: 12	1B: 10	SF: 0	2B: 1	SAC: 0	3B: 0	DP: 0	HR: 1	HBP: 0	WP: 1	PA: 43
--------------	------	------	--------	------	-------	------	------	--------	------	-------	------	------	--------	------	------	------	------	--------	------	-------	------	------	--------	------	-------	------	------	--------	------	------	------	------	--------	------	------	------	------	--------	------	-------	------	------	--------	------	-------	--------	-------	-------	--------	-------	-------	-------	--------	-------	--------

PITCHER	IP	WLS	BF	H	R	ER	SO	BB	IBB	HBP	BLK	WP	HR	S	P	ERA	WHIP
Livan Hernandez, R (1, 1) ERA: 6.16	7.0	W	34	10	6	6	6	3	0	0	0	1	1	75	124	7.71	1.857
Felix Rodriguez, R (8, 1) ERA: 1.8	1.0	H	4	1	0	0	2	0	0	0	0	0	0	14	22	0.00	1.000
Robb Nen, R (9, 1) ERA: 3.02	1.0	S	5	1	0	0	2	1	0	0	0	0	0	12	21	0.00	2.000

BOTTOM

San Francisco Giants @ Texas Rangers
The Ballpark at Arlington, Arlington, TX
Sun Jul 15 2001, 8:05 PM EDT
Att. 42,082 - Sunny - 98 F

livebaseballscorecards.com

AB	39
R	6
H	12
RBI	6
BB	4
SO	10
LOB	20



Batter	1	2	3	4	5	6	7	8	9	AB R H RBI BB SO LOB
Calvin Murray, R (1, 8) OBP: 0.333, SLG: 0.414	0-1 F9		0-0 L5		2-3 K		2-0 P6			4 0 0 0 0 1 1
Rich Aurilia, R (1, 6) OBP: 0.387, SLG: 0.554	1-3 K		1-0 BB 2-3 1B		0-0 BB 1B			2-2 F8		4 0 2 0 0 1 0
Barry Bonds, L (1, 10) OBP: 0.476, SLG: 0.791	4-2 BB		4-1 BB 1-2 BB		4-0 FC6 1-2 BB			1-2 G6-3		1 0 0 0 3 0 0
Jeff Kent, R (1, 4) OBP: 0.371, SLG: 0.500	1-1 F8		1-0 F7		0-0 FC6 1-2f			0-0 G5-3		4 0 0 0 0 0 6

Armando Rios, L (1, 9) OBP: 0.328, SLG: 0.476		4-1 BB G5-4-3		2-3 K		0-0 CS 1B		1-3 K		3 0 1 0 1 2 0
Ramon Martinez, R (1, 5) OBP: 0.345, SLG: 0.365		1-1 G5-4-3 1-2f		2-2 P6		1-2 F3		0-3 K		4 0 0 0 0 1 2
J.T. Snow, L (1, 3) OBP: 0.354, SLG: 0.339		0-0 F7		0-0 1B		2-2 G3 1-2		3-2 2B		4 0 2 0 0 0 1
Marvin Benard, L (1, 7) OBP: 0.275, SLG: 0.327			0-0 G4-3 F7		1-1 F7		4-0 BB G4-6-3		2-1 HBP	2 0 0 0 1 0 1
Edwards Guzman, L (1, 2) OBP: 0.250, SLG: 0.417			0-1 1B 2B		0-1 G4-3		2-0 G4-6-3 1-2f		0-2 G4-3	4 0 1 0 0 0 3

Inning Stats	R: 0 E: 0 K: 1 S: 9	H: 0 LOB: 1 BB: 1 P: 15	R: 0 E: 0 K: 0 S: 4	H: 0 LOB: 0 BB: 1 P: 9	R: 0 E: 0 K: 0 S: 7	H: 2 LOB: 3 BB: 1 P: 13	R: 0 E: 0 K: 1 S: 10	H: 1 LOB: 1 BB: 0 P: 15	R: 0 E: 0 K: 1 S: 8	H: 1 LOB: 2 BB: 1 P: 14	R: 0 E: 0 K: 0 S: 7	H: 1 LOB: 0 BB: 0 P: 10	R: 0 E: 0 K: 0 S: 2	H: 0 LOB: 0 BB: 1 P: 10	R: 0 E: 0 K: 0 S: 8	H: 0 LOB: 0 BB: 0 P: 11	R: 0 E: 0 K: 2 S: 14	H: 1 LOB: 2 BB: 0 P: 20	1B: 4 2B: 2 3B: 0 HR: 0	SF: 0 SAC: 0 DP: 2 HBP: 1	WP: 0 PB: 0 SB: 0 CS: 1	PA: 36
--------------	------------------------------	----------------------------------	------------------------------	---------------------------------	------------------------------	----------------------------------	-------------------------------	----------------------------------	------------------------------	----------------------------------	------------------------------	----------------------------------	------------------------------	----------------------------------	------------------------------	----------------------------------	-------------------------------	----------------------------------	----------------------------------	------------------------------------	----------------------------------	--------


PITCHER	IP	WLS	BF	H	R	ER	SO	BB	IBB	HBP	BLK	WP	HR	S	P	ERA	WHIP
Rob Bell, R (1, 1) ERA: 5.38	8.2	W	34	6	0	0	5	5	0	0	0	0	0	65	111	0.00	1.269
59 Jeff Zimmerman, R (9, 1) ERA: 3.27	0.1	S	2	0	0	0	0	0	0	1	0	0	0	4	6	0.00	0.000

TOP

San Francisco Giants @ Texas Rangers
The Ballpark at Arlington, Arlington, TX

Mon Jul 16 2001, 8:35 PM EDT
Att. 32,682 - Sunny - 95 F

AB	30
R	0
H	6
RBI	0
BB	5
SO	5
LOB	14



livebaseballscorecards.com

Batter	1	2	3	4	5	6	7	8	9	AB	R	H	RBI	BB	SO	LOB
Frank Catalanotto, L (1, 7) OBP: 0.363, SLG: 0.471	0-1 F7		3-2 1B		0-0 L6		0-0 B1-3			4	0	1	0	0	0	1
Mike Lamb, L (1, 5) OBP: 0.360, SLG: 0.410	0-1 BB 1B		2-2 G3-6-1 1B		3-1 BB 1B		3-1 G5-3 1B HBP			3	1	3	1	0	0	0
Alex Rodriguez, R (1, 6) OBP: 0.405, SLG: 0.603	1-1 F8		1-0 P5		1-0 BB 1B		1-2 G5-3			4	0	1	0	0	0	4
Rafael Palmeiro, L (1, 10) OBP: 0.381, SLG: 0.561	4-1 1-2 BB		0-0 G3-6-1 1-2f		4-2 1-2 2-3 BB		0-0 2-H 1B			2	0	1	1	2	0	2
Ivan Rodriguez, R (1, 2) OBP: 0.333, SLG: 0.540	1-0 F8			3-2 G3-1	1-3 K			0-0 E S 1B		4	0	1	0	0	1	5
Ruben Sierra, S (1, 9) OBP: 0.322, SLG: 0.629		1-1 G3		1-2 1B	1-2 F7			1-0 L4		4	0	1	0	0	0	4
Ricky Ledee, L (9, 9) OBP: 0.250, SLG: 0.256									0-0 0	0	0	0	0	0	0	0
Andres Galarraga, R (1, 3) OBP: 0.317, SLG: 0.424		2-1 F7 2B		2-0 G5-4-3 1B		0-0 G6-3		2-0 L4		4	0	2	0	0	0	1
Gabe Kapler, R (1, 8) OBP: 0.339, SLG: 0.427		3-2 F7 2-3		1-2 G5-4-3 1-2f		1-2 P4		4-1 1-3 BB		3	0	0	0	1	0	3
10 Michael Young, R (1, 4) OBP: 0.279, SLG: 0.369		1-3 K			3-2 1B 2B		2-2 F8		3-1 F8		4	1	1	0	0	1

Inning Stats	R: 0	H: 1	E: 0	LOB: 2	K: 0	BB: 1	S: 8	P: 14	R: 0	H: 1	E: 0	LOB: 1	K: 1	BB: 0	S: 10	P: 17	R: 0	H: 2	E: 0	LOB: 1	K: 0	BB: 0	S: 8	P: 14	R: 0	H: 2	E: 0	LOB: 1	K: 0	BB: 0	S: 10	P: 17	R: 1	H: 3	E: 0	LOB: 3	K: 1	BB: 1	S: 16	P: 29	R: 0	H: 0	E: 0	LOB: 0	K: 0	BB: 0	S: 7	P: 10	R: 1	H: 1	E: 0	LOB: 1	K: 0	BB: 0	S: 6	P: 10	R: 0	H: 1	E: 0	LOB: 2	K: 0	BB: 1	S: 6	P: 16
--------------	------	------	------	--------	------	-------	------	-------	------	------	------	--------	------	-------	-------	-------	------	------	------	--------	------	-------	------	-------	------	------	------	--------	------	-------	-------	-------	------	------	------	--------	------	-------	-------	-------	------	------	------	--------	------	-------	------	-------	------	------	------	--------	------	-------	------	-------	------	------	------	--------	------	-------	------	-------


PITCHER	IP	WLS	BF	H	R	ER	SO	BB	IBB	HBP	BLK	WP	HR	S	P	ERA	WHIP
Ryan Jensen, R (1, 1) ERA: 4.7	4.1	L	22	9	1	1	1	2	0	0	0	0	0	46	83	2.08	2.538
Brian Boehringer, R (5, 1) ERA: 3.21	1.2		5	0	0	0	1	0	0	0	0	0	0	13	18	0.00	0.000
Aaron Fultz, L (7, 1) ERA: 4.08	1.1		6	2	1	1	0	0	0	1	0	0	0	8	13	6.75	1.500
Ryan Vogelsong, R (8, 1) ERA: 5.32	0.2		3	0	0	0	0	1	0	0	0	0	0	4	13	0.00	1.500

BOTTOM

San Francisco Giants @ Texas Rangers
The Ballpark at Arlington, Arlington, TX

Mon Jul 16 2001, 8:35 PM EDT
Att. 32,682 - Sunny - 95 F

AB	32
R	2
H	11
RBI	2
BB	3
SO	2
LOB	23



1B:	9	SF:	0	WP:	0	PA:	36
2B:	2	SAC:	0	PB:	0		
3B:	0	DP:	2	SB:	1		
HR:	0	HBP:	1	CS:	0		

PITCHER	IP	WLS	BF	H	R	ER	SO	BB	IBB	HBP	BLK	WP	HR	S	P	ERA	WHIP
---------	----	-----	----	---	---	----	----	----	-----	-----	-----	----	----	---	---	-----	------

Batter	1	2	3	4	5	6	7	8	9	AB R H RBI BB SO LOB
10 Michael Young, R OBP: 0.283, SLG: 0.372 (1, 4)	2-2 2B FC6-4	2-1 FC6-4			2-2 F9		4-2 FC6-4 BB		1-2 G5-3	4 1 1 0 1 0 3
Randy Velarde, R OBP: 0.394, SLG: 0.478 (1, 5)	1-2 F8		1-1 G1-3		3-2 F5		0-1 FC6-4			4 0 0 0 0 0 3
Alex Rodriguez, R OBP: 0.403, SLG: 0.602 (1, 6)	0-0 G3-1 2B		3-1 F7		2-1 G5-3		0-3 K			4 0 1 1 0 1 0
Rafael Palmeiro, L OBP: 0.377, SLG: 0.555 (1, 10)	3-1 G3-1		0-0 G3		1-1 F7		1-0 G4-3			4 0 0 0 0 0 1
Ivan Rodriguez, R OBP: 0.335, SLG: 0.543 (1, 2)	1-0 G6-3			2-1 G4-3 2B		2-1 1B		2-2 G4-3		4 0 2 0 0 0 1
Andres Galarraga, R OBP: 0.316, SLG: 0.434 (1, 3)		2-1 HR		1-2 G6-3		1-0 P4		1-1 G3-1		4 1 1 1 0 0 2
Ruben Sierra, S OBP: 0.320, SLG: 0.626 (1, 9)		0-0 L7		3-1 G4-3		1-0 E6 G5-3		1-2 E 2B		4 0 1 0 0 0 1
Gabe Kapler, R OBP: 0.338, SLG: 0.425 (1, 8)		2-1 P3		3-2 F3		1-1 G5-3		2-0 E8 1B		4 0 1 0 0 0 2
Scott Sheldon, R OBP: 0.283, SLG: 0.379 (1, 7)		3-2 FC6-4 1B			2-1 P4		1-3 K		0-0 L4	4 0 1 0 0 1 3

Inning Stats	R: 1	H: 2	E: 0	K: 0	S: 10	LOB: 1	BB: 0	P: 17	R: 1	H: 2	E: 0	K: 0	S: 10	LOB: 1	BB: 0	P: 19	R: 0	H: 0	E: 0	K: 0	S: 5	LOB: 0	BB: 0	P: 9	R: 0	H: 1	E: 0	K: 0	S: 11	LOB: 1	BB: 0	P: 20	R: 0	H: 0	E: 0	K: 0	S: 10	LOB: 0	BB: 0	P: 17	R: 0	H: 1	E: 0	K: 0	S: 7	LOB: 1	BB: 0	P: 13	R: 0	H: 0	E: 1	K: 1	S: 12	LOB: 2	BB: 1	P: 19	R: 0	H: 0	E: 0	K: 1	S: 7	LOB: 0	BB: 0	P: 10	R: 0	H: 2	E: 1	K: 0	S: 11	LOB: 2	BB: 0	P: 16	1B: 3	SF: 0	2B: 4	SAC: 0	3B: 0	DP: 0	HR: 1	HBP: 0	WP: 0	PA: 37
--------------	------	------	------	------	-------	--------	-------	-------	------	------	------	------	-------	--------	-------	-------	------	------	------	------	------	--------	-------	------	------	------	------	------	-------	--------	-------	-------	------	------	------	------	-------	--------	-------	-------	------	------	------	------	------	--------	-------	-------	------	------	------	------	-------	--------	-------	-------	------	------	------	------	------	--------	-------	-------	------	------	------	------	-------	--------	-------	-------	-------	-------	-------	--------	-------	-------	-------	--------	-------	--------

PITCHER	IP	WLS	BF	H	R	ER	SO	BB	IBB	HBP	BLK	WP	HR	S	P	ERA	WHIP
Kirk Rueter, L ERA: 4.58 (1, 1)	6.2	W	28	6	2	2	1	1	0	0	0	0	1	63	112	2.70	1.050
Brian Boehringer, R ERA: 3.19 (7, 1)	0.1		1	0	0	0	0	0	0	0	0	0	0	2	2	0.00	0.000
Ryan Vogelsong, R ERA: 4.91 (8, 1)	2.0		8	2	0	0	1	0	0	0	0	0	0	18	26	0.00	1.000

BOTTOM

San Francisco Giants @ Texas Rangers
The Ballpark at Arlington, Arlington, TX

Tue Jul 17 2001, 7:05 PM EDT
Att: 31,162 - Cloudy - 91 F

AB	36
R	2
H	8
RBI	2
BB	1
SO	2
LOB	16



WP	HR	S	P	ERA	WHIP
0	0	0	0	0	0

livebaseballscorecards.com

Batter	1	2	3	4	5	6	7	8	9	AB R H RBI BB SO LOB	TOP	
Juan Pierre, L (1, 8) OBP: 0.380, SLG: 0.400 Mike Myers, L (8, 1)	0-1 G4-6-3 1B		0-0 L6			0-0 1B		1-0 P4		4 0 2 0 0 0 0 0 0 0 0 0 0 0		
Nefti Perez, S (1, 6) OBP: 0.329, SLG: 0.445 Kimera Barteel, R (8, 8)	1-0 F7			4-1 1B 17 G3-4-1 BB		1-2 F8		1-2 F8		2 0 0 0 1 0 2 1 0 0 0 0 0 0		
Larry Walker, L (1, 9) OBP: 0.429, SLG: 0.671 Cliff Brumbaugh, R (8, 9)	0-1 G4-6-3 1-2f			2-3 K		0-1 F9		0-0 P4		3 0 0 0 0 1 3 1 0 0 0 0 0 0		
17 Todd Helton, L (1, 3) OBP: 0.431, SLG: 0.652 Terry Shumpert, R (8, 5)		2-1 G1-4-3 1B		3-2 G3-4-1 1-2		2-1 F8		0-0 1B		3 0 1 0 0 0 2 1 0 1 0 0 0 0		
Todd Walker, L (1, 4) OBP: 0.349, SLG: 0.497		2-2 G1-4-3 1-2		1-2 1B		2-1 G5-3		2-2 G1-3		4 0 1 0 0 0 2		
Jeff Cirillo, R (1, 5) OBP: 0.338, SLG: 0.459 Dan Miceli, R (7, 1) Ben Petrick, R (8, 3) OBP: 0.302, SLG: 0.467		3-2 F7		3-1 P6		2-1 G6-3				3 0 0 0 0 0 3 0 0 0 0 0 0 0 0 0 0 0 0 0 0		
Robin Jennings, L (1, 7) OBP: 0.259, SLG: 0.291		0-3 K			1-2 F3		0-0 G3-1			3 0 0 0 0 1 1		
Adam Melhuse, S (1, 2) OBP: 0.214, SLG: 0.269			3-3 K		1-2 L5		1-1 F9			3 0 0 0 0 1 0		
Mike Hampton, R (1, 1) OBP: 0.314, SLG: 0.680 Gabe White, L (6, 1) Brent Butler, R (7, 5) OBP: 0.227, SLG: 0.364 (8, 6)			1-2 F8		3-1 F9		3-1 G6-3			2 0 0 0 0 0 0 0 0 0 0 0 0 0 1 0 0 0 0 0 0		
Inning Stats	R: 0 H: 1 E: 0 LOB: 0 K: 0 BB: 0 S: 5 P: 6	R: 0 H: 1 E: 0 LOB: 1 K: 1 BB: 0 S: 13 P: 20	R: 0 H: 0 E: 0 LOB: 0 K: 1 BB: 0 S: 8 P: 12	R: 0 H: 1 E: 0 LOB: 2 K: 1 BB: 1 S: 16 P: 29	R: 0 H: 0 E: 0 LOB: 0 K: 0 BB: 0 S: 8 P: 13	R: 0 H: 1 E: 0 LOB: 1 K: 0 BB: 0 S: 8 P: 11	R: 0 H: 0 E: 0 LOB: 0 K: 0 BB: 0 S: 5 P: 9	R: 0 H: 0 E: 0 LOB: 0 K: 0 BB: 0 S: 5 P: 10	R: 0 H: 1 E: 0 LOB: 1 K: 0 BB: 0 S: 8 P: 11	1B: 5 SF: 0 2B: 0 SAC: 0 3B: 0 DP: 1 HR: 0 HBP: 0	WP: 0 PA: 32 PB: 0 SB: 0 CS: 0	
PITCHER Russ Ortiz, R (1, 1) ERA: 3.07	IP WLS BF H R ER SO BB IBB HBP BLK WP HR S P ERA WHIP	9.0 W 32 5 0 0 3 1 0 0 0 0 0 0 76 121 0.00 0.667										

Colorado Rockies @ San Francisco Giants
PacBell Park, San Francisco, CA
Wed Jul 18 2001, 10:15 PM EDT
Att. 41,584 - Cloudy - 61 F

AB	31
R	0
H	5
RBI	0
BB	1
SO	3
LOB	13



Batter	1	2	3	4	5	6	7	8	9	AB R H RBI BB SO LOB	TOP																									
Neifi Perez, S OBP: 0.327, SLG: 0.442 (1, 6)	1-0 F7		1-3 K		0-0 G4-6-3 1B		2-0 G5-3		2-2 L3	5 0 1 0 0 1 0																										
Brent Butler, R OBP: 0.222, SLG: 0.308 (1, 4)	3-2 F8		4-0 1B BB		0-0 G4-6-3 1-2f		0-3 K		3-2 G5-3	4 0 0 0 1 1 1																										
Larry Walker, L OBP: 0.430, SLG: 0.669 (1, 9)	0-2 G6-3		0-1 G4-6-3 1B		1-3 K		1-0 1B			4 0 2 0 0 1 0																										
Cliff Brumbaugh, R OBP: 0.277, SLG: 0.341 Juan Pierre, L OBP: 0.380, SLG: 0.400 (1, 7) (7, 8)		1-1 F7	0-0 G4-6-3 1-2f		2-0 F7		0-3 K			4 0 0 0 0 1 3 0 0 0 0 0 0 0																										
17 Todd Helton, L OBP: 0.429, SLG: 0.647 (1, 3)		4-1 FC6-4 BB BB		1-1 L6		3-3 K G1-3 1B		3-3 K		3 1 0 0 1 2 0																										
Jeff Cirillo, R OBP: 0.343, SLG: 0.459 (1, 5)		4-1 FC6-4 1-2 BB		4-0 E BB		0-1 G1-3 1-2		0-0 1B		2 0 1 0 2 0 1																										
Ben Petrick, R OBP: 0.301, SLG: 0.462 (1, 2)		1-1 FC6-4 1-2f 2-3 BB		1-0 E5 1-2		0-1 1B 2-H		0-3 K		4 0 1 1 0 1 4																										
Kimera Barteel, R (1, 8) (7, 7)		4-1 1-2 BB		0-0 P4		4-0 IBB		1-3 K		2 0 0 0 2 1 3																										
Shawn Chacon, R OBP: 0.074, SLG: 0.038 Mike Myers, L Jay Powell, R Greg Norton, S OBP: 0.314, SLG: 0.510 Juan Acevedo, R (1, 1) (8, 1) (8, 1) (9, PH) (9, 1)		1-1 G3		0-3 K		1-3 K		2-3 K		3 0 0 0 0 2 7 0 0 0 0 0 0 0 0 0 0 0 0 0 0 1 0 0 0 0 1 0 0 0 0 0 0 0 0																										
Inning Stats	R: 0 E: 0 K: 0 S: 7	H: 0 LOB: 0 BB: 0 P: 11	R: 0 E: 0 K: 0 S: 9	H: 0 LOB: 3 BB: 3 P: 24	R: 0 E: 0 K: 1 S: 7	H: 1 LOB: 1 BB: 1 P: 12	R: 0 E: 1 K: 1 S: 7	H: 0 LOB: 2 BB: 1 P: 13	R: 0 E: 0 K: 1 S: 6	H: 1 LOB: 0 BB: 0 P: 7	R: 1 E: 0 K: 2 S: 11	H: 1 LOB: 2 BB: 1 P: 21	R: 0 E: 0 K: 2 S: 8	H: 1 LOB: 1 BB: 0 P: 11	R: 0 E: 0 K: 3 S: 11	H: 1 LOB: 1 BB: 0 P: 15	R: 0 E: 0 K: 1 S: 10	H: 0 LOB: 0 BB: 0 P: 17	1B: 5 2B: 0 3B: 0 HR: 0	SF: 0 SAC: 0 DP: 2 HBP: 0	WP: 0 PB: 1 SB: 0 CS: 0	PA: 38														
PITCHER	IP WLS BF H R ER SO BB IBB HBP BLK WP HR S P ERA WHIP																																			
Shawn Estes, L ERA: 3.27 Felix Rodriguez, R ERA: 1.72	(1, 1) (8, 1)	7.0 W	31 7	4 1	1 0	0 0	7 4	5 0	1 0	0 0	0 0	0 0	0 0	55 21	99 32	0.00 0.00	1.286 0.500																			

Colorado Rockies @ San Francisco Giants
PacBell Park, San Francisco, CA
Thu Jul 19 2001, 10:15 PM EDT
Att. 40,850 - Overcast - 59 F

AB	32
R	1
H	5
RBI	1
BB	6
SO	11
LOB	19



Batter	1	2	3	4	5	6	7	8	9	AB	R	H	RBI	BB	SO	LOB
Marvin Benard, L (1, 8) OBP: 0.284, SLG: 0.333	1-2 G4-3		0-2 FC4-6 FC5-4		1-0 1B		0-0 1B		0-1 1B BB	5	1	3	0	0	0	2
Ramon Martinez, R (1, 6) OBP: 0.351, SLG: 0.364	2-1 G5-3		0-1 FC5-4		2-0 F3		1-3 K		1-1 BB IBB 1B	5	0	1	1	0	1	4
Barry Bonds, L (1, 7) OBP: 0.482, SLG: 0.807	3-3 K				1-2 G6-3		4-1 1B BB		4-0 BB IBB	2	0	0	0	3	1	0
Jeff Kent, R (1, 4) OBP: 0.374, SLG: 0.501		0-1 F9		2-2 FC4 1B 1B		1-3 K		1-1 G6-3	4-0 BB IBB	4	0	1	1	1	1	2
Armando Rios, L (1, 9) OBP: 0.323, SLG: 0.463		0-1 L3		2-3 K		2-2 1B		1-3 K	1-2 BB	4	0	1	0	0	2	2
Benito Santiago, R (1, 2) OBP: 0.312, SLG: 0.367		3-3 K		1-1 FC4 1B		2-2 F7		0-1 F9		4	0	1	0	0	1	3
J.T. Snow, L (1, 3) OBP: 0.366, SLG: 0.346			4-2 FC4-6 1B BB		2-2 FC4		0-3 K		0-0 G3	3	0	0	0	1	1	4
Pedro Feliz, R (1, 5) OBP: 0.252, SLG: 0.325			2-2 FC4-6 1B		4-2 SH3-4 1B BB		2-1 G6-3 1B		2-3 K	2	0	2	0	1	0	0
Rich Aurilia, R (9, PH) OBP: 0.382, SLG: 0.553										1	0	0	0	0	1	0
Shawn Estes, R (1, 1) OBP: 0.094, SLG: 0.067			1-3 K		0-0 SH3-4		1-2 G6-3		4-1 1B BB	2	0	0	0	0	1	3
Felix Rodriguez, R (8, 1)										0	0	0	0	0	0	0
Felipe Crespo, S (9, PH) OBP: 0.286, SLG: 0.387										0	1	0	0	1	0	0

Inning Stats	R: 0	H: 0	E: 0	K: 1	S: 9	R: 0	H: 0	E: 0	K: 1	S: 8	R: 0	H: 1	E: 0	K: 1	S: 13	R: 0	H: 2	E: 0	K: 1	S: 16	R: 0	H: 1	E: 0	K: 0	S: 5	R: 0	H: 1	E: 0	K: 2	S: 15	R: 0	H: 2	E: 0	K: 1	S: 10	R: 0	H: 0	E: 0	K: 1	S: 8	R: 2	H: 2	E: 0	K: 1	S: 12	1B: 9	2B: 0	3B: 0	HR: 0	SF: 0	SAC: 1	DP: 1	HBP: 0	WP: 0	PB: 0	SB: 0	CS: 0	PA: 40
--------------	------	------	------	------	------	------	------	------	------	------	------	------	------	------	-------	------	------	------	------	-------	------	------	------	------	------	------	------	------	------	-------	------	------	------	------	-------	------	------	------	------	------	------	------	------	------	-------	-------	-------	-------	-------	-------	--------	-------	--------	-------	-------	-------	-------	--------

PITCHER	IP	WLS	BF	H	R	ER	SO	BB	IBB	HBP	BLK	WP	HR	S	P	ERA	WHIP
Shawn Chacon, R (1, 1) ERA: 5.42	7.0		29	7	0	0	7	3	0	0	0	0	0	76	120	0.00	1.429
Mike Myers, L (8, 1) ERA: 2.93	0.0		1	0	0	0	0	1	0	0	0	0	0	1	5	∞	∞
Jay Powell, R (8, 1) ERA: 3.35	1.0	H	3	0	0	0	1	0	0	0	0	0	0	7	9	0.00	0.000
Juan Acevedo, R (9, 1) ERA: 5.68	0.2	L	7	2	2	2	1	2	1	0	0	0	0	12	27	27.00	6.000


BOTTOM

Colorado Rockies @ San Francisco Giants
PacBell Park, San Francisco, CA

Thu Jul 19 2001, 10:15 PM EDT
Att: 40,850 - Overcast - 59 F

AB	32
R	2
H	9
RBI	2
BB	7
SO	9
LOB	20

livebaseballscorecards.com



Batter	1	2	3	4	5	6	7	8	9	AB R H RBI BB SO LOB	TOP											
David Dellucci, L (1, 9) OBP: 0.340, SLG: 0.486	3-2 G1			2-2 F9		1-2 F7		4-0 BB		3 0 0 0 1 0 1	Arizona Diamondbacks @ San Francisco Giants PacBell Park, San Francisco, CA Fri Jul 20 2001, 10:35 PM EDT Att. 41,287 - Cloudy - 60 F											
Jay Bell, R (1, 4) OBP: 0.362, SLG: 0.436 Greg Swindell, L (6, 1) Erubiel Durazo, L (8, PH) OBP: 0.365, SLG: 0.590 Bret Prinz, R (8, 1)	1-1 G5-3			4-2 1B BB		1-2 F8		2-3 K		2 0 0 0 1 0 1 0 0 0 0 0 0 0 1 0 0 0 0 1 1 0 0 0 0 0 0 0												
Luis Gonzalez, L (1, 7) OBP: 0.434, SLG: 0.724	0-1 G4-3			3-1 F8		3-2 F5		1-1 F9		4 0 0 0 0 0 2												
Mark Grace, L (1, 3) OBP: 0.414, SLG: 0.523		2-2 G5-3		1-1 1B		2-0 G6-3		2-2 F9		4 0 1 0 0 0 0												
Matt Williams, R (1, 5) OBP: 0.306, SLG: 0.434 Junior Spivey, R (9, PR) OBP: 0.352, SLG: 0.403		2-2 G6-3		0-2 G6-3		2-2 F9		0-0 2B		4 0 1 0 0 0 2 0 0 0 0 0 0 0												
Steve Finley, L (1, 8) OBP: 0.304, SLG: 0.353		1-1 G3			2-2 G6-3		4-1 BB	2-1 G4-3		3 0 0 0 1 0 1												
Tony Womack, L (1, 6) OBP: 0.276, SLG: 0.306			0-3 K		1-0 G5-3		3-2 G5-3			3 0 0 0 0 1 1												
Damian Miller, R (1, 2) OBP: 0.315, SLG: 0.376 Danny Bautista, R (8, PH) OBP: 0.320, SLG: 0.353 Rod Barajas, R (8, 2) OBP: 0.200, SLG: 0.319			1-1 F9		1-3 K		2-2 G6-3			2 0 0 0 0 1 0 1 0 0 0 0 0 0 0 0 0 0 0 0 0												
Miguel Batista, R (1, 1) Craig Counsell, L (6, PH) OBP: 0.345, SLG: 0.336			2-3 K			2-2 1B		3-2 F8		1 0 0 0 0 1 0 2 0 1 0 0 0 0												
Inning Stats	R: 0 E: 0 K: 0 S: 8	H: 0 LOB: 0 BB: 0 P: 12	R: 0 E: 0 K: 2 S: 9	H: 0 LOB: 0 BB: 0 P: 14	R: 0 E: 0 K: 2 S: 8	H: 0 LOB: 0 BB: 0 P: 11	R: 0 E: 0 K: 0 S: 14	H: 1 LOB: 2 BB: 1 P: 24	R: 0 E: 0 K: 1 S: 9	H: 0 LOB: 0 BB: 0 P: 13		R: 0 E: 0 K: 0 S: 19	H: 1 LOB: 1 BB: 0 P: 26	R: 0 E: 0 K: 0 S: 9	H: 0 LOB: 1 BB: 1 P: 20	R: 0 E: 0 K: 1 S: 13	H: 0 LOB: 1 BB: 1 P: 24	R: 0 E: 0 K: 0 S: 10	H: 1 LOB: 1 BB: 0 P: 15	1B: 2 2B: 1 3B: 0 HR: 0	SF: 0 SAC: 0 DP: 0 HBP: 0	WP: 0 PB: 0 SB: 1 CS: 0
PITCHER	IP WLS BF H R ER SO BB IBB HBP BLK WP HR S P ERA WHIP																					
Livan Hernandez, R (1, 1) ERA: 5.85	7.0 W 25 2 0 0 3 2 0 0 0 0 0 0 76 120 0.00 0.571																					
Felix Rodriguez, R (8, 1) ERA: 1.7	0.2 H 3 0 0 0 0 1 0 0 0 0 0 0 10 19 0.00 1.500																					
Aaron Fultz, L (8, 1) ERA: 4.05	0.1 H 1 0 0 0 1 0 0 0 0 0 0 0 3 5 0.00 0.000																					
Robb Nen, R (9, 1) ERA: 2.96	1.0 S 4 1 0 0 0 0 0 0 0 0 0 0 10 15 0.00 1.000																					

AB	30
R	0
H	3
RBI	0
BB	3
SO	4
LOB	9



Batter	1	2	3	4	5	6	7	8	9	AB	R	H	RBI	BB	SO	LOB
Calvin Murray, R OBP: 0.333, SLG: 0.406 (1, 8)	0-2 F7		3-2 F7		4-0 BB			1-0 F2		3	0	0	0	1	0	0
Rich Aurilia, R OBP: 0.378, SLG: 0.547 (1, 6)	0-1 G5-3		3-2 F8		0-2 G5-2-3			1-3 K		4	0	0	0	0	1	3
Barry Bonds, L OBP: 0.482, SLG: 0.801 (1, 7)	4-1 BB			0-1 G1			0-0 G5-3	4-0 BB		2	0	0	0	2	0	0
Jeff Kent, R OBP: 0.373, SLG: 0.497 (1, 4)	1-3 K			1-0 1B HBP			2-0 G5-3	0-0 F9		3	0	0	0	0	1	2
Armando Rios, L OBP: 0.323, SLG: 0.462 (1, 9)		3-2 F9		0-0 G6-4-3 1B			0-3 K			3	0	1	0	0	1	0
Benito Santiago, R OBP: 0.309, SLG: 0.363 (1, 2)		1-1 G6-3		0-0 G6-4-3			0-1 G6-3			3	0	0	0	0	0	2
J.T. Snow, L OBP: 0.366, SLG: 0.346 (1, 3)		3-3 K			0-0 SH2-4 G5-2-3 1B		2-1 G3			3	0	1	0	0	1	0
Ramon Martinez, R OBP: 0.359, SLG: 0.389 (1, 5)			0-0 HR		4-0 SH2-4 BB		1-0 2B			2	1	2	1	1	0	0
Livan Hernandez, R OBP: 0.170, SLG: 0.191 (1, 1)			0-1 G1-3		0-0 SH2-4		1-3 K			1	0	0	0	0	0	0
Shawon Dunston, R OBP: 0.281, SLG: 0.456 (7, PH)					1-2 2-3					1	0	0	0	0	1	1
Felix Rodriguez, R (8, 1)										0	0	0	0	0	0	0
Aaron Fultz, L OBP: 0.333, SLG: 0.333 (8, 1)										0	0	0	0	0	0	0
Robb Nen, R (9, 1)										0	0	0	0	0	0	0

Inning Stats	R: 0	H: 0	E: 0	K: 1	S: 11	LOB: 1	BB: 1	P: 16	R: 0	H: 0	E: 0	K: 1	S: 15	LOB: 0	BB: 0	P: 22	R: 1	H: 1	E: 0	K: 0	S: 9	LOB: 0	BB: 0	P: 15	R: 0	H: 1	E: 0	K: 0	S: 4	LOB: 1	BB: 0	P: 5	R: 0	H: 1	E: 0	K: 0	S: 5	LOB: 2	BB: 2	P: 13	R: 0	H: 0	E: 0	K: 1	S: 5	LOB: 0	BB: 0	P: 7	R: 0	H: 1	E: 0	K: 1	S: 8	LOB: 1	BB: 0	P: 12	R: 0	H: 0	E: 0	K: 1	S: 5	LOB: 1	BB: 1	P: 11
1B: 2	2B: 1	3B: 0	HR: 1	SF: 0	SAC: 1	DP: 2	HBP: 1	WP: 0	PA: 31																																																							

PITCHER	IP	WLS	BF	H	R	ER	SO	BB	IBB	HBP	BLK	WP	HR	S	P	ERA	WHIP
Miguel Batista, R (1, 1) ERA: 3.55	5.0	L	20	3	1	1	2	3	0	1	0	0	1	44	71	1.80	1.200
Greg Swindell, L (6, 1) ERA: 3.67	2.0		7	1	0	0	2	0	0	0	0	0	0	13	19	0.00	0.500
Bret Prinz, R (8, 1) ERA: 1.0	1.0		4	0	0	0	1	1	0	0	0	0	0	5	11	0.00	1.000

BOTTOM

Arizona Diamondbacks @ San Francisco Giants
PacBell Park, San Francisco, CA
Fri Jul 20 2001, 10:35 PM EDT
Att. 41,287 - Cloudy - 60 F

livebaseballscorecards.com

AB	25
R	1
H	4
RBI	1
BB	4
SO	5
LOB	8



Batter	1	2	3	4	5	6	7	8	9	AB	R	H	RBI	BB	SO	LOB	TOP								
Tony Womack, L (1, 6) OBP: 0.273, SLG: 0.303 Craig Counsell, L (6, 6) OBP: 0.350, SLG: 0.336	3-2 G6-3		0-1 F2	3-2 G4-3		0-0 FC5		4-1 HR	4-1 BB	4 0	0	0	0	0	0	4									
Jay Bell, R (1, 4) OBP: 0.364, SLG: 0.443	1-1 F7		3-2 HR		0-1 F8		4-2 2B HR	4-2 1-2 HR	0-2 F9	4	3	1	1	2	0	2									
Luis Gonzalez, L (1, 7) OBP: 0.438, SLG: 0.733	1-1 BB 1B		4-1 FC3-6 1B BB		0-0 P6		0-0 1-3 HR 2B	2-2 1-H 2-H HR	1-2 F8	5	2	3	3	1	0	2									
Matt Williams, R (1, 5) OBP: 0.314, SLG: 0.453	4-1 1-2 BB		1-0 FC3-6 1B		1-1 F9		3-1 G4-3	0-1 HR		4	1	2	1	1	0	2									
Mark Grace, L (1, 3) OBP: 0.413, SLG: 0.520	1-2 G1-3		1-1 FC3-6 1-2f 2-3		2-1 BB 1B		4-0 HR IBB	3-1 G3-1		4	1	1	0	1	0	4									
Reggie Sanders, R (1, 9) OBP: 0.312, SLG: 0.523 David Dellucci, L (7, PH) OBP: 0.348, SLG: 0.510 (7, 9)		1-3 K	1-1 F8		1-1 F9		1-2 1-H 2-H 3-H HR	4-1 BB		3	0	0	0	0	1	3									
Steve Finley, L (1, 8) OBP: 0.308, SLG: 0.353		1-2 1B		0-0 G3		4-1 FC5 1-2 BB	4-2 F9-3 BB	1-2 F8		3	0	1	0	2	0	1									
Damian Miller, R (1, 2) OBP: 0.320, SLG: 0.383		1-1 L4		1-0 WP 1B		4-2 FC5 1-2 2-3 BB	1-0 F9-3		0-0 2B	4	0	2	0	1	0	2									
Curt Schilling, R (1, 1) OBP: 0.115, SLG: 0.135 Erik Sabel, R (8, 1) Erubiel Durazo, L (9, PH) OBP: 0.363, SLG: 0.585 Troy Brohawn, L (9, 1)		1-0 F3		1-0 F2		3-3 K		2-3 K	3-2 F9	4	0	0	0	0	2	5									
Inning Stats	R: 0 E: 0 K: 0 S: 11	H: 1 LOB: 2 BB: 1 P: 21	R: 0 E: 0 K: 1 S: 11	H: 1 LOB: 1 BB: 0 P: 14	R: 1 E: 0 K: 0 S: 14	H: 2 LOB: 2 BB: 1 P: 24	R: 0 E: 0 K: 0 S: 7	H: 1 LOB: 1 BB: 0 P: 12	R: 0 E: 0 K: 0 S: 5	H: 0 LOB: 0 BB: 0 P: 6	R: 0 E: 0 K: 1 S: 15	H: 1 LOB: 3 BB: 2 P: 29	R: 4 E: 0 K: 0 S: 12	H: 2 LOB: 0 BB: 3 P: 29	R: 4 E: 0 K: 1 S: 19	H: 2 LOB: 1 BB: 3 P: 39	R: 0 E: 0 K: 0 S: 12	H: 1 LOB: 2 BB: 1 P: 20	1B: 5 2B: 3 3B: 0 HR: 4	SF: 0 SAC: 0 DP: 1 HBP: 0	WP: 1 PB: 0 SB: 0 CS: 0	PA: 48			
PITCHER	IP	WLS	BF	H	R	ER	SO	BB	IBB	HBP	BLK	WP	HR	S	P	ERA	WHIP								
Ryan Jensen, R (1, 1) ERA: 3.86	5.2	L	27	6	1	1	2	4	0	0	0	1	1	62	105	1.59	1.765								
41 Chad Zerbe, L (6, 1) ERA: 4.28	0.1		3	1	2	2	0	1	0	0	0	0	0	5	9	54.00	6.000								
Brian Boehringer, R (7, 1) ERA: 3.53	1.0		5	1	2	2	0	1	1	0	0	0	1	8	21	18.00	2.000								
Ryan Vogelsong, R (8, 1) ERA: 5.86	2.0		13	3	4	4	1	4	0	0	0	0	2	31	59	18.00	3.500								

Arizona Diamondbacks @ San Francisco Giants
PacBell Park, San Francisco, CA
Sat Jul 21 2001, 4:05 PM EDT
Att. 41,669 - Sunny - 61 F

livebaseballscorecards.com

AB	37
R	9
H	11
RBI	9
BB	11
SO	3
LOB	26



Batter	1	2	3	4	5	6	7	8	9	AB R H RBI BB SO LOB	TOP																							
Craig Counsell, L OBP: 0.351, SLG: 0.337 (1, 6) (9, 4)	1-1 CS 1B	1-3 K		1-1 F9		0-2 WP 1B		0-0 G6-3		5 1 2 1 0 1 1																								
Jay Bell, R OBP: 0.362, SLG: 0.439 (1, 4) (8, 5)	3-2 F2 1-2		2-2 BB 1B	2-2 G6-3		1-2 F8		2-2 G4-3		5 1 1 0 0 0 2																								
Luis Gonzalez, L OBP: 0.437, SLG: 0.730 David Dellucci, L OBP: 0.348, SLG: 0.510 (1, 7) (8, 7)	0-1 2B		4-0 1B 1-2 BB	1-3 K		3-1 P4 1-H		2-2 G3-1		4 2 1 0 1 1 0 0 0 0 0 0 0 0																								
Matt Williams, R OBP: 0.323, SLG: 0.470 Junior Spivey, R OBP: 0.347, SLG: 0.397 (1, 5) (8, 4) (9, 6)	0-0 HR 2B		2-0 1B 1-3 2-H		3-0 3B	1-1 F9		2-3 K		4 3 3 2 0 0 0 1 0 0 0 0 1 0																								
Mark Grace, L OBP: 0.414, SLG: 0.537 Erubiel Durazo, L OBP: 0.361, SLG: 0.581 (1, 3) (8, 3)	3-2 HR		0-0 F5		3-2 G6-3 2-H		1-2 G4-3		0-0 F8	4 2 2 3 0 0 2 1 0 0 0 0 0 0																								
Reggie Sanders, R OBP: 0.317, SLG: 0.525 (1, 9)	2-3 K		4-2 1B BB		4-2 G6-3 BB		0-2 HR 2B		0-3 K2-3	3 1 1 0 2 2 0																								
Danny Bautista, R OBP: 0.317, SLG: 0.350 (1, 8)		1-0 P4	2-2 1B 1-2 2-H 3-H		0-0 G6-3 1-2f		0-3 K			4 0 1 2 0 1 2																								
Damian Miller, R OBP: 0.319, SLG: 0.393 (1, 2)		2-3 K	2-1 F7		2-2 G5-3		2-1 HR			4 1 1 2 0 1 2																								
Brian Anderson, R OBP: 0.125, SLG: 0.208 Byung-Hyun Kim, R (1, 1) (9, 1)		1-0 1B	2-1 F8			0-0 1B 3B		1-3 K		4 1 2 0 0 1 2 0 0 0 0 0 0 0																								
Inning Stats	R: 3 E: 0 K: 1 S: 14	H: 4 LOB: 0 BB: 0 P: 23	R: 0 E: 0 K: 2 S: 8	H: 1 LOB: 1 BB: 0 P: 13	R: 3 E: 0 K: 0 S: 16	H: 3 LOB: 2 BB: 2 P: 34	R: 0 E: 0 K: 1 S: 9	H: 0 LOB: 0 BB: 0 P: 13	R: 2 E: 0 K: 0 S: 14	H: 2 LOB: 0 BB: 1 P: 26	R: 2 E: 0 K: 2 S: 11	H: 2 LOB: 0 BB: 0 P: 16	R: 2 E: 0 K: 2 S: 16	H: 2 LOB: 0 BB: 0 P: 20	R: 0 E: 0 K: 0 S: 9	H: 0 LOB: 0 BB: 0 P: 13	R: 0 E: 0 K: 2 S: 9	H: 0 LOB: 0 BB: 0 P: 11	1B: 6 2B: 4 3B: 2 HR: 2	SF: 0 SAC: 0 DP: 1 HBP: 0	WP: 1 PB: 0 SB: 0 CS: 1	PA: 42												
PITCHER	IP WLS BF H R ER SO BB IBB HBP BLK WP HR S P ERA WHIP																																	
Kirk Rueter, L ERA: 5.03 41 Chad Zerbe, L ERA: 4.33 Brian Boehringer, R ERA: 3.83 Aaron Fultz, L ERA: 3.88	(1, 1) (5, 1) (6, 1) (8, 1)	4.0 1.2 1.1 2.0	L	24 6 6 6	10 2 2 0	8 2 2 0	8 1 2 0	4 0 2 2	3 0 0 0	0 0 0 0	0 1 1 0	57 13 18 18	103 19 23 24	18.00 5.40 13.50 0.00	3.250 1.200 1.500 0.000																			

Arizona Diamondbacks @ San Francisco Giants
PacBell Park, San Francisco, CA
Sun Jul 22 2001, 4:05 PM EDT
Att. 41,901 - Sunny - 66 F

livebaseballscorecards.com

AB	39
R	12
H	14
RBI	10
BB	3
SO	8
LOB	11



Batter	1	2	3	4	5	6	7	8	9	AB	R	H	RBI	BB	SO	LOB
Calvin Murray, R (1, 8) OBP: 0.326, SLG: 0.397	1-2 P4			1-1 F9		0-0 F9		1-0 F9		4	0	0	0	0	0	1
Rich Aurilia, R (1, 6) OBP: 0.378, SLG: 0.547	1-0 F9			2-2 L7		4-2 BB		1-1 1-H 2B		3	0	1	1	1	0	0
Barry Bonds, L (1, 7) OBP: 0.474, SLG: 0.782 Marvin Benard, L (8, 7) OBP: 0.282, SLG: 0.335	2-1 F5			1-2 F7		0-2 F8		0-1 G1-3		3	0	0	0	0	0	1
Jeff Kent, R (1, 4) OBP: 0.372, SLG: 0.503			1-3 K		1-0 HR	3-3 K		3-2 G5-3		4	1	1	1	0	2	1
Eric Davis, R (1, 9) OBP: 0.255, SLG: 0.356			0-2 P3		0-1 HR		1-1 L4		0-3 K	4	1	1	1	0	1	0
Benito Santiago, R (1, 2) OBP: 0.307, SLG: 0.371 Aaron Fultz, L (8, 1) OBP: 0.333, SLG: 0.333 Armando Rios, L (9, PH) OBP: 0.322, SLG: 0.459			0-0 G6-3		0-0 HR		0-1 F8		3-3 K	3	1	1	1	0	0	0
J.T. Snow, L (1, 3) OBP: 0.362, SLG: 0.339 Felipe Crespo, S (5, PH) OBP: 0.289, SLG: 0.400				0-0 G3-1		0-2 FC1-5-6 2B		1-1 F8		1	0	0	0	0	0	0
Ramon Martinez, R (1, 5) OBP: 0.357, SLG: 0.383				1-2 F7		0-1 FC1-5-6 41 B5-6-4		0-1 2B 1B		3	1	1	0	0	0	1
Kirk Rueter, L (1, 1) OBP: 0.179, SLG: 0.114 41 Chad Zerbe, L (5, 1) OBP: 0.222, SLG: 0.222 Brian Boehringer, S (6, 1) Edwards Guzman, L (8, 2) OBP: 0.238, SLG: 0.397				1-2 G5-3		0-2 B5-6-4		2-2 F7		1	0	0	0	0	0	0

Inning Stats	R: 0	H: 0	E: 0	LOB: 0	K: 0	BB: 0	S: 8	P: 12	R: 0	H: 0	E: 0	LOB: 0	K: 1	BB: 0	S: 10	P: 11	R: 0	H: 0	E: 0	LOB: 0	K: 0	BB: 0	S: 7	P: 9	R: 3	H: 4	E: 0	LOB: 0	K: 0	BB: 0	S: 13	P: 14	R: 0	H: 0	E: 0	LOB: 1	K: 1	BB: 1	S: 10	P: 17	R: 0	H: 0	E: 0	LOB: 0	K: 0	BB: 0	S: 6	P: 8	R: 1	H: 2	E: 0	LOB: 1	K: 0	BB: 0	S: 10	P: 14	R: 0	H: 0	E: 0	LOB: 0	K: 2	BB: 0	S: 10	P: 16	1B: 1	SF: 0	2B: 2	SAC: 0	3B: 0	DP: 1	HR: 3	HBP: 0	WP: 0	PA: 33
--------------	------	------	------	--------	------	-------	------	-------	------	------	------	--------	------	-------	-------	-------	------	------	------	--------	------	-------	------	------	------	------	------	--------	------	-------	-------	-------	------	------	------	--------	------	-------	-------	-------	------	------	------	--------	------	-------	------	------	------	------	------	--------	------	-------	-------	-------	------	------	------	--------	------	-------	-------	-------	-------	-------	-------	--------	-------	-------	-------	--------	-------	--------

PITCHER	IP	WLS	BF	H	R	ER	SO	BB	IBB	HBP	BLK	WP	HR	S	P	ERA	WHIP
Brian Anderson, L (1, 1) ERA: 4.52	8.0	W	30	6	4	4	2	1	0	0	0	0	3	72	97	4.50	0.875
Byung-Hyun Kim, R (9, 1) ERA: 2.86	1.0		3	0	0	0	2	0	0	0	0	0	0	10	16	0.00	0.000

BOTTOM

Arizona Diamondbacks @ San Francisco Giants
PacBell Park, San Francisco, CA
Sun Jul 22 2001, 4:05 PM EDT
Att: 41,901 - Sunny - 66 F

livebaseballscorecards.com

AB	32
R	4
H	6
RBI	4
BB	1
SO	4
LOB	7



Batter	1	2	3	4	5	6	7	8	9	AB R H RBI BB SO LOB	TOP																				
Calvin Murray, R (1, 8) OBP: 0.325, SLG: 0.393	0-1 F7			1-1 G5-3			0-0 FC6-4 1B	1-0 G5-3		4 0 1 0 0 0 0	San Francisco Giants @ Colorado Rockies Coors Field, Denver, CO Mon Jul 23 2001, 7:05 PM MDT Att. 37,424 - Cloudy - 79 F																				
Rich Aurilia, R (1, 6) OBP: 0.377, SLG: 0.544	0-0 F7			0-1 G4-6-3 1B			3-2 G5-3	1-2 G5-3	1-2 G5-3	4 0 1 0 0 0 1																					
Barry Bonds, L (1, 7) OBP: 0.474, SLG: 0.778	2-2 G5-3			0-0 G4-6-3 1-2f			4-0 FC6-4 BB	0-0 1B	0-0 1B	3 0 1 0 1 0 1																					
Jeff Kent, R (1, 3) OBP: 0.368, SLG: 0.497		0-0 L4			2-2 G5-3		2-2 FC6-4 1-2f 2-3	2-1 P4	2-1 P4	4 0 0 0 0 0 3																					
Eric Davis, R (1, 9) OBP: 0.254, SLG: 0.346		1-3 K			4-2 G5-4-3 BB		1-0 G1-3	2-3 K	2-3 K	3 0 0 0 1 2 3																					
Benito Santiago, R (1, 2) OBP: 0.304, SLG: 0.367		1-3 K			0-0 G5-4-3 1-2f			1-0 F7		3 0 0 0 0 1 1																					
Ramon Martinez, R (1, 4) OBP: 0.353, SLG: 0.378			3-3 K			0-0 G1-3		0-0 G5-3		3 0 0 0 0 1 0																					
Pedro Feliz, R (1, 5) OBP: 0.256, SLG: 0.325			2-1 G6-3			3-3 K		2-2 HR 1B		3 1 1 0 0 1 0																					
Russ Ortiz, R (1, 1) OBP: 0.262, SLG: 0.308			3-2 G5-3			0-0 F8		0-0 HR		2 0 0 0 0 0 0																					
Shawon Dunston, R (8, PH) OBP: 0.287, SLG: 0.484										1 1 1 2 0 0 0																					
Ryan Vogelsong, R (8, 1) OBP: 0.125, SLG: 0.250										0 0 0 0 0 0 0																					
Inning Stats	R: 0 E: 0 K: 0 S: 6	H: 0 LOB: 0 BB: 0 P: 8	R: 0 E: 0 K: 2 S: 8	H: 0 LOB: 0 BB: 0 P: 10	R: 0 E: 0 K: 1 S: 10	H: 0 LOB: 0 BB: 0 P: 18	R: 0 E: 0 K: 0 S: 5	H: 1 LOB: 0 BB: 0 P: 6	R: 0 E: 0 K: 0 S: 6	H: 0 LOB: 0 BB: 1 P: 12	R: 0 E: 0 K: 1 S: 6	H: 0 LOB: 0 BB: 0 P: 9	R: 0 E: 0 K: 0 S: 11	H: 1 LOB: 2 BB: 1 P: 21	R: 2 E: 0 K: 0 S: 7	H: 2 LOB: 0 BB: 0 P: 11	R: 0 E: 0 K: 1 S: 11	H: 1 LOB: 1 BB: 0 P: 16	1B: 4 2B: 0 3B: 0 HR: 1	SF: 0 SAC: 0 DP: 2 HBP: 0	WP: 0 PB: 0 SB: 1 CS: 0	PA: 32									
PITCHER Mike Hampton, L (1, 1) ERA: 4.47	IP 9.0	WLS W	BF 32	H 5	R 2	ER 2	SO 5	BB 2	IBB 0	HBP 0	BLK 0	WP 0	HR 1	S 70	P 111	ERA 2.00	WHIP 0.778														
											PITCHER	IP	WLS	BF	H	R	ER	SO	BB	IBB	HBP	BLK	WP	HR	S	P	ERA	WHIP			

livebaseballscorecards.com

AB	30
R	2
H	5
RBI	2
BB	2
SO	5
LOB	9



Batter	1	2	3	4	5	6	7	8	9	AB R H RBI BB SO LOB	TOP		
Calvin Murray, R (1, 8) OBP: 0.323, SLG: 0.387 Felipe Crespo, S (9, PH) OBP: 0.286, SLG: 0.394	4-2 BB		0-1 F8		3-2 L9	2-1 P4			2-3 K	3 0 0 0 1 0 1 1 0 0 0 0 1 0			
Rich Aurilia, R (1, 6) OBP: 0.377, SLG: 0.549	2-3 K		4-2 BB		2-2 HR			0-1 F8	2-1 G5-3	4 1 1 2 1 1 1			
Barry Bonds, L (1, 7) OBP: 0.474, SLG: 0.777	1-0 F7		4-2 FC6-4 BB		1-0 1B 2B			2-1 L8		3 1 1 0 1 0 0			
Jeff Kent, R (1, 4) OBP: 0.365, SLG: 0.492		2-1 P4	1-1 FC6-4		0-0 G6-3			3-2 P6		4 0 0 0 0 0 3			
Armando Rios, L (1, 9) OBP: 0.324, SLG: 0.458		4-0 1B BB		0-2 G4-3	1-1 1B			2-3 K		3 0 1 1 1 1 0			
Benito Santiago, R (1, 2) OBP: 0.307, SLG: 0.369		3-2 FC6 1B		2-0 E4 F8	0-0 1B			0-0 F8		4 0 2 0 0 0 0			
Ramon Martinez, R (1, 5) OBP: 0.354, SLG: 0.379 Pedro Feliz, R (5, PH) OBP: 0.252, SLG: 0.320 (5, 5)		0-2 FC6 1B		1-2 F8	3-2 F8			0-3 K		2 0 1 0 0 0 1 2 0 0 0 0 1 2			
Edwards Guzman, L (1, 3) OBP: 0.224, SLG: 0.373		2-2 FC6		3-3 K		2-2 G6-3		0-2 P4		4 0 0 0 0 1 3			
Shawn Estes, R (1, 1) OBP: 0.114, SLG: 0.063 Brian Boehringer, S (7, 1) Marvin Benard, L (9, PH) OBP: 0.285, SLG: 0.350			1-3 K		4-2 HR BB	0-0 F7		0-1 HR		2 1 0 0 1 1 0 0 0 0 0 0 0 0 1 1 1 1 0 0 0			
Inning Stats	R: 0 E: 0 K: 1 S: 6 H: 0 LOB: 0 BB: 1 P: 13	R: 0 E: 0 K: 0 S: 13 H: 2 LOB: 2 BB: 1 P: 24	R: 0 E: 0 K: 1 S: 11 H: 0 LOB: 2 BB: 2 P: 21	R: 0 E: 1 K: 1 S: 10 H: 0 LOB: 1 BB: 0 P: 16	R: 3 E: 0 K: 0 S: 19 H: 4 LOB: 2 BB: 1 P: 33	R: 0 E: 0 K: 0 S: 8 H: 0 LOB: 0 BB: 0 P: 12	R: 0 E: 0 K: 0 S: 9 H: 0 LOB: 0 BB: 0 P: 14	R: 0 E: 0 K: 2 S: 8 H: 0 LOB: 0 BB: 0 P: 10	R: 1 E: 0 K: 1 S: 11 H: 1 LOB: 0 BB: 0 P: 15	1B: 4 2B: 1 3B: 0 HR: 2 SF: 0 SAC: 0 DP: 0 HBP: 0	WP: 0 PB: 0 SB: 0 CS: 0 PA: 38		
PITCHER	IP WLS BF H R ER SO BB IBB HBP BLK WP HR S P ERA WHIP											PITCHER	IP WLS BF H R ER SO BB IBB HBP BLK WP HR S P ERA WHIP
Shawn Chacon, R (1, 1) ERA: 5.42 Gabe White, L (6, 1) ERA: 7.05 Jay Powell, R (8, 1) ERA: 3.28 Jose Jimenez, R (9, 1) ERA: 4.26	5.0 W 25 6 3 3 3 5 0 0 0 0 0 1 59 107 5.40 2.200												

San Francisco Giants @ Colorado Rockies
 Coors Field, Denver, CO
 Tue Jul 24 2001, 7:05 PM MDT
 Att. 40,132 - Cloudy - 78 F

AB	33
R	4
H	7
RBI	4
BB	5
SO	6
LOB	11



Batter	1	2	3	4	5	6	7	8	9
Juan Pierre, L OBP: 0.385, SLG: 0.405 (1, 8)	1-3 K	4-0 BB		1-2 WP 1-3 2B		2-3 K			
Neifi Perez, S OBP: 0.326, SLG: 0.445 (1, 6)	1-1 17 2B 1B	3-3 K		0-3 K		2-1 G6-3			
17 Todd Helton, L OBP: 0.435, SLG: 0.666 (1, 3)	1-2 1-H 2B		0-0 HR	0-3 K		2-3 K			
Jeff Cirillo, R OBP: 0.358, SLG: 0.476 (1, 5)	1-2 2B 1B		1-1 2B 1B	0-0 F8		0-1 F9			
Alex Ochoa, R OBP: 0.340, SLG: 0.440 (1, 9)	1-1 1-3 2B		2-1 G6-3 1-H PB 2B		0-0 G1-3	1-1 G4-3			
Terry Shumpert, R OBP: 0.285, SLG: 0.357 (1, 7)	1-1 G6-3		0-1 G1-3		0-0 G6-3	1-3 K			
Gabe White, L (6, 1)									
Cliff Brumbaugh, R (7, PH)									
Jay Powell, R (8, 1)									
Jose Jimenez, R (9, 1)									
Ben Petrick, R OBP: 0.306, SLG: 0.475 (1, 2)		3-3 K	1-1 G6-3		4-2 PB E BB		0-0 F9		
Brent Butler, R OBP: 0.333, SLG: 0.341 (1, 4)		4-2 SH2-4 BB	1-0 G5-3		0-2 E9 1-H 1B		1-0 G6-3		
Shawn Chacon, R OBP: 0.107, SLG: 0.074 (1, 1)		0-0 SH2-4		0-0 2B WP 1B		1-3 K		1-1 G4-3	
Kimera Bartee, R (5, PH)									

AB	R	H	RBI	BB	SO	LOB
3	0	1	0	1	2	0
4	1	1	0	0	2	3
4	1	2	2	0	2	1
4	1	2	0	0	0	1
4	1	2	1	0	0	0
3	0	0	0	0	0	3
0	0	0	0	0	0	0
1	0	0	0	0	1	0
0	0	0	0	0	0	0
0	0	0	0	0	0	0
3	1	0	0	1	1	1
3	0	1	1	1	0	0
1	1	1	0	0	0	0
2	0	0	0	0	1	1

AB	R	H	RBI	BB	SO	LOB
32	6	10	4	3	9	10

Inning Stats	R	H	E	K	S	R	H	E	K	S	R	H	E	K	S	R	H	E	K	S	R	H	E	K	S	R	H	E	K	S	R	H	E	K	S
R: 1 E: 0 K: 1 S: 18	H: 4 LOB: 2 BB: 0 P: 24	R: 0 E: 0 K: 2 S: 10	H: 0 LOB: 2 BB: 2 P: 24	R: 3 E: 0 K: 0 S: 10	H: 3 LOB: 0 BB: 0 P: 15	R: 1 E: 0 K: 2 S: 12	H: 2 LOB: 1 BB: 0 P: 13	R: 1 E: 1 K: 1 S: 11	H: 1 LOB: 1 BB: 1 P: 16	R: 0 E: 0 K: 2 S: 9	H: 0 LOB: 0 BB: 0 P: 15	R: 0 E: 0 K: 1 S: 7	H: 0 LOB: 0 BB: 0 P: 9	R: 0 E: 0 K: 0 S: 4	H: 0 LOB: 0 BB: 0 P: 6	R: 0 E: 0 K: 0 S: 4	H: 0 LOB: 0 BB: 0 P: 6	R: 0 E: 0 K: 0 S: 4	H: 0 LOB: 0 BB: 0 P: 6	R: 0 E: 0 K: 0 S: 4	H: 0 LOB: 0 BB: 0 P: 6	R: 0 E: 0 K: 0 S: 4	H: 0 LOB: 0 BB: 0 P: 6	R: 0 E: 0 K: 0 S: 4	H: 0 LOB: 0 BB: 0 P: 6	R: 0 E: 0 K: 0 S: 4	H: 0 LOB: 0 BB: 0 P: 6	R: 0 E: 0 K: 0 S: 4	H: 0 LOB: 0 BB: 0 P: 6	R: 0 E: 0 K: 0 S: 4	H: 0 LOB: 0 BB: 0 P: 6	R: 0 E: 0 K: 0 S: 4	H: 0 LOB: 0 BB: 0 P: 6		

PITCHER	IP	WLS	BF	H	R	ER	SO	BB	IBB	HBP	BLK	WP	HR	S	P	ERA	WHIP
Shawn Estes, L ERA: 3.4 (1, 1)	6.0	L	30	10	6	4	8	3	0	0	0	1	1	70	107	6.00	2.167
Brian Boehringer, R ERA: 3.66 (7, 1)	2.0		6	0	0	0	1	0	0	0	0	0	0	11	15	0.00	0.000

PITCHER	IP	WLS	BF	H	R	ER	SO	BB	IBB	HBP	BLK	WP	HR	S	P	ERA	WHIP

San Francisco Giants @ Colorado Rockies
Coors Field, Denver, CO
 Tue Jul 24 2001, 7:05 PM MDT
 Att: 40,132 - Cloudy - 78 F

WP: 1	PA: 36
PB: 2	SB: 0
CS: 0	



Batter	1	2	3	4	5	6	7	8	9	AB R H RBI BB SO LOB	TOP											
Marvin Benard, L (1, 9) OBP: 0.287, SLG: 0.364	0-0 L4		0-1 S 1B	1-2 G1-3		0-0 HR		3-1 P6		5 1 2 1 0 0 3												
Calvin Murray, R (1, 8) OBP: 0.335, SLG: 0.411	4-1 S 1B SF9 BB		3-2 G5-3		0-0 F7 1B	0-0 HR		1-0 FC6-4 1B		4 3 3 1 1 0 1												
Rich Aurilia, R (1, 6) OBP: 0.375, SLG: 0.545	2-1 1-2 1B		1-0 F8		0-0 F7	2-0 G4-3		0-0 FC6-4 1B 1-2f 1B		5 1 1 0 0 0 3												
Jeff Kent, R (1, 4) OBP: 0.365, SLG: 0.492	1-1 SF9 2-H			2-1 F8	0-0 S 1B	1-2 F7		1-1 1B 1-3 1B		4 1 2 2 0 0 0												
Andres Galarraga, R (1, 3) OBP: 0.315, SLG: 0.431	0-1 G4-3			0-0 2B	2-1 1-H 1B		2-3 K	0-1 1-3 1B		5 1 3 2 0 1 1												
Shawon Dunston, R (1, 7) Aaron Fultz, L (7, 1) Brian Boehringer, S (7, 1) Barry Bonds, L (8, PH) Felix Rodriguez, R (8, 1) Robb Nen, R (9, 1)		0-1 F8		1-0 P4	1-3 K		2-1 HR	0-0 F7		4 1 1 1 0 1 2 0 0 0 0 0 0 0 0 0 0 0 0 0 0 1 0 0 0 0 0 2 0 0 0 0 0 0 0 0 0 0 0 0 0 0												
Benito Santiago, R (1, 2) OBP: 0.311, SLG: 0.378		4-0 G4-6-3 BB		0-0 S 2B	0-0 F9		0-0 G4-3 2B	1-0 G6-3		4 0 2 1 1 0 1												
Pedro Feliz, R (1, 5) OBP: 0.257, SLG: 0.341		1-0 G4-6-3 1-2f		4-0 S IBB		0-0 HR	0-1 G4-3	1-3 K		4 1 1 1 1 1 2												
Ryan Jensen, R (1, 1) Armando Rios, L (7, PH) (7, 7)			3-2 F8	4-2 1-2 2-3 BB		1-2 L6	0-2 F8	2-3 K		2 0 0 0 1 0 0 2 0 0 0 0 1 1												
Inning Stats	R: 1 E: 0 K: 0 S: 8	H: 1 LOB: 1 BB: 1 P: 15	R: 0 E: 0 K: 0 S: 3	H: 0 LOB: 0 BB: 1 P: 8	R: 0 E: 0 K: 0 S: 11	H: 1 LOB: 1 BB: 0 P: 18	R: 1 E: 0 K: 0 S: 10	H: 2 LOB: 3 BB: 2 P: 22	R: 2 E: 0 K: 1 S: 9	H: 3 LOB: 1 BB: 0 P: 12	R: 3 E: 0 K: 0 S: 11	H: 3 LOB: 0 BB: 0 P: 15	R: 1 E: 0 K: 1 S: 12	H: 2 LOB: 1 BB: 0 P: 16	R: 1 E: 0 K: 0 S: 9	H: 3 LOB: 2 BB: 0 P: 14	R: 0 E: 0 K: 2 S: 8	H: 0 LOB: 0 BB: 0 P: 12	1B: 8 2B: 3 3B: 0 HR: 4	SF: 1 SAC: 0 DP: 1 HBP: 0	WP: 0 PB: 0 SB: 5 CS: 0	PA: 45
PITCHER	IP WLS BF H R ER SO BB IBB HBP BLK WP HR S P ERA WHIP																					
Brian Bohanon, L (1, 1) ERA: 6.72	5.1 L 28 9 6 6 1 3 1 0 0 0 0 2 47 82 10.12 2.250																					
Justin Speier, R (6, 1) ERA: 6.87	0.2 3 1 1 1 0 0 0 0 0 0 0 1 5 8 13.50 1.500																					
Dan Miceli, R (7, 1) ERA: 6.82	1.0 5 2 1 1 1 0 0 0 0 0 0 1 12 16 9.00 2.000																					
Juan Acevedo, R (8, 1) ERA: 5.79	1.0 6 3 1 1 0 0 0 0 0 0 0 0 9 14 9.00 3.000																					
Mike Myers, L (9, 1) ERA: 2.7	1.0 3 0 0 0 0 2 0 0 0 0 0 0 8 12 0.00 0.000																					

San Francisco Giants @ Colorado Rockies
Coors Field, Denver, CO
Wed Jul 25 2001, 1:05 PM MDT
Att. 42,088 - Cloudy - 84 F

AB	40
R	9
H	15
RBI	9
BB	4
SO	4
LOB	16



WP: 0	PA: 45
-------	--------

Batter	1	2	3	4	5	6	7	8	9	AB	R	H	RBI	BB	SO	LOB
Juan Pierre, L OBP: 0.390, SLG: 0.411 (1, 8)	0-1 S 2B 1B	4-2 BB		1-0 F9		1-2 2B		2-2 1B		4	1	3	0	1	0	0
Jeff Cirillo, R OBP: 0.353, SLG: 0.469 (1, 5)	2-3 K 1-2	1-3 K		2-2 F9		3-2 F9		0-1 G5-3		5	0	0	0	0	2	5
Larry Walker, L OBP: 0.432, SLG: 0.662 (1, 9)	1-0 G1-3 2-H 2B		4-0 S 17 1B BB	4-0 BB					2-1 17 G4-6-3 1B	3	1	2	1	2	1	0
17 Todd Helton, L OBP: 0.435, SLG: 0.661 (1, 3)	4-2 G1-3 BB		3-3 K 1-2	2-3 K			1-1 E 1B		1-2 G4-6-3 1-2f	4	0	1	0	1	2	3
Alex Ochoa, R OBP: 0.338, SLG: 0.437 (1, 7)	0-0 G1-3 1-2 2-3		0-2 S 1B E 1B		1-1 G5-3		1-2 F7		0-1 P4	5	1	1	1	0	0	3
Adam Melhuse, S OBP: 0.216, SLG: 0.257 (1, 2)	0-1 G4-3		0-1 FC5 E 1B		0-0 G3-1		0-0 E8 1-3 1B			4	0	2	0	0	0	2
Juan Uribe, R OBP: 0.283, SLG: 0.318 (1, 6)		0-2 G4-3	1-2 F9	2-3	0-0 G6-3		1-3 K			4	0	0	0	0	1	4
Brent Butler, R OBP: 0.327, SLG: 0.319 (1, 4)		4-1 CS BB	0-0 E4 FC5			3-1 G6-3		1-1 F8		3	0	0	0	1	0	1
Brian Bohanon, L OBP: 0.333, SLG: 0.444 (6, 1) Justin Speier, R (6, PH) Terry Shumpert, R OBP: 0.283, SLG: 0.355 (7, 1) Dan Miceli, R (8, 1) Juan Acevedo, R (8, PH) Ben Petrick, R OBP: 0.338, SLG: 0.473 (8, PH) Mike Myers, L (9, 1)		1-2 2B	1-2 FC5	1-2 1-2 2-3f		2-3 K		1-3 K		2	0	1	0	0	0	2

Inning Stats	R: 1	H: 2	E: 0	K: 12	S: 12	LOB: 2	BB: 1	P: 19	R: 0	H: 1	E: 0	K: 15	S: 15	LOB: 2	BB: 2	P: 25	R: 2	H: 2	E: 1	K: 15	S: 15	LOB: 2	BB: 1	P: 24	R: 0	H: 0	E: 0	K: 7	S: 7	LOB: 1	BB: 1	P: 16	R: 0	H: 0	E: 0	K: 4	S: 4	LOB: 0	BB: 0	P: 5	R: 0	H: 1	E: 0	K: 13	S: 13	LOB: 1	BB: 0	P: 22	R: 0	H: 2	E: 1	K: 2	S: 14	LOB: 2	BB: 0	P: 19	R: 0	H: 1	E: 0	K: 10	S: 10	LOB: 1	BB: 0	P: 14	R: 0	H: 1	E: 0	K: 9	S: 9	LOB: 0	BB: 0	P: 12	1B: 7	2B: 3	3B: 0	HR: 0	SF: 0	SAC: 0	DP: 1	HBP: 0	WP: 0	PA: 41
--------------	------	------	------	-------	-------	--------	-------	-------	------	------	------	-------	-------	--------	-------	-------	------	------	------	-------	-------	--------	-------	-------	------	------	------	------	------	--------	-------	-------	------	------	------	------	------	--------	-------	------	------	------	------	-------	-------	--------	-------	-------	------	------	------	------	-------	--------	-------	-------	------	------	------	-------	-------	--------	-------	-------	------	------	------	------	------	--------	-------	-------	-------	-------	-------	-------	-------	--------	-------	--------	-------	--------

PITCHER	IP	WLS	BF	H	R	ER	SO	BB	IBB	HBP	BLK	WP	HR	S	P	ERA	WHIP
Ryan Jensen, R ERA: 3.67 (1, 1)	6.0		29	6	3	2	5	5	0	0	0	0	0	66	111	3.00	1.833
Aaron Fultz, L ERA: 3.83 (7, 1)	0.2		4	2	0	0	1	0	0	0	0	0	0	9	13	0.00	3.000
Brian Boehringer, R ERA: 3.64 (7, 1)	0.1		1	0	0	0	1	0	0	0	0	0	0	5	6	0.00	0.000
Felix Rodriguez, R ERA: 1.88 (8, 1)	1.0		4	1	0	0	1	0	0	0	0	0	0	10	14	0.00	1.000
Robb Nen, R ERA: 2.9 (9, 1)	1.0		3	1	0	0	0	0	0	0	0	0	0	9	12	0.00	1.000

BOTTOM

San Francisco Giants @ Colorado Rockies
 Coors Field, Denver, CO
 Wed Jul 25 2001, 1:05 PM MDT
 Att: 42,088 - Cloudy - 84 F

livebaseballscorecards.com

AB	36
R	3
H	10
RBI	2
BB	5
SO	8
LOB	20



Batter	1	2	3	4	5	6	7	8	9	AB R H RBI BB SO LOB	TOP
Marvin Benard, L (1, 8) OBP: 0.289, SLG: 0.362 (9, 7)	0-1 		1-3 		4-2 	1-1 		2-2 		4 1 1 0 1 1 2	San Francisco Giants @ Arizona Diamondbacks Bank One Ballpark, Phoenix, AZ Thu Jul 26 2001, 10:05 PM EDT Att. 33,666 - Dome - 72 F
Rich Aurilia, R (1, 6) OBP: 0.376, SLG: 0.550 (9, 7)	1-1 			0-1 	0-0 	2-3 		0-0 		5 2 2 1 0 1 2	
Barry Bonds, L (1, 7) OBP: 0.475, SLG: 0.790 Tim Worrell, R (9, 1)	0-0 			0-0 	0-0 		2-1 		4-2 	4 3 2 5 1 0 0 0 0 0 0 0 0 0	
Jeff Kent, R (1, 4) OBP: 0.366, SLG: 0.501		2-0 		0-0 	0-1 		0-2 		0-1 	5 1 2 2 0 0 0	
Armando Rios, L (1, 9) OBP: 0.324, SLG: 0.450		0-0 		3-1 	4-2 		4-1 		1-2 	3 1 0 0 2 0 1	
Andres Galarraga, R (1, 3) OBP: 0.313, SLG: 0.431		1-3 		1-2 	0-2 		1-1 		1-0 	5 1 1 1 0 1 2	
Benito Santiago, R (1, 2) OBP: 0.310, SLG: 0.375			1-3 	0-1 		1-0 	1-1 		0-3 	5 0 1 1 0 2 1	
Pedro Feliz, R (1, 5) OBP: 0.257, SLG: 0.362			1-2 		0-3 	2-0 	1-1 			4 1 1 1 0 1 1	
Livan Hernandez, R (1, 1) OBP: 0.220, SLG: 0.260 Aaron Fultz, L (7, 1) OBP: 0.250, SLG: 0.250 Calvin Murray, R (9, 8) OBP: 0.335, SLG: 0.411			1-0 		0-1 	0-0 		0-1 		3 1 3 0 0 0 0 1 0 0 0 0 0 0 0 0 0 0 0 0 0	
Inning Stats	R: 0 H: 1 E: 0 LOB: 0 K: 0 BB: 0 S: 5 P: 6	R: 0 H: 0 E: 0 LOB: 0 K: 1 BB: 0 S: 5 P: 8	R: 0 H: 1 E: 0 LOB: 1 K: 2 BB: 0 S: 10 P: 14	R: 2 H: 3 E: 0 LOB: 1 K: 0 BB: 0 S: 11 P: 15	R: 4 H: 3 E: 0 LOB: 1 K: 1 BB: 2 S: 18 P: 26	R: 1 H: 2 E: 0 LOB: 1 K: 1 BB: 0 S: 8 P: 14	R: 2 H: 2 E: 0 LOB: 1 K: 0 BB: 1 S: 12 P: 21	R: 0 H: 0 E: 0 LOB: 0 K: 0 BB: 0 S: 9 P: 11	R: 2 H: 1 E: 0 LOB: 0 K: 1 BB: 1 S: 14 P: 20	1B: 5 SF: 0 2B: 4 SAC: 0 3B: 0 DP: 1 HR: 5 HBP: 0	WP: 0 PA: 43 PB: 0 SB: 0 CS: 0
PITCHER Curt Schilling, R (1, 1) ERA: 3.21 Erik Sabel, R (6, 1) ERA: 3.86 Greg Swindell, L (9, 1) ERA: 3.89	IP WLS BF H R ER SO BB IBB HBP BLK WP HR S P ERA WHIP 5.0 L 24 8 6 6 4 2 0 0 0 0 3 49 69 10.80 2.000 3.0 14 4 3 3 1 1 0 0 0 0 1 29 46 9.00 1.667 1.0 5 1 2 2 1 1 0 0 0 0 1 14 20 18.00 2.000	PITCHER IP WLS BF H R ER SO BB IBB HBP BLK WP HR S P ERA WHIP									

AB	39
R	11
H	13
RBI	11
BB	4
SO	6
LOB	9



Batter	1	2	3	4	5	6	7	8	9	AB	R	H	RBI	BB	SO	LOB
Craig Counsell, L OBP: 0.361, SLG: 0.363 (1, 6)	2-2 G4-6-3 1B	3-2 G3		1-0 1B	1-0 F8			0-0 P6		5	0	2	0	0	0	5
David Dellucci, L OBP: 0.347, SLG: 0.503 (1, 9)	2-1 G4-6-3 1-2f	3-2 BB 1B		1-1 1B		1-0 E3 G4-6-3		0-3 K		5	0	2	2	0	1	2
Luis Gonzalez, L OBP: 0.439, SLG: 0.747 (1, 7)	2-1 3B	4-1 1-2 BB		2-2 P5		1-1 G4-6-3 1-2f			4-2 BB	3	0	1	0	2	0	4
Matt Williams, R OBP: 0.319, SLG: 0.449 (1, 5)	4-2 BB BB	0-0 F9		1-1 SF8		2-1 F3			1-3 K	3	0	0	1	1	1	4
Mark Grace, L OBP: 0.402, SLG: 0.515 (1, 3)	4-2 BB			3-1 L1			1-1 G3		2-3 K	4	0	0	0	1	1	3
Jay Bell, R OBP: 0.358, SLG: 0.428 (1, 4)	2-1 F9			2-1 F8		0-1 G6-3		0-1 G6-3	2-2 F7	5	0	0	0	0	0	4
Steve Finley, L OBP: 0.318, SLG: 0.366 (1, 8)		3-2 1B S 1B		1-2 G4-3		1-1 G6-3		2-2 G3-4-1		4	1	1	0	0	0	0
Damian Miller, R OBP: 0.336, SLG: 0.420 (1, 2)		2-2 1B SH2-4 1B		1-1 1B SH 1B		0-0 BB 1B		1-2 1B		4	1	4	0	0	0	0
Curt Schilling, R OBP: 0.115, SLG: 0.135 (1, 1)		0-2 SH2-4		0-1 SH 1B 1B		4-1 BB		3-2 F8		0	1	0	0	0	0	0
Danny Bautista, R OBP: 0.320, SLG: 0.347 (5, PH)				1-2 SF8						0	0	0	0	1	0	0
Erik Sabel, R (6, 1)										0	0	0	0	0	0	0
Reggie Sanders, R OBP: 0.309, SLG: 0.504 (8, PH)										1	0	0	0	0	0	1
Greg Swindell, L (9, 1)										0	0	0	0	0	0	0

Inning Stats	R: 0	H: 2	E: 0	K: 0	S: 17	H: 3	LOB: 3	BB: 2	P: 33	R: 1	H: 3	E: 0	K: 0	S: 20	R: 0	H: 0	E: 0	K: 0	S: 8	R: 2	H: 3	E: 0	K: 0	S: 14	R: 0	H: 1	E: 0	K: 0	S: 7	R: 0	H: 0	E: 0	K: 0	S: 5	R: 0	H: 0	E: 0	K: 0	S: 7	R: 0	H: 1	E: 0	K: 1	S: 13	R: 0	H: 0	E: 0	K: 2	S: 14	1B: 9	2B: 0	3B: 1	HR: 0	SF: 1	SAC: 2	DP: 2	HBP: 0	WP: 0	PA: 42
--------------	------	------	------	------	-------	------	--------	-------	-------	------	------	------	------	-------	------	------	------	------	------	------	------	------	------	-------	------	------	------	------	------	------	------	------	------	------	------	------	------	------	------	------	------	------	------	-------	------	------	------	------	-------	-------	-------	-------	-------	-------	--------	-------	--------	-------	--------

PITCHER	IP	WLS	BF	H	R	ER	SO	BB	IBB	HBP	BLK	WP	HR	S	P	ERA	WHIP
Livan Hernandez, R ERA: 5.79 (1, 1)	6.0		31	9	3	3	0	4	0	0	0	0	0	71	127	4.50	2.167
Aaron Fultz, L ERA: 3.68 (7, 1)	2.0		7	1	0	0	1	0	0	0	0	0	0	20	27	0.00	0.500
Tim Worrell, R ERA: 3.44 (9, 1)	1.0		4	0	0	0	2	1	0	0	0	0	0	14	23	0.00	1.000

BOTTOM

San Francisco Giants @ Arizona Diamondbacks
Bank One Ballpark, Phoenix, AZ

livebaseballscores.com

AB	34
R	3
H	10
RBI	3
BB	5
SO	3
LOB	23



WP	PA	ERA	WHIP
0	42		

Thu Jul 26 2001, 10:05 PM EDT
Att: 33,666 - Dome - 72 F

Batter	1	2	3	4	5	6	7	8	9	AB R H RBI BB SO LOB	TOP													
Calvin Murray, R OBP: 0.341, SLG: 0.413 (1, 8)	2-1 F7		4-1 G6-4-3 BB		0-0 BB 1B 2B 1B	1-3 K			1-1 CS 1B	4 1 2 0 1 1 0	<p>San Francisco Giants @ Arizona Diamondbacks</p> <p>Bank One Ballpark, Phoenix, AZ</p> <p>Fri Jul 27 2001, 10:05 PM EDT</p> <p>Att: 35,853 - Dome - 72 F</p> <p>livebaseballscorecards.com</p>													
Rich Aurilia, R OBP: 0.378, SLG: 0.557 (1, 6)	3-1 HR		0-1 G6-4-3		0-1 BB 2B 1B	0-0 F9		4-1 BB 1-2	4 2 2 2 1 0 1															
Barry Bonds, L OBP: 0.481, SLG: 0.805 (1, 7)	2-2 2B			1-1 HR	4-1 2B 1B 1-2 2-3		2-2 G4-3 1B	4-0 FC5-4 BB	3 2 3 1 2 0 0															
Jeff Kent, R OBP: 0.364, SLG: 0.500 (1, 4)	1-1 P4			0-0 L6	0-0 1B 2B		2-1 G4-3	2-0 FC5-4	5 1 1 2 0 0 4															
Andres Galarraga, R OBP: 0.316, SLG: 0.444 (1, 3)	2-3 K			1-0 HR	1-1 3B 1B		0-1 G4-3		4 2 2 3 0 1 1															
Benito Santiago, R OBP: 0.309, SLG: 0.373 (1, 2)		1-0 F7		2-2 F7	1-3 K		0-0 G5-4-3 1B		4 0 1 0 0 1 1															
Eric Davis, R OBP: 0.263, SLG: 0.370 (1, 9)		0-0 G6-4-3 1B		3-3 K	0-1 3B		2-0 G5-4-3		4 0 2 1 0 1 1															
Pedro Feliz, R OBP: 0.257, SLG: 0.358 (1, 5)		1-0 G6-4-3			1-0 FC1-6 1B		1-1 G5-3		4 0 1 0 0 0 2															
Kirk Rueter, L OBP: 0.167, SLG: 0.105 Brian Boehringer, S Felix Rodriguez, R Marvin Benard, L OBP: 0.288, SLG: 0.360 Robb Nen, R			0-1 G4-3		1-0 FC1-6 1B	1-2 F8		0-1 F5	3 1 0 0 0 0 1															
Inning Stats	R: 1 E: 0 K: 1 S: 14	H: 2 LOB: 1 BB: 0 P: 24	R: 0 E: 0 K: 0 S: 3	H: 1 LOB: 0 BB: 0 P: 5	R: 0 E: 0 K: 0 S: 5	H: 0 LOB: 0 BB: 1 P: 9	R: 2 E: 0 K: 1 S: 11	H: 2 LOB: 0 BB: 0 P: 18	R: 6 E: 0 K: 1 S: 17	H: 6 LOB: 1 BB: 1 P: 27	R: 0 E: 0 K: 1 S: 9	H: 0 LOB: 0 BB: 0 P: 11	R: 0 E: 0 K: 0 S: 7	H: 1 LOB: 0 BB: 0 P: 11	R: 0 E: 0 K: 0 S: 4	H: 1 LOB: 0 BB: 0 P: 7	R: 0 E: 0 K: 0 S: 6	H: 1 LOB: 2 BB: 2 P: 17	1B: 8 2B: 2 3B: 1 HR: 3	SF: 0 SAC: 0 DP: 4 HBP: 0	WP: 0 PB: 0 SB: 0 CS: 1	PA: 40		
PITCHER	IP WLS BF H R ER SO BB IBB HBP BLK WP HR S P ERA WHIP																							
Brian Anderson, L ERA: 5.09 Mike Morgan, R ERA: 6.08 Bret Prinz, R ERA: 2.15 Troy Brohawn, L ERA: 4.19 Byung-Hyun Kim, R ERA: 2.77	(1, 1) 4.1 L 22 9 8 8 2 2 0 0 0 0 0 3 40 70 16.61 2.538	(5, 1) 1.2 7 2 1 1 2 0 0 0 0 0 0 19 24 5.40 1.200	(7, 1) 1.0 3 1 0 0 0 0 0 0 0 0 0 7 11 0.00 1.000	(8, 1) 1.0 3 1 0 0 0 0 0 0 0 0 0 4 7 0.00 1.000	(9, 1) 1.0 5 1 0 0 0 2 0 0 0 0 0 6 17 0.00 3.000																			

AB	36
R	9
H	14
RBI	9
BB	4
SO	4
LOB	11



Batter	1	2	3	4	5	6	7	8	9	AB R H RBI BB SO LOB	TOP										
Marvin Benard, L (1, 8) OBP: 0.300, SLG: 0.375 (9, 7)	0-1 CS S 1B	1-0 1-2 1B			1-0 HR 1B	0-0 HR 1B	1-2 P4		0-1 2B	6 2 5 1 0 0 1											
Rich Aurilia, R (1, 6) OBP: 0.380, SLG: 0.571	3-3 K 1-2	0-0 G6-3			3-2 HR 1-H	3-1 HR 1-H 2-H		2-1 FC5-4 1B 1B	3-3 K	6 3 3 5 0 2 4											
Barry Bonds, L (1, 7) OBP: 0.485, SLG: 0.810 41 Chad Zerbe, L (9, 1) OBP: 0.222, SLG: 0.222	4-0 1B IBB			1-0 E 3B	4-2 G6-4-3 BB	0-3 K		0-0 FC5-4 1-2 1B		3 1 2 0 2 1 0 0 0 0 0 0 0 0											
Jeff Kent, R (1, 4) OBP: 0.364, SLG: 0.499 Pedro Feliz, R (6, PH) OBP: 0.260, SLG: 0.375 (6, 5)	2-1 K 1-3 2-3 1B			1-0 G6-3	1-1 G6-4-3 1-2f	2-1 2B 3B		0-0 F9		3 0 1 0 0 0 2 2 1 1 0 0 0 2											
Andres Galarraga, R (1, 3) OBP: 0.314, SLG: 0.443	1-3 K			0-1 E6 CS	0-3 K	3-1 2B		1-0 FC5-4 1B 1-2f 2-3		5 0 1 2 0 2 4											
Armando Rios, L (1, 9) OBP: 0.328, SLG: 0.465				1-3 K		1-3 2B SF F7		0-0 FC5-4 1-3 3-H 1B		5 2 3 2 0 1 2											
Benito Santiago, R (1, 2) OBP: 0.307, SLG: 0.370				1-2 G5-3		0-0 SF9 WP 1B 2-3 1B	1-1 F7	0-1 FC5-4		5 1 1 0 0 0 2											
Ramon Martinez, R (1, 5) OBP: 0.347, SLG: 0.372 (6, 4)				0-1 G6-3		3-2 SF9 1-3 3-H	0-2 G3		1-0 G6-3	4 0 0 1 0 0 0											
Russ Ortiz, R (1, 1) OBP: 0.289, SLG: 0.317 Eric Davis, R (7, PH) OBP: 0.269, SLG: 0.370 Aaron Fultz, L (7, 1) OBP: 0.250, SLG: 0.250 Tim Worrell, R (8, 1) Calvin Murray, R (9, PH) OBP: 0.340, SLG: 0.411 (9, 8)				2-3 K		4-1 1B HR BB	4-2 BB		0-1 P3	2 1 1 0 1 1 0 0 0 0 0 1 0 0 0 0 0 0 0 0 0 0 0 0 0 0 0 0 1 0 0 0 0 0 0											
Inning Stats	R: 0 E: 0 K: 2 S: 12	H: 2 LOB: 2 BB: 1 P: 22	R: 1 E: 0 K: 0 S: 15	H: 3 LOB: 2 BB: 0 P: 25	R: 1 E: 1 K: 1 S: 8	H: 1 LOB: 0 BB: 0 P: 11	R: 0 E: 0 K: 1 S: 8	H: 0 LOB: 0 BB: 0 P: 11	R: 2 E: 0 K: 1 S: 12	H: 2 LOB: 0 BB: 1 P: 21	R: 6 E: 0 K: 1 S: 21	H: 6 LOB: 1 BB: 1 P: 39	R: 0 E: 0 K: 0 S: 10	H: 0 LOB: 1 BB: 1 P: 16	R: 1 E: 0 K: 0 S: 8	H: 3 LOB: 2 BB: 0 P: 11	R: 0 E: 0 K: 1 S: 8	H: 1 LOB: 1 BB: 0 P: 12	1B: 10 2B: 3 3B: 2 HR: 3	SF: 1 SAC: 0 DP: 1 HBP: 0	WP: 1 PA: 47 PB: 0 SB: 1 CS: 2
PITCHER	IP WLS BF H R ER SO BB IBB HBP BLK WP HR S P ERA WHIP	IP WLS BF H R ER SO BB IBB HBP BLK WP HR S P ERA WHIP	IP WLS BF H R ER SO BB IBB HBP BLK WP HR S P ERA WHIP	IP WLS BF H R ER SO BB IBB HBP BLK WP HR S P ERA WHIP	IP WLS BF H R ER SO BB IBB HBP BLK WP HR S P ERA WHIP	IP WLS BF H R ER SO BB IBB HBP BLK WP HR S P ERA WHIP	IP WLS BF H R ER SO BB IBB HBP BLK WP HR S P ERA WHIP	IP WLS BF H R ER SO BB IBB HBP BLK WP HR S P ERA WHIP	IP WLS BF H R ER SO BB IBB HBP BLK WP HR S P ERA WHIP	IP WLS BF H R ER SO BB IBB HBP BLK WP HR S P ERA WHIP	IP WLS BF H R ER SO BB IBB HBP BLK WP HR S P ERA WHIP	IP WLS BF H R ER SO BB IBB HBP BLK WP HR S P ERA WHIP	IP WLS BF H R ER SO BB IBB HBP BLK WP HR S P ERA WHIP	IP WLS BF H R ER SO BB IBB HBP BLK WP HR S P ERA WHIP	IP WLS BF H R ER SO BB IBB HBP BLK WP HR S P ERA WHIP	IP WLS BF H R ER SO BB IBB HBP BLK WP HR S P ERA WHIP	IP WLS BF H R ER SO BB IBB HBP BLK WP HR S P ERA WHIP	IP WLS BF H R ER SO BB IBB HBP BLK WP HR S P ERA WHIP	IP WLS BF H R ER SO BB IBB HBP BLK WP HR S P ERA WHIP	IP WLS BF H R ER SO BB IBB HBP BLK WP HR S P ERA WHIP	IP WLS BF H R ER SO BB IBB HBP BLK WP HR S P ERA WHIP

San Francisco Giants @ Arizona Diamondbacks
 Bank One Ballpark, Phoenix, AZ
 Sat Jul 28 2001, 10:05 PM EDT
 Att: 47,570 - Dome - 72 F

AB	42
R	11
H	18
RBI	11
BB	4
SO	7
LOB	17



Batter	1	2	3	4	5	6	7	8	9	AB	R	H	RBI	BB	SO	LOB
Craig Counsell, L (1, 6) OBP: 0.357, SLG: 0.362	3-3 K		1-3 K		0-1 CS 1B		1-1 F9			4	0	1	0	0	2	0
Jay Bell, R (1, 4) OBP: 0.360, SLG: 0.427	4-1 1B BB		3-3 K		4-1 1-2 BB		3-2 G6-3			2	0	0	0	2	1	0
Luis Gonzalez, L (1, 7) OBP: 0.439, SLG: 0.740	1-1 1-2 1B			0-0 1B 1B	1-3 K		0-0 G3-1			4	1	2	0	0	1	1
Mark Grace, L (1, 3) OBP: 0.404, SLG: 0.516	0-1 F7			2-0 L5		4-2 1B HR BB		1-2 G6-4-3 1B		3	1	1	0	1	0	3
Matt Williams, R (1, 5) OBP: 0.320, SLG: 0.444	2-2 F8			0-0 F9		0-2 F8		0-0 G6-4-3 1-2f		4	0	0	0	0	0	5
Steve Finley, L (1, 8) OBP: 0.322, SLG: 0.370		0-1 CS 1B		2-2 1B 1-2 1B		2-2 1-2 HR 1B		1-1 P6		4	1	3	0	0	0	0
David Dellucci, L (1, 9) OBP: 0.351, SLG: 0.522		2-2 L3		1-2 1-3 2-H 1B		0-0 1-H 2-H HR		2-3 K		4	1	2	4	0	1	1
Mike DiFelice, R (1, 2) OBP: 0.256, SLG: 0.291		1-3 K		0-0 F8		1-2 G1-3		1-1 P4		2	0	0	0	0	1	3
Erubiel Durazo, L (6, PH) OBP: 0.359, SLG: 0.563										1	0	0	0	0	0	0
Erik Sabel, R (7, 1)										0	0	0	0	0	0	0
Troy Brohawn, L (9, 1)										0	0	0	0	0	0	0
Danny Bautista, R (9, PH) OBP: 0.316, SLG: 0.349										1	0	0	0	0	0	0
Albie Lopez, R (1, 1)			2-3 K		2-3 K		2-3 K		1-3 K	2	0	0	0	0	2	0
Greg Swindell, L (6, 1)										0	0	0	0	0	0	0
Bret Prinz, R (6, 1)										0	0	0	0	0	0	0
Damian Miller, R (6, PH) OBP: 0.339, SLG: 0.436										2	0	0	0	0	2	0

Inning Stats	R: 0	H: 1	E: 0	LOB: 2	K: 1	BB: 1	S: 11	R: 0	H: 1	E: 0	LOB: 0	K: 1	BB: 0	S: 8	R: 0	H: 0	E: 0	LOB: 0	K: 3	BB: 0	S: 11	R: 1	H: 3	E: 0	LOB: 2	K: 0	BB: 0	S: 11	R: 0	H: 1	E: 0	LOB: 1	K: 2	BB: 1	S: 9	R: 3	H: 2	E: 0	LOB: 0	K: 1	BB: 1	S: 18	R: 0	H: 0	E: 0	LOB: 0	K: 0	BB: 0	S: 6	R: 0	H: 1	E: 0	LOB: 0	K: 0	BB: 0	S: 6	R: 0	H: 0	E: 0	LOB: 0	K: 2	BB: 0	S: 11	R: 0	H: 0	E: 0	LOB: 0	K: 2	BB: 0	S: 11	1B: 8	SF: 0	2B: 0	SAC: 0	3B: 0	DP: 1	HR: 1	HBP: 0	WP: 0	PA: 36
--------------	------	------	------	--------	------	-------	-------	------	------	------	--------	------	-------	------	------	------	------	--------	------	-------	-------	------	------	------	--------	------	-------	-------	------	------	------	--------	------	-------	------	------	------	------	--------	------	-------	-------	------	------	------	--------	------	-------	------	------	------	------	--------	------	-------	------	------	------	------	--------	------	-------	-------	------	------	------	--------	------	-------	-------	-------	-------	-------	--------	-------	-------	-------	--------	-------	--------

PITCHER	IP	WLS	BF	H	R	ER	SO	BB	IBB	HBP	BLK	WP	HR	S	P	ERA	WHIP
Russ Ortiz, R (1, 1) ERA: 3.42	6.0		27	8	4	4	8	3	0	0	0	0	1	68	108	6.00	1.833
Aaron Fultz, L (7, 1) ERA: 3.61	1.0		3	0	0	0	0	0	0	0	0	0	0	6	10	0.00	0.000
Tim Worrell, R (8, 1) ERA: 3.38	1.0		3	1	0	0	0	0	0	0	0	0	0	6	8	0.00	1.000
41 Chad Zerbe, L (9, 1) ERA: 4.21	1.0		3	0	0	0	2	0	0	0	0	0	0	11	15	0.00	0.000


BOTTOM

San Francisco Giants @ Arizona Diamondbacks
Bank One Ballpark, Phoenix, AZ

Sat Jul 28 2001, 10:05 PM EDT
Att: 47,570 - Dome - 72 F

livebaseballscorecards.com

AB	33
R	4
H	9
RBI	4
BB	3
SO	10
LOB	13



Batter	1	2	3	4	5	6	7	8	9	AB R H RBI BB SO LOB	TOP
Calvin Murray, R (1, 8) OBP: 0.338, SLG: 0.412 Marvin Benard, L (9, PH) OBP: 0.302, SLG: 0.390 (9, 8)	3-2 2B		2-0 F9 F9		1-3 K K		1-3 K K		2-2 HR	4 1 1 0 0 2 1 1 1 1 2 0 0 0	San Francisco Giants @ Arizona Diamondbacks Bank One Ballpark, Phoenix, AZ Sun Jul 29 2001, 4:35 PM EDT Att: 38,093 - Dome - 72 F livebaseballscorecards.com
Rich Aurilia, R (1, 6) OBP: 0.380, SLG: 0.576	1-3 K K		0-0 G3 G3 1B		2-3 K K			1-2 HR	0-3 K K	5 1 2 1 0 3 1	
Barry Bonds, L (1, 7) OBP: 0.483, SLG: 0.806	2-2 2B 2-H		3-2 G3 G3 1-2		2-1 P5 P5			3-3 K		4 0 1 1 0 1 1	
Andres Galarraga, R (1, 3) OBP: 0.313, SLG: 0.438	1-2 F9-3 HBP		1-3 K K			0-3 K		0-1 G1-3 G1-3		3 0 0 0 0 2 1	
Shawon Dunston, R (1, 9) OBP: 0.292, SLG: 0.504 Robb Nen, R (9, 1)	1-1 F9-3 F9-3 1-2			1-2 SH1-4 SH1-4 2B		0-0 F9 F9		2-1 HBP		3 0 1 0 0 0 2 0 0 0 0 0 0 0	
Benito Santiago, R (1, 2) OBP: 0.307, SLG: 0.367		0-3 K		4-2 SH1-4 SH1-4 BB		0-2 F7 F7		1-3 K K		3 0 0 0 1 2 1	
Ramon Martinez, R (1, 4) OBP: 0.343, SLG: 0.368		2-3 K K		0-1 SH1-4 SH1-4 1-2 2-3			2-1 L6 L6		2-1 G6-3 G6-3	3 0 0 0 0 1 0	
Pedro Feliz, R (1, 5) OBP: 0.267, SLG: 0.379		3-2 1B		0-3 K			1-2 SH1-4 1B		1-3 K	4 0 2 0 0 2 2	
Shawn Estes, R (1, 1) OBP: 0.108, SLG: 0.059 Armando Rios, L (9, PH) OBP: 0.330, SLG: 0.465 (9, 9)		0-3 K K		0-0 B2-3 B2-3			2-0 SH1-4 SH1-4 1-2		4-0 HR BB	2 0 0 0 0 1 3 0 1 0 0 1 0 0	
Inning Stats	R: 1 H: 2 E: 0 LOB: 1 K: 1 BB: 0 S: 13 P: 21	R: 0 H: 1 E: 0 LOB: 1 K: 3 BB: 0 S: 13 P: 18	R: 0 H: 1 E: 0 LOB: 1 K: 1 BB: 0 S: 8 P: 14	R: 0 H: 1 E: 0 LOB: 2 K: 1 BB: 1 S: 11 P: 16	R: 0 H: 0 E: 0 LOB: 0 K: 2 BB: 0 S: 11 P: 16	R: 0 H: 0 E: 0 LOB: 0 K: 1 BB: 0 S: 7 P: 7	R: 0 H: 1 E: 0 LOB: 1 K: 1 BB: 0 S: 10 P: 16	R: 1 H: 1 E: 0 LOB: 1 K: 2 BB: 0 S: 13 P: 20	R: 2 H: 1 E: 0 LOB: 0 K: 2 BB: 1 S: 11 P: 20	1B: 3 SF: 0 2B: 4 SAC: 2 3B: 0 DP: 1 HR: 2 HBP: 2	WP: 0 PA: 38 PB: 0 SB: 0 CS: 0
PITCHER Randy Johnson, L (1, 1) ERA: 2.56 Byung-Hyun Kim, R (9, 1) ERA: 3.0	IP WLS BF H R ER SO BB IBB HBP BLK WP HR S P ERA WHIP 8.0 0 33 7 2 2 12 1 0 2 0 0 1 86 128 2.25 1.000 1.0 L 5 1 2 2 2 1 0 0 0 0 0 1 11 20 18.00 2.000										



Batter	1	2	3	4	5	6	7	8	9	AB	R	H	RBI	BB	SO	LOB
Craig Counsell, L OBP: 0.352, SLG: 0.356 (1, 6)	0-1 F7		3-3 K		0-1 G4-3			1-3 K		4	0	0	0	0	2	1
Jay Bell, R OBP: 0.359, SLG: 0.424 Byung-Hyun Kim, R (9, 1)	0-0 G6-3		4-2 BB		2-3 L3			2-2 F8		3	0	0	0	1	0	1
Luis Gonzalez, L OBP: 0.439, SLG: 0.738 (1, 7)	1-2 F7		0-3 K			0-2 BB 1B		1-0 1B		4	0	2	0	0	1	1
Mark Grace, L OBP: 0.402, SLG: 0.511 (1, 3)		0-1 F8		2-2 F7		4-2 BB G4-6-3		0-1 G4-3		3	0	0	0	1	0	1
Damian Miller, R OBP: 0.343, SLG: 0.437 David Dellucci, L OBP: 0.354, SLG: 0.544 (1, 2) (9, PH)		1-0 FC3-6 1B		4-2 FC3-6 BB		0-0 F9		2-2 HR		2	0	1	0	1	0	2
Steve Finley, L OBP: 0.319, SLG: 0.365 (1, 8)		0-1 FC3-6 HR		0-1 FC3-6 FC6-4		1-0 G4-6-3		0-1 G4-3		4	1	0	0	0	0	4
Matt Williams, R OBP: 0.319, SLG: 0.455 (1, 5)		0-1 HR		2-0 FC6-4		3-2 G5-3		0-0 F3		4	1	1	2	0	0	1
Reggie Sanders, R OBP: 0.309, SLG: 0.500 Erubiel Durazo, L OBP: 0.357, SLG: 0.559 (1, 9) (9, PH)		3-3 K		4-1 G4-3 SH2-4 BB		2-1 G6-3		2-3 K		2	0	0	0	1	1	0
Randy Johnson, R OBP: 0.128, SLG: 0.089 Junior Spivey, R OBP: 0.366, SLG: 0.386 (1, 1) (9, 4)		0-0 G4-3		1-1 SH2-4		3-2 G4-3				2	0	0	0	0	0	0

Inning Stats	R: 0	H: 0	R: 2	H: 2	R: 0	H: 0	R: 0	H: 0	R: 0	H: 1	R: 0	H: 0	R: 0	H: 1	R: 1	H: 1	1B: 3	SF: 0	WP: 0	PA: 35
	E: 0	LOB: 0	E: 0	LOB: 0	E: 0	LOB: 1	E: 0	LOB: 1	E: 0	LOB: 1	E: 0	LOB: 0	E: 0	LOB: 0	E: 0	LOB: 0	2B: 0	SAC: 1	PB: 0	
	K: 0	BB: 0	K: 1	BB: 0	K: 2	BB: 1	K: 0	BB: 1	K: 0	BB: 1	K: 0	BB: 0	K: 1	BB: 0	K: 1	BB: 0	3B: 0	DP: 1	SB: 0	
	S: 6	P: 7	S: 11	P: 15	S: 12	P: 19	S: 11	P: 19	S: 7	P: 15	S: 10	P: 14	S: 8	P: 16	S: 9	P: 13	HR: 2	HBP: 0	CS: 0	

PITCHER	IP	WLS	BF	H	R	ER	SO	BB	IBB	HBP	BLK	WP	HR	S	P	ERA	WHIP
Shawn Estes, L ERA: 3.33 (1, 1)	8.0	W	31	4	2	2	4	4	0	0	0	0	1	74	118	2.25	1.000
Robb Nen, R ERA: 2.96 (9, 1)	1.0	S	4	1	1	1	1	0	0	0	0	0	1	10	14	9.00	1.000


BOTTOM

San Francisco Giants @ Arizona Diamondbacks
Bank One Ballpark, Phoenix, AZ

Sun Jul 29 2001, 4:35 PM EDT
Att: 38,093 - Dome - 72 F

livebaseballscorecards.com

AB	30
R	3
H	5
RBI	3
BB	4
SO	5
LOB	11



Batter	1	2	3	4	5	6	7	8	9	10	11	AB R H RBI BB SO LOB	TOP															
Tike Redman, L OBP: 0.289, SLG: 0.329 (1, 8)	1-3 K	1-3 K		2-1 F9		1-1 FC1-5 2B		0-1 G6-3			0-2 2CS 1B	6 0 2 0 0 2 1	Pittsburgh Pirates @ San Francisco Giants PacBell Park, San Francisco, CA Tue Jul 31 2001, 10:15 PM EDT Att: 41,529 - Sunny - 63 F															
2 Jack Wilson, R OBP: 0.275, SLG: 0.332 (1, 6)	2-2 18 2B 2B	3-2 F9		2-1 F9		0-0 FC1-5 18 L4-3			0-1 G3		1-1 G5-3	6 1 1 0 0 0 2																
18 Jason Kendall, R OBP: 0.318, SLG: 0.337 (1, 2)	0-0 2B 2B	2-2		0-0 F8		0-1 L4-3			2-1 F8		3-2 P2	6 1 2 1 0 0 1																
Brian Giles, L OBP: 0.402, SLG: 0.620 (1, 7)	4-0 2B 1B BB	2-1 G4-3			0-2 G4-3		2-2 SF7 3B		2-1 HR 1B			4 3 2 0 1 0 1																
Aramis Ramirez, R OBP: 0.349, SLG: 0.527 (1, 5)	0-1 1B FC6-4 2B		1-0 G4-6-3 BB 1B		0-2 FC1-6 1B		0-2 F5		0-2 HR			5 2 4 3 0 0 1																
Armando Rios, L OBP: 0.333, SLG: 0.465 (1, 9)	4-1 FC6-4 1B BB		4-1 G4-6-3 BB		0-0 FC1-6 1B		2-1 SF7		3-3 K			2 0 1 1 2 1 0																
Kevin Young, R OBP: 0.299, SLG: 0.405 (1, 3)	1-0 FC6-4 1B		1-2 G4-6-3		2-2 FC1-6 WP		1-0 F7			2-3 K		5 0 1 1 0 1 4																
Pat Meares, R OBP: 0.268, SLG: 0.340 (1, 4)	1-2 2-3 3-H FC6-4		3-2 IBB		4-0 IBB		0-2 G4-3			2-3 K		3 0 0 1 2 1 2																
Dave Williams, L OBP: 0.133, SLG: 0.200 (1, 1)	0-3 K2-3		2-3 K		0-1 G3-1		0-2 E5 G6-3			0-0 F7		3 0 0 0 0 0 2 7																
Mike Lincoln, R OBP: 0.333, SLG: 0.333 (8, PH)												0 0 0 0 0 0 0 0																
Warren Morris, L OBP: 0.270, SLG: 0.333 (8, PH)												1 0 0 0 0 0 0 0																
Josias Manzanillo, R (8, PH)												0 0 0 0 0 0 0 0																
Scott Sauerbeck, R (8, PH)												0 0 0 0 0 0 0 0																
Adam Hyzdu, R OBP: 0.291, SLG: 0.541 (10, PH)												1 0 0 0 0 0 0 0																
Marc Wilkins, R (10, PH)												0 0 0 0 0 0 0 0																
Inning Stats	R: 4 E: 0 K: 2 S: 19	H: 4 LOB: 2 BB: 2 P: 34	R: 0 E: 0 K: 1 S: 12	H: 1 LOB: 1 BB: 0 P: 20	R: 0 E: 0 K: 1 S: 8	H: 1 LOB: 2 BB: 2 P: 20	R: 0 E: 0 K: 0 S: 5	H: 0 LOB: 0 BB: 0 P: 9	R: 0 E: 0 K: 0 S: 12	H: 2 LOB: 3 BB: 1 P: 18	R: 0 E: 0 K: 0 S: 5	H: 1 LOB: 0 BB: 0 P: 6	R: 1 E: 0 K: 0 S: 9	H: 1 LOB: 0 BB: 0 P: 14	R: 0 E: 1 K: 0 S: 9	H: 0 LOB: 0 BB: 0 P: 9	R: 2 E: 0 K: 1 S: 13	H: 2 LOB: 0 BB: 0 P: 20	R: 0 E: 0 K: 2 S: 7	H: 0 LOB: 0 BB: 0 P: 11	R: 0 E: 0 K: 0 S: 11	H: 1 LOB: 0 BB: 0 P: 14	1B: 7 2B: 5 3B: 1 HR: 1	SF: 1 SAC: 0 DP: 3 HBP: 0	WP: 1 PB: 0 SB: 0 CS: 1	PA: 48		
PITCHER	IP WLS BF H R ER SO BB IBB HBP BLK WP HR S P ERA WHIP												PITCHER	IP WLS BF H R ER SO BB IBB HBP BLK WP HR S P ERA WHIP														
Livan Hernandez, R ERA: 5.86 (1, 1)	6.0		31	10	5	5	4	3	2	0	0	1	0	64	112	7.50	2.167											
Tim Worrell, R ERA: 3.31 (7, 1)	1.0	B	3	0	0	0	0	0	0	0	0	0	0	6	9	0.00	0.000											
Felix Rodriguez, R ERA: 1.78 (8, 1)	1.0		3	0	0	0	0	0	0	0	0	0	0	9	9	0.00	0.000											
Robb Nen, R ERA: 3.25 (9, 1)	1.0	B	5	2	2	2	1	0	0	0	0	0	1	13	20	18.00	2.000											
Wayne Gomes, R ERA: 4.14 (10, 1)	2.0	W	6	1	0	0	2	0	0	0	0	0	0	18	25	0.00	0.500											

livebaseballscorecards.com

AB	42
R	7
H	13
RBI	7
BB	5
SO	7
LOB	19



Batter	1	2	3	4	5	6	7	8	9	10	11	AB	R	H	RBI	BB	SO	LOB	BOTTOM							
Calvin Murray, R OBP: 0.338, SLG: 0.412	0-0 B3	4-2 G6-4-3 BB			0-0 2B	1-1 G5-4-3		1-0 FC1 FC2-5 3B		1-0 G5-3		5	2	1	0	1	0	2								
Rich Aurilia, R OBP: 0.379, SLG: 0.572	4-2 1B BB	3-1 G6-4-3			0-0 L7	0-1 BB 1B		1-1 FC2-5 3B		0-0 F8		5	2	1	0	1	0	6								
Barry Bonds, L OBP: 0.485, SLG: 0.806	3-2 2B 1B				2-1 FC5 2B	4-0 1-2 BB		2-3 K		4-0 S BB		4	1	2	1	2	1	2								
Andres Galarraga, R OBP: 0.317, SLG: 0.448	1-0 1-H 2-H 2B				4-0 FC5 IBB	0-2 F8		1-2 1-H 2-H 3B		3-3 K		5	0	2	4	1	1	3								
Eric Davis, R OBP: 0.270, SLG: 0.364	2-2 G6-4-3				2-1 FC5		0-3 K		2-2 F8		0-2 SH1-3 1B	2	0	0	0	0	1	2								
John Vander Wal, L OBP: 0.359, SLG: 0.470												2	0	0	0	0	1	1								
Robb Nen, R												0	0	0	0	0	0	0								
Shawon Dunston, R OBP: 0.297, SLG: 0.507												1	1	1	0	0	0	0								
Benito Santiago, R OBP: 0.308, SLG: 0.370	0-1 G6-4-3				1-1 FC6-4 1B	0-1 F8		2-2 F8 2B		0-1 G5-3		5	0	2	0	0	0	4								
Ramon Martinez, R OBP: 0.343, SLG: 0.375		2-1 F2			2-3 K		0-1 HR 3B		1-2 1B		2-1 G6-3	6	1	2	0	0	1	3								
Pedro Feliz, R OBP: 0.276, SLG: 0.411		3-1 1B 2B			0-1 FC6-4		2-0 HR		2-2 G5-3		3-3 K	6	1	3	3	0	1	3								
Livan Hernandez, R OBP: 0.245, SLG: 0.283		1-1 BB			0-3 K		0-0 G5-4-3 1B		2-2 FC2-5 FC1 HBP		1-3 K	3	0	2	0	0	1	1								
Tim Worrell, R												0	0	0	0	0	0	0								
Felix Rodriguez, R												0	0	0	0	0	0	0								
Marvin Benard, L OBP: 0.304, SLG: 0.388												1	0	0	0	0	1	1								
Wayne Gomes, R OBP: 1.000, SLG: 1.000		2-3 1B										0	0	0	0	0	0	0								
Inning Stats	R: 2 E: 0 K: 0 S: 11	H: 2 LOB: 1 BB: 1 P: 21	R: 0 E: 0 K: 0 S: 10	H: 2 LOB: 2 BB: 1 P: 23	R: 0 E: 0 K: 1 S: 5	H: 0 LOB: 0 BB: 0 P: 6	R: 0 E: 0 K: 2 S: 10	H: 1 LOB: 1 BB: 0 P: 13	R: 1 E: 0 K: 0 S: 8	H: 2 LOB: 2 BB: 1 P: 16	R: 2 E: 0 K: 0 S: 11	H: 4 LOB: 2 BB: 1 P: 18	R: 0 E: 0 K: 1 S: 12	H: 1 LOB: 1 BB: 0 P: 16	R: 2 E: 0 K: 1 S: 14	H: 1 LOB: 1 BB: 0 P: 23	R: 0 E: 0 K: 2 S: 11	H: 1 LOB: 1 BB: 0 P: 16	R: 0 E: 0 K: 1 S: 5	H: 0 LOB: 1 BB: 1 P: 13	R: 1 E: 0 K: 0 S: 8	H: 2 LOB: 1 BB: 0 P: 11	1B: 8 2B: 5 3B: 2 HR: 1	SF: 0 SAC: 1 DP: 3 HBP: 2	WP: 0 PB: 0 SB: 1 CS: 0	PA: 53
PITCHER	IP	WLS	BF	H	R	ER	SO	BB	IBB	HBP	BLK	WP	HR	S	P	ERA	WHIP									
Dave Williams, L ERA: 4.3	(1, 1)	5.2	30	11	5	5	3	3	1	1	0	0	1	52	94	7.94	2.471									
Mike Lincoln, R ERA: 1.47	(6, 1)	1.1	5	1	0	0	1	0	0	0	0	0	0	15	19	0.00	0.750									
Josias Manzanillo, R ERA: 3.88	(8, 1)	0.1	3	0	2	2	0	0	0	1	0	0	0	5	9	54.00	0.000									
Scott Sauerbeck, L ERA: 6.47	(8, 1)	1.2	7	2	0	0	3	0	0	0	0	0	0	20	30	0.00	1.200									
Marc Wilkins, R ERA: 9.0	(10, 1)	1.2	L	8	2	1	1	1	0	0	0	0	0	13	24	5.40	1.800									

Pittsburgh Pirates @ San Francisco Giants
PacBell Park, San Francisco, CA
Tue Jul 31 2001, 10:15 PM EDT
Att. 41,529 - Sunny - 63 F

AB	45
R	8
H	16
RBI	8
BB	5
SO	8
LOB	28



Batter	1	2	3	4	5	6	7	8	9	AB R H RBI BB SO LOB	TOP											
Tike Redman, L (1, 8) OBP: 0.276, SLG: 0.313	1-2 G4-3			2-3 K		1-0 G4-3			0-3 K	4 0 0 0 0 2 0	Pittsburgh Pirates @ San Francisco Giants PacBell Park, San Francisco, CA Wed Aug 01 2001, 10:15 PM EDT Att. 41,251 - Cloudy - 61 F livebaseballscorecards.com											
2 Jack Wilson, R (1, 6) OBP: 0.271, SLG: 0.327	1-2 F8			1-3 K			2-3 K			3 0 0 0 0 2 0												
18 Jason Kendall, R (1, 2) OBP: 0.318, SLG: 0.344	2-0 G6-3			2-2 HR			3-2 F8			3 1 1 1 0 0 0												
Brian Giles, L (1, 7) OBP: 0.401, SLG: 0.616			4-1 G4-6-3 BB	1-3 K			3-2 G1-3			2 0 0 0 1 1 0												
Aramis Ramirez, R (1, 5) OBP: 0.349, SLG: 0.526			3-2 F8		1-2 G6-3			3-1 FC6-4 1B		3 0 1 0 0 0 1												
Armando Rios, L (1, 9) OBP: 0.332, SLG: 0.464			0-1 G4-6-3		3-2 G6-3			0-0 FC6-4		1 0 0 0 0 0 1												
Adam Hyzdu, R (2, 9) OBP: 0.200, SLG: 0.513			1-2f					G6-4-3 1-2f		2 0 0 0 0 0 1												
Kevin Young, R (1, 3) OBP: 0.296, SLG: 0.401			2-0 F9		3-3 K			2-2 G6-4-3 1-2f		3 0 0 0 0 1 1												
Warren Morris, L (1, 4) OBP: 0.250, SLG: 0.306			1-3 K			1-2 G3			0-0 G4-3	3 0 0 0 0 1 0												
Joe Beimel, L (1, 1) OBP: 0.300, SLG: 0.300			1-3 K			0-3 K			1-3 K	2 0 0 0 0 2 0												
Omar Olivares, R (6, 1) OBP: 0.240, SLG: 0.440										0 0 0 0 0 0 0												
Abraham Nunez, S (9, PH) OBP: 0.337, SLG: 0.342										1 0 0 0 0 1 0												
Inning Stats	R: 0 E: 0 K: 0 S: 7	H: 0 LOB: 0 BB: 0 P: 11	R: 0 E: 0 K: 0 S: 7	H: 0 LOB: 0 BB: 1 P: 14	R: 0 E: 0 K: 2 S: 8	H: 0 LOB: 0 BB: 0 P: 12	R: 1 E: 0 K: 3 S: 15	H: 1 LOB: 0 BB: 0 P: 21	R: 0 E: 0 K: 1 S: 12	H: 0 LOB: 0 BB: 0 P: 19	R: 0 E: 0 K: 1 S: 7	H: 0 LOB: 0 BB: 0 P: 9	R: 0 E: 0 K: 1 S: 9	H: 0 LOB: 0 BB: 0 P: 17	R: 0 E: 0 K: 0 S: 6	H: 1 LOB: 0 BB: 0 P: 11	R: 0 E: 0 K: 2 S: 7	H: 0 LOB: 0 BB: 0 P: 8	1B: 1 2B: 0 3B: 0 HR: 1	SF: 0 SAC: 0 DP: 2 HBP: 0	WP: 0 PB: 0 SB: 0 CS: 0	PA: 28
PITCHER	IP WLS BF H R ER SO BB IBB HBP BLK WP HR S P ERA WHIP																					
Jason Schmidt, R (1, 1) ERA: 4.35	7.0 W 22 1 1 1 8 1 0 0 0 0 0 1 65 103 1.29 0.286																					
Felix Rodriguez, R (8, 1) ERA: 1.74	1.0 H 3 1 0 0 0 0 0 0 0 0 0 0 6 11 0.00 1.000																					
Robb Nen, R (9, 1) ERA: 3.19	1.0 S 3 0 0 0 0 2 0 0 0 0 0 0 7 8 0.00 0.000																					



Batter	1	2	3	4	5	6	7	8	9	AB	R	H	RBI	BB	SO	LOB
Calvin Murray, R OBP: 0.336, SLG: 0.409 (1, 8)	2-1 G4-3	2-1 G1-3			2-2 CS 1B		0-1 G4-3			4	0	1	0	0	0	1
Rich Aurilia, R OBP: 0.376, SLG: 0.566 (1, 6)	3-2 F7		0-1 F8		1-0 SAFE G5-3		2-2 F8			4	0	0	0	0	0	1
Barry Bonds, L OBP: 0.485, SLG: 0.814 (1, 7)	1-0 HR		1-1 P4		0-0 L7		3-1 2B			4	1	2	1	0	0	0
Jeff Kent, R OBP: 0.365, SLG: 0.500 (1, 4)	2-2 2B		4-2 BB		2-2 SH5-4 1B		1-1 G5-3			3	1	1	0	1	0	1
Andres Galarraga, R OBP: 0.316, SLG: 0.443 (1, 3)	1-3 K		0-0 F8		4-2 1B SH5-4 BB		2-3 K			3	0	0	0	1	2	2
Shawon Dunston, R OBP: 0.298, SLG: 0.504 Robb Nen, R (9, 1)		0-1 S 1B		0-0 G6-3		1-1 SH5-4		3-2 F3		3	1	1	0	0	0	0
Benito Santiago, R OBP: 0.307, SLG: 0.369 (1, 2)		3-2 F7		0-0 P6		2-1 1B		0-0 G5-3		4	0	1	1	0	0	1
Ramon Martinez, R OBP: 0.343, SLG: 0.372 (1, 5)		0-2 P3		4-2 FC5-4 BB		2-3 3-H 2-1 F8				2	0	0	0	1	0	3
Jason Schmidt, R OBP: 0.192, SLG: 0.308 Felix Rodriguez, R Marvin Benard, L OBP: 0.304, SLG: 0.388 (8, 1) (9, 9)		3-2 2-H 1B		0-0 FC5-4		2-3 K				3	0	1	1	0	1	3

Inning Stats	R: 1	H: 2	E: 0	K: 1	S: 13	LOB: 1	BB: 0	P: 22	R: 1	H: 2	E: 0	K: 0	S: 15	LOB: 1	BB: 0	P: 23	R: 0	H: 0	E: 0	K: 0	S: 7	LOB: 1	BB: 1	P: 12	R: 0	H: 1	E: 0	K: 0	S: 5	LOB: 0	BB: 0	P: 8	R: 1	H: 1	E: 1	K: 1	S: 16	LOB: 2	BB: 1	P: 28	R: 0	H: 1	E: 0	K: 0	S: 9	LOB: 1	BB: 0	P: 15	R: 0	H: 0	E: 0	K: 1	S: 7	LOB: 0	BB: 0	P: 12
1B: 4	SF: 0	2B: 2	SAC: 1	3B: 0	DP: 0	HR: 1	HBP: 0	WP: 0	PA: 34																																															


PITCHER	IP	WLS	BF	H	R	ER	SO	BB	IBB	HBP	BLK	WP	HR	S	P	ERA	WHIP
Joe Beigel, L ERA: 4.84 (1, 1)	5.1	L	25	6	3	2	1	3	0	0	0	0	1	55	93	3.38	1.688
Omar Olivares, R ERA: 6.85 (6, 1)	2.2		9	1	0	0	2	0	0	0	0	0	0	22	36	0.00	0.375

BOTTOM

Pittsburgh Pirates @ San Francisco Giants
PacBell Park, San Francisco, CA

Wed Aug 01 2001, 10:15 PM EDT
Att: 41,251 - Cloudy - 61 F

AB	30
R	3
H	7
RBI	3
BB	3
SO	3
LOB	12



Batter	1	2	3	4	5	6	7	8	9	AB R H RBI BB SO LOB	TOP
2 Jack Wilson, R (1, 6) OBP: 0.268, SLG: 0.322 Abraham Nunez, S (9, PH) OBP: 0.336, SLG: 0.341	1-1 			1-1 			3-2 		1-0 	3 0 0 0 0 0 0 1 0 0 0 0 0 0	Pittsburgh Pirates @ San Francisco Giants PacBell Park, San Francisco, CA Thu Aug 02 2001, 3:35 PM EDT Att. 41,726 - Sunny - 69 F livebaseballscorecards.com AB 27 R 0 H 3 RBI 0 BB 2 SO 4 LOB 5
18 Jason Kendall, R (1, 7) OBP: 0.315, SLG: 0.341	0-1 			3-1 		1-2 		0-2 	4 0 0 0 0 0 0		
Brian Giles, L (1, 8) OBP: 0.401, SLG: 0.613	0-1 			2-3 		4-2 			2 0 0 0 1 1 0		
Aramis Ramirez, R (1, 5) OBP: 0.347, SLG: 0.522		1-0 		0-1 		1-2 			3 0 0 0 0 0 1		
Kevin Young, R (1, 3) OBP: 0.300, SLG: 0.401		1-0 		4-1 			1-3 		2 0 1 0 1 1 0		
Keith Osik, R (1, 2) OBP: 0.300, SLG: 0.295		3-1 		2-2 			1-2 		3 0 1 0 0 0 2		
Adam Hyzdu, R (1, 9) OBP: 0.209, SLG: 0.500			1-1 		2-0 		2-2 		3 0 1 0 0 0 0		
Pat Meares, R (1, 4) OBP: 0.265, SLG: 0.335			1-2 		1-1 		1-2 		3 0 0 0 0 0 2		
Tony McKnight, L (1, 1) Mike Lincoln, R (7, 1) Tike Redman, L (9, PH) OBP: 0.273, SLG: 0.310			2-0 		1-3 			2-3 	2 0 0 0 0 1 0 0 0 0 0 0 0 0 1 0 0 0 0 1 0		
Inning Stats	R: 0 H: 0 E: 0 LOB: 0 K: 0 BB: 0 S: 6 P: 7	R: 0 H: 1 E: 0 LOB: 0 K: 0 BB: 0 S: 4 P: 9	R: 0 H: 0 E: 0 LOB: 0 K: 0 BB: 0 S: 7 P: 11	R: 0 H: 0 E: 0 LOB: 0 K: 1 BB: 0 S: 7 P: 13	R: 0 H: 0 E: 0 LOB: 0 K: 0 BB: 1 S: 7 P: 12	R: 0 H: 0 E: 0 LOB: 0 K: 1 BB: 0 S: 6 P: 10	R: 0 H: 0 E: 0 LOB: 1 K: 0 BB: 1 S: 11 P: 20	R: 0 H: 2 E: 0 LOB: 1 K: 1 BB: 0 S: 13 P: 18	R: 0 H: 0 E: 0 LOB: 0 K: 1 BB: 0 S: 7 P: 10	1B: 3 SF: 0 2B: 0 SAC: 0 3B: 0 DP: 2 HR: 0 HBP: 0	WP: 0 PA: 29 PB: 0 SB: 0 CS: 1
PITCHER Kirk Rueter, L (1, 1) ERA: 4.74 Tim Worrell, R (8, 1) ERA: 3.25 Robb Nen, R (9, 1) ERA: 3.13	IP WLS BF H R ER SO BB IBB HBP BLK WP HR S P ERA WHIP 7.0 W 22 1 0 0 2 2 0 0 0 0 0 0 48 82 0.00 0.429 1.0 H 4 2 0 0 1 0 0 0 0 0 0 0 13 18 0.00 2.000 1.0 S 3 0 0 0 1 0 0 0 0 0 0 0 7 10 0.00 0.000	PITCHER IP WLS BF H R ER SO BB IBB HBP BLK WP HR S P ERA WHIP									

Batter	1	2	3	4	5	6	7	8	9
Marvin Benard, L (1, 9) OBP: 0.307, SLG: 0.402	1-1 CS S 1B		1-1 FC6-4 1-2f			1-0 HR	2-0 E6 FC3-2 1B SF7		
Calvin Murray, R (1, 8) OBP: 0.339, SLG: 0.415	2-2 F2 1-2			0-3 K		0-1 F7 2B	0-1 FC3-2 1B		
John Vander Wal, L (1, 7) OBP: 0.355, SLG: 0.464	2-3 K			0-2 F7		0-1 F7	3-1 FC3-2		
Tim Worrell, R (8, 1)									
Benito Santiago, R (9, 2) OBP: 0.307, SLG: 0.369									
Jeff Kent, R (1, 4) OBP: 0.364, SLG: 0.501		2-1 F7		1-1 G6-3		0-1 1B 2B	1-0 SF7		
Andres Galarraga, R (1, 3) OBP: 0.315, SLG: 0.440		0-0 F8			1-1 WP WP 1B	0-3 K	0-0 F8		
Rich Aurilia, R (1, 6) OBP: 0.375, SLG: 0.562		3-1 F8			1-0 L4	4-0 1B IBB	1-1 G5-3		
Ramon Martinez, R (1, 5) OBP: 0.342, SLG: 0.370			0-1 F9		1-1 F9	0-0 1B	0-0 G6-3		
Edwards Guzman, L (1, 2) OBP: 0.225, SLG: 0.357			0-2 G6-3		4-0 IBB	1-0 F8	1-0 F8		
Robb Nen, R (9, 1)									
Kirk Rueter, L (1, 1) OBP: 0.200, SLG: 0.146			1-1 FC6-4 1B		0-0 G4-3		1-2 1B E FC3-2 1B		
Shawon Dunston, R (8, 7) OBP: 0.298, SLG: 0.504									

AB	R	H	RBI	BB	SO	LOB
4	2	2	1	0	0	2
4	1	2	0	0	1	1
4	0	0	0	0	1	5
0	0	0	0	0	0	0
0	0	0	0	0	0	0
3	0	1	2	0	0	0
4	0	1	0	0	1	3
3	0	0	0	1	0	1
4	0	1	0	0	0	1
3	0	0	0	1	0	3
0	0	0	0	0	0	0
3	0	2	0	0	0	2
0	0	0	0	0	0	0
1B: 6	SF: 1					
2B: 2	SAC: 0					
3B: 0	DP: 0					
HR: 1	HBP: 0					

BOTTOM

Pittsburgh Pirates @ San Francisco Giants
PacBell Park, San Francisco, CA
Thu Aug 02 2001, 3:35 PM EDT
Att: 41,726 - Sunny - 69 F

livebaseballscores.com

AB	32
R	3
H	9
RBI	3
BB	2
SO	3
LOB	18



Inning Stats		R	H	E	K	S	R		H	E	K	S	R		H	E	K	S	R		H	E	K	S	R		H	E	K	S	R		H	E	K	S
Tony McKnight, R (1, 1) ERA: 3.75		6.0	WLS: 1	BF: 29	H: 9	R: 3	ER: 2	SO: 3	BB: 0	IBB: 2	HBP: 0	BLK: 0	WP: 2	HR: 1	S: 55	P: 83	ERA: 3.00	WHIP: 1.500																		
Mike Lincoln, R (7, 1) ERA: 1.33		2.0	WLS: 0	BF: 6	H: 0	R: 0	ER: 0	SO: 0	BB: 0	IBB: 0	HBP: 0	BLK: 0	WP: 0	HR: 0	S: 8	P: 14	ERA: 0.00	WHIP: 0.000																		

WP	HR	S	P	ERA	WHIP
2	1	13	83	3.00	1.500
0	0	10	14	0.00	0.000

Batter	1	2	3	4	5	6	7	8	9	AB	R	H	RBI	BB	SO	LOB	
Shawon Dunston, R OBP: 0.299, SLG: 0.500 Calvin Murray, R OBP: 0.338, SLG: 0.413	(1, 8) B F B C S 2-3 K ①		(0, 3) S F F S K ③			(1, 0) B X HR 1B		(3, 1) B S B B X G5-3 ③		3	1	1	0	0	2	1	
Rich Aurilia, R OBP: 0.374, SLG: 0.566	(1, 6) B B C C X 3-2 F5 ②			(0, 1) C X G6-3 ①		(0, 0) X 1-H HR			(3, 3) C F F B B S K ①	4	1	1	2	0	1	0	
Barry Bonds, L OBP: 0.485, SLG: 0.809	(1, 7) C X 0-1 P3 ③			(1, 1) F B X G3 ②		(4, 1) B C B B B BB			(3, 0) P B H HR HBP	2	1	0	0	1	0	0	
Jeff Kent, R OBP: 0.361, SLG: 0.496	(1, 4) C X 0-1 F9 ①			(1, 1) B F X G6-3 ③		(2, 1) B B C X F8 ③			(2, 3) B B C F S K ②	4	0	0	0	0	1	2	
Andres Galarraga, R OBP: 0.317, SLG: 0.452	(1, 3) B B F B X 3-1 G6-3 ②				(1, 2) B C S X G1-6-3 1B			(1, 0) B X F9 ①	(2, 1) B B F X HR	4	1	2	2	0	0	0	
Eric Davis, R OBP: 0.264, SLG: 0.354	(1, 9) C T B B S 3-3 K ③				(1, 0) B X G1-6-3 ① ② 1-2f			(2, 1) B B F X F8 ②		3	0	0	0	0	1	1	
Benito Santiago, R OBP: 0.307, SLG: 0.372	(1, 2) S C B X 1-2 F8 2B				(1, 2) F C B X G4-3 ③			(2, 1) C B B X F8 ③		3	0	1	0	0	0	0	
Ramon Martinez, R OBP: 0.338, SLG: 0.365	(1, 5) X 0-0 L8 ①					(3, 2) B F B B X G6-3 ①			(3, 1) B B C X G4-3 ①	3	0	0	0	0	0	1	
Russ Ortiz, R OBP: 0.277, SLG: 0.302 John Vander Wal, L OBP: 0.364, SLG: 0.463 Jason Christiansen, R Felix Rodriguez, R	(1, 1) C F X 0-2 F8 ② (8, PH) (9, 1) (9, 1) 2-3					(0, 2) C C X G4-3 ②			(2, 3) S B B S S K ②		2	0	0	0	0	0	1

Inning Stats	R: 0	H: 0	E: 0	K: 1	S: 8	LOB: 0	BB: 0	P: 13	R: 0	H: 0	E: 0	K: 1	S: 7	LOB: 0	BB: 0	P: 13	R: 0	H: 1	E: 0	K: 1	S: 11	LOB: 1	BB: 0	P: 12	R: 0	H: 0	E: 0	K: 0	S: 6	LOB: 0	BB: 0	P: 8	R: 0	H: 1	E: 0	K: 0	S: 7	LOB: 0	BB: 0	P: 10	R: 2	H: 2	E: 0	K: 0	S: 11	LOB: 1	BB: 1	P: 21	R: 0	H: 0	E: 0	K: 0	S: 5	LOB: 0	BB: 0	P: 10	R: 0	H: 0	E: 0	K: 1	S: 7	LOB: 0	BB: 0	P: 15	R: 2	H: 1	E: 0	K: 2	S: 10	LOB: 0	BB: 0	P: 19	1B: 2	SF: 0	2B: 1	SAC: 0	3B: 0	DP: 1	HR: 2	HBP: 1	WP: 0	PA: 32
--------------	------	------	------	------	------	--------	-------	-------	------	------	------	------	------	--------	-------	-------	------	------	------	------	-------	--------	-------	-------	------	------	------	------	------	--------	-------	------	------	------	------	------	------	--------	-------	-------	------	------	------	------	-------	--------	-------	-------	------	------	------	------	------	--------	-------	-------	------	------	------	------	------	--------	-------	-------	------	------	------	------	-------	--------	-------	-------	-------	-------	-------	--------	-------	-------	-------	--------	-------	--------


PITCHER	IP	WLS	BF	H	R	ER	SO	BB	IBB	HBP	BLK	WP	HR	S	P	ERA	WHIP
Omar Daal, L ERA: 4.42	(1, 1)	7.0	25	4	2	2	3	1	0	0	0	0	1	55	87	2.57	0.714
Jose Santiago, R ERA: 5.35	(8, 1)	0.1	1	0	0	0	0	0	0	0	0	0	0	2	5	0.00	0.000
Rheal Cormier, L ERA: 3.89	(8, 1)	1.0	L 4	0	1	1	2	0	0	1	0	0	0	10	20	9.00	0.000
Turk Wendell, R ERA: 4.25	(9, 1)	0.1	2	1	1	1	1	0	0	0	0	0	0	5	9	27.00	3.000

BOTTOM

Philadelphia Phillies @ San Francisco Giants
PacBell Park, San Francisco, CA
Fri Aug 03 2001, 10:35 PM EDT
Att: 41,679 - Cloudy - 63 F

livebaseballscores.com

AB 30
R 4
H 5
RBI 4
BB 1
SO 6
LOB 6



Batter	1	2	3	4	5	6	7	8	9	AB	R	H	RBI	BB	SO	LOB
Calvin Murray, R OBP: 0.343, SLG: 0.415 (1, 8)	F7		1B			G6-3		G4-3 1B	1B	4	0	2	0	1	0	0
Ramon Martinez, R OBP: 0.336, SLG: 0.362 (1, 6)	K		F8			HR 1B		F8	K	5	1	1	0	0	2	4
Barry Bonds, L OBP: 0.487, SLG: 0.817 (1, 7)										2	1	1	2	1	1	0
Marvin Benard, L OBP: 0.309, SLG: 0.404 (8, 7)										1	0	1	0	0	0	0
Jeff Kent, R OBP: 0.358, SLG: 0.491 (1, 4)	P4							G4-3 1B		4	0	0	0	0	0	3
Andres Galarraga, R OBP: 0.314, SLG: 0.447 (1, 3)			K							3	0	0	0	0	1	0
Eric Davis, R OBP: 0.270, SLG: 0.354 (8, 9)						G6-3				0	0	0	0	1	0	0
John Vander Wal, L OBP: 0.353, SLG: 0.458 (1, 9)			F8					F9		3	0	0	0	1	1	3
Benito Santiago, R OBP: 0.305, SLG: 0.368 (1, 2)										3	0	0	0	0	1	1
Wayne Gomes, R OBP: 1.000, SLG: 1.000 (8, 1)			K							0	0	0	0	0	0	0
Jason Christiansen, R OBP: 0.375, SLG: 0.567 (9, PH)										1	0	1	0	0	0	0
Pedro Feliz, R OBP: 0.275, SLG: 0.407 (1, 5)			F8							4	0	1	0	0	0	2
Shawn Estes, R OBP: 0.106, SLG: 0.067 (1, 1)										1	0	0	0	0	0	0
Brian Boehringer, S OBP: 0.250, SLG: 0.250 (5, 1)										1	0	0	0	0	1	1
Aaron Fultz, L OBP: 0.250, SLG: 0.250 (6, 1)			P6							0	0	0	0	0	0	0
Tim Worrell, R OBP: 0.219, SLG: 0.347 (7, PH)										0	0	0	0	0	0	0
Edwards Guzman, L OBP: 0.219, SLG: 0.347 (8, 2)										2	0	0	0	0	0	2

Inning Stats	R: 0	H: 0	E: 0	K: 1	S: 13	R: 0	H: 0	E: 0	K: 2	S: 10	R: 0	H: 1	E: 0	K: 0	S: 12	R: 0	H: 0	E: 0	K: 1	S: 6	R: 0	H: 1	E: 0	K: 2	S: 12	R: 2	H: 2	E: 0	K: 0	S: 11	R: 0	H: 0	E: 0	K: 0	S: 7	R: 0	H: 1	E: 0	K: 0	S: 8	R: 0	H: 2	E: 0	K: 1	S: 13	1B: 6	2B: 0	3B: 0	HR: 1	SF: 0	SAC: 0	DP: 0	HBP: 0	WP: 0	PB: 0	SB: 1	CS: 0	PA: 38
--------------	------	------	------	------	-------	------	------	------	------	-------	------	------	------	------	-------	------	------	------	------	------	------	------	------	------	-------	------	------	------	------	-------	------	------	------	------	------	------	------	------	------	------	------	------	------	------	-------	-------	-------	-------	-------	-------	--------	-------	--------	-------	-------	-------	-------	--------

PITCHER	IP	WLS	BF	H	R	ER	SO	BB	IBB	HBP	BLK	WP	HR	S	P	ERA	WHIP
Nelson Figueroa, R ERA: 2.75 (1, 1)	6.0		23	4	2	2	6	1	0	0	0	0	1	64	96	3.00	0.833
Jose Santiago, R ERA: 5.19 (7, 1)	2.0		10	1	0	0	0	3	0	0	0	0	0	15	30	0.00	2.000
Cliff Politte, R ERA: 1.42 (9, 1)	1.0		5	2	0	0	1	0	0	0	0	0	0	13	20	0.00	2.000

BOTTOM

Philadelphia Phillies @ San Francisco Giants
PacBell Park, San Francisco, CA
Sat Aug 04 2001, 4:05 PM EDT
Att: 41,720 - Sunny - 70 F

livebaseballscores.com

AB	34
R	2
H	7
RBI	2
BB	4
SO	7
LOB	16



Batter	1	2	3	4	5	6	7	8	9	AB R H RBI BB SO LOB	TOP			
11 Jimmy Rollins, S (1, 6) OBP: 0.316, SLG: 0.412	0-1 G4-3	4-2 BB		3-1 F8			0-0 G4-3		3-2 1B	4 0 1 0 1 0 1	Philadelphia Phillies @ San Francisco Giants PacBell Park, San Francisco, CA Sun Aug 05 2001, 4:05 PM EDT Att. 41,650 - Sunny - 70 F			
Marlon Anderson, L (1, 4) OBP: 0.335, SLG: 0.450	1-1 BB 2B 1B	1-0 F7			0-1 G1 1B		1-2 SF9 3B	0-3 K	5 2 3 1 0 1 3					
Scott Rolen, R (1, 5) OBP: 0.368, SLG: 0.426	1-3 K		0-0 G5-3		0-3 K		0-0 SF9		3 0 0 1 0 2 2					
Bobby Abreu, L (1, 9) OBP: 0.400, SLG: 0.552	4-2 2B BB		1-0 BB 1B		1-1 G1		3-H 1-3 K		3 1 1 0 1 1 1					
Travis Lee, L (1, 3) OBP: 0.347, SLG: 0.456	2-1 2B		0-1 F5		2-2 F7		1-2 G4-3		4 0 1 2 0 0 2					
Pat Burrell, R (1, 7) OBP: 0.359, SLG: 0.461	3-2 G5-3		4-2 BB		0-0 G4-6-3 1B		2-2 G4-3-6 1B		3 0 2 0 1 0 1					
Doug Glanville, R (1, 8) OBP: 0.288, SLG: 0.395		1-2 P3	0-0 G5-3		1-1 G4-6-3 1-2f		1-1 G4-3-6 1-2f		4 0 0 0 0 0 4					
Johnny Estrada, S (1, 2) OBP: 0.291, SLG: 0.368		1-2 L7		1-2 F9		0-1 G6-3		0-1 G5-3	4 0 0 0 0 0 0					
Robert Person, R (1, 1) OBP: 0.196, SLG: 0.250 Ricky Bottalico, L (4, 1) OBP: 0.500, SLG: 1.000 Brian Hunter, R (7, PH) OBP: 0.374, SLG: 0.407 Rheal Cormier, L (7, 1) Turk Wendell, L (8, 1) Felipe Crespo, S (9, PH) OBP: 0.262, SLG: 0.356		1-1 11 BB 1B		1-3 K			1-1 11 G4-3 3B 2B	1-1 G4-3	2 0 1 0 0 1 0 0 0 0 0 0 0 0 1 1 1 0 0 0 0 0 0 0 0 0 0 0 0 0 0 0 0 0 0 1 0 0 0 0 0 0					
Inning Stats	R: 2 H: 2 E: 0 LOB: 1 K: 1 BB: 1 S: 16 P: 27	R: 0 H: 1 E: 0 LOB: 2 K: 0 BB: 1 S: 15 P: 23	R: 0 H: 1 E: 0 LOB: 2 K: 0 BB: 1 S: 8 P: 13	R: 0 H: 0 E: 0 LOB: 0 K: 1 BB: 0 S: 10 P: 15	R: 0 H: 1 E: 0 LOB: 1 K: 1 BB: 0 S: 10 P: 13	R: 0 H: 1 E: 0 LOB: 0 K: 0 BB: 0 S: 5 P: 6	R: 2 H: 2 E: 0 LOB: 0 K: 1 BB: 0 S: 10 P: 13	R: 0 H: 1 E: 0 LOB: 0 K: 0 BB: 0 S: 8 P: 12	R: 0 H: 1 E: 0 LOB: 1 K: 1 BB: 0 S: 10 P: 14	1B: 7 SF: 1 2B: 2 SAC: 0 3B: 1 DP: 2 HR: 0 HBP: 0	WP: 0 PA: 38 PB: 0 SB: 0 CS: 0			
PITCHER	IP WLS BF H R ER SO BB IBB HBP BLK WP HR S P ERA WHIP												PITCHER	IP WLS BF H R ER SO BB IBB HBP BLK WP HR S P ERA WHIP
Livan Hernandez, R (1, 1) ERA: 5.84	6.2 W 30 8 4 4 3 3 0 0 0 0 0 0 71 106 5.40 1.650													
Jason Christiansen, L (7, 1) ERA: 4.22	0.2 H 2 0 0 0 1 0 0 0 0 0 0 0 6 8 0.00 0.000													
Felix Rodriguez, R (8, 1) ERA: 1.7	0.2 H 2 1 0 0 0 0 0 0 0 0 0 0 5 8 0.00 1.500													
Robb Nen, R (9, 1) ERA: 3.07	1.0 4 1 0 0 1 0 0 0 0 0 0 0 10 14 0.00 1.000													

livebaseballscorecards.com

AB	34
R	4
H	10
RBI	4
BB	3
SO	5
LOB	14



Batter	1	2	3	4	5	6	7	8	9	10	11	AB R H RBI BB SO LOB	TOP				
Calvin Murray, R (1, 8) OBP: 0.350, SLG: 0.417	1-2 E 2B 1B		4-2 1B 1B BB		0-1 F4			0-0 G5-4-3 1B		2-3 K	0-0 E5	5 2 2 0 1 1 3					
Rich Aurilia, R (1, 6) OBP: 0.377, SLG: 0.575	1-2 P9		0-0 1B 1B		1-0 FC6-4			1-2 G5-4-3		1-2 F8	0-1 SF8	5 0 1 2 0 0 4					
Barry Bonds, L (1, 7) OBP: 0.490, SLG: 0.824	0-0 CS 2-H 2B		0-0 G6-4-3 1B					4-2 BB			HR	5 1 3 3 1 0 1					
Jeff Kent, R (1, 4) OBP: 0.356, SLG: 0.489	3-2 G5-3		2-0 G6-4-3					3-0 G6-3			HR	5 1 1 0 0 0 4					
Andres Galarraga, R (1, 3) OBP: 0.309, SLG: 0.447	1-1 CS 2-3				3-2 G5-3			2-2 F3		1-3 K	HR	5 1 1 2 0 2 0					
Eric Davis, R (1, 9) OBP: 0.271, SLG: 0.353			0-2 G6-4-3 1B		0-1 G1-3			0-1 F9		2-1 F9	HR	3 0 1 0 0 0 0 2 1 1 1 0 0 0					
Marvin Benard, L (9, PH) OBP: 0.315, SLG: 0.421																	
Benito Santiago, R (1, 2) OBP: 0.308, SLG: 0.369			0-0 G6-4-3		1-0 P3			0-1 2B 1B		4-0 CS BB	HR	4 1 2 0 1 0 1					
Ramon Martinez, R (1, 5) OBP: 0.333, SLG: 0.357			0-1 F8		2-1 F9			0-0 F8		2-2 CS	F3	4 0 0 0 1 0 2					
Kirk Ruetter, L (1, 1) Pedro Feliz, R (1, 1) Tim Worrell, R (1, 1) Aaron Jaffe, L (1, 1) Felix Rodriguez, R (1, 1) John Vander Wall, L (1, 1) Jason Christiansen, R (1, 1) J.T. Snow, L (1, 1) Brian Boehrer, S (1, 1)			0-2 BB 1B		0-0 FC6-4 1B			2-0 1-H 2B		2-1 SH1-4 BB	E7 SF8 1B	2 1 2 0 0 0 0 1 0 1 0 1 1 1 0 0 0 0 0 0 0 0 0 0 0					
Inning Stats	R: 1 H: 2 E: 1 LOB: 0 K: 0 BB: 0 S: 13 P: 19	R: 0 H: 1 E: 0 LOB: 0 K: 1 BB: 0 S: 7 P: 8	R: 2 H: 3 E: 0 LOB: 1 K: 0 BB: 1 S: 11 P: 17	R: 0 H: 0 E: 0 LOB: 0 K: 0 BB: 0 S: 6 P: 10	R: 0 H: 1 E: 0 LOB: 1 K: 0 BB: 0 S: 6 P: 9	R: 0 H: 0 E: 0 LOB: 0 K: 0 BB: 0 S: 8 P: 11	R: 0 H: 2 E: 0 LOB: 2 K: 0 BB: 0 S: 6 P: 8	R: 0 H: 1 E: 0 LOB: 1 K: 0 BB: 1 S: 7 P: 15	R: 0 H: 0 E: 0 LOB: 0 K: 1 BB: 1 S: 8 P: 17	R: 0 H: 0 E: 2 LOB: 1 K: 1 BB: 1 S: 11 P: 20	R: 6 H: 6 E: 2 LOB: 1 K: 0 BB: 0 S: 23 P: 36	1B: 10 SF: 1 2B: 2 SAC: 1 3B: 1 DP: 3 HR: 3 HBP: 0	WP: 0 PA: 50 PB: 0 SB: 0 CS: 2				
PITCHER	IP WLS BF H R ER SO BB IBB HBP BLK WP HR S P ERA WHIP																
59 Lance Davis, L (1, 1) ERA: 5.1	7.0		9	3	2	1	1	0	0	0	0	0	0	57	82	2.57	1.429
Scott Sullivan, R (8, 1) ERA: 2.97	2.0		7	1	0	0	1	2	0	0	0	0	0	15	32	0.00	1.500
Danny Graves, R (10, 1) ERA: 3.97	1.0	L	8	4	4	4	1	1	0	0	0	0	3	21	37	36.00	5.000
Chris Nichting, R (11, 1) ERA: 4.4	1.0		6	2	2	0	0	0	0	0	0	0	0	13	19	0.00	2.000

San Francisco Giants @ Cincinnati Reds
Cinergy Field, Cincinnati, OH
Tue Aug 07 2001, 7:05 PM EDT
Att: 23,588 - Sunny - 92 F

AB	42
R	9
H	16
RBI	8
BB	4
SO	3
LOB	15



Batter	1	2	3	4	5	6	7	8	9	10	11	AB R H RBI BB SO LOB	BOTTOM
--------	---	---	---	---	---	---	---	---	---	----	----	----------------------	--------

Wilton Guerrero, S (1, 4) <small>OBP: 0.364, SLG: 0.395</small>												5 0 3 1 0 0 0	San Francisco Giants @ Cincinnati Reds Cinergy Field, Cincinnati, OH Tue Aug 07 2001, 7:05 PM EDT Att: 23,588 - Sunny - 92 F
Adam Dunn, L (1, 9) <small>OBP: 0.377, SLG: 0.446</small>												4 1 2 0 0 1 2	
Ken Griffey Jr., L (1, 8) <small>OBP: 0.362, SLG: 0.517</small>												5 1 1 0 0 0 4	
Sean Casey, L (1, 3) <small>OBP: 0.387, SLG: 0.493</small>												5 0 2 0 0 1 2	
Aaron Boone, R (1, 5) <small>OBP: 0.363, SLG: 0.508</small>												3 0 1 1 1 0 0	
Dmitri Young, S (1, 7) <small>OBP: 0.351, SLG: 0.479</small>												5 0 0 0 0 2 4	
Jason LaRue, R (1, 2) <small>OBP: 0.307, SLG: 0.428</small>												5 0 0 0 0 4 1	
Pokey Reese, R (1, 6) <small>OBP: 0.293, SLG: 0.342</small>												0 0 0 0 0 0 0	
Juan Castro, R (2, 6) <small>OBP: 0.242, SLG: 0.246</small>												4 1 1 0 0 0 0	
59 Lance Davis, R (1, 1) <small>OBP: 0.176, SLG: 0.235</small> D.T. Cormier, L (7, PH) <small>OBP: 0.276, SLG: 0.640</small> Scott Sullivan, R (8, 1) <small>OBP: 0.427, SLG: 0.507</small> Brady Clark, R (9, PH) <small>OBP: 0.220, SLG: 1.000</small> Danny Graves, R (10, 1) <small>OBP: 0.220, SLG: 1.000</small> Chris Nix, R (11, 1)												2 0 0 0 0 1 0 1 0 0 0 0 1 1 0 0 0 0 0 0 0 1 0 0 0 0 1 0 0 0 0 0 0 0 0 0 0 0 0 0 0 0	

Inning Stats	R: 0 H: 0 E: 0 K: 0 S: 6	H: 0 LOB: 1 BB: 0 P: 12	R: 0 H: 0 E: 0 K: 1 S: 7	H: 0 LOB: 0 BB: 0 P: 12	R: 0 H: 1 E: 0 K: 2 S: 11	H: 1 LOB: 1 BB: 0 P: 15	R: 1 H: 2 E: 0 K: 1 S: 8	H: 2 LOB: 1 BB: 1 P: 17	R: 0 H: 0 E: 0 K: 0 S: 9	H: 0 LOB: 0 BB: 0 P: 14	R: 1 H: 2 E: 0 K: 0 S: 11	H: 2 LOB: 1 BB: 0 P: 17	R: 1 H: 2 E: 0 K: 2 S: 9	H: 2 LOB: 1 BB: 0 P: 12	R: 0 H: 1 E: 0 K: 1 S: 8	H: 1 LOB: 1 BB: 0 P: 14	R: 0 H: 0 E: 0 K: 2 S: 8	H: 0 LOB: 0 BB: 0 P: 13	R: 0 H: 2 E: 0 K: 1 S: 9	H: 2 LOB: 1 BB: 0 P: 14	R: 0 H: 0 E: 0 K: 1 S: 7	H: 0 LOB: 0 BB: 0 P: 10	1B: 8 SF: 1 2B: 2 SAC: 0 3B: 0 DP: 2 HR: 0 HBP: 1	WP: 1 PA: 43 PB: 0 SB: 0 CS: 0
--------------	--------------------------	-------------------------	--------------------------	-------------------------	---------------------------	-------------------------	--------------------------	-------------------------	--------------------------	-------------------------	---------------------------	-------------------------	--------------------------	-------------------------	--------------------------	-------------------------	--------------------------	-------------------------	--------------------------	-------------------------	--------------------------	-------------------------	--	---

PITCHER	IP	WLS	BF	H	R	ER	SO	BB	IBB	HBP	BLK	WP	HR	S	P	ERA	WHIP
Kirk Rueter, L (1, 1) <small>ERA: 4.66</small>	6.0		24	5	2	2	4	1	0	1	0	0	0	52	87	3.00	1.000
Tim Worrell, R (7, 1) <small>ERA: 3.48</small>	0.2	B	4	2	1	1	2	0	0	0	0	1	0	8	11	13.50	3.000
Aaron Fultz, L (7, 1) <small>ERA: 4.02</small>	1.0		3	0	0	0	0	0	0	0	0	0	0	4	7	0.00	0.000
Felix Rodriguez, R (8, 1) <small>ERA: 1.66</small>	1.1		5	1	0	0	3	0	0	0	0	0	0	13	21	0.00	0.750
Jason Christiansen, L (10, 1) <small>ERA: 4.03</small>	1.0	W	4	2	0	0	1	0	0	0	0	0	0	9	14	0.00	2.000
PITCHER	IP	WLS	BF	H	R	ER	SO	BB	IBB	HBP	BLK	WP	HR	S	P	ERA	WHIP
Brian Boehringer, R (11, 1) <small>ERA: 3.58</small>	1.0		3	0	0	0	1	0	0	0	0	0	0	7	10	0.00	0.000



Batter	1	2	3	4	5	6	7	8	9	AB R H RBI BB SO LOB	TOP	
Marvin Benard, L (1, 8) OBP: 0.315, SLG: 0.420	2-2 1B		2-1 F8			0-0 G6-3 1B		1-0 G4-3		4 0 2 0 0 0 0		
Rich Aurilia, R (1, 6) OBP: 0.370, SLG: 0.563	1-2 F3		0-0 F9			0-2 F8		0-3 K		4 0 0 0 0 1 3		
John Vander Wal, L (1, 7) OBP: 0.357, SLG: 0.468	0-0 L8				1-1 F9	2-1 G6-3			1-2 E 2B	4 1 1 1 0 0 2		
Jeff Kent, R (1, 4) OBP: 0.358, SLG: 0.499	3-1 F9				0-1 G4-3	1-2 F8			3-2 G6-3	4 0 0 0 0 0 3		
J.T. Snow, L (1, 3) OBP: 0.374, SLG: 0.362		0-0 1B			2-3 K		1-1 1B		0-2 E9 G6-3 2B	4 1 3 1 0 1 0		
Eric Davis, R (1, 9) OBP: 0.261, SLG: 0.339		0-0 F9			0-2 L9		0-2 P4		2-0 G6-3	4 0 0 1 0 0 2		
Ramon Martinez, R (1, 5) OBP: 0.332, SLG: 0.362		1-1 F2			1-2 F7		2-3 K		2-1 1B 1B	4 0 1 0 0 1 2		
Benito Santiago, R (1, 2) OBP: 0.309, SLG: 0.369		1-2 L9			0-1 F9		0-0 F9		1-0 1B	4 0 1 0 0 0 2		
Shawn Estes, R (1, 1) OBP: 0.103, SLG: 0.056 Brian Boehringer, S (5, 1) Pedro Feliz, R (6, PH) Wayne Gomes, R (6, 1) Calvin Murray, R (8, PH) Aaron Fultz, L (8, 1) Andres Galarraga, R (9, PH) OBP: 0.250, SLG: 0.250 OBP: 0.311, SLG: 0.445			0-1 P4			4-2 F8 G6-3 1B BB		2-2 G4-3	3-3 K	1 0 0 0 0 0 0 0 0 0 0 0 0 0 0 1 0 0 0 1 0 0 0 0 0 0 0 0 1 0 0 0 0 0 0 0 0 0 0 0 0 0 1 0 0 0 0 1 2		
Inning Stats	R: 0 H: 1 E: 0 LOB: 1 K: 0 BB: 0 S: 10 P: 16	R: 0 H: 1 E: 0 LOB: 1 K: 0 BB: 0 S: 7 P: 9	R: 0 H: 0 E: 0 LOB: 0 K: 0 BB: 0 S: 5 P: 7	R: 0 H: 0 E: 0 LOB: 0 K: 1 BB: 0 S: 7 P: 10	R: 0 H: 0 E: 0 LOB: 0 K: 0 BB: 0 S: 8 P: 9	R: 1 H: 1 E: 0 LOB: 1 K: 0 BB: 1 S: 12 P: 19	R: 0 H: 1 E: 0 LOB: 1 K: 1 BB: 0 S: 10 P: 13	R: 0 H: 0 E: 0 LOB: 0 K: 1 BB: 0 S: 7 P: 10	R: 2 H: 4 E: 1 LOB: 2 K: 1 BB: 0 S: 20 P: 32	1B: 6 SF: 0 2B: 2 SAC: 0 3B: 0 DP: 0 HR: 0 HBP: 0	WP: 0 PA: 36 PB: 0 SB: 0 CS: 0	
PITCHER Jon Lieber, R (1, 1) ERA: 3.41	IP WLS BF H R ER SO BB IBB HBP BLK WP HR S P ERA WHIP	9.0 W 36 8 3 3 4 1 0 0 0 0 0 0 86 125 3.00 1.000										

San Francisco Giants @ Chicago Cubs
Wrigley Field, Chicago, IL
Fri Aug 10 2001, 2:20 PM CDT
Att. 40,529 - Sunny - 78 F

livebaseballscorecards.com

AB 35
R 3
H 8
RBI 3
BB 1
SO 4
LOB 16



Batter	1	2	3	4	5	6	7	8	9
Eric Young Sr., R OBP: 0.328, SLG: 0.398 (1, 4)	2-1 L3		4-1 G3-6-3 BB		2-1 SH SF7 2B	0-0 SH5-3		3-1 HR 2B	
Delino DeShields, L OBP: 0.327, SLG: 0.327 (1, 7)	1-1 L5		1-0 G3-6-3 1-2f		0-1 SH S 2B	3-3 K		0-0 G6-3	
Sammy Sosa, R OBP: 0.423, SLG: 0.689 (1, 9)	4-2 BB			4-2 G5-3 1B BB	1-3 K	0-0 G5-3		4-0 HR IBB	
Fred McGriff, L OBP: 0.387, SLG: 0.526 (1, 3)	2-3 K			2-3 K	2-2 2B HBP		4-0 PB BB	2-0 HR	
Ron Coomer, R OBP: 0.328, SLG: 0.421 (1, 5)		0-2 F7		3-1 G5-3	2-1 SF7		0-3 K	4-2 1B BB	
Ricky Gutierrez, R OBP: 0.351, SLG: 0.413 (1, 6)		0-2 F9		2-2 1B S HBP	0-2 2B		1-3 K	1-1 1B	
Michael Tucker, L OBP: 0.319, SLG: 0.412 (1, 8)		1-1 HR		1-2 S 1B	4-0 IBB		4-0 IBB	0-1 F5	
Joe Girardi, R OBP: 0.288, SLG: 0.307 (1, 2)		0-0 G4-3		4-1 IBB	3-2 G6-3		0-3 K2-3	3-3 K	
Jon Lieber, L OBP: 0.185, SLG: 0.192 (1, 1)			0-0 G4-3	2-3 K		1-0 WP SH5-3 1B		1-2 2B HR 1B	

Inning Stats	R: 0	H: 0	E: 0	K: 1	S: 9	R: 1	H: 1	E: 0	K: 0	S: 9	R: 0	H: 0	E: 0	K: 0	S: 3	R: 2	H: 1	E: 0	K: 2	S: 19	R: 2	H: 2	E: 1	K: 1	S: 18	R: 0	H: 1	E: 0	K: 1	S: 6	R: 0	H: 0	E: 0	K: 3	S: 13	R: 4	H: 4	E: 0	K: 1	S: 17	1B: 4	2B: 3	3B: 0	HR: 2	SF: 1	SAC: 2	DP: 1	HBP: 2	WP: 1	PB: 1	SB: 3	CS: 0
--------------	------	------	------	------	------	------	------	------	------	------	------	------	------	------	------	------	------	------	------	-------	------	------	------	------	-------	------	------	------	------	------	------	------	------	------	-------	------	------	------	------	-------	-------	-------	-------	-------	-------	--------	-------	--------	-------	-------	-------	-------

PITCHER	IP	WLS	BF	H	R	ER	SO	BB	IBB	HBP	BLK	WP	HR	S	P	ERA	WHIP
Shawn Estes, L ERA: 3.65 (1, 1)	4.1	L	22	3	5	3	4	3	1	2	0	0	1	50	88	6.23	1.385
Brian Boehringer, R ERA: 3.53 (5, 1)	0.2		4	1	0	0	0	0	1	0	0	0	0	8	17	0.00	1.500
Wayne Gomes, R ERA: 4.53 (6, 1)	2.0		9	1	0	0	4	1	1	0	0	1	0	19	32	0.00	1.000
Aaron Fultz, L ERA: 4.58 (8, 1)	1.0		9	4	4	4	1	1	1	0	0	0	1	17	35	36.00	5.000


BOTTOM

San Francisco Giants @ Chicago Cubs
Wrigley Field, Chicago, IL
Fri Aug 10 2001, 2:20 PM CDT
Att. 40,529 - Sunny - 78 F

AB	R	H	RBI	BB	SO	LOB
3	2	2	0	1	0	0
4	1	0	0	0	1	4
2	2	0	0	3	1	3
3	1	1	4	1	2	2
3	0	0	1	1	1	2
4	1	2	1	0	1	1
3	1	2	2	2	0	2
4	0	0	0	1	2	7
4	1	2	0	0	1	2

AB	30
R	9
H	9
RBI	8
BB	9
SO	9
LOB	23

livebaseballscorecards.com



WP	PA
1	44

Batter	1	2	3	4	5	6	7	8	9	AB R H RBI BB SO LOB	TOP											
Calvin Murray, R (1, 8) OBP: 0.347, SLG: 0.408	1-0 F7	4-1 FC6-4 BB	3-1 FC5-4 1B			3-3 K		1-3 K		4 0 1 0 1 2 2												
Rich Aurilia, R (1, 6) OBP: 0.371, SLG: 0.560	4-2 1B BB	1-2 FC6-4 HR	1-0 FC5-4			2-3 K		1-1 BB 1B		4 1 1 1 1 1 4												
Barry Bonds, L (1, 7) OBP: 0.485, SLG: 0.819	3-3 1-2 K	2-2 1-H HR		2-1 F9		3-3 K		4-2 1-2 BB		4 1 1 3 1 2 2												
Jeff Kent, R (1, 4) OBP: 0.361, SLG: 0.501	0-0 2-H 1B	2-2 1B		1-0 G4-3			0-0 WP BB 1B	1-0 SF9		4 0 3 1 0 0 0												
John Vander Wal, L (1, 9) OBP: 0.358, SLG: 0.468		SH5-4 1B 2B		1-3 K			4-2 1-2 WP BB	2-3 K		4 1 1 0 1 3 3												
J.T. Snow, L (1, 3) OBP: 0.381, SLG: 0.367		4-2 1B SH5-4 1B BB	1-0 FC5-4 1B		2-0 G6-4-3 1B		2-3 K		1-3 K	3 1 2 0 1 1 2 1 0 0 0 0 1 0												
Andres Galarraga, R (9, PH) OBP: 0.310, SLG: 0.443																						
Benito Santiago, R (1, 2) OBP: 0.308, SLG: 0.370		1-0 SH5-4	2-0 F8		2-3 K		2-2 G5-3		0-0 2B	4 0 1 0 0 1 4	AB 38 R 9 H 15 RBI 9 BB 5 SO 11 LOB 23											
Ramon Martinez, R (1, 5) OBP: 0.330, SLG: 0.359		2-0 BB FC6-4 1B	3-2 FC5-4 HR		2-0 G6-4-3		1-2 G4-3		1-0 F8	5 2 1 1 0 0 5												
Livan Hernandez, R (1, 1) OBP: 0.333, SLG: 0.433		0-1 FC6-4 BB	2-1 HR					0-0 BB 1B SF9 1B		4 3 4 3 0 0 0 1 0 0 0 0 0 1 0 0 0 0 0 0 0												
Eric Davis, R (9, PH) OBP: 0.259, SLG: 0.336																						
Felix Rodriguez, R (9, 1)																						
Inning Stats	R: 0 E: 0 K: 1 S: 8	H: 1 LOB: 2 BB: 1 P: 16	R: 6 E: 0 K: 1 S: 23	H: 5 LOB: 1 BB: 2 P: 42	R: 2 E: 0 K: 0 S: 10	H: 3 LOB: 1 BB: 0 P: 22	R: 0 E: 0 K: 1 S: 6	H: 0 LOB: 0 BB: 0 P: 10	R: 0 E: 0 K: 1 S: 6	H: 1 LOB: 0 BB: 0 P: 12	R: 0 E: 0 K: 3 S: 14	H: 1 LOB: 1 BB: 0 P: 23	R: 0 E: 0 K: 1 S: 13	H: 1 LOB: 2 BB: 1 P: 22	R: 1 E: 0 K: 2 S: 12	H: 2 LOB: 2 BB: 1 P: 21	R: 0 E: 0 K: 1 S: 6	H: 1 LOB: 1 BB: 0 P: 8	1B: 11 2B: 2 3B: 0 HR: 2	SF: 1 SAC: 1 DP: 1 HBP: 0	WP: 1 PB: 0 SB: 1 CS: 0	PA: 45
PITCHER	IP WLS BF H R ER SO BB IBB HBP BLK WP HR S P ERA WHIP																			PITCHER	IP WLS BF H R ER SO BB IBB HBP BLK WP HR S P ERA WHIP	
Joe Borowski, R (1, 1) ERA: 32.4	1.2 L 13 6 6 6 1 3 0 0 0 0 1 28 53 32.40 5.400																					
Will Ohman, L (2, 1) ERA: 8.68	3.1 13 4 2 2 3 0 0 0 0 0 1 25 49 5.40 1.200																					
Todd Van Poppel, R (6, 1) ERA: 2.67	2.0 9 2 0 0 4 1 0 0 0 1 0 27 45 0.00 1.500																					
David Weathers, R (8, 1) ERA: 2.73	1.0 6 2 1 1 2 1 0 0 0 0 0 12 21 9.00 3.000																					
Felix Heredia, L (9, 1) ERA: 5.79	1.0 4 1 0 0 1 0 0 0 0 0 0 6 8 0.00 1.000																					

San Francisco Giants @ Chicago Cubs
Wrigley Field, Chicago, IL
Sat Aug 11 2001, 3:05 PM CDT
Att. 40,541 - Sunny - 74 F

livebaseballscorecards.com



BOTTOM

San Francisco Giants @ Chicago Cubs

Wrigley Field, Chicago, IL

Sat Aug 11 2001, 3:05 PM CDT

Att: 40,541 - Sunny - 74 F

livebaseballscorecards.com

AB	33
R	4
H	7
RBI	4
BB	0
SO	7
LOB	5



WP: 0	PA: 34
PB: 1	
SB: 0	
CS: 0	

AB	R	H	RBI	BB	SO	LOB
4	1	1	0	0	1	1
4	0	1	1	0	1	0
4	1	2	2	0	0	0
3	0	1	0	0	0	0
0	0	0	0	0	0	0
1	0	0	0	0	0	2
0	0	0	0	0	0	0
4	0	0	0	0	2	1
4	1	0	0	0	1	0
4	1	1	0	0	1	0
2	0	0	1	0	0	0
0	0	0	0	0	0	0
1	0	1	0	0	0	0
1	0	0	0	0	1	1

Batter	1	2	3	4	5	6	7	8	9
Eric Young Sr., R OBP: 0.327, SLG: 0.396 (1, 4)	1-0 G6-3 ①			1-1 G4-3 ①		0-3 K ③		2-0 1B 1B 2-3	
Michael Tucker, L OBP: 0.318, SLG: 0.410 (1, 8)	1-0 G5-3 ②			0-2 G4-3 ②			2-3 K ①	1-2 1B 1B 1-2 3-H	
Sammy Sosa, R OBP: 0.424, SLG: 0.694 (1, 9)	2-2 F2 ③			0-0 G3 ③			0-2 HR ②	0-0 1B 1-3 2-H	
Fred McGriff, L OBP: 0.386, SLG: 0.525 David Weathers, R (8, 1) Robert Machado, R OBP: 0.276, SLG: 0.378 Felix Heredia, L (9, 1)			3-1 G4-6-3 1B ①		1-1 P6 ①		0-0 G1-3 ②	3-1 G5-3 ③	
Ron Coomer, R OBP: 0.324, SLG: 0.415 (1, 5)			2-0 G4-6-3 1-2f ②		2-2 G6-3 ②		2-3 K ③		2-3 K ①
Ricky Gutierrez, R OBP: 0.347, SLG: 0.409 (1, 6)			2-3 K ③		0-0 F9 ③			0-0 E6 1B SF9 ①	3-2 G4-3 ②
Matt Stairs, L OBP: 0.364, SLG: 0.439 (8, 3)			1-3 K ①		0-2 G5-3 ①			3-2 1B PB 1B 1-3	2-2 F7 ③
Todd Hundley, S OBP: 0.249, SLG: 0.295 (1, 2)			1-2 L5 ②		1-2 F7 ②			0-1 SF9 ①	
Joe Borowski, R Will Ohman, L (2, 1) Todd Van Poppel, R OBP: 0.400, SLG: 0.400 Delino DeShields, L OBP: 0.326, SLG: 0.326 (8, 7)			1-0 F7 ③		2-1 1B ②			1-3 K ②	

Inning	R	H	E	K	S	H	LOB	BB	P
1	0	0	0	0	5	1	0	0	9
2	0	0	0	1	6	0	0	0	13
3	0	0	0	1	8	0	0	0	11
4	0	0	0	0	6	0	0	0	7
5	0	0	0	0	6	0	0	0	9
6	0	1	0	1	11	1	0	0	14
7	1	1	0	2	12	1	0	0	16
8	3	4	1	1	16	2	0	0	26
9	0	0	0	1	12	0	0	0	19

PITCHER	IP	WLS	BF	H	R	ER	SO	BB	IBB	HBP	BLK	WP	HR	S	P	ERA	WHIP
Livan Hernandez, R ERA: 5.62 (1, 1)	8.0	W	31	7	4	1	6	0	0	0	0	0	1	70	105	1.12	0.875
Felix Rodriguez, R ERA: 1.6 (9, 1)	1.0		3	0	0	0	1	0	0	0	0	0	0	12	19	0.00	0.000

PITCHER	IP	WLS	BF	H	R	ER	SO	BB	IBB	HBP	BLK	WP	HR	S	P	ERA	WHIP
Livan Hernandez, R ERA: 5.62 (1, 1)	8.0	W	31	7	4	1	6	0	0	0	0	0	1	70	105	1.12	0.875
Felix Rodriguez, R ERA: 1.6 (9, 1)	1.0		3	0	0	0	1	0	0	0	0	0	0	12	19	0.00	0.000

Batter	1	2	3	4	5	6	7	8	9	AB R H RBI BB SO LOB	TOP		
Marvin Benard, L (1, 8) <small>OBP: 0.313, SLG: 0.416</small> Robb Nen, R (8, 1)	3-2 	1-2 		3-2 			0-0 	2-3 		5 2 1 0 0 1 2			
Rich Aurilia, R (1, 6) <small>OBP: 0.371, SLG: 0.567</small>	1-3 	1-0 		3-3 		0-0 	0-1 		5 2 2 4 0 2 1				
Barry Bonds, L (1, 7) <small>OBP: 0.484, SLG: 0.815</small>	3-3 	4-2 		3-2 		3-3 		3-2 	4 0 1 0 1 2 2				
Jeff Kent, R (1, 4) <small>OBP: 0.365, SLG: 0.502</small>	4-2 	1-0 		0-2 		4-0 		3-3 	3 1 2 0 1 1 1				
John Vander Wal, L (1, 9) <small>OBP: 0.354, SLG: 0.463</small> Tim Worrell, R (7, 1) Felix Rodriguez, R (7, 1) Aaron Fultz, L (8, 1) <small>OBP: 0.250, SLG: 0.250</small> Eric Davis, R (8, 9) <small>OBP: 0.257, SLG: 0.333</small>	1-2 	1-2 		0-1 		1-3 		1-3 	4 0 0 0 0 1 7				
J.T. Snow, L (1, 3) <small>OBP: 0.381, SLG: 0.365</small>		2-0 	3-2 		1-1 		0-1 	4-0 	4 0 1 1 1 0 1				
Benito Santiago, R (1, 2) <small>OBP: 0.309, SLG: 0.374</small>		2-1 	2-3 		3-2 		3-2 	0-3 	5 1 2 1 0 2 2				
Ramon Martinez, R (1, 5) <small>OBP: 0.326, SLG: 0.354</small>		2-3 	2-3 		1-1 		0-1 		4 0 0 0 0 2 3				
Kirk Rueter, L (1, 1) <small>OBP: 0.245, SLG: 0.200</small> Pedro Feliz, R (6, PH) <small>OBP: 0.288, SLG: 0.415</small> Jason Christiansen, R (6, 1) Calvin Murray, R (7, 8) <small>OBP: 0.349, SLG: 0.408</small>		0-0 		1-2 		0-0 		4-2 	2 1 1 0 0 0 0				
Inning Stats	R: 0 H: 0 E: 1 LOB: 2 K: 2 BB: 0 S: 22 P: 34	R: 4 H: 4 E: 1 LOB: 2 K: 1 BB: 1 S: 20 P: 34	R: 0 H: 0 E: 0 LOB: 0 K: 2 BB: 0 S: 11 P: 18	R: 0 H: 0 E: 0 LOB: 0 K: 1 BB: 0 S: 14 P: 21	R: 0 H: 1 E: 0 LOB: 1 K: 0 BB: 0 S: 12 P: 16	R: 0 H: 0 E: 0 LOB: 0 K: 0 BB: 0 S: 6 P: 10	R: 3 H: 4 E: 0 LOB: 2 K: 2 BB: 1 S: 18 P: 29	R: 0 H: 0 E: 0 LOB: 0 K: 1 BB: 1 S: 9 P: 14	R: 0 H: 1 E: 0 LOB: 2 K: 3 BB: 1 S: 16 P: 27	1B: 6 SF: 0 2B: 3 SAC: 0 3B: 0 DP: 0 HR: 1 HBP: 1	WP: 1 PA: 43 PB: 0 SB: 1 CS: 1		
PITCHER	IP WLS BF H R ER SO BB IBB HBP BLK WP HR S P ERA WHIP											PITCHER	IP WLS BF H R ER SO BB IBB HBP BLK WP HR S P ERA WHIP
Kevin Tapani, R (1, 1) <small>ERA: 3.77</small>	5.0 L 24 5 4 0 6 1 0 1 0 0 0 1 79 123 0.00 1.200												
David Weathers, R (6, 1) <small>ERA: 2.69</small>	1.0 3 0 0 0 0 0 0 0 0 0 0 0 6 10 0.00 0.000												
Jeff Fassero, L (7, 1) <small>ERA: 3.33</small>	1.0 8 4 3 3 2 0 1 0 0 1 0 18 29 27.00 4.000												
Kyle Farnsworth, R (8, 1) <small>ERA: 2.64</small>	2.0 8 1 0 0 4 1 1 0 0 0 0 25 41 0.00 1.000												

San Francisco Giants @ Chicago Cubs
 Wrigley Field, Chicago, IL
 Sun Aug 12 2001, 1:20 PM CDT
 Att. 40,314 - Sunny - 78 F

AB	38
R	7
H	10
RBI	6
BB	4
SO	12
LOB	20



BOTTOM

San Francisco Giants @ Chicago Cubs

Wrigley Field, Chicago, IL

Sun Aug 12 2001, 1:20 PM CDT

Att. 40,314 - Sunny - 78 F

livebaseballscorecards.com

AB	37
R	6
H	13
RBI	6
BB	4
SO	5
LOB	17



WP	1	PA	42
PB	0		
SB	0		
CS	0		

AB R H RBI BB SO LOB

4 1 2 1 1 0 2

4 1 0 0 1 1 3

4 2 2 3 1 1 0

4 0 2 1 0 0 0

4 0 1 0 0 0 4

3 0 0 0 0 0 2

4 1 3 0 0 0 1

1 0 1 0 0 0 0

1 0 0 0 0 0 0

0 0 0 0 0 0 0

2 0 0 0 0 2 3

Batter	1	2	3	4	5	6	7	8	9
Eric Young Sr., R (1, 4) OBP: 0.330, SLG: 0.397	F9	F9			G4-6-3 1B		BB 3B BB	1-2 2-H 1B	
Ricky Gutierrez, R (1, 6) OBP: 0.345, SLG: 0.404	G6-3		G6-3		G4-6-3 1-2f		BB 3B BB	K	
Sammy Sosa, R (1, 9) OBP: 0.426, SLG: 0.697	1B BB		F9			G6-4-3 1B 2B	SF8 3B	K	
Fred McGriff, L (1, 3) OBP: 0.386, SLG: 0.524	1-2 1B		F3			1-2 1B	SF8	G3-1	
Ron Coomer, R (1, 5) OBP: 0.323, SLG: 0.413 Kyle Farnsworth, R (8, 1) Todd Hundley, S (9, PH) OBP: 0.253, SLG: 0.299	G4-3				FC6-4 1B	G6-4-3 1-2f 2-3	F7	1B	
Michael Tucker, L (1, 8) OBP: 0.316, SLG: 0.410			G3-1		F8	WP 2B	F5	K	
Delino DeShields, L (1, 7) OBP: 0.323, SLG: 0.323 Jeff Fassero, L (7, 1) Augie Ojeda, S (8, 5) OBP: 0.257, SLG: 0.263			G6-3		L9	F8 2-3	1B BB		
Joe Girardi, R (1, 2) OBP: 0.298, SLG: 0.324			1B 1B		FC6-4 1-2f		BB 3B 2B	1B 1B	
Kevin Tapani, R (1, 1) OBP: 0.270, SLG: 0.250 Robert Machado, R (5, PH) OBP: 0.273, SLG: 0.373 David Weathers, R (6, 1) Matt Stairs, L (7, 7) OBP: 0.362, SLG: 0.436			1-1 1B			G2-3	K	K	

Inning Stats	R: 0 E: 0 K: 10 S: 10	H: 1 LOB: 2 BB: 1 P: 21	R: 0 E: 0 K: 16 S: 16	H: 2 LOB: 2 BB: 0 P: 23	R: 0 E: 0 K: 4 S: 4	H: 0 LOB: 0 BB: 0 P: 6	R: 0 E: 0 K: 6 S: 6	H: 1 LOB: 1 BB: 0 P: 10	R: 0 E: 0 K: 6 S: 6	H: 1 LOB: 0 BB: 0 P: 9	R: 1 E: 0 K: 10 S: 10	H: 3 LOB: 1 BB: 0 P: 19	R: 4 E: 0 K: 19 S: 19	H: 2 LOB: 0 BB: 2 P: 31	R: 1 E: 0 K: 17 S: 17	H: 2 LOB: 2 BB: 1 P: 29	R: 0 E: 0 K: 12 S: 12	H: 1 LOB: 1 BB: 0 P: 20	1B: 10 2B: 2 3B: 1 HR: 0	SF: 1 SAC: 0 DP: 2 HBP: 0	WP: 1 PB: 0 SB: 0 CS: 0	PA: 42
---------------------	--------------------------------	----------------------------------	--------------------------------	----------------------------------	------------------------------	---------------------------------	------------------------------	----------------------------------	------------------------------	---------------------------------	--------------------------------	----------------------------------	--------------------------------	----------------------------------	--------------------------------	----------------------------------	--------------------------------	----------------------------------	-----------------------------------	------------------------------------	----------------------------------	--------

PITCHER	IP	WLS	BF	H	R	ER	SO	BB	IBB	HBP	BLK	WP	HR	S	P	ERA	WHIP
Kirk Rueter, L (1, 1) ERA: 4.5	5.0	W	20	5	0	0	0	1	0	0	0	0	0	42	69	0.00	1.200
Jason Christiansen, L (6, 1) ERA: 4.81	1.0		5	3	1	1	0	0	0	0	0	1	0	10	19	9.00	3.000
Tim Worrell, R (7, 1) ERA: 3.97	0.1		4	1	3	3	1	2	0	0	0	0	0	14	24	81.00	9.000
Felix Rodriguez, R (7, 1) ERA: 1.88	1.0		6	2	2	2	0	1	0	0	0	0	0	14	25	18.00	3.000
Aaron Fultz, L (8, 1) ERA: 4.55	0.1	H	1	0	0	0	1	0	0	0	0	0	0	3	5	0.00	0.000

PITCHER	IP	WLS	BF	H	R	ER	SO	BB	IBB	HBP	BLK	WP	HR	S	P	ERA	WHIP
Robb Nen, R (8, 1) ERA: 2.95	1.1		6	2	0	0	3	0	0	0	0	0	0	17	26	0.00	1.500

Batter	1	2	3	4	5	6	7	8	9	AB	R	H	RBI	BB	SO	LOB	TOP
Luis Castillo, S OBP: 0.357, SLG: 0.355 (1, 4) X	0-0 1B 2B 1B		2-3 K	0-2 L7		2-2 F7		1-1 F9	3-2 1-2 2-H 1B	6	1	2	1	0	1	1	
Derrek Lee, R OBP: 0.330, SLG: 0.465 (1, 3) B F F B X	2-2 2B 1-2 1B		3-2 F9 2B	2-2 1B 2-H 1B		4-1 FC4-6 BB		1-2 FC6-4 1B	3-2 G6-3	5	2	3	0	1	0	2	
Cliff Floyd, L OBP: 0.403, SLG: 0.633 John Mabry, L OBP: 0.306, SLG: 0.412 (1, 7) B S F S (7, 9) S	2-3 K		0-0 F9	0-2 BB 1-3 1B		0-0 FC4-6 1-2f 1B		1-3 K		4	0	1	0	0	1	4	
Mike Lowell, R OBP: 0.358, SLG: 0.479 Andy Fox, L OBP: 0.229, SLG: 0.200 (1, 5) B S S (7, 5) S	2-3 K		4-2 WP 2B BB	0-2 BB 1-2 3-H 1B		2-2 1-2 1B		1-2 FC6-4 1-2f 1B		3	1	2	1	1	1	2	
Kevin Millar, R OBP: 0.369, SLG: 0.532 (1, 9) B X (7, 7) X	1-0 1-3 2-H 2B		1-0 FC6-4 1-H 3-H 2B	4-1 1-2 2-3 BB		2-3 K			0-1 G6-3	4	0	2	3	1	1	2	
Preston Wilson, R OBP: 0.321, SLG: 0.452 (1, 8) C C C	0-3 K		4-2 FC6-4 BB	0-3 K			0-0 P3		1-1 G6-3	4	0	0	0	1	2	5	
Charles Johnson, R OBP: 0.351, SLG: 0.518 (1, 2) L C F		0-3 K	2-2 FC6-4 1-2f 2-3		1-1 G6-3		3-2 HBP		0-1 E9 1B 1B	4	1	0	0	0	1	2	AB 42
Alex Gonzalez, R OBP: 0.312, SLG: 0.385 (1, 6) L C B F		1-3 K		2-3 K	1-2 F7		0-1 P3		0-1 18 1B 1B	5	1	1	0	0	2	1	R 7
Jesus Sanchez, L OBP: 0.200, SLG: 0.200 Juan Acevedo, R OBP: 0.500, SLG: 1.000 Ricky Bones, R OBP: 0.333, SLG: 0.500 Dave Berg, R OBP: 0.289, SLG: 0.375 Vladimir Nunez, R Braden Looper, R 18 Jeff Abbott, R OBP: 0.324, SLG: 0.344 (1, 1) S (3, 1) S (6, 1) S (7, PH) S (7, 1) S (8, 1) S (9, PH) S		1-3 K		1-0 E 2B	1-1 G4-3		1-3 K		2-2 1B 1-2 3-H 1B	1	0	0	0	0	1	0	H 13
	R: 1 H: 3 E: 0 LOB: 2 K: 3 BB: 0 S: 15 P: 22	R: 0 H: 0 E: 0 LOB: 0 K: 3 BB: 0 S: 9 P: 11	R: 2 H: 1 E: 1 LOB: 2 K: 1 BB: 2 S: 22 P: 38	R: 2 H: 4 E: 1 LOB: 3 K: 2 BB: 1 S: 24 P: 33	R: 0 H: 0 E: 0 LOB: 0 K: 0 BB: 0 S: 7 P: 10	R: 0 H: 1 E: 0 LOB: 2 K: 1 BB: 1 S: 14 P: 24	R: 0 H: 0 E: 0 LOB: 1 K: 1 BB: 0 S: 8 P: 12	R: 0 H: 1 E: 0 LOB: 1 K: 1 BB: 0 S: 12 P: 16	R: 2 H: 3 E: 1 LOB: 2 K: 0 BB: 0 S: 19 P: 28	1B: 10 SF: 0 2B: 3 SAC: 0 3B: 0 DP: 0 HR: 0 HBP: 1	WP: 1 PA: 47 PB: 0 SB: 0 CS: 0						
PITCHER	IP WLS BF H R ER SO BB IBB HBP BLK WP HR S P ERA WHIP	PITCHER IP WLS BF H R ER SO BB IBB HBP BLK WP HR S P ERA WHIP															
Jason Schmidt, R ERA: 4.88 Wayne Gomes, R ERA: 4.45 Tim Worrell, R ERA: 3.9 Aaron Fultz, L ERA: 4.47 Brian Boehringer, R ERA: 3.46	(1, 1) 5.0 W 27 8 5 3 9 3 0 0 0 1 0 77 114 5.40 2.200 (6, 1) 1.0 H 5 1 0 0 1 1 0 0 0 0 0 0 14 24 0.00 2.000 (7, 1) 1.0 4 0 0 0 1 0 0 1 0 0 0 8 12 0.00 0.000 (8, 1) 1.0 4 1 0 0 1 0 0 0 0 0 0 12 16 0.00 1.000 (9, 1) 1.0 7 3 2 0 0 0 0 0 0 0 0 19 28 0.00 3.000																

Florida Marlins @ San Francisco Giants
PacBell Park, San Francisco, CA
Tue Aug 14 2001, 10:15 PM EDT
Att. 41,827 - Cloudy - 65 F

livebaseballscorecards.com



Batter	1	2	3	4	5	6	7	8	9
Calvin Murray, R OBP: 0.357, SLG: 0.412 (1, 8)	1-2 F7	1-2 BB 1B 1B	2-1 1B		4-2 HBP F8 BB	0-0 BB HR 1B	0-1 F7		
Rich Aurilia, R OBP: 0.373, SLG: 0.565 (1, 6)	1-0 BB 2B 1B	0-0 BB 1B 1B	0-3 K		0-0 F8	4-2 HR BB		1-2 G6-3	
Barry Bonds, L OBP: 0.488, SLG: 0.822 John Vander Wal, L OBP: 0.356, SLG: 0.464 (1, 7) (8, 7)	4-1 BB 2B BB	4-1 1B BB	3-2 F7		4-0 HBP IBB	0-2 HR		1-0 FC6-4 1B	
Jeff Kent, R OBP: 0.367, SLG: 0.501 (1, 4)	4-2 2B 1B BB	2-0 1B		1-0 G4-3	1-0 F7	2-1 G1-3		2-0 FC6-4 1B	
Andres Galarraga, R OBP: 0.318, SLG: 0.454 Tim Worrell, R Pedro Feliz, R OBP: 0.287, SLG: 0.413 (1, 3) (7, 1) (8, 5)	3-2 1B 2B		0-0 F9	1-0 2B 1B	1-1 HBP 2B	0-1 2B		1-3 K	
Eric Davis, R OBP: 0.261, SLG: 0.357 (1, 9)	2-1 G5-4-3 1B		3-2 HR	2-3 K	0-0 P4	3-3 K		1-0 FC6-4	
Benito Santiago, R OBP: 0.311, SLG: 0.383 (1, 2)	2-0 G5-4-3		1-2 1B 3B	3-2 2B		0-3 K	0-0 G5-3		
Ramon Martinez, R OBP: 0.330, SLG: 0.359 Aaron Fultz, L OBP: 0.250, SLG: 0.250 Brian Boehringer, S (1, 5) (8, 1) (9, 1)		2-1 G4-3	2-1 1B 1B	4-0 IBB		2-0 1B BB 2B	2-2 G6-3		
Jason Schmidt, R OBP: 0.194, SLG: 0.290 Wayne Gomes, R OBP: 1.000, SLG: 1.000 J.T. Snow, L OBP: 0.386, SLG: 0.373 (1, 1) (6, 1) (6, PH) (7, 3)		0-1 G1-3	0-1 1B	0-0 F8		4-0 BB 1B HR IBB	1-2 2B		

Inning Stats	R: 3 E: 0 K: 0 S: 14	H: 3 LOB: 1 BB: 2 P: 31	R: 2 E: 0 K: 0 S: 11	H: 3 LOB: 2 BB: 1 P: 20	R: 3 E: 0 K: 1 S: 20	H: 5 LOB: 2 BB: 0 P: 31	R: 0 E: 0 K: 1 S: 10	H: 2 LOB: 3 BB: 1 P: 21	R: 0 E: 0 K: 0 S: 6	H: 0 LOB: 3 BB: 2 P: 16	R: 5 E: 0 K: 2 S: 19	H: 4 LOB: 1 BB: 2 P: 34	R: 0 E: 0 K: 0 S: 10	H: 1 LOB: 1 BB: 0 P: 13	R: 0 E: 0 K: 1 S: 9	H: 2 LOB: 2 BB: 0 P: 15
--------------	-------------------------------	----------------------------------	-------------------------------	----------------------------------	-------------------------------	----------------------------------	-------------------------------	----------------------------------	------------------------------	----------------------------------	-------------------------------	----------------------------------	-------------------------------	----------------------------------	------------------------------	----------------------------------

PITCHER														PITCHER																			
IP	WLS	BF	H	R	ER	SO	BB	IBB	HBP	BLK	WP	HR	S	P	ERA	WHIP	IP	WLS	BF	H	R	ER	SO	BB	IBB	HBP	BLK	WP	HR	S	P	ERA	WHIP
Jesus Sanchez, L ERA: 4.28 (1, 1)	2.1	L	18	10	8	8	0	3	0	0	0	1	37	69	30.86	5.571																	
Juan Acevedo, R ERA: 4.89 (3, 1)	2.2		15	3	0	0	2	1	2	1	0	0	24	50	0.00	1.500																	
Ricky Bones, R ERA: 4.18 (6, 1)	1.0		9	4	5	5	2	1	1	0	0	0	1	19	34	45.00	5.000																
Vladimir Nunez, R ERA: 2.76 (7, 1)	1.0		4	1	0	0	0	0	0	0	0	0	10	13	0.00	1.000																	
Braden Looper, R ERA: 4.35 (8, 1)	1.0		5	2	0	0	1	0	0	0	0	0	9	15	0.00	2.000																	

BOTTOM

Florida Marlins @ San Francisco Giants
PacBell Park, San Francisco, CA

Tue Aug 14 2001, 10:15 PM EDT
Att: 41,827 - Cloudy - 65 F

AB	R	H	RBI	BB	SO	LOB									
5	2	3	1	1	0	1									
5	3	2	1	1	1	3									
2	2	1	4	3	0	2									
1	0	1	0	0	0	0									
5	1	2	2	1	0	2									
4	0	3	2	0	0	0									
0	0	0	0	0	0	0									
1	0	0	0	0	1	2									
6	1	2	2	0	2	7									
5	1	2	0	0	1	2									
4	2	2	1	1	0	0									
0	0	0	0	0	0	0									
0	0	0	0	0	0	0									
3	0	1	0	0	0	3									
0	0	0	0	0	0	0									
1	1	1	0	1	0	0									
1B: 12	SF: 0	WP: 0	PA: 51	2B: 5	SAC: 0	PB: 0		3B: 1	DP: 1	SB: 0		HR: 2	HBP: 1	CS: 0	

livebaseballscorecards.com

GIANTS

Batter	1	2	3	4	5	6	7	8	9	AB	R	H	RBI	BB	SO	LOB
Marvin Benard, L OBP: 0.309, SLG: 0.411 (1, 8)	F8		F8			F9		K		4	0	0	0	0	1	1
Rich Aurilia, R OBP: 0.372, SLG: 0.569 (1, 6)	G6-3			L5			HR		G5-3	4	1	1	1	0	0	0
Barry Bonds, L OBP: 0.484, SLG: 0.813 (1, 7)	G6-3			G1-3			F7		G1-3	4	0	0	0	0	0	0
Jeff Kent, R OBP: 0.368, SLG: 0.499 (1, 4)				G5-3			E6 FC5 S		2B BB	2	1	0	0	2	0	0
John Vander Wal, L OBP: 0.355, SLG: 0.465 (1, 9)			G3-6 1-2f		L6		K		2B	4	0	1	1	0	1	2
J.T. Snow, L OBP: 0.385, SLG: 0.369 (1, 3)			G6-3		K		FC5 IBB			2	0	0	0	1	1	0
Benito Santiago, R OBP: 0.308, SLG: 0.380 (1, 2)				G5-3		G5-3		FC5		3	0	0	0	0	0	2
Ramon Martinez, R OBP: 0.330, SLG: 0.363 (1, 5)						F7		F8		3	0	1	0	0	0	0
Russ Ortiz, R OBP: 0.264, SLG: 0.271 (1, 1)						G1-3		F5		3	0	0	0	0	0	1
Robb Nen, R (9, 1)			P3							0	0	0	0	0	0	0

Inning Stats	R: 0	H: 0	E: 0	K: 0	S: 6	LOB: 0	BB: 0	P: 10	R: 0	H: 0	E: 0	K: 0	S: 6	LOB: 0	BB: 1	P: 11	R: 0	H: 1	E: 0	K: 0	S: 6	LOB: 1	BB: 0	P: 9	R: 0	H: 0	E: 0	K: 0	S: 6	LOB: 0	BB: 0	P: 8	R: 0	H: 0	E: 0	K: 1	S: 7	LOB: 0	BB: 0	P: 9	R: 1	H: 1	E: 1	K: 1	S: 9	LOB: 2	BB: 1	P: 16	R: 0	H: 0	E: 0	K: 1	S: 8	LOB: 0	BB: 0	P: 10	R: 1	H: 1	E: 0	K: 0	S: 5	LOB: 1	BB: 1	P: 11	1B: 0	SF: 0	2B: 2	SAC: 0	3B: 0	DP: 1	HR: 1	HBP: 0	WP: 0	PA: 32
--------------	------	------	------	------	------	--------	-------	-------	------	------	------	------	------	--------	-------	-------	------	------	------	------	------	--------	-------	------	------	------	------	------	------	--------	-------	------	------	------	------	------	------	--------	-------	------	------	------	------	------	------	--------	-------	-------	------	------	------	------	------	--------	-------	-------	------	------	------	------	------	--------	-------	-------	-------	-------	-------	--------	-------	-------	-------	--------	-------	--------

PITCHER	IP	WLS	BF	H	R	ER	SO	BB	IBB	HBP	BLK	WP	HR	S	P	ERA	WHIP
Brad Penny, R ERA: 3.86 (1, 1)	7.0		25	2	1	1	2	1	1	0	0	0	1	45	71	1.29	0.429
Vladimir Nunez, R ERA: 2.7 (8, 1)	1.1		4	0	0	0	1	0	0	0	0	0	0	11	15	0.00	0.000
Vic Darenbourg, L ERA: 4.57 (9, 1)	0.1	L	3	1	1	1	0	1	0	0	0	0	0	2	6	27.00	6.000

BOTTOM

Florida Marlins @ San Francisco Giants
PacBell Park, San Francisco, CA
Wed Aug 15 2001, 10:15 PM EDT
Att: 41,278 - Cloudy - 57 F

livebaseballscorecards.com

AB	29
R	2
H	3
RBI	2
BB	3
SO	3
LOB	6



Batter	1	2	3	4	5	6	7	8	9	AB R H RBI BB SO LOB	TOP															
Dave Berg, R (1, 4) OBP: 0.273, SLG: 0.366	3-1 F9		0-2 G4-3		2-1 G6-3		4-2 1B BB		4-2 BB	3 0 0 0 2 0 0	Florida Marlins @ San Francisco Giants PacBell Park, San Francisco, CA Thu Aug 16 2001, 3:35 PM EDT Att. 41,804 - Sunny - 66 F															
Alex Gonzalez, R (1, 6) OBP: 0.311, SLG: 0.383	0-0 1B		3-1 G6-3		1-0 G6-3		1-0 1B		1-3 K	5 0 2 2 0 1 1																
Preston Wilson, R (1, 8) OBP: 0.319, SLG: 0.452	0-1 L5		1-1 WP 2B		3-3 K		1-1 G1-4-3		0-0 F7	5 0 1 0 0 1 4																
Mike Lowell, R (1, 5) OBP: 0.350, SLG: 0.469	0-1 F9		2-1 G5-3		0-0 G5-3		2-1 L6		2-3 K	5 0 0 0 0 1 3																
Kevin Millar, R (1, 7) OBP: 0.366, SLG: 0.523			3-2 G5-3		2-1 F7		1-2 G6-3		0-1 F7	4 0 0 0 0 0 0																
Derrek Lee, R (1, 3) OBP: 0.333, SLG: 0.469			1-1 18 G4-3 2B		3-2 18 1B 2B		4-0 18 2B 1B BB		2-2 BB 18 BB 1B	3 2 3 0 1 0 0																
18 Jeff Abbott, R (1, 9) OBP: 0.368, SLG: 0.400			1-2 G4-3		2-1 G6-4-3 1B		1-1 1B 2B		4-0 BB BB	3 1 2 1 1 0 1																
Mike Redmond, R (1, 2) OBP: 0.424, SLG: 0.505			4-0 IBB		0-0 G6-4-3		2-1 G3		4-2 BB	2 0 0 0 2 0 3																
A.J. Burnett, R (1, 1) OBP: 0.154, SLG: 0.135			3-3 K		3-2 G5-3		1-3 K		0-1 F8	4 0 0 0 0 2 7																
Cliff Floyd, L (8, 7) OBP: 0.404, SLG: 0.635										0 0 0 0 0 0 0																
Vic Darenbourg, L (8, 1)										0 0 0 0 0 0 0																
Braden Loper, R (8, 1)										0 0 0 0 0 0 0																
Inning Stats	R: 0 E: 0 K: 0 S: 7 H: 1 LOB: 1 BB: 0 P: 10	R: 0 E: 0 K: 1 S: 11 H: 1 LOB: 2 BB: 1 P: 23	R: 0 E: 0 K: 0 S: 9 H: 1 LOB: 1 BB: 0 P: 15	R: 1 E: 0 K: 0 S: 13 H: 2 LOB: 0 BB: 0 P: 20	R: 0 E: 0 K: 0 S: 6 H: 0 LOB: 0 BB: 0 P: 12	R: 0 E: 0 K: 1 S: 7 H: 0 LOB: 0 BB: 0 P: 11	R: 2 E: 0 K: 1 S: 12 H: 2 LOB: 2 BB: 2 P: 26	R: 0 E: 0 K: 0 S: 14 H: 1 LOB: 3 BB: 2 P: 26	R: 0 E: 0 K: 2 S: 12 H: 0 LOB: 1 BB: 1 P: 19	1B: 4 2B: 4 3B: 0 HR: 0 SF: 0 SAC: 0 DP: 1 HBP: 0	WP: 1 PB: 0 SB: 0 CS: 0 PA: 40															
PITCHER	IP WLS BF H R ER SO BB IBB HBP BLK WP HR S P ERA WHIP											PITCHER	IP WLS BF H R ER SO BB IBB HBP BLK WP HR S P ERA WHIP													
Shawn Estes, L (1, 1) ERA: 3.67	6.2	28	6	3	3	3	2	1	0	0	1	0	62	112	4.05	1.200										
Tim Worrell, R (7, 1) ERA: 3.81	1.1	8	2	0	0	0	2	0	0	0	0	0	17	31	0.00	3.000										
Robb Nen, R (9, 1) ERA: 2.88	1.0	4	0	0	0	2	1	0	0	0	0	0	12	19	0.00	1.000										

livebaseballscorecards.com

AB	34
R	3
H	8
RBI	3
BB	6
SO	5
LOB	19



Batter	1	2	3	4	5	6	7	8	9	AB R H RBI BB SO LOB	TOP																													
Marcus Giles, R (1, 4) OBP: 0.341, SLG: 0.426	0-2 F9			0-1 CS 1B		0-1 F8		1-0 G4-3		4 0 1 0 0 0 1																														
B.J. Surhoff, L (1, 7) OBP: 0.312, SLG: 0.389	1-0 P5			2-2 F8			0-2 E5 10 3B		2-2 F8	4 1 0 0 0 0 1																														
10 Chipper Jones, S (1, 5) OBP: 0.417, SLG: 0.605	1-1 G3-1			0-0 G5-3			0-1 SF8 3B		1-0 G3-1	4 1 1 1 0 0 0																														
Brian Jordan, R (1, 9) OBP: 0.332, SLG: 0.493			0-1 G6-3		3-3 K		3-2 SF8		0-0 G6-3	3 0 0 1 0 1 0																														
Ken Caminiti, S (1, 3) OBP: 0.327, SLG: 0.445			1-3 K		2-3 K2-3		1-3 K			3 0 0 0 0 0 3 0																														
Wes Helms, R (7, 3) OBP: 0.294, SLG: 0.412										0 0 0 0 0 0 0 0																														
Andruw Jones, R (1, 8) OBP: 0.313, SLG: 0.454			1-1 F8		4-2 BB		4-2 BB			1 0 0 0 2 0 0																														
Rey Sanchez, R (1, 6) OBP: 0.314, SLG: 0.356			1-1 L5		3-2 F8		0-1 G1-3			3 0 0 0 0 0 2																														
Paul Bako, L (1, 2) OBP: 0.257, SLG: 0.327			2-3 K			0-0 G4-3		2-2 F7		3 0 0 0 0 1 0																														
Greg Maddux, R (1, 1) OBP: 0.204, SLG: 0.157			1-2 G6-3			0-1 G1-3		4-1 CS BB		2 0 0 0 0 0 0																														
Mike Reminger, L (7, 1)										0 0 0 0 0 0 0																														
Dave Martinez, L (8, PH) OBP: 0.362, SLG: 0.418										0 0 0 0 1 0 0																														
29 John Smoltz, R (8, 1)										0 0 0 0 0 0 0																														
Inning Stats	R: 0 E: 0 K: 0 S: 6	H: 0 LOB: 0 BB: 0 P: 8	R: 0 E: 0 K: 1 S: 7	H: 0 LOB: 0 BB: 0 P: 9	R: 0 E: 0 K: 1 S: 9	H: 0 LOB: 0 BB: 0 P: 13	R: 0 E: 0 K: 0 S: 6	H: 1 LOB: 0 BB: 0 P: 8	R: 0 E: 0 K: 2 S: 14	H: 0 LOB: 1 BB: 1 P: 26	R: 0 E: 0 K: 0 S: 5	H: 0 LOB: 0 BB: 0 P: 5	R: 2 E: 1 K: 1 S: 16	H: 1 LOB: 1 BB: 1 P: 24	R: 0 E: 0 K: 0 S: 5	H: 0 LOB: 0 BB: 1 P: 12	R: 0 E: 0 K: 0 S: 6	H: 0 LOB: 0 BB: 0 P: 9	1B: 1 2B: 0 3B: 1 HR: 0	SF: 1 SAC: 0 DP: 0 HBP: 0	WP: 0 PB: 0 SB: 0 CS: 2	PA: 31																		
PITCHER Livan Hernandez, R (1, 1) ERA: 5.38	IP 9.0	WLS L	BF 31	H 2	R 2	ER 1	SO 5	BB 3	IBB 0	HBP 0	BLK 0	WP 0	HR 0	S 74	P 114	ERA 1.00	WHIP 0.556						PITCHER	IP 9.0	WLS L	BF 31	H 2	R 2	ER 1	SO 5	BB 3	IBB 0	HBP 0	BLK 0	WP 0	HR 0	S 74	P 114	ERA 1.00	WHIP 0.556

Atlanta Braves @ San Francisco Giants
PacBell Park, San Francisco, CA
Fri Aug 17 2001, 10:35 PM EDT
Att. 41,718 - Cloudy - 60 F

AB	27
R	2
H	2
RBI	2
BB	3
SO	5
LOB	4



Batter	1	2	3	4	5	6	7	8	9	AB	R	H	RBI	BB	SO	LOB
Marvin Benard, L (1, 8) OBP: 0.308, SLG: 0.408 Andres Galarraga, R (7, PH) OBP: 0.320, SLG: 0.454 Calvin Murray, R (7, PR) OBP: 0.357, SLG: 0.412 (8, 8)	0-0 G3		1-2 1-3 1B		0-1 G4-3		4-2 1-2 2-3 BB			3	0	1	0	0	0	1
Rich Aurilia, R (1, 6) OBP: 0.372, SLG: 0.564	2-2 G6-3		0-0 F9			0-0 P6	2-2 F8			4	0	0	0	0	0	5
Barry Bonds, L (1, 7) OBP: 0.484, SLG: 0.822	2-0 G6-3			3-1 G4-3 S 1B		1-0 P5		0-3 K		4	0	1	0	0	1	0
Jeff Kent, R (1, 4) OBP: 0.366, SLG: 0.501		1-0 G6-3		1-1 G4-3 1-3		0-0 HR		1-2 F8		4	1	1	1	0	0	1
John Vander Wal, L (1, 9) OBP: 0.348, SLG: 0.454		0-0 G3-1		1-0 G3		3-2 L4		1-3 K		4	0	0	0	0	1	1
J.T. Snow, L (1, 3) OBP: 0.374, SLG: 0.355		0-0 G4-3		2-3 K			2-1 G1		3-3 K	4	0	0	0	0	2	1
Benito Santiago, R (1, 2) OBP: 0.310, SLG: 0.384			1-1 F7		2-0 SH5-3 2B		1-2 BB 1B 1B		0-1 F7	4	0	2	0	0	0	0
Ramon Martinez, R (1, 5) OBP: 0.324, SLG: 0.355			1-1 G4-3		0-0 SH5-3		1-3 K		0-3 K	3	0	0	0	0	2	1
Livan Hernandez, R (1, 1) OBP: 0.333, SLG: 0.429			1-2 E6 1B		0-2 F8		0-1 BB 1-2 1B			3	0	1	0	0	0	1

Inning Stats	R: 0	H: 0	E: 0	LOB: 0	K: 0	S: 5	R: 0	H: 0	E: 0	LOB: 0	K: 0	S: 3	R: 0	H: 1	E: 1	LOB: 2	K: 0	S: 11	R: 0	H: 1	E: 0	LOB: 1	K: 1	S: 8	R: 0	H: 1	E: 0	LOB: 1	K: 0	S: 7	R: 1	H: 1	E: 0	LOB: 0	K: 0	S: 8	R: 0	H: 2	E: 0	LOB: 3	K: 1	S: 19	R: 0	H: 0	E: 0	LOB: 0	K: 2	S: 9	R: 0	H: 0	E: 0	LOB: 0	K: 2	S: 8	R: 0	H: 0	E: 0	LOB: 0	K: 2	S: 11	1B: 4	SF: 0	2B: 1	SAC: 1	3B: 0	DP: 0	HR: 1	HBP: 0	WP: 0	PA: 35
--------------	------	------	------	--------	------	------	------	------	------	--------	------	------	------	------	------	--------	------	-------	------	------	------	--------	------	------	------	------	------	--------	------	------	------	------	------	--------	------	------	------	------	------	--------	------	-------	------	------	------	--------	------	------	------	------	------	--------	------	------	------	------	------	--------	------	-------	-------	-------	-------	--------	-------	-------	-------	--------	-------	--------

PITCHER	IP	WLS	BF	H	R	ER	SO	BB	IBB	HBP	BLK	WP	HR	S	P	ERA	WHIP
Greg Maddux, R (1, 1) ERA: 2.84	6.2	W	27	6	1	1	2	0	0	0	0	0	1	55	80	1.35	0.900
Mike Remlinger, L (7, 1) ERA: 2.71	0.1	H	2	0	0	0	0	1	0	0	0	0	0	6	12	0.00	3.000
29 John Smoltz, R (8, 1) ERA: 3.89	2.0	S	6	0	0	0	4	0	0	0	0	0	0	17	22	0.00	0.000

BOTTOM

Atlanta Braves @ San Francisco Giants
PacBell Park, San Francisco, CA
Fri Aug 17 2001, 10:35 PM EDT
Att: 41,718 - Cloudy - 60 F

livebaseballscorecards.com

AB	33
R	1
H	6
RBI	1
BB	1
SO	6
LOB	11



Batter	1	2	3	4	5	6	7	8	9	AB R H RBI BB SO LOB	TOP											
Marcus Giles, R (1, 4) OBP: 0.338, SLG: 0.420	1-1 1B 10 2B 1B	0-0 G1-3		2-1 F9			0-2 G4-3			4 1 1 0 0 0 2												
Andruw Jones, R (1, 8) OBP: 0.313, SLG: 0.452	1-0 1B 10 2B 1B	1-0 E5			3-1 F8		2-3 K			4 1 1 0 0 1 1												
10 Chipper Jones, S (1, 5) OBP: 0.416, SLG: 0.604	3-2 E 1-H 2-H 2B	1-1 F8			0-0 G6-3		1-1 G4-3			4 0 1 2 0 0 2												
Brian Jordan, R (1, 9) OBP: 0.329, SLG: 0.488	0-0 G5-3		0-2 F9		1-1 G5-3		1-0 G5-3			4 0 0 0 0 0 1												
Ken Caminiti, S (1, 3) OBP: 0.330, SLG: 0.449	4-1 E BB		2-0 G1-3			2-0 1B G6-4-3 2B		2-3 K		2 0 1 0 1 0 0												
Wes Helms, R (6, PR) OBP: 0.293, SLG: 0.410										1 1 0 0 0 1 0												
Javy Lopez, R (1, 2) OBP: 0.297, SLG: 0.399	0-0 E5 G6-4-3 1-2 2-3		2-0 L7			0-1 G6-4-3 1B		0-2 G6-3		4 0 1 0 0 0 2												
Bernard Gilkey, R (1, 7) OBP: 0.343, SLG: 0.432	3-2 G6-4-3 1-2f			1-2 F9		2-2 G6-4-3 1-2f 3-H		2-1 1B		4 0 1 0 0 0 5												
B.J. Surhoff, L (9, 7) OBP: 0.312, SLG: 0.389										0 0 0 0 0 0 0												
Rey Sanchez, R (1, 6) OBP: 0.316, SLG: 0.360		1-2 E 2B		2-1 FC1-6 1B		2-0 F8		0-3 K		4 0 2 0 0 1 2												
Jason Marquis, L (1, 1) OBP: 0.100, SLG: 0.053							1-3 K		1-2 G4-3	3 0 0 0 0 0 1 2												
Steve Reed, R (8, 1) OBP: 0.319, SLG: 0.362		1-0 B1		0-0 FC1-6 1-2f						0 0 0 0 0 0 0 0												
Mike Reminger, L (8, 1) OBP: 0.363, SLG: 0.373										0 0 0 0 0 0 0 0												
Keith Lockhart, L (9, PH) OBP: 0.363, SLG: 0.373										1 0 0 0 0 0 0 1												
Steve Karsay, R (9, 1) OBP: 0.363, SLG: 0.373										0 0 0 0 0 0 0 0												
Inning Stats	R: 2 E: 1 K: 0 S: 14	H: 3 LOB: 2 BB: 1 P: 26	R: 0 E: 1 K: 0 S: 8	H: 1 LOB: 2 BB: 0 P: 12	R: 0 E: 0 K: 0 S: 5	H: 0 LOB: 0 BB: 0 P: 9	R: 0 E: 0 K: 0 S: 8	H: 1 LOB: 1 BB: 0 P: 13	R: 0 E: 0 K: 0 S: 5	H: 0 LOB: 0 BB: 0 P: 9	R: 1 E: 0 K: 0 S: 9	H: 2 LOB: 1 BB: 0 P: 15	R: 0 E: 0 K: 2 S: 11	H: 0 LOB: 0 BB: 0 P: 14	R: 0 E: 0 K: 1 S: 8	H: 0 LOB: 0 BB: 0 P: 12	R: 0 E: 0 K: 1 S: 12	H: 1 LOB: 1 BB: 0 P: 15	1B: 5 2B: 3 3B: 0 HR: 0	SF: 0 SAC: 0 DP: 2 HBP: 0	WP: 0 PB: 0 SB: 0 CS: 0	PA: 36
PITCHER	IP WLS BF H R ER SO BB IBB HBP BLK WP HR S P ERA WHIP																				PITCHER	IP WLS BF H R ER SO BB IBB HBP BLK WP HR S P ERA WHIP
Kirk Rueter, L (1, 1) ERA: 4.5	6.0 L 26 7 3 3 0 1 0 0 0 0 0 49 84 4.50 1.333																					
Brian Boehringer, R (7, 1) ERA: 3.4	1.0 3 0 0 0 2 0 0 0 0 0 0 11 14 0.00 0.000																					
Wayne Gomes, R (8, 1) ERA: 4.31	1.2 6 1 0 0 2 0 0 0 0 0 0 16 22 0.00 0.600																					
Jason Christiansen, L (9, 1) ERA: 4.74	0.1 1 0 0 0 0 0 0 0 0 0 0 4 5 0.00 0.000																					

Atlanta Braves @ San Francisco Giants
PacBell Park, San Francisco, CA
Sat Aug 18 2001, 4:05 PM EDT
Att. 41,722 - Cloudy - 65 F

AB	35
R	3
H	8
RBI	2
BB	1
SO	4
LOB	18



WP	0	PA	36
PB	0		
SB	0		
CS	0		

1B	5	SF	0
2B	3	SAC	0
3B	0	DP	2
HR	0	HBP	0

Batter	1	2	3	4	5	6	7	8	9	AB	R	H	RBI	BB	SO	LOB
Calvin Murray, R OBP: 0.354, SLG: 0.405 (1, 8)	0-1 F9	2-2 P4			1-1 CS HBP		2-3 K		0-3 K	4	0	0	0	0	2	4
Ramon Martinez, R OBP: 0.320, SLG: 0.350 (1, 6)	0-1 F8		0-1 F9		1-3 K			0-0 F8		4	0	0	0	0	1	1
Barry Bonds, L OBP: 0.486, SLG: 0.829 (1, 7)	4-1 1B BB		3-2 S 1B			0-0 F8		2-2 HR		3	1	2	1	1	0	0
Jeff Kent, R OBP: 0.369, SLG: 0.506 (1, 4)	3-2 1-3 1B		1-3 K			0-1 2B		0-1 FC6 1B		4	0	3	0	0	1	1
John Vander Wal, L OBP: 0.345, SLG: 0.451 Eric Davis, R OBP: 0.259, SLG: 0.354 (8, PH) (9, 9)	1-2 F7		2-2 G6-3			0-1 P6		3-3 K		3	0	0	0	0	0	4
Benito Santiago, R OBP: 0.307, SLG: 0.380 (1, 2)		0-1 F8			1-1 F8			0-1 FC6		4	0	0	0	0	0	2
J.T. Snow, L OBP: 0.375, SLG: 0.358 (1, 3)		0-1 1B			1-3 K			1-0 1B		4	0	2	0	0	1	0
Pedro Feliz, R OBP: 0.291, SLG: 0.421 Edwards Guzman, L OBP: 0.235, SLG: 0.398 (9, PH)		3-2 BB 1-2 1B			0-0 G6-3			0-1 F7		3	0	1	0	0	0	1
Kirk Rueter, L OBP: 0.256, SLG: 0.196 Brian Boehringer, S OBP: 0.319, SLG: 0.452 Wayne Gomes, R OBP: 1.000, SLG: 1.000 Jason Christiansen, R OBP: 0.307, SLG: 0.406 (7, PH) (8, 1) (9, 1) (9, PH)		4-2 SAFE 1-2 BB			1-1 G6-3			3-3 K		1	0	0	0	0	1	0

Inning Stats	R: 0	H: 1	E: 0	K: 0	S: 11	LOB: 2	BB: 1	P: 19	R: 0	H: 2	E: 0	K: 0	S: 14	LOB: 2	BB: 1	P: 23	R: 0	H: 1	E: 0	K: 1	S: 11	LOB: 1	BB: 0	P: 17	R: 0	H: 0	E: 0	K: 1	S: 6	LOB: 0	BB: 0	P: 8	R: 0	H: 0	E: 0	K: 1	S: 6	LOB: 0	BB: 0	P: 9	R: 0	H: 1	E: 0	K: 0	S: 8	LOB: 1	BB: 0	P: 9	R: 0	H: 1	E: 0	K: 2	S: 10	LOB: 1	BB: 0	P: 16	R: 1	H: 2	E: 0	K: 1	S: 11	LOB: 1	BB: 0	P: 16	R: 0	H: 1	E: 0	K: 1	S: 6	LOB: 1	BB: 0	P: 7	1B: 7	2B: 1	3B: 0	HR: 1	SF: 0	SAC: 0	DP: 0	HBP: 1	WP: 0	PB: 0	SB: 1	CS: 1	PA: 37
--------------	------	------	------	------	-------	--------	-------	-------	------	------	------	------	-------	--------	-------	-------	------	------	------	------	-------	--------	-------	-------	------	------	------	------	------	--------	-------	------	------	------	------	------	------	--------	-------	------	------	------	------	------	------	--------	-------	------	------	------	------	------	-------	--------	-------	-------	------	------	------	------	-------	--------	-------	-------	------	------	------	------	------	--------	-------	------	-------	-------	-------	-------	-------	--------	-------	--------	-------	-------	-------	-------	--------

PITCHER	IP	WLS	BF	H	R	ER	SO	BB	IBB	HBP	BLK	WP	HR	S	P	ERA	WHIP
Jason Marquis, R ERA: 3.59 (1, 1)	7.1	W	30	7	1	1	5	2	0	1	0	0	1	70	107	1.23	1.227
Steve Reed, R ERA: 3.45 (8, 1)	0.0		1	1	0	0	0	0	0	0	0	0	0	2	2	∞	∞
Mike Remlinger, L ERA: 2.69 (8, 1)	0.2	H	2	0	0	0	1	0	0	0	0	0	0	5	8	0.00	0.000
Steve Karsay, R ERA: 1.67 (9, 1)	1.0	S	4	1	0	0	1	0	0	0	0	0	0	6	7	0.00	1.000

BOTTOM

Atlanta Braves @ San Francisco Giants
PacBell Park, San Francisco, CA
Sat Aug 18 2001, 4:05 PM EDT
Att: 41,722 - Cloudy - 65 F

livebaseballscorecards.com

AB	34
R	1
H	9
RBI	1
BB	2
SO	7
LOB	16



Batter	1	2	3	4	5	6	7	8	9	AB R H RBI BB SO LOB	TOP													
Keith Lockhart, L (1, 4) OBP: 0.317, SLG: 0.359	0-3 K		0-0 F8		2-2 1B		1-1 G6-3			4 0 1 0 0 1 0	<p>Atlanta Braves @ San Francisco Giants</p> <p>PacBell Park, San Francisco, CA</p> <p>Sun Aug 19 2001, 8:08 PM EDT</p> <p>Att. 41,527 - Sunny - 62 F</p>													
B.J. Surhoff, L (1, 7) OBP: 0.311, SLG: 0.388	1-2 F8		2-2 F7		1-0 1B		3-2 F8			4 0 1 0 0 0 0														
10 Chipper Jones, S (1, 5) OBP: 0.415, SLG: 0.603	1-1 2B		1-3 K		1-3 K		3-2 L8			4 0 1 0 0 2 2														
Brian Jordan, R (1, 9) OBP: 0.328, SLG: 0.486	0-0 G6-3			1-1 1B	0-2 G6-4-3		3-3 K			4 1 1 0 0 1 3														
Ken Caminiti, S (1, 3) OBP: 0.329, SLG: 0.444		4-2 BB		0-0 F5		2-3 K		1-0 F8		3 0 0 0 1 1 1														
Andruw Jones, R (1, 8) OBP: 0.314, SLG: 0.451		4-2 BB		4-2 1B		1-3 K		1-3 K		2 0 0 0 2 2 0														
Javy Lopez, R (1, 2) OBP: 0.296, SLG: 0.398		1-1 F8		2-2 1B		0-3 K		0-0 F8		4 0 1 1 0 1 2														
Rey Sanchez, R (1, 6) OBP: 0.314, SLG: 0.357		3-2 G4-6-3		0-0 FC1-5		1-2 L6				3 0 0 0 0 0 4														
Tom Glavine, L (1, 1) OBP: 0.209, SLG: 0.200		1-0 G6-3		1-1 G6-3		1-3 K				2 0 0 0 0 0 4														
Steve Reed, R (5, 1)										0 0 0 0 0 0 0														
Dave Martinez, L (7, PH) OBP: 0.361, SLG: 0.416										1 0 0 0 0 1 0														
Jose Cabrera, R (7, 1)										0 0 0 0 0 0 0														
Inning Stats	R: 0 E: 0 K: 1 S: 9	H: 1 LOB: 1 BB: 0 P: 11	R: 0 E: 0 K: 0 S: 13	H: 0 LOB: 2 BB: 2 P: 26	R: 0 E: 0 K: 1 S: 8	H: 0 LOB: 0 BB: 0 P: 11	R: 1 E: 0 K: 0 S: 12	H: 2 LOB: 2 BB: 1 P: 20	R: 0 E: 0 K: 1 S: 10	H: 2 LOB: 1 BB: 0 P: 14	R: 0 E: 0 K: 3 S: 9	H: 0 LOB: 0 BB: 0 P: 12	R: 0 E: 0 K: 1 S: 10	H: 0 LOB: 0 BB: 0 P: 13	R: 0 E: 0 K: 1 S: 12	H: 0 LOB: 0 BB: 0 P: 21	R: 0 E: 0 K: 1 S: 5	H: 0 LOB: 0 BB: 0 P: 7	R: 0 E: 0 K: 1 S: 5	H: 0 LOB: 0 BB: 0 P: 7	1B: 4 2B: 1 3B: 0 HR: 0	SF: 0 SAC: 0 DP: 1 HBP: 0	WP: 0 PB: 0 SB: 0 CS: 0	PA: 34
PITCHER	IP WLS BF H R ER SO BB IBB HBP BLK WP HR S P ERA WHIP																							
Jason Schmidt, R (1, 1) ERA: 4.46	7.0 W 28 5 1 1 7 3 0 0 0 0 0 0 71 107 1.29 1.143																							
Felix Rodriguez, R (8, 1) ERA: 1.85	1.0 H 3 0 0 0 1 0 0 0 0 0 0 0 12 21 0.00 0.000																							
Robb Nen, R (9, 1) ERA: 2.83	1.0 S 3 0 0 0 1 0 0 0 0 0 0 0 5 7 0.00 0.000																							

livebaseballscorecards.com

AB	31
R	1
H	5
RBI	1
BB	3
SO	9
LOB	16



Batter	1	2	3	4	5	6	7	8	9
Calvin Murray, R OBP: 0.351, SLG: 0.398 (1, 8)	3-1 G5-3 ①		1-1 G5-3 ①		4-2 2B BB	2-3 K ③		0-1 L8 ③	
Rich Aurilia, R OBP: 0.375, SLG: 0.567 (1, 6)	0-0 1B BB		1-0 G6-3 ②		3-2 1B 2B 1-H		4-2 1B BB		
Barry Bonds, L OBP: 0.486, SLG: 0.824 (1, 7)	4-2 1B BB		3-1 G6-3 ③		4-0 1B BB IBB		3-0 F9 ①		
Jeff Kent, R OBP: 0.372, SLG: 0.507 (1, 4)	0-0 1B BB			0-1 L8 ①	4-2 1B BB		1-1 1B		
Andres Galarraga, R OBP: 0.324, SLG: 0.455 (1, 3)	4-2 BB			0-0 1B CS	3-1 1B BB		2-3 K ②		
Eric Davis, R OBP: 0.267, SLG: 0.356 Marvin Benard, L OBP: 0.307, SLG: 0.405 (7, PH) (8, 9)	2-3 K ③			3-2 1B	4-1 BB		0-0 F9 ③		
Benito Santiago, R OBP: 0.306, SLG: 0.378 (1, 2)		0-0 1B G6-3		0-0 F9	2-0 L6 ③		0-0 F7 ①		
Pedro Feliz, R OBP: 0.285, SLG: 0.411 (1, 5)		1-0 G6-3 ① ② 1-2f			2-1 F7 ①	3-2 P3 ①	1-1 G4-3 ②		
Jason Schmidt, R OBP: 0.176, SLG: 0.265 Felix Rodriguez, R (8, 1) John Vander Wal, L OBP: 0.347, SLG: 0.460 Robb Nen, R (9, 1)		1-0 G6-3 ③			0-1 L6 ②	1-3 K ②	3-2 HR		

Inning Stats	R: 0 E: 0 K: 1 S: 12	H: 2 LOB: 3 BB: 2 P: 25	R: 0 E: 0 K: 0 S: 3	H: 1 LOB: 0 BB: 0 P: 5	R: 0 E: 0 K: 0 S: 5	H: 0 LOB: 0 BB: 0 P: 10	R: 0 E: 0 K: 0 S: 7	H: 2 LOB: 1 BB: 0 P: 10	R: 3 E: 0 K: 0 S: 20	H: 2 LOB: 3 BB: 4 P: 46	R: 0 E: 0 K: 2 S: 9	H: 0 LOB: 0 BB: 0 P: 15	R: 0 E: 0 K: 1 S: 10	H: 1 LOB: 2 BB: 1 P: 20	R: 1 E: 0 K: 0 S: 8	H: 1 LOB: 0 BB: 0 P: 12
--------------	-------------------------------	----------------------------------	------------------------------	---------------------------------	------------------------------	----------------------------------	------------------------------	----------------------------------	-------------------------------	----------------------------------	------------------------------	----------------------------------	-------------------------------	----------------------------------	------------------------------	----------------------------------

PITCHER	IP	WLS	BF	H	R	ER	SO	BB	IBB	HBP	BLK	WP	HR	S	P	ERA	WHIP
Tom Glavine, L ERA: 3.79 (1, 1)	4.2	L	24	7	3	3	1	5	1	0	0	0	0	46	93	5.79	2.571
Steve Reed, R ERA: 3.35 (5, 1)	1.1		4	0	0	0	2	0	0	0	0	0	0	10	18	0.00	0.000
Jose Cabrera, R ERA: 2.54 (7, 1)	2.0		9	2	1	1	1	1	0	0	0	0	1	18	32	4.50	1.500

BOTTOM

AB R H RBI BB SO LOB

4	1	0	0	1	1	0
3	1	2	1	1	0	0
2	1	0	0	2	0	1
3	0	2	0	1	0	0
3	0	2	2	1	1	2
2	0	1	0	1	1	3
1	0	0	0	0	0	2
4	0	1	0	0	0	4
4	0	0	0	0	0	1
3	0	0	0	0	1	0
0	0	0	0	0	0	0
1	1	1	1	0	0	0
0	0	0	0	0	0	0

1B: 7 SF: 0
2B: 1 SAC: 0
3B: 0 DP: 1
HR: 1 HBP: 0

WP: 0 PA: 37
PB: 0
SB: 0
CS: 1

Atlanta Braves @ San Francisco Giants
PacBell Park, San Francisco, CA

Sun Aug 19 2001, 8:08 PM EDT
Att: 41,527 - Sunny - 62 F

livebaseballscorecards.com



San Francisco Giants @ Montreal Expos
 Olympic Stadium, Montreal, QB
 Tue Aug 21 2001, 7:05 PM EDT
 Att. 8,937 - Dome - 72 F

AB	38
R	10
H	13
RBI	9
BB	5
SO	3
LOB	14



WP	0	PA	44
PB	0		
SB	0		
CS	0		

Batter	1	2	3	4	5	6	7	8	9	AB	R	H	RBI	BB	SO	LOB	TOP								
Marvin Benard, L OBP: 0.305, SLG: 0.401 (1, 8) (8, 7)										5	1	1	0	0	0	2									
Rich Aurilia, R OBP: 0.375, SLG: 0.573 (1, 6) C F B X										5	2	2	1	0	0	1									
Barry Bonds, L OBP: 0.487, SLG: 0.820 Calvin Murray, R OBP: 0.351, SLG: 0.398 (1, 7) (8, 8) B B B B										2	1	0	0	3	1	0									
Jeff Kent, R OBP: 0.370, SLG: 0.510 (1, 4) S C B C B										5	2	1	1	0	1	5									
J.T. Snow, L OBP: 0.377, SLG: 0.364 Andres Galarraga, R OBP: 0.323, SLG: 0.453 (1, 3) (8, PH) (8, 3) B S B B										2	2	1	1	1	0	0									
John Vander Wal, L OBP: 0.350, SLG: 0.461 (1, 9) B C B F F F X										4	1	2	3	1	0	1									
Benito Santiago, R OBP: 0.310, SLG: 0.381 (1, 2) C X										5	1	3	1	0	0	0									
Ramon Martinez, R OBP: 0.321, SLG: 0.351 (1, 5) C X										5	0	2	0	0	0	2									
Russ Ortiz, R OBP: 0.263, SLG: 0.288 Aaron Fultz, L OBP: 0.250, SLG: 0.250 (1, 1) (9, 1) B C X										4	0	1	2	0	1	3									
										0	0	0	0	0	0	0									
Inning Stats	R: 5 E: 0 K: 1 S: 22	H: 5 LOB: 2 BB: 2 P: 39	R: 3 E: 1 K: 0 S: 18	H: 4 LOB: 2 BB: 1 P: 29	R: 2 E: 0 K: 1 S: 10	H: 3 LOB: 1 BB: 0 P: 16	R: 0 E: 0 K: 1 S: 8	H: 0 LOB: 0 BB: 0 P: 13	R: 0 E: 0 K: 0 S: 8	H: 0 LOB: 1 BB: 1 P: 17	R: 0 E: 0 K: 0 S: 7	H: 1 LOB: 1 BB: 1 P: 15	R: 0 E: 0 K: 0 S: 10	H: 0 LOB: 0 BB: 0 P: 14	R: 0 E: 0 K: 0 S: 5	H: 0 LOB: 0 BB: 0 P: 10	R: 0 E: 0 K: 0 S: 7	H: 0 LOB: 0 BB: 0 P: 12	1B: 8 2B: 3 3B: 0 HR: 2	SF: 1 SAC: 0 DP: 2 HBP: 0	WP: 0 PB: 0 SB: 0 CS: 0	PA: 44			
PITCHER	IP	WLS	BF	H	R	ER	SO	BB	IBB	HBP	BLK	WP	HR	S	P	ERA	WHIP								
Carl Pavano, R ERA: 31.15 (1, 1)	1.1	L	15	7	8	7	1	3	0	0	1	0	0	30	54	47.25	7.500								
Masato Yoshii, R ERA: 4.4 (2, 1)	3.2		16	5	2	2	2	1	0	0	0	0	2	36	60	4.91	1.636								
Britt Reames, R ERA: 5.52 (6, 1)	1.0		4	1	0	0	0	1	0	0	0	0	0	7	15	0.00	2.000								
Joey Eischen, L ERA: 5.02 (7, 1)	2.0		6	0	0	0	0	0	0	0	0	0	0	15	24	0.00	0.000								
Bobby Munoz, R ERA: 3.82 (9, 1)	1.0		3	0	0	0	0	0	0	0	0	0	0	7	12	0.00	0.000								

livebaseballscorecards.com

Batter	1	2	3	4	5	6	7	8	9	AB R H RBI BB SO LOB	TOP		
Calvin Murray, R (1, 8) OBP: 0.346, SLG: 0.392	0-2 F8		2-3 K			3-2 G6-3		3-1 F2		4 0 0 0 0 1 0			
Pedro Feliz, R (1, 5) OBP: 0.284, SLG: 0.407	0-0 F9-6 BB 1B			0-1 F8		1-1 L4		0-0 F9		4 0 1 0 0 0 0			
Barry Bonds, L (1, 7) OBP: 0.489, SLG: 0.818	4-2 1-2 BB			4-2 2B BB		0-2 F7		1-0 1B		2 1 1 0 2 0 0			
Jeff Kent, R (1, 4) OBP: 0.369, SLG: 0.510	1-1 F9-6 2-3			0-1 1-H 2B		1-2 F8		3-3 K		4 0 1 1 0 1 3			
J.T. Snow, L (1, 3) OBP: 0.372, SLG: 0.357		1-3 K		0-0 F9		2-2 F7		0-0 G3		4 0 0 0 0 1 1			
John Vander Wal, L (1, 9) OBP: 0.352, SLG: 0.461		2-2 G6-3 1B		0-0 F8		4-2 BB				2 0 1 0 1 0 0			
Ramon Martinez, R (1, 6) OBP: 0.319, SLG: 0.348		0-1 G6-3 1-2		0-3 K		1-2 P4				3 0 0 0 0 1 2			
Edwards Guzman, L (1, 2) OBP: 0.239, SLG: 0.395			0-0 P6		1-1 1B			1-2 G6-3		3 0 1 0 0 0 0			
Shawn Estes, R (1, 1) OBP: 0.119, SLG: 0.053			1-3 K		2-2 G3			1-2 P4		1 0 0 0 0 1 0			
Brian Boehringer, S (4, 1)										1 0 0 0 0 0 1			
Jason Christiansen, R (6, 1)										0 0 0 0 0 0 0			
Shawon Dunston, R (8, PH) OBP: 0.297, SLG: 0.496										1 0 0 0 0 0 0			
Tim Worrell, R (8, 1)										0 0 0 0 0 0 0			
Inning Stats	R: 0 H: 1 E: 0 LOB: 1 K: 0 BB: 1 S: 10 P: 15	R: 0 H: 1 E: 0 LOB: 0 K: 1 BB: 0 S: 11 P: 14	R: 0 H: 0 E: 0 LOB: 0 K: 2 BB: 0 S: 10 P: 13	R: 1 H: 1 E: 0 LOB: 0 K: 0 BB: 1 S: 10 P: 14	R: 0 H: 1 E: 0 LOB: 1 K: 1 BB: 0 S: 9 P: 12	R: 0 H: 0 E: 0 LOB: 0 K: 0 BB: 0 S: 9 P: 13	R: 0 H: 0 E: 0 LOB: 1 K: 0 BB: 1 S: 12 P: 20	R: 0 H: 0 E: 0 LOB: 0 K: 0 BB: 0 S: 9 P: 14	R: 0 H: 1 E: 0 LOB: 1 K: 1 BB: 0 S: 6 P: 10	1B: 4 SF: 0 2B: 2 SAC: 0 3B: 0 DP: 2 HR: 0 HBP: 0	WP: 0 PA: 32 PB: 0 SB: 0 CS: 0		
PITCHER	IP WLS BF H R ER SO BB IBB HBP BLK WP HR S P ERA WHIP											PITCHER	IP WLS BF H R ER SO BB IBB HBP BLK WP HR S P ERA WHIP
Javier Vazquez, R (1, 1) ERA: 3.76	8.0 W 28 4 1 1 4 3 0 0 0 0 0 0 80 115 1.12 0.875												
Graeme Lloyd, L (9, 1) ERA: 3.39	1.0 4 1 0 0 1 0 0 0 0 0 0 0 6 10 0.00 1.000												

San Francisco Giants @ Montreal Expos
Olympic Stadium, Montreal, QB
Wed Aug 22 2001, 7:05 PM EDT
Att. 8,217 - Dome - 72 F

livebaseballscorecards.com

AB	29
R	1
H	5
RBI	1
BB	3
SO	5
LOB	7



Batter	1	2	3	4	5	6	7	8	9	AB R H RBI BB SO LOB	TOP	
Marvin Benard, L (1, 7) <small>OBP: 0.304, SLG: 0.399</small> Shawon Dunston, R (9, PH) <small>OBP: 0.301, SLG: 0.521</small> (9, 9)	1-2 		0-0 		3-2 		0-3 		0-2 	4 0 1 0 0 1 1 1 1 1 1 0 0 0		
Calvin Murray, R (1, 8) <small>OBP: 0.347, SLG: 0.392</small> (9, 1)	1-1 		2-0 		1-2 		0-3 		0-1 	5 1 2 1 0 1 1		
John Vander Wal, L (1, 9) <small>OBP: 0.355, SLG: 0.468</small> Tim Worrell, R (9, 1)	1-0 		2-2 		1-2 			1-0 	1-1 	5 2 3 1 0 0 2 0 0 0 0 0 0 0		
Jeff Kent, R (1, 4) <small>OBP: 0.368, SLG: 0.513</small> (9, 1)	1-2 			1-1 		3-2 		3-2 	2-2 	5 1 1 1 0 0 4		
Andres Galarraga, R (1, 3) <small>OBP: 0.327, SLG: 0.475</small> (9, 1)		1-0 		1-2 		1-1 		1-1 	0-1 	5 3 3 4 0 0 0		
Rich Aurilia, R (1, 6) <small>OBP: 0.375, SLG: 0.571</small> (9, 1)		2-1 		2-3 		0-0 		2-3 	4-2 	4 0 1 0 1 2 0		
Benito Santiago, R (1, 2) <small>OBP: 0.311, SLG: 0.381</small> (9, 1)		1-0 		0-3 		0-1 		1-2 	0-0 	5 0 2 1 0 1 1		
Ramon Martinez, R (1, 5) <small>OBP: 0.317, SLG: 0.349</small> (9, 1)		2-2 			1-1 		1-2 		1-1 	5 1 1 0 0 1 4		
Livan Hernandez, R (1, 1) <small>OBP: 0.318, SLG: 0.409</small> Felix Rodriguez, R (8, 1) Barry Bonds, L (9, PH) <small>OBP: 0.490, SLG: 0.827</small> (9, 7)			0-0 		1-2 		0-1 		3-1 	3 0 0 0 0 0 1 0 0 0 0 0 0 0 1 1 1 1 0 0 0		
Inning Stats	R: 0 H: 1 E: 1 LOB: 1 K: 0 BB: 0 S: 9 P: 13	R: 0 H: 1 E: 0 LOB: 1 K: 0 BB: 0 S: 7 P: 13	R: 0 H: 1 E: 1 LOB: 1 K: 0 BB: 0 S: 9 P: 13	R: 1 H: 1 E: 0 LOB: 0 K: 2 BB: 0 S: 12 P: 16	R: 1 H: 2 E: 0 LOB: 1 K: 0 BB: 0 S: 17 P: 24	R: 1 H: 2 E: 0 LOB: 1 K: 0 BB: 0 S: 13 P: 18	R: 0 H: 0 E: 0 LOB: 0 K: 2 BB: 0 S: 8 P: 8	R: 2 H: 2 E: 0 LOB: 0 K: 1 BB: 0 S: 12 P: 20	R: 5 H: 6 E: 0 LOB: 2 K: 1 BB: 1 S: 25 P: 38	1B: 8 SF: 0 2B: 3 SAC: 0 3B: 0 DP: 1 HR: 5 HBP: 0	WP: 0 PA: 44 PB: 0 SB: 0 CS: 0	
PITCHER	IP WLS BF H R ER SO BB IBB HBP BLK WP HR S P ERA WHIP Tomo Ohka, R (1, 1) <small>ERA: 6.35</small> Britt Reames, R (6, 1) <small>ERA: 5.62</small> Scott Strickland, R (8, 1) <small>ERA: 3.5</small> Graeme Lloyd, L (9, 1) <small>ERA: 4.01</small> Darwin Cubillan, R (9, 1) <small>ERA: 4.91</small>											PITCHER IP WLS BF H R ER SO BB IBB HBP BLK WP HR S P ERA WHIP

San Francisco Giants @ Montreal Expos
 Olympic Stadium, Montreal, QB
 Thu Aug 23 2001, 7:05 PM EDT
 Att. 7,990 - Dome - 72 F

AB	43
R	10
H	16
RBI	10
BB	1
SO	6
LOB	14



Batter	1	2	3	4	5	6	7	8	9	AB	R	H	RBI	BB	SO	LOB
Peter Bergeron, L OBP: 0.302, SLG: 0.328 (1, 8)	0-1 G1-3		3-1 FC4-6 1-2f	2-3 K			2-2 G5-3			4	0	0	0	0	1	3
Jose Vidro, S OBP: 0.383, SLG: 0.518 (1, 4)	0-2 G1-3		1-1 G4-6-3 1-2f		2-2 G4-3		1-0 F9			4	0	0	0	0	0	2
Vladimir Guerrero, R OBP: 0.383, SLG: 0.598 (1, 9)	3-2 1B 2B			2-1 BB 1B	1-2 G4-3			1-0 WP 2B		4	2	3	0	0	0	0
Lee Stevens, L OBP: 0.331, SLG: 0.432 (1, 3)	3-2 1B 2-H			4-1 1B 2B BB	1-2 G6-3			2-3 K		3	1	1	1	1	1	1
Orlando Cabrera, R OBP: 0.307, SLG: 0.383 (1, 6)	0-0 G3			4-1 1B 2B BB		2-1 F8		4-0 G6-4-3 IBB		2	1	0	0	2	0	1
Mark Smith, R OBP: 0.331, SLG: 0.399 (1, 7)		0-3 K		0-0 2B SH3 1B		1-0 F7		1-0 G6-4-3 1-2f		4	1	1	1	0	1	2
Michael Barrett, R OBP: 0.291, SLG: 0.359 (1, 2)		1-3 K		2-3 K		0-0 G6-3			0-1 G4-3	4	0	0	0	0	2	3
Geoff Blum, S OBP: 0.318, SLG: 0.362 (1, 5)		1-1 F7		2-2 SH3 2B			0-1 SH1-4 1B		1-0 G4-3	4	0	2	2	0	0	0
Tomo Ohka, S OBP: 0.111, SLG: 0.111 Britt Reames, R OBP: 0.316, SLG: 0.333 Scott Strickland, R Graeme Lloyd, L Darwin Cubillan, R Tim Raines, S OBP: 0.386, SLG: 0.306 (1, 1) (6, 1) (8, 1) (9, 1) (9, 1) (9, PH)			0-1 FC4-6 1B	0-0 SH3			0-0 SH1-4		1-0 G4-3	1	0	1	1	0	0	0

Inning Stats	R: 1	H: 2	E: 0	K: 0	S: 14	H: 2	LOB: 1	BB: 0	P: 20	R: 0	H: 0	E: 0	K: 2	S: 9	H: 0	LOB: 0	BB: 0	P: 11	R: 0	H: 1	E: 0	K: 0	S: 6	H: 1	LOB: 0	BB: 0	P: 10	R: 4	H: 3	E: 0	K: 2	S: 17	R: 0	H: 0	E: 0	K: 0	S: 12	R: 0	H: 0	E: 0	K: 0	S: 4	R: 0	H: 1	E: 0	K: 0	S: 10	R: 0	H: 1	E: 0	K: 1	S: 6	R: 0	H: 0	E: 0	K: 0	S: 4	R: 0	H: 0	E: 0	K: 0	S: 4	1B: 5	2B: 3	3B: 0	HR: 0	SF: 0	SAC: 2	DP: 2	HBP: 0	WP: 1	PB: 0	SB: 0	CS: 0	PA: 36
--------------	------	------	------	------	-------	------	--------	-------	-------	------	------	------	------	------	------	--------	-------	-------	------	------	------	------	------	------	--------	-------	-------	------	------	------	------	-------	------	------	------	------	-------	------	------	------	------	------	------	------	------	------	-------	------	------	------	------	------	------	------	------	------	------	------	------	------	------	------	-------	-------	-------	-------	-------	--------	-------	--------	-------	-------	-------	-------	--------

PITCHER	IP	WLS	BF	H	R	ER	SO	BB	IBB	HBP	BLK	WP	HR	S	P	ERA	WHIP
Livan Hernandez, R ERA: 5.42 (1, 1)	7.0		29	7	5	5	4	2	0	0	0	0	0	72	110	6.43	1.286
Felix Rodriguez, R ERA: 1.82 (8, 1)	1.0	W	4	1	0	0	1	0	1	0	0	1	0	6	14	0.00	1.000
Tim Worrell, R ERA: 3.69 (9, 1)	1.0		3	0	0	0	0	0	0	0	0	0	0	4	6	0.00	0.000


BOTTOM

San Francisco Giants @ Montreal Expos
Olympic Stadium, Montreal, QB

Thu Aug 23 2001, 7:05 PM EDT
Att. 7,990 - Dome - 72 F

livebaseballscorecards.com

AB	31
R	5
H	8
RBI	5
BB	3
SO	5
LOB	12



Batter	1	2	3	4	5	6	7	8	9	AB R H RBI BB SO LOB	TOP		
Calvin Murray, R (1, 8) OBP: 0.349, SLG: 0.389	4-1 BB SF9 1B BB		1-3 K		0-2 G5-3			4-1 HR BB		2 2 0 0 2 1 0	<p>San Francisco Giants @ New York Mets</p> <p>Shea Stadium, Flushing, NY</p> <p>Fri Aug 24 2001, 7:10 PM EDT</p> <p>Att. 35,973 - Sunny - 81 F</p>		
Rich Aurilia, R (1, 6) OBP: 0.376, SLG: 0.576	1-1 SF9 BB 1B		3-2 F9		3-1 F9			0-0 HR		4 1 2 2 0 0 0			
Barry Bonds, L (1, 7) OBP: 0.490, SLG: 0.823	4-2 1-2 2-3 BB		0-0 FC6-4 1B			1-2 L8		1-3 K		3 0 1 0 1 1 0			
Jeff Kent, R (1, 4) OBP: 0.365, SLG: 0.508	0-3 K		0-2 FC6-4			1-3 K		2-1 G5-3		4 0 0 0 0 2 4			
Andres Galarraga, R (1, 3) OBP: 0.326, SLG: 0.472	0-0 SF9			4-2 G6-4-3 1B BB		1-1 G4-3		1-2 G3-1		2 0 0 1 1 0 0			
Eric Davis, R (1, 9) OBP: 0.288, SLG: 0.356	0-0 F3		3-2 G6-4-3 1B			1-1 G5-3		3-3 K		3 0 1 0 0 0 2			
John Vander Wal, L (9, PH) OBP: 0.354, SLG: 0.467			1-2 G6-4-3 1B							1 0 0 0 0 1 0			
Benito Santiago, R (1, 2) OBP: 0.308, SLG: 0.377		3-2 F9	0-1 G6-4-3			1-2 G6-3		0-3 K		4 0 0 0 0 1 2			
Ramon Martinez, R (1, 5) OBP: 0.314, SLG: 0.345		2-3 K	1-0 F8			3-1 L4				3 0 0 0 0 1 1			
Kirk Rueter, L (1, 1) OBP: 0.245, SLG: 0.188		1-1 G3		0-1 G3				1-1 G5-3		2 0 0 0 0 0 0			
Brian Boehringer, S (6, 1)										0 0 0 0 0 0 0			
Shawon Dunston, R (8, PH) OBP: 0.299, SLG: 0.517										1 0 0 0 0 0 0			
Felix Rodriguez, R (8, 1)										0 0 0 0 0 0 0			
Inning Stats	R: 1 H: 1 E: 0 LOB: 2 K: 1 BB: 2 S: 10 P: 19	R: 0 H: 0 E: 0 LOB: 0 K: 1 BB: 0 S: 11 P: 17	R: 0 H: 1 E: 0 LOB: 1 K: 1 BB: 1 S: 15 P: 19	R: 0 H: 1 E: 0 LOB: 1 K: 0 BB: 1 S: 8 P: 16	R: 0 H: 0 E: 0 LOB: 0 K: 0 BB: 0 S: 8 P: 11	R: 0 H: 0 E: 0 LOB: 0 K: 1 BB: 0 S: 9 P: 12	R: 0 H: 0 E: 0 LOB: 0 K: 0 BB: 0 S: 9 P: 14	R: 2 H: 1 E: 0 LOB: 0 K: 1 BB: 1 S: 9 P: 17	R: 0 H: 0 E: 0 LOB: 0 K: 2 BB: 0 S: 9 P: 13	1B: 3 SF: 1 2B: 0 SAC: 0 3B: 0 DP: 1 HR: 1 HBP: 0	WP: 0 PA: 34 PB: 0 SB: 0 CS: 0		
PITCHER	IP WLS BF H R ER SO BB IBB HBP BLK WP HR S P ERA WHIP											PITCHER	IP WLS BF H R ER SO BB IBB HBP BLK WP HR S P ERA WHIP
Bruce Chen, L (1, 1) ERA: 4.39	7.0 W 26 3 1 1 4 3 0 0 0 0 0 0 70 108 1.29 0.857												
John Franco, L (8, 1) ERA: 3.67	1.0 H 5 1 2 2 1 1 0 0 0 0 0 1 9 17 18.00 2.000												
Armando Benitez, R (9, 1) ERA: 3.38	1.0 S 3 0 0 0 0 2 0 0 0 0 0 0 9 13 0.00 0.000												

livebaseballscorecards.com

AB	29
R	3
H	4
RBI	3
BB	4
SO	7
LOB	9



Batter	1	2	3	4	5	6	7	8	9	AB	R	H	RBI	BB	SO	LOB				
Joe McEwing, R OBP: 0.348, SLG: 0.453 (1, 7)	2-2 1B 2B		0-0 B1-3	0-1 FC6-4		0-0 SH	1-1 FC5-4			4	0	1	0	0	0	3				
Edgardo Alfonzo, R OBP: 0.313, SLG: 0.410 (1, 4)	2-2 L6-4 31 BB 1B		2-2 HR		2-1 F7	1-0 F9		1-2 F8		5	1	2	1	0	0	2				
31 Mike Piazza, R OBP: 0.377, SLG: 0.566 (1, 2)	4-2 1-2 BB		1-1 G4-3		3-2 1B 2B	2-2 P4		2-1 G5-3		4	1	1	0	1	0	2				
Todd Zeile, R OBP: 0.351, SLG: 0.365 (1, 3)	1-0 L6-4		2-1 HR		2-1 2B 1B	4-0 BB		2-3 K		4	1	2	1	1	1	3				
Tsuyoshi Shinjo, R OBP: 0.315, SLG: 0.402 (1, 9)	2-3 K		0-0 G6-3		1-3 K	1-3 K				4	0	0	0	0	3	7				
Robin Ventura, L OBP: 0.358, SLG: 0.414 (1, 5)		0-2 F8		3-2 E 1B	0-0 FC5 2B		0-3 K			4	0	2	1	0	1	0				
Jay Payton, R OBP: 0.274, SLG: 0.340 (1, 8)		0-0 G1-3		1-0 F9	4-0 FC5 IBB		1-0 HR			3	1	1	1	1	0	1				
Rey Ordonez, R OBP: 0.286, SLG: 0.318 (1, 6)		1-2 1B		2-1 E3 FC6-4	2-1 FC5		0-1 G6-3			4	0	1	0	0	0	4				
Bruce Chen, L OBP: 0.132, SLG: 0.132 (1, 1)		1-3 K		1-3 K		0-2 BB SH 1B		4-0 FC5-4 BB		3	0	1	0	0	2	3				
Mark Johnson, L OBP: 0.327, SLG: 0.423 (7, PH)										0	0	0	0	1	0	0				
John Franco, L (8, 1)										0	0	0	0	0	0	0				
Armando Benitez, R (9, 1)										0	0	0	0	0	0	0				
Inning Stats	R: 0 E: 0 K: 1 S: 13	H: 2 LOB: 2 BB: 1 P: 24	R: 0 E: 0 K: 1 S: 10	H: 1 LOB: 1 BB: 0 P: 12	R: 2 E: 0 K: 0 S: 10	H: 2 LOB: 0 BB: 0 P: 15	R: 0 E: 1 K: 1 S: 12	H: 1 LOB: 2 BB: 0 P: 18	R: 1 E: 0 K: 1 S: 14	H: 3 LOB: 3 BB: 1 P: 28	R: 0 E: 1 K: 1 S: 12	H: 1 LOB: 3 BB: 1 P: 20	R: 1 E: 0 K: 1 S: 8	H: 1 LOB: 1 BB: 1 P: 14	R: 0 E: 0 K: 1 S: 10	H: 0 LOB: 0 BB: 0 P: 15	1B: 6 2B: 3 3B: 0 HR: 3	SF: 0 SAC: 1 DP: 1 HBP: 0	WP: 0 PB: 0 SB: 0 CS: 0	PA: 40
PITCHER	IP WLS BF H R ER SO BB IBB HBP BLK WP HR S P ERA WHIP	IP WLS BF H R ER SO BB IBB HBP BLK WP HR S P ERA WHIP	IP WLS BF H R ER SO BB IBB HBP BLK WP HR S P ERA WHIP	IP WLS BF H R ER SO BB IBB HBP BLK WP HR S P ERA WHIP	IP WLS BF H R ER SO BB IBB HBP BLK WP HR S P ERA WHIP	IP WLS BF H R ER SO BB IBB HBP BLK WP HR S P ERA WHIP	IP WLS BF H R ER SO BB IBB HBP BLK WP HR S P ERA WHIP	IP WLS BF H R ER SO BB IBB HBP BLK WP HR S P ERA WHIP	IP WLS BF H R ER SO BB IBB HBP BLK WP HR S P ERA WHIP	IP WLS BF H R ER SO BB IBB HBP BLK WP HR S P ERA WHIP	IP WLS BF H R ER SO BB IBB HBP BLK WP HR S P ERA WHIP	IP WLS BF H R ER SO BB IBB HBP BLK WP HR S P ERA WHIP	IP WLS BF H R ER SO BB IBB HBP BLK WP HR S P ERA WHIP	IP WLS BF H R ER SO BB IBB HBP BLK WP HR S P ERA WHIP	IP WLS BF H R ER SO BB IBB HBP BLK WP HR S P ERA WHIP	IP WLS BF H R ER SO BB IBB HBP BLK WP HR S P ERA WHIP	IP WLS BF H R ER SO BB IBB HBP BLK WP HR S P ERA WHIP	IP WLS BF H R ER SO BB IBB HBP BLK WP HR S P ERA WHIP	IP WLS BF H R ER SO BB IBB HBP BLK WP HR S P ERA WHIP	IP WLS BF H R ER SO BB IBB HBP BLK WP HR S P ERA WHIP

BOTTOM

San Francisco Giants @ New York Mets
 Shea Stadium, Flushing, NY
 Fri Aug 24 2001, 7:10 PM EDT
 Att: 35,973 - Sunny - 81 F

livebaseballscorecards.com

AB 35
R 4
H 11
RBI 4
BB 4
SO 7
LOB 25



Batter	1	2	3	4	5	6	7	8	9	10	11	AB R H RBI BB SO LOB	TOP																	
Marvin Benard, L (1.8) OBP: 0.303, SLG: 0.396	0-0 G6-4-3 1B		1-0 B4-3		2-1 P4			1-0 G6-3		2-3 K		5 0 1 0 0 1 0	<p>San Francisco Giants @ New York Mets</p> <p>Shea Stadium, Flushing, NY</p> <p>Sat Aug 25 2001, 7:10 PM EDT</p> <p>Att: 48,298 - Sunny - 75 F</p>																	
Rich Aurilia, R (1.6) OBP: 0.372, SLG: 0.570	1-1 G6-4-3 1-2f		3-3 K			2-2 F9		1-2 L9		0-0 L7		5 0 0 0 0 1 1																		
Barry Bonds, L (1.7) OBP: 0.491, SLG: 0.819	4-2 BB		4-1 S BB			0-0 F7		2-1 1B 1B		3-3 K		3 1 1 0 2 1 0																		
Jeff Kent, R (1.4) OBP: 0.367, SLG: 0.509	1-3 K		1-3 K			2-2 1B		2-2 E 1B 1B		1-0 FC6-4 SH1-4 1B		5 0 3 0 0 2 2																		
John Vander Wal, L (1.9) OBP: 0.353, SLG: 0.465		2-3 K		0-3 K		1-3 K		1-1 E8 1-3 2-H 1B		0-0 SH1-4		4 0 1 1 0 3 1																		
J.T. Snow, L (1.3) OBP: 0.376, SLG: 0.370		1-1 HR		2-2 F8			4-2 BB	1-3 K		4-0 FC6-4 IBB		3 1 1 1 2 1 2																		
Benito Santiago, R (1.2) OBP: 0.309, SLG: 0.380		0-0 2B		2-0 G5-3			1-2 F7		1-1 G6-4-3 1B	1-0 FC6-4 BB 1-2f 2-3		5 0 2 0 0 0 3																		
Ramon Martinez, R (1.5) OBP: 0.313, SLG: 0.341		3-3 K			0-3 K		1-0 F7		2-2 G6-4-3 1-2f	4-1 BB		4 0 0 0 1 2 3																		
Jason Schmidt, R (1.1) OBP: 0.162, SLG: 0.243		1-3 K			2-3 K		0-3 K		0-0 F8	0-3 K		3 0 0 0 0 0 3 2																		
Jason Christiansen, R (7.1)												0 0 0 0 0 0 0 0																		
Felix Rodriguez, R (8.1)												0 0 0 0 0 0 0 0																		
Andres Galarraga, R (9. PH) OBP: 0.325, SLG: 0.470												1 0 0 0 0 0 0 0																		
Tim Worrell, R (9.1)												1 0 0 0 0 0 0 0																		
Shawon Dunston, R (11. PH) OBP: 0.297, SLG: 0.514												1 0 0 0 0 0 1 3																		
Robb Nen, R (11.1)												0 0 0 0 0 0 0 0																		
Inning Stats	R: 0 E: 0 K: 1 S: 9	H: 1 LOB: 1 BB: 1 P: 15	R: 1 E: 0 K: 3 S: 14	H: 2 LOB: 1 BB: 0 P: 21	R: 0 E: 0 K: 2 S: 9	H: 0 LOB: 0 BB: 1 P: 18	R: 0 E: 0 K: 1 S: 9	H: 0 LOB: 0 BB: 0 P: 13	R: 0 E: 0 K: 1 S: 11	H: 1 LOB: 1 BB: 0 P: 16	R: 0 E: 0 K: 1 S: 10	H: 0 LOB: 1 BB: 1 P: 16	R: 1 E: 1 K: 1 S: 16	H: 3 LOB: 2 BB: 0 P: 24	R: 0 E: 0 K: 0 S: 6	H: 1 LOB: 0 BB: 0 P: 9	R: 0 E: 0 K: 2 S: 9	H: 0 LOB: 0 BB: 0 P: 14	R: 0 E: 0 K: 1 S: 7	H: 1 LOB: 3 BB: 2 P: 17	1B: 7 2B: 1 3B: 0 HR: 1	SF: 0 SAC: 1 DP: 2 HBP: 0	WP: 0 PB: 0 SB: 1 CS: 0	PA: 45						
PITCHER	IP WLS BF H R ER SO BB IBB HBP BLK WP HR S P ERA WHIP																													
Steve Trachsel, R (1.1) ERA: 5.05	7.0		27	4	1	1	11	3	0	0	0	0	0	0	1	71	112	1.29	1.000											
Rick White, R (8.1) ERA: 3.7	2.0	B	9	4	1	1	1	0	0	0	0	0	0	0	0	22	33	4.50	2.000											
Armando Benitez, R (10.1) ERA: 3.32	1.0		3	0	0	0	2	0	0	0	0	0	0	0	0	9	14	0.00	0.000											
Jerrod Riggan, R (11.1) ERA: 3.9	1.0	W	6	1	0	0	1	1	1	0	0	0	0	0	0	7	17	0.00	2.000											

AB	39
R	2
H	9
RBI	2
BB	5
SO	15
LOB	17



Batter	1	2	3	4	5	6	7	8	9	10	11	AB R H RBI BB SO LOB	BOTTOM																
Matt Lawton, L OBP: 0.388, SLG: 0.419 (1, 9)	1-3 K	2-3 K			2-2 G6-3		0-1 F8		2-1 F7			5 0 0 0 0 2 2	San Francisco Giants @ New York Mets Shea Stadium, Flushing, NY Sat Aug 25 2001, 7:10 PM EDT Att: 48,298 - Sunny - 75 F																
Edgardo Alfonzo, R OBP: 0.316, SLG: 0.413 (1, 4)	3-2 F8 31 1B 1B		2-2 31 FC3-6 1B		2-1 31 FC5-4 1B		2-2 G6-3		1-3 K		5 1 3 0 0 1 0																		
31 Mike Piazza, R OBP: 0.380, SLG: 0.566 Jerrold Riggan, R (1, 2) (11, 1)	0-2 1B E 1B		0-0 FC3-6 G3		1-0 FC5-4		0-0 BB 1B		4-2 G3-6 BB		4 1 2 0 1 0 2 0 0 0 0 0 0 0																		
Robin Ventura, L OBP: 0.354, SLG: 0.409 (1, 5)	1-0 F8		3-2 G3		1-2 G3		1-3 K		1-0 F7		2-2 G3-6-1	5 0 0 0 0 1 5																	
Todd Zeile, R OBP: 0.352, SLG: 0.364 (1, 3)	0-1 E 1B		1-1 G4-3		1-2 L9		4-2 FC6-4 BB		1-3 K		4 0 1 1 1 1 1																		
Jay Payton, R OBP: 0.276, SLG: 0.341 (1, 8)	2-2 E7 1B		0-0 G5-3		1-0 L4		2-2 FC6-4		0-1 1B 1B		5 1 2 1 0 0 2																		
Desi Relaford, S OBP: 0.373, SLG: 0.459 Rick White, R (8, 1)	0-1 G3		2-1 G3-1		1-2 SH3-4 1B		0-0 L6		1-2 1B 1B		3 0 1 0 0 0 2 0 0 0 0 0 0 0 1 0 0 0 0 0 0 0 0 0 0 0 0 0 1 0 1 0 0 0 0																		
Lenny Harris, L OBP: 0.254, SLG: 0.254 Armando Benitez, R (9, PH) (10, 1)			1-3 K		1-1 SH3-4		0-1 1B		0-1 1B		2 0 0 0 0 1 0 2 0 2 1 0 0 0																		
Vance Wilson, R OBP: 0.457, SLG: 0.500 (11, 2)			1-2 G5-3		0-2 G3-1		0-2 F9		0-0 F9		2 0 0 0 0 0 0 0 0 0 0 0 0 0 2 0 0 0 0 0 2																		
Joe McEwing, R OBP: 0.346, SLG: 0.449 Rey Ordenez, R OBP: 0.290, SLG: 0.321 (1, 7) (8, 6)																													
Steve Trachsel, R OBP: 0.154, SLG: 0.179 Mark Johnson, L OBP: 0.327, SLG: 0.423 Tsuyoshi Shinjo, R OBP: 0.313, SLG: 0.399 (7, PH) (7, PH) (8, 7)																													
Inning Stats	R: 2 E: 1 K: 1 S: 21	H: 4 LOB: 2 BB: 0 P: 28	R: 0 E: 0 K: 1 S: 9	H: 0 LOB: 0 BB: 0 P: 12	R: 0 E: 0 K: 0 S: 13	H: 1 LOB: 1 BB: 0 P: 19	R: 0 E: 0 K: 1 S: 6	H: 0 LOB: 0 BB: 0 P: 9	R: 0 E: 0 K: 0 S: 9	H: 1 LOB: 1 BB: 0 P: 14	R: 0 E: 0 K: 1 S: 7	H: 0 LOB: 0 BB: 0 P: 10	R: 0 E: 0 K: 0 S: 12	H: 1 LOB: 1 BB: 0 P: 13	R: 0 E: 0 K: 0 S: 12	H: 1 LOB: 2 BB: 1 P: 21	R: 0 E: 0 K: 0 S: 6	H: 1 LOB: 1 BB: 0 P: 8	R: 0 E: 0 K: 1 S: 9	H: 0 LOB: 0 BB: 1 P: 16	R: 1 E: 0 K: 1 S: 10	H: 3 LOB: 2 BB: 0 P: 12	1B: 12 2B: 0 3B: 0 HR: 0	SF: 0 SAC: 1 DP: 1 HBP: 0	WP: 0 PB: 0 SB: 0 CS: 0	PA: 44			
PITCHER	IP WLS BF H R ER SO BB IBB HBP BLK WP HR S P ERA WHIP																												
Jason Schmidt, R ERA: 4.37 (1, 1)	6.1 26 7 2 2 4 0 0 0 0 0 0 0 72 100 2.84 1.105																												
Jason Christiansen, L ERA: 4.28 (7, 1)	0.2 2 0 0 0 0 0 0 0 0 0 0 0 5 5 0.00 0.000																												
Felix Rodriguez, R ERA: 1.76 (8, 1)	1.0 5 1 0 0 0 1 0 0 0 0 0 0 12 21 0.00 2.000																												
Tim Worrell, R ERA: 3.57 (9, 1)	2.0 7 1 0 0 1 1 0 0 0 0 0 0 15 24 0.00 1.000																												
Robb Nen, R ERA: 2.97 (11, 1)	0.1 L 4 3 1 1 1 0 0 0 0 0 0 0 10 12 27.00 9.000																												

AB	41
R	3
H	12
RBI	3
BB	2
SO	6
LOB	16



Batter	1	2	3	4	5	6	7	8	9	AB R H RBI BB SO LOB	TOP																				
Calvin Murray, R (1, 8) OBP: 0.344, SLG: 0.383 Edwards Guzman, L (9, PH) OBP: 0.236, SLG: 0.391	0-0 G4-3		2-3 K		2-3 K		3-3 K		1-2 F8	4 0 0 0 0 3 2 1 0 0 0 0 0 1																					
Rich Aurilia, R (1, 6) OBP: 0.373, SLG: 0.573	2-1 G4-3 3B			0-3 K	1-3 K			4-2 G3-6-3 BB		3 1 1 0 1 2 1																					
Barry Bonds, L (1, 7) OBP: 0.491, SLG: 0.820	0-0 G4-3			3-1 SF7 3B		4-2 BB		1-2 G3-6-3 1-2f		3 1 1 1 1 0 1																					
Jeff Kent, R (1, 4) OBP: 0.366, SLG: 0.506	0-3 K			4-2 BB		0-2 P5		3-2 F7		3 0 0 0 1 1 1																					
Andres Galarraga, R (1, 3) OBP: 0.321, SLG: 0.466				0-0 SF7		0-0 F9		0-3 K		3 0 0 1 0 1 1																					
Shawon Dunston, R (1, 9) John Vander Wal, L (9, PH) OBP: 0.353, SLG: 0.463				0-1 P4		1-0 P6		2-3 K		3 0 0 0 0 0 2 1 0 0 0 0 1 0																					
Benito Santiago, R (1, 2) OBP: 0.311, SLG: 0.384				1-0 G5-3		2-2 1B 2B		0-2 DI HR 1B		4 2 2 0 0 1 0																					
Pedro Feliz, R (1, 5) Marvin Benard, L (9, PH) OBP: 0.305, SLG: 0.408				0-0 G5-3		1-0 SH5-4 1B		3-2 E 1B		3 0 2 1 0 0 0 1 1 1 2 0 0 0																					
Russ Ortiz, R (1, 1) Brian Boehringer, S (7, 1)				2-2 G5-3		0-1 SH5-4		2-0 F7		2 0 0 0 0 0 1 0 0 0 0 0 0 0 0 0 0 0 0 0 0 0 0 0 0 1 0 0 0 0 0 0 0 0 0																					
Aaron Fultz, L (8, 1) J.T. Snow, L (9, PH) Ramon Martinez, R (9, PR) OBP: 0.378, SLG: 0.370 OBP: 0.313, SLG: 0.341						1-2		4-1 BB																							
Inning Stats	R: 1 E: 0 K: 1 S: 7	H: 1 LOB: 0 BB: 0 P: 9	R: 0 E: 0 K: 0 S: 8	H: 0 LOB: 0 BB: 0 P: 12	R: 0 E: 0 K: 1 S: 8	H: 0 LOB: 0 BB: 0 P: 12	R: 1 E: 0 K: 1 S: 13	H: 1 LOB: 1 BB: 1 P: 20	R: 1 E: 0 K: 2 S: 13	H: 2 LOB: 1 BB: 0 P: 19	R: 0 E: 0 K: 0 S: 7	H: 0 LOB: 1 BB: 1 P: 12	R: 0 E: 1 K: 2 S: 11	H: 1 LOB: 1 BB: 0 P: 22	R: 0 E: 0 K: 0 S: 9	H: 0 LOB: 0 BB: 1 P: 17	R: 2 E: 0 K: 2 S: 18	H: 2 LOB: 1 BB: 1 P: 28	1B: 3 2B: 1 3B: 2 HR: 1	SF: 1 SAC: 1 DP: 1 HBP: 0	WP: 0 PB: 0 SB: 0 CS: 0	PA: 37									
PITCHER Al Leiter, L (1, 1) ERA: 3.33 Armando Benitez, R (9, 1) ERA: 3.56	IP 8.0	WLS W	BF 31	H 5	R 3	ER 3	SO 7	BB 3	IBB 0	HBP 0	BLK 0	WP 0	HR 0	S 76	P 123	ERA 3.38	WHIP 1.000														
							PITCHER	IP 1.0	WLS S	BF 6	H 2	R 2	ER 2	SO 2	BB 1	IBB 0	HBP 0	BLK 0	WP 0	HR 1	S 18	P 28	ERA 18.00	WHIP 3.000							

San Francisco Giants @ New York Mets
Shea Stadium, Flushing, NY
Sun Aug 26 2001, 8:05 PM EDT
Att. 36,061 - Cloudy - 75 F

AB	31
R	5
H	7
RBI	5
BB	4
SO	9
LOB	10



BOTTOM

San Francisco Giants @ New York Mets
Shea Stadium, Flushing, NY
Sun Aug 26 2001, 8:05 PM EDT
Att: 36,061 - Cloudy - 75 F

livebaseballscorecards.com

AB 29
R 6
H 7
RBI 6
BB 7
SO 8
LOB 15



WP: 0 PA: 37
PB: 0
SB: 0
CS: 1

AB	R	H	RBI	BB	SO	LOB
5	2	2	1	0	1	0
4	1	1	4	0	1	1
2	0	1	0	2	0	0
2	0	1	1	1	1	1
3	0	0	0	1	0	4
1	0	0	0	3	0	0
4	0	0	0	0	3	8
0	0	0	0	0	0	0
4	2	1	0	0	0	0
3	1	1	0	0	1	1
1	0	0	0	0	1	0
0	0	0	0	0	0	0

1B: 5	SF: 1
2B: 3	SAC: 0
3B: 0	DP: 2
HR: 1	HBP: 0

Batter	1	2	3	4	5	6	7	8	9
Matt Lawton, L (1, 9) OBP: 0.388, SLG: 0.421	2-2 G6-3		0-0 HR 1B		2-3 K		2-2 G4-3 SF7 2B	1-1 G4-3	
Edgardo Alfonzo, R (1, 4) OBP: 0.316, SLG: 0.420	3-2 F9		2-2 HR 1-H 2-H		2-3 K		2-3 G4-3 3-H		
31 Mike Piazza, R (1, 2) OBP: 0.383, SLG: 0.565	3-1 F9		4-2 BB			0-1 F8 F9-2 1B	4-0 BB IBB		
Robin Ventura, L (1, 5) OBP: 0.355, SLG: 0.409		0-0 CS G4-3 1B	1-3 K			4-1 F8 BB	2-2 SF7 3-H		
Todd Zeile, R (1, 3) OBP: 0.351, SLG: 0.361	0-0 G4-3		1-2 F8			2-1 F8	4-2 BB BB		
Jay Payton, R (1, 8) OBP: 0.283, SLG: 0.340		4-0 BB		1-2 F2		4-1 BB	4-1 BB 1-2 2-3		
Benny Agbayani, R (1, 7) OBP: 0.358, SLG: 0.382		3-3 K		2-3 K		1-1 F9-2 3-H	1-3 K		
Tsuyoshi Shinjo, R (8, 7) OBP: 0.313, SLG: 0.399									
Rey Ordonez, R (1, 6) OBP: 0.289, SLG: 0.321			2-1 E4 HR 1B		1-0 G6-3		0-1 E1 1B 2B 1B	2-2 L7	
Al Leiter, L (1, 1) OBP: 0.083, SLG: 0.043						0-3 K	1-1 2B G4-3 1B	1-3 K	
Joe McEwing, R (8, PH) OBP: 0.344, SLG: 0.448			1-0 F7						
Armando Benitez, R (9, 1) OBP: 0.341, SLG: 0.448									

Inning	R	H	E	K	S	H	LOB	BB	IBB	HBP	BLK	WP	HR	S	P	ERA	WHIP
1	0	0	0	0	8	1	0	0	0	0	0	0	1	67	115	7.50	1.833
2	0	1	0	1	5	2	2	1	0	0	0	0	0	13	29	0.00	2.000
3	3	2	1	1	18	0	0	0	0	0	0	0	0	8	12	0.00	0.000
4	0	0	0	1	8	0	0	0	0	0	0	0	0	0	0	0.00	0.000
5	0	0	0	3	13	0	0	0	0	0	0	0	0	0	0	0.00	0.000
6	0	1	0	3	19	2	2	0	0	0	0	0	0	0	0	0.00	0.000
7	3	3	1	1	20	3	3	3	0	0	0	0	0	0	0	0.00	0.000
8	0	0	0	1	8	0	0	0	0	0	0	0	0	0	0	0.00	0.000
9	0	0	0	0	0	0	0	0	0	0	0	0	0	0	0	0.00	0.000

PITCHER	IP	WLS	BF	H	R	ER	SO	BB	IBB	HBP	BLK	WP	HR	S	P	ERA	WHIP
Russ Ortiz, R (1, 1) ERA: 3.36	6.0	L	28	7	6	5	6	4	0	0	0	0	1	67	115	7.50	1.833
Brian Boehringer, R (7, 1) ERA: 3.41	1.0		6	0	0	0	1	2	1	0	0	0	0	13	29	0.00	2.000
Aaron Fultz, L (8, 1) ERA: 4.47	1.0		3	0	0	0	1	0	0	0	0	0	0	8	12	0.00	0.000

Batter	1	2	3	4	5	6	7	8	9	AB R H RBI BB SO LOB	TOP		
Calvin Murray, R (1, 8) OBP: 0.343, SLG: 0.385	3-2 2B		2-3 FC4		1-2 FC4		1-0 F8			4 0 1 1 0 1 2	San Francisco Giants @ Arizona Diamondbacks Bank One Ballpark, Phoenix, AZ Tue Aug 28 2001, 10:05 PM EDT Att: 41,502 - Dome - 72 F		
Rich Aurilia, R (1, 6) OBP: 0.373, SLG: 0.574	2-3 K		0-0 F7		2-3 K2-3		0-1 P3			4 0 0 0 0 2 3			
Barry Bonds, L (1, 7) OBP: 0.494, SLG: 0.826	4-0 BB			3-1 G4-3		4-1 BB		2-0 P4		2 0 0 0 2 0 0			
Jeff Kent, R (1, 4) OBP: 0.362, SLG: 0.499	0-3 K			2-1 1B		2-3 K		2-3 K		4 0 1 0 0 3 4			
Andres Galarraga, R (1, 3) OBP: 0.320, SLG: 0.462 Brian Boehringer, S (8, 1)	0-3 K			1-1 F9		1-3 K		0-2 G5-3		4 0 0 0 0 2 3 0 0 0 0 0 0 0			
Shawon Dunston, R (1, 9) OBP: 0.299, SLG: 0.507 Marvin Benard, L (9, PH) OBP: 0.302, SLG: 0.403		1-2 E6		2-1 1B		0-0 1B		0-0 G3		3 0 2 0 0 0 0 1 0 0 0 0 0 0			
Pedro Feliz, R (1, 5) OBP: 0.284, SLG: 0.402 Aaron Fultz, L (6, 1) OBP: 0.250, SLG: 0.250 J.T. Snow, L (8, 3) OBP: 0.381, SLG: 0.381		2-2 L6		2-3 K		0-2 G5-4-3		1-1 E5		3 0 0 0 0 1 4 0 0 0 0 0 0 0 1 0 0 0 0 0 0			
Benito Santiago, R (1, 2) OBP: 0.313, SLG: 0.384		2-2 F8			0-0 1B		4-2 BB		0-2 G6-4-3	3 1 1 0 1 0 1			
Livan Hernandez, R (1, 1) OBP: 0.324, SLG: 0.412 Ramon Martinez, R (6, 5) OBP: 0.308, SLG: 0.336			0-0 G6-3		1-1 1B		2-2 L9			2 0 1 0 0 0 0 1 0 0 0 0 0 1			
Inning Stats	R: 0 H: 1 E: 0 LOB: 2 K: 3 BB: 1 S: 14 P: 23	R: 0 H: 0 E: 1 LOB: 0 K: 0 BB: 0 S: 9 P: 14	R: 0 H: 0 E: 0 LOB: 0 K: 1 BB: 0 S: 6 P: 8	R: 0 H: 2 E: 0 LOB: 2 K: 1 BB: 0 S: 11 P: 21	R: 1 H: 2 E: 0 LOB: 2 K: 2 BB: 1 S: 15 P: 25	R: 0 H: 1 E: 0 LOB: 0 K: 1 BB: 0 S: 8 P: 9	R: 0 H: 0 E: 0 LOB: 1 K: 0 BB: 1 S: 8 P: 15	R: 0 H: 0 E: 0 LOB: 0 K: 1 BB: 0 S: 8 P: 12	R: 0 H: 0 E: 1 LOB: 0 K: 0 BB: 0 S: 6 P: 7	1B: 5 SF: 0 2B: 1 SAC: 0 3B: 0 DP: 2 HR: 0 HBP: 0	WP: 0 PA: 35 PB: 0 SB: 1 CS: 1		
PITCHER	IP WLS BF H R ER SO BB IBB HBP BLK WP HR S P ERA WHIP											PITCHER	IP WLS BF H R ER SO BB IBB HBP BLK WP HR S P ERA WHIP
Randy Johnson, L (1, 1) ERA: 2.4	8.0 W 32 6 1 1 9 3 0 0 0 0 0 0 79 127 1.12 1.125												
Byung-Hyun Kim, R (9, 1) ERA: 2.66	1.0 S 3 0 0 0 0 0 0 0 0 0 0 0 6 7 0.00 0.000												

livebaseballscorecards.com

AB	32
R	1
H	6
RBI	1
BB	3
SO	9
LOB	18



Batter	1	2	3	4	5	6	7	8	9	AB	R	H	RBI	BB	SO	LOB
Tony Womack, L OBP: 0.280, SLG: 0.309 Junior Spivey, R OBP: 0.358, SLG: 0.417 (1, 6) (6, PH) (7, 4)	1-1 F8 FC8-2 1B	2-2 F8		2-2 G4-6-3 1-2f		2-3 K				3	0	1	0	0	0	2
Craig Counsell, L OBP: 0.351, SLG: 0.350 (1, 4) (7, 6)	1-1 CI 1-2		0-0 HR 1B		4-1 BB BB	1-3 K				2	1	1	0	0	1	2
Luis Gonzalez, L OBP: 0.437, SLG: 0.717 (1, 7)	1-0 F8 2-3		3-2 1-H HR		2-3 K		2-2 G3			4	1	1	2	0	1	3
Matt Williams, R OBP: 0.317, SLG: 0.484 (1, 5)	3-0 FC8-2 3-H		1-3 K		3-2 P3		2-3 K			4	0	0	0	0	2	3
Mark Grace, L OBP: 0.396, SLG: 0.486 (1, 3)		2-1 HR 2B	4-1 BB		4-2 FC4-6 1-2 BB		2-3 K			2	1	1	0	2	1	0
Reggie Sanders, R OBP: 0.322, SLG: 0.553 (1, 9)		2-2 HR 2-H	0-1 F8		2-1 FC4-6 1-2f		0-0 F8			4	1	1	2	0	0	3
Steve Finley, L OBP: 0.327, SLG: 0.379 (1, 8)		0-1 G6-3	1-1 F7		2-2 2B		2-2 G6-3			4	0	1	0	0	0	1
Damian Miller, R OBP: 0.341, SLG: 0.439 (1, 2)		2-1 1B		2-2 F9		2-2 G5-3		0-0 F9		4	0	1	0	0	0	1
Randy Johnson, R OBP: 0.138, SLG: 0.097 Byung-Hyun Kim, R OBP: 0.200, SLG: 0.200 (1, 1) (9, 1)		3-3 K		0-2 G4-6-3 1B		4-2 BB				2	0	1	0	1	1	1
										0	0	0	0	0	0	0

Inning Stats	R: 0	H: 1	E: 1	LOB: 1	K: 0	BB: 0	S: 6	R: 2	H: 3	E: 0	LOB: 1	K: 1	BB: 0	S: 16	R: 2	H: 2	E: 0	LOB: 1	K: 1	BB: 1	S: 13	R: 0	H: 1	E: 0	LOB: 0	K: 0	BB: 0	S: 12	R: 0	H: 0	E: 0	LOB: 2	K: 1	BB: 2	S: 11	R: 0	H: 1	E: 0	LOB: 2	K: 2	BB: 1	S: 16	R: 0	H: 0	E: 0	LOB: 0	K: 2	BB: 0	S: 12	R: 0	H: 0	E: 0	LOB: 0	K: 0	BB: 0	S: 6	R: 0	H: 0	E: 0	LOB: 0	K: 0	BB: 0	S: 8
--------------	------	------	------	--------	------	-------	------	------	------	------	--------	------	-------	-------	------	------	------	--------	------	-------	-------	------	------	------	--------	------	-------	-------	------	------	------	--------	------	-------	-------	------	------	------	--------	------	-------	-------	------	------	------	--------	------	-------	-------	------	------	------	--------	------	-------	------	------	------	------	--------	------	-------	------


PITCHER	IP	WLS	BF	H	R	ER	SO	BB	IBB	HBP	BLK	WP	HR	S	P	ERA	WHIP
Livan Hernandez, R ERA: 5.46 (1, 1)	5.1	L	27	8	4	4	3	4	0	0	0	0	2	67	120	6.75	2.250
Aaron Fultz, L ERA: 4.35 (6, 1)	1.2		5	0	0	0	4	0	0	0	0	0	0	19	28	0.00	0.000
Brian Boehringer, R ERA: 3.36 (8, 1)	1.0		3	0	0	0	0	0	0	0	0	0	0	6	8	0.00	0.000

BOTTOM

San Francisco Giants @ Arizona Diamondbacks
Bank One Ballpark, Phoenix, AZ
 Tue Aug 28 2001, 10:05 PM EDT
 Att: 41,502 - Dome - 72 F

livebaseballscorecards.com

AB	30
R	4
H	8
RBI	4
BB	4
SO	7
LOB	18



WP: 0	PA: 35
PB: 0	
SB: 0	
CS: 0	

Batter	1	2	3	4	5	6	7	8	9	AB R H RBI BB SO LOB	TOP											
Calvin Murray, R (1, 8) OBP: 0.338, SLG: 0.379	1-0 F7		0-1 L3		0-0 G5-3			3-3 K		4 0 0 0 0 1 1	San Francisco Giants @ Arizona Diamondbacks Bank One Ballpark, Phoenix, AZ Wed Aug 29 2001, 10:05 PM EDT Att: 31,990 - Dome - 72 F											
Rich Aurilia, R (1, 6) OBP: 0.370, SLG: 0.569	0-1 F9		1-0 F7		1-0 F9			2-1 F9		4 0 0 0 0 0 1												
Barry Bonds, L (1, 7) OBP: 0.494, SLG: 0.822	2-0 BB 1B		3-3 K		0-0 G1-3			4-0 IBB		3 0 1 0 1 1 0												
Jeff Kent, R (1, 4) OBP: 0.362, SLG: 0.496	4-1 1-2 BB			0-0 L7		2-1 G6-3		0-2 P4		3 0 0 0 1 0 2												
J.T. Snow, L (1, 3) OBP: 0.382, SLG: 0.383	2-1 P6			1-1 FC6-4 1B			1-2 1B		2-1 G6-3	4 0 2 0 0 0 2												
John Vander Wal, L (1, 9) OBP: 0.351, SLG: 0.458		2-3 K		3-2 F8			0-3 K		1-0 F3	3 0 0 0 0 2 2												
Tim Worrell, R (7, 1)										0 0 0 0 0 0 0												
Edwards Guzman, L (9, PH) OBP: 0.253, SLG: 0.391										1 0 0 0 0 0 0												
Benito Santiago, R (1, 2) OBP: 0.310, SLG: 0.380		2-2 F9		2-1 FC6-4 1-2f			1-0 F8		0-2 G1-3	4 0 0 0 0 0 2												
Ramon Martinez, R (1, 5) OBP: 0.308, SLG: 0.340		2-0 2B			1-2 P6		1-1 F2			3 0 1 0 0 0 1												
Kirk Rueter, L (1, 1) OBP: 0.236, SLG: 0.180			0-1 G1-3		2-1 F7			4-2 S BB		2 0 0 0 0 0 1												
Jason Christiansen, R (7, 1)										0 0 0 0 0 0 0												
Marvin Benard, L (7, 9) OBP: 0.304, SLG: 0.403										0 0 0 0 1 0 0												
Inning Stats	R: 0 E: 0 K: 0 S: 7	H: 1 LOB: 2 BB: 1 P: 16	R: 0 E: 0 K: 1 S: 9	H: 1 LOB: 1 BB: 0 P: 15	R: 0 E: 0 K: 1 S: 6	H: 0 LOB: 0 BB: 0 P: 10	R: 0 E: 0 K: 0 S: 10	H: 1 LOB: 1 BB: 0 P: 16	R: 0 E: 0 K: 0 S: 6	H: 0 LOB: 0 BB: 0 P: 9	R: 0 E: 0 K: 1 S: 4	H: 0 LOB: 0 BB: 0 P: 7	R: 0 E: 0 K: 1 S: 10	H: 1 LOB: 1 BB: 0 P: 13	R: 0 E: 0 K: 1 S: 11	H: 0 LOB: 2 BB: 2 P: 24	R: 0 E: 0 K: 0 S: 6	H: 0 LOB: 0 BB: 0 P: 9	1B: 3 2B: 1 3B: 0 HR: 0	SF: 0 SAC: 0 DP: 0 HBP: 0	WP: 0 PB: 0 SB: 1 CS: 0	PA: 34
PITCHER	IP WLS BF H R ER SO BB IBB HBP BLK WP HR S P ERA WHIP																					
Bobby Witt, R (1, 1) ERA: 3.71	5.1 W 20 3 0 0 2 1 0 0 0 0 0 0 39 68 0.00 0.750																					
Greg Swindell, L (6, 1) ERA: 4.43	0.2 H 2 0 0 0 0 0 0 0 0 0 0 0 3 5 0.00 0.000																					
Bret Prinz, R (7, 1) ERA: 2.09	1.2 H 8 1 0 0 2 1 1 0 0 0 0 0 17 33 0.00 1.200																					
Byung-Hyun Kim, R (8, 1) ERA: 2.61	1.1 S 4 0 0 0 0 0 0 0 0 0 0 0 10 13 0.00 0.000																					

AB	31
R	0
H	4
RBI	0
BB	3
SO	4
LOB	12



Batter	1	2	3	4	5	6	7	8	9	AB	R	H	RBI	BB	SO	LOB
Craig Counsell, L OBP: 0.355, SLG: 0.355 (1, 6)	2-2 F9 G4-3 1B	1-1 FC6 1-2f		3-2 FC4-6 1B			3-2 G6-4-3 1B			4	0	3	0	0	0	1
Danny Bautista, R OBP: 0.305, SLG: 0.329 (1, 8)	1-2 G4-3 1-2		0-0 BB 1B	2-1 FC4-6 1-2f			0-0 G6-4-3 1-2f			4	1	1	0	0	0	4
Luis Gonzalez, L OBP: 0.441, SLG: 0.725 (1, 7)	4-1 BB BB		4-0 L1-6 1-2 BB		1-0 HR		0-2 WP 1B			2	1	2	1	2	0	0
Greg Colbrunn, R OBP: 0.300, SLG: 0.422 (1, 3)	2-2 F9 2-3		2-3 K		1-0 F7		4-2 BB			3	0	0	0	1	1	4
Junior Spivey, R OBP: 0.358, SLG: 0.417 (7, PR) (8, 4)										0	0	0	0	0	0	0
Matt Williams, R OBP: 0.319, SLG: 0.482 (1, 5)	4-1 BB 1-2 BB		3-1 1-2 2-H 1B		3-1 G4-3		2-1 F7			3	0	1	1	1	0	2
Reggie Sanders, R OBP: 0.322, SLG: 0.550 (1, 9)	1-0 F9		0-0 L1-6 2-3		2-2 P4					4	0	1	0	0	0	5
Jay Bell, R OBP: 0.346, SLG: 0.402 (1, 4)			3-2 FC6 1B		3-3 K		3-1 F8			3	0	1	0	0	1	0
Mark Grace, L OBP: 0.397, SLG: 0.486 (8, 3)										0	0	0	0	1	0	0
Damian Miller, R OBP: 0.337, SLG: 0.433 (1, 2)			2-3 K		0-0 G5-3		2-2 G5-3			4	0	0	0	0	1	2
Bobby Witt, R OBP: 0.333, SLG: 0.333 (1, 1)			0-3 K		0-0 1B		3-1 F8			2	0	1	0	0	1	1
Greg Swindell, L (6, 1)										0	0	0	0	0	0	0
Tony Womack, L OBP: 0.279, SLG: 0.308 (6, PH)										1	0	0	0	0	0	0
Bret Prinz, R (7, 1)										0	0	0	0	0	0	0
Byung-Hyun Kim, R OBP: 0.167, SLG: 0.167 (8, 1)										1	0	0	0	0	1	1

Inning Stats	R: 0	H: 1	E: 0	LOB: 3	K: 0	BB: 2	S: 14	R: 0	H: 1	E: 0	LOB: 1	K: 2	BB: 0	S: 14	R: 1	H: 2	E: 0	LOB: 1	K: 1	BB: 1	S: 7	R: 0	H: 2	E: 0	LOB: 2	K: 1	BB: 2	S: 10	R: 1	H: 1	E: 0	LOB: 0	K: 0	BB: 0	S: 7	R: 0	H: 0	E: 0	LOB: 0	K: 0	BB: 0	S: 8	R: 0	H: 2	E: 0	LOB: 2	K: 0	BB: 1	S: 11	R: 0	H: 1	E: 0	LOB: 1	K: 1	BB: 1	S: 11	1B: 9	SF: 0	2B: 1	SAC: 0	3B: 0	DP: 2	HR: 1	HBP: 0
--------------	------	------	------	--------	------	-------	-------	------	------	------	--------	------	-------	-------	------	------	------	--------	------	-------	------	------	------	------	--------	------	-------	-------	------	------	------	--------	------	-------	------	------	------	------	--------	------	-------	------	------	------	------	--------	------	-------	-------	------	------	------	--------	------	-------	-------	-------	-------	-------	--------	-------	-------	-------	--------

PITCHER	IP	WLS	BF	H	R	ER	SO	BB	IBB	HBP	BLK	WP	HR	S	P	ERA	WHIP
Kirk Rueter, L ERA: 4.47 (1, 1)	6.0	L	27	7	2	2	4	3	0	0	0	0	1	60	111	3.00	1.667
Jason Christiansen, L ERA: 4.03 (7, 1)	0.2		4	2	0	0	0	1	0	0	0	1	0	9	16	0.00	4.500
Tim Worrell, R ERA: 3.41 (7, 1)	1.1		5	1	0	0	1	1	0	0	0	0	0	13	24	0.00	1.500


BOTTOM

San Francisco Giants @ Arizona Diamondbacks
Bank One Ballpark, Phoenix, AZ

Wed Aug 29 2001, 10:05 PM EDT
Att: 31,990 - Dome - 72 F

livebaseballscorecards.com

AB	31
R	2
H	10
RBI	2
BB	5
SO	5
LOB	20



WP: 1	PA: 36
PB: 0	
SB: 0	
CS: 1	

Batter	1	2	3	4	5	6	7	8	9	AB	R	H	RBI	BB	SO	LOB	TOP
Marvin Benard, L (1, 8) <small>OBP: 0.308, SLG: 0.408</small> (8, 7)										6	1	3	2	0	1	2	
Rich Aurilia, R (1, 6) <small>OBP: 0.374, SLG: 0.576</small> Ramon Martinez, R (8, PH) <small>OBP: 0.307, SLG: 0.339</small> (8, 6)										3	2	2	3	2	1	0	
Barry Bonds, L (1, 7) <small>OBP: 0.497, SLG: 0.820</small> Calvin Murray, R (8, PR) <small>OBP: 0.337, SLG: 0.377</small> (8, 8)										2	0	1	0	3	0	0	
Andres Galarraga, R (1, 3)										5	1	1	0	1	2	6	
Jeff Kent, R (1, 4)										5	2	3	1	0	0	2	
John Vander Wal, L (1, 9) <small>OBP: 0.354, SLG: 0.467</small> Shawon Dunston, R (8, PH) <small>OBP: 0.301, SLG: 0.520</small> (8, 9)										3	1	2	1	1	1	2	
Benito Santiago, R (1, 2) <small>OBP: 0.309, SLG: 0.379</small> Edwards Guzman, L (8, 2) <small>OBP: 0.253, SLG: 0.391</small>										4	1	1	1	0	1	4	
Pedro Feliz, R (1, 5) <small>OBP: 0.277, SLG: 0.391</small>										0	0	0	0	0	0	0	
Jason Schmidt, R (1, 1) <small>OBP: 0.225, SLG: 0.359</small> Jason Christiansen, R (7, 1) <small>OBP: 0.272, SLG: 0.358</small> Eric Davis, R (8, PH) <small>OBP: 0.250, SLG: 0.250</small> Aaron Fultz, L (8, 1) <small>OBP: 0.250, SLG: 0.250</small> Brian Boehringer, S (9, 1)										2	2	2	2	1	0	0	
Inning Stats	R: 0 H: 0 E: 0 LOB: 0 K: 1 BB: 0 S: 6 P: 11	R: 0 H: 1 E: 0 LOB: 2 K: 2 BB: 1 S: 10 P: 18	R: 3 H: 3 E: 0 LOB: 0 K: 0 BB: 1 S: 9 P: 17	R: 2 H: 2 E: 0 LOB: 0 K: 2 BB: 0 S: 12 P: 16	R: 0 H: 0 E: 0 LOB: 2 K: 1 BB: 2 S: 10 P: 20	R: 1 H: 3 E: 0 LOB: 3 K: 1 BB: 1 S: 14 P: 20	R: 1 H: 3 E: 0 LOB: 2 K: 0 BB: 0 S: 9 P: 11	R: 6 H: 5 E: 0 LOB: 2 K: 0 BB: 2 S: 22 P: 41	R: 0 H: 0 E: 0 LOB: 1 K: 0 BB: 1 S: 10 P: 19	1B: 11 SF: 1 2B: 2 SAC: 1 3B: 1 DP: 2 HR: 3 HBP: 1	WP: 0 PA: 51 PB: 0 SB: 0 CS: 0						
PITCHER Miguel Batista, R (1, 1) <small>ERA: 3.5</small> Mike Morgan, R (5, 1) <small>ERA: 5.55</small> Greg Swindell, L (7, 1) <small>ERA: 4.53</small> Troy Brohawn, L (8, 1) <small>ERA: 4.57</small> Steve Finley, L (9, 1) <small>ERA:</small>	IP	WLS	BF	H	R	ER	SO	BB	IBB	HBP	BLK	WP	HR	S	P	ERA	WHIP
	4.0	L	19	6	5	5	5	2	0	0	0	0	3	37	62	11.25	2.000
	2.0		12	3	1	1	2	3	0	0	0	0	0	24	40	4.50	3.000
	1.0		6	3	1	1	0	0	0	0	0	0	0	9	11	9.00	3.000
	1.0		10	5	6	6	0	2	0	0	0	0	0	22	41	54.00	7.000
	1.0		4	0	0	0	0	1	0	1	0	0	0	10	19	0.00	1.000

San Francisco Giants @ Arizona Diamondbacks
 Bank One Ballpark, Phoenix, AZ
 Thu Aug 30 2001, 10:05 PM EDT
 Att: 34,269 - Dome - 72 F

AB	40
R	13
H	17
RBI	13
BB	8
SO	7
LOB	26



Batter	1	2	3	4	5	6	7	8	9	AB R H RBI BB SO LOB
Craig Counsell, L OBP: 0.356, SLG: 0.354 (1, 6)	4-2 2B BB		0-3 K	0-1 L6			2-3 K		0-0 G6-3 1B	4 2 1 0 1 2 2
Jay Bell, R OBP: 0.345, SLG: 0.402 (1, 4) (9, 5)	1-2 F8 1-H 2B		3-1 P3			3-2 G5-3	2-3 K		2-2 G6-3 1-2	5 0 1 1 0 1 2
Luis Gonzalez, L OBP: 0.441, SLG: 0.720 (1, 7)	3-2 F8 2-3		4-0 BB BB			1-2 P4	2-3 K 1-2		4-1 1B 1B BB	3 1 0 0 2 1 2
Mark Grace, L OBP: 0.397, SLG: 0.484 Greg Colbrunn, R OBP: 0.319, SLG: 0.485 (1, 3) (8, PH) (9, 3)	1-1 F8		4-0 BB 1-2 BB			2-2 G6-3		0-0 HR	0-0 1B 1B 1B	2 0 0 0 1 0 1 2 1 2 2 0 0 0
Matt Williams, R OBP: 0.316, SLG: 0.477 Junior Spivey, R OBP: 0.366, SLG: 0.433 (1, 5) (8, PH) (9, 4)	1-2 F7		0-0 F9			0-0 G5-3		3-1 2B	1-2 1B 1B 1B	3 0 0 0 0 0 3 2 0 2 1 0 0 0
Steve Finley, L OBP: 0.330, SLG: 0.382 (1, 8) (9, 1)		1-1 CS 1B		1-1 FC6-4 1B		0-3 K		0-0 P6	0-1 FC6-4 1B	5 0 3 0 0 1 1
Reggie Sanders, R OBP: 0.323, SLG: 0.549 (1, 9)		4-2 BB 1-2		0-1 FC6-4 WP 1B		1-1 2B		0-1 G5-3	0-1 FC6-4 1-2f	4 1 1 0 1 0 5
Damian Miller, R OBP: 0.334, SLG: 0.429 Rod Barajas, R OBP: 0.202, SLG: 0.321 (1, 2) (8, PH) (9, 2)		0-1 P4		3-1 F7		2-2 F8		1-3 K		3 0 0 0 0 0 3 1 0 0 0 0 1 1
Miguel Batista, R OBP: 0.111, SLG: 0.040 David DeLucci, L OBP: 0.355, SLG: 0.530 Mike Morgan, R Greg Swindell, L Danny Bautista, R OBP: 0.310, SLG: 0.329 Troy Brohawn, L Tony Womack, L OBP: 0.279, SLG: 0.307 (1, 1) (4, PH) (5, 1) (7, 1) (7, PH) (8, 1) (9, 8)		1-3 K		3-2 1B 1-H		4-1 WP BB		1-1 L3		1 0 0 0 0 0 1 1 1 0 1 1 0 1 0 0 0 0 0 0 0 0 0 0 1 0 0 0 0 0 0 0

BOTTOM

San Francisco Giants @ Arizona Diamondbacks
Bank One Ballpark, Phoenix, AZ
Thu Aug 30 2001, 10:05 PM EDT
Att: 34,269 - Dome - 72 F

livebaseballscorecards.com

AB	37
R	5
H	11
RBI	5
BB	6
SO	7
LOB	21



Inning Stats	R	H	E	K	S	H	LOB	BB	P	R	H	E	K	S	H	LOB	BB	P	1B	2B	3B	SF	SAC	DP	HBP	WP	HR	S	P	ERA	WHIP
	1	1	0	13	23	0	1	10	13	0	2	0	1	17	0	0	0	11	7	3	0	0	0	0	2	0	4	23	2.70	1.500	

PITCHER	IP	WLS	BF	H	R	ER	SO	BB	IBB	HBP	BLK	WP	HR	S	P	ERA	WHIP
Jason Schmidt, R ERA: 4.28 (1, 1)	6.2	W	29	5	2	2	5	5	0	0	0	1	0	69	120	2.70	1.500
Jason Christiansen, L ERA: 3.99 (7, 1)	0.1		1	0	0	0	1	0	0	0	0	1	0	4	6	0.00	0.000
Aaron Fultz, L ERA: 4.43 (8, 1)	1.0		5	2	1	1	1	0	0	0	0	0	1	9	13	9.00	2.000
Brian Boehringer, R ERA: 3.6 (9, 1)	1.0		8	4	2	2	0	1	0	0	0	0	0	15	23	18.00	5.000

Batter	1	2	3	4	5	6	7	8	9	AB R H RBI BB SO LOB	TOP											
Juan Pierre, L (1, 8) OBP: 0.375, SLG: 0.402	4-1 1B 17 FC3 BB	0-1 F6		2-1 G6-3 1-2f			1-1 L6		1-0 G6-3	4 1 0 0 1 0 1	Colorado Rockies @ San Francisco Giants PacBell Park, San Francisco, CA Fri Aug 31 2001, 10:35 PM EDT Att. 41,081 - Overcast - 59 F livebaseballscorecards.com											
Jose Ortiz, R (1, 4) OBP: 0.307, SLG: 0.407	1-2 BB 17 FC3 1B	2-2 F9			3-2 G5-3		1-0 F8		2-1 F8	5 1 1 0 0 0 0												
Larry Walker, L (1, 9) OBP: 0.435, SLG: 0.664	2-3 K	3-0 1B			2-3 K			2-1 BB 2B		4 0 2 0 0 2 2												
17 Todd Helton, L (1, 3) OBP: 0.433, SLG: 0.690	0-0 FC3 BB 2B	0-1 L7			1-1 F7			0-0 L6		4 1 0 1 0 0 3												
Greg Norton, S (1, 5) OBP: 0.319, SLG: 0.514	4-1 BB 2B		3-3 K			0-3 K		4-0 BB BB		2 1 0 0 1 2 0												
Brent Butler, R (6, 5) OBP: 0.292, SLG: 0.318	1-2 2-3 BB									0 0 0 0 1 0 0												
Alex Ochoa, R (1, 7) OBP: 0.342, SLG: 0.408	4-1 2B SF8 BB		0-1 G5-3			4-1 S BB		4-2 1-2 2-3 BB		1 1 0 1 3 0 0												
Juan Uribe, R (1, 6) OBP: 0.323, SLG: 0.453	0-0 SF8 2B		2-3 K			1-0 G5-3 1-2		3-1 F3		4 0 1 2 0 1 4												
Gary Bennett, R (1, 2) OBP: 0.294, SLG: 0.311	1-1 SF8			0-0 F9		2-2 F9		0-0 P6		3 0 0 1 0 0 4												
John Thomson, R (1, 1) OBP: 0.222, SLG: 0.176	2-3 K			3-2 G6-3 1B			0-1 G1-3		1-3 K	3 0 1 0 0 1 1												
Kane Davis, R (8, 1)										0 0 0 0 0 0 0												
Terry Shumpert, R (9, PH) OBP: 0.313, SLG: 0.407										1 0 0 0 0 1 0												
Jay Powell, R (9, 1)										0 0 0 0 0 0 0												
Inning Stats	R: 5 E: 0 K: 2 S: 17	H: 2 LOB: 1 BB: 3 P: 35	R: 0 E: 0 K: 0 S: 8	H: 1 LOB: 1 BB: 0 P: 13	R: 0 E: 0 K: 2 S: 9	H: 0 LOB: 0 BB: 0 P: 14	R: 0 E: 0 K: 0 S: 7	H: 1 LOB: 0 BB: 0 P: 12	R: 0 E: 0 K: 1 S: 8	H: 0 LOB: 0 BB: 0 P: 14	R: 0 E: 0 K: 1 S: 8	H: 0 LOB: 1 BB: 1 P: 15	R: 0 E: 0 K: 0 S: 5	H: 0 LOB: 0 BB: 0 P: 7	R: 0 E: 0 K: 0 S: 8	H: 1 LOB: 3 BB: 2 P: 21	R: 0 E: 0 K: 1 S: 6	H: 0 LOB: 0 BB: 0 P: 10	1B: 3 2B: 2 3B: 0 HR: 0	SF: 1 SAC: 0 DP: 1 HBP: 0	WP: 0 PB: 0 SB: 1 CS: 0	PA: 38
PITCHER	IP WLS BF H R ER SO BB IBB HBP BLK WP HR S P ERA WHIP																					
Russ Ortiz, R (1, 1) ERA: 3.47	7.0 L 29 4 5 5 6 4 0 0 0 0 0 0 62 110 6.43 1.143																					
Aaron Fultz, L (8, 1) ERA: 4.35	1.0 6 1 0 0 0 2 0 0 0 0 0 0 8 21 0.00 3.000																					
Robb Nen, R (9, 1) ERA: 3.02	1.0 3 0 0 0 0 1 0 0 0 0 0 0 6 10 0.00 0.000																					



Batter	1	2	3	4	5	6	7	8	9	AB R H RBI BB SO LOB
Calvin Murray, R (1, 8) OBP: 0.336, SLG: 0.373 Shawon Dunston, R (9, PH) OBP: 0.299, SLG: 0.516	0-2 F8		1-0 FC1-6		4-0 BB			3-2 F9	2-1 P4	3 0 0 0 1 0 1 1 0 0 0 0 0 2
Rich Aurilia, R (1, 6) OBP: 0.377, SLG: 0.579	0-1 1B		2-2 1B		0-3 K			0-1 HR		4 1 3 0 0 1 1
Barry Bonds, L (1, 7) OBP: 0.495, SLG: 0.822	3-3 K		0-0 F7		0-0 G4-3			0-2 HR		4 1 1 2 0 1 3
Jeff Kent, R (1, 4) OBP: 0.366, SLG: 0.499	1-0 1B			1-1 BB		1-2 G5-3		0-0 F8		4 0 2 0 0 0 0
J.T. Snow, L (1, 3) OBP: 0.377, SLG: 0.377 Robb Nen, R (9, 1)	3-2 G4-3			2-3 K		1-0 F7		1-3 K		4 0 0 0 0 2 3 0 0 0 0 0 0 0
John Vander Wal, L (1, 9) OBP: 0.354, SLG: 0.464 Marvin Benard, L (9, 9)		1-3 K		4-2 BB		1-1 F5			0-0 1B	2 0 0 0 1 1 0 1 0 1 0 0 0 0
Benito Santiago, R (1, 2) OBP: 0.306, SLG: 0.375		0-0 G3-1		2-0 L7			0-2 F9		0-0 B2	4 0 0 0 0 0 3
Ramon Martinez, R (1, 5) OBP: 0.305, SLG: 0.335 Edwards Guzman, L (9, PH) OBP: 0.260, SLG: 0.398		2-3 K		0-0 G6-3			0-2 F8		0-1 1B	3 0 0 0 0 1 2 1 0 1 0 0 0 0
Russ Ortiz, R (1, 1) OBP: 0.262, SLG: 0.304 Pedro Feliz, R (7, PH) OBP: 0.276, SLG: 0.389 Aaron Fultz, L (8, 1) OBP: 0.250, SLG: 0.250 Andres Galarraga, R (9, 3) OBP: 0.319, SLG: 0.456			0-1 FC1-6		0-1 F8		1-1 G3-1		2-3 K	2 0 1 0 0 0 0 1 0 0 0 0 0 0 0 0 0 0 0 0 0 1 0 0 0 0 1 2

Inning Stats	R: 0 E: 0 K: 1 S: 13	H: 2 LOB: 2 BB: 0 P: 20	R: 0 E: 0 K: 2 S: 7	H: 0 LOB: 0 BB: 0 P: 10	R: 0 E: 0 K: 0 S: 7	H: 2 LOB: 1 BB: 0 P: 10	R: 0 E: 0 K: 1 S: 10	H: 1 LOB: 2 BB: 1 P: 19	R: 0 E: 0 K: 1 S: 6	H: 0 LOB: 1 BB: 1 P: 10	R: 0 E: 0 K: 0 S: 9	H: 0 LOB: 0 BB: 0 P: 12	R: 0 E: 0 K: 0 S: 8	H: 0 LOB: 0 BB: 0 P: 9	R: 2 E: 0 K: 1 S: 17	H: 2 LOB: 0 BB: 0 P: 21	R: 0 E: 0 K: 1 S: 10	H: 2 LOB: 2 BB: 0 P: 14	1B: 6 2B: 3 3B: 0 HR: 1	SF: 0 SAC: 0 DP: 1 HBP: 0	WP: 0 PB: 0 SB: 0 CS: 0	PA: 37
--------------	-------------------------------	----------------------------------	------------------------------	----------------------------------	------------------------------	----------------------------------	-------------------------------	----------------------------------	------------------------------	----------------------------------	------------------------------	----------------------------------	------------------------------	---------------------------------	-------------------------------	----------------------------------	-------------------------------	----------------------------------	----------------------------------	------------------------------------	----------------------------------	--------

PITCHER	IP	WLS	BF	H	R	ER	SO	BB	IBB	HBP	BLK	WP	HR	S	P	ERA	WHIP
John Thomson, R (1, 1) ERA: 4.21	7.1	W	30	7	2	2	5	2	0	0	0	0	1	73	106	2.46	1.227
Kane Davis, R (8, 1) ERA: 3.62	0.2		2	0	0	0	1	0	0	0	0	0	0	4	5	0.00	0.000
Jay Powell, R (9, 1) ERA: 3.16	1.0	S	5	2	0	0	1	0	0	0	0	0	0	10	14	0.00	2.000

BOTTOM

Colorado Rockies @ San Francisco Giants
PacBell Park, San Francisco, CA
Fri Aug 31 2001, 10:35 PM EDT
Att: 41,081 - Overcast - 59 F

livebaseballscores.com

AB	35
R	2
H	9
RBI	2
BB	2
SO	7
LOB	17



Batter	1	2	3	4	5	6	7	8	9	AB R H RBI BB SO LOB	TOP																
Juan Pierre, L (1, 8) OBP: 0.378, SLG: 0.403	4-2 F9 S G4-3 BB		0-2 G4-3			4-1 CS BB		1-2 1B		2 1 1 0 2 0 0	Colorado Rockies @ San Francisco Giants PacBell Park, San Francisco, CA Sat Sep 01 2001, 4:05 PM EDT Att. 41,034 - Cloudy - 66 F livebaseballscorecards.com																
Jose Ortiz, R (1, 4) OBP: 0.299, SLG: 0.396	1-2 F9 1-3			2-2 F8		0-1 F8		2-2 G6-3		4 0 0 0 0 0 3																	
Larry Walker, L (1, 9) OBP: 0.437, SLG: 0.662	0-1 G4-3			4-2 FC6-4 BB		1-2 CS 1-2	4-2 G1-3 BB		4-2 F9 1B BB	1 0 0 1 3 0 0																	
17 Todd Helton, L (1, 3) OBP: 0.430, SLG: 0.684	3-3 K			1-1 F9		1-3 K		2-3 K		4 0 0 0 0 3 3																	
Jeff Cirillo, R (1, 5) OBP: 0.363, SLG: 0.473		2-1 P4		0-1 FC6-4 1-2f		3-2 G1-3 1-2		1-0 S 1B		4 0 1 0 0 0 2																	
Alex Ochoa, R (1, 7) OBP: 0.344, SLG: 0.408		1-3 K			0-1 CS 1B	4-2 BB		2-0 F9		3 0 1 0 1 1 2																	
Juan Uribe, R (1, 6) OBP: 0.316, SLG: 0.442		2-3 K			2-2 F8 1-2	1-3 K		2-1 G6-3		4 0 0 0 0 2 5																	
Sal Fasano, R (1, 2) OBP: 0.244, SLG: 0.260			0-3 K		0-1 G6-3		1-2 G4-3			3 0 0 0 0 1 0																	
Mike Hampton, R (1, 1) OBP: 0.297, SLG: 0.583			0-2 G6-3			0-3 K		1-3 K		3 0 0 0 0 2 0																	
Justin Speier, R (9, 1)										0 0 0 0 0 0 0																	
Inning Stats	R: 1 E: 0 K: 1 S: 10	H: 0 LOB: 0 BB: 1 P: 18	R: 0 E: 0 K: 2 S: 13	H: 0 LOB: 0 BB: 0 P: 18	R: 0 E: 0 K: 1 S: 9	H: 0 LOB: 0 BB: 0 P: 9	R: 0 E: 0 K: 0 S: 12	H: 0 LOB: 1 BB: 1 P: 19	R: 0 E: 0 K: 0 S: 8	H: 1 LOB: 0 BB: 0 P: 9	R: 0 E: 0 K: 1 S: 9	H: 0 LOB: 0 BB: 1 P: 13	R: 0 E: 0 K: 2 S: 16	H: 0 LOB: 2 BB: 2 P: 29	R: 0 E: 0 K: 1 S: 12	H: 1 LOB: 1 BB: 0 P: 17	R: 0 E: 0 K: 1 S: 10	H: 1 LOB: 2 BB: 1 P: 21	1B: 3 2B: 0 3B: 0 HR: 0	SF: 0 SAC: 0 DP: 0 HBP: 0	WP: 0 PB: 0 SB: 2 CS: 2	PA: 35					
PITCHER	IP WLS BF H R ER SO BB IBB HBP BLK WP HR S P ERA WHIP																										
Ryan Jensen, R (1, 1) ERA: 3.65	6.0		20	1	1	1	5	3	0	0	0	0	0	61	86	1.50	0.667										
Jason Christiansen, L (7, 1) ERA: 3.94	0.1		2	0	0	0	1	1	0	0	0	0	0	6	11	0.00	3.000										
Tim Worrell, R (7, 1) ERA: 3.38	0.2		3	0	0	0	1	1	0	0	0	0	0	10	18	0.00	1.500										
Felix Rodriguez, R (8, 1) ERA: 1.82	1.2		8	2	0	0	2	1	0	0	0	0	0	20	34	0.00	1.800										
Robb Nen, R (9, 1) ERA: 3.0	0.1	W	1	0	0	0	0	0	0	0	0	0	0	2	4	0.00	0.000										



Batter	1	2	3	4	5	6	7	8	9	AB R H RBI BB SO LOB	TOP									
Juan Pierre, L (1, 8) OBP: 0.377, SLG: 0.400	2-1 G4-3	1-0 F7			3-3 K		4-2 FC5-4 BB		0-3 K	4 0 0 0 1 2 1	Colorado Rockies @ San Francisco Giants PacBell Park, San Francisco, CA Sun Sep 02 2001, 4:05 PM EDT Att. 41,812 - Cloudy - 70 F									
Jose Ortiz, R (1, 4) OBP: 0.302, SLG: 0.403	2-1 G4-3 17 2B		2-2 BB 1B		0-1 L4		1-0 FC5-4		3-3 K	5 1 2 0 0 1 3										
Larry Walker, L (1, 9) OBP: 0.439, SLG: 0.661	0-1 G4-3		4-2 G6-4-3 BB			2-1 G4-3 1B		4-2 BB 1B BB	2 0 1 0 2 0 1											
17 Todd Helton, L (1, 3) OBP: 0.429, SLG: 0.682	1-1 2B		0-0 F8			1-0 F3		0-1 L4	4 0 1 1 0 0 4											
Jeff Cirillo, R (1, 5) OBP: 0.362, SLG: 0.470	4-1 BB		0-0 G6-4-3			0-1 G4-3		0-0 F4	3 0 0 0 1 0 4											
Juan Uribe, R (1, 6) OBP: 0.314, SLG: 0.438	2-3 K		0-0 F8			2-3 K		2-2 BB 1B	4 0 1 0 0 2 2											
Mario Encarnacion, R (1, 7) OBP: 0.313, SLG: 0.083		0-2 F8		1-0 G6-3		2-1 G6-3		4-0 BB 1B	3 0 0 0 1 0 0											
Gary Bennett, R (1, 2) OBP: 0.305, SLG: 0.323		3-2 SH1-4 1B		0-1 F3		0-0 BB 1B		0-0 F9	3 0 2 0 0 0 0											
Terry Shumpert, R (8, PH) OBP: 0.311, SLG: 0.405									1 0 0 0 0 0 3											
Adam Melhuse, S (8, 2) OBP: 0.230, SLG: 0.254									0 0 0 0 0 0 0											
Shawn Chacon, R (1, 1) OBP: 0.077, SLG: 0.053		1-1 SH1-4			0-3 K		2-1 BB 1B		2-1 P4	1 0 0 0 0 1 0										
Greg Norton, S (7, PH) OBP: 0.322, SLG: 0.516									1 0 1 0 0 0 0											
Ben Petrick, R (7, PR) OBP: 0.295, SLG: 0.447									0 0 0 0 0 0 0											
Kane Davis, R (7, 1)									0 0 0 0 0 0 0											
Alex Ochoa, R (9, PH) OBP: 0.343, SLG: 0.407									1 0 0 0 0 0 0											
Inning Stats	R: 1 E: 0 K: 1 S: 15	H: 2 LOB: 2 BB: 1 P: 26	R: 0 E: 0 K: 0 S: 11	H: 1 LOB: 1 BB: 0 P: 16	R: 0 E: 0 K: 0 S: 7	H: 1 LOB: 1 BB: 1 P: 13	R: 0 E: 0 K: 0 S: 4	H: 0 LOB: 0 BB: 0 P: 5	R: 0 E: 0 K: 2 S: 11	H: 0 LOB: 0 BB: 0 P: 14	R: 0 E: 0 K: 1 S: 13	H: 2 LOB: 3 BB: 1 P: 24	R: 0 E: 0 K: 0 S: 10	H: 1 LOB: 3 BB: 2 P: 20	R: 0 E: 0 K: 2 S: 8	H: 0 LOB: 0 BB: 0 P: 13	1B: 6 2B: 2 3B: 0 HR: 0	SF: 0 SAC: 1 DP: 2 HBP: 0	WP: 0 PB: 0 SB: 0 CS: 0	PA: 38
PITCHER	IP WLS BF H R ER SO BB IBB HBP BLK WP HR S P ERA WHIP																			
Livan Hernandez, R (1, 1) ERA: 5.31	7.0 W 30 7 1 1 4 4 0 0 0 0 0 0 68 112 1.29 1.571																			
Jason Christiansen, L (8, 1) ERA: 3.9	0.1 H 1 0 0 0 0 0 0 0 0 0 0 0 2 2 0.00 0.000																			
Tim Worrell, R (8, 1) ERA: 3.36	0.1 H 3 1 0 0 0 1 0 0 0 0 0 0 5 11 0.00 6.000																			
Felix Rodriguez, R (8, 1) ERA: 1.81	0.1 H 1 0 0 0 0 0 0 0 0 0 0 0 1 1 0.00 0.000																			
Robb Nen, R (9, 1) ERA: 2.95	1.0 S 3 0 0 0 0 2 0 0 0 0 0 0 8 13 0.00 0.000																			

AB	32
R	1
H	8
RBI	1
BB	5
SO	6
LOB	18



Batter	1	2	3	4	5	6	7	8	9
Marvin Benard, L <small>OBP: 0.312, SLG: 0.409</small> (1, 8) (9, 9)	0-1 2B 1B	0-1 G3 			1-2 F7 		4-1 S BB		
Rich Aurilia, R <small>OBP: 0.373, SLG: 0.571</small> (1, 6)	3-1 F8 	0-1 G6-3 			0-0 G4-3 		3-1 P6 		
Jeff Kent, R <small>OBP: 0.364, SLG: 0.496</small> (1, 4)	1-0 1-H 2B		4-2 CS BB		2-3 K		0-0 G6-3 		
Barry Bonds, L <small>OBP: 0.495, SLG: 0.816</small> (1, 7)	4-0 2B IBB		3-3 1-2 K		1-0 F7 		2-0 G4-3 		
Andres Galarraga, R <small>OBP: 0.323, SLG: 0.469</small> (1, 3)	1-0 1-3 2-H 2B		3-1 G4-3 		1-2 E 1B		2-3 K		
John Vander Wal, L <small>OBP: 0.352, SLG: 0.460</small> Robb Nen, R (9, 1)	4-0 BB		1-1 P6 		0-1 F8 		1-1 G4-3 		
Benito Santiago, R <small>OBP: 0.304, SLG: 0.374</small> (1, 2)	2-3 K		0-0 G5-3 		2-1 1-H E8				
Pedro Feliz, R <small>OBP: 0.272, SLG: 0.387</small> (1, 5)	2-3 K		1-2 F8 		2-2 G1-3 				
Livan Hernandez, R <small>OBP: 0.324, SLG: 0.408</small> Jason Christiansen, R (8, 1) Tim Worrell, R (8, 1) Felix Rodriguez, R (8, 1) Calvin Murray, R <small>OBP: 0.331, SLG: 0.368</small> (9, 8)		0-0 F8 			0-0 G4-3 1B		0-0 G4-3 		

AB	R	H	RBI	BB	SO	LOB
3	1	1	0	1	0	1
4	0	0	0	0	0	3
3	1	1	1	1	1	2
3	0	0	0	1	1	1
4	1	2	1	0	1	0
3	0	0	0	1	0	1
0	0	0	0	0	0	0
3	0	0	0	0	1	3
3	0	0	0	0	1	4
3	0	1	0	0	0	0
0	0	0	0	0	0	0
0	0	0	0	0	0	0
0	0	0	0	0	0	0
0	0	0	0	0	0	0
1B: 3	SF: 0					
2B: 3	SAC: 0					
3B: 0	DP: 1					
HR: 0	HBP: 0					

BOTTOM

Colorado Rockies @ San Francisco Giants
 PacBell Park, San Francisco, CA

Sun Sep 02 2001, 4:05 PM EDT
 Att: 41,812 - Cloudy - 70 F

livebaseballscorecards.com

AB	29
R	3
H	5
RBI	2
BB	4
SO	5
LOB	15

WP: 0	PA: 33
PB: 0	
SB: 1	
CS: 1	

Inning Stats		R	H	E	K	S	H		LOB		P		ERA		WHIP	
		2	3	0	2	15	0	3	3	2	32	0	0	0	0	0
		0	0	0	0	5	0	0	0	0	5	0	0	0	0	0
		0	0	0	1	8	0	0	1	18	0	0	0	0	0	0
		0	0	0	0	7	0	0	0	9	0	0	0	0	0	0
		0	1	0	1	8	0	0	0	11	0	0	0	0	0	0
		0	0	0	0	5	0	0	0	12	0	0	0	0	0	0
		0	0	0	0	8	0	0	0	13	0	0	0	0	0	0

PITCHER		IP	WLS	BF	H	R	ER	SO	BB	IBB	HBP	BLK	WP	HR	S	P	ERA	WHIP
Shawn Chacon, R	(1, 1)	6.0	L	26	5	3	2	4	2	1	0	0	0	0	54	92	3.00	1.167
Kane Davis, R	(7, 1)	2.0		7	0	0	0	1	1	0	0	0	0	0	13	25	0.00	0.500

Batter	1	2	3	4	5	6	7	8	9	AB R H RBI BB SO LOB	TOP											
Juan Pierre, L (1, 8) OBP: 0.376, SLG: 0.398	1-2 G6-4-3 1B		0-0 L7			2-2 F7		2-2 G6-3		4 0 1 0 0 0 0												
Jose Ortiz, R (1, 4) OBP: 0.295, SLG: 0.392	1-1 G6-4-3 1-2f			2-1 G6-3	1-0 F8			0-0 G5-3		4 0 0 0 0 0 1												
Jeff Cirillo, R (1, 5) OBP: 0.363, SLG: 0.469	3-2 F8			3-2 17 2B 1B		3-2 L4		4-1 17 G1-6-3 BB		3 1 1 0 1 0 0												
17 Todd Helton, L (1, 3) OBP: 0.429, SLG: 0.683		3-1 1B		1-0 G4-3 1B 1-H		2-1 G6-3		1-0 G1-6-3 1-2f		4 1 2 1 0 0 1												
Alex Ochoa, R (1, 9) OBP: 0.342, SLG: 0.406		1-0 F8		3-1 G4-3		1-1 HR 1B		2-3 K		4 1 1 0 0 1 2												
Juan Uribe, R (1, 6) OBP: 0.318, SLG: 0.457		2-2 F8		1-1 1B 1B 1B		0-0 HR		3-3 K		4 1 2 3 0 1 1												
Mario Encarnacion, R (1, 7) OBP: 0.300, SLG: 0.125		3-1 F9		1-1 1B 1B		0-1 G6-3		1-3 K		4 0 1 0 0 1 1												
Ben Petrick, R (1, 2) OBP: 0.296, SLG: 0.446			1-1 F9		0-1 1B		1-0 G6-3			3 0 1 0 0 0 0												
Sal Fasano, R (7, 2) OBP: 0.244, SLG: 0.260				1-2 2-H 1B						0 0 0 0 0 0 0												
Jason Jennings, L (1, 1) OBP: 0.300, SLG: 0.600			1-0 F8		3-2 F9		1-0 G6-3			3 0 0 0 0 0 0												
Gabe White, L (8, 1)										0 0 0 0 0 0 0												
Kane Davis, R (8, 1)										0 0 0 0 0 0 0												
Mike Myers, L (8, 1)										0 0 0 0 0 0 0												
Jay Powell, R (9, 1)										0 0 0 0 0 0 0												
Inning Stats	R: 0 E: 0 K: 0 S: 11	H: 1 LOB: 0 BB: 0 P: 16	R: 0 E: 0 K: 0 S: 9	H: 1 LOB: 1 BB: 0 P: 18	R: 0 E: 0 K: 0 S: 4	H: 0 LOB: 0 BB: 0 P: 6	R: 2 E: 0 K: 0 S: 14	H: 5 LOB: 2 BB: 0 P: 25	R: 0 E: 0 K: 0 S: 8	H: 0 LOB: 0 BB: 0 P: 14	R: 2 E: 0 K: 0 S: 10	H: 2 LOB: 0 BB: 0 P: 16	R: 0 E: 0 K: 0 S: 7	H: 0 LOB: 0 BB: 0 P: 11	R: 0 E: 0 K: 3 S: 10	H: 0 LOB: 0 BB: 1 P: 8	R: 0 E: 0 K: 3 S: 10	H: 0 LOB: 0 BB: 0 P: 16	1B: 7 2B: 1 3B: 0 HR: 1	SF: 0 SAC: 0 DP: 2 HBP: 0	WP: 0 PB: 0 SB: 0 CS: 0	PA: 34
PITCHER	IP WLS BF H R ER SO BB IBB HBP BLK WP HR S P ERA WHIP																					
Kirk Rueter, L (1, 1) ERA: 4.53	6.0 L 25 9 4 4 0 0 0 0 0 0 0 1 56 95 6.00 1.500																					
Brian Boehringer, R (7, 1) ERA: 3.52	1.1 5 0 0 0 0 1 0 0 0 0 0 0 9 17 0.00 0.750																					
Aaron Fultz, L (8, 1) ERA: 4.31	0.2 1 0 0 0 0 0 0 0 0 0 0 0 1 2 0.00 0.000																					
Wayne Gomes, R (9, 1) ERA: 4.24	1.0 3 0 0 0 0 3 0 0 0 0 0 0 10 16 0.00 0.000																					

Colorado Rockies @ San Francisco Giants
PacBell Park, San Francisco, CA
Mon Sep 03 2001, 4:05 PM EDT
Att. 41,528 - Sunny - 67 F

AB	33
R	4
H	9
RBI	4
BB	1
SO	3
LOB	6



Batter	1	2	3	4	5	6	7	8	9	AB	R	H	RBI	BB	SO	LOB
Marvin Benard, L (1, 8) OBP: 0.312, SLG: 0.407 Shawon Dunston, R (8, PH) OBP: 0.298, SLG: 0.506 (9, 8)	4-2 FC5-4 BB		1-3 K		1-2 F2			4-1 BB		2	0	0	0	1	1	2
Ramon Martinez, R (1, 6) OBP: 0.304, SLG: 0.332	0-0 F8		1-1 G6-4-3 1-2f			4-0 G3-6-1 BB		1-1 F8		3	0	0	0	1	0	4
Barry Bonds, L (1, 7) OBP: 0.493, SLG: 0.818	2-0 FC5-4 1-2f			1-0 HR		1-0 G3-6-1 1-2f		1-3 K		4	1	1	1	0	1	3
Jeff Kent, R (1, 4) OBP: 0.363, SLG: 0.496	0-1 F7			2-2 G5-3		1-0 F7			1-1 G4-3 2B	4	0	1	0	0	0	1
J.T. Snow, L (1, 3) OBP: 0.375, SLG: 0.372		0-3 K		2-2 G4-3		4-2 FC3-6 BB		2-2 G4-3		3	0	0	0	1	1	1
John Vander Wal, L (1, 9) OBP: 0.352, SLG: 0.463		2-1 F8		3-1 3B		2-2 FC3-6 FC6 1-2f		0-3 K		4	0	1	0	0	1	2
Pedro Feliz, R (1, 5) OBP: 0.268, SLG: 0.381 Andres Galarraga, R (9, PH) OBP: 0.322, SLG: 0.468		3-2 G5-3		1-0 F2		0-0 F5		1-0 G4-3		3	0	0	0	0	0	2
Edwards Guzman, L (1, 2) OBP: 0.263, SLG: 0.396			1-0 BB 1B		2-3 K		1-1 FC6			3	0	1	0	0	1	1
Kirk Rueter, L (1, 1) OBP: 0.246, SLG: 0.176 Brian Boertringer, S (7, 1) Aaron Fultz, L (8, 1) OBP: 0.250, SLG: 0.250 Damon Minor, L (8, PH) OBP: 0.279, SLG: 0.242 Rich Aurilia, R (8, PH) OBP: 0.372, SLG: 0.570 Wayne Gomes, R (9, 1) OBP: 1.000, SLG: 1.000			4-2 G6-4-3 BB		0-1 G6-3			0-2 F9		1	0	0	0	0	0	0

Inning Stats	R: 0	H: 0	E: 0	LOB: 1	K: 0	BB: 1	S: 6	R: 0	H: 0	E: 0	LOB: 0	K: 1	BB: 0	S: 12	R: 0	H: 1	E: 0	LOB: 1	K: 1	BB: 1	S: 10	R: 1	H: 2	E: 0	LOB: 1	K: 0	BB: 0	S: 11	R: 0	H: 0	E: 0	LOB: 0	K: 1	BB: 0	S: 8	R: 0	H: 0	E: 0	LOB: 0	K: 0	BB: 1	S: 2	R: 0	H: 0	E: 0	LOB: 1	K: 0	BB: 1	S: 8	R: 0	H: 0	E: 0	LOB: 1	K: 1	BB: 1	S: 9	R: 0	H: 1	E: 0	LOB: 1	K: 1	BB: 0	S: 9	R: 0	H: 1	E: 0	LOB: 1	K: 1	BB: 0	S: 9	1B: 1	SF: 0	2B: 1	SAC: 0	3B: 1	DP: 2	HR: 1	HBP: 0
--------------	------	------	------	--------	------	-------	------	------	------	------	--------	------	-------	-------	------	------	------	--------	------	-------	-------	------	------	------	--------	------	-------	-------	------	------	------	--------	------	-------	------	------	------	------	--------	------	-------	------	------	------	------	--------	------	-------	------	------	------	------	--------	------	-------	------	------	------	------	--------	------	-------	------	------	------	------	--------	------	-------	------	-------	-------	-------	--------	-------	-------	-------	--------

PITCHER	IP	WLS	BF	H	R	ER	SO	BB	IBB	HBP	BLK	WP	HR	S	P	ERA	WHIP
Jason Jennings, R (1, 1) ERA: 1.23	7.0	W	26	3	1	1	3	4	0	0	0	0	0	57	100	1.29	1.000
Gabe White, L (8, 1) ERA: 6.03	0.1		1	0	0	0	0	0	0	0	0	0	0	3	3	0.00	0.000
Kane Davis, R (8, 1) ERA: 3.47	0.1		2	0	0	0	0	1	0	0	0	0	0	3	8	0.00	3.000
Mike Myers, L (8, 1) ERA: 2.86	0.1	H	1	0	0	0	1	0	0	0	0	0	0	3	4	0.00	0.000
Jay Powell, R (9, 1) ERA: 3.11	1.0	S	4	1	0	0	1	0	0	0	0	0	0	9	13	0.00	1.000


BOTTOM

Colorado Rockies @ San Francisco Giants
PacBell Park, San Francisco, CA

Mon Sep 03 2001, 4:05 PM EDT
Att: 41,528 - Sunny - 67 F

AB	29
R	1
H	4
RBI	1
BB	5
SO	5
LOB	17

livebaseballscorecards.com



WP	HR	S	P	ERA	WHIP
0	0	0	0	0	0

Batter	1	2	3	4	5	6	7	8	9	AB R H RBI BB SO LOB	TOP		
Craig Counsell, L (1, 6) OBP: 0.355, SLG: 0.354	0-1 G3		1-2 G4-3 2B		1-3 K		0-0 F5			4 1 1 0 0 1 0			
Jay Bell, R (1, 4) OBP: 0.345, SLG: 0.396 Miguel Batista, R (7, 1) OBP: 0.111, SLG: 0.040 Mike Morgan, R (8, 1)	1-2 P6		3-2 G4-3			0-0 1B G5-2-3 1B	1-3 K			4 0 1 0 0 1 1 0 0 0 0 0 0 0 0 0 0 0 0 0 0			
Luis Gonzalez, L (1, 7) OBP: 0.441, SLG: 0.714	2-2 2B		2-2 G4-3			2-1 G5-2-3 1B 1-2 1B		1-1 G6-3		4 1 2 1 0 0 0			
Mark Grace, L (1, 3) OBP: 0.390, SLG: 0.473	2-0 F9		3-H 1-2 L8			0-0 1B G5-2-3 1B 1-2 2-3 1B		2-2 P6		4 0 1 0 0 0 1			
Matt Williams, R (1, 5) OBP: 0.315, SLG: 0.469					1-3 K					3 0 1 0 1 1 3			
Steve Finley, L (1, 8) OBP: 0.335, SLG: 0.388 Greg Colbrunn, R (8, PH) OBP: 0.338, SLG: 0.486 David Dellucci, L (8, PH) OBP: 0.347, SLG: 0.503					0-2 P3					2 0 0 0 1 1 1 0 0 0 0 0 0 0 1 0 0 0 0 1 1			
Reggie Sanders, R (1, 9) OBP: 0.325, SLG: 0.541 Greg Swindell, L (6, 1) Junior Spivey, R (7, 4) OBP: 0.359, SLG: 0.442 Tony Womack, L (9, PH) OBP: 0.278, SLG: 0.306					3-2 F9					2 0 1 1 1 0 0 0 0 0 0 0 0 0 0 0 0 0 0 0 0 1 0 0 0 0 0 0			
Damian Miller, R (1, 2) OBP: 0.332, SLG: 0.425 Midre Cummings, L (9, PH) OBP: 0.200, SLG: 0.222										3 0 0 0 0 2 5 1 0 0 0 0 1 0			
Bobby Witt, R (1, 1) OBP: 0.200, SLG: 0.200 Danny Bautista, R (6, 9) OBP: 0.314, SLG: 0.366										2 0 0 0 0 1 2 2 0 0 0 0 0 0			
Inning Stats	R: 0 H: 1 E: 0 LOB: 1 K: 0 BB: 0 S: 12 P: 17	R: 0 H: 0 E: 0 LOB: 2 K: 1 BB: 2 S: 11 P: 20	R: 1 H: 1 E: 0 LOB: 0 K: 0 BB: 0 S: 15 P: 22	R: 0 H: 0 E: 0 LOB: 0 K: 1 BB: 0 S: 10 P: 14	R: 0 H: 0 E: 0 LOB: 0 K: 3 BB: 0 S: 10 P: 15	R: 1 H: 4 E: 0 LOB: 3 K: 1 BB: 1 S: 11 P: 18	R: 0 H: 0 E: 0 LOB: 0 K: 1 BB: 0 S: 5 P: 7	R: 0 H: 1 E: 0 LOB: 1 K: 1 BB: 0 S: 14 P: 19	R: 0 H: 0 E: 0 LOB: 0 K: 1 BB: 0 S: 12 P: 18	1B: 5 SF: 0 2B: 2 SAC: 0 3B: 0 DP: 1 HR: 0 HBP: 0	WP: 0 PA: 36 PB: 0 SB: 0 CS: 0		
PITCHER	IP WLS BF H R ER SO BB IBB HBP BLK WP HR S P ERA WHIP											PITCHER	IP WLS BF H R ER SO BB IBB HBP BLK WP HR S P ERA WHIP
Jason Schmidt, R (1, 1) ERA: 4.18	7.0 W 29 6 2 2 7 2 1 0 0 0 0 74 113 2.57 1.143												
Jason Christiansen, L (8, 1) ERA: 3.82	0.2 3 1 0 0 0 0 0 0 0 0 0 0 11 16 0.00 1.500												
Felix Rodriguez, R (8, 1) ERA: 1.8	0.1 H 1 0 0 0 1 0 0 0 0 0 0 3 3 0.00 0.000												
Robb Nen, R (9, 1) ERA: 2.91	1.0 S 3 0 0 0 1 0 0 0 0 0 0 0 12 18 0.00 0.000												

Arizona Diamondbacks @ San Francisco Giants
PacBell Park, San Francisco, CA
Tue Sep 04 2001, 10:15 PM EDT
Att. 40,869 - Overcast - 61 F

AB	33
R	2
H	7
RBI	2
BB	3
SO	9
LOB	14



Batter	1	2	3	4	5	6	7	8	9	AB	R	H	RBI	BB	SO	LOB
Marvin Benard, L OBP: 0.313, SLG: 0.405 (1, 8) (9, 7)	0-1 WP 1B		0-3 K		0-2 P4			0-1 P4		4	0	1	0	0	1	0
Rich Aurilia, R OBP: 0.374, SLG: 0.579 Cody Ransom, R (8, PH) (9, 6)	1-3 K		0-1 WP 1B		1-3 K			0-0 F9		3	0	1	0	0	2	1
Barry Bonds, L OBP: 0.496, SLG: 0.822 LeJon Powell, R OBP: 1.000, SLG: 1.000 (1, 7) (9, 8)	2-3 K		4-2 BB				0-0 F8		3-2 FC6-4 1B	2	0	0	0	1	1	1
Jeff Kent, R OBP: 0.362, SLG: 0.492 Edwards Guzman, L OBP: 0.260, SLG: 0.392 (1, 4) (9, 4)	1-2 G5-3		1-3 K				0-3 K		0-1 F7	3	0	0	0	0	2	3
John Vander Wal, L OBP: 0.352, SLG: 0.457 (1, 9)			1-3 K				1-3 K		2-2 FC6-4 3B	4	1	0	0	0	3	3
Benito Santiago, R OBP: 0.303, SLG: 0.373 Yorvit Torrealba, R OBP: 1.000, SLG: 3.000 (1, 2) (9, 2)					0-0 CS 1B			0-1 L7	1-2 3B	3	0	1	0	0	0	0
J.T. Snow, L OBP: 0.376, SLG: 0.374 (1, 3)					2-3 K			0-3 K	4-0 BB	3	1	1	0	1	2	1
Ramon Martinez, R OBP: 0.305, SLG: 0.332 41 Chad Zerbe, L OBP: 0.222, SLG: 0.222 Kurt Ainsworth, R Damon Minor, L OBP: 0.270, SLG: 0.235 (9, PH)					0-3 K			1-2 G4-3	3-1 F8	3	0	1	1	0	1	0
Russ Ortiz, R OBP: 0.246, SLG: 0.298 Brian Boehringer, S Jatal Leach, L Mark Gardner, R Aaron Fultz, L Wayne Gomes, R Pedro Feliz, R OBP: 0.263, SLG: 0.374 (1, 1) (5, 1) (5, PH) (6, 1) (6, 1) (7, 1) (8, 5)								0-0 F9	2-2 F7	1	0	0	0	0	0	1

Inning Stats	R: 0	H: 1	E: 0	K: 2	S: 13	R: 1	H: 2	E: 0	K: 1	S: 14	R: 0	H: 1	E: 0	K: 3	S: 15	R: 0	H: 0	E: 0	K: 2	S: 11	R: 0	H: 0	E: 0	K: 1	S: 7	R: 0	H: 0	E: 0	K: 1	S: 9	R: 0	H: 0	E: 0	K: 0	S: 6	R: 1	H: 2	E: 0	K: 0	S: 13	1B: 5	2B: 1	3B: 1	SF: 0	SAC: 0	DP: 0	HBP: 0	WP: 2	PB: 0	SB: 0	CS: 1	PA: 35
--------------	------	------	------	------	-------	------	------	------	------	-------	------	------	------	------	-------	------	------	------	------	-------	------	------	------	------	------	------	------	------	------	------	------	------	------	------	------	------	------	------	------	-------	-------	-------	-------	-------	--------	-------	--------	-------	-------	-------	-------	--------

PITCHER	IP	WLS	BF	H	R	ER	SO	BB	IBB	HBP	BLK	WP	HR	S	P	ERA	WHIP
Curt Schilling, R ERA: 2.85 (1, 1)	8.0	W	29	5	1	1	12	1	0	0	0	2	0	82	105	1.12	0.750
Byung-Hyun Kim, R ERA: 2.99 (9, 1)	1.0		6	2	1	1	0	1	0	0	0	0	0	13	26	9.00	3.000

BOTTOM

Arizona Diamondbacks @ San Francisco Giants
PacBell Park, San Francisco, CA
Wed Sep 05 2001, 10:05 PM EDT
Att: 40,972 - Sunny - 62 F

livebaseballscores.com

AB	33
R	2
H	7
RBI	2
BB	2
SO	12
LOB	13



Batter	1	2	3	4	5	6	7	8	9	AB R H RBI BB SO LOB	TOP												
Craig Counsell, L OBP: 0.364, SLG: 0.364 (1, 4) (6, 6) (8, 4)	2-2 G6-3	1-0 G6-3		0-0 1B		4-0 BB		3-2 1B		4 0 2 0 1 0 1													
Tony Womack, L OBP: 0.278, SLG: 0.306 (1, 6) Junior Spivey, R OBP: 0.352, SLG: 0.431 (6, PH) (6, 4) Mark Grace, L OBP: 0.387, SLG: 0.468 (8, PH) Rod Barajas, R OBP: 0.205, SLG: 0.310 (8, 2)	3-2 E 3B 1B		1-0 F9	3-2 P6		1-3 K		1-1 G4-3		3 1 1 0 0 0 2 1 0 0 0 0 1 3 1 0 0 0 0 0 2 0 0 0 0 0 0 0													
Luis Gonzalez, L OBP: 0.440, SLG: 0.712 (1, 7)	1-1 P6		0-2 F9		2-3 K		1-2 2B		1-3 K	5 0 1 0 0 2 1													
Reggie Sanders, R OBP: 0.331, SLG: 0.550 (1, 9) SAFE	2-2 1-H 1B 3B		0-0 3B 1B		2-2 F8		1-2 P5		0-0 DI HR 1B	5 3 3 1 0 0 1													
Steve Finley, L OBP: 0.334, SLG: 0.390 (1, 8)	1-2 FC6-4 1B		3-1 1-H 3B		1-3 K		1-1 F8		1-3 K	5 0 2 2 0 2 2													
Matt Williams, R OBP: 0.313, SLG: 0.474 (1, 5)	3-1 FC6-4 1-2f		0-2 G1-3		0-1 G4-3		2-2 F9		2-2 HR	5 1 1 2 0 0 3													
Greg Colbrunn, R OBP: 0.354, SLG: 0.472 (1, 3)		4-2 G1-3 BB		2-2 1B HBP		0-1 G6-3		4-2 1B BB	1-2 F9	2 0 0 0 2 0 0													
Damian Miller, R OBP: 0.331, SLG: 0.419 (1, 2) Midre Cummings, L OBP: 0.182, SLG: 0.200 (8, PH) Alex Cintron, S OBP: 0.333, SLG: 0.333 (8, 6)		0-1 G1-3		2-2 F7		4-2 BB HBP BB		3-2 F9		2 0 0 0 1 0 2 1 0 0 0 0 0 1 0 0 0 0 0 0 0													
Albie Lopez, R Erubiel Durazo, L Jay Bell, R Mike Morgan, R Danny Bautista, R Erik Sabid, R Troy Brohawn, L Mike Koplove, R David Dellucci, L Mike Mohler, R		0-3 K		1-3 K		1-0 BB HBP		3-3 K		1 0 0 0 0 0 1 1 0 0 0 0 0 0 0 0 1 0 0 0 0 0 0 1 1 0 1 0 0 0 0 0 1 1 0 0 0 0 0 0 0 0													
Inning Stats	R: 2 H: 3 E: 1 LOB: 1 K: 0 BB: 0 S: 18 P: 30	R: 0 H: 0 E: 0 LOB: 1 K: 1 BB: 1 S: 9 P: 14	R: 1 H: 2 E: 0 LOB: 1 K: 0 BB: 0 S: 11 P: 15	R: 0 H: 1 E: 0 LOB: 2 K: 1 BB: 0 S: 14 P: 22	R: 0 H: 0 E: 0 LOB: 0 K: 2 BB: 0 S: 10 P: 15	R: 0 H: 0 E: 0 LOB: 3 K: 1 BB: 2 S: 12 P: 22	R: 0 H: 1 E: 0 LOB: 1 K: 0 BB: 0 S: 13 P: 18	R: 0 H: 1 E: 0 LOB: 2 K: 1 BB: 1 S: 17 P: 31	R: 2 H: 2 E: 0 LOB: 0 K: 2 BB: 0 S: 17 P: 22	1B: 6 SF: 0 2B: 1 SAC: 0 3B: 2 DP: 0 HR: 1 HBP: 2	WP: 0 PA: 43 PB: 0 SB: 0 CS: 0												
PITCHER	IP WLS BF H R ER SO BB IBB HBP BLK WP HR S P ERA WHIP											PITCHER	IP WLS BF H R ER SO BB IBB HBP BLK WP HR S P ERA WHIP										
Ryan Jensen, R ERA: 4.02 Aaron Fultz, L ERA: 4.15 Brian Boehringer, R ERA: 3.47 Jason Christiansen, L ERA: 3.77 Tim Worrell, R ERA: 3.31	(1, 1) 3.1 (4, 1) 1.2 (6, 1) 0.2 (6, 1) 0.1 (7, 1) 1.0											Felix Rodriguez, R ERA: 1.78 Robb Nen, R ERA: 3.12	(8, 1) 0.2 (8, 1) 1.1										

Arizona Diamondbacks @ San Francisco Giants
PacBell Park, San Francisco, CA
Thu Sep 06 2001, 3:35 PM EDT
Att. 41,155 - Sunny - 70 F

livebaseballscorecards.com

AB	37
R	5
H	10
RBI	5
BB	4
SO	8
LOB	21



Batter	1	2	3	4	5	6	7	8	9
Calvin Murray, R OBP: 0.322, SLG: 0.356 (1, 8)	1-1 F8	0-3 K	0-2 G5-3			0-0 SH5-4		3-2 F3	
Rich Aurilia, R OBP: 0.376, SLG: 0.585 (1, 6)	1-1 BB 1B	2-2 P5		0-1 G6-3		1-1 1B 2B 1B		0-0 HR	
Barry Bonds, L OBP: 0.495, SLG: 0.824 (1, 7)	4-1 1B BB	2-2 HR		3-1 L7		0-0 F9		1-0 L9	
Jeff Kent, R OBP: 0.363, SLG: 0.493 (1, 4)	0-0 P3	1-3 K		1-3 K		3-2 2B 1B		2-2 2B	
Andres Galarraga, R OBP: 0.323, SLG: 0.467 (1, 3)	4-2 BB 1B 1B			1-0 G6-3 1B		0-0 G4-3		1-1 G1-3	
John Vander Wal, L OBP: 0.354, SLG: 0.459 (1, 9)	1-1			0-0		0-1 F8			
Jason Christiansen, R OBP: 0.290, SLG: 0.229 (6, PH)				1-2 G6-3 1B		0-3 K			
Damon Minor, L OBP: 0.229, SLG: 0.229 (7, 1)									
Tim Worrell, R OBP: 1.000, SLG: 1.000 (8, 9)	1-2 2-H 3-H 1B 1B								
Benito Santiago, R OBP: 0.303, SLG: 0.370 (1, 2)	4-2 1B BB			0-1 G6-3		0-0 L7		0-3 K	
Ramon Martinez, R OBP: 0.309, SLG: 0.335 (1, 5)	0-0 1B			4-0 IBB		2-0 SH5-4 1B 1B		1-0 G1-3	
Ryan Jensen, R OBP: 0.251, SLG: 0.167 (1, 1)	0-1 F8			1-3 K		1-0 SH5-4 1B 1B		2-3 K	
Aaron Fultz, L OBP: 0.250, SLG: 0.250 (4, 1)									
Brian Boehringert, S OBP: 0.302, SLG: 0.510 (6, 9)									
Shawon Dunston, R OBP: 0.312, SLG: 0.404 (7, PH)									
Marvin Benard, L OBP: 0.312, SLG: 0.404 (8, 9)									
Robb Nen, R (8, 1)									

Inning Stats	R: 4	H: 3	E: 0	K: 15	S: 15	LOB: 2	BB: 3	P: 30	R: 1	H: 1	E: 0	K: 2	S: 13	LOB: 0	BB: 0	P: 18	R: 0	H: 2	E: 0	K: 10	S: 10	LOB: 3	BB: 1	P: 16	R: 0	H: 0	E: 0	K: 1	S: 8	LOB: 0	BB: 0	P: 12	R: 0	H: 0	E: 0	K: 0	S: 4	LOB: 0	BB: 0	P: 4	R: 3	H: 5	E: 0	K: 16	S: 16	LOB: 2	BB: 0	P: 26	R: 0	H: 0	E: 0	K: 2	S: 7	LOB: 0	BB: 0	P: 10	R: 1	H: 2	E: 0	K: 10	S: 12	LOB: 1	BB: 0	P: 19
--------------	------	------	------	-------	-------	--------	-------	-------	------	------	------	------	-------	--------	-------	-------	------	------	------	-------	-------	--------	-------	-------	------	------	------	------	------	--------	-------	-------	------	------	------	------	------	--------	-------	------	------	------	------	-------	-------	--------	-------	-------	------	------	------	------	------	--------	-------	-------	------	------	------	-------	-------	--------	-------	-------

PITCHER	IP	WLS	BF	H	R	ER	SO	BB	IBB	HBP	BLK	WP	HR	S	P	ERA	WHIP
Albie Lopez, R ERA: 4.82 (1, 1)	3.0	L	19	6	5	5	3	3	3	0	0	0	1	38	64	15.00	3.000
Mike Morgan, R ERA: 4.76 (4, 1)	2.0		6	0	0	0	1	0	0	0	0	0	0	12	16	0.00	0.000
Erik Sabel, R ERA: 4.57 (6, 1)	0.1		4	3	3	3	0	0	0	0	0	0	0	5	9	81.00	9.000
Troy Brohawn, L ERA: 4.89 (6, 1)	0.1		1	0	0	0	0	0	0	0	0	0	0	1	1	0.00	0.000
Mike Koplove, R ERA: (6, 1)	1.1		6	2	0	0	3	0	0	0	0	0	0	17	26	0.00	1.500

AB	R	H	RBI	BB	SO	LOB
4	0	0	0	0	1	3
5	3	3	3	0	0	0
4	2	1	1	1	0	1
5	0	2	0	0	2	2
4	1	2	1	1	0	1
3	1	2	2	0	0	0
3	0	0	0	1	1	2
3	1	2	2	1	0	0
2	0	0	0	0	1	5
0	0	0	0	0	0	0
0	0	0	0	0	0	0
1	1	1	0	0	0	0
1	0	0	0	0	1	0
0	0	0	0	0	0	0

WP	HR	S	P	ERA	WHIP
0	1	12	19	9.00	2.000

Arizona Diamondbacks @ San Francisco Giants
PacBell Park, San Francisco, CA
 Thu Sep 06 2001, 3:35 PM EDT
 Att: 41,155 - Sunny - 70 F

AB	36
R	9
H	13
RBI	9
BB	4
SO	7
LOB	16



Batter	1	2	3	4	5	6	7	8	9	10	11	12	AB	R	H	RBI	BB	SO	LOB	TOP							
Marvin Benard, L OBP: 0.310, SLG: 0.399 (1, 8)	1-0 BB 1B		1-2 P3		2-3 K		1-2 G6-4-3 1-2f		1-2 F9			1-3 K	6	0	1	0	0	2	2								
Rich Aurilia, R OBP: 0.374, SLG: 0.580 (1, 6)	1-1 P3		1-3 K		1-2 F8			4-2 2B BB		0-1 F9		0-0 F9	5	1	0	0	1	1	1								
Barry Bonds, L OBP: 0.500, SLG: 0.827 (1, 7)	4-1 1-2 BB		1-0 FC6-4 1B		2-0 FC6-4 1B			3-2 1-H 2B		4-1 G4-6-3 BB		4-1 BB	3	0	3	1	3	0	0								
Andres Galarraga, R OBP: 0.321, SLG: 0.462 (1, 3)	1-3 K		1-0 FC6-4 1B		3-1 FC6-4 1-2f			2-3 K		0-0 G4-6-3 1-2f		0-1 F8	6	0	1	0	0	2	6								
John Vander Wal, L OBP: 0.352, SLG: 0.455 Shawon Dunston, R OBP: 0.305, SLG: 0.509 (1, 9) (7, 9)	3-2 F7		1-2 FC6-4 1-2f 2-3		3-2 L7			0-1 G5-3				0-1 BB SH3-4 1B	3	0	0	0	0	0	4								
Benito Santiago, R OBP: 0.300, SLG: 0.366 (1, 2)		1-0 G5-3		2-2 P6		2-1 F8		0-2 P6				1-2 SH3-4	4	0	0	0	0	0	1								
Pedro Feliz, R OBP: 0.264, SLG: 0.388 Jeff Kent, R OBP: 0.363, SLG: 0.492 (1, 5) (9, PH) (9, 4)		0-3 K		0-0 HR		1-3 K			2-3 K			4-0 BB IBB	3	1	1	1	0	2	0								
Ramon Martinez, R OBP: 0.313, SLG: 0.337 (1, 4) (9, 5)		0-2 FC5-4 1B		0-1 F9		1-1 FC3-6 1B			1-1 F7			4-2 G4-6-3 1-2 2-3 BB	4	0	2	0	1	0	0								
Livan Hernandez, R OBP: 0.311, SLG: 0.392 J.T. Snow, L OBP: 0.376, SLG: 0.377 LeJon Powell, R OBP: 1.000, SLG: 1.000 Felix Rodriguez, R (9, 1) Jason Christiansen, R (10, 1) Damon Minor, L OBP: 0.256, SLG: 0.222 Tim Worrell, R (11, 1) Aaron Fultz, L OBP: 0.250, SLG: 0.250 (12, 1)		0-0 FC5-4		1-0 G4-3		0-0 FC3-6 1-2f G6-4-3			1-2 1B			0-1 G4-6-3 1-2f	3	0	0	0	0	0	2								
Inning Stats	R: 0 E: 0 K: 1 S: 11	H: 1 LOB: 2 BB: 1 P: 21	R: 0 E: 0 K: 1 S: 9	H: 1 LOB: 1 BB: 0 P: 10	R: 0 E: 0 K: 1 S: 12	H: 2 LOB: 2 BB: 0 P: 17	R: 1 E: 0 K: 0 S: 8	H: 1 LOB: 0 BB: 0 P: 11	R: 0 E: 0 K: 1 S: 13	H: 0 LOB: 0 BB: 0 P: 15	R: 0 E: 0 K: 0 S: 6	H: 1 LOB: 0 BB: 0 P: 8	R: 1 E: 0 K: 1 S: 17	H: 1 LOB: 1 BB: 1 P: 26	R: 0 E: 0 K: 1 S: 11	H: 1 LOB: 1 BB: 0 P: 16	R: 0 E: 0 K: 0 S: 4	H: 0 LOB: 0 BB: 1 P: 8	R: 0 E: 0 K: 0 S: 14	H: 1 LOB: 2 BB: 2 P: 23	R: 0 E: 0 K: 1 S: 7	H: 0 LOB: 1 BB: 1 P: 12	1B: 8 2B: 1 3B: 0 HR: 1	SF: 0 SAC: 1 DP: 3 HBP: 0	WP: 0 PB: 0 SB: 0 CS: 0	PA: 49	
PITCHER Shawn Chacon, R ERA: 5.25 (1, 1)	IP: 7.0 WLS: 0 BF: 29	H: 7 R: 2 ER: 2 SO: 5	BB: 2 IBB: 0 HBP: 0 BLK: 0	WP: 0 HR: 1 S: 71 P: 110	ERA: 2.57 WHIP: 1.286	PITCHER Dan Miceli, R ERA: 4.91 (12, 1)	IP: 0.1 WLS: 0 BF: 1	H: 0 R: 0 ER: 0 SO: 0	BB: 0 IBB: 0 HBP: 0 BLK: 0	WP: 0 HR: 0 S: 2 P: 2	ERA: 0.00 WHIP: 0.000																
Mike Myers, L ERA: 3.12 (8, 1)	0.0	B: 1	1	0	0	0	0	0	0	0	0	0	0	0	0	0	0	0	0								
Justin Speier, R ERA: 5.11 (8, 1)	2.0	7	1	0	0	2	0	0	0	0	0	0	0	0	0	0	0	0	0								
Jay Powell, R ERA: 3.38 (10, 1)	2.0	8	1	0	0	0	2	1	0	0	0	0	0	0	0	0	0	0	0								
Gabe White, L ERA: 6.27 (12, 1)	0.2	3	0	0	0	1	1	0	0	0	0	0	0	0	0	0	0	0	0								

San Francisco Giants @ Colorado Rockies
Coors Field, Denver, CO
Fri Sep 07 2001, 7:05 PM MDT
Att. 33,473 - Cloudy - 68 F

AB	42
R	2
H	10
RBI	2
BB	6
SO	8
LOB	20



Batter	1	2	3	4	5	6	7	8	9	10	11	12
Juan Pierre, L OBP: 0.378, SLG: 0.402 (1, 8)	0-1 1B G6-3 1B		3-2 CS HBP		2-1 L8		0-1 FC6-4 1-2f			4-1 L5-3 BB		
Alex Ochoa, R OBP: 0.343, SLG: 0.404 (1, 7)	0-1 1B		2-2 G5-3 1-2			0-0 1B 17 1B		2-3 K		0-3 K		
Larry Walker, L OBP: 0.442, SLG: 0.654 (1, 9)	0-0 G6-3			1-2 G1-3		0-0 G4-6-3 1B		1-1 F8		2-1 L5-3 1-2		
17 Todd Helton, L OBP: 0.428, SLG: 0.673 (1, 3)	4-1 BB		4-0 1B G1-2-3 BB		0-0 1B	1-2 G4-6-3 1B		4-0 BB			2-3 K	
Jeff Cirillo, R OBP: 0.365, SLG: 0.464 Juan Uribe, R OBP: 0.311, SLG: 0.450 (1, 5) (4, 6)	0-0 G4-3		0-0 1B	0-0 1B	1-3 1B	0-0 G4-6-3		0-0 F7		0-0 F8		0-0 F8
Jose Ortiz, R OBP: 0.295, SLG: 0.419 (1, 4)		1-2 G5-3		0-1 1B		2-3 K		1-2 FC3-6 1B		0-1 F8		
Brent Butler, R OBP: 0.284, SLG: 0.301 (1, 6) (4, 5)		2-0 G5-3		3-1 G1-2-3 3-Hf		0-1 G3		0-1 FC3-6 1-2f			4-1 WP SH1-4 1B BB	
Gary Bennett, R OBP: 0.313, SLG: 0.333 Terry Shumpert, R OBP: 0.310, SLG: 0.402 Sal Fasano, R OBP: 0.267, SLG: 0.351 (1, 2) (9, PH) (10, 2)		1-0 F8		0-0 G6-3		2-1 FC1-6 1B		1-0 P4			0-0 SH1-4	
Shawn Chacon, R Mike Myers, L Justin Speier, R Greg Norton, S Jay Powell, R Gabe White, L Dan Hoops, R Jacob Cruz, L Ben Petrick, R (1, 1) (1, 1) (1, 1) (1, 1) (1, 1) (1, 1) (1, 1) (1, 1) (1, 1) (1, 1)			1-1 F9		0-0 G5-3		0-0 FC1-6 FC6-4 1-2f		3-1 F8		3-2 2-H	1B


Inning Stats	R: 1	H: 2	E: 0	LOB: 1	K: 0	P: 11	R: 0	H: 0	E: 0	LOB: 0	K: 0	P: 9	R: 0	H: 0	E: 0	LOB: 0	K: 0	P: 13	R: 0	H: 2	E: 0	LOB: 2	K: 0	P: 16	R: 0	H: 0	E: 0	LOB: 0	K: 0	P: 6	R: 1	H: 3	E: 0	LOB: 1	K: 1	P: 9	R: 0	H: 0	E: 0	LOB: 1	K: 1	P: 13	R: 0	H: 1	E: 0	LOB: 1	K: 0	P: 14	R: 0	H: 0	E: 0	LOB: 0	K: 1	P: 12	R: 0	H: 0	E: 0	LOB: 0	K: 1	P: 8	R: 1	H: 1	E: 0	LOB: 1	K: 0	P: 12	1B: 10	SF: 0	2B: 1	SAC: 1	3B: 0	DP: 3	HR: 0	HBP: 1	WP: 1	PA: 45
--------------	------	------	------	--------	------	-------	------	------	------	--------	------	------	------	------	------	--------	------	-------	------	------	------	--------	------	-------	------	------	------	--------	------	------	------	------	------	--------	------	------	------	------	------	--------	------	-------	------	------	------	--------	------	-------	------	------	------	--------	------	-------	------	------	------	--------	------	------	------	------	------	--------	------	-------	--------	-------	-------	--------	-------	-------	-------	--------	-------	--------

PITCHER	IP	WLS	BF	H	R	ER	SO	BB	IBB	HBP	BLK	WP	HR	S	P	ERA	WHIP
Livan Hernandez, R ERA: 5.19 (1, 1)	8.0		32	8	2	2	2	3	0	1	0	0	0	51	86	2.25	1.375
Felix Rodriguez, R ERA: 1.78 (9, 1)	1.0		4	1	0	0	0	0	0	0	0	0	0	9	14	0.00	1.000
Jason Christiansen, L ERA: 3.66 (10, 1)	1.0		3	0	0	0	1	1	0	0	0	0	0	6	12	0.00	1.000
Tim Worrell, R ERA: 3.38 (11, 1)	1.1	L	5	0	1	1	1	1	0	0	0	0	0	8	14	6.75	0.750
Aaron Fultz, L ERA: 4.15 (12, 1)	0.0		1	1	0	0	0	0	0	0	0	1	0	3	6	∞	∞

San Francisco Giants @ Colorado Rockies
Coors Field, Denver, CO
 Fri Sep 07 2001, 7:05 PM MDT
 Att: 33,473 - Cloudy - 68 F

livebaseballscorecards.com

AB	38
R	3
H	10
RBI	3
BB	5
SO	4
LOB	16



Batter	1	2	3	4	5	6	7	8	9	AB R H RBI BB SO LOB	TOP
Calvin Murray, R (1, 8) OBP: 0.323, SLG: 0.358	3-2 WP 1B 2B	2-2 G6-3		2-1 G6-3		4-2 1B BB		2-2 F8		4 1 1 0 1 0 1	
Rich Aurilia, R (1, 6) OBP: 0.374, SLG: 0.578	2-3 K		0-0 1B 2B 1B	3-3 K		3-2 1B 2-3 1B		0-1 F8		5 1 2 0 0 2 1	
Barry Bonds, L (1, 7) OBP: 0.497, SLG: 0.820	3-3 K		2-2 2B 1B G4-3		1-0 G3	3-2 F7		0-0 G4-3		5 1 1 0 0 1 4	
Jeff Kent, R (1, 4) OBP: 0.365, SLG: 0.501	3-2 2B 1B 2-H		2-0 G4-3 FC6-2 2B		1-1 G6-3		0-0 HR		2-0 G6-3	5 2 3 3 0 0 0	
J.T. Snow, L (1, 3) OBP: 0.378, SLG: 0.378	0-0 1-H 2B		0-1 G4-3		4-1 BB		2-3 K		0-0 G3	4 0 1 2 1 1 1	
Eric Davis, R (1, 9) OBP: 0.270, SLG: 0.372	0-1 G6-3		0-2 FC6-2 1B		0-0 F9		1-1 G5-3		1-1 HR	4 0 0 0 0 0 3	
Marvin Benard, L (7, 9) OBP: 0.312, SLG: 0.410										1 1 1 1 0 0 0	
Edwards Guzman, L (1, 2) OBP: 0.267, SLG: 0.386			1-0 G3	1-1 1B		2-0 G3	4-2 BB		0-1 F9	4 0 1 0 1 0 0	
Pedro Feliz, R (1, 5) OBP: 0.264, SLG: 0.382			4-2 SH3-4 BB	0-0 G5-3		2-3 K	0-3 K			3 0 0 0 1 2 3	
Kirk Rueter, L (1, 1) OBP: 0.254, SLG: 0.189			0-0 SH3-4		1-2 G4-3		0-0 1B BB		0-0 HR	2 0 1 0 0 0 0	
Brian Boehringer, S (6, 1)										0 0 0 0 0 0 0	
Shawon Dunston, R (8, PH) OBP: 0.309, SLG: 0.531										1 1 1 1 0 0 0	
Jason Christiansen, R (8, 1)										0 0 0 0 0 0 0	
Robb Nen, R (9, 1)										0 0 0 0 0 0 0	
Inning Stats	R: 2 H: 3 E: 0 LOB: 1 K: 2 BB: 0 S: 16 P: 27	R: 0 H: 0 E: 0 LOB: 1 K: 0 BB: 1 S: 9 P: 16	R: 2 H: 4 E: 0 LOB: 2 K: 0 BB: 0 S: 14 P: 19	R: 0 H: 0 E: 0 LOB: 0 K: 1 BB: 0 S: 9 P: 15	R: 0 H: 0 E: 0 LOB: 1 K: 0 BB: 1 S: 5 P: 11	R: 0 H: 2 E: 0 LOB: 3 K: 2 BB: 1 S: 15 P: 29	R: 1 H: 1 E: 0 LOB: 1 K: 2 BB: 1 S: 13 P: 20	R: 1 H: 1 E: 0 LOB: 0 K: 0 BB: 0 S: 7 P: 9	R: 1 H: 1 E: 0 LOB: 0 K: 0 BB: 0 S: 6 P: 9	1B: 6 SF: 0 2B: 3 SAC: 1 3B: 0 DP: 0 HR: 3 HBP: 0	WP: 1 PA: 43 PB: 0 SB: 0 CS: 0
PITCHER	IP WLS BF H R ER SO BB IBB HBP BLK WP HR S P ERA WHIP										
Jason Jennings, R (1, 1) ERA: 2.28	5.2 L 29 9 4 4 4 3 0 0 0 1 0 65 111 6.35 2.118										
Mike Myers, L (6, 1) ERA: 3.09	0.1 1 0 0 0 0 0 0 0 0 0 0 3 6 0.00 0.000										
Justin Speier, R (7, 1) ERA: 5.17	1.0 5 1 1 1 2 1 0 0 0 0 1 13 20 9.00 2.000										
Gabe White, L (8, 1) ERA: 6.31	1.0 4 1 1 1 0 0 0 0 0 0 1 7 9 9.00 1.000										
Bobby Chouinard, R (9, 1) ERA: 9.0	1.0 4 1 1 1 0 0 0 0 0 0 1 6 9 9.00 1.000										

San Francisco Giants @ Colorado Rockies
 Coors Field, Denver, CO
 Sat Sep 08 2001, 1:05 PM MDT
 Att. 32,825 - Cloudy - 50 F

AB	38
R	7
H	12
RBI	7
BB	4
SO	6
LOB	13



Batter	1	2	3	4	5	6	7	8	9	10	11	AB R H RBI BB SO LOB	TOP	
Marvin Benard, L (1, 8) <small>OBP: 0.313, SLG: 0.410</small> Eric Davis, R (11, PH) <small>OBP: 0.275, SLG: 0.372</small>	2-1 	0-1 			3-3 		3-1 		1-2 		4-0 	5 0 2 0 0 1 0 0 1 0 0 1 0 0	San Francisco Giants @ Colorado Rockies Coors Field, Denver, CO Sun Sep 09 2001, 1:05 PM MDT Att: 36,862 - Sunny - 66 F	
Rich Aurilia, R (1, 6) <small>OBP: 0.374, SLG: 0.581</small>	3-1 	0-1 			1-1 		0-0 		0-0 		2-1 	6 2 2 1 0 0 2 1-2 		
Barry Bonds, L (1, 7) <small>OBP: 0.499, SLG: 0.838</small> Robb Nen, R (11, 1)	1-1 				3-3 				4-2 		0-1 	5 3 3 5 1 1 0 0 0 0 0 0 0 0		
Jeff Kent, R (1, 4) <small>OBP: 0.366, SLG: 0.502</small>	0-1 				0-0 				4-1 		2-3 	5 1 2 0 1 1 1 0-0 		
Andres Galarraga, R (1, 3) <small>OBP: 0.318, SLG: 0.458</small> Cody Ransom, R (8, PH) Pedro Feliz, R (8, 5) <small>OBP: 0.266, SLG: 0.380</small>	2-3 				2-1 				3-1 		4-2 	3 0 0 0 0 1 2 1 0 0 0 0 0 2 1 0 0 0 1 0 1 0-0 		
Shawon Dunston, R (1, 9) <small>OBP: 0.306, SLG: 0.527</small> Wayne Gomes, R (10, 1) Edwards Guzman, L (11, 2) <small>OBP: 0.267, SLG: 0.386</small>	3-2 				2-3 				3-3 		0-0 	5 0 1 1 0 3 4 0 0 0 0 0 0 0 0 0 0 0 0 0 0		
Benito Santiago, R (1, 2) <small>OBP: 0.304, SLG: 0.370</small> LeJon Powell, R (11, PR) <small>OBP: 1.000, SLG: 1.000</small>	0-1 				1-0 				1-1 		4-2 	4 0 2 0 1 0 1 0 1 0 0 0 0 0 4-2 		
Ramon Martinez, R (1, 5) <small>OBP: 0.311, SLG: 0.334</small> John Vander Wal, L (8, PH) <small>OBP: 0.351, SLG: 0.454</small> Felix Rodriguez, R (8, 1) Calvin Murray, R (10, 8) <small>OBP: 0.323, SLG: 0.358</small>		0-1 			2-2 				2-3 		1-1 	3 0 0 0 0 0 0 1 0 0 0 0 1 3 0 0 0 0 0 0 0 0 0 0 0 0 0 0		
Jason Schmidt, R (1, 1) <small>OBP: 0.205, SLG: 0.326</small> Jalal Leach, L (7, PH) Tim Worrell, R (7, 1) J.T. Snow, L (8, 3) <small>OBP: 0.379, SLG: 0.391</small>		3-2 			0-0 				3-2 		1-0 	2 0 0 0 0 0 0 1 0 0 0 0 0 0 0 0 0 0 0 0 0 2 1 1 2 0 0 0		
Inning Stats	R: 3 H: 4 E: 0 LOB: 1 K: 1 BB: 0 S: 16 P: 27	R: 0 H: 1 E: 0 LOB: 1 K: 0 BB: 0 S: 13 P: 16	R: 0 H: 1 E: 0 LOB: 1 K: 2 BB: 0 S: 9 P: 16	R: 0 H: 1 E: 0 LOB: 0 K: 1 BB: 0 S: 5 P: 8	R: 1 H: 1 E: 0 LOB: 0 K: 1 BB: 0 S: 15 P: 24	R: 0 H: 0 E: 0 LOB: 0 K: 1 BB: 0 S: 7 P: 12	R: 0 H: 1 E: 0 LOB: 1 K: 0 BB: 0 S: 7 P: 13	R: 0 H: 1 E: 0 LOB: 3 K: 2 BB: 2 S: 15 P: 32	R: 0 H: 0 E: 0 LOB: 0 K: 0 BB: 0 S: 5 P: 8	R: 0 H: 0 E: 0 LOB: 1 K: 1 BB: 1 S: 11 P: 20	R: 5 H: 3 E: 0 LOB: 1 K: 0 BB: 2 S: 12 P: 24	1B: 5 SF: 0 2B: 3 SAC: 1 3B: 0 DP: 0 HR: 5 HBP: 0		WP: 0 PA: 50 PB: 0 SB: 0 CS: 0
PITCHER Scott Elarton, R (1, 1) <small>ERA: 7.14</small> Kane Davis, R (6, 1) <small>ERA: 3.39</small> Mike Myers, L (8, 1) <small>ERA: 3.09</small> Dan Miceli, R (8, 1) <small>ERA: 4.84</small> Jay Powell, R (8, 1) <small>ERA: 3.31</small>	IP WLS BF H R ER SO BB IBB HBP BLK WP HR S P ERA WHIP 5.0 0 22 8 4 4 4 0 0 0 0 0 3 58 91 7.20 1.600 2.0 1 7 1 0 0 1 0 0 0 0 0 0 14 25 0.00 0.500 0.0 0 1 0 0 0 0 1 0 0 0 0 0 3 7 ∞ ∞ 0.2 4 1 0 0 1 1 0 0 0 0 0 9 20 0.00 3.000 1.1 4 0 0 0 1 0 0 0 0 0 0 8 13 0.00 0.000				PITCHER Todd Belitz, L (10, 1) <small>ERA: 33.75</small> Bobby Chouinard, R (11, 1) <small>ERA: 8.22</small>	IP WLS BF H R ER SO BB IBB HBP BLK WP HR S P ERA WHIP 1.1 0 10 3 5 5 1 3 0 0 0 0 0 2 21 42 33.75 4.500 0.2 2 0 0 0 0 0 0 0 0 0 0 0 2 2 0.00 0.000								




Batter	1	2	3	4	5	6	7	8	9	10	11	AB	R	H	RBI	BB	SO	LOB	BOTTOM							
Juan Pierre, L OBP: 0.377, SLG: 0.405 (1, 8)	0-0 1B		0-2 G6-4-3		1-1 3B		0-0 B5-3			0-2 L4-3		5	0	2	1	0	0	2	San Francisco Giants @ Colorado Rockies Coors Field, Denver, CO Sun Sep 09 2001, 1:05 PM MDT Att. 36,862 - Sunny - 66 F							
Jose Ortiz, R OBP: 0.293, SLG: 0.428 (1, 4)	2-1 F8		0-3 K		1-3 K		0-0 G5-3			3-2 P4		4	0	0	0	0	2	2								
Mike Myers, L (8, 1)												0	0	0	0	0	0	0								
Dan Miceli, R (8, 1)												0	0	0	0	0	0	0								
Jay Powell, R (8, 1)												0	0	0	0	0	0	0								
Gary Bennett, R OBP: 0.310, SLG: 0.330 (10, 2)												1	0	0	0	0	0	0								
Larry Walker, L OBP: 0.437, SLG: 0.647 (1, 9)	3-3 K			1-1 1B		0-0 G3			0-0 G4-3		1-0 G3	1	0	0	0	0	1	1								
Alex Ochoa, R OBP: 0.341, SLG: 0.408 (2, 9)	1-2											4	1	1	0	0	0	1								
17 Todd Helton, L OBP: 0.428, SLG: 0.667 (1, 3)	1-3 K			4-1 1B		4-2 WP		4-1 G4-6-3			3-3 K	2	1	0	0	3	2	1								
Greg Norton, S OBP: 0.324, SLG: 0.520 (1, 5)		4-2 FC6-4		1-1 1B		2-2 HR		1-1 G4-6-3			1-1 DI	4	1	3	3	1	0	1								
Juan Uribe, R OBP: 0.307, SLG: 0.447 (1, 6)		1-3 K		2-0 FC9-2		2-3 K			1-0 F8		0-3 K	5	0	0	0	0	3	4								
Mario Encarnacion, R OBP: 0.250, SLG: 0.143 (1, 7)		1-1 FC6-4		1-3 K		2-3 K			2-2 F8			4	0	0	0	0	2	2								
Sal Fasano, R OBP: 0.258, SLG: 0.338 (1, 2)		2-2 F9							3-1 G5-3			3	0	0	0	0	0	1								
Jacob Cruz, L OBP: 0.298, SLG: 0.318 (9, PH)												1	0	0	0	0	0	0								
Todd Belitz, L (10, 1)												0	0	0	0	0	0	0								
Bobby Chouinard, R (11, 1)												0	0	0	0	0	0	0								
Scott Elarton, R OBP: 0.200, SLG: 0.097 (1, 1)			0-0 G6-4-3		4-0 3B		3-2 P4			2-2 L4-3		1	0	1	0	0	0	0								
Adam Melhuse, S OBP: 0.240, SLG: 0.254 (5, PH)												0	1	0	0	1	0	0								
Kane Davis, R (6, 1)												0	0	0	0	0	0	0								
Terry Shumpert, R OBP: 0.312, SLG: 0.403 (7, PH)												2	0	1	0	0	0	0								
Inning Stats	R: 0 E: 0 K: 2 S: 10	H: 1 LOB: 1 BB: 0 P: 16	R: 0 E: 0 K: 1 S: 16	H: 0 LOB: 1 BB: 1 P: 24	R: 0 E: 0 K: 1 S: 7	H: 1 LOB: 0 BB: 0 P: 7	R: 1 E: 0 K: 1 S: 9	H: 2 LOB: 1 BB: 1 P: 18	R: 1 E: 0 K: 1 S: 7	H: 1 LOB: 1 BB: 1 P: 13	R: 2 E: 0 K: 2 S: 19	H: 1 LOB: 0 BB: 1 P: 31	R: 0 E: 0 K: 0 S: 6	H: 0 LOB: 0 BB: 0 P: 9	R: 0 E: 0 K: 0 S: 4	H: 0 LOB: 0 BB: 1 P: 9	R: 0 E: 0 K: 0 S: 7	H: 0 LOB: 0 BB: 0 P: 13	R: 0 E: 0 K: 0 S: 9	H: 1 LOB: 0 BB: 0 P: 14	R: 0 E: 0 K: 2 S: 9	H: 1 LOB: 1 BB: 0 P: 14	1B: 5 2B: 3 3B: 1 HR: 1	SF: 0 SAC: 0 DP: 4 HBP: 0	WP: 1 PB: 0 SB: 1 CS: 0	PA: 42
PITCHER	IP	WLS	BF	H	R	ER	SO	BB	IBB	HBP	BLK	WP	HR	S	P	ERA	WHIP									
Jason Schmidt, R ERA: 4.26 (1, 1)	6.0		26	6	4	4	8	4	0	0	0	1	1	68	109	6.00	1.667									
Tim Worrell, R ERA: 3.33 (7, 1)	1.0		3	0	0	0	0	0	0	0	0	0	0	6	9	0.00	0.000									
Felix Rodriguez, R ERA: 1.7 (8, 1)	2.0		6	0	0	0	0	1	0	0	0	0	0	11	22	0.00	0.500									
Wayne Gomes, R ERA: 4.37 (10, 1)	1.0	W	3	1	0	0	0	0	0	0	0	0	0	9	14	0.00	1.000									
Robb Nen, R ERA: 3.03 (11, 1)	1.0		4	1	0	0	2	0	0	0	0	0	0	9	14	0.00	1.000									

AB	37
R	4
H	8
RBI	4
BB	5
SO	10
LOB	15



WP	1	PA	42
PB	0		
SB	1		
CS	0		

livebaseballscores.com


Batter	1	2	3	4	5	6	7	8	9	AB R H RBI BB SO LOB	TOP																								
												<p style="text-align: center;">San Francisco Giants @ Houston Astros Enron Field, Houston, TX Tue Sep 11 2001, 8:05 PM EDT</p> <p style="text-align: right;">livebaseballscorecards.com</p> <table border="0"> <tr><td>AB</td><td>0</td></tr> <tr><td>R</td><td>0</td></tr> <tr><td>H</td><td>0</td></tr> <tr><td>RBI</td><td>0</td></tr> <tr><td>BB</td><td>0</td></tr> <tr><td>SO</td><td>0</td></tr> <tr><td>LOB</td><td>0</td></tr> </table> 	AB	0	R	0	H	0	RBI	0	BB	0	SO	0	LOB	0									
AB											0																								
R											0																								
H											0																								
RBI											0																								
BB											0																								
SO											0																								
LOB											0																								
Inning Stats										1B: 0 SF: 0 2B: 0 SAC: 0 3B: 0 DP: 0 HR: 0 HBP: 0	WP: 0 PA: 0 PB: 0 SB: 0 CS: 0																								
PITCHER	IP	WLS	BF	H	R	ER	SO	BB	IBB	HBP	BLK	WP	HR	S	P	ERA	WHIP	PITCHER	IP	WLS	BF	H	R	ER	SO	BB	IBB	HBP	BLK	WP	HR	S	P	ERA	WHIP


Batter	1	2	3	4	5	6	7	8	9	AB R H RBI BB SO LOB	BOTTOM
--------	---	---	---	---	---	---	---	---	---	----------------------	--------


												<p style="text-align: center;">San Francisco Giants @ Houston Astros Enron Field, Houston, TX Tue Sep 11 2001, 8:05 PM EDT</p> <p style="text-align: right;">livebaseballscorecards.com</p> <table border="0"> <tr><td>AB</td><td>0</td></tr> <tr><td>R</td><td>0</td></tr> <tr><td>H</td><td>0</td></tr> <tr><td>RBI</td><td>0</td></tr> <tr><td>BB</td><td>0</td></tr> <tr><td>SO</td><td>0</td></tr> <tr><td>LOB</td><td>0</td></tr> </table> 	AB	0	R	0	H	0	RBI	0	BB	0	SO	0	LOB	0
AB											0															
R											0															
H											0															
RBI											0															
BB											0															
SO											0															
LOB											0															


Inning Stats	1B: 0	SF: 0	WP: 0	PA: 0
	2B: 0	SAC: 0	PB: 0	
	3B: 0	DP: 0	SB: 0	
	HR: 0	HBP: 0	CS: 0	


PITCHER	IP	WLS	BF	H	R	ER	SO	BB	IBB	HBP	BLK	WP	HR	S	P	ERA	WHIP	PITCHER	IP	WLS	BF	H	R	ER	SO	BB	IBB	HBP	BLK	WP	HR	S	P	ERA	WHIP
---------	----	-----	----	---	---	----	----	----	-----	-----	-----	----	----	---	---	-----	------	---------	----	-----	----	---	---	----	----	----	-----	-----	-----	----	----	---	---	-----	------

Batter	1	2	3	4	5	6	7	8	9	AB R H RBI BB SO LOB	TOP																								
												<p style="text-align: center;">San Francisco Giants @ Houston Astros Enron Field, Houston, TX Wed Sep 12 2001, 8:05 PM EDT</p> <p style="text-align: right;">livebaseballscorecards.com</p> <table border="0"> <tr><td>AB</td><td>0</td></tr> <tr><td>R</td><td>0</td></tr> <tr><td>H</td><td>0</td></tr> <tr><td>RBI</td><td>0</td></tr> <tr><td>BB</td><td>0</td></tr> <tr><td>SO</td><td>0</td></tr> <tr><td>LOB</td><td>0</td></tr> </table> 	AB	0	R	0	H	0	RBI	0	BB	0	SO	0	LOB	0									
AB											0																								
R											0																								
H											0																								
RBI											0																								
BB											0																								
SO											0																								
LOB											0																								
Inning Stats											1B: 0 SF: 0 2B: 0 SAC: 0 3B: 0 DP: 0 HR: 0 HBP: 0	WP: 0 PA: 0 PB: 0 SB: 0 CS: 0																							
PITCHER	IP	WLS	BF	H	R	ER	SO	BB	IBB	HBP	BLK	WP	HR	S	P	ERA	WHIP	PITCHER	IP	WLS	BF	H	R	ER	SO	BB	IBB	HBP	BLK	WP	HR	S	P	ERA	WHIP

Batter	1	2	3	4	5	6	7	8	9	AB R H RBI BB SO LOB	TOP																								
												San Francisco Giants @ Houston Astros Enron Field, Houston, TX Thu Sep 13 2001, 8:05 PM EDT livebaseballscorecards.com																							
		AB 0 R 0 H 0 RBI 0 BB 0 SO 0 LOB 0																																	
																																			
Inning Stats		1B: 0 SF: 0 2B: 0 SAC: 0 3B: 0 DP: 0 HR: 0 HBP: 0	WP: 0 PA: 0 PB: 0 SB: 0 CS: 0																																
PITCHER	IP	WLS	BF	H	R	ER	SO	BB	IBB	HBP	BLK	WP	HR	S	P	ERA	WHIP	PITCHER	IP	WLS	BF	H	R	ER	SO	BB	IBB	HBP	BLK	WP	HR	S	P	ERA	WHIP

Batter	1	2	3	4	5	6	7	8	9	AB R H RBI BB SO LOB	TOP																								
												<p style="text-align: center;">Los Angeles Dodgers @ San Francisco Giants PacBell Park, San Francisco, CA Fri Sep 14 2001, 10:35 PM EDT</p> <p style="text-align: right;">livebaseballscorecards.com</p> <table border="0"> <tr><td>AB</td><td>0</td></tr> <tr><td>R</td><td>0</td></tr> <tr><td>H</td><td>0</td></tr> <tr><td>RBI</td><td>0</td></tr> <tr><td>BB</td><td>0</td></tr> <tr><td>SO</td><td>0</td></tr> <tr><td>LOB</td><td>0</td></tr> </table> 	AB	0	R	0	H	0	RBI	0	BB	0	SO	0	LOB	0									
AB											0																								
R											0																								
H											0																								
RBI											0																								
BB											0																								
SO											0																								
LOB											0																								
Inning Stats										1B: 0 SF: 0 2B: 0 SAC: 0 3B: 0 DP: 0 HR: 0 HBP: 0	WP: 0 PA: 0 PB: 0 SB: 0 CS: 0																								
PITCHER	IP	WLS	BF	H	R	ER	SO	BB	IBB	HBP	BLK	WP	HR	S	P	ERA	WHIP	PITCHER	IP	WLS	BF	H	R	ER	SO	BB	IBB	HBP	BLK	WP	HR	S	P	ERA	WHIP

Batter	1	2	3	4	5	6	7	8	9	AB R H RBI BB SO LOB	TOP																															
												<p style="text-align: center;">Los Angeles Dodgers @ San Francisco Giants PacBell Park, San Francisco, CA Sat Sep 15 2001, 4:05 PM EDT</p> <p style="text-align: right;">livebaseballscorecards.com</p> <table style="width: 100%; border-collapse: collapse;"> <tr><td style="width: 50%;">AB</td><td style="width: 50%; text-align: right;">0</td></tr> <tr><td>R</td><td style="text-align: right;">0</td></tr> <tr><td>H</td><td style="text-align: right;">0</td></tr> <tr><td>RBI</td><td style="text-align: right;">0</td></tr> <tr><td>BB</td><td style="text-align: right;">0</td></tr> <tr><td>SO</td><td style="text-align: right;">0</td></tr> <tr><td>LOB</td><td style="text-align: right;">0</td></tr> </table> <div style="text-align: center; margin-top: 10px;">  </div> <table style="width: 100%; border-collapse: collapse; margin-top: 10px;"> <tr> <td style="width: 50%;">1B: 0</td> <td style="width: 50%;">SF: 0</td> <td style="width: 50%;">WP: 0</td> <td style="width: 50%;">PA: 0</td> </tr> <tr> <td>2B: 0</td> <td>SAC: 0</td> <td>PB: 0</td> <td></td> </tr> <tr> <td>3B: 0</td> <td>DP: 0</td> <td>SB: 0</td> <td></td> </tr> <tr> <td>HR: 0</td> <td>HBP: 0</td> <td>CS: 0</td> <td></td> </tr> </table>	AB	0	R	0	H	0	RBI	0	BB	0	SO	0	LOB	0	1B: 0	SF: 0	WP: 0	PA: 0	2B: 0	SAC: 0	PB: 0		3B: 0	DP: 0	SB: 0		HR: 0	HBP: 0	CS: 0	
AB											0																															
R											0																															
H											0																															
RBI											0																															
BB											0																															
SO											0																															
LOB											0																															
1B: 0											SF: 0		WP: 0	PA: 0																												
2B: 0											SAC: 0		PB: 0																													
3B: 0	DP: 0	SB: 0																																								
HR: 0	HBP: 0	CS: 0																																								
Inning Stats																																										
PITCHER	IP	WLS	BF	H	R	ER	SO	BB	IBB	HBP	BLK	WP	HR	S	P	ERA	WHIP	PITCHER	IP	WLS	BF	H	R	ER	SO	BB	IBB	HBP	BLK	WP	HR	S	P	ERA	WHIP							

Batter	1	2	3	4	5	6	7	8	9	AB R H RBI BB SO LOB	TOP																								
												<p style="text-align: center;"> Los Angeles Dodgers @ San Francisco Giants PacBell Park, San Francisco, CA Sun Sep 16 2001, 4:05 PM EDT </p> <p style="text-align: right; font-size: small;"> livebaseballscorecards.com </p> <table style="width: 100%; border-collapse: collapse;"> <tr><td style="width: 50%;">AB</td><td style="width: 50%; text-align: right;">0</td></tr> <tr><td>R</td><td style="text-align: right;">0</td></tr> <tr><td>H</td><td style="text-align: right;">0</td></tr> <tr><td>RBI</td><td style="text-align: right;">0</td></tr> <tr><td>BB</td><td style="text-align: right;">0</td></tr> <tr><td>SO</td><td style="text-align: right;">0</td></tr> <tr><td>LOB</td><td style="text-align: right;">0</td></tr> </table> <div style="text-align: center; margin-top: 10px;">  </div> <table style="width: 100%; font-size: x-small; border-collapse: collapse;"> <tr> <td style="width: 50%;"> 1B: 0 SF: 0 2B: 0 SAC: 0 3B: 0 DP: 0 HR: 0 HBP: 0 </td> <td style="width: 50%;"> WP: 0 PA: 0 PB: 0 SB: 0 CS: 0 </td> </tr> </table>	AB	0	R	0	H	0	RBI	0	BB	0	SO	0	LOB	0	1B: 0 SF: 0 2B: 0 SAC: 0 3B: 0 DP: 0 HR: 0 HBP: 0	WP: 0 PA: 0 PB: 0 SB: 0 CS: 0							
AB											0																								
R											0																								
H											0																								
RBI											0																								
BB											0																								
SO											0																								
LOB											0																								
1B: 0 SF: 0 2B: 0 SAC: 0 3B: 0 DP: 0 HR: 0 HBP: 0											WP: 0 PA: 0 PB: 0 SB: 0 CS: 0																								
Inning Stats																																			
PITCHER	IP	WLS	BF	H	R	ER	SO	BB	IBB	HBP	BLK	WP	HR	S	P	ERA	WHIP	PITCHER	IP	WLS	BF	H	R	ER	SO	BB	IBB	HBP	BLK	WP	HR	S	P	ERA	WHIP

Batter	1	2	3	4	5	6	7	8	9	AB	R	H	RBI	BB	SO	LOB
Marvin Benard, L (1, 8) OBP: 0.310, SLG: 0.405 Damon Minor, L (9, PH) OBP: 0.250, SLG: 0.216	1-3 K	2-3 K			3-1 G6-3	2-0 G1-3			0-3 K	4	0	0	0	0	2	4
Rich Aurilia, R (1, 6) OBP: 0.375, SLG: 0.580	1-3 K		4-0 BB		2-2 1B		1-1 F9			3	0	1	0	1	1	0
Barry Bonds, L (1, 7) OBP: 0.497, SLG: 0.833	4-2 FC6-4 BB		3-1 P4		0-0 F7		1-3 K			3	0	0	0	1	1	2
Jeff Kent, R (1, 4) OBP: 0.364, SLG: 0.498	1-0 FC6-4		3-1 F9		3-1 F9		1-1 F8			4	0	0	0	0	0	3
Andres Galarraga, R (1, 3) OBP: 0.318, SLG: 0.465 J.T. Snow, L (8, PH) OBP: 0.378, SLG: 0.390		1-2 HR	0-3 K		3-3 K		2-2 G5-3			3	1	1	1	0	2	1
John Vander Wal, L (1, 9) OBP: 0.350, SLG: 0.452 Robb Nen, R (9, 1)		1-2 G4-3		1-1 F5		0-0 HBP 1B SF7 1B		2-3 K		4	1	1	0	0	1	0
Benito Santiago, R (1, 2) OBP: 0.308, SLG: 0.372		1-1 2B 1B		4-0 BB		0-1 HBP 1B		0-0 G1-3		3	0	2	0	1	0	0
Ramon Martinez, R (1, 5) OBP: 0.313, SLG: 0.337		1-0 2B		0-0 F7		2-2 HBP		3-2 G6-3		3	0	1	0	0	0	1
Russ Ortiz, R (1, 1) OBP: 0.246, SLG: 0.288 Jason Christiansen, R (8, 1) Felix Rodriguez, R (8, 1) Calvin Murray, R (9, 8) Shawon Dunston, R (9, PH) OBP: 0.304, SLG: 0.524		1-0 P3		1-2 G1-6-3		1-2 SF7		1-3 K		2	0	0	1	0	0	3

Inning Stats	R: 0	H: 0	E: 0	K: 2	S: 12	H: 0	LOB: 1	BB: 1	P: 19	R: 1	H: 3	E: 0	K: 1	S: 14	R: 0	H: 0	E: 0	K: 1	S: 7	R: 0	H: 0	E: 0	K: 0	S: 6	R: 0	H: 1	E: 0	K: 0	S: 8	R: 1	H: 2	E: 0	K: 1	S: 13	R: 0	H: 0	E: 0	K: 1	S: 7	R: 0	H: 0	E: 0	K: 1	S: 8	R: 0	H: 0	E: 0	K: 2	S: 11	1B: 4	SF: 1	2B: 1	3B: 0	HR: 1
--------------	------	------	------	------	-------	------	--------	-------	-------	------	------	------	------	-------	------	------	------	------	------	------	------	------	------	------	------	------	------	------	------	------	------	------	------	-------	------	------	------	------	------	------	------	------	------	------	------	------	------	------	-------	-------	-------	-------	-------	-------


BOTTOM

Houston Astros @ San Francisco Giants
PacBell Park, San Francisco, CA

Tue Sep 18 2001, 10:15 PM EDT
Att: 40,901 - Sunny - 59 F

AB	32
R	2
H	6
RBI	2
BB	3
SO	9
LOB	14

WP: 0 PA: 37
PB: 0
SB: 0
CS: 0



PITCHER	IP	WLS	BF	H	R	ER	SO	BB	IBB	HBP	BLK	WP	HR	S	P	ERA	WHIP
44 Roy Oswalt, R (1, 1) ERA: 2.53	2.0		10	3	1	1	3	1	0	0	0	0	0	26	40	4.50	2.000
Tim Redding, R (3, 1) ERA: 5.15	3.0		12	1	0	0	1	2	0	0	0	0	0	21	45	0.00	1.000
Nelson Cruz, R (6, 1) ERA: 3.76	1.0		6	2	1	1	1	0	0	1	0	0	0	13	21	9.00	2.000
Michael Jackson, R (7, 1) ERA: 4.4	1.0		3	0	0	0	1	0	0	0	0	0	0	7	10	0.00	0.000
Mike Williams, R (8, 1) ERA: 3.47	1.0	W	3	0	0	0	1	0	0	0	0	0	0	8	12	0.00	0.000

PITCHER	IP	WLS	BF	H	R	ER	SO	BB	IBB	HBP	BLK	WP	HR	S	P	ERA	WHIP
Billy Wagner, L (9, 1) ERA: 2.91	1.0		3	0	0	0	2	0	0	0	0	0	0	11	15	0.00	0.000

Batter	1	2	3	4	5	6	7	8	9	AB R H RBI BB SO LOB	TOP											
Craig Biggio, R (1, 4) OBP: 0.375, SLG: 0.457 28 Adam Everett, R (9, PH) (9, 6)	0-1 1B 5 2B 2B	2-1 G6-3		1-1 2-H 1B		0-3 K			1-3 K	4 1 2 0 0 1 1 1 0 0 0 0 1 0												
Julio Lugo, R (1, 6) OBP: 0.330, SLG: 0.385 (9, 4)	0-0 5 2B 17 1B 1B	1-3 K			3-2 17 2B SF9 1B	2-2 1-H 1B			4-2 17 HBP HR BB	4 3 3 1 1 1 0												
5 Jeff Bagwell, R (1, 3) OBP: 0.397, SLG: 0.573 Daryle Ward, L (9, PH) OBP: 0.329, SLG: 0.472 (9, 3)	1-0 17 1B SF9 2B		3-2 F8		2-3 K		0-0 HR		1-3 K	4 2 2 2 0 1 1 1 0 0 0 0 1 1												
17 Lance Berkman, S (1, 7) OBP: 0.432, SLG: 0.623	1-1 S 1B 1B		1-3 K		3-2 SF9 1-3 2B		0-0 CS 1B		1-1 HR HBP	4 2 3 1 0 1 0												
Moises Alou, R (1, 9) OBP: 0.398, SLG: 0.565 Octavio Dotel, R (9, 1) OBP: 0.091, SLG: 0.091	3-2 F5		0-0 1B		4-0 IBB		0-0 P5		1-1 HR	4 1 2 3 1 0 3 0 0 0 0 0 0 0												
Vinny Castilla, R (1, 5) OBP: 0.314, SLG: 0.494	1-0 SF9 3-H		2-3 K		0-0 SF9 2-3 3-H		3-3 K 1-2		4-1 BB	2 0 0 2 1 2 2												
Richard Hidalgo, R (1, 8) OBP: 0.350, SLG: 0.448 Glen Barker, S (8, 8) OBP: 0.241, SLG: 0.087	1-1 1-H 1B		2-3 K		0-1 P3			2-2 G6-3	1-2 F8	4 0 1 1 0 1 2 1 0 0 0 0 0 1												
Brad Ausmus, R (1, 2) OBP: 0.283, SLG: 0.351 Scott Servais, R (9, 2) OBP: 0.471, SLG: 0.400	0-1 F9		1-1 1B 2B		4-0 S 1B BB			2-2 G6-3		3 1 1 0 1 0 1 0 0 0 0 0 0 0												
Dave Micki, R (1, 1) OBP: 0.087, SLG: 0.087 Chris Truby, R (8, PH) OBP: 0.283, SLG: 0.434 Michael Jackson, R (8, 1) Orlando Merced, S (9, 9) OBP: 0.346, SLG: 0.466		1-3 K		1-2 G1-3		1-3 K		0-1 G6-3		3 0 0 0 0 2 2 1 0												
Inning Stats	R: 4 E: 0 K: 0 S: 15	H: 5 LOB: 1 BB: 0 P: 22	R: 0 E: 0 K: 2 S: 9	H: 0 LOB: 0 BB: 0 P: 13	R: 0 E: 0 K: 2 S: 11	H: 1 LOB: 1 BB: 0 P: 17	R: 0 E: 0 K: 1 S: 10	H: 2 LOB: 2 BB: 0 P: 15	R: 1 E: 0 K: 1 S: 12	H: 2 LOB: 2 BB: 1 P: 24	R: 1 E: 0 K: 2 S: 9	H: 1 LOB: 1 BB: 1 P: 16	R: 1 E: 0 K: 1 S: 6	H: 2 LOB: 1 BB: 0 P: 9	R: 0 E: 0 K: 0 S: 8	H: 0 LOB: 0 BB: 0 P: 12	R: 3 E: 0 K: 2 S: 17	H: 1 LOB: 1 BB: 2 P: 30	1B: 8 2B: 5 3B: 0 HR: 2	SF: 2 SAC: 0 DP: 1 HBP: 1	WP: 0 PB: 0 SB: 2 CS: 1	PA: 43
PITCHER	IP WLS BF H R ER SO BB IBB HBP BLK WP HR S P ERA WHIP																					
Livan Hernandez, R (1, 1) ERA: 5.28	5.0 L 25 10 5 5 6 0 1 0 0 0 0 0 57 91 9.00 2.000																					
Ryan Jensen, R (6, 1) ERA: 4.25	2.0 8 3 2 2 3 1 0 0 0 0 0 1 15 25 9.00 2.000																					
41 Chad Zerbe, L (8, 1) ERA: 4.03	1.0 3 0 0 0 0 0 0 0 0 0 0 0 8 12 0.00 0.000																					
Kurt Ainsworth, R (9, 1) ERA: 13.5	1.0 7 1 3 3 2 2 0 1 0 0 0 1 17 30 27.00 3.000																					

Houston Astros @ San Francisco Giants
PacBell Park, San Francisco, CA
Wed Sep 19 2001, 10:15 PM EDT
Att. 40,322 - Cloudy - 55 F

AB	36
R	10
H	14
RBI	10
BB	4
SO	11
LOB	14



1B	8
2B	5
3B	0
HR	2
SF	2
SAC	0
DP	1
HBP	1

Batter	1	2	3	4	5	6	7	8	9	AB	R	H	RBI	BB	SO	LOB
Marvin Benard, L OBP: 0.308, SLG: 0.402 (1, 8) (9, 7)	0-3 K			1-2 P4		1-1 G4-3		0-0 1B	3-2 FC1-6	5	0	1	0	0	1	1
Rich Aurilia, R OBP: 0.373, SLG: 0.577 Cody Ransom, R (1, 6) (8, 6)	0-0 G4-3			3-1 F5		3-2 G5-3		2-3 K	2-3 K	3	0	0	0	0	0	0
Barry Bonds, L OBP: 0.497, SLG: 0.829 Pedro Feliz, R OBP: 0.266, SLG: 0.380 (1, 7) (9, 5)	0-0 F8			4-2 1B BB		1-0 BB 1B		0-0 F5		3	0	1	0	1	0	1
Jeff Kent, R OBP: 0.365, SLG: 0.497 Kurt Ainsworth, R (1, 4) (9, 1)			3-1 F7	3-2 1B		4-0 BB	1-2 BB	1-3 K		3	0	1	0	1	1	1
J.T. Snow, L OBP: 0.376, SLG: 0.385 (1, 3)			1-1 G1-3	0-0 F7		0-3 K			4-2 E 3B BB	3	1	0	0	1	1	4
Shawon Dunston, R OBP: 0.299, SLG: 0.515 41 Chad Zerbe, L OBP: 0.222, SLG: 0.222 Calvin Murray, R OBP: 0.322, SLG: 0.357 (1, 9) (8, 1) (9, 8)		1-2 P6			0-0 F7		2-1 P4		0-0 E1 3B	3	0	0	0	0	0	0
Benito Santiago, R OBP: 0.306, SLG: 0.370 Edwards Guzman, L OBP: 0.262, SLG: 0.379 (1, 2) (7, 2)			1-2 G6-3		0-0 E6 WP		0-1 G6-3		1-3 K	2	0	0	0	0	0	0
Ramon Martinez, R OBP: 0.315, SLG: 0.348 (1, 5) (9, 4)			3-2 L5		0-0 F3		1-2 2B		0-0 1B 3B	4	1	2	2	0	0	1
Livan Hernandez, R OBP: 0.307, SLG: 0.387 Eric Davis, R OBP: 0.273, SLG: 0.370 Ryan Jensen, R OBP: 0.231, SLG: 0.167 Jalal Leach, L OBP: 0.250, SLG: 0.250 (1, 1) (5, PH) (6, 1) (7, PH) (8, 9)			1-3 K		2-2 L6		0-1 F7		1-0 FC1-6 1B	1	0	0	0	0	1	0

Inning Stats	R: 0	H: 0	E: 0	K: 1	S: 5	R: 0	H: 0	E: 0	K: 0	S: 7	R: 0	H: 0	E: 0	K: 1	S: 10	R: 0	H: 1	E: 0	K: 0	S: 13	R: 0	H: 1	E: 1	K: 0	S: 6	R: 0	H: 1	E: 0	K: 1	S: 11	R: 0	H: 1	E: 0	K: 0	S: 9	R: 0	H: 1	E: 0	K: 2	S: 9	R: 3	H: 2	E: 2	K: 2	S: 20	1B: 4	2B: 1	3B: 1	SF: 0	SAC: 0	DP: 0	HBP: 0
--------------	------	------	------	------	------	------	------	------	------	------	------	------	------	------	-------	------	------	------	------	-------	------	------	------	------	------	------	------	------	------	-------	------	------	------	------	------	------	------	------	------	------	------	------	------	------	-------	-------	-------	-------	-------	--------	-------	--------

PITCHER	IP	WLS	BF	H	R	ER	SO	BB	IBB	HBP	BLK	WP	HR	S	P	ERA	WHIP
Dave Micki, R ERA: 5.91 (1, 1)	7.0	W	27	3	0	0	3	2	0	0	0	1	0	61	96	0.00	0.714
Michael Jackson, R ERA: 4.33 (8, 1)	1.0		4	1	0	0	2	0	0	0	0	0	0	9	12	0.00	1.000
Octavio Dotel, R ERA: 2.4 (9, 1)	1.0		7	2	3	2	2	1	0	0	0	0	0	20	31	18.00	3.000


BOTTOM

Houston Astros @ San Francisco Giants
PacBell Park, San Francisco, CA

Wed Sep 19 2001, 10:15 PM EDT
Att. 40,322 - Cloudy - 55 F

AB	35
R	3
H	6
RBI	3
BB	3
SO	7
LOB	15

livebaseballscorecards.com



WP	PA
1	38
0	
0	
0	

Batter	1	2	3	4	5	6	7	8	9	10	AB R H RBI BB SO LOB
Calvin Murray, R (1, 8) OBP: 0.322, SLG: 0.352	4-2 2B BB		0-2 L5		0-1 G6-3		3-2 F2		4-0 BB BB	0-1 F7	4 1 0 0 2 0 2
Rich Aurilia, R (1, 6) OBP: 0.375, SLG: 0.578	1-2 2B		1-0		3-2 HR 1B		2-1 G5-3		2-3 K		5 2 3 1 0 1 1
Barry Bonds, L (1, 7) OBP: 0.500, SLG: 0.837	1-1 2B		1-3 K		1-0 HR		4-0 BB		4-2 BB		3 1 2 3 2 1 1
Jeff Kent, R (1, 4) OBP: 0.362, SLG: 0.493	2-1 G5-3		1-3 K		0-0 F7		2-2 F9		1-2 F2		5 0 0 0 0 1 5
Andres Galarraga, R (1, 3) OBP: 0.317, SLG: 0.462	1-0 G1-3						1-2 CS 1B		2-3 K		5 0 1 0 0 3 3
John Vander Wal, L (1, 9) OBP: 0.351, SLG: 0.450 Shawon Dunston, R (10, PH) OBP: 0.297, SLG: 0.512	3-2 F8				4-1 G6-3 BB		3-3 K		4-0 FC5 BB	2-2 F9	2 0 0 0 2 1 2 1 0 0 0 0 0 0
Benito Santiago, R (1, 2) OBP: 0.305, SLG: 0.371 Cody Ransom, R (10, PR)			1-2 G5-3		0-0 G6-3		1-2 2B		1-2 FC5	1-2 E1 BB	5 0 1 0 0 0 2 0 0 0 0 0 0 0
Pedro Feliz, R (1, 5) OBP: 0.265, SLG: 0.373			0-2 F9		1-0 F8		4-0 BB		0-3 K	2-2 F9	4 0 0 0 1 1 4
Kirk Rueter, L (1, 15) Jaiel Legach, L (1, 15) Mark Canha, R (1, 15) J.T. Snow, L (1, 15) Tim Worrell, R (1, 15) Felix Rodriguez, R (1, 15) Eric Davis, R (1, 15) Jason Christensen, R (1, 15) Robbi Nen, R (1, 15) Ramon Martinez, R (1, 15)			0-1 G5-3		1-3 K		1-2 P6		2-2 G5-3	4-2 BB	1 0 0 0 0 0 0 1 0 1 0

Inning Stats	R: 2 E: 0 K: 0 S: 13	H: 2 LOB: 1 BB: 1 P: 25	R: 0 E: 0 K: 0 S: 9	H: 0 LOB: 0 BB: 0 P: 10	R: 0 E: 0 K: 2 S: 10	H: 1 LOB: 1 BB: 0 P: 13	R: 0 E: 0 K: 1 S: 6	H: 0 LOB: 1 BB: 1 P: 11	R: 2 E: 0 K: 1 S: 11	H: 2 LOB: 0 BB: 0 P: 16	R: 0 E: 0 K: 1 S: 14	H: 2 LOB: 2 BB: 1 P: 24	R: 0 E: 0 K: 0 S: 10	H: 0 LOB: 1 BB: 1 P: 21	R: 0 E: 0 K: 2 S: 13	H: 0 LOB: 2 BB: 1 P: 22	R: 0 E: 0 K: 2 S: 11	H: 0 LOB: 2 BB: 2 P: 23	R: 0 E: 1 K: 0 S: 16	H: 0 LOB: 2 BB: 1 P: 25	1B: 3 2B: 4 3B: 0 HR: 1	SF: 0 SAC: 0 DP: 1 HBP: 0
--------------	-------------------------------	----------------------------------	------------------------------	----------------------------------	-------------------------------	----------------------------------	------------------------------	----------------------------------	-------------------------------	----------------------------------	-------------------------------	----------------------------------	-------------------------------	----------------------------------	-------------------------------	----------------------------------	-------------------------------	----------------------------------	-------------------------------	----------------------------------	----------------------------------	------------------------------------

PITCHER	IP	WLS	BF	H	R	ER	SO	BB	IBB	HBP	BLK	WP	HR	S	P	ERA	WHIP
Wade Miller, R (1, 1) ERA: 3.6	7.0		31	7	4	4	5	4	0	0	0	0	1	73	120	5.14	1.571
Mike Williams, R (8, 1) ERA: 3.41	1.0		5	0	0	0	2	1	0	0	0	0	0	13	22	0.00	1.000
Octavio Dotel, R (9, 1) ERA: 2.38	1.0	W	5	0	0	0	2	2	0	0	0	0	0	11	23	0.00	2.000
Billy Wagner, L (10, 1) ERA: 2.86	1.0	S	5	0	0	0	0	1	0	0	0	0	0	16	25	0.00	1.000

BOTTOM


Houston Astros @ San Francisco Giants
PacBell Park, San Francisco, CA

Thu Sep 20 2001, 3:35 PM EDT
Att: 40,470 - Overcast - 62 F

livebaseballscorecards.com

AB	38
R	4
H	7
RBI	4
BB	8
SO	9
LOB	24

WP: 0 PA: 46
PB: 0
SB: 0
CS: 1



Batter	1	2	3	4	5	6	7	8	9	AB R H RBI BB SO LOB	TOP											
Calvin Murray, R (1, 8) OBP: 0.323, SLG: 0.350	2-2 G4-3		3-2 G5-3		0-1 1B		1-2 G5-3		4-2 BB	4 0 1 1 1 0 0	San Francisco Giants @ San Diego Padres Qualcomm Stadium, San Diego, CA Fri Sep 21 2001, 10:05 PM EDT Att. 60,066 - Sunny - 73 F livebaseballscorecards.com											
Rich Aurilia, R (1, 6) OBP: 0.375, SLG: 0.577	0-1 BB 1B		2-3 K		0-0 F7		1-1 1B		2-3 K	5 0 2 0 0 2 4												
Barry Bonds, L (1, 7) OBP: 0.500, SLG: 0.834	4-0 1-2 BB		0-0 G3		1-0 1-3 2-H 1B		1-1 F8			3 0 1 1 1 0 1												
Andres Galarraga, R (1, 3) OBP: 0.314, SLG: 0.457	1-3 K			1-3 K	2-2 F4			0-0 G6-3		4 0 0 0 0 2 4												
Jeff Kent, R (1, 4) OBP: 0.360, SLG: 0.489	2-1 G4-3			1-0 G6-3	1-3 K			2-1 G6-3		4 0 0 0 0 1 4												
John Vander Wal, L (1, 9) OBP: 0.351, SLG: 0.448		1-1 G4-3		2-1 FC4 1B		2-1 P3		2-3 K		4 0 1 0 0 1 0												
LeJon Powell, R (8, 9) OBP: 1.000, SLG: 1.000										0 0 0 0 0 0 0												
Benito Santiago, R (1, 2) OBP: 0.302, SLG: 0.367		1-2 G5-3		0-0 FC4 1-2f		3-2 G5-3			3-2 L8	4 0 0 0 0 0 1												
Ramon Martinez, R (1, 5) OBP: 0.321, SLG: 0.350		4-1 BB			0-1 E 1B 1B	3-1 G1-3			1-0 G5-3 1B	3 1 2 0 1 0 0												
Jason Schmidt, R (1, 1) OBP: 0.196, SLG: 0.311		0-3 K			2-1 E1 1B		3-1 G3		2-2 G5-3	2 1 0 0 0 1 2												
Jalil Leach, L (7, PH) OBP: 0.167, SLG: 0.167										1 0 0 0 0 0 0												
Tim Worrell, R (7, 1)										0 0 0 0 0 0 0												
Felix Rodriguez, R (8, 1)										0 0 0 0 0 0 0												
Eric Davis, R (9, PH) OBP: 0.279, SLG: 0.365										1 0 0 0 0 0 1												
Robb Nen, R (8, 1)										0 0 0 0 0 0 0												
Inning Stats	R: 0 E: 0 K: 1 S: 10	H: 1 LOB: 2 BB: 1 P: 19	R: 0 E: 0 K: 1 S: 9	H: 0 LOB: 1 BB: 1 P: 15	R: 0 E: 0 K: 1 S: 9	H: 0 LOB: 0 BB: 0 P: 14	R: 0 E: 0 K: 1 S: 9	H: 1 LOB: 1 BB: 0 P: 13	R: 2 E: 1 K: 1 S: 14	H: 3 LOB: 2 BB: 0 P: 20	R: 0 E: 0 K: 0 S: 9	H: 0 LOB: 0 BB: 0 P: 17	R: 0 E: 0 K: 0 S: 9	H: 1 LOB: 1 BB: 0 P: 15	R: 0 E: 0 K: 1 S: 7	H: 0 LOB: 0 BB: 0 P: 11	R: 0 E: 0 K: 1 S: 14	H: 1 LOB: 2 BB: 1 P: 26	1B: 7 2B: 0 3B: 0 HR: 0	SF: 0 SAC: 0 DP: 0 HBP: 0	WP: 0 PB: 0 SB: 0 CS: 0	PA: 38
PITCHER	IP WLS BF H R ER SO BB IBB HBP BLK WP HR S P ERA WHIP																				PITCHER	IP WLS BF H R ER SO BB IBB HBP BLK WP HR S P ERA WHIP
Brian Lawrence, R (1, 1) ERA: 3.12	6.2 L 29 6 2 1 5 2 0 0 0 0 0 67 110 1.35 1.200																					
Chuck McElroy, L (7, 1) ERA: 4.86	0.1 1 0 0 0 0 0 0 0 0 0 0 0 2 3 0.00 0.000																					
David Lee, R (8, 1) ERA: 3.74	2.0 8 1 0 0 0 2 1 0 0 0 0 0 21 37 0.00 1.000																					



Batter	1	2	3	4	5	6	7	8	9	AB	R	H	RBI	BB	SO	LOB
Rickey Henderson, R OBP: 0.370, SLG: 0.339 (1, 7)	1-0 G5-3 ①		2-2 BB 1B 1B	4-2 S BB			1-1 P4 ②			3	0	1	0	1	0	0
Cesar Crespo, S OBP: 0.321, SLG: 0.277 (1, 8)	3-1 G4-3 S 1B		2-0 BB 1B	1-3 K ③			0-0 B1-3 ③			4	0	2	0	0	1	2
D'Angelo Jimenez, S OBP: 0.356, SLG: 0.354 (1, 6)	1-0 G4-3 ②		4-1 BB 1B	1-2 2-3 BB		1-0 G6-3 1B		1-3 K ①		3	0	1	0	1	1	1
Phil Nevin, R OBP: 0.387, SLG: 0.576 (1, 5)	1-1 F9 ③		2-3 K ①	0-0 G6-3 ① ② 1-2f		2-2 G6-3 ②		2-2 G6-3 ②		4	0	0	0	0	1	5
Bubba Trammell, R OBP: 0.329, SLG: 0.475 (1, 9)		2-2 G6-3 ①	3-2 P6 ②	1-3 K2-3 ③		1-3 K2-3 ③		0-0 P6 ③		4	0	0	0	0	1	3
Kevin Witt, L OBP: 0.158, SLG: 0.167 (1, 3)		1-1 1B 1B	1-2 F7 ③			1-2 G3 ①		1-3 K ①		4	0	1	0	0	1	3
Ben Davis, S OBP: 0.338, SLG: 0.345 (1, 2)		3-2 FC6-4 1B		0-3 K ①		0-2 F8 ②		3-2 L9 ②		4	0	1	0	0	1	0
Damian Jackson, R OBP: 0.318, SLG: 0.337 Mike Darr, L OBP: 0.358, SLG: 0.338 (9, PH)		1-2 F7 ②		2-2 WP 2B		1-1 G5-3 ③		2-2 F7 ③		3	0	1	0	0	0	2
Brian Lawrence, R OBP: 0.136, SLG: 0.227 Chuck McElroy, L (7, 1) Tony Gwynn, L OBP: 0.384, SLG: 0.473 David Lee, R (8, 1)		0-0 FC6-4 ③ 1-2f		1-3 K ② 2-3			1-2 G6-3 ①			2	0	0	0	0	1	3
										0	0	0	0	0	0	0
										1	0	0	0	0	0	0
										0	0	0	0	0	0	0

Inning Stats	R: 0	H: 1	E: 0	K: 6	S: 6	H: 1	LOB: 1	BB: 0	P: 12	R: 0	H: 2	E: 0	K: 0	S: 13	R: 0	H: 2	E: 0	K: 1	S: 14	R: 0	H: 1	E: 0	K: 3	S: 14	R: 0	H: 1	E: 0	K: 1	S: 5	R: 0	H: 0	E: 0	K: 10	S: 10	R: 0	H: 0	E: 0	K: 10	S: 8	R: 0	H: 0	E: 0	K: 10	S: 10	R: 0	H: 0	E: 0	K: 10	S: 10	R: 0	H: 0	E: 0	K: 10	S: 10	1B: 6	SF: 0	2B: 1	SAC: 0	3B: 0	DP: 1	HR: 0	HBP: 0	WP: 1	PA: 35
--------------	------	------	------	------	------	------	--------	-------	-------	------	------	------	------	-------	------	------	------	------	-------	------	------	------	------	-------	------	------	------	------	------	------	------	------	-------	-------	------	------	------	-------	------	------	------	------	-------	-------	------	------	------	-------	-------	------	------	------	-------	-------	-------	-------	-------	--------	-------	-------	-------	--------	-------	--------

PITCHER	IP	WLS	BF	H	R	ER	SO	BB	IBB	HBP	BLK	WP	HR	S	P	ERA	WHIP
Jason Schmidt, R ERA: 4.08 (1, 1)	6.0	W	26	7	0	0	5	2	0	0	0	1	0	62	101	0.00	1.500
Tim Worrell, R ERA: 3.24 (7, 1)	1.0	H	3	0	0	0	0	0	0	0	0	0	0	8	10	0.00	0.000
Felix Rodriguez, R ERA: 1.65 (8, 1)	1.0	H	3	0	0	0	1	0	0	0	0	0	0	10	13	0.00	0.000
Robb Nen, R ERA: 3.3 (9, 1)	1.0	S	3	0	0	0	1	0	0	0	0	0	0	10	16	0.00	0.000

BOTTOM

San Francisco Giants @ San Diego Padres
Qualcomm Stadium, San Diego, CA

livebaseballscorecards.com

AB	33
R	0
H	7
RBI	0
BB	2
SO	7
LOB	19



Fri Sep 21 2001, 10:05 PM EDT
Att: 60,066 - Sunny - 73 F

Batter	1	2	3	4	5	6	7	8	9	10	AB R H RBI BB SO LOB	TOP										
Calvin Murray, R (1, 8) OBP: 0.321, SLG: 0.358	F7		F7		G6-3		CS	HR		K	5 1 1 1 0 1 0	San Francisco Giants @ San Diego Padres Qualcomm Stadium, San Diego, CA Sat Sep 22 2001, 10:05 PM EDT Att: 60,870 - Cloudy - 72 F										
Rich Aurilia, R (1, 6) OBP: 0.375, SLG: 0.580	F8		HR		BB			G1-3		F9	4 1 1 1 1 0 0											
Barry Bonds, L (1, 7) OBP: 0.498, SLG: 0.831	1B 2B		K		F7			K			4 1 1 0 0 2 1											
Andres Galarraga, R (1, 3) OBP: 0.313, SLG: 0.454	2B 1B		K				G4-3	F8			4 0 1 1 0 1 0											
Jeff Kent, R (1, 4) OBP: 0.361, SLG: 0.493	2B		G6-3 FC4-2 2B				K			F8	4 0 2 0 0 1 0											
Shawon Dunston, R (1, 9) OBP: 0.296, SLG: 0.506	K		G6-3		G5-3					FC6-4 1B	4 0 1 0 0 1 3											
Benito Santiago, R (1, 2) OBP: 0.300, SLG: 0.364			K		G6-3		G5-3			FC6-4	4 0 0 0 0 1 2											
Ramon Martinez, R (1, 5) OBP: 0.320, SLG: 0.347			G6-3		FC4					F9	3 0 0 0 1 0 2											
Brian Boehringer, S (9, 1)					FC4						0 0 0 0 0 0 0											
Shawn Estes, R (1, 1) OBP: 0.114, SLG: 0.050			G6-3		F8					F9	2 0 0 0 0 0 0											
Damon Minor, L (7, PH) OBP: 0.254, SLG: 0.211											1 0 0 0 0 0 1											
Aaron Fultz, R (7, 1) OBP: 0.250, SLG: 0.250											0 0 0 0 0 0 0											
Tim Worrell, R (7, 1)											0 0 0 0 0 0 0											
Jason Christiansen, R (8, 1)											0 0 0 0 0 0 0											
Felix Rodriguez, R (8, 1)											0 0 0 0 0 0 0											
Pedro Feliz, R (9, 5) OBP: 0.263, SLG: 0.371											1 0 0 0 0 0 0											
Inning Stats	R: 1 E: 0 K: 1 S: 20	H: 3 LOB: 2 BB: 0 P: 29	R: 0 E: 0 K: 1 S: 5	H: 0 LOB: 0 BB: 0 P: 8	R: 1 E: 0 K: 2 S: 10	H: 1 LOB: 1 BB: 0 P: 15	R: 0 E: 0 K: 0 S: 7	H: 1 LOB: 1 BB: 0 P: 12	R: 0 E: 0 K: 10 S: 10	H: 0 LOB: 1 BB: 1 P: 19	R: 0 E: 0 K: 0 S: 9	H: 0 LOB: 0 BB: 1 P: 18	R: 1 E: 0 K: 1 S: 11	H: 1 LOB: 0 BB: 0 P: 17	R: 0 E: 0 K: 0 S: 8	H: 1 LOB: 1 BB: 0 P: 9	R: 0 E: 0 K: 1 S: 6	H: 0 LOB: 0 BB: 0 P: 10	1B: 2 2B: 3 3B: 0 HR: 2	SF: 0 SAC: 0 DP: 0 HBP: 0	WP: 0 PB: 0 SB: 0 CS: 1	PA: 39
PITCHER	IP WLS BF H R ER SO BB IBB HBP BLK WP HR S P ERA WHIP																					
Bobby Jones, R (1, 1) ERA: 4.78	7.0		5	2	2	5	2	0	0	0	0	0	0	1	11	17	9.00	1.000				
Jeremy Fikac, R (8, 1) ERA: 0.96	1.0	B	4	1	1	1	1	0	0	0	0	0	0	1	11	17	9.00	1.000				
Trevor Hoffman, R (9, 1) ERA: 2.88	2.0	W	7	1	0	0	1	0	0	0	0	0	0	0	14	19	0.00	0.500				

AB	36
R	3
H	7
RBI	3
BB	2
SO	7
LOB	9



BOTTOM

San Francisco Giants @ San Diego Padres
Qualcomm Stadium, San Diego, CA

livebaseballscores.com

AB 32
R 4
H 6
RBI 4
BB 3
SO 10
LOB 11



WP: 0 PA: 37
PB: 0
SB: 0
CS: 0

Sat Sep 22 2001, 10:05 PM EDT
Att. 60,870 - Cloudy - 72 F

AB R H RBI BB SO LOB

3	0	1	1	0	1	0
0	0	0	0	0	0	0
0	0	0	0	0	0	0
1	1	1	1	0	0	0

4	0	0	0	0	1	2
---	---	---	---	---	---	---

4	0	1	0	0	1	1
---	---	---	---	---	---	---

4	0	1	0	0	1	2
---	---	---	---	---	---	---

3	1	0	0	1	1	1
---	---	---	---	---	---	---

3	0	0	0	1	1	1
---	---	---	---	---	---	---

3	1	1	0	0	0	1
1	0	0	0	0	1	0

2	0	0	0	0	1	1
0	1	0	0	1	0	0

2	0	0	0	0	1	1
1	0	1	2	0	0	0
0	0	0	0	0	0	0
1	0	0	0	0	1	1

1B:	3	SF:	1
2B:	2	SAC:	0
3B:	0	DP:	0
HR:	1	HBP:	1

Batter	1	2	3	4	5	6	7	8	9	10
Rickey Henderson, R OBP: 0.369, SLG: 0.342 Jeremy Fikac, R Trevor Hoffman, R Mike Darr, L OBP: 0.360, SLG: 0.351	3-2 2B		1-3 K			2-1 G6-3	1-2 SF8			0-0 HR
D'Angelo Jimenez, S OBP: 0.351, SLG: 0.348	3-3 K			0-1 F8		2-2 G1-4-3	2-1 G4-3			
Phil Nevin, R OBP: 0.386, SLG: 0.573	3-3 K			2-1 G5-3		0-0 1B		3-2 L4		
Bubba Trammell, R OBP: 0.329, SLG: 0.472	0-0 F9			2-2 1B		1-3 K		1-0 G6-3		
Mike Colangelo, R OBP: 0.354, SLG: 0.452		1-0 G4-3		2-2 F9			4-0 2B 1B BB	2-3 K		
Ben Davis, S OBP: 0.337, SLG: 0.342		0-1 G6-3			4-1 G4-3 BB		0-3 K		1-1 F7	
Alex Arias, R Kevin Witt, L OBP: 0.150, SLG: 0.158		3-2 F8		0-2 G4-3		1-2 1B 2B	0-1 1B 2B	2-3 K		
Damian Jackson, R Ray Lankford, L OBP: 0.359, SLG: 0.497			1-2 F8		2-3 K		2-1 1B SF8 HBP	4-2 1B BB		
Bobby Jones, R Tony Gwynn, L Mark Kotsay, L Cesar Crespo, S OBP: 0.318, SLG: 0.274			0-3 K		0-1 G6-3		0-1 1B	1-3 K		

Inning Stats	R: 0	H: 1	R: 0	H: 0	R: 0	H: 0	R: 0	H: 0	R: 0	H: 1	R: 3	H: 2	R: 0	H: 0	R: 0	H: 0	R: 1	H: 1
	E: 0	LOB: 1	E: 0	LOB: 0	E: 0	LOB: 0	E: 0	LOB: 1	E: 0	LOB: 1	E: 0	LOB: 1	E: 0	LOB: 0	E: 0	LOB: 1	E: 0	LOB: 0
	K: 2	BB: 0	K: 0	BB: 0	K: 2	BB: 0	K: 0	BB: 0	K: 1	BB: 1	K: 1	BB: 1	K: 1	BB: 0	K: 2	BB: 1	K: 0	BB: 0
	S: 12	P: 21	S: 7	P: 11	S: 10	P: 12	S: 10	P: 16	S: 10	P: 16	S: 10	P: 15	S: 10	P: 15	S: 7	P: 13	S: 13	P: 21

PITCHER	IP	WLS	BF	H	R	ER	SO	BB	IBB	HBP	BLK	WP	HR	S	P	ERA	WHIP
Shawn Estes, L ERA: 3.81	6.0		22	3	0	0	6	1	0	0	0	0	0	59	91	0.00	0.667
Aaron Fultz, L ERA: 4.41	0.1	H	3	1	2	2	1	1	0	0	0	0	0	5	9	54.00	6.000
Tim Worrell, R ERA: 3.36	0.0		1	0	0	0	0	0	0	1	0	0	0	1	3	∞	∞
Jason Christiansen, L ERA: 3.31	0.2	B	3	1	1	1	0	0	0	0	0	0	0	7	10	13.50	1.500
Felix Rodriguez, R ERA: 1.63	1.0		3	0	0	0	1	0	0	0	0	0	0	7	13	0.00	0.000

PITCHER	IP	WLS	BF	H	R	ER	SO	BB	IBB	HBP	BLK	WP	HR	S	P	ERA	WHIP
Brian Boehringer, R ERA: 3.48	1.0	L	5	1	1	1	2	1	0	0	0	0	0	14	22	9.00	2.000

Batter	1	2	3	4	5	6	7	8	9	AB	R	H	RBI	BB	SO	LOB
D'Angelo Jimenez, S OBP: 0.349, SLG: 0.350 (1, 6)	3-1 FC8-5 2B		1-3 K		0-3 K2-3			2-3 K		4	0	1	0	0	3	0
Cesar Crespo, S OBP: 0.309, SLG: 0.265 (1, 7)	2-0 FC8-5 2-3		2-1 G4-3		0-3 K			1-3 K		4	0	0	0	0	2	1
Ray Lankford, L OBP: 0.357, SLG: 0.493 Mike Colangelo, R OBP: 0.361, SLG: 0.473 (1, 8) (8, PH) (9, 8)	3-2 E4 1B		1-2 F8				3-3 K	2-1 2B		3	0	0	0	0	1	0
Phil Nevin, R OBP: 0.388, SLG: 0.574 Alex Arias, R OBP: 0.317, SLG: 0.341 (1, 5) (7, 5)	3-2 1B			2-2 2B 1B			2-2 F8	2-3 K		3	1	2	0	0	0	0
Bubba Trammell, R OBP: 0.328, SLG: 0.473 (1, 9)	2-1 F7			3-2 G3 1-H 2B			0-0 F8	2-2 F7		4	0	1	1	0	0	2
Wiki Gonzalez, R OBP: 0.352, SLG: 0.483 Rick Wilkins, L OBP: 0.227, SLG: 0.350 (1, 2) (8, 2)			0-3 K		0-0 G5-3			1-2 G5-3 1B	2-3 K	3	0	1	0	0	1	1
Kevin Witt, L OBP: 0.167, SLG: 0.304 (1, 3)			1-0 HR		2-1 G3 2-3			1-2 G5-3	2-3 K	4	1	1	1	0	1	2
Damian Jackson, R OBP: 0.314, SLG: 0.332 (1, 4)			3-3 K		1-3 K			3-2 F8		3	0	0	0	0	2	2
Junior Herndon, R Jason Middlebrook, R Chuck McElroy, L Rickey Henderson, R Brett Jodie, R Tony Gwynn, L Wascar Serrano, R (1, 1) (1, 1) (4, 1) (5, PH) (6, 1) (7, PH) (8, 1)			2-3 K				2-2 F8	2-3 K		0	0	0	0	0	0	0

Inning Stats	R: 0	H: 2	E: 1	K: 0	S: 12	LOB: 2	BB: 0	P: 25	R: 1	H: 1	E: 0	K: 3	S: 12	LOB: 0	BB: 0	P: 18	R: 0	H: 0	E: 0	K: 1	S: 8	LOB: 0	BB: 0	P: 12	R: 1	H: 2	E: 0	K: 1	S: 12	LOB: 1	BB: 0	P: 20	R: 0	H: 0	E: 0	K: 2	S: 9	LOB: 0	BB: 0	P: 11	R: 0	H: 0	E: 0	K: 1	S: 8	LOB: 0	BB: 0	P: 13	R: 0	H: 1	E: 0	K: 1	S: 12	LOB: 1	BB: 0	P: 19	R: 0	H: 1	E: 0	K: 3	S: 14	LOB: 1	BB: 0	P: 21	R: 0	H: 0	E: 0	K: 2	S: 9	LOB: 0	BB: 0	P: 15	1B: 3	SF: 0	2B: 4	SAC: 0	3B: 0	DP: 1	HR: 1	HBP: 0	WP: 0	PA: 34	PB: 0	SB: 0	CS: 0
PITCHER	IP	WLS	BF	H	R	ER	SO	BB	IBB	HBP	BLK	WP	HR	S	P	ERA	WHIP																																																																				
Russ Ortiz, R ERA: 3.41 (1, 1)	7.0	W	27	6	2	2	9	0	0	0	0	0	0	73	118	2.57	0.857																																																																				
Aaron Fultz, L ERA: 4.34 (8, 1)	1.0		4	1	0	0	3	0	0	0	0	0	0	14	21	0.00	1.000																																																																				
Wayne Gomes, R ERA: 4.3 (9, 1)	1.0		3	0	0	0	2	0	0	0	0	0	0	9	15	0.00	0.000																																																																				

BOTTOM

San Francisco Giants @ San Diego Padres
Qualcomm Stadium, San Diego, CA

livebaseballscorecards.com

AB	34
R	2
H	7
RBI	2
BB	0
SO	14
LOB	10



Sun Sep 23 2001, 4:05 PM EDT
Att: 35,247 - Sunny - 77 F

Batter	1	2	3	4	5	6	7	8	9	AB R H RBI BB SO LOB	TOP																									
Calvin Murray, R OBP: 0.322, SLG: 0.365 (1, 8)	1-0 G6-3 2B		2-1 F3 2B		2-1 2B		2-0 G5-3	0-0 B1-3		5 0 2 0 0 0 1																										
Rich Aurilia, R OBP: 0.374, SLG: 0.582 (1, 6)	2-1 G6-3 2-3		0-1 2B 2B		0-3 K		0-0 F3		0-1 G5-3	5 1 1 0 0 1 2																										
Barry Bonds, L OBP: 0.500, SLG: 0.844 (1, 7)	4-0 S BB		0-1 F8		4-0 IBB		1-1 HR		0-1 F7	3 1 1 1 2 0 1																										
Jeff Kent, R OBP: 0.361, SLG: 0.494 (1, 4)	1-2 P1 1-2		1-0 2B 2B		1-2 F8		0-2 BB 1B		0-3 K	5 0 2 1 0 1 4																										
John Vander Wal, L OBP: 0.356, SLG: 0.450 Shawon Dunston, R OBP: 0.296, SLG: 0.506 (1, 9) (9, 9)	4-1 BB			3-3 K	1-2 G3		4-2 BB			2 0 0 0 2 1 2 0 0 0 0 0 0 0																										
J.T. Snow, L OBP: 0.379, SLG: 0.388 (1, 3)	2-3 K			2-2 FC5-4 1B		3-2 G4-3	1-1 F5			4 0 1 0 0 1 5																										
Benito Santiago, R OBP: 0.299, SLG: 0.363 (1, 2)		0-1 G1-6-3 1B		0-1 FC5-4 1B		0-3 K		1-1 L6		4 0 1 0 0 1 1	AB 36 R 2 H 11 RBI 2 BB 4 SO 5 LOB 21																									
Ramon Martinez, R OBP: 0.328, SLG: 0.354 (1, 5)		0-1 G1-6-3 1-2f		0-0 1B		1-2 1B		1-1 1B		4 0 3 0 0 0 1																										
Livan Hernandez, R OBP: 0.295, SLG: 0.372 Marvin Benard, L OBP: 0.308, SLG: 0.403 Felix Rodriguez, R Robb Nen, R (1, 1) (8, PH) (8, 1) (9, 1)		1-1 G2-3		0-1 G4-3		0-0 G5-3		0-0 F7		3 0 0 0 0 0 3 1 0 0 0 0 0 1 0 0 0 0 0 0 0 0 0 0 0 0 0 0																										
Inning Stats	R: 0 E: 0 K: 1 S: 11	H: 1 LOB: 3 BB: 2 P: 25	R: 0 E: 0 K: 0 S: 6	H: 1 LOB: 0 BB: 0 P: 7	R: 1 E: 0 K: 0 S: 7	H: 2 LOB: 1 BB: 0 P: 10	R: 0 E: 0 K: 1 S: 12	H: 2 LOB: 2 BB: 0 P: 17	R: 0 E: 0 K: 1 S: 11	H: 1 LOB: 2 BB: 1 P: 19	R: 0 E: 0 K: 1 S: 10	H: 1 LOB: 1 BB: 0 P: 14	R: 1 E: 0 K: 0 S: 12	H: 2 LOB: 2 BB: 1 P: 20	R: 0 E: 0 K: 0 S: 6	H: 1 LOB: 1 BB: 0 P: 8	R: 0 E: 0 K: 1 S: 9	H: 0 LOB: 0 BB: 0 P: 9	1B: 6 2B: 4 3B: 0 HR: 1	SF: 0 SAC: 0 DP: 1 HBP: 0	WP: 0 PB: 0 SB: 1 CS: 0	PA: 40														
PITCHER	IP WLS BF H R ER SO BB IBB HBP BLK WP HR S P ERA WHIP																																			
James Baldwin, R ERA: 4.53 Giovanni Carrara, R ERA: 3.12 Jesse Orosco, L ERA: 4.3 Jeff Shaw, R ERA: 3.5	(1, 1) (8, 1) (9, 1) (9, 1)	7.0 1.1 0.1 0.1	L 5 1 1	33 1 0 1	10 1 0 0	2 0 0 0	2 0 0 1	4 0 0 0	3 0 0 0	1 0 0 0	0 0 0 0	0 0 0 0	0 0 2 5	112 10 2 5	2.57 0.00 0.00 0.00	1.857 0.750 0.000 0.000																				

San Francisco Giants @ Los Angeles Dodgers
 Dodger Stadium, Los Angeles, CA
 Mon Sep 24 2001, 7:10 PM PDT
 Att. 38,849 - Sunny - 77 F

livebaseballscorecards.com



Batter	1	2	3	4	5	6	7	8	9	AB R H RBI BB SO LOB
Marquis Grissom, R OBP: 0.252, SLG: 0.411 (1, 8)	1-0 G6-3 ①		3-3 K ①		1-1 F9 ②		1-1 G6-3 ③		0-3 K ③	5 0 0 0 0 2 2
Mark Grudzielanek, R OBP: 0.321, SLG: 0.404 (1, 4)	1-0 G6-3 ②		3-2 G6-3 ②		1-1 G3 ③			3-2 BB BB 1B		4 0 1 0 0 0 1
Shawn Green, L OBP: 0.377, SLG: 0.600 (1, 9)	1-1 G4-3 ③		1-2 G5-3 ③			2-2 G1-3 ①		0-0 P6 ①		4 0 0 0 0 0 1
Gary Sheffield, R OBP: 0.411, SLG: 0.576 (1, 7)		1-0 G5-3 ①		0-1 F9 ①		2-0 F7 ②		4-1 BB BB 1-2		3 0 0 0 1 0 0
Paul Lo Duca, R OBP: 0.369, SLG: 0.529 (1, 2)		2-2 F7 ②		4-0 BB ②		0-3 K ③		2-0 F8 ②		3 0 0 0 1 1 2
Eric Karros, R OBP: 0.308, SLG: 0.396 (1, 3)		4-0 BB BB BB		3-2 F8 ②			3-3 K ①	4-2 1-2 2-3 BB		2 0 0 0 2 1 1
Adrian Beltré, R OBP: 0.313, SLG: 0.419 Jeff Shaw, R (9, 1)		4-0 BB BB 1-2 BB		0-1 L9 ③			2-0 HR ③	2-2 F7 ③		3 1 1 1 1 0 4 0 0 0 0 0 0 0
Alex Cora, L OBP: 0.289, SLG: 0.314 Dave Hansen, L OBP: 0.378, SLG: 0.356 (9, PH)		4-2 1-2 2-3 BB			1-1 FC1-6 1B		0-1 2B		0-1 F5 ①	2 0 2 0 1 0 0 1 0 0 0 0 0 0
James Baldwin, R OBP: 0.043, SLG: 0.043 Chris Donnels, L OBP: 0.276, SLG: 0.294 Giovanni Carrara, R OBP: 0.250, SLG: 0.250 Jesse Orosco, R OBP: 0.351, SLG: 0.394 Jeff Reboulet, R OBP: 0.364, SLG: 0.550 (9, PH)		1-2 G5-3 ③			0-0 FC1-6 1-2f		3-3 K ②		1-0 F9 ②	2 0 0 0 0 0 4 1 0 0 0 0 0 1 1 0 1 0 0 0 0 0 0 0

Inning Stats	R: 0	H: 0	E: 0	K: 0	S: 4	R: 0	H: 0	E: 0	K: 0	S: 10	R: 0	H: 0	E: 0	K: 1	S: 9	R: 0	H: 0	E: 0	K: 0	S: 7	R: 0	H: 0	E: 0	K: 1	S: 9	R: 0	H: 0	E: 0	K: 1	S: 9	R: 1	H: 2	E: 0	K: 2	S: 11	R: 0	H: 1	E: 0	K: 0	S: 12	R: 0	H: 0	E: 0	K: 1	S: 7	1B: 2	SF: 0	2B: 1	SAC: 0	3B: 0	DP: 0	HR: 1	HBP: 0	WP: 0	PA: 37
--------------	------	------	------	------	------	------	------	------	------	-------	------	------	------	------	------	------	------	------	------	------	------	------	------	------	------	------	------	------	------	------	------	------	------	------	-------	------	------	------	------	-------	------	------	------	------	------	-------	-------	-------	--------	-------	-------	-------	--------	-------	--------

PITCHER	IP	WLS	BF	H	R	ER	SO	BB	IBB	HBP	BLK	WP	HR	S	P	ERA	WHIP
Livan Hernandez, R ERA: 5.15 (1, 1)	7.0	W	28	3	1	1	4	4	0	0	0	0	1	57	106	1.29	1.000
Felix Rodriguez, R ERA: 1.6 (8, 1)	1.0	H	6	1	0	0	0	2	0	0	0	0	0	12	27	0.00	3.000
Robb Nen, R ERA: 3.25 (9, 1)	1.0	S	3	0	0	0	1	0	0	0	0	0	0	7	8	0.00	0.000

BOTTOM

San Francisco Giants @ Los Angeles Dodgers
Dodger Stadium, Los Angeles, CA
 Mon Sep 24 2001, 7:10 PM PDT
 Att: 38,849 - Sunny - 77 F

livebaseballscorecards.com

AB	31
R	1
H	4
RBI	1
BB	6
SO	5
LOB	16



Batter	1	2	3	4	5	6	7	8	9
Jeff Reboulet, R (1, 6) OBP: 0.350, SLG: 0.391 Dave Hansen, L (7, PH) OBP: 0.382, SLG: 0.368 Alex Cora, L (7, PR) OBP: 0.289, SLG: 0.314 (8, 6)	1-3 K		1-3 K		2-1 L7	1-2 1B E 1-2 E 1B	1-2 2B		
Mark Grudzielanek, R (1, 4) OBP: 0.318, SLG: 0.400	2-3 K		0-0 G4-3			G4-3 E4	1-0 F9		
Shawn Green, L (1, 9) OBP: 0.377, SLG: 0.603	0-2 F8		1-3 K			HR E2 1B	1-2 G4-3		
Gary Sheffield, R (1, 7) OBP: 0.414, SLG: 0.575		2-2 F8 SH2-3 1B		2-0 F9		2B BB BB	4-1 2B BB		
Paul Lo Duca, R (1, 3) OBP: 0.370, SLG: 0.533		0-0 SH2-3		1-1 G1-3		2B L9	1-0 WP FC5-2-5-1 2B		
Adrián Beltré, R (1, 5) OBP: 0.311, SLG: 0.416		3-2 F8		2-2 G4-3		2B PB 1B	1-2 F8 2-H FC5-2-5-1		
Marquis Grissom, R (1, 8) OBP: 0.256, SLG: 0.414		4-0 BB BB			1-0 FC1-5 2B	3-3 K	0-0 1B 2B 1B	3-3 K	
Chad Kreuter, S (1, 2) OBP: 0.363, SLG: 0.392		4-2 BB			3-2 FC1-5 SH1-4	0-0 PB 1B 2B	2-3 K		
Chan Ho Park, R (1, 1) OBP: 0.188, SLG: 0.185 Jesse Orosco, R (7, 1) Luke Prokopec, L (7, 1) OBP: 0.176, SLG: 0.206 Matt Herges, L (7, 1) OBP: 0.500, SLG: 0.500 Jeff Shaw, R (9, 1)		2-2 G3			0-0 SH1-4	1-2 1B E 1B	0-1 2B 1B		

Inning Stats	R: 0 E: 0 K: 2 S: 10	H: 0 LOB: 0 BB: 0 P: 13	R: 0 E: 0 K: 0 S: 12	H: 1 LOB: 3 BB: 2 P: 27	R: 0 E: 0 K: 2 S: 8	H: 0 LOB: 0 BB: 0 P: 10	R: 0 E: 0 K: 0 S: 7	H: 0 LOB: 0 BB: 0 P: 12	R: 0 E: 0 K: 0 S: 7	H: 1 LOB: 1 BB: 0 P: 13	R: 7 E: 2 K: 1 S: 35	H: 7 LOB: 3 BB: 2 P: 60	R: 1 E: 0 K: 1 S: 13	H: 3 LOB: 2 BB: 0 P: 18	R: 1 E: 0 K: 1 S: 11	H: 1 LOB: 1 BB: 1 P: 22
1B: 7 2B: 5 3B: 0 HR: 1	SF: 0 SAC: 2 DP: 0 HBP: 0	WP: 1 PB: 1 SB: 0 CS: 0	PA: 43													

PITCHER	IP	WLS	BF	H	R	ER	SO	BB	IBB	HBP	BLK	WP	HR	S	P	ERA	WHIP
Kirk Rueter, L (1, 1) ERA: 4.62	5.1	L	23	4	3	3	4	3	0	0	0	0	1	53	95	5.06	1.312
Brian Boehringer, R (6, 1) ERA: 3.74	0.1		6	4	3	2	1	0	0	0	0	0	0	19	26	54.00	12.000
Jason Christiansen, L (6, 1) ERA: 3.31	0.0		1	1	1	0	0	0	0	0	0	0	0	3	5	∞	∞
Mark Gardner, R (6, 1) ERA: 5.54	0.1		2	0	0	0	0	1	0	0	0	0	0	4	9	0.00	3.000
Tim Worrell, R (7, 1) ERA: 3.44	1.0		6	3	1	1	1	0	0	0	0	0	0	13	18	9.00	3.000

BOTTOM


San Francisco Giants @ Los Angeles Dodgers
 Dodger Stadium, Los Angeles, CA

Tue Sep 25 2001, 7:10 PM PDT
 Att. 40,874 - Sunny - 77 F

AB	R	H	RBI	BB	SO	LOB
4	1	1	0	0	2	1
1	0	1	1	0	0	0
0	0	0	0	0	0	0
5	0	0	0	0	1	3
5	1	2	1	0	1	0
2	2	1	0	3	0	0
4	1	2	2	0	0	3
5	1	1	0	0	0	2
4	1	2	0	1	2	3
3	1	1	1	1	1	2
2	1	1	1	0	0	3
0	0	0	0	0	0	0
0	0	0	0	0	0	0
1	0	1	0	0	0	0
0	0	0	0	0	0	0

livebaseballscorecards.com

AB 36
R 9
H 13
RBI 6
BB 5
SO 7
LOB 17



Batter	1	2	3	4	5	6	7	8	9	AB	R	H	RBI	BB	SO	LOB	TOP										
Calvin Murray, R (1, 8) OBP: 0.319, SLG: 0.360	2-1 F8		0-2 F8		0-0 F8		1-0 SH3-4	1-2 F8		4	0	0	0	0	0	3											
Rich Aurilia, R (1, 6) OBP: 0.373, SLG: 0.579 Cody Ransom, R (9, PR) (9, 6)	1-1 1B 1B		2-2 P6		2-1 G6-3		1-0 G5-3		0-0 G1-3 SF7 2B	5	0	2	0	0	0	1											
Barry Bonds, L (1, 7) OBP: 0.502, SLG: 0.837	2-1 P3		2-2 1B		4-2 2B BB		4-0 1B IBB		4-2 SF7 G1-3 1B BB	2	1	1	0	3	0	1											
Jeff Kent, R (1, 4) OBP: 0.363, SLG: 0.495	1-0 FC4 1B		1-3 K		1-2 2B		0-0 1B		3-2 G1-3	5	0	3	0	0	1	3											
Andres Galarraga, R (1, 3) OBP: 0.319, SLG: 0.458 LeJon Powell, R (8, PR) Edwards Guzman, L (8, 5) OBP: 0.500, SLG: 0.500 OBP: 0.287, SLG: 0.394	0-1 FC4				0-0 G5-3 K			0-0 SH3-4 1B 2B	4-0 SF7 1B IBB	4	0	1	0	0	1	4											
Benito Santiago, R (1, 2) OBP: 0.295, SLG: 0.358			2-1 G5-3		2-1 G6-3		2-3 K		2-0 SF7	3	0	0	1	0	1	0											
Shawon Dunston, R (1, 9) OBP: 0.301, SLG: 0.528 John Vander Wal, L (8, PH) (8, 9)			0-1 HR		0-2 2B 2B		0-0 P4		1-2 2-3 3-H F8 1B BB 1B	3	2	2	1	0	0	0											
Pedro Feliz, R (1, 5) OBP: 0.265, SLG: 0.372 J.T. Snow, L (8, PH) (8, 3)			2-1 F8		0-0 2B		2-0 G6-3		1-1 G1-3	3	0	1	1	0	0	0											
Jason Schmidt, R (1, 1) OBP: 0.188, SLG: 0.298 Marvin Benard, L (7, PH) OBP: 0.311, SLG: 0.415 Tim Worrell, R (7, 1) Eric Davis, R (8, PH) OBP: 0.268, SLG: 0.362 Felix Rodriguez, R (8, 1) Robb Nen, R (8, 1)			0-3 K		1-3 K			1-2 SH3-4 1B 1B		2	0	0	0	0	2	1											
Inning Stats	R: 0 E: 0 K: 0 S: 9	H: 2 LOB: 2 BB: 0 P: 15	R: 1 E: 0 K: 1 S: 9	H: 1 LOB: 0 BB: 0 P: 13	R: 0 E: 0 K: 1 S: 12	H: 1 LOB: 1 BB: 0 P: 17	R: 1 E: 0 K: 1 S: 12	H: 2 LOB: 1 BB: 0 P: 15	R: 0 E: 0 K: 1 S: 14	H: 1 LOB: 2 BB: 1 P: 24	R: 0 E: 0 K: 1 S: 6	H: 0 LOB: 0 BB: 0 P: 10	R: 0 E: 0 K: 0 S: 7	H: 2 LOB: 2 BB: 1 P: 14	R: 1 E: 0 K: 0 S: 15	H: 2 LOB: 3 BB: 1 P: 25	R: 3 E: 0 K: 0 S: 14	H: 2 LOB: 2 BB: 2 P: 28	1B: 7 2B: 5 3B: 0 HR: 1	SF: 1 SAC: 2 DP: 0 HBP: 0	WP: 0 PB: 0 SB: 0 CS: 0	PA: 44					
PITCHER	IP	WLS	BF	H	R	ER	SO	BB	IBB	HBP	BLK	WP	HR	S	P	ERA	WHIP										
Terry Mulholland, L (1, 1) ERA: 4.88	5.0		23	7	2	2	4	1	0	0	0	0	1	56	84	3.60	1.600										
Giovanni Carrara, R (6, 1) ERA: 3.04	2.0	H	8	2	0	0	1	0	1	0	0	0	0	13	24	0.00	1.000										
Matt Herges, R (8, 1) ERA: 3.45	1.0	B	6	2	1	1	0	1	0	0	0	0	0	15	25	9.00	3.000										
Jeff Shaw, R (9, 1) ERA: 3.8	0.2	L	5	1	3	3	0	1	1	0	0	0	0	11	24	40.50	3.000										
Jesse Orosco, L (9, 1) ERA: 4.11	0.1		2	1	0	0	0	0	0	0	0	0	0	3	4	0.00	3.000										

San Francisco Giants @ Los Angeles Dodgers
 Dodger Stadium, Los Angeles, CA
 Wed Sep 26 2001, 7:10 PM PDT
 Att. 49,320 - Sunny - 74 F

livebaseballscorecards.com

AB	36
R	6
H	13
RBI	6
BB	5
SO	5
LOB	17



Batter	1	2	3	4	5	6	7	8	9	AB R H RBI BB SO LOB
Tom Goodwin, L (1, 8) OBP: 0.279, SLG: 0.332 Phil Hiatt, R (9, PH) OBP: 0.271, SLG: 0.400	4-1 S 1B BB		4-0 1B BB SF8 BB	1-3 K			2-2 P4		0-3 K	2 2 0 0 2 1 0 1 0 0 0 0 1 1
Mark Grudzielanek, R (1, 4) OBP: 0.319, SLG: 0.399	3-2 G5-3 1-2		4-0 SF8 1B E BB		1-0 L7		0-0 G6-3		1-0 1B	4 1 1 0 1 0 1
Adrian Beltré, R (1, 5) OBP: 0.314, SLG: 0.419	3-1 WP 1B 2-H		0-1 E 1B 1-2 2-3		2-3 K			0-1 SH1-4 1B SF8 1B	0-1 F9	5 1 3 1 0 1 2
Gary Sheffield, R (1, 7) OBP: 0.413, SLG: 0.573	0-0 F8		2-3 K		0-0 L8			0-1 SH1-4 1B		4 0 1 0 0 1 4
Paul Lo Duca, R (1, 2) OBP: 0.372, SLG: 0.533	4-2 1B BB		1-0 SF8 2-3 3-H			4-1 BB		0-0 SH1-4 1B		0 0 0 1 2 0 0
Eric Karros, R (1, 3) OBP: 0.305, SLG: 0.393	3-2 G4-3		3-1 E5 1-3 3-H		2-3 K		0-0 SF8			3 0 0 1 0 1 4
Marquis Grissom, R (1, 9) OBP: 0.254, SLG: 0.410		0-1 G5-3	2-2 F7		1-1 F8		2-3 K			4 0 0 0 0 1 4
Alex Cora, L (1, 6) OBP: 0.287, SLG: 0.311 Chris Donnels, L (9, PH) OBP: 0.273, SLG: 0.291		1-3 K		1-2 F8		2-2 P4			1-2 G3-1	3 0 0 0 0 1 1 1 0 0 0 0 0 0
Terry Mulholland, R (1, 1) Giovanni Carrara, R (6, 1) Dave Hansen, L (7, PH) Matt Herge, L (8, 1) Jeff Shaw, R (9, 1) Jesse Orosco, R (9, 1) Bruce Aven, R (9, PH) McKay Christensen, L (9, PR) OBP: 0.391, SLG: 0.571 OBP: 0.390, SLG: 0.404		0-0 G5-3		2-3 K			2-2 G1		1-1 1B 1B	2 0 0 0 0 0 1 0 0 0 0 0 0 0 0 0 1 0 1 0 1 0 0 0 0 0 0 0 0 0 0 0 0 0

Inning Stats	R: 1 E: 0 K: 0 S: 14	H: 1 LOB: 2 BB: 2 P: 31	R: 0 E: 0 K: 1 S: 6	H: 0 LOB: 0 BB: 0 P: 7	R: 2 E: 1 K: 1 S: 13	H: 1 LOB: 2 BB: 2 P: 29	R: 0 E: 0 K: 2 S: 9	H: 0 LOB: 0 BB: 0 P: 13	R: 0 E: 0 K: 1 S: 5	H: 0 LOB: 0 BB: 0 P: 8	R: 0 E: 0 K: 1 S: 10	H: 0 LOB: 1 BB: 1 P: 19	R: 0 E: 0 K: 0 S: 9	H: 0 LOB: 0 BB: 0 P: 13	R: 1 E: 0 K: 1 S: 9	H: 2 LOB: 1 BB: 0 P: 11	R: 0 E: 0 K: 1 S: 15	H: 2 LOB: 2 BB: 0 P: 18	1B: 6 2B: 0 3B: 0 HR: 0	SF: 2 SAC: 1 DP: 0 HBP: 0
--------------	-------------------------------	----------------------------------	------------------------------	---------------------------------	-------------------------------	----------------------------------	------------------------------	----------------------------------	------------------------------	---------------------------------	-------------------------------	----------------------------------	------------------------------	----------------------------------	------------------------------	----------------------------------	-------------------------------	----------------------------------	----------------------------------	------------------------------------

PITCHER	IP	WLS	BF	H	R	ER	SO	BB	IBB	HBP	BLK	WP	HR	S	P	ERA	WHIP
Jason Schmidt, R (1, 1) ERA: 4.03	6.0		26	2	3	2	6	5	0	0	0	1	0	57	107	3.00	1.167
Tim Worrell, R (7, 1) ERA: 3.39	1.0		3	0	0	0	0	0	0	0	0	0	0	9	13	0.00	0.000
Felix Rodriguez, R (8, 1) ERA: 1.7	1.0	W	5	2	1	1	1	0	0	0	0	0	0	9	11	9.00	2.000
Robb Nen, R (9, 1) ERA: 3.21	1.0	S	5	2	0	0	1	0	0	0	0	0	0	15	18	0.00	2.000

BOTTOM

San Francisco Giants @ Los Angeles Dodgers
Dodger Stadium, Los Angeles, CA

Wed Sep 26 2001, 7:10 PM PDT
Att: 49,320 - Sunny - 74 F

AB	31
R	4
H	6
RBI	3
BB	5
SO	8
LOB	17

livebaseballscorecards.com



PITCHER	IP	WLS	BF	H	R	ER	SO	BB	IBB	HBP	BLK	WP	HR	S	P	ERA	WHIP
Jason Schmidt, R (1, 1) ERA: 4.03	6.0		26	2	3	2	6	5	0	0	0	1	0	57	107	3.00	1.167
Tim Worrell, R (7, 1) ERA: 3.39	1.0		3	0	0	0	0	0	0	0	0	0	0	9	13	0.00	0.000
Felix Rodriguez, R (8, 1) ERA: 1.7	1.0	W	5	2	1	1	1	0	0	0	0	0	0	9	11	9.00	2.000
Robb Nen, R (9, 1) ERA: 3.21	1.0	S	5	2	0	0	1	0	0	0	0	0	0	15	18	0.00	2.000

Batter	1	2	3	4	5	6	7	8	9
Marvin Benard, L (1, 8) <small>OBP: 0.314, SLG: 0.423</small> (7, 9)	1-1 HR	3-1 FC6-4 HR		1-3 K	4-2 BB		0-1 1B 2B	1-0 F7	
Rich Aurilia, R (1, 6) <small>OBP: 0.375, SLG: 0.584</small> Pedro Feliz, R (8, 5) <small>OBP: 0.265, SLG: 0.372</small>	2-0 HBP 1B	1-0 HR		2-1 G6-3	0-2 F8		1-1 2B 1B		
Barry Bonds, L (1, 7) <small>OBP: 0.504, SLG: 0.845</small> Cody Ransom, R (8, 6)	4-1 HBP 1-2 BB	3-0 HR		4-1 BB		3-3 K	3-2 FC6-4 1-H 2-H 2B		
Jeff Kent, R (1, 4) <small>OBP: 0.386, SLG: 0.500</small> Aaron Fultz, L (8, 1) <small>OBP: 0.250, SLG: 0.250</small> Tim Worrell, R (9, 1)	2-2 FC6-4 1-2 2-3 HBP	4-2 BB		2-2 F9		3-2 HR	4-0 FC6-4 BB		
John Vander Wal, L (1, 9) <small>OBP: 0.358, SLG: 0.447</small> Calvin Murray, R (6, PR) <small>OBP: 0.318, SLG: 0.359</small> (7, 8)	2-0 P4	1-3 K			2-1 2B 1B	4-2 1B BB	3-2 FC6-4 1-2 2-3		
J.T. Snow, L (1, 3) <small>OBP: 0.379, SLG: 0.389</small>	3-3 K		0-1 F9		3-2 1B 2B	0-0 G4-3	3-3 K		
Benito Santiago, R (1, 2) <small>OBP: 0.300, SLG: 0.363</small>	1-1 FC6-4 1-2		2-1 1B		0-0 SH1-4 1B	2-0 1B		2-1 1B	
Ramon Martinez, R (1, 5) <small>OBP: 0.325, SLG: 0.348</small> (8, 4)		2-2 P4	2-1 F9		0-1 F9	1-0 F9		1-3 K	
Shawn Estes, R (1, 1) <small>OBP: 0.130, SLG: 0.071</small> Eric Davis, R (7, PH) <small>OBP: 0.267, SLG: 0.360</small> LeJon Powell, R (8, 7) <small>OBP: 0.333, SLG: 0.333</small>		1-2 FC6-4 1B	1-0 F8		2-1 SH1-4 1-2		1-3 K	1-1 F8	

Inning Stats	R: 1	H: 2	E: 0	K: 1	S: 12	LOB: 3	BB: 1	P: 27	R: 3	H: 3	E: 0	K: 1	S: 18	LOB: 1	BB: 1	P: 33	R: 0	H: 1	E: 0	K: 0	S: 7	LOB: 1	BB: 0	P: 12	R: 0	H: 0	E: 0	K: 1	S: 10	LOB: 1	BB: 1	P: 19	R: 2	H: 3	E: 0	K: 0	S: 16	LOB: 2	BB: 1	P: 26	R: 2	H: 2	E: 0	K: 1	S: 14	LOB: 1	BB: 1	P: 27	R: 2	H: 3	E: 0	K: 2	S: 18	LOB: 2	BB: 1	P: 33	R: 0	H: 1	E: 0	K: 1	S: 8	LOB: 1	BB: 0	P: 13
--------------	------	------	------	------	-------	--------	-------	-------	------	------	------	------	-------	--------	-------	-------	------	------	------	------	------	--------	-------	-------	------	------	------	------	-------	--------	-------	-------	------	------	------	------	-------	--------	-------	-------	------	------	------	------	-------	--------	-------	-------	------	------	------	------	-------	--------	-------	-------	------	------	------	------	------	--------	-------	-------

PITCHER	IP	WLS	BF	H	R	ER	SO	BB	IBB	HBP	BLK	WP	HR	S	P	ERA	WHIP
Jason Middlebrook, R (1, 1) <small>ERA: 6.75</small>	4.0	L	22	6	4	4	3	3	0	0	0	0	3	47	91	9.00	2.250
Wascar Serrano, R (5, 1) <small>ERA: 6.0</small>	2.0		13	5	4	4	1	2	0	0	0	0	1	30	53	18.00	3.500
David Lee, R (7, 1) <small>ERA: 3.8</small>	1.0		7	3	2	2	2	1	0	0	0	0	0	18	33	18.00	4.000
Junior Herndon, R (8, 1) <small>ERA: 6.48</small>	1.0		4	1	0	0	1	0	0	0	0	0	0	8	13	0.00	1.000

AB	R	H	RBI	BB	SO	LOB
5	3	2	1	1	1	2
5	2	3	2	0	0	2
0	0	0	0	0	0	0
3	1	2	3	2	1	0
0	0	0	0	0	0	0
2	1	1	1	2	0	1
0	0	0	0	0	0	0
0	0	0	0	0	0	0
3	1	1	0	1	1	4
1	1	0	0	0	0	2
5	1	1	0	0	2	6
5	0	4	3	0	0	3
5	0	0	0	0	1	4
2	0	1	0	0	0	1
1	0	0	0	0	1	0
1	0	0	0	0	0	1

WP	HR	S	P	ERA	WHIP
0	0	0	46		

AB	38
R	10
H	15
RBI	10
BB	6
SO	7
LOB	26



San Diego Padres @ San Francisco Giants
 PacBell Park, San Francisco, CA
 Fri Sep 28 2001, 10:35 PM EDT
 Att: 41,098 - Cloudy - 66 F

livebaseballscorecards.com

Batter	1	2	3	4	5	6	7	8	9	AB R H RBI BB SO LOB	TOP	
Rickey Henderson, R OBP: 0.371, SLG: 0.351 (1, 7)	0-0 F8		2-3 K		1-2 P4			0-1 1B		4 0 1 0 0 1 1	San Diego Padres @ San Francisco Giants PacBell Park, San Francisco, CA Sat Sep 29 2001, 4:05 PM EDT Att. 41,383 - Sunny - 68 F	
D'Angelo Jimenez, S OBP: 0.353, SLG: 0.357 (1, 6)	1-2 BB 1B FC6-4 1B		2-2 G1-6-3 1B			1-0 G4-3		2-3 K		4 1 2 0 0 1 1		
Ryan Klesko, L OBP: 0.388, SLG: 0.536 (1, 3)	0-0 FC6-4 BB 1-2 1B		0-0 G1-6-3			1-3 K		2-3 K		4 0 1 0 0 2 2		
Bubba Trammell, R OBP: 0.322, SLG: 0.463 (1, 9)	4-0 FC6-4 1-2 2-3 BB			0-0 L4		3-1 FC4-6 1B		1-2 G4-3		3 0 1 0 1 0 1		
Wiki Gonzalez, R OBP: 0.339, SLG: 0.458 Chuck McElroy, L David Lundquist, R Jose Nunez, L Jeremy Fikac, R Tony Gwynn, L OBP: 0.383, SLG: 0.459 (1, 2) (6, 1) (6, 1) (8, 1) (8, 1) (9, PH)	3-1 FC6-4 1-2f 2-3 3-H			1-0 G3		0-0 FC4-6 1-2f		1-0 G3-1		3 0 0 1 0 0 3 0 1 0 0 0 0 0 0		
Cesar Crespo, S OBP: 0.310, SLG: 0.313 (1, 8)	1-3 K			1-3 K			2-3 K		0-0 F7	4 0 0 0 0 3 2		
Alex Arias, R OBP: 0.311, SLG: 0.328 (1, 5)					0-3 K		0-1 F9		1-1 G1-3	4 0 0 0 0 1 0		
Damian Jackson, R OBP: 0.322, SLG: 0.344 (1, 4)					4-2 BLK BB		0-0 1B			2 0 1 0 1 0 0		
Brett Jodie, R (1, 1)					1-3 K		2-2 G4-3			2 0 0 0 0 1 1		
Ben Davis, S OBP: 0.344, SLG: 0.362 (6, 2)					1-2 K					1 0 0 0 0 0 1		
Inning Stats	R: 1 H: 2 E: 0 LOB: 2 K: 1 BB: 1 S: 10 P: 19	R: 0 H: 0 E: 0 LOB: 0 K: 0 BB: 0 S: 5 P: 8	R: 0 H: 1 E: 0 LOB: 0 K: 1 BB: 0 S: 7 P: 11	R: 0 H: 0 E: 0 LOB: 0 K: 1 BB: 0 S: 5 P: 7	R: 0 H: 0 E: 0 LOB: 1 K: 2 BB: 1 S: 15 P: 21	R: 0 H: 1 E: 0 LOB: 1 K: 1 BB: 0 S: 7 P: 12	R: 0 H: 1 E: 0 LOB: 1 K: 1 BB: 0 S: 11 P: 15	R: 0 H: 1 E: 0 LOB: 1 K: 2 BB: 0 S: 14 P: 19	R: 0 H: 0 E: 0 LOB: 0 K: 0 BB: 0 S: 4 P: 6	1B: 6 SF: 0 2B: 0 SAC: 0 3B: 0 DP: 1 HR: 0 HBP: 0	WP: 0 PA: 34 PB: 0 SB: 0 CS: 0	
PITCHER	IP WLS BF H R ER SO BB IBB HBP BLK WP HR S P ERA WHIP											
Russ Ortiz, R ERA: 3.34 (1, 1)	7.0 W 27 5 1 1 7 2 0 0 0 1 0 0 60 93 1.29 1.000											
Felix Rodriguez, R ERA: 1.68 (8, 1)	1.0 H 4 1 0 0 2 0 0 0 0 0 0 0 14 19 0.00 1.000											
Robb Nen, R ERA: 3.16 (9, 1)	1.0 S 3 0 0 0 0 0 0 0 0 0 0 0 4 6 0.00 0.000											

AB	32
R	1
H	6
RBI	1
BB	2
SO	9
LOB	12



Batter	1	2	3	4	5	6	7	8	9
Calvin Murray, R OBP: 0.320, SLG: 0.359 (1, 8)	0-1 G4-3		2-2 G6-4-3 1B		4-2 BB		1-1 G4-3		
Rich Aurilia, R OBP: 0.373, SLG: 0.580 (1, 6)	2-2 F9		2-0 G6-4-3 1-2f		1-2 G4-3		0-0 G5-3		
Barry Bonds, L OBP: 0.504, SLG: 0.848 (1, 7)	4-0 BB BB			2-1 F7		2-1 HR		0-0 G2-3	
Jeff Kent, R OBP: 0.370, SLG: 0.507 (1, 4)	4-2 1-2 BB			2-1 HR		1-0 FC4-6 1B		4-2 G5-3 S BB	
Andres Galarraga, R OBP: 0.315, SLG: 0.453 (1, 3) Robb Nen, R (9, 1)	3-3 K			2-2 G5-3		0-0 FC4-6 1B		2-2 G5-3 1-3	
John Vander Wal, L OBP: 0.360, SLG: 0.448 (1, 9) Shawon Dunston, R (8, PH) OBP: 0.299, SLG: 0.525 (9, 9)		4-2 CS BB		2-2 F8		1-2 2-H 1B		1-1 G6-3	
Benito Santiago, R OBP: 0.298, SLG: 0.360 (1, 2)		2-3 K 1-2			0-0 L8		1-0 F9		
Ramon Martinez, R OBP: 0.322, SLG: 0.345 (1, 5)		2-1 F8			0-0 G6-3		0-3 K		
Russ Ortiz, R OBP: 0.239, SLG: 0.277 (1, 1) Marvin Benard, L OBP: 0.313, SLG: 0.422 (7, PH) Felix Rodriguez, R (8, 1) J.T. Snow, L OBP: 0.379, SLG: 0.389 (9, 3)			0-0 F9		2-1 BB 1B		3-3 K		

Inning Stats	R: 0 E: 0 K: 1 S: 11	H: 0 LOB: 2 BB: 2 P: 24	R: 0 E: 0 K: 1 S: 8	H: 0 LOB: 0 BB: 1 P: 16	R: 0 E: 0 K: 0 S: 6	H: 1 LOB: 0 BB: 0 P: 10	R: 1 E: 0 K: 0 S: 10	H: 1 LOB: 0 BB: 0 P: 18	R: 0 E: 0 K: 0 S: 9	H: 1 LOB: 2 BB: 1 P: 16	R: 2 E: 1 K: 1 S: 11	H: 3 LOB: 1 BB: 0 P: 16	R: 0 E: 0 K: 1 S: 8	H: 0 LOB: 0 BB: 0 P: 12	R: 0 E: 0 K: 0 S: 10	H: 0 LOB: 1 BB: 1 P: 17
--------------	-------------------------------	----------------------------------	------------------------------	----------------------------------	------------------------------	----------------------------------	-------------------------------	----------------------------------	------------------------------	----------------------------------	-------------------------------	----------------------------------	------------------------------	----------------------------------	-------------------------------	----------------------------------

PITCHER	IP	WLS	BF	H	R	ER	SO	BB	IBB	HBP	BLK	WP	HR	S	P	ERA	WHIP
Brett Jodie, R ERA: 6.63 (1, 1)	5.0		20	3	1	1	2	4	0	0	0	0	1	44	84	1.80	1.400
Chuck McElroy, L ERA: 5.15 (6, 1)	0.1	L	4	3	2	2	0	0	0	0	0	0	1	7	11	54.00	9.000
David Lundquist, R ERA: 6.11 (6, 1)	1.2		5	0	0	0	2	0	0	0	0	0	0	12	17	0.00	0.000
Jose Nunez, L ERA: 4.71 (8, 1)	0.2		3	0	0	0	0	1	0	0	0	0	0	8	14	0.00	1.500
Jeremy Fikac, R ERA: 0.86 (8, 1)	0.1		1	0	0	0	0	0	0	0	0	0	0	2	3	0.00	0.000

AB	R	H	RBI	BB	SO	LOB
3	0	1	0	1	0	0
4	0	0	0	0	0	3
3	1	1	1	1	0	0
2	1	2	1	2	0	0
4	1	0	0	0	1	4
0	0	0	0	0	0	0
2	0	1	1	1	0	0
1	0	0	0	0	0	1
3	0	0	0	0	1	2
3	0	0	0	0	1	1
2	0	1	0	0	0	0
1	0	0	0	0	1	0
0	0	0	0	0	0	0
0	0	0	0	0	0	0

WP	PA
0	33

AB	28
R	3
H	6
RBI	3
BB	5
SO	4
LOB	11



San Diego Padres @ San Francisco Giants
PacBell Park, San Francisco, CA
Sat Sep 29 2001, 4:05 PM EDT
Att. 41,383 - Sunny - 68 F

livebaseballscores.com

Batter	1	2	3	4	5	6	7	8	9	AB R H RBI BB SO LOB	TOP						
Rickey Henderson, R OBP: 0.369, SLG: 0.347 (1, 7) B X	1-0 F8		1-0 G4-3	0-0 G6-4-3		3-2 F9		1-1 HBP		4 0 0 0 0 0 4	San Diego Padres @ San Francisco Giants PacBell Park, San Francisco, CA Sun Sep 30 2001, 4:05 PM EDT Att. 41,669 - Sunny - 85 F						
D'Angelo Jimenez, S OBP: 0.357, SLG: 0.361 (1, 6) S B B F X	2-2 FC5-4 1B		2-0 FC4-6 1B	1-0 1B		2-1 F9		3-2 F7		5 0 3 1 0 0 3							
Ryan Klesko, L OBP: 0.384, SLG: 0.531 (1, 3) C B B B X	3-1 FC5-4 1B		0-0 FC4-6 S 1B E	0-2 F7			2-3 K		1-1 P4	5 1 0 1 0 1 3							
Bubba Trammell, R OBP: 0.324, SLG: 0.471 Mark Kotsay, L OBP: 0.366, SLG: 0.441 (1, 9) B B F C X (9, 9) C X	2-2 1B		1-1 S 1-2 1B		1-1 G6-3		1-1 HR		2-3 K	5 1 3 1 0 1 0 0 0 0 0 0 0 0							
Ben Davis, S OBP: 0.343, SLG: 0.360 Jeremy Fikac, R (7, 1) C C C C C Tony Gwynn, L OBP: 0.380, SLG: 0.455 Trevor Hoffman, R (9, 1) C C	1-3 K		4-1 S 1-3 BB		2-2 F9		2-2 L6		1-3 K	3 0 0 0 1 1 2 0 0 0 0 0 0 0 1 0 0 0 0 1 0 0 0 0 0 0 0 0							
Cesar Crespo, S OBP: 0.314, SLG: 0.321 (1, 8) B B B C C		4-1 G1-6-3 BB	3-3 K		0-0 2B		0-0 B5-3			3 0 1 0 1 1 2							
Alex Arias, R OBP: 0.310, SLG: 0.333 (1, 5) C X		0-1 G1-6-3		1-0 1B 1B 2B		2-1 F9		0-0 E6		4 1 1 0 0 0 2							
Damian Jackson, R OBP: 0.323, SLG: 0.345 (1, 4) C B B C C		2-2 F3		2-1 G6-4-3 1B 1B			0-0 SH1-3 1B		2-3 K	4 1 2 0 0 1 1							
Brian Tollberg, R OBP: 0.250, SLG: 0.211 Jose Nunez, L (7, 1) B C F C X Wiki Gonzalez, R OBP: 0.337, SLG: 0.455 (7, 2) B C F C X			1-2 1B FC4-6 1B	0-0 G6-4-3 1B		1-0 SH1-3		3-3 K		2 1 2 1 0 0 0 0 0 0 0 0 0 0 1 0 0 0 0 1 1							
Inning Stats	R: 0 H: 2 E: 0 LOB: 2 K: 1 BB: 0 S: 12 P: 21	R: 0 H: 0 E: 0 LOB: 0 K: 0 BB: 1 S: 7 P: 13	R: 2 H: 3 E: 0 LOB: 2 K: 1 BB: 1 S: 12 P: 24	R: 2 H: 4 E: 0 LOB: 1 K: 0 BB: 0 S: 9 P: 13	R: 0 H: 1 E: 0 LOB: 1 K: 0 BB: 0 S: 10 P: 15	R: 0 H: 1 E: 0 LOB: 1 K: 0 BB: 0 S: 7 P: 13	R: 1 H: 1 E: 0 LOB: 0 K: 1 BB: 0 S: 10 P: 15	R: 0 H: 0 E: 1 LOB: 2 K: 2 BB: 0 S: 16 P: 25	R: 0 H: 0 E: 0 LOB: 0 K: 2 BB: 0 S: 9 P: 13	1B: 9 SF: 0 2B: 2 SAC: 1 3B: 0 DP: 2 HR: 1 HBP: 1		WP: 0 PA: 41 PB: 0 SB: 5 CS: 0					
PITCHER	IP WLS BF H R ER SO BB IBB HBP BLK WP HR S P ERA WHIP											PITCHER	IP WLS BF H R ER SO BB IBB HBP BLK WP HR S P ERA WHIP				
Livan Hernandez, R ERA: 5.19 (1, 1)	3.2		9 4 3 2 2 0 0 0 0 0 0 0 0 37 68 7.36 3.000											Felix Rodriguez, R ERA: 1.66 (8, 1)	1.0		5 0 0 0 0 2 0 0 1 0 0 0 0 16 25 0.00 0.000
Jason Christiansen, L ERA: 3.28 (4, 1)	0.1		1 0 0 0 0 0 0 0 0 0 0 0 0 3 3 0.00 0.000											Robb Nen, R ERA: 3.12 (9, 1)	1.0		3 0 0 0 0 2 0 0 0 0 0 0 0 9 13 0.00 0.000
Mark Gardner, R ERA: 5.44 (5, 1)	1.2		7 2 0 0 0 0 0 0 0 0 0 0 0 15 24 0.00 1.200														
Aaron Fultz, L ERA: 4.63 (6, 1)	0.2		2 0 0 0 0 1 0 0 0 0 0 0 0 5 9 0.00 0.000														
Tim Worrell, R ERA: 3.43 (7, 1)	0.2	L	3 1 1 1 0 0 0 0 0 0 0 0 1 7 10 13.50 1.500														

AB	37
R	5
H	12
RBI	4
BB	2
SO	7
LOB	18



Batter	1	2	3	4	5	6	7	8	9	AB	R	H	RBI	BB	SO	LOB
Marvin Benard, L (1, 8) Eric Davis, R (7, PH) Calvin Murray, R (7, PR) Edwards Guzman, L (9, PH)	0-1 G4-3	1-2 F9			1-1 1B SF7 1B		1-1 FC5 HBP 1B		0-1 G3-1	3	1	1	0	0	0	1
Rich Aurilia, R (1, 6)	4-0 1B BB BB		0-0 G1-3		0-0 1B BB 1B		1-0 F9		0-0 F8	4	2	1	0	1	0	1
Barry Bonds, L (1, 7)	4-0 1B BB		0-0 G6-3		4-0 CS 1B BB		2-0 FC5 HBP			1	0	0	0	2	0	0
Jeff Kent, R (1, 4)	0-0 G4-6-3 1B		1-1 L7		3-1 SF7		1-1 FC5			3	0	1	2	0	0	2
John Vander Wal, L (1, 9) Felix Rodriguez, R (8, 1) Pedro Feliz, R (9, 5)	2-1 G4-6-3 1-2f			4-0 FC6-4 BB	2-2 1-2 2-H 1B		3-3 K			3	0	1	1	1	1	4
J.T. Snow, L (1, 3) Aaron Fultz, L (6, 1) Tim Worrell, R (7, 1) Shawon Dunston, R (8, 9)		3-2 G5-3		0-2 FC6-4 1B 1-2f	3-3 K 2-3			1-1 F3		3	0	0	0	0	1	3
Benito Santiago, R (1, 2)		0-0 HR		0-3 K		2-2 G6-3		0-0 F8		4	1	1	1	0	1	1
Ramon Martinez, R (1, 5) Robb Nen, R (9, 1)		1-3 K		1-1 L8	2-1 L8		2-1 L8	0-1 P6		4	0	1	0	0	1	0
Livan Hernandez, R (1, 1) Jason Christiansen, R (4, 1) Damon Minor, L (4, PH) Mark Gardner, R (5, 1) Andres Galarraga, R (6, 3)		0-0 2B		0-2 P5	3-3 K		3-3 K		2-3 K	1	0	1	0	0	0	0

Inning Stats	R: 1	H: 1	E: 0	K: 5	S: 5	H: 1	LOB: 1	BB: 2	P: 15	R: 1	H: 2	E: 0	K: 1	S: 12	R: 0	H: 0	E: 0	K: 0	S: 4	R: 0	H: 1	E: 0	K: 1	S: 11	R: 2	H: 3	E: 0	K: 1	S: 11	R: 0	H: 0	E: 0	K: 1	S: 8	R: 0	H: 1	E: 0	K: 1	S: 8	R: 0	H: 0	E: 0	K: 0	S: 5	R: 0	H: 0	E: 0	K: 1	S: 6	R: 0	H: 0	E: 0	K: 1	S: 6	1B: 6	SF: 1	2B: 2	3B: 0	HR: 1	SAC: 0	DP: 2	HBP: 1	WP: 0	PB: 0	SB: 0	CS: 1	PA: 38
--------------	------	------	------	------	------	------	--------	-------	-------	------	------	------	------	-------	------	------	------	------	------	------	------	------	------	-------	------	------	------	------	-------	------	------	------	------	------	------	------	------	------	------	------	------	------	------	------	------	------	------	------	------	------	------	------	------	------	-------	-------	-------	-------	-------	--------	-------	--------	-------	-------	-------	-------	--------

PITCHER	IP	WLS	BF	H	R	ER	SO	BB	IBB	HBP	BLK	WP	HR	S	P	ERA	WHIP
Brian Tollberg, R (1, 1) ERA: 4.2	6.0	W	27	7	4	4	4	4	4	0	0	0	1	51	92	6.00	1.833
Jose Nunez, L (7, 1) ERA: 4.68	0.1	H	3	1	0	0	0	0	0	1	0	0	0	3	7	0.00	3.000
Jeremy Fikac, R (7, 1) ERA: 0.79	1.2	H	5	0	0	0	1	0	0	0	0	0	0	10	15	0.00	0.000
Trevor Hoffman, R (9, 1) ERA: 3.03	1.0	S	3	0	0	0	1	0	0	0	0	0	0	6	8	0.00	0.000

BOTTOM

San Diego Padres @ San Francisco Giants
PacBell Park, San Francisco, CA
Sun Sep 30 2001, 4:05 PM EDT
Att. 41,669 - Sunny - 85 F

livebaseballscorecards.com

AB	32
R	4
H	8
RBI	4
BB	4
SO	6
LOB	14



Batter	1	2	3	4	5	6	7	8	9	AB R H RBI BB SO LOB	TOP												
Marvin Benard, L (1, 8) X OBP: 0.316, SLG: 0.425 Calvin Murray, R (8, 8) OBP: 0.320, SLG: 0.358	0-0 F8		1-2 2B		1-1 L7		1-1 IBB 1B FC5-2 1B	0-2 1B	1-1 E6 FC4-6	5 2 3 0 0 0 0 1 0 0 0 0 0 2	San Francisco Giants @ Houston Astros Enron Field, Houston, TX Wed Oct 03 2001, 8:05 PM EDT Att. 43,630 - Cloudy - 80 F												
Rich Aurilia, R (1, 6) B C C X OBP: 0.371, SLG: 0.574	2-1 F7			0-0 F8	3-1 F8		1-2 FC5-2 1B	0-0 1B	1-2 FC4-6	6 1 1 0 0 0 4													
Barry Bonds, L (1, 7) B C B F S OBP: 0.510, SLG: 0.843 Shawon Dunston, R (9, 9) OBP: 0.297, SLG: 0.522	2-3 K			4-0 2B		4-0 1B	4-0 1B IBB	0-0 1B		2 3 1 1 3 1 0 0 0 0 0 0 0 0													
Jeff Kent, R (1, 4) B C B C X OBP: 0.370, SLG: 0.508		2-2 G5-3		3-2 1B		1-1 1B	0-0 1B	1-3 K		5 2 3 3 0 1 2													
Andres Galarraga, R (1, 3) B C B B B X OBP: 0.319, SLG: 0.454 LeJon Powell, R (9, PR) (9, 7) OBP: 0.333, SLG: 0.333		3-2 F8		2-1 1B		1-2 FC4-6 1B	0-0 1B	4-2 WP 2B		4 0 3 2 1 0 0 0 1 0 0 0 0 0													
John Vander Wal, L (1, 9) B C B B B X OBP: 0.361, SLG: 0.442 Wayne Gomes, R (9, 1) B C B B B X OBP: 1.000, SLG: 1.000 Felix Rodriguez, R (9, 1)		4-1 BB		1-2 1B		1-0 FC4-6 G6-3 CS	0-0 F8	4-0 2B		3 1 1 2 2 0 3 0 0 0 0 0 0 0 0 0 0 0 0 0 0													
Benito Santiago, R (1, 2) B C B B X OBP: 0.301, SLG: 0.376		1-3 K		0-3 K		1-0 G6-3		1-2 HR	0-2 E 2B	5 1 2 3 0 2 4													
Ramon Martinez, R (1, 5) C B B B B X OBP: 0.322, SLG: 0.354			3-1 F9		2-3 K		1-2 1B FC5-2 2B	0-0 F8	0-1 G6-3	5 0 1 0 0 1 4													
Jason Schmidt, R (9, 9) Aaron Fultz, R (9, 9) Cody Ransom, R (9, 9) Tim Worrell, R (9, 9) Jason Christiansen, R (9, 9) Jahel Legach, L (9, 9) Brian Boehringer, S (9, 9) J.T. Snow, L (9, 9)			1-3 K		1-3 K		0-3 K	2-0 G4-3	3-1 F7	2 0 0 0 0 0 2 0 0 0 0 0 0 0 0 0 1 0 0 0 0 0 1 1 0 0 0 0 0 0 0 0 0 0 0 0 0 0 0 0 1 0 0 0 0 0 0 0 0 0 0 0 0 0 0 0 1 0 0 0 0 0 0 2													
Inning Stats	R: 0 E: 0 K: 1 S: 6	H: 0 LOB: 0 BB: 0 P: 10	R: 0 E: 0 K: 1 S: 11	H: 0 LOB: 1 BB: 1 P: 21	R: 0 E: 0 K: 1 S: 9	H: 1 LOB: 1 BB: 0 P: 14	R: 2 E: 0 K: 2 S: 19	H: 3 LOB: 2 BB: 1 P: 31	R: 0 E: 0 K: 1 S: 7	H: 0 LOB: 0 BB: 0 P: 12	R: 2 E: 0 K: 0 S: 7	H: 2 LOB: 1 BB: 1 P: 15	R: 3 E: 0 K: 1 S: 14	H: 4 LOB: 2 BB: 1 P: 21	R: 2 E: 0 K: 1 S: 14	H: 4 LOB: 2 BB: 0 P: 18	R: 2 E: 1 K: 0 S: 15	H: 1 LOB: 2 BB: 2 P: 28	1B: 10 2B: 4 3B: 0 HR: 1	SF: 0 SAC: 0 DP: 0 HBP: 0	WP: 1 PB: 0 SB: 0 CS: 1	PA: 47	
PITCHER	IP WLS BF H R ER SO BB IBB HBP BLK WP HR S P ERA WHIP	IP WLS BF H R ER SO BB IBB HBP BLK WP HR S P ERA WHIP	IP WLS BF H R ER SO BB IBB HBP BLK WP HR S P ERA WHIP	IP WLS BF H R ER SO BB IBB HBP BLK WP HR S P ERA WHIP	IP WLS BF H R ER SO BB IBB HBP BLK WP HR S P ERA WHIP	IP WLS BF H R ER SO BB IBB HBP BLK WP HR S P ERA WHIP	IP WLS BF H R ER SO BB IBB HBP BLK WP HR S P ERA WHIP	IP WLS BF H R ER SO BB IBB HBP BLK WP HR S P ERA WHIP	IP WLS BF H R ER SO BB IBB HBP BLK WP HR S P ERA WHIP	IP WLS BF H R ER SO BB IBB HBP BLK WP HR S P ERA WHIP	IP WLS BF H R ER SO BB IBB HBP BLK WP HR S P ERA WHIP	IP WLS BF H R ER SO BB IBB HBP BLK WP HR S P ERA WHIP	IP WLS BF H R ER SO BB IBB HBP BLK WP HR S P ERA WHIP	IP WLS BF H R ER SO BB IBB HBP BLK WP HR S P ERA WHIP	IP WLS BF H R ER SO BB IBB HBP BLK WP HR S P ERA WHIP	IP WLS BF H R ER SO BB IBB HBP BLK WP HR S P ERA WHIP	IP WLS BF H R ER SO BB IBB HBP BLK WP HR S P ERA WHIP	IP WLS BF H R ER SO BB IBB HBP BLK WP HR S P ERA WHIP	IP WLS BF H R ER SO BB IBB HBP BLK WP HR S P ERA WHIP	IP WLS BF H R ER SO BB IBB HBP BLK WP HR S P ERA WHIP	IP WLS BF H R ER SO BB IBB HBP BLK WP HR S P ERA WHIP	IP WLS BF H R ER SO BB IBB HBP BLK WP HR S P ERA WHIP	IP WLS BF H R ER SO BB IBB HBP BLK WP HR S P ERA WHIP
Tim Redding, R (1, 1) ERA: 5.5 Nelson Cruz, R (5, 1) ERA: 4.17 Ron Villone, L (6, 1) ERA: 5.83 Mike Williams, R (7, 1) ERA: 3.63 Michael Jackson, R (7, 1) ERA: 4.81	Scott Linebrink, R (9, 1) ERA: 2.16 Ricky Stone, R (9, 1) ERA:																						



BOTTOM

San Francisco Giants @ Houston Astros
Enron Field, Houston, TX

livebaseballscorecards.com

AB	38
R	8
H	12
RBI	8
BB	4
SO	9
LOB	16



WP	1	PA	43
PB	0		
SB	0		
CS	0		

Wed Oct 03 2001, 8:05 PM EDT
Att: 43,630 - Cloudy - 80 F

AB R H RBI BB SO LOB

5	1	2	0	0	2	1
4	1	0	0	0	1	1
1	0	0	0	0	0	1
3	2	2	1	2	0	0
4	1	1	1	1	2	4
5	0	2	2	0	0	1
4	1	1	1	1	1	2
5	0	1	1	0	2	2
4	1	2	0	0	1	2
0	0	0	0	0	0	0
1	0	0	0	0	0	1
0	0	0	0	0	0	0
0	0	0	0	0	0	0
0	0	0	0	0	0	0
0	0	0	0	0	0	0
0	0	0	0	0	0	0
0	0	0	0	0	0	0
0	0	0	0	0	0	0
1	1	1	2	0	0	0

1B: 6 SF: 0
2B: 4 SAC: 1
3B: 1 DP: 0
HR: 1 HBP: 0

Batter	1	2	3	4	5	6	7	8	9
Craig Biggio, R (1, 4) OBP: 0.374, SLG: 0.449	1-1 FC5-4 1B	3-3 K			1-3 K		2-1 F9		0-0 5 2B 3B
Julio Lugo, R (1, 6) OBP: 0.326, SLG: 0.375 Daryle Ward, L (9, PH) OBP: 0.329, SLG: 0.469	1-2 FC5-4 5 BB 2B 1-2f		1-0 F9		2-1 F2		1-3 K		2-1 F5
5 Jeff Bagwell, R (1, 3) OBP: 0.396, SLG: 0.563	4-2 2B BB 1-2		1-1 G5-3		4-1 BB BB		0-1 17 WP 1B		1-2 17 1B 2B 3-H
17 Lance Berkman, S (1, 7) OBP: 0.430, SLG: 0.620	1-1 F2		4-0 BB		1-3 K		1-3 K 1-2		2-2 2B G5-3 1B 2-H
Moises Alou, R (1, 9) OBP: 0.396, SLG: 0.562	0-1 2B 1-H 2-H		0-0 P4			0-0 F8		1-0 F9	1-0 2B 1-3
Richard Hidalgo, R (1, 8) OBP: 0.356, SLG: 0.451	0-0 G6-3			4-1 E BB		2-1 1B 2B		0-3 K	0-1 G5-3 3-H
Vinny Castilla, R (1, 5) OBP: 0.309, SLG: 0.475		0-1 F8		1-3 K		2-0 1B		0-3 K	1-1 G5-3 3-H
Brad Ausmus, R (1, 2) OBP: 0.283, SLG: 0.342		0-2 SH3-4 1B		2-1 F9 1-2		1-3 K			1-1 HR 1B
Tim Redding, R (1, 1) ERA: 4.07 Jose Vizcaino, S (1, 1) ERA: 4.59 Nelson Cruz, R (1, 1) ERA: 3.38 Ryan Wofford, R (1, 1) ERA: 3.38 Tony Ezzamel, R (1, 1) ERA: 3.38 Mike Williams, R (1, 1) ERA: 3.38 Michael Jackson, R (1, 1) ERA: 3.38 Scott Linebrink, R (1, 1) ERA: 3.38 Ricky Stone, R (1, 1) ERA: 3.38 Orlando Merced, S (1, 1) ERA: 3.68		2-0 SH3-4		2-2 F7		0-0 F8		0-2 HR 1-H	

Inning Stats	R: 2 H: 2 E: 0 K: 0 S: 16	H: 2 LOB: 1 BB: 1 P: 23	R: 0 H: 1 E: 0 K: 1 S: 9	H: 1 LOB: 1 BB: 0 P: 14	R: 0 H: 0 E: 0 K: 0 S: 4	H: 0 LOB: 1 BB: 1 P: 10	R: 0 H: 0 E: 1 K: 1 S: 11	H: 0 LOB: 1 BB: 1 P: 20	R: 0 H: 0 E: 0 K: 2 S: 9	H: 0 LOB: 1 BB: 1 P: 17	R: 1 H: 2 E: 0 K: 1 S: 11	H: 2 LOB: 1 BB: 0 P: 16	R: 0 H: 1 E: 0 K: 2 S: 11	H: 1 LOB: 1 BB: 0 P: 15	R: 0 H: 0 E: 0 K: 2 S: 7	H: 0 LOB: 0 BB: 0 P: 8	R: 5 H: 6 E: 0 K: 0 S: 20	H: 6 LOB: 1 BB: 0 P: 28
---------------------	---------------------------	-------------------------	--------------------------	-------------------------	--------------------------	-------------------------	---------------------------	-------------------------	--------------------------	-------------------------	---------------------------	-------------------------	---------------------------	-------------------------	--------------------------	------------------------	---------------------------	-------------------------

PITCHER	IP	WLS	BF	H	R	ER	SO	BB	IBB	HBP	BLK	WP	HR	S	P	ERA	WHIP
Jason Schmidt, R (1, 1) ERA: 4.07	5.1	W	25	5	3	3	4	4	0	0	0	0	0	53	92	5.06	1.688
Aaron Fultz, L (6, 1) ERA: 4.59	0.2	H	2	0	0	0	1	0	0	0	0	0	0	7	8	0.00	0.000
Tim Worrell, R (7, 1) ERA: 3.38	0.2		3	1	0	0	1	0	0	0	0	0	0	7	10	0.00	1.500
Jason Christiansen, L (7, 1) ERA: 3.25	0.1		1	0	0	0	1	0	0	0	0	1	0	4	5	0.00	0.000
Brian Boehringer, R (8, 1) ERA: 3.68	1.0		3	0	0	0	2	0	0	0	0	0	0	7	8	0.00	0.000
PITCHER	IP	WLS	BF	H	R	ER	SO	BB	IBB	HBP	BLK	WP	HR	S	P	ERA	WHIP
Wayne Gomes, R (9, 1) ERA: 4.94	0.1		5	4	4	4	0	0	0	0	0	0	0	9	15	108.00	12.000
Felix Rodriguez, R (9, 1) ERA: 1.74	0.2		4	2	1	1	0	0	0	0	0	0	0	9	13	13.50	3.000

TOP

San Francisco Giants @ Houston Astros
Enron Field, Houston, TX

Thu Oct 04 2001, 7:05 PM EDT
Att: 43,734 - Dome - 72 F

AB	35
R	10
H	11
RBI	10
BB	4
SO	6
LOB	12



AB R H RBI BB SO LOB

4	2	2	3	0	1	0
5	1	2	1	0	0	0
2	2	1	1	3	0	0
0	0	0	0	0	0	0
5	2	1	3	0	0	4
3	0	2	0	1	1	0
4	0	1	2	0	1	2
1	0	0	0	0	1	1
5	0	0	0	0	0	4
0	0	0	0	0	0	0
1	1	0	0	0	1	0
2	1	1	0	0	0	0
2	1	1	0	0	1	0
1	0	0	0	0	0	1

Batter	1	2	3	4	5	6	7	8	9
Marvin Benard, L OBP: 0.317, SLG: 0.434 (1, 8) C S S (7, 9)	1-3 K ①		2-1 G4-3 ①		0-0 BB FC5-4 1B 2-3 1B ①	0-1 HR 1-H ①		3-2 SF7 3-H ②	
Rich Aurilia, R OBP: 0.371, SLG: 0.575 (1, 6) C X (7, 9)	0-2 G5-3 ②		1-2 F7 ②		1-2 FC5-4 BB 1B 1-2 3-H ②	2-1 2B ②		3-2 F2 ③	
Barry Bonds, L OBP: 0.512, SLG: 0.848 LeJon Powell, R OBP: 0.333, SLG: 0.333 (1, 7) B B B (9, 7)	4-0 HR BB ③		2-2 G4-3 ③		4-0 FC5-4 BB 1B 1-2 2-3 ③	4-0 G4-6-3 IBB ③			
Jeff Kent, R OBP: 0.369, SLG: 0.511 (1, 4) X (7, 9)	0-0 1-H HR ①			0-0 G5-3 ①	1-0 FC5-4 BB 1B 1-2f 2-3 3-H ②	0-1 G4-6-3 ③			1-0 G5-3 ①
Andres Galarraga, R OBP: 0.323, SLG: 0.461 (1, 3) S B H (7, 1)	2-1 HBP ③			2-2 F9 2B ②	4-2 1B BB 1-2 ②		1-3 K ①		2-1 2B ②
Shawon Dunston, R OBP: 0.298, SLG: 0.516 Brian Boehringer, S (7, 1) S S S S (7, 1)	1-3 K ③			1-1 F9 2-3 ③	3-2 FC6-4 1B 1-2 2-H 3-H ③		2-2 G6-3 ②		2-3 K ②
Benito Santiago, R OBP: 0.298, SLG: 0.372 Edwards Guzman, L OBP: 0.284, SLG: 0.391 (1, 2) B X (9, 2)		1-0 G6-3 ①		0-0 F9 ③	0-1 FC6-4 1-2f ③		0-2 G5-3 ③		0-0 F8 ③
Ramon Martinez, R OBP: 0.323, SLG: 0.353 Pedro Feliz, R OBP: 0.267, SLG: 0.378 (1, 5) C T B T T T (6, PH) (6, 5)		1-3 K ②			1-0 1B SH2-4 1B HBP ①	3-2 F8 ①		1-1 F9 SF7 2B ①	
Russ Ortiz, R OBP: 0.247, SLG: 0.284 Calvin Murray, R OBP: 0.319, SLG: 0.357 (1, 1) C U B C (7, 8)		1-3 K ③			0-0 SH2-4 1-2 ①	1-2 HR 1B ①		1-2 F9 2-3 ①	

Inning Stats	R: 2 E: 0 K: 2 S: 11	H: 1 LOB: 1 BB: 1 P: 19	R: 0 E: 0 K: 2 S: 9	H: 0 LOB: 0 BB: 0 P: 12	R: 0 E: 0 K: 0 S: 9	H: 0 LOB: 0 BB: 0 P: 14	R: 0 E: 0 K: 0 S: 7	H: 1 LOB: 1 BB: 0 P: 10	R: 4 E: 0 K: 0 S: 15	H: 3 LOB: 2 BB: 2 P: 29	R: 2 E: 0 K: 0 S: 12	H: 3 LOB: 1 BB: 1 P: 22	R: 0 E: 0 K: 1 S: 11	H: 0 LOB: 0 BB: 0 P: 14	R: 1 E: 0 K: 0 S: 14	H: 1 LOB: 0 BB: 0 P: 22	R: 1 E: 0 K: 1 S: 9	H: 2 LOB: 1 BB: 0 P: 15	1B: 4 2B: 4 3B: 0 HR: 3	SF: 1 SAC: 1 DP: 1 HBP: 2	WP: 0 PB: 0 SB: 0 CS: 0	PA: 43
--------------	-------------------------------	----------------------------------	------------------------------	----------------------------------	------------------------------	----------------------------------	------------------------------	----------------------------------	-------------------------------	----------------------------------	-------------------------------	----------------------------------	-------------------------------	----------------------------------	-------------------------------	----------------------------------	------------------------------	----------------------------------	----------------------------------	------------------------------------	----------------------------------	--------

PITCHER	IP	WLS	BF	H	R	ER	SO	BB	IBB	HBP	BLK	WP	HR	S	P	ERA	WHIP
Dave Micki, R ERA: 6.17 (1, 1)	4.1	L	21	4	6	6	4	2	0	2	0	0	1	42	67	12.46	1.385
Ron Villone, L ERA: 5.81 (5, 1)	0.1		3	1	0	0	0	1	0	0	0	0	0	7	15	0.00	6.000
Ricky Stone, R ERA: 2.35 (5, 1)	1.1		7	3	2	2	0	0	1	0	0	0	1	14	24	13.50	2.250
Scott Linebrink, R ERA: 2.61 (7, 1)	2.0		7	1	1	1	1	0	0	0	0	0	0	25	36	4.50	0.500
Wilfredo Rodriguez, L ERA: 15.0 (9, 1)	1.0		5	2	1	1	1	0	0	0	0	0	1	9	15	9.00	2.000

Batter	1	2	3	4	5	6	7	8	9	AB	R	H	RBI	BB	SO	LOB
Craig Biggio, R OBP: 0.377, SLG: 0.450 (1, 4)	0-0 5 BB 1B		1-1 SH1-4 1-2 1B		3-2 F7 1-2	4-2 BB		4-0 BB		3	0	2	0	2	0	1
Julio Lugo, R OBP: 0.324, SLG: 0.373 Scott Linebrink, R (7, 1)	2-2 P5		2-0 SH1-4		0-0 F8	2-1 P4		3-3 K		3	0	0	0	0	0	4
Richard Hidalgo, R OBP: 0.355, SLG: 0.450 Wilfredo Rodriguez, L (8, PH) (9, 1)			1-2 2-3							1	0	0	0	0	1	1
5 Jeff Bagwell, R OBP: 0.397, SLG: 0.566 (1, 3)	4-0 1-2 BB		2-3 K		0-0 BB 2-H 2B		0-0 1B FC5-4 2B		2-3 K	4	1	2	1	1	2	2
17 Lance Berkman, S OBP: 0.428, SLG: 0.616 (1, 8)	3-3 K		2-2 G1-3		4-0 BB BB		0-0 L8		0-1 G5-3	4	0	0	0	1	1	5
Moises Alou, R OBP: 0.398, SLG: 0.561 (1, 9)	1-1 L4				4-2 BB	4-1 1-2 2-3 FC6 BB		0-1 FC5-4 1B	2-2 G5-3	3	0	1	0	2	0	2
Vinny Castilla, R OBP: 0.306, SLG: 0.472 (1, 5)			1-3 K		0-0 F8	0-0 FC6 1-2f		0-0 FC5-4		4	0	0	1	0	1	5
Daryle Ward, L OBP: 0.323, SLG: 0.460 (1, 7)			3-1 G5-3		0-3 K		0-1 F8	0-1 F8		4	0	0	0	0	1	2
Brad Ausmus, R OBP: 0.282, SLG: 0.341 Ricky Stone, R (5, 1)			0-3 K		3-2 L4		1-0 G4-3		1-2 G6-3	2	0	0	0	0	1	1
Jose Vizcaino, S OBP: 0.320, SLG: 0.341 (6, PH) (7, 6)										0	0	0	0	0	0	0
Dave Mlicki, R OBP: 0.111, SLG: 0.111 Ron Villone, L OBP: 0.050, SLG: 0.100 Tony Eusebio, R OBP: 0.339, SLG: 0.403 (5, 2)			2-2 SH1-4 1B			0-0 5 WP 2B 1B		0-0 BB 1B	1-2 G6-3	1	0	1	0	0	0	0
										0	0	0	0	0	0	0
										3	1	2	0	0	0	0

Inning Stats	R: 0	H: 1	E: 0	K: 1	S: 9	R: 0	H: 0	E: 0	K: 2	S: 9	R: 0	H: 2	E: 0	K: 1	S: 12	R: 0	H: 0	E: 0	K: 1	S: 11	R: 1	H: 2	E: 0	K: 0	S: 8	R: 0	H: 1	E: 0	K: 0	S: 8	R: 1	H: 2	E: 0	K: 0	S: 7	R: 0	H: 0	E: 0	K: 1	S: 10	R: 0	H: 0	E: 0	K: 1	S: 8	R: 0	H: 0	E: 0	K: 1	S: 12	1B: 6	2B: 2	3B: 0	HR: 0	SF: 0	SAC: 1	DP: 0	HBP: 0	WP: 1	PA: 41
PITCHER	IP	WLS	BF	H	R	ER	SO	BB	IBB	HBP	BLK	WP	HR	S	P	ERA	WHIP															IP	WLS	BF	H	R	ER	SO	BB	IBB	HBP	BLK	WP	HR	S	P	ERA	WHIP												
Russ Ortiz, R ERA: 3.29 Brian Boehringer, R ERA: 3.65	(1, 1)	6.0	W	29	6	1	1	5	5	0	0	0	0	57	105	1.50	1.833															(7, 1)	3.0	S	12	2	1	1	2	1	0	0	0	0	0	25	38	3.00	1.000											

BOTTOM

San Francisco Giants @ Houston Astros
Enron Field, Houston, TX
Thu Oct 04 2001, 7:05 PM EDT
Att. 43,734 - Dome - 72 F

livebaseballscorecards.com

AB	34
R	2
H	8
RBI	2
BB	6
SO	7
LOB	23



Batter	1	2	3	4	5	6	7	8	9	AB R H RBI BB SO LOB	TOP
Marquis Grissom, R (1, 8) OBP: 0.251, SLG: 0.405										6 2 2 3 0 1 4	
Mark Grudzielanek, R (1, 4) OBP: 0.317, SLG: 0.393										5 1 2 0 1 1 0	
Shawn Green, L (1, 9) OBP: 0.374, SLG: 0.601										6 3 3 1 0 1 5	
Gary Sheffield, R (1, 7) OBP: 0.420, SLG: 0.584										3 2 3 4 2 0 0	
Paul Lo Duca, R (1, 3) OBP: 0.373, SLG: 0.545 (9, 2)										4 0 1 1 0 0 2	
Adrián Beltré, R (1, 5) OBP: 0.309, SLG: 0.408										5 0 0 0 0 1 5	
Jeff Reboulet, R (1, 6) OBP: 0.367, SLG: 0.397										5 2 2 0 0 1 3	
Chad Kreuter, S (1, 2) OBP: 0.359, SLG: 0.383 Tom Goodwin, L (9, PR) OBP: 0.286, SLG: 0.336 Phil Hiatt, R (9, 3) OBP: 0.286, SLG: 0.435										4 0 1 0 1 1 3 0 0 0 0 0 0 0 0 0 0 0 0 0 0	
Chan Ho Park, R Bruce Aven, R Giovanni Carrara, R Dave Hansen, L McKay Christensen, L Matt Hendricks, L Jesse Chirco, R Alex Cora, L Jeff Shaw, R										1 1 1 2 1 0 0 1 0 0 0 0 0 0 0 0 0 0 0 0 0 0 0 0 0 0 1 0 1 0 0 0 0 0 0 0 0	
Inning Stats	R: 5 H: 6 E: 1 LOB: 2 K: 1 BB: 1 S: 24 P: 42	R: 1 H: 2 E: 0 LOB: 1 K: 1 BB: 0 S: 11 P: 17	R: 2 H: 1 E: 0 LOB: 0 K: 1 BB: 1 S: 13 P: 25	R: 1 H: 2 E: 0 LOB: 2 K: 0 BB: 1 S: 13 P: 23	R: 0 H: 0 E: 0 LOB: 0 K: 1 BB: 0 S: 7 P: 13	R: 1 H: 1 E: 0 LOB: 0 K: 0 BB: 0 S: 9 P: 16	R: 1 H: 2 E: 1 LOB: 3 K: 1 BB: 1 S: 12 P: 23	R: 0 H: 0 E: 0 LOB: 1 K: 1 BB: 1 S: 11 P: 18	R: 0 H: 1 E: 0 LOB: 2 K: 0 BB: 2 S: 12 P: 21	1B: 10 SF: 1 2B: 2 SAC: 0 3B: 0 DP: 0 HR: 3 HBP: 0	WP: 0 PA: 48 PB: 0 SB: 1 CS: 1
PITCHER Shawn Estes, L (1, 1) ERA: 4.02 Mark Gardner, R (1, 1) ERA: 5.46 Wayne Gomes, R (3, 1) ERA: 5.29 Aaron Fultz, L (4, 1) ERA: 4.56 Tim Worrell, R (6, 1) ERA: 3.45	IP WLS BF H R ER SO BB IBB HBP BLK WP HR S P ERA WHIP 0.2 0 7 5 5 5 1 0 0 0 0 0 0 18 31 67.50 7.500 1.1 0 8 3 1 1 1 0 1 0 0 0 0 17 28 6.75 2.250 1.0 0 8 3 3 3 1 2 0 0 0 0 2 19 38 27.00 5.000 2.1 0 8 1 1 1 1 0 0 0 0 0 1 19 30 3.86 0.429 1.0 L 6 1 1 1 0 0 1 0 0 0 0 0 10 23 9.00 1.000	PITCHER Felix Rodriguez, R (7, 1) ERA: 1.7 Robb Nen, R (9, 1) ERA: 3.04	IP WLS BF H R ER SO BB IBB HBP BLK WP HR S P ERA WHIP 1.2 0 6 1 0 0 2 1 0 0 0 0 0 17 27 0.00 1.200 1.0 0 5 1 0 0 0 2 0 0 0 0 0 12 21 0.00 3.000								

Los Angeles Dodgers @ San Francisco Giants
 PacBell Park, San Francisco, CA
 Fri Oct 05 2001, 10:35 PM EDT
 Att. 41,730 - Sunny - 61 F

livebaseballscorecards.com

AB	40
R	11
H	15
RBI	11
BB	7
SO	6
LOB	22



Batter	1	2	3	4	5	6	7	8	9	AB	R	H	RBI	BB	SO	LOB
Marvin Benard, L (1, 8) OBP: 0.318, SLG: 0.436 Robb Nen, R (9, 1)	1-3 K	0-1 G6-3		0-0 2B		1-0 HR		1-2 F8		5	2	2	0	0	1	1
Rich Aurilia, R (1, 6) OBP: 0.370, SLG: 0.576	0-1 G5-3	1-0 G5-3		3-2 F7		1-1 HR		1-3 K		5	1	1	2	0	1	3
Barry Bonds, L (1, 7) OBP: 0.514, SLG: 0.860	1-0 HR		1-1 HR	4-0 2B		3-1 F7		4-1 BB		3	3	2	2	2	0	0
Jeff Kent, R (1, 4) OBP: 0.369, SLG: 0.511	1-2 F8		1-0 G5-3	2-0 2B		4-2 BB		2-0 F9		4	0	1	3	1	0	1
Andres Galarraga, R (1, 3) OBP: 0.328, SLG: 0.462 LeJon Powell, R (9, PR)		3-2 E 2B	1-0 G4-3			4-1 K		4-1 BB		3	1	1	0	2	1	0
John Vander Wal, L (1, 9) OBP: 0.364, SLG: 0.442 Felix Rodriguez, R (7, 1) Calvin Murray, R (9, 8) OBP: 0.318, SLG: 0.356		4-1 E 2B	4-2 BB			0-1 FC6-4 1B		1-2 P6		2	1	1	0	2	0	2
Benito Santiago, R (1, 2) OBP: 0.295, SLG: 0.369 J.T. Snow, L (9, PH) OBP: 0.369, SLG: 0.377		3-2 L7	2-2 F3			0-1 F8		1-1 G1-3		4	0	0	0	0	0	4
Pedro Feliz, R (1, 5) OBP: 0.264, SLG: 0.373 Tim Worrell, R (6, 1) Shawon Dunston, R (7, 9) OBP: 0.293, SLG: 0.511		0-0 E6 2B		0-3 K		0-0 FC6-4		0-3 K		3	1	0	0	0	1	3
Shawn Estes, R (1, 1) OBP: 0.350, SLG: 0.071 Mark Gardner, R (1, 1) Eric Davis, R (2, PH) OBP: 0.275, SLG: 0.375 Wayne Gomes, R (3, 1) OBP: 1.000, SLG: 1.000 Aaron Fultz, L (4, 1) OBP: 0.400, SLG: 0.400 Edwards Guzman, L (6, 5) OBP: 0.280, SLG: 0.384 Ramon Martinez, R (8, 5) OBP: 0.323, SLG: 0.353		1-2 2B		1-1 2B		1-3 K		0-1 G3		0	0	0	0	0	0	0

Inning Stats	R: 1	H: 1	E: 0	K: 1	S: 11	H: 1	LOB: 0	BB: 0	P: 14	R: 3	H: 2	E: 1	K: 0	S: 15	H: 1	LOB: 1	BB: 1	P: 27	R: 1	H: 1	E: 0	K: 0	S: 10	R: 3	H: 3	E: 0	K: 1	S: 12	H: 1	LOB: 1	BB: 0	P: 9	R: 2	H: 2	E: 0	K: 1	S: 15	H: 2	LOB: 2	BB: 2	P: 30	R: 0	H: 0	E: 0	K: 1	S: 7	H: 0	LOB: 0	BB: 0	P: 8	R: 0	H: 0	E: 0	K: 1	S: 11	H: 0	LOB: 1	BB: 1	P: 19	R: 0	H: 0	E: 0	K: 0	S: 7	H: 0	LOB: 1	BB: 1	P: 15	1B: 3	SF: 0	2B: 4	SAC: 0	3B: 0	DP: 0	HR: 3	HBP: 0	WP: 0	PA: 44
--------------	------	------	------	------	-------	------	--------	-------	-------	------	------	------	------	-------	------	--------	-------	-------	------	------	------	------	-------	------	------	------	------	-------	------	--------	-------	------	------	------	------	------	-------	------	--------	-------	-------	------	------	------	------	------	------	--------	-------	------	------	------	------	------	-------	------	--------	-------	-------	------	------	------	------	------	------	--------	-------	-------	-------	-------	-------	--------	-------	-------	-------	--------	-------	--------

PITCHER	IP	WLS	BF	H	R	ER	SO	BB	IBB	HBP	BLK	WP	HR	S	P	ERA	WHIP
Chan Ho Park, R (1, 1) ERA: 3.5	4.0		22	7	8	7	2	2	2	0	0	0	2	48	82	15.75	2.250
Giovanni Carrara, R (5, 1) ERA: 3.16	2.0	W	11	3	2	2	2	2	0	0	0	0	1	24	39	9.00	2.500
Matt Herges, R (7, 1) ERA: 3.32	1.2	H	5	0	0	0	2	0	0	0	0	0	0	16	19	0.00	0.000
Jesse Orosco, L (8, 1) ERA: 3.94	0.0		1	0	0	0	0	1	0	0	0	0	0	1	5	∞	∞
Jeff Shaw, R (8, 1) ERA: 3.63	1.1	S	5	0	0	0	0	1	0	0	0	0	0	8	18	0.00	0.750

BOTTOM

Los Angeles Dodgers @ San Francisco Giants
PacBell Park, San Francisco, CA

Fri Oct 05 2001, 10:35 PM EDT
Att: 41,730 - Sunny - 61 F

livebaseballscorecards.com

AB	37
R	10
H	10
RBI	10
BB	7
SO	6
LOB	17



Batter	1	2	3	4	5	6	7	8	9	AB R H RBI BB SO LOB	TOP																									
Marquis Grissom, R (1, 8) OBP: 0.250, SLG: 0.404	0-0 G6-3			3-2 G5-3	1-1 F9			0-1 P6		4 0 0 0 0 0 3																										
Adrian Beltré, R (1, 6) OBP: 0.310, SLG: 0.411	3-1 G5-3			4-2 3B BB		1-1 F9		1-0 FC6-4		3 1 0 0 1 0 1																										
Shawn Green, L (1, 9) OBP: 0.372, SLG: 0.598	2-2 P6			1-0 F8		1-0 G4-3			3-1 G4-3	4 0 0 0 0 0 1																										
Gary Sheffield, R (1, 7) OBP: 0.417, SLG: 0.583		2-1 F8		2-2 1-H 3B		0-1 F2			0-1 E4 F9 1B	4 0 2 1 0 0 0																										
Eric Karros, R (1, 3) OBP: 0.303, SLG: 0.388		0-1 F9		2-1 G5-3			0-0 G5-3		0-0 F9	4 0 0 0 0 0 2																										
Phil Hiatt, R (1, 5) OBP: 0.283, SLG: 0.420		3-2 F9			0-0 SH1-4 1B 1B		1-0 F8		1-2 G5-3	4 0 1 0 0 0 1																										
Chad Kreuter, S (1, 2) OBP: 0.355, SLG: 0.377			0-1 G6-3		2-0 F7		3-3 K			3 0 0 0 0 1 1																										
Alex Cora, L (1, 4) OBP: 0.285, SLG: 0.306			0-1 G1-3		1-2 SH1-4 1B			2-1 F7		3 0 1 0 0 0 0																										
Dennis Springer, R (1, 1) Dave Hansen, L (8, PH) McKay Christensen, L (8, PR) Eric Gagne, R (8, 1) Terry Mulholland, R (8, 1)			1-0 G6-3		0-0 SH1-4			3-2 E1 FC6-4		1 0 0 0 0 0 0 1 0																										
Inning Stats	R: 0 E: 0 K: 0 S: 6	H: 0 LOB: 0 BB: 0 P: 11	R: 0 E: 0 K: 0 S: 7	H: 0 LOB: 0 BB: 0 P: 12	R: 0 E: 0 K: 0 S: 5	H: 0 LOB: 0 BB: 0 P: 6	R: 1 E: 0 K: 0 S: 11	H: 1 LOB: 1 BB: 1 P: 23	R: 0 E: 0 K: 0 S: 8	H: 2 LOB: 2 BB: 0 P: 12	R: 0 E: 0 K: 0 S: 5	H: 0 LOB: 0 BB: 0 P: 7	R: 0 E: 0 K: 1 S: 5	H: 0 LOB: 0 BB: 0 P: 9	R: 0 E: 1 K: 0 S: 8	H: 0 LOB: 1 BB: 0 P: 14	R: 0 E: 1 K: 0 S: 8	H: 1 LOB: 1 BB: 0 P: 12	1B: 3 2B: 0 3B: 1 HR: 0	SF: 0 SAC: 1 DP: 0 HBP: 0	WP: 0 PB: 0 SB: 0 CS: 0	PA: 33														
PITCHER	IP WLS BF H R ER SO BB IBB HBP BLK WP HR S P ERA WHIP																																			
Kirk Rueter, L (1, 1) ERA: 4.42	6.0		22	3	1	1	0	1	0	0	0	0	0	42	71	1.50	0.667																			
Mark Gardner, R (7, 1) ERA: 5.4	1.0	W	3	0	0	0	1	0	0	0	0	0	0	5	9	0.00	0.000																			
Felix Rodriguez, R (8, 1) ERA: 1.68	1.0	H	4	0	0	0	0	0	0	0	0	0	0	8	14	0.00	0.000																			
Jason Christensen, L (9, 1) ERA: 3.22	0.1	H	1	0	0	0	0	0	0	0	0	0	0	2	5	0.00	0.000																			
Robb Nen, R (9, 1) ERA: 3.01	0.2	S	3	1	0	0	0	0	0	0	0	0	0	6	7	0.00	1.500																			

Los Angeles Dodgers @ San Francisco Giants
PacBell Park, San Francisco, CA
Sun Oct 07 2001, 4:05 PM EDT
Att. 41,257 - Overcast - 59 F

livebaseballscorecards.com

AB	31
R	1
H	4
RBI	1
BB	1
SO	1
LOB	9



