

San Francisco Giants - 2001

Batter	1	2	3	4	5	6	7	8	9	AB	R	H	RBI	BB	SO	LOB	TOP					
Damian Jackson, R (1.4)	F8		K		K		G4-3		K	5	0	0	0	0	0	3	0					
Mark Kotsay, L (1.7)	F7		L6			G3-1		1B BB		3	1	0	0	1	0	0	0					
Ryan Klesko, L (1.3)	F8			K		F9		P4		4	0	0	0	0	1	1	0					
Phil Nevin, R (1.5) OBP: 0.750, SLG: 1.000		E6 1B		FC4-6 BB		1B 1B 2B		1B 1B		3	1	2	0	1	0	0	0					
Tony Gwynn, L (1.9) Santiago Perez, S (8, PR)	K		FC4-6 1B		1B 1B		1B 1B	1B		4	0	2	1	0	1	2	0					
Mike Darr, L (1.8) OBP: 1.000, SLG: 1.000				1B BB		1B 1B		1B BB		2	0	2	1	2	0	0	0					
Wiki Gonzalez, R (1.2) Kevin Walker, L (8, 1)	K				G4-3		FC5-2-5			3	0	1	0	0	1	4	0					
Chris Gomez, R (1.6)	G5-3				F8		F7		K	4	0	0	0	0	1	2	0					
Woody Williams, R (1.1)			K		F9		G4-3		K	2	0	0	0	0	1	0	0					
Dave Maurer, R (6, 1)										0	0	0	0	0	0	0	0					
Jay Witasick, R (6, 1)										0	0	0	0	0	0	0	0					
Ben Davis, S (6, 2)										2	0	0	0	0	1	0	0					
Alex Arias, R (8, PH)										1	0	0	0	0	0	3	0					
Inning Stats	R: 0 E: 0 K: 0 S: 6	H: 0 LOB: 0 BB: 0 P: 7	R: 0 E: 1 K: 2 S: 11	H: 1 LOB: 2 BB: 0 P: 13	R: 0 E: 0 K: 2 S: 8	H: 0 LOB: 0 BB: 0 P: 10	R: 0 E: 1 K: 1 S: 15	H: 1 LOB: 2 BB: 2 P: 25	R: 0 E: 0 K: 1 S: 7	H: 0 LOB: 0 BB: 0 P: 11	R: 1 E: 0 K: 0 S: 11	H: 3 LOB: 2 BB: 0 P: 15	R: 0 E: 0 K: 0 S: 6	H: 0 LOB: 0 BB: 0 P: 7	R: 1 E: 0 K: 0 S: 12	H: 2 LOB: 2 BB: 2 P: 22	R: 0 E: 0 K: 3 S: 10	H: 0 LOB: 0 BB: 0 P: 12	1B: 6 2B: 2 3B: 0 HR: 0	SF: 0 SAC: 0 DP: 1 HBP: 0	WP: 0 PB: 0 SB: 1 CS: 0	PA: 37
PITCHER	IP WLS BF H R ER SO BB IBB HBP BLK WP HR S P ERA WHIP																					
Livan Hernandez, R (1.1) ERA: 2.45	7.1 W 31 6 2 2 6 3 0 0 0 0 0 0 69 98 2.46 1.227																					
Alan Embree, L (8, 1) ERA	0.0 1 1 0 0 0 0 0 0 0 0 0 0 1 2 ∞ ∞																					
Felix Rodriguez, R (8, 1) ERA	0.2 H 2 0 0 0 0 1 0 0 0 0 0 0 6 10 0.00 1.500																					
Robb Nen, R (9, 1) ERA	1.0 S 3 0 0 0 3 0 0 0 0 0 0 0 10 12 0.00 0.000																					

San Diego Padres @ San Francisco Giants
PacBell Park, San Francisco, CA
Mon Apr 02 2001, 4:15 PM EDT
Att: 40,930 - Sunny - 59 F

AB 33
R 2
H 7
RBI 2
BB 4
SO 9
LOB 12



Batter	1	2	3	4	5	6	7	8	9	AB	R	H	RBI	BB	SO	LOB	BOTTOM	
Marvin Benard, L (1.8) OBP: 0.200, SLG: 0.200	G4-3		F7	F7		1B S 1B		K		5	0	1	1	0	1	1	0	
Rich Aurilia, R (1.6) OBP: 0.600, SLG: 0.800	2B 1B				L5	1B BB		G6-3		5	0	3	0	0	0	0	0	
Barry Bonds, L (1.7) OBP: 0.600, SLG: 1.333	F7			IBB		HR		G4-3		3	1	1	1	2	0	1	0	
Jeff Kent, R (1.4) OBP: 0.500, SLG: 0.667	2B		K		CS BB	K				3	0	1	0	1	2	5	0	
J.T. Snow, L (1.3)	BB		G3		BB					2	0	0	0	2	1	2	0	
Russ Davis, R (1.5) OBP: 0.250, SLG: 0.250	K			L7		K		1B 1B		4	0	1	0	0	2	5	0	
Armando Rios, L (1.9) OBP: 0.250, SLG: 0.250		F7		F8		K		1B		4	0	1	0	0	1	0	0	
Bobby Estalella, R (1.2) OBP: 0.500, SLG: 0.667	K			1B 2B		SH3 1B BB		P3		3	2	1	0	1	1	2	0	
Livan Hernandez, R (1.1) OBP: 0.333, SLG: 0.333	G6-3					SH3		G3		3	0	1	1	0	0	2	0	
Felix Rodriguez, R (8, 1)										0	0	0	0	0	0	0	0	
Robb Nen, R (9, 1)										0	0	0	0	0	0	0	0	
Inning Stats	R: 0 E: 0 K: 1 S: 15	H: 2 LOB: 3 BB: 1 P: 25	R: 0 E: 0 K: 1 S: 8	H: 0 LOB: 0 BB: 0 P: 11	R: 0 E: 0 K: 1 S: 11	H: 1 LOB: 1 BB: 1 P: 23	R: 1 E: 0 K: 0 S: 12	H: 2 LOB: 1 BB: 0 P: 21	R: 1 E: 0 K: 2 S: 15	H: 2 LOB: 3 BB: 2 P: 30	R: 0 E: 0 K: 1 S: 9	H: 2 LOB: 2 BB: 0 P: 15	R: 0 E: 0 K: 1 S: 7	H: 0 LOB: 0 BB: 0 P: 11	1B: 6 2B: 4 3B: 0 HR: 1	SF: 0 SAC: 1 DP: 1 HBP: 0	WP: 0 PB: 0 SB: 1 CS: 1	PA: 39
PITCHER	IP WLS BF H R ER SO BB IBB HBP BLK WP HR S P ERA WHIP																	
Woody Williams, R (1.1) ERA: 4.76	5.2 L 27 6 3 3 3 4 1 0 0 0 0 0 64 116 4.76 1.765																	
Dave Maurer, L (6, 1)	0.0 3 2 0 0 0 1 0 0 0 0 0 0 4 11 ∞ ∞																	
Jay Witasick, R (6, 1)	1.1 6 2 0 0 2 0 0 0 0 0 0 0 13 21 0.00 1.500																	
Kevin Walker, L (8, 1) ERA	1.0 3 0 0 0 1 0 0 0 0 0 0 0 7 11 0.00 0.000																	

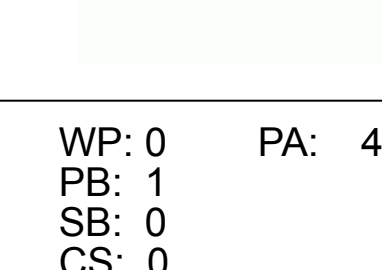
San Diego Padres @ San Francisco Giants
PacBell Park, San Francisco, CA
Mon Apr 02 2001, 4:15 PM EDT
Att: 40,930 - Sunny - 59 F

AB 32
R 3
H 10
RBI 3
BB 6
SO 8
LOB 18



Batter	1	2	3	4	5	6	7	8	9	AB	R	H	RBI	BB	SO	LOB	TOP																					
Damian Jackson, R (1.4) OBP: 0.111, SLG: 0.111 Dave Magadan, L (8, PH) Jay Witasick, R (8, 1)	G3		FC6-4 1B	G4-3		K		F7		4	0	1	0	0	1	2	San Diego Padres @ San Francisco Giants PacBell Park, San Francisco, CA Wed Apr 04 2001, 10:15 PM EDT Att: 40,930 - Overcast - 62 F livebaseballscorecards.com																					
Mark Kotsay, L (1.8) OBP: 0.222, SLG: 0.125	G3		FC6-4 1B	G1-3			G4-3		5	2	1	0	0	0	2																							
Ryan Klesko, L (1.3) OBP: 0.222, SLG: 0.222	F9		F8		G6-4-3 1B		F7		5	0	2	1	0	0	1																							
Phil Nevin, R (1.5) OBP: 0.556, SLG: 1.000		HR	1B		G6-4-3 1B		F8		4	1	1	1	1	0	2																							
Bubba Trammell, R (1.7) OBP: 0.400, SLG: 0.400	1B	1B	1B		L4			F9		5	1	2	1	0	1																							
Mike Darr, L (1.9) OBP: 0.667, SLG: 0.500	1B	1B	G1-3			F7		K		4	0	1	0	1	2																							
Ben Davis, S (1.2) OBP: 0.429, SLG: 0.200	CS	1B		2B		F9		1B	G3	3	2	1	1	2	0																							
Chris Gomez, R (1.6) OBP: 0.375, SLG: 0.500	P4		SH1-4 1B	2B		2B	1B	1B		4	1	3	1	0	2																							
Kevin Jarvis, L (1.1) OBP: 0.200, SLG: 0.200 Rodney Myers, R (6, 1) Kevin Walker, L (7, 1) Tom Davey, R (7, 1) Tony Gwynn, L (8, PH) Santiago Perez, S (8, 4)	K		SH1-4 2B			2B		1B		2	0	1	1	0	1	2																						
Inning Stats	R: 0 E: 0 K: 0 S: 6	H: 0 LOB: 0 BB: 0 P: 9	R: 2 E: 0 K: 1 S: 19	H: 4 LOB: 1 BB: 0 P: 30	R: 1 E: 0 K: 0 S: 14	H: 2 LOB: 2 BB: 1 P: 27	R: 1 E: 0 K: 0 S: 13	H: 1 LOB: 1 BB: 0 P: 21	R: 0 E: 0 K: 0 S: 10	H: 1 LOB: 0 BB: 0 P: 15	R: 1 E: 0 K: 1 S: 11	H: 2 LOB: 1 BB: 0 P: 17	R: 0 E: 0 K: 0 S: 6	H: 0 LOB: 0 BB: 0 P: 9	R: 1 E: 0 K: 1 S: 17	H: 2 LOB: 2 BB: 1 P: 33	R: 1 E: 0 K: 1 S: 16	H: 2 LOB: 2 BB: 1 P: 28	1B: 11 2B: 2 3B: 0 HR: 1	SF: 0 SAC: 1 DP: 1 HBP: 0	WP: 0 PA: 43 PB: 0 SB: 2 CS: 2																	
PITCHER	IP	WLS	BF	H	R	ER	SO	BB	IBB	HBP	BLK	WP	HR	S	P	ERA	WHIP	PITCHER				IP	WLS	BF	H	R	ER	SO	BB	IBB	HBP	BLK	WP	HR	S	P	ERA	WHIP
Kirk Rueter, L (1.1) ERA: 9.0	4.0		20	7	4	4	1	2	0	0	0	0	1	52	87	9.00	2.250																					
Aaron Fultz, L (5.1) ERA: 4.5	2.0		8	3	1	1	1	0	0	0	0	0	0	21	32	4.50	1.500																					
Tim Worrell, R (7.1) ERA:	1.0		3	0	0	0	0	0	0	0	0	0	0	6	9	0.00	0.000																					
Felix Rodriguez, R (8.1) ERA: 5.4	1.0	H	6	2	1	1	1	1	0	0	0	0	0	17	33	9.00	3.000																					
Robb Nen, R (9.1) ERA: 4.5	1.0	W	6	2	1	1	1	0	1	0	0	0	0	16	28	9.00	2.000																					


Batter	1	2	3	4	5	6	7	8	9	AB	R	H	RBI	BB	SO	LOB	BOTTOM																					
Marvin Benard, L (1.8) OBP: 0.100, SLG: 0.100	G4-3		K		G1-3		G1-3	F8		5	0	0	0	0	1	1	San Diego Padres @ San Francisco Giants PacBell Park, San Francisco, CA Wed Apr 04 2001, 10:15 PM EDT Att: 40,930 - Overcast - 62 F livebaseballscorecards.com																					
Rich Aurilia, R (1.6) OBP: 0.700, SLG: 0.857	G6-3				2B		2B	HBP		2	1	1	0	3	0	0																						
Barry Bonds, L (1.7) OBP: 0.500, SLG: 0.857	K		F7		P6		2B	HBP		4	1	1	0	0	1	3																						
Jeff Kent, R (1.4) OBP: 0.444, SLG: 0.571	K			1B		F8	1B	F3		4	2	1	0	1	1	2																						
J.T. Snow, L (1.3) OBP: 0.778, SLG: 0.833 Calvin Murray, R (9, PR)				2B		1B		SH1-4 1B		4	1	4	1	1	0	0																						
Russ Davis, R (1.5) OBP: 0.143, SLG: 0.143 Felipe Crespo, S (7, PH) Felix Rodriguez, R (8, 1) Robb Nen, R (9, 1) Ramon Martinez, R (9, PH)	K		K		K		F8	1B	SH1-4 1B	3	0	0	0	0	2	3																						
Armando Rios, L (1.9) OBP: 0.167, SLG: 0.167 Aaron Fultz, L (5, 1) Shawon Dunston, R (6, PH) Bobby Estalella, R (1.2) OBP: 0.500, SLG: 1.000	K			2B		F8		F7		2	0	0	0	0	1	2																						
Kirk Rueter, L (1.1) Eric Davis, R (5, 9) Tim Worrell, R (7, 1) Pedro Feliz, R (8, 5)			SH3		K		F9	F4		0	0	0	0	0	0	0																						
Inning Stats	R: 0 E: 0 K: 1 S: 7	H: 1 LOB: 1 BB: 0 P: 10	R: 0 E: 0 K: 3 S: 10	H: 1 LOB: 0 BB: 0 P: 14	R: 0 E: 0 K: 1 S: 10	H: 0 LOB: 2 BB: 2 P: 18	R: 1 E: 0 K: 2 S: 10	H: 2 LOB: 1 BB: 0 P: 13	R: 0 E: 0 K: 0 S: 8	H: 1 LOB: 1 BB: 0 P: 11	R: 3 E: 0 K: 0 S: 12	H: 3 LOB: 0 BB: 0 P: 19	R: 3 E: 0 K: 1 S: 19	H: 2 LOB: 3 BB: 3 P: 39	R: 0 E: 0 K: 0 S: 9	H: 0 LOB: 2 BB: 1 P: 19	R: 1 E: 1 K: 0 S: 5	H: 2 LOB: 1 BB: 0 P: 7	1B: 6 2B: 4 3B: 0 HR: 1	SF: 0 SAC: 2 DP: 0 HBP: 1	WP: 0 PA: 43 PB: 1 SB: 0 CS: 0																	
PITCHER	IP	WLS	BF	H	R	ER	SO	BB	IBB	HBP	BLK	WP	HR	S	P	ERA	WHIP	PITCHER				IP	WLS	BF	H	R	ER	SO	BB	IBB	HBP	BLK	WP	HR	S	P	ERA	WHIP
Kevin Jarvis, R (1.1) ERA: 4.76	5.2		25	6	3	3	7	2	0	0	0	0	1	2	6	27.00	3.000																					
Rodney Myers, R (6, 1) ERA: 27.0	0.1	H	2	1	1	1	0	0	0	0	0	0	0	2	6																							
Kevin Walker, L (7, 1) ERA: 20.25	0.1	B	5	1	3	3	0	2	1	0	0	0	0	14	31	81.00	9.000																					
Tom Davey, R (7, 1) ERA:	0.2		3	1	0	0	1	0	0	0	0	0	0	5	8	0.00	1.500																					
Jay Witasick, R (8, 1) ERA:	1.1	L	8	2	1	0	0	1	0	1	0	0	0	14	26	0.00	2.250																					




Batter	1	2	3	4	5	6	7	8	9	AB	R	H	RBI	BB	SO	LOB	TOP										
Damian Jackson, R (1.4) OBP: 0.214, SLG: 0.429										5	2	2	0	0	0	5	San Diego Padres @ San Francisco Giants PacBell Park, San Francisco, CA Thu Apr 05 2001, 10:15 PM EDT Att: 40,930 - Cloudy - 53 F										
Mark Kotsay, L (1.8) OBP: 0.266, SLG: 0.167										4	0	1	0	1	2	1											
Ryan Klesko, L (1.3) OBP: 0.286, SLG: 0.286										5	0	2	1	0	0	2											
Phil Nevin, R (1.5) OBP: 0.538, SLG: 0.909										4	0	2	0	0	1	2											
Tony Gwynn, L (1.9) OBP: 0.333, SLG: 0.333										4	0	0	0	0	0	3											
Mike Darr, L (1.7) OBP: 0.615, SLG: 0.500										4	0	2	0	0	2	0											
Ben Davis, S (1.2) OBP: 0.456, SLG: 0.250										3	0	1	0	0	0	0											
Chris Gomez, R (1.6) OBP: 0.250, SLG: 0.333										4	0	0	0	0	0	3											
Trevor Hoffman, R (8.1)										0	0	0	0	0	0	0											
Bobby Jones, R (1.1)										1	0	0	0	1	0	0											
Bubba Trammell, R (6, PH) OBP: 0.500, SLG: 0.400										0	0	0	0	1	0	0											
Dave Maurer, R (6.1)										0	0	0	0	0	0	0											
Donaldo Mendez, R (8.6)										1	0	0	0	1	0	0											
										0	0	0	0	1	0	0											
										0	0	0	0	0	0	0											
										1	0	0	0	1	0	0											
Inning Stats	R: 1 E: 0 K: 0 S: 8	H: 2 LOB: 1 BB: 1 P: 18	R: 0 E: 1 K: 1 S: 12	H: 0 LOB: 2 BB: 1 P: 24	R: 0 E: 0 K: 0 S: 8	H: 1 LOB: 1 BB: 0 P: 9	R: 0 E: 0 K: 0 S: 6	H: 1 LOB: 0 BB: 0 P: 8	R: 1 E: 0 K: 2 S: 16	H: 2 LOB: 3 BB: 1 P: 20	R: 0 E: 0 K: 0 S: 16	H: 2 LOB: 1 BB: 1 P: 29	R: 0 E: 0 K: 1 S: 10	H: 1 LOB: 0 BB: 0 P: 15	R: 0 E: 0 K: 1 S: 10	H: 0 LOB: 0 BB: 0 P: 14	1B: 7 2B: 3 3B: 1 HR: 0	SF: 0 SAC: 0 DP: 2 HBP: 1	WP: 1 PB: 0 SB: 0 CS: 0	PA: 39							
PITCHER	IP	WLS	BF	H	R	ER	SO	BB	IBB	HBP	BLK	WP	HR	S	P	ERA	WHIP										
Russ Ortiz, R (1.1) ERA: 3.18	5.2	W	27	8	2	2	3	3	0	0	0	1	0	63	103	3.18	1.941										
Aaron Fultz, L (6.1) ERA: 2.7	1.1	H	5	1	0	0	1	0	0	0	0	0	0	11	16	0.00	0.750										
Alan Embree, L (8.1) ERA:	1.0		3	0	0	0	1	0	0	1	0	0	0	10	15	0.00	0.000										
Tim Worrell, R (9.1) ERA:	1.0		4	1	0	0	1	0	0	0	0	0	0	10	14	0.00	1.000										

Batter	1	2	3	4	5	6	7	8	9	AB	R	H	RBI	BB	SO	LOB	BOTTOM											
Marvin Benard, L (1.8) OBP: 0.071, SLG: 0.071										4	0	0	0	0	0	2	San Diego Padres @ San Francisco Giants PacBell Park, San Francisco, CA Thu Apr 05 2001, 10:15 PM EDT Att: 40,930 - Cloudy - 53 F											
Rich Aurilia, R (1.6) OBP: 0.571, SLG: 0.636										4	1	1	1	0	1	1												
Barry Bonds, L (1.7) OBP: 0.429, SLG: 0.636										4	1	1	0	0	0	1												
Jeff Kent, R (1.4) OBP: 0.385, SLG: 0.727										4	1	1	3	0	1	0												
J.T. Snow, L (1.3) OBP: 0.615, SLG: 0.600										4	0	1	0	0	2	0												
Eric Davis, R (1.9)										1	0	0	0	0	0	1												
Armando Rios, L (4.9) OBP: 0.222, SLG: 0.222										3	1	1	0	0	0	0												
Pedro Feliz, R (1.5) OBP: 0.400, SLG: 0.400										4	1	2	0	0	0	1												
Benito Santiago, R (1.2) OBP: 0.750, SLG: 1.000										3	2	2	1	1	1	0												
Russ Ortiz, R (1.1) OBP: 1.000, SLG: 1.000										1	0	1	0	0	0	0												
Calvin Murray, R (7, PH) OBP: 0.500, SLG: 2.000										0	0	0	0	0	0	0												
										2	1	1	3	0	0	2												
Inning Stats	R: 0 E: 0 K: 1 S: 7	H: 0 LOB: 0 BB: 0 P: 9	R: 0 E: 0 K: 0 S: 9	H: 1 LOB: 1 BB: 0 P: 13	R: 4 E: 0 K: 0 S: 14	H: 4 LOB: 0 BB: 0 P: 18	R: 0 E: 0 K: 1 S: 9	H: 0 LOB: 0 BB: 0 P: 13	R: 0 E: 0 K: 2 S: 9	H: 0 LOB: 0 BB: 0 P: 18	R: 3 E: 0 K: 0 S: 16	H: 2 LOB: 2 BB: 1 P: 26	R: 1 E: 0 K: 1 S: 15	H: 3 LOB: 2 BB: 0 P: 23	1B: 8 2B: 1 3B: 0 HR: 2	SF: 0 SAC: 1 DP: 0 HBP: 0	WP: 0 PB: 0 SB: 1 CS: 0	PA: 36										
PITCHER	IP	WLS	BF	H	R	ER	SO	BB	IBB	HBP	BLK	WP	HR	S	P	ERA	WHIP											
Bobby Jones, R (1.1) ERA: 7.2	5.0	L	21	6	4	4	2	6	4	4	2	1	0	0	0	0	7.20	1.200										
Dave Maurer, L (6.1) ERA: 13.5	2.0		9	2	3	3	2	1	0	0	0	0	1	25	44	13.50	1.500											
Trevor Hoffman, R (8.1) ERA: 9.0	1.0		6	3	1	1	1	0	0	0	0	0	0	15	23	9.00	3.000											



Batter	1	2	3	4	5	6	7	8	9	AB	R	H	RBI	BB	SO	LOB	TOP																	
Marvin Benard, L (1, 8) OBP: 0.056, SLG: 0.056	G3-1		F7			F8			G3-1	4	0	0	0	0	0	0	<p>San Francisco Giants @ Los Angeles Dodgers Dodger Stadium, Los Angeles, CA Fri Apr 06 2001, 7:10 PM PDT Att: 36,508 - Cloudy - 57 F</p> <p>livebaseballscores.com</p> <p>AB 30 R 1 H 4 RBI 1 BB 0 SO 8 LOB 7</p> 																	
Rich Aurilia, R (1, 6) OBP: 0.500, SLG: 0.533	1B				F7		F8		F8	4	0	1	0	0	0	0																		
Barry Bonds, L (1, 7) OBP: 0.333, SLG: 0.467	K				F8		K		G4-3	4	0	0	0	0	2	1																		
Jeff Kent, R (1, 4) OBP: 0.313, SLG: 0.571	P3				G6-3		F9			3	0	0	0	0	0	1																		
J.T. Snow, L (1, 3) OBP: 0.625, SLG: 0.692		F5				G4-6-3 1B		G5-3 2B		3	1	2	0	0	0	0																		
Russ Davis, R (1, 5) OBP: 0.100, SLG: 0.100	K				K			P4		3	0	0	0	0	2	2																		
Armando Rios, L (1, 9) Mark Gardner, R (5, 1)	G3				G4-6-3 1-2			G5-3		2	0	0	0	0	0	1																		
Bobby Estellella, R (1, 2) OBP: 0.455, SLG: 0.889			K				K			3	0	1	1	0	2	0																		
Shawn Estes, R (1, 1) Felipe Crespo, S (5, 9) OBP: 0.333, SLG: 0.333			K				P4		K	1	0	0	0	0	1	0																		
										2	0	0	0	0	1	1																		
Inning Stats	R: 0 E: 0 K: 1 S: 14	H: 1 LOB: 1 BB: 0 P: 19	R: 0 E: 0 K: 1 S: 10	H: 0 LOB: 0 BB: 0 P: 14	R: 0 E: 0 K: 2 S: 10	H: 0 LOB: 0 BB: 0 P: 15	R: 0 E: 0 K: 0 S: 6	H: 0 LOB: 0 BB: 0 P: 8	R: 0 E: 0 K: 1 S: 6	H: 0 LOB: 0 BB: 0 P: 12	R: 0 E: 0 K: 1 S: 7	H: 0 LOB: 0 BB: 0 P: 11	R: 1 E: 0 K: 1 S: 11	H: 2 LOB: 1 BB: 0 P: 14	R: 0 E: 0 K: 0 S: 5	H: 0 LOB: 0 BB: 0 P: 8	1B: 2 2B: 2 3B: 0 HR: 0	SF: 0 SAC: 0 DP: 1 HBP: 0	WP: 0 PB: 0 SB: 0 CS: 0	PA: 30														
PITCHER	IP WLS BF H R ER SO BB IBB HBP BLK WP HR S P ERA WHIP																																	
Luke Prokopec, R (1, 1) ERA: 1.17	7.2	W	26	4	1	1	7	0	0	0	0	0	0	0	67	96	1.17	0.522																
Gregg Olson, R (8, 1) ERA:	0.1	1	0	0	0	1	0	0	0	0	0	0	0	0	3	3	0.00	0.000																
Mike Fetters, R (9, 1) ERA:	1.0	3	0	0	0	0	0	0	0	0	0	0	0	5	8	0.00	0.000																	

Batter	1	2	3	4	5	6	7	8	9	AB	R	H	RBI	BB	SO	LOB	BOTTOM																	
Marquis Grissom, R (1, 8) OBP: 0.143, SLG: 0.357	F9					G1-3			K	5	1	2	2	0	1	0	<p>San Francisco Giants @ Los Angeles Dodgers Dodger Stadium, Los Angeles, CA Fri Apr 06 2001, 7:10 PM PDT Att: 36,508 - Cloudy - 57 F</p> <p>livebaseballscores.com</p> <p>AB 34 R 10 H 12 RBI 10 BB 3 SO 8 LOB 8</p> 																	
Mark Chuziulianek, R (1, 4) OBP: 0.333, SLG: 0.810									F8	5	2	2	2	0	2	1																		
Gary Sheffield, R (1, 7) Hiram Bocachica, R (8, 7) OBP: 0.500, SLG: 0.667										2	2	2	0	2	0	0																		
										0	0	0	0	0	0	0																		
Eric Karros, R (1, 3) OBP: 0.200, SLG: 0.316										4	2	2	2	0	0	3																		
Shawn Green, L (1, 9) OBP: 0.400, SLG: 0.250										3	1	0	0	1	1	2																		
Paul Lo Duca, R (1, 2) OBP: 0.375, SLG: 0.813										4	1	1	3	0	1	1																		
Phil Hiatt, R (1, 5) OBP: 0.375, SLG: 0.429										4	0	2	1	0	1	0																		
Jeff Reboulet, R (1, 6) OBP: 0.375, SLG: 0.333										4	1	1	0	0	0	1																		
Luke Prokopec, L (1, 1) Gregg Olson, R (8, 1) Angel Pena, R (8, PH) Mike Fetters, R (9, 1)										2	0	0	0	0	1	0																		
										0	0	0	0	0	0	0																		
										1	0	0	0	0	1	0																		
										0	0	0	0	0	0	0																		
Inning Stats	R: 4 E: 0 K: 0 S: 12	H: 4 LOB: 1 BB: 1 P: 20	R: 1 E: 0 K: 1 S: 14	H: 2 LOB: 2 BB: 1 P: 29	R: 0 E: 0 K: 2 S: 7	H: 0 LOB: 0 BB: 0 P: 8	R: 2 E: 0 K: 1 S: 15	H: 3 LOB: 1 BB: 0 P: 20	R: 0 E: 0 K: 0 S: 3	H: 0 LOB: 0 BB: 0 P: 4	R: 3 E: 0 K: 2 S: 19	H: 3 LOB: 1 BB: 1 P: 31	R: 0 E: 0 K: 2 S: 10	H: 0 LOB: 0 BB: 0 P: 14	R: 0 E: 0 K: 0 S: 5	H: 0 LOB: 0 BB: 0 P: 8	1B: 4 2B: 3 3B: 0 HR: 5	SF: 0 SAC: 1 DP: 0 HBP: 0	WP: 0 PB: 0 SB: 1 CS: 0	PA: 38														
PITCHER	IP WLS BF H R ER SO BB IBB HBP BLK WP HR S P ERA WHIP																																	
Shawn Estes, L (1, 1) ERA: 15.75	4.0	L	22	9	7	7	4	2	0	0	0	0	0	4	48	77	15.75	2.750																
Mark Gardner, R (5, 1) ERA: 6.75	4.0	16	3	3	3	4	1	0	0	0	0	0	1	39	59	6.75	1.000																	

Batter	1	2	3	4	5	6	7	8	9	AB	R	H	RBI	BB	SO	LOB	TOP				
Calvin Murray, R OBP: 0.500, SLG: 1.000 Shawon Dunston, R OBP: 0.500, SLG: 0.500	(1,8) 4-2 CS BB	(0,0) F8				(4,0) G3 SF8 BB	(1,3) K		(0,0) F8	2	1	0	0	2	1	0					
Ramon Martinez, R	(1,6) 3-3 K		(1,0) G4-3		(4,2) SF8 G3 BB		(0,0) F9		(0,0) G6-3	4	1	0	0	1	1	1					
Barry Bonds, L OBP: 0.273, SLG: 0.368	(1,7) 2-1 E4		(0,0) G4-3		(3,2) G3		(2,0) F7			4	0	0	0	0	0	2					
Jeff Kent, R OBP: 0.300, SLG: 0.529	(1,4) 0-0 E6		(1,2) F9		(0,0) SF8		(1,1)			3	0	1	1	0	0	1					
J.T. Snow, L OBP: 0.550, SLG: 0.588	(1,3) 2-1 G4-1			(0,0) G3	(0,2) 2B 1B		(1,2) F7			4	0	1	1	0	0	3					
Armando Rios, L OBP: 0.333, SLG: 0.357		(4,0) HR BB		(3,2) 1B 1B	(2,1) 1B 2B		(1,0) G4-3			3	1	2	0	1	0	0					
Russ Davis, R OBP: 0.143, SLG: 0.357		(1,1) HR		(2,3) K	(0,3) K		(2,1) G6-3			4	1	1	2	0	2	3					
Bobby Estalella, R OBP: 0.400, SLG: 0.692 Alan Embree, L	(1,2) 0-3 K		(2,1) 1B		(0,3) K		(0,3) K			4	0	1	0	0	3	0					
Livan Hernandez, R OBP: 0.200, SLG: 0.200 Aaron Fultz, L Tim Worrell, R Benito Santiago, R OBP: 0.600, SLG: 0.750	(1,1) 1-1 G4-3		(0,0) G1-3		(1,0) G1-3		(3,1) F7			2	0	0	0	0	0	2					
Inning Stats	R: 0 E: 2 K: 1 S: 10	H: 0 LOB: 2 BB: 1 P: 21	R: 2 E: 0 K: 1 S: 8	H: 1 LOB: 0 BB: 1 P: 14	R: 0 E: 0 K: 0 S: 5	H: 0 LOB: 0 BB: 0 P: 7	R: 0 E: 0 K: 1 S: 12	H: 2 LOB: 2 BB: 0 P: 19	R: 2 E: 0 K: 1 S: 17	H: 2 LOB: 2 BB: 2 P: 30	R: 0 E: 0 K: 2 S: 7	H: 0 LOB: 1 BB: 0 P: 9	R: 0 E: 0 K: 1 S: 6	H: 0 LOB: 0 BB: 0 P: 9	R: 0 E: 0 K: 0 S: 4	H: 0 LOB: 0 BB: 0 P: 7	1B: 4 2B: 2 3B: 0 HR: 1	SF: 1 SAC: 0 DP: 1 HBP: 0	WP: 0 PB: 0 SB: 1 CS: 1	PA: 38	
PITCHER	IP WLS BF H R ER SO BB IBB HBP BLK WP HR S P ERA WHIP	5.0 W 25 5 4 4 4 4 0 0 0 0 0 1 52 91 7.20 1.800	3.0 10 1 0 0 3 0 0 0 0 0 0 0 0 21 30 0.00 0.333	1.0 3 0 0 0 0 0 0 0 0 0 0 0 0 4 7 0.00 0.000																	

San Francisco Giants @ Los Angeles Dodgers
 Dodger Stadium, Los Angeles, CA
 Sat Apr 07 2001, 7:10 PM PDT
 Att: 38,417 - Cloudy - 55 F

AB 33
 R 4
 H 6
 RBI 4
 BB 4
 SO 7
 LOB 12

GIANTS

Batter	1	2	3	4	5	6	7	8	9	AB	R	H	RBI	BB	SO	LOB	BOTTOM				
Tom Goodwin, L OBP: 0.286, SLG: 0.571	(1,8) 1-1 G3		(1,1) HR 1B	(3,2) 2B		(0,1) E8 1B 1B		(2,0) G4-3		5	2	3	2	0	0	0					
Mark Czudzielanek, R OBP: 0.360, SLG: 0.680	(1,4) 0-1 G6-3		(0,1) HR	(3,1) G5-3		(1,1) S 1B				4	1	2	4	0	0	1					
Gary Sheffield, R OBP: 0.458, SLG: 0.529 Hiram Bocachica, R OBP: 0.500, SLG: 0.667	(1,7) 0-1 F7		(1,2) F9	(4,0) IBB		(2,3) K				3	0	0	0	1	1	1					
Shawn Green, L OBP: 0.417, SLG: 0.600		(2,1) HR	(2,2) HR	(2,3) K		(2,3) K				4	2	2	2	0	2	3					
Eric Karros, R OBP: 0.208, SLG: 0.435		(3,2) HR	(3,2) G6-3		(0,0) G6-3		(3,1) G1-3			4	1	1	1	0	0	0					
Chris Donnels, L OBP: 0.300, SLG: 0.556 Matt Herges, L Gregg Olson, R	(1,5) 0-2 G6-3			(0,0) HR	(2,2) G1-4-3		(1,3) K			3	1	1	1	0	0	0					
Chad Kreuter, S	(1,2) 1-0 G3		(1,0) SH1-4 BB 2B HBP	(0,0) F8		(1,3) K				3	1	0	0	0	1	0					
Alex Cora, L OBP: 0.308, SLG: 0.364	(1,6) 1-1 F9		(4,2) SH1-4 2B BB		(0,0) B2-3		(1,3) K			3	1	0	0	1	1	0					
Chan Ho Park, R Phil Hiatt, R OBP: 0.400, SLG: 0.556	(1,1) 1-1 G1-3		(1,1) SH1-4	(0,1) 1B 2B		(2,1) E 1B 2B				1	0	0	0	0	0	0					
Inning Stats	R: 0 E: 0 K: 0 S: 6	H: 0 LOB: 0 BB: 0 P: 7	R: 2 E: 0 K: 0 S: 11	H: 2 LOB: 0 BB: 0 P: 18	R: 3 E: 0 K: 1 S: 15	H: 3 LOB: 2 BB: 2 P: 23	R: 3 E: 0 K: 1 S: 14	H: 2 LOB: 2 BB: 2 P: 31	R: 0 E: 0 K: 0 S: 5	H: 0 LOB: 0 BB: 0 P: 7	R: 2 E: 1 K: 2 S: 14	H: 3 LOB: 1 BB: 0 P: 22	R: 0 E: 0 K: 2 S: 8	H: 0 LOB: 0 BB: 0 P: 13	R: 0 E: 0 K: 2 S: 9	H: 0 LOB: 0 BB: 0 P: 14	1B: 3 2B: 2 3B: 0 HR: 5	SF: 0 SAC: 1 DP: 0 HBP: 1	WP: 0 PB: 0 SB: 1 CS: 0	PA: 37	
PITCHER	IP WLS BF H R ER SO BB IBB HBP BLK WP HR S P ERA WHIP	3.1 L 19 2 2 1 1 0 1 0 0 0 0 0 15 28 4.50 1.000	2.0 9 2 2 1 1 0 0 0 0 0 0 0 0 17 28 0.00 0.600	1.2 6 1 0 0 4 0 0 0 0 0 0 0 0 9 14 0.00 0.000																	

San Francisco Giants @ Los Angeles Dodgers
 Dodger Stadium, Los Angeles, CA
 Sat Apr 07 2001, 7:10 PM PDT
 Att: 38,417 - Cloudy - 55 F

AB 33
 R 10
 H 10
 RBI 10
 BB 2
 SO 7
 LOB 5

Dodgers

Batter	1	2	3	4	5	6	7	8	9	AB	R	H	RBI	BB	SO	LOB	TOP
Marvin Benard, L (1, 8) <small>OBP: 0.185, SLG: 0.192</small> Calvin Murray, R (8, PH) <small>OBP: 0.571, SLG: 1.000</small>										3	2	1	0	1	0	0	San Francisco Giants @ San Diego Padres Qualcomm Stadium, San Diego, CA Tue Apr 10 2001, 6:05 PM EDT Att: 61,277 - Cloudy - 63 F
Rich Aurilia, R (1, 6) <small>OBP: 0.481, SLG: 0.625</small> Alan Embree, L (7, 1) Mark Gardner, R (9, 1)										4	2	2	0	0	0	1	
Barry Bonds, L (1, 7) <small>OBP: 0.188, SLG: 0.241</small>										5	0	0	0	0	1	3	
Jeff Kent, R (1, 4) <small>OBP: 0.310, SLG: 0.680</small>										5	2	2	5	0	0	0	
J.T. Snow, L (1, 3) <small>OBP: 0.500, SLG: 0.520</small> Felipe Crespo, S (9, PH) <small>OBP: 0.250, SLG: 0.250</small>										4	2	2	0	0	2	0	
Armando Rios, L (1, 9) <small>OBP: 0.478, SLG: 0.818</small>										4	3	3	3	0	1	0	
Russ Davis, R (1, 5) Pedro Feliz, R (8, 5) <small>OBP: 0.333, SLG: 0.333</small>										3	0	0	0	1	3	0	
Bobby Estalella, R (1, 2) <small>OBP: 0.316, SLG: 0.529</small>										4	0	0	1	0	1	2	
Russ Ortiz, R (1, 1) Ramon Martinez, R (7, 6)										3	0	0	0	0	3	0	
Inning Stats	R: 4 H: 3 E: 0 LOB: 0 K: 3 BB: 1 S: 20 P: 33	R: 0 H: 0 E: 0 LOB: 0 K: 1 BB: 0 S: 7 P: 8	R: 4 H: 4 E: 0 LOB: 0 K: 1 BB: 0 S: 13 P: 23	R: 0 H: 0 E: 0 LOB: 0 K: 1 BB: 0 S: 7 P: 12	R: 0 H: 0 E: 0 LOB: 0 K: 1 BB: 0 S: 8 P: 14	R: 0 H: 0 E: 0 LOB: 0 K: 3 BB: 0 S: 9 P: 11	R: 1 H: 1 E: 0 LOB: 0 K: 1 BB: 0 S: 10 P: 17	R: 2 H: 3 E: 0 LOB: 3 K: 0 BB: 2 S: 16 P: 31	R: 0 H: 0 E: 0 LOB: 0 K: 1 BB: 0 S: 8 P: 13	1B: 6 SF: 0 2B: 1 SAC: 0 3B: 0 DP: 0 HR: 4 HBP: 0	WP: 1 PA: 41 PB: 0 SB: 0 CS: 0						
PITCHER	IP WLS BF H R ER SO BB IBB HBP BLK WP HR S P ERA WHIP																
Kevin Jarvis, R (1, 1) <small>ERA: 11.42</small>	3.0 L 17 7 8 8 5 1 0 0 0 0 0 4 40 64 24.00 2.667																
Jay Witasick, R (4, 1) <small>ERA: 10.8</small>	3.0 9 0 0 0 5 0 0 0 0 0 0 0 24 37 0.00 0.000																
Dave Maurer, L (7, 1) <small>ERA: 10.8</small>	3.0 15 4 3 3 2 2 0 0 0 0 1 0 34 61 9.00 2.000																

Batter	1	2	3	4	5	6	7	8	9	AB	R	H	RBI	BB	SO	LOB	BOTTOM
Damian Jackson, R (1, 4) <small>OBP: 0.405, SLG: 0.515</small>										5	0	2	0	0	1	3	San Francisco Giants @ San Diego Padres Qualcomm Stadium, San Diego, CA Tue Apr 10 2001, 6:05 PM EDT Att: 61,277 - Cloudy - 63 F
Mark Kotsay, L (1, 8) <small>OBP: 0.207, SLG: 0.259</small> Santiago Perez, S (7, 8) <small>OBP: 0.571, SLG: 0.667</small>										3	0	0	0	0	1	2	
Ryan Klesko, L (1, 3) <small>OBP: 0.323, SLG: 0.286</small> Dave Maurer, R (7, 1) Wiki Gonzalez, R (9, PH) <small>OBP: 0.421, SLG: 0.438</small>										2	0	0	0	1	0	0	
Phil Nevin, R (1, 5) <small>OBP: 0.500, SLG: 0.929</small> Alex Arias, R (7, PR) <small>OBP: 0.500, SLG: 0.571</small>										3	0	1	0	0	0	1	
Tony Gwynn, L (1, 9) <small>OBP: 0.412, SLG: 0.333</small> Bubba Trammell, R (7, PR) <small>OBP: 0.565, SLG: 0.842</small>										1	2	1	2	0	0	0	
Mike Dam, L (1, 7) <small>OBP: 0.592, SLG: 0.435</small>										4	0	0	0	2	4		
Ben Davis, S (1, 2) <small>OBP: 0.438, SLG: 0.538</small>										4	1	2	3	0	0	0	
Chris Gomez, R (1, 6) <small>OBP: 0.250, SLG: 0.222</small> Donaldo Mendez, R (8, 6) <small>OBP: 0.545, SLG: 0.890</small>										2	0	0	0	1	1	2	
Kevin Jarvis, L (1, 1) <small>OBP: 0.500, SLG: 1.000</small> Woody Williams, R (3, PH) <small>OBP: 0.167, SLG: 0.400</small> Jay Witasick, R (4, 1) Dave Magadan, L (7, 3) <small>OBP: 0.300, SLG: 0.400</small>										0	0	0	0	0	0	0	
Inning Stats	R: 0 H: 0 E: 0 LOB: 1 K: 1 BB: 1 S: 11 P: 17	R: 0 H: 0 E: 0 LOB: 0 K: 0 BB: 0 S: 6 P: 9	R: 0 H: 0 E: 0 LOB: 1 K: 2 BB: 1 S: 13 P: 25	R: 0 H: 1 E: 0 LOB: 1 K: 1 BB: 0 S: 9 P: 15	R: 0 H: 0 E: 0 LOB: 0 K: 1 BB: 0 S: 8 P: 12	R: 0 H: 1 E: 0 LOB: 0 K: 0 BB: 0 S: 9 P: 12	R: 2 H: 3 E: 1 LOB: 2 K: 2 BB: 0 S: 18 P: 32	R: 4 H: 4 E: 0 LOB: 1 K: 1 BB: 0 S: 14 P: 18	R: 0 H: 1 E: 0 LOB: 0 K: 0 BB: 0 S: 11 P: 16	1B: 6 SF: 0 2B: 4 SAC: 0 3B: 0 DP: 1 HR: 1 HBP: 0	WP: 0 PA: 39 PB: 0 SB: 0 CS: 0						
PITCHER	IP WLS BF H R ER SO BB IBB HBP BLK WP HR S P ERA WHIP																
Russ Ortiz, R (1, 1) <small>ERA: 2.19</small>	6.2 W 26 4 2 1 7 0 0 0 0 0 0 1 20 28 27.00 3.750																
Alan Embree, L (7, 1) <small>ERA: 10.8</small>	1.1 9 5 4 4 1 0 0 0 0 0 0 0 1 20 28 27.00 3.750																
Mark Gardner, R (9, 1) <small>ERA: 5.4</small>	1.0 4 1 0 0 0 0 0 0 0 0 0 0 0 11 16 0.00 1.000																

Batter	1	2	3	4	5	6	7	8	9	AB	R	H	RBI	BB	SO	LOB	TOP								
Marvin Benard, L (1, 8) OBP: 0.194, SLG: 0.200	F8		FC5-4 1B		G6-3		G3			4	0	1	0	0	0	2	San Francisco Giants @ San Diego Padres Qualcomm Stadium, San Diego, CA Wed Apr 11 2001, 10:05 PM EDT Att: 50,149 - Cloudy - 63 F								
Rich Aurilia, R (1, 6) OBP: 0.452, SLG: 0.607	F9		FC5-4 1-2			G6-3 2B	G5-3			4	0	1	0	0	0	2									
Armando Rios, L (1, 7) OBP: 0.407, SLG: 0.692	K		G3			P4		P4		4	0	0	0	0	1	2									
Jeff Kent, R (1, 4) OBP: 0.273, SLG: 0.586		K		K		G6-3		F8		4	0	0	0	0	2	1									
J.T. Snow, L (1, 3) OBP: 0.500, SLG: 0.481		BB BB		K				K		2	0	0	0	2	2	0									
Eric Davis, R (1, 9) Calvin Murray, R (9, PR) OBP: 0.571, SLG: 1.000		BB BB		G4-3		G4-3			WP SH5-3 SF7 BB	2	0	0	0	2	0	2									
Benito Santiago, R (1, 2) OBP: 0.417, SLG: 0.818	F8				K		E 2B	SH5-3		3	1	1	0	0	1	2									
Pedro Feliz, R (1, 5) OBP: 0.300, SLG: 0.444	G1-3					G6-3		G6-3	SF7	3	0	1	1	0	0	3									
Shawn Estes, R (1, 1) Shawon Dunston, R (7, PH) Tim Worrell, R (7, 1) Aaron Fultz, L (8, 1) Ramon Martinez, R (9, PH) Robb Nen, R (9, 1)				G5-3		G5-3		E8 G3 2H 1B	F9	2	0	0	0	0	0	1									
Inning Stats	R: 0 E: 0 K: 1 S: 7	H: 0 LOB: 0 BB: 0 P: 9	R: 0 E: 0 K: 1 S: 11	H: 0 LOB: 2 BB: 2 P: 22	R: 0 E: 0 K: 0 S: 7	H: 1 LOB: 1 BB: 0 P: 9	R: 0 E: 0 K: 2 S: 10	H: 0 LOB: 0 BB: 0 P: 13	R: 0 E: 0 K: 1 S: 7	H: 1 LOB: 1 BB: 0 P: 9	R: 0 E: 0 K: 0 S: 8	H: 1 LOB: 2 BB: 1 P: 14	R: 1 E: 1 K: 0 S: 7	H: 2 LOB: 1 BB: 0 P: 10	R: 0 E: 0 K: 1 S: 7	H: 0 LOB: 0 BB: 0 P: 12		R: 1 E: 0 K: 0 S: 9	H: 0 LOB: 1 BB: 1 P: 14	1B: 2 2B: 3 3B: 0 HR: 0	SF: 1 SAC: 1 DP: 0 HBP: 0	WP: 1 PB: 0 SB: 0 CS: 0	PA: 36		
PITCHER	IP	WLS	BF	H	R	ER	SO	BB	IBB	HBP	BLK	WP	HR	S	P	ERA	WHIP								
Bobby Jones, R (1, 1) ERA: 3.46	8.0		32	5	1	1	6	2	1	0	0	0	0	64	98	1.12	0.875								
Trevor Hoffman, R (9, 1) ERA: 5.4	1.0	L	4	0	1	1	0	1	0	0	0	1	0	9	14	9.00	1.000								

Batter	1	2	3	4	5	6	7	8	9	AB	R	H	RBI	BB	SO	LOB	BOTTOM								
Damian Jackson, R (1, 4) OBP: 0.415, SLG: 0.556	K		G4-3			S 1B BB				3	1	1	0	1	1	0	San Francisco Giants @ San Diego Padres Qualcomm Stadium, San Diego, CA Wed Apr 11 2001, 10:05 PM EDT Att: 50,149 - Cloudy - 63 F								
Mike Darr, L (1, 8) OBP: 0.515, SLG: 0.407	G4-3 1B		G6-3			K		L4		4	0	1	0	0	1	2									
Tony Gwynn, L (1, 9) OBP: 0.500, SLG: 0.333 Mark Kotsay, L (6, PR) OBP: 0.200, SLG: 0.250	G4-3				G6-3			F8		3	0	1	1	0	0	1									
Phil Nevin, R (1, 5) OBP: 0.472, SLG: 0.839				G5-3		1H 1B				1	0	0	0	0	0	1									
Bubba Trammell, R (1, 7) OBP: 0.481, SLG: 0.696						F9			K	3	0	0	0	1	1	1									
Wiki Gonzalez, R (1, 2) OBP: 0.384, SLG: 0.368 Ryan Klesko, L (9, PH) OBP: 0.313, SLG: 0.276			L8							4	0	0	0	0	2	2									
Alex Arias, R (1, 3) OBP: 0.384, SLG: 0.490		G4-3				F3		P4		4	0	0	0	0	2	2									
Donaldo Mendez, R (1, 6) OBP: 0.429, SLG: 0.615										3	0	0	0	0	1	1									
Bobby Jones, R (1, 1) Santiago Perez, S (8, PH) Trevor Hoffman, R (9, 1)					G1-3					3	0	0	0	0	0	0									
										1	0	0	0	0	0	0									
										0	0	0	0	0	0	0									
Inning Stats	R: 0 E: 0 K: 2 S: 11	H: 1 LOB: 2 BB: 1 P: 24	R: 0 E: 0 K: 0 S: 12	H: 0 LOB: 0 BB: 0 P: 16	R: 0 E: 0 K: 0 S: 7	H: 0 LOB: 0 BB: 0 P: 10	R: 0 E: 0 K: 1 S: 6	H: 0 LOB: 0 BB: 0 P: 9	R: 0 E: 0 K: 1 S: 5	H: 0 LOB: 0 BB: 0 P: 8	R: 1 E: 0 K: 1 S: 10	H: 1 LOB: 1 BB: 1 P: 20	R: 0 E: 1 K: 1 S: 18	H: 0 LOB: 1 BB: 0 P: 26	R: 0 E: 0 K: 0 S: 10	H: 1 LOB: 1 BB: 0 P: 14	R: 0 E: 0 K: 2 S: 10	H: 0 LOB: 0 BB: 0 P: 15	1B: 2 2B: 0 3B: 1 HR: 0	SF: 0 SAC: 0 DP: 0 HBP: 0	WP: 0 PB: 0 SB: 1 CS: 0	PA: 33			
PITCHER	IP	WLS	BF	H	R	ER	SO	BB	IBB	HBP	BLK	WP	HR	S	P	ERA	WHIP								
Shawn Estes, L (1, 1) ERA: 7.2	6.0		22	2	1	1	5	2	0	0	0	0	0	51	87	1.50	0.667								
Tim Worrell, R (7, 1) ERA	1.0		4	0	0	0	1	0	0	0	0	0	0	18	26	0.00	0.000								
Aaron Fultz, L (8, 1) ERA: 2.84	1.0	W	4	1	0	0	0	0	0	0	0	0	0	10	14	0.00	1.000								
Robb Nen, R (9, 1) ERA: 2.25	1.0	S	3	0	0	0	2	0	0	0	0	0	0	10	15	0.00	0.000								



Batter	1	2	3	4	5	6	7	8	9	AB	R	H	RBI	BB	SO	LOB	TOP									
Marvin Benard, L OBP: 0.167, SLG: 0.171	F7		K		G4-3		K2-3		G1-3	5	0	0	0	0	2	3	San Francisco Giants @ San Diego Padres Qualcomm Stadium, San Diego, CA Thu Apr 12 2001, 5:05 PM EDT Att: 25,730 - Cloudy - 66 F									
Rich Aurilia, R OBP: 0.429, SLG: 0.563	1B			K		F9		F8		4	0	1	0	0	1	0										
Barry Bonds, L OBP: 0.222, SLG: 0.344	F9			HR		F8		BB		3	1	1	1	1	0	1										
Jeff Kent, R OBP: 0.297, SLG: 0.667	K			CS	1B		HR	F8		4	1	2	1	0	1	2										
J.T. Snow, L OBP: 0.500, SLG: 0.500		F8		1-2	K		HR	BB		3	1	1	0	1	1	1										
Armando Rios, L OBP: 0.400, SLG: 0.655		F9			F7			BB		3	0	1	1	0	0	0										
Eric Davis, R (8, PH)										1	0	0	0	0	1	2										
Calvin Murray, R OBP: 0.571, SLG: 1.000										0	0	0	0	0	0	0										
Russ Davis, R OBP: 0.231, SLG: 0.458		G6-3			K		F7		G4-6-3	3	0	0	0	1	1	1										
Bobby Estalella, R OBP: 0.348, SLG: 0.500			K			1B			G4-6-3	3	0	1	0	1	2	0										
Livan Hernandez, R OBP: 0.286, SLG: 0.286									1B	2	0	1	0	0	0	0										
Shawon Dunston, R OBP: 0.500, SLG: 0.500			G6-3						G4-6-3	1	0	0	0	0	1	0										
Alan Embree, L (7, PH)										0	0	0	0	0	0	0										
Felix Rodriguez, R (7, 1)										0	0	0	0	0	0	0										
Felipe Crespo, S OBP: 0.200, SLG: 0.200									1-2	1	0	0	0	0	0	2										
Inning Stats	R: 0 E: 0 K: 1 S: 10	H: 1 LOB: 1 BB: 0 P: 16	R: 0 E: 0 K: 0 S: 5	H: 0 LOB: 0 BB: 0 P: 7	R: 0 E: 0 K: 2 S: 7	H: 0 LOB: 0 BB: 0 P: 8	R: 1 E: 0 K: 2 S: 10	H: 2 LOB: 1 BB: 0 P: 17	R: 0 E: 0 K: 1 S: 10	H: 1 LOB: 2 BB: 1 P: 19	R: 2 E: 0 K: 0 S: 8	H: 3 LOB: 1 BB: 0 P: 12	R: 0 E: 0 K: 3 S: 9	H: 0 LOB: 0 BB: 0 P: 14	R: 0 E: 0 K: 1 S: 15	H: 0 LOB: 2 BB: 2 P: 28	R: 0 E: 0 K: 0 S: 6	H: 1 LOB: 1 BB: 1 P: 14	1B: 5 2B: 2 3B: 0 HR: 2	SF: 0 SAC: 0 DP: 2 HBP: 0	WP: 0 PB: 0 SB: 1 CS: 1	PA: 37				
PITCHER	IP	WLS	BF	H	R	ER	SO	BB	IBB	HBP	BLK	WP	HR	S	P	ERA	WHIP									
Adam Eaton, R ERA: 6.94	(1, 1)	6.0	W	25	7	3	3	6	1	0	0	0	0	2	50	79	4.50	1.333								
Tom Davey, R ERA	(7, 1)	1.2	H	6	0	0	0	3	1	0	0	0	0	0	20	33	0.00	0.600								
Kevin Walker, L ERA: 6.75	(8, 1)	0.1		2	0	0	0	1	1	0	0	0	0	4	9	0.00	3.000									
Rodney Myers, R ERA: 2.7	(9, 1)	1.0		4	1	0	0	0	1	0	0	0	0	6	14	0.00	2.000									

Batter	1	2	3	4	5	6	7	8	9	AB	R	H	RBI	BB	SO	LOB	BOTTOM								
Damian Jackson, R OBP: 0.413, SLG: 0.561	G3		2B	K		1B		G5-3		5	0	2	1	0	1	2	San Francisco Giants @ San Diego Padres Qualcomm Stadium, San Diego, CA Thu Apr 12 2001, 5:05 PM EDT Att: 25,730 - Cloudy - 66 F								
Mark Kotsay, L OBP: 0.297, SLG: 0.290	F9		K	G1-3			2B	BB		3	1	1	0	2	1	4									
Tony Gwynn, L OBP: 0.417, SLG: 0.381	F9							BB		3	0	1	1	1	0	3									
Santiago Perez, S OBP: 0.444, SLG: 0.500	F9		F8			G4-6-3		BB		1	1	0	0	0	1	1									
Phil Nevin, R OBP: 0.450, SLG: 0.771	P4			E9		G4-6-3		BB		4	2	1	0	0	0	2									
Ryan Klesko, L OBP: 0.306, SLG: 0.250				BB	1B	SF9		BB		3	1	0	0	1	2	3									
Mike Dam, L OBP: 0.541, SLG: 0.452	F9			SF9	BB	1B		BB		4	2	3	1	0	0	0									
Ben Davis, S OBP: 0.450, SLG: 0.533		L3		1B		BB		SF7		2	1	1	2	1	0	0									
Chris Gomez, R OBP: 0.250, SLG: 0.238				SF9		G3		L6		3	0	1	1	0	0	4									
Adam Eaton, R OBP: 0.400, SLG: 0.250	(1, 1)									2	0	1	1	0	0	1									
Alan Embree, R OBP: 0.333, SLG: 0.400	(5, PH)									0	0	0	0	0	0	0									
Tom Davey, R ERA	(7, 1)									0	0	0	0	0	0	0									
Kevin Walker, L ERA: 6.75	(8, 1)									0	0	0	0	0	0	0									
Dave Magadan, S OBP: 0.333, SLG: 0.333	(8, PH)									1	0	0	0	0	1	0									
Rodney Myers, R ERA: 2.7	(9, 1)									0	0	0	0	0	0	0									
Inning Stats	R: 0 E: 0 K: 0 S: 9	H: 1 LOB: 1 BB: 0 P: 13	R: 0 E: 0 K: 1 S: 7	H: 0 LOB: 0 BB: 0 P: 14	R: 0 E: 0 K: 1 S: 11	H: 2 LOB: 2 BB: 0 P: 16	R: 3 E: 1 K: 1 S: 18	H: 2 LOB: 2 BB: 2 P: 33	R: 0 E: 0 K: 0 S: 8	H: 0 LOB: 0 BB: 1 P: 16	R: 2 E: 0 K: 0 S: 17	H: 3 LOB: 1 BB: 0 P: 28	R: 3 E: 0 K: 1 S: 15	H: 3 LOB: 2 BB: 1 P: 25	R: 0 E: 0 K: 2 S: 14	H: 0 LOB: 1 BB: 1 P: 26	1B: 8 2B: 3 3B: 0 HR: 0	SF: 3 SAC: 0 DP: 1 HBP: 0	WP: 0 PB: 0 SB: 0 CS: 0	PA: 39					
PITCHER	IP	WLS	BF	H	R	ER	SO	BB	IBB	HBP	BLK	WP	HR	S	P	ERA	WHIP								
Livan Hernandez, R ERA: 7.56	(1, 1)	6.0	L	28	8	5	4	3	3	0	0	0	0	7	20	6.00	1.833								
Alan Embree, L ERA: 17.18	(7, 1)	0.1		5	3	3	3	1	1	0	0	0	0	12	20	81.00	12.000								
Felix Rodriguez, R ERA: 2.08	(7, 1)	1.2		6	0	0	0	2	1	0	0	0	0	17	31	0.00	0.600								



Batter	1	2	3	4	5	6	7	8	9	AB	R	H	RBI	BB	SO	LOB	TOP				
Marvin Benard, L (1, 8) OBP: 0.195, SLG: 0.179	F7	G3		1B		P3		BB SF8 BB		4	1	1	1	1	0	1					
Ramon Martinez, R (1, 6) OBP: 0.583, SLG: 0.444	HR		1B	1B	1B	2B	1B	BB	1B	4	2	4	0	1	0	0					
Barry Bonds, L (1, 7) OBP: 0.268, SLG: 0.486	HR		F7	SF7				BB	BB	3	1	2	3	1	0	1					
Jeff Kent, R (1, 4) OBP: 0.286, SLG: 0.622	G5-3		2B	P3		F8		SF8		4	1	1	1	0	0	3					
J.T. Snow, L (1, 3) OBP: 0.463, SLG: 0.441	BB		P6	F7			G4-3	K		4	0	0	0	1	1	6					
Armando Rios, L (1, 9) OBP: 0.429, SLG: 0.667	K		2B		G1-3		S	CS	BB	4	0	2	2	1	1	1					
Russ Davis, R (1, 5) OBP: 0.200, SLG: 0.393		G6-3	G6-3			F9		F7		4	0	0	0	0	1	2	AB 34				
Tim Worrell, R (7, 1)										0	0	0	0	0	0	0	R 7				
Shawon Dunston, R (9, PH) OBP: 0.429, SLG: 0.429										1	0	0	0	0	0	0	H 12				
Robb Nen, R (9, 1)										0	0	0	0	0	0	0	RBI 7				
Benito Santiago, R (1, 2) OBP: 0.471, SLG: 0.867		SH1-3	BB	1B	1B	3B		K		4	1	2	0	1	2	2	BB 7				
Kirk Rueter, L (1, 1)		SH1-3		1B	1B					1	1	0	0	1	0	1	SO 5				
Pedro Feliz, R (7, 5) OBP: 0.273, SLG: 0.400				SF7	BB			F9		1	0	0	0	0	0	0	LOB 18				
Inning Stats	R: 2 E: 0 K: 1 S: 16	H: 1 LOB: 1 BB: 2 P: 28	R: 0 E: 0 K: 0 S: 8	H: 0 LOB: 1 BB: 1 P: 16	R: 2 E: 0 K: 0 S: 16	H: 3 LOB: 1 BB: 0 P: 24	R: 2 E: 0 K: 0 S: 13	H: 3 LOB: 2 BB: 1 P: 25	R: 0 E: 0 K: 0 S: 7	H: 2 LOB: 1 BB: 0 P: 11	R: 0 E: 0 K: 2 S: 15	H: 1 LOB: 1 BB: 0 P: 22	R: 1 E: 0 K: 1 S: 13	H: 1 LOB: 2 BB: 1 P: 25	R: 0 E: 0 K: 1 S: 7	H: 0 LOB: 0 BB: 1 P: 13	1B: 8 2B: 2 3B: 1 HR: 1	SF: 2 SAC: 1 DP: 0 HBP: 0	WP: 0 PB: 0 CS: 1	PA: 44	
PITCHER	IP WLS BF H R ER SO	IP WLS BF H R ER SO	IP WLS BF H R ER SO	IP WLS BF H R ER SO	IP WLS BF H R ER SO	IP WLS BF H R ER SO	IP WLS BF H R ER SO	IP WLS BF H R ER SO	IP WLS BF H R ER SO	IP WLS BF H R ER SO	IP WLS BF H R ER SO	IP WLS BF H R ER SO	IP WLS BF H R ER SO	IP WLS BF H R ER SO	IP WLS BF H R ER SO	IP WLS BF H R ER SO	ERA WHIP	ERA WHIP			
Jamey Wright, R (1, 1) ERA: 4.24	3.0	L	20	7	6	6	1	4	0	0	0	0	0	0	0	0	0	18.00	3.667		
Mike DeJean, R (4, 1) ERA: 5.4	1.0		3	0	0	0	0	0	0	0	0	0	0	0	0	0	0	0.00	0.000		
Will Cunnane, R (5, 1) ERA: 2.57	2.0		8	3	0	0	0	0	0	0	0	0	0	0	0	0	0	0.00	1.500		
Ray King, L (7, 1) ERA: 6.35	1.0		4	1	0	0	2	0	0	0	0	0	0	0	0	0	0	0.00	1.000		
David Weathers, R (8, 1) ERA: 1.23	1.0		6	1	1	1	1	2	0	0	0	0	0	0	0	0	0	9.00	3.000		

San Francisco Giants @ Milwaukee Brewers
Miller Park, Milwaukee, WI
Fri Apr 13 2001, 7:05 PM CDT
Att: 34,998 - Dome - 72 F

AB	34
R	7
H	12
RBI	7
BB	7
SO	5
LOB	18



Batter	1	2	3	4	5	6	7	8	9	AB	R	H	RBI	BB	SO	LOB	BOTTOM				
Tony Fernandez, S (1, 5) OBP: 0.281, SLG: 0.233	F9	F9			P4			G4-3		4	0	0	0	0	0	1					
Ronnie Belliard, R (1, 4) OBP: 0.333, SLG: 0.308	HR		G5-3		F3			P4		4	1	1	0	0	0	0					
Jeffrey Hammonds, R (1, 8) OBP: 0.350, SLG: 0.371	K		G1-6-3	BB	G6-3			K		3	0	0	0	1	2	1					
Richie Sexson, R (1, 3) OBP: 0.340, SLG: 0.410	HR	BB	G1-6-3			F9		G5-3		3	1	0	0	1	0	1					
Jeromy Burnitz, L (1, 9) OBP: 0.444, SLG: 0.667	HR			G1-3	BB	K		K		3	1	1	3	1	2	0					
José Hernández, R (1, 6) OBP: 0.372, SLG: 0.675	K			G1-3		K		K		4	0	0	0	0	2	1					
Geoff Jenkins, L (1, 7) OBP: 0.277, SLG: 0.350			F9		BB			P5		2	0	0	0	1	0	0					
Henry Blanco, R (1, 2) OBP: 0.300, SLG: 0.240				K				K		3	0	1	0	0	2	2					
Jamey Wright, R (1, 1) OBP: 0.286, SLG: 0.167										1	0	0	0	0	0	1	AB 29				
Mike Dickson, R (4, 1)										0	0	0	0	0	0	0	R 3				
Angel Echevarria, R (4, PH)										1	0	0	0	0	0	2	H 3				
Will Cunnane, R (5, 1)										0	0	0	0	0	0	0	RBI 3				
Ray King, L (7, 1)										0	0	0	0	0	0	0	BB 4				
Luis Lopez, S (7, PH) OBP: 0.529, SLG: 0.833										1	0	0	0	0	0	0	SO 8				
David Weathers, R (8, 1)										0	0	0	0	0	0	0	LOB 9				
Mark Leiter, R (9, 1)										0	0	0	0	0	0	0					
Inning Stats	R: 3 E: 0 K: 2 S: 17	H: 2 LOB: 0 BB: 1 P: 30	R: 0 E: 0 K: 0 S: 13	H: 1 LOB: 1 BB: 0 P: 20	R: 0 E: 0 K: 0 S: 6	H: 0 LOB: 0 BB: 1 P: 12	R: 0 E: 0 K: 1 S: 8	H: 0 LOB: 2 BB: 2 P: 21	R: 0 E: 0 K: 0 S: 6	H: 0 LOB: 0 BB: 0 P: 10	R: 0 E: 0 K: 2 S: 8	H: 0 LOB: 0 BB: 0 P: 12	R: 0 E: 0 K: 1 S: 10	H: 0 LOB: 0 BB: 0 P: 12	R: 0 E: 0 K: 1 S: 10	H: 0 LOB: 0 BB: 0 P: 12	1B: 2 2B: 0 3B: 0 HR: 1	SF: 0 SAC: 0 DP: 1 HBP: 0	WP: 0 PB: 0 CS: 0	PA: 33	
PITCHER	IP WLS BF H R ER SO	IP WLS BF H R ER SO	IP WLS BF H R ER SO	IP WLS BF H R ER SO	IP WLS BF H R ER SO	IP WLS BF H R ER SO	IP WLS BF H R ER SO	IP WLS BF H R ER SO	IP WLS BF H R ER SO	IP WLS BF H R ER SO	IP WLS BF H R ER SO	IP WLS BF H R ER SO	IP WLS BF H R ER SO	IP WLS BF H R ER SO	IP WLS BF H R ER SO	IP WLS BF H R ER SO	ERA WHIP	ERA WHIP			
Kirk Rueter, L (1, 1) ERA: 5.51	6.0	W	24	3	3	3	5	4	0	0	0	0	0	0	0	0	0	4.50	1.167		
Tim Worrell, R (7, 1)	2.0	H	6	0	0	0	2	0	0	0	0	0	0	0	0	0	0	0.00	0.000		
Robb Nen, R (9, 1) ERA: 1.8	1.0		3	0	0	0	1	0	0	0	0	0	0	0	0	0	0	0.00	0.000		

San Francisco Giants @ Milwaukee Brewers
Miller Park, Milwaukee, WI
Fri Apr 13 2001, 7:05 PM CDT
Att: 34,998 - Dome - 72 F

AB	29
R	3
H	3
RBI	3
BB	4
SO	8
LOB	9



Batter	1	2	3	4	5	6	7	8	9	AB	R	H	RBI	BB	SO	LOB	TOP					
Marvin Benard, L (1,8) OBP: 0.196, SLG: 0.163	G1-3	G4-6-3 BB			FC9-6 1B			G4-3		4	1	0	0	1	0	4	San Francisco Giants @ Milwaukee Brewers Miller Park, Milwaukee, WI Sat Apr 14 2001, 6:05 PM CDT Att: 42,080 - Dome - 72 F livebaseballscorecards.com					
Rich Aurilia, R (1,6) OBP: 0.475, SLG: 0.583	2B 1B	G4-6-3			1-0 HR 1B	4-2 BB		3-1 BB 1B		4	2	3	0	1	0	2						
Barry Bonds, L (1,7) OBP: 0.304, SLG: 0.590	1B 2B		G4-3		2-0 HR	3-3 BB		4-2 BB		4	1	2	3	1	1	1						
Jeff Kent, R (1,4) OBP: 0.277, SLG: 0.595	K		G6-3		0-1 E 2B	0-3 K		2-3 K		5	1	1	0	0	3	5						
J.T. Snow, L (1,3) Aaron Fultz, L (6,1) Felipe Crespo, S (8,PH) Felix Rodriguez, R (8,1)	1B IBB		F5		4-0 G3 E WP BB	0-3 K		3-3 K		2	1	0	0	2	1	1						
Eric Davis, R (1,9) OBP: 0.231, SLG: 0.091	1B FC6-4		P4		1-1 E4 WP G3		0-1 F9		1-3 K	5	0	1	1	0	1	1						
Pedro Feliz, R (1,5) OBP: 0.250, SLG: 0.286	FC6-4		F9		1-0 F9	0-1 G3		2-1 HBP		4	0	0	0	0	0	5						
Bobby Estalella, R (1,2) Alan Embree, L (4,1) Armando Rios, L (5,PH) Tim Worrell, R (5,1) Ramon Martinez, R (6,4) Mark Gardner, R (1,1) Benito Santiago, R (4,2) OBP: 0.500, SLG: 0.824		SH1-4 1B			0-1 F9	4-0 WP IBB		2-3 K		2	0	1	0	0	0	0						
								2-2 G5-3		0	0	0	0	0	0	0						
										2	0	1	0	1	0	1						
Inning Stats	R: 1 E: 0 K: 1 S: 16	H: 3 LOB: 3 BB: 1 P: 23	R: 0 E: 0 K: 0 S: 7	H: 1 LOB: 1 BB: 1 P: 15	R: 0 E: 0 K: 0 S: 5	H: 0 LOB: 0 BB: 0 P: 8	R: 0 E: 0 K: 0 S: 5	H: 0 LOB: 0 BB: 0 P: 7	R: 5 E: 1 K: 0 S: 14	H: 4 LOB: 3 BB: 3 P: 34	R: 0 E: 0 K: 3 S: 15	H: 0 LOB: 1 BB: 0 P: 22	R: 0 E: 0 K: 1 S: 9	H: 0 LOB: 1 BB: 0 P: 15	R: 0 E: 0 K: 2 S: 12	H: 1 LOB: 2 BB: 1 P: 24	R: 0 E: 0 K: 1 S: 7	H: 0 LOB: 0 BB: 0 P: 11	1B: 6 2B: 2 3B: 0 HR: 1	SF: 0 SAC: 1 DP: 1 HBP: 1	WP: 1 PB: 0 CS: 0	PA: 44
PITCHER	IP WLS BF H R ER SO BB IBB HBP BLK WP HR S P ERA WHIP	IP WLS BF H R ER SO BB IBB HBP BLK WP HR S P ERA WHIP	IP WLS BF H R ER SO BB IBB HBP BLK WP HR S P ERA WHIP	IP WLS BF H R ER SO BB IBB HBP BLK WP HR S P ERA WHIP	IP WLS BF H R ER SO BB IBB HBP BLK WP HR S P ERA WHIP	IP WLS BF H R ER SO BB IBB HBP BLK WP HR S P ERA WHIP	IP WLS BF H R ER SO BB IBB HBP BLK WP HR S P ERA WHIP	IP WLS BF H R ER SO BB IBB HBP BLK WP HR S P ERA WHIP	IP WLS BF H R ER SO BB IBB HBP BLK WP HR S P ERA WHIP	IP WLS BF H R ER SO BB IBB HBP BLK WP HR S P ERA WHIP	IP WLS BF H R ER SO BB IBB HBP BLK WP HR S P ERA WHIP	IP WLS BF H R ER SO BB IBB HBP BLK WP HR S P ERA WHIP	IP WLS BF H R ER SO BB IBB HBP BLK WP HR S P ERA WHIP	IP WLS BF H R ER SO BB IBB HBP BLK WP HR S P ERA WHIP	IP WLS BF H R ER SO BB IBB HBP BLK WP HR S P ERA WHIP	IP WLS BF H R ER SO BB IBB HBP BLK WP HR S P ERA WHIP						
Jimmy Haynes, R (1,1) ERA: 9.64	4.2	26	8	6	4	1	2	2	0	0	0	0	1	45	81	7.71	2.143					
Mike DeJean, R (5,1) ERA: 3.95	1.1	6	0	0	0	3	2	0	0	0	1	0	17	28	0.00	1.500						
Chad Fox, R (7,1) ERA: 3.95	1.2	8	1	0	0	2	1	0	1	0	0	0	18	33	0.00	1.200						
Ray King, L (8,1) ERA: 6.0	0.1	1	0	0	0	1	0	0	0	0	0	0	3	6	0.00	0.000						
Curt Leskanic, R (9,1) ERA: 8.53	1.0	3	0	0	0	1	0	0	0	0	0	0	7	11	0.00	0.000						

Batter	1	2	3	4	5	6	7	8	9	AB	R	H	RBI	BB	SO	LOB	BOTTOM			
Ronnie Belliard, R (1,4) OBP: 0.367, SLG: 0.465	F9		1B 1B	HR		SH2-4		1-2 HR		4	3	3	1	0	0	0	San Francisco Giants @ Milwaukee Brewers Miller Park, Milwaukee, WI Sat Apr 14 2001, 6:05 PM CDT Att: 42,080 - Dome - 72 F livebaseballscorecards.com			
Tyler Houston, L (1,5) OBP: 0.320, SLG: 0.542	F7		1B HR 1B	WP 1B BB		K		1-1 HR 3B		4	2	2	2	1	1	1				
Geoff Jenkins, L (1,7) OBP: 0.308, SLG: 0.444	K		HR 1B	WP 1B		HR		3-H F5		5	2	3	3	0	1	0				
Richie Sexson, R (1,3) OBP: 0.373, SLG: 0.500		3B 1B	HR 1B	1-2 IBB		G6-3				3	2	2	3	1	0	0				
Jeromy Burnitz, L (1,9) OBP: 0.449, SLG: 0.775		1-H 3B	HR	K				G4-3		4	1	2	2	0	1	3				
Jeffrey Hammonds, R (1,8) OBP: 0.341, SLG: 0.359	K		F8			G1-3		G6-4-3 1B		4	0	1	0	0	1	1				
José Hernández, R (1,6) OBP: 0.340, SLG: 0.614	K		G1-3			K		G6-4-3		4	0	0	0	0	2	2				
Raul Casanova, S (1,2) OBP: 0.200, SLG: 0.154 Henry Blanco, R (5,PH) OBP: 0.291, SLG: 0.222	F7		F7			F9		K		2	0	0	0	0	0	1				
Jimmy Haynes, R (1,1) Mike Jackson, R (5,1) Tony Fernandez, S (6,PH) Chad Fox, R (7,1) Ray King, L (8,1) Angel Echevarria, R (8,PH) Curt Leskanic, R (9,1)			G4-3			G5-3		SH2-4 HR 1B		2	0	0	0	0	0	0				
										2	0	0	0	0	0	1				
										2	0	0	0	0	1	0				
Inning Stats	R: 0 E: 0 K: 1 S: 9	H: 0 LOB: 0 BB: 0 P: 11	R: 1 E: 0 K: 2 S: 13	H: 2 LOB: 1 BB: 0 P: 20	R: 5 E: 0 K: 0 S: 18	H: 5 LOB: 0 BB: 0 P: 23	R: 1 E: 0 K: 1 S: 19	H: 2 LOB: 3 BB: 2 P: 33	R: 0 E: 0 K: 1 S: 6	H: 0 LOB: 0 BB: 0 P: 8	R: 2 E: 0 K: 1 S: 14	H: 2 LOB: 0 BB: 0 P: 23	R: 0 E: 0 K: 0 S: 8	H: 1 LOB: 0 BB: 0 P: 12	R: 2 E: 0 K: 2 S: 13	H: 2 LOB: 0 BB: 0 P: 20	1B: 7 2B: 0 3B: 2 HR: 5	SF: 0 SAC: 1 DP: 1 HBP: 0	WP: 1 PB: 0 CS: 0	PA: 39
PITCHER	IP WLS BF H R ER SO BB IBB HBP BLK WP HR S P ERA WHIP	IP WLS BF H R ER SO BB IBB HBP BLK WP HR S P ERA WHIP	IP WLS BF H R ER SO BB IBB HBP BLK WP HR S P ERA WHIP	IP WLS BF H R ER SO BB IBB HBP BLK WP HR S P ERA WHIP	IP WLS BF H R ER SO BB IBB HBP BLK WP HR S P ERA WHIP	IP WLS BF H R ER SO BB IBB HBP BLK WP HR S P ERA WHIP	IP WLS BF H R ER SO BB IBB HBP BLK WP HR S P ERA WHIP	IP WLS BF H R ER SO BB IBB HBP BLK WP HR S P ERA WHIP	IP WLS BF H R ER SO BB IBB HBP BLK WP HR S P ERA WHIP	IP WLS BF H R ER SO BB IBB HBP BLK WP HR S P ERA WHIP	IP WLS BF H R ER SO BB IBB HBP BLK WP HR S P ERA WHIP	IP WLS BF H R ER SO BB IBB HBP BLK WP HR S P ERA WHIP	IP WLS BF H R ER SO BB IBB HBP BLK WP HR S P ERA WHIP	IP WLS BF H R ER SO BB IBB HBP BLK WP HR S P ERA WHIP	IP WLS BF H R ER SO BB IBB HBP BLK WP HR S P ERA WHIP	IP WLS BF H R ER SO BB IBB HBP BLK WP HR S P ERA WHIP				
Mark Gardner, R (1,1) ERA: 10.38	3.2	20	8	7	7	3	1	0	0	0	1	0	9	14	0.00	3.000				
Alan Embree, L (4,1) ERA: 15.75	0.1	3	1	0	0	1	0	1	0	0	1	0	9	14	0.00	3.000				
Tim Worrell, R (5,1) ERA: 1.04	1.1	5	1	1	1	1	0	0	0	0	0	0	11	17	6.75	0.750				
Aaron Fultz, L (6,1) ERA: 3.38	1.2	6	2	1	1	1	0	0	0	0	0	1	17	26	5.40	1.200				
Felix Rodriguez, R (8,1) ERA: 5.09	1.0	5	2	2	2	2	0	0	1	13	20	18.00	2.000							

Batter	1	2	3	4	5	6	7	8	9	AB	R	H	RBI	BB	SO	LOB	TOP			
Shawon Dunston, R OBP: 0.273, SLG: 0.273	1-2 F7		1-1 F8			3-2 P4		2-2 P6		4	0	0	0	0	0	1				
Rich Aurilia, R OBP: 0.455, SLG: 0.625 Robb Nen, R (8, 1)	0-1 F9		3-3 K			0-1 HR		0-2 F9		4	1	1	1	0	1	1				
Barry Bonds, L OBP: 0.320, SLG: 0.643	3-1 F8			4-2 G3-6-1 BB		2-2 F8		1-1 HR		3	1	1	1	1	0	0				
Jeff Kent, R OBP: 0.275, SLG: 0.565		3-2 F8		1-3 K			0-0 CS 1B	0-2 G6-3		4	0	1	0	0	1	1				
J.T. Snow, L OBP: 0.449, SLG: 0.475		2-2 HR		2-2 G3-6-1		3-1 F7			0-3 K	4	1	1	1	0	1	2				
Armando Rios, L OBP: 0.425, SLG: 0.611		0-1 G4-3			3-2 G3-1	4-0 1B 1-2 BB		1-0 G4-3		3	0	0	0	1	0	0				
Russ Davis, R OBP: 0.235, SLG: 0.500		1-2 G6-3			2-0 F9	0-1 1B 1-3 1B		1-1 HR		4	1	2	1	0	0	0				
Bobby Estalella, R OBP: 0.379, SLG: 0.480			0-0 F8 SH1-4 1B		1-1 G5-3	4-0 1-2 1B		1-1 G5-3		3	0	1	0	1	0	0				
Russ Ortiz, R OBP: 0.167, SLG: 0.167 Aaron Fultz, L (7, 1) Ramon Martinez, R OBP: 0.500, SLG: 0.364			1-2 SH1-4			1-3 K	2-3 K			2	0	0	0	0	2	3				
Inning Stats	R: 0 E: 0 K: 0 S: 8	H: 0 LOB: 0 BB: 0 P: 12	R: 1 E: 0 K: 0 S: 12	H: 1 LOB: 0 BB: 0 P: 18	R: 0 E: 0 K: 1 S: 9	H: 1 LOB: 1 BB: 0 P: 14	R: 0 E: 0 K: 1 S: 8	H: 0 LOB: 0 BB: 1 P: 15	R: 0 E: 0 K: 0 S: 9	H: 2 LOB: 2 BB: 2 P: 21	R: 1 E: 0 K: 1 S: 12	H: 1 LOB: 0 BB: 0 P: 15	R: 1 E: 0 K: 1 S: 9	H: 1 LOB: 0 BB: 0 P: 12	1B: 3 2B: 0 3B: 0 HR: 4	SF: 0 SAC: 1 DP: 1 HBP: 0	WP: 0 PA: 35 PB: 0 SB: 0 CS: 1			
PITCHER	IP WLS BF H R ER SO BB IBB HBP BLK WP HR S P ERA WHIP																			
Paul Rigdon, R ERA: 3.15	(1, 1)	7.0	W	27	5	2	2	4	2	1	0	0	0	0	0	0	2.57	1.000		
David Weathers, R ERA: 2.25	(8, 1)	0.2	H	3	1	1	1	0	0	0	0	0	0	0	0	1	9	12	13.50	1.500
Curt Leskanic, R ERA: 8.22	(8, 1)	1.1	S	5	1	1	1	1	0	0	0	0	0	0	0	1	12	15	6.75	0.750

San Francisco Giants @ Milwaukee Brewers
Miller Park, Milwaukee, WI
Sun Apr 15 2001, 1:05 PM CDT
Att: 25,981 - Dome - 72 F

livebaseballscores.com

AB 31
R 4
H 7
RBI 4
BB 3
SO 5
LOB 8

GIANTS

Batter	1	2	3	4	5	6	7	8	9	AB	R	H	RBI	BB	SO	LOB	BOTTOM		
Ronnie Belliard, R OBP: 0.358, SLG: 0.447	2-1 G6-3		2-2 P6			2-1 L7		3-2 1B SH1-4 1B		4	1	1	0	0	0	0			
Luis Lopez, S OBP: 0.500, SLG: 0.750	3-2 G4-3			0-2 G6-3 1B		4-0 1B BB		1-0 SH1-4		2	1	1	0	1	0	0			
Geoff Jenkins, L OBP: 0.304, SLG: 0.429	2-0 G4-3			0-3 K		1-3 K		0-1 S E		4	1	1	0	0	2	2			
Richie Sexson, R OBP: 0.364, SLG: 0.478		2-3 K		3-2 G6-3		1-2 HR 1B		1-3 K		4	1	1	0	0	2	3			
Jeremy Burnitz, L OBP: 0.472, SLG: 0.762		4-2 BB			1-1 L6	3-1 HR 1B		4-0 E IBB		2	2	1	1	2	0	0			
Jeffrey Hammonds, R OBP: 0.333, SLG: 0.419		0-0 F8			0-0 G4-3	1-1 HR		3-2 E7		4	1	1	3	0	0	1			
Tyler Houston, L OBP: 0.310, SLG: 0.481		2-0 G4-3			1-0 G1	0-0 B2-3		4-0 IBB		3	0	0	0	1	0	1			
Henry Blanco, R OBP: 0.278, SLG: 0.200			2-3 K			2-3 K		0-1 G1-3		3	0	0	0	1	2	2			
Paul Rigdon, R Angel Echevarria, R (7, PH) David Weathers, R Curt Leskanic, R			1-3 K			1-2 G6-3	2-1 F8			2	0	0	0	0	1	0			
Inning Stats	R: 0 E: 0 K: 0 S: 6	H: 0 LOB: 0 BB: 0 P: 13	R: 0 E: 0 K: 1 S: 11	H: 0 LOB: 1 BB: 1 P: 19	R: 0 E: 0 K: 2 S: 9	H: 0 LOB: 0 BB: 0 P: 14	R: 0 E: 0 K: 1 S: 11	H: 1 LOB: 0 BB: 0 P: 14	R: 0 E: 0 K: 0 S: 4	H: 0 LOB: 0 BB: 0 P: 6	R: 0 E: 0 K: 1 S: 8	H: 0 LOB: 0 BB: 0 P: 13	R: 4 E: 0 K: 1 S: 14	H: 3 LOB: 1 BB: 2 P: 30	R: 3 E: 1 K: 1 S: 15	H: 2 LOB: 2 BB: 2 P: 31	1B: 5 2B: 0 3B: 0 HR: 1	SF: 0 SAC: 1 DP: 1 HBP: 0	WP: 0 PA: 35 PB: 0 SB: 1 CS: 0
PITCHER	IP WLS BF H R ER SO BB IBB HBP BLK WP HR S P ERA WHIP																		
Russ Ortiz, R ERA: 3.38	(1, 1)	6.1	L	24	4	4	4	6	2	0	0	0	0	0	0	0	5.68	0.947	
Aaron Fultz, L ERA: 3.0	(7, 1)	1.0		6	2	2	0	0	1	0	0	0	0	0	0	0	0.00	3.000	
Robb Nen, R ERA: 1.59	(8, 1)	0.2		5	0	1	0	1	0	2	0	0	0	0	0	0	0.00	0.000	

San Francisco Giants @ Milwaukee Brewers
Miller Park, Milwaukee, WI
Sun Apr 15 2001, 1:05 PM CDT
Att: 25,981 - Dome - 72 F

livebaseballscores.com

AB 29
R 7
H 6
RBI 4
BB 5
SO 7
LOB 10

Brewers

Batter	1	2	3	4	5	6	7	8	9	AB	R	H	RBI	BB	SO	LOB	TOP										
Devon White, S OBP: 0.500, SLG: 0.467	F3		1B BLK	BB		G4-3		BB		4	1	2	1	1	0	1	Milwaukee Brewers @ San Francisco Giants PacBell Park, San Francisco, CA Sun Apr 22 2001, 4:05 PM EDT Att: 41,059 - Sunny - 60 F										
Ronnie Belliard, R OBP: 0.329, SLG: 0.418	K		L3	K			L5	BB	1B	4	0	0	0	1	2	4											
Jeffrey Hammonds, R OBP: 0.349, SLG: 0.383	K		BLK	1B		F3	BB	BB	F3	4	0	1	0	1	1	3											
Richie Sexson, R OBP: 0.325, SLG: 0.388		E4 2B	F8			F7			G3-6 1B	5	1	2	0	0	1	2											
Jeremy Burnitz, L OBP: 0.446, SLG: 0.695		G6-4-3 2H		BB	G5-3 BB	G4-3		BB	G3-6	3	1	1	1	2	0	1											
José Hernández, R OBP: 0.333, SLG: 0.645										3	0	0	0	1	1	3											
Mike DeJean, R										0	0	0	0	0	0	0											
Tony Fernandez, S OBP: 0.298, SLG: 0.242										1	0	0	0	0	0	0											
Luis Lopez, S OBP: 0.333, SLG: 0.462	G6-4-3					E8 1B		K		4	1	0	0	0	2	3											
Henry Blanco, R OBP: 0.320, SLG: 0.326	G6-3			BB	BB	P4		BB	1B	3	0	1	0	1	0	2											
Jeff D'Amico, R OBP: 0.222, SLG: 0.375			P3							1	0	0	0	1	0	0											
Will Cunnane, R										0	0	0	0	0	0	0											
Geoff Jenkins, L OBP: 0.324, SLG: 0.446										1	0	1	1	0	0	0											
Mark Leiter, R										0	0	0	0	0	0	0											
Tyler Houston, L OBP: 0.333, SLG: 0.422										1	0	0	0	0	1	1											
Inning Stats	R: 0 E: 0 K: 2 S: 11	H: 0 LOB: 0 BB: 0 P: 17	R: 1 E: 1 K: 0 S: 11	H: 2 LOB: 1 BB: 1 P: 18	R: 1 E: 0 K: 0 S: 12	H: 2 LOB: 1 BB: 0 P: 15	R: 1 E: 0 K: 2 S: 16	H: 0 LOB: 3 BB: 4 P: 37	R: 0 E: 0 K: 0 S: 3	H: 0 LOB: 0 BB: 0 P: 5	R: 1 E: 1 K: 0 S: 13	H: 1 LOB: 1 BB: 0 P: 18	R: 0 E: 0 K: 2 S: 17	H: 0 LOB: 2 BB: 2 P: 30	R: 0 E: 0 K: 2 S: 23	H: 2 LOB: 3 BB: 1 P: 31	R: 0 E: 0 K: 0 S: 3	H: 1 LOB: 0 BB: 0 P: 4	1B: 6 2B: 2 3B: 0 HR: 0	SF: 0 SAC: 0 DP: 2 HBP: 0	WP: 0 PB: 0 CS: 0	PA: 42					
PITCHER	IP	WLS	BF	H	R	ER	SO	BB	IBB	HBP	BLK	WP	HR	S	P	ERA	WHIP										
Shawn Estes, L ERA: 5.57	5.0	W	23	4	3	3	4	4	1	0	1	0	0	53	92	5.40	1.600										
Tim Worrell, R ERA: 1.29	1.1	H	7	1	1	0	0	1	0	0	0	0	0	22	32	0.00	1.500										
Felix Rodriguez, R ERA: 3.12	1.1	H	8	2	0	0	4	2	0	0	0	0	0	27	42	0.00	3.000										
Robb Nen, R ERA: 0.9	1.1	S	4	1	0	0	0	0	0	0	0	0	0	7	9	0.00	0.750										

Batter	1	2	3	4	5	6	7	8	9	AB	R	H	RBI	BB	SO	LOB	BOTTOM										
Marvin Benard, L OBP: 0.194, SLG: 0.161	F7		F8			P5		G1-3		4	1	0	0	1	0	2	Milwaukee Brewers @ San Francisco Giants PacBell Park, San Francisco, CA Sun Apr 22 2001, 4:05 PM EDT Att: 41,059 - Sunny - 60 F										
Rich Aurilia, R OBP: 0.409, SLG: 0.607	2B		P5				F7	F9		4	1	1	0	1	0	1											
Barry Bonds, L OBP: 0.329, SLG: 0.678	IBB									2	0	0	0	2	0	0											
Felipe Crespo, S OBP: 0.214, SLG: 0.154	F8									2	0	0	1	0	0	2											
Tim Worrell, R OBP: 0.250, SLG: 0.455							1B	2B		0	0	0	0	0	0	0											
Jeff Kent, R										1	1	1	0	0	0	0											
J.T. Snow, L OBP: 0.423, SLG: 0.375	K									2	0	0	1	2	1	2											
Russ Davis, R OBP: 0.275, SLG: 0.447		F8								4	0	1	1	0	0	3											
Robb Nen, R										0	0	0	0	0	0	0											
Armando Rios, L OBP: 0.367, SLG: 0.463										4	1	2	0	0	0	2											
Benito Santiago, R OBP: 0.429, SLG: 0.613		F9								4	1	2	0	0	1	0											
Shawn Estes, R										1	0	0	0	0	0	0											
Eric Davis, R OBP: 0.286, SLG: 0.444										1	1	1	3	0	0	0											
Ramon Martinez, R OBP: 0.450, SLG: 0.313										0	0	0	0	1	0	0											
Felix Rodriguez, R										0	0	0	0	0	0	0											
Pedro Feliz, R OBP: 0.238, SLG: 0.263										1	0	0	0	0	0	1											
Inning Stats	R: 0 E: 0 K: 1 S: 10	H: 1 LOB: 2 BB: 1 P: 18	R: 0 E: 0 K: 0 S: 4	H: 1 LOB: 0 BB: 0 P: 6	R: 0 E: 0 K: 0 S: 6	H: 0 LOB: 0 BB: 0 P: 10	R: 0 E: 0 K: 0 S: 6	H: 0 LOB: 0 BB: 0 P: 8	R: 5 E: 0 K: 0 S: 14	H: 3 LOB: 2 BB: 4 P: 35	R: 0 E: 0 K: 1 S: 7	H: 0 LOB: 1 BB: 1 P: 15	R: 1 E: 0 K: 0 S: 14	H: 2 LOB: 2 BB: 1 P: 27	R: 0 E: 0 K: 0 S: 12	H: 1 LOB: 1 BB: 0 P: 15	1B: 5 2B: 2 3B: 0 HR: 1	SF: 0 SAC: 0 DP: 1 HBP: 1	WP: 0 PB: 0 CS: 0	PA: 38							
PITCHER	IP	WLS	BF	H	R	ER	SO	BB	IBB	HBP	BLK	WP	HR	S	P	ERA	WHIP										
Jeff D'Amico, R ERA: 4.76	4.1	L	20	5	5	5	1	2	1	0	0	0	0	37	65	10.38	1.615										
Will Cunnane, R ERA: 3.12	0.2		4	0	0	0	0	2	0	1	0	0	0	3	12	0.00	3.000										
Mark Leiter, R ERA: 6.35	1.2		9	2	1	1	1	1	1	0	0	0	0	16	34	5.40	1.800										
Mike DeJean, R ERA: 4.26	1.1		5	1	0	0	0	0	0	0	0	0	0	17	23	0.00	0.750										

AB	34
R	4
H	8
RBI	3
BB	8
SO	8
LOB	20

AB	30
R	6
H	8
RBI	6
BB	7
SO	2
LOB	13



Batter	1	2	3	4	5	6	7	8	9	AB	R	H	RBI	BB	SO	LOB	TOP								
Barry Larkin, R OBP: 0.476, SLG: 0.507	F8		1-2 1B			K	1B BB	G3-6-3 BB		3	1	1	0	2	1	0	Cincinnati Reds @ San Francisco Giants PacBell Park, San Francisco, CA Thu Apr 26 2001, 3:35 PM EDT Att: 41,059 - Overcast - 60 F								
Michael Tucker, L OBP: 0.350, SLG: 0.439	G1-6-3 1B		G4-3			1B 1B	1-2 2-H 1B	G3-6-3 1-2		5	2	3	1	0	0	3									
Dmitri Young, S OBP: 0.337, SLG: 0.451	G1-6-3 1-2			G1-3		F8 1B 1-3	1-2 2-H 1B		P4	5	1	2	1	0	0	1									
Sean Casey, L OBP: 0.398, SLG: 0.564		2-2 G6-4-3 1B		G1-3		1-2 BB 1B			K	4	0	2	1	0	1	2									
John Riedling, R						1-2 3-H 1B				0	0	0	0	0	0	0									
Jason LaRue, R OBP: 0.365, SLG: 0.647						2-2				1	0	0	0	0	1	0									
Danny Graves, R										0	0	0	0	0	0	0									
Alex Ochoa, R OBP: 0.350, SLG: 0.378	G6-4-3 1-2			K		F8				4	0	1	2	1	1	3									
Aaron Boone, R OBP: 0.279, SLG: 0.363	G5-3					4-2 1-2 BB	2-3 3-H 1B		BB	4	0	0	0	1	1	2									
Juan Castro, R OBP: 0.292, SLG: 0.333			G4-3							2	0	0	0	0	0	0									
Ken Griffey Jr., L OBP: 0.333, SLG: 0.333					L8					1	0	0	0	0	1	3									
Dennys Reyes, R										0	0	0	0	0	0	0									
Ruben Rivera, R OBP: 0.372, SLG: 0.500										1	1	1	1	0	0	0									
Kelly Stinnett, R OBP: 0.386, SLG: 0.378			K							3	2	2	1	1	1	0									
Pete Harnisch, S OBP: 0.125, SLG: 0.125										2	0	1	0	0	1	1									
Pokey Reese, R OBP: 0.290, SLG: 0.354			1B							2	0	0	0	0	1	1									
Inning Stats	R: 0 E: 0 K: 0 S: 7	H: 1 LOB: 0 BB: 0 P: 11	R: 0 E: 0 K: 0 S: 9	H: 1 LOB: 0 BB: 0 P: 14	R: 0 E: 0 K: 1 S: 15	H: 2 LOB: 2 BB: 0 P: 23	R: 0 E: 0 K: 1 S: 9	H: 0 LOB: 0 BB: 0 P: 12	R: 0 E: 0 K: 1 S: 10	H: 1 LOB: 1 BB: 0 P: 13	R: 1 E: 0 K: 2 S: 21	H: 3 LOB: 3 BB: 1 P: 29	R: 4 E: 0 K: 3 S: 18	H: 3 LOB: 1 BB: 2 P: 34	R: 2 E: 0 K: 0 S: 7	H: 2 LOB: 0 BB: 1 P: 14	R: 0 E: 0 K: 1 S: 10	H: 0 LOB: 1 BB: 1 P: 18	1B: 11 2B: 9 3B: 0 HR: 2	SF: 0 SAC: 0 DP: 3 HBP: 0	WP: 0 PB: 0 SB: 3 CS: 0	PA: 42			
PITCHER	IP	WLS	BF	H	R	ER	SO	BB	IBB	HBP	BLK	WP	HR	S	P	ERA	WHIP	PITCHER							
Russ Ortiz, R ERA: 2.73	6.1		27	8	2	2	6	2	0	0	0	0	0	77	115	2.84	1.579								
Alan Embree, L ERA: 11.42	0.2	L	6	3	3	3	2	1	0	0	0	0	0	12	21	40.50	6.000								
Aaron Fultz, L ERA: 5.4	2.0		9	2	2	2	1	2	0	0	0	0	2	17	32	9.00	2.000								

Batter	1	2	3	4	5	6	7	8	9	AB	R	H	RBI	BB	SO	LOB	BOTTOM									
Marvin Benard, L OBP: 0.197, SLG: 0.183	F7	1B 2B 2B		L7		G1-3		P4		5	1	1	2	0	0	1	Cincinnati Reds @ San Francisco Giants PacBell Park, San Francisco, CA Thu Apr 26 2001, 3:35 PM EDT Att: 41,059 - Overcast - 60 F									
Rich Aurilia, R OBP: 0.450, SLG: 0.653	G6-3	2B 1B		1B		2B		HR		5	1	4	0	0	0	0										
Barry Bonds, L OBP: 0.369, SLG: 0.754	2B BB			F8		K		HR		4	1	2	3	1	1	3										
Jeff Kent, R OBP: 0.274, SLG: 0.468	2B		K							4	0	3	0	1	1	2										
J.T. Snow, L OBP: 0.398, SLG: 0.333	BB		G4-3		G3		L7		G4-3	4	0	0	0	1	0	8										
Armando Rios, L OBP: 0.333, SLG: 0.429	G4-3		F8		L7		F7		G4-3	5	0	0	0	0	0	3										
Pedro Feliz, R OBP: 0.241, SLG: 0.231		FC5-6 1B		G6-3		G4-3		F3		4	0	1	0	1	0	0										
Bobby Estellella, R OBP: 0.357, SLG: 0.459		E5		G6-3				L8		3	1	1	0	0	0	1										
Edwards Guzman, L OBP: 0.500, SLG: 0.500		FC5-6 2B								1	0	0	0	0	0	0										
Shawon Dunston, R OBP: 0.333, SLG: 0.583		1-2 2B								1	0	0	0	0	0	0										
Russ Ortiz, R OBP: 0.182, SLG: 0.182		FC5-6 2B								3	1	1	0	0	0	3										
Alan Embree, L										0	0	0	0	0	0	0										
Benito Santiago, R OBP: 0.425, SLG: 0.611		1-3 2-3 2B		1B 1B		F9		F8		1	0	0	0	0	0	0										
Inning Stats	R: 0 E: 0 K: 0 S: 16	H: 1 LOB: 3 BB: 2 P: 28	R: 3 E: 2 K: 1 S: 17	H: 4 LOB: 2 BB: 0 P: 20	R: 0 E: 0 K: 0 S: 6	H: 0 LOB: 0 BB: 0 P: 8	R: 0 E: 0 K: 0 S: 14	H: 3 LOB: 3 BB: 0 P: 22	R: 0 E: 0 K: 0 S: 7	H: 1 LOB: 1 BB: 0 P: 12	R: 0 E: 0 K: 1 S: 10	H: 1 LOB: 2 BB: 1 P: 18	R: 0 E: 0 K: 0 S: 4	H: 0 LOB: 0 BB: 1 P: 10	R: 2 E: 0 K: 0 S: 12	H: 3 LOB: 1 BB: 0 P: 20	R: 0 E: 0 K: 0 S: 5	H: 0 LOB: 0 BB: 0 P: 7	1B: 6 2B: 6 3B: 0 HR: 1	SF: 0 SAC: 0 DP: 1 HBP: 0	WP: 0 PB: 0 SB: 0 CS: 0	PA: 44				
PITCHER	IP	WLS	BF	H	R	ER	SO	BB	IBB	HBP	BLK	WP	HR	S	P	ERA	WHIP	PITCHER								
Pete Harnisch, R ERA: 6.04	5.0		27	9	3	2	1	2	0	0	0	0	0	11	23	0.00	2.250									
Dennys Reyes, L ERA: 3.0	1.1	W	7	1	0	0	1	2	0	0	0	0	0	1	14	23	13.50	2.250								
Scott Sullivan, R ERA: 7.3	1.1	H	6	3	2	2	0	0	0	0	0	0	1	14	23	0.00	0.000									
John Riedling, R ERA: 2.25	0.1	H	1	0	0	0	0	0	0	0	0	0	0	1	2	0.00	0.000									
Danny Graves, R ERA:	1.0	S	3	0	0	0	0	0	0	0	0	0	0	5	7	0.00	0.000									



Batter	1	2	3	4	5	6	7	8	9	AB	R	H	RBI	BB	SO	LOB	TOP				
Eric Young Sr., R OBP: 0.323, SLG: 0.378	1-1 G4-3 1B	2-2 E5		2-1 G4-3		3-1 G6-3		0-1 G4-6-3 1B		5	1	2	1	0	0	0	Chicago Cubs @ San Francisco Giants PacBell Park, San Francisco, CA Fri Apr 27 2001, 10:15 PM EDT Att: 41,059 - Overcast - 54 F				
Bill Mueller, S OBP: 0.379, SLG: 0.506	2-0 G4-3	0-1 G4-3		1-2 G3-1			2-2 HR	1-2 G4-6-3		5	1	1	1	0	0	4					
Sammy Sosa, R OBP: 0.429, SLG: 0.548	4-2 HR		2-2 G3 2B HBP		4-2 BB		3-0 F8	3-2 F9		2	2	0	0	2	0	0					
Todd Hundley, S OBP: 0.317, SLG: 0.423	2-1 HR		2-3 K		0-1 F2		0-2 G4-3	3-3 K		5	1	1	1	0	2	2					
Rondell White, R OBP: 0.386, SLG: 0.566	0-0		1-2 G3		0-1 F9		2-1	1-2 P4		4	1	2	3	0	0	2					
Mike Fyhrie, R OBP: 0.273, SLG: 0.439			1-2							0	0	0	0	0	0	0					
Kyle Farnsworth, R OBP: 0.273, SLG: 0.439			1-2							0	0	0	0	0	0	0					
15 Julio Zuleta, R OBP: 0.273, SLG: 0.439	1-H 2-H HR									1	0	0	0	0	0	0					
Courtney Duncan, L OBP: 0.273, SLG: 0.439										0	0	0	0	0	0	0					
Matt Stairs, L OBP: 0.370, SLG: 0.333	2-2 G4-3		2-0 2B		4-2 BB		3-3 K			3	0	1	1	1	1	1					
Ron Coomer, R OBP: 0.200, SLG: 0.222			2-H 2B		1-2 BB					0	0	0	0	0	0	0					
Ricky Gutierrez, R OBP: 0.304, SLG: 0.400	1-1 G5-3		4-0 BB		1-0 F9			3-2 P3		3	0	0	0	1	0	2					
Gary Matthews, S OBP: 0.224, SLG: 0.311		2-3 K	0-0 G3		1-1 G3			0-2 E8 1B		4	1	1	0	0	1	2					
34 Kerry Wood, R OBP: 0.182, SLG: 0.182	0-2 G1-3				0-0 F7			4-1 1B		3	0	0	0	0	1	0					
Damon Buford, R OBP: 0.128, SLG: 0.091										0	0	0	0	1	0	0					
Inning Stats	R: 4 E: 0 K: 0 S: 13	H: 3 LOB: 0 BB: 1 P: 25	R: 0 E: 1 K: 1 S: 11	H: 0 LOB: 1 BB: 0 P: 15	R: 1 E: 0 K: 1 S: 10	H: 1 LOB: 2 BB: 1 P: 21	R: 0 E: 0 K: 0 S: 6	H: 0 LOB: 0 BB: 0 P: 9	R: 0 E: 0 K: 1 S: 7	H: 0 LOB: 0 BB: 0 P: 11	R: 1 E: 0 K: 1 S: 12	H: 2 LOB: 1 BB: 0 P: 22	R: 1 E: 1 K: 0 S: 17	H: 2 LOB: 1 BB: 1 P: 24	R: 0 E: 0 K: 1 S: 10	H: 0 LOB: 0 BB: 0 P: 17	1B: 4 2B: 2 3B: 0 HR: 2	SF: 0 SAC: 0 DP: 1 HBP: 1	WP: 0 PB: 0 SB: 0 CS: 0	PA: 41	
PITCHER	IP	WLS	BF	H	R	ER	SO	BB	IBB	HBP	BLK	WP	HR	S	P	ERA	WHIP				
Mark Gardner, R ERA: 9.78	6.0	L	28	4	5	5	3	4	0	1	0	0	1	56	99	7.50	1.333				
Tim Worrell, R ERA: 2.12	1.1		9	4	2	2	1	1	0	0	0	0	1	24	40	13.50	3.750				
41 Chad Zerbe, L ERA: 1.5	0.2		1	0	0	0	0	0	0	0	0	0	0	5	6	0.00	0.000				
Alan Embree, L ERA: 10.24	1.0		3	0	0	0	1	0	0	0	0	0	0	10	17	0.00	0.000				

Batter	1	2	3	4	5	6	7	8	9	AB	R	H	RBI	BB	SO	LOB	BOTTOM				
Marvin Benard, L OBP: 0.200, SLG: 0.176	1-3 K		4-0 HBP 1B BB		3-3 K		2-1 L9			3	1	0	0	1	2	1	Chicago Cubs @ San Francisco Giants PacBell Park, San Francisco, CA Fri Apr 27 2001, 10:15 PM EDT Att: 41,059 - Overcast - 54 F				
Rich Aurilia, R OBP: 0.429, SLG: 0.620	3-2 P4		3-3 K		0-0 F9		0-0 F7			4	0	0	0	0	1	2					
Barry Bonds, L OBP: 0.368, SLG: 0.732	1-3 K		3-2 1B HBP		1-1 F9		2-2 1B			2	0	0	0	0	1	0					
Shawon Dunston, R OBP: 0.360, SLG: 0.600			1-2 2-3 HBP							1	0	1	0	0	0	0					
Jeff Kent, R OBP: 0.273, SLG: 0.457		3-3 K	1-1 BB 1B		1-3 2-H 3-H		1-3 K		0-1 F9	4	0	1	2	0	2	1					
J.T. Snow, L OBP: 0.402, SLG: 0.377		2-1 HR	4-1 BB		3-3 K		3-3 K		3-3 K	3	1	1	1	1	2	1					
Russ Davis, R OBP: 0.276, SLG: 0.500		1-3 K	2-3 K		1-3 K					3	0	0	0	0	3	3					
Tim Worrell, R ERA: 2.12									0-2 F7	0	0	0	0	0	0	0					
41 Chad Zerbe, L ERA: 1.5										0	0	0	0	0	0	0					
Edwards Guzman, L ERA: 10.24										1	0	0	0	0	0	0					
Armando Rios, L OBP: 0.329, SLG: 0.409		0-3 K		1-3 K			4-1 G4-3 BB		2-2 G3-1	3	0	0	0	1	2	0					
Benito Santiago, R OBP: 0.386, SLG: 0.550			1-0 F9		3-3 K		1-1 F7		3-2 P6	4	0	0	0	0	1	1					
Mark Gardner, R ERA: 3.72			4-2 HBP BB 1B BB		0-3 K		0-1 G4-3			1	1	0	0	1	1	0					
Pedro Feliz, R OBP: 0.233, SLG: 0.222							1-2 G4-3			1	0	0	0	0	0	1					
Inning Stats	R: 0 E: 0 K: 2 S: 12	H: 0 LOB: 0 BB: 0 P: 17	R: 1 E: 0 K: 3 S: 11	H: 1 LOB: 0 BB: 0 P: 17	R: 2 E: 0 K: 2 S: 14	H: 1 LOB: 3 BB: 3 P: 36	R: 0 E: 0 K: 3 S: 11	H: 0 LOB: 0 BB: 0 P: 15	R: 0 E: 0 K: 3 S: 10	H: 0 LOB: 0 BB: 0 P: 15	R: 0 E: 0 K: 0 S: 7	H: 0 LOB: 1 BB: 1 P: 14	R: 0 E: 0 K: 1 S: 10	H: 1 LOB: 0 BB: 0 P: 15	R: 0 E: 0 K: 0 S: 10	H: 0 LOB: 0 BB: 0 P: 15	1B: 2 2B: 0 3B: 0 HR: 1	SF: 0 SAC: 0 DP: 0 HBP: 1	WP: 0 PB: 0 SB: 0 CS: 0	PA: 35	
PITCHER	IP	WLS	BF	H	R	ER	SO	BB	IBB	HBP	BLK	WP	HR	S	P	ERA	WHIP				
34 Kerry Wood, R ERA: 3.72	6.0	W	24	2	3	3	14	3	0	1	0	0	0	66	112	4.50	0.833				
Mike Fyhrie, R ERA: 2.45	1.0	H	4	0	0	0	0	1	0	0	0	0	0	7	14	0.00	1.000				
Kyle Farnsworth, R ERA: 2.13	1.0		4	1	0	0	1	0	0	0	0	0	0	10	15	0.00	1.000				
Courtney Duncan, R ERA: 5.14	1.0		3	0	0	0	0	0	0	0	0	0	0	10	15	0.00	0.000				

AB	35
R	7
H	8
RBI	7
BB	5
SO	5
LOB	13



Batter	1	2	3	4	5	6	7	8	9	AB	R	H	RBI	BB	SO	LOB	TOP										
Eric Young Sr. R OBP: 0.320, SLG: 0.366 (1, 4)	F5		G6-3				G5-3			3	0	0	0	1	0	1	Chicago Cubs @ San Francisco Giants PacBell Park, San Francisco, CA Sat Apr 28 2001, 4:05 PM EDT Att: 41,059 - Cloudy - 59 F										
Gary Matthews S OBP: 0.206, SLG: 0.286 (1, 8)	K		G5-3					K		4	0	0	0	0	3	2											
Sammy Sosa R OBP: 0.441, SLG: 0.547 (1, 9)								K		2	0	1	0	2	1	0											
Ron Coomer R OBP: 0.214, SLG: 0.231 (1, 5)	K							F3		4	0	1	0	0	2	2											
Rondell White R OBP: 0.379, SLG: 0.550 (1, 7)										4	0	1	0	0	0	2											
Ricky Gutierrez R OBP: 0.293, SLG: 0.384 Courtney Duncan L (6, 1)										3	0	0	0	0	0	4											
Todd Hundley S OBP: 0.311, SLG: 0.415 (9, PH)										0	0	0	0	0	0	0											
15 Julio Zuleta R OBP: 0.292, SLG: 0.432 (1, 3)										1	0	0	0	0	1	0											
Joe Girardi R OBP: 0.364, SLG: 0.345 (1, 2)										3	0	1	0	0	1	3											
Julian Tavarez L OBP: 0.333, SLG: 0.250 Augie Ojeda S OBP: 0.214, SLG: 0.214 (6, 6)										1	0	0	0	1	0	0											
Inning Stats	R: 0 H: 0 E: 0 K: 2 S: 11	H: 0 LOB: 1 BB: 1 P: 20	R: 0 H: 1 E: 1 K: 0 S: 8	H: 1 LOB: 1 BB: 0 P: 12	R: 0 H: 0 E: 0 K: 0 S: 8	H: 0 LOB: 0 BB: 0 P: 12	R: 0 H: 1 E: 0 K: 1 S: 7	H: 1 LOB: 1 BB: 1 P: 14	R: 0 H: 0 E: 0 K: 2 S: 10	H: 2 LOB: 1 BB: 0 P: 8	R: 0 H: 1 E: 0 K: 0 S: 8	H: 1 LOB: 1 BB: 0 P: 11	R: 0 H: 0 E: 0 K: 2 S: 10	H: 0 LOB: 0 BB: 0 P: 13	R: 0 H: 0 E: 0 K: 2 S: 10	H: 0 LOB: 0 BB: 0 P: 13	1B: 4 2B: 1 3B: 0 HR: 0	SF: 0 SAC: 0 DP: 3 HBP: 0	WP: 1 PB: 0 SB: 0 CS: 1	PA: 34							
PITCHER	IP	WLS	BF	H	R	ER	SO	BB	IBB	HBP	BLK	WP	HR	S	P	ERA	WHIP										
Shawn Estes L ERA: 4.18 (1, 1)	7.0	W	28	5	0	0	5	5	0	0	0	1	0	58	102	0.00	1.429										
Felix Rodriguez R ERA: 3.99 (8, 1)	1.0		3	0	0	0	2	0	0	0	0	0	0	8	12	0.00	0.000										
Robb Nen R ERA: 0.82 (9, 1)	1.0		3	0	0	0	2	0	0	0	0	0	0	10	13	0.00	0.000										

AB	29
R	0
H	5
RBI	0
BB	5
SO	9
LOB	15



Batter	1	2	3	4	5	6	7	8	9	AB	R	H	RBI	BB	SO	LOB	BOTTOM										
Shawn Dunston R OBP: 0.414, SLG: 0.679 (1, 7)										3	0	2	0	1	1	0	Chicago Cubs @ San Francisco Giants PacBell Park, San Francisco, CA Sat Apr 28 2001, 4:05 PM EDT Att: 41,059 - Cloudy - 59 F										
Felix Rodriguez R (8, 1)										0	0	0	0	0	0	0											
Robb Nen R (9, 1)										0	0	0	0	0	0	0											
Ramon Martinez R OBP: 0.397, SLG: 0.360 (1, 6)										4	2	2	0	0	1	2											
J.T. Snow L OBP: 0.407, SLG: 0.366 (1, 3)										2	2	0	0	2	0	2											
Jeff Kent R OBP: 0.272, SLG: 0.459 (1, 4)										4	0	1	1	0	1	3											
Armando Rios L OBP: 0.325, SLG: 0.400 (8, 7)										4	1	1	1	0	0	3											
Russ Davis R OBP: 0.306, SLG: 0.526 (1, 5)										3	0	2	1	1	1	1											
Marvin Benard L OBP: 0.202, SLG: 0.179 (1, 8)										4	0	1	1	0	1	3											
Benito Santiago R OBP: 0.354, SLG: 0.500 (1, 2)										4	0	0	0	0	0	2											
Shawn Estes R (1, 1)										3	0	0	0	0	1	0											
Eric Davis R OBP: 0.259, SLG: 0.375 (8, 9)										1	0	0	0	0	1	0											
Inning Stats	R: 3 H: 5 E: 2 K: 0 S: 23	H: 0 LOB: 2 BB: 0 P: 36	R: 0 H: 0 E: 0 K: 0 S: 8	H: 0 LOB: 1 BB: 1 P: 17	R: 0 H: 1 E: 0 K: 1 S: 8	H: 1 LOB: 0 BB: 0 P: 15	R: 0 H: 0 E: 0 K: 2 S: 8	H: 0 LOB: 0 BB: 0 P: 14	R: 2 H: 2 E: 0 K: 0 S: 14	H: 2 LOB: 1 BB: 2 P: 29	R: 0 H: 1 E: 0 K: 1 S: 9	H: 1 LOB: 0 BB: 0 P: 14	R: 0 H: 0 E: 0 K: 1 S: 8	H: 0 LOB: 1 BB: 1 P: 14	R: 0 H: 0 E: 0 K: 2 S: 10	H: 0 LOB: 0 BB: 0 P: 17	1B: 5 2B: 2 3B: 2 HR: 0	SF: 0 SAC: 0 DP: 1 HBP: 0	WP: 1 PB: 0 SB: 1 CS: 0	PA: 36							
PITCHER	IP	WLS	BF	H	R	ER	SO	BB	IBB	HBP	BLK	WP	HR	S	P	ERA	WHIP										
Julian Tavarez R ERA: 1.53 (1, 1)	5.0	L	25	8	5	2	3	3	0	0	0	1	0	61	11	3.60	2.200										
Courtney Duncan R ERA: 3.6 (6, 1)	3.0		11	1	0	0	4	1	0	0	0	0	0	27	45	0.00	0.667										



Batter	1	2	3	4	5	6	7	8	9	AB	R	H	RBI	BB	SO	LOB	TOP					
Eric Young Sr. R OBP: 0.336, SLG: 0.385 (1, 4)										3	3	2	0	1	0	0	Chicago Cubs @ San Francisco Giants PacBell Park, San Francisco, CA Sun Apr 29 2001, 4:05 PM EDT Att: 41,059 - Sunny - 60 F					
Bill Mueller S OBP: 0.390, SLG: 0.506 (1, 5)										4	2	2	1	1	0	2						
Sammy Sosa R OBP: 0.449, SLG: 0.577 (1, 9)										3	2	1	3	1	1	2						
Todd Hundley S OBP: 0.303, SLG: 0.397 (1, 2)										5	0	1	1	0	1	6						
Rondell White R OBP: 0.363, SLG: 0.524 Kyle Farnsworth R (8, 1)										4	0	0	0	0	0	1						
Ricky Gutierrez R (9, PH) Jeff Fassero L (9, 1)										0	0	0	0	0	0	0						
Matt Stairs L OBP: 0.367, SLG: 0.357 Ron Coomer R (8, PH) OBP: 0.250, SLG: 0.267 (8, 3)										3	1	1	0	0	1	0						
Damon Buford R OBP: 0.154, SLG: 0.184 (1, 8)										5	1	2	3	0	0	1						
Augie Ojeda S OBP: 0.158, SLG: 0.167 (1, 6)										4	0	0	1	0	0	2						
Manny Aybar R OBP: 1.000, SLG: 1.000 15 Julio Zuleta R OBP: 0.286, SLG: 0.422 Todd Van Poppel R (6, 1) Gary Matthews S OBP: 0.222, SLG: 0.360 (8, 7)										2	1	2	0	0	0	0						
Inning Stats	R: 1 E: 0 K: 1 S: 17	H: 2 LOB: 1 BB: 0 P: 25	R: 0 E: 0 K: 0 S: 9	H: 0 LOB: 0 BB: 0 P: 16	R: 0 E: 0 K: 1 S: 9	H: 1 LOB: 2 BB: 1 P: 17	R: 0 E: 0 K: 1 S: 8	H: 0 LOB: 0 BB: 0 P: 16	R: 4 E: 0 K: 0 S: 19	H: 4 LOB: 0 BB: 0 P: 28	R: 1 E: 0 K: 1 S: 10	H: 1 LOB: 1 BB: 0 P: 14	R: 0 E: 0 K: 1 S: 9	H: 1 LOB: 1 BB: 0 P: 15	R: 1 E: 0 K: 0 S: 9	H: 1 LOB: 0 BB: 0 P: 15	R: 4 E: 1 K: 0 S: 18	H: 3 LOB: 2 BB: 2 P: 36	1B: 8 2B: 2 3B: 0 HR: 3	SF: 2 SAC: 1 DP: 0 HBP: 1	WP: 0 PB: 0 SB: 0 CS: 0	PA: 44
PITCHER	IP WLS BF H R ER SO BB IBB HBP BLK WP HR S P ERA WHIP																					
Livan Hernandez R ERA: 7.83 (1, 1)	6.0 L 27 8 6 6 4 1 0 0 0 0 0 1 72 116 9.00 1.500																					
Tim Worrell R ERA: 2.0 (7, 1)	1.0 4 1 0 0 1 0 0 0 0 0 0 0 9 15 0.00 1.000																					
41 Chad Zerbe L ERA: 2.57 (8, 1)	1.0 4 1 1 1 0 0 0 0 0 0 0 1 9 15 9.00 1.000																					
Alan Embree L ERA: 13.06 (9, 1)	0.2 8 3 4 4 0 2 0 1 0 0 0 1 15 31 54.00 7.500																					
Aaron Fultz L ERA: 5.27 (9, 1)	0.1 1 0 0 0 0 0 0 0 0 0 0 0 3 5 0.00 0.000																					

AB	37
R	11
H	13
RBI	11
BB	3
SO	5
LOB	14



Batter	1	2	3	4	5	6	7	8	9	AB	R	H	RBI	BB	SO	LOB	BOTTOM			
Marvin Benard L OBP: 0.193, SLG: 0.171 (1, 8)										4	0	0	0	0	1	0	Chicago Cubs @ San Francisco Giants PacBell Park, San Francisco, CA Sun Apr 29 2001, 4:05 PM EDT Att: 41,059 - Sunny - 60 F			
Rich Aurilia R OBP: 0.432, SLG: 0.610 (1, 6)										3	0	1	0	1	0	0				
Barry Bonds L OBP: 0.363, SLG: 0.747 (1, 7)										4	1	1	1	0	1	2				
Jeff Kent R OBP: 0.292, SLG: 0.477 (1, 4)										3	0	2	0	1	0	0				
J.T. Snow L OBP: 0.400, SLG: 0.351 (1, 3)										3	0	0	0	1	2	3				
Russ Davis R OBP: 0.303, SLG: 0.508 (1, 5)										4	0	1	0	0	1	5				
Armando Rios L OBP: 0.313, SLG: 0.384 Ramon Martinez R (9, PH) OBP: 0.355, SLG: 0.346										3	0	0	0	0	2	1				
Bobby Estalella R OBP: 0.348, SLG: 0.512 (1, 2)										4	1	1	1	0	2	1				
Livan Hernandez R OBP: 0.286, SLG: 0.250 Tim Worrell R (7, PH) Edwards Guzman L (8, 1) 41 Chad Zerbe L (9, 1) Alan Embree L (9, PH) Aaron Fultz L OBP: 0.500, SLG: 0.500 Eric Davis R OBP: 0.250, SLG: 0.360 (9, PH)										2	0	0	0	0	0	1				
Inning Stats	R: 0 E: 0 K: 0 S: 6	H: 0 LOB: 0 BB: 0 P: 9	R: 0 E: 0 K: 1 S: 9	H: 0 LOB: 0 BB: 0 P: 13	R: 0 E: 0 K: 2 S: 10	H: 0 LOB: 0 BB: 0 P: 14	R: 1 E: 0 K: 0 S: 8	H: 1 LOB: 1 BB: 1 P: 15	R: 0 E: 0 K: 2 S: 20	H: 2 LOB: 3 BB: 1 P: 31	R: 1 E: 0 K: 1 S: 12	H: 1 LOB: 0 BB: 0 P: 18	R: 0 E: 0 K: 2 S: 18	H: 1 LOB: 2 BB: 1 P: 31	R: 0 E: 0 K: 0 S: 9	H: 0 LOB: 0 BB: 0 P: 15		1B: 3 2B: 1 3B: 0 HR: 2	SF: 0 SAC: 0 DP: 0 HBP: 0	WP: 0 PB: 0 SB: 1 CS: 0
PITCHER	IP WLS BF H R ER SO BB IBB HBP BLK WP HR S P ERA WHIP																			
Manny Aybar R ERA: 2.31 (1, 1)	5.0 W 18 2 1 1 4 1 0 0 0 0 0 1 43 69 1.80 0.600																			
Todd Van Poppel R ERA: 9.52 (6, 1)	2.0 10 3 1 1 3 1 0 0 0 0 0 1 32 49 4.50 2.000																			
Kyle Farnsworth R ERA: 1.98 (8, 1)	1.0 5 1 0 0 2 1 0 0 0 0 0 0 18 31 0.00 2.000																			
Jeff Fassero L ERA: 6.08 (9, 1)	1.0 3 0 0 0 0 0 0 0 0 0 0 0 9 15 0.00 0.000																			

AB	33
R	2
H	6
RBI	2
BB	3
SO	9
LOB	13



Batter	1	2	3	4	5	6	7	8	9	AB	R	H	RBI	BB	SO	LOB	TOP							
Marvin Benard, L (1, 8) OBP: 0.213, SLG: 0.218										5	3	2	2	1	1	1	San Francisco Giants @ Pittsburgh Pirates PNC Park, Pittsburgh, PA Tue May 01 2001, 7:05 PM EDT Att: 22,926 - Sunny - 85 F							
Rich Aurilia, R (1, 6) OBP: 0.436, SLG: 0.598										5	2	2	0	1	1	2								
Barry Bonds, L (1, 7) Edwards Guzman, L (7, 7)										1	2	0	0	4	1	2								
Jeff Kent, R (1, 4) Ramon Martinez, R (7, 4)										4	1	3	7	1	0	1								
J.T. Snow, L (1, 3) OBP: 0.390, SLG: 0.342										5	0	1	0	0	2	5								
Bento Santiago, R (1, 2) OBP: 0.340, SLG: 0.458										4	0	0	0	0	0	4								
Armando Rios, L (1, 9) OBP: 0.306, SLG: 0.410										5	1	1	1	0	1	4								
Pedro Feliz, R (1, 5) OBP: 0.286, SLG: 0.281										5	2	3	0	0	0	1								
Kirk Rueter, L (1, 1) OBP: 0.273, SLG: 0.200										3	0	2	0	0	0	0								
Russ Davis, R (8, PH) OBP: 0.299, SLG: 0.500										1	0	0	0	0	0	1								
Aaron Fultz, L (8, 1) OBP: 0.500, SLG: 0.500										0	0	0	0	0	0	0								
Felix Rodriguez, R (8, 1)										0	0	0	0	0	0	0								
41 Chad Zerbe, L (9, 1)										0	0	0	0	0	0	0								
Inning Stats	R: 0 E: 0 K: 1 S: 10	H: 0 LOB: 1 BB: 1 P: 15	R: 0 E: 0 K: 0 S: 5	H: 1 LOB: 1 BB: 0 P: 8	R: 4 E: 0 K: 0 S: 15	H: 2 LOB: 1 BB: 2 P: 33	R: 4 E: 0 K: 1 S: 10	H: 4 LOB: 1 BB: 1 P: 21	R: 1 E: 0 K: 0 S: 8	H: 2 LOB: 1 BB: 1 P: 14	R: 0 E: 0 K: 0 S: 9	H: 0 LOB: 2 BB: 2 P: 20	R: 2 E: 1 K: 2 S: 16	H: 4 LOB: 2 BB: 0 P: 22	R: 0 E: 0 K: 1 S: 8	H: 1 LOB: 1 BB: 0 P: 11	R: 0 E: 0 K: 1 S: 6	H: 0 LOB: 0 BB: 0 P: 7	1B: 9 2B: 2 3B: 0 HR: 3	SF: 0 SAC: 1 DP: 1 HBP: 1	WP: 1 PB: 0 SB: 0 CS: 0	PA: 48		
PITCHER	IP WLS BF H R ER SO BB IBB HBP BLK WP HR S P ERA WHIP	IP WLS BF H R ER SO BB IBB HBP BLK WP HR S P ERA WHIP	IP WLS BF H R ER SO BB IBB HBP BLK WP HR S P ERA WHIP	IP WLS BF H R ER SO BB IBB HBP BLK WP HR S P ERA WHIP	IP WLS BF H R ER SO BB IBB HBP BLK WP HR S P ERA WHIP	IP WLS BF H R ER SO BB IBB HBP BLK WP HR S P ERA WHIP	IP WLS BF H R ER SO BB IBB HBP BLK WP HR S P ERA WHIP	IP WLS BF H R ER SO BB IBB HBP BLK WP HR S P ERA WHIP	IP WLS BF H R ER SO BB IBB HBP BLK WP HR S P ERA WHIP	IP WLS BF H R ER SO BB IBB HBP BLK WP HR S P ERA WHIP	IP WLS BF H R ER SO BB IBB HBP BLK WP HR S P ERA WHIP	IP WLS BF H R ER SO BB IBB HBP BLK WP HR S P ERA WHIP	IP WLS BF H R ER SO BB IBB HBP BLK WP HR S P ERA WHIP	IP WLS BF H R ER SO BB IBB HBP BLK WP HR S P ERA WHIP	IP WLS BF H R ER SO BB IBB HBP BLK WP HR S P ERA WHIP	IP WLS BF H R ER SO BB IBB HBP BLK WP HR S P ERA WHIP	IP WLS BF H R ER SO BB IBB HBP BLK WP HR S P ERA WHIP	IP WLS BF H R ER SO BB IBB HBP BLK WP HR S P ERA WHIP	IP WLS BF H R ER SO BB IBB HBP BLK WP HR S P ERA WHIP	IP WLS BF H R ER SO BB IBB HBP BLK WP HR S P ERA WHIP	IP WLS BF H R ER SO BB IBB HBP BLK WP HR S P ERA WHIP	IP WLS BF H R ER SO BB IBB HBP BLK WP HR S P ERA WHIP	IP WLS BF H R ER SO BB IBB HBP BLK WP HR S P ERA WHIP	IP WLS BF H R ER SO BB IBB HBP BLK WP HR S P ERA WHIP
Ramon Martinez, R (1, 1) ERA: 8.62	2.2 L 15 3 4 4 1 3 0 0 0 0 2 27 52 13.50 2.250	2.2 L 15 3 4 4 1 3 0 0 0 0 2 27 52 13.50 2.250	2.2 L 15 3 4 4 1 3 0 0 0 0 2 27 52 13.50 2.250	2.2 L 15 3 4 4 1 3 0 0 0 0 2 27 52 13.50 2.250	2.2 L 15 3 4 4 1 3 0 0 0 0 2 27 52 13.50 2.250	2.2 L 15 3 4 4 1 3 0 0 0 0 2 27 52 13.50 2.250	2.2 L 15 3 4 4 1 3 0 0 0 0 2 27 52 13.50 2.250	2.2 L 15 3 4 4 1 3 0 0 0 0 2 27 52 13.50 2.250	2.2 L 15 3 4 4 1 3 0 0 0 0 2 27 52 13.50 2.250	2.2 L 15 3 4 4 1 3 0 0 0 0 2 27 52 13.50 2.250	2.2 L 15 3 4 4 1 3 0 0 0 0 2 27 52 13.50 2.250	2.2 L 15 3 4 4 1 3 0 0 0 0 2 27 52 13.50 2.250	2.2 L 15 3 4 4 1 3 0 0 0 0 2 27 52 13.50 2.250	2.2 L 15 3 4 4 1 3 0 0 0 0 2 27 52 13.50 2.250	2.2 L 15 3 4 4 1 3 0 0 0 0 2 27 52 13.50 2.250	2.2 L 15 3 4 4 1 3 0 0 0 0 2 27 52 13.50 2.250	2.2 L 15 3 4 4 1 3 0 0 0 0 2 27 52 13.50 2.250	2.2 L 15 3 4 4 1 3 0 0 0 0 2 27 52 13.50 2.250	2.2 L 15 3 4 4 1 3 0 0 0 0 2 27 52 13.50 2.250	2.2 L 15 3 4 4 1 3 0 0 0 0 2 27 52 13.50 2.250	2.2 L 15 3 4 4 1 3 0 0 0 0 2 27 52 13.50 2.250	2.2 L 15 3 4 4 1 3 0 0 0 0 2 27 52 13.50 2.250	2.2 L 15 3 4 4 1 3 0 0 0 0 2 27 52 13.50 2.250	2.2 L 15 3 4 4 1 3 0 0 0 0 2 27 52 13.50 2.250
Terry Mulholland, L (3, 1) ERA: 5.25	2.1 14 6 5 5 1 2 0 0 0 1 1 21 39 19.29 3.429	2.1 14 6 5 5 1 2 0 0 0 1 1 21 39 19.29 3.429	2.1 14 6 5 5 1 2 0 0 0 1 1 21 39 19.29 3.429	2.1 14 6 5 5 1 2 0 0 0 1 1 21 39 19.29 3.429	2.1 14 6 5 5 1 2 0 0 0 1 1 21 39 19.29 3.429	2.1 14 6 5 5 1 2 0 0 0 1 1 21 39 19.29 3.429	2.1 14 6 5 5 1 2 0 0 0 1 1 21 39 19.29 3.429	2.1 14 6 5 5 1 2 0 0 0 1 1 21 39 19.29 3.429	2.1 14 6 5 5 1 2 0 0 0 1 1 21 39 19.29 3.429	2.1 14 6 5 5 1 2 0 0 0 1 1 21 39 19.29 3.429	2.1 14 6 5 5 1 2 0 0 0 1 1 21 39 19.29 3.429	2.1 14 6 5 5 1 2 0 0 0 1 1 21 39 19.29 3.429	2.1 14 6 5 5 1 2 0 0 0 1 1 21 39 19.29 3.429	2.1 14 6 5 5 1 2 0 0 0 1 1 21 39 19.29 3.429	2.1 14 6 5 5 1 2 0 0 0 1 1 21 39 19.29 3.429	2.1 14 6 5 5 1 2 0 0 0 1 1 21 39 19.29 3.429	2.1 14 6 5 5 1 2 0 0 0 1 1 21 39 19.29 3.429	2.1 14 6 5 5 1 2 0 0 0 1 1 21 39 19.29 3.429	2.1 14 6 5 5 1 2 0 0 0 1 1 21 39 19.29 3.429	2.1 14 6 5 5 1 2 0 0 0 1 1 21 39 19.29 3.429	2.1 14 6 5 5 1 2 0 0 0 1 1 21 39 19.29 3.429	2.1 14 6 5 5 1 2 0 0 0 1 1 21 39 19.29 3.429	2.1 14 6 5 5 1 2 0 0 0 1 1 21 39 19.29 3.429	2.1 14 6 5 5 1 2 0 0 0 1 1 21 39 19.29 3.429
Joe Beimel, L (6, 1) ERA: 4.24	2.0 12 4 2 2 2 2 0 0 0 0 0 25 42 9.00 3.000	2.0 12 4 2 2 2 2 0 0 0 0 0 25 42 9.00 3.000	2.0 12 4 2 2 2 2 0 0 0 0 0 25 42 9.00 3.000	2.0 12 4 2 2 2 2 0 0 0 0 0 25 42 9.00 3.000	2.0 12 4 2 2 2 2 0 0 0 0 0 25 42 9.00 3.000	2.0 12 4 2 2 2 2 0 0 0 0 0 25 42 9.00 3.000	2.0 12 4 2 2 2 2 0 0 0 0 0 25 42 9.00 3.000	2.0 12 4 2 2 2 2 0 0 0 0 0 25 42 9.00 3.000	2.0 12 4 2 2 2 2 0 0 0 0 0 25 42 9.00 3.000	2.0 12 4 2 2 2 2 0 0 0 0 0 25 42 9.00 3.000	2.0 12 4 2 2 2 2 0 0 0 0 0 25 42 9.00 3.000	2.0 12 4 2 2 2 2 0 0 0 0 0 25 42 9.00 3.000	2.0 12 4 2 2 2 2 0 0 0 0 0 25 42 9.00 3.000	2.0 12 4 2 2 2 2 0 0 0 0 0 25 42 9.00 3.000	2.0 12 4 2 2 2 2 0 0 0 0 0 25 42 9.00 3.000	2.0 12 4 2 2 2 2 0 0 0 0 0 25 42 9.00 3.000	2.0 12 4 2 2 2 2 0 0 0 0 0 25 42 9.00 3.000	2.0 12 4 2 2 2 2 0 0 0 0 0 25 42 9.00 3.000	2.0 12 4 2 2 2 2 0 0 0 0 0 25 42 9.00 3.000	2.0 12 4 2 2 2 2 0 0 0 0 0 25 42 9.00 3.000	2.0 12 4 2 2 2 2 0 0 0 0 0 25 42 9.00 3.000	2.0 12 4 2 2 2 2 0 0 0 0 0 25 42 9.00 3.000	2.0 12 4 2 2 2 2 0 0 0 0 0 25 42 9.00 3.000	2.0 12 4 2 2 2 2 0 0 0 0 0 25 42 9.00 3.000
Scott Sauerbeck, L (8, 1) ERA: 5.59	1.0 4 1 0 0 1 0 0 0 0 0 0 8 11 0.00 1.000	1.0 4 1 0 0 1 0 0 0 0 0 0 8 11 0.00 1.000	1.0 4 1 0 0 1 0 0 0 0 0 0 8 11 0.00 1.000	1.0 4 1 0 0 1 0 0 0 0 0 0 8 11 0.00 1.000	1.0 4 1 0 0 1 0 0 0 0 0 0 8 11 0.00 1.000	1.0 4 1 0 0 1 0 0 0 0 0 0 8 11 0.00 1.000	1.0 4 1 0 0 1 0 0 0 0 0 0 8 11 0.00 1.000	1.0 4 1 0 0 1 0 0 0 0 0 0 8 11 0.00 1.000	1.0 4 1 0 0 1 0 0 0 0 0 0 8 11 0.00 1.000	1.0 4 1 0 0 1 0 0 0 0 0 0 8 11 0.00 1.000	1.0 4 1 0 0 1 0 0 0 0 0 0 8 11 0.00 1.000	1.0 4 1 0 0 1 0 0 0 0 0 0 8 11 0.00 1.000	1.0 4 1 0 0 1 0 0 0 0 0 0 8 11 0.00 1.000	1.0 4 1 0 0 1 0 0 0 0 0 0 8 11 0.00 1.000	1.0 4 1 0 0 1 0 0 0 0 0 0 8 11 0.00 1.000	1.0 4 1 0 0 1 0 0 0 0 0 0 8 11 0.00 1.000	1.0 4 1 0 0 1 0 0 0 0 0 0 8 11 0.00 1.000	1.0 4 1 0 0 1 0 0 0 0 0 0 8 11 0.00 1.000	1.0 4 1 0 0 1 0 0 0 0 0 0 8 11 0.00 1.000	1.0 4 1 0 0 1 0 0 0 0 0 0 8 11 0.00 1.000	1.0 4 1 0 0 1 0 0 0 0 0 0 8 11 0.00 1.000	1.0 4 1 0 0 1 0 0 0 0 0 0 8 11 0.00 1.000	1.0 4 1 0 0 1 0 0 0 0 0 0 8 11 0.00 1.000	1.0 4 1 0 0 1 0 0 0 0 0 0 8 11 0.00 1.000
Mike Williams, R (9, 1) ERA: 2.45	1.0 3 0 0 0 1 0 0 0 0 0 0 6 7 0.00 0.000	1.0 3 0 0 0 1 0 0 0 0 0 0 6 7 0.00 0.000	1.0 3 0 0 0 1 0 0 0 0 0 0 6 7 0.00 0.000	1.0 3 0 0 0 1 0 0 0 0 0 0 6 7 0.00 0.000	1.0 3 0 0 0 1 0 0 0 0 0 0 6 7 0.00 0.000	1.0 3 0 0 0 1 0 0 0 0 0 0 6 7 0.00 0.000	1.0 3 0 0 0 1 0 0 0 0 0 0 6 7 0.00 0.000	1.0 3 0 0 0 1 0 0 0 0 0 0 6 7 0.00 0.000	1.0 3 0 0 0 1 0 0 0 0 0 0 6 7 0.00 0.000	1.0 3 0 0 0 1 0 0 0 0 0 0 6 7 0.00 0.000	1.0 3 0 0 0 1 0 0 0 0 0 0 6 7 0.00 0.000	1.0 3 0 0 0 1 0 0 0 0 0 0 6 7 0.00 0.000	1.0 3 0 0 0 1 0 0 0 0 0 0 6 7 0.00 0.000	1.0 3 0 0 0 1 0 0 0 0 0 0 6 7 0.00 0.000	1.0 3 0 0 0 1 0 0 0 0 0 0 6 7 0.00 0.000	1.0 3 0 0 0 1 0 0 0 0 0 0 6 7 0.00 0.000	1.0 3 0 0 0 1 0 0 0 0 0 0 6 7 0.00 0.000	1.0 3 0 0 0 1 0 0 0 0 0 0 6 7 0.00 0.000	1.0 3 0 0 0 1 0 0 0 0 0 0 6 7 0.00 0.000	1.0 3 0 0 0 1 0 0 0 0 0 0 6 7 0.00 0.000	1.0 3 0 0 0 1 0 0 0 0 0 0 6 7 0.00 0.000	1.0 3 0 0 0 1 0 0 0 0 0 0 6 7 0.00 0.000	1.0 3 0 0 0 1 0 0 0 0 0 0 6 7 0.00 0.000	1.0 3 0 0 0 1 0 0 0 0 0 0 6 7 0.00 0.000

San Francisco Giants @ Pittsburgh Pirates
 PNC Park, Pittsburgh, PA
 Tue May 01 2001, 7:05 PM EDT
 Att: 22,926 - Sunny - 85 F

AB 39
 R 11
 H 14
 RBI 10
 BB 7
 SO 6
 LOB 21



Batter	1	2	3	4	5	6	7	8	9	AB	R	H	RBI	BB	SO	LOB	BOTTOM
18 Jason Kendall, R (1, 2) OBP: 0.402, SLG: 0.415										4	2	2	0	1	1	0	San Francisco Giants @ Pittsburgh Pirates PNC Park, Pittsburgh, PA Tue May 01 2001, 7:05 PM EDT Att: 22,926 - Sunny - 85 F
Emil Brown, R (1, 8) OBP: 0.355, SLG: 0.588										2	2	1	2	2	0	0	
Brian Giles, L (1, 7) OBP: 0.306, SLG: 0.460										3	0	0	0	1	1	2	
Aramis Ramirez, R (1, 5) OBP: 0.318, SLG: 0.513										2	0	0	0	2	1	3	
John Vander Wal, L (1, 3) OBP: 0.425, SLG: 0.636										4	0	1	2	0	1	3	
Enrique Wilson, S (1, 6) OBP: 0.190, SLG: 0.195										4	1	2	0	0	1	2	
Derek Bell, R (1, 9) OBP: 0.176, SLG: 0.159																	

Batter	1	2	3	4	5	6	7	8	9	AB	R	H	RBI	BB	SO	LOB	TOP										
Marvin Benard, L (1.8) OBP: 0.202, SLG: 0.207	F9		G1-3		G4-3	G3		G4-3		5	0	0	0	0	0	2											
Rich Aurilia, R (1.6) OBP: 0.434, SLG: 0.587	E6				HR			F7	G5-3	5	2	2	0	0	0	0											
Barry Bonds, L (1.7) OBP: 0.376, SLG: 0.741	G3		F8		HR				G3	5	1	1	2	0	1	2											
Jeff Kent, R (1.4) OBP: 0.321, SLG: 0.531	E6				L5					4	0	1	0	1	1	0											
J.T. Snow, L (1.3) OBP: 0.390, SLG: 0.345	G3		F8						G1-3	5	2	2	0	0	0	4											
Russ Davis, R (1.5)		E6			F7					4	1	2	0	0	0	0											
Armando Rios, L (1.9) OBP: 0.315, SLG: 0.444		G4-1			G4-3					3	1	1	3	1	0	1											
Bobby Estalella, R (1.2) OBP: 0.320, SLG: 0.467		P6								4	0	0	0	0	2	4											
Russ Ortiz, R (1.1) OBP: 0.143, SLG: 0.143										3	0	0	0	0	1	1											
Tim Worrell, R (7.1)										0	0	0	0	0	0	0											
Edwards Guzman, L (8. PH)										1	0	0	1	0	0	2											
Felix Rodriguez, R (8.1)										0	0	0	0	0	0	0											
Robb Nen, R (9.1)										0	0	0	0	0	0	0											
Inning Stats	R: 1 E: 2 K: 0 S: 12	H: 0 LOB: 1 BB: 0 P: 17	R: 0 E: 1 K: 0 S: 11	H: 0 LOB: 1 BB: 0 P: 15	R: 0 E: 0 K: 0 S: 9	H: 1 LOB: 2 BB: 1 P: 16	R: 0 E: 0 K: 1 S: 5	H: 0 LOB: 0 BB: 0 P: 6	R: 2 E: 0 K: 1 S: 15	H: 2 LOB: 0 BB: 0 P: 23	R: 0 E: 0 K: 2 S: 9	H: 0 LOB: 0 BB: 0 P: 14	R: 1 E: 0 K: 1 S: 11	H: 2 LOB: 2 BB: 0 P: 19	R: 0 E: 0 K: 0 S: 9	H: 1 LOB: 1 BB: 0 P: 11	1B: 5 2B: 2 3B: 0 HR: 2	SF: 0 SAC: 0 DP: 0 HBP: 0	WP: 0 PB: 0 SB: 0 CS: 0	PA: 41							
PITCHER	IP	WLS	BF	H	R	ER	SO	BB	IBB	HBP	BLK	WP	HR	S	P	ERA	WHIP										
Todd Ritchie, R (1.1) ERA: 4.98	5.0		24	5	5	4	1	1	0	0	0	0	1	56	84	7.20	1.200										
Jose Silva, R (6.1) ERA: 6.27	1.1	L	5	1	1	1	1	0	0	0	0	0	1	13	15	6.75	0.750										
Scott Sauerbeck, L (7.1) ERA: 6.1	0.2		5	2	1	1	2	1	0	0	0	0	0	11	20	13.50	4.500										
Josias Manzanillo, R (8.1) ERA: 1.2	1.0		3	0	0	0	1	0	0	0	0	0	0	6	10	0.00	0.000										
Terry Mulholland, L (9.1) ERA: 4.85	1.0		4	1	0	0	0	0	0	0	0	0	0	9	11	0.00	1.000										

San Francisco Giants @ Pittsburgh Pirates
PNC Park, Pittsburgh, PA
Wed May 02 2001, 7:05 PM EDT
Att. 22,860 - Sunny - 75 F

AB 39
R 7
H 9
RBI 6
BB 2
SO 5
LOB 16



Batter	1	2	3	4	5	6	7	8	9	AB	R	H	RBI	BB	SO	LOB	BOTTOM										
18 Jason Kendall, R (1.2) OBP: 0.392, SLG: 0.395	P4		F2			G5-3		P4		4	0	0	1	1	0	0											
Emil Brown, R (1.8) OBP: 0.318, SLG: 0.513	K				L9	F9		F8		5	0	0	0	0	1	3											
Brian Giles, L (1.7) OBP: 0.311, SLG: 0.489	F7				G4-3	E		G6-3		5	2	2	1	0	0	0											
Aramis Ramirez, R (1.5) OBP: 0.333, SLG: 0.560					HR	F8		FC6	G1-3	4	1	2	1	1	1	1											
John Vander Wal, L (1.9) OBP: 0.413, SLG: 0.605		G3			HR	E8		F7		4	1	0	0	1	1	3											
Craig Wilson, R (1.3) OBP: 0.571, SLG: 1.600					HR	BB		G1-3		2	1	1	2	1	1	2											
John Wehner, R (6.3) OBP: 0.389, SLG: 0.267					HR					1	0	0	0	0	0	1											
Warren Morris, L (9. PH)					HR					1	0	0	0	0	0	0											
Pat Meares, R (1.4) OBP: 0.292, SLG: 0.348		G6-4-3			BB	BB		FC6	BB	3	1	2	1	1	0	2											
2 Jack Wilson, R (1.6) OBP: 0.217, SLG: 0.250										1	0	0	0	2	0	0											
Enrique Wilson, S (7. PH) OBP: 0.196, SLG: 0.190										1	0	0	0	0	0	2											
Josias Manzanillo, R (8.1) ERA: 1.99					BB	BB		FC6-4		0	0	0	0	0	0	0											
Terry Mulholland, R (9.1) ERA: 1.5					IBB	BB		1-2	2-3	0	0	0	0	0	0	0											
Todd Ritchie, R (1.1) OBP: 0.154, SLG: 0.083						FC6-4				2	0	0	0	1	1	3											
Jose Silva, R (6.1)										0	0	0	0	0	0	0											
Scott Sauerbeck, R (7.1)										0	0	0	0	0	0	0											
Abraham Nunez, S (8.6) ERA: 1.5										1	0	0	0	1	1	0											
Inning Stats	R: 0 E: 0 K: 1 S: 10	H: 0 LOB: 0 BB: 0 P: 14	R: 0 E: 0 K: 0 S: 7	H: 1 LOB: 1 BB: 1 P: 13	R: 0 E: 0 K: 1 S: 7	H: 0 LOB: 0 BB: 0 P: 9	R: 4 E: 0 K: 0 S: 22	H: 3 LOB: 3 BB: 4 P: 44	R: 1 E: 1 K: 1 S: 16	H: 2 LOB: 3 BB: 1 P: 29	R: 0 E: 0 K: 0 S: 6	H: 0 LOB: 0 BB: 2 P: 10	R: 0 E: 0 K: 1 S: 9	H: 0 LOB: 0 BB: 0 P: 14	R: 1 E: 0 K: 2 S: 11	H: 1 LOB: 0 BB: 0 P: 12	1B: 2 2B: 2 3B: 0 HR: 3	SF: 0 SAC: 0 DP: 1 HBP: 0	WP: 0 PB: 0 SB: 0 CS: 0	PA: 42							
PITCHER	IP	WLS	BF	H	R	ER	SO	BB	IBB	HBP	BLK	WP	HR	S	P	ERA	WHIP										
Russ Ortiz, R (1.1) ERA: 3.23	6.0		30	6	5	4	3	5	1	0	0	0	0	68	119	6.00	1.833										
Tim Worrell, R (7.1) ERA: 1.89	1.0	H	5	0	0	0	0	2	0	0	0	0	0	10	23	0.00	2.000										
Felix Rodriguez, R (8.1) ERA: 2.7	1.0	H	3	0	0	0	1	0	0	0	0	0	0	9	14	0.00	0.000										
Robb Nen, R (9.1) ERA: 1.5	1.0	S	4	1	1	1	2	0	0	0	0	0	1	11	12	9.00	1.000										

San Francisco Giants @ Pittsburgh Pirates
PNC Park, Pittsburgh, PA
Wed May 02 2001, 7:05 PM EDT
Att. 22,860 - Sunny - 75 F

AB 34
R 6
H 7
RBI 6
BB 8
SO 6
LOB 17



Batter	1	2	3	4	5	6	7	8	9	AB	R	H	RBI	BB	SO	LOB	TOP										
Shawon Dunston, R (1,8) OBP: 0.405, SLG: 0.600	G5-3		1B			2B	K										4 1 2 0 0 1 2										
Ramon Martinez, R (1,4) OBP: 0.388, SLG: 0.375 J.T. Snow, L (6,PH) OBP: 0.379, SLG: 0.315	K		P4			1B											3 1 1 2 0 1 1 1 0 0 0 1 0 1										
Eric Davis, R (1,9) OBP: 0.299, SLG: 0.297 Barry Bonds, L (6,PH) OBP: 0.414, SLG: 0.778 Robb Nen, R (8,1)	G6-3		G4-3			2B	K										4 0 0 0 0 1 5 1 0 0 0 0 1 1 0 0 0 0 0 0 0										
Jeff Kent, R (1,3) OBP: 0.320, SLG: 0.522		F8															5 0 1 1 0 1 1										
Benito Santiago, R (1,2) OBP: 0.394, SLG: 0.483																	4 2 3 0 1 1 1										
Rich Aurilia, R (1,6) OBP: 0.418, SLG: 0.615																	5 3 3 2 0 0 2										
Armando Rios, L (1,7) OBP: 0.320, SLG: 0.437																	4 0 2 2 0 0 2										
Pedro Feliz, R (1,5) OBP: 0.268, SLG: 0.263																	5 1 1 1 0 2 3										
Kirk Rueter, L (1,1) OBP: 0.279, SLG: 0.200 41 Chad Zerbe, L (2,1) OBP: 0.143, SLG: 0.143 Edwards Guzman, L (6,PH) OBP: 0.296, SLG: 0.468 Tim Worrell, R (6,1) OBP: 0.296, SLG: 0.468 Russ Davis, R (7,PH) OBP: 0.296, SLG: 0.468 Felix Rodriguez, R (7,1) OBP: 0.296, SLG: 0.468 Marvin Benard, L (8,9) OBP: 0.296, SLG: 0.468			G6-3														0 0 0 0 0 0 0 1 0 0 0 0 0 0 1 0 0 0 0 0 0 0 0 0 0 0 0 0 1 0 0 0 0 0 1 0 0 0 0 0 0 0 0 0 0 0 0 0 0										
Inning Stats	R: 0 E: 0 K: 1 S: 7	H: 0 LOB: 0 BB: 0 P: 8	R: 2 E: 0 K: 0 S: 13	H: 2 LOB: 0 BB: 0 P: 15	R: 0 E: 0 K: 0 S: 11	H: 1 LOB: 1 BB: 0 P: 16	R: 0 E: 0 K: 0 S: 11	H: 1 LOB: 1 BB: 0 P: 14	R: 3 E: 0 K: 1 S: 12	H: 4 LOB: 3 BB: 1 P: 31	R: 1 E: 0 K: 3 S: 18	H: 3 LOB: 3 BB: 1 P: 31	R: 2 E: 0 K: 1 S: 12	H: 3 LOB: 1 BB: 0 P: 20	R: 0 E: 0 K: 2 S: 7	H: 0 LOB: 1 BB: 0 P: 15	R: 0 E: 0 K: 1 S: 12	H: 0 LOB: 1 BB: 1 P: 20	1B: 11 2B: 1 3B: 1 HR: 1	SF: 1 SAC: 1 DP: 0 HBP: 1	WP: 0 PB: 0 SB: 0 CS: 0	PA: 44					
PITCHER	IP	WLS	BF	H	R	ER	SO	BB	IBB	HBP	BLK	WP	HR	S	P	ERA	WHIP										
Omar Daal, L (1,1) ERA: 4.04	5.0	W	25	10	6	6	2	0	0	0	0	0	1	59	80	10.80	2.000										
Wayne Gomes, R (6,1) ERA: 1.83	1.1		8	3	2	2	3	1	0	0	1	0	0	18	31	13.50	3.000										
Eddie Oropesa, L (7,1) ERA: 9.0	0.1	H	2	1	0	0	0	0	0	0	0	0	0	3	7	0.00	3.000										
Ricky Bottalico, R (7,1) ERA: 1.62	1.1	H	5	0	0	0	3	0	0	1	0	0	0	11	20	0.00	0.000										
Jose Mesa, R (9,1) ERA: 4.73	1.0	S	4	0	0	0	1	1	0	0	0	0	0	12	20	0.00	1.000										

San Francisco Giants @ Philadelphia Phillies
Veterans Stadium, Philadelphia, PA
Sun May 06 2001, 1:35 PM EDT
Att: 25,206 - Sunny - 63 F

AB 39
R 8
H 14
RBI 8
BB 2
SO 9
LOB 20



Batter	1	2	3	4	5	6	7	8	9	AB	R	H	RBI	BB	SO	LOB	BOTTOM										
11 Jimmy Rollins, S (1,6) OBP: 0.310, SLG: 0.348	F8																4 1 2 2 1 0 0										
Doug Glanville, R (1,8) OBP: 0.276, SLG: 0.392																	4 2 2 1 1 0 2										
Bobby Abreu, L (1,9) OBP: 0.331, SLG: 0.473																	4 1 2 3 1 0 0										
Scott Rolen, R (1,5) OBP: 0.318, SLG: 0.355																	3 1 0 0 2 1 4										
Mike Lieberthal, R (1,2) OBP: 0.331, SLG: 0.346																	4 1 1 0 1 0 3										
Pat Burrell, R (1,7) OBP: 0.347, SLG: 0.400																	4 0 1 0 1 2 2										
23 Kevin Jordan, R (1,3) OBP: 0.440, SLG: 0.609																	5 1 1 2 0 1 5										
Jose Mesa, R (9,1)																	0 0 0 0 0 0 0										
Marlon Anderson, L (1,4) OBP: 0.327, SLG: 0.418 Ricky Bottalico, L (7,1)																	4 1 1 0 0 1 1 0 0 0 0 0 0 0 0 0 0 0 0 0 0										
Tomas Perez, S (9,4) OBP: 0.294, SLG: 0.294																	0 0 0 0 0 0 0										
Omar Daal, L (1,1) OBP: 0.286, SLG: 0.286 Wayne Gomes, R (6,1) OBP: 1.000, SLG: 1.000 Eddie Oropesa, L (7,1)																	3 2 2 1 0 0 0 0 0 0 0 0 0 0 0 0 0 0 0 0 0										
Travis Lee, L (7,3) OBP: 0.425, SLG: 0.464																	1 0 0 0 0 1 0										
Inning Stats	R: 1 E: 1 K: 0 S: 14	H: 1 LOB: 3 BB: 3 P: 31	R: 9 E: 1 K: 1 S: 28	H: 8 LOB: 1 BB: 1 P: 44	R: 0 E: 0 K: 0 S: 12	H: 1 LOB: 2 BB: 1 P: 16	R: 0 E: 0 K: 0 S: 5	H: 0 LOB: 0 BB: 0 P: 5	R: 0 E: 0 K: 1 S: 9	H: 2 LOB: 1 BB: 0 P: 12	R: 0 E: 0 K: 1 S: 11	H: 0 LOB: 2 BB: 0 P: 16	R: 0 E: 0 K: 1 S: 12	H: 0 LOB: 2 BB: 2 P: 26	R: 0 E: 0 K: 2 S: 8	H: 0 LOB: 0 BB: 0 P: 14	1B: 7 2B: 3 3B: 1 HR: 1	SF: 0 SAC: 0 DP: 1 HBP: 0	WP: 1 PB: 0 SB: 0 CS: 0	PA: 43							
PITCHER	IP	WLS	BF	H	R	ER	SO	BB	IBB	HBP	BLK	WP	HR	S	P	ERA	WHIP										
Kirk Rueter, L (1,1) ERA: 8.55	1.0	L	14	6	8	8	0	4	0	0	0	1	0	41	56	2.25	1.750										
41 Chad Zerbe, L (2,1) ERA: 2.92	4.0		18	6	2	1	2	1	0	0	0	0	0	11	16	0.00	0.000										
Tim Worrell, R (6,1) ERA: 2.11	1.0		3	0	0	0	1	0	0	0	0	0	0	12	26	0.00	2.000										
Felix Rodriguez, R (7,1) ERA: 2.4	1.0		5	0	0	0	1	2	0	0	0	0	0	8	14	0.00	0.000										
Robb Nen, R (8,1) ERA: 1.29	1.0		3	0	0	0	2	0	0	0	0	0	0	8	14	0.00	0.000										

San Francisco Giants @ Philadelphia Phillies
Veterans Stadium, Philadelphia, PA
Sun May 06 2001, 1:35 PM EDT
Att: 25,206 - Sunny - 63 F

AB 36
R 10
H 12
RBI 9
BB 7
SO 6
LOB 17



Batter	1	2	3	4	5	6	7	8	9	AB	R	H	RBI	BB	SO	LOB	TOP					
Curtis Pride, L OBP: 0.214, SLG: 0.286 (1, 7)										5	0	0	0	0	2	5	Montreal Expos @ San Francisco Giants PacBell Park, San Francisco, CA Mon May 07 2001, 10:15 PM EDT Att: 38,249 - Sunny - 76 F					
Orlando Cabrera, R OBP: 0.320, SLG: 0.416 (1, 6)										5	1	1	0	0	1	3						
Lee Stevens, L OBP: 0.288, SLG: 0.465 (1, 3)										3	0	1	0	1	1	0						
Vladimir Guerrero, R OBP: 0.370, SLG: 0.473 (1, 9)										3	0	1	1	1	0	0						
Jose Vidro, S OBP: 0.379, SLG: 0.504 (1, 4)										4	0	1	0	0	1	2						
Geoff Blum, S OBP: 0.278, SLG: 0.254 (1, 5)										3	1	0	0	1	1	5						
Milton Bradley, S OBP: 0.307, SLG: 0.308 (1, 8)										4	0	3	0	0	0	2						
Michael Barrett, R OBP: 0.240, SLG: 0.227 (1, 2)										1	0	0	0	1	0	1						
Randy Knorr, R OBP: 0.278, SLG: 0.563 (7, PH)										1	0	0	0	0	1	2						
Tony Armas, R OBP: 0.331, SLG: 0.339 (7, PH)										2	0	0	0	0	0	4						
Fernando Soto, S OBP: 0.178, SLG: 0.160 (7, 1)										1	0	0	0	0	1	2						
Masato Yoshii, R OBP: 0.178, SLG: 0.160 (7, 1)										0	0	0	0	0	0	0						
Graeme Lloyd, L OBP: 0.178, SLG: 0.160 (8, 1)										0	0	0	0	0	0	0						
Scott Strickland, R OBP: 0.178, SLG: 0.160 (8, 1)										0	0	0	0	0	0	0						
Mike Mordecai, R OBP: 0.207, SLG: 0.154 (8, PH)										1	0	0	0	0	0	1						
Inning Stats	R: 0 E: 0 K: 1 S: 8	H: 0 LOB: 0 BB: 0 P: 13	R: 0 E: 0 K: 1 S: 7	H: 0 LOB: 0 BB: 0 P: 12	R: 0 E: 1 K: 0 S: 8	H: 1 LOB: 1 BB: 0 P: 14	R: 0 E: 0 K: 0 S: 14	H: 2 LOB: 2 BB: 1 P: 24	R: 0 E: 0 K: 0 S: 6	H: 1 LOB: 2 BB: 1 P: 13	R: 0 E: 0 K: 1 S: 7	H: 0 LOB: 0 BB: 0 P: 10	R: 1 E: 0 K: 3 S: 17	H: 1 LOB: 1 BB: 1 P: 26	R: 1 E: 0 K: 1 S: 14	H: 2 LOB: 2 BB: 1 P: 24	R: 0 E: 0 K: 1 S: 9	H: 0 LOB: 1 BB: 1 P: 17	1B: 5 2B: 3 3B: 0 HR: 0	SF: 0 SAC: 0 DP: 2 HBP: 0	WP: 1 PB: 0 SB: 0 CS: 0	PA: 38
PITCHER	IP	WLS	BF	H	R	ER	SO	BB	IBB	HBP	BLK	WP	HR	S	P	ERA	WHIP					
Russ Ortiz, R ERA: 2.93 (1, 1)	7.0	W	28	5	1	1	6	3	0	0	0	1	0	67	112	1.29	1.143					
Felix Rodriguez, R ERA: 3.0 (8, 1)	0.0		3	2	1	1	0	1	0	0	0	0	0	8	15	∞	∞					
Aaron Fultz, L ERA: 7.02 (8, 1)	2.0	S	7	0	0	0	2	1	0	0	0	0	0	15	26	0.00	0.500					


AB	33
R	2
H	7
RBI	1
BB	5
SO	8
LOB	27



Batter	1	2	3	4	5	6	7	8	9	AB	R	H	RBI	BB	SO	LOB	BOTTOM				
Marvin Benard, L OBP: 0.202, SLG: 0.225 (1, 8)										4	1	1	0	0	0	1	Montreal Expos @ San Francisco Giants PacBell Park, San Francisco, CA Mon May 07 2001, 10:15 PM EDT Att: 38,249 - Sunny - 76 F				
J.T. Snow, L OBP: 0.375, SLG: 0.305 (1, 3)										3	1	0	0	1	0	1					
Barry Bonds, L OBP: 0.433, SLG: 0.783 (1, 7)										2	1	2	1	2	0	0					
Jeff Kent, R OBP: 0.318, SLG: 0.513 (1, 4)										4	1	1	1	0	1	4					
Armando Rios, L OBP: 0.317, SLG: 0.462 (1, 9)										4	1	1	4	0	0	2					
Rich Aurilia, R OBP: 0.405, SLG: 0.593 (1, 6)										4	0	0	0	0	1	1					
Russ Davis, R OBP: 0.202, SLG: 0.462 (1, 5)										1	0	0	0	0	0	0					
Pedro Feliz, R OBP: 0.282, SLG: 0.256 (7, 5)										1	0	0	0	0	1	0					
Bobby Estalella, R OBP: 0.298, SLG: 0.423 (1, 2)										3	0	0	0	0	0	1					
Russ Ortiz, R OBP: 0.188, SLG: 0.133 (1, 1)										1	1	0	0	1	1	0					
Eric Davis, R OBP: 0.250, SLG: 0.289 (7, PH)										1	0	0	0	0	1	0					
Felix Rodriguez, R OBP: 0.282, SLG: 0.256 (8, 1)										0	0	0	0	0	0	0					
Aaron Fultz, L OBP: 0.500, SLG: 0.500 (8, 1)										0	0	0	0	0	0	0					
Inning Stats	R: 0 E: 0 K: 1 S: 12	H: 0 LOB: 1 BB: 1 P: 23	R: 0 E: 0 K: 1 S: 7	H: 0 LOB: 0 BB: 0 P: 10	R: 0 E: 0 K: 1 S: 12	H: 0 LOB: 0 BB: 0 P: 17	R: 0 E: 0 K: 0 S: 6	H: 0 LOB: 1 BB: 1 P: 11	R: 0 E: 0 K: 0 S: 5	H: 0 LOB: 0 BB: 0 P: 10	R: 4 E: 0 K: 2 S: 9	H: 3 LOB: 0 BB: 0 P: 37	R: 0 E: 0 K: 2 S: 9	H: 0 LOB: 0 BB: 0 P: 12	R: 2 E: 0 K: 0 S: 10	H: 2 LOB: 1 BB: 1 P: 19	1B: 3 2B: 0 3B: 1 HR: 1	SF: 0 SAC: 0 DP: 1 HBP: 1	WP: 0 PB: 0 SB: 0 CS: 0	PA: 33	
PITCHER	IP	WLS	BF	H	R	ER	SO	BB	IBB	HBP	BLK	WP	HR	S	P	ERA	WHIP				
Tony Armas, R ERA: 3.78 (1, 1)	6.0	L	24	3	4	4	3	3	0	1	0	0	0	9	12	0.00	1.000				
Masato Yoshii, R ERA: 1.65 (7, 1)	1.0		3	0	0	0	2	0	0	0	0	0	0	9	12	0.00	0.000				
Graeme Lloyd, L ERA: 2.21 (8, 1)	0.0		3	2	2	2	0	1	0	0	0	0	0	4	9	∞	∞				
Scott Strickland, R ERA: 2.21 (8, 1)	1.0		3	0	0	0	0	0	0	0	0	0	0	6	10	0.00	0.000				

AB	28
R	6
H	5
RBI	6
BB	4
SO	5
LOB	10



Batter	1	2	3	4	5	6	7	8	9	AB	R	H	RBI	BB	SO	LOB	TOP										
Orlando Cabrera, R OBP: 0.318, SLG: 0.410	2-1 G5-4-3 1B		2-2 G6-3		0-1 G6-4-3			1-0 F9		4	0	1	0	0	0	1	Montreal Expos @ San Francisco Giants PacBell Park, San Francisco, CA Tue May 08 2001, 10:15 PM EDT Att: 38,123 - Sunny - 79 F										
Milton Bradley, S OBP: 0.295, SLG: 0.295	0-0 G5-4-3		1-2 G6-3			2-1 G5-3		1-2 P4		4	0	0	0	0	0	1											
Lee Stevens, L OBP: 0.295, SLG: 0.466	0-3 K			2-2 E 1B 1B		1-2 G1-3 1B		1-3 K2-3		4	0	2	0	0	2	0											
Vladimir Guerrero, R OBP: 0.374, SLG: 0.482		2-1 G4-3 SF8 2B		0-1 E 1B		1-2 G1-3		1-3 K		4	1	2	0	0	1	1											
Jose Vidro, S OBP: 0.368, SLG: 0.489		0-1 G4-3		0-0 E5 G6-4-3		0-3 K		0-0 G6-3		4	0	0	0	0	1	4											
Fernando Tatis, R OBP: 0.348, SLG: 0.372		3-0 SF8		1-3 K			4-2 FC4-6 BB		1-1 G5-3		2	0	0	1	1	3											
Geoff Blum, S OBP: 0.282, SLG: 0.246		3-H 4-2 BB		2-2 G6-4-3			0-0 F8			2	0	0	0	1	0	4											
Michael Barrett, R OBP: 0.232, SLG: 0.220		2-3 K2-3		1-0 G5-3			0-0 FC4-6 FC5-4			3	0	0	0	0	1	2											
Mike Thurman, R OBP: 0.154, SLG: 0.083			1-3 K		0-0 G6-4-3 1B		0-2 FC5-4			2	0	1	0	0	1	0											
Anthony Telford, R (5, 1)										0	0	0	0	0	0	0											
Fernando Seguinol, S OBP: 0.172, SLG: 0.154										0	0	0	0	0	0	1											
Scott Stewart, R (7, 1)										0	0	0	0	0	0	0											
Ugueth Urbina, R (8, 1)										0	0	0	0	0	0	0											
Inning Stats	R: 0 E: 0 K: 1 S: 6	H: 1 LOB: 0 BB: 0 P: 8	R: 1 E: 0 K: 1 S: 10	H: 1 LOB: 1 BB: 21	R: 0 E: 0 K: 1 S: 9	H: 0 LOB: 0 BB: 0 P: 13	R: 0 E: 1 K: 1 S: 12	H: 2 LOB: 2 BB: 0 P: 17	R: 0 E: 0 K: 0 S: 4	H: 1 LOB: 1 BB: 0 P: 5	R: 0 E: 0 K: 1 S: 13	H: 0 LOB: 1 BB: 0 P: 17	R: 0 E: 0 K: 0 S: 9	H: 0 LOB: 0 BB: 11	R: 0 E: 0 K: 1 S: 8	H: 0 LOB: 0 BB: 0 P: 11	R: 0 E: 0 K: 1 S: 9	H: 0 LOB: 0 BB: 0 P: 11	1B: 5 2B: 1 3B: 0 HR: 0	SF: 1 SAC: 0 DP: 3 HBP: 0	WP: 0 PB: 0 SB: 0 CS: 0	PA: 33					
PITCHER	IP	WLS	BF	H	R	ER	SO	BB	IBB	HBP	BLK	WP	HR	S	P	ERA	WHIP										
Shawn Estes, L ERA: 3.56	(1, 1)	8.0	W	30	6	1	1	6	2	0	0	0	0	71	105	1.12	1.000										
Alan Embree, L ERA: 11.91	(9, 1)	1.0		3	0	0	0	1	0	0	0	0	0	9	11	0.00	0.000										

Batter	1	2	3	4	5	6	7	8	9	AB	R	H	RBI	BB	SO	LOB	BOTTOM											
Marvin Benard, L OBP: 0.211, SLG: 0.262	0-2 G4-6-3 1B		0-1 B2-3		2-0 G4-3		3-2 1-H 2-H 3-H HR		2-2 G6-3		5	1	2	4	0	0	1											
Rich Aurilia, R OBP: 0.405, SLG: 0.602	0-1 G4-6-3		3-1 1B 1B		0-1 3B		1-3 K		2-2 G4-3		5	1	2	0	0	1	2											
Barry Bonds, L OBP: 0.435, SLG: 0.766	4-2 1B BB		2-2 F8		4-0 BB		2-0 P6		1-2 G5-3		2	1	0	0	2	0	1											
Shawon Dunston, R OBP: 0.395, SLG: 0.585	(6, PH) (9, 7)										1	0	0	0	0	0	0											
Jeff Kent, R OBP: 0.321, SLG: 0.508	1-0 BB BB		2-2 1B SF7 1B		2-2 G4-3		0-1 G6-3		3-1 F7		5	1	2	0	0	0	2											
J.T. Snow, L OBP: 0.392, SLG: 0.384	4-2 BB BB		0-0 2B		1-0 HR		2-3 K		0-0 HR		4	2	3	3	1	1	0											
Benito Santiago, R OBP: 0.423, SLG: 0.492	1-2 BB		1-3 2-H 1B		1-1 HR		0-0 HR		4-2 HR		1	1	1	2	3	0	0											
Armando Rios, L OBP: 0.311, SLG: 0.458	4-2 BB		0-0 SF7		1-1 S G6-3 HR 1B		4-0 BB		4-2 BB		5	0	1	0	0	0	6											
Pedro Feliz, R OBP: 0.283, SLG: 0.262	1-2 BB		3-H F7		1-3 2B		1-1 G6-3		1-2 G1-3		5	0	1	0	0	0	6											
Shawn Estes, R OBP: 0.133, SLG: 0.077	(1, 1)		1-1 L4		1-2 G1-3		4-2 BB HR BB		0-2 G4-3 1B		3	1	1	0	1	0	2											
Alan Embree, L (9, 1)			1-2 F8		1-3 K		4-2 HR BB		0-0 G4-3		3	1	0	0	1	1	1											
Inning Stats	R: 1 E: 0 K: 0 S: 18	H: 2 LOB: 3 BB: 3 P: 33	R: 0 E: 0 K: 0 S: 7	H: 0 LOB: 0 BB: 0 P: 9	R: 2 E: 0 K: 0 S: 15	H: 4 LOB: 2 BB: 0 P: 23	R: 0 E: 0 K: 1 S: 9	H: 1 LOB: 2 BB: 1 P: 18	R: 5 E: 0 K: 1 S: 17	H: 3 LOB: 0 BB: 2 P: 34	R: 0 E: 0 K: 1 S: 6	H: 0 LOB: 1 BB: 1 P: 12	R: 0 E: 0 K: 0 S: 10	H: 1 LOB: 1 BB: 0 P: 14	R: 1 E: 0 K: 0 S: 13	H: 1 LOB: 1 BB: 1 P: 22	R: 1 E: 0 K: 0 S: 9	H: 1 LOB: 0 BB: 0 P: 9	1B: 7 2B: 1 3B: 1 HR: 3	SF: 1 SAC: 0 DP: 1 HBP: 0	WP: 0 PB: 0 SB: 1 CS: 0	PA: 43						
PITCHER	IP	WLS	BF	H	R	ER	SO	BB	IBB	HBP	BLK	WP	HR	S	P	ERA	WHIP											
Mike Thurman, R ERA: 5.75	(1, 1)	4.1	L	27	9	7	7	1	6	0	0	0	0	1	58	103	14.54	3.462										
Anthony Telford, R ERA: 5.4	(5, 1)	1.2		7	1	1	1	2	1	0	0	0	0	1	14	26	5.40	1.200										
Scott Stewart, L ERA: 5.14	(7, 1)	1.1		5	1	0	0	0	0	0	0	0	0	15	20	0.00	0.750											
Ugueth Urbina, R ERA: 3.45	(8, 1)	0.2		4	1	1	1	0	1	0	0	0	0	1	8	16	13.50	3.000										



Batter	1	2	3	4	5	6	7	8	9	AB	R	H	RBI	BB	SO	LOB	TOP					
Curtis Pride, L OBP: 0.211, SLG: 0.263 (1, 7)	F5		G4-3	F8		FC6-4 BB 1B		K		5	0	1	3	0	1	3	Montreal Expos @ San Francisco Giants PacBell Park, San Francisco, CA Wed May 09 2001, 10:15 PM EDT Att: 38,074 - Sunny - 59 F					
Milton Bradley, S OBP: 0.300, SLG: 0.286 (1, 8)	B1-3		HR BB			K		K		3	1	0	0	2	2	0						
Lee Stevens, L OBP: 0.299, SLG: 0.484 (1, 3)	G6-3		HR			FC6-4			F9	4	1	1	3	1	0	2						
Vladimir Guerrero, R OBP: 0.375, SLG: 0.504 (1, 9)		G5-4-3 1B	HR		F8		E5 2B SF8	G6-3		5	2	2	1	0	0	1						
Jose Vidro, S OBP: 0.369, SLG: 0.500 (1, 4)	F7		G1-3		F8					5	0	2	0	0	0	2						
Fernando Tatis, R OBP: 0.343, SLG: 0.376 (1, 5)	G5-4-3 1-2			K		SH1-4 2B		SF8	K	4	1	1	1	0	2	2						
Orlando Cabrera, R OBP: 0.316, SLG: 0.405 (1, 6)			E8 1B G4-3 1B	F9		K		G6-3		4	1	1	0	0	1	2						
Michael Barrett, R OBP: 0.252, SLG: 0.234 (1, 2)			SH1-4 HR 1B		1B	SH1-4 1B BB		F8		3	2	2	0	1	0	1						
Javier Vazquez, R OBP: 0.538, SLG: 0.500 Fernando Segundo, S OBP: 0.197, SLG: 0.146 Guillermo Mota, R OBP: 0.500, SLG: 0.500 Scott Strickland, R (1, 1)			SH1-4			SH1-4		G4-3		1	0	1	0	0	0	0						
Inning Stats	R: 0 E: 0 K: 0 S: 5	H: 0 LOB: 0 BB: 0 P: 7	R: 0 E: 0 K: 0 S: 7	H: 1 LOB: 0 BB: 0 P: 12	R: 5 E: 1 K: 0 S: 15	H: 4 LOB: 0 BB: 1 P: 27	R: 0 E: 0 K: 1 S: 15	H: 2 LOB: 2 BB: 0 P: 23	R: 0 E: 0 K: 1 S: 9	H: 0 LOB: 1 BB: 1 P: 14	R: 2 E: 0 K: 1 S: 20	H: 2 LOB: 2 BB: 2 P: 34	R: 1 E: 1 K: 0 S: 8	H: 1 LOB: 1 BB: 0 P: 13	R: 0 E: 0 K: 2 S: 8	H: 0 LOB: 0 BB: 0 P: 12		R: 0 E: 0 K: 1 S: 12	H: 1 LOB: 1 BB: 0 P: 20	1B: 6 2B: 3 3B: 0 HR: 2	SF: 1 SAC: 2 DP: 1 HBP: 0	WP: 0 PB: 0 CS: 0
PITCHER	IP	WLS	BF	H	R	ER	SO	BB	IBB	HBP	BLK	WP	HR	S	P	ERA	WHIP					
Livan Hernandez, R ERA: 7.23 Alan Embree, L ERA: 10.13 Aaron Fultz, L ERA: 6.62	(1, 1) (7, 1) (9, 1)	6.0 2.0 1.0	L 8 4	30 1 1	9 1 0	7 0 0	3 2 1	4 0 0	0 0 0	0 0 0	0 0 0	0 0 0	2 16 12	71 25 20	117 25 20	10.50 0.00 0.00	2.167 0.500 1.000					

AB	35
R	8
H	11
RBI	8
BB	4
SO	6
LOB	13



Batter	1	2	3	4	5	6	7	8	9	AB	R	H	RBI	BB	SO	LOB	BOTTOM					
Marvin Benard, L OBP: 0.212, SLG: 0.261 (1, 8)	G4-3		BB 1B		K			G4-3		4	0	1	0	0	1	0	Montreal Expos @ San Francisco Giants PacBell Park, San Francisco, CA Wed May 09 2001, 10:15 PM EDT Att: 38,074 - Sunny - 59 F					
Rich Aurilia, R OBP: 0.415, SLG: 0.603 (1, 6)			1B		F9					3	0	2	0	1	0	0						
Barry Bonds, L OBP: 0.425, SLG: 0.742 Ramon Martinez, R OBP: 0.359, SLG: 0.364 (1, 7) (7, 4)			BB		K			K		3	0	0	0	0	3	3						
Jeff Kent, R OBP: 0.314, SLG: 0.496 Alan Embree, L (7, 1) Pedro Feliz, R OBP: 0.277, SLG: 0.256 Aaron Fultz, L OBP: 0.500, SLG: 0.500 (9, 1)			F9		F9					3	0	0	0	0	0	3						
J.T. Snow, L OBP: 0.388, SLG: 0.379 (1, 3)					G3 1B			K		4	0	1	0	0	2	0						
Russ Davis, R OBP: 0.311, SLG: 0.476 (1, 5)			G3-1 2B		G3 1B			K		4	0	2	0	0	1	0						
Armando Rios, L OBP: 0.309, SLG: 0.470 (1, 9)			G3-1		G3			G4-3		4	0	1	0	0	0	3						
Bobby Estalella, R OBP: 0.295, SLG: 0.400 (1, 2)			F9		G3-6-1 BB			L5		3	0	0	0	1	0	2						
Livan Hernandez, R OBP: 0.176, SLG: 0.176 Edwards Guzman, L OBP: 0.125, SLG: 0.125 (1, 1) (7, 7)			G4-3		G3-6-1			F8		2	0	0	0	0	0	3						
Inning Stats	R: 0 E: 0 K: 1 S: 12	H: 1 LOB: 1 BB: 0 P: 20	R: 0 E: 0 K: 1 S: 9	H: 1 LOB: 0 BB: 0 P: 12	R: 0 E: 0 K: 1 S: 15	H: 1 LOB: 2 BB: 1 P: 23	R: 0 E: 0 K: 0 S: 14	H: 2 LOB: 2 BB: 1 P: 24	R: 0 E: 0 K: 2 S: 9	H: 0 LOB: 0 BB: 0 P: 11	R: 0 E: 0 K: 2 S: 9	H: 0 LOB: 0 BB: 0 P: 15	R: 0 E: 0 K: 0 S: 5	H: 0 LOB: 0 BB: 0 P: 9	R: 0 E: 0 K: 2 S: 12	H: 1 LOB: 1 BB: 0 P: 16		R: 0 E: 0 K: 0 S: 6	H: 1 LOB: 1 BB: 0 P: 9	1B: 5 2B: 1 3B: 1 HR: 0	SF: 0 SAC: 0 DP: 1 HBP: 0	WP: 0 PB: 0 CS: 0
PITCHER	IP	WLS	BF	H	R	ER	SO	BB	IBB	HBP	BLK	WP	HR	S	P	ERA	WHIP					
Javier Vazquez, R ERA: 5.68 Guillermo Mota, R ERA: 1.83 Scott Strickland, R ERA: 2.11	(1, 1) (8, 1) (9, 1)	7.0 1.0 1.0	W 4 4	27 1 0	0 0 0	0 0 0	7 2 0	2 0 0	0 0 0	0 0 0	0 0 0	0 0 0	0 0 6	3 12 9	14 16 9	0.00 0.00 0.00	1.000 1.000 1.000					

AB	33
R	0
H	7
RBI	0
BB	2
SO	9
LOB	16



Batter	1	2	3	4	5	6	7	8	9	AB	R	H	RBI	BB	SO	LOB	TOP			
Orlando Cabrera, R OBP: 0.314, SLG: 0.408	F9		G6-3 2B			G1		F5		4	0	1	0	0	0	2	Montreal Expos @ San Francisco Giants PacBell Park, San Francisco, CA Thu May 10 2001, 3:35 PM EDT Att: 41,059 - Sunny - 66 F			
Milton Bradley, S OBP: 0.298, SLG: 0.277	G1-3		G6-3			G5-3				3	0	0	0	1	0	1				
Lee Stevens, L OBP: 0.299, SLG: 0.480 Graeme Lloyd, L										3	0	1	0	0	1	1				
Randy Knorr, R OBP: 0.360, SLG: 0.682 Guillermo Mota, R OBP: 0.500, SLG: 0.500			K			G4-3		F3		1	0	0	0	0	0	3				
Vladimir Guerrero, R OBP: 0.374, SLG: 0.496 Curtis Priddy, L OBP: 0.200, SLG: 0.250										0	0	0	0	0	0	0				
Jose Vidro, S OBP: 0.362, SLG: 0.489 Mike Mordecai, R OBP: 0.250, SLG: 0.143										3	0	0	0	0	0	2				
Fernando Tatis, R OBP: 0.345, SLG: 0.378 Andy Tracy, L OBP: 0.250, SLG: 0.500										2	0	1	0	0	0	0				
Geoff Blum, S OBP: 0.297, SLG: 0.281										3	0	2	0	0	0	1				
Michael Barrett, R OBP: 0.245, SLG: 0.227										3	0	0	0	0	0	3				
Britt Reames, R OBP: 0.333, SLG: 0.111 Masato Yoshii, R Scott Stewart, R Anthony Telford, R Fernando Seguignol, S OBP: 0.194, SLG: 0.179										1	0	0	0	0	0	0				
Inning Stats	R: 0 E: 0 K: 0 S: 11	H: 1 LOB: 2 BB: 1 P: 21	R: 0 E: 0 K: 0 S: 5	H: 1 LOB: 0 BB: 0 P: 9	R: 0 E: 0 K: 1 S: 10	H: 1 LOB: 1 BB: 0 P: 17	R: 0 E: 0 K: 0 S: 7	H: 0 LOB: 0 BB: 0 P: 9	R: 0 E: 0 K: 0 S: 6	H: 1 LOB: 0 BB: 0 P: 7	R: 0 E: 0 K: 0 S: 5	H: 0 LOB: 0 BB: 0 P: 9	R: 0 E: 0 K: 0 S: 13	H: 2 LOB: 3 BB: 1 P: 27	R: 0 E: 0 K: 2 S: 7	H: 0 LOB: 0 BB: 0 P: 9	1B: 4 2B: 2 3B: 0 HR: 0	SF: 0 SAC: 0 DP: 2 HBP: 0	WP: 0 PB: 0 SB: 0 CS: 0	PA: 33
PITCHER	IP WLS BF H R ER SO BB IBB HBP BLK WP HR S P ERA WHIP																			
Kirk Rueter, L ERA: 6.91	8.0 W 30 6 0 0 1 2 0 0 0 0 0 0 64 110 0.00 1.000																			
41 Chad Zerbe, L ERA: 2.7	1.0 3 0 0 0 2 0 0 0 0 0 0 0 7 9 0.00 0.000																			

AB	31
R	0
H	6
RBI	0
BB	2
SO	3
LOB	13



Batter	1	2	3	4	5	6	7	8	9	AB	R	H	RBI	BB	SO	LOB	BOTTOM			
Marvin Benard, L OBP: 0.242, SLG: 0.278	G1-3 1B	SH5-3 BB	F8		E1 1B	G5-3 1B 2B		BB BB		4	2	3	1	2	0	3	Montreal Expos @ San Francisco Giants PacBell Park, San Francisco, CA Thu May 10 2001, 3:35 PM EDT Att: 41,059 - Sunny - 66 F			
Shawon Dunston, R OBP: 0.396, SLG: 0.565	G1-3	SH5-3		FC3-6 1B	F9	G5-3 1B 2B		F7		5	1	2	1	0	0	3				
J.T. Snow, L OBP: 0.393, SLG: 0.380	3B 1B	F3-2-5		K		1B G5-3		BB		5	2	2	2	1	1	5				
Jeff Kent, R OBP: 0.324, SLG: 0.512 Edwards Guzman, L OBP: 0.111, SLG: 0.111	P3		F9	FC3-6 BB		1B 2B		F7		4	1	2	2	1	0	1				
Armando Rios, L OBP: 0.328, SLG: 0.500	2B 3B		E5 1B	FC3-6 FC5-4		1B 1B		F8		6	2	4	2	0	0	4				
Benito Santiago, R OBP: 0.421, SLG: 0.500	PB 2B		E5 BB	FC5-4		1B K				5	2	2	1	0	1	5				
Russ Davis, R OBP: 0.337, SLG: 0.500	BB		BB 2B		SH1-4 1B	SF9 1B 2B		G1-6-3 BB		2	1	2	1	2	0	0				
Ramon Martinez, R OBP: 0.364, SLG: 0.333	F9		BB IBB		F8	1B 1B BB		G1-6-3		3	1	0	0	2	0	4				
Kirk Rueter, L OBP: 0.400, SLG: 0.250 41 Chad Zerbe, L		SH5-3 BB	F3-2-5 BB		SH1-4	G5-3 1B		G6-3		2	1	1	2	2	0	0				
Inning Stats	R: 3 E: 0 K: 0 S: 17	H: 4 LOB: 2 BB: 1 P: 32	R: 0 E: 0 K: 0 S: 5	H: 0 LOB: 2 BB: 2 P: 15	R: 1 E: 1 K: 0 S: 10	H: 2 LOB: 3 BB: 2 P: 24	R: 0 E: 0 K: 1 S: 12	H: 1 LOB: 2 BB: 1 P: 21	R: 1 E: 1 K: 0 S: 9	H: 2 LOB: 1 BB: 0 P: 15	R: 8 E: 0 K: 1 S: 28	H: 9 LOB: 2 BB: 1 P: 46	R: 0 E: 0 K: 0 S: 7	H: 0 LOB: 0 BB: 1 P: 14	R: 0 E: 0 K: 0 S: 8	H: 0 LOB: 2 BB: 2 P: 19		1B: 13 2B: 5 3B: 1 HR: 0	SF: 1 SAC: 2 DP: 2 HBP: 0	WP: 1 PB: 1 SB: 1 CS: 0
PITCHER	IP WLS BF H R ER SO BB IBB HBP BLK WP HR S P ERA WHIP																			
Britt Reames, R ERA: 5.25	2.2 L 18 6 4 3 0 4 0 0 0 0 0 0 24 66 0.00 1.714																			
Masato Yoshii, R ERA: 1.45	2.1 11 3 1 0 1 1 0 0 0 0 0 0 24 41 0.00 1.714																			
Scott Stewart, L ERA: 7.53	0.1 5 4 4 4 0 0 0 0 0 0 0 0 10 15 108.00 12.000																			
Anthony Telford, R ERA: 10.29	0.1 6 4 4 4 0 1 0 0 0 0 0 0 11 20 108.00 15.000																			
Graeme Lloyd, L ERA: 2.35	1.1 5 1 0 0 1 1 0 0 0 0 1 0 14 25 0.00 1.500																			
PITCHER	IP WLS BF H R ER SO BB IBB HBP BLK WP HR S P ERA WHIP																			
Guillermo Mota, R ERA: 1.74	8.1 1.0 5 5 0 0 0 0 0 0 0 0 0 8 19 0.00 2.000																			



Batter	1	2	3	4	5	6	7	8	9	10	AB	R	H	RBI	BB	SO	LOB	TOP								
Benny Agbayani, R (1, 7) OBP: 0.425, SLG: 0.473 Tsuyoshi Shinjo, R (8, PR) OBP: 0.308, SLG: 0.410 (8, 9)	P4					F9					4	0	2	1	0	0	0	New York Mets @ San Francisco Giants PacBell Park, San Francisco, CA Fri May 11 2001, 10:35 PM EDT Att. 41,059 - Sunny - 58 F								
Timo Perez, L (1, 9) OBP: 0.302, SLG: 0.344 John Franco, L (8, 1) Donne Wall, R (10, 1) Desi Relaford, S (10, 6)	P3			F9		K					4	0	0	0	0	2	2									
Eduardo Alfonso, R (1, 4) OBP: 0.331, SLG: 0.480	F9				G3-6 BB	P5			F7		3	0	0	0	1	0	0									
Robin Ventura, L (1, 5) OBP: 0.392, SLG: 0.470		G6-3			G3-6			F9		K	4	0	0	0	0	1	1									
Todd Zeile, R (1, 3) OBP: 0.308, SLG: 0.339		G6-3			G4-3			F8		P1	4	0	0	0	0	0	0									
Alex Escobar, R (1, 8) OBP: 0.288, SLG: 0.308		F9									3	0	0	0	1	1	0									
Todd Pratt, R (1, 2) OBP: 0.344, SLG: 0.360 Joe McEwing, R (8, 7) OBP: 0.357, SLG: 0.474											3	2	2	1	0	1	1									
Rey Ordonez, R (1, 6) OBP: 0.277, SLG: 0.330 Armando Benitez, R (10, 1)											1	0	1	0	0	0	0									
Steve Trachsel, R (1, 1) OBP: 0.091, SLG: 0.091 Dennis Cook, L (7, 1) Turk Wendell, L (7, 1) 31 Mike Piazza, R (7, 2) OBP: 0.395, SLG: 0.610											4	0	0	0	0	0	2									
											2	0	0	0	0	0	1									
											2	0	0	0	0	0	1									
Inning Stats	R: 0 E: 0 K: 0 S: 8	H: 0 LOB: 0 BB: 0 P: 12	R: 0 E: 0 K: 0 S: 9	H: 0 LOB: 0 BB: 0 P: 14	R: 1 E: 0 K: 0 S: 5	H: 2 LOB: 1 BB: 0 P: 7	R: 0 E: 0 K: 0 S: 6	H: 0 LOB: 0 BB: 1 P: 14	R: 1 E: 0 K: 0 S: 7	H: 1 LOB: 0 BB: 0 P: 11	R: 0 E: 0 K: 1 S: 7	H: 0 LOB: 0 BB: 0 P: 12	R: 0 E: 0 K: 1 S: 9	H: 0 LOB: 1 BB: 1 P: 19	R: 0 E: 0 K: 1 S: 9	H: 1 LOB: 1 BB: 0 P: 14	R: 0 E: 0 K: 1 S: 10	H: 0 LOB: 0 BB: 0 P: 17	R: 0 E: 0 K: 1 S: 11	H: 1 LOB: 1 BB: 0 P: 15	1B: 3 2B: 1 3B: 0 HR: 1	SF: 0 SAC: 0 DP: 1 HBP: 0	WP: 0 PB: 0 SB: 1 CS: 0	PA: 36		
PITCHER	IP WLS BF H R ER SO BB IBB HBP BLK WP HR S P ERA WHIP	7.0 25 3 2 2 2 2 2 0 0 0 0 1 51 89 2.57 0.714	2.0 7 1 0 0 2 0 0 0 0 0 0 0 19 31 0.00 0.500	1.0 W 4 1 0 0 1 0 0 0 0 0 0 11 15 0.00 1.000																						

AB	34
R	2
H	5
RBI	2
BB	2
SO	5
LOB	8



Batter	1	2	3	4	5	6	7	8	9	10	AB	R	H	RBI	BB	SO	LOB	BOTTOM							
Marvin Benard, L (1, 8) OBP: 0.248, SLG: 0.283	SF9 2B 1B										5	1	2	0	0	1	3	New York Mets @ San Francisco Giants PacBell Park, San Francisco, CA Fri May 11 2001, 10:35 PM EDT Att. 41,059 - Sunny - 58 F							
Rich Aurilia, R (1, 6) OBP: 0.415, SLG: 0.603	SF9 2B										5	0	2	0	0	0	2								
Barry Bonds, L (1, 7) OBP: 0.432, SLG: 0.760	P6										3	2	1	1	2	0	3								
Jeff Kent, R (1, 4) OBP: 0.319, SLG: 0.508 Ramon Martinez, R (5, 4) OBP: 0.370, SLG: 0.342	SF9										1	0	0	1	0	1	0								
J.T. Snow, L (1, 3) OBP: 0.393, SLG: 0.375	K										4	0	1	0	1	1	3								
Russ Davis, R (1, 5) OBP: 0.330, SLG: 0.494											5	0	1	0	0	2	4								
Armando Rios, L (1, 9) OBP: 0.331, SLG: 0.491											4	0	1	0	1	1	0								
Bobby Estalella, R (1, 2) OBP: 0.282, SLG: 0.390 Benito Santiago, R (10, PH) OBP: 0.429, SLG: 0.507											4	0	1	0	0	1	2								
Mark Gardner, R (1, 1) Edwards Guzman, L (7, PH) OBP: 0.100, SLG: 0.100 Felix Rodriguez, R (8, 1) Shawon Dunston, R (9, PH) OBP: 0.408, SLG: 0.574 Robb Nen, R (10, 1)											1	0	0	0	0	0	0								
											1	0	0	0	0	0	2								
											0	0	0	0	0	0	0								
											1	0	1	0	0	0	0								
											0	0	0	0	0	0	0								
Inning Stats	R: 1 E: 0 K: 1 S: 10	H: 2 LOB: 1 BB: 0 P: 14	R: 0 E: 0 K: 0 S: 6	H: 0 LOB: 0 BB: 0 P: 7	R: 0 E: 0 K: 0 S: 11	H: 0 LOB: 0 BB: 0 P: 13	R: 1 E: 0 K: 1 S: 13	H: 1 LOB: 0 BB: 0 P: 20	R: 0 E: 0 K: 0 S: 10	H: 1 LOB: 1 BB: 0 P: 15	R: 0 E: 0 K: 2 S: 8	H: 1 LOB: 1 BB: 1 P: 16	R: 0 E: 0 K: 1 S: 14	H: 2 LOB: 2 BB: 0 P: 23	R: 0 E: 0 K: 1 S: 9	H: 2 LOB: 2 BB: 0 P: 14	R: 0 E: 0 K: 1 S: 11	H: 2 LOB: 2 BB: 0 P: 14	R: 1 E: 0 K: 1 S: 10	H: 1 LOB: 3 BB: 3 P: 27	1B: 9 2B: 2 3B: 0 HR: 1	SF: 1 SAC: 2 DP: 1 HBP: 0	WP: 0 PB: 0 SB: 1 CS: 0	PA: 44	
PITCHER	IP WLS BF H R ER SO BB IBB HBP BLK WP HR S P ERA WHIP	6.0 24 6 2 2 2 2 1 0 0 0 0 1 61 91 3.00 1.167	0.0 1 1 0 0 0 0 0 0 0 0 0 0 3 3 ∞ ∞	1.0 3 0 0 0 2 0 0 0 0 0 0 0 10 14 0.00 0.000	2.0 10 4 0 0 2 0 0 0 0 0 0 0 20 28 0.00 2.000	0.1 L 3 0 1 1 0 1 1 0 0 0 0 4 12 27.00 3.000																			

AB	37
R	3
H	12
RBI	3
BB	4
SO	7
LOB	20



Batter	1	2	3	4	5	6	7	8	9	AB	R	H	RBI	BB	SO	LOB	TOP								
Joe McEwing, R (1, 7) OBP: 0.354, SLG: 0.465	F7		G5-3 PB BB		G5-3			G6-3 31 2B	P4	4	0	1	0	1	0	1									
Eduardo Alfonso, R (1, 4) OBP: 0.326, SLG: 0.477	P4		F9					K		4	0	1	0	0	1	4									
31 Mike Piazza, R (1, 2) OBP: 0.376, SLG: 0.570	G6-3		G5-3		G5-3			G6-3		4	0	0	1	0	0	4									
Todd Zeile, R (1, 3) OBP: 0.326, SLG: 0.344		F8								2	0	0	0	2	1	0									
Robin Ventura, L (1, 5) OBP: 0.386, SLG: 0.453										3	0	0	0	0	1	2									
Lenny Harris, L (8, PH) OBP: 0.186, SLG: 0.238		K	F9					P5		1	0	0	0	0	0	2									
Tsuyoshi Shinjo, R (1, 8) OBP: 0.326, SLG: 0.471					G6-3					4	1	2	1	0	0	0									
Alex Escobar, R (1, 9) OBP: 0.227, SLG: 0.238		FC6-4 1B								4	0	0	0	0	1	1									
Desi Relaford, S (1, 6) OBP: 0.383, SLG: 0.558					G6-3					3	1	0	0	1	0	0									
Kevin Appier, R (1, 1) OBP: 0.071, SLG: 0.071										1	1	0	0	0	0	0									
Timo Perez, L (7, PH) OBP: 0.304, SLG: 0.343										1	0	0	0	0	0	0									
Turk Wendell, L (7, 1) OBP: 0.353, SLG: 0.346										0	0	0	0	0	0	0									
John Franco, L (8, 1) OBP: 0.353, SLG: 0.346										0	0	0	0	0	0	0									
Todd Pratt, R (9, PH) OBP: 0.353, SLG: 0.346										0	0	0	0	1	0	0									
Inning Stats	R: 0 H: 0 E: 0 K: 0 S: 9	H: 0 LOB: 0 BB: 0 P: 12	R: 0 H: 1 E: 0 K: 1 S: 11	H: 1 LOB: 1 BB: 0 P: 14	R: 2 H: 0 E: 1 K: 0 S: 17	H: 0 LOB: 2 BB: 3 P: 32	R: 0 H: 0 E: 0 K: 1 S: 8	H: 0 LOB: 0 BB: 0 P: 9	R: 0 H: 1 E: 0 K: 0 S: 8	H: 1 LOB: 1 BB: 0 P: 12	R: 0 H: 0 E: 0 K: 1 S: 11	H: 0 LOB: 0 BB: 0 P: 17	R: 0 H: 0 E: 0 K: 0 S: 4	H: 0 LOB: 0 BB: 0 P: 5	R: 0 H: 1 E: 0 K: 1 S: 13	H: 1 LOB: 2 BB: 1 P: 27	R: 1 H: 1 E: 0 K: 0 S: 9	H: 1 LOB: 1 BB: 1 P: 18	1B: 1 2B: 2 3B: 0 HR: 1	SF: 0 SAC: 1 DP: 0 HBP: 0	WP: 0 PB: 1 SB: 0 CS: 0	PA: 37			
PITCHER	IP WLS BF H R ER SO BB IBB HBP BLK WP HR S P ERA WHIP	5.0 W 21 2 2 0 2 3 0 0 0 0 0 0 15 22 0.00 1.000	2.0 6 0 0 0 1 0 0 0 0 0 0 0 13 27 0.00 2.000	1.0 5 1 0 0 1 1 0 0 0 0 0 1 9 18 9.00 2.000	1.0 5 1 1 1 0 1 0 0 0 0 0 1 9 18 9.00 2.000																				

New York Mets @ San Francisco Giants
PacBell Park, San Francisco, CA
Sun May 13 2001, 4:05 PM EDT
Att: 41,059 - Cloudy - 59 F

AB 31
R 3
H 4
RBI 2
BB 5
SO 4
LOB 14

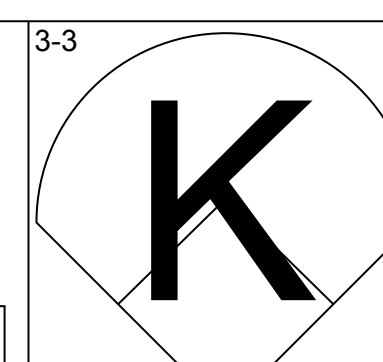
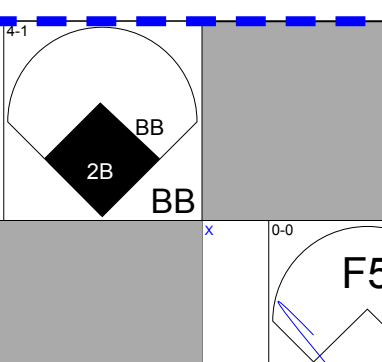
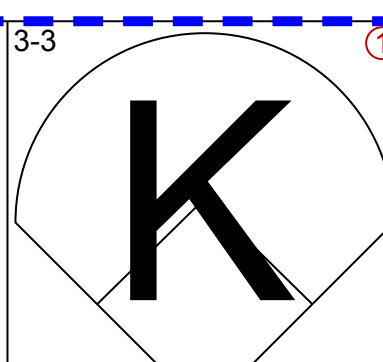
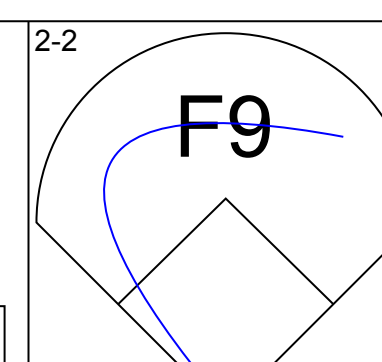
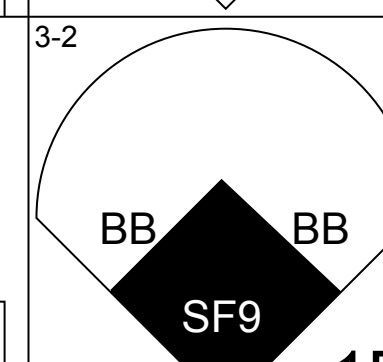
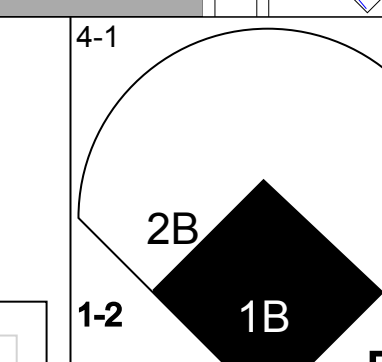
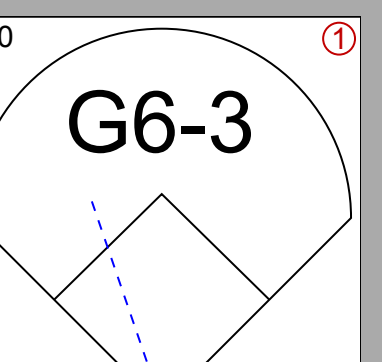
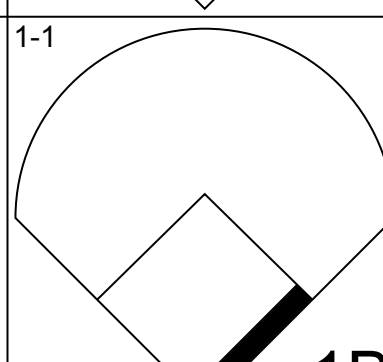
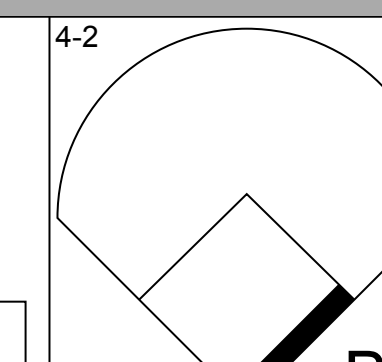
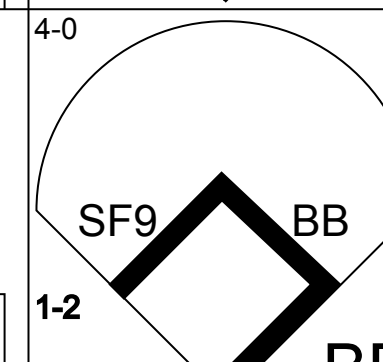
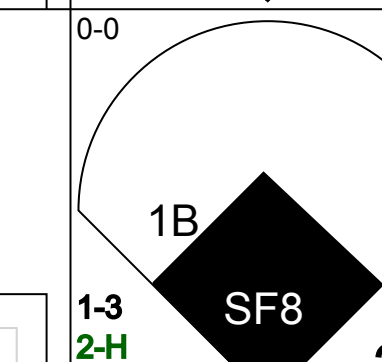
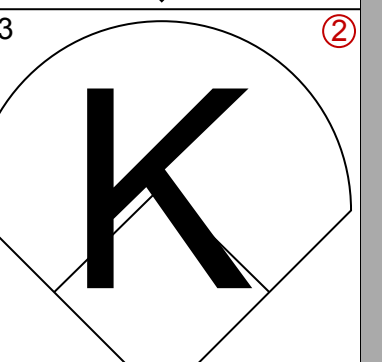
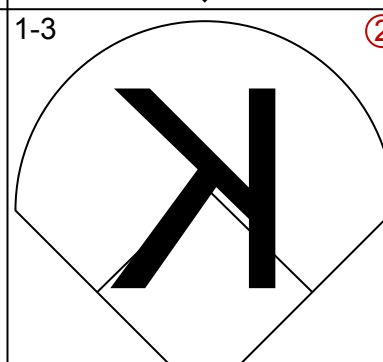
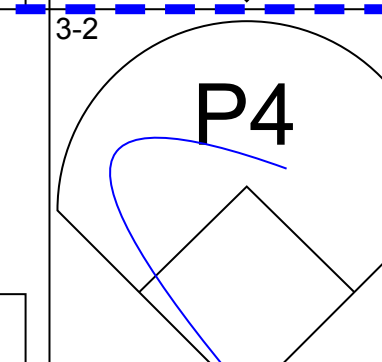
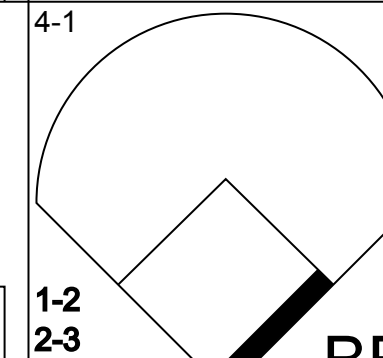
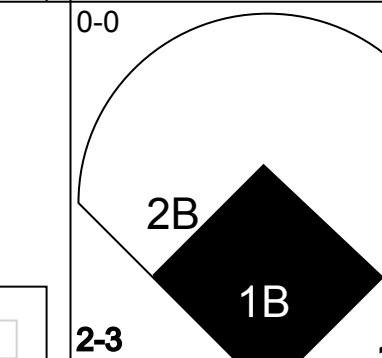
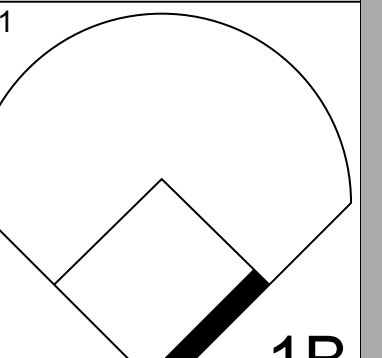
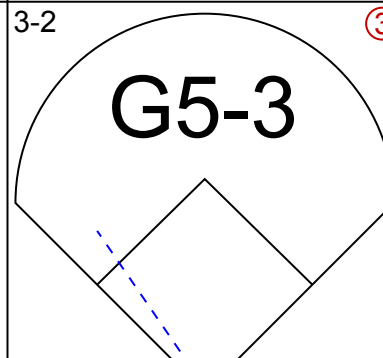
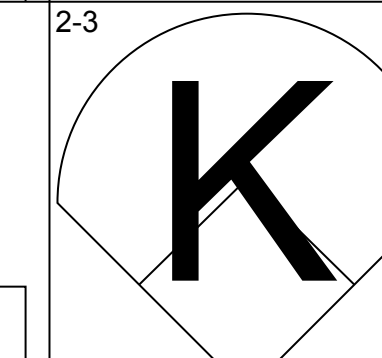
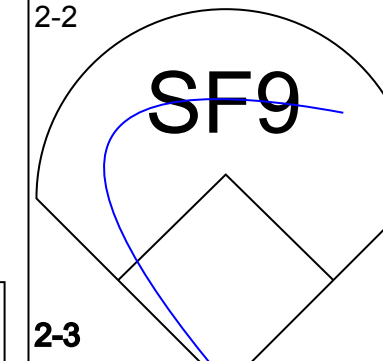
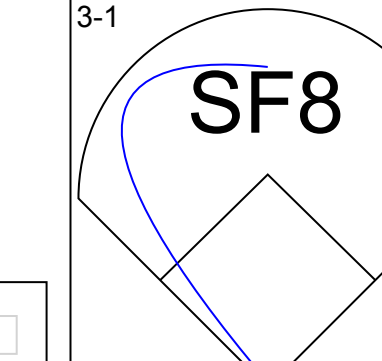
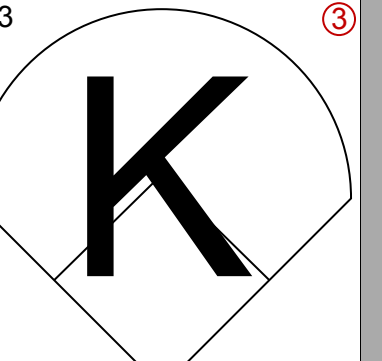
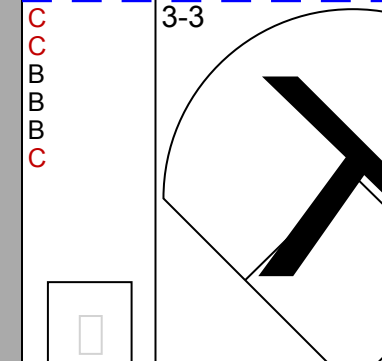
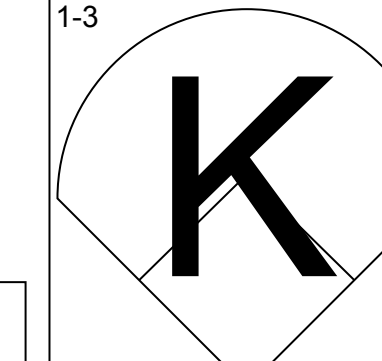
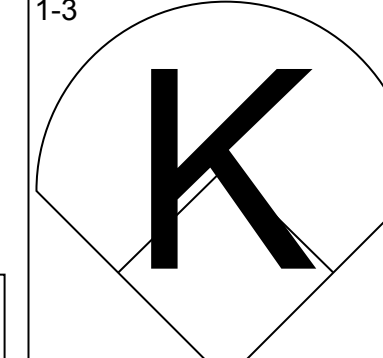
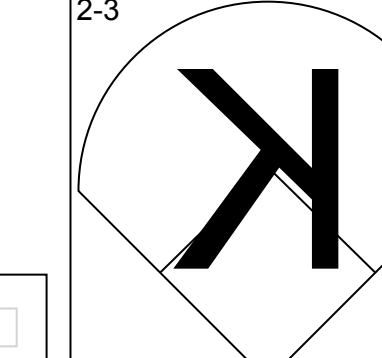
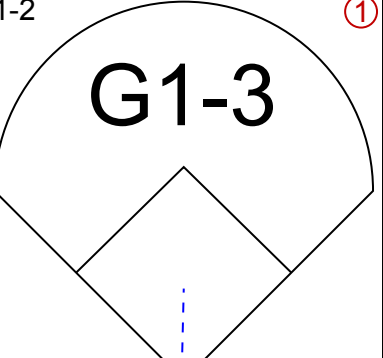
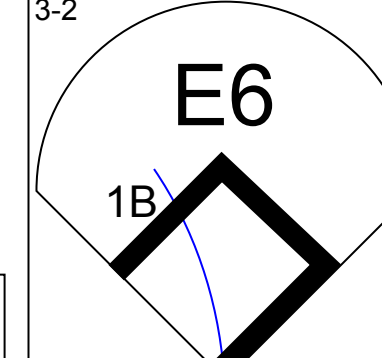
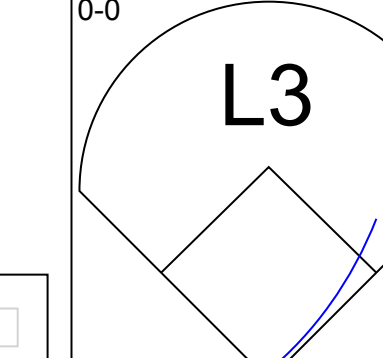
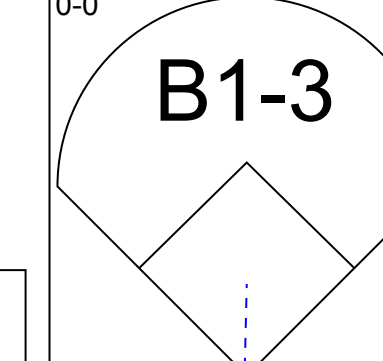
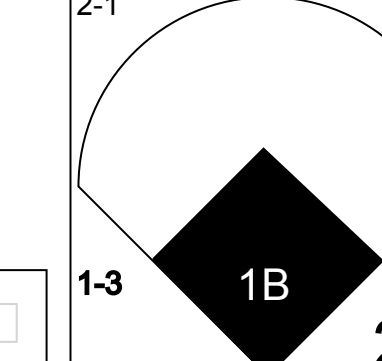
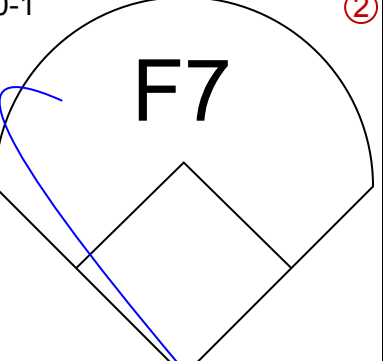
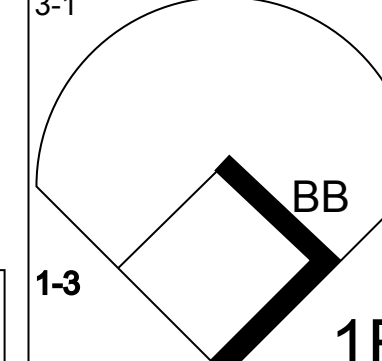
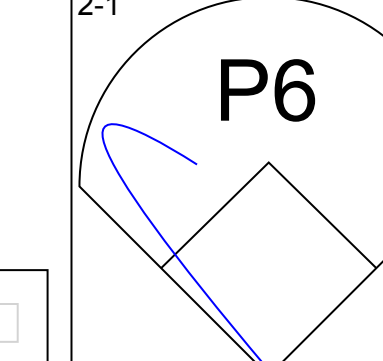

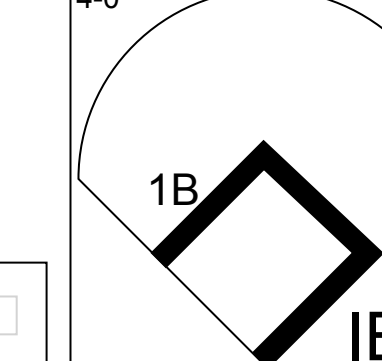
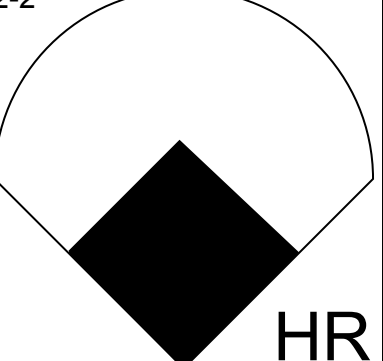
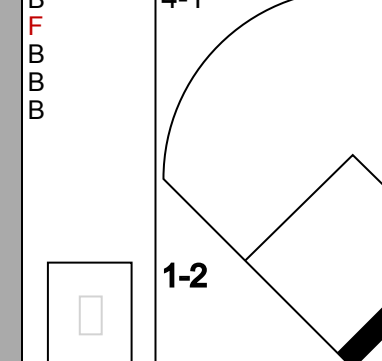
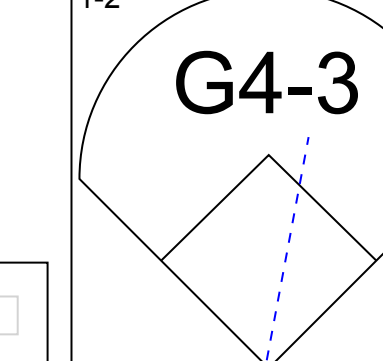

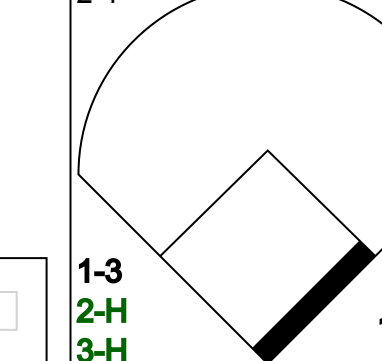
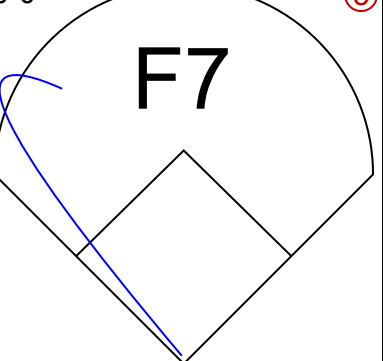
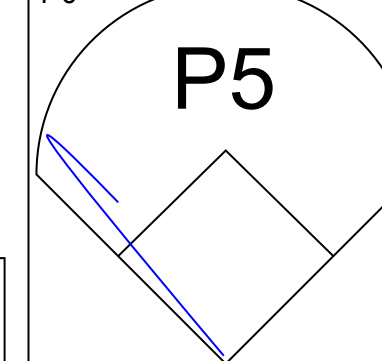


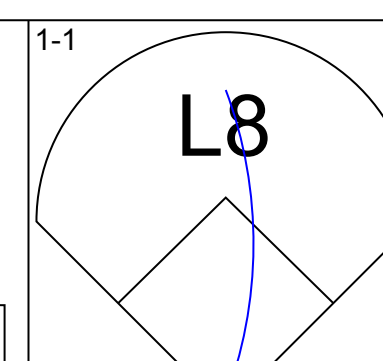
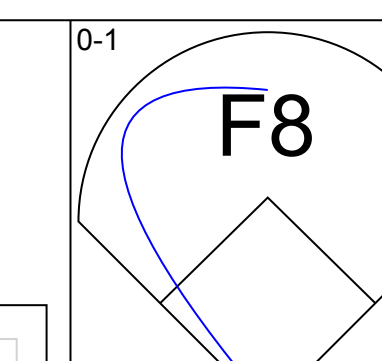
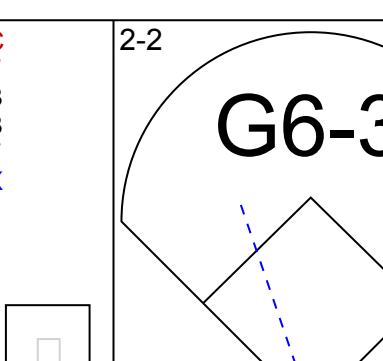
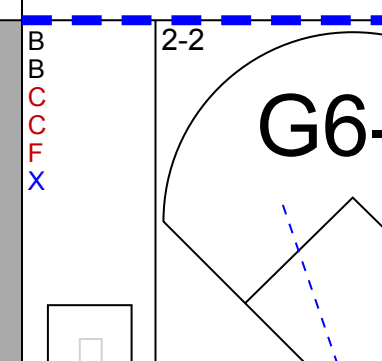
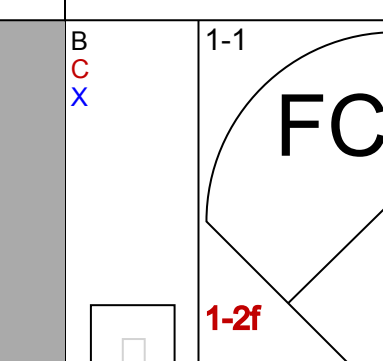
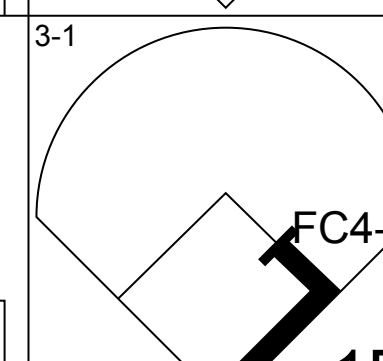
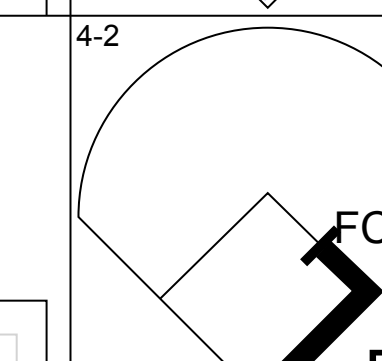
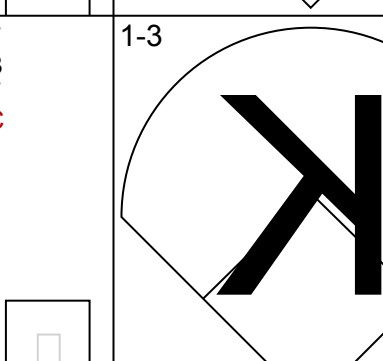
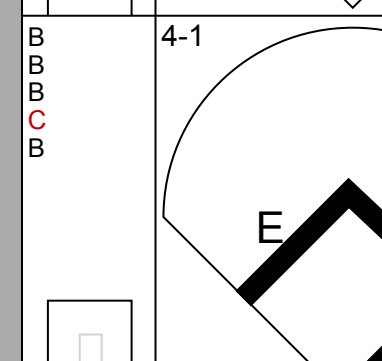
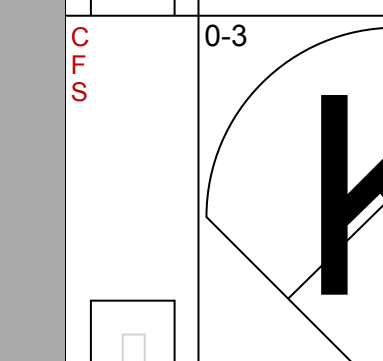
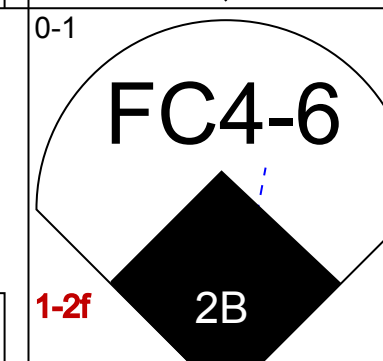
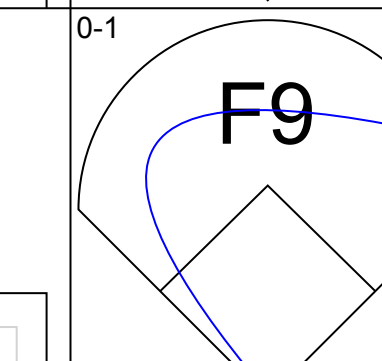
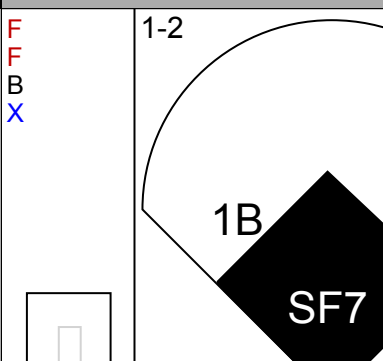
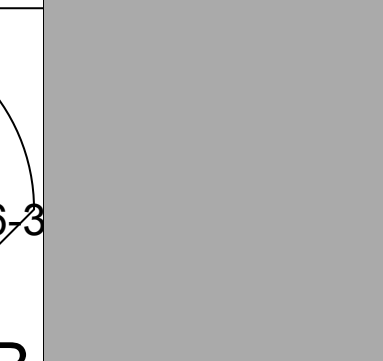
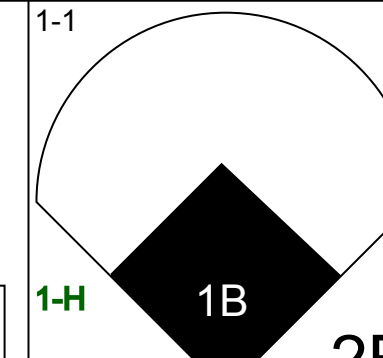
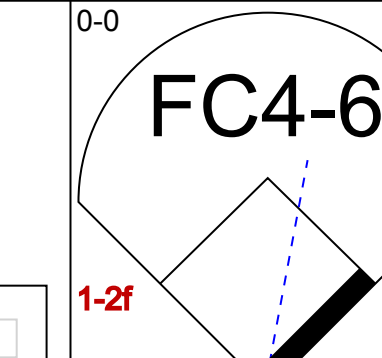
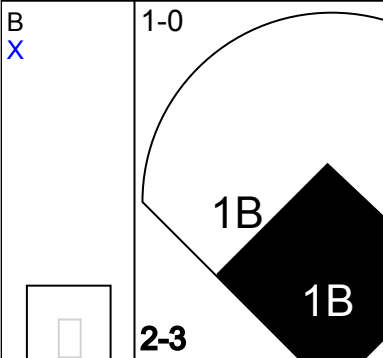
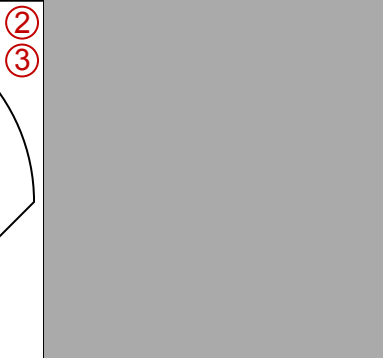
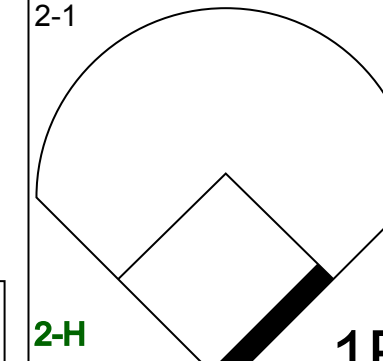
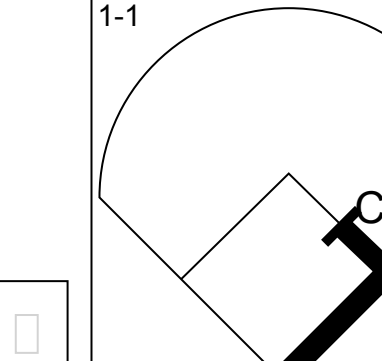
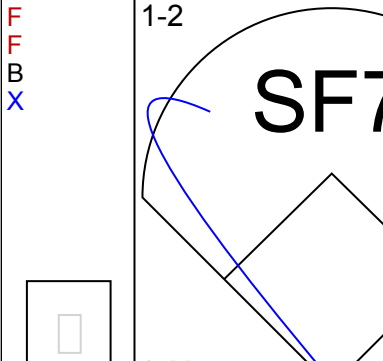
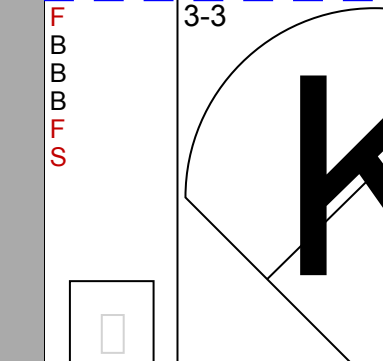
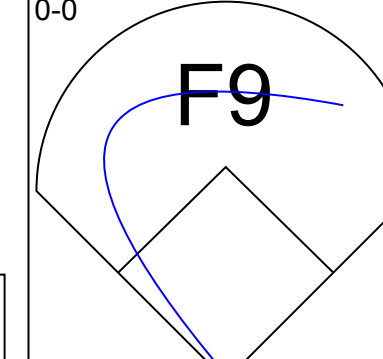
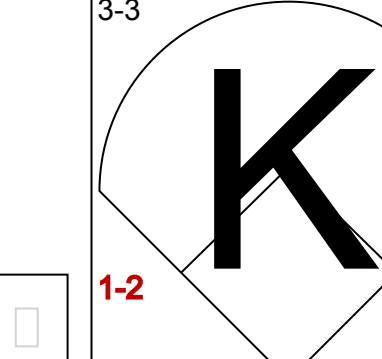
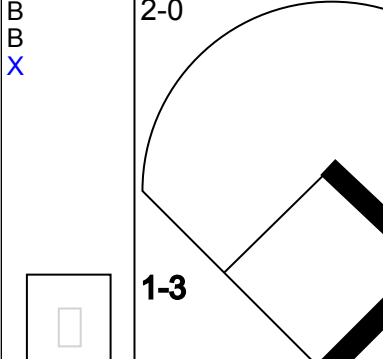
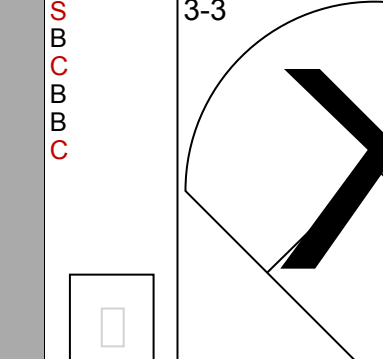

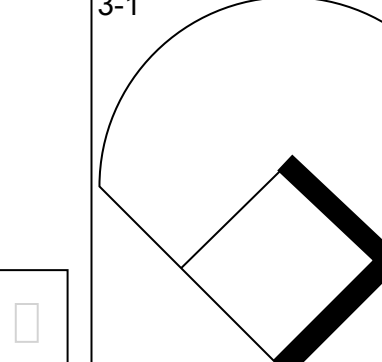
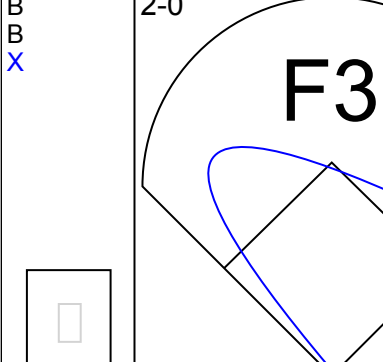
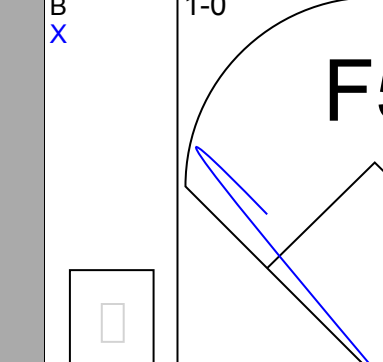

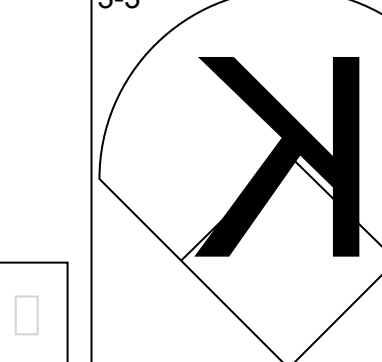
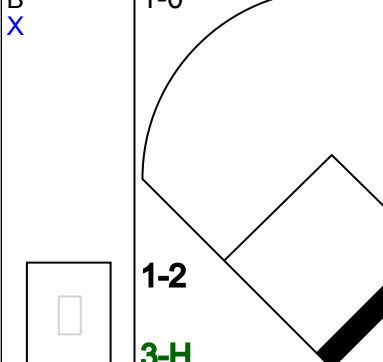


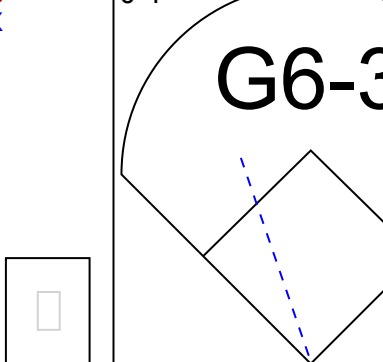

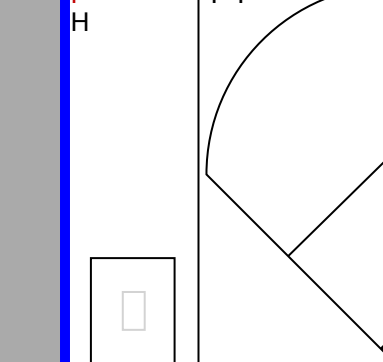
Batter	1	2	3	4	5	6	7	8	9	AB	R	H	RBI	BB	SO	LOB	BOTTOM							
Marvin Benard, L (1, 8) OBP: 0.254, SLG: 0.281	G3		K2-3							3	1	0	0	1	1	0								
Rich Aurilia, R (1, 6) OBP: 0.431, SLG: 0.659	G6-3									4	2	2	3	0	0	0								
Barry Bonds, L (1, 7) OBP: 0.436, SLG: 0.766	P5									4	0	1	1	0	1	0								
Jeff Kent, R (1, 4) OBP: 0.320, SLG: 0.522										4	1	1	1	0	1	1								
J.T. Snow, L (1, 3) OBP: 0.376, SLG: 0.350										4	0	0	0	0	3	0								
Benito Santiago, R (1, 2) OBP: 0.407, SLG: 0.479										4	0	0	0	0	0	0								
Armando Rios, L (1, 9) OBP: 0.328, SLG: 0.483										2	0	0	0	1	1	0								
Edwards Guzman, L (1, 5) OBP: 0.308, SLG: 0.615										3	2	3	1	0	0	0								
41 Chad Zerbe, L (1, 1) ERA: 5.61										1	0	0	0	0	0	0								
Tim Worrell, R (6, 1) ERA: 2.51										1	0	0	0	0	1	2								
Felix Rodriguez, R (8, 1) ERA: 3.07										0	0	0	0	0	0	0								
Robb Nen, R (9, 1) ERA: 3.07										0	0	0	0	0	0	0								
Inning Stats	R: 0 H: 0 E: 0 K: 0 S: 9	H: 1 LOB: 0 BB: 0 P: 14	R: 1 H: 1 E: 0 K: 2 S: 12	H: 1 LOB: 0 BB: 0 P: 20	R: 2 H: 2 E: 0 K: 2 S: 14	H: 2 LOB: 0 BB: 0 P: 24	R: 0 H: 0 E: 0 K: 2 S: 7	H: 0 LOB: 0 BB: 0 P: 10	R: 3 H: 3 E: 0 K: 0 S: 12	H: 3 LOB: 1 BB: 1 P: 24	R: 0 H: 1 E: 0 K: 2 S: 12	H: 1 LOB: 2 BB: 1 P: 19	R: 0 H: 0 E: 0 K: 0 S: 10	H: 0 LOB: 0 BB: 0 P: 19	R: 0 H: 0 E: 0 K: 0 S: 10	H: 0 LOB: 0 BB: 0 P: 16	1B: 1 2B: 3 3B: 0 HR: 3	SF: 0 SAC: 1 DP: 0 HBP: 0	WP: 0 PB: 0 SB: 0 CS: 0	PA: 33				
PITCHER	IP WLS BF H R ER SO BB IBB HBP BLK WP HR S P ERA WHIP	6.0 L 27 7 6 6 8 2 0 0 0 0 0 0 10 19 9.00 1.500	1.0 3 0 0 0 0 0 0 0 0 0 0 0 10 19 0.00 0.000	1.0 3 0 0 0 0 0 0 0 0 0 0 0 10 16 0.00 0.000																				

New York Mets @ San Francisco Giants
PacBell Park, San Francisco, CA
Sun May 13 2001, 4:05 PM EDT
Att: 41,059 - Cloudy - 59 F

AB 30
R 6
H 7
RBI 6
BB 2
SO 8
LOB 3



Batter	1	2	3	4	5	6	7	8	9	AB	R	H	RBI	BB	SO	LOB	TOP					
Marvin Benard, L (1.8) OBP: 0.252, SLG: 0.273										4	1	0	0	1	2	5	San Francisco Giants @ Florida Marlins Pro Player Stadium, Miami, FL Tue May 15 2001, 7:05 PM EDT Att: 10,389 - Sunny - 80 F					
Rich Aurilia, R (1.6) OBP: 0.443, SLG: 0.659										3	2	2	0	2	0	0						
Barry Bonds, L (1.7) Robb Nen, R (9.1)										4	1	1	1	1	2	2						
Jeff Kent, R (1.4) OBP: 0.329, SLG: 0.521										4	1	2	1	1	1	2						
J.T. Snow, L (1.3) OBP: 0.364, SLG: 0.341										3	0	0	2	0	3	2						
Russ Davis, R (1.5) Pedro Feliz, R (3.5) OBP: 0.336, SLG: 0.478 OBP: 0.260, SLG: 0.239										2	0	0	0	0	2	3						
Armando Rios, L (1.9) OBP: 0.331, SLG: 0.488										5	1	2	0	0	0	0						
Bobby Estalella, R (1.2) OBP: 0.311, SLG: 0.415										3	1	1	1	2	0	0						
Livan Hernandez, R (1.1) Edwards Guzman, L (7, PH) Tim Worrell, R (7.1) Felix Rodriguez, R (8.1) Shawon Dunston, R (9.7) OBP: 0.200, SLG: 0.200 OBP: 0.286, SLG: 0.571 OBP: 0.188, SLG: 0.188 OBP: 0.293, SLG: 0.293 OBP: 0.408, SLG: 0.574										3	0	1	2	0	0	0						
Inning Stats	R: 1 E: 0 K: 2 S: 13	H: 1 LOB: 2 BB: 2 P: 30	R: 0 E: 0 K: 0 S: 5	H: 0 LOB: 0 BB: 0 P: 6	R: 5 E: 0 K: 1 S: 15	H: 4 LOB: 2 BB: 3 P: 36	R: 0 E: 0 K: 2 S: 9	H: 1 LOB: 1 BB: 0 P: 17	R: 1 E: 0 K: 0 S: 10	H: 1 LOB: 0 BB: 0 P: 13	R: 0 E: 0 K: 2 S: 11	H: 1 LOB: 1 BB: 0 P: 19	R: 0 E: 0 K: 1 S: 15	H: 1 LOB: 3 BB: 1 P: 31	R: 0 E: 0 K: 2 S: 11	H: 0 LOB: 1 BB: 1 P: 21		R: 0 E: 0 K: 0 S: 6	H: 0 LOB: 0 BB: 0 P: 9	1B: 6 2B: 2 3B: 0 HR: 1	SF: 2 SAC: 0 DP: 0 HBP: 0	WP: 0 PB: 0 SB: 0 CS: 0
PITCHER	IP WLS BF H R ER SO BB IBB HBP BLK WP HR S P ERA WHIP																					
Ryan Dempster, R (1.1) ERA: 5.17	2.2 L 18 5 6 6 3 4 1 0 0 0 0 0 1 20 31 20.25 3.375																					
Vladimir Nunez, R (3.1) ERA: 3.39	2.1 9 2 1 1 2 0 0 0 0 0 0 1 20 31 3.86 0.857																					
Armando Almanza, L (6.1) ERA: 1.86	1.0 4 1 0 0 2 0 0 0 0 0 0 0 11 19 0.00 1.000																					
Ricky Bones, R (7.1) ERA: 2.93	1.0 7 1 0 0 1 2 0 0 0 0 0 0 0 17 37 0.00 3.000																					
Vic Darenbourg, L (8.1) ERA: 5.4	1.0 3 0 0 0 2 0 0 0 0 0 0 0 9 15 0.00 0.000																					
PITCHER	IP WLS BF H R ER SO BB IBB HBP BLK WP HR S P ERA WHIP																					
Braden Looper, R (9.1) ERA: 4.82	1.0 3 0 0 0 0 0 0 0 0 0 0 0 6 9 0.00 0.000																					

Batter	1	2	3	4	5	6	7	8	9	AB	R	H	RBI	BB	SO	LOB	BOTTOM					
Luis Castillo, S (1.4) OBP: 0.327, SLG: 0.285										5	0	0	0	0	0	1	San Francisco Giants @ Florida Marlins Pro Player Stadium, Miami, FL Tue May 15 2001, 7:05 PM EDT Att: 10,389 - Sunny - 80 F					
Dave Berg, R (1.6) OBP: 0.175, SLG: 0.270										3	0	1	0	2	2	1						
Cliff Floyd, L (1.7) OBP: 0.410, SLG: 0.662										4	2	2	0	0	0	2						
Preston Wilson, R (1.8) OBP: 0.414, SLG: 0.551										4	2	2	1	0	0	3						
Mike Lowell, R (1.5) OBP: 0.371, SLG: 0.530										3	0	2	2	0	1	0						
Charles Johnson, R (1.2) OBP: 0.385, SLG: 0.655										4	0	1	0	0	2	2						
Kevin Millar, R (1.3) Braden Looper, R (9.1)										4	0	1	0	0	0	2						
Lyle Mouton, R (1.9) OBP: 0.063, SLG: 0.063										4	0	1	1	0	3	1						
Ryan Dempster, R (1.1) Vladimir Nunez, R (3.1) Eric Owens, R (5, PH) Armando Almanza, L (6.1) Ryan McGuire, L (6, PH) Ricky Bones, R (7.1) Vic Darenbourg, L (8.1) Derek Lee, R (9.3) OBP: 0.115, SLG: 0.115 OBP: 0.325, SLG: 0.325 OBP: 0.188, SLG: 0.188 OBP: 0.293, SLG: 0.293 OBP: 0.408, SLG: 0.574 OBP: 0.331, SLG: 0.488										1	0	0	0	0	0	0						
Inning Stats	R: 2 E: 0 K: 0 S: 11	H: 3 LOB: 1 BB: 0 P: 18	R: 0 E: 0 K: 1 S: 10	H: 0 LOB: 0 BB: 0 P: 15	R: 0 E: 0 K: 0 S: 7	H: 0 LOB: 1 BB: 1 P: 11	R: 0 E: 0 K: 2 S: 12	H: 2 LOB: 1 BB: 0 P: 22	R: 0 E: 0 K: 1 S: 9	H: 0 LOB: 0 BB: 0 P: 12	R: 2 E: 0 K: 0 S: 11	H: 4 LOB: 2 BB: 0 P: 19	R: 0 E: 1 K: 0 S: 7	H: 1 LOB: 1 BB: 1 P: 13	R: 0 E: 0 K: 2 S: 7	H: 0 LOB: 0 BB: 0 P: 14		R: 0 E: 0 K: 2 S: 10	H: 0 LOB: 1 BB: 0 P: 13	1B: 7 2B: 4 3B: 0 HR: 0	SF: 1 SAC: 0 DP: 2 HBP: 1	WP: 0 PB: 0 SB: 0 CS: 1
PITCHER	IP WLS BF H R ER SO BB IBB HBP BLK WP HR S P ERA WHIP																					
Livan Hernandez, R (1.1) ERA: 7.09	6.0 W 27 9 4 4 4 4 1 0 0 0 0 0 0 60 97 6.00 1.667																					
Tim Worrell, R (7.1) ERA: 1.73	1.0 H 4 1 0 0 0 1 0 0 0 0 0 0 7 13 0.00 2.000																					
Felix Rodriguez, R (8.1) ERA: 2.37	1.0 H 3 0 0 0 2 0 0 0 0 0 0 0 7 14 0.00 0.000																					
Robb Nen, R (9.1) ERA: 1.59	1.0 S 4 0 0 0 2 0 0 1 0 0 0 0 10 13 0.00 0.000																					

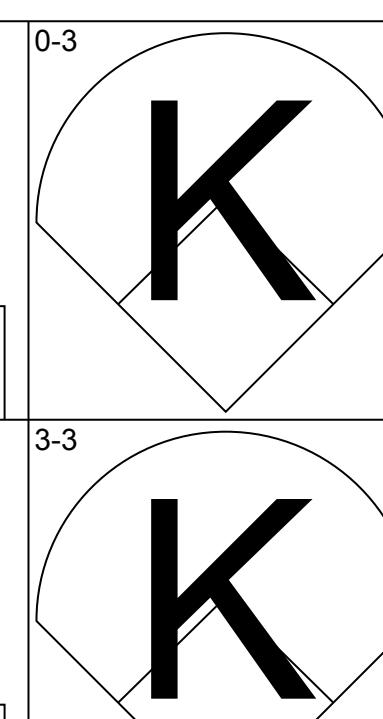
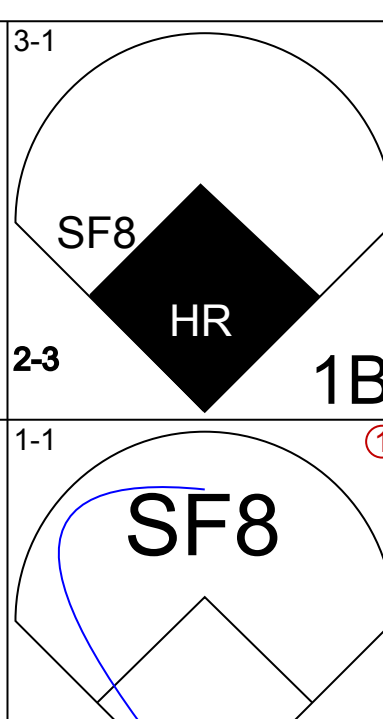
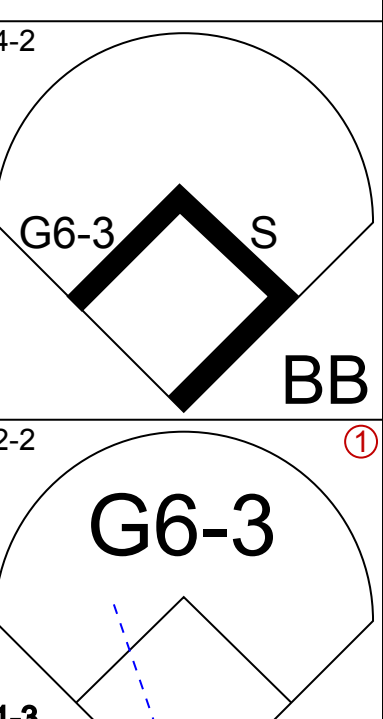
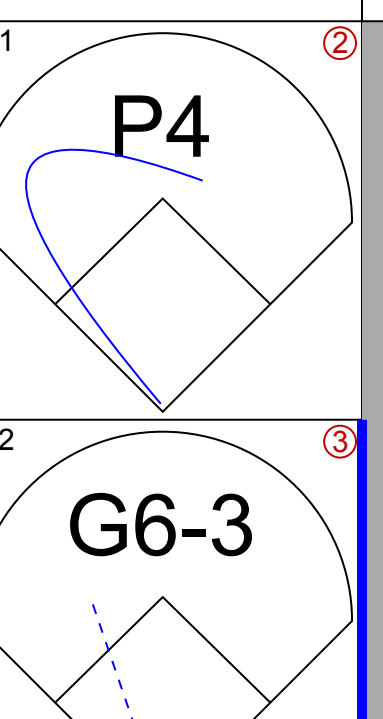
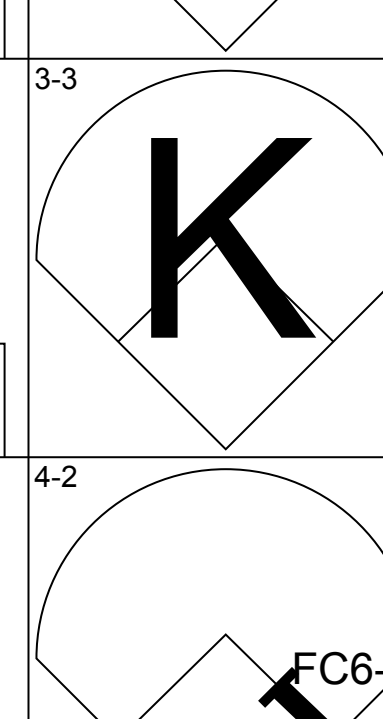
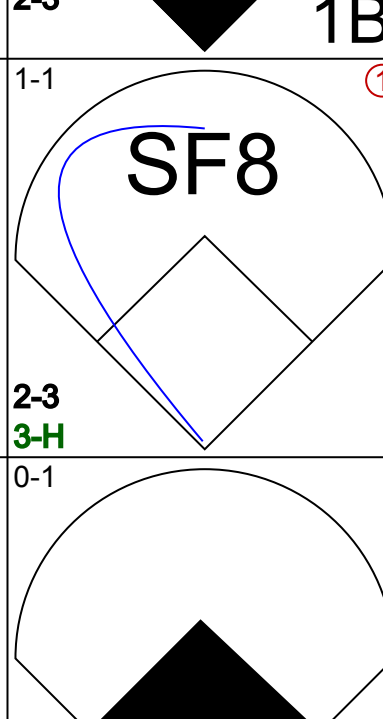
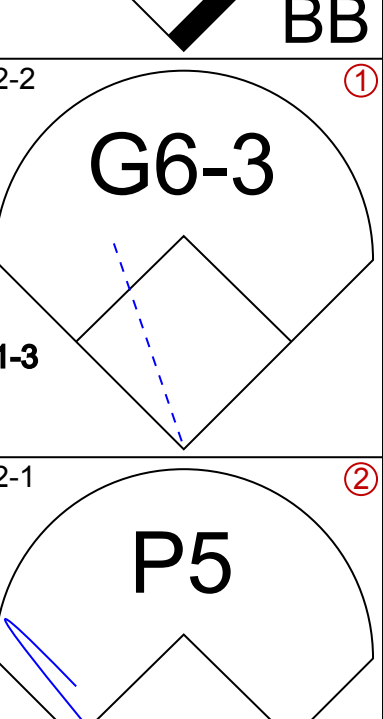
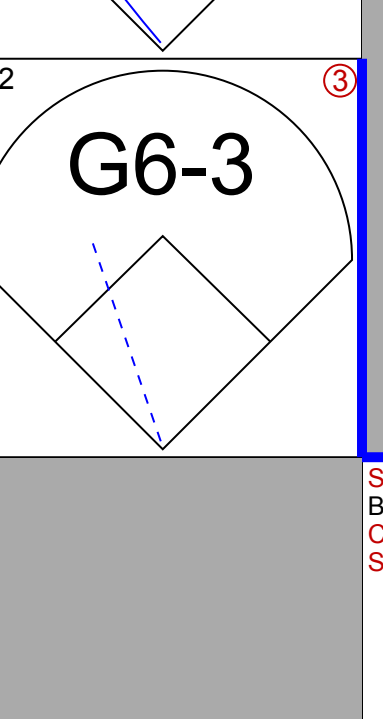
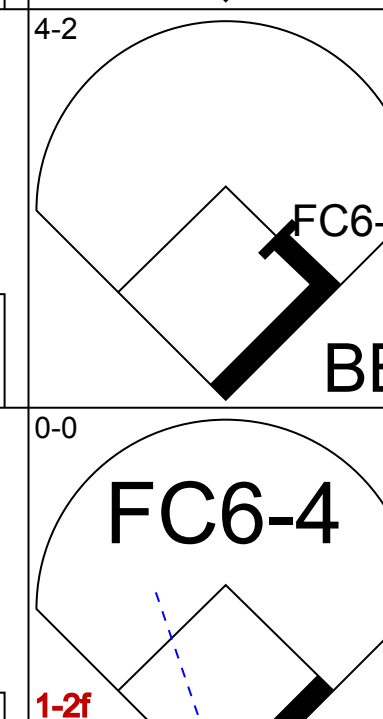
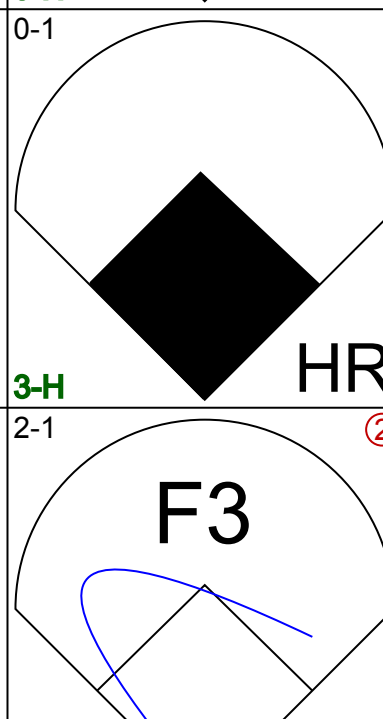
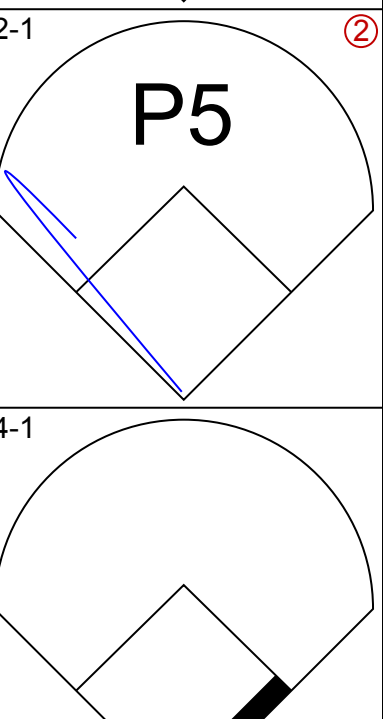
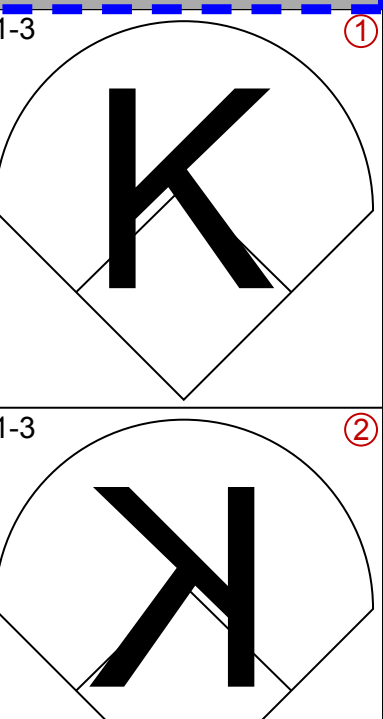
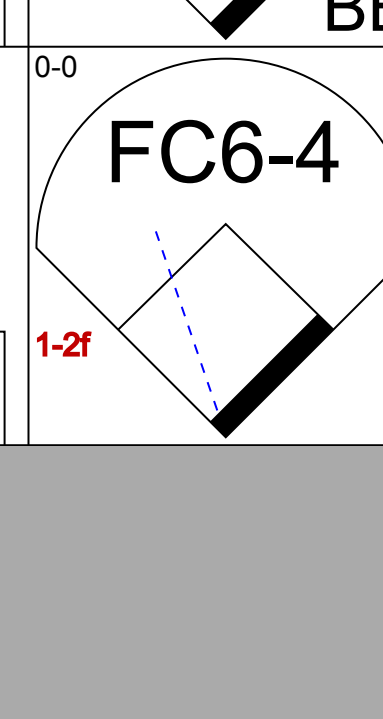
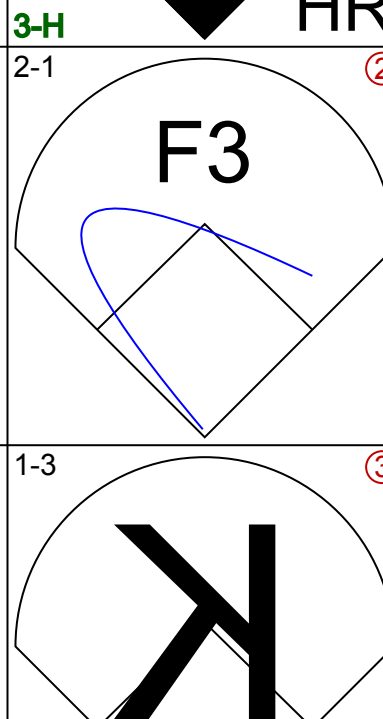
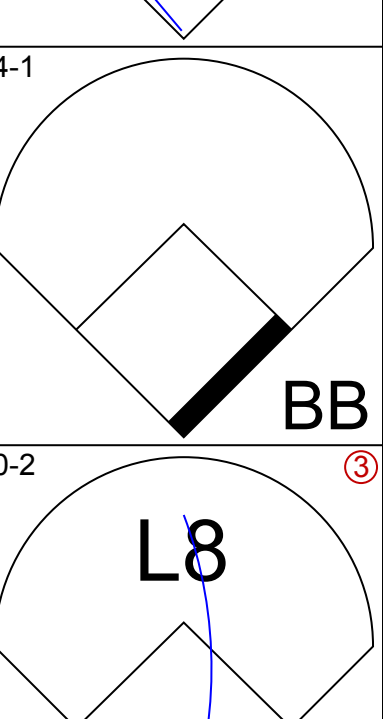
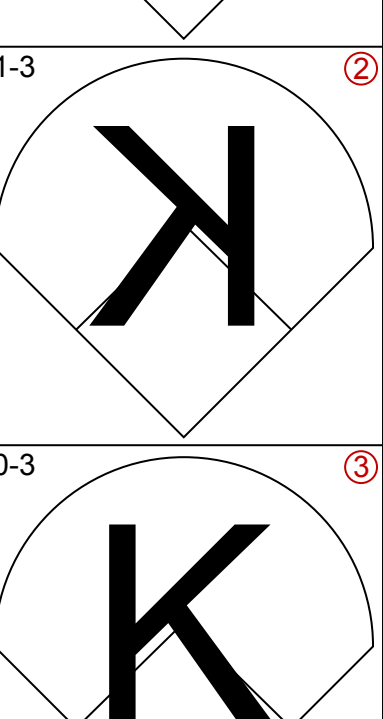
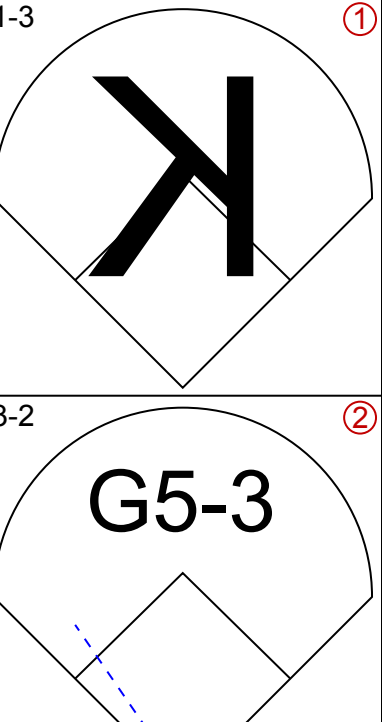

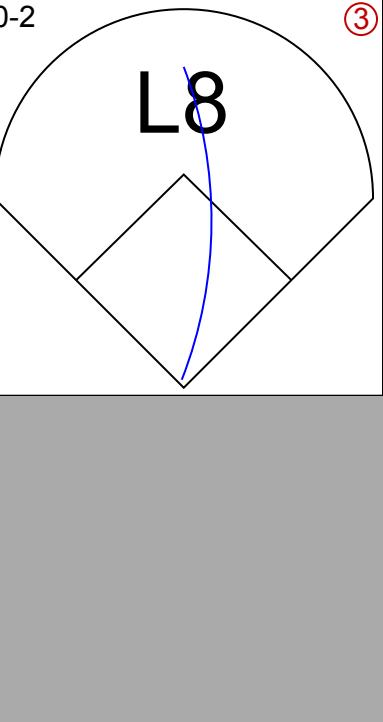

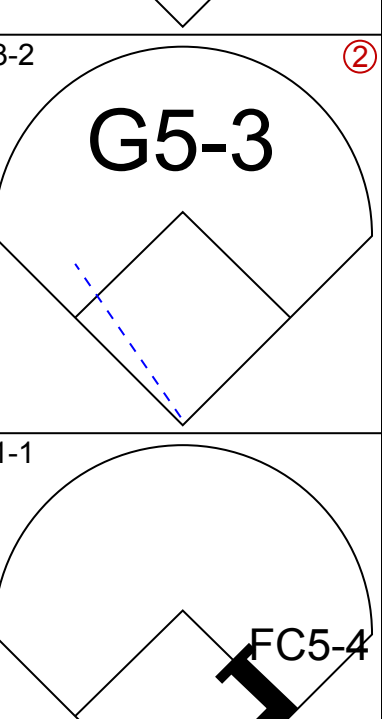
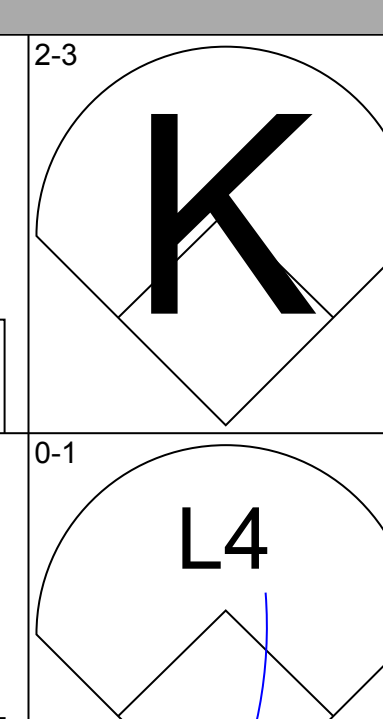
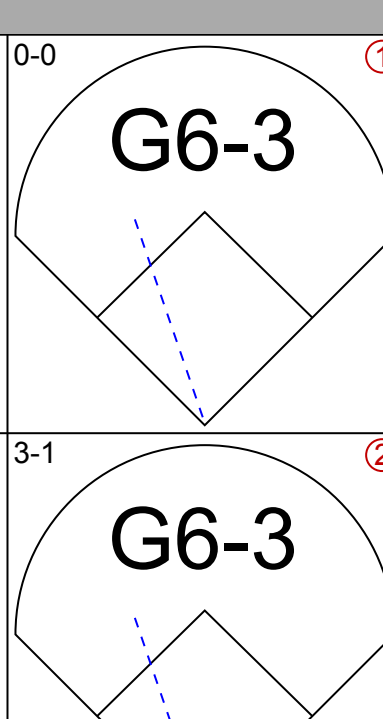
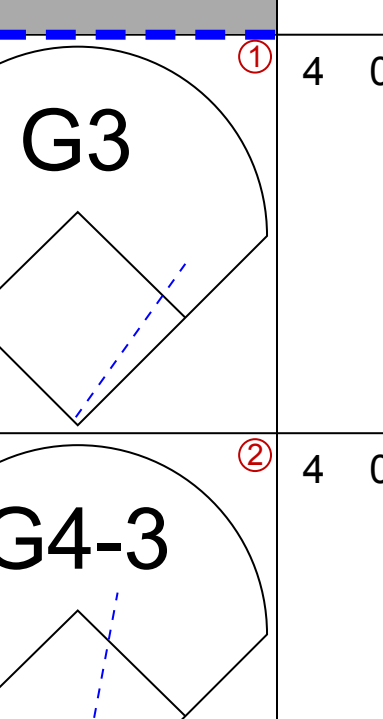
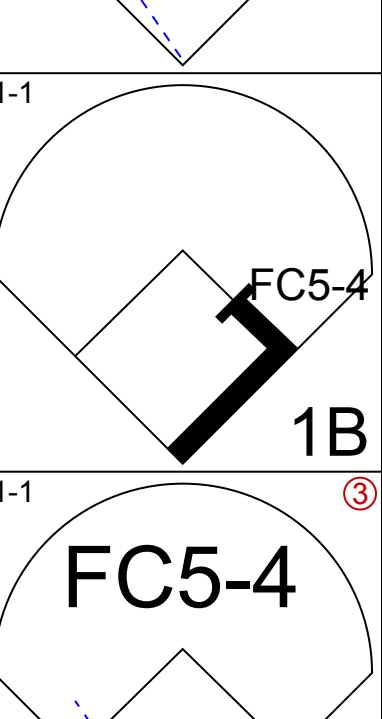
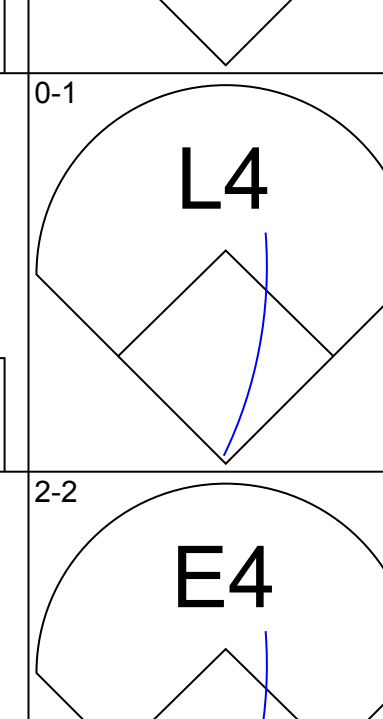
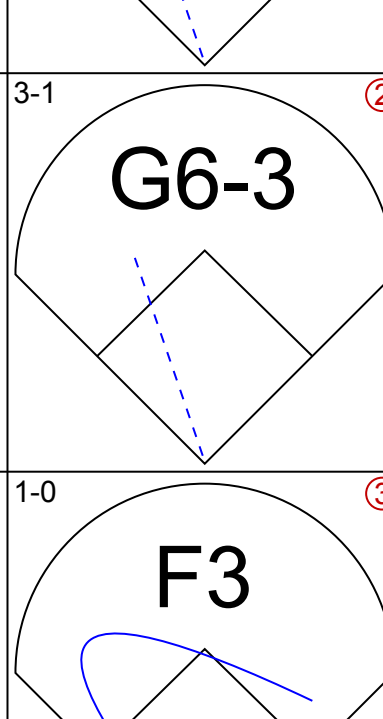
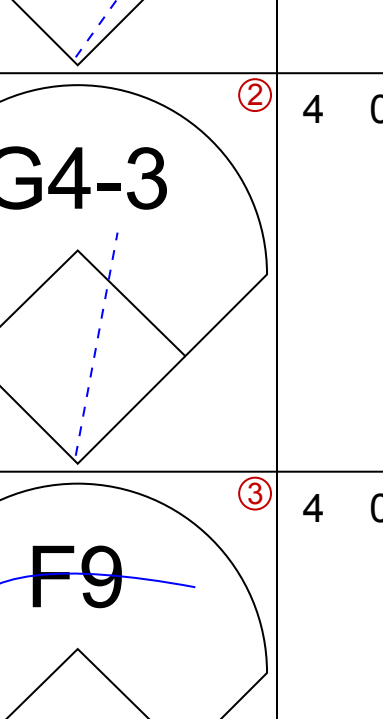
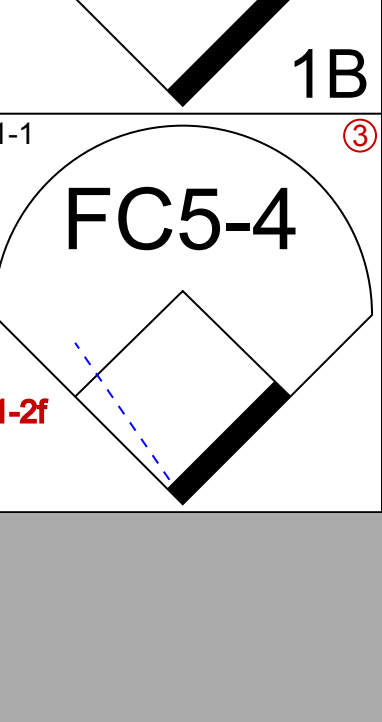
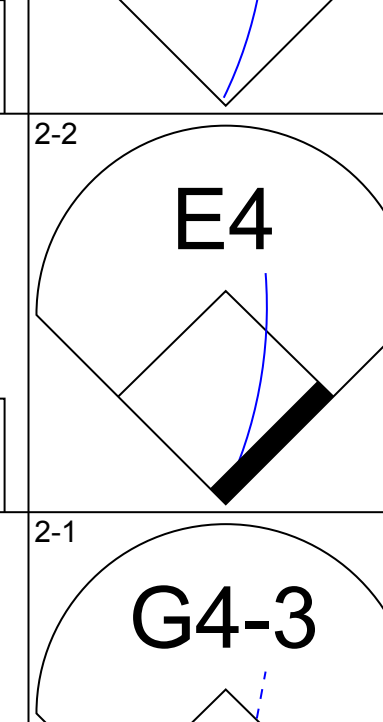
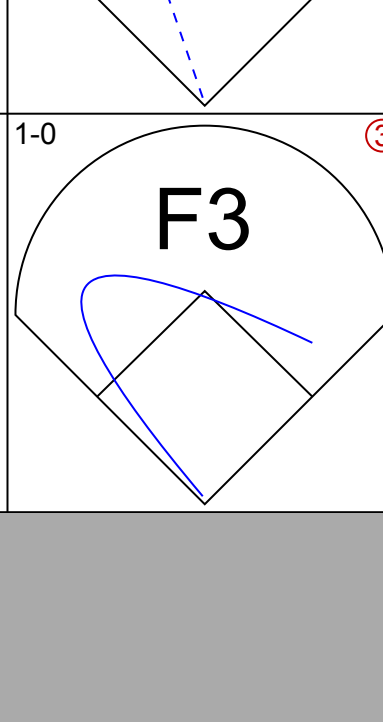
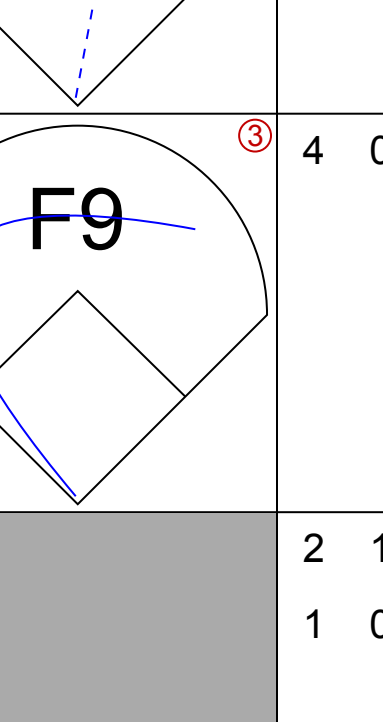
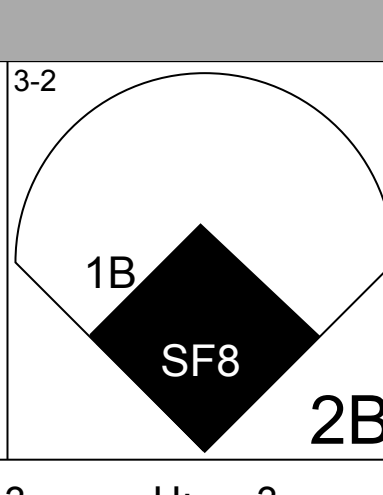
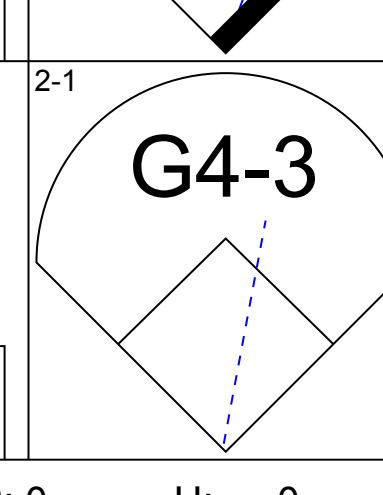

Batter	1	2	3	4	5	6	7	8	9	AB	R	H	RBI	BB	SO	LOB	TOP					
Marvin Benard, L (1, 8) OBP: 0.259, SLG: 0.279	0-1 L8 SF8 BB 1B		1-2 G3-1			0-0 G6-3		1-0 2B 1B		4	2	2	1	0	0	0	San Francisco Giants @ Florida Marlins Pro Player Stadium, Miami, FL Wed May 16 2001, 7:05 PM EDT Att: 9,233 - Sunny - 82 F					
Rich Aurilia, R (1, 6) OBP: 0.444, SLG: 0.660	4-1 1-2 BB		2-3 K			1-3 K		1-0 1B 2B		3	0	1	1	1	2	0						
Barry Bonds, L (1, 7) OBP: 0.430, SLG: 0.739	1-1 L8 2-3		2-1 G4-3			2-0 F5		0-0 2-3 1B		4	0	1	0	0	0	2						
Jeff Kent, R (1, 4) OBP: 0.321, SLG: 0.510	0-1 SF8 3-H			1-3 K			3-3 K	0-3 K		3	0	0	1	0	3	2						
J.T. Snow, L (1, 3) OBP: 0.354, SLG: 0.331	0-3 K			2-0 F9			2-1 G3	0-0 F8		4	0	0	0	0	1	1						
Armando Rios, L (1, 9) OBP: 0.331, SLG: 0.480		4-2 WP BB					3-2 G4-3	0-3 K		2	0	0	0	1	0	0						
Aaron Fultz, L (7, 1) OBP: 0.500, SLG: 0.500										0	0	0	0	0	0	0						
Shawon Dunston, R (9, PH) OBP: 0.400, SLG: 0.563										1	0	0	0	0	1	0						
Russ Davis, R (1, 5) OBP: 0.324, SLG: 0.458		1-3 K				1-3 K		0-3 K	1-3 K	4	0	0	0	0	4	1						
Benito Santiago, R (1, 2) OBP: 0.405, SLG: 0.473		0-1 P4				1-2 G6-3		0-1 WP 1B		3	1	1	0	0	0	1						
Kirk Rueter, L (1, 1) OBP: 0.353, SLG: 0.214						2-2 G6-3		1-2 G1-3		2	0	0	0	0	0	1						
Eric Davis, R (7, 9) OBP: 0.234, SLG: 0.268								1-2		1	0	0	0	0	0	1						
Inning Stats	R: 1 E: 0 K: 1 S: 10	H: 1 LOB: 1 BB: 1 P: 15	R: 0 E: 0 K: 1 S: 9	H: 0 LOB: 1 BB: 1 P: 14	R: 0 E: 0 K: 1 S: 8	H: 0 LOB: 0 BB: 0 P: 13	R: 0 E: 0 K: 1 S: 7	H: 0 LOB: 0 BB: 0 P: 11	R: 0 E: 0 K: 1 S: 12	H: 0 LOB: 0 BB: 0 P: 16	R: 0 E: 0 K: 1 S: 5	H: 0 LOB: 0 BB: 0 P: 8	R: 0 E: 0 K: 1 S: 8	H: 0 LOB: 0 BB: 0 P: 16	R: 2 E: 0 K: 2 S: 15	H: 4 LOB: 2 BB: 0 P: 18	R: 0 E: 0 K: 2 S: 9	H: 0 LOB: 0 BB: 0 P: 10	1B: 4 2B: 1 3B: 0 HR: 0	SF: 1 SAC: 0 DP: 0 HBP: 0	WP: 2 PB: 0 SB: 0 CS: 0	PA: 34
PITCHER	IP WLS BF H R ER SO BB IBB HBP BLK WP HR S P ERA WHIP	IP WLS BF H R ER SO BB IBB HBP BLK WP HR S P ERA WHIP	IP WLS BF H R ER SO BB IBB HBP BLK WP HR S P ERA WHIP	IP WLS BF H R ER SO BB IBB HBP BLK WP HR S P ERA WHIP	IP WLS BF H R ER SO BB IBB HBP BLK WP HR S P ERA WHIP	IP WLS BF H R ER SO BB IBB HBP BLK WP HR S P ERA WHIP	IP WLS BF H R ER SO BB IBB HBP BLK WP HR S P ERA WHIP	IP WLS BF H R ER SO BB IBB HBP BLK WP HR S P ERA WHIP	IP WLS BF H R ER SO BB IBB HBP BLK WP HR S P ERA WHIP	IP WLS BF H R ER SO BB IBB HBP BLK WP HR S P ERA WHIP	IP WLS BF H R ER SO BB IBB HBP BLK WP HR S P ERA WHIP	IP WLS BF H R ER SO BB IBB HBP BLK WP HR S P ERA WHIP	IP WLS BF H R ER SO BB IBB HBP BLK WP HR S P ERA WHIP	IP WLS BF H R ER SO BB IBB HBP BLK WP HR S P ERA WHIP	IP WLS BF H R ER SO BB IBB HBP BLK WP HR S P ERA WHIP	IP WLS BF H R ER SO BB IBB HBP BLK WP HR S P ERA WHIP						

AB	31
R	3
H	5
RBI	3
BB	2
SO	11
LOB	9



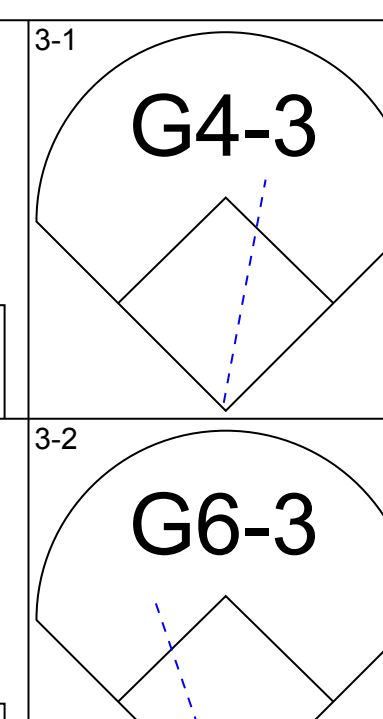
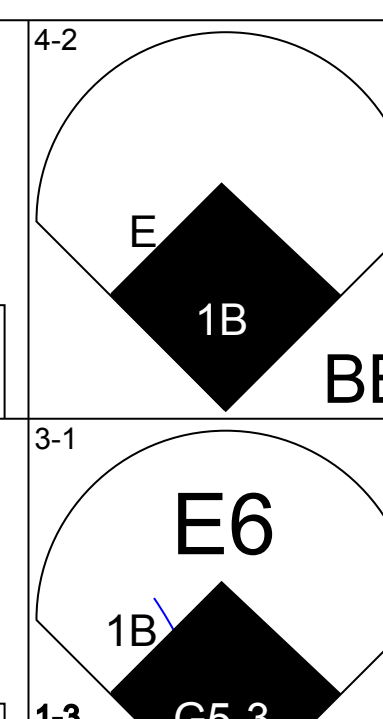
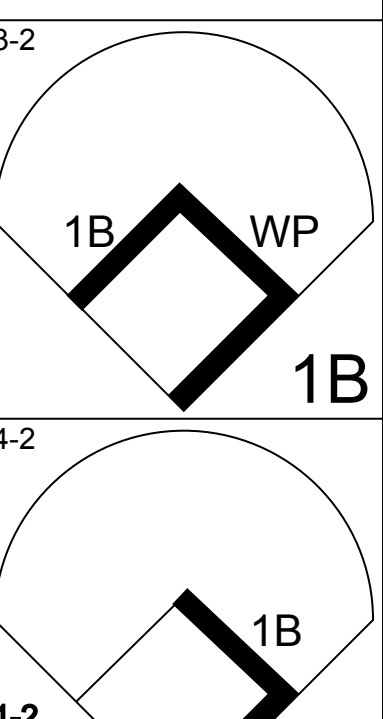
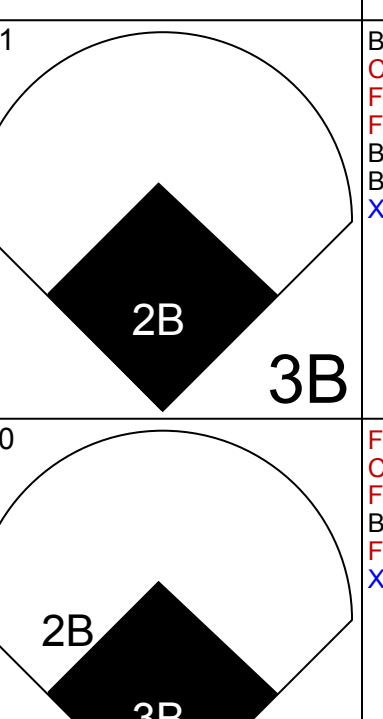
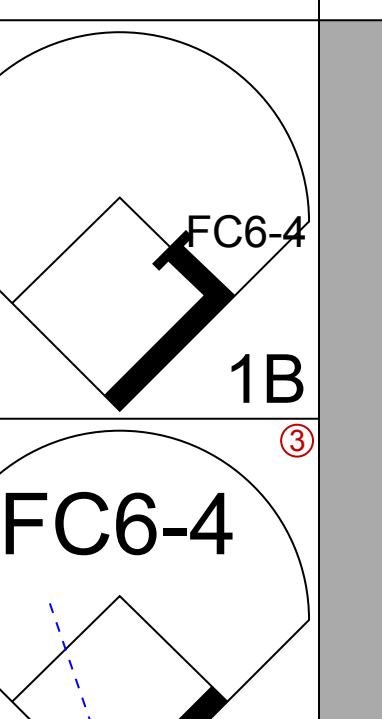
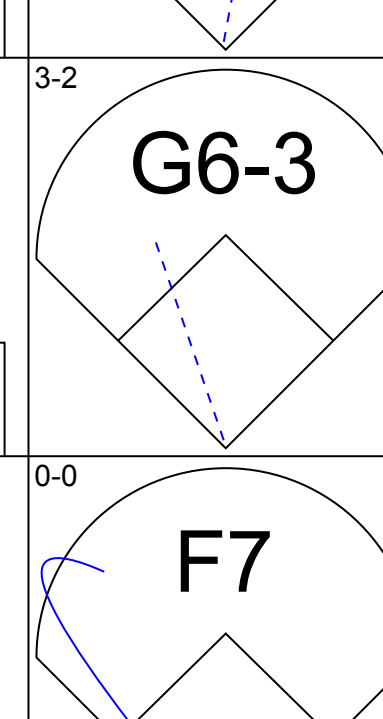
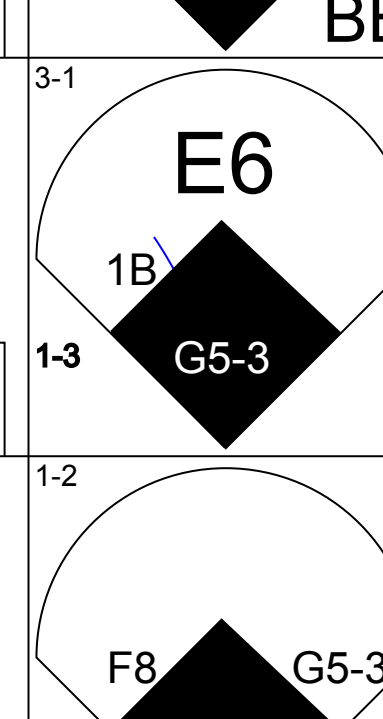
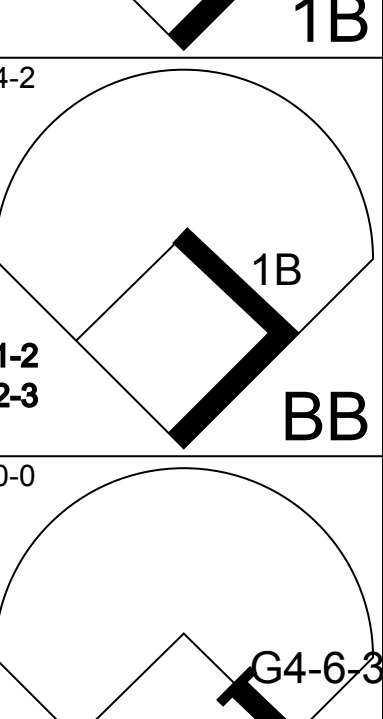
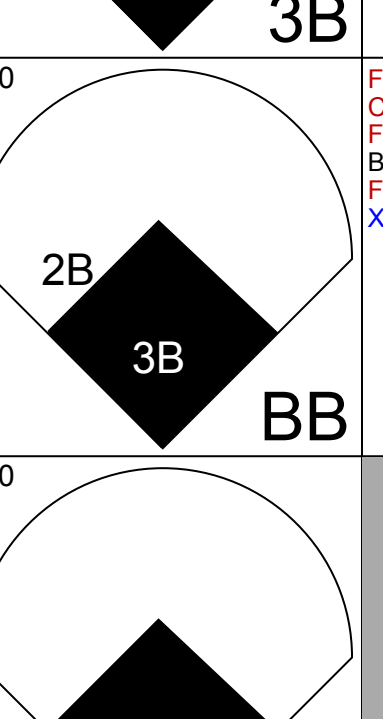
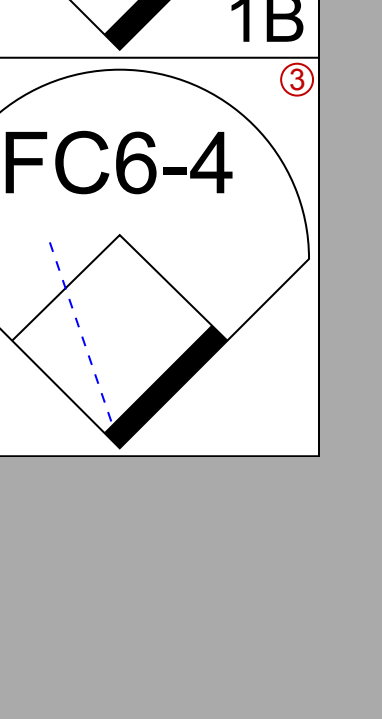
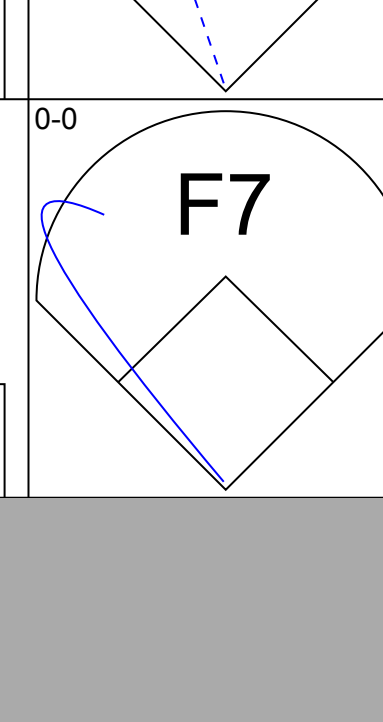
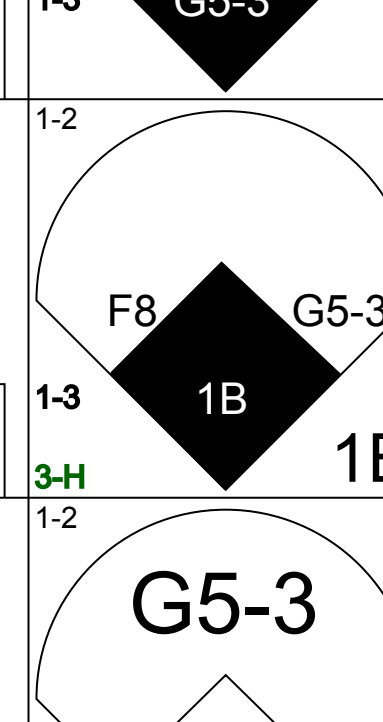
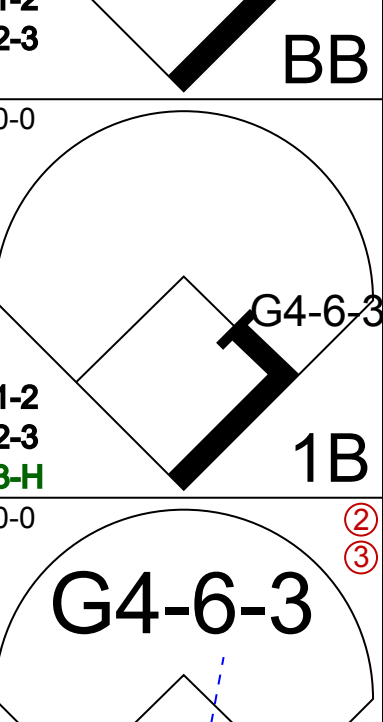
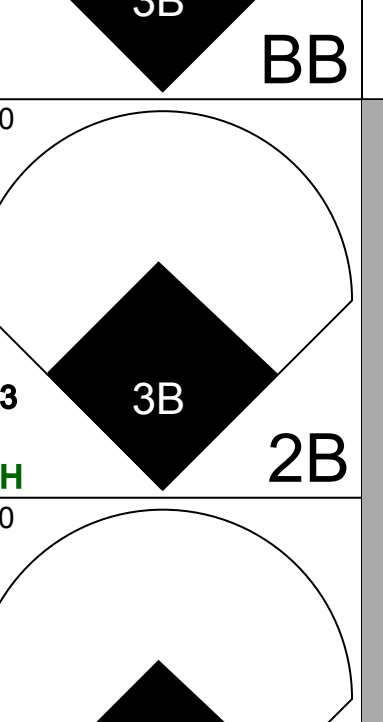
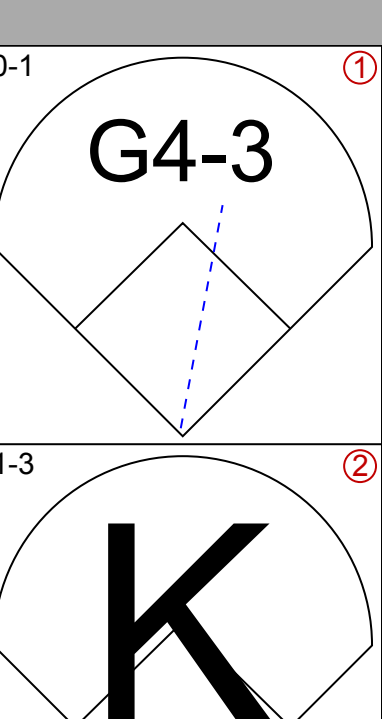
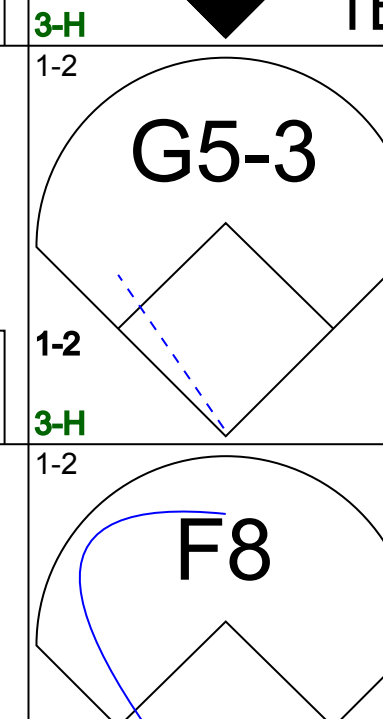
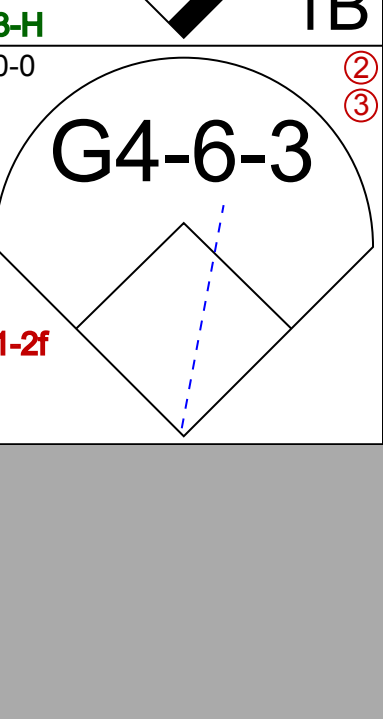
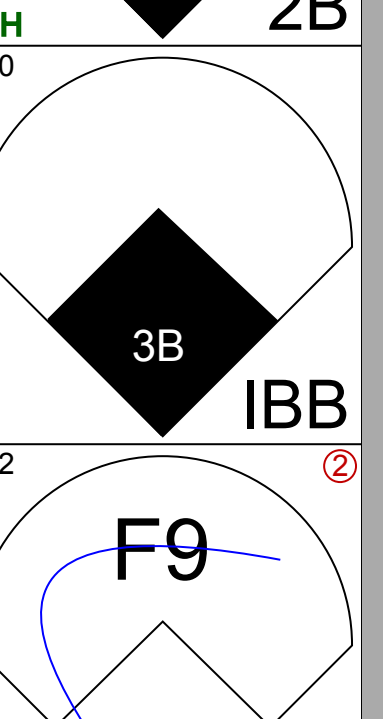
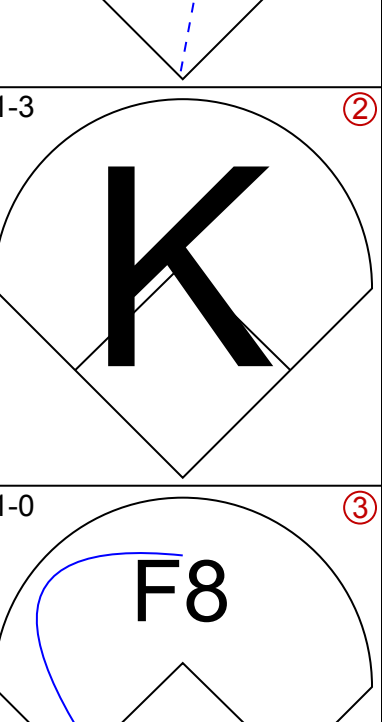
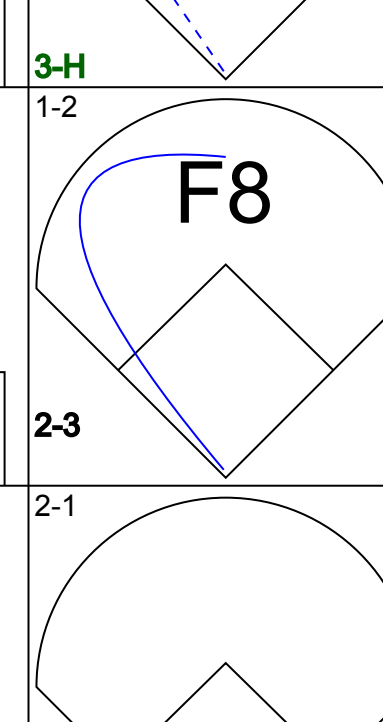
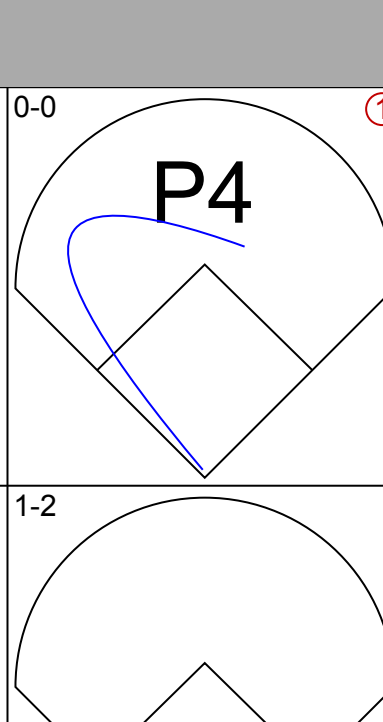
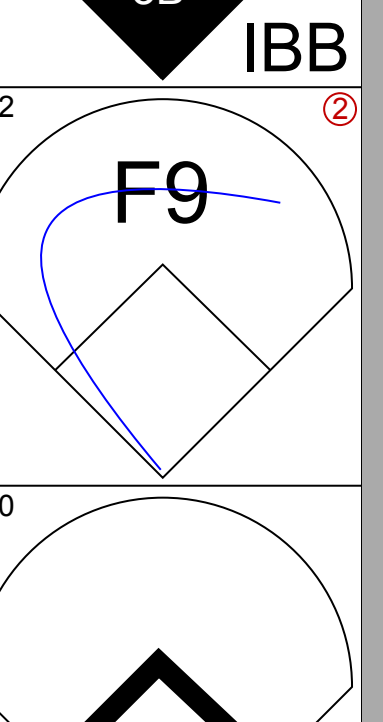
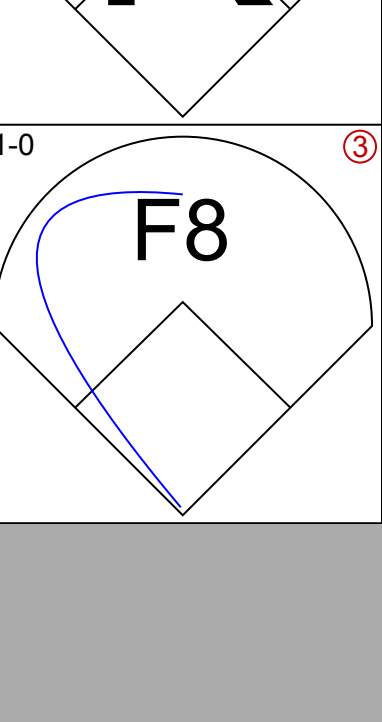
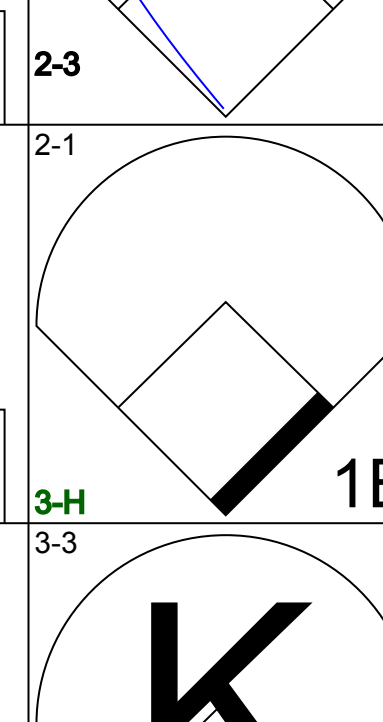
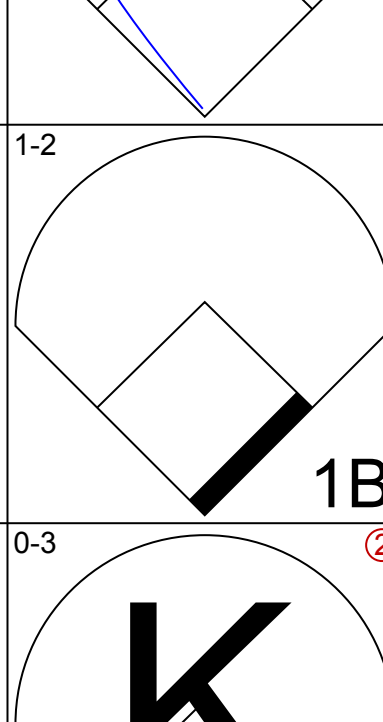
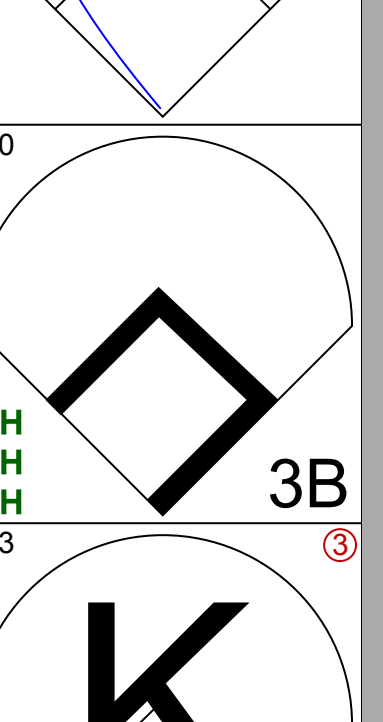
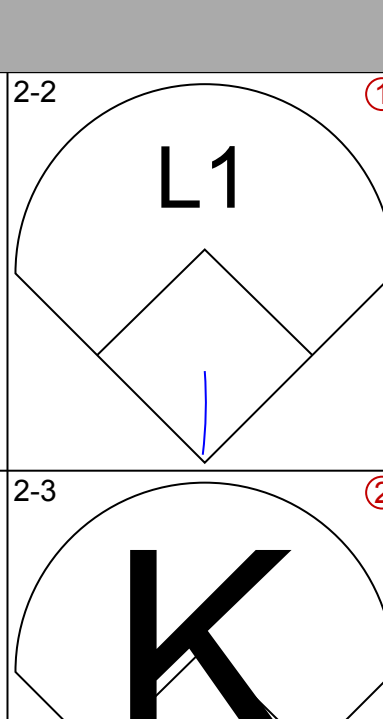
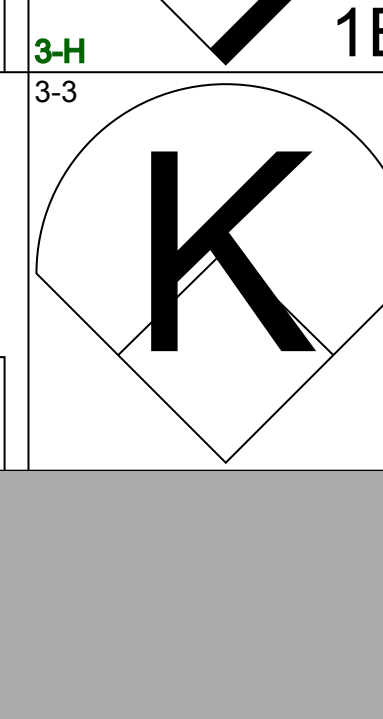
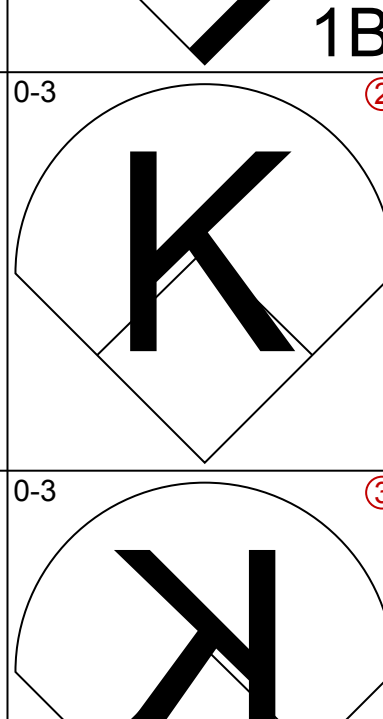

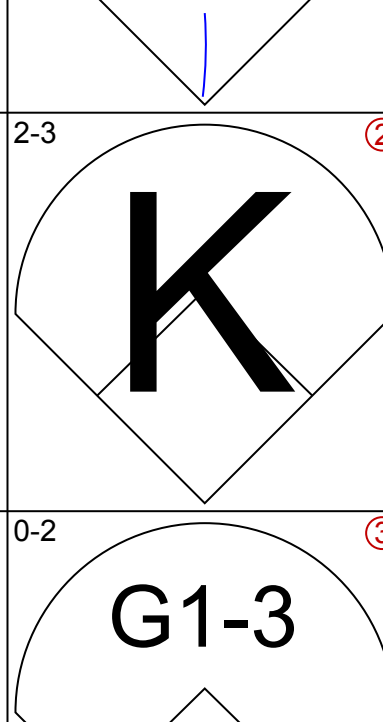
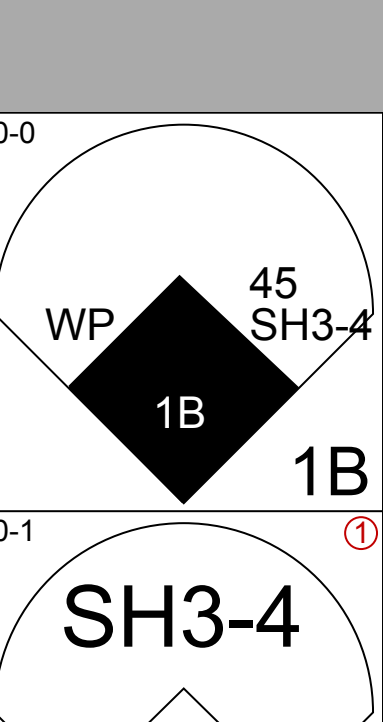
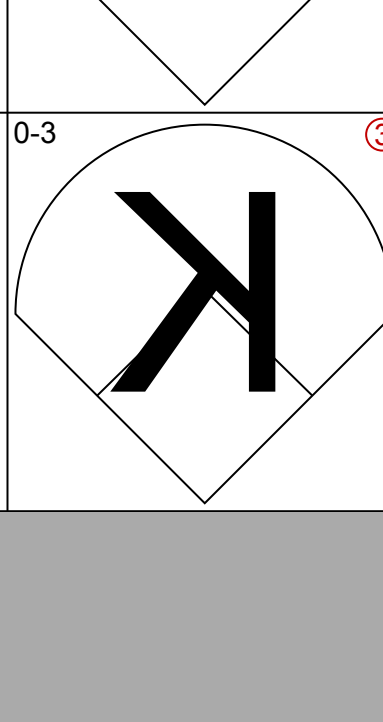
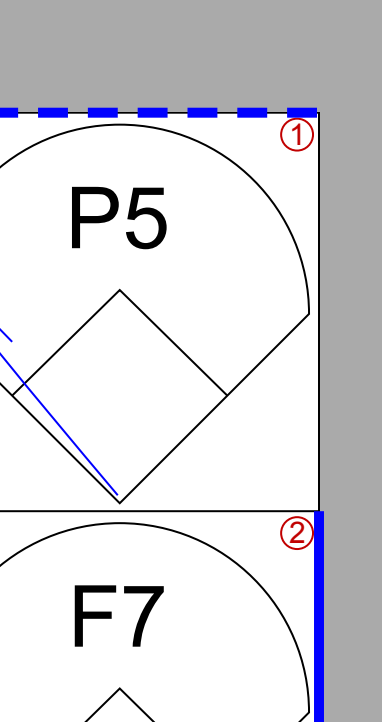
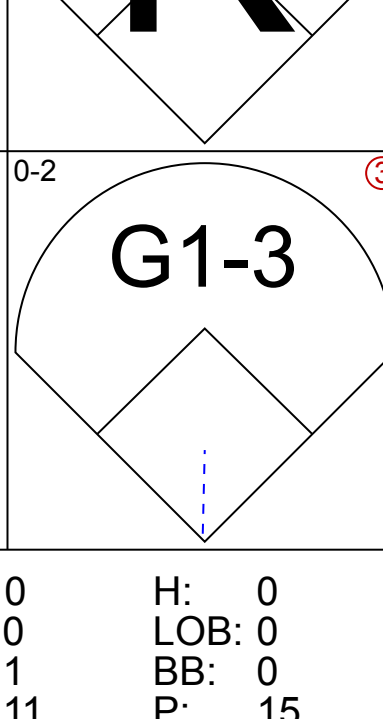
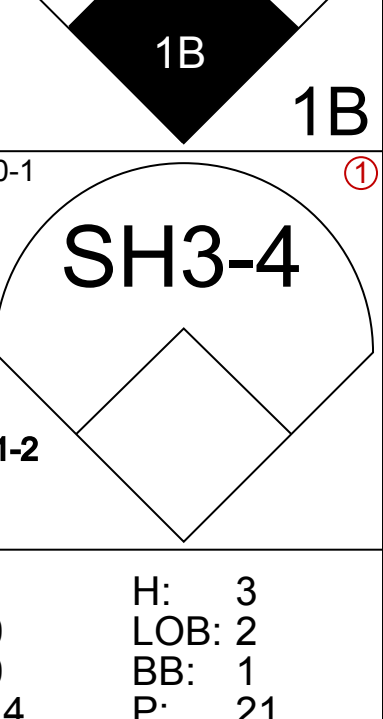
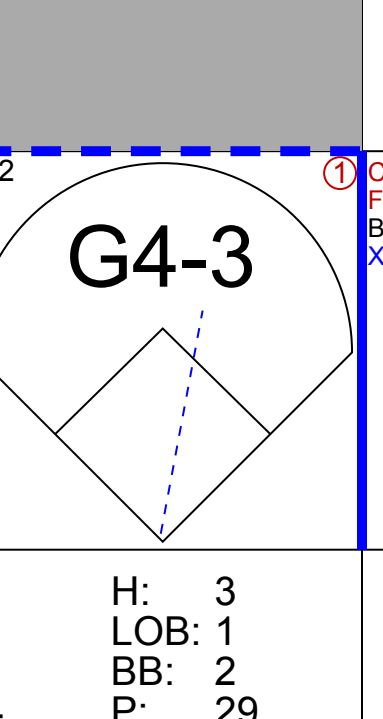
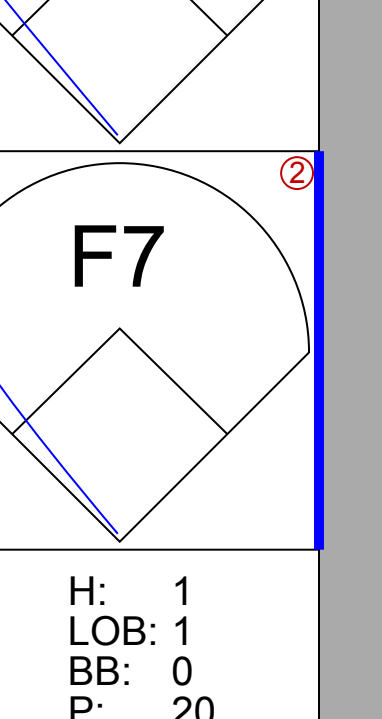
Batter	1	2	3	4	5	6	7	8	9	AB	R	H	RBI	BB	SO	LOB	BOTTOM	
Luis Castillo, S (1, 4) OBP: 0.337, SLG: 0.313	0-0 G4-6-3 1B		1-0 SF8			2-1 1B		0-0 1B 3B		3	1	3	1	0	0	0	San Francisco Giants @ Florida Marlins Pro Player Stadium, Miami, FL Wed May 16 2001, 7:05 PM EDT Att: 9,233 - Sunny - 82 F	
Eric Owens, R (1, 9) OBP: 0.329, SLG: 0.380	1-0 G4-6-3 1-2		3-2 HR		1-1 G4-3		1-1 1B			4	1	2	2	0	0	2		
Cliff Floyd, L (1, 7) OBP: 0.406, SLG: 0.650	1-3 K		2-2 1B			3-1 G3-1		1-1 F9		4	0	1	0	0	1	1		
Preston Wilson, R (1, 8) OBP: 0.416, SLG: 0.547		4-2 CS BB	0-0 F9			1-1 1B		0-0 G4-3		3	0	1	0	1	0	1		
Mike Lowell, R (1, 5) OBP: 0.360, SLG: 0.513		1-3 K			0-0 E9		1-0 P6	2-1 G1-3		4	0	0	0	0	1	2		
Charles Johnson, R (1, 2) OBP: 0.381, SLG: 0.642		2-1 SAFE 1-2 1B			2-3 K		1-0 F9	1-3 K		4	0	1	0	0	2	2		
Antonio Alfonseca, R (9, 1)										0	0	0	0	0	0	0		
Derrek Lee, R (1, 3) OBP: 0.262, SLG: 0.352		1-3 K			2-0 G1-4-6-3 1-2		3-1 HR			3	1	1	1	0	1	2		
Alex Gonzalez, R (1, 6) OBP: 0.348, SLG: 0.364			3-2 SH1-4 SF8 2B			3-2 F8		1-0 F9		3	1	1	0	0	0	0		
Matt Clement, R (1, 1) OBP: 0.067, SLG: 0.067			0-0 SH1-4			0-1 G4-3		2-3 K		2	0	0	0	0	1	0		
Vic Darenburg, L (8, 1)										0	0	0	0	0	0	0		
Dan Miceli, R (8, 1)										0	0	0	0	0	0	0		
Mike Redmond, R (9, 2) OBP: 0.360, SLG: 0.478			2-3							0	0	0	0	0	0	0		
Inning Stats	R: 0 E: 0 K: 1 S: 7	H: 1 LOB: 0 BB: 0 P: 9	R: 0 E: 0 K: 2 S: 10	H: 1 LOB: 1 BB: 1 P: 18	R: 2 E: 0 K: 0 S: 12	H: 3 LOB: 1 BB: 0 P: 21	R: 0 E: 1 K: 1 S: 5	H: 0 LOB: 0 BB: 0 P: 9	R: 0 E: 0 K: 0 S: 6	H: 1 LOB: 1 BB: 0 P: 12	R: 2 E: 0 K: 1 S: 11	H: 3 LOB: 1 BB: 0 P: 19	R: 0 E: 0 K: 1 S: 6	H: 0 LOB: 0 BB: 0 P: 9	1B: 6 2B: 1 3B: 1 HR: 2	SF: 1 SAC: 1 DP: 2 HBP: 0	WP: 0 PB: 0 SB: 0 CS: 1	PA: 33
PITCHER	IP WLS BF H R ER SO BB IBB HBP BLK WP HR S P ERA WHIP	IP WLS BF H R ER SO BB IBB HBP BLK WP HR S P ERA WHIP	IP WLS BF H R ER SO BB IBB HBP BLK WP HR S P ERA WHIP	IP WLS BF H R ER SO BB IBB HBP BLK WP HR S P ERA WHIP	IP WLS BF H R ER SO BB IBB HBP BLK WP HR S P ERA WHIP	IP WLS BF H R ER SO BB IBB HBP BLK WP HR S P ERA WHIP	IP WLS BF H R ER SO BB IBB HBP BLK WP HR S P ERA WHIP	IP WLS BF H R ER SO BB IBB HBP BLK WP HR S P ERA WHIP	IP WLS BF H R ER SO BB IBB HBP BLK WP HR S P ERA WHIP	IP WLS BF H R ER SO BB IBB HBP BLK WP HR S P ERA WHIP	IP WLS BF H R ER SO BB IBB HBP BLK WP HR S P ERA WHIP	IP WLS BF H R ER SO BB IBB HBP BLK WP HR S P ERA WHIP	IP WLS BF H R ER SO BB IBB HBP BLK WP HR S P ERA WHIP	IP WLS BF H R ER SO BB IBB HBP BLK WP HR S P ERA WHIP	IP WLS BF H R ER SO BB IBB HBP BLK WP HR S P ERA WHIP			



Batter	1	2	3	4	5	6	7	8	9	AB	R	H	RBI	BB	SO	LOB	TOP					
Marvin Benard, L (1, 8) OBP: 0.265, SLG: 0.281										3	1	1	0	1	1	0	San Francisco Giants @ Florida Marlins Pro Player Stadium, Miami, FL Thu May 17 2001, 7:05 PM EDT Att. 10,433 - Sunny - 82 F					
Ramon Martinez, R (1, 6) OBP: 0.340, SLG: 0.317 Tim Worrell, R (7, 1) Alan Embree, L (8, 1)										3	0	0	1	0	1	1						
Barry Bonds, L (1, 7) OBP: 0.431, SLG: 0.754										3	1	1	2	1	1	1						
Jeff Kent, R (1, 4) OBP: 0.319, SLG: 0.500										3	0	0	0	1	1	1						
Armando Rios, L (1, 9) OBP: 0.321, SLG: 0.465										4	0	0	0	0	3	2						
Pedro Feliz, R (1, 5) OBP: 0.241, SLG: 0.220										4	0	0	0	0	1	0						
Edwards Guzman, L (1, 3) OBP: 0.278, SLG: 0.500										4	0	1	0	0	0	0						
Bobby Estalella, R (1, 2) OBP: 0.295, SLG: 0.391										4	0	0	0	0	0	1						
Russ Ortiz, R (1, 1) OBP: 0.200, SLG: 0.211 Rich Aurilia, R (7, PH) OBP: 0.442, SLG: 0.655										2	1	1	0	0	0	1						
										1	0	0	0	0	0	0						
Inning Stats	R: 0 E: 0 K: 2 S: 9	H: 0 LOB: 1 BB: 1 P: 16	R: 0 E: 0 K: 1 S: 12	H: 1 LOB: 1 BB: 0 P: 18	R: 3 E: 0 K: 1 S: 14	H: 3 LOB: 0 BB: 0 P: 24	R: 0 E: 1 K: 1 S: 11	H: 0 LOB: 1 BB: 0 P: 17	R: 0 E: 0 K: 0 S: 13	H: 0 LOB: 2 BB: 2 P: 25	R: 0 E: 0 K: 0 S: 4	H: 0 LOB: 0 BB: 0 P: 8	R: 0 E: 0 K: 3 S: 7	H: 0 LOB: 0 BB: 0 P: 15	R: 0 E: 0 K: 3 S: 9	H: 0 LOB: 0 BB: 0 P: 11	R: 0 E: 0 K: 0 S: 5	H: 0 LOB: 0 BB: 0 P: 8	1B: 2 2B: 1 3B: 0 HR: 1	SF: 1 SAC: 0 DP: 0 HBP: 0	WP: 0 PB: 0 SB: 1 CS: 0	PA: 35
PITCHER	IP	WLS	BF	H	R	ER	SO	BB	IBB	HBP	BLK	WP	HR	S	P	ERA	WHIP					
45 Chuck Smith, R (1, 1) ERA: 3.6	7.0	W	29	4	3	3	5	3	0	0	0	0	1	70	123	3.86	1.000					
Dan Miceli, R (8, 1) ERA: 5.29	1.0		3	0	0	0	3	0	0	0	0	0	0	9	11	0.00	0.000					
Braden Looper, R (9, 1) ERA: 4.58	1.0		3	0	0	0	0	0	0	0	0	0	0	5	8	0.00	0.000					

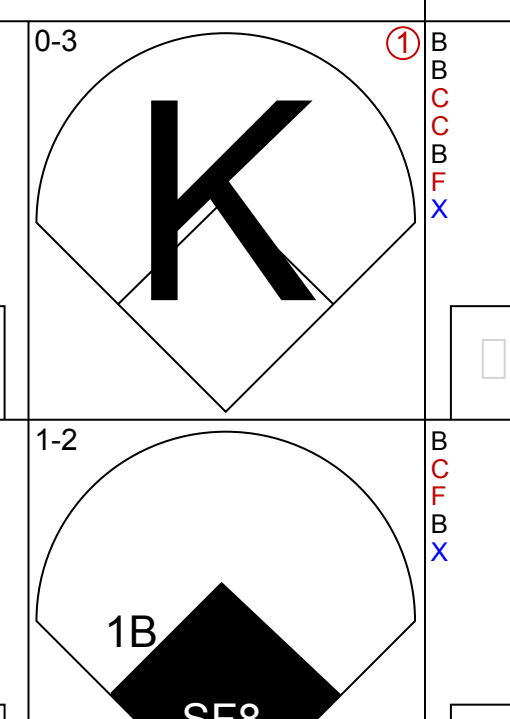
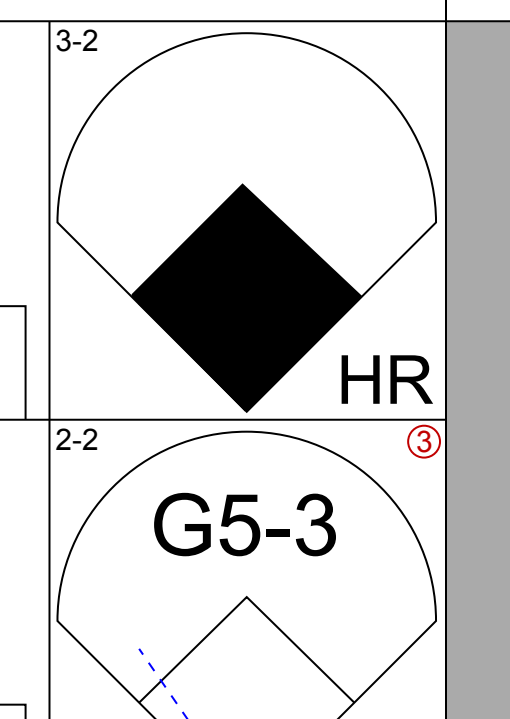
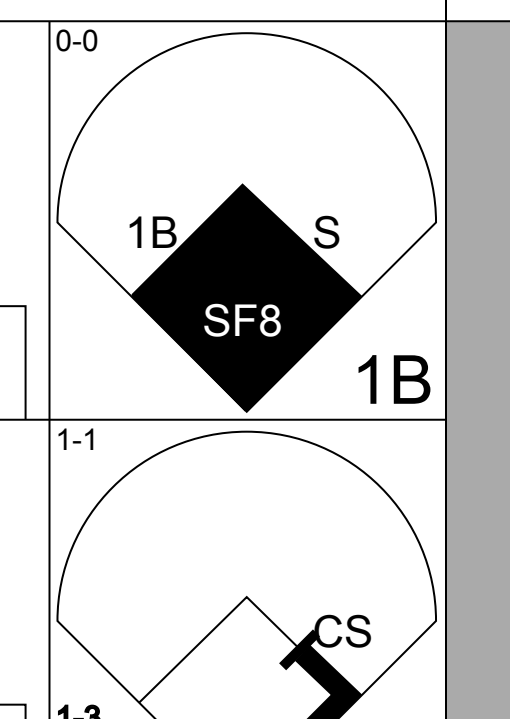
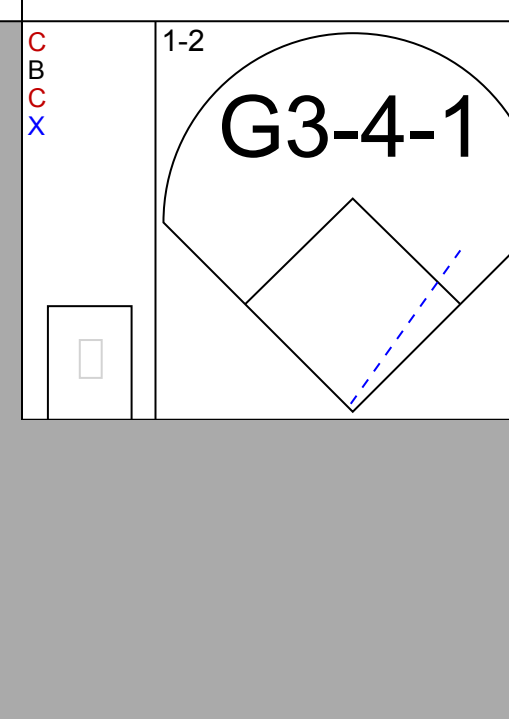
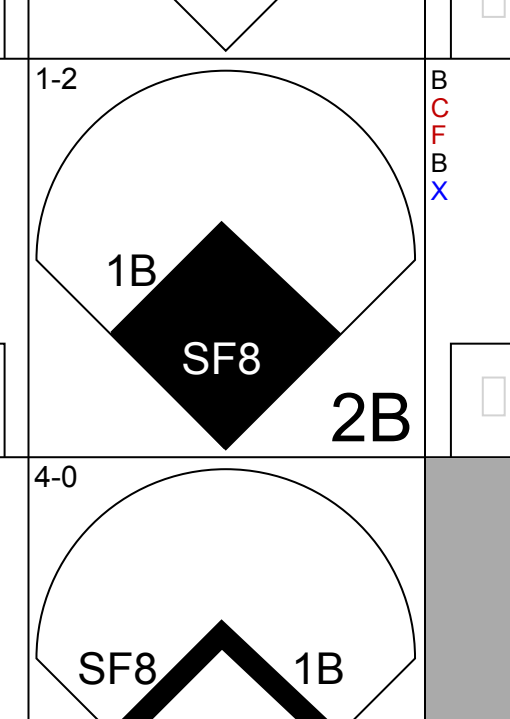
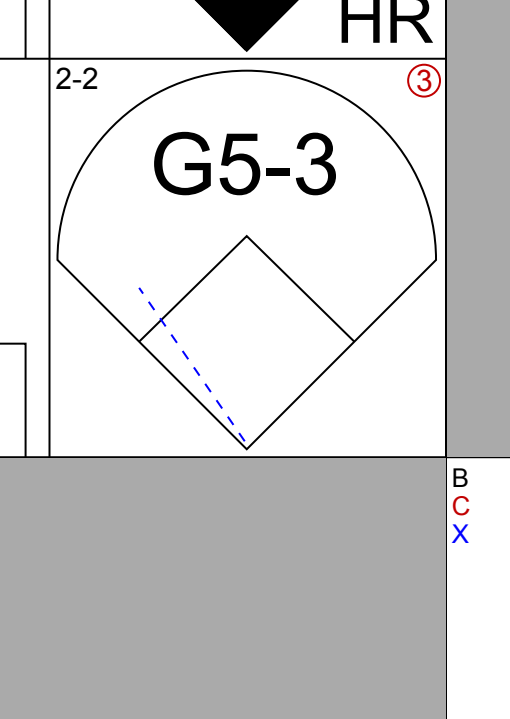
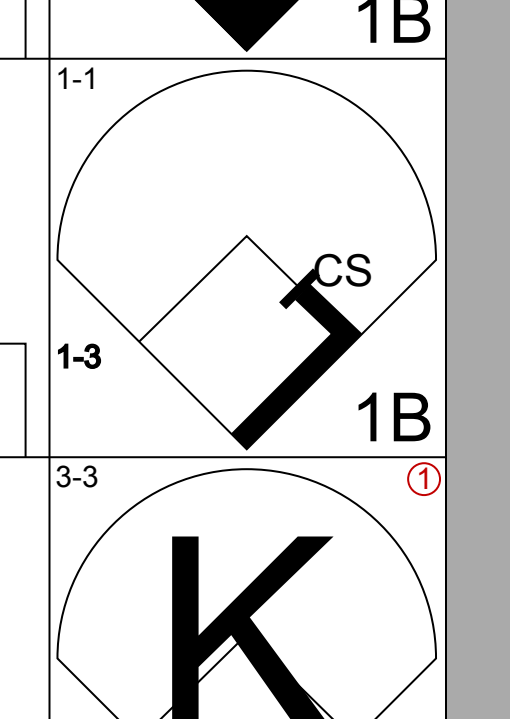
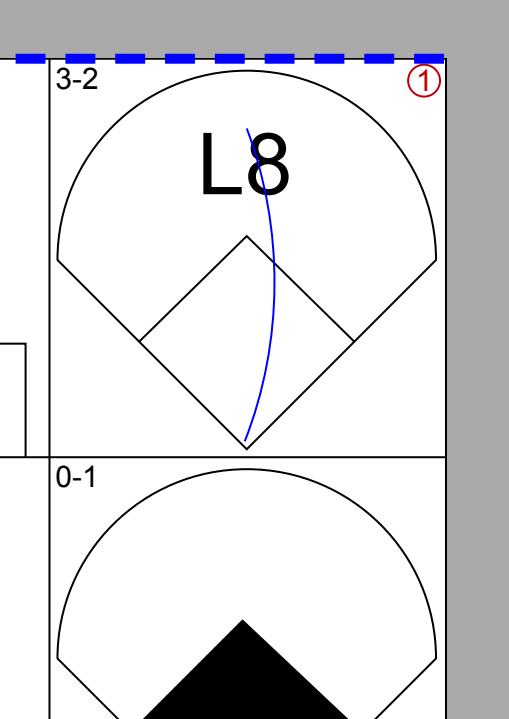
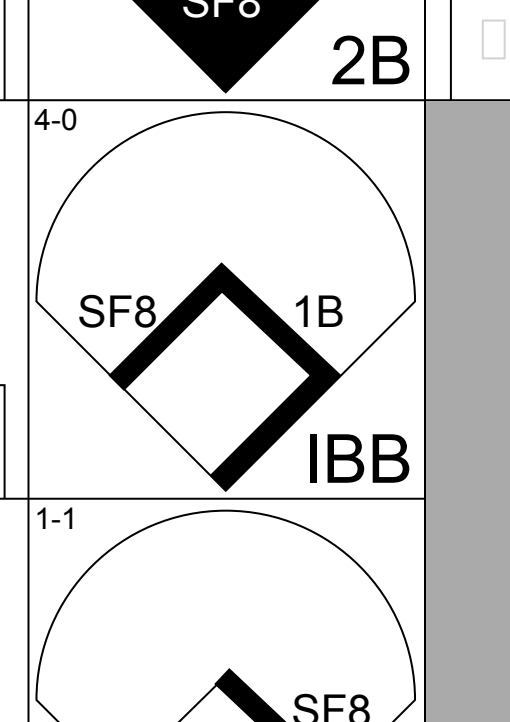
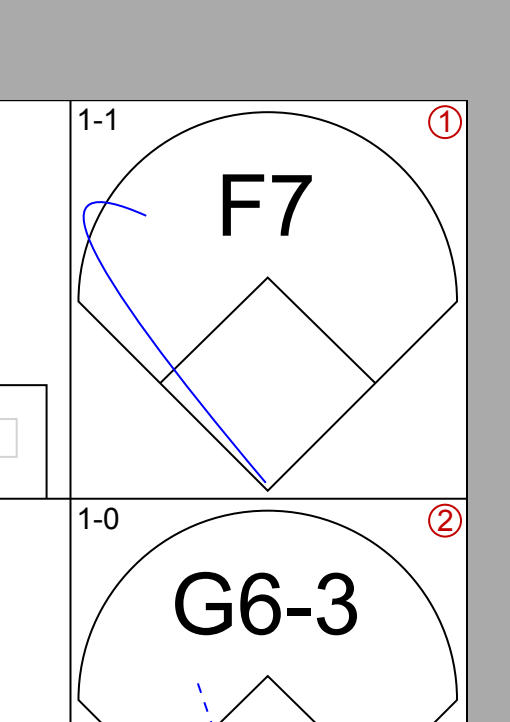
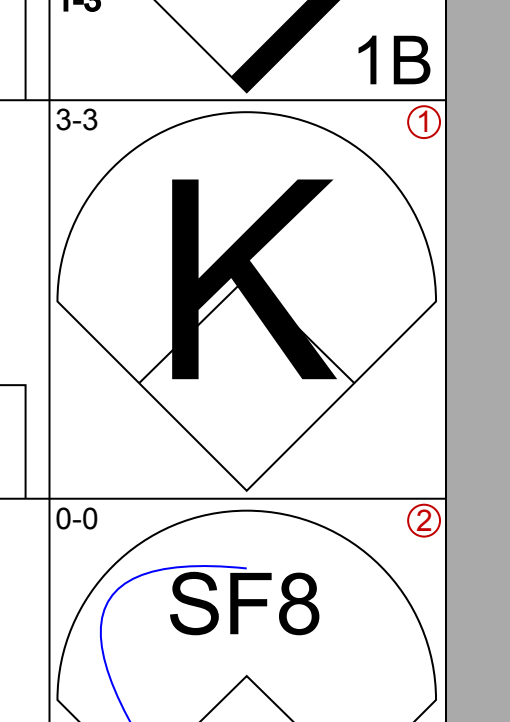
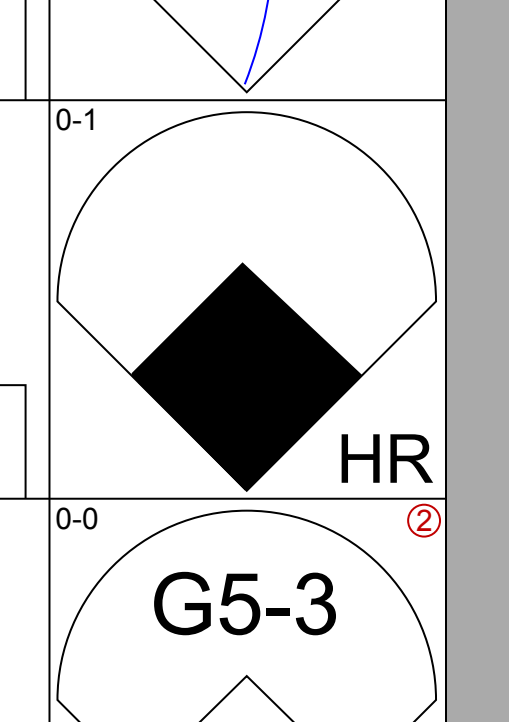
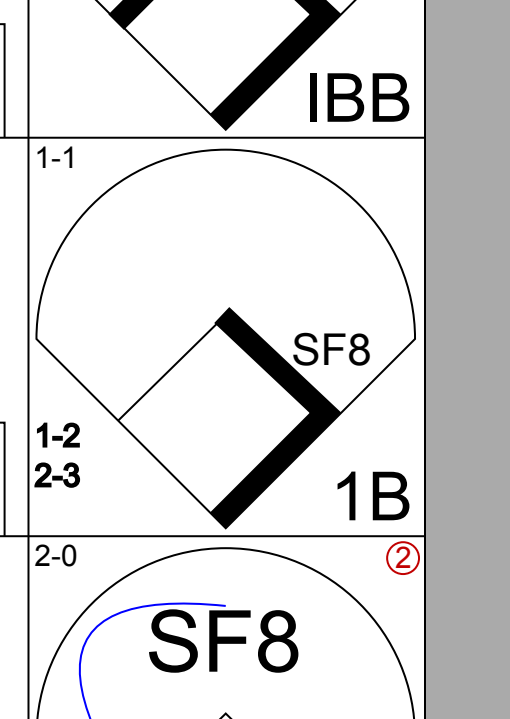
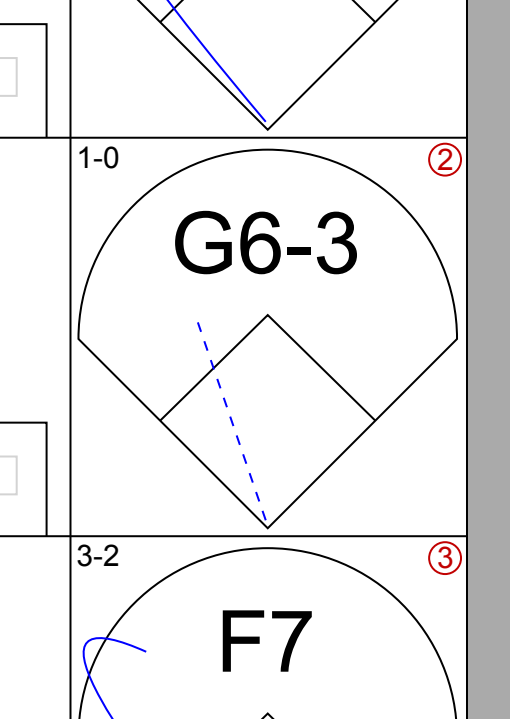
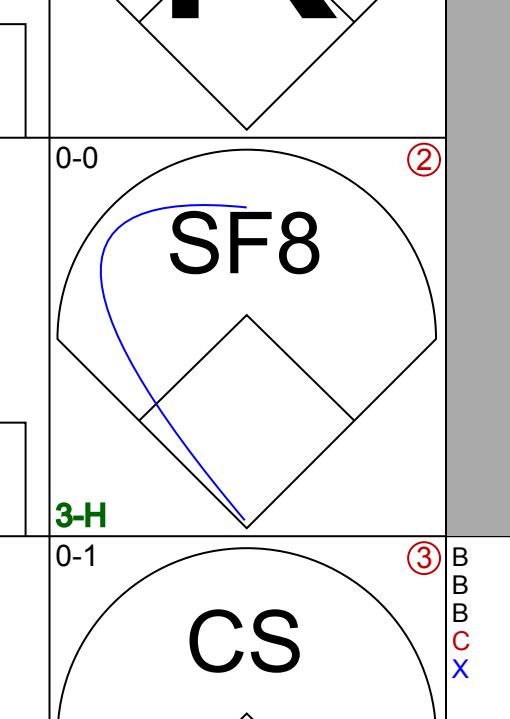
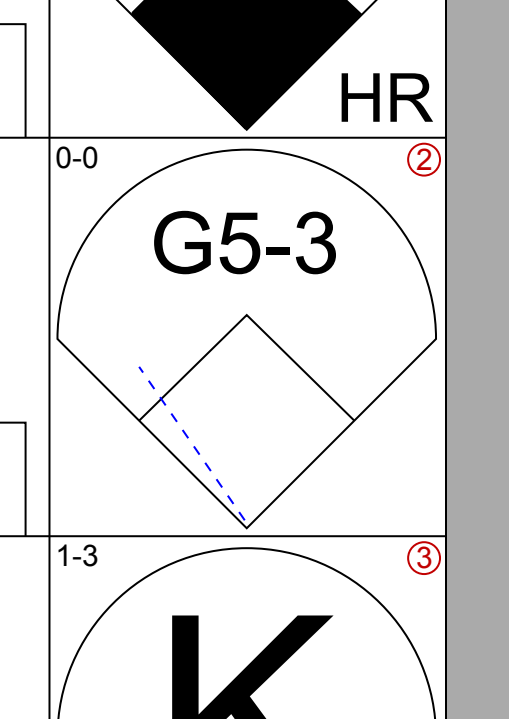
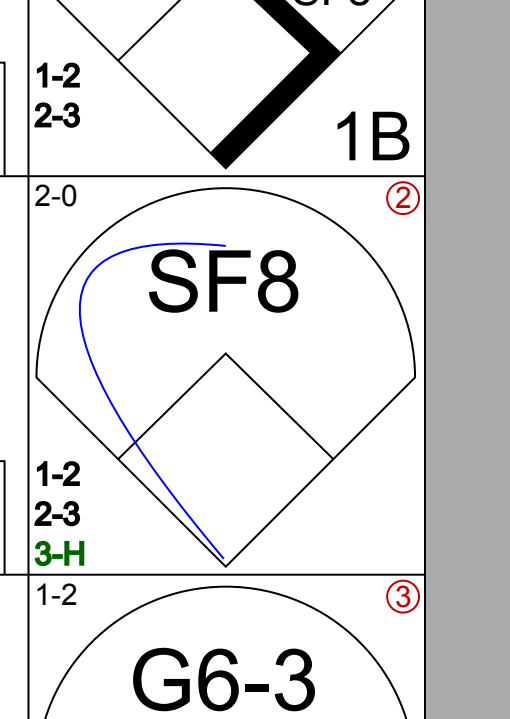
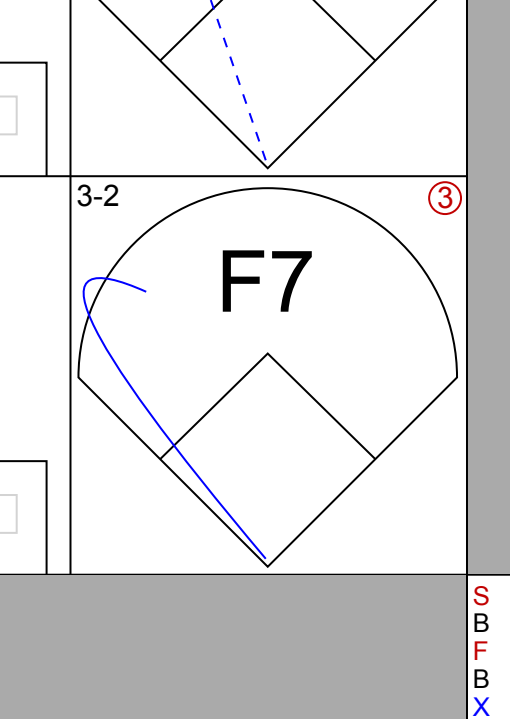
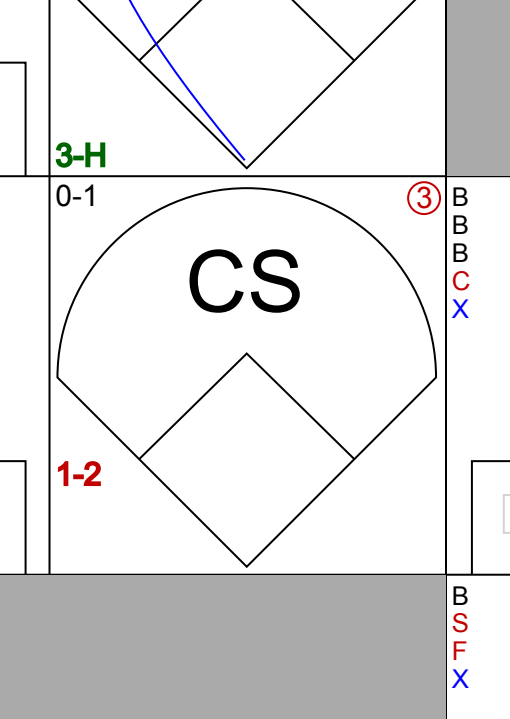
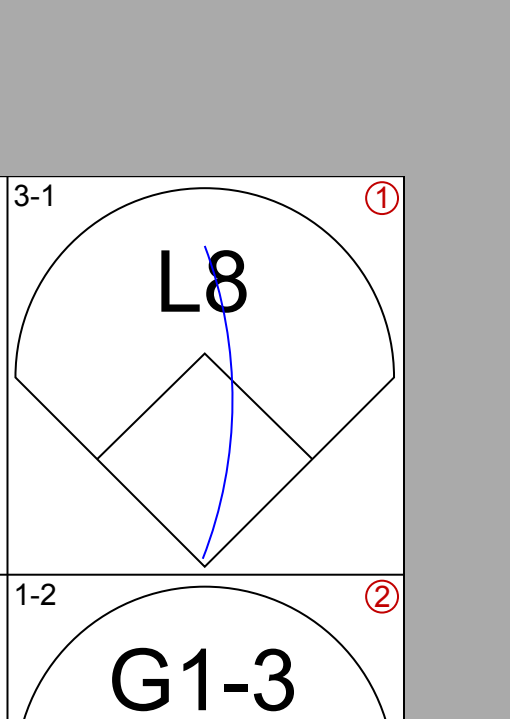
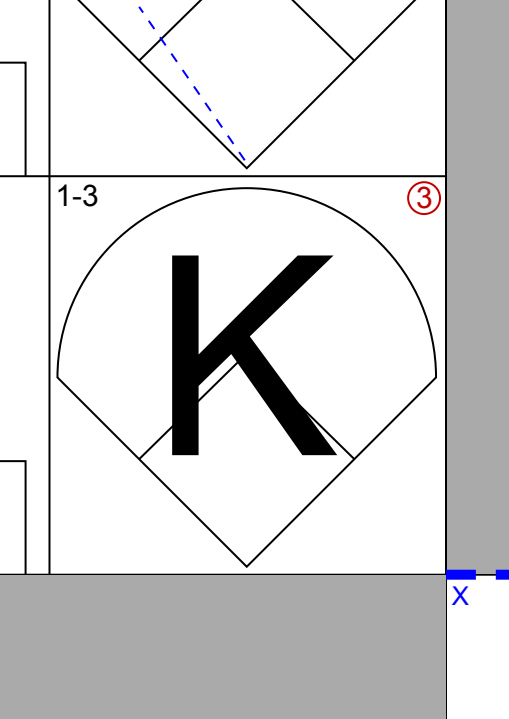
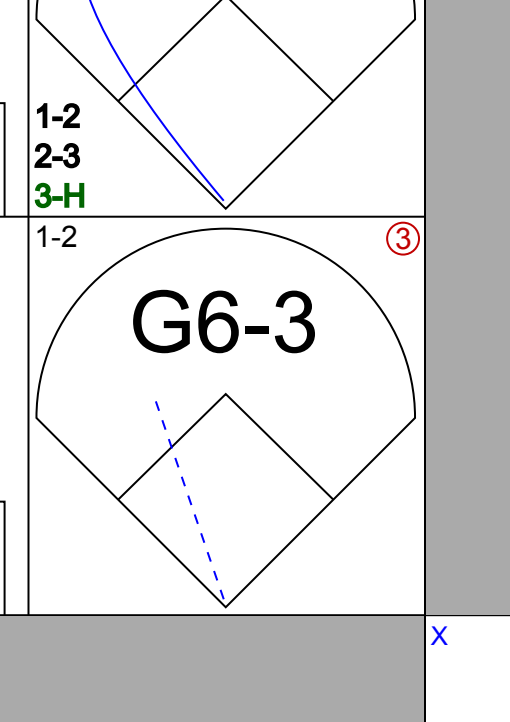
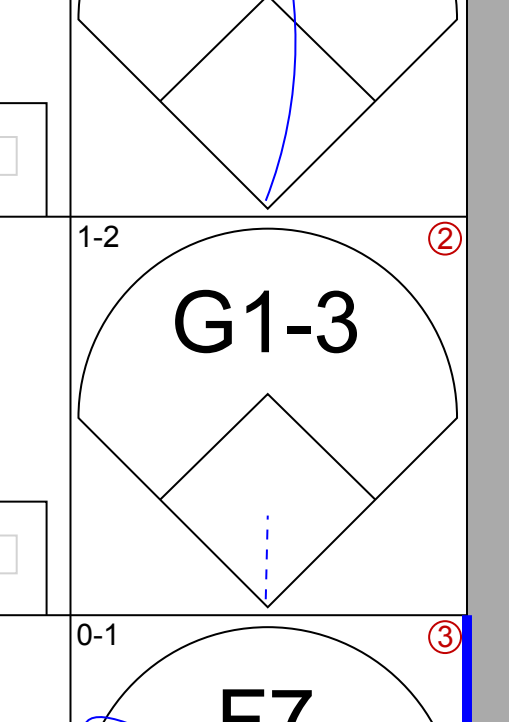
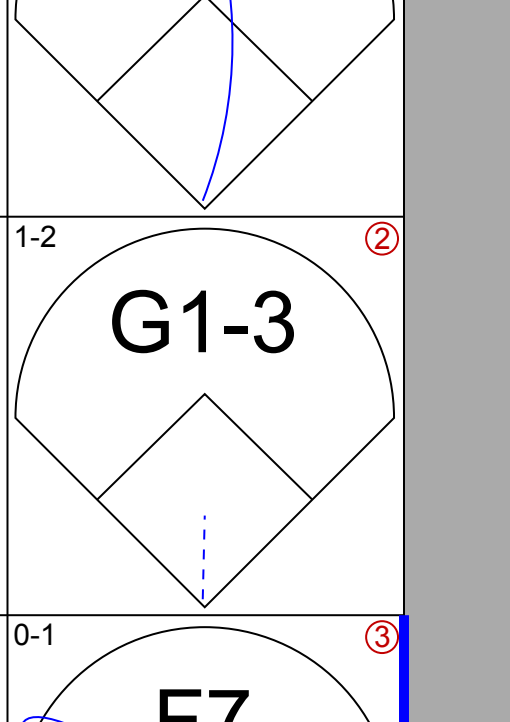
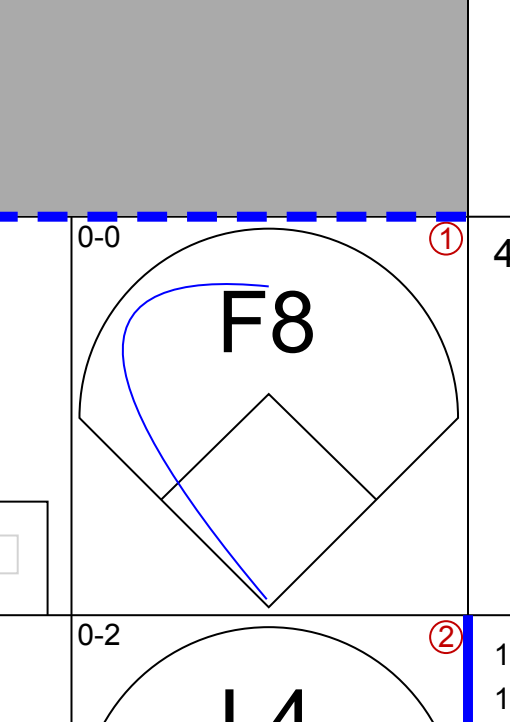
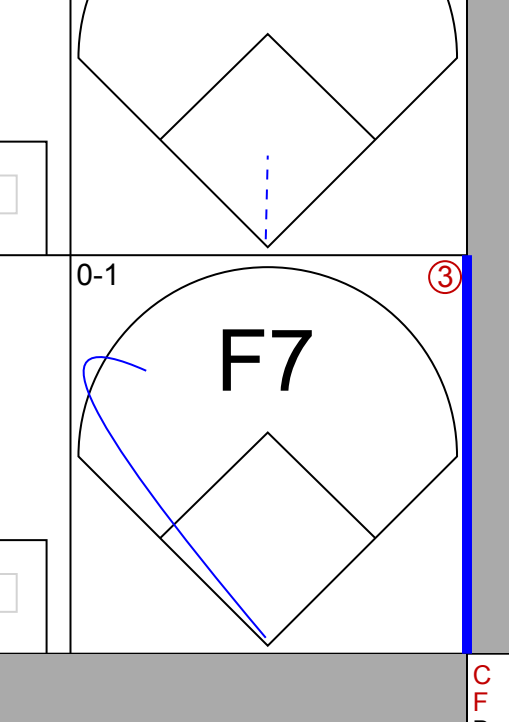
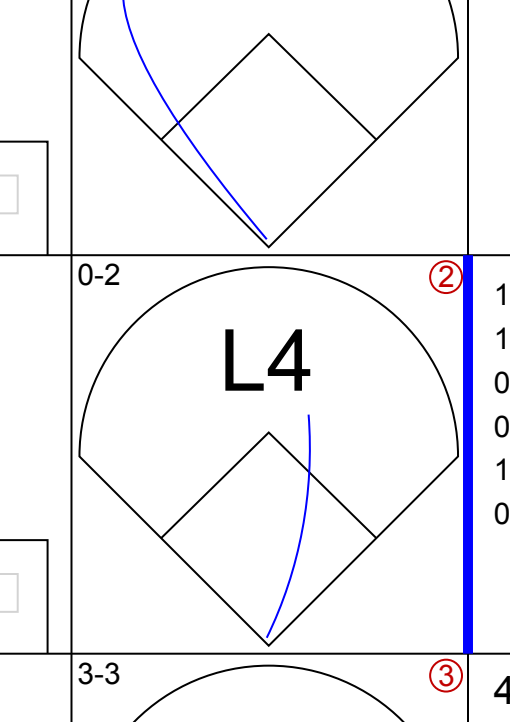
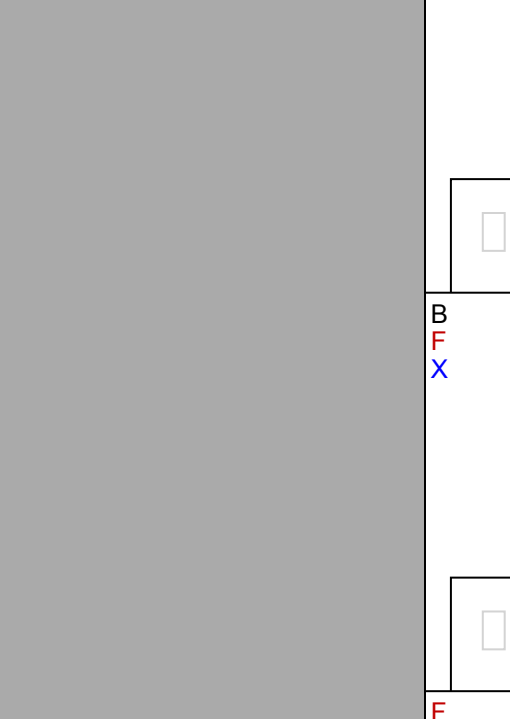
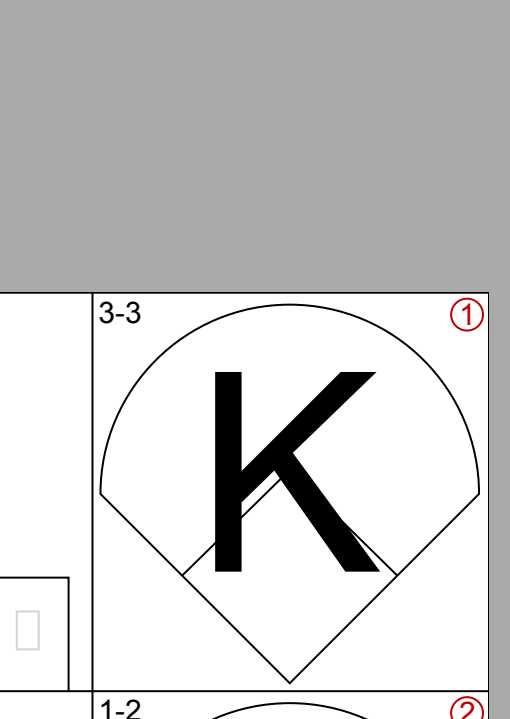
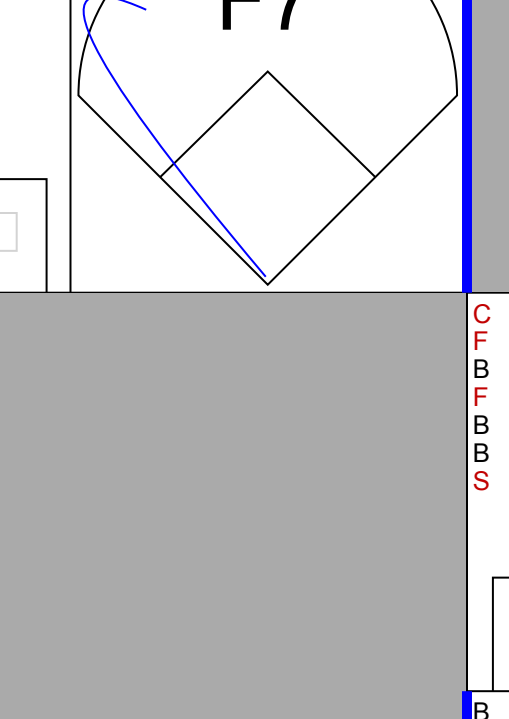
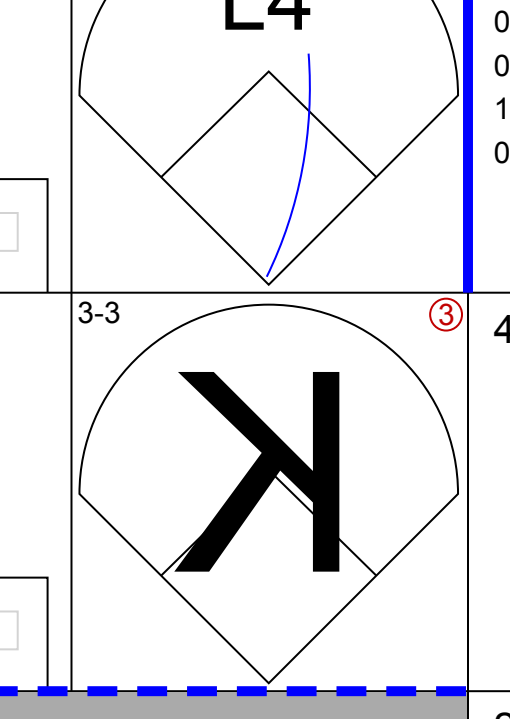
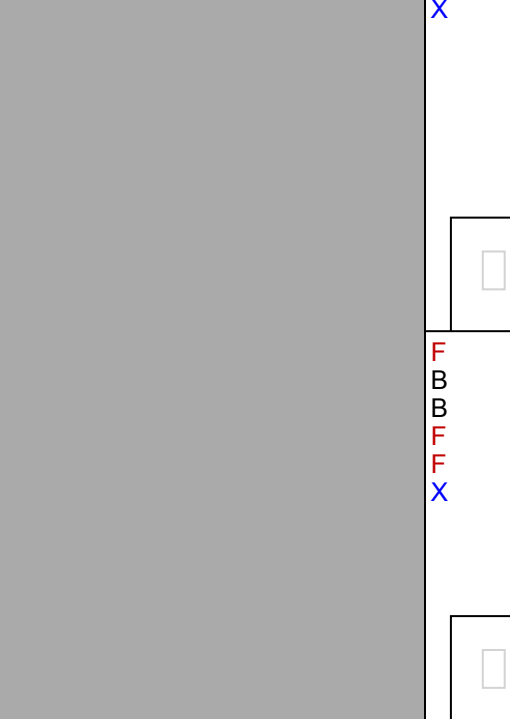
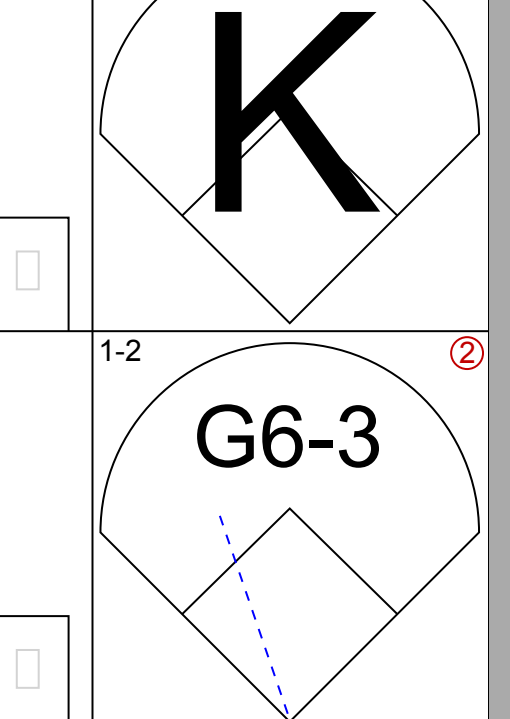
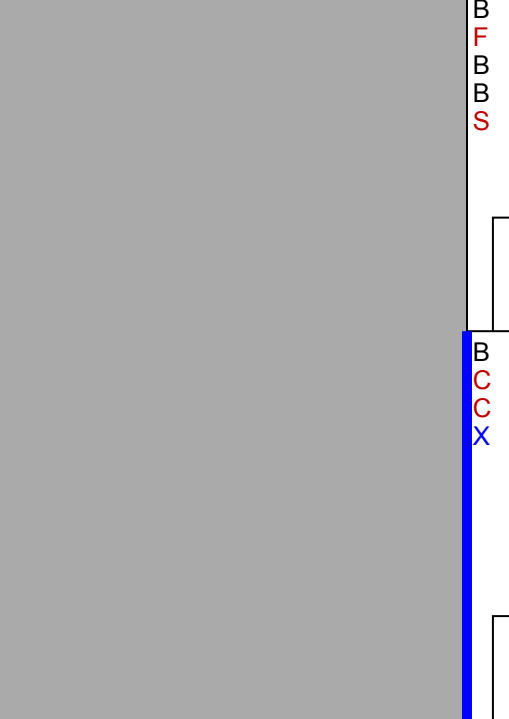
AB 31
R 3
H 4
RBI 3
BB 3
SO 8
LOB 7



Batter	1	2	3	4	5	6	7	8	9	AB	R	H	RBI	BB	SO	LOB	BOTTOM				
Luis Castillo, S (1, 4) OBP: 0.350, SLG: 0.338										4	2	3	0	1	0	0	San Francisco Giants @ Florida Marlins Pro Player Stadium, Miami, FL Thu May 17 2001, 7:05 PM EDT Att. 10,433 - Sunny - 82 F				
Eric Owens, R (1, 9) OBP: 0.331, SLG: 0.373										3	2	0	0	2	0	2					
Cliff Floyd, L (1, 7) OBP: 0.415, SLG: 0.660										4	2	3	3	0	0	0					
Preston Wilson, R (1, 8) OBP: 0.412, SLG: 0.536										3	1	0	1	1	0	4					
Charles Johnson, R (1, 2) OBP: 0.370, SLG: 0.622										4	0	0	0	0	1	4					
Kevin Millar, R (1, 5) OBP: 0.283, SLG: 0.451										4	0	3	4	0	0	0					
Derrek Lee, R (1, 3) OBP: 0.255, SLG: 0.341										4	0	0	0	0	3	3					
Alex Gonzalez, R (1, 6) OBP: 0.345, SLG: 0.360										4	1	1	0	0	2	1					
45 Chuck Smith, R (1, 1) OBP: 0.400, SLG: 0.400 Ryan McGuire, L (7, PH) OBP: 0.176, SLG: 0.176 Dan Miceli, R (8, 1) Lyle Mouton, R (8, PH) OBP: 0.059, SLG: 0.059 Braden Looper, R (9, 1)										1	0	0	0	0	0	0					
										1	0	0	0	0	0	0					
Inning Stats	R: 0 E: 0 K: 0 S: 8	H: 0 LOB: 0 BB: 0 P: 14	R: 0 E: 0 K: 1 S: 7	H: 0 LOB: 0 BB: 0 P: 9	R: 0 E: 0 K: 1 S: 11	H: 0 LOB: 0 BB: 0 P: 15	R: 3 E: 1 K: 1 S: 21	H: 2 LOB: 1 BB: 1 P: 36	R: 1 E: 0 K: 0 S: 14	H: 3 LOB: 2 BB: 1 P: 21	R: 0 E: 0 K: 2 S: 10	H: 1 LOB: 1 BB: 0 P: 11	R: 4 E: 0 K: 1 S: 14	H: 3 LOB: 1 BB: 2 P: 29	R: 0 E: 0 K: 0 S: 14	H: 1 LOB: 1 BB: 0 P: 20	1B: 7 2B: 1 3B: 2 HR: 0	SF: 0 SAC: 1 DP: 1 HBP: 0	WP: 1 PB: 0 SB: 0 CS: 0	PA: 38	
PITCHER	IP	WLS	BF	H	R	ER	SO	BB	IBB	HBP	BLK	WP	HR	S	P	ERA	WHIP				
Russ Ortiz, R (1, 1) ERA: 2.79	6.0	L	26	6	4	2	5	2	0	0	0	0	0	71	106	3.00	1.333				
Tim Worrell, R (7, 1) ERA: 3.0	1.0		8	3	4	4	1	1	1	0	0	0	0	14	29	36.00	4.000				
Alan Embree, L (8, 1) ERA: 10.43	1.0		4	1	0	0	0	0	0	0	0	0	0	14	20	0.00	1.000				

AB 33
R 8
H 10
RBI 8
BB 4
SO 6
LOB 14

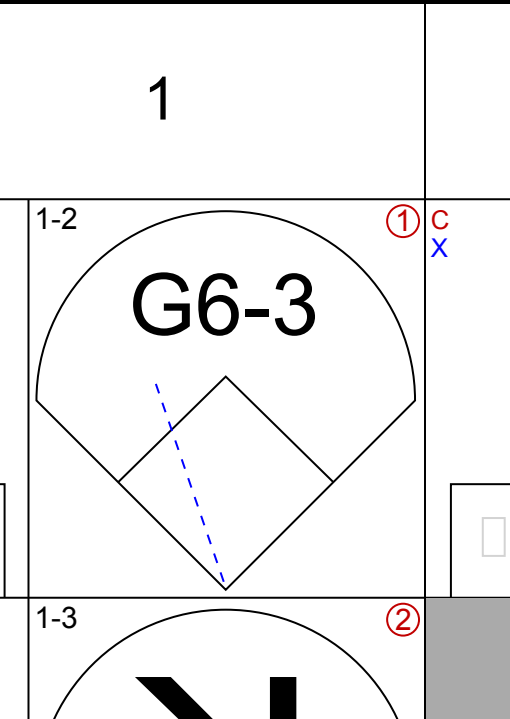
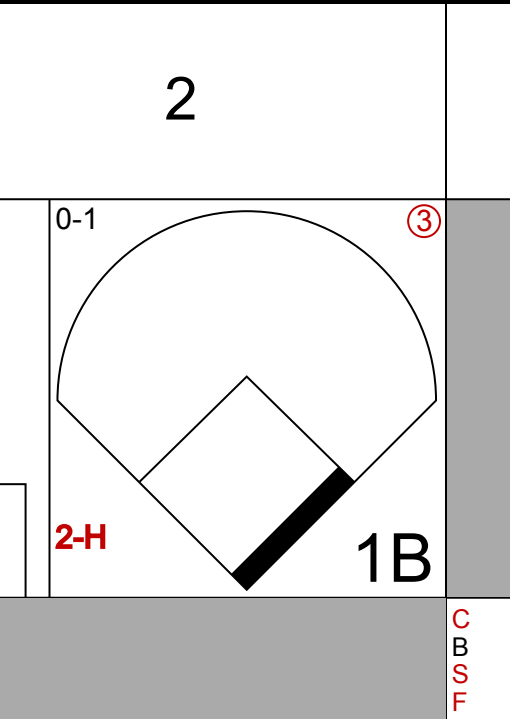
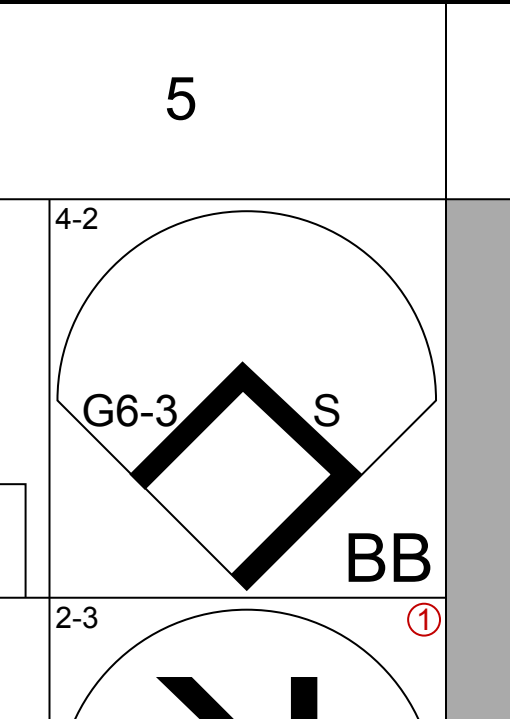
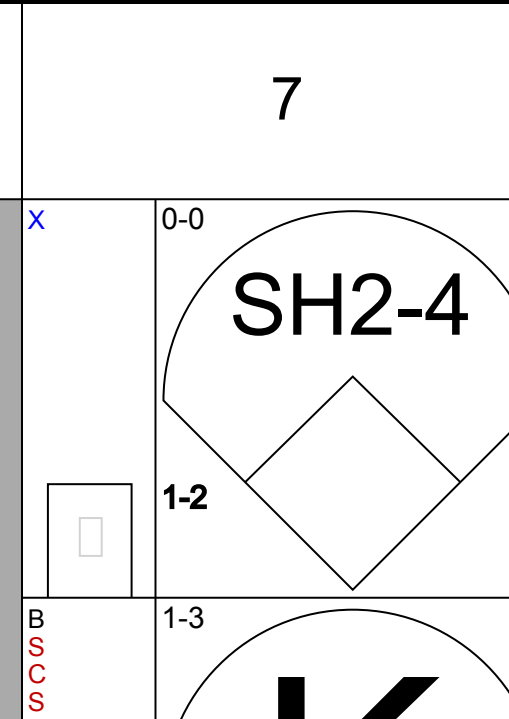
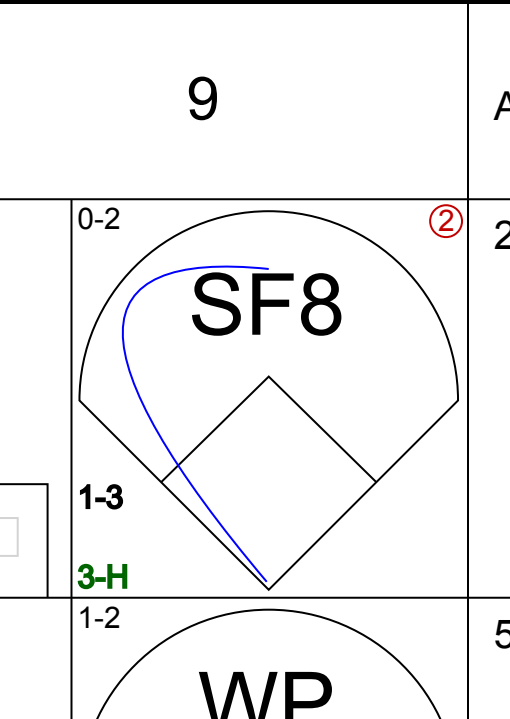
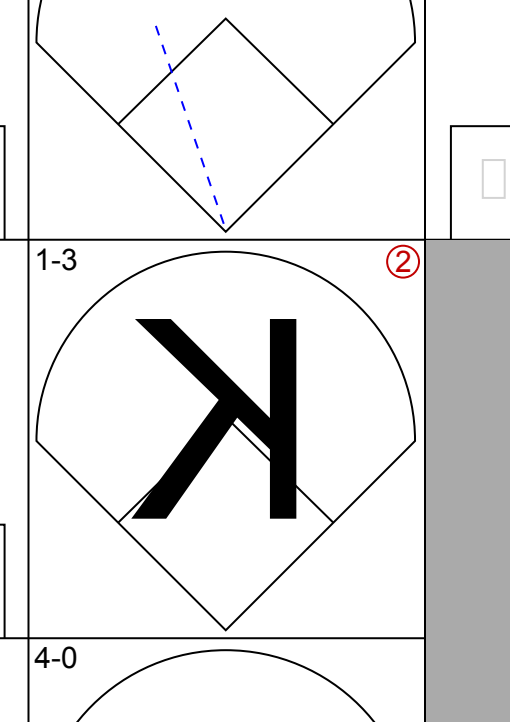
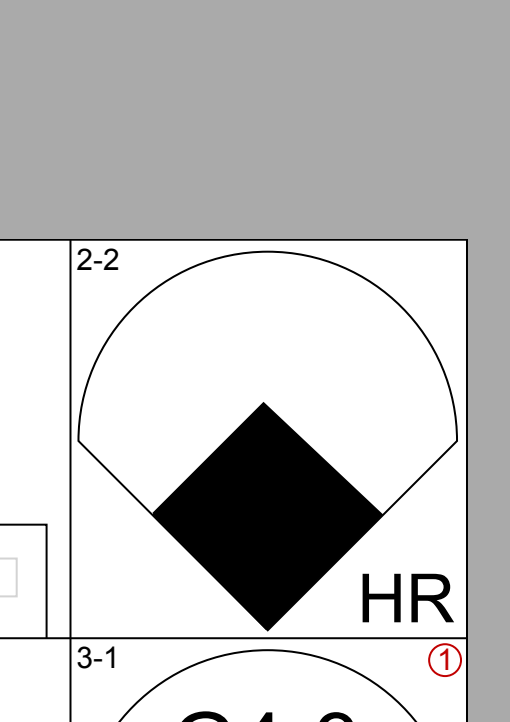
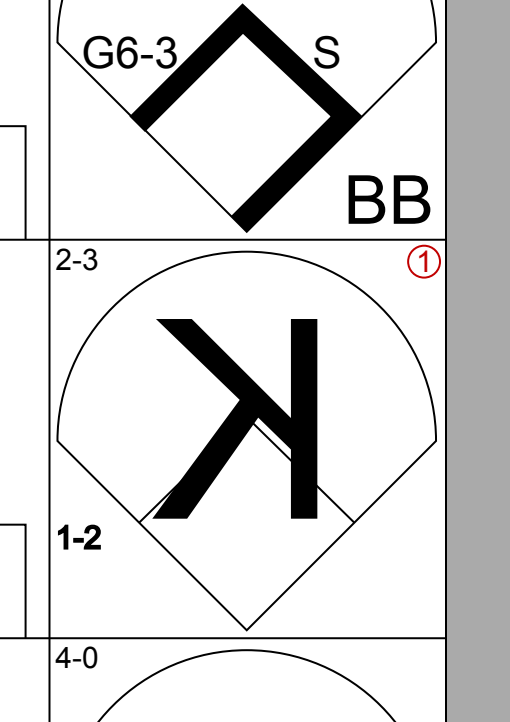
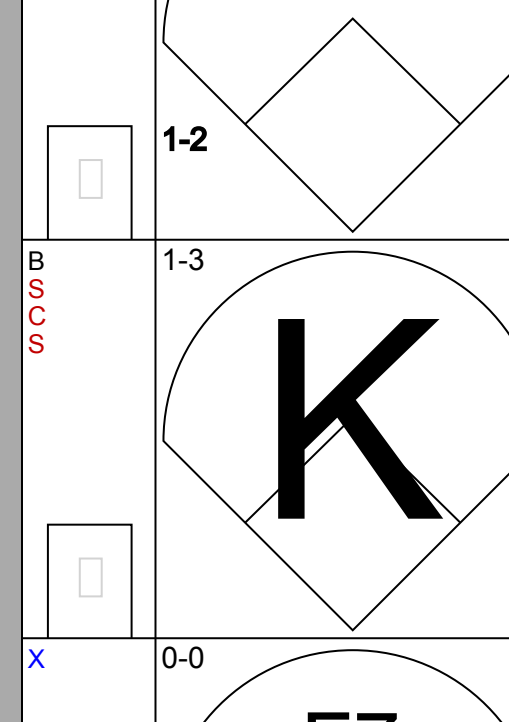
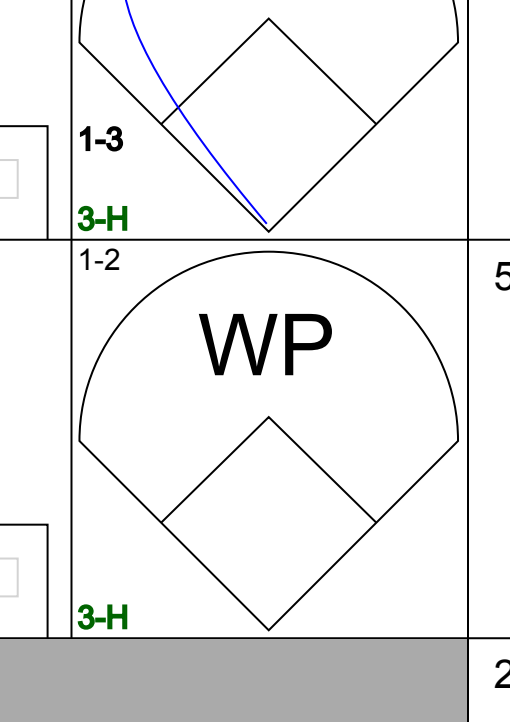
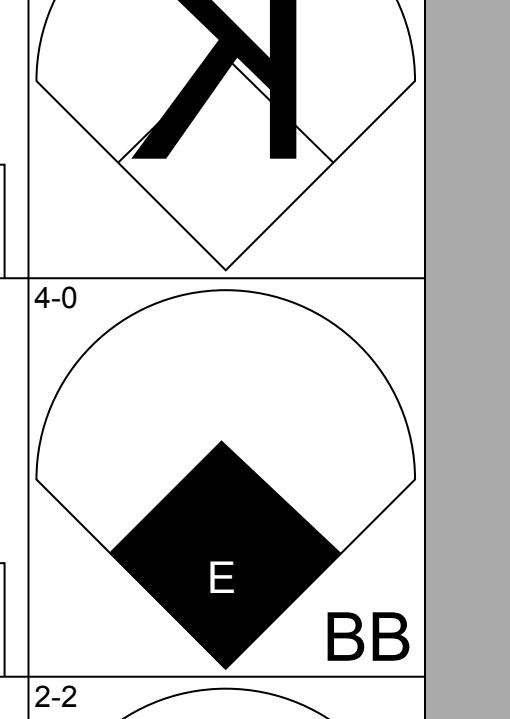
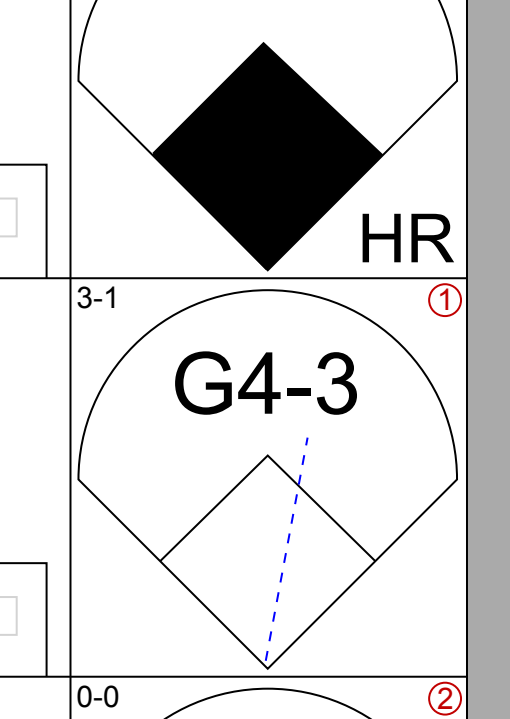
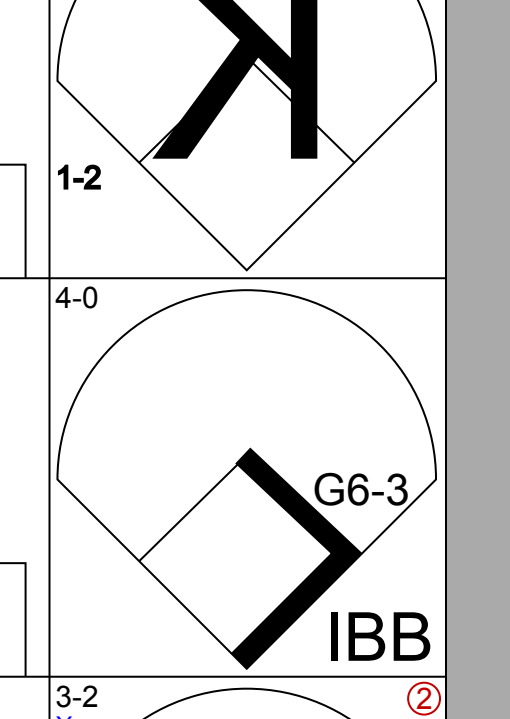
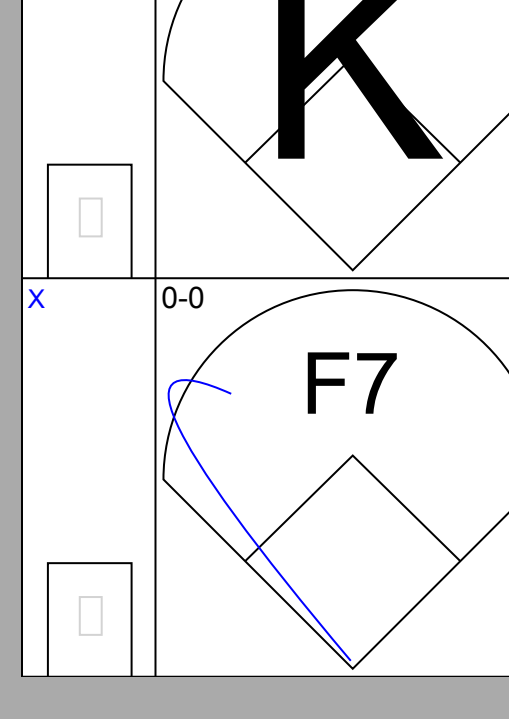
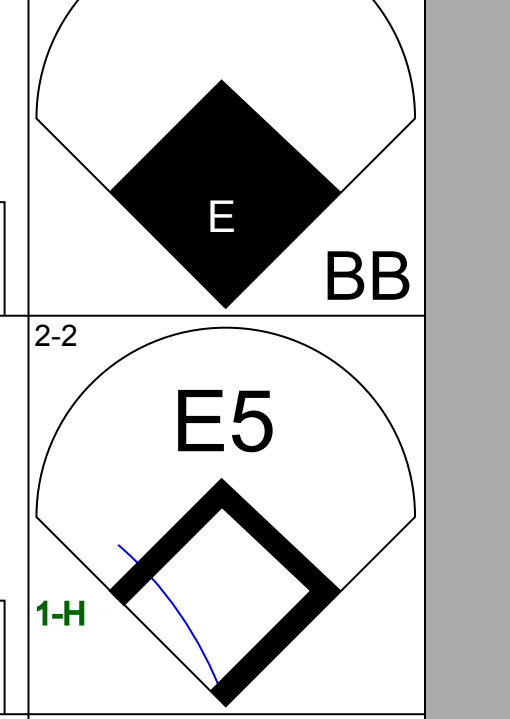
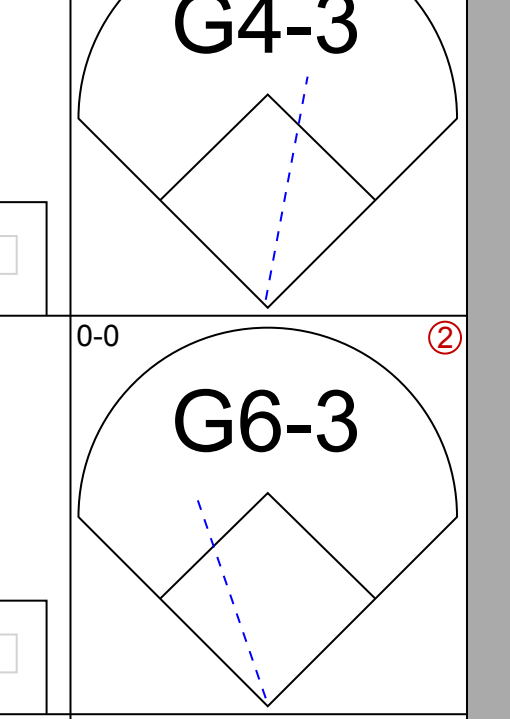
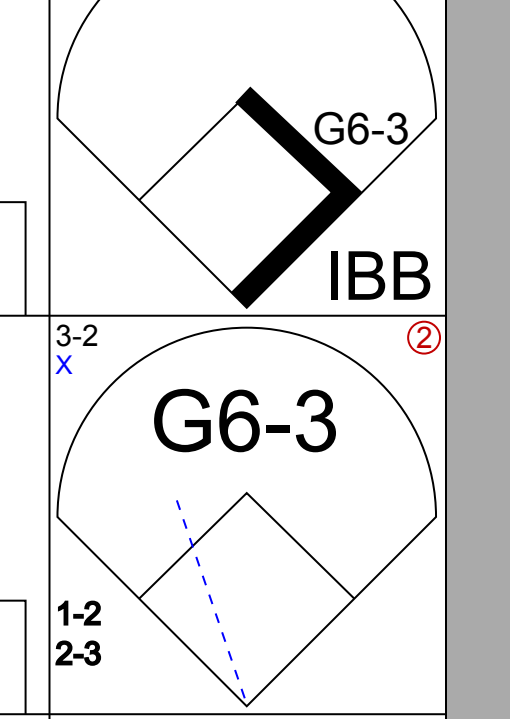
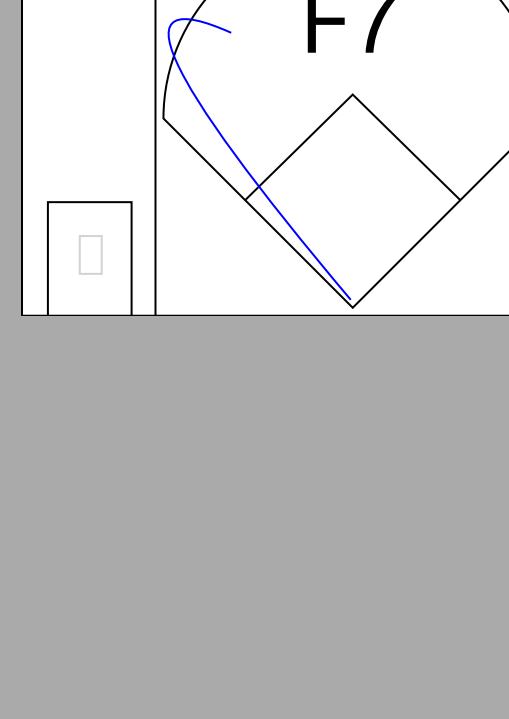

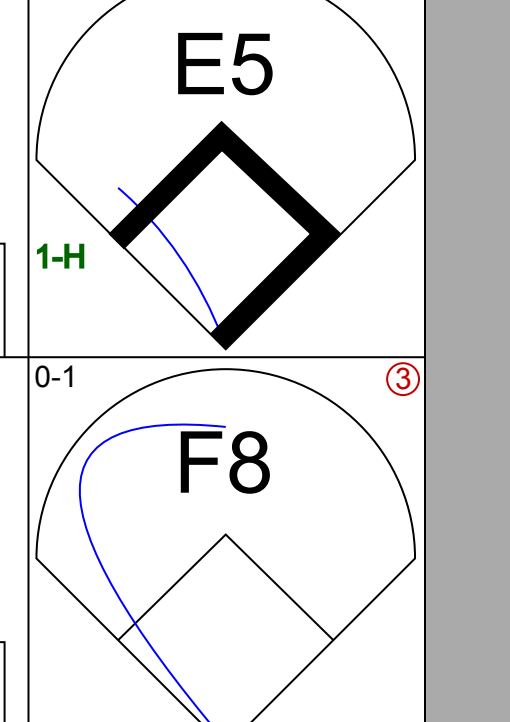
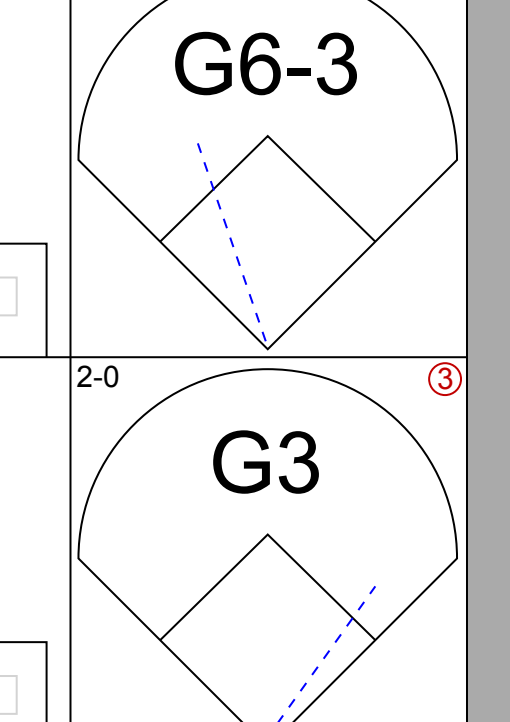
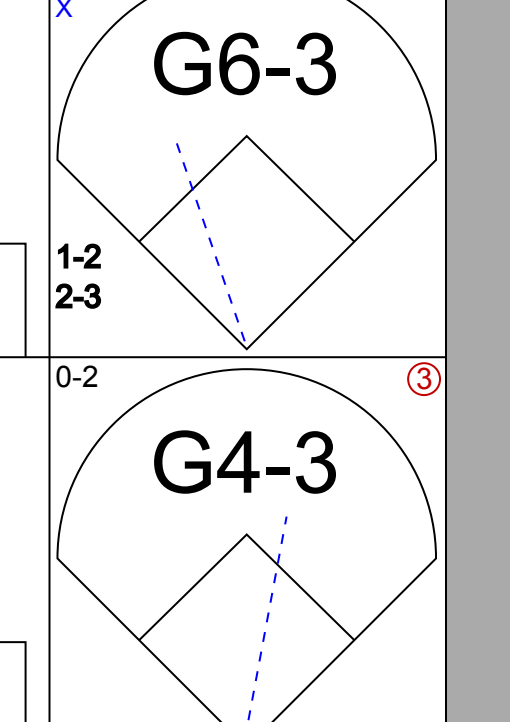


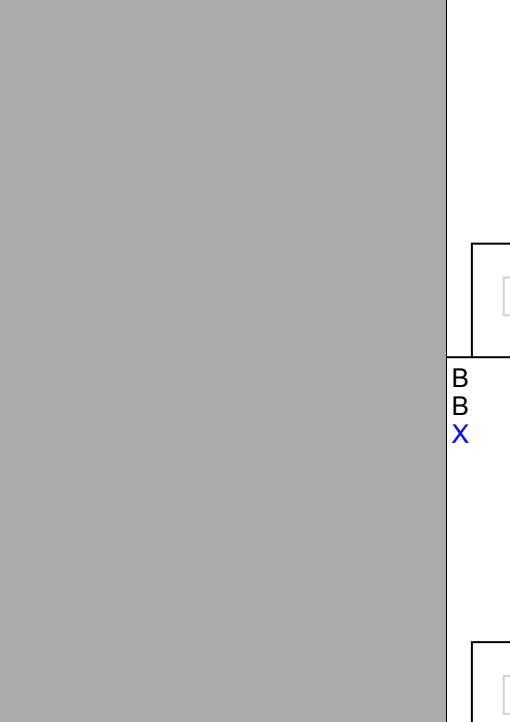



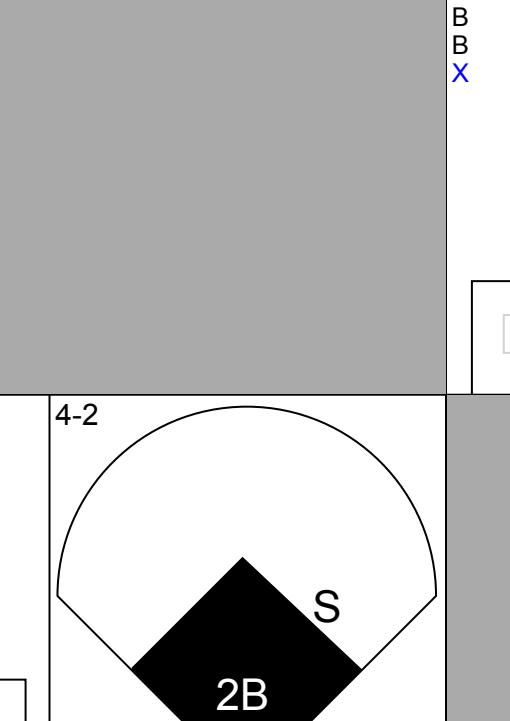
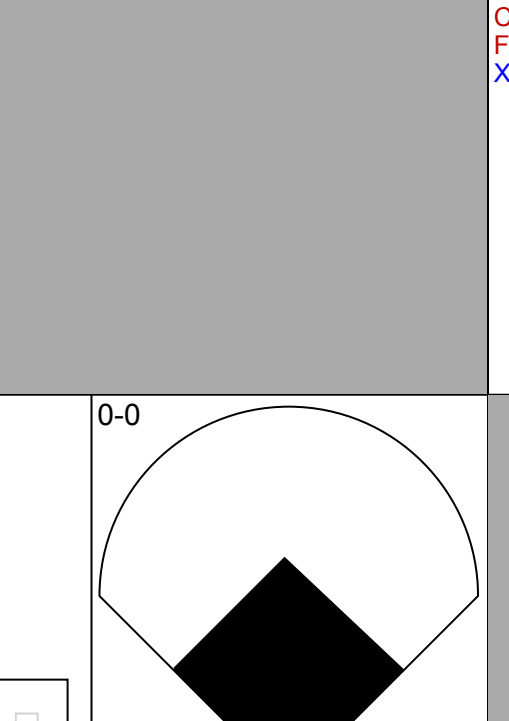
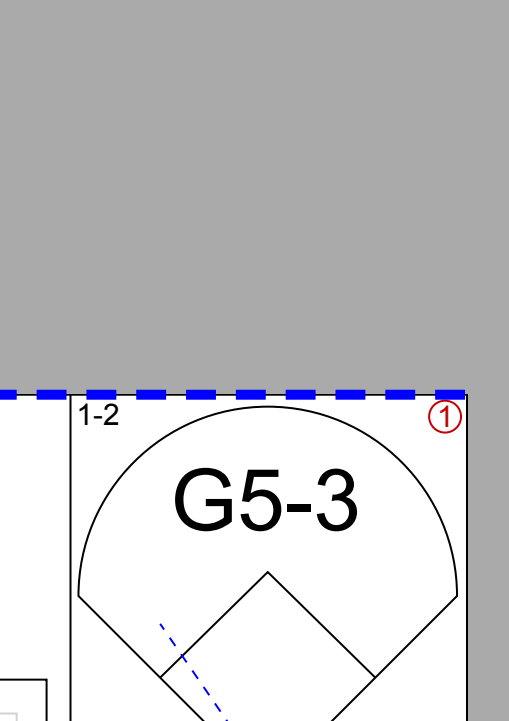

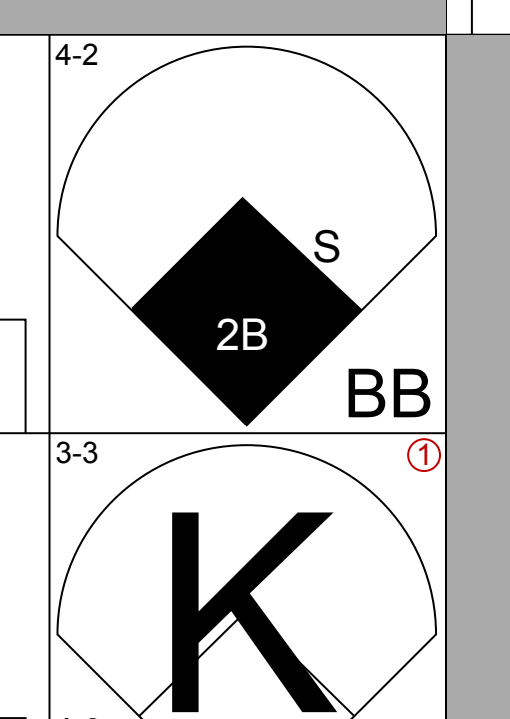
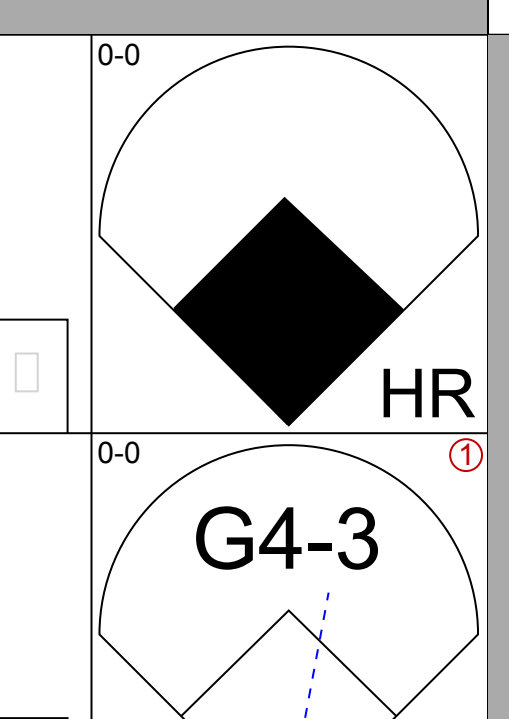
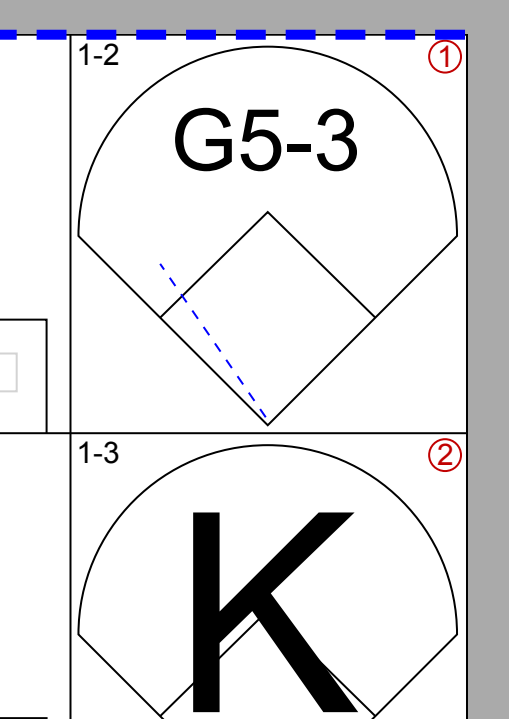
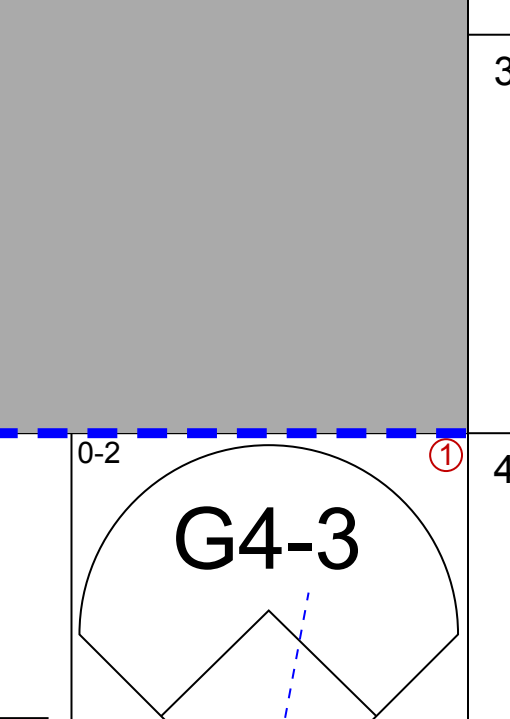
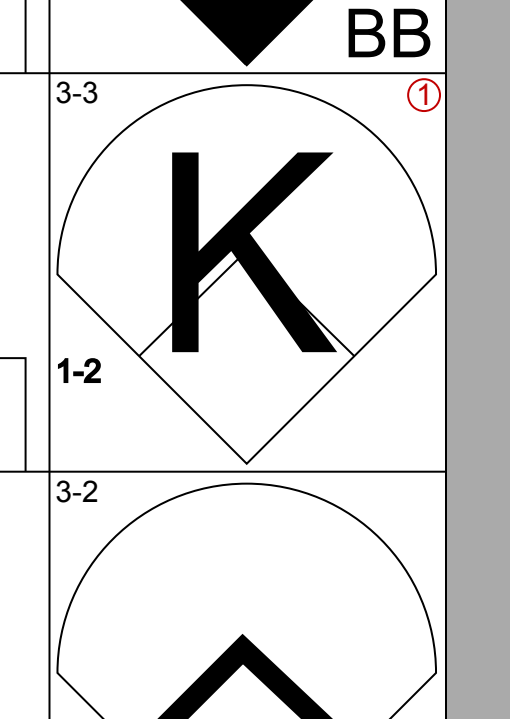
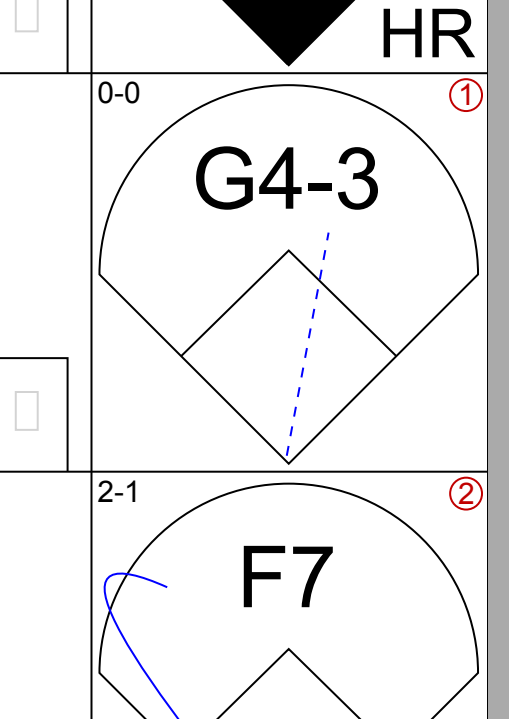
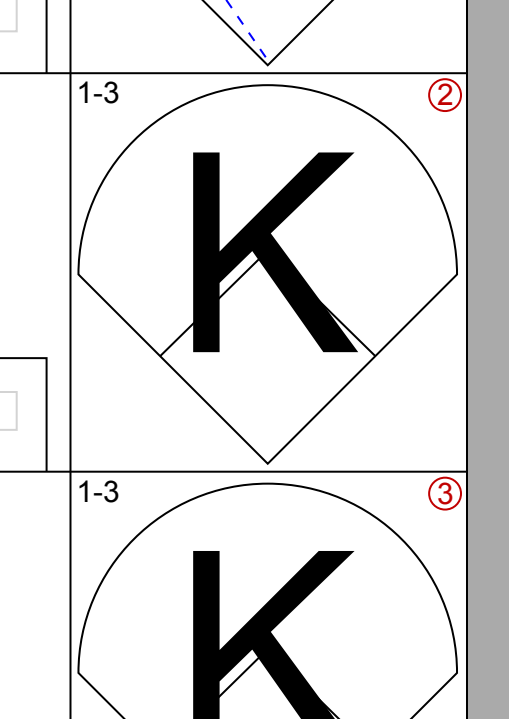
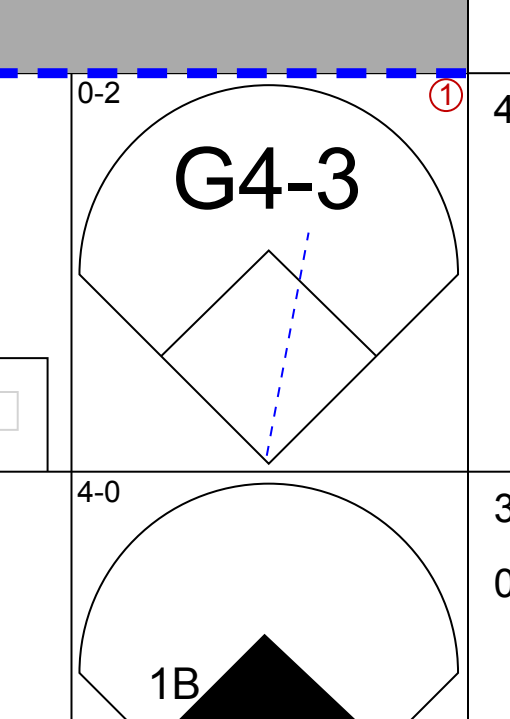
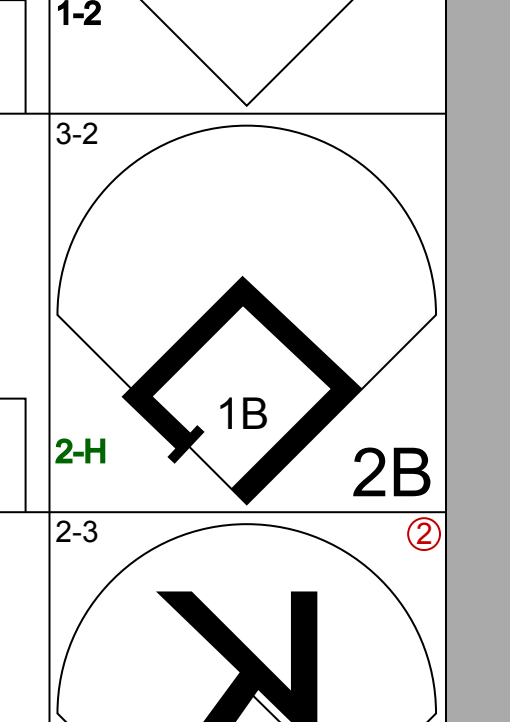
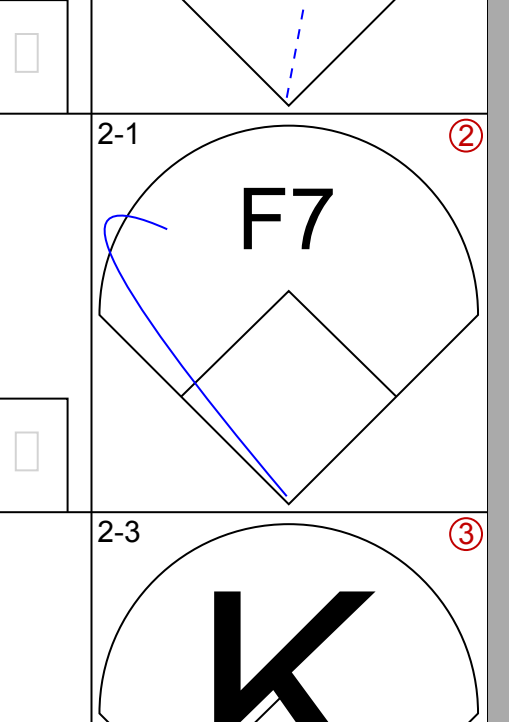
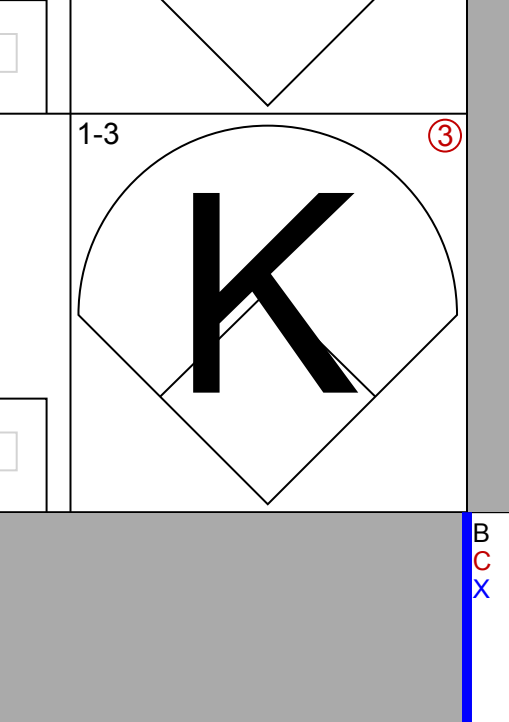
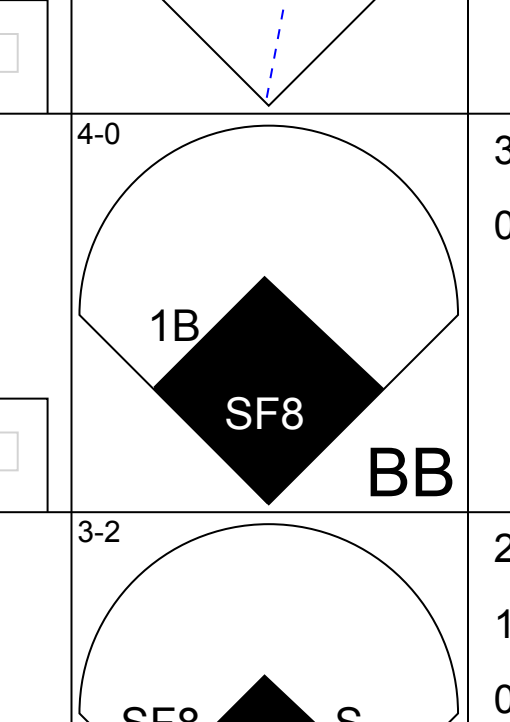
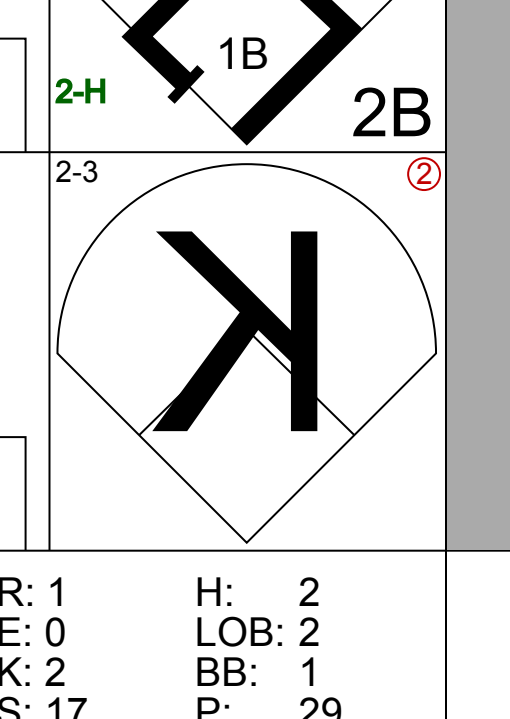
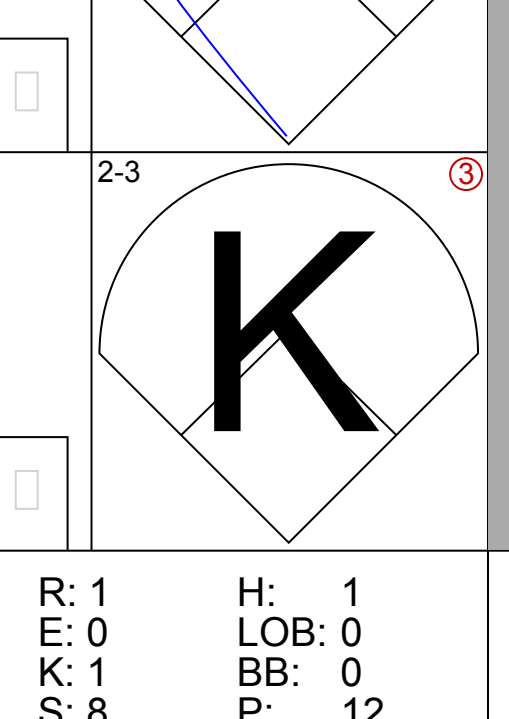
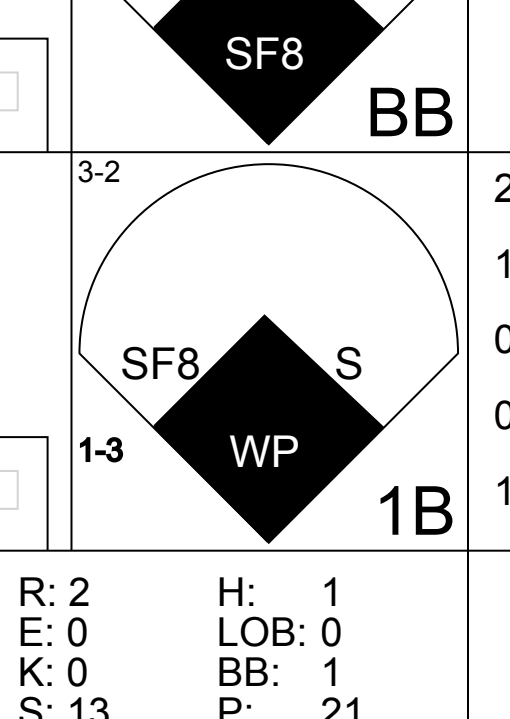
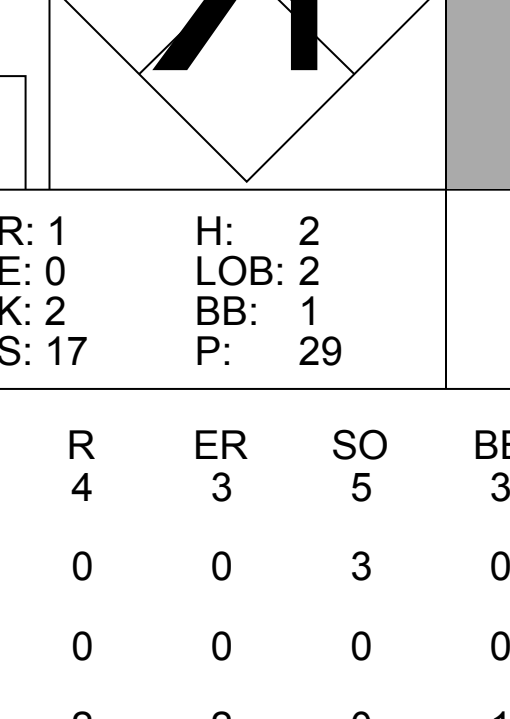
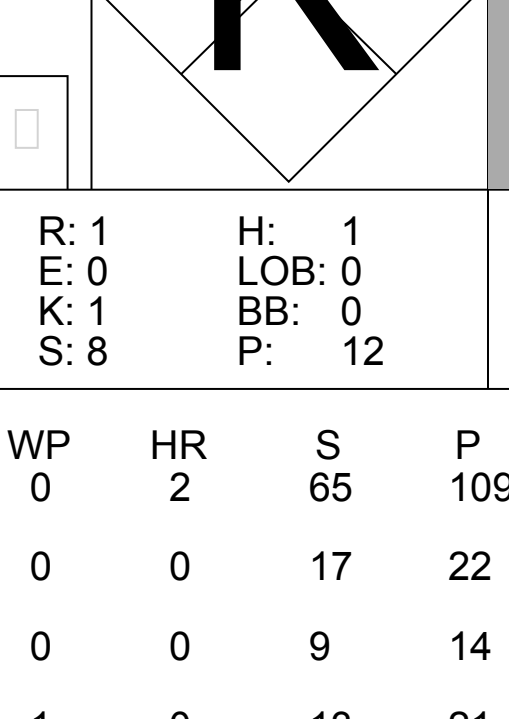
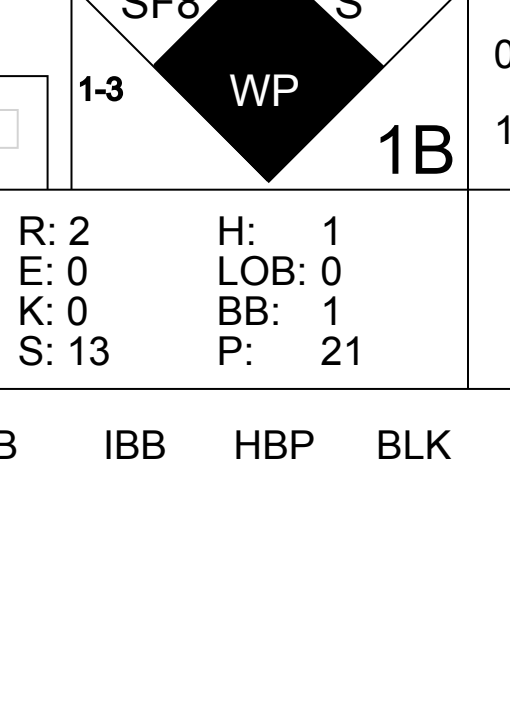
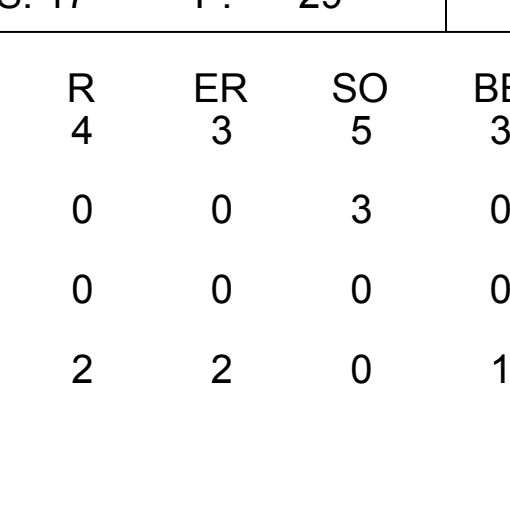
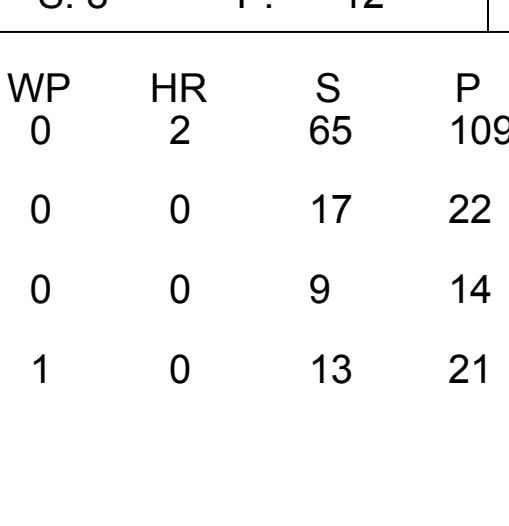






Batter	1	2	3	4	5	6	7	8	9	AB	R	H	RBI	BB	SO	LOB	TOP					
Marvin Benard, L (1, 8) OBP: 0.271, SLG: 0.308										4	2	2	1	0	1	0						
Rich Aurilia, R (1, 6) OBP: 0.443, SLG: 0.658										4	1	2	0	0	0	0						
Barry Bonds, L (1, 7) OBP: 0.433, SLG: 0.769										3	1	1	1	1	1	2						
Jeff Kent, R (1, 4) OBP: 0.318, SLG: 0.497										3	0	1	1	0	0	0						
Armando Rios, L (1, 9) OBP: 0.313, SLG: 0.454										3	0	0	1	0	1	0						
Benito Santiago, R (1, 2) OBP: 0.386, SLG: 0.449										4	0	0	0	0	0	2						
J.T. Snow, L (1, 3) OBP: 0.301, SLG: 0.359										1	1	1	1	0	0	0						
Edwards Guzman, L (1, 3) OBP: 0.291, SLG: 0.474										1	0	0	0	0	0	0						
Aaron Fultz, R (1, 1) OBP: 0.300, SLG: 0.500										0	0	0	0	0	0	0						
Felix Rodriguez, R (1, 1) OBP: 0.299, SLG: 0.292										0	0	0	0	0	0	0						
Eric Davis, R (1, 1) OBP: 0.229, SLG: 0.282										0	0	0	0	0	0	0						
Robb Nen, R (1, 1) OBP: 0.229, SLG: 0.282										0	0	0	0	0	0	0						
Russ Davis, R (1, 5) OBP: 0.313, SLG: 0.440										4	0	0	0	0	2	1						
Mark Gardner, R (1, 1) OBP: 0.333, SLG: 0.310										2	0	0	0	0	1	1						
Ramon Martinez, R (6, 4) OBP: 0.333, SLG: 0.310										1	0	0	0	0	0	0						
Inning Stats	R: 1 E: 0 K: 1 S: 12	H: 2 LOB: 2 BB: 1 P: 21	R: 2 E: 0 K: 0 S: 14	H: 2 LOB: 0 BB: 0 P: 22	R: 0 E: 0 K: 0 S: 6	H: 0 LOB: 1 BB: 0 P: 11	R: 0 E: 0 K: 1 S: 9	H: 0 LOB: 0 BB: 0 P: 12	R: 1 E: 0 K: 1 S: 9	H: 2 LOB: 0 BB: 0 P: 13	R: 0 E: 0 K: 0 S: 7	H: 0 LOB: 0 BB: 0 P: 11	R: 0 E: 0 K: 1 S: 10	H: 0 LOB: 0 BB: 0 P: 15	R: 1 E: 0 K: 1 S: 12	H: 1 LOB: 0 BB: 0 P: 16	R: 0 E: 0 K: 1 S: 9	H: 0 LOB: 0 BB: 0 P: 12	1B: 3 2B: 1 3B: 0 HR: 3	SF: 2 SAC: 0 DP: 0 HBP: 1	WP: 0 PB: 0 SB: 1 CS: 1	PA: 36
PITCHER	IP WLS BF H R ER SO BB IBB HBP BLK WP HR S P ERA WHIP																					
Greg Maddux, R (1, 1) ERA: 2.92	7.0	28	6	4	4	4	0	1	1	0	0	0	2	67	105	5.14	0.857					
Mike Remlinger, L (1, 1) ERA: 3.04	1.0	4	1	1	1	1	0	0	0	0	0	0	1	12	16	9.00	1.000					
Jose Cabrera, R (1, 1) ERA: 0.75	1.0	W	3	0	0	0	1	0	0	0	0	0	0	9	12	0.00	0.000					

San Francisco Giants @ Atlanta Braves
Turner Field, Atlanta, GA
Fri May 18 2001, 7:35 PM EDT
Att: 34,429 - Sunny - 85 F

AB 31
R 5
H 7
RBI 5
BB 1
SO 6
LOB 6



Batter	1	2	3	4	5	6	7	8	9	AB	R	H	RBI	BB	SO	LOB	BOTTOM					
QuiVivo Veras, S (1, 4) OBP: 0.290, SLG: 0.345										2	0	1	1	1	0	0						
Andruw Jones, R (1, 8) OBP: 0.333, SLG: 0.479										5	1	1	1	0	3	2						
10 Chipper Jones, S (1, 5) OBP: 0.419, SLG: 0.589										2	1	0	0	2	0	1						
Brian Jordan, R (1, 9) OBP: 0.302, SLG: 0.443										4	0	0	0	0	0	2						
B.J. Surhoff, L (1, 7) OBP: 0.294, SLG: 0.336										4	0	1	0	0	0	3						
Rafael Furcal, S (1, 6) OBP: 0.280, SLG: 0.353									3	2	1	1	1	0	1							
Rico Brogna, L (1, 3) OBP: 0.321, SLG: 0.314									4	0	0	0	0	2	1							
Paul Bako, L (1, 2) OBP: 0.226, SLG: 0.259									3	0	1	1	0	1	0							
Keith Lockhart, L (1, 1) OBP: 0.346, SLG: 0.289									0	1	0	0	1	0	0							
Greg Maddux, R (1, 1) OBP: 0.167, SLG: 0.167									2	0	0	0	0	2	1							
Bernard Gilkey, R (7, PH) OBP: 0.429, SLG: 0.500									1	0	1	0	0	0	0							
Mike Remlinger, L (1, 1) ERA: 2.25									0	0	0	0	0	0	0							
Jose Cabrera, R (1, 1) ERA: 0.75									0	0	0	0	0	0	0							
Dave Martinez, L (1, PH) OBP: 0.434, SLG: 0.435									1	1	1	0	0	0	0							
Inning Stats	R: 1 E: 1 K: 1 S: 14	H: 0 LOB: 1 BB: 1 P: 22	R: 1 E: 0 K: 2 S: 17	H: 2 LOB: 2 BB: 1 P: 29	R: 1 E: 0 K: 0 S: 8	H: 1 LOB: 0 BB: 0 P: 15	R: 1 E: 0 K: 1 S: 8	H: 1 LOB: 0 BB: 0 P: 12	R: 0 E: 0 K: 1 S: 18	H: 0 LOB: 2 BB: 2 P: 31	R: 0 E: 0 K: 2 S: 10	H: 0 LOB: 0 BB: 0 P: 13	R: 0 E: 0 K: 1 S: 7	H: 1 LOB: 1 BB: 0 P: 9	R: 0 E: 0 K: 0 S: 9	H: 1 LOB: 0 BB: 0 P: 14	R: 2 E: 0 K: 0 S: 13	H: 1 LOB: 0 BB: 1 P: 21	1B: 4 2B: 1 3B: 0 HR: 2	SF: 1 SAC: 1 DP: 1 HBP: 0	WP: 1 PB: 0 SB: 3 CS: 0	PA: 38
PITCHER	IP WLS BF H R ER SO BB IBB HBP BLK WP HR S P ERA WHIP																					
Mark Gardner, R (1, 1) ERA: 6.27	5.0	23	4	4	3	5	3	1	0	0	0	0	0	17	22	0.00	0.500					
Aaron Fultz, L (1, 1) ERA: 5.32	2.0	7	1	0	0	3	0	0	0	0	0	0	0	9	14	0.00	1.000					
Felix Rodriguez, R (1, 1) ERA: 2.25	1.0	H	3	1	0	0	0	0	0	0	0	0	0	9	14	0.00	1.000					
Robb Nen, R (1, 1) ERA: 2.55	0.2	L	5	1	2	2	1	0	0	0	1	0	0	13	21	27.00	3.000					

San Francisco Giants @ Atlanta Braves
Turner Field, Atlanta, GA
Fri May 18 2001, 7:35 PM EDT
Att: 34,429 - Sunny - 85 F

AB 31
R 6
H 7
RBI 4
BB 5
SO 8
LOB 11



Batter	1	2	3	4	5	6	7	8	9	AB	R	H	RBI	BB	SO	LOB	TOP											
Marvin Benard, L (1, 8) OBP: 0.275, SLG: 0.306	1-3 K		2-1 1B SF8	0-3 K		1-0 F7			4-0 HR BB	4	2	1	0	1	2	1	San Francisco Giants @ Atlanta Braves Turner Field, Atlanta, GA Sun May 20 2001, 1:05 PM EDT Att: 33,696 - Overcast - 75 F											
Rich Aurilia, R (1, 6) OBP: 0.431, SLG: 0.632 Ramon Martinez, R (8, 6) OBP: 0.351, SLG: 0.404	0-3 K		2-1 SF8 BB 1B		3-1 G6-3		2-3 K		3-2 HR	4	0	1	0	0	2	0												
Barry Bonds, L (1, 7) OBP: 0.458, SLG: 0.898 Eric Davis, R (8, 9) OBP: 0.278, SLG: 0.298	2-2 HR		4-2 1B BB		4-0 BB 1B BB		0-0 HR		0-1 FC4 1B	2	2	2	2	2	0	0												
Jeff Kent, R (1, 4) OBP: 0.324, SLG: 0.500 Edwards Guzman, L (8, 4) OBP: 0.250, SLG: 0.450	0-3 K		1-0 SF8		1-1 BB 1B		4-2 BB		0-3 K	2	0	1	1	1	1	0												
J.T. Snow, L (1, 3) OBP: 0.362, SLG: 0.354 Shawon Dunston, R (7, PH) OBP: 0.386, SLG: 0.545		4-2 1B BB	1-3 K		0-0 P6		1-3 K		1-1 F9	2	1	0	0	1	1	4												
Russ Davis, R (1, 5) OBP: 0.317, SLG: 0.425 Alan Embree, L (7, 1) Benito Santiago, R (9, PH) OBP: 0.394, SLG: 0.452		1-2 1B	3-2 P4		4-2 BB 1B		0-3 K		0-1 FC4	3	3	0	1	0	1	3												
Armando Rios, L (1, 9) OBP: 0.309, SLG: 0.444		0-0 F8		3-2 F2 1B		2-2 F8		2-0 F7	1	4	0	1	0	0	5													
Bobby Estalella, R (1, 2) OBP: 0.293, SLG: 0.384		2-2 G4-6-3 1B		2-2 F2		1-3 K		2-0 F8	2	4	0	1	1	0	1	1												
Livan Hernandez, R (1, 1) OBP: 0.217, SLG: 0.217 Pedro Feliz, R (7, 5) OBP: 0.236, SLG: 0.216		1-2 G4-6-3		2-1 1B		1-1 G6-3		0-3 K	3	3	0	1	0	0	2	2												
Inning Stats	R: 1 E: 0 K: 3 S: 12	H: 1 LOB: 0 BB: 0 P: 15	R: 1 E: 0 K: 0 S: 13	H: 2 LOB: 1 BB: 1 P: 21	R: 1 E: 0 K: 1 S: 15	H: 2 LOB: 2 BB: 1 P: 27	R: 0 E: 0 K: 1 S: 11	H: 2 LOB: 1 BB: 0 P: 18	R: 0 E: 0 K: 0 S: 14	H: 1 LOB: 3 BB: 2 P: 28	R: 0 E: 0 K: 1 S: 6	H: 0 LOB: 0 BB: 0 P: 9	R: 1 E: 0 K: 3 S: 17	H: 1 LOB: 1 BB: 1 P: 24	R: 0 E: 0 K: 1 S: 5	H: 0 LOB: 0 BB: 0 P: 9		R: 2 E: 0 K: 1 S: 15	H: 2 LOB: 1 BB: 1 P: 23	1B: 8 2B: 0 3B: 0 HR: 3	SF: 1 SAC: 0 DP: 1 HBP: 0	WP: 0 PB: 0 SB: 0 CS: 0	PA: 42					
PITCHER	IP	WLS	BF	H	R	ER	SO	BB	IBB	HBP	BLK	WP	HR	S	P	ERA	WHIP											
John Burkett, R (1, 1) ERA: 3.02	5.0		25	8	3	3	5	4	0	0	0	0	0	1	65	109	5.40	2.400										
Kerry Ligtenberg, R (6, 1) ERA: 6.57	1.0	W	3	0	0	0	1	0	0	0	0	0	0	6	9	0.00	0.000											
Mike Remlinger, L (7, 1) ERA: 3.16	1.0		5	1	1	1	3	1	0	0	0	0	1	17	24	9.00	2.000											
Jose Cabrera, R (8, 1) ERA: 2.08	1.0		3	0	0	0	1	0	0	0	0	0	0	5	9	0.00	0.000											
Chris Seelbach, R (9, 1) ERA: 7.88	1.0		6	2	2	2	1	1	0	0	0	0	1	15	23	18.00	3.000											

Batter	1	2	3	4	5	6	7	8	9	AB	R	H	RBI	BB	SO	LOB	BOTTOM											
Quiuvio Veras, S (1, 4) OBP: 0.301, SLG: 0.347	0-0 L8		1-3 K		1-3 K	0-2 1B		0-1 E 1B		5	0	2	0	0	2	2	San Francisco Giants @ Atlanta Braves Turner Field, Atlanta, GA Sun May 20 2001, 1:05 PM EDT Att: 33,696 - Overcast - 75 F											
Rafael Furcal, S (1, 6) OBP: 0.272, SLG: 0.341	3-2 F8			0-0 1B E	0-0 G4-3	3-2 F8		1-3 K		5	1	1	0	0	1	3												
Andruw Jones, R (1, 8) OBP: 0.333, SLG: 0.489	3-3 K			0-2 E BB G4-3-6 1B		1-0 2B 1B	1-2 HR	2-1 E4 FC6-4 1B		5	3	3	1	0	1	1												
Brian Jordan, R (1, 9) OBP: 0.309, SLG: 0.477		1-0 G6-3		2-2 F3		1-0 1B	1-2 HR	2-3 K		5	2	2	1	0	1	4												
Dave Martinez, L (1, 7) OBP: 0.435, SLG: 0.426		1-0 G4-3		4-0 E BB		3-2 1B BB	2-2 F7	1-0 FC6-4		4	1	1	2	1	0	2												
Javy Lopez, R (1, 2) OBP: 0.308, SLG: 0.417		0-1 G6-3		0-1 E5		4-2 HR BB	0-0 HR			3	2	1	2	1	0	2												
Rico Brogna, L (1, 3) OBP: 0.319, SLG: 0.311			1-1 G1 1B		1-1 G4-3-6		3-2 F7	0-1 F8		4	0	1	0	0	0	4												
Wes Helms, R (1, 5) OBP: 0.257, SLG: 0.500			3-2 G1		1-1 F9		0-0 HR	1-0 HR		4	2	2	4	0	0	1												
John Burkett, R (1, 1) OBP: 0.286, SLG: 0.211 Keith Lockhart, L (5, PH) OBP: 0.352, SLG: 0.288 Kerry Ligtenberg, R (6, 1) OBP: 0.351, SLG: 0.404 Greg Maddux, R (6, PH) OBP: 0.358, SLG: 0.158 Mike Remlinger, L (7, 1) OBP: 0.250, SLG: 0.425 Bernard Gilkey, R (8, 1) OBP: 0.250, SLG: 0.425 Jose Cabrera, R (8, 1) OBP: 0.250, SLG: 0.425 Chris Seelbach, R (9, 1) OBP: 0.250, SLG: 0.425		3-2 G1-3		1-2 G1		1-2 1B	1-0 G1-4-3	2-1 F7		1	0	0	0	0	0	1												
Inning Stats	R: 0 E: 0 K: 1 S: 10	H: 0 LOB: 0 BB: 0 P: 16	R: 0 E: 0 K: 0 S: 4	H: 0 LOB: 0 BB: 0 P: 6	R: 0 E: 0 K: 1 S: 11	H: 1 LOB: 1 BB: 0 P: 19	R: 2 E: 1 K: 0 S: 12	H: 2 LOB: 1 BB: 1 P: 19	R: 0 E: 0 K: 1 S: 10	H: 1 LOB: 1 BB: 0 P: 13	R: 5 E: 0 K: 0 S: 22	H: 5 LOB: 1 BB: 1 P: 38	R: 4 E: 0 K: 0 S: 15	H: 4 LOB: 0 BB: 0 P: 22	R: 0 E: 1 K: 2 S: 11	H: 1 LOB: 2 BB: 0 P: 17		1B: 8 2B: 1 3B: 0 HR: 5	SF: 0 SAC: 0 DP: 1 HBP: 0	WP: 0 PB: 0 SB: 0 CS: 0	PA: 41							
PITCHER	IP	WLS	BF	H	R	ER	SO	BB	IBB	HBP	BLK	WP	HR	S	P	ERA	WHIP											
Livan Hernandez, R (1, 1) ERA: 7.28	6.0	L	29	9	7	6	3	2	0	0	0	0	0	4	26	39	18.00	2.500										
Alan Embree, L (7, 1) ERA: 11.34	2.0		12	5	4	4	2	0	0	0	0	0	0	4	26	39	18.00	2.500										

Batter	1	2	3	4	5	6	7	8	9	AB	R	H	RBI	BB	SO	LOB	TOP			
Marvin Benard, L (1, 8) OBP: 0.274, SLG: 0.305	1-1 F8		1-0 FC5-4 1B		0-1 P4			0-3 K		4	0	1	0	0	1	0				
Ramon Martinez, R (1, 6) OBP: 0.344, SLG: 0.392	1-1 1B		0-0 FC5-4 1-2			3-2 F9		1-1 L6		4	0	1	0	0	0	1				
Barry Bonds, L (1, 7) OBP: 0.453, SLG: 0.902	0-0 F8			2-0 HR		1-2 F8		0-1 L4		4	1	1	1	0	0	1				
Jeff Kent, R (1, 4) OBP: 0.322, SLG: 0.512	1-1 F9			2-0 G6-3		3-2 HR			0-0 F9	4	1	1	1	0	0	1				
Armando Rios, L (1, 9) OBP: 0.301, SLG: 0.432		0-3 K		0-2 G4-3		1-1 G1-3			0-3 K	4	0	0	0	0	2	0				
Bento Santiago, R (1, 2) OBP: 0.408, SLG: 0.460		0-1 G6-3		4-2 E S BB			0-0 FC6-4 1B		1-0 1B	3	0	2	0	1	0	0				
J.T. Snow, L (1, 3) OBP: 0.358, SLG: 0.348		1-2 G3-1		2-3 K2-3			0-1 L6		0-1 G1-4-3	2	0	0	0	0	1	1	AB 33			
Edwards Guzman, L (4, 3) OBP: 0.238, SLG: 0.429										1	0	0	0	0	0	1	R 2			
Rich Aurilia, R (9, PH) OBP: 0.429, SLG: 0.628										1	0	0	0	0	0	1	H 6			
Pedro Feliz, R (1, 5) OBP: 0.224, SLG: 0.204			1-3 K2-3		0-3 K2-3		2-3 K			3	0	0	0	0	3	1	RBI 2			
Kirk Rueter, L (1, 1) OBP: 0.316, SLG: 0.188			0-1 G5-3		0-3 K		1-0 FC6-4			2	0	0	0	0	1	0	BB 1			
Shawon Dunston, R (7, PH) OBP: 0.379, SLG: 0.536							1-2			1	0	0	0	0	0	1	SO 8			
Aaron Fultz, L (7, 1) OBP: 0.500, SLG: 0.500							1-2			0	0	0	0	0	0	0	LOB 8			
Inning Stats	R: 0 E: 0 K: 0 S: 7	H: 1 LOB: 1 BB: 0 P: 10	R: 0 E: 0 K: 1 S: 8	H: 0 LOB: 0 BB: 0 P: 9	R: 0 E: 0 K: 1 S: 8	H: 1 LOB: 1 BB: 1 P: 10	R: 1 E: 0 K: 1 S: 12	H: 1 LOB: 1 BB: 1 P: 22	R: 0 E: 0 K: 2 S: 8	H: 0 LOB: 0 BB: 0 P: 8	R: 1 E: 0 K: 0 S: 16	H: 1 LOB: 1 BB: 0 P: 24	R: 0 E: 0 K: 1 S: 7	H: 1 LOB: 1 BB: 0 P: 10	R: 0 E: 0 K: 1 S: 7	H: 1 LOB: 1 BB: 0 P: 8	1B: 4 2B: 0 3B: 0 HR: 2	SF: 0 SAC: 0 DP: 0 HBP: 0	WP: 0 PB: 0 SB: 1 CS: 0	PA: 34
PITCHER Curt Schilling, R (1, 1) ERA: 2.99	IP: 9.0 WLS: W BF: 34 H: 6 R: 2 ER: 2 SO: 8 BB: 1 IBB: 0 HBP: 0 BLK: 0 WP: 0 HR: 2 S: 80 P: 109 ERA: 2.00 WHIP: 0.778															PITCHER				

San Francisco Giants @ Arizona Diamondbacks
Bank One Ballpark, Phoenix, AZ
Mon May 21 2001, 10:05 PM EDT
Att: 28,628 - Sunny - 97 F

AB	33
R	2
H	6
RBI	2
BB	1
SO	8
LOB	8



Batter	1	2	3	4	5	6	7	8	9	AB	R	H	RBI	BB	SO	LOB	BOTTOM	
Danny Bautista, R (1, 8) OBP: 0.280, SLG: 0.388	2-3 K		2-1 F8		3-2 F8			1-1 CI FC3-2 1B		4	0	1	0	0	1	1		
Jay Bell, R (1, 4) OBP: 0.373, SLG: 0.465	3-1 G6-3		3-2 G5-4-3 1-2			0-0 G6-3		1-0 F9		4	0	0	0	0	0	2		
Luis Gonzalez, L (1, 7) OBP: 0.433, SLG: 0.760	2-1 F7			2-1 E3 CS		3-1 G4-3		0-1 FC3-2 CI 1B		4	0	1	0	0	0	0		
Greg Colbrunn, R (1, 5) OBP: 0.298, SLG: 0.419		3-0 HR		3-3 K		0-1 1B 2B		0-0 CI FC3-2		3	2	2	1	0	1	1		
Craig Counsell, L (8, 5) OBP: 0.353, SLG: 0.347								1-2 2-3 FC3-2		0	0	0	0	0	0	0		
Mark Grace, L (1, 3) OBP: 0.388, SLG: 0.482		4-2 BB		4-2 1-2 HR BB		3-1 FC5-4 1B		0-0 FC3-2		2	1	1	1	2	0	3		
Reggie Sanders, R (1, 9) OBP: 0.350, SLG: 0.650		0-1 F3		1-2 1-H HR		0-0 FC5-4		1-2 2-3 3-H K		4	1	1	2	0	1	5		
Tony Womack, L (1, 6) OBP: 0.292, SLG: 0.298		2-0 F8		1-1 G1-3			0-1 F7			3	0	0	0	0	0	1	AB 30	
Damian Miller, R (1, 2) OBP: 0.283, SLG: 0.301		1-1 P4			0-0 G5-3		2-3 K			3	0	0	0	0	1	1	R 4	
Curt Schilling, R (1, 1) OBP: 0.107, SLG: 0.143			0-0 G5-4-3 1B		1-1 G1-3		0-3 K			3	0	1	0	0	1	0	H 7	
Inning Stats	R: 0 E: 0 K: 1 S: 7	H: 0 LOB: 0 BB: 0 P: 14	R: 1 E: 0 K: 0 S: 8	H: 1 LOB: 1 BB: 1 P: 18	R: 0 E: 0 K: 0 S: 9	H: 1 LOB: 0 BB: 0 P: 14	R: 2 E: 1 K: 1 S: 13	H: 1 LOB: 0 BB: 1 P: 24	R: 0 E: 0 K: 0 S: 7	H: 2 LOB: 1 BB: 0 P: 11	R: 1 E: 0 K: 0 S: 8	H: 2 LOB: 1 BB: 0 P: 14	R: 0 E: 1 K: 1 S: 10	H: 2 LOB: 3 BB: 0 P: 13	1B: 4 2B: 1 3B: 0 HR: 2	SF: 0 SAC: 0 DP: 1 HBP: 0	WP: 0 PB: 0 SB: 0 CS: 1	PA: 33
PITCHER Kirk Rueter, L (1, 1) ERA: 6.63 Aaron Fultz, L (7, 1) ERA: 4.66	IP: 6.0 WLS: L BF: 24 H: 5 R: 4 ER: 4 SO: 4 BB: 2 IBB: 0 HBP: 0 BLK: 0 WP: 0 HR: 2 S: 22 P: 27 ERA: 6.00 WHIP: 1.167															PITCHER		

San Francisco Giants @ Arizona Diamondbacks
Bank One Ballpark, Phoenix, AZ
Mon May 21 2001, 10:05 PM EDT
Att: 28,628 - Sunny - 97 F

AB	30
R	4
H	7
RBI	4
BB	2
SO	5
LOB	14



Batter	1	2	3	4	5	6	7	8	9	AB	R	H	RBI	BB	SO	LOB	TOP										
Shawn Dunston, R (1, 8) OBP: 0.353, SLG: 0.500 Robb Nen, R (9, 1)	0-2 BLK SF9 1B	2-3 K			0-1 E5 G6-3		2-1 G6-3		1-0 F8	5	1	1	0	0	1	2											
Rich Aurilia, R (1, 6) OBP: 0.424, SLG: 0.616	2-2 G4-3 1B		4-2 BB 1B		1-1 G6-3			1-0 L5		3	1	1	0	1	0	1											
Jeff Kent, R (1, 3) OBP: 0.323, SLG: 0.497	2-2 SF9		4-1 1B G5-4-3 BB		0-0 F8			4-2 BB		1	1	0	1	2	0	0											
Barry Bonds, L (1, 7) OBP: 0.464, SLG: 0.906	3-2 G4-3		0-0 G5-4-3 1B		0-0 CS 1B			3-3 K		4	0	2	1	0	1	2											
Bento Santiago, R (1, 2)	0-3 K		0-1 G5-4-3		1-3 K			1-3 K		4	0	0	0	0	3	4											
Eric Davis, R (1, 9) OBP: 0.282, SLG: 0.296		3-1 G5-3		0-0 G6-3		3-2 2B		0-1 G5-3		4	0	1	0	0	0	0											
Ramon Martinez, R (1, 4) J.T. Snow, L (9, 3) OBP: 0.358, SLG: 0.382 OBP: 0.359, SLG: 0.358		0-0 2B FC5-4 1B		1-2 G5-3		2-1 F7		1-1 G6-3		4	1	1	0	0	0	1	AB 33 R 5 H 9 RBI 4 BB 3 SO 8 LOB 11										
Pedro Feliz, R (1, 5) OBP: 0.242, SLG: 0.293		1-1 FC5-4 2B		3-3 K			1-1 G6-3		0-1 HR	4	1	2	1	0	1	0											
Mark Gardner, R (1, 1) Felix Rodriguez, R (8, 1) Russ Davis, R (9, PH) Marvin Benard, L (9, 8) OBP: 0.273, SLG: 0.303		0-2 FC5-4		1-3 K			0-3 K		2-1 1B	3	0	0	1	0	2	1	GIANTS										
Inning Stats	R: 1 E: 0 K: 1 S: 16	H: 2 LOB: 1 BB: 0 P: 23	R: 1 E: 0 K: 1 S: 12	H: 2 LOB: 1 BB: 0 P: 18	R: 2 E: 0 K: 0 S: 7	H: 1 LOB: 0 BB: 2 P: 15	R: 0 E: 0 K: 2 S: 10	H: 0 LOB: 0 BB: 0 P: 15	R: 0 E: 1 K: 0 S: 5	H: 2 LOB: 1 BB: 0 P: 15	R: 0 E: 0 K: 1 S: 8	H: 0 LOB: 0 BB: 0 P: 11	R: 0 E: 0 K: 2 S: 13	H: 0 LOB: 1 BB: 0 P: 22	R: 1 E: 0 K: 0 S: 9	H: 2 LOB: 1 BB: 0 P: 13	1B: 6 2B: 2 3B: 0 HR: 1	SF: 1 SAC: 0 DP: 2 HBP: 0	WP: 0 PB: 0 SB: 0 CS: 1	PA: 37							
PITCHER	IP	WLS	BF	H	R	ER	SO	BB	IBB	HBP	BLK	WP	HR	S	P	ERA	WHIP										
Randy Johnson, L (1, 1) ERA: 3.09	5.0	L	21	5	4	4	4	2	0	0	1	0	0	50	77	7.20	1.400										
Erik Sabel, R (6, 1) ERA: 2.53	2.0		7	2	0	0	2	0	0	0	0	0	0	17	26	0.00	1.000										
Troy Brohawn, L (8, 1) ERA: 4.8	1.0		4	0	0	0	2	1	0	0	0	0	0	13	22	0.00	1.000										
Greg Swindell, L (9, 1) ERA: 4.2	1.0		5	2	1	1	0	0	0	0	0	0	1	9	13	9.00	2.000										

San Francisco Giants @ Arizona Diamondbacks
Bank One Ballpark, Phoenix, AZ
Wed May 23 2001, 10:05 PM EDT
Att: 34,922 - Dome - 72 F

Batter	1	2	3	4	5	6	7	8	9	AB	R	H	RBI	BB	SO	LOB	BOTTOM										
Tony Womack, L (1, 6) OBP: 0.294, SLG: 0.307	1-1 F9		0-1 F3			0-1 F7 2B		1-1 G4-3		4	0	1	0	0	0	0											
Jay Bell, R (1, 4) OBP: 0.360, SLG: 0.444	3-2 F9		0-1 L3		0-1 G1-3			3-3 K		4	0	0	0	0	1	1											
Luis Gonzalez, L (1, 7) OBP: 0.433, SLG: 0.740	2-2 F8		0-0 G4-3		1-0 F7		1-0 F7	3-1 P6		4	0	0	0	0	0	1											
Mark Grace, L (1, 3) OBP: 0.402, SLG: 0.521		4-1 FC4-6 BB		1-2 HR		0-1 F8		2-2 F7		3	1	1	1	1	0	1											
Reggie Sanders, R (1, 9) OBP: 0.338, SLG: 0.623		0-1 F9		0-1 F9			1-1 F9			3	0	0	0	0	0	1											
Steve Finley, L (1, 8) OBP: 0.318, SLG: 0.322		3-1 FC4-6		2-2 FC3-6 BB 1B		0-0 G4-3		0-0 G4-3		3	0	1	0	0	0	1											
Damian Miller, R (1, 2) OBP: 0.286, SLG: 0.290		3-2 F7		4-2 FC3-6 BB		3-2 F9		3-2 F9		2	0	0	0	1	0	1	AB 29 R 1 H 3 RBI 1 BB 2 SO 2 LOB 10										
Craig Counsell, L (1, 5) OBP: 0.333, SLG: 0.325			3-2 F8		1-1 FC3-6 L3		2-2 F8			3	0	0	0	0	2												
Randy Johnson, R (1, 1) ERA: 1.54, SLG: 0.120 Erik Sabel, R (5, PH) OBP: 0.389, SLG: 0.744 Erik Sabel, R (8, 1) Troy Brohawn, L (8, PH) David Dellucci, L (9, PH) Greg Swindell, L (9, 1)			2-3 K		0-0 L3		2-1 G3			1	0	0	0	0	1	0	GIANTS										
Inning Stats	R: 0 E: 0 K: 0 S: 9	H: 0 LOB: 0 BB: 0 P: 15	R: 0 E: 0 K: 0 S: 8	H: 0 LOB: 1 BB: 1 P: 18	R: 0 E: 0 K: 1 S: 10	H: 0 LOB: 0 BB: 0 P: 15	R: 1 E: 0 K: 0 S: 10	H: 1 LOB: 0 BB: 0 P: 11	R: 0 E: 0 K: 0 S: 7	H: 1 LOB: 1 BB: 0 P: 8	R: 0 E: 0 K: 0 S: 7	H: 0 LOB: 0 BB: 0 P: 11	R: 0 E: 0 K: 0 S: 7	H: 0 LOB: 0 BB: 0 P: 12	R: 0 E: 0 K: 1 S: 8	H: 0 LOB: 0 BB: 0 P: 16	1B: 1 2B: 2 3B: 0 HR: 1	SF: 0 SAC: 0 DP: 1 HBP: 0	WP: 0 PB: 0 SB: 1 CS: 0	PA: 31							
PITCHER	IP	WLS	BF	H	R	ER	SO	BB	IBB	HBP	BLK	WP	HR	S	P	ERA	WHIP										
Mark Gardner, R (1, 1) ERA: 5.48	7.0		25	3	1	1	1	2	0	0	0	0	0	59	93	1.29	0.714										
Felix Rodriguez, R (8, 1) ERA: 2.05	1.0	H	3	0	0	0	0	0	0	0	0	0	0	7	12	0.00	0.000										
Robb Nen, R (9, 1) ERA: 2.29	1.0		3	0	0	0	1	0	0	0	0	0	0	8	16	0.00	0.000										

San Francisco Giants @ Arizona Diamondbacks
Bank One Ballpark, Phoenix, AZ
Wed May 23 2001, 10:05 PM EDT
Att: 34,922 - Dome - 72 F

Batter	1	2	3	4	5	6	7	8	9	AB	R	H	RBI	BB	SO	LOB	TOP										
Mark Little, R OBP: 0.393, SLG: 0.544 (1, 8)										5	3	3	2	0	1	0	Colorado Rockies @ San Francisco Giants PacBell Park, San Francisco, CA Sat May 26 2001, 4:05 PM EDT Att: 41,341 - Overcast - 57 F										
Neft Perez, S OBP: 0.373, SLG: 0.522 (1, 6)										4	1	2	1	1	1	1											
Larry Walker, L OBP: 0.447, SLG: 0.726 Juan Pierre, L OBP: 0.375, SLG: 0.351 (1, 9)										4	0	2	2	1	2	1											
Jeff Cirillo, R OBP: 0.338, SLG: 0.517 (1, 5)										0	0	0	0	0	0	0											
17 Todd Helton, L OBP: 0.443, SLG: 0.669 Brian Bohanon, L OBP: 0.125, SLG: 0.125 Jose Jimenez, R (1, 3)										5	0	2	1	0	1	3											
Ron Gant, R OBP: 0.319, SLG: 0.457 (1, 7)										4	1	0	0	1	1	4											
Terry Shumpert, R OBP: 0.316, SLG: 0.286 (1, 4)										0	0	0	0	0	0	0											
Ben Petrick, R OBP: 0.309, SLG: 0.432 (1, 2)										0	0	0	0	0	0	0											
Shawn Chacon, R (1, 1)										5	1	1	1	0	1	3											
Greg Norton, S OBP: 0.317, SLG: 0.469 (8, PH)										4	1	0	0	1	1	4											
Inning Stats	R: 1 E: 0 K: 2 S: 14	H: 2 LOB: 1 BB: 0 P: 23	R: 0 E: 0 K: 2 S: 9	H: 0 LOB: 1 BB: 1 P: 18	R: 0 E: 0 K: 1 S: 8	H: 0 LOB: 0 BB: 0 P: 12	R: 5 E: 1 K: 1 S: 19	H: 3 LOB: 1 BB: 2 P: 34	R: 0 E: 0 K: 0 S: 7	H: 1 LOB: 0 BB: 0 P: 12	R: 3 E: 0 K: 1 S: 15	H: 3 LOB: 2 BB: 2 P: 30	R: 0 E: 0 K: 0 S: 6	H: 0 LOB: 0 BB: 0 P: 10	R: 1 E: 0 K: 1 S: 17	H: 2 LOB: 2 BB: 2 P: 32	R: 0 E: 0 K: 1 S: 9	H: 0 LOB: 0 BB: 0 P: 12	1B: 5 2B: 4 3B: 1 HR: 1	SF: 0 SAC: 1 DP: 1 HBP: 0	WP: 0 PB: 0 SB: 0 CS: 0	PA: 45					
PITCHER	IP	WLS	BF	H	R	ER	SO	BB	IBB	HBP	BLK	WP	HR	S	P	ERA	WHIP	PITCHER									
Kirk Rueter, L ERA: 6.22 Ryan Jensen, R ERA: 5.73	5.0	L	24	6	6	1	6	3	0	0	0	0	0	57	99	1.80	1.800										

Batter	1	2	3	4	5	6	7	8	9	AB	R	H	RBI	BB	SO	LOB	BOTTOM										
Marvin Benard, L OBP: 0.281, SLG: 0.325 (1, 8)										5	0	2	2	0	2	1	Colorado Rockies @ San Francisco Giants PacBell Park, San Francisco, CA Sat May 26 2001, 4:05 PM EDT Att: 41,341 - Overcast - 57 F										
Rich Aurilia, R OBP: 0.407, SLG: 0.583 (1, 6)										5	0	0	0	0	0	3											
J.T. Snow, L OBP: 0.364, SLG: 0.369 Edwards Guzman, L OBP: 0.292, SLG: 0.583 (1, 3)										1	0	1	0	1	0	0											
Jeff Kent, R OBP: 0.324, SLG: 0.497 (1, 4)										2	0	1	0	0	0	0											
Armando Rios, L OBP: 0.302, SLG: 0.442 (1, 9)										3	0	0	0	1	0	3											
Shawn Dunston, R OBP: 0.356, SLG: 0.507 (1, 7)										4	0	0	0	0	2	3											
Benito Santiago, R OBP: 0.391, SLG: 0.476 (1, 2)										4	1	2	0	0	0	3											
Pedro Feliz, R OBP: 0.239, SLG: 0.286 (1, 5)										3	2	2	1	1	0	0											
Kirk Rueter, L OBP: 0.300, SLG: 0.176 Russ Davis, R OBP: 0.341, SLG: 0.488 Ryan Jensen, R OBP: 0.250, SLG: 0.250 Eric Davis, R OBP: 0.258, SLG: 0.305 (1, 1)										1	0	0	0	0	0	0											
Inning Stats	R: 0 E: 0 K: 0 S: 13	H: 1 LOB: 3 BB: 2 P: 23	R: 1 E: 0 K: 2 S: 18	H: 1 LOB: 0 BB: 0 P: 26	R: 0 E: 0 K: 0 S: 6	H: 1 LOB: 0 BB: 0 P: 11	R: 0 E: 0 K: 0 S: 7	H: 2 LOB: 1 BB: 0 P: 13	R: 0 E: 0 K: 1 S: 16	H: 2 LOB: 2 BB: 0 P: 23	R: 0 E: 0 K: 1 S: 6	H: 0 LOB: 0 BB: 0 P: 9	R: 0 E: 0 K: 0 S: 6	H: 0 LOB: 0 BB: 0 P: 11	R: 0 E: 0 K: 0 S: 6	H: 0 LOB: 0 BB: 0 P: 11		R: 3 E: 0 K: 2 S: 17	H: 3 LOB: 1 BB: 1 P: 27	1B: 4 2B: 5 3B: 2 HR: 1	SF: 0 SAC: 0 DP: 2 HBP: 0	WP: 0 PB: 0 SB: 0 CS: 0	PA: 38				
PITCHER	IP	WLS	BF	H	R	ER	SO	BB	IBB	HBP	BLK	WP	HR	S	P	ERA	WHIP	PITCHER									
Shawn Chacon, R ERA: 5.51 Brian Bohanon, L ERA: 8.4 Jose Jimenez, R ERA: 5.59	7.0	W	28	7	1	1	4	2	0	0	0	0	0	6	11	0.00	0.000										

Batter	1	2	3	4	5	6	7	8	9	AB	R	H	RBI	BB	SO	LOB	TOP								
Juan Pierre, L (1,8) OBP: 0.376, SLG: 0.365										5	1	2	0	0	1	2									
Neft Perez, S (1,6) OBP: 0.368, SLG: 0.512										5	0	1	1	0	0	1									
Larry Walker, L (1,9) OBP: 0.446, SLG: 0.714										4	2	1	0	1	1	1									
17 Todd Helton, L (1,3) OBP: 0.446, SLG: 0.676										4	1	2	1	1	0	2									
Terry Shumpert, R (9, PR) OBP: 0.316, SLG: 0.286										0	0	0	0	0	0	0									
Jeff Cirillo, R (1,5) OBP: 0.333, SLG: 0.512										5	0	1	1	0	0	4									
Todd Walker, L (1,4) OBP: 0.395, SLG: 0.561										3	0	3	0	1	0	0									
Ron Gant, R (1,7) OBP: 0.309, SLG: 0.440										4	0	0	0	0	2	6									
Brent Mayne, L (1,2) OBP: 0.369, SLG: 0.355										4	0	2	1	0	0	1									
Denny Neagle, L (1,1) OBP: 0.154, SLG: 0.167										2	0	0	0	0	1	2									
John Wasdin, R (7, 1) OBP: 0.333, SLG: 0.667										0	0	0	0	0	0	0									
Greg Norton, S (6, PH) OBP: 0.314, SLG: 0.464										1	0	0	0	0	1	1									
Ron Villone, L (8, 1)										0	0	0	0	0	0	0									
Inning Stats	R: 0 E: 0 K: 1 S: 7	H: 0 LOB: 0 BB: 0 P: 11	R: 1 E: 0 K: 0 S: 11	H: 2 LOB: 2 BB: 1 P: 21	R: 1 E: 0 K: 0 S: 9	H: 2 LOB: 1 BB: 1 P: 16	R: 0 E: 0 K: 1 S: 17	H: 2 LOB: 2 BB: 0 P: 23	R: 1 E: 0 K: 0 S: 15	H: 2 LOB: 1 BB: 1 P: 22	R: 0 E: 0 K: 1 S: 8	H: 0 LOB: 0 BB: 0 P: 9	R: 0 E: 0 K: 0 S: 7	H: 1 LOB: 1 BB: 0 P: 9	R: 0 E: 0 K: 2 S: 13	H: 1 LOB: 1 BB: 0 P: 20	R: 1 E: 0 K: 1 S: 11	H: 2 LOB: 2 BB: 0 P: 16	1B: 6 2B: 6 3B: 1 HR: 0	SF: 0 SAC: 1 DP: 1 HBP: 0	WP: 0 PB: 0 SB: 1 CS: 0	PA: 41			
PITCHER	IP	WLS	BF	H	R	ER	SO	BB	IBB	HBP	BLK	WP	HR	S	P	ERA	WHIP								
Russ Ortiz, R (1, 1) ERA: 3.34	7.0	W	32	9	3	3	3	3	0	0	0	0	0	74	111	3.86	1.714								
Felix Rodriguez, R (8, 1) ERA: 1.95	1.0	H	4	1	0	0	2	0	0	0	0	0	0	13	20	0.00	1.000								
Robb Nen, R (9, 1) ERA: 2.61	1.0	S	5	2	1	1	1	0	0	0	0	0	0	11	16	9.00	2.000								

Colorado Rockies @ San Francisco Giants
PacBell Park, San Francisco, CA
Sun May 27 2001, 4:05 PM EDT
Att: 41,341 - Overcast - 57 F

AB	37
R	4
H	12
RBI	4
BB	3
SO	6
LOB	20



Batter	1	2	3	4	5	6	7	8	9	AB	R	H	RBI	BB	SO	LOB	BOTTOM								
Shawon Dunston, R (1,8) OBP: 0.338, SLG: 0.480										4	0	0	0	0	1	1									
Ramon Martinez, R (1,6) OBP: 0.329, SLG: 0.381										4	1	1	0	0	1	1									
Jeff Kent, R (1,4) OBP: 0.327, SLG: 0.494										3	1	1	1	1	0	1									
Barry Bonds, L (1,7) OBP: 0.471, SLG: 0.918										3	1	1	2	0	2	1									
Bento Santiago, R (1,3) OBP: 0.387, SLG: 0.462										3	0	0	0	1	1	1									
Russ Davis, R (1,5) OBP: 0.340, SLG: 0.480										2	0	0	0	1	0	1									
Armando Rios, L (1,9) OBP: 0.309, SLG: 0.467										3	1	2	1	0	0	1									
Bobby Estelella, R (1,2) OBP: 0.286, SLG: 0.402										3	0	0	0	0	3	1									
Felix Rodriguez, R (8, 1)										0	0	0	0	0	0	0									
Robb Nen, R (9, 1)										0	0	0	0	0	0	0									
Russ Ortiz, R (1, 1) ERA: 4.5	0.2	L	2	0	0	0	0	0	0	0	0	4	5	0.00	0.000										
John Wasdin, R (7, PH) ERA: 7.03																									
Ron Villone, L (8, 1) ERA: 6.97	1.0		3	0	0	0	0	0	0	0	0	6	10	0.00	0.000										
Inning Stats	R: 3 E: 0 K: 1 S: 13	H: 3 LOB: 0 BB: 0 P: 23	R: 0 E: 0 K: 2 S: 14	H: 1 LOB: 1 BB: 0 P: 21	R: 0 E: 0 K: 2 S: 7	H: 0 LOB: 1 BB: 1 P: 14	R: 1 E: 0 K: 1 S: 8	H: 1 LOB: 0 BB: 1 P: 18	R: 0 E: 0 K: 0 S: 11	H: 0 LOB: 1 BB: 0 P: 17	R: 0 E: 0 K: 1 S: 8	H: 0 LOB: 1 BB: 1 P: 15	R: 1 E: 0 K: 1 S: 9	H: 1 LOB: 0 BB: 0 P: 10	R: 0 E: 0 K: 0 S: 6	H: 0 LOB: 0 BB: 0 P: 10	R: 0 E: 0 K: 0 S: 6	H: 0 LOB: 0 BB: 0 P: 10	1B: 2 2B: 3 3B: 0 HR: 3	SF: 0 SAC: 0 DP: 3 HBP: 1	WP: 1 PB: 0 SB: 0 CS: 1	PA: 32			
PITCHER	IP	WLS	BF	H	R	ER	SO	BB	IBB	HBP	BLK	WP	HR	S	P	ERA	WHIP								
Denny Neagle, L (1, 1) ERA: 4.5	1.0	L	27	6	5	5	8	3	0	0	0	0	0	66	113	7.11	1.421								

Colorado Rockies @ San Francisco Giants
PacBell Park, San Francisco, CA
Sun May 27 2001, 4:05 PM EDT
Att: 41,341 - Overcast - 57 F

AB	28
R	5
H	6
RBI	5
BB	3
SO	8
LOB	9



Batter	1	2	3	4	5	6	7	8	9	10	11	12	AB	R	H	RBI	BB	SO	LOB	TOP							
Tony Womack, L (1.6) OBP: 0.291, SLG: 0.302	F8		F9			CS 1B			P4		P6		5	0	1	0	0	0	1								
Jay Bell, R (1.4) OBP: 0.350, SLG: 0.433	P3			G5-3		F8			K			1B	5	0	1	0	0	1	1								
Luis Gonzalez, L (1.7) OBP: 0.432, SLG: 0.716	L6				G5-3 1B	CS	F7			1B 2B	G4-3		5	1	2	0	0	0	1								
Mark Grace, L (1.3) OBP: 0.412, SLG: 0.547		F7		G5-3			G4-3			F8		HR	5	1	1	1	0	0	2								
Reggie Sanders, R (1.9) OBP: 0.323, SLG: 0.603		G5-3			K		F2			G6-3		1B G4-3 1B	5	0	1	0	0	1	2								
Steve Finley, L (1.8) OBP: 0.317, SLG: 0.313		G4-3				G4-6-3 BB			K	1B IBB		G4-2-3 BB 1B	3	0	1	0	2	1	0								
Damian Miller, R (1.2) OBP: 0.285, SLG: 0.288						F9			L4			G4-2-3 BB 1B	3	0	1	0	0	0	1								
Erubiel Durazo, L (10. PH) OBP: 0.375, SLG: 0.740												G4-2-3 BB	1	0	1	1	0	0	0								
Rod Barajas, R (10.2) OBP: 0.245, SLG: 0.400												G4-2-3 BB	0	0	0	0	1	0	0								
Craig Counsell, L (1.5) OBP: 0.308, SLG: 0.298				P6		G4-6-3			K		F7	G4-2-3	5	0	0	0	0	1	7								
Barry Bonds, L (11.8) OBP: 0.484, SLG: 0.894						F9			K		F7	G4-3	2	0	0	0	0	0	1								
Inning Stats	R: 0 E: 0 K: 10 S: 10	H: 0 LOB: 0 BB: 0 P: 16	R: 0 E: 0 K: 10 S: 10	H: 0 LOB: 0 BB: 0 P: 13	R: 0 E: 0 K: 0 S: 19	H: 1 LOB: 1 BB: 0 P: 28	R: 0 E: 0 K: 1 S: 9	H: 1 LOB: 1 BB: 0 P: 10	R: 0 E: 0 K: 0 S: 6	H: 0 LOB: 0 BB: 1 P: 12	R: 0 E: 0 K: 2 S: 7	H: 0 LOB: 0 BB: 0 P: 12	R: 0 E: 0 K: 2 S: 14	H: 0 LOB: 0 BB: 0 P: 22	R: 1 E: 0 K: 0 S: 9	H: 2 LOB: 2 BB: 1 P: 13	R: 0 E: 0 K: 0 S: 9	H: 1 LOB: 1 BB: 0 P: 14	R: 1 E: 0 K: 0 S: 13	H: 3 LOB: 2 BB: 1 P: 21	1B: 7 2B: 1 3B: 0 HR: 1	SF: 0 SAC: 0 DP: 2 HBP: 0	WP: 0 PB: 0 SB: 0 CS: 1	PA: 46			
PITCHER	IP	WLS	BF	H	R	ER	SO	BB	IBB	HBP	BLK	WP	HR	S	P	ERA	WHIP										
Mark Gardner, R (1.1) ERA: 4.73	7.0		23	3	0	0	1							64	94	0.00	0.571										
Aaron Fultz, L (8.1) ERA: 5.0	1.0	3	0	0	0	2								7	12	0.00	0.000										
Felix Rodriguez, R (9.1) ERA: 1.88	1.0	3	0	0	0	2								14	22	0.00	0.000										
Robb Nen, R (10.1) ERA: 2.91	1.0	6	2	1	1	0								9	13	9.00	2.000										
Tim Worrell, R (11.1) ERA: 4.11	1.0	L	8	4	1	1	0	1	0	0	0	0	1	18	29	9.00	5.000										
PITCHER	IP	WLS	BF	H	R	ER	SO	BB	IBB	HBP	BLK	WP	HR	S	P	ERA	WHIP										
41 Chad Zerbe, L (12.1) ERA: 3.05	1.0		2	0	0	0								0	6	0.00	0.000										

Arizona Diamondbacks @ San Francisco Giants
PacBell Park, San Francisco, CA
Mon May 28 2001, 4:05 PM EDT
Att. 41,341 - Sunny - 63 F

AB 42
R 2
H 9
RBI 2
BB 3
SO 5
LOB 18



Batter	1	2	3	4	5	6	7	8	9	10	11	12	AB	R	H	RBI	BB	SO	LOB	BOTTOM								
Shawon Dunston, R (11.8) OBP: 0.325, SLG: 0.460	F7				G5-3		FC1-6			HR		F8	4	0	1	0	0	0	1									
Aaron Fultz, L (8.1) ERA: 5.0						G4-3 2B							0	0	0	0	0	0	0									
Felix Rodriguez, R (9.1) ERA: 1.88													0	0	0	0	0	0	0									
Robb Nen, R (10.1) ERA: 2.91													0	0	0	0	0	0	0									
Felix Crespo, S (10. PH) OBP: 0.294, SLG: 0.428													1	1	1	1	0	0	0									
Pedro Feliz, R (11.9) OBP: 0.225, SLG: 0.281													1	0	0	0	0	0	0									
Rich Aurilia, R (1.6) OBP: 0.408, SLG: 0.599	FC5 2B		G4-3			1B 1B	K			L5		P4	6	0	2	0	0	1	2									
Jeff Kent, R (1.3) OBP: 0.327, SLG: 0.486	K					1B			G5-3		1B BB		5	0	1	0	1	2	2									
Barry Bonds, L (1.7) OBP: 0.484, SLG: 0.894	FC5 BB					K			K		F8		4	0	0	0	1	3	3									
Benito Santiago, R (1.2) OBP: 0.387, SLG: 0.459	FC5					G5-3			G6-3				5	0	2	0	0	0	2									
Russ Davis, R (1.5) OBP: 0.336, SLG: 0.469																												
Tim Worrell, R (11.1) ERA: 4.11	F9									F9		K	5	0	1	0	0	2	5									
41 Chad Zerbe, L (12.1) ERA: 3.05						FC4-6 1B			K				0	0	0	0	0	0	0									
Armando Rios, L (1.9) OBP: 0.300, SLG: 0.452									G4-3				5	0	0	0	0	1	4									
Ramon Martinez, R (1.4) OBP: 0.333, SLG: 0.373		G5-3				G3						F8	4	0	1	0	1	0	0									
Mark Gardner, R (1.1) ERA: 4.73																												
Marvin Benard, L (7. PH) OBP: 0.276, SLG: 0.319				G3					F5			F7	2	0	0	0	0	1	0									
Inning Stats	R: 0 E: 0 K: 1 S: 9	H: 1 LOB: 2 BB: 1 P: 17	R: 0 E: 0 K: 1 S: 9	H: 0 LOB: 0 BB: 0 P: 14	R: 0 E: 0 K: 1 S: 11	H: 1 LOB: 1 BB: 0 P: 16	R: 0 E: 0 K: 1 S: 8	H: 1 LOB: 1 BB: 0 P: 13	R: 0 E: 0 K: 1 S: 6	H: 0 LOB: 0 BB: 0 P: 10	R: 0 E: 0 K: 2 S: 24	H: 0 LOB: 1 BB: 1 P: 19	R: 0 E: 0 K: 1 S: 6	H: 0 LOB: 0 BB: 0 P: 12	R: 0 E: 0 K: 0 S: 10	H: 1 LOB: 1 BB: 1 P: 33	R: 1 E: 0 K: 1 S: 23	H: 2 LOB: 2 BB: 1 P: 33	R: 0 E: 0 K: 0 S: 4	H: 0 LOB: 0 BB: 0 P: 4	R: 0 E: 0 K: 0 S: 6	H: 0 LOB: 0 BB: 0 P: 8	1B: 6 2B: 2 3B: 0 HR: 1	SF: 0 SAC: 0 DP: 0 HBP: 0	WP: 0 PB: 0 SB: 1 CS: 0	PA: 48		
PITCHER	IP	WLS	BF	H	R	ER	SO	BB	IBB	HBP	BLK	WP	HR	S	P	ERA	WHIP											
Randy Johnson, L (1.1) ERA: 3.65	7.0		29	6	0	0	8	2	0	0	0	0	0	81	122	0.00	1.143											
Geraldo Guzman, R (8.1) ERA: 4.5	0.1	1	0	0	0	0	0	0	0	0	0	0	0	1	2	0.00	0.000											
Troy Brohawn, L (8.1) ERA: 1.88	0.2	2	0	0	0	1	0	0	0	0	0	0	0	5	7	0.00	0.000											
Erik Sabel, R (9.1) ERA: 1.88	0.2	3	1	0	0	0	0	0	0	0	0	0	0	7	9	0.00	1.500											
Greg Swindell, L (9.1) ERA: 3.71	0.1	1	0	0	0	0	0	0	0	0	0	0	0	3	6	0.00	0.000											
PITCHER	IP	WLS	BF	H	R	ER	SO	BB	IBB	HBP	BLK	WP	HR	S	P	ERA	WHIP											
Bret Prinz, R (10.1) ERA: 3.65	1.0	B	6	2	1	1	1	1	0	0	0	0	0	9	12	0.00	0.000											
Miguel Batista, R (11.1) ERA: 3.65	2.0	W	6	0	0	0	0	0	0	0	0	0	0	0	9	12	0.00	0.000										

Arizona Diamondbacks @ San Francisco Giants
PacBell Park, San Francisco, CA
Mon May 28 2001, 4:05 PM EDT
Att. 41,341 - Sunny - 63 F

AB 45
R 1
H 9
RBI 1
BB 3
SO 10
LOB 21



Batter	1	2	3	4	5	6	7	8	9	AB	R	H	RBI	BB	SO	LOB	TOP				
Calvin Murray, R OBP: 0.615, SLG: 1.000	1-1 2B		0-0 E6 1B	4-0 HR BB		1-3 K2-3	2-0 2B		0-0 F8	5	2	3	0	1	1	2					
Rich Aurilia, R OBP: 0.411, SLG: 0.601	1-3 K		0-3 K	0-0 HR		2-1 G4-3	2-0 G6-3		0-1 FC4	6	1	1	2	0	2	5					
Jeff Kent, R OBP: 0.333, SLG: 0.480	2-3 K		0-0 HR 1B	2-1 E9 2B		4-2 BB 2B		0-2 F9		4	3	1	1	1	1	1					
Barry Bonds, L OBP: 0.474, SLG: 0.913	4-0 IBB		2-0 HR	4-0 2B IBB		4-1 2B HR BB		0-1 G1-6-3		2	3	1	2	3	0	0					
Benito Santiago, R OBP: 0.390, SLG: 0.463	2-0 G6-3		3-2 E5 BB	1-1 FC8-5 2B		1-1 HR 2B		2-2 1B		5	1	3	3	0	0	2					
Armando Rios, L OBP: 0.294, SLG: 0.447		1-1 F5	4-1 BB	1-2 FC8-5		1-0 HR		1-1 L4		4	1	1	3	1	0	2					
Russ Davis, R OBP: 0.329, SLG: 0.449	1-2 L1		2-3 K		1-1 G5-3				1-2 G5-3	5	0	0	0	0	1	2					
Ramon Martinez, R OBP: 0.319, SLG: 0.333	1-1 HBP		1-3 K		3-2 F7				1-0 F8 BB 1B	4	0	1	0	0	1	2					
Kirk Rueter, L 41 Chad Zerbe, L Tim Worrell, R Felix Rodriguez, R Marvin Benard, L Robb Nen, R	3-2 G3-1			1-0 F7		1-1 G6-3			4-1 FC4 BB	4	0	0	0	0	0	1					
Inning Stats	R: 0 E: 0 K: 2 S: 9	H: 1 LOB: 2 BB: 1 P: 19	R: 0 E: 0 K: 0 S: 11	H: 0 LOB: 1 BB: 0 P: 17	R: 3 E: 2 K: 3 S: 16	H: 3 LOB: 2 BB: 1 P: 28	R: 4 E: 1 K: 0 S: 9	H: 2 LOB: 0 BB: 2 P: 22	R: 0 E: 0 K: 0 S: 7	H: 0 LOB: 0 BB: 0 P: 12	R: 4 E: 0 K: 1 S: 18	H: 2 LOB: 0 BB: 2 P: 33	R: 0 E: 0 K: 0 S: 6	H: 1 LOB: 1 BB: 0 P: 12	R: 0 E: 0 K: 0 S: 12	H: 1 LOB: 1 BB: 0 P: 15	R: 0 E: 0 K: 0 S: 9	H: 1 LOB: 2 BB: 1 P: 15	1B: 4 2B: 5 3B: 0 HR: 3	SF: 0 SAC: 0 DP: 1 HBP: 1	WP: 0 PA: 47 PB: 0 SB: 0 CS: 0
PITCHER	IP WLS BF H R ER SO BB IBB HBP BLK WP HR S P ERA WHIP	IP WLS BF H R ER SO BB IBB HBP BLK WP HR S P ERA WHIP	IP WLS BF H R ER SO BB IBB HBP BLK WP HR S P ERA WHIP	IP WLS BF H R ER SO BB IBB HBP BLK WP HR S P ERA WHIP	IP WLS BF H R ER SO BB IBB HBP BLK WP HR S P ERA WHIP	IP WLS BF H R ER SO BB IBB HBP BLK WP HR S P ERA WHIP	IP WLS BF H R ER SO BB IBB HBP BLK WP HR S P ERA WHIP	IP WLS BF H R ER SO BB IBB HBP BLK WP HR S P ERA WHIP	IP WLS BF H R ER SO BB IBB HBP BLK WP HR S P ERA WHIP	IP WLS BF H R ER SO BB IBB HBP BLK WP HR S P ERA WHIP	IP WLS BF H R ER SO BB IBB HBP BLK WP HR S P ERA WHIP	IP WLS BF H R ER SO BB IBB HBP BLK WP HR S P ERA WHIP	IP WLS BF H R ER SO BB IBB HBP BLK WP HR S P ERA WHIP	IP WLS BF H R ER SO BB IBB HBP BLK WP HR S P ERA WHIP	IP WLS BF H R ER SO BB IBB HBP BLK WP HR S P ERA WHIP	IP WLS BF H R ER SO BB IBB HBP BLK WP HR S P ERA WHIP	IP WLS BF H R ER SO BB IBB HBP BLK WP HR S P ERA WHIP	IP WLS BF H R ER SO BB IBB HBP BLK WP HR S P ERA WHIP	IP WLS BF H R ER SO BB IBB HBP BLK WP HR S P ERA WHIP	IP WLS BF H R ER SO BB IBB HBP BLK WP HR S P ERA WHIP	IP WLS BF H R ER SO BB IBB HBP BLK WP HR S P ERA WHIP

San Francisco Giants @ Colorado Rockies
Coors Field, Denver, CO
Fri Jun 01 2001, 7:05 PM MDT
Att: 40,630 - Sunny - 75 F

AB	39
R	11
H	11
RBI	11
BB	7
SO	6
LOB	17



Batter	1	2	3	4	5	6	7	8	9	AB	R	H	RBI	BB	SO	LOB	BOTTOM				
Juan Pierre, L OBP: 0.383, SLG: 0.374	1-2 F7		2-1 HR 1B		0-2 G4-3		1-1 G4-3	0-0 F7		5	1	1	1	0	0	0					
Neftali Perez, S OBP: 0.360, SLG: 0.500	1-1 F8		3-1 HR		1-3 K		2-1 F8		1-2 G4-3	5	1	1	2	0	1	0					
Larry Walker, L OBP: 0.442, SLG: 0.690	1-3 K		3-2 HR		4-2 2B BB		3-2 17 BB 1B 1B		2-1 G6-3	4	3	2	1	1	1	0					
Jeff Cirillo, R OBP: 0.350, SLG: 0.532		2-1 P3	0-1 17 G6-3 2B		0-0 FC4-6 2B		2-2 17 BB 1B 1B		0-2 17 DI 1B	5	1	4	1	0	0	0					
17 Todd Helton, L OBP: 0.451, SLG: 0.677		1-2 G3	2-1 G6-3		4-0 FC4-6 IBB		4-2 1B BB		2-2 F8	3	0	0	0	2	0	2					
Ron Gant, R OBP: 0.310, SLG: 0.432		4-0 BB	0-1 G3		1-0 FC4-6		1-2 BB		1-2 F8	2	0	0	0	1	0	3					
Brooks Kieschnick, L OBP: 0.550, SLG: 1.118					1-2 FC4-6		1-3 2H 3H 2-3		1-2 F8	1	0	1	2	0	0	0					
Terry Shumpert, R OBP: 0.298, SLG: 0.287		1-1 G4-3		3-1 F8		3-2 F8		3-2 F8		3	0	0	0	0	0	1					
Todd Walker, L OBP: 0.385, SLG: 0.538										1	0	0	0	0	0	2					
Ben Petrick, R OBP: 0.311, SLG: 0.438			1-1 SH1-4 1B 2B		2-3 K		1-0 F9		0-0 P4	4	1	1	0	0	1	0					
Shawn Chacon, R Justin Speier, R Kevin Sefcik, R Ron Villone, L Juan Acevedo, R Greg Norton, S Jose Jimenez, R			0-0 SH1-4		1-1 G5-3		1-1 F9		2-3 K	1	0	0	0	0	0	0					
Inning Stats	R: 0 E: 0 K: 1 S: 8	H: 0 LOB: 0 BB: 0 P: 11	R: 0 E: 0 K: 0 S: 7	H: 0 LOB: 1 BB: 1 P: 15	R: 4 E: 0 K: 0 S: 15	H: 5 LOB: 0 BB: 0 P: 24	R: 0 E: 0 K: 1 S: 7	H: 0 LOB: 0 BB: 0 P: 13	R: 1 E: 0 K: 1 S: 11	H: 1 LOB: 2 BB: 2 P: 21	R: 0 E: 0 K: 0 S: 7	H: 0 LOB: 0 BB: 0 P: 12	R: 2 E: 0 K: 0 S: 18	H: 3 LOB: 2 BB: 1 P: 34	R: 0 E: 0 K: 1 S: 6	H: 0 LOB: 0 BB: 0 P: 8	R: 0 E: 0 K: 0 S: 12	H: 1 LOB: 1 BB: 0 P: 17	1B: 5 2B: 3 3B: 0 HR: 2	SF: 0 SAC: 1 DP: 0 HBP: 0	WP: 0 PA: 41 PB: 0 SB: 0 CS: 0
PITCHER	IP WLS BF H R ER SO BB IBB HBP BLK WP HR S P ERA WHIP	IP WLS BF H R ER SO BB IBB HBP BLK WP HR S P ERA WHIP	IP WLS BF H R ER SO BB IBB HBP BLK WP HR S P ERA WHIP	IP WLS BF H R ER SO BB IBB HBP BLK WP HR S P ERA WHIP	IP WLS BF H R ER SO BB IBB HBP BLK WP HR S P ERA WHIP	IP WLS BF H R ER SO BB IBB HBP BLK WP HR S P ERA WHIP	IP WLS BF H R ER SO BB IBB HBP BLK WP HR S P ERA WHIP	IP WLS BF H R ER SO BB IBB HBP BLK WP HR S P ERA WHIP	IP WLS BF H R ER SO BB IBB HBP BLK WP HR S P ERA WHIP	IP WLS BF H R ER SO BB IBB HBP BLK WP HR S P ERA WHIP	IP WLS BF H R ER SO BB IBB HBP BLK WP HR S P ERA WHIP	IP WLS BF H R ER SO BB IBB HBP BLK WP HR S P ERA WHIP	IP WLS BF H R ER SO BB IBB HBP BLK WP HR S P ERA WHIP	IP WLS BF H R ER SO BB IBB HBP BLK WP HR S P ERA WHIP	IP WLS BF H R ER SO BB IBB HBP BLK WP HR S P ERA WHIP	IP WLS BF H R ER SO BB IBB HBP BLK WP HR S P ERA WHIP	IP WLS BF H R ER SO BB IBB HBP BLK WP HR S P ERA WHIP	IP WLS BF H R ER SO BB IBB HBP BLK WP HR S P ERA WHIP	IP WLS BF H R ER SO BB IBB HBP BLK WP HR S P ERA WHIP	IP WLS BF H R ER SO BB IBB HBP BLK WP HR S P ERA WHIP	IP WLS BF H R ER SO BB IBB HBP BLK WP HR S P ERA WHIP

San Francisco Giants @ Colorado Rockies
Coors Field, Denver, CO
Fri Jun 01 2001, 7:05 PM MDT
Att: 40,630 - Sunny - 75 F

AB	36
R	7
H	10
RBI	7
BB	4
SO	4
LOB	8



Batter	1	2	3	4	5	6	7	8	9	AB	R	H	RBI	BB	SO	LOB	TOP		
Calvin Murray, R OBP: 0.444, SLG: 0.667 (1, 8)	F2	F3			G5-3	K		K		5	0	0	0	0	2	4			
Russ Davis, R OBP: 0.344, SLG: 0.489 (1, 5)	2B	G1-3			HR			2B	1B	5	4	4	1	0	0	2			
Jeff Kent, R OBP: 0.335, SLG: 0.483 (1, 4)	L4				F9			2B	1B	5	1	2	0	0	0	2			
Barry Bonds, L OBP: 0.472, SLG: 0.896 (1, 7)	2B	BB			P4			K		3	0	0	0	2	2	3			
Shawon Dunston, R OBP: 0.326, SLG: 0.476 (7, PH)					P4					3	0	1	1	0	1	1			
Armando Rios, L OBP: 0.302, SLG: 0.465 (7, 9)								G5-3		2	0	2	2	0	0	0			
Ramon Martinez, R OBP: 0.313, SLG: 0.326 (1, 6)	G5-3				F2			G5-3		5	0	1	1	0	0	5			
Edwards Guzman, L OBP: 0.242, SLG: 0.405 (7, 1)					G5-3					4	0	1	0	0	1	1			
Aaron Fultz, R OBP: 0.203, SLG: 0.500 (8, 1)										0	0	0	0	0	0	0			
Felix Rodriguez, R OBP: 0.203, SLG: 0.598 (8, PH)										1	0	0	0	0	1	2			
Robb Nen, R OBP: 0.200, SLG: 0.200 (8, 1)										0	0	0	0	0	0	0			
41 Chad Zerbe, L OBP: 0.200, SLG: 0.200 (8, 1)										0	0	0	0	0	0	0			
Bobby Estalella, R OBP: 0.286, SLG: 0.386 (1, 2)	2B	1B						F2		3	0	1	0	1	0	2			
Russ Ortiz, R OBP: 0.231, SLG: 0.250 (1, 1)										2	0	1	0	0	1	1			
Felipe Crespo, S OBP: 0.300, SLG: 0.389 (7, 3)					K			K		1	0	0	0	0	1	0			
Inning Stats	R: 1 E: 0 K: 0 S: 16	H: 2 LOB: 2 BB: 1 P: 26	R: 0 E: 0 K: 0 S: 12	H: 2 LOB: 2 BB: 0 P: 18	R: 0 E: 0 K: 1 S: 11	H: 0 LOB: 0 BB: 0 P: 16	R: 0 E: 0 K: 1 S: 11	H: 0 LOB: 1 BB: 0 P: 16	R: 1 E: 0 K: 1 S: 13	H: 2 LOB: 1 BB: 0 P: 22	R: 2 E: 0 K: 2 S: 18	H: 3 LOB: 1 BB: 0 P: 20	R: 0 E: 0 K: 2 S: 12	H: 0 LOB: 0 BB: 0 P: 15	R: 1 E: 0 K: 1 S: 19	H: 2 LOB: 2 BB: 1 P: 30	1B: 6 2B: 6 3B: 0 HR: 1	SF: 0 SAC: 1 DP: 0 HBP: 0	WP: 0 PA: 43 CS: 1
PITCHER	IP	WLS	BF	H	R	ER	SO	BB	IBB	HBP	BLK	WP	HR	S	P	ERA	WHIP		
Denny Neagle, L ERA: 4.4	(1, 1)	5.2	H	3	2	2	3	2	0	0	0	0	1	69	104	3.18	1.765		
Kane Davis, R ERA: 3.67	(6, 1)	0.1	H	3	2	2	1	0	0	0	0	0	0	6	7	54.00	6.000		
Mike Myers, L ERA: 2.13	(7, 1)	0.1	H	1	0	0	1	0	0	0	0	0	0	6	7	0.00	0.000		
Juan Acevedo, R ERA: 3.88	(7, 1)	1.2	B	6	1	0	3	0	0	0	0	0	0	21	25	0.00	0.600		
Gabe White, L ERA: 6.09	(9, 1)	0.2	S	5	2	1	1	0	1	0	0	0	0	16	24	13.50	4.500		

San Francisco Giants @ Colorado Rockies
Coors Field, Denver, CO
Sat Jun 02 2001, 2:10 PM MDT
Att: 40,657 - Cloudy - 84 F

AB	39
R	5
H	13
RBI	5
BB	3
SO	9
LOB	23



Batter	1	2	3	4	5	6	7	8	9	AB	R	H	RBI	BB	SO	LOB	BOTTOM				
Juan Pierre, L OBP: 0.381, SLG: 0.371 (1, 8)	B5-3	F8		SH1-3		G6-3			1B	4	1	1	0	0	0	1					
Neftali Perez, S OBP: 0.356, SLG: 0.492 (1, 6)	K			P6		K		G3		5	1	1	2	0	2	2					
Larry Walker, L OBP: 0.450, SLG: 0.706 (1, 9)	17 FC5-4			G6-3		17 1B		BB		3	2	2	2	2	0	2					
17 Todd Helton, L OBP: 0.448, SLG: 0.668 (1, 3)	FC5-4			F7		P4		1B		4	0	1	0	0	0	2					
Jeff Cirillo, R OBP: 0.360, SLG: 0.538 (1, 5)		FC2-5		1B		1B		1B		4	0	3	0	0	0	2					
Todd Walker, L OBP: 0.394, SLG: 0.545 (1, 4)										3	1	3	1	0	0	0					
Ron Gant, R OBP: 0.310, SLG: 0.432 (8, PH)										0	0	0	0	0	0	0					
Greg Norton, S OBP: 0.295, SLG: 0.433 (8, PH)										1	0	0	0	0	1	0					
Terry Shumpert, R OBP: 0.298, SLG: 0.267 (9, 4)		FC2-5		1B		G4-6-3		1B		0	0	0	0	0	0	0					
Jacob Cruz, L OBP: 0.288, SLG: 0.389 (1, 7)		FC2-5		1B		G4-6-3		K		4	1	0	0	0	2	6					
Jose Jimenez, R (9, 1)								K		0	0	0	0	0	0	0					
Brent Mayne, L OBP: 0.373, SLG: 0.350 (1, 2)		L6				G1-3		F8		3	0	0	0	1	0	2					
Denny Neagle, L OBP: 0.185, SLG: 0.240 (8, 1)										1	0	1	2	0	0	0					
Kane Davis, R ERA: 4.5										0	0	0	0	0	0	0					
Mike Myers, L ERA: 1.67										0	0	0	0	0	0	0					
Juan Acevedo, R ERA: 3.8										0	0	0	0	0	0	0					
Gabe White, L OBP: 0.276, SLG: 1.118 (8, 7)										0	0	0	0	0	0	0					
Brooks Kieschnick, L OBP: 0.276, SLG: 1.118 (8, 7)										0	1	0	0	1	0	0					
Inning Stats	R: 0 E: 0 K: 1 S: 11	H: 0 LOB: 1 BB: 1 P: 17	R: 2 E: 0 K: 0 S: 13	H: 3 LOB: 1 BB: 0 P: 18	R: 1 E: 0 K: 1 S: 15	H: 3 LOB: 2 BB: 0 P: 26	R: 0 E: 0 K: 1 S: 13	H: 0 LOB: 2 BB: 1 P: 23	R: 0 E: 0 K: 1 S: 8	H: 2 LOB: 1 BB: 0 P: 12	R: 0 E: 0 K: 1 S: 6	H: 0 LOB: 0 BB: 0 P: 10	R: 0 E: 0 K: 2 S: 7	H: 0 LOB: 0 BB: 0 P: 13	R: 0 E: 0 K: 2 S: 7	H: 0 LOB: 0 BB: 0 P: 13	R: 4 E: 0 K: 0 S: 6	H: 3 LOB: 0 BB: 1 P: 14	1B: 10 2B: 1 3B: 0 HR: 1	SF: 0 SAC: 2 DP: 2 HBP: 0	WP: 0 PA: 39 CS: 0
PITCHER	IP	WLS	BF	H	R	ER	SO	BB	IBB	HBP	BLK	WP	HR	S	P	ERA	WHIP				
Russ Ortiz, R ERA: 3.42	(1, 1)	6.1	H	2	1	0	0	0	0	0	0	0	0	3	5	0.00	1.500				
Aaron Fultz, L ERA: 4.5	(7, 1)	0.2	H	2	1	0	0	0	0	0	0	0	0	3	5	0.00	1.500				
Felix Rodriguez, R ERA: 1.67	(8, 1)	1.0	H	3	0	0	2	0	0	0	0	0	0	7	13	0.00	0.000				
Robb Nen, R ERA: 3.8	(9, 1)	0.0	L	3	2	3	3	0	1	0	0	0	0	5	12	∞	∞				
41 Chad Zerbe, L ERA: 3.47	(9, 1)	0.0	1	1	1	1	0	0	0	0	0	0	1	1	2	∞	∞				

San Francisco Giants @ Colorado Rockies
Coors Field, Denver, CO
Sat Jun 02 2001, 2:10 PM MDT
Att: 40,657 - Cloudy - 84 F

AB	33
R	7
H	12
RBI	7
BB	4
SO	6
LOB	17



Batter	1	2	3	4	5	6	7	8	9	AB	R	H	RBI	BB	SO	LOB	TOP
Marvin Benard, L (1,9) OBP: 0.269, SLG: 0.296	F8		F9			FC5-4 BB		F8		3	0	0	0	1	0	1	San Francisco Giants @ Colorado Rockies Coors Field, Denver, CO Sun Jun 03 2001, 1:05 PM MDT Att: 41,684 - Cloudy - 64 F
Russ Davis, R (1,5) OBP: 0.335, SLG: 0.476	G1-3			G5-3		FC5-4		P4		4	0	0	0	0	0	1	
Jeff Kent, R (1,4) OBP: 0.333, SLG: 0.478	G4-3			K					F8	4	0	1	0	0	1	0	
Barry Bonds, L (1,7) OBP: 0.466, SLG: 0.880 Calvin Murray, R (7, PR) OBP: 0.421, SLG: 0.625		G3-1		F5		FC4-6 1B		K		3	0	0	0	0	0	1	
Felipe Crespo, S (1,3) OBP: 0.292, SLG: 0.364		K			K			K		4	1	1	0	0	3	0	
Armando Rios, L (1,8) OBP: 0.302, SLG: 0.469		F7			K					3	0	1	2	0	1	0	
Benito Santiago, R (1,2) OBP: 0.354, SLG: 0.455 Edwards Guzman, L (6,2) OBP: 0.235, SLG: 0.441			F7		F7			G3-1		2	0	0	0	0	0	0	
Ramon Martinez, R (1,6) OBP: 0.314, SLG: 0.318						F9		K		2	0	0	0	1	1	2	
Mark Gardner, R (1,1) 41 Chad Zerbe, L (4,1) OBP: 0.200, SLG: 0.200 Rich Aurilia, R (6, PH) OBP: 0.407, SLG: 0.595 Ryan Vogelsong, R (6,1) OBP: 0.500, SLG: 1.000			F2			L4		L6		1	0	0	0	0	0	1	
Inning Stats	R: 0 E: 0 K: 0 S: 6	H: 0 LOB: 0 BB: 0 P: 8	R: 0 E: 0 K: 1 S: 8	H: 0 LOB: 0 BB: 1 P: 14	R: 0 E: 0 K: 0 S: 6	H: 0 LOB: 1 BB: 1 P: 13	R: 0 E: 0 K: 2 S: 10	H: 0 LOB: 0 BB: 0 P: 13	R: 2 E: 0 K: 1 S: 12	H: 3 LOB: 2 BB: 0 P: 18	R: 0 E: 0 K: 0 S: 7	H: 0 LOB: 0 BB: 0 P: 11	R: 0 E: 0 K: 2 S: 8	H: 0 LOB: 0 BB: 0 P: 13	1B: 2 2B: 1 3B: 0 HR: 0	SF: 0 SAC: 0 DP: 0 HBP: 0	
PITCHER Pedro Astacio, R (1,1) ERA: 4.64	IP: 9.0 WLS: W BF: 32 H: 3 R: 2 ER: 2 SO: 7 BB: 2 IBB: 0 HBP: 0 BLK: 0 WP: 0 HR: 0 S: 69 P: 107 ERA: 2.00 WHIP: 0.556																

Batter	1	2	3	4	5	6	7	8	9	AB	R	H	RBI	BB	SO	LOB	BOTTOM
Juan Pierre, L (1,8) OBP: 0.386, SLG: 0.377	CS 1B		3B 1B	F8	G1-2-3 1B		F8			5	1	3	0	0	0	2	San Francisco Giants @ Colorado Rockies Coors Field, Denver, CO Sun Jun 03 2001, 1:05 PM MDT Att: 41,684 - Cloudy - 64 F
Neftali Perez, S (1,6) OBP: 0.357, SLG: 0.500	L6		HR 3B	2B 17 1B	G1-2-3 1B			F5		5	2	2	1	0	0	4	
Larry Walker, L (1,9) OBP: 0.451, SLG: 0.723 Ron Gant, R (6, PH) OBP: 0.307, SLG: 0.429	K		HR 3B	17 1B 2B	L9			G4-3		4	2	2	3	0	1	2	
17 Todd Helton, L (1,3) OBP: 0.456, SLG: 0.690 Greg Norton, S (6, PH) OBP: 0.301, SLG: 0.433		1B SF8 1B	HR 3B	3B 1B		G4-6-3 1B		FC5-4 BB		0	0	0	0	1	0	0	
Jeff Cirillo, R (1,5) OBP: 0.355, SLG: 0.541	F8		G5-3	3B	G4-6-3 1B			FC5-4		5	0	1	1	0	0	3	
Todd Walker, L (1,4) OBP: 0.391, SLG: 0.539 Terry Shumpert, R (9,4) OBP: 0.298, SLG: 0.267		2B 1B	F2	F8		G3-1				4	1	1	0	0	0	1	
Jacob Cruz, L (1,7) OBP: 0.286, SLG: 0.387	SF8		G4-3							3	1	1	1	0	1	0	
Brent Mayne, L (1,2) OBP: 0.384, SLG: 0.371				F8	G1-2-3 1B					4	0	3	1	0	0	0	
Pedro Astacio, R (1,1) OBP: 0.138, SLG: 0.138		K		1B 2B 1B	G1-2-3 1B			K		4	1	2	1	0	2	2	
Inning Stats	R: 0 E: 0 K: 1 S: 15	H: 1 LOB: 0 BB: 0 P: 20	R: 2 E: 0 K: 1 S: 12	H: 3 LOB: 1 BB: 0 P: 18	R: 4 E: 0 K: 0 S: 20	H: 4 LOB: 0 BB: 0 P: 34	R: 4 E: 0 K: 0 S: 18	H: 5 LOB: 1 BB: 0 P: 29	R: 1 E: 0 K: 0 S: 7	H: 4 LOB: 2 BB: 0 P: 11	R: 0 E: 0 K: 2 S: 5	H: 1 LOB: 1 BB: 0 P: 10	R: 0 E: 0 K: 0 S: 11	H: 0 LOB: 1 BB: 1 P: 18	1B: 13 2B: 2 3B: 2 HR: 2	SF: 1 SAC: 0 DP: 2 HBP: 0	
PITCHER Mark Gardner, R (1,1) ERA: 5.89 41 Chad Zerbe, L (4,1) ERA: 4.01 Ryan Vogelsong, R (6,1) ERA: 1.5	IP: 3.2 WLS: L BF: 21 H: 11 R: 9 ER: 9 SO: 2 BB: 0 IBB: 0 HBP: 0 BLK: 0 WP: 0 HR: 2 S: 57 P: 89 ERA: 22.09 WHIP: 3.000																

AB 30
R 2
H 3
RBI 2
BB 2
SO 7
LOB 8




AB 39
R 11
H 19
RBI 11
BB 1
SO 4
LOB 14



Batter	1	2	3	4	5	6	7	8	9	AB	R	H	RBI	BB	SO	LOB	TOP											
Rickey Henderson, R OBP: 0.358, SLG: 0.379	G6-3		BB		G4-3		BB		K	3	0	0	0	2	1	1	San Diego Padres @ San Francisco Giants PacBell Park, San Francisco, CA Mon Jun 04 2001, 10:15 PM EDT Att: 38,255 - Sunny - 61 F											
Mark Kotsay, L OBP: 0.353, SLG: 0.412	K		F5		F7		L8			4	0	0	0	0	1	3												
Ryan Klesko, L OBP: 0.419, SLG: 0.599	1B		K		E1			G6-3		4	0	1	0	0	1	2												
Phil Nevin, R OBP: 0.388, SLG: 0.589	F9		FC1-6		F9			G4-3		2	0	0	0	2	0	2												
Ben Davis, S OBP: 0.396, SLG: 0.429		G6-3	FC1-6					G4-3		4	0	0	0	0	0	4												
Alex Arias, R OBP: 0.307, SLG: 0.317		E5			G5-3				WP	3	1	0	0	1	0	0												
Mike Darr, L OBP: 0.393, SLG: 0.358		F7			WP				BB	4	0	2	1	0	1	1												
Donaldo Mendez, R OBP: 0.206, SLG: 0.212										3	0	0	0	0	0	2												
Chris Gomez, R OBP: 0.270, SLG: 0.238										0	0	0	0	0	0	0												
Dave Magadan, L OBP: 0.391, SLG: 0.390										1	0	0	0	0	0	1												
Bobby Jones, R OBP: 0.115, SLG: 0.120										3	0	1	0	0	1	1												
Cesar Crespo, S OBP: 0.211, SLG: 0.125			BB		K				K	1	0	0	0	0	1	1												
Inning Stats	R: 0 E: 0 K: 1 S: 8	H: 1 LOB: 0 BB: 0 P: 14	R: 0 E: 1 K: 0 S: 7	H: 0 LOB: 1 BB: 0 P: 12	R: 0 E: 0 K: 1 S: 9	H: 1 LOB: 3 BB: 2 P: 20	R: 0 E: 0 K: 1 S: 8	H: 1 LOB: 1 BB: 0 P: 13	R: 0 E: 1 K: 0 S: 11	H: 0 LOB: 1 BB: 0 P: 15	R: 0 E: 0 K: 1 S: 6	H: 0 LOB: 0 BB: 0 P: 8	R: 0 E: 0 K: 0 S: 5	H: 0 LOB: 0 BB: 1 P: 11	R: 0 E: 0 K: 0 S: 10	H: 0 LOB: 0 BB: 1 P: 17	R: 1 E: 0 K: 2 S: 13	H: 1 LOB: 1 BB: 1 P: 24	1B: 3 2B: 1 3B: 0 HR: 0	SF: 0 SAC: 0 DP: 1 HBP: 0	WP: 3 PB: 0 SB: 1 CS: 0	PA: 37						
PITCHER	IP	WLS	BF	H	R	ER	SO	BB	IBB	HBP	BLK	WP	HR	S	P	ERA	WHIP											
Shawn Estes, L ERA: 2.45	(1, 1)	8.0	W	32	3	0	0	4	4	0	0	0	2	0	64	110	0.00	0.875										
Robb Nen, R ERA: 4.01	(9, 1)	1.0	S	5	1	1	1	2	1	0	0	0	1	0	13	24	9.00	2.000										

Batter	1	2	3	4	5	6	7	8	9	AB	R	H	RBI	BB	SO	LOB	BOTTOM											
Shawn Dunston, R OBP: 0.333, SLG: 0.511	HR		G4-3			G6-3				4	1	2	1	0	0	2	San Diego Padres @ San Francisco Giants PacBell Park, San Francisco, CA Mon Jun 04 2001, 10:15 PM EDT Att: 38,255 - Sunny - 61 F											
Calvin Murray, R OBP: 0.450, SLG: 0.625						1B				0	0	0	0	1	0	0												
Ramon Martinez, R OBP: 0.308, SLG: 0.323	WP		G1-3		G6-3					5	1	1	0	0	0	3												
Jeff Kent, R OBP: 0.332, SLG: 0.474	K		F9		G6-3					4	0	1	0	0	1	2												
Barry Bonds, L OBP: 0.471, SLG: 0.899	SF8									2	1	2	2	1	0	0												
Benito Santiago, R OBP: 0.373, SLG: 0.441	F7									4	0	0	0	0	0	4												
Armando Rios, L OBP: 0.296, SLG: 0.458			K		P4					4	0	0	0	0	2	2												
Rich Aurilia, R OBP: 0.418, SLG: 0.608										4	0	4	0	0	0	0												
Pedro Feliz, R OBP: 0.227, SLG: 0.268										4	0	1	0	0	0	3												
Shawn Estes, R OBP: 0.130, SLG: 0.095										3	0	1	0	0	1	3												
Edwards Guzman, L OBP: 0.229, SLG: 0.429										1	0	0	0	0	0	1												
Robb Nen, R ERA: 4.01										0	0	0	0	0	0	0												
Inning Stats	R: 2 E: 0 K: 1 S: 11	H: 2 LOB: 0 BB: 0 P: 18	R: 0 E: 0 K: 2 S: 12	H: 1 LOB: 1 BB: 0 P: 15	R: 0 E: 0 K: 0 S: 8	H: 0 LOB: 0 BB: 0 P: 13	R: 1 E: 0 K: 0 S: 14	H: 3 LOB: 2 BB: 0 P: 18	R: 0 E: 0 K: 0 S: 7	H: 1 LOB: 2 BB: 1 P: 14	R: 0 E: 0 K: 1 S: 12	H: 2 LOB: 2 BB: 0 P: 17	R: 0 E: 0 K: 0 S: 11	H: 2 LOB: 0 BB: 0 P: 13	R: 0 E: 0 K: 0 S: 9	H: 1 LOB: 2 BB: 1 P: 19	1B: 8 2B: 2 3B: 0 HR: 2	SF: 1 SAC: 0 DP: 0 HBP: 0	WP: 1 PB: 0 SB: 0 CS: 0	PA: 38								
PITCHER	IP	WLS	BF	H	R	ER	SO	BB	IBB	HBP	BLK	WP	HR	S	P	ERA	WHIP											
Bobby Jones, R ERA: 3.17	(1, 1)	8.0	L	38	12	3	3	4	1	1	0	0	1	2	84	127	3.38	1.625										



Batter	1	2	3	4	5	6	7	8	9	AB	R	H	RBI	BB	SO	LOB	TOP											
Rickey Henderson, R OBP: 0.359, SLG: 0.376	1-3 K		0-1 BB 1B	4-1 BB		2-3 K			2-2 F8	4	1	1	0	1	2	0	San Diego Padres @ San Francisco Giants PacBell Park, San Francisco, CA Tue Jun 05 2001, 10:15 PM EDT Att: 38,476 - Sunny - 68 F livebaseballscorecards.com											
Mark Kotsay, L OBP: 0.345, SLG: 0.405	2-2 F5		2-1 1B BB SF8	1-2 BB			0-0 F7		0-0 E3 2B	5	2	1	0	0	0	1												
Ryan Klesko, L OBP: 0.423, SLG: 0.612	0-1 G4-3		2-0 P6		1-1 1B 3B		4-1 BB		2-2 1H 2B	4	1	2	1	1	0	2												
Phil Nevin, R OBP: 0.388, SLG: 0.598		1-1 HR	4-1 1B BB		1-0 G6-3		0-2 F8		2-2 G6-3	4	1	1	1	1	0	3												
Mike Darr, L OBP: 0.396, SLG: 0.374 Jay Witasick, R (7, 1)		1-1 F9 1B 2B	2-2 1B		1-3 K		0-1 G6-3			4	1	2	1	0	1	2												
Ben Davis, S OBP: 0.393, SLG: 0.427		0-1 F9	0-1 SF8		0-2 1B			0-0 F7		3	0	1	2	0	0	1												
Cesar Crespo, S OBP: 0.217, SLG: 0.150		0-0 1B	3-H K		3-H L7			0-3 K		4	0	1	1	0	2	3												
Chris Gomez, R OBP: 0.258, SLG: 0.226		1-3 K		1-2 G3				0-1 F9		4	0	0	0	0	1	1												
Wascar Serrano, R David Lee, R Adam Eaton, R Tom Davey, R Jose Nunez, L Rudy Seanez, R Mike Colangelo, R Dave Magadan, R	2-3 K		0-0 F3		0-0 G1-3			3-2 G6-3		2	0	0	0	0	0	1												
Inning Stats	R: 0 E: 0 K: 1 S: 11	H: 0 LOB: 0 BB: 0 P: 14	R: 2 E: 0 K: 2 S: 13	H: 3 LOB: 1 BB: 0 P: 18	R: 2 E: 0 K: 1 S: 17	H: 3 LOB: 2 BB: 1 P: 29	R: 0 E: 0 K: 0 S: 9	H: 0 LOB: 1 BB: 1 P: 15	R: 1 E: 0 K: 1 S: 12	H: 2 LOB: 1 BB: 0 P: 16	R: 0 E: 0 K: 1 S: 7	H: 0 LOB: 0 BB: 1 P: 11	R: 0 E: 0 K: 1 S: 6	H: 0 LOB: 0 BB: 0 P: 6	R: 1 E: 1 K: 0 S: 15	H: 1 LOB: 1 BB: 0 P: 24			1B: 5 2B: 2 3B: 1 HR: 1	SF: 1 SAC: 0 DP: 0 HBP: 0	WP: 0 PB: 0 SB: 0 CS: 0	PA: 40						
PITCHER	IP	WLS	BF	H	R	ER	SO	BB	IBB	HBP	BLK	WP	HR	S	P	ERA	WHIP											
Livan Hernandez, R ERA: 6.78	(1, 1)	7.0	W	32	8	5	5	6	3	0	0	0	0	1	76	114	6.43	1.571										
Felix Rodriguez, R ERA: 1.51	(8, 1)	1.0	H	3	0	0	0	1	0	0	0	0	0	0	6	6	0.00	0.000										
Robb Nen, R ERA: 3.86	(9, 1)	1.0	S	5	1	1	0	0	0	0	0	0	0	15	24	0.00	1.000											

Batter	1	2	3	4	5	6	7	8	9	AB	R	H	RBI	BB	SO	LOB	BOTTOM										
Calvin Murray, R OBP: 0.400, SLG: 0.524	2-3 K	1-1 G1-3		3-2 G5-3		1-1 1B 1B	3-3 K			5	1	1	0	0	2	5	San Diego Padres @ San Francisco Giants PacBell Park, San Francisco, CA Tue Jun 05 2001, 10:15 PM EDT Att: 38,476 - Sunny - 68 F livebaseballscorecards.com										
Rich Aurilia, R OBP: 0.418, SLG: 0.608	0-2 G5-3		1-0 F9	0-1 1B 2B		2-1 BB 1B	2-3 K			5	1	2	1	0	1	1											
Jeff Kent, R OBP: 0.337, SLG: 0.472	1-0 G6-3		4-1 HR BB	2-0 BB 1B		3-3 K		1-0 HBP		3	1	1	1	1	1	2											
Barry Bonds, L OBP: 0.478, SLG: 0.913		1-2 BB 1B	1-1 1H HR	4-0 BB		4-0 1B BB	1-2 E BB	1-3 K		3	3	2	2	2	1	1											
Benito Santiago, R OBP: 0.374, SLG: 0.439		2-0 1B BB FC1-2	3-2 F8	2-3 K		1-1 E 1B	1-3 K			5	0	2	1	0	2	3											
Armando Rios, L OBP: 0.303, SLG: 0.464		2-3 K	3-2 2B		4-1 BB	1-1 E6 1B	0-1 P5			4	0	2	1	1	1	3											
Russ Davis, R OBP: 0.333, SLG: 0.466		4-1 FC1-2 BB	2-2 F7		1-0 F7	0-0 P4				3	0	0	0	1	0	4											
Ramon Martinez, R OBP: 0.324, SLG: 0.333		1-1 FC1-2 1B		0-1 SH3-4 2B 1B		0-2 F8	4-0 PB BB			3	1	2	1	1	0	1											
Livan Hernandez, R OBP: 0.194, SLG: 0.226 Felix Rodriguez, R Robb Nen, R	(1, 1) (8, 1) (9, 1)	0-1 FC1-2		1-0 SH3-4		0-1 F8				3	0	0	0	0	0	5											
Inning Stats	R: 0 E: 0 K: 1 S: 7	H: 0 LOB: 0 BB: 0 P: 10	R: 1 E: 0 K: 1 S: 14	H: 3 LOB: 3 BB: 1 P: 25	R: 2 E: 0 K: 0 S: 15	H: 2 LOB: 1 BB: 1 P: 29	R: 2 E: 0 K: 1 S: 13	H: 3 LOB: 2 BB: 1 P: 25	R: 0 E: 0 K: 1 S: 7	H: 0 LOB: 1 BB: 1 P: 12	R: 2 E: 1 K: 1 S: 12	H: 4 LOB: 2 BB: 1 P: 24	R: 0 E: 0 K: 2 S: 7	H: 0 LOB: 1 BB: 1 P: 16	R: 0 E: 0 K: 2 S: 8	H: 0 LOB: 1 BB: 0 P: 11		1B: 9 2B: 2 3B: 0 HR: 1	SF: 0 SAC: 1 DP: 0 HBP: 1	WP: 0 PB: 1 SB: 0 CS: 0	PA: 42						
PITCHER	IP	WLS	BF	H	R	ER	SO	BB	IBB	HBP	BLK	WP	HR	S	P	ERA	WHIP										
Wascar Serrano, R ERA: 5.34	(1, 1)	3.2		8	5	5	2	2	0	0	0	0	0	10	21	0.00	1.500										
David Lee, R ERA: 2.45	(4, 1)	1.1	L	3	2	2	2	1	0	0	0	0	0	7	13	54.00	6.000										
Tom Davey, R ERA: 4.35	(6, 1)	0.1		1	0	0	0	0	1	0	0	0	0	0	4	∞	∞										
Jose Nunez, L ERA: 11.2	(6, 1)	0.0		1	0	0	0	0	1	0	0	0	0	0	4	∞	∞										
Rudy Seanez, R ERA	(6, 1)	1.0		5	2	0	0	0	1	0	0	0	0	6	12	0.00	3.000										



Batter	1	2	3	4	5	6	7	8	9	AB	R	H	RBI	BB	SO	LOB	TOP					
Rickey Henderson, R OBP: 0.351, SLG: 0.366	(1, 7) F8		(1, 1) F8		(2, 1) F8		(2, 1) F8			4	0	0	0	0	0	0	San Diego Padres @ San Francisco Giants PacBell Park, San Francisco, CA Wed Jun 06 2001, 10:05 PM EDT Att: 37,208 - Sunny - 70 F					
Mike Colangelo, R OBP: 0.356, SLG: 0.500	(1, 8) F9		(1, 0) 1B		(2, 1) F8			(2, 0) 3B 2B		4	1	2	0	0	0							
Ryan Klesko, L OBP: 0.424, SLG: 0.620	(1, 3) K		(3, 2) F8		(1, 0) F9 BB FC6-4			(0, 1) 2H SF8 3B		4	2	2	1	0	1							
Phil Nevin, R OBP: 0.394, SLG: 0.600		(2, 2) CS 1B		(4, 0) 2B SF7 BB		(4, 1) FC6-4 BB		(1, 1) SF8		1	1	1	1	2	0							
Ben Davis, S OBP: 0.390, SLG: 0.429		(3, 3) K		(1, 0) 2B		(1, 0) F9		(3, H) K		4	0	1	0	0	2	3						
Mike Darr, L OBP: 0.391, SLG: 0.373		(0, 0) 2B 1B		(2, 1) SF7		(0, 0) FC6-4		(1, 1) G6-3		3	0	1	2	0	1							
Alex Arias, R OBP: 0.304, SLG: 0.328		(1, 2) 2B		(3, H) F9		(1, 1) F9			(1, 1) F8	4	0	1	0	0	2							
Chris Gomez, R OBP: 0.250, SLG: 0.218	(1, 6) K		(1, 3) G3-4-1		(2, 1) G6-3			(0, 1) F8		3	0	0	0	0	1	3						
Dave Magadan, L OBP: 0.360, SLG: 0.377									(1, 1) F8	1	0	0	0	0	0							
Woody Williams, R OBP: 0.143, SLG: 0.182	(1, 1) F8		(2, 2) F8		(0, 1) P3			(3, 2) F7		3	0	0	0	0	0	0						
Tom Davey, R OBP: 0.347, SLG: 0.403										0	0	0	0	0	0	0						
Inning Stats	R: 0 E: 0 K: 1 S: 8	H: 0 LOB: 0 BB: 0 P: 12	R: 0 E: 0 K: 2 S: 14	H: 3 LOB: 2 BB: 0 P: 21	R: 0 E: 0 K: 0 S: 9	H: 1 LOB: 1 BB: 0 P: 16	R: 1 E: 0 K: 0 S: 7	H: 1 LOB: 1 BB: 1 P: 18	R: 0 E: 0 K: 0 S: 6	H: 0 LOB: 0 BB: 0 P: 10	R: 1 E: 0 K: 0 S: 6	H: 1 LOB: 1 BB: 0 P: 13	R: 0 E: 0 K: 0 S: 5	H: 0 LOB: 0 BB: 0 P: 9	R: 2 E: 0 K: 1 S: 10	H: 2 LOB: 0 BB: 0 P: 15	R: 0 E: 0 K: 0 S: 7	H: 0 LOB: 0 BB: 0 P: 11	1B: 4 2B: 4 3B: 1 HR: 0	SF: 2 SAC: 0 DP: 1 HBP: 0	WP: 0 PB: 0 SB: 0 CS: 1	PA: 36
PITCHER	IP WLS BF H R ER SO BB IBB HBP BLK WP HR S P ERA WHIP																					
Kirk Rueter, L ERA: 6.16	(1, 1) 7.0 W 29 7 3 3 3 2 0 0 0 0 0 0 56 102 3.86 1.286																					
Tim Worrell, R ERA: 3.93	(8, 1) 1.0 4 1 1 1 1 0 0 0 0 0 0 9 12 9.00 1.000																					
Robb Nen, R ERA: 3.71	(9, 1) 1.0 S 3 0 0 0 0 0 0 0 0 0 0 7 11 0.00 0.000																					

AB	32
R	4
H	8
RBI	4
BB	2
SO	4
LOB	10



Batter	1	2	3	4	5	6	7	8	9	AB	R	H	RBI	BB	SO	LOB	BOTTOM			
Calvin Murray, R OBP: 0.433, SLG: 0.520	(1, 8) 3B 1B		(3, 2) G5-3			(0, 1) G6-3		(4, 2) BB		4	1	2	0	1	0	1	San Diego Padres @ San Francisco Giants PacBell Park, San Francisco, CA Wed Jun 06 2001, 10:05 PM EDT Att: 37,208 - Sunny - 70 F			
Russ Davis, R OBP: 0.326, SLG: 0.471	(1, 5) 2B		(0, 1) FC6-4		(2, 3) K		(1, 3) K	(0, 3) K		5	1	1	1	0	3	4				
Pedro Feliz, R OBP: 0.227, SLG: 0.268	(9, 5) 3B		(1, 2) 2B		(4, 2) K					0	0	0	0	0	0					
Armando Rios, L OBP: 0.312, SLG: 0.468	(1, 7) G4-3		(3, 2) 1B		(4, 2) G5-4-3 BB		(0, 2) E S 1B			3	0	2	1	1	0	1				
Jeff Kent, R OBP: 0.340, SLG: 0.475	(1, 3) F9-6 2B		(1, 2) G4-3		(4, 2) G5-4-3 BB		(2, 2) F8			3	0	1	1	1	0	3				
Benito Santiago, R OBP: 0.377, SLG: 0.437	(1, 2) BB				(0, 1) G5-4-3		(0, 0) P6			3	1	1	0	1	0	3				
Rich Aurilia, R OBP: 0.415, SLG: 0.615	(1, 6) F9-6 2B		(0, 0) HR		(2, 1) F9		(2, 1) F8			4	1	1	2	0	3					
Marvin Benard, L OBP: 0.274, SLG: 0.311			(0, 1) 1B SF7		(0, 1) F7			(1, 0) B1-3		4	1	2	0	0	0					
Ramon Martinez, R OBP: 0.322, SLG: 0.330			(0, 1) FC6-4 1B		(0, 3) K			(2, 2) F7		4	1	1	0	0	1	1				
Kirk Rueter, L OBP: 0.222, SLG: 0.130	(1, 1) SF7		(0, 1) G3-1		(0, 0) F7			(4, 2) S BB		2	0	0	1	0	0	1				
Tim Worrell, R ERA: 4.66	(8, 1) 0.1									0	0	0	0	0	0	0				
Felipe Crespo, S OBP: 0.320, SLG: 0.364										0	0	0	0	1	0	0				
Robb Nen, R ERA: 4.29										0	0	0	0	0	0	0				
Inning Stats	R: 2 E: 0 K: 0 S: 12	H: 3 LOB: 1 BB: 1 P: 20	R: 2 E: 0 K: 0 S: 17	H: 4 LOB: 2 BB: 0 P: 21	R: 2 E: 0 K: 0 S: 13	H: 3 LOB: 1 BB: 0 P: 19	R: 0 E: 0 K: 1 S: 10	H: 0 LOB: 1 BB: 2 P: 20	R: 0 E: 0 K: 1 S: 8	H: 0 LOB: 0 BB: 0 P: 10	R: 0 E: 0 K: 1 S: 7	H: 0 LOB: 0 BB: 0 P: 8	R: 0 E: 0 K: 0 S: 9	H: 1 LOB: 1 BB: 0 P: 13	R: 0 E: 0 K: 1 S: 12	H: 0 LOB: 2 BB: 2 P: 23	1B: 6 2B: 4 3B: 1 HR: 1	SF: 1 SAC: 0 DP: 2 HBP: 0	WP: 0 PB: 0 SB: 2 CS: 0	PA: 38
PITCHER	IP WLS BF H R ER SO BB IBB HBP BLK WP HR S P ERA WHIP																			
Woody Williams, R ERA: 4.66	(1, 1) 7.2 L 37 11 6 6 3 3 5 0 0 0 0 0 0 84 130 7.04 2.087																			
Tom Davey, R ERA: 4.29	(8, 1) 0.1 1 0 0 0 0 0 0 0 0 0 0 4 4 0.00 0.000																			



Batter	1	2	3	4	5	6	7	8	9	AB	R	H	RBI	BB	SO	LOB	TOP				
Marvin Benard, L (1, 9) OBP: 0.272, SLG: 0.305	G1-3		1B BB	F8			K			3	0	0	0	1	1	1					
Rich Aurilia, R (1, 6) OBP: 0.408, SLG: 0.599	G5-3		F7				K			4	0	0	0	0	1	1					
Barry Bonds, L (1, 10) OBP: 0.481, SLG: 0.916	P6		P4				FC5-4 BB			2	0	0	0	2	0	1					
Jeff Kent, R (1, 3) OBP: 0.349, SLG: 0.480		1-1 1B 2B 1B	FC6-4 1B				FC5-4 FC6-4 1-2			4	1	2	0	0	1	2					
Bento Santiago, R (1, 2) OBP: 0.374, SLG: 0.432		0-0 2B F8-2 1B	FC6-4				FC6-4 1-2			4	0	1	0	0	0	4					
Armando Rios, L (1, 7) OBP: 0.310, SLG: 0.464		1-1 1-3 2-H 2B					L4 G5-4-3 1B			4	0	2	1	0	0	1					
Ramon Martinez, R (1, 4) OBP: 0.319, SLG: 0.320		4-2 BB	G6-3				F9			3	0	0	0	1	0	1					
Russ Davis, R (1, 5) OBP: 0.330, SLG: 0.487		0-0 F3					G5-4-3			3	1	1	1	0	0	4					
Edwards Guzman, L (9, PH) OBP: 0.200, SLG: 0.275							HR			1	0	0	0	0	1	0					
Calvin Murray, R (1, 8) OBP: 0.378, SLG: 0.438		1-0 F8-2								3	0	1	0	0	0	3					
Felipe Crespo, S (9, PH) OBP: 0.333, SLG: 0.593										1	0	0	0	0	1	0					
Inning Stats	R: 0 E: 0 K: 0 S: 5	H: 0 LOB: 0 BB: 0 P: 6	R: 1 E: 0 K: 0 S: 9	H: 3 LOB: 2 BB: 1 P: 16	R: 0 E: 0 K: 0 S: 9	H: 1 LOB: 2 BB: 1 P: 14	R: 1 E: 0 K: 0 S: 14	H: 2 LOB: 1 BB: 0 P: 24	R: 0 E: 0 K: 1 S: 6	H: 0 LOB: 1 BB: 1 P: 11	R: 0 E: 0 K: 1 S: 7	H: 0 LOB: 0 BB: 0 P: 9	R: 0 E: 0 K: 1 S: 9	H: 0 LOB: 1 BB: 1 P: 18	R: 0 E: 0 K: 2 S: 11	H: 0 LOB: 0 BB: 0 P: 14	1B: 5 2B: 2 3B: 0 HR: 1	SF: 0 SAC: 0 DP: 2 HBP: 0	WP: 0 PB: 0 SB: 1 CS: 0	PA: 36	
PITCHER	IP	WLS	BF	H	R	ER	SO	BB	IBB	HBP	BLK	WP	HR	S	P	ERA	WHIP				
Gil Heredia, R (1, 1) ERA: 6.64	6.0	W	26	7	2	2	1	3	0	0	0	0	1	46	75	3.00	1.667				
Jeff Tam, R (7, 1) ERA: 3.48	2.0	H	7	0	0	0	2	1	0	0	0	0	0	16	27	0.00	0.500				
Jason Irsinghausen, R (9, 1) ERA: 9.28	1.0	S	3	0	0	0	2	0	0	0	0	0	0	11	14	0.00	0.000				

San Francisco Giants @ Oakland Athletics
Network Associates Coliseum, Oakland, CA
Fri Jun 08 2001, 10:05 PM EDT
Att: 41,904 - Sunny - 62 F

AB 32
R 2
H 7
RBI 2
BB 4
SO 5
LOB 18



Batter	1	2	3	4	5	6	7	8	9	AB	R	H	RBI	BB	SO	LOB	BOTTOM				
Johnny Damon, L (1, 7) OBP: 0.282, SLG: 0.301	K		1B SF7 2B				K			4	1	1	0	0	2	2					
Frank Menechino, R (1, 4) OBP: 0.396, SLG: 0.491	F9		HR				P4			4	1	2	0	0	0	1					
Jason Giambi, L (1, 3) OBP: 0.498, SLG: 0.698	HR		SF7				G4-3			2	1	1	2	1	0	1					
Terrence Long, L (1, 8) OBP: 0.325, SLG: 0.426	G6-3		HR				F5			4	1	1	2	0	1	3					
Miguel Tejada, R (1, 6) OBP: 0.324, SLG: 0.483		1-0 F8	G5-3				K			4	0	0	0	0	1	3					
3 Eric Chavez, L (1, 5) OBP: 0.325, SLG: 0.462		1-1 G4-3					F9			4	0	0	0	0	1	0					
23 Mario Valdez, L (1, 10) OBP: 0.429, SLG: 0.349		4-1 BB					K			2	0	0	0	1	1	0					
Ramon Hernandez, R (1, 2) OBP: 0.308, SLG: 0.333		1-3 K					F7			3	0	0	0	0	2	1					
Robin Jennings, L (1, 9) OBP: 0.273, SLG: 0.308			G4-3							2	0	1	0	1	0	0					
Inning Stats	R: 1 E: 0 K: 1 S: 11	H: 1 LOB: 0 BB: 0 P: 17	R: 0 E: 0 K: 1 S: 8	H: 0 LOB: 1 BB: 1 P: 15	R: 3 E: 0 K: 0 S: 18	H: 3 LOB: 0 BB: 0 P: 24	R: 0 E: 0 K: 1 S: 7	H: 0 LOB: 0 BB: 0 P: 11	R: 0 E: 0 K: 2 S: 16	H: 2 LOB: 3 BB: 1 P: 26	R: 0 E: 0 K: 1 S: 9	H: 0 LOB: 0 BB: 0 P: 15	R: 0 E: 0 K: 0 S: 5	H: 0 LOB: 1 BB: 1 P: 12	R: 0 E: 0 K: 2 S: 7	H: 0 LOB: 0 BB: 0 P: 8	1B: 2 2B: 2 3B: 0 HR: 2	SF: 1 SAC: 0 DP: 0 HBP: 0	WP: 0 PB: 0 SB: 0 CS: 0	PA: 33	
PITCHER	IP	WLS	BF	H	R	ER	SO	BB	IBB	HBP	BLK	WP	HR	S	P	ERA	WHIP				
Mark Gardner, R (1, 1) ERA: 5.9	6.0	L	27	6	4	4	6	2	1	0	0	0	2	71	114	6.00	1.333				
Aaron Fultz, L (7, 1) ERA: 4.09	2.0		6	0	0	0	2	0	0	0	0	0	0	10	14	0.00	0.000				

San Francisco Giants @ Oakland Athletics
Network Associates Coliseum, Oakland, CA
Fri Jun 08 2001, 10:05 PM EDT
Att: 41,904 - Sunny - 62 F

AB 29
R 4
H 6
RBI 4
BB 3
SO 8
LOB 11



Batter	1	2	3	4	5	6	7	8	9	10	11	AB	R	H	RBI	BB	SO	LOB	TOP																		
Calvin Murray, R OBP: 0.341, SLG: 0.389 Shavon Dunston, R (10, PH) OBP: 0.326, SLG: 0.500	G6-3			K		F7			E1 SH1-3 PB	K		4	1	0	0	0	1	0																			
Rich Aurilia, R OBP: 0.409, SLG: 0.606 Ramon Martinez, R (11, PR) OBP: 0.319, SLG: 0.320	F7			K					SH1-3		1B	4	1	2	0	0	1	0																			
Barry Bonds, L OBP: 0.480, SLG: 0.901	G1-3								K		WP 1B	3	0	0	0	2	2	1																			
Jeff Kent, R OBP: 0.363, SLG: 0.493			K								WP 1B	4	1	2	3	1	1	1																			
Benito Santiago, R OBP: 0.369, SLG: 0.424			P4									5	0	1	0	0	2	3																			
Felipe Crespo, S OBP: 0.453, SLG: 0.563	G3-1			K							WP 1B	5	0	2	0	0	2	3																			
Armando Rios, L OBP: 0.304, SLG: 0.455				K								4	0	0	0	0	2	2																			
Russ Davis, R OBP: 0.333, SLG: 0.488				K								4	0	2	0	0	2	0																			
Marvin Benard, L OBP: 0.267, SLG: 0.298	G3-1											4	0	0	0	0	1	3																			
Inning Stats	R: 0 E: 0 K: 0 S: 7	H: 0 LOB: 0 BB: 0 P: 11	R: 0 E: 0 K: 1 S: 6	H: 0 LOB: 0 BB: 0 P: 9	R: 0 E: 1 K: 2 S: 9	H: 0 LOB: 0 BB: 0 P: 14	R: 0 E: 0 K: 2 S: 11	H: 0 LOB: 1 BB: 1 P: 19	R: 0 E: 0 K: 1 S: 7	H: 1 LOB: 0 BB: 0 P: 11	R: 2 E: 0 K: 1 S: 8	H: 3 LOB: 0 BB: 0 P: 15	R: 0 E: 0 K: 1 S: 10	H: 0 LOB: 0 BB: 0 P: 14	R: 1 E: 1 K: 2 S: 12	H: 0 LOB: 1 BB: 1 P: 17	R: 0 E: 0 K: 2 S: 14	H: 2 LOB: 2 BB: 0 P: 22	R: 1 E: 0 K: 3 S: 16	H: 2 LOB: 2 BB: 1 P: 27	1B: 6 2B: 2 3B: 0 HR: 1	SF: 0 SAC: 2 DP: 1 HBP: 0	WP: 1 PB: 1 SB: 0 CS: 2	PA: 44													
PITCHER	Cory Lidle, R ERA: 4.66	IP: 6.2 WLS: 2 BF: 23	H: 4 R: 2 ER: 2 SO: 7	BB: 1 IBB: 0 HBP: 0 BLK: 0	WP: 0 HR: 1 S: 53 P: 84	ERA: 2.70 WHIP: 0.750	Mark Guthrie, L ERA: 3.06	IP: 0.2 WLS: 0 BF: 1	H: 0 R: 0 ER: 0 SO: 0	BB: 0 IBB: 0 HBP: 0 BLK: 0	WP: 0 HR: 0 S: 10 P: 10	ERA: 0.00 WHIP: 1.500	Jeff Tam, R ERA: 3.41	IP: 0.2 WLS: 0 BF: 2	H: 0 R: 0 ER: 0 SO: 0	BB: 0 IBB: 0 HBP: 0 BLK: 0	WP: 0 HR: 0 S: 7 P: 8	ERA: 0.00 WHIP: 0.000	Jason Istringhausen, R ERA: 3.04	IP: 2.0 WLS: 0 BF: 10	H: 2 R: 1 ER: 0 SO: 4	BB: 1 IBB: 0 HBP: 0 BLK: 0	WP: 0 HR: 0 S: 26 P: 39	ERA: 0.00 WHIP: 1.500	T.J. Mathews, R ERA: 5.09	IP: 0.1 WLS: 0 BF: 4	H: 2 R: 1 ER: 1 SO: 1	BB: 0 IBB: 1 HBP: 0 BLK: 0	WP: 0 HR: 0 S: 9 P: 17	ERA: 27.00 WHIP: 6.000	PITCHER	Mike Magante, L ERA: 3.15	IP: 0.2 WLS: 0 BF: 2	H: 0 R: 0 ER: 0 SO: 2	BB: 0 IBB: 0 HBP: 0 BLK: 0	WP: 0 HR: 0 S: 7 P: 10	ERA: 0.00 WHIP: 0.000

San Francisco Giants @ Oakland Athletics
Network Associates Coliseum, Oakland, CA
Sat Jun 09 2001, 9:05 PM EDT
Att: 50,273 - Sunny - 64 F

AB	38
R	4
H	9
RBI	3
BB	3
SO	15
LOB	15



Batter	1	2	3	4	5	6	7	8	9	10	11	AB	R	H	RBI	BB	SO	LOB	BOTTOM							
Johnny Damon, L OBP: 0.281, SLG: 0.299	2B 1B		E5 G5-4-3			G5-3		G4-3			K	5	1	1	0	0	1	0								
Frank Menechino, R OBP: 0.401, SLG: 0.503	G3 G6-3 2B		G5-4-3			1B 2B			P5		S BB	4	1	2	1	1	0	1								
Jason Giambi, L OBP: 0.496, SLG: 0.689	G3			G3		G3-6-3 1B			K		BB	4	0	1	0	1	1	1								
Miguel Tejada, R OBP: 0.318, SLG: 0.472	G6-3			K		G1-6-3			K		F9	5	0	0	1	0	2	4								
Terrence Long, L OBP: 0.319, SLG: 0.417	F8			G4-3				F7			F7	5	0	0	0	0	0	3								
Ramon Hernandez, R OBP: 0.307, SLG: 0.328 Mark Bellhorn, S (10, PR) OBP: 0.261, SLG: 0.244 Tom Wilson, R OBP: 0.333, SLG: 0.500	G4-3					G6-3		G1-3			FC1-6 BB	3	0	0	0	1	0	0								
Eric Chavez, L OBP: 0.323, SLG: 0.453				K		G6-3		G4-3			FC1-6 FC5-4	4	0	0	0	0	1	1								
Jeremy Giambi, L OBP: 0.330, SLG: 0.337	K					G3				F7		4	0	0	0	0	1	1								
Eric Byrnes, R OBP: 0.222, SLG: 0.353			G5-3					K2-3		FC5-4		4	1	1	1	0	1	1								
Inning Stats	R: 2 E: 0 K: 0 S: 8	H: 2 LOB: 0 BB: 0 P: 11	R: 0 E: 0 K: 2 S: 9	H: 0 LOB: 0 BB: 0 P: 15	R: 0 E: 1 K: 0 S: 6	H: 0 LOB: 0 BB: 0 P: 7	R: 0 E: 0 K: 1 S: 6	H: 0 LOB: 0 BB: 0 P: 11	R: 0 E: 0 K: 0 S: 7	H: 0 LOB: 0 BB: 0 P: 9	R: 1 E: 0 K: 0 S: 9	H: 3 LOB: 1 BB: 0 P: 14	R: 0 E: 0 K: 0 S: 5	H: 0 LOB: 0 BB: 0 P: 7	R: 0 E: 0 K: 1 S: 8	H: 0 LOB: 0 BB: 0 P: 12	R: 0 E: 0 K: 2 S: 13	H: 0 LOB: 1 BB: 0 P: 21	R: 0 E: 0 K: 0 S: 9	H: 0 LOB: 1 BB: 1 P: 17	R: 0 E: 0 K: 1 S: 11	H: 2 LOB: 2 BB: 2 P: 21	1B: 2 2B: 2 3B: 0 HR: 1	SF: 0 SAC: 0 DP: 2 HBP: 0	WP: 1 PB: 0 SB: 0 CS: 0	PA: 41
PITCHER	Shawn Estes, L ERA: 2.52	IP: 9.0 WLS: 10 BF: 4	H: 5 R: 0 ER: 0 SO: 6	BB: 0 IBB: 0 HBP: 0 BLK: 0	WP: 1 HR: 1 S: 71 P: 107	ERA: 3.00 WHIP: 0.556	Felix Rodriguez, R ERA: 1.55	IP: 1.0 WLS: 0 BF: 5	H: 0 R: 0 ER: 0 SO: 1	BB: 0 IBB: 0 HBP: 0 BLK: 0	WP: 0 HR: 0 S: 11 P: 21	ERA: 0.00 WHIP: 1.000	Robb Nen, R ERA: 3.58	IP: 1.0 WLS: 0 BF: 5	H: 0 R: 0 ER: 0 SO: 1	BB: 2 IBB: 0 HBP: 0 BLK: 0	WP: 0 HR: 0 S: 11 P: 21	ERA: 0.00 WHIP: 2.000	PITCHER		IP: 0.2 WLS: 0 BF: 2	H: 0 R: 0 ER: 0 SO: 2	BB: 0 IBB: 0 HBP: 0 BLK: 0	WP: 0 HR: 0 S: 7 P: 10	ERA: 0.00 WHIP: 0.000	

San Francisco Giants @ Oakland Athletics
Network Associates Coliseum, Oakland, CA
Sat Jun 09 2001, 9:05 PM EDT
Att: 50,273 - Sunny - 64 F

AB	38
R	3
H	5
RBI	3
BB	3
SO	7
LOB	12



Batter	1	2	3	4	5	6	7	8	9	AB	R	H	RBI	BB	SO	LOB	TOP				
Shawn Dunston, R OBP: 0.313, SLG: 0.479	G5-3			G6-3		F7		G5-3		4	0	0	0	0	0	1					
Rich Aurilia, R OBP: 0.407, SLG: 0.604	G5-3			L4			1B SF7 2B	G5-3		4	1	1	0	0	0	1					
Barry Bonds, L OBP: 0.480, SLG: 0.891	F7			F8			2-3 1B		4-2 BB	3	0	1	0	1	0	0					
Jeff Kent, R OBP: 0.348, SLG: 0.487		L8			G6-3		SF7		2-3 K	3	0	0	1	0	1	1					
Benito Santiago, R OBP: 0.366, SLG: 0.426		K					3-H F7		2-3 K	4	0	1	0	0	2	2					
Russ Davis, R OBP: 0.328, SLG: 0.479 Felipe Crespo, S OBP: 0.333, SLG: 0.545		F8			F7		G5-3		1-0 G3	3	0	0	0	0	0	2					
Ramon Martinez, R OBP: 0.320, SLG: 0.330				F8	G4-3				0-0 2B 2B	3	1	1	0	0	0	1					
Pedro Feliz, R OBP: 0.228, SLG: 0.307				G4-3		F8			2-3 K	3	0	0	0	0	1	1					
Calvin Murray, R OBP: 0.341, SLG: 0.410				F9		F7			0-0 2B	3	0	1	1	0	0	0					
Inning Stats	R: 0 E: 0 K: 0 S: 7	H: 0 LOB: 0 BB: 0 P: 13	R: 0 E: 0 K: 1 S: 9	H: 0 LOB: 0 BB: 0 P: 13	R: 0 E: 0 K: 0 S: 4	H: 0 LOB: 0 BB: 0 P: 8	R: 0 E: 0 K: 0 S: 6	H: 0 LOB: 0 BB: 0 P: 12	R: 0 E: 0 K: 0 S: 8	H: 0 LOB: 0 BB: 0 P: 12	R: 1 E: 0 K: 0 S: 12	H: 2 LOB: 1 BB: 0 P: 18	R: 1 E: 0 K: 2 S: 7	H: 2 LOB: 1 BB: 0 P: 11	R: 0 E: 0 K: 2 S: 11	H: 0 LOB: 1 BB: 1 P: 20	1B: 1 2B: 4 3B: 0 HR: 0	SF: 1 SAC: 0 DP: 0 HBP: 0	WP: 0 PB: 0 SB: 0 CS: 0	PA: 33	
PITCHER	IP	WLS	BF	H	R	ER	SO	BB	IBB	HBP	BLK	WP	HR	S	P	ERA	WHIP				
Mark Mulder, L ERA: 3.77	7.2	W	28	5	2	2	2	0	0	0	0	0	0	58	93	2.35	0.652				
Chad Bradford, R ERA: 2.57	8.1	S	5	0	0	0	2	1	0	0	0	0	0	12	22	0.00	0.750				

San Francisco Giants @ Oakland Athletics
Network Associates Coliseum, Oakland, CA
Sun Jun 10 2001, 4:05 PM EDT
Att: 47,859 - Sunny - 64 F

AB	31
R	2
H	5
RBI	2
BB	1
SO	4
LOB	10



Batter	1	2	3	4	5	6	7	8	9	AB	R	H	RBI	BB	SO	LOB	BOTTOM				
Johnny Damon, L OBP: 0.280, SLG: 0.295	F8			FC6-4 BB			L4			3	0	0	0	1	1	3					
Frank Menechino, R OBP: 0.398, SLG: 0.494	F3			FC4-6 BB			G6-4-3			3	0	0	0	1	0	3					
Jason Giambi, L OBP: 0.489, SLG: 0.676	L4			F7			F8		2-2 G4-3	4	0	0	0	0	0	1					
Terrence Long, L OBP: 0.318, SLG: 0.414		K		FC4-6 FC6-4			G3		1-1 3 HR 1B	4	1	1	0	0	1	1					
Miguel Tejada, R OBP: 0.317, SLG: 0.469		F7		FC6-4			1B		1-1 F9	4	0	1	0	0	0	2					
3 Eric Chavez, L OBP: 0.326, SLG: 0.472							F8		0-0 G4-3	4	2	2	2	0	0	0					
Jeremy Giambi, L OBP: 0.347, SLG: 0.395		1B 2B							1-H HR	3	3	2	1	1	0	0					
Ramon Hernandez, R OBP: 0.306, SLG: 0.326		23 1B BB							2-2 HR	4	0	1	1	0	1	1					
23 Mario Valdez, L OBP: 0.458, SLG: 0.391		23 1B 1B							0-1 G6-3	3	0	3	2	0	0	0					
Inning Stats	R: 0 E: 0 K: 0 S: 6	H: 0 LOB: 0 BB: 0 P: 10	R: 2 E: 0 K: 2 S: 18	H: 3 LOB: 2 BB: 1 P: 26	R: 0 E: 0 K: 0 S: 7	H: 0 LOB: 1 BB: 1 P: 15	R: 1 E: 1 K: 0 S: 11	H: 2 LOB: 2 BB: 1 P: 21	R: 0 E: 0 K: 0 S: 4	H: 1 LOB: 0 BB: 0 P: 7	R: 0 E: 0 K: 1 S: 6	H: 0 LOB: 0 BB: 0 P: 11	R: 0 E: 0 K: 0 S: 8	H: 1 LOB: 0 BB: 0 P: 11	R: 3 E: 0 K: 0 S: 14	H: 3 LOB: 0 BB: 0 P: 21	1B: 6 2B: 2 3B: 0 HR: 2	SF: 0 SAC: 0 DP: 1 HBP: 0	WP: 0 PB: 0 SB: 0 CS: 0	PA: 35	
PITCHER	IP	WLS	BF	H	R	ER	SO	BB	IBB	HBP	BLK	WP	HR	S	P	ERA	WHIP				
Livan Hernandez, R ERA: 6.8	7.2	L	34	10	6	6	3	3	0	0	0	0	0	72	120	7.04	1.696				
Tim Worrell, R ERA: 3.89	8.1		1	0	0	0	0	0	0	0	0	0	0	2	2	0.00	0.000				

San Francisco Giants @ Oakland Athletics
Network Associates Coliseum, Oakland, CA
Sun Jun 10 2001, 4:05 PM EDT
Att: 47,859 - Sunny - 64 F

AB	32
R	6
H	10
RBI	6
BB	3
SO	3
LOB	11



Batter	1	2	3	4	5	6	7	8	9	AB	R	H	RBI	BB	SO	LOB	TOP								
David Eckstein, R (1, 6) OBP: 0.377, SLG: 0.359	2-2 G1-6-3 HBP		2-0 1-2 1B			2-2 G4-3-6 1B		2-2 1B 1B		3	0	3	0	0	0	0	Anaheim Angels @ San Francisco Giants PacBell Park, San Francisco, CA Tue Jun 12 2001, 10:15 PM EDT Att: 36,422 - Sunny - 66 F								
Darin Erstad, L (1, 8) OBP: 0.346, SLG: 0.419	3-2 F8		3-2 G6-3			1-0 G4-3-6 1-2		3-2 1B 1B		4	0	1	0	0	0	4									
Troy Glaus, R (1, 5) OBP: 0.381, SLG: 0.573	0-0 G1-6-3 1-2			3-3 K		3-2 G6-3		2-1 F8		4	0	0	0	0	1	3									
Tim Salmon, R (1, 9) OBP: 0.376, SLG: 0.397		2-3 K		1-1 F7			1-0 P6		0-3 K	4	0	0	0	0	2	0									
16 Garret Anderson, L (1, 7) OBP: 0.300, SLG: 0.407		2-2 G4-3		0-3 K			2-1 FC6-4 1B		0-1 E9 G3 1B	4	1	2	0	0	1	0									
Benji Gil, R (1, 4) OBP: 0.384, SLG: 0.505 Adam Kennedy, L (9, PH) OBP: 0.346, SLG: 0.411		3-1 F8			2-2 F9		0-0 P4		0-0 G3 2-3	3	0	0	0	0	0	1									
Scott Spiezio, S (1, 3) OBP: 0.295, SLG: 0.350			0-0 G4-3		3-1 F8		0-0 FC6-4 1-2		0-0 1B 3-H	4	0	1	1	0	0	1									
Shawn Wooten, R (1, 2) OBP: 0.325, SLG: 0.533 Orlando Palmeiro, L (8, PH) OBP: 0.329, SLG: 0.338 Lou Pote, R (8, 1) Wally Joyner, L (9, PH) OBP: 0.306, SLG: 0.354			0-2 1B 1B		2-1 HR			1-3 K K	0-0 1B 1-3	2	1	2	1	0	0	0									
Pat Rapp, R (1, 1) Jeff DaVanon, S (8, PH) OBP: 0.200, SLG: 0.444 Jorge Fabregas, L (8, 2) OBP: 0.200, SLG: 0.281			1-3 K		0-0 F9			0-3 K K	1-3 K	2	0	0	0	0	1	1									
Inning Stats	R: 0 E: 0 K: 0 S: 7	H: 0 LOB: 0 BB: 0 P: 12	R: 0 E: 0 K: 1 S: 8	H: 0 LOB: 0 BB: 0 P: 15	R: 0 E: 0 K: 1 S: 11	H: 2 LOB: 2 BB: 0 P: 17	R: 0 E: 0 K: 2 S: 8	H: 0 LOB: 0 BB: 0 P: 12	R: 1 E: 0 K: 0 S: 11	H: 1 LOB: 0 BB: 0 P: 18	R: 0 E: 0 K: 0 S: 7	H: 1 LOB: 1 BB: 0 P: 13	R: 0 E: 0 K: 0 S: 5	H: 1 LOB: 1 BB: 0 P: 8	R: 0 E: 0 K: 2 S: 16	H: 2 LOB: 2 BB: 0 P: 24		R: 1 E: 1 K: 2 S: 11	H: 3 LOB: 2 BB: 0 P: 12	1B: 9 2B: 0 3B: 0 HR: 1	SF: 0 SAC: 0 DP: 2 HBP: 1	WP: 0 PB: 0 SB: 0 CS: 0	PA: 36		
PITCHER	IP	WLS	BF	H	R	ER	SO	BB	IBB	HBP	BLK	WP	HR	S	P	ERA	WHIP								
Kirk Rueter, L (1, 1) ERA: 5.74	7.0	W	25	5	1	1	4	0	0	1	0	0	1	57	95	1.29	0.714								
Felix Rodriguez, R (8, 1) ERA: 1.5	1.0	H	5	2	0	0	2	0	0	0	0	0	0	16	24	0.00	2.000								
Robb Nen, R (9, 1) ERA: 3.77	1.0	S	6	3	1	1	2	0	0	0	0	0	0	11	12	9.00	3.000								


AB	35
R	2
H	10
RBI	2
BB	0
SO	8
LOB	13




Batter	1	2	3	4	5	6	7	8	9	AB	R	H	RBI	BB	SO	LOB	BOTTOM								
Calvin Murray, R (1, 8) OBP: 0.333, SLG: 0.465	3-2 P4	0-1 P3			0-2 HR		0-0 B2-3			4	1	1	1	0	0	1	Anaheim Angels @ San Francisco Giants PacBell Park, San Francisco, CA Tue Jun 12 2001, 10:15 PM EDT Att: 36,422 - Sunny - 66 F								
Ramon Martinez, R (1, 4) OBP: 0.317, SLG: 0.327	0-1 G4-3		1-0 G5-3		2-1 1B 1B		1-2 G4-3			4	0	1	0	0	0	0									
Barry Bonds, L (1, 7) OBP: 0.480, SLG: 0.899	0-0 HR		2-0 G4-3		2-1 1B 1-2 1B		1-1 G3-1			4	1	2	1	0	0	0									
Jeff Kent, R (1, 3) OBP: 0.347, SLG: 0.481	4-1 BB		0-0 F8		0-1 F8			2-0 F9		3	0	0	0	1	0	2									
Armando Rios, L (1, 9) OBP: 0.303, SLG: 0.450	0-0 G3			3-1 F8	0-0 P6			0-0 G6-3 1B		4	0	1	0	0	0	3									
Rich Aurilia, R (1, 6) OBP: 0.404, SLG: 0.598		2-3 K		2-2 E4 1B	1-1 P4			3-1 G6-3 1-2		4	0	1	0	0	1	3									
Benito Santiago, R (1, 2) OBP: 0.369, SLG: 0.434		1-2 PB 1B 2B		2-1 F7		2-0 G6-3-5 1B		1-3 K		4	1	2	0	0	1	2									
Pedro Feliz, R (1, 5) OBP: 0.232, SLG: 0.299		3-2 G5-3		4-0 IBB		1-2 G6-3-5 1-3				2	0	0	0	1	0	2									
Kirk Rueter, L (1, 1) OBP: 0.233, SLG: 0.154 Felix Rodriguez, R (8, 1) Robb Nen, R (9, 1)		2-1 2-H 1B		0-0 G4-3		0-2 G3-1				3	0	1	1	0	0	2									
Inning Stats	R: 1 E: 0 K: 0 S: 8	H: 1 LOB: 1 BB: 1 P: 15	R: 1 E: 0 K: 1 S: 15	H: 2 LOB: 1 BB: 0 P: 23	R: 0 E: 0 K: 0 S: 3	H: 0 LOB: 0 BB: 0 P: 6	R: 0 E: 1 K: 0 S: 8	H: 1 LOB: 2 BB: 1 P: 19	R: 1 E: 0 K: 0 S: 12	H: 3 LOB: 2 BB: 0 P: 17	R: 0 E: 0 K: 0 S: 8	H: 1 LOB: 0 BB: 0 P: 11	R: 0 E: 0 K: 0 S: 7	H: 0 LOB: 0 BB: 0 P: 9	R: 0 E: 0 K: 1 S: 9	H: 1 LOB: 1 BB: 0 P: 14		1B: 6 2B: 2 3B: 0 HR: 2	SF: 0 SAC: 0 DP: 1 HBP: 0	WP: 0 PB: 1 SB: 0 CS: 0	PA: 34				
PITCHER	IP	WLS	BF	H	R	ER	SO	BB	IBB	HBP	BLK	WP	HR	S	P	ERA	WHIP								
Pat Rapp, R (1, 1) ERA: 4.44	7.0	L	30	8	3	2	1	1	0	0	0	0	0	61	100	2.57	1.286								
Lou Pote, R (8, 1) ERA: 4.06	1.0		4	1	0	0	1	0	0	0	0	0	0	9	14	0.00	1.000								

AB	32
R	3
H	9
RBI	3
BB	2
SO	2
LOB	15



Batter	1	2	3	4	5	6	7	8	9	AB	R	H	RBI	BB	SO	LOB	TOP										
David Eckstein, R (1, 6) OBP: 0.375, SLG: 0.357	F6		F8					P4		4	0	1	0	0	0	1	Anaheim Angels @ San Francisco Giants PacBell Park, San Francisco, CA Wed Jun 13 2001, 10:05 PM EDT Att: 37,119 - Sunny - 74 F										
Adam Kennedy, L (1, 4) OBP: 0.344, SLG: 0.407	F8		F8			G4-3		FC4-6 1B		4	0	1	0	0	0	1											
Darin Erstad, L (1, 8) OBP: 0.344, SLG: 0.416	G4-3			G4-3				FC4-6 1-2		4	0	1	0	0	0	1											
Troy Glaus, R (1, 5) OBP: 0.379, SLG: 0.571		16 F8 1-5-3-6 2B		F3		E5 16 G4-6-3			0-3 K	4	0	1	0	0	1	1											
16 Garret Anderson, L (1, 7) OBP: 0.296, SLG: 0.401	F8			G4-1		G4-6-3 1-2		G5-3		4	0	0	0	0	0	3											
Tim Salmon, R (1, 9) OBP: 0.375, SLG: 0.391					L7			K		3	0	0	0	1	2	0											
Wally Joyner, L (1, 3) OBP: 0.300, SLG: 0.347	L5-3-6 3-H				G4-3			G3		3	0	0	0	0	0	2											
Jorge Fabregas, L (1, 2) OBP: 0.206, SLG: 0.284			P6					L7		3	0	1	0	0	0	0											
Scott Schoeneweis, L (1, 1) Orlando Palmeiro, L (8, PH) Al Levine, L (8, 1)									0-3 K	0	0	0	0	2	0	0											
Inning Stats	R: 0 E: 0 K: 0 S: 8	H: 0 LOB: 0 BB: 0 P: 17	R: 0 E: 0 K: 0 S: 6	H: 1 LOB: 1 BB: 1 P: 13	R: 0 E: 0 K: 0 S: 5	H: 0 LOB: 0 BB: 1 P: 10	R: 0 E: 0 K: 0 S: 4	H: 0 LOB: 0 BB: 0 P: 7	R: 0 E: 0 K: 0 S: 12	H: 2 LOB: 2 BB: 1 P: 19	R: 0 E: 1 K: 0 S: 9	H: 1 LOB: 1 BB: 0 P: 15	R: 0 E: 0 K: 1 S: 9	H: 0 LOB: 0 BB: 0 P: 14	R: 0 E: 0 K: 1 S: 13	H: 1 LOB: 1 BB: 0 P: 17		R: 0 E: 0 K: 2 S: 8	H: 0 LOB: 0 BB: 0 P: 11	1B: 4 2B: 2 3B: 0 HR: 0	SF: 0 SAC: 0 DP: 2 HBP: 0	WP: 0 PB: 0 SB: 0 CS: 0	PA: 33				
PITCHER	IP	WLS	BF	H	R	ER	SO	BB	IBB	HBP	BLK	WP	HR	S	P	ERA	WHIP										
Russ Ortiz, R (1, 1) ERA: 3.66	8.0	W	30	5	0	0	2	3	0	0	0	0	0	66	112	0.00	1.000										
Robb Nen, R (9, 1) ERA: 3.64	1.0	S	3	0	0	0	2	0	0	0	0	0	0	8	11	0.00	0.000										

Batter	1	2	3	4	5	6	7	8	9	AB	R	H	RBI	BB	SO	LOB	BOTTOM										
Calvin Murray, R (1, 8) OBP: 0.308, SLG: 0.426	G4-3		K					F9		4	0	0	0	0	1	2	Anaheim Angels @ San Francisco Giants PacBell Park, San Francisco, CA Wed Jun 13 2001, 10:05 PM EDT Att: 37,119 - Sunny - 74 F										
Ramon Martinez, R (1, 4) OBP: 0.323, SLG: 0.327	BB 1B		G6-3			F8		1B BB		3	0	1	0	1	0	0											
Barry Bonds, L (1, 7) OBP: 0.477, SLG: 0.885	K					K		1B		4	0	1	0	0	3	1											
Jeff Kent, R (1, 3) OBP: 0.349, SLG: 0.477				G5-3 1B BB		G6-3		K		2	0	0	0	2	1	2											
Rich Aurilia, R (1, 6) OBP: 0.402, SLG: 0.592	K							F9	F8	4	0	1	0	0	1	4											
Shawon Dunston, R (1, 9) OBP: 0.313, SLG: 0.505		G5-3			G5-3 2-3F			HR		3	1	1	1	0	0	2											
Russ Davis, R (1, 5) OBP: 0.328, SLG: 0.476		G4-3						F7		3	0	1	0	0	0	0											
Bobby Estalella, R (1, 2) OBP: 0.295, SLG: 0.376										2	0	1	0	1	0	0											
Benito Santiago, R (9, 2) OBP: 0.369, SLG: 0.434		G5-3						FC6-4 1B		0	0	0	0	0	0	0											
Russ Ortiz, R (1, 1) Robb Nen, R (9, 1)								FC6-4 1-2		3	0	0	0	0	1	3											
Inning Stats	R: 0 E: 0 K: 2 S: 11	H: 1 LOB: 2 BB: 1 P: 20	R: 0 E: 0 K: 0 S: 4	H: 0 LOB: 0 BB: 0 P: 8	R: 0 E: 0 K: 1 S: 7	H: 0 LOB: 0 BB: 0 P: 11	R: 0 E: 0 K: 1 S: 10	H: 1 LOB: 1 BB: 1 P: 15	R: 0 E: 0 K: 1 S: 7	H: 1 LOB: 1 BB: 1 P: 12	R: 0 E: 0 K: 1 S: 5	H: 0 LOB: 0 BB: 0 P: 11	R: 1 E: 0 K: 0 S: 11	H: 2 LOB: 1 BB: 0 P: 16	R: 0 E: 0 K: 1 S: 12	H: 1 LOB: 2 BB: 1 P: 22		R: 0 E: 0 K: 1 S: 11	H: 1 LOB: 1 BB: 0 P: 16	1B: 5 2B: 0 3B: 0 HR: 1	SF: 0 SAC: 0 DP: 2 HBP: 0	WP: 0 PB: 0 SB: 0 CS: 0	PA: 32				
PITCHER	IP	WLS	BF	H	R	ER	SO	BB	IBB	HBP	BLK	WP	HR	S	P	ERA	WHIP										
Scott Schoeneweis, L (1, 1) ERA: 3.71	7.0	L	27	5	1	1	6	3	0	0	0	0	0	55	93	1.29	1.143										
Al Levine, R (8, 1) ERA: 2.91	1.0		5	1	0	0	1	1	0	0	0	0	0	12	22	0.00	2.000										

Batter	1	2	3	4	5	6	7	8	9	AB	R	H	RBI	BB	SO	LOB	TOP										
Johnny Damon, L (1, 7) OBP: 0.287, SLG: 0.301	2-1 F5		2-2 2B			2-1 P4		3-2 CS BB 1B		4	0	2	0	0	0	0	Oakland Athletics @ San Francisco Giants PacBell Park, San Francisco, CA Fri Jun 15 2001, 10:35 PM EDT Att: 40,849 - Sunny - 59 F										
Frank Menechino, R (1, 4) OBP: 0.402, SLG: 0.516	1-2 L9		0-0 F7			2-1 3B HBP		1-3 K		3	1	0	0	0	1	3											
Jason Giambi, L (1, 3) OBP: 0.483, SLG: 0.679	1-0 F8			1-3 K		1-0 1-H 3B		4-1 BB		3	0	1	1	1	1	0											
Terrence Long, L (1, 8) OBP: 0.320, SLG: 0.417		2-2 G4-3		0-0 F9		3-3 K		1-2 F7		4	0	0	0	0	1	3											
Miguel Tejada, R (1, 6) OBP: 0.306, SLG: 0.451		0-0 F9		1-0 G1-3		1-0 F7		1-0 CS	1-2 F8	4	0	0	0	0	0	1											
3 Eric Chavez, L (1, 5) OBP: 0.313, SLG: 0.453		0-1 P5			1-1 F8		1-2 F7		2-3 K	4	0	0	0	0	1	0											
Ramon Hernandez, R (1, 2) OBP: 0.307, SLG: 0.316			1-1 G5-3		2-0 G5-3		4-1 BB		1-1 L4	3	0	0	0	1	0	0											
Jeremy Giambi, L (1, 9) OBP: 0.339, SLG: 0.378			3-1 F7		0-0 1B		1-3 K			3	0	1	0	0	1	1											
Mark Mulder, L (1, 1) OBP: 0.500, SLG: 0.500 (7, PH)			0-1 2B		0-2 G4-3		2-1 P4			2	0	1	0	0	0	1											
Olmedo Saenz, R (7, PH) OBP: 0.324, SLG: 0.399										1	0	0	0	0	0	1											
Jim Mecir, S (7, 1)										0	0	0	0	0	0	0											
Mark Guthrie, R (8, 1)										0	0	0	0	0	0	0											
Inning Stats	R: 0 E: 0 K: 0 S: 6	H: 0 LOB: 0 BB: 0 P: 10	R: 0 E: 0 K: 0 S: 6	H: 0 LOB: 0 BB: 0 P: 8	R: 0 E: 0 K: 0 S: 12	H: 2 LOB: 2 BB: 0 P: 18	R: 0 E: 0 K: 1 S: 5	H: 0 LOB: 0 BB: 0 P: 7	R: 0 E: 0 K: 0 S: 7	H: 1 LOB: 1 BB: 0 P: 10	R: 1 E: 0 K: 1 S: 8	H: 1 LOB: 1 BB: 0 P: 17	R: 0 E: 0 K: 1 S: 10	H: 0 LOB: 1 BB: 1 P: 18	R: 0 E: 0 K: 1 S: 10	H: 1 LOB: 1 BB: 1 P: 20	R: 0 E: 0 K: 1 S: 9	H: 0 LOB: 0 BB: 0 P: 13	1B: 3 2B: 1 3B: 1 HR: 0	SF: 0 SAC: 0 DP: 0 HBP: 1	WP: 0 PB: 0 SB: 0 CS: 1	PA: 35					
PITCHER	IP	WLS	BF	H	R	ER	SO	BB	IBB	HBP	BLK	WP	HR	S	P	ERA	WHIP										
Shawn Estes, L (1, 1) ERA: 2.41	7.0	W	27	4	1	1	3	1	0	1	0	0	0	54	88	1.29	0.714										
Felix Rodriguez, R (8, 1) ERA: 1.45	1.0	H	4	1	0	0	1	1	0	0	0	0	0	10	20	0.00	2.000										
Robb Nen, R (9, 1) ERA: 3.52	1.0	S	3	0	0	0	1	0	0	0	0	0	0	9	13	0.00	0.000										



Batter	1	2	3	4	5	6	7	8	9	AB	R	H	RBI	BB	SO	LOB	BOTTOM										
Shawon Dunston, R (1, 8) OBP: 0.301, SLG: 0.485	0-3 K		0-2 P4		0-2 E5		0-2 G4-3			4	0	0	0	0	1	1	Oakland Athletics @ San Francisco Giants PacBell Park, San Francisco, CA Fri Jun 15 2001, 10:35 PM EDT Att: 40,849 - Sunny - 59 F										
Calvin Murray, R (8, 8) OBP: 0.298, SLG: 0.404							2-3 G5-3			0	0	0	0	0	0	0											
Rich Aurilia, R (1, 6) OBP: 0.399, SLG: 0.599	0-1 G6-3		1-1 F7		1-1 F7		1-0 G5-3			4	0	0	0	0	0	2											
Barry Bonds, L (1, 7) OBP: 0.491, SLG: 0.934	3-1 HR		1-1 1B			1-1 HR		4-2 G5-4-3 BB		3	2	3	2	1	0	0											
Jeff Kent, R (1, 4) OBP: 0.352, SLG: 0.482	0-0 S 1B		0-0 F7			3-1 G6-3		0-2 F8		4	0	1	0	0	0	2											
Benito Santiago, R (1, 2) OBP: 0.367, SLG: 0.428	3-1 F8			2-0 G4-3		0-0 F2		3-2 G5-4-3	1-2 F8	4	0	0	0	0	0	2											
Eric Davis, R (1, 9) OBP: 0.275, SLG: 0.339		2-1 F8 SF8 2B		1-3 K		0-0 1B				3	1	2	0	0	1	0											
J.T. Snow, L (1, 3) OBP: 0.359, SLG: 0.354		0-2 F8		3-2 G6-3		0-1 F7				3	0	0	0	0	0	2											
Pedro Feliz, R (1, 5) OBP: 0.225, SLG: 0.289		0-0 SF8			1-1 G5-3		0-3 K			2	0	0	1	0	1	0											
Shawn Estes, R (1, 1) OBP: 0.120, SLG: 0.087		3-H G6-3			3-3 K		0-2 G4-3 2B			2	0	0	0	0	1	0											
Marvin Benard, L (7, PH) OBP: 0.269, SLG: 0.306										1	0	1	0	0	0	0											
Felix Rodriguez, R (8, 1)										0	0	0	0	0	0	0											
Robb Nen, R (9, 1)										0	0	0	0	0	0	0											
Inning Stats	R: 1 E: 0 K: 1 S: 10	H: 2 LOB: 1 BB: 0 P: 16	R: 1 E: 0 K: 0 S: 8	H: 1 LOB: 0 BB: 0 P: 11	R: 0 E: 0 K: 1 S: 9	H: 1 LOB: 1 BB: 0 P: 10	R: 0 E: 0 K: 1 S: 11	H: 0 LOB: 0 BB: 0 P: 16	R: 1 E: 0 K: 0 S: 8	H: 2 LOB: 1 BB: 0 P: 12	R: 0 E: 0 K: 1 S: 10	H: 1 LOB: 1 BB: 0 P: 11	R: 0 E: 0 K: 0 S: 9	H: 0 LOB: 0 BB: 1 P: 16	1B: 3 2B: 2 3B: 0 HR: 2	SF: 1 SAC: 0 DP: 1 HBP: 0	WP: 0 PB: 0 SB: 1 CS: 0	PA: 32									
PITCHER	IP	WLS	BF	H	R	ER	SO	BB	IBB	HBP	BLK	WP	HR	S	P	ERA	WHIP										
Mark Mulder, L (1, 1) ERA: 3.82	6.0	L	25	6	3	3	3	0	0	0	0	0	0	54	80	4.50	1.000										
Jim Mecir, R (7, 1) ERA: 4.09	1.0		4	1	0	0	1	0	0	0	0	0	0	10	11	0.00	1.000										
Mark Guthrie, L (8, 1) ERA: 4.7	1.0		3	0	0	0	0	1	0	0	0	0	0	9	16	0.00	1.000										



Batter	1	2	3	4	5	6	7	8	9	AB	R	H	RBI	BB	SO	LOB	TOP			
Johnny Damon, L (1, 7) OBP: 0.286, SLG: 0.298	G3-1		K			2B BB		K		3	1	0	0	1	2	0	Oakland Athletics @ San Francisco Giants PacBell Park, San Francisco, CA Sat Jun 16 2001, 4:05 PM EDT Att: 41,094 - Sunny - 69 F livebaseballscorecards.com			
Frank Menechino, R (1, 4) OBP: 0.395, SLG: 0.595	K		G6-3			F9		K		4	0	0	0	0	2	1				
Jason Giambi, L (1, 3) OBP: 0.483, SLG: 0.678 Mark Bellhorn, S (9, PR) OBP: 0.261, SLG: 0.244	L7				G4-6-3 BB	P6		2B		3	0	1	0	1	0	1				
Terrence Long, L (1, 8) OBP: 0.319, SLG: 0.418		G4-3		G4-6-3		2B		F8		4	0	1	1	0	0	2				
3 Eric Chavez, L (1, 5) OBP: 0.313, SLG: 0.447		BB 1B BB		F9		G4-3		G3-1		3	0	0	0	1	0	1				
Miguel Tejada, R (1, 6) OBP: 0.313, SLG: 0.457		L6-4 BB 1B				G6-4-3 1B				3	0	3	0	0	0	0				
Jeremy Giambi, L (1, 9) OBP: 0.339, SLG: 0.370					F9			G6-4-3		2	0	0	0	1	0	2				
Ramon Hernandez, R (1, 2) OBP: 0.303, SLG: 0.311		L6-4			F9			F9		3	0	0	0	0	0	4				
Cory Lidle, R (1, 1) 23 Mario Valdez, L (8, PH) OBP: 0.429, SLG: 0.360 Jeff Tam, R (8, 1) Mike Magnante, L (8, 1)			K			K		K		2	0	0	0	0	2	1				
Inning Stats	R: 0 E: 0 K: 1 S: 8	H: 0 LOB: 0 BB: 0 P: 13	R: 0 E: 0 K: 0 S: 10	H: 1 LOB: 2 BB: 2 P: 23	R: 0 E: 0 K: 2 S: 9	H: 0 LOB: 0 BB: 1 P: 10	R: 0 E: 0 K: 0 S: 12	H: 0 LOB: 0 BB: 1 P: 19	R: 0 E: 0 K: 1 S: 9	H: 1 LOB: 1 BB: 0 P: 15	R: 0 E: 0 K: 0 S: 7	H: 1 LOB: 0 BB: 1 P: 13	R: 0 E: 0 K: 1 S: 8	H: 0 LOB: 0 BB: 0 P: 13	R: 0 E: 0 K: 1 S: 14	H: 1 LOB: 1 BB: 0 P: 19		1B: 3 2B: 3 3B: 0 HR: 0	SF: 0 SAC: 0 DP: 3 HBP: 0	WP: 0 PB: 0 SB: 0 CS: 0
PITCHER	IP WLS BF H R ER SO BB IBB HBP BLK WP HR S P ERA WHIP																			
Livan Hernandez, R (1, 1) ERA: 6.33	8.0 W 28 4 1 1 6 4 0 0 0 0 0 0 72 121 1.12 1.000																			
Robb Nen, R (9, 1) ERA: 3.41	1.0 S 4 1 0 0 1 0 0 0 0 0 0 0 0 14 19 0.00 1.000																			

Batter	1	2	3	4	5	6	7	8	9	AB	R	H	RBI	BB	SO	LOB	BOTTOM	
Calvin Murray, R (1, 8) OBP: 0.295, SLG: 0.393	K		G5-3			CS 1B		FC2-6		4	0	1	0	0	1	2	Oakland Athletics @ San Francisco Giants PacBell Park, San Francisco, CA Sat Jun 16 2001, 4:05 PM EDT Att: 41,094 - Sunny - 69 F livebaseballscorecards.com	
Ramon Martinez, R (1, 5) OBP: 0.311, SLG: 0.314	G6-3				G5-3		K	G4-3		4	0	0	0	0	1	3		
Barry Bonds, L (1, 7) OBP: 0.489, SLG: 0.925	F8				F8			G6-4-3 BB		2	0	0	0	1	0	0		
Jeff Kent, R (1, 4) OBP: 0.352, SLG: 0.478		G4-3 BB			K			G6-4-3		2	0	0	0	1	1	1		
J.T. Snow, L (1, 3) OBP: 0.353, SLG: 0.347		G4-3			G3-1			F8		3	0	0	0	0	0	1		
Rich Aurilia, R (1, 6) OBP: 0.398, SLG: 0.596		F8			F7			3B 1B		3	1	1	0	0	0	1		
Armando Rios, L (1, 9) OBP: 0.307, SLG: 0.457		K						1B 3B		3	1	2	1	0	1	1		
Benito Santiago, R (1, 2) OBP: 0.367, SLG: 0.426					K			FC2-6 E		3	0	1	1	0	1	1		
Livan Hernandez, R (1, 1) ERA: 4.21 Felipe Crespo, S (8, PH) OBP: 0.324, SLG: 0.529 Robb Nen, R (9, 1) ERA: 2.86					K			E6		2	0	0	0	0	1	0		
Inning Stats	R: 0 E: 0 K: 1 S: 5	H: 0 LOB: 0 BB: 0 P: 9	R: 0 E: 0 K: 1 S: 12	H: 0 LOB: 1 BB: 1 P: 21	R: 0 E: 0 K: 2 S: 7	H: 0 LOB: 0 BB: 0 P: 11	R: 0 E: 0 K: 1 S: 8	H: 0 LOB: 0 BB: 0 P: 13	R: 0 E: 0 K: 0 S: 6	H: 1 LOB: 1 BB: 0 P: 11	R: 0 E: 0 K: 1 S: 4	H: 0 LOB: 0 BB: 1 P: 11	R: 2 E: 1 K: 0 S: 11	H: 3 LOB: 1 BB: 0 P: 12	1B: 4 2B: 0 3B: 1 HR: 0	SF: 0 SAC: 0 DP: 2 HBP: 0		WP: 0 PB: 0 SB: 0 CS: 1
PITCHER	IP WLS BF H R ER SO BB IBB HBP BLK WP HR S P ERA WHIP																	
Cory Lidle, R (1, 1) ERA: 4.21	7.0 L 3 3 2 2 0 0 0 0 0 0 0 0 0 3 4 * *																	
Jeff Tam, R (8, 1) ERA: 3.74	0.0 L 3 3 2 2 0 0 0 0 0 0 0 0 0 3 4 * *																	
Mike Magnante, L (8, 1) ERA: 2.86	1.0 3 0 0 0 0 0 0 0 0 0 0 0 0 8 8 0.00 0.000																	

Batter	1	2	3	4	5	6	7	8	9	AB	R	H	RBI	BB	SO	LOB	TOP										
Billy McMillon, L (1, 9) OBP: 0.171, SLG: 0.189	4-1 1B BB		2-2 F7		1-2 G1-3			0-0 F7		3	0	0	0	1	0	1	Oakland Athletics @ San Francisco Giants PacBell Park, San Francisco, CA Sun Jun 17 2001, 4:05 PM EDT Att: 41,506 - Sunny - 70 F livebaseballscores.com										
Frank Menechino, R (1, 4) OBP: 0.397, SLG: 0.595	0-0 F9		3-1 1B			1-1 G6-3 HBP 1B		3-3 K		4	0	2	0	0	1	1											
Jason Giambi, L (1, 3) OBP: 0.480, SLG: 0.670	2-3 K		2-3 K			4-1 G6-3 HBP 1-2		3-3 K		3	0	0	0	0	3	2											
Omedo Saenz, R (1, 5) OBP: 0.322, SLG: 0.395	1-1 1B			1-1 F8		2-1 G6-3 1-2 2-3		0-0 G5-3		4	0	1	0	0	0	2											
Terrence Long, L (1, 8) OBP: 0.315, SLG: 0.412	3-2 F8			2-2 G4-3		2-3 K		1-2 F9		4	0	0	0	0	1	3											
Miguel Tejada, R (1, 6) OBP: 0.309, SLG: 0.450		1-2 G4-3		1-0 F3			2-1 F3		2-2 F8		4	0	0	0	0	0											
23 Mario Valdez, L (1, 7) OBP: 0.424, SLG: 0.558		2-1 G6-3			0-1 G5-3 1B			0-2 G3		3	0	1	0	0	0	0											
Ramon Hernandez, R (1, 2) OBP: 0.304, SLG: 0.312		2-2 F3			1-0 F4			2-2 1B		3	0	1	0	0	0	1											
Tim Hudson, R (1, 1) Jeremy Giambi, L (7, PH) Mark Guthrie, R (7, 1) Chad Bradford, R (8, 1)			1-0 G6-3		2-2 G5-3		1-2 F8			2	0	0	0	0	0	1	OAKLAND ATHLETICS										
Inning Stats	R: 0 E: 0 K: 1 S: 10	H: 1 LOB: 2 BB: 1 P: 20	R: 0 E: 0 K: 0 S: 11	H: 0 LOB: 0 BB: 0 P: 16	R: 0 E: 0 K: 1 S: 11	H: 1 LOB: 1 BB: 0 P: 19	R: 0 E: 0 K: 0 S: 6	H: 0 LOB: 0 BB: 0 P: 10	R: 0 E: 0 K: 0 S: 10	H: 1 LOB: 1 BB: 0 P: 14	R: 0 E: 0 K: 1 S: 8	H: 1 LOB: 1 BB: 0 P: 17	R: 0 E: 0 K: 0 S: 13	H: 1 LOB: 1 BB: 0 P: 18	R: 0 E: 0 K: 2 S: 7	H: 0 LOB: 0 BB: 0 P: 13		R: 0 E: 0 K: 0 S: 7	H: 0 LOB: 0 BB: 0 P: 10	1B: 5 2B: 0 3B: 0 HR: 0	SF: 0 SAC: 0 DP: 1 HBP: 1	WP: 0 PB: 0 SB: 0 CS: 0	PA: 33				
PITCHER	IP	WLS	BF	H	R	ER	SO	BB	IBB	HBP	BLK	WP	HR	S	P	ERA	WHIP										
Kirk Rueter, L (1, 1) ERA: 5.34	6.0	W	23	4	0	0	3	1	0	1	0	0	0	56	96	0.00	0.833										
Tim Worrell, R (7, 1) ERA: 3.93	1.0	H	4	1	0	0	0	0	0	0	0	0	0	13	18	0.00	1.000										
Felix Rodriguez, R (8, 1) ERA: 1.41	1.0	H	3	0	0	0	2	0	0	0	0	0	0	7	13	0.00	0.000										
Robb Nen, R (9, 1) ERA: 3.31	1.0	S	3	0	0	0	0	0	0	0	0	0	0	7	10	0.00	0.000										

Batter	1	2	3	4	5	6	7	8	9	AB	R	H	RBI	BB	SO	LOB	BOTTOM										
Calvin Murray, R (1, 8) OBP: 0.292, SLG: 0.383	0-0 B5-3		3-2 FC5-4 1B	0-1 G1-2-3		3-3 K		1-1 CS		4	0	1	1	0	1	5	Oakland Athletics @ San Francisco Giants PacBell Park, San Francisco, CA Sun Jun 17 2001, 4:05 PM EDT Att: 41,506 - Sunny - 70 F livebaseballscores.com										
Rich Aurilia, R (1, 6) OBP: 0.393, SLG: 0.587	3-2 G1-3		0-1 FC5-4 BB 1-2	2-0 G6-3		3-2 G5-3				4	0	0	1	0	0	1											
Barry Bonds, L (1, 7) OBP: 0.485, SLG: 0.911	1-1 L8		4-0 BB	0-0 P5		2-3 K				3	0	0	0	1	1	0											
Jeff Kent, R (1, 4) OBP: 0.357, SLG: 0.480		2-0 F8	4-2 BB	1-2 BB	2-2 1B	1-1 1B				3	0	2	0	1	0	0											
J.T. Snow, L (1, 3) OBP: 0.346, SLG: 0.338		1-1 G1	0-0 G6-3	3-2 G4-3		1-3 K				4	0	0	0	0	1	5											
Benito Santiago, R (1, 2) OBP: 0.394, SLG: 0.422		3-3 K		3-1 E6 1B G1-2-3		3-2 WP 1B		0-3 K		4	0	1	0	0	2	0											
Armando Rios, L (1, 9) OBP: 0.310, SLG: 0.452			4-0 E 1B BB	4-1 1B BB		3-3 K		2-3 K		2	1	0	0	2	2	1											
Ramon Martinez, R (1, 5) OBP: 0.324, SLG: 0.331			2-1 E6 1B SH2-4 FC5-4	0-0 1B	1-2 1B	4-2 BB		0-1 1B 2B		3	2	2	0	1	0	1											
Kirk Rueter, L (1, 1) ERA: 5.34 Marvin Gonzalez, L (6, PH) Tim Worrell, R (7, 1) Felix Rodriguez, R (8, 1) Eric Davis, R (8, PH) Robb Nen, R (9, 1)			0-1 SH2-4	0-3 K		1-3 K		0-0 CS 1B		1	0	0	0	0	1	3	GIANTS										
Inning Stats	R: 0 E: 0 K: 0 S: 6	H: 0 LOB: 0 BB: 0 P: 10	R: 0 E: 0 K: 1 S: 6	H: 0 LOB: 0 BB: 0 P: 12	R: 2 E: 1 K: 0 S: 18	H: 1 LOB: 3 BB: 3 P: 35	R: 0 E: 1 K: 1 S: 9	H: 1 LOB: 2 BB: 1 P: 16	R: 0 E: 0 K: 0 S: 11	H: 1 LOB: 1 BB: 0 P: 18	R: 0 E: 0 K: 3 S: 17	H: 1 LOB: 2 BB: 1 P: 31	R: 0 E: 0 K: 2 S: 11	H: 1 LOB: 1 BB: 0 P: 18	R: 1 E: 0 K: 2 S: 10	H: 2 LOB: 2 BB: 0 P: 13		1B: 6 2B: 1 3B: 0 HR: 0	SF: 0 SAC: 1 DP: 1 HBP: 0	WP: 1 PB: 0 SB: 1 CS: 1	PA: 37						
PITCHER	IP	WLS	BF	H	R	ER	SO	BB	IBB	HBP	BLK	WP	HR	S	P	ERA	WHIP										
Tim Hudson, R (1, 1) ERA: 3.44	6.0	L	28	4	2	1	5	5	0	0	0	0	0	67	122	1.50	1.500										
Mark Guthrie, L (7, 1) ERA: 4.74	1.2	7	2	1	1	4	0	0	0	0	0	0	0	19	28	5.40	1.200										
Chad Bradford, R (8, 1) ERA: 2.86	0.1	1	1	0	0	0	0	0	0	0	0	0	0	2	3	0.00	3.000										

Batter	1	2	3	4	5	6	7	8	9	10	11	12	13	14	15	AB	R	H	RBI	BB	SO	LOB	TOP							
Calvin Murray, R CBP: 0.292, SLG: 0.388 Ryan Vogelsong, R CBP: 0.250, SLG: 0.500			FC3-6 1B	G3			F8 2B	F9			G5-3		K		K	7	1	2	0	0	2	4								
Rich Aurilia, R CBP: 0.390, SLG: 0.577	G5-3		FC3-6 1B				F8		K		F8			1B		6	0	1	0	1	2	1								
Barry Bonds, L CBP: 0.491, SLG: 0.918	BB 1B		FC3-6 1B				HR		P6			G4-3 BB		1B		5	1	3	1	2	0	2								
Felipe Crespo, S CBP: 0.448, SLG: 0.648 Tim Worrell, R CBP: 0.342, SLG: 0.500 Aaron Fultz, L CBP: 0.386, SLG: 0.586 Eric Davis, S CBP: 0.304, SLG: 0.504 Robb Nen, R CBP: 0.350, SLG: 0.476			K				K		F5			K		FC4-6-2 1B		3	0	0	0	1	2	4								
Armando Rios, L CBP: 0.310, SLG: 0.461							F2					G4-3		K		7	1	2	2	0	3	4								
Benito Santiago, R CBP: 0.361, SLG: 0.413		K	K					HR				G6-3				6	0	1	0	1	4	3								
J.T. Snow, L CBP: 0.340, SLG: 0.329 Edwards Guzman, L CBP: 0.200, SLG: 0.375		F7					FC5-4 BB						FC3-6 BB		WP 1B BB	4	0	0	0	3	3	2								
Ramon Martinez, R CBP: 0.333, SLG: 0.533 Felix Rodriguez, R CBP: 0.299, SLG: 0.303 Alan Embree, L CBP: 0.299, SLG: 0.440 Kirk Nieuwenhuis, L CBP: 0.298, SLG: 0.440			FC5-4 SH1-4				K				FC5-4		FC3-6 G5-3		K	5	0	2	0	0	1	2								
Russ Ortiz, R CBP: 0.200, SLG: 0.214 Marvin Benard, L CBP: 0.269, SLG: 0.203 Pedro Feliz, R CBP: 0.237, SLG: 0.291		FC5-4					SH1-4				F7		G5-3		WP 1B	1	0	0	0	0	0	1								
Inning Stats	R: 0 E: 0 K: 2 S: 11	H: 1 LOB: 2 BB: 1 P: 21	R: 0 E: 0 K: 1 S: 12	H: 1 LOB: 1 BB: 0 P: 18	R: 1 E: 0 K: 2 S: 15	H: 2 LOB: 2 BB: 1 P: 21	R: 0 E: 0 K: 0 S: 10	H: 0 LOB: 1 BB: 1 P: 16	R: 1 E: 0 K: 2 S: 10	H: 1 LOB: 0 BB: 0 P: 14	R: 0 E: 0 K: 3 S: 11	H: 0 LOB: 0 BB: 0 P: 17	R: 0 E: 0 K: 0 S: 5	H: 0 LOB: 2 BB: 1 P: 12	R: 1 E: 0 K: 1 S: 8	H: 3 LOB: 2 BB: 1 P: 18	R: 0 E: 0 K: 1 S: 8	H: 0 LOB: 0 BB: 0 P: 12	R: 0 E: 0 K: 2 S: 9	H: 0 LOB: 1 BB: 1 P: 16	R: 0 E: 0 K: 1 S: 7	H: 0 LOB: 0 BB: 0 P: 11	R: 0 E: 0 K: 3 S: 10	H: 2 LOB: 1 BB: 0 P: 18	R: 0 E: 0 K: 3 S: 12	H: 1 LOB: 3 BB: 1 P: 19	1B: 9 2B: 2 3B: 0 HR: 2	SF: 0 SAC: 1 DP: 1 HBP: 0	WP: 1 PB: 0 SH: 4 CS: 1	PA: 64
PITCHER	IP: 7.0 WLS: 0 BF: 31 ERA: 4.61	WLS: 4 BF: 3 ERA: 8.14	WLS: 1 BF: 1 ERA: 3.52	WLS: 1 BF: 1 ERA: 3.58	WLS: 2 BF: 0 ERA: 3.1	WLS: 2 BF: 2 ERA: 3.1	WLS: 0 BF: 0 ERA: 1.286	WLS: 0 BF: 0 ERA: 5.4	WLS: 2 BF: 7 ERA: 1.95	WLS: 0 BF: 0 ERA: 0.00	WLS: 1 BF: 16 ERA: 0.00	WLS: 0 BF: 26 ERA: 1.000	WLS: 0 BF: 15 ERA: 0.00	WLS: 1 BF: 14 ERA: 0.00	WLS: 2 BF: 18 ERA: 0.00	WLS: 0 BF: 19 ERA: 0.00	WLS: 1 BF: 2 ERA: 0.00	WLS: 1 BF: 1 ERA: 0.00	WLS: 1 BF: 16 ERA: 0.00	WLS: 0 BF: 26 ERA: 1.000	WLS: 0 BF: 11 ERA: 0.00	WLS: 0 BF: 11 ERA: 0.00	WLS: 0 BF: 15 ERA: 0.00	WLS: 1 BF: 14 ERA: 0.00	WLS: 0 BF: 18 ERA: 0.00	WLS: 1 BF: 19 ERA: 0.00	WLS: 9 BF: 2 HR: 2	SF: 0 SAC: 1 DP: 1 HBP: 0	WP: 1 PB: 0 SH: 4 CS: 1	PA: 64

San Francisco Giants @ San Diego Padres
Qualcomm Stadium, San Diego, CA
Tue Jun 19 2001, 10:05 PM EDT
Att: 23,033 - Sunny - 74 F

AB 54
R 3
H 12
RBI 3
BB 9
SO 20
LOB 31



Batter	1	2	3	4	5	6	7	8	9	10	11	12	13	14	15	AB	R	H	RBI	BB	SO	LOB	BOTTOM							
Cesar Crespo, S CBP: 0.317, SLG: 0.291	G6-3		G1-6-3		BB BB		1B		S 1B BB							5	1	1	0	2	1	2								
Mark Kotsay, L CBP: 0.365, SLG: 0.418	G5-3		BB		BB BB		BB		1B					K		5	0	2	2	2	2	1								
Ryan Klesko, L CBP: 0.402, SLG: 0.574	K		F8		G4-3			L4	F8							7	0	1	0	0	2	7								
Phil Nevin, R CBP: 0.399, SLG: 0.615							F9		F8				G4-3		FC5-4 WP S E	7	1	0	0	0	3	2								
Mike Darr, L CBP: 0.399, SLG: 0.360		S 1B					K		FC5-4 1B					1B		6	0	3	0	1	3	1								
Bubba Trammell, R CBP: 0.324, SLG: 0.467 Brian Lawrence, R CBP: 0.342, SLG: 0.467 Jay Witasick, R CBP: 0.310, SLG: 0.407		F8					G5-3		FC5-4		F9		G6-3		F9	6	0	0	0	0	0	3								
Ben Davis, S CBP: 0.377, SLG: 0.413		BB BB					K		K				K		P5	6	0	1	0	1	4	4								
Santiago Perez, S CBP: 0.311, SLG: 0.208 Tom Davey, R CBP: 0.343, SLG: 0.443		K					F7		F8				K		FC1-6 BB	5	1	1	0	0	2	3								
Mike Colangelo, R CBP: 0.343, SLG: 0.443									2B 1B				K		E6	1	0	0	0	1	0	2								
Alan Embree, L CBP: 0.299, SLG: 0.440 Kirk Nieuwenhuis, L CBP: 0.298, SLG: 0.440			G1-6-3 BB						K				F9			1	0	0	0	0	1	1								
Inning Stats	R: 0 E: 0 K: 1 S: 8	H: 0 LOB: 0 BB: 0 P: 13	R: 0 E: 0 K: 2 S: 12	H: 1 LOB: 2 BB: 1 P: 24	R: 0 E: 0 K: 1 S: 6	H: 0 LOB: 1 BB: 2 P: 14	R: 0 E: 0 K: 1 S: 16	H: 1 LOB: 0 BB: 2 P: 28	R: 0 E: 0 K: 1 S: 14	H: 1 LOB: 1 BB: 0 P: 22	R: 0 E: 0 K: 1 S: 6	H: 1 LOB: 1 BB: 0 P: 9	R: 0 E: 0 K: 2 S: 10	H: 1 LOB: 1 BB: 0 P: 15	R: 0 E: 0 K: 1 S: 8	H: 3 LOB: 2 BB: 1 P: 23	R: 0 E: 0 K: 2 S: 14	H: 0 LOB: 0 BB: 0 P: 13	R: 0 E: 0 K: 2 S: 9	H: 0 LOB: 0 BB: 0 P: 13	R: 0 E: 0 K: 3 S: 10	H: 0 LOB: 0 BB: 0 P: 13	R: 0 E: 0 K: 1 S: 7	H: 1 LOB: 1 BB: 0 P: 8	R: 0 E: 0 K: 2 S: 12	H: 1 LOB: 3 BB: 1 P: 27	1B: 8 2B: 2 3B: 0 HR: 0	SF: 0 SAC: 0 DP: 1 HBP: 0	WP: 1 PB: 0 SH: 4 CS: 0	PA: 62
PITCHER	IP: 6.0 WLS: 0 BF: 25 ERA: 3.42	H: 3 BF: 1 ERA: 3.12	H: 1 BF: 0 ERA: 3.86	H: 1 BF: 3 ERA: 4.01	H: 0 BF: 0 ERA: 1.32	H: 0 BF: 4 ERA: 1.32	H: 0 BF: 0 ERA: 1.333	H: 1 BF: 2 ERA: 10.7	H: 0 BF: 14 ERA: 3.68	H: 0 BF: 2 ERA: 0.00	H: 0 BF: 10 ERA: 0.00	H: 0 BF: 13 ERA: 0.00	H: 0 BF: 13 ERA: 0.00	H: 1 BF: 8 ERA: 0.00	H: 2 BF: 23 ERA: 0.00	H: 1 BF: 19 ERA: 0.00	H: 1 BF: 2 ERA: 0.00	H: 1 BF: 1 ERA: 0.00	H: 0 BF: 16 ERA: 0.00	H: 0 BF: 26 ERA: 1.000	H: 0 BF: 11 ERA: 0.00	H: 0 BF: 11 ERA: 0.00	H: 0 BF: 15 ERA: 0.00	H: 1 BF: 8 ERA: 0.00	H: 0 BF: 18 ERA: 0.00	H: 1 BF: 19 ERA: 0.00	1B: 8 2B: 2 3B: 0 HR: 0	SF: 0 SAC: 0 DP: 1 HBP: 0	WP: 1 PB: 0 SH: 4 CS: 0	PA: 62

San Francisco Giants @ San Diego Padres
Qualcomm Stadium, San Diego, CA
Tue Jun 19 2001, 10:05 PM EDT
Att: 23,033 - Sunny - 74 F

AB 54
R 4
H 10
RBI 3
BB 8
SO 20
LOB 29



Batter	1	2	3	4	5	6	7	8	9	AB	R	H	RBI	BB	SO	LOB	TOP				
Calvin Murray, R OBP: 0.364, SLG: 0.495 Felix Rodriguez, R (8, 1)	P6	K		2B		HBP		F8		4	0	1	1	0	1	3					
Rich Aurilia, R OBP: 0.385, SLG: 0.562 (1, 6)	F9		K	L8		P4			F7	5	0	0	0	0	1	4					
Barry Bonds, L OBP: 0.488, SLG: 0.900 (1, 7)	F7		F7		F7		F7		FC5-4 E BB	4	0	0	0	1	0	0					
Jeff Kent, R OBP: 0.364, SLG: 0.489 (1, 4)		FC5-2 3B	1B	1B	F8		HR		F7	5	1	3	1	0	0	1					
Armando Rios, L OBP: 0.318, SLG: 0.466 Aaron Fultz, L OBP: 0.333, SLG: 0.333 Shawon Dunston, R OBP: 0.308, SLG: 0.486 (1, 9) (7, 1) (8, 8)		FC5-2 1B BB	1B	1B	K				E6 FC5-4	2	1	1	0	2	1	0					
Benito Santiago, R OBP: 0.382, SLG: 0.440 (1, 2)	FC5-2 1B		K		G1-3		K		FC5-4	5	0	0	0	0	2	7					
Damon Minor, L OBP: 0.750, SLG: 0.667 (1, 3)	BB 1B			SH1-4 2B 1B		SH5-4 WP BB	G4-3			3	1	2	1	1	0	1					
Ramon Martinez, R OBP: 0.337, SLG: 0.366 (1, 5)				P4		SH5-4 BB		F9		3	0	1	0	1	0	1					
Russ Ortiz, R OBP: 0.226, SLG: 0.214 Alan Embree, L (6, 1) Tim Worrell, R (6, 1) Marvin Benard, L OBP: 0.273, SLG: 0.323 (7, 9)				SH1-4		SH5-4		K		0	0	0	0	1	0	0					
										0	0	0	0	0	0	0					
										0	0	0	0	0	0	0					
										1	0	0	0	0	1	0					
Inning Stats	R: 0 E: 0 K: 0 S: 8	H: 0 LOB: 0 BB: 0 P: 14	R: 1 E: 0 K: 1 S: 17	H: 3 LOB: 3 BB: 2 P: 32	R: 0 E: 0 K: 2 S: 12	H: 2 LOB: 1 BB: 0 P: 13	R: 1 E: 0 K: 0 S: 13	H: 2 LOB: 1 BB: 0 P: 19	R: 0 E: 0 K: 1 S: 7	H: 0 LOB: 0 BB: 0 P: 10	R: 0 E: 0 K: 0 S: 9	H: 0 LOB: 3 BB: 2 P: 21	R: 1 E: 0 K: 1 S: 11	H: 1 LOB: 1 BB: 1 P: 22	R: 0 E: 0 K: 1 S: 7	H: 0 LOB: 0 BB: 0 P: 11	R: 0 E: 1 K: 0 S: 10	H: 0 LOB: 2 BB: 1 P: 16	1B: 5 2B: 1 3B: 1 HR: 1	SF: 0 SAC: 2 DP: 0 HBP: 1	WP: 1 PA: 42 PB: 0 SB: 0 CS: 0
PITCHER	IP	WLS	BF	H	R	ER	SO	BB	IBB	HBP	BLK	WP	HR	S	P	ERA	WHIP				
Matt Morris, R ERA: 2.74 Jason Christiansen, L ERA: 5.06 Mike Timlin, R ERA: 3.46 Steve Kline, L ERA: 1.83 Dave Veres, R ERA: 2.76 (1, 1) (7, 1) (7, 1) (9, 1) (9, 1)	6.0	W	29	7	2	2	4	4	0	1	0	1	0	66	109	3.00	1.833				

San Francisco Giants @ St. Louis Cardinals
 Busch Stadium, St. Louis, MO
 Sun Jun 24 2001, 7:05 PM CDT
 Att: 48,203 - Sunny - 80 F

AB 33
 R 3
 H 8
 RBI 3
 BB 6
 SO 6
 LOB 18

GIANTS

Batter	1	2	3	4	5	6	7	8	9	AB	R	H	RBI	BB	SO	LOB	BOTTOM				
Fernando Vina, L OBP: 0.359, SLG: 0.402 (1, 4)	SH5-3 15 2B		G4-3		1B 15 2B BB	BB E BB	1B			3	2	2	0	2	0	1					
Placido Polanco, R OBP: 0.374, SLG: 0.391 (1, 5)	SH5-3		15 1B BB		15 2B 1B	E3 BB	15 FC6-4 1B			3	2	2	1	1	0	2					
15 Jim Edmonds, L OBP: 0.401, SLG: 0.542 (1, 8)	FC1-5-2		1B		2B	SF7	FC6-4			4	0	2	4	0	0	3					
Mark McGwire, R OBP: 0.333, SLG: 0.500 (1, 3)	F9		F9		K	5 1B BB	K			4	0	0	0	1	2	4					
5 Albert Pujols, R OBP: 0.417, SLG: 0.636 (1, 9)		G4-3		F9 2B	BB	1B		G5-3		4	0	2	2	1	0	0					
Craig Paquette, R OBP: 0.282, SLG: 0.442 Mike Timlin, R (7, 1) Ray Lankford, L OBP: 0.358, SLG: 0.532 Steve Kline, S (9, 1) Dave Veres, R (9, 1)		F9		F9	K	F8				4	0	0	0	0	1	5					
Edgar Renteria, R OBP: 0.274, SLG: 0.326 (1, 6)		F8		G1-3	F9		G6-3	F8		5	0	0	0	0	0	4					
Mike Matheny, R OBP: 0.308, SLG: 0.304 (1, 2)			G4-3 15 1B BB	SH1-4	IBB	E 15 SF7 1B	K			2	2	1	0	2	1	0					
Matt Morris, R OBP: 0.167, SLG: 0.171 Jason Christiansen, R Kerry Robinson, L OBP: 0.351, SLG: 0.379 (1, 1) (7, 1) (7, 7)			SH1-4		K	K	1B 1B			2	0	0	0	0	2	3					
										0	0	0	0	0	0	0					
										1	1	1	0	0	0	0					
Inning Stats	R: 0 E: 0 K: 0 S: 8	H: 1 LOB: 1 BB: 0 P: 12	R: 0 E: 0 K: 0 S: 6	H: 0 LOB: 0 BB: 0 P: 10	R: 1 E: 0 K: 0 S: 10	H: 1 LOB: 2 BB: 1 P: 21	R: 0 E: 0 K: 1 S: 12	H: 1 LOB: 2 BB: 1 P: 21	R: 2 E: 1 K: 1 S: 16	H: 2 LOB: 2 BB: 2 P: 27	R: 3 E: 1 K: 1 S: 16	H: 2 LOB: 2 BB: 0 P: 28	R: 1 E: 0 K: 1 S: 16	H: 3 LOB: 1 BB: 0 P: 24	R: 0 E: 0 K: 1 S: 8	H: 1 LOB: 1 BB: 0 P: 13	1B: 7 2B: 4 3B: 0 HR: 0	SF: 1 SAC: 2 DP: 0 HBP: 0	WP: 0 PA: 43 PB: 0 SB: 0 CS: 0		
PITCHER	IP	WLS	BF	H	R	ER	SO	BB	IBB	HBP	BLK	WP	HR	S	P	ERA	WHIP				
Russ Ortiz, R ERA: 3.51 Alan Embree, L ERA: 11.84 Tim Worrell, R ERA: 3.64 Aaron Fultz, L ERA: 3.43 Felix Rodriguez, R ERA: 1.72 (1, 1) (6, 1) (6, 1) (7, 1) (8, 1)	5.1	L	29	6	6	3	4	5	0	0	0	0	0	4	5	0.00	0.000				

San Francisco Giants @ St. Louis Cardinals
 Busch Stadium, St. Louis, MO
 Sun Jun 24 2001, 7:05 PM CDT
 Att: 48,203 - Sunny - 80 F

AB 33
 R 7
 H 11
 RBI 7
 BB 7
 SO 6
 LOB 22

Cardinals

Batter	1	2	3	4	5	6	7	8	9	AB	R	H	RBI	BB	SO	LOB	TOP			
Tom Goodwin, L (1, 8) OBP: 0.300, SLG: 0.358	1-2 P5	1-3 K						3-2 P6		4	0	0	0	0	2	1	Los Angeles Dodgers @ San Francisco Giants PacBell Park, San Francisco, CA Mon Jun 25 2001, 10:15 PM EDT Att. 40,942 - Overcast - 56 F			
Hiram Bocachica, R (1, 4) OBP: 0.305, SLG: 0.418	0-0 1B 2B		2-2 P4				2-1 F8	1-3 K		4	1	1	0	0	1	0				
Gary Sheffield, R (1, 7) OBP: 0.416, SLG: 0.520	4-1 1B BB		1-1 F8				2-2 L5		0-2 G5-3	3	0	0	0	1	0	0				
Shawn Green, L (1, 9) OBP: 0.353, SLG: 0.537	1-0 1B 2H		2-1 G4-3				2-3 K		1-2 G5-3 1B	4	0	2	1	0	1	0				
Paul Lo Duca, R (1, 3) OBP: 0.369, SLG: 0.568	1-3 K			0-0 HR			0-0 G1-3		0-2 G5-3	4	1	1	1	0	1	3				
Adrian Beltré, R (1, 5) OBP: 0.285, SLG: 0.364	2-3 K			2-2 P6				2-2 G4-3	1-1 G5-3	4	0	0	0	0	1	3				
Chad Kreuter, S (1, 2) OBP: 0.399, SLG: 0.364		3-2 F8 1B		0-1 F9				3-3 K		3	0	1	0	0	1	0				
Chris Donnels, L (7, 3) OBP: 0.266, SLG: 0.232										0	0	0	0	0	0	0				
Alex Cora, L (1, 6) OBP: 0.272, SLG: 0.343		2-2 F8		2-0 F7				1-1 F7		3	0	0	0	0	0	1				
Chan Ho Park, R (1, 1) OBP: 0.147, SLG: 0.206		1-2 G6-3						0-2 G6-3		2	0	0	0	0	0	1				
Jeff Branson, L (8, PH) OBP: 0.364, SLG: 0.364										1	0	0	0	0	1	0				
Matt Herges, L (8, 1) OBP: 0.250, SLG: 0.250										0	0	0	0	0	0	0				
Inning Stats	R: 1 E: 0 K: 2 S: 13	H: 2 LOB: 2 BB: 1 P: 22	R: 0 E: 0 K: 1 S: 18	H: 1 LOB: 1 BB: 0 P: 25	R: 0 E: 0 K: 0 S: 7	H: 0 LOB: 0 BB: 0 P: 12	R: 1 E: 0 K: 0 S: 7	H: 1 LOB: 0 BB: 0 P: 11	R: 0 E: 0 K: 1 S: 10	H: 0 LOB: 0 BB: 0 P: 13	R: 0 E: 0 K: 1 S: 12	H: 0 LOB: 0 BB: 0 P: 18	R: 0 E: 0 K: 2 S: 9	H: 0 LOB: 0 BB: 0 P: 15	R: 0 E: 0 K: 0 S: 11	H: 1 LOB: 1 BB: 0 P: 13	1B: 3 2B: 1 3B: 0 HR: 1	SF: 0 SAC: 0 DP: 0 HBP: 0	WP: 0 PB: 0 SB: 0 CS: 0	PA: 33
PITCHER	IP WLS BF H R ER SO BB IBB HBP BLK WP HR S P ERA WHIP																			
Mark Gardner, R (1, 1) ERA: 5.4	7.0 W 26 4 2 2 6 1 0 0 0 0 1 74 112 2.57 0.714																			
Felix Rodriguez, R (8, 1) ERA: 1.59	1.0 H 3 0 0 0 2 0 0 0 0 0 0 9 15 0.00 0.000																			
Robb Nen, R (9, 1) ERA: 3.79	1.0 S 4 1 0 0 0 0 0 0 0 0 0 0 11 13 0.00 1.000																			

AB	32
R	2
H	5
RBI	2
BB	1
SO	8
LOB	9



Batter	1	2	3	4	5	6	7	8	9	AB	R	H	RBI	BB	SO	LOB	BOTTOM			
Calvin Murray, R (1, 8) OBP: 0.359, SLG: 0.484	3-3 K		2-3 K					2-1 BB S 2B 1B		4	1	1	0	0	3	0	Los Angeles Dodgers @ San Francisco Giants PacBell Park, San Francisco, CA Mon Jun 25 2001, 10:15 PM EDT Att. 40,942 - Overcast - 56 F			
Rich Aurilia, R (1, 6) OBP: 0.383, SLG: 0.556	3-3 K		0-1 G1-3				0-3 K	4-2 BB 2B BB		3	1	0	0	1	2	0				
Barry Bonds, L (1, 7) OBP: 0.488, SLG: 0.892	4-1 1B 2B BB		0-0 F9				1-1 G6-3	4-0 2B 1-2 2-3 BB		2	1	0	0	2	0	0				
Jeff Kent, R (1, 4) OBP: 0.372, SLG: 0.511	1-0 2B 1B			0-1 HR			0-0 1B	0-1 1-3 2H 3H 2B		4	2	4	3	0	0	0				
Armando Rios, L (1, 9) OBP: 0.321, SLG: 0.468	1-0 1H 2H 2B		2-3 K				3-3 K	4-0 G4-3 IBB		3	0	1	2	1	2	1				
Benito Santiago, R (1, 2) OBP: 0.355, SLG: 0.431	0-3 K			1-3 K				1-2 G6-3 G4-3	1-2 G4-3	4	0	0	0	0	2	4				
Damon Minor, L (1, 3) OBP: 0.429, SLG: 0.333		0-0 F5		2-1 G4-3				0-1 L3		3	0	0	0	0	0	0				
Ramon Martinez, R (1, 5) OBP: 0.331, SLG: 0.358		3-2 G6-3			1-1 F7			3-2 F8		3	0	0	0	0	0	0				
Mark Gardner, R (1, 1) ERA: 2.86		0-0 G4-3			0-3 K			3-3 K		2	0	0	0	0	1	0				
Felix Rodriguez, R (8, 1) ERA: 2.86										0	0	0	0	0	0	0				
Felipe Crespo, S (8, PH) OBP: 0.292, SLG: 0.429										1	0	0	0	0	1	0				
Robb Nen, R (9, 1) ERA: 3.67										0	0	0	0	0	0	0				
Inning Stats	R: 2 E: 0 K: 3 S: 14	H: 2 LOB: 1 BB: 1 P: 26	R: 0 E: 0 K: 0 S: 5	H: 0 LOB: 0 BB: 0 P: 8	R: 0 E: 0 K: 1 S: 6	H: 0 LOB: 0 BB: 0 P: 8	R: 1 E: 0 K: 2 S: 10	H: 1 LOB: 0 BB: 0 P: 15	R: 0 E: 0 K: 2 S: 8	H: 0 LOB: 0 BB: 0 P: 11	R: 0 E: 0 K: 2 S: 9	H: 1 LOB: 1 BB: 0 P: 13	R: 0 E: 0 K: 0 S: 7	H: 0 LOB: 0 BB: 0 P: 12	R: 2 E: 0 K: 1 S: 15	H: 2 LOB: 2 BB: 3 P: 33	1B: 3 2B: 2 3B: 0 HR: 1	SF: 0 SAC: 0 DP: 1 HBP: 0	WP: 0 PB: 0 SB: 1 CS: 0	PA: 33
PITCHER	IP WLS BF H R ER SO BB IBB HBP BLK WP HR S P ERA WHIP																			
Chan Ho Park, R (1, 1) ERA: 2.86	7.0 L 26 4 3 3 10 1 0 0 0 0 1 59 93 3.86 0.714																			
Matt Herges, R (8, 1) ERA: 3.67	1.0 7 2 2 2 1 2 1 0 0 0 0 0 15 33 18.00 4.000																			

AB	29
R	5
H	6
RBI	5
BB	4
SO	11
LOB	5



Batter	1	2	3	4	5	6	7	8	9	AB	R	H	RBI	BB	SO	LOB	TOP		
Hiram Bocachica, R OBP: 0.301, SLG: 0.409 Alex Cora, L OBP: 0.271, SLG: 0.342	1-1 2B 1B	2-1 G1-3		1-2 F8			0-3 K	1-1 G6-3	1-2 F7	5	1	1	0	0	1	2			
Jeff Reboulet, R OBP: 0.383, SLG: 0.416	3-2 E 2B	2-1 G3			0-0 B1		3-2 1B 2B 1B	0-2 F9		5	2	2	1	0	0	1			
Shawn Green, L OBP: 0.357, SLG: 0.538	1-0 1B 2B 1B	1-2 F7			3-3 K		1-1 1B 2B 1B		0-0 S	5	3	3	2	0	1	1			
Gary Sheffield, R OBP: 0.420, SLG: 0.520	0-0 2B 1B		2-0 G6-3		2-2 G1-3		1-2 2B BB		2-0 1B HR	4	3	2	1	1	0	0			
Paul Lo Duca, R OBP: 0.381, SLG: 0.605	2-0 1B 2B		2-2 G1-3 1B		0-0 L5-3		1-2 1B 2B		1-0 HR	5	3	4	6	0	0	0			
Marquis Grissom, R OBP: 0.287, SLG: 0.515	0-1 P4		2-0 G1-3		0-1 F7		0-2 SH5-4 1B		0-0 2B G4-3 1B	5	1	2	1	0	0	3			
Adrian Beltré, R OBP: 0.278, SLG: 0.372 Jesse Orosco, R	0-1 G1-6-3 1B		1-1 CS 1B		4-1 BB		1-2 SH5-4		2-3 K	2	0	2	2	1	0	0			
Chris Donnels, L OBP: 0.263, SLG: 0.229 Jeff Shaw, R	2-3 3H 1B		2-H CS 1B		1-3 K		0-0 G4-3		2-1 G4-3 2B	5	0	1	0	0	1	4			
Chad Kreuter, S OBP: 0.392, SLG: 0.366	0-0 G1-6-3		0-0 CS		0-0 G3-1		1-1 K		1-0 G4-3	1	0	0	0	0	0	0			
Kevin Brown, R OBP: 0.200, SLG: 0.227 Giovanni Carrara, R OBP: 0.500, SLG: 0.500 Jeff Williams, R Al Reyes, R Dave Hansen, L OBP: 0.462, SLG: 0.369		1-0 G3 G1-3 HBP		0-2 F9			1-1 1B 2B		3-3 K	1	0	0	0	0	0	0			
Inning Stats	R: 4 E: 1 K: 0 S: 14	H: 6 LOB: 1 BB: 0 P: 21	R: 0 E: 0 K: 0 S: 8	H: 0 LOB: 1 BB: 0 P: 14	R: 1 E: 0 K: 0 S: 7	H: 2 LOB: 0 BB: 0 P: 14	R: 0 E: 0 K: 0 S: 7	H: 0 LOB: 0 BB: 0 P: 8	R: 0 E: 0 K: 1 S: 7	H: 0 LOB: 1 BB: 1 P: 12	R: 0 E: 0 K: 1 S: 23	H: 0 LOB: 1 BB: 1 P: 34	R: 0 E: 0 K: 1 S: 8	H: 0 LOB: 0 BB: 0 P: 12	R: 0 E: 0 K: 1 S: 13	H: 5 LOB: 1 BB: 0 P: 22	1B: 12 2B: 5 3B: 0 HR: 1	SF: 0 SAC: 1 DP: 1 HBP: 1	WP: 0 PA: 47 PB: 0 SB: 1 CS: 1
PITCHER	IP WLS BF H R ER SO BB IBB HBP BLK WP HR S P ERA WHIP	IP WLS BF H R ER SO BB IBB HBP BLK WP HR S P ERA WHIP	IP WLS BF H R ER SO BB IBB HBP BLK WP HR S P ERA WHIP	IP WLS BF H R ER SO BB IBB HBP BLK WP HR S P ERA WHIP	IP WLS BF H R ER SO BB IBB HBP BLK WP HR S P ERA WHIP	IP WLS BF H R ER SO BB IBB HBP BLK WP HR S P ERA WHIP	IP WLS BF H R ER SO BB IBB HBP BLK WP HR S P ERA WHIP	IP WLS BF H R ER SO BB IBB HBP BLK WP HR S P ERA WHIP	IP WLS BF H R ER SO BB IBB HBP BLK WP HR S P ERA WHIP	IP WLS BF H R ER SO BB IBB HBP BLK WP HR S P ERA WHIP	IP WLS BF H R ER SO BB IBB HBP BLK WP HR S P ERA WHIP	IP WLS BF H R ER SO BB IBB HBP BLK WP HR S P ERA WHIP	IP WLS BF H R ER SO BB IBB HBP BLK WP HR S P ERA WHIP	IP WLS BF H R ER SO BB IBB HBP BLK WP HR S P ERA WHIP	IP WLS BF H R ER SO BB IBB HBP BLK WP HR S P ERA WHIP	IP WLS BF H R ER SO BB IBB HBP BLK WP HR S P ERA WHIP	IP WLS BF H R ER SO BB IBB HBP BLK WP HR S P ERA WHIP	IP WLS BF H R ER SO BB IBB HBP BLK WP HR S P ERA WHIP	IP WLS BF H R ER SO BB IBB HBP BLK WP HR S P ERA WHIP

Los Angeles Dodgers @ San Francisco Giants
PacBell Park, San Francisco, CA
Tue Jun 26 2001, 10:15 PM EDT
Att: 41,288 - Cloudy - 67 F

AB 42
R 14
H 18
RBI 14
BB 2
SO 5
LOB 14



Batter	1	2	3	4	5	6	7	8	9	AB	R	H	RBI	BB	SO	LOB	BOTTOM				
Calvin Murray, R OBP: 0.352, SLG: 0.465	0-3 K		4-1 HR BB		2-3 K	0-1 L5		3-3 K		4	1	0	0	1	3	2					
Rich Aurilia, R OBP: 0.390, SLG: 0.574	3-2 1B		2-0 1B HR		1-1 2B	0-0 2B 1B		1-1 G1-3		5	2	4	4	0	0	0					
Barry Bonds, L OBP: 0.484, SLG: 0.877	3-3 K		2-2 G3		1-0 G3-1	4-1 1B BB		2-3 K		4	0	0	0	1	2	2					
Jeff Kent, R OBP: 0.373, SLG: 0.512	0-1 L6		2-3 K			1B 2B		0-2 F8		5	1	2	1	0	1	1					
Armando Rios, L OBP: 0.323, SLG: 0.469 Ryan Vogelsong, R OBP: 0.250, SLG: 0.500 Tim Worrell, R Shawon Dunston, R OBP: 0.315, SLG: 0.491		1-1 FC5-4 1B	1-0 G5-3			SH5-3 1B		2-0 1B		4	1	2	0	0	0	2					
Damon Minor, L OBP: 0.417, SLG: 0.364	1-3 K		2-2 G4-6-3 1B		0-0 1B SH5-3	1-2 F8		0-1 L8		5	1	2	1	0	1	2					
Benito Santiago, R OBP: 0.349, SLG: 0.422	0-0 E5 FC5-4		1-2 G4-6-3		1-2 2-3 SH5-3	1-3 K		2-2 G6-3		4	0	0	0	0	1	3					
Ramon Martinez, R OBP: 0.335, SLG: 0.362	1-1 FC5-4		1-3 K		0-1 2B 1B					4	1	2	1	0	1	2					
Shawn Estes, R OBP: 0.103, SLG: 0.074 Marvin Benard, L OBP: 0.275, SLG: 0.330 Aron Fultz, L OBP: 0.333, SLG: 0.333 Alan Embree, L	1-2 G5-3				1-3 K	1-2 1B 2B		2-3 K		2	0	0	0	0	1	2					
Inning Stats	R: 0 E: 0 K: 2 S: 12	H: 1 LOB: 1 BB: 0 P: 18	R: 0 E: 1 K: 1 S: 11	H: 1 LOB: 2 BB: 0 P: 15	R: 2 E: 0 K: 1 S: 11	H: 1 LOB: 0 BB: 1 P: 22	R: 0 E: 0 K: 1 S: 9	H: 1 LOB: 0 BB: 0 P: 13	R: 0 E: 0 K: 2 S: 9	H: 1 LOB: 1 BB: 0 P: 14	R: 6 E: 0 K: 0 S: 25	H: 7 LOB: 2 BB: 1 P: 36	R: 0 E: 0 K: 2 S: 12	H: 1 LOB: 1 BB: 0 P: 16	R: 0 E: 0 K: 2 S: 11	H: 0 LOB: 0 BB: 0 P: 17	R: 0 E: 0 K: 0 S: 10	H: 1 LOB: 1 BB: 0 P: 14	1B: 10 2B: 3 3B: 0 HR: 1	SF: 0 SAC: 1 DP: 1 HBP: 0	WP: 0 PA: 43 PB: 0 SB: 0 CS: 0
PITCHER	IP WLS BF H R ER SO BB IBB HBP BLK WP HR S P ERA WHIP	IP WLS BF H R ER SO BB IBB HBP BLK WP HR S P ERA WHIP	IP WLS BF H R ER SO BB IBB HBP BLK WP HR S P ERA WHIP	IP WLS BF H R ER SO BB IBB HBP BLK WP HR S P ERA WHIP	IP WLS BF H R ER SO BB IBB HBP BLK WP HR S P ERA WHIP	IP WLS BF H R ER SO BB IBB HBP BLK WP HR S P ERA WHIP	IP WLS BF H R ER SO BB IBB HBP BLK WP HR S P ERA WHIP	IP WLS BF H R ER SO BB IBB HBP BLK WP HR S P ERA WHIP	IP WLS BF H R ER SO BB IBB HBP BLK WP HR S P ERA WHIP	IP WLS BF H R ER SO BB IBB HBP BLK WP HR S P ERA WHIP	IP WLS BF H R ER SO BB IBB HBP BLK WP HR S P ERA WHIP	IP WLS BF H R ER SO BB IBB HBP BLK WP HR S P ERA WHIP	IP WLS BF H R ER SO BB IBB HBP BLK WP HR S P ERA WHIP	IP WLS BF H R ER SO BB IBB HBP BLK WP HR S P ERA WHIP	IP WLS BF H R ER SO BB IBB HBP BLK WP HR S P ERA WHIP	IP WLS BF H R ER SO BB IBB HBP BLK WP HR S P ERA WHIP	IP WLS BF H R ER SO BB IBB HBP BLK WP HR S P ERA WHIP	IP WLS BF H R ER SO BB IBB HBP BLK WP HR S P ERA WHIP	IP WLS BF H R ER SO BB IBB HBP BLK WP HR S P ERA WHIP		

Los Angeles Dodgers @ San Francisco Giants
PacBell Park, San Francisco, CA
Tue Jun 26 2001, 10:15 PM EDT
Att: 41,288 - Cloudy - 67 F

AB 40
R 8
H 14
RBI 8
BB 2
SO 11
LOB 17



Batter	1	2	3	4	5	6	7	8	9	AB	R	H	RBI	BB	SO	LOB	TOP					
Tom Goodwin, L (1, 8) OBP: 0.302, SLG: 0.369										5	2	2	1	0	3	3	<p>Los Angeles Dodgers @ San Francisco Giants PacBell Park, San Francisco, CA</p> <p>Wed Jun 27 2001, 7:05 PM EDT Att. 41,161 - Overcast - 68 F</p>					
Jeff Reboulet, R (1, 4) OBP: 0.375, SLG: 0.404										5	1	1	0	0	1	1						
Gary Sheffield, R (1, 7) OBP: 0.423, SLG: 0.519										4	1	2	1	1	0	1						
Shawn Green, L (1, 3) OBP: 0.364, SLG: 0.539										3	1	2	1	2	0	1						
Matt Herges, L (8, 1) OBP: 0.250, SLG: 0.250										0	0	0	0	0	0	0						
Paul Lo Duca, R (1, 2) OBP: 0.382, SLG: 0.599										5	0	2	2	0	0	4						
Adrián Beltré, R (1, 5) OBP: 0.276, SLG: 0.380										5	1	1	0	0	0	5						
Marquis Grissom, R (1, 9) OBP: 0.270, SLG: 0.512										5	0	2	2	0	1	1						
Alex Cora, L (1, 6) OBP: 0.265, SLG: 0.333										5	0	0	0	0	1	3						
Terry Adams, R (1, 1) Chad Kreuter, S (8, 2) OBP: 0.392, SLG: 0.366										2	1	0	0	1	1	0						
										0	0	0	0	0	0	0						
Inning Stats	R: 0 E: 0 K: 1 S: 10	H: 0 LOB: 0 BB: 0 P: 14	R: 0 E: 0 K: 1 S: 11	H: 0 LOB: 1 BB: 1 P: 18	R: 2 E: 0 K: 1 S: 18	H: 4 LOB: 2 BB: 0 P: 24	R: 1 E: 0 K: 2 S: 10	H: 2 LOB: 2 BB: 0 P: 15	R: 2 E: 0 K: 0 S: 13	H: 3 LOB: 2 BB: 1 P: 21	R: 2 E: 1 K: 1 S: 12	H: 2 LOB: 2 BB: 0 P: 25	R: 0 E: 0 K: 1 S: 9	H: 0 LOB: 1 BB: 0 P: 16	R: 0 E: 0 K: 0 S: 7	H: 1 LOB: 1 BB: 0 P: 11	R: 0 E: 0 K: 0 S: 6	H: 0 LOB: 0 BB: 0 P: 8	1B: 10 2B: 1 3B: 2 HR: 0	SF: 0 SAC: 1 DP: 1 HBP: 0	WP: 0 PB: 0 SB: 0 CS: 1	PA: 44
PITCHER	IP WLS BF H R ER SO BB IBB HBP BLK WP HR S P ERA WHIP																					
Livan Hernandez, R (1, 1) ERA: 6.31	5.2 L 32 11 7 5 6 2 1 0 0 0 0 0 72 115 7.94 2.294																					
Tim Worrell, R (6, 1) ERA: 3.99	0.1 1 0 0 0 0 0 0 0 0 0 0 0 2 2 0.00 0.000																					
Ryan Vogelsong, R (7, 1) ERA: 4.5	3.0 11 1 0 0 1 1 0 0 0 0 0 0 22 35 0.00 0.667																					

Batter	1	2	3	4	5	6	7	8	9	AB	R	H	RBI	BB	SO	LOB	BOTTOM					
Calvin Murray, R (1, 8) OBP: 0.363, SLG: 0.455										2	1	0	0	3	1	1	<p>Los Angeles Dodgers @ San Francisco Giants PacBell Park, San Francisco, CA</p> <p>Wed Jun 27 2001, 7:05 PM EDT Att. 41,161 - Overcast - 68 F</p>					
Rich Aurilia, R (1, 6) OBP: 0.393, SLG: 0.573										4	0	2	1	1	2							
Barry Bonds, L (1, 7) OBP: 0.479, SLG: 0.866										5	0	1	1	0	1	6						
Jeff Kent, R (1, 4) OBP: 0.376, SLG: 0.512										4	0	2	0	1	1	2						
Armando Rios, L (1, 9) OBP: 0.319, SLG: 0.461										4	0	0	0	0	1	4						
Benito Santiago, R (1, 2) OBP: 0.342, SLG: 0.414										4	0	0	0	0	1	3						
Damon Minor, L (1, 3) OBP: 0.375, SLG: 0.333										4	1	1	0	0	0	1						
Ramon Martinez, R (1, 5) OBP: 0.339, SLG: 0.361										3	1	1	0	1	0	0						
Livan Hernandez, R (1, 1) OBP: 0.154, SLG: 0.179										2	0	0	1	0	0	2						
Tim Worrell, R (6, 1) Marvin Benard, L (6, PH) OBP: 0.278, SLG: 0.333										0	0	0	0	0	0	0						
Ryan Vogelsong, R (7, 1) OBP: 0.200, SLG: 0.400										1	0	1	0	0	0	0						
										1	0	0	0	0	0	0						
Inning Stats	R: 1 E: 0 K: 2 S: 11	H: 1 LOB: 1 BB: 1 P: 21	R: 2 E: 0 K: 0 S: 15	H: 2 LOB: 2 BB: 2 P: 30	R: 0 E: 0 K: 0 S: 5	H: 0 LOB: 0 BB: 1 P: 10	R: 0 E: 0 K: 0 S: 8	H: 1 LOB: 3 BB: 2 P: 20	R: 0 E: 0 K: 2 S: 10	H: 1 LOB: 1 BB: 0 P: 15	R: 0 E: 0 K: 0 S: 5	H: 1 LOB: 1 BB: 0 P: 8	R: 0 E: 0 K: 0 S: 8	H: 1 LOB: 1 BB: 0 P: 11	R: 0 E: 0 K: 0 S: 6	H: 0 LOB: 0 BB: 0 P: 14	R: 0 E: 0 K: 2 S: 11	H: 1 LOB: 1 BB: 0 P: 16	1B: 7 2B: 1 3B: 0 HR: 0	SF: 0 SAC: 0 DP: 1 HBP: 0	WP: 0 PB: 1 SB: 1 CS: 0	PA: 40
PITCHER	IP WLS BF H R ER SO BB IBB HBP BLK WP HR S P ERA WHIP																					
Terry Adams, R (1, 1) ERA: 5.15	7.0 W 33 11 7 3 4 0 6 0 0 0 0 0 62 115 3.86 1.857																					
Matt Herges, R (8, 1) ERA: 3.53	2.0 7 1 0 0 2 0 0 0 0 0 0 0 17 30 0.00 0.500																					

Batter	1	2	3	4	5	6	7	8	9	AB	R	H	RBI	BB	SO	LOB	TOP										
Fernando Vina, L OBP: 0.360, SLG: 0.407	F9		F7			F7		F8		4	0	0	0	0	0	0	St. Louis Cardinals @ San Francisco Giants PacBell Park, San Francisco, CA Fri Jun 29 2001, 10:35 PM EDT Att: 41,738 - Cloudy - 68 F										
Placido Polanco, R OBP: 0.369, SLG: 0.385	P4			G4-3				G5-3		4	0	1	0	0	0	0											
15 Jim Edmonds, L OBP: 0.396, SLG: 0.538	BB			K				K		3	0	0	0	1	2	1											
Mark McGwire, R OBP: 0.305, SLG: 0.441	F8			K					K	4	0	0	0	0	3	1											
5 Albert Pujols, R OBP: 0.416, SLG: 0.641		G4-3				F7		F9		4	0	0	0	0	1	0											
Craig Paquette, R OBP: 0.285, SLG: 0.426	F8					F7				3	1	1	0	0	0	0											
Bobby Bonilla, S OBP: 0.308, SLG: 0.356								BB		1	0	0	0	0	0	0											
Ray Lankford, L OBP: 0.359, SLG: 0.543	G4-3					HR		BB		2	1	1	1	1	0	0											
Mike Matheny, R OBP: 0.311, SLG: 0.304			G5-3			F8				3	0	1	1	0	0	0											
Darryl Kile, R OBP: 0.220, SLG: 0.263			F8							3	0	0	0	0	1	2											
Steve Kline, S OBP: 0.311, SLG: 0.304										0	0	0	0	0	0	0											
Mike Timlin, R OBP: 0.311, SLG: 0.304										0	0	0	0	0	0	0											
Inning Stats	R: 0 H: 0 E: 0 K: 0 S: 11	H: 0 LOB: 1 BB: 1 P: 20	R: 0 H: 0 E: 0 K: 0 S: 7	H: 0 LOB: 0 BB: 0 P: 9	R: 0 H: 0 E: 0 K: 2 S: 6	H: 0 LOB: 0 BB: 0 P: 14	R: 1 H: 1 E: 0 K: 0 S: 6	H: 1 LOB: 1 BB: 0 P: 11	R: 0 H: 1 E: 0 K: 1 S: 11	H: 2 LOB: 2 BB: 1 P: 21	R: 0 H: 0 E: 0 K: 2 S: 8	H: 0 LOB: 0 BB: 0 P: 12	R: 0 H: 0 E: 0 K: 2 S: 8	H: 0 LOB: 0 BB: 0 P: 13	R: 0 H: 0 E: 0 K: 2 S: 8	H: 0 LOB: 0 BB: 0 P: 12	1B: 3 2B: 0 3B: 0 HR: 1	SF: 0 SAC: 0 DP: 0 HBP: 0	WP: 0 PB: 0 SB: 0 CS: 0	PA: 33							
PITCHER	IP	WLS	BF	H	R	ER	SO	BB	IBB	HBP	BLK	WP	HR	S	P	ERA	WHIP										
Kirk Rueter, L ERA: 5.03	7.0		27	4	2	2	4	2	0	0	0	0	1	61	100	2.57	0.857										
Felix Rodriguez, R ERA: 1.54	1.0	W	3	0	0	0	1	0	0	0	0	0	0	8	13	0.00	0.000										
Robb Nen, R ERA: 3.68	1.0	S	3	0	0	0	2	0	0	0	0	0	0	8	12	0.00	0.000										

AB	31
R	2
H	4
RBI	2
BB	2
SO	7
LOB	4



Batter	1	2	3	4	5	6	7	8	9	AB	R	H	RBI	BB	SO	LOB	BOTTOM										
Calvin Murray, R OBP: 0.368, SLG: 0.457	F7		P4							4	0	2	1	0	0	0	St. Louis Cardinals @ San Francisco Giants PacBell Park, San Francisco, CA Fri Jun 29 2001, 10:35 PM EDT Att: 41,738 - Cloudy - 68 F										
Rich Aurilia, R OBP: 0.391, SLG: 0.569	K		P6							4	0	1	0	0	1	2											
Barry Bonds, L OBP: 0.483, SLG: 0.863	BB			G6-3						1	1	0	0	3	0	0											
Jeff Kent, R OBP: 0.375, SLG: 0.509	BB			F7						4	0	1	0	0	1	4											
Armando Rios, L OBP: 0.318, SLG: 0.456	K			G4-3						3	0	0	0	1	1	2											
Ramon Martinez, R OBP: 0.337, SLG: 0.358		F9								4	1	1	0	0	0	2											
Damon Minor, L OBP: 0.350, SLG: 0.316		F9								4	0	1	1	0	0	1											
Edwards Guzman, L OBP: 0.250, SLG: 0.417		F7								4	1	2	0	0	0	2											
Robb Nen, R OBP: 0.250, SLG: 0.417										0	0	0	0	0	0	0											
Kirk Rueter, L OBP: 0.194, SLG: 0.125										3	0	0	1	0	0	2											
Felix Rodriguez, R ERA: 2.25										0	0	0	0	0	0	0											
Benito Santiago, R OBP: 0.342, SLG: 0.414										0	0	0	0	0	0	0											
Inning Stats	R: 0 H: 1 E: 0 K: 2 S: 14	H: 0 LOB: 2 BB: 1 P: 23	R: 0 H: 0 E: 0 K: 0 S: 5	H: 0 LOB: 0 BB: 0 P: 7	R: 0 H: 0 E: 0 K: 0 S: 7	H: 0 LOB: 0 BB: 0 P: 10	R: 0 H: 0 E: 0 K: 0 S: 5	H: 0 LOB: 0 BB: 0 P: 8	R: 2 H: 4 E: 0 K: 1 S: 14	H: 4 LOB: 3 BB: 1 P: 25	R: 0 H: 0 E: 0 K: 0 S: 8	H: 0 LOB: 0 BB: 0 P: 12	R: 0 H: 2 E: 0 K: 0 S: 5	H: 2 LOB: 1 BB: 0 P: 7	R: 1 H: 1 E: 0 K: 0 S: 10	H: 1 LOB: 2 BB: 2 P: 26	1B: 8 2B: 0 3B: 0 HR: 0	SF: 0 SAC: 0 DP: 1 HBP: 0	WP: 0 PB: 0 SB: 0 CS: 0	PA: 35							
PITCHER	IP	WLS	BF	H	R	ER	SO	BB	IBB	HBP	BLK	WP	HR	S	P	ERA	WHIP										
Darryl Kile, R ERA: 3.42	7.0		29	7	2	2	3	2	0	0	0	0	0	58	92	2.57	1.286										
Steve Kline, L ERA: 2.25	0.0	L	1	0	1	1	0	1	0	0	0	0	0	4													
Mike Timlin, R ERA: 3.27	1.0		5	1	0	0	0	0	1	0	0	0	0	10	22	0.00	1.000										

AB	31
R	3
H	8
RBI	3
BB	4
SO	3
LOB	15



Batter	1	2	3	4	5	6	7	8	9	AB	R	H	RBI	BB	SO	LOB	TOP								
Fernando Vina, L OBP: 0.362, SLG: 0.411	1-2 1B		1-2 F9					2-2 E 15 SF8 2B		4	1	2	0	0	0	1									
Placido Polanco, R OBP: 0.368, SLG: 0.380	0-3 K		1-1 F9					1-0 E4 BB		3	1	0	0	1	1	2									
15 Jim Edmonds, L OBP: 0.398, SLG: 0.539	1-3 K							1-0 SF8		3	0	2	1	0	1	1									
Mark McGwire, R OBP: 0.303, SLG: 0.433	0-1 F7							3-H 4-1 5 G6-4-3 BB		2	0	0	1	1	0	2									
5 Albert Pujols, R OBP: 0.411, SLG: 0.632 Dave Veres, R		1-3 K						2-0 G6-4-3 BB		4	0	0	0	0	1	4									
Ray Lankford, L OBP: 0.353, SLG: 0.533	1-0 F9							1-2 BB		0	0	0	0	0	1	2									
Mike Matheny, R OBP: 0.315, SLG: 0.310 29 Stubby Clapp, L OBP: 0.286, SLG: 0.429		1-1 1B						3-2 FC4-6 1B		3	0	2	0	0	0	0									
Kerry Robinson, L OBP: 0.338, SLG: 0.361	0-1 G3							2-2 FC4-6 SH2-4		4	0	0	0	0	0	3									
Matt Morris, R OBP: 0.158, SLG: 0.162 Mike Timlin, R Steve Kline, S Craig Paquette, R OBP: 0.283, SLG: 0.423			1-1 G5-3					0-0 SH2-4		2	0	0	0	0	1	0									
Inning Stats	R: 0 E: 0 K: 2 S: 14	H: 1 LOB: 1 BB: 0 P: 16	R: 0 E: 0 K: 1 S: 8	H: 1 LOB: 1 BB: 0 P: 11	R: 0 E: 0 K: 0 S: 7	H: 0 LOB: 0 BB: 0 P: 10	R: 0 E: 0 K: 0 S: 9	H: 1 LOB: 1 BB: 0 P: 16	R: 0 E: 0 K: 0 S: 11	H: 1 LOB: 1 BB: 0 P: 18	R: 1 E: 0 K: 1 S: 11	H: 1 LOB: 1 BB: 0 P: 24	R: 0 E: 0 K: 1 S: 7	H: 0 LOB: 0 BB: 0 P: 9	R: 1 E: 1 K: 0 S: 7	H: 1 LOB: 1 BB: 0 P: 17	R: 0 E: 0 K: 1 S: 10	H: 1 LOB: 1 BB: 0 P: 13	1B: 6 2B: 1 3B: 0 HR: 0	SF: 2 SAC: 1 DP: 1 HBP: 0	WP: 1 PB: 0 SB: 0 CS: 0	PA: 36			
PITCHER	IP	WLS	BF	H	R	ER	SO	BB	IBB	HBP	BLK	WP	HR	S	P	ERA	WHIP								
Russ Ortiz, R ERA: 3.36	7.0		27	5	1	1	5	1	0	0	0	1	0	67	104	1.29	0.857								
Aaron Fultz, L ERA: 4.39	0.1		3	1	1	1	0	0	0	0	0	0	0	5	9	27.00	3.000								
Felix Rodriguez, R ERA: 1.62	0.2	W	2	0	0	0	0	1	0	0	0	0	0	2	8	0.00	1.500								
Robb Nen, R ERA: 3.58	1.0	S	4	1	0	0	1	0	0	0	0	0	0	10	13	0.00	1.000								

St. Louis Cardinals @ San Francisco Giants
PacBell Park, San Francisco, CA
Sat Jun 30 2001, 3:15 PM EDT
Att: 41,341 - Sunny - 71 F

AB 31
R 2
H 7
RBI 2
BB 2
SO 6
LOB 16



Batter	1	2	3	4	5	6	7	8	9	AB	R	H	RBI	BB	SO	LOB	BOTTOM								
Calvin Murray, R OBP: 0.369, SLG: 0.450	3-2 F7-3 1B		4-0 1B BB					1-0 FC6-4		4	0	1	0	1	0	5									
Rich Aurilia, R OBP: 0.393, SLG: 0.568	1-1 F7-3 1-2		1-1 1-2 2-H 1B					1-1 HBP FC5-2 1B		4	0	2	1	0	0	2									
Armando Rios, L OBP: 0.317, SLG: 0.452 Robb Nen, R	1-2 G4-3		1-3 K					2-1 FC5-2 HBP 1B		4	1	1	0	0	1	2									
Jeff Kent, R OBP: 0.376, SLG: 0.507		0-1 G6-3						1-2 2-3 E HBP 1B		3	1	1	0	0	0	0									
Damon Minor, L OBP: 0.304, SLG: 0.273 Eric Davis, R OBP: 0.269, SLG: 0.314		0-0 F8						2-1 FC5-2 HBP E		3	0	0	0	0	1	1									
Benito Santiago, R OBP: 0.345, SLG: 0.413		2-2 G6-3						1-2 2-3 3-H E HBP		1	1	0	0	0	0	3									
Marvin Benard, L OBP: 0.279, SLG: 0.333 Aaron Fultz, L OBP: 0.333, SLG: 0.333 Felix Rodriguez, R			2-2 F6					0-1 E7		3	0	1	0	0	1	1									
Pedro Feliz, R OBP: 0.231, SLG: 0.278			1-2 G4-3					1-3 2-H 3-H 1B		0	0	0	0	0	0	0									
Ramon Martinez, R OBP: 0.341, SLG: 0.364			1-2 G4-3					4-2 FC6-4 BB		3	0	1	0	1	1	2									
Russ Ortiz, R OBP: 0.273, SLG: 0.300 Shawon Dunston, R OBP: 0.309, SLG: 0.486			3-1 1B 2B					1-0 SF7		2	1	2	0	0	0	0									
Inning Stats	R: 0 E: 0 K: 0 S: 10	H: 1 LOB: 0 BB: 0 P: 15	R: 0 E: 0 K: 0 S: 6	H: 0 LOB: 0 BB: 0 P: 8	R: 1 E: 0 K: 1 S: 15	H: 2 LOB: 2 BB: 1 P: 27	R: 0 E: 0 K: 3 S: 14	H: 2 LOB: 2 BB: 0 P: 21	R: 0 E: 0 K: 0 S: 8	H: 1 LOB: 0 BB: 0 P: 13	R: 0 E: 0 K: 0 S: 7	H: 0 LOB: 0 BB: 0 P: 10	R: 0 E: 0 K: 1 S: 11	H: 2 LOB: 2 BB: 0 P: 17	R: 4 E: 1 K: 0 S: 16	H: 3 LOB: 2 BB: 1 P: 31	1B: 9 2B: 3 3B: 0 HR: 0	SF: 1 SAC: 0 DP: 2 HBP: 2	WP: 0 PB: 0 SB: 0 CS: 0	PA: 37					
PITCHER	IP	WLS	BF	H	R	ER	SO	BB	IBB	HBP	BLK	WP	HR	S	P	ERA	WHIP								
Matt Morris, R ERA: 2.65	1.1		3	2	3	3	0	0	0	1	0	0	0	6	11										
Mike Timlin, R ERA: 3.69	0.0	L	3	2	3	3	0	0	0	0	0	0	0	6	11										
Steve Kline, L ERA: 2.23	0.1	H	1	0	0	0	0	0	0	0	0	0	0	2	4	0.00	0.000								
Dave Veres, R ERA: 2.97	0.2	B	5	1	1	1	0	1	0	1	0	0	0	8	16	13.50	3.000								

St. Louis Cardinals @ San Francisco Giants
PacBell Park, San Francisco, CA
Sat Jun 30 2001, 3:15 PM EDT
Att: 41,341 - Sunny - 71 F

AB 32
R 5
H 11
RBI 5
BB 2
SO 5
LOB 19




Batter	1	2	3	4	5	6	7	8	9	AB	R	H	RBI	BB	SO	LOB	TOP			
Fernando Vina, L OBP: 0.360, SLG: 0.413	2-1 1B 15 SF9 2B	1-1 SF7					3-2 F9		1-2 L6								3 1 1 1 0 0 1			
Placido Polanco, R OBP: 0.370, SLG: 0.382	1-2 G6-3 15 SF9 2B	0-0 2B				2-2 G4-3		0-3 K									4 0 2 1 0 1 0			
15 Jim Edmonds, L OBP: 0.392, SLG: 0.532	1-2 SF9	1-2 F7				2-3 K		3-3 K									3 0 0 1 0 2 1			
Mark McGwire, R OBP: 0.294, SLG: 0.417	1-1 G6-3			1-3 K		0-1 P5		2-3 K									4 0 0 0 0 2 1			
Ray Lankford, L OBP: 0.347, SLG: 0.523	2-3 K			0-0 G4-3		1-3 K		0-0 F8									4 0 0 0 0 2 1			
Craig Paquette, R OBP: 0.284, SLG: 0.421		3-1 1B		0-1 G5-3		0-3 K		0-0 F2									3 1 1 0 0 1 0			
29 Stubby Clapp, L OBP: 0.250, SLG: 0.375		1B															1 0 0 0 0 0 0			
Kerry Robinson, L OBP: 0.345, SLG: 0.368		0-1 1B 1B SF7 1B		0-0 G5-4-3 1B		0-1 G1-3		0-0 G6-3									4 1 2 0 0 0 0			
Mike Matheny, R OBP: 0.320, SLG: 0.320		1-0 SH1-4 1B		1-1 G5-4-3		1-2 G4-3											3 1 2 1 0 0 1			
Andy Benes, R OBP: 0.143, SLG: 0.214		2-2 SH1-4		1-3 K		3-2 G4-3											0 0 0 0 0 0 0			
Gene Stechschulte, R OBP: 0.180, SLG: 0.280																	1 0 0 0 0 1 0			
Jason Christiansen, R OBP: 0.180, SLG: 0.280																	0 0 0 0 0 0 0			
Bobby Bonilla, S OBP: 0.180, SLG: 0.280																	1 0 0 0 0 0 1			
Mike Mathews, L OBP: 0.180, SLG: 0.280																	0 0 0 0 0 0 0			
Mike James, R OBP: 0.180, SLG: 0.280																	0 0 0 0 0 0 0			
Dave Veres, R OBP: 0.180, SLG: 0.280																	0 0 0 0 0 0 0			
Inning Stats	R: 1 E: 0 K: 1 S: 18	H: 2 LOB: 1 BB: 0 P: 25	R: 3 E: 0 K: 0 S: 14	H: 4 LOB: 1 BB: 0 P: 22	R: 0 E: 0 K: 1 S: 6	H: 0 LOB: 0 BB: 0 P: 7	R: 0 E: 0 K: 1 S: 6	H: 1 LOB: 0 BB: 0 P: 8	R: 0 E: 0 K: 2 S: 15	H: 0 LOB: 0 BB: 0 P: 22	R: 0 E: 0 K: 2 S: 8	H: 1 LOB: 1 BB: 0 P: 16	R: 0 E: 0 K: 3 S: 10	H: 0 LOB: 0 BB: 0 P: 15	R: 0 E: 0 K: 0 S: 4	H: 0 LOB: 0 BB: 0 P: 5	1B: 6 2B: 2 3B: 0 HR: 0	SF: 2 SAC: 1 DP: 1 HBP: 0	WP: 0 PB: 0 SB: 0 CS: 0	PA: 34
PITCHER	IP WLS BF H R ER SO BB IBB HBP BLK WP HR S P ERA WHIP																			
Mark Gardner, R ERA: 5.74	1.2	11	6	4	4	1	0	0	0	0	0	0	0	0	29	43	21.60	3.600		
41 Chad Zerbe, L ERA: 3.16	4.1	W 13	1	0	0	5	0	0	0	0	0	0	0	38	50	0.00	0.231			
Tim Worrell, R ERA: 3.89	1.0	H 4	1	0	0	0	0	0	0	0	0	0	0	11	16	0.00	1.000			
Felix Rodriguez, R ERA: 1.58	1.0	H 3	0	0	0	3	0	0	0	0	0	0	0	10	15	0.00	0.000			
Robb Nen, R ERA: 3.49	1.0	S 3	0	0	0	0	0	0	0	0	0	0	0	4	5	0.00	0.000			

St. Louis Cardinals @ San Francisco Giants
PacBell Park, San Francisco, CA
Sun Jul 01 2001, 5:00 PM EDT
Att: 41,705 - Sunny - 73 F

livebaseballscores.com

AB 31
R 4
H 8
RBI 4
BB 0
SO 9
LOB 6




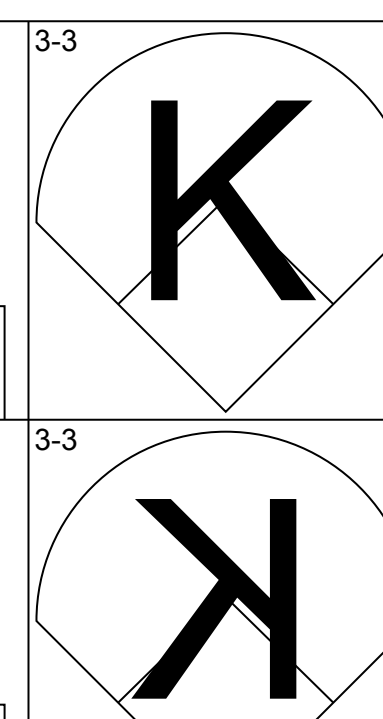
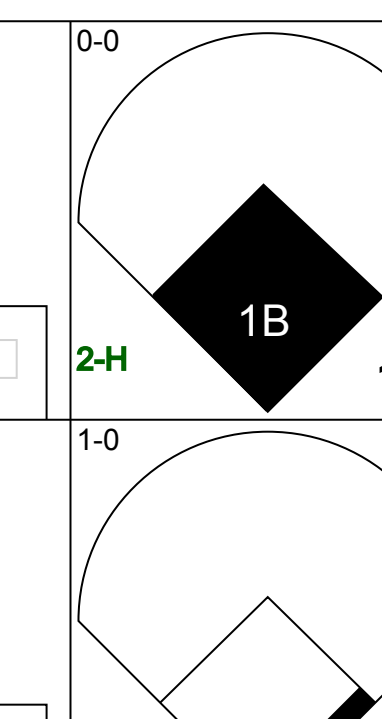
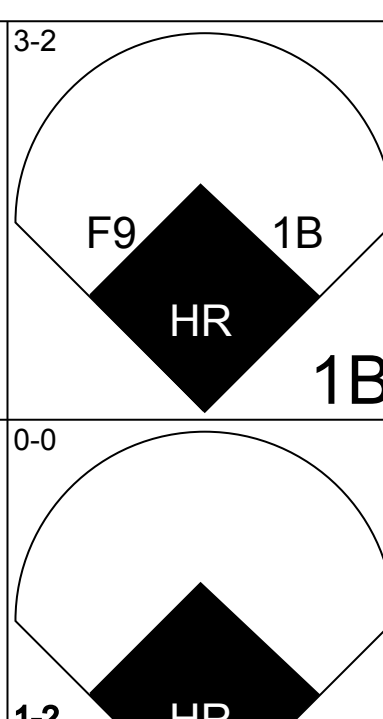
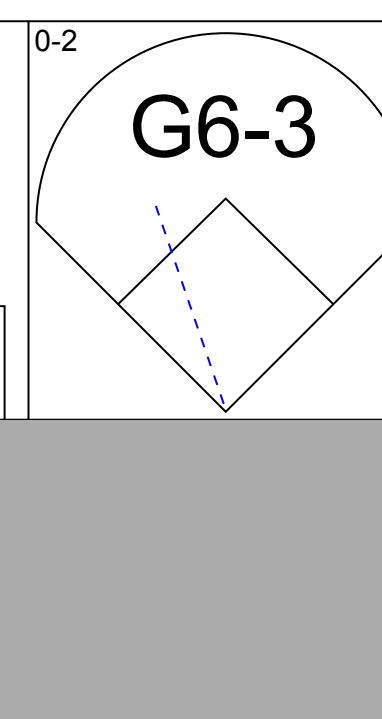
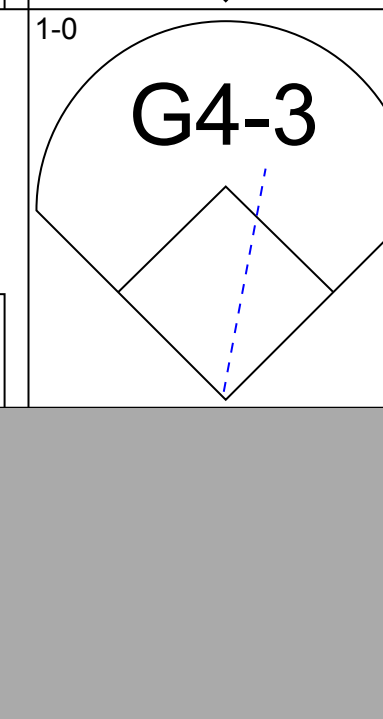
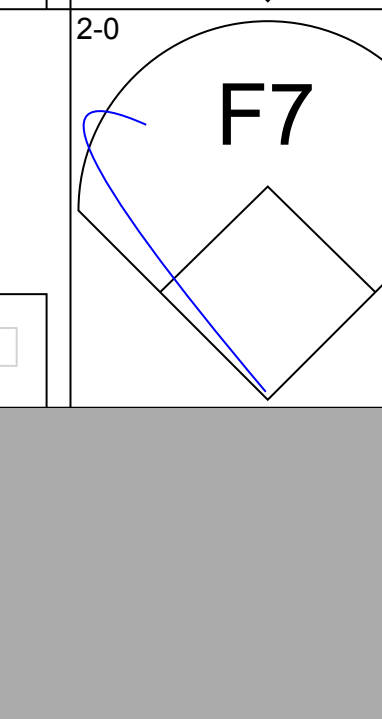
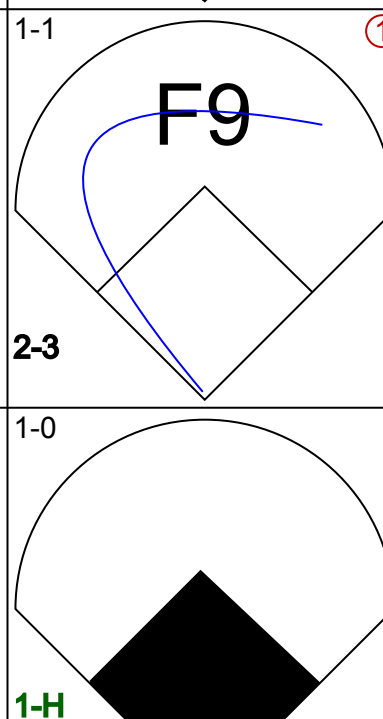
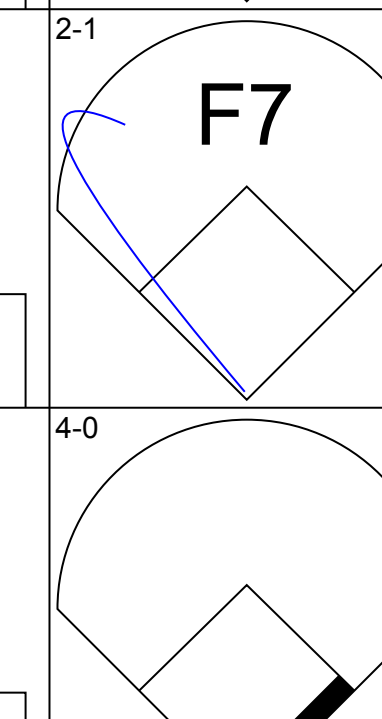


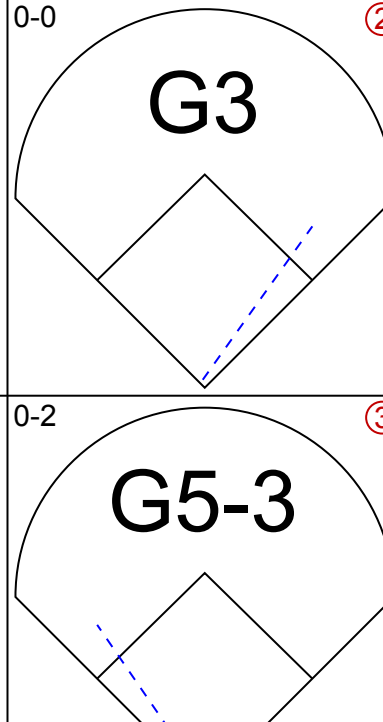
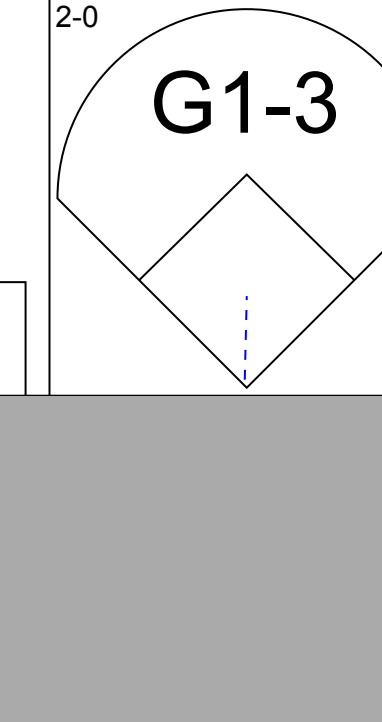
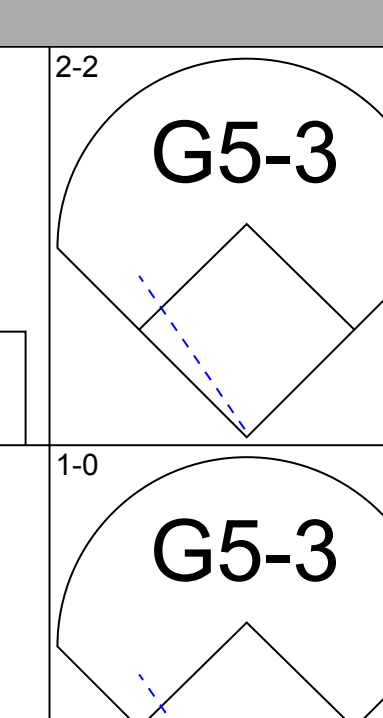
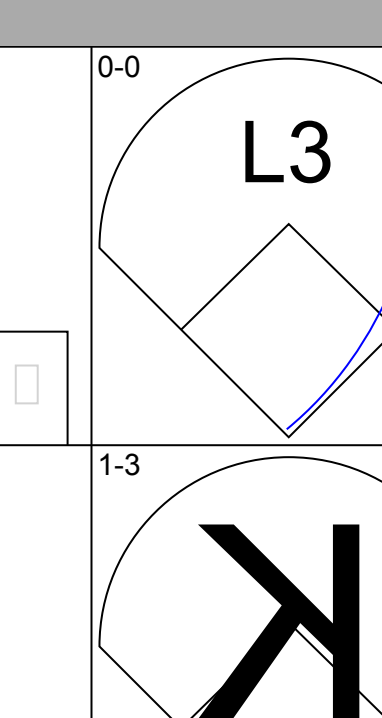
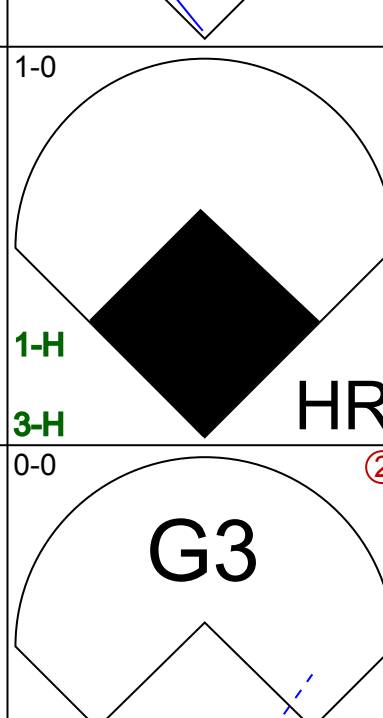
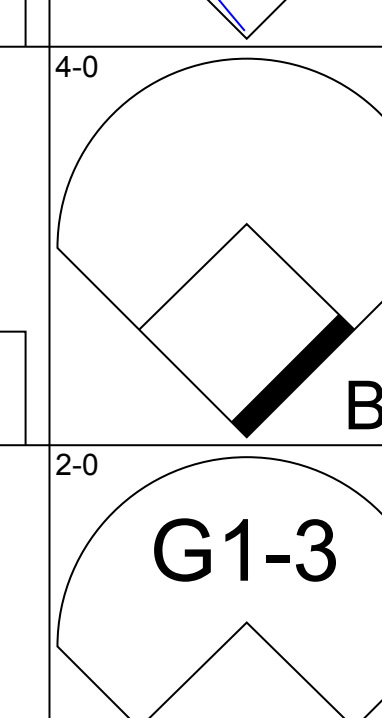
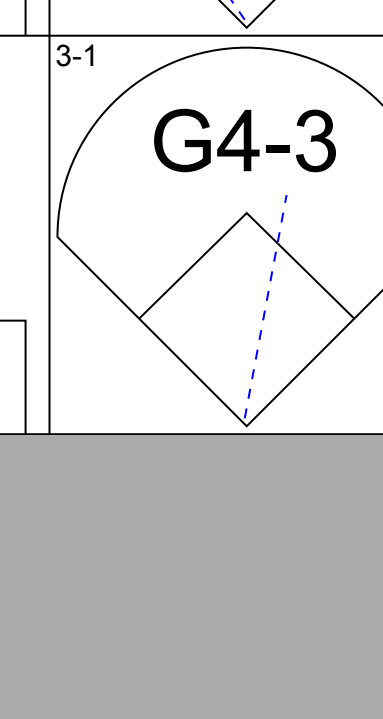
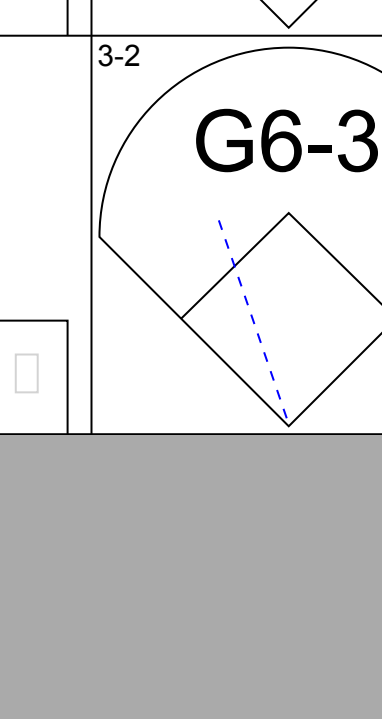
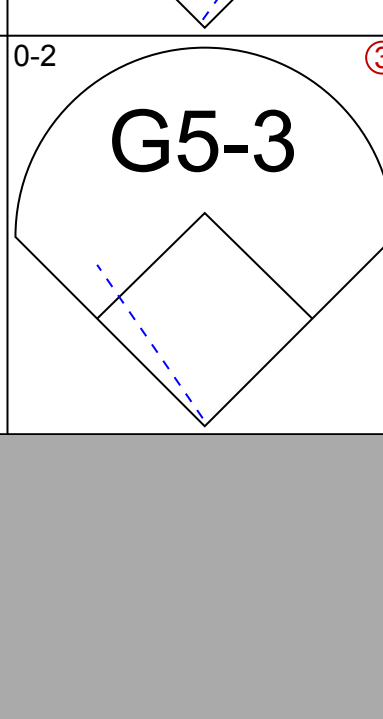




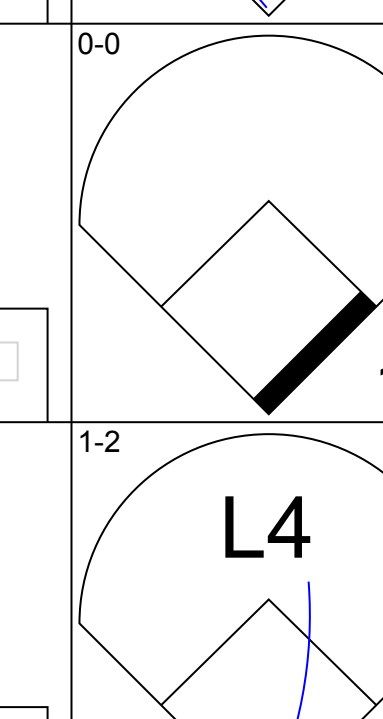
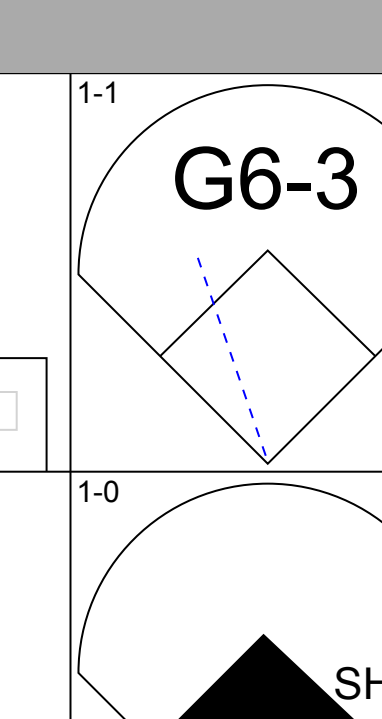
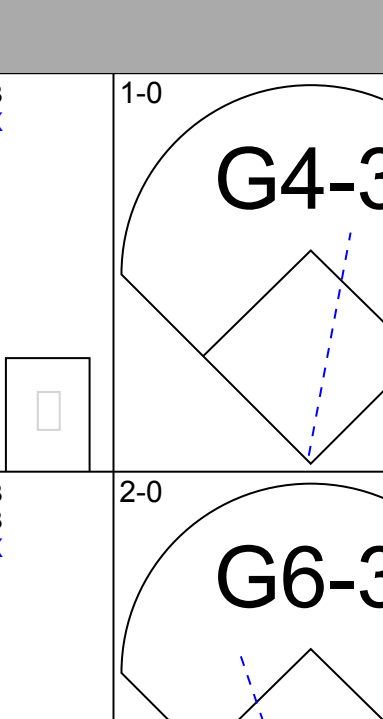
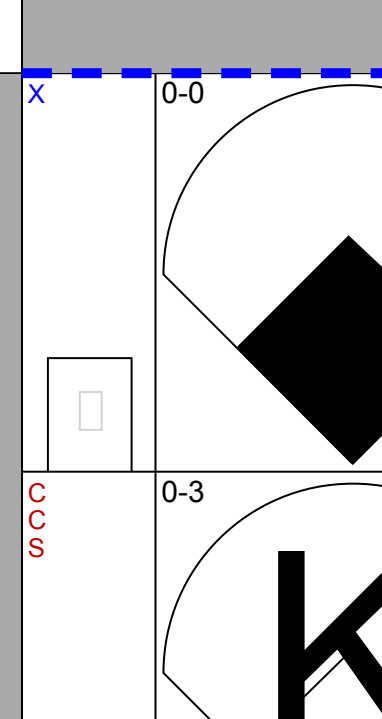
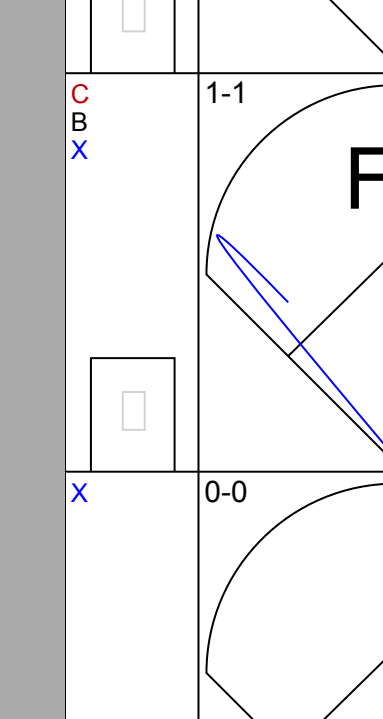
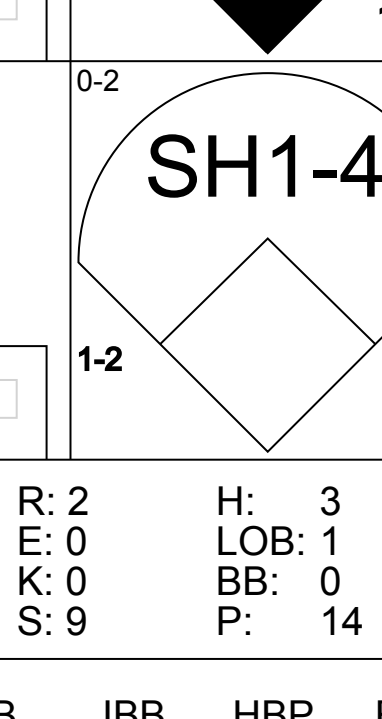
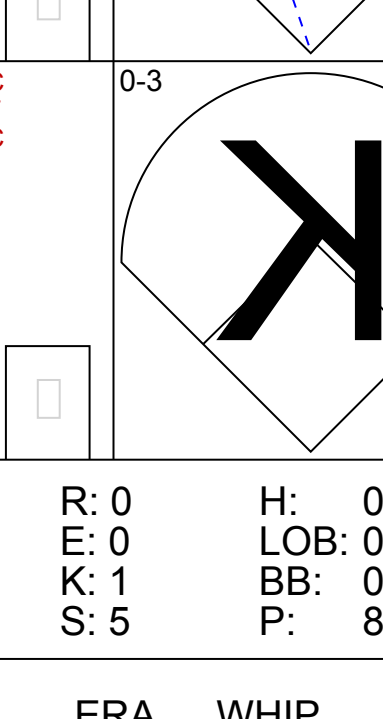
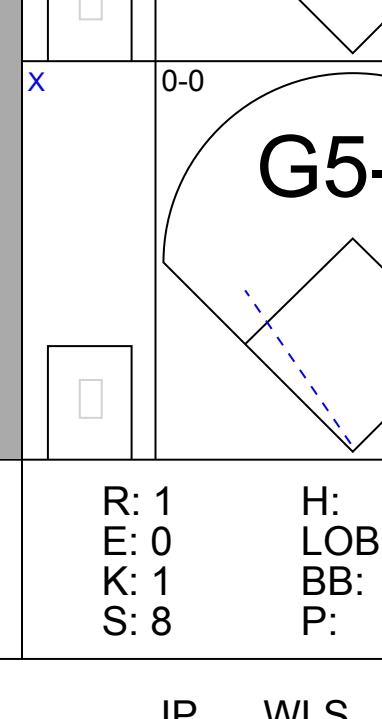
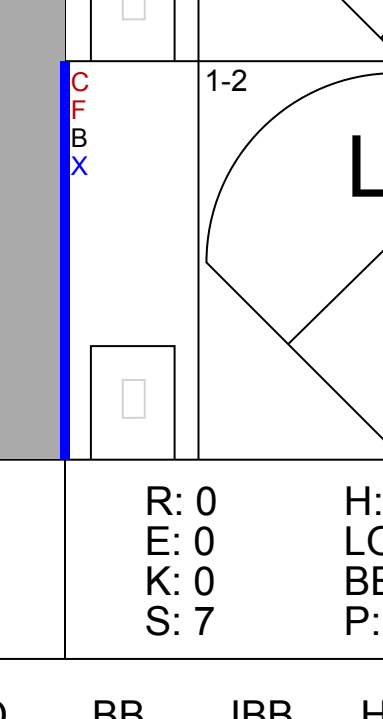


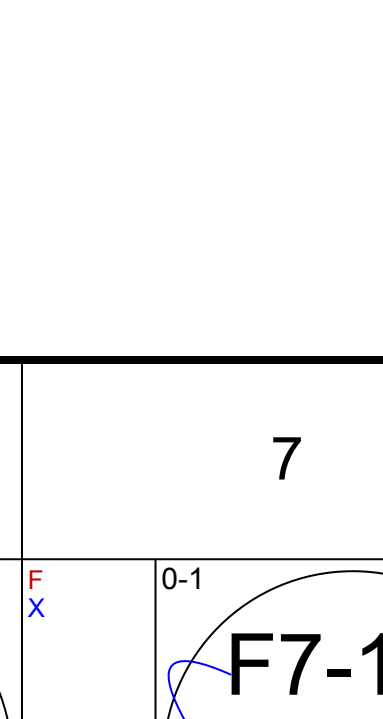
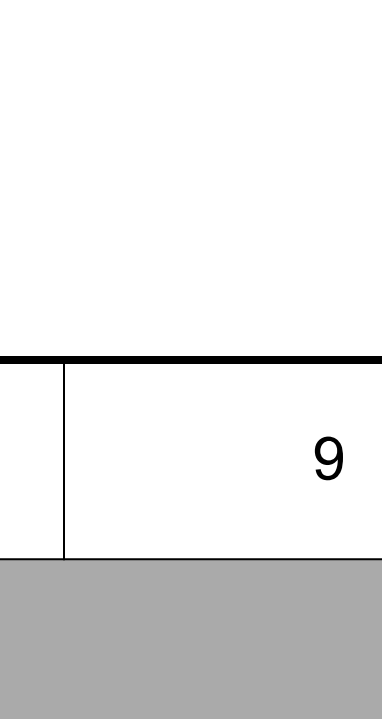
Batter	1	2	3	4	5	6	7	8	9	AB	R	H	RBI	BB	SO	LOB	BOTTOM			
Calvin Murray, R OBP: 0.370, SLG: 0.474	2-1 G5-3	1-0 HR		0-2 F9		0-0 CS 1B		1-0 G4-3									5 1 2 3 0 0 1			
Rich Aurilia, R OBP: 0.390, SLG: 0.565	0-0 P4	1-3 K		0-1 2B		1-3 K		2-3 G6-3									5 0 1 0 0 2 2			
Barry Bonds, L OBP: 0.489, SLG: 0.868	4-0 BB	4-2 FC6-4 BB		4-0 BB		1-1 CS		0-1 2B									1 0 1 0 3 0 0			
Jeff Kent, R OBP: 0.372, SLG: 0.500	1-1 G4-3	1-1 FC6-4		1-2 F7		0-3 K		0-3 K									4 0 0 0 0 1 5			
Benito Santiago, R OBP: 0.343, SLG: 0.410		0-1 2B 1B		2-1 F9		1-3 K		2-0 G5-3									4 1 1 0 0 1 1			
Damon Minor, L OBP: 0.370, SLG: 0.333		1-3 K		2-1 2B		4-2 BB		4-0 IBB									2 0 1 0 2 1 1			
Eric Davis, R OBP: 0.288, SLG: 0.324		0-0 1B 41 1B 2B		1-1 F8		1-0 P6		1-3 K									4 1 1 0 0 1 4			
Ramon Martinez, R OBP: 0.344, SLG: 0.367		3-1 41 1B HR 1B		0-1 G6-3		3-2 G6-3		1-1 G4-3 SH1-3 1B									4 1 2 1 0 0 2			
Mark Gardner, R ERA: 6.62																	0 0 0 0 0 0 0			
41 Chad Zerbe, L OBP: 0.220, SLG: 0.320																	2 1 1 1 0 0 0			
Livan Hernandez, R ERA: 4.5																	1 0 0 0 0 1 0			
Tim Worrell, R ERA: 3.89																	0 0 0 0 0 0 0			
Felix Rodriguez, R ERA: 1.58																	0 0 0 0 0 0 0			
Felipe Crespo, S OBP: 0.180, SLG: 0.420																	0 0 0 0 0 0 0			
Robb Nen, R ERA: 3.49																	0 0 0 0 0 0 0			
Inning Stats	R: 0 E: 0 K: 0 S: 5	H: 0 LOB: 1 BB: 1 P: 12	R: 5 E: 0 K: 2 S: 19	H: 5 LOB: 1 BB: 1 P: 32	R: 0 E: 0 K: 0 S: 8	H: 1 LOB: 1 BB: 0 P: 13	R: 0 E: 0 K: 0 S: 9	H: 1 LOB: 2 BB: 1 P: 14	R: 0 E: 0 K: 1 S: 10	H: 0 LOB: 0 BB: 1 P: 19	R: 0 E: 0 K: 2 S: 8	H: 1 LOB: 2 BB: 1 P: 17	R: 0 E: 0 K: 0 S: 6	H: 1 LOB: 1 BB: 0 P: 9	R: 0 E: 0 K: 0 S: 6	H: 1 LOB: 0 BB: 0 P: 9	1B: 5 2B: 4 3B: 0 HR: 1	SF: 0 SAC: 1 DP: 0 HBP: 0	WP: 0 PB: 0 SB: 0 CS: 1	PA: 39
PITCHER	IP WLS BF H R ER SO BB IBB HBP BLK WP HR S P ERA WHIP																			
Andy Benes, R ERA: 6.62	2.1	L 15	6	5	5	2	2	0	0	0	0	0	0	23	38	0.00	1.125			
Gene Stechschulte, R ERA: 3.66	2.2	11	1	0	0	1	2	0	0	0	0	0	0	8	10	0.00	1.000			
Jason Christiansen, L ERA: 4.5	1.0	3	1	0	0	2	0	0	0	0	0	0	0	2	2	=	=			
Mike Mathews, L ERA: 3.44	0.0	1	1	0	0	0	0	0	0	0	0	0	0	2	2	=	=			
Mike James, R ERA: 4.66	1.0	4	0	0	0	2	0	1	0	0	0	0	0	8	15	0.00	0.000			

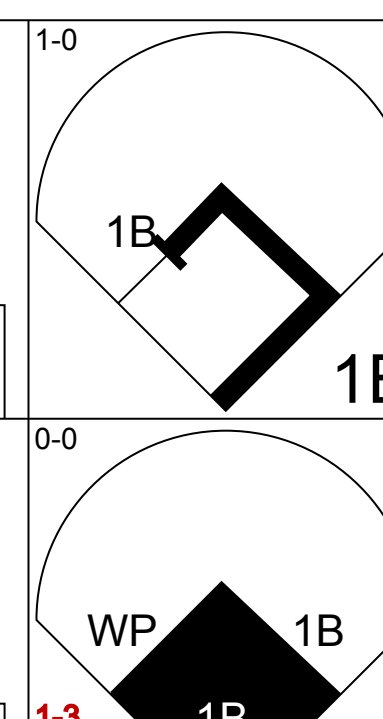
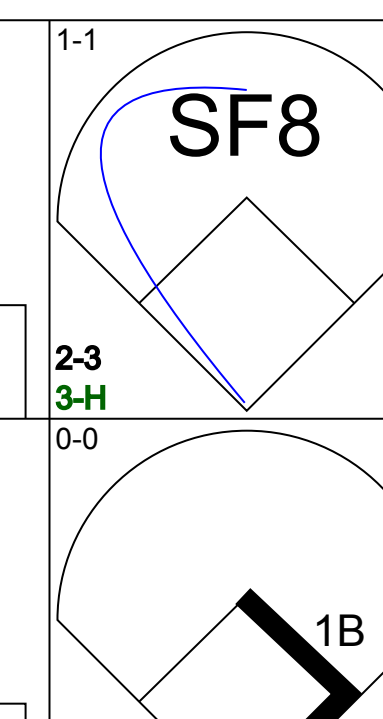
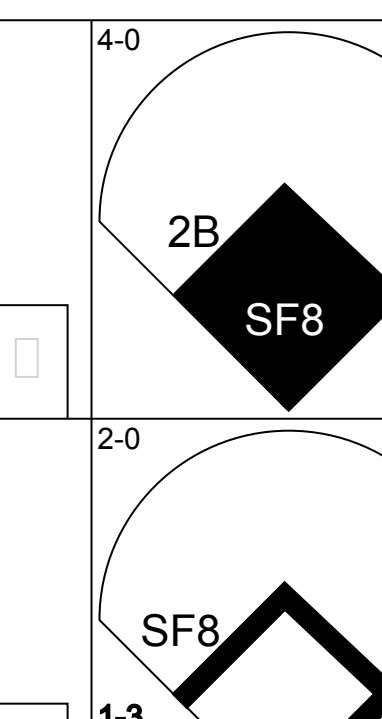
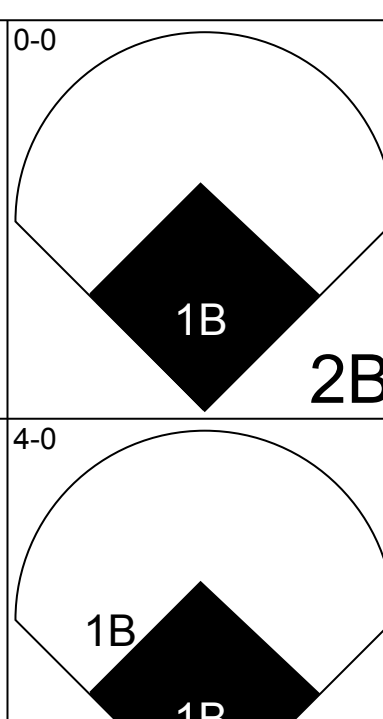
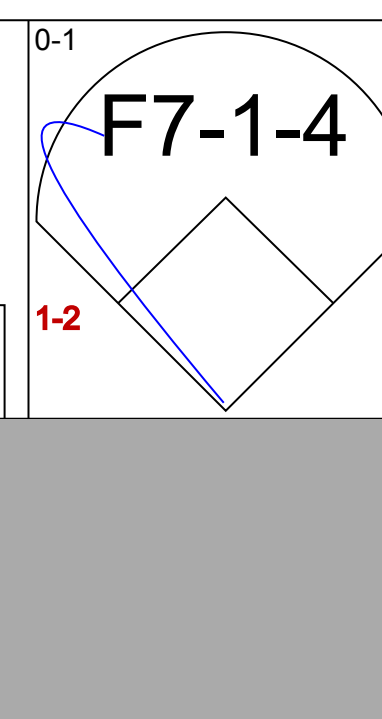
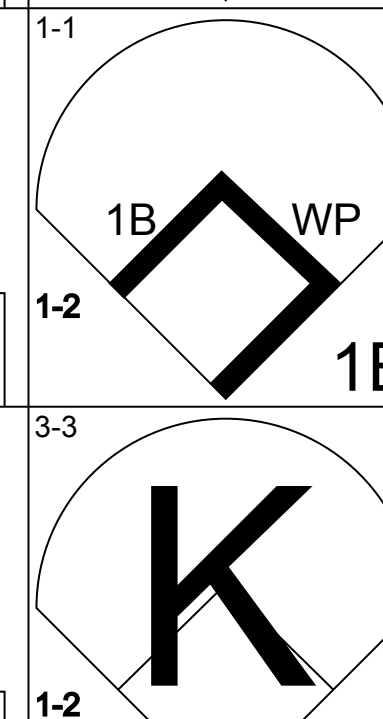
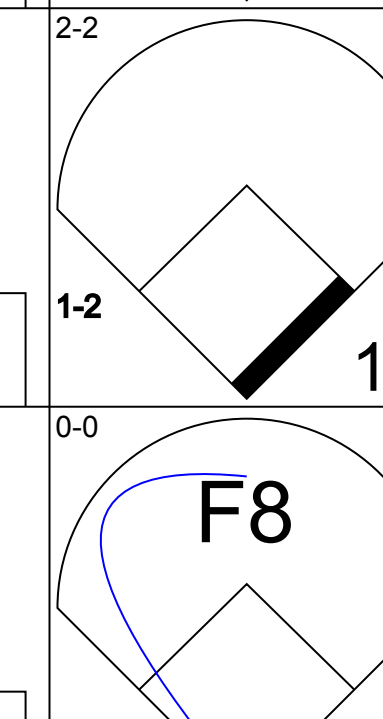
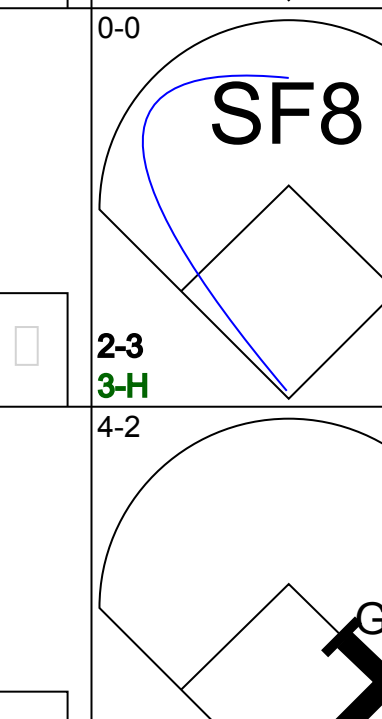
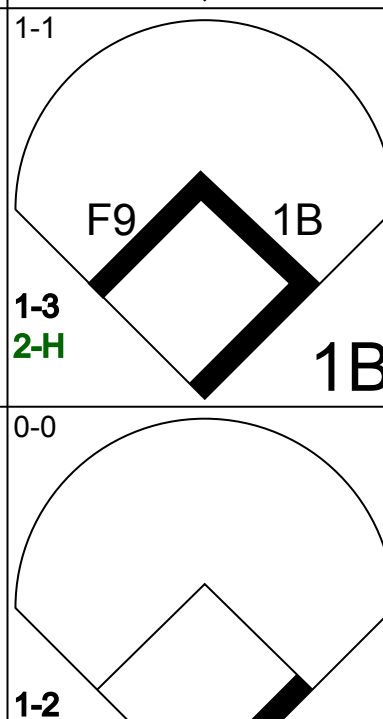
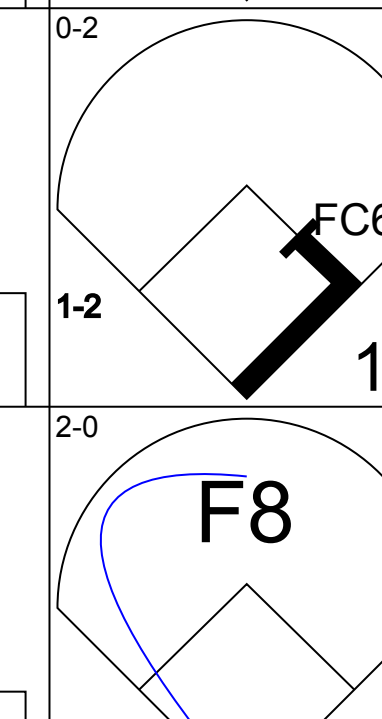
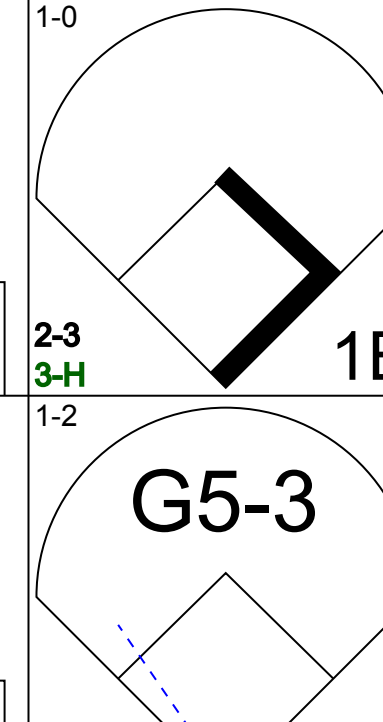

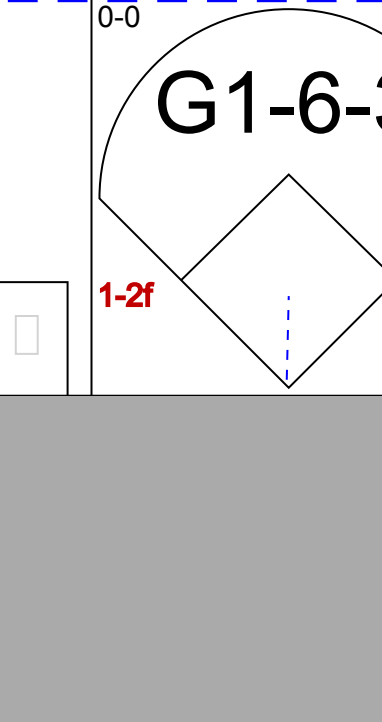
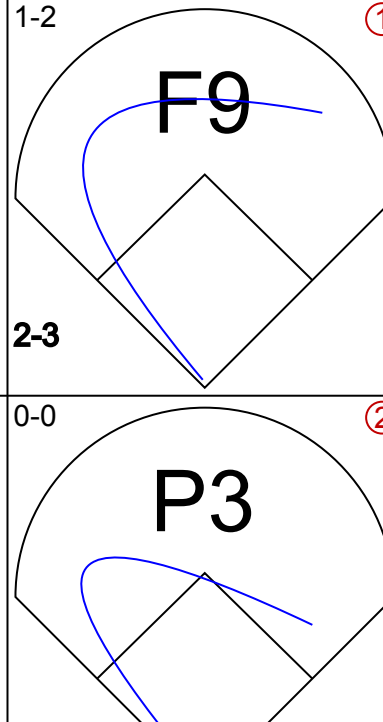

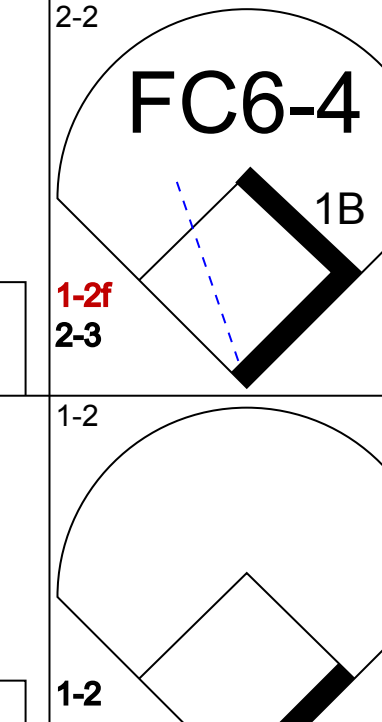

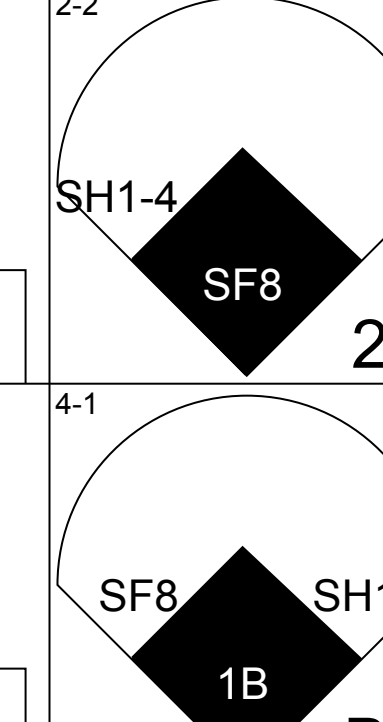

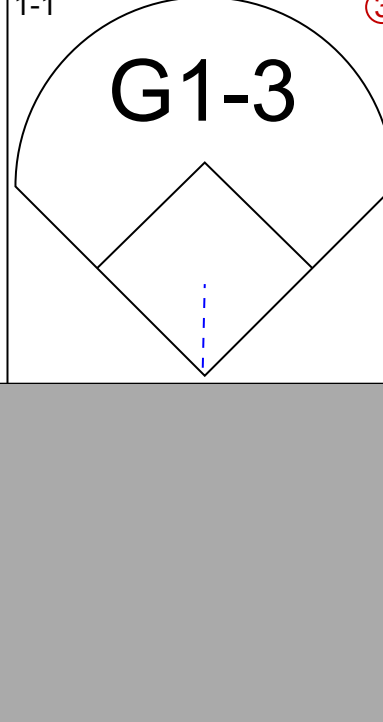
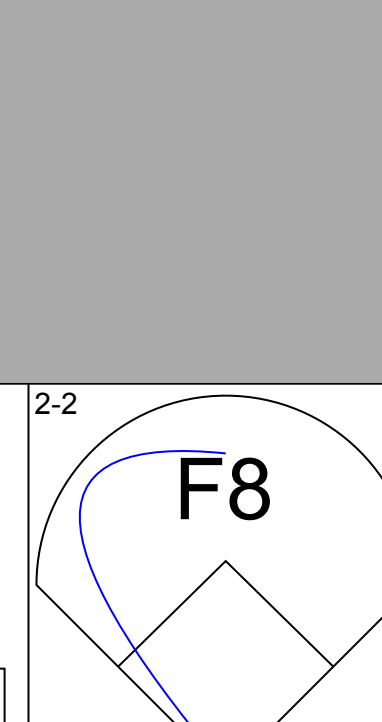
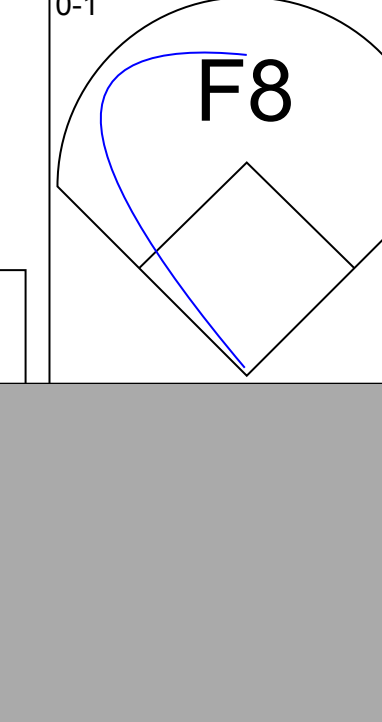

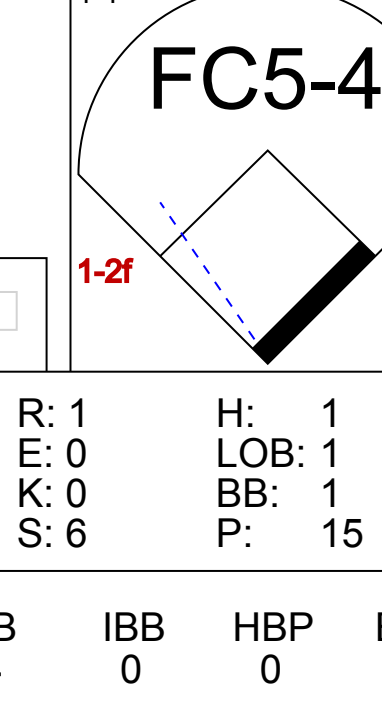
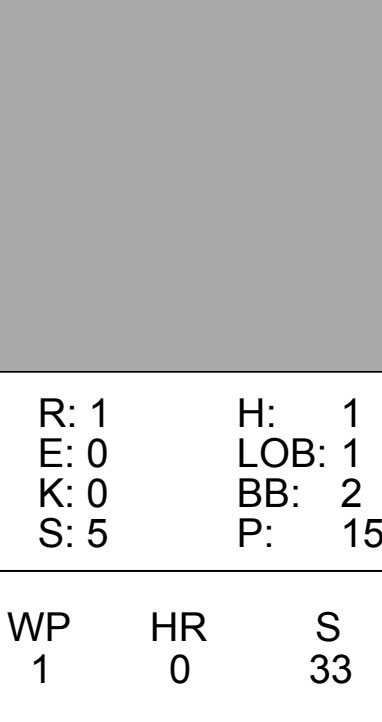
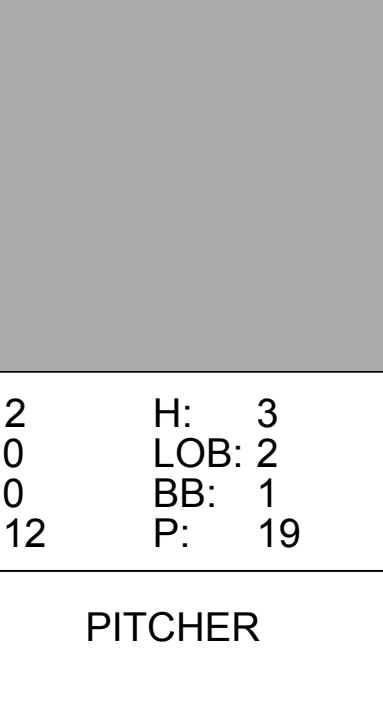
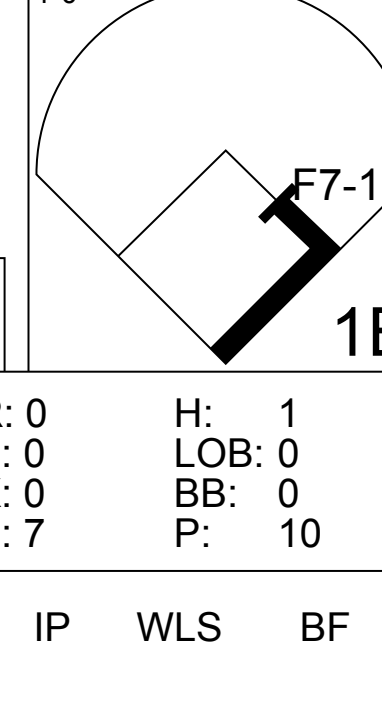
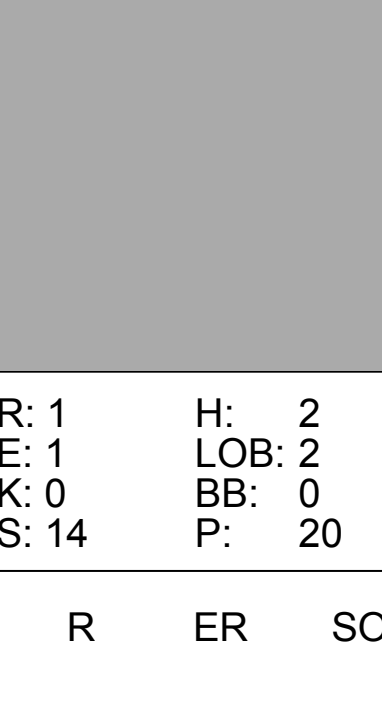





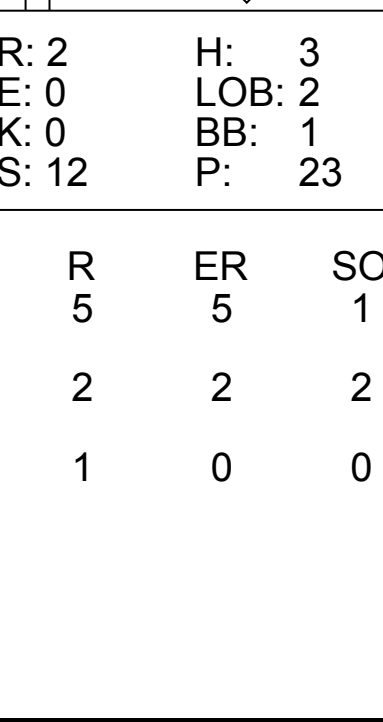
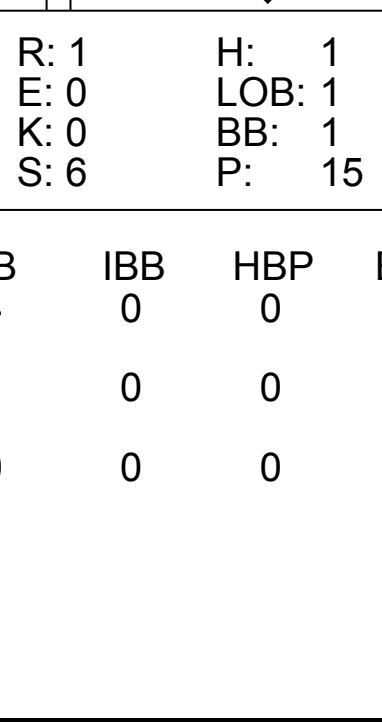
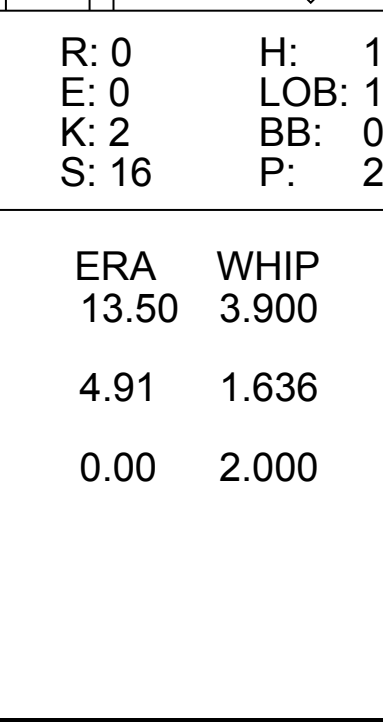
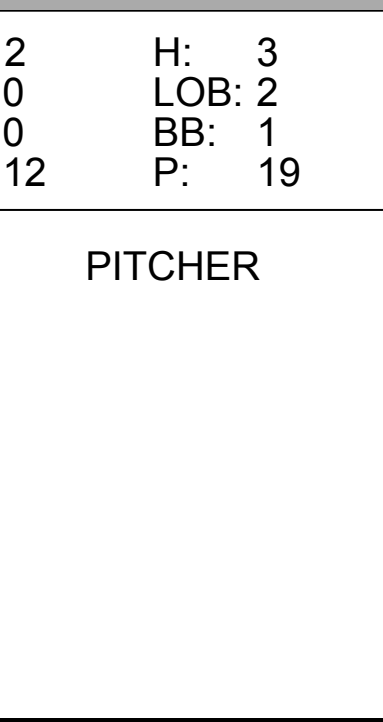
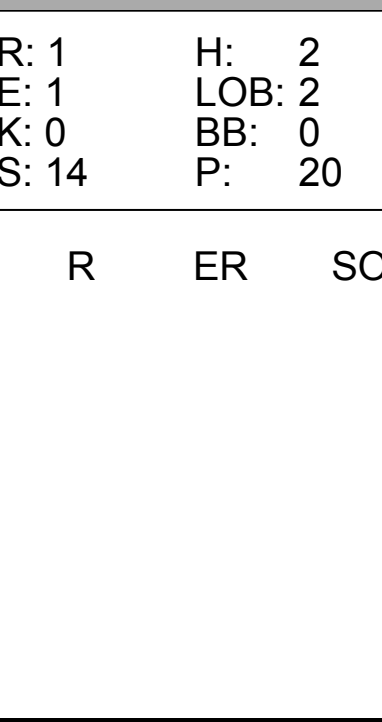
St. Louis Cardinals @ San Francisco Giants
PacBell Park, San Francisco, CA
Sun Jul 01 2001, 5:00 PM EDT
Att: 41,705 - Sunny - 73 F

livebaseballscores.com

AB 32
R 5
H 10
RBI 5
BB 5
SO 7
LOB 16



Batter	1	2	3	4	5	6	7	8	9	AB	R	H	RBI	BB	SO	LOB	TOP					
Calvin Murray, R OBP: 0.374, SLG: 0.475 (1, 8)										4	2	2	1	0	1	0	San Francisco Giants @ Los Angeles Dodgers Dodger Stadium, Los Angeles, CA Mon Jul 02 2001, 7:10 PM PDT Att: 30,464 - Sunny - 76 F					
Rich Aurilia, R OBP: 0.391, SLG: 0.565 (1, 6)										4	1	2	1	0	1	0						
Barry Bonds, L OBP: 0.483, SLG: 0.853 (1, 7)										4	0	0	0	0	0	3						
Jeff Kent, R OBP: 0.373, SLG: 0.508 (8, 3)										3	1	1	3	1	0	0						
Damon Minor, L OBP: 0.323, SLG: 0.286 Tim Worrell, R (8, 1)										4	0	0	0	0	0	1						
Benito Santiago, R OBP: 0.338, SLG: 0.402 (1, 2)										4	0	0	0	0	0	0						
Marvin Benard, L OBP: 0.278, SLG: 0.346 (1, 9)										4	1	1	1	0	0	0						
Ramon Martinez, R OBP: 0.347, SLG: 0.371 (8, 4)										4	1	2	0	0	1	0						
Shawn Estes, R OBP: 0.103, SLG: 0.074 Ryan Vogelsong, R OBP: 0.143, SLG: 0.286 Pedro Feliz, R OBP: 0.231, SLG: 0.278 Shawon Dunston, R (9, FH) OBP: 0.306, SLG: 0.481										0	0	0	0	0	0	0						
Inning Stats	R: 0 E: 0 K: 2 S: 8	H: 0 LOB: 0 BB: 0 P: 15	R: 0 E: 0 K: 0 S: 6	H: 0 LOB: 0 BB: 0 P: 12	R: 2 E: 0 K: 0 S: 9	H: 3 LOB: 1 BB: 0 P: 14	R: 0 E: 0 K: 1 S: 10	H: 0 LOB: 0 BB: 0 P: 14	R: 0 E: 0 K: 1 S: 5	H: 0 LOB: 0 BB: 0 P: 8	R: 3 E: 0 K: 0 S: 11	H: 3 LOB: 0 BB: 0 P: 16	R: 1 E: 0 K: 1 S: 8	H: 1 LOB: 0 BB: 0 P: 8	R: 0 E: 0 K: 0 S: 5	H: 0 LOB: 1 BB: 0 P: 14		R: 0 E: 0 K: 0 S: 7	H: 1 LOB: 1 BB: 0 P: 9	1B: 6 2B: 0 3B: 0 HR: 2	SF: 0 SAC: 1 DP: 0 HBP: 0	WP: 0 PB: 0 SB: 0 CS: 0
PITCHER	IP WLS BF H R ER SO BB IBB HBP BLK WP HR S P ERA WHIP																					
Terry Adams, R ERA: 5.37	(1, 1) 6.0 W 24 6 5 5 4 0 0 0 0 0 1 49 79 7.50 1.000																					
Matt Herges, R ERA: 3.46	(7, 1) 2.0 H 8 1 1 1 1 1 0 0 0 0 1 13 22 4.50 1.000																					
Jeff Shaw, R ERA: 3.23	(9, 1) 1.0 S 4 1 0 0 0 0 0 0 0 0 0 7 9 0.00 1.000																					

Batter	1	2	3	4	5	6	7	8	9	AB	R	H	RBI	BB	SO	LOB	BOTTOM			
Paul Lo Duca, R OBP: 0.380, SLG: 0.585 (1, 2)										3	2	2	1	1	0	1	San Francisco Giants @ Los Angeles Dodgers Dodger Stadium, Los Angeles, CA Mon Jul 02 2001, 7:10 PM PDT Att: 30,464 - Sunny - 76 F			
Mark Czuzdzianek, R OBP: 0.375, SLG: 0.466 (1, 4)										4	3	3	1	1	0	0				
Gary Sheffield, R OBP: 0.426, SLG: 0.542 (1, 7)										4	0	4	2	0	0	0				
Eric Karros, R OBP: 0.301, SLG: 0.411 (1, 3)										4	0	1	1	1	1	6				
Marquis Grissom, R OBP: 0.278, SLG: 0.527 (1, 8)										5	1	2	1	0	0	6				
Shawn Green, L OBP: 0.384, SLG: 0.549 (1, 9)										5	0	1	1	0	0	5				
Adrian Beltré, R OBP: 0.314, SLG: 0.432 (1, 5)										4	1	2	1	0	0	4				
Jeff Reboulet, R OBP: 0.381, SLG: 0.398 (1, 6)										2	1	0	0	2	1	1				
Terry Adams, R Matt Herges, L Jeff Shaw, R	(1, 1) 2.0 (7, 1) 1.0 (9, 1) 1.0									2	0	0	0	0	1	2				
Inning Stats	R: 1 E: 0 K: 1 S: 11	H: 4 LOB: 2 BB: 0 P: 18	R: 2 E: 0 K: 0 S: 12	H: 3 LOB: 2 BB: 1 P: 23	R: 1 E: 0 K: 0 S: 6	H: 1 LOB: 1 BB: 1 P: 15	R: 1 E: 0 K: 0 S: 5	H: 1 LOB: 2 BB: 2 P: 15	R: 0 E: 0 K: 2 S: 16	H: 1 LOB: 1 BB: 0 P: 23	R: 2 E: 0 K: 0 S: 12	H: 3 LOB: 2 BB: 1 P: 19	R: 0 E: 0 K: 0 S: 7	H: 1 LOB: 0 BB: 0 P: 10	R: 1 E: 1 K: 0 S: 14	H: 2 LOB: 2 BB: 0 P: 20		1B: 12 2B: 5 3B: 0 HR: 0	SF: 3 SAC: 1 DP: 2 HBP: 0	WP: 1 PB: 0 SB: 2 CS: 0
PITCHER	IP WLS BF H R ER SO BB IBB HBP BLK WP HR S P ERA WHIP																			
Shawn Estes, L ERA: 3.27	(1, 1) 3.1 22 5 2 2 2 1 0 0 0 0 0 36 53 4.91 1.636																			
Ryan Vogelsong, R ERA: 4.57	(4, 1) 3.2 L 15 5 2 2 2 1 0 0 0 0 0 36 53 4.91 1.636																			
Tim Worrell, R ERA: 3.8	(8, 1) 1.0 6 2 1 0 0 0 0 0 0 0 0 14 20 0.00 2.000																			

Batter	1	2	3	4	5	6	7	8	9	AB	R	H	RBI	BB	SO	LOB	TOP		
Calvin Murray, R (1, 8) OBP: 0.375, SLG: 0.467	F8	1B BB		K		G5-3			IBB 1B	4	0	1	0	1	1	1	San Francisco Giants @ Los Angeles Dodgers Dodger Stadium, Los Angeles, CA Tue Jul 03 2001, 7:10 PM PDT Att: 36,948 - Sunny - 75 F		
Rich Aurilia, R (1, 6) OBP: 0.394, SLG: 0.565	BB BB	1B	1-3 2-H	F3			F3	1B	5	0	3	1	0	0	1				
Barry Bonds, L (1, 7) OBP: 0.482, SLG: 0.842	BB BB	G6-3		FC6			F7	1B	3	0	0	0	2	0	3				
Jeff Kent, R (1, 4) OBP: 0.368, SLG: 0.500	F9		F8		F9		G5-3	IBB	5	0	0	0	0	0	5				
Armando Rios, L (1, 9) OBP: 0.323, SLG: 0.471	BB	BB	HR	L3				L1-6 2B	3	1	2	1	1	0	0				
Benito Santiago, R (1, 2) OBP: 0.336, SLG: 0.399	K	G6-3		1B				L1-6 2-3	4	0	1	0	0	1	4				
Damon Minor, L (1, 3) OBP: 0.286, SLG: 0.250		F8	F2	F9				G3-1	4	0	0	0	0	0	1				
Felix Rodriguez, R (8, 1)									0	0	0	0	0	0	0				
Ramon Martinez, R (1, 5) OBP: 0.350, SLG: 0.387		K		HR		G4-6-3 BB		F5	3	1	1	1	1	1	0				
Livan Hernandez, R (1, 1) OBP: 0.186, SLG: 0.209		BB						F9	3	1	2	0	0	0	1				
Pedro Feliz, R (8, 5) OBP: 0.231, SLG: 0.278		BB							0	0	0	0	0	0	0				
Shawon Dunston, R (9, PH) OBP: 0.304, SLG: 0.477	1B	1B		FC6					1	0	0	0	0	0	0				
Inning Stats	R: 0 E: 0 K: 1 S: 16	H: 1 LOB: 3 BB: 2 P: 25	R: 1 E: 0 K: 1 S: 19	H: 2 LOB: 2 BB: 1 P: 30	R: 1 E: 0 K: 0 S: 8	H: 1 LOB: 0 BB: 0 P: 10	R: 1 E: 0 K: 1 S: 7	H: 2 LOB: 1 BB: 0 P: 8	R: 0 E: 0 K: 0 S: 14	H: 0 LOB: 0 BB: 1 P: 16	R: 0 E: 0 K: 0 S: 6	H: 0 LOB: 0 BB: 0 P: 13	R: 0 E: 0 K: 0 S: 7	H: 1 LOB: 0 BB: 0 P: 10	R: 0 E: 0 K: 0 S: 9	H: 2 LOB: 3 BB: 1 P: 14	1B: 7 2B: 2 3B: 0 HR: 2	SF: 0 SAC: 0 DP: 2 HBP: 0	WP: 0 PA: 40 PB: 0 SB: 0 CS: 0
PITCHER	IP WLS BF H R ER SO BB IBB HBP BLK WP HR S P ERA WHIP	5.0 L 25 7 3 3 3 3 0 0 0 0 2 64 89 5.40 2.000	3.0 W 9 1 0 0 0 1 0 0 0 0 0 20 34 0.00 0.667	1.0 S 6 2 0 0 0 0 1 0 0 0 0 9 14 0.00 2.000															

AB	35
R	3
H	10
RBI	3
BB	5
SO	3
LOB	16



Batter	1	2	3	4	5	6	7	8	9	AB	R	H	RBI	BB	SO	LOB	BOTTOM		
Paul Lo Duca, R (1, 2) OBP: 0.383, SLG: 0.615	HR	L8			L9			HR		4	2	2	3	0	0	1	San Francisco Giants @ Los Angeles Dodgers Dodger Stadium, Los Angeles, CA Tue Jul 03 2001, 7:10 PM PDT Att: 36,948 - Sunny - 75 F		
Mark Cuddehepp, R (1, 4) OBP: 0.370, SLG: 0.458	G1-4-3		K			G1-3		G4-3	4	0	0	0	0	1	0				
Gary Sheffield, R (1, 7) OBP: 0.424, SLG: 0.537	BB 1B		G6-3			G6-3		G6-3	4	0	1	0	0	0	0				
Shawn Green, L (1, 9) OBP: 0.366, SLG: 0.547	BB		G3-1			G3		WP 2B 1B	3	1	1	0	1	0	0				
Eric Karros, R (1, 3) OBP: 0.305, SLG: 0.407	F8			F9		FC4-6 BB		2B IBB	2	0	0	0	2	0	2				
Marquis Grissom, R (1, 8) OBP: 0.276, SLG: 0.526	F9			K		FC4-6		2B	4	0	1	1	0	1	3				
Adrián Beltré, R (1, 5) OBP: 0.307, SLG: 0.422		G1-3		F7		K		G6-3	4	0	0	0	0	1	3				
Alex Cora, L (1, 6) OBP: 0.261, SLG: 0.324		SH1-4 1B			K		F8		3	0	1	0	0	1	1				
Luke Prokopec, L (1, 1) OBP: 0.160, SLG: 0.200					K				0	0	0	0	0	0	0				
Chris Donnels, L (5, PH) OBP: 0.256, SLG: 0.222		SH1-4			K				1	0	0	0	0	1	0				
Jeff Williams, R (6, 1)									0	0	0	0	0	0	0				
Tom Goodwin, L (8, PH) OBP: 0.305, SLG: 0.365								HR BB	0	1	0	0	1	0	0				
Jeff Shaw, R (9, 1)									0	0	0	0	0	0	0				
Inning Stats	R: 1 E: 0 K: 0 S: 12	H: 2 LOB: 2 BB: 1 P: 21	R: 0 E: 0 K: 0 S: 9	H: 1 LOB: 0 BB: 0 P: 14	R: 0 E: 0 K: 1 S: 6	H: 0 LOB: 0 BB: 0 P: 10	R: 0 E: 0 K: 1 S: 7	H: 0 LOB: 0 BB: 0 P: 10	R: 0 E: 0 K: 2 S: 9	H: 0 LOB: 0 BB: 0 P: 11	R: 0 E: 0 K: 0 S: 6	H: 0 LOB: 0 BB: 0 P: 8	R: 0 E: 0 K: 1 S: 14	H: 0 LOB: 1 BB: 1 P: 20	R: 3 E: 0 K: 0 S: 13	H: 3 LOB: 2 BB: 2 P: 24	1B: 3 2B: 1 3B: 0 HR: 2	SF: 0 SAC: 1 DP: 0 HBP: 0	WP: 1 PA: 34 PB: 0 SB: 0 CS: 0
PITCHER	IP WLS BF H R ER SO BB IBB HBP BLK WP HR S P ERA WHIP	7.2 L 32 5 4 4 5 3 1 0 0 0 2 74 115 4.70 1.043	0.1 L 2 1 0 0 0 0 0 0 0 0 0 2 3 0.00 3.000																



Batter	1	2	3	4	5	6	7	8	9	AB	R	H	RBI	BB	SO	LOB	TOP																
Shawon Dunston, R (1, 8) OBP: 0.298, SLG: 0.468 Calvin Murray, R (3, 8) OBP: 0.367, SLG: 0.456	2-1 G6-3		2-2 P5		2-3 K		1-0 G5-3	1-0 P6		2	0	0	0	0	0	0	San Francisco Giants @ Los Angeles Dodgers Dodger Stadium, Los Angeles, CA Wed Jul 04 2001, 6:10 PM PDT Att: 54,636 - Sunny - 80 F																
Rich Aurilia, R (1, 6) OBP: 0.394, SLG: 0.563	3-2 1B		2-0 F3		2-2 1B		2-2 G5-3	1-1 P4		5	0	2	0	0	0	0																	
Barry Bonds, L (1, 7) OBP: 0.481, SLG: 0.833	0-1 1B		1-2 HBP		1-1 F8		0-0 F3	2-1 F8		4	0	1	0	0	0	1																	
Jeff Kent, R (1, 4) OBP: 0.368, SLG: 0.498	2-3 K		2-3 K		2-0 F9			1-0 HR 1B	1-1 1B	5	1	2	0	0	2	4																	
Armando Rios, L (1, 9)	0-0 F9			1-2 F9 2B			3-2 2B 1B	2-2 HR	2-2 G4-3	5	1	3	2	0	0	3																	
Felipe Crespo, S (1, 3)		0-1 FC6-4 1B		3-3 K		1-0 F8		1-1 HR 1B SF8 1B		4	1	2	0	0	1	2																	
Ramon Martinez, R (1, 5) OBP: 0.348, SLG: 0.381		3-2 F3		4-1 BB		2-3 K		1-2 F8		3	0	0	0	1	1	3																	
Edwards Guzman, L (1, 2) OBP: 0.269, SLG: 0.442		1-2 P4		1-0 F9		0-1 2B		0-1 1B		4	0	2	0	0	0	3																	
Kirk Rueter, L (1, 1) OBP: 0.184, SLG: 0.118 Damon Minor, L (6, PH) OBP: 0.278, SLG: 0.242 Tim Worrell, R (6, PH) Marvin Benard, L (8, PH) OBP: 0.277, SLG: 0.346 Felix Rodriguez, R (8, 1)		1-0 FC6-4		0-1 G1-3		2-3 K		3-1 SF8		2	0	0	0	0	0	3																	
Inning Stats	R: 0 E: 0 K: 1 S: 12	H: 2 LOB: 2 BB: 0 P: 19	R: 0 E: 0 K: 0 S: 10	H: 1 LOB: 1 BB: 0 P: 15	R: 0 E: 0 K: 1 S: 11	H: 0 LOB: 1 BB: 0 P: 18	R: 0 E: 0 K: 1 S: 11	H: 1 LOB: 2 BB: 1 P: 20	R: 0 E: 0 K: 2 S: 13	H: 2 LOB: 2 BB: 0 P: 22	R: 0 E: 0 K: 0 S: 5	H: 0 LOB: 0 BB: 0 P: 8	R: 3 E: 0 K: 0 S: 15	H: 4 LOB: 1 BB: 0 P: 24	R: 0 E: 0 K: 0 S: 9	H: 1 LOB: 1 BB: 0 P: 15		1B: 9 2B: 2 3B: 0 HR: 1	SF: 1 SAC: 0 DP: 0 HBP: 1	WP: 0 PB: 0 SB: 1 CS: 0	PA: 41												
PITCHER	IP WLS BF H R ER SO BB IBB HBP BLK WP HR S P ERA WHIP																																
Eric Gagne, R (1, 1) ERA: 3.42	6.0	27	7	0	0	6	1	0	1	0	0	0	0	71	114	0.00	1.333																
Giovanni Carrara, R (7, 1) ERA: 3.45	1.0	5	2	2	2	0	0	0	0	0	0	0	1	10	16	18.00	2.000																
Matt Herges, R (8, 1) ERA: 5.96	1.0	5	2	1	1	0	0	0	0	0	0	0	0	10	16	9.00	2.000																
Jeff Shaw, R (9, 1) ERA: 3.07	1.0	4	1	0	0	0	0	0	0	0	0	0	0	9	15	0.00	1.000																

AB	38
R	3
H	12
RBI	3
BB	1
SO	6
LOB	22



Batter	1	2	3	4	5	6	7	8	9	AB	R	H	RBI	BB	SO	LOB	BOTTOM																
Paul Lo Duca, R (1, 2) OBP: 0.390, SLG: 0.633	0-1 F9		1-2 L6-4 1B		2-1 HR		1-1 1B			4	1	3	1	0	0	0	San Francisco Giants @ Los Angeles Dodgers Dodger Stadium, Los Angeles, CA Wed Jul 04 2001, 6:10 PM PDT Att: 54,636 - Sunny - 80 F																
Mark Czudzielanek, R (1, 4) OBP: 0.368, SLG: 0.455	2-0 E 1B		1-1 P5		1-2 G5-3		0-1 F8			4	1	1	0	0	0	2																	
Shawn Green, L (1, 9) OBP: 0.365, SLG: 0.543	2-2 E5 1B		1-2 1B		1-1 G4-3		2-3 K			4	1	1	0	0	1	2																	
Gary Sheffield, R (1, 7) OBP: 0.425, SLG: 0.547	2-2 F8		3-1 L6-4		4-0 BB			3-2 HR		3	1	1	1	1	0	4																	
Eric Karros, R (1, 3) OBP: 0.304, SLG: 0.404	2-2 E8 1B			2-3 K		3-3 K		0-0 G5-3		4	0	1	1	0	2	1																	
Marquis Grissom, R (1, 8) OBP: 0.277, SLG: 0.524 Tom Goodwin, L (2, 8) OBP: 0.310, SLG: 0.374	1-3 K			0-0 2B			0-1 F9		1-1 L3 1B	1	0	0	0	0	1	1																	
Adrian Beltré, R (1, 5) OBP: 0.301, SLG: 0.412		2-1 P3		3-1 F3			0-1 F9		0-1 L3	4	0	0	0	0	0	2																	
Jeff Reboulet, R (1, 6) OBP: 0.380, SLG: 0.390		3-2 F8		4-0 IBB			1-3 K			2	0	0	0	1	1	0																	
Eric Gagne, R (1, 1) OBP: 0.130, SLG: 0.304 Giovanni Carrara, R (7, 1) OBP: 0.400, SLG: 0.400 Matt Herges, L (8, 1) Jeff Shaw, R (9, 1)		3-2 G5-3		2-1 G6-3			0-1 G6-3			2	0	0	0	0	0	2																	
Inning Stats	R: 2 E: 2 K: 1 S: 16	H: 2 LOB: 1 BB: 0 P: 25	R: 0 E: 0 K: 0 S: 12	H: 0 LOB: 0 BB: 0 P: 20	R: 0 E: 0 K: 0 S: 10	H: 2 LOB: 1 BB: 0 P: 16	R: 0 E: 0 K: 1 S: 9	H: 1 LOB: 2 BB: 1 P: 20	R: 1 E: 0 K: 1 S: 10	H: 1 LOB: 1 BB: 1 P: 21	R: 0 E: 0 K: 1 S: 8	H: 0 LOB: 0 BB: 0 P: 9	R: 0 E: 0 K: 1 S: 10	H: 1 LOB: 1 BB: 0 P: 13	R: 1 E: 0 K: 0 S: 8	H: 2 LOB: 0 BB: 0 P: 12		1B: 6 2B: 3 3B: 0 HR: 2	SF: 0 SAC: 0 DP: 2 HBP: 0	WP: 0 PB: 0 SB: 0 CS: 0	PA: 34												
PITCHER	IP WLS BF H R ER SO BB IBB HBP BLK WP HR S P ERA WHIP																																
Kirk Rueter, L (1, 1) ERA: 4.88	5.0	23	1	0	0	2	0	0	0	0	0	0	18	22	0.00	0.500																	
Tim Worrell, R (6, 1) ERA: 3.64	2.0	7	1	0	0	2	0	0	0	0	0	0	1	8	12	9.00	2.000																
Felix Rodriguez, R (8, 1) ERA: 1.74	1.0	4	2	1	1	0	0	0	0	0	1	8	12	9.00	2.000																		

AB	32
R	4
H	9
RBI	3
BB	2
SO	5
LOB	14



Batter	1	2	3	4	5	6	7	8	9	AB	R	H	RBI	BB	SO	LOB	TOP									
Calvin Murray, R (1, 8) OBP: 0.361, SLG: 0.462	F8		G6-3		B1-3			SF9	E4	5	1	1	0	0	0	1	San Francisco Giants @ Los Angeles Dodgers Dodger Stadium, Los Angeles, CA Thu Jul 05 2001, 7:10 PM PDT Att: 35,063 - Cloudy - 76 F									
Rich Aurilia, R (1, 6) OBP: 0.397, SLG: 0.563	1B		F3		BB			SF9	1B	3	0	2	2	1	0	0										
Barry Bonds, L (1, 7) OBP: 0.482, SLG: 0.827	1B		2B	E	G1-3			BB	K	3	1	1	0	1	1	3										
Jeff Kent, R (1, 4) OBP: 0.370, SLG: 0.500	K		E7	1-H		F7		BB	BB	3	0	1	0	1	1	2										
Armando Rios, L (1, 9) OBP: 0.323, SLG: 0.481	F4		F8			K		K	K	4	0	0	0	0	2	5										
Felipe Crespo, S (1, 3) OBP: 0.286, SLG: 0.400		K			K			K		4	0	0	0	0	4	2										
Ramon Martinez, R (1, 5) OBP: 0.341, SLG: 0.372	G6-3		G6-3		G6-3		F8		F9	4	0	0	0	0	0	0										
Benito Santiago, R (1, 2) OBP: 0.335, SLG: 0.401	2B		F7			K		K	K	4	0	1	0	0	2	0										
Russ Ortiz, R (1, 1) OBP: 0.250, SLG: 0.273	K2-3				G6-3		G6-3		E	3	0	0	0	0	1	1										
Eric Davis, R (9, PH) OBP: 0.277, SLG: 0.333									1B	1	1	1	0	0	0	0										
Robb Nen, R (9, 1)									1B	0	0	0	0	0	0	0										
Inning Stats	R: 0 H: 2 E: 0 K: 1 S: 14	H: 2 LOB: 2 BB: 0 P: 21	R: 0 H: 1 E: 0 K: 2 S: 12	H: 1 LOB: 1 BB: 0 P: 20	R: 1 H: 1 E: 1 K: 0 S: 10	H: 1 LOB: 1 BB: 0 P: 15	R: 0 H: 0 E: 0 K: 1 S: 7	H: 0 LOB: 0 BB: 0 P: 9	R: 0 H: 0 E: 0 K: 2 S: 9	H: 0 LOB: 1 BB: 1 P: 16	R: 0 H: 0 E: 0 K: 1 S: 8	H: 0 LOB: 0 BB: 0 P: 15	R: 0 H: 0 E: 0 K: 2 S: 11	H: 0 LOB: 2 BB: 0 P: 25	R: 1 H: 1 E: 0 K: 2 S: 11	H: 1 LOB: 2 BB: 2 P: 25	R: 1 H: 2 E: 1 K: 2 S: 16	H: 2 LOB: 2 BB: 0 P: 25	1B: 4 2B: 2 3B: 1 HR: 0	SF: 1 SAC: 0 DP: 0 HBP: 1	WP: 0 PB: 0 SB: 0 CS: 0	PA: 39				
PITCHER	IP WLS BF H R ER SO BB IBB HBP BLK WP HR S P ERA WHIP	IP WLS BF H R ER SO BB IBB HBP BLK WP HR S P ERA WHIP	IP WLS BF H R ER SO BB IBB HBP BLK WP HR S P ERA WHIP	IP WLS BF H R ER SO BB IBB HBP BLK WP HR S P ERA WHIP	IP WLS BF H R ER SO BB IBB HBP BLK WP HR S P ERA WHIP	IP WLS BF H R ER SO BB IBB HBP BLK WP HR S P ERA WHIP	IP WLS BF H R ER SO BB IBB HBP BLK WP HR S P ERA WHIP	IP WLS BF H R ER SO BB IBB HBP BLK WP HR S P ERA WHIP	IP WLS BF H R ER SO BB IBB HBP BLK WP HR S P ERA WHIP	IP WLS BF H R ER SO BB IBB HBP BLK WP HR S P ERA WHIP	IP WLS BF H R ER SO BB IBB HBP BLK WP HR S P ERA WHIP	IP WLS BF H R ER SO BB IBB HBP BLK WP HR S P ERA WHIP	IP WLS BF H R ER SO BB IBB HBP BLK WP HR S P ERA WHIP	IP WLS BF H R ER SO BB IBB HBP BLK WP HR S P ERA WHIP	IP WLS BF H R ER SO BB IBB HBP BLK WP HR S P ERA WHIP	IP WLS BF H R ER SO BB IBB HBP BLK WP HR S P ERA WHIP	IP WLS BF H R ER SO BB IBB HBP BLK WP HR S P ERA WHIP	IP WLS BF H R ER SO BB IBB HBP BLK WP HR S P ERA WHIP	IP WLS BF H R ER SO BB IBB HBP BLK WP HR S P ERA WHIP	IP WLS BF H R ER SO BB IBB HBP BLK WP HR S P ERA WHIP	IP WLS BF H R ER SO BB IBB HBP BLK WP HR S P ERA WHIP	IP WLS BF H R ER SO BB IBB HBP BLK WP HR S P ERA WHIP	IP WLS BF H R ER SO BB IBB HBP BLK WP HR S P ERA WHIP	IP WLS BF H R ER SO BB IBB HBP BLK WP HR S P ERA WHIP	IP WLS BF H R ER SO BB IBB HBP BLK WP HR S P ERA WHIP	IP WLS BF H R ER SO BB IBB HBP BLK WP HR S P ERA WHIP
Tom Goodwin, L (1, 8) OBP: 0.309, SLG: 0.381	SF8		G3		L9			K	K	4	1	1	0	0	1	1	San Francisco Giants @ Los Angeles Dodgers Dodger Stadium, Los Angeles, CA Thu Jul 05 2001, 7:10 PM PDT Att: 35,063 - Cloudy - 76 F									
Mark Czudzielanek, R (1, 4) OBP: 0.363, SLG: 0.450	SF8		G6-3		K			G4-3	G4-3	3	0	0	1	0	1	1										
Gary Sheffield, R (1, 7) OBP: 0.419, SLG: 0.538	G5-3		F8		K			G5-3	G5-3	4	0	0	0	0	1	2										
Shawn Green, L (1, 9) OBP: 0.362, SLG: 0.538	G4-3		G3-1		G4-3			G4-3		3	0	0	0	0	0	0										
Eric Karros, R (1, 3) OBP: 0.304, SLG: 0.403	G4-3				1B	SF7		G5-3		3	1	1	0	0	0	0										
Adrian Beltré, R (1, 5) OBP: 0.301, SLG: 0.411	F8				G1-6-3			G5-3	G5-3	3	0	1	0	0	0	0										
Chad Kreuter, S (1, 2) OBP: 0.395, SLG: 0.392	G4-3				SF7			P6		2	0	0	1	0	0	0										
Alex Cora, L (1, 6) OBP: 0.257, SLG: 0.320			G6-3		G1-6-3			G1-5-3		3	0	0	0	0	0	1										
Chan Ho Park, R (1, 1) OBP: 0.154, SLG: 0.184									G4-3	2	0	0	0	0	1	0										
Al Reyes, R (9, 1)										0	0	0	0	0	0	0										
Jesse Orosco, R (9, 1)										0	0	0	0	0	0	0										
Dave Hansen, L (9, PH) OBP: 0.407, SLG: 0.376										1	0	1	0	0	0	0										
Hiram Gonzalez, R (9, PH) OBP: 0.298, SLG: 0.405										0	0	0	0	0	0	0										
Inning Stats	R: 1 H: 1 E: 0 K: 0 S: 10	H: 1 LOB: 0 BB: 0 P: 16	R: 0 H: 0 E: 0 K: 0 S: 9	H: 0 LOB: 0 BB: 0 P: 13	R: 0 H: 0 E: 0 K: 1 S: 6	H: 0 LOB: 0 BB: 0 P: 8	R: 0 H: 0 E: 0 K: 0 S: 5	H: 0 LOB: 0 BB: 0 P: 7	R: 1 H: 2 E: 0 K: 0 S: 7	H: 2 LOB: 0 BB: 0 P: 16	R: 0 H: 0 E: 0 K: 1 S: 8	H: 0 LOB: 0 BB: 0 P: 12	R: 0 H: 0 E: 0 K: 1 S: 10	H: 0 LOB: 0 BB: 0 P: 16	R: 0 H: 0 E: 0 K: 0 S: 8	H: 0 LOB: 0 BB: 0 P: 12	R: 0 H: 1 E: 0 K: 1 S: 11	H: 1 LOB: 2 BB: 0 P: 14	1B: 3 2B: 0 3B: 1 HR: 0	SF: 2 SAC: 0 DP: 1 HBP: 0	WP: 0 PB: 0 SB: 0 CS: 0	PA: 30				
PITCHER	IP WLS BF H R ER SO BB IBB HBP BLK WP HR S P ERA WHIP	IP WLS BF H R ER SO BB IBB HBP BLK WP HR S P ERA WHIP	IP WLS BF H R ER SO BB IBB HBP BLK WP HR S P ERA WHIP	IP WLS BF H R ER SO BB IBB HBP BLK WP HR S P ERA WHIP	IP WLS BF H R ER SO BB IBB HBP BLK WP HR S P ERA WHIP	IP WLS BF H R ER SO BB IBB HBP BLK WP HR S P ERA WHIP	IP WLS BF H R ER SO BB IBB HBP BLK WP HR S P ERA WHIP	IP WLS BF H R ER SO BB IBB HBP BLK WP HR S P ERA WHIP	IP WLS BF H R ER SO BB IBB HBP BLK WP HR S P ERA WHIP	IP WLS BF H R ER SO BB IBB HBP BLK WP HR S P ERA WHIP	IP WLS BF H R ER SO BB IBB HBP BLK WP HR S P ERA WHIP	IP WLS BF H R ER SO BB IBB HBP BLK WP HR S P ERA WHIP	IP WLS BF H R ER SO BB IBB HBP BLK WP HR S P ERA WHIP	IP WLS BF H R ER SO BB IBB HBP BLK WP HR S P ERA WHIP	IP WLS BF H R ER SO BB IBB HBP BLK WP HR S P ERA WHIP	IP WLS BF H R ER SO BB IBB HBP BLK WP HR S P ERA WHIP	IP WLS BF H R ER SO BB IBB HBP BLK WP HR S P ERA WHIP	IP WLS BF H R ER SO BB IBB HBP BLK WP HR S P ERA WHIP	IP WLS BF H R ER SO BB IBB HBP BLK WP HR S P ERA WHIP	IP WLS BF H R ER SO BB IBB HBP BLK WP HR S P ERA WHIP	IP WLS BF H R ER SO BB IBB HBP BLK WP HR S P ERA WHIP	IP WLS BF H R ER SO BB IBB HBP BLK WP HR S P ERA WHIP	IP WLS BF H R ER SO BB IBB HBP BLK WP HR S P ERA WHIP	IP WLS BF H R ER SO BB IBB HBP BLK WP HR S P ERA WHIP	IP WLS BF H R ER SO BB IBB HBP BLK WP HR S P ERA WHIP	IP WLS BF H R ER SO BB IBB HBP BLK WP HR S P ERA WHIP
Russ Ortiz, R (1, 1) ERA: 3.28	8.0	W	26	3	2	2	3	3	2	2	2	3	0	0	0	0	100	2.25	0.375							
Robb Nen, R (9, 1) ERA: 3.4	1.0	S	4	1	0	0	1	0	0	0	0	0	0	0	0	0	11	14	0.00	1.000						

Batter	1	2	3	4	5	6	7	8	9	AB	R	H	RBI	BB	SO	LOB	TOP				
Ronnie Belliard, R OBP: 0.348, SLG: 0.402 (1, 4)										6	4	4	1	0	0	0	Milwaukee Brewers @ San Francisco Giants PacBell Park, San Francisco, CA Sat Jul 07 2001, 4:05 PM EDT Att: 41,707 - Sunny - 64 F				
Mark Loretta, R OBP: 0.326, SLG: 0.306 Alex Sanchez, L OBP: 0.250, SLG: 0.265 (5, FR) (5, 8)										3	0	1	0	1	0	2					
Geoff Jenkins, L OBP: 0.357, SLG: 0.488 (1, 7)										4	0	0	2	1	2	2					
Richie Sexson, R OBP: 0.319, SLG: 0.484 (1, 3)										3	2	0	1	3	0	4					
Angel Echevarria, R OBP: 0.292, SLG: 0.471 (1, 9)										6	2	2	1	0	0	6					
José Hernández, R OBP: 0.315, SLG: 0.505 (5, 6)										6	2	3	5	0	1	2					
Luis Lopez, S OBP: 0.253, SLG: 0.291 (5, 5)										5	1	4	1	0	0	0					
Henry Blanco, R OBP: 0.284, SLG: 0.324 (1, 2)										4	0	0	0	1	0	3					
Jimmy Haynes, R OBP: 0.189, SLG: 0.171 47 Mike Buddie, R (7, 1)										4	1	0	0	0	2	6					
Inning Stats	R: 3 E: 1 K: 1 S: 14	H: 4 LOB: 3 BB: 2 P: 30	R: 1 E: 0 K: 0 S: 11	H: 2 LOB: 1 BB: 0 P: 18	R: 0 E: 0 K: 1 S: 8	H: 1 LOB: 1 BB: 0 P: 13	R: 0 E: 0 K: 1 S: 10	H: 1 LOB: 2 BB: 1 P: 16	R: 5 E: 2 K: 0 S: 24	H: 3 LOB: 1 BB: 1 P: 40	R: 0 E: 0 K: 2 S: 11	H: 1 LOB: 1 BB: 0 P: 13	R: 0 E: 0 K: 0 S: 4	H: 0 LOB: 0 BB: 0 P: 6	R: 3 E: 0 K: 1 S: 14	H: 2 LOB: 0 BB: 1 P: 26	R: 1 E: 1 K: 0 S: 11	H: 1 LOB: 2 BB: 1 P: 19	1B: 10 2B: 3 3B: 0 HR: 2	SF: 1 SAC: 0 DP: 0 HBP: 0	WP: 1 PA: 51 PB: 0 CS: 0
PITCHER	IP WLS BF H R ER SO BB IBB HBP BLK WP HR S P ERA WHIP	IP WLS BF H R ER SO BB IBB HBP BLK WP HR S P ERA WHIP	IP WLS BF H R ER SO BB IBB HBP BLK WP HR S P ERA WHIP	IP WLS BF H R ER SO BB IBB HBP BLK WP HR S P ERA WHIP	IP WLS BF H R ER SO BB IBB HBP BLK WP HR S P ERA WHIP	IP WLS BF H R ER SO BB IBB HBP BLK WP HR S P ERA WHIP	IP WLS BF H R ER SO BB IBB HBP BLK WP HR S P ERA WHIP	IP WLS BF H R ER SO BB IBB HBP BLK WP HR S P ERA WHIP	IP WLS BF H R ER SO BB IBB HBP BLK WP HR S P ERA WHIP	IP WLS BF H R ER SO BB IBB HBP BLK WP HR S P ERA WHIP	IP WLS BF H R ER SO BB IBB HBP BLK WP HR S P ERA WHIP	IP WLS BF H R ER SO BB IBB HBP BLK WP HR S P ERA WHIP	IP WLS BF H R ER SO BB IBB HBP BLK WP HR S P ERA WHIP	IP WLS BF H R ER SO BB IBB HBP BLK WP HR S P ERA WHIP	IP WLS BF H R ER SO BB IBB HBP BLK WP HR S P ERA WHIP	IP WLS BF H R ER SO BB IBB HBP BLK WP HR S P ERA WHIP	IP WLS BF H R ER SO BB IBB HBP BLK WP HR S P ERA WHIP	IP WLS BF H R ER SO BB IBB HBP BLK WP HR S P ERA WHIP	IP WLS BF H R ER SO BB IBB HBP BLK WP HR S P ERA WHIP	IP WLS BF H R ER SO BB IBB HBP BLK WP HR S P ERA WHIP	IP WLS BF H R ER SO BB IBB HBP BLK WP HR S P ERA WHIP

AB	44
R	13
H	15
RBI	11
BB	6
SO	6
LOB	25




Batter	1	2	3	4	5	6	7	8	9	AB	R	H	RBI	BB	SO	LOB	BOTTOM			
Calvin Murray, R OBP: 0.357, SLG: 0.450 (1, 8)										4	0	1	0	0	0	0	Milwaukee Brewers @ San Francisco Giants PacBell Park, San Francisco, CA Sat Jul 07 2001, 4:05 PM EDT Att: 41,707 - Sunny - 64 F			
Rich Aurilia, R OBP: 0.394, SLG: 0.554 (1, 6)										3	1	1	0	1	0	0				
Barry Bonds, L OBP: 0.486, SLG: 0.827 Marvin Benard, L OBP: 0.279, SLG: 0.344 (8, 7)										2	1	1	1	1	0	2				
Jeff Kent, R OBP: 0.374, SLG: 0.514 (1, 4)										4	1	2	1	0	1	1				
Felipe Crespo, S OBP: 0.286, SLG: 0.370 (1, 3)										3	0	0	1	0	2	1				
Eric Davis, R OBP: 0.284, SLG: 0.316 (1, 9)										4	0	0	0	0	1	1				
Benito Santiago, R OBP: 0.328, SLG: 0.391 41 Chad Zerbe, L OBP: 0.250, SLG: 0.250 Aaron Fultz, L OBP: 0.333, SLG: 0.333 Armando Rios, L OBP: 0.323, SLG: 0.476 (9, PH)										3	0	0	0	0	1	0				
Pedro Feliz, R OBP: 0.225, SLG: 0.298 (1, 5)										3	0	0	0	0	2	0				
Shawn Estes, R OBP: 0.100, SLG: 0.071 Ryan Vogelsong, R OBP: 0.125, SLG: 0.250 Brian Boehringer, S Edwards Guzman, L OBP: 0.264, SLG: 0.434 (8, 2)										1	0	0	0	0	0	0				
Inning Stats	R: 0 E: 0 K: 0 S: 8	H: 0 LOB: 1 BB: 1 P: 18	R: 0 E: 0 K: 1 S: 8	H: 0 LOB: 0 BB: 0 P: 13	R: 0 E: 0 K: 1 S: 16	H: 0 LOB: 0 BB: 0 P: 23	R: 3 E: 0 K: 1 S: 15	H: 3 LOB: 0 BB: 0 P: 25	R: 0 E: 0 K: 2 S: 16	H: 0 LOB: 0 BB: 0 P: 19	R: 0 E: 0 K: 1 S: 5	H: 0 LOB: 0 BB: 0 P: 8	R: 0 E: 0 K: 0 S: 7	H: 0 LOB: 0 BB: 0 P: 11	R: 0 E: 0 K: 1 S: 11	H: 1 LOB: 1 BB: 0 P: 17	1B: 4 2B: 0 3B: 1 HR: 0	SF: 1 SAC: 0 DP: 0 HBP: 0	WP: 0 PA: 34 PB: 0 CS: 0	
PITCHER	IP WLS BF H R ER SO BB IBB HBP BLK WP HR S P ERA WHIP	IP WLS BF H R ER SO BB IBB HBP BLK WP HR S P ERA WHIP	IP WLS BF H R ER SO BB IBB HBP BLK WP HR S P ERA WHIP	IP WLS BF H R ER SO BB IBB HBP BLK WP HR S P ERA WHIP	IP WLS BF H R ER SO BB IBB HBP BLK WP HR S P ERA WHIP	IP WLS BF H R ER SO BB IBB HBP BLK WP HR S P ERA WHIP	IP WLS BF H R ER SO BB IBB HBP BLK WP HR S P ERA WHIP	IP WLS BF H R ER SO BB IBB HBP BLK WP HR S P ERA WHIP	IP WLS BF H R ER SO BB IBB HBP BLK WP HR S P ERA WHIP	IP WLS BF H R ER SO BB IBB HBP BLK WP HR S P ERA WHIP	IP WLS BF H R ER SO BB IBB HBP BLK WP HR S P ERA WHIP	IP WLS BF H R ER SO BB IBB HBP BLK WP HR S P ERA WHIP	IP WLS BF H R ER SO BB IBB HBP BLK WP HR S P ERA WHIP	IP WLS BF H R ER SO BB IBB HBP BLK WP HR S P ERA WHIP	IP WLS BF H R ER SO BB IBB HBP BLK WP HR S P ERA WHIP	IP WLS BF H R ER SO BB IBB HBP BLK WP HR S P ERA WHIP	IP WLS BF H R ER SO BB IBB HBP BLK WP HR S P ERA WHIP	IP WLS BF H R ER SO BB IBB HBP BLK WP HR S P ERA WHIP	IP WLS BF H R ER SO BB IBB HBP BLK WP HR S P ERA WHIP	IP WLS BF H R ER SO BB IBB HBP BLK WP HR S P ERA WHIP

AB	31
R	3
H	5
RBI	3
BB	2
SO	7
LOB	6



Batter	1	2	3	4	5	6	7	8	9	AB	R	H	RBI	BB	SO	LOB	TOP					
Calvin Murray, R (1, 8) OBP: 0.345, SLG: 0.431	1-2 P6		2-2 G5-3			0-0 G5-3		4-2 BB		3	0	0	0	1	0	0	San Francisco Giants @ Seattle Mariners Safeco Field, Seattle, WA Sat Jul 14 2001, 1:05 PM PDT Att: 45,809 - Cloudy - 67 F					
Rich Aurilia, R (1, 6) OBP: 0.388, SLG: 0.560	2-2 HR		0-3 K			3-1 G4-3		1-1 F7		4	1	1	1	0	1	1						
Barry Bonds, L (1, 10) OBP: 0.477, SLG: 0.806	1-0 G1-3				3-1 G4-3		1-0 F9		0-0 F8	4	0	0	0	0	0	1						
Jeff Kent, R (1, 4) OBP: 0.371, SLG: 0.500	4-1 BB				0-0 F9		2-1 1B HBP		1-3 K	2	0	0	0	1	1	0						
Armando Rios, L (1, 9) OBP: 0.326, SLG: 0.477	0-2 F8				0-2 HR		0-0 1B		1-3 K	4	1	2	1	0	1	1						
Felipe Crespo, S (1, 3)		3-1 F9			0-0 F8		2-3 K		0-1 F9	4	0	0	0	0	1	2						
Benito Santiago, R (1, 2) OBP: 0.321, SLG: 0.379		0-0 G6-3			1-0 G6-3		0-0 P4			3	0	0	0	0	0	2						
Marvin Benard, L (1, 7) OBP: 0.272, SLG: 0.330		1-2 G6-3			0-1 G4-3		1-1 G6-3			3	0	0	0	0	0	2						
Ramon Martinez, R (1, 5) OBP: 0.348, SLG: 0.367			2-2 F7		1-0 G4-3			1-3 K		3	0	0	0	0	1	0	GIANTS					
Inning Stats	R: 1 E: 0 K: 0 S: 11	H: 1 LOB: 1 BB: 1 P: 19	R: 0 E: 0 K: 0 S: 6	H: 0 LOB: 0 BB: 0 P: 10	R: 0 E: 0 K: 1 S: 12	H: 0 LOB: 0 BB: 0 P: 16	R: 1 E: 0 K: 0 S: 7	H: 1 LOB: 0 BB: 0 P: 10	R: 0 E: 0 K: 0 S: 4	H: 0 LOB: 0 BB: 0 P: 6	R: 0 E: 0 K: 1 S: 8	H: 1 LOB: 2 BB: 0 P: 13	R: 0 E: 0 K: 1 S: 8	H: 0 LOB: 1 BB: 1 P: 14	R: 0 E: 0 K: 2 S: 8	H: 0 LOB: 0 BB: 0 P: 10		1B: 1 2B: 0 3B: 0 HR: 2	SF: 0 SAC: 0 DP: 0 HBP: 1	WP: 0 PB: 0 SB: 0 CS: 0	PA: 33	
PITCHER	IP	WLS	BF	H	R	ER	SO	BB	IBB	HBP	BLK	WP	HR	S	P	ERA		WHIP				
Freddy Garcia, R (1, 1) ERA: 3.15	7.0	W	26	3	2	2	2	1	0	1	0	0	2	52	82	2.57		0.571				
Jeff Nelson, R (8, 1) ERA: 2.15	0.2	H	3	0	0	0	1	1	0	0	0	0	0	7	13	0.00		1.500				
Arthur Rhodes, L (8, 1) ERA: 1.89	0.1	H	1	0	0	0	0	0	0	0	0	0	0	1	1	0.00		0.000				
Kazuhiro Sasaki, R (9, 1) ERA: 2.85	1.0	S	3	0	0	0	2	0	0	0	0	0	0	8	10	0.00		0.000				

Batter	1	2	3	4	5	6	7	8	9	AB	R	H	RBI	BB	SO	LOB	BOTTOM					
51 Ichiro Suzuki, L (1, 9) OBP: 0.372, SLG: 0.462	4-0 E 1B BB	0-0 SF9		4-2 S 1B BB		2-0 F9				1	1	0	1	2	0	0	San Francisco Giants @ Seattle Mariners Safeco Field, Seattle, WA Sat Jul 14 2001, 1:05 PM PDT Att: 45,809 - Cloudy - 67 F					
Carlos Guillen, S (1, 6) OBP: 0.321, SLG: 0.341	2-3 K	3-H 4-1 BB		1-2 S 1B		4-0 BB				2	0	1	0	2	1	1						
Edgar Martinez, R (1, 10) OBP: 0.429, SLG: 0.538	SAFE BB 1B	2-2 F7		4-0 BB 1B		3-1 G1-3				3	0	1	1	1	0	3						
John Olerud, L (1, 3) OBP: 0.424, SLG: 0.484	4-0 G5-3 BB BB		1-1 F8	1-0 L9		1-3 K				3	0	0	0	1	1	3						
Bret Boone, R (1, 4) OBP: 0.366, SLG: 0.578	4-1 G5-3 BB		2-1 E7 SF8 2B		0-0 F8		1-1 P4			3	1	1	0	1	0	0						
Mike Cameron, R (1, 8) OBP: 0.352, SLG: 0.518	1-1 G5-3		3-2 SF8		0-0 G3		1-1 F8			3	0	0	1	0	0	3						
Ed Sprague, R (1, 7) OBP: 0.341, SLG: 0.487		2-1 G1-3			0-1 BB			3-3 K		3	1	2	0	0	0	0						
Charles Gipson, R (6, PR) OBP: 0.242, SLG: 0.172		1B 51 SF9 1B								0	0	0	0	0	0	0		San Francisco Giants @ Seattle Mariners Safeco Field, Seattle, WA Sat Jul 14 2001, 1:05 PM PDT Att: 45,809 - Cloudy - 67 F				
Mark McLemore, S (8, PH) OBP: 0.375, SLG: 0.397		1-0 F8		1-1 G4-3		0-0 F8		2-2 L7		4	0	0	0	0	2							
David Bell, R (1, 5) OBP: 0.306, SLG: 0.429		2-2 BB 1B		1-2 F9		2-3 K		0-1 P4		4	0	1	0	0	1	0						
Dan Wilson, R (1, 2) OBP: 0.324, SLG: 0.410																						
Inning Stats	R: 1 E: 1 K: 1 S: 9	H: 1 LOB: 3 BB: 3 P: 26	R: 1 E: 0 K: 0 S: 11	H: 2 LOB: 2 BB: 1 P: 22	R: 1 E: 1 K: 0 S: 11	H: 1 LOB: 0 BB: 0 P: 20	R: 0 E: 0 K: 0 S: 11	H: 1 LOB: 3 BB: 2 P: 23	R: 0 E: 0 K: 0 S: 5	H: 1 LOB: 1 BB: 0 P: 5	R: 0 E: 0 K: 1 S: 6	H: 0 LOB: 1 BB: 1 P: 17	R: 0 E: 0 K: 1 S: 7	H: 0 LOB: 0 BB: 0 P: 10	R: 0 E: 0 K: 1 S: 11	H: 0 LOB: 0 BB: 0 P: 16	1B: 5 2B: 1 3B: 0 HR: 0		SF: 2 SAC: 0 DP: 1 HBP: 0	WP: 0 PB: 0 SB: 2 CS: 0	PA: 36	
PITCHER	IP	WLS	BF	H	R	ER	SO	BB	IBB	HBP	BLK	WP	HR	S	P	ERA	WHIP					
Shawn Estes, L (1, 1) ERA: 3.48	6.0	L	30	6	3	2	2	6	1	0	0	0	0	113	3.00	2.000						
Brian Boehringer, R (7, 1) ERA: 3.35	2.0		6	0	0	0	2	0	0	0	0	0	0	18	26	0.00	0.000					



Batter	1	2	3	4	5	6	7	8	9	AB	R	H	RBI	BB	SO	LOB	TOP				
Calvin Murray, R OBP: 0.341, SLG: 0.424										5	0	1	1	0	1	2					
Rich Aurilia, R OBP: 0.386, SLG: 0.555										5	1	1	0	0	0	2					
Barry Bonds, L OBP: 0.473, SLG: 0.794										4	1	0	0	1	1	2					
Jeff Kent, R OBP: 0.374, SLG: 0.506										4	1	3	2	0	0	0					
Eric Davis, R OBP: 0.250, SLG: 0.295										4	1	0	0	0	2	3					
Shawon Dunston, R OBP: 0.283, SLG: 0.460									4	1	1	3	0	0	0						
Benito Santiago, R OBP: 0.320, SLG: 0.377										4	1	1	0	0	0	0					
J.T. Snow, L OBP: 0.351, SLG: 0.329										3	1	1	0	0	1	0					
Ramon Martinez, R OBP: 0.351, SLG: 0.372										3	0	1	1	1	1	1					
Inning Stats	R: 0 E: 0 K: 1 S: 7	H: 0 LOB: 0 BB: 0 P: 12	R: 3 E: 1 K: 1 S: 18	H: 3 LOB: 1 BB: 0 P: 30	R: 0 E: 0 K: 1 S: 6	H: 1 LOB: 1 BB: 0 P: 8	R: 0 E: 0 K: 1 S: 5	H: 0 LOB: 0 BB: 0 P: 8	R: 2 E: 0 K: 0 S: 12	H: 3 LOB: 1 BB: 2 P: 29	R: 0 E: 0 K: 0 S: 8	H: 0 LOB: 0 BB: 0 P: 9	R: 0 E: 0 K: 0 S: 7	H: 0 LOB: 0 BB: 0 P: 14	R: 0 E: 0 K: 1 S: 6	H: 0 LOB: 0 BB: 0 P: 6	1B: 6 2B: 2 3B: 0 HR: 1	SF: 0 SAC: 0 DP: 1 HBP: 1	WP: 0 PB: 0 SB: 0 CS: 0	PA: 39	
PITCHER	IP WLS BF H R ER SO BB IBB HBP BLK WP HR S P ERA WHIP	IP WLS BF H R ER SO BB IBB HBP BLK WP HR S P ERA WHIP	IP WLS BF H R ER SO BB IBB HBP BLK WP HR S P ERA WHIP	IP WLS BF H R ER SO BB IBB HBP BLK WP HR S P ERA WHIP	IP WLS BF H R ER SO BB IBB HBP BLK WP HR S P ERA WHIP	IP WLS BF H R ER SO BB IBB HBP BLK WP HR S P ERA WHIP	IP WLS BF H R ER SO BB IBB HBP BLK WP HR S P ERA WHIP	IP WLS BF H R ER SO BB IBB HBP BLK WP HR S P ERA WHIP	IP WLS BF H R ER SO BB IBB HBP BLK WP HR S P ERA WHIP	IP WLS BF H R ER SO BB IBB HBP BLK WP HR S P ERA WHIP	IP WLS BF H R ER SO BB IBB HBP BLK WP HR S P ERA WHIP	IP WLS BF H R ER SO BB IBB HBP BLK WP HR S P ERA WHIP	IP WLS BF H R ER SO BB IBB HBP BLK WP HR S P ERA WHIP	IP WLS BF H R ER SO BB IBB HBP BLK WP HR S P ERA WHIP	IP WLS BF H R ER SO BB IBB HBP BLK WP HR S P ERA WHIP	IP WLS BF H R ER SO BB IBB HBP BLK WP HR S P ERA WHIP	IP WLS BF H R ER SO BB IBB HBP BLK WP HR S P ERA WHIP	IP WLS BF H R ER SO BB IBB HBP BLK WP HR S P ERA WHIP	IP WLS BF H R ER SO BB IBB HBP BLK WP HR S P ERA WHIP	IP WLS BF H R ER SO BB IBB HBP BLK WP HR S P ERA WHIP	IP WLS BF H R ER SO BB IBB HBP BLK WP HR S P ERA WHIP

San Francisco Giants @ Texas Rangers
The Ballpark at Arlington, Arlington, TX
Sun Jul 15 2001, 8:05 PM EDT
Att: 42,082 - Sunny - 98 F

AB	36
R	7
H	9
RBI	7
BB	2
SO	6
LOB	10



Batter	1	2	3	4	5	6	7	8	9	AB	R	H	RBI	BB	SO	LOB	BOTTOM				
Frank Catalanotto, L OBP: 0.365, SLG: 0.475										4	1	2	0	1	0	2					
Randy Velarde, R OBP: 0.402, SLG: 0.489										5	1	2	2	0	2	2					
Alex Rodriguez, R OBP: 0.406, SLG: 0.607										5	2	3	3	0	1	2					
Rafael Palmeiro, L OBP: 0.377, SLG: 0.562										4	0	0	0	1	1	1					
10 Michael Young, R OBP: 0.290, SLG: 0.365										0	0	0	0	0	0	0					
Ivan Rodriguez, R OBP: 0.334, SLG: 0.544										5	0	1	1	0	2	2					
Ruben Sierra, S OBP: 0.324, SLG: 0.638										4	0	2	0	1	1	2					
Mike Lamb, L OBP: 0.329, SLG: 0.388										4	1	0	0	1	0	5					
Gabe Kapler, R OBP: 0.340, SLG: 0.433										4	1	1	0	0	1	2					
Ricky Ledee, L OBP: 0.250, SLG: 0.256										4	0	1	0	0	2	2					
Inning Stats	R: 3 E: 0 K: 0 S: 11	H: 3 LOB: 0 BB: 0 P: 17	R: 0 E: 0 K: 1 S: 12	H: 0 LOB: 1 BB: 0 P: 18	R: 1 E: 0 K: 1 S: 6	H: 1 LOB: 0 BB: 0 P: 8	R: 2 E: 0 K: 2 S: 16	H: 3 LOB: 2 BB: 1 P: 30	R: 0 E: 0 K: 0 S: 15	H: 1 LOB: 2 BB: 1 P: 23	R: 0 E: 0 K: 0 S: 7	H: 1 LOB: 0 BB: 0 P: 12	R: 0 E: 1 K: 2 S: 14	H: 1 LOB: 1 BB: 0 P: 22	R: 0 E: 0 K: 2 S: 12	H: 1 LOB: 2 BB: 1 P: 21	1B: 10 2B: 1 3B: 0 HR: 1	SF: 0 SAC: 0 DP: 0 HBP: 0	WP: 1 PB: 1 SB: 1 CS: 1	PA: 43	
PITCHER	IP WLS BF H R ER SO BB IBB HBP BLK WP HR S P ERA WHIP	IP WLS BF H R ER SO BB IBB HBP BLK WP HR S P ERA WHIP	IP WLS BF H R ER SO BB IBB HBP BLK WP HR S P ERA WHIP	IP WLS BF H R ER SO BB IBB HBP BLK WP HR S P ERA WHIP	IP WLS BF H R ER SO BB IBB HBP BLK WP HR S P ERA WHIP	IP WLS BF H R ER SO BB IBB HBP BLK WP HR S P ERA WHIP	IP WLS BF H R ER SO BB IBB HBP BLK WP HR S P ERA WHIP	IP WLS BF H R ER SO BB IBB HBP BLK WP HR S P ERA WHIP	IP WLS BF H R ER SO BB IBB HBP BLK WP HR S P ERA WHIP	IP WLS BF H R ER SO BB IBB HBP BLK WP HR S P ERA WHIP	IP WLS BF H R ER SO BB IBB HBP BLK WP HR S P ERA WHIP	IP WLS BF H R ER SO BB IBB HBP BLK WP HR S P ERA WHIP	IP WLS BF H R ER SO BB IBB HBP BLK WP HR S P ERA WHIP	IP WLS BF H R ER SO BB IBB HBP BLK WP HR S P ERA WHIP	IP WLS BF H R ER SO BB IBB HBP BLK WP HR S P ERA WHIP	IP WLS BF H R ER SO BB IBB HBP BLK WP HR S P ERA WHIP	IP WLS BF H R ER SO BB IBB HBP BLK WP HR S P ERA WHIP	IP WLS BF H R ER SO BB IBB HBP BLK WP HR S P ERA WHIP	IP WLS BF H R ER SO BB IBB HBP BLK WP HR S P ERA WHIP	IP WLS BF H R ER SO BB IBB HBP BLK WP HR S P ERA WHIP	IP WLS BF H R ER SO BB IBB HBP BLK WP HR S P ERA WHIP

San Francisco Giants @ Texas Rangers
The Ballpark at Arlington, Arlington, TX
Sun Jul 15 2001, 8:05 PM EDT
Att: 42,082 - Sunny - 98 F

AB	39
R	6
H	12
RBI	6
BB	4
SO	10
LOB	20



Batter	1	2	3	4	5	6	7	8	9	AB	R	H	RBI	BB	SO	LOB	TOP										
Calvin Murray, R (1, 8) OBP: 0.333, SLG: 0.414	F9		L5		K		P6			4	0	0	0	0	1	1	San Francisco Giants @ Texas Rangers The Ballpark at Arlington, Arlington, TX Mon Jul 16 2001, 8:35 PM EDT Att: 32,682 - Sunny - 95 F										
Rich Aurilia, R (1, 6) OBP: 0.387, SLG: 0.554	K		BB 1B		BB 1B		F8			4	0	2	0	0	1	0											
Barry Bonds, L (1, 10) OBP: 0.476, SLG: 0.791	BB		BB		FC6 BB		G6-3			1	0	0	0	3	0	0											
Jeff Kent, R (1, 4) OBP: 0.371, SLG: 0.500	F8		F7		FC6		G5-3			4	0	0	0	0	6												
Armando Rios, L (1, 9) OBP: 0.328, SLG: 0.476		G5-4-3 BB		K		CS 1B		K		3	0	1	0	1	2	0											
Ramon Martinez, R (1, 5) OBP: 0.345, SLG: 0.365	G5-4-3		P6		F3		K			4	0	0	0	0	1	2											
J.T. Snow, L (1, 3) OBP: 0.354, SLG: 0.339	F7						G3			4	0	2	0	0	0	1											
Marvin Benard, L (1, 7) OBP: 0.275, SLG: 0.327			G4-3		F7		G4-6-3 BB			2	0	0	0	1	0	1											
Edwards Guzman, L (1, 2) OBP: 0.250, SLG: 0.417			1B 2B		G4-3		G4-6-3			4	0	1	0	0	0	3											
Inning Stats	R: 0 E: 0 K: 1 S: 9	H: 0 LOB: 1 BB: 1 P: 15	R: 0 E: 0 K: 0 S: 4	H: 0 LOB: 0 BB: 1 P: 9	R: 0 E: 0 K: 0 S: 7	H: 2 LOB: 3 BB: 1 P: 13	R: 0 E: 0 K: 1 S: 10	H: 1 LOB: 1 BB: 0 P: 15	R: 0 E: 0 K: 1 S: 8	H: 1 LOB: 2 BB: 1 P: 14	R: 0 E: 0 K: 0 S: 7	H: 1 LOB: 0 BB: 0 P: 10	R: 0 E: 0 K: 0 S: 2	H: 0 LOB: 0 BB: 1 P: 10	R: 0 E: 0 K: 2 S: 8	H: 0 LOB: 0 BB: 0 P: 11	R: 0 E: 0 K: 2 S: 14	H: 1 LOB: 2 BB: 0 P: 20	1B: 4 2B: 2 3B: 0 HR: 0	SF: 0 SAC: 0 DP: 2 HBP: 1	WP: 0 PB: 0 SB: 0 CS: 1	PA: 36					
PITCHER	IP	WLS	BF	H	R	ER	SO	BB	IBB	HBP	BLK	WP	HR	S	P	ERA	WHIP										
Rob Bell, R (1, 1) ERA: 5.38	8.2	W	34	6	0	0	5	5	0	0	0	0	0	65	111	0.00	1.269										
59 Jeff Zimmerman, R (9, 1) ERA: 3.27	0.1	S	2	0	0	0	0	0	0	1	0	0	0	4	6	0.00	0.000										

Batter	1	2	3	4	5	6	7	8	9	AB	R	H	RBI	BB	SO	LOB	BOTTOM										
Frank Catalanotto, L (1, 7) OBP: 0.363, SLG: 0.471	F7		1B		L6		B1-3			4	0	1	0	0	0	1	San Francisco Giants @ Texas Rangers The Ballpark at Arlington, Arlington, TX Mon Jul 16 2001, 8:35 PM EDT Att: 32,682 - Sunny - 95 F										
Mike Lamb, L (1, 5) OBP: 0.360, SLG: 0.410	BB 1B		G3-6-1 1B		BB 1B 2H		G5-3 1B HBP			3	1	3	1	0	0	0											
Alex Rodriguez, R (1, 6) OBP: 0.405, SLG: 0.603	F8		P5		BB 1B		G5-3			4	0	1	0	0	0	4											
Rafael Palmeiro, L (1, 10) OBP: 0.381, SLG: 0.561			G3-6-1							2	0	1	1	2	0	2											
Ivan Rodriguez, R (1, 2) OBP: 0.333, SLG: 0.540	F8		G3-1		K					4	0	1	0	0	1	5											
Ruben Sierra, S (1, 9) OBP: 0.322, SLG: 0.629			G3		F7					4	0	1	0	0	0	4											
Ricky Ledee, L (9, 9) OBP: 0.250, SLG: 0.256					1B					0	0	0	0	0	0	0											
Andres Galarraga, R (1, 3) OBP: 0.317, SLG: 0.424					1B					4	0	2	0	0	0	1											
Gabe Kapler, R (1, 8) OBP: 0.339, SLG: 0.427			F7 2B		G5-4-3 1B		G6-3			3	0	0	0	1	0	3											
10 Michael Young, R (1, 4) OBP: 0.279, SLG: 0.369			K		G5-4-3		P4			4	1	1	0	0	1	3											
Inning Stats	R: 0 E: 0 K: 0 S: 8	H: 1 LOB: 2 BB: 1 P: 14	R: 0 E: 0 K: 1 S: 10	H: 1 LOB: 0 BB: 0 P: 17	R: 0 E: 0 K: 0 S: 8	H: 2 LOB: 1 BB: 0 P: 14	R: 0 E: 0 K: 0 S: 10	H: 2 LOB: 1 BB: 0 P: 17	R: 1 E: 0 K: 1 S: 16	H: 3 LOB: 3 BB: 1 P: 29	R: 0 E: 0 K: 0 S: 7	H: 0 LOB: 0 BB: 0 P: 10	R: 1 E: 0 K: 0 S: 6	H: 1 LOB: 1 BB: 0 P: 10	R: 0 E: 0 K: 0 S: 6	H: 1 LOB: 2 BB: 1 P: 16	1B: 9 2B: 2 3B: 0 HR: 0	SF: 0 SAC: 0 DP: 2 HBP: 1	WP: 0 PB: 0 SB: 1 CS: 0	PA: 36							
PITCHER	IP	WLS	BF	H	R	ER	SO	BB	IBB	HBP	BLK	WP	HR	S	P	ERA	WHIP										
Ryan Jensen, R (1, 1) ERA: 4.7	4.1	L	22	9	1	1	1	2	0	0	0	0	0	46	83	2.08	2.538										
Brian Boehringer, R (5, 1) ERA: 3.21	1.2		5	0	0	0	1	0	0	0	0	0	0	13	18	0.00	0.000										
Aaron Fultz, L (7, 1) ERA: 4.08	1.1		6	2	1	1	0	0	0	1	0	0	0	8	13	6.75	1.500										
Ryan Vogelsong, R (8, 1) ERA: 5.32	0.2		3	0	0	0	0	1	0	0	0	0	0	4	13	0.00	1.500										



Batter	1	2	3	4	5	6	7	8	9	AB	R	H	RBI	BB	SO	LOB	TOP					
Calvin Murray, R (1, 8) OBP: 0.335, SLG: 0.413	1-2 HR 1B	0-1 FC1-5 BB		1 SAFE 2-1 G5-3		2-2 G4-3		3-2 E9 1B		5	1	2	1	0	0	3						
Rich Aurilia, R (1, 6) OBP: 0.385, SLG: 0.558	2-0 HR	0-1 F2			0-1 P6	1-3 K		0-0 P4		5	1	1	2	0	1	3						
Barry Bonds, L (1, 10) Pedro Feliz, R (9, PH) OBP: 0.235, SLG: 0.315	2-1 G4-6-3 HR 2B	4-0 PO BB			4-2 BB 1B 2B BB		1-1 F5		1-3 K	2	2	2	1	0	2	0	0					
Jeff Kent, R (1, 4) OBP: 0.373, SLG: 0.503	4-1 G4-6-3 BB	0-1 PO	3-1 G3 E 2B		1-1 BB 2B 1B		1-2 G5-3		1-2 F9	4	2	2	0	1	0	0						
Armando Rios, L (1, 7) OBP: 0.326, SLG: 0.469	1-0 G4-6-3		0-2 G3		4-0 2B SF8 BB		2-2 G4-3		2-3 K	4	1	0	0	1	1	3						
Eric Davis, R (1, 9) OBP: 0.260, SLG: 0.348	1-1 HR		2-1 E5		2-0 SF8 2B			2-3 K		4	1	2	5	0	1	0						
Benito Santiago, R (1, 2) OBP: 0.315, SLG: 0.373	3-H F7		0-0 G5-4-3		1-3 2-H 3-H 0-0 SF8			0-0 F8		3	0	0	1	0	0	1						
J.T. Snow, L (1, 3) OBP: 0.361, SLG: 0.345			4-2 FC1-5 BB		3-2 FC6-4 1B			1-0 F7		3	1	2	0	1	0	1						
Ramon Martinez, R (1, 5) OBP: 0.347, SLG: 0.367		3-1 BB FC1-5 1B		1-0 FC6-4 CS		0-1 F3		0-0 1B E 1B		4	1	2	0	0	0	1						
Inning Stats	R: 4 E: 0 K: 0 S: 13	H: 4 LOB: 0 BB: 1 P: 26	R: 0 E: 0 K: 0 S: 9	H: 1 LOB: 2 BB: 2 P: 20	R: 1 E: 1 K: 0 S: 8	H: 1 LOB: 0 BB: 0 P: 13	R: 0 E: 0 K: 0 S: 6	H: 1 LOB: 0 BB: 0 P: 12	R: 3 E: 0 K: 1 S: 10	H: 2 LOB: 1 BB: 2 P: 22	R: 0 E: 0 K: 0 S: 8	H: 0 LOB: 0 BB: 0 P: 11	R: 0 E: 0 K: 0 S: 8	H: 0 LOB: 0 BB: 0 P: 12	R: 2 E: 1 K: 1 S: 10	H: 3 LOB: 1 BB: 0 P: 16	R: 0 E: 0 K: 2 S: 9	H: 0 LOB: 0 BB: 0 P: 13	1B: 7 2B: 3 3B: 0 HR: 2	SF: 1 SAC: 0 DP: 2 HBP: 0	WP: 0 PB: 0 SB: 0 CS: 1	PA: 42
PITCHER	IP WLS BF H R ER SO BB IBB HBP BLK WP HR S P ERA WHIP	PITCHER																				
Kenny Rogers, L (1, 1) ERA: 6.19	5.0 L 26 9 8 8 0 5 0 0 0 0 2 46 93 14.40 2.800																					
Kevin Foster, R (6, 1) ERA: 6.0	4.0 15 3 2 1 4 0 0 0 0 0 0 35 52 2.25 0.750																					

San Francisco Giants @ Texas Rangers
The Ballpark at Arlington, Arlington, TX
Tue Jul 17 2001, 7:05 PM EDT
Att: 31,162 - Cloudy - 91 F

AB	35
R	10
H	12
RBI	9
BB	5
SO	4
LOB	12



Batter	1	2	3	4	5	6	7	8	9	AB	R	H	RBI	BB	SO	LOB	BOTTOM					
10 Michael Young, R (1, 4) OBP: 0.283, SLG: 0.372	2-2 2B 2B	2-1 FC6-4			2-2 F9		4-2 FC6-4 BB		1-2 G5-3	4	1	1	0	1	0	3						
Randy Velarde, R (1, 5) OBP: 0.394, SLG: 0.478	1-2 F8		1-1 G1-3		3-2 F5		0-1 FC6-4			4	0	0	0	0	0	3						
Alex Rodriguez, R (1, 6) OBP: 0.403, SLG: 0.602	0-0 G3-1 2B		3-1 F7			2-1 G5-3		0-3 K		4	0	1	1	0	1	0						
Rafael Palmeiro, L (1, 10) OBP: 0.377, SLG: 0.555	3-1 G3-1		0-0 G3			1-1 F7		1-0 G4-3		4	0	0	0	0	0	1						
Ivan Rodriguez, R (1, 2) OBP: 0.335, SLG: 0.543	1-0 G6-3			2-1 G4-3 2B		2-1 1B		2-2 G4-3		4	0	2	0	0	0	1						
Andres Galarraga, R (1, 3) OBP: 0.316, SLG: 0.434		2-1 HR		1-2 G6-3		1-0 P4			1-1 G3-1	4	1	1	1	0	0	2						
Ruben Sierra, S (1, 9) OBP: 0.320, SLG: 0.626		0-0 L7		3-1 G4-3			1-0 E6 G5-3		1-2 E 2B	4	0	1	0	0	0	1						
Gabe Kapler, R (1, 8) OBP: 0.338, SLG: 0.425		2-1 P3		3-2 F3			1-1 G5-3		2-0 E8	4	0	1	0	0	0	2						
Scott Sheldon, R (1, 7) OBP: 0.283, SLG: 0.379		3-2 10 FC6-4 1B			2-1 P4		1-3 K		0-0 L4	4	0	1	0	0	1	3						
Inning Stats	R: 1 E: 0 K: 0 S: 10	H: 2 LOB: 1 BB: 0 P: 17	R: 1 E: 0 K: 0 S: 10	H: 2 LOB: 1 BB: 0 P: 19	R: 0 E: 0 K: 0 S: 5	H: 0 LOB: 0 BB: 0 P: 9	R: 0 E: 0 K: 0 S: 11	H: 1 LOB: 1 BB: 0 P: 20	R: 0 E: 0 K: 0 S: 10	H: 0 LOB: 0 BB: 0 P: 17	R: 0 E: 0 K: 1 S: 7	H: 1 LOB: 1 BB: 0 P: 13	R: 0 E: 0 K: 1 S: 12	H: 0 LOB: 2 BB: 1 P: 19	R: 0 E: 0 K: 1 S: 7	H: 0 LOB: 0 BB: 0 P: 10	R: 0 E: 1 K: 0 S: 11	H: 2 LOB: 2 BB: 0 P: 16	1B: 3 2B: 4 3B: 0 HR: 1	SF: 0 SAC: 0 DP: 0 HBP: 0	WP: 0 PB: 0 SB: 0 CS: 0	PA: 37
PITCHER	IP WLS BF H R ER SO BB IBB HBP BLK WP HR S P ERA WHIP	PITCHER																				
Kirk Rueter, L (1, 1) ERA: 4.58	6.2 W 28 6 2 2 1 1 0 0 0 0 0 63 112 2.70 1.050																					
Brian Boehinger, R (7, 1) ERA: 3.19	0.1 1 0 0 0 0 0 0 0 0 0 0 2 2 0.00 0.000																					
Ryan Vogelsong, R (8, 1) ERA: 4.91	2.0 8 2 0 0 0 1 0 0 0 0 0 0 18 26 0.00 1.000																					

San Francisco Giants @ Texas Rangers
The Ballpark at Arlington, Arlington, TX
Tue Jul 17 2001, 7:05 PM EDT
Att: 31,162 - Cloudy - 91 F

AB	36
R	2
H	8
RBI	2
BB	1
SO	2
LOB	16



Batter	1	2	3	4	5	6	7	8	9	AB	R	H	RBI	BB	SO	LOB	TOP						
Juan Pierre, L OBP: 0.380, SLG: 0.400 Mike Myers, L (8, 1)										4	0	2	0	0	0	0							
Neft Perez, S OBP: 0.329, SLG: 0.445 Kimera Barteo, R (1, 6) (8, 8)										2	0	0	0	1	0	2							
Larry Walker, L OBP: 0.429, SLG: 0.671 Cliff Brumbaugh, R OBP: 0.302, SLG: 0.375 (1, 9) (8, 9)										3	0	0	0	0	1	3							
17 Todd Helton, L OBP: 0.431, SLG: 0.652 Terry Shumpert, R OBP: 0.296, SLG: 0.364 (1, 3) (8, 5)										3	0	1	0	0	0	2							
Todd Walker, L OBP: 0.349, SLG: 0.497 (1, 4)											4	0	1	0	0	2							
Jeff Cirillo, R OBP: 0.338, SLG: 0.459 Dan Miceli, R (1, 5) (7, 1)											3	0	0	0	0	3							
Ben Petrick, R OBP: 0.302, SLG: 0.467 (8, 3)											0	0	0	0	0	0							
Robin Jennings, L OBP: 0.299, SLG: 0.291 (1, 7)											3	0	0	0	1	1							
Adam Melhuse, S OBP: 0.214, SLG: 0.269 (1, 2)											3	0	0	0	1	0							
Mike Hampton, R OBP: 0.314, SLG: 0.680 Gabe White, L (6, 1)											2	0	0	0	0	0							
Brent Butler, R OBP: 0.227, SLG: 0.364 (8, 6)											1	0	0	0	0	0							
Inning Stats	R: 0 E: 0 K: 0 S: 5	H: 1 LOB: 0 BB: 0 P: 6	R: 0 E: 0 K: 1 S: 13	H: 1 LOB: 1 BB: 0 P: 20	R: 0 E: 0 K: 1 S: 8	H: 0 LOB: 0 BB: 0 P: 12	R: 0 E: 0 K: 1 S: 16	H: 1 LOB: 2 BB: 1 P: 29	R: 0 E: 0 K: 0 S: 8	H: 0 LOB: 0 BB: 0 P: 13	R: 0 E: 0 K: 0 S: 8	H: 1 LOB: 1 BB: 0 P: 11	R: 0 E: 0 K: 0 S: 5	H: 0 LOB: 0 BB: 0 P: 9	R: 0 E: 0 K: 0 S: 5	H: 0 LOB: 0 BB: 0 P: 10	R: 0 E: 0 K: 0 S: 8	H: 1 LOB: 1 BB: 0 P: 11	1B: 5 2B: 0 3B: 0 HR: 0	SF: 0 SAC: 0 DP: 1 HBP: 0	WP: 0 PB: 0 SB: 0 CS: 0	PA: 32	
PITCHER Russ Ortiz, R ERA: 3.07 (1, 1)	IP: 9.0 WLS: W BF: 32 H: 5 R: 0 ER: 0 SO: 3 BB: 1 IBB: 0 HBP: 0 BLK: 0 WP: 0 HR: 0 S: 76 P: 121 ERA: 0.00 WHIP: 0.667											PITCHER	IP: 9.0 WLS: W BF: 32 H: 5 R: 0 ER: 0 SO: 3 BB: 1 IBB: 0 HBP: 0 BLK: 0 WP: 0 HR: 0 S: 76 P: 121 ERA: 0.00 WHIP: 0.667										

Colorado Rockies @ San Francisco Giants
PacBell Park, San Francisco, CA
Wed Jul 18 2001, 10:15 PM EDT
Att: 41,584 - Cloudy - 61 F

AB	31
R	0
H	5
RBI	0
BB	1
SO	3
LOB	13



Batter	1	2	3	4	5	6	7	8	9	AB	R	H	RBI	BB	SO	LOB	BOTTOM						
Marvin Benard, L OBP: 0.278, SLG: 0.327 (1, 8)										3	0	1	1	1	2	0							
Rich Aurilia, R OBP: 0.383, SLG: 0.554 Pedro Feliz, R OBP: 0.233, SLG: 0.313 (1, 6) (7, PH) (8, 5)										4	1	1	1	0	0	2							
Barry Bonds, L OBP: 0.481, SLG: 0.813 Armando Rios, L OBP: 0.324, SLG: 0.466 (1, 7) (6, 7)										3	2	2	3	0	1	1							
Jeff Kent, R OBP: 0.374, SLG: 0.504 (1, 4)										5	2	2	0	0	0	1							
Eric Davis, R OBP: 0.257, SLG: 0.333 (1, 9)										4	0	0	0	1	0	2							
Benito Santiago, R OBP: 0.313, SLG: 0.369 (1, 2)										5	1	1	0	0	0	4							
J.T. Snow, L OBP: 0.368, SLG: 0.352 (1, 3)										2	2	2	1	1	0	0							
Ramon Martinez, R OBP: 0.354, SLG: 0.368 (1, 5) (8, 6)										2	2	1	1	2	0	1							
Russ Ortiz, R OBP: 0.275, SLG: 0.324 (1, 1)										4	0	2	3	0	0	2							
Inning Stats	R: 0 E: 0 K: 2 S: 13	H: 1 LOB: 1 BB: 0 P: 19	R: 0 E: 0 K: 0 S: 9	H: 0 LOB: 1 BB: 1 P: 16	R: 0 E: 0 K: 1 S: 9	H: 0 LOB: 0 BB: 0 P: 13	R: 2 E: 0 K: 0 S: 9	H: 2 LOB: 2 BB: 2 P: 21	R: 2 E: 0 K: 0 S: 13	H: 2 LOB: 0 BB: 0 P: 16	R: 3 E: 0 K: 0 S: 13	H: 3 LOB: 1 BB: 1 P: 27	R: 3 E: 1 K: 0 S: 18	H: 3 LOB: 2 BB: 1 P: 29	R: 0 E: 0 K: 0 S: 7	H: 1 LOB: 1 BB: 0 P: 12	1B: 8 2B: 2 3B: 0 HR: 2	SF: 2 SAC: 0 DP: 0 HBP: 0	WP: 0 PB: 0 SB: 0 CS: 0	PA: 42			
PITCHER Mike Hampton, L ERA: 4.64 Gabe White, L ERA: 7.4 Dan Miceli, R ERA: 6.18 Mike Myers, L ERA: 2.93 (1, 1) (6, 1) (7, 1) (8, 1)	IP: 5.0 WLS: L BF: 27 H: 8 R: 7 ER: 7 SO: 7 BB: 3 IBB: 0 HBP: 0 BLK: 0 WP: 0 HR: 2 S: 62 P: 104 ERA: 12.60 WHIP: 2.200											PITCHER	IP: 5.0 WLS: L BF: 27 H: 8 R: 7 ER: 7 SO: 7 BB: 3 IBB: 0 HBP: 0 BLK: 0 WP: 0 HR: 2 S: 62 P: 104 ERA: 12.60 WHIP: 2.200										

Colorado Rockies @ San Francisco Giants
PacBell Park, San Francisco, CA
Wed Jul 18 2001, 10:15 PM EDT
Att: 41,584 - Cloudy - 61 F

AB	35
R	10
H	12
RBI	10
BB	5
SO	3
LOB	16



Batter	1	2	3	4	5	6	7	8	9	AB	R	H	RBI	BB	SO	LOB	TOP										
Nefti Perez, S (1, 6) OBP: 0.327, SLG: 0.442	F7		K				G5-3		L3	5	0	1	0	0	1	0	Colorado Rockies @ San Francisco Giants PacBell Park, San Francisco, CA Thu Jul 19 2001, 10:15 PM EDT Att. 40,850 - Overcast - 59 F										
Brent Butler, R (1, 4) OBP: 0.222, SLG: 0.308	F8		1B			G4-6-3	K		G5-3	4	0	0	0	1	1												
Larry Walker, L (1, 9) OBP: 0.430, SLG: 0.669	G6-3		1B			K				4	0	2	0	0	1	0											
Cliff Brumbaugh, R (1, 7) OBP: 0.277, SLG: 0.341		F7	G4-6-3			F7	K			4	0	0	0	0	1	3											
Juan Pierre, L (7, 8) OBP: 0.350, SLG: 0.400			1-2							0	0	0	0	0	0	0											
17 Todd Helton, L (1, 3) OBP: 0.429, SLG: 0.647		FC6-4		L6		K			K	3	1	0	0	1	2	0											
Jeff Cirillo, R (1, 5) OBP: 0.343, SLG: 0.459		FC6-4		E		G1-3				2	0	1	0	2	0	1											
Ben Petrick, R (1, 2) OBP: 0.301, SLG: 0.462		FC6-4		E5					1B	4	0	1	1	0	1	4											
Kimera Barteo, R (1, 8) (7, 7)				P4					K	2	0	0	0	2	1	3											
Shawn Chacon, R (1, 1) OBP: 0.074, SLG: 0.038									K	3	0	0	0	0	2	7											
Mike Myers, L (8, 1)										0	0	0	0	0	0	0											
Jay Powell, R (8, 1)										0	0	0	0	0	0	0											
Greg Norton, S (9, PH) OBP: 0.314, SLG: 0.510										1	0	0	0	0	1	0											
Juan Acevedo, R (9, 1)										0	0	0	0	0	0	0											
Inning Stats	R: 0 E: 0 K: 0 S: 7	H: 0 LOB: 0 BB: 0 P: 11	R: 0 E: 0 K: 0 S: 9	H: 0 LOB: 3 BB: 3 P: 24	R: 0 E: 0 K: 1 S: 7	H: 1 LOB: 1 BB: 1 P: 12	R: 0 E: 1 K: 1 S: 7	H: 0 LOB: 2 BB: 1 P: 13	R: 0 E: 0 K: 2 S: 6	H: 1 LOB: 0 BB: 0 P: 7	R: 1 E: 0 K: 2 S: 11	H: 1 LOB: 2 BB: 1 P: 21	R: 0 E: 0 K: 3 S: 8	H: 1 LOB: 1 BB: 0 P: 11	R: 0 E: 0 K: 3 S: 11	H: 1 LOB: 1 BB: 0 P: 15	R: 0 E: 0 K: 1 S: 10	H: 0 LOB: 0 BB: 0 P: 17	1B: 5 2B: 0 3B: 0 HR: 0	SF: 0 SAC: 0 DP: 2 HBP: 0	WP: 0 PB: 1 CS: 0	PA: 38					
PITCHER	IP	WLS	BF	H	R	ER	SO	BB	IBB	HBP	BLK	WP	HR	S	P	ERA	WHIP										
Shawn Estes, L (1, 1) ERA: 3.27	7.0		31	4	1	0	7	5	1	0	0	0	0	55	99	0.00	1.286										
Felix Rodriguez, R (8, 1) ERA: 1.72	2.0	W	7	1	0	0	4	0	0	0	0	0	0	21	32	0.00	0.500										

Batter	1	2	3	4	5	6	7	8	9	AB	R	H	RBI	BB	SO	LOB	BOTTOM										
Marvin Benard, L (1, 8) OBP: 0.284, SLG: 0.333	G4-3		FC4-6						1B	5	1	3	0	0	0	2	Colorado Rockies @ San Francisco Giants PacBell Park, San Francisco, CA Thu Jul 19 2001, 10:15 PM EDT Att. 40,850 - Overcast - 59 F										
Ramon Martinez, R (1, 6) OBP: 0.351, SLG: 0.364	G5-3		FC5-4				F3		1B	5	0	1	1	0	1	4											
Barry Bonds, L (1, 7) OBP: 0.482, SLG: 0.807	K								1B	2	0	0	0	3	1	0											
Jeff Kent, R (1, 4) OBP: 0.374, SLG: 0.501		F9		FC4			K		G6-3	4	0	1	1	1	1	2											
Armando Rios, L (1, 9) OBP: 0.323, SLG: 0.463		L3							1B	4	0	1	0	0	2	2											
Benito Santiago, R (1, 2) OBP: 0.312, SLG: 0.367							F7		F9	4	0	1	0	0	1	3											
J.T. Snow, L (1, 3) OBP: 0.366, SLG: 0.346			FC4-6				K		G3	3	0	0	0	1	1	4											
Pedro Feliz, R (1, 5) OBP: 0.252, SLG: 0.325										2	0	2	0	1	0	0											
Rich Aurilia, R (9, PH) OBP: 0.382, SLG: 0.553									K	1	0	0	0	0	1	0											
Shawn Estes, R (1, 1) OBP: 0.094, SLG: 0.067										2	0	0	0	0	1	3											
Felix Rodriguez, R (8, 1)										0	0	0	0	0	0	0											
Felipe Crespo, S (9, PH) OBP: 0.288, SLG: 0.387									1B	0	1	0	0	1	0	0											
Inning Stats	R: 0 E: 0 K: 1 S: 9	H: 0 LOB: 0 BB: 0 P: 15	R: 0 E: 0 K: 1 S: 8	H: 0 LOB: 0 BB: 0 P: 11	R: 0 E: 0 K: 1 S: 13	H: 1 LOB: 2 BB: 1 P: 20	R: 0 E: 0 K: 1 S: 16	H: 2 LOB: 2 BB: 0 P: 24	R: 0 E: 0 K: 2 S: 5	H: 1 LOB: 1 BB: 1 P: 12	R: 0 E: 0 K: 2 S: 15	H: 1 LOB: 2 BB: 1 P: 24	R: 0 E: 0 K: 1 S: 10	H: 2 LOB: 1 BB: 0 P: 14	R: 0 E: 0 K: 1 S: 8	H: 0 LOB: 1 BB: 1 P: 14	R: 2 E: 0 K: 1 S: 12	H: 2 LOB: 3 BB: 3 P: 27	1B: 9 2B: 0 3B: 0 HR: 0	SF: 0 SAC: 1 DP: 1 HBP: 0	WP: 0 PB: 0 CS: 0	PA: 40					
PITCHER	IP	WLS	BF	H	R	ER	SO	BB	IBB	HBP	BLK	WP	HR	S	P	ERA	WHIP										
Shawn Chacon, R (1, 1) ERA: 5.42	7.0		29	7	0	0	0	3	0	0	0	0	0	76	120	0.00	1.429										
Mike Myers, L (8, 1) ERA: 2.93	0.0		1	0	0	0	0	1	0	0	0	0	0	1	5	∞	∞										
Jay Powell, R (8, 1) ERA: 3.35	1.0	H	3	0	0	0	1	0	0	0	0	0	0	7	9	0.00	0.000										
Juan Acevedo, R (9, 1) ERA: 5.88	0.2	L	7	2	2	2	1	2	1	0	0	0	0	12	27	27.00	6.000										

AB	32
R	1
H	5
RBI	1
BB	6
SO	11
LOB	19



Batter	1	2	3	4	5	6	7	8	9	AB	R	H	RBI	BB	SO	LOB	TOP								
David Dellucci, L (1,9) OBP: 0.340, SLG: 0.486	G1			F9		F7		BB		3	0	0	0	1	0	1	Arizona Diamondbacks @ San Francisco Giants PacBell Park, San Francisco, CA Fri Jul 20 2001, 10:35 PM EDT Att: 41,287 - Cloudy - 60 F								
Jay Bell, R (1,4) OBP: 0.382, SLG: 0.436 Greg Swindell, L (6,1) Erubiel Durazo, L (8,PH) Bret Prinz, R (8,1)	G5-3			1B BB		F8		K		2	0	0	0	1	0	1									
Luis Gonzalez, L (1,7) OBP: 0.434, SLG: 0.724	G4-3			F8		F5			F9	4	0	0	0	0	2										
Mark Grace, L (1,3) OBP: 0.414, SLG: 0.523		G5-3		1B		G6-3			F9	4	0	1	0	0	0										
Matt Williams, R (1,5) OBP: 0.306, SLG: 0.434 Junior Spivey, R (9,PR) OBP: 0.352, SLG: 0.403		G6-3		G6-3		F9			2B	4	0	1	0	0	2										
Steve Finley, L (1,8) OBP: 0.304, SLG: 0.353		G3			G6-3		BB		G4-3	3	0	0	0	1	0										
Tony Womack, L (1,6) OBP: 0.276, SLG: 0.306			K		G5-3		G5-3			3	0	0	0	0	1										
Damian Miller, R (1,2) OBP: 0.315, SLG: 0.376 Danny Bautista, R (8,PH) OBP: 0.320, SLG: 0.353 Rod Barajas, R (8,2) OBP: 0.200, SLG: 0.319			F9		K			G6-3		2	0	0	0	0	1										
Miguel Batista, R (1,1) Craig Counsell, L (6,PH) OBP: 0.345, SLG: 0.336			K			S 1B		F8		1	0	0	0	0	1										
										2	0	1	0	0	0										
Inning Stats	R: 0 E: 0 K: 0 S: 8	H: 0 LOB: 0 BB: 0 P: 12	R: 0 E: 0 K: 0 S: 9	H: 0 LOB: 0 BB: 0 P: 14	R: 0 E: 0 K: 2 S: 8	H: 0 LOB: 0 BB: 0 P: 11	R: 0 E: 0 K: 0 S: 14	H: 1 LOB: 2 BB: 1 P: 24	R: 0 E: 0 K: 1 S: 9	H: 0 LOB: 0 BB: 0 P: 13	R: 0 E: 0 K: 0 S: 19	H: 1 LOB: 1 BB: 0 P: 26	R: 0 E: 0 K: 0 S: 9	H: 0 LOB: 1 BB: 1 P: 20	R: 0 E: 0 K: 1 S: 13	H: 0 LOB: 1 BB: 1 P: 24	R: 0 E: 0 K: 0 S: 10	H: 1 LOB: 1 BB: 0 P: 15	1B: 2 2B: 1 3B: 0 HR: 0	SF: 0 SAC: 0 DP: 0 HBP: 0	WP: 0 PB: 0 SB: 1 CS: 0	PA: 33			
PITCHER	IP	WLS	BF	H	R	ER	SO	BB	IBB	HBP	BLK	WP	HR	S	P	ERA	WHIP								
Livan Hernandez, R (1,1) ERA: 5.85	7.0	W	25	2	0	0	3	2	0	0	0	0	0	76	120	0.00	0.571								
Felix Rodriguez, R (8,1) ERA: 1.7	0.2	H	3	0	0	0	0	1	0	0	0	0	0	10	19	0.00	1.500								
Aaron Fultz, L (8,1) ERA: 4.05	0.1	H	1	0	0	0	1	0	0	0	0	0	0	3	5	0.00	0.000								
Robb Nen, R (9,1) ERA: 2.96	1.0	S	4	1	0	0	0	0	0	0	0	0	0	10	15	0.00	1.000								

Batter	1	2	3	4	5	6	7	8	9	AB	R	H	RBI	BB	SO	LOB	BOTTOM								
Calvin Murray, R (1,8) OBP: 0.333, SLG: 0.406	F7		F7			BB		F2		3	0	0	0	1	0	0	Arizona Diamondbacks @ San Francisco Giants PacBell Park, San Francisco, CA Fri Jul 20 2001, 10:35 PM EDT Att: 41,287 - Cloudy - 60 F								
Rich Aurilia, R (1,6) OBP: 0.378, SLG: 0.547	G5-3		F8		G5-2-3			K		4	0	0	0	0	1	3									
Barry Bonds, L (1,7) OBP: 0.482, SLG: 0.801				G1		G5-3				2	0	0	0	2	0	0									
Jeff Kent, R (1,4) OBP: 0.373, SLG: 0.497				1B HBP		G5-3		F9		3	0	0	0	0	1	2									
Armando Rios, L (1,9) OBP: 0.323, SLG: 0.462			F9		G6-4-3 1B			K		3	0	1	0	0	1	0									
Benito Santiago, R (1,2) OBP: 0.309, SLG: 0.363		G6-3		G6-4-3		G6-3				3	0	0	0	0	2										
J.T. Snow, L (1,3) OBP: 0.366, SLG: 0.346			K			G3				3	0	1	0	0	1	0									
Ramon Martinez, R (1,5) OBP: 0.359, SLG: 0.389				HR						2	1	2	1	1	0	0									
Livan Hernandez, R (1,1) OBP: 0.170, SLG: 0.191 Shawon Dunston, R (7,PH) OBP: 0.281, SLG: 0.456 Felix Rodriguez, R (8,1) Aaron Fultz, L (8,1) OBP: 0.333, SLG: 0.333 Robb Nen, R (9,1)			G1-3			K				1	0	0	0	0	0	0									
										1	0	0	0	0	1	1									
										0	0	0	0	0	0	0									
										0	0	0	0	0	0	0									
										0	0	0	0	0	0	0									
Inning Stats	R: 0 E: 0 K: 1 S: 11	H: 0 LOB: 1 BB: 1 P: 16	R: 0 E: 0 K: 1 S: 15	H: 0 LOB: 0 BB: 0 P: 22	R: 1 E: 0 K: 0 S: 9	H: 1 LOB: 0 BB: 0 P: 15	R: 0 E: 0 K: 0 S: 4	H: 1 LOB: 1 BB: 0 P: 5	R: 0 E: 0 K: 0 S: 5	H: 0 LOB: 2 BB: 2 P: 13	R: 0 E: 0 K: 1 S: 5	H: 0 LOB: 0 BB: 0 P: 7	R: 0 E: 0 K: 1 S: 8	H: 1 LOB: 1 BB: 0 P: 12	R: 0 E: 0 K: 1 S: 5	H: 0 LOB: 1 BB: 1 P: 11	R: 0 E: 0 K: 1 S: 5	H: 0 LOB: 1 BB: 1 P: 11	1B: 2 2B: 1 3B: 0 HR: 1	SF: 0 SAC: 1 DP: 2 HBP: 1	WP: 0 PB: 0 SB: 0 CS: 0	PA: 31			
PITCHER	IP	WLS	BF	H	R	ER	SO	BB	IBB	HBP	BLK	WP	HR	S	P	ERA	WHIP								
Miguel Batista, R (1,1) ERA: 3.55	5.0	L	20	3	1	1	2	3	0	0	0	0	0	44	71	1.80	1.200								
Greg Swindell, L (6,1) ERA: 3.07	2.0		7	1	0	0	2	0	0	0	0	0	0	13	19	0.00	0.500								
Bret Prinz, R (8,1) ERA: 1.0	1.0		4	0	0	0	1	1	0	0	0	0	0	5	11	0.00	1.000								



Batter	1	2	3	4	5	6	7	8	9	AB	R	H	RBI	BB	SO	LOB	TOP					
Tony Womack, L (1,6) OBP: 0.273, SLG: 0.303 Craig Counsell, L (6,6) OBP: 0.350, SLG: 0.336	G6-3		F2	G4-3		FC5		HR		4	0	0	0	0	0	4	Arizona Diamondbacks @ San Francisco Giants PacBell Park, San Francisco, CA Sat Jul 21 2001, 4:05 PM EDT Att: 41,669 - Sunny - 61 F					
Jay Bell, R (1,4) OBP: 0.364, SLG: 0.443	F7		HR			F8		2B	HR	4	3	1	1	2	0	2						
Luis Gonzalez, L (1,7) OBP: 0.438, SLG: 0.733	BB		FC3-6	1B		P6		HR	HR	5	2	3	3	1	0	2						
Matt Williams, R (1,5) OBP: 0.314, SLG: 0.453	1B		FC3-6	1B		F9		HR		4	1	2	1	1	0	2						
Mark Grace, L (1,3) OBP: 0.413, SLG: 0.520	G1-3		FC3-6	1B				G3-1		4	1	1	0	1	0	4						
Reggie Sanders, R (1,9) OBP: 0.312, SLG: 0.523 David Dellucci, L (7,PH) OBP: 0.348, SLG: 0.510			K	F8		F9		HR		3	0	0	0	0	1	3						
Steve Finley, L (1,8) OBP: 0.308, SLG: 0.353			1B			G3		F8		3	0	1	0	2	0	1						
Damian Miller, R (1,2) OBP: 0.320, SLG: 0.383			L4			WP		1B		4	0	2	0	1	0	2						
Curt Schilling, R (1,1) OBP: 0.115, SLG: 0.135 Erik Sabel, R (8,1) Erubiel Durazo, L (9,PH) OBP: 0.363, SLG: 0.585 Troy Brohawn, L (9,1)	F3		F2			K		K	F9	4	0	0	0	0	2	5						
Inning Stats	R: 0 E: 0 K: 0 S: 11	H: 1 LOB: 2 BB: 1 P: 21	R: 0 E: 0 K: 1 S: 11	H: 1 LOB: 1 BB: 0 P: 14	R: 1 E: 0 K: 0 S: 14	H: 2 LOB: 2 BB: 1 P: 24	R: 0 E: 0 K: 0 S: 7	H: 1 LOB: 1 BB: 0 P: 12	R: 0 E: 0 K: 0 S: 5	H: 0 LOB: 0 BB: 0 P: 6	R: 0 E: 0 K: 1 S: 15	H: 1 LOB: 3 BB: 2 P: 29	R: 4 E: 0 K: 0 S: 12	H: 2 LOB: 0 BB: 3 P: 29	R: 4 E: 0 K: 1 S: 19	H: 2 LOB: 1 BB: 3 P: 39		R: 0 E: 0 K: 0 S: 12	H: 1 LOB: 2 BB: 1 P: 20	1B: 5 2B: 3 3B: 0 HR: 4	SF: 0 SAC: 0 DP: 1 HBP: 0	WP: 1 PB: 0 CS: 0
PITCHER	IP	WLS	BF	H	R	ER	SO	BB	IBB	HBP	BLK	WP	HR	S	P	ERA	WHIP					
Ryan Jensen, R (1,1) ERA: 3.96 41 Chad Zerbe, L (6,1) ERA: 4.28 Brian Boehringer, R (7,1) ERA: 3.53 Ryan Vogelsong, R (8,1) ERA: 5.86	5.2	L	27	6	1	1	2	4	0	0	0	1	1	62	105	1.59	1.765					

Batter	1	2	3	4	5	6	7	8	9	AB	R	H	RBI	BB	SO	LOB	BOTTOM					
Marvin Benard, L (1,8) OBP: 0.284, SLG: 0.336	K		G1-3			K		E2		4	1	1	1	0	2	0	Arizona Diamondbacks @ San Francisco Giants PacBell Park, San Francisco, CA Sat Jul 21 2001, 4:05 PM EDT Att: 41,669 - Sunny - 61 F					
Ramon Martinez, R (1,4) OBP: 0.357, SLG: 0.384	G4-3					K		G1-3		3	0	0	0	1	1	0						
Barry Bonds, L (1,7) OBP: 0.477, SLG: 0.790	G4-3					K		G3		4	0	0	0	0	1	1						
Armando Rios, L (1,9) OBP: 0.323, SLG: 0.460 Ryan Vogelsong, R (8,1) OBP: 0.125, SLG: 0.250 Felipe Crespo, S (9,PH) OBP: 0.284, SLG: 0.381			K			G3		G5-3		3	0	1	0	0	1	1						
Rich Aurilia, R (1,6) OBP: 0.377, SLG: 0.546			K			K		1B		1	0	0	0	0	0	0						
J.T. Snow, L (1,3) OBP: 0.364, SLG: 0.341			FC5-4			K		F8		4	0	1	0	0	2	2						
Pedro Feliz, R (1,5) OBP: 0.254, SLG: 0.325			BB			K		F8		3	0	0	0	1	1	2						
Edwards Guzman, L (1,2) OBP: 0.242, SLG: 0.403 41 Chad Zerbe, L (6,1) OBP: 0.250, SLG: 0.250 Brian Boehringer, S (7,1) Eric Davis, R (8,9) OBP: 0.255, SLG: 0.330			FC5-4			K		1B		3	0	1	0	0	1	1						
Ryan Jensen, R (1,1) OBP: 0.200, SLG: 0.200 Benito Santiago, R (6,2) OBP: 0.307, SLG: 0.361			G3			K		K		2	0	0	0	0	2	0						
Inning Stats	R: 0 E: 0 K: 1 S: 6	H: 0 LOB: 0 BB: 0 P: 6	R: 0 E: 0 K: 2 S: 12	H: 0 LOB: 1 BB: 1 P: 18	R: 0 E: 0 K: 1 S: 9	H: 0 LOB: 0 BB: 0 P: 11	R: 0 E: 1 K: 2 S: 11	H: 0 LOB: 1 BB: 1 P: 18	R: 0 E: 0 K: 3 S: 9	H: 0 LOB: 0 BB: 0 P: 11	R: 0 E: 0 K: 3 S: 9	H: 0 LOB: 0 BB: 0 P: 13	R: 0 E: 0 K: 0 S: 7	H: 1 LOB: 1 BB: 0 P: 13	R: 2 E: 1 K: 1 S: 11	H: 2 LOB: 0 BB: 0 P: 13		R: 0 E: 0 K: 0 S: 11	H: 1 LOB: 1 BB: 0 P: 21	1B: 2 2B: 2 3B: 0 HR: 0	SF: 0 SAC: 0 DP: 0 HBP: 0	WP: 0 PB: 0 CS: 0
PITCHER	IP	WLS	BF	H	R	ER	SO	BB	IBB	HBP	BLK	WP	HR	S	P	ERA	WHIP					
Curt Schilling, R (1,1) ERA: 2.97 Erik Sabel, R (8,1) ERA: 3.55 Troy Brohawn, L (9,1) ERA: 4.5	7.0	W	24	1	0	0	12	0	0	0	0	0	0	11	13	9.00	2.000					



Batter	1	2	3	4	5	6	7	8	9	AB	R	H	RBI	BB	SO	LOB	TOP												
Craig Counsell, L OBP: 0.391, SLG: 0.337 (1, 6) 										5	1	2	1	0	1	1	Arizona Diamondbacks @ San Francisco Giants PacBell Park, San Francisco, CA Sun Jul 22 2001, 4:05 PM EDT Att: 41,901 - Sunny - 66 F												
Jay Bell, R OBP: 0.362, SLG: 0.439 (1, 4) 										5	1	1	0	0	0	2													
Luis Gonzalez, L OBP: 0.437, SLG: 0.730 David Dellucci, L OBP: 0.348, SLG: 0.510 (1, 7) 										4	2	1	0	1	1	0													
Matt Williams, R OBP: 0.323, SLG: 0.470 Junior Spivey, R OBP: 0.347, SLG: 0.397 (1, 5) 										4	3	3	2	0	0	0													
Mark Grace, L OBP: 0.414, SLG: 0.537 Erubiel Durazo, L OBP: 0.361, SLG: 0.581 (1, 3) 										4	2	2	3	0	0	2													
Reggie Sanders, R OBP: 0.317, SLG: 0.525 (1, 9) 										3	1	1	0	2	2	0													
Danny Bautista, R OBP: 0.317, SLG: 0.350 (1, 8) 										4	0	1	2	0	1	2													
Damian Miller, R OBP: 0.319, SLG: 0.393 (1, 2) 										4	1	1	2	0	1	2													
Brian Anderson, R OBP: 0.125, SLG: 0.208 Byung-Hyun Kim, R (9, 1) 										4	1	2	0	0	1	2													
Inning Stats	R: 3 E: 0 K: 1 S: 14	H: 4 LOB: 0 BB: 0 P: 23	R: 0 E: 0 K: 2 S: 8	H: 1 LOB: 1 BB: 0 P: 13	R: 3 E: 0 K: 0 S: 16	H: 3 LOB: 2 BB: 2 P: 34	R: 0 E: 0 K: 1 S: 9	H: 0 LOB: 0 BB: 0 P: 13	R: 2 E: 0 K: 0 S: 14	H: 2 LOB: 0 BB: 1 P: 26	R: 2 E: 0 K: 0 S: 11	H: 2 LOB: 0 BB: 0 P: 16	R: 2 E: 0 K: 2 S: 16	H: 2 LOB: 0 BB: 0 P: 20	R: 0 E: 0 K: 0 S: 9	H: 0 LOB: 0 BB: 0 P: 13		R: 0 E: 0 K: 2 S: 9	H: 0 LOB: 0 BB: 0 P: 11	1B: 6 2B: 4 3B: 2 HR: 2	SF: 0 SAC: 0 DP: 1 HBP: 0	WP: 1 PB: 0 SB: 0 CS: 1	PA: 42						
PITCHER	IP	WLS	BF	H	R	ER	SO	BB	IBB	HBP	BLK	WP	HR	S	P	ERA	WHIP												
Kirk Rueter, L ERA: 5.02 (1, 1)	4.0	L	24	10	8	8	4	3	0	0	0	0	0	1	0	57	103	18.00	3.250										
41 Chad Zerbe, L ERA: 4.33 (5, 1)	1.2		6	2	2	1	0	0	0	0	0	0	1	0	13	19	5.40	1.200											
Brian Boehringer, R ERA: 3.83 (6, 1)	1.1		6	2	2	2	2	0	0	0	0	0	0	1	18	23	13.50	1.500											
Aaron Fultz, L ERA: 3.86 (8, 1)	2.0		6	0	0	0	2	0	0	0	0	0	0	0	18	24	0.00	0.000											

Batter	1	2	3	4	5	6	7	8	9	AB	R	H	RBI	BB	SO	LOB	BOTTOM											
Calvin Murray, R OBP: 0.326, SLG: 0.397 (1, 8) 										4	0	0	0	0	0	1	Arizona Diamondbacks @ San Francisco Giants PacBell Park, San Francisco, CA Sun Jul 22 2001, 4:05 PM EDT Att: 41,901 - Sunny - 66 F											
Rich Aurilia, R OBP: 0.378, SLG: 0.547 (1, 6) 										3	0	1	1	1	0	0												
Barry Bonds, L OBP: 0.774, SLG: 0.782 Marvin Benard, L OBP: 0.282, SLG: 0.335 (1, 7) 										3	0	0	0	0	0	1												
Jeff Kent, R OBP: 0.372, SLG: 0.503 (1, 4) 										4	1	1	1	0	2	1												
Eric Davis, R OBP: 0.255, SLG: 0.356 (1, 9) 										4	1	1	1	0	1	0												
Benito Santiago, R OBP: 0.307, SLG: 0.371 Aaron Fultz, L OBP: 0.333, SLG: 0.333 Armando Rios, L OBP: 0.322, SLG: 0.459 (1, 2) 										3	1	1	1	0	0	0												
J.T. Snow, L OBP: 0.362, SLG: 0.339 Felipe Crespo, S OBP: 0.289, SLG: 0.400 (1, 3) 										1	0	0	0	0	0	0												
Ramon Martinez, R OBP: 0.357, SLG: 0.383 (1, 5) 										3	1	1	0	0	0	1												
Kirk Rueter, L OBP: 0.179, SLG: 0.114 41 Chad Zerbe, L OBP: 0.222, SLG: 0.222 Brian Boehringer, S Edwards Guzman, L OBP: 0.238, SLG: 0.397 (1, 1) 										1	0	0	0	0	0	0												
Inning Stats	R: 0 E: 0 K: 0 S: 8	H: 0 LOB: 0 BB: 0 P: 12	R: 0 E: 0 K: 1 S: 10	H: 0 LOB: 0 BB: 0 P: 11	R: 0 E: 0 K: 0 S: 7	H: 0 LOB: 0 BB: 0 P: 9	R: 0 E: 0 K: 0 S: 8	H: 0 LOB: 0 BB: 0 P: 12	R: 3 E: 0 K: 0 S: 13	H: 4 LOB: 0 BB: 0 P: 14	R: 0 E: 0 K: 1 S: 10	H: 0 LOB: 1 BB: 1 P: 17	R: 0 E: 0 K: 0 S: 6	H: 0 LOB: 0 BB: 0 P: 8	R: 1 E: 0 K: 0 S: 10	H: 2 LOB: 1 BB: 0 P: 14		R: 0 E: 0 K: 2 S: 10	H: 0 LOB: 0 BB: 0 P: 16	1B: 1 2B: 2 3B: 0 HR: 3	SF: 0 SAC: 0 DP: 1 HBP: 0	WP: 0 PB: 0 SB: 0 CS: 0	PA: 33					
PITCHER	IP	WLS	BF	H	R	ER	SO	BB	IBB	HBP	BLK	WP	HR	S	P	ERA	WHIP											
Brian Anderson, L ERA: 4.52 (1, 1)	8.0	W	30	6	4	4	2	1	0	0	0	0	0	3	72	97	4.50	0.875										
Byung-Hyun Kim, R ERA: 2.96 (9, 1)	1.0		3	0	0	0	2	0	0	0	0	0	0	0	10	16	0.00	0.000										



Batter	1	2	3	4	5	6	7	8	9	AB	R	H	RBI	BB	SO	LOB	TOP		
Calvin Murray, R (1.8) OBP: 0.325, SLG: 0.393	F7			G5-3			FC6-4 1B	G5-3		4	0	1	0	0	0	0			
Rich Aurilia, R (1.6) OBP: 0.377, SLG: 0.544	F7			G4-6-3 1B			G5-3		G5-3	4	0	1	0	0	0	1			
Barry Bonds, L (1.7) OBP: 0.474, SLG: 0.778	G5-3			G4-6-3 1-2			FC6-4 BB			3	0	1	0	1	0	1			
Jeff Kent, R (1.3) OBP: 0.368, SLG: 0.497		L4			G5-3		FC6-4 1-2 2-3		P4	4	0	0	0	0	0	3			
Eric Davis, R (1.9) OBP: 0.254, SLG: 0.346	K				G5-4-3 BB		G1-3		K	3	0	0	0	1	2	3			
Benito Santiago, R (1.2) OBP: 0.304, SLG: 0.367	K				G5-4-3 1-2				F7	3	0	0	0	0	1	1			
Ramon Martinez, R (1.4) OBP: 0.353, SLG: 0.378			K			G1-3			G5-3	3	0	0	0	0	1	0			
Pedro Feliz, R (1.5) OBP: 0.256, SLG: 0.325			G6-3			K			HR 1B	3	1	1	0	0	1	0			
Russ Ortiz, R (1.1) OBP: 0.262, SLG: 0.308			G5-3			F8			HR	2	0	0	0	0	0	0			
Shawon Dunston, R (8, PH) OBP: 0.287, SLG: 0.484										1	1	1	2	0	0	0			
Ryan Vogelsong, R (8.1) OBP: 0.125, SLG: 0.250										0	0	0	0	0	0	0			
Inning Stats	R: 0 E: 0 K: 0 S: 6	H: 0 LOB: 0 BB: 0 P: 8	R: 0 E: 0 K: 2 S: 8	H: 0 LOB: 0 BB: 0 P: 10	R: 0 E: 0 K: 1 S: 10	H: 0 LOB: 0 BB: 0 P: 18	R: 0 E: 0 K: 0 S: 5	H: 1 LOB: 0 BB: 0 P: 6	R: 0 E: 0 K: 0 S: 6	H: 0 LOB: 0 BB: 1 P: 12	R: 0 E: 0 K: 0 S: 11	H: 1 LOB: 2 BB: 1 P: 21	R: 2 E: 0 K: 0 S: 7	H: 2 LOB: 0 BB: 0 P: 11	R: 0 E: 0 K: 1 S: 11	H: 1 LOB: 1 BB: 0 P: 16	1B: 4 2B: 0 3B: 0 HR: 1	SF: 0 SAC: 0 DP: 2 HBP: 0	WP: 0 PA: 32 PB: 0 SB: 1 CS: 0
PITCHER Mike Hampton, L (1.1) ERA: 4.47	IP: 9.0 WLS: W BF: 32 H: 5 R: 2 ER: 2 SO: 5 BB: 2 IBB: 0 HBP: 0 BLK: 0 WP: 0 HR: 1 S: 70 P: 111 ERA: 2.00 WHIP: 0.778															PITCHER			

San Francisco Giants @ Colorado Rockies
Coors Field, Denver, CO
Mon Jul 23 2001, 7:05 PM MDT
Att: 37,424 - Cloudy - 79 F

AB	30
R	2
H	5
RBI	2
BB	2
SO	5
LOB	9



Batter	1	2	3	4	5	6	7	8	9	AB	R	H	RBI	BB	SO	LOB	BOTTOM
Juan Pierre, L (1.8) OBP: 0.384, SLG: 0.403	F8		G6-3	HR 1B		G5-3			K	5	1	1	1	0	1	1	
Neftali Perez, S (1.6) OBP: 0.327, SLG: 0.447	F2		17 2B	HR			E3 2B			4	3	2	4	0	0	0	
17 Todd Helton, L (1.3) OBP: 0.434, SLG: 0.656	1B		1H 2B	BB			L8			3	0	2	1	1	0	1	
Jeff Cirillo, R (1.5) OBP: 0.357, SLG: 0.476	P6		BB	P4			E8 2B 1B			3	1	1	0	1	0	2	
Alex Ochoa, R (1.9) OBP: 0.338, SLG: 0.434	F7		F9		F7		2B			4	0	1	2	0	0	2	
Adam Melhuse, S (1.2) OBP: 0.182, SLG: 0.226	K			G4-3	G4-3		K			4	0	0	0	0	2	1	
Terry Shumpert, R (1.7) OBP: 0.291, SLG: 0.365				K			K			3	0	1	0	0	1	0	
Kimera Barteo, R (6.7)				G1-3			K			1	0	0	0	0	1	1	
Brent Butler, R (1.4) OBP: 0.318, SLG: 0.341			G5-3	1B BB	CS		F8		G6-4-3 1B	3	1	1	0	1	0	0	
Mike Hampton, R (1.1) OBP: 0.321, SLG: 0.655			G6-3 1B	1B HR 1B			P6		G6-4-3	4	2	2	0	0	0	1	
Inning Stats	R: 0 E: 0 K: 0 S: 9	H: 1 LOB: 1 BB: 0 P: 17	R: 0 E: 0 K: 1 S: 10	H: 0 LOB: 0 BB: 0 P: 12	R: 2 E: 0 K: 0 S: 13	H: 3 LOB: 2 BB: 1 P: 25	R: 4 E: 0 K: 1 S: 10	H: 3 LOB: 1 BB: 2 P: 22	R: 0 E: 0 K: 0 S: 8	H: 0 LOB: 0 BB: 0 P: 8	R: 2 E: 2 K: 2 S: 16	H: 2 LOB: 1 BB: 0 P: 23	R: 0 E: 0 K: 1 S: 10	H: 1 LOB: 0 BB: 0 P: 14	1B: 8 2B: 2 3B: 0 HR: 1	SF: 0 SAC: 0 DP: 1 HBP: 0	WP: 0 PA: 38 PB: 0 SB: 0 CS: 1
PITCHER Russ Ortiz, R (1.1) ERA: 3.31	IP: 7.0 WLS: L BF: 34 H: 10 R: 8 ER: 6 SO: 4 BB: 3 IBB: 0 HBP: 0 BLK: 0 WP: 0 HR: 1 S: 71 P: 119 ERA: 7.71 WHIP: 1.857															PITCHER	
Ryan Vogelsong, R (8.1) ERA: 5.65	IP: 1.0 WLS: 3 BF: 1 H: 0 R: 0 ER: 0 SO: 1 BB: 0 IBB: 0 HBP: 0 BLK: 0 WP: 0 HR: 0 S: 10 P: 14 ERA: 0.00 WHIP: 1.000															PITCHER	

San Francisco Giants @ Colorado Rockies
Coors Field, Denver, CO
Mon Jul 23 2001, 7:05 PM MDT
Att: 37,424 - Cloudy - 79 F

AB	34
R	8
H	11
RBI	8
BB	3
SO	5
LOB	9



Batter	1	2	3	4	5	6	7	8	9	AB	R	H	RBI	BB	SO	LOB	TOP				
Calvin Murray, R (1, 8) OBP: 0.323, SLG: 0.387 Felipe Crespo, S (9, PH) OBP: 0.286, SLG: 0.394	4-2 BB		0-1 F8		3-2 L9	2-1 P4		2-3 K	3 0 0 0 1 0 1 1 0 0 0 0 1 0												
Rich Aurilia, R (1, 6) OBP: 0.377, SLG: 0.549	2-3 K		4-2 BB		2-2 HR		0-1 F8	2-1 G5-3	4 1 1 2 1 1 1												
Barry Bonds, L (1, 7) OBP: 0.474, SLG: 0.777	1-0 F7		4-2 FC6-4 BB		1-0 1B 2B		2-1 L8		3 1 1 0 1 0 0												
Jeff Kent, R (1, 4) OBP: 0.365, SLG: 0.492		2-1 P4	1-1 FC6-4		0-0 G6-3		3-2 P6		4 0 0 0 0 0 3												
Armando Rios, L (1, 9) OBP: 0.324, SLG: 0.458		4-0 1B BB		0-2 G4-3	1-1 1B		2-3 K		3 0 1 1 1 1 0												
Benito Santiago, R (1, 2) OBP: 0.307, SLG: 0.369	3-2 FC6 1B		2-0 E4 F8		0-0 1B		0-0 F8		4 0 2 0 0 0 0												
Ramon Martinez, R (1, 5) Pedro Feliz, R (5, PH) OBP: 0.252, SLG: 0.320	0-2 FC6 1B		1-2 F8		3-2 F8		0-3 K		2 0 1 0 0 0 1 2 0 0 0 0 1 2								AB 33 R 4 H 7 RBI 4 BB 5 SO 6 LOB 11				
Edwards Guzman, L (1, 3) OBP: 0.224, SLG: 0.373	2-2 FC6		3-3 K		2-2 G6-3		0-2 P4		4 0 0 0 0 1 3												
Shawn Estes, R (1, 1) OBP: 0.114, SLG: 0.063 Brian Boehringer, S (7, 1) Marvin Benard, L (9, PH) OBP: 0.285, SLG: 0.350			1-3 K		4-2 HR BB		0-0 F7	0-1 HR	2 1 0 0 1 1 0 0 0 0 0 0 0 0 1 1 1 1 0 0 0								WP: 0 PA: 38 PB: 0 SB: 0 CS: 0				
Inning Stats	R: 0 E: 0 K: 1 S: 6	H: 0 LOB: 0 BB: 1 P: 13	R: 0 E: 0 K: 0 S: 13	H: 2 LOB: 2 BB: 1 P: 24	R: 0 E: 0 K: 1 S: 11	H: 0 LOB: 2 BB: 2 P: 21	R: 0 E: 1 K: 1 S: 10	H: 0 LOB: 1 BB: 0 P: 16	R: 3 E: 0 K: 0 S: 19	H: 4 LOB: 2 BB: 1 P: 33	R: 0 E: 0 K: 0 S: 8	H: 0 LOB: 0 BB: 0 P: 12	R: 0 E: 0 K: 2 S: 9	H: 0 LOB: 0 BB: 0 P: 14	R: 0 E: 0 K: 2 S: 8	H: 0 LOB: 0 BB: 0 P: 10	R: 1 E: 0 K: 1 S: 11	H: 1 LOB: 0 BB: 0 P: 15	1B: 4 2B: 1 3B: 0 HR: 2	SF: 0 SAC: 0 DP: 0 HBP: 0	WP: 0 PB: 0 SB: 0 CS: 0
PITCHER	IP WLS BF H R ER SO BB IBB HBP BLK WP HR S P ERA WHIP																				
Shawn Chacon, R (1, 1) ERA: 5.42	5.0 W 25 6 3 3 3 5 0 0 0 0 0 1 59 107 5.40 2.200																				
Gabe White, L (6, 1) ERA: 7.05	2.0 H 6 0 0 0 0 0 0 0 0 0 0 0 17 26 0.00 0.000																				
Jay Powell, R (8, 1) ERA: 3.28	1.0 H 3 0 0 0 2 0 0 0 0 0 0 0 8 10 0.00 0.000																				
Jose Jimenez, R (9, 1) ERA: 4.26	1.0 S 4 1 1 1 1 0 0 0 0 0 0 1 11 15 9.00 1.000																				

San Francisco Giants @ Colorado Rockies
Coors Field, Denver, CO
Tue Jul 24 2001, 7:05 PM MDT
Att: 40,132 - Cloudy - 78 F



Batter	1	2	3	4	5	6	7	8	9	AB	R	H	RBI	BB	SO	LOB	BOTTOM				
Juan Pierre, L (1, 8) OBP: 0.385, SLG: 0.405	1-3 K	4-0 BB		1-2 WP 1-3 2B		2-3 K			3 0 1 0 1 2 0												
Neftali Perez, S (1, 6) OBP: 0.326, SLG: 0.445	1-1 17 2B	3-3 K		0-3 K		2-1 G6-3			4 1 1 0 0 2 3												
17 Todd Helton, L (1, 3) OBP: 0.435, SLG: 0.666	1-2 1-H 2B		0-0 HR	2-3 3-H 0-3 K		2-3 K			4 1 2 2 0 2 1												
Jeff Cirillo, R (1, 5) OBP: 0.358, SLG: 0.476	1-2 2B 1B		1-1 2B 1B	0-0 F8		0-1 F9			4 1 2 0 0 0 1												
Alex Ochoa, R (1, 9) OBP: 0.340, SLG: 0.440	1-1 2B		2-1 G6-3 1-H PB 2B		0-0 G1-3		1-1 G4-3		4 1 2 1 0 0 0												
Terry Shumpert, R (1, 7) OBP: 0.285, SLG: 0.357 Gabe White, L (6, 1)	1-1 G6-3		0-1 G1-3		0-0 G6-3		1-3 K		3 0 0 0 0 0 3 0 0 0 0 0 0 0 1 0 0 0 0 1 0 0 0 0 0 0 0 0 0 0 0 0 0 0 0												
Cliff Brumbaugh, R (7, PH) OBP: 0.265, SLG: 0.326 Jay Powell, R (8, 1) Jose Jimenez, R (9, 1)									3 1 0 0 1 1 1												
Ben Petrick, R (1, 2) OBP: 0.306, SLG: 0.475		3-3 K	1-1 G6-3		4-2 PB E BB		0-0 F9		3 0 1 0 1 1 1												
Brent Butler, R (1, 4) OBP: 0.333, SLG: 0.341		4-2 SH2-4 BB	1-0 G5-3		0-2 E9 1-H 1B		1-0 G6-3		3 0 1 1 1 0 0												
Shawn Chacon, R (1, 1) OBP: 0.107, SLG: 0.074 Kimera Barteo, R (5, PH) (6, 7)		0-0 SH2-4		0-0 2B WP 1B		1-3 K		1-1 G4-3	1 1 1 0 0 0 0 2 0 0 0 0 1 1												
Inning Stats	R: 1 E: 0 K: 1 S: 18	H: 4 LOB: 2 BB: 0 P: 24	R: 0 E: 0 K: 2 S: 10	H: 0 LOB: 2 BB: 2 P: 24	R: 3 E: 0 K: 0 S: 10	H: 3 LOB: 0 BB: 0 P: 15	R: 1 E: 0 K: 2 S: 12	H: 2 LOB: 1 BB: 0 P: 13	R: 1 E: 1 K: 1 S: 11	H: 1 LOB: 1 BB: 1 P: 16	R: 0 E: 0 K: 2 S: 9	H: 0 LOB: 0 BB: 0 P: 15	R: 0 E: 0 K: 1 S: 7	H: 0 LOB: 0 BB: 0 P: 9	R: 0 E: 0 K: 0 S: 4	H: 0 LOB: 0 BB: 0 P: 6	R: 0 E: 0 K: 0 S: 4	H: 0 LOB: 0 BB: 0 P: 6	1B: 5 2B: 4 3B: 0 HR: 1	SF: 0 SAC: 1 DP: 0 HBP: 0	WP: 1 PB: 2 SB: 0 CS: 0
PITCHER	IP WLS BF H R ER SO BB IBB HBP BLK WP HR S P ERA WHIP																				
Shawn Estes, L (1, 1) ERA: 3.4	6.0 L 30 6 4 8 8 3 0 0 0 0 0 1 70 107 6.00 2.167																				
Brian Boehringer, R (7, 1) ERA: 3.66	2.0 6 0 0 0 1 0 0 0 0 0 0 0 11 15 0.00 0.000																				

San Francisco Giants @ Colorado Rockies
Coors Field, Denver, CO
Tue Jul 24 2001, 7:05 PM MDT
Att: 40,132 - Cloudy - 78 F



Batter	1	2	3	4	5	6	7	8	9	AB	R	H	RBI	BB	SO	LOB	TOP					
Marvin Benard, L (1.9)	L4		S	G1-3		HR		P6		5	1	2	1	0	0	3						
Calvin Murray, R (1.8)	S		G5-3		F7	HR		FC6-4		4	3	3	1	1	0	1						
Rich Aurilia, R (1.6)			F8		F7	G4-3		FC6-4		5	1	1	0	0	0	3						
Jeff Kent, R (1.4)	SF9			F8	S	F7		1B		4	1	2	2	0	0	0						
Andres Galarraga, R (1.3)	G4-3						K			5	1	3	2	0	1	1						
Shawn Dunston, R (1.7)		F8		P4	K			F7		4	1	1	1	0	1	2						
Brian Boehringer, S (7.1)										0	0	0	0	0	0	0						
Barry Bonds, L (8.9)										1	0	0	0	0	0	2						
Felix Rodriguez, R (8.1)										0	0	0	0	0	0	0						
Robb Nen, R (9.1)										0	0	0	0	0	0	0						
Benito Santiago, R (1.2)	G4-6-3			S	F9			G6-3		4	0	2	1	1	0	1	AB 40					
Pedro Feliz, R (1.5)	G4-6-3			S		HR		K		4	1	1	1	1	1	2	R 9					
Ryan Jensen, R (1.1)			F8		L6	F8		K		2	0	0	0	1	0	0	H 15					
Armando Rios, L (7.7)										2	0	0	0	0	1	1	RBI 9					
Inning Stats	R: 1 E: 0 K: 0 S: 8	H: 1 LOB: 1 BB: 1 P: 15	R: 0 E: 0 K: 0 S: 3	H: 0 LOB: 0 BB: 1 P: 8	R: 0 E: 0 K: 0 S: 11	H: 1 LOB: 1 BB: 0 P: 18	R: 1 E: 0 K: 0 S: 10	H: 2 LOB: 3 BB: 2 P: 22	R: 2 E: 0 K: 1 S: 9	H: 3 LOB: 1 BB: 0 P: 12	R: 3 E: 0 K: 0 S: 11	H: 3 LOB: 0 BB: 0 P: 15	R: 1 E: 0 K: 1 S: 12	H: 2 LOB: 1 BB: 0 P: 16	R: 1 E: 0 K: 0 S: 9	H: 3 LOB: 2 BB: 0 P: 14	R: 0 E: 0 K: 2 S: 8	H: 0 LOB: 0 BB: 0 P: 12	1B: 8 2B: 3 3B: 0 HR: 4	SF: 1 SAC: 0 DP: 1 HBP: 0	WP: 0 PB: 0 SB: 5 CS: 0	PA: 45
PITCHER	IP WLS BF H R ER SO BB IBB HBP BLK WP HR S P ERA WHIP																					
Brian Bohanon, L (1.1)	5.1 L 28 9 6 6 1 3 1 0 0 0 0 2 47 82 10.12 2.250																					
Justin Speier, R (6.1)	0.2 3 1 1 1 0 0 0 0 0 0 1 5 8 13.50 1.500																					
Dan Miceli, R (7.1)	1.0 5 2 1 1 1 0 0 0 0 0 1 12 16 9.00 2.000																					
Juan Acevedo, R (8.1)	1.0 6 3 1 1 0 0 0 0 0 0 0 9 14 9.00 3.000																					
Mike Myers, L (9.1)	1.0 3 0 0 0 2 0 0 0 0 0 0 8 12 0.00 0.000																					

San Francisco Giants @ Colorado Rockies
Coors Field, Denver, CO
Wed Jul 25 2001, 1:05 PM MDT
Att: 42,088 - Cloudy - 84 F


AB 40
R 9
H 15
RBI 9
BB 4
SO 4
LOB 16



Batter	1	2	3	4	5	6	7	8	9	AB	R	H	RBI	BB	SO	LOB	BOTTOM					
Juan Pierre, L (1.8)	S			F9		2B				4	1	3	0	1	0	0						
Jeff Cirillo, R (1.5)	K		K	F9		F9		G5-3		5	0	0	0	0	2	5						
Larry Walker, L (1.9)	G1-3		S					K		3	1	2	1	2	1	0						
17 Todd Helton, L (1.3)	G1-3		K	K				E		4	0	1	0	1	2	3						
Alex Ochoa, R (1.7)	G1-3		S		G5-3	F7		P4		5	1	1	1	0	0	3						
Adam Melhuse, S (1.2)	G4-3		E	G3-1		E8				4	0	2	0	0	0	2						
Juan Uribe, R (1.6)		G4-3	F9	G6-3		K				4	0	0	0	0	1	4	AB 36					
Brent Butler, R (1.4)			E4		G6-3			F8		3	0	0	0	1	0	1	R 3					
Brian Bohanon, L (1.1)			FC5							2	0	1	0	0	0	2	H 10					
Justin Speier, R (6.1)										0	0	0	0	0	0	0	RBI 2					
Terry Shumpert, R (6.9)										0	0	0	0	0	0	0	BB 5					
Dan Miceli, R (7.1)										0	0	0	0	0	0	0	SO 8					
Juan Acevedo, R (8.1)										1	0	0	0	0	0	0	LOB 20					
Ben Patrick, R (8.9)										0	0	0	0	0	0	0						
Mike Myers, L (9.1)										0	0	0	0	0	0	0						
Inning Stats	R: 1 E: 0 K: 1 S: 12	H: 2 LOB: 2 BB: 1 P: 19	R: 0 E: 0 K: 1 S: 15	H: 1 LOB: 2 BB: 2 P: 25	R: 2 E: 1 K: 1 S: 15	H: 2 LOB: 2 BB: 1 P: 24	R: 0 E: 0 K: 1 S: 7	H: 0 LOB: 0 BB: 1 P: 16	R: 0 E: 0 K: 0 S: 4	H: 0 LOB: 0 BB: 0 P: 5	R: 0 E: 0 K: 1 S: 13	H: 1 LOB: 1 BB: 0 P: 22	R: 0 E: 1 K: 2 S: 14	H: 2 LOB: 2 BB: 0 P: 19	R: 0 E: 0 K: 1 S: 10	H: 1 LOB: 1 BB: 0 P: 14	R: 0 E: 0 K: 0 S: 9	H: 1 LOB: 0 BB: 0 P: 12	1B: 7 2B: 3 3B: 0 HR: 0	SF: 0 SAC: 0 DP: 1 HBP: 0	WP: 0 PB: 0 SB: 3 CS: 1	PA: 41
PITCHER	IP WLS BF H R ER SO BB IBB HBP BLK WP HR S P ERA WHIP																					
Ryan Jensen, R (1.1)	6.0 W 29 6 3 2 5 5 0 0 0 0 0 0 9 13 3.00 1.833																					
Aaron Fultz, L (7.1)	0.2 4 2 0 0 1 0 0 0 0 0 0 0 9 13 0.00 3.000																					
Brian Boehringer, R (7.1)	0.1 1 0 0 0 1 0 0 0 0 0 0 0 5 6 0.00 0.000																					
Felix Rodriguez, R (8.1)	1.0 4 1 0 0 1 0 0 0 0 0 0 0 10 14 1.00 1.000																					
Robb Nen, R (9.1)	1.0 3 1 0 0 0 0 0 0 0 0 0 0 9 12 0.00 1.000																					

San Francisco Giants @ Colorado Rockies
Coors Field, Denver, CO
Wed Jul 25 2001, 1:05 PM MDT
Att: 42,088 - Cloudy - 84 F

AB 36
R 3
H 10
RBI 2
BB 5
SO 8
LOB 20



Batter	1	2	3	4	5	6	7	8	9	AB	R	H	RBI	BB	SO	LOB	TOP					
Marvin Benard, L (1, 8) OBP: 0.289, SLG: 0.362	0-1 P5-3 1B		1-3 K		4-2 1B HR BB	1-1 F8		2-2 G4-3		4	1	1	0	1	1	2						
Rich Aurilia, R (1, 6) OBP: 0.376, SLG: 0.550	1-1 P5-3 1-2			0-1 HR	0-0 HR 1B	2-3 K		0-0 P4		5	2	2	1	0	1	2						
Barry Bonds, L (1, 7) OBP: 0.475, SLG: 0.790 Tim Worrell, R (9, 1)	0-0 F8			0-0 HR	0-0 HR			2-1 G4-3	4-2 HR BB	4	3	2	5	1	0	0						
Jeff Kent, R (1, 4) OBP: 0.366, SLG: 0.501		2-0 G6-3		0-0 2B	0-1 F9			0-2 F9	0-1 HR BB	5	1	2	2	0	0	0						
Armando Rios, L (1, 9) OBP: 0.324, SLG: 0.450		0-0 G3		3-1 F7	4-2 BB			4-1 2B BB	1-2 P6	3	1	0	0	2	0	1						
Andres Galaraga, R (1, 3) OBP: 0.313, SLG: 0.431		1-3 K		1-2 F7	0-2 F9			1-1 1B 2B	1-0 F7	5	1	1	1	0	1	2						
Benito Santiago, R (1, 2) OBP: 0.310, SLG: 0.375			1-3 K	0-1 G5-3		1-0 G6-3		1-1 2B 1B	0-3 K	5	0	1	1	0	2	1						
Pedro Feliz, R (1, 5) OBP: 0.257, SLG: 0.362			1-2 F8		0-3 K	2-0 HR		1-1 F9		4	1	1	1	0	1	1						
Livan Hernandez, R (1, 1) OBP: 0.220, SLG: 0.260 Aaron Fultz, L (7, 1) OBP: 0.250, SLG: 0.250 Calvin Murray, R (9, 8) OBP: 0.335, SLG: 0.411			1-0 2B		0-1 1B BB HR 1B	0-0 1B		0-1 G4-3		3	1	3	0	0	0	0						
Inning Stats	R: 0 E: 0 K: 0 S: 5	H: 1 LOB: 0 BB: 0 P: 6	R: 0 E: 0 K: 1 S: 5	H: 0 LOB: 0 BB: 0 P: 8	R: 0 E: 0 K: 2 S: 10	H: 1 LOB: 1 BB: 0 P: 14	R: 2 E: 0 K: 0 S: 11	H: 3 LOB: 1 BB: 2 P: 15	R: 4 E: 0 K: 1 S: 18	H: 3 LOB: 1 BB: 2 P: 26	R: 1 E: 0 K: 1 S: 8	H: 2 LOB: 1 BB: 0 P: 14	R: 2 E: 0 K: 0 S: 12	H: 2 LOB: 1 BB: 1 P: 21	R: 0 E: 0 K: 0 S: 9	H: 0 LOB: 0 BB: 1 P: 11	R: 2 E: 0 K: 1 S: 14	H: 1 LOB: 0 BB: 1 P: 20	1B: 5 2B: 4 3B: 0 HR: 5	SF: 0 SAC: 0 DP: 1 HBP: 0	WP: 0 PB: 0 SB: 0 CS: 0	PA: 43
PITCHER	IP	WLS	BF	H	R	ER	SO	BB	IBB	HBP	BLK	WP	HR	S	P	ERA	WHIP					
Curt Schilling, R (1, 1) ERA: 3.21	5.0	L	24	8	6	6	4	2	0	0	0	0	3	49	69	10.80	2.000					
Erik Sabel, R (6, 1) ERA: 3.89	3.0		14	4	3	3	1	1	0	0	0	0	1	29	46	9.00	1.667					
Greg Swindell, L (9, 1) ERA: 3.89	1.0		5	1	2	2	1	1	0	0	0	0	1	14	20	18.00	2.000					

San Francisco Giants @ Arizona Diamondbacks
Bank One Ballpark, Phoenix, AZ
Thu Jul 26 2001, 10:05 PM EDT
Att: 33,666 - Dome - 72 F

AB 39
R 11
H 13
RBI 11
BB 4
SO 6
LOB 9



Batter	1	2	3	4	5	6	7	8	9	AB	R	H	RBI	BB	SO	LOB	BOTTOM					
Craig Counsell, L (1, 6) OBP: 0.361, SLG: 0.363	2-2 G4-6-3 1B	3-2 G3		1-0 1B	1-0 F8			0-0 P6		5	0	2	0	0	0	5						
David Dellucci, L (1, 9) OBP: 0.347, SLG: 0.503	2-1 G4-6-3 1-2	3-2 BB 1B		1-1 1B	1-2 2-3 3-H 2-2	1-0 E3 G4-6-3		0-3 K		5	0	2	2	0	1	2						
Luis Gonzalez, L (1, 7) OBP: 0.439, SLG: 0.747	2-1 3B	4-1 BB		1-1 P5	1-1 SF8	1-1 G4-6-3 1-2		4-2 BB	4-2 BB	3	0	1	0	2	0	4						
Matt Williams, R (1, 5) OBP: 0.319, SLG: 0.449	4-2 BB	0-0 F9		1-1 SF8	3-H F3			2-1 K	1-3 K	3	0	0	1	1	1	4						
Mark Grace, L (1, 3) OBP: 0.402, SLG: 0.515	4-2 BB		3-2 L8	3-1 L1				1-1 G3	2-3 K	4	0	0	0	1	1	3						
Jay Bell, R (1, 4) OBP: 0.358, SLG: 0.428	2-1 F9		2-1 F8		0-1 G6-3			0-1 G6-3	2-2 F7	5	0	0	0	0	0	4						
Steve Finley, L (1, 8) OBP: 0.318, SLG: 0.366		3-2 1B S 1B	1-2 G4-3		1-1 G6-3			2-2 G3-4-1		4	1	1	0	0	0	0						
Damian Miller, R (1, 2) OBP: 0.336, SLG: 0.420		2-2 1B SH2-4 1B		1-1 1B SH 1B				1-2 1B		4	1	4	0	0	0	0						
Curt Schilling, R (1, 1) OBP: 0.115, SLG: 0.135 Danny Bautista, R (5, PH) OBP: 0.320, SLG: 0.347 Erik Sabel, R (6, 1) Reggie Sanders, R (8, PH) OBP: 0.309, SLG: 0.504 Greg Swindell, L (9, 1)		0-2 SH2-4		0-1 SH 1B 1B	4-1 BB			3-2 F8		0	1	0	0	0	0	0						
Inning Stats	R: 0 E: 0 K: 0 S: 17	H: 2 LOB: 3 BB: 2 P: 33	R: 1 E: 0 K: 0 S: 20	H: 3 LOB: 3 BB: 1 P: 35	R: 0 E: 0 K: 0 S: 8	H: 0 LOB: 0 BB: 0 P: 14	R: 2 E: 0 K: 0 S: 14	H: 3 LOB: 2 BB: 0 P: 23	R: 0 E: 0 K: 0 S: 7	H: 1 LOB: 2 BB: 1 P: 13	R: 0 E: 1 K: 0 S: 5	H: 0 LOB: 0 BB: 0 P: 9	R: 0 E: 0 K: 0 S: 7	H: 0 LOB: 0 BB: 0 P: 10	R: 0 E: 0 K: 1 S: 13	H: 1 LOB: 1 BB: 0 P: 17	R: 0 E: 0 K: 2 S: 14	H: 0 LOB: 1 BB: 1 P: 23	1B: 9 2B: 0 3B: 1 HR: 0	SF: 1 SAC: 2 DP: 2 HBP: 0	WP: 0 PB: 0 SB: 1 CS: 0	PA: 42
PITCHER	IP	WLS	BF	H	R	ER	SO	BB	IBB	HBP	BLK	WP	HR	S	P	ERA	WHIP					
Livan Hernandez, R (1, 1) ERA: 5.79	6.0	W	31	9	3	3	0	4	0	0	0	0	0	71	127	4.50	2.167					
Aaron Fultz, L (7, 1) ERA: 3.68	2.0		7	1	0	0	1	0	0	0	0	0	0	20	27	0.00	0.500					
Tim Worrell, R (9, 1) ERA: 3.44	1.0		4	0	0	0	2	1	0	0	0	0	0	14	23	0.00	1.000					

San Francisco Giants @ Arizona Diamondbacks
Bank One Ballpark, Phoenix, AZ
Thu Jul 26 2001, 10:05 PM EDT
Att: 33,666 - Dome - 72 F

AB 34
R 3
H 10
RBI 3
BB 5
SO 3
LOB 23



Batter	1	2	3	4	5	6	7	8	9	AB	R	H	RBI	BB	SO	LOB	TOP				
Marvin Benard, L (1.8) OBP: 0.300, SLG: 0.375	0-1 CS 1B	1-0 1B			1-0 HR 1B	0-0 HR 1B	1-2 P4		0-1 2B	6	2	5	1	0	0	1					
Rich Aurilia, R (1.6) OBP: 0.380, SLG: 0.571	3-3 K	0-0 G6-3			3-2 HR	3-1 HR		2-1 FC5-4 1B	3-3 K	6	3	3	5	0	2	4					
Barry Bonds, L (1.7) OBP: 0.465, SLG: 0.810 41 Chad Zerbe, L (9.1) OBP: 0.222, SLG: 0.222	4-0 1B IBB		1-0 E 3B		4-2 G6-4-3 BB	0-3 K		0-0 FC5-4 1B		3	1	2	0	2	1	0					
Jeff Kent, R (1.4) OBP: 0.364, SLG: 0.499 Pedro Feliz, R (6.5) OBP: 0.290, SLG: 0.375	2-1 1B		1-0 G6-3		1-1 G6-4-3	2-1 2B 3B		0-0 F9		3	0	1	0	0	0	2					
Andres Galarraga, R (1.3) OBP: 0.314, SLG: 0.443	1-3 K		0-1 E6 CS		0-3 K	3-1 2B		1-0 FC5-4 1B		5	0	1	2	0	2	4					
Armando Rios, L (1.9) OBP: 0.328, SLG: 0.465		2-2 HR	3-3 K		1-3 K	3-3 2B		0-0 FC5-4 1B		5	2	3	2	0	1	2					
Benito Santiago, R (1.2) OBP: 0.307, SLG: 0.370		2-1 B5-3		1-2 G5-3		0-0 SF9 1B	1-1 F7	0-1 FC5-4		5	1	1	0	0	0	2					
Ramon Martinez, R (1.5) OBP: 0.347, SLG: 0.372		2-2 G5-3		0-1 G6-3		3-2 SF9	0-2 G3		1-0 G6-3	4	0	0	1	0	0	0					
Russ Ortiz, R (11.1) Eric Chavez, R (7.1) Aaron Fultz, R (7.1) Tim Worrell, R (8.1) Calvin Murray, R (9.8)		3-1 1B		2-3 K		4-1 HR BB	4-2 BB		0-1 P3	2	1	1	0	1	1	0					
Inning Stats	R: 0 E: 0 K: 2 S: 12	H: 2 LOB: 2 BB: 1 P: 22	R: 1 E: 0 K: 0 S: 15	H: 3 LOB: 2 BB: 0 P: 25	R: 1 E: 1 K: 1 S: 8	H: 1 LOB: 0 BB: 0 P: 11	R: 0 E: 0 K: 1 S: 8	H: 0 LOB: 0 BB: 0 P: 11	R: 2 E: 0 K: 1 S: 12	H: 2 LOB: 1 BB: 1 P: 21	R: 0 E: 0 K: 0 S: 10	H: 0 LOB: 1 BB: 1 P: 16	R: 1 E: 0 K: 0 S: 8	H: 3 LOB: 2 BB: 0 P: 11	R: 0 E: 0 K: 1 S: 8	H: 1 LOB: 1 BB: 0 P: 12	1B: 10 2B: 3 3B: 2 HR: 3	SF: 1 SAC: 0 DP: 1 HBP: 0	WP: 1 PA: 47 PB: 0 SB: 1 CS: 2		
PITCHER	IP WLS BF H R ER SO BB IBB HBP BLK WP HR S P ERA WHIP	IP WLS BF H R ER SO BB IBB HBP BLK WP HR S P ERA WHIP	IP WLS BF H R ER SO BB IBB HBP BLK WP HR S P ERA WHIP	IP WLS BF H R ER SO BB IBB HBP BLK WP HR S P ERA WHIP	IP WLS BF H R ER SO BB IBB HBP BLK WP HR S P ERA WHIP	IP WLS BF H R ER SO BB IBB HBP BLK WP HR S P ERA WHIP	IP WLS BF H R ER SO BB IBB HBP BLK WP HR S P ERA WHIP	IP WLS BF H R ER SO BB IBB HBP BLK WP HR S P ERA WHIP	IP WLS BF H R ER SO BB IBB HBP BLK WP HR S P ERA WHIP	IP WLS BF H R ER SO BB IBB HBP BLK WP HR S P ERA WHIP	IP WLS BF H R ER SO BB IBB HBP BLK WP HR S P ERA WHIP	IP WLS BF H R ER SO BB IBB HBP BLK WP HR S P ERA WHIP	IP WLS BF H R ER SO BB IBB HBP BLK WP HR S P ERA WHIP	IP WLS BF H R ER SO BB IBB HBP BLK WP HR S P ERA WHIP	IP WLS BF H R ER SO BB IBB HBP BLK WP HR S P ERA WHIP	IP WLS BF H R ER SO BB IBB HBP BLK WP HR S P ERA WHIP	IP WLS BF H R ER SO BB IBB HBP BLK WP HR S P ERA WHIP	IP WLS BF H R ER SO BB IBB HBP BLK WP HR S P ERA WHIP			
Albie Lopez, R (1.1) ERA: 5.61	5.1 L	27	10	3	2	7	5	2	1	0	0	0	0	0	1	2	63	108	11.81	2.250	
Greg Swindell, L (6.1) ERA: 4.58	0.1	4	3	2	2	1	0	0	0	0	0	0	0	0	1	8	13	54.00	9.000		
Bret Prinz, R (6.1) ERA: 2.12	0.1	2	1	1	1	0	0	0	0	0	0	0	0	0	5	8	27.00	3.000			
Erik Sabel, R (7.1) ERA: 3.89	2.0	10	3	1	1	0	1	0	0	0	0	0	0	0	18	27	4.50	2.000			
Troy Brohawn, L (9.1) ERA: 4.09	1.0	4	1	0	0	1	0	0	0	0	0	0	0	0	8	12	0.00	1.000			
Batter	1	2	3	4	5	6	7	8	9	AB	R	H	RBI	BB	SO	LOB	BOTTOM				
Craig Counsell, L (1.6) OBP: 0.397, SLG: 0.362	3-3 K		1-3 K		0-1 CS 1B		1-1 F9			4	0	1	0	0	2	0					
Jay Bell, R (1.4) OBP: 0.360, SLG: 0.427	4-1 1B BB		3-3 K		4-1 BB		3-2 G6-3			2	0	0	0	2	1	0					
Luis Gonzalez, L (1.7) OBP: 0.439, SLG: 0.740	1-1 1B		0-0 1B 1B		1-3 K		0-0 G3-1			4	1	2	0	0	1	1					
Mark Grace, L (1.3) OBP: 0.404, SLG: 0.516	0-1 F7		2-0 L5		4-2 HR BB		1-2 G6-4-3 1B			3	1	1	0	1	0	3					
Matt Williams, R (1.5) OBP: 0.320, SLG: 0.444	2-2 F8		0-0 F9		0-2 F8		0-0 G6-4-3			4	0	0	0	0	0	5					
Steve Finley, L (1.8) OBP: 0.322, SLG: 0.370		0-1 CS 1B		2-2 1B 1B		2-2 HR 1B		1-1 P6		4	1	3	0	0	0	0					
David Dellucci, L (1.9) OBP: 0.351, SLG: 0.522		2-2 L3		1-2 1B		0-0 HR		2-3 K		4	1	2	4	0	1	1					
Mike DiFelice, R (1.2) OBP: 0.256, SLG: 0.291 Erubiel Durazo, L (6.5) OBP: 0.359, SLG: 0.563 Erik Sabel, R (7.1)		1-3 K		0-0 F8		1-2 G1-3		1-1 P4		2	0	0	0	0	1	3					
Troy Brohawn, L (9.1) OBP: 0.316, SLG: 0.349		1-2 K								0	0	0	0	0	0	0					
Danny Bautista, R (9.5) OBP: 0.316, SLG: 0.349										1	0	0	0	0	0	0					
Albie Lopez, R (1.1) Greg Swindell, L (6.1) Bret Prinz, R (6.1) Damian Miller, R (6.5) OBP: 0.339, SLG: 0.436										2	0	0	0	0	2	0					
Inning Stats	R: 0 E: 0 K: 1 S: 11	H: 1 LOB: 2 BB: 1 P: 21	R: 0 E: 0 K: 1 S: 8	H: 1 LOB: 0 BB: 0 P: 11	R: 0 E: 0 K: 3 S: 11	H: 0 LOB: 0 BB: 0 P: 17	R: 1 E: 0 K: 0 S: 11	H: 3 LOB: 2 BB: 0 P: 16	R: 0 E: 0 K: 2 S: 9	H: 1 LOB: 1 BB: 1 P: 16	R: 3 E: 0 K: 1 S: 18	H: 2 LOB: 0 BB: 1 P: 27	R: 0 E: 0 K: 0 S: 6	H: 0 LOB: 0 BB: 0 P: 10	R: 0 E: 0 K: 0 S: 6	H: 1 LOB: 0 BB: 0 P: 8	R: 0 E: 0 K: 2 S: 11	H: 0 LOB: 0 BB: 0 P: 15	1B: 8 2B: 0 3B: 0 HR: 1	SF: 0 SAC: 0 DP: 1 HBP: 0	WP: 0 PA: 36 PB: 0 SB: 0 CS: 2
PITCHER	IP WLS BF H R ER SO BB IBB HBP BLK WP HR S P ERA WHIP	IP WLS BF H R ER SO BB IBB HBP BLK WP HR S P ERA WHIP	IP WLS BF H R ER SO BB IBB HBP BLK WP HR S P ERA WHIP	IP WLS BF H R ER SO BB IBB HBP BLK WP HR S P ERA WHIP	IP WLS BF H R ER SO BB IBB HBP BLK WP HR S P ERA WHIP	IP WLS BF H R ER SO BB IBB HBP BLK WP HR S P ERA WHIP	IP WLS BF H R ER SO BB IBB HBP BLK WP HR S P ERA WHIP	IP WLS BF H R ER SO BB IBB HBP BLK WP HR S P ERA WHIP	IP WLS BF H R ER SO BB IBB HBP BLK WP HR S P ERA WHIP	IP WLS BF H R ER SO BB IBB HBP BLK WP HR S P ERA WHIP	IP WLS BF H R ER SO BB IBB HBP BLK WP HR S P ERA WHIP	IP WLS BF H R ER SO BB IBB HBP BLK WP HR S P ERA WHIP	IP WLS BF H R ER SO BB IBB HBP BLK WP HR S P ERA WHIP	IP WLS BF H R ER SO BB IBB HBP BLK WP HR S P ERA WHIP	IP WLS BF H R ER SO BB IBB HBP BLK WP HR S P ERA WHIP	IP WLS BF H R ER SO BB IBB HBP BLK WP HR S P ERA WHIP	IP WLS BF H R ER SO BB IBB HBP BLK WP HR S P ERA WHIP	IP WLS BF H R ER SO BB IBB HBP BLK WP HR S P ERA WHIP			
Russ Ortiz, R (1.1) ERA: 3.42	6.0	27	8	4	4	8	3	0	0	0	0	0	0	0	6	10	0.00	0.000			
Aaron Fultz, L (7.1) ERA: 3.61	1.0	3	0	0	0	0	0	0	0	0	0	0	0	0	6	8	0.00	1.000			
Tim Worrell, R (8.1) ERA: 3.38	1.0	3	1	0	0	0	0	0	0	0	0	0	0	6	8	0.00	1.000				
41 Chad Zerbe, L (9.1) ERA: 4.21	1.0	3	0	0	0	2	0	0	0	0	0	0	0	11	15	0.00	0.000				


San Francisco Giants @ Arizona Diamondbacks
Bank One Ballpark, Phoenix, AZ
Sat Jul 28 2001, 10:05 PM EDT
Att: 47,570 - Dome - 72 F

AB 42
R 11
H 18
RBI 11
BB 4
SO 7
LOB 17



San Francisco Giants @ Arizona Diamondbacks
Bank One Ballpark, Phoenix, AZ
Sat Jul 28 2001, 10:05 PM EDT
Att: 47,570 - Dome - 72 F

AB 33
R 4
H 9
RBI 4
BB 3
SO 10
LOB 13



Batter	1	2	3	4	5	6	7	8	9	AB	R	H	RBI	BB	SO	LOB	TOP										
Tike Redman, L OBP: 0.276, SLG: 0.313 (1, 8)	G4-3			K		G4-3			K	4	0	0	0	0	2	0	Pittsburgh Pirates @ San Francisco Giants PacBell Park, San Francisco, CA Wed Aug 01 2001, 10:15 PM EDT Att: 41,251 - Cloudy - 61 F										
2 Jack Wilson, R OBP: 0.271, SLG: 0.327 (1, 6)	F8			K			K			3	0	0	0	0	2	0											
18 Jason Kendall, R OBP: 0.318, SLG: 0.344 (1, 2)	G6-3			HR			F8			3	1	1	1	0	0	0											
Brian Giles, L OBP: 0.401, SLG: 0.616 (1, 7)		G4-6-3 BB		K			G1-3			2	0	0	0	1	1	0											
Aramis Ramirez, R OBP: 0.349, SLG: 0.526 (1, 5)	F8					G6-3		FC6-4 1B		3	0	1	0	0	0	1											
Armando Rios, L OBP: 0.332, SLG: 0.464 (1, 9)								FC6-4 G6-4-3		1	0	0	0	0	0	1											
Adam Hyzdu, R OBP: 0.200, SLG: 0.513 (2, 9)	G4-6-3					G6-3				2	0	0	0	0	0	1											
Kevin Young, R OBP: 0.296, SLG: 0.401 (1, 3)						F9		G6-4-3		3	0	0	0	0	1	1											
Warren Morris, L OBP: 0.250, SLG: 0.306 (1, 4)				K			G3		G4-3	3	0	0	0	0	1	0											
Joe Beimel, L OBP: 0.300, SLG: 0.300 (1, 1)				K					K	2	0	0	0	0	2	0											
Omar Olivares, R OBP: 0.240, SLG: 0.440 (6, 1)										0	0	0	0	0	0	0											
Abraham Nunez, S OBP: 0.337, SLG: 0.342 (9, PH)									K	1	0	0	0	0	1	0											
Inning Stats	R: 0 H: 0 E: 0 K: 0 S: 7	H: 0 LOB: 0 BB: 0 P: 11	R: 0 H: 0 E: 0 K: 0 S: 7	H: 0 LOB: 0 BB: 1 P: 14	R: 0 H: 0 E: 0 K: 2 S: 8	H: 0 LOB: 0 BB: 0 P: 12	R: 1 H: 1 E: 0 K: 3 S: 15	H: 1 LOB: 0 BB: 0 P: 21	R: 0 H: 0 E: 0 K: 1 S: 12	H: 0 LOB: 0 BB: 0 P: 19	R: 0 H: 0 E: 0 K: 1 S: 7	H: 0 LOB: 0 BB: 0 P: 9	R: 0 H: 0 E: 0 K: 1 S: 9	H: 0 LOB: 0 BB: 0 P: 17	R: 0 H: 1 E: 0 K: 0 S: 6	H: 1 LOB: 0 BB: 0 P: 11	R: 0 H: 0 E: 0 K: 2 S: 7	H: 0 LOB: 0 BB: 0 P: 8	1B: 1 2B: 0 3B: 0 HR: 1	SF: 0 SAC: 0 DP: 2 HBP: 0	WP: 0 PB: 0 SB: 0 CS: 0	PA: 28					
PITCHER	IP	WLS	BF	H	R	ER	SO	BB	IBB	HBP	BLK	WP	HR	S	P	ERA	WHIP										
Jason Schmidt, R ERA: 4.35 (1, 1)	7.0	W	22	1	1	1	8	1	0	0	0	0	1	65	103	1.29	0.286										
Felix Rodriguez, R ERA: 1.74 (8, 1)	1.0	H	3	1	0	0	0	0	0	0	0	0	0	6	11	0.00	1.000										
Robb Nen, R ERA: 3.19 (9, 1)	1.0	S	3	0	0	0	2	0	0	0	0	0	0	7	8	0.00	0.000										

Batter	1	2	3	4	5	6	7	8	9	AB	R	H	RBI	BB	SO	LOB	BOTTOM										
Calvin Murray, R OBP: 0.336, SLG: 0.409 (1, 8)	G4-3	G1-3					G4-3			4	0	1	0	0	0	1	Pittsburgh Pirates @ San Francisco Giants PacBell Park, San Francisco, CA Wed Aug 01 2001, 10:15 PM EDT Att: 41,251 - Cloudy - 61 F										
Rich Aurilia, R OBP: 0.376, SLG: 0.566 (1, 6)	F7		F8		G5-3		F8			4	0	0	0	0	0	1											
Barry Bonds, L OBP: 0.485, SLG: 0.814 (1, 7)	HR		P4		L7		2B			4	1	2	1	0	0	0											
Jeff Kent, R OBP: 0.365, SLG: 0.500 (1, 4)	2B		BB			E1 SH5-4 1B	G5-3			3	1	1	0	1	0	1											
Andres Galarraga, R OBP: 0.316, SLG: 0.443 (1, 3)	K		F8			1B SH5-4 BB		K		3	0	0	0	1	2	2											
Shawon Dunston, R OBP: 0.298, SLG: 0.504 (1, 9)		1B			G6-3		SH5-4		F3	3	1	1	0	0	0	0											
Robb Nen, R (9, 1)										0	0	0	0	0	0	0											
Benito Santiago, R OBP: 0.307, SLG: 0.369 (1, 2)	F7				P6			G5-3		4	0	1	1	0	0	1											
Ramon Martinez, R OBP: 0.343, SLG: 0.372 (1, 5)	P3				FC5-4 BB		F8			2	0	0	0	1	0	3											
Jason Schmidt, R OBP: 0.192, SLG: 0.308 (1, 1)										3	0	1	1	0	1	3											
Felix Rodriguez, R (8, 1)					FC5-4					0	0	0	0	0	0	0											
Marvin Benard, L OBP: 0.304, SLG: 0.388 (9, 9)							K			0	0	0	0	0	0	0											
Inning Stats	R: 1 H: 2 E: 0 K: 1 S: 13	H: 2 LOB: 1 BB: 0 P: 22	R: 1 H: 2 E: 0 K: 0 S: 15	H: 2 LOB: 1 BB: 0 P: 23	R: 0 H: 0 E: 0 K: 0 S: 7	H: 0 LOB: 1 BB: 1 P: 12	R: 0 H: 0 E: 0 K: 0 S: 5	H: 0 LOB: 1 BB: 1 P: 9	R: 0 H: 1 E: 0 K: 1 S: 16	H: 1 LOB: 2 BB: 1 P: 28	R: 0 H: 1 E: 0 K: 0 S: 9	H: 1 LOB: 0 BB: 0 P: 15	R: 0 H: 0 E: 0 K: 1 S: 7	H: 0 LOB: 0 BB: 0 P: 12	1B: 4 2B: 2 3B: 0 HR: 1	SF: 0 SAC: 1 DP: 0 HBP: 0	WP: 0 PB: 0 SB: 2 CS: 1	PA: 34									
PITCHER	IP	WLS	BF	H	R	ER	SO	BB	IBB	HBP	BLK	WP	HR	S	P	ERA	WHIP										
Joe Beimel, L ERA: 4.84 (1, 1)	5.1	L	25	6	3	2	1	3	0	0	0	0	0	55	93	3.38	1.688										
Omar Olivares, R ERA: 6.85 (6, 1)	2.2		9	1	0	0	2	0	0	0	0	0	0	22	36	0.00	0.375										



Batter	1	2	3	4	5	6	7	8	9	AB	R	H	RBI	BB	SO	LOB	TOP				
2 Jack Wilson, R (1, 6) OBP: 0.268, SLG: 0.322 Abraham Nunez, S (9, PH) OBP: 0.336, SLG: 0.341	1-1 P4			1-1 G6-3			3-2 G4-3		1-0 G4-3	3	0	0	0	0	0	0	Pittsburgh Pirates @ San Francisco Giants PacBell Park, San Francisco, CA Thu Aug 02 2001, 3:35 PM EDT Att: 41,726 - Sunny - 69 F				
18 Jason Kendall, R (1, 7) OBP: 0.315, SLG: 0.341	0-1 F7			3-1 G6-3			1-2 G5-3		0-2 F8	4	0	0	0	0	0						
Brian Giles, L (1, 8) OBP: 0.401, SLG: 0.613	0-1 P4			2-3 K			4-2 FC6-4 BB			2	0	0	0	1	1						
Aramis Ramirez, R (1, 5) OBP: 0.347, SLG: 0.522		1-0 F7			0-1 G6-3		1-2 FC6-4			3	0	0	0	0	0	1					
Kevin Young, R (1, 3) OBP: 0.300, SLG: 0.401		1-0 CS 1B			4-1 G1-6-3 BB			1-3 K		2	0	1	0	1	1	0					
Keith Osik, R (1, 2) OBP: 0.300, SLG: 0.295		3-1 F9 1-2			2-2 G1-6-3 1-2			1-2 1B 1B		3	0	1	0	0	0	2					
Adam Hyzdu, R (1, 9) OBP: 0.209, SLG: 0.500			1-1 G4-3			2-0 F9		2-2 G5-4-3 1B		3	0	1	0	0	0	0					
Pat Meares, R (1, 4) OBP: 0.265, SLG: 0.335			1-2 F8			1-1 G4-3		1-2 G5-4-3 1-2		3	0	0	0	0	0	2					
Tony McKnight, L (1, 1) Mike Lincoln, R (7, 1) OBP: 0.333, SLG: 0.333 Tike Redman, L (9, PH) OBP: 0.273, SLG: 0.310			2-0 G4-3			1-3 K			2-3 K	2	0	0	0	0	1	0	P				
										0	0	0	0	0	0	0					
Inning Stats	R: 0 E: 0 K: 0 S: 6	H: 0 LOB: 0 BB: 0 P: 7	R: 0 E: 0 K: 0 S: 4	H: 1 LOB: 0 BB: 0 P: 9	R: 0 E: 0 K: 0 S: 7	H: 0 LOB: 0 BB: 0 P: 11	R: 0 E: 0 K: 1 S: 7	H: 0 LOB: 0 BB: 0 P: 13	R: 0 E: 0 K: 0 S: 7	H: 0 LOB: 0 BB: 1 P: 12	R: 0 E: 0 K: 1 S: 6	H: 0 LOB: 1 BB: 0 P: 10	R: 0 E: 0 K: 0 S: 11	H: 0 LOB: 1 BB: 1 P: 20	R: 0 E: 0 K: 1 S: 13	H: 2 LOB: 1 BB: 0 P: 18	R: 0 E: 0 K: 1 S: 7	H: 0 LOB: 0 BB: 0 P: 10	1B: 3 2B: 0 3B: 0 HR: 0	SF: 0 SAC: 0 DP: 2 HBP: 0	WP: 0 PA: 29 PB: 0 SB: 0 CS: 1
PITCHER	IP WLS BF H R ER SO BB IBB HBP BLK WP HR S P ERA WHIP																				
Kirk Rueter, L (1, 1) ERA: 4.74	7.0 W 22 1 0 0 2 2 0 0 0 0 0 0 48 82 0.00 0.429																				
Tim Worrell, R (8, 1) ERA: 3.25	1.0 H 4 2 0 0 1 0 0 0 0 0 0 0 13 18 0.00 2.000																				
Robb Nen, R (9, 1) ERA: 3.13	1.0 S 3 0 0 0 1 0 0 0 0 0 0 0 7 10 0.00 0.000																				

Batter	1	2	3	4	5	6	7	8	9	AB	R	H	RBI	BB	SO	LOB	BOTTOM		
Marvin Benard, L (1, 9) OBP: 0.307, SLG: 0.402	1-1 CS 1B		1-1 FC6-4 1-2			1-0 HR	2-0 E6 FC3-2 1B SF7			4	2	2	1	0	0	2	Pittsburgh Pirates @ San Francisco Giants PacBell Park, San Francisco, CA Thu Aug 02 2001, 3:35 PM EDT Att: 41,726 - Sunny - 69 F		
Calvin Murray, R (1, 8) OBP: 0.339, SLG: 0.415	2-2 F2 1-2			0-3 K		0-1 F7 2B	0-1 FC3-2 1B			4	1	2	0	0	1	1			
John Vander Wal, L (1, 7) OBP: 0.355, SLG: 0.464 Tim Worrell, R (8, 1) Benito Santiago, R (9, 2) OBP: 0.307, SLG: 0.369	2-3 K 2-3			0-2 F7		0-1 F7 2-3	3-1 FC3-2 1B			4	0	0	0	0	1	5			
Jeff Kent, R (1, 4) OBP: 0.364, SLG: 0.501		2-1 F7		1-1 G6-3		0-1 1B 2B	1-0 SF7			3	0	1	2	0	0	0			
Andres Galarraga, R (1, 3) OBP: 0.315, SLG: 0.440		0-0 F8			1-1 WP 1B	0-3 K	0-0 F8			4	0	1	0	0	1	3			
Rich Aurilia, R (1, 6) OBP: 0.375, SLG: 0.562		3-1 F8			1-0 L4 1-2	4-0 1B IBB		1-1 G5-3		3	0	0	0	1	0	1			
Ramon Martinez, R (1, 5) OBP: 0.342, SLG: 0.370			0-1 F9		1-1 F9	0-0 1B		0-0 G6-3		4	0	1	0	0	0	1			
Edwards Guzman, L (1, 2) OBP: 0.225, SLG: 0.357 Robb Nen, R (9, 1)			0-2 G6-3		4-0 IBB	1-0 F8		1-0 F8		3	0	0	0	1	0	3			
Kirk Rueter, L (1, 1) OBP: 0.200, SLG: 0.146 Shawon Dunston, R (8, 7) OBP: 0.298, SLG: 0.504			1-1 FC6-4 1B		0-0 G4-3		1-2 1B E FC3-2 1B			3	0	2	0	0	0	0	GIANTS		
										3	0	2	0	0	0	2			
Inning Stats	R: 0 E: 0 K: 1 S: 8	H: 1 LOB: 0 BB: 0 P: 13	R: 0 E: 0 K: 0 S: 5	H: 0 LOB: 0 BB: 0 P: 10	R: 0 E: 0 K: 0 S: 9	H: 1 LOB: 1 BB: 0 P: 11	R: 0 E: 0 K: 1 S: 8	H: 0 LOB: 0 BB: 0 P: 9	R: 0 E: 0 K: 0 S: 7	H: 1 LOB: 2 BB: 1 P: 13	R: 2 E: 0 K: 1 S: 12	H: 4 LOB: 3 BB: 1 P: 18	R: 1 E: 1 K: 0 S: 10	H: 2 LOB: 2 BB: 0 P: 17	R: 0 E: 0 K: 0 S: 4	H: 0 LOB: 0 BB: 0 P: 6	1B: 6 2B: 2 3B: 0 HR: 1	SF: 1 SAC: 0 DP: 0 HBP: 0	WP: 2 PA: 35 PB: 0 SB: 1 CS: 1
PITCHER	IP WLS BF H R ER SO BB IBB HBP BLK WP HR S P ERA WHIP																		
Tony McKnight, R (1, 1) ERA: 3.75	6.0 L 29 9 3 2 3 0 0 0 0 0 0 0 8 14 3.00 1.500																		
Mike Lincoln, R (7, 1) ERA: 1.33	2.0 6 0 0 0 0 0 0 0 0 0 0 0 8 14 0.00 0.000																		

Batter	1	2	3	4	5	6	7	8	9	AB	R	H	RBI	BB	SO	LOB	TOP							
11 Jimmy Rollins, S OBP: 0.315, SLG: 0.413										4	2	3	0	2	0	0								
Doug Glanville, R OBP: 0.290, SLG: 0.399										6	1	2	2	0	0	4								
Scott Rolen, R OBP: 0.371, SLG: 0.429 Felipe Crespo, S OBP: 0.265, SLG: 0.361										4	1	2	2	1	2	3								
Bobby Abreu, L OBP: 0.400, SLG: 0.553										4	0	1	0	2	2	5								
Pat Burrell, R OBP: 0.355, SLG: 0.460 Jose Santiago, R Cliff Politte, R										5	2	1	2	0	2	8								
23 Kevin Jordan, R OBP: 0.343, SLG: 0.326 Brian Hunter, R OBP: 0.368, SLG: 0.389										4	1	2	0	0	1	2								
Todd Pratt, R OBP: 0.342, SLG: 0.394										5	2	3	1	0	0	0								
Tomas Perez, S OBP: 0.354, SLG: 0.489										4	1	1	2	1	1	1								
Nelson Figueroa, R OBP: 0.313, SLG: 0.267 Travis Lee, L OBP: 0.348, SLG: 0.456										3	0	1	0	0	1	3								
Inning Stats	R: 1 E: 0 K: 2 S: 13	H: 3 LOB: 2 BB: 0 P: 21	R: 0 E: 0 K: 0 S: 5	H: 0 LOB: 0 BB: 0 P: 10	R: 0 E: 0 K: 0 S: 8	H: 0 LOB: 0 BB: 3 P: 24	R: 0 E: 0 K: 1 S: 7	H: 0 LOB: 0 BB: 0 P: 9	R: 4 E: 0 K: 1 S: 20	H: 5 LOB: 3 BB: 2 P: 36	R: 0 E: 0 K: 2 S: 14	H: 1 LOB: 1 BB: 0 P: 22	R: 5 E: 1 K: 3 S: 33	H: 5 LOB: 2 BB: 1 P: 55	R: 2 E: 0 K: 0 S: 8	H: 2 LOB: 0 BB: 0 P: 11	R: 0 E: 0 K: 1 S: 9	H: 1 LOB: 1 BB: 0 P: 14	1B: 12 2B: 4 3B: 0 HR: 1	SF: 1 SAC: 0 DP: 1 HBP: 0	WP: 1 PB: 0 SB: 5 CS: 0	PA: 50		
PITCHER	IP WLS BF H R ER SO BB IBB HBP BLK WP HR S P ERA WHIP	4.1 1.1 8 6 3 0 5 3 4 0 0 0 1 0 44 83 10.38 2.308	5.1 1.1 8 3 0 0 5 3 0 1 0 0 0 0 20 35 0.00 2.250	6.1 0.1 4 3 3 3 1 0 0 0 0 0 1 13 20 81.00 9.000	7.1 1.0 7 2 2 1 3 1 0 0 0 0 0 23 39 9.00 3.000	8.1 1.0 5 2 2 2 0 0 0 0 0 0 0 8 11 18.00 2.000	9.1 1.0 4 1 0 0 1 0 0 0 0 0 0 9 14 0.00 1.000																	

Philadelphia Phillies @ San Francisco Giants
PacBell Park, San Francisco, CA
Sat Aug 04 2001, 4:05 PM EDT
Att: 41,720 - Sunny - 70 F

AB	43
R	12
H	17
RBI	11
BB	6
SO	10
LOB	28



Batter	1	2	3	4	5	6	7	8	9	AB	R	H	RBI	BB	SO	LOB	BOTTOM						
Calvin Murray, R OBP: 0.343, SLG: 0.415										4	0	2	0	1	0	0							
Ramon Martinez, R OBP: 0.336, SLG: 0.362										5	1	1	0	0	2	4							
Barry Bonds, L OBP: 0.487, SLG: 0.817 Marvin Benard, L OBP: 0.309, SLG: 0.404										2	1	1	2	1	1	0							
Jeff Kent, R OBP: 0.358, SLG: 0.491										4	0	0	0	0	0	3							
Andres Galarraga, R OBP: 0.314, SLG: 0.447 Eric Davis, R OBP: 0.270, SLG: 0.354										3	0	0	0	0	1	0							
John Vander Wal, L OBP: 0.353, SLG: 0.458										3	0	0	0	1	1	3							
Benito Santiago, R OBP: 0.355, SLG: 0.388 Wayne Gomes, R OBP: 1.000, SLG: 1.000 Jason Christiansen, R OBP: 0.375, SLG: 0.567										3	0	0	0	0	1	1							
Pedro Feliz, R OBP: 0.275, SLG: 0.407										4	0	1	0	0	0	2							
Shawn Estes, R OBP: 0.195, SLG: 0.257 Brian Boehringer, S Aron Fultz, L OBP: 0.256, SLG: 0.290 Tim Worrell, R OBP: 0.279, SLG: 0.347										1	0	0	0	0	0	0							
Inning Stats	R: 0 E: 0 K: 1 S: 13	H: 0 LOB: 1 BB: 1 P: 20	R: 0 E: 0 K: 2 S: 10	H: 0 LOB: 0 BB: 0 P: 13	R: 0 E: 0 K: 1 S: 6	H: 0 LOB: 0 BB: 0 P: 13	R: 0 E: 0 K: 2 S: 12	H: 1 LOB: 1 BB: 0 P: 16	R: 2 E: 0 K: 0 S: 11	H: 2 LOB: 0 BB: 0 P: 17	R: 0 E: 0 K: 0 S: 7	H: 0 LOB: 1 BB: 1 P: 13	R: 0 E: 0 K: 0 S: 8	H: 1 LOB: 3 BB: 2 P: 17	R: 0 E: 0 K: 1 S: 13	H: 2 LOB: 2 BB: 0 P: 20	1B: 6 2B: 0 3B: 0 HR: 1	SF: 0 SAC: 0 DP: 0 HBP: 0	WP: 0 PB: 0 SB: 1 CS: 0	PA: 38			
PITCHER	IP WLS BF H R ER SO BB IBB HBP BLK WP HR S P ERA WHIP	6.0 2.75 23 4 2 2 6 1 0 0 0 0 1 15 64 3.00 0.833	2.0 1.0 10 1 0 0 0 3 0 0 0 0 0 15 30 0.00 2.000	1.0 0.5 5 2 0 0 1 0 0 0 0 0 13 20 0.00 2.000																			

Philadelphia Phillies @ San Francisco Giants
PacBell Park, San Francisco, CA
Sat Aug 04 2001, 4:05 PM EDT
Att: 41,720 - Sunny - 70 F

AB	34
R	2
H	7
RBI	2
BB	4
SO	7
LOB	16



Batter	1	2	3	4	5	6	7	8	9	AB	R	H	RBI	BB	SO	LOB	TOP			
11 Jimmy Rollins, S OBP: 0.316, SLG: 0.412	0-1 G4-3	4-2 BB		3-1 F8			0-0 G4-3		3-2 1B	4	0	1	0	1	0	1	Philadelphia Phillies @ San Francisco Giants PacBell Park, San Francisco, CA Sun Aug 05 2001, 4:05 PM EDT Att: 41,650 - Sunny - 70 F			
Marlon Anderson, L OBP: 0.335, SLG: 0.450	1-1 BB 2B	1-0 F7			0-1 G1		1-2 SF9 3B		0-3 K	5	2	3	1	0	1	3				
Scott Rolen, R OBP: 0.368, SLG: 0.426	1-3 K			0-0 G5-3		0-3 K	3-H SF9			3	0	0	1	0	2	2				
Bobby Abreu, L OBP: 0.400, SLG: 0.552	4-2 BB 2B	1-2 BB		1-0 BB 1B		1-1 G1	3-H K			3	1	1	0	1	1	1				
Travis Lee, L OBP: 0.347, SLG: 0.456	2-1 1-H 2-H 2B			0-1 F5		2-2 F7		1-2 G4-3		4	0	1	2	0	0	2				
Pat Burrell, R OBP: 0.356, SLG: 0.461	3-2 G5-3			4-2 1-2 BB		0-0 G4-6-3 1B		2-2 G4-3-6 1B		3	0	2	0	1	0	1				
Doug Glanville, R OBP: 0.288, SLG: 0.395		1-2 P3		0-0 G5-3		1-1 G4-6-3 1-2		1-1 G4-3-6 1-2		4	0	0	0	0	0	4				
Johnny Estrada, S OBP: 0.291, SLG: 0.368		1-2 L7		1-2 F9		0-1 G6-3			0-1 G5-3	4	0	0	0	0	0	0				
Robert Person, R Ricky Bottalico, L Brian Hunter, L Rheal Cormier, L Turk Wendell, L Felipe Crespo, S	1-1 1-4 7-Ph 7-Ph 8-Ph 8-Ph	1-1 11 BB 1B		1-3 K		1-1 11 G4-3 3B 2B		1-1 G4-3		2	0	1	0	0	1	0				
Inning Stats	R: 2 E: 0 K: 1 S: 16	H: 2 LOB: 1 BB: 1 P: 27	R: 0 E: 0 K: 0 S: 15	H: 1 LOB: 2 BB: 1 P: 23	R: 0 E: 0 K: 0 S: 8	H: 0 LOB: 0 BB: 0 P: 15	R: 0 E: 0 K: 1 S: 10	H: 1 LOB: 1 BB: 0 P: 13	R: 0 E: 0 K: 0 S: 5	H: 1 LOB: 0 BB: 0 P: 6	R: 2 E: 0 K: 1 S: 10	H: 2 LOB: 0 BB: 0 P: 13	R: 0 E: 0 K: 0 S: 8	H: 1 LOB: 1 BB: 0 P: 12	R: 0 E: 0 K: 1 S: 10	H: 1 LOB: 1 BB: 0 P: 14	1B: 7 2B: 2 3B: 1 HR: 0	SF: 1 SAC: 0 DP: 2 HBP: 0	WP: 0 PB: 0 SB: 0 CS: 0	PA: 38
PITCHER	IP WLS BF H R ER SO	IP WLS BF H R ER SO	IP WLS BF H R ER SO	IP WLS BF H R ER SO	IP WLS BF H R ER SO	IP WLS BF H R ER SO	IP WLS BF H R ER SO	IP WLS BF H R ER SO	IP WLS BF H R ER SO	IP WLS BF H R ER SO	IP WLS BF H R ER SO	IP WLS BF H R ER SO	IP WLS BF H R ER SO	IP WLS BF H R ER SO	IP WLS BF H R ER SO	IP WLS BF H R ER SO	ERA WHIP	ERA WHIP		
Livan Hernandez, R ERA: 5.84	(1, 1) 6.2 W 30	(1, 1) 6.2 W 30	(1, 1) 6.2 W 30	(1, 1) 6.2 W 30	(1, 1) 6.2 W 30	(1, 1) 6.2 W 30	(1, 1) 6.2 W 30	(1, 1) 6.2 W 30	(1, 1) 6.2 W 30	(1, 1) 6.2 W 30	(1, 1) 6.2 W 30	(1, 1) 6.2 W 30	(1, 1) 6.2 W 30	(1, 1) 6.2 W 30	(1, 1) 6.2 W 30	(1, 1) 6.2 W 30	5.40 1.650	5.40 1.650		
Jason Christiansen, L ERA: 4.22	(7, 1) 0.2 H 2	(7, 1) 0.2 H 2	(7, 1) 0.2 H 2	(7, 1) 0.2 H 2	(7, 1) 0.2 H 2	(7, 1) 0.2 H 2	(7, 1) 0.2 H 2	(7, 1) 0.2 H 2	(7, 1) 0.2 H 2	(7, 1) 0.2 H 2	(7, 1) 0.2 H 2	(7, 1) 0.2 H 2	(7, 1) 0.2 H 2	(7, 1) 0.2 H 2	(7, 1) 0.2 H 2	(7, 1) 0.2 H 2	0.00 0.000	0.00 0.000		
Felix Rodriguez, R ERA: 1.17	(8, 1) 0.2 H 2	(8, 1) 0.2 H 2	(8, 1) 0.2 H 2	(8, 1) 0.2 H 2	(8, 1) 0.2 H 2	(8, 1) 0.2 H 2	(8, 1) 0.2 H 2	(8, 1) 0.2 H 2	(8, 1) 0.2 H 2	(8, 1) 0.2 H 2	(8, 1) 0.2 H 2	(8, 1) 0.2 H 2	(8, 1) 0.2 H 2	(8, 1) 0.2 H 2	(8, 1) 0.2 H 2	(8, 1) 0.2 H 2	0.00 1.500	0.00 1.500		
Robb Nen, R ERA: 3.07	(9, 1) 1.0 4	(9, 1) 1.0 4	(9, 1) 1.0 4	(9, 1) 1.0 4	(9, 1) 1.0 4	(9, 1) 1.0 4	(9, 1) 1.0 4	(9, 1) 1.0 4	(9, 1) 1.0 4	(9, 1) 1.0 4	(9, 1) 1.0 4	(9, 1) 1.0 4	(9, 1) 1.0 4	(9, 1) 1.0 4	(9, 1) 1.0 4	(9, 1) 1.0 4	0.00 1.000	0.00 1.000		

Batter	1	2	3	4	5	6	7	8	9	AB	R	H	RBI	BB	SO	LOB	BOTTOM			
Marvin Benard, L OBP: 0.314, SLG: 0.409	1-0 F7		1-1 HR HBP	1-2 2B 1B		1-1 G3-1		0-0 2B		4	3	2	1	0	0	1	Philadelphia Phillies @ San Francisco Giants PacBell Park, San Francisco, CA Sun Aug 05 2001, 4:05 PM EDT Att: 41,650 - Sunny - 70 F			
Rich Aurilia, R OBP: 0.380, SLG: 0.579	2-1 1B		1-0 1-H 2-H HR	1-2 2B 1B		1-3 K		0-0 2B		5	1	4	5	0	1	1				
Barry Bonds, L OBP: 0.488, SLG: 0.816	2-3 K		1-3 K	0-0 1-3 2-H 3-H 2B			0-0 G4-3 BB 1B		4-0 IBB	4	0	2	2	1	2	0				
Jeff Kent, R OBP: 0.358, SLG: 0.488		4-1 1B BB	2-2 F9	2-0 F9			4-2 G4-3 BB		1-3 K	3	0	0	0	2	1	4				
Andres Galarraga, R OBP: 0.310, SLG: 0.441		1-2 F9	0-0 F8		1-0 F8		3-2 G4-3		1-2 2-3	4	0	0	0	0	0	3				
John Vander Wal, L OBP: 0.352, SLG: 0.456		0-1 FC6-4 1B		1-3 K		1-3 K				4	0	1	0	0	2	1				
Felix Rodriguez, R Robb Nen, R		1-2 FC6-4 1B		1-3 K		1-3 K				0	0	0	0	0	0	0				
Benito Santiago, R Edwards Guzman, L		0-1 F8		2-3 K		0-0 G5-3				1	0	0	0	0	0	2				
Pedro Feliz, R OBP: 0.274, SLG: 0.403		1-1 FC6-4		1-1 1B 1B		0-1 G6-3		2-0 G5-3		3	0	0	0	0	1	0				
Livan Hernandez, R Jason Christiansen, R Calvin Murray, R			2-2 HR	1-0 1B 2B		1-1 G3-1 1B		1-2 2B 2B 1B		3	2	3	0	0	0	0				
Inning Stats	R: 0 E: 0 K: 1 S: 6	H: 1 LOB: 0 BB: 0 P: 11	R: 0 E: 0 K: 0 S: 11	H: 1 LOB: 2 BB: 1 P: 17	R: 3 E: 0 K: 1 S: 13	H: 2 LOB: 0 BB: 0 P: 20	R: 3 E: 0 K: 2 S: 16	H: 5 LOB: 2 BB: 0 P: 24	R: 0 E: 0 K: 1 S: 5	H: 0 LOB: 0 BB: 0 P: 7	R: 0 E: 0 K: 1 S: 11	H: 1 LOB: 1 BB: 1 P: 14	R: 0 E: 0 K: 0 S: 8	H: 1 LOB: 1 BB: 1 P: 15	R: 2 E: 0 K: 1 S: 11	H: 3 LOB: 2 BB: 1 P: 19	1B: 9 2B: 4 3B: 0 HR: 1	SF: 0 SAC: 0 DP: 1 HBP: 1	WP: 0 PB: 0 SB: 0 CS: 0	PA: 40
PITCHER	IP WLS BF H R ER SO	IP WLS BF H R ER SO	IP WLS BF H R ER SO	IP WLS BF H R ER SO	IP WLS BF H R ER SO	IP WLS BF H R ER SO	IP WLS BF H R ER SO	IP WLS BF H R ER SO	IP WLS BF H R ER SO	IP WLS BF H R ER SO	IP WLS BF H R ER SO	IP WLS BF H R ER SO	IP WLS BF H R ER SO	IP WLS BF H R ER SO	IP WLS BF H R ER SO	IP WLS BF H R ER SO	ERA WHIP	ERA WHIP		
Robert Person, R ERA: 4.89	(1, 1) 3.2 L 21	(1, 1) 3.2 L 21	(1, 1) 3.2 L 21	(1, 1) 3.2 L 21	(1, 1) 3.2 L 21	(1, 1) 3.2 L 21	(1, 1) 3.2 L 21	(1, 1) 3.2 L 21	(1, 1) 3.2 L 21	(1, 1) 3.2 L 21	(1, 1) 3.2 L 21	(1, 1) 3.2 L 21	(1, 1) 3.2 L 21	(1, 1) 3.2 L 21	(1, 1) 3.2 L 21	(1, 1) 3.2 L 21	14.73 2.727	14.73 2.727		
Ricky Bottalico, R ERA: 3.86	(4, 1) 2.1 8	(4, 1) 2.1 8	(4, 1) 2.1 8	(4, 1) 2.1 8	(4, 1) 2.1 8	(4, 1) 2.1 8	(4, 1) 2.1 8	(4, 1) 2.1 8	(4, 1) 2.1 8	(4, 1) 2.1 8	(4, 1) 2.1 8	(4, 1) 2.1 8	(4, 1) 2.1 8	(4, 1) 2.1 8	(4, 1) 2.1 8	(4, 1) 2.1 8	0.00 0.429	0.00 0.429		
Rheal Cormier, L ERA: 4.17	(7, 1) 1.2 8	(7, 1) 1.2 8	(7, 1) 1.2 8	(7, 1) 1.2 8	(7, 1) 1.2 8	(7, 1) 1.2 8	(7, 1) 1.2 8	(7, 1) 1.2 8	(7, 1) 1.2 8	(7, 1) 1.2 8	(7, 1) 1.2 8	(7, 1) 1.2 8	(7, 1) 1.2 8	(7, 1) 1.2 8	(7, 1) 1.2 8	(7, 1) 1.2 8	10.80 2.400	10.80 2.400		
Turk Wendell, R ERA: 4.22	(8, 1) 0.1 3	(8, 1) 0.1 3	(8, 1) 0.1 3	(8, 1) 0.1 3	(8, 1) 0.1 3	(8, 1) 0.1 3	(8, 1) 0.1 3	(8, 1) 0.1 3	(8, 1) 0.1 3	(8, 1) 0.1 3	(8, 1) 0.1 3	(8, 1) 0.1 3	(8, 1) 0.1 3	(8, 1) 0.1 3	(8, 1) 0.1 3	(8, 1) 0.1 3	0.00 3.000	0.00 3.000		

Batter	1	2	3	4	5	6	7	8	9	10	11	AB	R	H	RBI	BB	SO	LOB					
Calvin Murray, R OBP: 0.350, SLG: 0.417 (1, 8)	1-2 E 2B 1B		4-2 1B BB		0-1 F4			0-0 G5-4-3 1B		2-3 K	0-0 E5	5	2	2	0	1	1	3					
Rich Aurilia, R OBP: 0.377, SLG: 0.575 (1, 6)	1-2 SAFE P9		0-0 1B		1-0 FC6-4			1-2 G5-4-3		1-2 F8	0-1 SF8	5	0	1	2	0	0	4					
Barry Bonds, L OBP: 0.490, SLG: 0.824 (1, 7)	0-0 CS 2B		2-0 1B		0-1 G4-3			4-2 BB			3-H HR	5	1	3	3	1	0	1					
Jeff Kent, R OBP: 0.366, SLG: 0.489 (1, 4)	3-2 G5-3		2-0 G6-4-3		1-2 G6-3			3-0 G6-3			2-0 HR	5	1	1	0	0	0	4					
Andres Galarraga, R OBP: 0.309, SLG: 0.447 (1, 3)	1-1 CS		1-3 K		3-2 G5-3			2-2 F3		1-3 K	1-1 HR	5	1	1	2	0	2	0					
Eric Davis, R OBP: 0.271, SLG: 0.353 Marvin Benard, L OBP: 0.315, SLG: 0.421 (9, PH)			0-2 1B		0-1 G1-3			0-1 F9		2-1 F9	3-2 HR	3	0	1	0	0	0	0					
Benito Santiago, R OBP: 0.308, SLG: 0.369 (1, 2)			0-0 G6-4-3		1-0 P3			0-1 2B 1B		4-0 CS BB	1-1 HR	4	1	2	0	1	0	1					
Ramon Martinez, R OBP: 0.333, SLG: 0.357 (1, 5)			0-1 F8		2-1 F9			0-0 F8		2-2 CS	0-0 F3	4	0	0	0	1	0	2					
Kirk Ruetz, L ERA: 4.66 Tim Worrell, R ERA: 3.48 Aaron Fultz, L ERA: 4.02 Felix Rodriguez, R ERA: 1.68 Jason Christiansen, L ERA: 4.03			0-2 BB 1B		0-0 FC6-4 1B			2-0 2B		2-1 SH1-4 BB	3-2 E7	2	1	2	0	0	0	0					
Inning Stats	R: 1 E: 1 K: 0 S: 13	H: 2 LOB: 0 BB: 0 P: 19	R: 0 E: 0 K: 1 S: 7	H: 1 LOB: 0 BB: 0 P: 8	R: 2 E: 0 K: 2 S: 11	H: 3 LOB: 1 BB: 1 P: 17	R: 0 E: 0 K: 0 S: 6	H: 0 LOB: 0 BB: 0 P: 10	R: 0 E: 0 K: 0 S: 6	H: 2 LOB: 2 BB: 0 P: 8	R: 0 E: 0 K: 1 S: 7	H: 1 LOB: 1 BB: 1 P: 15	R: 0 E: 0 K: 1 S: 8	H: 0 LOB: 1 BB: 1 P: 17	R: 0 E: 0 K: 1 S: 11	H: 0 LOB: 1 BB: 1 P: 20	R: 6 E: 2 K: 0 S: 23	H: 6 LOB: 1 BB: 0 P: 36	1B: 10 2B: 2 3B: 1 HR: 3	SF: 1 SAC: 1 DP: 3 HBP: 0	WP: 0 PB: 0 SB: 0 CS: 2	PA: 50	
59 Lance Davis, L ERA: 5.1 Scott Sullivan, R ERA: 2.97 Danny Graves, R ERA: 3.97 Chris Nething, R ERA: 4.4	IP 7.0	WLS 2.0	BF 27	H 9	R 3	ER 0	SO 1	BB 2	IBB 0	HBP 0	BLK 0	WP 0	HR 0	S 15	P 32	ERA 0.00	WHIP 1.500						

San Francisco Giants @ Cincinnati Reds
Cinergy Field, Cincinnati, OH
Tue Aug 07 2001, 7:05 PM EDT
Att: 23,588 - Sunny - 92 F

livebaseballscorecards.com

AB 42
R 9
H 16
RBI 8
BB 4
SO 3
LOB 15

Batter	1	2	3	4	5	6	7	8	9	10	11	AB	R	H	RBI	BB	SO	LOB					
Wilton Guerrero, S OBP: 0.364, SLG: 0.395 (1, 4)	2-1 G4-3		1-0 2B		2-2 G6-3			0-0 2B		0-0 G6-3 1B 1B		5	0	3	1	0	0	0					
Adam Dunn, L OBP: 0.377, SLG: 0.446 (1, 9)	2-1 HBP		3-3 K		3-2 1B SF9 1B			0-0 F8		3-2 G6-3 1B		4	1	2	0	0	1	2					
Ken Griffey Jr., L OBP: 0.362, SLG: 0.517 (1, 8)	1-1 P5		1-2 G6-4-3 1B		0-0 F8			2-1 F9		0-1 G6-3		5	1	1	0	0	0	4					
Sean Casey, L OBP: 0.387, SLG: 0.493 (1, 3)	1-0 F7		0-0 G6-4-3 BB 1B		0-1 FC4-6 1B			1-0 G6-3		2-3 K		5	0	2	0	0	1	2					
Aaron Boone, R OBP: 0.363, SLG: 0.508 (1, 5)			2-2 P6		4-0 G6-4-3 BB			1-1 SF9		1-1 1B		3	0	1	1	1	0	0					
Dmitri Young, S OBP: 0.357, SLG: 0.479 (1, 7)			1-0 G6-3		2-0 G6-4-3			3-H FC4-6		2-3 K		5	0	0	0	0	2	4					
Jason LaRue, R OBP: 0.307, SLG: 0.428 (1, 2)			2-3 K		2-3 K			0-3 K		2-3 K		5	0	0	0	0	4	1					
Pokey Reese, R OBP: 0.293, SLG: 0.342 Juan Castro, R OBP: 0.242, SLG: 0.246 (2, 6)			0-1 G5-3		3-2 F7			1-0 WP 2B 1B		0-0 G4-3		0	0	0	0	0	0	0					
59 Lance Davis, R OBP: 0.271, SLG: 0.353 Scott Sullivan, R ERA: 2.97 Danny Graves, R ERA: 3.97 Chris Nething, R ERA: 4.4	IP 6.0	WLS 0.2	BF 4	H 5	R 2	ER 1	SO 2	BB 1	IBB 0	HBP 0	BLK 0	WP 0	HR 0	S 8	P 12	ERA 0.00	WHIP 1.000						

San Francisco Giants @ Cincinnati Reds
Cinergy Field, Cincinnati, OH
Tue Aug 07 2001, 7:05 PM EDT
Att: 23,588 - Sunny - 92 F

livebaseballscorecards.com

AB 40
R 3
H 10
RBI 2
BB 1
SO 11
LOB 14

Batter	1	2	3	4	5	6	7	8	9	AB	R	H	RBI	BB	SO	LOB	TOP					
Marvin Benard, L (1.8) OBP: 0.315, SLG: 0.420	2-2 1B		2-1 F8			0-0 G6-3 1B		1-0 G4-3		4	0	2	0	0	0	0						
Rich Aurilia, R (1.6) OBP: 0.370, SLG: 0.563	1-2 F3		0-0 F9			0-2 F8		0-3 K		4	0	0	0	0	1	3						
John Vander Wal, L (1.7) OBP: 0.357, SLG: 0.468	0-0 L8			1-1 F9		2-1 G6-3			1-2 E 2B	4	1	1	1	0	0	2						
Jeff Kent, R (1.4) OBP: 0.358, SLG: 0.499	3-1 F9			0-1 G4-3		1-2 F8			3-2 G6-3	4	0	0	0	0	0	3						
J.T. Snow, L (1.3) OBP: 0.374, SLG: 0.362		0-0 1B		2-3 K			1-1 1B		0-2 E9 G6-3 2B	4	1	3	1	0	1	0						
Eric Davis, R (1.9) OBP: 0.281, SLG: 0.339		0-0 F9			0-2 L9		0-2 P4		2-0 G6-3	4	0	0	1	0	0	2						
Ramon Martinez, R (1.5) OBP: 0.332, SLG: 0.362		1-1 F2			1-2 F7		2-3 K		2-1 1B 1B	4	0	1	0	0	1	2						
Benito Santiago, R (1.2) OBP: 0.309, SLG: 0.369		1-2 L9			0-1 F9		0-0 F9		1-0 1B	4	0	1	0	0	0	2						
Shawn Estes, R (1.1) OBP: 0.103, SLG: 0.056			0-1 P4			4-2 F8 G6-3 1B BB		2-2 G4-3	3-3 K	1	0	0	0	0	0	0						
Brian Boehringer, S (5.1) OBP: 0.200, SLG: 0.418										0	0	0	0	0	0	0						
Pedro Feliz, R (6. PH) OBP: 0.200, SLG: 0.418										0	0	0	0	0	0	0						
Wayne Gomes, R (6. PH) OBP: 0.200, SLG: 0.418										0	0	0	0	0	0	0						
Calvin Murray, R (8. PH) OBP: 0.200, SLG: 0.418										0	0	0	0	0	0	0						
Aaron Fultz, L (8. PH) OBP: 0.200, SLG: 0.418										0	0	0	0	0	0	0						
Andres Galarraga, R (9. PH) OBP: 0.311, SLG: 0.545										1	0	0	0	0	1	2						
Inning Stats	R: 0 E: 0 K: 0 S: 10	H: 1 LOB: 1 BB: 0 P: 16	R: 0 E: 0 K: 0 S: 7	H: 1 LOB: 1 BB: 0 P: 9	R: 0 E: 0 K: 0 S: 5	H: 0 LOB: 0 BB: 0 P: 7	R: 0 E: 0 K: 1 S: 7	H: 0 LOB: 0 BB: 0 P: 10	R: 0 E: 0 K: 0 S: 8	H: 0 LOB: 0 BB: 0 P: 9	R: 1 E: 0 K: 0 S: 12	H: 1 LOB: 1 BB: 1 P: 19	R: 0 E: 0 K: 1 S: 10	H: 1 LOB: 1 BB: 0 P: 13	R: 0 E: 0 K: 1 S: 7	H: 0 LOB: 0 BB: 0 P: 10	R: 2 E: 1 K: 1 S: 20	H: 4 LOB: 2 BB: 0 P: 32	1B: 6 2B: 2 3B: 0 HR: 0	SF: 0 SAC: 0 DP: 0 HBP: 0	WP: 0 PB: 0 SB: 0 CS: 0	PA: 36
PITCHER Jon Lieber, R (1.1) ERA: 3.41	IP: 9.0 WLS: W BF: 36 H: 8 R: 3 ER: 3 SO: 4 BB: 1 IBB: 0 HBP: 0 BLK: 0 WP: 0 HR: 0 S: 86 P: 125 ERA: 3.00 WHIP: 1.000															PITCHER	IP: 9.0 WLS: W BF: 36 H: 8 R: 3 ER: 3 SO: 4 BB: 1 IBB: 0 HBP: 0 BLK: 0 WP: 0 HR: 0 S: 86 P: 125 ERA: 3.00 WHIP: 1.000					

San Francisco Giants @ Chicago Cubs
Wrigley Field, Chicago, IL
Fri Aug 10 2001, 2:20 PM CDT
Att: 40,529 - Sunny - 78 F

AB 35
R 3
H 8
RBI 3
BB 1
SO 4
LOB 16



Batter	1	2	3	4	5	6	7	8	9	AB	R	H	RBI	BB	SO	LOB	BOTTOM													
Eric Young Sr., R (1.4) OBP: 0.328, SLG: 0.398	2-1 L3		4-1 G3-6-3 BB		2-1 SH SF7 2B	0-0 SH5-3		3-1 HR 2B		3	2	2	0	1	0	0														
Delino DeShields, L (1.7) OBP: 0.327, SLG: 0.327	1-1 L5		1-0 G3-6-3		0-1 SH 2B	3-3 K		0-0 G6-3		4	1	0	0	0	1	4														
Sammy Sosa, R (1.9) OBP: 0.423, SLG: 0.689	4-2 BB			4-2 G5-3 1B BB	1-3 K	0-0 G5-3		4-0 HR IBB		2	2	0	0	3	1	3														
Fred McGriff, L (1.3) OBP: 0.387, SLG: 0.526	2-3 K			2-3 K	2-2 2B HBP		4-0 PB BB	2-0 HR		3	1	1	4	1	2	2														
Ron Coomer, R (1.5) OBP: 0.328, SLG: 0.421		0-2 F7		3-1 G5-3	2-1 SF7		0-3 K	4-2 1B BB		3	0	0	1	1	1	2														
Ricky Gutierrez, R (1.6) OBP: 0.351, SLG: 0.413		0-2 F9		1-2 1B HBP	0-2 2B		1-3 K	1-1 1B		4	1	2	1	0	1	1														
Michael Tucker, L (1.8) OBP: 0.319, SLG: 0.412		1-1 HR		1-2 1B	4-0 IBB		4-0 IBB	0-1 F5		3	1	2	2	2	0	2														
Joe Girardi, R (1.2) OBP: 0.288, SLG: 0.307		0-0 G4-3		4-1 IBB	3-2 G6-3		0-3 K2-3	3-3 K		4	0	0	0	1	2	7														
Jon Lieber, L (1.1) OBP: 0.185, SLG: 0.192			0-0 G4-3		1-2 IBB	1-0 WP SH5-3 1B		1-2 2B HR 1B		4	1	2	0	0	1	2														
Inning Stats	R: 0 E: 0 K: 1 S: 9	H: 0 LOB: 1 BB: 1 P: 18	R: 1 E: 0 K: 0 S: 9	H: 1 LOB: 0 BB: 0 P: 10	R: 0 E: 0 K: 0 S: 3	H: 0 LOB: 1 BB: 1 P: 8	R: 2 E: 0 K: 2 S: 19	H: 1 LOB: 2 BB: 2 P: 37	R: 2 E: 1 K: 1 S: 18	H: 2 LOB: 3 BB: 1 P: 32	R: 0 E: 0 K: 1 S: 6	H: 1 LOB: 1 BB: 0 P: 10	R: 0 E: 0 K: 3 S: 13	H: 0 LOB: 2 BB: 2 P: 22	R: 4 E: 0 K: 1 S: 17	H: 4 LOB: 2 BB: 2 P: 35	1B: 4 2B: 3 3B: 0 HR: 2	SF: 1 SAC: 2 DP: 1 HBP: 2	WP: 1 PB: 1 SB: 3 CS: 0	PA: 44										
PITCHER Shawn Estes, L (1.1) ERA: 3.65	IP: 0.2 WLS: L BF: 4 H: 1 R: 0 ER: 0 SO: 0 BB: 3 IBB: 1 HBP: 0 BLK: 0 WP: 0 HR: 1 S: 50 P: 88 ERA: 6.23 WHIP: 1.385															PITCHER	IP: 0.2 WLS: L BF: 4 H: 1 R: 0 ER: 0 SO: 0 BB: 3 IBB: 1 HBP: 0 BLK: 0 WP: 0 HR: 1 S: 50 P: 88 ERA: 6.23 WHIP: 1.385													
Brian Boehringer, R (5.1) ERA: 3.53	0.2	4	1	0	0	0	0	0	0	8	17	0.00	1.500																	
Wayne Gomes, R (6.1) ERA: 4.53	2.0	9	1	0	0	4	1	1	0	19	32	0.00	1.000																	
Aaron Fultz, L (8.1) ERA: 4.58	1.0	9	4	4	4	1	1	1	0	0	0	1	17	35	36.00	5.000														

San Francisco Giants @ Chicago Cubs
Wrigley Field, Chicago, IL
Fri Aug 10 2001, 2:20 PM CDT
Att: 40,529 - Sunny - 78 F

AB 30
R 9
H 9
RBI 8
BB 9
SO 9
LOB 23



Batter	1	2	3	4	5	6	7	8	9	AB	R	H	RBI	BB	SO	LOB	TOP					
Calvin Murray, R (1.8) OBP: 0.347, SLG: 0.408	F7	FC6-4 BB	FC5-4 1B			K		K		4	0	1	0	1	2	2	San Francisco Giants @ Chicago Cubs Wrigley Field, Chicago, IL Sat Aug 11 2001, 3:05 PM CDT Att: 40,541 - Sunny - 74 F					
Rich Aurilia, R (1.6) OBP: 0.371, SLG: 0.560	S 1B BB	FC6-4 HR	FC5-4			K		BB 1B		4	1	1	1	1	1	4						
Barry Bonds, L (1.7) OBP: 0.485, SLG: 0.819	K	HR				K		BB 1B		4	1	1	3	1	2	2						
Jeff Kent, R (1.4) OBP: 0.361, SLG: 0.501	2H 1B	1B				G4-3		WP BB 1B	SF9	4	0	3	1	0	0	0						
John Vander Wal, L (1.9) OBP: 0.358, SLG: 0.468		SH4 1B 2B	K			K		WP BB 1B	K	4	1	1	0	1	3	3						
J.T. Snow, L (1.3) OBP: 0.381, SLG: 0.367		1B SH5-4 BB	FC5-4 1B			G6-4-3 1B		K	K	3	1	2	0	1	1	2						
Andres Galarraga, R (9. PH) OBP: 0.310, SLG: 0.443										1	0	0	0	0	1	0						
Benito Santiago, R (1.2) OBP: 0.308, SLG: 0.370		SH5-4	F8			K		G5-3	2B	4	0	1	0	0	1	4						
Ramon Martinez, R (1.5) OBP: 0.330, SLG: 0.359		BB FC6-4 1B	FC5-4 HR			G6-4-3		G4-3	F8	5	2	1	1	0	0	5						
Livan Hernandez, R (1.1) OBP: 0.333, SLG: 0.433		FC6-4 BB	HR						F8	4	3	4	3	0	0	0						
Eric Davis, R (9. PH) OBP: 0.259, SLG: 0.336		FC6-4 HR	1B					BB SF9 1B		1	0	0	0	0	0	1						
Felix Rodriguez, R (9.1) OBP: 0.259, SLG: 0.336		HR	HR							0	0	0	0	0	0	0						
Inning Stats	R: 0 E: 0 K: 1 S: 8	H: 1 LOB: 2 BB: 1 P: 16	R: 6 E: 0 K: 1 S: 23	H: 5 LOB: 1 BB: 2 P: 42	R: 2 E: 0 K: 0 S: 10	H: 3 LOB: 1 BB: 0 P: 22	R: 0 E: 0 K: 1 S: 6	H: 0 LOB: 0 BB: 0 P: 10	R: 0 E: 0 K: 3 S: 14	H: 1 LOB: 1 BB: 0 P: 23	R: 0 E: 0 K: 1 S: 13	H: 1 LOB: 2 BB: 1 P: 22	R: 1 E: 0 K: 2 S: 12	H: 2 LOB: 2 BB: 1 P: 21	R: 0 E: 0 K: 1 S: 6	H: 1 LOB: 1 BB: 0 P: 8	1B: 11 2B: 2 3B: 0 HR: 2	SF: 1 SAC: 1 DP: 1 HBP: 0	WP: 1 PB: 0 SB: 1 CS: 0	PA: 45		
PITCHER	IP WLS BF H R ER SO BB IBB HBP BLK WP HR S P ERA WHIP	IP WLS BF H R ER SO BB IBB HBP BLK WP HR S P ERA WHIP	IP WLS BF H R ER SO BB IBB HBP BLK WP HR S P ERA WHIP	IP WLS BF H R ER SO BB IBB HBP BLK WP HR S P ERA WHIP	IP WLS BF H R ER SO BB IBB HBP BLK WP HR S P ERA WHIP	IP WLS BF H R ER SO BB IBB HBP BLK WP HR S P ERA WHIP	IP WLS BF H R ER SO BB IBB HBP BLK WP HR S P ERA WHIP	IP WLS BF H R ER SO BB IBB HBP BLK WP HR S P ERA WHIP	IP WLS BF H R ER SO BB IBB HBP BLK WP HR S P ERA WHIP	IP WLS BF H R ER SO BB IBB HBP BLK WP HR S P ERA WHIP	IP WLS BF H R ER SO BB IBB HBP BLK WP HR S P ERA WHIP	IP WLS BF H R ER SO BB IBB HBP BLK WP HR S P ERA WHIP	IP WLS BF H R ER SO BB IBB HBP BLK WP HR S P ERA WHIP	IP WLS BF H R ER SO BB IBB HBP BLK WP HR S P ERA WHIP	IP WLS BF H R ER SO BB IBB HBP BLK WP HR S P ERA WHIP	IP WLS BF H R ER SO BB IBB HBP BLK WP HR S P ERA WHIP	IP WLS BF H R ER SO BB IBB HBP BLK WP HR S P ERA WHIP	IP WLS BF H R ER SO BB IBB HBP BLK WP HR S P ERA WHIP	IP WLS BF H R ER SO BB IBB HBP BLK WP HR S P ERA WHIP	IP WLS BF H R ER SO BB IBB HBP BLK WP HR S P ERA WHIP	IP WLS BF H R ER SO BB IBB HBP BLK WP HR S P ERA WHIP	IP WLS BF H R ER SO BB IBB HBP BLK WP HR S P ERA WHIP

Batter	1	2	3	4	5	6	7	8	9	AB	R	H	RBI	BB	SO	LOB	BOTTOM					
Eric Young Sr., R (1.4) OBP: 0.327, SLG: 0.396	G6-3			G4-3		K		1B 1B		4	1	1	0	0	1	1	San Francisco Giants @ Chicago Cubs Wrigley Field, Chicago, IL Sat Aug 11 2001, 3:05 PM CDT Att: 40,541 - Sunny - 74 F					
Michael Tucker, L (1.8) OBP: 0.318, SLG: 0.410	G5-3			G4-3			K	1B 1B		4	0	1	1	0	1	0						
Sammy Sosa, R (1.9) OBP: 0.424, SLG: 0.694	F2			G3			HR	1B		4	1	2	2	0	0	0						
Fred McGriff, L (1.3) OBP: 0.386, SLG: 0.525										3	0	1	0	0	0	0						
David Weathers, R (8.1) OBP: 0.276, SLG: 0.378										0	0	0	0	0	0	0						
Robert Machado, R (8. PH) OBP: 0.276, SLG: 0.378										1	0	0	0	0	0	2						
Felix Heredia, L (9.1) OBP: 0.276, SLG: 0.378										0	0	0	0	0	0	0						
Ron Coomer, R (1.5) OBP: 0.324, SLG: 0.415										4	0	0	0	0	2	1						
Ricky Gutierrez, R (1.6) OBP: 0.347, SLG: 0.409										4	1	0	0	0	1	0						
Matt Stairs, L (1.7) OBP: 0.364, SLG: 0.439										4	1	1	0	0	1	0						
Todd Hundley, S (1.2) OBP: 0.249, SLG: 0.295										2	0	0	1	0	0	0						
Joe Borowski, R (1.1) OBP: 0.328, SLG: 0.326										0	0	0	0	0	0	0						
Will Ohman, L (2.1) OBP: 0.328, SLG: 0.326										1	0	0	0	0	0	0						
Todd Van Poppel, R (6.1) OBP: 0.400, SLG: 0.400										1	0	1	0	0	0	0						
Delino DeShields, L (8.7) OBP: 0.328, SLG: 0.326										1	0	0	0	0	1	1						
Inning Stats	R: 0 E: 0 K: 0 S: 5	H: 0 LOB: 0 BB: 0 P: 9	R: 0 E: 0 K: 1 S: 6	H: 1 LOB: 0 BB: 0 P: 13	R: 0 E: 0 K: 1 S: 8	H: 0 LOB: 0 BB: 0 P: 11	R: 0 E: 0 K: 0 S: 6	H: 0 LOB: 0 BB: 0 P: 7	R: 0 E: 0 K: 1 S: 11	H: 1 LOB: 1 BB: 0 P: 14	R: 1 E: 0 K: 2 S: 12	H: 1 LOB: 0 BB: 0 P: 16	R: 3 E: 1 K: 1 S: 16	H: 4 LOB: 2 BB: 0 P: 26	R: 0 E: 0 K: 1 S: 12	H: 0 LOB: 0 BB: 0 P: 19	1B: 6 2B: 0 3B: 0 HR: 1	SF: 1 SAC: 0 DP: 1 HBP: 0	WP: 0 PB: 1 SB: 0 CS: 0	PA: 34		
PITCHER	IP WLS BF H R ER SO BB IBB HBP BLK WP HR S P ERA WHIP	IP WLS BF H R ER SO BB IBB HBP BLK WP HR S P ERA WHIP	IP WLS BF H R ER SO BB IBB HBP BLK WP HR S P ERA WHIP	IP WLS BF H R ER SO BB IBB HBP BLK WP HR S P ERA WHIP	IP WLS BF H R ER SO BB IBB HBP BLK WP HR S P ERA WHIP	IP WLS BF H R ER SO BB IBB HBP BLK WP HR S P ERA WHIP	IP WLS BF H R ER SO BB IBB HBP BLK WP HR S P ERA WHIP	IP WLS BF H R ER SO BB IBB HBP BLK WP HR S P ERA WHIP	IP WLS BF H R ER SO BB IBB HBP BLK WP HR S P ERA WHIP	IP WLS BF H R ER SO BB IBB HBP BLK WP HR S P ERA WHIP	IP WLS BF H R ER SO BB IBB HBP BLK WP HR S P ERA WHIP	IP WLS BF H R ER SO BB IBB HBP BLK WP HR S P ERA WHIP	IP WLS BF H R ER SO BB IBB HBP BLK WP HR S P ERA WHIP	IP WLS BF H R ER SO BB IBB HBP BLK WP HR S P ERA WHIP	IP WLS BF H R ER SO BB IBB HBP BLK WP HR S P ERA WHIP	IP WLS BF H R ER SO BB IBB HBP BLK WP HR S P ERA WHIP	IP WLS BF H R ER SO BB IBB HBP BLK WP HR S P ERA WHIP	IP WLS BF H R ER SO BB IBB HBP BLK WP HR S P ERA WHIP	IP WLS BF H R ER SO BB IBB HBP BLK WP HR S P ERA WHIP	IP WLS BF H R ER SO BB IBB HBP BLK WP HR S P ERA WHIP	IP WLS BF H R ER SO BB IBB HBP BLK WP HR S P ERA WHIP	IP WLS BF H R ER SO BB IBB HBP BLK WP HR S P ERA WHIP



Batter	1	2	3	4	5	6	7	8	9	AB	R	H	RBI	BB	SO	LOB	TOP										
Marvin Benard, L OBP: 0.313, SLG: 0.416	E1	E6		F5			K	K		5	2	1	0	0	1	2	San Francisco Giants @ Chicago Cubs Wrigley Field, Chicago, IL Sun Aug 12 2001, 1:20 PM CDT Att: 40,314 - Sunny - 78 F										
Robb Nen, R		HR					2B	1B	K	0	0	0	0	0	0	0											
Rich Aurilia, R OBP: 0.371, SLG: 0.567	K	HR		K			WP	1B	G1-3	5	2	2	4	0	2	1											
Barry Bonds, L OBP: 0.484, SLG: 0.815	K	1B			P3		K			4	0	1	0	1	2	2											
Jeff Kent, R OBP: 0.365, SLG: 0.502	HBP	1B					1B	2B	1B	3	1	2	0	1	1	1											
John Vander Wal, L OBP: 0.354, SLG: 0.463	P4	P6			F7		K		K	4	0	0	0	0	1	7											
Tim Worrell, R										0	0	0	0	0	0	0											
Felix Rodriguez, R										0	0	0	0	0	0	0											
Aaron Fultz, L OBP: 0.250, SLG: 0.250										0	0	0	0	0	0	0											
Eric Davis, R OBP: 0.257, SLG: 0.333										1	0	0	0	0	1	1											
J.T. Snow, L OBP: 0.381, SLG: 0.365		L9	F9		G1-3		2B	1B		4	0	1	1	1	0	1											
Benito Santiago, R OBP: 0.309, SLG: 0.374	1B	E	1B	K			L9	1B	K	5	1	2	1	0	2	2											
Ramon Martinez, R OBP: 0.326, SLG: 0.354	K	K	K				G5-3	P4		4	0	0	0	0	2	3											
Kirk Rueter, L OBP: 0.245, SLG: 0.200										2	1	1	0	0	0	0											
Pedro Feliz, R OBP: 0.258, SLG: 0.415							F8			1	0	0	0	0	0	0											
Jason Christiansen, R										0	0	0	0	0	0	0											
Calvin Murray, R OBP: 0.349, SLG: 0.408	HR	1B		G4-3				CS	BB	0	0	0	0	1	0	0											
Inning Stats	R: 0 E: 1 K: 2 S: 22	H: 0 LOB: 2 BB: 0 P: 34	R: 4 E: 1 K: 1 S: 20	H: 4 LOB: 2 BB: 1 P: 34	R: 0 E: 0 K: 2 S: 11	H: 0 LOB: 0 BB: 0 P: 18	R: 0 E: 0 K: 1 S: 14	H: 0 LOB: 0 BB: 0 P: 21	R: 0 E: 0 K: 0 S: 12	H: 1 LOB: 1 BB: 0 P: 16	R: 0 E: 0 K: 0 S: 6	H: 0 LOB: 0 BB: 0 P: 10	R: 3 E: 0 K: 2 S: 18	H: 4 LOB: 2 BB: 1 P: 29	R: 0 E: 0 K: 3 S: 9	H: 0 LOB: 2 BB: 1 P: 14	R: 0 E: 0 K: 3 S: 16	H: 1 LOB: 2 BB: 1 P: 27	1B: 6 2B: 3 3B: 0 HR: 1	SF: 0 SAC: 0 DP: 0 HBP: 1	WP: 1 PB: 0 SB: 1 CS: 1	PA: 43					
PITCHER	IP	WLS	BF	H	R	ER	SO	BB	IBB	HBP	BLK	WP	HR	S	P	ERA	WHIP										
Kevin Tapani, R ERA: 3.77	5.0	L	24	5	4	0	6	1	0	1	0	0	1	79	123	0.00	1.200										
David Weathers, R ERA: 2.69	1.0		3	0	0	0	0	0	0	0	0	0	0	6	10	0.00	0.000										
Jeff Fassero, L ERA: 3.33	1.0		8	4	3	3	2	0	1	0	0	1	0	18	29	27.00	4.000										
Kyle Farnsworth, R ERA: 2.64	2.0		8	1	0	0	4	1	1	0	0	0	0	25	41	0.00	1.000										

Batter	1	2	3	4	5	6	7	8	9	AB	R	H	RBI	BB	SO	LOB	BOTTOM										
Eric Young Sr., R OBP: 0.330, SLG: 0.397	F9	F9			G4-6-3		BB	1B		4	1	2	1	1	0	2	San Francisco Giants @ Chicago Cubs Wrigley Field, Chicago, IL Sun Aug 12 2001, 1:20 PM CDT Att: 40,314 - Sunny - 78 F										
Ricky Gutierrez, R OBP: 0.345, SLG: 0.404	G6-3		G6-3		G4-6-3		BB	1B	K	4	1	0	0	1	1	3											
Sammy Sosa, R OBP: 0.426, SLG: 0.697	1B	BB	F9			G6-4-3	1B	SF8	3B	4	2	2	3	1	1	0											
Fred McGriff, L OBP: 0.386, SLG: 0.524	1B		F3			G6-4-3	1B	SF8	G3-1	4	0	2	1	0	0	0											
Ron Coomer, R OBP: 0.323, SLG: 0.413	G4-3					G6-4-3	1B	F7		4	0	1	0	0	0	4											
Kyle Farnsworth, R										0	0	0	0	0	0	0											
Todd Hundley, S OBP: 0.253, SLG: 0.299						G6-4-3	1B		1B	1	0	1	0	0	0	0											
Michael Tucker, L OBP: 0.316, SLG: 0.410		G3-1		F8			WP	2B	F5	5	0	1	1	0	1	2											
Delino DeShields, L OBP: 0.323, SLG: 0.323										3	0	0	0	0	0	2											
Jeff Fassero, L		G6-3		L9						0	0	0	0	0	0	0											
Augie Ojeda, S OBP: 0.257, SLG: 0.263										0	1	0	0	1	0	0											
Joe Girardi, R OBP: 0.298, SLG: 0.324		1B		FC6-4						4	1	3	0	0	0	1											
Kevin Tapani, R OBP: 0.270, SLG: 0.250										1	0	1	0	0	0	0											
Robert Machado, R OBP: 0.273, SLG: 0.373										1	0	0	0	0	0	0											
David Weathers, R										0	0	0	0	0	0	0											
Matt Stairs, L OBP: 0.362, SLG: 0.436										2	0	0	0	0	2	3											
Inning Stats	R: 0 E: 0 K: 0 S: 10	H: 1 LOB: 2 BB: 1 P: 21	R: 0 E: 0 K: 0 S: 16	H: 2 LOB: 2 BB: 0 P: 23	R: 0 E: 0 K: 0 S: 4	H: 0 LOB: 0 BB: 0 P: 6	R: 0 E: 0 K: 0 S: 6	H: 1 LOB: 1 BB: 0 P: 10	R: 0 E: 0 K: 0 S: 6	H: 1 LOB: 0 BB: 0 P: 9	R: 1 E: 0 K: 0 S: 10	H: 3 LOB: 1 BB: 0 P: 19	R: 4 E: 0 K: 1 S: 19	H: 2 LOB: 0 BB: 2 P: 31	R: 1 E: 0 K: 2 S: 17	H: 2 LOB: 2 BB: 1 P: 29	R: 0 E: 0 K: 2 S: 12	H: 1 LOB: 1 BB: 0 P: 20	1B: 10 2B: 2 3B: 1 HR: 0	SF: 1 SAC: 0 DP: 2 HBP: 0	WP: 1 PB: 0 SB: 0 CS: 0	PA: 42					
PITCHER	IP	WLS	BF	H	R	ER	SO	BB	IBB	HBP	BLK	WP	HR	S	P	ERA	WHIP										
Kirk Rueter, L ERA: 4.5	5.0	W	20	5	0	0	0	1	0	0	0	0	0	42	69	0.00	1.200										
Jason Christiansen, L ERA: 4.81	1.0		5	3	1	1	0	0	0	0	0	0	0	10	19	9.00	3.000										
Tim Worrell, R ERA: 3.97	0.1		4	1	3	3	1	2	0	0	0	0	0	14	24	81.00	9.000										
Felix Rodriguez, R ERA: 1.88	1.0		6	2	2	2	0	1	0	0	0	0	0	14	25	18.00	3.000										
Aaron Fultz, L ERA: 4.55	0.1	H	1	0	0	0	1	0	0	0	0	0	0	3	5	0.00	0.000										



Batter	1	2	3	4	5	6	7	8	9	AB	R	H	RBI	BB	SO	LOB	TOP		
Luis Castillo, S OBP: 0.356, SLG: 0.353 (1,4)	G4-3		K			G6-4-3 BB		G4-3		3	0	0	0	1	1	1	Florida Marlins @ San Francisco Giants PacBell Park, San Francisco, CA Wed Aug 15 2001, 10:15 PM EDT Att: 41,278 - Cloudy - 57 F		
Derrek Lee, R OBP: 0.327, SLG: 0.460 (1,3)	F3			F7		K		G4-3		4	0	0	0	0	1	2			
Cliff Floyd, L OBP: 0.404, SLG: 0.635 (1,7)	K				2B	G6-4-3 1-2			1B 2B 1B	4	1	2	0	0	1	2			
Mike Lowell, R OBP: 0.354, SLG: 0.474 (1,5)		P4		F3			G6-3	F7		4	0	0	0	0	0	2			
Kevin Millar, R OBP: 0.371, SLG: 0.530 1B Jeff Abbott, R OBP: 0.324, SLG: 0.344 (9, PR) (9,9)					P6		F7	2B 1B		3	0	1	0	1	0	1			
Preston Wilson, R OBP: 0.320, SLG: 0.453 (1,8)		F9					F9	2B		4	0	1	1	0	1	1			
Charles Johnson, R OBP: 0.347, SLG: 0.512 (1,2)				F8				2B		4	0	0	0	0	2	4			
Alex Gonzalez, R OBP: 0.310, SLG: 0.383 (1,6)			F7		L6			P3		3	0	0	0	0	0	0			
Brad Penny, R OBP: 0.149, SLG: 0.152 John Mabry, L OBP: 0.311, SLG: 0.417 Vladimir Nunez, R Vic Darenbourg, L (8, PH) (8,1) (9,1)			G4-3			BB BB				1	0	0	0	1	0	0			
										1	0	1	0	0	0	0			
										0	0	0	0	0	0	0			
										0	0	0	0	0	0	0			
Inning Stats	R: 0 E: 0 K: 1 S: 7	H: 0 LOB: 0 BB: 0 P: 8	R: 0 E: 0 K: 1 S: 10	H: 0 LOB: 1 BB: 1 P: 17	R: 0 E: 0 K: 1 S: 8	H: 0 LOB: 0 BB: 0 P: 12	R: 0 E: 0 K: 0 S: 4	H: 1 LOB: 1 BB: 0 P: 5	R: 0 E: 0 K: 1 S: 5	H: 0 LOB: 0 BB: 0 P: 7	R: 0 E: 0 K: 0 S: 4	H: 0 LOB: 0 BB: 0 P: 7	R: 0 E: 0 K: 1 S: 10	H: 1 LOB: 1 BB: 0 P: 13	R: 1 E: 0 K: 0 S: 10	H: 3 LOB: 3 BB: 0 P: 14	1B: 3 2B: 2 3B: 0 HR: 0	SF: 0 SAC: 0 DP: 1 HBP: 0	WP: 0 PA: 34 SB: 0 CS: 0
PITCHER	IP	WLS	BF	H	R	ER	SO	BB	IBB	HBP	BLK	WP	HR	S	P	ERA	WHIP		
Russ Ortiz, R ERA: 3.31 Robb Nen, R ERA: 2.93	(1,1)	8.2	33	5	1	1	6	3	0	0	0	0	0	65	98	1.04	0.923		
	(9,1)	0.1	W	1	0	0	0	0	0	0	0	0	0	1	1	0.00	0.000		

Batter	1	2	3	4	5	6	7	8	9	AB	R	H	RBI	BB	SO	LOB	BOTTOM		
Marvin Benard, L OBP: 0.309, SLG: 0.411 (1,8)	F8		F8			F9		K		4	0	0	0	0	1	1	Florida Marlins @ San Francisco Giants PacBell Park, San Francisco, CA Wed Aug 15 2001, 10:15 PM EDT Att: 41,278 - Cloudy - 57 F		
Rich Aurilia, R OBP: 0.372, SLG: 0.569 (1,6)	G6-3			L5			HR		G5-3	4	1	1	1	0	0	0			
Barry Bonds, L OBP: 0.484, SLG: 0.813 (1,7)	G6-3			G1-3		F7			G1-3	4	0	0	0	0	0	0			
Jeff Kent, R OBP: 0.368, SLG: 0.499 (1,4)		G3-6 BB		G5-3		E6 FC5 S		2B BB		2	1	0	0	2	0	0			
John Vander Wal, L OBP: 0.355, SLG: 0.465 (1,9)	G3-6 1-2			L6		K		2B		4	0	1	1	0	1	2			
J.T. Snow, L OBP: 0.385, SLG: 0.369 (1,3)	G6-3				K		FC5 IBB			2	0	0	0	1	1	0			
Benito Santiago, R OBP: 0.308, SLG: 0.380 (1,2)			G5-3		G5-3		FC5 1-2 2-3			3	0	0	0	0	0	2			
Ramon Martinez, R OBP: 0.330, SLG: 0.363 (1,5)						F7		F8		3	0	1	0	0	0	0			
Russ Ortiz, R OBP: 0.264, SLG: 0.271 Robb Nen, R (9,1)					P3		G1-3	F5		3	0	0	0	0	0	1			
										0	0	0	0	0	0	0			
Inning Stats	R: 0 E: 0 K: 0 S: 6	H: 0 LOB: 0 BB: 0 P: 10	R: 0 E: 0 K: 0 S: 6	H: 0 LOB: 0 BB: 1 P: 11	R: 0 E: 0 K: 0 S: 6	H: 1 LOB: 1 BB: 0 P: 9	R: 0 E: 0 K: 0 S: 6	H: 0 LOB: 0 BB: 0 P: 8	R: 0 E: 0 K: 0 S: 5	H: 0 LOB: 0 BB: 0 P: 8	R: 1 E: 1 K: 1 S: 9	H: 1 LOB: 2 BB: 1 P: 16	R: 0 E: 0 K: 1 S: 8	H: 0 LOB: 0 BB: 0 P: 10	R: 1 E: 0 K: 0 S: 5	H: 1 LOB: 1 BB: 1 P: 11	1B: 0 2B: 2 3B: 0 HR: 1	SF: 0 SAC: 0 DP: 1 HBP: 0	WP: 0 PA: 32 SB: 1 CS: 0
PITCHER	IP	WLS	BF	H	R	ER	SO	BB	IBB	HBP	BLK	WP	HR	S	P	ERA	WHIP		
Brad Penny, R ERA: 3.86 Vladimir Nunez, R ERA: 2.7 Vic Darenbourg, L ERA: 4.57	(1,1)	7.0	25	2	1	1	2	1	0	0	0	0	0	11	15	0.00	0.000		
	(9,1)	0.1	L	3	1	1	0	1	0	0	0	0	0	2	6	27.00	6.000		

Batter	1	2	3	4	5	6	7	8	9	AB	R	H	RBI	BB	SO	LOB	TOP		
Marcus Giles, R OBP: 0.341, SLG: 0.426 (1, 4)	F9					F8		G4-3		4	0	1	0	0	0	1			
B.J. Surhoff, L OBP: 0.312, SLG: 0.389 (1, 7)	P5			F8			E5		F8	4	1	0	0	0	0	1			
10 Chipper Jones, S OBP: 0.417, SLG: 0.605 (1, 5)	G3-1			G5-3			SF8		G3-1	4	1	1	1	0	0	0			
Brian Jordan, R OBP: 0.332, SLG: 0.493 (1, 9)		G6-3			K		SF8		G6-3	3	0	0	1	0	1	0			
Ken Caminiti, S OBP: 0.327, SLG: 0.445 Wes Helms, R OBP: 0.294, SLG: 0.412 (7, 3)		K			K2-3		K			3	0	0	0	0	0	3	0		
Andruw Jones, R OBP: 0.313, SLG: 0.454 (1, 8)		F8								1	0	0	0	2	0	0			
Rey Sanchez, R OBP: 0.314, SLG: 0.356 (1, 6)			L5		F8		G1-3			3	0	0	0	0	0	2			
Paul Bako, L OBP: 0.257, SLG: 0.327 (1, 2)			K			G4-3		F7		3	0	0	0	0	1	0			
Greg Maddux, R OBP: 0.204, SLG: 0.157 Mike Remlinger, L OBP: 0.320, SLG: 0.454 Dave Martinez, L OBP: 0.362, SLG: 0.418 29 John Smoltz, R OBP: 0.313, SLG: 0.412 (8, 1)			G6-3			G1-3				2	0	0	0	0	0	0			
Inning Stats	R: 0 H: 0 E: 0 K: 0 S: 6	H: 0 LOB: 0 BB: 0 P: 8	R: 0 H: 0 E: 0 K: 1 S: 7	H: 0 LOB: 0 BB: 0 P: 9	R: 0 H: 0 E: 0 K: 1 S: 9	H: 0 LOB: 0 BB: 0 P: 13	R: 0 H: 1 E: 0 K: 0 S: 6	H: 0 LOB: 1 BB: 1 P: 8	R: 0 H: 0 E: 0 K: 0 S: 5	H: 0 LOB: 0 BB: 0 P: 5	R: 2 H: 1 E: 1 K: 1 S: 16	H: 1 LOB: 1 BB: 1 P: 24	R: 0 H: 0 E: 0 K: 0 S: 5	H: 0 LOB: 0 BB: 0 P: 12	R: 0 H: 0 E: 0 K: 0 S: 6	H: 0 LOB: 0 BB: 0 P: 9	1B: 1 2B: 0 3B: 1 HR: 0	SF: 1 SAC: 0 DP: 0 HBP: 0	WP: 0 PA: 31 SB: 0 CS: 2
PITCHER Livan Hernandez, R ERA: 5.38 (1, 1)	IP: 9.0 WLS: L BF: 31 H: 2 R: 2 ER: 1 SO: 5 BB: 3 IBB: 0 HBP: 0 BLK: 0 WP: 0 HR: 0 S: 74 P: 114 ERA: 1.00 WHIP: 0.556															PITCHER			

Atlanta Braves @ San Francisco Giants
PacBell Park, San Francisco, CA
Fri Aug 17, 2001, 10:35 PM EDT
Att: 41,718 - Cloudy - 60 F

AB 27
R 2
H 2
RBI 2
BB 3
SO 5
LOB 4

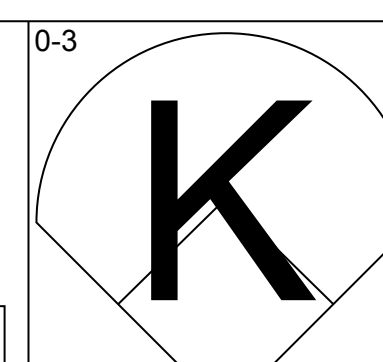
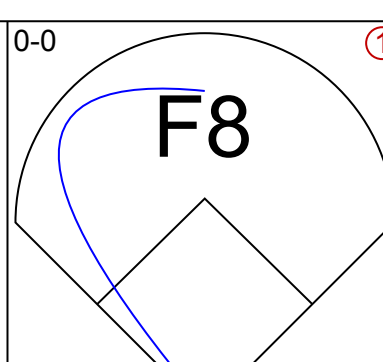
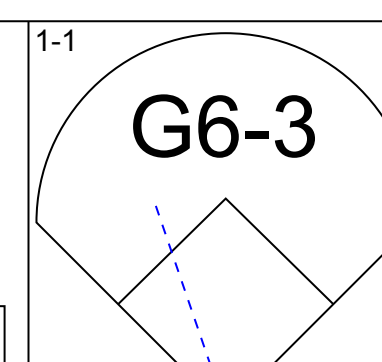
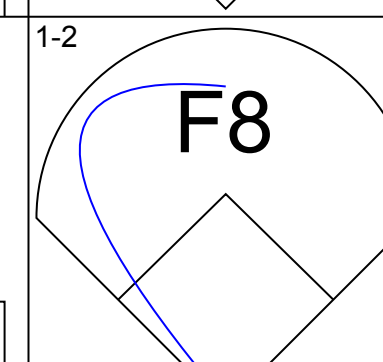
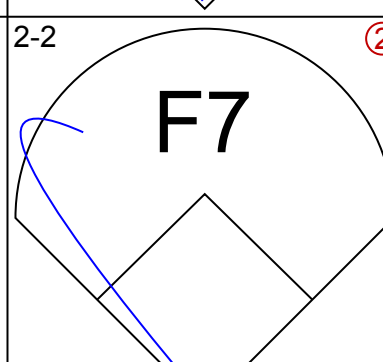
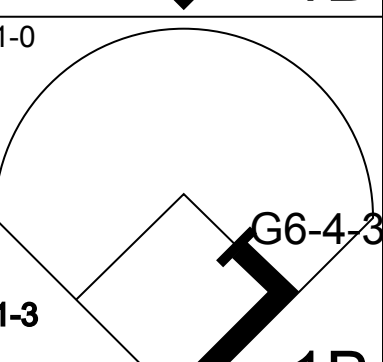
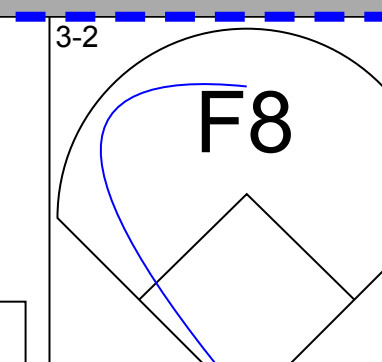
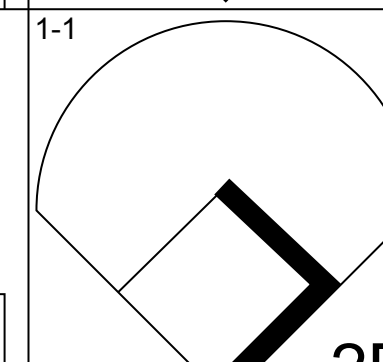
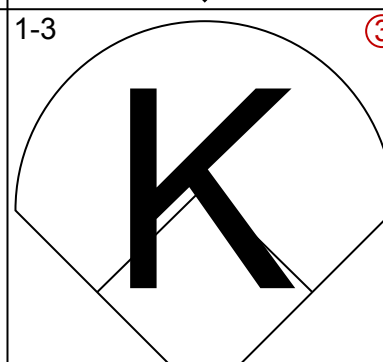
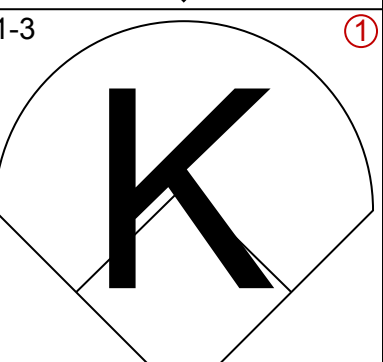
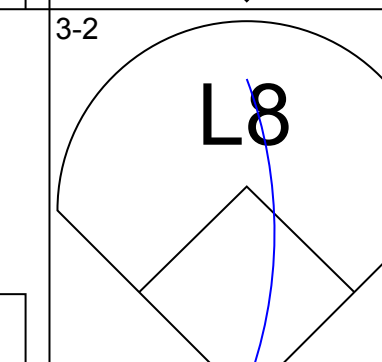
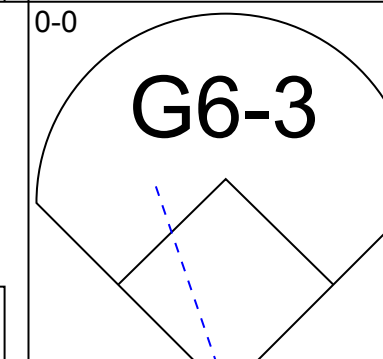
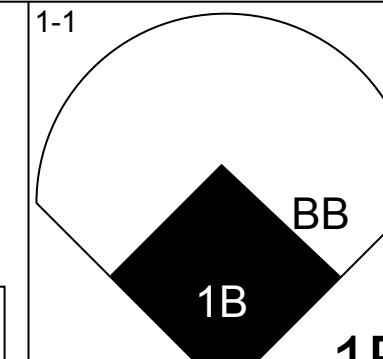
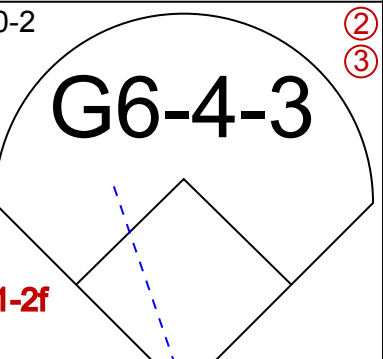
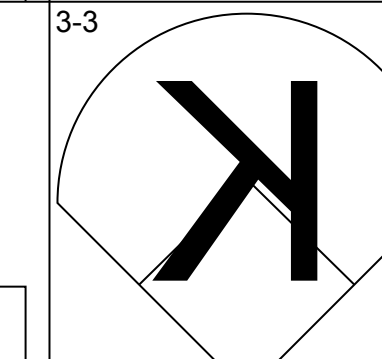
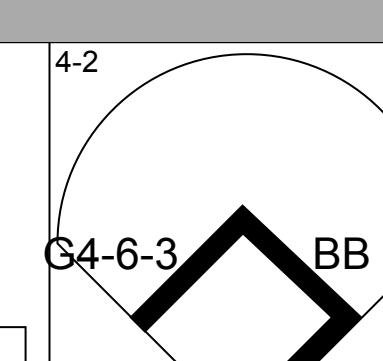
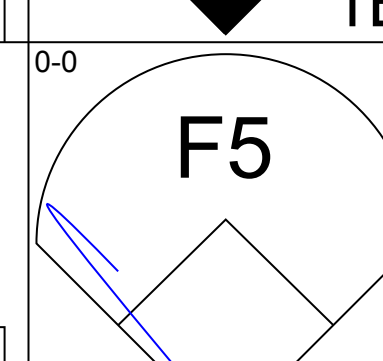
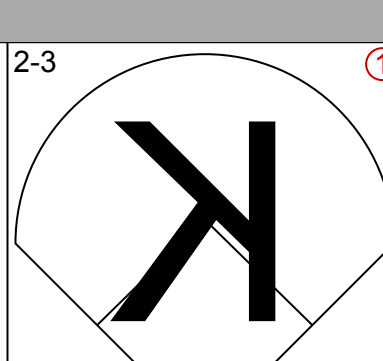
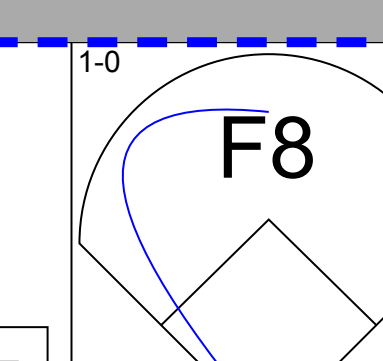
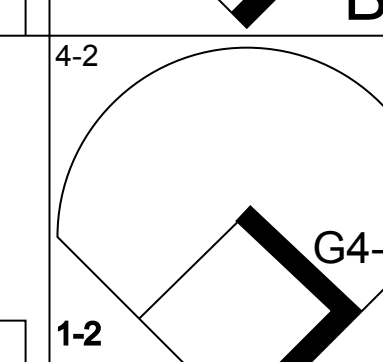
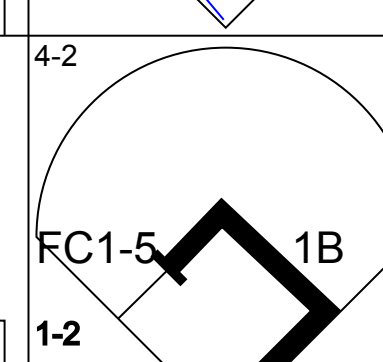

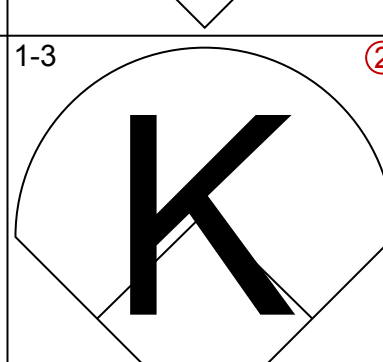
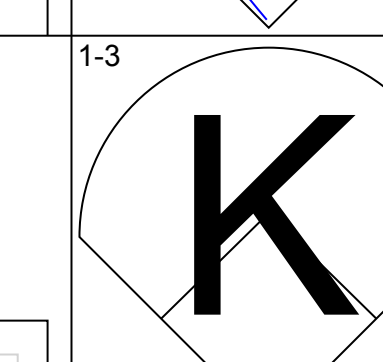
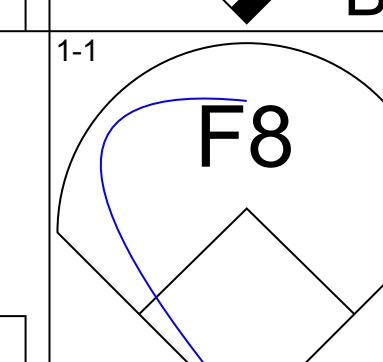
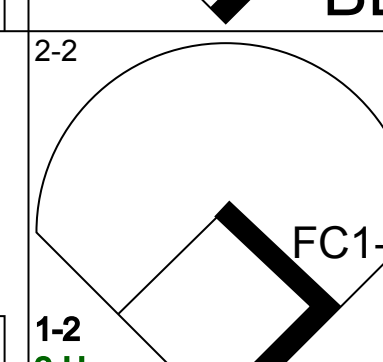

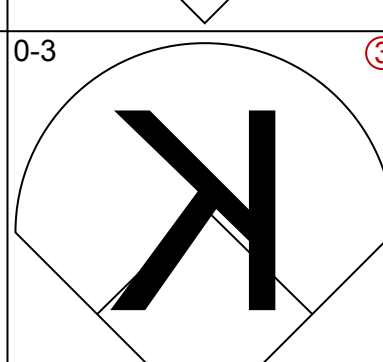
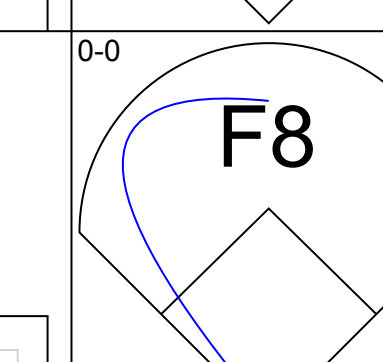
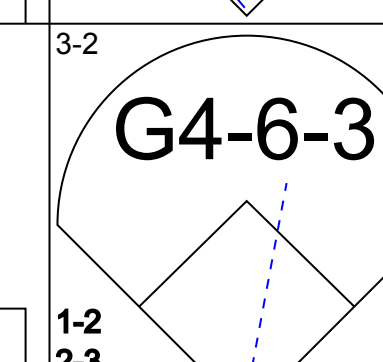
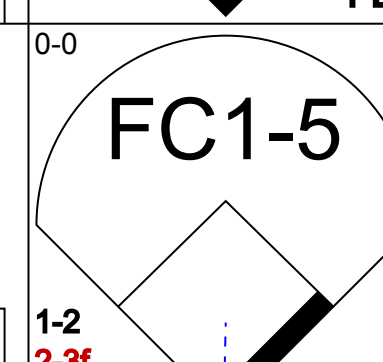
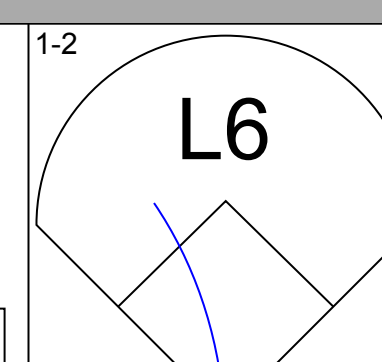
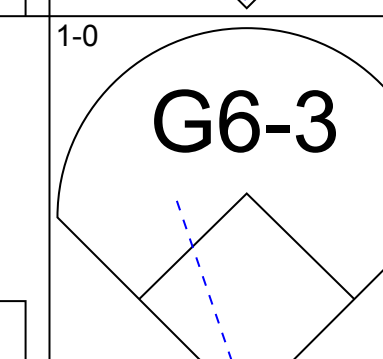
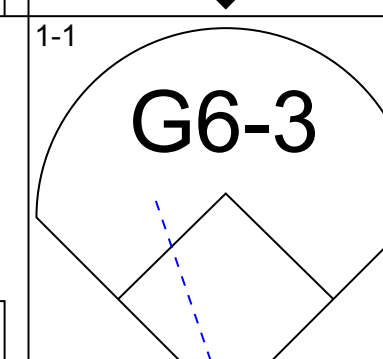
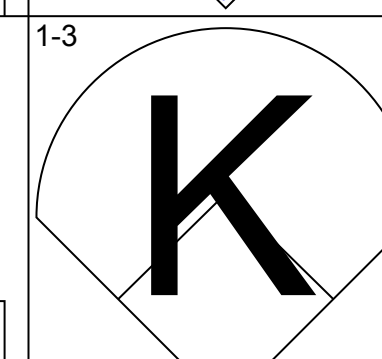


Batter	1	2	3	4	5	6	7	8	9	AB	R	H	RBI	BB	SO	LOB	BOTTOM		
Marvin Benard, L OBP: 0.308, SLG: 0.408 Andres Calarraga, R OBP: 0.320, SLG: 0.454 Calvin Murray, R OBP: 0.357, SLG: 0.412 (8, 8)	G3					G4-3				3	0	1	0	0	0	1			
Rich Aurilia, R OBP: 0.372, SLG: 0.564 (1, 6)	G6-3			1B			P6		F8	4	0	0	0	0	0	5			
Barry Bonds, L OBP: 0.484, SLG: 0.822 (1, 7)	G6-3			G4-3			P5		K	4	0	1	0	0	1	0			
Jeff Kent, R OBP: 0.366, SLG: 0.501 (1, 4)		G6-3		G4-3				F8		4	1	1	1	0	0	1			
John Vander Wal, L OBP: 0.348, SLG: 0.454 (1, 9)		G3-1		G3			L4		K	4	0	0	0	0	1	1			
J.T. Snow, L OBP: 0.374, SLG: 0.355 (1, 3)		G4-3		K			G1		K	4	0	0	0	0	2	1			
Benito Santiago, R OBP: 0.310, SLG: 0.384 (1, 2)			F7			SH5-3			F7	4	0	2	0	0	0	0			
Ramon Martinez, R OBP: 0.324, SLG: 0.355 (1, 5)			G4-3			SH5-3			K	3	0	0	0	0	2	1			
Livan Hernandez, R OBP: 0.333, SLG: 0.429 (1, 1)			E6							3	0	1	0	0	0	1			
Inning Stats	R: 0 H: 0 E: 0 K: 0 S: 5	H: 0 LOB: 0 BB: 0 P: 9	R: 0 H: 0 E: 0 K: 0 S: 3	H: 0 LOB: 0 BB: 0 P: 4	R: 0 H: 1 E: 1 K: 0 S: 11	H: 1 LOB: 2 BB: 0 P: 15	R: 0 H: 1 E: 0 K: 1 S: 8	H: 1 LOB: 0 BB: 0 P: 15	R: 0 H: 1 E: 0 K: 0 S: 7	H: 1 LOB: 1 BB: 0 P: 9	R: 1 H: 1 E: 0 K: 0 S: 8	H: 1 LOB: 2 BB: 1 P: 28	R: 0 H: 0 E: 0 K: 2 S: 9	H: 0 LOB: 0 BB: 0 P: 11	R: 0 H: 0 E: 0 K: 2 S: 8	H: 0 LOB: 0 BB: 0 P: 11	1B: 4 2B: 1 3B: 0 HR: 1	SF: 0 SAC: 1 DP: 0 HBP: 0	WP: 0 PA: 35 SB: 1 CS: 0
PITCHER Greg Maddux, R ERA: 2.84 Mike Remlinger, L ERA: 2.71 29 John Smoltz, R ERA: 3.89 (8, 1)	IP: 6.2 WLS: W BF: 27 H: 6 R: 1 ER: 1 SO: 2 BB: 0 IBB: 0 HBP: 0 BLK: 0 WP: 0 HR: 1 S: 55 P: 80 ERA: 1.35 WHIP: 0.900															PITCHER			

Atlanta Braves @ San Francisco Giants
PacBell Park, San Francisco, CA
Fri Aug 17, 2001, 10:35 PM EDT
Att: 41,718 - Cloudy - 60 F

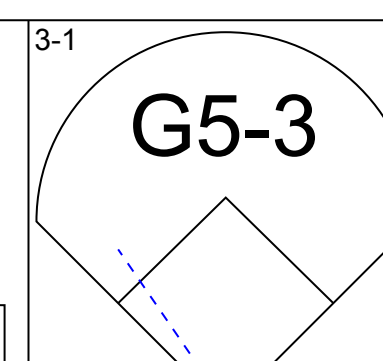
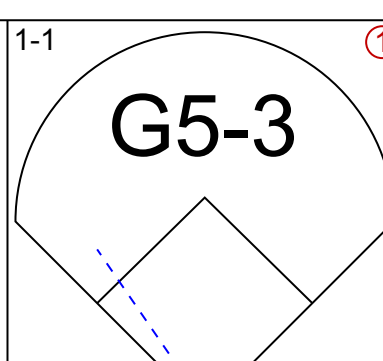
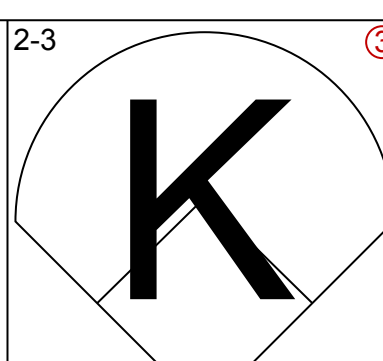
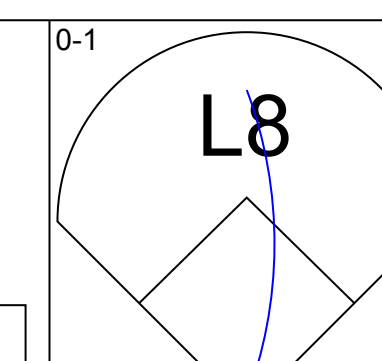
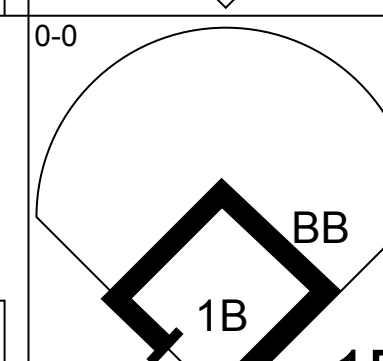
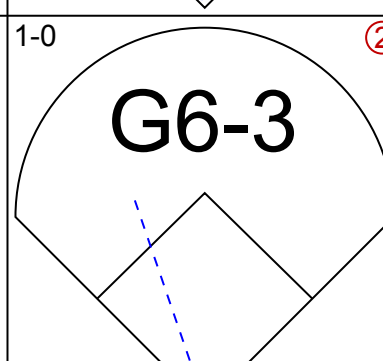
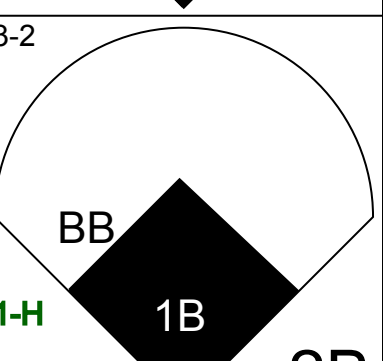
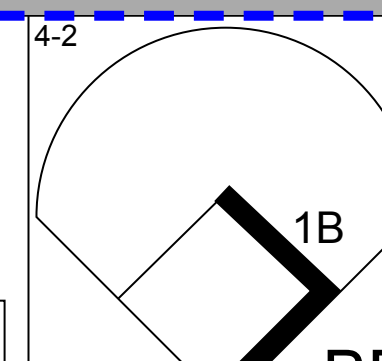
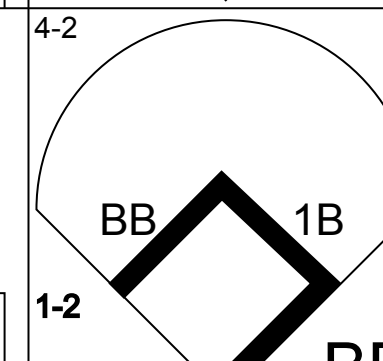
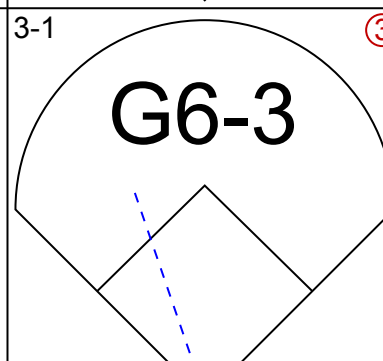
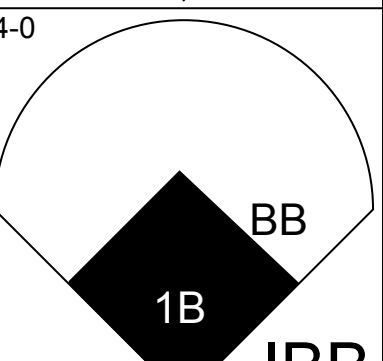
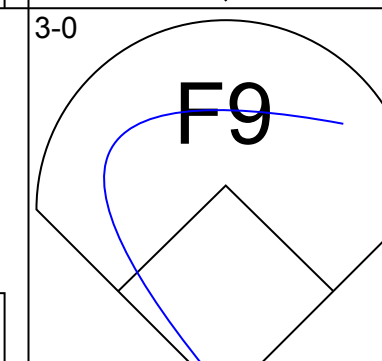
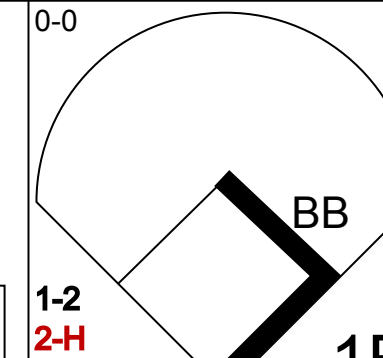
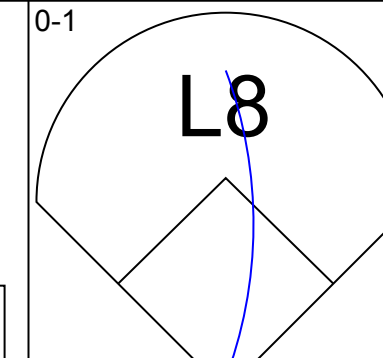
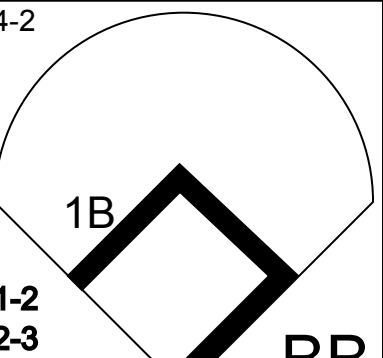

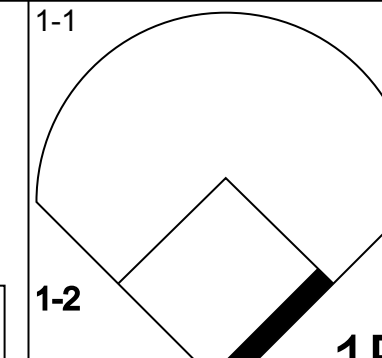
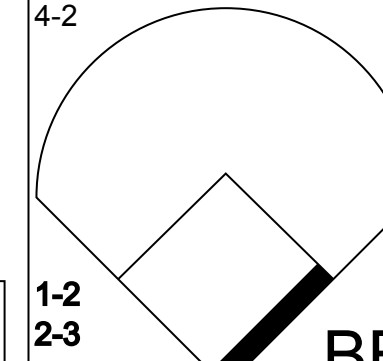
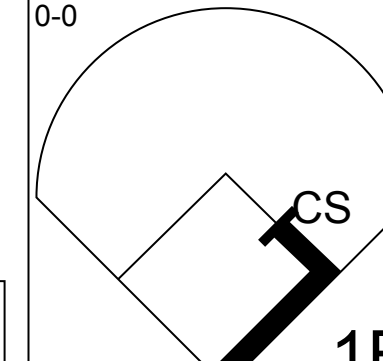
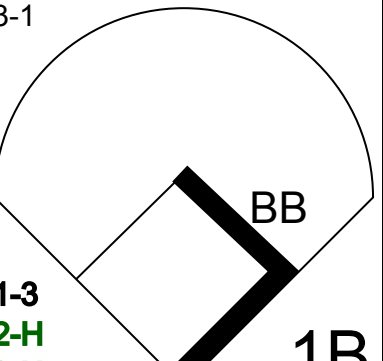
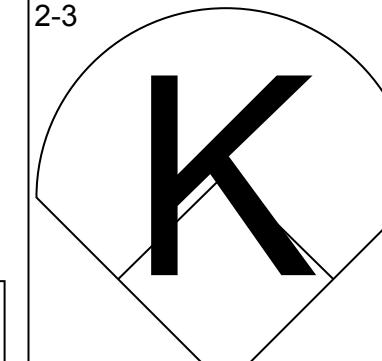
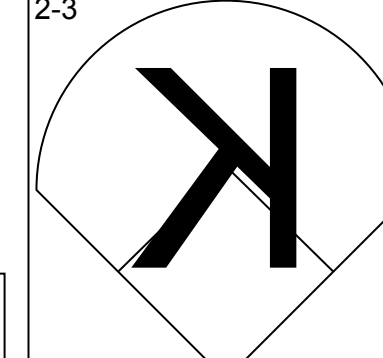
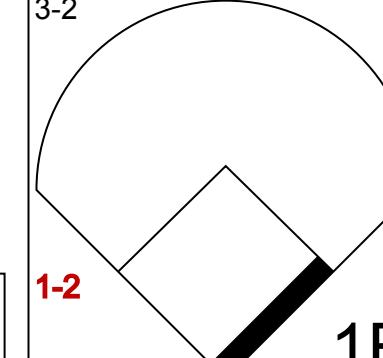
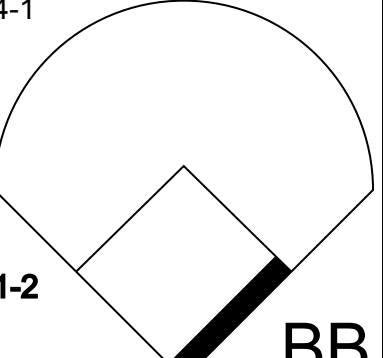
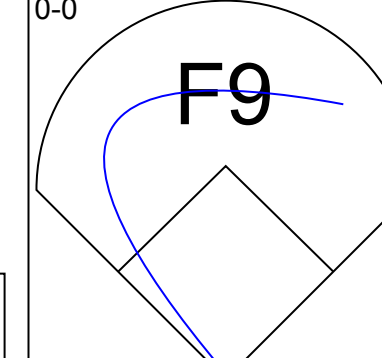
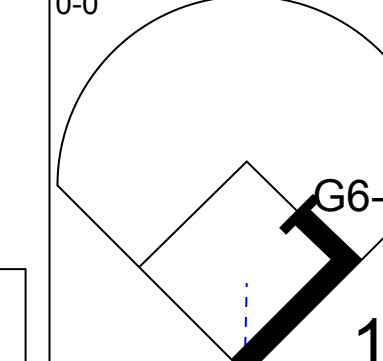
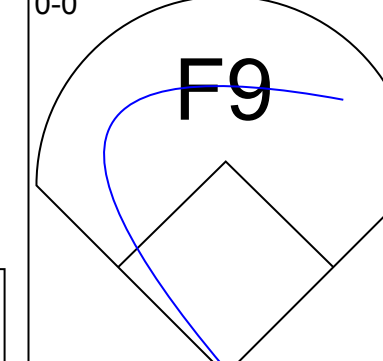
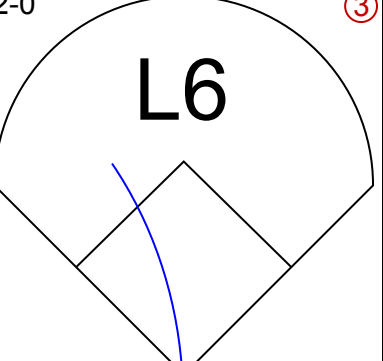
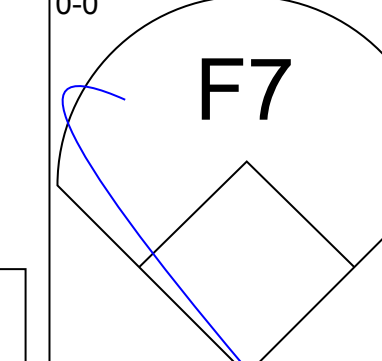
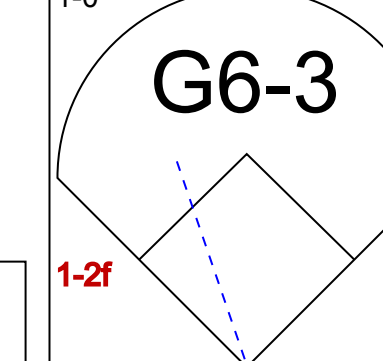
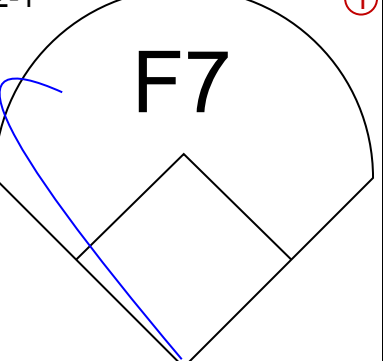
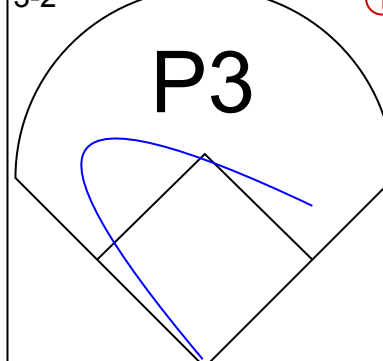
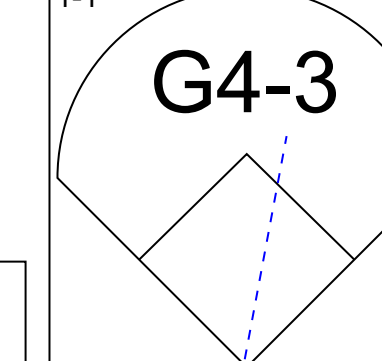
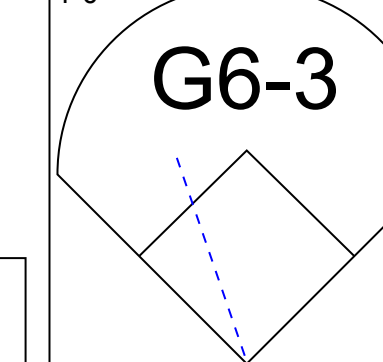
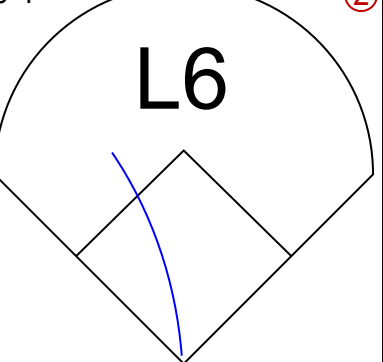
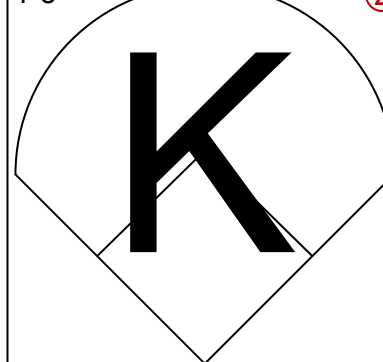
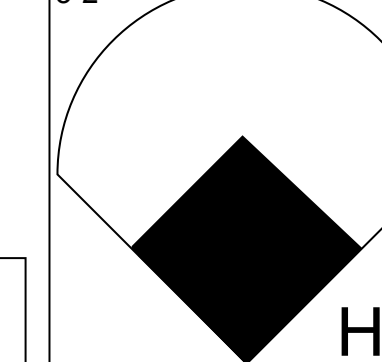
AB 33
R 1
H 6
RBI 1
BB 1
SO 6
LOB 11



Batter	1	2	3	4	5	6	7	8	9	AB	R	H	RBI	BB	SO	LOB	TOP				
Keith Lockhart, L OBP: 0.317, SLG: 0.359 (1, 4)										4	0	1	0	0	1	0	Atlanta Braves @ San Francisco Giants PacBell Park, San Francisco, CA Sun Aug 19 2001, 8:08 PM EDT Att: 41,527 - Sunny - 62 F				
B.J. Surhoff, L OBP: 0.311, SLG: 0.388 (1, 7)										4	0	1	0	0	0	0					
10 Chipper Jones, S OBP: 0.415, SLG: 0.603 (1, 5)										4	0	1	0	0	2	2					
Brian Jordan, R OBP: 0.328, SLG: 0.486 (1, 9)										4	1	1	0	0	1	3					
Ken Caminiti, S OBP: 0.329, SLG: 0.444 (1, 3)										3	0	0	0	1	1	1					
Andruw Jones, R OBP: 0.314, SLG: 0.451 (1, 8)										2	0	0	0	2	2	0					
Javy Lopez, R OBP: 0.296, SLG: 0.398 (1, 2)										4	0	1	1	0	1	2					
Rey Sanchez, R OBP: 0.314, SLG: 0.357 (1, 6)										3	0	0	0	0	0	4					
Tom Glavine, L OBP: 0.209, SLG: 0.200 Steve Reed, R (5, 1)										2	0	0	0	0	0	4					
Dave Martinez, L OBP: 0.361, SLG: 0.416 Jose Cabrera, R (7, 1)										0	0	0	0	0	0	0					
Inning Stats	R: 0 E: 0 K: 1 S: 9	H: 1 LOB: 1 BB: 0 P: 11	R: 0 E: 0 K: 0 S: 13	H: 0 LOB: 2 BB: 2 P: 26	R: 0 E: 0 K: 1 S: 8	H: 0 LOB: 0 BB: 0 P: 11	R: 1 E: 0 K: 0 S: 12	H: 2 LOB: 2 BB: 1 P: 20	R: 0 E: 0 K: 3 S: 10	H: 0 LOB: 0 BB: 0 P: 12	R: 0 E: 0 K: 1 S: 10	H: 0 LOB: 0 BB: 0 P: 13	R: 0 E: 0 K: 1 S: 12	H: 0 LOB: 0 BB: 0 P: 21	R: 0 E: 0 K: 1 S: 5	H: 0 LOB: 0 BB: 0 P: 7	1B: 4 2B: 1 3B: 0 HR: 0	SF: 0 SAC: 0 DP: 1 HBP: 0	WP: 0 PB: 0 SB: 0 CS: 0	PA: 34	
PITCHER	IP	WLS	BF	H	R	ER	SO	BB	IBB	HBP	BLK	WP	HR	S	P	ERA	WHIP				
Jason Schmidt, R ERA: 4.46 Felix Rodriguez, R ERA: 1.95 Robb Nen, R ERA: 2.83	(1, 1)	7.0	W	28	5	1	1	7	3	0	0	0	0	0	71	107	1.29	1.143			
	(8, 1)	1.0	H	3	0	0	0	1	0	0	0	0	0	0	12	21	0.00	0.000			
	(9, 1)	1.0	S	3	0	0	0	1	0	0	0	0	0	5	7	0.00	0.000				

AB 31
R 1
H 5
RBI 1
BB 3
SO 9
LOB 16



Batter	1	2	3	4	5	6	7	8	9	AB	R	H	RBI	BB	SO	LOB	BOTTOM				
Calvin Murray, R OBP: 0.351, SLG: 0.398 (1, 8)										4	1	0	0	1	1	0	Atlanta Braves @ San Francisco Giants PacBell Park, San Francisco, CA Sun Aug 19 2001, 8:08 PM EDT Att: 41,527 - Sunny - 62 F				
Rich Aurilia, R OBP: 0.375, SLG: 0.567 (1, 6)										3	1	2	1	1	0	0					
Barry Bonds, L OBP: 0.486, SLG: 0.824 (1, 7)										2	1	0	0	2	0	1					
Jeff Kent, R OBP: 0.372, SLG: 0.507 (1, 4)										3	0	2	0	1	0	0					
Andres Galarraga, R OBP: 0.324, SLG: 0.455 (1, 3)										3	0	2	2	1	1	2					
Eric Davis, R OBP: 0.287, SLG: 0.356 Marvin Benard, L (7, PH) (8, 9)										2	0	1	0	1	1	3					
Benito Santiago, R OBP: 0.306, SLG: 0.378 (1, 2)										4	0	1	0	0	0	4					
Pedro Feliz, R OBP: 0.285, SLG: 0.411 (1, 5)										4	0	0	0	0	0	1					
Jason Schmidt, R OBP: 0.176, SLG: 0.265 Felix Rodriguez, R (8, 1)										3	0	0	0	0	1	0					
John Vander Wal, L OBP: 0.347, SLG: 0.460 Robb Nen, R (9, 1)										1	1	1	1	0	0	0					
Inning Stats	R: 0 E: 0 K: 1 S: 12	H: 2 LOB: 3 BB: 2 P: 25	R: 0 E: 0 K: 0 S: 3	H: 1 LOB: 0 BB: 0 P: 5	R: 0 E: 0 K: 0 S: 5	H: 0 LOB: 0 BB: 0 P: 10	R: 0 E: 0 K: 0 S: 7	H: 2 LOB: 1 BB: 0 P: 10	R: 3 E: 0 K: 0 S: 20	H: 2 LOB: 3 BB: 4 P: 46	R: 0 E: 0 K: 2 S: 9	H: 0 LOB: 0 BB: 0 P: 15	R: 0 E: 0 K: 1 S: 10	H: 1 LOB: 2 BB: 1 P: 20	R: 1 E: 0 K: 0 S: 8	H: 1 LOB: 0 BB: 0 P: 12	1B: 7 2B: 1 3B: 0 HR: 1	SF: 0 SAC: 0 DP: 1 HBP: 0	WP: 0 PB: 0 SB: 0 CS: 1	PA: 37	
PITCHER	IP	WLS	BF	H	R	ER	SO	BB	IBB	HBP	BLK	WP	HR	S	P	ERA	WHIP				
Tom Glavine, L ERA: 3.79 Steve Reed, R ERA: 3.95 Jose Cabrera, R ERA: 2.54	(1, 1)	4.2	L	24	7	3	3	1	5	1	0	0	0	0	46	93	5.79	2.571			
	(5, 1)	1.1		4	0	0	0	2	0	0	0	0	0	10	18	0.00	0.000				
	(7, 1)	2.0		9	2	1	1	1	1	0	0	0	1	18	32	4.50	1.500				



Batter	1	2	3	4	5	6	7	8	9	AB	R	H	RBI	BB	SO	LOB	TOP			
Marvin Benard, L (1, 8) OBP: 0.305, SLG: 0.401			G3-1		G1-3		F7			5	1	1	0	0	0	2	San Francisco Giants @ Montreal Expos Olympic Stadium, Montreal, QB Tue Aug 21 2001, 7:05 PM EDT Alt: 8,937 - Dome - 72 F livebaseballscorecards.com			
Rich Aurilia, R (1, 6) OBP: 0.375, SLG: 0.573	G5-3	FC6-4 SF	HR		G6-3		L5			5	2	2	1	0	0	1				
Barry Bonds, L (1, 7) OBP: 0.487, SLG: 0.820	BLK 1B	FC6-4 BB	K					F7		2	1	0	0	3	1	0				
Calvin Murray, R (8, 8) OBP: 0.351, SLG: 0.398	BB	BB			BB					0	0	0	0	0	0	0				
Jeff Kent, R (1, 4) OBP: 0.370, SLG: 0.510	K	FC6-4 SF 1B	HR		F7			F7		5	2	1	1	0	1	5				
J.T. Snow, L (1, 3) OBP: 0.377, SLG: 0.364	1B BLK	SF				G4-3				2	2	1	1	1	0	0				
Andres Galarraga, R (8, PH) OBP: 0.353, SLG: 0.453	1B BB	1B						G6-3		1	0	0	0	0	0	0				
John Vander Wal, L (1, 9) OBP: 0.350, SLG: 0.461	1B 2B	1B	F8			1B BB				4	1	2	3	1	0	1				
Benito Santiago, R (1, 2) OBP: 0.310, SLG: 0.381	1B	1B		G5-3						5	1	3	1	0	0	0				
Ramon Martinez, R (1, 5) OBP: 0.321, SLG: 0.351	2B	1B		F5		G6-4-3				5	0	2	0	0	0	2				
Russ Ortiz, R (1, 1) OBP: 0.263, SLG: 0.288										4	0	1	2	0	1	3				
Aaron Fultz, L (9, 1) OBP: 0.250, SLG: 0.250	2B	G6-4-3		K			L9			0	0	0	0	0	0	0				
Inning Stats	R: 5 E: 0 K: 1 S: 22	H: 5 LOB: 2 BB: 2 P: 39	R: 3 E: 1 K: 0 S: 18	H: 4 LOB: 2 BB: 1 P: 29	R: 2 E: 0 K: 1 S: 10	H: 3 LOB: 1 BB: 0 P: 16	R: 0 E: 0 K: 1 S: 8	H: 0 LOB: 0 BB: 0 P: 13	R: 0 E: 0 K: 0 S: 7	H: 1 LOB: 1 BB: 1 P: 15	R: 0 E: 0 K: 0 S: 10	H: 0 LOB: 0 BB: 0 P: 14	R: 0 E: 0 K: 0 S: 5	H: 0 LOB: 0 BB: 0 P: 10	R: 0 E: 0 K: 0 S: 7	H: 0 LOB: 0 BB: 0 P: 12	1B: 8 2B: 3 3B: 0 HR: 2	SF: 1 SAC: 0 DP: 2 HBP: 0	WP: 0 PB: 0 SB: 0 CS: 0	PA: 44
PITCHER	IP WLS BF H R ER SO BB IBB HBP BLK WP HR S P ERA WHIP																			
Carl Pavano, R (1, 1) ERA: 31.15	1.1 L 15 7 8 7 1 3 0 0 0 0 0 0 30 54 47.25 7.500																			
Masato Yoshii, R (2, 1) ERA: 4.4	3.2 16 5 2 2 2 1 0 0 0 0 0 2 36 60 4.91 1.636																			
Britt Reames, R (6, 1) ERA: 5.52	1.0 4 1 0 0 0 0 0 0 0 0 0 0 7 15 0.00 2.000																			
Joey Eischen, L (7, 1) ERA: 5.02	2.0 6 0 0 0 0 0 0 0 0 0 0 0 15 24 0.00 0.000																			
Bobby Munoz, R (9, 1) ERA: 3.82	1.0 3 0 0 0 0 0 0 0 0 0 0 0 7 12 0.00 0.000																			

Batter	1	2	3	4	5	6	7	8	9	AB	R	H	RBI	BB	SO	LOB	BOTTOM			
Peter Bergeron, L (1, 8) OBP: 0.303, SLG: 0.331			G6-3			F7				2	0	0	0	1	0	1	San Francisco Giants @ Montreal Expos Olympic Stadium, Montreal, QB Tue Aug 21 2001, 7:05 PM EDT Alt: 8,937 - Dome - 72 F livebaseballscorecards.com			
Joey Eischen, L (7, 1) OBP: 0.270, SLG: 0.291	FC4-6 BB							2B BB		0	0	0	0	0	0	0				
Ryan Minor, R (8, PH) OBP: 0.270, SLG: 0.291										0	1	0	0	1	0	0				
Jose Vidro, S (1, 4) OBP: 0.391, SLG: 0.530	FC4-6			G6-3		G6-3				4	0	1	1	0	0	2				
Fernando Seguinol, S (9, 9) OBP: 0.185, SLG: 0.180	1-2							1-H 2B		0	0	0	0	0	0	0				
Vladimir Guerrero, R (1, 9) OBP: 0.377, SLG: 0.587	P4			F9						4	0	0	0	0	0	2				
Bobby Munoz, R (9, 1) ERA: 3.82										0	0	0	0	0	0	0				
Lee Stevens, L (1, 3) OBP: 0.330, SLG: 0.433	G4-3			G4-3			FC4-6 BB			3	1	1	0	1	0	1				
Orlando Cabrera, R (1, 6) OBP: 0.308, SLG: 0.388		F8			F8		FC4-6 1B			4	0	0	0	0	0	2				
Mark Smith, R (1, 7) OBP: 0.335, SLG: 0.407		G4-3			F8					3	0	1	0	1	0	0				
Michael Barrett, R (1, 2) OBP: 0.291, SLG: 0.363					G4-3		FC5-4 1B			4	0	1	0	0	0	2				
Mike Mordecai, R (1, 5) OBP: 0.332, SLG: 0.406						K				3	0	0	1	1	2	0				
Carl Pavano, R (1, 1) ERA: 31.15										0	0	0	0	0	0	0				
Masato Yoshii, R (2, 1) OBP: 0.154, SLG: 0.083										1	0	0	0	0	1	0				
Britt Reames, R (6, 1) OBP: 0.316, SLG: 0.333										0	0	0	0	0	0	0				
Curtis Pride, L (6, PH) OBP: 0.366, SLG: 0.380										2	0	0	0	1	0	3				
Inning Stats	R: 0 E: 0 K: 0 S: 9	H: 0 LOB: 1 BB: 1 P: 19	R: 0 E: 0 K: 0 S: 8	H: 0 LOB: 0 BB: 0 P: 10	R: 0 E: 0 K: 1 S: 9	H: 0 LOB: 0 BB: 0 P: 15	R: 0 E: 0 K: 0 S: 5	H: 0 LOB: 0 BB: 0 P: 6	R: 0 E: 0 K: 1 S: 14	H: 0 LOB: 1 BB: 1 P: 25	R: 0 E: 0 K: 0 S: 11	H: 1 LOB: 2 BB: 1 P: 16	R: 1 E: 0 K: 1 S: 13	H: 1 LOB: 1 BB: 1 P: 22	R: 1 E: 0 K: 0 S: 10	H: 2 LOB: 2 BB: 2 P: 20	1B: 3 2B: 1 3B: 0 HR: 0	SF: 0 SAC: 0 DP: 1 HBP: 0	WP: 0 PB: 0 SB: 0 CS: 0	PA: 36
PITCHER	IP WLS BF H R ER SO BB IBB HBP BLK WP HR S P ERA WHIP																			
Russ Ortiz, R (1, 1) ERA: 3.21	8.0 W 30 2 1 1 1 0 4 0 0 0 0 0 74 120 1.12 0.750																			
Aaron Fultz, L (9, 1) ERA: 4.55	1.0 6 2 1 1 0 2 0 0 0 0 0 0 10 20 9.00 4.000																			

Batter	1	2	3	4	5	6	7	8	9	AB	R	H	RBI	BB	SO	LOB	TOP										
Calvin Murray, R OBP: 0.346, SLG: 0.392 (1, 8)	F8		K			G6-3		F2		4	0	0	0	0	1	0											
Pedro Feliz, R OBP: 0.284, SLG: 0.407 (1, 5)	F9-6 BB 1B			F8		L4		F9		4	0	1	0	0	0	0											
Barry Bonds, L OBP: 0.489, SLG: 0.818 (1, 7)	1-2 BB			4-2 BB 2B		F7			1-0 BB 1B	2	1	1	0	2	0	0											
Jeff Kent, R OBP: 0.369, SLG: 0.510 (1, 4)	F9-6 2-3			0-1 BB 2B		F8			3-3 BB K	4	0	1	1	0	1	3											
J.T. Snow, L OBP: 0.372, SLG: 0.357 (1, 3)			K			F7			0-0 BB G3	4	0	0	0	0	1	1											
John Vander Wal, L OBP: 0.352, SLG: 0.461 (1, 9)						F8				2	0	1	0	1	0	0											
Ramon Martinez, R OBP: 0.319, SLG: 0.348 (1, 6)										3	0	0	0	0	1	2											
Edwards Guzman, L OBP: 0.239, SLG: 0.395 (1, 2)										3	0	1	0	0	0	0											
Shawn Estes, R OBP: 0.119, SLG: 0.053 Brian Boehringer, S Jason Christiansen, R Shawon Dunston, R Tim Worrell, R										1	0	0	0	0	1	0											
										1	0	0	0	0	0	1											
										1	0	0	0	0	0	0											
										1	0	0	0	0	0	0											
										0	0	0	0	0	0	0											
										0	0	0	0	0	0	0											
										0	0	0	0	0	0	0											
Inning Stats	R: 0 H: 1 E: 0 K: 0 S: 10	H: 1 LOB: 1 BB: 1 P: 15	R: 0 H: 1 E: 0 K: 1 S: 11	H: 1 LOB: 0 BB: 0 P: 14	R: 0 H: 0 E: 0 K: 2 S: 10	H: 0 LOB: 0 BB: 0 P: 13	R: 1 H: 1 E: 0 K: 0 S: 10	H: 1 LOB: 1 BB: 1 P: 14	R: 0 H: 0 E: 0 K: 0 S: 9	H: 0 LOB: 1 BB: 0 P: 12	R: 0 H: 0 E: 0 K: 1 S: 12	H: 0 LOB: 1 BB: 1 P: 20	R: 0 H: 0 E: 0 K: 0 S: 9	H: 0 LOB: 0 BB: 0 P: 14	R: 0 H: 1 E: 0 K: 1 S: 6	H: 1 LOB: 1 BB: 0 P: 10	1B: 4 2B: 2 3B: 0 HR: 0	SF: 0 SAC: 0 DP: 2 HBP: 0	WP: 0 PB: 0 SB: 0 CS: 0	PA: 32							
PITCHER	IP	WLS	BF	H	R	ER	SO	BB	IBB	HBP	BLK	WP	HR	S	P	ERA	WHIP										
Javier Vazquez, R ERA: 3.76	8.0	W	28	4	1	1	4	3	0	0	0	0	0	80	115	1.12	0.875										
Graeme Lloyd, L ERA: 3.39	1.0		4	1	0	0	1	0	0	0	0	0	0	6	10	0.00	1.000										

San Francisco Giants @ Montreal Expos
Olympic Stadium, Montreal, QB
Wed Aug 22 2001, 7:05 PM EDT
Alt. 8:217 - Dome - 72 F

AB	29
R	1
H	5
RBI	1
BB	3
SO	5
LOB	7



Batter	1	2	3	4	5	6	7	8	9	AB	R	H	RBI	BB	SO	LOB	BOTTOM										
Peter Bergeron, L OBP: 0.306, SLG: 0.333 (1, 8)	CS 1B					P4				4	1	2	0	0	0	0											
Jose Vidro, S OBP: 0.387, SLG: 0.524 (1, 4)	F8					F9				4	0	0	0	0	0	3											
Vladimir Guerrero, R OBP: 0.380, SLG: 0.593 (1, 9)	CS 1B					G5-3				4	2	3	2	0	0	0											
Orlando Cabrera, R OBP: 0.306, SLG: 0.385 (1, 6)	G1-3					L4				4	0	0	1	0	0	3											
Mark Smith, R OBP: 0.333, SLG: 0.403 (1, 7)						G5-3				4	1	1	1	0	1	0											
Michael Barrett, R OBP: 0.294, SLG: 0.363 (1, 2)						HBP 1B				3	1	1	0	1	0	0											
Geoff Blum, S OBP: 0.316, SLG: 0.358 (1, 3)						HBP 1B				3	1	2	3	1	0	0											
Mike Mordecai, R OBP: 0.330, SLG: 0.400 (1, 5)						HBP 1B				3	0	0	0	0	1	1											
Javier Vazquez, R OBP: 0.278, SLG: 0.294 Tim Raines, S Graeme Lloyd, L										2	1	0	0	1	0	3											
										1	0	0	0	0	1	0											
										0	0	0	0	0	0	0											
Inning Stats	R: 0 H: 2 E: 0 K: 0 S: 9	H: 0 LOB: 1 BB: 1 P: 14	R: 0 H: 0 E: 0 K: 0 S: 8	H: 0 LOB: 1 BB: 1 P: 16	R: 6 H: 4 E: 0 K: 1 S: 14	H: 4 LOB: 0 BB: 2 P: 30	R: 0 H: 0 E: 0 K: 0 S: 7	H: 0 LOB: 0 BB: 0 P: 13	R: 1 H: 3 E: 0 K: 0 S: 23	H: 3 LOB: 3 BB: 0 P: 33	R: 0 H: 0 E: 0 K: 0 S: 4	H: 0 LOB: 0 BB: 0 P: 8	R: 0 H: 0 E: 0 K: 1 S: 11	H: 0 LOB: 0 BB: 0 P: 17	R: 0 H: 0 E: 0 K: 1 S: 9	H: 0 LOB: 0 BB: 0 P: 13	1B: 6 2B: 2 3B: 0 HR: 1	SF: 0 SAC: 0 DP: 0 HBP: 1	WP: 0 PB: 0 SB: 2 CS: 2	PA: 36							
PITCHER	IP	WLS	BF	H	R	ER	SO	BB	IBB	HBP	BLK	WP	HR	S	P	ERA	WHIP										
Shawn Estes, L ERA: 3.96	3.0	L	17	6	6	6	1	3	0	0	0	0	0	31	60	18.00	3.000										
Brian Boehringer, R ERA: 3.44	2.0		10	3	1	1	0	0	0	1	0	0	0	30	46	4.50	1.500										
Jason Christiansen, L ERA: 4.38	2.0		6	0	0	0	1	0	0	0	0	0	0	15	25	0.00	0.000										
Tim Worrell, R ERA: 3.75	1.0		3	0	0	0	1	0	0	0	0	0	0	9	13	0.00	0.000										

San Francisco Giants @ Montreal Expos
Olympic Stadium, Montreal, QB
Wed Aug 22 2001, 7:05 PM EDT
Alt. 8:217 - Dome - 72 F

AB	32
R	7
H	9
RBI	7
BB	3
SO	3
LOB	10



Batter	1	2	3	4	5	6	7	8	9	AB	R	H	RBI	BB	SO	LOB	TOP	
Marvin Benard, L (1, 7) Shawon Dunston, R (9, FH) OBP: 0.304, SLG: 0.521	G4-3		E 1B		F7		K		HR	4	0	1	0	0	1	1	San Francisco Giants @ Montreal Expos Olympic Stadium, Montreal, QB Thu Aug 23 2001, 7:05 PM EDT Att. 7,990 - Dome - 72 F	
Calvin Murray, R (1, 8) OBP: 0.347, SLG: 0.392	E3 G4-6-3 1B		F8				K		2B 1B	5	1	2	1	0	1	1		
John Vander Wal, L (1, 9) Tim Worrell, R (9, 1)	G4-6-3 1B		F5		G6-3				HR 2B 1B 2B	5	2	3	1	0	0	2		
Jeff Kent, R (1, 4) OBP: 0.368, SLG: 0.513	G4-6-3			G4-3					HR F8	5	1	1	1	0	0	4		
Andres Galarraga, R (1, 3) OBP: 0.327, SLG: 0.475		F3		HR			F9		HR BB 1B	5	3	3	4	0	0	0		
Rich Aurilia, R (1, 6) OBP: 0.375, SLG: 0.571		G6-3		K			FC5-4 1B		HR 1B BB	4	0	1	0	1	2	0		
Benito Santiago, R (1, 2) OBP: 0.311, SLG: 0.381		1B		K			F3		FC6-4 1B	5	0	2	1	0	1	1		
Ramon Martinez, R (1, 5) OBP: 0.317, SLG: 0.349		G6-3			1B 2B		FC5-4		K FC6-4	5	1	1	0	0	1	4		
Livan Hernandez, R (1, 1) Felix Rodriguez, R (8, 1)			G5-3		G5-3				HR	3	0	0	0	0	0	1		
Barry Bonds, L (9, FH) OBP: 0.490, SLG: 0.827							G4-3			1	1	1	1	0	0	0		
Inning Stats	R: 0 E: 1 K: 0 S: 9	H: 1 LOB: 1 BB: 0 P: 13	R: 0 E: 0 K: 0 S: 7	H: 1 LOB: 1 BB: 0 P: 13	R: 0 E: 1 K: 0 S: 9	H: 1 LOB: 0 BB: 0 P: 16	R: 1 E: 0 K: 2 S: 12	H: 2 LOB: 1 BB: 0 P: 24	R: 0 E: 0 K: 2 S: 8	H: 0 LOB: 0 BB: 0 P: 8	R: 2 E: 0 K: 1 S: 12	H: 2 LOB: 0 BB: 1 P: 20	R: 5 E: 0 K: 1 S: 25	H: 6 LOB: 2 BB: 1 P: 38	1B: 8 2B: 3 3B: 0 HR: 5	SF: 0 SAC: 0 DP: 1 HBP: 0	WP: 0 PB: 0 SB: 0 CS: 0	PA: 44
PITCHER	IP WLS BF H R ER SO BB IBB HBP BLK WP HR S P ERA WHIP																	
Tomo Ohka, R (1, 1) ERA: 6.35	5.1	24	8	3	2	0	0	0	0	0	2	61	20	26	5.06	1.500		
Britt Reames, R (8, 1) ERA: 5.62	2.0	B	8	2	2	2	0	0	0	0	1	20	90	9.00	1.000			
Scott Strickland, R (8, 1) ERA: 3.5	1.0		3	0	0	2	0	0	0	0	0	11	16	0.00	0.000			
Graeme Lloyd, L (9, 1) ERA: 4.01	0.0	L	4	4	3	0	0	0	0	0	2	9	13	=	=			
Darwin Cubillan, R (9, 1) ERA: 4.91	0.2		5	2	2	0	1	0	0	0	0	11	18	27.00	4.500			

AB 43
R 10
H 16
RBI 10
BB 1
SO 6
LOB 14



Batter	1	2	3	4	5	6	7	8	9	AB	R	H	RBI	BB	SO	LOB	BOTTOM			
Peter Bergeron, L (1, 8) OBP: 0.302, SLG: 0.328	G1-3		FC4-6 G4-6-3 1-2	K			G5-3			4	0	0	0	0	1	3	San Francisco Giants @ Montreal Expos Olympic Stadium, Montreal, QB Thu Aug 23 2001, 7:05 PM EDT Att. 7,990 - Dome - 72 F			
Jose Vidro, S (1, 4) OBP: 0.383, SLG: 0.518	G1-3		G4-6-3 1-2		G4-3		F9			4	0	0	0	0	2					
Vladimir Guerrero, R (1, 9) OBP: 0.383, SLG: 0.598	1B 2B			BB 1B 1B	G4-3				WP 2B	4	2	3	0	0	0					
Lee Stevens, L (1, 3) OBP: 0.331, SLG: 0.432	2H 1B			1B 2B BB	G6-3				K	3	1	1	1	1	1					
Orlando Cabrera, R (1, 6) OBP: 0.307, SLG: 0.383	G3			1B 2B BB			F8		G6-4-3 1BB	2	1	0	0	2	0	1				
Mark Smith, R (1, 7) OBP: 0.331, SLG: 0.399				2B SH3 1B			F7		G6-4-3	4	1	1	1	0	1	2				
Michael Barrett, R (1, 2) OBP: 0.291, SLG: 0.359				K			G6-3			4	0	0	0	0	2	3				
Geoff Blum, S (1, 5) OBP: 0.318, SLG: 0.362				SH3 2B					G4-3	4	0	2	2	0	0	0				
Tomo Ohka, S (1, 1) Britt Reames, R (8, 1) Scott Strickland, R (8, 1) Graeme Lloyd, L (9, 1) Darwin Cubillan, R (9, 1) Tim Raines, S (9, FH)				SH3 1B			SH1-4 1B		G4-3	1	0	1	1	0	0	0				
Inning Stats	R: 1 E: 0 K: 0 S: 14	H: 2 LOB: 1 BB: 0 P: 20	R: 0 E: 0 K: 2 S: 9	H: 0 LOB: 0 BB: 0 P: 11	R: 0 E: 0 K: 0 S: 6	H: 1 LOB: 0 BB: 0 P: 10	R: 4 E: 0 K: 2 S: 17	H: 3 LOB: 1 BB: 2 P: 33	R: 0 E: 0 K: 0 S: 4	H: 0 LOB: 0 BB: 0 P: 7	R: 0 E: 0 K: 0 S: 10	H: 1 LOB: 1 BB: 0 P: 13	R: 0 E: 0 K: 1 S: 6	H: 1 LOB: 1 BB: 1 P: 14	R: 0 E: 0 K: 0 S: 4	H: 0 LOB: 0 BB: 0 P: 6		1B: 5 2B: 3 3B: 0 HR: 0	SF: 0 SAC: 2 DP: 2 HBP: 0	WP: 1 PB: 0 SB: 0 CS: 0
PITCHER	IP WLS BF H R ER SO BB IBB HBP BLK WP HR S P ERA WHIP																			
Livan Hernandez, R (1, 1) ERA: 5.42	7.0		29	7	5	5	4	2	0	0	0	0	0	0	0	0	6.43	1.286		
Felix Rodriguez, R (8, 1) ERA: 1.52	1.0	W	4	1	0	0	1	0	1	0	0	6	14	0.00	1.000					
Tim Worrell, R (9, 1) ERA: 3.69	1.0		3	0	0	0	0	0	0	0	0	4	6	0.00	0.000					

AB 31
R 5
H 8
RBI 5
BB 3
SO 5
LOB 12



Batter	1	2	3	4	5	6	7	8	9	AB	R	H	RBI	BB	SO	LOB	TOP					
Calvin Murray, R (1, 8) OBP: 0.349, SLG: 0.389	4-1 BB SF9 1B BB		1-3 K		0-2 G5-3			4-1 HR BB		2	2	0	0	2	1	0						
Rich Aurilia, R (1, 6) OBP: 0.376, SLG: 0.576	1-1 SF9 BB 1-2 1B		3-2 F9		3-1 F9			0-0 HR		4	1	2	2	0	0	0						
Barry Bonds, L (1, 7) OBP: 0.490, SLG: 0.823	4-2 BB 1-2 2-3 BB		0-0 FC6-4 1B			1-2 L8		1-3 K		3	0	1	0	1	1	0						
Jeff Kent, R (1, 4) OBP: 0.365, SLG: 0.508	0-3 K		0-2 FC6-4			1-3 K		2-1 G5-3		4	0	0	0	0	2	4						
Andres Galarraga, R (1, 3) OBP: 0.328, SLG: 0.472	0-0 SF9			4-2 G6-4-3 1B BB		1-1 G4-3			1-2 G3-1	2	0	0	1	1	0	0						
Eric Davis, R (1, 9) OBP: 0.288, SLG: 0.356 John Vander Wal, L (9, PH) OBP: 0.354, SLG: 0.467	0-0 F3			3-2 G6-4-3 1B			1-1 G5-3		3-3 K	3	0	1	0	0	0	2						
Benito Santiago, R (1, 2) OBP: 0.308, SLG: 0.377		3-2 F9		0-1 G6-4-3		1-2 G6-3			0-3 K	4	0	0	0	0	1	2						
Ramon Martinez, R (1, 5) OBP: 0.314, SLG: 0.345		2-3 K		1-0 F8		3-1 L4				3	0	0	0	0	1	1						
Kirk Rueter, L (1, 1) OBP: 0.245, SLG: 0.188 Brian Boehringer, S (6, 1) Shawon Dunston, R (8, PH) OBP: 0.299, SLG: 0.517 Felix Rodriguez, R (8, 1)		1-1 G3		0-1 G3			1-1 G5-3			2	0	0	0	0	0	0						
Inning Stats	R: 1 E: 0 K: 1 S: 10	H: 1 LOB: 2 BB: 2 P: 19	R: 0 E: 0 K: 1 S: 11	H: 0 LOB: 0 BB: 0 P: 17	R: 0 E: 0 K: 1 S: 15	H: 1 LOB: 1 BB: 0 P: 19	R: 0 E: 0 K: 0 S: 8	H: 1 LOB: 1 BB: 0 P: 16	R: 0 E: 0 K: 0 S: 8	H: 0 LOB: 0 BB: 0 P: 11	R: 0 E: 0 K: 1 S: 9	H: 0 LOB: 0 BB: 0 P: 12	R: 0 E: 0 K: 0 S: 9	H: 0 LOB: 0 BB: 0 P: 14	R: 2 E: 0 K: 1 S: 9	H: 1 LOB: 0 BB: 1 P: 17	R: 0 E: 0 K: 2 S: 9	H: 0 LOB: 0 BB: 0 P: 13	1B: 3 2B: 0 3B: 0 HR: 1	SF: 1 SAC: 0 DP: 1 HBP: 0	WP: 0 PB: 0 SB: 0 CS: 0	PA: 34
PITCHER	IP WLS BF H R ER SO BB IBB HBP BLK WP HR S P ERA WHIP	7.0 W 26 3 1 1 4 3 0 0 0 0 0 70 108 1.29 0.857	1.0 H 5 1 2 2 1 1 0 0 0 0 1 9 17 18.00 2.000	1.0 S 3 0 0 0 2 0 0 0 0 0 0 9 13 0.00 0.000	PITCHER										IP WLS BF H R ER SO BB IBB HBP BLK WP HR S P ERA WHIP							

San Francisco Giants @ New York Mets
Shea Stadium, Flushing, NY
Fri Aug 24 2001, 7:10 PM EDT
Att: 35,973 - Sunny - 81 F

AB	29
R	3
H	4
RBI	3
BB	4
SO	7
LOB	9



Batter	1	2	3	4	5	6	7	8	9	AB	R	H	RBI	BB	SO	LOB	BOTTOM			
Joe McEwing, R (1, 7) OBP: 0.348, SLG: 0.453	2-2 1B 2B		0-0 B1-3	0-1 FC6-4		0-0 SH BB	1-1 FC5-4			4	0	1	0	0	0	3				
Edgardo Alfonzo, R (1, 4) OBP: 0.313, SLG: 0.410	2-2 L6-4 31 BB 1B		2-2 HR		2-1 F7	1-0 F9	1-2 F8			5	1	2	1	0	0	2				
31 Mike Piazza, R (1, 2) OBP: 0.377, SLG: 0.566	4-2 BB 1-2 BB		1-1 G4-3		3-2 1B 2B 1B	2-2 P4	2-1 G5-3			4	1	1	0	1	0	2				
Todd Zeile, R (1, 3) OBP: 0.351, SLG: 0.365	1-0 L6-4		2-1 HR		2-1 2B 1B	4-0 BB	2-3 K			4	1	2	1	1	1	3				
Tsuyoshi Shinjo, R (1, 9) OBP: 0.315, SLG: 0.402	2-3 K		0-0 G6-3		1-3 K	1-3 K				4	0	0	0	0	3	7				
Robin Ventura, L (1, 5) OBP: 0.358, SLG: 0.414		0-2 F8		3-2 E 1B	0-0 FC5 2B		0-3 K			4	0	2	1	0	1	0				
Jay Payton, R (1, 8) OBP: 0.274, SLG: 0.340		0-0 G1-3		1-0 F9	4-0 FC5 IBB		1-0 HR			3	1	1	1	1	0	1				
Rey Ordonez, R (1, 6) OBP: 0.286, SLG: 0.318		1-2 1B		2-1 E3 FC6-4	2-1 FC5		0-1 G6-3			4	0	1	0	0	0	4				
Bruce Chen, L (1, 1) OBP: 0.132, SLG: 0.132 Mark Johnson, L (7, PH) OBP: 0.327, SLG: 0.423 John Franco, L (8, 1) Armando Benitez, R (9, 1)		1-3 K		1-3 K		0-2 BB SH 1B	4-0 FC5-4 BB			3	0	1	0	0	2	3				
Inning Stats	R: 0 E: 0 K: 1 S: 13	H: 2 LOB: 2 BB: 1 P: 24	R: 0 E: 0 K: 1 S: 10	H: 1 LOB: 0 BB: 0 P: 12	R: 2 E: 0 K: 0 S: 10	H: 2 LOB: 0 BB: 0 P: 15	R: 0 E: 1 K: 1 S: 12	H: 1 LOB: 2 BB: 0 P: 18	R: 1 E: 0 K: 1 S: 14	H: 3 LOB: 3 BB: 1 P: 28	R: 0 E: 1 K: 1 S: 12	H: 1 LOB: 1 BB: 1 P: 20	R: 1 E: 0 K: 1 S: 8	H: 1 LOB: 1 BB: 1 P: 14	R: 0 E: 0 K: 1 S: 10	H: 0 LOB: 0 BB: 0 P: 15	1B: 6 2B: 3 3B: 0 HR: 3	SF: 0 SAC: 1 DP: 1 HBP: 0	WP: 0 PB: 0 SB: 0 CS: 0	PA: 40
PITCHER	IP WLS BF H R ER SO BB IBB HBP BLK WP HR S P ERA WHIP	5.0 L 26 2 1 1 2 2 0 0 0 0 1 20 34 4.50 2.000	2.0 2 11 2 1 1 2 2 0 0 0 0 0 10 15 0.00 0.000	PITCHER										IP WLS BF H R ER SO BB IBB HBP BLK WP HR S P ERA WHIP						

San Francisco Giants @ New York Mets
Shea Stadium, Flushing, NY
Fri Aug 24 2001, 7:10 PM EDT
Att: 35,973 - Sunny - 81 F

AB	35
R	4
H	11
RBI	4
BB	4
SO	7
LOB	25



Batter	1	2	3	4	5	6	7	8	9	10	11	AB	R	H	RBI	BB	SO	LOB	TOP			
Marvin Benard, L OBP: 0.303, SLG: 0.396	0-0 G6-4-3 1B		1-0 B4-3		2-1 P4			1-0 G6-3		2-3 K		5	0	1	0	0	1	0				
Rich Aurilia, R OBP: 0.372, SLG: 0.570	1-1 G6-4-3 1-2		3-3 K			2-2 F9		1-2 L9		0-0 L7		5	0	0	0	0	1	1				
Barry Bonds, L OBP: 0.491, SLG: 0.819	4-2 BB		4-1 S BB			0-0 F7		2-1 1B 1B		3-3 K		3	1	1	0	2	1	0				
Jeff Kent, R OBP: 0.367, SLG: 0.509	1-3 K		1-3 K		2-2 1B			2-2 E 1B 1B				5	0	3	0	0	2	2				
John Vander Wal, L OBP: 0.353, SLG: 0.465		2-3 K		0-3 K				1-1 E8 1-3 2-H 1B			1-0 FC6-4 SH1-4 1B	4	0	1	1	0	3	1				
J.T. Snow, L OBP: 0.376, SLG: 0.370	1-1 HR		2-2 F8			4-2 BB		1-3 K			4-0 FC6-4 1B	3	1	1	1	2	1	2				
Benito Santiago, R OBP: 0.309, SLG: 0.380	0-0 2B		2-0 G5-3			1-2 F7			1-1 G6-4-3 1B		1-0 FC6-4 BB	5	0	2	0	0	0	3				
Ramon Martinez, R OBP: 0.313, SLG: 0.341	3-3 K		0-3 K			1-0 F7			2-2 G6-4-3 1-2		4-1 BB	4	0	0	0	1	2	3				
Jason Schmidt, R OBP: 0.154, SLG: 0.243	1-3 K		2-3 K			0-3 K			0-0 F8		0-3 K	3	0	0	0	0	3	2				
Jason Christiansen, L OBP: 0.294, SLG: 0.428												0	0	0	0	0	0	0				
Felix Rodriguez, R OBP: 0.254, SLG: 0.254												0	0	0	0	0	0	0				
Andres Galarraga, R OBP: 0.336, SLG: 0.475												0	0	0	0	0	0	0				
Tim Lincecum, R OBP: 0.313, SLG: 0.399												1	0	0	0	0	0	0				
Shawon Dunston, R OBP: 0.313, SLG: 0.399												1	0	0	0	1	3	0				
Robb Nen, R ERA: 2.97												0	0	0	0	0	0	0				
Inning Stats	R: 0 E: 0 K: 1 S: 9	H: 1 LOB: 1 BB: 1 P: 15	R: 1 E: 0 K: 3 S: 14	H: 2 LOB: 1 BB: 0 P: 21	R: 0 E: 0 K: 2 S: 9	H: 0 LOB: 1 BB: 1 P: 18	R: 0 E: 0 K: 1 S: 9	H: 0 LOB: 0 BB: 0 P: 13	R: 0 E: 0 K: 2 S: 9	H: 0 LOB: 1 BB: 1 P: 13	R: 1 E: 0 K: 1 S: 11	H: 3 LOB: 2 BB: 0 P: 16	R: 0 E: 0 K: 0 S: 6	H: 1 LOB: 0 BB: 0 P: 9	R: 0 E: 0 K: 2 S: 9	H: 0 LOB: 0 BB: 0 P: 14	R: 0 E: 0 K: 1 S: 7	H: 1 LOB: 3 BB: 2 P: 17	1B: 7 2B: 1 3B: 0 HR: 1	SF: 0 SAC: 1 DP: 2 HBP: 0	WP: 0 PB: 0 SB: 1 CS: 0	PA: 45
PITCHER	IP 7.0	WLS 7.0	BF 27	H 4	R 1	ER 1	SO 11	BB 3	IBB 0	HBP 0	BLK 0	WP 0	HR 1	S 11	P 112	ERA 1.29	WHIP 1.000					
Steve Trachsel, R ERA: 5.05	(1, 1)																					
Rick White, R ERA: 3.7	(8, 1)	2.0	B	9	4	1	1	1	0	0	0	0	0	22	33	4.50	2.000					
Armando Benitez, R ERA: 3.92	(10, 1)	1.0		3	0	0	0	2	0	0	0	0	0	9	14	0.00	0.000					
Jerrold Riggan, R ERA: 3.9	(11, 1)	1.0	W	6	1	0	0	1	1	1	0	0	0	7	17	0.00	2.000					

San Francisco Giants @ New York Mets
Shea Stadium, Flushing, NY
Sat Aug 25 2001, 7:10 PM EDT
Att. 48,298 - Sunny - 75 F

AB	39
R	2
H	9
RBI	2
BB	5
SO	15
LOB	17



Batter	1	2	3	4	5	6	7	8	9	10	11	AB	R	H	RBI	BB	SO	LOB	BOTTOM					
Matt Lawton, L OBP: 0.388, SLG: 0.419	1-3 K	2-3 K			2-2 G6-3		0-1 F8		2-1 F7			5	0	0	0	0	2	2						
Edgardo Alfonzo, R OBP: 0.316, SLG: 0.413	3-2 F8 1B 1B		2-2 FC3-6 1B		2-1 FC5-4 1B			2-2 G6-3		1-3 K		5	1	3	0	0	1	0						
31 Mike Piazza, R OBP: 0.380, SLG: 0.566	0-2 1B 1B		0-0 FC3-6 G3		1-0 FC5-4 1-2			0-0 BB 1B		4-2 G3-6 BB		4	1	2	0	1	0	2						
Jerrold Riggan, R ERA: 3.9	1-2 E 1B		1-2 G3		1-2 1-2			1-0 BB 1B		3-6 BB		0	0	0	0	0	0	0						
Robin Ventura, L OBP: 0.354, SLG: 0.409	1-0 F8		3-2 G3		1-2 G3		1-3 K		1-0 F7		2-2 G3-6-1	5	0	0	0	0	1	5						
Todd Zeile, R OBP: 0.352, SLG: 0.364	0-1 E 1B		1-1 G4-3			1-2 L9		4-2 FC6-4 BB		1-2 BB		4	0	1	1	1	1	1						
Jay Payton, R OBP: 0.276, SLG: 0.341	2-2 E7 1B		2-2 G5-3			1-0 L4		2-2 FC6-4 1-2			0-1 1B 1B	5	1	2	1	0	0	2						
Desi Relaford, S OBP: 0.373, SLG: 0.459	1-1 G3		2-1 G3-1				1-2 SH3-4 1B		0-0 L6		1-2 1B 1B	3	0	1	0	0	0	2						
Rick White, R ERA: 3.7	(8, 1)											0	0	0	0	0	0	0						
Lenny Harris, L OBP: 0.254, SLG: 0.254	(9, PH)											1	0	0	0	0	0	0						
Armando Benitez, R ERA: 3.92	(10, 1)											0	0	0	0	0	0	0						
Vance Wilson, R OBP: 0.457, SLG: 0.500	(11, 2)											1	0	1	0	0	0	0						
Joe McEwing, R OBP: 0.346, SLG: 0.449	(1, 7)		0-1 F9		1-3 K			1-1 SH3-4		0-1 1B		2	0	0	0	0	1	0						
Rey Ordonez, R OBP: 0.290, SLG: 0.321	(8, 6)							1-2 SH3-4				2	0	2	1	0	0	0						
Steve Trachsel, R OBP: 0.154, SLG: 0.179	(1, 1)		1-2 G5-3		0-2 G3-1			0-2 F9		0-0 F9		2	0	0	0	0	0	0						
Mark Johnson, L OBP: 0.327, SLG: 0.423	(7, PH)											0	0	0	0	0	0	0						
Tsuyoshi Shinjo, R OBP: 0.313, SLG: 0.399	(8, 7)											2	0	0	0	0	0	2						
Inning Stats	R: 2 E: 1 K: 1 S: 21	H: 4 LOB: 2 BB: 0 P: 28	R: 0 E: 0 K: 1 S: 9	H: 0 LOB: 0 BB: 0 P: 12	R: 0 E: 0 K: 0 S: 13	H: 1 LOB: 1 BB: 0 P: 19	R: 0 E: 0 K: 1 S: 6	H: 0 LOB: 0 BB: 0 P: 9	R: 0 E: 0 K: 0 S: 7	H: 0 LOB: 0 BB: 0 P: 10	R: 0 E: 0 K: 0 S: 12	H: 1 LOB: 1 BB: 1 P: 13	R: 0 E: 0 K: 0 S: 12	H: 1 LOB: 2 BB: 1 P: 21	R: 0 E: 0 K: 0 S: 6	H: 1 LOB: 1 BB: 0 P: 8	R: 0 E: 0 K: 1 S: 9	H: 0 LOB: 0 BB: 1 P: 16	R: 1 E: 0 K: 1 S: 10	H: 3 LOB: 2 BB: 0 P: 12	1B: 12 2B: 0 3B: 0 HR: 0	SF: 0 SAC: 1 DP: 1 HBP: 0	WP: 0 PB: 0 SB: 0 CS: 0	PA: 44
PITCHER	IP 6.1	WLS 0.2	BF 26	H 7	R 0	ER 0	SO 4	BB 0	IBB 0	HBP 0	BLK 0	WP 0	HR 0	S 72	P 100	ERA 2.84	WHIP 1.105							
Jason Schmidt, R ERA: 4.37	(1, 1)																							
Jason Christiansen, L ERA: 4.28	(7, 1)	0.2		2	0	0	0	0	0	0	0	0	0	5	5	0.00	0.000							
Felix Rodriguez, R OBP: 1.76	(8, 1)	1.0		5	1	0	0	0	1	0	0	0	0	12	21	0.00	2.000							
Tim Lincecum, R ERA: 3.57	(9, 1)	2.0		7	1	0	0	1	1	0	0	0	0	15	24	0.00	1.000							
Robb Nen, R ERA: 2.97	(11, 1)	0.1	L	4	3	1	1	1	0	0	0	0	0	12	27.00	9.000								

San Francisco Giants @ New York Mets
Shea Stadium, Flushing, NY
Sat Aug 25 2001, 7:10 PM EDT
Att. 48,298 - Sunny - 75 F

AB	41
R	3
H	12
RBI	3
BB	2
SO	6
LOB	16



Batter	1	2	3	4	5	6	7	8	9	AB	R	H	RBI	BB	SO	LOB	TOP							
Calvin Murray, R (1, 8) OBP: 0.344, SLG: 0.383 Edwards Guzman, L (9, PH) OBP: 0.236, SLG: 0.391	G4-3		K		K		K		F8	4	0	0	0	0	3	2								
Rich Aurilia, R (1, 6) OBP: 0.373, SLG: 0.573	G4-3 3B			K	K				G3-6-3 BB	3	1	1	0	1	2	1								
Barry Bonds, L (1, 7) OBP: 0.491, SLG: 0.820	G4-3			SF7 3B					G3-6-3 1-2 BB	3	1	1	1	1	0	1								
Jeff Kent, R (1, 4) OBP: 0.366, SLG: 0.506	K			BB					F7	3	0	0	0	1	1	1								
Andres Galarraga, R (1, 3) OBP: 0.321, SLG: 0.466			F3		SF7				F9	3	0	0	1	0	1	1								
Shawon Dunston, R (1, 9) OBP: 0.291, SLG: 0.503 John Vander Wal, L (9, PH) OBP: 0.353, SLG: 0.463			G5-3		P4				P6	3	0	0	0	0	2	1								
Benito Santiago, R (1, 2) OBP: 0.311, SLG: 0.384			G5-3							4	2	2	0	0	1	0								
Pedro Feliz, R (1, 5) OBP: 0.290, SLG: 0.411 Marvin Benard, L (9, PH) OBP: 0.305, SLG: 0.408			G5-3		SH5-4 1B				HR 1B	3	0	2	1	0	0	0								
Russ Ortiz, R (1, 1) OBP: 0.254, SLG: 0.278 Brian Boehringer, S (7, 1) Aaron Fultz, L (8, 1) OBP: 0.250, SLG: 0.250 J.T. Snow, L (9, PH) OBP: 0.378, SLG: 0.370 Ramon Martinez, R (9, PR) OBP: 0.313, SLG: 0.341			G5-3		SH5-4 1B				F7 BB	2	0	0	0	0	0	1								
Inning Stats	R: 1 E: 0 K: 1 S: 7	H: 1 LOB: 0 BB: 0 P: 9	R: 0 E: 0 K: 0 S: 8	H: 0 LOB: 0 BB: 0 P: 12	R: 0 E: 0 K: 1 S: 8	H: 0 LOB: 1 BB: 1 P: 12	R: 1 E: 0 K: 1 S: 13	H: 1 LOB: 1 BB: 1 P: 20	R: 1 E: 0 K: 2 S: 13	H: 2 LOB: 1 BB: 0 P: 19	R: 0 E: 0 K: 0 S: 7	H: 0 LOB: 1 BB: 1 P: 12	R: 0 E: 1 K: 2 S: 11	H: 1 LOB: 0 BB: 0 P: 22	R: 0 E: 0 K: 0 S: 9	H: 0 LOB: 0 BB: 1 P: 17	R: 2 E: 0 K: 2 S: 18	H: 2 LOB: 1 BB: 1 P: 28	1B: 3 2B: 1 3B: 2 HR: 1	SF: 1 SAC: 1 DP: 1 HBP: 0	WP: 0 PB: 0 SB: 0 CS: 0	PA: 37		
PITCHER	IP	WLS	BF	H	R	ER	SO	BB	IBB	HBP	BLK	WP	HR	S	P	ERA	WHIP							
Al Leiter, L (1, 1) ERA: 3.33 Armando Benitez, R (9, 1) ERA: 3.56	8.0	W	31	5	3	3	7	3	0	0	0	0	0	76	123	3.38	1.000							

San Francisco Giants @ New York Mets
Shea Stadium, Flushing, NY
Sun Aug. 26 2001, 8:05 PM EDT
Att: 36,061 - Cloudy - 75 F

AB	31
R	5
H	7
RBI	5
BB	4
SO	9
LOB	10

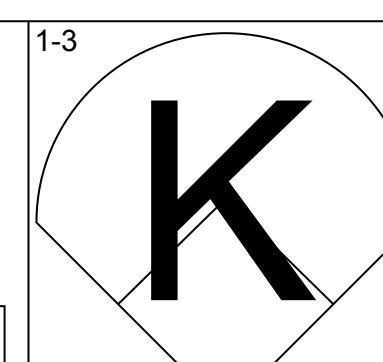
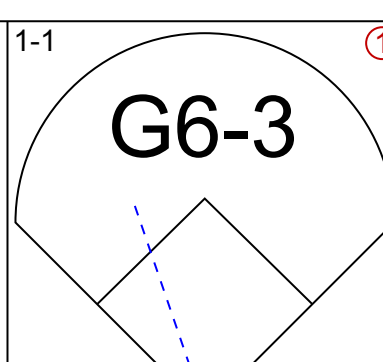
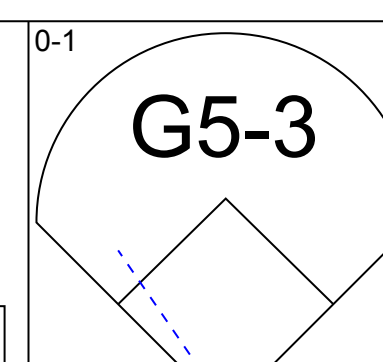
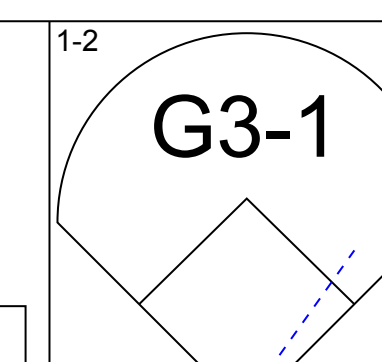
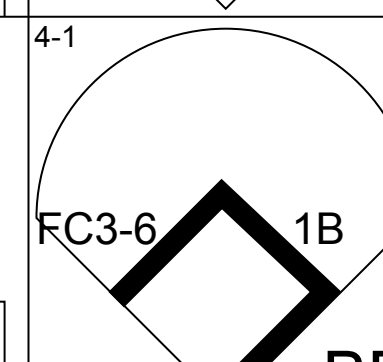
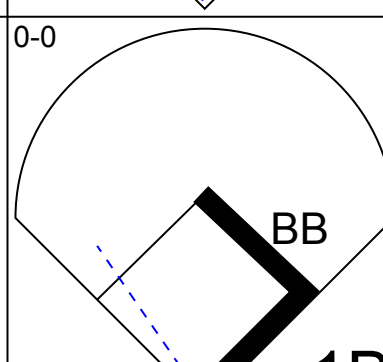
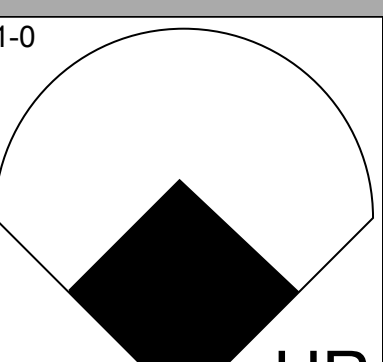
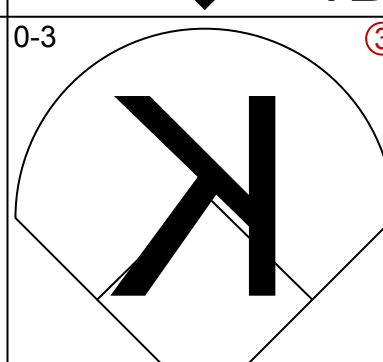
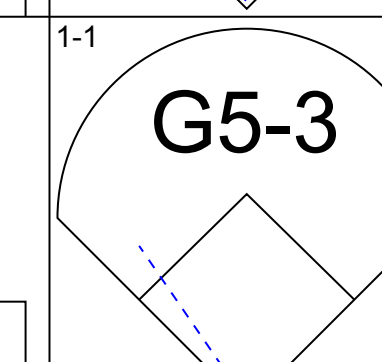
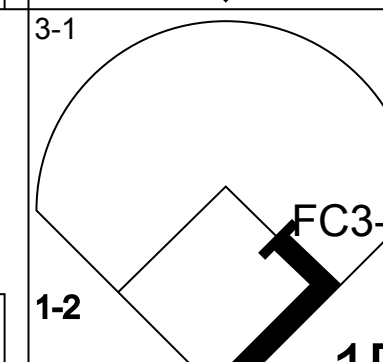
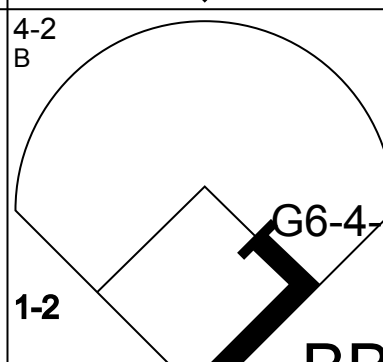
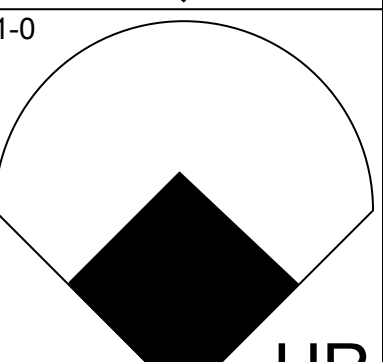
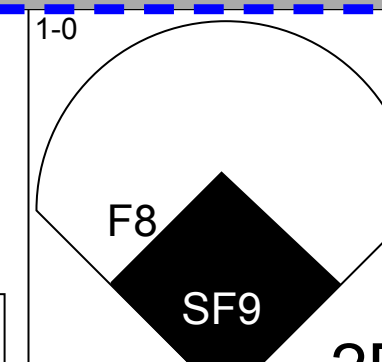
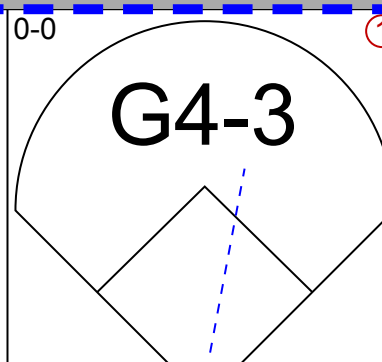
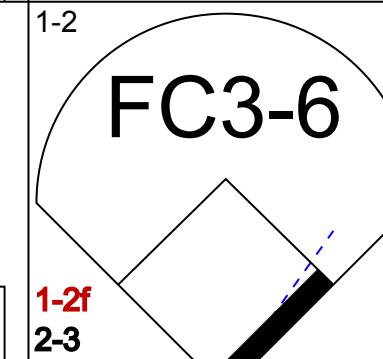
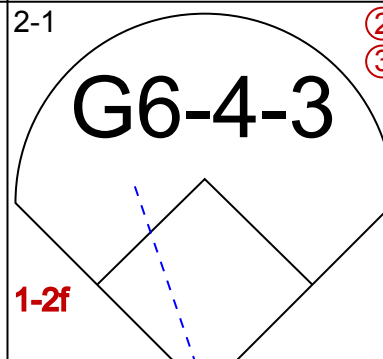
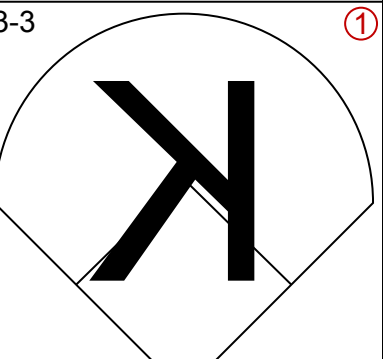
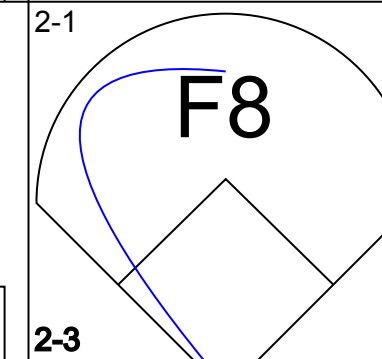
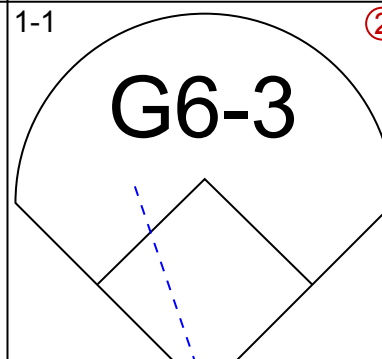
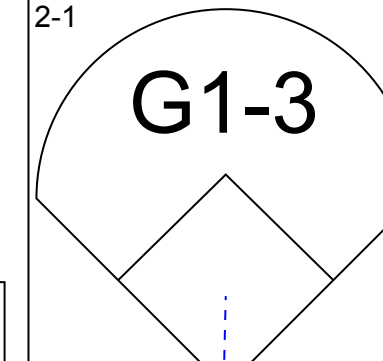
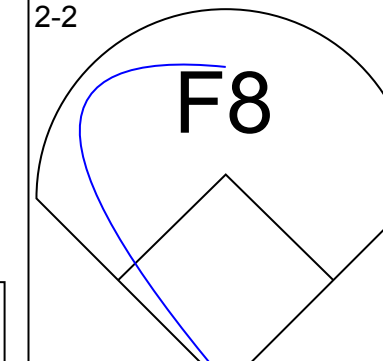
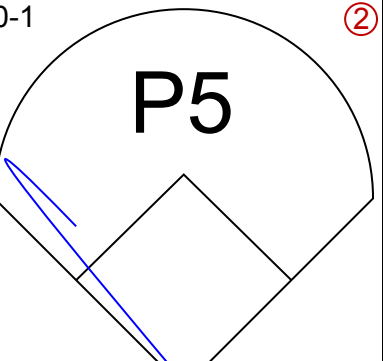
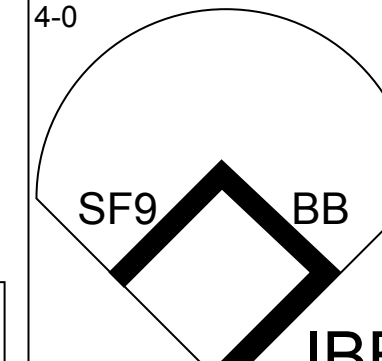
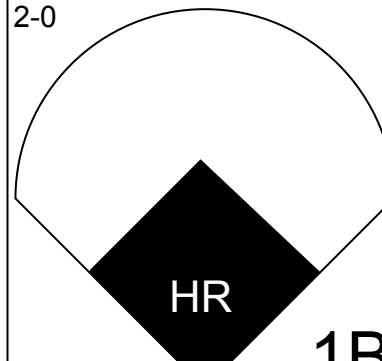
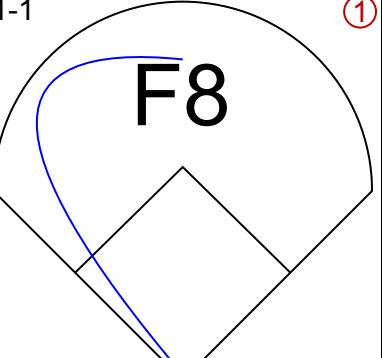
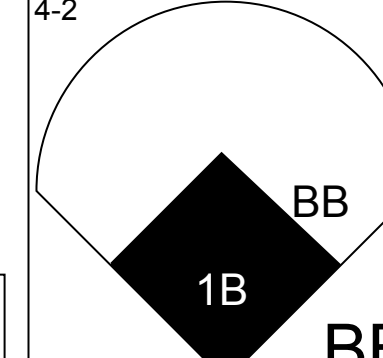
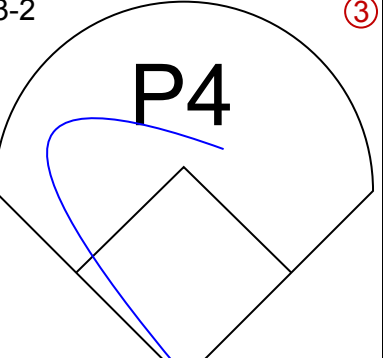
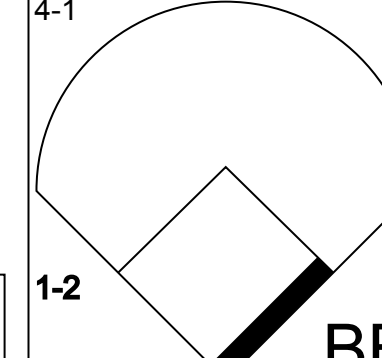
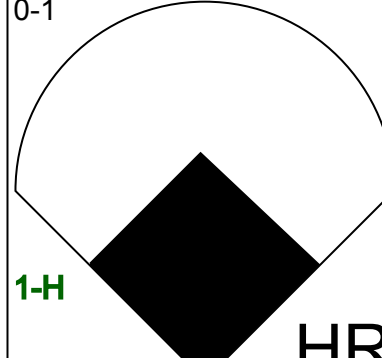
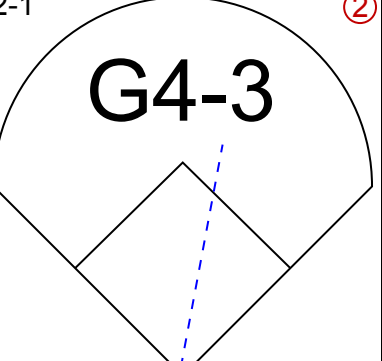
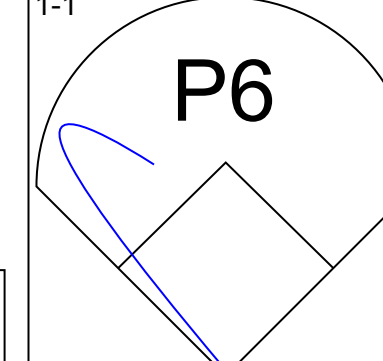
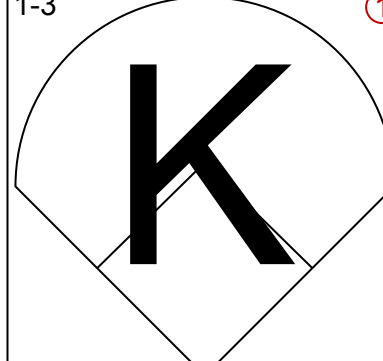
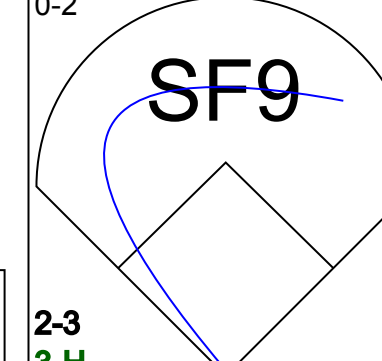
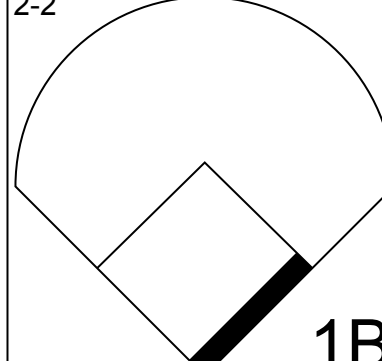
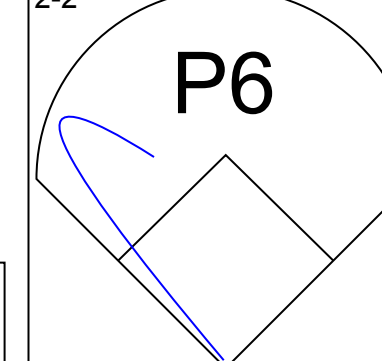
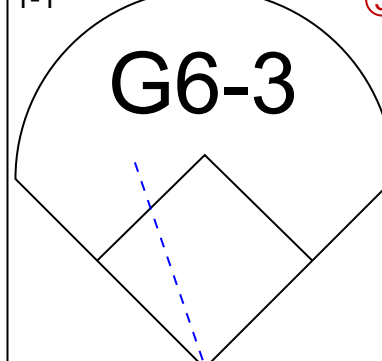
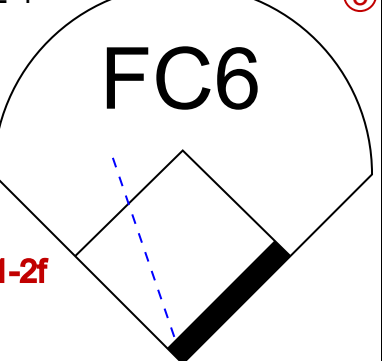
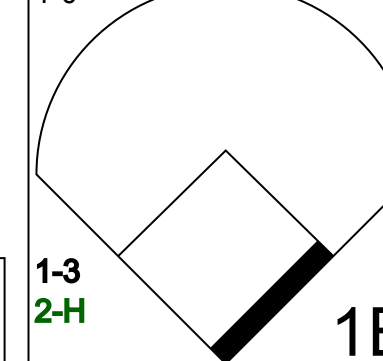
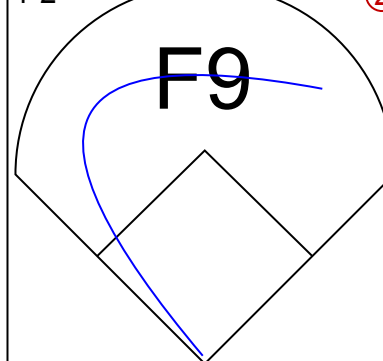


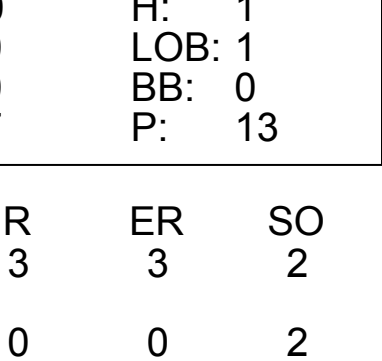
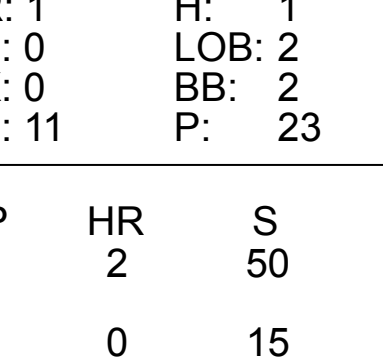
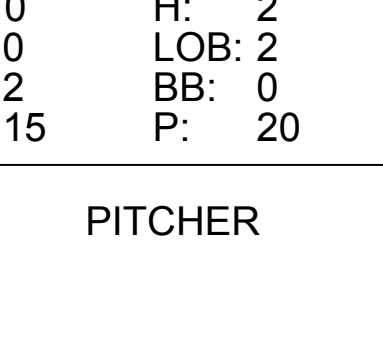
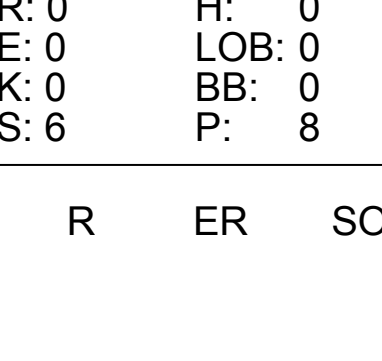


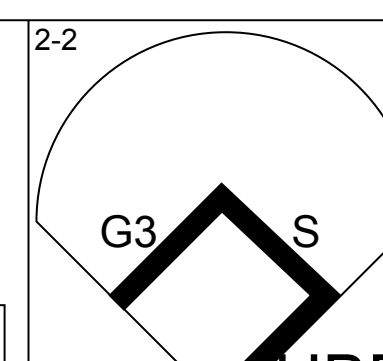
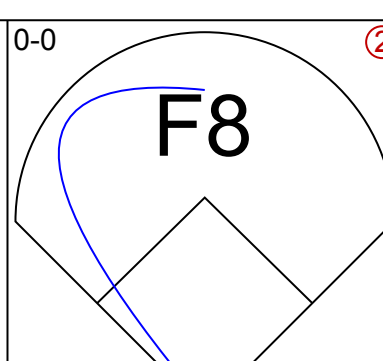
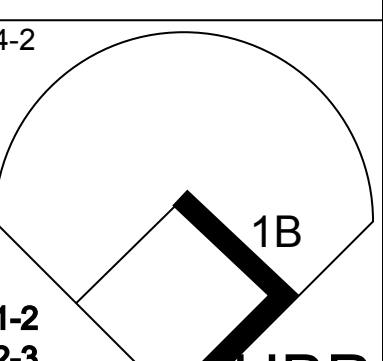
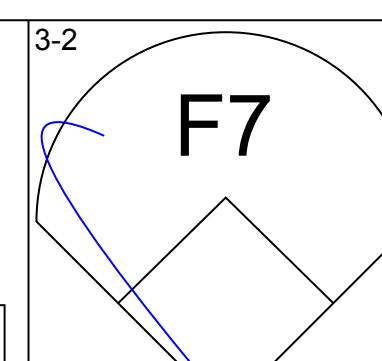
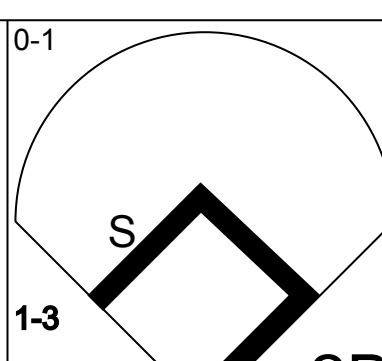
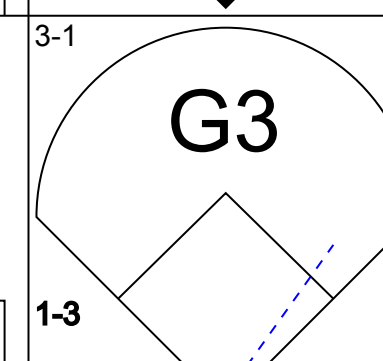
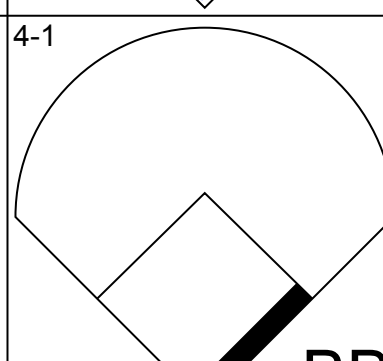
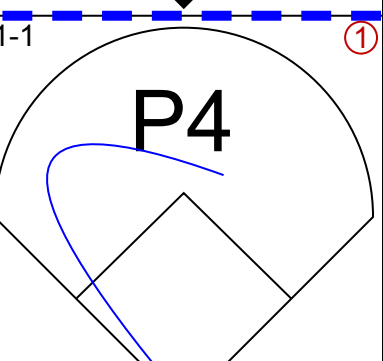
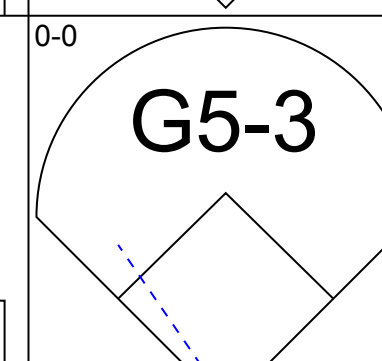
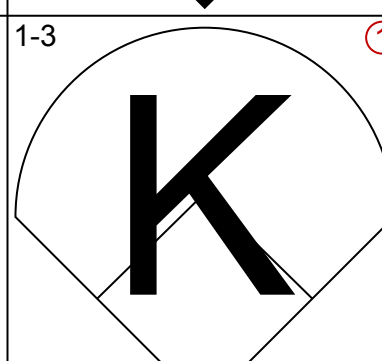
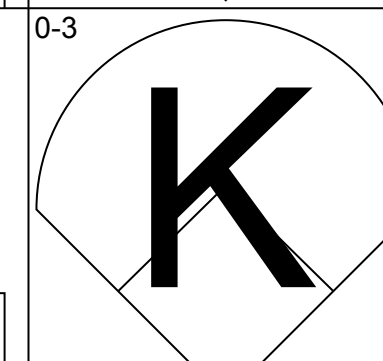
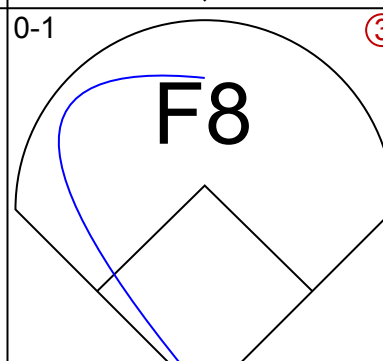
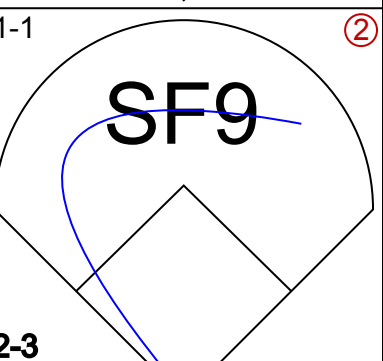
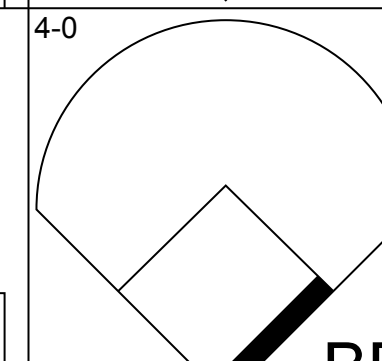
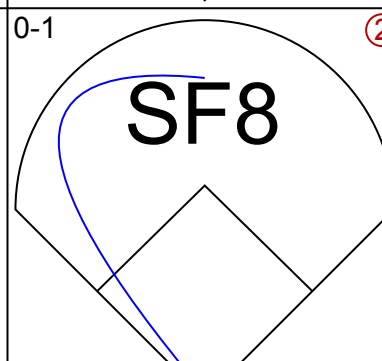
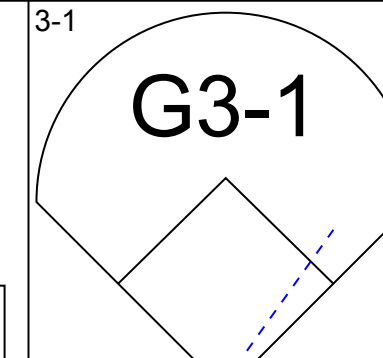
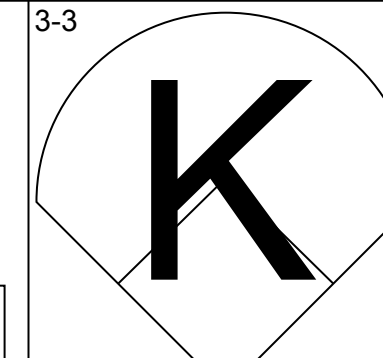
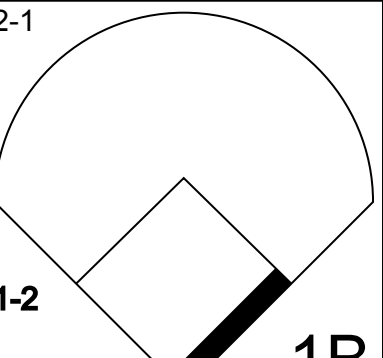
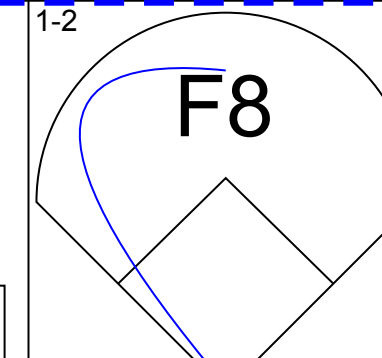
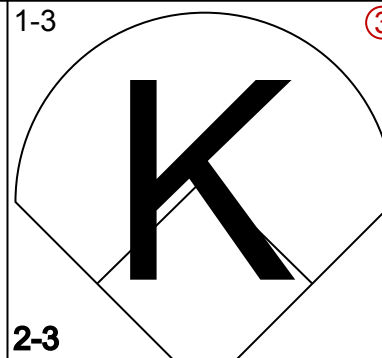
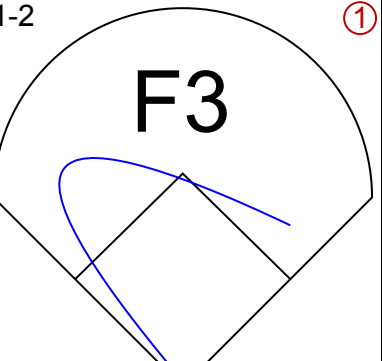
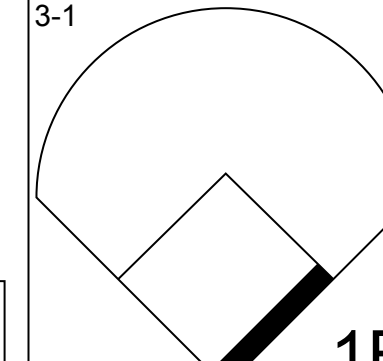
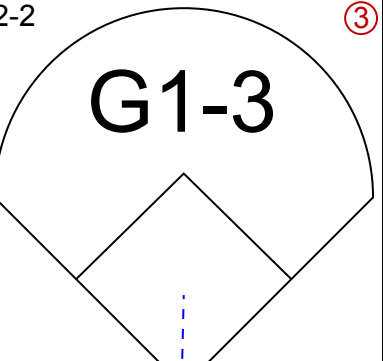
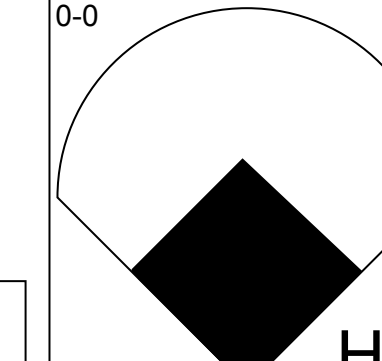
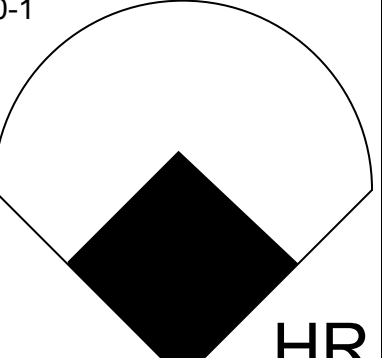
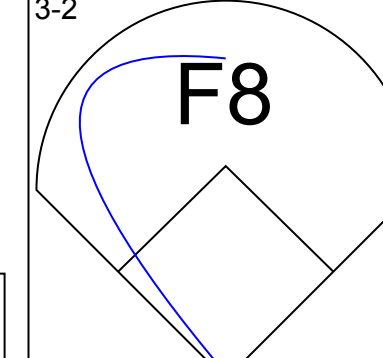
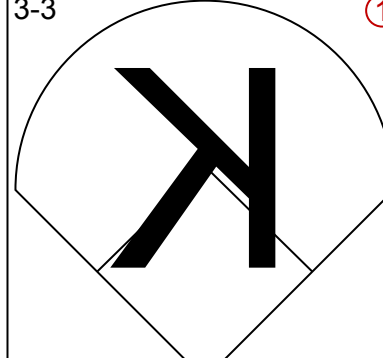
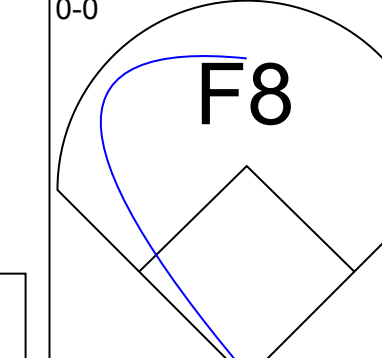
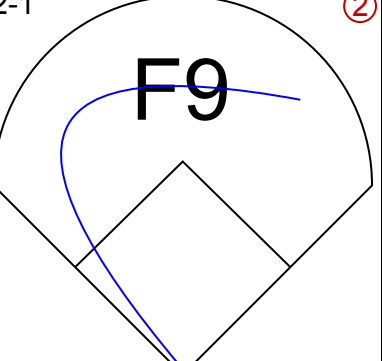
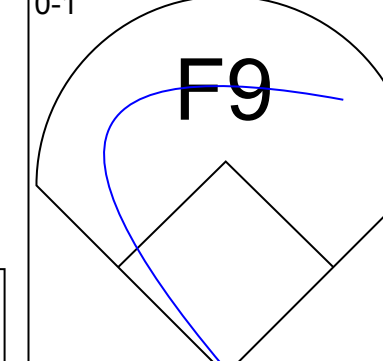
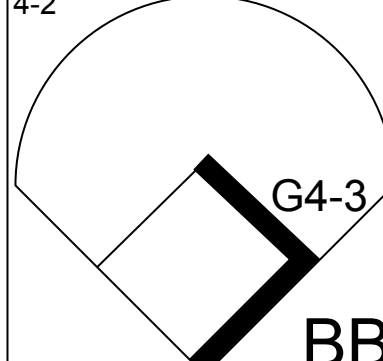
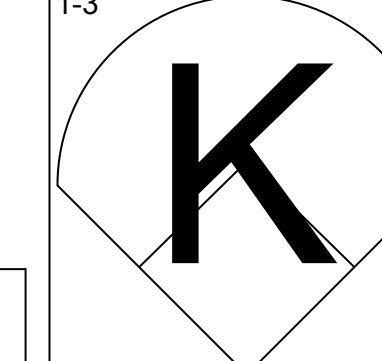
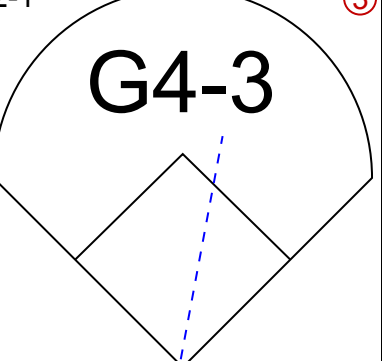
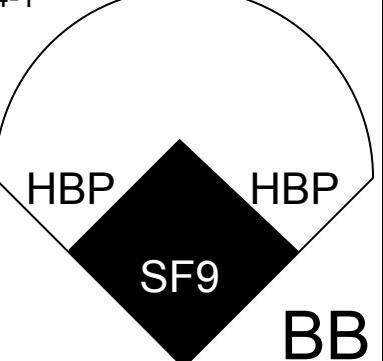
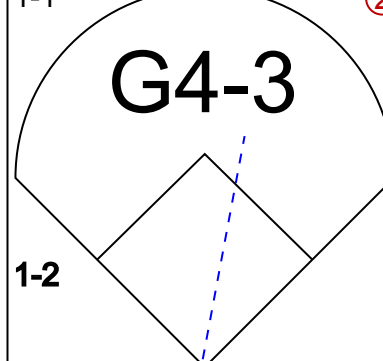
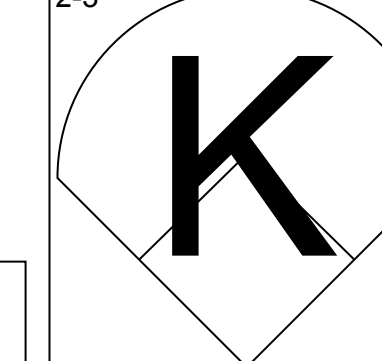
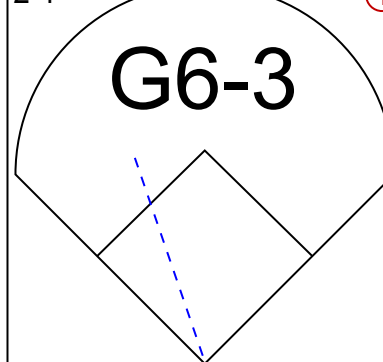
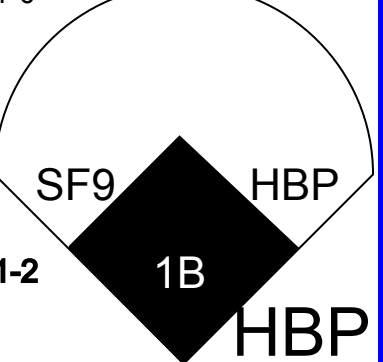
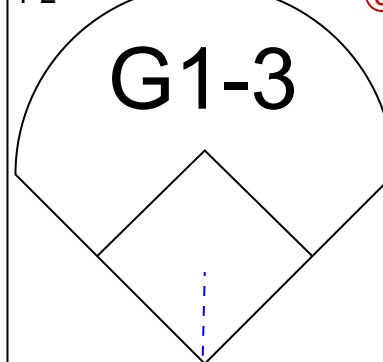
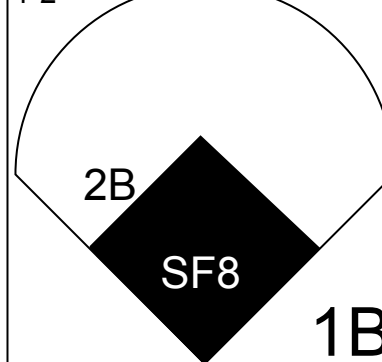
Batter	1	2	3	4	5	6	7	8	9	AB	R	H	RBI	BB	SO	LOB	BOTTOM							
Matt Lawton, L (1, 9) OBP: 0.388, SLG: 0.421	G6-3		HR 1B		K				G4-3	5	2	2	1	0	1	0								
Edgardo Alfonzo, R (1, 4) OBP: 0.316, SLG: 0.420	F9		HR		K				G4-3	4	1	1	4	0	1	1								
31 Mike Piazza, R (1, 2) OBP: 0.383, SLG: 0.565	F9		BB						F8 BB F9-2 1B	2	0	1	0	2	0	0								
Robin Ventura, L (1, 5) OBP: 0.355, SLG: 0.409			K						SF7 BB F8 1B	2	0	1	1	1	1	1								
Todd Zeile, R (1, 3) OBP: 0.351, SLG: 0.361	G4-3		F8						F8 BB BB	3	0	0	0	1	0	4								
Jay Payton, R (1, 8) OBP: 0.283, SLG: 0.340			BB		F2				BB BB BB	1	0	0	0	3	0	0								
Benny Agbavani, R (1, 7) OBP: 0.358, SLG: 0.382 Tsuayoshi Shinjo, R (8, 7) OBP: 0.313, SLG: 0.399			K		K				F9-2 BB K	4	0	0	0	0	3	8								
Rey Ordenez, R (1, 6) OBP: 0.289, SLG: 0.321			E4 HR 1B		G6-3				E1 1B 2B 1B	4	2	1	0	0	0	0								
Al Leiter, L (1, 1) OBP: 0.083, SLG: 0.043 Joe McEwing, R (8, PH) OBP: 0.344, SLG: 0.448 Armando Benitez, R (9, 1)			F7		K				2B G4-3 1B K	3	1	1	0	0	1	1								
Inning Stats	R: 0 E: 0 K: 0 S: 8	H: 0 LOB: 0 BB: 0 P: 16	R: 0 E: 0 K: 1 S: 5	H: 1 LOB: 2 BB: 1 P: 12	R: 3 E: 1 K: 1 S: 18	H: 2 LOB: 1 BB: 1 P: 29	R: 0 E: 0 K: 1 S: 8	H: 0 LOB: 0 BB: 0 P: 12	R: 0 E: 0 K: 3 S: 13	H: 0 LOB: 0 BB: 0 P: 17	R: 0 E: 0 K: 0 S: 8	H: 1 LOB: 2 BB: 2 P: 19	R: 3 E: 1 K: 1 S: 20	H: 3 LOB: 3 BB: 3 P: 39	R: 0 E: 0 K: 1 S: 8	H: 0 LOB: 0 BB: 0 P: 12	1B: 5 2B: 3 3B: 0 HR: 1	SF: 1 SAC: 0 DP: 2 HBP: 0	WP: 0 PB: 0 SB: 0 CS: 1	PA: 37				
PITCHER	IP	WLS	BF	H	R	ER	SO	BB	IBB	HBP	BLK	WP	HR	S	P	ERA	WHIP							
Russ Ortiz, R (1, 1) ERA: 3.38 Brian Boehringer, R (7, 1) ERA: 3.41 Aaron Fultz, L (8, 1) ERA: 4.47	6.0	L	28	7	6	5	6	4	0	0	0	0	0	67	115	7.50	1.833							

San Francisco Giants @ New York Mets
Shea Stadium, Flushing, NY
Sun Aug. 26 2001, 8:05 PM EDT
Att: 36,061 - Cloudy - 75 F

AB	29
R	6
H	7
RBI	6
BB	7
SO	8
LOB	15



Batter	1	2	3	4	5	6	7	8	9	AB	R	H	RBI	BB	SO	LOB	TOP					
Marvin Benard, L OBP: 0.303, SLG: 0.404 (1, 8)										5	0	1	0	0	1	2	San Francisco Giants @ New York Mets Shea Stadium, Flushing, NY Mon Aug 27 2001, 1:10 PM EDT Att: 27,084 - Sunny - 82 F					
Rich Aurilia, R OBP: 0.375, SLG: 0.578 (1, 6)										4	1	2	1	1	1	2						
Barry Bonds, L OBP: 0.494, SLG: 0.830 (1, 7)										4	2	3	1	1	0	0						
Jeff Kent, R OBP: 0.363, SLG: 0.501 (1, 4)										5	0	0	0	0	1	5						
John Vander Wal, L OBP: 0.353, SLG: 0.461 Calvin Murray, R OBP: 0.344, SLG: 0.383 (1, 9) (9, PR)										4	0	1	0	1	0	2						
J.T. Snow, L OBP: 0.382, SLG: 0.383 (1, 3)										3	2	1	2	2	0	0						
Ramon Martinez, R OBP: 0.309, SLG: 0.338 Felix Rodriguez, R (7, 1)										3	0	0	1	0	0	1						
Andres Galarraga, R OBP: 0.323, SLG: 0.467 Benito Santiago, R OBP: 0.311, SLG: 0.384 (9, PH) (9, 2)										0	0	0	0	0	0	0						
Edwards Guzman, L OBP: 0.255, SLG: 0.396 Robb Nen, R (1, 2) (9, 1)										4	0	2	0	1	0	3						
Ryan Jensen, R OBP: 0.300, SLG: 0.222 Jason Christiansen, R (5, 1)										2	0	1	1	0	0	1						
Eric Davis, R OBP: 0.287, SLG: 0.353 Tim Worrell, R (6, PH) (6, 1)										0	0	0	0	0	0	0						
Pedro Feliz, R OBP: 0.289, SLG: 0.409 (7, 5)										1	0	0	0	0	0	0						
Inning Stats	R: 0 E: 0 K: 1 S: 11	H: 1 LOB: 2 BB: 1 P: 22	R: 0 E: 0 K: 0 S: 7	H: 1 LOB: 1 BB: 0 P: 13	R: 0 E: 0 K: 0 S: 11	H: 1 LOB: 1 BB: 1 P: 18	R: 1 E: 0 K: 0 S: 11	H: 1 LOB: 2 BB: 2 P: 23	R: 2 E: 0 K: 1 S: 10	H: 2 LOB: 0 BB: 0 P: 18	R: 0 E: 0 K: 2 S: 15	H: 2 LOB: 2 BB: 0 P: 20	R: 1 E: 0 K: 0 S: 10	H: 1 LOB: 2 BB: 2 P: 23	R: 0 E: 0 K: 0 S: 6	H: 0 LOB: 0 BB: 0 P: 8	R: 2 E: 0 K: 0 S: 12	H: 3 LOB: 1 BB: 0 P: 18	1B: 8 2B: 1 3B: 0 HR: 3	SF: 1 SAC: 0 DP: 1 HBP: 0	WP: 0 PB: 0 SB: 0 CS: 0	PA: 44
PITCHER	IP WLS BF H R ER SO BB IBB HBP BLK WP HR S P ERA WHIP																					
Kevin Appier, R ERA: 4.02 Grant Roberts, R ERA: 3.12 Jerrold Riggan, R ERA: 3.93 Rick White, R ERA: 3.94 (1, 1) (6, 1) (7, 1) (9, 1)	5.0 24 6 3 3 2 4 0 0 0 0 0 2 50 94 5.40 2.000	1.0 5 2 0 0 2 0 0 0 0 0 0 0 15 20 0.00 2.000	2.0 9 1 1 1 0 1 1 0 0 0 0 1 16 31 4.50 1.000	1.0 L 6 3 2 2 0 0 0 0 0 0 0 1 12 18 18.00 3.000																		

Batter	1	2	3	4	5	6	7	8	9	AB	R	H	RBI	BB	SO	LOB	BOTTOM					
Matt Lawton, L OBP: 0.390, SLG: 0.423 (1, 9)										3	0	1	0	0	0	0	San Francisco Giants @ New York Mets Shea Stadium, Flushing, NY Mon Aug 27 2001, 1:10 PM EDT Att: 27,084 - Sunny - 82 F					
Desi Relaford, S OBP: 0.370, SLG: 0.452 (1, 5)										4	0	0	0	1	1	6						
Edgardo Alfonzo, R OBP: 0.314, SLG: 0.417 (1, 4)										2	0	0	2	1	1	2						
Mark Johnson, L OBP: 0.321, SLG: 0.414 Todd Zeile, R OBP: 0.351, SLG: 0.361 (1, 3) (6, PH) (6, 3)										2	0	0	0	0	1	1						
Tsuyoshi Shinjo, R OBP: 0.315, SLG: 0.411 (1, 8) (9, 7)										4	1	2	1	0	0	2						
Benny Agbayani, R OBP: 0.357, SLG: 0.391 Rick White, R (1, 7) (9, 1)										4	1	1	1	0	1	1						
Vance Wilson, R OBP: 0.436, SLG: 0.457 (1, 2)										3	0	0	0	1	1	1						
Rey Ordonez, R OBP: 0.289, SLG: 0.318 (1, 6)										3	1	0	0	1	1	1						
Kevin Appier, R OBP: 0.081, SLG: 0.042 Joe Mauer, R OBP: 0.247, SLG: 0.448 Grant Roberts, R (5, PH) (5, 1)										1	0	0	0	0	0	0						
Lenny Harris, L OBP: 0.250, SLG: 0.292 Jerrold Riggan, R (7, 1) Jay Payton, R OBP: 0.296, SLG: 0.342 (9, 8)										0	0	0	0	0	0	0						
Inning Stats	R: 0 E: 0 K: 1 S: 9	H: 0 LOB: 1 BB: 0 P: 17	R: 1 E: 0 K: 0 S: 9	H: 1 LOB: 0 BB: 0 P: 14	R: 0 E: 0 K: 0 S: 6	H: 0 LOB: 1 BB: 1 P: 12	R: 0 E: 0 K: 1 S: 12	H: 1 LOB: 1 BB: 0 P: 21	R: 2 E: 0 K: 0 S: 13	H: 1 LOB: 2 BB: 1 P: 28	R: 0 E: 0 K: 1 S: 11	H: 0 LOB: 1 BB: 1 P: 20	R: 0 E: 0 K: 0 S: 7	H: 0 LOB: 1 BB: 1 P: 15	R: 1 E: 0 K: 2 S: 9	H: 1 LOB: 0 BB: 0 P: 12	R: 1 E: 0 K: 2 S: 13	H: 2 LOB: 1 BB: 0 P: 16	1B: 3 2B: 1 3B: 0 HR: 2	SF: 2 SAC: 0 DP: 0 HBP: 3	WP: 0 PB: 0 SB: 2 CS: 0	PA: 40
PITCHER	IP WLS BF H R ER SO BB IBB HBP BLK WP HR S P ERA WHIP																					
Ryan Jensen, R ERA: 4.08 Jason Christiansen, L ERA: 4.13 Tim Worrell, R ERA: 3.48 Felix Rodriguez, R ERA: 1.87 Robb Nen, R ERA: 3.06 (1, 1) (5, 1) (6, 1) (7, 1) (9, 1)	4.0 19 2 3 3 2 2 0 3 0 0 0 0 1 40 77 6.75 1.000	1.0 4 1 0 0 0 0 0 0 0 0 0 0 9 15 0.00 1.000	1.2 7 0 0 0 1 2 0 0 0 0 0 0 1 12 16 6.75 0.750	1.0 S 5 2 1 1 2 0 0 0 0 0 0 0 13 16 9.00 2.000																		

Batter	1	2	3	4	5	6	7	8	9	AB	R	H	RBI	BB	SO	LOB	TOP					
Calvin Murray, R OBP: 0.343, SLG: 0.385 (1, 8)										4	0	1	1	0	1	2	<p>San Francisco Giants @ Arizona Diamondbacks Bank One Ballpark, Phoenix, AZ Tue Aug 28 2001, 10:05 PM EDT Att: 41,502 - Dome - 72 F</p> <p>livebaseballscores.com</p> <p>AB 32 R 1 H 6 RBI 1 BB 3 SO 9 LOB 18</p>					
Rich Aurilia, R OBP: 0.373, SLG: 0.574 (1, 6)										4	0	0	0	0	2	3						
Barry Bonds, L OBP: 0.494, SLG: 0.826 (1, 7)										2	0	0	0	2	0	0						
Jeff Kent, R OBP: 0.362, SLG: 0.499 (1, 4)										4	0	1	0	0	3	4						
Andres Galarraga, R OBP: 0.320, SLG: 0.462 Brian Boehringer, S (8, 1)										4	0	0	0	0	2	3						
Shawn Dunston, R OBP: 0.299, SLG: 0.403 Marvin Benard, L (9, PH)										3	0	2	0	0	0	0						
Pedro Feliz, R OBP: 0.284, SLG: 0.402 Aaron Fultz, L OBP: 0.250, SLG: 0.250 J.T. Snow, L OBP: 0.381, SLG: 0.381 (8, 3)										3	0	0	0	0	1	4						
Benito Santiago, R OBP: 0.313, SLG: 0.384 (1, 2)										3	1	1	0	1	0	1						
Livan Hernandez, R OBP: 0.324, SLG: 0.412 Ramon Martinez, R OBP: 0.308, SLG: 0.336 (6, 5)										2	0	1	0	0	0	0						
										1	0	0	0	0	0	1						
Inning Stats	R: 0 E: 0 K: 3 S: 14	H: 1 LOB: 2 BB: 1 P: 23	R: 0 E: 1 K: 0 S: 9	H: 0 LOB: 0 BB: 0 P: 14	R: 0 E: 0 K: 1 S: 6	H: 0 LOB: 0 BB: 0 P: 8	R: 0 E: 0 K: 1 S: 11	H: 2 LOB: 2 BB: 0 P: 21	R: 1 E: 0 K: 2 S: 15	H: 2 LOB: 2 BB: 1 P: 25	R: 0 E: 0 K: 1 S: 8	H: 1 LOB: 0 BB: 0 P: 9	R: 0 E: 0 K: 0 S: 8	H: 0 LOB: 1 BB: 1 P: 15	R: 0 E: 0 K: 1 S: 8	H: 0 LOB: 0 BB: 0 P: 12	R: 0 E: 1 K: 0 S: 6	H: 0 LOB: 0 BB: 0 P: 7	1B: 5 2B: 1 3B: 0 HR: 0	SF: 0 SAC: 0 DP: 2 HBP: 0	WP: 0 PB: 0 SB: 1 CS: 1	PA: 35
PITCHER	IP WLS BF H R ER SO BB IBB HBP BLK WP HR S P ERA WHIP																ERA WHIP					
Randy Johnson, L ERA: 2.4 Byung-Hyun Kim, R ERA: 2.66	8.0 W 32 6 1 1 9 3 0 0 0 0 0 0 79 127 1.12 1.125																0.00 0.000					

Batter	1	2	3	4	5	6	7	8	9	AB	R	H	RBI	BB	SO	LOB	BOTTOM			
Tony Womack, L OBP: 0.280, SLG: 0.309 Junior Spivey, R OBP: 0.358, SLG: 0.417 (7, 4)										3	0	1	0	0	0	2	<p>San Francisco Giants @ Arizona Diamondbacks Bank One Ballpark, Phoenix, AZ Tue Aug 28 2001, 10:05 PM EDT Att: 41,502 - Dome - 72 F</p> <p>livebaseballscores.com</p> <p>AB 30 R 4 H 8 RBI 4 BB 4 SO 7 LOB 18</p>			
Craig Counsell, L OBP: 0.351, SLG: 0.350 (7, 6)										2	1	1	0	1	1	2				
Luis Gonzalez, L OBP: 0.437, SLG: 0.717 (1, 7)										4	1	1	2	0	1	3				
Matt Williams, R OBP: 0.317, SLG: 0.484 (1, 5)										4	0	0	0	0	2	3				
Mark Grace, L OBP: 0.396, SLG: 0.486 (1, 3)										2	1	1	0	2	1	0				
Reggie Sanders, R OBP: 0.322, SLG: 0.553 (1, 9)										4	1	1	2	0	0	3				
Steve Finley, L OBP: 0.327, SLG: 0.379 (1, 8)										4	0	1	0	0	0	1				
Damian Miller, R OBP: 0.341, SLG: 0.439 (1, 2)										4	0	1	0	0	0	1				
Randy Johnson, R OBP: 0.138, SLG: 0.097 Byung-Hyun Kim, R OBP: 0.200, SLG: 0.200 (9, 1)										2	0	1	0	1	1	1				
										0	0	0	0	0	0	0				
Inning Stats	R: 0 E: 1 K: 0 S: 6	H: 1 LOB: 1 BB: 0 P: 12	R: 2 E: 0 K: 1 S: 16	H: 3 LOB: 1 BB: 0 P: 27	R: 2 E: 0 K: 1 S: 13	H: 2 LOB: 1 BB: 1 P: 22	R: 0 E: 0 K: 0 S: 12	H: 1 LOB: 0 BB: 0 P: 16	R: 0 E: 0 K: 1 S: 11	H: 0 LOB: 2 BB: 2 P: 26	R: 0 E: 0 K: 2 S: 16	H: 1 LOB: 1 BB: 1 P: 27	R: 0 E: 0 K: 2 S: 12	H: 0 LOB: 0 BB: 0 P: 18	R: 0 E: 0 K: 0 S: 6	H: 0 LOB: 0 BB: 0 P: 8	1B: 4 2B: 3 3B: 0 HR: 2	SF: 0 SAC: 0 DP: 2 HBP: 0	WP: 0 PB: 0 SB: 0 CS: 0	PA: 35
PITCHER	IP WLS BF H R ER SO BB IBB HBP BLK WP HR S P ERA WHIP																ERA WHIP			
Livan Hernandez, R ERA: 5.48 Aaron Fultz, L ERA: 4.35 Brian Boehringer, R ERA: 3.36	5.1 L 27 8 4 4 3 4 0 0 0 0 0 0 19 28 6.75 2.250																0.00 0.000			
	1.0 3 0 0 0 0 0 0 0 0 0 0 6 8 0.00 0.000																0.00 0.000			

Batter	1	2	3	4	5	6	7	8	9	AB	R	H	RBI	BB	SO	LOB	TOP										
Calvin Murray, R OBP: 0.338, SLG: 0.379 (1, 8)	F7		L3		G5-3			K		4	0	0	0	0	1	1	San Francisco Giants @ Arizona Diamondbacks Bank One Ballpark, Phoenix, AZ Wed Aug 29 2001, 10:05 PM EDT Att: 31,990 - Dome - 72 F										
Rich Aurilia, R OBP: 0.370, SLG: 0.569 (1, 6)	F9		F7				F9	F9		4	0	0	0	0	0	1											
Barry Bonds, L OBP: 0.494, SLG: 0.822 (1, 7)	BB 1B		K				G1-3			3	0	1	0	1	1	0											
Jeff Kent, R OBP: 0.362, SLG: 0.496 (1, 4)	BB 1-2				L7		G6-3	P4		3	0	0	0	1	0	2											
J.T. Snow, L OBP: 0.382, SLG: 0.383 (1, 3)	P6				FC6-4 1B		1-2			4	0	2	0	0	0	2											
John Vander Wal, L OBP: 0.351, SLG: 0.458 Tim Worrell, R (7, 1)			K		F8		K			3	0	0	0	0	2	2											
Edwards Guzman, L OBP: 0.253, SLG: 0.391 (6, PH)								F3		0	0	0	0	0	0	0											
Benito Santiago, R OBP: 0.310, SLG: 0.380 (1, 2)	F9		FC6-4 1-2				F8	G1-3		4	0	0	0	0	0	2											
Ramon Martinez, R OBP: 0.308, SLG: 0.340 (1, 5)					P6		F2			3	0	1	0	0	0	1											
Kirk Rueter, L OBP: 0.236, SLG: 0.180 Jason Christiansen, R Marvin Benard, L OBP: 0.304, SLG: 0.403 (7, 9)	G1-3				F7			S BB		2	0	0	0	0	0	1											
Inning Stats	R: 0 E: 0 K: 0 S: 7	H: 1 LOB: 2 BB: 1 P: 16	R: 0 E: 0 K: 1 S: 9	H: 1 LOB: 1 BB: 0 P: 15	R: 0 E: 0 K: 1 S: 6	H: 0 LOB: 0 BB: 0 P: 10	R: 0 E: 0 K: 0 S: 10	H: 1 LOB: 1 BB: 0 P: 16	R: 0 E: 0 K: 0 S: 6	H: 0 LOB: 0 BB: 0 P: 9	R: 0 E: 0 K: 0 S: 4	H: 1 LOB: 1 BB: 0 P: 13	R: 0 E: 0 K: 1 S: 11	H: 0 LOB: 2 BB: 2 P: 24	R: 0 E: 0 K: 0 S: 6	H: 0 LOB: 0 BB: 0 P: 9	1B: 3 2B: 1 3B: 0 HR: 0	SF: 0 SAC: 0 DP: 0 HBP: 0	WP: 0 PB: 0 SB: 1 CS: 0	PA: 34							
PITCHER	IP	WLS	BF	H	R	ER	SO	BB	IBB	HBP	BLK	WP	HR	S	P	ERA	WHIP										
Bobby Witt, R ERA: 3.71 (1, 1)	5.1	W	20	3	0	0	2	1	0	0	0	0	0	39	68	0.00	0.750										
Greg Swindell, L ERA: 4.43 (6, 1)	0.2	H	2	0	0	0	0	0	0	0	0	0	0	3	5	0.00	0.000										
Bret Prinz, R ERA: 2.09 (7, 1)	1.2	H	8	1	0	0	2	1	1	0	0	0	0	17	33	0.00	1.200										
Byung-Hyun Kim, R ERA: 2.61 (8, 1)	1.1	S	4	0	0	0	0	0	0	0	0	0	0	10	13	0.00	0.000										

Batter	1	2	3	4	5	6	7	8	9	AB	R	H	RBI	BB	SO	LOB	BOTTOM										
Craig Counsell, L OBP: 0.355, SLG: 0.355 (1, 6)	F9 G4-3 1B	FC6 1-2		FC4-6 1B			G6-4-3 1B			4	0	3	0	0	0	1	San Francisco Giants @ Arizona Diamondbacks Bank One Ballpark, Phoenix, AZ Wed Aug 29 2001, 10:05 PM EDT Att: 31,990 - Dome - 72 F										
Danny Bautista, R OBP: 0.305, SLG: 0.329 (1, 8)	G4-3 1-2		BB 1B	FC4-6 1-2			G6-4-3 1-2			4	1	1	0	0	0	4											
Luis Gonzalez, L OBP: 0.441, SLG: 0.725 (1, 7)	BB BB		L1-6 1-2 BB		HR		WP 1B			2	1	2	1	2	0	0											
Greg Colbrunn, R OBP: 0.300, SLG: 0.422 Junior Spivey, R OBP: 0.356, SLG: 0.417 (7, PR) (8, 4)	F9 2-3		K BB		F7		F7 1-2 BB			3	0	0	0	1	1	4											
Matt Williams, R OBP: 0.319, SLG: 0.482 (1, 5)	BB 1-2				G4-3		F7			3	0	1	1	1	0	2											
Reggie Sanders, R OBP: 0.322, SLG: 0.550 (1, 9)	F9		L1-6 2-3		P4			CS 1B		4	0	1	0	0	0	5											
Jay Bell, R ERA: 4.47 Mark Grace, L OBP: 0.397, SLG: 0.486 (8, 3)			FC6 1B		K		F8			3	0	1	0	0	1	0											
Damian Miller, R OBP: 0.337, SLG: 0.433 (1, 2)			K		G5-3		G5-3			4	0	0	0	0	1	2											
Bobby Witt, R OBP: 0.333, SLG: 0.333 Greg Swindell, L (6, 1)			K				F8			2	0	1	0	0	1	1											
Tony Womack, L OBP: 0.279, SLG: 0.308 Bret Prinz, R (7, 1)					1B					1	0	0	0	0	0	0											
Byung-Hyun Kim, R OBP: 0.167, SLG: 0.167 (8, 1)					1B					1	0	0	0	0	1	1											
Inning Stats	R: 0 E: 0 K: 0 S: 14	H: 1 LOB: 3 BB: 2 P: 28	R: 0 E: 0 K: 2 S: 14	H: 1 LOB: 0 BB: 0 P: 19	R: 1 E: 0 K: 1 S: 7	H: 2 LOB: 1 BB: 1 P: 16	R: 0 E: 0 K: 1 S: 10	H: 2 LOB: 2 BB: 0 P: 18	R: 1 E: 0 K: 0 S: 7	H: 1 LOB: 0 BB: 0 P: 14	R: 0 E: 0 K: 0 S: 8	H: 0 LOB: 0 BB: 1 P: 20	R: 0 E: 0 K: 1 S: 11	H: 1 LOB: 1 BB: 1 P: 20	R: 0 E: 0 K: 1 S: 11	H: 1 LOB: 1 BB: 1 P: 20	1B: 9 2B: 1 3B: 0 HR: 1	SF: 0 SAC: 0 DP: 2 HBP: 0	WP: 1 PB: 0 SB: 0 CS: 1	PA: 36							
PITCHER	IP	WLS	BF	H	R	ER	SO	BB	IBB	HBP	BLK	WP	HR	S	P	ERA	WHIP										
Kirk Rueter, L ERA: 4.03 (7, 1)	6.0	L	27	7	2	2	4	3	0	0	0	0	0	60	111	3.00	1.667										
Jason Christiansen, L ERA: 4.03 (7, 1)	0.2		4	2	0	0	0	1	0	0	0	1	0	9	16	0.00	4.500										
Tim Worrell, R ERA: 3.41 (7, 1)	1.1		5	1	0	0	1	1	0	0	0	0	0	13	24	0.00	1.500										

AB	31
R	0
H	4
RBI	0
BB	3
SO	4
LOB	12



AB	31
R	2
H	10
RBI	2
BB	5
SO	5
LOB	20



Batter	1	2	3	4	5	6	7	8	9	AB	R	H	RBI	BB	SO	LOB	TOP					
Marvin Benard, L OBP: 0.308, SLG: 0.408 (1, 8)	G3		HR 1B	K		BB 1B 2H	F7	1-H 2B		6	1	3	2	0	1	2	San Francisco Giants @ Arizona Diamondbacks Bank One Ballpark, Phoenix, AZ Thu Aug 30 2001, 10:05 PM EDT Att: 34,269 - Dome - 72 F					
Rich Aurilia, R OBP: 0.374, SLG: 0.576 (1, 6)	K		HR			BB 1B		BB		3	2	2	3	2	1	0						
Ramon Martinez, R OBP: 0.307, SLG: 0.339 (8, 6)	K		HR			BB 1B		BB		1	0	0	0	0	0	2						
Barry Bonds, L OBP: 0.497, SLG: 0.820 (1, 7)	G4-3		HR			BB 1B		BB		2	0	1	0	3	0	0						
Calvin Murray, R OBP: 0.337, SLG: 0.377 (8, 8)	G4-3		HR			BB 1B		BB		1	1	0	0	0	0	0						
Andres Galarraga, R OBP: 0.320, SLG: 0.458 (1, 3)	K		G5-4-3			P4		K		5	1	1	0	1	2	6						
Jeff Kent, R OBP: 0.365, SLG: 0.499 (1, 4)	BB 1B		F9			F3		F7 1B 2B		5	2	3	1	0	0	2						
John Vander Wal, L OBP: 0.354, SLG: 0.467 (1, 9)	FC6-4 BB		HR			K		1B		3	1	2	1	1	1	2						
Shawon Dunston, R OBP: 0.301, SLG: 0.520 (8, 9)	FC6-4 BB		HR			K		1B		2	1	1	3	0	0	2						
Benito Santiago, R OBP: 0.252, SLG: 0.379 (8, 2)	K		F2			SH3-4 1B		SF8		4	1	1	1	0	1	4						
Edwards Guzman, L OBP: 0.253, SLG: 0.391 (8, 2)	K		F2			SH3-4 1B		SF8		0	0	0	0	0	0	0						
Pedro Feliz, R OBP: 0.277, SLG: 0.391 (1, 5)	FC6-4		K			F8		P4		5	0	0	0	0	1	6						
Jason Schmidt, R OBP: 0.225, SLG: 0.359 (1, 1)			HR			SH3-4		L6		2	2	2	2	1	0	0						
Jason Christiansen, R OBP: 0.232, SLG: 0.358 (8, PH)			HR			SH3-4		L6		0	0	0	0	0	0	0						
Eric Davis, R OBP: 0.250, SLG: 0.250 (8, 1)			HR			SH3-4		L6		1	1	1	0	0	0	0						
Aaron Fultz, L OBP: 0.250, SLG: 0.250 (8, 1)			HR			SH3-4		L6		0	0	0	0	0	0	0						
Brian Boehringer, S OBP: 0.250, SLG: 0.250 (9, 1)			HR			SH3-4		L6		0	0	0	0	0	0	0						
Inning Stats	R: 0 E: 0 K: 1 S: 6	H: 0 LOB: 0 BB: 0 P: 11	R: 0 E: 0 K: 2 S: 10	H: 1 LOB: 2 BB: 1 P: 18	R: 3 E: 0 K: 0 S: 9	H: 3 LOB: 0 BB: 1 P: 17	R: 2 E: 0 K: 2 S: 12	H: 2 LOB: 0 BB: 0 P: 16	R: 0 E: 0 K: 1 S: 10	H: 0 LOB: 2 BB: 2 P: 20	R: 1 E: 0 K: 1 S: 14	H: 3 LOB: 3 BB: 1 P: 20	R: 0 E: 0 K: 0 S: 9	H: 3 LOB: 2 BB: 0 P: 11	R: 6 E: 0 K: 0 S: 22	H: 5 LOB: 2 BB: 2 P: 41	R: 0 E: 0 K: 0 S: 10	H: 0 LOB: 1 BB: 1 P: 19	1B: 11 2B: 2 3B: 1 HR: 3	SF: 1 DP: 2 HBP: 1	WP: 0 PA: 51 CS: 0	
PITCHER	IP	WLS	BF	H	R	ER	SO	BB	IBB	HBP	BLK	WP	HR	S	P	ERA	WHIP					
Miguel Batista, R ERA: 3.5 (1, 1)	4.0	L	19	6	5	5	5	2	0	0	0	0	0	3	37	62	11.25	2.000				
Mike Morgan, R ERA: 5.55 (5, 1)	2.0		12	3	1	1	2	3	0	0	0	0	0	24	40	4.50	3.000					
Greg Swindell, L ERA: 4.53 (7, 1)	1.0		6	3	1	1	0	0	0	0	0	0	0	9	11	9.00	3.000					
Troy Brohawn, L ERA: 4.57 (8, 1)	1.0		10	5	6	6	0	2	0	0	0	0	0	22	41	54.00	7.000					
Steve Finley, L ERA: (9, 1)	1.0		4	0	0	0	0	1	0	1	0	0	0	10	19	0.00	1.000					

AB	40
R	13
H	17
RBI	13
BB	8
SO	7
LOB	26



Batter	1	2	3	4	5	6	7	8	9	AB	R	H	RBI	BB	SO	LOB	BOTTOM					
Craig Counsell, L OBP: 0.356, SLG: 0.354 (1, 6)	2B BB		K	L6			K		G6-3 1B	4	2	1	0	1	2	2	San Francisco Giants @ Arizona Diamondbacks Bank One Ballpark, Phoenix, AZ Thu Aug 30 2001, 10:05 PM EDT Att: 34,269 - Dome - 72 F					
Jay Bell, R OBP: 0.345, SLG: 0.402 (1, 4)	F8 2B		P3		G5-3		K		G6-3	5	0	1	1	0	1	2						
Luis Gonzalez, L OBP: 0.441, SLG: 0.720 (1, 7)	F8		BB		P4		K		1B BB	3	1	0	0	2	1	2						
Mark Grace, L OBP: 0.397, SLG: 0.484 (1, 3)	F8		BB		G6-3				1B 1B	2	0	0	0	1	0	1						
Greg Colbrunn, R OBP: 0.319, SLG: 0.485 (9, 3)	F8		BB		G6-3			HR	1B 1B	2	1	2	2	0	0	0						
Matt Williams, R OBP: 0.316, SLG: 0.477 (1, 5)	F7		BB		F9		G5-3		1B 1B	3	0	0	0	0	0	3						
Junior Spivey, R OBP: 0.366, SLG: 0.433 (9, 4)	F7		BB		F9		G5-3		1B 1B	2	0	2	1	0	0	0						
Steve Finley, L OBP: 0.330, SLG: 0.382 (9, 1)	CS 1B		CS 1B		FC6-4 1B		K		P6 FC6-4	5	0	3	0	0	1	1						
Reggie Sanders, R OBP: 0.323, SLG: 0.549 (1, 9)	BB		FC6-4 1B		FC6-4 1B		2B		G5-3 FC6-4	4	1	1	0	1	0	5						
Damian Miller, R OBP: 0.334, SLG: 0.429 (1, 2)	P4		BB		F7		F8		K	3	0	0	0	0	0	3						
Rod Barajas, R OBP: 0.202, SLG: 0.321 (9, 2)	P4		BB		F7		F8		K	1	0	0	0	0	1	1						
Miguel Batista, R OBP: 0.111, SLG: 0.040 (4, PH)			K						L3	1	0	0	0	0	0	1						
David DeLuca, L OBP: 0.326, SLG: 0.530 (5, 1)			K						L3	1	0	1	1	0	0	0						
Mike Morgan, R OBP: 0.326, SLG: 0.530 (5, 1)			K						L3	0	0	0	0	0	0	0						
Greg Swindell, L OBP: 0.326, SLG: 0.530 (7, 1)			K						L3	0	0	0	0	0	0	0						
Danny Bautista, R OBP: 0.326, SLG: 0.530 (8, 1)			K						L3	0	0	0	0	0	0	0						
Troy Brohawn, L OBP: 0.326, SLG: 0.530 (8, 1)			K						L3	0	0	0	0	0	0	0						
Tony Wornack, L OBP: 0.276, SLG: 0.307 (8, 8)			K						L3	1	0	0	0	0	0	0						
Inning Stats	R: 1 E: 0 K: 0 S: 13	H: 1 LOB: 1 BB: 1 P: 23	R: 0 E: 0 K: 1 S: 10	H: 1 LOB: 1 BB: 1 P: 16	R: 0 E: 0 K: 1 S: 6	H: 0 LOB: 2 BB: 2 P: 17	R: 1 E: 0 K: 0 S: 12	H: 2 LOB: 1 BB: 0 P: 19	R: 0 E: 0 K: 0 S: 11	H: 0 LOB: 0 BB: 0 P: 17	R: 0 E: 0 K: 3 S: 11	H: 1 LOB: 1 BB: 1 P: 21	R: 1 E: 0 K: 1 S: 9	H: 2 LOB: 1 BB: 0 P: 13	R: 2 E: 0 K: 0 S: 15	H: 4 LOB: 3 BB: 1 P: 23	1B: 7 2B: 3 3B: 0 HR: 1	SF: 0 SAC: 0 DP: 0 HBP: 0	WP: 2 PA: 43 CS: 1			
PITCHER	IP	WLS	BF	H	R	ER	SO	BB	IBB	HBP	BLK	WP	HR	S	P	ERA	WHIP					
Jason Schmidt, R ERA: 4.28 (1, 1)	6.2	W	29	5	2	2	5	5	0	0	0	0	1	0	4	6	0.00	0.000				
Jason Christiansen, L ERA: 3.99 (7, 1)	0.1		1	0	0	0	1	0	0	0	0	0	0	4	6	0.00	0.000					
Aaron Fultz, L ERA: 4.43 (8, 1)	1.0		5	2	1	1	1	0	0	0	0	0	1	9	13	9.00	2.000					
Brian Boehringer, R ERA: 3.6 (9, 1)	1.0		8	4	2	2	0	1	0	0	0	0	0	15	23	18.00	5.000					

AB	37
R	5
H	11
RBI	5
BB	6
SO	7
LOB	21





Batter	1	2	3	4	5	6	7	8	9	AB	R	H	RBI	BB	SO	LOB	TOP																	
Juan Pierre, L (1, 8) OBP: 0.378, SLG: 0.403										2	1	1	0	2	0	0	Colorado Rockies @ San Francisco Giants PacBell Park, San Francisco, CA Sat Sep 01 2001, 4:05 PM EDT Att: 41,034 - Cloudy - 66 F																	
Jose Ortiz, R (1, 4) OBP: 0.299, SLG: 0.396										4	0	0	0	0	0	3																		
Larry Walker, L (1, 9) OBP: 0.437, SLG: 0.662										1	0	0	1	3	0	0																		
17 Todd Helton, L (1, 3) OBP: 0.430, SLG: 0.684										4	0	0	0	0	3	3																		
Jeff Cirillo, R (1, 5) OBP: 0.363, SLG: 0.473										4	0	1	0	0	0	2																		
Alex Ochoa, R (1, 7) OBP: 0.344, SLG: 0.408										3	0	1	0	1	1	2																		
Juan Uribe, R (1, 6) OBP: 0.316, SLG: 0.442										4	0	0	0	0	2	5																		
Sal Fasano, R (1, 2) OBP: 0.244, SLG: 0.260										3	0	0	0	0	1	0																		
Mike Hampton, R (1, 1) OBP: 0.297, SLG: 0.583										3	0	0	0	0	2	0																		
Justin Speier, R (9, 1)										0	0	0	0	0	0	0																		
Inning Stats	R: 1 E: 0 K: 1 S: 10	H: 0 LOB: 0 BB: 1 P: 18	R: 0 E: 0 K: 2 S: 13	H: 0 LOB: 0 BB: 0 P: 18	R: 0 E: 0 K: 1 S: 9	H: 0 LOB: 0 BB: 0 P: 9	R: 0 E: 0 K: 0 S: 12	H: 0 LOB: 1 BB: 1 P: 19	R: 0 E: 0 K: 0 S: 8	H: 1 LOB: 0 BB: 0 P: 9	R: 0 E: 0 K: 1 S: 9	H: 0 LOB: 0 BB: 1 P: 13	R: 0 E: 0 K: 2 S: 16	H: 0 LOB: 2 BB: 2 P: 29	R: 0 E: 0 K: 1 S: 12	H: 1 LOB: 1 BB: 0 P: 17	R: 0 E: 0 K: 1 S: 10	H: 1 LOB: 2 BB: 1 P: 21	1B: 3 2B: 0 3B: 0 HR: 0	SF: 0 SAC: 0 DP: 0 HBP: 0	WP: 0 PA: 35 PB: 0 SB: 2 CS: 2													
PITCHER	IP WLS BF H R ER SO BB IBB HBP BLK WP HR S P ERA WHIP																																	
Ryan Jensen, R (1, 1) ERA: 3.65	6.0	20	1	1	1	5	3	0	0	0	0	0	0	61	86	1.50	0.667																	
Jason Christiansen, L (7, 1) ERA: 3.94	0.1	2	0	0	0	1	1	0	0	0	0	0	0	6	11	0.00	3.000																	
Tim Worrell, R (7, 1) ERA: 3.35	0.2	3	0	0	0	1	1	0	0	0	0	0	0	10	18	0.00	1.500																	
Felix Rodriguez, R (8, 1) ERA: 1.82	1.2	8	2	0	0	2	1	0	0	0	0	0	0	20	34	0.00	1.800																	
Robb Nen, R (9, 1) ERA: 3.0	0.1	W	1	0	0	0	0	0	0	0	0	0	0	2	4	0.00	0.000																	


Batter	1	2	3	4	5	6	7	8	9	AB	R	H	RBI	BB	SO	LOB	BOTTOM																	
Calvin Murray, R (1, 8) OBP: 0.331, SLG: 0.368										4	0	0	0	0	1	2	Colorado Rockies @ San Francisco Giants PacBell Park, San Francisco, CA Sat Sep 01 2001, 4:05 PM EDT Att: 41,034 - Cloudy - 66 F																	
Robb Nen, R (9, 1)										0	0	0	0	0	0	0																		
Rich Aurilia, R (1, 6) OBP: 0.376, SLG: 0.576										3	0	0	0	1	0	0																		
Jeff Kent, R (1, 4) OBP: 0.363, SLG: 0.495										4	0	0	0	0	1	1																		
Andres Galarraga, R (1, 3) OBP: 0.321, SLG: 0.466										4	1	2	1	0	0	0																		
Eric Davis, R (1, 9) OBP: 0.273, SLG: 0.371										3	0	1	0	0	2	1																		
Felix Rodriguez, R (8, 1)										0	0	0	0	0	0	0																		
Marvin Benard, L (9, 8) OBP: 0.310, SLG: 0.410										0	0	0	0	0	0	0																		
Benito Santiago, R (1, 2) OBP: 0.306, SLG: 0.377										3	1	1	0	0	0	2																		
Shawon Dunston, R (1, 7) OBP: 0.294, SLG: 0.506										3	0	0	0	0	1	3																		
Pedro Feliz, R (1, 5) OBP: 0.276, SLG: 0.394										3	0	1	1	0	1	1																		
Ryan Jensen, R (1, 1) OBP: 0.273, SLG: 0.200										1	0	0	0	0	1	0																		
John Vander Wal, L (6, PH) OBP: 0.353, SLG: 0.463										1	0	0	0	0	0	0																		
Jason Christiansen, R (7, 1) OBP: 0.297, SLG: 0.583										0	0	0	0	0	0	0																		
Tim Worrell, R (7, 1) OBP: 0.297, SLG: 0.583										0	0	0	0	0	0	0																		
Barry Bonds, L (8, 7) OBP: 0.498, SLG: 0.822										0	0	0	0	1	0	0																		
Inning Stats	R: 0 E: 0 K: 1 S: 6	H: 0 LOB: 1 BB: 1 P: 15	R: 0 E: 0 K: 2 S: 9	H: 1 LOB: 0 BB: 0 P: 16	R: 0 E: 0 K: 2 S: 9	H: 0 LOB: 0 BB: 0 P: 17	R: 0 E: 0 K: 0 S: 6	H: 0 LOB: 0 BB: 0 P: 9	R: 0 E: 0 K: 0 S: 13	H: 1 LOB: 1 BB: 0 P: 19	R: 0 E: 0 K: 0 S: 9	H: 0 LOB: 0 BB: 0 P: 16	R: 0 E: 0 K: 1 S: 7	H: 0 LOB: 0 BB: 0 P: 12	R: 1 E: 0 K: 0 S: 5	H: 2 LOB: 1 BB: 1 P: 10	R: 1 E: 0 K: 0 S: 4	H: 1 LOB: 0 BB: 0 P: 8	1B: 1 2B: 3 3B: 1 HR: 1	SF: 0 SAC: 0 DP: 2 HBP: 0	WP: 0 PA: 31 PB: 0 SB: 0 CS: 1													
PITCHER	IP WLS BF H R ER SO BB IBB HBP BLK WP HR S P ERA WHIP																																	
Mike Hampton, L (1, 1) ERA: 4.96	8.0	28	4	1	1	7	1	0	0	0	0	0	0	64	114	1.12	0.625																	
Justin Speier, R (9, 1) ERA: 5.96	0.2	L	3	1	1	1	0	0	0	0	0	1	4	8	13.50	1.500																		

AB	28
R	1
H	3
RBI	1
BB	6
SO	9
LOB	15

AB	29
R	2
H	5
RBI	2
BB	2
SO	7
LOB	10



Batter	1	2	3	4	5	6	7	8	9	AB	R	H	RBI	BB	SO	LOB	TOP			
Juan Pierre, L (1,8) OBP: 0.377, SLG: 0.400	2-1 G4-3	1-0 F7			3-3 K		4-2 FC5-4 BB		0-3 K	4	0	0	0	1	2	1	Colorado Rockies @ San Francisco Giants PacBell Park, San Francisco, CA Sun Sep 02 2001, 4:05 PM EDT Att: 41,812 - Cloudy - 70 F livebaseballscorecards.com AB 32 R 1 H 8 RBI 1 BB 5 SO 6 LOB 18 			
Jose Ortiz, R (1,4) OBP: 0.302, SLG: 0.403	2-1 G4-3 17 2B		2-2 BB		0-1 L4		1-2 2-3 FC5-4 BB		3-3 K	5	1	2	0	0	1	3				
Larry Walker, L (1,9) OBP: 0.439, SLG: 0.661	0-1 G4-3		4-2 G6-4-3 BB			2-1 G4-3 1B		4-2 BB 1B BB		2	0	1	0	2	0	1				
17 Todd Helton, L (1,3) OBP: 0.429, SLG: 0.682	1-1 2B		0-0 F8			1-0 F3		0-1 L4		4	0	1	1	0	0	4				
Jeff Cirillo, R (1,5) OBP: 0.362, SLG: 0.470	4-1 2B BB		0-0 G6-4-3			0-1 G4-3		0-0 F4		3	0	0	0	1	0	4				
Juan Uribe, R (1,6) OBP: 0.314, SLG: 0.438	2-3 K		0-0 F8			2-3 K		2-2 BB 1B		4	0	1	0	0	2	2				
Mario Encarnacion, R (1,7) OBP: 0.313, SLG: 0.663		0-2 F8		1-0 G6-3		2-1 G6-3		4-0 1-2 2-3 BB		3	0	0	0	1	0	0				
Gary Bennett, R (1,2) OBP: 0.305, SLG: 0.323		3-2 SH1-4 1B		0-1 F3		0-0 BB 1B		0-0 F9		3	0	2	0	0	0	0				
Terry Shumpert, R (8, PH) OBP: 0.311, SLG: 0.405										1	0	0	0	0	0	3				
Adam Melhuse, S (8, 2) OBP: 0.230, SLG: 0.254										0	0	0	0	0	0	0				
Shawn Chacon, R (1, 1) OBP: 0.077, SLG: 0.053		1-1 SH1-4		0-3 K		2-1 BB 1B		2-1 P4		1	0	0	0	0	1	0				
Greg Norton, S (7, PH) OBP: 0.322, SLG: 0.516										1	0	1	0	0	0	0				
Ben Petrick, R (7, PR) OBP: 0.295, SLG: 0.447										0	0	0	0	0	0	0				
Kane Davis, R (7, 1)										0	0	0	0	0	0	0				
Alex Ochoa, R (9, PH)										1	0	0	0	0	0	0				
Inning Stats	R: 1 E: 0 K: 1 S: 15	H: 2 LOB: 2 BB: 1 P: 26	R: 0 E: 0 K: 0 S: 11	H: 1 LOB: 1 BB: 0 P: 16	R: 0 E: 0 K: 0 S: 7	H: 1 LOB: 1 BB: 1 P: 13	R: 0 E: 0 K: 0 S: 4	H: 0 LOB: 0 BB: 0 P: 5	R: 0 E: 0 K: 0 S: 5	H: 1 LOB: 0 BB: 0 P: 8	R: 0 E: 0 K: 1 S: 13	H: 2 LOB: 3 BB: 1 P: 24	R: 0 E: 0 K: 0 S: 10	H: 1 LOB: 3 BB: 2 P: 20	R: 0 E: 0 K: 2 S: 8	H: 0 LOB: 0 BB: 0 P: 13		1B: 6 2B: 2 3B: 0 HR: 0	SF: 0 SAC: 1 DP: 2 HBP: 0	WP: 0 PB: 0 SB: 0 CS: 0
PITCHER	IP WLS BF H R ER SO BB IBB HBP BLK WP HR S P ERA WHIP																			
Livan Hernandez, R (1, 1) ERA: 5.31	7.0 W 30 7 1 1 4 4 0 0 0 0 0 0 68 112 1.29 1.571																			
Jason Christiansen, L (8, 1) ERA: 3.9	0.1 H 1 0 0 0 0 0 0 0 0 0 0 0 5 11 0.00 6.000																			
Tim Worrell, R (8, 1) ERA: 3.95	0.1 H 3 1 0 0 0 0 1 0 0 0 0 0 0 1 1 0.00 0.000																			
Felix Rodriguez, R (8, 1) ERA: 1.81	0.1 H 1 0 0 0 0 0 0 0 0 0 0 0 0 1 1 0.00 0.000																			
Robb Nen, R (9, 1) ERA: 2.95	1.0 S 3 0 0 0 2 0 0 0 0 0 0 0 0 8 13 0.00 0.000																			


Batter	1	2	3	4	5	6	7	8	9	AB	R	H	RBI	BB	SO	LOB	BOTTOM				
Marvin Benard, L (1,8) OBP: 0.312, SLG: 0.409	0-1 2B 1B	0-1 G3			1-2 F7		4-1 S BB			3	1	1	0	1	0	1	Colorado Rockies @ San Francisco Giants PacBell Park, San Francisco, CA Sun Sep 02 2001, 4:05 PM EDT Att: 41,812 - Cloudy - 70 F livebaseballscorecards.com AB 29 R 3 H 5 RBI 2 BB 4 SO 5 LOB 15 				
Rich Aurilia, R (1,6) OBP: 0.373, SLG: 0.571	3-1 F8	0-1 G6-3			0-0 G4-3		3-1 P6			4	0	0	0	0	0	3					
Jeff Kent, R (1,4) OBP: 0.364, SLG: 0.496	1-0 2B		4-2 CS BB		2-3 K		0-0 G6-3			3	1	1	1	1	1	2					
Barry Bonds, L (1,7) OBP: 0.495, SLG: 0.816	4-0 2B IBB		3-3 K		1-0 F7		2-0 G4-3			3	0	0	0	1	1	1					
Andres Galarraga, R (1,3) OBP: 0.323, SLG: 0.469	1-0 2B		3-1 G4-3		1-2 E 1B		2-3 K			4	1	2	1	0	1	0					
John Vander Wal, L (1,9) OBP: 0.352, SLG: 0.460	1-3 2H BB				0-1 P6		0-1 F8		1-1 G4-3	3	0	0	0	1	0	1					
Robb Nen, R (9, 1)										0	0	0	0	0	0	0					
Benito Santiago, R (1,2) OBP: 0.304, SLG: 0.374	2-3 K				0-0 G5-3		2-1 E8			3	0	0	0	0	1	3					
Pedro Feliz, R (1,5) OBP: 0.272, SLG: 0.387	2-3 K				1-2 F8		2-2 G1-3			3	0	0	0	0	1	4					
Livan Hernandez, R (1, 1) OBP: 0.324, SLG: 0.408					0-0 F8				0-0 G4-3	3	0	1	0	0	0	0					
Jason Christiansen, R (8, 1)										0	0	0	0	0	0	0					
Tim Worrell, R (8, 1)										0	0	0	0	0	0	0					
Felix Rodriguez, R (8, 1)										0	0	0	0	0	0	0					
Calvin Murray, R (9, 8) OBP: 0.331, SLG: 0.368										0	0	0	0	0	0	0					
Inning Stats	R: 2 E: 0 K: 2 S: 15	H: 3 LOB: 3 BB: 2 P: 32	R: 0 E: 0 K: 0 S: 5	H: 0 LOB: 0 BB: 0 P: 5	R: 0 E: 0 K: 1 S: 8	H: 0 LOB: 0 BB: 1 P: 18	R: 0 E: 0 K: 0 S: 7	H: 0 LOB: 0 BB: 0 P: 9	R: 0 E: 0 K: 1 S: 8	H: 1 LOB: 1 BB: 0 P: 11	R: 1 E: 1 K: 0 S: 11	H: 1 LOB: 1 BB: 0 P: 17	R: 0 E: 0 K: 0 S: 5	H: 0 LOB: 1 BB: 1 P: 12	R: 0 E: 0 K: 1 S: 8	H: 0 LOB: 0 BB: 0 P: 13		1B: 3 2B: 3 3B: 0 HR: 0	SF: 0 SAC: 0 DP: 1 HBP: 0	WP: 0 PB: 0 SB: 1 CS: 1	PA: 33
PITCHER	IP WLS BF H R ER SO BB IBB HBP BLK WP HR S P ERA WHIP																				
Shawn Chacon, R (1, 1) ERA: 5.4	6.0 L 26 5 3 2 4 2 0 0 0 0 0 0 13 25 3.00 1.167																				
Kane Davis, R (7, 1) ERA: 3.49	2.0 7 0 0 0 1 1 0 0 0 0 0 0 0 13 25 0.00 0.500																				

Batter	1	2	3	4	5	6	7	8	9	AB	R	H	RBI	BB	SO	LOB	TOP				
Juan Pierre, L OBP: 0.376, SLG: 0.398	1-2 G6-4-3 1B		X 0-0 L7		F 2-2 F7		X 2-2 G6-3			4	0	1	0	0	0	0					
Jose Ortiz, R OBP: 0.295, SLG: 0.392	1-1 G6-4-3			B 2-1 G6-3	F 1-0 F8		X 0-0 G5-3			4	0	0	0	0	0	1					
Jeff Cirillo, R OBP: 0.363, SLG: 0.469	3-2 F8			B 3-2 17 2B 1B	F 3-2 L4		B 4-1 17 G1-6-3 BB			3	1	1	0	1	0	0					
17 Todd Helton, L OBP: 0.429, SLG: 0.683				B 1-0 G4-3 1H 1B	F 2-1 G6-3		X 1-0 G1-6-3			4	1	2	1	0	0	1					
Alex Ochoa, R OBP: 0.342, SLG: 0.406	1-0 F8			B 3-1 G4-3	F 1-1 HR 1B		B 2-3 K			4	1	1	0	0	1	2					
Juan Uribe, R OBP: 0.318, SLG: 0.457	2-2 F8			B 2-1 1B 1B	F 0-0 HR 1B		B 3-3 K			4	1	2	3	0	1	1					
Mario Encarnacion, R OBP: 0.300, SLG: 0.125	3-1 F9			B 1-1 1B 1B	F 0-1 G6-3		B 1-3 K			4	0	1	0	0	1	1					
Ben Petrick, R OBP: 0.296, SLG: 0.446				B 1-1 F9	F 1-0 G6-3					3	0	1	0	0	0	0					
Sal Fasano, R OBP: 0.244, SLG: 0.260				B 1-2 2H 1B	F 1-0 G6-3					0	0	0	0	0	0	0					
Jason Jennings, L OBP: 0.300, SLG: 0.600				B 1-0 F8	F 3-2 F9					3	0	0	0	0	0	0					
Gabe White, L OBP: 0.312, SLG: 0.407										0	0	0	0	0	0	0					
Kane Davis, R OBP: 0.298, SLG: 0.506										0	0	0	0	0	0	0					
Mike Myers, L OBP: 0.298, SLG: 0.506										0	0	0	0	0	0	0					
Jay Powell, R OBP: 0.376, SLG: 0.398										0	0	0	0	0	0	0					
Inning Stats	R: 0 E: 0 K: 0 S: 11	H: 1 LOB: 0 BB: 0 P: 16	R: 0 E: 0 K: 0 S: 9	H: 1 LOB: 1 BB: 0 P: 18	R: 0 E: 0 K: 0 S: 4	H: 0 LOB: 0 BB: 0 P: 6	R: 2 E: 0 K: 0 S: 14	H: 5 LOB: 2 BB: 0 P: 25	R: 0 E: 0 K: 0 S: 8	H: 0 LOB: 0 BB: 0 P: 14	R: 2 E: 0 K: 0 S: 10	H: 2 LOB: 0 BB: 0 P: 16	R: 0 E: 0 K: 0 S: 7	H: 0 LOB: 0 BB: 0 P: 11	R: 0 E: 0 K: 0 S: 3	H: 0 LOB: 0 BB: 1 P: 8	R: 0 E: 0 K: 0 S: 10	H: 0 LOB: 0 BB: 0 P: 16	1B: 7 2B: 1 3B: 0 HR: 1	SF: 0 SAC: 0 DP: 2 HBP: 0	WP: 0 PA: 34 PB: 0 CS: 0 SB: 0
PITCHER	IP WLS BF H R ER SO BB IBB HBP BLK WP HR S P ERA WHIP	IP WLS BF H R ER SO BB IBB HBP BLK WP HR S P ERA WHIP	IP WLS BF H R ER SO BB IBB HBP BLK WP HR S P ERA WHIP	IP WLS BF H R ER SO BB IBB HBP BLK WP HR S P ERA WHIP	IP WLS BF H R ER SO BB IBB HBP BLK WP HR S P ERA WHIP	IP WLS BF H R ER SO BB IBB HBP BLK WP HR S P ERA WHIP	IP WLS BF H R ER SO BB IBB HBP BLK WP HR S P ERA WHIP	IP WLS BF H R ER SO BB IBB HBP BLK WP HR S P ERA WHIP	IP WLS BF H R ER SO BB IBB HBP BLK WP HR S P ERA WHIP	IP WLS BF H R ER SO BB IBB HBP BLK WP HR S P ERA WHIP	IP WLS BF H R ER SO BB IBB HBP BLK WP HR S P ERA WHIP	IP WLS BF H R ER SO BB IBB HBP BLK WP HR S P ERA WHIP	IP WLS BF H R ER SO BB IBB HBP BLK WP HR S P ERA WHIP	IP WLS BF H R ER SO BB IBB HBP BLK WP HR S P ERA WHIP	IP WLS BF H R ER SO BB IBB HBP BLK WP HR S P ERA WHIP	IP WLS BF H R ER SO BB IBB HBP BLK WP HR S P ERA WHIP	IP WLS BF H R ER SO BB IBB HBP BLK WP HR S P ERA WHIP				

Colorado Rockies @ San Francisco Giants
PacBell Park, San Francisco, CA
Mon Sep 03 2001, 4:05 PM EDT
Att: 41,528 - Sunny - 67 F

livebaseballscorecards.com

AB 33
R 4
H 9
RBI 4
BB 1
SO 3
LOB 6




Batter	1	2	3	4	5	6	7	8	9	AB	R	H	RBI	BB	SO	LOB	BOTTOM				
Marvin Benard, L OBP: 0.312, SLG: 0.407	4-2 FC5-4 BB		F 1-3 K		C 1-2 F2		X 4-1 BB			2	0	0	0	1	1	2					
Shawon Dunston, R OBP: 0.298, SLG: 0.506										0	0	0	0	1	0	0					
Ramon Martinez, R OBP: 0.304, SLG: 0.332	0-0 F8		B 1-1 G6-4-3		B 4-0 G3-6-1 BB		F 1-1 F8			3	0	0	0	1	0	4					
Barry Bonds, L OBP: 0.493, SLG: 0.818	2-0 FC5-4			B 1-0 HR	F 1-0 G3-6-1		X 1-2 K			4	1	1	1	0	1	3					
Jeff Kent, R OBP: 0.363, SLG: 0.496	0-1 F7			B 2-2 G5-3	F 1-0 F7		B 1-1 G4-3 2B			4	0	1	0	0	0	1					
J.T. Snow, L OBP: 0.375, SLG: 0.372			C 0-3 K		B 2-2 G4-3		B 4-2 FC3-6 BB			3	0	0	0	1	1	1					
John Vander Wal, L OBP: 0.352, SLG: 0.463			B 2-1 F8		B 3-1 3B		B 2-2 FC3-6 FC6			4	0	1	0	0	1	2					
Pedro Feliz, R OBP: 0.268, SLG: 0.351			B 3-2 G5-3		B 1-0 F2		X 0-0 F5			3	0	0	0	0	0	2					
Andres Galaraga, R OBP: 0.322, SLG: 0.468										1	0	0	0	0	0	1					
Edwards Guzman, L OBP: 0.263, SLG: 0.396										3	0	1	0	0	1	1					
Kirk Rueter, L OBP: 0.346, SLG: 0.575										1	0	0	0	1	0	0					
Brian Boehringer, S OBP: 0.295, SLG: 0.290										0	0	0	0	0	0	0					
Aaron Fultz, L OBP: 0.292, SLG: 0.342										0	0	0	0	0	0	0					
Damon Minnie, R OBP: 0.292, SLG: 0.342										0	0	0	0	0	0	0					
Rich Aurilio, R OBP: 0.292, SLG: 0.342										0	0	0	0	0	0	0					
Wayne Gomes, R OBP: 0.292, SLG: 0.342										0	0	0	0	0	0	0					
Inning Stats	R: 0 E: 0 K: 0 S: 6	H: 0 LOB: 1 BB: 1 P: 12	R: 0 E: 0 K: 1 S: 12	H: 0 LOB: 0 BB: 0 P: 17	R: 0 E: 0 K: 1 S: 10	H: 1 LOB: 1 BB: 1 P: 17	R: 1 E: 0 K: 0 S: 11	H: 2 LOB: 1 BB: 0 P: 20	R: 0 E: 0 K: 0 S: 8	H: 0 LOB: 0 BB: 1 P: 11	R: 0 E: 0 K: 0 S: 2	H: 0 LOB: 0 BB: 1 P: 8	R: 0 E: 0 K: 0 S: 8	H: 0 LOB: 1 BB: 1 P: 15	R: 0 E: 0 K: 1 S: 9	H: 0 LOB: 1 BB: 1 P: 15	R: 0 E: 0 K: 1 S: 9	H: 1 LOB: 0 BB: 0 P: 13	1B: 1 2B: 1 3B: 1 HR: 1	SF: 0 SAC: 0 DP: 2 HBP: 0	WP: 0 PA: 34 PB: 0 CS: 0 SB: 0
PITCHER	IP WLS BF H R ER SO BB IBB HBP BLK WP HR S P ERA WHIP	IP WLS BF H R ER SO BB IBB HBP BLK WP HR S P ERA WHIP	IP WLS BF H R ER SO BB IBB HBP BLK WP HR S P ERA WHIP	IP WLS BF H R ER SO BB IBB HBP BLK WP HR S P ERA WHIP	IP WLS BF H R ER SO BB IBB HBP BLK WP HR S P ERA WHIP	IP WLS BF H R ER SO BB IBB HBP BLK WP HR S P ERA WHIP	IP WLS BF H R ER SO BB IBB HBP BLK WP HR S P ERA WHIP	IP WLS BF H R ER SO BB IBB HBP BLK WP HR S P ERA WHIP	IP WLS BF H R ER SO BB IBB HBP BLK WP HR S P ERA WHIP	IP WLS BF H R ER SO BB IBB HBP BLK WP HR S P ERA WHIP	IP WLS BF H R ER SO BB IBB HBP BLK WP HR S P ERA WHIP	IP WLS BF H R ER SO BB IBB HBP BLK WP HR S P ERA WHIP	IP WLS BF H R ER SO BB IBB HBP BLK WP HR S P ERA WHIP	IP WLS BF H R ER SO BB IBB HBP BLK WP HR S P ERA WHIP	IP WLS BF H R ER SO BB IBB HBP BLK WP HR S P ERA WHIP	IP WLS BF H R ER SO BB IBB HBP BLK WP HR S P ERA WHIP	IP WLS BF H R ER SO BB IBB HBP BLK WP HR S P ERA WHIP				

Colorado Rockies @ San Francisco Giants
PacBell Park, San Francisco, CA
Mon Sep 03 2001, 4:05 PM EDT
Att: 41,528 - Sunny - 67 F

livebaseballscorecards.com

AB 29
R 1
H 4
RBI 1
BB 5
SO 5
LOB 17



Batter	1	2	3	4	5	6	7	8	9	AB	R	H	RBI	BB	SO	LOB	TOP				
Craig Counsell, L OBP: 0.355, SLG: 0.354 (1, 6)	G3		G4-3 2B		K		F5			4	1	1	0	0	1	0	Arizona Diamondbacks @ San Francisco Giants PacBell Park, San Francisco, CA Tue Sep 04 2001, 10:15 PM EDT Att: 40,869 - Overcast - 61 F				
Jay Bell, R OBP: 0.345, SLG: 0.396 (1, 4)	P6		G4-3				K			4	0	1	0	0	1	1					
Miguel Batista, R OBP: 0.111, SLG: 0.040 (7, 1)							K			0	0	0	0	0	0	0					
Mike Morgan, R (8, 1)										0	0	0	0	0	0	0					
Luis Gonzalez, L OBP: 0.441, SLG: 0.714 (1, 7)			G4-3							4	1	2	1	0	0	0					
Mark Grace, L OBP: 0.390, SLG: 0.473 (1, 3)	F9		L8							4	0	1	0	0	0	1					
Matt Williams, R OBP: 0.315, SLG: 0.469 (1, 5)										3	0	1	0	1	1	3					
Steve Finley, L OBP: 0.335, SLG: 0.388 (8, PH)										2	0	0	0	1	1	1					
Greg Colbrunn, R OBP: 0.338, SLG: 0.486 (8, PH)										0	0	0	0	0	0	0					
David Dellucci, L OBP: 0.347, SLG: 0.503 (8, PH)										1	0	0	0	0	1	1					
Reggie Sanders, R OBP: 0.325, SLG: 0.541 (6, 1)										2	0	1	1	1	0	0					
Greg Swindell, L (7, 4)										0	0	0	0	0	0	0					
Junior Spivey, R OBP: 0.359, SLG: 0.442 (9, PH)										1	0	0	0	0	0	0					
Tony Womack, L OBP: 0.278, SLG: 0.306 (1, 2)										3	0	0	0	0	2	5					
Damian Miller, R OBP: 0.332, SLG: 0.425 (9, PH)										1	0	0	0	0	1	0					
Bobby Witt, R OBP: 0.200, SLG: 0.200 (6, 9)										2	0	0	0	0	1	2					
Danny Bautista, R OBP: 0.314, SLG: 0.366 (1, 1)										2	0	0	0	0	0	0					
Inning Stats	R: 0 E: 0 K: 0 S: 12	H: 1 LOB: 1 BB: 0 P: 17	R: 0 E: 0 K: 1 S: 11	H: 0 LOB: 2 BB: 2 P: 20	R: 1 E: 0 K: 0 S: 15	H: 1 LOB: 0 BB: 0 P: 22	R: 0 E: 0 K: 1 S: 10	H: 0 LOB: 0 BB: 0 P: 14	R: 0 E: 0 K: 3 S: 10	H: 0 LOB: 0 BB: 0 P: 15	R: 1 E: 0 K: 1 S: 11	H: 4 LOB: 3 BB: 1 P: 18	R: 0 E: 0 K: 1 S: 14	H: 1 LOB: 1 BB: 0 P: 19	R: 0 E: 0 K: 1 S: 12	H: 0 LOB: 0 BB: 0 P: 18	1B: 5 2B: 2 3B: 0 HR: 0	SF: 0 SAC: 0 DP: 1 HBP: 0	WP: 0 PB: 0 SB: 0 CS: 0	PA: 36	
PITCHER	IP	WLS	BF	H	R	ER	SO	BB	IBB	HBP	BLK	WP	HR	S	P	ERA	WHIP				
Jason Schmidt, R ERA: 4.18	7.0	W	29	6	2	2	7	2	1	0	0	0	0	74	113	2.57	1.143				
Jason Christiansen, L ERA: 3.82	0.2		3	1	0	0	0	0	0	0	0	0	0	11	16	0.00	1.500				
Felix Rodriguez, R ERA: 1.8	0.1	H	1	0	0	0	1	0	0	0	0	0	0	3	3	0.00	0.000				
Robb Nen, R ERA: 2.91	1.0	S	3	0	0	0	1	0	0	0	0	0	0	12	18	0.00	0.000				

Batter	1	2	3	4	5	6	7	8	9	AB	R	H	RBI	BB	SO	LOB	BOTTOM				
Calvin Murray, R OBP: 0.326, SLG: 0.361 (1, 8)	G6-3		K		F2		G5-3	F7		5	0	0	0	0	1	4	Arizona Diamondbacks @ San Francisco Giants PacBell Park, San Francisco, CA Tue Sep 04 2001, 10:15 PM EDT Att: 40,869 - Overcast - 61 F				
Rich Aurilia, R OBP: 0.374, SLG: 0.581 (1, 6)	K 1B BB		P4					F9		4	2	2	3	1	0	3					
Barry Bonds, L OBP: 0.496, SLG: 0.826 (1, 7)										2	2	2	1	2	0	0					
Jeff Kent, R OBP: 0.364, SLG: 0.495 (1, 4)										3	0	1	0	1	1	3					
Andres Galarraga, R OBP: 0.319, SLG: 0.464 (7, PH)										3	0	0	0	0	2	4					
J.T. Snow, L OBP: 0.374, SLG: 0.370 (8, 3)										1	0	0	0	0	0	1					
John Vander Wal, L OBP: 0.355, SLG: 0.462 (9, 1)										1	0	0	0	3	0	0					
Benito Santiago, R OBP: 0.303, SLG: 0.373 (1, 2)										4	0	1	1	0	0	3					
Pedro Feliz, R OBP: 0.264, SLG: 0.376 (1, 5)										3	0	0	0	0	0	2					
Jason Schmidt, R ERA: 4.18										2	0	0	0	0	1	0					
Eric Byrnes, R OBP: 0.277, SLG: 0.380 (8, 1)										1	1	0	0	0	0	0					
Jason Christiansen, R ERA: 3.82										0	0	0	0	0	0	0					
Felix Rodriguez, R ERA: 1.8										0	0	0	0	0	0	0					
Marvin Benard, L OBP: 0.314, SLG: 0.407 (9, 9)										0	0	0	0	1	0	0					
Inning Stats	R: 0 E: 0 K: 2 S: 12	H: 1 LOB: 2 BB: 1 P: 25	R: 0 E: 0 K: 0 S: 5	H: 0 LOB: 1 BB: 1 P: 11	R: 0 E: 0 K: 1 S: 10	H: 0 LOB: 0 BB: 0 P: 13	R: 1 E: 0 K: 1 S: 12	H: 1 LOB: 2 BB: 2 P: 21	R: 1 E: 0 K: 1 S: 15	H: 1 LOB: 1 BB: 1 P: 25	R: 0 E: 0 K: 0 S: 7	H: 0 LOB: 0 BB: 0 P: 9	R: 3 E: 0 K: 0 S: 13	H: 3 LOB: 1 BB: 1 P: 25	R: 0 E: 0 K: 0 S: 9	H: 1 LOB: 3 BB: 2 P: 19	1B: 3 2B: 1 3B: 0 HR: 3	SF: 0 SAC: 1 DP: 1 HBP: 0	WP: 1 PB: 0 SB: 0 CS: 0	PA: 38	
PITCHER	IP	WLS	BF	H	R	ER	SO	BB	IBB	HBP	BLK	WP	HR	S	P	ERA	WHIP				
Bobby Witt, R ERA: 3.83	5.1	L	23	3	2	2	5	5	0	0	0	0	0	10	14	9.00	1.000				
Greg Swindell, L ERA: 4.4	1.0		4	1	1	1	0	0	0	0	0	0	0	2	9	27.00	4.500				
Miguel Batista, R ERA: 3.71	0.2		5	2	2	2	0	1	0	0	0	0	0	9	19	0.00	2.000				
Mike Morgan, R ERA: 5.13	1.0		6	1	0	0	0	1	1	0	0	0	0	9	19	0.00	2.000				



Batter	1	2	3	4	5	6	7	8	9	AB	R	H	RBI	BB	SO	LOB	TOP					
Craig Counsell, L (1, 6) OBP: 0.361, SLG: 0.363										5	4	4	0	1	1	2	Arizona Diamondbacks @ San Francisco Giants PacBell Park, San Francisco, CA Wed Sep 05 2001, 10:05 PM EDT Att: 40,972 - Sunny - 62 F					
Jay Bell, R (1, 5) OBP: 0.344, SLG: 0.395										4	1	1	1	0	0	5						
Luis Gonzalez, L (1, 7) Ryan Christenson, R (9, 7)										2	0	1	2	2	0	1						
Steve Finley, L (1, 8) OBP: 0.333, SLG: 0.386										5	0	1	2	0	2	5						
Reggie Sanders, R (1, 9) OBP: 0.328, SLG: 0.545										5	0	3	1	0	0	2						
Mark Grace, L (1, 3) OBP: 0.388, SLG: 0.469										4	0	0	0	1	0	5						
Junior Spivey, R (1, 4) OBP: 0.354, SLG: 0.434										5	0	1	0	0	1	4						
Damian Miller, R (1, 2) OBP: 0.331, SLG: 0.422										5	0	1	0	0	1	2						
Curt Schilling, R (1, 1) OBP: 0.149, SLG: 0.162										4	2	3	0	0	1	0						
David Dellucci, L (9, PH) OBP: 0.350, SLG: 0.595										1	0	1	0	0	0	0						
Byung-Hyun Kim, R (9, 1) OBP: 0.167, SLG: 0.167										0	0	0	0	0	0	0						
Inning Stats	R: 0 E: 0 K: 0 S: 11	H: 1 LOB: 1 BB: 0 P: 18	R: 0 E: 0 K: 1 S: 10	H: 1 LOB: 1 BB: 0 P: 14	R: 2 E: 0 K: 1 S: 19	H: 3 LOB: 2 BB: 1 P: 31	R: 0 E: 0 K: 1 S: 6	H: 0 LOB: 0 BB: 0 P: 7	R: 1 E: 0 K: 1 S: 15	H: 2 LOB: 3 BB: 2 P: 30	R: 2 E: 1 K: 0 S: 11	H: 3 LOB: 1 BB: 0 P: 14	R: 0 E: 0 K: 1 S: 10	H: 1 LOB: 1 BB: 0 P: 16	R: 2 E: 0 K: 0 S: 9	H: 3 LOB: 2 BB: 1 P: 17	R: 0 E: 0 K: 1 S: 13	H: 2 LOB: 2 BB: 0 P: 20	1B: 13 2B: 3 3B: 0 HR: 0	SF: 1 SAC: 2 DP: 0 HBP: 0	WP: 1 PB: 0 SB: 2 CS: 0	PA: 47
PITCHER	IP	WLS	BF	H	R	ER	SO	BB	IBB	HBP	BLK	WP	HR	S	P	ERA	WHIP					
Russ Ortiz, R (1, 1) ERA: 3.53	4.2	L	23	7	3	3	4	2	0	0	0	1	0	58	93	5.79	1.929					
Brian Boehringer, R (5, 1) ERA: 3.5	0.1		2	0	0	0	0	0	1	0	0	0	0	3	7	0.00	0.000					
Mark Gardner, R (6, 1) ERA: 5.63	0.1		4	3	2	1	0	0	0	0	0	0	0	9	11	27.00	9.000					
Aaron Fultz, L (6, 1) ERA: 4.26	0.2		2	0	0	0	0	0	0	0	0	0	0	2	3	0.00	0.000					
Wayne Gomes, R (7, 1) ERA: 4.45	1.1		8	3	2	2	1	0	1	0	0	0	0	15	27	13.50	2.250					
41 Chad Zerbe, L (8, 1) ERA: 4.14	0.2		3	1	0	0	0	0	0	0	0	0	0	4	6	0.00	1.500					
Kurt Ainsworth, R (9, 1) ERA:	1.0		5	2	0	0	1	0	0	0	0	0	0	13	20	0.00	2.000					


Batter	1	2	3	4	5	6	7	8	9	AB	R	H	RBI	BB	SO	LOB	BOTTOM					
Marvin Benard, L (1, 8) OBP: 0.313, SLG: 0.405										4	0	1	0	0	1	0	Arizona Diamondbacks @ San Francisco Giants PacBell Park, San Francisco, CA Wed Sep 05 2001, 10:05 PM EDT Att: 40,972 - Sunny - 62 F					
Rich Aurilia, R (1, 6) Cody Ransom, R (8, PH)										3	0	1	0	0	2	1						
Barry Bonds, L (1, 7) LeJon Powell, R (9, 8)										2	0	0	0	1	1	1						
Jeff Kent, R (1, 4) Edwards Guzman, L (9, 4)										3	0	0	0	0	2	3						
John Vander Wal, L (1, 9) OBP: 0.352, SLG: 0.457										4	1	0	0	0	3	3						
Benito Santiago, R (1, 2) Yorvit Torrealba, R (9, 2)										3	0	1	0	0	0	0						
J.T. Snow, L (1, 3) OBP: 0.376, SLG: 0.374										3	1	1	0	1	2	1						
Ramon Martinez, R (1, 5) OBP: 0.305, SLG: 0.332										3	0	1	1	0	1	0						
41 Chad Zerbe, L (8, 1) OBP: 0.222, SLG: 0.222										0	0	0	0	0	0	0						
Damon Minor, L (9, PH) OBP: 0.270, SLG: 0.235										1	0	0	0	0	0	2						
Russ Ortiz, R (1, 1) OBP: 0.338, SLG: 0.368										1	0	0	0	0	0	1						
Brian Boehringer, R (5, 1) Jalal Leach, L (5, PH) Mark Gardner, R (6, 1) Aaron Fultz, L (6, 1) Wayne Gomes, R (7, 1) Pedro Feliz, R (8, 5)										0	0	0	0	0	0	0						
Inning Stats	R: 0 E: 0 K: 2 S: 13	H: 1 LOB: 1 BB: 0 P: 17	R: 1 E: 0 K: 1 S: 14	H: 2 LOB: 1 BB: 0 P: 20	R: 0 E: 0 K: 3 S: 15	H: 1 LOB: 0 BB: 1 P: 21	R: 0 E: 0 K: 2 S: 11	H: 1 LOB: 0 BB: 0 P: 13	R: 0 E: 0 K: 2 S: 7	H: 0 LOB: 0 BB: 0 P: 8	R: 0 E: 0 K: 2 S: 7	H: 0 LOB: 0 BB: 0 P: 8	R: 0 E: 0 K: 1 S: 9	H: 0 LOB: 0 BB: 0 P: 10	R: 0 E: 0 K: 0 S: 6	H: 0 LOB: 0 BB: 0 P: 8	R: 1 E: 0 K: 0 S: 13	H: 2 LOB: 2 BB: 1 P: 26	1B: 5 2B: 1 3B: 1 HR: 0	SF: 0 SAC: 0 DP: 0 HBP: 0	WP: 2 PB: 0 SB: 0 CS: 1	PA: 35
PITCHER	IP	WLS	BF	H	R	ER	SO	BB	IBB	HBP	BLK	WP	HR	S	P	ERA	WHIP					
Curt Schilling, R (1, 1) ERA: 2.85	8.0	W	29	5	1	1	12	1	0	0	0	2	0	82	105	1.12	0.750					
Byung-Hyun Kim, R (9, 1) ERA: 2.99	1.0		6	2	1	1	0	1	0	0	0	0	0	13	26	9.00	3.000					



Batter	1	2	3	4	5	6	7	8	9	AB	R	H	RBI	BB	SO	LOB	TOP							
Craig Counsell, L OBP: 0.364, SLG: 0.364 (1, 4)	G6-3	G6-3															4	0	2	0	1	0	1	
Tony Womack, L OBP: 0.278, SLG: 0.306 (1, 6)																								
Junior Spivey, R OBP: 0.352, SLG: 0.431 (6, PH)	F																							
Mark Grace, L OBP: 0.387, SLG: 0.468 (8, PH)	3B																							
Rod Barajas, R OBP: 0.205, SLG: 0.310 (8, 2)	1B																							
Luis Gonzalez, L OBP: 0.440, SLG: 0.712 (1, 7)	P6																							
Reggie Sanders, R OBP: 0.331, SLG: 0.550 (1, 9)	1B																							
Steve Finley, L OBP: 0.334, SLG: 0.390 (1, 8)	1B																							
Matt Williams, R OBP: 0.313, SLG: 0.474 (1, 5)	FC6-4																							
Greg Colbrunn, R OBP: 0.354, SLG: 0.472 (1, 3)																								
Damian Miller, R OBP: 0.331, SLG: 0.419 (1, 2)																								
Midre Cummings, L OBP: 0.192, SLG: 0.200 (8, PH)																								
Alex Cintron, S OBP: 0.333, SLG: 0.333 (8, 6)																								
Abby Lopez, D E: 0.000, LOB: 0 Enabel Durazo, L E: 0.000, LOB: 0 Jay Bell, S E: 0.000, LOB: 0 Mike Morgan, R E: 0.000, LOB: 0 Danny Bautista, R E: 0.000, LOB: 0 Erik Sabel, R E: 0.000, LOB: 0 Troy Brohawn, L E: 0.000, LOB: 0 Mike Koplove, R E: 0.000, LOB: 0 Drew Gilmore, L E: 0.000, LOB: 0 Mike Mohler, R E: 0.000, LOB: 0																								
Inning Stats	R: 2 E: 1 K: 0 S: 18	H: 3 LOB: 1 BB: 0 P: 30	R: 0 E: 0 K: 1 S: 9	H: 0 LOB: 1 BB: 1 P: 14	R: 1 E: 0 K: 0 S: 11	H: 2 LOB: 1 BB: 0 P: 15	R: 0 E: 0 K: 1 S: 14	H: 1 LOB: 2 BB: 0 P: 22	R: 0 E: 0 K: 2 S: 10	H: 0 LOB: 0 BB: 0 P: 15	R: 0 E: 0 K: 1 S: 12	H: 0 LOB: 3 BB: 2 P: 22	R: 0 E: 0 K: 0 S: 13	H: 1 LOB: 1 BB: 0 P: 18	R: 0 E: 0 K: 1 S: 17	H: 1 LOB: 2 BB: 1 P: 31	R: 2 E: 0 K: 2 S: 17	H: 2 LOB: 0 BB: 0 P: 22	1B: 6 2B: 1 3B: 2 HR: 1	SF: 0 SAC: 0 DP: 0 HBP: 2	WP: 0 PB: 0 SB: 0 CS: 0	PA: 43		
PITCHER	IP WLS BF H R ER SO	IP WLS BF H R ER SO	IP WLS BF H R ER SO	IP WLS BF H R ER SO	IP WLS BF H R ER SO	IP WLS BF H R ER SO	IP WLS BF H R ER SO	IP WLS BF H R ER SO	IP WLS BF H R ER SO	IP WLS BF H R ER SO	IP WLS BF H R ER SO	IP WLS BF H R ER SO	IP WLS BF H R ER SO	IP WLS BF H R ER SO	IP WLS BF H R ER SO	IP WLS BF H R ER SO	IP WLS BF H R ER SO	IP WLS BF H R ER SO	IP WLS BF H R ER SO	IP WLS BF H R ER SO	IP WLS BF H R ER SO	IP WLS BF H R ER SO	IP WLS BF H R ER SO	
Ryan Jensen, R ERA: 4.02 (1, 1)	3.1	1.7	5	3	3	1	1	0	0	0	0	0	0	0	0	0	0	0	0	0	0	0	0	0
Aaron Fultz, L ERA: 4.15 (4, 1)	1.2	W	6	1	0	0	0	0	0	0	0	0	0	0	0	0	0	0	0	0	0	0	0	0
Brian Boehringer, R ERA: 3.47 (6, 1)	0.2	H	4	0	0	0	0	0	0	0	0	0	0	0	0	0	0	0	0	0	0	0	0	0
Jason Christiansen, L ERA: 3.77 (6, 1)	0.1	H	2	0	0	0	1	0	0	0	0	0	0	0	0	0	0	0	0	0	0	0	0	0
Tim Worrell, R ERA: 3.31 (7, 1)	1.0		4	1	0	0	0	0	0	0	0	0	0	0	0	0	0	0	0	0	0	0	0	0
Felix Rodriguez, R ERA: 1.78 (8, 1)	0.2		4	1	0	0	1	0	0	0	0	0	0	0	0	0	0	0	0	0	0	0	0	0
Robb Nen, R ERA: 3.12 (8, 1)	1.1		6	2	2	2	2	0	0	0	0	0	0	0	0	0	0	0	0	0	0	0	0	0

Arizona Diamondbacks @ San Francisco Giants
PacBell Park, San Francisco, CA
Thu Sep 06 2001, 3:35 PM EDT
Att: 41,155 - Sunny - 70 F


AB	37
R	5
H	10
RBI	5
BB	4
SO	8
LOB	21



Batter	1	2	3	4	5	6	7	8	9	AB	R	H	RBI	BB	SO	LOB	BOTTOM							
Calvin Murray, R OBP: 0.322, SLG: 0.356 (1, 8)	F8																4	0	0	0	0	1	3	
Rich Aurilia, R OBP: 0.376, SLG: 0.585 (1, 6)	BB																							
Barry Bonds, L OBP: 0.495, SLG: 0.824 (1, 7)	1B																							
Jeff Kent, R OBP: 0.363, SLG: 0.493 (1, 4)	P3																							
Andres Galarraga, R OBP: 0.323, SLG: 0.467 (1, 3)	BB																							
John Vander Wall, L OBP: 0.254, SLG: 0.456 (8, 1)																								
Jason Christiansen, R OBP: 0.226, SLG: 0.230 (8, PH)																								
Damon Minor, R OBP: 0.281, SLG: 0.229 (7, 1)																								
Felix Rodriguez, R OBP: 0.302, SLG: 0.316 (8, 1)	BB																							
LeJon Powell, R OBP: 1.000, SLG: 1.000 (8, 9)	1B																							
Benito Santiago, R OBP: 0.303, SLG: 0.370 (1, 2)	1B																							
Ramon Martinez, R OBP: 0.309, SLG: 0.335 (1, 5)	1B																							
Ryan Jensen, R OBP: 0.231, SLG: 0.167 (1, 1)	3.0																							
Aaron Fultz, L OBP: 0.226, SLG: 0.230 (4, 1)	2.0																							
Brian Boehringer, S ERA: 4.70 (6, 1)	0.1																							
Erik Sabel, R ERA: 4.57 (6, 1)	0.1																							
Troy Brohawn, L ERA: 4.89 (6, 1)	0.1																							
Mike Koplove, R ERA: 1.50 (6, 1)	1.1																							
Inning Stats	R: 4 E: 0 K: 0 S: 15	H: 3 LOB: 2 BB: 3 P: 30	R: 1 E: 0 K: 2 S: 13	H: 1 LOB: 0 BB: 0 P: 18	R: 0 E: 0 K: 1 S: 10	H: 2 LOB: 3 BB: 1 P: 16	R: 0 E: 0 K: 1 S: 8	H: 0 LOB: 0 BB: 0 P: 12	R: 0 E: 0 K: 0 S: 4	H: 0 LOB: 0 BB: 0 P: 4	R: 3 E: 0 K: 1 S: 16	H: 5 LOB: 2 BB: 0 P: 26	R: 0 E: 0 K: 2 S: 7	H: 0 LOB: 0 BB: 0 P: 10	R: 1 E: 0 K: 0 S: 12	H: 2 LOB: 1 BB: 0 P: 19	R: 3 E: 0 K: 2 S: 12	H: 2 LOB: 1 BB: 0 P: 19	1B: 9 2B: 2 3B: 0 HR: 2	SF: 0 SAC: 1 DP: 0 HBP: 0	WP: 0 PB: 0 SB: 0 CS: 0	PA: 41		
PITCHER	IP WLS BF H R ER SO	IP WLS BF H R ER SO	IP WLS BF H R ER SO	IP WLS BF H R ER SO	IP WLS BF H R ER SO	IP WLS BF H R ER SO	IP WLS BF H R ER SO	IP WLS BF H R ER SO	IP WLS BF H R ER SO	IP WLS BF H R ER SO	IP WLS BF H R ER SO	IP WLS BF H R ER SO	IP WLS BF H R ER SO	IP WLS BF H R ER SO	IP WLS BF H R ER SO	IP WLS BF H R ER SO	IP WLS BF H R ER SO	IP WLS BF H R ER SO	IP WLS BF H R ER SO	IP WLS BF H R ER SO	IP WLS BF H R ER SO	IP WLS BF H R ER SO	IP WLS BF H R ER SO	
Albie Lopez, R ERA: 4.82 (1, 1)	3.0																							
Mike Morgan, R ERA: 4.70 (4, 1)	2.0																							
Erik Sabel, R ERA: 4.57 (6, 1)	0.1																							
Troy Brohawn, L ERA: 4.89 (6, 1)	0.1																							
Mike Koplove, R ERA: 1.50 (6, 1)	1.1																							

Arizona Diamondbacks @ San Francisco Giants
PacBell Park, San Francisco, CA
Thu Sep 06 2001, 3:35 PM EDT
Att: 41,155 - Sunny - 70 F

AB	36
R	9
H	13
RBI	9
BB	4
SO	7
LOB	16



Batter	1	2	3	4	5	6	7	8	9	10	11	AB	R	H	RBI	BB	SO	LOB	TOP					
Marvin Benard, L OBP: 0.313, SLG: 0.410 (1, 8)	F7				K				G3-1		HR	5	0	2	0	0	1	0						
Eric Davis, R OBP: 0.275, SLG: 0.372 (11, 9)		1B									BB	0	1	0	0	1	0	0						
Rich Aurilia, R OBP: 0.374, SLG: 0.581 (1, 6)					L6				G1		HR	6	2	2	1	0	0	2						
Barry Bonds, L OBP: 0.499, SLG: 0.838 Robb Nen, R (11, 1)	HR				HR				FC1-5		HR	5	3	3	5	1	1	0						
Jeff Kent, R OBP: 0.366, SLG: 0.502 (1, 4)					G4-3				1B		HR	5	1	2	0	1	1	1						
Andres Galarraga, R OBP: 0.318, SLG: 0.458 Cody Ransom, R (8, 5)	K				F9				FC1-5			3	0	0	0	0	1	2						
Pedro Feliz, R OBP: 0.266, SLG: 0.380 (8, 5)	K								1-2			1	0	0	0	0	0	2						
Shawon Dunston, R OBP: 0.306, SLG: 0.527 Wayne Gomes, R OBP: 1.000, SLG: 1.000 Edwards Guzman, L OBP: 0.287, SLG: 0.386 (1, 9)					K							5	0	1	1	0	3	4						
Benito Santiago, R OBP: 0.304, SLG: 0.370 LeJon Powell, R OBP: 1.000, SLG: 1.000 (11, 7)					G4-3						HR	4	0	2	0	1	0	1						
Ramon Martinez, R OBP: 0.311, SLG: 0.334 John Vander Wal, L OBP: 0.351, SLG: 0.454 Felix Rodriguez, R (8, 1)		F8			G5-3				G6-3		SH3-4	3	0	0	0	0	0	0						
Calvin Murray, R OBP: 0.323, SLG: 0.358 (10, 8)									K			1	0	0	0	0	1	3						
Jason Schmidt, R OBP: 0.203, SLG: 0.326 Jalal Leach, L (7, 7)		F7			B2-3				G4-3			2	0	0	0	0	0	0						
Tim Worrell, R OBP: 0.379, SLG: 0.391 (8, 3)											HR	2	1	1	2	0	0	0						
Inning Stats	R: 3 E: 0 K: 1 S: 16	H: 4 LOB: 1 BB: 0 P: 27	R: 0 E: 0 K: 0 S: 13	H: 1 LOB: 1 BB: 0 P: 16	R: 0 E: 0 K: 2 S: 9	H: 1 LOB: 0 BB: 0 P: 16	R: 0 E: 0 K: 0 S: 5	H: 0 LOB: 0 BB: 0 P: 8	R: 0 E: 0 K: 1 S: 7	H: 1 LOB: 0 BB: 0 P: 12	R: 0 E: 0 K: 2 S: 15	H: 1 LOB: 3 BB: 2 P: 32	R: 0 E: 0 K: 0 S: 5	H: 0 LOB: 0 BB: 0 P: 8	R: 0 E: 0 K: 1 S: 11	H: 0 LOB: 1 BB: 1 P: 20	R: 5 E: 0 K: 0 S: 12	H: 3 LOB: 1 BB: 2 P: 24	1B: 5 2B: 3 3B: 0 HR: 5	SF: 0 SAC: 1 DP: 0 HBP: 0	WP: 0 PB: 0 SB: 0 CS: 0	PA: 50		
PITCHER	IP ERA WLS BF H R ER SO BB IBB HBP BLK WP HR S P ERA WHIP	IP ERA WLS BF H R ER SO BB IBB HBP BLK WP HR S P ERA WHIP	IP ERA WLS BF H R ER SO BB IBB HBP BLK WP HR S P ERA WHIP	IP ERA WLS BF H R ER SO BB IBB HBP BLK WP HR S P ERA WHIP	IP ERA WLS BF H R ER SO BB IBB HBP BLK WP HR S P ERA WHIP	IP ERA WLS BF H R ER SO BB IBB HBP BLK WP HR S P ERA WHIP	IP ERA WLS BF H R ER SO BB IBB HBP BLK WP HR S P ERA WHIP	IP ERA WLS BF H R ER SO BB IBB HBP BLK WP HR S P ERA WHIP	IP ERA WLS BF H R ER SO BB IBB HBP BLK WP HR S P ERA WHIP	IP ERA WLS BF H R ER SO BB IBB HBP BLK WP HR S P ERA WHIP	IP ERA WLS BF H R ER SO BB IBB HBP BLK WP HR S P ERA WHIP	IP ERA WLS BF H R ER SO BB IBB HBP BLK WP HR S P ERA WHIP	IP ERA WLS BF H R ER SO BB IBB HBP BLK WP HR S P ERA WHIP	IP ERA WLS BF H R ER SO BB IBB HBP BLK WP HR S P ERA WHIP	IP ERA WLS BF H R ER SO BB IBB HBP BLK WP HR S P ERA WHIP	IP ERA WLS BF H R ER SO BB IBB HBP BLK WP HR S P ERA WHIP	IP ERA WLS BF H R ER SO BB IBB HBP BLK WP HR S P ERA WHIP	IP ERA WLS BF H R ER SO BB IBB HBP BLK WP HR S P ERA WHIP	IP ERA WLS BF H R ER SO BB IBB HBP BLK WP HR S P ERA WHIP	IP ERA WLS BF H R ER SO BB IBB HBP BLK WP HR S P ERA WHIP	IP ERA WLS BF H R ER SO BB IBB HBP BLK WP HR S P ERA WHIP	IP ERA WLS BF H R ER SO BB IBB HBP BLK WP HR S P ERA WHIP	IP ERA WLS BF H R ER SO BB IBB HBP BLK WP HR S P ERA WHIP	IP ERA WLS BF H R ER SO BB IBB HBP BLK WP HR S P ERA WHIP

San Francisco Giants @ Colorado Rockies
 Coors Field, Denver, CO
 Sun Sep 09 2001, 1:05 PM MDT
 Att: 36,862 - Sunny - 66 F

livebaseballscorecards.com

AB 44
 R 9
 H 13
 RBI 9
 BB 5
 SO 8
 LOB 16




Batter	1	2	3	4	5	6	7	8	9	10	11	AB	R	H	RBI	BB	SO	LOB	BOTTOM						
Juan Pierre, L OBP: 0.377, SLG: 0.405 (1, 8)					G6-4-3				B5-3		L4-3	5	0	2	1	0	0	2							
Jose Ortiz, R OBP: 0.293, SLG: 0.428 Mike Myers, L (8, 1)		F8			K				G5-3		P4	4	0	0	0	0	2	2							
Dan Miceli, R OBP: 0.310, SLG: 0.330 (10, 2)												0	0	0	0	0	0	0							
Gary Bennett, R OBP: 0.310, SLG: 0.330 (10, 2)												1	0	0	0	0	0	0							
Larry Walker, L OBP: 0.437, SLG: 0.647 Alex Ochoa, R OBP: 0.341, SLG: 0.408 (1, 9)									G4-3		G3	1	0	0	0	0	1	1							
17 Todd Helton, L OBP: 0.428, SLG: 0.667 (1, 3)												4	1	1	0	0	0	1							
Greg Norton, S OBP: 0.324, SLG: 0.520 (1, 5)												2	1	0	0	3	2	1							
Juan Uribe, R OBP: 0.307, SLG: 0.447 (1, 6)												4	1	3	3	1	0	1							
Mario Encarnacion, R OBP: 0.250, SLG: 0.143 (1, 7)												4	0	0	0	0	2	2							
Sal Fasano, R OBP: 0.258, SLG: 0.338 Jacob Cruz, L OBP: 0.298, SLG: 0.318 Todd Beltz, L (10, 1)												3	0	0	0	0	0	1							
Bobby Chouinard, R OBP: 0.312, SLG: 0.403 (11, 1)												1	0	0	0	0	0	0							
Scott Elarton, R OBP: 0.200, SLG: 0.097 Adam Melhuse, S OBP: 0.240, SLG: 0.254 Kane Davis, R (6, 1)												0	1	0	0	1	0	0							
Terry Shumpert, R OBP: 0.312, SLG: 0.403 (8, 4)												2	0	1	0	0	0	0							
Inning Stats	R: 0 E: 0 K: 2 S: 10	H: 1 LOB: 1 BB: 0 P: 16	R: 0 E: 0 K: 1 S: 16	H: 0 LOB: 1 BB: 1 P: 24	R: 0 E: 0 K: 1 S: 7	H: 1 LOB: 0 BB: 0 P: 7	R: 1 E: 0 K: 1 S: 9	H: 2 LOB: 1 BB: 1 P: 18	R: 1 E: 0 K: 1 S: 7	H: 1 LOB: 1 BB: 1 P: 13	R: 2 E: 0 K: 2 S: 19	H: 1 LOB: 0 BB: 1 P: 31	R: 0 E: 0 K: 0 S: 6	H: 0 LOB: 0 BB: 0 P: 9	R: 0 E: 0 K: 0 S: 4	H: 0 LOB: 0 BB: 1 P: 9	R: 0 E: 0 K: 0 S: 9	H: 1 LOB: 0 BB: 0 P: 14	R: 0 E: 0 K: 2 S: 9	H: 1 LOB: 1 BB: 0 P: 14	1B: 5 2B: 3 3B: 1 HR: 1	SF: 0 SAC: 0 DP: 4 HBP: 0	WP: 1 PB: 0 SB: 1 CS: 0	PA: 42	
PITCHER	IP ERA WLS BF H R ER SO BB IBB HBP BLK WP HR S P ERA WHIP	IP ERA WLS BF H R ER SO BB IBB HBP BLK WP HR S P ERA WHIP	IP ERA WLS BF H R ER SO BB IBB HBP BLK WP HR S P ERA WHIP	IP ERA WLS BF H R ER SO BB IBB HBP BLK WP HR S P ERA WHIP	IP ERA WLS BF H R ER SO BB IBB HBP BLK WP HR S P ERA WHIP	IP ERA WLS BF H R ER SO BB IBB HBP BLK WP HR S P ERA WHIP	IP ERA WLS BF H R ER SO BB IBB HBP BLK WP HR S P ERA WHIP	IP ERA WLS BF H R ER SO BB IBB HBP BLK WP HR S P ERA WHIP	IP ERA WLS BF H R ER SO BB IBB HBP BLK WP HR S P ERA WHIP	IP ERA WLS BF H R ER SO BB IBB HBP BLK WP HR S P ERA WHIP	IP ERA WLS BF H R ER SO BB IBB HBP BLK WP HR S P ERA WHIP	IP ERA WLS BF H R ER SO BB IBB HBP BLK WP HR S P ERA WHIP	IP ERA WLS BF H R ER SO BB IBB HBP BLK WP HR S P ERA WHIP	IP ERA WLS BF H R ER SO BB IBB HBP BLK WP HR S P ERA WHIP	IP ERA WLS BF H R ER SO BB IBB HBP BLK WP HR S P ERA WHIP	IP ERA WLS BF H R ER SO BB IBB HBP BLK WP HR S P ERA WHIP	IP ERA WLS BF H R ER SO BB IBB HBP BLK WP HR S P ERA WHIP	IP ERA WLS BF H R ER SO BB IBB HBP BLK WP HR S P ERA WHIP	IP ERA WLS BF H R ER SO BB IBB HBP BLK WP HR S P ERA WHIP	IP ERA WLS BF H R ER SO BB IBB HBP BLK WP HR S P ERA WHIP	IP ERA WLS BF H R ER SO BB IBB HBP BLK WP HR S P ERA WHIP	IP ERA WLS BF H R ER SO BB IBB HBP BLK WP HR S P ERA WHIP	IP ERA WLS BF H R ER SO BB IBB HBP BLK WP HR S P ERA WHIP	IP ERA WLS BF H R ER SO BB IBB HBP BLK WP HR S P ERA WHIP	IP ERA WLS BF H R ER SO BB IBB HBP BLK WP HR S P ERA WHIP


San Francisco Giants @ Colorado Rockies
 Coors Field, Denver, CO
 Sun Sep 09 2001, 1:05 PM MDT
 Att: 36,862 - Sunny - 66 F


livebaseballscorecards.com


AB 37
 R 4
 H 8
 RBI 4
 BB 5
 SO 10
 LOB 15





Batter	1	2	3	4	5	6	7	8	9	AB R H RBI BB SO LOB	TOP																								
											<p style="text-align: center;">San Francisco Giants @ Houston Astros Enron Field, Houston, TX Tue Sep 11 2001, 8:05 PM EDT</p> <p style="text-align: right;">livebaseballscorecards.com</p> <p>AB 0 R 0 H 0 RBI 0 BB 0 SO 0 LOB 0</p> 																								
Inning Stats										1B: 0 SF: 0 WP: 0 PA: 0 2B: 0 SAC: 0 PB: 0 3B: 0 DP: 0 SB: 0 HR: 0 HBP: 0 CS: 0																									
PITCHER	IP	WLS	BF	H	R	ER	SO	BB	IBB	HBP	BLK	WP	HR	S	P	ERA	WHIP	PITCHER	IP	WLS	BF	H	R	ER	SO	BB	IBB	HBP	BLK	WP	HR	S	P	ERA	WHIP


Batter	1	2	3	4	5	6	7	8	9	AB R H RBI BB SO LOB	BOTTOM																								
											<p style="text-align: center;">San Francisco Giants @ Houston Astros Enron Field, Houston, TX Tue Sep 11 2001, 8:05 PM EDT</p> <p style="text-align: right;">livebaseballscorecards.com</p> <p>AB 0 R 0 H 0 RBI 0 BB 0 SO 0 LOB 0</p> 																								
Inning Stats										1B: 0 SF: 0 WP: 0 PA: 0 2B: 0 SAC: 0 PB: 0 3B: 0 DP: 0 SB: 0 HR: 0 HBP: 0 CS: 0																									
PITCHER	IP	WLS	BF	H	R	ER	SO	BB	IBB	HBP	BLK	WP	HR	S	P	ERA	WHIP	PITCHER	IP	WLS	BF	H	R	ER	SO	BB	IBB	HBP	BLK	WP	HR	S	P	ERA	WHIP


Batter	1	2	3	4	5	6	7	8	9	AB R H RBI BB SO LOB	TOP																								
											<p style="text-align: center;">San Francisco Giants @ Houston Astros Enron Field, Houston, TX Wed Sep 12 2001, 8:05 PM EDT</p> <p style="text-align: right;">livebaseballscorecards.com</p> <p>AB 0 R 0 H 0 RBI 0 BB 0 SO 0 LOB 0</p> 																								
Inning Stats											1B: 0 SF: 0 WP: 0 PA: 0 2B: 0 SAC: 0 FB: 0 3B: 0 DP: 0 SB: 0 HR: 0 HBP: 0 CS: 0																								
PITCHER	IP	WLS	BF	H	R	ER	SO	BB	IBB	HBP	BLK	WP	HR	S	P	ERA	WHIP	PITCHER	IP	WLS	BF	H	R	ER	SO	BB	IBB	HBP	BLK	WP	HR	S	P	ERA	WHIP


Batter	1	2	3	4	5	6	7	8	9	AB R H RBI BB SO LOB	BOTTOM																								
											<p style="text-align: center;">San Francisco Giants @ Houston Astros Enron Field, Houston, TX Wed Sep 12 2001, 8:05 PM EDT</p> <p style="text-align: right;">livebaseballscorecards.com</p> <p>AB 0 R 0 H 0 RBI 0 BB 0 SO 0 LOB 0</p> 																								
Inning Stats											1B: 0 SF: 0 WP: 0 PA: 0 2B: 0 SAC: 0 FB: 0 3B: 0 DP: 0 SB: 0 HR: 0 HBP: 0 CS: 0																								
PITCHER	IP	WLS	BF	H	R	ER	SO	BB	IBB	HBP	BLK	WP	HR	S	P	ERA	WHIP	PITCHER	IP	WLS	BF	H	R	ER	SO	BB	IBB	HBP	BLK	WP	HR	S	P	ERA	WHIP


Batter	1	2	3	4	5	6	7	8	9	AB R H RBI BB SO LOB	TOP																								
											<p style="text-align: center;">San Francisco Giants @ Houston Astros Enron Field, Houston, TX Thu Sep 13 2001, 8:05 PM EDT</p> <p style="text-align: right;">livebaseballscorecards.com</p> <p>AB 0 R 0 H 0 RBI 0 BB 0 SO 0 LOB 0</p> 																								
Inning Stats										1B: 0 SF: 0 2B: 0 SAC: 0 3B: 0 DP: 0 HR: 0 HBP: 0	WP: 0 PA: 0 PB: 0 SB: 0 CS: 0																								
PITCHER	IP	WLS	BF	H	R	ER	SO	BB	IBB	HBP	BLK	WP	HR	S	P	ERA	WHIP	PITCHER	IP	WLS	BF	H	R	ER	SO	BB	IBB	HBP	BLK	WP	HR	S	P	ERA	WHIP


Batter	1	2	3	4	5	6	7	8	9	AB R H RBI BB SO LOB	BOTTOM																								
											<p style="text-align: center;">San Francisco Giants @ Houston Astros Enron Field, Houston, TX Thu Sep 13 2001, 8:05 PM EDT</p> <p style="text-align: right;">livebaseballscorecards.com</p> <p>AB 0 R 0 H 0 RBI 0 BB 0 SO 0 LOB 0</p> 																								
Inning Stats										1B: 0 SF: 0 2B: 0 SAC: 0 3B: 0 DP: 0 HR: 0 HBP: 0	WP: 0 PA: 0 PB: 0 SB: 0 CS: 0																								
PITCHER	IP	WLS	BF	H	R	ER	SO	BB	IBB	HBP	BLK	WP	HR	S	P	ERA	WHIP	PITCHER	IP	WLS	BF	H	R	ER	SO	BB	IBB	HBP	BLK	WP	HR	S	P	ERA	WHIP


Batter	1	2	3	4	5	6	7	8	9	AB R H RBI BB SO LOB	TOP																								
											Los Angeles Dodgers @ San Francisco Giants PacBell Park, San Francisco, CA Fri Sep 14 2001, 10:35 PM EDT livebaseballscorecards.com																								
										AB		0																							
										R		0																							
										H		0																							
										RBI		0																							
										BB		0																							
										SO		0																							
										LOB		0																							
																																			
Inning Stats	1B: 0	SF: 0	WP: 0	PA: 0																															
	2B: 0	SAC: 0	FB: 0																																
	3B: 0	DP: 0	SB: 0																																
	HR: 0	HBP: 0	CS: 0																																
PITCHER	IP	WLS	BF	H	R	ER	SO	BB	IBB	HBP	BLK	WP	HR	S	P	ERA	WHIP	PITCHER	IP	WLS	BF	H	R	ER	SO	BB	IBB	HBP	BLK	WP	HR	S	P	ERA	WHIP

Batter	1	2	3	4	5	6	7	8	9	AB R H RBI BB SO LOB	BOTTOM																								
											Los Angeles Dodgers @ San Francisco Giants PacBell Park, San Francisco, CA Fri Sep 14 2001, 10:35 PM EDT livebaseballscorecards.com																								
										AB		0																							
										R		0																							
										H		0																							
										RBI		0																							
										BB		0																							
										SO		0																							
										LOB		0																							
																																			
Inning Stats	1B: 0	SF: 0	WP: 0	PA: 0																															
	2B: 0	SAC: 0	FB: 0																																
	3B: 0	DP: 0	SB: 0																																
	HR: 0	HBP: 0	CS: 0																																
PITCHER	IP	WLS	BF	H	R	ER	SO	BB	IBB	HBP	BLK	WP	HR	S	P	ERA	WHIP	PITCHER	IP	WLS	BF	H	R	ER	SO	BB	IBB	HBP	BLK	WP	HR	S	P	ERA	WHIP

Batter	1	2	3	4	5	6	7	8	9	AB R H RBI BB SO LOB	TOP																								
											Los Angeles Dodgers @ San Francisco Giants PacBell Park, San Francisco, CA Sat Sep 15 2001, 4:05 PM EDT livebaseballscorecards.com																								
		AB 0 R 0 H 0 RBI 0 BB 0 SO 0 LOB 0																																	
																																			
Inning Stats											1B: 0 SF: 0 WP: 0 PA: 0 2B: 0 SAC: 0 FB: 0 3B: 0 DP: 0 SB: 0 HR: 0 HBP: 0 CS: 0																								
PITCHER	IP	WLS	BF	H	R	ER	SO	BB	IBB	HBP	BLK	WP	HR	S	P	ERA	WHIP	PITCHER	IP	WLS	BF	H	R	ER	SO	BB	IBB	HBP	BLK	WP	HR	S	P	ERA	WHIP

Batter	1	2	3	4	5	6	7	8	9	AB R H RBI BB SO LOB	BOTTOM																								
											Los Angeles Dodgers @ San Francisco Giants PacBell Park, San Francisco, CA Sat Sep 15 2001, 4:05 PM EDT livebaseballscorecards.com																								
		AB 0 R 0 H 0 RBI 0 BB 0 SO 0 LOB 0																																	
																																			
Inning Stats											1B: 0 SF: 0 WP: 0 PA: 0 2B: 0 SAC: 0 FB: 0 3B: 0 DP: 0 SB: 0 HR: 0 HBP: 0 CS: 0																								
PITCHER	IP	WLS	BF	H	R	ER	SO	BB	IBB	HBP	BLK	WP	HR	S	P	ERA	WHIP	PITCHER	IP	WLS	BF	H	R	ER	SO	BB	IBB	HBP	BLK	WP	HR	S	P	ERA	WHIP

Batter	1	2	3	4	5	6	7	8	9	AB R H RBI BB SO LOB	TOP																								
												Los Angeles Dodgers @ San Francisco Giants PacBell Park, San Francisco, CA Sun Sep 16 2001, 4:05 PM EDT livebaseballscorecards.com																							
		AB 0 R 0 H 0 RBI 0 BB 0 SO 0 LOB 0																																	
																																			
Inning Stats											1B: 0 SF: 0 WP: 0 PA: 0 2B: 0 SAC: 0 FB: 0 3B: 0 DP: 0 SB: 0 HR: 0 HBP: 0 CS: 0																								
PITCHER	IP	WLS	BF	H	R	ER	SO	BB	IBB	HBP	BLK	WP	HR	S	P	ERA	WHIP	PITCHER	IP	WLS	BF	H	R	ER	SO	BB	IBB	HBP	BLK	WP	HR	S	P	ERA	WHIP

Batter	1	2	3	4	5	6	7	8	9	AB R H RBI BB SO LOB	BOTTOM																								
												Los Angeles Dodgers @ San Francisco Giants PacBell Park, San Francisco, CA Sun Sep 16 2001, 4:05 PM EDT livebaseballscorecards.com																							
		AB 0 R 0 H 0 RBI 0 BB 0 SO 0 LOB 0																																	
																																			
Inning Stats											1B: 0 SF: 0 WP: 0 PA: 0 2B: 0 SAC: 0 FB: 0 3B: 0 DP: 0 SB: 0 HR: 0 HBP: 0 CS: 0																								
PITCHER	IP	WLS	BF	H	R	ER	SO	BB	IBB	HBP	BLK	WP	HR	S	P	ERA	WHIP	PITCHER	IP	WLS	BF	H	R	ER	SO	BB	IBB	HBP	BLK	WP	HR	S	P	ERA	WHIP

Batter	1	2	3	4	5	6	7	8	9	AB	R	H	RBI	BB	SO	LOB	TOP										
Craig Biggio, R OBP: 0.374, SLG: 0.455 (1, 4)	L7		G5-3			P4		F8		4	0	0	0	0	0	1											
Julio Lugo, R OBP: 0.326, SLG: 0.382 Orlando Merced, S OBP: 0.346, SLG: 0.466 28 Adam Everett, R (9, 6)	BB			P4		WP 1B		5 3B	1B	1	1	0	0	2	0	0											
5 Jeff Bagwell, R OBP: 0.396, SLG: 0.566 (1, 3)	K			P4				SF8	3B	4	1	1	1	0	2	2											
17 Lance Berkman, S OBP: 0.429, SLG: 0.620 (1, 7)	F3			G4-3				K		4	0	0	0	0	1	4											
Moises Alou, R OBP: 0.396, SLG: 0.559 Glen Barker, S OBP: 0.250, SLG: 0.091 (9, 8)	K				G1-3			SF8		3	0	1	1	0	1	0											
Richard Hidalgo, R OBP: 0.351, SLG: 0.450 (9, 9)	G4-3			G6-4-3 1B				K		4	0	1	0	0	1	2											
Vinny Castilla, R OBP: 0.315, SLG: 0.496 (1, 5)	G6-3			G6-4-3 1-2				G5-3 SH3-4 1B		3	0	1	0	0	0	1											
Brad Ausmus, R OBP: 0.281, SLG: 0.349 (1, 2)			F9					SH3-4		2	0	0	0	0	1	0											
44 Roy Oswalt, R ERA: 3.44 Chris Taylor, R ERA: 3.44 Tim Lincecum, R ERA: 3.44 Jose Valdes, R ERA: 3.44 Nelson Cruz, R ERA: 3.44 Michael Jackson, R ERA: 3.44 Darby Stensland, R ERA: 3.44 Mike Williams, R ERA: 3.44 Mike Wagner, L ERA: 3.44			K					G5-3		0	0	0	0	0	0	0											
Inning Stats	R: 0 H: 0 E: 0 K: 1 S: 17	H: 0 LOB: 1 BB: 1 P: 25	R: 0 H: 0 E: 0 K: 1 S: 7	H: 0 LOB: 0 BB: 0 P: 9	R: 0 H: 0 E: 0 K: 1 S: 7	H: 0 LOB: 0 BB: 0 P: 12	R: 0 H: 0 E: 0 K: 0 S: 5	H: 0 LOB: 0 BB: 0 P: 10	R: 0 H: 1 E: 0 K: 1 S: 6	H: 0 LOB: 0 BB: 0 P: 7	R: 1 H: 1 E: 0 K: 1 S: 10	H: 1 LOB: 1 BB: 1 P: 18	R: 0 H: 1 E: 0 K: 0 S: 7	H: 1 LOB: 1 BB: 0 P: 11	R: 2 H: 2 E: 0 K: 2 S: 15	H: 2 LOB: 1 BB: 0 P: 24	1B: 4 2B: 0 3B: 1 HR: 0	SF: 1 SAC: 1 DP: 1 HBP: 0	WP: 2 PA: 33 PB: 0 SB: 0 CS: 0								
PITCHER	IP	WLS	BF	H	R	ER	SO	BB	IBB	HBP	BLK	WP	HR	S	P	ERA	WHIP										
Russ Ortiz, R ERA: 3.44 Jason Christiansen, L ERA: 3.51 Felix Rodriguez, R ERA: 1.7 Robb Nen, R ERA: 3.25	(1, 1)	7.1	26	3	1	1	5	2	0	0	0	2	0	58	91	1.23	0.682										
	(8, 1)	0.1	H	1	0	0	0	0	0	0	0	0	0	2	2	0.00	0.000										
	(8, 1)	0.1	H	1	0	0	0	0	0	0	0	0	0	3	6	0.00	0.000										
	(9, 1)	1.0	L	5	2	2	2	0	0	0	0	0	0	15	24	18.00	2.000										

Houston Astros @ San Francisco Giants
PacBell Park, San Francisco, CA
Tue Sep 18 2001, 10:15 PM EDT
Att: 40,901 - Sunny - 59 F

AB	29
R	3
H	5
RBI	2
BB	2
SO	7
LOB	11



Batter	1	2	3	4	5	6	7	8	9	AB	R	H	RBI	BB	SO	LOB	BOTTOM										
Marvin Benard, L OBP: 0.310, SLG: 0.405 (9, 9)	K				G6-3	G1-3			K	4	0	0	0	0	2	4											
Damon Minor, L OBP: 0.250, SLG: 0.216 (9, PH)	K								K	1	0	0	0	0	1	0											
Rich Aurilia, R OBP: 0.375, SLG: 0.580 (1, 6)	K			BB		1B		F9		3	0	1	0	1	1	0											
Barry Bonds, L OBP: 0.497, SLG: 0.833 (1, 7)	FC6-4 BB			P4		F7		K		3	0	0	0	1	1	2											
Jeff Kent, R OBP: 0.364, SLG: 0.498 (1, 4)	FC6-4			F9		F9		F8		4	0	0	0	0	0	3											
Andres Galarraga, R OBP: 0.318, SLG: 0.465 J.T. Snow, L OBP: 0.370, SLG: 0.390 (9, 3)		HR		K				G5-3		3	1	1	1	0	2	1											
John Vander Wal, L OBP: 0.350, SLG: 0.452 Robb Nen, R (9, 1)	G4-3				F5	HBP 1B SF7 1B		K		4	1	1	0	0	1	0											
Benito Santiago, R OBP: 0.308, SLG: 0.372 (1, 2)		2B 1B				HBP 1B		G1-3		3	0	2	0	1	0	0											
Ramon Martinez, R OBP: 0.313, SLG: 0.337 (1, 5)					F7			G6-3		3	0	1	0	0	0	1											
Russ Ortiz, R OBP: 0.246, SLG: 0.288 Jason Christiansen, R (8, 1) Felix Rodriguez, R (8, 1) Calvin Murray, R OBP: 0.323, SLG: 0.358 Shawon Dunston, R OBP: 0.394, SLG: 0.504 (9, PH)					G1-6-3			K		2	0	0	1	0	0	3											
Inning Stats	R: 0 H: 0 E: 0 K: 2 S: 12	H: 3 LOB: 2 BB: 0 P: 19	R: 1 H: 3 E: 0 K: 1 S: 14	H: 3 LOB: 0 BB: 0 P: 21	R: 0 H: 0 E: 0 K: 1 S: 7	H: 0 LOB: 1 BB: 1 P: 17	R: 0 H: 0 E: 0 K: 0 S: 6	H: 0 LOB: 1 BB: 1 P: 12	R: 0 H: 2 E: 0 K: 1 S: 13	H: 2 LOB: 2 BB: 0 P: 21	R: 0 H: 0 E: 0 K: 1 S: 7	H: 0 LOB: 0 BB: 0 P: 10	R: 0 H: 0 E: 0 K: 1 S: 8	H: 0 LOB: 0 BB: 0 P: 12	R: 0 H: 0 E: 0 K: 2 S: 11	H: 0 LOB: 0 BB: 0 P: 15	1B: 4 2B: 1 3B: 0 HR: 1	SF: 1 SAC: 0 DP: 0 HBP: 1	WP: 0 PA: 37 PB: 0 SB: 0 CS: 0								
PITCHER	IP	WLS	BF	H	R	ER	SO	BB	IBB	HBP	BLK	WP	HR	S	P	ERA	WHIP										
44 Roy Oswalt, R ERA: 2.53 Tim Lincecum, R ERA: 5.15 Nelson Cruz, R ERA: 3.76 Michael Jackson, R ERA: 4.4 Mike Williams, R ERA: 3.47	(1, 1)	2.0	10	3	1	1	3	1	0	0	0	0	0	21	45	0.00	1.000										
	(3, 1)	3.0	12	1	0	0	1	2	0	0	0	0	0	13	21	9.00	2.000										
	(6, 1)	1.0	6	2	1	1	1	0	0	0	0	0	0	7	10	0.00	0.000										
	(7, 1)	1.0	3	0	0	0	1	0	0	0	0	0	0	7	10	0.00	0.000										
	(8, 1)	1.0	W	3	0	0	0	0	0	0	0	0	0	8	12	0.00	0.000										
PITCHER	IP	WLS	BF	H	R	ER	SO	BB	IBB	HBP	BLK	WP	HR	S	P	ERA	WHIP										
Billy Wagner, L ERA: 2.91 (9, 1)	1.0	S	3	0	0	0	2	0	0	0	0	0	0	11	15	0.00	0.000										

Houston Astros @ San Francisco Giants
PacBell Park, San Francisco, CA
Tue Sep 18 2001, 10:15 PM EDT
Att: 40,901 - Sunny - 59 F

AB	32
R	2
H	6
RBI	2
BB	3
SO	9
LOB	14



Batter	1	2	3	4	5	6	7	8	9	AB	R	H	RBI	BB	SO	LOB	TOP										
Craig Biggio, R (1,4) OBP: 0.375, SLG: 0.457 28 Adam Everett, R (9,PH) (9,6)	0-1 1B 5 2B 2B	2-1 G6-3		1-1 2H 1B		0-3 K			1-3 K	4	1	2	0	0	1	1											
Julio Lugo, R (1,6) OBP: 0.330, SLG: 0.385 (9,4)	0-0 5 2B 17 1B 2-3	1-3 K			3-2 17 2B SF9 1B	2-2 K 1B			4-2 17 HBP HR BB	4	3	3	1	1	1	0											
5 Jeff Bagwell, R (1,3) OBP: 0.397, SLG: 0.573 Darvle Ward, L (9,PH) OBP: 0.329, SLG: 0.472 (9,3)	1-0 17 1B SF9 2B				3-2 F8	K		0-0 HR	1-3 K	4	2	2	2	0	1	1											
17 Lance Berkman, S (1,7) OBP: 0.432, SLG: 0.623 (9,7)	1-1 S 1B 1B				3-2 K	SF9 2B		0-0 CS 1B	1-1 HR HBP	4	2	3	1	0	1	0											
Moises Alou, R (1,9) OBP: 0.398, SLG: 0.565 Octavio Dotel, R (9,1) OBP: 0.091, SLG: 0.091 (9,1)	3-2 F5				0-0 1B			0-0 P5	1-1 HR	4	1	2	3	1	0	3											
Vinny Castilla, R (1,5) OBP: 0.314, SLG: 0.494 (9,5)	1-0 SF9				2-3 K			3-3 K	4-1 HR BB	2	0	0	2	1	2	2											
Richard Hidalgo, R (1,8) OBP: 0.350, SLG: 0.448 Glen Barker, S (8,8) OBP: 0.241, SLG: 0.087 (8,8)	1-1 1H 1B				2-3 K			2-2 G6-3	1-2 F8	4	0	1	1	0	1	2											
Brad Ausmus, R (1,2) OBP: 0.283, SLG: 0.351 Scott Servais, R (9,2) OBP: 0.471, SLG: 0.400 (9,2)	0-1 F9				1-1 1B 2B			4-0 S 1B BB	2-2 G6-3	3	1	1	0	1	0	1											
Dave Milicki, R (1,1) OBP: 0.087, SLG: 0.087 Chris Truby, R (8,PH) OBP: 0.283, SLG: 0.434 Michael Jackson, R (8,1) OBP: 0.091, SLG: 0.091 Orlando Merced, S (9,9) OBP: 0.346, SLG: 0.466 (9,9)		1-3 K			1-2 G1-3			0-1 G6-3		3	0	0	0	0	2	2											
Inning Stats	R: 4 E: 0 K: 0 S: 15	H: 5 LOB: 1 BB: 0 P: 22	R: 0 E: 0 K: 2 S: 9	H: 0 LOB: 0 BB: 0 P: 13	R: 0 E: 0 K: 2 S: 11	H: 1 LOB: 1 BB: 0 P: 17	R: 0 E: 0 K: 1 S: 10	H: 2 LOB: 2 BB: 1 P: 15	R: 1 E: 0 K: 2 S: 12	H: 2 LOB: 2 BB: 1 P: 24	R: 1 E: 0 K: 1 S: 9	H: 2 LOB: 1 BB: 0 P: 9	R: 0 E: 0 K: 0 S: 8	H: 0 LOB: 0 BB: 0 P: 12	R: 3 E: 0 K: 2 S: 17	H: 1 LOB: 1 BB: 2 P: 30	1B: 8 2B: 5 3B: 0 HR: 2	SF: 2 SAC: 0 DP: 1 HBP: 1	WP: 0 PB: 0 SB: 2 CS: 1	PA: 43							
PITCHER	IP	WLS	BF	H	R	ER	SO	BB	IBB	HBP	BLK	WP	HR	S	P	ERA	WHIP										
Livan Hernandez, R (1,1) ERA: 5.28	5.0	L	25	10	5	5	6	0	1	0	0	0	0	15	91	9.00	2.000										
Ryan Jensen, R (6,1) ERA: 4.25	2.0		8	3	2	2	3	1	0	0	0	0	1	15	25	9.00	2.000										
41 Chad Zerbe, L (8,1) ERA: 4.03	1.0		3	0	0	0	0	0	0	0	0	0	0	8	12	0.00	0.000										
Kurt Ainsworth, R (9,1) ERA: 13.5	1.0		7	1	3	3	2	2	0	1	0	0	1	17	30	27.00	3.000										

Houston Astros @ San Francisco Giants
PacBell Park, San Francisco, CA
Wed Sep 19 2001, 10:15 PM EDT
Att: 40,322 - Cloudy - 55 F

AB	36
R	10
H	14
RBI	10
BB	4
SO	11
LOB	14



Batter	1	2	3	4	5	6	7	8	9	AB	R	H	RBI	BB	SO	LOB	BOTTOM										
Marvin Benard, L (1,8) OBP: 0.308, SLG: 0.402 (9,7)	0-3 K			1-2 P4		1-1 G4-3		0-0 1B	3-2 FC1-6	5	0	1	0	0	1	1											
Rich Aurilia, R (1,6) OBP: 0.373, SLG: 0.577 Cody Ransom, R (8,6) (8,6)	0-0 G4-3			3-1 F5		3-2 G5-3		2-3 K	2-3 K	3	0	0	0	0	0	0											
Barry Bonds, L (1,7) OBP: 0.497, SLG: 0.829 Pedro Feliz, R (9,5) OBP: 0.266, SLG: 0.380 (9,5)	0-0 F8			4-2 1B BB		1-0 BB 1B		0-0 F5		3	0	1	0	1	0	1											
Jeff Kent, R (1,4) OBP: 0.365, SLG: 0.497 Kurt Ainsworth, R (9,1) (9,1)		3-1 F7		3-2 1B		4-0 1B		1-3 K		3	0	1	0	1	1	1											
J.T. Snow, L (1,3) OBP: 0.376, SLG: 0.385 (9,3)		1-1 G1-3		0-0 F7		0-3 K			4-2 E 3B BB	3	1	0	0	1	1	4											
Shawon Dunston, R (1,9) OBP: 0.299, SLG: 0.515 41 Chad Zerbe, L (8,1) OBP: 0.222, SLG: 0.222 Calvin Murray, R (9,8) OBP: 0.322, SLG: 0.357 (9,8)		1-2 P6				0-0 F7		2-1 P4	0-0 E1 3B	3	0	0	0	0	0	0											
Benito Santiago, R (1,2) OBP: 0.306, SLG: 0.370 Edwards Guzman, L (7,2) OBP: 0.262, SLG: 0.379 (7,2)				1-2 G6-3		0-0 E6 WP		0-1 G6-3	1-3 K	2	0	0	0	0	0	0											
Ramon Martinez, R (1,5) OBP: 0.315, SLG: 0.348 (9,4)				3-2 L5		0-0 F3		1-2 2B	0-0 1B 3B	4	1	2	2	0	0	1											
Livan Hernandez, R (1,1) OBP: 0.307, SLG: 0.387 Eric Davis, R (5,PH) OBP: 0.273, SLG: 0.370 Ryan Jensen, R (6,1) OBP: 0.231, SLG: 0.167 Jalal Leach, L (7,PH) OBP: 0.250, SLG: 0.250 (8,9)				1-3 K		2-2 L6		0-1 F7	1-0 FC1-6 1B	1	0	0	0	0	1	0											
Inning Stats	R: 0 E: 1 K: 1 S: 5	H: 0 LOB: 0 BB: 0 P: 5	R: 0 E: 0 K: 0 S: 7	H: 0 LOB: 0 BB: 0 P: 12	R: 0 E: 0 K: 1 S: 10	H: 0 LOB: 0 BB: 0 P: 15	R: 0 E: 0 K: 0 S: 13	H: 1 LOB: 2 BB: 1 P: 24	R: 0 E: 0 K: 1 S: 6	H: 0 LOB: 0 BB: 0 P: 8	R: 0 E: 0 K: 1 S: 11	H: 1 LOB: 1 BB: 1 P: 20	R: 0 E: 0 K: 2 S: 9	H: 1 LOB: 1 BB: 0 P: 12	R: 3 E: 2 K: 2 S: 20	H: 2 LOB: 1 BB: 1 P: 31	1B: 4 2B: 1 3B: 1 HR: 0	SF: 0 SAC: 0 DP: 0 HBP: 0	WP: 1 PB: 0 SB: 0 CS: 0	PA: 38							
PITCHER	IP	WLS	BF	H	R	ER	SO	BB	IBB	HBP	BLK	WP	HR	S	P	ERA	WHIP										
Dave Milicki, R (1,1) ERA: 5.91	7.0		27	3	0	0	3	2	0	0	0	0	0	61	96	0.00	0.714										
Michael Jackson, R (8,1) ERA: 4.33	1.0		4	1	0	0	2	0	0	0	0	0	0	9	12	0.00	1.000										
Octavio Dotel, R (9,1) ERA: 2.4	1.0		7	2	3	2	2	1	0	0	0	0	0	20	31	18.00	3.000										

Houston Astros @ San Francisco Giants
PacBell Park, San Francisco, CA
Wed Sep 19 2001, 10:15 PM EDT
Att: 40,322 - Cloudy - 55 F

AB	35
R	3
H	6
RBI	3
BB	3
SO	7
LOB	15



Batter	1	2	3	4	5	6	7	8	9	10	AB	R	H	RBI	BB	SO	LOB	TOP
Calvin Murray, R OBP: 0.321, SLG: 0.358 (1, 8)	F7		F7		G6-3		CS	HR		K	5	1	1	1	0	1	0	San Francisco Giants @ San Diego Padres Qualcomm Stadium, San Diego, CA Sat Sep 22 2001, 10:05 PM EDT Att: 60,870 - Cloudy - 72 F
Rich Aurilia, R OBP: 0.375, SLG: 0.580 (1, 6)	F8		HR		BB		G1-3			F9	4	1	1	1	1	0	0	
Barry Bonds, L OBP: 0.498, SLG: 0.831 (1, 7)	1B		K		F7					K	4	1	1	0	0	2	1	
Andres Galaraga, R OBP: 0.313, SLG: 0.454 (1, 3)	2B		K							F8	4	0	1	1	0	1	0	
Jeff Kent, R OBP: 0.361, SLG: 0.493 (1, 4)	2B				G6-3					F8	4	0	2	0	0	1	0	
Shawn Dunston, R OBP: 0.236, SLG: 0.506 (1, 9)	K				G6-3					FC6-4	4	0	1	0	0	1	3	
Benito Santiago, R OBP: 0.300, SLG: 0.364 (1, 2)			K		FC4-2					1B	4	0	0	0	0	1	2	
Ramon Martinez, R OBP: 0.320, SLG: 0.347 Brian Boehringer, S (8, 1)	G6-3				FC4					F9	3	0	0	0	1	0	2	
Shawn Estes, R OBP: 0.114, SLG: 0.069 Damon Miller, L OBP: 0.344, SLG: 0.211 Aaron Fultz, L OBP: 0.359, SLG: 0.250 Tim Worrell, R (7, 1) Jason Christiansen, R OBP: 0.336, SLG: 0.441 Felix Rodriguez, R OBP: 0.293, SLG: 0.371 (8, 1)	G6-3									F9	2	0	0	0	0	0	0	
Inning Stats	R: 1 E: 0 K: 1 S: 20	H: 3 LOB: 2 P: 29	R: 0 E: 0 K: 1 S: 5	H: 0 LOB: 0 BB: 0 P: 8	R: 1 E: 0 K: 2 S: 10	H: 1 LOB: 1 BB: 0 P: 15	R: 0 E: 0 K: 0 S: 7	H: 0 LOB: 0 BB: 0 P: 13	R: 0 E: 0 K: 0 S: 9	H: 0 LOB: 0 BB: 1 P: 18	R: 1 E: 0 K: 1 S: 11	H: 1 LOB: 0 BB: 0 P: 17	R: 0 E: 0 K: 0 S: 8	H: 1 LOB: 1 BB: 0 P: 9	R: 0 E: 0 K: 1 S: 6	H: 0 LOB: 0 BB: 0 P: 10	1B: 2 2B: 3 3B: 0 HR: 2	
PITCHER	IP WLS BF H R ER SO BB IBB HBP BLK WP HR S P ERA WHIP	7.0 0 27 5 2 2 5 2 0 0 0 0 1 70 114 2.57 1.000	1.0 B 4 1 1 1 1 0 0 0 0 0 1 11 17 9.00 1.000	2.0 W 7 1 0 0 1 0 0 0 0 0 0 14 19 0.00 0.500	PITCHER										IP WLS BF H R ER SO BB IBB HBP BLK WP HR S P ERA WHIP	7.0 0 27 5 2 2 5 2 0 0 0 0 1 70 114 2.57 1.000		

AB 36
R 3
H 7
RBI 3
BB 2
SO 7
LOB 9




WP: 0 PA: 39
PB: 0
SB: 0
CS: 1


Batter	1	2	3	4	5	6	7	8	9	10	AB	R	H	RBI	BB	SO	LOB	BOTTOM		
Rickey Henderson, R OBP: 0.369, SLG: 0.342 Jeremy Fikac, R (8, 1) Trevor Hoffman, R (9, 1) Mike Darr, L OBP: 0.360, SLG: 0.351 (10, PH)	2B		K			G6-3	SF8			HR	3	0	1	1	0	1	0	San Francisco Giants @ San Diego Padres Qualcomm Stadium, San Diego, CA Sat Sep 22 2001, 10:05 PM EDT Att: 60,870 - Cloudy - 72 F		
D'Angelo Jimenez, S OBP: 0.351, SLG: 0.348 (1, 6)	K				F8	G1-4-3	G4-3				4	0	0	0	0	1	2			
Phil Nevin, R OBP: 0.386, SLG: 0.573 (1, 5)	K				G5-3					L4	4	0	1	0	0	1	1			
Bubba Trammell, R OBP: 0.329, SLG: 0.472 (1, 9)	F9				1B		1B			G6-3	4	0	1	0	0	1	2			
Mike Colangelo, R OBP: 0.354, SLG: 0.452 (8, 7)	G4-3				F9		2B	1B		K	3	1	0	0	1	1	1			
Ben Davis, S OBP: 0.337, SLG: 0.342 (1, 2)	G6-3				G4-3		K			F7	3	0	0	0	1	1	1			
Alex Arias, R OBP: 0.319, SLG: 0.344 Kevin Witt, L OBP: 0.150, SLG: 0.158 (8, 3)	F8				G4-3		1B	2B		K	3	1	1	0	0	0	1			
Damian Jackson, R OBP: 0.316, SLG: 0.335 Ray Lankford, L OBP: 0.359, SLG: 0.497 (8, 8)	F8				K		1B	SF8		BB	2	0	0	0	0	1	1			
Bobby Jones, R OBP: 0.155, SLG: 0.161 Tony Gwynn, L OBP: 0.390, SLG: 0.478 Mark Kotsay, L OBP: 0.366, SLG: 0.441 Cesar Crespo, S OBP: 0.316, SLG: 0.274 (8, 4)	K				G6-3		1B	2B		K	2	0	0	0	0	0	0			
Inning Stats	R: 0 E: 0 K: 2 S: 12	H: 1 LOB: 1 BB: 0 P: 21	R: 0 E: 0 K: 0 S: 7	H: 0 LOB: 0 BB: 0 P: 11	R: 0 E: 0 K: 2 S: 10	H: 0 LOB: 0 BB: 0 P: 12	R: 0 E: 0 K: 0 S: 10	H: 1 LOB: 1 BB: 0 P: 16	R: 0 E: 0 K: 1 S: 10	H: 0 LOB: 1 BB: 1 P: 15	R: 3 E: 0 K: 1 S: 13	H: 2 LOB: 1 BB: 1 P: 22	R: 0 E: 0 K: 1 S: 7	H: 0 LOB: 0 BB: 0 P: 13	R: 0 E: 0 K: 2 S: 13	H: 1 LOB: 1 BB: 0 P: 21	R: 1 E: 0 K: 0 S: 1		H: 1 LOB: 0 BB: 0 P: 1	1B: 3 2B: 2 3B: 0 HR: 1
PITCHER	IP WLS BF H R ER SO BB IBB HBP BLK WP HR S P ERA WHIP	6.0 0 22 3 0 0 6 1 0 0 0 0 0 5 9 0.00 0.667	0.1 H 3 1 2 2 1 1 0 0 0 0 0 0 5 9 54.00 6.000	0.0 1 0 0 0 0 0 0 0 0 0 0 0 1 3 ∞ ∞	0.2 B 3 1 1 1 0 0 0 0 0 0 0 7 10 13.50 1.500	1.0 3 0 0 0 1 0 0 0 0 0 0 0 7 13 0.00 0.000	PITCHER										IP WLS BF H R ER SO BB IBB HBP BLK WP HR S P ERA WHIP	1.0 L 5 1 1 1 2 1 0 0 0 0 0 1 14 22 9.00 2.000		

AB 32
R 4
H 6
RBI 4
BB 3
SO 10
LOB 11



WP: 0 PA: 37
PB: 0
SB: 0
CS: 0

Batter	1	2	3	4	5	6	7	8	9	AB	R	H	RBI	BB	SO	LOB	TOP											
Marvin Benard, L OBP: 0.309, SLG: 0.404	3-2 SH1-3 2B	2-2 G6-3		0-1 F6	0-1 L6		0-0 FC3-6 BB FC6-4	1-3 K		6	2	2	0	0	1	3	<p>San Francisco Giants @ San Diego Padres Qualcomm Stadium, San Diego, CA</p> <p>Sun Sep 23 2001, 4:05 PM EDT Att: 35,247 - Sunny - 77 F</p> <p>livebaseballscores.com</p> <p>AB 44 R 11 H 17 RBI 11 BB 6 SO 11 LOB 31</p> 											
Rich Aurilia, R OBP: 0.376, SLG: 0.584 Cody Ransom, R (8, PH)	2-1 SH1-3 2-3	0-1 G6-3		0-0 HR	2-2 G6-3		4-0 FC3-6 BB	1-3 K		3	1	1	1	1	0	0												
Barry Bonds, L OBP: 0.499, SLG: 0.841 LeJon Powell, R OBP: 0.500, SLG: 0.500	4-1 2B 1B BB	2-1 HR		2-0 HR		1-0 G6-3	3-2 FC3-6 FC6-4	1-2 FC5-4		4	3	2	2	1	0	2												
Jeff Kent, R OBP: 0.360, SLG: 0.493	3-0 1B 1B 2B	0-0 P4		2-2 G5-3		1-2 1B 1B	0-0 FC6-4 WP		1-3 K	6	2	2	2	0	1	1												
John Vander Wal, L OBP: 0.355, SLG: 0.452 Pedro Feliz, R OBP: 0.262, SLG: 0.370	4-0 1B 1B IBB		0-0 G4-3 1B 2B	4-1 1B 1B BB		3-2 BB 1B 1B	2-3 K		1-3 K	3	2	2	0	2	1	1												
J.T. Snow, L OBP: 0.380, SLG: 0.390	3-2 1B		0-0 G4-3	1-2 E 1B 1B		1-1 BB 1B	0-0 PB 2B 1B		0-3 K	6	1	4	2	0	1	1												
Ramon Martinez, R OBP: 0.323, SLG: 0.349 Yorvit Torrealba, R OBP: 1.000, SLG: 3.000	1-0 1-2 2-3 3-H 1B		0-1 G6-3	2-2 E5 1-3 3-H 1B		0-1 F9	4-2 2B 1-2 BB			4	0	2	2	1	0	3												
Edwards Guzman, L OBP: 0.277, SLG: 0.393 Aaron Fultz, L OBP: 0.250, SLG: 0.250 Wayne Gomes, R OBP: 1.000, SLG: 1.000	1-3 K		0-1 G3	0-1 G3		4-0 1-2 2-3 BB	2-2 2B			4	0	2	2	1	1	5												
Russ Ortiz, R OBP: 0.232, SLG: 0.270 Jalal Leach, L OBP: 0.143, SLG: 0.143	0-0 P4		1-3 K		0-3 K	1-3 K	1-3 K FC5-4			4	0	0	0	0	3	7												
Inning Stats	R: 3 E: 0 K: 1 S: 16	H: 4 LOB: 3 BB: 2 P: 37	R: 1 E: 0 K: 0 S: 10	H: 1 LOB: 0 BB: 0 P: 14	R: 1 E: 0 K: 1 S: 9	H: 2 LOB: 1 BB: 0 P: 10	R: 3 E: 1 K: 0 S: 16	H: 4 LOB: 2 BB: 1 P: 27	R: 0 E: 0 K: 1 S: 8	H: 0 LOB: 0 BB: 0 P: 10	R: 1 E: 0 K: 1 S: 14	H: 3 LOB: 3 BB: 1 P: 25	R: 1 E: 0 K: 1 S: 9	H: 1 LOB: 1 BB: 1 P: 18	R: 1 E: 0 K: 3 S: 20	H: 2 LOB: 3 BB: 1 P: 30		R: 0 E: 0 K: 3 S: 10	H: 0 LOB: 0 BB: 0 P: 12	1B: 10 2B: 4 3B: 0 HR: 3	SF: 0 SAC: 1 DP: 0 HBP: 0	WP: 2 PB: 1 SB: 1 CS: 0	PA: 51					
PITCHER	IP	WLS	BF	H	R	ER	SO	BB	IBB	HBP	BLK	WP	HR	S	P	ERA	WHIP											
Junior Herndon, R ERA: 5.85	(1, 1)	0.1	L	7	4	3	3	0	1	1	0	0	0	0	12	32	81.00	15.000										
Jason Middlebrook, R ERA: 5.79	(1, 1)	3.1		16	5	5	5	2	1	0	0	0	0	3	31	45	13.50	1.800										
Chuck McElroy, L ERA: 4.76	(4, 1)	1.1		6	2	0	0	1	0	0	0	0	0	0	16	21	0.00	1.500										
Brett Jodie, R ERA: 8.36	(6, 1)	2.0		12	4	2	2	2	2	0	0	0	1	0	23	43	9.00	3.000										
Wascar Serrano, R ERA: 5.44	(8, 1)	2.0		10	2	1	1	6	1	0	0	0	1	0	30	42	4.50	1.500										

Batter	1	2	3	4	5	6	7	8	9	AB	R	H	RBI	BB	SO	LOB	BOTTOM										
D'Angelo Jimenez, S OBP: 0.349, SLG: 0.350	3-1 FC8-5 2B		1-3 K		0-3 K2-3			2-3 K		4	0	1	0	0	3	0	<p>San Francisco Giants @ San Diego Padres Qualcomm Stadium, San Diego, CA</p> <p>Sun Sep 23 2001, 4:05 PM EDT Att: 35,247 - Sunny - 77 F</p> <p>livebaseballscores.com</p> <p>AB 34 R 2 H 7 RBI 2 BB 0 SO 14 LOB 10</p> 										
Cesar Crespo, S OBP: 0.305, SLG: 0.265	2-0 FC8-5 2-3		2-1 G4-3		0-3 K			1-3 K		4	0	0	0	0	2	1											
Ray Lankford, L OBP: 0.357, SLG: 0.493 Mike Colangelo, R OBP: 0.361, SLG: 0.473	3-2 E4 1B		1-2 F8		3-3 K			2-1 2B		3	0	0	0	0	1	0											
Phil Nevin, R OBP: 0.388, SLG: 0.574 Alex Arias, R OBP: 0.317, SLG: 0.341	3-2 1-3 1B			2-2 2B 1B		2-2 F8		2-3 K		3	1	2	0	0	0	0											
Bubba Trammell, R OBP: 0.328, SLG: 0.473	2-1 F7			3-2 G3 1-H 2B		0-0 F8			2-2 F7	4	0	1	1	0	0	2											
Wiki Gonzalez, R OBP: 0.352, SLG: 0.483 Rick Wilkins, L OBP: 0.227, SLG: 0.350		0-3 K		0-0 G5-3			1-2 G5-3 1B		2-3 K	3	0	1	0	0	1	1											
Kevin Witt, L OBP: 0.167, SLG: 0.304		1-0 HR		2-1 G3			1-2 G5-3		2-3 K	4	1	1	1	0	1	2											
Damian Jackson, R OBP: 0.314, SLG: 0.332		3-3 K		1-3 K			3-2 F8			3	0	0	0	0	2	2											
Junior Herndon, R Jason Middlebrook, R Chuck McElroy, L Rickey Henderson, R Brett Jodie, R Tony Gwynn, L Wascar Serrano, R	(1, 1) (1, 1) (4, 1) (5, PH) (6, 1) (7, PH) (8, 1)	2-3 K			2-2 F8		2-3 K			0	0	0	0	0	0	0											
Inning Stats	R: 0 E: 1 K: 0 S: 12	H: 2 LOB: 0 BB: 0 P: 25	R: 1 E: 0 K: 3 S: 12	H: 1 LOB: 0 BB: 0 P: 18	R: 0 E: 0 K: 1 S: 8	H: 0 LOB: 0 BB: 0 P: 12	R: 1 E: 0 K: 1 S: 12	H: 2 LOB: 1 BB: 0 P: 20	R: 0 E: 0 K: 2 S: 9	H: 0 LOB: 0 BB: 0 P: 11	R: 0 E: 0 K: 1 S: 8	H: 0 LOB: 0 BB: 0 P: 13	R: 0 E: 0 K: 1 S: 12	H: 1 LOB: 1 BB: 0 P: 19	R: 0 E: 0 K: 3 S: 14	H: 1 LOB: 1 BB: 0 P: 21		R: 0 E: 0 K: 2 S: 9	H: 0 LOB: 0 BB: 0 P: 15	1B: 3 2B: 4 3B: 0 HR: 1	SF: 0 SAC: 0 DP: 1 HBP: 0	WP: 0 PB: 0 SB: 0 CS: 0	PA: 34				
PITCHER	IP	WLS	BF	H	R	ER	SO	BB	IBB	HBP	BLK	WP	HR	S	P	ERA	WHIP										
Russ Ortiz, R ERA: 3.41	(1, 1)	7.0	W	27	6	2	2	9	0	0	0	0	0	14	21	0.00	1.000										
Aaron Fultz, L ERA: 4.34	(8, 1)	1.0		4	1	0	0	3	0	0	0	0	0	9	15	0.00	0.000										
Wayne Gomes, R ERA: 4.3	(9, 1)	1.0		3	0	0	0	2	0	0	0	0	0	9	15	0.00	0.000										

Batter	1	2	3	4	5	6	7	8	9	AB	R	H	RBI	BB	SO	LOB	TOP			
Calvin Murray, R (1.8) OBP: 0.322, SLG: 0.365										5	0	2	0	0	0	1				
Rich Aurilia, R (1.6) OBP: 0.374, SLG: 0.582										5	1	1	0	0	1	2				
Barry Bonds, L (1.7) OBP: 0.500, SLG: 0.844										3	1	1	1	2	0	1				
Jeff Kent, R (1.4) OBP: 0.361, SLG: 0.494										5	0	2	1	0	1	4				
John Vander Wal, L (1.9) OBP: 0.356, SLG: 0.450										2	0	0	0	2	1	2				
Shawon Dunston, R (9.9) OBP: 0.296, SLG: 0.506										0	0	0	0	0	0	0				
J.T. Snow, L (1.3) OBP: 0.379, SLG: 0.388										4	0	1	0	0	1	5				
Benito Santiago, R (1.2) OBP: 0.299, SLG: 0.363										4	0	1	0	0	1	1				
Ramon Martinez, R (1.5) OBP: 0.328, SLG: 0.354										4	0	3	0	0	0	1				
Livan Hernandez, R (1.1) OBP: 0.295, SLG: 0.372										3	0	0	0	0	0	3				
Marvin Benard, L (8, PH) OBP: 0.308, SLG: 0.403										1	0	0	0	0	0	1				
Felix Rodriguez, R (8.1) OBP: 0.308, SLG: 0.403										0	0	0	0	0	0	0				
Robb Nen, R (9.1) OBP: 0.308, SLG: 0.403										0	0	0	0	0	0	0				
Inning Stats	R: 0 E: 0 K: 1 S: 11	H: 1 LOB: 3 BB: 2 P: 25	R: 0 E: 0 K: 0 S: 6	H: 1 LOB: 0 BB: 0 P: 7	R: 1 E: 0 K: 0 S: 7	H: 2 LOB: 1 BB: 0 P: 10	R: 0 E: 0 K: 1 S: 12	H: 2 LOB: 2 BB: 0 P: 17	R: 0 E: 0 K: 1 S: 11	H: 1 LOB: 1 BB: 0 P: 14	R: 1 E: 0 K: 0 S: 12	H: 2 LOB: 2 BB: 1 P: 20	R: 0 E: 0 K: 0 S: 6	H: 1 LOB: 1 BB: 0 P: 8	R: 0 E: 0 K: 1 S: 9	H: 0 LOB: 0 BB: 0 P: 9	1B: 6 2B: 4 3B: 0 HR: 1	SF: 0 SAC: 0 DP: 1 HBP: 0	WP: 0 PB: 0 SB: 1 CS: 0	PA: 40
PITCHER	IP WLS BF H R ER SO BB IBB HBP BLK WP HR S P ERA WHIP																			
James Baldwin, R (1.1) ERA: 4.53	7.0 L 33 10 2 2 4 3 1 0 0 0 0 1 69 112 2.57 1.857																			
Giovanni Carrara, R (8.1) ERA: 3.12	1.1 1 5 1 0 0 0 0 0 0 0 0 0 8 10 0.00 0.750																			
Jesse Orosco, L (9.1) ERA: 4.3	0.1 1 0 0 0 0 0 0 0 0 0 0 0 2 2 0.00 0.000																			
Jeff Shaw, R (9.1) ERA: 3.5	0.1 1 0 0 0 1 0 0 0 0 0 0 0 5 5 0.00 0.000																			

San Francisco Giants @ Los Angeles Dodgers
 Dodger Stadium, Los Angeles, CA
 Mon Sep 24 2001, 7:10 PM PDT
 Att: 38,849 - Sunny - 77 F

AB	36
R	2
H	11
RBI	2
BB	4
SO	5
LOB	21



Batter	1	2	3	4	5	6	7	8	9	AB	R	H	RBI	BB	SO	LOB	BOTTOM					
Marquis Grissom, R (1.8) OBP: 0.252, SLG: 0.411										5	0	0	0	0	2	2						
Mark Cuddeback, R (1.4) OBP: 0.321, SLG: 0.404										4	0	1	0	0	0	1						
Shawn Green, L (1.9) OBP: 0.377, SLG: 0.600										4	0	0	0	0	0	1						
Gary Sheffield, R (1.7) OBP: 0.411, SLG: 0.576										3	0	0	0	1	0	0						
Paul Lo Duca, R (1.2) OBP: 0.369, SLG: 0.529										3	0	0	0	1	1	2						
Eric Karros, R (1.3) OBP: 0.308, SLG: 0.396										2	0	0	0	2	1	1						
Adrian Beltré, R (1.5) OBP: 0.313, SLG: 0.419										3	1	1	1	1	0	4						
Jeff Shaw, R (9.1) ERA: 3.5										0	0	0	0	0	0	0						
Alex Cora, L (1.6) OBP: 0.289, SLG: 0.314										2	0	2	0	1	0	0						
Dave Hansen, L (9, PH) OBP: 0.378, SLG: 0.356										1	0	0	0	0	0	0						
James Baldwin, R (1.1) Chris Donnels, L (7, PH) Giovanni Carrara, R (8.1) Jesse Orosco, R (9.1) Jeff Reboulet, R (9.9) Bruce Aven, R (9, PH)	IP WLS BF H R ER SO BB IBB HBP BLK WP HR S P ERA WHIP																					
Livan Hernandez, R (1.1) ERA: 5.15	7.0 W 28 3 1 1 4 0 4 0 0 0 0 0 57 106 1.29 1.000																					
Felix Rodriguez, R (8.1) ERA: 1.6	1.0 H 6 1 0 0 0 2 0 0 0 0 0 0 12 27 0.00 3.000																					
Robb Nen, R (9.1) ERA: 3.25	1.0 S 3 0 0 0 1 0 0 0 0 0 0 0 7 8 0.00 0.000																					
Inning Stats	R: 0 E: 0 K: 0 S: 4	H: 0 LOB: 0 BB: 0 P: 7	R: 0 E: 0 K: 0 S: 10	H: 0 LOB: 3 BB: 3 P: 26	R: 0 E: 0 K: 1 S: 9	H: 0 LOB: 0 BB: 0 P: 16	R: 0 E: 0 K: 0 S: 7	H: 0 LOB: 1 BB: 1 P: 14	R: 0 E: 0 K: 0 S: 7	H: 1 LOB: 1 BB: 0 P: 10	R: 0 E: 0 K: 1 S: 9	H: 0 LOB: 0 BB: 0 P: 13	R: 1 E: 0 K: 2 S: 11	H: 2 LOB: 1 BB: 0 P: 20	R: 0 E: 0 K: 0 S: 12	H: 1 LOB: 3 BB: 2 P: 27	R: 0 E: 0 K: 1 S: 7	H: 0 LOB: 0 BB: 0 P: 8	1B: 2 2B: 1 3B: 0 HR: 1	SF: 0 SAC: 0 DP: 0 HBP: 0	WP: 0 PB: 0 SB: 0 CS: 0	PA: 37

San Francisco Giants @ Los Angeles Dodgers
 Dodger Stadium, Los Angeles, CA
 Mon Sep 24 2001, 7:10 PM PDT
 Att: 38,849 - Sunny - 77 F

AB	31
R	1
H	4
RBI	1
BB	6
SO	5
LOB	16



Batter	1	2	3	4	5	6	7	8	9	AB	R	H	RBI	BB	SO	LOB	TOP		
Calvin Murray, R OBP: 0.319, SLG: 0.360	F8		F8		F8		SH3-4	F8		4	0	0	0	0	0	3			
Rich Aurilia, R OBP: 0.373, SLG: 0.579 Cody Ransom, R	1B		P6		G6-3		G5-3	G1-3 SF7	2B	5	0	2	0	0	0	1			
Barry Bonds, L OBP: 0.502, SLG: 0.837	P3		1B		2B		1B	SF7 G1-3	1B	2	1	1	0	3	0	1			
Jeff Kent, R OBP: 0.363, SLG: 0.495	FC4		K		K		1B	G1-3		5	0	3	0	0	1	3			
Andres Galarraga, R OBP: 0.318, SLG: 0.458 LeJon Powell, R OBP: 0.260, SLG: 0.500 Edwards Guzman, L OBP: 0.287, SLG: 0.394	FC4		G5-3		K		SH3-4	SF7	1B	4	0	1	0	0	1	4			
Bento Santiago, R OBP: 0.295, SLG: 0.358		G5-3		G6-3		K		SH3-4	SF7	3	0	0	1	0	1	0			
Shawon Dunston, R OBP: 0.301, SLG: 0.528 John Vander Wal, L OBP: 0.357, SLG: 0.448	HR		2B		2B		P4	F8	1B	3	2	2	1	0	0	0			
Pedro Feliz, R OBP: 0.265, SLG: 0.372 J.T. Snow	F8		2B		2B		G6-3	G1-3		3	0	1	1	0	0	0			
Jason Schmidt, R Marvin Benard, L Tim Worrell, R Eric Davis, R Felix Rodriguez, R Robb Nen, R	K		K		K		SH3-4	F8		2	0	0	0	0	2	1			
Inning Stats	R: 0 E: 0 K: 0 S: 9	H: 2 LOB: 2 BB: 0 P: 15	R: 1 E: 0 K: 1 S: 9	H: 1 LOB: 0 BB: 0 P: 13	R: 0 E: 0 K: 1 S: 12	H: 1 LOB: 1 BB: 0 P: 17	R: 1 E: 0 K: 1 S: 12	H: 2 LOB: 1 BB: 0 P: 15	R: 0 E: 0 K: 1 S: 14	H: 0 LOB: 0 BB: 0 P: 10	R: 0 E: 0 K: 0 S: 7	H: 2 LOB: 2 BB: 1 P: 14	R: 1 E: 0 K: 0 S: 15	H: 2 LOB: 3 BB: 2 P: 25	R: 3 E: 0 K: 0 S: 14	H: 2 LOB: 2 BB: 2 P: 28	1B: 7 2B: 5 3B: 0 HR: 1	SF: 1 SAC: 2 DP: 0 HBP: 0	WP: 0 PA: 44 PB: 0 SB: 0 CS: 0
PITCHER	IP WLS BF H R ER SO BB IBB HBP BLK WP HR S P ERA WHIP	IP WLS BF H R ER SO BB IBB HBP BLK WP HR S P ERA WHIP	IP WLS BF H R ER SO BB IBB HBP BLK WP HR S P ERA WHIP	IP WLS BF H R ER SO BB IBB HBP BLK WP HR S P ERA WHIP	IP WLS BF H R ER SO BB IBB HBP BLK WP HR S P ERA WHIP	IP WLS BF H R ER SO BB IBB HBP BLK WP HR S P ERA WHIP	IP WLS BF H R ER SO BB IBB HBP BLK WP HR S P ERA WHIP	IP WLS BF H R ER SO BB IBB HBP BLK WP HR S P ERA WHIP	IP WLS BF H R ER SO BB IBB HBP BLK WP HR S P ERA WHIP	IP WLS BF H R ER SO BB IBB HBP BLK WP HR S P ERA WHIP	IP WLS BF H R ER SO BB IBB HBP BLK WP HR S P ERA WHIP	IP WLS BF H R ER SO BB IBB HBP BLK WP HR S P ERA WHIP	IP WLS BF H R ER SO BB IBB HBP BLK WP HR S P ERA WHIP	IP WLS BF H R ER SO BB IBB HBP BLK WP HR S P ERA WHIP	IP WLS BF H R ER SO BB IBB HBP BLK WP HR S P ERA WHIP	IP WLS BF H R ER SO BB IBB HBP BLK WP HR S P ERA WHIP	IP WLS BF H R ER SO BB IBB HBP BLK WP HR S P ERA WHIP		

San Francisco Giants @ Los Angeles Dodgers
 Dodger Stadium, Los Angeles, CA
 Wed Sep 26 2001, 7:10 PM PDT
 Att: 49,320 - Sunny - 74 F

AB	36
R	6
H	13
RBI	6
BB	5
SO	5
LOB	17



Batter	1	2	3	4	5	6	7	8	9	AB	R	H	RBI	BB	SO	LOB	BOTTOM				
Tom Goodwin, L OBP: 0.279, SLG: 0.332 Phil Hiatt, R OBP: 0.271, SLG: 0.400	S		1B		K		P4		K	2	2	0	0	2	1	0					
Mark Czulewicz, R OBP: 0.319, SLG: 0.399	G5-3		SF8		L7		G6-3		1B	4	1	1	0	1	0	1					
Adrian Beltré, R OBP: 0.314, SLG: 0.419	WP		E		K		K		F9	5	1	3	1	0	1	2					
Gary Sheffield, R OBP: 0.413, SLG: 0.573	F8		K		L8		SH1-4		1B	4	0	1	0	0	1	4					
Paul Lo Duca, R OBP: 0.372, SLG: 0.533	BB		SF8		BB		SH1-4		1B	0	0	0	1	2	0	0					
Eric Karros, R OBP: 0.305, SLG: 0.393	G4-3		E5		L8		SH1-4		SF8	3	0	0	1	0	1	4					
Marquis Grissom, R OBP: 0.254, SLG: 0.410	G5-3		F7		F8		K		K	4	0	0	0	0	1	4					
Alex Cora, L OBP: 0.287, SLG: 0.311 Chris Donnels, L OBP: 0.273, SLG: 0.291	K		K		F8		P4		G3-1	3	0	0	0	0	1	1					
Terry Mulholland, R Giovanni Carrara, R Dave Herges, L Matt Herges, R Jeff Shaw, R Jesse Orosco, R Bruce Aven, R McKay Christensen, L	G5-3		K		K		G1		1B	2	0	0	0	0	1	0					
Inning Stats	R: 1 E: 0 K: 0 S: 14	H: 1 LOB: 2 BB: 2 P: 31	R: 0 E: 0 K: 1 S: 6	H: 0 LOB: 0 BB: 0 P: 7	R: 2 E: 1 K: 1 S: 13	H: 1 LOB: 2 BB: 2 P: 29	R: 0 E: 0 K: 2 S: 9	H: 0 LOB: 0 BB: 0 P: 13	R: 0 E: 0 K: 1 S: 5	H: 0 LOB: 1 BB: 1 P: 8	R: 0 E: 0 K: 0 S: 10	H: 0 LOB: 0 BB: 0 P: 19	R: 0 E: 0 K: 0 S: 9	H: 0 LOB: 0 BB: 0 P: 13	R: 1 E: 0 K: 1 S: 9	H: 2 LOB: 1 BB: 0 P: 11	R: 0 E: 0 K: 1 S: 15	H: 2 LOB: 2 BB: 0 P: 18	1B: 6 2B: 0 3B: 0 HR: 0	SF: 2 SAC: 1 DP: 0 HBP: 0	WP: 1 PA: 39 PB: 0 SB: 1 CS: 0
PITCHER	IP WLS BF H R ER SO BB IBB HBP BLK WP HR S P ERA WHIP	IP WLS BF H R ER SO BB IBB HBP BLK WP HR S P ERA WHIP	IP WLS BF H R ER SO BB IBB HBP BLK WP HR S P ERA WHIP	IP WLS BF H R ER SO BB IBB HBP BLK WP HR S P ERA WHIP	IP WLS BF H R ER SO BB IBB HBP BLK WP HR S P ERA WHIP	IP WLS BF H R ER SO BB IBB HBP BLK WP HR S P ERA WHIP	IP WLS BF H R ER SO BB IBB HBP BLK WP HR S P ERA WHIP	IP WLS BF H R ER SO BB IBB HBP BLK WP HR S P ERA WHIP	IP WLS BF H R ER SO BB IBB HBP BLK WP HR S P ERA WHIP	IP WLS BF H R ER SO BB IBB HBP BLK WP HR S P ERA WHIP	IP WLS BF H R ER SO BB IBB HBP BLK WP HR S P ERA WHIP	IP WLS BF H R ER SO BB IBB HBP BLK WP HR S P ERA WHIP	IP WLS BF H R ER SO BB IBB HBP BLK WP HR S P ERA WHIP	IP WLS BF H R ER SO BB IBB HBP BLK WP HR S P ERA WHIP	IP WLS BF H R ER SO BB IBB HBP BLK WP HR S P ERA WHIP	IP WLS BF H R ER SO BB IBB HBP BLK WP HR S P ERA WHIP	IP WLS BF H R ER SO BB IBB HBP BLK WP HR S P ERA WHIP				

San Francisco Giants @ Los Angeles Dodgers
 Dodger Stadium, Los Angeles, CA
 Wed Sep 26 2001, 7:10 PM PDT
 Att: 49,320 - Sunny - 74 F

AB	31
R	4
H	6
RBI	3
BB	5
SO	8
LOB	17



Batter	1	2	3	4	5	6	7	8	9	AB	R	H	RBI	BB	SO	LOB	TOP										
Rickey Henderson, R OBP: 0.372, SLG: 0.352	3-2 P4		2-1 F9					1-3 K	2-2 F9	5	0	1	1	0	1	2											
D'Angelo Jimenez, S OBP: 0.351, SLG: 0.355	2-2 G4-3		3-2 G6-3					1-3 K		4	0	0	0	0	2	3											
Ryan Klesko, L OBP: 0.388, SLG: 0.538 Kevin Witt, L OBP: 0.207, SLG: 0.407	0-1 2B			1-3 K				0-0 1B HR		4	1	2	0	0	1	0											
Phil Nevin, R OBP: 0.384, SLG: 0.576 Alex Arias, R OBP: 0.320, SLG: 0.339	0-3 K			3-3 K				1-1 1B HR		3	0	0	0	0	2	1											
Bubba Trammell, R OBP: 0.320, SLG: 0.464		1-3 K		0-3 K				2-0 1B HR		4	1	1	3	0	2	0											
Ray Lankford, L OBP: 0.380, SLG: 0.494 Junior Herndon, R		2-0 G6-3			0-0 F8			0-0 2B 1B		4	1	1	0	0	0	0											
Ben Davis, S OBP: 0.345, SLG: 0.363 Rick Wilkins, L OBP: 0.217, SLG: 0.333		2-3 K			0-0 1B 1B			0-1 F8		3	1	1	0	0	1	1											
Damian Jackson, R OBP: 0.320, SLG: 0.343				1-1 WP 1B				0-1 1B 1B		4	0	4	1	0	0	0											
Jason Middlebrook, R Mike Colangelo, R Wascor Serrano, R Tony Brown, R David Lee, R Cesar Crespo, S			2-3 K		1-0 F8			2-0 F9		1	0	0	0	0	1	1											
Inning Stats	R: 0 E: 0 K: 1 S: 11	H: 1 LOB: 1 BB: 0 P: 16	R: 0 E: 0 K: 2 S: 7	H: 0 LOB: 0 BB: 12	R: 0 E: 0 K: 1 S: 11	H: 1 LOB: 1 BB: 0 P: 19	R: 0 E: 0 K: 3 S: 11	H: 0 LOB: 0 BB: 0 P: 15	R: 1 E: 0 K: 1 S: 10	H: 3 LOB: 2 BB: 0 P: 17	R: 0 E: 0 K: 0 S: 6	H: 0 LOB: 0 BB: 0 P: 8	R: 1 E: 0 K: 0 S: 6	H: 2 LOB: 0 BB: 0 P: 9	R: 3 E: 0 K: 2 S: 12	H: 3 LOB: 0 BB: 0 P: 17	R: 0 E: 0 K: 2 S: 13	H: 1 LOB: 1 BB: 0 P: 18	1B: 8 2B: 2 3B: 0 HR: 1	SF: 0 SAC: 0 DP: 0 HBP: 0	WP: 1 PA: 37 PB: 0 SB: 0 CS: 0						
PITCHER	IP	WLS	BF	H	R	ER	SO	BB	IBB	HBP	BLK	WP	HR	S	P	ERA	WHIP										
Shawn Estes, L ERA: 3.75	7.0	W	27	7	2	2	8	0	0	0	0	1	0	62	96	2.57	1.000										
Aaron Fultz, L ERA: 4.58	1.0		6	3	3	3	2	0	0	0	0	0	1	12	17	27.00	3.000										
Tim Worrell, R ERA: 3.35	1.0		4	1	0	0	2	0	0	0	0	0	0	13	18	0.00	1.000										

San Diego Padres @ San Francisco Giants
PacBell Park, San Francisco, CA
Fri Sep 28, 2001, 10:35 PM EDT
Att: 41,098 - Cloudy - 66 F

livebaseballscorecards.com

AB 37
R 5
H 11
RBI 5
BB 0
SO 12
LOB 11




Batter	1	2	3	4	5	6	7	8	9	AB	R	H	RBI	BB	SO	LOB	BOTTOM										
Marvin Benard, L OBP: 0.314, SLG: 0.423	1-1 HR	3-1 FC6-4 HR		1-3 K	4-2 BB			0-1 1B 2B	1-0 F7	5	3	2	1	1	1	2											
Rich Aurilia, R OBP: 0.375, SLG: 0.584 Pedro Feliz, R OBP: 0.265, SLG: 0.372	2-0 HBP 1B	1-0 1B HR		2-1 G6-3	0-2 F8			1-1 1B 2B		5	2	3	2	0	0	2											
Barry Bonds, L OBP: 0.504, SLG: 0.845 Cody Ransom, R	4-1 1B HBP	3-0 1B HR		4-1 1B BB				3-2 K FC6-4 1H 2H		3	1	2	3	2	1	0											
Jeff Kent, R OBP: 0.366, SLG: 0.500 Aaron Fultz, L OBP: 0.250, SLG: 0.250 Tim Worrell, R	2-2 FC6-4 HBP	4-2 1B BB		2-2 F9				3-2 K HR	4-0 FC6-4 BB	2	1	1	1	2	0	1											
John Vander Wal, L OBP: 0.358, SLG: 0.447 Calvin Murray, R OBP: 0.318, SLG: 0.359	2-0 P4	1-3 K		2-1 2B 1B	4-2 1B BB			3-2 FC6-4 1-2 2-3		3	1	1	0	1	1	4											
J.T. Snow, L OBP: 0.379, SLG: 0.389	3-3 K		0-1 F9		3-2 1B 2B			0-0 G4-3	3-3 K	5	1	1	0	0	2	6											
Benito Santiago, R OBP: 0.300, SLG: 0.363	1-1 FC6-4		2-1 1B		0-0 SH1-4 1B			2-0 1B	2-1 1B	5	0	4	3	0	0	3											
Ramon Martinez, R OBP: 0.325, SLG: 0.348		2-2 P4	2-1 F9		0-1 F9			1-0 F9	1-3 K	5	0	0	0	0	1	4											
Shawn Estes, R OBP: 0.130, SLG: 0.071 Eric Davis, R OBP: 0.267, SLG: 0.360 LeJon Powell, R OBP: 0.333, SLG: 0.333	1-2 FC6-4 1B		1-0 F8		2-1 SH1-4 1B			1-3 K	1-1 F8	2	0	1	0	0	0	1											
Inning Stats	R: 1 E: 0 K: 1 S: 12	H: 2 LOB: 3 BB: 1 P: 27	R: 3 E: 0 K: 1 S: 18	H: 3 LOB: 1 BB: 1 P: 33	R: 0 E: 0 K: 0 S: 7	H: 1 LOB: 0 BB: 0 P: 12	R: 0 E: 0 K: 1 S: 10	H: 0 LOB: 1 BB: 1 P: 19	R: 2 E: 0 K: 0 S: 16	H: 3 LOB: 2 BB: 1 P: 26	R: 2 E: 0 K: 1 S: 14	H: 2 LOB: 1 BB: 1 P: 27	R: 2 E: 0 K: 2 S: 18	H: 3 LOB: 2 BB: 1 P: 33	R: 0 E: 0 K: 1 S: 8	H: 1 LOB: 1 BB: 0 P: 13	1B: 9 2B: 2 3B: 0 HR: 4	SF: 0 SAC: 1 DP: 0 HBP: 1	WP: 0 PA: 46 PB: 0 SB: 0 CS: 0								
PITCHER	IP	WLS	BF	H	R	ER	SO	BB	IBB	HBP	BLK	WP	HR	S	P	ERA	WHIP										
Jason Middlebrook, R ERA: 6.75	4.0	L	22	6	4	4	3	3	0	1	0	0	1	30	53	18.00	3.500										
Wascor Serrano, R ERA: 6.0	2.0		13	5	4	4	1	2	0	0	0	0	1	30	53	18.00	3.500										
David Lee, R ERA: 3.8	1.0		7	3	2	2	2	1	0	0	0	0	0	18	33	18.00	4.000										
Junior Herndon, R ERA: 6.48	1.0		4	1	0	0	1	0	0	0	0	0	0	8	13	0.00	1.000										

San Diego Padres @ San Francisco Giants
PacBell Park, San Francisco, CA
Fri Sep 28, 2001, 10:35 PM EDT
Att: 41,098 - Cloudy - 66 F

livebaseballscorecards.com

AB 38
R 10
H 15
RBI 10
BB 6
SO 7
LOB 26



Batter	1	2	3	4	5	6	7	8	9	AB	R	H	RBI	BB	SO	LOB	TOP				
Rickey Henderson, R OBP: 0.371, SLG: 0.351	F8		K		P4			1B		4	0	1	0	0	1	1	San Diego Padres @ San Francisco Giants PacBell Park, San Francisco, CA Sat Sep 29 2001, 4:05 PM EDT Att: 41,383 - Sunny - 68 F				
D'Angelo Jimenez, S OBP: 0.353, SLG: 0.357	BB 1B FC6-4		G1-6-3 1B		G4-3			K		4	1	2	0	0	1	1					
Ryan Klesko, L OBP: 0.388, SLG: 0.536	FC6-4 BB 1B		G1-6-3		K			K		4	0	1	0	0	2	2					
Bubba Trammell, R OBP: 0.322, SLG: 0.463	L4 FC6-4 BB				L4			G4-3		3	0	1	0	1	0	1					
Wiki Gonzalez, R OBP: 0.339, SLG: 0.458 Chuck McElroy, L OBP: 0.353, SLG: 0.357 David Lundquist, R OBP: 0.313, SLG: 0.422 Jose Nunez, L OBP: 0.313, SLG: 0.422 Jeremy Fikac, R OBP: 0.313, SLG: 0.422 Tony Gwynn, L OBP: 0.333, SLG: 0.459	FC6-4				G3			FC4-6		3	0	0	1	0	0	3					
Cesar Crespo, S OBP: 0.310, SLG: 0.313	K				K			K		4	0	0	0	0	3	2					
Alex Arias, R OBP: 0.311, SLG: 0.328			G4-3		K			F9		4	0	0	0	0	1	0					
Damian Jackson, R OBP: 0.322, SLG: 0.344	F8				BLK BB			1B		2	0	1	0	1	0	0					
Brett Jodie, R OBP: 0.344, SLG: 0.362	G4-3				K			G4-3		2	0	0	0	0	1	1					
Inning Stats	R: 1 E: 0 K: 1 S: 10	H: 2 LOB: 2 BB: 1 P: 19	R: 0 E: 0 K: 0 S: 5	H: 0 LOB: 0 BB: 0 P: 8	R: 0 E: 0 K: 1 S: 7	H: 1 LOB: 0 BB: 0 P: 11	R: 0 E: 0 K: 1 S: 5	H: 0 LOB: 0 BB: 0 P: 7	R: 0 E: 0 K: 2 S: 15	H: 1 LOB: 1 BB: 1 P: 21	R: 0 E: 0 K: 1 S: 7	H: 1 LOB: 1 BB: 0 P: 15	R: 0 E: 0 K: 2 S: 14	H: 1 LOB: 1 BB: 0 P: 19	R: 0 E: 0 K: 0 S: 4	H: 0 LOB: 0 BB: 0 P: 6		1B: 6 2B: 0 3B: 0 HR: 0	SF: 0 SAC: 0 DP: 1 HBP: 0	WP: 0 PB: 0 SB: 0 CS: 0	PA: 34
PITCHER	IP	WLS	BF	H	R	ER	SO	BB	IBB	HBP	BLK	WP	HR	S	P	ERA	WHIP				
Russ Ortiz, R ERA: 3.34	7.0	W	27	5	1	1	7	2	0	0	1	0	0	60	93	1.29	1.000				
Felix Rodriguez, R ERA: 1.99	1.0	H	4	1	0	0	2	0	0	0	0	0	0	14	19	0.00	1.000				
Robb Nen, R ERA: 3.16	1.0	S	3	0	0	0	0	0	0	0	0	0	0	4	6	0.00	0.000				

Batter	1	2	3	4	5	6	7	8	9	AB	R	H	RBI	BB	SO	LOB	BOTTOM				
Calvin Murray, R OBP: 0.320, SLG: 0.359	G4-3		G6-4-3 1B		BB			G4-3		3	0	1	0	1	0	0	San Diego Padres @ San Francisco Giants PacBell Park, San Francisco, CA Sat Sep 29 2001, 4:05 PM EDT Att: 41,383 - Sunny - 68 F				
Rich Aurilia, R OBP: 0.373, SLG: 0.580	F9		G6-4-3 1-2		G4-3			G5-3		4	0	0	0	0	3						
Barry Bonds, L OBP: 0.504, SLG: 0.848	BB				F7			G2-3		3	1	1	1	1	0	0					
Jeff Kent, R OBP: 0.370, SLG: 0.507	BB				HR			G5-3 S BB		2	1	2	1	2	0	0					
Andres Galarraga, R OBP: 0.315, SLG: 0.453 Robb Nen, R	K				G5-3			G5-3		4	1	0	0	0	1	4					
John Vander Wal, L OBP: 0.360, SLG: 0.448 Shawon Dunston, R OBP: 0.299, SLG: 0.525	CS BB				F8			G6-3		2	0	1	1	1	0	0					
Benito Santiago, R OBP: 0.298, SLG: 0.360	K				L8			F9		3	0	0	0	0	1	2					
Ramon Martinez, R OBP: 0.322, SLG: 0.345	F8				G6-3			K		3	0	0	0	0	1	1					
Russ Ortiz, R OBP: 0.239, SLG: 0.277 Marvin Benard, L OBP: 0.313, SLG: 0.422 Felix Rodriguez, R OBP: 0.313, SLG: 0.422 J.T. Snow, L OBP: 0.379, SLG: 0.389	F9				BB 1B			K		2	0	1	0	0	0	0					
Inning Stats	R: 0 E: 0 K: 1 S: 11	H: 0 LOB: 2 BB: 2 P: 24	R: 0 E: 0 K: 1 S: 8	H: 0 LOB: 0 BB: 1 P: 16	R: 0 E: 0 K: 0 S: 6	H: 1 LOB: 0 BB: 0 P: 10	R: 1 E: 0 K: 0 S: 10	H: 1 LOB: 0 BB: 0 P: 18	R: 0 E: 0 K: 0 S: 9	H: 1 LOB: 2 BB: 1 P: 16	R: 2 E: 1 K: 1 S: 11	H: 3 LOB: 1 BB: 0 P: 16	R: 0 E: 0 K: 1 S: 8	H: 0 LOB: 0 BB: 0 P: 12	R: 0 E: 0 K: 0 S: 10	H: 0 LOB: 1 BB: 1 P: 17		1B: 4 2B: 1 3B: 0 HR: 2	SF: 0 SAC: 0 DP: 2 HBP: 0	WP: 0 PB: 0 SB: 1 CS: 1	PA: 33
PITCHER	IP	WLS	BF	H	R	ER	SO	BB	IBB	HBP	BLK	WP	HR	S	P	ERA	WHIP				
Brett Jodie, R ERA: 6.63	5.0	L	4	3	2	2	0	0	0	0	0	0	1	7	11	54.00	9.000				
Chuck McElroy, L ERA: 5.15	1.2		5	0	0	0	2	0	0	0	0	0	0	12	17	0.00	0.000				
David Lundquist, R ERA: 6.11	1.2		5	0	0	0	2	0	0	0	0	0	0	8	14	0.00	1.500				
Jose Nunez, L ERA: 4.71	0.2		3	0	0	0	0	1	0	0	0	0	0	2	3	0.00	0.000				
Jeremy Fikac, R ERA: 0.86	0.1		1	0	0	0	0	0	0	0	0	0	0	2	3	0.00	0.000				



Batter	1	2	3	4	5	6	7	8	9	AB	R	H	RBI	BB	SO	LOB	TOP				
Rickey Henderson, R OBP: 0.369, SLG: 0.347	F8		G4-3	G6-4-3		F9		HBP		4	0	0	0	0	0	4	San Diego Padres @ San Francisco Giants PacBell Park, San Francisco, CA Sun Sep 30 2001, 4:05 PM EDT Att: 41,669 - Sunny - 85 F				
D'Angelo Jimenez, S OBP: 0.397, SLG: 0.361	FC5-4 1B		FC4-6 1B	1B		F9		F7		5	0	3	1	0	0	3					
Ryan Klesko, L OBP: 0.384, SLG: 0.531	FC5-4 1B		FC4-6 1B	F7			K		P4	5	1	0	1	0	1	3					
Bubba Trammell, R OBP: 0.324, SLG: 0.471					G6-3					5	1	3	1	0	1	0					
Mark Kotsay, L OBP: 0.356, SLG: 0.441										0	0	0	0	0	0	0					
Ben Davis, S OBP: 0.343, SLG: 0.360										3	0	0	0	0	1	1					
Jeremy Fikac, R ERA: 3.28										0	0	0	0	0	0	0					
Tony Gwynn, L OBP: 0.380, SLG: 0.455										1	0	0	0	0	1	0					
Trevor Hoffman, R ERA: 3.03										0	0	0	0	0	0	0					
Cesar Crespo, S OBP: 0.314, SLG: 0.321										3	0	1	0	1	1	2					
Alex Arias, R OBP: 0.310, SLG: 0.333		G1-6-3								4	1	1	0	0	0	2					
Damian Jackson, R OBP: 0.323, SLG: 0.345		F3								4	1	2	0	0	1	1					
Brian Tolberg, R OBP: 0.250, SLG: 0.211										2	1	2	1	0	0	0					
Jose Nunez, L ERA: 4.63										0	0	0	0	0	0	0					
Wiki Gonzalez, R OBP: 0.337, SLG: 0.455										1	0	0	0	0	1	1					
Inning Stats	R: 0 E: 0 K: 1 S: 12	H: 2 LOB: 2 BB: 0 P: 21	R: 0 E: 0 K: 0 S: 7	H: 0 LOB: 0 BB: 1 P: 13	R: 2 E: 0 K: 1 S: 12	H: 3 LOB: 2 BB: 1 P: 24	R: 2 E: 0 K: 0 S: 9	H: 4 LOB: 1 BB: 0 P: 13	R: 0 E: 0 K: 0 S: 10	H: 1 LOB: 1 BB: 0 P: 15	R: 1 E: 0 K: 1 S: 10	H: 1 LOB: 0 BB: 0 P: 15	R: 0 E: 1 K: 2 S: 16	H: 0 LOB: 2 BB: 0 P: 25	R: 0 E: 0 K: 2 S: 9	H: 0 LOB: 0 BB: 0 P: 13	1B: 9 2B: 2 3B: 0 HR: 1	SF: 0 SAC: 1 DP: 2 HBP: 1	WP: 0 PB: 0 SB: 5 CS: 0	PA: 41	
PITCHER	IP	WLS	BF	H	R	ER	SO	BB	IBB	HBP	BLK	WP	HR	S	P	ERA	WHIP			ERA	WHIP
Livan Hernandez, R ERA: 5.19	3.2		20	9	4	3	2	2	0	0	0	0	0	37	68	7.36	3.000			0.00	0.000
Jason Christiansen, L ERA: 3.28	0.1	1	0	0	0	0	0	0	0	0	0	0	0	3	3	0.00	0.000			0.00	0.000
Mark Gardner, R ERA: 5.44	1.2	7	2	0	0	0	0	0	0	0	0	0	0	15	24	0.00	1.200			0.00	0.000
Aaron Fultz, L ERA: 4.63	0.2	2	0	0	0	0	1	0	0	0	0	0	0	5	9	0.00	0.000			0.00	0.000
Tim Worrell, R ERA: 3.43	0.2	L	3	1	1	1	0	0	0	0	0	0	1	7	10	13.50	1.500			0.00	0.000
PITCHER	IP	WLS	BF	H	R	ER	SO	BB	IBB	HBP	BLK	WP	HR	S	P	ERA	WHIP			ERA	WHIP
Felix Rodriguez, R ERA: 1.66	1.0		5	0	0	0	2	0	0	1	0	0	0	16	25	0.00	0.000			0.00	0.000
Robb Nen, R ERA: 3.12	1.0		3	0	0	0	2	0	0	0	0	0	0	9	13	0.00	0.000			0.00	0.000

Batter	1	2	3	4	5	6	7	8	9	AB	R	H	RBI	BB	SO	LOB	BOTTOM					
Marvin Benard, L OBP: 0.313, SLG: 0.421	G4-3									3	1	1	0	0	0	1	San Diego Padres @ San Francisco Giants PacBell Park, San Francisco, CA Sun Sep 30 2001, 4:05 PM EDT Att: 41,669 - Sunny - 85 F					
Eric Davis, R OBP: 0.271, SLG: 0.364	F9									1	0	1	0	0	0	0						
Calvin Murray, R OBP: 0.320, SLG: 0.359										0	0	0	0	0	0	0						
Edwards Guzman, L OBP: 0.284, SLG: 0.391										1	0	0	0	0	0	0						
Rich Aurilia, R OBP: 0.373, SLG: 0.578										4	2	1	0	1	0	1						
Barry Bonds, L OBP: 0.505, SLG: 0.846										1	0	0	0	2	0	0						
Jeff Kent, R OBP: 0.369, SLG: 0.506										3	0	1	2	0	0	2						
John Vander Wal, L OBP: 0.361, SLG: 0.447										3	0	1	1	1	1	4						
Felix Rodriguez, R ERA: 1.66										0	0	0	0	0	0	0						
Pedro Feliz, R OBP: 0.265, SLG: 0.372										0	0	0	0	0	0	0						
J.T. Snow, L OBP: 0.375, SLG: 0.385										3	0	0	0	0	1	3						
Aaron Fultz, L OBP: 0.250, SLG: 0.250										0	0	0	0	0	0	0						
Tim Worrell, R ERA: 3.43										0	0	0	0	0	0	0						
Shawon Dunston, R OBP: 0.297, SLG: 0.522										1	0	0	0	0	0	0						
Benito Santiago, R OBP: 0.298, SLG: 0.366										4	1	1	1	0	1	1						
Ramon Martinez, R OBP: 0.322, SLG: 0.344										4	0	1	0	0	1	0						
Robb Nen, R ERA: 3.12										0	0	0	0	0	0	0						
Livan Hernandez, R OBP: 0.304, SLG: 0.392										1	0	1	0	0	0	0						
Jason Christiansen, L ERA: 3.28										0	0	0	0	0	0	0						
Damon Minor, L OBP: 0.238, SLG: 0.205										1	0	0	0	0	0	2						
Mark Gardner, R ERA: 5.44										0	0	0	0	0	0	0						
Andres Galarraga, R OBP: 0.314, SLG: 0.451										2	0	0	0	0	2	0						
Inning Stats	R: 1 E: 0 K: 0 S: 5	H: 1 LOB: 1 BB: 2 P: 15	R: 1 E: 0 K: 1 S: 12	H: 2 LOB: 1 BB: 0 P: 17	R: 0 E: 0 K: 0 S: 4	H: 0 LOB: 0 BB: 0 P: 5	R: 0 E: 0 K: 1 S: 11	H: 1 LOB: 2 BB: 1 P: 16	R: 2 E: 0 K: 1 S: 11	H: 3 LOB: 2 BB: 1 P: 24	R: 0 E: 0 K: 1 S: 8	H: 0 LOB: 0 BB: 0 P: 15	R: 0 E: 0 K: 1 S: 8	H: 1 LOB: 2 BB: 0 P: 16	R: 0 E: 0 K: 0 S: 5	H: 0 LOB: 0 BB: 0 P: 6	R: 0 E: 0 K: 1 S: 6	H: 0 LOB: 0 BB: 0 P: 8	1B: 6 2B: 2 3B: 0 HR: 1	SF: 1 SAC: 0 DP: 2 HBP: 1	WP: 0 PB: 0 SB: 0 CS: 1	PA: 38
PITCHER	IP	WLS	BF	H	R	ER	SO	BB	IBB	HBP	BLK	WP	HR	S	P	ERA	WHIP			ERA	WHIP	
Brian Tolberg, R ERA: 4.2	6.0		27	7	4	4	4	4	0	0	0	0	0	51	92	6.00	1.833			0.00	3.000	
Jose Nunez, L ERA: 4.69	0.1	H	3	1	0	0	0	0	0	1	0	0	0	3	7	0.00	3.000			0.00	3.000	
Jeremy Fikac, R ERA: 0.79	1.2	H	5	0	0	0	1	0	0	0	0	0	0	10	15	0.00	0.000			0.00	0.000	
Trevor Hoffman, R ERA: 3.03	1.0	S	3	0	0	0	1	0	0	0	0	0	0	6	8	0.00	0.000			0.00	0.000	



Batter	1	2	3	4	5	6	7	8	9	AB	R	H	RBI	BB	SO	LOB	TOP		
Calvin Murray, R OBP: 0.321, SLG: 0.360	G6-3		G6-3						K	5	0	2	1	0	1	0			
Rich Aurilia, R OBP: 0.373, SLG: 0.578	G5-3 HBP 1B			G5-3 2B	B2-3				K	5	1	2	0	0	2	3			
Barry Bonds, L OBP: 0.508, SLG: 0.845				G4-3 G5-3 BB					G3-1	2	1	1	0	2	0	0			
Jeff Kent, R OBP: 0.368, SLG: 0.506	G5-3 2-3f			G5-3						4	0	1	1	0	0	7			
John Vander Wal, L OBP: 0.359, SLG: 0.443				G4-3					G6-3	4	0	0	1	0	2	2			
Felix Rodriguez, R				G3					K	0	0	0	0	0	0	0			
Robb Nen, R									K	0	0	0	0	0	0	0			
J.T. Snow, L OBP: 0.371, SLG: 0.379									K	4	0	0	0	0	3	2			
Ramon Martinez, R OBP: 0.323, SLG: 0.354										4	2	2	1	0	0	1			
Benito Santiago, R OBP: 0.300, SLG: 0.367				G5-3						4	0	2	0	0	1	1			
Kirk Rueter, L OBP: 0.242, SLG: 0.179										1	0	0	0	0	1	0			
Tim Worrell, R										0	0	0	0	0	0	0			
Marvin Benard, L OBP: 0.312, SLG: 0.420										1	0	0	0	0	1	1			
Inning Stats	R: 0 H: 1 E: 0 K: 0 S: 8	H: 1 LOB: 1 BB: 0 P: 12	R: 0 H: 0 E: 0 K: 2 S: 10	H: 0 LOB: 0 BB: 0 P: 15	R: 0 H: 0 E: 0 K: 1 S: 8	H: 0 LOB: 0 BB: 0 P: 12	R: 1 H: 1 E: 0 K: 0 S: 6	H: 1 LOB: 1 BB: 1 P: 11	R: 1 H: 2 E: 0 K: 2 S: 11	H: 2 LOB: 1 BB: 0 P: 16	R: 1 H: 2 E: 0 K: 1 S: 12	H: 2 LOB: 3 BB: 1 P: 18	R: 1 H: 2 E: 0 K: 2 S: 17	H: 2 LOB: 1 BB: 0 P: 22	R: 0 H: 0 E: 0 K: 2 S: 8	H: 0 LOB: 0 BB: 0 P: 11	1B: 7 2B: 2 3B: 0 HR: 1	SF: 0 SAC: 2 DP: 1 HBP: 1	WP: 0 PA: 39 PB: 0 SB: 0 CS: 0
PITCHER	IP WLS BF H R ER SO BB IBB HBP BLK WP HR S P ERA WHIP	6.2 L 30 8 3 3 7 1 1 1 0 0 0 64 96 4.05 1.350	7.1 0 1 0 0 0 0 0 0 0 0 0 0 2 3 0.00 0.000	8.1 1 5 2 1 1 2 0 0 0 0 0 0 1 17 9.00 2.000	9.1 3 0 0 0 0 2 0 0 0 0 0 0 8 11 0.00 0.000														

San Francisco Giants @ Houston Astros
Enron Field, Houston, TX
Tue Oct 02 2001, 8:05 PM EDT
Att: 43,548 - Sunny - 79 F

AB	34
R	4
H	10
RBI	4
BB	2
SO	11
LOB	17



Batter	1	2	3	4	5	6	7	8	9	AB	R	H	RBI	BB	SO	LOB	BOTTOM				
Craig Biggio, R OBP: 0.374, SLG: 0.446	K									4	0	2	1	0	1	0					
Jose Vizcaino, S OBP: 0.323, SLG: 0.345										4	0	1	0	0	0	2					
Billy Wagner, L										0	0	0	0	0	0	0					
5 Jeff Bagwell, R OBP: 0.393, SLG: 0.560	G1-4-3 1B									4	0	0	0	0	0	1					
17 Lance Berkman, S OBP: 0.430, SLG: 0.623										4	0	3	0	0	0	0					
Moises Alou, R OBP: 0.396, SLG: 0.560										4	0	1	0	0	0	3					
Vinny Castilla, R OBP: 0.309, SLG: 0.478										4	0	0	0	0	0	4					
Richard Hidalgo, R OBP: 0.355, SLG: 0.451										2	0	0	0	1	1	1					
Tony Eusebio, R OBP: 0.335, SLG: 0.400										3	1	1	0	0	0	1					
Shane Reynolds, R OBP: 0.088, SLG: 0.140										1	0	0	0	0	1	0					
Nelson Cruz, R OBP: 0.167, SLG: 0.167										0	0	0	0	0	0	0					
Octavio Dotel, R OBP: 0.091, SLG: 0.091										0	0	0	0	0	0	0					
Orlando Merced, S OBP: 0.329, SLG: 0.426										1	0	0	0	0	0	0					
Julio Lugo, R OBP: 0.326, SLG: 0.378										0	0	0	0	0	0	0					
Inning Stats	R: 0 H: 1 E: 0 K: 1 S: 11	H: 1 LOB: 0 BB: 0 P: 15	R: 0 H: 1 E: 0 K: 0 S: 4	H: 1 LOB: 0 BB: 0 P: 7	R: 1 H: 2 E: 0 K: 0 S: 11	H: 2 LOB: 1 BB: 0 P: 20	R: 0 H: 1 E: 0 K: 0 S: 9	H: 1 LOB: 1 BB: 0 P: 19	R: 0 H: 0 E: 0 K: 1 S: 7	H: 0 LOB: 0 BB: 1 P: 13	R: 0 H: 0 E: 0 K: 0 S: 6	H: 0 LOB: 0 BB: 0 P: 11	R: 0 H: 1 E: 0 K: 1 S: 9	H: 1 LOB: 1 BB: 0 P: 16	R: 0 H: 1 E: 0 K: 0 S: 9	H: 1 LOB: 1 BB: 0 P: 15	R: 0 H: 1 E: 0 K: 0 S: 6	H: 1 LOB: 1 BB: 0 P: 7	1B: 5 2B: 3 3B: 0 HR: 0	SF: 0 SAC: 1 DP: 2 HBP: 0	WP: 0 PA: 33 PB: 0 SB: 0 CS: 1
PITCHER	IP WLS BF H R ER SO BB IBB HBP BLK WP HR S P ERA WHIP	6.1 W 23 6 1 1 2 1 0 0 0 0 0 51 91 1.42 1.105	7.1 H 2 0 0 0 1 0 0 0 0 0 0 6 10 0.00 0.000	8.1 H 4 1 0 0 0 0 0 0 0 0 0 9 15 0.00 1.000	9.1 S 4 1 0 0 0 0 0 0 0 0 0 6 7 0.00 1.000																

San Francisco Giants @ Houston Astros
Enron Field, Houston, TX
Tue Oct 02 2001, 8:05 PM EDT
Att: 43,548 - Sunny - 79 F

AB	31
R	1
H	8
RBI	1
BB	1
SO	3
LOB	12



Batter	1	2	3	4	5	6	7	8	9	AB	R	H	RBI	BB	SO	LOB	TOP		
Marquis Grissom, R OBP: 0.250, SLG: 0.404	G6-3			G5-3	F9			P6		4	0	0	0	0	0	3	Los Angeles Dodgers @ San Francisco Giants Sun Oct 07 2001, 4:05 PM EDT Att: 41,257 - Overcast - 59 F PacBell Park, San Francisco, CA livebaseballscores.com		
Adrian Beltré, R OBP: 0.310, SLG: 0.411	G5-3			3B BB	F9			FC6-4		3	1	0	0	1	0	1			
Shawn Green, L OBP: 0.372, SLG: 0.598	P6			F8	G4-3			G4-3		4	0	0	0	0	1				
Gary Sheffield, R OBP: 0.417, SLG: 0.583		F8		3B	F2			E4		4	0	2	1	0	0	0			
Eric Karros, R OBP: 0.303, SLG: 0.388	F9			G5-3				F9		4	0	0	0	0	2				
Phil Hiatt, R OBP: 0.283, SLG: 0.420	F9				SH1-4			F8		4	0	1	0	0	1				
Chad Kreuter, S OBP: 0.355, SLG: 0.377				G6-3	F7			K		3	0	0	0	0	1	1			
Alex Cora, L OBP: 0.285, SLG: 0.306				G1-3	SH1-4			F7		3	0	1	0	0	0	0			
Dennis Springer, R OBP: 0.371, SLG: 0.350				G6-3	SH1-4			E1		1	0	0	0	0	0	0			
Dave Hansen, L OBP: 0.371, SLG: 0.350										1	0	0	0	0	0	0			
McKay Christensen, L OBP: 0.400, SLG: 0.415										0	0	0	0	0	0	0			
Eric Gagne, R OBP: 0.156, SLG: 0.295										0	0	0	0	0	0	0			
Terry Mulholland, R ERA: 3.22										0	0	0	0	0	0	0			
Terry Mulholland, R ERA: 3.91										0	0	0	0	0	0	0			
Inning Stats	R: 0 E: 0 K: 0 S: 6	H: 0 LOB: 0 BB: 0 P: 11	R: 0 E: 0 K: 0 S: 7	H: 0 LOB: 0 BB: 0 P: 12	R: 0 E: 0 K: 0 S: 5	H: 0 LOB: 0 BB: 0 P: 6	R: 1 E: 0 K: 0 S: 11	H: 1 LOB: 1 BB: 0 P: 23	R: 0 E: 0 K: 0 S: 8	H: 2 LOB: 2 BB: 0 P: 12	R: 0 E: 0 K: 1 S: 5	H: 0 LOB: 0 BB: 0 P: 9	R: 0 E: 1 K: 0 S: 8	H: 0 LOB: 1 BB: 0 P: 14	R: 0 E: 1 K: 0 S: 8	H: 1 LOB: 1 BB: 0 P: 12	1B: 3 2B: 0 3B: 1 HR: 0	SF: 0 SAC: 1 DP: 0 HBP: 0	WP: 0 PA: 33 PB: 0 SB: 0 CS: 0
PITCHER	IP WLS BF H R ER SO BB IBB HBP BLK WP HR S P ERA WHIP																		
Kirk Rueter, L ERA: 4.42	(1, 1) 6.0 22 3 1 1 0 1 0 0 0 0 0 0 42 71 1.50 0.667																		
Mark Gardner, R ERA: 5.4	(7, 1) 1.0 W 3 0 0 0 1 0 0 0 0 0 0 0 5 9 0.00 0.000																		
Felix Rodriguez, R ERA: 1.68	(8, 1) 1.0 H 4 0 0 0 0 0 0 0 0 0 0 0 8 14 0.00 0.000																		
Jason Christiansen, L ERA: 3.22	(9, 1) 0.1 H 1 0 0 0 0 0 0 0 0 0 0 0 2 5 0.00 0.000																		
Robb Nen, R ERA: 3.91	(9, 1) 0.2 S 3 1 0 0 0 0 0 0 0 0 0 0 6 7 0.00 1.500																		

Batter	1	2	3	4	5	6	7	8	9	AB	R	H	RBI	BB	SO	LOB	BOTTOM
Marvin Benard, L OBP: 0.320, SLG: 0.439	CS			1B				K		1	0	1	0	1	0	0	Los Angeles Dodgers @ San Francisco Giants Sun Oct 07 2001, 4:05 PM EDT Att: 41,257 - Overcast - 59 F PacBell Park, San Francisco, CA livebaseballscores.com
Calvin Murray, R OBP: 0.319, SLG: 0.356	BB			2B				K		2	0	1	0	0	1	0	
Rich Aurilia, R OBP: 0.369, SLG: 0.572	F8			F7				1B		4	0	1	0	0	0	3	
Barry Bonds, L OBP: 0.515, SLG: 0.863								1B		4	1	2	1	0	0	2	
Jason Christiansen, R ERA: 3.22								1B		0	0	0	0	0	0	0	
Robb Nen, R ERA: 3.91								1B		0	0	0	0	0	0	0	
Jeff Kent, R OBP: 0.369, SLG: 0.507	F8			G6-3				1B		4	0	1	0	0	0	1	
Damon Minor, L OBP: 0.208, SLG: 0.178								1B		2	0	0	0	0	0	0	
Andres Galarraga, R OBP: 0.339, SLG: 0.459								K		2	0	0	0	2	2		
Shawon Dunston, R OBP: 0.293, SLG: 0.511								K		0	0	0	0	0	0	0	
LeJon Powell, R OBP: 0.333, SLG: 0.333								1B		3	1	1	0	0	0	0	
Ramon Martinez, R OBP: 0.323, SLG: 0.353								1B		3	0	1	0	0	0	1	
Yorvit Torrealba, R OBP: 0.500, SLG: 1.000								1B		3	0	1	1	0	0	1	
Kirk Rueter, L OBP: 0.234, SLG: 0.172								1B		2	0	0	0	0	0	0	
Mark Gardner, R ERA: 5.4								1B		0	0	0	0	0	0	0	
Eric Davis, R OBP: 0.269, SLG: 0.365								1B		1	0	0	0	0	0	1	
Felix Rodriguez, R ERA: 1.68								1B		0	0	0	0	0	0	0	
J.T. Snow, L OBP: 0.371, SLG: 0.379								1B		0	0	0	0	0	0	0	
Inning Stats	R: 1 E: 0 K: 0 S: 12	H: 1 LOB: 1 BB: 1 P: 21	R: 0 E: 0 K: 0 S: 9	H: 1 LOB: 0 BB: 0 P: 16	R: 0 E: 0 K: 0 S: 9	H: 2 LOB: 2 BB: 0 P: 14	R: 0 E: 0 K: 0 S: 6	H: 0 LOB: 0 BB: 0 P: 12	R: 0 E: 0 K: 0 S: 8	H: 1 LOB: 1 BB: 0 P: 13	R: 1 E: 0 K: 1 S: 10	H: 2 LOB: 1 BB: 0 P: 13	R: 0 E: 0 K: 2 S: 14	H: 2 LOB: 2 BB: 0 P: 21	1B: 7 2B: 1 3B: 0 HR: 1	SF: 0 SAC: 0 DP: 0 HBP: 0	WP: 0 PA: 32 PB: 0 SB: 0 CS: 1
PITCHER	IP WLS BF H R ER SO BB IBB HBP BLK WP HR S P ERA WHIP																
Dennis Springer, R ERA: 3.32	(1, 1) 7.0 L 27 7 2 2 1 1 0 0 0 0 0 0 60 98 2.57 1.143																
Eric Gagne, R ERA: 4.75	(8, 1) 0.1 2 1 0 0 1 0 0 0 0 0 0 0 6 9 0.00 3.000																
Terry Mulholland, L ERA: 4.66	(8, 1) 0.2 3 1 0 0 1 0 0 0 0 0 0 0 8 12 0.00 1.500																