


San Francisco Giants - 2003



Batter	1	2	3	4	5	6	7	8	9	AB R H RBI BB SO LOB	TOP																															
												<p style="text-align: center;"><b>San Francisco Giants @ Fresno Grizzlies</b>            Chukchansi Park, Fresno, CA            Wed Mar 26 2003, 5:05 PM EST</p> <p style="text-align: right;"><a href="http://livebaseballscorecards.com">livebaseballscorecards.com</a></p> <table border="0"> <tr><td><b>AB</b></td><td><b>0</b></td></tr> <tr><td><b>R</b></td><td><b>0</b></td></tr> <tr><td><b>H</b></td><td><b>0</b></td></tr> <tr><td><b>RBI</b></td><td><b>0</b></td></tr> <tr><td><b>BB</b></td><td><b>0</b></td></tr> <tr><td><b>SO</b></td><td><b>0</b></td></tr> <tr><td><b>LOB</b></td><td><b>0</b></td></tr> </table> <div style="text-align: center;"></div> <table border="0"> <tr><td>1B: 0</td><td>SF: 0</td><td>WP: 0</td><td>PA: 0</td></tr> <tr><td>2B: 0</td><td>SAC: 0</td><td>PB: 0</td><td></td></tr> <tr><td>3B: 0</td><td>DP: 0</td><td>SB: 0</td><td></td></tr> <tr><td>HR: 0</td><td>HBP: 0</td><td>CS: 0</td><td></td></tr> </table>	<b>AB</b>	<b>0</b>	<b>R</b>	<b>0</b>	<b>H</b>	<b>0</b>	<b>RBI</b>	<b>0</b>	<b>BB</b>	<b>0</b>	<b>SO</b>	<b>0</b>	<b>LOB</b>	<b>0</b>	1B: 0	SF: 0	WP: 0	PA: 0	2B: 0	SAC: 0	PB: 0		3B: 0	DP: 0	SB: 0		HR: 0	HBP: 0	CS: 0	
<b>AB</b>											<b>0</b>																															
<b>R</b>											<b>0</b>																															
<b>H</b>											<b>0</b>																															
<b>RBI</b>											<b>0</b>																															
<b>BB</b>											<b>0</b>																															
<b>SO</b>											<b>0</b>																															
<b>LOB</b>											<b>0</b>																															
1B: 0											SF: 0		WP: 0	PA: 0																												
2B: 0											SAC: 0		PB: 0																													
3B: 0	DP: 0	SB: 0																																								
HR: 0	HBP: 0	CS: 0																																								
Inning Stats																																										
PITCHER	IP	WLS	BF	H	R	ER	SO	BB	IBB	HBP	BLK	WP	HR	S	P	ERA	WHIP	PITCHER	IP	WLS	BF	H	R	ER	SO	BB	IBB	HBP	BLK	WP	HR	S	P	ERA	WHIP							



Batter	1	2	3	4	5	6	7	8	9	AB R H RBI BB SO LOB	TOP															
Ray Durham, S (1, 4) OBP: 0.600, SLG: 1.250	1-2 HR		1-2 IBB WP BB 1B		0-2 G4-3			4-2 2B BB	2-3 K	4 2 2 1 1 1 1																
José Cruz Jr., S (1, 9) OBP: 0.800, SLG: 1.000	0-1 F7		4-2 WP IBB 1-2 BB		4-1 BB			2-2 1 SAFE 1-3 2B	0-1 1B 2-H 1B	3 0 2 1 2 0 0																
Rich Aurilia, R (1, 6) OBP: 0.200, SLG: 0.200	2-1 G1-3		3-3 C SAFE 2		1-0 F8			2-1 P6	0-0 1-2 1B	5 0 1 0 0 1 5																
Barry Bonds, L (1, 7)	1-0 F8		4-0 WP 1-2 2-3 IBB					4-0 G6-4-3 IBB	1-3 K	3 0 0 0 2 2 2																
Edgardo Alfonzo, R (1, 5)		2-2 E4 G5-4-3	3-2 F8					0-0 G6-4-3 1-2f		4 0 0 0 0 0 5																
Benito Santiago, R (1, 2) OBP: 0.250, SLG: 1.000		2-1 G5-4-3 1-2f		1-0 B1				0-0 F7	1-0 HR	4 1 1 1 0 0 1																
J.T. Snow, L (1, 3) OBP: 0.750, SLG: 1.667		0-1 FC6-4 1B		0-1 F7				4-2 G6-4-3 BB	0-0 HR	3 1 2 1 1 0 0																
Marquis Grissom, R (1, 8) OBP: 0.250, SLG: 0.250		1-1 FC6-4 1-2f		2-1 P4				0-3 K	0-1 SH1-3 1B 1B	4 1 1 0 0 1 2																
Kirk Rueter, L (1, 1) Joe Nathan, R (6, 1) Marvin Benard, L (7, PH) Scott Eyre, L (7, 1) Felix Rodriguez, R (8, 1) Neifi Perez, S (8, PH) Tim Worrell, R (9, 1)			0-1 F8		0-0 F9			0-1 G6-4-3 1-2f	1-0 SH1-3 1-2	2 0 0 0 0 0 0 0 0 0 0 0 0 0 1 0 0 0 0 0 1 0																
<b>Inning Stats</b>	R: 1 E: 0 K: 0 S: 9	H: 1 LOB: 0 BB: 0 P: 13	R: 0 E: 1 K: 0 S: 9	H: 1 LOB: 1 BB: 0 P: 14	R: 1 E: 0 K: 1 S: 18	H: 1 LOB: 2 BB: 2 P: 33	R: 0 E: 0 K: 0 S: 5	H: 0 LOB: 0 BB: 0 P: 8	R: 0 E: 0 K: 0 S: 6	H: 0 LOB: 1 BB: 1 P: 11	R: 0 E: 0 K: 1 S: 7	H: 0 LOB: 0 BB: 0 P: 11	R: 0 E: 0 K: 1 S: 7	H: 0 LOB: 0 BB: 1 P: 11	R: 0 E: 0 K: 0 S: 10	H: 1 LOB: 2 BB: 2 P: 22	R: 3 E: 0 K: 2 S: 16	H: 5 LOB: 2 BB: 0 P: 21	1B: 5 2B: 1 3B: 0 HR: 3	SF: 0 SAC: 1 DP: 3 HBP: 0	WP: 1 PB: 0 SB: 0 CS: 0	PA: 40				
<b>PITCHER</b>	IP WLS BF H R ER SO BB IBB HBP BLK WP HR S P ERA WHIP																									
Brian Lawrence, R (1, 1) ERA: 2.57	7.0		3	2	2	3	3	1	0	0	1	1	61	101	2.57	0.857										
Clay Condrey, R (8, 1) ERA: 27.0	1.0	L	8	4	3	0	1	1	0	0	0	2	14	27	27.00	5.000										
Luther Hackman, R (9, 1) ERA:	1.0		5	2	0	0	2	0	0	0	0	0	12	16	0.00	2.000										

San Francisco Giants @ San Diego Padres  
Qualcomm Stadium, San Diego, CA  
Mon Mar 31 2003, 6:05 PM EST  
Att. 61,707 - Sunny - 80 F

AB	33
R	5
H	9
RBI	4
BB	6
SO	5
LOB	17





Batter	1	2	3	4	5	6	7	8	9	AB R H RBI BB SO LOB
Mark Loretta, R (1, 4) B C B X	2-1 G1-3 ①		1-2 F7 ②		1-1 L9 ③		1-1 E6 FC6-4 1B		1-2 G5-4-3 ② ③ 1-2f	5 0 0 0 0 0 3
Mark Kotsay, L (1, 8) OBP: 0.500, SLG: 0.500 C B X	1-1 P5 ②		2-2 P3 ③			1-1 S 2B 1B	0-0 FC6-4 1B			4 1 2 0 0 0 2
Rondell White, R (1, 7) B B F X	2-2 F8 ③			0-1 G6-3 ①		1 SAFE 4-2 2B 1-2 BB	2-1 FC6-4 ② 1-2f 2-3			3 0 0 0 1 0 2
Ryan Klesko, L (1, 3) OBP: 0.250, SLG: 0.500 B C X		1-1 G6-3 ①		2-2 G1-3 ②		0-1 2B 1-3 2-H	3-0 L3 ③			4 0 1 1 0 0 2
Xavier Nady, R (1, 9) OBP: 0.250, SLG: 0.500 B X		1-0 F8 ②		2-0 2B 2B		0-1 P3 ①		0-0 F7 ①		4 1 1 0 0 0 2
Sean Burroughs, L (1, 5) OBP: 0.500, SLG: 0.667 F X		0-1 G1-3 ③		0-0 2B 2B 2-H		4-0 IBB		2-3 K ②		3 0 1 1 1 1 0
Gary Bennett, R (1, 2)			2-1 G5-3 ①	0-1 F9 ③		2-3 K ②		0-0 F8 ③		4 0 0 0 0 1 4
Ramón Vázquez, L (1, 6) OBP: 0.500, SLG: 0.333 B B B F C C X			4-2 1B BB		2-2 G4-3 ①	2-2 F7 ③			3-2 G5-4-3 1B	3 0 1 0 1 0 3
Brian Lawrence, R (1, 1) OBP: 0.500, SLG: 0.500 Brian Buchanan, R (7, PH) Clay Condrey, R (8, 1) Luther Hackman, R (9, 1) Dave Hansen, L (9, PH)			0-2 1B		2-1 G5-3 ②		2-2 G6-3 ①		0-2 F8 ①	2 0 1 0 0 0 0 1 0 0 0 0 0 0 0 0 0 0 0 0 0 1 0 0 0 0 0 1


Inning Stats	R: 0 E: 0 K: 0 S: 7	H: 0 LOB: 0 BB: 0 P: 12	R: 0 E: 0 K: 0 S: 5	H: 0 LOB: 0 BB: 0 P: 7	R: 0 E: 0 K: 0 S: 14	H: 1 LOB: 2 BB: 1 P: 23	R: 1 E: 0 K: 0 S: 9	H: 2 LOB: 1 BB: 0 P: 13	R: 0 E: 0 K: 0 S: 7	H: 0 LOB: 0 BB: 0 P: 12	R: 1 E: 0 K: 1 S: 18	H: 2 LOB: 3 BB: 2 P: 31	R: 0 E: 1 K: 0 S: 9	H: 1 LOB: 2 BB: 0 P: 17	R: 0 E: 0 K: 1 S: 5	H: 0 LOB: 0 BB: 0 P: 7	R: 0 E: 0 K: 0 S: 10	H: 1 LOB: 0 BB: 0 P: 14	1B: 4 2B: 3 3B: 0 HR: 0	SF: 0 SAC: 0 DP: 1 HBP: 0
--------------	------------------------------	----------------------------------	------------------------------	---------------------------------	-------------------------------	----------------------------------	------------------------------	----------------------------------	------------------------------	----------------------------------	-------------------------------	----------------------------------	------------------------------	----------------------------------	------------------------------	---------------------------------	-------------------------------	----------------------------------	----------------------------------	------------------------------------

**BOTTOM**

**San Francisco Giants @ San Diego Padres**  
Qualcomm Stadium, San Diego, CA

Mon Mar 31 2003, 6:05 PM EST  
Att: 61,707 - Sunny - 80 F

AB	34
R	2
H	7
RBI	2
BB	3
SO	2
LOB	19



PITCHER	IP	WLS	BF	H	R	ER	SO	BB	IBB	HBP	BLK	WP	HR	S	P	ERA	WHIP
Kirk Rueter, L (1, 1) ERA: 3.6	5.0		22	5	2	2	0	2	0	0	0	0	0	50	80	3.60	1.400
Joe Nathan, R (6, 1) ERA:	1.0		4	0	0	0	1	0	1	0	0	0	0	10	18	0.00	0.000
Scott Eyre, L (7, 1) ERA:	1.0		5	1	0	0	0	0	0	0	0	0	0	9	17	0.00	1.000
Felix Rodriguez, R (8, 1) ERA:	1.0	W	3	0	0	0	1	0	0	0	0	0	0	5	7	0.00	0.000
Tim Worrell, R (9, 1) ERA:	1.0	S	3	1	0	0	0	0	0	0	0	0	0	10	14	0.00	1.000

Batter	1	2	3	4	5	6	7	8	9	AB R H RBI BB SO LOB	TOP									
Ray Durham, S (1, 4) OBP: 0.400, SLG: 1.000	0-3 K		1-0 G4-3		2-2 G4-3		0-0 CS	1-1 G5-3	1-0 HR	5 1 1 1 0 1 0										
José Cruz Jr., S (1, 9) OBP: 0.700, SLG: 1.143	0-0 G5-3			2-1 HR	4-2 BB			1-1 HR	0-0 G6-3	4 2 2 1 1 0 0										
Rich Aurilia, R (1, 6) OBP: 0.300, SLG: 0.333	1-0 G4-3			3-2 2B	2-2 FC6-4			4-1 HR	2-2 F8	4 2 1 0 1 0 1										
Barry Bonds, L (1, 7) OBP: 0.444, SLG: 0.667		1-0 F7		4-2 2B		1-3 K		2-1 HR		3 2 1 3 1 1 0										
Edgardo Alfonzo, R (1, 5) OBP: 0.250, SLG: 0.375		3-2 F8		1-1 2B		3-1 F8		1-1 FC6-4		4 0 2 2 0 0 0										
Benito Santiago, R (1, 2) OBP: 0.250, SLG: 1.000		3-1 HR		1-2 P7		0-1 L6		3-2 FC6-4		4 1 1 1 0 0 2										
J.T. Snow, L (1, 3) OBP: 0.500, SLG: 0.857		0-1 F8		1-2 G3-1			1-3 K	0-0 FC4-6		4 0 1 0 0 1 1										
Marquis Grissom, R (1, 8) OBP: 0.250, SLG: 0.250			0-2 G5-3		2-2 G5-3		0-0 CS	1-1 FC4-6		4 0 1 0 0 0 3										
41 Chad Zerbe, L (8, 1)										0 0 0 0 0 0 0										
Jason Schmidt, R (1, 1)			1-1 L9			1-3 K			2-1 G5-3	3 0 0 0 0 2 1										
Ruben Rivera, R (8, 8)										1 0 0 0 0 0 0										
<b>Inning Stats</b>	R: 0 E: 0 K: 1 S: 5	H: 0 LOB: 0 BB: 0 P: 6	R: 1 E: 0 K: 0 S: 8	H: 1 LOB: 0 BB: 0 P: 15	R: 0 E: 0 K: 0 S: 6	H: 0 LOB: 0 BB: 0 P: 8	R: 3 E: 0 K: 0 S: 19	H: 3 LOB: 1 BB: 1 P: 33	R: 0 E: 0 K: 1 S: 7	H: 0 LOB: 0 BB: 0 P: 11	R: 0 E: 0 K: 2 S: 7	H: 1 LOB: 0 BB: 0 P: 10	R: 3 E: 0 K: 0 S: 15	H: 4 LOB: 2 BB: 1 P: 28	R: 1 E: 0 K: 0 S: 7	H: 1 LOB: 0 BB: 0 P: 12	1B: 4 2B: 2 3B: 0 HR: 4	SF: 0 SAC: 0 DP: 0 HBP: 0	WP: 0 PB: 0 SB: 0 CS: 1	PA: 40
<b>PITCHER</b>	IP WLS BF H R ER SO BB IBB HBP BLK WP HR S P ERA WHIP																			
Adam Eaton, R (1, 1) ERA: 6.0	6.0 L 24 4 4 4 3 2 0 0 0 0 0 2 57 94 6.00 1.000																			
Mike Bynum, L (7, 1) ERA: 20.25	1.1 7 3 3 3 2 1 0 0 0 0 0 1 14 25 20.25 3.000																			
Jaret Wright, R (8, 1) ERA:	0.2 4 2 0 0 0 0 0 0 0 0 0 0 8 13 0.00 3.000																			
Brandon Villafuerte, R (9, 1) ERA: 9.0	1.0 4 1 1 1 0 0 0 0 0 0 0 1 7 12 9.00 1.000																			

San Francisco Giants @ San Diego Padres  
Qualcomm Stadium, San Diego, CA  
Tue Apr 01 2003, 10:05 PM EST  
Att. 50,605 - Cloudy - 63 F

AB	36
R	8
H	10
RBI	8
BB	3
SO	5
LOB	8





Batter	1	2	3	4	5	6	7	8	9	AB R H RBI BB SO LOB
Ramón Vázquez, L (1, 6) OBP: 0.375, SLG: 0.429	1-1 F7			1-3 K		1-0 G3		0-0 2B		4 0 1 1 0 1 0
Mark Loretta, R (1, 4) Mike Bynum, L (7, 1) Jaret Wright, R (8, 1) Dave Hansen, L (8, PH) Brian Buchanan, R (8, PH) Brandon Villafuerte, R (9, 1)	2-2 P7			1-2 F9		0-0 L8		2-1 G6-3		3 0 1 0 0 0 0 0 2 0 0 0 0 0 0 0
Mark Kotsay, L (1, 8) OBP: 0.375, SLG: 0.375	0-1 G4-3			2-2 1B			0-0 G1-3		2-1 G2-3	4 0 1 0 0 0 0
Ryan Klesko, L (1, 3) OBP: 0.125, SLG: 0.250			1-2 G3-1	2-1 P5			2-3 K		0-0 G6-3	4 0 0 0 0 1 1
Rondell White, R (1, 7)			2-2 G4-3		2-3 K		1-3 K		1-0 G4-3	4 0 0 0 0 2 0
Sean Burroughs, L (1, 5) OBP: 0.429, SLG: 0.500			1-1 L4		0-1 1B			0-2 G5-3		3 0 1 0 0 0 0
Xavier Nady, R (1, 9) OBP: 0.143, SLG: 0.286			2-1 G1-5-3		1-3 K			1-0 G5-3		3 0 0 0 0 1 1
Gary Bennett, R (1, 2) OBP: 0.143, SLG: 0.143			0-3 K		1-0 P3			0-0 BB 2B 1B		3 1 1 0 0 1 1
Adam Eaton, R (1, 1) Keith Lockhart, L (6, PH) (7, 4)			1-3 K		1-2 G4-3			4-1 BB 2B 1-2 BB		1 0 0 0 0 1 0 1 0 0 0 1 0 0


Inning Stats	R: 0 E: 0 K: 0 S: 7	H: 0 LOB: 0 BB: 0 P: 10	R: 0 E: 0 K: 0 S: 9	H: 0 LOB: 0 BB: 0 P: 13	R: 0 E: 0 K: 2 S: 9	H: 0 LOB: 0 BB: 0 P: 12	R: 0 E: 0 K: 1 S: 11	H: 1 LOB: 1 BB: 0 P: 17	R: 0 E: 0 K: 2 S: 10	H: 1 LOB: 1 BB: 0 P: 14	R: 0 E: 0 K: 0 S: 5	H: 0 LOB: 0 BB: 0 P: 7	R: 0 E: 0 K: 2 S: 10	H: 0 LOB: 0 BB: 0 P: 13	R: 1 E: 0 K: 0 S: 9	H: 2 LOB: 2 BB: 1 P: 16	R: 0 E: 0 K: 0 S: 4	H: 0 LOB: 0 BB: 0 P: 7	1B: 3 2B: 1 3B: 0 HR: 0	SF: 0 SAC: 0 DP: 0 HBP: 0	WP: 0 PB: 0 SB: 0 CS: 0	PA: 32	
PITCHER	IP	WLS	BF	H	R	ER	SO	BB	IBB	HBP	BLK	WP	HR	S	P	ERA	WHIP					ERA	WHIP
Jason Schmidt, R (1, 1) ERA: 1.17	7.2	W	28	4	1	1	7	1	0	0	0	0	0	68	98	1.17	0.652						
41 Chad Zerbe, L (8, 1) ERA:	1.1		4	0	0	0	0	0	0	0	0	0	0	6	11	0.00	0.000						

**BOTTOM**

**San Francisco Giants @ San Diego Padres**  
Qualcomm Stadium, San Diego, CA

Tue Apr 01 2003, 10:05 PM EST  
Att: 50,605 - Cloudy - 63 F

<b>AB</b>	<b>31</b>
<b>R</b>	<b>1</b>
<b>H</b>	<b>4</b>
<b>RBI</b>	<b>1</b>
<b>BB</b>	<b>1</b>
<b>SO</b>	<b>7</b>
<b>LOB</b>	<b>5</b>



Batter	1	2	3	4	5	6	7	8	9	AB R H RBI BB SO LOB	TOP											
Ray Durham, S (1, 4) OBP: 0.467, SLG: 0.846 Tim Worrell, R (9, 1)	0-0 F9		4-2 FC1-4 BB	3-1 G5-4-3 1B			0-1 F9 1B		2-1 G5-3	4 0 2 0 1 0 0 0 0 0 0 0 0 0												
José Cruz Jr., S (1, 9) OBP: 0.571, SLG: 0.818	3-2 E7 1B		0-2 FC1-4 2B 1-2f	1-0 G5-4-3 1-2f			3-2 F9 1-3			4 1 1 0 0 0 3												
Rich Aurilia, R (1, 6) OBP: 0.286, SLG: 0.385	0-1 G5-3		1-1 BB 1-H 2B	2-3 K			0-1 P4			4 1 1 1 0 1 2												
Barry Bonds, L (1, 7) OBP: 0.308, SLG: 0.400	2-0 F8		0-0 F8				1-0 P6			4 0 0 0 0 0 3												
Edgardo Alfonzo, R (1, 5) OBP: 0.417, SLG: 0.333		1-2 G4-3	4-0 BB 2B BB			4-1 G6-4-3 BB		4-1 G6-3 BB		1 1 0 0 3 0 0												
Benito Santiago, R (1, 2) OBP: 0.333, SLG: 0.800		4-0 WP BB	4-2 BB 2B BB			2-1 G6-4-3 1-2f		1-3 K		2 1 0 0 2 1 2												
J.T. Snow, L (1, 3) OBP: 0.417, SLG: 0.600		1-3 K	4-0 2B BB			0-3 K		1-2 G6-3 1-2f		3 1 0 1 1 2 2												
Marquis Grissom, R (1, 8) OBP: 0.333, SLG: 0.364		4-2 BB	0-0 1-H 2-H 3-H 2B			2-1 P2		1-0 F8		3 0 1 3 1 0 0												
Damian Moss, R (1, 1) Andres Galarraga, R (8, PH) Joe Nathan, R (6, 1) Scott Eyre, L (6, 1) Felix Rodriguez, R (8, 1) Neifi Perez, S (8, PH) (9, 4)		2-3 K	3-3 K			0-3 K		0-1 P4		2 0 0 0 0 0 2 3 1 0 0 0 0 0 1 0 1 0 0 0 0 0 0 0												
<b>Inning Stats</b>	R: 0 E: 1 K: 0 S: 8	H: 1 LOB: 1 BB: 0 P: 13	R: 0 E: 0 K: 2 S: 14	H: 0 LOB: 2 BB: 2 P: 26	R: 5 E: 0 K: 1 S: 17	H: 2 LOB: 1 BB: 4 P: 37	R: 0 E: 0 K: 1 S: 6	H: 1 LOB: 0 BB: 0 P: 12	R: 0 E: 0 K: 0 S: 4	H: 0 LOB: 0 BB: 1 P: 10	R: 0 E: 0 K: 2 S: 9	H: 0 LOB: 0 BB: 0 P: 11	R: 0 E: 0 K: 0 S: 8	H: 1 LOB: 1 BB: 0 P: 12	R: 0 E: 0 K: 1 S: 7	H: 0 LOB: 0 BB: 1 P: 13	R: 0 E: 0 K: 0 S: 5	H: 0 LOB: 0 BB: 0 P: 8	1B: 3 2B: 2 3B: 0 HR: 0	SF: 0 SAC: 0 DP: 3 HBP: 0	WP: 2 PB: 0 SB: 1 CS: 0	PA: 37
<b>PITCHER</b>	IP WLS BF H R ER SO BB IBB HBP BLK WP HR S P ERA WHIP																					
Oliver Pérez, L (1, 1) ERA: 11.25	4.0 L 21 4 5 5 4 6 0 0 0 1 0 45 88 11.25 2.500																					
Mike Matthews, L (5, 1) ERA:	2.0 6 0 0 0 2 1 0 0 0 0 0 13 21 0.00 0.500																					
Jesse Orosco, L (7, 1) ERA:	1.0 4 1 0 0 0 0 0 0 0 0 0 8 12 0.00 1.000																					
Jaret Wright, R (8, 1) ERA:	1.0 3 0 0 0 1 1 0 0 0 0 0 7 13 0.00 1.000																					
Luther Hackman, R (9, 1) ERA:	1.0 3 0 0 0 0 0 0 0 0 0 0 5 8 0.00 0.000																					

San Francisco Giants @ San Diego Padres  
Qualcomm Stadium, San Diego, CA  
Wed Apr 02 2003, 10:05 PM EST  
Att. 15,899 - Cloudy - 59 F

AB	29
R	5
H	5
RBI	5
BB	8
SO	7
LOB	15





Batter	1	2	3	4	5	6	7	8	9	AB	R	H	RBI	BB	SO	LOB
Mark Loretta, R OBP: 0.167, SLG: 0.091 Jesse Orosco, R Jaret Wright, R Dave Hansen, L Luther Hackman, R	2-1 G5-3		2-1 WP E 1B	4-1 BB		1-0 F9		0-1 G1-6-3		3	1	1	0	1	0	2
Mark Kotsay, L OBP: 0.385, SLG: 0.273	1-0 G4-3		4-1 E BB	3-3 K		4-2 BB			2-1 G4-3	3	0	0	0	2	1	2
Rondell White, R	1-0 G4-3		3-2 E5 BB		4-0 FC5-4 BB	0-0 L5			2-1 G4-3	4	0	0	0	1	0	4
Ryan Klesko, L OBP: 0.154, SLG: 0.167		0-3 K	2-2 L9		2-1 P6		2-2 P5		4-2 1B BB	4	0	0	0	1	1	3
Xavier Nady, R OBP: 0.250, SLG: 0.583 Shane Victorino, S		1-2 G5-3		0-0 HR	0-0 FC5-4		1-3 K		0-0 1B	5	1	2	1	0	1	1
Sean Burroughs, L OBP: 0.500, SLG: 0.444		4-1 FC6-4 BB		4-0 SH5-3 BB SF8	0-3 K		2-2 1B		0-3 K	3	1	1	0	2	2	3
Wiki Gonzalez, R		1-1 FC6-4		4-0 SH5-3 BB		0-3 K		1-0 P6		3	0	0	0	1	1	2
Ramón Vázquez, L OBP: 0.364, SLG: 0.333			2-3 K	0-1 SH5-3		4-2 F9 1B BB		1-1 F8		2	0	0	0	1	1	0
Oliver Pérez, L Brian Buchanan, R Mike Matthews, L Keith Lockhart, L			0-1 G1-3	1-1 SF8		1-0 BB 1B		2-2 G1-6-3 1B		1	0	0	0	0	0	0

Inning Stats	R: 0	H: 0	E: 0	LOB: 0	K: 0	BB: 0	S: 4	P: 8	R: 0	H: 0	E: 0	LOB: 1	K: 1	BB: 1	S: 9	P: 15	R: 1	H: 1	E: 1	LOB: 2	K: 1	BB: 1	S: 17	P: 30	R: 2	H: 1	E: 0	LOB: 2	K: 1	BB: 3	S: 11	P: 27	R: 0	H: 0	E: 0	LOB: 1	K: 1	BB: 1	S: 6	P: 12	R: 0	H: 1	E: 0	LOB: 3	K: 1	BB: 2	S: 10	P: 20	R: 0	H: 1	E: 0	LOB: 1	K: 1	BB: 0	S: 10	P: 16	R: 0	H: 1	E: 0	LOB: 0	K: 0	BB: 0	S: 7	P: 10	R: 0	H: 1	E: 0	LOB: 2	K: 1	BB: 1	S: 11	P: 19	1B: 5	SF: 1	2B: 0	SAC: 1	3B: 0	DP: 1	HR: 1	HBP: 0	WP: 2	PA: 42
--------------	------	------	------	--------	------	-------	------	------	------	------	------	--------	------	-------	------	-------	------	------	------	--------	------	-------	-------	-------	------	------	------	--------	------	-------	-------	-------	------	------	------	--------	------	-------	------	-------	------	------	------	--------	------	-------	-------	-------	------	------	------	--------	------	-------	-------	-------	------	------	------	--------	------	-------	------	-------	------	------	------	--------	------	-------	-------	-------	-------	-------	-------	--------	-------	-------	-------	--------	-------	--------

PITCHER	IP	WLS	BF	H	R	ER	SO	BB	IBB	HBP	BLK	WP	HR	S	P	ERA	WHIP
Damian Moss, L ERA: 3.6	(1, 1)	5.0	W	24	2	3	2	4	6	0	0	1	0	47	92	3.60	1.600
Joe Nathan, R ERA:	(6, 1)	0.2	H	4	1	0	1	1	0	0	0	0	0	7	13	0.00	3.000
Scott Eyre, L ERA:	(6, 1)	1.1	H	6	1	0	1	1	0	0	0	0	0	13	23	0.00	1.500
Felix Rodriguez, R ERA:	(8, 1)	1.0	H	3	1	0	0	0	0	0	0	0	0	7	10	0.00	1.000
Tim Worrell, R ERA:	(9, 1)	1.0	S	5	1	0	1	1	0	0	0	0	0	11	19	0.00	2.000

**BOTTOM**

**San Francisco Giants @ San Diego Padres**  
Qualcomm Stadium, San Diego, CA

Wed Apr 02 2003, 10:05 PM EST  
Att: 15,899 - Cloudy - 59 F

<b>AB</b>	<b>31</b>
<b>R</b>	<b>3</b>
<b>H</b>	<b>6</b>
<b>RBI</b>	<b>2</b>
<b>BB</b>	<b>9</b>
<b>SO</b>	<b>7</b>
<b>LOB</b>	<b>18</b>



PITCHER	IP	WLS	BF	H	R	ER	SO	BB	IBB	HBP	BLK	WP	HR	S	P	ERA	WHIP
---------	----	-----	----	---	---	----	----	----	-----	-----	-----	----	----	---	---	-----	------





Batter	1	2	3	4	5	6	7	8	9	AB	R	H	RBI	BB	SO	LOB
Alex Sanchez, L OBP: 0.111, SLG: 0.118 (1, 8)	2-1 CS 1B		0-2 L4		2-3 K		3-1 G4-6-3 1-2f			4	0	1	0	0	1	3
Eric Young Sr., R OBP: 0.333, SLG: 0.667 (1, 4)	1-2 F9 1-2		1-1 P3		2-0 B2		2-2 1B			4	0	1	0	0	0	3
Richie Sexson, R OBP: 0.294, SLG: 0.600 (1, 3)	0-0 G1-3			3-2 F8		0-0 HR		0-2 F8		4	1	1	1	0	0	0
John Vander Wal, L OBP: 0.267, SLG: 0.500 (1, 7)		2-1 HR		1-1 1B 2B		3-3 K		2-2 F8		4	2	2	1	0	1	0
Jeffrey Hammonds, R OBP: 0.235, SLG: 0.471 (1, 9)		0-2 F7		0-0 P4		1-0 HR		2-3 K		4	1	1	1	0	1	1
Wes Helms, R OBP: 0.231, SLG: 0.462 (1, 5)		1-3 K		1-2 2-H 1B		1-1 HR		1-3 K		4	1	2	2	0	2	0
Keith Osik, R OBP: 0.500, SLG: 0.500 (9, PH)		3-1 F7		2-1 F8		2-2 P5		2-1 1B		3	0	0	0	0	0	1
Scott Podsednik, L OBP: 0.500, SLG: 0.500 (9, PH)										1	0	1	0	0	0	0
Royce Clayton, R OBP: 0.500, SLG: 0.917 (1, 6)			1-1 SH3 1B		1-1 G4-3		0-0 L3		2-2 F9	4	0	1	0	0	0	1
Todd Ritchie, R John Foster, L Jason Conti, L Luis Vizcaino, R Shane Nance, L Curt Leskanic, R Keith Ginter, R OBP: 0.333, SLG: 0.333 (9, PH)			1-0 SH3		1-2 E6		4-0 G4-6-3 BB		0-3 K	1	0	0	0	0	0	0

Inning Stats	R: 0	H: 1	E: 0	LOB: 0	K: 0	BB: 0	S: 6	R: 1	H: 1	E: 0	LOB: 0	K: 1	BB: 0	S: 10	R: 0	H: 1	E: 0	LOB: 1	K: 0	BB: 0	S: 9	R: 1	H: 2	E: 0	LOB: 1	K: 0	BB: 0	S: 11	R: 0	H: 0	E: 1	LOB: 1	K: 1	BB: 0	S: 9	R: 3	H: 3	E: 0	LOB: 0	K: 1	BB: 0	S: 12	R: 0	H: 1	E: 0	LOB: 1	K: 0	BB: 1	S: 6	R: 0	H: 0	E: 0	LOB: 0	K: 1	BB: 0	S: 11	R: 0	H: 1	E: 0	LOB: 1	K: 2	BB: 0	S: 13	1B: 5	SF: 0	2B: 1	SAC: 1	3B: 0	DP: 1	HR: 4	HBP: 0
--------------	------	------	------	--------	------	-------	------	------	------	------	--------	------	-------	-------	------	------	------	--------	------	-------	------	------	------	------	--------	------	-------	-------	------	------	------	--------	------	-------	------	------	------	------	--------	------	-------	-------	------	------	------	--------	------	-------	------	------	------	------	--------	------	-------	-------	------	------	------	--------	------	-------	-------	-------	-------	-------	--------	-------	-------	-------	--------

PITCHER	IP	WLS	BF	H	R	ER	SO	BB	IBB	HBP	BLK	WP	HR	S	P	ERA	WHIP
Ryan Jensen, R ERA: 8.44 (1, 1)	5.1		24	8	5	5	3	0	0	0	0	0	4	53	83	8.44	1.500
Joe Nathan, R ERA: (6, 1)	0.2		2	0	0	0	0	0	0	0	0	0	0	4	6	0.00	0.000
Jim Brower, R ERA: (7, 1)	1.0	W	3	1	0	0	0	1	0	0	0	0	0	6	15	0.00	2.000
Felix Rodriguez, R ERA: (8, 1)	1.0	H	3	0	0	0	1	0	0	0	0	0	0	11	15	0.00	0.000
Tim Worrell, R ERA: (9, 1)	1.0	S	4	1	0	0	2	0	0	0	0	0	0	13	18	0.00	1.000

**BOTTOM**


**San Francisco Giants @ Milwaukee Brewers**

Miller Park, Milwaukee, WI

Fri Apr 04 2003, 1:05 PM CST  
Att: 42,570 - Dome - 72 F


AB	34
R	5
H	10
RBI	5
BB	1
SO	6
LOB	10

WP: 0 PA: 36  
PB: 0  
SB: 0  
CS: 1



PITCHER	IP	WLS	BF	H	R	ER	SO	BB	IBB	HBP	BLK	WP	HR	S	P	ERA	WHIP
---------	----	-----	----	---	---	----	----	----	-----	-----	-----	----	----	---	---	-----	------



Batter	1	2	3	4	5	6	7	8	9	AB R H RBI BB SO LOB	TOP	
Ray Durham, S (1, 4) OBP: 0.423, SLG: 0.609	3-2 P2	3-2 P5		2-2 L7		3-3 K			3-1 S 1B	5 0 1 0 0 1 1	<b>San Francisco Giants @ Milwaukee Brewers</b> Miller Park, Milwaukee, WI Sat Apr 05 2003, 1:05 PM CST Att. 16,255 - Dome - 72 F  <b>San Francisco Giants</b> AB 35 R 6 H 9 RBI 6 BB 4 SO 6 LOB 16  	
Nefti Perez, S (1, 6) OBP: 0.143, SLG: 0.143	1-0 BB 1B		1-1 F9	1-1 F8			0-0 F8	2-2 P6 1-2	5 1 1 0 0 0 1			
José Cruz Jr., S (1, 9) OBP: 0.440, SLG: 0.667	0-0 L9		0-1 2B 1B	0-3 K			1-2 P3	4-2 BB	4 1 1 0 1 1 1			
Barry Bonds, L (1, 7) OBP: 0.435, SLG: 0.647	4-1 1B 1-2 1B BB		0-0 1B 1-H 2B		0-0 L8		3-1 F7	3-3 K 2	4 2 1 1 1 1 2			
Edgardo Alfonzo, R (1, 5) OBP: 0.455, SLG: 0.313	0-0 1B 1-3 2-H 1B		4-1 WP 1B 1B BB		1-1 G6-3			2-2 P4	4 1 1 1 1 1 2			
Benito Santiago, R (1, 2) OBP: 0.381, SLG: 0.789	3-2 1B 1-2 1B 3-H		1-1 1B 1-2 2-H 1B		2-1 P4			1-0 HR	4 1 3 3 0 0 0			
J.T. Snow, L (1, 3) OBP: 0.524, SLG: 0.563	0-0 P5		2-2 F4		4-2 SH3-4 BB			1-0 FC6-4 HBP	2 0 0 0 1 0 4			
Marquis Grissom, R (1, 8) OBP: 0.238, SLG: 0.250		1-1 G6-3	3-1 1B 1-3 2-H		0-0 F7			0-3 K 2	4 0 1 1 0 1 2			
Kurt Ainsworth, R (1, 1) Joe Nathan, R (7, 1) Ruben Rivera, R (8, PH) Felix Rodriguez, R (8, 1) Tim Worrell, R (9, 1) Scott Eyre, L (9, 1)		0-0 F8	0-3 K 3		0-0 SH3-4 2			1-2 FC6-4 1-2f 3	2 0 0 0 0 0 1 2 0 0 0 0 0 0 0 0 1 0 0 0 0 0 0 1 0			
<b>Inning Stats</b>	R: 2 H: 3 E: 0 LOB: 2 K: 0 BB: 1 S: 13 P: 24	R: 0 H: 0 E: 0 LOB: 0 K: 0 BB: 0 S: 6 P: 10	R: 3 H: 4 E: 0 LOB: 2 K: 1 BB: 1 S: 16 P: 27	R: 0 H: 0 E: 0 LOB: 0 K: 1 BB: 0 S: 8 P: 11	R: 0 H: 0 E: 0 LOB: 0 K: 0 BB: 0 S: 5 P: 8	R: 0 H: 0 E: 0 LOB: 1 K: 1 BB: 1 S: 8 P: 15	R: 0 H: 0 E: 0 LOB: 0 K: 0 BB: 0 S: 7 P: 11	R: 1 H: 1 E: 0 LOB: 1 K: 1 BB: 0 S: 11 P: 16	R: 0 H: 1 E: 0 LOB: 2 K: 2 BB: 1 S: 15 P: 28	1B: 7 SF: 0 2B: 1 SAC: 1 3B: 0 DP: 0 HR: 1 HBP: 1	WP: 1 PA: 41 PB: 0 SB: 1 CS: 0	
<b>PITCHER</b>	IP WLS BF H R ER SO BB IBB HBP BLK WP HR S P ERA WHIP											
15 Ben Sheets, R (1, 1) ERA: 5.25	7.0 L 31 7 5 5 3 3 0 0 0 0 1 0 63 106 6.43 1.429											
Valerio De Los Santos, L (8, 1) ERA: 9.0	1.0 5 1 1 1 1 0 0 1 0 0 1 11 16 9.00 1.000											
Mike DeJean, R (9, 1) ERA: 21.6	1.0 5 1 0 0 2 1 0 0 0 0 0 0 15 28 0.00 2.000											





Batter	1	2	3	4	5	6	7	8	9	AB R H RBI BB SO LOB	TOP	
Marquis Grissom, R OBP: 0.269, SLG: 0.250 (1, 8)	4-0 FC5-4 BB		1-0 L9	1-0 BB 1B		3-1 G4-6-3 1-2f		2-1 G6-3		4 0 1 1 1 0 2		
Neftali Feliz, S OBP: 0.083, SLG: 0.083 (1, 4)	1-1 FC5-4 1-2f		0-0 L6	0-0 F9			0-2 E5 F8 S 1B	0-0 G4-3		5 1 0 0 0 0 3		
Rich Aurilia, R OBP: 0.375, SLG: 0.526 (1, 6)	1-0 F8		3-2 HR	4-1 BB			2-0 P5		0-0 L8	4 1 1 1 1 0 2		
José Cruz Jr., S OBP: 0.400, SLG: 0.615 (1, 9)	1-3 K		2-1 2B	1-1 P3			2-1 F8		0-0 F8	5 0 1 0 0 1 5		
Edgardo Alfonzo, R OBP: 0.462, SLG: 0.278 Pedro Feliz, R (8, 5)		4-1 3B BB	1-2 P4		2-1 F9		4-2 WP 1B BB		3-2 G6-3	2 1 0 0 2 0 1 1 0 0 0 0 0 0		
Andrés Galarraga, R OBP: 0.400, SLG: 0.250 Jim Brower, R (7, 1)		1-1 F8		4-1 2B 1B BB	1-1 G6-3		0-1 WP 1B			3 1 1 1 1 0 1 0 0 0 0 0 0 0		
Yorvit Torrealba, R OBP: 0.750, SLG: 1.667 (1, 2)		3-1 FC5-2 1-H 3B		0-0 1B 1B 2B	2-0 G3-1		4-2 1-2 2-3 BB			3 1 2 1 1 0 0		
Ruben Rivera, R (1, 7)		1-2 FC5-2		0-0 G5-3		0-0 G6-3		0-2 F9		4 0 0 0 0 0 6		
Kirk Rueter, L OBP: 0.400, SLG: 0.400 J.T. Snow, L OBP: 0.545, SLG: 0.563 (7, 3)		1-0 F8		0-1 BB 1B		0-0 G4-6-3 1B		4-2 CS BB		3 0 2 1 0 0 1 0 0 0 0 1 0 0		
<b>Inning Stats</b>	R: 0 H: 0 E: 0 LOB: 1 K: 1 BB: 1 S: 6 P: 13	R: 1 H: 1 E: 0 LOB: 1 K: 0 BB: 1 S: 10 P: 20	R: 1 H: 2 E: 0 LOB: 1 K: 0 BB: 0 S: 15 P: 22	R: 2 H: 3 E: 0 LOB: 3 K: 0 BB: 2 S: 10 P: 20	R: 0 H: 0 E: 0 LOB: 0 K: 0 BB: 0 S: 5 P: 10	R: 0 H: 1 E: 0 LOB: 0 K: 0 BB: 0 S: 4 P: 7	R: 1 H: 1 E: 1 LOB: 3 K: 0 BB: 2 S: 16 P: 28	R: 0 H: 0 E: 0 LOB: 0 K: 0 BB: 1 S: 5 P: 11	R: 0 H: 0 E: 0 LOB: 0 K: 0 BB: 0 S: 7 P: 10	1B: 4 SF: 0 2B: 2 SAC: 0 3B: 1 DP: 1 HR: 1 HBP: 0	WP: 1 PA: 41 PB: 0 SB: 1 CS: 1	
<b>PITCHER</b>	IP WLS BF H R ER SO BB IBB HBP BLK WP HR S P ERA WHIP											
Wayne Franklin, L ERA: 5.14 (1, 1)	6.0 L 28 7 4 4 1 4 0 0 0 0 1 50 92 6.00 1.833											
Valerio De Los Santos, L ERA: 5.4 (7, 1)	0.2 4 0 1 0 0 1 0 0 0 0 0 9 17 0.00 1.500											
Curt Leskanic, R ERA: 3.0 (7, 1)	1.1 6 1 0 0 0 2 0 0 0 1 0 12 22 0.00 2.250											
Matt Ford, L ERA: (9, 1)	1.0 3 0 0 0 0 0 0 0 0 0 0 7 10 0.00 0.000											

**San Francisco Giants @ Milwaukee Brewers**  
 Miller Park, Milwaukee, WI  
 Sun Apr 06 2003, 1:05 PM CDT  
 Att: 16,101 - Dome - 72 F

AB	34
R	5
H	8
RBI	5
BB	7
SO	1
LOB	21







Batter	1	2	3	4	5	6	7	8	9	AB	R	H	RBI	BB	SO	LOB	TOP										
Ramón Vázquez, L (1, 6) OBP: 0.394, SLG: 0.240	1-0 F7		3-2 1B		3-2 L7	0-1 F7		4-2 2B		4	0	1	0	1	0	1											
Keith Lockhart, L (1, 4) OBP: 0.417, SLG: 0.364 Mark Loretta, R (8, PH) OBP: 0.286, SLG: 0.370	1-2 F8		1-2 1B		0-0 L7		1-1 G1-3	0-1 2B		4	0	1	0	0	0	0											
Mark Kotsay, L (1, 8) OBP: 0.432, SLG: 0.452	2-3 K		0-0 1B		4-0 1B		0-0 F8	0-1 G6-3		4	0	1	0	1	1	2											
Ryan Klesko, L (1, 3) OBP: 0.250, SLG: 0.200		1-3 K	1-3 K		0-1 1B		2-0 P6		2-2 P5	5	0	1	0	0	2	3											
Rondell White, R (1, 7) OBP: 0.241, SLG: 0.185		1-2 G4-3		0-0 1B	3-3 K			2-2 F8	2-2 G6-3	5	0	1	0	0	1	2											
Sean Burroughs, L (1, 5) OBP: 0.321, SLG: 0.217 Lou Merloni, R (5, 5) OBP: 0.545, SLG: 0.667		4-2 BB		4-0 1B	1-2 BB	3-2 1B		0-1 2B	0-1 1B	0	0	0	0	2	0	0											
Xavier Nady, R (1, 9) OBP: 0.343, SLG: 0.545	2-2 L9		2-3 K		2-1 P4		1 SAFE 2B	4-2 2B	1-0 F9	4	1	0	0	1	1	5											
Wiki Gonzalez, R (1, 2) OBP: 0.375, SLG: 0.429 Shane Victorino, S (8, PR) Mike Bynum, L (8, 1) OBP: 1.000, SLG: 1.000			0-1 G6-3		1-0 F8		1-1 1B	0-0 2B		4	0	2	3	0	0	2											
Oliver Pérez, L (1, 1) OBP: 0.250, SLG: 0.167 Brian Buchanan, R (8, PH) Jaret Wright, R (8, 1) Dave Hansen, L (8, PH) Gary Bennett, R (8, PH) OBP: 0.240, SLG: 0.250		0-3 K	0-3 K		0-2 F9		0-2 F9	2-1 G3-1		2	0	0	0	0	2	2											
<b>Inning Stats</b>	R: 0 E: 0 K: 1 S: 7	H: 0 LOB: 0 BB: 0 P: 11	R: 0 E: 0 K: 1 S: 12	H: 0 LOB: 1 BB: 1 P: 20	R: 0 E: 0 K: 2 S: 20	H: 3 LOB: 3 BB: 0 P: 25	R: 0 E: 0 K: 2 S: 9	H: 1 LOB: 2 BB: 1 P: 16	R: 0 E: 0 K: 1 S: 9	H: 1 LOB: 2 BB: 1 P: 19	R: 1 E: 0 K: 0 S: 14	H: 2 LOB: 1 BB: 0 P: 20	R: 0 E: 0 K: 0 S: 4	H: 0 LOB: 0 BB: 0 P: 7	R: 3 E: 0 K: 0 S: 17	H: 3 LOB: 2 BB: 2 P: 29	R: 0 E: 0 K: 0 S: 9	H: 1 LOB: 1 BB: 0 P: 14	1B: 8 2B: 2 3B: 1 HR: 0	SF: 0 SAC: 0 DP: 0 HBP: 0	WP: 0 PB: 0 SB: 0 CS: 0	PA: 43					
<b>PITCHER</b>	IP	WLS	BF	H	R	ER	SO	BB	IBB	HBP	BLK	WP	HR	S	P	ERA	WHIP										
Jason Schmidt, R (1, 1) ERA: 1.35	5.2		27	7	1	1	7	3	0	0	0	0	0	69	109	1.59	1.765										
Scott Eyre, L (6, 1) ERA:	1.1	H	4	0	0	0	0	0	0	0	0	0	0	6	9	0.00	0.000										
Felix Rodriguez, R (8, 1) ERA: 8.31	0.1	H	4	2	3	3	0	1	0	0	0	0	0	9	15	81.00	9.000										
41 Chad Zerbe, L (8, 1) ERA:	0.1	H	2	0	0	0	0	1	0	0	0	0	0	4	10	0.00	3.000										
Tim Worrell, R (8, 1) ERA: 1.8	1.1	W	6	2	0	0	0	0	0	0	0	0	0	13	18	0.00	1.500										

San Diego Padres @ San Francisco Giants  
PacBell Park, San Francisco, CA  
Mon Apr 07 2003, 4:15 PM EDT  
Att. 41,915 - Sunny - 66 F

AB	38
R	4
H	11
RBI	4
BB	5
SO	7
LOB	19









Batter	1	2	3	4	5	6	7	8	9	AB	R	H	RBI	BB	SO	LOB
Ray Durham, S OBP: 0.343, SLG: 0.452 (1, 4)	2-2 P5	1-0 FC6				2-2 P5			2-2 G4-3	5	0	0	0	0	0	4
José Cruz Jr., S OBP: 0.436, SLG: 0.857 (1, 9)	3-2 L9		1-3 K			2-3 K		0-2 1B	1-0 HR	5	1	2	1	0	2	1
Rich Aurilia, R OBP: 0.394, SLG: 0.714 (1, 6)	2-2 1B		1-2 F9			1-1 IBB 1B		2-1 L1	2-2 K	5	0	2	0	0	1	1
Barry Bonds, L OBP: 0.419, SLG: 0.652 (1, 7)	0-1 F9		2-0 HR			4-0 IBB		3-2 L7		3	1	1	1	1	0	2
Edgardo Alfonzo, R OBP: 0.412, SLG: 0.360 (1, 5)		0-2 F8	0-0 P6			1-2 F9		1-2 F9		4	0	0	0	0	0	4
41 Chad Zerbe, L (8, 1)										0	0	0	0	0	0	0
Benito Santiago, R OBP: 0.379, SLG: 0.741 (1, 2)		1-2 3B 1B		3-1 P3		2-1 1B 3B		0-1 F8		4	2	2	0	0	0	0
J.T. Snow, L OBP: 0.517, SLG: 0.652 (1, 3)		0-0 FC1-5 3B		3-2 F7		0-2 FC3-6 1B		2-1 P6		4	0	2	2	0	0	0
Marquis Grissom, R OBP: 0.235, SLG: 0.219 (1, 8)		1-1 FC1-5 1B		0-1 G5-3		2-1 FC3-6 1B		1-2 F9		4	0	0	0	0	0	2
Damian Moss, R OBP: 0.250, SLG: 0.250 (1, 1)		1-1 FC6 1B			0-0 E5 IBB 1B	2-3 K			0-1 L8	2	0	1	0	0	0	0
Joe Nathan, R (6, 1)										0	0	0	0	0	0	0
Marvin Benard, L (6, PH)										1	0	0	0	0	1	1
Scott Eyre, L (7, 1)										0	0	0	0	0	0	0
Pedro Feliz, R (8, 5)										1	0	0	0	0	0	0

Inning Stats	R: 0	H: 1	E: 0	K: 0	S: 13	R: 1	H: 3	E: 0	K: 0	S: 12	R: 1	H: 1	E: 0	K: 1	S: 10	R: 0	H: 0	E: 0	K: 0	S: 7	R: 0	H: 1	E: 1	K: 1	S: 13	R: 1	H: 2	E: 0	K: 1	S: 13	R: 0	H: 1	E: 0	K: 0	S: 11	R: 0	H: 0	E: 0	K: 0	S: 7	R: 1	H: 1	E: 0	K: 1	S: 9	1B: 6	2B: 0	3B: 2	SF: 0	SAC: 0	DP: 0	HBP: 0	WP: 0	PB: 0	SB: 0	CS: 0	PA: 39
--------------	------	------	------	------	-------	------	------	------	------	-------	------	------	------	------	-------	------	------	------	------	------	------	------	------	------	-------	------	------	------	------	-------	------	------	------	------	-------	------	------	------	------	------	------	------	------	------	------	-------	-------	-------	-------	--------	-------	--------	-------	-------	-------	-------	--------

PITCHER	IP	WLS	BF	H	R	ER	SO	BB	IBB	HBP	BLK	WP	HR	S	P	ERA	WHIP
44 Jake Peavy, R ERA: 3.27 (1, 1)	6.0	W	29	9	3	3	3	0	0	0	0	0	1	71	111	4.50	1.500
Luther Hackman, R ERA: (7, 1)	2.0	H	6	0	0	0	0	0	0	0	0	0	0	15	24	0.00	0.000
Brandon Villafuerte, R ERA: 2.84 (9, 1)	1.0		4	1	1	1	1	0	0	0	0	0	1	9	14	9.00	1.000

**BOTTOM**

**San Diego Padres @ San Francisco Giants**  
PacBell Park, San Francisco, CA  
Tue Apr 08 2003, 10:15 PM EDT  
Att: 36,388 - Sunny - 59 F

[livebaseballscorecards.com](http://livebaseballscorecards.com)

<b>AB</b>	<b>38</b>
<b>R</b>	<b>4</b>
<b>H</b>	<b>10</b>
<b>RBI</b>	<b>4</b>
<b>BB</b>	<b>1</b>
<b>SO</b>	<b>4</b>
<b>LOB</b>	<b>15</b>





Batter	1	2	3	4	5	6	7	8	9	AB	R	H	RBI	BB	SO	LOB	TOP											
Ramón Vázquez, L OBP: 0.419, SLG: 0.324 (1, 6)	4-2 1B SF8 BB	3-2 2-H 1B		0-1 G3	0-1 F7			2-1 G6-4-3 1B		4	1	2	1	1	0	1												
Mark Loretta, R OBP: 0.308, SLG: 0.421 (1, 4)	1-1 SF8 BB HR 1B	1-2 1B		2-1 G3-1 2B	2-1 L9			1-1 G6-4-3 1-2f		5	1	3	0	0	0	2												
Mark Kotsay, L OBP: 0.396, SLG: 0.375 (1, 8)	4-2 1-2 HR BB	0-0 F7		3-2 G3-1 2-3		0-0 G4-3		3-3 K		4	1	0	0	1	1	2												
Ryan Klesko, L OBP: 0.289, SLG: 0.333 (1, 3)	1-0 SF8 2-3 3-H		3-1 HR	4-1 BB		1-2 P6		1-2 L9 E 1B		3	2	2	2	1	0	0												
Rondell White, R OBP: 0.262, SLG: 0.389 (1, 7)	0-0 1-H 3-H HR		2-1 3B HBP	2-1 G6-3		2-2 P4		2-2 E6 1B 1-2		4	2	1	3	0	0	3												
Xavier Nady, R OBP: 0.400, SLG: 0.619 (1, 9)	2-2 G6-3		1-0 1B 3B		0-0 BB 2B 1B		0-1 F8		1-0 L9	5	2	2	1	0	0	2												
Dave Hansen, L OBP: 0.500, SLG: 0.333 (1, 5)	2-1 G6-3		0-0 G5-4-3 1B		4-2 2B BB 1B		1-1 BB 1B		1-2 G6-4-3 1B 1-2 3-H	4	1	3	2	1	0	0												
Wiki Gonzalez, R OBP: 0.467, SLG: 0.538 (1, 2)		3-2 SH1-4 1B 1B	0-2 G5-4-3		2-1 SH1-4 1-H 2-H 2B		4-0 G5-4-3 BB		0-1 G6-4-3 1-2f	4	1	2	2	1	0	3												
Dennis Tankersley, R Jaret Wright, R Sean Burroughs, L Mike Matthews, L Clay Condrey, R Keith Lockhart, L Jesse Orosco, R		0-1 SH1-4	0-1 G6-3		0-1 SH1-4		0-1 G5-4-3			0	0	0	0	0	0	0												
<b>Inning Stats</b>	R: 4 E: 0 K: 0 S: 16	H: 2 LOB: 0 BB: 2 P: 30	R: 1 E: 0 K: 0 S: 14	H: 3 LOB: 1 BB: 0 P: 21	R: 3 E: 0 K: 0 S: 11	H: 3 LOB: 0 BB: 0 P: 17	R: 0 E: 0 K: 0 S: 10	H: 1 LOB: 2 BB: 1 P: 21	R: 2 E: 0 K: 0 S: 11	H: 2 LOB: 1 BB: 1 P: 19	R: 0 E: 0 K: 0 S: 7	H: 0 LOB: 0 BB: 0 P: 10	R: 0 E: 0 K: 0 S: 6	H: 1 LOB: 1 BB: 1 P: 11	R: 0 E: 0 K: 1 S: 7	H: 1 LOB: 0 BB: 0 P: 13	R: 1 E: 1 K: 0 S: 14	H: 2 LOB: 1 BB: 0 P: 19	1B: 10 2B: 2 3B: 1 HR: 2	SF: 1 SAC: 2 DP: 4 HBP: 1	WP: 0 PB: 0 SB: 0 CS: 0	PA: 44						
<b>PITCHER</b>	IP	WLS	BF	H	R	ER	SO	BB	IBB	HBP	BLK	WP	HR	S	P	ERA	WHIP											
Ryan Jensen, R ERA: 15.95	(1, 1)	2.0		15	7	8	8	0	2	0	1	0	0	2	34	61	36.00	4.500										
Jim Brower, R ERA: 2.57	(3, 1)	3.0		14	4	2	2	0	2	0	0	0	0	0	28	47	6.00	2.000										
Joe Nathan, R ERA:	(6, 1)	2.0	W	7	1	0	0	0	1	0	0	0	0	0	13	21	0.00	1.000										
Felix Rodriguez, R ERA: 6.75	(8, 1)	1.0		3	1	0	0	1	0	0	0	0	0	7	13	0.00	1.000											
Tim Worrell, R ERA: 1.5	(9, 1)	1.0		5	2	1	0	0	0	0	0	0	0	14	19	0.00	2.000											

San Diego Padres @ San Francisco Giants  
PacBell Park, San Francisco, CA  
Wed Apr 09 2003, 3:35 PM EDT  
Att. 35,187 - Cloudy - 59 F

AB	35
R	11
H	15
RBI	11
BB	5
SO	1
LOB	15







Batter	1	2	3	4	5	6	7	8	9	AB R H RBI BB SO LOB	TOP											
<b>Dave Roberts, L</b> (1, 8) OBP: 0.245, SLG: 0.347	1-2 F8		0-3 K			2-2 G4-3		1-2 G5-3		4 0 0 0 0 1 1	<b>Los Angeles Dodgers @ San Francisco Giants</b> <b>PacBell Park, San Francisco, CA</b> Thu Apr 10 2003, 10:15 PM EDT Att. 38,294 - Sunny - 58 F											
<b>Paul Lo Duca, R</b> (1, 2) OBP: 0.439, SLG: 0.514	0-1 G4-6-3 1B		0-3 K			0-0 1B		3-2 F9 WP 2B	4 1 3 0 0 1 0													
<b>Shawn Green, L</b> (1, 9) OBP: 0.353, SLG: 0.477	2-1 G4-6-3 1-2f				1-3 K	1-0 G4-3		2-2 F7	4 0 0 0 0 1 3													
<b>Brian Jordan, R</b> (1, 7) OBP: 0.370, SLG: 0.550		0-1 1B BB 1B			0-0 G4-3		1-2 G5-3	1-2 F9	4 0 1 0 0 0 1													
<b>Fred McGriff, L</b> (1, 3) OBP: 0.279, SLG: 0.351		4-0 1B BB			0-1 G6-3		1-0 G6-3	2-3 K 3-H	3 0 0 0 1 1 0													
<b>Adrián Beltré, R</b> (1, 5) OBP: 0.250, SLG: 0.366		0-3 K			1-2 F8		0-0 L9		3 0 0 0 0 1 2													
<b>Alex Cora, L</b> (1, 4) OBP: 0.289, SLG: 0.286		1-2 G6-4-3 1B			2-1 G4-3		2-2 F7		3 0 1 0 0 0 0													
<b>Cesar Izturis, S</b> (1, 6) OBP: 0.326, SLG: 0.282		0-1 G6-4-3 1-2f			0-0 G4-3		0-0 1B		3 0 1 0 0 0 3													
<b>Hideo Nomo, R</b> (1, 1) <b>Daryle Ward, L</b> (8, PH) <b>Troy Brohawn, L</b> (8, 1)			2-3 K			2-2 G5-3		2-1 F7	2 0 0 0 0 1 0 1 0 0 0 0 0 1 0 0 0 0 0 0 0													
<b>Inning Stats</b>	R: 0 E: 0 K: 0 S: 7	H: 1 LOB: 0 BB: 0 P: 10	R: 0 E: 0 K: 1 S: 10	H: 2 LOB: 2 BB: 1 P: 15	R: 0 E: 0 K: 3 S: 11	H: 0 LOB: 0 BB: 0 P: 13	R: 0 E: 0 K: 1 S: 7	H: 0 LOB: 0 BB: 0 P: 8	R: 0 E: 0 K: 0 S: 6	H: 0 LOB: 0 BB: 0 P: 9	R: 0 E: 0 K: 0 S: 9	H: 1 LOB: 1 BB: 0 P: 14	R: 0 E: 0 K: 0 S: 5	H: 0 LOB: 0 BB: 0 P: 7	R: 0 E: 0 K: 0 S: 13	H: 1 LOB: 1 BB: 0 P: 18	R: 1 E: 0 K: 1 S: 14	H: 1 LOB: 0 BB: 0 P: 22	1B: 5 2B: 1 3B: 0 HR: 0	SF: 0 SAC: 0 DP: 2 HBP: 0	WP: 1 PB: 0 SB: 0 CS: 0	PA: 32
<b>PITCHER</b>	IP WLS BF H R ER SO BB IBB HBP BLK WP HR S P ERA WHIP																					
<b>Kurt Ainsworth, R</b> (1, 1) ERA: 2.57	8.0 W 29 6 1 1 5 1 0 0 0 0 0 0 72 101 1.12 0.875																					
<b>Scott Eyre, L</b> (9, 1) ERA: 3.38	0.1 H 1 0 0 0 0 0 0 0 0 0 0 0 3 5 0.00 0.000																					
<b>Tim Worrell, R</b> (9, 1) ERA: 1.35	0.2 S 2 0 0 0 0 1 0 0 0 0 0 1 7 10 0.00 0.000																					

livebaseballscorecards.com

<b>AB</b>	<b>31</b>
<b>R</b>	<b>1</b>
<b>H</b>	<b>6</b>
<b>RBI</b>	<b>0</b>
<b>BB</b>	<b>1</b>
<b>SO</b>	<b>6</b>
<b>LOB</b>	<b>11</b>







Batter	1	2	3	4	5	6	7	8	9	AB	R	H	RBI	BB	SO	LOB	TOP										
<b>Dave Roberts, L</b> (1, 8) OBP: 0.263, SLG: 0.358	2-1 G4-3		2-1 G4-3			1-2 FC1-5 1B		0-0 FC4-6 1B		4	1	2	0	0	0	1											
<b>Cesar Izturis, S</b> (1, 6) OBP: 0.298, SLG: 0.256	0-1 F9			0-0 G4-3		0-2 FC1-5 1B		0-1 FC4-6 BB		4	0	0	0	0	0	3											
<b>Shawn Green, L</b> (1, 9) OBP: 0.364, SLG: 0.468	2-0 G4-3			1-1 1B		0-1 F7		4-0 1-2 BB		3	0	1	0	1	0	2											
<b>Brian Jordan, R</b> (1, 7) OBP: 0.360, SLG: 0.523		0-0 P4		0-0 F9		3-1 FC6-4 1B		3-1 F8		4	0	1	1	0	0	3											
<b>Paul Lo Duca, R</b> (1, 2) OBP: 0.400, SLG: 0.463		0-1 G3		3-2 F9		1-2 FC6-4			0-2 G4-3	4	0	0	0	0	0	3											
<b>Fred McGriff, L</b> (1, 3) OBP: 0.255, SLG: 0.317		0-1 F7			3-2 G4-3		2-1 G3		1-3 K	4	0	0	0	0	1	0											
<b>Adrian Beltré, R</b> (1, 5) OBP: 0.271, SLG: 0.432			4-0 SH2-4 BB		1-2 P4		1-3 K		1-2 HR	3	1	1	1	1	1	0											
<b>Jolbert Cabrera, R</b> (1, 4) OBP: 0.267, SLG: 0.357			2-1 F9		0-0 G6-3		2-1 F8		1-1 G3-1	3	0	0	0	0	0	1											
<b>Todd Hundley, S</b> (9, PH) OBP: 0.500, SLG: 0.375			1 SAFE 1 SAFE 1 SAFE							1	0	0	0	0	0	0											
<b>Odalis Perez, L</b> (1, 1) <b>Paul Quantrill, L</b> (7, 1) <b>Ron Coomer, R</b> (8, PH) <b>Troy Brohawn, L</b> (8, 1) <b>Guillermo Mota, R</b> (8, 1) OBP: 1.000, SLG: 1.000			0-1 SH2-4		0-0 E4 FC1-5 1B				2-0 F9	1	0	0	0	0	0	0											
<b>Inning Stats</b>	R: 0 E: 0 K: 0 S: 5	H: 0 LOB: 0 BB: 0 P: 9	R: 0 E: 0 K: 0 S: 5	H: 0 LOB: 0 BB: 0 P: 5	R: 0 E: 0 K: 0 S: 6	H: 0 LOB: 1 BB: 1 P: 14	R: 0 E: 0 K: 0 S: 7	H: 1 LOB: 1 BB: 0 P: 11	R: 0 E: 0 K: 0 S: 9	H: 0 LOB: 0 BB: 0 P: 13	R: 1 E: 1 K: 0 S: 14	H: 2 LOB: 2 BB: 0 P: 19	R: 0 E: 0 K: 1 S: 7	H: 0 LOB: 0 BB: 0 P: 12	R: 0 E: 0 K: 0 S: 6	H: 1 LOB: 2 BB: 1 P: 15	R: 1 E: 0 K: 1 S: 12	H: 1 LOB: 0 BB: 0 P: 15	1B: 4 2B: 0 3B: 0 HR: 1	SF: 0 SAC: 1 DP: 0 HBP: 0	WP: 0 PB: 0 SB: 0 CS: 0	PA: 35					
<b>PITCHER</b>	IP	WLS	BF	H	R	ER	SO	BB	IBB	HBP	BLK	WP	HR	S	P	ERA	WHIP										
<b>Kirk Rueter, L</b> (1, 1) ERA: 0.96	7.2	W	30	4	1	0	1	2	0	0	0	0	0	57	93	0.00	0.783										
<b>Felix Rodriguez, R</b> (8, 1) ERA: 6.35	0.1	H	1	0	0	0	0	0	0	0	0	0	0	2	5	0.00	0.000										
<b>Tim Worrell, R</b> (9, 1) ERA: 2.35	1.0	S	4	1	1	1	1	0	0	0	0	0	1	12	15	9.00	1.000										

Los Angeles Dodgers @ San Francisco Giants  
PacBell Park, San Francisco, CA  
Fri Apr 11 2003, 10:15 PM EDT  
Att. 42,022 - Sunny - 60 F

livebaseballscorecards.com

AB	32
R	2
H	5
RBI	2
BB	2
SO	2
LOB	13



Batter	1	2	3	4	5	6	7	8	9
Ray Durham, S OBP: 0.354, SLG: 0.400 (1, 4)	0-0 G5-3		3-3 K		4-1 FC6-4 BB		0-3 K		
Edgardo Alfonzo, R OBP: 0.368, SLG: 0.310 (1, 5)	2-3 K		1-1 G6-3		0-2 FC6-4		1-2 G5-3		
Rich Aurilia, R OBP: 0.348, SLG: 0.561 (1, 6)	2-1 G5-3			1-3 K		2-1 P4	3-3 K		
Barry Bonds, L OBP: 0.455, SLG: 0.697 (1, 7)		2-0 HR		4-1 1B S BB		1-1 F8	3-3 K		
José Cruz Jr., S OBP: 0.462, SLG: 0.767 (1, 9)		2-3 K		2-2 F9		4-0 2B 1B BB	0-3 K		
Benito Santiago, R OBP: 0.432, SLG: 0.735 (1, 2)		3-2 1B		4-1 1B BB		0-0 1B 2B	3-1 1B		
Andres Galarraga, R OBP: 0.400, SLG: 0.333 (1, 3)		0-3 K		0-0 1B		1-0 1B 1B	1-1 L7		
Tim Worrell, R (9, 1)				1-2 2-H 1B		2-H 3-H 1B 1B			
Marquis Grissom, R OBP: 0.250, SLG: 0.316 (1, 8)		1-2 F8			1-2 F9	1-1 FC6-4 1B			
Kirk Rueter, L OBP: 0.250, SLG: 0.250 (1, 1)			0-1 G1-3		0-1 G4-3	0-0 FC6-4			
Felix Rodriguez, R (8, 1)									
J.T. Snow, L OBP: 0.486, SLG: 0.567 (9, 3)									

AB	R	H	RBI	BB	SO	LOB
3	0	0	0	1	2	0
4	0	0	0	0	1	1
4	0	0	0	0	2	0
3	1	1	1	1	1	0
3	1	0	0	1	2	1
3	1	3	0	1	0	0
4	0	2	2	0	1	2
0	0	0	0	0	0	0
3	0	1	0	0	0	1
3	0	0	0	0	0	2
0	0	0	0	0	0	0
0	0	0	0	0	0	0

**BOTTOM**

Los Angeles Dodgers @ San Francisco Giants  
PacBell Park, San Francisco, CA  
Fri Apr 11 2003, 10:15 PM EDT  
Att. 42,022 - Sunny - 60 F

livebaseballscorecards.com

AB	30
R	3
H	7
RBI	3
BB	4
SO	9
LOB	7



1B:	5	SF:	0	WP:	0	PA:	34
2B:	1	SAC:	0	PB:	0		
3B:	0	DP:	0	SB:	1		
HR:	1	HBP:	0	CS:	0		

Inning Stats	R	H	E	K	S	R	H	E	K	S	R	H	E	K	S	R	H	E	K	S	R	H	E	K	S	R	H	E	K	S	R	H	E	K	S
R: 0 E: 0 K: 1 S: 6	H: 0 LOB: 0 BB: 0 P: 10	R: 1 E: 0 K: 2 S: 15	H: 2 LOB: 1 BB: 0 P: 23	R: 0 E: 0 K: 1 S: 7	H: 0 LOB: 0 BB: 0 P: 11	R: 0 E: 0 K: 1 S: 9	H: 1 LOB: 2 BB: 2 P: 20	R: 0 E: 0 K: 0 S: 10	H: 0 LOB: 1 BB: 1 P: 15	R: 2 E: 0 K: 0 S: 9	H: 3 LOB: 2 BB: 1 P: 18	R: 0 E: 0 K: 2 S: 11	H: 0 LOB: 0 BB: 0 P: 15	R: 0 E: 0 K: 2 S: 10	H: 1 LOB: 1 BB: 0 P: 17	R: 0 E: 0 K: 0 S: 0	H: 0 LOB: 0 BB: 0 P: 0	R: 0 E: 0 K: 0 S: 0	H: 0 LOB: 0 BB: 0 P: 0	R: 0 E: 0 K: 0 S: 0	H: 0 LOB: 0 BB: 0 P: 0	R: 0 E: 0 K: 0 S: 0	H: 0 LOB: 0 BB: 0 P: 0	R: 0 E: 0 K: 0 S: 0	H: 0 LOB: 0 BB: 0 P: 0	R: 0 E: 0 K: 0 S: 0	H: 0 LOB: 0 BB: 0 P: 0	R: 0 E: 0 K: 0 S: 0	H: 0 LOB: 0 BB: 0 P: 0	R: 0 E: 0 K: 0 S: 0	H: 0 LOB: 0 BB: 0 P: 0	R: 0 E: 0 K: 0 S: 0	H: 0 LOB: 0 BB: 0 P: 0		

PITCHER	IP	WLS	BF	H	R	ER	SO	BB	IBB	HBP	BLK	WP	HR	S	P	ERA	WHIP
Odalis Perez, L ERA: 4.19 (1, 1)	6.0	L	27	6	3	3	5	4	0	0	0	0	1	56	97	4.50	1.667
Paul Quantrill, R ERA: 3.86 (7, 1)	1.0		3	0	0	0	2	0	0	0	0	0	0	11	15	0.00	0.000
Troy Brohawn, L ERA: (8, 1)	0.2		2	0	0	0	2	0	0	0	0	0	0	6	9	0.00	0.000
Guillermo Mota, R ERA: 1.59 (8, 1)	0.1		2	1	0	0	0	0	0	0	0	0	0	4	8	0.00	3.000



Batter	1	2	3	4	5	6	7	8	9	10	11	12	AB	R	H	RBI	BB	SO	LOB	TOP															
<b>Dave Roberts, L</b> OBP: 0.286, SLG: 0.373 (1, 8)	E4 1B	2-0 S 1B		2-1 F7 1		3-1 L9 2		0-2 G1-3 3			1-0 CS FC2-6 1B 1-2		6	1	3	1	0	0	0																
<b>Cesar Izturis, S</b> OBP: 0.283, SLG: 0.245 (1, 6)	0-1 G4-6-3 BB 1B 2-H	2-2 SAFE G4-3 1-2		1-3 K 2		1-3 K 3			1-1 G4-3 1		0-0 FC2-6 1B 1-2 2-3f		6	0	1	1	0	2	3																
<b>Shawn Green, L</b> OBP: 0.393, SLG: 0.500 (1, 9)	4-2 G4-6-3 BB 1-2		0-0 1B 2B	2-0 1B			1-0 F9 1B 1B		1-1 F7 2		3-3 K 2 2-3		5	1	3	0	1	1	2																
<b>Brian Jordan, R</b> OBP: 0.357, SLG: 0.500 (1, 7)	3-2 G4-6-3 1-2f 2-3		2-2 BB 1B 1B	3-2 SAFE F7 3			1-0 SAFE 1-2 1B		1-3 K 3			0-0 G5-3 1	6	1	2	0	0	1	3																
<b>Todd Hundley, S</b> OBP: 0.500, SLG: 0.273 (1, 2)	4-1 BB		4-0 1B 1-2 BB		1-3 K 1		2-2 P4 1			1-1 F7 1		4-0 1B BB	3	0	0	0	3	1	2																
<b>Daryle Ward, L</b> OBP: 0.308, SLG: 0.182 <b>Paul Lo Duca, R</b> OBP: 0.417, SLG: 0.477 (7, PH) (7, 3)	2-0 F7 3		1-2 FC6 1B		0-0 1B		0-0 F9 2 2-3			2-2 1B		2-0 SAFE 1-3 1B	3	0	2	2	0	0	2																
<b>Adrián Beltré, R</b> OBP: 0.245, SLG: 0.388 <b>Eric Gagne, R</b> (10, 1) <b>Fred McGriff, L</b> OBP: 0.250, SLG: 0.310 <b>Andy Ashby, R</b> (12, 1)		1-1 P4 1	0-3 K 1		0-0 P3 2		0-1 G6-3 3			2-0 SAFE F8 2		3-3 K 3	5	0	0	0	0	1	6																
<b>Alex Cora, L</b> OBP: 0.279, SLG: 0.275 (1, 4)		1-2 SH3-4 1B	1-3 K 2		3-2 SAFE G4-3 3			2-2 K 1		1 SAFE 0-3 K 3			5	1	1	0	0	3	4																
<b>Kevin Brown, R</b> <b>Mike Kinkade, R</b> <b>Guillermo Mota, R</b> <b>Troy Brown, L</b> <b>Paul Quantrill, L</b> <b>Jobert Cabrera, R</b> <b>Paul Shuey, R</b> <b>Tom Martin, L</b> <b>Ron Coomer, R</b>		0-0 SH3-4 2 1-2	0-1 FC6 3			3-3 K 1		1-3 K 2			4-1 FC2-6 1B BB		1	0	0	0	0	0	2																
<b>Inning Stats</b>	R: 1 E: 1 K: 0 S: 14	H: 2 LOB: 2 BB: 2 P: 27	R: 1 E: 0 K: 0 S: 14	H: 2 LOB: 1 BB: 0 P: 20	R: 2 E: 0 K: 2 S: 16	H: 3 LOB: 2 BB: 1 P: 24	R: 0 E: 0 K: 1 S: 10	H: 1 LOB: 1 BB: 0 P: 18	R: 0 E: 0 K: 1 S: 8	H: 1 LOB: 1 BB: 0 P: 12	R: 0 E: 0 K: 2 S: 10	H: 0 LOB: 0 BB: 0 P: 17	R: 0 E: 0 K: 0 S: 9	H: 2 LOB: 2 BB: 0 P: 13	R: 0 E: 0 K: 2 S: 9	H: 0 LOB: 0 BB: 0 P: 12	R: 0 E: 0 K: 1 S: 7	H: 0 LOB: 0 BB: 0 P: 10	R: 0 E: 0 K: 1 S: 10	H: 1 LOB: 1 BB: 0 P: 15	R: 0 E: 0 K: 1 S: 6	H: 1 LOB: 2 BB: 1 P: 14	R: 0 E: 0 K: 1 S: 6	H: 1 LOB: 1 BB: 1 P: 15	1B: 13 2B: 2 3B: 0 HR: 0	SF: 0 SAC: 1 DP: 2 HBP: 0	WP: 0 PB: 0 SB: 1 CS: 1	PA: 52							
<b>PITCHER</b> <b>Jason Schmidt, R</b> ERA: 2.79 <b>Scott Eyre, L</b> ERA: 3.18 <b>Joe Nathan, R</b> ERA: <b>Tim Worrell, R</b> ERA: 2.08 <b>Felix Rodriguez, R</b> ERA: 4.7	IP 6.0 (7, 1) (7, 1) (9, 1) (10, 1)	WLS 3 5 3 8	BF 29 3 3 8	H 9 2 0 2	R 4 0 0 0	ER 4 0 0 0	SO 6 0 2 1	BB 3 0 0 0	IBB 0 0 0 0	HBP 0 0 0 0	BLK 0 0 0 0	WP 0 0 0 0	HR 0 0 0 0	S 72 6 12 7 16	P 118 10 15 10 29	ERA 6.00 0.00 0.00 0.00 0.00	WHIP 2.000 6.000 0.000 0.000 1.500	<b>PITCHER</b> <b>Jim Brower, R</b> ERA: 2.25 (12, 1)	IP 1.0	WLS W	BF 4	H 1	R 0	ER 0	SO 1	BB 1	IBB 0	HBP 0	BLK 0	WP 0	HR 0	S 6	P 15	ERA 0.00	WHIP 2.000

Los Angeles Dodgers @ San Francisco Giants  
PacBell Park, San Francisco, CA  
Sun Apr 13 2003, 8:05 PM EDT  
Att. 41,672 - Cloudy - 54 F

AB	46
R	4
H	14
RBI	4
BB	5
SO	12
LOB	27








Batter	1	2	3	4	5	6	7	8	9	AB R H RBI BB SO LOB	TOP											
<b>Craig Biggio, R</b> OBP: 0.271, SLG: 0.411 (1, 8) B X	1-0 F8		1-1 G5-3		0-2 G6-3		1-3 K		1-2 G3	5 0 0 0 0 1 1												
<b>Brian Hunter, R</b> OBP: 0.167, SLG: 0.167 (1, 7) B C X	2-1 G5-3		1-2 G6-3		2-2 5 BB 1B			1-3 K		4 1 1 0 0 1 0												
<b>5 Jeff Bagwell, R</b> OBP: 0.481, SLG: 0.733 (1, 3) B S X	1-1 BB 1B		3-0 1B		4-2 1B BB			3-2 G4-3		3 0 2 0 1 0 0												
<b>Jeff Kent, R</b> OBP: 0.373, SLG: 0.511 (1, 4) B C F SAFE B	4-2 1-2 BB		0-0 L8		1-1 1-3 2-H 1B			4-2 BB		2 0 1 1 2 0 1												
<b>Richard Hidalgo, R</b> OBP: 0.354, SLG: 0.333 (1, 9) B B S C	3-3 K			4-0 WP BB		1-2 F8		0-0 L8		3 0 0 0 1 1 3												
<b>Brad Ausmus, R</b> OBP: 0.317, SLG: 0.500 (1, 2) B X		1-0 WP 1B		1-2 F8		0-0 E6 G6-4-3			3-2 P3	4 0 1 0 0 0 1												
<b>Morgan Ensberg, R</b> (1, 5) B C SAFE X		2-1 F8		3-3 K		1 SAFE 0-0 G6-4-3 1-2f			1-1 F7	3 0 0 0 0 1 3 0 0 0 0 0 0 0 1 0 0 0 0 0 0												
<b>Ricky Stone, R</b> (6, 1) B C SAFE X				1-2 K							<b>AB 33</b>											
<b>Orlando Merced, S</b> (9, PH) F SAFE X				3-3 K							<b>R 2</b>											
<b>Julio Lugo, R</b> OBP: 0.257, SLG: 0.188 (1, 6) B C SAFE X				0-0 G1-3							<b>H 7</b>											
<b>Gregg Zaun, S</b> (9, PH) F SAFE X				0-0 G5-3							<b>RBI 2</b>											
<b>Wade Miller, R</b> OBP: 0.167, SLG: 0.167 (1, 1) B C SAFE X				1-2 L8							<b>BB 4</b>											
<b>Geoff Blum, S</b> (6, 5) B C SAFE X				0-0 G6-3							<b>SO 5</b>											
											<b>LOB 12</b>											
<b>Inning Stats</b>	R: 0 E: 0 K: 1 S: 11	H: 1 LOB: 2 BB: 1 P: 22	R: 0 E: 0 K: 1 S: 8	H: 1 LOB: 1 BB: 0 P: 16	R: 0 E: 0 K: 0 S: 7	H: 1 LOB: 1 BB: 1 P: 12	R: 0 E: 0 K: 1 S: 7	H: 0 LOB: 1 BB: 1 P: 15	R: 1 E: 0 K: 0 S: 14	H: 2 LOB: 2 BB: 1 P: 21	R: 0 E: 1 K: 0 S: 5	H: 0 LOB: 0 BB: 0 P: 6	R: 0 E: 0 K: 1 S: 8	H: 0 LOB: 0 BB: 0 P: 10	R: 0 E: 0 K: 1 S: 14	H: 0 LOB: 1 BB: 1 P: 22	R: 1 E: 0 K: 0 S: 11	H: 2 LOB: 1 BB: 0 P: 17	1B: 6 2B: 1 3B: 0 HR: 0	SF: 0 SAC: 0 DP: 1 HBP: 0	WP: 2 PB: 0 SB: 0 CS: 0	PA: 37
<b>PITCHER</b>	IP WLS BF H R ER SO BB IBB HBP BLK WP HR S P ERA WHIP																					
<b>Damian Moss, L</b> ERA: 3.24 (1, 1)	6.0 W 25 5 1 1 3 3 0 0 0 2 0 52 92 1.50 1.333																					
<b>Jesse Foppert, R</b> ERA: (7, 1)	2.0 H 7 0 0 0 2 1 0 0 0 0 0 22 32 0.00 0.500																					
<b>Tim Worrell, R</b> ERA: 2.79 (9, 1)	1.0 S 5 2 1 1 0 0 0 0 0 0 0 11 17 9.00 2.000																					

**Houston Astros @ San Francisco Giants**  
PacBell Park, San Francisco, CA  
Mon Apr 14 2003, 10:15 PM EDT  
Att. 35,919 - Cloudy - 55 F

livebaseballscorecards.com







**Houston Astros @ San Francisco Giants**  
 PacBell Park, San Francisco, CA

Tue Apr 15 2003, 10:15 PM EDT  
 Att. 36,629 - Overcast - 57 F

AB	37
R	4
H	10
RBI	4
BB	3
SO	7
LOB	14



AB	R	H	RBI	BB	SO	LOB
5	1	1	0	0	1	1
3	0	0	0	2	2	1
5	0	2	0	0	1	2
4	0	1	1	1	1	3
4	0	0	0	0	0	3
3	1	1	1	0	0	0
1	0	1	0	0	0	0
4	0	1	0	0	0	0
3	1	1	0	0	1	0
0	0	0	0	0	0	0
1	0	0	0	0	1	2
0	0	0	0	0	0	0
1	0	1	0	0	0	0
1	1	1	2	0	0	0
0	0	0	0	0	0	0
2	0	0	0	0	0	2

Batter	1	2	3	4	5	6	7	8	9
<b>Craig Biggio, R</b> (1, 8) OBP: 0.266, SLG: 0.393	0-0 L5	2-3 K			2-2 17 2B		3-1 G5-3		1-1 G5-3
<b>Geoff Blum, S</b> (1, 5) OBP: 0.346, SLG: 0.391	1-2 F8		1-3 K		2-3 K		4-1 5 2B		4-2 BB
<b>5 Jeff Bagwell, R</b> (1, 3) OBP: 0.475, SLG: 0.740	1-1 2B		0-0 G4-3		3-3 K		1-0 1-3 2B		0-0 F8
<b>17 Lance Berkman, S</b> (1, 7) OBP: 0.377, SLG: 0.326	4-2 BB		1-0 G3		2-1 1-H 2B		3-3 K		1-2 G4-3
<b>Jeff Kent, R</b> (1, 4) OBP: 0.345, SLG: 0.469	2-2 P3			0-0 F8	0-0 F8			1-0 P4	
<b>Orlando Merced, S</b> (1, 9) <b>Brian Hunter, R</b> (8, PH) OBP: 0.286, SLG: 0.286		0-0 HR		1-1 L7		2-2 G6-3		1-2 WP 1B	
<b>Gregg Zaun, S</b> (1, 2) OBP: 0.375, SLG: 0.500		0-0 F8		2-2 F9		3-1 L9		1-2 WP 1B	
<b>Julio Lugo, R</b> (1, 6) OBP: 0.263, SLG: 0.229 <b>Pete Munro, R</b> (6, 1)		1-2 G6-3			0-1 HR 2B	0-3 K		3-3 K	
<b>Richard Hidalgo, R</b> (8, PH) OBP: 0.347, SLG: 0.326 <b>Billy Wagner, L</b> (8, 1)								1-2 2-3 K	
<b>Jerome Robertson, L</b> (1, 1) OBP: 0.200, SLG: 0.200 <b>Raul Chavez, R</b> (5, PH) OBP: 1.000, SLG: 4.000 <b>Bruce Chen, L</b> (5, 1) <b>Jose Vizcaino, S</b> (6, 6) OBP: 0.176, SLG: 0.125		0-0 1B			1-1 2-H HR		1-0 G3-1	1-2 L7	

Inning	1	2	3	4	5	6	7	8	9
R	0	1	1	0	3	0	0	0	0
H	1	2	0	0	4	0	1	2	0
E	0	0	0	0	0	0	0	0	0
K	0	1	1	0	2	1	1	1	0
S	13	12	5	6	17	11	8	14	9

PITCHER	IP	WLS	BF	H	R	ER	SO	BB	IBB	HBP	BLK	WP	HR	S	P	ERA	WHIP
<b>Kurt Ainsworth, R</b> (1, 1) ERA: 3.79	5.0	W	23	7	4	4	4	1	0	0	0	0	2	53	79	7.20	1.600
<b>Joe Nathan, R</b> (6, 1) ERA:	1.2	H	7	1	0	0	1	1	0	0	0	0	0	16	30	0.00	1.200
<b>Scott Eyre, L</b> (7, 1) ERA: 2.84	0.2	H	4	2	0	0	1	0	0	0	0	0	0	11	17	0.00	3.000
<b>Felix Rodriguez, R</b> (8, 1) ERA: 3.86	1.2	S	6	0	0	0	1	1	0	0	0	1	0	15	25	0.00	0.600



Batter	1	2	3	4	5	6	7	8	9	AB	R	H	RBI	BB	SO	LOB
Marquis Grissom, R OBP: 0.255, SLG: 0.358 (1, 8)	3-1 1B FC5-4 2B	0-2 G4-3 2B 2-H	1-0 G6-3		1-2 F9			2-3 K		5	2	2	1	0	1	4
Edgardo Alfonzo, R OBP: 0.340, SLG: 0.262 (1, 5)	2-2 FC5-4 1B 2-3	0-0 G4-3 2-3		2-2 F8		3-1 G6-3		2-2 E9 3-H		5	0	1	0	0	0	1
Rich Aurilia, R OBP: 0.328, SLG: 0.481 (1, 6)	2-3 K 1-2	0-1 E 2B 3-H		2-2 F9		1-3 K		1-2 F8		5	1	1	1	0	2	3
Barry Bonds, L OBP: 0.500, SLG: 0.707 (1, 7)	4-0 FC5-4 1B 1-2	4-0 E WP IBB		1-3 K		3-2 F8				2	1	0	0	2	1	0
José Cruz Jr., S OBP: 0.455, SLG: 0.698 Felix Rodriguez, R OBP: 1.000, SLG: 1.000 (1, 9) (8, 1)	0-0 FC5-4 BB 1-2f 2-3 3-H	1-1 E9 E 1-3 2-H		2-1 G4-3 1B 2B		0-0 G6-3				4	2	1	1	0	0	3
Benito Santiago, R OBP: 0.422, SLG: 0.650 (1, 2)	4-1 BB 1-2	1-2 G5-3 2-H 3-H		1-1 G4-3 2-3		1-0 G1-6-3 1B				3	0	1	0	1	0	1
J.T. Snow, L OBP: 0.471, SLG: 0.548 (1, 3)	0-3 K 1-2		0-0 G6-3		3-2 SH2-3 1B 3-H		0-1 G1-6-3 1-2f			4	0	1	1	0	1	4
Neifi Perez, S OBP: 0.174, SLG: 0.136 (1, 4)		4-2 BLK 2B BB	1-1 SH2-4 1B		0-1 SH2-3 1-2		1-2 E S E 1B			2	2	2	0	1	0	0
Kurt Ainsworth, R OBP: 0.167, SLG: 0.167 Andres Calarraga, R OBP: 0.383, SLG: 0.273 Joe Nathan, R Scott Eyre, L Ruben Rivera, R OBP: 0.143, SLG: 0.214 (1, 1) (5, PH) (6, 1) (7, 1) (8, 9)	1 SAFE 0-3 K 1-2	1 SAFE 0-3 K 1-2	0-1 SH2-4 1-2		4-1 BB		0-3 1 SAFE K 1-3			1	0	0	0	0	1	1

Inning Stats	R: 1	H: 2	E: 0	K: 2	S: 13	R: 5	H: 2	E: 1	K: 1	S: 18	R: 0	H: 1	E: 0	K: 0	S: 6	R: 0	H: 0	E: 0	K: 1	S: 9	R: 1	H: 2	E: 0	K: 0	S: 13	R: 0	H: 1	E: 0	K: 0	S: 4	R: 1	H: 1	E: 1	K: 2	S: 17
	LOB: 3	BB: 2	LOB: 0	BB: 2	LOB: 1	BB: 0	LOB: 0	BB: 0	LOB: 2	BB: 1	LOB: 0	BB: 0	LOB: 0	BB: 0	LOB: 0	LOB: 1	BB: 0	LOB: 0	BB: 0	LOB: 0	LOB: 2	BB: 1	LOB: 0	BB: 0	LOB: 0	LOB: 0	LOB: 1	BB: 0	LOB: 1	BB: 0	LOB: 1	BB: 0	LOB: 0	BB: 0	LOB: 0

PITCHER	IP	WLS	BF	H	R	ER	SO	BB	IBB	HBP	BLK	WP	HR	S	P	ERA	WHIP
Jerome Robertson, L ERA: 7.04 (1, 1)	4.0	L	22	5	6	3	4	2	2	0	1	1	0	46	78	6.75	1.750
Bruce Chen, L ERA: 6.75 (5, 1)	1.0		6	2	1	1	0	1	0	0	0	0	0	13	24	9.00	3.000
Pete Munro, R ERA: 1.86 (6, 1)	2.0		6	1	0	0	1	0	0	0	0	0	0	13	21	0.00	0.500
Billy Wagner, L ERA: 1.13 (8, 1)	1.0		5	1	1	0	2	0	0	0	0	0	0	17	23	0.00	1.000


**BOTTOM**

**Houston Astros @ San Francisco Giants**  
PacBell Park, San Francisco, CA

Tue Apr 15 2003, 10:15 PM EDT  
Att: 36,629 - Overcast - 57 F

AB	32
R	8
H	9
RBI	4
BB	5
SO	7
LOB	18

livebaseballscorecards.com



1B:	5	SF:	0	WP:	1	PA:	39
2B:	4	SAC:	2	PB:	0		
3B:	0	DP:	1	SB:	1		
HR:	0	HBP:	0	CS:	0		









Batter	1	2	3	4	5	6	7	8	9	AB R H RBI BB SO LOB	TOP											
Neifi Perez, S OBP: 0.267, SLG: 0.214 (1, 4)	0-1 BB 1B	2-1 G4-3		0-0 G4-3		1-2 L3 1B		4-0 CS BB		4 1 2 0 1 0 0												
Edgardo Alfonzo, R OBP: 0.317, SLG: 0.255 (1, 5)	1-0 P4	2-1 E4 1B		2-0 G6-3		0-0 L3		1-1 F8		5 0 1 0 0 0 3												
Rich Aurilia, R OBP: 0.324, SLG: 0.469 (1, 6)	1 SAFE 0-3 K	0-0 E6		0-1 E 1B		0-1 2B			3-1 F9	5 0 2 0 0 1 2												
Barry Bonds, L OBP: 0.492, SLG: 0.659 (1, 7)	4-1 1B 1-2 BB	2-2 L9		0-0 E4 1-3 1B		4-0 IBB		1-3 K		3 1 0 0 2 1 3												
José Cruz Jr., S OBP: 0.447, SLG: 0.633 (1, 9)	4-0 1B 1-2 2-3 BB		2-2 2B 1B		0-0 G3		0-0 G6-3		1-0 F7	4 2 1 0 1 0 4												
Benito Santiago, R OBP: 0.407, SLG: 0.592 (1, 2)	2-2 1B 1-2 2-3 3-H 1B		1 SAFE 3-1 F9		1-3 K		0-0 F8			4 0 1 1 0 1 1												
J.T. Snow, L OBP: 0.483, SLG: 0.608 (1, 3)	1-2 1-3 2-H 3-H 1B		1 SAFE 3-1 1B 2B		1-1 L5		0-1 G6-4-3 1B			4 0 3 3 0 0 0												
Marquis Grissom, R OBP: 0.270, SLG: 0.426 (1, 8)	1-1 G6-3		2-1 G5-3		1-1 HR		1-1 G6-4-3			4 1 1 1 0 0 4												
Jason Schmidt, R Scott Eyre, L Felix Rodriguez, R OBP: 1.000, SLG: 1.000 (1, 1) (8, 1) (8, 1)		0-3 K		0-0 G4-3		2-1 G6-3		3-2 G6-3		4 0 0 0 0 1 1 0 0 0 0 0 0 0 0 0 0 0 0 0 0												
<b>Inning Stats</b>	R: 3 E: 0 K: 1 S: 16	H: 3 LOB: 2 BB: 2 P: 29	R: 0 E: 2 K: 1 S: 13	H: 1 LOB: 2 BB: 0 P: 19	R: 1 E: 0 K: 0 S: 10	H: 2 LOB: 1 BB: 0 P: 20	R: 0 E: 1 K: 0 S: 6	H: 1 LOB: 2 BB: 0 P: 8	R: 1 E: 0 K: 1 S: 9	H: 1 LOB: 0 BB: 0 P: 14	R: 0 E: 0 K: 0 S: 7	H: 2 LOB: 2 BB: 1 P: 12	R: 0 E: 0 K: 0 S: 5	H: 1 LOB: 0 BB: 0 P: 6	R: 0 E: 0 K: 0 S: 5	H: 0 LOB: 0 BB: 1 P: 13	R: 0 E: 0 K: 1 S: 6	H: 0 LOB: 0 BB: 0 P: 11	1B: 8 2B: 3 3B: 0 HR: 1	SF: 0 SAC: 0 DP: 2 HBP: 0	WP: 0 PB: 0 SB: 0 CS: 1	PA: 41
<b>PITCHER</b>	IP WLS BF H R ER SO BB IBB HBP BLK WP HR S P ERA WHIP																					
Kevin Brown, R ERA: 4.03 (1, 1)	5.0 L 27 8 5 5 3 2 0 0 0 0 0 1 54 90 9.00 2.000																					
Guillermo Mota, R ERA: 0.93 (6, 1)	2.0 8 3 0 0 0 0 1 0 0 0 0 0 12 18 0.00 1.500																					
Paul Shuey, R ERA: 1.0 (8, 1)	2.0 6 0 0 0 0 1 1 0 0 0 0 0 11 24 0.00 0.500																					

San Francisco Giants @ Los Angeles Dodgers  
Dodger Stadium, Los Angeles, CA  
Fri Apr 18 2003, 7:10 PM PDT  
Att. 54,799 - Sunny - 59 F

livebaseballscorecards.com

AB 37  
R 5  
H 11  
RBI 5  
BB 4  
SO 4  
LOB 18



Batter	1	2	3	4	5	6	7	8	9	AB	R	H	RBI	BB	SO	LOB
<b>Dave Roberts, L</b> (1, 8) OBP: 0.358, SLG: 0.389	3-2 SH1-3 1B		2-2 F8		0-2 G3			4-2 BB		3	1	1	0	1	0	0
<b>Adrian Beltré, R</b> (1, 5) OBP: 0.233, SLG: 0.375	1-0 SH1-3		1-1 G3-1		2-3 K			3-2 L9		3	0	0	0	0	1	1
<b>Shawn Green, L</b> (1, 9) OBP: 0.372, SLG: 0.441	0-0 L9-3 1B		4-2 BB					1-3 K		3	0	1	1	1	2	1
<b>Brian Jordan, R</b> (1, 7) OBP: 0.342, SLG: 0.431	0-0 L9-3		2-3 K					0-0 F9		4	0	0	0	0	2	3
<b>Fred McGriff, L</b> (1, 3) OBP: 0.266, SLG: 0.345		1-2 L9		0-0 G4-3 1B				1-1 F8		4	0	1	0	0	0	0
<b>Todd Hundley, S</b> (1, 2) OBP: 0.478, SLG: 0.467		4-2 2B BB		2-3 K				2-1 F8		3	0	0	0	1	2	1
<b>Alex Cora, L</b> (1, 4) OBP: 0.286, SLG: 0.260		1-0 BB		0-1 G4-3				4-1 BB		3	0	1	0	1	1	1
<b>Cesar Izturis, S</b> (1, 6) OBP: 0.266, SLG: 0.250		0-1 P6		1-3 K				1-3 K		3	0	0	0	0	2	4
<b>Kevin Brown, R</b> (1, 1) <b>Mike Kinkade, R</b> (5, PH) <b>Guillermo Mota, R</b> (6, 1) <b>Daryle Ward, L</b> (7, PH) <b>Paul Shuey, R</b> (8, 1)		1-3 K				0-2 L7		1-1 G1-3		1	0	0	0	0	1	2
										1	0	0	0	0	0	0
										0	0	0	0	0	0	0
										1	0	0	0	0	0	1
										0	0	0	0	0	0	0

Inning Stats	R: 1	H: 2	E: 0	K: 0	S: 6	H: 2	LOB: 0	BB: 0	P: 10	R: 0	H: 1	E: 0	K: 1	S: 12	H: 1	LOB: 2	BB: 1	P: 19	R: 0	H: 0	E: 0	K: 1	S: 11	R: 0	H: 1	E: 0	K: 2	S: 10	H: 1	LOB: 1	BB: 0	P: 13	R: 0	H: 0	E: 0	K: 1	S: 9	H: 0	LOB: 0	BB: 0	P: 11	R: 0	H: 0	E: 1	K: 1	S: 10	H: 0	LOB: 1	BB: 1	P: 18	R: 0	H: 0	E: 0	K: 2	S: 9	H: 0	LOB: 0	BB: 0	P: 13	1B: 3	SF: 0	2B: 2	SAC: 1	3B: 0	DP: 1	HR: 0	HBP: 0	WP: 0	PA: 34
--------------	------	------	------	------	------	------	--------	-------	-------	------	------	------	------	-------	------	--------	-------	-------	------	------	------	------	-------	------	------	------	------	-------	------	--------	-------	-------	------	------	------	------	------	------	--------	-------	-------	------	------	------	------	-------	------	--------	-------	-------	------	------	------	------	------	------	--------	-------	-------	-------	-------	-------	--------	-------	-------	-------	--------	-------	--------

PITCHER	IP	WLS	BF	H	R	ER	SO	BB	IBB	HBP	BLK	WP	HR	S	P	ERA	WHIP
<b>Jason Schmidt, R</b> (1, 1) ERA: 2.36	7.1	W	29	4	1	1	8	4	0	0	0	0	0	72	114	1.23	1.091
<b>Scott Eyre, L</b> (8, 1) ERA: 2.45	0.1		1	0	0	0	1	0	0	0	0	0	0	4	5	0.00	0.000
<b>Felix Rodriguez, R</b> (8, 1) ERA: 3.38	1.1		4	0	0	0	2	0	0	0	0	0	0	10	14	0.00	0.000

**BOTTOM**

**San Francisco Giants @ Los Angeles Dodgers**  
**Dodger Stadium, Los Angeles, CA**

livebaseballscorecards.com

**AB 29**  
**R 1**  
**H 4**  
**RBI 1**  
**BB 4**  
**SO 11**  
**LOB 14**



Fri Apr 18 2003, 7:10 PM PDT  
Att: 54,799 - Sunny - 59 F



Batter	1	2	3	4	5	6	7	8	9	AB R H RBI BB SO LOB	TOP													
<b>Marquis Grissom, R</b> (1, 8) OBP: 0.288, SLG: 0.438 <b>Ruben Rivera, R</b> (5, 8) OBP: 0.188, SLG: 0.438	0-0 G6-3		1-0 S WP E 1B		0-0 1-2 2B 1B	1-0 HR		0-1 L9		3 2 2 0 0 0 0 2 1 1 1 0 0 0														
<b>Edgardo Alfonzo, R</b> (1, 5) OBP: 0.309, SLG: 0.250	0-1 F9		3-2 G6-3 1-H		1-2 2B 1B	1-3 K		2-0 L4		5 1 1 0 0 1 0														
<b>Rich Aurilia, R</b> (1, 6) OBP: 0.329, SLG: 0.471	0-3 K		3-2 F8		1-1 1B 2B 1-3 2-H 3-H	4-1 BB			0-3 K	4 1 1 2 1 2 0														
<b>Barry Bonds, L</b> (1, 7) OBP: 0.507, SLG: 0.652 <b>Marvin Benard, L</b> (8, 7) OBP: 0.400, SLG: 0.375		4-2 G3-1 1B BB	1-0 1B		4-0 1B IBB	2-3 K			1-1 G4-3	2 1 1 0 2 1 1 1 0 0 0 0 0 0														
<b>José Cruz Jr., S</b> (1, 9) OBP: 0.432, SLG: 0.600		1-2 SAFE G3-1 1B 1B	3-3 K		1-3 K		2-3 K		0-0 F8	5 1 1 0 0 3 4														
<b>Benito Santiago, R</b> (1, 2) OBP: 0.397, SLG: 0.566		2-3 K		0-2 F8	0-0 2B 1B 1-3 2-3 3-H		0-3 K			4 1 1 1 0 2 2														
<b>J.T. Snow, L</b> (1, 3) OBP: 0.475, SLG: 0.596 <b>Andres Galarraga, R</b> (3, 3) OBP: 0.438, SLG: 0.385		3-2 G3-1		1-3 K	0-0 2B		4-2 BB			1 0 0 0 0 0 2 2 0 1 2 1 1 0														
<b>Neifi Perez, S</b> (1, 4) OBP: 0.265, SLG: 0.219		1-2 2-H 3-H 1B		0-0 G5-3	1-1 G5-3		1-0 P5			4 0 1 2 0 0 2														
<b>Damian Moss, R</b> (1, 1) OBP: 0.333, SLG: 0.250 <b>Pedro Feliz, R</b> (8, PH) OBP: 0.286, SLG: 0.286 <b>41 Chad Zerbe, L</b> (8, 1) <b>Tim Worrell, R</b> (9, 1)		0-2 G5-3		1-2 1B 2B 1B	1-2 P2			0-0 F9		3 1 1 0 0 0 1 1 0														
<b>Inning Stats</b>	R: 0 E: 0 K: 1 S: 6	H: 0 LOB: 0 BB: 0 P: 6	R: 2 E: 0 K: 1 S: 20	H: 2 LOB: 1 BB: 1 P: 31	R: 1 E: 0 K: 1 S: 14	H: 2 LOB: 1 BB: 0 P: 25	R: 0 E: 0 K: 1 S: 9	H: 0 LOB: 0 BB: 0 P: 10	R: 5 E: 0 K: 1 S: 17	H: 6 LOB: 1 BB: 1 P: 26	R: 1 E: 0 K: 2 S: 12	H: 1 LOB: 1 BB: 1 P: 21	R: 0 E: 0 K: 2 S: 11	H: 0 LOB: 1 BB: 1 P: 18	R: 0 E: 0 K: 0 S: 4	H: 0 LOB: 0 BB: 0 P: 6	R: 0 E: 0 K: 1 S: 8	H: 0 LOB: 0 BB: 0 P: 9	1B: 8 2B: 2 3B: 0 HR: 1	SF: 0 SAC: 0 DP: 0 HBP: 0	WP: 1 PB: 0 SB: 1 CS: 0	PA: 41		
<b>PITCHER</b>	IP WLS BF H R ER SO BB IBB HBP BLK WP HR S P ERA WHIP																							
<b>Andy Ashby, R</b> (1, 1) ERA: 11.25 <b>Troy Brohawn, L</b> (5, 1) ERA: 2.7 <b>Guillermo Mota, R</b> (7, 1) ERA: 0.84 <b>Paul Quantrill, R</b> (8, 1) ERA: 2.57 <b>Tom Martin, L</b> (9, 1) ERA: 1.29	4.0 L 22 8 8 8 4 1 1 0 0 1 0 58 88 18.00 2.250	2.0 9 3 1 1 3 1 0 0 0 0 1 20 31 4.50 2.000	1.0 4 0 0 0 2 1 0 0 0 0 0 11 18 0.00 1.000	1.0 3 0 0 0 0 0 0 0 0 0 0 4 6 0.00 0.000	1.0 3 0 0 0 1 0 0 0 0 0 0 8 9 0.00 0.000																			

San Francisco Giants @ Los Angeles Dodgers  
 Dodger Stadium, Los Angeles, CA  
 Sat Apr 19 2003, 7:10 PM PDT  
 Att. 50,918 - Sunny - 62 F

livebaseballscorecards.com

AB	37
R	9
H	11
RBI	8
BB	4
SO	10
LOB	12



Batter	1	2	3	4	5	6	7	8	9	AB	R	H	RBI	BB	SO	LOB						
<b>Dave Roberts, L</b> (1, 8) OBP: 0.388, SLG: 0.405	4-2 G6-4-3 BB		0-0 WP S 1B		4-1 1B BB		3-2 1B			2	0	2	0	2	0	0						
<b>Paul Lo Duca, R</b> (1, 2) OBP: 0.379, SLG: 0.417	1-0 F8		0-0 F9		2-2 G4-3 1B		1-1 F9			4	0	1	0	0	0	3						
<b>Shawn Green, L</b> (1, 9) OBP: 0.366, SLG: 0.444	0-0 G6-4-3 1-2f		2-3 K		0-1 G4-3 1-2f			0-0 1B G1-6-3 2B		4	1	1	0	0	1	4						
<b>Brian Jordan, R</b> (1, 7) OBP: 0.342, SLG: 0.426		0-1 HR 1B	3-2 P3		0-0 F8			0-0 G1-6-3 1B		3	1	1	0	0	0	1						
<b>Guillermo Mota, R</b> (7, 1) OBP: 1.000, SLG: 1.000										0	0	0	0	0	0	0						
<b>Paul Quantrill, L</b> (8, 1)										0	0	0	0	0	0	0						
<b>Daryle Ward, L</b> (8, PH) OBP: 0.353, SLG: 0.267										1	0	1	0	0	0	0						
<b>Tom Martin, L</b> (9, 1)										0	0	0	0	0	0	0						
<b>Fred McGriff, L</b> (1, 3) OBP: 0.250, SLG: 0.323		3-3 K		2-1 G4-3		2-3 K		0-2 G1-6-3		4	0	0	0	0	2	2						
<b>Adrián Beltré, R</b> (1, 5) OBP: 0.226, SLG: 0.362		2-2 P4		1-1 E5		1-0 WP 2B		1-0 G5-3		2	0	0	0	0	0	1						
<b>Jolbert Cabrera, R</b> (1, 4) OBP: 0.261, SLG: 0.476		1-0 HR		1-3 K		3-2 F9			2-3 K	4	1	1	2	0	2	2						
<b>Cesar Izturis, S</b> (1, 6) OBP: 0.265, SLG: 0.250		0-1 1B		3-1 G4-3			3-1 L9		0-0 G4-3	4	0	1	0	0	0	1						
<b>Andy Ashby, R</b> (1, 1)		2-1 L5			0-1 F7			0-0 F9		1	0	0	0	0	0	1						
<b>Troy Brohawn, L</b> (5, 1) OBP: 1.000, SLG: 1.000										0	0	0	0	0	0	0						
<b>Ron Coomer, R</b> (5, 5) OBP: 0.200, SLG: 0.077										3	0	0	0	0	1	0						
<b>Mike Kinkade, R</b> (6, PH) OBP: 0.300, SLG: 0.333										2	0	1	0	0	0	0						
<b>Inning Stats</b>	R: 0 E: 0 K: 0 S: 4	H: 0 LOB: 0 BB: 1 P: 9	R: 2 E: 0 K: 1 S: 13	H: 3 LOB: 1 BB: 0 P: 21	R: 0 E: 0 K: 1 S: 12	H: 1 LOB: 1 BB: 0 P: 17	R: 0 E: 1 K: 1 S: 10	H: 0 LOB: 1 BB: 0 P: 17	R: 0 E: 0 K: 0 S: 8	H: 1 LOB: 1 BB: 1 P: 14	R: 0 E: 0 K: 1 S: 9	H: 1 LOB: 1 BB: 0 P: 15	R: 0 E: 0 K: 0 S: 10	H: 1 LOB: 1 BB: 0 P: 17	R: 1 E: 0 K: 0 S: 7	H: 2 LOB: 0 BB: 0 P: 8	R: 0 E: 0 K: 2 S: 7	H: 0 LOB: 0 BB: 0 P: 11	1B: 6 2B: 2 3B: 0 HR: 1	SF: 0 SAC: 0 DP: 3 HBP: 0	WP: 2 PB: 0 SB: 1 CS: 0	PA: 36

**BOTTOM**

**San Francisco Giants @ Los Angeles Dodgers**  
**Dodger Stadium, Los Angeles, CA**  
 Sat Apr 19 2003, 7:10 PM PDT  
 Att: 50,918 - Sunny - 62 F

livebaseballscorecards.com

<b>AB</b>	<b>34</b>
<b>R</b>	<b>3</b>
<b>H</b>	<b>9</b>
<b>RBI</b>	<b>2</b>
<b>BB</b>	<b>2</b>
<b>SO</b>	<b>6</b>
<b>LOB</b>	<b>15</b>



PITCHER	IP	WLS	BF	H	R	ER	SO	BB	IBB	HBP	BLK	WP	HR	S	P	ERA	WHIP
<b>Damian Moss, L</b> (1, 1) ERA: 3.04	7.0	W	29	7	2	2	4	2	0	0	0	2	1	66	110	2.57	1.286
<b>41 Chad Zerbe, L</b> (8, 1) ERA: 7.94	1.0		4	2	1	1	0	0	0	0	0	0	0	7	8	9.00	2.000
<b>Tim Worrell, R</b> (9, 1) ERA: 2.53	1.0		3	0	0	0	2	0	0	0	0	0	0	7	11	0.00	0.000



Batter	1	2	3	4	5	6	7	8	9	AB R H RBI BB SO LOB	TOP
Neifi Perez, S OBP: 0.237, SLG: 0.194 (1, 4)	0-3 K	0-3 K		0-3 K			1-1 L6			4 0 0 0 0 3 3	<b>San Francisco Giants @ Los Angeles Dodgers</b> <b>Dodger Stadium, Los Angeles, CA</b> Sun Apr 20 2003, 5:10 PM PDT Att. 39,123 - Overcast - 69 F
Edgardo Alfonzo, R OBP: 0.292, SLG: 0.233 (1, 5) Jim Brower, R OBP: 1.000, SLG: 1.000 (7, 1) 41 Chad Zerbe, L (7, 1)	2-1 G1-3		2-0 F8		0-1 G5-3		2-2 F8			4 0	
Rich Aurilia, R OBP: 0.313, SLG: 0.444 (1, 6)	2-1 F8		0-1 F9		0-2 P4			0-0 F9		4 0 0 0 0 0 0	
Barry Bonds, L OBP: 0.500, SLG: 0.694 (1, 7) Marvin Benard, L OBP: 0.364, SLG: 0.333 (8, PH) (8, 7)		3-2 HR	0-0 L9		0-1 G4-3			2-2 G1		3 1 1 1 0 0 0 1 0 0 0 0 0 0	
José Cruz Jr., S OBP: 0.424, SLG: 0.574 (1, 9)		0-3 K		0-2 F7		4-2 BB		0-2 G3-1		3 0 0 0 1 1 0	
Andres Galarraga, R OBP: 0.450, SLG: 0.647 (1, 3)		0-1 2B		3-1 HR		2-3 K		0-3 K		4 2 2 1 0 2 1	
Yorvit Torrealba, R OBP: 0.421, SLG: 0.765 (1, 2)		1-0 2B		2-1 SH1-4 2B		1-2 P6		2-2 1B		4 1 3 1 0 0 1	
Ruben Rivera, R OBP: 0.250, SLG: 0.474 (1, 8)		3-2 2B		4-1 SH1-4 BB		0-3 K		1-3 K		3 0 1 1 1 2 2	
Kurt Ainsworth, R OBP: 0.143, SLG: 0.143 (1, 1) Joe Nathan, R (5, 1) Pedro Feliz, R OBP: 0.250, SLG: 0.250 (7, PH) (7, 5)		1-3 K		0-0 SH1-4			1-1 F9		2-3 K	1 0 0 0 0 1 1 0 0 0 0 0 0 0 2 0 0 0 0 1 1	
<b>Inning Stats</b>	R: 0 E: 0 K: 1 S: 7 H: 0 LOB: 0 BB: 0 P: 11	R: 3 E: 0 K: 3 S: 20 H: 4 LOB: 1 BB: 0 P: 28	R: 0 E: 0 K: 0 S: 4 H: 0 LOB: 0 BB: 0 P: 6	R: 1 E: 0 K: 1 S: 12 H: 2 LOB: 2 BB: 1 P: 21	R: 0 E: 0 K: 0 S: 7 H: 0 LOB: 0 BB: 0 P: 7	R: 0 E: 0 K: 2 S: 12 H: 0 LOB: 1 BB: 1 P: 19	R: 0 E: 0 K: 0 S: 7 H: 0 LOB: 0 BB: 0 P: 11	R: 0 E: 0 K: 0 S: 7 H: 0 LOB: 0 BB: 0 P: 9	R: 0 E: 0 K: 3 S: 14 H: 1 LOB: 1 BB: 0 P: 19	1B: 1 2B: 4 3B: 0 HR: 2 SF: 0 SAC: 1 DP: 0 HBP: 0	
<b>PITCHER</b> Hideo Nomo, R ERA: 3.03 (1, 1) Paul Shuey, R ERA: 0.9 (8, 1) Eric Gagne, R ERA: (9, 1)	IP 7.0 WLS W BF 29 H 6 R 4 ER 4 SO 7 BB 2 IBB 0 HBP 0 BLK 0 WP 0 HR 2 S 69 P 103 ERA 5.14 WHIP 1.143										

<b>AB</b>	<b>33</b>
<b>R</b>	<b>4</b>
<b>H</b>	<b>7</b>
<b>RBI</b>	<b>4</b>
<b>BB</b>	<b>2</b>
<b>SO</b>	<b>10</b>
<b>LOB</b>	<b>9</b>



Batter	1	2	3	4	5	6	7	8	9
<b>Dave Roberts, L</b> (1, 8) OBP: 0.396, SLG: 0.425	3-2 G4-3		1-2 F7		2-1 1B BB 1B	1-3 K	0-0 BB 2B 1B	2-2 2B	
<b>Paul Lo Duca, R</b> (1, 2) OBP: 0.361, SLG: 0.385	1-2 P3		0-0 F9		0-0 BB 1B 2B	1-1 P4	4-0 2B SF7 BB	0-0 G6-3	
<b>Shawn Green, L</b> (1, 9) OBP: 0.391, SLG: 0.481	0-1 L8			1-0 1B G6-3	0-0 2B 1B		1-2 2B		
<b>Brian Jordan, R</b> (1, 7) OBP: 0.346, SLG: 0.423		1-2 G5-3		3-2 G6-3	4-2 2B BB		1-2 2B		
<b>Mike Kinkade, R</b> (8, 3) OBP: 0.300, SLG: 0.333				1-2 G6-3	1-2 2B BB		SF7		
<b>Fred McGriff, L</b> (1, 3) OBP: 0.288, SLG: 0.388		3-2 2B		0-0 1B	2-1 G6-3 2B		1-2 2B 1B		
<b>Paul Shuey, R</b> (8, 1)				2-H 1B	1-H 2-H 3-H 2B		K		
<b>Eric Gagne, R</b> (9, 1)									
<b>Ron Coomer, R</b> (1, 5) OBP: 0.300, SLG: 0.125		4-2 BB		4-2 HR BB	2-1 G6-3		2-2 2B G4-3 1B	3-2 G4-3	
<b>Jolbert Cabrera, R</b> (1, 4) OBP: 0.286, SLG: 0.615		1-3 K		1-1 HR	1-3 K		1-1 G4-3 1B 2B	0-1 G5-3	
<b>Alex Cora, L</b> (1, 6) OBP: 0.295, SLG: 0.273		0-1 G4-3		0-0 G3		1-1 SH2-4 1B	3-1 G4-3	1-0 1B 2B 1B	
<b>Hideo Nomo, R</b> (1, 1)			1-3 K		2-3 K	0-0 SH2-4	4-0 BB 1B 2B BB	0-0 2B 1B	
<b>Cesar Izturis, S</b> (7, PH) OBP: 0.286, SLG: 0.262						1-2 SH2-4		1-2 1B	

Inning Stats	R: 0	H: 0	E: 0	K: 0	S: 8	R: 0	H: 1	E: 0	K: 1	S: 13	R: 0	H: 0	E: 0	K: 1	S: 7	R: 3	H: 3	E: 0	K: 0	S: 10	R: 4	H: 3	E: 1	K: 2	S: 16	R: 0	H: 1	E: 0	K: 1	S: 8	R: 8	H: 7	E: 0	K: 1	S: 20	R: 1	H: 3	E: 0	K: 0	S: 13
	LOB: 0	BB: 0	P: 12			LOB: 2	BB: 1	P: 22			LOB: 0	BB: 0	P: 9			LOB: 0	BB: 1	P: 19			LOB: 1	BB: 1	P: 29			LOB: 1	BB: 0	P: 11			LOB: 1	BB: 2	P: 39			LOB: 2	BB: 0	P: 19		

PITCHER	IP	WLS	BF	H	R	ER	SO	BB	IBB	HBP	BLK	WP	HR	S	P	ERA	WHIP
<b>Kurt Ainsworth, R</b> (1, 1) ERA: 5.4	4.1	L	22	6	7	6	3	3	0	0	0	0	0	47	79	12.46	2.077
<b>Joe Nathan, R</b> (5, 1) ERA:	1.2		7	2	0	0	2	0	0	0	0	0	0	15	23	0.00	1.200
<b>Jim Brower, R</b> (7, 1) ERA: 7.84	0.1		7	5	6	6	0	1	0	0	0	0	0	13	26	162.00	18.000
<b>41 Chad Zerbe, L</b> (7, 1) ERA: 9.82	1.2		11	5	3	3	1	1	0	0	0	0	0	20	32	16.20	3.600

**BOTTOM**

San Francisco Giants @ Los Angeles Dodgers  
 Dodger Stadium, Los Angeles, CA

Sun Apr 20 2003, 5:10 PM PDT  
 Att. 39,123 - Overcast - 69 F

AB	R	H	RBI	BB	SO	LOB
6	2	3	2	0	1	1
5	2	0	0	1	0	4
5	3	4	2	0	0	0
3	2	1	2	1	0	1
0	0	0	0	0	0	0
5	1	4	4	0	1	1
0	0	0	0	0	0	0
0	0	0	0	0	0	0
3	2	1	2	2	0	1
5	2	2	3	0	2	3
5	1	2	1	0	0	3
2	0	0	0	0	2	0
1	1	1	0	1	0	0

AB	40
R	16
H	18
RBI	16
BB	5
SO	6
LOB	14

WP: 0 PA: 47  
 PB: 0  
 SB: 0  
 CS: 0



PITCHER	IP	WLS	BF	H	R	ER	SO	BB	IBB	HBP	BLK	WP	HR	S	P	ERA	WHIP
<b>Kurt Ainsworth, R</b> (1, 1) ERA: 5.4	4.1	L	22	6	7	6	3	3	0	0	0	0	0	47	79	12.46	2.077
<b>Joe Nathan, R</b> (5, 1) ERA:	1.2		7	2	0	0	2	0	0	0	0	0	0	15	23	0.00	1.200
<b>Jim Brower, R</b> (7, 1) ERA: 7.84	0.1		7	5	6	6	0	1	0	0	0	0	0	13	26	162.00	18.000
<b>41 Chad Zerbe, L</b> (7, 1) ERA: 9.82	1.2		11	5	3	3	1	1	0	0	0	0	0	20	32	16.20	3.600



Batter	1	2	3	4	5	6	7	8	9	AB R H RBI BB SO LOB	TOP											
Ray Durham, S (1, 4) OBP: 0.390, SLG: 0.469	1-3 		0-1 G5-3 		1-1 2B 		0-0 G3 		4-2 FC6-4 BB 	4 0 1 0 1 1 0	<b>San Francisco Giants @ Pittsburgh Pirates</b> PNC Park, Pittsburgh, PA Tue Apr 22 2003, 7:05 PM EDT Att. 10,650 - Overcast - 42 F											
Edgardo Alfonzo, R (1, 5) OBP: 0.299, SLG: 0.292	2-2 		1-1 HR 		0-0 G6-3 			2-1 1B 	FC6-4 1-2f 	5 1 2 1 0 1 3												
Rich Aurilia, R (1, 6) OBP: 0.321, SLG: 0.447	0-1 BB 1B 		0-0 F8 			2-1 G5-3 		2-0 1B G6-4-3 		4 0 2 0 0 0 0												
José Cruz Jr., S (1, 9) OBP: 0.427, SLG: 0.577	4-2 SAFE 1-2 BB 		1-3 			2-1 FC3-6 2B 		3-2 F7 		3 0 1 0 1 1 2												
Benito Santiago, R (1, 2) OBP: 0.387, SLG: 0.536	1-2 F9 			0-2 G4-3 		4-1 FC3-6 BB 		0-0 G6-4-3 1-2f 		3 0 0 0 1 0 4												
J.T. Snow, L (1, 3) OBP: 0.462, SLG: 0.589		1-2 F8 2B 		1-0 P4 		0-0 FC3-6 FC5-4 1-2f 2-3 		1-0 F8 		4 0 1 0 0 0 2												
Marquis Grissom, R (1, 8) OBP: 0.286, SLG: 0.441		2-2 G5-3 		0-0 F9 		2-1 FC5-4 1-2f 		1-1 G4-3 1B 2B 		4 1 1 0 0 0 3												
Marvin Benard, L (1, 7) OBP: 0.267, SLG: 0.231		1-0 F8 2-3 		0-1 G4-3 			0-1 F8 		0-0 G4-3 2-3 	4 0 0 0 0 0 2												
Jesse Foppert, R (1, 1) Pedro Feliz, R (5, PH) Jim Brower, R (5, 1) Andres Galarraga, R (7, PH) Scott Eyre, L (7, 1) Joe Nathan, R (8, 1) Neifi Perez, S (9, PH)		0-3 K 		0-2 G1-3 			0-1 G4-3 		0-0 BB 1B 3-H 	1 0 0 0 0 0 1 1 1 0 0 0 0 0 0 0 0 0 0 0 0 0 0 0 1 0 1 0 1 1 0 0 0 0												
<b>Inning Stats</b>	R: 0 E: 0 K: 2 S: 13	H: 1 LOB: 2 BB: 1 P: 21	R: 0 E: 0 K: 1 S: 12	H: 1 LOB: 1 BB: 0 P: 16	R: 1 E: 0 K: 1 S: 9	H: 1 LOB: 0 BB: 0 P: 11	R: 0 E: 0 K: 0 S: 5	H: 0 LOB: 0 BB: 0 P: 6	R: 0 E: 0 K: 0 S: 8	H: 1 LOB: 1 BB: 0 P: 9	R: 0 E: 0 K: 0 S: 8	H: 1 LOB: 2 BB: 1 P: 18	R: 0 E: 0 K: 0 S: 5	H: 0 LOB: 0 BB: 0 P: 5	R: 0 E: 0 K: 0 S: 8	H: 2 LOB: 1 BB: 0 P: 15	R: 1 E: 0 K: 0 S: 10	H: 2 LOB: 2 BB: 1 P: 18	1B: 4 2B: 4 3B: 0 HR: 1	SF: 0 SAC: 0 DP: 1 HBP: 0	WP: 0 PB: 0 SB: 0 CS: 0	PA: 38
<b>PITCHER</b>	IP WLS BF H R ER SO BB IBB HBP BLK WP HR S P ERA WHIP																					
Jeff Suppan, R (1, 1) ERA: 1.37	7.0 W 30 7 1 1 4 2 0 0 0 0 0 1 63 93 1.29 1.286																					
Scott Sauerbeck, L (8, 1) ERA: 1.0	1.1 H 3 0 0 0 0 0 0 0 0 0 0 0 6 10 0.00 0.000																					
Mike Williams, R (9, 1) ERA: 7.5	0.2 5 2 1 1 0 1 0 0 0 0 0 0 9 16 13.50 4.500																					

livebaseballscorecards.com

AB	35
R	2
H	9
RBI	2
BB	3
SO	4
LOB	17



Batter	1	2	3	4	5	6	7	8	9
<b>Kenny Lofton, L</b> OBP: 0.263, SLG: 0.280 (1, 8)	2-3 K	1-0 F8		1-0 L4		0-1 G4-3			
<b>18 Jason Kendall, R</b> OBP: 0.419, SLG: 0.516 (1, 2)	4-1 PB 1B BB	0-2 G3		2-2 1B 1B			0-1 F9		
<b>Matt Stairs, L</b> OBP: 0.324, SLG: 0.242 <b>Adam Hyzdu, R</b> OBP: 0.222, SLG: 0.250 (7, PH) (8, 9)	3-0 FC1-6 1B 1-H	4-1 BB		3-2 1B 1-3			2-3 K		
<b>Aramis Ramirez, R</b> OBP: 0.312, SLG: 0.328 (1, 5)	3-2 FC1-6 1-2 HBP	0-2 F8		3-3 K			0-2 G1-3		
<b>Randall Simon, L</b> OBP: 0.340, SLG: 0.500 <b>Kevin Young, R</b> OBP: 0.345, SLG: 0.500 (1, 3) (8, 3)	2-2 FC1-6 1B 1-2f 2-3		4-2 FC4-6 BB		0-0 G1		0-0 K2-3 2B		
<b>Reggie Sanders, R</b> OBP: 0.381, SLG: 0.600 (1, 7)	4-2 1B 1-2 2B BB		3-2 P4		2-3 K		2-2 F9		
<b>Pokey Reese, R</b> OBP: 0.242, SLG: 0.293 (1, 4)	0-2 2B 1B 1-3 2-H 3-H		2-0 F7		1-3 K		2-3 K2-3		
<b>2 Jack Wilson, R</b> OBP: 0.217, SLG: 0.207 (1, 6)	2-2 SAFE 1-H 3-H 1B		0-2 FC4-6 1-2f		0-0 G4-3		0-2 F7		
<b>Jeff Suppan, R</b> OBP: 0.200, SLG: 0.200 <b>Scott Sauerbeck, R</b> <b>Mike Williams, R</b> (1, 1) (8, 1) (9, 1)	0-3 K			1-0 G6-3		1-1 G5-3			

AB	R	H	RBI	BB	SO	LOB
4	0	0	0	0	1	0
3	1	1	0	1	0	0
2	1	2	1	1	0	0
1	0	0	0	0	1	0
3	0	0	0	0	1	3
2	1	0	0	1	0	2
1	0	1	0	0	0	0
3	1	0	0	1	1	2
4	1	1	2	0	2	2
4	0	1	2	0	0	2
3	0	0	0	0	1	1
0	0	0	0	0	0	0
0	0	0	0	0	0	0

**San Francisco Giants @ Pittsburgh Pirates**  
PNC Park, Pittsburgh, PA  
Tue Apr 22 2003, 7:05 PM EDT  
Att: 10,650 - Overcast - 42 F

AB	30
R	5
H	6
RBI	5
BB	4
SO	7
LOB	12



1B:	5	SF:	0
2B:	1	SAC:	0
3B:	0	DP:	0
HR:	0	HBP:	1

WP:	0	PA:	35
PB:	1		
SB:	0		
CS:	0		

Inning Stats		R	H	E	K	S	H		LOB		P		ERA		WHIP	
R: 5		5	3	0	26	46	H: 3		LOB: 1		P: 46		ERA: 9.0		WHIP: 2.250	
E: 0		0	0	0	0	0	H: 0		LOB: 1		P: 13		ERA: 0.00		WHIP: 0.000	
K: 2		2	2	0	2	2	H: 0		LOB: 1		P: 13		ERA: 0.00		WHIP: 0.000	
S: 26		26	46	0	26	46	H: 0		LOB: 1		P: 13		ERA: 0.00		WHIP: 1.000	

PITCHER	IP	WLS	BF	H	R	ER	SO	BB	IBB	HBP	BLK	WP	HR	S	P	ERA	WHIP
<b>Jesse Foppert, R</b> ERA: 9.0 (1, 1)	4.0	L	22	5	5	5	3	4	0	1	0	0	0	58	102	11.25	2.250
<b>Jim Brower, R</b> ERA: 6.57 (5, 1)	2.0		6	0	0	0	2	0	0	0	0	0	0	12	16	0.00	0.000
<b>Scott Eyre, L</b> ERA: 2.16 (7, 1)	1.0		3	0	0	0	1	0	0	0	0	0	0	9	11	0.00	0.000
<b>Joe Nathan, R</b> ERA: (8, 1)	1.0		4	1	0	0	1	0	0	0	0	0	0	12	16	0.00	1.000

PITCHER	IP	WLS	BF	H	R	ER	SO	BB	IBB	HBP	BLK	WP	HR	S	P	ERA	WHIP
<b>Jesse Foppert, R</b> ERA: 9.0 (1, 1)	4.0	L	22	5	5	5	3	4	0	1	0	0	0	58	102	11.25	2.250
<b>Jim Brower, R</b> ERA: 6.57 (5, 1)	2.0		6	0	0	0	2	0	0	0	0	0	0	12	16	0.00	0.000
<b>Scott Eyre, L</b> ERA: 2.16 (7, 1)	1.0		3	0	0	0	1	0	0	0	0	0	0	9	11	0.00	0.000
<b>Joe Nathan, R</b> ERA: (8, 1)	1.0		4	1	0	0	1	0	0	0	0	0	0	12	16	0.00	1.000







Batter	1	2	3	4	5	6	7	8	9	10	11	12	13	AB R H RBI BB SO LOB
<b>Kenny Lofton, L</b> OBP: 0.253, SLG: 0.280 (1, 8)	1-1 G4-3		2-0 G6-3	2-2 2B		0-0 FC6			3-2 F7	1-1 F8			1-0 G6-3	7 0 1 1 0 0 3
<b>18 Jason Kendall, R</b> OBP: 0.420, SLG: 0.507 (1, 2)	2-2 F8		1-2 1B	1-1 L9			0-0 F9		1-2 G6-3		1-1 1B		0-1 FC6-4 1B	7 0 3 0 0 0 1
<b>Kevin Young, R</b> OBP: 0.333, SLG: 0.441 (1, 3)	2-1 F8		2-2 1B		1-0 F8		2-3 K		4-2 1B BB		2-3 K		0-1 FC6-4 1-2f	6 0 1 0 1 2 2
<b>Aramis Ramirez, R</b> OBP: 0.325, SLG: 0.370 (1, 5)		2-0 G4-3 2B	3-2 F8		2-0 G6-3		1-0 2B		1-3 DI 1B		1-1 F9			6 1 3 0 0 0 3
<b>Reggie Sanders, R</b> OBP: 0.373, SLG: 0.576 <b>Scott Sauerbeck, R</b> (8, 1)		0-0 G4-3	3-2 P4		3-2 1B		0-0 F9		0-2 F7		2-0 G4-3			4 0 1 0 0 0 4
<b>Adam Hyzdu, R</b> OBP: 0.222, SLG: 0.250 <b>Matt Stairs, L</b> OBP: 0.306, SLG: 0.229 (10, 9)		2-3							1-2					0 0 0 0 0 0 0
<b>Craig Wilson, R</b> OBP: 0.250, SLG: 0.300 (1, 9) (10, 7)		3-2 2B		2-0 HR	1-0 G6-3			1-2 F8		0-0 G6-3			1-1 G6-3	6 1 2 2 0 0 1
<b>Pokey Reese, R</b> OBP: 0.235, SLG: 0.281 (1, 4)		2-1 F9		1-1 P4		2-2 F7		1-0 F7		2-1 FC3-6 1B			2-1 G5-3	6 0 1 0 0 0 1
<b>2 Jack Wilson, R</b> OBP: 0.242, SLG: 0.222 (1, 6)		4-0 IBB		2-1 SH 2B 1B		3-2 F7		2-2 1B		0-1 FC3-6 1B 1-2f			3-3 K	5 1 2 0 1 1 1
<b>Jeff D'Amico, R</b> OBP: 0.333, SLG: 0.333 <b>Brian Boehinger, S</b> (8, 1) <b>Rob Mackowiak, L</b> OBP: 0.294, SLG: 0.290 <b>Mike Williams, R</b> (9, 1) <b>Randall Simon, L</b> OBP: 0.350, SLG: 0.510 <b>Joe Beimel, L</b> (11, 1) <b>Julian Tavarez, L</b> (12, 1) <b>Abraham Nunez, S</b> OBP: 0.208, SLG: 0.138 (13, PH)		0-0 G3		0-1 SH 2B 1B		2-1 FC6 1B		2-3 K		1-1 1B			1-1 G6-3	2 0 1 0 0 0 2

Inning Stats	R: 0	H: 0	E: 0	LOB: 0	K: 0	S: 8	P: 13	R: 1	H: 2	E: 0	LOB: 2	K: 0	S: 8	P: 19	R: 0	H: 2	E: 0	LOB: 2	K: 0	S: 15	P: 26	R: 2	H: 3	E: 1	LOB: 1	K: 0	S: 12	P: 20	R: 0	H: 1	E: 0	LOB: 1	K: 0	S: 6	P: 13	R: 0	H: 1	E: 0	LOB: 1	K: 1	S: 9	P: 16	R: 0	H: 1	E: 0	LOB: 1	K: 1	S: 6	P: 9	R: 0	H: 1	E: 0	LOB: 1	K: 1	S: 12	P: 18	R: 0	H: 1	E: 0	LOB: 2	K: 0	S: 16	P: 27	R: 0	H: 2	E: 0	LOB: 2	K: 0	S: 9	P: 13	R: 0	H: 1	E: 0	LOB: 1	K: 1	S: 8	P: 14	R: 0	H: 0	E: 0	LOB: 0	K: 1	S: 7	P: 13	R: 0	H: 1	E: 0	LOB: 1	K: 0	S: 7	P: 9	1B: 11	SF: 0	2B: 4	SAC: 1	3B: 0	DP: 0	HR: 1	HBP: 0	WP: 0	PA: 57
--------------	------	------	------	--------	------	------	-------	------	------	------	--------	------	------	-------	------	------	------	--------	------	-------	-------	------	------	------	--------	------	-------	-------	------	------	------	--------	------	------	-------	------	------	------	--------	------	------	-------	------	------	------	--------	------	------	------	------	------	------	--------	------	-------	-------	------	------	------	--------	------	-------	-------	------	------	------	--------	------	------	-------	------	------	------	--------	------	------	-------	------	------	------	--------	------	------	-------	------	------	------	--------	------	------	------	--------	-------	-------	--------	-------	-------	-------	--------	-------	--------

PITCHER	IP	WLS	BF	H	R	ER	SO	BB	IBB	HBP	BLK	WP	HR	S	P	ERA	WHIP
<b>Kirk Rueter, L</b> ERA: 3.1 (1, 1)	6.0		28	9	3	3	0	0	1	0	0	0	1	58	107	4.50	1.500
<b>Joe Nathan, R</b> ERA: (7, 1)	1.0		4	1	0	0	1	0	0	0	0	0	0	6	9	0.00	1.000
<b>Felix Rodriguez, R</b> ERA: 2.92 (8, 1)	1.2		8	2	0	0	1	1	0	0	0	0	0	24	41	0.00	1.800
<b>Scott Eyre, L</b> ERA: 2.08 (9, 1)	0.1		1	0	0	0	0	0	0	0	0	0	0	4	4	0.00	0.000
<b>Tim Worrell, R</b> ERA: 2.13 (10, 1)	2.0		9	3	0	0	1	0	0	0	0	0	0	17	27	0.00	1.500
<b>PITCHER</b>	<b>IP</b>	<b>WLS</b>	<b>BF</b>	<b>H</b>	<b>R</b>	<b>ER</b>	<b>SO</b>	<b>BB</b>	<b>IBB</b>	<b>HBP</b>	<b>BLK</b>	<b>WP</b>	<b>HR</b>	<b>S</b>	<b>P</b>	<b>ERA</b>	<b>WHIP</b>
<b>Jim Brower, R</b> ERA: 5.65 (12, 1)	2.0		7	1	0	0	1	0	0	0	0	0	0	14	22	0.00	0.500

**San Francisco Giants @ Pittsburgh Pirates**  
PNC Park, Pittsburgh, PA  
Wed Apr 23 2003, 7:05 PM EDT  
Att: 13,009 - Sunny - 53 F

AB	54
R	3
H	16
RBI	3
BB	2
SO	4
LOB	22





Batter	1	2	3	4	5	6	7	8	9	AB R H RBI BB SO LOB	TOP													
Ray Durham, S (1, 4) OBP: 0.414, SLG: 0.483	0-0 FC5-4 1B		4-1 1B BB	2-2 F8			0-0 G4-3 2B		1-2 F7	4 1 2 0 1 0 0	<b>San Francisco Giants @ Pittsburgh Pirates</b> PNC Park, Pittsburgh, PA Thu Apr 24 2003, 12:35 PM EDT Att. 15,967 - Sunny - 62 F <a href="http://livebaseballscorecards.com">livebaseballscorecards.com</a>													
Nefti Perez, S (1, 6) OBP: 0.229, SLG: 0.196	0-0 FC5-4 1B BB 1-2f		1-0 F8		2-0 P6	0-0 G4-3		2-2 G3-1	5 0 0 0 0 0 3															
Edgardo Alfonzo, R (1, 5) OBP: 0.299, SLG: 0.284	4-0 1B 1-2 BB		0-1 1B 1-2 1B		2-2 G4-3	3-2 F9		3-1 1 0 1 0 1	3 1 1 0 1 0 1															
Barry Bonds, L (1, 7) OBP: 0.514, SLG: 0.692	0-1 1-2 1B 2-3		2-1 1B 1-3 2-H		1-3 K	4-0 IBB			3 1 2 1 1 1 0															
José Cruz Jr., S (1, 9) OBP: 0.424, SLG: 0.593	1-2 L1-3 1-1		1-2 1B 3-H		2-0 WP FC6-2 1B	1-3 K			4 0 2 1 0 1 5															
Andres Galarraga, R (1, 3) OBP: 0.462, SLG: 0.609		1-2 F9	1-1 1-2 2-H 1B		1-2 WP 1B		0-1 L7		4 0 2 1 0 0 0															
Yorvit Torrealba, R (1, 2) OBP: 0.348, SLG: 0.619		1-1 G5-3	0-3 K		0-3 K		1-2 G5-3		4 0 0 0 0 2 4															
Ruben Rivera, R (1, 8) OBP: 0.192, SLG: 0.360		0-0 L8		2-3 K		1-2 FC6-2 FC6 1-2 2-H		0-2 G6-3	4 0 0 0 0 1 2															
Damian Moss, R (1, 1) OBP: 0.250, SLG: 0.182 Felix Rodriguez, R (8, 1) OBP: 1.000, SLG: 1.000 Marvin Benard, L (9, PH) OBP: 0.273, SLG: 0.167 Tim Worrell, R (9, 1)			2-3 K	1-2 F9		0-0 FC6 1-2f		1-1 P5	3 0 0 0 0 1 2 0 0 0 0 0 0 0 1 0 0 0 0 0 0 0 0 0 0 0 0 0															
<b>Inning Stats</b>	R: 0 E: 0 K: 0 S: 7	H: 2 LOB: 2 BB: 1 P: 12	R: 0 E: 0 K: 0 S: 6	H: 0 LOB: 0 BB: 0 P: 8	R: 3 E: 0 K: 2 S: 18	H: 4 LOB: 2 BB: 1 P: 29	R: 0 E: 0 K: 1 S: 11	H: 0 LOB: 0 BB: 0 P: 16	R: 0 E: 0 K: 1 S: 8	H: 0 LOB: 0 BB: 0 P: 13	R: 0 E: 0 K: 1 S: 11	H: 2 LOB: 2 BB: 0 P: 15	R: 0 E: 0 K: 1 S: 10	H: 1 LOB: 2 BB: 1 P: 18	R: 0 E: 0 K: 0 S: 8	H: 0 LOB: 0 BB: 0 P: 9	R: 0 E: 0 K: 0 S: 8	H: 0 LOB: 0 BB: 0 P: 12	1B: 8 2B: 2 3B: 0 HR: 0	SF: 0 SAC: 0 DP: 1 HBP: 0	WP: 1 PB: 0 SB: 0 CS: 0	PA: 38		
<b>PITCHER</b> Kris Benson, R (1, 1) ERA: 2.36 Brian Meadows, R (8, 1) ERA:	IP 7.0	WLS L	BF 32	H 9	R 3	ER 3	SO 6	BB 2	IBB 1	HBP 0	BLK 0	WP 1	HR 0	S 71	P 111	ERA 3.86	WHIP 1.571							




Batter	1	2	3	4	5	6	7	8	9	AB R H RBI BB SO LOB
Abraham Nunez, S (1, 4) OBP: 0.241, SLG: 0.185	2-1 F9 ①		2-2 FC6-4 1B		2-2 F8 ②			1-2 1B	2-2 G4-3 ③	5 0 2 0 0 0 1
2 Jack Wilson, R (1, 6) OBP: 0.271, SLG: 0.242	2-0 1B		1-2 FC6-4 1-2f		4-0 BB			2-1 1B		3 0 2 0 1 0 1
Kevin Young, R (1, 3) OBP: 0.308, SLG: 0.405 Randall Simon, L (8, PH) OBP: 0.345, SLG: 0.500 (9, 3)	1-0 F8 ②		3-2 G6-3 ③		2-1 L7 ③			0-0 F7 ①		3 0 0 0 0 0 3 1 0 0 0 0 0 2
Aramis Ramirez, R (1, 5) OBP: 0.310, SLG: 0.351	2-1 F7 ③			1-0 F9 ①		0-0 G6-3 ①		3-3 K ②		4 0 0 0 0 1 3
Reggie Sanders, R (1, 7) OBP: 0.366, SLG: 0.556		3-1 G6-3 ①		3-1 1B		3-1 F8 ②		1-0 G5-3 ③		4 0 1 0 0 0 2
Craig Wilson, R (1, 2) OBP: 0.286, SLG: 0.304		0-0 G6-3 ②		4-2 BB 1-2 BB		2-3 K ③		1-2 B1-3 2B 1B		3 1 1 0 1 1 0
Adam Hyzdu, R (1, 8) OBP: 0.250, SLG: 0.200 Kenny Lofton, L (9, PH) OBP: 0.250, SLG: 0.277		4-2 FC4-6 BB		1-3 K ②			0-0 F8 ①		0-0 B1-3 ①	2 0 0 0 1 1 2 1 0 0 0 0 0 1
Rob Mackowiak, L (1, 9) OBP: 0.263, SLG: 0.257		1-2 FC4-6 ③		1-1 F7 ③			1-3 K ②		0-3 K ②	4 0 0 0 0 2 4
Kris Benson, R (1, 1) Pokey Reese, R (7, PH) OBP: 0.232, SLG: 0.277 Brian Meadows, R (8, 1) Matt Stairs, L (9, PH) OBP: 0.325, SLG: 0.278			0-1 F9 ①		0-1 L8 ①		1-1 G6-3 ③		0-0 2B ②-H	2 0 0 0 0 0 0 1 0 0 0 0 0 0 0 0 0 0 0 0 0 1 0 1 1 0 0 0

Inning Stats	R: 0 E: 0 K: 6	H: 1 LOB: 1 BB: 0 P: 13	R: 0 E: 0 K: 9	H: 0 LOB: 1 BB: 1 P: 17	R: 0 E: 0 K: 11	H: 1 LOB: 1 BB: 0 P: 17	R: 0 E: 0 K: 15	H: 1 LOB: 2 BB: 1 P: 25	R: 0 E: 0 K: 7	H: 0 LOB: 1 BB: 1 P: 15	R: 0 E: 0 K: 6	H: 0 LOB: 0 BB: 0 P: 11	R: 0 E: 0 K: 6	H: 0 LOB: 0 BB: 0 P: 8	R: 0 E: 0 K: 11	H: 2 LOB: 2 BB: 0 P: 18	R: 1 E: 0 K: 15	H: 2 LOB: 1 BB: 0 P: 18	1B: 6 2B: 1 3B: 0 HR: 0	SF: 0 SAC: 0 DP: 0 HBP: 0
--------------	----------------------	----------------------------------	----------------------	----------------------------------	-----------------------	----------------------------------	-----------------------	----------------------------------	----------------------	----------------------------------	----------------------	----------------------------------	----------------------	---------------------------------	-----------------------	----------------------------------	-----------------------	----------------------------------	----------------------------------	------------------------------------

**BOTTOM**

**San Francisco Giants @ Pittsburgh Pirates**  
PNC Park, Pittsburgh, PA  
Thu Apr 24 2003, 12:35 PM EDT  
Att. 15,967 - Sunny - 62 F

AB	34
R	1
H	7
RBI	1
BB	3
SO	5
LOB	19



PITCHER	IP	WLS	BF	H	R	ER	SO	BB	IBB	HBP	BLK	WP	HR	S	P	ERA	WHIP
Damian Moss, L (1, 1) ERA: 2.35	7.0	W	29	5	0	0	3	3	0	0	0	0	0	65	114	0.00	1.143
Felix Rodriguez, R (8, 1) ERA: 2.7	1.0	H	3	0	0	0	1	0	0	0	0	0	0	6	10	0.00	0.000
Tim Worrell, R (9, 1) ERA: 2.63	1.0	S	5	2	1	1	1	0	0	0	0	0	0	15	18	9.00	2.000



Batter	1	2	3	4	5	6	7	8	9	AB R H RBI BB SO LOB	TOP		
Ray Durham, S (1, 4) OBP: 0.413, SLG: 0.476	1-2 G4-3		0-2 HBP 2B 1B		2-0 G4-6-3		0-3 K		1-1 BB E 1B	5 1 2 0 0 1 2	<b>San Francisco Giants @ Philadelphia Phillies</b> <b>Veterans Stadium, Philadelphia, PA</b> Fri Apr 25 2003, 7:05 PM EDT Att. 20,650 - Overcast - 67 F		
Edgardo Alfonzo, R (1, 5) OBP: 0.304, SLG: 0.273	2-3 K		2-1 HBP 2B		4-2 1B BB		2-0 G6-3	2-2 E5 BB	3 0 0 0 1 1 1				
Rich Aurilia, R (1, 6) OBP: 0.301, SLG: 0.412	0-3 K		3-3 HBP		0-0 FC6-4 1B		0-0 E4 1B BB E	2-2 P6	5 1 1 0 0 2 4				
Barry Bonds, L (1, 7) OBP: 0.494, SLG: 0.667 Scott Eyre, L (9, 1)		0-0 L5	2-2 HBP 2B		1-3 K		2-0 F9	2-3 HBP	5 0 1 1 0 2 5 0 0 0 0 0 0 0				
José Cruz Jr., S (1, 9) OBP: 0.433, SLG: 0.619		0-0 HR		1-0 G1-3		1-1 F7	4-2 1B E BB	4-1 FC6-4 BB	3 2 1 1 2 0 2				
Benito Santiago, R (1, 2) OBP: 0.370, SLG: 0.493		0-3 HBP		1-3 K		0-2 FC6-4	1-1 E 1B	1-1 FC6-4	5 1 1 0 0 2 5				
J.T. Snow, L (1, 3) OBP: 0.480, SLG: 0.581		4-1 FC6-4 BB		1-0 L9		3-2 2B	0-0 E7 HR		3 1 1 0 1 0 0				
Marquis Grissom, R (1, 8) OBP: 0.282, SLG: 0.461		1-2 FC6-4		2-2 FC1-6 1B		1-0 L9	0-0 HR		4 1 2 2 0 0 2				
Kurt Ainsworth, R (1, 1) OBP: 0.111, SLG: 0.111 Andres Galarraga, R (7, PH) OBP: 0.444, SLG: 0.583 Joe Nathan, R (7, 1) Ruben Rivera, R (9, 7) OBP: 0.192, SLG: 0.360			1-0 G4-3		0-0 FC1-6 G4-6-3		0-0 G5-3	2-3 K	2 0 0 0 0 0 1 1 0 0 0 0 0 1 1 0 0 0 0 1 0 0 0 0 0 0 0 0				
<b>Inning Stats</b>	R: 0 H: 0 E: 0 LOB: 0 K: 2 BB: 0 S: 9 P: 12	R: 1 H: 1 E: 0 LOB: 1 K: 1 BB: 1 S: 11 P: 16	R: 1 H: 2 E: 0 LOB: 2 K: 1 BB: 0 S: 12 P: 20	R: 0 H: 0 E: 0 LOB: 0 K: 1 BB: 0 S: 5 P: 8	R: 0 H: 1 E: 0 LOB: 0 K: 0 BB: 0 S: 6 P: 10	R: 0 H: 1 E: 0 LOB: 2 K: 1 BB: 1 S: 15 P: 21	R: 0 H: 1 E: 0 LOB: 1 K: 1 BB: 0 S: 10 P: 14	R: 5 H: 2 E: 2 LOB: 0 K: 1 BB: 1 S: 13 P: 24	R: 0 H: 1 E: 1 LOB: 3 K: 1 BB: 1 S: 14 P: 26	1B: 5 SF: 0 2B: 2 SAC: 0 3B: 0 DP: 1 HR: 2 HBP: 1	WP: 0 PA: 42 PB: 0 SB: 0 CS: 0		
<b>PITCHER</b>	IP WLS BF H R ER SO BB IBB HBP BLK WP HR S P ERA WHIP											<b>PITCHER</b>	IP WLS BF H R ER SO BB IBB HBP BLK WP HR S P ERA WHIP
Vicente Padilla, R (1, 1) ERA: 2.31	7.2 L 33 7 5 3 7 3 0 1 0 0 0 1 75 117 3.52 1.304												
Dan Plesac, L (8, 1) ERA: 2.25	0.0 1 0 0 0 0 0 0 0 0 0 0 0 1 1 ∞ ∞												
Terry Adams, R (8, 1) ERA: 3.72	1.1 8 2 2 0 2 1 0 0 0 0 0 1 19 33 0.00 2.250												

AB	37
R	7
H	9
RBI	4
BB	4
SO	9
LOB	23



Batter	1	2	3	4	5	6	7	8	9	AB R H RBI BB SO LOB
11 Jimmy Rollins, S OBP: 0.378, SLG: 0.408 (1, 6)	2-3 K		0-0 2B 1B		2-1 P5		1-2 F8		2-2 F8 1-2	5 1 1 0 0 1 1
Ricky Ledee, L OBP: 0.370, SLG: 0.521 (1, 8)	1-0 L7		2-1 G5-3 1-H 2B		3-2 F7		4-0 BB BB		2-3 K	3 0 1 1 1 0 0 1 0 0 0 0 1 1
Bobby Abreu, L OBP: 0.387, SLG: 0.386 (1, 9)	4-2 BB		4-1 BB		2-0 1B 1B		4-1 G6-4-3 BB		3-2 HR 2-H	2 1 2 2 3 0 0
Pat Burrell, R OBP: 0.327, SLG: 0.446 (1, 7)	1-3 K		1-1 G5-3 2-3f		0-0 BB 1B		0-2 G6-4-3 1-2f		4-2 BB	4 0 1 0 1 1 5
Jim Thome, L OBP: 0.379, SLG: 0.430 (1, 3)					2-0 1B 2B		4-0 BB 1-2 BB		3-3 K	4 1 1 0 1 1 1
Mike Lieberthal, R OBP: 0.451, SLG: 0.515 (1, 2)					0-0 26 L4-6 1B 2-3 1B		1-0 F8		4-1 BB	3 0 2 0 1 0 3
David Bell, R OBP: 0.322, SLG: 0.303 (1, 5)					2-2 1-2 3-H 1B		0-1 F8		2-1 F9	4 0 1 1 0 0 2
26 Chase Utley, L OBP: 0.222, SLG: 0.667 (1, 4)					1-0 L4-6 2-2		1-2 F9		0-1 F9	4 0 0 0 0 1 4
Vicente Padilla, R (1, 1)					0-3 K		3-2 G4-3		0-2 HR 11 WP 1B	3 0 0 0 0 1 1 0 0 0 0 0 0 0 0 0 0 0 0 0 0 1 1 1 0 0 0 0

Inning Stats	R: 0 E: 0 K: 2 S: 10	H: 0 LOB: 1 BB: 1 P: 18	R: 0 E: 0 K: 1 S: 9	H: 1 LOB: 1 BB: 0 P: 16	R: 1 E: 0 K: 0 S: 8	H: 2 LOB: 1 BB: 1 P: 16	R: 1 E: 0 K: 1 S: 9	H: 3 LOB: 1 BB: 0 P: 14	R: 0 E: 0 K: 0 S: 11	H: 2 LOB: 3 BB: 1 P: 23	R: 0 E: 0 K: 0 S: 11	H: 0 LOB: 0 BB: 0 P: 15	R: 0 E: 0 K: 0 S: 8	H: 0 LOB: 1 BB: 2 P: 17	R: 0 E: 0 K: 1 S: 8	H: 0 LOB: 1 BB: 1 P: 33	1B: 7 2B: 3 3B: 0 HR: 1	SF: 0 SAC: 0 DP: 3 HBP: 0
--------------	-------------------------------	----------------------------------	------------------------------	----------------------------------	------------------------------	----------------------------------	------------------------------	----------------------------------	-------------------------------	----------------------------------	-------------------------------	----------------------------------	------------------------------	----------------------------------	------------------------------	----------------------------------	----------------------------------	------------------------------------

PITCHER	IP	WLS	BF	H	R	ER	SO	BB	IBB	HBP	BLK	WP	HR	S	P	ERA	WHIP
Kurt Ainsworth, R ERA: 4.91 (1, 1)	6.0		27	8	2	2	4	3	0	0	0	0	0	58	102	3.00	1.833
Joe Nathan, R ERA: (7, 1)	2.0	W	8	0	0	0	1	3	0	0	0	0	0	16	34	0.00	1.500
Scott Eyre, L ERA: 3.72 (9, 1)	1.0		6	2	2	2	1	1	0	0	0	1	1	20	33	18.00	3.000

**BOTTOM**

San Francisco Giants @ Philadelphia Phillies  
Veterans Stadium, Philadelphia, PA

Fri Apr 25 2003, 7:05 PM EDT  
Att. 20,650 - Overcast - 67 F

livebaseballscorecards.com

AB	34
R	4
H	10
RBI	4
BB	7
SO	6
LOB	18



WP: 1	PA: 41
PB: 0	
SB: 0	
CS: 0	



Batter	1	2	3	4	5	6	7	8	9	AB R H RBI BB SO LOB	TOP
<b>Ray Durham, S</b> (1, 4) <small>OBP: 0.430, SLG: 0.492</small> <b>Neifi Perez, S</b> (7, 4) <small>OBP: 0.245, SLG: 0.255</small>	4-2  BB	2-1 G1-3 		4-0  IBB			3-2  2B		0-0  G3 3B	2 0 1 0 2 0 1 1 1 1 0 0 0 0	
<b>Edgardo Alfonzo, R</b> (1, 5) <small>OBP: 0.289, SLG: 0.256</small>	1-1  F8		0-1  F8	1-1  G5-4-3 1-2f			0-1  G1-3		1-1  G3	5 0 0 1 0 0 5	
<b>Rich Aurilia, R</b> (1, 6) <small>OBP: 0.306, SLG: 0.411</small>	1-1  BB 1-2 1B		0-0  P4			3-2  G4-3	3-2  F9		2-2  1B	5 0 2 0 0 0 1	
<b>Barry Bonds, L</b> (1, 7) <small>OBP: 0.482, SLG: 0.633</small> <b>41 Chad Zerbe, L</b> (7, 1) <b>Pedro Feliz, R</b> (9, PH) <small>OBP: 0.211, SLG: 0.211</small>	3-2  F8		3-1  HBP			1-2  L3	1-1  G4-3		0-2  G5-3	3 0 0 0 0 0 3 0 0 0 0 0 0 0 1 0 0 0 0 0 1	
<b>José Cruz Jr., S</b> (1, 9) <small>OBP: 0.439, SLG: 0.616</small> <b>Marvin Benard, L</b> (7, 7) <small>OBP: 0.261, SLG: 0.158</small>	4-2  BB 1-2 BB		1-2  G4-3			1-1  1B		0-0  G5-3		2 0 1 0 1 0 1 1 0 0 0 0 0 0	
<b>Benito Santiago, R</b> (1, 2) <small>OBP: 0.373, SLG: 0.485</small> <b>Yorvit Torrealba, R</b> (4, 2) <small>OBP: 0.360, SLG: 0.609</small>	2-3  K			2-1  1B 2B HBP		1-2  G5-3		1-1  1B		1 1 0 0 0 1 3 2 0 1 0 0 0 1	
<b>J.T. Snow, L</b> (1, 3) <small>OBP: 0.468, SLG: 0.561</small>		2-3  K		1-1  2B 1-2 1B		1-0  F7		3-2  F7		4 0 1 0 0 1 1	
<b>Marquis Grissom, R</b> (1, 8) <small>OBP: 0.293, SLG: 0.475</small>		2-2  SH3-4 1B		2-0  2B 1-3 2-H		1-1  P4		2-3  K		4 0 2 1 0 1 1	
<b>Jerome Williams, R</b> (1, 1) <b>Jim Brower, R</b> (5, 1) <small>OBP: 0.500, SLG: 0.500</small> <b>Ruben Rivera, R</b> (7, 9) <small>OBP: 0.185, SLG: 0.346</small>		1-2  SH3-4		1-0  G6-3		0-3  K			1-1  F8	1 0 0 0 0 0 2 1 0 0 0 0 1 0 1 0 0 0 0 0 0	
<b>Inning Stats</b>	R: 0 H: 1 E: 0 LOB: 3 K: 1 BB: 2 S: 19 P: 34	R: 0 H: 1 E: 0 LOB: 1 K: 1 BB: 0 S: 12 P: 19	R: 0 H: 0 E: 0 LOB: 1 K: 0 BB: 0 S: 7 P: 11	R: 1 H: 2 E: 0 LOB: 2 K: 0 BB: 1 S: 7 P: 18	R: 0 H: 1 E: 0 LOB: 1 K: 0 BB: 0 S: 11 P: 17	R: 0 H: 0 E: 0 LOB: 0 K: 1 BB: 0 S: 6 P: 8	R: 0 H: 1 E: 0 LOB: 1 K: 0 BB: 0 S: 13 P: 20	R: 0 H: 1 E: 0 LOB: 1 K: 1 BB: 0 S: 11 P: 17	R: 1 H: 2 E: 0 LOB: 1 K: 0 BB: 0 S: 11 P: 15	1B: 6 SF: 0 2B: 2 SAC: 1 3B: 1 DP: 1 HR: 0 HBP: 2	WP: 0 PA: 40 PB: 0 SB: 1 CS: 0
<b>PITCHER</b> <b>Brandon Duckworth, R</b> (1, 1) <small>ERA: 9.95</small> <b>Carlos Silva, R</b> (6, 1) <small>ERA: 2.61</small>	IP WLS BF H R ER SO BB IBB HBP BLK WP HR S P ERA WHIP 5.0 W 24 5 1 1 2 2 2 1 2 0 0 0 56 99 1.80 1.400 4.0 S 16 4 1 1 2 0 0 0 0 0 0 0 41 60 2.25 1.000										

San Francisco Giants @ Philadelphia Phillies  
 Veterans Stadium, Philadelphia, PA  
 Sat Apr 26 2003, 7:05 PM EDT  
 Att. 19,464 - Cloudy - 58 F

AB	34
R	2
H	9
RBI	2
BB	3
SO	4
LOB	20



Batter	1	2	3	4	5	6	7	8	9
11 Jimmy Rollins, S OBP: 0.362, SLG: 0.388 (1, 6)	G4-3		G4-3	FC3-2		K	G6-3		
Ricky Ledee, L OBP: 0.373, SLG: 0.566 (1, 8)	G1-3		G3	G3		HR		2B	
Bobby Abreu, L OBP: 0.405, SLG: 0.446 Jason Michaels, R OBP: 0.308, SLG: 0.333 (1, 9) (9, 9)	F9			BB	1B	HR		G4-3	
Pat Burrell, R OBP: 0.321, SLG: 0.433 (1, 7)		K		K	2B	K		G4-3	
Jim Thome, L OBP: 0.380, SLG: 0.461 (1, 3)		P5		BB	L4	HR		SF8	
David Bell, R OBP: 0.348, SLG: 0.321 (1, 5)				BB	1B	2B		G1-3	
Todd Pratt, R OBP: 0.524, SLG: 0.667 (1, 2)				BB	1B	1B			
Tomas Perez, S OBP: 0.297, SLG: 0.333 (1, 4)			G4-3	FC3-2		K		G4-3	
Brandon Duckworth, R OBP: 1.000, SLG: 1.000 26 Chase Utley, L OBP: 0.200, SLG: 0.600 Carlos Silva, R (5, PH) (6, 1)			SH3-4	FC3-2		K		G1-3	

AB	R	H	RBI	BB	SO	LOB
5	0	0	0	0	1	4
5	2	2	0	0	0	4
4	4	3	3	1	0	0
0	0	0	0	0	0	0
5	1	1	0	0	3	2
3	2	1	2	1	0	2
2	1	1	1	2	0	0
3	0	1	2	1	2	2
4	0	2	1	0	1	2
1	0	1	1	0	0	0
1	0	0	0	0	1	2
1	0	0	0	0	0	0

AB	R	H	RBI	BB	SO	LOB
34	10	12	10	5	8	18

1B	2B	3B	SF	SAC	DP	HBP
6	3	1	1	1	0	1

WP	PA
1	42

Inning Stats	R	H	E	K	S	H	LOB	BB	P
1	0	0	0	7	11	0	0	0	11
2	0	0	0	9	17	0	1	1	17
3	0	1	0	9	14	1	1	0	14
4	3	2	0	14	32	2	3	4	32
5	0	4	0	18	24	0	2	2	24
6	3	3	0	17	29	0	1	0	29
7	0	0	0	6	13	0	0	0	13
8	2	2	0	14	20	0	0	0	20
9	0	0	0	7	11	0	0	0	11

PITCHER	IP	WLS	BF	H	R	ER	SO	BB	IBB	HBP	BLK	WP	HR	S	P	ERA	WHIP
Jerome Williams, R ERA: 11.25 (1, 1)	4.0	L	22	5	5	5	3	5	0	0	0	1	0	47	85	11.25	2.500
Jim Brower, R ERA: 6.61 (5, 1)	2.0		12	5	3	3	5	0	0	1	0	0	2	27	42	13.50	2.500
41 Chad Zerbe, L ERA: 9.64 (7, 1)	2.0		8	2	2	2	0	0	0	0	0	0	0	20	33	9.00	1.000

San Francisco Giants @ Philadelphia Phillies  
Veterans Stadium, Philadelphia, PA  
Sat Apr 26 2003, 7:05 PM EDT  
Att: 19,464 - Cloudy - 58 F

livebaseballscorecards.com





Batter	1	2	3	4	5	6	7	8	9	AB R H RBI BB SO LOB	TOP										
Ray Durham, S (1, 4) OBP: 0.434, SLG: 0.478	4-2 CS BB			0-3 K		0-3 K			4-2 BB	2 0 0 0 2 2 0											
Marquis Grissom, R (1, 8) OBP: 0.279, SLG: 0.452	2-3 K 1-2			0-1 F9			0-0 F8		1-0 F8	4 0 0 0 0 1 2											
Rich Aurilia, R (1, 6) OBP: 0.307, SLG: 0.402	0-0 F7			4-2 BB			2-3 K			2 0 0 0 1 1 0											
Barry Bonds, L (1, 7) OBP: 0.465, SLG: 0.603		2-1 P5		0-0 F9			1-3 K			3 0 0 0 0 1 1											
José Cruz Jr., S (1, 9) OBP: 0.427, SLG: 0.596		2-3 K			1-2 G4-3			2-1 F7		3 0 0 0 0 1 0											
J.T. Snow, L (1, 3) OBP: 0.451, SLG: 0.536		3-3 K			2-1 F9			0-2 F8		3 0 0 0 0 1 0											
Yorvit Torrealba, R (1, 2) OBP: 0.321, SLG: 0.538			0-1 L8		0-2 G4-3			3-2 F7		3 0 0 0 0 0 0											
Pedro Feliz, R (1, 5) OBP: 0.190, SLG: 0.190 Neifi Perez, S (9, PH) OBP: 0.240, SLG: 0.250			1-3 K			1-3 K			0-0 G4-3	2 0 0 0 0 2 0 1 0 0 0 0 0 0											
Jesse Foppert, R (1, 1) Joe Nathan, R (7, 1) Felix Rodriguez, R (8, 1) Marvin Benard, L (9, PH) OBP: 0.250, SLG: 0.150			0-3 K			0-0 F9			1-1 G3	2 0 0 0 0 1 0 0 0 0 0 0 0 0 0 0 0 0 0 0 0 1 0 0 0 0 0 0											
<b>Inning Stats</b>	R: 0 E: 0 K: 1 S: 8	H: 0 LOB: 0 BB: 1 P: 14	R: 0 E: 0 K: 2 S: 9	H: 0 LOB: 0 BB: 0 P: 16	R: 0 E: 0 K: 2 S: 8	H: 0 LOB: 0 BB: 0 P: 9	R: 0 E: 0 K: 1 S: 9	H: 0 LOB: 1 BB: 1 P: 13	R: 0 E: 0 K: 0 S: 9	H: 0 LOB: 0 BB: 0 P: 12	R: 0 E: 0 K: 2 S: 7	H: 0 LOB: 0 BB: 0 P: 10	R: 0 E: 0 K: 0 S: 8	H: 0 LOB: 0 BB: 0 P: 13	R: 0 E: 0 K: 0 S: 6	H: 0 LOB: 1 BB: 1 P: 12	1B: 0 2B: 0 3B: 0 HR: 0	SF: 0 SAC: 0 DP: 0 HBP: 0	WP: 0 PB: 0 SB: 0 CS: 1	PA: 29	
<b>PITCHER</b> Kevin Millwood, R (1, 1) ERA: 3.48	IP: 9.0 WLS: W BF: 29 H: 0 R: 0 ER: 0 SO: 10 BB: 3 IBB: 0 HBP: 0 BLK: 0 WP: 0 HR: 0 S: 72 P: 108 ERA: 0.00 WHIP: 0.333																				

San Francisco Giants @ Philadelphia Phillies  
Veterans Stadium, Philadelphia, PA

livebaseballscorecards.com

AB	26
R	0
H	0
RBI	0
BB	3
SO	10
LOB	3



Sun Apr 27 2003, 1:35 PM EDT  
Att. 40,016 - Cloudy - 68 F





Chicago Cubs @ San Francisco Giants  
 PacBell Park, San Francisco, CA

Tue Apr 29 2003, 10:15 PM EDT  
 Att. 39,839 - Cloudy - 55 F

AB	34
R	4
H	9
RBI	3
BB	5
SO	6
LOB	14



Batter	1	2	3	4	5	6	7	8	9	AB R H RBI BB SO LOB
Mark Grudzielanek, R (1, 4) OBP: 0.336, SLG: 0.396	2-2 G1-3		2-2 G6-4-3 1B 2B		1-1 G6-3		3-2 K		1-0 L5	5 1 1 0 0 1 0
Alex Gonzalez, R (1, 6) OBP: 0.381, SLG: 0.406	1-2 P3		4-2 G6-4-3 1B BB		1-0 F9 1B 2B		0-2 F9		4-2 BB	3 1 1 0 2 0 0
Sammy Sosa, R (1, 9) OBP: 0.469, SLG: 0.591	4-2 FC6-4 BB		1-0 G6-4-3 1B		2-2 F9		3-2 F8		0-0 P4	4 0 1 0 1 0 2
Moises Alou, R (1, 7) OBP: 0.366, SLG: 0.437	2-1 FC6-4 1-2f		1-0 G6-4-3 1-2f 2-3 3-H		2-0 PO 1B			2-1 HR		4 1 2 2 0 0 3
Eric Karros, R (1, 3) OBP: 0.415, SLG: 0.412 Hee-Seop Choi, L (8, PH) OBP: 0.446, SLG: 0.582		3-2 1B 1B	4-2 BB		1-0 PO 1-2	3-2 G5-3		3-3 K		2 0 1 0 1 0 0 1 0 0 0 0 1 0
Corey Patterson, L (1, 8) OBP: 0.340, SLG: 0.567		0-3 K	0-0 F9			1-1 1B 2B		1-3 K		4 1 1 0 0 2 3
Ramon Martinez, R (1, 5) OBP: 0.303, SLG: 0.308		2-3 K SAFE		0-0 F8		1-1 G6-3 1B 2-H		4-1 FC5-4 BB		3 0 1 1 1 1 1
Damian Miller, R (1, 2) OBP: 0.346, SLG: 0.471		3-2 1B		2-1 G5-3		1 SAFE 3-2 G6-3		1 SAFE 1-2 FC5-4		4 0 1 0 0 0 2
34 Kerry Wood, R (1, 1) OBP: 0.200, SLG: 0.400 Juan Cruz, R (7, 1) Mike Remlinger, L (7, 1) Lenny Harris, L (9, PH) OBP: 0.273, SLG: 0.381 Joe Borowski, R (9, 1)		0-0 G3-1		3-3 K		2-2 G6-3			3-1 G4-3	3 0 0 0 0 1 3 0 0 0 0 0 0 0 0 0 0 0 0 0 0 1 0 0 0 0 0 0 0 0 0 0 0 0 0

Inning Stats	R: 0	H: 0	E: 0	K: 0	S: 10	R: 0	H: 2	E: 0	K: 2	S: 15	R: 1	H: 2	E: 0	K: 0	S: 13	R: 0	H: 0	E: 0	K: 1	S: 6	R: 1	H: 2	E: 0	K: 0	S: 7	R: 1	H: 2	E: 0	K: 0	S: 15	R: 0	H: 0	E: 0	K: 1	S: 10	R: 1	H: 1	E: 0	K: 2	S: 14	R: 0	H: 0	E: 0	K: 0	S: 6	R: 0	H: 0	E: 0	K: 0	S: 6	R: 1	H: 1	E: 0	K: 0	S: 6	R: 0	H: 0	E: 0	K: 0	S: 6	1B: 5	2B: 3	3B: 0	HR: 1	SF: 0	SAC: 0	DP: 1	HBP: 0	WP: 0	PA: 40
--------------	------	------	------	------	-------	------	------	------	------	-------	------	------	------	------	-------	------	------	------	------	------	------	------	------	------	------	------	------	------	------	-------	------	------	------	------	-------	------	------	------	------	-------	------	------	------	------	------	------	------	------	------	------	------	------	------	------	------	------	------	------	------	------	-------	-------	-------	-------	-------	--------	-------	--------	-------	--------

PITCHER	IP	WLS	BF	H	R	ER	SO	BB	IBB	HBP	BLK	WP	HR	S	P	ERA	WHIP
Kirk Rueter, L (1, 1) ERA: 3.34	6.0	L	27	8	3	3	3	3	0	0	0	0	0	66	117	4.50	1.833
Joe Nathan, R (7, 1) ERA:	1.0		3	0	0	0	1	0	0	0	0	0	0	10	16	0.00	0.000
Felix Rodriguez, R (8, 1) ERA: 2.93	1.0		5	1	1	1	2	1	0	0	0	0	1	14	25	9.00	2.000
Jim Brower, R (9, 1) ERA: 6.23	1.0		4	0	0	0	0	1	0	0	0	0	0	6	14	0.00	1.000

Batter	1	2	3	4	5	6	7	8	9	AB	R	H	RBI	BB	SO	LOB
Ray Durham, S OBP: 0.425, SLG: 0.507 (1, 4)	1-1 HR	2-1 G5-3		1-1 SH5-4 1-2 2-3		2-3 K	1-1 P2			4	1	1	1	0	1	3
Rich Aurilia, R OBP: 0.298, SLG: 0.389 Neffi Perez, S OBP: 0.231, SLG: 0.240 (1, 6) (5, 6)	3-2 P4		3-1 G5-3	0-3 K		2-3 K		1-1 F9		3	0	0	0	0	1	2
Barry Bonds, L OBP: 0.484, SLG: 0.600 (1, 7)	3-2 1B 1B		2-0 2B HBP	4-0 FC5 BB IBB		2-1 BB HBP		0-0 F8		2	0	1	0	1	0	0
José Cruz Jr., S OBP: 0.452, SLG: 0.615 (1, 9)	1-0 1-2 1B		1-1 1-3 2B	4-0 1-2 2-3 3-H BB		4-2 1-2 BB		4-0 BB		2	0	2	1	3	0	0
Benito Santiago, R OBP: 0.363, SLG: 0.458 (1, 2)	3-3 K		4-0 BB	1-1 FC5 2-3f		1-3 K		3-2 G5-3		4	0	0	0	1	2	8
J.T. Snow, L OBP: 0.437, SLG: 0.514 (1, 3)	0-1 G4-3		0-3 K			3-1 F8		3-2 G1-3 1B 1B		5	0	1	0	0	2	5
Edgardo Alfonzo, R OBP: 0.284, SLG: 0.253 (1, 5)		1-1 F8	1-1 F9			0-0 1B		1-1 F9		5	0	1	0	0	0	4
Marquis Grissom, R OBP: 0.297, SLG: 0.455 (1, 8)		0-2 K		1-1 SH5-4 SH BB 1B		0-3 K		1-1 G1-3 1B		4	1	2	0	1	2	1
Kirk Rueter, L OBP: 0.231, SLG: 0.231 Joe Nathan, R (7, 1) Andres Galarraga, R OBP: 0.429, SLG: 0.560 Felix Rodriguez, R OBP: 1.000, SLG: 1.000 Jim Brower, R OBP: 0.500, SLG: 0.500 Marvin Benard, L OBP: 0.240, SLG: 0.143 (1, 1) (7, 1) (8, 1) (9, 1) (9, PH)		1-0 1B		0-0 SH BB SH5-4 1-2		0-2 G5-3		3-2 G1-3		2	0	1	0	0	0	1

Inning Stats	R: 1	H: 3	E: 0	K: 1	S: 14	LOB: 2	BB: 0	P: 25	R: 0	H: 1	E: 0	K: 1	S: 8	LOB: 1	BB: 0	P: 12	R: 0	H: 1	E: 0	K: 1	S: 10	LOB: 3	BB: 1	P: 21	R: 0	H: 1	E: 0	K: 1	S: 9	LOB: 1	BB: 0	P: 12	R: 0	H: 0	E: 0	K: 3	S: 13	LOB: 2	BB: 1	P: 24	R: 0	H: 2	E: 0	K: 0	S: 15	LOB: 2	BB: 0	P: 24	R: 0	H: 0	E: 0	K: 0	S: 9	LOB: 1	BB: 1	P: 17	R: 0	H: 0	E: 0	K: 1	S: 8	LOB: 1	BB: 1	P: 14	1B: 7	2B: 1	3B: 0	HR: 1	SF: 0	SAC: 2	DP: 0	HBP: 2	WP: 0	PB: 0	SB: 0	CS: 0	PA: 45
--------------	------	------	------	------	-------	--------	-------	-------	------	------	------	------	------	--------	-------	-------	------	------	------	------	-------	--------	-------	-------	------	------	------	------	------	--------	-------	-------	------	------	------	------	-------	--------	-------	-------	------	------	------	------	-------	--------	-------	-------	------	------	------	------	------	--------	-------	-------	------	------	------	------	------	--------	-------	-------	-------	-------	-------	-------	-------	--------	-------	--------	-------	-------	-------	-------	--------

PITCHER	IP	WLS	BF	H	R	ER	SO	BB	IBB	HBP	BLK	WP	HR	S	P	ERA	WHIP
34 Kerry Wood, R ERA: 2.77 (1, 1)	6.0	W	32	7	2	1	8	3	1	2	0	0	1	64	115	1.50	1.667
Juan Cruz, R ERA: 5.84 (7, 1)	0.2	H	4	2	0	0	0	0	0	0	0	0	0	13	21	0.00	3.000
Mike Remlinger, L ERA: 4.5 (7, 1)	1.1	H	5	0	0	0	0	1	0	0	0	0	0	11	20	0.00	0.750
Joe Borowski, R ERA: 1.98 (9, 1)	1.0	S	4	0	0	0	1	1	0	0	0	0	0	8	14	0.00	1.000

**BOTTOM**

**Chicago Cubs @ San Francisco Giants**  
PacBell Park, San Francisco, CA

Tue Apr 29 2003, 10:15 PM EDT  
Att: 39,839 - Cloudy - 55 F

livebaseballscorecards.com

AB	35
R	2
H	9
RBI	2
BB	6
SO	9
LOB	27





Batter	1	2	3	4	5	6	7	8	9	AB	R	H	RBI	BB	SO	LOB	TOP
<b>Mark Grudzielanek, R</b> (1, 4) <small>OBP: 0.333, SLG: 0.390</small>	0-1 <b>G5-3</b>			0-2 <b>BB</b> <b>HBP</b> <b>1B</b>	0-1 <b>P4</b>			0-0 <b>F7</b>		4	0	1	0	0	0	2	
<b>Alex Gonzalez, R</b> (1, 6) <small>OBP: 0.368, SLG: 0.390</small> <b>Mark Guthrie, R</b> (8, 1)	0-0 <b>F9</b>			0-0 <b>F9</b>			1-1 <b>F7</b>	1-2 <b>P6</b>		4	0	0	0	0	0	2	
<b>Sammy Sosa, R</b> (1, 9) <small>OBP: 0.462, SLG: 0.571</small>	2-3 <b>K</b>			1-2 <b>P4</b>			1-3 <b>K</b>		4-1 <b>G6-4-3</b> <b>BB</b>	3	0	0	0	1	2	1	
<b>Moises Alou, R</b> (1, 7) <small>OBP: 0.362, SLG: 0.422</small>		0-0 <b>P2</b>		2-0 <b>BB</b> <b>HBP</b>		0-0 <b>G5-3</b>		2-0 <b>G6-4-3</b> <b>1-2f</b>	2-0 <b>G6-4-3</b>	3	0	0	0	0	0	1	
<b>Hee-Seop Choi, L</b> (1, 3) <small>OBP: 0.436, SLG: 0.552</small>		0-3 <b>K</b>		4-0 <b>BB</b>			0-3 <b>K</b>		2-2 <b>L7</b>	3	0	0	0	1	2	0	
<b>Corey Patterson, L</b> (1, 8) <small>OBP: 0.330, SLG: 0.550</small>		0-3 <b>K</b>		1-2 <b>BB</b>			2-3 <b>K</b>		2-2 <b>L7</b>	3	0	0	0	0	3	3	
<b>Lenny Harris, L</b> (1, 5) <small>OBP: 0.280, SLG: 0.417</small> <b>Kyle Farnsworth, R</b> (7, 1) <b>Ramon Martinez, R</b> (8, 6) <small>OBP: 0.303, SLG: 0.308</small>			3-2 <b>G6-3</b>		1-2 <b>2B</b>		1-1 <b>G3</b>			3	0	1	0	0	0	0	
<b>Paul Bako, L</b> (1, 2) <small>OBP: 0.385, SLG: 0.409</small>			1-3 <b>K</b>		1-3 <b>K</b>			2-3 <b>K</b>		3	0	0	0	0	3	1	
<b>Matt Clement, R</b> (1, 1) <b>Mark Bellhorn, S</b> (7, 5) <small>OBP: 0.356, SLG: 0.300</small>			1-3 <b>K</b>		2-3 <b>K</b>			3-2 <b>1B</b>		2	0	0	0	0	2	1	
<b>Inning Stats</b>	R: 0 E: 0 K: 1 S: 6 H: 0 LOB: 0 BB: 0 P: 8	R: 0 E: 0 K: 2 S: 7 H: 0 LOB: 0 BB: 0 P: 7	R: 0 E: 0 K: 2 S: 9 H: 0 LOB: 0 BB: 0 P: 14	R: 0 E: 0 K: 1 S: 11 H: 1 LOB: 3 BB: 1 P: 18	R: 0 E: 0 K: 2 S: 14 H: 1 LOB: 1 BB: 0 P: 18	R: 0 E: 0 K: 1 S: 6 H: 0 LOB: 0 BB: 0 P: 8	R: 0 E: 0 K: 2 S: 11 H: 0 LOB: 0 BB: 0 P: 14	R: 0 E: 0 K: 1 S: 10 H: 1 LOB: 1 BB: 0 P: 16	R: 0 E: 0 K: 0 S: 6 H: 0 LOB: 0 BB: 1 P: 14	1B: 2 2B: 1 3B: 0 HR: 0 SF: 0 SAC: 0 DP: 1 HBP: 1	WP: 0 PB: 0 SB: 0 CS: 0	PA: 32					
<b>PITCHER</b> <b>Jason Schmidt, R</b> (1, 1) <small>ERA: 1.77</small>	IP: 9.0 WLS: W BF: 32 H: 3 R: 0 ER: 0 SO: 12 BB: 2 IBB: 0 HBP: 1 BLK: 0 WP: 0 HR: 0 S: 80 P: 117 ERA: 0.00 WHIP: 0.556					<b>PITCHER</b> IP: WLS: BF: H: R: ER: SO: BB: IBB: HBP: BLK: WP: HR: S: P: ERA: WHIP											

**Chicago Cubs @ San Francisco Giants**  
 PacBell Park, San Francisco, CA  
 Wed Apr 30 2003, 10:05 PM EDT  
 Att. 40,124 - Sunny - 52 F

AB	29
R	0
H	3
RBI	0
BB	2
SO	12
LOB	11



WP: 0	PA: 32
PB: 0	
SB: 0	
CS: 0	

Batter	1	2	3	4	5	6	7	8	9
Ray Durham, S OBP: 0.407, SLG: 0.480 (1, 4)	3-3 K		2-2 F8		0-0 P6		2-3 K		
Neifi Perez, S OBP: 0.232, SLG: 0.226 (1, 6)	1-0 G5-3		4-2 WP HR BB		1-0 F7			1-2 G4-3	
Barry Bonds, L OBP: 0.484, SLG: 0.681 (1, 7)	3-1 L8		2-2 1-H HR		2-1 HR			2-2 G4-3	
Ruben Rivera, R OBP: 0.185, SLG: 0.346 (9, 7)								0-1 G4-3	
José Cruz Jr., S OBP: 0.454, SLG: 0.606 (1, 9)		4-1 1B 1B BB	0-0 G4-6-3 1B		1-3 K				
J.T. Snow, L OBP: 0.433, SLG: 0.506 (1, 3)		3-2 G6-3 G5-3 1B	0-0 G4-6-3 1-2f		2-2 G3-1				
Benito Santiago, R OBP: 0.361, SLG: 0.453 (1, 2)		1-2 G5-3 G6-3 1B 3-H		0-1 F8		2-2 G5-3			
Edgardo Alfonzo, R OBP: 0.276, SLG: 0.244 (1, 5)		2-2 G6-3		0-0 G6-3		1-0 P3			
Marquis Grissom, R OBP: 0.298, SLG: 0.462 (1, 8)		1-1 G5-3		2-2 P2		2-1 2B			
Jason Schmidt, R (1, 1)		2-3 3-H 1-0 G4-3			1-2 G1-3		0-2 K		

Inning Stats	R: 0	H: 0	E: 0	K: 1	S: 7	LOB: 0	BB: 0	P: 14
	R: 2	H: 2	E: 0	K: 0	S: 14 <td>LOB: 1</td> <td>BB: 1</td> <td>P: 26 </td>	LOB: 1	BB: 1	P: 26
	R: 2	H: 2	E: 0	K: 0	S: 14 <td>LOB: 0</td> <td>BB: 1</td> <td>P: 22 </td>	LOB: 0	BB: 1	P: 22
	R: 0	H: 0	E: 0	K: 0	S: 8 <td>LOB: 0</td> <td>BB: 0</td> <td>P: 10 </td>	LOB: 0	BB: 0	P: 10
	R: 0	H: 0	E: 0	K: 0	S: 7 <td>LOB: 0</td> <td>BB: 0</td> <td>P: 9 </td>	LOB: 0	BB: 0	P: 9
	R: 1	H: 1	E: 0	K: 1	S: 12 <td>LOB: 0</td> <td>BB: 0</td> <td>P: 19 </td>	LOB: 0	BB: 0	P: 19
	R: 0	H: 1	E: 0	K: 2	S: 10 <td>LOB: 1</td> <td>BB: 0</td> <td>P: 15 </td>	LOB: 1	BB: 0	P: 15
	R: 0	H: 0	E: 0	K: 0	S: 8 <td>LOB: 0</td> <td>BB: 0</td> <td>P: 11 </td>	LOB: 0	BB: 0	P: 11

PITCHER	IP	WLS	BF	H	R	ER	SO	BB	IBB	HBP	BLK	WP	HR	S	P	ERA	WHIP
Matt Clement, R ERA: 3.38 (1, 1)	6.0	L	24	5	5	5	2	2	0	0	0	1	2	62	100	7.50	1.167
Kyle Farnsworth, R ERA: 2.84 (7, 1)	1.0		4	1	0	0	2	0	0	0	0	0	0	10	15	0.00	1.000
Mark Guthrie, L ERA: 1.08 (8, 1)	1.0		3	0	0	0	0	0	0	0	0	0	0	8	11	0.00	0.000

AB R H RBI BB SO LOB

4 0 0 0 0 2 1

3 1 0 0 1 0 0

4 2 2 3 0 0 0  
0 0 0 0 0 0 0

3 1 1 0 1 1 0

3 1 1 0 0 0 1

3 0 1 1 0 0 0

3 0 0 0 0 0 2

3 0 1 1 0 0 1

3 0 0 0 0 1 2

1B	2B	3B	HR	SF	SAC	DP	HBP	WP	HR	S	P	ERA	WHIP
1B: 3	2B: 1	3B: 0	HR: 2	SF: 0	SAC: 0	DP: 1	HBP: 0	WP: 1	HR: 2	S: 31	P: 31	ERA: 7.50	WHIP: 1.167
PB: 0	SB: 0	CS: 0											

**Chicago Cubs @ San Francisco Giants**  
PacBell Park, San Francisco, CA  
Wed Apr 30 2003, 10:05 PM EDT  
Att. 40,124 - Sunny - 52 F

livebaseballscorecards.com

AB 29  
R 5  
H 6  
RBI 5  
BB 2  
SO 4  
LOB 7





Batter	1	2	3	4	5	6	7	8	9	10	AB R H RBI BB SO LOB	TOP														
Mark Grudzielanek, R OBP: 0.328, SLG: 0.382 (1, 4)	2-3 K		1-1 CS 1B		0-0 G4-6-3 1-2f			3-2 L9		0-0 E5 HR	5 1 1 0 0 1 3	<p><b>Chicago Cubs @ San Francisco Giants</b> PacBell Park, San Francisco, CA</p> <p>Thu May 01 2003, 3:35 PM EDT Att: 41,524 - Overcast - 59 F</p>														
Alex Gonzalez, R OBP: 0.369, SLG: 0.445 (1, 6)	0-0 F9		2-3 K			1-0 HR		2-3 K		0-0 HR	5 2 2 4 0 2 1															
Sammy Sosa, R OBP: 0.459, SLG: 0.594 (1, 9)	1-1 1B		1-1 G5-3			0-3 K			3-3 K	0-1 HR	5 1 2 1 0 2 0															
Moises Alou, R OBP: 0.364, SLG: 0.421 (1, 7)	1-0 F9			2-2 L7		1-1 G6-3 1B			0-0 1B	0-0 F9	5 0 2 0 0 0 1															
Eric Karros, R OBP: 0.386, SLG: 0.378 Hee-Seop Choi, L OBP: 0.430, SLG: 0.542 (9, PH) (9, 3)			0-1 G4-3		1-1 G5-3		3-1 G6-3		2-3 K		3 0 0 0 0 0 1 1 0 0 0 0 1 1															
Corey Patterson, L OBP: 0.327, SLG: 0.538 (1, 8)			0-3 K		2-2 CS 1B		1-3 K		1-1 L9		4 0 1 0 0 2 1															
Ramon Martinez, R OBP: 0.351, SLG: 0.345 (1, 5)			2-2 1B		0-0 CS	4-1 22 FC5-6 1B BB		0-0 P3		1-2 FC1-6 1B	3 0 2 0 1 0 0															
Damian Miller, R OBP: 0.354, SLG: 0.472 (1, 2)			0-0 1B		0-0 CS	0-0 22 FC5-6 1B		2-3 K		1-2 FC1-6 E G1-3 HR	4 1 2 0 0 1 1															
22 Mark Prior, R OBP: 0.313, SLG: 0.625 Mark Guthrie, R (7, 1) Tom Goodwin, L OBP: 0.235, SLG: 0.235 (8, PH) Juan Cruz, R (8, 1) Lenny Harris, L OBP: 0.265, SLG: 0.400 (10, PH) Mike Remlinger, L (10, 1)			1-3 K		0-1 FC5-6	0-1 G4-6-3		0-1 L7		2-2 G1-3	2 0 0 0 0 0 1 4 0 0 0 0 0 0 0 0 1 0 0 0 0 0 0 0 0 0 0 0 0 0 0 0 1 0 0 0 0 0 0 1 0 0 0 0 0 0 0 0															
<b>Inning Stats</b>	R: 0 E: 0 K: 1 S: 7	H: 1 LOB: 1 BB: 0 P: 11	R: 0 E: 0 K: 2 S: 13	H: 2 LOB: 2 BB: 0 P: 16	R: 0 E: 0 K: 1 S: 7	H: 1 LOB: 0 BB: 0 P: 11	R: 0 E: 0 K: 1 S: 9	H: 1 LOB: 0 BB: 0 P: 14	R: 0 E: 0 K: 0 S: 5	H: 1 LOB: 1 BB: 1 P: 9	R: 1 E: 0 K: 1 S: 8		H: 2 LOB: 0 BB: 0 P: 13	R: 0 E: 0 K: 2 S: 8	H: 0 LOB: 0 BB: 0 P: 11	R: 0 E: 0 K: 1 S: 9	H: 0 LOB: 0 BB: 0 P: 14	R: 0 E: 0 K: 2 S: 11	H: 1 LOB: 1 BB: 0 P: 17	R: 4 E: 1 K: 0 S: 14	H: 3 LOB: 0 BB: 0 P: 18	1B: 9 2B: 0 3B: 0 HR: 3	SF: 0 SAC: 0 DP: 1 HBP: 0	WP: 0 PB: 0 SB: 0 CS: 2	PA: 41	
<b>PITCHER</b>	IP WLS BF H R ER SO BB IBB HBP BLK WP HR S P ERA WHIP												IP WLS BF H R ER SO BB IBB HBP BLK WP HR S P ERA WHIP													
Damian Moss, L ERA: 2.21 (1, 1)	6.0																									
Joe Nathan, R ERA: (7, 1)	1.0																									
Scott Eyre, L ERA: 3.6 (8, 1)	0.1																									
Felix Rodriguez, R ERA: 2.81 (8, 1)	0.2																									
Tim Worrell, R ERA: 2.3 (9, 1)	2.0	L	11	4	4	0	2	0	0	0	0	0	2	25	35	0.00	2.000									

AB	39
R	5
H	12
RBI	5
BB	1
SO	10
LOB	14



Chicago Cubs @ San Francisco Giants  
 PacBell Park, San Francisco, CA

Thu May 01 2003, 3:35 PM EDT  
 Att: 41,524 - Overcast - 59 F

livebaseballscorecards.com

AB	34
R	1
H	8
RBI	1
BB	4
SO	10
LOB	17



WP:	0	PA:	41
PB:	0		
SB:	0		
CS:	1		

Batter	1	2	3	4	5	6	7	8	9	10	AB	R	H	RBI	BB	SO	LOB	
Ray Durham, S OBP: 0.417, SLG: 0.513 (1, 4)	0-1 CS 1B	3-3 K			1-1 2B		1-0 SH1-4 2B		3-3 K		5	0	3	0	0	2	1	
Neifi Perez, S OBP: 0.250, SLG: 0.281 (1, 6)	0-1 BB SF7 1B		0-0 F7		0-1 3B		1-1 SH1-4		2-2 P6		4	1	2	0	0	0	0	
Barry Bonds, L OBP: 0.500, SLG: 0.671 (1, 7)	4-1 BB 1-2 BB		2-1 HBP		4-0 IBB		4-0 G5-4-3 IBB		2-1 F9		1	0	0	0	3	0	0	
José Cruz Jr., S OBP: 0.452, SLG: 0.592 (1, 9)	4-2 BB 1-2 2-3 BB		2-2 SAFE SAFE P5		2-2 G6-3		2-1 SAFE G5-4-3		0-0 1B		4	0	1	0	1	0	5	
J.T. Snow, L OBP: 0.411, SLG: 0.481 (1, 3)	1-2 SF7		2-3 K			1-0 E3 1B		2-3 K		2-3 K		4	0	0	1	0	3	2
Marquis Grissom, R Tim Worrell, R (9, 1)	0-2 F8			0-0 G4-3		1-1 F9		2-1 G3-1		4	0	0	0	0	0	0	3	
Edgardo Alfonzo, R OBP: 0.284, SLG: 0.255 (1, 5)		2-1 1B		1-2 G6-3		1-2 SAFE 1B		0-0 F8		4	0	2	0	0	0	0	0	
Yorvit Torrealba, R OBP: 0.281, SLG: 0.467 (1, 2)		0-3 K		0-3 K		2-3 K		2-1 G4-3		4	0	0	0	0	0	3	3	
Damian Moss, R Marvin Benard, L Joe Nathan, R Scott Eyre, L Felix Rodriguez, R Ruben Rivera, R	0-3 K	0-3 K		0-3 K		1-1 G4-3		1-1 P3		2	0	0	0	0	2	1		

Inning Stats	R: 1	H: 2	R: 0	H: 1	R: 0	H: 0	R: 0	H: 2	R: 0	H: 1	R: 0	H: 0	R: 0	H: 1	R: 0	H: 0	R: 0	H: 1	R: 0	H: 1	1B: 5	SF: 1	WP: 0	PA: 41
	E: 0	LOB: 2	E: 0	LOB: 1	E: 0	LOB: 0	E: 0	LOB: 2	E: 1	LOB: 2	E: 0	LOB: 0	E: 0	LOB: 0	E: 0	LOB: 0	E: 0	LOB: 1	E: 0	LOB: 1	2B: 2 <th>SAC: 1</th> <th>PB: 0</th>	SAC: 1	PB: 0	
	K: 0	BB: 2	K: 3	BB: 0	K: 1	BB: 0	K: 1	BB: 1	K: 1	BB: 0	K: 0	BB: 1	K: 1	BB: 0	K: 1	BB: 0	K: 1	BB: 0	K: 1	BB: 0	3B: 1 <th>DP: 1</th> <th>SB: 0</th>	DP: 1	SB: 0	
	S: 13	P: 22	S: 11	P: 16	S: 8	P: 14	S: 8	P: 9	S: 11	P: 18	S: 12	P: 18	S: 5	P: 13	S: 6	P: 10	S: 8	P: 14	S: 11	P: 17	HR: 0 <th>HBP: 1</th> <th>CS: 1</th>	HBP: 1	CS: 1	

PITCHER	IP	WLS	BF	H	R	ER	SO	BB	IBB	HBP	BLK	WP	HR	S	P	ERA	WHIP
22 Mark Prior, R ERA: 1.67 (1, 1)	6.0		27	6	1	1	7	2	1	1	0	0	0	63	97	1.50	1.333
Mark Guthrie, L ERA: 0.96 (7, 1)	1.0		4	1	0	0	0	0	1	0	0	0	0	5	13	0.00	1.000
Juan Cruz, R ERA: 5.02 (8, 1)	2.0	W	6	0	0	0	2	0	0	0	0	0	0	14	24	0.00	0.000
Mike Remlinger, L ERA: 4.09 (10, 1)	1.0		4	1	0	0	1	0	0	0	0	0	0	11	17	0.00	1.000



Batter	1	2	3	4	5	6	7	8	9	AB R H RBI BB SO LOB	TOP											
<b>Felipe Lopez, S</b> OBP: 0.330, SLG: 0.355 (1, 6)	3-2 K		1-2 F9		4-2 2B BB	4-1 E S 1B BB		0-0 G6-3		3 2 0 0 2 1 0	<b>Cincinnati Reds @ San Francisco Giants</b> PacBell Park, San Francisco, CA Fri May 02 2003, 10:15 PM EDT Att. 35,486 - Overcast - 57 F											
<b>Adam Dunn, L</b> OBP: 0.353, SLG: 0.557 <b>Felix Heredia, L</b> (8, 1) <b>Scott Sullivan, R</b> (8, 1)	1-3 K		3-2 F7		3-3 K	2-2 FC4-6 1B		0-1 P5		5 0 1 1 0 2 1 0 0 0 0 0 0 0 0 0 0 0 0 0 0												
<b>Sean Casey, L</b> OBP: 0.387, SLG: 0.482 (1, 3)	0-1 1B		4-1 1B BB		1-0 1B G6-3 2B	0-0 FC4-6		1-1 G3		4 1 2 1 1 0 1												
<b>Austin Kearns, R</b> OBP: 0.434, SLG: 0.606 (1, 8) (8, 9)	1-1 1B		4-2 1B BB		4-2 G6-3 1B BB	1-0 G5-3		2-2 F9		3 0 1 0 2 0 1												
<b>Aaron Boone, R</b> OBP: 0.328, SLG: 0.466 (1, 5)	2-3 K		2-2 1B		3-2 G6-3 1B		3-3 K		1-0 S 1B	5 0 3 0 0 2 2												
<b>Jose Guillen, R</b> OBP: 0.333, SLG: 0.617 (1, 9) (8, 7)		0-1 G6-3		1-1 G3-4-1	2-1 G6-3	1-1 SH1-3 3B		2-1 G4-3		5 1 1 1 0 0 3												
<b>6 Ryan Freel, R</b> OBP: 0.304, SLG: 0.158 <b>Juan Castro, R</b> OBP: 0.333, SLG: 0.444 (1, 4) (7, 4)		0-0 G6-3		2-2 G4-3	2-2 G5-3	0-1 SH1-3				3 0 0 1 0 0 2 0 0 0 0 0 0 0												
<b>Jason LaRue, R</b> OBP: 0.379, SLG: 0.449 (1, 2)		4-2 BB		4-2 BB		0-0 HR	1-1 G5-3			2 1 1 1 2 0 0												
<b>Danny Graves, R</b> OBP: 0.154, SLG: 0.154 <b>Ruben Mateo, R</b> OBP: 0.244, SLG: 0.268 <b>Reggie Taylor, L</b> OBP: 0.273, SLG: 0.341 (1, 1) (8, PH) (8, 8)		0-1 L8		1-3 K		1-1 G2-3		2-0 G1-3		3 0 0 0 0 1 2 1 0 0 0 0 0 0 0 0 0 0 0 0 0												
<b>Inning Stats</b>	R: 0 E: 0 K: 3 S: 14	H: 2 LOB: 2 BB: 0 P: 21	R: 0 E: 0 K: 0 S: 8	H: 0 LOB: 1 BB: 1 P: 12	R: 0 E: 0 K: 0 S: 13	H: 1 LOB: 2 BB: 2 P: 27	R: 0 E: 0 K: 1 S: 10	H: 0 LOB: 1 BB: 1 P: 18	R: 2 E: 0 K: 1 S: 21	H: 2 LOB: 2 BB: 2 P: 40		R: 2 E: 0 K: 0 S: 11	H: 2 LOB: 1 BB: 1 P: 18	R: 1 E: 0 K: 1 S: 11	H: 1 LOB: 0 BB: 0 P: 16	R: 0 E: 0 K: 0 S: 4	H: 0 LOB: 0 BB: 0 P: 6	R: 0 E: 0 K: 0 S: 9	H: 1 LOB: 1 BB: 0 P: 15	1B: 6 2B: 1 3B: 1 HR: 1	SF: 0 SAC: 1 DP: 0 HBP: 0	WP: 0 PB: 0 SB: 3 CS: 0
<b>PITCHER</b>	IP WLS BF H R ER SO BB IBB HBP BLK WP HR S P ERA WHIP												<b>PITCHER</b>	IP WLS BF H R ER SO BB IBB HBP BLK WP HR S P ERA WHIP								
<b>Kurt Ainsworth, R</b> ERA: 4.81 (1, 1)	4.1 L 22 4 2 2 5 6 0 0 0 0 0 0 57 102 4.15 2.308																					
<b>Jim Brower, R</b> ERA: 6.75 (5, 1)	2.2 13 4 3 3 1 1 0 0 0 0 0 1 31 50 10.12 1.875																					
<b>Scott Eyre, L</b> ERA: 3.27 (8, 1)	1.0 3 0 0 0 0 0 0 0 0 0 0 0 4 6 0.00 0.000																					
<b>41 Chad Zerbe, L</b> ERA: 8.71 (9, 1)	1.0 4 1 0 0 0 0 0 0 0 0 0 0 9 15 0.00 1.000																					

livebaseballscorecards.com

<b>AB</b>	<b>34</b>
<b>R</b>	<b>5</b>
<b>H</b>	<b>9</b>
<b>RBI</b>	<b>5</b>
<b>BB</b>	<b>7</b>
<b>SO</b>	<b>6</b>
<b>LOB</b>	<b>12</b>



Batter	1	2	3	4	5	6	7	8	9	AB R H RBI BB SO LOB
Ray Durham, S OBP: 0.426, SLG: 0.512 (1, 4)	4-2 F7 BB		2-2 G4-3 1B		0-0 G6-3		1-0 1B		2-3 K	4 0 2 0 1 1 1
Neifi Perez, S OBP: 0.246, SLG: 0.274 (1, 6)	1-0 F7		1-0 G4-3 1-2		2-1 CS 1B		0-1 G3		1-0 L9	5 0 1 0 0 0 4
Barry Bonds, L OBP: 0.495, SLG: 0.689 (1, 7)	0-1 F7 1-2		4-0 IBB		3-3 K 1-2			0-2 HR	1-1 F8	4 1 1 1 1 1 3
José Cruz Jr., S OBP: 0.445, SLG: 0.578 (1, 9)	3-3 K		1-3 K			1-0 E4 1B		3-2 L8		4 0 1 0 0 2 3
J.T. Snow, L OBP: 0.394, SLG: 0.459 (1, 3)		3-1 F7		1-0 G1-3		3-1 F7		2-0 G3		4 0 0 0 0 0 1
Benito Santiago, R OBP: 0.356, SLG: 0.443 (1, 2)		0-0 G6-3		1-2 G5-3		0-0 F9		1-2 1B 1B		4 0 1 0 0 0 1
Edgardo Alfonzo, R OBP: 0.292, SLG: 0.265 (1, 5)		1-1 E5 WP		0-0 1B 1B		2-0 F8		0-0 1-2 1B		4 0 2 0 0 0 1
Marquis Grissom, R OBP: 0.284, SLG: 0.434 (1, 8)		2-1 G1-3		0-0 1-2 1B		1-0 P5		0-3 K		4 0 1 0 0 1 3
Kurt Ainsworth, R OBP: 0.091, SLG: 0.091 (1, 1)			1-3 K		2-3 K		2-1 G4-3		0-0 2B	2 0 0 0 0 0 2 2 0 0 0 0 0 0 0 0 1 0 1 0 1 0 0 0 0 0

Inning Stats	R: 0 E: 0 K: 1 S: 9	H: 0 LOB: 1 BB: 1 P: 17	R: 0 E: 1 K: 0 S: 7	H: 0 LOB: 1 BB: 0 P: 13	R: 0 E: 0 K: 2 S: 11	H: 1 LOB: 2 BB: 1 P: 20	R: 0 E: 0 K: 1 S: 12	H: 2 LOB: 2 BB: 0 P: 16	R: 0 E: 0 K: 1 S: 9	H: 1 LOB: 1 BB: 0 P: 14	R: 0 E: 1 K: 0 S: 5	H: 1 LOB: 1 BB: 0 P: 11	R: 0 E: 0 K: 0 S: 6	H: 1 LOB: 1 BB: 0 P: 10	R: 1 E: 0 K: 1 S: 17	H: 3 LOB: 2 BB: 0 P: 23	R: 0 E: 0 K: 1 S: 7	H: 1 LOB: 1 BB: 0 P: 11	1B: 8 2B: 2 3B: 0 HR: 1	SF: 0 SAC: 0 DP: 1 HBP: 0
--------------	------------------------------	----------------------------------	------------------------------	----------------------------------	-------------------------------	----------------------------------	-------------------------------	----------------------------------	------------------------------	----------------------------------	------------------------------	----------------------------------	------------------------------	----------------------------------	-------------------------------	----------------------------------	------------------------------	----------------------------------	----------------------------------	------------------------------------

PITCHER	IP	WLS	BF	H	R	ER	SO	BB	IBB	HBP	BLK	WP	HR	S	P	ERA	WHIP
Danny Graves, R ERA: 6.23 (1, 1)	7.0	W	29	6	0	0	5	1	1	0	0	1	0	59	101	0.00	1.000
Felix Heredia, L ERA: 2.35 (8, 1)	0.2		3	1	1	1	0	0	0	0	0	0	1	9	14	13.50	1.500
Scott Sullivan, R ERA: 3.24 (8, 1)	1.1		7	3	0	0	2	0	0	0	0	0	0	15	20	0.00	2.250

BOTTOM

Cincinnati Reds @ San Francisco Giants  
PacBell Park, San Francisco, CA

livebaseballscorecards.com


AB	37
R	1
H	10
RBI	1
BB	2
SO	7
LOB	19



WP: 1	PA: 39
PB: 0	
SB: 0	
CS: 1	

Fri May 02 2003, 10:15 PM EDT  
Att. 35,486 - Overcast - 57 F



Batter	1	2	3	4	5	6	7	8	9	AB R H RBI BB SO LOB	TOP											
<b>Felipe Lopez, S</b> (1, 6) OBP: 0.333, SLG: 0.351	4-1 CS BB		3-2 F8		0-0 B5-3		3-1 F7		2-2 1B 1B	4 0 1 0 1 0 1												
<b>Adam Dunn, L</b> (1, 7) OBP: 0.339, SLG: 0.535	3-2 P2		2-3 K		2-3 K		2-3 K		1-1 SF7	4 0 0 1 0 3 2												
<b>Sean Casey, L</b> (1, 3) OBP: 0.388, SLG: 0.474	0-3 K		2-3 K			4-1 BB HR BB	1-1 G4-3		3-H 0-0 1-2 2-H 1B	4 1 1 1 1 2 0												
<b>Austin Kearns, R</b> (1, 8) OBP: 0.433, SLG: 0.588		4-2 2B SF8 BB		1-3 K		4-2 HR BB		3-3 K	1-1 F8	3 2 0 0 2 2 2												
<b>Aaron Boone, R</b> (1, 5) OBP: 0.333, SLG: 0.463		1-3 SAFE K		4-2 G4-3 BB		0-1 F7		0-2 F9-3-6 1B		3 0 1 0 1 1 3												
<b>Jose Guillen, R</b> (1, 9) OBP: 0.343, SLG: 0.672		1 SAFE SF8 2B		0-2 G4-3		2-0 1-H 2-H HR		0-1 F9-3-6		4 1 2 3 0 0 2												
<b>6 Ryan Freel, R</b> (1, 4) OBP: 0.320, SLG: 0.150 <b>Brian Reith, R</b> (4, 1) <b>Wily Mo Peña, R</b> (6, PH) <b>Kent Mercker, L</b> (6, 1) <b>John Riedling, R</b> (8, 1) <b>Rubén Mateo, R</b> (9, PH) OBP: 0.333, SLG: 0.333 OBP: 0.239, SLG: 0.262		4-2 BB		0-0 F9		0-1 G6-3		1-2 G5-3		1 0 0 0 0 1 0 1 0 0 0 0 0 0 0 0 1 0 1 0 0 0 0 0 0 0	<b>AB 32</b> <b>R 6</b> <b>H 9</b> <b>RBI 6</b> <b>BB 6</b> <b>SO 8</b> <b>LOB 14</b>											
<b>Kelly Stinnett, R</b> (1, 2) OBP: 0.371, SLG: 0.594		3-2 SF8		0-0 L7		2-1 1B		0-0 1B 1B SF7 1B		3 1 2 1 0 0 0												
<b>Paul Wilson, R</b> (1, 1) <b>Juan Castro, R</b> (4, 4) OBP: 0.357, SLG: 0.462		2-0 F9		1-1 B5-3 1B		3-2 F8		2-2 1B 1B		1 0 0 0 0 0 2 3 1 2 0 0 0 1												
<b>Inning Stats</b>	R: 0 E: 0 K: 1 S: 9	H: 0 LOB: 0 BB: 1 P: 15	R: 1 E: 0 K: 1 S: 18	H: 1 LOB: 2 BB: 2 P: 32	R: 0 E: 0 K: 2 S: 13	H: 0 LOB: 0 BB: 0 P: 20	R: 0 E: 0 K: 1 S: 9	H: 0 LOB: 1 BB: 1 P: 14	R: 0 E: 0 K: 1 S: 7	H: 1 LOB: 1 BB: 0 P: 10	R: 3 E: 0 K: 0 S: 15	H: 2 LOB: 1 BB: 2 P: 30	R: 0 E: 0 K: 1 S: 7	H: 0 LOB: 0 BB: 0 P: 13	R: 0 E: 0 K: 1 S: 10	H: 1 LOB: 0 BB: 0 P: 13	R: 2 E: 0 K: 0 S: 15	H: 4 LOB: 2 BB: 0 P: 22	1B: 7 2B: 2 3B: 0 HR: 1	SF: 2 SAC: 0 DP: 1 HBP: 0	WP: 0 PB: 0 SB: 0 CS: 1	PA: 40
<b>PITCHER</b>	IP WLS BF H R ER SO BB IBB HBP BLK WP HR S P ERA WHIP																					
<b>Jesse Foppert, R</b> (1, 1) ERA: 5.89	5.1 W 24 3 4 4 6 6 0 0 0 0 0 1 62 107 6.75 1.688																					
<b>Joe Nathan, R</b> (6, 1) ERA:	2.2 9 2 0 0 2 0 0 0 0 0 0 0 26 40 0.00 0.750																					
<b>Scott Eyre, L</b> (9, 1) ERA: 4.63	0.2 6 4 2 2 0 0 0 0 0 0 0 0 13 19 27.00 6.000																					
<b>Tim Worrell, R</b> (9, 1) ERA: 2.25	0.1 S 1 0 0 0 0 0 0 0 0 0 0 0 2 3 0.00 0.000																					

**Cincinnati Reds @ San Francisco Giants**  
 PacBell Park, San Francisco, CA  
 Sat May 03 2003, 4:05 PM EDT  
 Att. 40,077 - Cloudy - 58 F

livebaseballscorecards.com

Batter	1	2	3	4	5	6	7	8	9
Ray Durham, S OBP: 0.434, SLG: 0.506 (1, 4)	4-2 1B 3B BB	4-0 BB		1-3 K		1-2 F8		1-1 1B	
Rich Aurilia, R OBP: 0.284, SLG: 0.370 (1, 6) Tim Worrell, R (9, 1)	0-3 K	0-0 F9		1-0 G5-3		1-1 F8		0-0 G6-3	
Barry Bonds, L OBP: 0.495, SLG: 0.692 (1, 7) Marvin Benard, L OBP: 0.222, SLG: 0.130 (7, 7)	1-0 3B 1B	3-1 F9		0-1 2B		0-0 G4-3			
José Cruz Jr., S OBP: 0.455, SLG: 0.610 (1, 9)	0-1 HR 3B		4-1 CS BB	2-1 1B 2B		1-0 F8			
Andres Galarraga, R OBP: 0.438, SLG: 0.655 (1, 3)	2-2 HR		3-2 SAFE E5 CS 2B	0-1 2B 1B		0-2 F9			
Edgardo Alfonzo, R OBP: 0.291, SLG: 0.275 (1, 5)	1-0 F8		1-1 HR 2B	1-2 F7		0-1 G6-3			
Yorvit Torrealba, R OBP: 0.306, SLG: 0.559 (1, 2)	1-2 1B		0-1 HR	3-2 G5-3		1-0 G5-3			
Ruben Rivera, R OBP: 0.188, SLG: 0.323 (1, 8)	1-2 G4-3		0-0 F8	0-1 P4		1-0 1B 1B			
Jesse Foppert, R (1, 1) Joe Nathan, R (6, 1) Pedro Feliz, R OBP: 0.217, SLG: 0.261 (8, PH) Scott Eyre, L (9, 1) Neifi Perez, S OBP: 0.246, SLG: 0.274 (9, 6)		0-2 G3	1-1 G6-3	2-3 K		2-3 K			

AB	R	H	RBI	BB	SO	LOB
3	1	1	0	2	1	0
5	0	0	0	0	1	4
0	0	0	0	0	0	0
4	2	2	0	0	0	1
0	0	0	0	0	0	0
3	2	2	3	1	0	0
4	2	2	3	0	0	1
4	1	1	1	0	0	1
4	1	2	2	0	0	0
4	0	1	0	0	0	1
3	0	0	0	0	1	0
0	0	0	0	0	0	0
1	0	0	0	0	1	1
0	0	0	0	0	0	0
0	0	0	0	0	0	0

AB	R	H	RBI	BB	SO	LOB
35	9	11	9	3	4	9

WP	PA
0	38

ERA	WHIP
19.64	3.273

IP	WLS	BF	H	R	ER	SO	BB	IBB	HBP	BLK	WP	HR	S	P	ERA	WHIP
3.2	L	23	9	9	8	2	3	0	0	0	0	2	49	79	19.64	3.273
1.1		4	0	0	0	1	0	0	0	0	0	0	15	21	0.00	0.000
2.0		6	0	0	0	0	0	0	0	0	0	0	13	16	0.00	0.000
1.0		5	2	0	0	1	0	0	0	0	0	0	8	13	0.00	2.000

**Cincinnati Reds @ San Francisco Giants**  
 PacBell Park, San Francisco, CA  
 Sat May 03 2003, 4:05 PM EDT  
 Att. 40,077 - Cloudy - 58 F

livebaseballscorecards.com





Batter	1	2	3	4	5	6	7	8	9	AB R H RBI BB SO LOB	TOP											
<b>Felipe Lopez, S</b> (1, 6) OBP: 0.330, SLG: 0.366	1-2 G1-3		0-0 G4-3			3-2 SF9 3B		1-3 K		4 1 1 0 0 1 0	<b>Cincinnati Reds @ San Francisco Giants</b> PacBell Park, San Francisco, CA Sun May 04 2003, 5:00 PM EDT Att. 41,163 - Cloudy - 59 F											
<b>Jose Guillen, R</b> (1, 7) OBP: 0.338, SLG: 0.657	0-1 G6-3		3-3 K			2-0 SF9		2-2 1B		3 0 1 1 0 1 0												
<b>Sean Casey, L</b> (1, 3) OBP: 0.383, SLG: 0.467	2-2 1B				3-1 G4-3	0-0 G6-3		2-3 K		4 0 1 0 0 1 1												
<b>Austin Kearns, R</b> (1, 8) OBP: 0.427, SLG: 0.575	1-3 K				0-0 FC6-4 1B	1-1 G5-3		0-2 G6-3		4 0 1 0 0 1 1												
<b>Aaron Boone, R</b> (1, 5) OBP: 0.324, SLG: 0.448					2-2 FC6-4 1-2f		0-0 G6-3		0-1 F9	4 0 0 0 0 0 1												
<b>Jason LaRue, R</b> (1, 2) OBP: 0.363, SLG: 0.425					3-1 F8		2-0 L7		1-3 K	4 0 0 0 0 2 1												
<b>Ruben Mateo, R</b> (1, 9) OBP: 0.265, SLG: 0.289						0-0 P6		2-2 BLK 1B		3 0 2 0 0 0 0												
<b>Juan Castro, R</b> (1, 4) OBP: 0.333, SLG: 0.429						2-1 G4-3		1-0 F9		3 0 0 0 0 0 2												
<b>Ryan Dempster, R</b> (1, 1) <b>Gabe White, L</b> (6, 1) <b>Reggie Taylor, L</b> (8, PH) <b>Scott Sullivan, R</b> (8, 1)						1-1 F9		1-0 F7		2 0 0 0 0 1 0 0 0 0 0 0 0 0 1 0 0 0 0 0 0 0 0 0 0 0 0 0												
<b>Inning Stats</b>	R: 0 E: 0 K: 1 S: 12	H: 1 LOB: 1 BB: 0 P: 16	R: 0 E: 0 K: 1 S: 11	H: 1 LOB: 1 BB: 0 P: 18	R: 0 E: 0 K: 1 S: 7	H: 0 LOB: 0 BB: 0 P: 11	R: 0 E: 0 K: 0 S: 9	H: 1 LOB: 1 BB: 0 P: 17	R: 0 E: 0 K: 1 S: 7	H: 0 LOB: 0 BB: 0 P: 11	R: 1 E: 0 K: 0 S: 7	H: 1 LOB: 0 BB: 0 P: 13	R: 0 E: 0 K: 0 S: 7	H: 1 LOB: 1 BB: 0 P: 12	R: 0 E: 0 K: 2 S: 10	H: 1 LOB: 1 BB: 0 P: 16	R: 0 E: 0 K: 1 S: 8	H: 0 LOB: 0 BB: 0 P: 9	1B: 5 2B: 0 3B: 1 HR: 0	SF: 1 SAC: 0 DP: 0 HBP: 0	WP: 0 PB: 0 SB: 0 CS: 0	PA: 33
<b>PITCHER</b>	IP WLS BF H R ER SO BB IBB HBP BLK WP HR S P ERA WHIP																					
<b>Kirk Rueter, L</b> (1, 1) ERA: 3.07	6.0 W 22 4 1 1 4 0 0 0 0 0 0 0 53 86 1.50 0.667																					
<b>Felix Rodriguez, R</b> (7, 1) ERA: 2.5	2.0 8 2 0 0 2 0 0 0 0 1 0 0 17 28 0.00 1.000																					
<b>Tim Worrell, R</b> (9, 1) ERA: 2.12	1.0 3 0 0 0 1 0 0 0 0 0 0 0 8 9 0.00 0.000																					

<b>AB</b>	<b>32</b>
<b>R</b>	<b>1</b>
<b>H</b>	<b>6</b>
<b>RBI</b>	<b>1</b>
<b>BB</b>	<b>0</b>
<b>SO</b>	<b>7</b>
<b>LOB</b>	<b>6</b>







Batter	1	2	3	4	5	6	7	8	9	AB R H RBI BB SO LOB	TOP																									
Ray Durham, S (1, 4) OBP: 0.440, SLG: 0.500	0-1 G4-3		4-1 FC6-4 BB		3-2 L9		1-3 K		4-0 BB BB BB BB	3 0 0 0 2 1 3																										
Rich Aurilia, R (1, 6) OBP: 0.311, SLG: 0.394 Tim Worrell, R (9, 1)	1-0 1B		2-2 FC6-4 1-2f		0-0 P4		0-0 F9		1-2 F4	5 0 1 0 0 0 5 0 0 0 0 0 0 0																										
Barry Bonds, L (1, 7) OBP: 0.491, SLG: 0.707	0-2 F7			0-0 E4 G4-6-3 1B		1-1 HR		3-2 P2	4-0 BB BB BB BB	4 1 1 1 1 0 1																										
José Cruz Jr., S (1, 9) OBP: 0.440, SLG: 0.579	2-3 K			0-0 G4-6-3 1B		3-3 K		1-2 HR 1B	0-3 K	5 1 2 0 0 3 4																										
J.T. Snow, L (1, 3) OBP: 0.383, SLG: 0.435		0-0 F8		3-2 G4-6-3 1-2f 2-3		0-2 F7		2-1 F9		4 0 0 0 0 0 3																										
Benito Santiago, R (1, 2) OBP: 0.358, SLG: 0.477		0-2 F9		1-0 F8			0-2 1B 1B 2B	0-0 HR 1-H		4 2 2 2 0 0 1																										
Edgardo Alfonzo, R (1, 5) OBP: 0.302, SLG: 0.315		1-1 P4			0-0 SH3-4 1B		1-0 1B 2-3 1B	0-0 F8		4 0 2 0 0 0 0																										
Marquis Grissom, R (1, 8) OBP: 0.266, SLG: 0.406			0-2 P4		0-0 L4		2-3 K		1-2 G5-3	4 0 0 0 0 1 3																										
Jason Schmidt, R (1, 1) Andres Galarraga, R (7, PH) Joe Nathan, R (7, 1) Neifi Perez, S (9, PH)			2-3 K		1-0 SH3-4		0-1 1B 3-H		1-0 BB BB 1B	1 0 0 0 0 1 0 1 0 1 1 0 0 0 0 0 0 0 0 0 0 1 0 1 0 0 0 0																										
<b>Inning Stats</b>	R: 0 E: 0 K: 1 S: 9	H: 1 LOB: 1 BB: 0 P: 12	R: 0 E: 0 K: 0 S: 7	H: 0 LOB: 0 BB: 0 P: 8	R: 0 E: 0 K: 1 S: 11	H: 0 LOB: 1 BB: 1 P: 19	R: 0 E: 1 K: 0 S: 6	H: 1 LOB: 1 BB: 0 P: 10	R: 0 E: 0 K: 0 S: 7	H: 1 LOB: 1 BB: 0 P: 11	R: 1 E: 0 K: 1 S: 9	H: 1 LOB: 0 BB: 0 P: 13	R: 1 E: 0 K: 2 S: 17	H: 3 LOB: 2 BB: 0 P: 21	R: 2 E: 0 K: 0 S: 10	H: 2 LOB: 0 BB: 0 P: 16	R: 0 E: 0 K: 1 S: 10	H: 1 LOB: 3 BB: 2 P: 21	1B: 7 2B: 1 3B: 0 HR: 2	SF: 0 SAC: 1 DP: 1 HBP: 0	WP: 0 PB: 0 SB: 0 CS: 0	PA: 40														
<b>PITCHER</b>	IP WLS BF H R ER SO BB IBB HBP BLK WP HR S P ERA WHIP																																			
Carl Pavano, R (1, 1) ERA: 4.4	6.1		26	6	2	2	4	1	0	0	0	0	1	58	85	2.84	1.105																			
Tim Lincecum, R (7, 1) ERA: 6.0	0.0	B	1	1	0	0	0	0	0	0	0	0	0	2	2	∞	∞																			
Armando Almanza, L (7, 1) ERA: 3.06	1.2	L	7	2	2	2	1	0	0	0	0	0	1	16	23	10.80	1.200																			
Allen Levrault, R (9, 1) ERA: 1.35	0.2		4	1	0	0	0	1	0	0	0	0	0	7	14	0.00	3.000																			
Tommy Phelps, L (9, 1) ERA: 1.86	0.1		2	0	0	0	1	1	0	0	0	0	0	3	7	0.00	3.000																			

**San Francisco Giants @ Florida Marlins**  
 Pro Player Stadium, Miami, FL  
 Tue May 06 2003, 7:05 PM EDT  
 Att. 11,701 - Sunny - 86 F

[livebaseballscorecards.com](http://livebaseballscorecards.com)

<b>AB</b>	36
<b>R</b>	4
<b>H</b>	10
<b>RBI</b>	4
<b>BB</b>	3
<b>SO</b>	6
<b>LOB</b>	20







Batter	1	2	3	4	5	6	7	8	9	AB R H RBI BB SO LOB	TOP												
Ray Durham, S (1, 4) OBP: 0.446, SLG: 0.500	1-0 FC5 1B	2-1 S 1B		2-1 F8		4-2 E BB			3-1 G4-3	4 0 2 0 1 0 0													
Rich Aurilia, R (1, 6) OBP: 0.306, SLG: 0.386	0-0 1B FC5 1-2 BB 1B	2-2 F7		2-1 P6		1-0 P3			0-0 G4-3	5 1 1 0 0 0 2													
Barry Bonds, L (1, 7) OBP: 0.496, SLG: 0.694	3-2 FC5 BB 1B 1-2 2-3f			1-1 P2		4-1 FC4-6 BB		0-2 1B	4-0 1B BB	3 0 1 0 2 0 2													
José Cruz Jr., S (1, 9) OBP: 0.445, SLG: 0.576	0-0 BB 1-2 2-3 1B			4-1 HBP 1B BB		2-2 FC4-6 FC4		2-3 K	0-0 1B	4 1 2 0 1 1 2													
J.T. Snow, L (1, 3) OBP: 0.378, SLG: 0.421 Felix Rodriguez, R (7, 1) OBP: 1.000, SLG: 1.000 Tim Worrell, R (8, 1)	1-3 K			4-1 1B HBP		1-0 P4		1-3 K	1-3 K	3 0 0 0 0 2 5 0 0 0 0 0 0 0 1 0 0 0 0 0 12													
Benito Santiago, R (1, 2) OBP: 0.364, SLG: 0.472	4-1 BB			1-0 L8-4 BB 1B		3-1 FC4		3-3 K		3 0 1 2 1 1 2													
Edgardo Alfonzo, R (1, 5) OBP: 0.300, SLG: 0.307	3-2 P4			4-2 BB		0-0 G5-3		0-0 G1-3		3 0 0 0 1 0 3													
Marquis Grissom, R (1, 8) OBP: 0.265, SLG: 0.400				0-0 L8-4		1-1 SH2-4 E 1B		2-0 G4-3		4 1 1 0 0 1 3													
Damian Moss, R (1, 1) OBP: 0.188, SLG: 0.133 Scott Eyre, L (7, 1) Andres Galarraga, R (7, 3) OBP: 0.457, SLG: 0.645				0-1 B1-3		0-1 SH2-4		0-1 F9		2 0 0 0 0 1 0 0 0 0 0 0 0 0 1 0 0 0 0 0 0													
<b>Inning Stats</b>	R: 1 E: 0 K: 1 S: 16	H: 3 LOB: 3 BB: 1 P: 28	R: 0 E: 0 K: 2 S: 13	H: 1 LOB: 1 BB: 0 P: 21	R: 1 E: 0 K: 0 S: 10	H: 1 LOB: 2 BB: 2 P: 24	R: 0 E: 0 K: 0 S: 6	H: 0 LOB: 0 BB: 0 P: 10	R: 0 E: 0 K: 3 S: 7	H: 1 LOB: 1 BB: 1 P: 17	R: 0 E: 0 K: 3 S: 13	H: 1 LOB: 1 BB: 0 P: 19	R: 0 E: 0 K: 0 S: 4	H: 0 LOB: 0 BB: 0 P: 6	R: 0 E: 0 K: 1 S: 8	H: 1 LOB: 2 BB: 1 P: 16	1B: 8 2B: 1 3B: 0 HR: 0	SF: 0 SAC: 1 DP: 1 HBP: 1	WP: 0 PB: 0 SB: 1 CS: 0	PA: 41			
<b>PITCHER</b>	IP WLS BF H R ER SO BB IBB HBP BLK WP HR S P ERA WHIP	IP WLS BF H R ER SO BB IBB HBP BLK WP HR S P ERA WHIP																					
Josh Beckett, R (1, 1) ERA: 3.76 Juan Alvarez, L (2, 1) ERA: 4.5 Toby Borland, R (4, 1) ERA: 2.7 Tommy Phelps, L (6, 1) ERA: 1.54 Tim Spooneybarger, R (8, 1) ERA: 5.88	1.0 L 7 3 1 1 1 1 1 0 0 0 0 0 16 28 9.00 4.000	2.0 L 10 2 1 1 2 2 0 1 0 0 0 0 23 45 4.50 2.000	2.0 L 7 0 0 0 0 1 0 0 0 0 0 13 27 0.00 0.500	2.0 L 9 2 1 0 3 1 0 0 0 0 0 0 21 33 0.00 1.500	1.0 L 3 0 0 0 0 0 0 0 0 0 0 0 4 6 0.00 0.000	1.0 L 5 1 0 0 1 1 0 0 0 0 0 0 16 16 0.00 2.000	9.1 L 5 1 0 0 1 1 0 0 0 0 0 0 4 6 2.18 2.000																

**San Francisco Giants @ Florida Marlins**  
**Pro Player Stadium, Miami, FL**  
 Wed May 07 2003, 7:05 PM EDT  
 Att. 11,464 - Sunny - 83 F


[livebaseballscorecards.com](http://livebaseballscorecards.com)

<b>AB</b>	<b>33</b>
<b>R</b>	<b>3</b>
<b>H</b>	<b>8</b>
<b>RBI</b>	<b>2</b>
<b>BB</b>	<b>6</b>
<b>SO</b>	<b>7</b>
<b>LOB</b>	<b>21</b>







Batter	1	2	3	4	5	6	7	8	9	AB R H RBI BB SO LOB	TOP																								
Ray Durham, S (1, 4) OBP: 0.444, SLG: 0.490	2-2 G3		3-2 SH5-3 HBP		2-0 F7			0-1 IBB 1B	1-3 K	4 0 1 0 0 1 1																									
Nefti Perez, S (1, 6) OBP: 0.243, SLG: 0.273	2-2 P6		0-0 SH5-3		0-1 G3			1-2 L8		3 0 0 0 0 0 1																									
Barry Bonds, L (1, 7) OBP: 0.496, SLG: 0.678	1-1 G3		4-0 G4-6-3 IBB		2-2 G6-3			4-1 IBB		2 0 0 0 2 0 0																									
José Cruz Jr., S (1, 9) OBP: 0.447, SLG: 0.579		4-2 2B BB	3-1 G4-6-3		0-0 G1-3 CS 2B			0-0 P2		3 1 1 0 1 0 4																									
J.T. Snow, L (1, 3) OBP: 0.374, SLG: 0.424		0-0 P2		0-1 2B 2B		1-2 G1-3		2-2 F8		4 1 1 0 0 0 4																									
Yorvit Torrealba, R (1, 2) OBP: 0.325, SLG: 0.579		3-2 2B	1-1 G6-3		1-1 G1-3			2-1 G4-3 SH1-4 1B		4 1 2 1 0 0 2																									
Pedro Feliz, R (1, 5) OBP: 0.259, SLG: 0.308		0-1 F7	2-1 2B		2-3 K			0-0 SH1-4		3 0 1 1 0 1 1	AB 30 R 3 H 7 RBI 3 BB 4 SO 4 LOB 18																								
Ruben Rivera, R (1, 8) OBP: 0.194, SLG: 0.294 Andres Galarraga, R (9, PH) OBP: 0.444, SLG: 0.625 Tim Worrell, R (9, 1)		4-0 IBB	2-3 K		3-2 G6-3			2-2 G4-3		2 0 0 0 1 1 1 1 0 0 0 0 0 1 0 0 0 0 0 0 0																									
Kurt Ainsworth, R (1, 1) OBP: 0.071, SLG: 0.071 Joe Nathan, R (8, 1) Rich Aurilia, R (9, PH) OBP: 0.312, SLG: 0.391 Marquis Grissom, R (9, PR) OBP: 0.265, SLG: 0.400		0-0 G4-3	2-3 K		1-0 F8			2-2 1B		3 0 0 0 0 1 3 0 0 0 0 0 0 0 1 0 1 1 0 0 0 0 0 0 0 0 0 0																									
<b>Inning Stats</b>	R: 0 E: 0 K: 0 S: 13	H: 0 LOB: 0 BB: 0 P: 18	R: 1 E: 0 K: 0 S: 9	H: 1 LOB: 2 BB: 2 P: 20	R: 0 E: 0 K: 0 S: 5	H: 0 LOB: 1 BB: 1 P: 15	R: 1 E: 0 K: 2 S: 14	H: 2 LOB: 1 BB: 0 P: 21	R: 0 E: 0 K: 0 S: 6	H: 1 LOB: 0 BB: 0 P: 8	R: 0 E: 0 K: 1 S: 7	H: 0 LOB: 0 BB: 0 P: 13	R: 0 E: 0 K: 0 S: 11	H: 1 LOB: 2 BB: 1 P: 18	R: 1 E: 0 K: 1 S: 14	H: 2 LOB: 1 BB: 0 P: 21	1B: 3 2B: 4 3B: 0 HR: 0	SF: 0 SAC: 2 DP: 1 HBP: 1	WP: 0 PB: 0 SB: 0 CS: 1	PA: 37															
<b>PITCHER</b>	IP WLS BF H R ER SO BB IBB HBP BLK WP HR S P ERA WHIP																																		
Brad Penny, R (1, 1) ERA: 3.92	7.0		4	2	2	3	1	2	1	0	0	0	60	105	2.57	0.714																			
Armando Almanza, L (8, 1) ERA: 2.89	1.0		5	1	0	0	0	1	0	0	0	0	11	18	0.00	1.000																			
Braden Looper, R (9, 1) ERA: 2.49	1.0	L	5	2	1	1	1	0	0	0	0	0	14	21	9.00	2.000																			

**San Francisco Giants @ Florida Marlins**  
**Pro Player Stadium, Miami, FL**  
 Thu May 08 2003, 7:05 PM EDT  
 Att. 13,812 - Sunny - 85 F

[livebaseballscorecards.com](http://livebaseballscorecards.com)

BOTTOM

San Francisco Giants @ Florida Marlins  
Pro Player Stadium, Miami, FL

livebaseballscores.com

AB	28
R	2
H	6
RBI	2
BB	3
SO	8
LOB	9



WP:	1	PA:	34
PB:	0		
SB:	1		
CS:	0		

Thu May 08 2003, 7:05 PM EDT  
Att. 13,812 - Sunny - 85 F

AB R H RBI BB SO LOB

3	0	1	0	1	2	0
4	1	1	0	0	1	3
3	0	1	1	0	0	0
4	0	0	0	0	0	1
3	0	0	0	1	2	0
4	0	1	0	0	0	1
2	1	1	0	1	1	0
3	0	1	1	0	2	2
1	0	0	0	0	0	1
1	0	0	0	0	0	1
0	0	0	0	0	0	0
0	0	0	0	0	0	0

1B:	4	SF:	1
2B:	2	SAC:	2
3B:	0	DP:	2
HR:	0	HBP:	0

PITCHER	IP	WLS	BF	H	R	ER	SO	BB	IBB	HBP	BLK	WP	HR	S	P	ERA	WHIP	
Kurt Ainsworth, R	(1, 1)	7.0	WLS	27	5	1	1	5	3	0	0	0	0	0	12	19	9.00	1.000
Joe Nathan, R	(8, 1)	1.0	W	4	1	1	1	0	0	0	0	0	0	8	13	0.00	0.000	
Tim Worrell, R	(9, 1)	1.0	S	3	0	0	0	2	0	0	0	0	0					

Batter	1	2	3	4	5	6	7	8	9
Luis Castillo, S OBP: 0.362, SLG: 0.380 (1, 4)	0-3 K		4-2 BB		3-1 1B			2-3 K	
Juan Pierre, L OBP: 0.331, SLG: 0.346 (1, 8)	0-1 G4-3		1-3 K		2-0 G4-3			2-1 SF8 2B	
Mike Lowell, R OBP: 0.340, SLG: 0.529 (1, 5)	1-1 F9			0-1 F8		0-0 G6-3 1B		3-2 SF8 2-H	
Ivan Rodriguez, R OBP: 0.375, SLG: 0.440 (1, 2)		0-1 P3		0-1 G5-3		1-2 G6-3 1-2f		0-2 L1	
Derrek Lee, R OBP: 0.346, SLG: 0.432 (1, 3)		3-2 L8		4-2 BB		2-3 K		3-3 K	
Juan Encarnacion, R OBP: 0.304, SLG: 0.432 (1, 9)		2-2 P3		1-2 F8		1-1 WP SH3-4 1B		1-0 F9	
Todd Hollandsworth, L OBP: 0.336, SLG: 0.441 (1, 7)			4-2 SH3-4 BB		0-0 1B 2B		0-0 SH3-4	1-3 K	
Andy Fox, L OBP: 0.333, SLG: 0.343 (1, 6)			1-3 K		2-1 B3-6-4 1B		2-3 K		
Brad Penny, R OBP: 0.077, SLG: 0.308 (7, PH)			0-1 SH3-4		0-1 B3-6-4		0-1 L9		
Brian Banks, S OBP: 0.297, SLG: 0.355 (8, 1)					1-2f				
Braden Loper, R (9, 1)									

Inning Stats	R: 0	H: 0	E: 0	K: 1	S: 7	R: 0	H: 0	E: 0	K: 0	S: 13	R: 0	H: 0	E: 0	K: 2	S: 12	R: 0	H: 0	E: 0	K: 0	S: 10	R: 1	H: 3	E: 0	K: 0	S: 8	R: 0	H: 1	E: 0	K: 1	S: 7	R: 0	H: 1	E: 0	K: 1	S: 8	R: 1	H: 1	E: 0	K: 1	S: 12	R: 0	H: 0	E: 0	K: 2	S: 8	R: 0	H: 0	E: 0	K: 1	S: 13	1B: 4	2B: 2	3B: 0	HR: 0	SF: 1	SAC: 2	DP: 2	HBP: 0	WP: 1	PA: 34
--------------	------	------	------	------	------	------	------	------	------	-------	------	------	------	------	-------	------	------	------	------	-------	------	------	------	------	------	------	------	------	------	------	------	------	------	------	------	------	------	------	------	-------	------	------	------	------	------	------	------	------	------	-------	-------	-------	-------	-------	-------	--------	-------	--------	-------	--------

PITCHER	IP	WLS	BF	H	R	ER	SO	BB	IBB	HBP	BLK	WP	HR	S	P	ERA	WHIP	
Kurt Ainsworth, R	(1, 1)	7.0	WLS	27	5	1	1	5	3	0	0	0	0	0	12	19	9.00	1.000
Joe Nathan, R	(8, 1)	1.0	W	4	1	1	1	0	0	0	0	0	0	8	13	0.00	0.000	
Tim Worrell, R	(9, 1)	1.0	S	3	0	0	0	2	0	0	0	0	0					



Batter	1	2	3	4	5	6	7	8	9	AB R H RBI BB SO LOB	TOP
Ray Durham, S (1, 4) OBP: 0.427, SLG: 0.467	2-3 K		1-1 F9		1-2 B1-3		1-2 L8		2-0 P5	5 0 0 0 0 1 1	
Rich Aurilia, R (1, 6) OBP: 0.323, SLG: 0.390	0-0 L4		0-2 G1-3			0-1 1B SF9 1B		4-1 WP HR BB	4-2 HR BB	3 3 1 0 2 0 0	
Barry Bonds, L (1, 7) OBP: 0.492, SLG: 0.663 Jason Ellison, R (9, 7)	1-0 G6-3			1-0 G6-3		0-1 SF9 S SF8 1B		0-2 WP HR 1B	2-2 P3	5 2 2 0 0 0 2 0 0 0 0 0 0 0	
José Cruz Jr., S (1, 9) OBP: 0.439, SLG: 0.592		1-0 G4-3		3-3 K		1 SAFE 3-2 SF9		2-2 L8	1-0 HR	4 1 1 4 0 1 2	
Benito Santiago, R (1, 2) OBP: 0.375, SLG: 0.511		1-2 BB 1B 1B		4-2 BB BB		1-3 3-H SF8		2-2 1-H 2-H HR	2-3 K	3 2 2 4 1 1 0	
Edgardo Alfonzo, R (1, 5) OBP: 0.313, SLG: 0.319		1 SAFE 1-0 F8		4-2 BB BB		0-0 2B		4-0 FC6 BB		2 0 1 0 2 0 1	
J.T. Snow, L (1, 3) OBP: 0.370, SLG: 0.412		1 SAFE 4-0 1B BB		1-1 G6-3		2-2 G3		0-1 FC6		3 0 0 0 1 0 4	
Marquis Grissom, R (1, 8) OBP: 0.265, SLG: 0.395		1-1 1-3 2-H 1B			0-0 P6		0-0 G6-3	1-2 G6-3		4 0 1 1 0 0 1	
Jesse Foppert, R (1, 1) Andres Galarraga, R (7, PH) OBP: 0.432, SLG: 0.606 Jim Brower, R (7, 1) OBP: 0.667, SLG: 0.667			0-1 G1-3		1-0 G6-3		0-2 G1-3		1-1 BB HR 1B	2 0 0 0 0 0 0 1 0 0 0 0 0 0 1 1 1 0 0 0 0	
<b>Inning Stats</b>	R: 0 E: 0 K: 1 S: 6 H: 0 LOB: 0 BB: 0 P: 9	R: 1 E: 0 K: 0 S: 7 H: 2 LOB: 2 BB: 1 P: 15	R: 0 E: 0 K: 0 S: 7 H: 0 LOB: 0 BB: 0 P: 8	R: 0 E: 0 K: 1 S: 12 H: 0 LOB: 2 BB: 2 P: 25	R: 0 E: 0 K: 0 S: 5 H: 0 LOB: 0 BB: 0 P: 7	R: 2 E: 0 K: 0 S: 13 H: 3 LOB: 1 BB: 0 P: 19	R: 0 E: 0 K: 0 S: 7 H: 0 LOB: 0 BB: 0 P: 8	R: 3 E: 0 K: 0 S: 15 H: 2 LOB: 1 BB: 2 P: 28	R: 3 E: 0 K: 1 S: 14 H: 2 LOB: 0 BB: 1 P: 26	1B: 6 2B: 1 3B: 0 HR: 2 SF: 2 SAC: 0 DP: 0 HBP: 0	WP: 1 PB: 0 SB: 1 CS: 0 PA: 41
<b>PITCHER</b>	IP WLS BF H R ER SO BB IBB HBP BLK WP HR S P ERA WHIP	IP WLS BF H R ER SO BB IBB HBP BLK WP HR S P ERA WHIP	IP WLS BF H R ER SO BB IBB HBP BLK WP HR S P ERA WHIP	IP WLS BF H R ER SO BB IBB HBP BLK WP HR S P ERA WHIP	IP WLS BF H R ER SO BB IBB HBP BLK WP HR S P ERA WHIP	IP WLS BF H R ER SO BB IBB HBP BLK WP HR S P ERA WHIP	IP WLS BF H R ER SO BB IBB HBP BLK WP HR S P ERA WHIP	IP WLS BF H R ER SO BB IBB HBP BLK WP HR S P ERA WHIP	IP WLS BF H R ER SO BB IBB HBP BLK WP HR S P ERA WHIP	IP WLS BF H R ER SO BB IBB HBP BLK WP HR S P ERA WHIP	IP WLS BF H R ER SO BB IBB HBP BLK WP HR S P ERA WHIP
Greg Maddux, R (1, 1) ERA: 4.73	7.0 L 28 5 3 3 2 3 0 0 0 0 0 57 91 3.86 1.143										
Jung Keun Bong, L (8, 1) ERA: 2.6	1.0 7 2 3 3 0 2 0 0 0 1 1 15 28 27.00 4.000										
Joe Dawley, R (9, 1) ERA: 21.0	1.0 6 2 3 3 1 1 0 0 0 0 1 14 26 27.00 3.000										

San Francisco Giants @ Atlanta Braves  
Turner Field, Atlanta, GA  
Fri May 09 2003, 7:35 PM EDT  
Att. 32,040 - Cloudy - 80 F

livebaseballscorecards.com

AB	33
R	9
H	9
RBI	9
BB	6
SO	3
LOB	11







Batter	1	2	3	4	5	6	7	8	9	AB R H RBI BB SO LOB	TOP			
<b>Ray Durham, S</b> (1, 4) <small>OBP: 0.425, SLG: 0.473</small> <b>Neifi Perez, S</b> (5, 4) <small>OBP: 0.254, SLG: 0.284</small>	1-2 <b>E6</b> <b>F7</b>		0-1 <b>G6-3</b>		0-1 <b>2B</b>		0-0 <b>SH3-4</b>		0-2 <b>2B</b> <b>1B</b>	3 0 1 0 0 0 0 1 1 1 0 0 0 0	<b>San Francisco Giants @ Atlanta Braves</b> Turner Field, Atlanta, GA Sat May 10 2003, 7:05 PM EDT Att. 39,357 - Cloudy - 82 F			
<b>Rich Aurilia, R</b> (1, 6) <small>OBP: 0.326, SLG: 0.398</small>	1-1 <b>F7</b> 1-2		0-1 <b>WP</b> <b>BB</b> <b>1B</b>		2-1 <b>F7</b>		1-0 <b>F7</b>	1-2 <b>G6-3</b> <b>2B</b> <b>1-H</b>	5 0 2 1 0 0 2					
<b>Barry Bonds, L</b> (1, 7) <small>OBP: 0.496, SLG: 0.649</small>	4-0 <b>IBB</b>		4-0 <b>WP</b> <b>BB</b> 1-2		0-0 <b>F9</b>		4-0 <b>BB</b> <b>IBB</b>	0-2 <b>G6-3</b> <b>2-3</b>	2 0 0 0 3 0 1					
<b>José Cruz Jr., S</b> (1, 9) <small>OBP: 0.444, SLG: 0.594</small>	0-3 <b>K</b>		4-1 <b>BB</b> 1-2 <b>2-3</b>		3-2 <b>HR</b> <b>2B</b>		4-2 <b>BB</b> <b>2-3</b>	1-3 <b>K</b>	3 1 1 0 2 2 3					
<b>Benito Santiago, R</b> (1, 2) <small>OBP: 0.361, SLG: 0.490</small>	2-2 <b>P4</b>		1-2 <b>K</b>		1-1 <b>G6-3</b>		1-2 <b>G4-3</b>		4 0 0 0 0 1 9					
<b>Andres Galarraga, R</b> (1, 3) <small>OBP: 0.439, SLG: 0.676</small>		0-0 <b>G5-4-3</b> <b>1B</b>		1-0 <b>P5</b>		1-2 <b>HR</b> <b>2-H</b>		1-0 <b>F8</b>	4 1 2 2 0 0 0					
<b>Edgardo Alfonzo, R</b> (1, 5) <small>OBP: 0.312, SLG: 0.311</small> <b>Ryan Jensen, R</b> (8, 1) <small>OBP: 0.400, SLG: 0.400</small>		2-2 <b>G5-4-3</b> <b>1-2</b>		4-0 <b>BB</b>		1-2 <b>F7</b>		0-0 <b>G4-3</b>	3 0 0 0 1 0 1 0 0 0 0 0 0 0					
<b>Marquis Grissom, R</b> (1, 8) <small>OBP: 0.256, SLG: 0.381</small>		2-1 <b>G6-3</b>		0-1 <b>F9</b>		0-0 <b>G5-3</b>		1-1 <b>L5</b>	4 0 0 0 0 0 1					
<b>Kirk Rueter, L</b> (1, 1) <small>OBP: 0.278, SLG: 0.235</small> <b>Kurt Ainsworth, R</b> (7, PR) <small>OBP: 0.071, SLG: 0.071</small> <b>Joe Nathan, R</b> (7, 1) <small>OBP: 0.071, SLG: 0.071</small> <b>Scott Eyre, L</b> (7, 1) <small>OBP: 0.071, SLG: 0.071</small> <b>Pedro Feliz, R</b> (8, 5) <small>OBP: 0.250, SLG: 0.296</small>			0-2 <b>G1-3</b>		1-3 <b>K</b>		1-1 <b>BB</b> <b>SH3-4</b> <b>1B</b>	1-2 <b>G6-3</b>	3 0 1 0 0 1 1 0 1 0 0 0 0 0 0					
<b>Inning Stats</b>	R: 0 E: 1 K: 1 S: 14 H: 0 LOB: 2 BB: 1 P: 22	R: 0 E: 0 K: 0 S: 8 H: 1 LOB: 0 BB: 0 P: 12	R: 0 E: 0 K: 1 S: 12 H: 1 LOB: 3 BB: 2 P: 21	R: 0 E: 0 K: 1 S: 6 H: 0 LOB: 1 BB: 1 P: 12	R: 0 E: 0 K: 0 S: 5 H: 1 LOB: 0 BB: 0 P: 7	R: 2 E: 0 K: 0 S: 16 H: 2 LOB: 0 BB: 0 P: 22	R: 0 E: 0 K: 0 S: 9 H: 1 LOB: 3 BB: 2 P: 20	R: 0 E: 0 K: 0 S: 4 H: 0 LOB: 0 BB: 0 P: 6	R: 1 E: 0 K: 1 S: 16 H: 2 LOB: 1 BB: 0 P: 19	1B: 4 2B: 3 3B: 0 HR: 1 SF: 0 SAC: 1 DP: 1 HBP: 0		WP: 1 PB: 0 SB: 0 CS: 0 PA: 40		
<b>PITCHER</b>	IP WLS BF H R ER SO BB IBB HBP BLK WP HR S P ERA WHIP											<b>PITCHER</b>	IP WLS BF H R ER SO BB IBB HBP BLK WP HR S P ERA WHIP	
<b>Horacio Ramirez, L</b> (1, 1) <small>ERA: 3.77</small> <b>Kevin Gryboski, R</b> (7, 1) <small>ERA: 7.07</small> <b>Roberto Hernandez, R</b> (8, 1) <small>ERA: 3.1</small> <b>29 John Smoltz, R</b> (9, 1) <small>ERA: 1.29</small>	6.2 31 6 2 2 3 4 2 0 0 1 1 67 112 2.70 1.500											0.1 W 1 0 0 0 0 0 0 0 0 0 3 4 0.00 0.000	1.0 H 3 0 0 0 0 0 0 0 0 4 6 0.00 0.000	1.0 5 2 1 1 1 0 0 0 0 0 0 16 19 9.00 2.000

livebaseballscorecards.com

<b>AB</b>	<b>33</b>
<b>R</b>	<b>3</b>
<b>H</b>	<b>8</b>
<b>RBI</b>	<b>3</b>
<b>BB</b>	<b>6</b>
<b>SO</b>	<b>4</b>
<b>LOB</b>	<b>18</b>







Batter	1	2	3	4	5	6	7	8	9	AB R H RBI BB SO LOB	TOP	
Jason Ellison, R (1, 7) OBP: 0.200, SLG: 0.200 Felix Rodriguez, R (8, 1) OBP: 1.000, SLG: 1.000	2-1 G1-3	0-1 FC1-2 1B		0-2 F7		3-1 1B		0-1 F9		5 0 1 0 0 0 2 0 0 0 0 0 0 0		
Neifi Perez, S (1, 4) OBP: 0.289, SLG: 0.333	1-0 E	0-1 1B		3-3 K		1-0 1B		3-2 1B		5 1 4 1 0 1 0		
Rich Aurilia, R (1, 6) OBP: 0.321, SLG: 0.391	1-3 K2-3	2-1 F8			0-0 WP 1B	1-0 P5		0-2 F8		5 0 1 0 0 1 6		
Andres Galarraga, R (1, 3) OBP: 0.413, SLG: 0.619	2-1 E4			2-0 BB 1B		2-0 F8		2-3 K		5 0 1 0 0 2 2		
José Cruz Jr., S (1, 9) OBP: 0.442, SLG: 0.580	2-0 G1-3			4-0 FC5-4 BB		4-2 BB		3-3 K		3 0 0 0 2 1 2		
Edgardo Alfonzo, R (1, 5) OBP: 0.317, SLG: 0.320				1-2 F7		0-0 F8		4-0 S BB		3 1 1 0 1 0 4		
Yorvit Torrealba, R (1, 2) OBP: 0.318, SLG: 0.548				0-3 K		1-0 G5-3		1-3 K		4 0 1 1 0 2 5		
Ruben Rivera, R (1, 8) OBP: 0.200, SLG: 0.270				1-1 FC5-4		3-2 G5-3		0-0 F9		3 1 0 0 1 0 2		
Jason Schmidt, R (1, 1) Jim Brower, R (5, 1) Pedro Feliz, R (6, PH) Scott Eyre, L (6, 1) Marquis Grissom, R (8, PH)				0-0 SH1-4		1-3 K		2-2 F7		1 0 0 0 0 1 0 0 0 0 0 0 0 0 1 0 0 0 0 1 0 0 0 0 0 0 0 0 1 0 0 0 0 0 0		
<b>Inning Stats</b>	R: 1 H: 1 E: 1 LOB: 1 K: 1 BB: 0 S: 9 P: 17	R: 2 H: 3 E: 0 LOB: 2 K: 0 BB: 1 S: 13 P: 21	R: 0 H: 1 E: 0 LOB: 2 K: 1 BB: 1 S: 10 P: 18	R: 0 H: 0 E: 0 LOB: 0 K: 2 BB: 0 S: 10 P: 14	R: 0 H: 1 E: 0 LOB: 2 K: 0 BB: 1 S: 6 P: 13	R: 0 H: 2 E: 0 LOB: 2 K: 1 BB: 0 S: 11 P: 21	R: 0 H: 0 E: 0 LOB: 1 K: 3 BB: 1 S: 9 P: 19	R: 0 H: 0 E: 0 LOB: 0 K: 0 BB: 0 S: 7 P: 9	R: 0 H: 1 E: 0 LOB: 1 K: 1 BB: 0 S: 19 P: 26	1B: 7 SF: 0 2B: 2 SAC: 1 3B: 0 DP: 0 HR: 0 HBP: 0	WP: 1 PA: 41 PB: 0 SB: 1 CS: 0	
<b>PITCHER</b>	IP WLS BF H R ER SO BB IBB HBP BLK WP HR S P ERA WHIP											
Mike Hampton, L (1, 1) ERA: 2.7	5.0 W 25 6 3 2 4 3 0 0 0 1 0 48 83 3.60 1.800											
Trey Hodges, R (6, 1) ERA: 2.76	2.0 H 9 2 0 0 4 1 0 0 0 0 0 20 40 0.00 1.500											
Ray King, L (8, 1) ERA: 3.6	1.0 H 3 0 0 0 0 0 0 0 0 0 0 7 9 0.00 0.000											
29 John Smoltz, R (9, 1) ERA: 1.23	1.0 4 1 0 0 1 0 0 0 0 0 0 19 26 0.00 1.000											


**San Francisco Giants @ Atlanta Braves**  
Turner Field, Atlanta, GA  
Sun May 11 2003, 1:05 PM EDT  
Att. 28,329 - Overcast - 69 F

AB	36
R	3
H	9
RBI	2
BB	4
SO	9
LOB	23



Batter	1	2	3	4	5	6	7	8	9
Rafael Furcal, S OBP: 0.378, SLG: 0.478 (1, 6)	1-2 3B 1B		3-2 F8		1-2 WP 2B		1-1 G6-3	2-0 F7	
Marcus Giles, R OBP: 0.404, SLG: 0.561 (1, 4)	1-2 SF8 3B		0-0 HBP 1B		4-1 WP BB		2-2 FC5-4 1B		
Gary Sheffield, R OBP: 0.431, SLG: 0.628 (1, 9)	0-0 SF8		1-0		2-2 F9		1-0 F9		
Trey Hodges, R (6, 1)									
Julio Franco, R OBP: 0.412, SLG: 0.379 (7, PH)			1-2 HBP		1-3 2-H				
Ray King, L (8, 1)									
Vinny Castilla, R OBP: 0.299, SLG: 0.347 (9, 5)	3-H								
10 Chipper Jones, S OBP: 0.389, SLG: 0.535 (1, 7)	2-3 K		2-0 F8		4-0 IBB		1-1 FC5-4		
Andruw Jones, R OBP: 0.365, SLG: 0.539 (1, 8)	1-3 K			0-3 K	2-3 K			0-1 1B HR 1B	
Robert Fick, L OBP: 0.389, SLG: 0.544 (1, 3)		1-2 F8		0-0 G3		1-0 F8		3-2 HR 1B	
Mark DeRosa, R OBP: 0.217, SLG: 0.256 (1, 5)		0-3 K		1-1 G4-3		0-0 F9		1-3 K	
29 John Smoltz, R (9, 1)									
Javy Lopez, R OBP: 0.293, SLG: 0.505 (1, 2)		3-2 F8			1-0 SH5-4 2B 2B	2-1 1B		0-0 HR	
Mike Hampton, R OBP: 0.375, SLG: 0.429 (1, 1)			2-0 F9		0-0 SH5-4	1-3 K		1-3 K	
Darren Bragg, L OBP: 0.205, SLG: 0.125 (6, 9)									

AB	R	H	RBI	BB	SO	LOB
5	2	2	1	0	0	0
3	1	3	1	1	0	0
1	0	0	1	0	0	1
0	0	0	0	0	0	0
1	0	0	0	0	0	1
0	0	0	0	0	0	0
0	0	0	0	0	0	0
3	0	0	0	1	1	3
4	1	1	0	0	3	2
4	1	1	0	0	0	0
4	0	0	0	0	2	2
0	0	0	0	0	0	0
4	2	3	3	0	0	0
1	0	0	0	0	0	0
2	0	0	0	0	2	1

BOTTOM	
<b>San Francisco Giants @ Atlanta Braves</b> Turner Field, Atlanta, GA Sun May 11 2003, 1:05 PM EDT Att. 28,329 - Overcast - 69 F	
<b>AB 32</b> <b>R 7</b> <b>H 10</b> <b>RBI 6</b> <b>BB 2</b> <b>SO 8</b> <b>LOB 10</b>	

Inning	1	2	3	4	5	6	7	8	9
R: 2	R: 0	R: 0	R: 0	R: 0	R: 2	R: 0	R: 0	R: 3	R: 0
E: 0	E: 0	E: 0	E: 0	E: 0	E: 0	E: 0	E: 0	E: 0	E: 0
K: 2	K: 1	K: 1	K: 0	K: 1	K: 1	K: 1	K: 0	K: 2	K: 2
S: 14	S: 14	S: 14	S: 7	S: 7	S: 12	S: 7	S: 11	S: 14	S: 14
H: 2	H: 0	H: 0	H: 1	H: 0	H: 2	H: 1	H: 1	H: 3	H: 3
LOB: 0	LOB: 0	LOB: 0	LOB: 2	LOB: 0	LOB: 2	LOB: 1	LOB: 1	LOB: 0	LOB: 0
BB: 0	BB: 0	BB: 0	BB: 0	BB: 0	BB: 2	BB: 0	BB: 0	BB: 0	BB: 0
P: 19	P: 18	P: 15	P: 8	P: 8	P: 26	P: 11	P: 16	P: 21	P: 21

PITCHER	IP	WLS	BF	H	R	ER	SO	BB	IBB	HBP	BLK	WP	HR	S	P	ERA	WHIP
Jason Schmidt, R ERA: 2.53 (1, 1)	4.2	L	22	5	4	4	4	1	1	1	0	1	0	51	81	7.71	1.286
Jim Brower, R ERA: 5.79 (5, 1)	0.1		1	0	0	0	1	0	0	0	0	0	0	3	5	0.00	0.000
Scott Eyre, L ERA: 3.68 (6, 1)	2.0		8	2	0	0	1	0	0	0	0	0	0	18	27	0.00	1.000
Felix Rodriguez, R ERA: 4.12 (8, 1)	1.0		6	3	3	3	2	0	0	0	0	0	1	14	21	27.00	3.000


1B	2B	3B	HR	SF	SAC	DP	HBP	WP	HR	S	P	ERA	WHIP
6	2	1	1	1	0	0	1	2	0	0	0	0	0



Batter	1	2	3	4	5	6	7	8	9	AB R H RBI BB SO LOB	TOP
<b>Andy Chavez, L</b> (1, 8) <small>OBP: 0.315, SLG: 0.391</small>	1-0 		3-2 <b>G6-3</b>		3-2 <b>G6-3</b>		2-2 <b>G1-3</b>		0-2 <b>SF7 WP</b>	5 0 2 0 0 0 2	
<b>Orlando Cabrera, R</b> (1, 6) <small>OBP: 0.365, SLG: 0.493</small>	3-1 <b>P4</b>		0-0 <b>G5-3</b>		1-0 		4-1 <b>2B BB</b>		3-1 <b>SF7</b>	3 1 1 1 1 0 1	
<b>Jose Vidro, S</b> (1, 4) <small>OBP: 0.419, SLG: 0.555</small>	1-0 <b>FC6-4</b>		3-2 <b>FC6-4</b>		2-0 <b>G5-3</b>		2-2 <b>2B</b>		4-1 <b>WP BB</b>	4 0 2 3 1 0 2	
<b>Vladimir Guerrero, R</b> (1, 9) <small>OBP: 0.390, SLG: 0.452</small>	0-0 <b>FC5-4</b>		1-1 <b>FC6-4</b>		0-0 <b>F9</b>		0-0 <b>P3</b>		3-2 <b>F8</b>	5 0 0 0 0 0 4	
<b>Brad Wilkerson, L</b> (1, 7) <small>OBP: 0.426, SLG: 0.565</small>		3-1 <b>G3</b>		4-0 <b>FC6-4 BB</b>		2-2 <b>G4-3</b>		1-1 		3 0 2 0 1 0 0	
<b>Wil Cordero, R</b> (1, 3) <small>OBP: 0.356, SLG: 0.446</small>		1-0 <b>L9</b>		0-1 <b>F9</b>		1-0 <b>F9</b>		2-2 <b>F9</b>		4 0 0 0 0 0 3	
<b>Fernando Tatis, R</b> (1, 5) <small>OBP: 0.293, SLG: 0.309</small>		1-0 <b>G3</b>		0-0 <b>FC6-4</b>		2-0 <b>G5-3</b>		2-3 <b>K</b>		4 0 0 0 0 1 3	
<b>Michael Barrett, R</b> (1, 2) <small>OBP: 0.207, SLG: 0.263</small>		4-0 		3-2 <b>G4-3</b>		1-1 <b>1B 2B</b>		4-2 <b>WP 1B</b>		2 2 1 0 2 0 1	
<b>Zach Day, R</b> (1, 1) <b>Jamey Carroll, R</b> (7, PH) <b>52 T.J. Tucker, R</b> (7, 1) <b>Joey Eischen, L</b> (7, 1) <b>Luis Ayala, R</b> (8, 1) <b>Jose Macias, S</b> (9, PH) <b>Rocky Biddle, R</b> (9, 1)	0-0 <b>G5-3</b>		0-0 <b>G5-3</b>		1-2 <b>G5-3</b>		1-1 <b>1B 2B</b>		1-3 <b>K</b>	2 0 0 0 0 0 2 1 1 1 0 1 0 0 0 0 1 1 0 0 0 0 0 0 0	
<b>Inning Stats</b>	R: 0 H: 1 E: 0 LOB: 1 K: 0 BB: 0 S: 5 P: 10	R: 0 H: 1 E: 0 LOB: 2 K: 0 BB: 1 S: 5 P: 14	R: 0 H: 1 E: 0 LOB: 1 K: 0 BB: 0 S: 10 P: 17	R: 0 H: 0 E: 0 LOB: 1 K: 0 BB: 1 S: 6 P: 13	R: 0 H: 1 E: 0 LOB: 1 K: 0 BB: 0 S: 9 P: 16	R: 0 H: 0 E: 0 LOB: 0 K: 0 BB: 0 S: 5 P: 8	R: 3 H: 3 E: 0 LOB: 1 K: 0 BB: 1 S: 13 P: 25	R: 0 H: 1 E: 0 LOB: 1 K: 1 BB: 0 S: 12 P: 16	R: 1 H: 1 E: 0 LOB: 2 K: 1 BB: 2 S: 16 P: 31	1B: 7 SF: 1 2B: 2 SAC: 0 3B: 0 DP: 0 HR: 0 HBP: 0	WP: 2 PA: 40 PB: 0 SB: 0 CS: 0
<b>PITCHER</b> <b>Damian Moss, L</b> (1, 1) <small>ERA: 2.37</small> <b>Joe Nathan, R</b> (7, 1) <small>ERA: 1.42</small> <b>Felix Rodriguez, R</b> (9, 1) <small>ERA: 4.35</small>	IP WLS BF H R ER SO BB IBB HBP BLK WP HR S P ERA WHIP 6.2 L 29 6 3 3 0 2 1 0 0 0 0 0 49 97 4.05 1.200 1.1 B 5 2 0 0 1 0 0 0 0 0 0 0 16 22 0.00 1.500 1.0 6 1 1 1 1 2 0 0 0 2 0 16 31 9.00 3.000	<b>PITCHER</b> IP WLS BF H R ER SO BB IBB HBP BLK WP HR S P ERA WHIP									

**Montreal Expos @ San Francisco Giants**  
 PacBell Park, San Francisco, CA  
 Mon May 12 2003, 10:15 PM EDT  
 Att. 33,071 - Sunny - 62 F

AB	34
R	4
H	9
RBI	4
BB	5
SO	2
LOB	19



Batter	1	2	3	4	5	6	7	8	9	AB	R	H	RBI	BB	SO	LOB
<b>Neifi Perez, S</b> (1, 4) OBP: 0.272, SLG: 0.312	0-0 B1-3		1-0 FC4-6 2B	0-0 L7			2-1 F7		1-1 B2	5	0	0	0	0	0	3
<b>Rich Aurilia, R</b> (1, 6) OBP: 0.338, SLG: 0.417	0-1 1B		0-1 2B		4-1 BB		2-3 K		3-2 2B	4	1	3	0	1	1	0
<b>Barry Bonds, L</b> (1, 7) OBP: 0.500, SLG: 0.649 <b>Jason Ellison, R</b> (9, PR) OBP: 0.200, SLG: 0.200	1-0 F7		4-0 IBB		2-2 G3-6-3		4-0 1B		0-1 PB	3	1	1	1	2	0	2
<b>José Cruz Jr., S</b> (1, 9) OBP: 0.435, SLG: 0.574	3-2 P6		1-0 P3		2-2 2B		2-2 E4		3-3 K	5	0	1	0	0	1	6
<b>Benito Santiago, R</b> (1, 2) OBP: 0.363, SLG: 0.485		2-1 P4		1-0 1B	3-2 G5-3		0-0 1B		1-3 K	5	1	2	0	0	1	2
<b>J.T. Snow, L</b> (1, 3) OBP: 0.369, SLG: 0.410 <b>Andres Galarraga, R</b> (7, PH) OBP: 0.426, SLG: 0.628		2-2 F7		0-0 F7		3-2 G5-3		0-0 1B		3	0	1	0	0	0	1
<b>Edgardo Alfonzo, R</b> (1, 5) OBP: 0.315, SLG: 0.317		0-0 P4		1-1 E		0-0 F8		0-2 G6-3		4	0	1	0	0	0	1
<b>Marquis Grissom, R</b> (1, 8) OBP: 0.254, SLG: 0.374			1-1 L6	2-2 E8		3-2 G5-3		0-1 G4-3		4	0	1	1	0	0	1
<b>Damian Moss, R</b> (1, 1) OBP: 0.211, SLG: 0.167 <b>Joe Nathan, R</b> (7, 1)			0-1 FC4-6	3-3 K		1-2 G1-3		1-0 G6-3		3	0	1	0	0	1	3
<b>Pedro Feliz, R</b> (8, PH) OBP: 0.233, SLG: 0.276 <b>Felix Rodriguez, R</b> (9, 1) OBP: 1.000, SLG: 1.000										0	0	0	0	0	0	0
										1	0	0	0	0	0	0
										0	0	0	0	0	0	0

Inning Stats	R: 0	H: 1	E: 0	LOB: 1	K: 0	BB: 0	S: 7	R: 0	H: 0	E: 0	LOB: 0	K: 0	BB: 0	S: 6	R: 0	H: 2	E: 0	LOB: 3	K: 0	BB: 1	S: 8	R: 1	H: 3	E: 1	LOB: 2	K: 1	BB: 0	S: 12	R: 0	H: 1	E: 0	LOB: 1	K: 0	BB: 1	S: 10	R: 0	H: 1	E: 0	LOB: 1	K: 0	BB: 0	S: 12	R: 1	H: 2	E: 1	LOB: 2	K: 1	BB: 1	S: 10	R: 0	H: 0	E: 0	LOB: 0	K: 0	BB: 0	S: 6	R: 1	H: 2	E: 0	LOB: 2	K: 2	BB: 0	S: 13	R: 1	H: 2	E: 0	LOB: 2	K: 2	BB: 0	S: 13	1B: 8	SF: 0	2B: 4	SAC: 0	3B: 0	DP: 1	HR: 0	HBP: 0	WP: 0	PA: 41
--------------	------	------	------	--------	------	-------	------	------	------	------	--------	------	-------	------	------	------	------	--------	------	-------	------	------	------	------	--------	------	-------	-------	------	------	------	--------	------	-------	-------	------	------	------	--------	------	-------	-------	------	------	------	--------	------	-------	-------	------	------	------	--------	------	-------	------	------	------	------	--------	------	-------	-------	------	------	------	--------	------	-------	-------	-------	-------	-------	--------	-------	-------	-------	--------	-------	--------

PITCHER	IP	WLS	BF	H	R	ER	SO	BB	IBB	HBP	BLK	WP	HR	S	P	ERA	WHIP
<b>Zach Day, R</b> (1, 1) ERA: 2.73	6.0	W	27	8	1	1	1	1	1	0	0	0	0	55	95	1.50	1.500
<b>52 T.J. Tucker, R</b> (7, 1) ERA: 2.84	0.2	H	5	1	1	0	1	1	0	0	0	0	0	9	19	0.00	3.000
<b>Joey Eischen, L</b> (7, 1) ERA: 1.88	0.1	H	1	1	0	0	0	0	0	0	0	0	0	1	1	0.00	3.000
<b>Luis Ayala, R</b> (8, 1) ERA: 3.93	1.0	H	3	0	0	0	0	0	0	0	0	0	0	6	7	0.00	0.000
<b>Rocky Biddle, R</b> (9, 1) ERA: 4.43	1.0	S	5	2	1	1	2	0	0	0	0	0	0	13	21	9.00	2.000

**BOTTOM**

**Montreal Expos @ San Francisco Giants**  
PacBell Park, San Francisco, CA  
Mon May 12 2003, 10:15 PM EDT  
Att: 33,071 - Sunny - 62 F

livebaseballscores.com

<b>AB</b>	<b>38</b>
<b>R</b>	<b>3</b>
<b>H</b>	<b>12</b>
<b>RBI</b>	<b>3</b>
<b>BB</b>	<b>3</b>
<b>SO</b>	<b>4</b>
<b>LOB</b>	<b>19</b>







Batter	1	2	3	4	5	6	7	8	9	AB	R	H	RBI	BB	SO	LOB
Marquis Grissom, R (1, 8) OBP: 0.277, SLG: 0.394	0-0 G5-4-3 1B			2-2 G5-4-3 1B	1-0 F5 BB 1B		1-1 1B			4	0	4	0	0	0	0
Rich Aurilia, R (1, 6) OBP: 0.336, SLG: 0.407	1-1 G5-4-3 1-2f			0-0 G5-4-3 1-2f	4-2 F5 1-2 2-3 BB		1-0 F9			3	0	0	0	1	0	3
Barry Bonds, L (1, 7) OBP: 0.493, SLG: 0.630	0-0 G3			4-1 BB	0-0 F5 1-2 2-3 3-H			2-3 K		3	0	0	0	1	1	2
José Cruz Jr., S (1, 9) OBP: 0.425, SLG: 0.557			0-0 G4-3	1-3 K	0-2 G4-3			1-0 E5 G6-4-3		4	0	0	0	0	1	3
Benito Santiago, R (1, 2) OBP: 0.359, SLG: 0.486			1-2 L8		1-1 1B HR 2B		0-1 G6-3	1-0 G6-4-3		4	1	1	0	0	0	1
J.T. Snow, L (1, 3) OBP: 0.373, SLG: 0.413			0-1 G4-3		0-0 HR 1B		1-2 L6		0-2 G6-4-3 1B	4	1	2	0	0	0	0
Edgardo Alfonzo, R (1, 5) OBP: 0.320, SLG: 0.346			3-2 G6-4-3 1B		2-1 1-H 3-H HR		1-1 G5-3		1-1 G6-4-3	4	1	2	3	0	0	1
Neifi Perez, S (1, 4) OBP: 0.271, SLG: 0.309			0-1 G6-4-3 1-2f		2-1 BB SH1-3 F5 1B		1-3 K		1-1 P6	4	1	1	0	0	1	1
Kurt Ainsworth, R (1, 1) OBP: 0.067, SLG: 0.067			0-0 G6-3		0-1 SH1-3		2-3 K			1	0	0	0	0	0	0
Jim Brower, R (7, 1) OBP: 0.667, SLG: 0.667										0	0	0	0	0	0	0
Jason Ellison, R (7, PH) OBP: 0.167, SLG: 0.167										1	0	0	0	0	1	0
Scott Eyre, L (8, 1)										0	0	0	0	0	0	0
Tim Worrell, R (9, 1)										0	0	0	0	0	0	0

Inning Stats	R: 0	H: 1	E: 0	LOB: 0	K: 0	BB: 0	S: 4	P: 5	R: 0	H: 0	E: 0	LOB: 0	K: 0	BB: 0	S: 7	P: 8	R: 0	H: 1	E: 0	LOB: 0	K: 0	BB: 0	S: 6	P: 9	R: 0	H: 1	E: 0	LOB: 1	K: 1	BB: 1	S: 9	P: 16	R: 4	H: 5	E: 0	LOB: 2	K: 0	BB: 1	S: 16	P: 26	R: 0	H: 0	E: 0	LOB: 0	K: 0	BB: 0	S: 8	P: 10	R: 0	H: 1	E: 0	LOB: 1	K: 2	BB: 0	S: 9	P: 14	R: 0	H: 0	E: 1	LOB: 0	K: 1	BB: 0	S: 7	P: 11	R: 0	H: 1	E: 0	LOB: 0	K: 0	BB: 0	S: 7	P: 9	1B: 8	SF: 0	2B: 1	SAC: 1	3B: 0	DP: 5	HR: 1	HBP: 0	WP: 0	PA: 35
--------------	------	------	------	--------	------	-------	------	------	------	------	------	--------	------	-------	------	------	------	------	------	--------	------	-------	------	------	------	------	------	--------	------	-------	------	-------	------	------	------	--------	------	-------	-------	-------	------	------	------	--------	------	-------	------	-------	------	------	------	--------	------	-------	------	-------	------	------	------	--------	------	-------	------	-------	------	------	------	--------	------	-------	------	------	-------	-------	-------	--------	-------	-------	-------	--------	-------	--------

PITCHER	IP	WLS	BF	H	R	ER	SO	BB	IBB	HBP	BLK	WP	HR	S	P	ERA	WHIP
Tomo Ohka, R (1, 1) ERA: 4.79	4.1		20	8	4	4	1	2	0	0	0	0	1	38	60	8.31	2.308
Dan Smith, R (5, 1) ERA: 4.19	2.2	W	9	1	0	0	2	0	0	0	0	0	0	21	28	0.00	0.375
Scott Stewart, L (8, 1) ERA: 2.29	1.0	H	4	1	0	0	1	0	0	0	0	0	0	10	14	0.00	1.000
Rocky Biddle, R (9, 1) ERA: 4.22	1.0	S	2	0	0	0	0	0	0	0	0	0	0	4	6	0.00	0.000


**BOTTOM**

**Montreal Expos @ San Francisco Giants**  
PacBell Park, San Francisco, CA

Tue May 13 2003, 10:15 PM EDT  
Att: 32,991 - Sunny - 59 F

AB	32
R	4
H	10
RBI	3
BB	2
SO	4
LOB	11

livebaseballscorecards.com





Batter	1	2	3	4	5	6	7	8	9	AB R H RBI BB SO LOB	TOP											
<b>Endy Chavez, L</b> (1, 8) <small>OBP: 0.308, SLG: 0.378</small>										5 0 1 0 0 2 2	<b>Montreal Expos @ San Francisco Giants</b> PacBell Park, San Francisco, CA Wed May 14 2003, 3:35 PM EDT Att. 38,963 - Cloudy - 60 F											
<b>Orlando Cabrera, R</b> (1, 6) <small>OBP: 0.367, SLG: 0.483</small>									3 1 0 0 2 0 0													
<b>Henry Mateo, S</b> (1, 4) <small>OBP: 0.406, SLG: 0.379</small>									5 1 1 0 0 0 2													
<b>Vladimir Guerrero, R</b> (1, 9) <small>OBP: 0.402, SLG: 0.485</small>									4 1 1 2 1 0 0													
<b>Jeff Liefer, L</b> (1, 3) <small>OBP: 0.233, SLG: 0.357</small>									5 1 2 3 0 1 1													
<b>Fernando Tatis, R</b> (1, 5) <small>OBP: 0.298, SLG: 0.297</small>									2 0 0 0 2 0 1													
<b>Ronald Calloway, L</b> (1, 7) <small>OBP: 0.308, SLG: 0.397</small>									4 1 2 1 0 0 1													
<b>Brian Schneider, L</b> (1, 2) <small>OBP: 0.333, SLG: 0.455</small>									3 1 1 0 1 1 2													
<b>Claudio Vargas, R</b> (1, 1) <b>Rocky Biddle, R</b> (9, 1)									4 0 0 0 0 3 2 0 0 0 0 0 0 0													
<b>Inning Stats</b>	R: 0 E: 0 K: 1 S: 7	H: 0 LOB: 0 BB: 0 P: 11	R: 0 E: 0 K: 0 S: 8	H: 1 LOB: 2 BB: 1 P: 16	R: 0 E: 0 K: 2 S: 9	H: 0 LOB: 0 BB: 0 P: 12	R: 0 E: 0 K: 0 S: 11	H: 1 LOB: 1 BB: 0 P: 16	R: 1 E: 0 K: 2 S: 12	H: 2 LOB: 2 BB: 1 P: 19	R: 0 E: 0 K: 1 S: 7	H: 0 LOB: 1 BB: 1 P: 16	R: 5 E: 0 K: 0 S: 14	H: 4 LOB: 0 BB: 1 P: 25	R: 0 E: 0 K: 1 S: 6	H: 0 LOB: 1 BB: 1 P: 14	R: 0 E: 0 K: 0 S: 7	H: 0 LOB: 1 BB: 1 P: 17	1B: 5 2B: 1 3B: 0 HR: 2	SF: 0 SAC: 0 DP: 0 HBP: 0	WP: 0 PB: 0 SB: 1 CS: 0	PA: 41
<b>PITCHER</b>	IP WLS BF H R ER SO BB IBB HBP BLK WP HR S P ERA WHIP																					
<b>Jesse Foppert, R</b> (1, 1) <small>ERA: 5.23</small>	6.2 L 30 6 4 4 6 4 0 0 0 0 0 1 63 105 5.40 1.500																					
<b>Joe Nathan, R</b> (7, 1) <small>ERA: 2.1</small>	0.1 3 2 2 2 0 0 0 0 0 0 0 1 5 10 54.00 6.000																					
<b>Jim Brower, R</b> (8, 1) <small>ERA: 5.47</small>	1.0 4 0 0 0 1 1 0 0 0 0 0 0 6 14 0.00 1.000																					
<b>Ryan Jensen, R</b> (9, 1) <small>ERA: 14.46</small>	1.0 4 0 0 0 0 1 0 0 0 0 0 0 7 17 0.00 1.000																					

livebaseballscorecards.com

<b>AB</b>	35
<b>R</b>	6
<b>H</b>	8
<b>RBI</b>	6
<b>BB</b>	6
<b>SO</b>	7
<b>LOB</b>	11







Batter	1	2	3	4	5	6	7	8	9	AB R H RBI BB SO LOB	TOP		
Roberto Alomar, S (1, 4) Jason Middlebrook, R (7, 1)	3-1 F9 G4-3 1B HBP	0-0 F9			3-2 G5-3		2-2 G4-3			3 1 0 0 0 0 0 0 0 0 0 0 0 0	<p><b>New York Mets @ San Francisco Giants</b> PacBell Park, San Francisco, CA</p> <p>Thu May 15 2003, 10:15 PM EDT Att. 36,542 - Sunny - 56 F</p> <p>livebaseballscorecards.com</p>		
Raul Gonzalez, R (1, 9) OBP: 0.344, SLG: 0.426 (5, 7)	0-1 G4-3 1-2		2-2 31 G6-4-3 1B		4-1 31 2B BB		2-0 F9		3 1 1 0 1 0 1				
31 Mike Piazza, R (1, 2) OBP: 0.425, SLG: 0.618 (8, PR) Vance Wilson, R (8, 2) OBP: 0.293, SLG: 0.541 (8, 2)	4-1 1B BB		0-0 G6-4-3 1-2f		0-1 G4-3 1-H 2B		1-1 1B		3 1 2 1 1 0 1 0 0 0 0 0 0 0				
Cliff Floyd, L (1, 7) OBP: 0.327, SLG: 0.466 (5, 1) Jaime Cerda, L (7, 4) Marco Scutaro, R	2-0 F9 2-3		0-0 FC6-4 1B		0-1 G4-3 2-3		3-2 F9 1B		3 0 1 0 0 0 3 0 0 0 0 0 0 0 1 0 0 0 0 0 1				
Ty Wigginton, R (1, 5) OBP: 0.338, SLG: 0.420	0-2 1B 1-2 3-H 1B		0-2 FC6-4 1-2f		0-0 G5-3		0-0 P3		4 0 1 1 0 0 3				
Tony Clark, S (1, 3) OBP: 0.250, SLG: 0.467	3-2 1-2 2-H 1B		2-1 G5-3		3-3 K		2-1 F9		4 0 1 1 0 1 1				
Tsuyoshi Shinjo, R (1, 8) OBP: 0.203, SLG: 0.196	1-1 F8		0-1 L9		1-0 F8		0-1 F8		4 0 0 0 0 0 2				
Joe McEwing, R (1, 6) OBP: 0.229, SLG: 0.200		0-2 L7		4-1 BB		2-2 G5-3		1-2 G6-3	3 0 0 0 1 0 0				
Al Leiter, L (1, 1) Roger Cedeño, S (5, 9) OBP: 0.289, SLG: 0.318		2-3 K		0-3 K		1-1 L1		0-0 G6-3	2 0 0 0 0 2 1 2 0 0 0 0 0 0				
<b>Inning Stats</b>	R: 2 H: 2 E: 0 LOB: 2 K: 0 BB: 1 S: 13 P: 26	R: 0 H: 0 E: 0 LOB: 0 K: 1 BB: 0 S: 7 P: 9	R: 0 H: 2 E: 0 LOB: 1 K: 0 BB: 0 S: 8 P: 10	R: 0 H: 0 E: 0 LOB: 1 K: 1 BB: 1 S: 8 P: 14	R: 1 H: 1 E: 0 LOB: 1 K: 0 BB: 1 S: 11 P: 18	R: 0 H: 0 E: 0 LOB: 0 K: 1 BB: 0 S: 8 P: 14	R: 0 H: 0 E: 0 LOB: 0 K: 0 BB: 0 S: 7 P: 12	R: 0 H: 1 E: 0 LOB: 1 K: 0 BB: 0 S: 10 P: 16	R: 0 H: 0 E: 0 LOB: 0 K: 0 BB: 0 S: 6 P: 7	1B: 5 SF: 0 2B: 1 SAC: 0 3B: 0 DP: 1 HR: 0 HBP: 1		WP: 0 PA: 36 PB: 0 SB: 0 CS: 0	
<b>PITCHER</b>	IP WLS BF H R ER SO BB IBB HBP BLK WP HR S P ERA WHIP											<b>PITCHER</b>	IP WLS BF H R ER SO BB IBB HBP BLK WP HR S P ERA WHIP
Kirk Rueter, L (1, 1) ERA: 3.0	7.0 W 29 5 3 3 3 3 0 1 0 0 0 0 62 103 3.86 1.143												
Ryan Jensen, R (8, 1) ERA: 11.91	2.0 7 1 0 0 0 0 0 0 0 0 0 0 16 23 0.00 0.500												

**New York Mets @ San Francisco Giants**  
PacBell Park, San Francisco, CA

Thu May 15 2003, 10:15 PM EDT  
Att. 36,542 - Sunny - 56 F

livebaseballscorecards.com

**AB 32**  
**R 3**  
**H 6**  
**RBI 3**  
**BB 3**  
**SO 3**  
**LOB 13**



Batter	1	2	3	4	5	6	7	8	9	AB	R	H	RBI	BB	SO	LOB
<b>Marquis Grissom, R</b> (1, 8) OBP: 0.281, SLG: 0.419 <b>Jason Ellison, R</b> (9, 8) OBP: 0.167, SLG: 0.167	1-1 <b>G5-3</b>	2-2 <b>P5</b>		3-2 <b>1B</b> 2B	1-0 <b>HR</b>		1-0 <b>G6-3</b> <b>1B</b>			5	2	3	4	0	0	0
<b>Rich Aurilia, R</b> (1, 6) OBP: 0.348, SLG: 0.434	3-2 <b>1B</b> <b>1B</b>		2-3 <b>K</b>	0-0 <b>1B</b>	4-2 <b>1B</b> <b>BB</b>		1-2 <b>G6-3</b> <b>1-2f</b>			4	2	2	2	1	1	1
<b>Barry Bonds, L</b> (1, 7) OBP: 0.497, SLG: 0.648 <b>Ryan Jensen, R</b> (8, 1) OBP: 0.400, SLG: 0.400	1-1 <b>1B</b> <b>1B</b> <b>1B</b>		1-1 <b>HR</b>	3-1 <b>F8</b>	2-1 <b>1B</b> <b>1B</b>		3-1 <b>G4-1</b>			5	1	3	1	0	0	1
<b>Benito Santiago, R</b> (1, 2) OBP: 0.358, SLG: 0.477	2-1 <b>1B</b> <b>1B</b>		2-3 <b>K</b>		0-0 <b>1B</b>			0-0 <b>P6</b>		5	0	2	2	0	2	0
<b>Edgardo Alfonzo, R</b> (1, 5) OBP: 0.327, SLG: 0.353	1-1 <b>1B</b> <b>1B</b>		1-0 <b>G6-3</b>		0-0 <b>1B</b> <b>1B</b>			1-1 <b>P6</b>		5	1	2	0	0	0	2
<b>Andres Galarraga, R</b> (1, 3) OBP: 0.434, SLG: 0.633	1-0 <b>P3</b>			2-2 <b>1B</b> <b>2B</b>	1-0 <b>1B</b> <b>2B</b>		2-2 <b>P3</b>	1-0 <b>BB</b> <b>E</b> <b>1B</b>		5	2	3	0	0	0	3
<b>José Cruz Jr., S</b> (1, 9) OBP: 0.426, SLG: 0.541	1-1 <b>P4</b>			2-1 <b>FC1-6</b> <b>1B</b>	4-0 <b>SH3-4</b> <b>HR</b> <b>IBB</b>		4-1 <b>BB</b>	0-0 <b>E5</b> <b>BB</b>		3	1	1	0	2	0	4
<b>Neifi Perez, S</b> (1, 4) OBP: 0.277, SLG: 0.303		2-0 <b>L5</b>		2-2 <b>F8</b>	0-0 <b>SH3-4</b> <b>HR</b> <b>1B</b>		1-0 <b>F8</b>	4-1 <b>1-2</b> <b>2-3</b> <b>BB</b>		4	1	1	2	1	0	3
<b>Kirk Rueter, L</b> (1, 1) OBP: 0.238, SLG: 0.200 <b>Ruben Rivera, R</b> (8, 7) OBP: 0.195, SLG: 0.263		1-2 <b>G5-3</b>		0-0 <b>FC1-6</b> <b>2B</b> <b>1B</b>	0-0 <b>SH3-4</b>		1-0 <b>F7</b>	2-0 <b>F7</b>		3	1	0	0	0	0	3
				1-2 <b>2-3</b>						1	0	0	0	0	0	3

Inning Stats		R: 1	H: 4	R: 0	H: 0	R: 1	H: 1	R: 3	H: 4	R: 6	H: 6	R: 0	H: 0	R: 0	H: 1	R: 0	H: 1
		E: 0	LOB: 3	E: 0	LOB: 0	E: 0	LOB: 0	E: 0	LOB: 1	E: 0	LOB: 2	E: 0	LOB: 1	E: 0	LOB: 0	E: 1	LOB: 3
		K: 0	BB: 0	K: 0	BB: 0	K: 2	BB: 0	K: 0	BB: 0	K: 1	BB: 2	K: 0	BB: 1	K: 0	BB: 0	K: 0	BB: 1
		S: 14	P: 24	S: 7	P: 12	S: 10	P: 16	S: 15	P: 27	S: 16	P: 31	S: 7	P: 15	S: 6	P: 11	S: 7	P: 15
<b>1B: 13</b> <b>SF: 0</b> <b>2B: 2</b> <b>SAC: 1</b> <b>3B: 0</b> <b>DP: 1</b> <b>HR: 2</b> <b>HBP: 0</b>		<b>WP: 0</b> <b>PA: 45</b> <b>PB: 0</b> <b>SB: 0</b> <b>CS: 0</b>															

PITCHER		IP	WLS	BF	H	R	ER	SO	BB	IBB	HBP	BLK	WP	HR	S	P	ERA	WHIP
<b>Al Leiter, L</b> (1, 1) ERA: 4.64	4.2	L	28	13	10	10	3	0	0	0	0	0	0	2	54	95	19.29	2.786
<b>Jaime Cerda, L</b> (5, 1) ERA: 9.53	1.1		8	2	1	1	0	2	0	0	0	0	0	0	15	30	6.75	3.000
<b>Jason Middlebrook, R</b> (7, 1) ERA: 10.29	2.0		9	2	0	0	0	1	0	0	0	0	0	0	13	26	0.00	1.500


**BOTTOM**

**New York Mets @ San Francisco Giants**  
 PacBell Park, San Francisco, CA

Thu May 15 2003, 10:15 PM EDT  
 Att. 36,542 - Sunny - 56 F

livebaseballscorecards.com

**AB 40**  
**R 11**  
**H 17**  
**RBI 11**  
**BB 4**  
**SO 3**  
**LOB 20**







Batter	1	2	3	4	5	6	7	8	9
<b>Marquis Grissom, R</b> (1, 8) OBP: 0.299, SLG: 0.429	2-2 E6 L6-3		2-1 1B		1-1 2B 1B	4-2 BB BB	1-1 1B 1-2 2-H		
<b>Rich Aurilia, R</b> (1, 6) OBP: 0.356, SLG: 0.439	3-1 L6-3 1-1		0-1 1B 1B 1-3		2-0 2B 1B 1-2	0-0 F7		0-2 2B 1B 1B	
<b>Barry Bonds, L</b> (1, 7) OBP: 0.500, SLG: 0.652	2-2 P6		1-1 1B 1B 1-3		3-2 F7	4-0 BB BB 1-2		1-0 1B 2B 1-3	
<b>Benito Santiago, R</b> (1, 2) OBP: 0.370, SLG: 0.482		2-2 HR 1B	2-2 1B 1-2 1B		0-0 F7	4-2 BB BB 1-2 2-3		1-2 BB 1B 2-H 3-H	
<b>Yorvit Torrealba, R</b> (7, 2) OBP: 0.327, SLG: 0.522			1-2 1B						
<b>Edgardo Alfonzo, R</b> (1, 5) OBP: 0.335, SLG: 0.385		2-2 HR 1-H	0-0 FC6-4 1-2f		1-1 BB 2B 1-H 2-H	2-2 F8		4-1 FC6-4 BB 1-2	
<b>J.T. Snow, L</b> (1, 3) OBP: 0.373, SLG: 0.417			0-0		3-1 FC4-2 3B	4-0 BB BB		0-1 F7	
<b>José Cruz Jr., S</b> (1, 9) OBP: 0.426, SLG: 0.533		0-0 B2-3			2-2 G4-3	4-0 BB 1-2 2-3 BB		0-3 K	
<b>Tim Worrell, R</b> (9, 1)									
<b>Neifi Perez, S</b> (1, 4) OBP: 0.263, SLG: 0.287		0-1 G4-3			0-0 FC4-2 WP	0-0 G4-3		1-2 FC6-4 1-2f	
<b>Jason Schmidt, R</b> (1, 1) OBP: 0.195, SLG: 0.263			2-3 K		1-3 K				
<b>Felix Rodriguez, R</b> (7, 1) OBP: 1.000, SLG: 1.000									
<b>Scott Eyre, L</b> (7, 1) OBP: 0.444, SLG: 0.633									
<b>Andres Galaraga, R</b> (7, PH) OBP: 0.444, SLG: 0.633									
<b>Joe Nathan, R</b> (8, 1)									
<b>Ruben Rivera, R</b> (9, 9)									

Inning Stats	R: 0	H: 0	E: 1	LOB: 0	K: 0	P: 0	S: 9	R: 2	H: 2	E: 0	LOB: 0	K: 1	P: 16	R: 1	H: 4	E: 0	LOB: 2	K: 1	P: 20	R: 0	H: 1	E: 0	LOB: 1	K: 1	P: 18	R: 2	H: 3	E: 0	LOB: 3	K: 0	P: 26	R: 0	H: 0	E: 0	LOB: 3	K: 0	P: 25	R: 0	H: 2	E: 0	LOB: 2	K: 0	P: 20	R: 2	H: 3	E: 0	LOB: 2	K: 1	P: 25	

PITCHER	IP	WLS	BF	H	R	ER	SO	BB	IBB	HBP	BLK	WP	HR	S	P	ERA	WHIP
<b>Pedro Astacio, R</b> (1, 1) ERA: 6.75	4.2		25	10	5	5	3	2	0	0	0	1	1	57	99	9.64	2.571
<b>38 Pat Strange, R</b> (5, 1) ERA: 3.86	1.1		7	0	0	0	0	3	0	0	0	0	0	11	26	0.00	2.250
<b>Graeme Lloyd, L</b> (7, 1) ERA: 2.77	0.1		2	1	0	0	0	0	0	0	0	0	0	4	8	0.00	3.000
<b>David Weathers, R</b> (7, 1) ERA: 3.65	0.2	L	4	2	1	1	0	1	0	0	0	0	0	8	15	13.50	4.500
<b>Mike Stanton, L</b> (8, 1) ERA: 4.82	0.0		1	0	0	0	0	0	0	0	0	0	0	1	2	∞	∞

AB	R	H	RBI	BB	SO	LOB
4	1	3	0	1	0	0
5	3	3	0	0	0	2
4	1	2	0	1	0	2
3	1	2	1	1	0	2
1	0	1	2	0	0	0
4	1	2	4	1	0	5
4	0	1	0	1	1	2
4	0	1	0	1	1	3
0	0	0	0	0	0	0
5	0	0	0	0	0	7
3	0	0	0	0	2	1
0	0	0	0	0	0	0
0	0	0	0	0	0	0
0	0	0	0	1	0	0
0	0	0	0	0	0	0
0	0	0	0	0	0	0

WP	HR	S	P	ERA	WHIP
1	0	14	20	9.00	2.000

**NEW YORK METS @ SAN FRANCISCO GIANTS**  
**PacBell Park, San Francisco, CA**  
 Fri May 16 2003, 10:15 PM EDT  
 Att: 39,160 - Sunny - 58 F

<b>AB</b>	<b>37</b>
<b>R</b>	<b>7</b>
<b>H</b>	<b>15</b>
<b>RBI</b>	<b>7</b>
<b>BB</b>	<b>7</b>
<b>SO</b>	<b>4</b>
<b>LOB</b>	<b>24</b>





Batter	1	2	3	4	5	6	7	8	9	AB R H RBI BB SO LOB	TOP		
<b>Marco Scutaro, R</b> (1, 4) OBP: 0.400, SLG: 0.250 <b>Roberto Alomar, S</b> (9, PH) OBP: 0.376, SLG: 0.412 (9, 4)	4-2 BB		1-0 P3		1-2 BLK HR 1B		2-2 G4-3		2-1 SF8	3 1 1 0 1 0 0 0 0 0 1 0 0 0			
<b>Raul Gonzalez, R</b> (1, 9) OBP: 0.343, SLG: 0.443 (8, 7)	4-2 BB		3-2 G1-3		1-3 K		0-0 G6-3		3-H 2-3 K	4 0 0 0 1 2 3			
<b>Jason Phillips, R</b> (1, 3) OBP: 0.353, SLG: 0.267 <b>Armando Benitez, R</b> (9, 1)	1-2 G5-4-3 1-2f 2-3		2-0 K 1B		2-3 K 1-2		2-2 G4-3		3-2 K 1-3 2-H 1B	5 0 2 1 0 1 3 0 0 0 0 0 0 0			
<b>Cliff Floyd, L</b> (1, 7) OBP: 0.329, SLG: 0.478 <b>Roger Cedeno, S</b> (8, PR) OBP: 0.284, SLG: 0.312 (8, 9)	1-1 L9		3-3 K		1-0 2-H HR		4-0 BB G5-4-3	3-3 K	3 1 1 2 1 1 2 1 0 0 0 0 1 2				
<b>Ty Wigginton, R</b> (1, 5) OBP: 0.327, SLG: 0.400		4-1 E G5-3 BB		1-0 G5-3		1-0 F8		0-1 G5-4-3 1-2f		3 1 0 0 1 0 1			
<b>Vance Wilson, R</b> (1, 2) OBP: 0.313, SLG: 0.581		0-2 E8 G5-3 1-3		4-2 BB BB		0-2 G1-3		1-2 F9		3 0 0 0 1 0 2			
<b>Tsuyoshi Shinjo, R</b> (1, 8) OBP: 0.212, SLG: 0.194		1-0 P6		0-0 B2		4-2 BB B2-5-4 BB		1-1 E SF8 1B 1B	3 1 1 0 1 0 3				
<b>Joe McEwing, R</b> (1, 6) OBP: 0.286, SLG: 0.255		0-0 G5-3 2-3 3-H		4-2 BB FC6-4 BB		4-0 BB 1-2 BB		0-0 E1 1-3 1B 1B	2 1 1 1 2 0 1				
<b>Steve Trachsel, R</b> (1, 1) OBP: 0.125, SLG: 0.133 <b>Tony Clark, S</b> (9, PH) OBP: 0.253, SLG: 0.455 (9, 3)		1-1 G4-3		0-0 BB FC6-4 1-2f		0-0 BB B2-5-4 2-3f		4-2 BB	3 0 0 0 0 0 5 0 0 0 0 1 0 0				
<b>Inning Stats</b>	R: 0 H: 0 E: 0 LOB: 1 K: 0 BB: 2 S: 11 P: 21	R: 1 H: 0 E: 1 LOB: 1 K: 0 BB: 1 S: 9 P: 15	R: 0 H: 1 E: 0 LOB: 1 K: 1 BB: 0 S: 9 P: 18	R: 0 H: 0 E: 0 LOB: 2 K: 0 BB: 2 S: 7 P: 16	R: 2 H: 2 E: 0 LOB: 0 K: 2 BB: 0 S: 12 P: 18	R: 0 H: 0 E: 0 LOB: 1 K: 0 BB: 2 S: 6 P: 14	R: 0 H: 0 E: 0 LOB: 0 K: 0 BB: 0 S: 7 P: 11	R: 0 H: 0 E: 0 LOB: 1 K: 0 BB: 1 S: 7 P: 12	R: 2 H: 3 E: 1 LOB: 2 K: 2 BB: 1 S: 16 P: 31	1B: 5 SF: 1 2B: 0 SAC: 0 3B: 0 DP: 3 HR: 1 HBP: 0	WP: 0 PA: 40 PB: 0 SB: 0 CS: 0		
<b>PITCHER</b>	IP WLS BF H R ER SO BB IBB HBP BLK WP HR S P ERA WHIP <b>Damian Moss, L</b> (1, 1) ERA: 2.44 <b>Jim Brower, R</b> (7, 1) ERA: 5.06 <b>Scott Eyre, L</b> (9, 1) ERA: 4.5 <b>Joe Nathan, R</b> (9, 1) ERA: 1.95											<b>PITCHER</b>	IP WLS BF H R ER SO BB IBB HBP BLK WP HR S P ERA WHIP

**New York Mets @ San Francisco Giants**  
 PacBell Park, San Francisco, CA  
 Sat May 17 2003, 4:05 PM EDT  
 Att. 42,259 - Sunny - 65 F

[livebaseballscorecards.com](http://livebaseballscorecards.com)

<b>AB</b>	<b>30</b>
<b>R</b>	<b>5</b>
<b>H</b>	<b>6</b>
<b>RBI</b>	<b>5</b>
<b>BB</b>	<b>9</b>
<b>SO</b>	<b>5</b>
<b>LOB</b>	<b>22</b>



Batter	1	2	3	4	5	6	7	8	9	AB	R	H	RBI	BB	SO	LOB
<b>Marquis Grissom, R</b> (1, 8) <small>OBP: 0.293, SLG: 0.423</small> <b>Jim Brower, R</b> (7, 1) <small>OBP: 0.667, SLG: 0.667</small> <b>Andres Galarraga, R</b> (8, PH) <small>OBP: 0.436, SLG: 0.620</small> <b>Scott Eyre, L</b> (9, 1) <b>Joe Nathan, R</b> (9, 1)	1-0 		1-1 			2-2 		1-3 		2	0	0	1	0	0	1
<b>Rich Aurilia, R</b> (1, 6) <small>OBP: 0.353, SLG: 0.441</small>	1-1 		2-0 			2-2 			2-2 	4	0	1	0	0	0	2
<b>Barry Bonds, L</b> (1, 7) <small>OBP: 0.494, SLG: 0.635</small>	2-2 				1-0 	4-0 			1-1 	3	0	0	0	1	0	1
<b>Edgardo Alfonzo, R</b> (1, 5) <small>OBP: 0.333, SLG: 0.381</small>			1-1 		2-1 	2-1 			1-3 	4	0	1	0	0	1	3
<b>José Cruz Jr., S</b> (1, 9) <small>OBP: 0.417, SLG: 0.519</small>			1-0 		1-2 			1-0 	4	0	0	0	0	1	2	
<b>J.T. Snow, L</b> (1, 3) <small>OBP: 0.365, SLG: 0.407</small>			2-0 		2-0 			0-1 	3	0	0	0	0	0	0	
<b>Yorvit Torrealba, R</b> (1, 2) <small>OBP: 0.327, SLG: 0.510</small>			1-0 		2-1 			2-1 	3	1	1	0	0	0	0	
<b>Neifi Perez, S</b> (1, 4) <small>OBP: 0.265, SLG: 0.289</small>			1-0 		1-1 			1-2 	3	0	1	0	0	0	0	
<b>Damian Moss, R</b> (1, 1) <small>OBP: 0.211, SLG: 0.167</small> <b>Ruben Rivera, R</b> (6, PH) <small>OBP: 0.209, SLG: 0.275</small> (7, 8)			0-0 		0-0 			2-3 	0	0	0	0	0	0	0	
			1-2 						2-0 	2	0	1	0	0	1	0

Inning Stats		R: 0	H: 0	R: 0	H: 0	R: 1	H: 2	R: 0	H: 1	R: 0	H: 0	R: 0	H: 1	R: 0	H: 0	R: 0	H: 1	R: 0	H: 1	1B: 4	SF: 1	WP: 1	PA: 32	
		E: 0	LOB: 0	E: 0	LOB: 0	E: 0	LOB: 1	E: 0	LOB: 0	E: 0	LOB: 0	E: 0	LOB: 2	E: 0	LOB: 0	E: 0	LOB: 0	E: 0	LOB: 1	2B: 1	SAC: 1	PB: 0		
		K: 0	BB: 0	K: 0	BB: 0	K: 0	BB: 0	K: 0	BB: 0	K: 1	BB: 0	K: 1	BB: 0	K: 1	BB: 0	K: 2	BB: 0	K: 1	BB: 0	3B: 0	DP: 1	SB: 1		
		S: 7	P: 11	S: 4	P: 8	S: 6	P: 11	S: 6	P: 10	S: 5	P: 10	S: 10	P: 20	S: 7	P: 10	S: 9	P: 13	S: 9	P: 14	HR: 0	HBP: 0	CS: 0		
PITCHER	IP	WLS	BF	H	R	ER	SO	BB	IBB	HBP	BLK	WP	HR	S	P	ERA	WHIP						ERA	WHIP
<b>Steve Trachsel, R</b> (1, 1) <small>ERA: 4.5</small>	8.0	W	28	4	1	1	3	0	1	0	0	1	0	54	93	1.12	0.500							
<b>Armando Benitez, R</b> (9, 1) <small>ERA: 4.07</small>	1.0		4	1	0	0	1	0	0	0	0	0	0	9	14	0.00	1.000							

**BOTTOM**

**New York Mets @ San Francisco Giants**  
 PacBell Park, San Francisco, CA

Sat May 17 2003, 4:05 PM EDT  
 Att. 42,259 - Sunny - 65 F

[livebaseballscorecards.com](http://livebaseballscorecards.com)

<b>AB</b>	<b>29</b>
<b>R</b>	<b>1</b>
<b>H</b>	<b>5</b>
<b>RBI</b>	<b>1</b>
<b>BB</b>	<b>1</b>
<b>SO</b>	<b>4</b>
<b>LOB</b>	<b>9</b>





Batter	1	2	3	4	5	6	7	8	9	AB R H RBI BB SO LOB	TOP											
Roger Cedeno, S OBP: 0.298, SLG: 0.313 (1, 9)	1-1 G6-3		2-3 K		4-2 CS BB		4-1 G6-4-3 BB		2-2 BB 1B	3 0 1 0 2 1 0												
Raul Gonzalez, R OBP: 0.347, SLG: 0.422 (1, 8) (8, 7)	3-2 L8			1-2 F8	4-1 SAFE BB	4-1 BB	2-2 G6-4-3 1-2f		4-2 1B BB	3 0 0 0 2 0 2												
Roberto Alomar, S OBP: 0.371, SLG: 0.405 (1, 4)	1-2 F8			2-3 K	1-3 SAFE K			0-2 G1-3	2-2 BB 1B	5 0 1 1 0 2 2												
Cliff Floyd, L OBP: 0.333, SLG: 0.471 Tony Clark, S OBP: 0.253, SLG: 0.455 (1, 7) (8, 3)		1-0 P6		4-0 HR BB		4-2 1B SF8 BB		2-3 K		2 2 0 0 2 1 0 0 0 0 0 0 0 0												
Jason Phillips, R OBP: 0.429, SLG: 0.500 Tsuyoshi Shinjo, R OBP: 0.212, SLG: 0.194 (1, 3) (8, PR) (8, 8)		2-1 F9		3-1 HR		2-0 G4-3 1B		4-1 BB		3 1 2 2 1 0 0 0 0 0 0 0 0 0												
Ty Wigginton, R OBP: 0.326, SLG: 0.399 (1, 5)		1-2 1B		0-1 F9		3-1 SF8		2-0 L9		3 0 1 1 0 0 1												
Vance Wilson, R OBP: 0.308, SLG: 0.553 (1, 2)		0-3 SAFE K			0-1 PB E 1B	0-1 G4-3			1-1 F9	4 1 1 0 0 1 2												
Joe McEwing, R OBP: 0.300, SLG: 0.291 (1, 6)			1-0 F7		2-2 E2 2B		0-1 SH5-4 1B		1-0 G5-3	4 0 2 1 0 0 0												
Tom Glavine, L OBP: 0.238, SLG: 0.250 Armando Benitez, R (9, 1)			2-2 K		1-1 G6-3		0-0 SH5-4		4-1 BB 1B BB	2 1 0 0 1 1 1 0 0 0 0 0 0 0												
<b>Inning Stats</b>	R: 0 E: 0 K: 0 S: 11	H: 0 LOB: 0 BB: 0 P: 16	R: 0 E: 0 K: 1 S: 10	H: 1 LOB: 1 BB: 0 P: 14	R: 0 E: 0 K: 2 S: 10	H: 0 LOB: 0 BB: 0 P: 15	R: 2 E: 0 K: 1 S: 11	H: 1 LOB: 0 BB: 1 P: 21	R: 1 E: 1 K: 1 S: 14	H: 2 LOB: 2 BB: 2 P: 26	R: 1 E: 0 K: 0 S: 7	H: 1 LOB: 0 BB: 1 P: 16	R: 0 E: 0 K: 0 S: 7	H: 1 LOB: 1 BB: 1 P: 13	R: 0 E: 0 K: 1 S: 8	H: 0 LOB: 1 BB: 1 P: 16	R: 1 E: 0 K: 0 S: 15	H: 2 LOB: 2 BB: 2 P: 29	1B: 6 2B: 1 3B: 0 HR: 1	SF: 1 SAC: 1 DP: 2 HBP: 0	WP: 0 PB: 1 SB: 0 CS: 1	PA: 39
<b>PITCHER</b>	IP WLS BF H R ER SO BB IBB HBP BLK WP HR S P ERA WHIP																					
Kurt Ainsworth, R ERA: 4.47 (1, 1)	5.0 L 21 4 3 2 5 3 0 0 0 0 0 1 56 92 3.60 1.400																					
Ryan Jensen, R ERA: 10.8 (6, 1)	2.0 8 2 1 1 0 2 0 0 0 0 0 0 14 29 4.50 2.000																					
Scott Eyre, L ERA: 4.24 (8, 1)	1.0 4 0 0 0 1 1 0 0 0 0 0 0 8 16 0.00 1.000																					
Felix Rodriguez, R ERA: 4.57 (9, 1)	1.0 6 2 1 1 0 2 0 0 0 0 0 0 15 29 9.00 4.000																					

**New York Mets @ San Francisco Giants**  
PacBell Park, San Francisco, CA  
Sun May 18 2003, 4:05 PM EDT  
Att. 42,590 - Sunny - 68 F

[livebaseballscorecards.com](http://livebaseballscorecards.com)

**AB 29**  
**R 5**  
**H 8**  
**RBI 5**  
**BB 8**  
**SO 6**  
**LOB 8**







Batter	1	2	3	4	5	6	7	8	9	AB R H RBI BB SO LOB	TOP																	
Marquis Grissom, R (1, 8) OBP: 0.301, SLG: 0.444	2-3 K		0-2 1B 1B		1-0 F9 1B		2-3 K		1-0 G4-3	5 1 2 0 0 2 1	<p>San Francisco Giants @ Arizona Diamondbacks</p> <p>Bank One Ballpark, Phoenix, AZ</p> <p>Mon May 19 2003, 9:37 PM EDT</p> <p>Att. 32,037 - Sunny - 78 F</p>																	
Rich Aurilia, R (1, 6) OBP: 0.349, SLG: 0.428	1-3 K		0-1 1B 1-2 1B		0-0 F9 1-2		4-2 BB			3 0 1 0 1 1 1																		
Barry Bonds, L (1, 7) OBP: 0.488, SLG: 0.619	3-2 F8		2-3 K		4-0 BB		0-0 F7			3 0 0 0 1 1 3																		
Benito Santiago, R (1, 2) OBP: 0.378, SLG: 0.508		2-2 HR	1-1 1-2 2-H 1B		2-3 K		1-0 G5-3			4 1 2 2 0 1 2																		
José Cruz Jr., S (1, 9) OBP: 0.412, SLG: 0.509		3-2 G4-3	1-0 P2		1-1 P5		3-3 K			4 0 0 0 0 1 4																		
Edgardo Alfonzo, R (1, 5) OBP: 0.324, SLG: 0.364		1-2 K	0-0 F9		0-1 F7		1-2 G5-3			4 0 0 0 0 1 2																		
J.T. Snow, L (1, 3) OBP: 0.369, SLG: 0.434		2-2 HR		1-2 F8		3-2 F8		1-0 FC3-6 1B		4 1 2 1 0 0 0																		
Neifi Perez, S (1, 4) OBP: 0.257, SLG: 0.279		1-2 1B	0-1 F9		1-1 G6-3		1-1 SAFE FC3-6			4 0 1 0 0 0 1																		
Jesse Foppert, R (1, 1) Scott Eyre, L (7, 1) Joe Nathan, R (7, 1) Felix Rodriguez, R (8, 1) Tim Worrell, R (8, 1) Ruben Rivera, R (8, 9)		1-3 K	3-2 G6-3		1-0 G3-1		2-3 K			3 0 0 0 0 0 1 1 0 1 0 0 0 0 0 1 1																		
<b>Inning Stats</b>	R: 0 E: 0 K: 2 S: 11	H: 0 LOB: 0 BB: 0 P: 17	R: 2 E: 0 K: 2 S: 20	H: 3 LOB: 1 BB: 0 P: 30	R: 1 E: 0 K: 1 S: 12	H: 3 LOB: 2 BB: 0 P: 16	R: 0 E: 0 K: 0 S: 10	H: 0 LOB: 0 BB: 0 P: 14	R: 0 E: 0 K: 1 S: 10	H: 1 LOB: 2 BB: 1 P: 18	R: 0 E: 0 K: 0 S: 7	H: 0 LOB: 0 BB: 0 P: 11	R: 0 E: 0 K: 1 S: 8	H: 0 LOB: 1 BB: 1 P: 15	R: 0 E: 0 K: 1 S: 11	H: 0 LOB: 0 BB: 0 P: 16	R: 0 E: 0 K: 1 S: 7	H: 1 LOB: 1 BB: 0 P: 12	1B: 6 2B: 0 3B: 0 HR: 2	SF: 0 SAC: 0 DP: 0 HBP: 0	WP: 0 PB: 0 SB: 0 CS: 0	PA: 37						
<b>PITCHER</b>	IP WLS BF H R ER SO BB IBB HBP BLK WP HR S P ERA WHIP																											
Curt Schilling, R (1, 1) ERA: 3.3	7.0		30	7	3	3	7	2	0	0	0	0	0	2	78	121	3.86	1.286										
Mike Koplove, R (8, 1) ERA: 2.25	1.0		3	0	0	0	1	0	0	0	0	0	0	0	11	16	0.00	0.000										
Matt Mantei, R (9, 1) ERA: 3.6	1.0	W	4	1	0	0	1	0	0	0	0	0	0	7	12	0.00	1.000											



Batter	1	2	3	4	5	6	7	8	9	AB	R	H	RBI	BB	SO	LOB
Tony Womack, L OBP: 0.243, SLG: 0.315 (1, 6)	1-1 1B		1-1 F9		0-0 1B		0-2 G3 1B	1-2 G4-3		5	0	3	1	0	0	3
Junior Spivey, R OBP: 0.333, SLG: 0.437 (1, 4)	2-3 K		1-0 G6-4-3		2-2 P3		1-0 G3 1B	0-0 G5-3		5	0	1	1	0	1	7
Luis Gonzalez, L OBP: 0.395, SLG: 0.576 (1, 7)	1-2 F8			2-0 P4		0-0 BB 1B	2-1 F7		4-1 FC3-6 BB	4	1	1	0	1	0	3
David Dellucci, L OBP: 0.348, SLG: 0.405 (1, 9)	0-3 K			1-3 K		0-3 K	0-1 G3		0-0 E3	5	0	0	0	0	3	5
Matt Williams, R OBP: 0.306, SLG: 0.391 (1, 5)		2-3 K		0-0 1B		1-2 BB 1B	2-3 K		2-1 B3	5	0	2	0	0	2	4
Lyle Overbay, L OBP: 0.362, SLG: 0.420 (1, 3)		0-2 G3-1		2-3 K		2-3 K		4-0 SH1-4 BB	1-0 FC3-6	3	0	0	0	1	2	3
Quinton McCracken, S OBP: 0.262, SLG: 0.236 (8, PR)										0	1	0	0	0	0	0
Matt Mantei, R OBP: 0.270, SLG: 0.389 (9, PH)										0	0	0	0	0	0	0
Alex Cintron, S OBP: 0.270, SLG: 0.389 (9, PH)										1	0	0	0	0	0	2
Steve Finley, L OBP: 0.354, SLG: 0.472 (1, 8)		2-1 HR		1-1 1B		4-1 1B		4-2 G4-3 SH1-4	4-0 BB	2	1	2	1	3	0	0
Rod Barajas, R OBP: 0.333, SLG: 0.516 (1, 2)		3-2 F7		0-1 F7		1-1 P5		1-1 SH1-4	4-2 BB	3	0	0	1	1	0	4
Curt Schilling, R OBP: 0.143, SLG: 0.100 (1, 1)			4-0 G6-4-3		0-1 B3		1-1 BB			1	0	0	0	1	0	1
Carlos Baerga, S OBP: 0.354, SLG: 0.513 (7, PH)										1	1	1	0	0	0	0
Mike Koplove, R OBP: 0.290, SLG: 0.389 (8, PH)										0	0	0	0	0	0	0
Mark Grace, L OBP: 0.290, SLG: 0.389 (9, 3)										0	0	0	0	1	0	0

Inning Stats	R: 0	H: 1	E: 0	K: 2	S: 12	R: 1	H: 1	E: 0	K: 1	S: 13	R: 0	H: 0	E: 0	K: 0	S: 3	R: 0	H: 1	E: 0	K: 2	S: 8	R: 0	H: 2	E: 0	K: 0	S: 10	R: 0	H: 2	E: 0	K: 2	S: 14	R: 1	H: 3	E: 0	K: 1	S: 13	R: 1	H: 0	E: 1	K: 0	S: 9	R: 1	H: 0	E: 0	K: 0	S: 8	R: 1	H: 0	E: 1	K: 0	S: 9	1B: 8	2B: 1	3B: 0	HR: 1	SF: 0	SAC: 1	DP: 1	HBP: 0	WP: 0	PA: 44
--------------	------	------	------	------	-------	------	------	------	------	-------	------	------	------	------	------	------	------	------	------	------	------	------	------	------	-------	------	------	------	------	-------	------	------	------	------	-------	------	------	------	------	------	------	------	------	------	------	------	------	------	------	------	-------	-------	-------	-------	-------	--------	-------	--------	-------	--------

PITCHER	IP	WLS	BF	H	R	ER	SO	BB	IBB	HBP	BLK	WP	HR	S	P	ERA	WHIP
Jesse Foppert, R ERA: 4.86 (1, 1)	6.0		27	8	2	2	7	2	0	0	0	0	0	62	96	3.00	1.667
Scott Eyre, L ERA: 4.08 (7, 1)	0.2	H	4	2	0	0	0	0	0	0	0	0	0	8	11	0.00	3.000
Joe Nathan, R ERA: 1.93 (7, 1)	0.1	H	1	0	0	0	1	0	0	0	0	0	0	3	5	0.00	0.000
Felix Rodriguez, R ERA: 4.98 (8, 1)	0.0		2	0	1	1	0	2	0	0	0	0	0	2	10	∞	∞
Tim Worrell, R ERA: 1.48 (8, 1)	1.2	L	10	0	1	0	0	2	2	0	0	0	0	15	36	0.00	1.200

**BOTTOM**

**San Francisco Giants @ Arizona Diamondbacks**  
**Bank One Ballpark, Phoenix, AZ**  
 Mon May 19 2003, 9:37 PM EDT  
 Att. 32,037 - Sunny - 78 F

livebaseballscorecards.com

<b>AB</b>	<b>35</b>
<b>R</b>	<b>4</b>
<b>H</b>	<b>10</b>
<b>RBI</b>	<b>4</b>
<b>BB</b>	<b>8</b>
<b>SO</b>	<b>8</b>
<b>LOB</b>	<b>32</b>





Batter	1	2	3	4	5	6	7	8	9	AB R H RBI BB SO LOB	TOP
<b>Marquis Grissom, R</b> (1, 8) <small>OBP: 0.304, SLG: 0.442</small>	0-0 		3-2 		0-0 	3-3 			3-2 	5 1 2 0 0 1 0	<b>San Francisco Giants @ Arizona Diamondbacks</b> <b>Bank One Ballpark, Phoenix, AZ</b> Tue May 20 2003, 9:37 PM EDT Att. 37,575 - Sunny - 78 F
<b>Rich Aurilia, R</b> (1, 6) <small>OBP: 0.356, SLG: 0.448</small>	1-0 		2-1 		0-0 		2-2 	4-0 	4 2 2 1 1 0 2		
<b>Barry Bonds, L</b> (1, 7) <small>OBP: 0.491, SLG: 0.636</small>	2-1 		4-2 		4-1 		1-0 	1-1 	3 2 1 2 2 0 1		
<b>Benito Santiago, R</b> (1, 2) <small>OBP: 0.379, SLG: 0.512</small>	1-3 		2-2 		0-0 		1-3 	1-1 	5 0 2 2 0 2 3		
<b>Edgardo Alfonzo, R</b> (1, 5) <small>OBP: 0.315, SLG: 0.354</small>		1-1 		1-0 	0-1 		3-2 	2-2 	4 0 0 1 0 0 2		
<b>J.T. Snow, L</b> (1, 3) <small>OBP: 0.366, SLG: 0.429</small>		2-1 		1-0 	1-1 		2-0 		4 0 1 0 0 0 1		
<b>José Cruz Jr., S</b> (1, 9) <small>OBP: 0.404, SLG: 0.497</small>		1-0 		1-2 	2-0 		2-2 		4 0 0 0 0 0 2		
<b>Neifi Perez, S</b> (1, 4) <small>OBP: 0.265, SLG: 0.287</small>			0-0 	1-0 		1-1 		1-0 	4 0 2 0 0 0 0		
<b>Kirk Rueter, L</b> (1, 1) <small>OBP: 0.240, SLG: 0.208</small> <b>Joe Nathan, R</b> (8, 1) <small>ERA: 4.5</small> <b>41 Chad Zerbe, L</b> (8, 1) <b>Jim Brower, R</b> (8, 1) <small>OBP: 0.667, SLG: 0.667</small> <b>Scott Eyre, L</b> (8, 1) <b>Tim Worrell, R</b> (8, 1)			2-1 	0-1 		0-2 		0-0 	4 1 1 0 0 0 3 0		
<b>Inning Stats</b>	R: 1 H: 1 E: 0 LOB: 0 K: 1 BB: 0 S: 7 P: 11	R: 0 H: 0 E: 0 LOB: 0 K: 0 BB: 0 S: 5 P: 9	R: 1 H: 2 E: 1 LOB: 2 K: 0 BB: 1 S: 13 P: 26	R: 0 H: 2 E: 0 LOB: 2 K: 0 BB: 0 S: 8 P: 12	R: 3 H: 3 E: 0 LOB: 1 K: 0 BB: 1 S: 9 P: 16	R: 0 H: 0 E: 0 LOB: 0 K: 1 BB: 0 S: 8 P: 12	R: 1 H: 1 E: 0 LOB: 0 K: 1 BB: 0 S: 13 P: 20	R: 0 H: 1 E: 0 LOB: 1 K: 0 BB: 0 S: 8 P: 13	R: 0 H: 1 E: 0 LOB: 2 K: 0 BB: 1 S: 11 P: 22	1B: 8 SF: 1 2B: 1 SAC: 0 3B: 0 DP: 1 HR: 2 HBP: 0	WP: 0 PA: 41 PB: 0 SB: 0 CS: 0
<b>PITCHER</b> <b>Elmer Dessens, R</b> (1, 1) <small>ERA: 4.74</small> <b>Eddie Oropesa, L</b> (5, 1) <small>ERA: 4.5</small> <b>Andrew Good, R</b> (7, 1) <small>ERA: 5.57</small> <b>Oscar Villarreal, R</b> (9, 1) <small>ERA: 3.77</small> <b>Mike Myers, L</b> (9, 1) <small>ERA: 4.85</small>	IP WLS BF H R ER SO BB IBB HBP BLK WP HR S P ERA WHIP	IP WLS BF H R ER SO BB IBB HBP BLK WP HR S P ERA WHIP	IP WLS BF H R ER SO BB IBB HBP BLK WP HR S P ERA WHIP	IP WLS BF H R ER SO BB IBB HBP BLK WP HR S P ERA WHIP	IP WLS BF H R ER SO BB IBB HBP BLK WP HR S P ERA WHIP	IP WLS BF H R ER SO BB IBB HBP BLK WP HR S P ERA WHIP	IP WLS BF H R ER SO BB IBB HBP BLK WP HR S P ERA WHIP	IP WLS BF H R ER SO BB IBB HBP BLK WP HR S P ERA WHIP	IP WLS BF H R ER SO BB IBB HBP BLK WP HR S P ERA WHIP	ERA WHIP	ERA WHIP

livebaseballscorecards.com

<b>AB</b>	<b>37</b>
<b>R</b>	<b>6</b>
<b>H</b>	<b>11</b>
<b>RBI</b>	<b>6</b>
<b>BB</b>	<b>3</b>
<b>SO</b>	<b>3</b>
<b>LOB</b>	<b>14</b>



Batter	1	2	3	4	5	6	7	8	9	AB	R	H	RBI	BB	SO	LOB
Alex Cintron, S OBP: 0.293, SLG: 0.400 (1, 6)	1-0 1B L6-5 1B		3-1 G4-3 2-3			3-2 F9		1-2 E8 HR 1B		4	1	2	1	0	0	1
Junior Spivey, R OBP: 0.338, SLG: 0.460 (1, 4)	1-1 1-3 1B		2-1 F8			1-1 F9		1-0 HR		4	1	2	3	0	0	1
Luis Gonzalez, L OBP: 0.387, SLG: 0.563 (1, 7)	1-2 L6-5 3-3							1-2 G4-3		4	0	0	0	0	0	1
Matt Williams, R OBP: 0.312, SLG: 0.395 (1, 5)		1-0 G5-3						0-0 1B		4	0	2	0	0	0	0
Steve Finley, L OBP: 0.345, SLG: 0.459 (1, 8)		3-3 K						1-0 L4		4	0	0	0	0	1	2
Scott Service, R (9, 1)										0	0	0	0	0	0	0
Danny Bautista, R OBP: 0.287, SLG: 0.311 (1, 9)		2-1 2B						1-0 L9		4	0	2	0	0	0	0
Mark Grace, L OBP: 0.288, SLG: 0.397 (1, 3)		2-1 G4-3						0-1 F8		4	1	1	0	0	0	2
Chad Moeller, R OBP: 0.392, SLG: 0.565 (1, 2)								0-2 1B BB E 1B		4	1	2	0	0	0	1
Elmer Dessens, R OBP: 0.278, SLG: 0.294 (1, 1)								4-0 E HR BB		0	0	0	0	0	0	0
Eddie Oropesa, L (5, 1)										0	0	0	0	0	0	0
Quinton McCracken, S OBP: 0.258, SLG: 0.232 (6, PH)										1	0	0	0	0	0	0
Andrew Good, R (7, 1)										0	0	0	0	0	0	0
Carlos Baerga, S OBP: 0.267, SLG: 0.513 (8, PH)										0	1	0	0	1	0	0
Oscar Villarreal, L (9, 1)										0	0	0	0	0	0	0
Mike Myers, L (9, 1)										0	0	0	0	0	0	0
David Dellucci, L OBP: 0.348, SLG: 0.405 (9, 8)										0	0	0	0	0	0	0

Inning Stats	R: 0	H: 2	E: 0	K: 0	S: 6	LOB: 0	BB: 0	P: 9	R: 0	H: 1	E: 0	K: 1	S: 8	LOB: 1	BB: 0	P: 16	R: 0	H: 1	E: 0	K: 0	S: 10	LOB: 1	BB: 0	P: 18	R: 0	H: 0	E: 0	K: 0	S: 5	LOB: 0	BB: 0	P: 8	R: 0	H: 1	E: 0	K: 0	S: 7	LOB: 0	BB: 0	P: 12	R: 0	H: 0	E: 0	K: 0	S: 6	LOB: 0	BB: 0	P: 11	R: 0	H: 1	E: 1	K: 0	S: 16	LOB: 1	BB: 1	P: 27	R: 0	H: 0	E: 0	K: 0	S: 7	LOB: 0	BB: 0	P: 8	1B: 8	SF: 0	2B: 3	SAC: 1	3B: 0	DP: 3	HR: 1	HBP: 0	WP: 0	PA: 35
--------------	------	------	------	------	------	--------	-------	------	------	------	------	------	------	--------	-------	-------	------	------	------	------	-------	--------	-------	-------	------	------	------	------	------	--------	-------	------	------	------	------	------	------	--------	-------	-------	------	------	------	------	------	--------	-------	-------	------	------	------	------	-------	--------	-------	-------	------	------	------	------	------	--------	-------	------	-------	-------	-------	--------	-------	-------	-------	--------	-------	--------

PITCHER	IP	WLS	BF	H	R	ER	SO	BB	IBB	HBP	BLK	WP	HR	S	P	ERA	WHIP
Kirk Rueter, L ERA: 3.08 (1, 1)	7.1	W	27	8	3	3	1	1	0	0	0	0	0	54	98	3.68	1.227
Joe Nathan, R ERA: 2.57 (8, 1)	0.0		2	2	2	0	0	0	0	0	0	0	1	4	6	∞	∞
41 Chad Zerbe, L ERA: 8.44 (8, 1)	0.1	H	1	0	0	0	0	0	0	0	0	0	0	4	5	0.00	0.000
Jim Brower, R ERA: 5.06 (8, 1)	0.0		1	1	0	0	0	0	0	0	0	0	0	1	1	∞	∞
Scott Eyre, L ERA: 4.0 (8, 1)	0.1	H	1	0	0	0	0	0	0	0	0	0	0	1	2	0.00	0.000


**BOTTOM**

**San Francisco Giants @ Arizona Diamondbacks**  
**Bank One Ballpark, Phoenix, AZ**

Tue May 20 2003, 9:37 PM EDT  
Att. 37,575 - Sunny - 78 F

livebaseballscorecards.com

<b>AB</b>	<b>33</b>
<b>R</b>	<b>5</b>
<b>H</b>	<b>11</b>
<b>RBI</b>	<b>4</b>
<b>BB</b>	<b>1</b>
<b>SO</b>	<b>1</b>
<b>LOB</b>	<b>8</b>





Batter	1	2	3	4	5	6	7	8	9	AB R H RBI BB SO LOB	TOP		
<b>Marquis Grissom, R</b> (1, 8) <small>OBP: 0.313, SLG: 0.481</small>	2-0 		1-1 		4-1 		2-2 		1-1 	4 3 2 3 1 0 0			
<b>Rich Aurilia, R</b> (1, 6) <small>OBP: 0.351, SLG: 0.437</small>	1-1 		3-2 		4-2 		2-3 		2-1 	4 1 0 0 1 1 0			
<b>Barry Bonds, L</b> (1, 7) <b>Ruben Rivera, R</b> (7, 7) <small>OBP: 0.486, SLG: 0.632</small> <small>OBP: 0.196, SLG: 0.256</small>	1-1 		0-0 		0-0 		2-1 		1-3 	4 0 1 3 0 0 0 1 0 0 0 0 1 0			
<b>Benito Santiago, R</b> (1, 2) <small>OBP: 0.375, SLG: 0.504</small>		0-2 		1-1 	2-2 		1-1 			4 0 1 0 0 0 1			
<b>J.T. Snow, L</b> (1, 3) <small>OBP: 0.356, SLG: 0.415</small>		2-1 		2-2 	1-0 		1-3 			4 0 0 0 0 1 2			
<b>Edgardo Alfonzo, R</b> (1, 5) <small>OBP: 0.319, SLG: 0.358</small>		1-1 		0-0 		0-0 		3-2 		4 0 2 0 0 0 0			
<b>José Cruz Jr., S</b> (1, 9) <small>OBP: 0.406, SLG: 0.494</small>		0-2 		1-0 		0-0 		4-1 		3 0 1 0 1 0 2			
<b>Neifi Perez, S</b> (1, 4) <small>OBP: 0.274, SLG: 0.313</small>			0-2 		1-1 	0-0 		0-0 		4 1 2 0 0 0 2			
<b>Jason Schmidt, R</b> (1, 1)			0-0 		0-0 	0-0 		2-2 		3 1 0 0 0 1 3			
<b>Inning Stats</b>	R: 0 H: 0 E: 0 LOB: 0 K: 0 BB: 0 S: 5 P: 9	R: 0 H: 1 E: 0 LOB: 1 K: 0 BB: 0 S: 11 P: 14	R: 2 H: 2 E: 0 LOB: 0 K: 0 BB: 0 S: 10 P: 14	R: 0 H: 1 E: 0 LOB: 1 K: 0 BB: 0 S: 8 P: 12	R: 3 H: 2 E: 0 LOB: 1 K: 0 BB: 2 S: 13 P: 25	R: 0 H: 1 E: 0 LOB: 1 K: 0 BB: 0 S: 4 P: 4	R: 1 H: 2 E: 0 LOB: 1 K: 2 BB: 0 S: 14 P: 22	R: 0 H: 0 E: 0 LOB: 1 K: 1 BB: 1 S: 8 P: 17	R: 0 H: 0 E: 0 LOB: 0 K: 1 BB: 0 S: 7 P: 11	1B: 4 SF: 0 2B: 3 SAC: 1 3B: 0 DP: 0 HR: 2 HBP: 0	WP: 0 PA: 39 PB: 0 SB: 0 CS: 0		
<b>PITCHER</b>	IP WLS BF H R ER SO BB IBB HBP BLK WP HR S P ERA WHIP											<b>PITCHER</b>	IP WLS BF H R ER SO BB IBB HBP BLK WP HR S P ERA WHIP
<b>Miguel Batista, R</b> (1, 1) <small>ERA: 3.24</small>	6.0 L 27 7 5 5 0 2 0 0 0 0 0 1 51 78 7.50 1.500												
<b>Scott Service, R</b> (7, 1) <small>ERA: 1.54</small>	1.1 6 2 1 1 2 0 0 0 0 0 0 1 17 28 6.75 1.500												
<b>Eddie Oropesa, L</b> (8, 1) <small>ERA: 3.38</small>	0.2 3 0 0 0 1 1 0 0 0 0 0 0 5 11 0.00 1.500												
<b>Oscar Villarreal, R</b> (9, 1) <small>ERA: 3.66</small>	1.0 3 0 0 0 1 0 0 0 0 0 0 0 7 11 0.00 0.000												

San Francisco Giants @ Arizona Diamondbacks  
 Bank One Ballpark, Phoenix, AZ  
 Wed May 21 2003, 10:05 PM EDT  
 Att. 35,886 - Sunny - 78 F

[livebaseballscorecards.com](http://livebaseballscorecards.com)

<b>AB</b>	<b>35</b>
<b>R</b>	<b>6</b>
<b>H</b>	<b>9</b>
<b>RBI</b>	<b>6</b>
<b>BB</b>	<b>3</b>
<b>SO</b>	<b>4</b>
<b>LOB</b>	<b>10</b>



Batter	1	2	3	4	5	6	7	8	9	AB	R	H	RBI	BB	SO	LOB
Tony Womack, L OBP: 0.235, SLG: 0.304 (1, 6)	G4-3		F7			G4-3		F8		4	0	0	0	0	0	3
Junior Spivey, R OBP: 0.329, SLG: 0.448 (1, 4)	P4			L6		K			L8	4	0	0	0	0	1	0
Luis Gonzalez, L OBP: 0.379, SLG: 0.550 (1, 7)	G4-3			G1-3			K		K	4	0	0	0	0	2	0
David Dellucci, L OBP: 0.344, SLG: 0.410 (1, 9)		G6-3		2B			K		F7	4	0	1	0	0	1	0
Carlos Baerga, S OBP: 0.349, SLG: 0.494 (1, 5)		F7		F9				G1-3		3	0	0	0	0	0	1
Steve Finley, L OBP: 0.339, SLG: 0.450 (1, 8)		G3			F8				K	3	0	0	0	0	1	0
Mark Grace, L OBP: 0.290, SLG: 0.393 (1, 3)			G4-3			K			1B	3	0	1	0	0	1	0
Rod Barajas, R OBP: 0.333, SLG: 0.507 (1, 2)			SH1-4 1B			K			K	3	0	1	0	0	2	1
Miguel Batista, R OBP: 0.083, SLG: 0.083 (1, 1)										0	0	0	0	0	0	0
Quinton McCracken, S OBP: 0.254, SLG: 0.228 (6, PH)										1	0	0	0	0	0	0
Scott Service, R (7, 1)										0	0	0	0	0	0	0
Eddie Oropesa, L (8, 1)										0	0	0	0	0	0	0
Alex Cintron, S OBP: 0.210, SLG: 0.415 (8, PH)										1	0	1	0	0	0	0
Oscar Villarreal, L (9, 1)										0	0	0	0	0	0	0

Inning Stats	R: 0	H: 0	R: 0	H: 0	R: 0	H: 1	R: 0	H: 0	R: 0	H: 0	R: 0	H: 2	R: 0	H: 0	R: 0	H: 0	1B: 3	SF: 0	WP: 0	PA: 31
	E: 0	LOB: 0	E: 0	LOB: 0	E: 0	LOB: 1	E: 0	LOB: 0	E: 0	LOB: 0	E: 0	LOB: 2	E: 0	LOB: 0	E: 0	LOB: 0	2B: 1 <td>SAC: 1 <td>PB: 0 <td></td> </td></td>	SAC: 1 <td>PB: 0 <td></td> </td>	PB: 0 <td></td>	
	K: 0	BB: 0	K: 0	BB: 0	K: 0	BB: 0	K: 2	BB: 0	K: 2	BB: 0	K: 2	BB: 0	K: 2	BB: 0	K: 1	BB: 0	3B: 0	DP: 0 <td>SB: 0</td> <td></td>	SB: 0	
	S: 9	P: 12	S: 6	P: 7	S: 10	P: 14	S: 8	P: 12	S: 8	P: 12	S: 9	P: 13	S: 8	P: 11	S: 14	P: 22	HR: 0	HBP: 0	CS: 0	

PITCHER	IP	WLS	BF	H	R	ER	SO	BB	IBB	HBP	BLK	WP	HR	S	P	ERA	WHIP	PITCHER	IP	WLS	BF	H	R	ER	SO	BB	IBB	HBP	BLK	WP	HR	S	P	ERA	WHIP	
Jason Schmidt, R ERA: 2.61 (1, 1)	9.0	W	31	4	0	0	8	0	0	0	0	0	0	82	119	0.00	0.444																			


**BOTTOM**

**San Francisco Giants @ Arizona Diamondbacks**  
**Bank One Ballpark, Phoenix, AZ**

Wed May 21 2003, 10:05 PM EDT  
Att: 35,886 - Sunny - 78 F

livebaseballscorecards.com

<b>AB</b>	<b>30</b>
<b>R</b>	<b>0</b>
<b>H</b>	<b>4</b>
<b>RBI</b>	<b>0</b>
<b>BB</b>	<b>0</b>
<b>SO</b>	<b>8</b>
<b>LOB</b>	<b>5</b>





Batter	1	2	3	4	5	6	7	8	9	AB R H RBI BB SO LOB	TOP		
<b>Marquis Grissom, R</b> (1, 8) <small>OBP: 0.322, SLG: 0.482</small>										4 1 2 0 1 2 1	<b>San Francisco Giants @ Colorado Rockies</b> Coors Field, Denver, CO Fri May 23 2003, 7:05 PM MDT Att. 30,043 - Sunny - 80 F		
<b>Rich Aurilia, R</b> (1, 6) <small>OBP: 0.342, SLG: 0.424</small>										5 0 0 0 0 2 5			
<b>Barry Bonds, L</b> (1, 7) <small>OBP: 0.489, SLG: 0.633</small> <b>Pedro Feliz, R</b> (5, PR) <small>OBP: 0.242, SLG: 0.375</small>										3 1 2 0 0 0 0 2 2 1 2 0 1 2			
<b>Benito Santiago, R</b> (1, 2) <small>OBP: 0.383, SLG: 0.537</small>										5 1 3 3 0 1 2			
<b>J.T. Snow, L</b> (1, 3) <small>OBP: 0.377, SLG: 0.436</small>										3 1 3 0 2 0 0			
<b>Edgardo Alfonzo, R</b> (1, 5) <small>OBP: 0.316, SLG: 0.353</small>										5 1 1 0 0 0 7			
<b>José Cruz Jr., S</b> (1, 9) <small>OBP: 0.403, SLG: 0.491</small> <b>41 Chad Zerbe, L</b> (7, 1) <b>Andres Galarraga, R</b> (9, PH) <small>OBP: 0.400, SLG: 0.564</small>										3 0 1 1 0 1 2 0 0 0 0 0 0 0 1 0 0 0 0 0 1			
<b>Neifi Perez, S</b> (1, 4) <small>OBP: 0.279, SLG: 0.325</small>										5 0 2 1 0 1 4			
<b>Damian Moss, R</b> (1, 1) <small>OBP: 0.211, SLG: 0.167</small> <b>Manny Aybar, R</b> (4, 1) <b>Cody Ransom, R</b> (6, PH) <b>Jim Brower, R</b> (6, 1) <small>OBP: 0.667, SLG: 0.667</small> <b>Ruben Rivera, R</b> (7, 9) <small>OBP: 0.208, SLG: 0.267</small>										0 0 0 0 0 0 0 0 0 0 0 0 0 0 1 0 0 0 0 1 0 0 0 0 0 0 0 0 2 0 1 0 0 0 1			
<b>Inning Stats</b>	R: 1 H: 2 E: 0 LOB: 2 K: 2 BB: 1 S: 15 P: 25	R: 0 H: 1 E: 0 LOB: 1 K: 2 BB: 0 S: 14 P: 21	R: 0 H: 2 E: 0 LOB: 2 K: 0 BB: 0 S: 14 P: 22	R: 0 H: 1 E: 0 LOB: 2 K: 0 BB: 1 S: 10 P: 17	R: 3 H: 3 E: 0 LOB: 1 K: 1 BB: 0 S: 13 P: 23	R: 2 H: 2 E: 0 LOB: 0 K: 3 BB: 0 S: 12 P: 19	R: 0 H: 1 E: 0 LOB: 1 K: 0 BB: 1 S: 5 P: 12	R: 0 H: 2 E: 0 LOB: 2 K: 1 BB: 0 S: 10 P: 14	R: 1 H: 2 E: 0 LOB: 1 K: 0 BB: 0 S: 10 P: 14	1B: 11 SF: 1 2B: 3 SAC: 2 3B: 0 DP: 1 HR: 2 HBP: 0		WP: 0 PA: 45 PB: 0 SB: 1 CS: 0	
<b>PITCHER</b>	IP WLS BF H R ER SO BB IBB HBP BLK WP HR S P ERA WHIP											<b>PITCHER</b>	IP WLS BF H R ER SO BB IBB HBP BLK WP HR S P ERA WHIP
<b>Shawn Chacon, R</b> (1, 1) <small>ERA: 3.79</small>	5.0 W 26 9 4 4 5 2 0 0 0 0 0 1 66 108 7.20 2.200												
<b>Todd Jones, R</b> (6, 1) <small>ERA: 8.49</small>	1.0 5 2 2 2 3 0 0 0 0 0 0 1 12 19 18.00 2.000												
<b>Javier López, L</b> (7, 1) <small>ERA: 0.95</small>	1.0 4 1 0 0 0 1 0 0 0 0 0 0 5 12 0.00 2.000												
<b>Justin Speier, R</b> (8, 1) <small>ERA: 4.76</small>	1.0 5 2 0 0 1 0 0 0 0 0 0 0 10 14 0.00 2.000												
<b>Jose Jimenez, R</b> (9, 1) <small>ERA: 6.45</small>	1.0 5 2 1 1 0 0 0 0 0 0 0 0 10 14 9.00 2.000												

livebaseballscorecards.com

AB	39
R	7
H	16
RBI	7
BB	3
SO	9
LOB	25



Batter	1	2	3	4	5	6	7	8	9	AB	R	H	RBI	BB	SO	LOB
Ronnie Belliard, R OBP: 0.388, SLG: 0.363 (1, 4)	4-2 1B 1B BB	2-2 P6		2-3 K	1-3 K		1-3 K			4	1	0	0	1	3	3
Jay Payton, R OBP: 0.364, SLG: 0.455 Justin Speier, R (8, 1)	2-2 1B 1B	4-1 1B 2B BB		0-0 P3	0-1 FC6-4		0-2 G6-3			4	2	1	0	1	0	3
Jose Jimenez, R (9, 1)	1-2 1B 1B									0	0	0	0	0	0	0
17 Todd Helton, L OBP: 0.446, SLG: 0.547 (1, 3)	1-2 FC6-4 1B 1B	2-0 1-H 2B		3-2 2B 1B		0-0 HR	0-0 P6			5	3	4	4	0	0	1
Preston Wilson, R OBP: 0.373, SLG: 0.597 (1, 8)	2-2 1B 1B	0-0 G5-3		1-1 1-H 2B		1-2 G6-3		1-2 G6-3		5	0	2	2	0	0	1
Larry Walker, L OBP: 0.398, SLG: 0.450 (1, 9)	2-0 FC6-4 HR		4-1 2-0 WP BLK BB	4-1 BB BB		4-2 WP BB		4-1 F9 BB		1	1	0	0	4	0	2
José Hernández, R OBP: 0.332, SLG: 0.392 (1, 6)	2-0 HR		1-1 P3	0-1 F9		2-3 K		2-0 F9		5	1	1	3	0	1	5
Charles Johnson, R OBP: 0.326, SLG: 0.395 (1, 2)	0-1 G4-3		1-1 F7		3-2 G6-3	4-2 FC6-4 BB		0-2 F8		4	0	0	0	1	0	2
Chris Stynes, R OBP: 0.367, SLG: 0.444 (1, 5)	3-2 F8		1-2 L6		2-2 HR	1-1 FC6-4				4	1	1	1	0	0	3
Shawn Chacon, R OBP: 0.200, SLG: 0.400 Greg Norton, S OBP: 0.233, SLG: 0.221 Todd Jones, L Javier López, L Gabe Kapler, R OBP: 0.350, SLG: 0.302 (1, 1) (5, PH) (6, 1) (7, 1) (7, PH) (8, 7)		2-2 G6-3		0-1 1B 2B	4-2 FC6-4 BB		0-2 G6-3			2	1	1	0	0	0	0

Inning Stats	R: 5	H: 4	E: 0	K: 0	S: 22	L: 0	LOB: 0	BB: 1	P: 38	R: 1	H: 1	E: 0	K: 0	S: 10	L: 0	LOB: 1	BB: 1	P: 20	R: 0	H: 0	E: 0	K: 0	S: 9	R: 2	H: 3	E: 0	K: 1	S: 14	R: 1	H: 1	E: 0	K: 1	S: 15	R: 1	H: 1	E: 0	K: 1	S: 17	R: 0	H: 1	E: 0	K: 1	S: 11	R: 0	H: 0	E: 0	K: 0	S: 12
--------------	------	------	------	------	-------	------	--------	-------	-------	------	------	------	------	-------	------	--------	-------	-------	------	------	------	------	------	------	------	------	------	-------	------	------	------	------	-------	------	------	------	------	-------	------	------	------	------	-------	------	------	------	------	-------

PITCHER	IP	WLS	BF	H	R	ER	SO	BB	IBB	HBP	BLK	WP	HR	S	P	ERA	WHIP
Damian Moss, L ERA: 3.51 (1, 1)	3.2	L	21	7	8	8	1	3	0	0	1	1	1	50	88	19.64	2.727
Manny Aybar, R ERA: 6.75 (4, 1)	1.1		8	2	1	1	1	2	0	0	0	0	1	20	35	6.75	3.000
Jim Brower, R ERA: 5.2 (6, 1)	1.0		6	1	1	1	1	2	0	0	0	1	1	17	29	9.00	3.000
41 Chad Zerbe, L ERA: 7.11 (7, 1)	2.0		8	1	0	0	1	1	0	0	0	0	0	23	31	0.00	1.000


**BOTTOM**

**San Francisco Giants @ Colorado Rockies**  
Coors Field, Denver, CO

Fri May 23 2003, 7:05 PM MDT  
Att: 30,043 - Sunny - 80 F

AB	35
R	10
H	11
RBI	10
BB	8
SO	4
LOB	20

livebaseballscores.com



1B	5	SF	0	WP	2	PA	43
2B	3	SAC	0	PB	0		
3B	0	DP	0	SB	0		
HR	3	HBP	0	CS	0		



Batter	1	2	3	4	5	6	7	8	9	AB R H RBI BB SO LOB	TOP									
Marquis Grissom, R (1, 8) OBP: 0.335, SLG: 0.509	0-1 G3-4-1 1B		0-1 G3-1 2B		0-0 3B		2-1 G4-3 1B	1-2 F7		5 1 4 0 0 0 2										
José Cruz Jr., S (1, 9) OBP: 0.394, SLG: 0.477	3-2 G3-4-1 1-2		0-0 G3-1 2-3		0-0 P4		3-2 G4-3 1-2	0-1 G3-1		5 0 0 0 0 0 6										
Rich Aurilia, R (1, 6) OBP: 0.333, SLG: 0.412	1-3 K		1-0 FC5-2-5 3-H			2-0 F9	2-1 FC1		3-3 K	5 0 0 0 0 2 2										
J.T. Snow, L (1, 3) OBP: 0.365, SLG: 0.420	2-2 P5		0-1 G3			3-2 F7	1-1 F7		3-3 K	5 0 0 0 0 1 3										
Edgardo Alfonzo, R (1, 5) OBP: 0.318, SLG: 0.366		2-2 F8 S 1B		0-1 F7		0-1 HR 3B	2-2 F9		2-1 G1-3	5 1 2 0 0 0 1										
Neifi Perez, S (1, 4) OBP: 0.286, SLG: 0.325		0-1 P6		1-2 G1-3		4-2 HR BB		0-0 1B 1B		3 2 1 0 1 0 1										
Pedro Feliz, R (1, 7) OBP: 0.250, SLG: 0.457		3-2 F8		1-0 L8		0-0 HR		1-3 K		3 1 1 3 0 0 1										
Ruben Rivera, R (6, 7) OBP: 0.204, SLG: 0.261		1-3				1-H 3-H HR				1 0 0 0 0 1 1										
Yorvit Torrealba, R (1, 2) OBP: 0.357, SLG: 0.519		4-0 IBB				2-0 G6-3	0-2 1B	2-2 1B 1B		3 0 2 0 1 0 0										
Kurt Ainsworth, R (1, 1) OBP: 0.053, SLG: 0.053		1-1 F9				1-2 L5	0-1 F9	1-1 1B		3 0 0 0 0 0 3										
Andres Galarraga, R (8, PH) OBP: 0.410, SLG: 0.571								1-2 2-H		1 0 1 1 0 0 0										
Felix Rodriguez, R (8, 1) OBP: 1.000, SLG: 1.000										0 0 0 0 0 0 0										
Tim Worrell, R (9, 1)										0 0 0 0 0 0 0										
<b>Inning Stats</b>	R: 0 E: 0 K: 1 S: 15	H: 1 LOB: 1 BB: 0 P: 21	R: 0 E: 0 K: 0 S: 13	H: 1 LOB: 2 BB: 1 P: 23	R: 0 E: 0 K: 0 S: 6	H: 0 LOB: 0 BB: 0 P: 8	R: 0 E: 0 K: 0 S: 6	H: 1 LOB: 1 BB: 0 P: 9	R: 3 E: 0 K: 0 S: 16	H: 3 LOB: 1 BB: 1 P: 25	R: 1 E: 1 K: 0 S: 17	H: 1 LOB: 1 BB: 0 P: 27	R: 1 E: 0 K: 1 S: 15	H: 3 LOB: 2 BB: 0 P: 20	R: 0 E: 0 K: 2 S: 9	H: 0 LOB: 0 BB: 0 P: 17	1B: 7 2B: 1 3B: 2 HR: 1	SF: 0 SAC: 0 DP: 0 HBP: 0	WP: 0 PA: 41 PB: 0 SB: 2 CS: 0	
<b>PITCHER</b>	IP WLS BF H R ER SO BB IBB HBP BLK WP HR S P ERA WHIP																			
Scott Elarton, R (1, 1) ERA: 4.5	6.0 L 27 7 3 3 1 1 1 0 0 0 0 1 62 93 4.50 1.333																			
Vic Darensbourg, L (7, 1) ERA:	1.0 5 1 1 0 0 0 0 0 0 0 0 0 17 27 0.00 1.000																			
Todd Jones, R (8, 1) ERA: 8.51	1.0 6 3 1 1 1 0 0 0 0 0 0 0 15 20 9.00 3.000																			
40 Brian Fuentes, L (9, 1) ERA: 3.98	1.0 3 0 0 0 0 2 0 0 0 0 0 0 9 17 0.00 0.000																			

San Francisco Giants @ Colorado Rockies  
Coors Field, Denver, CO  
Sat May 24 2003, 2:05 PM MDT  
Att. 31,475 - Overcast - 67 F

AB	39
R	5
H	11
RBI	4
BB	2
SO	4
LOB	20



BOTTOM

San Francisco Giants @ Colorado Rockies  
Coors Field, Denver, CO  
Sat May 24 2003, 2:05 PM MDT  
Att. 31,475 - Overcast - 67 F

livebaseballscorecards.com

AB 30  
R 1  
H 4  
RBI 1  
BB 2  
SO 6  
LOB 7



WP: 0 PA: 33  
PB: 0  
SB: 0  
CS: 1

AB R H RBI BB SO LOB

4 0 0 0 0 0 0

4 0 0 0 0 1 0

4 0 2 0 0 2 0

3 0 0 0 0 0 1

2 1 1 0 2 0 2

4 0 1 1 0 2 2

3 0 0 0 0 0 1

2 0 0 0 0 0 0

1 0 0 0 0 0 1

2 0 0 0 0 1 0

0 0 0 0 0 0 0

0 0 0 0 0 0 0

1 0 0 0 0 0 0

0 0 0 0 0 0 0

1B: 3 SF: 0  
2B: 0 SAC: 0  
3B: 1 DP: 0  
HR: 0 HBP: 1

Batter	1	2	3	4	5	6	7	8	9
Chris Stynes, R OBP: 0.358, SLG: 0.431 (1, 5) C X (8, 4)	0-1 G4-3 ①		0-1 G3-1 ②			0-0 P4 ①		1-1 G1-3 ②	
Jay Payton, R OBP: 0.356, SLG: 0.445 (1, 7) X	0-0 G5-3 ②		2-1 G4-3 ③			1-3 K ②		0-1 G4-3 ③	
17 Todd Helton, L OBP: 0.447, SLG: 0.545 (1, 3) B X	1-0 HBP 1B			1-1 CS 1B		1-2 K ③			2-3 K ①
Preston Wilson, R OBP: 0.371, SLG: 0.587 (1, 8) B F C H	2-2 1-2 HBP			3-2 G5-3 ① ② 1-2			1-1 G5-3 ①		3-2 F9 ②
Larry Walker, L OBP: 0.406, SLG: 0.465 (1, 9) F C X	0-2 G4-3 ③			4-0 BB			3-2 1B 3B		4-1 DI BB
José Hernández, R OBP: 0.330, SLG: 0.389 (1, 6)			2-0 G6-3 ①		1-3 K ③ 1 SAFE 1 SAFE 1 SAFE		0-0 1B		1-3 K ③ 1-2
Bobby Estalella, R OBP: 0.284, SLG: 0.433 (1, 2)			1-1 F8 ②			2-1 F9 ①			2-2 F7 ② 3-H
Brent Butler, R OBP: 0.265, SLG: 0.213 Greg Norton, S OBP: 0.230, SLG: 0.217 (7, PH) (8, 5)			2-2 G5-3 ③			1-1 G1-3 ②			1-0 G6-3 ③
Scott Elarton, R Vic Darenbourg, L Todd Jones, L Gabe Kapler, R OBP: 0.344, SLG: 0.296 40 Brian Fuentes, L (9, 1)			1-3 K ①			3-2 L4 ③		0-0 P3 ①	

Inning Stats	R: 0	H: 1	E: 0	K: 0	S: 9	R: 0	H: 0	E: 0	K: 0	S: 7	R: 0	H: 0	E: 0	K: 1	S: 7	R: 0	H: 1	E: 0	K: 1	S: 8	R: 0	H: 0	E: 0	K: 0	S: 8	R: 0	H: 0	E: 0	K: 2	S: 7	R: 1	H: 2	E: 0	K: 0	S: 11	R: 0	H: 0	E: 0	K: 0	S: 5	R: 0	H: 0	E: 0	K: 2	S: 10	1B: 3	SF: 0	2B: 0	SAC: 0	3B: 1	DP: 0	HR: 0	HBP: 1	WP: 0	PA: 33
--------------	------	------	------	------	------	------	------	------	------	------	------	------	------	------	------	------	------	------	------	------	------	------	------	------	------	------	------	------	------	------	------	------	------	------	-------	------	------	------	------	------	------	------	------	------	-------	-------	-------	-------	--------	-------	-------	-------	--------	-------	--------

PITCHER	IP	WLS	BF	H	R	ER	SO	BB	IBB	HBP	BLK	WP	HR	S	P	ERA	WHIP
Kurt Ainsworth, R ERA: 4.1 (1, 1)	7.0		26	4	1	1	4	1	0	1	0	0	0	57	92	1.29	0.714
Felix Rodriguez, R ERA: 4.76 (8, 1)	1.0		3	0	0	0	0	0	0	0	0	0	0	5	6	0.00	0.000
Tim Worrell, R ERA: 1.37 (9, 1)	1.0		4	0	0	0	2	1	0	0	0	0	0	10	20	0.00	1.000

PITCHER	IP	WLS	BF	H	R	ER	SO	BB	IBB	HBP	BLK	WP	HR	S	P	ERA	WHIP
---------	----	-----	----	---	---	----	----	----	-----	-----	-----	----	----	---	---	-----	------



Batter	1	2	3	4	5	6	7	8	9	AB R H RBI BB SO LOB	TOP	
Marquis Grissom, R (1, 8) OBP: 0.339, SLG: 0.509	0-0 G4-3 1B		0-1 FC5-4 FC5 S 1-2f 2-3		0-0 G6-4-3 1B		1-0 G6-4-3 1-2f			4 0 2 0 0 0 4		
José Cruz Jr., S (1, 9) OBP: 0.386, SLG: 0.467	0-0 F8		3-3 K 1-2		0-0 F8			1-1 G3-1		4 0 0 0 0 1 4		
Rich Aurilia, R (1, 6) OBP: 0.332, SLG: 0.406	3-2 G4-3 1-2f		4-0 BB		2-2 G6-4-3 1-2f			0-0 G6-3		3 0 0 0 1 0 2		
Benito Santiago, R (1, 2) OBP: 0.379, SLG: 0.536		2-2 2B	0-0 FC5 2-3f		3-2 G5-3			0-0 P3		4 0 1 0 0 0 3		
Andres Galarraga, R (1, 3) OBP: 0.431, SLG: 0.583		0-2 L5		3-1 1B 1B		0-0 G1-6-3 1B		3-2 3B 1B		4 1 3 0 0 0 1		
Edgardo Alfonzo, R (1, 5) OBP: 0.318, SLG: 0.366		0-0 F8		1-0 1B		3-2 G1-6-3 1-2f		0-0 F8		3 0 1 0 0 0 2		
Jim Brower, R (6, 1) OBP: 0.667, SLG: 0.667				1-2 1B						0 0 0 0 0 0 0		
Manny Aybar, R (8, 1) OBP: 0.363, SLG: 0.417										0 0 0 0 0 0 0		
J.T. Snow, L (9, PH)										1 0 0 0 0 0 1		
Pedro Feliz, R (1, 7) OBP: 0.225, SLG: 0.410		0-1 G4-3		1-3 K			2-3 K		1-1 P5	4 0 0 0 0 2 4		
Neifi Perez, S (1, 4) OBP: 0.300, SLG: 0.371			1-1 FC5-4 2B		2-2 L7		3-2 1B 2B		0-1 3B	4 0 3 1 0 0 2		
Jesse Foppert, R (1, 1) OBP: 0.216, SLG: 0.271			1-1 FC5-4 HBP		1-1 G3		0-0 G6-4-3 1B		1-2 P3	1 0 0 0 0 0 2		
Scott Eyre, L (5, 1)										0 0 0 0 0 0 0		
Ruben Rivera, R (6, 7)										2 0 1 0 0 0 1		
<b>Inning Stats</b>	R: 0 H: 1 E: 0 LOB: 0 K: 0 BB: 0 S: 5 P: 8	R: 0 H: 1 E: 0 LOB: 1 K: 0 BB: 0 S: 9 P: 11	R: 0 H: 1 E: 0 LOB: 3 K: 1 BB: 1 S: 12 P: 21	R: 0 H: 2 E: 0 LOB: 2 K: 1 BB: 0 S: 12 P: 20	R: 0 H: 1 E: 0 LOB: 0 K: 0 BB: 0 S: 5 P: 7	R: 0 H: 1 E: 0 LOB: 0 K: 0 BB: 0 S: 10 P: 16	R: 0 H: 2 E: 0 LOB: 1 K: 1 BB: 0 S: 15 P: 21	R: 0 H: 0 E: 0 LOB: 0 K: 0 BB: 0 S: 4 P: 5	R: 1 H: 2 E: 0 LOB: 1 K: 0 BB: 0 S: 13 P: 18	1B: 7 SF: 0 2B: 3 SAC: 0 3B: 1 DP: 4 HR: 0 HBP: 1	WP: 0 PA: 36 PB: 0 SB: 1 CS: 0	
<b>PITCHER</b>	IP WLS BF H R ER SO BB IBB HBP BLK WP HR S P ERA WHIP											
Darren Oliver, L (1, 1) ERA: 4.85	6.0 W 24 7 0 0 2 1 0 1 0 0 0 0 53 83 0.00 1.333											
Justin Speier, R (7, 1) ERA: 4.56	1.0 H 4 2 0 0 1 0 0 0 0 0 0 0 15 21 0.00 2.000											
Steve Reed, R (8, 1) ERA: 3.86	1.0 3 0 0 0 0 0 0 0 0 0 0 0 4 5 0.00 0.000											
Jose Jimenez, R (9, 1) ERA: 6.56	1.0 5 2 1 1 0 0 0 0 0 0 0 0 13 18 9.00 2.000											

San Francisco Giants @ Colorado Rockies  
 Coors Field, Denver, CO  
 Sun May 25 2003, 1:05 PM MDT  
 Att. 33,723 - Overcast - 70 F

AB	34
R	1
H	11
RBI	1
BB	1
SO	3
LOB	26



BOTTOM

San Francisco Giants @ Colorado Rockies  
Coors Field, Denver, CO  
Sun May 25 2003, 1:05 PM MDT  
Att. 33,723 - Overcast - 70 F

AB 29  
R 5  
H 7  
RBI 5  
BB 6  
SO 1  
LOB 15



WP: 2 PA: 37  
PB: 0  
SB: 1  
CS: 0

AB	R	H	RBI	BB	SO	LOB
4	1	1	1	0	0	2
4	0	2	0	0	0	1
4	1	1	0	0	0	3
1	1	0	0	3	0	0
2	0	0	1	1	1	3
4	0	1	2	0	0	3
0	0	0	0	0	0	0
0	0	0	0	0	0	0
3	1	0	0	1	0	2
4	0	1	0	0	0	1
2	1	1	1	1	0	0
0	0	0	0	0	0	0
1	0	0	0	0	0	0

Batter	1	2	3	4	5	6	7	8	9				
Ronnie Belliard, R OBP: 0.383, SLG: 0.360 (1, 4)	2-2 E4 1B SF8	3-1 SF9 2-H		1-2 1B		1-1 L9		1-0 F7					
Jay Payton, R OBP: 0.359, SLG: 0.446 (1, 7)	1-0 SF8 2-3 1B	0-1 1B		1-1 G4-3			2-0 G6-3						
17 Todd Helton, L OBP: 0.443, SLG: 0.544 (1, 3)	2-2 F7	1 SAFE 2-2 F8			0-0 F8		0-0 2B						
Larry Walker, L OBP: 0.413, SLG: 0.462 (1, 9)	4-2 1-2 BB		0-0 F9		4-2 G6-4-3 BB		4-1 2B BB						
José Hernández, R OBP: 0.328, SLG: 0.385 (1, 6)	0-0 SF8 2-3 3-H		4-2 G4-3 BB		0-1 G6-4-3 1-2f		3-3 K						
Greg Norton, S OBP: 0.231, SLG: 0.233 Steve Reed, R Jose Jimenez, R	0-0 G4-3		3-2 G4-3			3-2 P3	0-0 2B						
Charles Johnson, R OBP: 0.324, SLG: 0.385 (1, 2)		4-2 2B BB	3-1 F8			0-0 G6-3	1-0 F8						
Gabe Kapler, R OBP: 0.338, SLG: 0.293 (1, 8)		2-2 F7		2-1 F9		0-1 1B		0-0 F7					
Darren Oliver, R OBP: 0.350, SLG: 0.333 Justin Speier, R Chris Stynes, R OBP: 0.356, SLG: 0.428		1-1 WP SF9 2B		1-0 L9		4-2 BB		0-0 F7					
Inning Stats	R: 1 H: 1 E: 1 LOB: 2 K: 0 BB: 1 S: 11 P: 20	R: 2 H: 2 E: 0 LOB: 1 K: 0 BB: 1 S: 19 P: 31	R: 0 H: 0 E: 0 LOB: 1 K: 0 BB: 1 S: 10 P: 20	R: 0 H: 1 E: 0 LOB: 1 K: 0 BB: 0 S: 8 P: 13	R: 0 H: 0 E: 0 LOB: 0 K: 0 BB: 1 S: 6 P: 10	R: 0 H: 1 E: 0 LOB: 2 K: 0 BB: 1 S: 13 P: 21	R: 2 H: 2 E: 0 LOB: 1 K: 1 BB: 1 S: 8 P: 18	R: 0 H: 0 E: 0 LOB: 0 K: 0 BB: 0 S: 3 P: 4					
PITCHER	IP WLS BF H R ER SO BB IBB HBP BLK WP HR S P ERA WHIP											PITCHER	IP WLS BF H R ER SO BB IBB HBP BLK WP HR S P ERA WHIP
Jesse Foppert, R ERA: 4.83 (1, 1)	4.0 L 20 4 3 2 0 3 0 0 0 0 0 0 48 84 4.50 1.750												
Scott Eyre, L ERA: 3.66 (5, 1)	1.2 7 1 0 0 0 2 0 0 0 0 0 0 17 28 0.00 1.800												
Jim Brower, R ERA: 5.59 (6, 1)	1.1 7 2 2 2 1 1 0 0 0 0 0 0 10 21 13.50 2.250												
Manny Aybar, R ERA: 3.66 (8, 1)	1.0 3 0 0 0 0 0 0 0 0 0 0 0 3 4 0.00 0.000												





BOTTOM

San Francisco Giants @ Colorado Rockies  
Coors Field, Denver, CO  
Mon May 26 2003, 1:05 PM MDT  
Att. 28,340 - Cloudy - 74 F

livebaseballscores.com

AB 37  
R 12  
H 18  
RBI 12  
BB 5  
SO 7  
LOB 20



WP: 0 PA: 45  
PB: 0  
SB: 0  
CS: 0

AB	R	H	RBI	BB	SO	LOB
5	3	4	0	0	0	1
4	0	1	0	0	1	4
4	2	2	2	1	1	3
5	2	3	3	0	0	1
4	1	3	1	1	1	0
5	2	1	1	0	2	5
3	2	2	3	2	0	0
4	0	2	1	1	1	2
0	0	0	0	0	0	0
1	0	0	0	0	0	2
0	0	0	0	0	0	0
1	0	0	0	0	0	0
0	0	0	0	0	0	0
0	0	0	1	0	0	0
1	0	0	0	0	1	2
0	0	0	0	0	0	0

Batter	1	2	3	4	5	6	7	8	9								
Ronnie Belliard, R OBP: 0.394, SLG: 0.386 (1, 4)	3-2 SH1-3 17 1B 2B	2-2 F7			1-0 F9 17 1B 2B	2-2 E4 HR 1B	1-0 SAFE 1-2 1B										
Jay Payton, R OBP: 0.357, SLG: 0.442 (1, 7)	0-0 SH1-3 2-3		2-2 G4-6-3 1B		2-1 F9 2-3	0-0 B2	0-3 K										
17 Todd Helton, L OBP: 0.447, SLG: 0.543 (1, 3)	0-1 1B 3-H 1B		0-1 F7		0-0 1B 1B	4-0 HR IBB	1-3 K										
Preston Wilson, R OBP: 0.376, SLG: 0.603 (1, 8)	0-1 L4 1-3 1B		1-1 G4-6-3 1-2f		2-1 1B 1-2 1B	0-0 HR 1-H 2-H		1-1 P2									
Larry Walker, L OBP: 0.423, SLG: 0.476 (1, 9)	4-1 1-2 BB			1-1 F8 2B	2-2 HR 1B	1-2 K		1-1 FC5-4 1B									
José Hernández, R OBP: 0.325, SLG: 0.380 (1, 6)	1-0 L4 2-2			1-3 K	0-1 HR 1B	3-3 K		2-2 FC5-4 1B 2B									
Charles Johnson, R OBP: 0.340, SLG: 0.417 (1, 2)		2-1 G6-3		4-2 FC6-4 BB	2-1 HR 1-H 2-H		4-2 1B SF8 BB	0-0 2B 1-2 1B									
Chris Stynes, R OBP: 0.363, SLG: 0.437 (1, 5)		4-2 SH1-4 BB		3-1 F8 2-3	2-3 K		1-0 SAFE 3-2 1B 1-3 1B	1-0 1-3 2-H 2B									
Jason Jennings, L OBP: 0.400, SLG: 0.438 (4, PH) Greg Norton, S OBP: 0.228, SLG: 0.230 Todd Jones, L (5, 1) Darren Oliver, R OBP: 0.333, SLG: 0.316 40 Brian Fuentes, L (6, 1) Steve Reed, R (7, 1) Gabe Kapler, R OBP: 0.323, SLG: 0.288 (8, PH) Justin Speier, R (9, 1)		0-1 SH1-4		2-2 FC6-4 1-2f	3-2 G4-3		0-0 SF8 3-H	1-3 K									
Inning Stats	R: 1 E: 0 K: 0 S: 10	H: 3 LOB: 2 BB: 1 P: 18	R: 0 E: 0 K: 0 S: 10	H: 0 LOB: 1 BB: 1 P: 18	R: 0 E: 0 K: 0 S: 7	H: 1 LOB: 0 BB: 0 P: 10	R: 0 E: 0 K: 1 S: 14	H: 1 LOB: 2 BB: 1 P: 25	R: 6 E: 0 K: 1 S: 19	H: 6 LOB: 0 BB: 0 P: 33	R: 3 E: 1 K: 2 S: 11	H: 2 LOB: 0 BB: 1 P: 21	R: 1 E: 0 K: 2 S: 15	H: 2 LOB: 2 BB: 1 P: 24	R: 1 E: 0 K: 1 S: 15	H: 3 LOB: 2 BB: 0 P: 21	
PITCHER	IP	WLS	BF	H	R	ER	SO	BB	IBB	HBP	BLK	WP	HR	S	P	ERA	WHIP
Kirk Rueter, L ERA: 3.7 (1, 1)	4.1		24	10	6	6	1	3	0	0	0	0	0	52	89	12.46	3.000
Joe Nathan, R ERA: 3.64 (5, 1)	1.2	L	9	3	4	4	3	0	1	0	0	0	2	19	36	21.60	1.800
Manny Aybar, R ERA: 6.0 (7, 1)	0.2		5	2	1	1	1	1	0	0	0	0	0	11	19	13.50	4.500
41 Chad Zerbe, L ERA: 7.07 (7, 1)	1.1		7	3	1	1	2	0	0	0	0	0	0	19	26	6.75	2.250

PITCHER	IP	WLS	BF	H	R	ER	SO	BB	IBB	HBP	BLK	WP	HR	S	P	ERA	WHIP
Kirk Rueter, L ERA: 3.7 (1, 1)	4.1		24	10	6	6	1	3	0	0	0	0	0	52	89	12.46	3.000
Joe Nathan, R ERA: 3.64 (5, 1)	1.2	L	9	3	4	4	3	0	1	0	0	0	2	19	36	21.60	1.800
Manny Aybar, R ERA: 6.0 (7, 1)	0.2		5	2	1	1	1	1	0	0	0	0	0	11	19	13.50	4.500
41 Chad Zerbe, L ERA: 7.07 (7, 1)	1.1		7	3	1	1	2	0	0	0	0	0	0	19	26	6.75	2.250



Batter	1	2	3	4	5	6	7	8	9	10	11	12	13	AB R H RBI BB SO LOB	TOP															
<b>Tony Womack, L</b> OBP: 0.237, SLG: 0.291 (1, 6)	0-2 G4-3		0-1 G6-3 1-2f			2-2 G5-3			3-2 P5		1-0 P2		0-0 G6-3	6 0 0 0 0 0 3																
<b>Alex Cintron, S</b> OBP: 0.283, SLG: 0.411 (1, 5) (10, 4)	3-2 F8		1-1 HR			1-1 G3			1-2 G3-1		2-0 G4-3 1-2			5 1 1 1 0 0 1																
<b>Luis Gonzalez, L</b> OBP: 0.371, SLG: 0.541 <b>Quinton McCracken, S</b> OBP: 0.254, SLG: 0.230 (1, 7) (9, 7)	3-2 F8		1-0 G4-3			0-2 L6			1-0 HBP			0-0 G4-3		3 0 0 0 0 0 0 1 0 0 0 0 0 0																
<b>David Dellucci, L</b> OBP: 0.360, SLG: 0.490 (1, 9)		3-1 WP 3B				3-3 K		0-0 G3-1		1-0 G4-3		2-3 K		5 1 1 0 0 2 1																
<b>Mark Grace, L</b> OBP: 0.325, SLG: 0.414 (1, 3)		0-1 G3				0-2 G1-4-3		0-0 P3			3-3 K		0-0 P6	5 0 0 0 0 0 1 1																
<b>Junior Spivey, R</b> OBP: 0.316, SLG: 0.419 <b>Oscar Villarreal, L</b> <b>Danny Bautista, R</b> OBP: 0.290, SLG: 0.336 <b>Matt Mantei, R</b> (1, 4) (10, 1) (13, PH) (13, 1)		2-3 K				2-3 K		3-3 K		2-2 F9			2-1 G1-3	4 0 0 0 0 0 3 0 0 0 0 0 0 0 0 0 1 0 0 0 0 0 0 0 0 0 0 0 0 0 0 0																
<b>Steve Finley, L</b> OBP: 0.355, SLG: 0.451 (1, 8)		3-H 4-2 BB				1-3 K		3-2 F8		2-2 G4-3			0-2 2B 1B	4 1 1 0 1 1 0																
<b>Rod Barajas, R</b> OBP: 0.321, SLG: 0.455 (1, 2)	1 SAFE 1-1 F8					0-3 K		1-2 P6			2-0 P6		1 SAFE 2-2 F9	5 0 0 0 0 0 1 2																
<b>Byung-Hyun Kim, R</b> OBP: 0.154, SLG: 0.231 <b>Carlos Baerga, S</b> OBP: 0.340, SLG: 0.483 <b>Mike Myers, L</b> <b>Mike Koptove, R</b> <b>Eddie Oropesa, L</b> <b>Matt Williams, R</b> OBP: 0.318, SLG: 0.397 (1, 1) (8, PH) (8, 1) (8, 1) (10, 1) (10, 5)			0-0 G6-3 1B			1-1 G4-3		1-0 G3-1			3-2 WP 1B		1 SAFE 0-0 1-H 2B	2 0 1 0 0 0 0 0 1 0 2 0 2 1 0 0 0 0																
<b>Inning Stats</b>	R: 0 E: 0 K: 0 S: 12	H: 0 LOB: 0 BB: 0 P: 18	R: 1 E: 0 K: 1 S: 12	H: 1 LOB: 1 BB: 1 P: 22	R: 1 E: 0 K: 0 S: 6	H: 2 LOB: 0 BB: 0 P: 8	R: 0 E: 0 K: 2 S: 10	H: 0 LOB: 0 BB: 0 P: 15	R: 0 E: 0 K: 1 S: 10	H: 0 LOB: 0 BB: 0 P: 12	R: 0 E: 0 K: 0 S: 9	H: 0 LOB: 0 BB: 0 P: 8	R: 0 E: 0 K: 1 S: 5	H: 0 LOB: 0 BB: 0 P: 8	R: 0 E: 0 K: 1 S: 7	H: 0 LOB: 0 BB: 0 P: 12	R: 0 E: 0 K: 0 S: 8	H: 0 LOB: 1 BB: 0 P: 14	R: 0 E: 0 K: 1 S: 11	H: 0 LOB: 0 BB: 0 P: 18	R: 0 E: 0 K: 1 S: 8	H: 1 LOB: 1 BB: 0 P: 16	R: 0 E: 0 K: 1 S: 5	H: 0 LOB: 0 BB: 0 P: 7	R: 1 E: 0 K: 0 S: 10	H: 2 LOB: 1 BB: 0 P: 14	1B: 3 2B: 1 3B: 1 HR: 1	SF: 0 SAC: 0 DP: 1 HBP: 1	WP: 2 PB: 0 SB: 0 CS: 0	PA: 46
<b>PITCHER</b> <b>Jason Schmidt, R</b> ERA: 2.54 <b>Tim Worrell, R</b> ERA: 1.27 <b>Felix Rodriguez, R</b> ERA: 4.74	(1, 1) (10, 1) (12, 1)	IP 9.0 2.0 2.0	WLS 31 7 W 8	BF 31 7 8	H 3 1 2	R 2 0 1	ER 2 0 1	SO 6 1 1	BB 1 0 0	IBB 0 0 0	HBP 1 0 0	BLK 0 0 0	WP 1 0 0	HR 1 0 0	S 79 19 15	P 121 34 21	ERA 2.00 0.00 4.50	WHIP 0.444 0.500 1.000												

Arizona Diamondbacks @ San Francisco Giants  
PacBell Park, San Francisco, CA  
Tue May 27 2003, 10:15 PM EDT  
Att: 36,693 - Sunny - 67 F

livebaseballscorecards.com

AB	44
R	3
H	6
RBI	2
BB	1
SO	8
LOB	8






Batter	1	2	3	4	5	6	7	8	9	10	11	12	13	AB R H RBI BB SO LOB
Marquis Grissom, R OBP: 0.339, SLG: 0.503 (1, 8)	3-3 K		1-1 G4-3		1-3 K		2-2 G1-3		1-0 E9			0-1 G4-3 1B	2-1 SAFE 3B	7 0 2 2 0 2 3
Neifi Perez, S OBP: 0.307, SLG: 0.373 (1, 6)	0-0 F9		0-1 P6		2-1 1B		0-0 P5		1-3 K			3-1 G4-3 1-2		6 0 1 1 0 1 5
Ray Durham, S OBP: 0.411, SLG: 0.453 (1, 4)	0-3 K		0-2 G4-3		3-3 SAFE K		1-0 FC6-4 SF7 1B			0-0 G6-3		0-3 K		6 1 1 0 0 3 3
Barry Bonds, L OBP: 0.489, SLG: 0.618 (1, 7)		2-3 K		0-0 F8		0-2 P4		4-1 SAFE FC6-4 1-2 BB		4-0 G4-6-3 BB		4-0 IBB		3 0 0 0 3 1 0
Benito Santiago, R OBP: 0.372, SLG: 0.520 (1, 2)		0-0 BB 1B		4-2 BB		0-1 P4		0-0 FC6-4 1-2f 2-3		0-1 G4-6-3 1-2f		0-0 L8		5 0 1 0 1 0 6
J.T. Snow, L OBP: 0.388, SLG: 0.418 (1, 3)		1-2 BB 1B		1-3 K		4-1 BB		1-0 SF7			1-0 F9		2-3 K	4 0 1 1 1 2 1
Edgardo Alfonzo, R OBP: 0.308, SLG: 0.348 (1, 5)		2-2 P4		1-1 L6		1-0 G4-3		0-1 FC6-4 1-2f			1-2 F8		4-2 BB 3B BB	5 0 0 0 0 0 5 0 0 0 0 0 0 0 0 1 0 0 1 0 0
Felix Rodriguez, R OBP: 1.000, SLG: 1.000 (12, 1)														
Rich Aurilia, R OBP: 0.333, SLG: 0.402 (13, PH)														
José Cruz Jr., S OBP: 0.388, SLG: 0.462 (1, 9)		4-1 FC4-6 1-2 2-3 BB		3-2 SH3 1B		0-2 SH3-4 1B		2-3 K		1-3 K			1-3 K	5 1 2 0 1 3 1
Jason Schmidt, R (1, 1)		1-1 FC4-6		1-1 SH3		0-0 SH3-4		1-0 E6 E9			0-1 1B		4-1 3B BB	1 0 0 0 0 0 3 1 0 1 1 1 0 1 0 0
Andres Galaraga, R OBP: 0.418, SLG: 0.565 (9, PH)														
Ruben Rivera, R OBP: 0.255, SLG: 0.340 (9, PR)														
Tim Worrell, R (10, 1)														
Pedro Feliz, R OBP: 0.319, SLG: 0.581 (12, 5)														

Inning Stats	R: 0	H: 0	E: 0	LOB: 0	K: 2	BB: 0	S: 7	P: 10	R: 0	H: 2	E: 0	LOB: 3	K: 1	BB: 1	S: 13	P: 23	R: 0	H: 0	E: 0	LOB: 0	K: 0	BB: 0	S: 8	P: 9	R: 0	H: 0	E: 0	LOB: 1	K: 1	BB: 1	S: 11	P: 17	R: 1	H: 2	E: 0	LOB: 1	K: 2	BB: 1	S: 14	P: 24	R: 0	H: 0	E: 0	LOB: 1	K: 0	BB: 1	S: 8	P: 13	R: 0	H: 1	E: 0	LOB: 1	K: 0	BB: 0	S: 9	P: 11	R: 1	H: 1	E: 0	LOB: 1	K: 0	BB: 1	S: 6	P: 12	R: 0	H: 0	E: 2	LOB: 2	K: 2	BB: 1	S: 9	P: 14	R: 0	H: 0	E: 0	LOB: 0	K: 0	BB: 1	S: 3	P: 7	R: 0	H: 0	E: 0	LOB: 0	K: 1	BB: 0	S: 7	P: 10	R: 0	H: 2	E: 0	LOB: 3	K: 1	BB: 1	S: 11	P: 18	R: 2	H: 1	E: 0	LOB: 1	K: 2	BB: 2	S: 14	P: 27	1B: 7	SF: 1	2B: 1	SAC: 2	3B: 1	DP: 1	HR: 0	HBP: 0	WP: 0	PA: 55
--------------	------	------	------	--------	------	-------	------	-------	------	------	------	--------	------	-------	-------	-------	------	------	------	--------	------	-------	------	------	------	------	------	--------	------	-------	-------	-------	------	------	------	--------	------	-------	-------	-------	------	------	------	--------	------	-------	------	-------	------	------	------	--------	------	-------	------	-------	------	------	------	--------	------	-------	------	-------	------	------	------	--------	------	-------	------	-------	------	------	------	--------	------	-------	------	------	------	------	------	--------	------	-------	------	-------	------	------	------	--------	------	-------	-------	-------	------	------	------	--------	------	-------	-------	-------	-------	-------	-------	--------	-------	-------	-------	--------	-------	--------

PITCHER	IP	WLS	BF	H	R	ER	SO	BB	IBB	HBP	BLK	WP	HR	S	P	ERA	WHIP
Byung-Hyun Kim, R ERA: 3.56 (1, 1)	7.0		29	5	1	1	6	3	0	0	0	0	0	70	107	1.29	1.143
Mike Myers, L ERA: 4.8 (8, 1)	0.0	B	2	1	1	1	0	1	0	0	0	0	0	2	7	∞	∞
Mike Koplove, R ERA: 2.16 (8, 1)	2.0		7	0	0	0	2	0	0	0	0	0	0	13	19	0.00	0.000
Eddie Oropesa, L ERA: 2.08 (10, 1)	0.1		2	0	0	0	0	1	0	0	0	0	0	1	5	0.00	3.000
Oscar Villarreal, R ERA: 3.28 (10, 1)	2.2		10	2	0	0	2	0	1	0	0	0	0	20	30	0.00	0.750

BOTTOM																																																																																																																	
Arizona Diamondbacks @ San Francisco Giants PacBell Park, San Francisco, CA Tue May 27 2003, 10:15 PM EDT Att: 36,693 - Sunny - 67 F	<table border="1"> <thead> <tr> <th>AB</th> <th>R</th> <th>H</th> <th>RBI</th> <th>BB</th> <th>SO</th> <th>LOB</th> </tr> </thead> <tbody> <tr> <td>7</td> <td>0</td> <td>2</td> <td>2</td> <td>0</td> <td>2</td> <td>3</td> </tr> <tr> <td>6</td> <td>0</td> <td>1</td> <td>1</td> <td>0</td> <td>1</td> <td>5</td> </tr> <tr> <td>6</td> <td>1</td> <td>1</td> <td>0</td> <td>0</td> <td>3</td> <td>3</td> </tr> <tr> <td>3</td> <td>0</td> <td>0</td> <td>0</td> <td>3</td> <td>1</td> <td>0</td> </tr> <tr> <td>5</td> <td>0</td> <td>1</td> <td>0</td> <td>1</td> <td>0</td> <td>6</td> </tr> <tr> <td>4</td> <td>0</td> <td>1</td> <td>1</td> <td>1</td> <td>2</td> <td>1</td> </tr> <tr> <td>5</td> <td>0</td> <td>0</td> <td>0</td> <td>0</td> <td>0</td> <td>5</td> </tr> <tr> <td>0</td> <td>0</td> <td>0</td> <td>0</td> <td>0</td> <td>0</td> <td>0</td> </tr> <tr> <td>0</td> <td>1</td> <td>0</td> <td>0</td> <td>1</td> <td>0</td> <td>0</td> </tr> <tr> <td>5</td> <td>1</td> <td>2</td> <td>0</td> <td>1</td> <td>3</td> <td>1</td> </tr> <tr> <td>1</td> <td>0</td> <td>0</td> <td>0</td> <td>0</td> <td>0</td> <td>3</td> </tr> <tr> <td>1</td> <td>0</td> <td>0</td> <td>0</td> <td>0</td> <td>0</td> <td>0</td> </tr> <tr> <td>0</td> <td>0</td> <td>0</td> <td>0</td> <td>0</td> <td>0</td> <td>0</td> </tr> <tr> <td>0</td> <td>0</td> <td>0</td> <td>0</td> <td>0</td> <td>0</td> <td>0</td> </tr> <tr> <td>1</td> <td>1</td> <td>1</td> <td>0</td> <td>1</td> <td>0</td> <td>0</td> </tr> </tbody> </table>	AB	R	H	RBI	BB	SO	LOB	7	0	2	2	0	2	3	6	0	1	1	0	1	5	6	1	1	0	0	3	3	3	0	0	0	3	1	0	5	0	1	0	1	0	6	4	0	1	1	1	2	1	5	0	0	0	0	0	5	0	0	0	0	0	0	0	0	1	0	0	1	0	0	5	1	2	0	1	3	1	1	0	0	0	0	0	3	1	0	0	0	0	0	0	0	0	0	0	0	0	0	0	0	0	0	0	0	0	1	1	1	0	1	0	0
AB	R	H	RBI	BB	SO	LOB																																																																																																											
7	0	2	2	0	2	3																																																																																																											
6	0	1	1	0	1	5																																																																																																											
6	1	1	0	0	3	3																																																																																																											
3	0	0	0	3	1	0																																																																																																											
5	0	1	0	1	0	6																																																																																																											
4	0	1	1	1	2	1																																																																																																											
5	0	0	0	0	0	5																																																																																																											
0	0	0	0	0	0	0																																																																																																											
0	1	0	0	1	0	0																																																																																																											
5	1	2	0	1	3	1																																																																																																											
1	0	0	0	0	0	3																																																																																																											
1	0	0	0	0	0	0																																																																																																											
0	0	0	0	0	0	0																																																																																																											
0	0	0	0	0	0	0																																																																																																											
1	1	1	0	1	0	0																																																																																																											
<table border="1"> <thead> <tr> <th>AB</th> <th>44</th> </tr> </thead> <tbody> <tr> <td>R</td> <td>4</td> </tr> <tr> <td>H</td> <td>9</td> </tr> <tr> <td>RBI</td> <td>4</td> </tr> <tr> <td>BB</td> <td>8</td> </tr> <tr> <td>SO</td> <td>12</td> </tr> <tr> <td>LOB</td> <td>27</td> </tr> </tbody> </table>	AB	44	R	4	H	9	RBI	4	BB	8	SO	12	LOB	27																																																																																																			
AB	44																																																																																																																
R	4																																																																																																																
H	9																																																																																																																
RBI	4																																																																																																																
BB	8																																																																																																																
SO	12																																																																																																																
LOB	27																																																																																																																



Batter	1	2	3	4	5	6	7	8	9	AB R H RBI BB SO LOB	TOP											
Alex Cintron, S (1, 6) OBP: 0.266, SLG: 0.383	1-1 G6-3		2-1 F9		0-2 G5-3		0-0 B1			4 0 0 0 0 0 1												
Carlos Baerga, S (1, 4) OBP: 0.327, SLG: 0.462	2-3 K		3-2 L8		1-1 G5-3		0-3 K			4 0 0 0 0 2 1												
Luis Gonzalez, L (1, 7) OBP: 0.364, SLG: 0.530	1-0 P5		3-2 F8		1-0 G3		1-3 K			4 0 0 0 0 1 0												
Danny Bautista, R (1, 9) OBP: 0.289, SLG: 0.333		1-0 G3 BB 1B		3-1 G5-3		2-1 G6-3		1-1 L9		4 0 1 0 0 0 0												
Lyle Overbay, L (1, 3) OBP: 0.370, SLG: 0.421		0-1 F9		0-0 E8 2B 2B		0-0 HBP 1B		0-3 K		4 1 2 0 0 1 1												
Matt Williams, R (1, 5) OBP: 0.323, SLG: 0.391		1 SAFE 4-0 G3 1-2 BB		1-1 G5-3		3-2 HBP		1-1 F8		2 0 0 0 1 0 1												
Steve Finley, L (1, 8) OBP: 0.353, SLG: 0.442		1-1 G3 1-2 2-3		4-1 2B BB		3-3 K		0-2 L4		3 1 0 0 1 1 4												
Chad Moeller, R (1, 2) OBP: 0.386, SLG: 0.539		4-0 IBB		1-1 1-H 3-H 2B		0-0 FC6-4 1B		3-2 G4-3		3 0 2 2 1 0 0												
John Patterson, R (1, 1) Junior Spivey, R (7, PH) Eddie Oropesa, L (7, 1) Scott Service, R (8, 1)		1-3 K		1-0 P3		2-1 FC6-4 1-2f				2 0 0 0 0 1 3 1 0 0 0 0 0 1 0 0 0 0 0 0 0 0 0 0 0 0 0 0												
<b>Inning Stats</b>	R: 0 E: 0 K: 1 S: 6	H: 0 LOB: 0 BB: 0 P: 10	R: 0 E: 0 K: 1 S: 8	H: 1 LOB: 3 BB: 2 P: 19	R: 0 E: 0 K: 0 S: 8	H: 0 LOB: 0 BB: 0 P: 16	R: 2 E: 1 K: 0 S: 8	H: 2 LOB: 1 BB: 1 P: 17	R: 0 E: 0 K: 0 S: 6	H: 0 LOB: 0 BB: 0 P: 8	R: 0 E: 0 K: 1 S: 11	H: 1 LOB: 2 BB: 0 P: 20	R: 0 E: 0 K: 1 S: 7	H: 1 LOB: 1 BB: 0 P: 9	R: 0 E: 0 K: 2 S: 8	H: 0 LOB: 0 BB: 0 P: 10	R: 0 E: 0 K: 0 S: 8	H: 0 LOB: 0 BB: 0 P: 12	1B: 3 2B: 2 3B: 0 HR: 0	SF: 0 SAC: 0 DP: 0 HBP: 1	WP: 0 PB: 0 SB: 0 CS: 0	PA: 35
<b>PITCHER</b>	IP WLS BF H R ER SO BB IBB HBP BLK WP HR S P ERA WHIP																					
Damian Moss, L (1, 1) ERA: 3.44	6.1 W 27 5 2 2 3 2 1 1 0 0 0 50 95 2.84 1.105																					
Scott Eyre, L (7, 1) ERA: 3.38	1.2 5 0 0 0 3 0 0 0 0 0 0 12 14 0.00 0.000																					
Jim Brower, R (9, 1) ERA: 5.4	1.0 3 0 0 0 0 0 0 0 0 0 0 8 12 0.00 0.000																					

Arizona Diamondbacks @ San Francisco Giants  
PacBell Park, San Francisco, CA  
Wed May 28 2003, 10:05 PM EDT  
Att. 37,447 - Cloudy - 70 F

livebaseballscorecards.com

AB	31
R	2
H	5
RBI	2
BB	3
SO	6
LOB	12



Batter	1	2	3	4	5	6	7	8	9
<b>Marquis Grissom, R</b> (1, 8) <small>OBP: 0.340, SLG: 0.500</small> <b>Ruben Rivera, R</b> (9, 8) <small>OBP: 0.255, SLG: 0.340</small>	2-2 F9		3-1 S 2B 1B	0-1 G6-3 1B		2-3 K		0-1 F9	
<b>Ray Durham, S</b> (1, 4) <small>OBP: 0.411, SLG: 0.467</small>	1-2 G4-3		1 SAFE 0-1 G6-3 1-H BB 2B	1-1 SAFE G6-3 1-2		1-0 G3		3-2 BB F BB X 1B 2B	
<b>Rich Aurilia, R</b> (1, 6) <small>OBP: 0.330, SLG: 0.397</small>	1-0 L8		2-1 L8	1-0 P4			1-1 G1-3	0-2 2-H 1B	
<b>Barry Bonds, L</b> (1, 7) <small>OBP: 0.497, SLG: 0.642</small> <b>Jim Brower, R</b> (9, 1) <small>OBP: 0.667, SLG: 0.667</small>		4-2 HR BB	4-0 BB G6-3 IBB		2-0 HR 1B		2-0 HR	2-3 K	
<b>Benito Santiago, R</b> (1, 2) <small>OBP: 0.375, SLG: 0.558</small>		2-1 1-H HR	2-2 G6-3 1-2 2-3		1-2 1-H HR		2-2 P3		
<b>J.T. Snow, L</b> (1, 3) <small>OBP: 0.366, SLG: 0.409</small>		0-2 G3	4-2 BB BB		0-1 G4-3		2-3 K		
<b>Pedro Feliz, R</b> (1, 5) <small>OBP: 0.314, SLG: 0.543</small>		0-3 K	4-1 1-2 2-3 3-H BB		0-1 F7		1-3 K		
<b>José Cruz Jr., S</b> (1, 9) <small>OBP: 0.390, SLG: 0.463</small>		2-0 S 1B	3-2 G4-3		0-1 G4-3		0-0 3B 1B		
<b>Damian Moss, R</b> (1, 1) <small>OBP: 0.182, SLG: 0.143</small> <b>Scott Eyre, L</b> (7, 1) <small>OBP: 0.233, SLG: 0.231</small> <b>Marvin Benard, L</b> (8, PH) <small>OBP: 0.233, SLG: 0.231</small> (9, 7)		2-3 SAFE K		0-2 L6		2-3 K		0-0 1-H WP 3B	

AB	R	H	RBI	BB	SO	LOB
5	1	2	0	0	1	1
0	0	0	0	0	0	0
5	2	2	1	0	0	1
5	0	1	1	0	0	2
3	3	2	1	2	1	1
0	0	0	0	0	0	0
4	2	2	4	0	0	2
3	0	0	0	1	1	0
3	0	0	1	1	2	0
4	1	2	0	0	0	3
3	0	0	0	0	2	1
0	0	0	0	0	0	0
1	1	1	1	0	0	0

**BOTTOM**

Arizona Diamondbacks @ San Francisco Giants  
PacBell Park, San Francisco, CA  
Wed May 28 2003, 10:05 PM EDT  
Att. 37,447 - Cloudy - 70 F

AB	36
R	10
H	12
RBI	9
BB	4
SO	7
LOB	11



1B: 6	SF: 0	WP: 1	PA: 40
2B: 2	SAC: 0	PB: 0	
3B: 1	DP: 0	SB: 2	
HR: 3	HBP: 0	CS: 0	

Inning Stats	R	H	E	K	S	R	H	E	K	S	R	H	E	K	S	R	H	E	K	S	R	H	E	K	S	R	H	E	K	S	R	H	E	K	S					
	0	0	0	0	8	2	2	0	2	16	0	0	0	0	15	0	0	0	0	8	2	2	0	0	10	0	0	0	0	0	0	0	0	0	0	0	0			
	0	0	0	0	8	2	2	0	2	16	0	0	0	0	15	0	0	0	0	8	2	2	0	0	10	0	0	0	0	0	0	0	0	0	0	0	0	0		
	0	0	0	0	8	2	2	0	2	16	0	0	0	0	15	0	0	0	0	8	2	2	0	0	10	0	0	0	0	0	0	0	0	0	0	0	0	0	0	
	0	0	0	0	8	2	2	0	2	16	0	0	0	0	15	0	0	0	0	8	2	2	0	0	10	0	0	0	0	0	0	0	0	0	0	0	0	0	0	
	0	0	0	0	8	2	2	0	2	16	0	0	0	0	15	0	0	0	0	8	2	2	0	0	10	0	0	0	0	0	0	0	0	0	0	0	0	0	0	0
	0	0	0	0	8	2	2	0	2	16	0	0	0	0	15	0	0	0	0	8	2	2	0	0	10	0	0	0	0	0	0	0	0	0	0	0	0	0	0	0
	0	0	0	0	8	2	2	0	2	16	0	0	0	0	15	0	0	0	0	8	2	2	0	0	10	0	0	0	0	0	0	0	0	0	0	0	0	0	0	0
	0	0	0	0	8	2	2	0	2	16	0	0	0	0	15	0	0	0	0	8	2	2	0	0	10	0	0	0	0	0	0	0	0	0	0	0	0	0	0	0
	0	0	0	0	8	2	2	0	2	16	0	0	0	0	15	0	0	0	0	8	2	2	0	0	10	0	0	0	0	0	0	0	0	0	0	0	0	0	0	0
	0	0	0	0	8	2	2	0	2	16	0	0	0	0	15	0	0	0	0	8	2	2	0	0	10	0	0	0	0	0	0	0	0	0	0	0	0	0	0	0
	0	0	0	0	8	2	2	0	2	16	0	0	0	0	15	0	0	0	0	8	2	2	0	0	10	0	0	0	0	0	0	0	0	0	0	0	0	0	0	0
	0	0	0	0	8	2	2	0	2	16	0	0	0	0	15	0	0	0	0	8	2	2	0	0	10	0	0	0	0	0	0	0	0	0	0	0	0	0	0	0
	0	0	0	0	8	2	2	0	2	16	0	0	0	0	15	0	0	0	0	8	2	2	0	0	10	0	0	0	0	0	0	0	0	0	0	0	0	0	0	0
	0	0	0	0	8	2	2	0	2	16	0	0	0	0	15	0	0	0	0	8	2	2	0	0	10	0	0	0	0	0	0	0	0	0	0	0	0	0	0	0
	0	0	0	0	8	2	2	0	2	16	0	0	0	0	15	0	0	0	0	8	2	2	0	0	10	0	0	0	0	0	0	0	0	0	0	0	0	0	0	0
	0	0	0	0	8	2	2	0	2	16	0	0	0	0	15	0	0	0	0	8	2	2	0	0	10	0	0	0	0	0	0	0	0	0	0	0	0	0	0	0
	0	0	0	0	8	2	2	0	2	16	0	0	0	0	15	0	0	0	0	8	2	2	0	0	10	0	0	0	0	0	0	0	0	0	0	0	0	0	0	0
	0	0	0	0	8	2	2	0	2	16	0	0	0	0	15	0	0	0	0	8	2	2	0	0	10	0	0	0	0	0	0	0	0	0	0	0	0	0	0	0
	0	0	0	0	8	2	2	0	2	16	0	0	0	0	15	0	0	0	0	8	2	2	0	0	10	0	0	0	0	0	0	0	0	0	0	0	0	0	0	0
	0	0	0	0	8	2	2	0	2	16	0	0	0	0	15	0	0	0	0	8	2	2	0	0	10	0	0	0	0	0	0	0	0	0	0	0	0	0	0	0
	0	0	0	0	8	2	2	0	2	16	0	0	0	0	15	0	0	0	0	8	2	2	0	0	10	0	0	0	0	0	0	0	0	0	0	0	0	0	0	0
	0	0	0	0	8	2	2	0	2	16	0	0	0	0	15	0	0	0	0	8	2	2	0	0	10	0	0	0	0	0	0	0	0	0	0	0	0	0	0	0
	0	0	0	0	8	2	2	0	2	16	0	0	0	0	15	0	0	0	0	8	2	2	0	0	10	0	0	0	0	0	0	0	0	0	0	0	0	0	0	0
	0	0	0	0	8	2	2	0	2	16	0	0	0	0	15	0	0	0	0	8	2	2	0	0	10	0	0	0	0	0	0	0	0	0	0	0	0	0	0	0
	0	0	0	0	8	2	2	0	2	16	0	0	0	0	15	0	0	0	0	8	2	2	0	0	10	0	0	0	0	0	0	0	0	0	0	0	0	0	0	0
	0	0	0	0	8	2	2	0	2	16	0	0	0	0	15	0	0	0	0	8	2	2	0	0	10	0	0	0	0	0	0	0	0	0	0	0	0	0	0	0
	0	0	0	0	8	2	2	0	2	16	0	0	0	0	15	0	0	0	0	8	2	2	0	0	10	0	0	0	0	0	0	0	0	0	0	0	0	0	0	0
	0	0	0	0	8	2	2	0	2	16	0	0	0	0	15	0	0	0	0	8	2	2	0	0	10	0	0	0	0	0	0	0	0	0	0	0	0	0	0	0
	0	0	0	0	8	2	2	0	2	16	0	0	0	0	15	0	0	0	0	8	2	2	0	0	10	0	0	0	0	0	0	0	0	0	0	0	0	0	0	0
	0	0	0	0	8	2	2	0	2	16	0	0	0	0	15	0	0	0	0	8	2	2	0	0	10	0	0	0	0	0	0	0	0	0	0	0	0	0	0	0
	0	0	0	0	8	2	2	0	2	16	0	0	0	0	15	0	0	0	0	8	2	2	0	0	10	0														



Batter	1	2	3	4	5	6	7	8	9	AB R H RBI BB SO LOB	TOP											
Ronnie Belliard, R (1, 4) OBP: 0.396, SLG: 0.411	1-1 G3		1-2 BB 17 1B		3-1 G4-3		0-1 E6 FC1-6		2-2 F7	5 0 1 0 0 0 0	<b>Colorado Rockies @ San Francisco Giants</b> PacBell Park, San Francisco, CA Fri May 30 2003, 10:15 PM EDT Att. 38,439 - Sunny - 56 F											
Jay Payton, R (1, 7) OBP: 0.362, SLG: 0.475	0-1 F8		1-3 K		0-0 17 F8 1B		0-0 FC1-6 1-2f	1-1 17 DI 1B	5 1 2 0 0 1 3													
17 Todd Helton, L (1, 3) OBP: 0.453, SLG: 0.580	3-2 G3		0-1 BB 1-2 2-3 1B		1-0 F8 1-2		4-2 BB	2-2 PB 1B 1-H	4 0 2 1 1 0 1													
Preston Wilson, R (1, 8) OBP: 0.360, SLG: 0.567		0-3 K	4-2 BB 1-2 2-3 3-H BB		0-0 G6-3		2-0 F9	2-1 F9 1-2	4 0 0 1 1 1 4													
Larry Walker, L (1, 9) OBP: 0.438, SLG: 0.497		2-2 2B	2-3 K		2-0 G4-3		0-3 K		4 0 1 0 0 2 3													
José Hernández, R (1, 6) OBP: 0.327, SLG: 0.374		1-3 K		2-3 K		2-2 FC6-4 1B		1-0 1B	4 0 2 0 0 2 1													
Charles Johnson, R (1, 2) OBP: 0.346, SLG: 0.408		2-3 K		0-2 FC4-6 1B		1-0 F8		1-0 L7	4 0 1 0 0 1 3													
Chris Stynes, R (1, 5) OBP: 0.356, SLG: 0.422			1-3 K	1-2 FC4-6 1-2f 1B		1-0 FC6-4 1-2f		3-3 K SAFE	4 0 0 0 0 2 3													
Darren Oliver, R (1, 1) OBP: 0.348, SLG: 0.381			1-0 17 1B BB 2B	0-3 K		0-0 F7		1-0 F8	2 1 1 0 0 1 1													
Greg Norton, S (7, PH) OBP: 0.235, SLG: 0.241									1 0 0 0 0 0 0													
Todd Jones, L (7, 1)									0 0 0 0 0 0 0													
Vic Darenbourg, L (8, 1)									0 0 0 0 0 0 0													
Mark Sweeney, L (9, PH) OBP: 0.467, SLG: 0.615									1 0 0 0 0 0 0													
<b>Inning Stats</b>	R: 0 E: 0 K: 0 S: 8	H: 0 LOB: 0 BB: 0 P: 12	R: 0 E: 0 K: 3 S: 12	H: 1 LOB: 1 BB: 0 P: 17	R: 1 E: 0 K: 3 S: 18	H: 3 LOB: 3 BB: 1 P: 28	R: 0 E: 0 K: 2 S: 12	H: 1 LOB: 1 BB: 0 P: 15	R: 0 E: 0 K: 0 S: 5	H: 1 LOB: 1 BB: 0 P: 9	R: 0 E: 0 K: 0 S: 6	H: 1 LOB: 1 BB: 0 P: 12	R: 0 E: 2 K: 0 S: 8	H: 0 LOB: 2 BB: 1 P: 14	R: 0 E: 0 K: 2 S: 12	H: 1 LOB: 1 BB: 0 P: 17	R: 1 E: 0 K: 0 S: 11	H: 2 LOB: 1 BB: 0 P: 19	1B: 8 2B: 2 3B: 0 HR: 0	SF: 0 SAC: 0 DP: 0 HBP: 0	WP: 0 PB: 1 SB: 0 CS: 0	PA: 40
<b>PITCHER</b>	IP WLS BF H R ER SO BB IBB HBP BLK WP HR S P ERA WHIP																					
Kurt Ainsworth, R (1, 1) ERA: 3.82	6.2 W 30 7 1 1 8 2 0 0 0 0 0 0 68 104 1.35 1.350																					
Felix Rodriguez, R (7, 1) ERA: 4.5	1.1 H 5 1 0 0 2 0 0 0 0 0 0 0 13 20 0.00 0.750																					
Tim Worrell, R (9, 1) ERA: 1.53	1.0 5 2 1 1 0 0 0 0 0 0 0 0 11 19 9.00 2.000																					

livebaseballscorecards.com

AB	38
R	2
H	10
RBI	2
BB	2
SO	10
LOB	19



BOTTOM

Colorado Rockies @ San Francisco Giants  
PacBell Park, San Francisco, CA

livebaseballscorecards.com

AB 33  
R 6  
H 12  
RBI 6  
BB 3  
SO 2  
LOB 14



WP: 0 PA: 38  
PB: 0  
SB: 0  
CS: 1

Fri May 30 2003, 10:15 PM EDT  
Att: 38,439 - Sunny - 56 F

AB	R	H	RBI	BB	SO	LOB
5	2	2	0	0	0	3
4	1	3	1	0	0	1
3	1	1	2	0	0	2
4	1	1	0	0	1	2
4	0	2	1	0	0	0
4	0	2	1	0	1	0
0	0	0	0	0	0	0
2	1	0	0	2	0	0
3	0	0	0	1	0	3
3	0	0	0	0	0	0
0	0	0	0	0	0	0
1	0	1	1	0	0	0
0	0	0	0	0	0	0
1B: 10	SF: 1	WP: 0	PA: 38			
2B: 1	SAC: 0	PB: 0				
3B: 0	DP: 1	SB: 0				
HR: 1	HBP: 0	CS: 1				

Batter	1	2	3	4	5	6	7	8	9
Marquis Grissom, R OBP: 0.342, SLG: 0.503 (1, 8)	1-1 F8 ①		1-1 L8 ②		0-0 1B 2B		1-1 1B SF9 1B	1-2 P4 ③	
Ray Durham, S OBP: 0.420, SLG: 0.476 (1, 4)	2-2 1B		2-2 FC5-4 ③ 1-2f		0-1 1B 1B		0-1 1B G6-5-3 1-3		
Rich Aurilia, R OBP: 0.329, SLG: 0.411 (1, 6)	0-0 F9 ②			2-0 HR	0-2 P3 ①		1-2 SF9 ① 3-H		
Barry Bonds, L OBP: 0.492, SLG: 0.630 (1, 7)	0-0 L8 ③			1-3 HR	2-1 1B 1B		2-0 G6-5-3 ② ③ 1-2f		
Benito Santiago, R OBP: 0.378, SLG: 0.557 (1, 2)		1-0 P4 ①		0-0 1B 1B	0-0 1B 1B			0-2 G5-3 ①	
Andres Galarraga, R OBP: 0.423, SLG: 0.561 J.T. Snow, L OBP: 0.366, SLG: 0.409 (1, 3) (9, 3)		2-0 G5-3 ②		3-2 1B BB	0-0 CS 1B ② 1-3 2-H			3-3 K ②	
Edgardo Alfonzo, R OBP: 0.311, SLG: 0.344 (1, 5)		1-0 G6-3 ③		4-0 BB	3-2 CS ③ 1-2 2-3	0-0 F8 ①		4-0 BB BB ①	
José Cruz Jr., S OBP: 0.387, SLG: 0.456 (1, 9)			0-2 G6-3 ①	2-2 F9 ②		2-1 F7 ②		4-1 1B BB ①	
Kurt Ainsworth, R OBP: 0.045, SLG: 0.045 Felix Rodriguez, R OBP: 1.000, SLG: 1.000 Marvin Benard, L OBP: 0.233, SLG: 0.231 Pedro Feliz, R OBP: 0.327, SLG: 0.553 Tim Worrell, R (8, PH) (8, PH) (9, 1)			0-0 E5 FC5-4	1-1 G5-3 ③		0-0 P5 ③		1-2 1B ① 1-2 2-H	

Inning	R	H	E	K	S	H	LOB	BB	P
1	0	1	0	0	11	0	0	0	7
2	0	0	0	0	3	0	0	0	7
3	1	3	0	1	15	3	3	1	13
4	0	0	0	0	10	0	0	0	13
5	3	5	0	0	13	0	0	0	18
6	0	0	0	0	4	0	0	0	6
7	1	2	0	0	8	0	0	0	12
8	1	1	0	1	15	2	2	2	28
9	0	0	0	0	0	0	0	0	0

PITCHER	IP	WLS	BF	H	R	ER	SO	BB	IBB	HBP	BLK	WP	HR	S	P	ERA	WHIP
Darren Oliver, L ERA: 4.96 (1, 1)	6.0	L	27	9	4	4	1	1	0	0	0	0	1	53	83	6.00	1.667
Todd Jones, R ERA: 8.68 (7, 1)	1.2		8	2	2	2	1	2	0	0	0	0	0	16	31	10.80	2.400
Vic Darenbourg, L ERA: (8, 1)	0.1		2	1	0	0	0	0	0	0	0	0	0	7	9	0.00	3.000



Batter	1	2	3	4	5	6	7	8	9	AB R H RBI BB SO LOB	TOP											
Ronnie Belliard, R (1, 4) OBP: 0.389, SLG: 0.402	2-2 F9		0-0 F7		1-2 G6-3			2-2 L8		4 0 0 0 0 0 0												
Jay Payton, R (1, 7) OBP: 0.364, SLG: 0.473	4-2 BB		0-2 1B			1-2 L7		0-0 P3		3 0 1 0 1 0 0												
Jose Jimenez, R (8, 1)										0 0 0 0 0 0 0												
17 Todd Helton, L (1, 3) OBP: 0.446, SLG: 0.569	0-2 K		2-1 F7			1-2 F8		2-3 K		4 0 0 0 0 2 2												
Preston Wilson, R (1, 8) OBP: 0.354, SLG: 0.556	2-2 F8		0-3 K			1-3 K			1-0 G4-3	4 0 0 0 0 2 2												
Larry Walker, L (1, 9) OBP: 0.434, SLG: 0.491		1-0 E5		2-0 G6-3			1-0 2B 1B		1-2 F7	4 1 1 0 0 0 0												
José Hernández, R (1, 6) OBP: 0.322, SLG: 0.367		2-3 K		2-1 G6-3		1-2 SAFE K		2-3 K		4 0 0 0 0 3 2												
Bobby Estalella, R (1, 2) OBP: 0.270, SLG: 0.418		0-3 K		1-1 P4		3-3 K		1-2 K		3 0 0 0 0 2 2												
Greg Norton, S (1, 5) OBP: 0.250, SLG: 0.259		4-0 BB			2-1 G3-1		1-1 2B			2 0 1 1 1 0 0												
Jason Jennings, L (1, 1) OBP: 0.364, SLG: 0.389		2-2 K			2-2 L4		2-0 P4			2 0 0 0 0 1 2												
Mark Sweeney, L (7, PH) OBP: 0.452, SLG: 0.593										1 0 0 0 0 0 1												
Justin Speier, R (7, 1)										0 0 0 0 0 0 0												
Javier López, L (7, 1)										0 0 0 0 0 0 0												
Gabe Kapler, R (8, 7) OBP: 0.319, SLG: 0.266										0 0 0 0 0 0 0												
<b>Inning Stats</b>	R: 0 E: 0 K: 1 S: 13	H: 0 LOB: 1 BB: 1 P: 21	R: 0 E: 1 K: 3 S: 12	H: 0 LOB: 2 BB: 1 P: 21	R: 0 E: 0 K: 1 S: 10	H: 1 LOB: 1 BB: 0 P: 12	R: 0 E: 0 K: 0 S: 5	H: 0 LOB: 0 BB: 0 P: 10	R: 0 E: 0 K: 0 S: 9	H: 0 LOB: 0 BB: 0 P: 14	R: 0 E: 0 K: 1 S: 11	H: 0 LOB: 0 BB: 0 P: 14	R: 1 E: 0 K: 2 S: 10	H: 2 LOB: 1 BB: 0 P: 18	R: 0 E: 0 K: 1 S: 7	H: 0 LOB: 0 BB: 0 P: 11	R: 0 E: 0 K: 1 S: 7	H: 0 LOB: 0 BB: 0 P: 11	1B: 2 2B: 1 3B: 0 HR: 0	SF: 0 SAC: 0 DP: 0 HBP: 0	WP: 0 PB: 0 SB: 1 CS: 0	PA: 33
<b>PITCHER</b>	IP WLS BF H R ER SO BB IBB HBP BLK WP HR S P ERA WHIP																					
Jesse Foppert, R (1, 1) ERA: 4.31	7.0 W 27 3 1 1 8 2 0 0 0 0 0 0 70 110 1.29 0.714																					
Felix Rodriguez, R (8, 1) ERA: 4.33	1.0 H 3 0 0 0 1 0 0 0 0 0 0 0 7 11 0.00 0.000																					
Tim Worrell, R (9, 1) ERA: 1.48	1.0 S 3 0 0 0 1 0 0 0 0 0 0 0 7 11 0.00 0.000																					

Colorado Rockies @ San Francisco Giants  
PacBell Park, San Francisco, CA  
Sat May 31 2003, 10:15 PM EDT  
Att. 40,256 - Sunny - 59 F

AB	31
R	1
H	3
RBI	1
BB	2
SO	10
LOB	11



Batter	1	2	3	4	5	6	7	8	9	AB	R	H	RBI	BB	SO	LOB
Marquis Grissom, R OBP: 0.340, SLG: 0.497 (1, 8)	0-3 K		1-1 G5-3		1-0 G5-3		0-0 1B			4	0	1	0	0	1	1
Ray Durham, S OBP: 0.422, SLG: 0.477 (1, 4)	0-0 G4-3		2-2 G1-3		3-1 FC5-4 1B		1-1 1B			4	0	2	1	0	0	0
Rich Aurilia, R OBP: 0.327, SLG: 0.408 (1, 6)	1-0 2B 1B		2-3 K		0-0 FC5-4 1-2f		0-0 F6			4	0	1	0	0	1	3
Barry Bonds, L OBP: 0.492, SLG: 0.631 (1, 7)	2-1 1-3 2B			2-2 G3		4-2 FC6-4 BB		1-3 K		3	0	1	0	1	1	2
Benito Santiago, R OBP: 0.369, SLG: 0.543 (1, 2)	0-0 G6-3			1-1 L9		1-1 FC6-4 1B 1-2f		1-1 G6-3		4	0	0	0	0	0	3
J.T. Snow, L OBP: 0.369, SLG: 0.408 (1, 3)		4-2 G4-6-3 BB BB		0-0 G4-3		3-1 1B		2-2 F8		3	0	1	0	1	0	0
Edgardo Alfonzo, R OBP: 0.315, SLG: 0.354 (1, 5)		1 SAFE 4-1 G4-6-3 1-2 BB			3-2 3B 3B		2-3 K		2-3 K	3	1	1	0	1	2	2
José Cruz Jr., S OBP: 0.382, SLG: 0.449 (1, 9)		1-0 G4-6-3 1-2f 2-3			2-1 G3		1-0 F8			3	0	0	0	0	0	5
Jesse Foppert, R OBP: 0.118, SLG: 0.188 Marvin Benard, L OBP: 0.226, SLG: 0.222 Felix Rodriguez, R OBP: 1.000, SLG: 1.000 Tim Worrell, R (8, 1) (9, 1)		1-3 K			0-0 1B 3B		0-0 P6			2	1	1	1	0	1	1

Inning Stats	R: 0	H: 2	E: 0	K: 1	S: 9	LOB: 2	BB: 0	P: 12	R: 0	H: 0	E: 0	K: 1	S: 7	LOB: 1	BB: 2	P: 17	R: 0	H: 0	E: 0	K: 1	S: 10	LOB: 0	BB: 0	P: 15	R: 0	H: 0	E: 0	K: 0	S: 6	LOB: 0	BB: 0	P: 9	R: 2	H: 3	E: 0	K: 0	S: 11	LOB: 1	BB: 0	P: 20	R: 0	H: 1	E: 0	K: 1	S: 12	LOB: 2	BB: 1	P: 23	R: 0	H: 2	E: 0	K: 1	S: 8	LOB: 2	BB: 0	P: 11	R: 0	H: 0	E: 0	K: 1	S: 8	LOB: 0	BB: 0	P: 13
--------------	------	------	------	------	------	--------	-------	-------	------	------	------	------	------	--------	-------	-------	------	------	------	------	-------	--------	-------	-------	------	------	------	------	------	--------	-------	------	------	------	------	------	-------	--------	-------	-------	------	------	------	------	-------	--------	-------	-------	------	------	------	------	------	--------	-------	-------	------	------	------	------	------	--------	-------	-------

PITCHER	IP	WLS	BF	H	R	ER	SO	BB	IBB	HBP	BLK	WP	HR	S	P	ERA	WHIP
Jason Jennings, R ERA: 5.4 (1, 1)	6.0	L	26	6	2	2	4	3	0	0	0	0	0	55	96	3.00	1.500
Justin Speier, R ERA: 4.44 (7, 1)	0.2		4	2	0	0	0	0	0	0	0	0	0	5	7	0.00	3.000
Javier López, L ERA: 0.83 (7, 1)	1.0		3	0	0	0	1	0	0	0	0	0	0	8	12	0.00	0.000
Jose Jimenez, R ERA: 6.2 (8, 1)	0.1		1	0	0	0	1	0	0	0	0	0	0	3	5	0.00	0.000


**BOTTOM**

**Colorado Rockies @ San Francisco Giants**  
PacBell Park, San Francisco, CA

Sat May 31 2003, 10:15 PM EDT  
Att: 40,256 - Sunny - 59 F

AB	31
R	2
H	8
RBI	2
BB	3
SO	6
LOB	17

WP: 0 PA: 34  
PB: 0  
SB: 0  
CS: 0



PITCHER	IP	WLS	BF	H	R	ER	SO	BB	IBB	HBP	BLK	WP	HR	S	P	ERA	WHIP
---------	----	-----	----	---	---	----	----	----	-----	-----	-----	----	----	---	---	-----	------



Batter	1	2	3	4	5	6	7	8	9	AB R H RBI BB SO LOB	TOP		
Ronnie Belliard, R (1, 4) OBP: 0.393, SLG: 0.406 Brent Butler, R (6, 4) OBP: 0.261, SLG: 0.210	1-1 G6-3		3-2 1B			2-1 G6-4-3 1B		1 SAFE 3-1 P4		3 0 2 0 0 0 0 1 0 0 0 0 0 1	<b>Colorado Rockies @ San Francisco Giants</b> PacBell Park, San Francisco, CA Sun Jun 01 2003, 4:05 PM EDT Att. 41,404 - Sunny - 70 F		
Jay Payton, R (1, 7) OBP: 0.358, SLG: 0.464	2-1 G5-3		0-0 L9			1-1 G6-4-3 1-2f		0-1 F8		4 0 0 0 0 0 3			
17 Todd Helton, L (1, 3) OBP: 0.439, SLG: 0.558	1-2 K					1-2 L7		3-3 K2-3		4 0 0 0 0 2 1			
Preston Wilson, R (1, 8) OBP: 0.357, SLG: 0.555		2-1 G1-3 1B				2-2 G6-3		0-1 F9		4 0 2 0 0 0 0			
Chris Stynes, R (1, 5) OBP: 0.359, SLG: 0.420		2-2 F8				4-2 BB		1-1 G4-3 1B		3 0 1 0 1 0 2			
José Hernández, R (1, 6) OBP: 0.321, SLG: 0.365		2-1 G1-3				1-3 K		2-2 G4-3		4 0 1 0 0 1 3			
Charles Johnson, R (1, 2) OBP: 0.344, SLG: 0.403		1-2 G4-3						1-2 1B					
Gabe Kapler, R (1, 9) OBP: 0.311, SLG: 0.258 Larry Walker, L (7, PH) OBP: 0.432, SLG: 0.488		2-1 G4-3				0-0 G4-6-3 1B		2-1 F8		4 0 1 0 0 0 4			
28 Aaron Cook, R (1, 1) OBP: 0.273, SLG: 0.238 40 Brian Fuentes, L (7, 1) Greg Norton, S (8, PH) OBP: 0.258, SLG: 0.268 Steve Reed, R (8, 1)		2-1 G5-3				2-1 G4-6-3		3-1 G6-3		2 0 0 0 0 0 1 1 0 0 0 0 0 2			
		2-2 G3				0-3 K		2-2 1B		2 0 0 0 0 1 0 0 0 0 0 0 0 0 1 0 1 0 0 0 0 0 0 0 0 0 0 0			
<b>Inning Stats</b>	R: 0 H: 0 E: 0 LOB: 0 K: 1 BB: 0 S: 8 P: 12	R: 0 H: 1 E: 0 LOB: 1 K: 0 BB: 0 S: 9 P: 17	R: 0 H: 1 E: 0 LOB: 1 K: 0 BB: 0 S: 10 P: 17	R: 0 H: 0 E: 0 LOB: 1 K: 1 BB: 1 S: 12 P: 22	R: 0 H: 1 E: 0 LOB: 0 K: 1 BB: 0 S: 6 P: 8	R: 0 H: 1 E: 0 LOB: 0 K: 0 BB: 0 S: 7 P: 11	R: 0 H: 2 E: 0 LOB: 2 K: 0 BB: 0 S: 13 P: 23	R: 0 H: 1 E: 0 LOB: 1 K: 1 BB: 0 S: 16 P: 24	R: 0 H: 1 E: 0 LOB: 1 K: 0 BB: 0 S: 9 P: 14	1B: 8 SF: 0 2B: 0 SAC: 0 3B: 0 DP: 2 HR: 0 HBP: 0	WP: 0 PA: 34 PB: 0 SB: 0 CS: 0		
<b>PITCHER</b>	IP WLS BF H R ER SO BB IBB HBP BLK WP HR S P ERA WHIP											<b>PITCHER</b>	IP WLS BF H R ER SO BB IBB HBP BLK WP HR S P ERA WHIP
Kirk Rueter, L (1, 1) ERA: 3.33	7.1 W 28 7 0 0 3 1 0 0 0 0 0 0 71 121 0.00 1.091												
Joe Nathan, R (8, 1) ERA: 3.6	0.1 1 0 0 0 0 0 0 0 0 0 0 0 2 2 0.00 0.000												
Scott Eyre, L (8, 1) ERA: 3.32	0.1 1 0 0 0 1 0 0 0 0 0 0 0 8 11 0.00 0.000												
Felix Rodriguez, R (9, 1) ERA: 4.18	1.0 4 1 0 0 0 0 0 0 0 0 0 0 9 14 0.00 1.000												

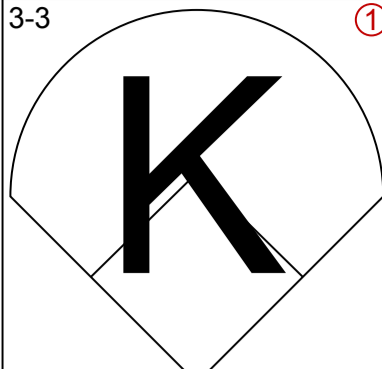
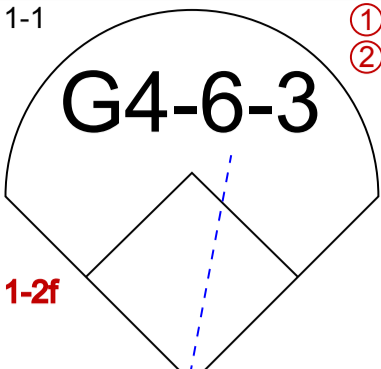
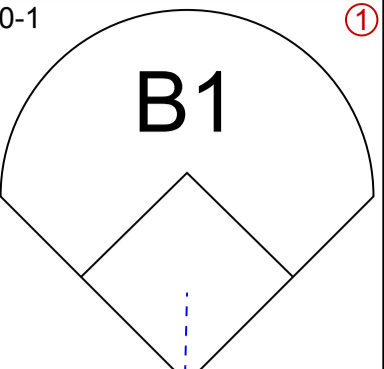
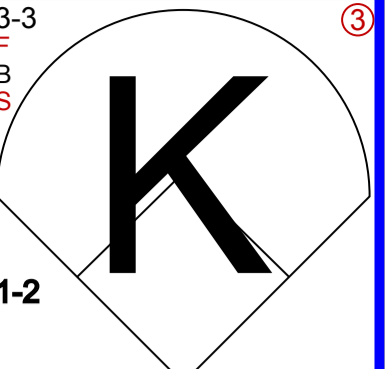
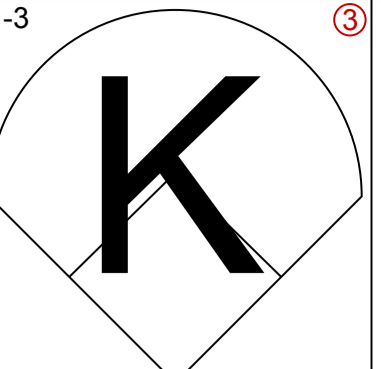
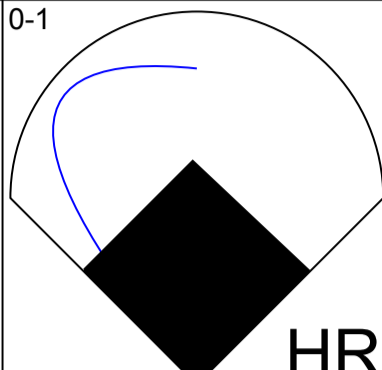
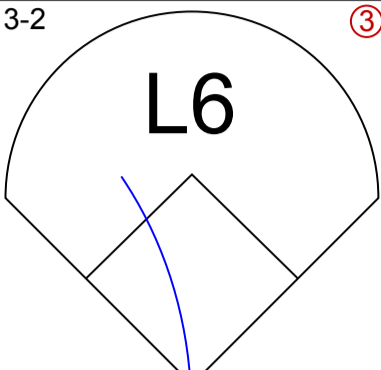
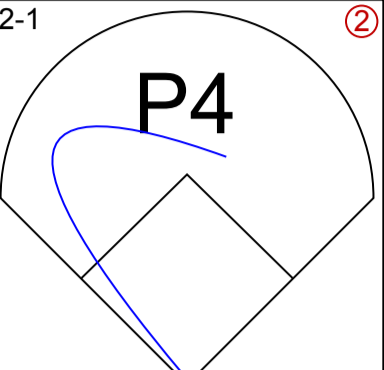
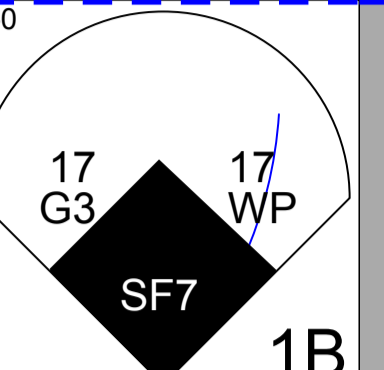
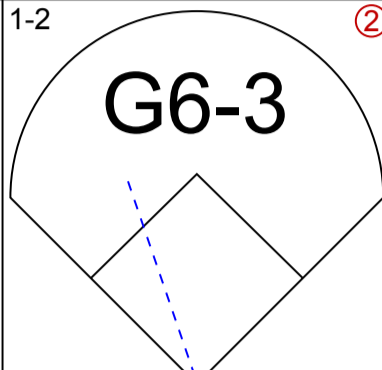
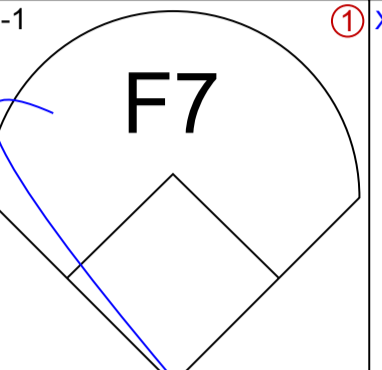
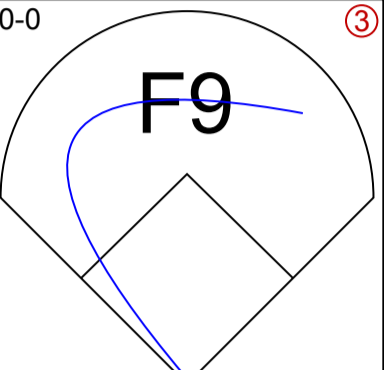
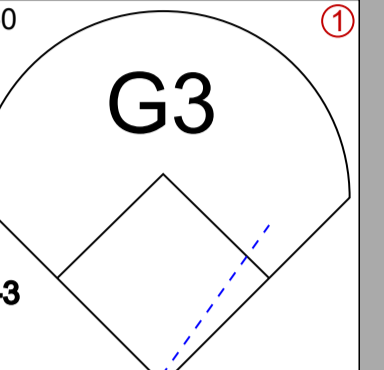
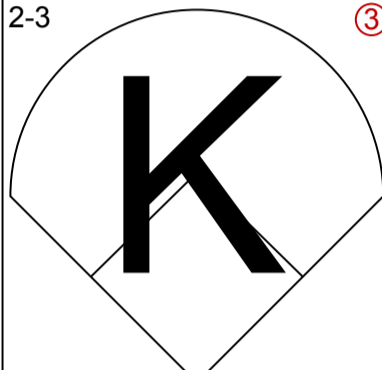
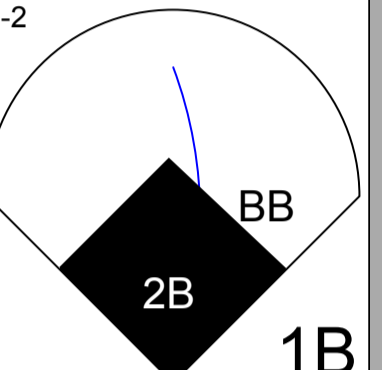
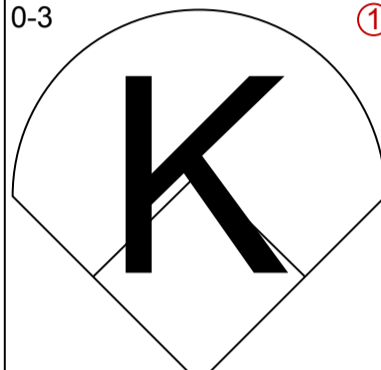
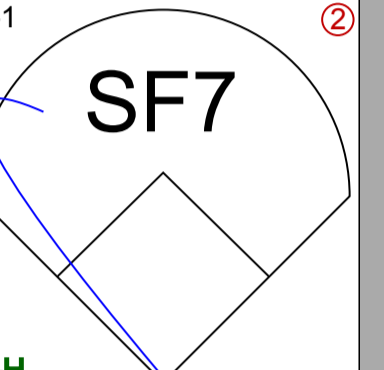
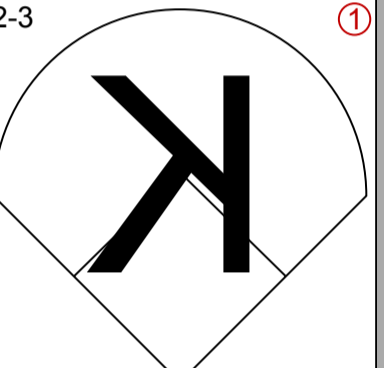
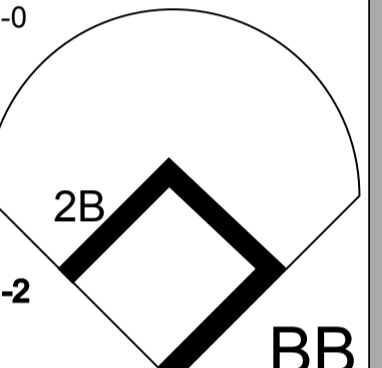
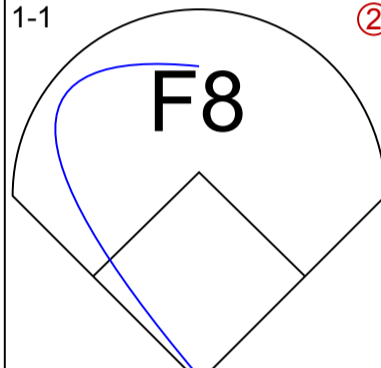
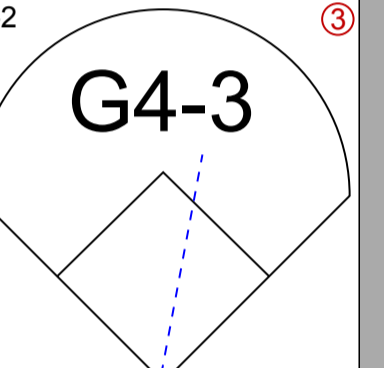
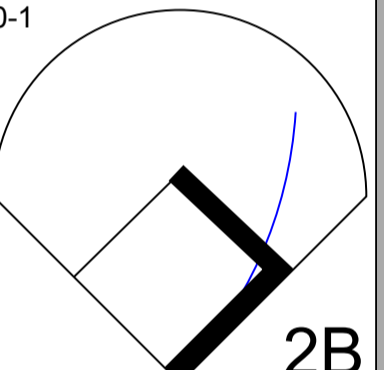
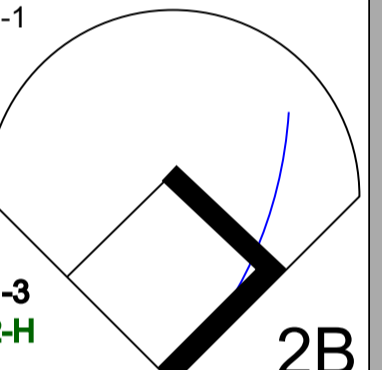
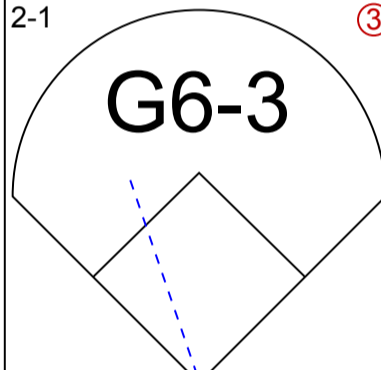
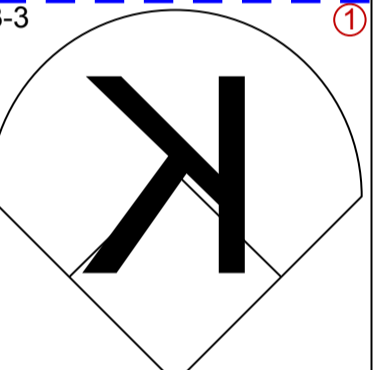
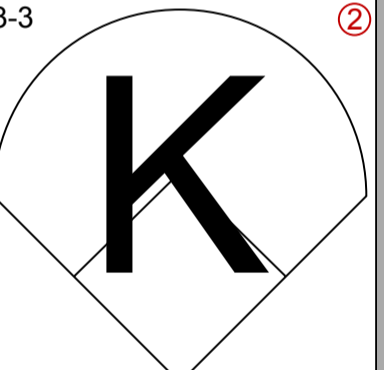
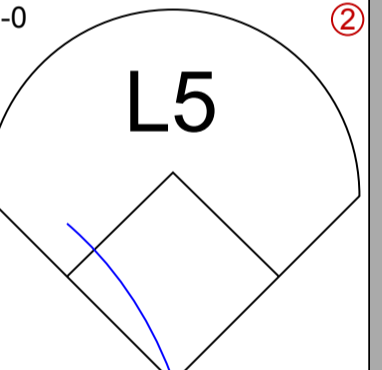
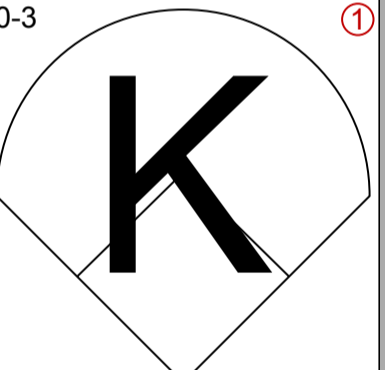
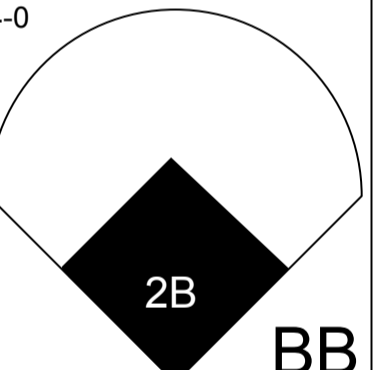
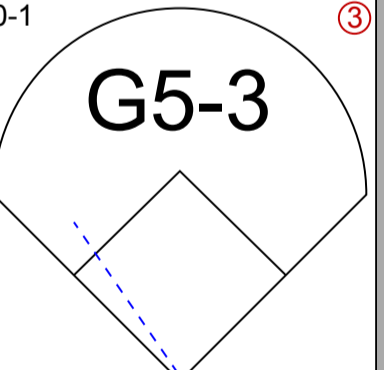
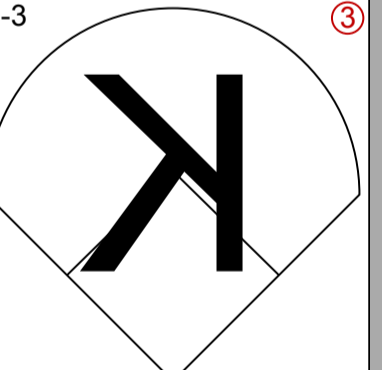
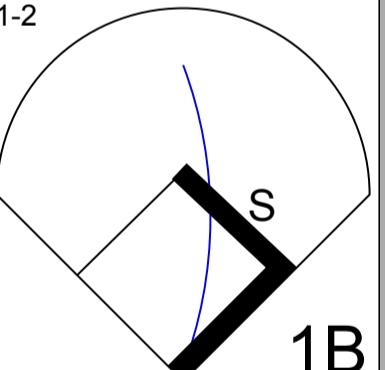
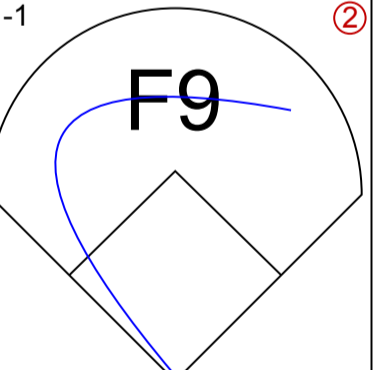
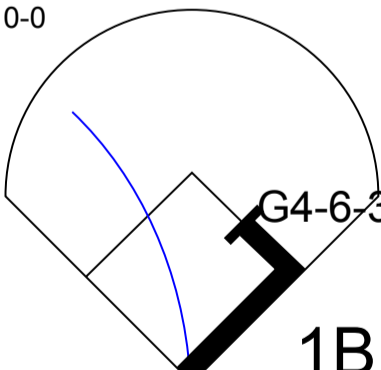
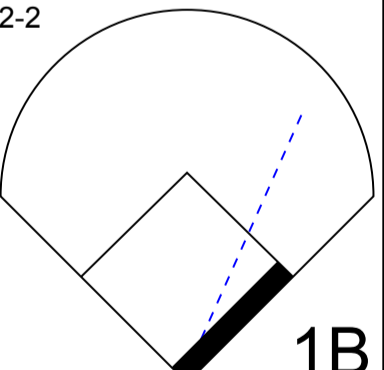
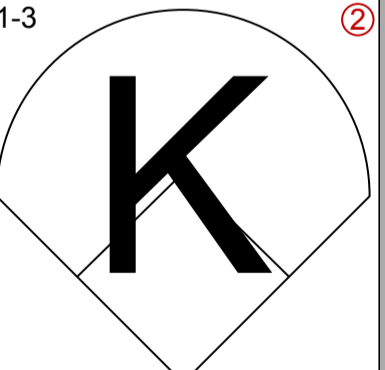
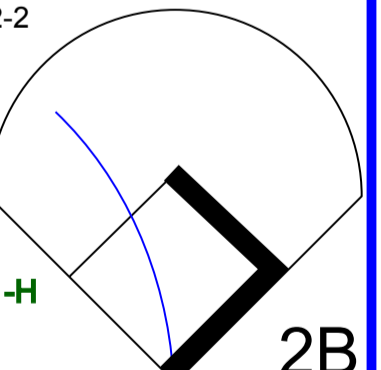
livebaseballscorecards.com

AB	33
R	0
H	8
RBI	0
BB	1
SO	4
LOB	17







Batter	1	2	3	4	5	6	7	8	9	AB R H RBI BB SO LOB	TOP	
<b>Mark Sweeney, L</b> (1, 7) <small>OBP: 0.400, SLG: 0.516</small> <b>Gabe Kapler, R</b> (7, 7) <small>OBP: 0.307, SLG: 0.254</small>										4 0 0 0 0 2 3 1 0 0 0 0 1 1	<b>Colorado Rockies @ San Francisco Giants</b> PacBell Park, San Francisco, CA Mon Jun 02 2003, 10:15 PM EDT Att. 34,231 - Sunny - 67 F	
<b>Greg Norton, S</b> (1, 5) <small>OBP: 0.269, SLG: 0.314</small>										4 2 2 1 0 0 1		
<b>17 Todd Helton, L</b> (1, 3) <small>OBP: 0.432, SLG: 0.547</small>										4 0 0 0 0 0 2		
<b>Preston Wilson, R</b> (1, 8) <small>OBP: 0.355, SLG: 0.552</small>										3 1 1 1 0 2 0		
<b>Larry Walker, L</b> (1, 9) <small>OBP: 0.429, SLG: 0.479</small>										3 0 0 0 1 1 0		
<b>José Hernández, R</b> (1, 6) <small>OBP: 0.324, SLG: 0.377</small>										4 0 2 1 0 1 0		
<b>Bobby Estelella, R</b> (1, 2) <small>OBP: 0.269, SLG: 0.400</small>										3 1 0 0 1 2 3		
<b>Brent Butler, R</b> (1, 4) <small>OBP: 0.260, SLG: 0.212</small>										4 0 1 0 0 1 4		
<b>Shawn Chacon, R</b> (1, 1) <small>OBP: 0.269, SLG: 0.423</small> <b>Javier López, L</b> (8, 1) <small>OBP: 0.361, SLG: 0.472</small> <b>Jay Payton, R</b> (9, PH) <small>OBP: 0.361, SLG: 0.472</small> <b>Jose Jimenez, R</b> (9, 1)										3 0 2 0 0 1 1 0 0 0 0 0 0 0 1 0 1 1 0 0 0 0 0 0 0 0 0 0		
<b>Inning Stats</b>	R: 1 H: 1 E: 0 LOB: 0 K: 2 BB: 0 S: 13 P: 19	R: 0 H: 1 E: 0 LOB: 1 K: 2 BB: 0 S: 10 P: 15	R: 0 H: 1 E: 0 LOB: 0 K: 0 BB: 0 S: 6 P: 10	R: 1 H: 2 E: 0 LOB: 2 K: 1 BB: 1 S: 13 P: 25	R: 0 H: 1 E: 0 LOB: 1 K: 0 BB: 0 S: 8 P: 12	R: 0 H: 0 E: 0 LOB: 0 K: 1 BB: 0 S: 7 P: 10	R: 0 H: 1 E: 0 LOB: 1 K: 3 BB: 0 S: 18 P: 23	R: 1 H: 1 E: 0 LOB: 0 K: 0 BB: 0 S: 8 P: 13	R: 1 H: 1 E: 0 LOB: 1 K: 2 BB: 1 S: 11 P: 22	1B: 5 SF: 1 2B: 3 SAC: 0 3B: 0 DP: 1 HR: 1 HBP: 0	WP: 1 PA: 37 PB: 0 SB: 1 CS: 0	
<b>PITCHER</b> <b>Jason Schmidt, R</b> (1, 1) <small>ERA: 2.54</small> <b>Scott Eyre, L</b> (8, 1) <small>ERA: 3.57</small> <b>Joe Nathan, R</b> (9, 1) <small>ERA: 3.77</small>	IP WLS BF H R ER SO BB IBB HBP BLK WP HR S P ERA WHIP 7.0 L 28 7 2 2 9 1 0 0 0 0 1 0 8 13 2.57 1.143										<b>PITCHER</b> IP WLS BF H R ER SO BB IBB HBP BLK WP HR S P ERA WHIP 1.0 4 1 1 1 0 0 0 0 0 0 1 0 8 13 9.00 1.000 1.0 5 1 1 1 2 1 0 0 0 0 0 0 11 22 9.00 2.000	

livebaseballscorecards.com

<b>AB</b>	34
<b>R</b>	4
<b>H</b>	9
<b>RBI</b>	4
<b>BB</b>	2
<b>SO</b>	11
<b>LOB</b>	15



Batter	1	2	3	4	5	6	7	8	9	AB	R	H	RBI	BB	SO	LOB
<b>Marquis Grissom, R</b> OBP: 0.336, SLG: 0.488 (1, 8)	1-0 F8		1-2 PB BB 1B	1-3 K			0-3 K			4	0	1	0	0	2	2
<b>Ray Durham, S</b> OBP: 0.432, SLG: 0.481 (1, 4)	3-2 F8		4-1 PB BB 1-2		1-0 G3-1		0-0 1B			3	0	1	0	1	0	0
<b>Rich Aurilia, R</b> OBP: 0.329, SLG: 0.409 (1, 6)	1-1 1B 2B		1-3 K	1-2 2-3	4-0 G4-1 BB		3-2 G6-3			3	1	1	0	1	1	3
<b>Barry Bonds, L</b> OBP: 0.493, SLG: 0.626 (1, 7)	0-0 1B		4-0 IBB		3-2 G4-1		0-0 G4-3			3	0	1	1	1	0	1
<b>Benito Santiago, R</b> OBP: 0.361, SLG: 0.530 (1, 2)	0-0 P4		1-2 L6		1-3 K		2-3 K			4	0	0	0	0	2	5
<b>J.T. Snow, L</b> OBP: 0.374, SLG: 0.411 (1, 3)		1-0 P6		0-1 F8 BB 1B		1-0 G4-3		1-1 F7		4	0	1	0	0	0	0
<b>Edgardo Alfonzo, R</b> OBP: 0.313, SLG: 0.347 (1, 5)		0-0 G4-6-3 1B		4-1 SH3-4 BB		2-1 F9		2-2 P4		3	0	1	0	1	0	0
<b>José Cruz Jr., S</b> OBP: 0.378, SLG: 0.436 (1, 9)		0-1 G4-6-3		2-0 F8		2-2 G4-3		2-3 K		4	0	0	0	0	1	3
<b>Jason Schmidt, R</b> (1, 1)			0-0 G4-3		1-0 SH3-4		1-2 K		1-0 G4-3	1	0	0	0	0	0	0
<b>Marvin Benard, L</b> OBP: 0.219, SLG: 0.214 (7, PH)				1-2						1	0	0	0	0	1	0
<b>Scott Eyre, L</b> (8, 1)										0	0	0	0	0	0	0
<b>Joe Nathan, R</b> (9, 1)										0	0	0	0	0	0	0
<b>Neifi Perez, S</b> OBP: 0.303, SLG: 0.368 (9, PH)										1	0	0	0	0	0	0

Inning Stats	R: 1	H: 2	E: 0	K: 0	S: 9	LOB: 1	BB: 0	P: 14	R: 0	H: 1	E: 0	K: 0	S: 4	LOB: 0	BB: 0	P: 5	R: 0	H: 1	E: 0	K: 1	S: 13	LOB: 3	BB: 2	P: 24	R: 0	H: 1	E: 0	K: 1	S: 8	LOB: 2	BB: 1	P: 16	R: 0	H: 0	E: 0	K: 1	S: 8	LOB: 1	BB: 1	P: 17	R: 0	H: 0	E: 0	K: 0	S: 7	LOB: 0	BB: 0	P: 12	R: 0	H: 1	E: 0	K: 2	S: 12	LOB: 1	BB: 0	P: 16	R: 0	H: 0	E: 0	K: 1	S: 7	LOB: 0	BB: 0	P: 10	R: 0	H: 0	E: 0	K: 1	S: 7	LOB: 0	BB: 0	P: 12	1B: 5	SF: 0	2B: 1	SAC: 1	3B: 0	DP: 1	HR: 0	HBP: 0	WP: 0	PA: 36
--------------	------	------	------	------	------	--------	-------	-------	------	------	------	------	------	--------	-------	------	------	------	------	------	-------	--------	-------	-------	------	------	------	------	------	--------	-------	-------	------	------	------	------	------	--------	-------	-------	------	------	------	------	------	--------	-------	-------	------	------	------	------	-------	--------	-------	-------	------	------	------	------	------	--------	-------	-------	------	------	------	------	------	--------	-------	-------	-------	-------	-------	--------	-------	-------	-------	--------	-------	--------

PITCHER	IP	WLS	BF	H	R	ER	SO	BB	IBB	HBP	BLK	WP	HR	S	P	ERA	WHIP
<b>Shawn Chacon, R</b> ERA: 3.17 (1, 1)	7.0	W	30	6	1	1	5	3	1	0	0	0	0	61	104	1.29	1.286
<b>Javier López, L</b> ERA: 0.79 (8, 1)	1.0	H	3	0	0	0	1	0	0	0	0	0	0	7	10	0.00	0.000
<b>Jose Jimenez, R</b> ERA: 5.96 (9, 1)	1.0	S	3	0	0	0	1	0	0	0	0	0	0	7	12	0.00	0.000

**BOTTOM**

**Colorado Rockies @ San Francisco Giants**  
PacBell Park, San Francisco, CA

Mon Jun 02 2003, 10:15 PM EDT  
Att. 34,231 - Sunny - 67 F

AB	31
R	1
H	6
RBI	1
BB	4
SO	7
LOB	14



PITCHER	IP	WLS	BF	H	R	ER	SO	BB	IBB	HBP	BLK	WP	HR	S	P	ERA	WHIP
---------	----	-----	----	---	---	----	----	----	-----	-----	-----	----	----	---	---	-----	------






Batter	1	2	3	4	5	6	7	8	9	AB R H RBI BB SO LOB
Marquis Grissom, R OBP: 0.338, SLG: 0.500 (1, 8)	E4 G6-4-3		1-2 1-3 1B		G4-6-3 1-2f		E5 BB		0-1 HR	5 1 2 1 0 0 2
Ray Durham, S OBP: 0.431, SLG: 0.475 (1, 4)	G6-4-3 1-2f		G3			G1-3 1B	G5-4-3 BB		2-3 K	4 1 1 0 0 1 1 2
Rich Aurilia, R OBP: 0.323, SLG: 0.401 41 Chad Zerbe, L (1, 6) (8, 1)	F8			P6		F9	G5-4-3			4 0 0 0 0 0 4 0 0 0 0 0 0 0
Barry Bonds, L OBP: 0.493, SLG: 0.642 (1, 7)		0-0 1B		1-1 HR		G1-3 1-2		1-0 F7		4 1 2 1 0 0 1
Benito Santiago, R OBP: 0.359, SLG: 0.524 (1, 2)		2-1 P4		0-0 G1-3		0-1 BB 1B		0-1 G6-3		4 0 1 1 0 0 1
J.T. Snow, L OBP: 0.377, SLG: 0.410 (1, 3)		1-1 G6-3 1-3 1B		0-0 L7		4-2 1-2 BB		1-2 E3 WP		3 0 1 0 1 0 0
Edgardo Alfonzo, R OBP: 0.307, SLG: 0.340 (1, 5)		1-2 G6-3 1-2f			F8	L9		3-1 L7		4 0 0 0 0 0 5
Marvin Benard, L OBP: 0.235, SLG: 0.267 Pedro Feliz, R OBP: 0.315, SLG: 0.531 (1, 9) (7, PH) (8, 9)			2-2 F9		1-2 1B 2B		0-2 K		1-0 F9	2 1 1 0 0 0 0 2 0 0 0 0 1 0
Damian Moss, R OBP: 0.250, SLG: 0.217 Neifi Perez, S OBP: 0.306, SLG: 0.370 (1, 1) (7, PH) (8, 6)			1-1 1B		1-2 G4-6-3 1-2f 1B		1-0 BB E 1B		0-0 F8	2 0 2 1 0 0 0 2 0 1 0 0 0 0

Inning Stats	R: 0 E: 1 K: 0 S: 4	H: 0 LOB: 0 BB: 0 P: 8	R: 0 E: 0 K: 0 S: 8	H: 2 LOB: 1 BB: 0 P: 12	R: 0 E: 0 K: 0 S: 10	H: 2 LOB: 1 BB: 0 P: 17	R: 1 E: 0 K: 0 S: 5	H: 1 LOB: 0 BB: 0 P: 6	R: 1 E: 0 K: 0 S: 11	H: 2 LOB: 0 BB: 0 P: 14	R: 1 E: 0 K: 0 S: 13	H: 2 LOB: 2 BB: 1 P: 20	R: 0 E: 1 K: 1 S: 18	H: 1 LOB: 2 BB: 1 P: 25	R: 0 E: 1 K: 0 S: 8	H: 0 LOB: 1 BB: 0 P: 13	R: 1 E: 0 K: 1 S: 7	H: 1 LOB: 0 BB: 0 P: 10	1B: 8 2B: 1 3B: 0 HR: 2	SF: 0 SAC: 0 DP: 4 HBP: 0
--------------	------------------------------	---------------------------------	------------------------------	----------------------------------	-------------------------------	----------------------------------	------------------------------	---------------------------------	-------------------------------	----------------------------------	-------------------------------	----------------------------------	-------------------------------	----------------------------------	------------------------------	----------------------------------	------------------------------	----------------------------------	----------------------------------	------------------------------------

**MINNESOTA TWINS @ SAN FRANCISCO GIANTS**  
PacBell Park, San Francisco, CA  
Tue Jun 03 2003, 10:15 PM EDT  
Att. 34,713 - Sunny - 68 F

AB	36
R	4
H	11
RBI	4
BB	2
SO	2
LOB	15



PITCHER	IP	WLS	BF	H	R	ER	SO	BB	IBB	HBP	BLK	WP	HR	S	P	ERA	WHIP
Joe Mays, R ERA: 5.4 (1, 1)	6.0	W	25	9	3	3	0	1	0	0	0	0	1	51	77	4.50	1.667
Johan Santana, L ERA: 2.65 (7, 1)	0.1	H	4	1	0	0	1	1	0	0	0	0	0	9	15	0.00	6.000
LaTroy Hawkins, R ERA: 1.37 (7, 1)	1.2	H	5	0	0	0	0	0	0	0	0	1	0	17	23	0.00	0.000
Eddie Guardado, L ERA: 1.82 (9, 1)	1.0	S	4	1	1	1	1	0	0	0	0	0	1	7	10	9.00	1.000



Batter	1	2	3	4	5	6	7	8	9	AB R H RBI BB SO LOB	TOP																									
Jacque Jones, L (1, 7) OBP: 0.329, SLG: 0.483	0-2 2B		0-0 G3		2-3 K		0-1 G5-3			4 1 1 0 0 1 0	<b>Minnesota Twins @ San Francisco Giants</b> PacBell Park, San Francisco, CA Wed Jun 04 2003, 10:15 PM EDT Att. 35,319 - Cloudy - 62 F																									
Cristian Guzman, S (1, 6) OBP: 0.285, SLG: 0.362	1-2 L6		1-1 1B		1-1 G4-3			0-0 F9		4 1 1 0 0 0 1																										
Corey Koskie, L (1, 5) OBP: 0.368, SLG: 0.426	0-3 K		1-1 2B 2-H G3 1B		1-2 F8			4-2 BB		3 1 1 1 1 1 1																										
Torii Hunter, R (1, 8) OBP: 0.336, SLG: 0.447	0-1 2B 2-H		1 SAFE 1 SAFE 2-2 G3 1-3 2B		4-1 CS BB BB			1 SAFE 0-0 F9		3 0 2 1 1 0 1																										
Doug Mientkiewicz, L (1, 3) OBP: 0.347, SLG: 0.503	1-1 G4-3		2-1 G3 2-3 3-H		1 SAFE 1 SAFE 4-1 BB 1-2 BB			1-1 F7		3 0 0 1 1 0 3																										
Dustan Mohr, R (1, 9) OBP: 0.325, SLG: 0.497			0-3 K 3-3 K		0-0 B1			0-3 K		4 0 0 0 0 3 3																										
A.J. Pierzynski, L (1, 2) OBP: 0.321, SLG: 0.462			1-1 G6-3		2-3 K		1-0 F9 2-3		1-3 K2-3	4 0 0 0 0 2 2																										
Luis Rivas, R (1, 4) OBP: 0.282, SLG: 0.331 Matthew LeCroy, R (9, PH) OBP: 0.313, SLG: 0.468 Juan Rincon, R (9, 1)			4-2 BB		0-0 F8		1-0 F9		0-1 F9	2 0 0 0 1 0 0 1 0 0 0 0 0 0 0 0 0 0 0 0 0																										
Brad Radke, R (1, 1) J.C. Romero, S (8, 1) LaTroy Hawkins, R (8, 1) Denny Hocking, S (9, 4) OBP: 0.217, SLG: 0.250			0-0 G4-3		0-0 F7		1-3 K			3 0 0 0 0 1 1 0																										
<b>Inning Stats</b>	R: 1 E: 0 K: 1 S: 13	H: 2 LOB: 1 BB: 0 P: 15	R: 0 E: 0 K: 1 S: 11	H: 0 LOB: 1 BB: 1 P: 16	R: 2 E: 0 K: 1 S: 13	H: 3 LOB: 1 BB: 0 P: 22	R: 0 E: 0 K: 1 S: 5	H: 0 LOB: 0 BB: 0 P: 7	R: 0 E: 0 K: 1 S: 9	H: 0 LOB: 0 BB: 0 P: 13		R: 0 E: 0 K: 1 S: 7	H: 0 LOB: 0 BB: 0 P: 9	R: 0 E: 0 K: 1 S: 7	H: 0 LOB: 1 BB: 1 P: 12	R: 0 E: 0 K: 2 S: 9	H: 0 LOB: 0 BB: 0 P: 10	1B: 1 2B: 4 3B: 0 HR: 0	SF: 0 SAC: 0 DP: 0 HBP: 0	WP: 0 PB: 0 SB: 0 CS: 1	PA: 35															
<b>PITCHER</b>	IP WLS BF H R ER SO BB IBB HBP BLK WP HR S P ERA WHIP																																			
Jerome Williams, R (1, 1) ERA: 6.75	6.2		27	5	3	3	6	3	0	0	0	0	0	60	93	4.05	1.200																			
Scott Eyre, L (7, 1) ERA: 3.47	0.2		3	0	0	0	0	1	0	0	0	0	0	6	10	0.00	1.500																			
Joe Nathan, R (8, 1) ERA: 3.73	0.1		1	0	0	0	0	0	0	0	0	0	0	1	1	0.00	0.000																			
Jason Christiansen, L (8, 1) ERA:	0.1		1	0	0	0	0	0	0	0	0	0	0	2	3	0.00	0.000																			
Tim Worrell, R (9, 1) ERA: 1.44	1.0	W	3	0	0	0	2	0	0	0	0	0	0	9	10	0.00	0.000																			

livebaseballscorecards.com

AB	31
R	3
H	5
RBI	3
BB	4
SO	8
LOB	12







Batter	1	2	3	4	5	6	7	8	9	AB R H RBI BB SO LOB	TOP											
Jacque Jones, L (1, 7) OBP: 0.321, SLG: 0.472	2-3 K	2-3 K		0-0 G3		2-3 K		2-1 G4-3		5 0 0 0 0 3 3	<b>Minnesota Twins @ San Francisco Giants</b> PacBell Park, San Francisco, CA Thu Jun 05 2003, 10:15 PM EDT Att. 35,783 - Sunny - 60 F											
Cristian Guzman, S (1, 6) OBP: 0.292, SLG: 0.377	1-1 1B	0-1 P6		2-2 1B		1-0 G3		0-0 1B		5 1 3 1 0 0 2												
Corey Koskie, L (1, 5) OBP: 0.360, SLG: 0.415	0-0 G3		1-3 K	1-0 G3		3-0 G4-3		2-3 K		5 0 0 0 0 2 3												
Torii Hunter, R (1, 8) OBP: 0.342, SLG: 0.445	4-0 1B		4-2 1B		3-2 F7		2-2 G6-3	0-0 F8		3 2 1 0 2 0 0												
Doug Mientkiewicz, L (1, 3) OBP: 0.343, SLG: 0.494	1-0 1B		1-3 K		1-0 F9		2-0 G6-3	0-2 G1-3		5 0 1 1 0 1 2												
Bobby Kielty, S (1, 9) OBP: 0.402, SLG: 0.493	0-0 L8		3-2 1B		2-0 3B		4-2 BB	1-1 G6-3		4 1 2 1 1 0 2												
Eddie Guardado, R (9, 1)			1-H 1B		1-H 1B		BB			0 0 0 0 0 0 0												
A.J. Pierzynski, L (1, 2) OBP: 0.324, SLG: 0.477		1-0 SH5-4	2-0 P5		2-1 3B		1-0 SF8			3 0 2 2 0 0 1												
Chris Gomez, R (1, 4) OBP: 0.329, SLG: 0.417		1 SAFE SH5-4	4-1 BB		0-2 1B		1 SAFE K	3-3 K		2 1 1 0 2 1 1												
Kyle Lohse, R (1, 1)		2-1 SH5-4		0-1 SH2-4		1-0 FC4-6		1-3 K		2 0 0 0 0 1 2												
Dustan Mohr, R (9, 9) OBP: 0.325, SLG: 0.497		1-2 2-3		2-3		1-2f				0 0 0 0 0 0 0												
<b>Inning Stats</b>	R: 1 E: 0 K: 1 S: 8	H: 2 LOB: 2 BB: 1 P: 16	R: 0 E: 0 K: 1 S: 10	H: 1 LOB: 2 BB: 1 P: 19	R: 1 E: 0 K: 2 S: 16	H: 1 LOB: 1 BB: 1 P: 27	R: 1 E: 0 K: 0 S: 10	H: 2 LOB: 1 BB: 0 P: 13	R: 1 E: 0 K: 0 S: 8	H: 2 LOB: 2 BB: 1 P: 21	R: 0 E: 0 K: 1 S: 5	H: 0 LOB: 0 BB: 0 P: 11	R: 1 E: 0 K: 1 S: 11	H: 1 LOB: 1 BB: 1 P: 23	R: 0 E: 0 K: 2 S: 9	H: 1 LOB: 1 BB: 0 P: 14	R: 0 E: 0 K: 0 S: 6	H: 0 LOB: 0 BB: 0 P: 7	1B: 7 2B: 1 3B: 2 HR: 0	SF: 1 SAC: 2 DP: 0 HBP: 0	WP: 1 PB: 0 SB: 1 CS: 0	PA: 42
<b>PITCHER</b>	IP WLS BF H R ER SO BB IBB HBP BLK WP HR S P ERA WHIP																					
Jesse Foppert, R (1, 1) ERA: 4.58	5.0 L 27 8 4 4 4 3 1 0 0 1 0 52 96 7.20 2.200																					
Jim Brower, R (6, 1) ERA: 5.18	3.0 12 2 1 1 4 1 0 0 0 0 0 25 48 3.00 1.000																					
41 Chad Zerbe, L (9, 1) ERA: 5.82	1.0 3 0 0 0 0 0 0 0 0 0 0 6 7 0.00 0.000																					

AB	34
R	5
H	10
RBI	5
BB	5
SO	8
LOB	16




Batter	1	2	3	4	5	6	7	8	9	AB	R	H	RBI	BB	SO	LOB
Marquis Grissom, R (1, 8) OBP: 0.333, SLG: 0.493	1-3 K			0-0 G5-3		0-2 1B		2-0 F9		4	0	1	0	0	1	1
Ray Durham, S (1, 4) OBP: 0.438, SLG: 0.479	0-3 K			1-1 G3		3-1 F7		0-0 1B		4	0	1	0	0	1	1
Rich Aurilia, R (1, 6) OBP: 0.324, SLG: 0.400 41 Chad Zerbe, L (9, 1)	1-0 P3			3-2 1B		1-1 F8		1-1 G5-3		4	0	1	0	0	0	3
Barry Bonds, L (1, 7) OBP: 0.491, SLG: 0.639			1-1 G3	2-1 G3-1		1-1 G4-3			4-2 FC4-6 1B BB	3	0	0	0	1	0	2
Benito Santiago, R (1, 2) OBP: 0.354, SLG: 0.517			0-0 F8		0-2 HR 2B		0-0 G6-3		0-0 FC4-6 1B	4	1	2	0	0	0	0
J.T. Snow, L (1, 3) OBP: 0.369, SLG: 0.417 Andres Galarraga, R (9, PH) OBP: 0.417, SLG: 0.552			1-3 K		0-0 HR 2-H		3-1 G3		0-0 FC4-6 1-2f 2-3	3	1	1	2	0	1	0
Edgardo Alfonzo, R (1, 5) OBP: 0.301, SLG: 0.332			1-0 F7		1-0 G6-3		0-0 F8		0-0 L5	4	0	0	0	0	0	2
José Cruz Jr., S (1, 9) OBP: 0.381, SLG: 0.435			0-0 G3-1		2-2 G5-4-3 1B		2-1 F7		2-3 K	4	0	1	0	0	1	2
Jesse Foppert, R (1, 1) OBP: 0.111, SLG: 0.176 Pedro Feliz, R (5, PH) OBP: 0.304, SLG: 0.510 Jim Brower, R (6, 1) OBP: 0.667, SLG: 0.667 Neifi Perez, S (8, PH) OBP: 0.310, SLG: 0.374 (9, 6)			0-3 K		0-1 G5-4-3 1-2f		0-1 1B		0-1 1B	1	0	0	0	0	1	0

Inning Stats	R: 0	H: 0	E: 0	K: 2	S: 8	LOB: 0	BB: 0	P: 10	R: 0	H: 0	E: 0	K: 1	S: 6	LOB: 0	BB: 0	P: 8	R: 0	H: 0	E: 0	K: 1	S: 5	LOB: 0	BB: 0	P: 6	R: 0	H: 1	E: 0	K: 0	S: 9	LOB: 1	BB: 0	P: 15	R: 2	H: 3	E: 0	K: 0	S: 12	LOB: 0	BB: 0	P: 15	R: 0	H: 1	E: 0	K: 0	S: 10	LOB: 1	BB: 0	P: 15	R: 0	H: 0	E: 0	K: 0	S: 4	LOB: 0	BB: 0	P: 7	R: 0	H: 2	E: 0	K: 0	S: 8	LOB: 2	BB: 0	P: 13	R: 0	H: 1	E: 0	K: 1	S: 12	LOB: 2	BB: 1	P: 18	1B: 6	SF: 0	2B: 1	SAC: 0	3B: 0	DP: 1	HR: 1	HBP: 0	WP: 0	PA: 35
--------------	------	------	------	------	------	--------	-------	-------	------	------	------	------	------	--------	-------	------	------	------	------	------	------	--------	-------	------	------	------	------	------	------	--------	-------	-------	------	------	------	------	-------	--------	-------	-------	------	------	------	------	-------	--------	-------	-------	------	------	------	------	------	--------	-------	------	------	------	------	------	------	--------	-------	-------	------	------	------	------	-------	--------	-------	-------	-------	-------	-------	--------	-------	-------	-------	--------	-------	--------


PITCHER	IP	WLS	BF	H	R	ER	SO	BB	IBB	HBP	BLK	WP	HR	S	P	ERA	WHIP
Kyle Lohse, R (1, 1) ERA: 3.01	8.0	W	30	7	2	2	4	0	0	0	0	0	1	62	89	2.25	0.875
Eddie Guardado, L (9, 1) ERA: 1.75	1.0	S	5	1	0	0	1	1	0	0	0	0	0	12	18	0.00	2.000

**MINNESOTA TWINS @ SAN FRANCISCO GIANTS**  
**PacBell Park, San Francisco, CA**  
 Thu Jun 05 2003, 10:15 PM EDT  
 Att: 35,783 - Sunny - 60 F

AB	34
R	2
H	8
RBI	2
BB	1
SO	5
LOB	14





Batter	1	2	3	4	5	6	7	8	9	AB R H RBI BB SO LOB	TOP		
Alex Sanchez, L (1, 8) OBP: 0.307, SLG: 0.355	2-2 P6		2-1 FC6-4 1B		1-0 G2-3		0-1 SAFE SAFE F7			4 0 1 0 0 0 1			
Ramon Santiago, S (1, 4) OBP: 0.298, SLG: 0.270	2-1 G3-6-1 1B		1-0 FC6-4 FC4-6 1-2f			1-0 G4-6-3 1B		2-2 P2		4 0 2 0 0 0 1			
Bobby Higginson, L (1, 9) OBP: 0.346, SLG: 0.362	3-2 G3-6-1 1-2f		1-0 FC4-6 1-2f			2-1 G4-6-3 1-2f		0-2 P6		4 0 0 0 0 0 3			
Dmitri Young, S (1, 5) OBP: 0.345, SLG: 0.522		1-1 L9		2-2 G5-3		3-1 HR		1-3 K		4 1 1 1 0 1 0			
Craig Monroe, R (1, 7) OBP: 0.280, SLG: 0.350		1-1 15 HR 1B		3-2 FC1-6-5 2B		1-1 1B		0-1 G6-3		4 1 3 0 0 0 0			
Shane Halter, R (1, 3) OBP: 0.259, SLG: 0.318 (7, 6)		2-2 F9		0-0 FC1-6-5 2-3		1-1 G4-3		0-0 G5-3		4 0 0 0 0 0 3			
15 Brandon Inge, R (1, 2) OBP: 0.217, SLG: 0.288 Warren Morris, L (9, PH)		2-2 HR		1-3 K			0-3 K		2-2 G6-3	3 1 1 2 0 2 1 1 0 0 0 0 0 0	AB 33 R 3 H 8 RBI 3 BB 1 SO 5 LOB 9		
20 Omar Infante, R (1, 6) OBP: 0.261, SLG: 0.236 Kevin Witt, L (7, PH) (7, 3)		0-2 G4-3			2-1 G4-3		0-0 P3			2 0 0 0 0 0 0 1 0 0 0 0 0 0			
38 Jeremy Bonderman, R (1, 1) Gene Kingsale, S (7, PH) OBP: 0.287, SLG: 0.295 Jamie Walker, L (7, 1) Matt Roney, R (8, 1)			0-3 K		0-3 K		4-1 BB			2 0 0 0 0 2 0 0 0 0 0 1 0 0 0 0 0 0 0 0 0 0 0 0 0 0 0 0			
<b>Inning Stats</b>	R: 0 H: 1 E: 0 LOB: 0 K: 0 BB: 0 S: 9 P: 16	R: 2 H: 2 E: 0 LOB: 0 K: 0 BB: 0 S: 14 P: 20	R: 0 H: 1 E: 0 LOB: 1 K: 1 BB: 0 S: 7 P: 11	R: 0 H: 1 E: 0 LOB: 1 K: 1 BB: 0 S: 14 P: 20	R: 0 H: 0 E: 0 LOB: 0 K: 1 BB: 0 S: 6 P: 9	R: 1 H: 3 E: 0 LOB: 1 K: 0 BB: 0 S: 9 P: 17	R: 0 H: 0 E: 0 LOB: 1 K: 1 BB: 1 S: 7 P: 11	R: 0 H: 0 E: 0 LOB: 0 K: 1 BB: 0 S: 9 P: 12	R: 0 H: 0 E: 0 LOB: 0 K: 0 BB: 0 S: 6 P: 8	1B: 5 SF: 0 2B: 1 SAC: 0 3B: 0 DP: 2 HR: 2 HBP: 0	WP: 0 PA: 34 PB: 0 SB: 0 CS: 0		
<b>PITCHER</b>	IP WLS BF H R ER SO BB IBB HBP BLK WP HR S P ERA WHIP											<b>PITCHER</b>	IP WLS BF H R ER SO BB IBB HBP BLK WP HR S P ERA WHIP
Kirk Rueter, L (1, 1) ERA: 3.42	6.0 W 24 8 3 3 3 0 0 0 0 0 0 2 59 93 4.50 1.333												
Felix Rodriguez, R (7, 1) ERA: 3.9	2.0 H 7 0 0 0 2 1 0 0 0 0 0 0 16 23 0.00 0.500												
Tim Worrell, R (9, 1) ERA: 1.39	1.0 S 3 0 0 0 0 0 0 0 0 0 0 0 6 8 0.00 0.000												

**Detroit Tigers @ San Francisco Giants**  
 PacBell Park, San Francisco, CA  
 Fri Jun 06 2003, 10:15 PM EDT  
 Att. 41,554 - Cloudy - 61 F

livebaseballscorecards.com

Batter	1	2	3	4	5	6	7	8	9
Marquis Grissom, R OBP: 0.336, SLG: 0.498 (1, 8)	2-2 CS 1B		0-0 F8	1-2 E4			1-1 SH G6-4-3 2B		
J.T. Snow, L OBP: 0.378, SLG: 0.420 (1, 3)	3-2 2B FC4-6 HBP		1-1 G5-4-3 1B	4-2 BB			0-0 SH G6-4-3 2-3		
Rich Aurilia, R OBP: 0.322, SLG: 0.402 (1, 6)	0-0 FC4-6 1-3 2B		1-0 G5-4-3 1-2f	0-1 F8			0-0 G6-4-3 1-2f 3-H		
Barry Bonds, L OBP: 0.491, SLG: 0.634 (1, 7)	4-0 FC4-6 IBB			2-1 1B 1B	0-1 P2		2-1 F8		
Ray Durham, S OBP: 0.433, SLG: 0.473 (1, 4)	0-0 FC4-6 1-2f 2-3 3-H		1-3 SAFE FC4-6 1B	1-2 P6			0-1 E BLK 1B		
Edgardo Alfonzo, R OBP: 0.300, SLG: 0.330 (1, 5)	1-1 F7		0-1 SAFE BB FC4-6 1B	0-0 G6-3			3-1 SAFE F8		
José Cruz Jr., S OBP: 0.383, SLG: 0.433 (1, 9)		0-1 P6	2-1 FC4-6 BB E 1B			0-0 G4-3	4-2 SAFE E BB		
Yorvit Torrealba, R OBP: 0.344, SLG: 0.492 (1, 2)		3-1 L8	4-1 FC4-6 BB			0-1 G6-3	3-2 E4 G4-6-3		
Kirk Rueter, L OBP: 0.182, SLG: 0.156 Pedro Feliz, R OBP: 0.298, SLG: 0.500 Felix Rodriguez, R OBP: 1.000, SLG: 1.000 Andres Galarraga, R OBP: 0.411, SLG: 0.544 Tim Worrell, R (9, 1)		0-0 G6-3	0-0 FC4-6 E			1-1 G5-3	1-1 G4-6-3 1-2f		

Inning Stats	R: 1	H: 2	E: 0	K: 0	S: 10	LOB: 2	BB: 1	P: 20	R: 0	H: 0	E: 0	K: 0	S: 5	LOB: 0	BB: 0	P: 8	R: 0	H: 1	E: 0	K: 0	S: 4	LOB: 0	BB: 0	P: 6	R: 3	H: 3	E: 1	K: 1	S: 18	LOB: 3	BB: 2	P: 32	R: 0	H: 0	E: 0	K: 0	S: 8	LOB: 0	BB: 0	P: 9	R: 0	H: 0	E: 0	K: 0	S: 5	LOB: 0	BB: 0	P: 6	R: 1	H: 1	E: 0	K: 0	S: 6	LOB: 0	BB: 0	P: 9	R: 0	H: 1	E: 1	K: 0	S: 18	LOB: 2	BB: 1	P: 28
--------------	------	------	------	------	-------	--------	-------	-------	------	------	------	------	------	--------	-------	------	------	------	------	------	------	--------	-------	------	------	------	------	------	-------	--------	-------	-------	------	------	------	------	------	--------	-------	------	------	------	------	------	------	--------	-------	------	------	------	------	------	------	--------	-------	------	------	------	------	------	-------	--------	-------	-------


PITCHER	IP	WLS	BF	H	R	ER	SO	BB	IBB	HBP	BLK	WP	HR	S	P	ERA	WHIP
38 Jeremy Bolderman, R ERA: 5.51 (1, 1)	6.0	L	27	6	4	3	1	2	1	1	0	0	0	50	81	4.50	1.333
Jamie Walker, L ERA: 4.66 (7, 1)	1.0		4	1	1	1	0	0	0	0	0	0	0	6	9	9.00	1.000
Matt Roney, R ERA: 3.6 (8, 1)	1.0		5	1	0	0	0	1	0	0	1	0	0	18	28	0.00	2.000

**DETROIT TIGERS @ SAN FRANCISCO GIANTS**  
**PacBell Park, San Francisco, CA**  
 Fri Jun 06 2003, 10:15 PM EDT  
 Att: 41,554 - Cloudy - 61 F

AB	R	H	RBI	BB	SO	LOB
4	1	2	0	0	0	1
1	1	1	0	1	0	0
4	0	1	0	0	0	5
3	1	1	0	1	0	0
4	0	1	1	0	1	3
4	1	1	0	0	0	3
3	1	1	1	1	0	0
3	0	0	0	1	0	2
2	0	0	1	0	0	2
1	0	0	0	0	0	0
0	0	0	0	0	0	0
1	0	0	0	0	0	3
0	0	0	0	0	0	0

1B	2B	3B	HR	SF	SAC	DP	HBP
6	2	0	0	0	3	0	1

WP	PA	ERA	WHIP
0	36		





Batter	1	2	3	4	5	6	7	8	9	AB R H RBI BB SO LOB	TOP											
Alex Sanchez, L (1, 8) OBP: 0.304, SLG: 0.351	0-3 K		0-3 K		1-2 F7		1-0 F7		0-0 S B5-3 1B	5 0 1 2 0 2 4												
Gene Kingsale, S (1, 7) OBP: 0.276, SLG: 0.282	0-0 F9		1-1 G4-6-3		3-2 G6-3			2-2 G6-3	1-0 B5-3	5 0 0 0 0 0 5												
Craig Monroe, R (1, 9) OBP: 0.270, SLG: 0.336	0-1 G5-3			0-0 F7		1-3 K		1-0 G5-3	0-2 G6-3	5 0 0 1 0 1 1												
Dmitri Young, S (1, 5) OBP: 0.346, SLG: 0.516		1-3 K		1-3 K		1-1 F7		3-2 FC5-4 1B	4-1 S BB	4 0 1 0 1 2 0												
Kevin Witt, L (1, 3) OBP: 0.327, SLG: 0.500 Shane Halter, R (8, PH) OBP: 0.255, SLG: 0.313		1-2 FC3-6 15 BB 1B		2-2 1B		3-3 K		1-2 FC5-4 1-2f	2-3 K	3 0 2 0 0 1 0 2 0 0 0 0 1 3												
15 Brandon Inge, R (1, 2) OBP: 0.224, SLG: 0.302		4-2 FC3-6 1-2 BB		1-3 K			0-0 F9		1-0 1B 3B	3 1 1 0 1 1 1												
Warren Morris, L (1, 4) OBP: 0.167, SLG: 0.167		0-0 FC3-6 1-2f 2-3		1-1 G3			0-0 F9		1-1 1B 20 BB 1B	4 1 1 1 0 0 2												
20 Omar Infante, R (1, 6) OBP: 0.272, SLG: 0.244		0-3 K		2-2 BLK 1B			1-2 WP S 1B		4-1 1B 1B BB	3 2 2 0 1 1 2												
Mike Maroth, L (1, 1) OBP: 1.000, SLG: 1.000 Eric Munson, L (7, PH) OBP: 0.313, SLG: 0.377 Chris Spurling, R (7, 1) Steve Avery, L (8, 1) OBP: 1.000, SLG: 1.000 Steve Sparks, R (8, 1) Matt Walbeck, S (9, PH) OBP: 0.102, SLG: 0.122			1-2 G4-6-3 1B		4-1 1B		2-2 1B		1-1 B5-3 1B G6-3 1B	1 0 1 0 1 0 0 1 0 1 1 0 1 1 1 0 0 0 0												
<b>Inning Stats</b>	R: 0 E: 0 K: 1 S: 7	H: 0 LOB: 0 BB: 0 P: 7	R: 0 E: 0 K: 2 S: 13	H: 1 LOB: 2 BB: 1 P: 19	R: 0 E: 0 K: 1 S: 8	H: 1 LOB: 0 BB: 0 P: 10	R: 0 E: 0 K: 2 S: 12	H: 1 LOB: 1 BB: 0 P: 16	R: 0 E: 0 K: 2 S: 8	H: 0 LOB: 0 BB: 0 P: 13	R: 1 E: 0 K: 0 S: 12	H: 2 LOB: 1 BB: 0 P: 16	R: 0 E: 0 K: 0 S: 12	H: 1 LOB: 1 BB: 0 P: 19	R: 4 E: 0 K: 1 S: 17	H: 4 LOB: 2 BB: 2 P: 31	1B: 10 2B: 0 3B: 1 HR: 0	SF: 0 SAC: 0 DP: 1 HBP: 0	WP: 1 PB: 0 SB: 3 CS: 0	PA: 41		
<b>PITCHER</b>	IP WLS BF H R ER SO BB IBB HBP BLK WP HR S P ERA WHIP	IP WLS BF H R ER SO BB IBB HBP BLK WP HR S P ERA WHIP	IP WLS BF H R ER SO BB IBB HBP BLK WP HR S P ERA WHIP	IP WLS BF H R ER SO BB IBB HBP BLK WP HR S P ERA WHIP	IP WLS BF H R ER SO BB IBB HBP BLK WP HR S P ERA WHIP	IP WLS BF H R ER SO BB IBB HBP BLK WP HR S P ERA WHIP	IP WLS BF H R ER SO BB IBB HBP BLK WP HR S P ERA WHIP	IP WLS BF H R ER SO BB IBB HBP BLK WP HR S P ERA WHIP	IP WLS BF H R ER SO BB IBB HBP BLK WP HR S P ERA WHIP	IP WLS BF H R ER SO BB IBB HBP BLK WP HR S P ERA WHIP	IP WLS BF H R ER SO BB IBB HBP BLK WP HR S P ERA WHIP	IP WLS BF H R ER SO BB IBB HBP BLK WP HR S P ERA WHIP	IP WLS BF H R ER SO BB IBB HBP BLK WP HR S P ERA WHIP	IP WLS BF H R ER SO BB IBB HBP BLK WP HR S P ERA WHIP	IP WLS BF H R ER SO BB IBB HBP BLK WP HR S P ERA WHIP	IP WLS BF H R ER SO BB IBB HBP BLK WP HR S P ERA WHIP	IP WLS BF H R ER SO BB IBB HBP BLK WP HR S P ERA WHIP	IP WLS BF H R ER SO BB IBB HBP BLK WP HR S P ERA WHIP	IP WLS BF H R ER SO BB IBB HBP BLK WP HR S P ERA WHIP	IP WLS BF H R ER SO BB IBB HBP BLK WP HR S P ERA WHIP	IP WLS BF H R ER SO BB IBB HBP BLK WP HR S P ERA WHIP	
Jason Schmidt, R (1, 1) ERA: 2.44	7.0 W 28 6 1 1 8 2 0 0 1 1 0 73 105 1.29 1.143	0.2 H 3 1 0 0 0 0 0 0 0 0 0 9 15 0.00 1.500	0.1 H 1 0 0 0 0 0 0 0 0 0 0 3 4 0.00 0.000	0.0 H 3 2 3 3 0 1 0 0 0 0 0 4 10 ∞ ∞	1.0 H 6 2 1 1 1 1 0 0 0 0 0 13 21 9.00 3.000																	

Detroit Tigers @ San Francisco Giants  
PacBell Park, San Francisco, CA

Sat Jun 07 2003, 4:05 PM EDT  
Att. 40,060 - Overcast - 61 F

livebaseballscorecards.com

AB	37
R	5
H	11
RBI	5
BB	4
SO	9
LOB	18



Batter	1	2	3	4	5	6	7	8	9	AB	R	H	RBI	BB	SO	LOB
Marquis Grissom, R OBP: 0.339, SLG: 0.511	0-0 F8 1B	2-1 L7			1-0 G6-3		1-0 1-H HR			4	2	2	2	0	0	1
Ray Durham, S OBP: 0.429, SLG: 0.468	1-2 1B	0-2 L7			2-3 K		3-2 P5			4	0	1	0	0	1	1
Rich Aurilia, R OBP: 0.321, SLG: 0.399	2-0 F8		2-1 L6		1-1 P5			2-0 HR 1B		4	1	1	0	0	0	2
Barry Bonds, L OBP: 0.496, SLG: 0.652	1-1 SAFE 1-2 1B		4-0 S BB		1-0 F8			2-1 1-H HR		3	1	2	3	1	0	0
Benito Santiago, R OBP: 0.347, SLG: 0.505	2-3 K		1 SAFE 2-2 F9		1-0 E6 CS			0-1 F8		4	0	0	0	0	1	3
Andres Galarraga, R OBP: 0.403, SLG: 0.569	2-1 F8		1-0 F9		0-1 F9			0-1 HR		4	1	1	1	0	0	4
Edgardo Alfonzo, R OBP: 0.299, SLG: 0.329		3-1 G4-3			0-2 G5-4-3 1B		3-1 CS	1-2 F7	1-1 F8	4	0	1	0	0	0	0
José Cruz Jr., S OBP: 0.381, SLG: 0.444		0-0 HR			1-0 G5-4-3		1-0 F8	2-3 K		4	1	1	1	0	1	1
Jason Schmidt, R OBP: 0.028, SLG: 0.038 Marvin Bernard, L OBP: 0.263, SLG: 0.294 Felix Rodriguez, R OBP: 1.000, SLG: 1.000 Scott Eyre, L OBP: 0.000, SLG: 0.000 Jason Christiansen, R OBP: 0.000, SLG: 0.000 Tim Worrell, R OBP: 0.000, SLG: 0.000		2-2 1B			3-3 K		1-0 HR 1B			2	0	1	0	0	1	0

Inning Stats	R: 1	H: 3	E: 0	K: 1	S: 12	H: 3	LOB: 2	BB: 0	P: 20	R: 1	H: 2	E: 0	K: 0	S: 13	H: 2	LOB: 1	BB: 0	P: 20	R: 0	H: 0	E: 0	K: 0	S: 6	H: 0	LOB: 1	BB: 1	P: 15	R: 0	H: 1	E: 0	K: 1	S: 8	H: 0	LOB: 0	BB: 0	P: 12	R: 0	H: 0	E: 1	K: 0	S: 5	H: 0	LOB: 0	BB: 0	P: 10	R: 2	H: 2	E: 0	K: 0	S: 12	H: 3	LOB: 0	BB: 0	P: 19	R: 3	H: 3	E: 0	K: 1	S: 12	H: 3	LOB: 0	BB: 0	P: 19
--------------	------	------	------	------	-------	------	--------	-------	-------	------	------	------	------	-------	------	--------	-------	-------	------	------	------	------	------	------	--------	-------	-------	------	------	------	------	------	------	--------	-------	-------	------	------	------	------	------	------	--------	-------	-------	------	------	------	------	-------	------	--------	-------	-------	------	------	------	------	-------	------	--------	-------	-------

PITCHER	IP	WLS	BF	H	R	ER	SO	BB	IBB	HBP	BLK	WP	HR	S	P	ERA	WHIP
Mike Maroth, L ERA: 5.35	(1, 1)	6.0	L	24	6	2	2	3	1	0	0	0	1	51	88	3.00	1.167
Chris Spurling, R ERA: 3.86	(7, 1)	1.0		6	3	3	0	0	0	0	0	0	1	13	22	27.00	3.000
Steve Avery, L ERA: 4.15	(8, 1)	0.0		1	1	1	0	0	0	0	0	0	1	2	4	∞	∞
Steve Sparks, R ERA: 3.42	(8, 1)	1.0		4	1	1	1	0	0	0	0	0	1	9	12	9.00	1.000

**DETROIT TIGERS @ SAN FRANCISCO GIANTS**  
PacBell Park, San Francisco, CA  
Sat Jun 07 2003, 4:05 PM EDT  
Att: 40,060 - Overcast - 61 F

AB	34
R	7
H	11
RBI	7
BB	1
SO	4
LOB	12

livebaseballscorecards.com



WP: 0	PA: 36
PB: 0	
SB: 1	
CS: 1	









Batter	1	2	3	4	5	6	7	8	9	AB R H RBI BB SO LOB	TOP		
Marquis Grissom, R (1, 8) OBP: 0.336, SLG: 0.500	0-3 K		1-1 G5-3		0-1 G5-3			0-3 K		4 0 0 0 0 2 1	<b>San Francisco Giants @ Chicago White Sox</b> U.S. Cellular Field, Chicago, IL Tue Jun 10 2003, 8:05 PM EDT Att. 23,837 - Cloudy - 77 F  <b>livebaseballscorecards.com</b>		
Ray Durham, S (1, 4) OBP: 0.426, SLG: 0.462	3-3 K			0-2 HR 1B		1-2 F7		1-3 K		4 1 1 0 0 2 0			
Rich Aurilia, R (1, 6) OBP: 0.322, SLG: 0.401	0-2 1B			1-2 F8 1 SAFE 1 SAFE 1 SAFE		0-0 G6-3		1-1 F9		4 0 1 0 0 0 1			
Barry Bonds, L (1, 7) OBP: 0.496, SLG: 0.665	3-3 K			2-1 1-H HR		4-0 1B IBB		1-1 P6		3 1 1 2 1 1 1			
Benito Santiago, R (1, 2) OBP: 0.346, SLG: 0.495 Pedro Feliz, R (9, PR) OBP: 0.295, SLG: 0.482			3-1 G4-3		0-1 P4		0-1 1-2 1B	4-2 2B 1B BB		3 0 1 0 1 0 0 0 1 0 0 0 0 0			
Andres Galarraga, R (1, 10) OBP: 0.398, SLG: 0.564			0-0 G5-3		1-3 K2-3		1-3 K	1-2 1B 2B		4 0 1 0 0 2 2			
J.T. Snow, L (1, 3) OBP: 0.378, SLG: 0.424 Marvin Benard, L (9, PR) OBP: 0.282, SLG: 0.297			3-2 F7			3-1 G3 2B		0-0 G6-3 1B 2-3 3-H		4 0 2 1 0 1 0 0 0 0 0 0 0 0			
Edgardo Alfonzo, R (1, 5) OBP: 0.297, SLG: 0.330			0-0 G6-3		1-2 G5-3		1-0 G5-3	1-2 G6-3 1-2f		4 0 0 0 0 0 3			
José Cruz Jr., S (1, 9) OBP: 0.378, SLG: 0.441			3-3 K		2-0 G3 2-3		0-2 G4-3			3 0 0 0 0 1 1			
<b>Inning Stats</b>	R: 0 H: 1 E: 0 LOB: 1 K: 3 BB: 0 S: 12 P: 18	R: 0 H: 0 E: 0 LOB: 0 K: 0 BB: 0 S: 7 P: 13	R: 0 H: 0 E: 0 LOB: 0 K: 1 BB: 0 S: 6 P: 10	R: 2 H: 2 E: 0 LOB: 0 K: 1 BB: 0 S: 16 P: 20	R: 0 H: 1 E: 0 LOB: 1 K: 0 BB: 0 S: 9 P: 15	R: 0 H: 1 E: 0 LOB: 2 K: 1 BB: 1 S: 10 P: 16	R: 0 H: 0 E: 0 LOB: 0 K: 1 BB: 0 S: 8 P: 10	R: 0 H: 0 E: 0 LOB: 0 K: 2 BB: 0 S: 9 P: 11	R: 1 H: 2 E: 0 LOB: 2 K: 0 BB: 1 S: 12 P: 19	1B: 4 SF: 0 2B: 2 SAC: 0 3B: 0 DP: 1 HR: 1 HBP: 0	WP: 0 PA: 35 PB: 0 SB: 0 CS: 0		
<b>PITCHER</b>	IP WLS BF H R ER SO BB IBB HBP BLK WP HR S P ERA WHIP											<b>PITCHER</b>	IP WLS BF H R ER SO BB IBB HBP BLK WP HR S P ERA WHIP
Jon Garland, R (1, 1) ERA: 5.29	7.0 W 27 5 2 2 7 0 1 0 0 0 0 1 68 102 2.57 0.714												
Tom Gordon, R (8, 1) ERA: 4.25	1.0 H 3 0 0 0 2 0 0 0 0 0 0 0 9 11 0.00 0.000												
Damaso Marte, L (9, 1) ERA: 1.09	0.1 H 1 0 0 0 0 0 0 0 0 0 0 0 2 3 0.00 0.000												
Billy Koch, R (9, 1) ERA: 5.13	0.2 4 2 1 1 0 1 0 0 0 0 0 0 10 16 13.50 4.500												







Batter	1	2	3	4	5	6	7	8	9	AB R H RBI BB SO LOB	TOP											
Marquis Grissom, R OBP: 0.337, SLG: 0.500 (1, 8)	0-0 G5-3	0-1 F7			1-1 2B 1B	1-0 SF8		0-1 1-2 2-3 1B		4 1 2 1 0 0 0												
Neff Perez, S OBP: 0.316, SLG: 0.385 (1, 6)	3-3 K		0-3 K		0-0 1-3 1B 2B	2-1 G5-3		2-3 K		5 1 1 0 0 3 4												
Ray Durham, S OBP: 0.430, SLG: 0.466 (1, 4)	2-1 BB HR 1B		2-3 K		2-1 HR 1B	2-2 HBP		3-1 SF8		3 2 2 3 0 1 0												
Barry Bonds, L OBP: 0.494, SLG: 0.673 (1, 10)	4-1 1-2 HR BB		1-1 P6		0-1 1-H HR	1-2 G4-3		2-2 3-H G1-3		4 2 1 2 1 0 4												
Benito Santiago, R OBP: 0.343, SLG: 0.485 Yorvit Torrealba, R OBP: 0.344, SLG: 0.492 (1, 2) (9, 2)	4-0 1-2 2-3 HR BB			2-3 K	2-2 G4-3		1-1 G5-3		2-2 F9	4 1 0 0 1 1 0 0 0 0 0 0 0 0												
Pedro Feliz, R OBP: 0.288, SLG: 0.508 (1, 5)	1-2 1-H 2-H 3-H HR		1-0 G6-3		0-1 G6-3		2-1 P3		1-0 G6-3	5 1 1 4 0 0 0												
J.T. Snow, L OBP: 0.379, SLG: 0.425 (1, 3)	3-2 F9		4-2 BB			1-0 2B 2B	2-3 K		2-1 G4-3	4 1 1 0 1 1 0												
José Cruz Jr., S OBP: 0.380, SLG: 0.446 (1, 9)		0-0 P3		0-1 G4-3		1-1 1B SF8 2B		0-1 1B SF8 1B		4 2 2 1 0 0 1												
Marvin Benard, L OBP: 0.283, SLG: 0.317 (1, 7)		2-2 G6-3			0-0 B1-3	2-2 G5-3 1B		0-0 1B		4 0 2 0 0 0 0												
<b>Inning Stats</b>	R: 4 E: 0 K: 1 S: 15	H: 2 LOB: 0 BB: 2 P: 32	R: 0 E: 0 K: 0 S: 6	H: 0 LOB: 0 BB: 0 P: 8	R: 0 E: 0 K: 2 S: 11	H: 0 LOB: 1 BB: 1 P: 14	R: 0 E: 0 K: 1 S: 9	H: 0 LOB: 1 BB: 1 P: 16	R: 4 E: 0 K: 0 S: 13	H: 4 LOB: 0 BB: 0 P: 18	R: 2 E: 0 K: 0 S: 15	H: 3 LOB: 2 BB: 0 P: 25	R: 0 E: 0 K: 1 S: 8	H: 0 LOB: 0 BB: 0 P: 13	R: 1 E: 0 K: 1 S: 13	H: 3 LOB: 2 BB: 0 P: 20	R: 0 E: 0 K: 0 S: 6	H: 0 LOB: 0 BB: 0 P: 11	1B: 7 2B: 3 3B: 0 HR: 2	SF: 2 SAC: 0 DP: 0 HBP: 1	WP: 0 PB: 0 SB: 0 CS: 0	PA: 43
<b>PITCHER</b>	IP WLS BF H R ER SO BB IBB HBP BLK WP HR S P ERA WHIP																					
56 Mark Buehrle, L ERA: 5.18 (1, 1)	4.1 L 22 6 8 8 4 3 0 0 0 0 0 2 49 81 16.61 2.077																					
Gary Glover, R ERA: 5.53 (5, 1)	1.0 6 3 2 2 0 0 0 0 0 0 0 0 13 20 18.00 3.000																					
Kelly Wunsch, L ERA: 1.15 (6, 1)	0.2 3 0 0 0 0 0 0 0 1 0 0 0 7 12 0.00 0.000																					
Rick White, R ERA: 7.88 (7, 1)	2.0 9 3 1 1 2 0 0 0 0 0 0 0 21 33 4.50 1.500																					
David Sanders, L ERA: 5.27 (9, 1)	1.0 3 0 0 0 0 0 0 0 0 0 0 0 6 11 0.00 0.000																					

San Francisco Giants @ Chicago White Sox  
U.S. Cellular Field, Chicago, IL  
Wed Jun 11 2003, 8:05 PM EDT  
Att. 19,114 - Overcast - 57 F

AB	37
R	11
H	12
RBI	11
BB	3
SO	6
LOB	9



Batter	1	2	3	4	5	6	7	8	9	AB	R	H	RBI	BB	SO	LOB
D'Angelo Jimenez, S (1, 4) OBP: 0.359, SLG: 0.465	1-3 K		0-0 G4-3			1-3 K		3-2 F7	2-2 F8	5	0	0	0	0	2	3
Jose Valentin, S (1, 6) OBP: 0.317, SLG: 0.443	0-1 F7			1-0 P4		2-3 K		3-2 E 1-H HR 2B	2-2 P6	5	1	1	1	0	1	2
Frank Thomas, R (1, 3) OBP: 0.420, SLG: 0.546	2-1 F7			1-3 K		4-0 BB		1-2 E6 HR		3	1	0	0	1	1	1
Magglio Ordonez, R (1, 9) OBP: 0.330, SLG: 0.462		0-3 K		2-0 F7		1-3 K		3-2 F 1-H 3-H HR		3	0	0	0	0	2	1
Aaron Rowand, R (8, 8) OBP: 0.212, SLG: 0.230										1	1	1	3	0	0	0
Brian Daubach, L (1, 10) OBP: 0.326, SLG: 0.325		4-1 BB			2-3 K2-3		4-2 G6-4-3 BB	0-1 1B		2	0	1	0	2	1	0
Carlos Lee, R (1, 7) OBP: 0.317, SLG: 0.455		2-3 K			0-0 P6		2-1 G6-4-3 1-2f	2-0 F8		4	0	0	0	0	1	3
Armando Rios, L (1, 8) OBP: 0.241, SLG: 0.289		0-3 K			3-1 24 BB 1B		1-0 F7		0-1 F7	4	0	1	0	0	1	1
24 Joe Crede, R (1, 5) OBP: 0.256, SLG: 0.336			0-2 G1-3		4-2 1-2 BB			3-2 F9	3-2 1B 1B	3	0	1	0	1	0	0
Miguel Olivo, R (1, 2) OBP: 0.306, SLG: 0.410			3-3 K					4-2 F 2B BB	2-1 1B	2	0	0	0	0	1	2
Josh Paul, R (7, 2) OBP: 0.714, SLG: 0.667					0-1 P6				1-2 1B	1	1	1	0	1	0	0

Inning Stats	R: 0	H: 0	E: 0	K: 1	S: 7	LOB: 0	BB: 0	P: 10	R: 0	H: 0	E: 0	K: 3	S: 11	LOB: 1	BB: 1	P: 17	R: 0	H: 0	E: 0	K: 1	S: 9	LOB: 0	BB: 0	P: 12	R: 0	H: 0	E: 0	K: 1	S: 5	LOB: 0	BB: 0	P: 9	R: 0	H: 1	E: 0	K: 1	S: 11	LOB: 2	BB: 1	P: 20	R: 0	H: 0	E: 0	K: 3	S: 12	LOB: 1	BB: 1	P: 20	R: 0	H: 0	E: 0	K: 0	S: 7	LOB: 0	BB: 1	P: 14	R: 4	H: 3	E: 1	K: 0	S: 35	LOB: 1	BB: 1	P: 54	R: 0	H: 2	E: 0	K: 0	S: 14	LOB: 2	BB: 0	P: 23	1B: 4	SF: 0	2B: 1	SAC: 0	3B: 0	DP: 1	HR: 1	HBP: 0	WP: 0	PA: 38
PITCHER	IP	WLS	BF	H	R	ER	SO	BB	IBB	HBP	BLK	WP	HR	S	P	ERA	WHIP																																																																	
Jesse Foppert, R (1, 1) ERA: 4.18	7.1	W	27	1	1	1	10	5	0	0	0	0	0	75	122	1.23	0.818																																																																	
Jim Brower, R (8, 1) ERA: 4.66	0.2		6	3	3	0	0	0	0	0	0	0	1	22	34	0.00	4.500																																																																	
41 Chad Zerbe, L (9, 1) ERA: 5.21	1.0		5	2	0	0	0	0	0	0	0	0	0	14	23	0.00	2.000																																																																	


**BOTTOM**

**San Francisco Giants @ Chicago White Sox**  
 U.S. Cellular Field, Chicago, IL

Wed Jun 11 2003, 8:05 PM EDT  
 Att: 19,114 - Overcast - 57 F

livebaseballscorecards.com

<b>AB</b>	<b>33</b>
<b>R</b>	<b>4</b>
<b>H</b>	<b>6</b>
<b>RBI</b>	<b>4</b>
<b>BB</b>	<b>5</b>
<b>SO</b>	<b>10</b>
<b>LOB</b>	<b>13</b>











Batter	1	2	3	4	5	6	7	8	9	AB R H RBI BB SO LOB	TOP											
<b>Marquis Grissom, R</b> (1, 8) <small>OBP: 0.340, SLG: 0.500</small>	0-0 	2-1 		1-0 		3-2 			2-2 	5 0 3 0 0 0 4												
<b>Rich Aurilia, R</b> (1, 10) <small>OBP: 0.322, SLG: 0.412</small>	2-1 		1-1 		2-1 	0-1 			0-3 	5 0 1 0 0 1 3												
<b>Ray Durham, S</b> (1, 4) <small>OBP: 0.426, SLG: 0.456</small>	1-1 		0-1 		1-1 		1-0 		4-2 	4 0 1 0 1 0 2												
<b>Barry Bonds, L</b> (1, 7) <small>OBP: 0.492, SLG: 0.676</small>	4-0 		3-1 		0-2 		2-3 		0-3 	4 0 2 0 1 2 3												
<b>Benito Santiago, R</b> (1, 2) <small>OBP: 0.333, SLG: 0.468</small>	1-1 		1-0 		0-1 		1-3 		0-0 	5 0 0 0 0 1 8												
<b>Pedro Feliz, R</b> (1, 3) <small>OBP: 0.297, SLG: 0.507</small>		0-0 		1-1 	2-2 		3-2 			4 0 1 0 0 0 3												
<b>Edgardo Alfonzo, R</b> (1, 5) <small>OBP: 0.296, SLG: 0.325</small>		2-1 		0-1 		1-1 		0-1 		4 0 1 0 0 0 0												
<b>Neifi Perez, S</b> (1, 6) <small>OBP: 0.307, SLG: 0.378</small>		1-1 		0-0 		0-0 		2-3 		3 0 1 0 0 1 0												
<b>José Cruz Jr., S</b> (1, 9) <small>OBP: 0.384, SLG: 0.470</small>		4-0 		2-3 		2-0 		3-2 		3 1 1 1 1 1 2												
<b>Inning Stats</b>	R: 0 E: 0 K: 0 S: 7	H: 1 LOB: 2 BB: 1 P: 15	R: 0 E: 0 K: 0 S: 7	H: 1 LOB: 2 BB: 1 P: 16	R: 0 E: 0 K: 0 S: 7	H: 1 LOB: 1 BB: 0 P: 12	R: 0 E: 0 K: 1 S: 10	H: 2 LOB: 2 BB: 0 P: 14	R: 0 E: 0 K: 0 S: 13	H: 2 LOB: 2 BB: 0 P: 18	R: 1 E: 0 K: 0 S: 11	H: 2 LOB: 1 BB: 0 P: 17	R: 0 E: 0 K: 2 S: 11	H: 1 LOB: 1 BB: 0 P: 18	R: 0 E: 0 K: 1 S: 10	H: 0 LOB: 0 BB: 0 P: 15	R: 0 E: 0 K: 2 S: 17	H: 1 LOB: 2 BB: 1 P: 23	1B: 8 2B: 2 3B: 0 HR: 1	SF: 0 SAC: 1 DP: 0 HBP: 0	WP: 0 PB: 0 SB: 1 CS: 0	PA: 41
<b>PITCHER</b>	IP WLS BF H R ER SO BB IBB HBP BLK WP HR S P ERA WHIP																					
<b>Chris George, L</b> (1, 1) <small>ERA: 6.35</small>	6.1 W 31 10 1 1 2 1 1 0 0 0 1 59 99 1.42 1.737																					
<b>Jason Grimsley, R</b> (7, 1) <small>ERA: 3.96</small>	1.2 H 5 0 0 0 2 0 0 0 0 0 0 0 17 26 0.00 0.000																					
<b>Mike MacDougal, R</b> (9, 1) <small>ERA: 2.83</small>	1.0 5 1 0 0 2 1 0 0 0 0 0 0 17 23 0.00 2.000																					

**San Francisco Giants @ Kansas City Royals**  
 Kauffman Stadium, Kansas City, MO  
 Fri Jun 13 2003, 7:05 PM CDT  
 Att. 31,426 - Cloudy - 81 F

AB	37
R	1
H	11
RBI	1
BB	3
SO	6
LOB	25









Batter	1	2	3	4	5	6	7	8	9	AB R H RBI BB SO LOB
<b>Desi Relaford, S</b> OBP: 0.347, SLG: 0.429 (1, 9) C B S (9, 4)	2-3 K		0-3 K			4-1 29 HR BB	1-2 F7		0-1 1B	4 1 1 0 1 2 1
<b>Joe Randa, R</b> OBP: 0.306, SLG: 0.419 (1, 5) C X	0-1 G5-3		1-0 G6-3			0-1 F8		2-2 1B	0-1 SF8	4 0 1 1 0 0 2
<b>29 Mike Sweeney, R</b> OBP: 0.432, SLG: 0.527 (1, 3) B C C B B X	3-2 G1-3			2-1 G6-3		0-2 1-H HR		1-3 K	1-1 G5-3	5 1 1 2 0 1 3
<b>Raul Ibanez, L</b> OBP: 0.327, SLG: 0.443 (1, 7) B X		1-0 F8		3-2 G3-1		1-0 P4-6 2B		2-3 K		4 0 1 0 0 1 1
<b>Ken Harvey, R</b> OBP: 0.281, SLG: 0.358 (1, 10) C B B T C		1-3 K2-3		0-0 G3-1		4-0 IBB		2-0 1B		3 0 1 0 1 1 0
<b>Mendy López, R</b> OBP: 0.295, SLG: 0.349 (1, 4) C B B T C B B		3-2 1B		0-0 G6-3		0-1 P4-6 2-2f		0-3 K		2 0 1 0 0 0 0
<b>Brent Abernathy, R</b> OBP: 0.077, SLG: 0.040 (6, 4) X B B T C B B		0-1 1B		1-0 F7						1 0 0 0 0 0 2
<b>Aaron Guiel, L</b> OBP: 0.348, SLG: 0.565 (8, PH) C B B T C B B										0 0 0 0 0 0 0
<b>Carlos Beltrán, S</b> OBP: 0.396, SLG: 0.526 (8, PH) C B B T C B B										1 0 0 0 0 1 2
<b>Michael Tucker, L</b> OBP: 0.319, SLG: 0.447 (1, 8) C X		0-1 G1-3								3 1 0 0 1 0 1
<b>4 Angel Berroa, R</b> OBP: 0.336, SLG: 0.451 (1, 6) B B C C B X			3-1 2B							3 1 2 1 1 1 1
<b>Mike DiFelice, R</b> OBP: 0.326, SLG: 0.448 (1, 2) X			0-0 B3							4 0 1 0 0 1 2

Inning Stats	R: 0	H: 0	E: 0	K: 1	S: 8	H: 0	LOB: 0	BB: 0	P: 13	R: 0	H: 1	E: 0	K: 1	S: 10	H: 1	LOB: 1	BB: 0	P: 15	R: 0	H: 1	E: 0	K: 1	S: 9	R: 0	H: 0	E: 0	K: 0	S: 6	H: 0	LOB: 0	BB: 0	P: 11	R: 0	H: 0	E: 0	K: 0	S: 5	H: 0	LOB: 1	BB: 1	P: 10	R: 2	H: 2	E: 0	K: 0	S: 9	H: 2	LOB: 1	BB: 2	P: 18	R: 1	H: 1	E: 0	K: 1	S: 12	H: 1	LOB: 0	BB: 0	P: 15	R: 0	H: 2	E: 0	K: 3	S: 16	H: 2	LOB: 2	BB: 0	P: 23	R: 1	H: 2	E: 0	K: 1	S: 14	H: 2	LOB: 2	BB: 1	P: 21	1B: 5	SF: 1	2B: 3	SAC: 0	3B: 0	DP: 1	HR: 2	HBP: 0
--------------	------	------	------	------	------	------	--------	-------	-------	------	------	------	------	-------	------	--------	-------	-------	------	------	------	------	------	------	------	------	------	------	------	--------	-------	-------	------	------	------	------	------	------	--------	-------	-------	------	------	------	------	------	------	--------	-------	-------	------	------	------	------	-------	------	--------	-------	-------	------	------	------	------	-------	------	--------	-------	-------	------	------	------	------	-------	------	--------	-------	-------	-------	-------	-------	--------	-------	-------	-------	--------

PITCHER	IP	WLS	BF	H	R	ER	SO	BB	IBB	HBP	BLK	WP	HR	S	P	ERA	WHIP
<b>Damian Moss, L</b> ERA: 4.41 (1, 1)	6.1	W	26	5	3	3	3	2	1	0	0	0	2	52	87	4.26	1.105
<b>Joe Nathan, R</b> ERA: 3.47 (7, 1)	0.2	H	2	0	0	0	1	0	0	0	0	0	0	7	8	0.00	0.000
<b>Felix Rodriguez, R</b> ERA: 4.31 (8, 1)	0.2	H	4	2	0	0	2	0	0	0	0	0	0	13	20	0.00	3.000
<b>Scott Eyre, L</b> ERA: 3.81 (8, 1)	0.1	H	2	0	1	1	1	1	0	0	0	0	0	4	8	27.00	3.000
<b>Tim Worrell, R</b> ERA: 1.49 (9, 1)	1.0		5	2	0	0	1	0	0	0	0	0	0	13	16	0.00	2.000

**BOTTOM**

**San Francisco Giants @ Kansas City Royals**  
Kauffman Stadium, Kansas City, MO

Sat Jun 14 2003, 6:05 PM CDT  
Att: 38,261 - Cloudy - 82 F

livebaseballscorecards.com

<b>AB</b>	<b>34</b>
<b>R</b>	<b>4</b>
<b>H</b>	<b>9</b>
<b>RBI</b>	<b>4</b>
<b>BB</b>	<b>4</b>
<b>SO</b>	<b>8</b>
<b>LOB</b>	<b>15</b>



<b>WP: 0</b>	<b>PA: 39</b>
<b>PB: 0</b>	
<b>SB: 0</b>	
<b>CS: 0</b>	









Batter	1	2	3	4	5	6	7	8	9	AB R H RBI BB SO LOB	TOP
<b>Marquis Grissom, R</b> (1, 8) OBP: 0.341, SLG: 0.488	0-1 		0-0 		4-2 		1-1 		3 0 1 0 1 0 1		
<b>J.T. Snow, L</b> (1, 3) OBP: 0.384, SLG: 0.426 <b>Pedro Feliz, R</b> (1, 3) OBP: 0.299, SLG: 0.500	0-0 		2-3 		0-0 		2-1 		1 0 1 0 0 0 0 3 0 1 0 0 1 2		
<b>Ray Durham, S</b> (1, 4) OBP: 0.423, SLG: 0.453	0-0 		0-0 		0-1 			1-2 	3 0 1 0 0 0 2		
<b>Barry Bonds, L</b> (1, 7) OBP: 0.494, SLG: 0.674	4-0 		0-0 		2-1 			1-0 	3 0 0 0 1 0 2		
<b>Rich Aurilia, R</b> (1, 6) OBP: 0.321, SLG: 0.408	2-2 			1-1 		0-0 		1-2 	4 0 0 0 0 0 2		
<b>Benito Santiago, R</b> (1, 2)		2-1 		2-2 		0-3 		0-3 	4 0 2 0 0 2 0		
<b>Edgardo Alfonzo, R</b> (1, 5) OBP: 0.300, SLG: 0.335		0-1 		2-1 		2-2 		2-3 	4 1 1 0 0 1 2		
<b>José Cruz Jr., S</b> (1, 9) OBP: 0.380, SLG: 0.463		0-0 			0-0 		1-3 	0-3 	4 0 0 0 0 2 2		
<b>Jesse Foppert, R</b> (1, 1) OBP: 0.100, SLG: 0.158 <b>41 Chad Zerbe, L</b> (5, 1) <b>Neifi Perez, S</b> (7, PH) OBP: 0.309, SLG: 0.386 <b>Jim Brower, R</b> (7, 1) OBP: 0.500, SLG: 0.500		2-3 			1-3 		1-0 		2 0 0 0 0 2 1 0 0 0 0 0 0 0 1 0 1 1 0 0 0 0 0 0 0 0 0 0		
<b>Inning Stats</b>	R: 0 H: 1 E: 0 LOB: 2 K: 0 BB: 1 S: 10 P: 16	R: 0 H: 1 E: 0 LOB: 1 K: 1 BB: 0 S: 8 P: 12	R: 0 H: 2 E: 0 LOB: 1 K: 1 BB: 0 S: 7 P: 9	R: 0 H: 1 E: 0 LOB: 0 K: 0 BB: 0 S: 7 P: 12	R: 0 H: 1 E: 0 LOB: 2 K: 1 BB: 1 S: 11 P: 16	R: 0 H: 0 E: 0 LOB: 0 K: 1 BB: 0 S: 6 P: 8	R: 1 H: 2 E: 0 LOB: 1 K: 1 BB: 0 S: 12 P: 19	R: 0 H: 0 E: 0 LOB: 0 K: 3 BB: 0 S: 10 P: 12	1B: 6 SF: 0 2B: 2 SAC: 1 3B: 0 DP: 2 HR: 0 HBP: 0	WP: 0 PA: 35 PB: 0 SB: 0 CS: 0	
<b>PITCHER</b> <b>Kevin Brown, R</b> (1, 1) ERA: 1.97 <b>Paul Shuey, R</b> (7, 1) ERA: 0.73 <b>Eric Gagne, R</b> (9, 1) ERA: 1.7	IP WLS BF H R ER SO BB IBB HBP BLK WP HR S P ERA WHIP 6.0 W 25 7 1 1 4 1 1 0 0 0 0 53 79 1.50 1.333 2.0 7 1 0 0 1 0 0 0 0 0 0 16 24 0.00 0.500 1.0 S 3 0 0 0 3 0 0 0 0 0 0 10 12 0.00 0.000	<b>PITCHER</b> IP WLS BF H R ER SO BB IBB HBP BLK WP HR S P ERA WHIP									

San Francisco Giants @ Los Angeles Dodgers  
 Dodger Stadium, Los Angeles, CA  
 Tue Jun 17 2003, 7:10 PM PDT  
 Att. 48,077 - Sunny - 69 F

livebaseballscorecards.com

AB	32
R	1
H	8
RBI	1
BB	2
SO	8
LOB	14



Batter	1	2	3	4	5	6	7	8	9	AB	R	H	RBI	BB	SO	LOB
Dave Roberts, L OBP: 0.327, SLG: 0.313 (1, 8)	1-2 G4-3	1-0 F7		1-2 G1-3			2-2 G3			4	0	0	0	0	0	2
Paul Lo Duca, R OBP: 0.392, SLG: 0.485 (1, 2)	2-2 HR		3-1 WP SF7		2-1 WP		3-2 1B			4	2	4	1	0	0	0
Shawn Green, L OBP: 0.314, SLG: 0.416 (1, 9)	2-1 G4-3		4-1 S 1B		1 SAFE L4		1-2 F9			3	1	0	0	1	0	2
Brian Jordan, R OBP: 0.370, SLG: 0.403 (1, 7)	1-1 F8		2-3 BB		0-0 G5-3		1-3 K			3	0	0	1	0	1	2
Daryle Ward, L OBP: 0.221, SLG: 0.189 (1, 3)		1-0 G4-3 1B	1 SAFE 0-1 L8		4-1 HBP		2-2 G6-4-3 1B			3	1	2	0	0	0	1
Adrián Beltré, R OBP: 0.270, SLG: 0.332 (1, 5)		0-2 G5-3	2-1 1B		1-3 K		1-1 G6-4-3			4	0	1	1	0	1	4
Alex Cora, L OBP: 0.288, SLG: 0.327 (1, 4)		3-1 G4-3	1 SAFE 1 SAFE 1-0 L8				1-1 G4-3			4	0	0	0	0	0	2
Cesar Izturis, S OBP: 0.293, SLG: 0.299 (1, 6)		4-0 1B		0-1 CS 1B			1-1 G4-3			2	0	1	0	1	0	0
Kevin Brown, R OBP: 0.182, SLG: 0.250 (1, 1)		0-1 IBB		1-3 CS 1B			0-1 G6-3			3	0	1	1	0	1	1
Paul Shuey, R (7, 1)										0	0	0	0	0	0	0
Eric Gagne, R (9, 1)		1-2 1B								0	0	0	0	0	0	0

Inning Stats	R: 1	H: 1	E: 0	K: 0	S: 12	LOB: 0	BB: 0	P: 18	R: 1	H: 2	E: 0	K: 0	S: 9	LOB: 2	BB: 1	P: 18	R: 2	H: 2	E: 0	K: 0	S: 10	LOB: 1	BB: 1	P: 22	R: 0	H: 1	E: 0	K: 1	S: 8	LOB: 0	BB: 0	P: 10	R: 0	H: 1	E: 0	K: 1	S: 9	LOB: 2	BB: 0	P: 18	R: 0	H: 0	E: 0	K: 0	S: 6	LOB: 0	BB: 0	P: 8	R: 0	H: 1	E: 0	K: 1	S: 12	LOB: 1	BB: 0	P: 19	R: 0	H: 1	E: 0	K: 0	S: 9	LOB: 0	BB: 0	P: 13
1B: 7	SF: 1	2B: 1	SAC: 0	3B: 0	DP: 1	HR: 1	HBP: 1	WP: 2	PA: 34																																																							


PITCHER	IP	WLS	BF	H	R	ER	SO	BB	IBB	HBP	BLK	WP	HR	S	P	ERA	WHIP
Jesse Foppert, R (1, 1)	4.2	L	22	7	4	4	1	1	1	0	0	2	1	44	77	7.71	1.714
41 Chad Zerbe, L (5, 1)	1.1		5	0	0	0	1	0	0	1	0	0	0	10	17	0.00	0.000
Jim Brower, R (7, 1)	2.0		7	2	0	0	1	0	0	0	0	0	0	21	32	0.00	1.000

**BOTTOM**

**San Francisco Giants @ Los Angeles Dodgers**  
**Dodger Stadium, Los Angeles, CA**

Tue Jun 17 2003, 7:10 PM PDT  
Att: 48,077 - Sunny - 69 F

<b>AB</b>	<b>30</b>
<b>R</b>	<b>4</b>
<b>H</b>	<b>9</b>
<b>RBI</b>	<b>4</b>
<b>BB</b>	<b>2</b>
<b>SO</b>	<b>3</b>
<b>LOB</b>	<b>14</b>





Batter	1	2	3	4	5	6	7	8	9	AB R H RBI BB SO LOB	TOP
<b>Marquis Grissom, R</b> (1, 8) <small>OBP: 0.345, SLG: 0.498</small>	4-2  G6-3 G5-3 BB E	1-0  G6-3			4-0  FC4-6 BB BB		3-3  K		1-0  HR	3 2 1 1 2 1 0	
<b>Edgardo Alfonzo, R</b> (1, 5) <small>OBP: 0.302, SLG: 0.333</small>	1-2  G5-3		4-2  G5-3 BB		1-1  F9		1-0  BB BB 1B		1-0  F9	4 0 1 0 1 0 2	
<b>Ray Durham, S</b> (1, 4) <small>OBP: 0.427, SLG: 0.451</small>	1-2  G6-3		1-0  G5-3		4-2  FC4-6 BB		4-2  BB		1-1  1B	3 0 1 0 2 0 2	
<b>Barry Bonds, L</b> (1, 7) <small>OBP: 0.496, SLG: 0.668</small>	4-1  BB E BB		1-3  K		1-1  FC4-6		4-2  BB		0-1  1B	3 0 1 0 2 1 3	
<b>Benito Santiago, R</b> (1, 2) <b>52 Trey Lunsford, R</b> (8, 2)	1-0  E6 BB		1-2  G6-3		0-3  K		0-0  F9		2-1  F9	4 0 0 0 0 1 7 1 0 0 0 0 0 2	
<b>Rich Aurilia, R</b> (1, 6) <small>OBP: 0.327, SLG: 0.415</small>	4-2  BB			1-1  2B		2-2  CS 1B		0-1  P3		3 0 2 0 1 0 0	
<b>Pedro Feliz, R</b> (1, 3) <small>OBP: 0.284, SLG: 0.474</small>	0-3  K			1-1  P5		1-2  G5-3		0-0  G3		4 0 0 0 0 1 5	
<b>José Cruz Jr., S</b> (1, 9) <small>OBP: 0.376, SLG: 0.457</small> <b>Scott Eyre, L</b> (6, 1) <b>Neifi Perez, S</b> (8, PH) <b>Jason Christiansen, R</b> (8, 1)		2-1  P3		0-2  F9		1-1  F7		1-1  F8		3 0 0 0 0 0 1 0 0 0 0 0 0 0 1 0 0 0 0 0 0 0 0 0 0 0 0 0	
<b>Kirk Rueter, L</b> (1, 1) <small>OBP: 0.171, SLG: 0.147</small> <b>Joe Nathan, R</b> (6, 1) <b>60 Francisco Santos, L</b> (6, 9)		0-0  P2		2-1  G1			2-1  F8		3-2  G6-3	2 0 0 0 0 0 1 0 0 0 0 0 0 0 2 0 0 0 0 0 0	
<b>Inning Stats</b>	R: 1 H: 0 E: 1 LOB: 3 K: 1 BB: 3 S: 17 P: 32	R: 0 H: 0 E: 0 LOB: 0 K: 0 BB: 0 S: 4 P: 7	R: 0 H: 0 E: 0 LOB: 1 K: 1 BB: 1 S: 9 P: 16	R: 0 H: 1 E: 0 LOB: 1 K: 0 BB: 0 S: 9 P: 13	R: 0 H: 0 E: 0 LOB: 2 K: 1 BB: 2 S: 11 P: 21	R: 0 H: 1 E: 0 LOB: 0 K: 0 BB: 0 S: 9 P: 13	R: 0 H: 1 E: 0 LOB: 3 K: 1 BB: 2 S: 14 P: 28	R: 0 H: 0 E: 0 LOB: 0 K: 0 BB: 0 S: 5 P: 6	R: 1 H: 3 E: 0 LOB: 2 K: 0 BB: 0 S: 12 P: 20	1B: 4 SF: 0 2B: 1 SAC: 0 3B: 0 DP: 0 HR: 1 HBP: 0	WP: 0 PA: 41 PB: 0 SB: 0 CS: 1
<b>PITCHER</b> <b>Kaz Ishii, L</b> (1, 1) <small>ERA: 2.76</small> <b>Guillermo Mota, R</b> (7, 1) <small>ERA: 2.11</small> <b>Paul Quantrill, R</b> (8, 1) <small>ERA: 1.86</small> <b>Tom Martin, L</b> (9, 1) <small>ERA: 2.66</small>	IP WLS BF H R ER SO BB IBB HBP BLK WP HR S P ERA WHIP 6.0 W 26 2 1 0 3 6 0 0 0 0 0 0 59 102 0.00 1.333 1.0 6 1 0 0 1 2 0 0 0 0 0 0 14 28 0.00 3.000 1.0 3 0 0 0 0 0 0 0 0 0 0 0 5 6 0.00 0.000 1.0 6 3 1 1 0 0 0 0 0 0 0 0 1 12 20 9.00 3.000	<b>PITCHER</b> IP WLS BF H R ER SO BB IBB HBP BLK WP HR S P ERA WHIP									

San Francisco Giants @ Los Angeles Dodgers  
 Dodger Stadium, Los Angeles, CA  
 Wed Jun 18 2003, 7:10 PM PDT  
 Att. 50,247 - Overcast - 66 F

livebaseballscorecards.com

AB	33
R	2
H	6
RBI	1
BB	8
SO	4
LOB	23







Batter	1	2	3	4	5	6	7	8	9	AB R H RBI BB SO LOB	TOP	
<b>Marquis Grissom, R</b> (1, 8) <small>OBP: 0.344, SLG: 0.492</small>	0-0 		4-0 		1-3 		2-0 			3 0 0 0 1 1 1	<b>San Francisco Giants @ Los Angeles Dodgers</b> <b>Dodger Stadium, Los Angeles, CA</b> Thu Jun 19 2003, 7:10 PM PDT Att. 51,047 - Cloudy - 65 F	
<b>Edgardo Alfonzo, R</b> (1, 5) <small>OBP: 0.305, SLG: 0.336</small>	1-2 		0-0 			2-1 		2-3 		4 0 2 0 0 1 1		
<b>Ray Durham, S</b> (1, 4) <small>OBP: 0.419, SLG: 0.441</small>	2-0 		0-2 			2-3 		1-1 		4 0 0 0 0 1 3		
<b>Barry Bonds, L</b> (1, 7) <small>OBP: 0.489, SLG: 0.655</small>	1-2 			1-1 		2-2 		1-2 		4 0 0 0 0 0 2		
<b>Benito Santiago, R</b> (1, 2) <small>OBP: 0.332, SLG: 0.472</small>		0-2 		2-2 		1-3 		2-2 		4 1 2 1 0 1 1		
<b>Andres Galarraga, R</b> (1, 3) <small>OBP: 0.391, SLG: 0.585</small>		1-0 		1-0 			0-0 	1-2 		4 1 1 1 0 0 1		
<b>Rich Aurilia, R</b> (1, 6) <small>OBP: 0.326, SLG: 0.410</small>		4-1 		0-1 			2-2 	1-2 		3 0 0 0 1 0 0		
<b>José Cruz Jr., S</b> (1, 9) <small>OBP: 0.376, SLG: 0.456</small>		1-2 			2-1 		1-1 			3 0 1 0 0 0 1		
<b>Jason Schmidt, R</b> (1, 1) <small>OBP: 0.034, SLG: 0.034</small>			1-3 		1-0 		0-0 			3 0 0 0 0 1 1		
<b>Inning Stats</b>	R: 0 H: 1 E: 0 LOB: 1 K: 0 BB: 0 S: 8 P: 12	R: 0 H: 0 E: 0 LOB: 1 K: 0 BB: 1 S: 8 P: 14	R: 0 H: 0 E: 0 LOB: 1 K: 1 BB: 1 S: 7 P: 12	R: 1 H: 1 E: 0 LOB: 0 K: 0 BB: 0 S: 9 P: 13	R: 0 H: 0 E: 0 LOB: 0 K: 1 BB: 0 S: 6 P: 10	R: 0 H: 1 E: 0 LOB: 1 K: 2 BB: 0 S: 12 P: 19	R: 1 H: 2 E: 0 LOB: 1 K: 0 BB: 0 S: 8 P: 13	R: 0 H: 0 E: 0 LOB: 0 K: 1 BB: 0 S: 10 P: 14	R: 0 H: 1 E: 0 LOB: 0 K: 0 BB: 0 S: 10 P: 14	1B: 4 SF: 0 2B: 0 SAC: 0 3B: 0 DP: 1 HR: 2 HBP: 0	WP: 0 PA: 34 PB: 0 SB: 0 CS: 0	
<b>PITCHER</b> <b>Odalis Perez, L</b> (1, 1) <small>ERA: 4.53</small> <b>Paul Shuey, R</b> (8, 1) <small>ERA: 0.7</small> <b>Paul Quantrill, R</b> (9, 1) <small>ERA: 1.8</small>	IP WLS BF H R ER SO BB IBB HBP BLK WP HR S P ERA WHIP											<b>PITCHER</b> IP WLS BF H R ER SO BB IBB HBP BLK WP HR S P ERA WHIP

livebaseballscorecards.com

AB	32
R	2
H	6
RBI	2
BB	2
SO	5
LOB	11







Batter	1	2	3	4	5	6	7	8	9	AB R H RBI BB SO LOB	TOP											
Ray Durham, S (1, 4) OBP: 0.416, SLG: 0.442	0-3 K		1-0 G4-3		2-1 2B		1-2 G1-3			4 0 1 1 0 1 0	<b>San Francisco Giants @ Oakland Athletics</b> Network Associates Coliseum, Oakland, CA Fri Jun 20 2003, 10:05 PM EDT Att. 47,074 - Sunny - 61 F											
Edgardo Alfonzo, R (1, 5) OBP: 0.304, SLG: 0.335	1-2 G1-3			2-0 G4-3 1B	0-0 F8		3-2 G6-3			4 0 1 0 0 0 1												
Marquis Grissom, R (1, 8) OBP: 0.339, SLG: 0.485	0-3 K			0-1 P5		0-1 G5-3		1-0 G6-3		4 0 0 0 0 1 1												
Barry Bonds, L (1, 7)		3-2 P2		2-1 G4-3		3-2 P5		3-1 HR		4 1 1 1 0 0 1												
Benito Santiago, R (1, 2)		1-1 1B 1B		4-1 BB		3-2 2B 1B		0-2 G1-3		3 1 2 0 1 0 0												
Andres Galarraga, R (1, 10) OBP: 0.396, SLG: 0.593		1-2 G6-4-3 1B		0-3 K		1-2 1B 2B		2-2 K		4 0 2 1 0 2 2												
Rich Aurilia, R (1, 6) OBP: 0.325, SLG: 0.408		0-0 G6-4-3			2-1 F9	1-2 FC4-6 1B		1-1 F9		4 0 1 0 0 0 2												
José Cruz Jr., S (1, 9) OBP: 0.371, SLG: 0.448			2-3 K		2-3 K	1-0 FC4-6		2-3 K		4 0 0 0 0 3 2												
60 Francisco Santos, L (1, 3) Pedro Feliz, R (9, PH) OBP: 0.280, SLG: 0.468			2-2 F9		1-0 2B		0-2 G6-3		0-0 F7	3 1 1 0 0 0 0 1 0 0 0 0 0 0												
<b>Inning Stats</b>	R: 0 E: 0 K: 2 S: 9	H: 0 LOB: 0 BB: 0 P: 10	R: 0 E: 0 K: 0 S: 11	H: 2 LOB: 1 BB: 0 P: 16	R: 0 E: 0 K: 1 S: 8	H: 0 LOB: 0 BB: 0 P: 13	R: 0 E: 0 K: 1 S: 9	H: 1 LOB: 2 BB: 1 P: 17	R: 1 E: 0 K: 0 S: 10	H: 2 LOB: 1 BB: 0 P: 17	R: 1 E: 0 K: 0 S: 17	H: 3 LOB: 2 BB: 0 P: 26	R: 0 E: 0 K: 0 S: 13	H: 0 LOB: 0 BB: 0 P: 17	R: 1 E: 0 K: 1 S: 9	H: 1 LOB: 0 BB: 0 P: 15	R: 0 E: 0 K: 1 S: 6	H: 0 LOB: 0 BB: 0 P: 9	1B: 5 2B: 3 3B: 0 HR: 1	SF: 0 SAC: 0 DP: 1 HBP: 0	WP: 0 PB: 0 SB: 0 CS: 0	PA: 36
<b>PITCHER</b>	IP WLS BF H R ER SO BB IBB HBP BLK WP HR S P ERA WHIP																					
Aaron Harang, R (1, 1) ERA: 4.96	5.2 W 24 7 2 2 5 1 0 0 0 0 0 0 60 93 3.18 1.412																					
Chad Bradford, R (6, 1) ERA: 3.03	2.1 H 9 2 1 1 1 0 0 0 0 0 0 1 26 38 3.86 0.857																					
Keith Foulke, R (9, 1) ERA: 2.56	1.0 S 3 0 0 0 1 0 0 0 0 0 0 0 6 9 0.00 0.000																					

<b>AB</b>	<b>35</b>
<b>R</b>	<b>3</b>
<b>H</b>	<b>9</b>
<b>RBI</b>	<b>3</b>
<b>BB</b>	<b>1</b>
<b>SO</b>	<b>7</b>
<b>LOB</b>	<b>9</b>



livebaseballscorecards.com

Batter	1	2	3	4	5	6	7	8	9	AB R H RBI BB SO LOB
<b>Eric Byrnes, R</b> OBP: 0.404, SLG: 0.569 (1, 8)	3-2 WP 1B 1B	3-1 P5			2-0 F8		4-2 BB E BB	1 SAFE 1 SAFE 2-2 1B		4 1 2 0 1 0 1
<b>Scott Hatteberg, L</b> OBP: 0.346, SLG: 0.387 (1, 3)	1-1 WP 1B 1B		2-1 1B		2-2 HR HBP		1-1 E5 BB	1-0 P6		4 2 2 0 0 0 4
<b>Miguel Tejada, R</b> OBP: 0.288, SLG: 0.432 (1, 6)	1-2 P6		1-0 L5		2-1 HR		1-0 SF7			3 1 1 3 0 0 3
<b>Erubiel Durazo, L</b> OBP: 0.408, SLG: 0.477 (1, 10)	2-3 K		1-1 F9		4-2 BB G6-4-3		3-H 4-2 BB			2 0 0 0 2 1 3
<b>Jermaine Dye, R</b> OBP: 0.239, SLG: 0.246 (1, 9)	0-1 1B		1-3 K		0-2 G6-4-3		1-0 L6			4 0 1 2 0 1 5
<b>3 Eric Chavez, L</b> OBP: 0.324, SLG: 0.464 (1, 5)	3-2 G6-3			3-1 G4-3 1B		4-2 BB 17 G6-4-3	1-3 K			3 0 1 0 1 1 4
<b>17 Adam Melhuse, S</b> OBP: 0.238, SLG: 0.368 (1, 2)		1-3 K		0-0 L6		1 SAFE 3-1 G6-4-3	1-3 K			4 0 0 0 0 2 2
<b>Billy McMillon, L</b> OBP: 0.391, SLG: 0.400 (1, 7)		0-0 FC5-4 1B		0-0 G4-3		1-1 G4-1	1-0 F7			3 0 1 0 0 0 1
<b>Terrence Long, L</b> OBP: 0.293, SLG: 0.386 (7, 7)				1-2 G4-3						1 0 0 0 0 0 0
<b>Frank Menechino, R</b> OBP: 0.367, SLG: 0.390 (1, 4)		3-1 FC5-4		1-0 G4-3			2-2 E BB SF7 1B	4-1 BB		3 1 1 0 0 0 2
<b>Mark Ellis, R</b> OBP: 0.336, SLG: 0.384 (8, 4)										0 0 0 0 1 0 0

Inning Stats	R: 2	H: 3	E: 0	K: 1	S: 16	L: 26	P: 26	R: 0	H: 1	E: 0	K: 1	S: 8	L: 15	P: 15	R: 0	H: 1	E: 0	K: 1	S: 9	L: 14	P: 14	R: 0	H: 1	E: 0	K: 0	S: 5	L: 9	P: 9	R: 2	H: 1	E: 0	K: 0	S: 11	L: 21	R: 0	H: 0	E: 0	K: 1	S: 8	L: 16	R: 1	H: 1	E: 1	K: 1	S: 16	L: 30	R: 0	H: 1	E: 0	K: 1	S: 9	L: 18	1B: 8	2B: 0	3B: 0	HR: 1	SF: 1	SAC: 0	DP: 2	HBP: 1	WP: 1	PB: 0	SB: 0	CS: 0	PA: 38
--------------	------	------	------	------	-------	-------	-------	------	------	------	------	------	-------	-------	------	------	------	------	------	-------	-------	------	------	------	------	------	------	------	------	------	------	------	-------	-------	------	------	------	------	------	-------	------	------	------	------	-------	-------	------	------	------	------	------	-------	-------	-------	-------	-------	-------	--------	-------	--------	-------	-------	-------	-------	--------


PITCHER	IP	WLS	BF	H	R	ER	SO	BB	IBB	HBP	BLK	WP	HR	S	P	ERA	WHIP
<b>Damian Moss, L</b> ERA: 4.52 (1, 1)	6.0	L	26	7	4	4	3	2	0	1	0	1	1	57	101	6.00	1.500
<b>Jim Brower, R</b> ERA: 4.58 (7, 1)	0.1		4	1	1	1	0	1	0	0	0	0	0	10	18	27.00	6.000
<b>Scott Eyre, L</b> ERA: 3.54 (7, 1)	0.2		3	0	0	0	1	1	0	0	0	0	0	6	12	0.00	1.500
<b>Felix Rodriguez, R</b> ERA: 4.05 (8, 1)	1.0		5	1	0	0	1	1	0	0	0	0	0	9	18	0.00	2.000

**BOTTOM**

**San Francisco Giants @ Oakland Athletics**  
Network Associates Coliseum, Oakland, CA

livebaseballscorecards.com

<b>AB</b>	<b>31</b>
<b>R</b>	<b>5</b>
<b>H</b>	<b>9</b>
<b>RBI</b>	<b>5</b>
<b>BB</b>	<b>5</b>
<b>SO</b>	<b>5</b>
<b>LOB</b>	<b>25</b>



Fri Jun 20 2003, 10:05 PM EDT  
Att: 47,074 - Sunny - 61 F



Batter	1	2	3	4	5	6	7	8	9	AB R H RBI BB SO LOB	TOP														
Ray Durham, S (1, 4) OBP: 0.411, SLG: 0.436	1-3 		2-2 	0-0 		1-0 			1-0 	5 1 1 0 0 1 2	<p><b>San Francisco Giants @ Oakland Athletics</b>  Network Associates Coliseum, Oakland, CA</p> <p>Sat Jun 21 2003, 10:05 PM EDT  Att. 52,888 - Sunny - 60 F</p> <p>livebaseballscorecards.com</p> <table border="1"> <tr><td>AB</td><td>37</td></tr> <tr><td>R</td><td>6</td></tr> <tr><td>H</td><td>11</td></tr> <tr><td>RBI</td><td>5</td></tr> <tr><td>BB</td><td>2</td></tr> <tr><td>SO</td><td>5</td></tr> <tr><td>LOB</td><td>11</td></tr> </table>	AB	37	R	6	H	11	RBI	5	BB	2	SO	5	LOB	11
AB	37																								
R	6																								
H	11																								
RBI	5																								
BB	2																								
SO	5																								
LOB	11																								
Edgardo Alfonzo, R (1, 5) OBP: 0.306, SLG: 0.337	4-2 		0-1 		0-1 				2-0 	4 2 1 1 1 1 0															
Pedro Feliz, R (1, 7) OBP: 0.299, SLG: 0.549 Marquis Grissom, R (9, 8) OBP: 0.339, SLG: 0.485	0-0 		1-1 		0-1 				1-0 	5 2 3 3 0 0 0 0 0 0 0 0 0 0															
Barry Bonds, L (1, 10) OBP: 0.489, SLG: 0.662	2-0 		4-0 		2-1 				0-1 	3 1 2 0 1 0 0															
Benito Santiago, R (1, 2) OBP: 0.338, SLG: 0.471	2-1 		1-2 		2-2 				0-2 	4 0 1 1 0 0 2															
Andres Galarraga, R (1, 3) OBP: 0.389, SLG: 0.578		1-2 	0-2 			0-2 			0-0 	4 0 1 0 0 0 3															
Neifi Perez, S (1, 6) OBP: 0.306, SLG: 0.380		0-1 	2-1 			0-0 			0-0 	4 0 1 0 0 0 2															
José Cruz Jr., S (1, 9) OBP: 0.366, SLG: 0.441		2-3 		0-2 		2-1 			2-1 	4 0 0 0 0 1 2															
21 Carlos Valderrama, R (1, 8) OBP: 0.250, SLG: 0.250			2-3 	1-3 		0-2 			2-1 	4 0 1 0 0 2 0															
<b>Inning Stats</b>	R: 2 H: 1 E: 0 LOB: 0 K: 1 BB: 1 S: 9 P: 18	R: 0 H: 0 E: 0 LOB: 0 K: 1 BB: 0 S: 12 P: 15	R: 3 H: 4 E: 1 LOB: 2 K: 1 BB: 1 S: 18 P: 30	R: 0 H: 0 E: 0 LOB: 0 K: 1 BB: 0 S: 7 P: 8	R: 0 H: 1 E: 0 LOB: 1 K: 0 BB: 0 S: 9 P: 13	R: 0 H: 3 E: 0 LOB: 2 K: 0 BB: 0 S: 10 P: 13	R: 1 H: 2 E: 0 LOB: 1 K: 1 BB: 0 S: 10 P: 13	R: 0 H: 0 E: 0 LOB: 0 K: 0 BB: 0 S: 5 P: 9	R: 0 H: 0 E: 0 LOB: 0 K: 0 BB: 0 S: 3 P: 7	1B: 8 SF: 0 2B: 1 SAC: 0 3B: 0 DP: 1 HR: 2 HBP: 0	WP: 0 PA: 39 PB: 0 SB: 0 CS: 1														
<b>PITCHER</b>	IP WLS BF H R ER SO BB IBB HBP BLK WP HR S P ERA WHIP																								
Tim Hudson, R (1, 1) ERA: 3.28	7.0 L 33 11 6 5 5 1 1 0 0 0 2 75 110 6.43 1.714																								
Jim Mecir, R (8, 1) ERA: 3.18	1.0 3 0 0 0 0 0 0 0 0 0 0 5 9 0.00 0.000																								
Ricardo Rincon, L (9, 1) ERA: 4.01	1.0 3 0 0 0 0 0 0 0 0 0 0 3 7 0.00 0.000																								





Batter	1	2	3	4	5	6	7	8	9	AB R H RBI BB SO LOB	TOP											
Ray Durham, S (1, 4) OBP: 0.407, SLG: 0.430	0-0 P3	0-3 K		0-1 1B		0-0 B1-3		2-3 K		5 0 1 0 0 2 1												
Edgardo Alfonzo, R (1, 5) OBP: 0.300, SLG: 0.331	2-1 F8	3-1 P3		0-0 F8		1-0 F9		1-2 P6		5 0 0 0 0 0 2												
Marquis Grissom, R (1, 8) OBP: 0.344, SLG: 0.495	1-1 1B			1-2 HR		0-1 1B		2-2 G5-3		5 2 3 0 0 1 0												
Barry Bonds, L (1, 10) 21 Carlos Valderrama, R (9, PR) OBP: 0.491, SLG: 0.657 OBP: 0.250, SLG: 0.250	1-1 1B			2-3 K		0-1 L8		4-0 BB		3 0 1 1 2 1 3 0 0 0 0 0 0 0												
Andres Galarraga, R (1, 3) OBP: 0.410, SLG: 0.587	1-2 HBP			4-2 HR		1-2 2B		4-2 BB		2 1 1 0 2 0 1												
Pedro Feliz, R (1, 7) OBP: 0.297, SLG: 0.570	2-3 K			2-0 HR		0-2 P3		1-1 F9		4 1 1 3 0 1 5												
Rich Aurilia, R (1, 6) OBP: 0.324, SLG: 0.409				1-2 G5-3		0-2 P5		0-0 G4-3		4 1 1 0 0 0 3												
José Cruz Jr., S (1, 9) OBP: 0.365, SLG: 0.438				0-0 F9		2-1 G5-3		1-3 K		4 0 1 1 0 1 1												
Yorvit Torrealba, R (1, 2) OBP: 0.307, SLG: 0.429				0-0 FC1-6		0-1 F7		1-2 L9		4 0 0 0 0 0 1												
<b>Inning Stats</b>	R: 1 E: 0 K: 1 S: 14	H: 2 LOB: 2 BB: 0 P: 21	R: 1 E: 0 K: 1 S: 13	H: 2 LOB: 1 BB: 0 P: 17	R: 3 E: 0 K: 1 S: 16	H: 2 LOB: 0 BB: 1 P: 26	R: 0 E: 0 K: 0 S: 9	H: 2 LOB: 2 BB: 0 P: 9	R: 0 E: 0 K: 0 S: 11	H: 1 LOB: 1 BB: 0 P: 14	R: 0 E: 0 K: 0 S: 5	H: 0 LOB: 0 BB: 0 P: 7	R: 0 E: 0 K: 0 S: 8	H: 0 LOB: 2 BB: 2 P: 19	R: 0 E: 0 K: 2 S: 11	H: 0 LOB: 0 BB: 0 P: 16	R: 0 E: 0 K: 1 S: 13	H: 0 LOB: 2 BB: 1 P: 23	1B: 5 2B: 2 3B: 1 HR: 1	SF: 0 SAC: 0 DP: 0 HBP: 1	WP: 0 PB: 0 SB: 3 CS: 0	PA: 41
<b>PITCHER</b>	IP WLS BF H R ER SO BB IBB HBP BLK WP HR S P ERA WHIP																					
Ted Lilly, L (1, 1) ERA: 4.69	5.0 W 26 9 5 5 3 1 0 1 0 0 0 1 63 87 9.00 2.000																					
John Halama, L (6, 1) ERA: 4.22	1.0 H 3 0 0 0 0 0 0 0 0 0 0 0 5 7 0.00 0.000																					
Chad Bradford, R (7, 1) ERA: 2.95	1.0 H 5 0 0 0 0 1 1 0 0 0 0 8 19 0.00 1.000																					
Jim Mecir, R (8, 1) ERA: 3.0	1.0 H 3 0 0 0 2 0 0 0 0 0 0 0 11 16 0.00 0.000																					
Keith Foulke, R (9, 1) ERA: 2.5	1.0 S 4 0 0 0 1 0 1 0 0 0 0 0 13 23 0.00 0.000																					

San Francisco Giants @ Oakland Athletics  
Network Associates Coliseum, Oakland, CA

Sun Jun 22 2003, 4:05 PM EDT  
Att. 55,413 - Sunny - 63 F

AB	36
R	5
H	9
RBI	5
BB	4
SO	6
LOB	17



livebaseballscorecards.com





Batter	1	2	3	4	5	6	7	8	9	10	11	AB	R	H	RBI	BB	SO	LOB	TOP								
<b>Cesar Izturis, S</b> OBP: 0.291, SLG: 0.300 (1, 6)	G4-3		F8				G5-3		G4-3			5	0	1	1	0	0	1	<b>Los Angeles Dodgers @ San Francisco Giants</b> <b>PacBell Park, San Francisco, CA</b> Mon Jun 23 2003, 10:15 PM EDT Att: 42,474 - Cloudy - 58 F								
<b>Paul Lo Duca, R</b> OBP: 0.378, SLG: 0.470 (1, 2)	G4-3		G4-3				F9		L9			5	0	0	0	0	0	3									
<b>Brian Jordan, R</b> OBP: 0.368, SLG: 0.416 (1, 8) (9, 7)			L9									5	0	2	0	0	0	0									
<b>Shawn Green, L</b> OBP: 0.318, SLG: 0.423 (1, 9)	F7											5	0	1	0	0	0	2									
<b>Mike Kinkade, R</b> OBP: 0.382, SLG: 0.388 (1, 7) (9, 3)												4	0	1	0	1	0	1									
<b>Ron Coomer, R</b> OBP: 0.301, SLG: 0.318 (1, 3) <b>Jason Romano, R</b> OBP: 0.111, SLG: 0.111 (9, PR) (9, 4)			G6-4-3									3	0	2	0	1	0	1									
<b>Adrián Beltré, R</b> OBP: 0.277, SLG: 0.346 (1, 5)												1	1	1	0	0	0	0									
<b>Jolbert Cabrera, R</b> OBP: 0.338, SLG: 0.472 (1, 4) <b>Guillermo Mota, R</b> OBP: 0.250, SLG: 0.250 (6, 1) <b>Tom Martin, L</b> (8, 1) <b>Paul Quantrill, L</b> (8, 1) <b>Daryle Ward, L</b> OBP: 0.222, SLG: 0.207 (9, PH) <b>Paul Shuey, R</b> (9, 1) <b>David Ross, R</b> OBP: 0.124, SLG: 0.094 (11, PH) <b>Eric Gagne, R</b> (11, 1)												4	1	2	0	1	0	3									
<b>Kaz Ishii, L</b> (1, 1) <b>Alex Cora, L</b> OBP: 0.279, SLG: 0.311 (6, 4) <b>Larry Barnes, L</b> (9, PH) <b>Dave Roberts, L</b> OBP: 0.332, SLG: 0.310 (9, PR) (9, 8)												2	0	0	0	0	0	2									
<b>Inning Stats</b>	R: 0 E: 0 K: 0 S: 12	H: 1 LOB: 1 BB: 0 P: 16	R: 0 E: 0 K: 0 S: 10	H: 1 LOB: 2 BB: 2 P: 24	R: 0 E: 0 K: 0 S: 9	H: 0 LOB: 0 BB: 0 P: 14	R: 0 E: 0 K: 0 S: 8	H: 2 LOB: 1 BB: 0 P: 15	R: 0 E: 0 K: 0 S: 10	H: 3 LOB: 3 BB: 1 P: 20	R: 0 E: 0 K: 0 S: 8	H: 0 LOB: 0 BB: 0 P: 10	R: 0 E: 0 K: 0 S: 6	H: 0 LOB: 0 BB: 0 P: 11	R: 2 E: 1 K: 0 S: 14	H: 1 LOB: 2 BB: 1 P: 21	R: 0 E: 0 K: 0 S: 8	H: 0 LOB: 0 BB: 0 P: 11		R: 0 E: 0 K: 0 S: 6	H: 1 LOB: 0 BB: 0 P: 8	1B: 9 2B: 2 3B: 0 HR: 0	SF: 0 SAC: 0 DP: 4 HBP: 0	WP: 0 PB: 0 SB: 0 CS: 0	PA: 44		
<b>PITCHER</b>	IP	WLS	BF	H	R	ER	SO	BB	IBB	HBP	BLK	WP	HR	S	P	ERA	WHIP										
<b>Kirk Rueter, L</b> ERA: 3.55 (1, 1)	6.0		26	8	0	0	0	2	1	0	0	0	0	57	103	0.00	1.667										
<b>Scott Eyre, L</b> ERA: 3.6 (7, 1)	2.0	H	6	0	0	0	0	0	0	0	0	0	0	14	21	0.00	0.000										
<b>Tim Worrell, R</b> ERA: 1.76 (9, 1)	2.0	B	9	1	2	0	0	1	0	0	0	0	0	22	32	0.00	1.000										
<b>Felix Rodriguez, R</b> ERA: 3.93 (11, 1)	1.0	W	3	1	0	0	0	0	0	0	0	0	0	6	8	0.00	1.000										

livebaseballscorecards.com

**AB** 40  
**R** 2  
**H** 10  
**RBI** 1  
**BB** 4  
**SO** 0  
**LOB** 20



Batter	1	2	3	4	5	6	7	8	9	10	11	AB R H RBI BB SO LOB	BOTTOM			
Ray Durham, S OBP: 0.411, SLG: 0.439 (1, 4)	2-2 WP WP 1B		3-1 2B		1-0 1B 1-2		1-3 K			3-3 K		5 0 3 0 0 2 0	<b>Los Angeles Dodgers @ San Francisco Giants</b> <b>PacBell Park, San Francisco, CA</b> Mon Jun 23 2003, 10:15 PM EDT Att: 42,474 - Cloudy - 58 F			
Pedro Feliz, R OBP: 0.292, SLG: 0.544 (1, 5)	1-3 K		4-2 BB		0-0 F8		1-2 G6-3			2-3 K		4 0 0 0 1 2 3				
Marquis Grissom, R OBP: 0.341, SLG: 0.489 (1, 8)	2-3 K		0-0 L8		2-2 1B 1-3 2-H		2-0 L3			0-1 G6-3		5 0 1 1 0 1 3				
Barry Bonds, L OBP: 0.486, SLG: 0.644 (1, 7)	3-3 K		0-1 G3-1		1-2 F8		1-3 K			4-2 S 1B BB		4 1 0 0 1 2 5				
Andres Galarraga, R OBP: 0.400, SLG: 0.598 (1, 3)		2-0 HR		1-2 G5-3		0-3 K		2-3 K		1-3 K		5 1 1 1 0 3 1				
Benito Santiago, R OBP: 0.335, SLG: 0.465 (1, 2)		1-1 F7		2-0 G5-3		3-2 F9		0-0 F9		0-0 2-H 1B		5 0 1 1 0 0 0				
Rich Aurilia, R OBP: 0.323, SLG: 0.407 (1, 6)		1-2 L6		0-0 P3		0-0 1B 1B				1-2 P6		4 0 1 0 0 0 0				
José Cruz Jr., S OBP: 0.366, SLG: 0.439 (1, 9)		1-0 F9			3-2 CS 1B		1-2 1B			1-1 G1-3		4 0 2 0 0 0 0				
Kirk Rueter, L OBP: 0.189, SLG: 0.143 Edgardo Alfonzo, R OBP: 0.299, SLG: 0.330 Scott Eyre, L Tim Worrell, R Felix Rodriguez, R OBP: 1.000, SLG: 1.000 (1, 1) (6, PH) (7, 1) (9, 1) (11, 1)			0-0 G1-5-3		4-0 1B 1B BB		2-3 K			0-3 K		1 1 0 0 1 0 0 1 0 0 0 0 1 2 0 0 0 0 0 0 0 1 0 0 0 0 1 0 0 0 0 0 0 0 0				
<b>Inning Stats</b>	R: 0 H: 1 E: 0 LOB: 1 K: 3 BB: 0 S: 12 P: 20	R: 1 H: 1 E: 0 LOB: 0 K: 0 BB: 0 S: 7 P: 12	R: 0 H: 1 E: 0 LOB: 2 K: 0 BB: 1 S: 10 P: 17	R: 0 H: 0 E: 0 LOB: 0 K: 0 BB: 0 S: 6 P: 9	R: 1 H: 3 E: 0 LOB: 2 K: 0 BB: 1 S: 15 P: 26	R: 0 H: 2 E: 0 LOB: 2 K: 2 BB: 0 S: 13 P: 19	R: 0 H: 0 E: 0 LOB: 0 K: 1 BB: 0 S: 8 P: 12	R: 0 H: 0 E: 0 LOB: 0 K: 2 BB: 0 S: 8 P: 11	R: 0 H: 0 E: 0 LOB: 0 K: 1 BB: 0 S: 8 P: 10	R: 0 H: 0 E: 0 LOB: 0 K: 2 BB: 0 S: 9 P: 14	R: 1 H: 1 E: 0 LOB: 1 K: 1 BB: 1 S: 7 P: 12	1B: 7 SF: 0 2B: 1 SAC: 0 3B: 0 DP: 0 HR: 1 HBP: 0		WP: 2 PA: 42 PB: 0 SB: 1 CS: 1		
<b>PITCHER</b>	IP WLS BF H R ER SO BB IBB HBP BLK WP HR S P ERA WHIP															
Kaz Ishii, L ERA: 2.78 Guillermo Mota, R ERA: 2.05 Tom Martin, L ERA: 2.38 Paul Quantrill, R ERA: 1.71 Paul Shuey, R ERA: 1.23	(1, 1) (6, 1) (8, 1) (8, 1) (9, 1)	5.2 1.1 0.1 0.2 2.0	26 4 1 2 6	8 0 0 0 0	2 0 0 0 0	2 0 0 0 0	4 2 1 1 3	2 0 0 0 0	0 0 0 0 0	0 0 0 0 0	2 0 3 5 17	98 17 4 7 24	3.18 0.00 0.00 0.00 0.00	1.765 0.000 0.000 0.000 0.000		
<b>PITCHER</b>	IP WLS BF H R ER SO BB IBB HBP BLK WP HR S P ERA WHIP															
Eric Gagne, R ERA: 2.06	(11, 1)	0.1	L	3	1	1	1	1	1	1	1	1	1	1	0.1	6.000

livebaseballscores.com

AB	39
R	3
H	9
RBI	3
BB	3
SO	12
LOB	14





Batter	1	2	3	4	5	6	7	8	9	AB R H RBI BB SO LOB	TOP											
<b>Dave Roberts, L</b> (1, 8) OBP: 0.330, SLG: 0.308	0-3 <b>K</b>		0-2 <b>G4-3</b>			1 SAFE 2-2 1B HBP 1-3 1B		0-3 <b>K</b>		4 0 1 0 0 2 0	<b>Los Angeles Dodgers @ San Francisco Giants</b> <b>PacBell Park, San Francisco, CA</b> Tue Jun 24 2003, 10:15 PM EDT Att. 42,648 - Sunny - 65 F											
<b>Paul Lo Duca, R</b> (1, 2) OBP: 0.376, SLG: 0.464	2-2 <b>G5-3</b>			1-0 <b>G5-3</b>		1 SAFE 1-2 1B HBP		1-2 <b>G4-3</b>		3 0 0 0 0 0 0												
<b>Shawn Green, L</b> (1, 9) OBP: 0.314, SLG: 0.418	0-1 <b>L4</b>			2-2 <b>G3</b>		1-1 <b>SF9</b>		1-2 <b>G4-3</b>		3 0 0 1 0 0 0												
<b>Brian Jordan, R</b> (1, 7) OBP: 0.372, SLG: 0.420 <b>Jolbert Cabrera, R</b> (6, 7) OBP: 0.342, SLG: 0.472 (7, 4)		2-2 <b>G6-3</b> <b>G4-3</b> 1B		3-2 <b>G6-3</b>		3-H 3-2 1-2 2-3 1B		3-2 <b>1B</b> HBP		3 0 2 0 0 0 0 0 0 0 0 0 0 0												
<b>Daryle Ward, L</b> (1, 3) OBP: 0.223, SLG: 0.209		0-1 <b>G4-3</b>			0-2 <b>F7</b>	0-3 <b>K</b>		1-2 <b>1B</b>		4 0 1 0 0 1 4												
<b>Adrián Beltré, R</b> (1, 5) OBP: 0.273, SLG: 0.340		2-2 <b>G6-3</b>		2-3 <b>K</b>	2-3 <b>K</b>		0-1 <b>G5-3</b>	2-1 <b>G4-3</b>		4 0 0 0 0 1 2												
<b>Alex Cora, L</b> (1, 4) OBP: 0.275, SLG: 0.307 (7, 6)		0-0 <b>P6</b>		1-0 <b>F7</b>			0-1 <b>G4-3</b>			3 0 0 0 0 0 1												
<b>Cesar Izturis, S</b> (1, 6) OBP: 0.288, SLG: 0.297 <b>Paul Quantrill, L</b> (7, 1)			1-1 <b>F7</b>		2-1 <b>E6</b> 1B SF9		2-1 <b>F7</b>			3 1 0 0 0 0 0 0 0 0 0 0 0 0												
<b>Odalis Perez, L</b> (1, 1) OBP: 0.038, SLG: 0.038 <b>Mike Kinkade, R</b> (7, 7) OBP: 0.379, SLG: 0.384			0-3 <b>K2-3</b>		0-3 <b>K</b>		0-2 <b>L8</b>			2 0 0 0 0 2 1 1 0 0 0 0 0 0												
<b>Inning Stats</b>	R: 0 E: 0 K: 1 S: 8	H: 0 LOB: 0 BB: 0 P: 10	R: 0 E: 0 K: 0 S: 9	H: 1 LOB: 1 BB: 0 P: 13	R: 0 E: 0 K: 1 S: 8	H: 0 LOB: 0 BB: 0 P: 9	R: 0 E: 0 K: 0 S: 10	H: 0 LOB: 0 BB: 0 P: 16	R: 0 E: 0 K: 1 S: 10	H: 0 LOB: 0 BB: 0 P: 13		R: 1 E: 1 K: 2 S: 22	H: 2 LOB: 3 BB: 0 P: 31	R: 0 E: 0 K: 0 S: 6	H: 0 LOB: 0 BB: 0 P: 8	R: 0 E: 0 K: 1 S: 9	H: 0 LOB: 0 BB: 0 P: 10	R: 0 E: 0 K: 0 S: 10	H: 1 LOB: 1 BB: 0 P: 17	1B: 4 2B: 0 3B: 0 HR: 0	SF: 1 SAC: 0 DP: 0 HBP: 2	WP: 0 PB: 0 SB: 0 CS: 0
<b>PITCHER Jason Schmidt, R</b> (1, 1) ERA: 2.23	IP: 9.0 WLS: W BF: 33 H: 4 R: 1 ER: 0 SO: 6 BB: 0 IBB: 0 HBP: 2 BLK: 0 WP: 0 HR: 0 S: 92 P: 127 ERA: 0.00 WHIP: 0.444											<b>PITCHER</b>	IP: WLS: BF: H: R: ER: SO: BB: IBB: HBP: BLK: WP: HR: S: P: ERA: WHIP:									

livebaseballscorecards.com

<b>AB</b>	<b>30</b>
<b>R</b>	<b>1</b>
<b>H</b>	<b>4</b>
<b>RBI</b>	<b>1</b>
<b>BB</b>	<b>0</b>
<b>SO</b>	<b>6</b>
<b>LOB</b>	<b>8</b>



Batter	1	2	3	4	5	6	7	8	9
Ray Durham, S OBP: 0.412, SLG: 0.438 (1, 4)	2-3 K		2-0 P4			1-0 BLK HR 1B		4-1 G6-4-3 BB	
Edgardo Alfonzo, R OBP: 0.295, SLG: 0.325 (1, 5)	1-1 F9			0-1 G6-3		1-2 P4		1-0 G6-4-3	
Marquis Grissom, R OBP: 0.341, SLG: 0.498 (1, 8)	0-0 P6			2-2 G6-3		2-0 HR			
Barry Bonds, L OBP: 0.491, SLG: 0.646 (1, 7)		3-1 G5-4-3 HBP		4-2 BB		3-2 1B			
21 Carlos Valderrama, R OBP: 0.250, SLG: 0.250 (9, 7)									
Andres Galarraga, R OBP: 0.389, SLG: 0.580 (1, 3)		1-1 G5-4-3		3-2 K		1-0 P3			
Benito Santiago, R OBP: 0.335, SLG: 0.463 (1, 2)		1-1 G6-3			0-2 G5-4-3 1B		1-1 G6-3		
Rich Aurilia, R OBP: 0.320, SLG: 0.402 (1, 6)			1-1 F8		2-0 G5-4-3		1-1 L6		
José Cruz Jr., S OBP: 0.363, SLG: 0.434 (1, 9)			1-0 G5-3		0-0 G5-3		0-1 L9		
Jason Schmidt, R OBP: 0.063, SLG: 0.032 (1, 1)			4-2 BB			0-2 G6-3		2-2 L4	

AB	R	H	RBI	BB	SO	LOB
3	1	1	0	1	1	1
4	0	0	0	0	0	2
3	1	1	2	0	0	0
1	0	1	0	1	0	0
0	0	0	0	0	0	0
3	0	0	0	0	1	3
3	0	1	0	0	0	0
3	0	0	0	0	0	1
3	0	0	0	0	0	0
2	0	0	0	1	0	0

**BOTTOM**

Los Angeles Dodgers @ San Francisco Giants  
PacBell Park, San Francisco, CA  
Tue Jun 24 2003, 10:15 PM EDT  
Att. 42,648 - Sunny - 65 F

[livebaseballscorecards.com](http://livebaseballscorecards.com)

<b>AB</b>	<b>25</b>
<b>R</b>	<b>2</b>
<b>H</b>	<b>4</b>
<b>RBI</b>	<b>2</b>
<b>BB</b>	<b>3</b>
<b>SO</b>	<b>2</b>
<b>LOB</b>	<b>7</b>



1B: 3	SF: 0
2B: 0	SAC: 0
3B: 0	DP: 3
HR: 1	HBP: 1

WP: 0	PA: 29
PB: 0	
SB: 0	
CS: 0	

Inning Stats		R: 0	H: 0	E: 0	LOB: 0	K: 1	BB: 0	S: 8	P: 11									
PITCHER		IP	WLS	BF	H	R	ER	SO	BB	IBB	HBP	BLK	WP	HR	S	P	ERA	WHIP
Odalis Perez, L ERA: 4.44 (1, 1)		6.0	L	23	4	2	2	2	2	2	0	1	0	0	49	84	3.00	1.000
Paul Quantrill, R ERA: 1.6 (7, 1)		2.0		6	0	0	0	0	0	1	0	0	0	0	11	20	0.00	0.500



Batter	1	2	3	4	5	6	7	8	9	AB	R	H	RBI	BB	SO	LOB	TOP										
<b>Dave Roberts, L</b> (1, 8) OBP: 0.328, SLG: 0.306	2-1 L8	0-1 G5-3 1B	1-0 G6-3			1-0 FC4		2-2 G6-3		5	0	1	0	0	0	2											
<b>Cesar Izturis, S</b> (1, 6) OBP: 0.290, SLG: 0.299	1-0 L7	0-1 1B	3-1 G3			2-2 F7		0-1 2B 1B		5	0	2	1	0	0	2											
<b>Paul Lo Duca, R</b> (1, 2) OBP: 0.376, SLG: 0.463	1-1 HBP 1B	3-2 G5-3				1-1 G6-3 1B		0-0 P4		5	0	2	0	0	0	4											
<b>Shawn Green, L</b> (1, 9) OBP: 0.318, SLG: 0.426	4-2 HBP 1-2 HBP		1-2 1B 2B			2-1 G6-3 1-2f		0-3 K		4	1	2	0	0	1	1											
<b>Mike Kinkade, R</b> (1, 7) OBP: 0.393, SLG: 0.427	1-2 HBP		0-1 1B HR 1B			3-3 K		3-2 HR		3	2	2	1	0	1	0											
<b>Alex Cora, L</b> (7, 4) OBP: 0.274, SLG: 0.306	1-2 2-3 HBP		2-3 1B					1-2 F7		1	0	0	0	0	0	2											
<b>Ron Coomer, R</b> (1, 3) OBP: 0.321, SLG: 0.329	0-0 G4-3		1-0 HR 1B			2-0 G6-3		0-0 1B WP 1B		4	1	2	1	1	0	3											
<b>Adrián Beltré, R</b> (1, 5) OBP: 0.275, SLG: 0.350		2-0 G5-3	0-0 HR			0-2 F9		4-0 1B BB		4	1	1	3	1	1	1											
<b>Jolbert Cabrera, R</b> (1, 4) OBP: 0.351, SLG: 0.485		1-1 1B BLK 1B	1-1 G6-3 2B			3-3 K		1-0 1B		5	1	3	0	0	1	1											
<b>Hideo Nomo, R</b> (1, 1) OBP: 0.189, SLG: 0.118		4-2 1B 1B BB	1-3 K			0-2 FC4 1B		2-1 F8		3	0	1	0	1	1	4											
<b>Wilson Alvarez, L</b> (8, 1)								1-2f FC6-4		1	0	0	0	0	0	1											
<b>Inning Stats</b>	R: 0 E: 0 K: 0 S: 10	H: 1 LOB: 3 BB: 0 P: 19	R: 1 E: 0 K: 0 S: 13	H: 3 LOB: 2 BB: 1 P: 23	R: 4 E: 0 K: 1 S: 15	H: 5 LOB: 1 BB: 0 P: 23	R: 0 E: 0 K: 1 S: 7	H: 1 LOB: 0 BB: 0 P: 13	R: 0 E: 0 K: 1 S: 9	H: 0 LOB: 0 BB: 0 P: 14	R: 0 E: 0 K: 0 S: 7	H: 1 LOB: 0 BB: 0 P: 10	R: 1 E: 0 K: 1 S: 15	H: 3 LOB: 3 BB: 1 P: 27	R: 0 E: 0 K: 0 S: 13	H: 2 LOB: 2 BB: 0 P: 17	R: 0 E: 0 K: 1 S: 7	H: 0 LOB: 1 BB: 1 P: 15	1B: 11 2B: 3 3B: 0 HR: 2	SF: 0 SAC: 0 DP: 2 HBP: 2	WP: 1 PB: 0 SB: 0 CS: 1	PA: 45					
<b>PITCHER</b>	IP	WLS	BF	H	R	ER	SO	BB	IBB	HBP	BLK	WP	HR	S	P	ERA	WHIP										
<b>Damian Moss, L</b> (1, 1) ERA: 4.92	2.0	L	16	8	5	5	0	1	0	2	1	0	1	30	51	22.50	4.500										
<b>Jim Brower, R</b> (3, 1) ERA: 4.15	4.0		13	3	0	0	3	0	0	0	0	0	0	31	51	0.00	0.750										
<b>41 Chad Zerbe, L</b> (7, 1) ERA: 4.81	1.0		7	3	1	1	1	1	0	0	0	1	1	15	27	9.00	4.000										
<b>Jason Christiansen, L</b> (8, 1) ERA: 5.4	1.0		5	2	0	0	0	0	0	0	0	0	0	13	17	0.00	2.000										
<b>Joe Nathan, R</b> (9, 1) ERA: 4.17	1.0		4	0	0	0	1	1	0	0	0	0	0	7	15	0.00	1.000										

Los Angeles Dodgers @ San Francisco Giants  
PacBell Park, San Francisco, CA  
Wed Jun 25 2003, 10:15 PM EDT  
Att. 42,632 - Sunny - 81 F

livebaseballscorecards.com

<b>AB</b>	40
<b>R</b>	6
<b>H</b>	16
<b>RBI</b>	6
<b>BB</b>	3
<b>SO</b>	5
<b>LOB</b>	21







Batter	1	2	3	4	5	6	7	8	9	AB R H RBI BB SO LOB	TOP	
Eric Byrnes, R OBP: 0.392, SLG: 0.545 (1, 8)	0-2 F7		0-1 F8			1-2 G3-6-1 1B		0-2 G4-6-3 1B		4 0 2 0 0 0 0	<b>Oakland Athletics @ San Francisco Giants</b> PacBell Park, San Francisco, CA Fri Jun 27 2003, 10:15 PM EDT Att. 42,604 - Sunny - 73 F	
Scott Hatteberg, L OBP: 0.351, SLG: 0.393 (1, 3)	0-1 L9		4-1 L9-3 BB			2-1 G3-6-1 1-2f		0-1 G4-6-3 1-2f		3 0 0 0 1 0 2		
Miguel Tejada, R OBP: 0.305, SLG: 0.448 (1, 6)	3-2 3 1B		1-1 L9-3 1-1			3-1 1B				4 0 2 0 0 0 1		
3 Eric Chavez, L OBP: 0.328, SLG: 0.491 (1, 5)	0-2 FC6-4 1-2 1B			0-0 G4-3		1-1 F9				4 0 1 0 0 0 1		
Ramon Hernandez, R OBP: 0.332, SLG: 0.470 (1, 2)	1-1 FC6-4 1-2f			1-0 P4			0-1 P4			4 0 0 0 0 1 2		
Terrence Long, L OBP: 0.300, SLG: 0.395 (1, 9) (7, 7)		0-1 G3-1		1-2 F8			0-1 1B			3 0 1 0 0 0 0		
Mark Ellis, R OBP: 0.336, SLG: 0.390 (1, 4)		0-2 1B			2-1 F7		0-0 F8			3 0 1 0 0 0 1		
Billy McMillon, L OBP: 0.371, SLG: 0.400 Mike Neu, S (7, 1)		0-1 L4			0-0 P5		2-0 P5			3 0 0 0 0 0 2 0 0 0 0 0 0 0		
Ted Lilly, L Chris Singleton, L OBP: 0.344, SLG: 0.418 (7, 9)		0-3 K			0-0 F7			1-2 P5		2 0 0 0 0 1 1 1 0 0 0 0 0 0		
<b>Inning Stats</b>	R: 0 H: 2 E: 0 LOB: 2 K: 0 BB: 0 S: 16 P: 20	R: 0 H: 1 E: 0 LOB: 1 K: 1 BB: 0 S: 10 P: 10	R: 0 H: 0 E: 0 LOB: 0 K: 0 BB: 1 S: 5 P: 10	R: 0 H: 0 E: 0 LOB: 0 K: 0 BB: 0 S: 5 P: 7	R: 0 H: 0 E: 0 LOB: 0 K: 0 BB: 0 S: 4 P: 6	R: 0 H: 2 E: 0 LOB: 1 K: 0 BB: 0 S: 11 P: 18	R: 0 H: 1 E: 0 LOB: 1 K: 0 BB: 0 S: 6 P: 8	R: 0 H: 1 E: 0 LOB: 0 K: 0 BB: 0 S: 8 P: 9	R: 0 H: 0 E: 0 LOB: 0 K: 1 BB: 0 S: 8 P: 8	1B: 7 SF: 0 2B: 1 SAC: 0 3B: 0 DP: 3 HR: 0 HBP: 0	WP: 0 PA: 32 PB: 0 SB: 0 CS: 0	
<b>PITCHER</b> Jerome Williams, R ERA: 3.65 (1, 1)	IP WLS BF H R ER SO BB IBB HBP BLK WP HR S P ERA WHIP	9.0 W 32 7 0 0 2 1 0 0 0 0 0 0 73 96 0.00 0.889										

livebaseballscorecards.com

<b>AB</b>	31
<b>R</b>	0
<b>H</b>	7
<b>RBI</b>	0
<b>BB</b>	1
<b>SO</b>	2
<b>LOB</b>	10



Batter	1	2	3	4	5	6	7	8	9
Ray Durham, S OBP: 0.409, SLG: 0.431 (1, 4)	P4		E5 FC4-6					G3-1 1B	
Neifi Perez, S OBP: 0.297, SLG: 0.369 (1, 6)	G6-3		FC4-6 1-2f		F8		L5	G3-1 1-2 2-3	
Marquis Grissom, R OBP: 0.339, SLG: 0.491 (1, 8)	K			F8 BLK 1B	F9		BB BB 1B	K	
Barry Bonds, L OBP: 0.490, SLG: 0.650 (1, 7)		L7							
21 Carlos Valderrama, R OBP: 0.200, SLG: 0.200 (9, 7)									
Benito Santiago, R OBP: 0.337, SLG: 0.462 (1, 2)		F9			F8				
Andres Galarraga, R OBP: 0.371, SLG: 0.556 (1, 3)		G6-3			K				
Pedro Feliz, R OBP: 0.307, SLG: 0.589 (1, 5)			K						
José Cruz Jr., S OBP: 0.367, SLG: 0.443 (1, 9)									
Jerome Williams, R (1, 1)									

AB	R	H	RBI	BB	SO	LOB
4	1	2	0	1	0	0
5	0	0	0	0	0	5
5	1	2	0	0	2	3
2	2	1	1	2	0	0
0	0	0	0	0	0	0
3	0	1	1	1	0	2
4	0	0	0	0	3	6
4	1	2	3	0	1	1
3	1	1	1	1	1	2
4	0	0	0	0	1	1

**BOTTOM**

**Oakland Athletics @ San Francisco Giants**  
PacBell Park, San Francisco, CA  
Fri Jun 27 2003, 10:15 PM EDT  
Att. 42,604 - Sunny - 73 F

[livebaseballscorecards.com](http://livebaseballscorecards.com)

<b>AB</b>	<b>34</b>
<b>R</b>	<b>6</b>
<b>H</b>	<b>9</b>
<b>RBI</b>	<b>6</b>
<b>BB</b>	<b>5</b>
<b>SO</b>	<b>8</b>
<b>LOB</b>	<b>20</b>




Inning Stats	R	H	E	K	S	H	LOB	BB	P	R	H	E	K	S	H	LOB	BB	P
	0	0	0	1	8	0	0	0	11	0	0	0	0	6	0	0	0	11
	0	0	0	0	6	0	0	0	10	0	0	0	0	6	0	0	0	10
	1	1	1	12	17	2	1	1	17	2	2	0	2	21	0	1	1	21
	0	0	0	10	14	0	1	1	14	0	0	0	0	14	0	1	1	14
	1	2	0	13	16	1	2	0	16	1	2	0	1	16	1	1	0	16
	1	2	0	15	25	1	2	2	25	1	2	0	2	25	1	2	2	25
	1	2	0	13	25	1	2	1	25	1	2	0	1	25	1	2	1	25

PITCHER	IP	WLS	BF	H	R	ER	SO	BB	IBB	HBP	BLK	WP	HR	S	P	ERA	WHIP
Ted Lilly, L ERA: 4.83 (1, 1)	6.2	L	31	7	5	5	6	3	0	0	1	0	2	72	104	6.75	1.500
Mike Neu, R ERA: 2.55 (7, 1)	1.1		8	2	1	1	2	2	0	0	0	0	1	18	35	6.75	3.000

WP	PA	ERA	WHIP
0	39		



Batter	1	2	3	4	5	6	7	8	9	10	AB R H RBI BB SO LOB	TOP									
Eric Byrnes, R OBP: 0.391, SLG: 0.540 (1, 8)	1-1 E 1B 1B	2-1 F8		0-0 E9 G6-3 1B 1-2 2-H		1-3 K			0-0 P4	2-3 K	6 1 2 0 0 2 4										
Frank Menchino, R OBP: 0.370, SLG: 0.578 Keith Foulke, R (9, 1)	2-1 E8 BB 3 1B 1B	2-0 G6-3		0-2 G6-3 1-2f		4-2 BB			1-1 F9		4 1 1 0 1 0 2 0 0 0 0 0 0 0										
Miguel Tejada, R OBP: 0.307, SLG: 0.450 (1, 6)	2-2 3 1B 2B 1B 1-2 2-3 3-H	3-2 G6-3			2-2 F8	3-2 P2			3-1 2B		5 1 2 1 0 0 2										
Erubiel Durazo, L OBP: 0.400, SLG: 0.460 (1, 3)	4-1 3 1B 2B BB 1-2 2-3		1-2 K		1-3 K		2-3 K		0-0 F9		4 1 0 0 1 3 1										
Ramon Hernandez, R OBP: 0.330, SLG: 0.462 (1, 2)	0-0 F3		3-2 L1		2-2 HBP		1-3 K			2-1 F8	4 0 0 0 0 1 3										
3 Eric Chavez, L OBP: 0.329, SLG: 0.490 (1, 5)	2-0 2B 1B 1-2 2-3 3-H		0-0 P6		2-3 K		2-3 K		2-1 BB 1B 1B		5 1 2 1 0 2 1										
Adam Piatt, R OBP: 0.281, SLG: 0.414 Billy McMillon, L OBP: 0.389, SLG: 0.419 (10, PH) (10, 7)	3-2 2B			2-1 FC1-5 1B 1B		0-1 HR		1-3 K	0-0 BB 1B 1-2		4 1 3 4 0 1 0 1 0 1 0 0 0 0	AB 42 R 7 H 13 RBI 6 BB 3 SO 11 LOB 21									
Terrence Long, L OBP: 0.305, SLG: 0.397 (1, 9)	2-3 K			2-0 1B FC1-5 E 1B 1-2		2-2 FC1-6 1B		2-2 G6-3	4-0 BB 1-2 2-3 BB		4 1 2 0 1 1 1										
Barry Zito, L Jim Mecir, S Scott Hatteberg, L OBP: 0.390, SLG: 0.391 Ricardo Rincon, L Chad Bradford, R Mark Ellis, R OBP: 0.334, SLG: 0.388 (1, 1) (7, 1) (8, PH) (8, 1) (8, 1) (9, 4)	1-1 L5			0-1 FC1-5 E 1-2 2-3f		0-0 FC1-6 BB 1-2f		2-3 K	0-0 P4		3 0 0 0 0 0 4 0 0 0 0 0 0 0 1 0 0 0 0 0 1 0 0 0 0 0 0 0 0 0 0 0 0 0 0 1 0 0 0 0 0 3										
<b>Inning Stats</b>	R: 5 E: 1 K: 1 S: 20	H: 5 LOB: 1 BB: 1 P: 37	R: 0 E: 0 K: 0 S: 6	H: 0 LOB: 0 BB: 0 P: 13	R: 0 E: 0 K: 1 S: 12	H: 0 LOB: 0 BB: 0 P: 16	R: 1 E: 1 K: 0 S: 9	H: 3 LOB: 1 BB: 0 P: 13	R: 0 E: 0 K: 2 S: 11	H: 0 LOB: 1 BB: 0 P: 18	R: 0 E: 0 K: 3 S: 9	H: 0 LOB: 0 BB: 0 P: 14	R: 0 E: 0 K: 2 S: 9	H: 1 LOB: 1 BB: 0 P: 10	R: 0 E: 0 K: 1 S: 10	H: 2 LOB: 3 BB: 1 P: 20	1B: 10 2B: 2 3B: 0 HR: 1	SF: 0 SAC: 0 DP: 1 HBP: 1	WP: 0 PB: 0 SB: 0 CS: 0	PA: 46	
<b>PITCHER</b>	IP WLS BF H R ER SO BB IBB HBP BLK WP HR S P ERA WHIP																				
Kirk Rueter, L ERA: 3.86 (1, 1)	4.0	20	8	6	5	2	1	0	0	0	0	0	0	11.25	2.250						
Joe Nathan, R ERA: 4.19 (5, 1)	2.0	10	2	1	1	3	1	0	1	0	0	1	29	46	4.50	1.500					
Scott Eyre, L ERA: 3.38 (7, 1)	2.0	6	0	0	0	5	0	0	0	0	0	0	18	28	0.00	0.000					
Tim Worrell, R ERA: 1.71 (9, 1)	1.0	4	1	0	0	0	0	0	0	0	0	0	6	10	0.00	1.000					
Felix Rodriguez, R ERA: 3.82 (10, 1)	1.0	W 6	2	0	0	1	1	0	0	0	0	0	10	20	0.00	3.000					

Oakland Athletics @ San Francisco Giants  
PacBell Park, San Francisco, CA  
Sat Jun 28 2003, 4:05 PM EDT  
Att: 42,519 - Sunny - 79 F

livebaseballscorecards.com

Oakland Athletics @ San Francisco Giants  
 PacBell Park, San Francisco, CA

Sat Jun 28 2003, 4:05 PM EDT  
 Att. 42,519 - Sunny - 79 F

livebaseballscorecards.com

AB 43  
 R 8  
 H 17  
 RBI 8  
 BB 5  
 SO 4  
 LOB 26



WP: 0 PA: 50  
 PB: 0  
 SB: 1  
 CS: 0

AB R H RBI BB SO LOB

4	0	2	1	1	2	2
6	1	3	2	0	0	4
6	0	2	1	0	0	4
3	1	1	1	2	0	3
6	1	2	1	0	0	5
5	1	2	0	0	0	1
3	1	2	1	2	1	0
5	1	1	0	0	0	5
1	0	0	0	0	0	0
1	1	1	1	0	0	0
0	0	0	0	0	0	0
1	0	0	0	0	0	0
0	0	0	0	0	0	0
1	1	1	0	0	0	0
1	0	0	0	0	0	0
0	0	0	0	0	0	0
0	0	0	0	0	0	0

1B: 15 SF: 0  
 2B: 1 SAC: 1  
 3B: 0 DP: 0  
 HR: 1 HBP: 1

Batter	1	2	3	4	5	6	7	8	9	10
Ray Durham, S OBP: 0.413, SLG: 0.436 (1, 4)	K		FC6-4 BB	FC6-4 1B		2B		SH1-4 1-2	K	
Neifi Perez, S OBP: 0.304, SLG: 0.374 (1, 6)	G5-3 1B		FC6-4	FC6-4 1B		G6-3		FC1-6 1B		HBP 1B 1B
Marquis Grissom, R OBP: 0.339, SLG: 0.488 (1, 8)	G5-3		F9	1B		G5-3		FC1-6 FC6-4 IBB		1B HBP 1B
Barry Bonds, L OBP: 0.493, SLG: 0.659 (1, 7)	L8			HR		G6-3 BB		FC6-4 IBB		1B HBP
Pedro Feliz, R OBP: 0.308, SLG: 0.574 (1, 5)		L6		1B		G6-3		FC6-4		1B
Andres Galarraga, R OBP: 0.372, SLG: 0.549 (1, 3)		L9		1B		G6-3				FC6-5 1B
José Cruz Jr., S OBP: 0.374, SLG: 0.445 (1, 9)				1B		K				FC6-5 1B
Yorvit Torrealba, R OBP: 0.289, SLG: 0.397 (1, 2)		F8		1B		G5-3		G1-3		FC6-5
Kirk Rueter, L Edgardo Alfonzo, R Jose Bautista, R 21 Carlos Valdez, R Scott Eyre, L Benito Santiago, R Tim Lincecum, R 60 Francisco Santos, L Felix Rodriguez, R			G1-3	FC6-4 1B			K	SH1-4 1B	F7	

Inning Stats	R: 0	H: 1	E: 0	K: 1	S: 14	P: 20
	R: 0	H: 0	E: 0	K: 0	S: 6	P: 14
	R: 0	H: 0	E: 0	K: 0	S: 8	P: 14
	R: 6	H: 8	E: 0	K: 0	S: 17	P: 27
	R: 0	H: 0	E: 0	K: 1	S: 9	P: 14
	R: 0	H: 1	E: 0	K: 1	S: 7	P: 12
	R: 0	H: 0	E: 0	K: 0	S: 9	P: 17
	R: 1	H: 2	E: 0	K: 0	S: 8	P: 15
	R: 0	H: 2	E: 0	K: 1	S: 11	P: 15
	R: 1	H: 3	E: 0	K: 0	S: 6	P: 8

PITCHER	IP	WLS	BF	H	R	ER	SO	BB	IBB	HBP	BLK	WP	HR	S	P	ERA	WHIP
Barry Zito, L ERA: 3.17 (1, 1)	6.0		30	10	6	6	3	2	0	0	0	0	1	61	101	9.00	2.000
Jim Mecir, R ERA: 3.86 (7, 1)	1.0	H	5	0	0	0	0	2	0	0	0	0	0	9	17	0.00	2.000
Ricardo Rincon, L ERA: 4.28 (8, 1)	0.2	B	5	2	1	1	0	0	1	0	0	0	0	7	14	13.50	3.000
Chad Bradford, R ERA: 3.95 (8, 1)	0.2		4	2	0	0	0	0	0	0	0	0	0	8	11	0.00	3.000
Keith Foulke, R ERA: 2.61 (9, 1)	0.2	L	6	3	1	1	1	0	0	1	0	0	0	10	13	13.50	4.500



Batter	1	2	3	4	5	6	7	8	9	AB R H RBI BB SO LOB	TOP											
Eric Byrnes, R (1, 7) OBP: 0.401, SLG: 0.577	3-2 1B	0-2 2B			2-1 HR		3-2 2B		2-2 3B	5 2 5 2 0 0 0												
Scott Hatteberg, L (1, 3) OBP: 0.351, SLG: 0.391	2-2 1B	3-2 G6-3			0-0 1B		2-1 G4-3		1-0 F8	5 0 2 0 0 0 3												
Miguel Tejada, R (1, 6) OBP: 0.303, SLG: 0.444	3-3 K				0-1 FC6-4 G4-6-3		2-0 G5-3			4 0 0 1 0 1 3												
3 Eric Chavez, L (1, 5) OBP: 0.325, SLG: 0.483	3-3 K				0-0 G4-6-3		3-H K			4 0 0 0 0 3 3												
Ramon Hernandez, R (1, 2) OBP: 0.328, SLG: 0.467	2-2 P3				0-2 SF8 3B				0-0 G6-3	4 1 1 0 0 0 2												
Terrence Long, L (1, 9)					1-1 L8				1-0 G6-3	2 1 0 1 1 0 0												
Mark Ellis, R (1, 4) OBP: 0.337, SLG: 0.387					3-2 G4-3				1-1 P2	3 1 1 0 1 0 0												
Chris Singleton, L (1, 8) OBP: 0.348, SLG: 0.420					2-1 1B				2-2 F7	4 0 2 0 0 0 2												
Mark Mulder, L (1, 1)					3-2 K				0-0 F8	2 0 0 1 0 1 3												
Jim Mecer, S (8, 1)										0 0 0 0 0 0 0												
Billy McMillon, L (9, PH) OBP: 0.378, SLG: 0.406										1 0 0 0 0 0 0												
Keith Foulke, R (9, 1)										0 0 0 0 0 0 0												
<b>Inning Stats</b>	R: 0 E: 0 K: 2 S: 21	H: 2 LOB: 2 BB: 0 P: 34	R: 2 E: 0 K: 0 S: 15	H: 1 LOB: 1 BB: 2 P: 29	R: 0 E: 0 K: 1 S: 11	H: 0 LOB: 0 BB: 0 P: 14	R: 0 E: 0 K: 1 S: 11	H: 1 LOB: 1 BB: 0 P: 19	R: 1 E: 0 K: 0 S: 6	H: 2 LOB: 0 BB: 0 P: 8	R: 1 E: 0 K: 0 S: 14	H: 3 LOB: 1 BB: 0 P: 19	R: 1 E: 0 K: 1 S: 9	H: 1 LOB: 0 BB: 0 P: 17	R: 0 E: 0 K: 0 S: 4	H: 0 LOB: 0 BB: 0 P: 6	R: 0 E: 0 K: 0 S: 9	H: 1 LOB: 1 BB: 0 P: 14	1B: 6 2B: 2 3B: 2 HR: 1	SF: 2 SAC: 0 DP: 2 HBP: 0	WP: 0 PB: 0 SB: 0 CS: 0	PA: 38
<b>PITCHER</b>	IP WLS BF H R ER SO BB IBB HBP BLK WP HR S P ERA WHIP																					
Jesse Foppert, R (1, 1) ERA: 4.94	4.0 L 18 4 2 2 4 2 0 0 0 0 0 0 58 96 4.50 1.500																					
41 Chad Zerbe, L (5, 1) ERA: 5.13	2.0 9 5 2 2 0 0 0 0 0 0 0 1 20 27 9.00 2.500																					
Jason Christiansen, L (7, 1) ERA: 5.14	2.0 7 1 1 1 1 0 0 0 0 0 0 0 13 23 4.50 0.500																					
Felix Rodriguez, R (9, 1) ERA: 3.72	1.0 4 1 0 0 0 0 0 0 0 0 0 0 9 14 0.00 1.000																					

Oakland Athletics @ San Francisco Giants  
PacBell Park, San Francisco, CA  
Sun Jun 29 2003, 4:05 PM EDT  
Att. 42,508 - Sunny - 68 F

AB	34
R	5
H	11
RBI	5
BB	2
SO	5
LOB	16



Batter	1	2	3	4	5	6	7	8	9	AB	R	H	RBI	BB	SO	LOB
Ray Durham, S OBP: 0.414, SLG: 0.451 (1, 4)	G1-3		SH1-3 3B		G1-3 2B			K		4	1	2	0	0	1	0
Neifi Perez, S OBP: 0.304, SLG: 0.373 (1, 6)	FC5-4 1B		SH1-3		G1-3			G4-3		3	0	1	1	0	0	1
Marquis Grissom, R Jason Christiansen, R 60 Francisco Santos, L Felix Rodriguez, R OBP: 0.333, SLG: 0.889 (8, PH) OBP: 1.000, SLG: 1.000 (9, 1)	FC5-4 1-2f		G5-3 3-H				G5-3	HR		3	0	0	0	0	0	1
Pedro Feliz, R OBP: 0.297, SLG: 0.552 (1, 7)	L9		L9				G6-3	G6-3		4	0	0	0	0	0	1
Benito Santiago, R OBP: 0.339, SLG: 0.460 (1, 2)			G5-2-3 1B		G5-3		K		G6-3	4	0	1	0	0	1	0
Andres Galarraga, R OBP: 0.368, SLG: 0.534 (1, 3)			G5-2-3 BB		K		G5-3		K	3	0	0	0	1	2	0
Edgardo Alfonzo, R OBP: 0.296, SLG: 0.322 (1, 5)			G5-2-3 BB		CS 1B		G1-3		K	3	0	1	0	1	1	0
José Cruz Jr., S OBP: 0.373, SLG: 0.448 (1, 9)	G5-2-3		G5-2-3		CS		L8			3	0	1	0	0	0	3
Jesse Foppert, R 41 Chad Zerbe, L 21 Carlos Valderrama, R OBP: 0.095, SLG: 0.150 (5, 1) OBP: 0.143, SLG: 0.143 (7, 8)	K				G6-3		G6-3			1	0	0	0	0	1	2
										1	0	0	0	0	0	0
										1	0	0	0	0	0	1

Inning Stats	R: 0	H: 1	E: 0	LOB: 1	K: 0	S: 10	R: 0	H: 1	E: 0	LOB: 2	K: 1	S: 10	R: 1	H: 1	E: 0	LOB: 0	K: 0	S: 9	R: 0	H: 1	E: 0	LOB: 0	K: 1	S: 13	R: 0	H: 1	E: 0	LOB: 1	K: 0	S: 10	R: 0	H: 0	E: 0	LOB: 0	K: 1	S: 5	R: 0	H: 1	E: 0	LOB: 1	K: 0	S: 8	R: 1	H: 1	E: 0	LOB: 0	K: 1	S: 8	R: 0	H: 0	E: 0	LOB: 0	K: 2	S: 9	1B: 3	SF: 0	2B: 2	SAC: 1	3B: 1	DP: 1	HR: 1	HBP: 0
--------------	------	------	------	--------	------	-------	------	------	------	--------	------	-------	------	------	------	--------	------	------	------	------	------	--------	------	-------	------	------	------	--------	------	-------	------	------	------	--------	------	------	------	------	------	--------	------	------	------	------	------	--------	------	------	------	------	------	--------	------	------	-------	-------	-------	--------	-------	-------	-------	--------

PITCHER	IP	WLS	BF	H	R	ER	SO	BB	IBB	HBP	BLK	WP	HR	S	P	ERA	WHIP
Mark Mulder, L ERA: 3.25 (1, 1)	7.0	W	27	6	1	1	3	2	0	0	0	1	0	65	102	1.29	1.143
Jim Mecir, R ERA: 4.09 (8, 1)	1.0		4	1	1	1	1	0	0	0	0	0	1	8	12	9.00	1.000
Keith Foulke, R ERA: 2.55 (9, 1)	1.0	S	3	0	0	0	2	0	0	0	0	0	0	9	15	0.00	0.000

**BOTTOM**

**Oakland Athletics @ San Francisco Giants**  
PacBell Park, San Francisco, CA

Sun Jun 29 2003, 4:05 PM EDT  
Att: 42,508 - Sunny - 68 F

AB	31
R	2
H	7
RBI	2
BB	2
SO	6
LOB	9

WP: 1 PA: 35  
PB: 0  
SB: 0  
CS: 1



PITCHER	IP	WLS	BF	H	R	ER	SO	BB	IBB	HBP	BLK	WP	HR	S	P	ERA	WHIP
---------	----	-----	----	---	---	----	----	----	-----	-----	-----	----	----	---	---	-----	------



Batter	1	2	3	4	5	6	7	8	9	AB R H RBI BB SO LOB	TOP											
Ray Durham, S (1, 4) OBP: 0.407, SLG: 0.441	3-2 F8		2-2 L9	0-2 G6-3		3-2 F8		2-2 G4-3		5 0 0 0 0 0 4	<p>San Francisco Giants @ St. Louis Cardinals</p> <p>Busch Stadium, St. Louis, MO</p> <p>Mon Jun 30 2003, 7:10 PM CDT</p> <p>Att. 33,873 - Cloudy - 85 F</p>											
Nefti Perez, S (1, 6) OBP: 0.302, SLG: 0.374	0-0 2B		1-0 G3	2-0 F9			0-0 F8		0-1 L4	5 1 1 0 0 0 1												
Marquis Grissom, R (1, 8) OBP: 0.336, SLG: 0.488	1-2 F8		1-0 E6		1-0 L6		2-1 1B		1-2 F9	5 1 2 1 0 0 0												
Barry Bonds, L (1, 7) OBP: 0.488, SLG: 0.649	0-0 F8		2-1 F9		2-2 G6-3		1-1 1B		0-1 G4-3	5 0 1 1 0 0 2												
Benito Santiago, R (1, 2) OBP: 0.337, SLG: 0.457	2-1 F8			0-0 1B	1-3 K		2-1 P6			4 1 1 0 0 1 2												
Pedro Feliz, R (1, 3) OBP: 0.298, SLG: 0.541		0-1 P6		1-1 1B		0-3 K	1-3 K			4 1 1 0 0 2 1												
Andres Galarraga, R (9, 3) OBP: 0.368, SLG: 0.534			1-2 E							0 0 0 0 0 0 0												
José Cruz Jr., S (1, 9) OBP: 0.369, SLG: 0.441		2-0 P5		0-0 E8		1-2 G4-3		1-0 G3-1		4 1 0 0 0 0 0												
Edgardo Alfonzo, R (1, 5) OBP: 0.305, SLG: 0.330		4-2 BB		1-2 G6-3		0-1 1B		0-0 SH3-4		3 0 3 1 1 0 0												
Jason Schmidt, R (1, 1) OBP: 0.088, SLG: 0.061		2-3 K		1-0 SH2-4		1-1 1B		0-0 SH3-4		2 0 1 0 0 1 1												
<b>Inning Stats</b>	R: 1 E: 0 K: 0 S: 11	H: 2 LOB: 1 BB: 0 P: 17	R: 0 E: 0 K: 1 S: 9	H: 0 LOB: 1 BB: 1 P: 17	R: 0 E: 1 K: 0 S: 7	H: 0 LOB: 1 BB: 0 P: 13	R: 3 E: 1 K: 0 S: 12	H: 3 LOB: 1 BB: 0 P: 17	R: 0 E: 0 K: 1 S: 7	H: 0 LOB: 0 BB: 0 P: 11	R: 0 E: 0 K: 1 S: 14	H: 2 LOB: 2 BB: 0 P: 19	R: 1 E: 0 K: 1 S: 10	H: 2 LOB: 1 BB: 0 P: 16	R: 0 E: 0 K: 0 S: 6	H: 1 LOB: 1 BB: 0 P: 9	R: 0 E: 0 K: 0 S: 8	H: 0 LOB: 0 BB: 0 P: 9	1B: 7 2B: 3 3B: 0 HR: 0	SF: 0 SAC: 2 DP: 0 HBP: 0	WP: 0 PB: 0 SB: 0 CS: 0	PA: 40
<b>PITCHER</b>	IP WLS BF H R ER SO BB IBB HBP BLK WP HR S P ERA WHIP																					
Dan Haren, R (1, 1) ERA: 3.0	6.0 L 28 7 4 2 3 1 0 0 0 0 0 0 60 94 3.00 1.333																					
Esteban Yan, R (7, 1) ERA: 7.14	3.0 12 3 1 1 1 0 0 0 0 0 0 0 24 34 3.00 1.000																					

livebaseballscorecards.com

AB	37
R	5
H	10
RBI	3
BB	1
SO	4
LOB	11




Batter	1	2	3	4	5	6	7	8	9	AB	R	H	RBI	BB	SO	LOB
<b>Bo Hart, R</b> OBP: 0.446, SLG: 0.611 (1, 4)	1-3 <b>K</b>		1-3 <b>K</b>			1-3 <b>K</b>		2-0 <b>G5-3</b>		4	0	0	0	0	3	1
<b>Orlando Palmeiro, L</b> OBP: 0.354, SLG: 0.354 (1, 9) <b>Esteban Yan, R</b> OBP: 1.000, SLG: 1.000 (7, 1)	2-2 <b>F7</b>		2-3 <b>K</b>			0-1 <b>1B</b>		1-0 <b>1B</b>		3	0	1	0	0	1	1
<b>5 Albert Pujols, R</b> OBP: 0.446, SLG: 0.710 (1, 7)	1-2 <b>G6-3</b>				0-1 <b>G4-3</b>		1-0 <b>P3</b>		1-0 <b>P6</b>	4	0	0	0	0	0	2
<b>15 Jim Edmonds, L</b> OBP: 0.406, SLG: 0.695 (1, 8)		0-0 <b>F8</b>			3-2 <b>G3</b>		0-0 <b>F8</b>			4	1	1	1	0	0	1
<b>27 Scott Rolen, R</b> OBP: 0.401, SLG: 0.542 (1, 5)		1-1 <b>F9</b>			1-0 <b>G6-3</b>		4-0 <b>FC6-4</b> <b>BB</b>		2-2 <b>F9</b>	3	0	0	0	1	0	0
<b>Tino Martinez, L</b> OBP: 0.347, SLG: 0.466 (1, 3)		3-1 <b>1B</b>			0-1 <b>F8</b>		0-1 <b>F8</b>		0-1 <b>F7</b>	4	0	1	0	0	0	1
<b>Mike Matheny, R</b> OBP: 0.329, SLG: 0.383 (1, 2)		0-2 <b>L6</b>			1-0 <b>1B</b>		0-0 <b>P6</b>		1-0 <b>FC4-6</b> <b>1B</b>	4	0	2	0	0	0	2
<b>Wilson Delgado, S</b> OBP: 0.219, SLG: 0.221 (1, 6)			2-2 <b>P6</b>		1-1 <b>P6</b>		1-0 <b>FC6-4</b>		0-2 <b>FC4-6</b>	4	0	0	0	0	0	3
<b>Dan Haren, R</b> OBP: 0.500, SLG: 1.000 (1, 1) <b>Kerry Robinson, L</b> OBP: 0.238, SLG: 0.244 (7, 9)			0-0 <b>2B</b>		2-1 <b>G5-3</b>			1-3 <b>K2-3</b>		2	0	1	0	0	0	1
										1	0	0	0	0	1	0

<b>Inning Stats</b>	R: 0 E: 0 K: 1 S: 10	H: 0 LOB: 0 BB: 0 P: 14	R: 0 E: 0 K: 0 S: 8	H: 1 LOB: 1 BB: 0 P: 12	R: 0 E: 0 K: 2 S: 11	H: 1 LOB: 1 BB: 0 P: 16	R: 0 E: 0 K: 0 S: 9	H: 0 LOB: 0 BB: 0 P: 13	R: 0 E: 0 K: 0 S: 7	H: 1 LOB: 1 BB: 0 P: 11	R: 0 E: 0 K: 1 S: 8	H: 1 LOB: 1 BB: 0 P: 10	R: 0 E: 0 K: 0 S: 4	H: 0 LOB: 1 BB: 1 P: 9	R: 0 E: 0 K: 1 S: 6	H: 1 LOB: 1 BB: 0 P: 11	R: 1 E: 0 K: 0 S: 11	H: 2 LOB: 1 BB: 0 P: 17	1B: 5 2B: 1 3B: 0 HR: 1	SF: 0 SAC: 0 DP: 0 HBP: 0	
<b>PITCHER</b> <b>Jason Schmidt, R</b> ERA: 2.14 (1, 1)	IP 9.0	WLS W	BF 35	H 7	R 1	ER 1	SO 5	BB 1	IBB 0	HBP 0	BLK 0	WP 0	HR 1	S 74	P 113	ERA 1.00	WHIP 0.889				

**BOTTOM**

**San Francisco Giants @ St. Louis Cardinals**  
**Busch Stadium, St. Louis, MO**  
 Mon Jun 30 2003, 7:10 PM CDT  
 Att. 33,873 - Cloudy - 85 F

<b>AB</b>	<b>34</b>
<b>R</b>	<b>1</b>
<b>H</b>	<b>7</b>
<b>RBI</b>	<b>1</b>
<b>BB</b>	<b>1</b>
<b>SO</b>	<b>5</b>
<b>LOB</b>	<b>12</b>



WP: 0	PA: 35
PB: 0	
SB: 0	
CS: 0	

[livebaseballscorecards.com](http://livebaseballscorecards.com)



Batter	1	2	3	4	5	6	7	8	9	AB R H RBI BB SO LOB	TOP									
Ray Durham, S (1, 4) OBP: 0.410, SLG: 0.446	2-2 1B SF8 2B	1-2 F9			2-1 S 1B		4-0 BB		3-2 P2	4 1 2 0 1 0 2										
Nefti Perez, S (1, 6) OBP: 0.301, SLG: 0.371	0-0 2B	1-0 P4			1-0 L7		0-1 G4-3			4 1 1 0 0 0 3										
Marquis Grissom, R (1, 8) OBP: 0.332, SLG: 0.484	2-2 SF8			0-0 G6-3	2-2 SAFE L8			0-0 G6-3		3 0 0 1 0 0 1										
Barry Bonds, L (1, 7) OBP: 0.489, SLG: 0.649	0-0 2B			2-2 F9		1-2 F8		4-0 BB		3 1 1 1 1 0 0										
Benito Santiago, R (1, 2) OBP: 0.336, SLG: 0.457	3-1 HR 2B			0-0 F7		0-1 G6-3		2-2 BB		4 1 1 1 0 0 1										
Andres Galarraga, R (1, 3) OBP: 0.357, SLG: 0.517	3-2 P3			0-0 F8		2-3 K			0-0 F7	4 0 0 0 0 1 1										
José Cruz Jr., S (1, 9) OBP: 0.371, SLG: 0.453	3-2 HR			2-0 F9		1-2 G3-1			1-2 FC6-2 1B	4 1 2 2 0 0 0										
Edgardo Alfonzo, R (1, 5) OBP: 0.308, SLG: 0.333	2-0 F7			2-1 F8		4-2 BB			0-2 2B	3 0 1 0 1 0 0										
Jim Brower, R (1, 1) OBP: 0.286, SLG: 0.286			0-0 G4-3		0-3 K				1-0 FC6-2	2 0 0 0 0 1 0										
60 Francisco Santos, L (7, PH) OBP: 0.300, SLG: 0.600									3-H	1 0 0 0 0 0 1										
Joe Nathan, R (7, 1)										0 0 0 0 0 0 0										
Felix Rodriguez, R (8, 1) OBP: 1.000, SLG: 1.000										0 0 0 0 0 0 0										
Rich Aurilia, R (9, PH) OBP: 0.316, SLG: 0.396										1 0 0 0 0 0 2										
Tim Worrell, R (9, 1)										0 0 0 0 0 0 0										
<b>Inning Stats</b>	R: 5 E: 0 K: 0 S: 20	H: 5 LOB: 0 BB: 0 P: 35	R: 0 E: 0 K: 0 S: 5	H: 0 LOB: 0 BB: 0 P: 7	R: 0 E: 0 K: 0 S: 5	H: 0 LOB: 0 BB: 0 P: 7	R: 0 E: 0 K: 1 S: 10	H: 1 LOB: 1 BB: 0 P: 15	R: 0 E: 0 K: 1 S: 8	H: 0 LOB: 0 BB: 0 P: 11	R: 0 E: 0 K: 0 S: 9	H: 0 LOB: 2 BB: 2 P: 19	R: 0 E: 0 K: 0 S: 4	H: 0 LOB: 0 BB: 1 P: 10	R: 0 E: 0 K: 0 S: 13	H: 2 LOB: 2 BB: 0 P: 18	1B: 3 2B: 4 3B: 0 HR: 1	SF: 1 SAC: 0 DP: 1 HBP: 0	WP: 0 PB: 0 SB: 1 CS: 0	PA: 37
<b>PITCHER</b>	IP WLS BF H R ER SO BB IBB HBP BLK WP HR S P ERA WHIP																			
Woody Williams, R (1, 1) ERA: 3.18	7.0 L 29 6 5 5 2 2 0 0 0 0 0 1 61 102 6.43 1.143																			
Steve Kline, L (8, 1) ERA: 3.58	1.0 3 0 0 0 0 1 0 0 0 0 0 4 10 0.00 1.000																			
Jeff Fassero, L (9, 1) ERA: 6.9	1.0 5 2 0 0 0 0 0 0 0 0 0 0 13 18 0.00 2.000																			

San Francisco Giants @ St. Louis Cardinals  
 Busch Stadium, St. Louis, MO  
 Tue Jul 01 2003, 7:10 PM CDT  
 Att. 39,894 - Cloudy - 87 F

livebaseballscorecards.com

AB	33
R	5
H	8
RBI	5
BB	3
SO	2
LOB	11



BOTTOM

San Francisco Giants @ St. Louis Cardinals  
Busch Stadium, St. Louis, MO  
Tue Jul 01 2003, 7:10 PM CDT  
Att. 39,894 - Cloudy - 87 F

livebaseballscores.com

AB	32
R	1
H	6
RBI	1
BB	3
SO	3
LOB	12



WP:	1	PA:	35
PB:	0		
SB:	1		
CS:	0		

AB R H RBI BB SO LOB

4 0 0 0 0 0 2  
1 0 0 0 1 0 0  
2 0 0 0 0 0 0

4 0 0 0 0 0 1

4 0 0 0 0 0 1

4 1 2 0 0 0 0

4 0 0 0 0 1 2

3 0 3 1 1 0 0

4 0 1 0 0 1 4

2 0 0 0 0 1 2  
0 0 0 0 1 0 0  
0 0 0 0 0 0 0  
0 0 0 0 0 0 0

1B: 5 SF: 0  
2B: 1 SAC: 0  
3B: 0 DP: 1  
HR: 0 HBP: 0

Batter	1	2	3	4	5	6	7	8	9
<b>Bo Hart, R</b> OBP: 0.417, SLG: 0.569 (1, 4)	0-1 G1-3		2-1 G6-3		1-0 F7		3-2 P2		
<b>J.D. Drew, L</b> OBP: 0.377, SLG: 0.560 <b>Kerry Robinson, L</b> OBP: 0.232, SLG: 0.238 (1, 9) (5, 9)	1-2 G4-3		4-2 G4-3 BB		1-1 G4-3		1-2 G5-3		
<b>5 Albert Pujols, R</b> OBP: 0.441, SLG: 0.700 (1, 7)	1-1 G5-3		2-0 F9		0-0 G6-3		1-0 L5		
<b>15 Jim Edmonds, L</b> OBP: 0.401, SLG: 0.684 (1, 8)		0-0 G4-3	0-1 G3		3-2 G3-1		3-1 F8		
<b>27 Scott Rolen, R</b> OBP: 0.402, SLG: 0.545 (1, 5)		1-1 S 1B		1-0 FC1 2B		0-0 G6-3		1-2 P3	
<b>Edgar Renteria, R</b> OBP: 0.386, SLG: 0.492 (1, 6)		3-3 K		0-0 FC1 1B		1-0 F9		1-2 G6-3	
<b>Tino Martinez, L</b> OBP: 0.356, SLG: 0.473 (1, 3)		3-1 1B		2-0 SAFE 1B		0-1 WP BB 1B		4-2 BB	
<b>Mike Matheny, R</b> OBP: 0.327, SLG: 0.381 (1, 2)		3-2 SAFE 1B		0-0 G1-6-3		3-1 P4		0-3 K	
<b>Woody Williams, R</b> OBP: 0.341, SLG: 0.361 <b>Oriando Palmeiro, L</b> OBP: 0.357, SLG: 0.354 <b>Steve Kline, S</b> <b>Jeff Fassero, L</b> (1, 1) (7, PH) (8, 1) (9, 1)		1-1 FC5-4		0-3 K		4-1 WP BB			

Inning Stats	R: 0	H: 0	E: 0	K: 8	S: 8	R: 1	H: 3	E: 0	K: 1	S: 14	R: 0	H: 0	E: 0	K: 0	S: 7	R: 0	H: 2	E: 0	K: 0	S: 4	R: 0	H: 0	E: 0	K: 1	S: 6	R: 0	H: 0	E: 0	K: 5	S: 5	R: 0	H: 1	E: 0	K: 0	S: 9	R: 0	H: 0	E: 0	K: 7	S: 7	R: 0	H: 0	E: 0	K: 11	S: 11	1B: 5	SF: 0	2B: 1	SAC: 0	3B: 0	DP: 1	HR: 0	HBP: 0	WP: 1	PA: 35
--------------	------	------	------	------	------	------	------	------	------	-------	------	------	------	------	------	------	------	------	------	------	------	------	------	------	------	------	------	------	------	------	------	------	------	------	------	------	------	------	------	------	------	------	------	-------	-------	-------	-------	-------	--------	-------	-------	-------	--------	-------	--------

PITCHER	IP	WLS	BF	H	R	ER	SO	BB	IBB	HBP	BLK	WP	HR	S	P	ERA	WHIP
<b>Jim Brower, R</b> ERA: 3.83 (1, 1)	6.0	W	23	5	1	1	2	1	0	0	0	0	0	44	73	1.50	1.000
<b>Joe Nathan, R</b> ERA: 4.09 (7, 1)	1.0		5	1	0	0	0	1	0	0	0	1	0	9	20	0.00	2.000
<b>Felix Rodriguez, R</b> ERA: 3.62 (8, 1)	1.0		3	0	0	0	0	0	0	0	0	0	0	7	12	0.00	0.000
<b>Tim Worrell, R</b> ERA: 1.67 (9, 1)	1.0		4	0	0	0	1	1	0	0	0	0	0	11	17	0.00	1.000



Batter	1	2	3	4	5	6	7	8	9	AB R H RBI BB SO LOB	TOP											
Neifi Perez, S (1, 4) OBP: 0.299, SLG: 0.368	0-0 P4		1-2 G3-1		0-1 F7			1-0 FC6-4 1B		4 0 1 0 0 0 0												
Rich Aurilia, R (1, 6) OBP: 0.311, SLG: 0.391	0-3 K		0-0 G5-3			3-2 L9		1-1 P3		4 0 0 0 0 1 1												
Marquis Grissom, R (1, 8) OBP: 0.328, SLG: 0.477	0-0 P2		1-1 L4			2-1 G6-3		0-1 FC6-4 1-2f		4 0 0 0 0 0 1												
Barry Bonds, L (1, 7) OBP: 0.492, SLG: 0.675		4-2 BB SF7 BB BB		1-2 HR		2-2 G6-3		1-2 HR		3 3 2 2 1 0 0												
Benito Santiago, R (1, 2) OBP: 0.335, SLG: 0.458		0-1 F8		1-2 G6-3		0-0 G3 SF7 2B		0-3 K		4 1 1 0 0 1 1												
José Cruz Jr., S (1, 9) OBP: 0.372, SLG: 0.455		4-2 BB 1-2 BB		1-2 P4		3-1 G3 2-3		1-0 60 G3 2B		3 0 1 0 1 0 1												
Pedro Feliz, R (1, 3) OBP: 0.297, SLG: 0.536		4-1 BB		1-1 G6-3		2-2 SF7		0-1 G3		1 0 0 1 1 0 0												
Felix Rodriguez, R (8, 1) OBP: 1.000, SLG: 1.000		1-2 2-3 BB				3-H F8		2-3 BB		0 0 0 0 0 0 0												
60 Francisco Santos, L (9, PH) OBP: 0.273, SLG: 0.727						1-1 F8				1 0 0 0 0 0 1												
Tim Worrell, R (9, 1)										0 0 0 0 0 0 0												
Edgardo Alfonzo, R (1, 5) OBP: 0.307, SLG: 0.331		1-1 SF7		2-1 F8		1-1 F8		4-0 BB		2 0 0 1 1 0 0												
Jerome Williams, R (1, 1)		3-3 K		1-3 K				3-2 P3		2 0 0 0 0 2 2												
Scott Eyre, L (7, 1)										0 0 0 0 0 0 0												
Joe Nathan, R (7, 1)										0 0 0 0 0 0 0												
Andres Galarraga, R (7, 3) OBP: 0.351, SLG: 0.508										2 0 0 0 0 0 2												
<b>Inning Stats</b>	R: 0 E: 0 K: 1 S: 5	H: 0 LOB: 0 BB: 0 P: 5	R: 1 E: 0 K: 1 S: 15	H: 0 LOB: 2 BB: 3 P: 31	R: 0 E: 0 K: 0 S: 7	H: 0 LOB: 0 BB: 0 P: 9	R: 1 E: 0 K: 0 S: 13	H: 1 LOB: 0 BB: 0 P: 17	R: 0 E: 0 K: 1 S: 7	H: 0 LOB: 0 BB: 0 P: 10	R: 0 E: 0 K: 0 S: 9	H: 0 LOB: 0 BB: 0 P: 16	R: 1 E: 0 K: 0 S: 8	H: 1 LOB: 0 BB: 0 P: 14	R: 0 E: 0 K: 0 S: 8	H: 1 LOB: 1 BB: 0 P: 13	R: 1 E: 0 K: 1 S: 11	H: 2 LOB: 2 BB: 1 P: 19	1B: 1 2B: 2 3B: 0 HR: 2	SF: 2 SAC: 0 DP: 0 HBP: 0	WP: 0 PB: 0 SB: 0 CS: 0	PA: 36
<b>PITCHER</b>	IP WLS BF H R ER SO BB IBB HBP BLK WP HR S P ERA WHIP																					
Garrett Stephenson, R (1, 1) ERA: 4.29	7.0 L 26 2 3 3 3 3 0 0 0 0 0 1 64 102 3.86 0.714																					
Cal Eldred, R (8, 1) ERA: 4.59	1.0 4 1 0 0 0 0 0 0 0 0 0 0 8 13 0.00 1.000																					
44 Jason Isringhausen, R (9, 1) ERA: 1.08	1.0 6 2 1 1 1 1 1 0 0 0 0 1 11 19 9.00 3.000																					

San Francisco Giants @ St. Louis Cardinals  
 Busch Stadium, St. Louis, MO  
 Wed Jul 02 2003, 6:05 PM CDT  
 Att. 33,835 - Cloudy - 87 F

livebaseballscorecards.com

AB 30  
 R 4  
 H 5  
 RBI 4  
 BB 4  
 SO 4  
 LOB 9



BOTTOM

San Francisco Giants @ St. Louis Cardinals  
Busch Stadium, St. Louis, MO

Wed Jul 02 2003, 6:05 PM CDT  
Att: 33,835 - Cloudy - 87 F

livebaseballscorecards.com

AB	30
R	1
H	6
RBI	0
BB	5
SO	7
LOB	18



WP:	0	PA:	36
PB:	0		
SB:	1		
CS:	0		

AB R H RBI BB SO LOB

2 0 1 0 1 0 2  
2 0 0 0 2 0 3  
0 0 0 0 0 0 0  
0 0 0 0 0 0 0

4 0 1 0 0 1 3

3 0 0 0 1 1 2

4 0 0 0 0 1 4

4 1 1 0 0 0 1

3 0 1 0 1 1 0

2 0 0 0 0 2 1  
2 0 1 0 0 0 0

2 0 1 0 0 1 0  
2 0 0 0 0 0 2

1B:	6	SF:	0
2B:	0	SAC:	0
3B:	0	DP:	3
HR:	0	HBP:	1

Batter	1	2	3	4	5	6	7	8	9
<b>Bo Hart, R</b> OBP: 0.438, SLG: 0.567 (1, 4)	1-0 BB HBP	0-1 L8			2-1 1B		4-1 BB		
<b>Orlando Palmeiro, L</b> OBP: 0.360, SLG: 0.350 (1, 9)	4-2 BB		4-0 5 G5-4-3 BB		3-2 F9		0-0 P6		
<b>Cal Eldred, R</b> OBP: 0.500, SLG: 0.500 (8, 1)	1-2 BB								
<b>44 Jason Istringhausen, R</b> (9, 1)									
<b>5 Albert Pujols, R</b> OBP: 0.439, SLG: 0.695 (1, 7)	1-3 K		0-1 1 G5-4-3 1-2f		2-2 F7		1-2 27 15 G1-4-3 BB		
<b>15 Jim Edmonds, L</b> OBP: 0.399, SLG: 0.677 (1, 8)	2-1 F7		1-3 K		3-2 F7		4-2 27 G1-4-3 BB		
<b>27 Scott Rolen, R</b> OBP: 0.397, SLG: 0.537 (1, 5)	2-3 K			1-0 G6-3	1-2 P2		0-2 1-2f 2-3 G1-4-3		
<b>Edgar Renteria, R</b> OBP: 0.384, SLG: 0.489 (1, 6)		0-1 F8		1-2 G5-3		1-2 1B S G4-3 1B	3-2 P2		
<b>Tino Martinez, L</b> OBP: 0.358, SLG: 0.471 (1, 3)		2-1 1B 1B		2-3 K		4-2 G4-3 1B BB		0-1 G1-3	
<b>Chris Widger, R</b> OBP: 0.174, SLG: 0.143 (1, 2)		0-3 K			3-3 K		0-0 G4-3 1B	2-2 G5-3	
<b>Kerry Robinson, L</b> OBP: 0.238, SLG: 0.244 (7, PH) (8, 9)							1-2 2-3 1B		
<b>Garrett Stephenson, R</b> OBP: 0.265, SLG: 0.194 (1, 1)		0-0 1B			2-3 K		0-1 G4-3	0-0 G6-3	
<b>Mike Matheny, R</b> OBP: 0.325, SLG: 0.378 (7, PH) (8, 2)							1-2f 2-3 3-H		

Inning Stats	R: 0	H: 0	E: 0	K: 2	S: 11	R: 0	H: 2	E: 0	K: 1	S: 10	R: 0	H: 0	E: 0	K: 1	S: 5	R: 0	H: 0	E: 0	K: 1	S: 9	R: 0	H: 1	E: 0	K: 2	S: 14	R: 0	H: 0	E: 0	K: 0	S: 17	R: 1	H: 2	E: 0	K: 0	S: 10	R: 0	H: 1	E: 0	K: 0	S: 18	R: 0	H: 0	E: 0	K: 0	S: 7	R: 0	H: 0	E: 0	K: 0	S: 7	1B: 6	2B: 0	3B: 0	HR: 0	SF: 0	SAC: 0	DP: 3	HBP: 1	WP: 0	PA: 36
--------------	------	------	------	------	-------	------	------	------	------	-------	------	------	------	------	------	------	------	------	------	------	------	------	------	------	-------	------	------	------	------	-------	------	------	------	------	-------	------	------	------	------	-------	------	------	------	------	------	------	------	------	------	------	-------	-------	-------	-------	-------	--------	-------	--------	-------	--------

PITCHER	IP	WLS	BF	H	R	ER	SO	BB	IBB	HBP	BLK	WP	HR	S	P	ERA	WHIP
<b>Jerome Williams, R</b> ERA: 3.35 (1, 1)	6.0		25	4	1	1	7	3	0	1	0	0	0	71	113	1.50	1.167
<b>Scott Eyre, L</b> ERA: 3.38 (7, 1)	0.0		1	1	0	0	0	0	0	0	0	0	0	1	1	∞	∞
<b>Joe Nathan, R</b> ERA: 4.0 (7, 1)	1.0	H	3	0	0	0	0	1	0	0	0	0	0	4	8	0.00	1.000
<b>Felix Rodriguez, R</b> ERA: 3.52 (8, 1)	1.0	H	4	1	0	0	0	1	0	0	0	0	0	18	26	0.00	2.000
<b>Tim Worrell, R</b> ERA: 1.64 (9, 1)	1.0	S	3	0	0	0	0	0	0	0	0	0	0	7	9	0.00	0.000



Batter	1	2	3	4	5	6	7	8	9	AB R H RBI BB SO LOB	TOP													
<b>Ray Durham, S</b> (1, 4) <small>OBP: 0.408, SLG: 0.447</small> <b>Jason Christiansen, R</b> (7, 1) <small>OBP: 0.327, SLG: 0.476</small> <b>Scott Eyre, L</b> (8, 1) <b>Marquis Grissom, R</b> (9, PH)	0-2 L8		0-3 K			1-0 2B	2-2 L6		0-0 G6-4-3	4 1 1 0 0 1 1 0 0 0 0 0 0 0 0 0 0 0 0 0 0 1 0 0 0 0 0 1	<b>San Francisco Giants @ St. Louis Cardinals</b> <b>Busch Stadium, St. Louis, MO</b> Thu Jul 03 2003, 1:10 PM CDT Att. 38,129 - Cloudy - 91 F													
<b>J.T. Snow, L</b> (1, 3) <small>OBP: 0.388, SLG: 0.432</small> <b>Andres Galarraga, R</b> (7, PH) <small>OBP: 0.348, SLG: 0.504</small>	1-1 HBP			0-1 F9		2-1 HR	3-2 G5-4-3			2 1 1 1 0 0 0 1 0 0 0 0 0 1														
<b>Pedro Feliz, R</b> (1, 7)	2-2 F8			1-3 K		1-3 K				4 0 0 0 0 3 2														
<b>José Cruz Jr., S</b> (1, 8) <small>OBP: 0.376, SLG: 0.466</small>	3-2 F9			4-2 2B		2-1 HR		4-2 1B		2 1 1 2 2 0 1														
<b>Rich Aurilia, R</b> (1, 6) <small>OBP: 0.317, SLG: 0.399</small>		1-0 F8-3		1-2 2B		0-0 G6-3		0-1 1B		4 0 3 0 0 0 0														
<b>Francisco Santos, L</b> (1, 9) <small>OBP: 0.200, SLG: 0.533</small>		2-2 F8-3		1-3 K		2-3 K		0-3 K		4 0 0 0 0 3 5														
<b>Edgardo Alfonzo, R</b> (1, 5) <small>OBP: 0.307, SLG: 0.330</small>		1-1 F9			1-0 G6-3		3-2 2B	3-2 F9		4 1 1 0 0 0 2														
<b>Yorvit Torrealba, R</b> (1, 2) <small>OBP: 0.299, SLG: 0.415</small>			2-2 G1-3		0-0 F8		1-1 1B	0-0 G6-4-3		4 1 2 0 0 0 0														
<b>Kirk Rueter, L</b> (1, 1) <small>OBP: 0.179, SLG: 0.135</small> <b>41 Chad Zerbe, L</b> (4, 1) <b>Neifi Perez, S</b> (7, PH) <small>OBP: 0.302, SLG: 0.370</small>			1-0 L8		2-2 G2		0-0 G5-4-3	2-1 P4		1 0 0 0 0 0 0 1 0 0 0 0 0 0 2 0 1 2 0 0 1														
<b>Inning Stats</b>	R: 0 E: 0 K: 0 S: 12	H: 0 LOB: 1 BB: 0 P: 18	R: 0 E: 0 K: 0 S: 7	H: 1 LOB: 0 BB: 0 P: 11	R: 0 E: 0 K: 1 S: 7	H: 0 LOB: 0 BB: 0 P: 10	R: 0 E: 0 K: 2 S: 14	H: 1 LOB: 2 BB: 1 P: 21	R: 0 E: 0 K: 0 S: 5	H: 0 LOB: 0 BB: 0 P: 8	R: 3 E: 0 K: 2 S: 14	H: 3 LOB: 0 BB: 0 P: 22	R: 2 E: 0 K: 0 S: 13	H: 3 LOB: 0 BB: 0 P: 22	R: 0 E: 0 K: 2 S: 21	H: 1 LOB: 2 BB: 1 P: 29	R: 0 E: 0 K: 0 S: 4	H: 1 LOB: 0 BB: 0 P: 6	1B: 5 2B: 5 3B: 0 HR: 1	SF: 0 SAC: 0 DP: 3 HBP: 1	WP: 0 PB: 0 SB: 0 CS: 0	PA: 37		
<b>PITCHER</b>	IP WLS BF H R ER SO BB IBB HBP BLK WP HR S P ERA WHIP																							
<b>Jason Simontacchi, R</b> (1, 1) <small>ERA: 6.64</small> <b>28 Lance Painter, L</b> (7, 1) <small>ERA: 4.09</small> <b>Cal Eldred, R</b> (8, 1) <small>ERA: 4.46</small> <b>Steve Kline, L</b> (9, 1) <small>ERA: 3.48</small>	6.0 W 26 7 5 5 5 1 0 1 0 0 0 1 64 99 7.50 1.333	1.0 3 1 0 0 0 0 0 0 0 0 0 0 8 13 0.00 1.000	1.0 5 1 0 0 2 1 0 0 0 0 0 0 21 29 0.00 2.000	1.0 3 1 0 0 0 0 0 0 0 0 0 0 4 6 0.00 1.000																				

livebaseballscorecards.com

<b>AB</b>	34
<b>R</b>	5
<b>H</b>	10
<b>RBI</b>	5
<b>BB</b>	2
<b>SO</b>	7
<b>LOB</b>	14



Batter	1	2	3	4	5	6	7	8	9	AB	R	H	RBI	BB	SO	LOB
<b>Bo Hart, R</b> OBP: 0.426, SLG: 0.563 (1, 4)	1-2 P4	0-0 SH1	0-0 F7			1-1 15 1B 5 SF7 2B	0-0 B5-3			4	1	1	1	0	0	3
<b>15 Jim Edmonds, L</b> OBP: 0.399, SLG: 0.670 (1, 8)	2-2 G1-3	4-2 5 HR BB	3-2 G6-3			0-2 1B 2-3 1B		1-1 G4-3		4	1	1	0	1	0	2
<b>5 Albert Pujols, R</b> OBP: 0.435, SLG: 0.698 (1, 7) (7, 3)	3-2 P6	0-0 1-H 2-H HR				0-1 SF7		1-2 P4		4	1	1	4	0	0	0
<b>27 Scott Rolen, R</b> OBP: 0.397, SLG: 0.545 (1, 5)		1-2 1B HR				3-2 F7		0-3 K		5	2	2	1	0	1	1
<b>Eduardo Perez, R</b> OBP: 0.380, SLG: 0.442 (1, 9)		0-1 1B HR				2-0 F9		1-2 1B		3	1	2	0	1	0	0
<b>Edgar Renteria, R</b> OBP: 0.382, SLG: 0.495 (1, 6)		0-0 1B HR				3-1 F9		1-0 F8		4	1	1	3	0	0	3
<b>Tino Martinez, L</b> OBP: 0.358, SLG: 0.469 (1, 3)		1-3 K	1-0 FC6-4 1B			1-1 G4-3		2-3 K		3	0	1	0	0	1	0
<b>Kerry Robinson, L</b> OBP: 0.235, SLG: 0.241 (7, 7)		3-1 1B SH1 2B	2-2 FC6-4 1B			1-1 FC6-4 1B		3-1 G3-1		4	1	2	0	0	0	1
<b>Mike Matheny, R</b> OBP: 0.328, SLG: 0.384 (1, 2)		2-1 5 HR SH1 1B	1-0 FC6-4 1B			0-0 FC6-4 1-2f		1-1 1B		3	1	2	0	0	0	1
<b>Jason Simontacchi, R</b> OBP: 0.129, SLG: 0.161 (1, 1)										0	0	0	0	0	0	0
<b>28 Lance Painter, L</b> OBP: 0.230, SLG: 0.232 (7, PH)										1	0	1	0	0	0	0
<b>Wilson Delgado, S</b> OBP: 0.500, SLG: 0.500 (8, 1)										0	0	0	0	0	0	0
<b>Cal Eldred, R</b> OBP: 0.500, SLG: 0.500 (8, 1)										0	0	0	0	0	0	0
<b>Steve Kline, S</b> OBP: 0.500, SLG: 0.500 (9, 1)										0	0	0	0	0	0	0

Inning Stats	R: 0	H: 0	E: 0	K: 0	S: 10	LOB: 0	BB: 0	P: 16	R: 8	H: 7	E: 0	K: 1	S: 26	LOB: 1	BB: 2	P: 51	R: 0	H: 2	E: 0	K: 0	S: 12	LOB: 0	BB: 0	P: 19	R: 0	H: 0	E: 0	K: 0	S: 6	LOB: 1	BB: 0	P: 12	R: 1	H: 3	E: 0	K: 0	S: 13	LOB: 2	BB: 0	P: 20	R: 0	H: 1	E: 0	K: 1	S: 8	LOB: 1	BB: 0	P: 14	R: 0	H: 0	E: 0	K: 1	S: 10	LOB: 0	BB: 0	P: 12
--------------	------	------	------	------	-------	--------	-------	-------	------	------	------	------	-------	--------	-------	-------	------	------	------	------	-------	--------	-------	-------	------	------	------	------	------	--------	-------	-------	------	------	------	------	-------	--------	-------	-------	------	------	------	------	------	--------	-------	-------	------	------	------	------	-------	--------	-------	-------


PITCHER	IP	WLS	BF	H	R	ER	SO	BB	IBB	HBP	BLK	WP	HR	S	P	ERA	WHIP
<b>Kirk Rueter, L</b> ERA: 4.44 (1, 1)	3.0	L	20	9	8	8	1	2	0	0	0	0	3	48	86	24.00	3.667
<b>41 Chad Zerbe, L</b> ERA: 4.91 (4, 1)	3.0		13	4	1	1	0	0	0	0	0	0	0	26	39	3.00	1.333
<b>Jason Christiansen, L</b> ERA: 4.5 (7, 1)	1.0		4	1	0	0	1	0	0	0	0	0	0	8	14	0.00	1.000
<b>Scott Eyre, L</b> ERA: 3.27 (8, 1)	1.0		3	0	0	0	1	0	0	0	0	0	0	10	12	0.00	0.000

**BOTTOM**

**San Francisco Giants @ St. Louis Cardinals**  
**Busch Stadium, St. Louis, MO**  
 Thu Jul 03 2003, 1:10 PM CDT  
 Att: 38,129 - Cloudy - 91 F

<b>AB</b>	<b>36</b>
<b>R</b>	<b>9</b>
<b>H</b>	<b>14</b>
<b>RBI</b>	<b>9</b>
<b>BB</b>	<b>2</b>
<b>SO</b>	<b>3</b>
<b>LOB</b>	<b>11</b>

livebaseballscorecards.com



<b>WP:</b> 0	<b>PA:</b> 40
<b>PB:</b> 0	
<b>SB:</b> 0	
<b>CS:</b> 0	





Batter	1	2	3	4	5	6	7	8	9	AB R H RBI BB SO LOB
Mark Kotsay, L (1, 8) OBP: 0.343, SLG: 0.343	1-3 K	1-0 F9		3-3 K		0-0 WP 1B			1-3 K	5 0 1 1 0 3 3
Lou Merloni, R (1, 4) OBP: 0.365, SLG: 0.327	1-3 K2-3		1-1 WP HR 1B		1-3 K	3-3 WP 1B			0-1 G4-3	5 1 1 0 0 3 1
Rondell White, R (1, 7) OBP: 0.336, SLG: 0.495	2-2 HR		0-1 F9		1-1 WP 1B				1-2 G6-3	4 2 2 1 0 0 1
Ryan Klesko, L (1, 3) OBP: 0.367, SLG: 0.528	2-0 P5		1-1 HR		2-2 G3-1 WP 1B				1-2 G1-3	4 1 2 2 0 0 0
Sean Burroughs, L (1, 5) OBP: 0.363, SLG: 0.430		4-2 44 BB G4-3 BB	2-1 SF7 3B		1-0 G3-1				2-2 G4-3	3 1 1 1 1 0 1
Xavier Nady, R (1, 9) OBP: 0.316, SLG: 0.393		2-2 F8	1-2 SF7		3-2 G5-3				1-0 P4	3 0 0 1 0 0 2
Gary Bennett, R (1, 2) OBP: 0.253, SLG: 0.261		2-2 G4-3	1-1 G5-3			3-3 K			1-0 F8	4 0 0 0 0 1 1
Donaldo Mendez, R (1, 6) OBP: 0.314, SLG: 0.403		4-0 44 BB IBB		1-3 K		4-0 S 1B BB			3-3 K	2 1 0 0 2 2 0
44 Jake Peavy, R (1, 1) Adam Eaton, R (4, PH) Scott Linebrink, R (5, 1) Gary Matthews, S (6, PH) Matt Herges, L (7, 1) Mike Matthews, L (9, 1) Jay Witasick, R (9, 1) Dave Hansen, L (9, PH) OBP: 0.188, SLG: 0.103 OBP: 0.387, SLG: 0.643 OBP: 0.289, SLG: 0.338		4-2 1-2 BB		3-3 K		0-3 K			0-3 K	0 0 0 0 1 0 0 1 0 0 0 0 0 1 0 0 0 0 0 0 0 0 0 1 0 0 0 0 0 1 1 0 1 0 0 0 0 0 1 0

Inning Stats	R: 1	H: 1	E: 0	K: 2	S: 11	LOB: 0	BB: 0	P: 17	R: 0	H: 0	E: 0	K: 0	S: 16	LOB: 3	BB: 3	P: 33	R: 3	H: 3	E: 0	K: 3	S: 13	LOB: 0	BB: 0	P: 19	R: 0	H: 0	E: 0	K: 3	S: 13	LOB: 0	BB: 0	P: 20	R: 1	H: 2	E: 0	K: 1	S: 12	LOB: 1	BB: 0	P: 20	R: 1	H: 1	E: 0	K: 3	S: 11	LOB: 1	BB: 1	P: 21	R: 0	H: 0	E: 0	K: 0	S: 9	LOB: 0	BB: 0	P: 13	R: 0	H: 0	E: 0	K: 1	S: 5	LOB: 0	BB: 0	P: 10	R: 0	H: 0	E: 0	K: 2	S: 8	LOB: 0	BB: 0	P: 9	1B: 4	SF: 1	2B: 0	SAC: 0	3B: 1	DP: 0	HR: 2	HBP: 0	WP: 3	PA: 38
--------------	------	------	------	------	-------	--------	-------	-------	------	------	------	------	-------	--------	-------	-------	------	------	------	------	-------	--------	-------	-------	------	------	------	------	-------	--------	-------	-------	------	------	------	------	-------	--------	-------	-------	------	------	------	------	-------	--------	-------	-------	------	------	------	------	------	--------	-------	-------	------	------	------	------	------	--------	-------	-------	------	------	------	------	------	--------	-------	------	-------	-------	-------	--------	-------	-------	-------	--------	-------	--------

PITCHER	IP	WLS	BF	H	R	ER	SO	BB	IBB	HBP	BLK	WP	HR	S	P	ERA	WHIP
Jesse Foppert, R (1, 1) ERA: 5.21	5.0	W	24	6	5	5	6	2	1	0	0	2	2	65	109	9.00	1.600
Joe Nathan, R (6, 1) ERA: 4.08	1.1	H	6	1	1	1	3	1	0	0	0	1	0	14	25	6.75	1.500
Scott Eyre, L (7, 1) ERA: 3.21	0.2	H	2	0	0	0	0	0	0	0	0	0	0	6	9	0.00	0.000
Felix Rodriguez, R (8, 1) ERA: 3.43	1.0	H	3	0	0	0	1	0	0	0	0	0	0	5	10	0.00	0.000
Tim Worrell, R (9, 1) ERA: 1.6	1.0	S	3	0	0	0	2	0	0	0	0	0	0	8	9	0.00	0.000

BOTTOM

San Francisco Giants @ San Diego Padres  
Qualcomm Stadium, San Diego, CA

livebaseballscores.com

AB	33
R	6
H	7
RBI	6
BB	4
SO	12
LOB	10



Fri Jul 04 2003, 9:05 PM EDT  
Att: 42,379 - Sunny - 70 F



Batter	1	2	3	4	5	6	7	8	9	AB R H RBI BB SO LOB	TOP		
Ray Durham, S (1, 4) OBP: 0.402, SLG: 0.447	2-1 G4-3		0-3 K			1-1 F7			2-2 1B 1B	4 0 1 0 0 1 0	<b>San Francisco Giants @ San Diego Padres</b> Qualcomm Stadium, San Diego, CA Sat Jul 05 2003, 10:05 PM EDT Att. 56,474 - Cloudy - 70 F <a href="http://livebaseballscorecards.com">livebaseballscorecards.com</a>		
J.T. Snow, L (1, 3) OBP: 0.386, SLG: 0.437	4-2 G6-4-3 BB			3-3 K		2-1 G4-3			0-1 L4	3 0 0 0 1 1 1			
Marquis Grissom, R (1, 8) OBP: 0.333, SLG: 0.481	0-0 G6-4-3 1-2f			0-2 2B		1-1 G6-3			2-1 1B 1-2 1B	4 1 2 0 0 0 1			
Barry Bonds, L (1, 7) OBP: 0.494, SLG: 0.679		3-2 G5-4-3 BB 1B		4-0 2B IBB		3-2 G3			2-3 K	3 1 1 0 1 1 2			
José Cruz Jr., S (1, 9) OBP: 0.375, SLG: 0.458		4-1 G5-4-3 1-2 BB		1-1 F9		0-3 K			2-2 G3	3 0 0 0 1 1 4			
Rich Aurilia, R (1, 6) OBP: 0.312, SLG: 0.395		1-1 G5-4-3 1-2f 2-3		0-2 1-H 2-H 2B		0-0 G1-3				3 0 1 2 0 0 2			
Edgardo Alfonzo, R (1, 5) OBP: 0.309, SLG: 0.333		2-1 G6-3			0-0 F8				0-1 F8	3 0 0 0 0 0 1			
Yorvit Torrealba, R (1, 2) OBP: 0.298, SLG: 0.398			0-2 K		1-0 G6-3				4-0 G5-4-3 BB	2 0 0 0 1 1 0			
Jason Schmidt, R (1, 1) OBP: 0.083, SLG: 0.057 Andres Galarraga, R (8, PH) OBP: 0.346, SLG: 0.500 Jason Christiansen, R (8, 1)			2-2 G6-3		2-2 G6-3				3-2 G5-4-3 1-2f	2 0 0 0 0 0 0 1 0 0 0 0 0 1 0 0 0 0 0 0 0			
<b>Inning Stats</b>	R: 0 E: 0 K: 0 S: 5 H: 0 LOB: 0 BB: 1 P: 11	R: 0 E: 0 K: 0 S: 11 H: 1 LOB: 1 BB: 1 P: 21	R: 0 E: 0 K: 2 S: 9 H: 0 LOB: 0 BB: 0 P: 11	R: 2 E: 0 K: 1 S: 11 H: 2 LOB: 1 BB: 1 P: 19	R: 0 E: 0 K: 0 S: 7 H: 0 LOB: 0 BB: 0 P: 10	R: 0 E: 0 K: 0 S: 6 H: 0 LOB: 0 BB: 0 P: 10	R: 0 E: 0 K: 1 S: 8 H: 0 LOB: 0 BB: 0 P: 11	R: 0 E: 0 K: 0 S: 5 H: 0 LOB: 0 BB: 1 P: 12	R: 0 E: 0 K: 1 S: 15 H: 2 LOB: 2 BB: 0 P: 23	1B: 3 2B: 2 3B: 0 HR: 0 SF: 0 SAC: 0 DP: 3 HBP: 0	WP: 0 PB: 0 SB: 0 CS: 0 PA: 32		
<b>PITCHER</b>	IP WLS BF H R ER SO BB IBB HBP BLK WP HR S P ERA WHIP											<b>PITCHER</b>	IP WLS BF H R ER SO BB IBB HBP BLK WP HR S P ERA WHIP
Kevin Jarvis, R (1, 1) ERA: 5.22	7.1 W 26 3 2 2 4 3 1 0 0 0 0 59 99 2.46 0.818												
Jay Witasick, R (8, 1) ERA: 3.6	0.2 H 1 0 0 0 0 0 0 0 0 0 0 3 6 0.00 0.000												
Rod Beck, R (9, 1) ERA: 2.77	1.0 S 5 2 0 0 1 0 0 0 0 0 0 0 15 23 0.00 2.000												







Batter	1	2	3	4	5	6	7	8	9	AB R H RBI BB SO LOB	TOP																
Ray Durham, S (1, 4) OBP: 0.395, SLG: 0.438	0-1 G4-3		1-1 FC4-6 PB E G4-3	2-2 G1-3			1-1 L9		0-3 K	5 1 0 0 0 1 5																	
J.T. Snow, L (1, 3) OBP: 0.386, SLG: 0.441	0-0 F7		0-1 FC4 G4-3 PB		2-3 K		0-0 2B		1-1 1B	5 0 2 1 0 1 1																	
Marquis Grissom, R (1, 8) OBP: 0.328, SLG: 0.474	1-1 F8		1-0 G4-3		0-0 P4		2-2 G6-3		3-2 K	5 0 0 1 0 1 4																	
Barry Bonds, L (1, 7) OBP: 0.491, SLG: 0.671		0-0 P2	4-0 IBB		2-1 L5			3-2 F8		3 0 0 0 1 0 0																	
Rich Aurilia, R (1, 6) OBP: 0.315, SLG: 0.407		1-2 1B	0-0 F7			1-2 HR		1-3 K		4 1 2 1 0 1 2																	
Felix Rodriguez, R (8, 1) OBP: 1.000, SLG: 1.000										0 0 0 0 0 0 0																	
Tim Worrell, R (9, 1)										0 0 0 0 0 0 0																	
José Cruz Jr., S (1, 9) OBP: 0.374, SLG: 0.455		0-0 F7		1-2 FC5-4 1B		1-1 G3-1		1-2 F7		4 0 1 0 0 0 1																	
Edgardo Alfonzo, R (1, 5) OBP: 0.308, SLG: 0.330		4-0 BB		1-1 FC5-4 1B		1-1 P3			0-0 G6-3	3 0 0 0 1 0 1																	
Yorvit Torrealba, R (1, 2) OBP: 0.306, SLG: 0.402		3-3 K		1-2 1B		1-1 G4-3			2-1 1B	4 1 2 0 0 1 2																	
Damian Moss, R (1, 1) OBP: 0.296, SLG: 0.269			0-0 FC4-6 1B		0-3 K		0-1 G5-3		1-1 1B	2 0 1 0 0 1 2																	
Jim Brower, R (5, 1) OBP: 0.286, SLG: 0.286									1-2 1B	0 0 0 0 0 0 0																	
Andres Galarraga, R (7, PH) OBP: 0.343, SLG: 0.499										1 0 0 0 0 0 0																	
Joe Nathan, R (7, 1) OBP: 0.343, SLG: 0.499										0 0 0 0 0 0 0																	
Scott Eyre, L (7, 1)										0 0 0 0 0 0 0																	
Neifi Perez, S (8, 6) OBP: 0.305, SLG: 0.373										1 0 1 0 0 0 0																	
<b>Inning Stats</b>	R: 0 E: 0 K: 0 S: 5	H: 0 LOB: 0 BB: 0 P: 6	R: 0 E: 0 K: 1 S: 9	H: 1 LOB: 2 BB: 1 P: 17	R: 1 E: 1 K: 0 S: 7	H: 1 LOB: 2 BB: 1 P: 13	R: 0 E: 0 K: 1 S: 16	H: 2 LOB: 2 BB: 0 P: 21	R: 0 E: 0 K: 1 S: 6	H: 0 LOB: 0 BB: 0 P: 10	R: 1 E: 0 K: 0 S: 9	H: 1 LOB: 0 BB: 0 P: 13	R: 0 E: 0 K: 0 S: 8	H: 1 LOB: 1 BB: 0 P: 11	R: 0 E: 0 K: 1 S: 9	H: 0 LOB: 0 BB: 0 P: 14	R: 1 E: 0 K: 2 S: 14	H: 3 LOB: 2 BB: 0 P: 21	1B: 7 2B: 1 3B: 0 HR: 1	SF: 0 SAC: 0 DP: 0 HBP: 0	WP: 0 PB: 1 SB: 0 CS: 0	PA: 39					
<b>PITCHER</b>	IP WLS BF H R ER SO BB IBB HBP BLK WP HR S P ERA WHIP																										
Brian Lawrence, R (1, 1) ERA: 4.48	7.0		30	6	2	1	3	1	1	0	0	0	1	60	91	1.29	1.000										
Jesse Orosco, L (8, 1) ERA: 7.94	0.1		1	0	0	0	0	0	0	0	0	0	0	3	6	0.00	0.000										
Luther Hackman, R (8, 1) ERA: 3.88	1.1	L	6	2	1	1	2	0	0	0	0	0	0	14	19	6.75	1.500										
Mike Matthews, L (9, 1) ERA: 4.25	0.0		1	1	0	0	0	0	0	0	0	0	0	2	3	∞	∞										
Matt Herges, R (9, 1) ERA: 2.57	0.1		1	0	0	0	1	0	0	0	0	0	0	4	7	0.00	0.000										

San Francisco Giants @ San Diego Padres  
Qualcomm Stadium, San Diego, CA  
Sun Jul 06 2003, 5:00 PM EDT  
Att. 24,365 - Sunny - 75 F

AB	37
R	3
H	9
RBI	3
BB	2
SO	6
LOB	18







Batter	1	2	3	4	5	6	7	8	9	AB R H RBI BB SO LOB	TOP											
<b>Bo Hart, R</b> (1, 4) OBP: 0.407, SLG: 0.519	1-1 F7		0-3 K		0-0 FC1-5			2-1 F8		4 0 0 0 0 1 3	<b>St. Louis Cardinals @ San Francisco Giants</b> <b>PacBell Park, San Francisco, CA</b> Mon Jul 07 2003, 10:15 PM EDT Att. 42,674 - Cloudy - 59 F											
<b>15 Jim Edmonds, L</b> (1, 8) OBP: 0.397, SLG: 0.671	4-2 BB		1-1 1B		0-0 L6			3-3 K		3 0 1 1 1 1 2												
<b>5 Albert Pujols, R</b> (1, 7) OBP: 0.430, SLG: 0.694	1-2 P5		1-1 F9		1-0 G4-3			3-2 G5-3		4 0 0 0 0 0 2												
<b>Tino Martinez, L</b> (1, 3) OBP: 0.355, SLG: 0.471	1-2 G5-3			1-1 P5		1-0 1B		1-1 G4-3		4 0 1 0 0 0 1												
<b>27 Scott Rolen, R</b> (1, 5) OBP: 0.385, SLG: 0.528		2-2 F9		0-1 F8		1-3 K		3-2 L7		4 0 0 0 0 1 1												
<b>Edgar Renteria, R</b> (1, 6) OBP: 0.384, SLG: 0.486		3-3 K		1-2 1B		1-1 G4-3		1-0 1B		4 0 2 0 0 1 1												
<b>Orlando Palmeiro, L</b> (1, 9) OBP: 0.362, SLG: 0.349		1-2 G5-3		2-0 G4-3			2-2 1B	3-2 G5-3		4 0 1 0 0 0 2												
<b>Chris Widger, R</b> (1, 2) OBP: 0.231, SLG: 0.250			0-0 SH2-4 15 1B 2B		0-1 FC1-5 HBP 1B		1-2 G6-4-3		3 1 2 0 0 0 1													
<b>Garrett Stephenson, R</b> (1, 1) OBP: 0.286, SLG: 0.194			0-0 SH2-4		1-0 15 L6 FC1-5 HBP		0-0 F7		0 0 0 0 0 0 0													
<b>Kerry Robinson, L</b> (7, PH) OBP: 0.222, SLG: 0.227									1 0 0 0 0 0 0													
<b>28 Lance Painter, L</b> (7, 1)									0 0 0 0 0 0 0													
<b>Esteban Yan, R</b> (7, 1) OBP: 1.000, SLG: 1.000									0 0 0 0 0 0 0													
<b>Inning Stats</b>	R: 0 E: 0 K: 0 S: 14	H: 0 LOB: 1 BB: 1 P: 21	R: 0 E: 0 K: 1 S: 11	H: 0 LOB: 0 BB: 0 P: 17	R: 1 E: 0 K: 1 S: 9	H: 2 LOB: 1 BB: 0 P: 11	R: 0 E: 0 K: 0 S: 8	H: 1 LOB: 1 BB: 0 P: 12	R: 0 E: 0 K: 0 S: 4	H: 1 LOB: 1 BB: 0 P: 5	R: 0 E: 0 K: 1 S: 7	H: 1 LOB: 1 BB: 0 P: 11	R: 0 E: 0 K: 0 S: 10	H: 1 LOB: 0 BB: 0 P: 13	R: 0 E: 0 K: 1 S: 9	H: 0 LOB: 0 BB: 0 P: 17	R: 0 E: 0 K: 0 S: 13	H: 1 LOB: 1 BB: 0 P: 21	1B: 6 2B: 2 3B: 0 HR: 0	SF: 0 SAC: 1 DP: 2 HBP: 1	WP: 0 PB: 0 SB: 1 CS: 0	PA: 34
<b>PITCHER Jerome Williams, R</b> (1, 1) ERA: 2.94	IP: 9.0 WLS: W BF: 34 H: 7 R: 1 ER: 1 SO: 4 BB: 1 IBB: 0 HBP: 1 BLK: 0 WP: 0 HR: 0 S: 85 P: 128 ERA: 1.00 WHIP: 0.889											<b>PITCHER</b>	IP: WLS: BF: H: R: ER: SO: BB: IBB: HBP: BLK: WP: HR: S: P: ERA: WHIP:									

livebaseballscorecards.com

<b>AB</b>	<b>31</b>
<b>R</b>	<b>1</b>
<b>H</b>	<b>7</b>
<b>RBI</b>	<b>1</b>
<b>BB</b>	<b>1</b>
<b>SO</b>	<b>4</b>
<b>LOB</b>	<b>13</b>



Batter	1	2	3	4	5	6	7	8	9	AB	R	H	RBI	BB	SO	LOB
Ray Durham, S OBP: 0.393, SLG: 0.435 (1, 4)	1-1 G3	1-1 G3			2-2 F8		1-0 1B BB SF7 1B			4	1	1	0	0	0	1
J.T. Snow, L OBP: 0.388, SLG: 0.436 (1, 3)	4-2 HR BB	2-2 G4-3			2-3 K		4-1 1B 1-2 BB			2	1	0	0	2	1	1
Marquis Grissom, R OBP: 0.330, SLG: 0.483 (1, 8)	2-0 1-H HR		2-3 K			0-1 F9	0-0 1B			4	1	2	3	0	1	0
Barry Bonds, L OBP: 0.491, SLG: 0.683 (1, 7)	2-1 HR		0-1 P4			1-0 2B 1B	1-2 SF7			3	1	2	2	0	0	0
Rich Aurilia, R OBP: 0.314, SLG: 0.405 (1, 6)	3-2 BB 1B		0-0 G4-3			2-0 P5	2-2 P3			4	0	1	0	0	0	3
José Cruz Jr., S OBP: 0.381, SLG: 0.462 (1, 9)	4-1 G6-4-3 1-2 BB			4-0 CS BB		2-2 1-3 2B	1-1 CS 1B			2	0	2	0	2	0	0
Pedro Feliz, R OBP: 0.278, SLG: 0.500 (1, 5)	0-1 G6-4-3 1-2f			3-2 P4 1-2		1-3 K	1-2 F9			4	0	0	0	0	1	6
Yorvit Torrealba, R OBP: 0.304, SLG: 0.406 (1, 2)		0-0 G3 2B		2-1 L5		2-1 L7	1-3 K			4	0	1	0	0	1	0
Jerome Williams, R OBP: 0.083, SLG: 0.167 (1, 1)		1-3 K			0-3 K		3-2 1B 1B 2B			3	1	1	0	0	2	1

Inning Stats	R: 3	H: 3	LOB: 1	K: 0	S: 13	R: 0	H: 1	LOB: 1	K: 1	S: 9	R: 0	H: 0	LOB: 0	K: 1	S: 6	R: 0	H: 0	LOB: 0	K: 2	S: 10	R: 0	H: 2	LOB: 2	K: 1	S: 12	R: 2	H: 3	LOB: 2	K: 0	S: 17	R: 0	H: 1	LOB: 0	K: 1	S: 8	

PITCHER	IP	WLS	BF	H	R	ER	SO	BB	IBB	HBP	BLK	WP	HR	S	P	ERA	WHIP
Garrett Stephenson, R ERA: 4.3 (1, 1)	6.0	L	25	6	3	3	5	3	0	0	0	0	2	56	97	4.50	1.500
28 Lance Painter, L ERA: 5.84 (7, 1)	0.1		4	2	2	2	0	1	0	0	0	0	0	8	18	54.00	9.000
Esteban Yan, R ERA: 6.75 (7, 1)	1.2		6	2	0	0	1	0	0	0	0	0	0	17	23	0.00	1.200

**BOTTOM**

**St. Louis Cardinals @ San Francisco Giants**  
**PacBell Park, San Francisco, CA**

Mon Jul 07 2003, 10:15 PM EDT  
 Att: 42,674 - Cloudy - 59 F

livebaseballscorecards.com

<b>AB</b>	<b>30</b>
<b>R</b>	<b>5</b>
<b>H</b>	<b>10</b>
<b>RBI</b>	<b>5</b>
<b>BB</b>	<b>4</b>
<b>SO</b>	<b>6</b>
<b>LOB</b>	<b>12</b>

**GIANTS**

WP: 0	PA: 35
PB: 0	
SB: 0	
CS: 2	



Batter	1	2	3	4	5	6	7	8	9	AB R H RBI BB SO LOB	TOP																
<b>Bo Hart, R</b> (1, 4) OBP: 0.400, SLG: 0.529	1-0 15 SF7 3B	1-0 G4-3			1-1 G5-3			1-3 K		4 1 1 0 0 1 4	<b>St. Louis Cardinals @ San Francisco Giants</b> <b>PacBell Park, San Francisco, CA</b> Tue Jul 08 2003, 3:35 PM EDT Att. 42,672 - Sunny - 67 F																
<b>15 Jim Edmonds, L</b> (1, 8) OBP: 0.395, SLG: 0.671 <b>Jeff Fassero, L</b> (8, 1)	2-0 SF7		3-3 K			1-0 5 1B 2B		2-3 K		3 1 1 1 0 2 1 0 0 0 0 0 0 0																	
<b>5 Albert Pujols, R</b> (1, 3) OBP: 0.429, SLG: 0.689	2-0 3-H G6-3		0-1 G5-3			0-1 FC6-4 2-H 1B		0-2 F8		4 0 1 1 0 0 1																	
<b>27 Scott Rolen, R</b> (1, 5) OBP: 0.383, SLG: 0.525 <b>Wilson Delgado, S</b> (6, PH) OBP: 0.218, SLG: 0.219	0-0 F9		1-2 G5-3			1-0 FC6-4 1-2f G4-6-3		1-0 F8		2 0 0 0 0 0 0 2 0 0 0 0 0 1																	
<b>Eduardo Perez, R</b> (1, 7) OBP: 0.385, SLG: 0.459		4-2 G3-6-1 1B BB		1-1 G4-3		1-0 G4-6-3 1-2f		2-0 F9 2B 2B		3 1 1 0 1 0 1																	
<b>Edgar Renteria, R</b> (1, 6) OBP: 0.382, SLG: 0.484		1-0 G3-6-1 1-2 1B		2-2 G4-3			1-3 K	1-0 F9 2-3		4 0 1 0 0 1 1																	
<b>J.D. Drew, L</b> (1, 9) OBP: 0.372, SLG: 0.555		2-1 G3-6-1 1-2f 2-3		1-1 F8			3-3 K	1-2 F8 3-H 2B		4 0 1 1 0 1 2																	
<b>Mike Matheny, R</b> (1, 2) OBP: 0.336, SLG: 0.380		4-1 BB BB			2-1 F8		1-1 G6-3	1-0 G5-3		3 0 0 0 1 0 1																	
<b>Dan Haren, R</b> (1, 1) OBP: 0.667, SLG: 1.000 <b>Jason Simontacchi, R</b> (2, 1) OBP: 0.125, SLG: 0.156 <b>Oriando Palmeiro, L</b> (8, PH) OBP: 0.364, SLG: 0.353		4-1 BB			1-3 K			0-2 1B		0 0 0 0 1 0 0 1 0 0 0 0 1 0 1 0 1 0 0 0 0																	
<b>Inning Stats</b>	R: 1 H: 1 E: 0 LOB: 0 K: 0 BB: 0 S: 4 P: 9	R: 0 H: 1 E: 0 LOB: 3 K: 0 BB: 3 S: 9 P: 25	R: 0 H: 0 E: 0 LOB: 0 K: 1 BB: 0 S: 8 P: 12	R: 0 H: 0 E: 0 LOB: 0 K: 0 BB: 0 S: 7 P: 11	R: 0 H: 0 E: 0 LOB: 0 K: 1 BB: 0 S: 7 P: 11	R: 1 H: 2 E: 0 LOB: 0 K: 0 BB: 0 S: 5 P: 8	R: 0 H: 0 E: 0 LOB: 0 K: 2 BB: 0 S: 8 P: 13	R: 0 H: 1 E: 0 LOB: 1 K: 2 BB: 0 S: 12 P: 15	R: 1 H: 2 E: 0 LOB: 1 K: 0 BB: 0 S: 8 P: 14	1B: 3 SF: 1 2B: 3 SAC: 0 3B: 1 DP: 2 HR: 0 HBP: 0	WP: 0 PA: 35 PB: 0 SB: 0 CS: 0																
<b>PITCHER</b>	IP WLS BF H R ER SO BB IBB HBP BLK WP HR S P ERA WHIP											<b>PITCHER</b>	IP WLS BF H R ER SO BB IBB HBP BLK WP HR S P ERA WHIP														
<b>Kirk Rueter, L</b> (1, 1) ERA: 4.46	1.2	8	2	1	1	0	2	0	0	0	0	0	0	11	27	5.40	2.400										
<b>Jim Brower, R</b> (2, 1) ERA: 3.6	4.1	W	15	2	1	1	2	1	0	0	0	0	0	29	49	2.08	0.692										
<b>Joe Nathan, R</b> (7, 1) ERA: 3.88	2.0		7	1	0	0	4	0	0	0	0	0	0	20	28	0.00	0.500										
<b>Felix Rodriguez, R</b> (9, 1) ERA: 3.54	1.0		5	2	1	1	0	0	0	0	0	0	0	8	14	9.00	2.000										

livebaseballscorecards.com

AB	31
R	3
H	7
RBI	3
BB	3
SO	6
LOB	12







Batter	1	2	3	4	5	6	7	8	9	AB R H RBI BB SO LOB	TOP	
Ray Durham, S (1, 4) OBP: 0.387, SLG: 0.434	3-2 G3	2-0 WP G4-3 2B		0-1 F9			3-2 L9		0-3 K	5 1 1 1 0 1 2		
J.T. Snow, L (1, 3) OBP: 0.388, SLG: 0.437	0-0 1B 1B	3-2 G4-3			0-0 G4-3		0-1 1B HR 2B		2-3 K	5 2 2 2 0 1 0		
Marquis Grissom, R (1, 8) OBP: 0.332, SLG: 0.481	0-0 BB 1B 1B	3-1 G6-3			1-0 F7		1-0 HR 1B		0-1 P6	5 1 2 0 0 0 0		
Barry Bonds, L (1, 7) OBP: 0.494, SLG: 0.697	1-0 BB 1B		2-1 G4-3		3-2 WP 1B		2-2 HR			4 1 3 4 0 0 0		
Benito Santiago, R (1, 2) OBP: 0.332, SLG: 0.453	1-0 F9		0-0 G4-3		2-2 F7		1-2 G6-3			4 0 0 0 0 0 3		
José Cruz Jr., S (1, 9) OBP: 0.377, SLG: 0.465	4-0 BB		0-1 F8		0-2 G4-3		1-0 G6-3			3 0 0 0 1 0 0		
Rich Aurilia, R (1, 6) OBP: 0.310, SLG: 0.399	3-2 P3		0-0 G6-3		0-1 G1-3			2-2 G5-3		4 0 0 0 0 0 3		
Edgardo Alfonzo, R (1, 5) OBP: 0.316, SLG: 0.336		1-1 2B HBP		1-0 41 SH3-4 1B		0-0 G6-3		1-2 G6-3		3 1 1 0 0 0 0		
Jesse Foppert, R (1, 1) OBP: 0.120, SLG: 0.167 41 Chad Zerbe, L (3, 1) Alberto Castillo, R (7, PH) Jason Christiansen, R (7, 1) Neif Perez, S (8, PH) Scott Eyre, L (8, 1)		1-3 K		2-2 SH3-4		2-2 WP 2B		2-2 G4-3		1 0 0 0 0 0 1 1 0 0 0 0 0 0 0 0 1 1 1 0 0 0 0 0 0 0 0 0 0 0 0 0 1 0 0 0 0 0 0 0 0 0 0 0 0 0 0 0		
<b>Inning Stats</b>	R: 1 H: 3 E: 0 LOB: 3 K: 0 BB: 1 S: 10 P: 22	R: 2 H: 1 E: 0 LOB: 0 K: 1 BB: 0 S: 10 P: 20	R: 0 H: 0 E: 0 LOB: 0 K: 0 BB: 0 S: 5 P: 7	R: 0 H: 1 E: 0 LOB: 1 K: 0 BB: 0 S: 7 P: 10	R: 0 H: 1 E: 0 LOB: 1 K: 0 BB: 0 S: 12 P: 18	R: 0 H: 0 E: 0 LOB: 0 K: 0 BB: 0 S: 9 P: 9	R: 4 H: 4 E: 0 LOB: 0 K: 0 BB: 0 S: 16 P: 26	R: 0 H: 0 E: 0 LOB: 0 K: 0 BB: 0 S: 13 P: 18	R: 0 H: 0 E: 0 LOB: 0 K: 2 BB: 0 S: 8 P: 10	1B: 6 SF: 0 2B: 3 SAC: 1 3B: 0 DP: 0 HR: 1 HBP: 1	WP: 3 PA: 39 PB: 0 SB: 0 CS: 0	
<b>PITCHER</b>	IP WLS BF H R ER SO BB IBB HBP BLK WP HR S P ERA WHIP											
28 Aaron Cook, R (1, 1) ERA: 6.0	6.1 W 29 8 5 5 1 1 0 1 0 3 0 61 99 7.11 1.421											
Nelson Cruz, R (7, 1) ERA: 7.21	0.0 2 2 2 2 0 0 0 0 0 0 0 1 4 7 ∞ ∞											
Jose Jimenez, R (7, 1) ERA: 7.07	1.2 H 5 0 0 0 0 0 0 0 0 0 0 0 17 24 0.00 0.000											
Justin Speier, R (9, 1) ERA: 3.15	1.0 3 0 0 0 0 2 0 0 0 0 0 0 8 10 0.00 0.000											

San Francisco Giants @ Colorado Rockies  
Coors Field, Denver, CO  
Wed Jul 09 2003, 7:05 PM MDT  
Att. 31,139 - Sunny - 88 F

AB	36
R	7
H	10
RBI	7
BB	1
SO	3
LOB	9



BOTTOM

San Francisco Giants @ Colorado Rockies  
Coors Field, Denver, CO  
Wed Jul 09 2003, 7:05 PM MDT  
Att: 31,139 - Sunny - 88 F

livebaseballscores.com

AB 35  
R 11  
H 12  
RBI 10  
BB 4  
SO 8  
LOB 17



WP: 1 PA: 41  
PB: 1  
SB: 1  
CS: 0

Batter	1	2	3	4	5	6	7	8	9	AB	R	H	RBI	BB	SO	LOB
Mark Bellhorn, S OBP: 0.348, SLG: 0.313 (1, 4)										4	2	1	0	1	0	2
Chris Stynes, R OBP: 0.375, SLG: 0.462 (1, 5)										5	2	2	0	0	2	0
17 Todd Helton, L OBP: 0.437, SLG: 0.605 (1, 3)										4	2	1	0	0	2	4
Preston Wilson, R OBP: 0.363, SLG: 0.559 (1, 8)										5	1	4	4	0	0	1
Larry Walker, L OBP: 0.433, SLG: 0.507 (1, 9)										4	2	2	2	1	0	2
Jay Payton, R OBP: 0.350, SLG: 0.475 (1, 7)										4	1	1	1	0	1	4
Bobby Estalella, R OBP: 0.309, SLG: 0.415 (1, 2)										4	0	0	0	0	2	3
Juan Uribe, R OBP: 0.306, SLG: 0.401 (1, 6)										3	1	1	3	1	0	1
28 Aaron Cook, R OBP: 0.259, SLG: 0.200 (1, 1)										1	0	0	0	1	0	0
Nelson Cruz, R OBP: 0.154, SLG: 0.231 (7, 1)										0	0	0	0	0	0	0
Jose Jimenez, R ERA: 4.5 (7, 1)										1	0	0	0	0	1	0
Justin Speier, R ERA: 3.5 (9, 1)										0	0	0	0	0	0	0

Batter	1	2	3	4	5	6	7	8	9	
<b>Inning Stats</b>	R: 4 H: 4 E: 0 LOB: 1 K: 2 BB: 1 S: 27 P: 43	R: 0 H: 0 E: 0 LOB: 0 K: 1 BB: 0 S: 9 P: 13	R: 4 H: 1 E: 0 LOB: 1 K: 2 BB: 2 S: 16 P: 30	R: 0 H: 2 E: 0 LOB: 2 K: 1 BB: 0 S: 11 P: 14	R: 0 H: 0 E: 0 LOB: 1 K: 0 BB: 1 S: 5 P: 12	R: 1 H: 2 E: 0 LOB: 1 K: 1 BB: 0 S: 11 P: 15	R: 0 H: 0 E: 0 LOB: 0 K: 1 BB: 0 S: 7 P: 10	R: 2 H: 3 E: 0 LOB: 1 K: 0 BB: 0 S: 11 P: 18		

PITCHER	IP	WLS	BF	H	R	ER	SO	BB	IBB	HBP	BLK	WP	HR	S	P	ERA	WHIP
Jesse Foppert, R ERA: 5.49 (1, 1)	2.2	L	18	5	8	4	5	3	0	0	0	1	1	50	84	13.50	3.000
41 Chad Zerbe, L ERA: 4.68 (3, 1)	3.1		15	4	1	1	2	1	0	0	0	0	0	29	43	2.70	1.500
Jason Christiansen, L ERA: 4.5 (7, 1)	1.0		3	0	0	0	1	0	0	0	0	0	0	7	10	0.00	0.000
Scott Eyre, L ERA: 3.5 (8, 1)	1.0		5	3	2	2	0	0	0	0	0	0	0	11	18	18.00	3.000



Batter	1	2	3	4	5	6	7	8	9	AB R H RBI BB SO LOB	TOP	
<b>Ray Durham, S</b> (1, 4) OBP: 0.385, SLG: 0.429 <b>32 Kevin Correia, R</b> (7, 1) <b>J.T. Snow, L</b> (9, PH) OBP: 0.387, SLG: 0.435	4-0 		1-3 		1-2 		0-1 		2-2 	3 0 0 0 1 1 3 0 0 0 0 0 0 0 1 0 0 0 0 0 1		
<b>José Cruz Jr., S</b> (1, 9) OBP: 0.376, SLG: 0.462	0-1 			0-0 		0-1 		0-0 		4 0 1 0 0 0 1		
<b>Marquis Grissom, R</b> (1, 8) OBP: 0.334, SLG: 0.493	3-2 			0-0 		1-3 		1-2 		4 1 2 1 0 1 1		
<b>Barry Bonds, L</b> (1, 7) OBP: 0.493, SLG: 0.704 <b>Damian Moss, R</b> (6, 1) OBP: 0.296, SLG: 0.269 <b>Neifi Perez, S</b> (7, 4) OBP: 0.306, SLG: 0.369	0-0 			2-1 		1-3 		1-0 		3 1 1 1 0 1 2 0 0 0 0 0 0 0 1 0 0 0 0 0 0		
<b>Andres Galarraga, R</b> (1, 3) OBP: 0.343, SLG: 0.523		2-1 		1-0 		0-1 		0-0 		4 0 1 0 0 0 1		
<b>Rich Aurilia, R</b> (1, 6) OBP: 0.312, SLG: 0.410		1-1 			0-1 		0-0 	2-1 		4 1 2 1 0 0 1		
<b>Edgardo Alfonzo, R</b> (1, 5) OBP: 0.315, SLG: 0.338		1-1 			2-2 		0-2 		2-2 	4 0 1 0 0 0 1		
<b>Yorvit Torrealba, R</b> (1, 2) OBP: 0.309, SLG: 0.408			1-3 		4-1 		1-2 		0-3 	3 0 1 0 1 2 1		
<b>Brian Powell, R</b> (1, 1) <b>Jason Christiansen, R</b> (5, 1) <b>Pedro Feliz, R</b> (6, 7) OBP: 0.265, SLG: 0.480			2-2 		0-0 		3-2 		0-1 	2 0 0 0 0 0 2 0 0 0 0 0 0 0 2 0 0 0 0 0 2		
<b>Inning Stats</b>	R: 0 H: 1 E: 0 LOB: 1 K: 0 BB: 1 S: 6 P: 13	R: 0 H: 0 E: 0 LOB: 0 K: 0 BB: 0 S: 6 P: 10	R: 0 H: 0 E: 0 LOB: 0 K: 2 BB: 0 S: 11 P: 15	R: 1 H: 1 E: 0 LOB: 0 K: 0 BB: 0 S: 5 P: 8	R: 0 H: 1 E: 0 LOB: 2 K: 0 BB: 1 S: 11 P: 18	R: 0 H: 1 E: 0 LOB: 1 K: 2 BB: 0 S: 14 P: 16	R: 1 H: 2 E: 0 LOB: 1 K: 0 BB: 0 S: 14 P: 18	R: 1 H: 2 E: 0 LOB: 1 K: 0 BB: 0 S: 9 P: 13	R: 0 H: 1 E: 0 LOB: 1 K: 1 BB: 0 S: 11 P: 15	1B: 2 SF: 0 2B: 5 SAC: 0 3B: 0 DP: 1 HR: 3 HBP: 0	WP: 0 PA: 37 PB: 0 SB: 0 CS: 0	
<b>PITCHER</b> <b>Darren Oliver, L</b> (1, 1) ERA: 4.67 <b>Joe Roa, R</b> (8, 1) ERA: 5.7	IP WLS BF H R ER SO BB IBB HBP BLK WP HR S P ERA WHIP 7.0 W 28 6 2 2 4 2 0 0 0 0 0 2 67 98 2.57 1.143 2.0 9 3 1 1 1 0 0 0 0 0 0 1 20 28 4.50 1.500											<b>PITCHER</b> IP WLS BF H R ER SO BB IBB HBP BLK WP HR S P ERA WHIP

**San Francisco Giants @ Colorado Rockies**  
 Coors Field, Denver, CO  
 Thu Jul 10 2003, 7:05 PM MDT  
 Att. 30,954 - Sunny - 90 F

AB	35
R	3
H	9
RBI	3
BB	2
SO	5
LOB	16



Batter	1	2	3	4	5	6	7	8	9
<b>Mark Bellhorn, S</b> <small>OBP: 0.354, SLG: 0.323</small> (1, 4) <small>(9, 8)</small>	1-1 		1-2 		1-3 		0-1 	4-2 	
<b>Chris Stynes, R</b> <small>OBP: 0.379, SLG: 0.469</small> (1, 5) <small>(9, 8)</small>	2-1 		1-2 		2-2 		1-0 	1-1 	
<b>17 Todd Helton, L</b> <small>OBP: 0.437, SLG: 0.602</small> <b>Mark Sweeney, L</b> <small>OBP: 0.289, SLG: 0.368</small> (8, PH) <small>(9, 3)</small>	0-0 		4-2 		1-1 		0-1 	0-1 	
<b>Preston Wilson, R</b> <small>OBP: 0.367, SLG: 0.580</small> <b>Ronnie Belliard, R</b> <small>OBP: 0.379, SLG: 0.399</small> (1, 8) <small>(9, 4)</small>		3-2 	1-0 		0-0 		1-2 		
<b>Larry Walker, L</b> <small>OBP: 0.428, SLG: 0.500</small> <b>Joe Roa, R</b> <small>OBP: 0.250, SLG: 0.250</small> (1, 9) <small>(8, 1)</small>		0-1 	2-2 		3-H 		2-2 		
<b>Jay Payton, R</b> <small>OBP: 0.352, SLG: 0.475</small> (1, 7) <small>(8, 9)</small>		2-2 		1-1 		2-1 	0-1 		
<b>Charles Johnson, R</b> <small>OBP: 0.308, SLG: 0.429</small> (1, 2)		0-3 		0-0 		2-1 		3-1 	
<b>Juan Uribe, R</b> <small>OBP: 0.304, SLG: 0.397</small> (1, 6)		1-1 		1-1 		1-2 		1-2 	
<b>Darren Oliver, R</b> <small>OBP: 0.256, SLG: 0.351</small> <b>Greg Vaughn, R</b> <small>OBP: 0.326, SLG: 0.514</small> (7, PH) <small>(8, 7)</small>			0-1 		0-0 		4-2 	2-3 	

AB	R	H	RBI	BB	SO	LOB
4	2	2	1	1	1	0
5	2	3	1	0	1	1
3	1	1	1	1	0	1
1	0	0	0	0	0	2
4	3	3	6	0	0	1
0	0	0	0	0	0	0
4	0	0	0	0	0	2
0	0	0	0	0	0	0
4	0	2	1	0	0	1
4	0	0	0	0	1	2
4	1	1	0	0	1	1
2	1	1	1	0	0	0
1	1	0	0	1	1	1

AB	R	H	RBI	BB	SO	LOB
36	11	13	11	3	5	12


Inning	R	H	E	K	S	IP	WLS	BF	H	R	ER	SO	BB	IBB	HBP	BLK	WP	HR	S	P	ERA	WHIP
1	0	0	0	5	8	4.2	L	22	8	7	0	3	1	0	0	0	0	3	53	77	13.50	1.929
2	1	2	0	13	7	0.1		1	0	0	0	0	0	0	0	0	0	0	2	4	0.00	0.000
3	0	0	0	8	3	1.2		9	3	3	1	1	1	0	0	0	0	0	23	36	16.20	2.400
4	0	0	0	7	2	1.1		7	2	1	1	1	1	0	0	0	0	0	17	28	6.75	2.250

PITCHER	IP	WLS	BF	H	R	ER	SO	BB	IBB	HBP	BLK	WP	HR	S	P	ERA	WHIP
<b>Brian Powell, R</b> <small>ERA: 13.5</small>	(1, 1)	4.2	L	22	8	7	3	1	0	0	0	0	3	53	77	13.50	1.929
<b>Jason Christiansen, L</b> <small>ERA: 4.35</small>	(5, 1)	0.1		1	0	0	0	0	0	0	0	0	0	2	4	0.00	0.000
<b>Damian Moss, L</b> <small>ERA: 5.06</small>	(6, 1)	1.2		9	3	3	1	1	0	0	0	0	0	23	36	16.20	2.400
<b>32 Kevin Correia, R</b> <small>ERA: 6.75</small>	(7, 1)	1.1		7	2	1	1	1	0	0	0	0	0	17	28	6.75	2.250

**San Francisco Giants @ Colorado Rockies**  
 Coors Field, Denver, CO  
 Thu Jul 10 2003, 7:05 PM MDT  
 Att: 30,954 - Sunny - 90 F

WP	PA
0	39

livebaseballscorecards.com





Batter	1	2	3	4	5	6	7	8	9	AB R H RBI BB SO LOB	TOP		
Ray Durham, S (1, 4) OBP: 0.382, SLG: 0.429	1-2 F8	0-1 G3		1-1 L9			1-0 WP 1B 2B	1-3 K		5 1 1 0 0 1 2	<p>San Francisco Giants @ Arizona Diamondbacks</p> <p>Bank One Ballpark, Phoenix, AZ</p> <p>Fri Jul 11 2003, 10:07 PM EDT</p> <p>Att: 44,105 - Dome - 72 F</p>		
J.T. Snow, L (1, 3) OBP: 0.395, SLG: 0.435	4-1 1B BB		4-2 HR BB		1-0 G3		3-1 BB 1B SF9 1B 2-H	4-2 2B BB	2 4 1 1 3 0 0				
Marquis Grissom, R (1, 8) OBP: 0.341, SLG: 0.509	0-0 1B E 1B		2-0 HR		3-2 K		0-1 SF9 BB 1B 1 SAFE 1 SAFE	2-2 BB 1B 2B	5 3 4 2 0 1 0				
Barry Bonds, L (1, 7) OBP: 0.494, SLG: 0.712	1-2 K		1-1 G3		1-1 HR		4-0 1B BB 1-2 2-3 BB	4-0 1B BB SF8 IBB	3 2 1 1 2 1 2				
José Cruz Jr., S (1, 9) OBP: 0.376, SLG: 0.461	2-2 E8 1B 1-H 2-H		3-1 G3		0-0 F7		1-0 SF9 2-3 3-H	4-2 1B BB 1-2 2-3 3-H	3 0 1 3 1 0 0				
Neifi Perez, S (1, 6) OBP: 0.308, SLG: 0.379	1-1 G4-3		2-2 3B		0-0 F7		2-0 G4-3	2-2 1B 1-2 2-3 3-H	5 0 2 1 0 0 3				
Edgardo Alfonzo, R (1, 5) OBP: 0.313, SLG: 0.340		0-0 G6-3	0-1 G6-3		0-3 K		2-2 2B	2-2 SF8 3-H	4 0 1 1 0 1 1				
Yorvit Torrealba, R (1, 2) OBP: 0.296, SLG: 0.389		1-1 G1-3		1-0 G5-3		1-3 K	2-3 K	0-1 F7	5 0 0 0 0 2 3				
Jason Schmidt, R (1, 1) OBP: 0.100, SLG: 0.077		3-2 1B		0-1 B5-3		3-3 K	1-0 G6-3	1-3 K	4 0 1 0 0 1 1				
Andres Galarraga, R (9, PH) OBP: 0.343, SLG: 0.519									1 0 0 0 0 1 2				
Tim Worrell, R (9, 1)									0 0 0 0 0 0 0				
Scott Eyre, L (9, 1)									0 0 0 0 0 0 0				
Felix Rodriguez, R (9, 1) OBP: 1.000, SLG: 1.000									0 0 0 0 0 0 0				
<b>Inning Stats</b>	R: 2 H: 2 E: 1 LOB: 1 K: 1 BB: 1 S: 14 P: 23	R: 0 H: 1 E: 0 LOB: 1 K: 0 BB: 0 S: 9 P: 13	R: 2 H: 2 E: 0 LOB: 1 K: 0 BB: 1 S: 13 P: 25	R: 0 H: 0 E: 0 LOB: 0 K: 0 BB: 0 S: 5 P: 7	R: 1 H: 1 E: 0 LOB: 0 K: 1 BB: 0 S: 7 P: 12	R: 0 H: 0 E: 0 LOB: 0 K: 2 BB: 0 S: 8 P: 9	R: 2 H: 3 E: 0 LOB: 2 K: 1 BB: 1 S: 12 P: 26	R: 0 H: 1 E: 0 LOB: 1 K: 1 BB: 0 S: 10 P: 16	R: 3 H: 2 E: 0 LOB: 2 K: 1 BB: 3 S: 19 P: 38	1B: 6 SF: 2 2B: 3 SAC: 0 3B: 1 DP: 0 HR: 2 HBP: 0	WP: 1 PA: 45 PB: 0 SB: 0 CS: 0		
<b>PITCHER</b>	IP WLS BF H R ER SO BB IBB HBP BLK WP HR S P ERA WHIP											<b>PITCHER</b>	IP WLS BF H R ER SO BB IBB HBP BLK WP HR S P ERA WHIP
Miguel Batista, R (1, 1) ERA: 3.0	5.0 L 23 6 5 4 2 2 0 0 0 0 0 2 48 80 7.20 1.600												
Stephen Randolph, L (6, 1) ERA: 4.24	1.1 8 3 2 2 3 1 0 0 0 1 0 18 30 13.50 3.000												
Oscar Villarreal, R (7, 1) ERA: 2.85	0.2 2 0 0 0 0 0 0 0 0 0 0 0 2 5 0.00 0.000												
Andrew Good, R (8, 1) ERA: 5.29	1.0 7 2 3 3 2 1 1 0 0 0 0 16 32 27.00 3.000												
Jose Valverde, R (9, 1) ERA: 1.06	1.0 5 1 0 0 1 1 0 0 0 0 0 13 22 0.00 2.000												

AB	37
R	10
H	12
RBI	9
BB	6
SO	8
LOB	14



WP	1	PA	45
PB	0	SB	0
CS	0		

BOTTOM

San Francisco Giants @ Arizona Diamondbacks  
Bank One Ballpark, Phoenix, AZ  
Fri Jul 11 2003, 10:07 PM EDT  
Att. 44,105 - Dome - 72 F

livebaseballscorecards.com

AB 36  
R 7  
H 10  
RBI 6  
BB 3  
SO 9  
LOB 17



WP: 0 PA: 40  
PB: 0  
SB: 2  
CS: 0

AB R H RBI BB SO LOB

4 1 0 1 0 0 2

5 1 2 2 0 1 2

4 1 0 1 1 2 3

5 0 2 1 0 1 1

4 0 0 0 0 1 2

3 1 1 0 1 0 0

4 2 3 0 0 1 1

4 0 1 0 0 2 4

1B: 4 SF: 0  
2B: 5 SAC: 1  
3B: 0 DP: 1  
HR: 1 HBP: 0

Batter	1	2	3	4	5	6	7	8	9
<b>Craig Counsell, L</b> OBP: 0.381, SLG: 0.387 (1, 6)	2-2 F9		2-2 F8		0-0 SH5-3		2-1 G3-1		1-0 E3 2B G6-3
<b>Matt Kata, S</b> OBP: 0.422, SLG: 0.609 (1, 4)	0-0 P6		2-3 K		0-0 P5			1-1 HR	1-1 G6-3 2B 1-3 2-H 3-H
<b>Luis Gonzalez, L</b> OBP: 0.393, SLG: 0.562 (1, 7)	4-1 2B BB		0-3 K		1-2 P2			2-3 K	2-2 G6-3 2-3 3-H
<b>Shea Hillenbrand, R</b> OBP: 0.353, SLG: 0.527 (1, 5)	0-2 1-H 2B			0-0 G4-3		2-0 G3-6-1 1B		1-3 K	1-0 F8
<b>Steve Finley, L</b> OBP: 0.386, SLG: 0.551 (1, 8)	1-2 F8			1-3 K		1-0 G3-6-1 1-2f		0-1 F7	
<b>David Dellucci, L</b> OBP: 0.339, SLG: 0.413 (1, 9) (9, 8)		4-1 S BB		0-0 G3		1-0 G4-3			3-2 2B E 1B
<b>Chad Moeller, R</b> OBP: 0.371, SLG: 0.497 (1, 2)		3-3 SAFE K			1-0 1B 2B		0-1 G3 2B		0-0 E 2B 1-3
<b>Lyle Overbay, L</b> OBP: 0.367, SLG: 0.417 (1, 3)		1-3 K			0-2 SH5-3 1B		2-1 F8		2-3 K
<b>Miguel Batista, R</b> OBP: 0.188, SLG: 0.038 <b>Quinton McCracken, S</b> OBP: 0.286, SLG: 0.298 <b>Stephen Randolph, L</b> <b>Oscar Villarreal, L</b> <b>Mark Grace, L</b> OBP: 0.289, SLG: 0.330 <b>Andrew Good, R</b> OBP: 0.125, SLG: 0.125 <b>Jose Valverde, R</b> <b>Robby Hammock, R</b> OBP: 0.314, SLG: 0.525		0-3 K			0-1 SH5-3 1B		0-0 G3		4-2 E 2B BB

Inning Stats	R: 1	H: 1	E: 0	LOB: 1	K: 0	BB: 1	S: 12	R: 0	H: 0	E: 0	LOB: 1	K: 3	BB: 1	S: 13	R: 0	H: 0	E: 0	LOB: 0	K: 2	BB: 0	S: 14	R: 0	H: 0	E: 0	LOB: 0	K: 1	BB: 0	S: 7	R: 0	H: 3	E: 0	LOB: 2	K: 0	BB: 0	S: 11	R: 0	H: 1	E: 0	LOB: 0	K: 2	BB: 0	S: 3	R: 0	H: 1	E: 0	LOB: 1	K: 0	BB: 0	S: 7	R: 1	H: 1	E: 0	LOB: 0	K: 2	BB: 0	S: 10	R: 4	H: 3	E: 1	LOB: 1	K: 1	BB: 1	S: 19	1B: 4	SF: 0	2B: 5	SAC: 1	3B: 0	DP: 1	HR: 1	HBP: 0
--------------	------	------	------	--------	------	-------	-------	------	------	------	--------	------	-------	-------	------	------	------	--------	------	-------	-------	------	------	------	--------	------	-------	------	------	------	------	--------	------	-------	-------	------	------	------	--------	------	-------	------	------	------	------	--------	------	-------	------	------	------	------	--------	------	-------	-------	------	------	------	--------	------	-------	-------	-------	-------	-------	--------	-------	-------	-------	--------

PITCHER	IP	WLS	BF	H	R	ER	SO	BB	IBB	HBP	BLK	WP	HR	S	P	ERA	WHIP
<b>Jason Schmidt, R</b> ERA: 2.37 (1, 1)	8.0	W	32	7	3	3	8	2	0	0	0	0	1	77	111	3.38	1.125
<b>Tim Worrell, R</b> ERA: 2.14 (9, 1)	0.1		6	3	4	3	1	1	0	0	0	0	0	15	26	81.00	12.000
<b>Scott Eyre, L</b> ERA: 3.47 (9, 1)	0.1	H	1	0	0	0	0	0	0	0	0	0	0	3	5	0.00	0.000
<b>Felix Rodriguez, R</b> ERA: 3.51 (9, 1)	0.1	S	1	0	0	0	0	0	0	0	0	0	0	1	2	0.00	0.000



Batter	1	2	3	4	5	6	7	8	9	AB R H RBI BB SO LOB	TOP										
Ray Durham, S (1, 4) OBP: 0.386, SLG: 0.440	0-1 HR		1-1 1B		4-0 1B BB	0-2 F8		2-2 G4-3		4 1 2 1 1 0 3											
J.T. Snow, L (1, 3) OBP: 0.395, SLG: 0.432	2-2 F7		1-2 F9		2-2 1B		3-2 1B 2B HBP	1-0 E3		4 1 1 1 0 0 1											
Marquis Grissom, R (1, 8) OBP: 0.339, SLG: 0.504	1-3 K			1-0 P5	2-1 L7		1-1 2B 1B	0-3 K		5 1 1 0 0 2 3											
Barry Bonds, L (1, 7) OBP: 0.496, SLG: 0.724	2-2 P3			0-0 HR		2-0 2B BB HBP	2-1 2B		1-1 L5	4 2 2 3 0 0 0											
José Cruz Jr., S (1, 9) OBP: 0.376, SLG: 0.456		1-0 F9		2-2 G4-3		4-2 2B BB E	0-3 K	4-1 FC5-4 BB		3 1 0 0 2 1 1											
Rich Aurilia, R (1, 6) OBP: 0.308, SLG: 0.404		0-1 P4		0-2 G5-3		0-3 K	1-1 F9	0-0 P6		5 0 0 0 0 1 4											
Edgardo Alfonzo, R (1, 5) OBP: 0.312, SLG: 0.341			0-3 K		1-3 K	0-0 2B E	2-0 F8	0-1 FC5-4		5 0 1 1 0 2 2											
Yorvit Torrealba, R (1, 2) OBP: 0.303, SLG: 0.387			0-0 G6-3		1-2 1B SH1-4	2-1 FC5 SH3-4		4-2 G4-3 E G4-3 BB		3 2 1 0 1 0 1											
Jerome Williams, R (1, 1) OBP: 0.077, SLG: 0.154			2-3 K		0-0 SH1-4	0-1 SH3-4		0-0 G4-3		1 0 0 0 0 1 0											
Scott Eyre, L (7, 1)										1 0 0 0 0 0 1											
Felix Rodriguez, R (8, 1) OBP: 1.000, SLG: 1.000										0 0 0 0 0 0 0											
Joe Nathan, R (9, 1)										0 0 0 0 0 0 0											
<b>Inning Stats</b>	R: 1 E: 0 K: 1 S: 12	H: 1 LOB: 0 BB: 0 P: 17	R: 0 E: 0 K: 1 S: 6	H: 0 LOB: 0 BB: 0 P: 7	R: 0 E: 0 K: 1 S: 9	H: 1 LOB: 1 BB: 0 P: 13	R: 1 E: 0 K: 0 S: 8	H: 1 LOB: 0 BB: 0 P: 11	R: 1 E: 0 K: 1 S: 14	H: 2 LOB: 2 BB: 1 P: 24	R: 2 E: 1 K: 1 S: 15	H: 1 LOB: 2 BB: 1 P: 22	R: 2 E: 0 K: 1 S: 14	H: 2 LOB: 1 BB: 0 P: 23	R: 1 E: 1 K: 1 S: 12	H: 0 LOB: 1 BB: 1 P: 19	R: 0 E: 0 K: 0 S: 6	H: 0 LOB: 1 BB: 1 P: 11	1B: 4 2B: 2 3B: 0 HR: 2	SF: 0 SAC: 2 DP: 0 HBP: 2	WP: 0 PA: 43 PB: 0 SB: 0 CS: 0
<b>PITCHER</b>	IP WLS BF H R ER SO BB IBB HBP BLK WP HR S P ERA WHIP																				
Curt Schilling, R (1, 1) ERA: 3.27	6.0 L 28 6 5 4 5 2 0 1 0 0 2 64 94 6.00 1.333																				
Eddie Oropesa, L (7, 1) ERA: 3.12	0.0 3 2 2 2 0 0 0 0 1 0 0 0 8 14 ∞ ∞																				
Oscar Villarreal, R (7, 1) ERA: 2.75	2.0 8 0 1 0 2 1 0 0 0 0 0 0 18 28 0.00 0.500																				
Mike Myers, L (9, 1) ERA: 5.55	0.1 1 0 0 0 0 0 0 0 0 0 0 0 2 3 0.00 0.000																				
Brady Raggio, R (9, 1) ERA: 6.48	0.2 3 0 0 0 0 1 0 0 0 0 0 0 4 8 0.00 1.500																				

San Francisco Giants @ Arizona Diamondbacks  
Bank One Ballpark, Phoenix, AZ  
Sat Jul 12 2003, 4:05 PM EDT  
Att. 45,653 - Dome - 72 F

livebaseballscorecards.com

AB	35
R	8
H	8
RBI	6
BB	4
SO	7
LOB	16



Batter	1	2	3	4	5	6	7	8	9	AB R H RBI BB SO LOB
<b>Craig Counsell, L</b> OBP: 0.382, SLG: 0.379 (1, 5) (7, 6)	2-2 G4-3			4-1 G5-3 BB	4-1 BB		3-3 K 1-2		3-2 G6-3	3 0 0 1 2 1 1
<b>Matt Kata, S</b> OBP: 0.406, SLG: 0.583 (1, 4)	2-3 K			2-1 G5-3 1-2	0-3 K			2-3 K2-3		4 0 0 0 0 3 4
<b>Luis Gonzalez, L</b> OBP: 0.392, SLG: 0.557 (1, 7)	2-1 G1-3			0-2 L7		4-1 FC3-6 BB		1-1 G4-3		3 0 0 0 1 0 1
<b>Shea Hillenbrand, R</b> OBP: 0.352, SLG: 0.521 (1, 3) (7, 5)		2-3 K		1-0 F9		0-0 P6		4-1 HBP 1B BB		3 0 0 0 1 1 2
<b>Steve Finley, L</b> OBP: 0.385, SLG: 0.547 (1, 8)		0-1 G4-3			3-2 E3 1B BB 1B	1-2 FC3-6		0-1 HBP 1B		4 1 1 0 0 0 1
<b>Alex Cintron, S</b> OBP: 0.341, SLG: 0.472 (1, 6)		2-3 K			0-1 BB 1B 1-2 1B	1-3 K		3-1 HBP		3 0 1 0 0 2 1
<b>David Dellucci, L</b> OBP: 0.341, SLG: 0.414 <b>Quinton McCracken, S</b> OBP: 0.282, SLG: 0.292 (7, PH) (8, 9)			3-3 K		0-1 BB 1-2 2-3 1B		0-3 K	3-3 K		2 0 1 0 0 1 0 2 0 0 0 0 2 3
<b>Mike Myers, L</b> <b>Brady Raggio, R</b> (9, 1) (9, 1)										0 0 0 0 0 0 0 0 0 0 0 0 0 0
<b>Chad Moeller, R</b> OBP: 0.368, SLG: 0.489 (1, 2)		3-2 G1-3		1-3 K		4-2 WP BB		3-3 K		3 0 0 0 1 2 3
<b>Curt Schilling, R</b> OBP: 0.154, SLG: 0.083 <b>Eddie Orjopessa, L</b> <b>Oscar Villarreal, L</b> <b>Carlos Baerga, S</b> OBP: 0.360, SLG: 0.493 <b>Luis Terrero, R</b> (7, 1) (7, 1) (7, 3) (8, PH) (9, 9)			0-0 P3	3-2 P3		1-3 K		2-2 G4-3		2 0 0 0 0 0 3 0 0 0 0 0 0 0 0 0 0 0 0 0 0 2 0 0 0 0 1 1 0 0 0 0 0 0 0

**BOTTOM**

**San Francisco Giants @ Arizona Diamondbacks**  
Bank One Ballpark, Phoenix, AZ  
Sat Jul 12 2003, 4:05 PM EDT  
Att. 45,653 - Dome - 72 F

livebaseballscores.com

<b>AB</b>	<b>31</b>
<b>R</b>	<b>1</b>
<b>H</b>	<b>3</b>
<b>RBI</b>	<b>1</b>
<b>BB</b>	<b>5</b>
<b>SO</b>	<b>13</b>
<b>LOB</b>	<b>20</b>



Inning Stats	R: 0	H: 0	E: 0	K: 1	S: 9	LOB: 0	BB: 0	P: 15	R: 0	H: 0	E: 0	K: 2	S: 9	LOB: 0	BB: 0	P: 13	R: 0	H: 0	E: 0	K: 1	S: 8	LOB: 0	BB: 0	P: 14	R: 0	H: 0	E: 0	K: 0	S: 7	LOB: 1	BB: 1	P: 14	R: 1	H: 2	E: 1	K: 2	S: 21	LOB: 3	BB: 1	P: 32	R: 0	H: 0	E: 0	K: 1	S: 8	LOB: 1	BB: 1	P: 14	R: 0	H: 0	E: 0	K: 3	S: 12	LOB: 1	BB: 1	P: 20	R: 0	H: 1	E: 0	K: 2	S: 13	LOB: 3	BB: 1	P: 26	R: 0	H: 0	E: 0	K: 1	S: 12	LOB: 0	BB: 0	P: 20	1B: 3	SF: 0	2B: 0	SAC: 0	3B: 0	DP: 0	HR: 0	HBP: 1	WP: 1	PA: 37
--------------	------	------	------	------	------	--------	-------	-------	------	------	------	------	------	--------	-------	-------	------	------	------	------	------	--------	-------	-------	------	------	------	------	------	--------	-------	-------	------	------	------	------	-------	--------	-------	-------	------	------	------	------	------	--------	-------	-------	------	------	------	------	-------	--------	-------	-------	------	------	------	------	-------	--------	-------	-------	------	------	------	------	-------	--------	-------	-------	-------	-------	-------	--------	-------	-------	-------	--------	-------	--------

PITCHER	IP	WLS	BF	H	R	ER	SO	BB	IBB	HBP	BLK	WP	HR	S	P	ERA	WHIP
<b>Jerome Williams, R</b> ERA: 2.64 (1, 1)	6.0	W	24	2	1	0	7	3	0	0	0	0	0	62	102	0.00	0.833
<b>Scott Eyre, L</b> ERA: 3.32 (7, 1)	1.2		8	1	0	0	4	2	0	0	0	1	0	21	36	0.00	1.800
<b>Felix Rodriguez, R</b> ERA: 3.48 (8, 1)	0.1		2	0	0	0	1	0	0	1	0	0	0	4	10	0.00	0.000
<b>Joe Nathan, R</b> ERA: 3.81 (9, 1)	1.0		3	0	0	0	1	0	0	0	0	0	0	12	20	0.00	0.000



Batter	1	2	3	4	5	6	7	8	9	AB R H RBI BB SO LOB	TOP											
Neifi Perez, S OBP: 0.306, SLG: 0.375 (1, 4)	F7 G1-3			3-1 1B		3-2 G4-3			2-3 K	5 0 1 0 0 1 3												
J.T. Snow, L OBP: 0.393, SLG: 0.442 (1, 3)	1-2 HR	2-3 K		1-0 G4-3			2-2 P5			4 1 1 1 0 1 1												
Marquis Grissom, R OBP: 0.335, SLG: 0.499 (1, 8)	1-3 K	2-1 P6			0-3 K		3-2 F7			4 0 0 0 0 2 0												
Barry Bonds, L OBP: 0.496, SLG: 0.719 (1, 7)	4-0 HR BB	1-1 F7			4-2 FC6-4 1B BB		0-0 G3-1			2 1 0 0 2 0 0												
José Cruz Jr., S OBP: 0.378, SLG: 0.466 (1, 9)	3-2 HR			1-1 F9		3-2 FC6-4 1B		2-2 G3-1		4 1 2 2 0 0 0												
Rich Aurilia, R OBP: 0.307, SLG: 0.402 (1, 6)	1-0 1B HBP 1B		2-2 G5-3		2-2 FC6-4 1-2f 2-3			1-3 K		4 1 1 0 0 1 2												
Edgardo Alfonzo, R OBP: 0.311, SLG: 0.340 Tim Worrell, R (8, 1)	3-2 HBP HBP 1B		1-3 K		1-3 K			0-2 F8		4 0 1 0 0 2 2 0 0 0 0 0 0 0												
Yorvit Torrealba, R OBP: 0.301, SLG: 0.377 (1, 2)	1-2 HBP HBP			3-3 K		2-3 K		0-3 K		3 0 0 0 0 3 0												
Jim Brower, R OBP: 0.364, SLG: 0.300 41 Chad Zerbe, L (2, 1) Andres Galarraga, R (6, PH) Jason Christiansen, R (6, 1) Joe Nathan, R (7, 1) Pedro Feliz, R (8, 5) OBP: 0.263, SLG: 0.476	1-1 HBP			0-2 G3-1		3-3 K		2-3 K		0 0 0 1 0 0 0 1 0 0 0 0 0 0 1 0 0 0 0 1 0 0 0 0 0 0 0 0 0 0 0 0 0 0 0 1 0 0 0 0 1 0												
<b>Inning Stats</b>	R: 4 E: 0 K: 1 S: 20	H: 4 LOB: 3 BB: 1 P: 35	R: 0 E: 0 K: 1 S: 8	H: 0 LOB: 0 BB: 0 P: 13	R: 0 E: 0 K: 1 S: 8	H: 0 LOB: 0 BB: 0 P: 12	R: 0 E: 0 K: 1 S: 11	H: 1 LOB: 1 BB: 0 P: 18	R: 0 E: 0 K: 2 S: 14	H: 1 LOB: 2 BB: 1 P: 24	R: 0 E: 0 K: 2 S: 11	H: 0 LOB: 0 BB: 0 P: 19	R: 0 E: 0 K: 0 S: 7	H: 0 LOB: 0 BB: 0 P: 12	R: 0 E: 0 K: 1 S: 10	H: 0 LOB: 0 BB: 0 P: 13	R: 0 E: 0 K: 3 S: 9	H: 0 LOB: 0 BB: 0 P: 13	1B: 4 2B: 0 3B: 0 HR: 2	SF: 0 SAC: 0 DP: 0 HBP: 2	WP: 0 PB: 0 SB: 0 CS: 0	PA: 37
<b>PITCHER</b>	IP WLS BF H R ER SO BB IBB HBP BLK WP HR S P ERA WHIP																					
17 Brandon Webb, R (1, 1) ERA: 2.41	6.0 W 28 6 4 4 8 2 0 2 0 0 2 72 121 6.00 1.333																					
Stephen Randolph, L (7, 1) ERA: 4.11	1.0 H 3 0 0 0 0 0 0 0 0 0 0 7 12 0.00 0.000																					
Jose Valverde, R (8, 1) ERA: 1.0	1.0 H 3 0 0 0 1 0 0 0 0 0 0 10 13 0.00 0.000																					
Matt Mantei, R (9, 1) ERA: 3.62	1.0 S 3 0 0 0 3 0 0 0 0 0 0 9 13 0.00 0.000																					

San Francisco Giants @ Arizona Diamondbacks  
Bank One Ballpark, Phoenix, AZ  
Sun Jul 13 2003, 4:35 PM EDT  
Att: 44,719 - Dome - 72 F

AB	33
R	4
H	6
RBI	4
BB	2
SO	12
LOB	8







Batter	1	2	3	4	5	6	7	8	9	AB R H RBI BB SO LOB	TOP	
Ronnie Belliard, R (1, 4) OBP: 0.375, SLG: 0.401	4-2 G4-3 WP 17 1B BB	3-3 K		2-2 F8		0-0 FC5-4 1-2f		2-2 1B		4 1 1 0 1 1 4		
Chris Stynes, R (1, 5) OBP: 0.368, SLG: 0.449	2-1 SAFE G4-3 1-3		1-3 K		1-1 L4		4-1 17 2B BB	1-2 G1-3		4 1 0 0 1 1 2		
17 Todd Helton, L (1, 3) OBP: 0.445, SLG: 0.645	1-0 1B		2-2 F8 2B		0-0 2B G3-1 1B		1-2 1B E 2B		1-3 K	5 2 4 2 0 1 0		
Preston Wilson, R (1, 8) OBP: 0.366, SLG: 0.583	1-3 K		0-1 F8 2-3		0-0 G3-1 2B		0-1 FC4-6 E 1B		3-2 F9	5 0 2 0 0 1 2		
Larry Walker, L (1, 9) OBP: 0.425, SLG: 0.486	2-3 K		4-2 BB		1-0 G3-1		0-1 E6 FC4-6 1-2		0-3 K	4 0 0 2 1 2 3		
Jay Payton, R (1, 7) OBP: 0.351, SLG: 0.469		2-2 1B 1B	0-2 G4-3		0-0 L7		0-2 FC4-6 G6-4-3 1-2f 2-3			4 0 1 0 0 0 5		
Charles Johnson, R (1, 2) OBP: 0.307, SLG: 0.419		0-2 F7		1-3 K		4-0 FC4-6 BB	3-2 G6-4-3 1-2f			3 0 0 0 1 1 3		
Juan Uribe, R (1, 6) OBP: 0.301, SLG: 0.384		1-2 F8		3-1 F9		1-2 FC4-6 FC5-4 1-2f		3-2 G4-6-3 1B		4 0 1 0 0 0 2		
Jason Jennings, L (1, 1) OBP: 0.333, SLG: 0.324 Adam Benigno, R (5, 1) Greg Norton, S (6, PH) 28 Aaron Cook, R (6, 1) OBP: 0.259, SLG: 0.200 Luke Allen, L (8, PH) Jose Jimenez, R (8, 1)		0-0 1B		3-1 E8		2-1 P5		0-2 G4-6-3 1-2f		2 0 1 0 0 0 0 0 0 0 0 0 0 0 1 0 0 0 0 0 1 0 0 0 0 0 0 0 1 0 0 0 0 0 1 0 0 0 0 0 0 0		
<b>Inning Stats</b>	R: 1 H: 1 E: 0 LOB: 1 K: 2 BB: 1 S: 16 P: 26	R: 0 H: 2 E: 0 LOB: 2 K: 1 BB: 0 S: 14 P: 20	R: 0 H: 1 E: 0 LOB: 2 K: 1 BB: 1 S: 13 P: 20	R: 0 H: 0 E: 1 LOB: 1 K: 1 BB: 0 S: 10 P: 19	R: 1 H: 2 E: 0 LOB: 1 K: 0 BB: 0 S: 6 P: 8	R: 0 H: 0 E: 0 LOB: 1 K: 0 BB: 1 S: 6 P: 13	R: 2 H: 2 E: 1 LOB: 1 K: 0 BB: 1 S: 15 P: 23	R: 0 H: 2 E: 0 LOB: 1 K: 0 BB: 0 S: 13 P: 19	R: 0 H: 0 E: 0 LOB: 0 K: 2 BB: 0 S: 12 P: 16	1B: 7 SF: 0 2B: 3 SAC: 0 3B: 0 DP: 2 HR: 0 HBP: 0	WP: 1 PA: 41 PB: 0 SB: 0 CS: 0	
<b>PITCHER</b>	IP WLS BF H R ER SO BB IBB HBP BLK WP HR S P ERA WHIP											
Damian Moss, L (1, 1) ERA: 4.99	5.0 W 24 6 2 2 5 2 0 0 0 1 0 59 93 3.60 1.600											
Joe Nathan, R (6, 1) ERA: 3.83	1.0 5 0 1 1 0 2 0 0 0 0 0 0 7 18 9.00 2.000											
Scott Eyre, L (7, 1) ERA: 3.55	0.0 3 2 1 1 0 0 0 0 0 0 0 0 7 8 ∞ ∞											
Matt Herges, R (7, 1) ERA: 2.74	2.0 H 6 2 0 0 0 0 0 0 0 0 0 0 20 29 0.00 1.000											
Tim Worrell, R (9, 1) ERA: 2.08	1.0 3 0 0 0 0 2 0 0 0 0 0 0 12 16 0.00 0.000											

Colorado Rockies @ San Francisco Giants  
PacBell Park, San Francisco, CA  
Thu Jul 17 2003, 10:15 PM EDT  
Att. 41,052 - Sunny - 68 F

AB	37
R	4
H	10
RBI	4
BB	4
SO	7
LOB	23







Batter	1	2	3	4	5	6	7	8	9	AB R H RBI BB SO LOB	TOP		
<b>Mark Bellhorn, S</b> (1, 4) <small>OBP: 0.350, SLG: 0.316</small> (7, 6)	2-3 		3-2 			2-1 		2-3 		4 0 1 0 0 2 0	<b>Colorado Rockies @ San Francisco Giants</b> PacBell Park, San Francisco, CA Fri Jul 18 2003, 10:15 PM EDT Att. 41,690 - Sunny - 65 F		
<b>Chris Stynes, R</b> (1, 5) <small>OBP: 0.368, SLG: 0.448</small> <b>Greg Norton, S</b> (8, PH) <small>OBP: 0.317, SLG: 0.394</small> (8, 5)	1-1 		2-3 			1-2 		3-3 		3 0 1 0 0 1 1 1 0 0 0 0 1 0			
<b>17 Todd Helton, L</b> (1, 3) <small>OBP: 0.446, SLG: 0.645</small>	0-0 				3-1 		4-2 		0-0 	3 0 1 0 1 0 0			
<b>Preston Wilson, R</b> (1, 8) <small>OBP: 0.363, SLG: 0.577</small>		3-2 		0-2 		1-1 		0-3 		4 0 0 0 0 1 3			
<b>Larry Walker, L</b> (1, 9) <small>OBP: 0.421, SLG: 0.482</small> <b>Mark Sweeney, L</b> (9, PH) <small>OBP: 0.313, SLG: 0.403</small>		2-3 		0-0 			2-2 		1-3 	3 0 0 0 0 2 0 1 0 0 0 0 1 1			
<b>Jay Payton, R</b> (1, 7) <small>OBP: 0.353, SLG: 0.472</small>		2-2 			2-1 		0-1 		0-0 	4 0 2 0 0 0 1			
<b>Bobby Estelella, R</b> (1, 2) <small>OBP: 0.302, SLG: 0.396</small>		2-3 			1-2 		4-1 			2 0 0 0 1 1 1			
<b>Juan Uribe, R</b> (1, 6) <small>OBP: 0.296, SLG: 0.377</small> <b>40 Brian Fuentes, L</b> (7, 1) <b>Justin Speier, R</b> (8, 1)			2-2 		2-3 		0-0 			3 0 0 0 0 2 2 0 0 0 0 0 0 0 0 0 0 0 0 0 0			
<b>Darren Oliver, R</b> (1, 1) <small>OBP: 0.244, SLG: 0.333</small> <b>Steve Reed, R</b> (6, 1) <b>Ronnie Belliard, R</b> (7, 4) <small>OBP: 0.374, SLG: 0.399</small>			0-3 			1-1 		1-2 		2 0 0 0 0 1 0 0 0 0 0 0 0 0 1 0 0 0 0 0 0			
<b>Inning Stats</b>	R: 0 H: 0 E: 0 LOB: 0 K: 1 BB: 0 S: 7 P: 10	R: 0 H: 1 E: 0 LOB: 1 K: 2 BB: 0 S: 12 P: 21	R: 0 H: 1 E: 0 LOB: 1 K: 3 BB: 0 S: 12 P: 19	R: 0 H: 0 E: 0 LOB: 0 K: 0 BB: 0 S: 7 P: 10	R: 0 H: 0 E: 0 LOB: 0 K: 1 BB: 0 S: 8 P: 13	R: 0 H: 1 E: 0 LOB: 2 K: 0 BB: 1 S: 13 P: 22	R: 0 H: 1 E: 0 LOB: 1 K: 1 BB: 1 S: 8 P: 14	R: 0 H: 0 E: 0 LOB: 0 K: 2 BB: 0 S: 14 P: 20	R: 0 H: 1 E: 0 LOB: 1 K: 2 BB: 0 S: 8 P: 9	1B: 3 SF: 0 2B: 3 SAC: 0 3B: 0 DP: 1 HR: 0 HBP: 0		WP: 0 PA: 33 PB: 0 SB: 0 CS: 0	
<b>PITCHER</b>	IP WLS BF H R ER SO BB IBB HBP BLK WP HR S P ERA WHIP											<b>PITCHER</b>	IP WLS BF H R ER SO BB IBB HBP BLK WP HR S P ERA WHIP
<b>Jim Brower, R</b> (1, 1) <small>ERA: 4.04</small>	6.0 W 22 3 0 0 7 1 0 0 0 0 0 0 59 95 0.00 0.667												
<b>Jason Christiansen, L</b> (7, 1) <small>ERA: 3.65</small>	0.1 3 1 0 0 1 1 0 0 0 0 0 0 7 13 0.00 6.000												
<b>Joe Nathan, R</b> (7, 1) <small>ERA: 3.71</small>	1.2 4 0 0 0 2 0 0 0 0 0 0 0 15 21 0.00 0.000												
<b>Felix Rodriguez, R</b> (9, 1) <small>ERA: 3.4</small>	1.0 4 1 0 0 2 0 0 0 0 0 0 0 8 9 0.00 1.000												

AB	31
R	0
H	5
RBI	0
BB	2
SO	12
LOB	9









BOTTOM

Colorado Rockies @ San Francisco Giants  
PacBell Park, San Francisco, CA

AB 30  
R 5  
H 7  
RBI 5  
BB 3  
SO 9  
LOB 11



WP: 2 PA: 33  
PB: 0  
SB: 0  
CS: 1

ERA: 0.00 WHIP: 0.000

Sat Jul 19 2003, 4:05 PM EDT  
Att: 42,607 - Cloudy - 73 F

AB R H RBI BB SO LOB

3 0 1 0 1 1 1

4 1 1 0 0 2 2

4 0 1 1 0 2 2

3 2 2 1 1 1 0

3 1 0 0 1 1 1

3 0 0 0 0 1 2

0 0 0 0 0 0 0

3 0 1 1 0 0 0

3 1 1 2 0 0 1

2 0 0 0 0 1 1

0 0 0 0 0 0 0

0 0 0 0 0 0 0

1 0 0 0 0 0 0

1 0 0 0 0 0 1

1B: 3 SF: 0

2B: 2 SAC: 0

3B: 0 DP: 0

HR: 2 HBP: 0

1B: 3 SF: 0

2B: 2 SAC: 0

3B: 0 DP: 0

HR: 2 HBP: 0

1B: 3 SF: 0

2B: 2 SAC: 0

3B: 0 DP: 0

HR: 2 HBP: 0

1B: 3 SF: 0

2B: 2 SAC: 0

3B: 0 DP: 0

HR: 2 HBP: 0

1B: 3 SF: 0

2B: 2 SAC: 0

3B: 0 DP: 0

HR: 2 HBP: 0

1B: 3 SF: 0

2B: 2 SAC: 0

3B: 0 DP: 0

HR: 2 HBP: 0

1B: 3 SF: 0

2B: 2 SAC: 0

3B: 0 DP: 0

HR: 2 HBP: 0

1B: 3 SF: 0

2B: 2 SAC: 0

3B: 0 DP: 0

HR: 2 HBP: 0

1B: 3 SF: 0

2B: 2 SAC: 0

3B: 0 DP: 0

HR: 2 HBP: 0

1B: 3 SF: 0

2B: 2 SAC: 0

3B: 0 DP: 0

HR: 2 HBP: 0

1B: 3 SF: 0

2B: 2 SAC: 0

3B: 0 DP: 0

HR: 2 HBP: 0

1B: 3 SF: 0

2B: 2 SAC: 0

3B: 0 DP: 0

HR: 2 HBP: 0

1B: 3 SF: 0

2B: 2 SAC: 0

3B: 0 DP: 0

HR: 2 HBP: 0

1B: 3 SF: 0

2B: 2 SAC: 0

3B: 0 DP: 0

HR: 2 HBP: 0

1B: 3 SF: 0

2B: 2 SAC: 0

3B: 0 DP: 0

HR: 2 HBP: 0

1B: 3 SF: 0

2B: 2 SAC: 0

3B: 0 DP: 0

HR: 2 HBP: 0

1B: 3 SF: 0

2B: 2 SAC: 0

3B: 0 DP: 0

HR: 2 HBP: 0

1B: 3 SF: 0

2B: 2 SAC: 0

3B: 0 DP: 0

HR: 2 HBP: 0

1B: 3 SF: 0

2B: 2 SAC: 0

3B: 0 DP: 0

HR: 2 HBP: 0

1B: 3 SF: 0

2B: 2 SAC: 0

3B: 0 DP: 0

HR: 2 HBP: 0

1B: 3 SF: 0

2B: 2 SAC: 0

3B: 0 DP: 0

HR: 2 HBP: 0

1B: 3 SF: 0

2B: 2 SAC: 0

3B: 0 DP: 0

HR: 2 HBP: 0

1B: 3 SF: 0

2B: 2 SAC: 0

3B: 0 DP: 0

HR: 2 HBP: 0

1B: 3 SF: 0

2B: 2 SAC: 0

3B: 0 DP: 0

HR: 2 HBP: 0

1B: 3 SF: 0

2B: 2 SAC: 0

3B: 0 DP: 0

HR: 2 HBP: 0

1B: 3 SF: 0

2B: 2 SAC: 0

3B: 0 DP: 0

HR: 2 HBP: 0

1B: 3 SF: 0

2B: 2 SAC: 0

3B: 0 DP: 0

HR: 2 HBP: 0

1B: 3 SF: 0

2B: 2 SAC: 0

3B: 0 DP: 0

HR: 2 HBP: 0

1B: 3 SF: 0

2B: 2 SAC: 0

3B: 0 DP: 0

HR: 2 HBP: 0

1B: 3 SF: 0

2B: 2 SAC: 0

3B: 0 DP: 0

HR: 2 HBP: 0

1B: 3 SF: 0

2B: 2 SAC: 0

3B: 0 DP: 0

HR: 2 HBP: 0

1B: 3 SF: 0

2B: 2 SAC: 0

3B: 0 DP: 0

HR: 2 HBP: 0

1B: 3 SF: 0

2B: 2 SAC: 0

3B: 0 DP: 0

HR: 2 HBP: 0

1B: 3 SF: 0

2B: 2 SAC: 0

3B: 0 DP: 0

HR: 2 HBP: 0

1B: 3 SF: 0

2B: 2 SAC: 0

3B: 0 DP: 0

HR: 2 HBP: 0

1B: 3 SF: 0

2B: 2 SAC: 0

3B: 0 DP: 0

HR: 2 HBP: 0

1B: 3 SF: 0

2B: 2 SAC: 0

3B: 0 DP: 0

HR: 2 HBP: 0

1B: 3 SF: 0

2B: 2 SAC: 0

3B: 0 DP: 0

HR: 2 HBP: 0

1B: 3 SF: 0

2B: 2 SAC: 0

3B: 0 DP: 0

HR: 2 HBP: 0

1B: 3 SF: 0

2B: 2 SAC: 0

3B: 0 DP: 0

HR: 2 HBP: 0

1B: 3 SF: 0

2B: 2 SAC: 0

3B: 0 DP: 0

HR: 2 HBP: 0

1B: 3 SF: 0

2B: 2 SAC: 0

3B: 0 DP: 0

HR: 2 HBP: 0

1B: 3 SF: 0

2B: 2 SAC: 0

3B: 0 DP: 0

HR: 2 HBP: 0

1B: 3 SF: 0

2B: 2 SAC: 0

3B: 0 DP: 0

HR: 2 HBP: 0

1B: 3 SF: 0

2B: 2 SAC: 0

3B: 0 DP: 0

HR: 2 HBP: 0

1B: 3 SF: 0

2B: 2 SAC: 0

3B: 0 DP: 0

HR: 2 HBP: 0

1B: 3 SF: 0

2B: 2 SAC: 0

3B: 0 DP: 0

HR: 2 HBP: 0

1B: 3 SF: 0

2B: 2 SAC: 0

3B: 0 DP: 0

HR: 2 HBP: 0

1B: 3 SF: 0

2B: 2 SAC: 0

3B: 0 DP: 0

HR: 2 HBP: 0

1B: 3 SF: 0

2B: 2 SAC: 0

3B: 0 DP: 0

HR: 2 HBP: 0

1B: 3 SF: 0

2B: 2 SAC: 0

3B: 0 DP: 0

HR: 2 HBP: 0

1B: 3 SF: 0

2B: 2 SAC: 0

3B: 0 DP: 0

HR: 2 HBP: 0

1B: 3 SF: 0

2B: 2 SAC: 0

3B: 0 DP: 0

HR: 2 HBP: 0

1B: 3 SF: 0

2B: 2 SAC: 0

3B: 0 DP: 0

HR: 2 HBP: 0

1B: 3 SF: 0

2B: 2 SAC: 0

3B: 0 DP: 0

HR: 2 HBP: 0

1B: 3 SF: 0

2B: 2 SAC: 0

3B: 0 DP: 0

HR: 2 HBP: 0

1B: 3 SF: 0

2B: 2 SAC: 0

3B: 0 DP: 0

HR: 2 HBP: 0

1B: 3 SF: 0

2B: 2 SAC: 0

3B: 0 DP: 0

HR: 2 HBP: 0

1B: 3 SF: 0

2B: 2 SAC: 0

3B: 0 DP: 0

HR: 2 HBP: 0

1B: 3 SF: 0

2B: 2 SAC: 0

3B: 0 DP: 0

HR: 2 HBP: 0

1B: 3 SF: 0

2B: 2 SAC: 0

3B: 0 DP: 0

HR: 2 HBP: 0

1B: 3 SF: 0

2B: 2 SAC: 0

3B: 0 DP: 0

HR: 2 HBP: 0

1B: 3 SF: 0

2B: 2 SAC: 0

3B: 0 DP: 0





Batter	1	2	3	4	5	6	7	8	9	AB	R	H	RBI	BB	SO	LOB
Ray Durham, S OBP: 0.382, SLG: 0.432 Tim Worrell, R	2-2 G6-3		1-1 L8	0-0 L9		2-1 G6-3		0-0 G3		5	0	0	0	0	0	0
José Cruz Jr., S OBP: 0.381, SLG: 0.469	1-0 F7		1-1 F7		2-1 HR		2-0 1B	2-2 2B		5	2	3	0	0	0	0
Marquis Grissom, R OBP: 0.334, SLG: 0.501 Tony Torcato, L OBP: 0.200, SLG: 0.400	0-0 1B		0-1 G5-3		1-0 HR		0-0 F7	1-1 F7		3	2	2	2	0	0	0
Andres Galarraga, R OBP: 0.358, SLG: 0.518	4-0 1B			4-2 BB	4-1 FC5-4		2-3 K			1	1	0	0	3	1	1
Rich Aurilia, R OBP: 0.319, SLG: 0.421	1-0 1B		1-2 HR	1-2 BB	0-0 FC5-4		1-2 HBP	1-2 1B		4	1	4	2	0	0	0
Edgardo Alfonzo, R OBP: 0.318, SLG: 0.345	1-1 P5		4-0 HR	2-2 BB	2-2 FC5-4		0-2 HBP	1-2 1B		3	1	1	0	1	0	4
Pedro Feliz, R OBP: 0.261, SLG: 0.477		1-2 G6-3	0-0 F4	1-0 G6-4-3		1-2 HBP	1-2 HBP			3	0	0	0	0	0	5
Alberto Castillo, R OBP: 0.400, SLG: 1.200		0-1 P3	1-2 HR		3-2 G6-3		1-0 FC6-4			4	1	1	4	0	0	3
Jesse Foppert, R OBP: 0.187, SLG: 0.148 Scott Eyre, L Joe Nathan, R Felix Rodriguez, R OBP: 1.000, SLG: 1.000 Jason Christiansen, R Neif Perez, S OBP: 0.501, SLG: 0.370		1-2 K	2-3 K		0-0 G4-3		2-0 P2			3	0	0	0	0	2	0

Inning Stats	R: 1	H: 2	E: 0	K: 0	S: 9	LOB: 2	BB: 1	P: 18	R: 0	H: 0	E: 0	K: 1	S: 10	LOB: 0	BB: 0	P: 12	R: 0	H: 0	E: 0	K: 0	S: 6	LOB: 0	BB: 0	P: 8	R: 2	H: 3	E: 0	K: 0	S: 9	LOB: 1	BB: 1	P: 19	R: 0	H: 0	E: 0	K: 0	S: 6	LOB: 0	BB: 0	P: 11	R: 1	H: 3	E: 0	K: 1	S: 14	LOB: 3	BB: 0	P: 21	R: 0	H: 1	E: 0	K: 0	S: 9	LOB: 1	BB: 0	P: 14
--------------	------	------	------	------	------	--------	-------	-------	------	------	------	------	-------	--------	-------	-------	------	------	------	------	------	--------	-------	------	------	------	------	------	------	--------	-------	-------	------	------	------	------	------	--------	-------	-------	------	------	------	------	-------	--------	-------	-------	------	------	------	------	------	--------	-------	-------

PITCHER	IP	WLS	BF	H	R	ER	SO	BB	IBB	HBP	BLK	WP	HR	S	P	ERA	WHIP
Denny Neagle, L ERA: 7.9	4.0	L	23	7	7	7	2	4	0	0	0	0	2	46	78	15.75	2.750
Adam Bernero, R ERA: 5.92	1.0		2	0	0	0	0	0	0	0	0	0	0	4	7	0.00	0.000
28 Aaron Cook, R ERA: 5.93	1.0		3	0	0	0	0	0	0	0	0	0	0	6	11	0.00	0.000
Jose Jimenez, R ERA: 6.46	1.0		7	3	1	1	1	0	0	1	0	0	0	14	21	9.00	3.000
Javier López, L ERA: 5.05	1.0		4	1	0	0	0	0	0	0	0	0	0	9	14	0.00	1.000

**BOTTOM**

**Colorado Rockies @ San Francisco Giants**  
PacBell Park, San Francisco, CA

Sun Jul 20 2003, 4:05 PM EDT  
Att. 42,620 - Sunny - 75 F

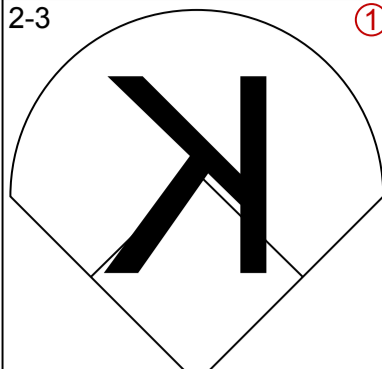
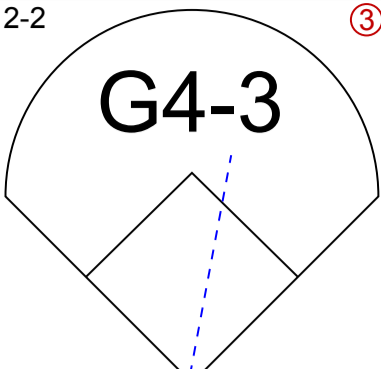
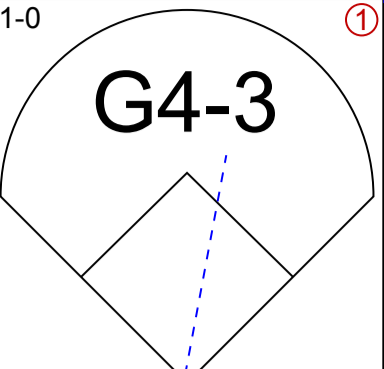
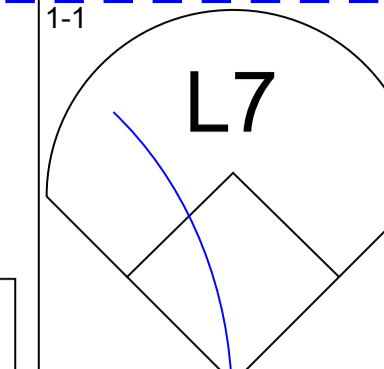
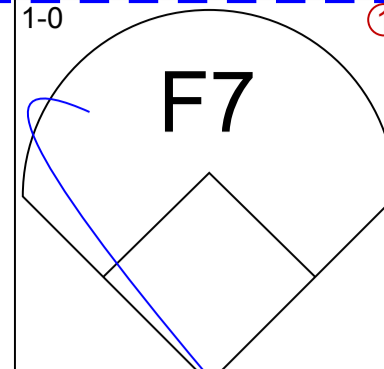
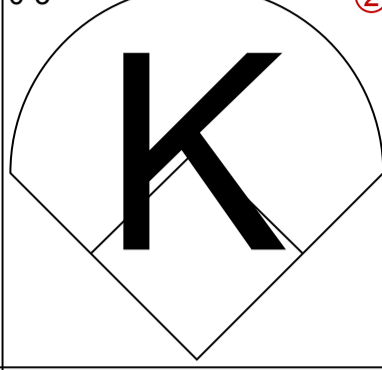
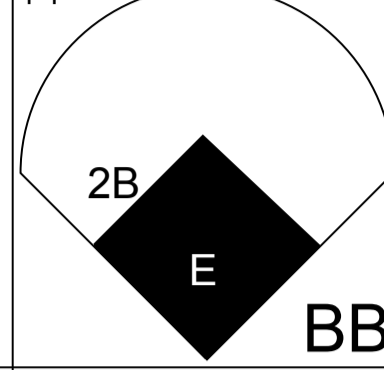
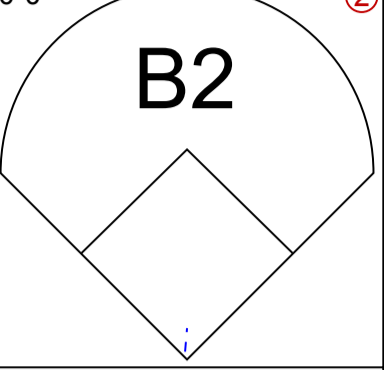
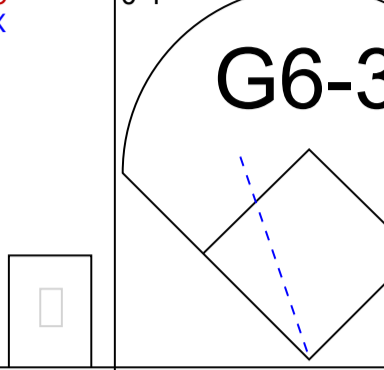
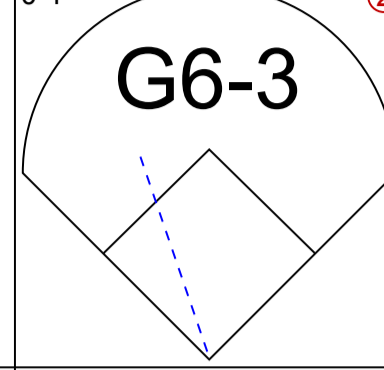
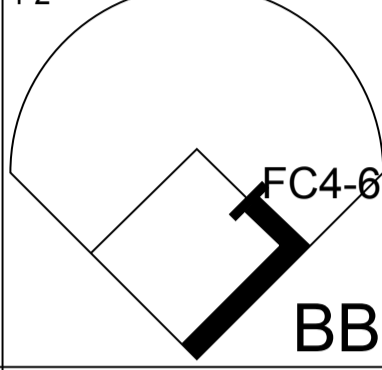
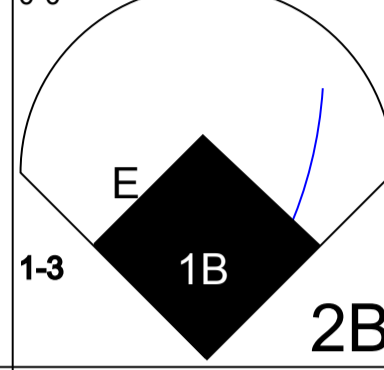
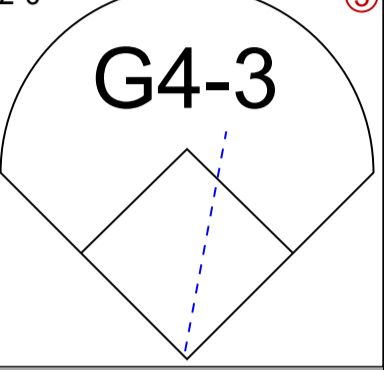
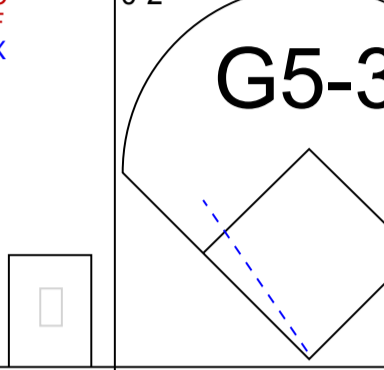
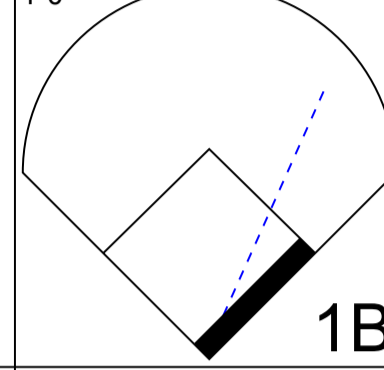
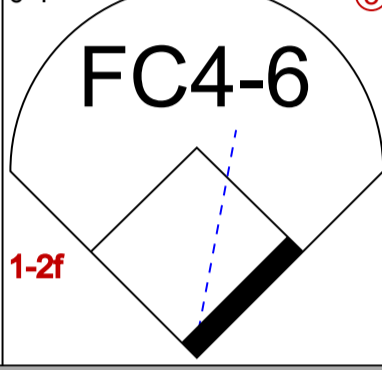
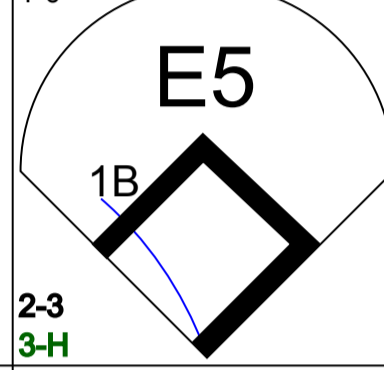
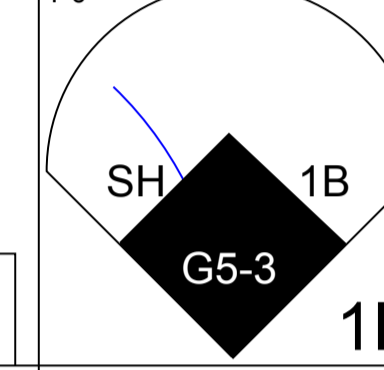
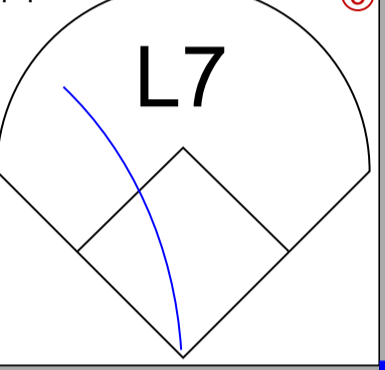
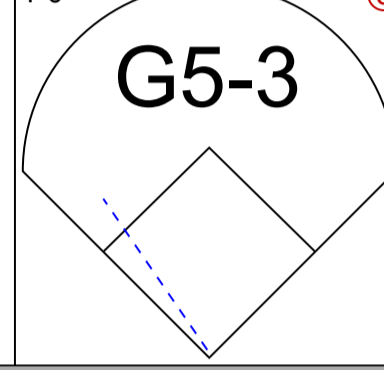
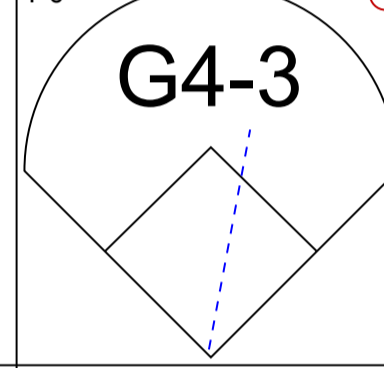
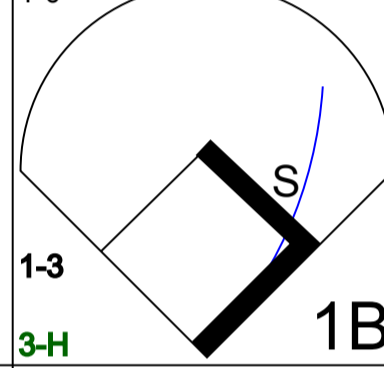
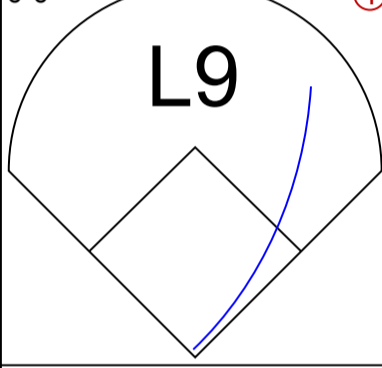
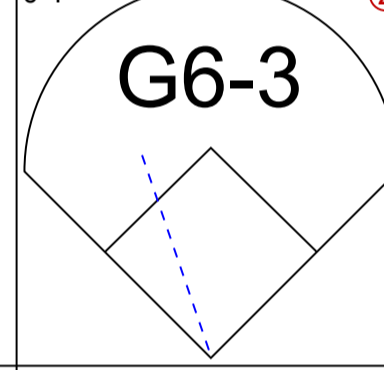
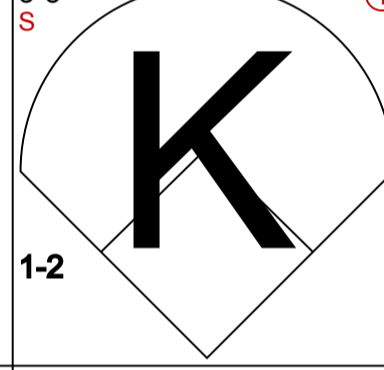

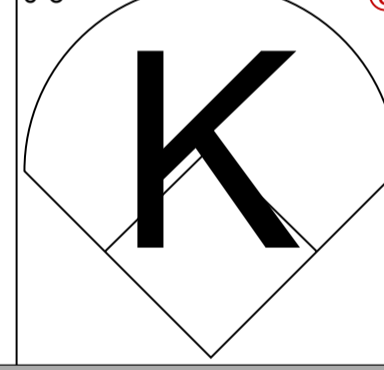
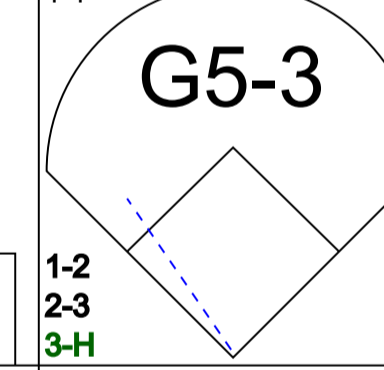
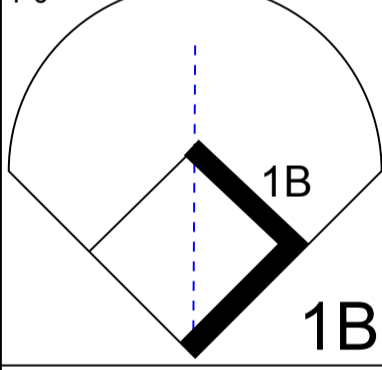
AB	34
R	8
H	11
RBI	8
BB	4
SO	3
LOB	15

livebaseballscorecards.com



WP	PA	3B	SF	SAC	DP	HBP	CS	ERA	WHIP
0	39	0	0	0	1	0	0		



Batter	1	2	3	4	5	6	7	8	9	AB R H RBI BB SO LOB	TOP												
<b>Craig Counsell, L</b> (1, 6) OBP: 0.375, SLG: 0.356	2-3 		2-2 G4-3 		1-0 G4-3 	1-1 L7 			1-0 F7 	5 0 0 0 0 1 2													
<b>Matt Kata, S</b> (1, 4) OBP: 0.371, SLG: 0.509	0-3 			4-1 2B E BB 	0-0 B2 			0-1 G6-3 	0-1 G6-3 	4 1 0 0 1 1 0													
<b>Luis Gonzalez, L</b> (1, 7) OBP: 0.393, SLG: 0.552	4-2 FC4-6 BB 			0-0 E 1B 2B 	2-0 G4-3 			0-2 G5-3 	1-0 	4 1 2 0 1 0 0													
<b>Shea Hillenbrand, R</b> (1, 5) OBP: 0.351, SLG: 0.521	0-1 FC4-6 1-2f 			1-0 E5 1B 		1-0 SH 1B G5-3 1B 		1-1 L7 	1-0 G5-3 	5 1 1 1 0 0 3													
<b>Steve Finley, L</b> (1, 8) OBP: 0.393, SLG: 0.571				1-0 G4-3 		1-0 G5-3 SH 1B 		0-0 L9 		4 1 2 1 0 0 0													
<b>Chad Moeller, R</b> (1, 2) OBP: 0.356, SLG: 0.473				0-1 G6-3 		3-3 SH 1B G5-3 		0-3 K 		3 0 0 0 0 2 2													
<b>Quinton McCracken, S</b> (1, 9) OBP: 0.280, SLG: 0.287				2-3 K 		1-1 G5-3 		1-0 		4 0 1 1 0 2 4													
<b>Lyle Overbay, L</b> (1, 3) OBP: 0.365, SLG: 0.405										1 0 0 0 2 1 0													
<b>Junior Spivey, R</b> (8, PH) OBP: 0.326, SLG: 0.444										1 0 1 0 0 0 0													
<b>Mark Grace, L</b> (8, 3) OBP: 0.293, SLG: 0.322										0 0 0 0 0 0 0													
<b>Elmer Dessens, R</b> (1, 1) OBP: 0.219, SLG: 0.226										2 0 0 1 0 0 3													
<b>Oscar Villarreal, L</b> (6, 1)										0 0 0 0 0 0 0													
<b>Mike Myers, L</b> (7, 1)										0 0 0 0 0 0 0													
<b>Carlos Baerga, S</b> (8, PH) OBP: 0.353, SLG: 0.484										1 0 0 0 0 0 2													
<b>Jose Valverde, R</b> (8, 1)										0 0 0 0 0 0 0													
<b>Inning Stats</b>	R: 0 E: 0 K: 2 S: 13	H: 0 LOB: 1 BB: 1 P: 19	R: 0 E: 0 K: 1 S: 7	H: 0 LOB: 0 BB: 0 P: 8	R: 0 E: 0 K: 1 S: 7	H: 0 LOB: 0 BB: 0 P: 12	R: 2 E: 1 K: 2 S: 11	H: 2 LOB: 3 BB: 2 P: 27	R: 0 E: 0 K: 0 S: 3	H: 0 LOB: 0 BB: 0 P: 6	R: 2 E: 1 K: 0 S: 8	H: 2 LOB: 2 BB: 1 P: 16	R: 0 E: 0 K: 0 S: 7	H: 0 LOB: 0 BB: 0 P: 8	R: 0 E: 0 K: 1 S: 11	H: 2 LOB: 2 BB: 0 P: 15	R: 0 E: 0 K: 0 S: 5	H: 1 LOB: 1 BB: 0 P: 8	1B: 6 2B: 1 3B: 0 HR: 0	SF: 0 SAC: 2 DP: 0 HBP: 0	WP: 0 PB: 0 SB: 1 CS: 0	PA: 40	
<b>PITCHER</b>	IP WLS BF H R ER SO BB IBB HBP BLK WP HR S P ERA WHIP																						
<b>Jerome Williams, R</b> (1, 1) ERA: 2.83	5.2		27	4	4	3	6	2	2	0	0	0	0	0	47	85	4.76	1.059					
<b>41 Chad Zerbe, L</b> (6, 1) ERA: 4.42	0.1	W	1	0	0	0	0	0	0	0	0	0	0	2	3	0.00	0.000						
<b>Jason Christiansen, L</b> (7, 1) ERA: 3.29	1.0	H	3	0	0	0	0	0	0	0	0	0	0	7	8	0.00	0.000						
<b>Scott Eyre, L</b> (8, 1) ERA: 3.43	1.0	H	5	2	0	0	1	0	0	0	0	0	0	11	15	0.00	2.000						
<b>Tim Worrell, R</b> (9, 1) ERA: 1.95	1.0	S	4	1	0	0	0	0	0	0	0	0	0	5	8	0.00	1.000						

Arizona Diamondbacks @ San Francisco Giants  
PacBell Park, San Francisco, CA  
Mon Jul 21 2003, 10:15 PM EDT  
Att. 41,421 - Sunny - 63 F

[livebaseballscorecards.com](http://livebaseballscorecards.com)

AB	34
R	4
H	7
RBI	4
BB	4
SO	7
LOB	16







Batter	1	2	3	4	5	6	7	8	9	AB R H RBI BB SO LOB	TOP									
<b>Craig Counsell, L</b> (1, 5) OBP: 0.371, SLG: 0.347	2-2 G6-3		1-1 F7		4-2 CS BB		2-2 L9		0-1 G4-3	4 0 0 0 1 0 2	<b>Arizona Diamondbacks @ San Francisco Giants</b> <b>PacBell Park, San Francisco, CA</b> Tue Jul 22 2003, 10:15 PM EDT Att. 41,340 - Cloudy - 64 F									
<b>Junior Spivey, R</b> (1, 4) OBP: 0.320, SLG: 0.435	0-0 P4		3-1 L4		1-2 G4-3			0-0 G5-3	4 0 0 0 0 0 1											
<b>Luis Gonzalez, L</b> (1, 7) OBP: 0.394, SLG: 0.551	1-1 F7			4-2 FC4-6 1B BB		1-1 G6-3		0-0 1B	3 1 1 0 1 0 0											
<b>Shea Hillenbrand, R</b> (1, 3) OBP: 0.356, SLG: 0.527		0-2 G4-3		1-0 FC4-6 1B		1-1 G4-3 2B		1-0 FC6-4 1B	4 0 3 0 0 0 0											
<b>Steve Finley, L</b> (1, 8) OBP: 0.391, SLG: 0.567		0-2 1B		0-0 F8		0-1 G4-3		0-1 F7	4 0 1 0 0 0 5											
<b>Alex Cintron, S</b> (1, 6) OBP: 0.355, SLG: 0.474		1-1 FC5-4 1B		1-2 FC4-6 1B		1-0 G6-3		1-2 FC6-4	4 0 1 0 0 0 5											
<b>Chad Moeller, R</b> (1, 2) OBP: 0.355, SLG: 0.471		1-1 L6		1-0 1B		0-0 G4-3		1-2 G3-1	3 0 1 1 0 0 2											
<b>David Dellucci, L</b> (9, PH) OBP: 0.331, SLG: 0.397		1-1 SAFE L6		1-2 3-H 1B					1 0 0 0 0 0 0											
<b>Quinton McCracken, S</b> (1, 9) OBP: 0.286, SLG: 0.292		2-0 FC5-4		1-0 G1-3		3-1 G4-3 1B		0-0 FC3-6 1B	4 0 2 0 0 0 4											
<b>Curt Schilling, R</b> (1, 1) OBP: 0.156, SLG: 0.069			1-1 P4		1-0 F8		1-0 G4-3		2-2 FC3-6	3 0 0 0 0 0 1										
<b>Matt Mantei, R</b> (8, 1)									0 0 0 0 0 0 0	<b>AB 35</b> <b>R 1</b> <b>H 9</b> <b>RBI 1</b> <b>BB 2</b> <b>SO 0</b> <b>LOB 21</b>										
<b>Mark Grace, L</b> (9, PH) OBP: 0.291, SLG: 0.319									1 0 0 0 0 0 1											
<b>Inning Stats</b>	R: 0 E: 0 K: 0 S: 6	H: 0 LOB: 0 BB: 0 P: 9	R: 0 E: 0 K: 0 S: 11	H: 2 LOB: 2 BB: 0 P: 15	R: 0 E: 0 K: 0 S: 6	H: 0 LOB: 0 BB: 0 P: 11	R: 1 E: 0 K: 0 S: 11	H: 2 LOB: 2 BB: 1 P: 19	R: 0 E: 0 K: 0 S: 9		H: 1 LOB: 1 BB: 0 P: 10	R: 0 E: 0 K: 0 S: 7	H: 1 LOB: 1 BB: 0 P: 13	R: 0 E: 0 K: 0 S: 8	H: 2 LOB: 2 BB: 0 P: 10	R: 0 E: 0 K: 0 S: 9	H: 1 LOB: 1 BB: 0 P: 12	1B: 8 2B: 1 3B: 0 HR: 0	SF: 0 SAC: 0 DP: 0 HBP: 0	WP: 0 PB: 0 SB: 0 CS: 1
<b>PITCHER</b>	IP WLS BF H R ER SO BB IBB HBP BLK WP HR S P ERA WHIP																			
<b>Damian Moss, L</b> (1, 1) ERA: 4.75	7.0 W 28 6 1 1 0 2 0 0 0 0 0 0 57 92 1.29 1.143																			
<b>Felix Rodriguez, R</b> (8, 1) ERA: 3.18	1.0 H 5 2 0 0 0 0 0 0 0 0 0 0 8 10 0.00 2.000																			
<b>Tim Worrell, R</b> (9, 1) ERA: 1.92	1.0 S 4 1 0 0 0 0 0 0 0 0 0 0 9 12 0.00 1.000																			

livebaseballscorecards.com



Batter	1	2	3	4	5	6	7	8	9	AB R H RBI BB SO LOB
Ray Durham, S OBP: 0.376, SLG: 0.424 (1, 4)	2-1 G6-3	1-1 G4-3		2-3 K			1-0 G3			4 0 0 0 0 1 4
J.T. Snow, L OBP: 0.394, SLG: 0.437 (1, 3)	0-0 1B	0-1 L7			1-0 CS 1B		2-2 1B HBP			3 1 2 0 0 0 1
Marquis Grissom, R OBP: 0.335, SLG: 0.501 (1, 8)	2-2 1B		2-3 K		3-2 P4		2-2 1B			4 0 2 1 0 1 1
Barry Bonds, L OBP: 0.501, SLG: 0.723 (1, 7)	1-1 1B		1-0 P4		3-3 K		4-0 IBB			3 0 1 1 1 1 1
José Cruz Jr., S OBP: 0.374, SLG: 0.458 (1, 9)	0-1 L8		0-3 K		1-0 G6-3		3-3 K			4 0 0 0 0 2 5
Rich Aurilia, R OBP: 0.318, SLG: 0.417 (1, 6)	2-1 G3		1-0 E6 SH1-4 1B		0-3 K		1-0 P3			4 0 0 0 0 1 2
Yorvit Torrealba, R OBP: 0.291, SLG: 0.389 (1, 2)		1-2 1B 2B	1-0 SH1-4 1B		2-0 G5-3		3-3 K			4 1 2 0 0 1 0
Pedro Feliz, R OBP: 0.267, SLG: 0.478 (1, 5)		0-0 G4-3 SH3 1B	1-3 K		0-0 G5-3		2-2 1B			4 0 2 1 0 1 2
Damian Moss, R OBP: 0.286, SLG: 0.259 (1, 1)		0-1 SH3	0-0 SH1-4		1-2 G3 1B		0-0 F7			0 0 0 0 0 0 0
Andrés Calarraga, R OBP: 0.362, SLG: 0.521 (7, PH)										1 1 1 0 0 0 0
Felix Rodriguez, R OBP: 1.000, SLG: 1.000 (8, 1)										0 0 0 0 0 0 0
Neifi Perez, S OBP: 0.299, SLG: 0.366 (8, PH)										1 0 0 0 0 0 1
Tim Worrell, R (9, 1)										0 0 0 0 0 0 0

Inning Stats	R: 1 E: 0 K: 0 S: 12	H: 3 LOB: 2 BB: 0 P: 19	R: 1 E: 0 K: 0 S: 10	H: 2 LOB: 1 BB: 0 P: 12	R: 0 E: 0 K: 2 S: 8	H: 0 LOB: 0 BB: 0 P: 11	R: 0 E: 1 K: 2 S: 11	H: 1 LOB: 2 BB: 0 P: 16	R: 0 E: 0 K: 1 S: 8	H: 1 LOB: 1 BB: 0 P: 15	R: 0 E: 0 K: 1 S: 5	H: 0 LOB: 0 BB: 0 P: 8	R: 1 E: 0 K: 1 S: 16	H: 2 LOB: 3 BB: 1 P: 29	R: 0 E: 0 K: 1 S: 8	H: 1 LOB: 1 BB: 0 P: 14	1B: 9 2B: 2 3B: 0 HR: 0	SF: 0 SAC: 2 DP: 1 HBP: 1	WP: 0 PB: 0 SB: 0 CS: 1	PA: 36
--------------	-------------------------------	----------------------------------	-------------------------------	----------------------------------	------------------------------	----------------------------------	-------------------------------	----------------------------------	------------------------------	----------------------------------	------------------------------	---------------------------------	-------------------------------	----------------------------------	------------------------------	----------------------------------	----------------------------------	------------------------------------	----------------------------------	--------

PITCHER	IP	WLS	BF	H	R	ER	SO	BB	IBB	HBP	BLK	WP	HR	S	P	ERA	WHIP
Curt Schilling, R ERA: 3.07 (1, 1)	7.0	L	32	9	3	3	7	0	0	0	0	0	0	70	110	3.86	1.286
Matt Mantei, R ERA: 3.49 (8, 1)	1.0		4	1	0	0	1	0	0	0	0	0	0	8	14	0.00	1.000

**BOTTOM**

Arizona Diamondbacks @ San Francisco Giants  
PacBell Park, San Francisco, CA

Tue Jul 22 2003, 10:15 PM EDT  
Att: 41,340 - Cloudy - 64 F

livebaseballscorecards.com

AB	32
R	3
H	10
RBI	3
BB	1
SO	8
LOB	17





Batter	1	2	3	4	5	6	7	8	9	AB R H RBI BB SO LOB	TOP											
<b>Craig Counsell, L</b> (1, 5) OBP: 0.368, SLG: 0.345	1-1 G1-3			2-1 L9		3-2 F9			1-2 1B	4 1 1 0 0 0 1	<b>Arizona Diamondbacks @ San Francisco Giants</b> <b>PacBell Park, San Francisco, CA</b> Wed Jul 23 2003, 10:15 PM EDT Att. 41,512 - Cloudy - 63 F											
<b>Alex Cintron, S</b> (1, 6) OBP: 0.353, SLG: 0.470	2-1 F8			1-1 G4-3		1-0 F8			1-1 1B	4 0 1 0 0 0 0												
<b>Luis Gonzalez, L</b> (1, 7) OBP: 0.394, SLG: 0.550	2-0 G4-3			3-1 1B					0-2 1B	4 0 2 1 0 0 0												
<b>Shea Hillenbrand, R</b> (1, 3) OBP: 0.358, SLG: 0.525		1-1 P3		1-1 1B		4-1 L9-3 BB			1-3 K	3 0 1 0 1 1 2												
<b>Steve Finley, L</b> (1, 8) OBP: 0.387, SLG: 0.560		3-2 G4-3		0-0 G3		3-1 L9-3			0-0 G5-3	4 0 0 0 0 0 5												
<b>Junior Spivey, R</b> (1, 4) OBP: 0.316, SLG: 0.429		1-2 G4-3		1-3 K					1-3 K	3 0 0 0 0 2 0												
<b>Danny Bautista, R</b> (1, 9) OBP: 0.302, SLG: 0.330			0-0 G6-3		1-1 K2-3-2 1B				3-3 K	3 0 1 0 0 1 0												
<b>Rod Barajas, R</b> (1, 2) OBP: 0.255, SLG: 0.358			2-3 K		1-3 K2-3-2				2-3 K	3 0 0 0 0 3 1												
<b>Miguel Batista, R</b> (1, 1) OBP: 0.059, SLG: 0.030 <b>Quinton McCracken, S</b> (8, PH) OBP: 0.290, SLG: 0.297 <b>Stephen Randolph, L</b> (6, 1) <b>Oscar Villarreal, L</b> (7, 1) <b>Mike Myers, L</b> (8, 1) <b>Jose Valverde, R</b> (8, 1) <b>David Dellucci, L</b> (8, 9) OBP: 0.330, SLG: 0.395			0-0 G2-3		3-1 CS 1B				1-3 K	1 0 0 0 0 0 0 1 0 1 0 1 0 0 0 0 1 0												
<b>Inning Stats</b>	R: 0 E: 0 K: 0 S: 5	H: 0 LOB: 0 BB: 0 P: 10	R: 0 E: 0 K: 0 S: 8	H: 0 LOB: 0 BB: 0 P: 13	R: 0 E: 0 K: 1 S: 6	H: 0 LOB: 0 BB: 0 P: 8	R: 0 E: 0 K: 0 S: 9	H: 2 LOB: 2 BB: 0 P: 16	R: 0 E: 0 K: 2 S: 8	H: 1 LOB: 1 BB: 0 P: 11	R: 0 E: 0 K: 0 S: 7	H: 1 LOB: 0 BB: 0 P: 14	R: 0 E: 0 K: 0 S: 6	H: 0 LOB: 0 BB: 1 P: 15	R: 0 E: 0 K: 3 S: 11	H: 0 LOB: 0 BB: 0 P: 17	R: 1 E: 0 K: 2 S: 16	H: 3 LOB: 2 BB: 0 P: 20	1B: 7 2B: 2 3B: 0 HR: 0	SF: 0 SAC: 0 DP: 2 HBP: 0	WP: 0 PB: 0 SB: 0 CS: 1	PA: 32
<b>PITCHER</b>	IP WLS BF H R ER SO BB IBB HBP BLK WP HR S P ERA WHIP																					
<b>Jim Brower, R</b> (1, 1) ERA: 3.69	6.0 W 20 4 0 0 3 0 0 0 0 0 0 0 43 72 0.00 0.667																					
<b>Jason Christiansen, L</b> (7, 1) ERA: 3.07	1.0 3 0 0 0 0 1 0 0 0 0 0 0 6 15 0.00 1.000																					
<b>Joe Nathan, R</b> (8, 1) ERA: 3.6	1.0 3 0 0 0 3 0 0 0 0 0 0 0 11 17 0.00 0.000																					
<b>Scott Eyre, L</b> (9, 1) ERA: 3.57	1.0 6 3 1 1 2 0 0 0 0 0 0 0 16 20 9.00 3.000																					

livebaseballscorecards.com

<b>AB</b>	<b>31</b>
<b>R</b>	<b>1</b>
<b>H</b>	<b>7</b>
<b>RBI</b>	<b>1</b>
<b>BB</b>	<b>1</b>
<b>SO</b>	<b>8</b>
<b>LOB</b>	<b>9</b>



Batter	1	2	3	4	5	6	7	8	9
Ray Durham, S OBP: 0.370, SLG: 0.417 (1, 4)	2-1 E3 1B	2-2 L8			2-3 K		1-2 F7	3-2 G3	
J.T. Snow, L OBP: 0.392, SLG: 0.434 (1, 3)	2-2 FC5 FC3-6 FC4-6 1B		2-2 K 1B		0-3 K		1-3 K		
Marquis Grissom, R OBP: 0.337, SLG: 0.501 (1, 8)	2-2 FC3-6 1B		1-3 K		0-1 HR 1B		2-2 F9		
Barry Bonds, L OBP: 0.501, SLG: 0.731 (1, 7)	1-2 FC3-6 FC4-6 1B		2-2 F7		2-2 HR		3-2 BB 1B		
José Cruz Jr., S OBP: 0.374, SLG: 0.456 (8, 1) Joe Nathan, R Andres Galarraga, R OBP: 0.366, SLG: 0.521 Scott Eyre, L (9, 1)	1-1 FC4-6 1B		3-2 F8		4-2 CS BB		4-1 PB 1B BB		
Rich Aurilia, R OBP: 0.317, SLG: 0.415 (1, 6)	1-1 P6		1-1 G6-3		1-3 K		1-2 PB 1B		
Yorvit Torrealba, R OBP: 0.290, SLG: 0.385 (1, 2)		3-1 F9		0-2 K		3-1 F7	2-1 1B		
Pedro Feliz, R OBP: 0.273, SLG: 0.479 (1, 5)		0-0 S 1B		0-0 G6-3			3-2 SH5-3 1B	1-0 P6	
Jim Brower, R OBP: 0.267, SLG: 0.214 Jason Christiansen, R Tony Torcato, L OBP: 0.333, SLG: 0.500 (8, 9)		3-3 K		1-2 G6-3			0-0 SH5-3	1-0 1B	

Inning Stats	R: 2 E: 2 K: 0 S: 16	H: 1 LOB: 1 BB: 0 P: 25	R: 0 E: 0 K: 1 S: 16	H: 1 LOB: 1 BB: 0 P: 24	R: 0 E: 0 K: 1 S: 17	H: 0 LOB: 0 BB: 0 P: 7	R: 0 E: 0 K: 2 S: 10	H: 0 LOB: 0 BB: 0 P: 13	R: 2 E: 0 K: 1 S: 15	H: 2 LOB: 0 BB: 1 P: 25	R: 0 E: 0 K: 1 S: 12	H: 1 LOB: 1 BB: 0 P: 17	R: 3 E: 0 K: 0 S: 19	H: 4 LOB: 2 BB: 1 P: 36
--------------	-------------------------------	----------------------------------	-------------------------------	----------------------------------	-------------------------------	---------------------------------	-------------------------------	----------------------------------	-------------------------------	----------------------------------	-------------------------------	----------------------------------	-------------------------------	----------------------------------

PITCHER															PITCHER																		
IP	WLS	BF	H	R	ER	SO	BB	IBB	HBP	BLK	WP	HR	S	P	ERA	WHIP	IP	WLS	BF	H	R	ER	SO	BB	IBB	HBP	BLK	WP	HR	S	P	ERA	WHIP
Miguel Batista, R ERA: 2.66 (1, 1)	5.0	L	20	3	2	0	5	0	0	0	0	0	65	94	0.00	0.600																	
Stephen Randolph, L ERA: 4.34 (6, 1)	1.1		7	3	2	1	1	0	0	0	0	1	19	32	13.50	3.000																	
Oscar Villarreal, R ERA: 2.58 (7, 1)	1.0		3	0	0	1	0	0	0	0	0	0	12	16	0.00	0.000																	
Mike Myers, L ERA: 5.81 (8, 1)	0.0		1	1	0	0	0	0	0	0	0	0	3	6	∞	∞																	
Jose Valverde, R ERA: 1.74 (8, 1)	0.2		6	3	3	0	1	0	0	0	0	0	12	24	40.50	6.000																	

**BOTTOM**

Arizona Diamondbacks @ San Francisco Giants  
PacBell Park, San Francisco, CA

Wed Jul 23 2003, 10:15 PM EDT  
Att: 41,512 - Cloudy - 63 F

AB	R	H	RBI	BB	SO	LOB
5	1	0	0	0	1	4
4	1	1	0	0	2	2
4	1	2	1	0	1	1
4	2	2	2	0	0	3
2	0	0	1	1	0	2
0	0	0	0	0	0	0
0	1	0	0	1	0	0
0	0	0	0	0	0	0
4	1	1	1	0	1	2
4	0	1	2	0	1	0
4	0	2	0	0	0	1
2	0	0	0	0	1	1
0	0	0	0	0	0	0
1	0	1	0	0	0	0

AB	34
R	7
H	10
RBI	7
BB	2
SO	7
LOB	16

livebaseballscorecards.com

**GIANTS**

WP: 0	PA: 37
PB: 1	
SB: 1	
CS: 1	



Batter	1	2	3	4	5	6	7	8	9	AB R H RBI BB SO LOB	TOP																									
Craig Counsell, L (1, 5) OBP: 0.364, SLG: 0.341	0-1 G5-3		2-0 F7		0-0 B1-3		1-1 F8		1-2 1B 1B	5 0 1 0 0 0 1																										
Alex Cintron, S (1, 6) OBP: 0.358, SLG: 0.473	0-1 G4-3		0-0 1B 1B		0-0 G4-3 1B		0-1 G4-3		0-2 1B 1B	5 0 3 0 0 0 0																										
Luis Gonzalez, L (1, 7) OBP: 0.395, SLG: 0.548	1-1 FC5-4 1B		0-0 1-3 1B		3-2 G4-3 1-2 3-H			3-2 G5-3	0-3 K	5 0 2 1 0 1 3																										
Shea Hillenbrand, R (1, 3) OBP: 0.356, SLG: 0.520	2-0 FC5-4 1-2f		1-0 L7		0-2 F9			0-0 G4-3	2-1 1B	5 0 1 0 0 0 4																										
Steve Finley, L (1, 8) OBP: 0.390, SLG: 0.559		4-2 FC3-6 BB		0-0 G1-3 1B		0-2 L5		0-0 2B 1B	0-0 P6	4 1 2 0 1 0 2																										
Junior Spivey, R (1, 4) OBP: 0.315, SLG: 0.431		1-2 FC3-6 1-2f		0-0 G1-3 1-2		0-1 G6-3		1-2 WP 1-H 2B		4 0 1 1 0 0 2																										
Danny Bautista, R (1, 9) OBP: 0.311, SLG: 0.337		0-3 K		4-0 G5-4-3 BB		1-2 2B		4-2 WP BB		2 0 1 0 2 1 1																										
Chad Moeller, R (1, 2) OBP: 0.353, SLG: 0.464		1-2 G1-3		0-0 G5-4-3 1-2f		1-1 G5-3		4-1 1B IBB		3 0 0 0 1 0 4																										
17 Brandon Webb, R (1, 1) OBP: 0.103, SLG: 0.107			1-0 P4		3-2 1B G4-3 2B		2-3 K		1-0 B1-3	4 1 1 0 0 1 3 0 0 0 0 0 0 0																										
Mike Myers, L (9, 1)																																				
<b>Inning Stats</b>	R: 0 E: 0 K: 0 S: 7	H: 1 LOB: 1 BB: 0 P: 10	R: 0 E: 0 K: 1 S: 15	H: 0 LOB: 1 BB: 1 P: 21	R: 0 E: 0 K: 0 S: 5	H: 2 LOB: 2 BB: 0 P: 9	R: 0 E: 0 K: 0 S: 3	H: 1 LOB: 1 BB: 1 P: 7	R: 1 E: 0 K: 0 S: 12	H: 2 LOB: 1 BB: 0 P: 18	R: 0 E: 0 K: 1 S: 10	H: 1 LOB: 1 BB: 0 P: 12	R: 0 E: 0 K: 1 S: 7	H: 0 LOB: 0 BB: 0 P: 10	R: 1 E: 0 K: 0 S: 12	H: 2 LOB: 3 BB: 2 P: 25	R: 0 E: 0 K: 1 S: 16	H: 3 LOB: 2 BB: 0 P: 19	1B: 9 2B: 3 3B: 0 HR: 0	SF: 0 SAC: 0 DP: 1 HBP: 0	WP: 1 PB: 0 SB: 0 CS: 0	PA: 41														
<b>PITCHER</b>	IP WLS BF H R ER SO BB IBB HBP BLK WP HR S P ERA WHIP																																			
41 Chad Zerbe, L (1, 1) ERA: 4.14	4.2		21	6	1	1	1	2	0	0	0	0	0	39	62	1.93	1.714																			
Matt Herges, R (5, 1) ERA: 2.84	3.0		13	3	1	1	1	1	0	0	0	0	0	30	43	3.00	1.333																			
Felix Rodriguez, R (8, 1) ERA: 3.15	0.1		4	2	0	0	0	0	1	0	0	1	0	12	18	0.00	6.000																			
Jason Christiansen, L (9, 1) ERA: 3.0	0.1		1	0	0	0	1	0	0	0	0	0	0	3	3	0.00	0.000																			
Tim Worrell, R (9, 1) ERA: 1.89	0.2	W	2	1	0	0	0	0	0	0	0	0	0	3	5	0.00	1.500																			

Arizona Diamondbacks @ San Francisco Giants  
PacBell Park, San Francisco, CA  
Thu Jul 24 2003, 3:35 PM EDT  
Att. 42,666 - Cloudy - 71 F

livebaseballscorecards.com

AB	37
R	2
H	12
RBI	2
BB	4
SO	3
LOB	20



Batter	1	2	3	4	5	6	7	8	9	AB R H RBI BB SO LOB
Ray Durham, S OBP: 0.375, SLG: 0.444 (1, 4)	1-1 F7		2-2 HR		2-2 2B			1-0 HR		4 2 3 2 0 0 0
J.T. Snow, L OBP: 0.386, SLG: 0.427 (1, 3)	0-0 F8		1-2 F8		0-0 G5-3			3-3 K		4 0 0 0 0 1 1
Marquis Grissom, R OBP: 0.336, SLG: 0.499 (1, 8)	0-0 S 1B		0-0 G1-3				1-2 G4-3	3-2 G6-3		4 0 1 0 0 0 0
Barry Bonds, L OBP: 0.504, SLG: 0.740 (1, 7)	4-1 1-2 BB			4-2 G4-3 BB			3-3 K	0-0 HR		2 1 1 1 2 1 0
José Cruz Jr., S OBP: 0.371, SLG: 0.452 (1, 9)	2-3 K			0-0 G4-3			1-3 K			3 0 0 0 0 2 3
Rich Aurilia, R OBP: 0.315, SLG: 0.412 (1, 6)		0-0 L5		1-0 G5-3			0-2 K			3 0 0 0 0 1 1
Felix Rodriguez, R OBP: 1.000, SLG: 1.000 (8, 1)										0 0 0 0 0 0 0
Jason Christiansen, R (9, 1)										0 0 0 0 0 0 0
Tim Worrell, R (9, 1)										0 0 0 0 0 0 0
Pedro Feliz, R OBP: 0.268, SLG: 0.469 (1, 5)		2-1 E1		0-0 G5-3			0-3 K			3 0 0 0 0 1 1
Yorvit Torrealba, R OBP: 0.284, SLG: 0.377 (1, 2)		1-0 G6-4-3					1-3 K			3 0 0 0 0 1 1
41 Chad Zerbe, L (1, 1)			2-3 K							1 0 0 0 0 1 0
Matt Herges, L (5, 1)										1 0 0 0 0 0 0
Neifi Perez, S OBP: 0.297, SLG: 0.364 (8, 6)										1 0 0 0 0 0 0

Inning Stats	R: 0	H: 1	E: 0	K: 1	S: 9	LOB: 2	BB: 1	P: 16	R: 0	H: 0	E: 1	K: 0	S: 4	LOB: 0	BB: 0	P: 7	R: 1	H: 1	E: 0	K: 1	S: 10	LOB: 0	BB: 0	P: 15	R: 0	H: 0	E: 0	K: 0	S: 5	LOB: 1	BB: 1	P: 10	R: 0	H: 1	E: 0	K: 0	S: 7	LOB: 1	BB: 0	P: 9	R: 0	H: 0	E: 0	K: 2	S: 11	LOB: 0	BB: 0	P: 16	R: 0	H: 0	E: 0	K: 3	S: 9	LOB: 0	BB: 0	P: 10	R: 1	H: 1	E: 0	K: 1	S: 13	LOB: 0	BB: 0	P: 22	R: 1	H: 1	E: 0	K: 0	S: 1	LOB: 0	BB: 0	P: 1	1B: 1	SF: 0	2B: 1	SAC: 0	3B: 0	DP: 1	HR: 3	HBP: 0	WP: 0	PA: 31
--------------	------	------	------	------	------	--------	-------	-------	------	------	------	------	------	--------	-------	------	------	------	------	------	-------	--------	-------	-------	------	------	------	------	------	--------	-------	-------	------	------	------	------	------	--------	-------	------	------	------	------	------	-------	--------	-------	-------	------	------	------	------	------	--------	-------	-------	------	------	------	------	-------	--------	-------	-------	------	------	------	------	------	--------	-------	------	-------	-------	-------	--------	-------	-------	-------	--------	-------	--------

PITCHER	IP	WLS	BF	H	R	ER	SO	BB	IBB	HBP	BLK	WP	HR	S	P	ERA	WHIP
17 Brandon Webb, R ERA: 2.43 (1, 1)	8.0		30	4	2	2	8	2	0	0	0	0	2	68	105	2.25	0.750
Mike Myers, L ERA: 6.15 (9, 1)	0.0	L	1	1	1	1	0	0	0	0	0	0	1	1	1	∞	∞

**BOTTOM**

Arizona Diamondbacks @ San Francisco Giants  
PacBell Park, San Francisco, CA

Thu Jul 24 2003, 3:35 PM EDT  
Att: 42,666 - Cloudy - 71 F

livebaseballscorecards.com

AB	29
R	3
H	5
RBI	3
BB	2
SO	8
LOB	7











Batter	1	2	3	4	5	6	7	8	9	AB R H RBI BB SO LOB	TOP											
Ramón Vázquez, L (1, 6) OBP: 0.359, SLG: 0.365	2-3 K		1-3 K		1 SAFE 2-1 FC5 BB 1-2 1B			2-2 L5		4 0 1 0 0 2 0	<b>San Diego Padres @ San Francisco Giants</b> PacBell Park, San Francisco, CA Sat Jul 26 2003, 10:15 PM EDT Att. 42,521 - Sunny - 65 F											
Mark Kotsay, L (1, 8) OBP: 0.330, SLG: 0.342	0-0 L9-3 1B		1-1 G6-4-3 1B		1 SAFE 4-1 BB 1-2 BB			3-2 P6		3 0 2 0 1 0 0												
Mark Loretta, R (1, 4) OBP: 0.372, SLG: 0.428	1-1 L9-3		1-1 G6-4-3		1-2 FC5 2-3f			4-2 BB		3 0 0 0 1 0 4												
Ryan Klesko, L (1, 3) OBP: 0.357, SLG: 0.512		1-2 HR 1B		2-1 F7		0-2 G4-3		3-2 P6		4 1 1 0 0 0 1												
Phil Nevin, R (1, 9) OBP: 0.545, SLG: 0.778		2-0 HR		3-1 1B		1-3 K		0-0 G3		3 1 2 2 0 1 0												
Gary Matthews, S (8, 9) OBP: 0.298, SLG: 0.337										1 0 0 0 0 0 0												
Rondell White, R (1, 7) OBP: 0.323, SLG: 0.460		0-2 F9		2-3 K		2-1 G6-3		2-3 K		4 0 0 0 0 2 1												
Sean Burroughs, L (1, 5) OBP: 0.351, SLG: 0.418		1-2 G4-3		2-2 F9		0-0 G3		0-1 G1-3		4 0 0 0 0 0 1												
Miguel Ojeda, R (1, 2) OBP: 0.337, SLG: 0.392		4-0 BB		0-1 CS 1B		3-2 G5-3				2 0 1 0 1 0 0												
Kevin Jarvis, L (1, 1) OBP: 0.313, SLG: 0.154		1-2 L8		0-3 K		2-3 K				3 0 0 0 0 2 2												
Rod Beck, R (9, 1)										0 0 0 0 0 0 0												
<b>Inning Stats</b>	R: 0 E: 0 K: 1 S: 6	H: 1 LOB: 0 BB: 0 P: 9	R: 2 E: 0 K: 0 S: 16	H: 2 LOB: 1 BB: 1 P: 25	R: 0 E: 0 K: 1 S: 7	H: 1 LOB: 0 BB: 0 P: 10	R: 0 E: 0 K: 1 S: 13	H: 1 LOB: 1 BB: 0 P: 22	R: 0 E: 0 K: 1 S: 11	H: 2 LOB: 2 BB: 1 P: 18	R: 0 E: 0 K: 1 S: 8	H: 0 LOB: 0 BB: 0 P: 11	R: 0 E: 0 K: 1 S: 8	H: 0 LOB: 0 BB: 0 P: 13	R: 0 E: 0 K: 1 S: 14	H: 0 LOB: 1 BB: 1 P: 26	R: 0 E: 0 K: 1 S: 8	H: 0 LOB: 0 BB: 0 P: 10	1B: 6 2B: 1 3B: 0 HR: 1	SF: 0 SAC: 0 DP: 2 HBP: 0	WP: 0 PB: 0 SB: 0 CS: 1	PA: 34
<b>PITCHER</b>	IP WLS BF H R ER SO BB IBB HBP BLK WP HR S P ERA WHIP																					
Jerome Williams, R (1, 1) ERA: 2.8	7.0 L 27 7 2 2 6 2 0 0 0 0 0 1 69 108 2.57 1.286																					
Jason Christiansen, L (8, 1) ERA: 2.81	1.0 4 0 0 0 0 1 0 0 0 0 0 0 14 26 0.00 1.000																					
Jim Brower, R (9, 1) ERA: 3.63	1.0 3 0 0 0 1 0 0 0 0 0 0 0 8 10 0.00 0.000																					

livebaseballscorecards.com

AB	31
R	2
H	7
RBI	2
BB	3
SO	7
LOB	9



Batter	1	2	3	4	5	6	7	8	9	AB	R	H	RBI	BB	SO	LOB	
<b>José Cruz Jr., S</b> OBP: 0.369, SLG: 0.446 (1, 9) C B F S	1-3 K ①		0-0 SH5-3 1-2 ①		0-1 CS 1B ①			0-0 F8 ①	1-0 L4 ③	4	0	1	0	0	1	1	
<b>Neifi Perez, S</b> OBP: 0.300, SLG: 0.362 (1, 4) F B X	1-2 G1-3 ②		1-1 BB 1B ②		2-1 SAFE 1-2 ②			2-3 K ②		4	0	1	0	0	1	1	
<b>Marquis Grissom, R</b> OBP: 0.332, SLG: 0.494 (1, 8) X	0-0 F8 ③		1-0 P4 ②		1-0 G4-3 ③			0-1 1B 2B		4	1	1	0	0	0	2	
<b>Barry Bonds, L</b> OBP: 0.507, SLG: 0.738 (1, 7)		0-0 F9 1B 1B	4-1 FC5-4 BB 1-2			1-3 K ①		4-0 1B IBB		2	0	1	0	2	1	0	
<b>Andres Galarraga, R</b> OBP: 0.361, SLG: 0.510 (1, 3)		1-3 K ①	0-0 FC5-4 1-2f ③			0-1 G5-3 ②		1-0 1-2 2-H 1B ③		4	0	1	1	0	1	4	
<b>Rich Aurilia, R</b> OBP: 0.316, SLG: 0.413 (1, 6) C X		0-1 1-2 1B		1-1 FC5-4 1B ①		0-0 P4 ③		2-1 P3 ③		4	0	2	0	0	0	2	
<b>Edgardo Alfonzo, R</b> OBP: 0.317, SLG: 0.343 (1, 5) X		0-0 F9 2-3 ②		2-1 SAFE F7 ①			0-1 G1-3 ①		3-1 G5-3 ①	4	0	0	0	0	0	3	
<b>Yorvit Torrealba, R</b> OBP: 0.284, SLG: 0.372 (1, 2) X		0-0 G1-3 ③		1-2 SAFE F7 ②			1-3 K ②		0-0 1B	4	0	1	0	0	1	3	
<b>Jerome Williams, R</b> OBP: 0.118, SLG: 0.176 (1, 1)			0-0 1B SH5-3 1B		0-0 FC5-4 1-2f ③			2-2 G6-3 ③		3-2 F7 ②	2	0	1	0	0	0	1
<b>Pedro Feliz, R</b> OBP: 0.266, SLG: 0.480 (7, PH)										1	0	0	0	0	0	0	
<b>Jason Christiansen, R</b> (8, 1)										0	0	0	0	0	0	0	
<b>Jim Brower, R</b> OBP: 0.267, SLG: 0.214 (9, 1)										0	0	0	0	0	0	0	
<b>Ray Durham, S</b> OBP: 0.375, SLG: 0.439 (9, PH)										1	0	0	0	0	0	1	

BOTTOM

San Diego Padres @ San Francisco Giants  
PacBell Park, San Francisco, CA  
Sat Jul 26 2003, 10:15 PM EDT  
Att: 42,521 - Sunny - 65 F


livebaseballscorecards.com

AB	34
R	1
H	9
RBI	1
BB	2
SO	5
LOB	18



Inning Stats																	WP: 0	PA: 37																																				
R: 0	H: 0	E: 0	K: 1	S: 7	R: 0	H: 2	E: 0	K: 1	S: 9	R: 0	H: 2	E: 0	K: 0	S: 7	R: 0	H: 1	E: 0	K: 0	S: 8	R: 0	H: 1	E: 0	K: 1	S: 5	R: 0	H: 0	E: 0	K: 1	S: 6	R: 0	H: 0	E: 0	K: 1	S: 9	R: 1	H: 2	E: 0	K: 1	S: 9	R: 0	H: 1	E: 0	K: 0	S: 8	1B: 8	SF: 0	2B: 1	3B: 0	HR: 0	SAC: 1	DP: 0	HBP: 0	WP: 0	PA: 37
PITCHER																	ERA	WHIP																																				
<b>Kevin Jarvis, R</b> ERA: 3.91 (1, 1)	8.0	WLS	W	BF	33	H	8	R	1	ER	1	SO	5	BB	1	IBB	1	HBP	0	BLK	0	WP	0	HR	0	S	60	P	89	ERA	1.12	WHIP	1.125																					
<b>Rod Beck, R</b> ERA: 1.83 (9, 1)	1.0	S	4	1	0	0	0	0	0	0	0	0	0	0	0	0	0	0	0	0	0	0	0	0	0	8	15	0.00	1.000																									



Batter	1	2	3	4	5	6	7	8	9	AB R H RBI BB SO LOB	TOP	
Ramón Vázquez, L (1, 6) OBP: 0.361, SLG: 0.368	0-1 F8		1-1 G3 1B 2B		3-3 K		4-0 BB			3 1 1 0 1 1 0		
Mark Kotsay, L (1, 8) OBP: 0.330, SLG: 0.340 Brian Buchanan, R (7, PH) OBP: 0.361, SLG: 0.510 (7, 7)	4-2 E 1B SF9 BB		0-1 G3		2-3 K		0-0 F9			2 1 0 0 1 1 1 1 0 0 0 0 0 2		
Mark Loretta, R (1, 4) OBP: 0.375, SLG: 0.434	0-0 E5 1-3 1B		3-1 3-H 1B		0-0 F7		1-1 2B			4 0 3 1 0 0 0		
Ryan Klesko, L (1, 3) OBP: 0.356, SLG: 0.510	1-2 SF9		1-0 G4-3		3-1 1B		1-3 K			3 0 1 1 0 1 2		
Phil Nevin, R (1, 9) OBP: 0.400, SLG: 0.538	0-3 K			1-3 K2-3		0-3 K	2-2 F9			4 0 0 0 0 3 3		
Sean Burroughs, L (1, 5) OBP: 0.350, SLG: 0.416		2-1 F7-3 1B		0-1 F9		2-1 P5	0-3 K			4 0 1 0 0 1 2		
Gary Matthews, S (1, 7) OBP: 0.295, SLG: 0.333 (7, 8)		0-2 F7-3		3-1 E8		2-2 F9		0-0 P4		4 0 0 0 0 0 1	AB 33 R 2 H 7 RBI 2 BB 2 SO 9 LOB 13	
Gary Bennett, R (1, 2) OBP: 0.250, SLG: 0.254		1-2 G6-3		2-3 K		2-2 2B		1-1 G4-3		4 0 1 0 0 1 1		
44 Jake Peavy, R (1, 1) OBP: 0.184, SLG: 0.114 Dave Hansen, L (7, PH) OBP: 0.367, SLG: 0.280 Jaret Wright, R (7, 1) OBP: 0.333, SLG: 0.667 Joe Roa, R (8, 1) OBP: 0.250, SLG: 0.250 Rondell White, R (9, PH) OBP: 0.322, SLG: 0.459			2-1 F9		0-0 F8		3-3 K		0-0 G6-3	2 0 0 0 0 0 0 1 0 0 0 0 1 1 0 0 0 0 0 0 0 0 0 0 0 0 0 0 1 0 0 0 0 0 0		
<b>Inning Stats</b>	R: 1 H: 1 E: 1 LOB: 1 K: 1 BB: 1 S: 12 P: 17	R: 0 H: 1 E: 0 LOB: 0 K: 0 BB: 0 S: 9 P: 12	R: 1 H: 2 E: 0 LOB: 1 K: 0 BB: 0 S: 9 P: 16	R: 0 H: 0 E: 1 LOB: 1 K: 2 BB: 0 S: 11 P: 17	R: 0 H: 0 E: 0 LOB: 0 K: 2 BB: 0 S: 7 P: 12	R: 0 H: 1 E: 0 LOB: 1 K: 1 BB: 0 S: 9 P: 14	R: 0 H: 1 E: 0 LOB: 2 K: 1 BB: 1 S: 10 P: 21	R: 0 H: 1 E: 0 LOB: 1 K: 2 BB: 0 S: 12 P: 16	R: 0 H: 0 E: 0 LOB: 0 K: 0 BB: 0 S: 4 P: 5	1B: 4 SF: 1 2B: 4 SAC: 0 3B: 0 DP: 1 HR: 0 HBP: 0	WP: 0 PA: 36 PB: 0 SB: 0 CS: 0	
<b>PITCHER</b>	IP WLS BF H R ER SO BB IBB HBP BLK WP HR S P ERA WHIP											
Jesse Foppert, R (1, 1) ERA: 5.22	6.2 W 28 6 2 1 7 2 0 0 0 0 0 0 66 108 1.35 1.200											
Scott Eyre, L (7, 1) ERA: 3.46	0.1 H 1 0 0 0 0 0 0 0 0 0 0 0 1 1 0.00 0.000											
Matt Herges, R (8, 1) ERA: 2.73	2.0 7 1 0 0 0 2 0 0 0 0 0 0 0 16 21 0.00 0.500											

San Diego Padres @ San Francisco Giants  
PacBell Park, San Francisco, CA  
Sun Jul 27 2003, 4:05 PM EDT  
Att. 42,530 - Cloudy - 72 F

livebaseballscorecards.com

Batter	1	2	3	4	5	6	7	8	9
Ray Durham, S OBP: 0.373, SLG: 0.439 (1, 4)	1-2 E 1B 2B		2-3 K 1	1-0 F9 2		3-2 L7 3		2-2 G3-1 3	
José Cruz Jr., S OBP: 0.366, SLG: 0.441 (1, 9)	3-2 P5 1		0-1 E4 1B 1B	3-3 K 3			2-1 F8 1		
Marquis Grissom, R OBP: 0.336, SLG: 0.495 (1, 8)	2-2 BB 2B 1B 2-H		0-0 1B 1B		1-3 K 1		4-2 F8 WP BB		
Barry Bonds, L OBP: 0.509, SLG: 0.740 (1, 7)	4-0 2B BB		4-0 1B 1B FC3-2 IBB		0-1 2B		1-0 F8 2		
Andres Galarraga, R OBP: 0.364, SLG: 0.517 (1, 3)	1-1 L6-4 2B 1-H 2-H		2-2 FC3-2 1B 1B 1-2 2-H 3-H		2-1 P3 2		3-2 K 3		
Rich Aurilia, R OBP: 0.316, SLG: 0.411 (1, 6)	1-2 L6-4 2-2		0-0 FC3-2 1B 1-2 2-3		2-1 P3 3			0-0 P4 1	
Pedro Feliz, R OBP: 0.265, SLG: 0.493 (1, 5)			0-0 FC3-2 1-2 2-3 3-Hf		1-0 HR		2-2 G6-3 2		
Alberto Castillo, R OBP: 0.300, SLG: 0.700 (1, 2)			1-3 K 2	1-0 F9 3		0-2 F9 1		1-1 1B 1B	
Jesse Foppert, R OBP: 0.097, SLG: 0.133 (1, 1)			0-3 K 3		0-3 K 1		0-0 K 2		
Scott Eyre, L (7, 1)								0-0 1B	
Matt Herges, L OBP: 0.333, SLG: 0.333 (8, 1)								1-2 1B	

AB	R	H	RBI	BB	SO	LOB
5	1	1	0	0	1	2
4	1	0	0	0	1	1
3	2	2	1	1	1	0
2	1	1	0	2	0	1
4	0	2	4	0	1	2
4	0	1	0	0	0	2
4	1	1	1	0	0	3
4	0	1	0	0	1	3
3	0	0	0	0	3	0
0	0	0	0	0	0	0
1	0	1	0	0	0	0

WP	PA
1	37

Inning Stats	R	H	E	K	S	H	LOB	BB	P	R	H	E	K	S	H	LOB	BB	P
	3	3	1	0	17	0	0	2	8	0	0	0	2	8	0	0	0	10
	0	0	0	2	8	0	0	0	0	0	0	0	1	0	0	0	0	10
	0	0	0	2	9	0	0	0	0	0	0	0	1	0	0	0	0	13
	0	1	0	1	9	0	1	0	0	0	1	0	1	0	0	0	0	14
	0	0	0	1	10	0	1	0	0	0	0	0	1	0	0	0	0	20
	0	1	0	1	10	0	0	0	0	0	0	0	1	0	0	0	0	14
	0	0	0	1	10	0	0	0	0	0	0	0	1	0	0	0	0	16
	0	2	0	0	11	0	2	0	0	0	0	0	0	0	0	0	0	16

PITCHER	IP	WLS	BF	H	R	ER	SO	BB	IBB	HBP	BLK	WP	HR	S	P	ERA	WHIP
44 Jake Peavy, R ERA: 4.67 (1, 1)	6.0	L	28	8	6	5	7	1	1	0	0	0	1	68	104	7.50	1.500
Jaret Wright, R ERA: 7.82 (7, 1)	1.0		4	0	0	0	1	1	0	0	0	1	0	10	20	0.00	1.000
Joe Roa, R ERA: 5.33 (8, 1)	1.0		5	2	0	0	0	0	0	0	0	0	0	11	16	0.00	2.000

PITCHER	IP	WLS	BF	H	R	ER	SO	BB	IBB	HBP	BLK	WP	HR	S	P	ERA	WHIP

**San Diego Padres @ San Francisco Giants**  
PacBell Park, San Francisco, CA  
Sun Jul 27 2003, 4:05 PM EDT  
Att: 42,530 - Cloudy - 72 F

AB	34
R	6
H	10
RBI	6
BB	3
SO	8
LOB	14





Batter	1	2	3	4	5	6	7	8	9	AB R H RBI BB SO LOB	TOP	
Ray Durham, S (1, 4) OBP: 0.369, SLG: 0.433	1-2 F8			0-1 F7		0-3 K		1-1 G6-3		4 0 0 0 0 1 0	<b>San Francisco Giants @ Chicago Cubs</b> Wrigley Field, Chicago, IL Tue Jul 29 2003, 7:05 PM CDT Att. 40,221 - Sunny - 78 F	
Rich Aurilia, R (1, 6) OBP: 0.313, SLG: 0.406	0-3 K			3-2 L6		1-1 G1-3		0-3 K		4 0 0 0 0 2 0		
Marquis Grissom, R (1, 8) OBP: 0.335, SLG: 0.493	1-1 P6			0-0 BB 1B		1-3 K		3-2 G6-3		4 0 1 0 0 1 0		
Barry Bonds, L (1, 7) OBP: 0.506, SLG: 0.732		1-2 L8		4-1 BB 1-2 BB		0-0 P4		1-1 P5		3 0 0 0 1 0 0		
Benito Santiago, R (1, 2) OBP: 0.327, SLG: 0.446		1-0 G6-3		1-1 L4		0-0 E5 1B		0-0 P3		4 0 0 0 0 0 2		
Andres Galarraga, R (1, 3) OBP: 0.376, SLG: 0.520		4-0 CS BB			3-2 HBP		1-1 FC4-6 1-3 1B			1 0 1 0 1 0 0		
José Cruz Jr., S (1, 9) OBP: 0.363, SLG: 0.437		3-2 CS 1-2	0-1 F7		0-3 K		3-3 K			3 0 0 0 0 2 3		
Edgardo Alfonzo, R (1, 5) OBP: 0.314, SLG: 0.340		1-2 L8		1-2 K		1-0 FC4-6 1-2f				3 0 0 0 0 1 3		
Damian Moss, R (1, 1) OBP: 0.267, SLG: 0.241 Neifi Perez, S (8, PH) OBP: 0.299, SLG: 0.360 Joe Nathan, R (8, 1)		1-0 P4		0-3 K			1-1 G3			2 0 0 0 0 1 1 1 0 0 0 0 0 0 0 0 0 0 0 0 0		
<b>Inning Stats</b>	R: 0 H: 0 E: 0 LOB: 0 K: 1 BB: 0 S: 8 P: 10	R: 0 H: 0 E: 0 LOB: 0 K: 0 BB: 1 S: 7 P: 16	R: 0 H: 0 E: 0 LOB: 0 K: 0 BB: 0 S: 8 P: 10	R: 0 H: 1 E: 0 LOB: 2 K: 0 BB: 1 S: 10 P: 18	R: 0 H: 0 E: 0 LOB: 1 K: 3 BB: 0 S: 11 P: 14	R: 0 H: 0 E: 0 LOB: 0 K: 2 BB: 0 S: 8 P: 10	R: 0 H: 1 E: 1 LOB: 2 K: 1 BB: 0 S: 10 P: 15	R: 0 H: 0 E: 0 LOB: 0 K: 1 BB: 0 S: 7 P: 9	R: 0 H: 0 E: 0 LOB: 0 K: 0 BB: 0 S: 6 P: 10	1B: 2 SF: 0 2B: 0 SAC: 0 3B: 0 DP: 0 HR: 0 HBP: 1	WP: 0 PA: 33 PB: 0 SB: 0 CS: 1	
<b>PITCHER</b> Matt Clement, R (1, 1) ERA: 4.08	IP WLS BF H R ER SO BB IBB HBP BLK WP HR S P ERA WHIP	9.0 W 32 2 0 0 8 2 0 1 0 0 0 0 75 112 0.00 0.444										


livebaseballscorecards.com

<b>AB</b>	29
<b>R</b>	0
<b>H</b>	2
<b>RBI</b>	0
<b>BB</b>	2
<b>SO</b>	8
<b>LOB</b>	9







Batter	1	2	3	4	5	6	7	8	9	AB R H RBI BB SO LOB	TOP												
Ray Durham, S (1, 4) OBP: 0.369, SLG: 0.429	1-0 F7	1-0 F8			4-2 BB		2-0 CS	3-2 P4	4-0 1B BB	3 0 0 0 2 0 0													
Rich Aurilia, R (1, 6) OBP: 0.314, SLG: 0.404	0-3 K		4-0 G4-6-3 BB		1-2 L4			1-0 P3	3-2 FC5-4 1B	4 0 1 1 1 1 1													
Marquis Grissom, R (1, 8) OBP: 0.333, SLG: 0.489	0-0 F8		1-0 G4-6-3			1-2 G6-3		1-0 BB 1B	1-0 FC5-4	5 1 1 0 0 0 3													
Barry Bonds, L (1, 7) OBP: 0.509, SLG: 0.731		4-2 BB 1B HR BB	0-3 K			0-0 1B		4-2 BB 1B BB		2 1 1 0 2 1 0													
Andres Galarraga, R (1, 3) OBP: 0.379, SLG: 0.526		0-1 BB 1B HR		1-3 K		1-0 L5		1-1 2B		4 1 2 1 0 1 1													
Benito Santiago, R (1, 2) OBP: 0.323, SLG: 0.439		0-3 K		1-3 K		0-3 K		1-0 G5-3		4 0 0 0 0 3 5													
Jeffrey Hammonds, R (1, 9) OBP: 0.222, SLG: 0.268 Tim Worrell, R (9, 1)		4-1 HR BB		1-3 K			2-3 K		0-0 G5-3	3 1 0 0 1 2 0 0 0 0 0 0 0 0	AB 31 R 6 H 6 RBI 6 BB 8 SO 10 LOB 11												
Edgardo Alfonzo, R (1, 5) OBP: 0.316, SLG: 0.349		2-1 HR			1-1 F8		4-2 CS BB		0-1 G6-3	3 1 1 4 1 0 0													
Jason Schmidt, R (1, 1) OBP: 0.091, SLG: 0.070 Nellie Perez, S (7, PH) Joe Nathan, R (7, 1) Felix Rodriguez, R (8, 1) Scott Eyre, L (8, 1) Matt Herges, L (8, 1) Jose Cruz Jr., S (9, PH) OBP: 0.353, SLG: 0.437		0-3 K			3-3 K		0-0 F8		4-2 PB 1B BB	2 0 0 0 0 2 0 1 0 0 0 0 0 1 0 1 0 0 1 0 0													
<b>Inning Stats</b>	R: 0 E: 0 K: 1 S: 5	H: 0 LOB: 0 BB: 0 P: 6	R: 4 E: 0 K: 2 S: 16	H: 2 LOB: 0 BB: 2 P: 27	R: 0 E: 0 K: 1 S: 4	H: 0 LOB: 0 BB: 1 P: 9	R: 0 E: 0 K: 3 S: 9	H: 0 LOB: 0 BB: 0 P: 12	R: 0 E: 0 K: 1 S: 13	H: 0 LOB: 1 BB: 1 P: 22	R: 0 E: 0 K: 1 S: 10	H: 1 LOB: 1 BB: 0 P: 12	R: 0 E: 0 K: 1 S: 7	H: 0 LOB: 0 BB: 1 P: 15	R: 1 E: 0 K: 0 S: 13	H: 2 LOB: 2 BB: 1 P: 24	R: 1 E: 0 K: 0 S: 13	H: 1 LOB: 2 BB: 2 P: 25	1B: 4 2B: 1 3B: 0 HR: 1	SF: 0 SAC: 0 DP: 1 HBP: 0	WP: 0 PB: 1 SB: 0 CS: 1	PA: 40	
<b>PITCHER</b>	IP WLS BF H R ER SO BB IBB HBP BLK WP HR S P ERA WHIP	IP WLS BF H R ER SO BB IBB HBP BLK WP HR S P ERA WHIP																					
34 Kerry Wood, R (1, 1) ERA: 3.49	6.0 L 24 3 4 4 9 4 0 0 0 0 1 57 88 6.00 1.167	1.0 3 0 0 0 1 1 0 0 0 0 0 7 15 0.00 1.000	0.2 3 1 1 1 0 0 0 0 0 0 0 6 11 13.50 1.500	0.0 1 0 0 0 0 1 0 0 0 0 0 4 8 ∞ ∞	1.0 7 2 1 1 0 2 0 0 0 0 0 15 28 9.00 4.000	0.1 1 0 0 0 0 0 0 0 0 0 0 1 2 0.00 0.000																	
Kyle Farnsworth, R (7, 1) ERA: 3.18																							
Dave Veres, R (8, 1) ERA: 4.0																							
Mark Guthrie, L (8, 1) ERA: 2.08																							
Antonio Alfonseca, R (8, 1) ERA: 5.31																							

San Francisco Giants @ Chicago Cubs  
Wrigley Field, Chicago, IL  
Wed Jul 30 2003, 1:20 PM CDT  
Att. 39,973 - Sunny - 79 F

[livebaseballscorecards.com](http://livebaseballscorecards.com)





Batter	1	2	3	4	5	6	7	8	9	AB R H RBI BB SO LOB	TOP														
Ray Durham, S (1, 4) OBP: 0.367, SLG: 0.426	2-2 G4-3		1-3 K		2-0 BB 1B		0-1 G3		2-2 P4	5 0 1 0 0 1 0	<p>San Francisco Giants @ Chicago Cubs</p> <p>Wrigley Field, Chicago, IL</p> <p>Thu Jul 31 2003, 1:20 PM CDT</p> <p>Att. 39,422 - Cloudy - 84 F</p>														
Rich Aurilia, R (1, 6) OBP: 0.317, SLG: 0.405	2-3 K		2-0 G4-6-3 1B		4-2 1-2 BB		0-0 G6-4-3 1B	0-1 F8	4 0 2 0 1 1 0																
Marquis Grissom, R (1, 8) OBP: 0.333, SLG: 0.489	3-2 2B		0-0 G4-6-3 1-2f		0-0 F8		0-0 G6-4-3 1-2f		4 0 1 0 0 0 5																
Barry Bonds, L (1, 7) Jeffrey Hammonds, R (7, 7) OBP: 0.510, SLG: 0.728 OBP: 0.239, SLG: 0.268	4-0 FC6-4 IBB			4-0 FC5-4 BB		0-1 L1		4-1 2B G3-1 BB	1 0 0 0 2 0 3 0 1 0 0 1 0 0																
Andres Galarraga, R (1, 3) OBP: 0.382, SLG: 0.532	0-0 FC6-4 1-2f			1-0 FC5-4 1B 1-2f		2-1 HR 1B		2-2 G3-1 1-3 BLK 2B	4 2 2 0 0 0 3																
Edgardo Alfonzo, R (1, 5) OBP: 0.318, SLG: 0.359		2-1 G1-3		3-2 G4-6-3 1B		0-0 1-H HR		0-0 G5-3	4 1 2 2 0 0 2																
José Cruz Jr., S (1, 9) OBP: 0.363, SLG: 0.434		4-2 BB		0-0 G4-6-3 1-2f		1-1 G4-3		1-0 G3-1	3 0 0 1 1 0 3																
Yorvit Torrealba, R (1, 2) OBP: 0.283, SLG: 0.369		2-3 K		1-0 1B 1B		2-3 K		2-3 3-H K	4 0 1 0 0 3 1																
Jim Brower, R (1, 1) Pedro Feliz, R (8, PH) Jason Christiansen, R (6, 1) Matt Herges, L (6, 1) Scott Eyre, L (8, 1) Neifi Perez, S (9, PH) OBP: 0.235, SLG: 0.188 OBP: 0.264, SLG: 0.490 OBP: 0.333, SLG: 0.333 OBP: 0.296, SLG: 0.357		1-1 G5-3		0-1 B2		1-0 P6		0-1 F7	2 0 0 0 0 0 2 1 0 1 0 0 0 0 0 0																
<b>Inning Stats</b>	R: 0 E: 0 K: 1 S: 10	H: 1 LOB: 2 BB: 1 P: 21	R: 0 E: 0 K: 1 S: 12	H: 0 LOB: 1 BB: 1 P: 20	R: 0 E: 0 K: 1 S: 5	H: 1 LOB: 0 BB: 1 P: 8	R: 0 E: 0 K: 0 S: 7	H: 1 LOB: 1 BB: 1 P: 15	R: 0 E: 0 K: 0 S: 10	H: 2 LOB: 3 BB: 1 P: 17	R: 2 E: 0 K: 1 S: 9	H: 2 LOB: 0 BB: 0 P: 15	R: 0 E: 0 K: 0 S: 4	H: 1 LOB: 0 BB: 1 P: 4	R: 2 E: 0 K: 1 S: 9	H: 1 LOB: 0 BB: 1 P: 18	R: 0 E: 0 K: 0 S: 7	H: 0 LOB: 0 BB: 0 P: 9	1B: 6 2B: 2 3B: 0 HR: 1	SF: 0 SAC: 0 DP: 3 HBP: 0	WP: 0 PB: 0 SB: 0 CS: 0	PA: 38			
<b>PITCHER</b> 38 Carlos Zambrano, R (1, 1) ERA: 3.33 Joe Borowski, R (9, 1) ERA: 2.79	IP 8.0 1.0	WLS W 3	BF 35 3	H 9 0	R 4 0	ER 4 0	SO 5 0	BB 4 0	IBB 1 0	HBP 0 0	BLK 1 0	WP 0 0	HR 1 0	S 66 7	P 118 9	ERA 4.50 0.00	WHIP 1.625 0.000								

livebaseballscorecards.com

AB	33
R	4
H	9
RBI	3
BB	5
SO	5
LOB	19







Batter	1	2	3	4	5	6	7	8	9	AB R H RBI BB SO LOB	TOP																	
Ray Durham, S (1, 4) OBP: 0.367, SLG: 0.424	4-2 BB		1-0 1B		0-2 G4-3		0-1 F7		1-2 G6-3	4 0 1 0 1 0 1																		
Rich Aurilia, R (1, 6) OBP: 0.319, SLG: 0.407	0-0 1B		2-2 L5-3			1-1 1B		0-0 G1-3		4 0 2 0 0 0 1																		
Marquis Grissom, R (1, 8) OBP: 0.334, SLG: 0.489	1-3 K		2-0 G5-3			2-2 1B		3-2 1B		4 1 2 0 0 1 2																		
Barry Bonds, L (1, 7) OBP: 0.508, SLG: 0.722	0-0 F7			1-1 F9		2-2 F8		2-0 E9		4 0 1 0 0 0 4																		
Andres Galarraga, R (1, 3) OBP: 0.373, SLG: 0.519	2-3 K			2-0 G6-3		0-0 G6-4-3		2-3 K		4 0 0 0 0 2 6																		
Benito Santiago, R (1, 2) OBP: 0.322, SLG: 0.437		0-0 G5-3		2-1 G5-3			1-3 K	1-2 FC6-4		4 0 1 1 0 1 0																		
Edgardo Alfonzo, R (1, 5) OBP: 0.317, SLG: 0.358		1-1 1B			1-2 G5-3		0-1 F8	2-1 FC6-4		4 0 1 0 0 0 2																		
Felix Rodriguez, R (8, 1) OBP: 1.000, SLG: 1.000										0 0 0 0 0 0 0																		
José Cruz Jr., S (1, 9) OBP: 0.365, SLG: 0.433		0-3 K			3-2 SH1-4		4-1 HR		3-1 F9	3 1 1 0 1 1 1																		
Jerome Williams, R (1, 1) OBP: 0.111, SLG: 0.167		0-0 G5-3			1-0 SH1-4		1-0 HR		0-0 F8	1 0 0 0 0 0 1																		
Pedro Feliz, R (7, PH) OBP: 0.268, SLG: 0.513										1 1 1 2 0 0 0																		
Joe Nathan, R (7, 1)										0 0 0 0 0 0 0																		
Jason Christiansen, R (8, 1)										0 0 0 0 0 0 0																		
Neifi Perez, S (8, 5) OBP: 0.295, SLG: 0.356										1 0 0 0 0 0 0																		
<b>Inning Stats</b>	R: 0 E: 0 K: 2 S: 10	H: 1 LOB: 2 BB: 1 P: 17	R: 0 E: 0 K: 1 S: 7	H: 1 LOB: 1 BB: 0 P: 8	R: 0 E: 0 K: 0 S: 5	H: 1 LOB: 0 BB: 0 P: 10	R: 0 E: 0 K: 0 S: 5	H: 0 LOB: 0 BB: 0 P: 10	R: 0 E: 0 K: 0 S: 11	H: 1 LOB: 1 BB: 0 P: 16	R: 0 E: 0 K: 0 S: 9	H: 2 LOB: 1 BB: 0 P: 14	R: 2 E: 0 K: 1 S: 9	H: 1 LOB: 0 BB: 1 P: 15	R: 1 E: 1 K: 1 S: 16	H: 3 LOB: 2 BB: 0 P: 26	R: 0 E: 0 K: 0 S: 7	H: 0 LOB: 0 BB: 0 P: 11	1B: 9 2B: 1 3B: 0 HR: 1	SF: 0 SAC: 1 DP: 2 HBP: 0	WP: 0 PB: 0 SB: 0 CS: 0	PA: 37						
<b>PITCHER</b>	IP WLS BF H R ER SO BB IBB HBP BLK WP HR S P ERA WHIP																											
Paul Wilson, R (1, 1) ERA: 5.22	7.0		28	7	2	2	4	2	0	0	0	0	0	1	56	90	2.57	1.286										
Brian Reith, R (8, 1) ERA: 4.05	0.1	H	2	1	1	1	0	0	0	0	0	0	0	6	9	27.00	3.000											
Kent Mercker, L (8, 1) ERA: 2.67	0.0		1	1	0	0	0	0	0	0	0	0	0	1	3	∞	∞											
Chris Reitsma, R (8, 1) ERA: 4.27	1.2	W	6	1	0	0	1	0	0	0	0	0	0	16	25	0.00	0.600											

San Francisco Giants @ Cincinnati Reds  
Great American Ball Park, Cincinnati, OH

Fri Aug 01 2003, 7:10 PM EDT  
Att. 39,291 - Cloudy - 85 F

livebaseballscorecards.com

AB	34
R	3
H	10
RBI	3
BB	2
SO	5
LOB	18



Batter	1	2	3	4	5	6	7	8	9
D'Angelo Jimenez, S (1, 4) OBP: 0.344, SLG: 0.410	1-3 K		1-0 F8	0-1 G3			3-2 P4		
Barry Larkin, R (1, 6) OBP: 0.332, SLG: 0.374	0-2 F9			0-1 HR	1-3 K		0-3 K		
Sean Casey, L (1, 3) OBP: 0.357, SLG: 0.421	0-1 G4-3			3-2 K	1-0 G3-1			1-2 G3-1	
Adam Dunn, L (1, 7) OBP: 0.357, SLG: 0.485			3-2 L3	0-0 1B HBP 1B	2-3 K			0-0 G1-3	
Jason LaRue, R (1, 2) OBP: 0.345, SLG: 0.481			1-3 K	1 SAFE 1 SAFE 1-2 1B 1B E HBP		1-2 CS 1B		4-2 E HR BB	
Russell Branyan, L (1, 5) Juan Castro, R (4, 5) OBP: 0.370, SLG: 0.537 OBP: 0.284, SLG: 0.424			1-3 K	0-0 E 1B 1-2 2-3 1B		3-3 K		2-2 HR	
Wily Mo Peña, R (1, 8) OBP: 0.159, SLG: 0.209			2-3 K	0-1 E 1-2 2-3 3-H 1B		0-1 1B		0-0 G6-3	
Ruben Mateo, R (1, 9) OBP: 0.291, SLG: 0.372			1-0 F8	1-1 FC5		2-1 G5-3			
Paul Wilson, R (1, 1) 6 Ryan Freel, R (7, PH) Brian Reith, R (8, 1) Kent Mercker, L (8, 1) Chris Reitsma, R (8, 1) OBP: 0.122, SLG: 0.128 OBP: 0.340, SLG: 0.286 OBP: 0.125, SLG: 0.125			3-1 1B	1-3 K			2-2 G5-3		

AB	R	H	RBI	BB	SO	LOB
4	0	0	0	0	1	4
4	1	1	1	0	2	0
4	0	0	0	0	1	0
4	1	1	0	0	1	0
2	2	1	0	1	1	0
1	0	0	0	0	1	0
3	1	2	2	0	1	1
4	0	2	1	0	1	0
3	0	0	0	0	0	3
2	0	1	0	0	1	3
1	0	0	0	0	0	0
0	0	0	0	0	0	0
0	0	0	0	0	0	0
0	0	0	0	0	0	0

AB	R	H	RBI	BB	SO	LOB
32	5	8	4	1	10	11

WP	PA
0	34

Inning Stats															Inning Stats																													
R	H	E	K	S	R	H	E	K	S	R	H	E	K	S	R	H	E	K	S	R	H	E	K	S	R	H	E	K	S	R	H	E	K	S										
0	0	1	9	7	0	0	2	10	3	3	4	1	17	4	0	0	1	13	2	0	0	1	10	15	0	0	1	10	15	0	0	1	10	15	0	0	1	10	15	0	0	1	10	15

PITCHER															PITCHER																																																			
IP	WLS	BF	H	R	ER	SO	BB	IBB	HBP	BLK	WP	HR	S	P	ERA	WHIP	IP	WLS	BF	H	R	ER	SO	BB	IBB	HBP	BLK	WP	HR	S	P	ERA	WHIP																																	
6.0		26	7	3	2	9	0	0	0	0	0	1	64	93	3.00	1.167	1.0		3	0	0	0	1	0	0	0	0	0	10	15	0.00	0.000	0.2		2	0	0	0	0	0	0	0	0	0	0	4	5	0.00	0.000	0.1	L	3	1	2	2	0	1	0	0	0	0	1	8	14	54.00	6.000

**San Francisco Giants @ Cincinnati Reds**  
Great American Ball Park, Cincinnati, OH  
Fri Aug 01 2003, 7:10 PM EDT  
Att: 39,291 - Cloudy - 85 F







Batter	1	2	3	4	5	6	7	8	9
D'Angelo Jimenez, S (1, 4) OBP: 0.350, SLG: 0.420	1-0 F8			1-0 HR	4-2 1B 1B BB		1-0 BB 1B BB 1B	4-2 BB	
Ray Olmedo, S (1, 6) OBP: 0.327, SLG: 0.344	1-3 K			1-0 BB 1B	0-0 1B 1B		3-1 BB BB 1B	1-3 BB	
Sean Casey, L (1, 3) OBP: 0.356, SLG: 0.419	0-1 F7			3-2 F8	1-2 1B		1-0 P5		
Adam Dunn, L (1, 7) OBP: 0.358, SLG: 0.483		0-1 F9		4-1 BB	1-2 K		4-0 BB BB	1-2 2-3 BB	
Wily Mo Peña, R (1, 8) OBP: 0.170, SLG: 0.217		2-2 CS 1B		0-0 F8	2-2 P2		4-0 BB		
Ryan Wagner, R (6, 1)									
Barry Larkin, R (7, PH) OBP: 0.335, SLG: 0.374									
John Riedling, R (8, 1) OBP: 0.235, SLG: 0.235							1-2 2-3 3-H BB		
Felix Heredia, L (9, 1) OBP: 0.333, SLG: 0.333									
Reggie Taylor, L (1, 9) (6, 8) OBP: 0.246, SLG: 0.323		3-3 SAFE K		3-3 K		0-0 F7	0-2 F9		
Kelly Stinnett, R (1, 2) OBP: 0.313, SLG: 0.400			0-3 K		1-1 FC1-6 E 1B	2-1 G5-3		1-2 G3	
Juan Castro, R (1, 5) OBP: 0.279, SLG: 0.416			2-1 G4-3		0-0 E1 BB FC1-6 1B	1-3 K		0-0 G6-3	
Josh Hall, R (1, 1)			1-3 K		0-0 FC1-6 1B BB 1B		3-2 F9	4-1 BB BB	
Ruben Mateo, R (6, 9) OBP: 0.295, SLG: 0.368									

Inning Stats	R: 0	H: 0	E: 0	K: 1	S: 6	LOB: 0	BB: 0	P: 8	R: 0	H: 1	E: 0	K: 1	S: 9	LOB: 1	BB: 0	P: 14	R: 0	H: 0	E: 0	K: 2	S: 11	LOB: 0	BB: 0	P: 14	R: 1	H: 2	E: 0	K: 1	S: 13	LOB: 2	BB: 1	P: 25	R: 3	H: 3	E: 1	K: 1	S: 17	LOB: 2	BB: 1	P: 28	R: 0	H: 0	E: 0	K: 1	S: 7	LOB: 0	BB: 0	P: 10	R: 1	H: 2	E: 0	K: 0	S: 14	LOB: 3	BB: 2	P: 30	R: 0	H: 0	E: 0	K: 1	S: 13	LOB: 2	BB: 2	P: 23
--------------	------	------	------	------	------	--------	-------	------	------	------	------	------	------	--------	-------	-------	------	------	------	------	-------	--------	-------	-------	------	------	------	------	-------	--------	-------	-------	------	------	------	------	-------	--------	-------	-------	------	------	------	------	------	--------	-------	-------	------	------	------	------	-------	--------	-------	-------	------	------	------	------	-------	--------	-------	-------

PITCHER	IP	WLS	BF	H	R	ER	SO	BB	IBB	HBP	BLK	WP	HR	S	P	ERA	WHIP
Jesse Foppert, R (1, 1) ERA: 5.27	4.1		21	6	4	3	5	2	0	0	0	0	1	50	78	6.23	1.846
Matt Herges, R (5, 1) ERA: 2.72	1.2		5	0	0	0	2	0	0	0	0	0	0	13	21	0.00	0.000
Felix Rodriguez, R (7, 1) ERA: 3.59	0.1	L	2	1	1	1	0	0	0	0	0	0	0	8	12	27.00	3.000
Scott Eyre, L (7, 1) ERA: 3.25	1.1		9	1	0	0	0	4	0	0	0	0	0	15	36	0.00	3.750
Tim Worrell, R (8, 1) ERA: 2.01	0.1		1	0	0	0	1	0	0	0	0	0	0	4	5	0.00	0.000

**BOTTOM**

**San Francisco Giants @ Cincinnati Reds**  
Great American Ball Park, Cincinnati, OH

Sat Aug 02 2003, 1:15 PM EDT  
Att. 36,682 - Overcast - 79 F

AB	R	H	RBI	BB	SO	LOB
3	3	2	1	2	0	0
5	0	3	1	0	2	2
4	0	1	2	0	0	3
2	0	0	0	2	1	2
3	0	1	0	0	0	4
0	0	0	0	0	0	0
0	0	0	1	1	0	0
0	0	0	0	0	0	0
0	0	0	0	0	0	0
4	0	0	0	0	2	6
4	0	1	0	0	1	0
4	1	0	0	0	1	1
2	1	0	0	0	1	2
1	0	0	0	1	0	0

AB	32
R	5
H	8
RBI	5
BB	6
SO	8
LOB	20

WP: 0 PA: 38  
PB: 0  
SB: 0  
CS: 1



PITCHER	IP	WLS	BF	H	R	ER	SO	BB	IBB	HBP	BLK	WP	HR	S	P	ERA	WHIP
---------	----	-----	----	---	---	----	----	----	-----	-----	-----	----	----	---	---	-----	------



Batter	1	2	3	4	5	6	7	8	9	AB R H RBI BB SO LOB	TOP	
Jeffrey Hammonds, R OBP: 0.286, SLG: 0.292 Tim Worrell, R	4-1 BB G6-4-3		0-1 1B BB 1B	4-2 BB		0-3 K		1-1 G4-3	0-0 G5-3	4 1 1 0 2 1 2 0 0 0 0 0 0 0		
Rich Aurilia, R OBP: 0.319, SLG: 0.402	2-1 G6-4-3 1-2f		4-1 1B BB 1B	1-0 L7		4-2 BB		1-1 BB 1B		3 1 1 0 2 0 2		
Marquis Grissom, R OBP: 0.332, SLG: 0.485	1-3 K		0-1 1B BB 1B	0-0 F8		2-0 F8		1-0 P3		5 1 1 1 0 1 3		
Barry Bonds, L OBP: 0.511, SLG: 0.727		3-3 K	0-1 1B BB 2B 1B	4-2 BB		3-2 G6-3		4-1 BB		3 1 1 2 2 1 1		
Andres Galarraga, R OBP: 0.372, SLG: 0.527		1-3 K	4-0 1B BB 2B	0-0 L8			0-3 K	2-1 P5		4 1 0 0 1 2 4		
Benito Santiago, R OBP: 0.325, SLG: 0.451		2-1 F7	2-2 2B BB 1B		1-2 F9		1-1 G3 1B 2B	0-1 G5-3		5 1 2 1 0 0 0		
Edgardo Alfonzo, R OBP: 0.323, SLG: 0.366			1-2 1B SH2-4 1B		0-1 F9		0-2 G3	0-0 1B 1B		5 1 3 2 0 0 1		
Neifi Perez, S OBP: 0.295, SLG: 0.350			F8 1B 1B		3-2 1B		2-0 1B	2-0 L7		4 0 2 1 1 0 2		
Dustin Hermanson, R Pedro Feliz, R Joe Nathan, R José Cruz Jr., S			SH2-4 1B G6-3		0-3 K		0-3 K	0-1 1B		2 0 0 0 0 1 4 1 0 0 0 0 1 1 0 0 0 0 0 0 0 1 0 1 0 0 0 0		
<b>Inning Stats</b>	R: 0 H: 0 E: 0 LOB: 0 K: 1 BB: 1 S: 6 P: 13	R: 0 H: 0 E: 0 LOB: 0 K: 2 BB: 0 S: 8 P: 14	R: 6 H: 6 E: 0 LOB: 3 K: 0 BB: 3 S: 22 P: 41	R: 0 H: 0 E: 0 LOB: 2 K: 0 BB: 2 S: 7 P: 16	R: 0 H: 1 E: 0 LOB: 1 K: 1 BB: 0 S: 11 P: 15	R: 0 H: 0 E: 0 LOB: 1 K: 1 BB: 1 S: 12 P: 21	R: 1 H: 2 E: 0 LOB: 1 K: 2 BB: 0 S: 12 P: 15	R: 0 H: 1 E: 0 LOB: 2 K: 0 BB: 1 S: 8 P: 17	R: 0 H: 2 E: 0 LOB: 2 K: 0 BB: 0 S: 7 P: 9	1B: 10 SF: 0 2B: 2 SAC: 1 3B: 0 DP: 1 HR: 0 HBP: 0	WP: 0 PA: 46 PB: 0 SB: 0 CS: 0	
<b>PITCHER</b>	IP WLS BF H R ER SO BB IBB HBP BLK WP HR S P ERA WHIP											
Jimmy Haynes, R ERA: 6.3	(1, 1) 2.2 L 15 5 6 6 3 3 0 0 0 0 0 0 30 55 20.25 3.000											
Brian Reith, R ERA: 3.79	(3, 1) 2.1 12 2 0 0 1 2 1 0 0 0 0 24 44 0.00 1.714											
John Bale, L ERA: 4.5	(6, 1) 2.0 9 2 1 1 3 1 0 0 0 0 0 24 36 4.50 1.500											
John Riedling, R ERA: 5.28	(8, 1) 1.0 5 1 0 0 0 1 0 0 0 0 0 8 17 0.00 2.000											
Felix Heredia, L ERA: 2.56	(9, 1) 1.0 5 2 0 0 0 0 0 0 0 0 0 7 9 0.00 2.000											

San Francisco Giants @ Cincinnati Reds  
Great American Ball Park, Cincinnati, OH  
Sun Aug 03 2003, 8:05 PM EDT  
Att. 35,840 - Cloudy - 80 F

livebaseballscorecards.com

AB	37
R	7
H	12
RBI	7
BB	8
SO	7
LOB	20



BOTTOM

San Francisco Giants @ Cincinnati Reds  
Great American Ball Park, Cincinnati, OH

Sun Aug 03 2003, 8:05 PM EDT  
Att: 35,840 - Cloudy - 80 F

livebaseballscorecards.com

AB	35
R	3
H	8
RBI	3
BB	2
SO	6
LOB	15



WP:	1	PA:	37
PB:	0		
SB:	0		
CS:	0		

AB R H RBI BB SO LOB

5	0	1	1	0	1	3
4	0	0	0	0	1	1
3	0	0	0	1	0	0
4	0	0	0	0	0	1
4	1	2	1	0	0	0
4	1	1	0	0	1	1
4	0	2	0	0	0	2
3	1	2	1	1	1	1
1	0	0	0	0	0	2
0	0	0	0	0	0	0
1	0	0	0	0	1	1
0	0	0	0	0	0	0
1	0	0	0	0	1	1
0	0	0	0	0	0	0
0	0	0	0	0	0	0
1	0	0	0	0	0	2

1B:	7	SF:	0
2B:	0	SAC:	0
3B:	0	DP:	1
HR:	1	HBP:	0

Batter	1	2	3	4	5	6	7	8	9									
D'Angelo Jimenez, S OBP: 0.348, SLG: 0.417 (1, 4)	0-1 L6 ①		3-3 K ①		3-1 1-H 1B ①		1-1 F8 ③		2-2 G3 ③									
Barry Larkin, R OBP: 0.329, SLG: 0.367 (1, 6)	2-3 K ②		1-2 G6-3 ②		3-2 F8 ③			1-2 G4-3 ①										
Sean Casey, L OBP: 0.355, SLG: 0.416 (1, 3)	4-2 FC6 BB ③		1-0 L7 ③			0-2 G5-3 ①		1-0 F7 ②										
Adam Dunn, L OBP: 0.355, SLG: 0.477 (1, 7)	1-2 FC6 1-2f ③			1-1 L3 ①		0-0 F7 ②		1-1 G6-3 ③										
Jason LaRue, R OBP: 0.347, SLG: 0.494 (1, 2)				0-1 G5-3 ②		3-2 HR ③		1-1 F8 ①										
Wily Mo Peña, R OBP: 0.176, SLG: 0.220 (1, 8)				2-3 K ③		0-1 G4-3 ③		3-2 1B 1B ③										
Ruben Mateo, R OBP: 0.303, SLG: 0.374 (1, 9)					0-1 F7 ①		0-2 1B ①		0-0 G1-3 1B 1-3 1B ①									
Juan Castro, R OBP: 0.287, SLG: 0.420 (1, 5)					0-2 WP 1B ①		1-3 K ①		0-0 G1-3 1B 1-2 3-H 1B ②									
Jimmy Haynes, R OBP: 0.261, SLG: 0.304 Brian Reith, R OBP: 0.245, SLG: 0.321 Reggie Taylor, L John Bale, L Mark Budzinski, L John Riedling, R OBP: 0.235, SLG: 0.235 Felix Heredia, L Ray Olmedo, S OBP: 0.323, SLG: 0.340			1-1 G1-4-3 ③		1-3 K ②		2-3 K ②		0-1 G1-3 ②									
Inning Stats	R: 0 E: 0 K: 1 S: 10	H: 0 LOB: 1 BB: 1 P: 17	R: 0 E: 1 K: 0 S: 7	H: 1 LOB: 2 BB: 1 P: 16	R: 0 E: 0 K: 1 S: 7	H: 0 LOB: 0 BB: 0 P: 12	R: 0 E: 0 K: 1 S: 7	H: 0 LOB: 0 BB: 0 P: 10	R: 1 E: 0 K: 1 S: 14	H: 2 LOB: 1 BB: 0 P: 21	R: 1 E: 0 K: 0 S: 9	H: 1 LOB: 0 BB: 0 P: 12	R: 0 E: 0 K: 2 S: 12	H: 1 LOB: 1 BB: 0 P: 16	R: 0 E: 0 K: 0 S: 7	H: 0 LOB: 0 BB: 0 P: 10	R: 1 E: 0 K: 0 S: 12	H: 3 LOB: 2 BB: 0 P: 18

IP	WLS	BF	H	R	ER	SO	BB	IBB	HBP	BLK	WP	HR	S	P	ERA	WHIP
6.0	W	24	4	2	2	4	1	1	0	0	1	1	54	88	3.00	0.833
2.0		7	1	0	0	2	0	0	0	0	0	0	19	26	0.00	0.500
1.0		6	3	1	1	0	0	0	0	0	0	0	12	18	9.00	3.000

PITCHER	IP	WLS	BF	H	R	ER	SO	BB	IBB	HBP	BLK	WP	HR	S	P	ERA	WHIP
Dustin Hermanson, R ERA: 5.05 (1, 1)	6.0	W	24	4	2	2	4	1	1	0	0	1	1	54	88	3.00	0.833
Joe Nathan, R ERA: 3.25 (7, 1)	2.0		7	1	0	0	2	0	0	0	0	0	0	19	26	0.00	0.500
Tim Worrell, R ERA: 2.14 (9, 1)	1.0		6	3	1	1	0	0	0	0	0	0	0	12	18	9.00	3.000



Batter	1	2	3	4	5	6	7	8	9	AB R H RBI BB SO LOB	TOP											
<b>Tike Redman, L</b> (1, 8) OBP: 0.368, SLG: 0.588	1-2 L8		0-2 L4			2-1 1B		1-3 K		4 0 1 0 0 1 1	<b>Pittsburgh Pirates @ San Francisco Giants</b> PacBell Park, San Francisco, CA Tue Aug 05 2003, 10:15 PM EDT Att. 41,501 - Sunny - 67 F											
<b>18 Jason Kendall, R</b> (1, 2) OBP: 0.389, SLG: 0.384	0-2 G4-3			2-2 1B		1-2 P3		2-3 K		4 0 1 0 0 1 2												
<b>Brian Giles, L</b> (1, 7) OBP: 0.436, SLG: 0.513	0-0 F7			0-2 F7		0-1 F9			4-2 G3 1B BB	3 0 0 0 1 0 2												
<b>Reggie Sanders, R</b> (1, 9) OBP: 0.313, SLG: 0.535		2-1 2B		0-2 F8		1-1 F8			0-0 G3 1B	4 0 2 0 0 0 1												
<b>Randall Simon, L</b> (1, 3) OBP: 0.302, SLG: 0.406		2-2 G6-3		3-2 G3-1		1-0 2B			2-2 G3	4 0 1 0 0 0 4												
<b>José Hernández, R</b> (1, 5) OBP: 0.293, SLG: 0.372		0-3 K			1-0 G4-3		1-3 K		4-0 G4-6-3 BB	3 0 0 0 0 2 2												
<b>Matt Stairs, L</b> (9, PH) OBP: 0.393, SLG: 0.577										0 0 0 0 1 0 0												
<b>16 Salomon Torres, R</b> (9, PR) OBP: 0.167, SLG: 0.048										0 0 0 0 0 0 0												
<b>2 Jack Wilson, R</b> (1, 6) OBP: 0.290, SLG: 0.331		1-1 G5-3			0-0 F7		0-0 F8		1-0 G4-6-3	4 0 0 0 0 0 5												
<b>Abraham Nunez, S</b> (1, 4) OBP: 0.321, SLG: 0.321			0-0 F8		1-2 P5			2-2 G6-3		2 0 0 0 0 0 0												
<b>Jeff Reboulet, R</b> (8, PH) OBP: 0.351, SLG: 0.335										1 0 0 0 0 0 0												
<b>Kip Wells, R</b> (1, 1) OBP: 0.213, SLG: 0.340			1-2 G5-3			0-3 K		2-2 2B		2 0 0 0 0 1 0												
<b>11 Humberto Cota, R</b> (8, PH) OBP: 0.429, SLG: 0.500										1 0 1 0 0 0 0												
<b>Julian Tavarez, L</b> (8, 1)										0 0 0 0 0 0 0												
<b>Inning Stats</b>	R: 0 E: 0 K: 0 S: 7	H: 0 LOB: 0 BB: 0 P: 8	R: 0 E: 0 K: 1 S: 10	H: 1 LOB: 1 BB: 0 P: 15	R: 0 E: 0 K: 0 S: 7	H: 0 LOB: 0 BB: 0 P: 8	R: 0 E: 0 K: 0 S: 13	H: 1 LOB: 1 BB: 0 P: 18	R: 0 E: 0 K: 0 S: 5	H: 0 LOB: 0 BB: 0 P: 7	R: 0 E: 0 K: 1 S: 10	H: 1 LOB: 1 BB: 0 P: 13	R: 0 E: 0 K: 1 S: 8	H: 1 LOB: 1 BB: 0 P: 11	R: 0 E: 0 K: 2 S: 20	H: 1 LOB: 1 BB: 0 P: 27	R: 0 E: 0 K: 0 S: 10	H: 1 LOB: 3 BB: 2 P: 21	1B: 3 2B: 3 3B: 0 HR: 0	SF: 0 SAC: 0 DP: 1 HBP: 0	WP: 0 PB: 0 SB: 1 CS: 0	PA: 34
<b>PITCHER</b>	IP WLS BF H R ER SO BB IBB HBP BLK WP HR S P ERA WHIP																					
<b>Jason Schmidt, R</b> (1, 1) ERA: 2.32	7.0 W 25 4 0 0 3 0 0 0 0 0 0 0 60 80 0.00 0.571																					
<b>Jason Christiansen, L</b> (8, 1) ERA: 4.0	1.0 H 4 1 0 0 2 0 0 0 0 0 0 0 20 27 0.00 1.000																					
<b>Tim Worrell, R</b> (9, 1) ERA: 2.1	1.0 S 5 1 0 0 0 2 0 0 0 0 0 0 10 21 0.00 3.000																					

<b>AB</b>	32
<b>R</b>	0
<b>H</b>	6
<b>RBI</b>	0
<b>BB</b>	2
<b>SO</b>	5
<b>LOB</b>	17



Batter	1	2	3	4	5	6	7	8	9	AB	R	H	RBI	BB	SO	LOB
<b>José Cruz Jr., S</b> OBP: 0.362, SLG: 0.428 (1, 9) X	0-0 G4-3		1-0 L9	1-0 1B			1-2 G4-3			4	0	1	2	0	0	1
<b>J.T. Snow, L</b> OBP: 0.387, SLG: 0.425 (1, 3) B X	1-0 G4-3		1-0 BB E 1B	1-2 G1-3			4-2 BB			3	0	1	1	1	0	1
<b>Marquis Grissom, R</b> OBP: 0.329, SLG: 0.480 (1, 8) C B F B B X	3-2 G1-3		0-0 E4 BB			0-1 G5-3	1-2 G4-3			4	0	0	0	0	0	2
<b>Barry Bonds, L</b> OBP: 0.511, SLG: 0.723 (1, 7) B B B B B X		1-3 K	4-2 BB	1-2 2-3 BB		1-0 G6-3 1B		2-2 G4-3		3	0	1	0	1	1	0
<b>Edgardo Alfonzo, R</b> OBP: 0.322, SLG: 0.364 (1, 5) C B X		0-1 E S 1B	2-0 F8			1-0 G6-3		1-1 F8		4	0	1	0	0	0	4
<b>Benito Santiago, R</b> OBP: 0.324, SLG: 0.448 (1, 2) C B B B B B X		3-3 K		0-0 G4-3 PB 1B		2-2 G5-3		1-3 K		4	1	1	0	0	2	1
<b>Neifi Perez, S</b> OBP: 0.291, SLG: 0.346 (1, 4) X		0-0 L4		0-1 G4-3		0-2 G4-3				3	0	0	0	0	0	2
<b>Cody Ransom, R</b> OBP: 0.500, SLG: 0.333 (1, 6) B F B X			1-1 SH1-4 1B	4-1 SH1-3-4 1B		0-0 B1-3				2	2	1	0	1	0	0
<b>Jason Schmidt, R</b> OBP: 0.091, SLG: 0.070 (1, 1) B 1 SAFE			1-2 SH1-4	1-1 SH1-3-4						0	0	0	0	0	0	0
<b>Andres Calarraga, R</b> OBP: 0.370, SLG: 0.524 (7, PH) L C F X			1-2 SH1-4	1-2 SH1-3-4						1	0	0	0	0	0	0
<b>Jason Christiansen, R</b> (8, 1) X										0	0	0	0	0	0	0
<b>Tim Worrell, R</b> (9, 1) X										0	0	0	0	0	0	0

Inning Stats	R: 0	H: 0	E: 0	K: 0	S: 5	R: 0	H: 1	E: 1	K: 2	S: 10	R: 1	H: 2	E: 1	K: 0	S: 11	R: 2	H: 2	E: 0	K: 0	S: 11	R: 0	H: 1	E: 0	K: 0	S: 4	R: 0	H: 0	E: 0	K: 0	S: 8	R: 0	H: 0	E: 0	K: 0	S: 14	R: 0	H: 0	E: 0	K: 1	S: 9	R: 0	H: 0	E: 0	K: 1	S: 9	1B: 6	2B: 0	3B: 0	HR: 0	SF: 0	SAC: 2	DP: 1	HBP: 0	WP: 0	PA: 33
<b>PITCHER</b>	IP	WLS	BF	H	R	ER	SO	BB	IBB	HBP	BLK	WP	HR	S	P	ERA	WHIP																																						
<b>Kip Wells, R</b> ERA: 3.63 (1, 1)	7.0	L	30	6	3	3	2	3	0	0	0	0	0	63	100	3.86	1.286																																						
<b>Julian Tavarez, R</b> ERA: 4.06 (8, 1)	1.0		3	0	0	0	1	0	0	0	0	0	0	9	13	0.00	0.000																																						


**BOTTOM**

**Pittsburgh Pirates @ San Francisco Giants**  
PacBell Park, San Francisco, CA

Tue Aug 05 2003, 10:15 PM EDT  
Att: 41,501 - Sunny - 67 F

livebaseballscorecards.com

<b>AB</b>	<b>28</b>
<b>R</b>	<b>3</b>
<b>H</b>	<b>6</b>
<b>RBI</b>	<b>3</b>
<b>BB</b>	<b>3</b>
<b>SO</b>	<b>3</b>
<b>LOB</b>	<b>11</b>





Batter	1	2	3	4	5	6	7	8	9	AB	R	H	RBI	BB	SO	LOB	TOP										
Tike Redman, L (1, 8) OBP: 0.304, SLG: 0.476	0-1 F8		0-0 G4-3		1-2 G4-3			0-0 G3		4	0	0	0	0	0	0	<b>Pittsburgh Pirates @ San Francisco Giants</b> PacBell Park, San Francisco, CA Wed Aug 06 2003, 10:15 PM EDT Att. 41,662 - Cloudy - 64 F										
18 Jason Kendall, R (1, 2) OBP: 0.388, SLG: 0.385	0-1 G5-3		3-1 G5-3			0-1 G4-3		2-1 2B		4	1	1	0	0	0	0											
Brian Giles, L (1, 7) OBP: 0.439, SLG: 0.519	4-2 2B		1-1 3B			0-0 F8		4-0 2B		2	1	1	0	2	0	0											
Reggie Sanders, R (1, 9) OBP: 0.315, SLG: 0.540	1-2 2B		0-2 L7			2-3 K		3-2 2B		4	0	2	2	0	1	1											
Randall Simon, L (1, 3) OBP: 0.302, SLG: 0.404	0-2 G4-3			1-1 P4			1-1 SH2-4	1-0 P6		4	0	1	0	0	0	3											
Carlos Rivera, L (8, 3) OBP: 0.227, SLG: 0.231										0	0	0	0	0	0	0											
José Hernández, R (1, 5) OBP: 0.293, SLG: 0.371		1-0 G6-3		3-3 K			0-1 SH2-4	3-1 P4		4	0	1	0	0	1	1											
2 Jack Wilson, R (1, 6) OBP: 0.291, SLG: 0.333		2-2 2B		0-1 G1-3			0-0 SH2-4		1-1 F9	3	0	1	0	0	0	0											
Jeff Reboulet, R (1, 4) OBP: 0.347, SLG: 0.331		0-2 P4			3-2 P5		4-2 BB		0-0 G4-3	2	0	0	0	0	0	1											
Abraham Nunez, S (7, PH) OBP: 0.323, SLG: 0.320										1	0	0	0	1	0	0											
Josh Fogg, R (1, 1) OBP: 0.250, SLG: 0.222		0-3 K			1-2 G4-3				3-3 K	2	0	0	0	0	1	1											
Matt Stairs, L (7, PH) OBP: 0.391, SLG: 0.574										1	0	0	0	0	0	3											
Julian Tavarez, L (7, 1)										1	0	0	0	0	1	0											
<b>Inning Stats</b>	R: 0 E: 0 K: 0 S: 14	H: 1 LOB: 2 BB: 1 P: 19	R: 0 E: 0 K: 1 S: 12	H: 1 LOB: 1 BB: 0 P: 15	R: 0 E: 0 K: 0 S: 8	H: 1 LOB: 1 BB: 0 P: 12	R: 0 E: 0 K: 1 S: 7	H: 0 LOB: 0 BB: 0 P: 11	R: 0 E: 0 K: 0 S: 10	H: 0 LOB: 0 BB: 0 P: 15	R: 0 E: 0 K: 1 S: 6	H: 0 LOB: 0 BB: 0 P: 8	R: 0 E: 0 K: 0 S: 9	H: 2 LOB: 2 BB: 1 P: 14	R: 2 E: 0 K: 0 S: 9	H: 2 LOB: 1 BB: 1 P: 22	R: 0 E: 0 K: 1 S: 6	H: 0 LOB: 0 BB: 0 P: 10	1B: 2 2B: 4 3B: 1 HR: 0	SF: 0 SAC: 1 DP: 1 HBP: 0	WP: 0 PB: 0 SB: 1 CS: 0	PA: 36					
<b>PITCHER</b>	IP	WLS	BF	H	R	ER	SO	BB	IBB	HBP	BLK	WP	HR	S	P	ERA	WHIP										
Sidney Ponson, R (1, 1) ERA: 3.71	7.1	L	31	7	2	2	3	2	1	0	0	0	0	72	109	2.46	1.227										
Scott Eyre, L (8, 1) ERA: 3.22	0.1		1	0	0	0	0	0	0	0	0	0	0	1	2	0.00	0.000										
Joe Nathan, R (8, 1) ERA: 3.23	0.1		1	0	0	0	0	0	0	0	0	0	0	2	5	0.00	0.000										
Matt Herges, R (9, 1) ERA: 2.67	1.0		3	0	0	0	1	0	0	0	0	0	0	6	10	0.00	0.000										

livebaseballscorecards.com

AB	32
R	2
H	7
RBI	2
BB	3
SO	4
LOB	10



Batter	1	2	3	4	5	6	7	8	9	AB R H RBI BB SO LOB
Ray Durham, S (1, 4) OBP: 0.369, SLG: 0.426 Cody Ransom, R (3, 6) OBP: 0.333, SLG: 0.200 Pedro Feliz, R (9, PH) OBP: 0.259, SLG: 0.494	1-0 CS 1B			0-0 G6-3		1-1 G6-3		0-0 G5-3	0-0 G5-3	1 0 1 0 0 0 0 2 0 0 0 0 0 0 1 0 0 0 0 0 0
J.T. Snow, L (1, 3) OBP: 0.382, SLG: 0.418	0-0 F8			0-0 G4-3		1-1 G3		2-1 G4-3	2-1 G4-3	4 0 0 0 0 0 1
Marquis Grissom, R (1, 8) OBP: 0.326, SLG: 0.476	3-2 F8 1-2			0-2 F9				0-0 G5-3	3-2 G5-3	4 0 0 0 0 0 1
Barry Bonds, L (1, 7) OBP: 0.510, SLG: 0.719			0-1 G4-1		0-0 G5-4-3 1B			3-3 K		3 0 1 0 0 1 0
Benito Santiago, R (1, 2) OBP: 0.328, SLG: 0.449			2-1 F7		0-0 G5-4-3 1B			4-2 BB		2 0 1 0 1 0 0
Edgardo Alfonzo, R (1, 5) OBP: 0.320, SLG: 0.361			0-1 P3		1-0 G5-4-3 1-2f 2-3			0-1 G5-3		3 0 0 0 0 0 3
José Cruz Jr., S (1, 9) OBP: 0.362, SLG: 0.426			2-2 G6-3		4-2 BB			3-2 G1-3		2 0 0 0 1 0 0
Neifi Perez, S (1, 6) OBP: 0.288, SLG: 0.342 (3, 4)			1-1 B3		3-2 G4-3			1-3 K		3 0 0 0 0 1 2
Sidney Ponson, R (1, 1) Scott Eyre, L (8, 1) Joe Nathan, R (8, 1) Jeffrey Hammonds, R (8, PH) OBP: 0.281, SLG: 0.286 Matt Herges, L (9, 1) OBP: 0.333, SLG: 0.333			0-1 G6-3		0-1 F8			0-1 G6-3		2 0 1 0 0 0 0 0 0 0 0 0 0 0 0 0

Inning Stats	R: 0 E: 0 K: 0 S: 6	H: 1 LOB: 0 BB: 0 P: 10	R: 0 E: 0 K: 0 S: 6	H: 0 LOB: 0 BB: 0 P: 8	R: 0 E: 0 K: 0 S: 7	H: 0 LOB: 0 BB: 0 P: 10	R: 0 E: 0 K: 0 S: 5	H: 0 LOB: 0 BB: 0 P: 5	R: 0 E: 0 K: 0 S: 8	H: 2 LOB: 2 BB: 1 P: 16	R: 0 E: 0 K: 0 S: 6	H: 0 LOB: 0 BB: 0 P: 8	R: 0 E: 0 K: 1 S: 9	H: 0 LOB: 1 BB: 1 P: 16	R: 0 E: 0 K: 1 S: 11	H: 0 LOB: 0 BB: 0 P: 15	R: 0 E: 0 K: 0 S: 6	H: 0 LOB: 0 BB: 0 P: 11	1B: 3 2B: 0 3B: 0 HR: 0	SF: 0 SAC: 0 DP: 1 HBP: 0
--------------	------------------------------	----------------------------------	------------------------------	---------------------------------	------------------------------	----------------------------------	------------------------------	---------------------------------	------------------------------	----------------------------------	------------------------------	---------------------------------	------------------------------	----------------------------------	-------------------------------	----------------------------------	------------------------------	----------------------------------	----------------------------------	------------------------------------

PITCHER	IP	WLS	BF	H	R	ER	SO	BB	IBB	HBP	BLK	WP	HR	S	P	ERA	WHIP
Josh Fogg, R (1, 1) ERA: 5.07	6.0		20	3	0	0	0	1	0	0	0	0	0	38	57	0.00	0.667
Julian Tavarez, R (7, 1) ERA: 3.83	3.0	W	10	0	0	0	2	1	0	0	0	0	0	26	42	0.00	0.333

**BOTTOM**

**Pittsburgh Pirates @ San Francisco Giants**  
PacBell Park, San Francisco, CA  
Wed Aug 06 2003, 10:15 PM EDT  
Att: 41,662 - Cloudy - 64 F

AB	28
R	0
H	3
RBI	0
BB	2
SO	2
LOB	7



WP: 0	PA: 30
PB: 0	
SB: 0	
CS: 1	









Batter	1	2	3	4	5	6	7	8	9	AB R H RBI BB SO LOB	TOP		
Marlon Byrd, R (1, 8) OBP: 0.366, SLG: 0.425	1-2 P3		0-1 P6		0-0 B1-3		2-3 K			4 0 0 0 0 1 2			
Placido Polanco, R (1, 4) OBP: 0.367, SLG: 0.467	4-1 BB		1-3 K		1-3 K			1-0 G1-6-3 HBP		2 0 0 0 1 2 2			
Bobby Abreu, L (1, 9) OBP: 0.407, SLG: 0.499	2-3 K			3-2 F9		4-2 PB BB BB		0-0 G1-6-3 1-2f		3 0 0 0 1 1 2			
Mike Lieberthal, R (1, 2) OBP: 0.379, SLG: 0.426	1-0 F9			4-2 BB 1B BB		3-2 F7		1-1 L9		3 1 0 0 1 0 2			
Jim Thome, L (1, 3) OBP: 0.375, SLG: 0.518		0-0 G4-3		4-1 1B 1-2 BB		2-2 P5		0-3 K		3 0 0 0 1 1 1			
Ricky Ledee, L (1, 7) OBP: 0.332, SLG: 0.447		3-3 K		0-0 1-2 2 G4-6-3 1B		4-2 PB BB		2-0 G6-3		2 0 1 1 0 1 0 1 0 0 0 1 0 0			
Pat Burrell, R (6, PH) OBP: 0.312, SLG: 0.382													
2 Tyler Houston, L (1, 5) OBP: 0.310, SLG: 0.402		2-1 F9		2-2 G4-6-3 1-2f		2-2 G6-3		1-0 2B		2 0 0 0 0 0 2 2 0 1 0 0 0 2			
Tomas Perez, S (6, PH) OBP: 0.338, SLG: 0.395													
11 Jimmy Rollins, S (1, 6) OBP: 0.315, SLG: 0.375			0-0 G4-3		4-2 B1-3 SH1-4 BB		0-1 F8		0-1 G3	3 0 0 0 1 0 1			
Randy Wolf, L (1, 1) OBP: 0.218, SLG: 0.200			3-2 WP		0-0 SH1-4		0-3 K			1 0 1 0 0 0 0			
Terry Adams, R (6, 1)										0 0 0 0 0 0 0			
Nick Punto, S (7, PH) OBP: 0.267, SLG: 0.271										1 0 0 0 0 1 0			
Jose Mesa, R (7, 1)										0 0 0 0 0 0 0			
Carlos Silva, R (8, 1) OBP: 0.167, SLG: 0.167										0 0 0 0 0 0 0			
<b>Inning Stats</b>	R: 0 H: 0 E: 0 LOB: 1 K: 1 BB: 1 S: 9 P: 17	R: 0 H: 0 E: 0 LOB: 0 K: 1 BB: 0 S: 7 P: 12	R: 0 H: 1 E: 0 LOB: 1 K: 1 BB: 0 S: 11 P: 15	R: 1 H: 1 E: 0 LOB: 1 K: 0 BB: 2 S: 11 P: 24	R: 0 H: 0 E: 0 LOB: 1 K: 1 BB: 1 S: 8 P: 13	R: 0 H: 0 E: 0 LOB: 2 K: 0 BB: 2 S: 19 P: 34	R: 0 H: 0 E: 0 LOB: 0 K: 2 BB: 0 S: 8 P: 10	R: 0 H: 0 E: 0 LOB: 0 K: 1 BB: 0 S: 3 P: 5	R: 0 H: 1 E: 0 LOB: 1 K: 1 BB: 0 S: 7 P: 10	1B: 1 SF: 0 2B: 2 SAC: 1 3B: 0 DP: 2 HR: 0 HBP: 1	WP: 1 PA: 35 PB: 1 SB: 0 CS: 0		
<b>PITCHER</b>	IP WLS BF H R ER SO BB IBB HBP BLK WP HR S P ERA WHIP											<b>PITCHER</b>	IP WLS BF H R ER SO BB IBB HBP BLK WP HR S P ERA WHIP
Jesse Foppert, R (1, 1) ERA: 5.08	5.1 W 22 2 1 1 4 5 0 0 0 1 0 55 97 1.69 1.312												
Jason Christiansen, L (6, 1) ERA: 3.86	0.2 H 3 0 0 0 0 1 0 0 0 0 0 10 18 0.00 1.500												
Matt Herges, R (7, 1) ERA: 2.55	2.0 H 6 0 0 0 2 0 0 1 0 0 0 11 15 0.00 0.000												
Jim Brower, R (9, 1) ERA: 3.82	1.0 4 1 0 0 1 0 0 0 0 0 0 7 10 0.00 1.000												

Philadelphia Phillies @ San Francisco Giants  
PacBell Park, San Francisco, CA

Fri Aug 08 2003, 10:15 PM EDT  
Att. 42,595 - Sunny - 65 F

livebaseballscorecards.com

AB	27
R	1
H	3
RBI	1
BB	6
SO	7
LOB	14







Batter	1	2	3	4	5	6	7	8	9	10	AB R H RBI BB SO LOB	TOP														
Marlon Byrd, R OBP: 0.361, SLG: 0.418 (1, 8)	0-3 K2-3		0-2 L8		1-0 F9		0-0 F7		1-3 K		5 0 0 0 0 2 3	Philadelphia Phillies @ San Francisco Giants PacBell Park, San Francisco, CA Sat Aug 09 2003, 4:05 PM EDT Att: 42,572 - Sunny - 72 F														
Placido Polanco, R OBP: 0.365, SLG: 0.464 (1, 4)	1-0 F9		2-2 F8			1-0 E6	1-0 1B		1-0 G5-3		5 0 1 1 0 0 0															
Bobby Abreu, L OBP: 0.405, SLG: 0.495 (1, 9)	1-2 G3-1		2-0 G4-1			1-1 F8	1-0 1B			1-1 F9	5 0 1 1 0 0 1															
Jim Thome, L OBP: 0.375, SLG: 0.523 (1, 3)		2-0 HR		1-3 K		3-3 K	2-3 K			4-2 WP HR BB	4 2 1 1 1 3 3															
Pat Burrell, R OBP: 0.317, SLG: 0.402 (1, 7)		3-3 K		1-2 1B		4-2 BB		3-2 HR		2-2 HR	4 2 3 3 1 1 0															
11 Jimmy Rollins, S OBP: 0.314, SLG: 0.379 (1, 6)		3-2 F8		2-2 G6-4-3		3-2 L8		3-1 G3-1		1-0 HR	5 1 1 1 0 0 3															
Todd Pratt, R OBP: 0.420, SLG: 0.473 (1, 2)		4-1 2B BB			2-3 K		1-3 K	3-1 G5-3		2-1 G5-3	4 1 0 0 1 2 0															
Tomas Perez, S OBP: 0.340, SLG: 0.400 (1, 5)		1-1 2B		1-3 K		1-0 1B	0-1 L5		2-3 K		5 1 2 1 0 2 0															
Vicente Padilla, R OBP: 0.170, SLG: 0.064 Terry Adams, R (6, 1) Jason Michaels, R OBP: 0.395, SLG: 0.535 Rheal Cormier, L OBP: 0.500, SLG: 0.500 Ricky Ledee, L OBP: 0.330, SLG: 0.445 Turk Wendell, L (9, 1)		3-2 F8		1-1 1B		3-1 1B		1-0 G4-3			2 0 1 0 0 0 1 0 0 0 0 0 0 0 1 1 1 0 0 0 0 0 0 0 0 0 0 0 1 0 0 0 0 0 0 0 0 0 0 0 0 0															
<b>Inning Stats</b>	R: 0 E: 0 K: 1 S: 7	H: 0 LOB: 0 BB: 0 P: 9	R: 2 E: 0 K: 1 S: 15	H: 2 LOB: 1 BB: 1 P: 31	R: 0 E: 0 K: 0 S: 7	H: 0 LOB: 0 BB: 0 P: 11	R: 0 E: 0 K: 1 S: 9	H: 1 LOB: 0 BB: 0 P: 13	R: 0 E: 0 K: 2 S: 9	H: 1 LOB: 1 BB: 0 P: 14	R: 0 E: 1 K: 1 S: 17		H: 0 LOB: 2 BB: 1 P: 29	R: 2 E: 0 K: 2 S: 14	H: 4 LOB: 2 BB: 0 P: 23	R: 1 E: 0 K: 0 S: 11	H: 1 LOB: 0 BB: 0 P: 20	R: 0 E: 0 K: 1 S: 5	H: 0 LOB: 0 BB: 0 P: 8	R: 3 E: 0 K: 1 S: 13	H: 2 LOB: 0 BB: 1 P: 25	1B: 6 2B: 1 3B: 0 HR: 4	SF: 0 SAC: 0 DP: 1 HBP: 0	WP: 2 PB: 0 SB: 0 CS: 0	PA: 44	
<b>PITCHER</b>	IP WLS BF H R ER SO BB IBB HBP BLK WP HR S P ERA WHIP	IP WLS BF H R ER SO BB IBB HBP BLK WP HR S P ERA WHIP	IP WLS BF H R ER SO BB IBB HBP BLK WP HR S P ERA WHIP	IP WLS BF H R ER SO BB IBB HBP BLK WP HR S P ERA WHIP	IP WLS BF H R ER SO BB IBB HBP BLK WP HR S P ERA WHIP	IP WLS BF H R ER SO BB IBB HBP BLK WP HR S P ERA WHIP	IP WLS BF H R ER SO BB IBB HBP BLK WP HR S P ERA WHIP	IP WLS BF H R ER SO BB IBB HBP BLK WP HR S P ERA WHIP	IP WLS BF H R ER SO BB IBB HBP BLK WP HR S P ERA WHIP	IP WLS BF H R ER SO BB IBB HBP BLK WP HR S P ERA WHIP	IP WLS BF H R ER SO BB IBB HBP BLK WP HR S P ERA WHIP	IP WLS BF H R ER SO BB IBB HBP BLK WP HR S P ERA WHIP	IP WLS BF H R ER SO BB IBB HBP BLK WP HR S P ERA WHIP	IP WLS BF H R ER SO BB IBB HBP BLK WP HR S P ERA WHIP	IP WLS BF H R ER SO BB IBB HBP BLK WP HR S P ERA WHIP	IP WLS BF H R ER SO BB IBB HBP BLK WP HR S P ERA WHIP	IP WLS BF H R ER SO BB IBB HBP BLK WP HR S P ERA WHIP	IP WLS BF H R ER SO BB IBB HBP BLK WP HR S P ERA WHIP	IP WLS BF H R ER SO BB IBB HBP BLK WP HR S P ERA WHIP	IP WLS BF H R ER SO BB IBB HBP BLK WP HR S P ERA WHIP	IP WLS BF H R ER SO BB IBB HBP BLK WP HR S P ERA WHIP	IP WLS BF H R ER SO BB IBB HBP BLK WP HR S P ERA WHIP	IP WLS BF H R ER SO BB IBB HBP BLK WP HR S P ERA WHIP	IP WLS BF H R ER SO BB IBB HBP BLK WP HR S P ERA WHIP	IP WLS BF H R ER SO BB IBB HBP BLK WP HR S P ERA WHIP	IP WLS BF H R ER SO BB IBB HBP BLK WP HR S P ERA WHIP

livebaseballscores.com

AB 41  
R 8  
H 11  
RBI 8  
BB 3  
SO 10  
LOB 11







Batter	1	2	3	4	5	6	7	8	9	AB R H RBI BB SO LOB	TOP										
Marlon Byrd, R OBP: 0.359, SLG: 0.414 (1, 8)	2-2 G6-3		1-0 F7		0-3 K		2-1 1B		2-2 F8	5 0 1 0 0 1 2	Philadelphia Phillies @ San Francisco Giants PacBell Park, San Francisco, CA Sun Aug 10 2003, 4:05 PM EDT Att. 42,520 - Sunny - 71 F										
Placido Polanco, R OBP: 0.366, SLG: 0.461 (1, 4)	0-1 G5-3		2-1 G6-4-3 1B		4-0 S 1B BB		2-2 P2		2-2 L7	4 0 1 0 1 0 2											
Bobby Abreu, L OBP: 0.405, SLG: 0.493 (1, 9)	4-1 1B BB		2-2 G6-4-3 1-2f		1-2 1-2 2-H 1B		2-3 K		1-3 K 1-2	4 0 1 1 1 2 3											
Jim Thome, L OBP: 0.376, SLG: 0.522 (1, 3)	1-0 1-2 1B			0-3 K	2-3 K			0-0 FC6-4 1B		4 0 2 0 0 2 2											
Mike Lieberthal, R OBP: 0.378, SLG: 0.424 (1, 2)	1-2 P3			3-2 1B 1B	0-0 F8			3-2 FC6-4 1-2f		4 0 1 0 0 0 5											
Pat Burrell, R OBP: 0.317, SLG: 0.400 (1, 7)		1-1 L1		2-2 1-2 1B		0-0 F8		1-2 P6		4 0 1 0 0 0 1											
11 Jimmy Rollins, S OBP: 0.312, SLG: 0.376 (1, 6)		2-2 G6-3		0-0 P6		3-2 F7		0-3 K		4 0 0 0 0 1 3											
Tomas Perez, S OBP: 0.343, SLG: 0.407 (1, 5)		2-2 1B		0-1 G4-3		3-2 G5-3			0-1 2 1B 2B	4 1 2 0 0 0 2											
39 Brett Myers, R OBP: 0.143, SLG: 0.125 (5, PH) Nick Punto, S OBP: 0.276, SLG: 0.282 (5, 1) Carlos Silva, R OBP: 0.167, SLG: 0.167 (7, PH) Ricky Ledee, L OBP: 0.329, SLG: 0.443 (7, 1) Jose Mesa, R (8, 1) Mike Williams, R (8, 1) 2 Tyler Houston, L OBP: 0.318, SLG: 0.410 (9, PH)		2-3 K		0-0 BB 1B			2-1 L9		1-1 DI 1B 2-H	1 0 0 0 0 0 1 1 1 1 1 0 0 0 0 0 0 0 0 0 0 0 0 0 1 0 1 0 1 1 0 0 0 0											
Inning Stats	R: 0 E: 0 K: 0 S: 14	H: 1 LOB: 2 BB: 1 P: 22	R: 0 E: 0 K: 1 S: 13	H: 1 LOB: 1 BB: 0 P: 20	R: 0 E: 0 K: 0 S: 6	H: 1 LOB: 0 BB: 0 P: 11	R: 0 E: 0 K: 1 S: 15	H: 2 LOB: 2 BB: 0 P: 20	R: 1 E: 0 K: 2 S: 11	H: 2 LOB: 2 BB: 1 P: 18	R: 0 E: 0 K: 0 S: 13	H: 0 LOB: 0 BB: 0 P: 19	R: 0 E: 0 K: 1 S: 11	H: 1 LOB: 1 BB: 0 P: 19	R: 0 E: 0 K: 1 S: 11	H: 1 LOB: 1 BB: 0 P: 15	R: 1 E: 0 K: 1 S: 14	H: 2 LOB: 1 BB: 0 P: 20	1B: 10 2B: 1 3B: 0 HR: 0	SF: 0 SAC: 0 DP: 1 HBP: 0	WP: 0 PA: 39 PB: 0 SB: 1 CS: 0
PITCHER	IP WLS BF H R ER SO BB IBB HBP BLK WP HR S P ERA WHIP																				
32 Kevin Correia, R ERA: 2.45 (1, 1)	6.0 W 26 7 1 1 4 2 0 0 0 0 0 0 72 110 1.50 1.500																				
Matt Herges, R ERA: 2.51 (7, 1)	1.0 4 1 0 0 1 0 0 0 0 0 0 0 11 19 0.00 1.000																				
Joe Nathan, R ERA: 3.11 (8, 1)	1.0 4 1 0 0 1 0 0 0 0 0 0 0 11 15 0.00 1.000																				
Tim Worrell, R ERA: 2.18 (9, 1)	1.0 5 2 1 1 1 0 0 0 0 0 0 0 14 20 9.00 2.000																				

livebaseballscorecards.com

AB	37
R	2
H	11
RBI	2
BB	2
SO	7
LOB	21







Batter	1	2	3	4	5	6	7	8	9	AB R H RBI BB SO LOB	TOP	
<b>José Cruz Jr., S</b> (1, 9) <small>OBP: 0.366, SLG: 0.425</small>	1-0  F7 2B	2-3  K		3-2  F9		0-1  1B		1-3  K		5 0 2 0 0 2 3		
<b>J.T. Snow, L</b> (1, 3) <small>OBP: 0.377, SLG: 0.412</small> <b>Andres Galarraga, R</b> (6, PH) <small>OBP: 0.366, SLG: 0.531</small>	2-2  F7	1-3  K			0-0  1B	1-0  1B		2-3  K		3 1 1 0 0 1 3 2 0 1 0 0 1 0		
<b>Marquis Grissom, R</b> (1, 8) <small>OBP: 0.326, SLG: 0.478</small>	1-3  K		1-0  G4-3		3-1  G5-3	0-2  L9		0-0  F8		5 0 0 0 0 1 4		
<b>Barry Bonds, L</b> (1, 7) <small>OBP: 0.521, SLG: 0.755</small>	4-0  IBB		0-0  HR		2-2  1B	2-3  K		3-2  HR		4 3 3 3 1 1 0		
<b>Edgardo Alfonzo, R</b> (1, 4) <small>OBP: 0.324, SLG: 0.359</small>	4-1  BB		0-1  F7		0-0  G4-3	1-3  1B	4-1  BB	2-3  K		3 0 1 0 2 1 0		
<b>Benito Santiago, R</b> (1, 2) <small>OBP: 0.316, SLG: 0.431</small>	0-1  FC6-4		0-3  K		1-0  G4-3	1-3  K	1-3  F9			5 0 0 1 0 2 5		
<b>Neifi Perez, S</b> (1, 6) <small>OBP: 0.290, SLG: 0.346</small>		0-1  2B		2-3  K	0-3  K	0-1  1B				4 0 2 0 0 2 1		
<b>Pedro Feliz, R</b> (1, 5) <small>OBP: 0.259, SLG: 0.477</small>		4-1  BB		0-0  1B		1-2  G1-3	1-3  K			3 0 1 0 1 1 2		
<b>Sidney Ponson, R</b> (1, 1) <b>41 Chad Zerbe, L</b> (7, 1) <b>Jeffrey Hammonds, R</b> (8, PH) <small>OBP: 0.317, SLG: 0.346</small> <b>Jim Brower, R</b> (8, 1) <small>OBP: 0.235, SLG: 0.188</small>		2-1  B5		0-3  K		0-0  G4-3	2-3  K			3 0 0 0 0 1 3 0 0 0 0 0 0 0 1 0 0 0 0 1 0 0 0 0 0 0 0 0		
<b>Inning Stats</b>	R: 0 H: 1 E: 0 LOB: 3 K: 1 BB: 2 S: 10 P: 22	R: 0 H: 1 E: 0 LOB: 2 K: 2 BB: 1 S: 12 P: 21	R: 1 H: 1 E: 0 LOB: 0 K: 1 BB: 0 S: 7 P: 8	R: 0 H: 1 E: 0 LOB: 1 K: 2 BB: 0 S: 10 P: 15	R: 2 H: 3 E: 0 LOB: 1 K: 1 BB: 0 S: 11 P: 17	R: 0 H: 2 E: 0 LOB: 2 K: 0 BB: 0 S: 10 P: 12	R: 0 H: 1 E: 0 LOB: 2 K: 3 BB: 1 S: 14 P: 22	R: 0 H: 0 E: 0 LOB: 0 K: 3 BB: 0 S: 10 P: 15	R: 1 H: 1 E: 0 LOB: 0 K: 1 BB: 0 S: 11 P: 18	1B: 6 SF: 0 2B: 3 SAC: 0 3B: 0 DP: 0 HR: 2 HBP: 0	WP: 0 PA: 42 PB: 0 SB: 0 CS: 0	
<b>PITCHER</b> <b>Aaron Heilman, R</b> (1, 1) <small>ERA: 7.49</small> <b>Grant Roberts, R</b> (6, 1) <small>ERA:</small> <b>David Weathers, R</b> (8, 1) <small>ERA: 3.63</small>	IP WLS BF H R ER SO BB IBB HBP BLK WP HR S P ERA WHIP											<b>PITCHER</b> IP WLS BF H R ER SO BB IBB HBP BLK WP HR S P ERA WHIP

**San Francisco Giants @ New York Mets**  
 Shea Stadium, Flushing, NY  
 Tue Aug 12 2003, 7:10 PM EDT  
 Att. 37,461 - Overcast - 79 F

[livebaseballscorecards.com](http://livebaseballscorecards.com)

<b>AB</b>	<b>38</b>
<b>R</b>	<b>4</b>
<b>H</b>	<b>11</b>
<b>RBI</b>	<b>4</b>
<b>BB</b>	<b>4</b>
<b>SO</b>	<b>14</b>
<b>LOB</b>	<b>21</b>



BOTTOM

San Francisco Giants @ New York Mets  
Shea Stadium, Flushing, NY  
Tue Aug 12 2003, 7:10 PM EDT  
Att. 37,461 - Overcast - 79 F

livebaseballscorecards.com

AB 29  
R 5  
H 8  
RBI 5  
BB 3  
SO 2  
LOB 11



WP: 1 PA: 33  
PB: 0  
SB: 1  
CS: 0

AB	R	H	RBI	BB	SO	LOB
4	0	1	1	0	1	2
0	0	0	0	0	0	0
4	0	2	1	0	0	2
4	0	0	0	0	0	2
0	0	0	0	0	0	0
3	2	2	1	1	0	0
4	0	0	0	0	0	2
4	0	0	0	0	1	2
3	1	1	1	0	0	0
1	2	1	0	2	0	0
2	0	1	1	0	0	1
0	0	0	0	0	0	0
0	0	0	0	0	0	0
1B: 4	SF: 0	WP: 1	PA: 33			
2B: 4	SAC: 1	PB: 0				
3B: 0	DP: 2	SB: 1				
HR: 1	HBP: 0	CS: 0				

Batter	1	2	3	4	5	6	7	8	9
Roger Cedeno, S (1, 9) OBP: 0.320, SLG: 0.384 Raul Gonzalez, R (8, 9) OBP: 0.340, SLG: 0.348	2-3 K	0-1 FC6-4 1B		0-0 F9			1-0 P2		
7 José Reyes, S (1, 6) OBP: 0.316, SLG: 0.400	0-0 G4-3	1-0 FC6-4 1-2f			0-0 G1-6-3 1B		0-1 P1 3-H		
Cliff Floyd, L (1, 7) OBP: 0.357, SLG: 0.509 David Weathers, R (8, 1)	3-2 F8		1-1 G4-3		1-0 G1-6-3 1-2f		1-2 P1		
Jason Phillips, R (1, 3) OBP: 0.397, SLG: 0.475		2-1 F9 1B	3-2 HR		1-2 G1-3		4-1 F9-1-3 BB		
Timo Perez, L (1, 8) OBP: 0.318, SLG: 0.363 (8, 7)		0-1 F9	1-1 G4-3		1-2 F9		1 SAFE 0-0 L7		
Ty Wigginton, R (1, 5) OBP: 0.314, SLG: 0.401		2-1 F9	2-3 K		2-1 F8		3-2 F9-1-3 1-1		
Vance Wilson, R (1, 2) OBP: 0.288, SLG: 0.378		1-0 WP E 1B		0-0 G6-3		0-1 F8			
Joe McEwing, R (1, 4) OBP: 0.330, SLG: 0.332		4-0 E 1B IBB		4-2 G5-3 S BB		0-1 SH1-4 7 2B			
Aaron Heilman, R (1, 1) OBP: 0.118, SLG: 0.063 Grant Roberts, R (6, 1) Jeff Duncan, L (7, PH) OBP: 0.385, SLG: 0.355 (8, 8)		1-2 E8 1B		3-2 G5-3 1-3		2-1 SH1-4			

Inning	R	H	E	K	S	R	H	E	K	S	R	H	E	K	S	R	H	E	K	S	R	H	E	K	S
1	0	0	0	1	13	3	4	1	0	24	0	1	0	0	11	0	1	0	0	18	0	0	0	0	14
2	0	0	0	1	13	0	0	0	0	0	0	0	0	0	0	0	0	0	0	0	0	0	0	0	0
3	0	0	0	1	13	1	1	0	1	18	0	0	0	0	0	0	0	0	0	0	0	0	0	0	0
4	0	0	0	1	13	0	0	0	0	0	0	0	0	0	0	0	0	0	0	0	0	0	0	0	0
5	0	0	0	1	13	0	0	0	0	0	0	0	0	0	0	0	0	0	0	0	0	0	0	0	0
6	0	0	0	1	13	0	0	0	0	0	0	0	0	0	0	0	0	0	0	0	0	0	0	0	0
7	0	0	0	1	13	1	2	0	0	14	0	0	0	0	0	0	0	0	0	0	0	0	0	0	0
8	0	0	0	1	13	0	0	0	0	0	0	0	0	0	0	0	0	0	0	0	0	0	0	0	0
9	0	0	0	1	13	0	0	0	0	0	0	0	0	0	0	0	0	0	0	0	0	0	0	0	0

PITCHER	IP	WLS	BF	H	R	ER	SO	BB	IBB	HBP	BLK	WP	HR	S	P	ERA	WHIP
Sidney Ponson, R (1, 1) ERA: 3.83	6.2	L	29	8	5	5	2	1	1	0	0	1	1	65	103	6.75	1.350
41 Chad Zerbe, L (7, 1) ERA: 4.1	0.1		1	0	0	0	0	0	0	0	0	0	0	3	4	0.00	0.000
Jim Brower, R (8, 1) ERA: 3.97	1.0		3	0	0	0	0	1	0	0	0	0	0	6	13	0.00	1.000



Batter	1	2	3	4	5	6	7	8	9	AB R H RBI BB SO LOB	TOP	
José Cruz Jr., S OBP: 0.369, SLG: 0.429 (1, 9) X	0-0 G4-3 SF8 2B		0-3 K		4-2 BB			0-0 G6-4-3 1B	1-1 F9	4 1 2 0 1 1 2		
Pedro Feliz, R OBP: 0.254, SLG: 0.466 (1, 5) X (8, 7)	0-0 G4-3 2-3		2-1 L5		2-2 P3			0-0 G6-4-3 1-2f 2-3		4 0 0 0 0 0 5		
Marquis Grissom, R OBP: 0.325, SLG: 0.477 Scott Eyre, L OBP: 0.500, SLG: 0.500 (1, 8) S X (8, 1)	0-1 SF8 3-H		0-2 P4		1-1 P6			1-0 1B 1B		3 0 1 2 0 0 0 0 0 0 0 0 0 0		
Barry Bonds, L OBP: 0.519, SLG: 0.751 Cody Ransom, R OBP: 0.368, SLG: 0.556 (1, 7) C X (8, PH) (8, 6)	0-1 G3-1		2-1 1B		0-0 L6			3-2 1-3 1B		3 0 1 0 0 0 0 1 0 1 0 0 0 0		
Edgardo Alfonzo, R OBP: 0.321, SLG: 0.356 (1, 4)			3-2 P4		1-2 G1-4-3			1-3 K		4 0 0 0 0 1 2		
Andres Galarraga, R OBP: 0.359, SLG: 0.520 (1, 3)			0-2 L8		2-3 K			0-0 F8		4 0 0 0 0 1 0		
Benito Santiago, R OBP: 0.323, SLG: 0.438 Yorvit Torrealba, R OBP: 0.287, SLG: 0.365 (1, 2) (8, 2)			0-0 2B		2-2 BB HBP			0-0 G4-6-3 1B	0-2 E5 1B	2 0 2 0 0 0 0 1 0 0 0 0 0 0		
Neifi Perez, S OBP: 0.293, SLG: 0.346 (1, 6) (8, 5)			4-0 IBB		0-0 F8			1-0 G4-6-3 1-2f	1-0 1-2 1B	3 0 1 0 1 0 2		
Jerome Williams, R OBP: 0.100, SLG: 0.150 41 Chad Zerbe, L Matt Herges, L OBP: 0.333, SLG: 0.333 Jeffrey Hammonds, R OBP: 0.323, SLG: 0.352 (1, 1) (4, 1) (7, 1) (8, PH) (8, 8)			3-3 K		0-3 K			3-2 G6-4-3 1B 1B	1-3 K	1 0 0 0 0 1 2 1 0 0 0 0 1 1 0 0 0 0 0 0 0 2 1 1 0 0 1 2		
<b>Inning Stats</b>	R: 1 E: 0 K: 0 S: 6 H: 1 LOB: 0 BB: 0 P: 6	R: 0 E: 0 K: 1 S: 12 H: 1 LOB: 2 BB: 1 P: 22	R: 0 E: 0 K: 1 S: 8 H: 0 LOB: 0 BB: 0 P: 10	R: 0 E: 0 K: 1 S: 8 H: 1 LOB: 0 BB: 0 P: 13	R: 0 E: 0 K: 1 S: 11 H: 0 LOB: 2 BB: 1 P: 19	R: 0 E: 0 K: 0 S: 6 H: 0 LOB: 0 BB: 0 P: 10	R: 0 E: 0 K: 0 S: 4 H: 1 LOB: 0 BB: 0 P: 6	R: 1 E: 0 K: 1 S: 14 H: 4 LOB: 2 BB: 0 P: 22	R: 0 E: 1 K: 1 S: 10 H: 1 LOB: 2 BB: 0 P: 13	1B: 7 2B: 3 3B: 0 HR: 0 SF: 1 SAC: 0 DP: 2 HBP: 1	WP: 0 PB: 0 SB: 0 CS: 0 PA: 37	
<b>PITCHER</b> Steve Trachsel, R ERA: 4.46 Dan Wheeler, R ERA: 4.09 (1, 1) (8, 1)	IP 7.2 WLS W BF 31 H 8 R 2 ER 2 SO 4 BB 1 IBB 1 HBP 1 BLK 0 WP 0 HR 0 S 66 P 104 ERA 2.35 WHIP 1.174	IP 1.1 WLS  BF 6 H 1 R 0 ER 0 SO 2 BB 0 IBB 0 HBP 0 BLK 0 WP 0 HR 0 S 13 P 17 ERA 0.00 WHIP 0.750	<b>PITCHER</b> IP WLS BF H R ER SO BB IBB HBP BLK WP HR S P ERA WHIP									

San Francisco Giants @ New York Mets  
Shea Stadium, Flushing, NY  
Wed Aug 13 2003, 7:10 PM EDT  
Att. 31,759 - Cloudy - 87 F


livebaseballscorecards.com

AB	33
R	2
H	9
RBI	2
BB	2
SO	6
LOB	16







Batter	1	2	3	4	5	6	7	8	9	AB R H RBI BB SO LOB	TOP																								
												<b>San Francisco Giants @ New York Mets</b> Shea Stadium, Flushing, NY Thu Aug 14 2003, 7:10 PM EDT  <a href="http://livebaseballscorecards.com">livebaseballscorecards.com</a>																							
		<b>AB</b> 0 <b>R</b> 0 <b>H</b> 0 <b>RBI</b> 0 <b>BB</b> 0 <b>SO</b> 0 <b>LOB</b> 0																																	
																																			
Inning Stats		1B: 0 SF: 0 2B: 0 SAC: 0 3B: 0 DP: 0 HR: 0 HBP: 0	WP: 0 PA: 0 PB: 0 SB: 0 CS: 0																																
PITCHER	IP	WLS	BF	H	R	ER	SO	BB	IBB	HBP	BLK	WP	HR	S	P	ERA	WHIP	PITCHER	IP	WLS	BF	H	R	ER	SO	BB	IBB	HBP	BLK	WP	HR	S	P	ERA	WHIP





Batter	1	2	3	4	5	6	7	8	9	AB R H RBI BB SO LOB	TOP
José Cruz Jr., S OBP: 0.368, SLG: 0.427 (1, 9)	1-0 G4-3		2-2 1B 1B		0-1 G3-1			2-3 K		4 0 1 0 0 1 0	
Jeffrey Hammonds, R OBP: 0.304, SLG: 0.328 (1, 7)	1-2 G5-3		0-0 P3		1-3 K			0-0 G5-3		4 0 0 0 0 1 1	
Marquis Grissom, R OBP: 0.322, SLG: 0.473 (1, 8)	3-1 P6		0-0 F8		1-2 G1-3			0-0 G5-3		4 0 0 0 0 0 1	
Edgardo Alfonzo, R OBP: 0.323, SLG: 0.360 (1, 4)		0-0 1B 1B 2B	0-1 1B 1-2 1B		3-2 P6			1-3 K		4 1 2 0 0 1 0	
Andres Galarraga, R OBP: 0.357, SLG: 0.514 (1, 3)		0-0 1B BB G5-2-3 1B	1-3 K		0-0 F9			2-3 K		4 0 1 0 0 2 2	
Neifi Perez, S OBP: 0.290, SLG: 0.342 (1, 6)		1-2 P3		1-1 G4-3			1-1 B6			3 0 0 0 0 0 2	
Benito Santiago, R OBP: 0.323, SLG: 0.435 (1, 2)		4-2 1B BB		0-1 F8			1-3 K			2 0 0 0 1 1 0	
Pedro Feliz, R OBP: 0.255, SLG: 0.464 (1, 5)		0-0 1B		1-3 K			1-3 K			3 0 1 1 0 2 0	
Jesse Foppert, R OBP: 0.108, SLG: 0.167 (1, 1)		0-2 G5-2-3		2-3 K			2-1 F7			2 0 0 0 0 1 3	
Joe Nathan, R (7, 1)										0 0 0 0 0 0 0	
Cody Ransom, R OBP: 0.350, SLG: 0.526 (8, PH)										1 0 0 0 0 0 0	
Jim Brower, R OBP: 0.235, SLG: 0.188 (8, 1)										0 0 0 0 0 0 0	
<b>Inning Stats</b>	R: 0 E: 0 K: 0 S: 6 H: 0 LOB: 0 BB: 0 P: 11	R: 1 E: 0 K: 0 S: 11 H: 3 LOB: 2 BB: 1 P: 16	R: 0 E: 0 K: 1 S: 11 H: 2 LOB: 2 BB: 0 P: 14	R: 0 E: 0 K: 1 S: 7 H: 0 LOB: 0 BB: 0 P: 9	R: 0 E: 0 K: 2 S: 8 H: 0 LOB: 0 BB: 0 P: 11	R: 0 E: 0 K: 0 S: 7 H: 0 LOB: 0 BB: 0 P: 11	R: 0 E: 0 K: 2 S: 8 H: 0 LOB: 0 BB: 0 P: 11	R: 0 E: 0 K: 1 S: 6 H: 0 LOB: 0 BB: 0 P: 10	R: 0 E: 0 K: 2 S: 7 H: 0 LOB: 0 BB: 0 P: 10	1B: 4 2B: 1 3B: 0 HR: 0 SF: 0 SAC: 0 DP: 1 HBP: 0	WP: 0 PB: 0 SB: 0 CS: 0 PA: 32
<b>PITCHER</b> Livan Hernandez, R ERA: 3.08 (1, 1)	IP: 9.0 WLS: W BF: 32 H: 5 R: 1 ER: 1 SO: 9 BB: 1 IBB: 0 HBP: 0 BLK: 0 WP: 0 HR: 0 S: 71 P: 103 ERA: 1.00 WHIP: 0.667										

San Francisco Giants @ Montreal Expos  
Olympic Stadium, Montreal, QB  
Fri Aug 15 2003, 7:05 PM EDT  
Att. 10,551 - Dome - 72 F

livebaseballscorecards.com

AB	31
R	1
H	5
RBI	1
BB	1
SO	9
LOB	9



Batter	1	2	3	4	5	6	7	8	9	AB	R	H	RBI	BB	SO	LOB
<b>Endy Chavez, L</b> (1, 8) OBP: 0.286, SLG: 0.359	2-1 P5		1-0 L6			0-0 P4		1-0 SH2-4		3	0	0	0	0	0	2
<b>Jose Vidro, S</b> (1, 4) OBP: 0.408, SLG: 0.490	3-2 HR			4-1 1B HBP SF7 BB		1-2 FC6		4-1 BB		2	2	1	1	2	0	1
<b>Vladimir Guerrero, R</b> (1, 9) OBP: 0.413, SLG: 0.540	0-1 F8			1-1 1B HBP		2-3 K		1-2 F7		3	0	0	0	0	1	2
<b>Orlando Cabrera, R</b> (1, 6) OBP: 0.351, SLG: 0.480	1-2 G5-3			2-1 F3		4-1 G3 1B BB		0-1 P5		3	1	0	0	1	0	4
<b>Ronald Calloway, L</b> (1, 7) OBP: 0.284, SLG: 0.395		0-1 F7		2-1 1B		1 SAFE 3-1 G3		0-0 G4-3		4	0	1	0	0	0	1
<b>Wil Cordero, R</b> (1, 3) OBP: 0.351, SLG: 0.443		2-2 F7		1-1 SF7		0-0 1B		2-3 K		3	0	1	2	0	1	0
<b>Jose Macias, S</b> (1, 5) OBP: 0.295, SLG: 0.379		3-3 K		0-0 G1-3		0-0 G3		2-2 G3		4	0	0	0	0	1	3
<b>Brian Schneider, L</b> (1, 2) OBP: 0.331, SLG: 0.421			3-2 L6 SH1-4 1B		2-2 G3		1-0 HR			3	1	2	1	0	0	0
<b>Livan Hernandez, R</b> (1, 1) OBP: 0.246, SLG: 0.236			1 SAFE 0-2 SH1-4		1-2 FC6 1B		4-1 SH2-4 BB			1	0	1	0	1	0	0

Inning Stats	R: 1	H: 1	E: 0	K: 0	S: 11	R: 0	H: 0	E: 0	K: 1	S: 8	R: 0	H: 1	E: 0	K: 0	S: 9	R: 1	H: 1	E: 0	K: 0	S: 9	R: 0	H: 1	E: 0	K: 1	S: 10	R: 1	H: 1	E: 0	K: 1	S: 9	R: 1	H: 1	E: 0	K: 0	S: 10	R: 0	H: 0	E: 0	K: 1	S: 7	R: 0	H: 0	E: 0	K: 1	S: 7			
	LOB: 0	BB: 0	P: 17	LOB: 0	BB: 0	P: 13	LOB: 2	BB: 1	P: 19	LOB: 1	BB: 0	P: 14	LOB: 1	BB: 1	P: 17	LOB: 2	BB: 2	P: 21	LOB: 0	BB: 0	P: 11																											

PITCHER	IP	WLS	BF	H	R	ER	SO	BB	IBB	HBP	BLK	WP	HR	S	P	ERA	WHIP
<b>Jesse Foppert, R</b> (1, 1) ERA: 5.11	6.1	L	28	6	4	4	2	3	0	1	0	0	0	59	102	5.68	1.421
<b>Joe Nathan, R</b> (7, 1) ERA: 3.08	0.2		3	0	0	0	0	1	0	0	0	0	0	7	12	0.00	1.500
<b>Jim Brower, R</b> (8, 1) ERA: 3.92	1.0		3	0	0	0	1	0	0	0	0	0	0	7	11	0.00	0.000


**BOTTOM**

**San Francisco Giants @ Montreal Expos**  
Olympic Stadium, Montreal, QB

Fri Aug 15 2003, 7:05 PM EDT  
Att: 10,551 - Dome - 72 F

livebaseballscorecards.com

<b>AB</b>	<b>26</b>
<b>R</b>	<b>4</b>
<b>H</b>	<b>6</b>
<b>RBI</b>	<b>4</b>
<b>BB</b>	<b>4</b>
<b>SO</b>	<b>3</b>
<b>LOB</b>	<b>13</b>



<b>WP: 0</b>	<b>PA: 34</b>
<b>PB: 0</b>	
<b>SB: 0</b>	
<b>CS: 0</b>	



Batter	1	2	3	4	5	6	7	8	9	AB R H RBI BB SO LOB	TOP		
<b>José Cruz Jr., S</b> (1, 9) OBP: 0.367, SLG: 0.425	3-2 G4-3		0-2 1B			2-2 G4-3		2-0 G4-3		4 0 1 0 0 0 0			
<b>Jeffrey Hammonds, R</b> (1, 7) OBP: 0.288, SLG: 0.306	0-0 L8		0-2 G6-3			0-0 F8		2-2 G6-3		4 0 0 0 0 0 1			
<b>Marquis Grissom, R</b> (1, 8) <b>Tony Torcato, L</b> (4, 7) OBP: 0.250, SLG: 0.375	1-1 G5-3			2-1 G3-6-3 HBP		2-3 K			1-2 G4-3	1 0 0 0 0 0 0 2 0 0 0 0 1 0			
<b>J.T. Snow, L</b> (1, 3) <b>Andres Galarraga, R</b> (8, 3) OBP: 0.379, SLG: 0.413 OBP: 0.355, SLG: 0.511		4-2 G6-4-3 BB		2-0 G3-6-3 1-2f			2-1 BB 1B		1-1 L4	2 0 1 0 1 0 1 1 0 0 0 0 0 0			
<b>Benito Santiago, R</b> (1, 2) OBP: 0.325, SLG: 0.437		1-2 G6-4-3 1-2f		0-3 K		4-1 BB 1-2 BB		0-0 1B 2B		3 1 1 0 1 1 1			
<b>Edgardo Alfonzo, R</b> (1, 4) OBP: 0.327, SLG: 0.366		0-0 2B		1-1 G4-3 1B		1-1 F9		2-2 1B 1B		4 0 3 1 0 0 2			
<b>Pedro Feliz, R</b> (1, 5) OBP: 0.255, SLG: 0.459		1-0 G4-3		0-1 L9		0-3 K		2-1 1B 1B		4 0 1 0 0 1 4			
<b>Neifi Perez, S</b> (1, 6) OBP: 0.286, SLG: 0.337			3-1 G4-3		2-2 G4-3 1-2		0-1 G4-3		0-0 G5-3	4 0 0 0 0 0 5			
<b>Jason Schmidt, R</b> (1, 1) OBP: 0.087, SLG: 0.067 <b>32 Kevin Correia, R</b> (5, 1) <b>Cody Ransom, R</b> (8, PH) OBP: 0.333, SLG: 0.500 <b>Tim Worrell, R</b> (8, 1) <b>Jason Christiansen, R</b> (8, 1)			2-3 K		2-2 G6-3		2-3 K			2 0 0 0 0 1 1 0 0 0 0 0 0 0 1 0 0 0 0 1 0 0 0 0 0 0 0 0 0 0 0 0 0 0 0			
<b>Inning Stats</b>	R: 0 E: 0 K: 0 S: 6 H: 0 LOB: 0 BB: 0 P: 10	R: 0 E: 0 K: 0 S: 10 H: 1 LOB: 1 BB: 1 P: 16	R: 0 E: 0 K: 1 S: 12 H: 1 LOB: 1 BB: 0 P: 17	R: 0 E: 0 K: 1 S: 5 H: 0 LOB: 0 BB: 0 P: 9	R: 0 E: 0 K: 0 S: 12 H: 1 LOB: 1 BB: 0 P: 17	R: 0 E: 0 K: 1 S: 7 H: 0 LOB: 0 BB: 0 P: 11	R: 0 E: 0 K: 1 S: 10 H: 1 LOB: 2 BB: 1 P: 17	R: 0 E: 0 K: 1 S: 7 H: 0 LOB: 0 BB: 0 P: 13	R: 1 E: 0 K: 0 S: 14 H: 3 LOB: 2 BB: 0 P: 20	1B: 5 2B: 2 3B: 0 HR: 0 SF: 0 SAC: 0 DP: 2 HBP: 1	WP: 0 PB: 0 SB: 0 CS: 0 PA: 35		
<b>PITCHER</b>	IP WLS BF H R ER SO BB IBB HBP BLK WP HR S P ERA WHIP											<b>PITCHER</b>	IP WLS BF H R ER SO BB IBB HBP BLK WP HR S P ERA WHIP
<b>Zach Day, R</b> (1, 1) ERA: 3.41	7.0 W 26 4 0 0 4 2 0 1 0 0 0 62 97 0.00 0.857												
<b>Luis Ayala, R</b> (8, 1) ERA: 3.67	1.2 S 8 3 1 1 1 0 0 0 0 0 0 20 32 5.40 1.800												
<b>Rocky Biddle, R</b> (9, 1) ERA: 4.21	0.1 S 1 0 0 0 0 0 0 0 0 0 0 1 1 0.00 0.000												

**San Francisco Giants @ Montreal Expos**  
**Olympic Stadium, Montreal, QB**  
 Sat Aug 16 2003, 7:05 PM EDT  
 Att. 16,446 - Dome - 72 F

livebaseballscorecards.com

<b>AB</b>	<b>32</b>
<b>R</b>	<b>1</b>
<b>H</b>	<b>7</b>
<b>RBI</b>	<b>1</b>
<b>BB</b>	<b>2</b>
<b>SO</b>	<b>5</b>
<b>LOB</b>	<b>15</b>



Batter	1	2	3	4	5	6	7	8	9
<b>Brad Wilkerson, L</b> OBP: 0.371, SLG: 0.450 (1, 8)	2-3 K	0-0 G3			1-2 1B 2B	2-3 K			
<b>Jose Vidro, S</b> OBP: 0.407, SLG: 0.488 (1, 4)	3-2 F9	0-1 G4-3			0-2 1B 2B	1-0 F7			
<b>Vladimir Guerrero, R</b> OBP: 0.418, SLG: 0.545 (1, 9)	0-0 1B		0-1 G5-3		0-0 1B 2B		4-2 BB		
<b>Orlando Cabrera, R</b> OBP: 0.350, SLG: 0.478 (1, 6)	1-2 1B		2-3 K		0-0 F9		1-0 G5-4-3		
<b>Ronald Calloway, L</b> OBP: 0.284, SLG: 0.390 (1, 7)	1-2 L3		0-1 F9		4-2 FC5-2 1B BB		2-2 G1-3		
<b>Wil Cordero, R</b> OBP: 0.353, SLG: 0.446 (1, 3)		3-2 3B 2B		2-3 K	1-0 FC5-2 1B		1-3 K		
<b>Jose Macias, S</b> OBP: 0.289, SLG: 0.372 (1, 5)		0-2 L6		2-1 P6	0-0 FC5-2		2-2 L8		
<b>Brian Schneider, L</b> OBP: 0.333, SLG: 0.431 (1, 2)		1-0 1B 3B		1-2 1B	3-1 F9		1-3 K		
<b>Zach Day, R</b> OBP: 0.091, SLG: 0.063 (8, 1)		1-2 G3 1B		2-3 K		0-2 G5-3			
<b>Luis Ayala, R</b> (8, 1)									
<b>Rocky Biddle, R</b> (9, 1)									

Inning Stats	R: 0	H: 2	E: 0	K: 1	S: 16	R: 2	H: 3	E: 0	K: 0	S: 13	R: 0	H: 0	E: 0	K: 1	S: 8	R: 0	H: 1	E: 0	K: 2	S: 11	R: 2	H: 4	E: 0	K: 0	S: 16	R: 0	H: 0	E: 0	K: 1	S: 7	R: 0	H: 0	E: 0	K: 0	S: 6	R: 0	H: 0	E: 0	K: 2	S: 11
	LOB: 2	BB: 0	P: 23			LOB: 1	BB: 0	P: 18			LOB: 1	BB: 0	P: 10			LOB: 0	BB: 0	P: 18			LOB: 3	BB: 1	P: 25			LOB: 0	BB: 0	P: 10			LOB: 0	BB: 1	P: 13			LOB: 0	BB: 0	P: 15		

PITCHER															PITCHER																											
IP	WLS	BF	H	R	ER	SO	BB	IBB	HBP	BLK	WP	HR	S	P	ERA	WHIP	IP	WLS	BF	H	R	ER	SO	BB	IBB	HBP	BLK	WP	HR	S	P	ERA	WHIP									
Jason Schmidt, R (1, 1)	4.1	L	23	9	4	4	4	1	0	0	0	0	0	60	86	8.31	2.308																									
32 Kevin Correia, R (5, 1)	2.2		9	1	0	0	1	0	0	0	0	0	0	17	31	0.00	0.750																									
Tim Worrell, R (8, 1)	0.2		2	0	0	0	1	0	0	0	0	0	0	7	10	0.00	0.000																									
Jason Christiansen, L (8, 1)	0.1		1	0	0	0	1	0	0	0	0	0	0	4	5	0.00	0.000																									


**BOTTOM**

**San Francisco Giants @ Montreal Expos**  
Olympic Stadium, Montreal, QB

Sat Aug 16 2003, 7:05 PM EDT  
Att. 16,446 - Dome - 72 F

AB	R	H	RBI	BB	SO	LOB
4	1	1	0	0	2	1
4	1	1	0	0	0	1
3	0	2	2	1	0	0
4	0	1	0	0	1	2
3	0	0	0	1	0	2
4	1	2	0	0	2	0
4	0	0	0	0	0	4
4	1	2	1	0	1	3
3	0	1	1	0	1	1
0	0	0	0	0	0	0
0	0	0	0	0	0	0

AB	33
R	4
H	10
RBI	4
BB	2
SO	7
LOB	14



WP: 0	PA: 35
PB: 0	
SB: 0	
CS: 0	

livebaseballscorecards.com



Batter	1	2	3	4	5	6	7	8	9	AB R H RBI BB SO LOB	TOP																
José Cruz Jr., S OBP: 0.367, SLG: 0.423 (1, 9) C B B X	2-2 2B 1B	0-0 F7		0-0 G3			4-1 2B WP BB	1-3 K		4 2 1 0 1 1 3																	
Pedro Feliz, R OBP: 0.259, SLG: 0.468 (1, 5) F X	0-1 G6-3 1-H 2B		1-0 F8		1-2 L8		0-1 WP 2B	0-3 K		5 0 2 1 0 1 0																	
Marquis Grissom, R OBP: 0.322, SLG: 0.469 (1, 8) S X	0-1 G6-3 2-3		1-2 1B		0-0 L4		1-3 K	1-2 P4		5 0 1 0 0 1 3																	
Edgardo Alfonzo, R OBP: 0.325, SLG: 0.363 (1, 4) B X	1-0 F8		0-1 P3		0-0 F8		4-0 WP IBB	1-1 G5-3		4 0 0 0 1 0 2																	
Andres Galarraga, R OBP: 0.358, SLG: 0.508 (1, 3) B B B B	4-1 BB BB		1-0 L7		0-0 G1-3 1B		1-0 L4			3 0 1 0 1 0 3																	
Jeffrey Hammonds, R OBP: 0.286, SLG: 0.292 (1, 7) C F B F 1 B B B	4-2 1-2 BB		0-0 F9		1-0 P4		3-2 F7			3 0 0 0 1 0 3																	
Neifi Perez, S OBP: 0.289, SLG: 0.339 (1, 6) C X	0-1 L4		2-2 FC5-6 1B		1-2 G1-3 1B		1-3 K			4 0 2 0 0 1 3																	
Yorvit Torrealba, R OBP: 0.292, SLG: 0.369 (1, 2) B F B X		1-2 G5-3		2-2 FC5-6 1B		1-1 G1-3		1-2 SH3-4 1B		4 0 2 0 0 0 2																	
Sidney Ponson, R Tim Worrell, R (1, 1) (9, 1) F X		0-1 G6-3		0-0 FC5-6 1-2 2-3f		0-0 F8		0-0 SH3-4		3 0 0 0 0 0 4 0 0 0 0 0 0 0																	
<b>Inning Stats</b>	R: 1 E: 0 K: 0 S: 14	H: 2 LOB: 3 BB: 2 P: 25	R: 0 E: 0 K: 0 S: 6	H: 0 LOB: 0 BB: 0 P: 7	R: 0 E: 0 K: 0 S: 7	H: 1 LOB: 1 BB: 0 P: 10	R: 0 E: 0 K: 0 S: 9	H: 2 LOB: 2 BB: 0 P: 13	R: 0 E: 0 K: 0 S: 5	H: 0 LOB: 0 BB: 0 P: 6	R: 0 E: 0 K: 0 S: 8	H: 2 LOB: 2 BB: 0 P: 11	R: 1 E: 0 K: 1 S: 10	H: 1 LOB: 2 BB: 2 P: 23	R: 0 E: 0 K: 2 S: 11	H: 1 LOB: 1 BB: 0 P: 14	R: 0 E: 0 K: 1 S: 8	H: 0 LOB: 0 BB: 0 P: 10	1B: 7 2B: 2 3B: 0 HR: 0	SF: 0 SAC: 1 DP: 0 HBP: 0	WP: 1 PB: 0 SB: 0 CS: 0	PA: 40					
<b>PITCHER</b>	IP WLS BF H R ER SO BB IBB HBP BLK WP HR S P ERA WHIP																										
Tomo Ohka, R ERA: 4.58 (1, 1)	6.1		31	8	2	2	1	3	1	0	0	0	0	55	87	2.84	1.737										
Hector Almonte, R ERA: 7.36 (7, 1)	1.2		6	1	0	0	2	0	0	0	0	1	0	15	22	0.00	0.600										
Rocky Biddle, R ERA: 4.14 (9, 1)	1.0	W	3	0	0	0	1	0	0	0	0	0	0	8	10	0.00	0.000										

**San Francisco Giants @ Montreal Expos**  
 Olympic Stadium, Montreal, QB  
 Sun Aug 17 2003, 1:05 PM EDT  
 Att. 17,665 - Dome - 72 F

AB	35
R	2
H	9
RBI	1
BB	4
SO	4
LOB	23



WP: 1	PA: 40
PB: 0	
SB: 0	
CS: 0	

ERA	WHIP

livebaseballscorecards.com

Batter	1	2	3	4	5	6	7	8	9	AB R H RBI BB SO LOB
<b>Endy Chavez, L</b> (1, 8) OBP: 0.284, SLG: 0.357 <b>Ronald Calloway, L</b> (9, PH) OBP: 0.283, SLG: 0.388	0-2 P6			1-1 F9		1-2 G4-3			1-1 G4-3	3 0 0 0 0 0 0 1 0 0 0 0 0 0
<b>Jose Vidro, S</b> (1, 4) OBP: 0.408, SLG: 0.490	2-2 L5			2-0 G6-3		2-2 FC5-4 1B			2-1 BB HR 2B	4 1 2 0 0 0 0
<b>Vladimir Guerrero, R</b> (1, 9) OBP: 0.416, SLG: 0.539	2-3 K			0-0 G5-3		2-2 FC5-4 1-2f			4-1 BB HR BB	3 1 0 0 1 1 1
<b>Orlando Cabrera, R</b> (1, 6) OBP: 0.352, SLG: 0.477		2-1 CS 1B			1-2 E3 1B		2-1 G6-3		4-2 HR BB	3 1 1 0 1 0 0
<b>Wil Cordero, R</b> (1, 3) OBP: 0.349, SLG: 0.441		0-1 L9			0-3 K		0-3 K		1-2 2-3 3-3 K	4 0 0 0 0 3 5
<b>Brad Wilkerson, L</b> (1, 7) OBP: 0.372, SLG: 0.459		0-1 P6			1-2 SAFE 1B		3-1 G6-3		3-2 1-H 2-H 3-H HR	4 1 2 4 0 0 1
<b>Jose Macias, S</b> (1, 5) OBP: 0.286, SLG: 0.367		1 SAFE 0-2 CS 1 SAFE	0-1 G6-3		0-3 K			2-3 K		3 0 0 0 0 2 2
<b>Brian Schneider, L</b> (1, 2) OBP: 0.330, SLG: 0.426			2-3 K		1-2 SAFE F8			2-1 G1-3		3 0 0 0 0 1 2
<b>Tomo Ohka, S</b> (1, 1) OBP: 0.244, SLG: 0.205 <b>Hector Almonte, R</b> (7, 1) <b>Henry Mateo, S</b> (8, PH) OBP: 0.322, SLG: 0.315 <b>Rocky Biddle, R</b> (9, 1)			1-2 G5-3			2-1 G6-3		0-0 G4-3		2 0 0 0 0 0 0 0 0 0 0 0 0 0 1 0 0 0 0 0 0 0 0 0 0 0 0 0

Inning Stats	R: 0	H: 0	E: 0	K: 1	S: 10	LOB: 0	BB: 0	P: 14	R: 0	H: 1	E: 0	K: 0	S: 8	LOB: 0	BB: 0	P: 10	R: 0	H: 0	E: 0	K: 1	S: 8	LOB: 0	BB: 0	P: 11	R: 0	H: 1	E: 1	K: 2	S: 15	LOB: 2	BB: 0	P: 18	R: 0	H: 1	E: 0	K: 0	S: 12	LOB: 1	BB: 0	P: 19	R: 0	H: 0	E: 0	K: 1	S: 7	LOB: 0	BB: 0	P: 12	R: 0	H: 0	E: 0	K: 1	S: 6	LOB: 0	BB: 0	P: 10	R: 4	H: 2	E: 0	K: 1	S: 16	LOB: 0	BB: 2	P: 33	1B: 3	SF: 0	2B: 1	SAC: 0	3B: 0	DP: 0	HR: 1	HBP: 0	WP: 0	PA: 34
--------------	------	------	------	------	-------	--------	-------	-------	------	------	------	------	------	--------	-------	-------	------	------	------	------	------	--------	-------	-------	------	------	------	------	-------	--------	-------	-------	------	------	------	------	-------	--------	-------	-------	------	------	------	------	------	--------	-------	-------	------	------	------	------	------	--------	-------	-------	------	------	------	------	-------	--------	-------	-------	-------	-------	-------	--------	-------	-------	-------	--------	-------	--------


PITCHER	IP	WLS	BF	H	R	ER	SO	BB	IBB	HBP	BLK	WP	HR	S	P	ERA	WHIP
<b>Sidney Ponson, R</b> (1, 1) ERA: 3.8	8.1	L	31	4	3	3	6	2	0	0	0	0	0	78	120	3.24	0.720
<b>Tim Worrell, R</b> (9, 1) ERA: 2.3	0.1	B	2	1	1	1	1	0	0	0	0	0	1	8	14	27.00	3.000

**BOTTOM**

**San Francisco Giants @ Montreal Expos**  
 Olympic Stadium, Montreal, QB

Sun Aug 17 2003, 1:05 PM EDT  
 Att. 17,665 - Dome - 72 F

AB	31
R	4
H	5
RBI	4
BB	2
SO	7
LOB	11





Batter	1	2	3	4	5	6	7	8	9	AB R H RBI BB SO LOB	TOP											
José Cruz Jr., S OBP: 0.366, SLG: 0.420 (1, 9)	3-2 P5 ①		1-3 K ③			3-2 F9 ①		4-2 BB ①		3 0 0 0 1 1 0	<b>San Francisco Giants @ Montreal Expos</b> Olympic Stadium, Montreal, QB Mon Aug 18 2003, 1:05 PM EDT Att. 9,224 - Dome - 72 F <a href="http://livebaseballscorecards.com">livebaseballscorecards.com</a>											
Todd Linden, S (1, 7)	0-2 P5 ②			1-1 F7 ①		1-2 L5 ②		0-0 F8 ③	4 0 0 0 0 0 1													
Pedro Feliz, R OBP: 0.263, SLG: 0.466 (1, 3)	1-3 K ③			1-1 1B ①		4-1 BB ①		1-0 G1-3 ①	3 0 1 0 1 1 0													
Edgardo Alfonzo, R OBP: 0.322, SLG: 0.359 (1, 5)		0-0 G5-3 ①		2-1 F8 ②		2-2 F8 ③		1-1 L9 ②	4 0 0 0 0 0 2													
Benito Santiago, R OBP: 0.324, SLG: 0.433 (1, 2)		4-2 1B BB ①		0-1 F7 ③		1-0 P3 ①		1-3 K ③	3 0 0 0 1 1 1													
Jeffrey Hammonds, R OBP: 0.300, SLG: 0.324 (1, 8)		2-1 G6-4-3 1B ①		0-0 2B ①		0-3 K ②			3 0 2 0 0 1 0													
Neifi Perez, S OBP: 0.286, SLG: 0.336 (1, 4)		0-0 G6-4-3 1-2f ② ③		1-1 P6 ①		0-1 G3 ③			3 0 0 0 0 0 3													
Cody Ransom, R OBP: 0.292, SLG: 0.435 (1, 6)			2-2 L8 ①		1-3 K ②		1-3 K2-3 ①		3 0 0 0 0 2 1													
Dustin Hermanson, R (1, 1) Matt Herges, L OBP: 0.333, SLG: 0.333 (7, 1) Jason Christiansen, R (7, 1) Tony Torcato, L OBP: 0.222, SLG: 0.333 (8, PH) Chad Zerbe, L (8, 1) Jim Brower, R OBP: 0.235, SLG: 0.188 (8, 1)			2-3 K ②		1-1 G5-3 ③		1-2 P6 ②		2 0 0 0 0 1 1 0 0 0 0 0 0 0 0 0 0 0 0 0 0 1 0													
<b>Inning Stats</b>	R: 0 E: 0 K: 1 S: 14	H: 0 LOB: 0 BB: 0 P: 18	R: 0 E: 0 K: 0 S: 8	H: 1 LOB: 1 BB: 1 P: 14	R: 0 E: 0 K: 2 S: 10	H: 0 LOB: 0 BB: 0 P: 15	R: 0 E: 0 K: 0 S: 8	H: 1 LOB: 1 BB: 0 P: 11	R: 0 E: 0 K: 1 S: 12	H: 0 LOB: 1 BB: 1 P: 22	R: 0 E: 0 K: 1 S: 6	H: 0 LOB: 0 BB: 0 P: 7	R: 0 E: 0 K: 1 S: 9	H: 0 LOB: 1 BB: 1 P: 15	R: 0 E: 0 K: 1 S: 6	H: 0 LOB: 0 BB: 0 P: 9	1B: 2 2B: 1 3B: 0 HR: 0	SF: 0 SAC: 0 DP: 1 HBP: 0	WP: 0 PB: 0 SB: 0 CS: 0	PA: 32		
<b>PITCHER</b> Javier Vazquez, R ERA: 3.44 (1, 1)	IP 9.0	WLS W	BF 32	H 3	R 0	ER 0	SO 7	BB 3	IBB 0	HBP 0	BLK 0	WP 0	HR 0	S 81	P 123	ERA 0.00	WHIP 0.667					<b>PITCHER</b> IP WLS BF H R ER SO BB IBB HBP BLK WP HR S P ERA WHIP



**BOTTOM**

**San Francisco Giants @ Montreal Expos**  
 Olympic Stadium, Montreal, QB  
 Mon Aug 18 2003, 1:05 PM EDT  
 Att. 9,224 - Dome - 72 F

livebaseballscorecards.com

<b>AB</b>	<b>29</b>
<b>R</b>	<b>4</b>
<b>H</b>	<b>9</b>
<b>RBI</b>	<b>4</b>
<b>BB</b>	<b>2</b>
<b>SO</b>	<b>3</b>
<b>LOB</b>	<b>13</b>



WP: 0	PA: 35
PB: 0	
SB: 0	
CS: 0	

AB R H RBI BB SO LOB

4	1	3	1	0	0	0
3	0	1	1	1	1	1
3	1	1	0	0	0	1
4	0	1	0	0	0	3
3	0	0	0	0	0	3
3	1	1	0	1	1	0
2	0	1	1	0	0	0
4	1	1	0	0	0	3
3	0	0	1	0	1	2

1B: 6	SF: 1
2B: 3	SAC: 3
3B: 0	DP: 0
HR: 0	HBP: 0

Batter	1	2	3	4	5	6	7	8	9					
<b>Andy Chavez, L</b> OBP: 0.289, SLG: 0.366 (1, 8)	3-2 G5-3 ①			1-2 SH5-3 BB 1B		1-1 1B 2B	0-0 2-H 2B							
<b>Jose Vidro, S</b> OBP: 0.409, SLG: 0.489 (1, 4)	1-1 F7 ②			4-0 SH5-3 BB 1-2		3-2 G3 2-H 1B	2-3 K ③							
<b>Ronald Calloway, L</b> OBP: 0.283, SLG: 0.388 (1, 9)	2-2 G4-3 ③			0-0 SH5-3 1-2 2-3		1-2 G3 2-3		0-0 SH5-4 1B SF8 1B						
<b>Orlando Cabrera, R</b> OBP: 0.351, SLG: 0.475 (1, 6)			0-2 L8 ①	1-0 P4 ②		1-1 P3 ②		3-1 SF8 SH5-4 1-2 1B						
<b>Brad Wilkerson, L</b> OBP: 0.370, SLG: 0.455 (1, 7)			3-1 G3-1 ②	3-2 G3 ③		3-2 G4-3 ③		0-1 SH5-4 1-2 2-3						
<b>Wil Cordero, R</b> OBP: 0.351, SLG: 0.440 (1, 3)			3-3 K ③			2-1 P2 ①		4-0 1B SH1-3 G6-3 1B						
<b>Brian Schneider, L</b> OBP: 0.330, SLG: 0.430 (1, 2)			1-1 G4-3 ①			1-0 G3 2B		1-1 SH1-3 2-3 3-H						
<b>Jamey Carroll, R</b> OBP: 0.333, SLG: 0.332 (1, 5)			0-1 G6-3 ②			0-2 G3 ②		2-2 G6-3 2B 1B						
<b>Javier Vazquez, R</b> OBP: 0.192, SLG: 0.216 (1, 1)			1-1 F8 ③			1-3 K ③		0-1 G6-3 ②						
<b>Inning Stats</b>	R: 0 E: 0 K: 0 S: 8	H: 0 LOB: 0 BB: 0 P: 14	R: 0 E: 0 K: 1 S: 8	H: 0 LOB: 0 BB: 0 P: 14	R: 0 E: 0 K: 0 S: 6	H: 1 LOB: 2 BB: 1 P: 8	R: 0 E: 0 K: 1 S: 11	H: 1 LOB: 1 BB: 0 P: 15	R: 1 E: 0 K: 1 S: 16	H: 2 LOB: 1 BB: 0 P: 25	R: 2 E: 0 K: 1 S: 12	H: 3 LOB: 1 BB: 0 P: 18	R: 1 E: 0 K: 0 S: 10	H: 2 LOB: 2 BB: 1 P: 20

PITCHER	IP	WLS	BF	H	R	ER	SO	BB	IBB	HBP	BLK	WP	HR	S	P	ERA	WHIP
<b>Dustin Hermanson, R</b> ERA: 4.37 (1, 1)	6.0	L	23	4	1	1	2	1	0	0	0	0	0	57	93	1.50	0.833
<b>Matt Herges, R</b> ERA: 2.87 (7, 1)	0.2		4	2	2	2	0	0	0	0	0	0	0	7	11	27.00	3.000
<b>Jason Christiansen, L</b> ERA: 4.12 (7, 1)	0.1		2	1	0	0	1	0	0	0	0	0	0	5	7	0.00	3.000
<b>Chad Zerbe, L</b> ERA: 4.6 (8, 1)	0.2		5	2	1	1	0	0	1	0	0	0	0	7	15	13.50	3.000
<b>Jim Brower, R</b> ERA: 3.9 (8, 1)	0.1		1	0	0	0	0	0	0	0	0	0	0	3	5	0.00	0.000

WP	HR	S	P	ERA	WHIP
0	0	0	0	0.00	0.000





Atlanta Braves @ San Francisco Giants  
 PacBell Park, San Francisco, CA

Tue Aug 19 2003, 10:15 PM EDT  
 Att. 42,307 - Cloudy - 66 F

livebaseballscorecards.com

AB	33
R	5
H	8
RBI	4
BB	5
SO	6
LOB	14



WP	1	PA	40
PB	0		
SB	0		
CS	0		


Batter	1	2	3	4	5	6	7	8	9	10	AB	R	H	RBI	BB	SO	LOB
José Cruz Jr., S OBP: 0.367, SLG: 0.426 (1, 9)	G4-3		G3		1B 2B BB		HR		F9		4	2	1	1	1	0	0
Rich Aurilia, R OBP: 0.318, SLG: 0.399 (1, 6)	K		F8		2B FC5-2 1B		G6-3		K		5	0	1	0	0	2	0
Marquis Grissom, R OBP: 0.322, SLG: 0.470 (1, 8)	1B		L4		FC5-2 1-3 2-H 2B		G4-3		G4-3		5	0	2	1	0	0	0
Barry Bonds, L OBP: 0.520, SLG: 0.756 (1, 7)	G4-3			F7	FC5-2 IBB		BB			HR	3	1	1	1	2	0	1
Pedro Feliz, R OBP: 0.258, SLG: 0.457 (1, 3)		G6-3		G4-3	FC5-2		K				4	0	0	0	0	1	4
Benito Santiago, R OBP: 0.329, SLG: 0.435 (1, 2)			1B SF8 1B		BB BB		F8		G3 SH1-4 WP 1B		3	1	2	0	1	0	3
Todd Linden, S (8, PR)											0	1	0	0	0	0	0
Yorvit Torrealba, R OBP: 0.292, SLG: 0.369 (9, 2)											0	0	0	0	0	0	0
Edgardo Alfonzo, R OBP: 0.325, SLG: 0.360 (1, 5)											2	0	1	0	1	0	0
Neifi Perez, S OBP: 0.282, SLG: 0.332 (1, 4)											3	0	0	1	0	0	4
Jerome Williams, R OBP: 0.087, SLG: 0.130 (1, 1)											3	0	0	0	0	2	1
Joe Nathan, R (7, 1)											0	0	0	0	0	0	0
Andres Galarraga, R OBP: 0.356, SLG: 0.505 (8, PH)											1	0	0	0	0	1	1
Tim Worrell, R (9, 1)											0	0	0	0	0	0	0

Inning Stats	R: 0	H: 1	E: 0	K: 1	S: 10	P: 13	R: 1	H: 2	E: 0	K: 1	S: 11	R: 0	H: 0	E: 0	K: 0	S: 4	R: 0	H: 0	E: 0	K: 0	S: 11	R: 1	H: 2	E: 0	K: 1	S: 12	R: 0	H: 0	E: 0	K: 0	S: 10	R: 1	H: 1	E: 0	K: 1	S: 7	R: 1	H: 1	E: 0	K: 1	S: 9	R: 0	H: 0	E: 0	K: 1	S: 8	R: 1	H: 1	E: 0	K: 0	S: 2	1B: 5	SF: 1	2B: 1	3B: 0	HR: 2	WP: 1	PA: 40
--------------	------	------	------	------	-------	-------	------	------	------	------	-------	------	------	------	------	------	------	------	------	------	-------	------	------	------	------	-------	------	------	------	------	-------	------	------	------	------	------	------	------	------	------	------	------	------	------	------	------	------	------	------	------	------	-------	-------	-------	-------	-------	-------	--------

PITCHER	IP	WLS	BF	H	R	ER	SO	BB	IBB	HBP	BLK	WP	HR	S	P	ERA	WHIP
Russ Ortiz, R ERA: 3.49 (1, 1)	7.0		32	6	3	3	4	4	1	0	0	0	1	65	119	3.86	1.429
Trey Hodges, R ERA: 4.09 (8, 1)	2.0	B	7	1	1	1	2	0	0	0	0	1	0	17	27	4.50	0.500
Ray King, L ERA: 3.72 (10, 1)	0.0	L	1	1	1	1	0	0	0	0	0	0	1	2	4	∞	∞

PITCHER	IP	WLS	BF	H	R	ER	SO	BB	IBB	HBP	BLK	WP	HR	S	P	ERA	WHIP
---------	----	-----	----	---	---	----	----	----	-----	-----	-----	----	----	---	---	-----	------



Batter	1	2	3	4	5	6	7	8	9	AB R H RBI BB SO LOB	TOP																									
Rafael Furcal, S OBP: 0.343, SLG: 0.436 (1, 6)	1-2 2B 1B	3-2 G3		0-0 F7			0-0 B1-3		3-2 1B PB 1B	5 0 2 0 0 0 2																										
Mark DeRosa, R OBP: 0.292, SLG: 0.346 (1, 4)	2-3 K		0-0 F8		2-3 K		2-1 G5-3		0-0 F9	5 0 0 0 0 2 2																										
Gary Sheffield, R OBP: 0.432, SLG: 0.614 (1, 9)	1-0 2B		1-1 10 G3 10 S 1B		1-3 K		4-0 10 BLK BB		2-2 1B	4 1 3 0 1 1 0																										
10 Chipper Jones, S OBP: 0.387, SLG: 0.491 (1, 7)	4-2 FC4-6 BB		2-0 G3		2-0 G4-3		4-0 BB		3-0 G3	3 0 0 0 2 0 3																										
Andruw Jones, R OBP: 0.349, SLG: 0.527 (1, 8)	1-2 P3		0-0 1B		0-0 G6-3 1B		2-2 K			4 0 2 1 0 1 5																										
Robert Fick, L OBP: 0.342, SLG: 0.450 (1, 3)	2-1 FC4-6 1-2f		0-0 P5		1-1 F8		3-2 P2			4 0 0 0 0 0 5																										
Javy Lopez, R OBP: 0.373, SLG: 0.670 Henry Blanco, R OBP: 0.250, SLG: 0.277 (8, PH) (8, 2)		3-0 G6-3		4-2 CS BB		2-0 G6-3 1B		0-3 K		2 0 1 0 1 0 0 1 0 0 0 0 1 0	AB 35 R 1 H 9 RBI 1 BB 5 SO 8 LOB 22																									
Vinny Castilla, R OBP: 0.313, SLG: 0.474 (1, 5)		0-1 G4-3		3-3 K 1-2		0-0 G6-3		1-2 K		4 0 0 0 0 2 3																										
Shane Reynolds, R OBP: 0.136, SLG: 0.116 Matt Franco, L OBP: 0.336, SLG: 0.388 Kevin Gryboski, R (9, 1)		1-1 1B		4-2 BB		1-3 K		2-2 F7		2 0 1 0 1 1 2 1 0 0 0 0 0 0 0 0 0 0 0 0 0																										
Inning Stats	R: 0 E: 0 K: 1 S: 18	H: 2 LOB: 3 BB: 1 P: 28	R: 0 E: 0 K: 0 S: 8	H: 1 LOB: 1 BB: 0 P: 15	R: 1 E: 0 K: 0 S: 6	H: 2 LOB: 1 BB: 0 P: 9	R: 0 E: 0 K: 1 S: 10	H: 0 LOB: 1 BB: 2 P: 21	R: 0 E: 0 K: 2 S: 8	H: 0 LOB: 0 BB: 0 P: 13	R: 0 E: 0 K: 1 S: 8	H: 2 LOB: 2 BB: 0 P: 12	R: 0 E: 0 K: 1 S: 11	H: 0 LOB: 2 BB: 2 P: 23	R: 0 E: 0 K: 2 S: 9	H: 0 LOB: 0 BB: 0 P: 13	R: 0 E: 0 K: 0 S: 11	H: 2 LOB: 2 BB: 0 P: 21	1B: 8 2B: 2 3B: 0 HR: 0	SF: 0 SAC: 0 DP: 1 HBP: 0	WP: 0 PB: 1 SB: 1 CS: 1	PA: 40														
PITCHER	IP WLS BF H R ER SO BB IBB HBP BLK WP HR S P ERA WHIP																																			
Jesse Foppert, R ERA: 5.03 (1, 1)	3.2		18	5	1	1	2	3	0	0	0	0	0	41	72	2.46	2.182																			
Jim Brower, R ERA: 3.8 (4, 1)	2.1		9	2	0	0	3	0	0	0	0	0	0	17	26	0.00	0.857																			
Matt Herges, R ERA: 2.78 (7, 1)	2.0		8	0	0	0	3	2	0	0	1	0	0	20	36	0.00	1.000																			
Joe Nathan, R ERA: 2.97 (9, 1)	1.0	W	5	2	0	0	0	0	0	0	0	0	0	11	21	0.00	2.000																			

Atlanta Braves @ San Francisco Giants  
PacBell Park, San Francisco, CA  
Wed Aug 20 2003, 10:05 PM EDT  
Att. 41,974 - Sunny - 65 F

livebaseballscorecards.com





Batter	1	2	3	4	5	6	7	8	9	10	AB	R	H	RBI	BB	SO	LOB	TOP						
Rafael Furcal, S OBP: 0.341, SLG: 0.434 (1, 6)	L8		F7			K			BB 2B E 1B	F8	5	1	1	0	0	1	2							
Mark DeRosa, R OBP: 0.290, SLG: 0.342 (1, 4)	G6-3			L9		K			E6 2B BB		5	1	1	0	0	1	1							
Gary Sheffield, R OBP: 0.430, SLG: 0.609 (1, 9)	G5-3			P6					2B SF8 BB	F7	4	1	0	0	1	0	2							
Andrew Jones, R OBP: 0.349, SLG: 0.527 (1, 8)		K		G5-3					2B		4	0	1	2	0	1	0							
Robert Fick, L OBP: 0.344, SLG: 0.447 (1, 3)			G6-3 BB		G3				L3 IBB		2	0	0	0	2	0	0							
Vinny Castilla, R OBP: 0.315, SLG: 0.477 (1, 5)			G6-3 1-2r						SF8		3	0	2	1	0	0	1							
Darren Bragg, L OBP: 0.296, SLG: 0.260 (1, 7)					F8				2B		4	0	1	0	0	0	4							
Henry Blanco, R OBP: 0.242, SLG: 0.268 (1, 2)					L9				K		4	0	0	0	0	2	3							
Horacio Ramirez, L OBP: 0.104, SLG: 0.146 (8, PH)																								
Matt Franco, L OBP: 0.333, SLG: 0.385 (8, 1)																								
Kent Mercker, L (8, 1)																								
Will Cunnane, R (9, 1)																								
Marcus Giles, R OBP: 0.389, SLG: 0.541 (10, PH)																								
Trey Hodges, R (10, 1)																								
<b>Inning Stats</b>	R: 0 E: 0 K: 0 S: 7	H: 0 LOB: 0 BB: 0 P: 12	R: 0 E: 0 K: 1 S: 7	H: 0 LOB: 0 BB: 1 P: 14	R: 0 E: 0 K: 1 S: 11	H: 1 LOB: 1 BB: 0 P: 15	R: 0 E: 0 K: 0 S: 6	H: 0 LOB: 0 BB: 0 P: 11	R: 0 E: 0 K: 0 S: 8	H: 1 LOB: 1 BB: 0 P: 11	R: 0 E: 0 K: 3 S: 9	H: 0 LOB: 0 BB: 0 P: 10	R: 0 E: 0 K: 0 S: 12	H: 0 LOB: 0 BB: 0 P: 17	R: 0 E: 0 K: 2 S: 10	H: 1 LOB: 1 BB: 0 P: 15	R: 3 E: 1 K: 0 S: 13	H: 2 LOB: 1 BB: 2 P: 27	R: 0 E: 0 K: 0 S: 9	H: 1 LOB: 2 BB: 1 P: 16	1B: 4 2B: 3 3B: 0 HR: 0	SF: 1 SAC: 1 DP: 2 HBP: 0	WP: 0 PB: 0 SB: 0 CS: 0	PA: 39
<b>PITCHER</b>	IP	WLS	BF	H	R	ER	SO	BB	IBB	HBP	BLK	WP	HR	S	P	ERA	WHIP							
Jason Schmidt, R ERA: 2.37 (1, 1)	8.0		27	3	0	0	7	1	1	0	0	0	0	70	105	0.00	0.500							
Tim Worrell, R ERA: 2.48 (9, 1)	1.0	B	7	2	3	2	0	1	1	0	0	0	0	13	27	18.00	3.000							
Felix Rodriguez, R ERA: 3.51 (10, 1)	1.0	W	5	1	0	0	0	1	0	0	0	0	0	9	16	0.00	2.000							

Atlanta Braves @ San Francisco Giants  
PacBell Park, San Francisco, CA  
Thu Aug 21 2003, 10:15 PM EDT  
Att: 41,745 - Cloudy - 69 F

livebaseballscorecards.com

AB 33  
R 3  
H 6  
RBI 3  
BB 4  
SO 7  
LOB 14







Batter	1	2	3	4	5	6	7	8	9	AB R H RBI BB SO LOB	TOP											
Juan Pierre, L (1, 8) OBP: 0.360, SLG: 0.357	0-1 G5-3		2-0 G4-3		4-0 1B BB		0-2 L6		1-0 1B	4 0 1 0 1 0 1												
Luis Castillo, S (1, 4) OBP: 0.386, SLG: 0.411	3-2 G4-3		1-3 K		0-0 G5-4-3 1B		2-1 G4-3		1-2 1B G6-4-3	5 0 2 1 0 1 1												
Ivan Rodriguez, R (1, 2) OBP: 0.392, SLG: 0.510	1-1 F9			0-0 G5-3	1-1 G5-4-3			0-0 1B SF9	0-1 G6-4-3	5 1 1 0 0 0 5												
Mike Lowell, R (1, 5) OBP: 0.353, SLG: 0.546		0-2 G5-3		1-1 G5-3		2-0 G5-3		3-1 L9		4 0 0 0 0 0 1												
Juan Encarnacion, R (1, 9) OBP: 0.316, SLG: 0.437		1-2 F8		1-3 K		0-0 G5-3		1-1 E7		4 0 1 0 0 1 0												
Derrek Lee, R (1, 3) OBP: 0.362, SLG: 0.474		4-2 WP BB			2-3 K	0-2 WP 1B		2-2 SF9		2 0 1 1 1 1 0												
Miguel Cabrera, R (1, 7) OBP: 0.330, SLG: 0.487		1 SAFE 2-3 K			2-0 HR 1B	4-1 1B BB		1 SAFE 0-2 G1-3		3 1 1 0 1 1 2												
Alex Gonzalez, R (1, 6) OBP: 0.315, SLG: 0.467			2-2 G4-3 SH5-4 1B		1-1 HR	1-3 K			1-2 P3	4 1 2 2 0 1 2												
Dontrelle Willis, L (1, 1) OBP: 0.239, SLG: 0.318			0-0 SH5-4				1-3 K		2-1 1B	1 0 1 0 0 0 0												
Chad Fox, R (6, 1) Andy Fox, L (7, PH) 40 Nate Bump, L (7, 1) Rick Helling, R (8, 1) Lenny Harris, L (9, PH) OBP: 0.274, SLG: 0.271			1-2 1B		2-1 1B BB				1B	0 0 0 0 0 0 0												
<b>Inning Stats</b>	R: 0 E: 0 K: 0 S: 7	H: 0 LOB: 0 BB: 0 P: 11	R: 0 E: 0 K: 1 S: 12	H: 0 LOB: 1 BB: 1 P: 19	R: 0 E: 0 K: 1 S: 8	H: 1 LOB: 1 BB: 0 P: 13	R: 0 E: 0 K: 1 S: 7	H: 0 LOB: 0 BB: 0 P: 9	R: 2 E: 0 K: 1 S: 11	H: 4 LOB: 2 BB: 1 P: 23	R: 0 E: 0 K: 1 S: 9	H: 1 LOB: 2 BB: 1 P: 16	R: 0 E: 0 K: 1 S: 8	H: 0 LOB: 0 BB: 0 P: 11	R: 1 E: 1 K: 0 S: 11	H: 2 LOB: 1 BB: 0 P: 17	R: 1 E: 0 K: 0 S: 11	H: 3 LOB: 1 BB: 0 P: 16	1B: 10 2B: 0 3B: 0 HR: 1	SF: 1 SAC: 1 DP: 2 HBP: 0	WP: 2 PB: 0 SB: 0 CS: 0	PA: 39
<b>PITCHER</b>	IP WLS BF H R ER SO BB IBB HBP BLK WP HR S P ERA WHIP																					
Sidney Ponson, R (1, 1) ERA: 3.78	6.0 W 26 6 2 2 5 3 0 0 0 2 1 54 91 3.00 1.500																					
Matt Herges, R (7, 1) ERA: 2.73	1.1 6 2 1 0 1 0 0 0 0 0 0 13 20 0.00 1.500																					
Joe Nathan, R (8, 1) ERA: 3.06	1.0 H 5 2 1 1 0 0 0 0 0 0 0 12 18 9.00 2.000																					
Tim Worrell, R (9, 1) ERA: 2.45	0.2 S 2 1 0 0 0 0 0 0 0 0 0 5 6 0.00 1.500																					

**Florida Marlins @ San Francisco Giants**  
 PacBell Park, San Francisco, CA  
 Fri Aug 22 2003, 10:15 PM EDT  
 Att. 42,244 - Sunny - 68 F

[livebaseballscorecards.com](http://livebaseballscorecards.com)

AB	34
R	4
H	11
RBI	4
BB	3
SO	6
LOB	12



Batter	1	2	3	4	5	6	7	8	9	AB	R	H	RBI	BB	SO	LOB
<b>Eric Young Sr., R</b> OBP: 0.340, SLG: 0.413 (1, 4)	3-2 G6-3	0-0 F9			0-1 B1-3	2-0 SF7		0-0 CS 1B		4	0	1	1	0	0	2
<b>Rich Aurilia, R</b> OBP: 0.322, SLG: 0.401 (1, 6)	3-3 K		0-0 F7		3-1 G5-3	2-2 3-H 1-3 2-H 2B		4-0 1-2 BB		4	0	1	1	1	1	0
<b>Marquis Grissom, R</b> OBP: 0.321, SLG: 0.470 (1, 8)	2-2 HR		4-2 BB BB			1B K		0-3 K		4	2	2	1	1	2	3
<b>Barry Bonds, L</b> OBP: 0.523, SLG: 0.755 (1, 7)	4-2 FC6 BB		1 SAFE 4-2 1 SAFE BB	4-2 G6-4-3 1-2 BB		0-2 SAFE BB 1B 1B	4-2 1B BB			1	1	1	0	3	0	0
<b>Edgardo Alfonzo, R</b> OBP: 0.327, SLG: 0.362 (1, 5)	0-2 FC6 1-2f		2-0 G6-4-3 1-2f		1-0 1B 1B BB 1B	0-1 F9				4	1	1	1	0	0	4
<b>Benito Santiago, R</b> OBP: 0.333, SLG: 0.442 (1, 2)		2-1 F8		0-0 L9-3 1B		4-2 BB 1B SF7 BB	3-2 F9			3	1	1	0	1	0	1
<b>Joe Nathan, R</b> (8, 1)						1-2 2-3 BB				0	0	0	0	0	0	0
<b>Tim Worrell, R</b> (9, 1)						1-2 2-3 3-H BB 1B				0	0	0	0	0	0	0
<b>Andres Galarraga, R</b> OBP: 0.366, SLG: 0.508 (1, 3)		1-1 FC1-5 BB 1B		2-0 L9-3 1-1		1-1 BB 2B 1B	2-0 1-3 1B			4	1	3	1	0	0	1
<b>José Cruz Jr., S</b> OBP: 0.365, SLG: 0.419 (1, 9)		4-0 FC1-5 1-2 BB		3-2 F8		4-1 2B BB	0-2 G4-3			2	0	0	1	2	0	2
<b>Sidney Ponson, R</b> (1, 1)		3-2 FC1-5		0-0 G4-3		3-3 K		1-0 G4-3		2	0	0	0	0	0	2
<b>Neifi Perez, S</b> OBP: 0.261, SLG: 0.331 (6, PH)										1	0	0	0	0	1	3
<b>Matt Herges, L</b> OBP: 0.333, SLG: 0.333 (7, 1)										0	0	0	0	0	0	0
<b>Yorvit Torrealba, R</b> OBP: 0.291, SLG: 0.366 (8, 2)		1-2 2-3f								1	0	0	0	0	0	0

Inning Stats	R: 1	H: 1	E: 0	LOB: 1	K: 1	P: 30	R: 0	H: 1	E: 0	LOB: 0	K: 0	P: 17	R: 0	H: 1	E: 0	LOB: 0	K: 0	P: 8	R: 5	H: 5	E: 0	LOB: 2	K: 2	P: 38	R: 0	H: 1	E: 0	LOB: 2	K: 0	P: 21	R: 0	H: 1	E: 0	LOB: 1	K: 1	P: 10
	S: 18	BB: 1	S: 8	BB: 2	S: 7	BB: 1	S: 5	BB: 2	S: 5	BB: 2	S: 20	BB: 2	S: 12	BB: 1	S: 5	BB: 1	S: 1	CS: 1																		

PITCHER	IP	WLS	BF	H	R	ER	SO	BB	IBB	HBP	BLK	WP	HR	S	P	ERA	WHIP
<b>Dontrelle Willis, L</b> ERA: 3.35 (1, 1)	5.0	L	23	6	4	4	1	4	0	0	0	0	1	48	89	7.20	2.000
<b>Chad Fox, R</b> ERA: 4.18 (6, 1)	1.0		7	2	2	2	2	2	0	0	0	0	0	15	32	18.00	4.000
<b>40 Nate Bump, R</b> ERA: 4.56 (7, 1)	1.0		5	1	0	0	0	1	0	0	0	0	0	12	21	0.00	2.000
<b>Rick Helling, R</b> ERA: 5.67 (8, 1)	1.0		4	1	0	0	1	1	0	0	0	0	0	5	10	0.00	2.000

**BOTTOM**


**Florida Marlins @ San Francisco Giants**  
PacBell Park, San Francisco, CA

Fri Aug 22 2003, 10:15 PM EDT  
Att: 42,244 - Sunny - 68 F

AB	R	H	RBI	BB	SO	LOB
4	0	1	1	0	0	2
4	0	1	1	1	1	0
4	2	2	1	1	2	3
1	1	1	0	3	0	0
4	1	1	1	0	0	4
3	1	1	0	1	0	1
0	0	0	0	0	0	0
0	0	0	0	0	0	0
4	1	3	1	0	0	1
2	0	0	1	2	0	2
2	0	0	0	0	0	2
1	0	0	0	0	1	3
0	0	0	0	0	0	0
1	0	0	0	0	0	0

AB	30
R	6
H	10
RBI	6
BB	8
SO	4
LOB	18

WP: 0 PA: 39  
PB: 0  
SB: 0  
CS: 1



PITCHER	IP	WLS	BF	H	R	ER	SO	BB	IBB	HBP	BLK	WP	HR	S	P	ERA	WHIP
<b>Dontrelle Willis, L</b> ERA: 3.35 (1, 1)	5.0	L	23	6	4	4	1	4	0	0	0	0	1	48	89	7.20	2.000
<b>Chad Fox, R</b> ERA: 4.18 (6, 1)	1.0		7	2	2	2	2	2	0	0	0	0	0	15	32	18.00	4.000
<b>40 Nate Bump, R</b> ERA: 4.56 (7, 1)	1.0		5	1	0	0	0	1	0	0	0	0	0	12	21	0.00	2.000
<b>Rick Helling, R</b> ERA: 5.67 (8, 1)	1.0		4	1	0	0	1	1	0	0	0	0	0	5	10	0.00	2.000



Batter	1	2	3	4	5	6	7	8	9	AB R H RBI BB SO LOB	TOP		
Luis Castillo, S OBP: 0.385, SLG: 0.409 (1, 4)	1-2 CS 1B		3-2 L8		1-0 G6-3		2-2 G6-3			4 0 1 0 0 0 0	<b>Florida Marlins @ San Francisco Giants</b> PacBell Park, San Francisco, CA Sat Aug 23 2003, 4:10 PM EDT Att. 42,189 - Sunny - 75 F		
Juan Pierre, L OBP: 0.360, SLG: 0.358 (1, 8)	3-2 E7 G4-3 2B		3-2 G4-3		2-2 G4-3		2-1 G6-3			4 1 1 0 0 0 0			
Mike Lowell, R OBP: 0.351, SLG: 0.541 (1, 5)	1-2 G4-3		0-0 L7		1-2 G6-3		0-0 G6-3			4 0 0 1 0 0 0			
Ivan Rodriguez, R OBP: 0.391, SLG: 0.510 (1, 2)	0-1 F9			1-0 F7		0-0 FC6-5 2B		1-3 K		4 0 1 0 0 1 0			
Juan Encarnacion, R OBP: 0.315, SLG: 0.441 (1, 9)		2-2 G6-3		2-2 HR		2-2 FC6-5 2-3		0-0 G6-3		4 1 1 1 0 0 1			
Derrek Lee, R OBP: 0.363, SLG: 0.473 (1, 3)		1-1 S 1B		2-3 K		4-2 G6-4-3 BB		2-0 G4-3		3 0 1 0 1 1 0			
Miguel Cabrera, R OBP: 0.329, SLG: 0.482 (1, 7)		2-1 F8		0-1 HBP 1B		2-2 G6-4-3 1-2		2-3 K		4 0 1 0 0 1 3			
Alex Gonzalez, R OBP: 0.317, SLG: 0.466 (1, 6)		4-1 1-2 IBB		2-1 HBP		2-3 K				1 0 0 0 1 1 0			
Josh Beckett, R OBP: 0.156, SLG: 0.219 Ugueth Urbina, R (8, 1)		0-1 G6-3		1-0 G6-3		1-3 K				3 0 0 0 0 1 4 0 0 0 0 0 0 0			
<b>Inning Stats</b>	R: 1 H: 2 E: 1 LOB: 0 K: 0 BB: 0 S: 12 P: 17	R: 0 H: 1 E: 0 LOB: 2 K: 0 BB: 1 S: 10 P: 19	R: 0 H: 0 E: 0 LOB: 0 K: 0 BB: 0 S: 7 P: 13	R: 1 H: 2 E: 0 LOB: 2 K: 1 BB: 0 S: 12 P: 20	R: 0 H: 0 E: 0 LOB: 0 K: 0 BB: 0 S: 8 P: 12	R: 0 H: 1 E: 0 LOB: 1 K: 0 BB: 1 S: 11 P: 19	R: 0 H: 0 E: 0 LOB: 0 K: 2 BB: 0 S: 9 P: 14	R: 0 H: 0 E: 0 LOB: 0 K: 1 BB: 0 S: 6 P: 9	R: 0 H: 0 E: 0 LOB: 0 K: 1 BB: 0 S: 5 P: 9	1B: 3 SF: 0 2B: 2 SAC: 0 3B: 0 DP: 1 HR: 1 HBP: 1	WP: 0 PA: 34 PB: 0 SB: 2 CS: 1		
<b>PITCHER</b>	IP WLS BF H R ER SO BB IBB HBP BLK WP HR S P ERA WHIP											<b>PITCHER</b>	IP WLS BF H R ER SO BB IBB HBP BLK WP HR S P ERA WHIP
Dustin Hermanson, R ERA: 4.1 (1, 1)	5.1 24 6 2 1 1 1 1 1 1 0 0 1 57 95 1.69 1.312												
Jim Brower, R ERA: 3.68 (6, 1)	2.2 W 7 0 0 0 3 0 0 0 0 0 0 0 18 28 0.00 0.000												
Tim Worrell, R ERA: 2.42 (9, 1)	1.0 S 3 0 0 0 1 0 0 0 0 0 0 0 5 9 0.00 0.000												

livebaseballscorecards.com

AB	31
R	2
H	6
RBI	2
BB	2
SO	5
LOB	8



Batter	1	2	3	4	5	6	7	8	9
Eric Young Sr., R OBP: 0.341, SLG: 0.414 (1, 4)	1-0 P6		3-2 CS 1B			3-1 WP SH1-4 FC7-2 1B		2-2 F8	
Neifi Perez, S OBP: 0.285, SLG: 0.342 (1, 6)	0-0 B5		2-2 1-2 2B			0-0 SH1-4 1-2		3-1 1-H 2B	
José Cruz Jr., S OBP: 0.362, SLG: 0.416 (1, 9)	3-3 K		1-3 K			2-2 FC7-2 2-H		2-3 K	
Andres Galarraga, R OBP: 0.361, SLG: 0.500 (1, 3)		0-0 F9			2-3 K		2-2 P3		
Edgardo Alfonzo, R OBP: 0.325, SLG: 0.360 (1, 5)		3-1 G4-3			2-1 F9		1-0 P4		
Todd Linden, S OBP: 0.125, SLG: 0.250 (1, 7)		1-3 K			1-3 K		0-0 2B		
Marquis Grissom, R OBP: 0.321, SLG: 0.470 (9, 8)									
Jeffrey Hammonds, R OBP: 0.298, SLG: 0.361 (1, 8) (9, 7)			0-0 HR			2-2 G5-3		2-2 L3	
Yorvit Torrealba, R OBP: 0.297, SLG: 0.372 (1, 2)			2-2 SH3-4 1B 1B			1-1 P6		0-2 S 2B 1B	
Dustin Hermanson, R (1, 1)			0-1 SH3-4			0-3 K		3-2 P6	
Jim Brower, R (6, 1)									
Rich Aurilia, R (8, PH)									
Tim Worrell, R (9, 1)									

Inning Stats	R: 0	H: 0	E: 0	K: 1	S: 5	LOB: 0	BB: 0	P: 9	R: 0	H: 0	E: 0	K: 1	S: 6	LOB: 0	BB: 0	P: 10	R: 2	H: 4	E: 0	K: 1	S: 15	LOB: 1	BB: 0	P: 23	R: 0	H: 0	E: 0	K: 2	S: 8	LOB: 0	BB: 0	P: 13	R: 0	H: 1	E: 0	K: 1	S: 8	LOB: 0	BB: 0	P: 13	R: 0	H: 1	E: 0	K: 0	S: 8	LOB: 1	BB: 0	P: 13	R: 1	H: 2	E: 0	K: 1	S: 17	LOB: 1	BB: 0	P: 27
--------------	------	------	------	------	------	--------	-------	------	------	------	------	------	------	--------	-------	-------	------	------	------	------	-------	--------	-------	-------	------	------	------	------	------	--------	-------	-------	------	------	------	------	------	--------	-------	-------	------	------	------	------	------	--------	-------	-------	------	------	------	------	-------	--------	-------	-------

PITCHER	IP	WLS	BF	H	R	ER	SO	BB	IBB	HBP	BLK	WP	HR	S	P	ERA	WHIP
Josh Beckett, R (1, 1)	7.0	L	26	7	3	3	6	0	0	0	0	1	1	61	95	3.86	1.000
Ugueth Urbina, R (8, 1)	1.0		4	1	0	0	1	0	0	0	0	0	0	14	24	0.00	1.000

1B	2B	3B	HR	SF	SAC	DP	HBP
4	4	0	1	0	2	1	0

WP	PA	ERA	WHIP
1	30		

**BOTTOM**

**Florida Marlins @ San Francisco Giants**  
**PacBell Park, San Francisco, CA**  
 Sat Aug 23 2003, 4:10 PM EDT  
 Att: 42,189 - Sunny - 75 F

livebaseballscorecards.com

<b>AB</b>	<b>28</b>
<b>R</b>	<b>3</b>
<b>H</b>	<b>8</b>
<b>RBI</b>	<b>3</b>
<b>BB</b>	<b>0</b>
<b>SO</b>	<b>7</b>
<b>LOB</b>	<b>6</b>





Batter	1	2	3	4	5	6	7	8	9	AB R H RBI BB SO LOB	TOP											
Juan Pierre, L (1, 8) OBP: 0.358, SLG: 0.357	1-2 G4-3		2-2 G4-3		2-1 G4-3		1-0 CS 1B		1-0 F9	5 0 1 0 0 0 2												
Luis Castillo, S (1, 4) OBP: 0.385, SLG: 0.410	1-2 L6			2-1 1B 2B	0-1 F7		4-2 1-2 G6-3 HR BB		0-3 K	4 2 1 0 1 1 3												
Juan Encarnacion, R (1, 9) OBP: 0.316, SLG: 0.442	1-0 F9			0-1 G5-3		1-0 1B 2B	0-2 G6-3		4-2 BB	4 1 1 0 1 0 2												
Derrek Lee, R (1, 3) OBP: 0.366, SLG: 0.481		0-1 G6-3		2-1 HR 1B		4-2 1B 1B BB	2-2 2-H HR		1-3 K	4 3 2 3 1 1 3												
Miguel Cabrera, R (1, 7) OBP: 0.336, SLG: 0.502		2-2 1B		1-2 1-H HR		2-2 1B 1B	0-0 G6-3			4 1 3 3 0 0 0												
Alex Gonzalez, R (1, 6) OBP: 0.316, SLG: 0.464		2-1 F8		0-2 F7		2-1 1-2 3-H 1B		0-1 F8		4 0 1 1 0 0 1												
Mike Mordecai, R (1, 5) OBP: 0.263, SLG: 0.348		2-1 F7		1-0 L7		3-3 K		0-0 F9		4 0 0 0 0 1 3												
Mike Redmond, R (1, 2) OBP: 0.306, SLG: 0.321			1-0 G4-3		3-1 G4-3 SH5-4 1B	1-3 K		2-2 G3		4 0 1 0 0 1 2												
Carl Pavano, R (1, 1) OBP: 0.098, SLG: 0.140			0-1 G1-3		0-0 SH5-4	0-0 F7			1-2 F9 2B	2 0 0 0 0 0 2												
40 Nate Bump, L (8, 1)										0 0 0 0 0 0 0												
Ramon Castro, R (9, PH) OBP: 0.347, SLG: 0.533										1 0 1 0 0 0 0												
Andy Fox, L (9, PR) OBP: 0.274, SLG: 0.271										0 0 0 0 0 0 0												
Braden Looper, R (9, 1) OBP: 1.000, SLG: 1.000										0 0 0 0 0 0 0												
<b>Inning Stats</b>	R: 0 E: 0 K: 0 S: 7	H: 0 LOB: 0 BB: 0 P: 10	R: 0 E: 0 K: 0 S: 10	H: 1 LOB: 1 BB: 0 P: 16	R: 0 E: 0 K: 0 S: 6	H: 0 LOB: 0 BB: 0 P: 9	R: 3 E: 0 K: 0 S: 13	H: 3 LOB: 0 BB: 0 P: 19	R: 0 E: 0 K: 0 S: 7	H: 1 LOB: 1 BB: 0 P: 12	R: 2 E: 0 K: 2 S: 17	H: 3 LOB: 2 BB: 1 P: 30	R: 2 E: 0 K: 0 S: 10	H: 2 LOB: 0 BB: 1 P: 17	R: 0 E: 0 K: 0 S: 6	H: 0 LOB: 0 BB: 0 P: 8	R: 0 E: 0 K: 2 S: 13	H: 1 LOB: 3 BB: 1 P: 20	1B: 6 2B: 3 3B: 0 HR: 2	SF: 0 SAC: 1 DP: 0 HBP: 0	WP: 0 PB: 0 SB: 0 CS: 1	PA: 40
<b>PITCHER</b>	IP WLS BF H R ER SO BB IBB HBP BLK WP HR S P ERA WHIP																					
Kirk Rueter, L (1, 1) ERA: 4.5	5.0 L 22 6 5 5 0 1 0 0 0 0 0 1 47 75 9.00 1.400																					
32 Kevin Correia, R (6, 1) ERA: 1.64	1.0 5 2 0 0 2 0 0 0 0 0 0 0 13 21 0.00 2.000																					
Scott Eyre, L (7, 1) ERA: 3.72	1.0 5 2 2 2 0 1 0 0 0 0 0 1 10 17 18.00 3.000																					
Felix Rodriguez, R (8, 1) ERA: 3.44	1.0 3 0 0 0 0 0 0 0 0 0 0 0 6 8 0.00 0.000																					
Jason Christiansen, L (9, 1) ERA: 3.92	1.0 5 1 0 0 2 1 0 0 0 0 0 0 13 20 0.00 2.000																					

Florida Marlins @ San Francisco Giants  
PacBell Park, San Francisco, CA  
Sun Aug 24 2003, 4:05 PM EDT  
Att. 41,886 - Sunny - 79 F

livebaseballscorecards.com

AB	36
R	7
H	11
RBI	7
BB	3
SO	4
LOB	18









BOTTOM

San Francisco Giants @ Colorado Rockies  
Coors Field, Denver, CO

AB	32
R	1
H	5
RBI	0
BB	2
SO	6
LOB	14



WP	0	PA	34
PB	0		
SB	0		
CS	0		

Tue Aug 26 2003, 7:05 PM MDT  
Att. 24,100 - Sunny - 86 F

AB R H RBI BB SO LOB

4	0	0	0	0	0	3
3	0	0	0	0	2	1
0	0	0	0	0	0	0
0	0	0	0	0	0	0
1	0	1	0	0	0	0
0	0	0	0	0	0	0
4	0	0	0	0	0	2
3	0	0	0	1	0	2
4	0	0	0	0	0	1
4	0	2	0	0	0	0
4	0	1	0	0	1	2
3	1	1	0	0	1	1
1	0	0	0	0	1	1
1	0	0	0	1	1	1

Batter	1	2	3	4	5	6	7	8	9
Ronnie Belliard, R (1, 4) OBP: 0.347, SLG: 0.373	0-1 P3		3-2 F8			3-2 G5-3		2-2 L6	
Chris Stynes, R (1, 5) OBP: 0.345, SLG: 0.430	1-2 K			1-3 K		0-0 G5-3		1-0 17 E 1B	
Steve Reed, R (7, 1)								1-2	
28 Aaron Cook, R (8, 1) OBP: 0.233, SLG: 0.179									
Greg Norton, S (8, PH) OBP: 0.328, SLG: 0.420									
40 Brian Fuentes, L (9, 1)									
17 Todd Helton, L (1, 3) OBP: 0.448, SLG: 0.627	0-1 F7			0-2 G3-1		0-0 F7		1-2 E9	
Preston Wilson, R (1, 8) OBP: 0.349, SLG: 0.554		2-2 F8		4-2 FC4-6 BB		2-2 G6-3		1-2 F7	
Larry Walker, L (1, 9) OBP: 0.423, SLG: 0.474		2-0 F8		0-0 FC4-6		1-2 P3		2-2 G3	
Jay Payton, R (1, 7) OBP: 0.363, SLG: 0.504		0-0 F9		2-2 G4-3		0-0 2B		0-0 G6-4-3 1B	
Charles Johnson, R (1, 2) OBP: 0.321, SLG: 0.452			1-0 2B	0-0 G1-3		3-3 K		0-1 G6-4-3	
Juan Uribe, R (1, 6) OBP: 0.299, SLG: 0.397			2-3 K	0-1 F8				2-2 17 E 1B	
Darren Oliver, R (1, 1) OBP: 0.281, SLG: 0.352						4-1 G5-3 BB		0-3 K	
Mark Bellhorn, S (6, PH) OBP: 0.341, SLG: 0.297									

Inning Stats	R	H	E	K	S	H	LOB	BB	P	R	H	E	K	S	H	LOB	BB	P	R	H	E	K	S	H	LOB	BB	P	R	H	E	K	S	H	LOB	BB	P	R	H	E	K	S	R	H	E	K	S	1B	2B	3B	HR	SF	SAC	DP	HBP	WP	PA																												
	0	0	0	1	7	0	0	0	8	0	1	0	2	13	0	0	0	1	21	0	0	0	1	10	0	0	0	1	9	0	0	0	1	13	0	1	0	1	17	1	2	1	1	22	1	2	0	1	29	0	1	0	0	8	0	0	0	0	1	0	0	0	0	1	0	0	0	0	1	0	0	0	0	1	3	2	0	0	0	0	1	0	0	34

PITCHER	IP	WLS	BF	H	R	ER	SO	BB	IBB	HBP	BLK	WP	HR	S	P	ERA	WHIP
Jason Schmidt, R (1, 1) ERA: 2.26	7.2	W	29	4	1	0	6	2	0	0	0	0	0	73	111	0.00	0.783
Jason Christiansen, L (8, 1) ERA: 3.92	0.0		1	0	0	0	0	0	0	0	0	0	0	4	5	∞	∞
Joe Nathan, R (8, 1) ERA: 3.04	0.1	H	1	0	0	0	0	0	0	0	0	0	0	4	5	0.00	0.000
Tim Worrell, R (9, 1) ERA: 2.38	1.0	S	3	1	0	0	0	0	0	0	0	0	0	6	8	0.00	1.000



Batter	1	2	3	4	5	6	7	8	9	AB R H RBI BB SO LOB	TOP											
<b>Eric Young Sr., R</b> OBP: 0.344, SLG: 0.415 (1, 4)	1-3 		1-1 G3		1-1 HR HBP		0-3 		1-1 FC6-4 1-2f	4 1 0 0 0 2 1												
<b>Jeffrey Hammonds, R</b> OBP: 0.320, SLG: 0.440 (1, 7)	3-3 			2-1 1B 2B	0-0 HR		2-1 G1-3		0-2 P4	5 2 2 2 0 1 1												
<b>Marquis Grissom, R</b> OBP: 0.319, SLG: 0.465 (1, 8)	0-2 1B			1-2 1B 2-3 1B	2-0 2B		1-1 G6-3		2-1 G4-3	5 1 3 0 0 0 1												
<b>Andres Galarraga, R</b> OBP: 0.351, SLG: 0.481 (1, 3)	1-0 F7			1-2 G6-4-3 1B 1-3 3-H 1B	1-2 G5-3			1-3 		4 1 1 1 0 1 2												
<b>Benito Santiago, R</b> OBP: 0.331, SLG: 0.435 (1, 2)			2-1 F8		1-2 G6-4-3 1B 1-2 3-H 1B		2-0 G5-3		1-3 	4 0 1 1 0 1 0												
<b>Edgardo Alfonzo, R</b> OBP: 0.323, SLG: 0.360 (1, 5)			0-2 F7		2-1 G6-4-3 1-2f 2-3		0-1 F9		2-2 2B 2B	4 1 1 0 0 0 2												
<b>Rich Aurilia, R</b> OBP: 0.321, SLG: 0.403 (1, 6)				0-0 G4-3	2-0 CS 1B 3-H		1-0 2B		1-1 2B	4 0 3 2 0 0 0												
<b>José Cruz Jr., S</b> OBP: 0.363, SLG: 0.415 (1, 9)			0-1 L4		3-2 CS 1-2		4-0 IBB		0-0 P4	3 0 0 0 1 1 1												
<b>Sidney Ponson, R</b> <b>Joe Nathan, R</b> <b>Todd Linden, S</b> <b>Matt Herges, L</b> <b>Jason Christiansen, R</b> <b>Tim Worrell, R</b> <b>Neifi Perez, S</b> (1, 1) (8, 1) (9, PH) (9, 1) (9, 1) (9, 1) (9, 4)			3-3 		1-2 G1-3		2-1 G4-3		0-0 FC6-4 1B	3 0 0 0 0 0 1 2 0 0 0 0 0 0 0 0 1 0 0 1 0												
<b>Inning Stats</b>	R: 0 E: 0 K: 2 S: 10	H: 1 LOB: 1 BB: 0 P: 15	R: 0 E: 0 K: 0 S: 6	H: 0 LOB: 0 BB: 0 P: 8	R: 0 E: 0 K: 1 S: 8	H: 0 LOB: 0 BB: 0 P: 12	R: 3 E: 0 K: 0 S: 16	H: 5 LOB: 0 BB: 0 P: 28	R: 2 E: 0 K: 1 S: 12	H: 2 LOB: 1 BB: 0 P: 19	R: 0 E: 0 K: 0 S: 6	H: 1 LOB: 2 BB: 1 P: 15	R: 0 E: 0 K: 1 S: 7	H: 0 LOB: 0 BB: 0 P: 10	R: 1 E: 0 K: 2 S: 12	H: 2 LOB: 1 BB: 0 P: 17	R: 0 E: 1 K: 0 S: 8	H: 1 LOB: 1 BB: 0 P: 11	1B: 6 2B: 5 3B: 0 HR: 1	SF: 0 SAC: 0 DP: 1 HBP: 1	WP: 0 PB: 0 SB: 0 CS: 1	PA: 40
<b>PITCHER</b>	IP WLS BF H R ER SO BB IBB HBP BLK WP HR S P ERA WHIP																					
<b>Jose Jimenez, R</b> ERA: 5.67 (1, 1)	5.0 L 22 8 5 5 4 0 0 1 0 0 0 1 52 82 9.00 1.600																					
<b>Jesus Sanchez, L</b> ERA: (6, 1)	1.0 5 1 0 0 0 0 0 1 0 0 0 0 6 15 0.00 1.000																					
<b>Adam Bernero, R</b> ERA: 5.7 (7, 1)	2.0 8 2 1 1 3 0 0 0 0 0 0 0 19 27 4.50 1.000																					
<b>Justin Speier, R</b> ERA: 3.47 (9, 1)	1.0 4 1 0 0 0 0 0 0 0 0 0 0 8 11 0.00 1.000																					

**San Francisco Giants @ Colorado Rockies**  
Coors Field, Denver, CO  
Wed Aug 27 2003, 7:05 PM MDT  
Att. 24,972 - Cloudy - 75 F

AB	37
R	6
H	12
RBI	6
BB	1
SO	7
LOB	10



BOTTOM

San Francisco Giants @ Colorado Rockies  
Coors Field, Denver, CO  
Wed Aug 27 2003, 7:05 PM MDT  
Att. 24,972 - Cloudy - 75 F

livebaseballscorecards.com

AB 33  
R 4  
H 8  
RBI 4  
BB 3  
SO 4  
LOB 12



WP: 0 PA: 36  
PB: 0  
SB: 0  
CS: 0

AB R H RBI BB SO LOB

4 0 0 0 0 0 2

0 0 0 0 0 0 0

3 0 0 0 1 1 0

4 1 2 0 0 0 1

3 1 0 0 1 1 1

3 1 1 0 1 0 0

4 1 2 2 0 0 1

4 0 1 0 0 0 4

3 0 0 0 0 0 1

1 0 1 2 0 0 0

1 0 0 0 0 0 1 0  
0 0 0 0 0 0 0 0  
1 0 0 0 0 0 0 0  
0 0 0 0 0 0 0 0  
2 0 1 0 0 0 1 2

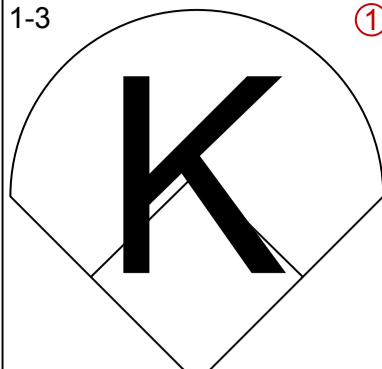
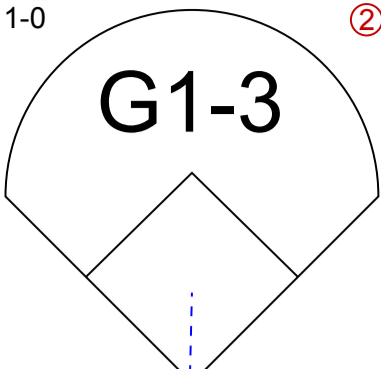
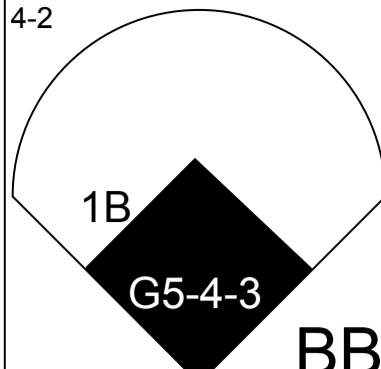
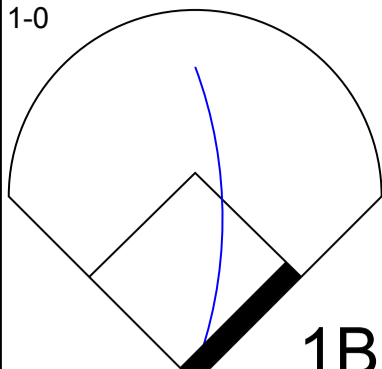
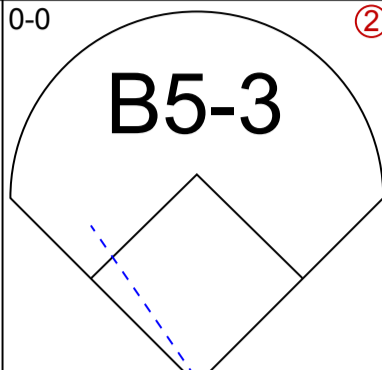
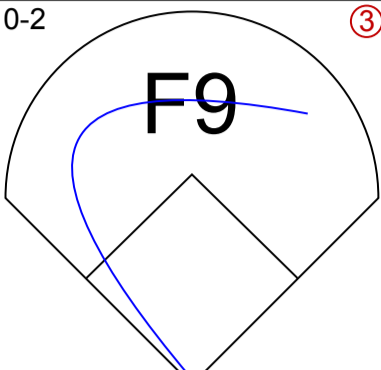
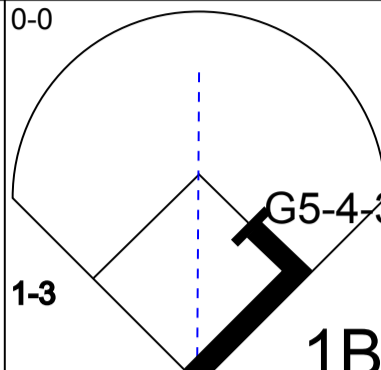
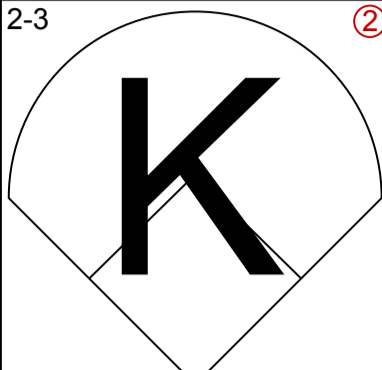
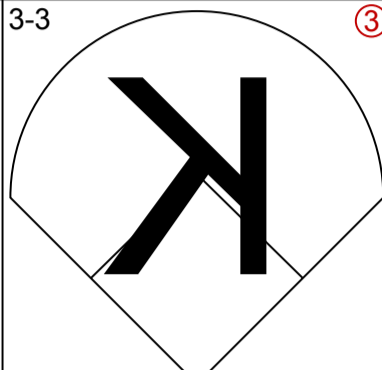
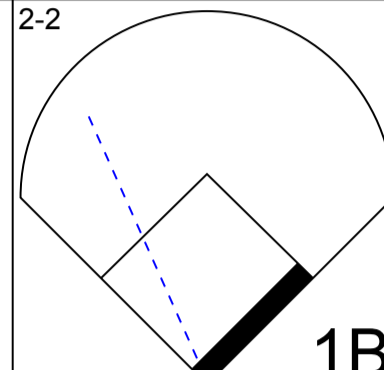
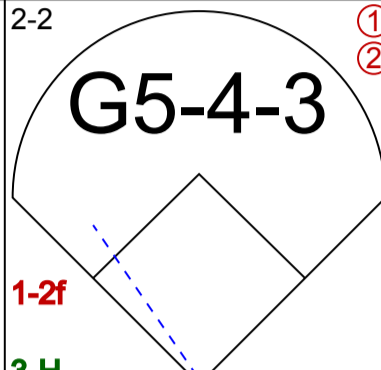
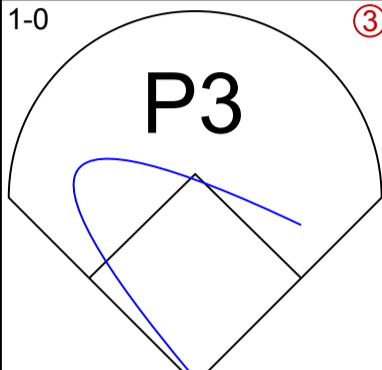
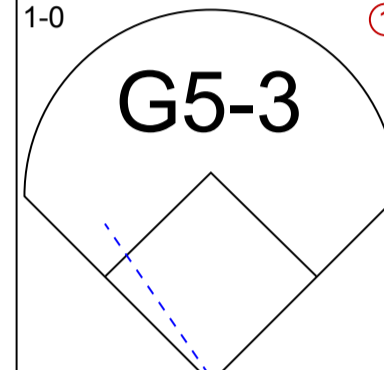
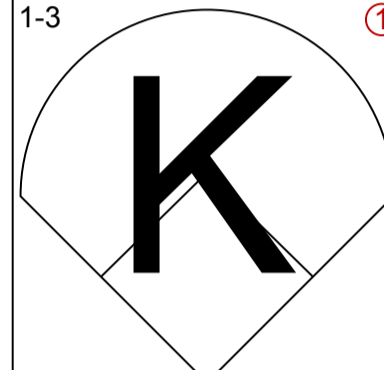
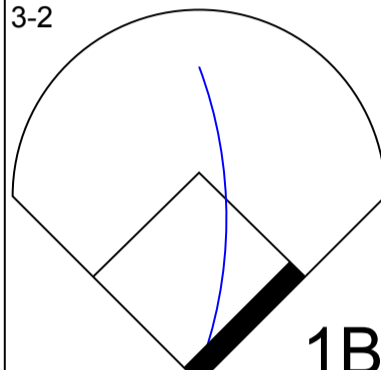
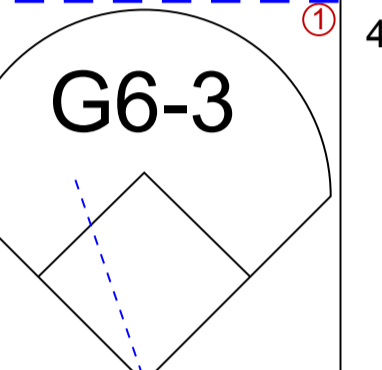
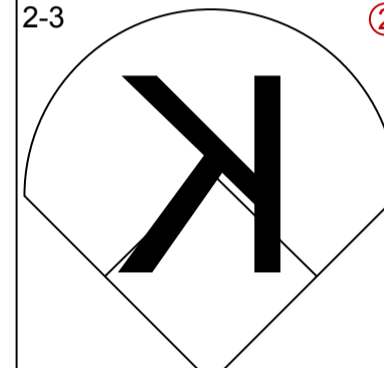
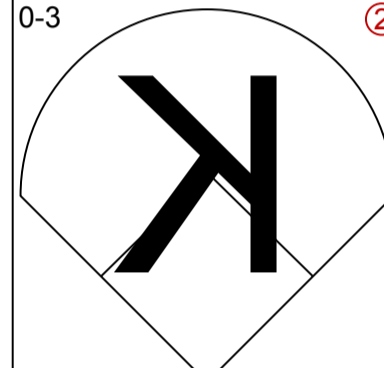
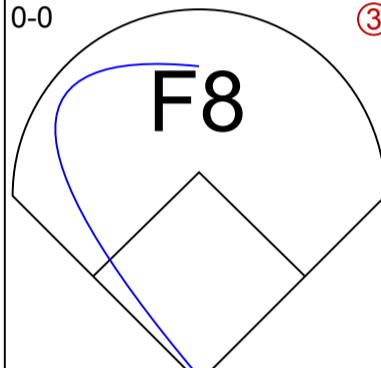
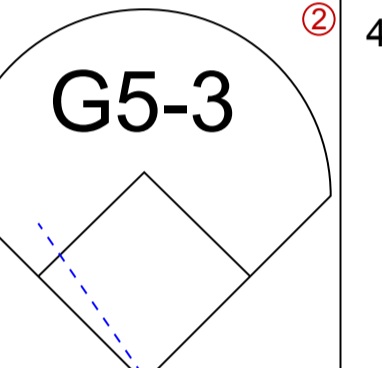
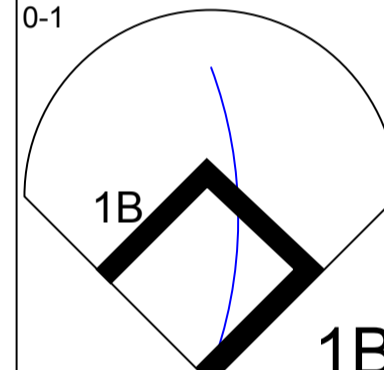
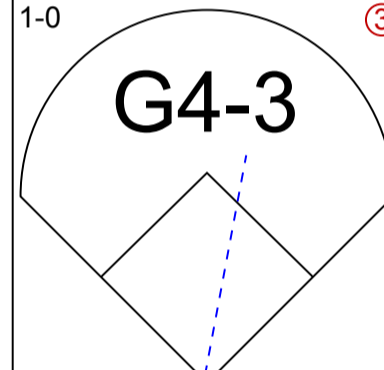
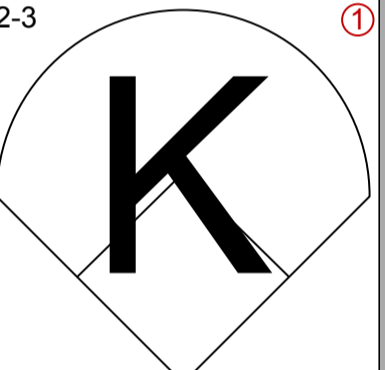
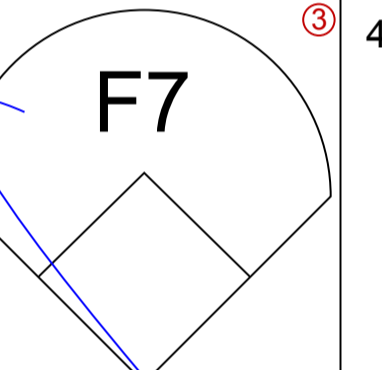
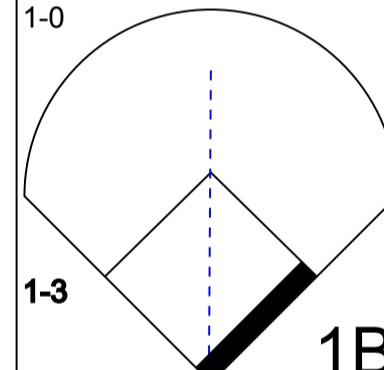
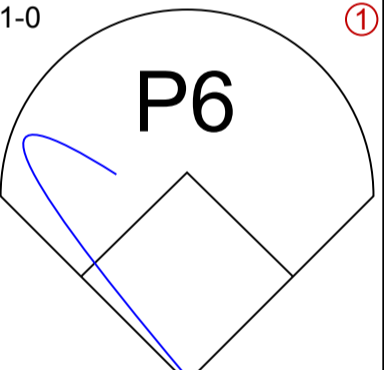
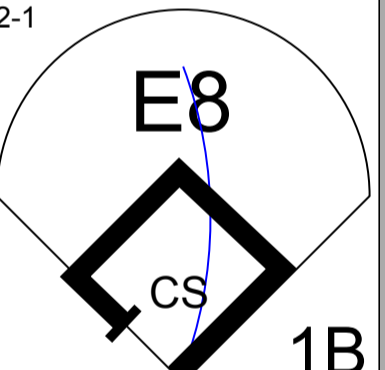
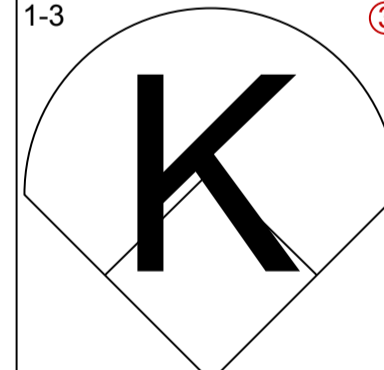
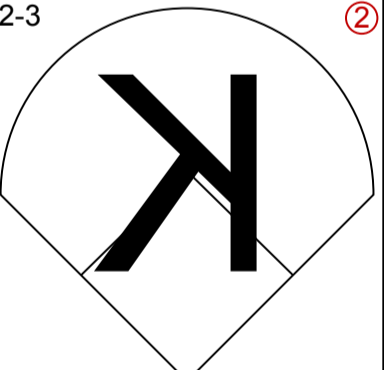
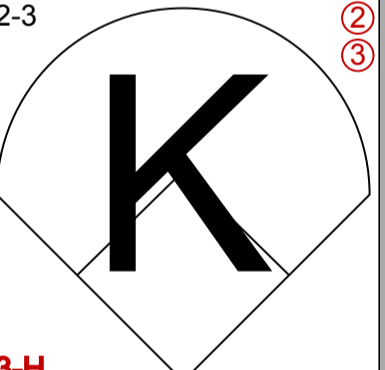
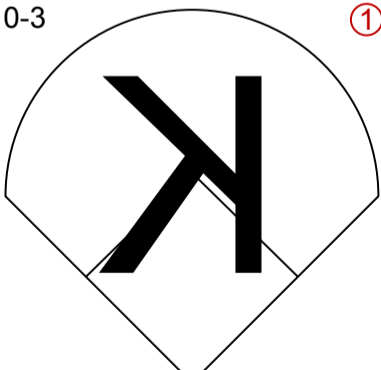
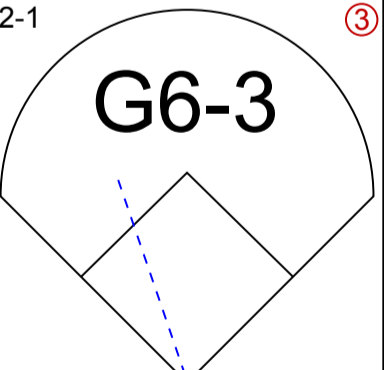
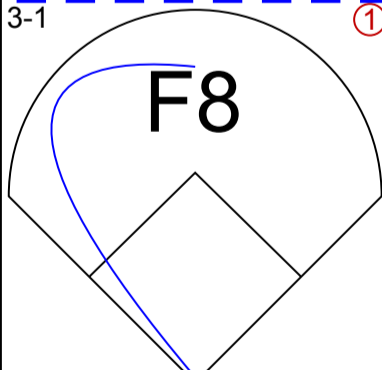
1B: 5 SF: 0  
2B: 2 SAC: 0  
3B: 0 DP: 2  
HR: 1 HBP: 0

Batter	1	2	3	4	5	6	7	8	9
Pablo Ozuna, R OBP: 0.357, SLG: 0.385 Justin Speier, R (1, 4) (9, 1)	3-2 F9			2-2 F8		0-0 F9		1-0 F7	
Mark Bellhorn, S OBP: 0.339, SLG: 0.293 (1, 5) (9, 4)	4-2 G6-4-3 BB			1-1 G4-3			3-1 G4-3		2-3 K
17 Todd Helton, L OBP: 0.448, SLG: 0.626 (1, 3)	0-0 G6-4-3 1-2f			1-2 G6-3			0-0 G4-6-3 1B		1-2 BB 1B
Preston Wilson, R OBP: 0.349, SLG: 0.550 (1, 8)			3-2 F7		0-3 K		1-0 G4-6-3 1-2f		4-1 1B 1B BB
Larry Walker, L OBP: 0.424, SLG: 0.475 (1, 9)			1-1 G3-1		0-0 G4-3 2B			0-1 G4-3	4-0 1B 1B BB
Jay Payton, R OBP: 0.364, SLG: 0.510 (1, 7)			2-2 G4-3		0-1 G4-3 2-3			0-2 HR	1-1 1B 1B
Gregg Zaun, S OBP: 0.298, SLG: 0.298 (1, 2)			0-1 G4-3		0-1 F8			0-0 FC6-4 1B	1-0 F7
Juan Uribe, R OBP: 0.296, SLG: 0.392 Chris Stynes, R (9, PH) OBP: 0.346, SLG: 0.432			1-2 G3-1			0-1 F9		3-1 FC6-4 2B 1-2f	2-2 1B 1-2 2-H 3-H
Jose Jimenez, R OBP: 0.429, SLG: 0.429 Jesus Sanchez, L (6, PH) Rene Reyes, S OBP: 0.290, SLG: 0.379 Adam Berero, R (7, 1) Greg Norton, S OBP: 0.330, SLG: 0.428 (8, PH) (9, 5)			1-3 K			1-0 P5		0-0 2B	1-3 K

Inning Stats	R: 0	H: 0	E: 0	LOB: 0	K: 0	S: 8	R: 0	H: 0	E: 0	LOB: 0	K: 0	S: 10	R: 0	H: 0	E: 0	LOB: 0	K: 1	S: 9	R: 0	H: 1	E: 0	LOB: 1	K: 1	S: 9	R: 0	H: 0	E: 0	LOB: 0	K: 0	S: 4	R: 0	H: 1	E: 0	LOB: 0	K: 0	S: 4	R: 1	H: 3	E: 0	LOB: 2	K: 0	S: 10	R: 3	H: 3	E: 0	LOB: 2	K: 2	S: 19	1B: 5	SF: 0	2B: 2	SAC: 0	3B: 0	DP: 2	HR: 1	HBP: 0	WP: 0	PA: 36
--------------	------	------	------	--------	------	------	------	------	------	--------	------	-------	------	------	------	--------	------	------	------	------	------	--------	------	------	------	------	------	--------	------	------	------	------	------	--------	------	------	------	------	------	--------	------	-------	------	------	------	--------	------	-------	-------	-------	-------	--------	-------	-------	-------	--------	-------	--------

PITCHER	IP	WLS	BF	H	R	ER	SO	BB	IBB	HBP	BLK	WP	HR	S	P	ERA	WHIP
Sidney Ponson, R ERA: 3.67 (1, 1)	7.2	W	27	5	1	1	2	1	0	0	0	0	1	61	88	1.17	0.783
Joe Nathan, R ERA: 3.03 (8, 1)	0.1		1	0	0	0	0	0	0	0	0	0	0	1	2	0.00	0.000
Matt Herges, R ERA: 2.08 (9, 1)	0.1		3	1	2	2	1	1	0	0	0	0	0	8	15	54.00	6.000
Jason Christiansen, L ERA: 4.35 (9, 1)	0.0		1	0	0	0	0	1	0	0	0	0	0	4			
Tim Worrell, R ERA: 2.35 (9, 1)	0.2	S	4	2	1	1	1	0	0	0	0	0	0	11	16	13.50	3.000



Batter	1	2	3	4	5	6	7	8	9	AB R H RBI BB SO LOB	TOP											
<b>José Cruz Jr., S</b> (1, 9) OBP: 0.364, SLG: 0.415	1-3 		1-0 			4-2 		1-0 		3 1 1 0 1 1 0												
<b>Neifi Perez, S</b> (1, 4) OBP: 0.288, SLG: 0.346	0-0 		0-2 			0-0 		2-3 		4 0 1 0 0 1 1												
<b>Jeffrey Hammonds, R</b> (1, 8) OBP: 0.317, SLG: 0.432 <b>Scott Eyre, L</b> (8, 1) OBP: 0.500, SLG: 0.500	3-3 			2-2 		2-2 		1-0 		4 0 1 0 0 1 2 0 0 0 0 0 0 0												
<b>Edgardo Alfonzo, R</b> (1, 5) OBP: 0.322, SLG: 0.359		1-0 		1-3 		3-2 		1-1 		4 0 1 0 0 1 1												
<b>Rich Aurilia, R</b> (1, 6) OBP: 0.318, SLG: 0.399		2-3 		0-3 		0-0 		1-0 		4 0 0 0 0 2 2												
<b>Todd Linden, S</b> (1, 7) OBP: 0.286, SLG: 0.357		0-1 		1-0 			2-3 		1-1 	4 0 1 0 0 1 1												
<b>Pedro Feliz, R</b> (1, 3) OBP: 0.261, SLG: 0.456		1-0 			1-0 		2-1 			3 0 2 0 0 0 0												
<b>Alberto Castillo, R</b> (1, 2) OBP: 0.231, SLG: 0.538		1-3 			2-3 		2-3 			3 0 0 0 0 3 3												
<b>32 Kevin Correia, R</b> (1, 1) <b>Jim Brower, R</b> (6, 1) OBP: 0.235, SLG: 0.188 <b>Andres Galarraga, R</b> (8, PH) OBP: 0.349, SLG: 0.479 <b>Eric Young Sr., R</b> (8, 8) OBP: 0.344, SLG: 0.415			0-3 			2-1 		3-1 		2 0 0 0 0 1 0 0 0 0 0 0 0 0 1 0 0 0 0 0 0 0 0 0 0 0 0 0												
<b>Inning Stats</b>	R: 0 E: 0 K: 2 S: 11	H: 0 LOB: 0 BB: 0 P: 15	R: 0 E: 0 K: 2 S: 10	H: 2 LOB: 2 BB: 0 P: 15	R: 0 E: 0 K: 1 S: 7	H: 0 LOB: 0 BB: 0 P: 8	R: 0 E: 0 K: 2 S: 11	H: 1 LOB: 1 BB: 0 P: 15	R: 0 E: 0 K: 1 S: 6	H: 0 LOB: 0 BB: 0 P: 11	R: 1 E: 0 K: 0 S: 12	H: 2 LOB: 1 BB: 1 P: 21	R: 0 E: 1 K: 2 S: 10	H: 1 LOB: 1 BB: 0 P: 16	R: 0 E: 0 K: 1 S: 7	H: 1 LOB: 1 BB: 0 P: 14	R: 0 E: 0 K: 0 S: 5	H: 0 LOB: 0 BB: 0 P: 8	1B: 7 2B: 1 3B: 0 HR: 0	SF: 0 SAC: 0 DP: 2 HBP: 0	WP: 0 PB: 0 SB: 0 CS: 1	PA: 33
<b>PITCHER</b>	IP WLS BF H R ER SO BB IBB HBP BLK WP HR S P ERA WHIP																					
<b>Jason Jennings, R</b> (1, 1) ERA: 4.98	7.0 W 26 6 1 1 10 1 0 0 0 0 0 0 67 101 1.29 1.000																					
<b>40 Brian Fuentes, L</b> (8, 1) ERA: 2.47	1.0 4 1 0 0 1 0 0 0 0 0 0 0 7 14 0.00 1.000																					
<b>28 Aaron Cook, R</b> (9, 1) ERA: 5.35	1.0 3 0 0 0 0 0 0 0 0 0 0 0 5 8 0.00 0.000																					

**San Francisco Giants @ Colorado Rockies**  
**Coors Field, Denver, CO**  
 Thu Aug 28 2003, 1:05 PM MDT  
 Att. 23,645 - Cloudy - 79 F

<b>AB</b>	<b>32</b>
<b>R</b>	<b>1</b>
<b>H</b>	<b>7</b>
<b>RBI</b>	<b>0</b>
<b>BB</b>	<b>1</b>
<b>SO</b>	<b>11</b>
<b>LOB</b>	<b>10</b>



Batter	1	2	3	4	5	6	7	8	9	AB	R	H	RBI	BB	SO	LOB
Ronnie Belliard, R OBP: 0.348, SLG: 0.370 (1, 4)	2-1 P4		0-2 F8		1-1 BB 17 BB HBP		4-0 SH1-4 HR BB	2-1 L1-6		3	1	0	0	1	0	1
Chris Stynes, R OBP: 0.346, SLG: 0.429 (1, 5)	1-2 F9		4-1 17 G4-6-3 BB		2-1 F3		1-1 SH1-4			2	0	0	0	1	0	2
17 Todd Helton, L OBP: 0.449, SLG: 0.623 (1, 3)	2-3 K		1-2 17 G4-6-3		4-1 BB		4-0 HR			2	1	0	0	2	1	1
Preston Wilson, R OBP: 0.351, SLG: 0.556 (1, 8)		2-1 E S 1B HBP		0-0 F8	4-0 BB		0-1 HR			2	2	1	5	1	0	0
Larry Walker, L OBP: 0.421, SLG: 0.470 40 Brian Fuentes, L (8, 1)		3-3 K		2-2 F9	2-1 F9		0-0 G6-3			4	0	0	0	0	1	4
28 Aaron Cook, R OBP: 0.233, SLG: 0.179 (9, 1)		1-3 K								0	0	0	0	0	0	0
Jay Payton, R OBP: 0.366, SLG: 0.514 (1, 7)		0-0 1B		1-0 2B			1-2 P4			4	0	3	1	0	0	0
Charles Johnson, R OBP: 0.321, SLG: 0.449 (1, 2)		1-1 1B		1-3 K			2-0 F7			4	0	1	0	0	1	2
Mark Bellhorn, S OBP: 0.338, SLG: 0.292 (1, 6)		0-2 F7			0-0 G3		3-1 G6-3			4	0	1	0	0	0	2
Jason Jennings, L OBP: 0.315, SLG: 0.313 Rene Reyes, S (7, PH)		1-1 G4-3			0-1 17 BB					2	1	1	0	0	0	2
					2B					2	1	1	0	0	0	1

Inning Stats	R: 0	H: 0	E: 0	K: 1	S: 8	R: 1	H: 2	E: 0	K: 1	S: 12	R: 0	H: 0	E: 0	K: 0	S: 7	R: 0	H: 1	E: 0	K: 1	S: 8	R: 1	H: 1	E: 0	K: 0	S: 9	R: 0	H: 0	E: 0	K: 0	S: 4	R: 4	H: 3	E: 0	K: 0	S: 11	R: 0	H: 1	E: 0	K: 0	S: 7
	LOB: 0	BB: 0	BB: 13	LOB: 2	BB: 0	LOB: 0	BB: 1	LOB: 0	BB: 1	P: 19	LOB: 1	BB: 0	LOB: 0	BB: 0	P: 12	LOB: 3	BB: 2	LOB: 0	BB: 0	P: 10	LOB: 1	BB: 2	LOB: 0	BB: 0	P: 22	LOB: 0	BB: 0	P: 23	LOB: 0	BB: 0	LOB: 0	BB: 0	P: 11	LOB: 0	BB: 0	LOB: 0	BB: 0	P: 11		


PITCHER	IP	WLS	BF	H	R	ER	SO	BB	IBB	HBP	BLK	WP	HR	S	P	ERA	WHIP
32 Kevin Correia, R ERA: 2.25 (1, 1)	5.0	L	23	4	2	2	3	3	0	2	0	0	0	44	78	3.60	1.400
Jim Brower, R ERA: 4.0 (6, 1)	2.0		11	3	4	4	0	1	1	0	0	0	1	15	33	18.00	2.000
Scott Eyre, L ERA: 3.65 (8, 1)	1.0		3	1	0	0	0	0	0	0	0	1	0	7	11	0.00	1.000

**BOTTOM**

**San Francisco Giants @ Colorado Rockies**  
Coors Field, Denver, CO

Thu Aug 28 2003, 1:05 PM MDT  
Att: 23,645 - Cloudy - 79 F

AB	29
R	6
H	8
RBI	6
BB	5
SO	3
LOB	15



WP	PA	1B	2B	3B	HR	SF	SAC	DP	HBP	WP	HR	S	P	ERA	WHIP
1	37	4	4	0	1	0	1	2	2	1	0	0	0		



Batter	1	2	3	4	5	6	7	8	9	AB R H RBI BB SO LOB	TOP											
Eric Young Sr., R (1, 4) OBP: 0.341, SLG: 0.411	1-3 K2-3	0-0 G6-3		3-3 K			3-3 K			4 0 0 0 0 3 3	San Francisco Giants @ Arizona Diamondbacks Bank One Ballpark, Phoenix, AZ Fri Aug 29 2003, 10:07 PM EDT Att: 39,087 - Dome - 72 F											
Neifi Perez, S (1, 6) OBP: 0.287, SLG: 0.345	2-0 G4-3		1-0 B1-3		0-1 G5-3 1B		1-0 F8			4 0 1 0 0 0 0												
Marquis Grissom, R (1, 8) OBP: 0.318, SLG: 0.463	0-0 G4-3		3-2 2B 1B		0-1 F9			0-3 K		4 1 1 0 0 1 1												
Jeffrey Hammonds, R (1, 7) OBP: 0.324, SLG: 0.440		4-2 2B BB	2-2 1-H 2B		2-0 G5-3			0-0 P3		3 1 1 1 1 0 1												
Edgardo Alfonzo, R (1, 5) OBP: 0.320, SLG: 0.356		1-1 F9	1-0 G5-3		0-3 K			2-3 K		3 0 0 0 0 1 3												
Felix Rodriguez, R (7, 1) OBP: 1.000, SLG: 1.000										0 0 0 0 0 0 0												
Todd Linden, S (8, PH) OBP: 0.267, SLG: 0.333										1 0 0 0 0 1 0												
Joe Nathan, R (8, 1)										0 0 0 0 0 0 0												
Benito Santiago, R (1, 2) OBP: 0.330, SLG: 0.435		0-0 1-H 2B	3-1 G5-3		0-2 F8			1-3 K		4 1 1 1 0 1 1												
Andres Galarraga, R (1, 3) OBP: 0.352, SLG: 0.498		1-1 2-H 2B		2-0 G6-3		1-0 G5-3		1-1 HR		4 1 2 2 0 0 0												
José Cruz Jr., S (1, 9) OBP: 0.363, SLG: 0.412		4-2 BB	3-1 F8		1-0 G3			0-3 K		3 0 0 0 1 1 0												
Kirk Rueter, L (1, 1) OBP: 0.182, SLG: 0.143		0-3 K	0-0 S 1B				0-1 F7		2-2 F9	2 0 1 0 0 1 2												
Matt Herges, L (5, 1) OBP: 0.333, SLG: 0.333										0 0 0 0 0 0 0												
Pedro Feliz, R (5, 5) OBP: 0.259, SLG: 0.452										2 0 0 0 0 0 0												
<b>Inning Stats</b>	R: 0 E: 0 K: 1 S: 6	H: 0 LOB: 0 BB: 0 P: 9	R: 2 E: 0 K: 1 S: 15	H: 2 LOB: 2 BB: 2 P: 25	R: 1 E: 0 K: 0 S: 11	H: 2 LOB: 1 BB: 0 P: 20	R: 0 E: 0 K: 1 S: 9	H: 1 LOB: 1 BB: 0 P: 17	R: 0 E: 0 K: 1 S: 8	H: 1 LOB: 1 BB: 0 P: 10	R: 0 E: 0 K: 0 S: 5	H: 0 LOB: 0 BB: 0 P: 7	R: 0 E: 0 K: 1 S: 6	H: 0 LOB: 0 BB: 0 P: 10	R: 0 E: 0 K: 2 S: 7	H: 0 LOB: 0 BB: 0 P: 9	R: 1 E: 0 K: 2 S: 11	H: 1 LOB: 0 BB: 0 P: 15	1B: 3 2B: 3 3B: 0 HR: 1	SF: 0 SAC: 0 DP: 0 HBP: 0	WP: 0 PB: 0 SB: 1 CS: 0	PA: 36
<b>PITCHER</b>	IP WLS BF H R ER SO BB IBB HBP BLK WP HR S P ERA WHIP																					
Miguel Batista, R (1, 1) ERA: 3.0	6.0 W 26 6 3 3 4 2 0 0 0 0 0 0 54 88 4.50 1.333																					
Oscar Villarreal, R (7, 1) ERA: 2.51	1.0 H 3 0 0 0 1 0 0 0 0 0 0 0 6 10 0.00 0.000																					
Jose Valverde, R (8, 1) ERA: 2.15	1.0 H 3 0 0 0 2 0 0 0 0 0 0 0 7 9 0.00 0.000																					
Matt Mantei, R (9, 1) ERA: 2.44	1.0 S 4 1 1 1 2 0 0 0 0 0 0 1 11 15 9.00 1.000																					

AB	34
R	4
H	7
RBI	4
BB	2
SO	9
LOB	11



Batter	1	2	3	4	5	6	7	8	9
<b>Matt Kata, S</b> OBP: 0.329, SLG: 0.456 (1, 5)	1-1 F9		1-0 1B	3-2 F8		4-1 1B BB		0-3 K	
<b>Alex Cintron, S</b> OBP: 0.361, SLG: 0.488 (1, 6)	1-0 F9		0-1 P4		4-1 1B BB	0-0 1B		0-0 WP 1B	
<b>Luis Gonzalez, L</b> OBP: 0.393, SLG: 0.531 (1, 7)	2-0 G4-3		0-0 P6		3-2 1B 1B	0-1 G3-1		4-0 1B IBB	
<b>Raul Mondesi, R</b> OBP: 0.341, SLG: 0.465 (1, 9)		3-2 1B 2B	4-2 1B BB		0-1 F9		4-2 FC4-6 BB	1-3 K	
<b>Shea Hillenbrand, R</b> OBP: 0.319, SLG: 0.469 (1, 3)		2-1 P4	1-1 1B 1B		2-2 L7		0-2 FC4-6 BB		
<b>Junior Spivey, R</b> OBP: 0.336, SLG: 0.463 (1, 4)		1-1 L3	2-1 FC6-4 1B		2-2 1B		4-2 G6-4-3 BB		
<b>Danny Bautista, R</b> OBP: 0.314, SLG: 0.345 (1, 8)		1-0 1B	1-0 FC6-4		1-3 K		1-2 G6-4-3		
<b>Robby Hammock, R</b> OBP: 0.359, SLG: 0.567 (1, 2)		3-3 K		3-1 L6		0-0 F9		0-1 G5-3	
<b>Miguel Batista, R</b> OBP: 0.102, SLG: 0.104 (6, PH) <b>Steve Finley, L</b> OBP: 0.363, SLG: 0.504 (7, 1) <b>Oscar Villanueva, L</b> (8, 1) <b>Jose Valverde, R</b> OBP: 0.267, SLG: 0.475 (8, PH) <b>Carlos Baerga, S</b> OBP: 0.267, SLG: 0.475 (9, 1)			3-2 2B 1B	2-3 K		3-3 K		2-1 WP 1B	

Inning Stats	R: 0 E: 0 K: 0 S: 4	H: 0 LOB: 0 BB: 0 P: 8	R: 1 E: 0 K: 1 S: 12	H: 2 LOB: 1 BB: 0 P: 22	R: 3 E: 0 K: 0 S: 14	H: 4 LOB: 2 BB: 1 P: 26	R: 0 E: 0 K: 1 S: 11	H: 0 LOB: 0 BB: 0 P: 19	R: 1 E: 0 K: 1 S: 22	H: 2 LOB: 2 BB: 1 P: 34	R: 0 E: 0 K: 1 S: 8	H: 1 LOB: 2 BB: 1 P: 15	R: 0 E: 0 K: 0 S: 16	H: 0 LOB: 1 BB: 2 P: 25	R: 0 E: 0 K: 2 S: 11	H: 2 LOB: 3 BB: 1 P: 18
--------------	------------------------------	---------------------------------	-------------------------------	----------------------------------	-------------------------------	----------------------------------	-------------------------------	----------------------------------	-------------------------------	----------------------------------	------------------------------	----------------------------------	-------------------------------	----------------------------------	-------------------------------	----------------------------------

PITCHER	IP	WLS	BF	H	R	ER	SO	BB	IBB	HBP	BLK	WP	HR	S	P	ERA	WHIP
<b>Kirk Rueter, L</b> ERA: 4.73 (1, 1)	4.0	L	21	7	5	5	2	2	0	0	0	0	0	50	91	11.25	2.250
<b>Matt Herges, R</b> ERA: 2.9 (5, 1)	2.0		9	2	0	0	2	1	0	0	0	0	0	21	33	0.00	1.500
<b>Felix Rodriguez, R</b> ERA: 3.38 (7, 1)	1.0		4	0	0	0	0	2	0	0	0	0	0	16	25	0.00	2.000
<b>Joe Nathan, R</b> ERA: 2.99 (8, 1)	1.0		6	2	0	0	2	0	1	0	0	1	0	11	18	0.00	2.000

AB	R	H	RBI	BB	SO	LOB
4	1	1	0	1	1	1
4	1	2	0	1	0	2
4	0	1	0	1	0	4
3	2	1	0	2	1	5
4	0	1	2	0	0	4
3	0	2	2	1	0	1
4	0	1	1	0	1	6
4	0	0	0	0	1	1
2	1	1	0	0	1	0
1	0	0	0	0	1	0
0	0	0	0	0	0	0
0	0	0	0	0	0	0
1	0	1	0	0	0	0
0	0	0	0	0	0	0

AB	34
R	5
H	11
RBI	5
BB	6
SO	6
LOB	24

**BOTTOM**

**San Francisco Giants @ Arizona Diamondbacks**  
Bank One Ballpark, Phoenix, AZ

livebaseballscorecards.com

WP	PA
1	40
PB: 0	
SB: 0	
CS: 0	



Fri Aug 29 2003, 10:07 PM EDT  
Att: 39,087 - Dome - 72 F



Batter	1	2	3	4	5	6	7	8	9	AB R H RBI BB SO LOB	TOP										
Jeffrey Hammonds, R OBP: 0.321, SLG: 0.432 (1, 9) C C B S (8, 7)	1-3 K ①		3-3 K2-3 ②		X 0-0 1B ③			2-2 F8 ①		4 0 1 0 0 2 0	<p>San Francisco Giants @ Arizona Diamondbacks</p> <p>Bank One Ballpark, Phoenix, AZ</p> <p>Sat Aug 30 2003, 4:05 PM EDT</p> <p>Att: 39,383 - Dome - 72 F</p>										
Rich Aurilia, R OBP: 0.320, SLG: 0.406 (1, 6) X	0-0 HR		4-2 BB		1 SAFE 0-0 F7 ③			3-2 G4-3 ②		3 1 1 1 1 0 1											
Marquis Grissom, R OBP: 0.317, SLG: 0.463 (1, 8) S B F B C	2-3 K ②		0-2 G4-3 ③			1-0 G4-6-3 2B		1-0 F8 ③		4 0 1 0 0 1 1											
Barry Bonds, L OBP: 0.526, SLG: 0.766 José Cruz Jr., S OBP: 0.364, SLG: 0.412 (1, 7) B B C (8, 9) X	2-1 1B			B X 1-0 HR		4-0 G4-6-3 IBB		4-2 1B BB BB		2 1 2 1 1 0 0 0 0 0 0 1 0 0											
Benito Santiago, R OBP: 0.326, SLG: 0.430 (1, 2) C B B S C	3-3 K ③			X 0-0 G6-3 ①		X 0-0 G4-6-3 ① ② 1-2f 2-3		X 0-0 F8 ①		4 0 0 0 0 1 4											
Andres Galarraga, R OBP: 0.350, SLG: 0.491 (1, 3) C B B S C		0-3 K ①		S B B S C 1-3 K ②		S B B S C 1-3 K ③		B B B B B 4-1 1B BB		3 0 0 0 1 3 1											
Edgardo Alfonzo, R OBP: 0.318, SLG: 0.353 (1, 5) B B C X		3-2 F8 ②		B B X 2-0 G3 ③		B X 1-0 F8 ①		C C C X 0-2 F9 ②		4 0 0 0 0 0 2											
Neifi Perez, S OBP: 0.287, SLG: 0.343 (1, 4) S B B B C X		2-3 K ③		S B B B C 1-3 K ①		C X 0-1 G4-3 ②		C B B B B X 2-2 1B		4 0 1 0 0 2 0											
Jerome Williams, R OBP: 0.074, SLG: 0.111 Tim Worrell, R (9, 1)			S B C 0-3 K ①		S B B B C 1-3 K ②		C B B B B X 2-2 G1-3 ③	X 0-0 F9 ③		4 0 0 0 0 2 3 0 0 0 0 0 0 0											
<b>Inning Stats</b>	R: 1 E: 0 K: 3 S: 12	H: 2 LOB: 1 BB: 0 P: 20	R: 0 E: 0 K: 2 S: 10	H: 0 LOB: 0 BB: 0 P: 15	R: 0 E: 0 K: 2 S: 11	H: 0 LOB: 1 BB: 1 P: 18	R: 1 E: 0 K: 1 S: 7	H: 1 LOB: 0 BB: 0 P: 11	R: 0 E: 0 K: 1 S: 5	H: 1 LOB: 1 BB: 1 P: 11	R: 0 E: 0 K: 0 S: 8	H: 0 LOB: 0 BB: 0 P: 11	R: 0 E: 0 K: 0 S: 9	H: 0 LOB: 0 BB: 0 P: 15	R: 0 E: 0 K: 0 S: 15	H: 1 LOB: 3 BB: 2 P: 25	1B: 3 2B: 1 3B: 0 HR: 2	SF: 0 SAC: 0 DP: 1 HBP: 0	WP: 0 PB: 0 SB: 0 CS: 0	PA: 36	
<b>PITCHER</b>	IP WLS BF H R ER SO BB IBB HBP BLK WP HR S P ERA WHIP	IP WLS BF H R ER SO BB IBB HBP BLK WP HR S P ERA WHIP	IP WLS BF H R ER SO BB IBB HBP BLK WP HR S P ERA WHIP	IP WLS BF H R ER SO BB IBB HBP BLK WP HR S P ERA WHIP	IP WLS BF H R ER SO BB IBB HBP BLK WP HR S P ERA WHIP	IP WLS BF H R ER SO BB IBB HBP BLK WP HR S P ERA WHIP	IP WLS BF H R ER SO BB IBB HBP BLK WP HR S P ERA WHIP	IP WLS BF H R ER SO BB IBB HBP BLK WP HR S P ERA WHIP	IP WLS BF H R ER SO BB IBB HBP BLK WP HR S P ERA WHIP	IP WLS BF H R ER SO BB IBB HBP BLK WP HR S P ERA WHIP	IP WLS BF H R ER SO BB IBB HBP BLK WP HR S P ERA WHIP	IP WLS BF H R ER SO BB IBB HBP BLK WP HR S P ERA WHIP	IP WLS BF H R ER SO BB IBB HBP BLK WP HR S P ERA WHIP	IP WLS BF H R ER SO BB IBB HBP BLK WP HR S P ERA WHIP	IP WLS BF H R ER SO BB IBB HBP BLK WP HR S P ERA WHIP	IP WLS BF H R ER SO BB IBB HBP BLK WP HR S P ERA WHIP	IP WLS BF H R ER SO BB IBB HBP BLK WP HR S P ERA WHIP	IP WLS BF H R ER SO BB IBB HBP BLK WP HR S P ERA WHIP	IP WLS BF H R ER SO BB IBB HBP BLK WP HR S P ERA WHIP	IP WLS BF H R ER SO BB IBB HBP BLK WP HR S P ERA WHIP	
Randy Johnson, L ERA: 4.84 (1, 1)	7.0 L 27 5 2 2 11 1 1 0 0 0 2 63 98 2.57 0.857																				
Oscar Villarreal, R ERA: 2.48 (8, 1)	1.0 3 0 0 0 0 0 0 0 0 0 0 0 9 15 0.00 0.000																				
Jose Valverde, R ERA: 2.09 (9, 1)	1.0 6 1 0 0 0 0 2 0 0 0 0 0 15 25 0.00 3.000																				

AB	32
R	2
H	6
RBI	2
BB	4
SO	11
LOB	12



Batter	1	2	3	4	5	6	7	8	9	AB	R	H	RBI	BB	SO	LOB
<b>Matt Kata, S</b> OBP: 0.324, SLG: 0.448 (1, 5)	0-0 F7		1-2 L8		0-1 G1-5-3			2-3 K		4	0	0	0	0	1	0
<b>Alex Cintron, S</b> OBP: 0.359, SLG: 0.485 (1, 6)	0-1 F9		1-0 1B BB 1B		0-0 L7			0-3 K		4	0	1	0	0	1	0
<b>Luis Gonzalez, L</b> OBP: 0.394, SLG: 0.529 (1, 7)	4-0 BB		4-1 1B BB 1-2 BB		3-1 P2			3-2 F8		2	0	0	0	2	0	0
<b>Raul Mondesi, R</b> OBP: 0.344, SLG: 0.469 (1, 9)	1-3 K		0-1 1-2 2-3 1B		0-0 G1-4-3 1B			3-1 1B FC6-4 2B		4	1	3	0	0	1	1
<b>Shea Hillenbrand, R</b> OBP: 0.316, SLG: 0.464 (1, 3)		0-2 F7	1-3 K		0-0 G1-4-3 1-2f			1-2 P2		4	0	0	0	0	1	5
<b>Junior Spivey, R</b> OBP: 0.335, SLG: 0.460 (1, 4)		1-3 K	1-3 K		0-2 F7			0-1 FC6-4 1B		4	0	1	0	0	2	3
<b>Danny Bautista, R</b> OBP: 0.313, SLG: 0.343 (1, 8)		0-0 BB 1B		1-0 F7			0-1 G5-3		1-1 FC6-4	4	0	1	1	0	0	1
<b>Chad Moeller, R</b> OBP: 0.335, SLG: 0.424 (1, 2)		4-0 1-2 BB BB		0-0 G6-3			0-1 G5-3		3-3 K	2	0	0	0	1	0	0
<b>Carlos Baerga, S</b> OBP: 0.381, SLG: 0.472 (9, PH)		1-2 BB		2-3 K			2-1 F8			1	0	0	0	0	1	1
<b>Randy Johnson, R</b> OBP: 0.115, SLG: 0.115 (1, 1)		1-3 K								2	0	0	0	0	2	2
<b>Steve Finley, L</b> OBP: 0.363, SLG: 0.502 (7, PH)										1	0	0	0	0	0	0
<b>Oscar Villarreal, L</b> (8, 1)										0	0	0	0	0	0	0
<b>Jose Valverde, R</b> (9, 1)										0	0	0	0	0	0	0

Inning Stats	R: 0	H: 0	E: 0	K: 1	S: 6	H: 0	LOB: 1	BB: 1	P: 11	R: 0	H: 1	E: 0	K: 2	S: 11	H: 2	LOB: 2	BB: 1	P: 17	R: 0	H: 2	E: 0	K: 2	S: 13	H: 0	LOB: 0	BB: 0	P: 9	R: 0	H: 0	E: 0	K: 1	S: 6	H: 0	LOB: 0	BB: 0	P: 8	R: 0	H: 1	E: 0	K: 0	S: 5	H: 1	LOB: 0	BB: 0	P: 5	R: 0	H: 0	E: 0	K: 0	S: 6	H: 0	LOB: 0	BB: 0	P: 8	R: 0	H: 0	E: 0	K: 2	S: 11	H: 0	LOB: 0	BB: 0	P: 16	R: 1	H: 2	E: 0	K: 1	S: 14	H: 2	LOB: 1	BB: 0	P: 22	1B: 5	SF: 0	2B: 1	SAC: 0	3B: 0	DP: 1	HR: 0	HBP: 0	WP: 0	PA: 35
<b>PITCHER</b>	IP	WLS	BF	H	R	ER	SO	BB	IBB	HBP	BLK	WP	HR	S	P	ERA	WHIP																																																																	
<b>Jerome Williams, R</b> ERA: 3.32 (1, 1)	8.1	W	33	6	1	1	8	3	0	0	0	0	0	70	106	1.08	1.080																																																																	
<b>Tim Worrell, R</b> ERA: 2.33 (9, 1)	0.2	S	2	0	0	0	1	0	0	0	0	0	0	7	11	0.00	0.000																																																																	


**BOTTOM**

**San Francisco Giants @ Arizona Diamondbacks**  
Bank One Ballpark, Phoenix, AZ

Sat Aug 30 2003, 4:05 PM EDT  
Att: 39,383 - Dome - 72 F

livebaseballscorecards.com

<b>AB</b>	<b>32</b>
<b>R</b>	<b>1</b>
<b>H</b>	<b>6</b>
<b>RBI</b>	<b>1</b>
<b>BB</b>	<b>3</b>
<b>SO</b>	<b>9</b>
<b>LOB</b>	<b>13</b>





Batter	1	2	3	4	5	6	7	8	9	AB R H RBI BB SO LOB	TOP	
Eric Young Sr. R (1, 4) OBP: 0.337, SLG: 0.406 Neifi Perez, S (9, 4) OBP: 0.287, SLG: 0.343	1-1 G1-3		1-3 K		1-1 G1-3		0-1 G5-3		3-2 P6	5 0 0 0 0 1 3 0 0 0 0 0 0 0		
Rich Aurilia, R (1, 6) OBP: 0.317, SLG: 0.403	0-1 G6-3		0-3 K		1-2 SF7			2-3 K		3 0 0 1 0 2 0		
Marquis Grissom, R (1, 8) OBP: 0.317, SLG: 0.462	2-3 K		1-2 G5-3		3-2 1B			2-0 G4-3		4 0 1 0 0 1 0		
Jeffrey Hammonds, R (1, 7) OBP: 0.327, SLG: 0.423		4-2 2B BB		2-3 K	1-3 K			4-1 1B BB		2 1 0 0 2 2 2		
Andres Galarraga, R (1, 3) OBP: 0.348, SLG: 0.487		1-3 K		1-3 K		3-3 K		3-1 1B		4 0 1 0 0 3 1		
Benito Santiago, R (1, 2) OBP: 0.325, SLG: 0.431		2-2 FC5-4 1-H 2B		2-3 K		1-2 F8		3-2 G6-3		4 0 1 1 0 1 2		
José Cruz Jr., S (1, 9) OBP: 0.365, SLG: 0.411		4-1 FC5-4 BB		0-2 WP 2B 1B		2-1 F9		0-0 G3		3 1 1 0 1 0 0		
Edgardo Alfonzo, R (1, 5) OBP: 0.319, SLG: 0.357		0-2 FC5-4 1-2f 2-3 2B		1-0 SH SF7 2B		0-2 G4-3		1-0 SH3-4 1B		4 1 2 1 0 0 2		
Jason Schmidt, R (1, 1) OBP: 0.094, SLG: 0.077 Tim Worrell, R (9, 1)		1-3 K		0-2 SH 1B G1-3		2-3 K		0-0 SH3-4		2 0 0 0 0 2 2 0 0 0 0 0 0 0		
<b>Inning Stats</b>	R: 0 H: 0 E: 0 LOB: 0 K: 1 BB: 0 S: 7 P: 10	R: 1 H: 1 E: 0 LOB: 2 K: 2 BB: 2 S: 17 P: 28	R: 0 H: 0 E: 0 LOB: 0 K: 2 BB: 0 S: 9 P: 11	R: 0 H: 0 E: 0 LOB: 0 K: 3 BB: 0 S: 9 P: 14	R: 2 H: 3 E: 0 LOB: 2 K: 1 BB: 0 S: 19 P: 26	R: 0 H: 0 E: 0 LOB: 0 K: 1 BB: 0 S: 9 P: 15	R: 0 H: 0 E: 0 LOB: 0 K: 1 BB: 0 S: 9 P: 11	R: 0 H: 1 E: 0 LOB: 2 K: 1 BB: 1 S: 11 P: 25	R: 0 H: 1 E: 0 LOB: 1 K: 0 BB: 0 S: 10 P: 14	1B: 4 SF: 1 2B: 2 SAC: 2 3B: 0 DP: 0 HR: 0 HBP: 0	WP: 1 PA: 37 PB: 0 SB: 0 CS: 0	
<b>PITCHER</b> 17 Brandon Webb, R (1, 1) ERA: 2.57 Elmer Dessens, R (8, 1) ERA: 4.76	IP WLS BF H R ER SO BB IBB HBP BLK WP HR S P ERA WHIP	7.0 L 28 4 3 3 11 2 0 0 0 1 0 79 115 3.86 0.857	2.0 9 2 0 0 1 1 0 0 0 0 0 21 39 0.00 1.500	<b>PITCHER</b> IP WLS BF H R ER SO BB IBB HBP BLK WP HR S P ERA WHIP								

San Francisco Giants @ Arizona Diamondbacks  
Bank One Ballpark, Phoenix, AZ  
Sun Aug 31 2003, 8:05 PM EDT  
Att. 37,836 - Dome - 72 F

AB	31
R	3
H	6
RBI	3
BB	3
SO	12
LOB	12



Batter	1	2	3	4	5	6	7	8	9	AB	R	H	RBI	BB	SO	LOB
<b>Matt Kata, S</b> OBP: 0.319, SLG: 0.440 (1, 4) C B F S	1-3 K		1-1 G3		2-2 F8			0-3 K		4	0	0	0	0	2	0
<b>Alex Cintron, S</b> OBP: 0.358, SLG: 0.483 (1, 6) X	0-0 1B			0-1 G1-3		0-0 G3		1-0 P6		4	0	1	0	0	0	0
<b>Luis Gonzalez, L</b> OBP: 0.394, SLG: 0.530 (1, 7) C C X	0-2 F8			4-1 1B BB		3-3 K		1-1 2B		3	1	1	0	1	1	1
<b>Raul Mondesi, R</b> OBP: 0.343, SLG: 0.468 (1, 9) X	0-0 P2			2-1 SAFE L9 1B 1-2 1B		0-1 F8		1-3 K		4	0	1	0	0	1	2
<b>Carlos Baerga, S</b> OBP: 0.383, SLG: 0.473 (1, 3) C B X		1-1 F7		1-1 1-2 2-H 1B		1-0 1B 1B		0-1 G3-1		4	0	2	1	0	0	0
<b>Steve Finley, L</b> OBP: 0.364, SLG: 0.505 (1, 8) X		0-0 F9		1-1 L9 2-3		1-1 1-2 1B		2-2 2B		4	0	2	0	0	0	2
<b>Craig Counsell, L</b> OBP: 0.337, SLG: 0.315 (1, 5) C X		0-1 F7		3-2 F9		3-2 P6		3-2 F8		4	0	0	0	0	0	5
<b>Robby Hammock, R</b> OBP: 0.350, SLG: 0.552 (1, 2) C B B X			2-1 L7		0-0 P3		3-3 K		1-2 L4		4	0	0	0	1	3
<b>17 Brandon Webb, R</b> OBP: 0.098, SLG: 0.100 (1, 1) C S X			0-2 G4-3		0-0 F8		1-3 K			2	0	0	0	0	0	0
<b>Shea Hillenbrand, R</b> OBP: 0.316, SLG: 0.463 (7, PH) <b>Elmer Dessens, R</b> OBP: 0.244, SLG: 0.263 (8, 1)										1	0	0	0	0	1	2
										0	0	0	0	0	0	0

Inning Stats	R: 0	H: 1	E: 0	K: 1	S: 8	LOB: 1	BB: 0	P: 9	R: 0	H: 0	E: 0	K: 0	S: 5	LOB: 0	BB: 0	P: 6	R: 0	H: 0	E: 0	K: 0	S: 7	LOB: 0	BB: 0	P: 10	R: 1	H: 2	E: 0	K: 0	S: 13	LOB: 2	BB: 1	P: 24	R: 0	H: 0	E: 0	K: 0	S: 7	LOB: 0	BB: 0	P: 9	R: 0	H: 0	E: 0	K: 1	S: 6	LOB: 0	BB: 0	P: 9	R: 0	H: 2	E: 0	K: 2	S: 16	LOB: 2	BB: 0	P: 25	R: 0	H: 1	E: 0	K: 2	S: 11	LOB: 1	BB: 0	P: 14	R: 0	H: 1	E: 0	K: 0	S: 15	LOB: 1	BB: 0	P: 21	1B: 5	SF: 0	2B: 2	SAC: 0	3B: 0	DP: 0	HR: 0	HBP: 0	WP: 0	PA: 35
<b>PITCHER</b>	IP	WLS	BF	H	R	ER	SO	BB	IBB	HBP	BLK	WP	HR	S	P	ERA	WHIP																																																																	
<b>Jason Schmidt, R</b> ERA: 2.21 (1, 1)	8.1	W	33	7	1	1	6	1	0	0	0	0	0	78	113	1.08	0.960																																																																	
<b>Tim Worrell, R</b> ERA: 2.31 (9, 1)	0.2	S	2	0	0	0	0	0	0	0	0	0	0	10	14	0.00	0.000																																																																	


**BOTTOM**

**San Francisco Giants @ Arizona Diamondbacks**  
Bank One Ballpark, Phoenix, AZ

Sun Aug 31 2003, 8:05 PM EDT  
Att: 37,836 - Dome - 72 F

<b>AB</b>	<b>34</b>
<b>R</b>	<b>1</b>
<b>H</b>	<b>7</b>
<b>RBI</b>	<b>1</b>
<b>BB</b>	<b>1</b>
<b>SO</b>	<b>6</b>
<b>LOB</b>	<b>15</b>

[livebaseballscorecards.com](http://livebaseballscorecards.com)












Batter	1	2	3	4	5	6	7	8	9	AB R H RBI BB SO LOB	TOP																				
<b>Pablo Ozuna, R</b> OBP: 0.238, SLG: 0.250 (1, 4)	3-2 F9		3-3 K			3-2 F9		0-2 G5-3		4 0 0 0 0 1 0	<b>Colorado Rockies @ San Francisco Giants</b> PacBell Park, San Francisco, CA Tue Sep 02 2003, 10:15 PM EDT Att. 39,419 - Cloudy - 66 F  <b>livebaseballscorecards.com</b>  <b>AB 33</b> <b>R 1</b> <b>H 5</b> <b>RBI 1</b> <b>BB 1</b> <b>SO 8</b> <b>LOB 10</b>  																				
<b>Chris Stynes, R</b> OBP: 0.338, SLG: 0.420 (1, 5)	3-2 P5			0-1 G5-3		0-1 2B		1-2 F8		4 0 1 0 0 0 0																					
<b>17 Todd Helton, L</b> OBP: 0.452, SLG: 0.616 (1, 3)	2-3 K FC5-4			0-1 F8		3-2 F7		4-2 BB		3 0 0 0 1 1 1																					
<b>Jay Payton, R</b> OBP: 0.361, SLG: 0.516 (1, 8)	0-1 FC5-4 1-2f			0-0 P4		1-3 K		3-1 G4-3		4 0 0 0 0 1 3																					
<b>Larry Walker, L</b> OBP: 0.420, SLG: 0.472 (1, 9)		1-1 G3-1			2-1 HR		0-0 G6-3		1-3 K	4 1 1 1 0 1 0																					
<b>Rene Reyes, S</b> OBP: 0.296, SLG: 0.397 (1, 7)		1-2 G4-3			0-0 G6-3		0-1 1B 1B		0-0 G4-3	4 0 1 0 0 0 0																					
<b>Gregg Zaun, S</b> OBP: 0.295, SLG: 0.295 (1, 2)		2-1 F8			0-1 1B		1 SAFE 0-0 1-2 1B		1-1 G3	4 0 2 0 0 0 0																					
<b>Juan Uribe, R</b> OBP: 0.292, SLG: 0.385 (1, 6)			2-2 F9		1 SAFE 2-3 K		2-0 P2			3 0 0 0 0 1 3																					
<b>Jose Jimenez, R</b> OBP: 0.333, SLG: 0.333 <b>Greg Norton, S</b> OBP: 0.324, SLG: 0.420 <b>Adam Bernero, R</b> (7, 1) <b>Javier López, L</b> OBP: 0.250, SLG: 0.250 <b>Steve Reed, R</b> (8, 1)			0-3 K		0-2 K		0-3 K			2 0 0 0 0 2 1 1 0 0 0 0 1 2 0																					
<b>Inning Stats</b>	R: 0 E: 0 K: 1 S: 12	H: 0 LOB: 1 BB: 0 P: 20	R: 0 E: 0 K: 0 S: 7	H: 0 LOB: 0 BB: 0 P: 11	R: 0 E: 0 K: 2 S: 13	H: 0 LOB: 0 BB: 0 P: 18	R: 0 E: 0 K: 0 S: 5	H: 0 LOB: 0 BB: 0 P: 5	R: 1 E: 0 K: 2 S: 11	H: 2 LOB: 1 BB: 0 P: 15	R: 0 E: 0 K: 1 S: 12	H: 1 LOB: 1 BB: 0 P: 19	R: 0 E: 0 K: 1 S: 8	H: 2 LOB: 2 BB: 0 P: 10	R: 0 E: 0 K: 0 S: 11	H: 0 LOB: 1 BB: 1 P: 19	R: 0 E: 0 K: 1 S: 6	H: 0 LOB: 0 BB: 0 P: 8	1B: 3 2B: 1 3B: 0 HR: 1	SF: 0 SAC: 0 DP: 0 HBP: 0	WP: 1 PB: 0 SB: 0 CS: 0	PA: 34									
<b>PITCHER</b>	IP WLS BF H R ER SO BB IBB HBP BLK WP HR S P ERA WHIP																														
<b>32 Kevin Correia, R</b> ERA: 2.05 <b>Jason Christiansen, L</b> ERA: 4.29 <b>Matt Herges, R</b> ERA: 2.87 <b>Joe Nathan, R</b> ERA: 2.94 <b>Tim Worrell, R</b> ERA: 2.24	(1, 1) (7, 1) (7, 1) (8, 1) (9, 1)	6.0 0.1 0.2 1.0 1.0	WLS WLS WLS H S	22 3 2 4 3	H R R H S	3 2 0 0 0	R R R R R	1 0 0 0 0	ER ER ER ER ER	SO SO SO SO SO	6 0 1 0 1	BB BB BB BB BB	0 0 0 1 0	IBB IBB IBB IBB IBB	0 0 0 0 0	HBP HBP HBP HBP HBP	0 0 0 0 0	BLK BLK BLK BLK BLK	0 0 0 0 0	WP WP WP WP WP	1 0 0 0 0	HR HR HR HR HR	1 0 0 0 0	S S S S S	60 4 4 11 6	P P P P P	88 4 6 19 8	ERA ERA ERA ERA ERA	1.50 0.00 0.00 0.00 0.00	WHIP WHIP WHIP WHIP WHIP	0.500 6.000 0.000 1.000 0.000

Batter	1	2	3	4	5	6	7	8	9
Eric Young Sr., R (1, 4) OBP: 0.336, SLG: 0.402 Joe Nathan, R (8, 1) Tim Worrell, R (9, 1)	0-1 G6-3		1-0 F9		0-2 F9		0-0 G6-3		
J.T. Snow, L (1, 3) OBP: 0.379, SLG: 0.408	2-1 G1-6-3		0-2 G3-1		4-2 FC4 BB		4-2 BB		
Marquis Grissom, R (1, 8) OBP: 0.316, SLG: 0.458	0-0 G4-3		1-1 G1-3		0-1 FC4 1-2f		1-3 K		
Barry Bonds, L (1, 7) OBP: 0.526, SLG: 0.761		1-0 G6-3 1B 2B		4-2 G4-6-3 BB		4-2 G4-6-3 BB		2-3 K	
Benito Santiago, R (1, 2) OBP: 0.322, SLG: 0.426		0-0 G6-3		1-1 G4-6-3 1-2f		0-0 G4-6-3 1-2f		1-1 P4	
Rich Aurilia, R (1, 6) OBP: 0.320, SLG: 0.405		1-1 G5-3 BB 3-H 1B		1-0 1B 1B		1-0 1B		2-2 1B	
José Cruz Jr., S (1, 9) OBP: 0.366, SLG: 0.408		4-1 G5-3 BB 1-2		3-2 1B 1-3		2-1 G4-3		2-0 F7	
Pedro Feliz, R (1, 5) OBP: 0.260, SLG: 0.464		2-2 G5-3 1-2 2-3		0-0 G5-3			3-1 HR		
32 Kevin Correia, R (1, 1) Jason Christiansen, R (7, 1) Matt Herges, L (7, 1) OBP: 0.333, SLG: 0.333 Ray Durham, S (7, PH) OBP: 0.368, SLG: 0.424 (8, 4)		0-0 G6-3			0-0 G6-3		0-1 P5		

AB	R	H	RBI	BB	SO	LOB
4	0	0	0	0	0	0
0	0	0	0	0	0	0
0	0	0	0	0	0	0
2	0	0	0	2	0	0
4	0	0	0	0	1	2
2	1	1	0	2	1	0
4	0	0	0	0	0	3
4	0	4	1	0	0	0
3	0	1	0	1	0	2
3	1	1	1	0	0	4
2	0	0	0	0	0	2
0	0	0	0	0	0	0
0	0	0	0	0	0	0
1	0	0	0	0	0	0

**BOTTOM**

**Colorado Rockies @ San Francisco Giants**  
PacBell Park, San Francisco, CA  
Tue Sep 02 2003, 10:15 PM EDT  
Att. 39,419 - Cloudy - 66 F

AB	29
R	2
H	7
RBI	2
BB	5
SO	2
LOB	13



Inning Stats	R: 0	H: 0	E: 0	K: 0	S: 5	LOB: 0	BB: 0	P: 7
R: 1	H: 2	E: 0	K: 0	S: 10	LOB: 2	BB: 1	P: 18	
R: 0	H: 0	E: 0	K: 0	S: 6	LOB: 0	BB: 0	P: 8	
R: 0	H: 2	E: 0	K: 0	S: 10	LOB: 2	BB: 1	P: 19	
R: 0	H: 0	E: 0	K: 0	S: 9	LOB: 1	BB: 1	P: 13	
R: 0	H: 1	E: 0	K: 0	S: 6	LOB: 1	BB: 1	P: 13	
R: 1	H: 1	E: 0	K: 1	S: 10	LOB: 1	BB: 1	P: 18	
R: 0	H: 1	E: 0	K: 1	S: 13	LOB: 1	BB: 0	P: 20	

PITCHER	IP	WLS	BF	H	R	ER	SO	BB	IBB	HBP	BLK	WP	HR	S	P	ERA	WHIP
Jose Jimenez, R (1, 1) ERA: 5.35	6.0		25	5	1	1	0	4	0	0	0	0	0	46	78	1.50	1.500
Adam Bernero, R (7, 1) ERA: 5.77	1.0	L	5	1	1	1	1	1	0	0	0	0	1	10	18	9.00	2.000
Javier López, L (8, 1) ERA: 4.22	0.1		1	0	0	0	1	0	0	0	0	0	0	4	6	0.00	0.000
Steve Reed, R (8, 1) ERA: 3.43	0.2		3	1	0	0	0	0	0	0	0	0	0	9	14	0.00	1.500

PITCHER	IP	WLS	BF	H	R	ER	SO	BB	IBB	HBP	BLK	WP	HR	S	P	ERA	WHIP
1B: 5	SF: 0	WP: 0	PA: 34														
2B: 1	SAC: 0	PB: 0															
3B: 0	DP: 2	SB: 0															
HR: 1	HBP: 0	CS: 0															



Batter	1	2	3	4	5	6	7	8	9	AB R H RBI BB SO LOB	TOP																										
Ronnie Belliard, R (1, 4) OBP: 0.345, SLG: 0.368	1-1 G6-3		2-1 17 E 2B		4-0 1B 17 HR BB	1-3 K			3-2 F8 1-2	4 2 1 0 1 1 1																											
Chris Stynes, R (1, 5) OBP: 0.339, SLG: 0.429	3-1 HR		1-3 K		1-1 1B			3-3 K		4 1 2 1 0 2 1																											
17 Todd Helton, L (1, 3) OBP: 0.450, SLG: 0.619	2-2 P6		2-2 E3 1B 2-H		2-0 HR			1-0 G4-3		4 1 1 2 0 0 0																											
Preston Wilson, R (1, 8) OBP: 0.347, SLG: 0.544	4-2 BB		0-0 G3-6-1 1B 1-2		3-2 L9			0-1 G5-3		3 0 1 0 1 0 0																											
Larry Walker, L (1, 9) OBP: 0.418, SLG: 0.469	3-3 K		0-0 G3-6-1 1-2f		4-0 BB BB			2-2 G6-3		3 0 0 0 1 1 3																											
Jay Payton, R (1, 7) OBP: 0.364, SLG: 0.528		2-1 HR		2-1 HR	4-1 BB			2-3 K		3 2 2 2 1 1 0																											
Charles Johnson, R (1, 2) OBP: 0.316, SLG: 0.437		1-2 F9		0-0 L7	0-1 G5-3			1-3 K		4 0 0 0 0 1 2																											
Juan Uribe, R (1, 6) OBP: 0.289, SLG: 0.381		2-2 F7		0-1 L7		2-1 F8		2-3 K		3 0 0 0 0 0 0																											
Greg Norton, S (9, PH) OBP: 0.322, SLG: 0.417										1 0 0 0 0 1 0																											
40 Brian Fuentes, L (9, 1)										0 0 0 0 0 0 0																											
Jason Jennings, L (1, 1) OBP: 0.298, SLG: 0.294		1-3 K		2-1 G3		0-1 G2-3			4-2 CS BB	3 0 0 0 0 1 0																											
Javier López, L (7, 1) OBP: 0.250, SLG: 0.250										0 0 0 0 0 0 0																											
28 Aaron Cook, R (7, 1) OBP: 0.233, SLG: 0.179										0 0 0 0 0 0 0																											
Justin Speier, R (8, 1)										0 0 0 0 0 0 0																											
Mark Bellhorn, S (9, PH) OBP: 0.339, SLG: 0.288										0 0 0 0 1 0 0																											
<b>Inning Stats</b>	R: 1 E: 0 K: 1 S: 14	H: 1 LOB: 1 BB: 1 P: 27	R: 1 E: 0 K: 1 S: 14	H: 1 LOB: 0 BB: 0 P: 20	R: 1 E: 1 K: 1 S: 13	H: 2 LOB: 1 BB: 0 P: 18	R: 1 E: 0 K: 0 S: 7	H: 1 LOB: 0 BB: 0 P: 11	R: 2 E: 0 K: 0 S: 10	H: 2 LOB: 2 BB: 3 P: 27	R: 0 E: 0 K: 1 S: 7	H: 0 LOB: 0 BB: 0 P: 10	R: 0 E: 0 K: 1 S: 7	H: 0 LOB: 0 BB: 0 P: 11	R: 0 E: 0 K: 2 S: 9	H: 0 LOB: 0 BB: 0 P: 14	R: 0 E: 0 K: 1 S: 8	H: 0 LOB: 0 BB: 1 P: 17	1B: 2 2B: 1 3B: 0 HR: 4	SF: 0 SAC: 0 DP: 1 HBP: 0	WP: 0 PB: 0 SB: 0 CS: 1	PA: 37															
<b>PITCHER</b>	IP WLS BF H R ER SO BB IBB HBP BLK WP HR S P ERA WHIP																																				
Kirk Rueter, L (1, 1) ERA: 4.99	4.1		21	7	6	6	3	2	0	0	0	0	4	52	86	12.46	2.077																				
Jim Brower, R (5, 1) ERA: 3.93	1.2		7	0	0	0	1	2	0	0	0	0	0	13	27	0.00	1.200																				
Scott Eyre, L (7, 1) ERA: 3.55	1.1		4	0	0	0	1	0	0	0	0	0	0	10	16	0.00	0.000																				
Felix Rodríguez, R (8, 1) ERA: 3.33	0.2		2	0	0	0	2	0	0	0	0	0	0	6	9	0.00	0.000																				
Joe Nathan, R (9, 1) ERA: 2.9	1.0	W	3	0	0	0	1	1	0	0	0	0	0	8	17	0.00	1.000																				

Colorado Rockies @ San Francisco Giants  
PacBell Park, San Francisco, CA  
Wed Sep 03 2003, 3:35 PM EDT  
Att. 38,490 - Cloudy - 73 F

AB	32
R	6
H	7
RBI	5
BB	5
SO	8
LOB	7



Batter	1	2	3	4	5	6	7	8	9	AB	R	H	RBI	BB	SO	LOB
Jeffrey Hammonds, R OBP: 0.331, SLG: 0.441 (1, 8)	1-1 1B HR 2B	2-1 G5-3		0-0 2B		2-1 G4-3		3-3 K		5	1	2	0	0	1	1
J.T. Snow, L OBP: 0.382, SLG: 0.411 Eric Young Sr., R OBP: 0.336, SLG: 0.402 (1, 3) (9, PR)	2-1 HR 1B	1-0 G4-3		0-0 P4		1-1 1B		2-0 1B SF9		5	1	3	1	0	0	1
José Cruz Jr., S OBP: 0.362, SLG: 0.404 (1, 9)	0-0 G3		2-1 G1-3	0-0 G4-3			0-1 G5-3		2-3 K	5	0	0	0	0	1	4
Barry Bonds, L OBP: 0.527, SLG: 0.758 (1, 7)	4-0 HR IBB		1-1 F8		3-1 G5-3		2-2 1B		1-1 1B	4	1	2	0	1	0	0
Edgardo Alfonzo, R OBP: 0.321, SLG: 0.356 (1, 5)	2-2 K		1-0 1B 1B		4-1 BB		4-0 1B BB		1-2 SF9	2	1	1	1	2	1	3
Rich Aurilia, R OBP: 0.324, SLG: 0.415 (1, 6)	1-1 HR		2-2 1B 1B		1-0 F7		0-0 1B			4	1	3	4	0	0	1
Neifi Perez, S OBP: 0.289, SLG: 0.349 Felix Rodriguez, R OBP: 1.000, SLG: 1.000 Joe Nathan, R (8, 1) (9, 1)	1-0 2B		1-2 1B 1B		2-0 G4-3		3-1 G4-3			4	0	2	1	0	0	3
Yorvit Torrealba, R OBP: 0.295, SLG: 0.366 (1, 2)	1-3 K		2-1 F8		0-0 G4-3 SH2-4 1B		1-1 F8			4	1	1	0	0	1	3
Kirk Rueter, L OBP: 0.174, SLG: 0.136 Jim Brower, R OBP: 0.235, SLG: 0.188 Marvin Benard, L OBP: 0.233, SLG: 0.255 Scott Eyre, L OBP: 0.500, SLG: 0.500 Ray Durham, S OBP: 0.367, SLG: 0.423 (1, 1) (5, 1) (6, PH) (7, 1) (8, 4)		0-0 G3-1		1-1 L6		1-1 SH2-4		2-2 P5		2	0	0	0	0	0	0

Inning Stats	R: 4	H: 4	E: 0	K: 2	S: 14	LOB: 1	BB: 1	P: 26	R: 0	H: 0	E: 0	K: 0	S: 4	LOB: 0	BB: 0	P: 7	R: 1	H: 3	E: 0	K: 0	S: 14	LOB: 2	BB: 0	P: 23	R: 0	H: 1	E: 0	K: 0	S: 5	LOB: 1	BB: 0	P: 6	R: 0	H: 0	E: 0	K: 0	S: 5	LOB: 1	BB: 1	P: 15	R: 1	H: 2	E: 0	K: 0	S: 7	LOB: 1	BB: 0	P: 11	R: 0	H: 2	E: 0	K: 0	S: 10	LOB: 2	BB: 1	P: 19	R: 0	H: 0	E: 0	K: 1	S: 12	LOB: 0	BB: 0	P: 18	R: 1	H: 2	E: 0	K: 1	S: 10	LOB: 2	BB: 0	P: 16	1B: 10	2B: 3	3B: 0	HR: 1	SF: 1	SAC: 1	DP: 0	HBP: 0	WP: 0	PA: 41
--------------	------	------	------	------	-------	--------	-------	-------	------	------	------	------	------	--------	-------	------	------	------	------	------	-------	--------	-------	-------	------	------	------	------	------	--------	-------	------	------	------	------	------	------	--------	-------	-------	------	------	------	------	------	--------	-------	-------	------	------	------	------	-------	--------	-------	-------	------	------	------	------	-------	--------	-------	-------	------	------	------	------	-------	--------	-------	-------	--------	-------	-------	-------	-------	--------	-------	--------	-------	--------

PITCHER	IP	WLS	BF	H	R	ER	SO	BB	IBB	HBP	BLK	WP	HR	S	P	ERA	WHIP
Jason Jennings, R ERA: 5.13 (1, 1)	6.0		29	10	6	6	2	1	1	0	0	0	1	49	88	9.00	1.833
Javier López, L ERA: 4.17 (7, 1)	0.2		3	1	0	0	0	1	0	0	0	0	0	7	13	0.00	3.000
28 Aaron Cook, R ERA: 5.35 (7, 1)	0.1		2	1	0	0	0	0	0	0	0	0	0	3	6	0.00	3.000
Justin Speier, R ERA: 3.36 (8, 1)	1.0		3	0	0	0	1	0	0	0	0	0	0	12	18	0.00	0.000
40 Brian Fuentes, L ERA: 2.57 (9, 1)	0.2	L	4	2	1	1	1	0	0	0	0	0	0	10	16	13.50	3.000

**BOTTOM**

**Colorado Rockies @ San Francisco Giants**  
PacBell Park, San Francisco, CA

Wed Sep 03 2003, 3:35 PM EDT  
Att: 38,490 - Cloudy - 73 F

livebaseballscorecards.com

AB	36
R	7
H	14
RBI	7
BB	3
SO	4
LOB	16





Batter	1	2	3	4	5	6	7	8	9	AB R H RBI BB SO LOB	TOP			
Steve Finley, L (1, 8) OBP: 0.361, SLG: 0.492	1-2 G4-3		3-1 F7			2-3 K	0-1 BB 1B	2-1 G3-1		5 1 1 1 0 1 0				
Matt Kata, S (1, 4) OBP: 0.322, SLG: 0.428	2-3 K		1-2 G3-1			1-0 G3-4-1	4-1 BB 1B		0-0 G4-3	4 1 0 0 1 1 0				
Luis Gonzalez, L (1, 7) OBP: 0.391, SLG: 0.527	3-1 FC5 1B			2-2 E4		2-1 HR	4-2 1B 1B		1-3 K	4 2 2 2 1 1 0				
Shea Hillenbrand, R (1, 3) OBP: 0.313, SLG: 0.462	0-2 1B			1-0 G4-6-3		1-0 G4-3	0-1 1B		0-2 1B	5 1 3 2 0 0 1				
Alex Cintron, S (1, 6) OBP: 0.356, SLG: 0.474	0-2 FC5			1-0 F8			0-1 1B		0-0 L8	5 1 2 0 0 0 3				
Danny Bautista, R (1, 9) OBP: 0.327, SLG: 0.361		2-3 K			0-0 1B		0-1 SH3-4			3 0 2 2 0 1 0				
Robby Hammock, R (1, 2) OBP: 0.358, SLG: 0.550		1-1 G6-3			1-1 G3		1-2 1B			4 1 2 1 0 0 2				
Craig Counsell, L (1, 5) OBP: 0.331, SLG: 0.307		3-2 G4-3			0-0 G3		1-0 P6		0-0 F7	4 0 0 0 0 0 2				
17 Brandon Webb, R (1, 1) OBP: 0.114, SLG: 0.116 Quinton McCracken, S (8, PH) OBP: 0.269, SLG: 0.266 John Patterson, R (8, 1) OBP: 0.083, SLG: 0.083			1-1 G4-3		1-2 G5-3		1-1 1B		2-2 F8	3 1 1 0 0 0 1 1 0 0 0 0 0 0 0 0 0 0 0 0 0				
<b>Inning Stats</b>	R: 0 H: 2 E: 0 LOB: 2 K: 1 BB: 0 S: 15 P: 21	R: 0 H: 0 E: 0 LOB: 0 K: 1 BB: 0 S: 14 P: 20	R: 0 H: 0 E: 0 LOB: 0 K: 0 BB: 0 S: 7 P: 12	R: 0 H: 0 E: 1 LOB: 0 K: 0 BB: 0 S: 6 P: 10	R: 0 H: 2 E: 0 LOB: 1 K: 0 BB: 0 S: 8 P: 10	R: 1 H: 1 E: 0 LOB: 0 K: 1 BB: 0 S: 7 P: 13	R: 7 H: 7 E: 0 LOB: 2 K: 0 BB: 2 S: 22 P: 40	R: 0 H: 0 E: 0 LOB: 0 K: 0 BB: 0 S: 6 P: 10	R: 0 H: 1 E: 0 LOB: 1 K: 1 BB: 0 S: 8 P: 9	1B: 11 SF: 0 2B: 1 SAC: 1 3B: 0 DP: 1 HR: 1 HBP: 0	WP: 0 PA: 41 PB: 0 SB: 0 CS: 0			
<b>PITCHER</b>	IP WLS BF H R ER SO BB IBB HBP BLK WP HR S P ERA WHIP												<b>PITCHER</b>	IP WLS BF H R ER SO BB IBB HBP BLK WP HR S P ERA WHIP
Jerome Williams, R (1, 1) ERA: 3.45	6.2 L 27 8 4 4 3 0 0 0 0 0 0 1 64 98 5.40 1.200													
Jason Christiansen, L (7, 1) ERA: 5.57	0.0 3 1 0 0 0 2 0 0 0 0 0 0 6 14 ∞ ∞													
Felix Rodriguez, R (7, 1) ERA: 3.48	0.1 4 3 4 4 0 0 0 0 0 0 0 0 9 14 108.00 9.000													
41 Chad Zerbe, L (8, 1) ERA: 4.5	1.0 3 0 0 0 0 0 0 0 0 0 0 0 6 10 0.00 0.000													
51 Noah Lowry, L (9, 1) ERA:	1.0 4 1 0 0 1 0 0 0 0 0 0 0 8 9 0.00 1.000													

Arizona Diamondbacks @ San Francisco Giants  
PacBell Park, San Francisco, CA  
Fri Sep 05 2003, 10:15 PM EDT  
Att. 41,727 - Sunny - 64 F

livebaseballscorecards.com

AB	38
R	8
H	13
RBI	8
BB	2
SO	4
LOB	9



Batter	1	2	3	4	5	6	7	8	9	AB	R	H	RBI	BB	SO	LOB
Ray Durham, S (1, 4) Neifi Perez, S (8, 4) OBP: 0.369, SLG: 0.425 OBP: 0.288, SLG: 0.348	2-3 K		1-1 2-5	0-0 G6-4-3 BB 1B		2-0 CS 1B		3-1 P5		3	1	2	0	0	1	0
J.T. Snow, L (1, 3) Pedro Feliz, R (8, 3) OBP: 0.385, SLG: 0.410 OBP: 0.263, SLG: 0.467	3-2 L7			4-1 SAFE 1-2 BB		4-2 SAFE 1-2 BB		1-1 BB 1B		1	0	0	0	2	0	0
Marquis Grissom, R (1, 8) Eric Young Sr., R (8, 8) OBP: 0.314, SLG: 0.456 OBP: 0.337, SLG: 0.402	1-2 L7			0-1 G6-4-3 1-2f 2-3		0-0 FC4-6 BB 1-2f		4-2 BB 1-2		3	0	0	0	0	0	3
Barry Bonds, L (1, 7) Todd Linden, S (8, 7) OBP: 0.527, SLG: 0.756 OBP: 0.250, SLG: 0.313		0-0 G5-3		4-0 1B IBB		4-0 1-2 BB		3-3 K		1	0	0	0	2	0	0
Benito Santiago, R (1, 2) Alberto Castillo, R (8, 2) OBP: 0.322, SLG: 0.425 OBP: 0.214, SLG: 0.500		1-0 G6-3		1-1 1-2 3-H 1B		2-3 K			0-2 F9	3	0	1	1	0	1	2
Rich Aurilia, R (1, 6) 41 Chad Zerbe, L (8, 1) 51 Noah Lowry, R (9, 1) Marvin Benard, L (9, PH) OBP: 0.322, SLG: 0.412 OBP: 0.230, SLG: 0.250		3-1 F7		0-1 F7		3-3 K			3-3 K	3	0	0	0	0	1	2
Edgardo Alfonzo, R (1, 5) Lance Niekro, R (9, 3) OBP: 0.321, SLG: 0.355			4-2 2-5 G3-4-3 BB		3-2 G3		2-3 K		2-2 F8	2	0	0	0	1	1	0
José Cruz Jr., S (1, 9) Tony Torcato, L (9, 7) OBP: 0.360, SLG: 0.401 OBP: 0.222, SLG: 0.333			0-1 G3-4-3		2-3 K		0-0 P6			3	0	0	0	0	1	1
Jerome Williams, R (1, 1) Jason Christiansen, R (7, 1) Felix Rodriguez, R (7, 1) Cody Ransom, R (8, 6) OBP: 0.069, SLG: 0.103 OBP: 1.000, SLG: 1.000 OBP: 0.280, SLG: 0.417			1-3 K		0-1 G5-3			0-0 G5-3		2	0	0	0	0	1	1

Inning Stats	R: 0	H: 0	E: 0	K: 1	S: 10	LOB: 0	BB: 0	P: 16	R: 0	H: 0	E: 0	K: 0	S: 4	LOB: 0	BB: 0	P: 8	R: 0	H: 0	E: 0	K: 1	S: 8	LOB: 1	BB: 1	P: 14	R: 1	H: 2	E: 0	K: 0	S: 8	LOB: 2	BB: 2	P: 17	R: 0	H: 0	E: 0	K: 1	S: 10	LOB: 0	BB: 0	P: 15	R: 0	H: 1	E: 0	K: 1	S: 7	LOB: 2	BB: 2	P: 19	R: 0	H: 0	E: 0	K: 2	S: 8	LOB: 0	BB: 0	P: 13	R: 0	H: 1	E: 0	K: 1	S: 10	LOB: 2	BB: 1	P: 21	R: 0	H: 0	E: 0	K: 1	S: 11	LOB: 0	BB: 0	P: 16	1B: 4	2B: 0	3B: 0	HR: 0	SF: 0	SAC: 0	DP: 1	HBP: 0	WP: 0	PB: 0	SB: 0	CS: 1	PA: 34
PITCHER 17 Brandon Webb, R (1, 1) ERA: 2.51 John Patterson, R (8, 1) ERA: 6.31	IP	WLS	BF	H	R	ER	SO	BB	IBB	HBP	BLK	WP	HR	S	P	ERA	WHIP																																																																				
	7.0	W	27	3	1	1	6	4	1	0	0	0	0	55	102	1.29	1.000																																																																				
	2.0		8	1	0	0	2	1	0	0	0	0	0	21	37	0.00	1.000																																																																				

**BOTTOM**

Arizona Diamondbacks @ San Francisco Giants  
PacBell Park, San Francisco, CA

Fri Sep 05 2003, 10:15 PM EDT  
Att. 41,727 - Sunny - 64 F

livebaseballscorecards.com

AB	28
R	1
H	4
RBI	1
BB	6
SO	8
LOB	11





Batter	1	2	3	4	5	6	7	8	9	10	11	AB R H RBI BB SO LOB	TOP					
Steve Finley, L (1, 8) OBP: 0.365, SLG: 0.499	0-0 PB S 1B		2-0 1B 2B		0-3 K		3-1 E2 2B 1B		0-0 PB 2B		1-2 F7	6 2 4 0 0 1 1	<p>Arizona Diamondbacks @ San Francisco Giants</p> <p>PacBell Park, San Francisco, CA</p> <p>Sat Sep 06 2003, 4:05 PM EDT</p> <p>Att: 42,312 - Cloudy - 70 F</p>					
Matt Kata, S (1, 4) OBP: 0.319, SLG: 0.423 Felix Jose, S (7, PH) OBP: 0.571, SLG: 1.000 Junior Spivey, R (7, PR) OBP: 0.329, SLG: 0.449	1-3 K 1-2 K		0-2 K		1-2 F7		4-2 2B BB		2-3 K 2-3		1-0 G6-3	3 0 0 0 0 2 2 0 0 0 0 1 0 0 2 1 0 0 0 1 2						
Luis Gonzalez, L (1, 7) OBP: 0.392, SLG: 0.529	1-2 P6		1-2 2-H 1B		1-2 G3		0-2 1-H 2-H 2B		4-0 FC5-4 IBB			4 0 2 3 1 0 1						
Raul Mondesi, R (1, 9) OBP: 0.343, SLG: 0.472	4-2 2-3 BB		0-2 P3		0-0 HR		0-3 K		1-0 FC5-4 1-2f			4 1 1 1 1 1 5						
Alex Cintron, S (1, 6) OBP: 0.354, SLG: 0.470	1-1 F8		0-1 P4		0-2 F8		0-0 1B		1-2 K			5 0 1 0 0 1 3						
Shea Hillenbrand, R (1, 3) OBP: 0.309, SLG: 0.457		3-2 F9		1-0 E5		0-1 L9		0-0 B2		0-1 L8		5 0 0 0 0 0 1						
Craig Counsell, L (1, 5) OBP: 0.329, SLG: 0.303		4-2 BB		0-3 K		2-2 F7		2-3 K		1-2 F7		4 0 0 0 1 2 2						
Rod Barajas, R (1, 2) OBP: 0.243, SLG: 0.325 Quinton McCracken, S (7, PH) OBP: 0.267, SLG: 0.265 Robby Hammock, R (7, 2) OBP: 0.360, SLG: 0.550		0-3 K		2-2 P2		1-1 L6		0-2 K		0-0 1B		2 0 0 0 0 1 2 1 0 0 0 0 0 0 2 0 1 0 0 1 1						
Curt Schilling, R (1, 1) OBP: 0.118, SLG: 0.063 Mark Grace, L (7, PH) OBP: 0.269, SLG: 0.291 Oscar Villarreal, L (7, 1) OBP: 0.365, SLG: 0.466 Carlos Baerga, S (9, PH) OBP: 0.289, SLG: 0.256 Jose Valverde, R (9, 1) Elmer Dessens, R (11, PH) OBP: 0.289, SLG: 0.256 Matt Mantei, R (11, 1)		1-3 K		0-0 G3		1-3 K		0-1 G4-3		1-3 K		2 0 0 0 0 1 2 1 0 0 0 0 1 0 0 0 0 0 0 0 0 1 0 0 0 0 0 0 0 0 0 0 0 0 0 1 0 0 0 0 1 1 0 0 0 0 0 0 0						
<b>Inning Stats</b>	R: 0 H: 1 E: 0 LOB: 2 K: 1 BB: 1 S: 13 P: 20	R: 0 H: 0 E: 0 LOB: 1 K: 2 BB: 1 S: 14 P: 22	R: 1 H: 2 E: 0 LOB: 1 K: 1 BB: 0 S: 12 P: 15	R: 0 H: 0 E: 1 LOB: 1 K: 1 BB: 0 S: 8 P: 11	R: 0 H: 0 E: 0 LOB: 0 K: 1 BB: 0 S: 11 P: 13	R: 1 H: 1 E: 0 LOB: 0 K: 0 BB: 0 S: 10 P: 12	R: 2 H: 2 E: 1 LOB: 2 K: 2 BB: 1 S: 16 P: 25	R: 0 H: 1 E: 0 LOB: 1 K: 2 BB: 0 S: 10 P: 13	R: 0 H: 1 E: 0 LOB: 2 K: 1 BB: 1 S: 8 P: 15	R: 0 H: 0 E: 0 LOB: 0 K: 1 BB: 0 S: 9 P: 11	R: 0 H: 1 E: 0 LOB: 1 K: 1 BB: 0 S: 8 P: 11	1B: 5 SF: 0 2B: 3 SAC: 0 3B: 0 DP: 0 HR: 1 HBP: 0		WP: 0 PA: 47 PB: 2 SB: 1 CS: 0				
<b>PITCHER</b>	IP WLS BF H R ER SO BB IBB HBP BLK WP HR S P ERA WHIP																	
Jason Schmidt, R (1, 1) ERA: 2.32	6.2	30	6	4	4	7	3	0	0	0	0	0	0	1	81	115	5.40	1.350
Joe Nathan, R (7, 1) ERA: 2.85	1.1	5	1	0	0	3	0	0	0	0	0	0	0	0	13	16	0.00	0.750
Tim Worrell, R (9, 1) ERA: 2.18	2.0	8	1	0	0	2	0	1	0	0	0	0	0	0	17	26	0.00	0.500
Matt Herges, R (11, 1) ERA: 2.86	0.1	2	1	0	0	1	0	0	0	0	0	0	0	0	4	5	0.00	3.000
Scott Eyre, L (11, 1) ERA: 3.51	0.2	W 2	0	0	0	0	0	0	0	0	0	0	0	0	4	6	0.00	0.000

livebaseballscorecards.com

AB	43
R	4
H	9
RBI	4
BB	4
SO	13
LOB	23



Batter	1	2	3	4	5	6	7	8	9	10	11	AB R H RBI BB SO LOB	BOTTOM													
Eric Young Sr., R OBP: 0.337, SLG: 0.401 (1, 4)	0-0 P4		1-2 BB 2B 1B	1-0 1B		1-3 K			3-2 F7		0-1 F7	6 1 2 1 0 1 3	<b>Arizona Diamondbacks @ San Francisco Giants</b> <b>PacBell Park, San Francisco, CA</b> Sat Sep 06 2003, 4:05 PM EDT Att: 42,312 - Cloudy - 70 F													
J.T. Snow, L OBP: 0.387, SLG: 0.408 (1, 3)	1-3 K		4-2 2B BB	0-2 1B			1-2 F7		3-2 G4-3		4-0 BB BB	4 1 1 1 2 1 0														
Marquis Grissom, R OBP: 0.314, SLG: 0.455 (1, 8)	2-1 G5-3		1-0 2B	2-3 K			1-2 F8		2-3 K		4-1 BB	5 0 1 3 1 2 2														
Barry Bonds, L OBP: 0.528, SLG: 0.751 (1, 7)		4-2 BB	4-0 IBB		0-0 G4-3		4-0 FC6-4 IBB			0-2 G4-3		2 0 0 0 3 0 0														
Benito Santiago, R OBP: 0.318, SLG: 0.419 (1, 2)		2-0 L7	3-3 K		0-2 F9		1-2 FC6-4			2-2 G4-3		5 0 0 0 0 1 4														
Scott Eyre, L OBP: 0.500, SLG: 0.500 (11, 1)							1-2 FC6-4					0 0 0 0 0 0 0														
Rich Aurilia, R OBP: 0.321, SLG: 0.410 (1, 6)		0-3 K		1-1 SH3-4 1B 1B	1-0 F7			0-0 P4		0-3 K		5 1 1 0 0 2 1														
Edgardo Alfonzo, R OBP: 0.324, SLG: 0.355 (1, 5)		2-2 L6		1 SAFE 0-0 F9		4-2 SH3-4 BB		4-2 FC3-6 BB		1-1 BB SH5-4 BB 1B		3 0 1 0 2 0 2														
Cody Ransom, R OBP: 0.280, SLG: 0.417 (11, PR)												0 1 0 0 0 0 0														
José Cruz Jr., S OBP: 0.360, SLG: 0.400 (1, 9)			0-3 K	0-2 1B SH3-4 1B 1B		2-3 K		1-3 K		0-1 SH5-4		4 1 1 0 0 3 2														
Jason Schmidt, R OBP: 0.093, SLG: 0.075 (1, 1)											4-2 BB BB BB	1 0 0 0 0 1 0														
Joe Nathan, R (7, 1)												0 0 0 0 0 0 0														
Ray Durham, S OBP: 0.368, SLG: 0.424 (8, PH)												1 0 0 0 0 0 1														
Tim Worrell, R (9, 1)												0 0 0 0 0 0 0														
Yorvit Torrealba, R OBP: 0.299, SLG: 0.366 (11, 2)												0 0 0 0 1 0 0														
<b>Inning Stats</b>	R: 0 E: 0 K: 1 S: 6	H: 0 LOB: 0 BB: 0 P: 9	R: 0 E: 0 K: 1 S: 12	H: 0 LOB: 1 BB: 1 P: 20	R: 2 E: 0 K: 3 S: 20	H: 2 LOB: 2 BB: 2 P: 33	R: 2 E: 0 K: 1 S: 15	H: 4 LOB: 2 BB: 0 P: 19	R: 0 E: 0 K: 0 S: 5	H: 0 LOB: 0 BB: 0 P: 6	R: 0 E: 0 K: 2 S: 15	H: 0 LOB: 1 BB: 1 P: 22	R: 0 E: 0 K: 0 S: 10	H: 0 LOB: 1 BB: 1 P: 17	R: 0 E: 0 K: 1 S: 8	H: 0 LOB: 1 BB: 1 P: 14	R: 0 E: 0 K: 1 S: 9	H: 0 LOB: 0 BB: 0 P: 17	R: 0 E: 0 K: 1 S: 9	H: 0 LOB: 0 BB: 0 P: 11	R: 1 E: 0 K: 0 S: 9	H: 1 LOB: 3 BB: 3 P: 22	1B: 6 2B: 1 3B: 0 HR: 0	SF: 0 SAC: 3 DP: 0 HBP: 0	WP: 0 PB: 0 SB: 0 CS: 0	PA: 48
<b>PITCHER</b>	IP WLS BF H R ER SO BB IBB HBP BLK WP HR S P ERA WHIP												IP WLS BF H R ER SO BB IBB HBP BLK WP HR S P ERA WHIP													
Curt Schilling, R ERA: 2.77 (1, 1)	6.0 28 6 4 4 8 3 1 0 0 0 0 0 73 109 6.00 1.500																									
Oscar Villarreal, R ERA: 2.53 (7, 1)	2.0 8 0 0 0 1 1 1 0 0 0 0 0 18 31 0.00 0.500																									
Jose Valverde, R ERA: 1.9 (9, 1)	2.0 6 0 0 0 2 0 0 0 0 0 0 0 18 28 0.00 0.000																									
Matt Mantei, R ERA: 2.68 (11, 1)	0.2 L 6 1 1 1 0 3 0 0 0 0 0 9 22 13.50 6.000																									





Batter	1	2	3	4	5	6	7	8	9	AB R H RBI BB SO LOB	TOP
--------	---	---	---	---	---	---	---	---	---	----------------------	-----

<b>Steve Finley, L</b> (1, 8) <small>OBP: 0.369, SLG: 0.504</small>	1-3 		2-0 		1-2 		1-0 	0-1 		5 2 4 2 0 1 0	
<b>Matt Kata, S</b> (1, 4) <b>31 Edgar Gonzalez, R</b> (7, 1) <b>Danny Bautista, R</b> (8, PH) <b>John Patterson, R</b> (8, 1) <small>OBP: 0.319, SLG: 0.430  <small>OBP: 0.250, SLG: 0.250  <small>OBP: 0.330, SLG: 0.364  <small>OBP: 0.083, SLG: 0.083</small> </small></small></small>	0-1 		1-0 		2-2 		0-1 	1-2 		3 0 1 1 0 0 1 0 0 0 0 0 0 0 1 1 1 2 0 0 0 0 0 0 0 0 0 0	
<b>Luis Gonzalez, L</b> (1, 7) <small>OBP: 0.394, SLG: 0.528</small>	4-0 			3-1 	2-1 		4-1 	1-0 		3 1 1 1 2 0 1	
<b>Raul Mondesi, R</b> (1, 9) <small>OBP: 0.346, SLG: 0.480</small>	0-0 			0-0 		0-0 	1-0 	1-1 		5 2 3 2 0 0 3	
<b>Alex Cintron, S</b> (1, 6) <small>OBP: 0.352, SLG: 0.472</small>	1-2 			1-1 		3-3 				5 0 1 1 0 2 2	
<b>Shea Hillenbrand, R</b> (1, 3) <small>OBP: 0.308, SLG: 0.453</small>		0-2 		0-3 		4-2 		0-1 	1-1 	4 0 0 0 1 1 1	
<b>Robby Hammock, R</b> (1, 2) <small>OBP: 0.361, SLG: 0.542</small>		1-2 		0-0 		0-2 		4-0 	1-0 	4 1 1 0 1 0 1	
<b>Craig Counsell, L</b> (1, 5) <b>Felix Jose, S</b> (8, PH) <b>Mark Grace, L</b> (8, PR) <small>OBP: 0.326, SLG: 0.299  <small>OBP: 0.625, SLG: 1.000  <small>OBP: 0.267, SLG: 0.289</small> </small></small>		1-2 		1-0 	1-1 		4-2 	3-1 		3 0 0 0 0 0 2 0 0 0 0 1 0 0 1 1 0 0 0 0 0	
<b>Elmer Dessens, R</b> (1, 1) <b>Stephen Randolph, L</b> (4, 1) <b>Quinton McCracken, S</b> (5, PH) <b>Chris Capuano, L</b> (5, 1) <b>Lyle Overbay, L</b> (7, PH) <b>Junior Spivey, R</b> (7, 4) <small>OBP: 0.233, SLG: 0.250  <small>OBP: 0.256, SLG: 0.263  <small>OBP: 0.371, SLG: 0.411  <small>OBP: 0.330, SLG: 0.449</small> </small></small></small>			1-2 		0-0 		3-1 	4-2 		1 0 0 0 0 0 0 0 0 0 0 0 0 0 1 0 0 0 0 0 0 0 0 0 0 0 0 0 1 0 1 0 0 0 0 0 1 0 0 1 0 0	

Inning Stats	R: 2	H: 1	E: 0	K: 1	S: 11	LOB: 0	P: 17	R: 0	H: 0	E: 0	K: 0	S: 9	LOB: 0	P: 11	R: 0	H: 1	E: 0	K: 0	S: 5	LOB: 0	P: 9	R: 1	H: 2	E: 0	K: 1	S: 9	LOB: 1	P: 13	R: 1	H: 2	E: 0	K: 0	S: 14	LOB: 1	P: 20	R: 0	H: 1	E: 0	K: 1	S: 11	LOB: 2	P: 19	R: 0	H: 2	E: 0	K: 0	S: 7	LOB: 1	P: 16	R: 5	H: 4	E: 0	K: 1	S: 22	LOB: 2	P: 39	R: 0	H: 0	E: 0	K: 0	S: 5	LOB: 0	P: 10	1B: 9	2B: 1	3B: 2	HR: 1	SF: 0	SAC: 1	DP: 2	HBP: 0	WP: 0	PA: 44
--------------	------	------	------	------	-------	--------	-------	------	------	------	------	------	--------	-------	------	------	------	------	------	--------	------	------	------	------	------	------	--------	-------	------	------	------	------	-------	--------	-------	------	------	------	------	-------	--------	-------	------	------	------	------	------	--------	-------	------	------	------	------	-------	--------	-------	------	------	------	------	------	--------	-------	-------	-------	-------	-------	-------	--------	-------	--------	-------	--------

PITCHER	IP	WLS	BF	H	R	ER	SO	BB	IBB	HBP	BLK	WP	HR	S	P	ERA	WHIP
<b>Sidney Ponson, R</b> (1, 1) <small>ERA: 3.59</small>	6.0		27	8	4	4	3	2	0	0	0	0	1	61	94	6.00	1.667
<b>Scott Eyre, L</b> (7, 1) <small>ERA: 3.48</small>	0.1	H	3	1	0	0	0	1	0	0	0	0	0	4	9	0.00	6.000
<b>Jim Brower, R</b> (7, 1) <small>ERA: 3.9</small>	0.2	H	1	0	0	0	0	0	0	0	0	0	0	1	2	0.00	0.000
<b>Joe Nathan, R</b> (8, 1) <small>ERA: 3.19</small>	0.2	L	5	0	3	3	1	3	0	0	0	0	0	12	25	40.50	4.500
<b>41 Chad Zerbe, L</b> (8, 1) <small>ERA: 4.7</small>	0.0	B	1	1	0	0	0	0	0	0	0	0	0	2	2	∞	∞

**Arizona Diamondbacks @ San Francisco Giants**  
**PacBell Park, San Francisco, CA**

Sun Sep 07 2003, 4:05 PM EDT  
 Att. 41,522 - Cloudy - 69 F

AB	R	H	RBI	BB	SO	LOB
37	9	13	9	6	4	11

Batter	1	2	3	4	5	6	7	8	9	AB	R	H	RBI	BB	SO	LOB
Ray Durham, S (1, 4) OBP: 0.367, SLG: 0.422 Neifi Perez, S (6, 4) OBP: 0.291, SLG: 0.350	2-3 K		2-0 G3	1-0 BB 1B 2B 1B	1-3 K			1-2 BB 1B		4	1	1	2	0	2	1
J.T. Snow, L (1, 3) OBP: 0.387, SLG: 0.407	2-2 G3		1-2 BB 1B	3-1 SAFE 1B SAFE 2B 1B		1-2 G4-3		2-2 K		5	1	2	0	0	1	1
Marquis Grissom, R (1, 8) OBP: 0.313, SLG: 0.453	0-0 G6-3		1-3 K	1-3 K		1-1 1B		0-0 P6		5	0	1	0	0	2	4
Barry Bonds, L (1, 7) OBP: 0.529, SLG: 0.747		2-3 K	4-1 1B	4-2 2B BB		1 SAFE 1 SAFE 1 SAFE 1 SAFE P4		4-0 BB BB 1B BB		2	0	0	0	3	1	1
Edgardo Alfonzo, R (1, 5) OBP: 0.325, SLG: 0.357		1-2 1B 1B	2-1 F8	0-1 1B 2B		1-2 G5-3		1-2 P2		5	1	2	2	0	0	5
Rich Aurilia, R (1, 6) OBP: 0.321, SLG: 0.408		1-0 1B		1-3 1B		1-1 G4-3		1-2 F8		4	1	1	0	1	0	2
José Cruz Jr., S (1, 9) OBP: 0.362, SLG: 0.402		0-3 K		1-0 E 1B 1B 1B		2-2 G6-3		0-1 G4-6-3 1B		5	1	3	0	0	1	2
Yorvit Torrealba, R (1, 2) OBP: 0.307, SLG: 0.369		0-0 1B		1-0 E8 SH3-4 1B		4-1 SH3-4 BB		1-2 G4-6-3 1-2f		4	1	2	2	1	0	2
Sidney Ponson, R (1, 1) OBP: 0.045, SLG: 0.091 Scott Eyre, L (7, 1) OBP: 0.500, SLG: 0.500 Jim Brower, R (7, 1) OBP: 0.235, SLG: 0.188 Marvin Benard, L (7, PH) OBP: 0.226, SLG: 0.246 Joe Nathan, R (8, 1) 41 Chad Zerbe, L (8, 1) Matt Herges, L (8, 1) OBP: 0.333, SLG: 0.333		0-0 G4-3		0-1 SH3-4		1 SAFE 1-1 SH3-4		1-1 G4-3		1	0	0	0	0	0	2

Inning Stats	R: 0	H: 0	E: 0	K: 1	S: 9	H: 0	LOB: 0	BB: 0	P: 13	R: 1	H: 3	E: 0	K: 2	S: 12	H: 1	LOB: 2	BB: 0	P: 16	R: 0	H: 1	E: 0	K: 1	S: 22	H: 5	LOB: 2	BB: 2	P: 40	R: 0	H: 0	E: 0	K: 1	S: 9	H: 1	LOB: 1	BB: 1	P: 17	R: 0	H: 1	E: 0	K: 0	S: 12	H: 1	LOB: 1	BB: 0	P: 18	R: 0	H: 1	E: 0	K: 0	S: 10	H: 1	LOB: 1	BB: 0	P: 18	R: 0	H: 1	E: 0	K: 1	S: 10	H: 1	LOB: 2	BB: 1	P: 18	R: 0	H: 1	E: 0	K: 0	S: 8	H: 1	LOB: 0	BB: 0	P: 10	1B: 12	SF: 0	2B: 1	SAC: 2	3B: 0	DP: 1	HR: 0	HBP: 0	WP: 0	PA: 44
--------------	------	------	------	------	------	------	--------	-------	-------	------	------	------	------	-------	------	--------	-------	-------	------	------	------	------	-------	------	--------	-------	-------	------	------	------	------	------	------	--------	-------	-------	------	------	------	------	-------	------	--------	-------	-------	------	------	------	------	-------	------	--------	-------	-------	------	------	------	------	-------	------	--------	-------	-------	------	------	------	------	------	------	--------	-------	-------	--------	-------	-------	--------	-------	-------	-------	--------	-------	--------

PITCHER	IP	WLS	BF	H	R	ER	SO	BB	IBB	HBP	BLK	WP	HR	S	P	ERA	WHIP
Elmer Dessens, R (1, 1) ERA: 5.04	3.2		23	9	6	6	5	3	0	0	0	0	0	50	83	14.73	3.273
Stephen Randolph, L (4, 1) ERA: 3.78	0.1		1	0	0	0	0	0	0	0	0	0	0	3	6	0.00	0.000
Chris Capuano, L (5, 1) ERA: 6.1	2.0		8	1	0	0	1	1	0	0	0	0	0	21	35	0.00	1.000
31 Edgar Gonzalez, R (7, 1) ERA: 5.25	1.0	W	4	1	0	0	0	0	0	0	0	0	0	10	18	0.00	1.000
John Patterson, R (8, 1) ERA: 6.04	2.0	S	8	2	0	0	1	1	0	0	0	0	0	18	28	0.00	1.500

**BOTTOM**

Arizona Diamondbacks @ San Francisco Giants  
PacBell Park, San Francisco, CA

Sun Sep 07 2003, 4:05 PM EDT  
Att: 41,522 - Cloudy - 69 F

livebaseballscorecards.com

AB	37
R	6
H	13
RBI	6
BB	5
SO	7
LOB	21





Batter	1	2	3	4	5	6	7	8	9	AB R H RBI BB SO LOB	TOP									
Eric Young Sr. R (1, 4) OBP: 0.339, SLG: 0.401 Ray Durham, S (7, 4) OBP: 0.369, SLG: 0.424	4-1 CS BB		1-2 F9		3-1 F8		0-2 HR 1B	0-0 1B		3 1 1 0 1 0 0 1 0 1 0 0 0 0	<b>San Francisco Giants @ San Diego Padres</b> Qualcomm Stadium, San Diego, CA Tue Sep 09 2003, 10:05 PM EDT Att. 18,952 - Cloudy - 69 F									
J.T. Snow, L (1, 3) OBP: 0.387, SLG: 0.415	2-2 F7 1-2		3-2 G3		4-1 1B BB		2-0 HR 1-H	1-2 K		4 1 1 2 1 1 2										
Rich Aurilia, R (1, 6) OBP: 0.322, SLG: 0.415	2-1 G5-3			0-1 HR	2-2 1B 1-3		2-3 K	0-2 G3		5 1 2 1 0 1 1										
Barry Bonds, L (1, 7) OBP: 0.534, SLG: 0.749		2-1 1B		4-0 FC6-4 BB	4-0 1B 1-2		4-0 HR BB	2-1 HR 1B		2 2 2 0 3 0 0										
Edgardo Alfonzo, R (1, 5) OBP: 0.324, SLG: 0.362		0-2 P4		0-0 L7	0-3 K		2-1 F9	2-2 HR 1-H		5 1 1 2 0 1 6										
Marquis Grissom, R (1, 8) OBP: 0.312, SLG: 0.456		2-2 L7		2-0 FC6-4 1-2f		0-0 F8	2-1 HR 1-H	2-2 P3		5 1 1 2 0 0 2										
José Cruz Jr., S (1, 9) OBP: 0.362, SLG: 0.403		3-2 P3		4-1 BB 1-2		2-3 K	3-1 2B	1-3 K		4 0 1 0 1 2 1										
Yorvit Torrealba, R (1, 2) OBP: 0.304, SLG: 0.381			2-1 HR K	1-3 K		2-1 E6	2-2 G6-3	2-3 K		5 1 1 1 0 2 3										
32 Kevin Correia, R (1, 1) Marvin Benard, L (6, PH) OBP: 0.222, SLG: 0.241 Jim Brower, R (6, 1) OBP: 0.222, SLG: 0.176 Scott Eyre, L (8, 1) OBP: 0.500, SLG: 0.500 Felix Rodriguez, R (9, 1) OBP: 1.000, SLG: 1.000			1-3 K		1-3 K	3-2 F7		2-3 K		2 0 0 0 0 2 0 1 0 0 0 0 0 1 1 0 0 0 0 1 0 0 0 0 0 0 0 0 0 0 0 0 0 0 0										
<b>Inning Stats</b>	R: 0 E: 0 K: 0 S: 6	H: 0 LOB: 0 BB: 1 P: 14	R: 0 E: 0 K: 0 S: 13	H: 1 LOB: 1 BB: 0 P: 20	R: 1 E: 0 K: 1 S: 9	H: 1 LOB: 2 BB: 2 P: 20	R: 0 E: 0 K: 2 S: 14	H: 1 LOB: 3 BB: 2 P: 28	R: 0 E: 1 K: 1 S: 9	H: 0 LOB: 1 BB: 0 P: 16	R: 4 E: 0 K: 1 S: 18	H: 4 LOB: 1 BB: 1 P: 35	R: 0 E: 0 K: 2 S: 10	H: 1 LOB: 1 BB: 0 P: 13	R: 2 E: 0 K: 2 S: 14	H: 2 LOB: 0 BB: 0 P: 23	1B: 5 2B: 1 3B: 0 HR: 5	SF: 0 SAC: 0 DP: 0 HBP: 0	WP: 0 PB: 0 SB: 1 CS: 1	PA: 44
<b>PITCHER</b>	IP WLS BF H R ER SO BB IBB HBP BLK WP HR S P ERA WHIP																			
Ben Howard, R (1, 1) ERA: 3.63	5.0 L 23 4 2 2 4 4 1 0 0 0 0 2 54 101 3.60 1.600																			
Luther Hackman, R (6, 1) ERA: 4.95	1.2 10 3 4 4 2 1 0 0 0 0 0 2 21 40 21.60 2.400																			
Kevin Walker, L (7, 1) ERA: 13.5	0.1 2 1 0 0 0 0 0 0 0 0 0 0 6 11 0.00 3.000																			
Joe Roa, R (8, 1) ERA: 5.7	1.0 4 1 0 0 2 0 0 0 0 0 0 0 10 13 0.00 1.000																			
Mike Bynum, L (9, 1) ERA: 9.3	1.0 5 2 2 2 2 0 0 0 0 0 0 0 1 14 23 18.00 2.000																			

AB	38
R	8
H	11
RBI	8
BB	6
SO	10
LOB	16



BOTTOM

San Francisco Giants @ San Diego Padres  
Qualcomm Stadium, San Diego, CA

livebaseballscorecards.com

AB 33  
R 3  
H 9  
RBI 3  
BB 5  
SO 5  
LOB 18



WP: 0 PA: 41  
PB: 0  
SB: 1  
CS: 2

ERA WHIP

ERA 2.0 WHIP 1.400  
ERA 4.01 WHIP 2.500  
ERA 3.42 WHIP 0.000  
ERA 3.42 WHIP 1.000

Tue Sep 09 2003, 10:05 PM EDT  
Att. 18,952 - Cloudy - 69 F

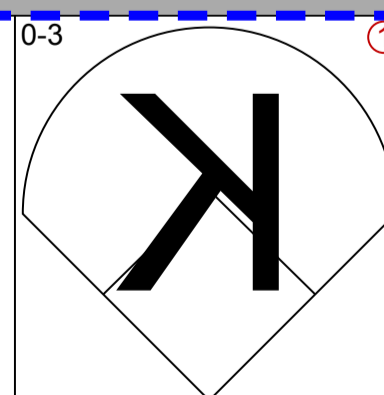

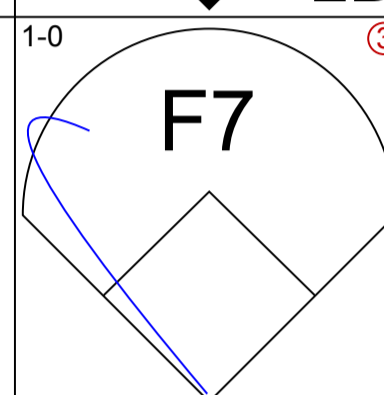
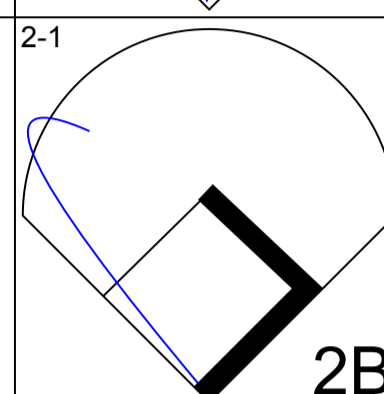
AB R H RBI BB SO LOB

5	0	1	0	0	0	0
4	0	1	0	1	0	1
5	1	2	0	0	1	2
4	1	1	0	0	1	2
3	1	2	1	1	0	0
3	0	1	0	1	0	3
2	0	0	0	1	0	3
0	0	0	1	0	0	0
0	0	0	0	0	0	0
1	0	0	0	0	0	0
0	0	0	0	0	0	0
0	0	0	0	0	0	0
1	0	0	0	0	1	0

1B: 7 SF: 1  
2B: 2 SAC: 0  
3B: 0 DP: 0  
HR: 0 HBP: 0

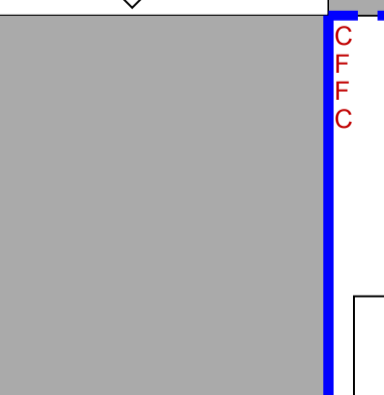
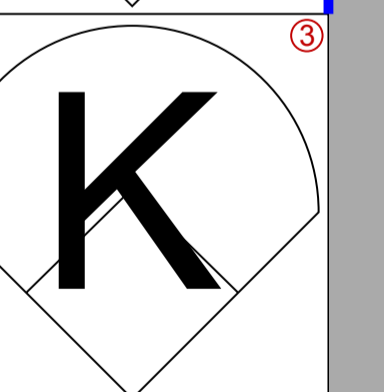
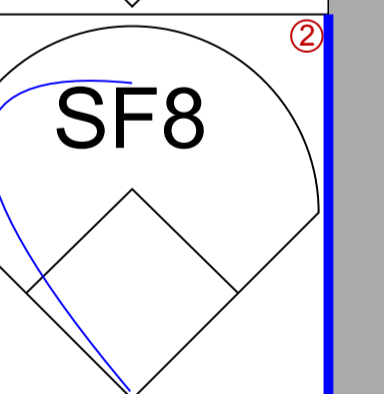
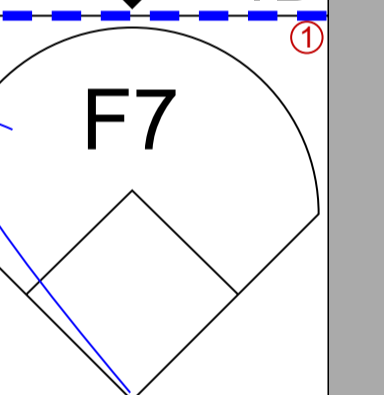
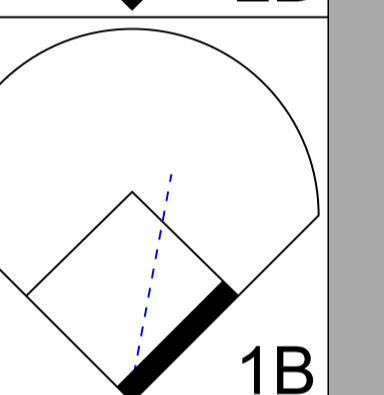
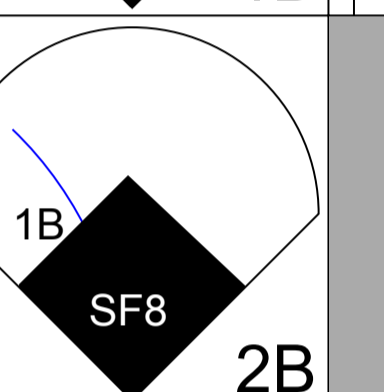
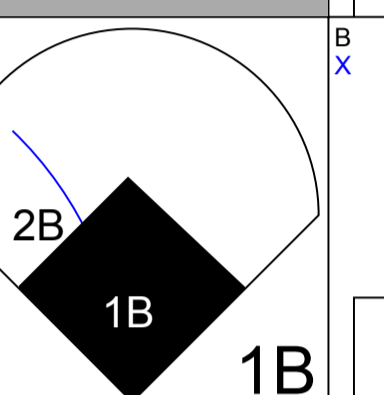
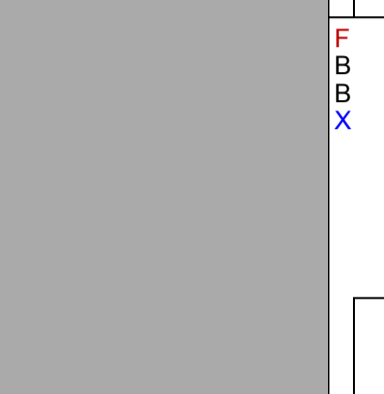
IP WLS BF H R ER SO BB IBB HBP BLK WP HR S P ERA WHIP

1-2 G6-3



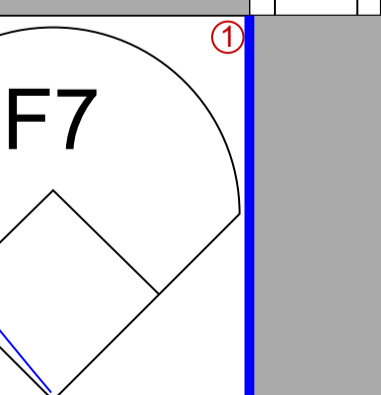
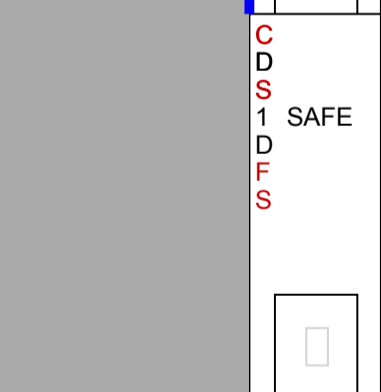
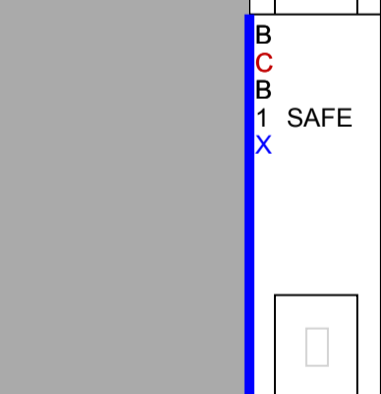
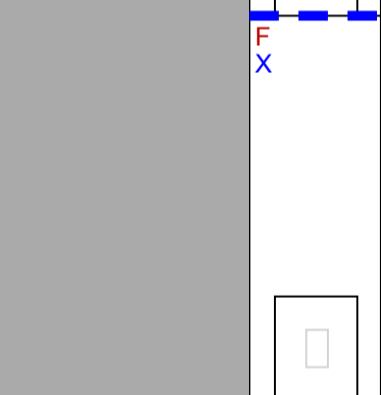
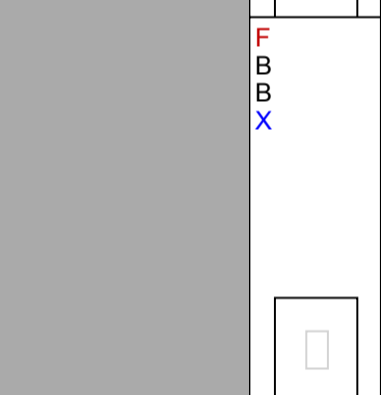
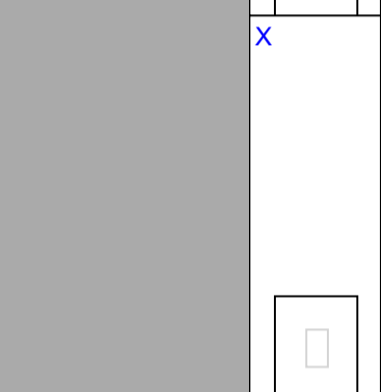
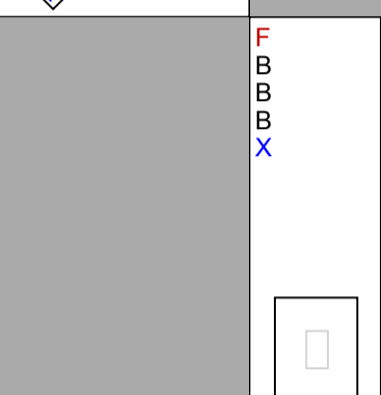
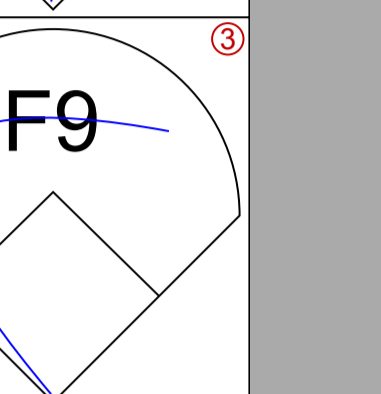
R: 0 H: 1  
E: 0 LOB: 1  
K: 1 BB: 0  
S: 10 P: 14

0-0 G4-3



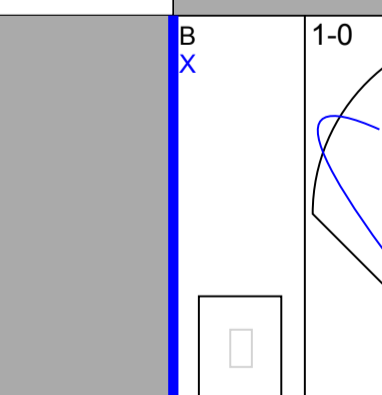
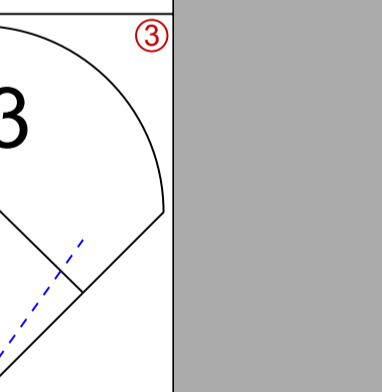
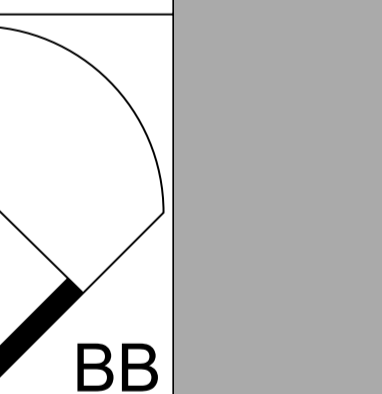
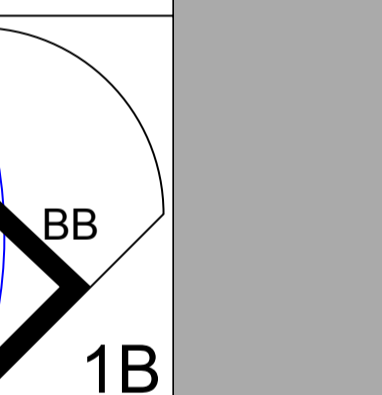
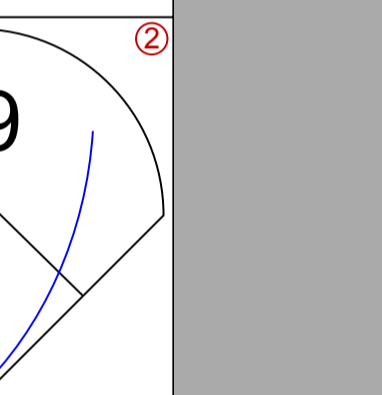
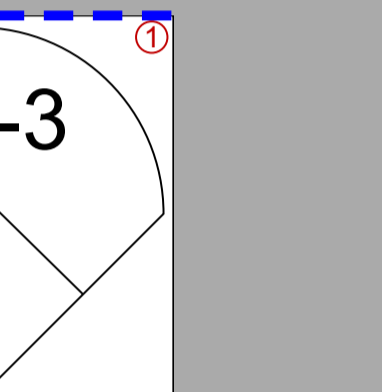

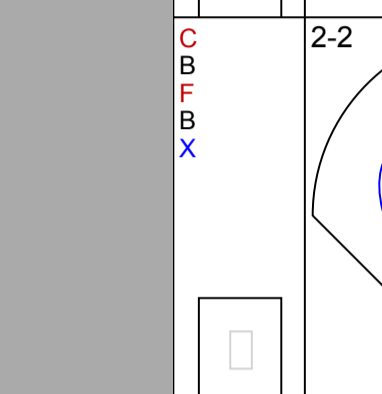
R: 2 H: 3  
E: 0 LOB: 1  
K: 1 BB: 0  
S: 13 P: 22

2-1 F8



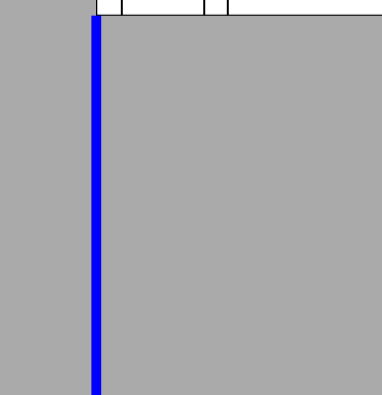
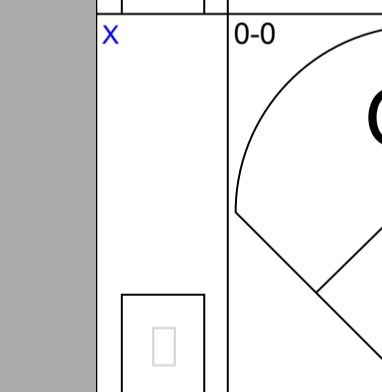
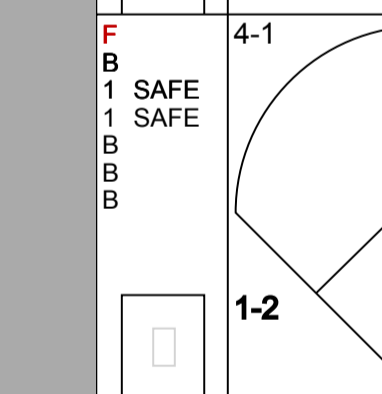
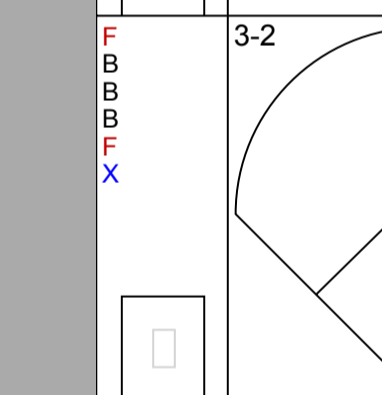
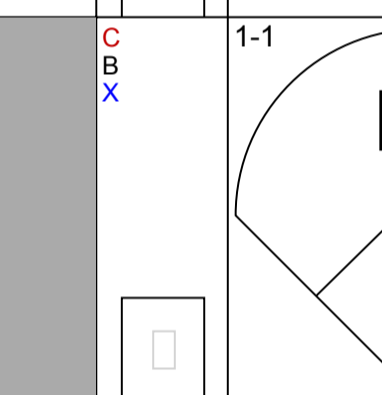
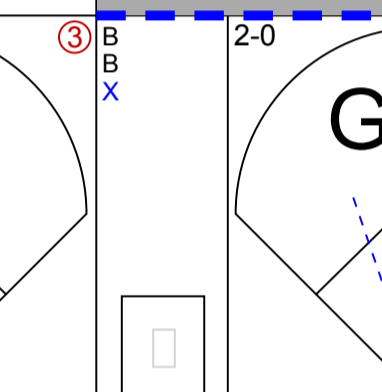
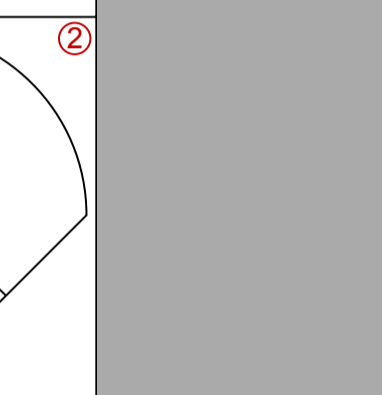
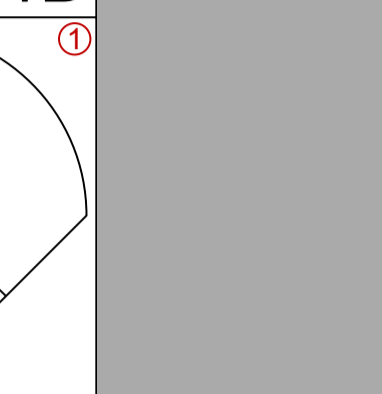
R: 0 H: 1  
E: 0 LOB: 2  
K: 0 BB: 1  
S: 8 P: 18

2-1 F8








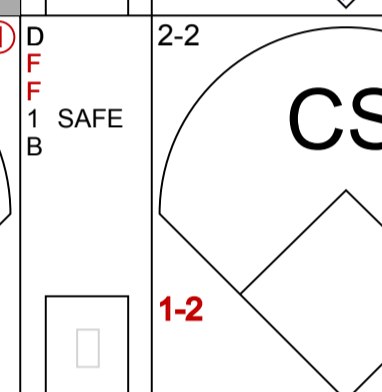
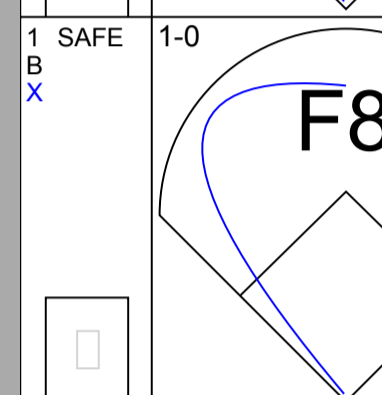
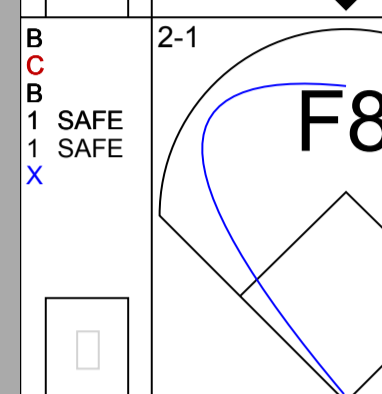
R: 0 H: 1  
E: 0 LOB: 0  
K: 0 BB: 0  
S: 7 P: 14

2-0 F8



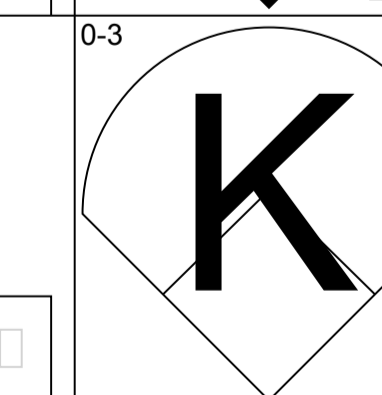
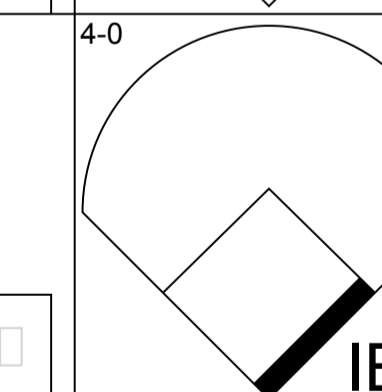
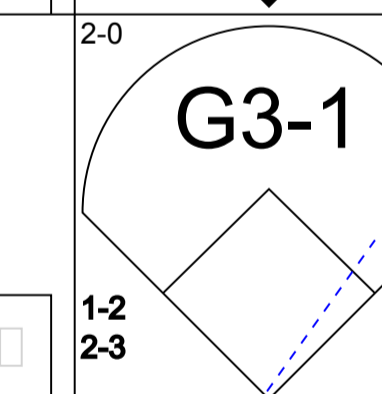
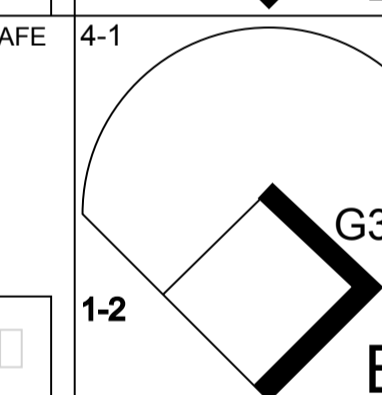
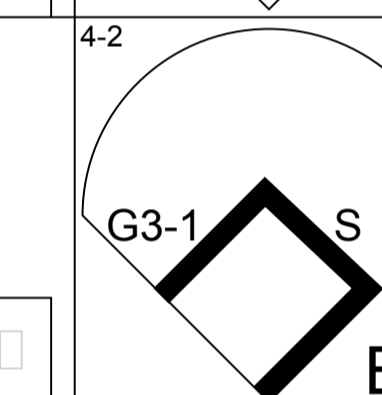
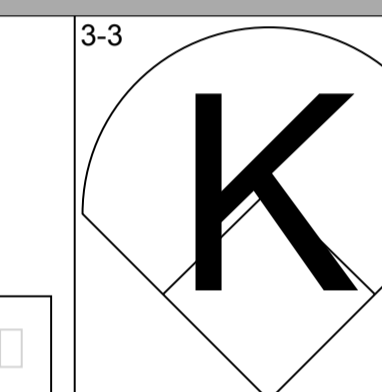
R: 0 H: 0  
E: 0 LOB: 3  
K: 2 BB: 3  
S: 13 P: 30

2-0 F8




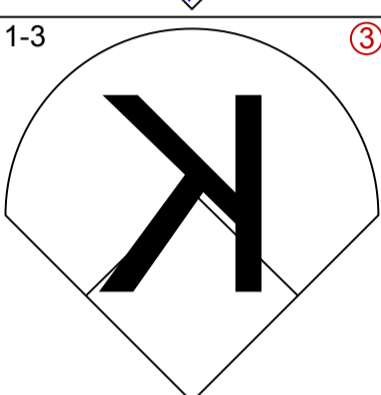
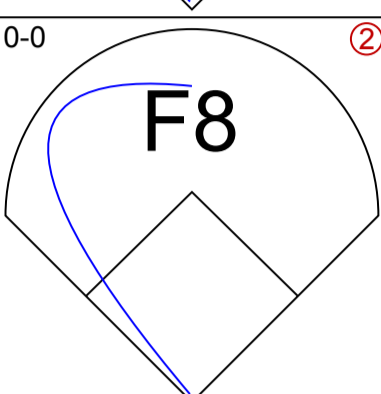
R: 0 H: 0  
E: 0 LOB: 0  
K: 1 BB: 0  
S: 5 P: 8

1-1 L7



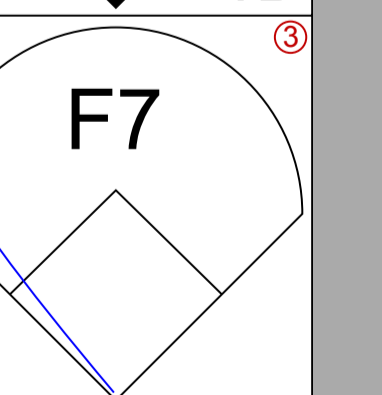
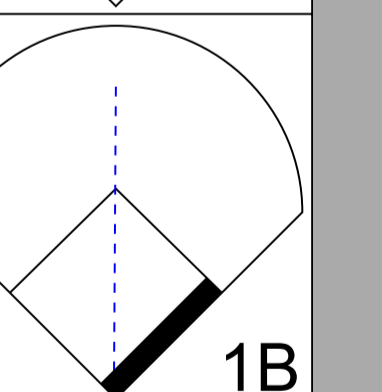
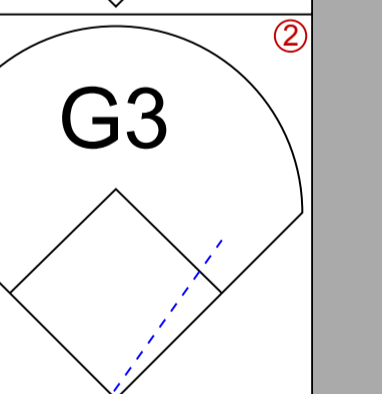
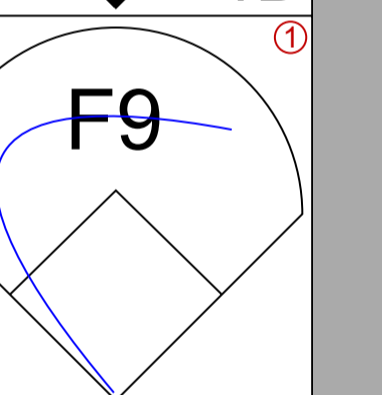
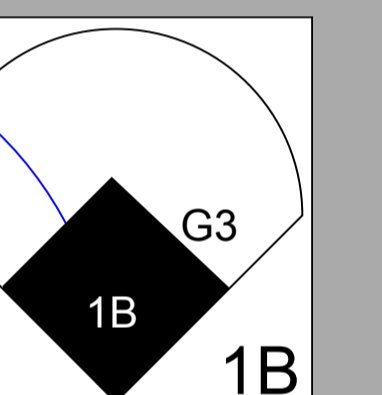

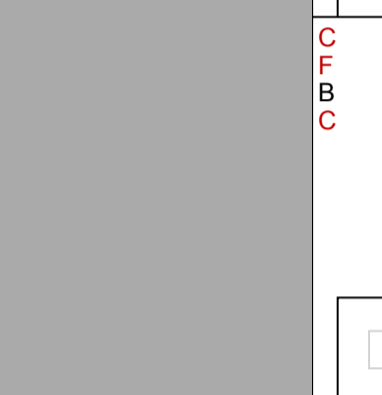
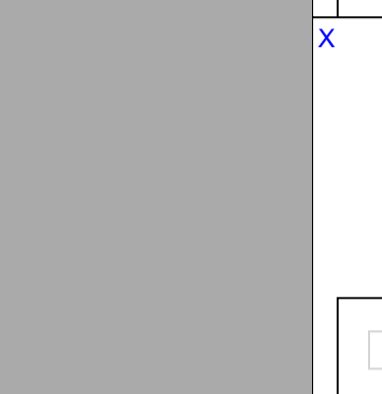
R: 1 H: 2  
E: 0 LOB: 1  
K: 0 BB: 0  
S: 11 P: 18

4-1 24 1B



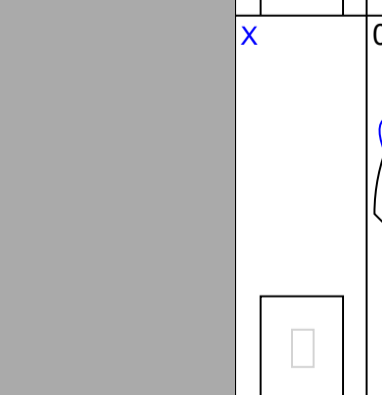
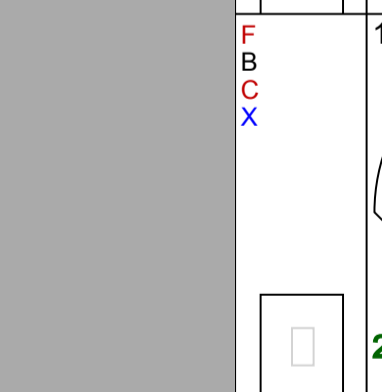
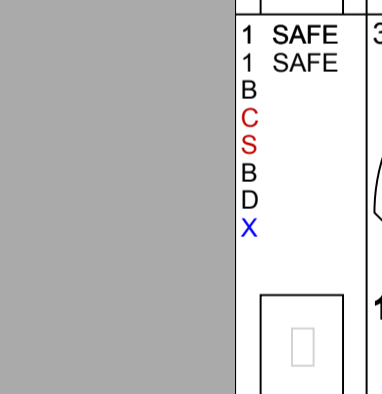
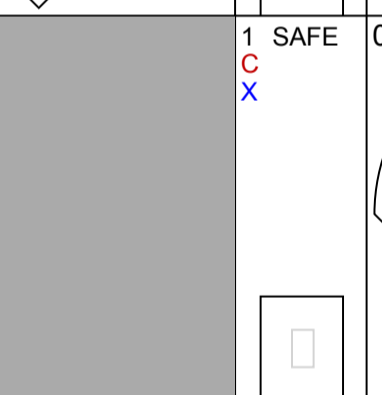
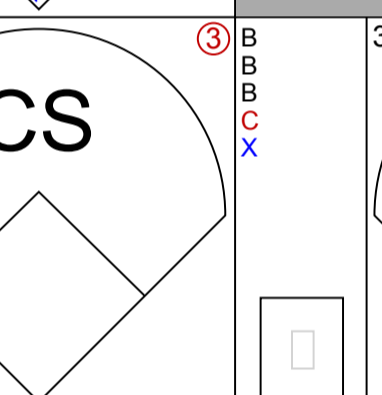
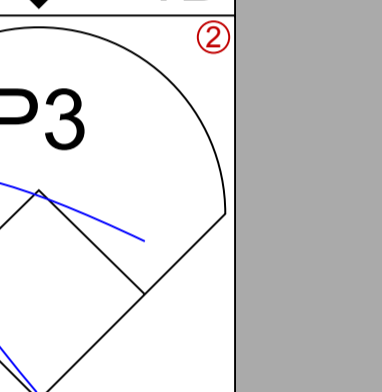
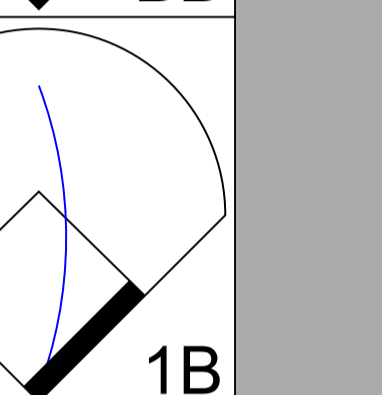
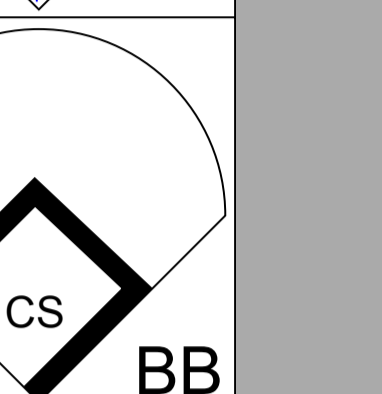
R: 1 H: 2  
E: 0 LOB: 1  
K: 0 BB: 0  
S: 11 P: 18

0-0 G3






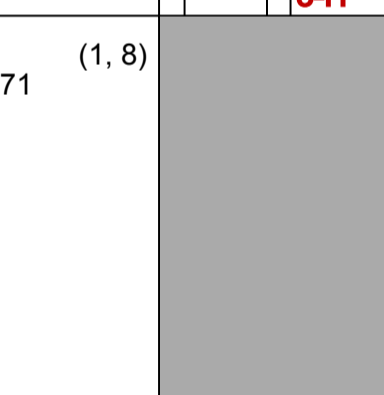
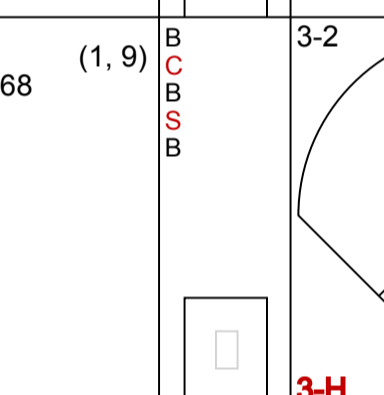
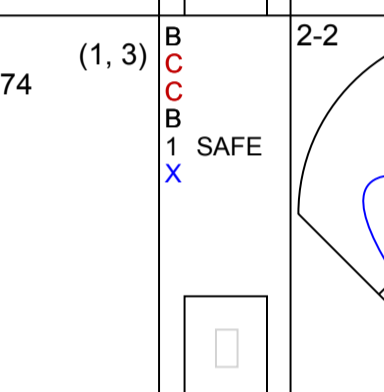
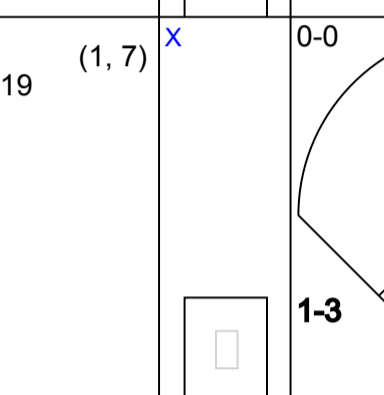
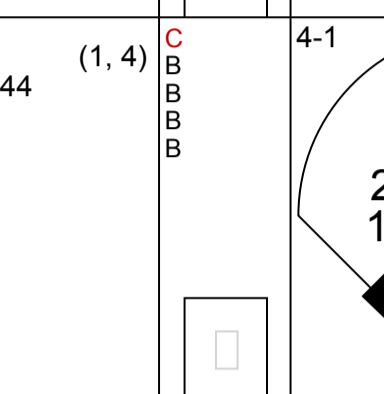
R: 0 H: 0  
E: 0 LOB: 3  
K: 2 BB: 3  
S: 13 P: 30

0-0 G3



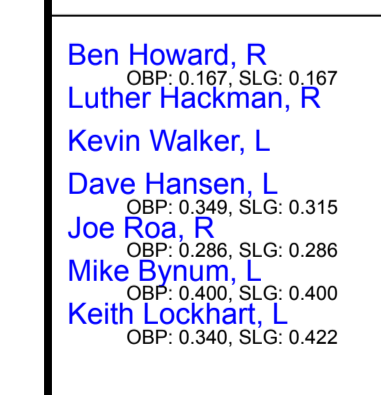
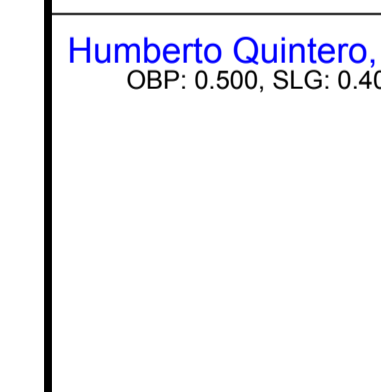
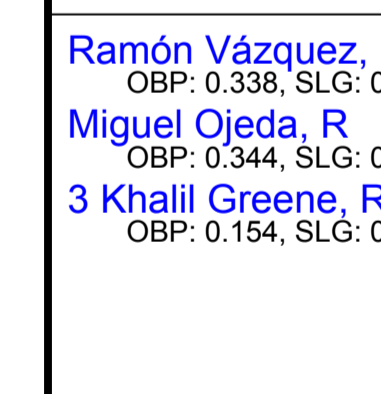
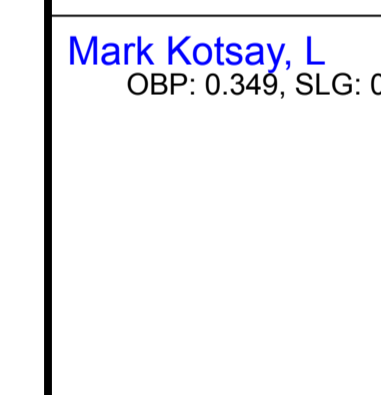
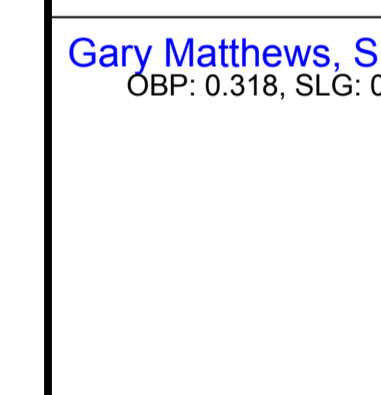
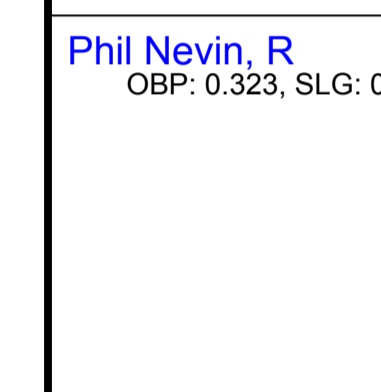
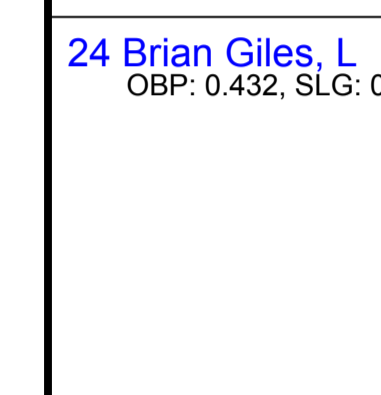
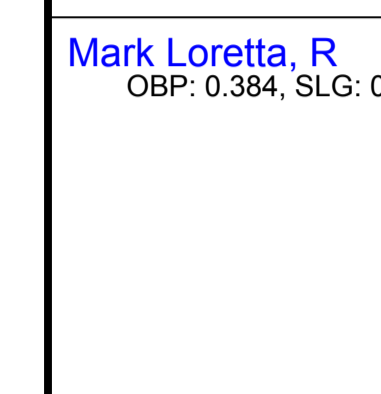
R: 0 H: 1  
E: 0 LOB: 0  
K: 0 BB: 0  
S: 7 P: 14

1-1 L7



R: 0 H: 1  
E: 0 LOB: 1  
K: 0 BB: 1  
S: 9 P: 19

1-1 L7



R: 0 H: 1  
E: 0 LOB: 1  
K: 0 BB: 1  
S: 9 P: 19

PITCHER  
32 Kevin Correia, R (1, 1) IP 5.0 WLS W BF 21 H 4 R 1 ER 1 SO 3 BB 3 IBB 1 HBP 0 BLK 0 WP 0 HR 0 S 45 P 89 ERA 1.80 WHIP 1.400  
Jim Brower, R (6, 1) ERA: 2.0  
Scott Eyre, L (8, 1) ERA: 4.01  
Felix Rodriguez, R (9, 1) ERA: 3.42

Batter

Sean Burroughs, L (1, 5) OBP: 0.366, SLG: 0.418

Mark Loretta, R (1, 4) OBP: 0.384, SLG: 0.444

24 Brian Giles, L (1, 7) OBP: 0.432, SLG: 0.519

Phil Nevin, R (1, 3) OBP: 0.323, SLG: 0.474

Gary Matthews, S (1, 9) OBP: 0.318, SLG: 0.368

Mark Kotsay, L (1, 8) OBP: 0.349, SLG: 0.371

Ramón Vázquez, L (1, 6) OBP: 0.338, SLG: 0.335

Miguel Ojeda, R (8, PH) OBP: 0.344, SLG: 0.385

3 Khalil Greene, R (9, 6) OBP: 0.154, SLG: 0.083

Humberto Quintero, R (1, 2) OBP: 0.500, SLG: 0.400

Ben Howard, R (1, 1) OBP: 0.187, SLG: 0.187

Luther Hackman, R (6, 1)

Kevin Walker, L (7, 1)

Dave Hansen, L (7, PH) OBP: 0.349, SLG: 0.315

Joe Roa, R (8, 1) OBP: 0.288, SLG: 0.296

Mike Bynum, L (9, 1) OBP: 0.490, SLG: 0.400

Keith Lockhart, L (9, PH) OBP: 0.340, SLG: 0.422

Inning Stats



Batter	1	2	3	4	5	6	7	8	9	AB R H RBI BB SO LOB	TOP											
Ray Durham, S (1, 4) OBP: 0.367, SLG: 0.429	1-1 HR	2-3 K		1-3 K			2-3 K		3-3 K	5 1 1 1 0 4 1	<b>San Francisco Giants @ San Diego Padres</b> Qualcomm Stadium, San Diego, CA Wed Sep 10 2003, 10:05 PM EDT Att. 18,848 - Cloudy - 71 F											
J.T. Snow, L (1, 3) OBP: 0.385, SLG: 0.410	2-2 P4	0-0 G3		3-1 F8			1-0 G1-3		4-1 BB	4 0 0 0 1 0 1												
Rich Aurilia, R (1, 6) OBP: 0.319, SLG: 0.410	3-2 G4-3	0-0 G5-3					3-1 G6-3		3-2 G6-3	5 0 0 0 0 0 1												
Barry Bonds, L (1, 7) OBP: 0.535, SLG: 0.754	2-1 1B 2B			1-1 G4-3 2B			3-1 G6-3		2-1 HR HBP	3 2 2 0 0 0 0												
Edgardo Alfonzo, R (1, 5) OBP: 0.325, SLG: 0.370	1-2 1B 2B 1B			0-1 G4-3			1-1 G6-3		1-2 HR	4 2 2 3 0 0 1												
Benito Santiago, R (1, 2) OBP: 0.322, SLG: 0.421	1-2 2B 1B			4-1 L3 BB			3-2 G6-4-3 1B		1-2 F8	3 1 2 0 1 0 0												
Marquis Grissom, R (1, 8) OBP: 0.312, SLG: 0.456	2-2 E 2B			2-1 L3			1-1 G6-4-3		1-1 P3	4 0 1 2 0 0 3												
José Cruz Jr., S (1, 9) OBP: 0.363, SLG: 0.410	0-0 E1 2-3			0-0 1B			1-0 HR		1-3 K	4 1 2 1 0 1 1												
Kirk Rueter, L (1, 1) OBP: 0.163, SLG: 0.128	1-0 G1-3			0-3 K			0-0 G3		2-3 K	3 0 0 0 0 1 3												
Joe Nathan, R (7, 1)										0 0 0 0 0 0 0												
Jason Christiansen, R (8, 1)										0 0 0 0 0 0 0												
Andres Galarraga, R (9, PH) OBP: 0.347, SLG: 0.485										1 0 0 0 0 1 0												
Dustin Hermanson, R (9, 1)										0 0 0 0 0 0 0												
<b>Inning Stats</b>	R: 4 E: 1 K: 0 S: 26	H: 5 LOB: 2 BB: 0 P: 39	R: 0 E: 0 K: 1 S: 6	H: 0 LOB: 0 BB: 0 P: 8	R: 0 E: 0 K: 0 S: 7	H: 1 LOB: 1 BB: 1 P: 14	R: 0 E: 0 K: 2 S: 10	H: 1 LOB: 1 BB: 0 P: 14	R: 0 E: 0 K: 0 S: 5	H: 0 LOB: 0 BB: 0 P: 11	R: 1 E: 0 K: 0 S: 7	H: 2 LOB: 0 BB: 0 P: 12	R: 0 E: 0 K: 1 S: 6	H: 0 LOB: 0 BB: 0 P: 12	R: 2 E: 0 K: 1 S: 15	H: 1 LOB: 0 BB: 0 P: 21	R: 0 E: 0 K: 2 S: 11	H: 0 LOB: 1 BB: 1 P: 23	1B: 4 2B: 4 3B: 0 HR: 3	SF: 0 SAC: 0 DP: 2 HBP: 1	WP: 0 PB: 0 SB: 0 CS: 0	PA: 39
<b>PITCHER</b>	IP WLS BF H R ER SO BB IBB HBP BLK WP HR S P ERA WHIP																					
Brian Lawrence, R (1, 1) ERA: 4.37	6.0 L 27 9 5 5 3 1 0 0 0 0 0 2 61 98 7.50 1.667																					
Mike Matthews, L (7, 1) ERA: 4.57	1.0 3 0 0 0 1 0 0 0 0 0 0 0 6 12 0.00 0.000																					
Joe Roa, R (8, 1) ERA: 5.96	1.0 5 1 2 2 1 0 0 1 0 0 1 15 21 18.00 1.000																					
Trevor Hoffman, R (9, 1) ERA:	1.0 4 0 0 0 2 1 0 0 0 0 0 0 11 23 0.00 1.000																					

AB	36
R	7
H	10
RBI	7
BB	2
SO	7
LOB	11







Batter	1	2	3	4	5	6	7	8	9	10	AB R H RBI BB SO LOB	TOP																	
Ray Durham, S (1, 4) OBP: 0.365, SLG: 0.427 Neifi Perez, S (8, 4) OBP: 0.290, SLG: 0.349	2-1 F7	2-3 K			2-2 G4-3			1-1 PB PB 1B		0-0 B5	4 0 1 0 0 1 2 1 0 0 0 0 0 0	<b>San Francisco Giants @ San Diego Padres</b> Qualcomm Stadium, San Diego, CA Thu Sep 11 2003, 10:05 PM EDT Att: 24,365 - Cloudy - 73 F <a href="http://livebaseballscorecards.com">livebaseballscorecards.com</a>																	
J.T. Snow, L (1, 3) OBP: 0.382, SLG: 0.416	1-1 G4-3		1-1 F7		2-2 F7			1 SAFE 1 SAFE 3-3 C 1 SAFE 1-2		2-2 HR	5 1 1 1 0 1 1																		
Rich Aurilia, R (1, 6) OBP: 0.318, SLG: 0.408 Tim Worrell, R (10, 1)	2-3 K		3-3 K					2-3 K		1-1 1B	5 0 1 0 0 3 1 0 0 0 0 0 0 0																		
Barry Bonds, L (1, 7) OBP: 0.532, SLG: 0.745		0-0 P5	0-1 G5-3					4-0 PB IBB		2-0 P5	4 0 0 0 1 0 1																		
Edgardo Alfonzo, R (1, 5) OBP: 0.326, SLG: 0.376		4-0 2B SF8 BB		0-0 HR				0-2 G3		2-1 G5-3	3 2 1 1 1 0 2																		
Benito Santiago, R (1, 2) OBP: 0.321, SLG: 0.422 Jim Brower, R (9, 1) OBP: 0.222, SLG: 0.176 Cody Ransom, R (10, 6) OBP: 0.280, SLG: 0.417		1-0 1B 2B		3-3 K				0-0 G5-3		2-3 K	4 1 1 0 0 2 0 0 0 0 0 0 0 0 0 0 0 0 0 0 0																		
Marquis Grissom, R (1, 8) OBP: 0.312, SLG: 0.454		4-1 1B BB		1-3 K				0-0 G6-3		2-3 K	3 0 0 0 1 2 0																		
José Cruz Jr., S (1, 9) OBP: 0.362, SLG: 0.408		1-2 SF8		0-3 K				4-2 BB		1-2 G3	2 0 0 1 1 1 0																		
Jerome Williams, R (1, 1) OBP: 0.097, SLG: 0.129 Jeffrey Hammonds, R (7, PH) OBP: 0.329, SLG: 0.437 Matt Herge, L (7, 1) OBP: 0.333, SLG: 0.333 Scott Eyre, L (7, 1) OBP: 0.500, SLG: 0.500 Felix Rodriguez, R (7, 1) OBP: 1.000, SLG: 1.000 Yorvit Torrealba, R (9, 2) OBP: 0.303, SLG: 0.379		2-2 1B		0-1 G1				1-2 G1-3		0-2 G4-3	2 0 1 1 0 0 0 1 0 0 0 0 0 1 0 1 0 0 0 0 0 0																		
<b>Inning Stats</b>	R: 0 H: 0 E: 0 K: 1 S: 7	H: 0 LOB: 0 BB: 0 P: 12	R: 2 H: 2 E: 0 K: 1 S: 14	H: 2 LOB: 2 BB: 2 P: 28	R: 0 H: 0 E: 0 K: 1 S: 7	H: 0 LOB: 0 BB: 0 P: 11	R: 1 H: 1 E: 0 K: 3 S: 10	H: 1 LOB: 0 BB: 0 P: 14	R: 0 H: 0 E: 0 K: 0 S: 8	H: 0 LOB: 0 BB: 0 P: 12	R: 0 H: 0 E: 0 K: 0 S: 5		H: 0 LOB: 0 BB: 0 P: 5	R: 0 H: 0 E: 0 K: 0 S: 7	H: 0 LOB: 1 BB: 1 P: 12	R: 0 H: 1 E: 0 K: 2 S: 11	LOB: 2 BB: 1 P: 23	R: 0 H: 0 E: 0 K: 2 S: 9	H: 0 LOB: 0 BB: 0 P: 14	R: 1 H: 2 E: 0 K: 0 S: 10	H: 2 LOB: 1 BB: 0 P: 15	1B: 3 2B: 1 3B: 0 HR: 2	SF: 1 SAC: 0 DP: 0 HBP: 0	WP: 0 PB: 2 SB: 0 CS: 0	PA: 40				
<b>PITCHER</b>	IP WLS BF H R ER SO BB IBB HBP BLK WP HR S P ERA WHIP																												
Adam Eaton, R (1, 1) ERA: 4.17	7.0		27	3	3	3	6	3	0	0	0	0	0	1	58	94	3.86	0.857											
Jay Witasick, R (8, 1) ERA: 3.89	1.0		5	1	0	0	2	0	1	0	0	0	0	0	11	23	0.00	1.000											
Rod Beck, R (9, 1) ERA: 1.76	1.2		7	2	1	1	2	0	0	0	0	0	0	1	18	26	5.40	1.200											
Mike Matthews, L (10, 1) ERA: 4.55	0.1	W	1	0	0	0	0	0	0	0	0	0	0	0	1	3	0.00	0.000											



BOTTOM

San Francisco Giants @ San Diego Padres  
Qualcomm Stadium, San Diego, CA

Thu Sep 11 2003, 10:05 PM EDT  
Att. 24,365 - Cloudy - 73 F

livebaseballscorecards.com

AB 36  
R 5  
H 11  
RBI 5  
BB 6  
SO 3  
LOB 19



WP: 0 PA: 43  
PB: 0  
SB: 2  
CS: 0

AB R H RBI BB SO LOB

4 2 3 0 1 0 2

5 1 2 2 0 0 5

3 1 1 1 1 0 3

4 1 0 0 1 0 1

4 0 0 0 1 2 3

3 0 0 0 2 0 1

3 0 1 0 0 0 0

4 0 1 0 0 0 1

2 0 1 0 0 0 0

0 0 0 0 0 0 0

2 0 1 0 0 0 1

1B: 9 SF: 1  
2B: 1 SAC: 0  
3B: 0 DP: 2  
HR: 1 HBP: 0

Batter	1	2	3	4	5	6	7	8	9	10
Sean Burroughs, L (1, 5) OBP: 0.368, SLG: 0.417	0-0 24 E 24 SF9 1B		0-1 1-2 1B			4-1 HR BB	2-0 F8		2-1 G5-4-3 1B	
Mark Loretta, R (1, 4) OBP: 0.381, SLG: 0.446	3-2 F8		1-0 24 G6-4-3 1B			1-2 1-H HR	0-1 L5		1-2 G5-4-3	
24 Brian Giles, L (1, 7) OBP: 0.431, SLG: 0.515	2-1 SF9 1-H		3-1 G6-4-3			3-1 G5-3		4-2 S BB		0-1 G3-1 BB 1B
Phil Nevin, R (1, 3) OBP: 0.318, SLG: 0.475	2-0 G5-3			1-0 G6-3		0-0 G6-3		1-1 F7		4-2 G3-1 BB 1B
Gary Matthews, S (1, 9)		0-1 G4-3		1-3 K		4-2 S BB		3-3 K		2-0 G3-1
Mark Kotsay, L (1, 8) OBP: 0.349, SLG: 0.366		1-1 F7		1-1 G3		3-2 G3		4-2 BB		4-0 1B IBB
Gary Bennett, R (1, 2) OBP: 0.292, SLG: 0.293 Xavier Nady, R (7, PR) OBP: 0.295, SLG: 0.370 Jay Witasick, R (8, 1) Ramón Vázquez, L (8, PH) OBP: 0.337, SLG: 0.334 Rod Beck, R (9, 1) Mike Matthews, L (10, 1) Keith Lockhart, L (10, PH) OBP: 0.346, SLG: 0.429		1-2 F9				1-2 G5-3		0-2 3 FC6 1B		3-2 1-2 2-H 3-H 1B
3 Khalil Greene, R (1, 6) OBP: 0.200, SLG: 0.211			0-0 G6-3			2-2 G4-3		2-2 FC6 1B		0-0 FC1-5 2B
Adam Eaton, R (1, 1) OBP: 0.273, SLG: 0.392 Dave Hansen, L (7, PH) OBP: 0.349, SLG: 0.315 Humberto Quintero, R (7, PH) OBP: 0.500, SLG: 0.429			0-1 1B 1B 1B			1-2 L4		0-0 1-2 1B		0-1 FC1-5 1B

Inning Stats	R: 1	H: 1	E: 1	K: 0	S: 8	H: 0	LOB: 0	P: 15	R: 0	H: 0	E: 0	K: 0	S: 11	R: 0	H: 3	E: 0	K: 0	S: 8	R: 0	H: 0	E: 0	K: 1	S: 6	R: 0	H: 0	E: 0	K: 0	S: 11	R: 2	H: 1	E: 0	K: 0	S: 14	R: 0	H: 2	E: 0	K: 0	S: 10	R: 0	H: 0	E: 0	K: 2	S: 12	R: 0	H: 2	E: 0	K: 0	S: 8	R: 2	H: 2	E: 0	K: 0	S: 8	R: 0	H: 0	E: 0	K: 0	S: 8
--------------	------	------	------	------	------	------	--------	-------	------	------	------	------	-------	------	------	------	------	------	------	------	------	------	------	------	------	------	------	-------	------	------	------	------	-------	------	------	------	------	-------	------	------	------	------	-------	------	------	------	------	------	------	------	------	------	------	------	------	------	------	------

PITCHER	IP	WLS	BF	H	R	ER	SO	BB	IBB	HBP	BLK	WP	HR	S	P	ERA	WHIP
Jerome Williams, R (1, 1) ERA: 3.42	6.0		24	5	3	2	1	2	0	0	0	0	1	58	92	3.00	1.167
Matt Herges, R (7, 1) ERA: 2.92	0.1		2	1	0	0	0	0	0	0	0	0	0	6	8	0.00	3.000
Scott Eyre, L (7, 1) ERA: 3.4	0.1		2	1	0	0	0	0	0	0	0	0	0	2	4	0.00	3.000
Felix Rodriguez, R (7, 1) ERA: 3.33	1.1		6	0	0	0	2	2	0	0	0	0	0	14	27	0.00	1.500
Jim Brower, R (9, 1) ERA: 3.97	1.0		4	2	0	0	0	0	0	0	0	0	0	8	11	0.00	2.000

PITCHER	IP	WLS	BF	H	R	ER	SO	BB	IBB	HBP	BLK	WP	HR	S	P	ERA	WHIP
Tim Worrell, R (10, 1) ERA: 2.42	0.1		5	2	2	2	0	1	1	0	0	0	0	8	21	54.00	9.000





Batter	1	2	3	4	5	6	7	8	9
Ray Durham, S OBP: 0.363, SLG: 0.424 (1, 4)	3-1 1B 1B	2-2 F7			2-2 F7		0-3 K	0-0 F9	
J.T. Snow, L OBP: 0.381, SLG: 0.414 (1, 3)	3-1 1B 1B	1-2 F7			2-1 G3-1		2-1 G4-3		
Rich Aurilia, R OBP: 0.321, SLG: 0.411 (1, 6)	2-1 F8					1-0 BB SF8 1B		1-1 BB 1B	
Barry Bonds, L OBP: 0.534, SLG: 0.743 (1, 7)	4-0 1B 1B					4-1 BB BB		4-2 2B 1B	
Jeffrey Hammonds, R OBP: 0.328, SLG: 0.437 (9, 7)	1-2 E BB					1-2 BB BB		1-2 1B BB	
Edgardo Alfonzo, R OBP: 0.330, SLG: 0.380 (1, 5)	1-2 E FC5-4 1B					4-2 BB BB		0-0 E 2B	
Benito Santiago, R OBP: 0.321, SLG: 0.420 (1, 2)	0-0 E1 FC5-4 1B					2-2 P5 P3		3-2 G1-3	
Alberto Castillo, R OBP: 0.214, SLG: 0.500 (9, 2)	1-3 2-H 3-H					0-0 SF8		0-2 E9 1B 1B	
Marquis Grissom, R OBP: 0.311, SLG: 0.453 (1, 8)	1-1 FC5-4 1-2f					1-3 K		2-3 K	
José Cruz Jr., S OBP: 0.361, SLG: 0.407 (1, 9)	2-3 K					1-2 F8		1-0 1B	
Jason Schmidt, R OBP: 0.088, SLG: 0.071 (1, 1)						0-3 K		0-3 K	
Joe Nathan, R (8, 1)									
Tony Torcato, L (8, PH)									
Dustin Hermanson, R (9, 1)									

AB	R	H	RBI	BB	SO	LOB
5	1	1	0	0	1	2
4	1	1	0	0	0	0
4	2	3	0	0	0	2
1	2	0	0	3	0	1
0	0	0	0	0	0	0
3	2	2	2	1	1	0
4	0	1	1	0	0	5
0	0	0	0	0	0	0
3	0	1	3	0	1	1
4	0	1	0	0	2	3
3	0	0	0	0	2	0
0	0	0	0	0	0	0
1	0	0	0	0	1	2
0	0	0	0	0	0	0


WP	PA
0	37

Inning Stats	R	H	E	K	S	R	H	E	K	S	R	H	E	K	S	R	H	E	K	S	R	H	E	K	S
	4	4	1	17	33	0	0	0	9	13	0	1	0	11	10	0	0	0	7	10	0	0	0	8	12
	0	0	0	0	0	0	0	0	0	0	0	0	0	0	0	0	0	0	0	0	0	0	0	0	0
	0	0	0	0	0	0	0	0	0	0	0	0	0	0	0	0	0	0	0	0	0	0	0	0	0
	0	0	0	0	0	0	0	0	0	0	0	0	0	0	0	0	0	0	0	0	0	0	0	0	0

WP	PA	ERA	WHIP
0	37	6.00	1.500

Milwaukee Brewers @ San Francisco Giants  
PacBell Park, San Francisco, CA  
Fri Sep 12 2003, 10:15 PM EDT  
Att. 41,015 - Sunny - 79 F

AB	32
R	8
H	10
RBI	6
BB	4
SO	8
LOB	16





Batter	1	2	3	4	5	6	7	8	9	AB R H RBI BB SO LOB	TOP											
Scott Podsednik, L (1, 8) OBP: 0.379, SLG: 0.427	1-2 G3		0-0 B5		1-2 G3			1-2 E4 1B G4-6-3		4 1 0 0 0 0 0	<b>Milwaukee Brewers @ San Francisco Giants</b> PacBell Park, San Francisco, CA Sat Sep 13 2003, 4:05 PM EDT Att. 41,403 - Sunny - 90 F											
Keith Ginter, R (1, 4) OBP: 0.365, SLG: 0.445	0-0 G6-3 HR 2B		1-2 G6-3			1-3 K		2-2 1B G4-6-3		4 1 2 0 0 1 0												
Brady Clark, R (1, 7) OBP: 0.350, SLG: 0.416	0-1 G6-3			3-2 HR 1B		1-3 K		2-1 G4-6-3		4 1 1 0 0 1 2												
Richie Sexson, R (1, 3) OBP: 0.378, SLG: 0.540	2-2 HR			2-2 HR 1-H		2-1 2B		4-2 BB BB		3 2 3 4 1 0 0												
Wes Helms, R (1, 5) OBP: 0.329, SLG: 0.443	2-2 P3			0-0 G6-3		0-0 G4-1		4-2 BB		3 0 0 0 1 0 1												
Peter Zoccolillo, L (1, 9) OBP: 0.067, SLG: 0.067		3-1 G4-3		0-0 F7			2-1 G4-3	2-0 F7		3 0 0 0 0 0 0												
Mark Smith, R (8, PH) OBP: 0.250, SLG: 0.537										1 0 0 0 0 0 2												
Jason Conti, L (8, 9) OBP: 0.250, SLG: 0.370										0 0 0 0 0 0 0												
Eddie Pérez, R (1, 2) OBP: 0.306, SLG: 0.421			0-3 K		0-2 G5-3		1-0 FC6-4 1B		0-0 P5	4 0 1 0 0 1 0												
Royce Clayton, R (1, 6) OBP: 0.297, SLG: 0.327						0-0 G4-3																
Doug Davis, R (1, 1) OBP: 0.118, SLG: 0.118			0-1 F9			1-0 F9																
Glendon Rusch, L (8, 1) OBP: 0.278, SLG: 0.212							0-1 FC6-4		2-2 G4-3	4 0 0 0 0 0 1												
Leo Estrella, R (8, 1)																						
John Vander Wal, L (9, PH) OBP: 0.352, SLG: 0.469									2-2 G3	3 0 0 0 0 0 1												
Dan Kolb, R (9, 1)										0 0 0 0 0 0 0												
										0 0 0 0 0 0 0												
										1 0 0 0 0 0 0												
										0 0 0 0 0 0 0												
<b>Inning Stats</b>	R: 2 E: 0 K: 0 S: 13	H: 2 LOB: 0 BB: 0 P: 18	R: 0 E: 0 K: 1 S: 6	H: 0 LOB: 0 BB: 0 P: 10	R: 0 E: 0 K: 0 S: 6	H: 0 LOB: 0 BB: 0 P: 7	R: 2 E: 0 K: 0 S: 16	H: 2 LOB: 0 BB: 0 P: 21	R: 0 E: 0 K: 0 S: 5	H: 0 LOB: 0 BB: 0 P: 7	R: 0 E: 0 K: 2 S: 9	H: 1 LOB: 1 BB: 0 P: 13	R: 0 E: 0 K: 0 S: 8	H: 1 LOB: 1 BB: 0 P: 12	R: 1 E: 1 K: 0 S: 16	H: 1 LOB: 2 BB: 2 P: 30	R: 0 E: 0 K: 0 S: 8	H: 0 LOB: 0 BB: 0 P: 12	1B: 3 2B: 2 3B: 0 HR: 2	SF: 0 SAC: 0 DP: 1 HBP: 0	WP: 0 PB: 0 SB: 1 CS: 0	PA: 36
<b>PITCHER</b>	IP WLS BF H R ER SO BB IBB HBP BLK WP HR S P ERA WHIP																					
Sidney Ponson, R (1, 1) ERA: 3.66	6.0 L 23 5 4 4 3 0 0 0 0 0 0 2 55 76 6.00 0.833																					
Matt Herges, R (7, 1) ERA: 2.85	1.2 9 2 1 0 0 2 0 0 0 0 0 0 23 39 0.00 2.400																					
41 Chad Zerbe, L (8, 1) ERA: 4.66	0.1 1 0 0 0 0 0 0 0 0 0 0 0 1 3 0.00 0.000																					
Felix Rodríguez, R (9, 1) ERA: 3.27	1.0 3 0 0 0 0 0 0 0 0 0 0 0 8 12 0.00 0.000																					

livebaseballscorecards.com

<b>AB</b>	34
<b>R</b>	5
<b>H</b>	7
<b>RBI</b>	4
<b>BB</b>	2
<b>SO</b>	3
<b>LOB</b>	7



BOTTOM

Milwaukee Brewers @ San Francisco Giants  
PacBell Park, San Francisco, CA  
Sat Sep 13 2003, 4:05 PM EDT  
Att. 41,403 - Sunny - 90 F

livebaseballscorecards.com

AB 37  
R 4  
H 12  
RBI 4  
BB 6  
SO 3  
LOB 21



WP: 0 PA: 43  
PB: 0  
SB: 0  
CS: 0

AB R H RBI BB SO LOB

5	0	1	0	0	0	1
3	0	1	0	1	0	1
0	0	0	0	0	0	0
0	0	0	0	0	0	0
0	0	0	0	1	0	0
5	0	4	0	0	0	0
4	1	1	1	1	1	5
4	1	1	1	1	1	5
4	1	1	0	0	0	0
1	0	0	0	0	1	3
5	1	2	2	0	0	3
2	0	0	0	2	0	1
2	0	0	0	0	0	1
1	0	0	0	0	0	1
0	0	0	0	0	0	0
1	0	1	0	0	0	0
0	0	0	0	0	0	0

Batter	1	2	3	4	5	6	7	8	9
Eric Young Sr., R (1, 4) OBP: 0.337, SLG: 0.399	0-0 B3		1-1 G5-4-3 1B		0-1 G6-3		0-1 P3	1 SAFE 3-2 G4-3 1-2f	
José Cruz Jr., S (1, 9) OBP: 0.362, SLG: 0.406 41 Chad Zerbe, L (8, 1)	4-2 1B BB		1-1 G5-4-3 1-2f		3-2 BB 1B 1B		0-0 P2		4-2 G6-3 1B BB
Felix Rodriguez, R (9, 1) OBP: 1.000, SLG: 1.000 Ray Durham, S (9, PH)	1-1 1B		0-0 1B		1-2 BB 1B		1-0 F8		0-0 G6-3 1B
Jeffrey Hammonds, R (1, 8) OBP: 0.347, SLG: 0.454	1-1 1B		0-0 1B		1-2 1B				1-2 G6-3 1B
Barry Bonds, L (1, 7) OBP: 0.533, SLG: 0.746	2-3 K		3-0 G4-1		4-2 BB			0-0 HR	3-2 G6-3 1-2 2-3
Edgardo Alfonzo, R (1, 5) OBP: 0.330, SLG: 0.385	1-3 K			3-2 P6	1-2 F7			0-1 HR	4-0 IBB
Andres Galarraga, R (1, 3) OBP: 0.345, SLG: 0.481 J.T. Snow, L (9, PH)		1-2 L5		2-2 L6		2-0 L3		0-0 HR 1B	3-2 K
Neifi Perez, S (1, 6) OBP: 0.291, SLG: 0.362		1-0 F8		1-0 2B		1-1 F8		0-0 1-H HR	2-2 G3
Yorvit Torrealba, R (1, 2) OBP: 0.307, SLG: 0.375		4-1 BB		1-0 G6-3		4-2 BB		0-0 B4-3	
Sidney Ponson, R (1, 1) OBP: 0.042, SLG: 0.083 Pedro Feliz, R (6, PH) Matt Hergeles, L (7, 1) Todd Linden, S (8, 9) Marquis Grissom, R (8, PR)		1-0 F8			0-1 G4-3		0-0 P4	1-1 G4-3 1B	

Inning Stats	R: 0	H: 1	E: 0	LOB: 2	K: 2	P: 19	R: 0	H: 0	E: 0	LOB: 1	K: 0	P: 13	R: 0	H: 2	E: 0	LOB: 1	K: 0	P: 11	R: 0	H: 1	E: 0	LOB: 1	K: 0	P: 16	R: 0	H: 2	E: 0	LOB: 3	K: 0	P: 24	R: 0	H: 0	E: 0	LOB: 1	K: 0	P: 13	R: 0	H: 0	E: 0	LOB: 0	K: 0	P: 5	R: 4	H: 5	E: 0	LOB: 1	K: 0	P: 15	R: 0	H: 1	E: 0	LOB: 3	K: 1	P: 28	1B: 8	SF: 0	2B: 1	SAC: 0	3B: 0	DP: 2	HR: 3	HBP: 0	WP: 0	PA: 43
--------------	------	------	------	--------	------	-------	------	------	------	--------	------	-------	------	------	------	--------	------	-------	------	------	------	--------	------	-------	------	------	------	--------	------	-------	------	------	------	--------	------	-------	------	------	------	--------	------	------	------	------	------	--------	------	-------	------	------	------	--------	------	-------	-------	-------	-------	--------	-------	-------	-------	--------	-------	--------

PITCHER	IP	WLS	BF	H	R	ER	SO	BB	IBB	HBP	BLK	WP	HR	S	P	ERA	WHIP
Doug Davis, L (1, 1) ERA: 4.08	7.0	W	33	9	3	3	2	4	0	0	0	0	2	61	105	3.86	1.857
Glendon Rusch, L (8, 1) ERA: 6.85	0.1	H	3	2	1	1	0	0	0	0	0	0	1	4	5	27.00	6.000
Leo Estrella, R (8, 1) ERA: 4.01	0.2	H	1	0	0	0	0	0	0	0	0	0	0	3	6	0.00	0.000
Dan Kolb, R (9, 1) ERA: 1.95	1.0	S	6	1	0	0	1	1	1	0	0	0	0	12	28	0.00	2.000



Batter	1	2	3	4	5	6	7	8	9	10	11	AB R H RBI BB SO LOB	TOP	
Scott Podsednik, L (1, 8) OBP: 0.381, SLG: 0.431	2-2 F7	0-1 SF8-3-5		3-2 SF8			2-1 2B		1-0 1B		4-0 IBB	3 0 2 3 1 0 0	<b>Milwaukee Brewers @ San Francisco Giants</b> PacBell Park, San Francisco, CA Sun Sep 14 2003, 4:05 PM EDT Att: 40,736 - Sunny - 75 F	
Keith Ginter, R (1, 4) OBP: 0.362, SLG: 0.438	3-1 P5		2-3 K	0-0 G5-3			3-2 G6-4-3 HBP		1-3 K		1-3 K	5 0 0 0 0 3 4		
Brady Clark, R (1, 7) OBP: 0.350, SLG: 0.423	2-1 HR		2-1 WP HBP HBP				1-2 G6-4-3				0-2 K	5 1 1 1 0 2 5		
Richie Sexson, R (1, 3) OBP: 0.380, SLG: 0.539	4-0 1B BB		1-0 WP HBP	1-2			0-1 G6-3		1-3 K		1-1 1B	3 0 1 0 1 1 0		
Wes Helms, R (1, 5) OBP: 0.327, SLG: 0.441	3-1 1B		2-3 K	1-2			1-2 L4		1-3 K		3-3 K	5 0 1 0 0 3 3		
Peter Zoccolillo, L (1, 9) Leo Estrella, R (10, 1) OBP: 0.100, SLG: 0.053	2-1 G1-5-3		4-1	1-2 2-3 BB			2-3 K		2-3 K		2-3 K	4 0 0 0 1 3 3 0 0 0 0 0 0 0		
Keith Osik, R (1, 2) OBP: 0.346, SLG: 0.335		4-2 SH1-4 2 1B BB	0-1 G6-3				1-0 P5		2-2 G3-1 2 SH2-4 1B		1-1 SH5-4 SH 1B	4 2 2 0 1 0 3		
2 Bill Hall, R (1, 6) Royce Clayton, R (9, 6) OBP: 0.274, SLG: 0.411		0-1 SH1-4		0-0 WP SH3-4 SF8 1B			1-2 L5		1-1 SH2-4		0-1 SH SH5-4	3 1 2 0 0 0 0 0 0 0 0 0 0 0		
Wayne Franklin, L (1, 1) Mike Crutcher, R (8, 1) Shane Nance, L (8, 1) John Vander Wal, L (9, PH) Dan Kolb, R (9, 1) Jason Conti, L (10, 9) OBP: 0.250, SLG: 0.370		0-1 SH1-4		0-1 SH3-4			1-3 K		0-0 G3-1		1-0 SH5-4	1 0 0 0 0 1 0 0 0 0 0 0 0 0 0 0 0 0 0 0 0 1 0 0 0 0 0 1 0 0 0 0 0 0 0 0 0 0 0 0 0 0		
<b>Inning Stats</b>	R: 1 H: 2 E: 0 LOB: 2 K: 0 BB: 1 S: 11 P: 27	R: 1 H: 1 E: 0 LOB: 0 K: 0 BB: 1 S: 10 P: 14	R: 0 H: 0 E: 0 LOB: 3 K: 2 BB: 1 S: 10 P: 21	R: 1 H: 1 E: 0 LOB: 0 K: 0 BB: 0 S: 8 P: 11	R: 0 H: 0 E: 0 LOB: 0 K: 0 BB: 0 S: 8 P: 10	R: 0 H: 0 E: 0 LOB: 0 K: 1 BB: 0 S: 9 P: 13	R: 0 H: 1 E: 0 LOB: 1 K: 1 BB: 0 S: 12 P: 19	R: 0 H: 0 E: 0 LOB: 0 K: 3 BB: 0 S: 10 P: 14	R: 1 H: 2 E: 0 LOB: 1 K: 1 BB: 0 S: 10 P: 15	R: 0 H: 1 E: 0 LOB: 1 K: 3 BB: 0 S: 13 P: 19	R: 0 H: 1 E: 1 LOB: 3 K: 2 BB: 1 S: 12 P: 19	1B: 7 SF: 2 2B: 2 SAC: 5 3B: 0 DP: 2 HR: 1 HBP: 3		WP: 2 PA: 48 PB: 0 SB: 1 CS: 0
<b>PITCHER</b>	IP WLS BF H R ER SO BB IBB HBP BLK WP HR S P ERA WHIP													
32 Kevin Correia, R (1, 1) ERA: 2.43	2.2 15 3 2 2 2 3 0 2 0 1 1 29 60 6.75 2.250													
Dustin Hermanson, R (3, 1) ERA: 4.01	3.2 14 2 1 1 2 0 0 1 0 1 0 36 51 2.46 0.545													
Jim Brower, R (7, 1) ERA: 3.9	1.2 4 0 0 0 3 0 0 0 0 0 0 13 18 0.00 0.000													
Tim Worrell, R (9, 1) ERA: 2.48	2.0 9 3 1 1 4 0 0 0 0 0 0 23 34 4.50 1.500													
Felix Rodriguez, R (11, 1) ERA: 3.21	1.0 W 6 1 0 0 2 0 1 0 0 0 0 12 19 0.00 1.000													

livebaseballscorecards.com

AB	34
R	4
H	9
RBI	4
BB	4
SO	13
LOB	19



Batter	1	2	3	4	5	6	7	8	9	10	11	AB R H RBI BB SO LOB	BOTTOM
Ray Durham, S OBP: 0.365, SLG: 0.419	(1, 4) B BB X 3-1 F7	(2, 0) B BB X FC5-4			(4, 2) B BB X CS BB		(3, 1) B BB X G6-3		(2, 1) B BB X G4-3		(4, 1) B BB X 1B BB	4 0 0 0 2 0 4	
Jeffrey Hammonds, R OBP: 0.346, SLG: 0.445	(1, 7) X 0-0 F8		(3, 1) B BB X L6		(4, 1) B SAFE SAFE SAFE 1-2 FC6-4 BB		(4, 2) B BB X S BB		(0, 0) X 0-0 F8		(1, 0) B X 1-0 1B	2 0 0 0 1 0 0 0 0 0 0 1 0 0 0 0 0 0 0 0 0 2 0 1 1 0 0 0	
Barry Bonds, L OBP: 0.533, SLG: 0.746	(8, PH)												
Eric Young Sr., R OBP: 0.337, SLG: 0.399	(8, PR)												
Todd Linden, S OBP: 0.316, SLG: 0.368	(9, 7)												
Rich Aurilia, R OBP: 0.322, SLG: 0.413	(1, 6) C BB X 1-1 2B		(0, 3) C C C F 0-3 K		(0, 0) X 1-2 FC6-4 BB		(0, 0) X 1-2 FC6-4		(2, 3) L SAFE SAFE SAFE 1-2 K		(3, 1) B BB X FC6-4 1B	5 1 2 0 0 2 2	
Andres Galarraga, R OBP: 0.343, SLG: 0.479	(1, 3) C X 0-1 WP 2B		(3, 0) B BB X F9		(1, 0) B X 1-0 F8		(1, 2) S BB X G6-3		(1, 0) B SAFE X FC6-4		(1, 0) B X 1-2 FC6-4	5 0 1 1 1 0 0 2	
Edgardo Alfonzo, R OBP: 0.329, SLG: 0.383	(1, 5) C BB X 2-1 F9		(2, 2) B BB X F8		(1, 0) B X 1-0 L9		(1, 1) C BB X P3		(1, 0) B X 1-0 F8			3 0 0 0 0 0 1 0 0 0 0 0 0 0 0 0 0 0 0 0 0 1 0 0 0 0 0 2 0 0 0 0 0 0 0 1 0 0 0 0 0 1 0 0 0 0 0 0 0	
Jim Brower, R OBP: 0.222, SLG: 0.176	(7, 1)												
J.T. Snow, L OBP: 0.380, SLG: 0.413	(8, PH)												
Neill Perez, S OBP: 0.291, SLG: 0.361	(8, PH)												
Tim Worrell, R OBP: 0.219, SLG: 0.237	(10, PH)												
Marvin Benard, L OBP: 0.219, SLG: 0.237	(11, 1)												
Felix Rodriguez, R OBP: 1.000, SLG: 1.000													
Benito Santiago, R OBP: 0.322, SLG: 0.424	(1, 2) C BB X 2-1 F9 1B		(0, 1) S X 0-1 L8		(3, 1) B BB X F9				(0, 2) C C C X SH3-4 3B		(2, 1) B BB X G5-3	4 1 2 0 0 0 0 0 1 0 0 0 0 0 1 0 0 0 0 0 0	
Cody Ransom, R OBP: 0.280, SLG: 0.417	(9, PR)												
Yorvit Torrealba, R OBP: 0.305, SLG: 0.373	(10, 2)												
Marquis Grissom, R OBP: 0.311, SLG: 0.452	(1, 8) B BB X 3-2 F9		(3, 1) B BB X P3		(0, 0) X 0-0 G5-3				(0, 1) C X 0-1 SH3-4		(3, 1) B BB X BB 1B	4 1 1 0 0 0 1	
José Cruz Jr., S OBP: 0.363, SLG: 0.412	(1, 9) F X 0-1 32 FC2-6 1B		(2, 2) B BB X HR		(1, 0) B X 1-0 F8				(1, 3) B C S SAFE K		(2, 3) B C SAFE SAFE K	5 1 2 2 0 2 3	
32 Kevin Correia, R OBP: 0.272, SLG: 0.479	(1, 1) C X 0-1 FC2-6		(0, 1) F X 0-1 G4-3						(0, 0) X 0-0 3B		(1, 2) F BB X 1B BB	1 0 0 0 0 0 1 1 0 0 0 0 0 0 2 0 2 1 1 0 0	
Dustin Hermanson, R	(3, 1)												
Pedro Feliz, R	(7, 5)												
<b>Inning Stats</b>	R: 1 H: 2 E: 0 LOB: 1 K: 0 BB: 0 S: 9 P: 15	R: 1 H: 2 E: 0 LOB: 1 K: 0 BB: 0 S: 12 P: 19	R: 0 H: 0 E: 0 LOB: 0 K: 1 BB: 0 S: 6 P: 12	R: 0 H: 0 E: 0 LOB: 0 K: 0 BB: 0 S: 8 P: 13	R: 1 H: 1 E: 0 LOB: 1 K: 0 BB: 2 S: 9 P: 19	R: 0 H: 0 E: 0 LOB: 0 K: 0 BB: 0 S: 4 P: 9	R: 0 H: 0 E: 0 LOB: 1 K: 0 BB: 1 S: 4 P: 12	R: 0 H: 0 E: 0 LOB: 2 K: 1 BB: 1 S: 10 P: 18	R: 1 H: 2 E: 0 LOB: 2 K: 1 BB: 0 S: 11 P: 14	R: 0 H: 1 E: 0 LOB: 1 K: 0 BB: 0 S: 5 P: 10	R: 1 H: 3 E: 0 LOB: 3 K: 1 BB: 1 S: 13 P: 26	1B: 6 SF: 0 2B: 3 SAC: 1 3B: 1 DP: 0 HR: 1 HBP: 0	WP: 1 PA: 47 PB: 0 SB: 1 CS: 1
<b>PITCHER</b>	IP WLS BF H R ER SO BB IBB HBP BLK WP HR S P ERA WHIP												
Wayne Franklin, L ERA: 5.33	(1, 1) 7.0												
Mike Crudale, R ERA: 2.76	(8, 1) 0.2												
Shane Nance, L ERA: 5.49	(8, 1) 0.1												
Dan Kolb, R ERA: 2.13	(9, 1) 1.0												
Leo Estrella, R ERA: 4.05	(10, 1) 1.2												

Milwaukee Brewers @ San Francisco Giants  
PacBell Park, San Francisco, CA  
Sun Sep 14 2003, 4:05 PM EDT  
Att. 40,736 - Sunny - 75 F

AB	41
R	5
H	11
RBI	5
BB	5
SO	4
LOB	17







Batter	1	2	3	4	5	6	7	8	9	AB	R	H	RBI	BB	SO	LOB
Ray Durham, S OBP: 0.363, SLG: 0.416 (1, 4)	2-2 G3	1-0 L9		1-2 FC3-2 1B		2-0 F7	0-1 L4			5	0	1	0	0	0	3
J.T. Snow, L OBP: 0.385, SLG: 0.425 (1, 3)	1-1 HR	4-1 BB		1-1 FC3-2 1B		0-1 BB 1B		4-2 BB 1B		3	2	2	1	2	0	3
Rich Aurilia, R OBP: 0.319, SLG: 0.409 (1, 6)	1-0 P6	2-0 G1-3		0-0 L9		2-1 F8		2-3 K		5	0	0	0	0	1	8
Barry Bonds, L OBP: 0.534, SLG: 0.751 (1, 7)	0-1 HR		0-1 P5		0-0 F8	4-0 BB 1B		4-0 BB 1B		3	2	1	1	2	0	0
Edgardo Alfonzo, R OBP: 0.333, SLG: 0.384 (1, 5)	1-0 G6-3		2-1 L1-3 1B		4-2 BB 1B	4-2 BB 1B		1-2 WP 1B		3	0	2	2	2	0	0
Pedro Feliz, R OBP: 0.272, SLG: 0.479 (8, PR) (9, 5)										0	1	0	0	0	0	0
Benito Santiago, R OBP: 0.326, SLG: 0.425 (1, 2)		1-2 FC3-6 SH 1B	0-2 L1-3		4-2 BB 1B	1-0 G6-3		3-2 WP 1B		4	1	2	1	1	0	4
Marquis Grissom, R OBP: 0.311, SLG: 0.451 (1, 8)		1-1 FC3-6 1B		0-0 1B 1B	0-1 F7		1-2 G1-3	0-0 F9		5	0	2	0	0	0	4
José Cruz Jr., S OBP: 0.363, SLG: 0.411 (1, 9)		3-2 FC3-6 SH		2-2 FC3-2 1B	0-0 G3		0-0 F7	4-2 BB		4	1	1	0	1	0	4
Kirk Rueter, L Jim Brower, R Jason Christiansen, R Marvin Benard, L Lance Niekro, R Matt Herges, L Andres Galarraga, R Cody Ransom, R Scott Eyre, L Joe Nathan, R Jeffrey Hammonds, R Tim Worrell, R		0-0 SH L9		0-3 K		1-0 IBB 1B	1-1 1B	0-0 F8		1	0	0	0	0	1	2

Inning Stats	R: 2	H: 2	E: 0	K: 0	S: 9	LOB: 0	BB: 0	P: 14									
R: 0 H: 1 E: 0 K: 0 S: 8	R: 0 H: 3 E: 0 K: 1 S: 14	R: 0 H: 0 E: 0 K: 0 S: 10	R: 0 H: 2 E: 0 K: 1 S: 10	R: 0 H: 1 E: 0 K: 0 S: 8	R: 3 H: 2 E: 0 K: 1 S: 15	1B: 11 SF: 0 2B: 1 SAC: 1 3B: 0 DP: 1 HR: 2 HBP: 0											
PITCHER	IP	WLS	BF	H	R	ER	SO	BB	IBB	HBP	BLK	WP	HR	S	P	ERA	WHIP
Brian Lawrence, R (1, 1)	5.0		26	8	4	2	1	3	0	0	0	0	2	53	84	3.60	2.200
Brandon Villafuerte, R (6, 1)	2.0	H	11	3	1	1	0	1	1	0	0	0	0	18	34	4.50	2.000
Kevin Walker, L (8, 1)	0.0		1	0	1	1	0	1	0	0	0	0	0	2	6	∞	∞
Jay Witasick, R (8, 1)	0.2	L	6	2	2	2	1	2	0	0	0	1	0	12	26	27.00	6.000
Luther Hackman, R (8, 1)	0.1		1	0	0	0	0	0	0	0	0	0	0	1	1	0.00	0.000

BOTTOM

San Diego Padres @ San Francisco Giants  
PacBell Park, San Francisco, CA

Mon Sep 15 2003, 10:15 PM EDT  
Att: 36,542 - Cloudy - 62 F

livebaseballscores.com

AB	36
R	8
H	13
RBI	5
BB	8
SO	2
LOB	30



WP: 1	PA: 45
PB: 0	SB: 0
CS: 0	



Batter	1	2	3	4	5	6	7	8	9	AB R H RBI BB SO LOB	TOP											
Sean Burroughs, L (1, 5) OBP: 0.361, SLG: 0.412	1-1 G3		0-0 G3			0-1 G3		1-2 1B		4 0 1 0 0 0 0	<b>San Diego Padres @ San Francisco Giants</b> PacBell Park, San Francisco, CA Tue Sep 16 2003, 10:15 PM EDT Att. 37,059 - Cloudy - 61 F											
Mark Loretta, R (1, 4) OBP: 0.383, SLG: 0.450	1-2 1B		2-2 F9			1-2 F9		1-1 1B		4 0 2 0 0 0 0												
24 Brian Giles, L (1, 7) OBP: 0.427, SLG: 0.513	1-2 P4				0-2 P6	1-0 F8		2-2 F8		4 0 0 0 0 0 3												
Phil Nevin, R (1, 3) OBP: 0.321, SLG: 0.467	0-3 K				2-2 F9			2-2 L8		4 0 0 0 0 1 3												
Mark Kotsay, L (1, 8) OBP: 0.348, SLG: 0.376		0-1 G4-3			0-0 3B			3-2 G4-3	0-0 HR	4 1 2 1 0 0 0												
Xavier Nady, R (1, 9) OBP: 0.307, SLG: 0.369		4-1 BB			1-1 F7			1-1 1B	0-3 K	3 0 1 0 1 1 1												
Gary Bennett, R (1, 2) OBP: 0.287, SLG: 0.287		1-3 K			3-2 G5-3			3-3 K	0-2 L4	2 0 0 0 0 1 1												
Todd Sears, L (7, PH) OBP: 0.325, SLG: 0.368		1-3 K			0-0 F8				0-2 HR	1 0 0 0 0 1 1												
Miguel Ojeda, R (7, 2) OBP: 0.335, SLG: 0.373		2-3 K			2-3 K				4-2 FC4	0 0 0 0 0 0 0												
Dave Hansen, L (9, PH) OBP: 0.348, SLG: 0.316									BB	1 0 0 0 0 0 0												
3 Khalil Greene, R (1, 6) OBP: 0.286, SLG: 0.323									HR	3 1 1 1 1 1 1												
Adam Eaton, R (1, 1) OBP: 0.263, SLG: 0.377			1-1 G3			2-3 K		2-1 P4	2-2 FC4	2 0 0 0 0 1 0	<b>SD</b>											
Scott Linebrink, R (7, 1) OBP: 0.167, SLG: 0.250									1-2f	0 0 0 0 0 0 0												
Gary Matthews, S (8, PH) OBP: 0.310, SLG: 0.355										1 0 0 0 0 0 0												
Trevor Hoffman, R (8, 1) OBP: 0.310, SLG: 0.355										0 0 0 0 0 0 0												
Brian Buchanan, R (9, PH) OBP: 0.349, SLG: 0.449										1 0 0 0 0 0 1												
<b>Inning Stats</b>	R: 0 E: 0 K: 1 S: 12	H: 1 LOB: 1 BB: 0 P: 15	R: 0 E: 0 K: 2 S: 10	H: 0 LOB: 1 BB: 1 P: 17	R: 0 E: 0 K: 0 S: 7	H: 0 LOB: 0 BB: 0 P: 10	R: 0 E: 0 K: 0 S: 9	H: 1 LOB: 1 BB: 0 P: 12	R: 0 E: 0 K: 1 S: 11	H: 0 LOB: 0 BB: 0 P: 16	R: 0 E: 0 K: 0 S: 6	H: 0 LOB: 0 BB: 0 P: 8	R: 0 E: 0 K: 1 S: 16	H: 1 LOB: 1 BB: 0 P: 25	R: 1 E: 0 K: 0 S: 18	H: 3 LOB: 2 BB: 0 P: 26	R: 1 E: 0 K: 1 S: 15	H: 1 LOB: 1 BB: 1 P: 21	1B: 4 2B: 0 3B: 1 HR: 2	SF: 0 SAC: 0 DP: 0 HBP: 0	WP: 0 PB: 0 SB: 0 CS: 0	PA: 36
<b>PITCHER</b>	IP WLS BF H R ER SO BB IBB HBP BLK WP HR S P ERA WHIP																					
Jerome Williams, R (1, 1) ERA: 3.3	7.0 W 26 4 1 1 5 1 0 0 0 0 1 75 107 1.29 0.714																					
Scott Eyre, L (8, 1) ERA: 3.5	0.1 H 2 1 0 0 0 0 0 0 0 0 0 6 9 0.00 3.000																					
Joe Nathan, R (8, 1) ERA: 3.12	0.0 1 1 0 0 0 0 0 0 0 0 0 2 3 ∞ ∞																					
Jason Christiansen, L (8, 1) ERA: 5.24	0.1 H 1 0 0 0 0 0 0 0 0 0 0 3 5 0.00 0.000																					
Felix Rodriguez, R (8, 1) ERA: 3.2	0.1 H 1 0 0 0 0 0 0 0 0 0 0 3 5 0.00 0.000																					
<b>PITCHER</b>	IP WLS BF H R ER SO BB IBB HBP BLK WP HR S P ERA WHIP																					
Tim Worrell, R (9, 1) ERA: 2.53	1.0 S 5 1 1 1 1 1 0 0 0 0 0 1 15 21 9.00 2.000																					

AB	34
R	2
H	7
RBI	2
BB	2
SO	6
LOB	11

Batter	1	2	3	4	5	6	7	8	9	AB	R	H	RBI	BB	SO	LOB
Ray Durham, S OBP: 0.366, SLG: 0.426 Neifi Perez, S OBP: 0.291, SLG: 0.361	4-0 1B FC3-2 BB	0-1 G3		2-1 1B 3B		2-1 2B				3	1	2	1	1	0	0
Marquis Grissom, R OBP: 0.314, SLG: 0.452	3-2 FC3-2 BB 1B		4-0 BB BB	0-0 1B		1-3 K				3	1	2	1	1	1	1
Rich Aurilia, R OBP: 0.318, SLG: 0.406	4-1 1B FC3-2 BB		2-3 K	1-2 L9		0-0 G5-3				3	0	0	0	1	1	3
Barry Bonds, L OBP: 0.534, SLG: 0.755	1-1 FC3-2 1B		4-2 BB		0-1 HR		1-3 K			3	1	1	1	1	1	3
Edgardo Alfonzo, R OBP: 0.330, SLG: 0.381	0-0 P3		2-2 F8		1-3 K		1-1 F9			4	0	0	0	0	1	5
Benito Santiago, R OBP: 0.325, SLG: 0.423	1-1 1B		3-2 L9		0-1 G6-3		0-0 P4			4	0	1	1	0	0	2
Andres Galarraga, R OBP: 0.347, SLG: 0.477	0-3 K			1-0 G4-3	4-2 BB		4-2 G3-6-1 BB			2	0	0	0	2	1	3
José Cruz Jr., S OBP: 0.362, SLG: 0.410		2-0 F8		1-1 SH3 3B 1B	0-0 G1-6-3		1-2 G3-6-1			4	1	1	0	0	0	2
Jerome Williams, R OBP: 0.091, SLG: 0.121 Scott Eyre, L OBP: 0.500, SLG: 0.500 Joe Nathan, R OBP: 0.500, SLG: 0.500 Jason Christiansen, R OBP: 0.500, SLG: 0.500 Felix Rodriguez, R OBP: 1.000, SLG: 1.000 Marvin Benard, L OBP: 0.227, SLG: 0.248 Tim Worrell, R OBP: 0.227, SLG: 0.248		1-3 K		3-2 SH3		0-0 F8		0-0 G6-3		2	0	0	0	0	1	0

Inning Stats	R: 1	H: 2	E: 0	K: 12	S: 12	R: 0	H: 0	E: 0	K: 1	S: 7	R: 0	H: 0	E: 0	K: 1	S: 13	R: 2	H: 3	E: 0	K: 0	S: 12	R: 1	H: 1	E: 0	K: 1	S: 10	R: 0	H: 1	E: 0	K: 1	S: 7	R: 0	H: 0	E: 0	K: 1	S: 6	R: 0	H: 0	E: 0	K: 0	S: 8	R: 0	H: 0	E: 0	K: 0	S: 8	1B: 4	2B: 1	3B: 1	HR: 1	SF: 0	SAC: 1	DP: 1	HBP: 0	WP: 0	PA: 36
--------------	------	------	------	-------	-------	------	------	------	------	------	------	------	------	------	-------	------	------	------	------	-------	------	------	------	------	-------	------	------	------	------	------	------	------	------	------	------	------	------	------	------	------	------	------	------	------	------	-------	-------	-------	-------	-------	--------	-------	--------	-------	--------

PITCHER	IP	WLS	BF	H	R	ER	SO	BB	IBB	HBP	BLK	WP	HR	S	P	ERA	WHIP
Adam Eaton, R ERA: 4.24	(1, 1)	6.0	L	30	7	4	4	5	5	0	0	0	1	61	108	6.00	2.000
Scott Linebrink, R ERA: 3.18	(7, 1)	1.0		3	0	0	1	0	0	0	0	0	0	6	8	0.00	0.000
Trevor Hoffman, R ERA:	(8, 1)	1.0		3	0	0	0	1	0	0	0	0	0	8	13	0.00	1.000


**BOTTOM**

**San Diego Padres @ San Francisco Giants**  
PacBell Park, San Francisco, CA

Tue Sep 16 2003, 10:15 PM EDT  
Att: 37,059 - Cloudy - 61 F

livebaseballscores.com

AB	29
R	4
H	7
RBI	4
BB	6
SO	6
LOB	19





Batter	1	2	3	4	5	6	7	8	9	AB R H RBI BB SO LOB	TOP
Ramón Vázquez, L (1, 5) OBP: 0.333, SLG: 0.334	0-0 L9	2-1 3B			2-2 F8		0-0 F8			4 0 1 1 0 0 0	<b>San Diego Padres @ San Francisco Giants</b> PacBell Park, San Francisco, CA Wed Sep 17 2003, 10:15 PM EDT Att. 40,014 - Sunny - 67 F
Mark Loretta, R (1, 4) OBP: 0.382, SLG: 0.454	0-1 HR	1-2 G5-3			1-3 K			0-1 F7		4 1 1 1 0 1 1	
24 Brian Giles, L (1, 7) OBP: 0.424, SLG: 0.509	1-2 P4				3-2 G4-3			2-0 G3-1		4 0 0 0 0 0 0	
Phil Nevin, R (1, 3) OBP: 0.320, SLG: 0.462	2-2 1B				1-3 K			3-2 L4		4 0 1 0 0 2 0	
Mark Kotsay, L (1, 8) OBP: 0.345, SLG: 0.373	0-0 F7				1-3 K				0-1 G1-3	4 0 0 0 0 2 1	
Brian Buchanan, R (1, 9) OBP: 0.352, SLG: 0.460		1-1 1B 3B			0-3 K			0-2 3B 1B	1-2 G4-3	4 1 2 0 0 1 0	
3 Khalil Greene, R (1, 6) OBP: 0.282, SLG: 0.343		1-2 G5-3			1-1 WP 2B			1-3 K	0-0 G5-3	4 0 1 0 0 1 2	
Humberto Quintero, R (1, 2) OBP: 0.313, SLG: 0.267		1-2 3B 1B			0-2 K			0-3 K		3 1 1 1 0 2 1	
Mike Bynum, L (1, 1) Joe Roa, R (5, 1) Keith Lockhart, L (7, PH) Brandon Villafuerte, R (7, 1)	0-0 B1				1-3 K			3-3 K		2 0 0 0 0 1 2 0 0 0 0 0 0 0 1 0 0 0 0 1 0 0 0 0 0 0 0 0	
<b>Inning Stats</b>	R: 1 H: 2 E: 0 LOB: 1 K: 0 BB: 0 S: 12 P: 15	R: 2 H: 3 E: 0 LOB: 1 K: 0 BB: 0 S: 15 P: 21	R: 0 H: 0 E: 0 LOB: 0 K: 2 BB: 0 S: 8 P: 9	R: 0 H: 1 E: 0 LOB: 1 K: 3 BB: 0 S: 11 P: 13	R: 0 H: 0 E: 0 LOB: 0 K: 1 BB: 0 S: 11 P: 17	R: 0 H: 1 E: 0 LOB: 1 K: 3 BB: 0 S: 14 P: 16	R: 0 H: 0 E: 0 LOB: 0 K: 2 BB: 0 S: 9 P: 12	R: 0 H: 0 E: 0 LOB: 0 K: 0 BB: 0 S: 6 P: 11	R: 0 H: 0 E: 0 LOB: 0 K: 0 BB: 0 S: 6 P: 7	1B: 3 SF: 0 2B: 1 SAC: 0 3B: 2 DP: 0 HR: 1 HBP: 0	WP: 2 PA: 34 PB: 0 SB: 1 CS: 0
<b>PITCHER</b>	IP WLS BF H R ER SO BB IBB HBP BLK WP HR S P ERA WHIP										
Jason Schmidt, R (1, 1) ERA: 2.33	7.0 W 28 7 3 3 11 0 0 0 0 2 1 80 103 3.86 1.000										
Joe Nathan, R (8, 1) ERA: 3.08	1.0 3 0 0 0 0 0 0 0 0 0 0 6 11 0.00 0.000										
Scott Eyre, L (9, 1) ERA: 3.48	0.1 1 0 0 0 0 0 0 0 0 0 0 2 2 0.00 0.000										
Felix Rodríguez, R (9, 1) ERA: 3.16	0.2 2 0 0 0 0 0 0 0 0 0 0 4 5 0.00 0.000										

livebaseballscorecards.com

AB	34
R	3
H	7
RBI	3
BB	0
SO	11
LOB	7







Batter	1	2	3	4	5	6	7	8	9	AB R H RBI BB SO LOB	TOP		
Ramón Vázquez, L (1, 5) OBP: 0.333, SLG: 0.335	2-1 L5	2-3 K		0-1 FC6-4 1B		1-1 FC6-4 1B		1-1 F8		5 0 2 0 0 1 1	<b>San Diego Padres @ San Francisco Giants</b> PacBell Park, San Francisco, CA Thu Sep 18 2003, 3:35 PM EDT Att. 41,163 - Sunny - 75 F		
Mark Loretta, R (1, 4) OBP: 0.381, SLG: 0.452	0-2 F9	3-3 K		1-1 FC6-4 1B		2-3 K		3-2 G5-3		5 0 1 0 0 2 2			
24 Brian Giles, L (1, 7) OBP: 0.426, SLG: 0.512	0-0 1B 2B 1B			1-1 SF7		0-0 F7		4-1 BB		3 2 2 1 1 0 1			
Phil Nevin, R (1, 3) OBP: 0.317, SLG: 0.455	0-0 2B 1B			0-1 FC6-4		1-0 FC6-4		3-2 G6-3		5 1 1 0 0 0 5			
Gary Matthews, S (1, 9) OBP: 0.308, SLG: 0.355	0-0 2B			2-3 K		2-3 K		0-2 G1-3		5 0 1 2 0 3 3			
Mark Kotsay, L (1, 8) OBP: 0.348, SLG: 0.376	3-2 G6-3			0-0 3 1B 1B		1-1 G5-3 2B		4-0 3 2B BB		4 2 2 1 1 0 1			
3 Khalil Greene, R (1, 6) OBP: 0.318, SLG: 0.425				1-2 1B 2B		2-1 G5-3		1-1 1B 2B		5 1 3 1 0 1 1			
Gary Bennett, R (1, 2) OBP: 0.286, SLG: 0.288				0-0 44 SH3-4 1B		0-0 SF8		3-1 P4		3 0 1 2 0 0 3			
44 Jake Peavy, R (1, 1) OBP: 0.145, SLG: 0.078 Scott Linebrink, R (7, 1) OBP: 0.167, SLG: 0.250 Jay Witasick, R (9, 1)				0-0 SH3-4		0-2 E5 1B 24 SF7 1B		0-3 K		3 1 0 0 0 2 1 0 0 0 0 0 0 0 0 0 0 0 0 0 0			
<b>Inning Stats</b>	R: 2 H: 3 E: 0 LOB: 1 K: 0 BB: 0 S: 11 P: 16	R: 1 H: 2 E: 0 LOB: 1 K: 2 BB: 0 S: 13 P: 19	R: 1 H: 3 E: 0 LOB: 2 K: 1 BB: 0 S: 15 P: 24	R: 1 H: 2 E: 1 LOB: 2 K: 1 BB: 0 S: 14 P: 18	R: 1 H: 1 E: 0 LOB: 0 K: 1 BB: 0 S: 10 P: 15	R: 0 H: 1 E: 0 LOB: 1 K: 1 BB: 0 S: 8 P: 12	R: 1 H: 1 E: 0 LOB: 1 K: 2 BB: 1 S: 13 P: 21	R: 0 H: 0 E: 0 LOB: 1 K: 0 BB: 1 S: 11 P: 22	R: 0 H: 0 E: 0 LOB: 0 K: 1 BB: 0 S: 9 P: 10	1B: 8 SF: 2 2B: 5 SAC: 1 3B: 0 DP: 0 HR: 0 HBP: 0	WP: 0 PA: 43 PB: 0 SB: 0 CS: 0		
<b>PITCHER</b>	IP WLS BF H R ER SO BB IBB HBP BLK WP HR S P ERA WHIP											<b>PITCHER</b>	IP WLS BF H R ER SO BB IBB HBP BLK WP HR S P ERA WHIP
Sidney Ponson, R (1, 1) ERA: 3.79	5.0 L 27 11 6 5 5 0 0 0 0 0 0 0 63 92 9.00 2.200												
41 Chad Zerbe, L (6, 1) ERA: 4.66	2.0 9 2 1 1 3 1 0 0 0 0 0 0 21 33 4.50 1.500												
51 Noah Lowry, L (8, 1) ERA:	2.0 7 0 0 0 1 1 0 0 0 0 0 0 20 32 0.00 0.500												

AB	38
R	7
H	13
RBI	7
BB	2
SO	9
LOB	18



Batter	1	2	3	4	5	6	7	8	9	AB	R	H	RBI	BB	SO	LOB
Eric Young Sr., R OBP: 0.338, SLG: 0.400 (1, 4)	1-0 G6-3 ①		4-2 1B BB ②		2-1 G4-6-3 1-2f ②			2-1 2B ①		3	1	1	0	1	0	1
Neifi Perez, S OBP: 0.287, SLG: 0.356 (1, 6)	1-2 F9 ②		2-1 G3-1 1-2 2-3 ②			1-1 P5 ①		2-2 F8 ①		4	0	0	0	0	0	3
Jeffrey Hammonds, R OBP: 0.338, SLG: 0.431 (1, 8)	0-0 P4 ③		1-1 FC5-4 1B 2-H 3-H ③			0-3 K ②		1-3 K ②		4	0	1	2	0	2	1
Pedro Feliz, R OBP: 0.267, SLG: 0.470 (1, 5)			1-2 FC5-4 1-2f ③			1-1 P2 ③		0-0 G5-3 ③		4	0	0	0	0	1	2
Andres Galarraga, R OBP: 0.352, SLG: 0.490 (1, 3)		1-0 F9 ②			3-1 G4-3 ①				0-2 G6-3 1B ①	4	0	2	0	0	0	0
Todd Linden, S OBP: 0.261, SLG: 0.304 (1, 9)		1-1 G4-3 ③			2-1 G6-3 ②				0-1 G6-3 1-2f ②	4	0	0	0	0	0	2
Yorvit Torrealba, R OBP: 0.310, SLG: 0.394 Alberto Castillo, R OBP: 0.200, SLG: 0.467 (1, 2) (8, 2)			1-1 HR ③		2-2 G3 ③				0-3 K ③	3	1	2	1	0	0	0
Tony Torcato, L OBP: 0.154, SLG: 0.231 (1, 7)			1-1 G6-3 ①		0-0 G6-3 ①				0-3 K ②	3	0	0	0	0	1	2
Sidney Ponson, R OBP: 0.080, SLG: 0.120 Marvin Benard, L OBP: 0.239, SLG: 0.258 41 Chad Zerbe, L Lance Niekro, R 51 Noah Lowry, R (1, 1) (5, PH) (6, 1) (7, PH) (8, 1)			0-0 G3-1 1B BB ③		3-2 G4-6-3 1B ③			0-0 F8 ③		1	1	1	0	0	0	0
										1	0	1	0	0	0	0
										0	0	0	0	0	0	0
										1	0	0	0	0	0	2
										0	0	0	0	0	0	0

Inning Stats	R: 0	H: 0	E: 0	K: 5	S: 5	LOB: 0	BB: 0	P: 7	R: 0	H: 0	E: 0	K: 1	S: 6	LOB: 0	BB: 0	P: 8	R: 3	H: 3	E: 0	K: 0	S: 14	LOB: 1	BB: 1	P: 24	R: 0	H: 0	E: 0	K: 0	S: 9	LOB: 0	BB: 0	P: 16	R: 0	H: 1	E: 0	K: 0	S: 7	LOB: 0	BB: 0	P: 12	R: 0	H: 0	E: 0	K: 1	S: 7	LOB: 0	BB: 0	P: 9	R: 0	H: 2	E: 0	K: 1	S: 15	LOB: 2	BB: 0	P: 21	R: 0	H: 1	E: 0	K: 1	S: 9	LOB: 1	BB: 0	P: 14	R: 0	H: 1	E: 0	K: 1	S: 8	LOB: 0	BB: 0	P: 8	1B: 6	2B: 1	3B: 0	HR: 1	SF: 0	SAC: 0	DP: 2	HBP: 0	WP: 0	PB: 0	SB: 0	CS: 0	PA: 34
--------------	------	------	------	------	------	--------	-------	------	------	------	------	------	------	--------	-------	------	------	------	------	------	-------	--------	-------	-------	------	------	------	------	------	--------	-------	-------	------	------	------	------	------	--------	-------	-------	------	------	------	------	------	--------	-------	------	------	------	------	------	-------	--------	-------	-------	------	------	------	------	------	--------	-------	-------	------	------	------	------	------	--------	-------	------	-------	-------	-------	-------	-------	--------	-------	--------	-------	-------	-------	-------	--------

PITCHER	IP	WLS	BF	H	R	ER	SO	BB	IBB	HBP	BLK	WP	HR	S	P	ERA	WHIP
44 Jake Peavy, R ERA: 4.21 (1, 1)	6.1	W	25	6	3	3	2	1	0	0	0	0	1	58	92	4.26	1.105
Scott Linebrink, R ERA: 3.12 (7, 1)	1.2	H	6	1	0	0	2	0	0	0	0	0	0	14	19	0.00	0.600
Jay Witasick, R ERA: 4.07 (9, 1)	1.0		3	1	0	0	1	0	0	0	0	0	0	8	8	0.00	1.000

PITCHER	IP	WLS	BF	H	R	ER	SO	BB	IBB	HBP	BLK	WP	HR	S	P	ERA	WHIP
---------	----	-----	----	---	---	----	----	----	-----	-----	-----	----	----	---	---	-----	------

**BOTTOM**

**San Diego Padres @ San Francisco Giants**  
PacBell Park, San Francisco, CA

Thu Sep 18 2003, 3:35 PM EDT  
Att: 41,163 - Sunny - 75 F

AB	33
R	3
H	8
RBI	3
BB	1
SO	5
LOB	13





Batter	1	2	3	4	5	6	7	8	9	AB R H RBI BB SO LOB	TOP											
Ray Durham, S (1, 4) OBP: 0.366, SLG: 0.427	3-2 E6 G5-3 BB	2-0 G4-3 1-3 2B		3-1 F8		1-3 K			0-2 P5	5 1 1 0 0 1 1												
Marquis Grissom, R (1, 8) OBP: 0.316, SLG: 0.457	1-0 E4 BB G5-3 1-2 1B	0-2 G4-3			1-0 P2		1-3 K		1-2 F9 1B 1B	5 1 1 1 0 1 2												
Rich Aurilia, R (1, 6) OBP: 0.319, SLG: 0.405	2-1 G5-3 1-2 2-3	0-0 G5-6-3			1-1 BB 2B 1B		1-3 K		1-0 1B 1-2 1B	5 1 2 0 0 1 3												
Barry Bonds, L (1, 7) OBP: 0.534, SLG: 0.760	4-0 1B BB IBB		1-2 FC6-5 2B		4-0 2B BB		1-2 HR		1-2 F9 2-3	3 2 2 1 2 0 2												
Edgardo Alfonzo, R (1, 5) OBP: 0.332, SLG: 0.381	4-1 1B BB		2-2 FC6-5 G5-4-3 2-3		0-2 2B		0-1 G6-3		0-2 P2	4 0 1 3 1 0 3												
Benito Santiago, R (1, 2) OBP: 0.329, SLG: 0.427	0-0 G6-4-3 1B		0-0 G5-4-3		0-0 L8			0-0 S 1B		4 0 2 1 0 0 2												
Eric Young Sr., R (8, PR) OBP: 0.338, SLG: 0.400										0 0 0 0 0 0 0												
Yorvit Torrealba, R (8, 2) OBP: 0.310, SLG: 0.394										0 0 0 0 0 0 0												
Andres Galarraga, R (1, 3) OBP: 0.351, SLG: 0.490	0-1 G6-4-3 1-2f			0-1 G4-3 2B		3-3 K		1 SAFE 1 SAFE G6-3 1-2	2-1 G6-3	4 0 1 0 0 1 5												
José Cruz Jr., S (1, 9) OBP: 0.361, SLG: 0.408		1-1 2B G4-3 1B		0-2 G4-3 2-3		2-2 F9		0-3 K		4 1 1 0 0 1 3												
Dustin Hermanson, R (1, 1) OBP: 0.143, SLG: 0.214		0-3 K		2-3 K		2-1 F8		3-2 L4		2 0 0 0 0 0 2 2												
Tony Torcato, L (8, PH) OBP: 0.590, SLG: 0.500										1 0 0 0 0 0 0 0												
Scott Eyre, L (6, 1) OBP: 0.500, SLG: 0.500										0 0 0 0 0 0 0 0												
Jason Christiansen, R (7, 1) OBP: 0.333, SLG: 0.333										0 0 0 0 0 0 0 0												
Matt Herges, L (7, 1) OBP: 0.286, SLG: 0.355										0 0 0 0 0 0 0 0												
Neftali Feliz, S (8, PH) OBP: 0.286, SLG: 0.355										1 0 0 0 0 0 0 2												
Joe Nathan, R (8, 1) OBP: 0.286, SLG: 0.355										0 0 0 0 0 0 0 0												
Tim Worrell, R (9, 1)										0 0 0 0 0 0 0 0												
<b>Inning Stats</b>	R: 2 E: 2 K: 0 S: 11	H: 1 LOB: 2 BB: 2 P: 25	R: 1 E: 0 K: 1 S: 10	H: 2 LOB: 1 BB: 0 P: 13	R: 0 E: 0 K: 0 S: 7	H: 1 LOB: 0 BB: 0 P: 10	R: 0 E: 0 K: 1 S: 10	H: 1 LOB: 1 BB: 0 P: 15	R: 2 E: 0 K: 1 S: 10	H: 2 LOB: 1 BB: 1 P: 19	R: 0 E: 0 K: 1 S: 9	H: 0 LOB: 0 BB: 0 P: 14	R: 1 E: 0 K: 2 S: 11	H: 1 LOB: 0 BB: 0 P: 14	R: 0 E: 0 K: 1 S: 10	H: 1 LOB: 2 BB: 0 P: 15	R: 0 E: 0 K: 0 S: 15	H: 2 LOB: 2 BB: 0 P: 18	1B: 6 2B: 4 3B: 0 HR: 1	SF: 0 SAC: 0 DP: 2 HBP: 0	WP: 0 PB: 0 SB: 1 CS: 0	PA: 41
<b>PITCHER</b>	IP WLS BF H R ER SO BB IBB HBP BLK WP HR S P ERA WHIP																					
Kevin Brown, R (1, 1) ERA: 2.43	5.0 L 25 7 5 3 3 2 1 0 0 0 0 0 48 82 5.40 1.800																					
Guillermo Mota, R (6, 1) ERA: 1.45	2.0 7 1 1 1 3 0 0 0 0 0 0 1 20 28 4.50 0.500																					
Paul Quantrill, R (8, 1) ERA: 1.73	1.0 4 1 0 0 1 0 0 0 0 0 0 0 10 15 0.00 1.000																					
Paul Shuey, R (9, 1) ERA: 2.92	0.1 3 2 0 0 0 0 0 0 0 0 0 0 8 10 0.00 6.000																					
Tom Martin, L (9, 1) ERA: 3.75	0.2 2 0 0 0 0 0 0 0 0 0 0 0 7 8 0.00 0.000																					

San Francisco Giants @ Los Angeles Dodgers  
 Dodger Stadium, Los Angeles, CA  
 Fri Sep 19 2003, 7:10 PM PDT  
 Att. 51,612 - Sunny - 71 F

livebaseballscorecards.com

AB	38
R	6
H	11
RBI	6
BB	3
SO	7
LOB	25







Batter	1	2	3	4	5	6	7	8	9	AB R H RBI BB SO LOB	TOP													
Ray Durham, S (1, 4) OBP: 0.366, SLG: 0.429	2-2 CS 1B			1-2 BB 2B	3-2 F8	0-2 G6-4-3 1-2f		3-3 K		5 0 2 0 0 1 6	<b>San Francisco Giants @ Los Angeles Dodgers</b> <b>Dodger Stadium, Los Angeles, CA</b> Sat Sep 20 2003, 7:10 PM PDT Att. 54,488 - Sunny - 68 F													
J.T. Snow, L (1, 3) OBP: 0.386, SLG: 0.424 Andres Galarraga, R (8, PH) OBP: 0.353, SLG: 0.492	1-2 G3 1-2			3-2 G6-3		0-0 WP SF9 1B	4-2 BB BB	3-2 1B		3 1 1 0 1 0 2 1 0 1 1 0 0 0														
Rich Aurilia, R (1, 6) OBP: 0.319, SLG: 0.403 Cody Ransom, R (9, 6) OBP: 0.280, SLG: 0.417	0-0 F8			0-3 K		2-2 SF9 WP 2B 1B	4-0 BB	0-0 F9		4 1 1 0 1 1 3 0 0 0 0 0 0 0														
Barry Bonds, L (1, 7) OBP: 0.533, SLG: 0.756 Jeffrey Hammonds, R (9, PR) OBP: 0.338, SLG: 0.431			1-1 G3-4-1	4-0 BB IBB		2-2 SF9 1-3 2-H	1-1 F3		4-1 1B 1B BB	2 0 0 1 2 0 2 0 1 0 0 0 0 0														
Benito Santiago, R (1, 2) OBP: 0.330, SLG: 0.429 Matt Herges, L (7, 1) OBP: 0.333, SLG: 0.333 Eric Young Sr., R (9, PH) OBP: 0.338, SLG: 0.400 Felix Rodriguez, R (9, 1) OBP: 1.000, SLG: 1.000			1-1 F7	4-0 FC6-4 BB		2-0 WP 2B 2B 3-H	1-0 F4		1-0 P4	3 1 1 1 1 0 2 0 0 0 0 0 0 0 1 0 0 0 0 0 1 0 0 0 0 0 0 0														
Edgardo Alfonzo, R (1, 5) OBP: 0.333, SLG: 0.383			1-1 F7	1-2 FC6-4 BB 1-2f		1-1 1B 2B 2-H	2-2 F9		1-1 1B 1B 1B	5 1 2 1 0 0 5														
Marquis Grissom, R (1, 8) OBP: 0.320, SLG: 0.460			0-1 F8		1-1 SH1-4 1B	0-0 1B BB 2-3		1-0 SH3 BB 1B	1-2 1B 1B 1-3 2-H	5 1 4 1 0 0 0														
José Cruz Jr., S (1, 9) OBP: 0.361, SLG: 0.406			0-0 F7		0-3 K SAFE	4-2 1B BB		4-2 SH3 BB	3-3 K 1-2 3-H	3 0 0 0 2 2 3														
Kirk Rueter, L (1, 1) OBP: 0.173, SLG: 0.140 Yorvit Torrealba, R (7, 2) OBP: 0.310, SLG: 0.394			1-3 K		0-0 SH1-4	0-0 G6-4-3 1B 1-2 2-3 3-H		0-0 SH3		2 0 1 1 0 1 0 0 0 0 0 0 0 0														
<b>Inning Stats</b>	R: 0 E: 0 K: 0 S: 7	H: 1 LOB: 0 BB: 0 P: 10	R: 0 E: 0 K: 0 S: 6	H: 0 LOB: 0 BB: 0 P: 9	R: 0 E: 0 K: 1 S: 6	H: 0 LOB: 0 BB: 0 P: 7	R: 0 E: 0 K: 1 S: 12	H: 1 LOB: 3 BB: 2 P: 25	R: 0 E: 0 K: 1 S: 9	H: 1 LOB: 1 BB: 0 P: 13		R: 4 E: 0 K: 0 S: 18	H: 6 LOB: 2 BB: 1 P: 29	R: 0 E: 0 K: 0 S: 11	H: 0 LOB: 2 BB: 2 P: 23	R: 1 E: 0 K: 1 S: 11	H: 2 LOB: 2 BB: 1 P: 22	R: 1 E: 0 K: 1 S: 11	H: 2 LOB: 2 BB: 1 P: 21	1B: 10 2B: 3 3B: 0 HR: 0	SF: 1 SAC: 2 DP: 1 HBP: 0	WP: 2 PB: 0 SB: 0 CS: 1	PA: 44	
<b>PITCHER</b>	IP WLS BF H R ER SO BB IBB HBP BLK WP HR S P ERA WHIP	IP WLS BF H R ER SO BB IBB HBP BLK WP HR S P ERA WHIP	IP WLS BF H R ER SO BB IBB HBP BLK WP HR S P ERA WHIP	IP WLS BF H R ER SO BB IBB HBP BLK WP HR S P ERA WHIP	IP WLS BF H R ER SO BB IBB HBP BLK WP HR S P ERA WHIP	IP WLS BF H R ER SO BB IBB HBP BLK WP HR S P ERA WHIP	IP WLS BF H R ER SO BB IBB HBP BLK WP HR S P ERA WHIP	IP WLS BF H R ER SO BB IBB HBP BLK WP HR S P ERA WHIP	IP WLS BF H R ER SO BB IBB HBP BLK WP HR S P ERA WHIP	IP WLS BF H R ER SO BB IBB HBP BLK WP HR S P ERA WHIP	IP WLS BF H R ER SO BB IBB HBP BLK WP HR S P ERA WHIP	IP WLS BF H R ER SO BB IBB HBP BLK WP HR S P ERA WHIP	IP WLS BF H R ER SO BB IBB HBP BLK WP HR S P ERA WHIP	IP WLS BF H R ER SO BB IBB HBP BLK WP HR S P ERA WHIP	IP WLS BF H R ER SO BB IBB HBP BLK WP HR S P ERA WHIP	IP WLS BF H R ER SO BB IBB HBP BLK WP HR S P ERA WHIP	IP WLS BF H R ER SO BB IBB HBP BLK WP HR S P ERA WHIP	IP WLS BF H R ER SO BB IBB HBP BLK WP HR S P ERA WHIP	IP WLS BF H R ER SO BB IBB HBP BLK WP HR S P ERA WHIP	IP WLS BF H R ER SO BB IBB HBP BLK WP HR S P ERA WHIP	IP WLS BF H R ER SO BB IBB HBP BLK WP HR S P ERA WHIP	IP WLS BF H R ER SO BB IBB HBP BLK WP HR S P ERA WHIP	IP WLS BF H R ER SO BB IBB HBP BLK WP HR S P ERA WHIP	IP WLS BF H R ER SO BB IBB HBP BLK WP HR S P ERA WHIP

AB	34
R	6
H	13
RBI	6
BB	7
SO	5
LOB	24



Batter	1	2	3	4	5	6	7	8	9	AB R H RBI BB SO LOB	BOTTOM
--------	---	---	---	---	---	---	---	---	---	----------------------	--------

<b>Dave Roberts, L</b> <small>OBP: 0.338, SLG: 0.311</small> (1, 8) C C B B B B	4-2 		2-2 		2-2 <b>FC4</b> 1-2		1-0 <b>G6-3</b> 1-2		2-2 <b>F9</b>	4 0 1 0 1 0 3	<b>San Francisco Giants @ Los Angeles Dodgers</b> <b>Dodger Stadium, Los Angeles, CA</b> Sat Sep 20 2003, 7:10 PM PDT Att. 54,488 - Sunny - 68 F
---	---------	--	---------	--	--------------------------	--	---------------------------	--	------------------	---------------	---

<b>Cesar Izturis, S</b> <small>OBP: 0.280, SLG: 0.316</small> (1, 6) 1 SAFE 1 SAFE B C B F X <b>Robin Ventura, L</b> <small>OBP: 0.342, SLG: 0.403</small> (7, PH) F X <b>Alex Cora, L</b> <small>OBP: 0.282, SLG: 0.328</small> (8, 6) F X	1-2 		2-3 <b>K</b>		0-0 <b>F9</b>		0-3 <b>K</b>			3 0 1 0 0 1 4 1 0 0 0 0 1 1 0 0 0 0 0 0 0	
--	---------	--	-----------------	--	------------------	--	-----------------	--	--	---	--

<b>Shawn Green, L</b> <small>OBP: 0.346, SLG: 0.446</small> (1, 9) C B B X	2-1 <b>FC5-4</b> G1-6-3 1-2f 2-3		0-1 <b>G3</b>		2-2 <b>G3</b>			2-3 <b>K</b>		4 0 0 0 0 1 6	
--	--	--	------------------	--	------------------	--	--	-----------------	--	---------------	--

<b>Fred McGriff, L</b> <small>OBP: 0.323, SLG: 0.429</small> (1, 3) B C B C 1 B X SAFE	3-2 <b>G1-6-3</b> 1-2f			0-0 		2-1 <b>F8</b>		3-2 		4 0 2 0 0 0 2	
--	------------------------------	--	--	---------	--	------------------	--	---------	--	---------------	--

<b>Adrian Beltré, R</b> <small>OBP: 0.291, SLG: 0.425</small> (1, 5) F B C B X		2-2 <b>F9</b>		2-1 <b>FC5-4</b> FC3-6 1-2f		4-1 		0-1 <b>G5-3</b>		3 0 0 0 1 0 2	
---	--	------------------	--	--------------------------------------	--	---------	--	--------------------	--	---------------	--

<b>Jeromy Burnitz, L</b> <small>OBP: 0.306, SLG: 0.497</small> (1, 7) X		0-0 <b>F8</b>		3-2 <b>FC3-6</b> 1-2f		1-0 		1-2 <b>F9</b>		4 0 1 0 0 0 2	
--	--	------------------	--	-----------------------------	--	---------	--	------------------	--	---------------	--

<b>Jolbert Cabrera, R</b> <small>OBP: 0.329, SLG: 0.433</small> (1, 4) B C X		1-1 <b>F8</b>		1-0 <b>P4</b>		0-0 <b>G4-6-3</b> 1-2f			1-2 <b>L4</b>	4 0 0 0 0 0 3	
---	--	------------------	--	------------------	--	------------------------------	--	--	------------------	---------------	--

<b>David Ross, R</b> <small>OBP: 0.320, SLG: 0.539</small> (1, 2) B B B			4-0 		1-1 		1-1 <b>P3</b>		2-2 	2 0 1 0 1 0 0	
--	--	--	---------	--	---------	--	------------------	--	---------	---------------	--

<b>Hideo Nomo, R</b> <small>OBP: 0.179, SLG: 0.203</small> (1, 1) <b>Paul Shuey, R</b> (6, 1) <b>Tom Martin, L</b> (7, 1) <b>Paul Quantrill, L</b> (7, 1) <b>Joe Thurston, L</b> <small>OBP: 0.490, SLG: 0.400</small> (7, PH) <b>Guillermo Mota, R</b> <small>OBP: 0.222, SLG: 0.556</small> (8, 1) <b>Steve Colyer, L</b> (9, 1) <b>Koyie Hill, S</b> <small>OBP: 0.500, SLG: 1.000</small> (9, PH)			0-2 <b>SH1-4</b>		0-0 <b>B2</b>		1-1 		1-3 <b>K</b>	1 0 0 0 0 0 1 0 1 0 1 0 0 0 0 0 0 0 0 0 0 0 0 0 0 0 0 0 0 1 0 0 0 0 0 0	
--	--	--	---------------------	--	------------------	--	---------	--	-----------------	---	--

<b>Inning Stats</b>	R: 0 E: 0 K: 0 S: 11	H: 1 LOB: 1 BB: 1 P: 21	R: 0 E: 0 K: 0 S: 7	H: 0 LOB: 0 BB: 0 P: 10	R: 0 E: 0 K: 1 S: 12	H: 1 LOB: 2 BB: 1 P: 20	R: 0 E: 0 K: 0 S: 7	H: 1 LOB: 1 BB: 0 P: 13	R: 0 E: 1 K: 0 S: 10	H: 1 LOB: 2 BB: 0 P: 15	R: 0 E: 0 K: 1 S: 5	H: 1 LOB: 1 BB: 1 P: 12	R: 0 E: 0 K: 1 S: 8	H: 1 LOB: 1 BB: 0 P: 11	R: 0 E: 0 K: 1 S: 12	H: 1 LOB: 1 BB: 0 P: 18	R: 0 E: 0 K: 1 S: 14	H: 0 LOB: 1 BB: 0 P: 20	1B: 7 2B: 0 3B: 0 HR: 0	SF: 0 SAC: 1 DP: 2 HBP: 1	WP: 0 PB: 0 SB: 0 CS: 0	PA: 37
---------------------	-------------------------------	----------------------------------	------------------------------	----------------------------------	-------------------------------	----------------------------------	------------------------------	----------------------------------	-------------------------------	----------------------------------	------------------------------	----------------------------------	------------------------------	----------------------------------	-------------------------------	----------------------------------	-------------------------------	----------------------------------	----------------------------------	------------------------------------	----------------------------------	--------

PITCHER	IP	WLS	BF	H	R	ER	SO	BB	IBB	HBP	BLK	WP	HR	S	P	ERA	WHIP
<b>Kirk Rueter, L</b> ERA: 4.63	(1, 1)	6.0	25	5	0	0	1	3	0	0	0	0	0	52	91	0.00	1.333
<b>Matt Herges, R</b> ERA: 2.72	(7, 1)	2.0	8	2	0	0	2	0	0	0	0	0	0	20	29	0.00	1.000
<b>Felix Rodriguez, R</b> ERA: 3.1	(9, 1)	1.0	4	0	0	0	1	0	0	1	0	0	0	14	20	0.00	0.000

livebaseballscorecards.com

<b>AB</b>	<b>32</b>
<b>R</b>	<b>0</b>
<b>H</b>	<b>7</b>
<b>RBI</b>	<b>0</b>
<b>BB</b>	<b>3</b>
<b>SO</b>	<b>4</b>
<b>LOB</b>	<b>25</b>





Batter	1	2	3	4	5	6	7	8	9	AB R H RBI BB SO LOB	TOP																									
<b>Eric Young Sr., R</b> OBP: 0.338, SLG: 0.397 (1, 4)	2-1 P4	4-1 WP BB		4-1 G6-3 BB 1-2 FC3-2 BB		0-0 G4-3		1-1 G5-4-3 1-2f		3 0 0 0 2 0 1	<b>San Francisco Giants @ Los Angeles Dodgers</b> <b>Dodger Stadium, Los Angeles, CA</b> Sun Sep 21 2003, 1:10 PM PDT Att. 54,584 - Sunny - 80 F																									
<b>José Cruz Jr., S</b> OBP: 0.361, SLG: 0.406 (1, 9)	3-2 2B	2-2 FC5-2 1-2 2-H		4-2 FC3-2 G6-3 BB 1-2 2-3		3-3 K		1-3 K		4 0 1 0 1 2 3																										
<b>Pedro Feliz, R</b> OBP: 0.266, SLG: 0.464 (1, 5)	2-3 K	1-3 K		0-0 G6-3 1-2 2-3 3-H		3-2 1B 1B		1-3 K		5 0 1 1 0 3 5																										
<b>Andres Galarraga, R</b> OBP: 0.350, SLG: 0.486 (1, 3)	3-2 G5-3		3-1 F8	0-1 FC3-2 2-3 3-H		0-0 FC6-4 1B 1-2		0-1 G6-3		5 0 1 0 0 0 3																										
<b>Jeffrey Hammonds, R</b> OBP: 0.341, SLG: 0.436 (1, 8)		2-1 WP HR 1B	0-0 2B	3-3 K		2-2 FC6-4 1-2f		2-3 K		5 1 2 0 0 2 4																										
<b>Neifi Perez, S</b> OBP: 0.269, SLG: 0.353 (1, 6)		4-1 HR BB 1-2	4-1 G4-6-3 BB		1-1 G6-3		1-2 F7			2 1 0 0 2 0 0																										
<b>Todd Linden, S</b> OBP: 0.259, SLG: 0.407 (1, 7)		3-1 HR 1-H 2-H	0-0 G4-6-3 1-2f		1-0 G4-3		2-2 P5			4 1 1 3 0 0 2																										
<b>Yorvit Torrealba, R</b> OBP: 0.319, SLG: 0.405 (1, 2)		4-1 WP FC5-2 BB 32 SH1-4		3-2 32 1B 3B	4-0 FC6-4 BB		2-2 G1-3			2 1 1 0 2 0 0																										
<b>32 Kevin Correia, R</b> OBP: 0.091, SLG: 0.091 (5, PH) <b>Marvin Benard, L</b> OBP: 0.235, SLG: 0.254 (5, 1) <b>Jim Brower, R</b> OBP: 0.222, SLG: 0.176 (8, PH) <b>Tony Torcato, L</b> OBP: 0.200, SLG: 0.267 (8, PR) <b>Cody Ransom, R</b> OBP: 0.280, SLG: 0.417 (8, 1) <b>41 Chad Zerbe, L</b> (8, 1)	0-0 SH1-4 1-2		0-1 BB BB G6-3 1B 3-H	1-1 FC6-4 1-2f		1-0 G5-4-3 1B			1 1 1 1 0 0 0 1 0 0 0 0 0 0 1 0 0 0 0 0 0 0 0 1 0 1 0																											
<b>Inning Stats</b>	R: 0 E: 0 K: 1 S: 14	H: 1 LOB: 1 BB: 0 P: 24	R: 3 E: 0 K: 1 S: 16	H: 2 LOB: 2 BB: 3 P: 36	R: 0 E: 0 K: 0 S: 5	H: 1 LOB: 1 BB: 1 P: 12	R: 2 E: 0 K: 1 S: 14	H: 2 LOB: 2 BB: 2 P: 28	R: 0 E: 0 K: 0 S: 5	H: 0 LOB: 1 BB: 1 P: 12	R: 0 E: 0 K: 1 S: 12	H: 2 LOB: 2 BB: 0 P: 20	R: 0 E: 0 K: 0 S: 9	H: 0 LOB: 0 BB: 0 P: 14	R: 0 E: 0 K: 1 S: 6	H: 1 LOB: 1 BB: 0 P: 9	R: 0 E: 0 K: 2 S: 8	H: 0 LOB: 0 BB: 0 P: 11	1B: 5 2B: 2 3B: 1 HR: 1	SF: 0 SAC: 1 DP: 2 HBP: 0	WP: 2 PB: 0 SB: 0 CS: 0	PA: 41														
<b>PITCHER</b>	IP WLS BF H R ER SO BB IBB HBP BLK WP HR S P ERA WHIP																																			
<b>Kaz Ishii, L</b> ERA: 3.52 (1, 1)	3.0		19	6	5	5	2	5	0	0	0	2	1	41	85	15.00	3.667																			
<b>Rodney Myers, R</b> ERA: 7.2 (4, 1)	3.0		13	2	0	0	2	2	0	0	0	0	0	25	47	0.00	1.333																			
<b>Paul Quantrill, R</b> ERA: 1.69 (7, 1)	1.0	W	3	0	0	0	0	0	0	0	0	0	0	9	14	0.00	0.000																			
<b>Paul Shuey, R</b> ERA: 2.86 (8, 1)	0.2	H	2	1	0	0	0	0	0	0	0	0	0	3	5	0.00	1.500																			
<b>Eric Gagne, R</b> ERA: 1.25 (8, 1)	1.1	S	4	0	0	0	3	0	0	0	0	0	0	11	15	0.00	0.000																			

livebaseballscorecards.com

<b>AB</b>	<b>33</b>
<b>R</b>	<b>5</b>
<b>H</b>	<b>9</b>
<b>RBI</b>	<b>5</b>
<b>BB</b>	<b>7</b>
<b>SO</b>	<b>7</b>
<b>LOB</b>	<b>19</b>



Batter	1	2	3	4	5	6	7	8	9	AB	R	H	RBI	BB	SO	LOB
--------	---	---	---	---	---	---	---	---	---	----	---	---	-----	----	----	-----

<b>Dave Roberts, L</b> (1, 8) <small>OBP: 0.340, SLG: 0.319</small>	0-0  FC6-4 <b>1B</b>		1-0  <b>L7</b>		0-1  <b>G6-3</b>		3-2  <b>3B</b>		4 0 2 1 0 0 0
<b>Paul Lo Duca, R</b> (1, 2) <small>OBP: 0.341, SLG: 0.381</small>	1-1  FC6-4 <b>HR</b>		2-2  <b>F8</b>		0-2  <b>1B</b>		2-2  <b>G1-3</b>		4 1 1 0 0 0 2
<b>Shawn Green, L</b> (1, 9) <small>OBP: 0.347, SLG: 0.455</small>	1-2  <b>HR</b>		0-2  <b>L4</b>		0-2  <b>P4</b>		1-2  <b>SF8</b> <b>3B</b>		4 2 2 2 0 0 0
<b>Robin Ventura, L</b> (1, 3) <small>OBP: 0.346, SLG: 0.412</small>	4-1  G6-4-3 <b>BB</b>			0-1  <b>HR</b>		4-1  G5-4-3 <b>BB</b>		0-0  <b>F7</b>	2 1 1 1 2 0 1
<b>Adrián Beltré, R</b> (1, 5) <small>OBP: 0.292, SLG: 0.430</small>	2-1  <b>G6-4-3</b>			1-1  <b>HR</b>		0-1  <b>G5-4-3</b>		4-0  <b>IBB</b>	3 1 1 1 1 0 2
<b>Jeromy Burnitz, L</b> (1, 7) <small>OBP: 0.306, SLG: 0.502</small> <b>Jolbert Cabrera, R</b> (9, 7) <small>OBP: 0.329, SLG: 0.433</small>			3-1  <b>F8</b>		2-2  <b>HR</b>		1-3  <b>K</b>	0-0  <b>SF8</b>	3 1 1 2 0 1 0 0 0 0 0 0 0 0
<b>Alex Cora, L</b> (1, 4) <small>OBP: 0.282, SLG: 0.327</small>			0-0  <b>L8</b>		3-2  <b>P4</b>		1-2  <b>G4-3</b> <b>SH1-4</b> <b>3B</b> <b>1B</b>	1-0  <b>G4-3</b>	4 1 1 0 0 0 1
<b>Cesar Izturis, S</b> (1, 6) <small>OBP: 0.281, SLG: 0.317</small>			0-0  <b>1B</b>		1-0  <b>G4-3</b>		1-0  <b>SH1-4</b>	1-2 	2 0 1 0 0 0 0
<b>Kaz Ishii, L</b> (1, 1) <small>OBP: 0.130, SLG: 0.091</small> <b>Rodney Myers, R</b> (4, 1) <small>OBP: 0.333, SLG: 0.333</small> <b>Paul Quantrill, L</b> (7, 1) <small>OBP: 0.333, SLG: 0.333</small> <b>Joe Thurston, L</b> (7, PH) <small>OBP: 0.333, SLG: 0.333</small> <b>Paul Shuey, R</b> (8, 1) <small>OBP: 0.333, SLG: 0.333</small> <b>Eric Gagne, R</b> (8, 1)			3-3  <b>K</b>		0-3  <b>K</b>		1-1  <b>G4-3</b>	2-3 	1 0 0 0 0 0 1 1 1 0 0 0 0 0 1 0 0 0 0 0 0 0 0 0 1 0 0 0 0 0 0 1 0 0 0 0 0 0 0 0 0 0 0 0 0 0 0 0

Inning Stats	R: 2	H: 2	E: 0	K: 0	S: 9	LOB: 0	BB: 1	P: 17	R: 0	H: 1	E: 0	K: 1	S: 8	LOB: 1	BB: 0	P: 14	R: 0	H: 0	E: 0	K: 0	S: 7	LOB: 0	BB: 0	P: 10	R: 3	H: 3	E: 0	K: 1	S: 18	LOB: 0	BB: 0	P: 25	R: 0	H: 1	E: 0	K: 0	S: 11	LOB: 0	BB: 0	P: 11	R: 0	H: 0	E: 0	K: 1	S: 6	LOB: 0	BB: 1	P: 11	R: 1	H: 2	E: 0	K: 0	S: 12	LOB: 1	BB: 0	P: 20	R: 1	H: 1	E: 0	K: 0	S: 7	LOB: 1	BB: 1	P: 13
--------------	------	------	------	------	------	--------	-------	-------	------	------	------	------	------	--------	-------	-------	------	------	------	------	------	--------	-------	-------	------	------	------	------	-------	--------	-------	-------	------	------	------	------	-------	--------	-------	-------	------	------	------	------	------	--------	-------	-------	------	------	------	------	-------	--------	-------	-------	------	------	------	------	------	--------	-------	-------

PITCHER	IP	WLS	BF	H	R	ER	SO	BB	IBB	HBP	BLK	WP	HR	S	P	ERA	WHIP
<b>32 Kevin Correia, R</b> (1, 1) <small>ERA: 3.48</small>	4.0		18	6	5	5	2	1	0	0	0	0	4	42	66	11.25	1.750
<b>Jim Brower, R</b> (5, 1) <small>ERA: 4.04</small>	3.0	L	11	3	1	1	1	1	0	0	0	0	0	29	42	3.00	1.333
<b>41 Chad Zerbe, L</b> (8, 1) <small>ERA: 4.74</small>	1.0		5	1	1	1	0	0	1	0	0	0	0	7	13	9.00	1.000

**BOTTOM**

**San Francisco Giants @ Los Angeles Dodgers**  
**Dodger Stadium, Los Angeles, CA**  
 Sun Sep 21 2003, 1:10 PM PDT  
 Att: 54,584 - Sunny - 80 F

[livebaseballscorecards.com](http://livebaseballscorecards.com)

<b>AB</b>	<b>29</b>
<b>R</b>	<b>7</b>
<b>H</b>	<b>10</b>
<b>RBI</b>	<b>7</b>
<b>BB</b>	<b>3</b>
<b>SO</b>	<b>3</b>
<b>LOB</b>	<b>8</b>



WP: 0	PA: 34
PB: 0	
SB: 0	
CS: 0	





Batter	1	2	3	4	5	6	7	8	9	AB	R	H	RBI	BB	SO	LOB
<b>Craig Biggio, R</b> OBP: 0.354, SLG: 0.414 (1, 8)	0-1 P3		1-2 G5-3		1-2 G6-3	0-0 1B			0-2 P6	5	0	1	0	0	0	0
<b>Morgan Ensberg, R</b> OBP: 0.374, SLG: 0.512 (1, 5)	1-0 G6-3		1-1 G1-3		0-1 5 1B 2B			2-0 5 G5-3 1B	4-0 BB	4	0	2	0	1	0	0
<b>5 Jeff Bagwell, R</b> OBP: 0.372, SLG: 0.517 (1, 3)	4-2 BB		0-2 K		1-0 HBP 1B			0-0 G5-3	2-3 K	4	0	1	0	1	2	2
<b>Jeff Kent, R</b> OBP: 0.352, SLG: 0.513 (1, 4)	0-2 P4			1-2 G6-3	1-0 HBP			2-2 G1-3	1-3 K	4	0	0	0	0	1	3
<b>17 Lance Berkman, S</b> OBP: 0.414, SLG: 0.514 (1, 7)		0-0 1B G4-6-3 2B		2-2 3B 1B	1-3 K			4-0 BB		3	2	2	0	1	1	3
<b>Richard Hidalgo, R</b> OBP: 0.390, SLG: 0.586 (1, 9)		2-2 G4-6-3 1B		1-1 1-H SH1-3 3B	0-0 P3			2-2 G3		4	1	2	1	0	0	5
<b>Brad Ausmus, R</b> OBP: 0.304, SLG: 0.294 (1, 2)		0-2 G4-6-3		1-0 SH1-3		0-1 G5-3		0-3 K		2	0	0	1	0	0	1
<b>Jose Vizcaino, S</b> OBP: 0.278, SLG: 0.368 (8, PH)		1-2f 3-H G4-6-3		3-H 2-1 WP 1B		2-1 G6-3		2-2 F7		1	0	0	0	0	1	0
<b>Raul Chavez, R</b> OBP: 0.258, SLG: 0.367 (9, 2)		0-2 WP 2B		0-2 G6-3		0-0 1B		2-3 K		4	0	2	0	0	0	0
<b>28 Adam Everett, R</b> OBP: 0.316, SLG: 0.382 (1, 6)		1-3 K								3	0	1	0	0	1	2
<b>Ron Villone, L</b> OBP: 0.186, SLG: 0.275 (7, 1)										0	0	0	0	0	0	0
<b>54 Brad Lodge, R</b> OBP: 0.287, SLG: 0.376 (7, 1)										0	0	0	0	0	0	0
<b>Octavio Dotel, R</b> OBP: 0.287, SLG: 0.376 (8, PH)										1	0	0	0	0	1	0
<b>Orlando Merced, S</b> OBP: 0.287, SLG: 0.376 (9, 1)										0	0	0	0	0	0	0
<b>Billy Wagner, L</b> OBP: 0.287, SLG: 0.376 (9, 1)										0	0	0	0	0	0	0

Inning Stats	R: 0	H: 0	E: 0	K: 9	S: 9	R: 1	H: 3	E: 0	K: 1	S: 17	R: 0	H: 0	E: 0	K: 1	S: 9	R: 2	H: 3	E: 0	K: 0	S: 14	R: 0	H: 2	E: 0	K: 1	S: 11	R: 0	H: 2	E: 0	K: 0	S: 6	R: 0	H: 1	E: 0	K: 0	S: 8	R: 0	H: 0	E: 0	K: 2	S: 13	R: 0	H: 0	E: 0	K: 2	S: 9	R: 0	H: 0	E: 0	K: 2	S: 9	1B: 7	2B: 3	3B: 1	HR: 0	SF: 0	SAC: 1	DP: 1	HBP: 1
--------------	------	------	------	------	------	------	------	------	------	-------	------	------	------	------	------	------	------	------	------	-------	------	------	------	------	-------	------	------	------	------	------	------	------	------	------	------	------	------	------	------	-------	------	------	------	------	------	------	------	------	------	------	-------	-------	-------	-------	-------	--------	-------	--------


PITCHER	IP	WLS	BF	H	R	ER	SO	BB	IBB	HBP	BLK	WP	HR	S	P	ERA	WHIP
<b>Jerome Williams, R</b> ERA: 3.36 (1, 1)	6.0		28	10	3	3	3	1	0	1	0	1	0	66	89	4.50	1.833
<b>Felix Rodriguez, R</b> ERA: 3.05 (7, 1)	1.0		5	1	0	0	0	1	0	0	0	0	0	8	18	0.00	2.000
<b>Joe Nathan, R</b> ERA: 3.0 (8, 1)	1.0	W	3	0	0	0	2	0	0	0	0	0	0	13	17	0.00	0.000
<b>Tim Worrell, R</b> ERA: 2.47 (9, 1)	1.0	S	4	0	0	0	2	1	0	0	0	0	0	9	16	0.00	1.000

**BOTTOM**

**San Francisco Giants @ Houston Astros**  
Minute Maid Park, Houston, TX

Mon Sep 22 2003, 7:05 PM CDT  
Att: 36,372 - Cloudy - 82 F

AB	35
R	3
H	11
RBI	2
BB	3
SO	7
LOB	16



WP	HR	S	P	ERA	WHIP
1	0	17	1	4.50	1.833
0	0	18	1	0.00	2.000
0	0	17	1	0.00	0.000
0	0	16	1	0.00	1.000



Batter	1	2	3	4	5	6	7	8	9	AB R H RBI BB SO LOB	TOP											
Ray Durham, S (1, 4) OBP: 0.364, SLG: 0.432	2-3 K	0-1 FC5-2 BB 1B E	0-2 G4-3			1-2 F9			2-0 1B	5 1 1 0 0 1 3												
J.T. Snow, L (1, 3) OBP: 0.387, SLG: 0.422 Lance Niekro, R (8, 3)	2-3 K	3-2 E BB BB	2-1 G5-3			1-0 G4-3			1-2 K	4 1 1 1 0 1 0 1 0 0 0 0 1 1												
Rich Aurilia, R (1, 6) OBP: 0.321, SLG: 0.402 Cody Ransom, R (8, 6)	1-1 1B	4-2 BB E HR BB	2-2 F8			1-2 F9			0-3 K	3 1 1 1 1 0 0 1 0 0 0 0 1 1												
Barry Bonds, L (1, 7) OBP: 0.528, SLG: 0.745 Todd Linden, S (6, 7)	2-0 P5	1-2 E3 HR BB							0-0 G4-3	3 1 1 0 0 0 3 2 0 0 0 0 0 1												
Marquis Grissom, R (1, 8) OBP: 0.321, SLG: 0.469																						
Benito Santiago, R (1, 2) OBP: 0.329, SLG: 0.424 Alberto Castillo, R (8, 2)																						
Edgardo Alfonzo, R (1, 5) OBP: 0.332, SLG: 0.387 Pedro Feliz, R (8, 5)																						
José Cruz Jr., S (1, 9) OBP: 0.363, SLG: 0.411																						
Jason Schmidt, R (1, 1) OBP: 0.095, SLG: 0.066 Marvin Benard, L (8, PH) OBP: 0.232, SLG: 0.250 Matt Herge, L (8, 1) OBP: 0.333, SLG: 0.333 Jason Christiansen, R (9, 1)																						
<b>Inning Stats</b>	R: 0 E: 0 K: 2 S: 11	H: 1 LOB: 1 BB: 0 P: 18	R: 10 E: 1 K: 1 S: 31	H: 7 LOB: 1 BB: 3 P: 57	R: 0 E: 0 K: 0 S: 9	H: 0 LOB: 0 BB: 0 P: 13	R: 0 E: 0 K: 1 S: 6	H: 1 LOB: 0 BB: 0 P: 9	R: 0 E: 0 K: 0 S: 7	H: 0 LOB: 0 BB: 0 P: 10	R: 0 E: 0 K: 0 S: 8	H: 0 LOB: 0 BB: 0 P: 11	R: 0 E: 0 K: 1 S: 8	H: 0 LOB: 0 BB: 0 P: 13	R: 0 E: 0 K: 0 S: 5	H: 0 LOB: 0 BB: 0 P: 8	R: 0 E: 0 K: 2 S: 11	H: 1 LOB: 1 BB: 0 P: 14	1B: 6 2B: 2 3B: 0 HR: 2	SF: 0 SAC: 0 DP: 1 HBP: 0	WP: 0 PB: 0 SB: 0 CS: 0	PA: 40
<b>PITCHER</b>	IP WLS BF H R ER SO BB IBB HBP BLK WP HR S P ERA WHIP																					
Wade Miller, R (1, 1) ERA: 4.13	1.2 L 15 6 9 5 2 3 0 0 0 0 0 1 32 60 27.00 5.400																					
Ricky Stone, R (2, 1) ERA: 3.35	0.1 3 2 1 0 1 0 0 0 0 0 0 1 10 15 0.00 6.000																					
Jared Fernandez, R (3, 1) ERA: 4.1	3.0 9 1 0 0 1 0 0 0 0 0 0 0 22 32 0.00 0.333																					
Rick White, R (6, 1) ERA: 5.77	2.0 6 0 0 0 1 0 0 0 0 0 0 0 16 24 0.00 0.000																					
Kirk Bullinger, R (8, 1) ERA: 3.6	2.0 7 1 0 0 2 0 0 0 0 0 0 0 16 22 0.00 0.500																					

**San Francisco Giants @ Houston Astros**  
Minute Maid Park, Houston, TX

Tue Sep 23 2003, 7:05 PM CDT  
Att. 36,390 - Overcast - 82 F

[livebaseballscorecards.com](http://livebaseballscorecards.com)

<b>AB</b>	<b>37</b>
<b>R</b>	<b>10</b>
<b>H</b>	<b>10</b>
<b>RBI</b>	<b>9</b>
<b>BB</b>	<b>3</b>
<b>SO</b>	<b>7</b>
<b>LOB</b>	<b>14</b>



BOTTOM

San Francisco Giants @ Houston Astros

Minute Maid Park, Houston, TX

Tue Sep 23 2003, 7:05 PM CDT

Att. 36,390 - Overcast - 82 F

livebaseballscorecards.com

AB	31
R	3
H	4
RBI	3
BB	1
SO	4
LOB	5



AB	R	H	RBI	BB	SO	LOB
2	0	0	0	0	0	0
2	0	0	0	0	1	0
4	0	0	0	0	0	0
2	0	0	0	0	1	0
2	1	1	0	0	1	0
2	0	1	0	0	0	0
2	2	2	3	0	0	0
4	0	0	0	0	0	1
2	0	0	0	1	0	0
0	0	0	0	0	0	0
2	0	0	0	0	0	2
1	0	0	0	0	0	0
2	0	0	0	0	0	2
0	0	0	0	0	0	0
1	0	0	0	0	1	0
2	0	0	0	0	0	0

WP:	0	PA:	32
PB:	0	SB:	0
CS:	0		

Batter	1	2	3	4	5	6	7	8	9
Craig Biggio, R OBP: 0.353, SLG: 0.412 Morgan Ensberg, R OBP: 0.372, SLG: 0.509	0-0 F7		0-2 F9			1-2 G5-3		3-3 K	
Geoff Blum, S OBP: 0.300, SLG: 0.385	0-1 G3		0-2 G6-3			0-1 F8		2-2 F7	
5 Jeff Bagwell, R OBP: 0.371, SLG: 0.515 Orlando Merced, S OBP: 0.289, SLG: 0.382	1-0 G4-3				0-3 K		1-0 16 HR 2B	2-3 K	
Jeff Kent, R OBP: 0.352, SLG: 0.513 16 Jason Lane, R OBP: 0.273, SLG: 0.727		2-2 F8 1B		1-2 F8		1-1 2-H HR		2-0 HR	
17 Lance Berkman, S OBP: 0.412, SLG: 0.511		0-0 F8		0-2 F8		0-1 G3-4-1		3-2 P4	
Richard Hidalgo, R OBP: 0.390, SLG: 0.583 Kirk Bullinger, R		4-1 28 FC6 BB		3-1 F8		1-1 F9			
Brad Ausmus, R OBP: 0.303, SLG: 0.292 Raul Chavez, R OBP: 0.250, SLG: 0.355		1-2 F8		1-1 F9		0-0 G1-3			
28 Adam Everett, R OBP: 0.315, SLG: 0.380 Rick White, R Colin Porter, L OBP: 0.226, SLG: 0.200		0-1 FC6		2-2 F7				0-0 P4	
Wade Miller, R OBP: 0.185, SLG: 0.206 Ricky Stone, R Jared Fernandez, R 4 Eric Bruntlett, R OBP: 0.231, SLG: 0.353			1-2 K			0-2 G4-3		2-1 F9	

Inning	R	H	E	K	S	H	LOB	BB	IBB	HBP	BLK	WP	HR	S	P	ERA	WHIP
1	0	0	0	0	4	0	0	0	0	0	0	0	0	62	82	2.57	0.571
2	0	1	0	0	5	2	2	1	0	0	0	0	0	6	11	0.00	0.000
3	0	0	0	0	10	0	0	0	0	0	0	0	1	14	23	9.00	1.000
4	0	0	0	0	11	0	0	0	0	0	0	0	0	15			
5	0	0	0	0	7	0	0	0	0	0	0	0	0	9			
6	0	0	0	0	8	0	0	0	0	0	0	0	0	9			
7	2	2	0	0	8	2	0	0	0	0	0	0	0	11			
8	0	0	0	1	6	0	0	0	0	0	0	0	0	11			
9	1	1	0	1	14	1	0	0	0	0	0	0	0	23			

PITCHER	IP	WLS	BF	H	R	ER	SO	BB	IBB	HBP	BLK	WP	HR	S	P	ERA	WHIP
Jason Schmidt, R ERA: 2.34	7.0	W	25	3	2	2	2	1	0	0	0	0	0	62	82	2.57	0.571
Matt Herges, R ERA: 2.69	1.0		3	0	0	0	1	0	0	0	0	0	0	6	11	0.00	0.000
Jason Christiansen, L ERA: 5.63	1.0		4	1	1	1	1	0	0	0	0	0	1	14	23	9.00	1.000



Batter	1	2	3	4	5	6	7	8	9	AB R H RBI BB SO LOB	TOP									
Eric Young Sr. R (1, 4) OBP: 0.336, SLG: 0.394	2-1 G6-3		0-2 G5-3			2-3 K			1-0 P4	4 0 0 0 0 1 0	<b>San Francisco Giants @ Houston Astros</b> Minute Maid Park, Houston, TX Wed Sep 24 2003, 1:05 PM CDT Att: 31,525 - Dome - 72 F <a href="http://livebaseballscorecards.com">livebaseballscorecards.com</a>									
Marvin Benard, L (1, 7) OBP: 0.222, SLG: 0.239 Ray Durham, S (9, PH) OBP: 0.364, SLG: 0.431	2-3 K			0-1 G4-3			0-0 L8	3-2 P6	3 0 0 0 0 1 0 1 0 0 0 0 0 0											
Jeffrey Hammonds, R (1, 8) OBP: 0.333, SLG: 0.427	0-2 F9			0-2 F9			0-0 G5-3		3 0 0 0 0 0 0											
Andres Galarraga, R (1, 3) OBP: 0.352, SLG: 0.494		2-1 F8		2-2 G5-3			3-2 1B		3 0 1 0 0 0 0											
Pedro Feliz, R (1, 5) OBP: 0.274, SLG: 0.496		1-0 HR			0-0 G6-3 1B		3-3 K		3 1 2 1 0 1 1											
Neifi Perez, S (1, 6) OBP: 0.286, SLG: 0.350		0-0 P6			2-0 G6-3 1-2f		0-0 F7		3 0 0 0 0 0 1											
Todd Linden, S (1, 9) OBP: 0.219, SLG: 0.344		1-1 F9			0-0 G4-3		0-3 K		3 0 0 0 0 1 0											
Yorvit Torrealba, R (1, 2) OBP: 0.314, SLG: 0.399			1-1 F7			2-2 G5-3		2-0 G4-3	3 0 0 0 0 0 0											
Sidney Ponson, R (1, 1) OBP: 0.074, SLG: 0.111 Scott Eyre, L (8, 1) OBP: 0.500, SLG: 0.500 Felix Rodriguez, R (8, 1) OBP: 1.000, SLG: 1.000 Barry Bonds, L (9, PH) OBP: 0.527, SLG: 0.743			1-3 K			0-3 K		3-3 K	2 0 0 0 0 2 0 0 0 0 0 0 0 0 0 0 0 0 0 0 0 1 0 0 0 0 1 0											
<b>Inning Stats</b>	R: 0 E: 0 K: 1 S: 10	H: 0 LOB: 0 BB: 0 P: 14	R: 1 E: 0 K: 0 S: 6	H: 1 LOB: 0 BB: 0 P: 10	R: 0 E: 0 K: 1 S: 8	H: 0 LOB: 0 BB: 0 P: 10	R: 0 E: 0 K: 0 S: 8	H: 0 LOB: 0 BB: 0 P: 10	R: 0 E: 0 K: 2 S: 10	H: 0 LOB: 0 BB: 0 P: 14	R: 0 E: 0 K: 1 S: 10	H: 1 LOB: 1 BB: 0 P: 16	R: 0 E: 0 K: 1 S: 5	H: 0 LOB: 0 BB: 0 P: 7	R: 0 E: 0 K: 1 S: 9	H: 0 LOB: 0 BB: 0 P: 16	1B: 2 2B: 0 3B: 0 HR: 1	SF: 0 SAC: 0 DP: 1 HBP: 0	WP: 0 PB: 0 SB: 0 CS: 0	PA: 29
<b>PITCHER</b>	IP WLS BF H R ER SO BB IBB HBP BLK WP HR S P ERA WHIP																			
44 Roy Oswalt, R (1, 1) ERA: 2.97	8.0 W 26 3 1 1 6 0 0 0 0 0 0 1 60 86 1.12 0.375																			
Billy Wagner, L (9, 1) ERA: 1.8	1.0 S 3 0 0 0 1 0 0 0 0 0 0 0 9 16 0.00 0.000																			

AB	29
R	1
H	3
RBI	1
BB	0
SO	7
LOB	2







Batter	1	2	3	4	5	6	7	8	9	AB R H RBI BB SO LOB	TOP									
<b>Dave Roberts, L</b> (1, 8) <small>OBP: 0.336, SLG: 0.312</small> <b>Wilkin Ruan, R</b> (6, 8) <small>OBP: 0.225, SLG: 0.325</small>	1-1 G4-3			2-2 G6-3		4-2 1B BB		0-2 K		2 0 0 0 1 0 0 1 0 0 0 0 1 0	<b>Los Angeles Dodgers @ San Francisco Giants</b> <b>PacBell Park, San Francisco, CA</b> Fri Sep 26 2003, 10:15 PM EDT Att. 42,336 - Cloudy - 60 F									
<b>Jolbert Cabrera, R</b> (1, 4) <small>OBP: 0.331, SLG: 0.438</small> (5, 6)	2-3 K			2-1 E6 1B		1-3 K		1-2 FC6-5 2B		4 1 2 0 0 2 1										
<b>Shawn Green, L</b> (1, 9) <small>OBP: 0.353, SLG: 0.459</small> <b>Jason Romano, R</b> (6, 9) <small>OBP: 0.111, SLG: 0.086</small>	2-2 G1-3			2-2 1B 2-H 1B		1-2 1B		1-0 FC6-5 HBP		3 0 2 1 0 0 0 1 0 0 0 0 0 1										
<b>Adrián Beltré, R</b> (1, 5) <small>OBP: 0.291, SLG: 0.427</small> <b>Mike Kinkade, R</b> (6, 3) <small>OBP: 0.335, SLG: 0.356</small>			0-2 G4-3	0-1 G6-4-3 1B		3-2 F8		1-2 FC5-4 HBP		3 0 1 0 0 0 2 0 0 0 0 0 0 0										
<b>Ron Coomer, R</b> (1, 3) <small>OBP: 0.301, SLG: 0.371</small> (6, 5)			1-1 G6-3	0-0 G6-4-3 1-2f		0-0 1B 1B		0-2 FC5-4		4 0 1 0 0 0 4										
<b>Jeremy Burnitz, L</b> (1, 7) <small>OBP: 0.304, SLG: 0.497</small> <b>Chad Hermansen, R</b> (7, 7) <small>OBP: 0.222, SLG: 0.200</small>			2-2 G4-3		2-0 G4-3		1-1 FC6-4 1B		2-3 K			3 0 1 0 0 0 0 1 0 0 0 0 1 0								
<b>David Ross, R</b> (1, 2) <small>OBP: 0.311, SLG: 0.521</small>			0-0 G1-3		2-1 F7		2-3 K		3-1 P4			4 0 0 0 0 1 2								
<b>Cesar Izturis, S</b> (1, 6) <small>OBP: 0.280, SLG: 0.315</small> <b>Rodney Myers, R</b> (5, 1) <b>Koyie Hill, S</b> (9, PH) <small>OBP: 0.333, SLG: 0.667</small>			2-2 F9		0-0 G1-3		1-3 K		1-3 K			2 0 0 0 0 0 0 1 0 0 0 0 1 2 1 0 0 0 0 1 0								
<b>Kaz Ishii, L</b> (1, 1) <small>OBP: 0.029, SLG: 0.088</small> <b>Joe Thurston, L</b> (5, 4) <small>OBP: 0.200, SLG: 0.200</small>			2-2 G1		1-0 L5		0-1 FC6-4					1 0 0 0 0 0 0 2 0 0 0 0 0 2								
<b>Inning Stats</b>	R: 0 E: 0 K: 1 S: 8	H: 0 LOB: 0 BB: 0 P: 13	R: 0 E: 0 K: 0 S: 9	H: 0 LOB: 0 BB: 0 P: 12	R: 0 E: 0 K: 0 S: 10	H: 0 LOB: 0 BB: 0 P: 14	R: 1 E: 1 K: 0 S: 12	H: 3 LOB: 1 BB: 0 P: 18	R: 0 E: 0 K: 1 S: 16	H: 1 LOB: 2 BB: 1 P: 26		R: 0 E: 0 K: 2 S: 11	H: 2 LOB: 2 BB: 0 P: 15	R: 0 E: 0 K: 1 S: 15	H: 1 LOB: 2 BB: 0 P: 18	R: 0 E: 0 K: 2 S: 10	H: 0 LOB: 0 BB: 0 P: 16	1B: 6 2B: 1 3B: 0 HR: 0	SF: 0 SAC: 0 DP: 1 HBP: 1	WP: 0 PB: 0 SB: 0 CS: 0
<b>PITCHER</b>	IP WLS BF H R ER SO BB IBB HBP BLK WP HR S P ERA WHIP																			
<b>Kirk Rueter, L</b> (1, 1) <small>ERA: 4.53</small>	5.0 W 17 3 1 1 1 0 0 0 0 0 0 0 43 65 1.80 0.600																			
<b>Jim Brower, R</b> (6, 1) <small>ERA: 3.96</small>	2.0 10 3 0 0 3 1 0 0 0 0 0 0 27 41 0.00 2.000																			
<b>Scott Eyre, L</b> (8, 1) <small>ERA: 3.36</small>	1.0 5 1 0 0 1 0 0 1 0 0 0 0 15 18 0.00 1.000																			
<b>51 Noah Lowry, L</b> (9, 1) <small>ERA:</small>	1.0 3 0 0 0 2 0 0 0 0 0 0 0 10 16 0.00 0.000																			


livebaseballscorecards.com

<b>AB</b>	33
<b>R</b>	1
<b>H</b>	7
<b>RBI</b>	1
<b>BB</b>	1
<b>SO</b>	7
<b>LOB</b>	14







Batter	1	2	3	4	5	6	7	8	9	AB R H RBI BB SO LOB	TOP											
Dave Roberts, L (1, 8) OBP: 0.332, SLG: 0.307	0-2 F8		0-0 G3-1			1-1 F7		1-1 G5-3	3-2 G4-3	5 0 0 0 0 0 3												
Paul Lo Duca, R (1, 2) OBP: 0.335, SLG: 0.377	1-3 K		2-1 G3			3-3 K			1-1 F9	4 0 0 0 0 2 0												
Shawn Green, L (1, 9) OBP: 0.354, SLG: 0.458	4-2 2B BB		0-0 G6-3			0-0 G3-1			4-2 1B 1B BB	2 2 0 0 2 0 0												
Robin Ventura, L (1, 3) OBP: 0.342, SLG: 0.407	2-2 1-H 2B				1-2 G4-3				0-0 1B 1B 1B	4 1 2 1 0 0 0												
Adrian Beltré, R (1, 5) OBP: 0.292, SLG: 0.426	3-2 HBP				2-3 K			0-1 L9	1-2 1B 1B	3 1 1 1 0 1 0												
Jeremy Burnitz, L (1, 7) OBP: 0.303, SLG: 0.495	1-2 G1-3				1-2 P6			1-3 K	1-0 1B 1B	4 1 1 0 0 1 2												
Eric Gagne, R (9, 1)									1-2 2-3 1B 1B	0 0 0 0 0 0 0												
Alex Cora, L (1, 4) OBP: 0.286, SLG: 0.338			2-3 K			0-2 L9		0-2 FC3-8 1B	0-0 F7	4 0 1 0 0 1 3	AB 34											
Cesar Izturis, S (1, 6) OBP: 0.280, SLG: 0.315			0-0 G6-3			0-2 G2-3		0-1 F7	0-2 1B 1B	4 0 1 2 0 0 1	R 5											
Edwin Jackson, R (1, 1)			1-2 G6-3			1-0 G5-3		0-0 FC3-6 1-2f	1-1 1B	2 0 0 0 0 0 0	H 7											
Guillermo Mota, R (7, 1) OBP: 0.222, SLG: 0.556										0 0 0 0 0 0 0	RBI 5											
Todd Hundley, S (8, PH) OBP: 0.341, SLG: 0.394										1 0 0 0 0 0 1	BB 2											
Wilkin Ruan, R (8, PR) OBP: 0.225, SLG: 0.325										0 0 0 0 0 0 0	SO 5											
Tom Martin, L (8, 1)										0 0 0 0 0 0 0	LOB 10											
Paul Quantrill, L (8, 1)										0 0 0 0 0 0 0												
Jolbert Cabrera, R (9, PH) OBP: 0.332, SLG: 0.439									1-2 2-H	1 0 1 1 0 0 0												
<b>Inning Stats</b>	R: 1 E: 0 K: 1 S: 21	H: 1 LOB: 2 BB: 1 P: 31	R: 0 E: 0 K: 1 S: 7	H: 0 LOB: 0 BB: 0 P: 10	R: 0 E: 0 K: 0 S: 4	H: 0 LOB: 0 BB: 0 P: 6	R: 0 E: 0 K: 1 S: 10	H: 0 LOB: 0 BB: 0 P: 14	R: 0 E: 0 K: 0 S: 10	H: 0 LOB: 0 BB: 0 P: 11	R: 0 E: 0 K: 1 S: 9	H: 0 LOB: 0 BB: 0 P: 13	R: 0 E: 0 K: 1 S: 10	H: 0 LOB: 0 BB: 0 P: 14	R: 0 E: 0 K: 0 S: 8	H: 1 LOB: 1 BB: 0 P: 9	R: 4 E: 0 K: 0 S: 19	H: 5 LOB: 2 BB: 1 P: 30	1B: 6 2B: 1 3B: 0 HR: 0	SF: 0 SAC: 0 DP: 0 HBP: 1	WP: 0 PB: 0 SB: 0 CS: 0	PA: 37
<b>PITCHER</b>	IP WLS BF H R ER SO BB IBB HBP BLK WP HR S P ERA WHIP																					
Jerome Williams, R (1, 1) ERA: 3.3	5.0 L 18 1 1 1 3 1 0 1 0 0 0 52 72 1.80 0.400																					
Jason Christiansen, L (6, 1) ERA: 5.4	1.0 3 0 0 0 1 0 0 0 0 0 0 9 13 0.00 0.000																					
Matt Herges, R (7, 1) ERA: 2.62	2.0 7 1 0 0 1 0 0 0 0 0 0 18 23 0.00 0.500																					
Tim Worrell, R (9, 1) ERA: 2.91	0.2 8 5 4 4 0 1 0 0 0 0 0 16 24 54.00 9.000																					
41 Chad Zerbe, L (9, 1) ERA: 4.71	0.1 1 0 0 0 0 0 0 0 0 0 0 3 6 0.00 0.000																					

Los Angeles Dodgers @ San Francisco Giants  
PacBell Park, San Francisco, CA  
Sat Sep 27 2003, 4:05 PM EDT  
Att. 42,192 - Overcast - 61 F

livebaseballscorecards.com

Batter	1	2	3	4	5	6	7	8	9	AB	R	H	RBI	BB	SO	LOB
Eric Young Sr., R OBP: 0.335, SLG: 0.391 (1, 4)	4-1 FC4-6 BB		0-0 F8		2-1 L4		3-3 K			3	0	0	0	1	1	0
J.T. Snow, L OBP: 0.388, SLG: 0.419 (1, 3)	1-2 F9		4-2 2B BB		4-1 WP BB		2-2 G3			2	0	0	0	2	0	1
Jeffrey Hammonds, R OBP: 0.331, SLG: 0.430 (1, 8)	1-2 FC4-6 BB HBP 1-2f		0-1 2B		0-0 P3		0-1 L7			4	0	1	0	0	0	2
Barry Bonds, L OBP: 0.528, SLG: 0.747 (1, 7)	3-0 BB HBP 1-2		4-0 IBB		3-3 K 1-2		2-3 K			2	0	0	0	1	2	1
José Cruz Jr., S OBP: 0.365, SLG: 0.407 (1, 9)	4-1 BB 1-2 2-3		2-3 K		4-2 SH2-4 1B BB		3-2 L9			2	0	0	0	2	1	3
Benito Santiago, R OBP: 0.329, SLG: 0.424 (1, 2)	1-2 K		2-3 K		0-1 SH2-4 1B		0-0 G5-3			4	0	1	0	0	2	6
Edgardo Alfonzo, R OBP: 0.333, SLG: 0.385 (1, 5)		4-2 G4-6-3 BB		4-2 G6-4-3 BB		2-1 SH2-4 1-2 2-3		0-1 G5-3		1	0	0	0	2	0	0
Neifi Perez, S OBP: 0.283, SLG: 0.346 (1, 6)		0-0 G4-6-3 1-2f		0-2 G6-4-3 1-2f		0-0 P6		1-0 F8		4	0	0	0	0	0	4
Jerome Williams, R OBP: 0.186, SLG: 0.135 Jason Christiansen, R OBP: 0.365, SLG: 0.442 Matt Herge, L OBP: 0.333, SLG: 0.333 Tim Worrell, R 41 Chad Zerbe, L Andres Galaraga, R OBP: 0.349, SLG: 0.489 (9, PH)		0-3 K		2-3 K		2-3 K		2-3 K		2	0	0	0	0	2	0

BOTTOM																			
<b>Los Angeles Dodgers @ San Francisco Giants</b> PacBell Park, San Francisco, CA Sat Sep 27 2003, 4:05 PM EDT Att: 42,192 - Overcast - 61 F																			
										AB	26								
										R	0								
										H	2								
										RBI	0								
										BB	8								
										SO	10								
										LOB	19								
										1B:	1	SF:	0						
										2B:	1	SAC:	1						
										3B:	0	DP:	2						
										HR:	0	HBP:	1						
										WP:	1	PA:	36						
										PB:	0								
										SB:	0								
										CS:	0								

PITCHER																																	
Edwin Jackson, R ERA: 2.45 (1, 1)	6.0	WLS	W	BF	27	H	2	R	0	ER	0	SO	7	BB	7	IBB	1	HBP	1	BLK	0	WP	1	HR	0	S	53	P	106	ERA	0.00	WHIP	1.500
Guillermo Mota, R ERA: 1.57 (7, 1)	1.0	H	3	0	0	0	0	0	0	0	0	0	0	0	0	0	0	0	0	0	0	0	0	0	0	9	14	0.00	0.000				
Tom Martin, L ERA: 3.6 (8, 1)	0.1	H	1	0	0	0	0	0	0	0	0	0	0	0	0	0	0	0	0	0	0	0	0	0	0	6	8	0.00	0.000				
Paul Quantrill, R ERA: 1.66 (8, 1)	0.2	H	2	0	0	0	0	0	0	0	0	0	0	0	0	0	0	0	0	0	0	0	0	0	4	7	0.00	0.000					
Eric Gagne, R ERA: 1.2 (9, 1)	1.0		3	0	0	0	0	0	0	0	0	1	0	0	0	0	0	0	0	0	0	0	0	0	6	9	0.00	0.000					











Batter	1	2	3	4	5	6	7	8	9	AB R H RBI BB SO LOB	TOP											
<b>Cesar Izturis, S</b> OBP: 0.282, SLG: 0.315 (1, 6)	1-1 F7 G3 1B		2-2 1B 1B	1-0 G6-4-3 1B		1-0 F7		3-1 P6		5 1 3 1 0 0 3												
<b>Jolbert Cabrera, R</b> OBP: 0.332, SLG: 0.438 (1, 8) (8, 5)	3-1 F7 1-3		2-2 1B 1-2	1-1 G6-4-3 1-2f			2-2 G6-3		0-0 F7	5 0 1 0 0 0 4												
<b>Shawn Green, L</b> OBP: 0.355, SLG: 0.460 <b>Jason Romano, R</b> OBP: 0.108, SLG: 0.083 (1, 9) (7, 9)	0-0 G3 3-H		1-3 K 1-3		0-0 2B		1-2 F7		1-3 K	4 0 1 1 0 1 2 1 0 0 0 0 1 0												
<b>Robin Ventura, L</b> OBP: 0.340, SLG: 0.401 (1, 3) (7, 5) <b>Wilkin Ruan, R</b> OBP: 0.220, SLG: 0.317 (8, 8)	2-3 K 2-3		3-1 F9 1-3		2-3 K		4-2 BB		0-3 K	3 0 0 0 1 2 3 1 0 0 0 0 1 0												
<b>Adrián Beltré, R</b> OBP: 0.290, SLG: 0.424 <b>Tom Martin, L</b> (7, 1) <b>Guillermo Mota, R</b> OBP: 0.222, SLG: 0.556 <b>Paul Quantrill, L</b> (8, 1)		0-0 F8 1B 2B	1-3 K		0-0 P3		1-3 K			4 1 1 0 0 2 4 0												
<b>Jeremy Burnitz, L</b> OBP: 0.299, SLG: 0.487 <b>Paul Shuey, R</b> (5, 1) <b>Ron Coomer, R</b> OBP: 0.299, SLG: 0.368 (7, 3)		2-0 G4-3		0-0 L7	1-1 G1-3			1-0 G5-3		3 0 0 0 0 0 2 0 0 0 0 0 0 0 1 0 0 0 0 0 0												
<b>David Ross, R</b> OBP: 0.336, SLG: 0.556 (1, 2)		1-0 F8 2-3		4-1 BB 1B BB		2-0 G6-3 2B		3-2 F8		3 1 1 0 1 0 1												
<b>Alex Cora, L</b> OBP: 0.287, SLG: 0.338 (1, 4)		0-0 1B 3-H		0-1 1B BB 1B		4-2 G6-3 BB		3-1 E7		3 0 2 1 1 0 0												
<b>Wilson Alvarez, L</b> OBP: 0.200, SLG: 0.172 <b>Steve Colyer, L</b> (3, 1) <b>Mike Kinkade, R</b> OBP: 0.335, SLG: 0.352 (5, 7)		0-0 G4-3		4-2 SAFE 1B BB		0-1 G6-3 1-2f 2-3		1-1 HBP		1 0 0 0 0 0 1 0 0 0 0 1 0 0 1 0 0 0 0 0 2												
<b>Inning Stats</b>	R: 1 E: 0 K: 1 S: 8	H: 1 LOB: 0 BB: 0 P: 14	R: 1 E: 0 K: 5 S: 5	H: 2 LOB: 1 BB: 0 P: 8	R: 0 E: 0 K: 2 S: 17	H: 2 LOB: 2 BB: 0 P: 26	R: 1 E: 0 K: 0 S: 9	H: 2 LOB: 2 BB: 2 P: 19	R: 0 E: 0 K: 1 S: 7	H: 1 LOB: 1 BB: 0 P: 10	R: 0 E: 0 K: 0 S: 6	H: 1 LOB: 1 BB: 1 P: 13	R: 0 E: 0 K: 1 S: 12	H: 0 LOB: 1 BB: 1 P: 20	R: 0 E: 1 K: 0 S: 9	H: 0 LOB: 2 BB: 0 P: 20	R: 0 E: 0 K: 2 S: 7	H: 0 LOB: 0 BB: 0 P: 8	1B: 6 2B: 3 3B: 0 HR: 0	SF: 0 SAC: 0 DP: 2 HBP: 1	WP: 0 PB: 0 SB: 1 CS: 0	PA: 40
<b>PITCHER</b>	IP WLS BF H R ER SO BB IBB HBP BLK WP HR S P ERA WHIP																					
<b>32 Kevin Correia, R</b> ERA: 3.66 <b>51 Noah Lowry, L</b> ERA: <b>Jason Christiansen, L</b> ERA: 5.19	(1, 1) (6, 1) (9, 1)	5.2 2.1 1.0	W L L	27 10 3	9 0 0	3 0 0	3 0 0	4 1 2	3 1 0	0 0 0	0 0 0	0 0 0	0 0 0	51 22 7	88 42 8	4.76 0.00 0.00	2.118 0.429 0.000					

Los Angeles Dodgers @ San Francisco Giants  
PacBell Park, San Francisco, CA  
Sun Sep 28 2003, 4:05 PM EDT  
Att. 42,142 - Cloudy - 68 F

AB	35
R	3
H	9
RBI	3
BB	4
SO	7
LOB	22



WP: 0	PA: 40
PB: 0	
SB: 1	
CS: 0	





Batter	1	2	3	4	5	6	7	8	9	AB R H RBI BB SO LOB	TOP											
Juan Pierre, L (1, 8) C B T F S	1-3 K		1-1 B5-3		0-1 F9			1-2 G3-1		4 0 0 0 0 1 2	<b>Florida Marlins @ San Francisco Giants</b> PacBell Park, San Francisco, CA Tue Sep 30 2003, 4:00 PM EDT Att. 43,704 - Sunny - 71 F											
Luis Castillo, S (1, 4) X	0-0 G6-3			0-1 G6-3		0-2 P5		1-1 G4-3	4 0 0 0 0 0 0													
Ivan Rodriguez, R (1, 2) OBP: 0.250, SLG: 0.250 X	0-0 F9			1-2 E G3 1B		1-2 L9		0-1 F9	4 0 1 0 0 0 0													
Derrek Lee, R (1, 3)		1-2 F8		1-0 G3		2-2 G6-3		1-0 G5-3	4 0 0 0 0 0 1													
Miguel Cabrera, R (1, 5)		2-3 K		0-0 F9			2-2 F9		3 0 0 0 0 1 1													
Juan Encarnacion, R (1, 9) OBP: 0.333, SLG: 0.333		2-1 1B			2-2 F9		3-2 P3		3 0 1 0 0 0 0													
Jeff Conine, R (1, 7) OBP: 0.333, SLG: 0.333 X		0-0 F9			0-2 SH1-4 E 1B		0-0 F8		3 0 1 0 0 0 1													
Alex Gonzalez, R (1, 6)			0-3 K		0-0 E6 SH1-4		1-1 P6		3 0 0 0 0 1 1													
Josh Beckett, R (1, 1)			2-3 K		2-1 SH1-4		2-3 K		1 0 0 0 0 1 0													
Todd Hollandsworth, L (8, PH)					1-2 2-3				1 0 0 0 0 1 0													
Chad Fox, R (8, 1)									0 0 0 0 0 0 0													
<b>Inning Stats</b>	R: 0 E: 0 K: 1 S: 6	H: 0 LOB: 0 BB: 0 P: 7	R: 0 E: 0 K: 1 S: 16	H: 1 LOB: 1 BB: 0 P: 21	R: 0 E: 0 K: 2 S: 10	H: 0 LOB: 0 BB: 0 P: 13	R: 0 E: 1 K: 0 S: 7	H: 1 LOB: 1 BB: 0 P: 9	R: 0 E: 1 K: 0 S: 11	H: 1 LOB: 2 BB: 0 P: 15	R: 0 E: 0 K: 0 S: 11	H: 0 LOB: 0 BB: 0 P: 14	R: 0 E: 0 K: 0 S: 7	H: 0 LOB: 0 BB: 0 P: 12	R: 0 E: 0 K: 1 S: 9	H: 0 LOB: 0 BB: 0 P: 13	R: 0 E: 0 K: 0 S: 5	H: 0 LOB: 0 BB: 0 P: 7	1B: 3 2B: 0 3B: 0 HR: 0	SF: 0 SAC: 1 DP: 0 HBP: 0	WP: 0 PB: 0 SB: 0 CS: 0	PA: 31
<b>PITCHER</b> Jason Schmidt, R (1, 1) ERA:	IP 9.0	WLS W	BF 31	H 3	R 0	ER 0	SO 5	BB 0	IBB 0	HBP 0	BLK 0	WP 0	HR 0	S 82	P 111	ERA 0.00	WHIP 0.333					
<b>PITCHER</b>	IP	WLS	BF	H	R	ER	SO	BB	IBB	HBP	BLK	WP	HR	S	P	ERA	WHIP					

livebaseballscorecards.com

<b>AB</b>	30
<b>R</b>	0
<b>H</b>	3
<b>RBI</b>	0
<b>BB</b>	0
<b>SO</b>	5
<b>LOB</b>	6







Batter	1	2	3	4	5	6	7	8	9	AB	R	H	RBI	BB	SO	LOB	TOP					
Juan Pierre, L OBP: 0.444, SLG: 0.556 (1, 8)	2-1 WP G6-3 1B		0-1 L6		0-1 S G6-3 1B	0-1 L 2B		0-2 E G4-3 1B		5	3	4	3	0	0	1						
Luis Castillo, S OBP: 0.111, SLG: 0.111 (1, 4)	1-0 G6-3 WP 1B		3-3 K		0-0 G6-3	1-2 FC8-2		0-0 G4-3		5	0	1	1	0	1	5						
Ivan Rodriguez, R OBP: 0.333, SLG: 0.250 (1, 2)	1-1 F8		0-2 L9		2-1 2-H 1B			4-1 E BB		4	0	1	1	1	0	3						
Derrek Lee, R OBP: 0.111, SLG: 0.111 (1, 3)	1-2 G6-3			0-1 P6	0-0 L9			1-1 E FC3-6 1B	1-1 E8	5	1	1	1	0	0	3						
Miguel Cabrera, R Braden Looper, R Ugueth Urbina, R (1, 5) (8, 1) (9, 1)	1-1 F9			3-3 K		0-3 K		1-2 E3 FC3-6 1B	1-3 K	5	0	0	0	0	3	4						
Juan Encarnacion, R OBP: 0.375, SLG: 0.714 (1, 9)		1-0 F9		0-1 G6-3		2-1 HR		4-0 FC3-6 IBB	1-0 G6-3	4	1	1	1	1	0	0						
Jeff Conine, R OBP: 0.375, SLG: 0.375 (1, 7)		1-1 G5-3			2-1 1B 1B	0-0 1B 2B 1B		1-2 FC3-6	0-1 G2-3	5	2	2	1	0	0	2						
Alex Gonzalez, R OBP: 0.125, SLG: 0.125 (1, 6)		0-2 L7			0-3 K	1-1 1B 2B 1B		1-1 L8	0-2 G6-3	5	1	1	0	0	1	3						
Brad Penny, R Todd Hollandsworth, L Rick Hilling, R Carl Pavano, R Lenny Harris, L Chad Fowl, R Brian Banks, S Dontrelle Willis, L Mike Lowell, R			2-1 1B		2-0 1B G6-3 1B	1-0 2B FC8-2 1B		2-1 F9		1	0	1	0	0	0	0						
<b>Inning Stats</b>	R: 1 E: 0 K: 0 S: 10	H: 2 LOB: 1 BB: 0 P: 16	R: 0 E: 0 K: 0 S: 7	H: 0 LOB: 0 BB: 0 P: 9	R: 0 E: 0 K: 1 S: 11	H: 1 LOB: 1 BB: 0 P: 16	R: 0 E: 0 K: 1 S: 7	H: 0 LOB: 0 BB: 0 P: 10	R: 3 E: 0 K: 1 S: 13	H: 4 LOB: 1 BB: 0 P: 19	R: 3 E: 0 K: 1 S: 14	H: 5 LOB: 1 BB: 0 P: 19	R: 1 E: 1 K: 0 S: 11	H: 1 LOB: 2 BB: 1 P: 21	R: 1 E: 1 K: 1 S: 14	H: 1 LOB: 2 BB: 1 P: 22	R: 0 E: 0 K: 0 S: 6	H: 0 LOB: 0 BB: 0 P: 7	1B: 12 2B: 2 3B: 0 HR: 1	SF: 0 SAC: 0 DP: 1 HBP: 0	WP: 1 PB: 0 SB: 1 CS: 0	PA: 44
<b>PITCHER</b>	IP WLS BF H R ER SO BB IBB HBP BLK WP HR S P ERA WHIP	IP WLS BF H R ER SO BB IBB HBP BLK WP HR S P ERA WHIP															IP WLS BF H R ER SO BB IBB HBP BLK WP HR S P ERA WHIP					
Sidney Ponson, R ERA: 7.2 (1, 1)	5.0 L 22 7 4 4 3 0 0 0 0 1 0 48 70 7.20 1.400															Jim Brower, R ERA: (8, 1)						
Joe Nathan, R ERA: 81.0 (6, 1)	0.1 L 5 4 3 3 1 0 0 0 0 0 1 9 13 81.00 12.000															Tim Worrell, R ERA: (9, 1)						
Jason Christiansen, L ERA: (6, 1)	0.0 L 1 1 0 0 0 0 0 0 0 0 0 2 2 ∞ ∞																					
Matt Herges, R ERA: (6, 1)	0.2 L 1 0 0 0 0 0 0 0 0 0 0 3 4 0.00 0.000																					
Felix Rodriguez, R ERA: (7, 1)	1.0 L 6 1 1 0 0 0 0 1 0 0 0 0 11 21 0.00 1.000																					

**Florida Marlins @ San Francisco Giants**  
 PacBell Park, San Francisco, CA  
 Wed Oct 01 2003, 4:00 PM EDT  
 Att. 43,766 - Overcast - 66 F

livebaseballscorecards.com

AB	42
R	9
H	14
RBI	8
BB	2
SO	5
LOB	21



Batter	1	2	3	4	5	6	7	8	9	AB	R	H	RBI	BB	SO	LOB
Ray Durham, S OBP: 0.333, SLG: 0.250 (1, 4)	0-0 2B 1B		0-2 F8		4-0 1B BB		1-3 K		1-1 G3-1	4	1	1	0	1	1	0
J.T. Snow, L OBP: 0.111, SLG: 0.111 (1, 3)	0-3 K		2-2 G4-3		2-2 1B 1B		0-3 K		1-2 F8	5	0	1	1	0	2	1
Rich Aurilia, R OBP: 0.250, SLG: 0.143 (1, 6)	3-1 L9			0-1 BB 2B 1B	1-1 P3		1-2 G6-3			4	1	1	0	0	0	3
Barry Bonds, L OBP: 0.750, SLG: 0.667 (1, 7)	1-0 2B			4-0 2B BB	4-0 1B			1-1 P5		2	1	1	1	2	0	0
Edgardo Alfonzo, R OBP: 0.500, SLG: 0.750 (1, 5)	0-0 F9			2-0 SH1 G5-3 2B	2-1 F6			1-0 G5-3 1B 1B		4	1	2	2	0	0	4
Benito Santiago, R OBP: 0.143, SLG: 0.143 (1, 2)		2-3 K2-3		0-0 SH1	1-1 P3			0-2 G5-3 1B		3	0	1	0	0	1	3
Marquis Grissom, R (1, 8)		2-3 K		0-1 G5-3		0-1 G6-3		3-2 G5-3		4	0	0	1	0	1	2
José Cruz Jr., S (1, 9)		2-3 K		1-3 K		0-0 F9		0-0 F7		4	0	0	0	0	2	2
Sidney Ponson, R Pedro Feliz, R Joe Nathan, R Jason Christiansen, R Matt Herges, L Jeffrey Hammonds, R Felix Rodriguez, R Jim Brower, R Tim Worrell, R Neil Perez, S			1-0 F8		0-1 1B 3B		1-1 G1-3		1-2 P6	1	0	0	0	0	0	0

Inning Stats	R: 1	H: 2	E: 0	K: 1	S: 8	H: 2	LOB: 1	BB: 0	P: 12	R: 0	H: 0	E: 0	K: 3	S: 12	H: 0	LOB: 0	BB: 0	P: 18	R: 0	H: 0	E: 0	K: 0	S: 8	H: 0	LOB: 0	BB: 0	P: 11	R: 3	H: 2	E: 0	K: 1	S: 9	H: 2	LOB: 0	BB: 1	P: 16	R: 1	H: 2	E: 0	K: 0	S: 12	H: 0	LOB: 3	BB: 2	P: 26	R: 0	H: 0	E: 0	K: 2	S: 9	H: 0	LOB: 0	BB: 0	P: 11	R: 0	H: 2	E: 0	K: 0	S: 11	H: 2	LOB: 2	BB: 0	P: 16	R: 0	H: 0	E: 0	K: 0	S: 9	H: 0	LOB: 0	BB: 0	P: 12	1B: 5	SF: 0	2B: 2	SAC: 1	3B: 1	DP: 0	HR: 0	HBP: 0	WP: 0	PA: 38
PITCHER	IP	WLS	BF	H	R	ER	SO	BB	IBB	HBP	BLK	WP	HR	S	P	ERA	WHIP																																																																	
Brad Penny, R (1, 1)	4.0		17	4	4	4	5	1	0	0	0	0	0	37	57	9.00	1.250																																																																	
Rick Helling, R (5, 1)	0.1		5	2	1	1	0	1	1	0	0	0	0	8	19	27.00	9.000																																																																	
Carl Pavano, R (5, 1)	0.2	W	2	0	0	0	0	0	0	0	0	0	0	4	7	0.00	0.000																																																																	
Chad Fox, R (6, 1)	2.0	H	6	0	0	0	2	0	0	0	0	0	0	14	17	0.00	0.000																																																																	
Dontrelle Willis, L (8, 1)	0.1		3	2	0	0	0	0	0	0	0	0	0	7	9	0.00	6.000																																																																	
PITCHER	IP	WLS	BF	H	R	ER	SO	BB	IBB	HBP	BLK	WP	HR	S	P	ERA	WHIP																																																																	
Braden Looper, R (8, 1)	0.2		2	0	0	0	0	0	0	0	0	0	0	0	7	0.00	0.000																																																																	
Ugueth Urbina, R (9, 1)	1.0		3	0	0	0	0	0	0	0	0	0	0	9	12	0.00	0.000																																																																	

BOTTOM

Florida Marlins @ San Francisco Giants  
PacBell Park, San Francisco, CA  
Wed Oct 01 2003, 4:00 PM EDT  
Att. 43,766 - Overcast - 66 F

livebaseballscores.com

AB	34
R	5
H	8
RBI	5
BB	3
SO	7
LOB	15





Batter	1	2	3	4	5	6	7	8	9	10	11	AB	R	H	RBI	BB	SO	LOB	TOP								
Ray Durham, S Joe Nathan, R Felix Rodriguez, R Jeffrey Hammonds, R Tim Worrell, R	1B		P4		F8	K		F9		FC6-4 HBP		5	0	1	0	0	1	5									
Marquis Grissom, R	K		K		1B		CS 1B		P4	FC6-4		6	0	2	0	0	2	3									
Rich Aurilia, R	L8		BB		P5		F7		K			4	1	0	0	2	1	4									
Barry Bonds, L	G4-3		F8			FC5-4 1B	BB IBB		1B IBB			4	1	1	0	2	0	3									
Edgardo Alfonzo, R			F9 2B		P6	FC5-4 1B	1-2 2-3 BB		1-3 1B			5	1	4	1	1	0	0									
Andres Galarraga, R Scott Eyre, L Yorvit Torrealba, R	G1-4-3		P3		G1-4-3		K		L9			4	0	0	0	0	1	5									
Benito Santiago, R Neifi Perez, S			F9		K	FC5-4 BB		SH5-4 1B		B6		3	0	1	0	1	1	1									
José Cruz Jr., S			IBB		P2	FC5-4 1B		SH5-4		F8		4	0	0	1	1	0	5									
Kirk Rueter, L Pedro Feliz, R Matt Herges, L J.T. Snow, L	F7				1B	1-2 2-3 3-H 1B		L6		HBP 1B		2	0	1	0	0	0	2									
<b>Inning Stats</b>	R: 0 E: 0 K: 1 S: 10	H: 1 LOB: 1 BB: 0 P: 15	R: 0 E: 0 K: 0 S: 10	H: 1 LOB: 2 BB: 1 P: 19	R: 0 E: 0 K: 1 S: 8	H: 0 LOB: 1 BB: 1 P: 15	R: 0 E: 0 K: 1 S: 9	H: 0 LOB: 0 BB: 0 P: 14	R: 0 E: 0 K: 0 S: 10	H: 2 LOB: 2 BB: 0 P: 13	R: 2 E: 0 K: 1 S: 17	H: 3 LOB: 2 BB: 1 P: 28	R: 0 E: 0 K: 1 S: 8	H: 1 LOB: 2 BB: 2 P: 16	R: 0 E: 0 K: 0 S: 12	H: 1 LOB: 2 BB: 0 P: 19	R: 0 E: 0 K: 1 S: 12	H: 1 LOB: 2 BB: 1 P: 21	R: 0 E: 0 K: 0 S: 15	H: 1 LOB: 2 BB: 0 P: 20	R: 1 E: 1 K: 0 S: 12	H: 1 LOB: 3 BB: 2 P: 25	1B: 11 2B: 1 3B: 0 HR: 0	SF: 0 SAC: 2 DP: 0 HBP: 1	WP: 0 PB: 0 SB: 0 CS: 1	PA: 54	
<b>PITCHER</b>	IP	WLS	BF	H	R	ER	SO	BB	IBB	HBP	BLK	WP	HR	S	P	ERA	WHIP										
Mark Redman, L	(1, 1)	6.0	28	7	2	2	4	2	1	0	0	0	0	64	104	3.00	1.500										
Chad Fox, R	(7, 1)	2.0	9	2	0	0	1	1	1	0	0	0	0	20	35	0.00	1.500										
Ugueth Urbina, R	(9, 1)	1.0	5	1	0	0	1	0	1	0	0	0	0	12	21	0.00	1.000										
Carl Pavano, R	(10, 1)	1.0	5	1	0	0	0	0	0	1	0	0	0	15	20	0.00	1.000										
Braden Looper, R	(11, 1)	1.0	W	7	1	1	0	1	1	0	0	0	0	12	25	0.00	2.000										

**San Francisco Giants @ Florida Marlins**  
 Pro Player Stadium, Miami, FL  
 Fri Oct 03 2003, 4:00 PM EDT  
 Att: 61,488 - Cloudy - 86 F


livebaseballscorecards.com

**AB** 43  
**R** 3  
**H** 12  
**RBI** 3  
**BB** 8  
**SO** 6  
**LOB** 35



Batter	1	2	3	4	5	6	7	8	9	10	11	AB R H RBI BB SO LOB	BOTTOM	
Juan Pierre, L (1, 8) OBP: 0.333, SLG: 0.357	0-2 G5-3		1-0 G4-3		1-2 G6-3		1-2 FC6-4			1-2 L7	4-0 FC1-2 1B IBB	5 1 0 0 1 0 1	<b>San Francisco Giants @ Florida Marlins</b> Pro Player Stadium, Miami, FL Fri Oct 03 2003, 4:00 PM EDT Att: 61,488 - Cloudy - 86 F	
Luis Castillo, S (1, 4) OBP: 0.333, SLG: 0.429	3-2 HR 2B		1-0 2B		2-1 G6-3			4-0 FC1-6 BB		1-0 BB 1B	0-0 FC1-2 1B	5 1 3 0 1 0 3		
Ivan Rodriguez, R (1, 2) OBP: 0.400, SLG: 0.538	0-2 2-H HR		4-1 BB			2-2 K		0-1 FC1-6 FC5-4		1-2 F8	1-2 1B	5 1 2 4 1 1 2		
Derrek Lee, R (1, 3) OBP: 0.214, SLG: 0.266	0-2 L3		3-3 K			1-0 2B		1-0 FC5-4		2-1 BB 1B		5 0 2 0 0 1 3		
Juan Encarnacion, R (1, 9) OBP: 0.308, SLG: 0.455	3-1 G6-3			1-0 G6-3		0-3 K		2-3 K		4-2 BB		4 0 0 0 1 2 2		
Mike Lowell, R (1, 5) Chad Fox, R (7, 1) Ugueth Urbina, R (9, 1) Todd Hollandsworth, L (9, PH) Carl Pavano, R (10, 1) Lenny Harris, L (10, PH) Braden Looper, R (11, 1)		3-1 F9		3-2 G5-3		2-3 K		2-3 K		2-1 P5		3 0 0 0 0 1 1 0 0 0 0 0 0 0 0 0 0 0 0 0 0 1 0 0 0 0 1 0 0 0 0 0 0 0 0 1 0 0 0 0 0 3 0 0 0 0 0 0 0		
Jeff Conine, R (1, 7) OBP: 0.385, SLG: 0.333		3-1 L8		4-1 BB			1-3 K			1-2 1B	0-0 SH1-4 FC1-2 BB	4 0 1 0 1 1 0		
Alex Gonzalez, R (1, 6) OBP: 0.154, SLG: 0.083		0-2 L1		3-2 P3			0-2 G6-3			1-2 K	4-1 FC1-2 SH1-4 1B BB	4 1 0 0 1 1 2		
Mark Redman, L (1, 1) Miguel Cabrera, R (7, 5)			3-2 G3-1		1-3 K		4-1 FC6-4 BB			1-3 K	0-0 SH1-4	2 0 0 0 0 1 0 1 0 0 0 1 1 1		
<b>Inning Stats</b>	R: 2 H: 2 E: 0 K: 0 S: 15 LOB: 0 BB: 0 P: 21	R: 0 H: 0 E: 0 K: 0 S: 7 LOB: 0 BB: 0 P: 13	R: 0 H: 1 E: 0 K: 1 S: 13 LOB: 2 BB: 1 P: 25	R: 0 H: 0 E: 0 K: 0 S: 8 LOB: 1 BB: 1 P: 19	R: 0 H: 0 E: 0 K: 1 S: 9 LOB: 0 BB: 0 P: 13	R: 0 H: 1 E: 0 K: 3 S: 10 LOB: 1 BB: 0 P: 15	R: 0 H: 0 E: 0 K: 1 S: 11 LOB: 1 BB: 1 P: 17	R: 0 H: 0 E: 0 K: 1 S: 6 LOB: 1 BB: 1 P: 13	R: 0 H: 1 E: 0 K: 3 S: 12 LOB: 1 BB: 0 P: 17	R: 0 H: 2 E: 0 K: 0 S: 18 LOB: 3 BB: 1 P: 29	R: 2 H: 1 E: 1 K: 0 S: 8 LOB: 2 BB: 2 P: 17	1B: 4 SF: 0 2B: 3 SAC: 1 3B: 0 DP: 0 HR: 1 HBP: 0		WP: 0 PA: 48 PB: 0 SB: 1 CS: 0
<b>PITCHER</b>	IP WLS BF H R ER SO BB IBB HBP BLK WP HR S P ERA WHIP													
Kirk Rueter, L (1, 1) ERA: 3.6	5.0 20 3 2 2 2 2 2 0 0 0 0 1 52 91 3.60 1.000													
Matt Herges, R (6, 1) ERA:	1.2 7 1 0 0 4 1 0 0 0 0 0 0 17 27 0.00 1.200													
Scott Eyre, L (7, 1) ERA:	0.1 1 0 0 0 0 0 0 0 0 0 0 0 4 5 0.00 0.000													
Joe Nathan, R (8, 1) ERA: 81.0	0.0 1 0 0 0 0 1 0 0 0 0 0 0 4 4 ∞ ∞													
Felix Rodriguez, R (8, 1) ERA:	2.0 7 1 0 0 4 0 0 0 0 0 0 0 18 26 0.00 0.500													
<b>PITCHER</b>	IP WLS BF H R ER SO BB IBB HBP BLK WP HR S P ERA WHIP													
Tim Worrell, R (10, 1) ERA:	1.2 L 12 3 2 0 0 2 1 0 0 0 0 0 26 46 0.00 3.000													

AB	40
R	4
H	8
RBI	4
BB	7
SO	10
LOB	18



livebaseballscores.com



**San Francisco Giants @ Florida Marlins**  
 Pro Player Stadium, Miami, FL

Sat Oct 04 2003, 1:00 PM EDT  
 Att. 65,464 - Cloudy - 88 F

AB	32
R	6
H	9
RBI	6
BB	3
SO	6
LOB	7



WP:	0	PA:	39
PB:	0		
SB:	0		
CS:	0		

Batter	1	2	3	4	5	6	7	8	9	AB	R	H	RBI	BB	SO	LOB						
<b>Ray Durham, S</b> (1, 4) OBP: 0.316, SLG: 0.235	1-1 F8		3-3 K			2-2 1B 2B	3-3 K		3-0 1B HBP	4	1	1	0	0	2	0						
<b>Jeffrey Hammonds, R</b> (1, 9) OBP: 0.571, SLG: 0.400	4-2 BB		2-1 F8			2-2 2B SF7		2-0 F8	0-0 1B	4	1	2	0	1	0	0						
<b>Rich Aurilia, R</b> (1, 6) OBP: 0.278, SLG: 0.200	1-2 K		2-1 L7			1-1 2B		2-3 K		4	1	1	1	0	2	1						
<b>Barry Bonds, L</b> (1, 7) OBP: 0.556, SLG: 0.333	2-0 P5			0-0 F8		0-1 SF7		4-0 FC6-4 IBB		2	0	0	1	1	0	1						
<b>Edgardo Alfonzo, R</b> (1, 5) OBP: 0.556, SLG: 0.765		0-1 G5-3		2-0 F7		3-2 G6-3 1B 2B		2-2 FC6-4		4	1	1	1	0	0	1						
<b>Marquis Grissom, R</b> (1, 8) OBP: 0.250, SLG: 0.143		4-0 1B SF7 BB		2-2 F9		0-2 G6-3			1-1 1B 2B	2	1	0	0	1	0	1						
<b>Felix Rodriguez, R</b> (8, 1)										0	0	0	0	0	0	0						
<b>Neifi Perez, S</b> (9, PH) OBP: 0.500, SLG: 0.667										1	1	1	0	0	0	0						
<b>J.T. Snow, L</b> (1, 3) OBP: 0.313, SLG: 0.313		0-1 1B		0-1 P3		0-2 PO 1B			0-0 1B HBP	4	0	3	2	0	0	0						
<b>Yorvit Torrealba, R</b> (1, 2) OBP: 0.667, SLG: 1.333		0-0 SF7		0-0 G4-3		1-1 PO	1-0 P6		1-3 K	2	0	0	1	0	0	0						
<b>Pedro Feliz, R</b> (9, PH)										1	0	0	0	0	1	1						
<b>Jerome Williams, R</b> (1, 1)		0-3 K		0-1 G6-3			0-0 G4-3		1-2 F9	1	0	0	0	0	1	1						
<b>Jim Brower, R</b> (3, 1)										0	0	0	0	0	0	0						
<b>Andres Galarraga, R</b> (5, PH)										1	0	0	0	0	0	0						
<b>Dustin Hermanson, R</b> (5, 1)										0	0	0	0	0	0	0						
<b>Matt Herges, L</b> (6, 1)										0	0	0	0	0	0	0						
<b>José Cruz Jr., S</b> (6, 9)										1	0	0	0	0	0	0						
<b>Benito Santiago, R</b> (9, PH) OBP: 0.250, SLG: 0.182										1	0	0	0	0	0	1						
<b>Inning Stats</b>	R: 0 E: 0 K: 1 S: 8	H: 0 LOB: 1 BB: 1 P: 16	R: 1 E: 0 K: 1 S: 8	H: 1 LOB: 1 BB: 1 P: 12	R: 0 E: 0 K: 1 S: 7	H: 0 LOB: 0 BB: 0 P: 14	R: 0 E: 0 K: 0 S: 5	H: 0 LOB: 0 BB: 0 P: 9	R: 0 E: 0 K: 0 S: 5	H: 0 LOB: 0 BB: 0 P: 5	R: 4 E: 0 K: 0 S: 24	H: 5 LOB: 0 BB: 0 P: 33	R: 0 E: 0 K: 1 S: 7	H: 0 LOB: 0 BB: 0 P: 11	R: 0 E: 0 K: 1 S: 7	H: 0 LOB: 1 BB: 1 P: 17	R: 1 E: 0 K: 1 S: 10	H: 3 LOB: 2 BB: 0 P: 16	1B: 6 2B: 3 3B: 0 HR: 0	SF: 2 SAC: 0 DP: 0 HBP: 1	WP: 0 PB: 0 SB: 0 CS: 0	PA: 39
<b>PITCHER</b>	IP	WLS	BF	H	R	ER	SO	BB	IBB	HBP	BLK	WP	HR	S	P	ERA	WHIP					
<b>Dontrelle Willis, L</b> (1, 1) ERA: 7.94	5.1		23	5	5	5	3	2	0	0	0	0	0	50	81	8.44	1.312					
<b>Brad Penny, R</b> (6, 1) ERA: 6.35	1.2	B	5	1	0	0	1	0	0	0	0	0	0	14	19	0.00	0.600					
<b>Carl Pavano, R</b> (8, 1) ERA:	1.0	W	4	0	0	0	1	0	1	0	0	0	0	7	17	0.00	0.000					
<b>Ugueth Urbina, R</b> (9, 1) ERA: 3.0	1.0	S	6	3	1	1	1	0	0	1	0	0	0	10	16	9.00	3.000					

