

# San Francisco Giants - 2003





Batter	1	2	3	4	5	6	7	8	9	AB	R	H	RBI	BB	SO	LOB	TOP					
Ray Durham, S OBP: 0.600, SLG: 1.250	1-2 HR		1-2 IBB WP 1B		0-2 G4-3			4-2 2B BB	2-3 K	4	2	2	1	1	1	1	<b>San Francisco Giants @ San Diego Padres</b> Qualcomm Stadium, San Diego, CA Mon Mar 31 2003, 6:05 PM EST Att: 61,707 - Sunny - 80 F					
José Cruz Jr., S OBP: 0.500, SLG: 1.000	0-1 F7		4-2 WP IBB BB		4-1 BB			1 SAFE 2-2 BB	0-1 1B	3	0	2	1	2	0	0						
Rich Aurilia, R OBP: 0.200, SLG: 0.200	2-1 G1-3		3-3 K		1-0 F8			2-1 P6	0-0 1B	5	0	1	0	0	1	5						
Barry Bonds, L (1, 7)	1-0 F8		4-0 WP IBB			3-3 K		4-0 G6-4-3 IBB	1-3 K	3	0	0	0	2	2	2						
Edgardo Alfonzo, R (1, 5)		2-2 E4 G5-4-3	3-2 F8			1-0 G4-3		0-0 G6-4-3		4	0	0	0	0	0	5						
Benito Santiago, R OBP: 0.250, SLG: 1.000		2-1 G5-4-3		1-0 B1		0-0 F7			1-0 HR	4	1	1	1	0	0	1						
J.T. Snow, L OBP: 0.750, SLG: 1.667	0-1 FC6-4 1B			0-1 F7			4-2 G6-4-3 BB		0-0 HR	3	1	2	1	1	0	0						
Marquis Grissom, R OBP: 0.250, SLG: 0.250	1-1 FC6-4			2-1 P4			0-3 K		0-1 SH1-3 1B	4	1	1	0	0	1	2						
Kirk Rueter, L Joe Nathan, R Marvin Benard, L Scott Eyre, L Felix Rodriguez, R Neifi Perez, S Tim Worrell, R			0-1 F8		0-0 F9		0-1 G6-4-3		1-0 SH1-3	2	0	0	0	0	0	0						
<b>Inning Stats</b>	R: 1 E: 0 K: 0 S: 9	H: 1 LOB: 0 BB: 0 P: 13	R: 0 E: 1 K: 0 S: 9	H: 1 LOB: 1 BB: 0 P: 14	R: 1 E: 0 K: 1 S: 18	H: 1 LOB: 2 BB: 2 P: 33	R: 0 E: 0 K: 0 S: 5	H: 0 LOB: 0 BB: 0 P: 8	R: 0 E: 0 K: 0 S: 6	H: 0 LOB: 1 BB: 1 P: 11	R: 0 E: 0 K: 1 S: 7	H: 0 LOB: 0 BB: 0 P: 11	R: 0 E: 0 K: 1 S: 7	H: 0 LOB: 1 BB: 1 P: 11	R: 0 E: 0 K: 1 S: 10	H: 1 LOB: 2 BB: 2 P: 22		R: 3 E: 0 K: 2 S: 16	H: 5 LOB: 2 BB: 0 P: 21	1B: 5 2B: 1 3B: 0 HR: 3	SF: 0 SAC: 1 DP: 3 HBP: 0	WP: 1 PB: 0 SB: 0 CS: 0
<b>PITCHER</b>	IP WLS BF H R ER SO BB IBB HBP BLK WP HR S P ERA WHIP																					
Brian Lawrence, R ERA: 2.57	(1, 1) 7.0 27 3 2 2 3 3 1 0 0 1 1 61 101 2.57 0.857																					
Clay Condrey, R ERA: 27.0	(8, 1) 1.0 L 8 4 3 3 0 1 1 0 0 0 2 14 27 27.00 5.000																					
Luther Hackman, R ERA:	(9, 1) 1.0 5 2 0 0 2 0 0 0 0 0 0 12 16 0.00 2.000																					

AB	33
R	5
H	9
RBI	4
BB	6
SO	5
LOB	17



Batter	1	2	3	4	5	6	7	8	9	AB	R	H	RBI	BB	SO	LOB	BOTTOM						
Mark Loretta, R (1, 4)	2-1 G1-3		1-2 F7		1-1 L9		1-1 FC6-4 1B		1-2 G5-4-3	5	0	0	0	0	0	3	<b>San Francisco Giants @ San Diego Padres</b> Qualcomm Stadium, San Diego, CA Mon Mar 31 2003, 6:05 PM EST Att: 61,707 - Sunny - 80 F						
Mark Kotsay, L OBP: 0.500, SLG: 0.500	1-1 P5		2-2 P3			1-1 S 2B 1B	0-0 FC6-4 1B			4	1	2	0	0	0	2							
Rondell White, R (1, 7)	2-2 F8			0-1 G6-3		1 SAFE 4-2 2B 1B	2-1 FC6-4			3	0	0	0	1	0	2							
Ryan Klesko, L OBP: 0.250, SLG: 0.500		1-1 G6-3		2-2 G1-3		0-1 2B	3-0 L3			4	0	1	1	0	0	2							
Xavier Nady, R OBP: 0.250, SLG: 0.500		1-0 F8		2-0 2B		0-1 P3		0-0 F7		4	1	1	0	0	0	2							
Sean Burroughs, L OBP: 0.500, SLG: 0.667		0-1 G1-3		0-0 2B		4-0 IBB		2-3 K		3	0	1	1	1	1	0							
Gary Bennett, R (1, 2)			2-1 G5-3	0-1 F9		2-3 K		0-0 F8		4	0	0	0	0	1	4							
Ramón Vázquez, L OBP: 0.500, SLG: 0.333			4-2 1B BB		2-2 G4-3	2-2 F7		3-2 G5-4-3 1B		3	0	1	0	1	0	3							
Brian Lawrence, R OBP: 0.500, SLG: 0.500	(1, 1)		0-2 1B		2-1 G5-3		2-2 G6-3		0-2 F8	2	0	1	0	0	0	0							
Brian Buchanan, R (7, PH)										1	0	0	0	0	0	0							
Clay Condrey, R (8, 1)										0	0	0	0	0	0	0							
Luther Hackman, R (9, 1)										0	0	0	0	0	0	0							
Dave Hansen, L (9, PH)										1	0	0	0	0	0	1							
<b>Inning Stats</b>	R: 0 E: 0 K: 0 S: 7	H: 0 LOB: 0 BB: 0 P: 12	R: 0 E: 0 K: 0 S: 5	H: 0 LOB: 0 BB: 0 P: 7	R: 0 E: 0 K: 0 S: 14	H: 1 LOB: 1 BB: 1 P: 23	R: 1 E: 0 K: 0 S: 9	H: 2 LOB: 1 BB: 0 P: 13	R: 0 E: 0 K: 0 S: 7	H: 0 LOB: 0 BB: 0 P: 12	R: 1 E: 0 K: 1 S: 18	H: 2 LOB: 3 BB: 2 P: 31	R: 0 E: 1 K: 0 S: 9	H: 1 LOB: 2 BB: 0 P: 17	R: 0 E: 0 K: 1 S: 5	H: 0 LOB: 0 BB: 0 P: 7	R: 0 E: 0 K: 0 S: 10	H: 1 LOB: 0 BB: 0 P: 14	1B: 4 2B: 3 3B: 0 HR: 0	SF: 0 SAC: 0	DP: 1 HBP: 0	WP: 0 PB: 0 SB: 1 CS: 0	PA: 37
<b>PITCHER</b>	IP WLS BF H R ER SO BB IBB HBP BLK WP HR S P ERA WHIP																						
Kirk Rueter, L ERA: 3.6	(1, 1) 5.0 22 5 2 2 0 0 0 0 0 0 0 10 18 0.00 0.000																						
Joe Nathan, R ERA:	(6, 1) 1.0 4 0 0 0 1 0 1 0 0 0 0 10 18 0.00 0.000																						
Scott Eyre, L ERA:	(7, 1) 1.0 5 1 0 0 0 0 0 0 0 0 0 9 17 0.00 1.000																						
Felix Rodriguez, R ERA:	(8, 1) 1.0 W 3 0 0 0 1 0 0 0 0 0 0 5 7 0.00 0.000																						
Tim Worrell, R ERA:	(9, 1) 1.0 S 3 1 0 0 0 0 0 0 0 0 0 10 14 0.00 1.000																						










Batter	1	2	3	4	5	6	7	8	9	AB	R	H	RBI	BB	SO	LOB	TOP				
Ray Durham, S OBP: 0.467, SLG: 0.846 Tim Worrell, R (9, 1)	F9		FC1-4 BB	G5-4-3 1B			F9 S 1B		G5-3	4	0	2	0	1	0	0					
José Cruz Jr., S OBP: 0.571, SLG: 0.818 (1, 9)	E7 1B		FC1-4 2B	G5-4-3 1-2f			F9 1-3			4	1	1	0	0	0	3					
Rich Aurilia, R OBP: 0.286, SLG: 0.385 (1, 6)	G5-3		1-1 BB 2B	K			P4			4	1	1	1	0	1	2					
Barry Bonds, L OBP: 0.308, SLG: 0.400 (1, 7)	F8		0-0 F8 2B				P6			4	0	0	0	0	0	3					
Edgardo Alfonzo, R OBP: 0.417, SLG: 0.333 (1, 5)		1-2 G4-3	4-0 BB 2B BB				G6-4-3 BB			1	1	0	0	3	0	0					
Benito Santiago, R OBP: 0.333, SLG: 0.800 (1, 2)		4-0 WP BB	4-2 BB 2B BB				G6-4-3 1-2f			2	1	0	0	2	1	2					
J.T. Snow, L OBP: 0.417, SLG: 0.600 (1, 3)		1-3 K	4-0 1-2 2-3 BB				K			3	1	0	1	1	2	2					
Marquis Grissom, R OBP: 0.333, SLG: 0.364 (1, 8)		4-2 1-3 BB	0-0 1-2 2-3 3-H 2B				P2			3	0	1	3	1	0	0					
Damian Moss, R Andres Galaraga, R Joe Nathan, R Scott Eyre, L Felix Rodriguez, R Nelfi Perez, S (1, 1) (5, PH) (6, 1) (6, 1) (6, PH) (6, PH) (6, 4)		2-3 K	3-3 K				K			2	0	0	0	0	2	3					
<b>Inning Stats</b>	R: 0 E: 1 K: 0 S: 8	H: 1 LOB: 1 BB: 0 P: 13	R: 0 E: 0 K: 2 S: 14	H: 0 LOB: 2 BB: 2 P: 26	R: 5 E: 0 K: 1 S: 17	H: 2 LOB: 1 BB: 4 P: 37	R: 0 E: 0 K: 1 S: 6	H: 1 LOB: 0 BB: 0 P: 12	R: 0 E: 0 K: 0 S: 4	H: 0 LOB: 0 BB: 1 P: 10	R: 0 E: 0 K: 2 S: 9	H: 0 LOB: 0 BB: 0 P: 11	R: 0 E: 0 K: 0 S: 8	H: 1 LOB: 1 BB: 0 P: 12	R: 0 E: 0 K: 1 S: 7	H: 0 LOB: 0 BB: 1 P: 13	R: 0 E: 0 K: 0 S: 5	H: 0 LOB: 0 BB: 0 P: 8	1B: 3 2B: 2 3B: 0 HR: 0	SF: 0 SAC: 0 DP: 3 HBP: 0	WP: 2 PA: 37 PB: 0 CS: 1
<b>PITCHER</b>	IP WLS BF H R ER SO BB IBB HBP BLK WP HR S P ERA WHIP	IP WLS BF H R ER SO BB IBB HBP BLK WP HR S P ERA WHIP	IP WLS BF H R ER SO BB IBB HBP BLK WP HR S P ERA WHIP	IP WLS BF H R ER SO BB IBB HBP BLK WP HR S P ERA WHIP	IP WLS BF H R ER SO BB IBB HBP BLK WP HR S P ERA WHIP	IP WLS BF H R ER SO BB IBB HBP BLK WP HR S P ERA WHIP	IP WLS BF H R ER SO BB IBB HBP BLK WP HR S P ERA WHIP	IP WLS BF H R ER SO BB IBB HBP BLK WP HR S P ERA WHIP	IP WLS BF H R ER SO BB IBB HBP BLK WP HR S P ERA WHIP	IP WLS BF H R ER SO BB IBB HBP BLK WP HR S P ERA WHIP	IP WLS BF H R ER SO BB IBB HBP BLK WP HR S P ERA WHIP	IP WLS BF H R ER SO BB IBB HBP BLK WP HR S P ERA WHIP	IP WLS BF H R ER SO BB IBB HBP BLK WP HR S P ERA WHIP	IP WLS BF H R ER SO BB IBB HBP BLK WP HR S P ERA WHIP	IP WLS BF H R ER SO BB IBB HBP BLK WP HR S P ERA WHIP	IP WLS BF H R ER SO BB IBB HBP BLK WP HR S P ERA WHIP	IP WLS BF H R ER SO BB IBB HBP BLK WP HR S P ERA WHIP	IP WLS BF H R ER SO BB IBB HBP BLK WP HR S P ERA WHIP	IP WLS BF H R ER SO BB IBB HBP BLK WP HR S P ERA WHIP	IP WLS BF H R ER SO BB IBB HBP BLK WP HR S P ERA WHIP	IP WLS BF H R ER SO BB IBB HBP BLK WP HR S P ERA WHIP

San Francisco Giants @ San Diego Padres  
Qualcomm Stadium, San Diego, CA  
Wed Apr 02 2003, 10:05 PM EST  
Att: 15,899 - Cloudy - 59 F

livebaseballscorecards.com

AB 29  
R 5  
H 5  
RBI 5  
BB 8  
SO 7  
LOB 15




Batter	1	2	3	4	5	6	7	8	9	AB	R	H	RBI	BB	SO	LOB	BOTTOM				
Mark Loretta, R OBP: 0.167, SLG: 0.091 Jesse Orosco, R (7, 1)	G5-3		WP E 1B	BB			F9 2-3		G1-6-3 1-2f	3	1	1	0	1	0	2					
Jaret Wright, R (8, 1)										0	0	0	0	0	0	0					
Dave Hansen, L (8, PH)										1	0	0	0	0	0	1					
Luther Hackman, R (9, 1)										0	0	0	0	0	0	0					
Mark Kotsay, L OBP: 0.385, SLG: 0.273 (1, 8)	G4-3		4-1 E 1-3 BB	K			4-2 BB		G4-3	3	0	0	0	2	1	2					
Rondell White, R (1, 7)	G4-3		3-2 E5 1-3 3-H				4-0 FC5-4 BB		L5	4	0	0	0	1	0	4					
Ryan Klesko, L OBP: 0.154, SLG: 0.167 (1, 3)		0-3 K	2-2 L9				2-1 P6		P5	4	0	0	0	1	1	3					
Xavier Nady, R OBP: 0.250, SLG: 0.583 Shane Victorino, S (9, PR)	G5-3		0-0 HR				FC5-4 1-2f		K	5	1	2	1	0	1	1					
Sean Burroughs, L OBP: 0.500, SLG: 0.444 (1, 5)		4-1 FC6-4 BB	4-0 SH5-3 BB SF8 BB				0-3 K		1B	3	1	1	0	2	2	3					
Wiki Gonzalez, R (1, 2)		1-1 FC6-4 1-2f	4-0 SH5-3 BB				0-3 K		P6	3	0	0	0	1	1	2					
Ramón Vázquez, L OBP: 0.364, SLG: 0.333 (1, 6)			2-3 K				4-2 F9 1B BB		F8	2	0	0	0	1	1	0					
Oliver Pérez, L (1, 1)			0-1 G1-3				1-0 BB		G1-6-3	1	0	0	0	0	0	0					
Brian Buchanan, R (4, PH)										0	0	0	1	0	0	0					
Mike Matthews, L (5, 1)										0	0	0	0	0	0	0					
Keith Lockhart, L OBP: 0.750, SLG: 0.667 (7, 4)							1-2 3-H 1B			2	0	2	0	0	0	0					
<b>Inning Stats</b>	R: 0 E: 0 K: 0 S: 4	H: 0 LOB: 0 BB: 0 P: 8	R: 0 E: 0 K: 1 S: 9	H: 0 LOB: 1 BB: 1 P: 15	R: 1 E: 1 K: 1 S: 17	H: 1 LOB: 2 BB: 1 P: 30	R: 2 E: 0 K: 1 S: 11	H: 1 LOB: 1 BB: 3 P: 27	R: 0 E: 0 K: 1 S: 6	H: 0 LOB: 1 BB: 1 P: 12	R: 0 E: 0 K: 1 S: 10	H: 1 LOB: 3 BB: 2 P: 20	R: 0 E: 0 K: 1 S: 10	H: 1 LOB: 1 BB: 0 P: 16	R: 0 E: 0 K: 0 S: 7	H: 1 LOB: 0 BB: 0 P: 10	R: 0 E: 0 K: 1 S: 11	H: 1 LOB: 2 BB: 1 P: 19	1B: 5 2B: 0 3B: 0 HR: 1	SF: 1 SAC: 1 DP: 1 HBP: 0	WP: 2 PA: 42 PB: 0 SB: 0 CS: 0
<b>PITCHER</b>	IP WLS BF H R ER SO BB IBB HBP BLK WP HR S P ERA WHIP	IP WLS BF H R ER SO BB IBB HBP BLK WP HR S P ERA WHIP	IP WLS BF H R ER SO BB IBB HBP BLK WP HR S P ERA WHIP	IP WLS BF H R ER SO BB IBB HBP BLK WP HR S P ERA WHIP	IP WLS BF H R ER SO BB IBB HBP BLK WP HR S P ERA WHIP	IP WLS BF H R ER SO BB IBB HBP BLK WP HR S P ERA WHIP	IP WLS BF H R ER SO BB IBB HBP BLK WP HR S P ERA WHIP	IP WLS BF H R ER SO BB IBB HBP BLK WP HR S P ERA WHIP	IP WLS BF H R ER SO BB IBB HBP BLK WP HR S P ERA WHIP	IP WLS BF H R ER SO BB IBB HBP BLK WP HR S P ERA WHIP	IP WLS BF H R ER SO BB IBB HBP BLK WP HR S P ERA WHIP	IP WLS BF H R ER SO BB IBB HBP BLK WP HR S P ERA WHIP	IP WLS BF H R ER SO BB IBB HBP BLK WP HR S P ERA WHIP	IP WLS BF H R ER SO BB IBB HBP BLK WP HR S P ERA WHIP	IP WLS BF H R ER SO BB IBB HBP BLK WP HR S P ERA WHIP	IP WLS BF H R ER SO BB IBB HBP BLK WP HR S P ERA WHIP	IP WLS BF H R ER SO BB IBB HBP BLK WP HR S P ERA WHIP	IP WLS BF H R ER SO BB IBB HBP BLK WP HR S P ERA WHIP	IP WLS BF H R ER SO BB IBB HBP BLK WP HR S P ERA WHIP	IP WLS BF H R ER SO BB IBB HBP BLK WP HR S P ERA WHIP	IP WLS BF H R ER SO BB IBB HBP BLK WP HR S P ERA WHIP

San Francisco Giants @ San Diego Padres  
Qualcomm Stadium, San Diego, CA  
Wed Apr 02 2003, 10:05 PM EST  
Att: 15,899 - Cloudy - 59 F

livebaseballscorecards.com

AB 31  
R 3  
H 6  
RBI 2  
BB 9  
SO 7  
LOB 18





Batter	1	2	3	4	5	6	7	8	9	AB	R	H	RBI	BB	SO	LOB	TOP				
Ray Durham, S OBP: 0.476, SLG: 0.722	1-2 WP SF8 1B	4-1 BB		1-0 S 1B		1-2 G3		1-0 G4-3	1-3 K	5	1	2	0	1	1	0					
José Cruz Jr., S OBP: 0.450, SLG: 0.765	1-3 K	0-1 G3		1-0 P5		3-3 K		0-2 HR	2-3 K	6	1	1	1	0	3	5					
Rich Aurilia, R OBP: 0.368, SLG: 0.400	0-0 SF8			3-1 F7		1-2 BB HBP		0-2 BB 1B		2	2	1	1	1	0	1					
Barry Bonds, L OBP: 0.444, SLG: 0.692	1-0 1B			0-2 F8		1-0 HR		4-0 BB 1B		3	2	2	1	2	0	1					
Eduardo Alfonzo, R OBP: 0.471, SLG: 0.333	2-2 G1-3			1-2 S 1B HBP		0-1 FC6-4 1B		1-3 K		3	1	1	0	1	1	3					
Benito Santiago, R OBP: 0.294, SLG: 0.600		1-1 G4-6-3 1B		3-3 K		1-1 P3		2-3 K		5	0	1	0	0	3	6					
J.T. Snow, L OBP: 0.529, SLG: 0.643		1-0 G4-6-3		2-0 1B		4-1 FC6-4 BB		3-2 1B		4	0	3	4	1	0	1					
Marquis Grissom, R OBP: 0.235, SLG: 0.250		2-3 K		0-1 F8		1-0 FC6-4		1-2 P3		5	0	0	0	0	1	6					
Felix Rodriguez, R		BB 1B		2-3 F8		1-2 FC6-4		2-2 F7		0	0	0	0	0	0	0					
Tim Worrell, R				1-2 BB 1B		2-3		1-0 P5		0	0	0	0	0	0	0					
Ryan Jensen, R OBP: 0.333, SLG: 0.333		0-0 F7		0-0 F7		3-1 F9				3	0	1	0	0	0	2					
Joe Nathan, R										0	0	0	0	0	0	0					
Neifi Perez, S										1	0	0	0	0	0	1					
Jim Brower, R										0	0	0	0	0	0	0					
Ruben Rivera, R										1	0	0	0	0	0	0					
<b>Inning Stats</b>	R: 1 E: 0 K: 1 S: 11	H: 2 LOB: 1 BB: 0 P: 16	R: 0 E: 0 K: 1 S: 10	H: 2 LOB: 3 BB: 1 P: 18	R: 2 E: 0 K: 1 S: 10	H: 1 LOB: 1 BB: 1 P: 20	R: 0 E: 0 K: 0 S: 5	H: 1 LOB: 1 BB: 0 P: 10	R: 1 E: 0 K: 1 S: 9	H: 2 LOB: 2 BB: 1 P: 19	R: 0 E: 0 K: 1 S: 18	H: 0 LOB: 2 BB: 1 P: 28	R: 0 E: 0 K: 1 S: 12	H: 1 LOB: 1 BB: 0 P: 20	R: 3 E: 0 K: 1 S: 17	H: 3 LOB: 2 BB: 2 P: 33	R: 0 E: 0 K: 2 S: 8	H: 0 LOB: 0 BB: 0 P: 11	1B: 10 2B: 0 3B: 0 HR: 2	SF: 1 SAC: 0 DP: 1 HBP: 2	WP: 3 PA: 47 PB: 0 SB: 3 CS: 0
<b>PITCHER</b>	IP WLS BF H R ER SO BB IBB HBP BLK WP HR S P ERA WHIP																				
Todd Ritchie, R ERA: 6.0	6.0		32	8	4	4	5	4	0	2	0	0	0	0	0	2	111	6.00	2.000		
John Foster, L ERA:	1.0	H	4	1	0	0	1	0	0	0	0	0	0	0	0	12	20	0.00	1.000		
Luis Vizcaino, R ERA: 22.5	0.2	L	6	2	3	3	1	1	1	0	0	0	0	1	11	22	40.50	4.500			
Shane Nance, L ERA: 3.86	0.1		2	1	0	0	0	0	0	0	0	0	0	0	6	11	0.00	3.000			
Curt Leskanic, R ERA: 5.4	1.0		3	0	0	0	2	0	0	0	0	0	0	0	8	11	0.00	0.000			

San Francisco Giants @ Milwaukee Brewers  
Miller Park, Milwaukee, WI  
Fri Apr 04 2003, 1:05 PM CST  
Att: 42,570 - Dome - 72 F

AB 38  
R 7  
H 12  
RBI 7  
BB 6  
SO 9  
LOB 26



Batter	1	2	3	4	5	6	7	8	9	AB	R	H	RBI	BB	SO	LOB	BOTTOM				
Alex Sanchez, L OBP: 0.111, SLG: 0.118	2-1 CS 1B		0-2 L4		2-3 K		3-1 G4-6-3			4	0	1	0	0	1	3					
Eric Young Sr., R OBP: 0.333, SLG: 0.667	1-2 F9		1-1 P3		2-0 B2		2-2 1B			4	0	1	0	0	0	3					
Richie Sexson, R OBP: 0.294, SLG: 0.600	0-0 G1-3			3-2 F8		0-0 HR		0-2 F8		4	1	1	1	0	0	0					
John Vander Wal, L OBP: 0.267, SLG: 0.500		2-1 HR		1-1 1B 2B		3-3 K		2-2 F8		4	2	2	1	0	1	0					
Jeffrey Hammonds, R OBP: 0.235, SLG: 0.471		0-2 F7		0-0 P4		1-0 HR		2-3 K		4	1	1	1	0	1	1					
Wes Helms, R OBP: 0.231, SLG: 0.462		1-3 K		1-2 1B		1-1 HR		1-3 K		4	1	2	2	0	2	0					
Keith Osik, R		3-1 F7		2-1 F8		2-2 P5		2-1 1B		3	0	0	0	0	0	1					
Scott Podsednik, L OBP: 0.500, SLG: 0.500				1-0 SH3 1B		1-2 E6		0-3 K		1	0	0	0	0	0	0					
Royce Clayton, R OBP: 0.500, SLG: 0.917				1-1 SH3 1B		1-1 G4-3		0-0 L3		4	0	1	0	0	0	1					
Todd Ritchie, R John Foster, L Jason Conti, L Luis Vizcaino, R Shane Nance, L Curt Leskanic, R Keith Ginter, R OBP: 0.333, SLG: 0.333				1-0 SH3		1-2		4-0 G4-6-3 BB		1	0	0	0	0	0	0					
<b>Inning Stats</b>	R: 0 E: 0 K: 0 S: 6	H: 1 LOB: 0 BB: 0 P: 9	R: 1 E: 0 K: 1 S: 10	H: 1 LOB: 0 BB: 0 P: 16	R: 0 E: 0 K: 0 S: 9	H: 1 LOB: 1 BB: 0 P: 12	R: 1 E: 0 K: 0 S: 11	H: 2 LOB: 1 BB: 0 P: 18	R: 0 E: 0 K: 1 S: 9	H: 0 LOB: 1 BB: 0 P: 15	R: 3 E: 0 K: 1 S: 12	H: 3 LOB: 0 BB: 0 P: 19	R: 0 E: 0 K: 0 S: 6	H: 1 LOB: 1 BB: 1 P: 15	R: 0 E: 0 K: 1 S: 11	H: 0 LOB: 0 BB: 0 P: 15	R: 0 E: 0 K: 2 S: 13	H: 1 LOB: 1 BB: 0 P: 18	1B: 5 2B: 1 3B: 0 HR: 4	SF: 0 SAC: 1 DP: 1 HBP: 0	WP: 0 PA: 36 PB: 0 SB: 0 CS: 1
<b>PITCHER</b>	IP WLS BF H R ER SO BB IBB HBP BLK WP HR S P ERA WHIP																				
Ryan Jensen, R ERA: 8.44	5.1		24	8	5	5	3	0	0	0	0	0	0	0	4	6	0.00	0.000			
Joe Nathan, R ERA:	0.2		2	0	0	0	0	0	0	0	0	0	0	0	4	6	0.00	0.000			
Jim Brower, R ERA:	1.0	W	3	1	0	0	0	1	0	0	0	0	0	0	6	15	0.00	2.000			
Felix Rodriguez, R ERA:	1.0	H	3	0	0	0	1	0	0	0	0	0	0	0	11	15	0.00	0.000			
Tim Worrell, R ERA:	1.0	S	4	1	0	0	2	0	0	0	0	0	0	0	13	18	0.00	1.000			

San Francisco Giants @ Milwaukee Brewers  
Miller Park, Milwaukee, WI  
Fri Apr 04 2003, 1:05 PM CST  
Att: 42,570 - Dome - 72 F

AB 34  
R 5  
H 10  
RBI 5  
BB 1  
SO 6  
LOB 10













Batter	1	2	3	4	5	6	7	8	9	AB	R	H	RBI	BB	SO	LOB	TOP										
Ramón Vázquez, L (1, 6) OBP: 0.394, SLG: 0.240	F7		1B		L7	F7		2B		4	0	1	0	1	0	1	<b>San Diego Padres @ San Francisco Giants</b> PacBell Park, San Francisco, CA Mon Apr 07 2003, 4:15 PM EDT Att: 41,915 - Sunny - 66 F										
Keith Lockhart, L (1, 4) OBP: 0.417, SLG: 0.364 Mark Loretta, R (8, PH) OBP: 0.286, SLG: 0.370	F8		1B		L7		G1-3	2B		4	0	1	0	0	0	0											
Mark Kotsay, L (1, 8) OBP: 0.432, SLG: 0.452	K		1B				F8	G6-3		4	0	1	0	1	1	2											
Ryan Klesko, L (1, 3) OBP: 0.250, SLG: 0.200		K	K				P6		P5	5	0	1	0	0	2	3											
Rondell White, R (1, 7) OBP: 0.241, SLG: 0.185	G4-3							F8	G6-3	5	0	1	0	0	1	2											
Sean Burroughs, L (1, 5) OBP: 0.321, SLG: 0.217 Lou Merloni, R (5, 5) OBP: 0.545, SLG: 0.667							1B	2B	1B	0	0	0	0	2	0	0											
Xavier Nady, R (1, 9) OBP: 0.343, SLG: 0.545	L9						P4	2B	F9	4	1	0	0	1	1	5											
Wiki Gonzalez, R (1, 2) OBP: 0.375, SLG: 0.429 Shane Victorino, S (8, PR)			G6-3		F8					4	0	2	3	0	0	2											
Mike Bynum, L (8, 1) OBP: 1.000, SLG: 1.000								G3-1	2B	0	1	0	0	0	0	0											
Oliver Pérez, L (1, 1) OBP: 0.200, SLG: 0.157 Brian Buchanan, R (8, PH) Jaret Wright, R (8, PH) Dave Hansen, L (8, PH) Gary Bennett, R (8, PH) OBP: 0.190, SLG: 0.250			K		K		F9		G3-1	2	0	0	0	0	2	2											
<b>Inning Stats</b>	R: 0 E: 0 K: 1 S: 7	H: 0 LOB: 0 BB: 0 P: 11	R: 0 E: 0 K: 1 S: 12	H: 0 LOB: 1 BB: 1 P: 20	R: 0 E: 0 K: 2 S: 20	H: 3 LOB: 3 BB: 0 P: 25	R: 0 E: 0 K: 2 S: 9	H: 1 LOB: 2 BB: 1 P: 16	R: 0 E: 0 K: 1 S: 9	H: 1 LOB: 2 BB: 1 P: 19	R: 1 E: 0 K: 0 S: 14	H: 2 LOB: 1 BB: 0 P: 20	R: 0 E: 0 K: 0 S: 4	H: 0 LOB: 0 BB: 0 P: 7	R: 3 E: 0 K: 0 S: 17	H: 3 LOB: 2 BB: 2 P: 29	R: 0 E: 0 K: 0 S: 9	H: 1 LOB: 1 BB: 0 P: 14	1B: 8 2B: 2 3B: 1 HR: 0	SF: 0 SAC: 0 DP: 0 HBP: 0	WP: 0 PB: 0 SB: 0 CS: 0	PA: 43					
<b>PITCHER</b>	IP	WLS	BF	H	R	ER	SO	BB	IBB	HBP	BLK	WP	HR	S	P	ERA	WHIP										
Jason Schmidt, R (1, 1) ERA: 1.35	5.2		27	7	1	1	7	3	0	0	0	0	0	6	9	1.59	1.765										
Scott Eyre, L (6, 1) ERA:	1.1	H	4	0	0	0	0	0	0	0	0	0	0	6	9	0.00	0.000										
Felix Rodriguez, R (8, 1) ERA: 8.31	0.1	H	4	2	3	3	0	1	0	0	0	0	0	9	15	81.00	9.000										
41 Chad Zerbe, L (8, 1) ERA:	0.1	H	2	0	0	0	0	1	0	0	0	0	0	4	10	0.00	3.000										
Tim Worrell, R (8, 1) ERA: 1.8	1.1	W	6	2	0	0	0	0	0	0	0	0	0	13	18	0.00	1.500										

Batter	1	2	3	4	5	6	7	8	9	AB	R	H	RBI	BB	SO	LOB	BOTTOM										
Ray Durham, S (1, 4) OBP: 0.400, SLG: 0.538	F9		HR		G5-3		F7			3	1	0	0	1	0	0	<b>San Diego Padres @ San Francisco Giants</b> PacBell Park, San Francisco, CA Mon Apr 07 2003, 4:15 PM EDT Att: 41,915 - Sunny - 66 F										
José Cruz Jr., S (1, 9) OBP: 0.441, SLG: 0.833	HR		HR		1B		K			4	2	3	3	0	1	0											
Rich Aurilia, R (1, 6) OBP: 0.393, SLG: 0.783	L8		HR		P4			HR		4	2	2	2	0	0	1											
Barry Bonds, L (1, 7) OBP: 0.407, SLG: 0.550	F8		K		K			HR	S	3	1	0	0	1	2	1											
Edgardo Alfonzo, R (1, 5) OBP: 0.467, SLG: 0.429	F9		BB		P1			HR		3	1	1	2	1	0	0											
Benito Santiago, R (1, 2) OBP: 0.380, SLG: 0.696	FC6-4		F9		G6-3		G5-3			4	0	1	0	0	0	1											
J.T. Snow, L (1, 3) OBP: 0.500, SLG: 0.579 Andres Galaraga, R (8, 3) OBP: 0.333, SLG: 0.200	K				F8				P4	3	0	1	0	0	1	1											
Marquis Grissom, R (1, 8) OBP: 0.267, SLG: 0.250	FC6-4				G6-3		G5-3			4	0	1	0	0	0	2											
Jason Schmidt, R (1, 1) Scott Eyre, L (6, 1) Marvin Benard, L (7, PH) Felix Rodriguez, R (8, 1) 41 Chad Zerbe, L (8, 1) Tim Worrell, R (8, 1)			G5-3		K				G1-3	2	0	0	0	0	1	0											
<b>Inning Stats</b>	R: 1 E: 0 K: 0 S: 10	H: 1 LOB: 0 BB: 0 P: 16	R: 0 E: 0 K: 1 S: 9	H: 1 LOB: 0 BB: 0 P: 14	R: 3 E: 0 K: 1 S: 16	H: 2 LOB: 1 BB: 2 P: 28	R: 0 E: 0 K: 1 S: 8	H: 0 LOB: 0 BB: 0 P: 11	R: 0 E: 0 K: 0 S: 6	H: 1 LOB: 1 BB: 0 P: 8	R: 0 E: 0 K: 1 S: 11	H: 0 LOB: 0 BB: 0 P: 16	R: 3 E: 0 K: 1 S: 14	H: 3 LOB: 1 BB: 1 P: 22	R: 0 E: 0 K: 0 S: 9	H: 0 LOB: 0 BB: 0 P: 14		1B: 3 2B: 1 3B: 0 HR: 5	SF: 0 SAC: 0 DP: 0 HBP: 0	WP: 0 PB: 0 SB: 1 CS: 0	PA: 36						
<b>PITCHER</b>	IP	WLS	BF	H	R	ER	SO	BB	IBB	HBP	BLK	WP	HR	S	P	ERA	WHIP										
Oliver Pérez, L (1, 1) ERA: 9.0	5.0		22	5	4	4	4	2	0	0	0	0	0	17	24	0.00	0.500										
Jaret Wright, R (6, 1) ERA: 1.53	2.0		7	1	0	0	1	0	0	0	0	0	0	17	24	0.00	0.500										
Mike Bynum, L (8, 1) ERA: 12.46	1.0	L	7	3	3	3	1	1	0	0	0	0	2	14	22	27.00	4.000										





Batter	1	2	3	4	5	6	7	8	9	AB	R	H	RBI	BB	SO	LOB	TOP		
Mark Kotsay, L (1, 8) OBP: 0.419, SLG: 0.417	G4-3		F7			K			F7	5	0	1	0	1	1	5	<b>San Diego Padres @ San Francisco Giants</b> PacBell Park, San Francisco, CA Tue Apr 08 2003, 10:15 PM EDT Att: 36,388 - Sunny - 59 F		
Mark Loretta, R (1, 4) OBP: 0.295, SLG: 0.364	L7		1B	G4-3		F8			G1-6-3	6	1	1	0	0	1	6			
Rondell White, R (1, 7) Shane Victorino, S (8, 7)	F7		1B						G3	5	2	2	2	0	0	1			
Ryan Klesko, L (1, 3) OBP: 0.242, SLG: 0.200		P3	1B						F7	5	0	1	1	0	0	0			
Xavier Nady, R (1, 9) OBP: 0.400, SLG: 0.595		1B	1B						1B	4	2	3	0	1	0	0			
Lou Merten, R (1, 5) OBP: 0.583, SLG: 0.583			1B						1B	3	1	1	1	2	0	3			
Gary Bennett, R (1, 2) Brandon Villafuerte, R (9, 1)	K		1B						1B	4	0	1	1	0	1	5			
Ramón Vázquez, L (1, 6) OBP: 0.395, SLG: 0.300	G4-3								1B	5	1	2	2	0	0	3			
44 Jake Peavy, R (1, 1) Luther Hackman, R (7, 1)			1B						1B	2	1	1	0	1	0	0			
Wiki Gonzalez, R (7, 2) Brian Buchanan, R (9, PH) OBP: 0.400, SLG: 0.444 OBP: 0.333, SLG: 0.429			1B						1B	2	0	0	0	0	0	0			
<b>Inning Stats</b>	R: 0 E: 0 K: 0 S: 7	H: 0 LOB: 0 BB: 0 P: 12	R: 0 E: 0 K: 1 S: 8	H: 1 LOB: 2 BB: 1 P: 15	R: 3 E: 0 K: 0 S: 18	H: 4 LOB: 2 BB: 1 P: 27	R: 0 E: 0 K: 0 S: 8	H: 0 LOB: 1 BB: 1 P: 12	R: 0 E: 0 K: 1 S: 12	H: 0 LOB: 0 BB: 0 P: 11	R: 2 E: 0 K: 0 S: 14	H: 3 LOB: 1 BB: 0 P: 22	R: 0 E: 0 K: 1 S: 11	H: 1 LOB: 1 BB: 0 P: 19	R: 4 E: 0 K: 0 S: 15	H: 5 LOB: 1 BB: 0 P: 24	1B: 9 2B: 5 3B: 0 HR: 1	SF: 0 SAC: 0 DP: 0 HBP: 0	WP: 0 PA: 47 PB: 0 CS: 0 SB: 0
<b>PITCHER</b>	IP WLS BF H R ER SO BB IBB HBP BLK WP HR S P ERA WHIP																		
Damian Moss, L (1, 1) ERA: 4.22	5.2	28	6	3	3	2	5	0	0	0	0	0	0	0	0	0	4.76	1.941	
Joe Nathan, R (6, 1) ERA:	0.1	1	0	0	0	0	0	0	0	0	0	0	0	1	3	4	0.00	0.000	
Scott Eyre, L (7, 1) ERA: 3.6	1.0	L	6	3	2	2	0	0	0	0	0	1	14	22	18.00	3.000			
41 Chad Zerbe, L (8, 1) ERA: 9.82	2.0	12	6	4	4	1	0	0	0	0	0	0	26	43	18.00	3.000			

AB	42
R	9
H	15
RBI	9
BB	5
SO	3
LOB	23



Batter	1	2	3	4	5	6	7	8	9	AB	R	H	RBI	BB	SO	LOB	BOTTOM				
Ray Durham, S (1, 4) OBP: 0.343, SLG: 0.452	P5					F7			G4-3	5	0	0	0	0	0	4	<b>San Diego Padres @ San Francisco Giants</b> PacBell Park, San Francisco, CA Tue Apr 08 2003, 10:15 PM EDT Att: 36,388 - Sunny - 59 F				
José Cruz Jr., S (1, 9) OBP: 0.436, SLG: 0.857	L9					K			HR	5	1	2	1	0	2	1					
Rich Aurilia, R (1, 6) OBP: 0.394, SLG: 0.714	1B					1B			K	5	0	2	0	0	1	1					
Barry Bonds, L (1, 7) OBP: 0.419, SLG: 0.652	F9					1B			L7	3	1	1	1	1	0	2					
Edgardo Alfonzo, R (1, 5) 41 Chad Zerbe, L (8, 1) OBP: 0.412, SLG: 0.360 ERA: 9.82	F8					F9			F9	4	0	0	0	0	0	4					
Benito Santiago, R (1, 2) OBP: 0.379, SLG: 0.741	1B					P3			F8	4	2	2	0	0	0	0					
J.T. Snow, L (1, 3) OBP: 0.517, SLG: 0.652	1B					F7			P6	4	0	2	2	0	0	0					
Marquis Grissom, R (1, 8) OBP: 0.235, SLG: 0.219	1B					G5-3			F9	4	0	0	0	0	0	2					
Damian Moss, R (1, 1) Joe Nathan, R (6, 1) OBP: 0.250, SLG: 0.250 ERA: 3.27	1B					E5			L8	2	0	1	0	0	0	0					
Marvin Benard, L (6, PH) Scott Eyre, L (7, 1) Pedro Feliz, R (8, 5)	1B					K				1	0	0	0	0	1	1					
<b>Inning Stats</b>	R: 0 E: 0 K: 0 S: 13	H: 1 LOB: 1 BB: 0 P: 20	R: 1 E: 0 K: 0 S: 12	H: 3 LOB: 2 BB: 0 P: 16	R: 1 E: 0 K: 1 S: 10	H: 1 LOB: 0 BB: 0 P: 14	R: 0 E: 0 K: 0 S: 7	H: 0 LOB: 0 BB: 0 P: 13	R: 0 E: 1 K: 1 S: 13	H: 1 LOB: 3 BB: 1 P: 24	R: 1 E: 0 K: 1 S: 13	H: 2 LOB: 1 BB: 0 P: 21	R: 0 E: 0 K: 0 S: 11	H: 1 LOB: 1 BB: 0 P: 17	R: 0 E: 0 K: 0 S: 7	H: 0 LOB: 0 BB: 0 P: 10	R: 1 E: 0 K: 1 S: 9	H: 1 LOB: 0 BB: 0 P: 14	1B: 6 2B: 0 3B: 2 HR: 2	SF: 0 SAC: 0 DP: 0 HBP: 0	WP: 0 PA: 39 PB: 0 CS: 0 SB: 0
<b>PITCHER</b>	IP WLS BF H R ER SO BB IBB HBP BLK WP HR S P ERA WHIP																				
44 Jake Peavy, R (1, 1) ERA: 3.27	6.0	W	29	9	3	3	0	1	0	0	0	0	15	24	0.00	0.000					
Luther Hackman, R (7, 1) ERA:	2.0	H	6	0	0	0	0	0	0	0	0	0	1	9	14	9.00	1.000				
Brandon Villafuerte, R (9, 1) ERA: 2.84	1.0	4	1	1	1	1	0	0	0	0	1	9	14	9.00	1.000						

AB	38
R	4
H	10
RBI	4
BB	1
SO	4
LOB	15









Batter	1	2	3	4	5	6	7	8	9	AB	R	H	RBI	BB	SO	LOB	TOP										
Dave Roberts, L (1, 8) OBP: 0.245, SLG: 0.347										4	0	0	0	0	1	1	Los Angeles Dodgers @ San Francisco Giants PacBell Park, San Francisco, CA Thu Apr 10 2003, 10:15 PM EDT Att: 38,294 - Sunny - 58 F										
Paul Lo Duca, R (1, 2) OBP: 0.439, SLG: 0.514	 1B							 WP 2B		4	1	3	0	0	1	0											
Shawn Green, L (1, 9) OBP: 0.353, SLG: 0.477	 1-2									4	0	0	0	0	1	3											
Brian Jordan, R (1, 7) OBP: 0.370, SLG: 0.550		 BB 1B								4	0	1	0	0	0	1											
Fred McGriff, L (1, 3) OBP: 0.279, SLG: 0.351		 BB 1-2								3	0	0	0	1	1	0											
Adrián Beltré, R (1, 5) OBP: 0.250, SLG: 0.366										3	0	0	0	0	1	2											
Alex Cora, L (1, 4) OBP: 0.289, SLG: 0.286	 1-2 2-3 1B									3	0	1	0	0	0	0											
Cesar Izturis, S (1, 6) OBP: 0.326, SLG: 0.282	 1-2									3	0	1	0	0	0	3											
Hideo Nomo, R (1, 1) Daryle Ward, L (8, PH) Troy Brohawn, L (8, 1)										2	0	0	0	0	1	0											
										1	0	0	0	0	0	1											
										0	0	0	0	0	0	0											
<b>Inning Stats</b>	R: 0 E: 0 K: 0 S: 7	H: 1 LOB: 0 BB: 0 P: 10	R: 0 E: 0 K: 1 S: 10	H: 2 LOB: 2 BB: 1 P: 15	R: 0 E: 0 K: 3 S: 11	H: 0 LOB: 0 BB: 0 P: 13	R: 0 E: 0 K: 1 S: 7	H: 0 LOB: 0 BB: 0 P: 8	R: 0 E: 0 K: 0 S: 6	H: 0 LOB: 0 BB: 0 P: 9	R: 0 E: 0 K: 0 S: 9	H: 1 LOB: 1 BB: 0 P: 14	R: 0 E: 0 K: 0 S: 5	H: 0 LOB: 0 BB: 0 P: 7	R: 0 E: 0 K: 0 S: 13	H: 1 LOB: 1 BB: 0 P: 18	R: 1 E: 0 K: 1 S: 14	H: 1 LOB: 0 BB: 0 P: 22	1B: 5 2B: 1 3B: 0 HR: 0	SF: 0 SAC: 0 DP: 2 HBP: 0	WP: 1 PB: 0 SB: 0 CS: 0	PA: 32					
<b>PITCHER</b>	IP	WLS	BF	H	R	ER	SO	BB	IBB	HBP	BLK	WP	HR	S	P	ERA	WHIP										
Kurt Ainsworth, R (1, 1) ERA: 2.57	8.0	W	29	6	1	1	5	1	0	0	0	0	0	72	101	1.12	0.875										
Scott Eyre, L (9, 1) ERA: 3.39	0.1	H	1	0	0	0	0	0	0	0	0	0	0	3	5	0.00	0.000										
Tim Worrell, R (9, 1) ERA: 1.35	0.2	S	2	0	0	0	1	0	0	0	0	1	0	7	10	0.00	0.000										

Batter	1	2	3	4	5	6	7	8	9	AB	R	H	RBI	BB	SO	LOB	BOTTOM										
Ray Durham, S (1, 4) OBP: 0.364, SLG: 0.432	 BB						 FC5-2			2	0	0	0	1	0	2	Los Angeles Dodgers @ San Francisco Giants PacBell Park, San Francisco, CA Thu Apr 10 2003, 10:15 PM EDT Att: 38,294 - Sunny - 58 F										
Pedro Feliz, R (1, 5) OBP: 0.333, SLG: 0.333	 1-2						 G6-4-3			4	0	0	0	0	1	3											
Rich Aurilia, R (1, 6) OBP: 0.381, SLG: 0.622					 2B		 1-2 3-H 0-0 1-2			4	0	1	0	0	0	3											
Barry Bonds, L (1, 7) OBP: 0.450, SLG: 0.633			 1B		 2B					4	0	2	0	0	0	1											
José Cruz Jr., S (1, 9) OBP: 0.479, SLG: 0.825		 BB 1B	 1B							3	1	1	0	1	0	1											
Benito Santiago, R (1, 2) OBP: 0.394, SLG: 0.677	 1B	 1-2 1B	 1-2							4	0	1	0	0	1	2											
J.T. Snow, L (1, 3) OBP: 0.486, SLG: 0.567	 1B	 1-2 2-H								3	0	1	1	0	1	0											
Marquis Grissom, R (1, 8) OBP: 0.243, SLG: 0.314										3	1	1	1	0	0	2											
Kurt Ainsworth, R (1, 1) ERA: 1.96 Scott Eyre, L (9, 1) Tim Worrell, R (9, 1)							 FC5-2 1B			3	0	1	0	0	1	2											
										0	0	0	0	0	0	0											
										0	0	0	0	0	0	0											
<b>Inning Stats</b>	R: 0 E: 0 K: 0 S: 7	H: 0 LOB: 1 BB: 1 P: 12	R: 1 E: 0 K: 1 S: 18	H: 2 LOB: 2 BB: 1 P: 26	R: 0 E: 0 K: 0 S: 11	H: 2 LOB: 0 BB: 0 P: 21	R: 1 E: 0 K: 0 S: 8	H: 1 LOB: 0 BB: 0 P: 12	R: 0 E: 0 K: 1 S: 10	H: 2 LOB: 1 BB: 0 P: 14	R: 0 E: 0 K: 1 S: 8	H: 0 LOB: 0 BB: 0 P: 13	R: 0 E: 1 K: 0 S: 8	H: 1 LOB: 1 BB: 0 P: 9	R: 0 E: 0 K: 1 S: 7	H: 0 LOB: 0 BB: 0 P: 12	1B: 6 2B: 1 3B: 0 HR: 1	SF: 0 SAC: 1 DP: 1 HBP: 0	WP: 0 PB: 0 SB: 0 CS: 0	PA: 33							
<b>PITCHER</b>	IP	WLS	BF	H	R	ER	SO	BB	IBB	HBP	BLK	WP	HR	S	P	ERA	WHIP										
Hideo Nomo, R (1, 1) ERA: 1.96	7.0	L	30	8	2	2	3	2	0	0	0	0	0	70	107	2.57	1.429										
Troy Brohawn, L (8, 1) ERA:	1.0		3	0	0	0	1	0	0	0	0	0	0	7	12	0.00	0.000										

AB 31  
R 1  
H 6  
RBI 0  
BB 1  
SO 6  
LOB 11


AB 30  
R 2  
H 8  
RBI 2  
BB 2  
SO 4  
LOB 16




Batter	1	2	3	4	5	6	7	8	9	AB	R	H	RBI	BB	SO	LOB	TOP					
Dave Roberts, L (1, 8) OBP: 0.263, SLG: 0.358	G4-3		G4-3			FC1-5 1B		FC4-6 1B		4	1	2	0	0	0	1	Los Angeles Dodgers @ San Francisco Giants PacBell Park, San Francisco, CA Fri Apr 11 2003, 10:15 PM EDT Att: 42,022 - Sunny - 60 F					
Cesar Izturis, S (1, 6) OBP: 0.296, SLG: 0.256	F9			G4-3		FC1-5 1B		FC4-6 BB		4	0	0	0	0	0	3						
Shawn Green, L (1, 9) OBP: 0.364, SLG: 0.468	G4-3				1B		F7			3	0	1	0	1	0	2						
Brian Jordan, R (1, 7) OBP: 0.360, SLG: 0.523					F9			F8		4	0	1	1	0	0	3						
Paul Lo Duca, R (1, 2) OBP: 0.400, SLG: 0.463		G3			F9					4	0	0	0	0	0	3						
Fred McGriff, L (1, 3) OBP: 0.255, SLG: 0.317						G4-3				4	0	0	0	0	1	0						
Adrian Beltré, R (1, 5) OBP: 0.271, SLG: 0.432						P4				3	1	1	1	1	1	0						
Jolbert Cabrera, R (1, 4) OBP: 0.267, SLG: 0.357						F9				3	0	0	0	0	0	1						
Todd Hundley, S (9, PH) OBP: 0.500, SLG: 0.375						G6-3				1	0	0	0	0	0	0						
Odalis Perez, L (1, 1)										1	0	0	0	0	0	0						
Paul Quantrill, L (7, 1)										0	0	0	0	0	0	0						
Ron Coomer, R (8, PH)										1	0	0	0	0	0	0						
Troy Brohawn, L (8, 1)										0	0	0	0	0	0	0						
Guillermo Mota, R (8, 1) OBP: 1.000, SLG: 1.000										0	0	0	0	0	0	0						
<b>Inning Stats</b>	R: 0 E: 0 K: 0 S: 5	H: 0 LOB: 0 BB: 0 P: 9	R: 0 E: 0 K: 0 S: 5	H: 0 LOB: 0 BB: 0 P: 5	R: 0 E: 0 K: 0 S: 6	H: 0 LOB: 1 BB: 1 P: 14	R: 0 E: 0 K: 0 S: 7	H: 1 LOB: 1 BB: 0 P: 11	R: 0 E: 0 K: 0 S: 9	H: 0 LOB: 0 BB: 0 P: 13	R: 0 E: 1 K: 0 S: 14	H: 2 LOB: 2 BB: 0 P: 19	R: 0 E: 0 K: 1 S: 7	H: 0 LOB: 0 BB: 0 P: 12	R: 0 E: 0 K: 0 S: 6	H: 1 LOB: 2 BB: 1 P: 15	R: 1 E: 0 K: 1 S: 12	H: 1 LOB: 0 BB: 0 P: 15	1B: 4 2B: 0 3B: 0 HR: 1	SF: 0 SAC: 1 DP: 0 HBP: 0	WP: 0 PB: 0 SB: 0 CS: 0	PA: 35
<b>PITCHER</b>	IP WLS BF H R ER SO BB IBB HBP BLK WP HR S P ERA WHIP																					
Kirk Rueter, L (1, 1) ERA: 0.96	7.2 W 30 4 1 0 1 2 0 0 0 0 0 0 57 93 0.00 0.783																					
Felix Rodriguez, R (8, 1) ERA: 6.35	0.1 H 1 0 0 0 0 0 0 0 0 0 0 0 2 5 0.00 0.000																					
Tim Worrell, R (9, 1) ERA: 2.35	1.0 S 4 1 1 1 1 0 0 0 0 0 0 0 1 12 9.00 1.000																					

Batter	1	2	3	4	5	6	7	8	9	AB	R	H	RBI	BB	SO	LOB	BOTTOM			
Ray Durham, S (1, 4) OBP: 0.354, SLG: 0.400	G5-3		K			FC6-4 BB		K		3	0	0	0	1	2	0	Los Angeles Dodgers @ San Francisco Giants PacBell Park, San Francisco, CA Fri Apr 11 2003, 10:15 PM EDT Att: 42,022 - Sunny - 60 F			
Eduardo Alfonzo, R (1, 5) OBP: 0.368, SLG: 0.310	K		G6-3			FC6-4		G5-3		4	0	0	0	0	1	1				
Rich Aurilia, R (1, 6) OBP: 0.348, SLG: 0.561	G5-3							K		4	0	0	0	0	2	0				
Barry Bonds, L (1, 7) OBP: 0.455, SLG: 0.697								K		3	1	1	1	1	1	0				
José Cruz Jr., S (1, 9) OBP: 0.462, SLG: 0.767								K		3	1	0	0	1	2	1				
Benito Santiago, R (1, 2) OBP: 0.432, SLG: 0.735								K		3	1	3	0	1	0	0				
Andres Galarraga, R (1, 3) OBP: 0.400, SLG: 0.533								K		4	0	2	2	0	1	2				
Tim Worrell, R (9, 1)								K		0	0	0	0	0	0	0				
Marquis Grissom, R (1, 8) OBP: 0.250, SLG: 0.316								K		3	0	1	0	0	0	1				
Kirk Rueter, L (1, 1) OBP: 0.250, SLG: 0.250								K		3	0	0	0	0	0	2				
Felix Rodriguez, R (8, 1)								K		0	0	0	0	0	0	0				
J.T. Snow, L (9, 3) OBP: 0.486, SLG: 0.567								K		0	0	0	0	0	0	0				
<b>Inning Stats</b>	R: 0 E: 0 K: 1 S: 6	H: 0 LOB: 0 BB: 0 P: 10	R: 1 E: 0 K: 2 S: 15	H: 2 LOB: 1 BB: 0 P: 23	R: 0 E: 0 K: 1 S: 7	H: 0 LOB: 0 BB: 0 P: 11	R: 0 E: 0 K: 1 S: 9	H: 1 LOB: 2 BB: 2 P: 20	R: 0 E: 0 K: 0 S: 10	H: 0 LOB: 1 BB: 1 P: 15	R: 2 E: 0 K: 0 S: 9	H: 3 LOB: 2 BB: 1 P: 18	R: 0 E: 0 K: 2 S: 11	H: 0 LOB: 0 BB: 0 P: 15	R: 0 E: 0 K: 2 S: 10	H: 1 LOB: 1 BB: 0 P: 17	1B: 5 2B: 1 3B: 0 HR: 1	SF: 0 SAC: 0 DP: 0 HBP: 0	WP: 0 PB: 0 SB: 1 CS: 0	PA: 34
<b>PITCHER</b>	IP WLS BF H R ER SO BB IBB HBP BLK WP HR S P ERA WHIP																			
Odalis Perez, L (1, 1) ERA: 4.19	6.0 L 27 6 3 3 5 4 0 0 0 0 0 0 11 56 4.50 1.667																			
Paul Quantrill, R (7, 1) ERA: 3.99	1.0 3 0 0 0 2 0 0 0 0 0 0 0 6 9 0.00 0.000																			
Troy Brohawn, L (8, 1) ERA:	0.2 2 0 0 0 2 0 0 0 0 0 0 0 6 9 0.00 0.000																			
Guillermo Mota, R (8, 1) ERA: 1.59	0.1 2 1 0 0 0 0 0 0 0 0 0 0 4 8 0.00 3.000																			

AB 32  
R 2  
H 5  
RBI 2  
BB 2  
SO 2  
LOB 13



AB 30  
R 3  
H 7  
RBI 3  
BB 4  
SO 9  
LOB 7













Batter	1	2	3	4	5	6	7	8	9	AB	R	H	RBI	BB	SO	LOB	TOP										
<b>Craig Biggio, R</b> OBP: 0.266, SLG: 0.393 (1, 8)	L5	K					G5-3		G5-3	5	1	1	0	0	1	1	<b>Houston Astros @ San Francisco Giants</b> PacBell Park, San Francisco, CA Tue Apr 15 2003, 10:15 PM EDT Att: 36,629 - Overcast - 57 F										
<b>Geoff Blum, S</b> OBP: 0.346, SLG: 0.391 (1, 5)	F8		K				BB		BB	3	0	0	0	2	2	1											
<b>5 Jeff Bagwell, R</b> OBP: 0.475, SLG: 0.740 (1, 3)	2B		G4-3				2B		F8	5	0	2	0	0	1	2											
<b>17 Lance Berkman, S</b> OBP: 0.377, SLG: 0.326 (1, 7)	BB		G3				2B		G4-3	4	0	1	1	1	1	3											
<b>Jeff Kent, R</b> OBP: 0.345, SLG: 0.469 (1, 4)	P3				F8				P4	4	0	0	0	0	0	3											
<b>Orlando Merced, S</b> OBP: 0.214, SLG: 0.500 <b>Brian Hunter, R</b> OBP: 0.286, SLG: 0.286 (8, PH) (8, 9)	HR				L7				WP 1B	3	1	1	1	0	0	0											
<b>Gregg Zaun, S</b> OBP: 0.375, SLG: 0.500 (1, 2)	F8				F9				WP 1B	4	0	1	0	0	0	0											
<b>Julio Lugo, R</b> OBP: 0.263, SLG: 0.229 <b>Pete Munro, R</b> OBP: 0.347, SLG: 0.326 <b>Richard Hidalgo, R</b> OBP: 0.347, SLG: 0.326 <b>Billy Wagner, L</b> (8, 1)	G6-3				HR 2B				K	3	1	1	0	0	1	0											
<b>Jerome Robertson, L</b> OBP: 0.200, SLG: 0.200 <b>Raul Chavez, R</b> OBP: 1.000, SLG: 4.000 <b>Bruce Chen, L</b> (5, 1)	1B				2H HR				L7	1	1	1	2	0	0	0											
<b>Jose Vizcaino, S</b> OBP: 0.176, SLG: 0.125 (6, 6)										2	0	0	0	0	0	2											
<b>Inning Stats</b>	R: 0 E: 0 K: 0 S: 13	H: 1 LOB: 2 BB: 1 P: 21	R: 1 E: 0 K: 1 S: 12	H: 2 LOB: 1 BB: 0 P: 15	R: 0 E: 0 K: 1 S: 5	H: 0 LOB: 0 BB: 0 P: 7	R: 0 E: 0 K: 0 S: 6	H: 0 LOB: 0 BB: 0 P: 9	R: 3 E: 0 K: 1 S: 17	H: 4 LOB: 1 BB: 0 P: 27	R: 0 E: 0 K: 1 S: 11	H: 0 LOB: 2 BB: 0 P: 16	R: 0 E: 0 K: 1 S: 8	H: 1 LOB: 2 BB: 1 P: 20	R: 0 E: 0 K: 1 S: 14	H: 2 LOB: 2 BB: 0 P: 21	R: 0 E: 0 K: 0 S: 9	H: 0 LOB: 1 BB: 1 P: 15	1B: 4 2B: 4 3B: 0 HR: 2	SF: 0 SAC: 0 DP: 0 HBP: 0	WP: 1 PB: 0 SB: 0 CS: 0	PA: 40					
<b>PITCHER</b>	IP	WLS	BF	H	R	ER	SO	BB	IBB	HBP	BLK	WP	HR	S	P	ERA	WHIP										
<b>Kurt Ainsworth, R</b> ERA: 3.79	5.0	W	23	7	4	4	4	1	0	0	0	0	2	53	79	7.20	1.600										
<b>Joe Nathan, R</b> ERA:	1.2	H	7	1	0	0	1	1	0	0	0	0	0	16	30	0.00	1.200										
<b>Scott Eyre, L</b> ERA: 2.84	0.2	H	4	2	0	0	1	0	0	0	0	0	0	11	17	0.00	3.000										
<b>Felix Rodriguez, R</b> ERA: 3.86	1.2	S	6	0	0	0	1	1	0	0	0	1	0	15	25	0.00	0.600										

Batter	1	2	3	4	5	6	7	8	9	AB	R	H	RBI	BB	SO	LOB	BOTTOM										
<b>Marquis Grissom, R</b> OBP: 0.255, SLG: 0.358 (1, 8)	1B	G4-3	G6-3							5	2	2	1	0	1	4	<b>Houston Astros @ San Francisco Giants</b> PacBell Park, San Francisco, CA Tue Apr 15 2003, 10:15 PM EDT Att: 36,629 - Overcast - 57 F										
<b>Edgardo Alfonzo, R</b> OBP: 0.340, SLG: 0.282 (1, 5)	FC5-4	G4-3					G6-3		E9	5	0	1	0	0	0	1											
<b>Rich Aurilia, R</b> OBP: 0.328, SLG: 0.481 (1, 6)	K	E					K		F8	5	1	1	1	0	2	3											
<b>Barry Bonds, L</b> OBP: 0.500, SLG: 0.707 (1, 7)	FC5-4	E					F8			2	1	0	0	2	1	0											
<b>José Cruz Jr., S</b> OBP: 0.455, SLG: 0.698 <b>Felix Rodriguez, R</b> OBP: 1.000, SLG: 1.000 (8, 1)	FC5-4	E9					G6-3			4	2	1	1	0	0	3											
<b>Benito Santiago, R</b> OBP: 0.422, SLG: 0.650 (1, 2)	BB	E					G4-3		G1-6-3	3	0	1	0	1	0	1											
<b>J.T. Snow, L</b> OBP: 0.471, SLG: 0.548 (1, 3)	K						G6-3		G1-6-3	4	0	1	1	0	1	4											
<b>Neifi Perez, S</b> OBP: 0.174, SLG: 0.136 (1, 4)		BLK					SH2-3			2	2	2	0	1	0	0											
<b>Kurt Ainsworth, R</b> OBP: 0.167, SLG: 0.167 <b>Andres Galarraga, R</b> OBP: 0.355, SLG: 0.273 <b>Joe Nathan, R</b> (6, 1) <b>Scott Eyre, L</b> (7, 1) <b>Ruben Rivera, R</b> OBP: 0.143, SLG: 0.214 (8, 9)	K	SH2-4					SH2-3		K	1	0	0	0	0	0	0											
<b>Inning Stats</b>	R: 1 E: 0 K: 2 S: 13	H: 2 LOB: 3 BB: 2 P: 28	R: 5 E: 1 K: 1 S: 18	H: 2 LOB: 2 BB: 2 P: 28	R: 0 E: 0 K: 0 S: 6	H: 1 LOB: 1 BB: 0 P: 8	R: 0 E: 0 K: 1 S: 9	H: 0 LOB: 0 BB: 0 P: 14	R: 1 E: 0 K: 0 S: 13	H: 2 LOB: 2 BB: 1 P: 24	R: 0 E: 0 K: 0 S: 4	H: 0 LOB: 0 BB: 0 P: 5	R: 1 E: 1 K: 2 S: 17	H: 1 LOB: 1 BB: 0 P: 23	R: 0 E: 0 K: 0 S: 9	H: 0 LOB: 0 BB: 0 P: 16		1B: 5 2B: 4 3B: 0 HR: 0	SF: 0 SAC: 2 DP: 1 HBP: 0	WP: 1 PB: 0 SB: 1 CS: 0	PA: 39						
<b>PITCHER</b>	IP	WLS	BF	H	R	ER	SO	BB	IBB	HBP	BLK	WP	HR	S	P	ERA	WHIP										
<b>Jerome Robertson, L</b> ERA: 7.04	4.0	L	22	5	3	3	4	2	2	0	1	0	0	46	78	6.75	1.750										
<b>Bruce Chen, L</b> ERA: 6.75	1.0		6	2	1	1	0	1	0	0	0	0	0	13	24	9.00	3.000										
<b>Pete Munro, R</b> ERA: 1.86	2.0		6	1	0	0	1	0	0	0	0	0	0	13	21	0.00	0.500										
<b>Billy Wagner, L</b> ERA: 1.13	1.0		5	1	1	0	2	0	0	0	0	0	0	17	23	0.00	1.000										






Batter	1	2	3	4	5	6	7	8	9	AB	R	H	RBI	BB	SO	LOB	TOP											
<b>Craig Biggio, R</b> OBP: 0.271, SLG: 0.433 (1, 8)	G1-3		G6-3		HR	1B	L7		G3	6	1	2	3	0	0	2	<b>Houston Astros @ San Francisco Giants</b> PacBell Park, San Francisco, CA Wed Apr 16 2003, 7:05 PM EDT Att: 37,679 - Cloudy - 57 F											
<b>Morgan Ensberg, R</b> OBP: 0.167, SLG: 0.100 <b>Geoff Blum, S</b> OBP: 0.364, SLG: 0.408 (6, PH) (6, 5)	P3		G4-3		1B	1B		SF7	1B	3	1	1	0	0	0	0												
<b>5 Jeff Bagwell, R</b> OBP: 0.384, SLG: 0.741 (1, 3)	1B		L9		F8	BB		1B	2B	4	1	2	0	1	0	1												
<b>17 Lance Berkman, S</b> OBP: 0.362, SLG: 0.313 (1, 7)	G3			G3-1	1B	G4-6-3		G3		5	1	1	0	0	0	6												
<b>Jeff Kent, R</b> OBP: 0.350, SLG: 0.472 (1, 4)		L5		G4-3	2B		F8	1B	IBB	4	0	1	2	1	0	0												
<b>Richard Hidalgo, R</b> OBP: 0.370, SLG: 0.370 (1, 9)		F8		1B	BB		1B	2B	SF7	3	1	2	1	1	0	0												
<b>Brad Ausmus, R</b> OBP: 0.348, SLG: 0.487 (1, 2)		1B	BB	FC5-4	1B	FC4-6	BB	1B	2B	3	0	1	1	2	0	3												
<b>Julio Lugo, R</b> OBP: 0.293, SLG: 0.263 <b>54 Brad Lidge, R</b> (5, 1)										3	1	2	0	0	0	2												
<b>Orlando Merced, S</b> OBP: 0.267, SLG: 0.533 <b>Octavio Dotel, R</b> (7, 1)										0	0	0	0	0	0	0												
<b>Billy Wagner, L</b> (9, 1)										1	0	1	1	0	0	0												
<b>Brian Moehler, R</b> (1, 1)										1	0	0	0	0	1	2												
<b>Raul Chavez, R</b> OBP: 1.000, SLG: 4.000 <b>Jose Vizcaino, S</b> OBP: 0.150, SLG: 0.105 (5, PH) (5, 6)					HR	BB		G5-3	L7	0	1	0	0	1	0	0												
<b>Inning Stats</b>	R: 0 E: 0 K: 0 S: 9	H: 1 LOB: 1 BB: 0 P: 16	R: 0 E: 0 K: 1 S: 13	H: 1 LOB: 2 BB: 1 P: 25	R: 0 E: 0 K: 0 S: 6	H: 0 LOB: 0 BB: 0 P: 9	R: 0 E: 0 K: 0 S: 9	H: 1 LOB: 1 BB: 0 P: 17	R: 5 E: 0 K: 0 S: 18	H: 5 LOB: 2 BB: 2 P: 35	R: 0 E: 0 K: 0 S: 14	H: 2 LOB: 2 BB: 1 P: 23	R: 1 E: 0 K: 0 S: 12	H: 2 LOB: 2 BB: 1 P: 21	R: 2 E: 0 K: 1 S: 9	H: 3 LOB: 2 BB: 0 P: 19	R: 0 E: 0 K: 0 S: 4	H: 0 LOB: 0 BB: 0 P: 7	1B: 11 2B: 3 3B: 0 HR: 1	SF: 1 SAC: 0 DP: 1 HBP: 0	WP: 1 PB: 0 SB: 0 CS: 0	PA: 47						
<b>PITCHER</b>	IP	WLS	BF	H	R	ER	SO	BB	IBB	HBP	BLK	WP	HR	S	P	ERA	WHIP											
<b>Kirk Rueter, L</b> ERA: 2.74 (1, 1)	4.1		23	8	5	5	1	2	0	0	0	0	0	1	48	89	10.38	2.308										
<b>Jim Brower, R</b> ERA: 2.7 (5, 1)	2.0	L	11	3	1	1	0	3	0	0	0	0	0	0	27	46	4.50	3.000										
<b>Scott Eyre, L</b> ERA: 2.57 (7, 1)	0.2		3	1	0	0	0	0	0	0	0	0	0	6	11	0.00	1.500											
<b>Jesse Foppert, R</b> ERA: 6.0 (8, 1)	1.0		7	3	2	2	1	0	1	0	0	1	0	9	19	18.00	3.000											
<b>41 Chad Zerbe, L</b> ERA: 7.71 (9, 1)	1.0		3	0	0	0	0	0	0	0	0	0	0	4	7	0.00	0.000											

Batter	1	2	3	4	5	6	7	8	9	AB	R	H	RBI	BB	SO	LOB	BOTTOM										
<b>Ray Durham, S</b> OBP: 0.389, SLG: 0.467 <b>Neifi Perez, S</b> OBP: 0.200, SLG: 0.167 (5, PH) (6, 4)	G1-3			SF8	3B					3	1	1	0	0	1	1	<b>Houston Astros @ San Francisco Giants</b> PacBell Park, San Francisco, CA Wed Apr 16 2003, 7:05 PM EDT Att: 37,679 - Cloudy - 57 F										
<b>Edgardo Alfonzo, R</b> OBP: 0.328, SLG: 0.281 <b>41 Chad Zerbe, L</b> (9, 1)	1B	G4-3		SF8		G4-3		F8		4	0	1	1	0	0	2											
<b>Rich Aurilia, R</b> OBP: 0.318, SLG: 0.458 (1, 6)	FC5-4		L7			FC5-4	1B			5	1	1	0	0	2	2											
<b>José Cruz Jr., S</b> OBP: 0.451, SLG: 0.661 (1, 9)	1B	2B	BB						F8	3	1	0	0	2	2	1											
<b>Bento Santiago, R</b> OBP: 0.420, SLG: 0.622 (1, 2)	1B									5	2	2	1	0	0	2											
<b>J.T. Snow, L</b> OBP: 0.464, SLG: 0.574 (1, 3)	2B								G6-3	5	0	2	3	0	1	0											
<b>Marquis Grissom, R</b> OBP: 0.271, SLG: 0.386 (1, 8)	F9									4	0	2	0	0	0	1											
<b>Marvin Benard, L</b> OBP: 0.444, SLG: 0.429 (1, 7)										2	0	1	0	2	0	0											
<b>Kirk Rueter, L</b> OBP: 0.222, SLG: 0.222 <b>Jim Brower, R</b> OBP: 1.000, SLG: 1.000 <b>Scott Eyre, L</b> (7, 1)										1	0	0	0	0	0	3											
<b>Jesse Foppert, R</b> <b>Pedro Feliz, R</b> OBP: 0.358, SLG: 0.358 (8, PH) (9, 5)										0	0	0	0	0	0	0											
<b>Inning Stats</b>	R: 3 E: 1 K: 0 S: 15	H: 3 LOB: 1 BB: 1 P: 27	R: 0 E: 0 K: 1 S: 10	H: 1 LOB: 0 BB: 0 P: 15	R: 1 E: 0 K: 1 S: 14	H: 3 LOB: 3 BB: 1 P: 23	R: 1 E: 0 K: 1 S: 7	H: 1 LOB: 1 BB: 1 P: 13	R: 0 E: 0 K: 2 S: 11	H: 1 LOB: 2 BB: 1 P: 21	R: 0 E: 0 K: 0 S: 12	H: 0 LOB: 0 BB: 0 P: 14	R: 0 E: 0 K: 2 S: 9	H: 0 LOB: 1 BB: 0 P: 13	R: 0 E: 0 K: 0 S: 5	H: 1 LOB: 1 BB: 0 P: 10	1B: 7 2B: 3 3B: 1 HR: 0	SF: 1 SAC: 2 DP: 0 HBP: 0	WP: 0 PB: 0 SB: 0 CS: 0	PA: 42							
<b>PITCHER</b>	IP	WLS	BF	H	R	ER	SO	BB	IBB	HBP	BLK	WP	HR	S	P	ERA	WHIP										
<b>Brian Moehler, R</b> ERA: 7.9 (1, 1)	4.0		23	8	5	5	3	3	0	0	0	0	0	46	78	11.25	2.750										
<b>54 Brad Lidge, R</b> ERA: 0.5 (5, 1)	2.0	W	9	2	0	0	3	1	0	0	0	0	0	23	35	0.00	1.500										
<b>Octavio Dotel, R</b> ERA: 1.13 (7, 1)	2.0	H	7	1	0	0	2	0	0	0	0	0	0	21	30	0.00	0.500										
<b>Billy Wagner, L</b> ERA: 1.0 (9, 1)	1.0	S	3	0	0	0	0	0	0	0	0	0	0	5	10	0.00	0.000										

AB	40
R	8
H	15
RBI	8
BB	6
SO	2
LOB	20





Batter	1	2	3	4	5	6	7	8	9	AB	R	H	RBI	BB	SO	LOB	TOP					
<b>Neifi Perez, S</b> OBP: 0.267, SLG: 0.214 (1, 4)										4	1	2	0	1	0	0	<b>San Francisco Giants @ Los Angeles Dodgers</b> <b>Dodger Stadium, Los Angeles, CA</b> Fri Apr 18 2003, 7:10 PM PDT Att: 54,799 - Sunny - 59 F					
<b>Eduardo Alfonso, R</b> OBP: 0.317, SLG: 0.255 (1, 5)										5	0	1	0	0	0	3						
<b>Rich Aurilia, R</b> OBP: 0.324, SLG: 0.469 (1, 6)										5	0	2	0	0	1	2						
<b>Barry Bonds, L</b> OBP: 0.492, SLG: 0.659 (1, 7)										3	1	0	0	2	1	3						
<b>José Cruz Jr., S</b> OBP: 0.447, SLG: 0.633 (1, 9)										4	2	1	0	1	0	4						
<b>Bento Santiago, R</b> OBP: 0.407, SLG: 0.592 (1, 2)										4	0	1	1	0	1	1						
<b>J.T. Snow, L</b> OBP: 0.483, SLG: 0.608 (1, 3)										4	0	3	3	0	0	0						
<b>Marquis Grissom, R</b> OBP: 0.270, SLG: 0.426 (1, 8)										4	1	1	1	0	0	4						
<b>Jason Schmidt, R</b> (1, 1)										4	0	0	0	0	1	1						
<b>Scott Eyre, L</b> (8, 1)										0	0	0	0	0	0	0						
<b>Felix Rodriguez, R</b> OBP: 1.000, SLG: 1.000 (8, 1)										0	0	0	0	0	0	0						
<b>Inning Stats</b>	R: 3 E: 0 K: 1 S: 16	H: 3 LOB: 2 BB: 2 P: 29	R: 0 E: 2 K: 1 S: 13	H: 1 LOB: 2 BB: 0 P: 19	R: 1 E: 0 K: 0 S: 10	H: 2 LOB: 1 BB: 0 P: 20	R: 0 E: 1 K: 0 S: 6	H: 1 LOB: 2 BB: 0 P: 8	R: 1 E: 0 K: 1 S: 9	H: 1 LOB: 0 BB: 1 P: 14	R: 0 E: 0 K: 0 S: 7	H: 2 LOB: 2 BB: 1 P: 12	R: 0 E: 0 K: 0 S: 5	H: 1 LOB: 0 BB: 0 P: 6	R: 0 E: 0 K: 0 S: 5	H: 0 LOB: 0 BB: 1 P: 13	R: 0 E: 0 K: 1 S: 6	H: 0 LOB: 0 BB: 0 P: 11	1B: 8 2B: 3 3B: 0 HR: 1	SF: 0 SAC: 0 DP: 2 HBP: 0	WP: 0 PB: 0 SB: 0 CS: 1	PA: 41
<b>PITCHER</b>	IP	WLS	BF	H	R	ER	SO	BB	IBB	HBP	BLK	WP	HR	S	P	ERA	WHIP					
<b>Kevin Brown, R</b> ERA: 4.03 (1, 1)	5.0	L	27	8	5	5	3	2	0	0	0	0	1	54	90	9.00	2.000					
<b>Guillermo Mota, R</b> ERA: 0.53 (6, 1)	2.0		8	3	0	0	0	0	1	0	0	0	0	12	18	0.00	1.500					
<b>Paul Shuey, R</b> ERA: 1.0 (8, 1)	2.0		6	0	0	0	1	1	0	0	0	0	0	11	24	0.00	0.500					

livebaseballscores.com

AB 37  
R 5  
H 11  
RBI 5  
BB 4  
SO 4  
LOB 18



Batter	1	2	3	4	5	6	7	8	9	AB	R	H	RBI	BB	SO	LOB	BOTTOM					
<b>Dave Roberts, L</b> OBP: 0.358, SLG: 0.389 (1, 8)										3	1	1	0	1	0	0	<b>San Francisco Giants @ Los Angeles Dodgers</b> <b>Dodger Stadium, Los Angeles, CA</b> Fri Apr 18 2003, 7:10 PM PDT Att: 54,799 - Sunny - 59 F					
<b>Adrian Beltré, R</b> OBP: 0.233, SLG: 0.375 (1, 5)										3	0	0	0	0	1	1						
<b>Shawn Green, L</b> OBP: 0.372, SLG: 0.441 (1, 9)										3	0	1	1	1	2	1						
<b>Brian Jordan, R</b> OBP: 0.342, SLG: 0.431 (1, 7)										4	0	0	0	0	2	3						
<b>Fred McGriff, L</b> OBP: 0.266, SLG: 0.345 (1, 3)										4	0	1	0	0	0	0						
<b>Todd Hundley, S</b> OBP: 0.476, SLG: 0.467 (1, 2)										3	0	0	0	1	2	1						
<b>Alex Cora, L</b> OBP: 0.286, SLG: 0.260 (1, 4)										3	0	1	0	1	1	1						
<b>Cesar Izturis, S</b> OBP: 0.266, SLG: 0.250 (1, 6)										3	0	0	0	0	2	4						
<b>Kevin Brown, R</b> (1, 1)										1	0	0	0	0	1	2						
<b>Mike Kinkade, R</b> (5, PH)										1	0	0	0	0	0	0						
<b>Guillermo Mota, R</b> OBP: 1.000, SLG: 1.000 (6, 1)										0	0	0	0	0	0	0						
<b>Daryle Ward, L</b> OBP: 0.313, SLG: 0.214 (7, PH)										1	0	0	0	0	0	1						
<b>Paul Shuey, R</b> (8, 1)										0	0	0	0	0	0	0						
<b>Inning Stats</b>	R: 1 E: 0 K: 0 S: 6	H: 2 LOB: 0 BB: 0 P: 10	R: 0 E: 0 K: 1 S: 12	H: 1 LOB: 1 BB: 1 P: 19	R: 0 E: 0 K: 1 S: 11	H: 0 LOB: 1 BB: 1 P: 20	R: 0 E: 0 K: 2 S: 10	H: 1 LOB: 0 BB: 0 P: 13	R: 0 E: 0 K: 1 S: 9	H: 0 LOB: 0 BB: 0 P: 11	R: 0 E: 0 K: 2 S: 8	H: 0 LOB: 0 BB: 0 P: 10	R: 0 E: 0 K: 1 S: 11	H: 0 LOB: 1 BB: 1 P: 19	R: 0 E: 1 K: 1 S: 10	H: 0 LOB: 1 BB: 1 P: 18	R: 0 E: 0 K: 2 S: 9	H: 0 LOB: 0 BB: 0 P: 13	1B: 3 2B: 2 3B: 0 HR: 0	SF: 0 SAC: 1 DP: 1 HBP: 0	WP: 0 PB: 0 SB: 1 CS: 0	PA: 34
<b>PITCHER</b>	IP	WLS	BF	H	R	ER	SO	BB	IBB	HBP	BLK	WP	HR	S	P	ERA	WHIP					
<b>Jason Schmidt, R</b> ERA: 2.36 (1, 1)	7.1		29	4	1	1	8	4	0	0	0	0	0	4	72	114	1.23	1.091				
<b>Scott Eyre, L</b> ERA: 2.45 (8, 1)	0.1		1	0	0	0	1	0	0	0	0	0	0	4	5	0.00	0.000					
<b>Felix Rodriguez, R</b> ERA: 3.38 (8, 1)	1.1		4	0	0	0	2	0	0	0	0	0	0	10	14	0.00	0.000					

livebaseballscores.com

AB 29  
R 1  
H 4  
RBI 1  
BB 4  
SO 11  
LOB 14









Batter	1	2	3	4	5	6	7	8	9	AB	R	H	RBI	BB	SO	LOB	TOP										
<b>Nefti Perez, S</b> (1, 4) OBP: 0.237, SLG: 0.194										4	0	0	0	0	0	3	<b>San Francisco Giants @ Los Angeles Dodgers</b> <b>Dodger Stadium, Los Angeles, CA</b> Sun Apr 20 2003, 5:10 PM PDT Att: 39,123 - Overcast - 69 F										
<b>Edgardo Alfonzo, R</b> (1, 5) OBP: 0.292, SLG: 0.233										4	0	0	0	0	0	0											
<b>Jim Brower, R</b> (7, 1) OBP: 1.000, SLG: 1.000										0	0	0	0	0	0	0											
<b>41 Chad Zerbe, L</b> (7, 1)										0	0	0	0	0	0	0											
<b>Rich Aurilia, R</b> (1, 6) OBP: 0.313, SLG: 0.444										4	0	0	0	0	0	0											
<b>Barry Bonds, L</b> (1, 7) OBP: 0.500, SLG: 0.694										3	1	1	1	0	0	0											
<b>Marvin Benard, L</b> (8, PH) OBP: 0.354, SLG: 0.333										1	0	0	0	0	0	0											
<b>José Cruz Jr., S</b> (1, 9) OBP: 0.424, SLG: 0.574										3	0	0	0	1	1	0											
<b>Andres Galaraga, R</b> (1, 3) OBP: 0.450, SLG: 0.647										4	2	2	1	0	2	1											
<b>Yorvit Torrealba, R</b> (1, 2) OBP: 0.421, SLG: 0.765										4	1	3	1	0	0	1											
<b>Ruben Rivera, R</b> (1, 8) OBP: 0.250, SLG: 0.474										3	0	1	1	1	2	2											
<b>Kurt Ainsworth, R</b> (1, 1) OBP: 0.143, SLG: 0.143										1	0	0	0	0	1	1											
<b>Joe Nathan, R</b> (5, 1)										0	0	0	0	0	0	0											
<b>Pedro Feliz, R</b> (7, PH) OBP: 0.250, SLG: 0.250										2	0	0	0	0	1	1											
<b>Inning Stats</b>	R: 0 E: 0 K: 1 S: 7	H: 0 LOB: 0 BB: 0 P: 11	R: 3 E: 0 K: 3 S: 20	H: 4 LOB: 1 BB: 0 P: 28	R: 0 E: 0 K: 0 S: 4	H: 0 LOB: 0 BB: 0 P: 6	R: 1 E: 0 K: 1 S: 12	H: 2 LOB: 2 BB: 1 P: 21	R: 0 E: 0 K: 0 S: 7	H: 0 LOB: 0 BB: 0 P: 7	R: 0 E: 0 K: 2 S: 12	H: 0 LOB: 1 BB: 1 P: 19	R: 0 E: 0 K: 0 S: 7	H: 0 LOB: 0 BB: 0 P: 11	R: 0 E: 0 K: 3 S: 14	H: 1 LOB: 1 BB: 0 P: 19	1B: 1 2B: 4 3B: 0 HR: 2	SF: 0 SAC: 1 DP: 0 HBP: 0	WP: 0 PB: 0 SB: 0 CS: 0	PA: 36							
<b>PITCHER</b>	IP	WLS	BF	H	R	ER	SO	BB	IBB	HBP	BLK	WP	HR	S	P	ERA	WHIP										
<b>Hideo Nomo, R</b> (1, 1) ERA: 3.03	7.0	W	29	6	4	4	7	2	0	0	0	0	2	69	103	5.14	1.143										
<b>Paul Shuey, R</b> (8, 1) ERA: 9.9	1.0		3	0	0	0	0	0	0	0	0	0	0	7	9	0.00	0.000										
<b>Eric Gagne, R</b> (9, 1) ERA:	1.0		4	1	0	0	3	0	0	0	0	0	0	14	19	0.00	1.000										

Batter	1	2	3	4	5	6	7	8	9	AB	R	H	RBI	BB	SO	LOB	BOTTOM										
<b>Dave Roberts, L</b> (1, 8) OBP: 0.396, SLG: 0.425										6	2	3	2	0	1	1	<b>San Francisco Giants @ Los Angeles Dodgers</b> <b>Dodger Stadium, Los Angeles, CA</b> Sun Apr 20 2003, 5:10 PM PDT Att: 39,123 - Overcast - 69 F										
<b>Paul Lo Duca, R</b> (1, 2) OBP: 0.361, SLG: 0.385										5	2	0	0	1	0	4											
<b>Shawn Green, L</b> (1, 9) OBP: 0.391, SLG: 0.481										5	3	4	2	0	0	0											
<b>Brian Jordan, R</b> (1, 7) OBP: 0.346, SLG: 0.423										3	2	1	2	1	0	1											
<b>Mike Kinkade, R</b> (8, 3) OBP: 0.300, SLG: 0.333										0	0	0	0	0	0	0											
<b>Fred McGriff, L</b> (1, 3) OBP: 0.288, SLG: 0.388										5	1	4	4	0	1	1											
<b>Paul Shuey, R</b> (8, 1)										0	0	0	0	0	0	0											
<b>Eric Gagne, R</b> (9, 1)										0	0	0	0	0	0	0											
<b>Ron Coomer, R</b> (1, 5) OBP: 0.300, SLG: 0.125										3	2	1	2	2	0	1											
<b>Jolbert Cabrera, R</b> (1, 4) OBP: 0.286, SLG: 0.615										5	2	2	3	0	2	3											
<b>Alex Cora, L</b> (1, 6) OBP: 0.295, SLG: 0.273										5	1	2	1	0	0	3											
<b>Hideo Nomo, R</b> (1, 1) ERA: 3.03										2	0	0	0	0	2	0											
<b>Cesar Izturis, S</b> (7, PH) OBP: 0.286, SLG: 0.262										1	1	1	0	1	0	0											
<b>Inning Stats</b>	R: 0 E: 0 K: 0 S: 8	H: 0 LOB: 0 BB: 0 P: 12	R: 0 E: 0 K: 1 S: 13	H: 1 LOB: 2 BB: 1 P: 22	R: 0 E: 0 K: 1 S: 7	H: 0 LOB: 0 BB: 0 P: 9	R: 3 E: 0 K: 0 S: 10	H: 3 LOB: 0 BB: 1 P: 19	R: 4 E: 1 K: 2 S: 16	H: 3 LOB: 1 BB: 1 P: 29	R: 0 E: 0 K: 1 S: 8	H: 1 LOB: 1 BB: 0 P: 11	R: 8 E: 0 K: 1 S: 20	H: 7 LOB: 1 BB: 2 P: 39	R: 1 E: 0 K: 0 S: 13	H: 3 LOB: 2 BB: 0 P: 19	1B: 12 2B: 5 3B: 0 HR: 1	SF: 1 SAC: 1 DP: 0 HBP: 0	WP: 0 PB: 0 SB: 0 CS: 0	PA: 47							
<b>PITCHER</b>	IP	WLS	BF	H	R	ER	SO	BB	IBB	HBP	BLK	WP	HR	S	P	ERA	WHIP										
<b>Kurt Ainsworth, R</b> (1, 1) ERA: 5.4	1.2	L	22	6	7	6	3	3	0	0	0	0	0	15	23	0.00	1.200										
<b>Joe Nathan, R</b> (5, 1) ERA:	0.1		7	5	6	6	0	1	0	0	0	0	0	13	26	162.00	18.000										
<b>Jim Brower, R</b> (7, 1) ERA: 7.84	1.2		11	5	3	3	1	1	0	0	0	0	0	20	32	16.20	3.600										

AB	33
R	4
H	7
RBI	4
BB	2
SO	10
LOB	9





Batter	1	2	3	4	5	6	7	8	9	AB	R	H	RBI	BB	SO	LOB	TOP		
Ray Durham, S OBP: 0.390, SLG: 0.469	1-3 K		0-1 G5-3		1-1 2B		0-0 G3		4-2 FC6-4 BB	4	0	1	0	1	1	0	<b>San Francisco Giants @ Pittsburgh Pirates</b> PNC Park, Pittsburgh, PA Tue Apr 22 2003, 7:05 PM EDT Att: 10,650 - Overcast - 42 F		
Edgardo Alfonzo, R OBP: 0.299, SLG: 0.292	2-2 K		1-1 HR		0-0 G6-3			2-1 1B	5	1	2	1	0	1	3				
Rich Aurilia, R OBP: 0.321, SLG: 0.447	0-1 1B		0-0 F8			2-1 G5-3		2-0 1B	4	0	2	0	0	0	0				
José Cruz Jr., S OBP: 0.427, SLG: 0.577	4-2 1B		1-3 K			2-1 FC3-6 2B		3-2 F7	3	0	1	0	1	1	2				
Benito Santiago, R OBP: 0.387, SLG: 0.536	1-2 BB			0-2 G4-3		4-1 FC3-6 BB		0-0 G6-4-3	3	0	0	0	1	0	4				
J.T. Snow, L OBP: 0.462, SLG: 0.589		1-2 F8 2B		1-0 P4		0-0 FC3-6 FC5-4		1-0 F8	4	0	1	0	0	0	2				
Marquis Grissom, R OBP: 0.286, SLG: 0.441		2-2 G5-3		0-0 F9		2-1 FC5-4		1-1 G4-3 1B 2B	4	1	1	0	0	0	3				
Marvin Benard, L OBP: 0.267, SLG: 0.231		1-0 F8		0-1 G4-3			0-1 F8	0-0 G4-3	4	0	0	0	0	0	2				
Jesse Foppert, R Pedro Feliz, R Jim Brower, R Andres Castro, R Scott Eyre, L Joe Nathan, R Neifi Pérez, S	0-3 K		0-2 G1-3		0-1 G4-3		0-0 BB 1B	0-0 BB 1B	1	0	0	0	0	0	1				
<b>Inning Stats</b>	R: 0 E: 0 K: 2 S: 13	H: 1 LOB: 2 BB: 1 P: 21	R: 0 E: 0 K: 1 S: 12	H: 1 LOB: 1 BB: 0 P: 16	R: 1 E: 0 K: 1 S: 9	H: 1 LOB: 0 BB: 0 P: 11	R: 0 E: 0 K: 0 S: 5	H: 0 LOB: 0 BB: 0 P: 6	R: 0 E: 0 K: 0 S: 8	H: 1 LOB: 2 BB: 1 P: 18	R: 0 E: 0 K: 0 S: 5	H: 0 LOB: 0 BB: 0 P: 5	R: 0 E: 0 K: 0 S: 8	H: 2 LOB: 1 BB: 0 P: 15	R: 1 E: 0 K: 0 S: 10	H: 2 LOB: 2 BB: 1 P: 18		1B: 4 2B: 4 3B: 0 HR: 1	SF: 0 SAC: 0 DP: 1 HBP: 0
<b>PITCHER</b>	IP WLS BF H R ER SO BB IBB HBP BLK WP HR S P ERA WHIP	7.0 W 30 7 1 1 4 2 0 0 0 0 1 63 93 1.29 1.286	1.1 H 3 0 0 0 0 0 0 0 0 0 0 6 10 0.00 0.000	0.2 5 2 1 1 0 1 0 0 0 0 0 0 9 16 13.50 4.500	<b>PITCHER</b>										IP WLS BF H R ER SO BB IBB HBP BLK WP HR S P ERA WHIP				

AB	35
R	2
H	9
RBI	2
BB	3
SO	4
LOB	17



Batter	1	2	3	4	5	6	7	8	9	AB	R	H	RBI	BB	SO	LOB	BOTTOM		
Kenny Lofton, L OBP: 0.263, SLG: 0.280	2-3 K	1-0 F8		1-0 L4		0-1 G4-3				4	0	0	0	0	1	0	<b>San Francisco Giants @ Pittsburgh Pirates</b> PNC Park, Pittsburgh, PA Tue Apr 22 2003, 7:05 PM EDT Att: 10,650 - Overcast - 42 F		
18 Jason Kendall, R OBP: 0.419, SLG: 0.516	4-1 1B BB	0-2 G3		2-2 1B 1B			0-1 F9			3	1	1	0	1	0	0			
Matt Stairs, L Adam Hyzdu, R	3-0 FC1-6 1B HBP	4-1 BB		3-2 1B 1B			2-3 K			2	1	2	1	1	0	0			
Aramis Ramirez, R OBP: 0.312, SLG: 0.328	3-2 FC1-6 HBP	0-2 F8		3-3 K			0-2 G1-3			3	0	0	0	0	1	3			
Randall Simon, L Kevin Young, R	2-2 FC1-6 1B BB		4-2 FC4-6 BB		0-0 G1			0-0 K2-3 2B	2	1	0	0	1	0	2				
Reggie Sanders, R OBP: 0.381, SLG: 0.600	4-2 1B 2B BB		3-2 P4		2-3 K			2-2 F9	3	1	0	0	1	1	2				
Pokey Reese, R OBP: 0.242, SLG: 0.293	0-2 2B 1B		2-0 F7		1-3 K			2-3 K2-3	4	1	1	2	0	2	2				
2 Jack Wilson, R OBP: 0.217, SLG: 0.207	2-2 1B		0-2 FC4-6			0-0 G4-3		0-2 F7	4	0	1	2	0	0	2				
Jeff Suppan, R Scott Sauerbeck, R Mike Williams, R	0-3 K		1-0 G6-3			1-1 G5-3			3	0	0	0	0	0	1				
<b>Inning Stats</b>	R: 5 E: 0 K: 2 S: 26	H: 3 LOB: 1 BB: 2 P: 46	R: 0 E: 0 K: 0 S: 8	H: 0 LOB: 1 BB: 1 P: 13	R: 0 E: 0 K: 0 S: 13	H: 0 LOB: 1 BB: 1 P: 22	R: 0 E: 0 K: 1 S: 11	H: 2 LOB: 2 BB: 0 P: 21	R: 0 E: 0 K: 2 S: 7	H: 0 LOB: 0 BB: 0 P: 10	R: 0 E: 0 K: 0 S: 5	H: 0 LOB: 0 BB: 0 P: 6	R: 0 E: 0 K: 1 S: 9	H: 0 LOB: 0 BB: 0 P: 11	R: 0 E: 0 K: 1 S: 12	H: 1 LOB: 1 BB: 0 P: 16		1B: 5 2B: 1 3B: 0 HR: 0	SF: 0 SAC: 0 DP: 0 HBP: 1
<b>PITCHER</b>	IP WLS BF H R ER SO BB IBB HBP BLK WP HR S P ERA WHIP	4.0 L 22 5 0 0 2 4 0 0 0 0 0 12 16 0.00 0.000	2.0 6 0 0 0 2 0 0 0 0 0 0 0 9 11 0.00 0.000	1.0 3 0 0 0 1 0 0 0 0 0 0 0 9 11 0.00 0.000	1.0 4 1 0 0 0 1 0 0 0 0 0 0 12 16 0.00 1.000	<b>PITCHER</b>										IP WLS BF H R ER SO BB IBB HBP BLK WP HR S P ERA WHIP			





Batter	1	2	3	4	5	6	7	8	9	10	11	12	13	AB	R	H	RBI	BB	SO	LOB	TOP	
Ray Durham, S OBP: 0.400, SLG: 0.463 (1, 4)			P4 		G6-3 			1-2 HR 		K 		4-0 WP 1B BB 		5	1	2	0	1	1	0		
Eduardo Alfonzo, R OBP: 0.280, SLG: 0.282 (1, 5)	L9 		E5 		F9 			F9 		G1-3 		1-1 SAFE SAFE SAFE SAFE 		6	0	1	0	0	0	0	3	
Jim Brower, R OBP: 1.000, SLG: 1.000 (12, 1)			G4-6-3 										1-2 WP 		0	0	0	0	0	0	0	
Rich Aurilia, R OBP: 0.317, SLG: 0.425 (6, 1)	F9 		G4-6-3 										2-3 K 		4	0	0	0	0	1	4	
Felix Rodriguez, R OBP: 1.000, SLG: 1.000 (8, 8)													1-2 2-3 K 		0	0	0	0	0	0	0	
Ruben Rivera, R OBP: 0.227, SLG: 0.429 (8, 8)													1-2 2-3 K 		2	0	0	0	0	2	2	
José Cruz Jr., S OBP: 0.421, SLG: 0.597 (1, 5)													1-2 2-3 K 		6	1	2	3	0	1	0	
J.T. Snow, L OBP: 0.478, SLG: 0.576 (1, 3)	G3 																					
Benito Santiago, R OBP: 0.352, SLG: 0.516 (1, 2)																						
Marvin Benard, L OBP: 0.286, SLG: 0.176 (1, 7)																						
Benito Santiago, R OBP: 0.352, SLG: 0.516 (1, 2)																						
Benito Santiago, R OBP: 0.352, SLG: 0.516 (1, 2)																						
Benito Santiago, R OBP: 0.352, SLG: 0.516 (1, 2)																						
Benito Santiago, R OBP: 0.352, SLG: 0.516 (1, 2)																						
Benito Santiago, R OBP: 0.352, SLG: 0.516 (1, 2)																						
Benito Santiago, R OBP: 0.352, SLG: 0.516 (1, 2)																						
Benito Santiago, R OBP: 0.352, SLG: 0.516 (1, 2)																						
Benito Santiago, R OBP: 0.352, SLG: 0.516 (1, 2)																						
Benito Santiago, R OBP: 0.352, SLG: 0.516 (1, 2)																						
Benito Santiago, R OBP: 0.352, SLG: 0.516 (1, 2)																						
Benito Santiago, R OBP: 0.352, SLG: 0.516 (1, 2)																						
Benito Santiago, R OBP: 0.352, SLG: 0.516 (1, 2)																						
Benito Santiago, R OBP: 0.352, SLG: 0.516 (1, 2)																						
Benito Santiago, R OBP: 0.352, SLG: 0.516 (1, 2)																						
Benito Santiago, R OBP: 0.352, SLG: 0.516 (1, 2)																						
Benito Santiago, R OBP: 0.352, SLG: 0.516 (1, 2)																						
Benito Santiago, R OBP: 0.352, SLG: 0.516 (1, 2)																						
Benito Santiago, R OBP: 0.352, SLG: 0.516 (1, 2)																						
Benito Santiago, R OBP: 0.352, SLG: 0.516 (1, 2)																						
Benito Santiago, R OBP: 0.352, SLG: 0.516 (1, 2)																						
Benito Santiago, R OBP: 0.352, SLG: 0.516 (1, 2)																						
Benito Santiago, R OBP: 0.352, SLG: 0.516 (1, 2)																						
Benito Santiago, R OBP: 0.352, SLG: 0.516 (1, 2)																						
Benito Santiago, R OBP: 0.352, SLG: 0.516 (1, 2)																						
Benito Santiago, R OBP: 0.352, SLG: 0.516 (1, 2)																						
Benito Santiago, R OBP: 0.352, SLG: 0.516 (1, 2)																						
Benito Santiago, R OBP: 0.352, SLG: 0.516 (1, 2)																						
Benito Santiago, R OBP: 0.352, SLG: 0.516 (1, 2)																						
Benito Santiago, R OBP: 0.352, SLG: 0.516 (1, 2)																						
Benito Santiago, R OBP: 0.352, SLG: 0.516 (1, 2)																						
Benito Santiago, R OBP: 0.352, SLG: 0.516 (1, 2)																						
Benito Santiago, R OBP: 0.352, SLG: 0.516 (1, 2)																						
Benito Santiago, R OBP: 0.352, SLG: 0.516 (1, 2)																						
Benito Santiago, R OBP: 0.352, SLG: 0.516 (1, 2)																						
Benito Santiago, R OBP: 0.352, SLG: 0.516 (1, 2)																						
Benito Santiago, R OBP: 0.352, SLG: 0.516 (1, 2)																						
Benito Santiago, R OBP: 0.352, SLG: 0.516 (1, 2)																						
Benito Santiago, R OBP: 0.352, SLG: 0.516 (1, 2)																						
Benito Santiago, R OBP: 0.352, SLG: 0.516 (1, 2)																						
Benito Santiago, R OBP: 0.352, SLG: 0.516 (1, 2)																						
Benito Santiago, R OBP: 0.352, SLG: 0.516 (1, 2)																						
Benito Santiago, R OBP: 0.352, SLG: 0.516 (1, 2)																						
Benito Santiago, R OBP: 0.352, SLG: 0.516 (1, 2)																						
Benito Santiago, R OBP: 0.352, SLG: 0.516 (1, 2)																						
Benito Santiago, R OBP: 0.352, SLG: 0.516 (1, 2)																						
Benito Santiago, R OBP: 0.352, SLG: 0.516 (1, 2)																						
Benito Santiago, R OBP: 0.352, SLG: 0.516 (1, 2)																						
Benito Santiago, R OBP: 0.352, SLG: 0.516 (1, 2)																						
Benito Santiago, R OBP: 0.352, SLG: 0.516 (1, 2)																						
Benito Santiago, R OBP: 0.352, SLG: 0.516 (1, 2)																						
Benito Santiago, R OBP: 0.352, SLG: 0.516 (1, 2)																						
Benito Santiago, R OBP: 0.352, SLG: 0.516 (1, 2)																						
Benito Santiago, R OBP: 0.352, SLG: 0.516 (1, 2)																						
Benito Santiago, R OBP: 0.352, SLG: 0.516 (1, 2)																						
Benito Santiago, R OBP: 0.352, SLG: 0.516 (1, 2)																						
Benito Santiago, R OBP: 0.352, SLG: 0.516 (1, 2)																						
Benito Santiago, R OBP: 0.352, SLG: 0.516 (1, 2)																						
Benito Santiago, R OBP: 0.352, SLG: 0.516 (1, 2)																						
Benito Santiago, R OBP: 0.352, SLG: 0.516 (1, 2)																						
Benito Santiago, R OBP: 0.352, SLG: 0.516 (1, 2)																						
Benito Santiago, R OBP: 0.352, SLG: 0.516 (1, 2)																						
Benito Santiago, R OBP: 0.352, SLG: 0.516 (1, 2)																						
Benito Santiago, R OBP: 0.352, SLG: 0.516 (1, 2)																						
Benito Santiago, R OBP: 0.352, SLG: 0.516 (1, 2)				</																		



Batter	1	2	3	4	5	6	7	8	9	AB	R	H	RBI	BB	SO	LOB	TOP		
Ray Durham, S (1,4) OBP: 0.414, SLG: 0.483	0-0 FC5-4 1B		4-1 1B BB	2-2 F8			0-0 G4-3 2B		1-2 F7	4	1	2	0	1	0	0			
Neftali Feliz, S (1,6) OBP: 0.229, SLG: 0.196	0-0 FC5-4 1B BB		1-0 F8		2-0 P6		0-0 G4-3		2-2 G3-1	5	0	0	0	0	0	3			
Edgardo Alfonzo, R (1,5) OBP: 0.299, SLG: 0.284	4-0 1B BB		0-1 1B 1B		2-2 G4-3		3-2 F9			3	1	1	0	1	0	1			
Barry Bonds, L (1,7) OBP: 0.514, SLG: 0.692	0-1 L1-3 1B		2-1 1B 1B		1-3 K		4-0 IBB			3	1	2	1	1	1	0			
José Cruz Jr., S (1,9) OBP: 0.424, SLG: 0.593	1-2 L1-3		1-2 1B 1B			2-0 WP FC6-2 1B			1-3 K	4	0	2	1	0	1	5			
Andrés Galarraga, R (1,3) OBP: 0.462, SLG: 0.609		1-2 F9	1-1 1B			1-2 WP 1B		0-1 L7		4	0	2	1	0	0	0			
Yorvit Torrealba, R (1,2) OBP: 0.349, SLG: 0.619		1-1 G5-3	0-3 K			0-3 K		1-2 G5-3		4	0	0	0	0	2	4			
Rubén Rivera, R (1,8) OBP: 0.192, SLG: 0.360		0-0 L8		2-3 K		1-2 FC6-2 FC6		0-2 G6-3		4	0	0	0	0	1	2			
Damian Moss, R (1,1) OBP: 0.250, SLG: 0.182			2-3 K		1-2 F9		0-0 FC6		1-1 P5	3	0	0	0	0	1	2			
Felix Rodriguez, R (8,1) OBP: 1.000, SLG: 1.000										0	0	0	0	0	0	0			
Marvin Benard, L (9,PH) OBP: 0.273, SLG: 0.167										1	0	0	0	0	0	0			
Tim Worrell, R (9,1) ERA:										0	0	0	0	0	0	0			
<b>Inning Stats</b>	R: 0 E: 0 K: 0 S: 7	H: 2 LOB: 2 BB: 1 P: 12	R: 0 E: 0 K: 0 S: 6	H: 0 LOB: 0 BB: 0 P: 8	R: 3 E: 0 K: 2 S: 18	H: 4 LOB: 2 BB: 1 P: 29	R: 0 E: 0 K: 1 S: 11	H: 0 LOB: 0 BB: 0 P: 16	R: 0 E: 0 K: 1 S: 8	H: 2 LOB: 2 BB: 0 P: 13	R: 0 E: 0 K: 1 S: 10	H: 1 LOB: 2 BB: 1 P: 18	R: 0 E: 0 K: 0 S: 8	H: 0 LOB: 0 BB: 0 P: 9	R: 0 E: 0 K: 0 S: 8	H: 0 LOB: 0 BB: 0 P: 12	1B: 8 2B: 2 3B: 0 HR: 0	SF: 0 SAC: 0 DP: 1 HBP: 0	WP: 1 PA: 38 PB: 0 SB: 0 CS: 0
<b>PITCHER</b>	IP WLS BF H R ER SO BB IBB HBP BLK WP HR S P ERA WHIP	7.0 L 32 9 3 3 6 2 1 0 0 1 0 71 111 3.86 1.571	2.0 6 0 0 0 0 0 0 0 0 0 0 0 16 21 0.00 0.000																

**San Francisco Giants @ Pittsburgh Pirates**  
PNC Park, Pittsburgh, PA  
Thu Apr 24 2003, 12:35 PM EDT  
Att: 15,967 - Sunny - 62 F

livebaseballscores.com

AB 35  
R 3  
H 9  
RBI 3  
BB 3  
SO 6  
LOB 17




Batter	1	2	3	4	5	6	7	8	9	AB	R	H	RBI	BB	SO	LOB	BOTTOM	
Abraham Nunez, S (1,4) OBP: 0.241, SLG: 0.185	2-1 F9		2-2 FC6-4 1B		2-2 F8			1-2 2B 1B	2-2 G4-3	5	0	2	0	0	0	1		
Jack Wilson, R (1,6) OBP: 0.271, SLG: 0.242	2-0 1B		1-2 FC6-4 1B		4-0 BB			2-1 1B		3	0	2	0	1	0	1		
Kevin Young, R (1,3) OBP: 0.306, SLG: 0.405	1-0 F8		3-2 G6-3		2-1 L7			0-0 F7		3	0	0	0	0	0	3		
Randall Simon, L (9,PH) OBP: 0.345, SLG: 0.500										1	0	0	0	0	0	2		
Aramis Ramirez, R (1,5) OBP: 0.310, SLG: 0.351	2-1 F7			1-0 F9		0-0 G6-3		3-3 K		4	0	0	0	0	1	3		
Reggie Sanders, R (1,7) OBP: 0.366, SLG: 0.556		3-1 G6-3		3-1 S 1B		3-1 F8		1-0 G5-3		4	0	1	0	0	0	2		
Craig Wilson, R (1,2) OBP: 0.286, SLG: 0.304		0-0 G6-3		1-2 BB		2-3 K			1-2 B1-3 2B 1B	3	1	1	0	1	1	0		
Adam Hyzdu, R (1,8) OBP: 0.232, SLG: 0.200		4-2 FC4-6 BB		1-3 K			0-0 F8		0-0 B1-3	2	0	0	0	1	1	2		
Kenny Lofton, L (9,PH) OBP: 0.250, SLG: 0.277								1-2 1B		1	0	0	0	0	0	1		
Rob Mackowiak, L (1,9) OBP: 0.263, SLG: 0.257		1-2 FC4-6		1-1 F7			1-3 K		0-3 K	4	0	0	0	0	2	4		
Kris Benson, R (1,1) OBP: 0.232, SLG: 0.277			0-1 F9		0-1 L8				0-0 2B	2	0	0	0	0	0	0		
Pokey Reese, R (7,PH) OBP: 0.250, SLG: 0.277										1	0	0	0	0	0	0		
Brian Meadows, R (8,1) ERA:										0	0	0	0	0	0	0		
Matt Stairs, L (9,PH) OBP: 0.325, SLG: 0.278									2H 2B	1	0	1	1	0	0	0		
<b>Inning Stats</b>	R: 0 E: 0 K: 0 S: 6	H: 1 LOB: 1 BB: 0 P: 13	R: 0 E: 0 K: 0 S: 9	H: 0 LOB: 1 BB: 1 P: 17	R: 0 E: 0 K: 1 S: 15	H: 1 LOB: 2 BB: 1 P: 25	R: 0 E: 0 K: 1 S: 6	H: 0 LOB: 0 BB: 0 P: 11	R: 0 E: 0 K: 1 S: 6	H: 0 LOB: 0 BB: 0 P: 8	R: 0 E: 0 K: 1 S: 11	H: 2 LOB: 2 BB: 0 P: 18	R: 1 E: 0 K: 1 S: 15	H: 2 LOB: 1 BB: 0 P: 18	1B: 6 2B: 1 3B: 0 HR: 0	SF: 0 SAC: 0 DP: 0 HBP: 0	WP: 0 PA: 37 PB: 0 SB: 1 CS: 0	
<b>PITCHER</b>	IP WLS BF H R ER SO BB IBB HBP BLK WP HR S P ERA WHIP	7.0 W 29 5 0 0 3 3 0 0 0 0 0 6 114 0.00 1.143	1.0 H 3 0 0 0 1 0 0 0 0 0 0 6 10 0.00 0.000	1.0 S 5 2 1 1 1 0 0 0 0 0 0 15 18 9.00 2.000														

**San Francisco Giants @ Pittsburgh Pirates**  
PNC Park, Pittsburgh, PA  
Thu Apr 24 2003, 12:35 PM EDT  
Att: 15,967 - Sunny - 62 F

livebaseballscores.com

AB 34  
R 1  
H 7  
RBI 1  
BB 3  
SO 5  
LOB 19









Batter	1	2	3	4	5	6	7	8	9	AB	R	H	RBI	BB	SO	LOB	TOP					
Ray Durham, S (1, 4) OBP: 0.430, SLG: 0.492 Neftali Feliz, S (7, 4) OBP: 0.245, SLG: 0.255	4-2 F8 1B BB	2-1 G1-3		4-0 G5-4-3 1BB			3-2 2B		0-0 G3 3B	2	0	1	0	2	0	1						
Eduardo Alfonzo, R (1, 5) OBP: 0.285, SLG: 0.256	1-1 F8		0-1 F8	1-1 G5-4-3 1-2			0-1 G1-3		1-1 G3	5	0	0	1	0	0	5						
Rich Aurilia, R (1, 6) OBP: 0.306, SLG: 0.411	1-1 F8 1-2 BB 1B		0-0 P4		3-2 G4-3		3-2 F9		3-H 2-2 1B	5	0	2	0	0	0	1						
Barry Bonds, L (1, 7) OBP: 0.482, SLG: 0.633 41 Chad Zerbe, L (7, 1)	3-2 F8		3-1		1-2 L3		1-1 G4-3		0-2 G5-3	3	0	0	0	0	0	3						
Pedro Feliz, R (9, FH) OBP: 0.211, SLG: 0.211	2-3			HBP						1	0	0	0	0	0	1						
José Cruz Jr., S (1, 9) OBP: 0.439, SLG: 0.616 Marvin Benard, L (7, 7) OBP: 0.261, SLG: 0.158	4-2 BB		1-2 G4-3		1-1 1B				0-0 G5-3	2	0	1	0	1	0	1						
Bento Santiago, R (1, 2) OBP: 0.373, SLG: 0.485 Yorvit Torrealba, R (4, 2) OBP: 0.360, SLG: 0.609	2-3 K			2-1 1B 2B HBP	1-2 G5-3				1-1 1B	1	1	0	0	0	1	3						
J.T. Snow, L (1, 3) OBP: 0.468, SLG: 0.561		2-3 K		1-1 2B 1-2 1B			1-0 F7		3-2 F7	4	0	1	0	0	1	1						
Marquis Grissom, R (1, 8) OBP: 0.293, SLG: 0.475		2-2 SH3-4 1B		2-0 2B			1-1 P4		2-3 K	4	0	2	1	0	1	1						
Jerome Williams, R (1, 1) Jim Brower, R (5, 1) Ruben Rivera, R (7, 9) OBP: 0.185, SLG: 0.346		1-2 SH3-4		1-0 G6-3			0-3 K		1-1 F8	1	0	0	0	0	0	2						
<b>Inning Stats</b>	R: 0 E: 0 K: 1 S: 19	H: 1 LOB: 3 BB: 2 P: 34	R: 0 E: 0 K: 1 S: 12	H: 1 LOB: 1 BB: 0 P: 19	R: 0 E: 0 K: 0 S: 7	H: 0 LOB: 1 BB: 0 P: 11	R: 1 E: 0 K: 0 S: 7	H: 2 LOB: 2 BB: 1 P: 18	R: 0 E: 0 K: 1 S: 6	H: 0 LOB: 0 BB: 0 P: 8	R: 0 E: 0 K: 0 S: 13	H: 1 LOB: 1 BB: 0 P: 20	R: 0 E: 0 K: 1 S: 11	H: 1 LOB: 1 BB: 0 P: 17	R: 1 E: 0 K: 0 S: 11	H: 2 LOB: 1 BB: 0 P: 15	1B: 6 2B: 2 3B: 1 HR: 0	SF: 0 SAC: 1 DP: 1 HBP: 2	WP: 0 PB: 0 SB: 1 CS: 0	PA: 40		
<b>PITCHER</b>	IP WLS BF H R ER SO BB IBB HBP BLK WP HR S P ERA WHIP	IP WLS BF H R ER SO BB IBB HBP BLK WP HR S P ERA WHIP	IP WLS BF H R ER SO BB IBB HBP BLK WP HR S P ERA WHIP	IP WLS BF H R ER SO BB IBB HBP BLK WP HR S P ERA WHIP	IP WLS BF H R ER SO BB IBB HBP BLK WP HR S P ERA WHIP	IP WLS BF H R ER SO BB IBB HBP BLK WP HR S P ERA WHIP	IP WLS BF H R ER SO BB IBB HBP BLK WP HR S P ERA WHIP	IP WLS BF H R ER SO BB IBB HBP BLK WP HR S P ERA WHIP	IP WLS BF H R ER SO BB IBB HBP BLK WP HR S P ERA WHIP	IP WLS BF H R ER SO BB IBB HBP BLK WP HR S P ERA WHIP	IP WLS BF H R ER SO BB IBB HBP BLK WP HR S P ERA WHIP	IP WLS BF H R ER SO BB IBB HBP BLK WP HR S P ERA WHIP	IP WLS BF H R ER SO BB IBB HBP BLK WP HR S P ERA WHIP	IP WLS BF H R ER SO BB IBB HBP BLK WP HR S P ERA WHIP	IP WLS BF H R ER SO BB IBB HBP BLK WP HR S P ERA WHIP	IP WLS BF H R ER SO BB IBB HBP BLK WP HR S P ERA WHIP	IP WLS BF H R ER SO BB IBB HBP BLK WP HR S P ERA WHIP	IP WLS BF H R ER SO BB IBB HBP BLK WP HR S P ERA WHIP	IP WLS BF H R ER SO BB IBB HBP BLK WP HR S P ERA WHIP	IP WLS BF H R ER SO BB IBB HBP BLK WP HR S P ERA WHIP	IP WLS BF H R ER SO BB IBB HBP BLK WP HR S P ERA WHIP	IP WLS BF H R ER SO BB IBB HBP BLK WP HR S P ERA WHIP

San Francisco Giants @ Philadelphia Phillies  
Veterans Stadium, Philadelphia, PA  
Sat Apr 26 2003, 7:05 PM EDT  
Att: 19,464 - Cloudy - 58 F

AB	34
R	2
H	9
RBI	2
BB	3
SO	4
LOB	20



Batter	1	2	3	4	5	6	7	8	9	AB	R	H	RBI	BB	SO	LOB	BOTTOM					
11 Jimmy Rollins, S (1, 6) OBP: 0.362, SLG: 0.388	1-0 G4-3		1-1 G4-3	0-1 FC3-2			2-3 K		3-1 G6-3	5	0	0	0	0	1	4						
Ricky Ledee, L (1, 8) OBP: 0.373, SLG: 0.566	2-1 G1-3		0-1 G3	0-0 G3			1-1 HR 3B		1-2 2B 2B	5	2	2	0	0	0	4						
Bobby Abreu, L (1, 9) OBP: 0.405, SLG: 0.446 Jason Michaels, R (9, 9) OBP: 0.308, SLG: 0.333	1-2 F9			4-0 BB BB S BB	0-2 1B 2B 1B		3-2 HR HR		3-2 G4-3 SF8 2B	4	4	3	3	1	0	0						
Pat Burrell, R (1, 7) OBP: 0.321, SLG: 0.433		2-3 K		1-3 K	3-2 2B 1B 1B		1-3 K		0-0 G4-3	5	1	1	0	0	3	2						
Jim Thome, L (1, 3) OBP: 0.380, SLG: 0.461		1-1 P5		4-1 BB BB 1B BB	0-1 L4		1-0 HR		1-2 SF8	3	2	1	2	1	0	2						
David Bell, R (1, 5) OBP: 0.348, SLG: 0.321		4-1 BB		4-2 1B BB 1B BB	1-0 1B 2B HBP		3-0 HBP		1-2 G1-3	2	1	1	1	2	0	0						
Todd Pratt, R (1, 2) OBP: 0.524, SLG: 0.667		1-3 K		4-0 1B 1B FC3-2 BB	0-0 1B		1-3 K			3	0	1	2	1	2	2						
Tomas Perez, S (1, 4) OBP: 0.297, SLG: 0.333			3-2 11 G4-3 SH3-4 1B	0-2 11 FC3-2 1B			2-1 K		2-1 G4-3	4	0	2	1	0	1	2						
Brandon Duckworth, R (1, 1) OBP: 1.000, SLG: 1.000 26 Chase Utley, L (5, FH) OBP: 0.200, SLG: 0.600 Carlos Silva, R (6, 1) ERA: 9.64		1-1 SH3-4		1-0 11 FC3-2 1B	0-3 K		2-1 G1-3			1	0	1	1	0	0	0						
<b>Inning Stats</b>	R: 0 E: 0 K: 0 S: 7	H: 0 LOB: 0 BB: 0 P: 11	R: 0 E: 0 K: 2 S: 9	H: 0 LOB: 1 BB: 1 P: 17	R: 0 E: 0 K: 0 S: 9	H: 1 LOB: 0 BB: 0 P: 14	R: 3 E: 0 K: 1 S: 14	H: 2 LOB: 3 BB: 4 P: 32	R: 2 E: 0 K: 2 S: 18	H: 4 LOB: 2 BB: 0 P: 24	R: 3 E: 0 K: 3 S: 17	H: 3 LOB: 1 BB: 0 P: 29	R: 0 E: 0 K: 0 S: 6	H: 0 LOB: 0 BB: 0 P: 13	R: 2 E: 0 K: 0 S: 14	H: 2 LOB: 0 BB: 0 P: 20	1B: 6 2B: 3 3B: 1 HR: 2	SF: 1 SAC: 1 DP: 0 HBP: 1	WP: 1 PB: 0 SB: 1 CS: 0	PA: 42		
<b>PITCHER</b>	IP WLS BF H R ER SO BB IBB HBP BLK WP HR S P ERA WHIP	IP WLS BF H R ER SO BB IBB HBP BLK WP HR S P ERA WHIP	IP WLS BF H R ER SO BB IBB HBP BLK WP HR S P ERA WHIP	IP WLS BF H R ER SO BB IBB HBP BLK WP HR S P ERA WHIP	IP WLS BF H R ER SO BB IBB HBP BLK WP HR S P ERA WHIP	IP WLS BF H R ER SO BB IBB HBP BLK WP HR S P ERA WHIP	IP WLS BF H R ER SO BB IBB HBP BLK WP HR S P ERA WHIP	IP WLS BF H R ER SO BB IBB HBP BLK WP HR S P ERA WHIP	IP WLS BF H R ER SO BB IBB HBP BLK WP HR S P ERA WHIP	IP WLS BF H R ER SO BB IBB HBP BLK WP HR S P ERA WHIP	IP WLS BF H R ER SO BB IBB HBP BLK WP HR S P ERA WHIP	IP WLS BF H R ER SO BB IBB HBP BLK WP HR S P ERA WHIP	IP WLS BF H R ER SO BB IBB HBP BLK WP HR S P ERA WHIP	IP WLS BF H R ER SO BB IBB HBP BLK WP HR S P ERA WHIP	IP WLS BF H R ER SO BB IBB HBP BLK WP HR S P ERA WHIP	IP WLS BF H R ER SO BB IBB HBP BLK WP HR S P ERA WHIP	IP WLS BF H R ER SO BB IBB HBP BLK WP HR S P ERA WHIP	IP WLS BF H R ER SO BB IBB HBP BLK WP HR S P ERA WHIP	IP WLS BF H R ER SO BB IBB HBP BLK WP HR S P ERA WHIP	IP WLS BF H R ER SO BB IBB HBP BLK WP HR S P ERA WHIP	IP WLS BF H R ER SO BB IBB HBP BLK WP HR S P ERA WHIP	IP WLS BF H R ER SO BB IBB HBP BLK WP HR S P ERA WHIP

San Francisco Giants @ Philadelphia Phillies  
Veterans Stadium, Philadelphia, PA  
Sat Apr 26 2003, 7:05 PM EDT  
Att: 19,464 - Cloudy - 58 F

AB	34
R	10
H	12
RBI	10
BB	5
SO	8
LOB	18





Batter	1	2	3	4	5	6	7	8	9	AB	R	H	RBI	BB	SO	LOB	TOP		
Ray Durham, S OBP: 0.434, SLG: 0.478 (1, 4)										2	0	0	0	2	2	0	<b>San Francisco Giants @ Philadelphia Phillies</b> Veterans Stadium, Philadelphia, PA Sun Apr 27 2003, 1:35 PM EDT Att: 40,016 - Cloudy - 68 F		
Marquis Grissom, R OBP: 0.279, SLG: 0.452 (1, 8)										4	0	0	0	0	1	2			
Rich Aurilia, R OBP: 0.307, SLG: 0.402 (1, 6)										2	0	0	0	1	1	0			
Barry Bonds, L OBP: 0.465, SLG: 0.603 (1, 7)										3	0	0	0	0	1	1			
José Cruz Jr., S OBP: 0.427, SLG: 0.596 (1, 9)										3	0	0	0	0	1	0			
J.T. Snow, L OBP: 0.451, SLG: 0.536 (1, 3)										3	0	0	0	0	1	0			
Yorvit Torrealba, R OBP: 0.321, SLG: 0.538 (1, 2)										3	0	0	0	0	0	0			
Pedro Feliz, R OBP: 0.190, SLG: 0.190 (9, PH)										2	0	0	0	0	2	0			
Neftali Pérez, S OBP: 0.240, SLG: 0.250 (9, PH)										1	0	0	0	0	0	0			
Jesse Foppert, R (1, 1)										2	0	0	0	0	1	0			
Joe Nathan, R (7, 1)										0	0	0	0	0	0	0			
Felix Rodriguez, R OBP: 1.000, SLG: 1.000 (8, 1)										0	0	0	0	0	0	0			
Marvin Benard, L OBP: 0.250, SLG: 0.150 (9, PH)										1	0	0	0	0	0	0			
<b>Inning Stats</b>	R: 0 H: 0 E: 0 K: 1 S: 8	H: 0 LOB: 0 BB: 1 P: 14	R: 0 H: 0 E: 0 K: 2 S: 9	H: 0 LOB: 0 BB: 0 P: 16	R: 0 H: 0 E: 0 K: 2 S: 8	H: 0 LOB: 0 BB: 0 P: 9	R: 0 H: 0 E: 0 K: 1 S: 9	H: 0 LOB: 1 BB: 1 P: 13	R: 0 H: 0 E: 0 K: 0 S: 9	H: 0 LOB: 0 BB: 0 P: 12	R: 0 H: 0 E: 0 K: 2 S: 8	H: 0 LOB: 0 BB: 0 P: 10	R: 0 H: 0 E: 0 K: 0 S: 8	H: 0 LOB: 0 BB: 0 P: 13	R: 0 H: 0 E: 0 K: 0 S: 6	H: 0 LOB: 1 BB: 1 P: 12	1B: 0 2B: 0 3B: 0 HR: 0	SF: 0 SAC: 0 DP: 0 HBP: 0	WP: 0 PA: 29 PB: 0 SB: 0 CS: 1
<b>PITCHER</b> Kevin Millwood, R ERA: 3.48 (1, 1)	IP: 9.0 WLS: W BF: 29 H: 0 R: 0 ER: 0 SO: 10 BB: 3 IBB: 0 HBP: 0 BLK: 0 WP: 0 HR: 0 S: 72 P: 108 ERA: 0.00 WHIP: 0.333															<b>PITCHER</b> IP: 9.0 WLS: W BF: 29 H: 0 R: 0 ER: 0 SO: 10 BB: 3 IBB: 0 HBP: 0 BLK: 0 WP: 0 HR: 0 S: 72 P: 108 ERA: 0.00 WHIP: 0.333			

Batter	1	2	3	4	5	6	7	8	9	AB	R	H	RBI	BB	SO	LOB	BOTTOM
11 Jimmy Rollins, S OBP: 0.358, SLG: 0.402 (1, 6)										4	0	1	0	0	1	0	<b>San Francisco Giants @ Philadelphia Phillies</b> Veterans Stadium, Philadelphia, PA Sun Apr 27 2003, 1:35 PM EDT Att: 40,016 - Cloudy - 68 F
Ricky Ledee, L OBP: 0.397, SLG: 0.625 (1, 8)										3	1	2	1	1	1	1	
Bobby Abreu, L OBP: 0.409, SLG: 0.442 (1, 9)										3	0	1	0	0	0	2	
Pat Burrell, R OBP: 0.319, SLG: 0.420 (1, 7)										3	0	0	0	1	2	3	
Jim Thome, L OBP: 0.378, SLG: 0.451 (1, 3)										2	0	0	0	1	0	2	
Mike Lieberthal, R OBP: 0.447, SLG: 0.500 (1, 2)										2	0	0	0	1	1	4	
David Bell, R OBP: 0.337, SLG: 0.309 (1, 5)										3	0	0	0	0	1	1	
26 Chase Utley, L OBP: 0.167, SLG: 0.500 (7, 4)										2	0	0	0	0	0	0	
Tomas Perez, S OBP: 0.289, SLG: 0.324 (7, 4)										1	0	0	0	0	1	0	
Kevin Millwood, R OBP: 0.154, SLG: 0.083 (1, 1)										3	0	0	0	0	0	0	
<b>Inning Stats</b>	R: 1 H: 2 E: 0 K: 1 S: 17	H: 2 LOB: 2 BB: 1 P: 28	R: 0 H: 0 E: 0 K: 0 S: 9	H: 0 LOB: 0 BB: 0 P: 14	R: 0 H: 0 E: 0 K: 0 S: 7	H: 0 LOB: 0 BB: 1 P: 14	R: 0 H: 0 E: 0 K: 2 S: 10	H: 0 LOB: 1 BB: 1 P: 17	R: 0 H: 1 E: 0 K: 1 S: 17	H: 0 LOB: 2 BB: 1 P: 32	R: 0 H: 0 E: 0 K: 1 S: 13	H: 0 LOB: 0 BB: 0 P: 15	R: 0 H: 1 E: 0 K: 1 S: 9	H: 1 LOB: 1 BB: 0 P: 16	1B: 2 2B: 0 3B: 1 HR: 1	SF: 0 SAC: 0 DP: 2 HBP: 1	WP: 0 PA: 31 PB: 0 SB: 0 CS: 0
<b>PITCHER</b> Jesse Foppert, R ERA: 5.54 (1, 1)	IP: 6.0 WLS: L BF: 24 H: 3 R: 1 ER: 1 SO: 5 BB: 4 IBB: 0 HBP: 0 BLK: 0 WP: 0 HR: 1 S: 68 P: 115 ERA: 1.50 WHIP: 1.167															<b>PITCHER</b> IP: 6.0 WLS: L BF: 24 H: 3 R: 1 ER: 1 SO: 5 BB: 4 IBB: 0 HBP: 0 BLK: 0 WP: 0 HR: 1 S: 68 P: 115 ERA: 1.50 WHIP: 1.167	
<b>PITCHER</b> Joe Nathan, R ERA (7, 1)	IP: 1.0 WLS: L BF: 3 H: 0 R: 0 ER: 0 SO: 1 BB: 0 IBB: 0 HBP: 0 BLK: 0 WP: 0 HR: 0 S: 13 P: 15 ERA: 0.00 WHIP: 0.000															<b>PITCHER</b> IP: 1.0 WLS: L BF: 3 H: 0 R: 0 ER: 0 SO: 1 BB: 0 IBB: 0 HBP: 0 BLK: 0 WP: 0 HR: 0 S: 13 P: 15 ERA: 0.00 WHIP: 0.000	
<b>PITCHER</b> Felix Rodriguez, R ERA: 2.51 (8, 1)	IP: 1.0 WLS: L BF: 4 H: 1 R: 0 ER: 0 SO: 1 BB: 0 IBB: 0 HBP: 1 BLK: 0 WP: 0 HR: 0 S: 9 P: 16 ERA: 0.00 WHIP: 1.000															<b>PITCHER</b> IP: 1.0 WLS: L BF: 4 H: 1 R: 0 ER: 0 SO: 1 BB: 0 IBB: 0 HBP: 1 BLK: 0 WP: 0 HR: 0 S: 9 P: 16 ERA: 0.00 WHIP: 1.000	



Batter	1	2	3	4	5	6	7	8	9	AB	R	H	RBI	BB	SO	LOB	TOP		
Mark Grudzielanek, R OBP: 0.336, SLG: 0.396	G1-3		G6-4-3 1B		G6-3		K		L5	5	1	1	0	0	1	0	<b>Chicago Cubs @ San Francisco Giants</b> PacBell Park, San Francisco, CA Tue Apr 29 2003, 10:15 PM EDT Att: 39,839 - Cloudy - 55 F		
Alex Gonzalez, R OBP: 0.381, SLG: 0.406	P3		G6-4-3 1B BB		F9 1B 2B		F9		BB	3	1	1	0	2	0				
Sammy Sosa, R OBP: 0.469, SLG: 0.591	FC6-4 BB		G6-4-3 1B		F9 2-3		F8		P4	4	0	1	0	1	0	2			
Moises Alou, R OBP: 0.366, SLG: 0.437	FC6-4		G6-4-3		PO 1B				HR	4	1	2	2	0	0	3			
Eric Karros, R OBP: 0.415, SLG: 0.412					PO 1-2		G5-3		K	2	0	1	0	1	0	0			
Hee-Seop Choi, L OBP: 0.446, SLG: 0.582										1	0	0	0	0	1	0			
Corey Patterson, L OBP: 0.340, SLG: 0.567									K	4	1	1	0	0	2	3			
Ramon Martinez, R OBP: 0.303, SLG: 0.308										3	0	1	1	1	1	1			
Damian Miller, R OBP: 0.346, SLG: 0.471									FC5-4 BB	4	0	1	0	0	0	2			
34 Kerry Wood, R OBP: 0.200, SLG: 0.400										3	0	0	0	0	1	3			
Juan Cruz, R										0	0	0	0	0	0	0			
Mike Remlinger, L										0	0	0	0	0	0	0			
Lenny Harris, L OBP: 0.273, SLG: 0.381										1	0	0	0	0	0	0			
Joe Borowski, R										0	0	0	0	0	0	0			
<b>Inning Stats</b>	R: 0 E: 0 K: 0 S: 10	H: 0 LOB: 1 BB: 1 P: 19	R: 0 E: 0 K: 2 S: 15	H: 2 LOB: 2 BB: 0 P: 23	R: 1 E: 0 K: 0 S: 13	H: 2 LOB: 2 BB: 2 P: 25	R: 0 E: 0 K: 1 S: 6	H: 0 LOB: 0 BB: 0 P: 11	R: 1 E: 0 K: 0 S: 7	H: 2 LOB: 0 BB: 0 P: 14	R: 0 E: 0 K: 1 S: 10	H: 0 LOB: 0 BB: 0 P: 16	R: 1 E: 0 K: 2 S: 14	H: 1 LOB: 1 BB: 1 P: 25	R: 0 E: 0 K: 0 S: 6	H: 0 LOB: 1 BB: 1 P: 14	1B: 5 2B: 3 3B: 0 HR: 1	SF: 0 SAC: 0 DP: 1 HBP: 0	WP: 0 PA: 40 PB: 0 SB: 0 CS: 0
<b>PITCHER</b>	IP WLS BF H R ER SO BB IBB HBP BLK WP HR S P ERA WHIP	IP WLS BF H R ER SO BB IBB HBP BLK WP HR S P ERA WHIP	IP WLS BF H R ER SO BB IBB HBP BLK WP HR S P ERA WHIP	IP WLS BF H R ER SO BB IBB HBP BLK WP HR S P ERA WHIP	IP WLS BF H R ER SO BB IBB HBP BLK WP HR S P ERA WHIP	IP WLS BF H R ER SO BB IBB HBP BLK WP HR S P ERA WHIP	IP WLS BF H R ER SO BB IBB HBP BLK WP HR S P ERA WHIP	IP WLS BF H R ER SO BB IBB HBP BLK WP HR S P ERA WHIP	IP WLS BF H R ER SO BB IBB HBP BLK WP HR S P ERA WHIP	IP WLS BF H R ER SO BB IBB HBP BLK WP HR S P ERA WHIP	IP WLS BF H R ER SO BB IBB HBP BLK WP HR S P ERA WHIP	IP WLS BF H R ER SO BB IBB HBP BLK WP HR S P ERA WHIP	IP WLS BF H R ER SO BB IBB HBP BLK WP HR S P ERA WHIP	IP WLS BF H R ER SO BB IBB HBP BLK WP HR S P ERA WHIP	IP WLS BF H R ER SO BB IBB HBP BLK WP HR S P ERA WHIP	IP WLS BF H R ER SO BB IBB HBP BLK WP HR S P ERA WHIP	IP WLS BF H R ER SO BB IBB HBP BLK WP HR S P ERA WHIP		
Kirk Rueter, L ERA: 3.34	6.0	L	27	8	3	3	3	3	3	0	0	0	0	0	0	0	4.50	1.833	
Joe Nathan, R ERA	7.1	1.0	3	0	0	0	1	0	0	0	0	0	0	0	0	0	0.00	0.000	
Felix Rodriguez, R ERA: 2.93	8.1	1.0	5	1	1	1	2	1	0	0	0	0	0	1	14	25	9.00	2.000	
Jim Brower, R ERA: 6.23	9.1	1.0	4	0	0	0	0	1	0	0	0	0	0	0	6	14	0.00	1.000	

**Chicago Cubs @ San Francisco Giants**  
 PacBell Park, San Francisco, CA  
 Tue Apr 29 2003, 10:15 PM EDT  
 Att: 39,839 - Cloudy - 55 F

AB 34  
 R 4  
 H 9  
 RBI 3  
 BB 5  
 SO 6  
 LOB 14



Batter	1	2	3	4	5	6	7	8	9	AB	R	H	RBI	BB	SO	LOB	BOTTOM		
Ray Durham, S OBP: 0.425, SLG: 0.507	HR	G5-3		SH5-4		K	P2			4	1	1	1	0	1	3	<b>Chicago Cubs @ San Francisco Giants</b> PacBell Park, San Francisco, CA Tue Apr 29 2003, 10:15 PM EDT Att: 39,839 - Cloudy - 55 F		
Rich Aurilia, R OBP: 0.298, SLG: 0.389	P4		G5-3	K		K		F9		3	0	0	0	0	1	2			
Nelfi Perez, S OBP: 0.231, SLG: 0.240										2	0	0	0	0	1	0			
Barry Bonds, L OBP: 0.484, SLG: 0.600	1B		2B HBP	FC5-4 BB IBB		BB HBP		F8		2	0	1	0	1	0	0			
José Cruz Jr., S OBP: 0.452, SLG: 0.615	1B		2B	BB		BB		BB		2	0	2	1	3	0	0			
Benito Santiago, R OBP: 0.363, SLG: 0.458	K		BB	FC5		K		G5-3		4	0	0	0	1	2	8			
J.T. Snow, L OBP: 0.437, SLG: 0.514	G4-3		K		F8		G1-3 1B		K	5	0	1	0	0	2	5			
Edgardo Alfonzo, R OBP: 0.284, SLG: 0.253		F8	F9		1B		F9		F8	5	0	1	0	0	0	4			
Marquis Grissom, R OBP: 0.297, SLG: 0.455	K			SH5-4 BB 1B	K		G1-3 1B		BB	4	1	2	0	1	2	1			
Kirk Rueter, L OBP: 0.231, SLG: 0.231										2	0	1	0	0	0	1			
Andres Galaraga, R OBP: 0.228, SLG: 0.288										0	0	0	0	0	0	0			
Felix Rodriguez, R OBP: 0.297, SLG: 0.389										1	0	0	0	0	0	2			
Jim Brower, R OBP: 0.297, SLG: 0.389										0	0	0	0	0	0	0			
Marvin Benard, L OBP: 0.236, SLG: 0.143										1	0	0	0	0	0	1			
<b>Inning Stats</b>	R: 1 E: 0 K: 1 S: 14	H: 3 LOB: 2 BB: 0 P: 25	R: 0 E: 0 K: 1 S: 8	H: 1 LOB: 1 BB: 0 P: 12	R: 0 E: 0 K: 1 S: 10	H: 1 LOB: 3 BB: 1 P: 21	R: 1 E: 1 K: 1 S: 10	H: 1 LOB: 3 BB: 2 P: 21	R: 0 E: 0 K: 3 S: 13	H: 0 LOB: 2 BB: 1 P: 24	R: 0 E: 0 K: 0 S: 15	H: 2 LOB: 2 BB: 0 P: 24	R: 0 E: 0 K: 0 S: 9	H: 0 LOB: 1 BB: 1 P: 17	R: 0 E: 0 K: 1 S: 8	H: 0 LOB: 1 BB: 1 P: 14	1B: 7 2B: 1 3B: 0 HR: 1	SF: 0 SAC: 2 DP: 0 HBP: 2	WP: 0 PA: 45 PB: 0 SB: 0 CS: 0
<b>PITCHER</b>	IP WLS BF H R ER SO BB IBB HBP BLK WP HR S P ERA WHIP	IP WLS BF H R ER SO BB IBB HBP BLK WP HR S P ERA WHIP	IP WLS BF H R ER SO BB IBB HBP BLK WP HR S P ERA WHIP	IP WLS BF H R ER SO BB IBB HBP BLK WP HR S P ERA WHIP	IP WLS BF H R ER SO BB IBB HBP BLK WP HR S P ERA WHIP	IP WLS BF H R ER SO BB IBB HBP BLK WP HR S P ERA WHIP	IP WLS BF H R ER SO BB IBB HBP BLK WP HR S P ERA WHIP	IP WLS BF H R ER SO BB IBB HBP BLK WP HR S P ERA WHIP	IP WLS BF H R ER SO BB IBB HBP BLK WP HR S P ERA WHIP	IP WLS BF H R ER SO BB IBB HBP BLK WP HR S P ERA WHIP	IP WLS BF H R ER SO BB IBB HBP BLK WP HR S P ERA WHIP	IP WLS BF H R ER SO BB IBB HBP BLK WP HR S P ERA WHIP	IP WLS BF H R ER SO BB IBB HBP BLK WP HR S P ERA WHIP	IP WLS BF H R ER SO BB IBB HBP BLK WP HR S P ERA WHIP	IP WLS BF H R ER SO BB IBB HBP BLK WP HR S P ERA WHIP	IP WLS BF H R ER SO BB IBB HBP BLK WP HR S P ERA WHIP			
34 Kerry Wood, R ERA: 2.77	6.0	W	32	7	2	1	8	3	1	2	0	0	0	0	0	0	1.50	1.667	
Juan Cruz, R ERA: 5.84	0.2	H	4	2	0	0	0	0	0	0	0	0	0	0	0	0	0.00	3.000	
Mike Remlinger, L ERA: 4.5	1.1	H	5	0	0	0	0	1	0	0	0	0	0	0	0	0	0.00	0.750	
Joe Borowski, R ERA: 1.98	9.1	S	4	0	0	0	1	1	0	0	0	0	0	0	8	14	0.00	1.000	





Batter	1	2	3	4	5	6	7	8	9	AB	R	H	RBI	BB	SO	LOB	TOP
Mark Grudzielanek, R OBP: 0.333, SLG: 0.390	G5-3			BB HBP 1B	P4			F7		4	0	1	0	0	0	2	<b>Chicago Cubs @ San Francisco Giants</b> PacBell Park, San Francisco, CA Wed Apr 30 2003, 10:05 PM EDT Att: 40,124 - Sunny - 52 F
Alex Gonzalez, R OBP: 0.368, SLG: 0.390 Mark Guthrie, R (8, 1)	F9			F9			F7	P6		4	0	0	0	0	0	2	
Sammy Sosa, R OBP: 0.462, SLG: 0.571	K			P4			K			3	0	0	0	1	2	1	
Moises Alou, R OBP: 0.362, SLG: 0.422		P2		BB HBP			G5-3			3	0	0	0	0	0	1	
Hee-Seop Choi, L OBP: 0.436, SLG: 0.552		K		BB HBP						3	0	0	0	1	2	0	
Corey Patterson, L OBP: 0.330, SLG: 0.550		K		BB						3	0	0	0	0	3	3	
Lenny Harris, L OBP: 0.280, SLG: 0.417 Kyle Farnsworth, R (7, 1) Ramon Martinez, R OBP: 0.303, SLG: 0.308			G6-3				G3			3	0	1	0	0	0	0	
Paul Bako, L OBP: 0.385, SLG: 0.409			K				K			3	0	0	0	0	3	1	
Matt Clement, R Mark Bellhorn, S OBP: 0.356, SLG: 0.300			K							2	0	0	0	0	2	1	
										1	0	1	0	0	0	0	
<b>Inning Stats</b>	R: 0 H: 0 E: 0 LOB: 0 K: 1 S: 6	H: 0 R: 0 ER: 0 SO: 0 BB: 0 P: 8	H: 0 R: 0 ER: 0 SO: 12 BB: 2 IBB: 0 HBP: 1 BLK: 0 WP: 0 HR: 0 S: 80 P: 117 ERA: 0.00 WHIP: 0.556	H: 1 R: 0 ER: 0 SO: 14 BB: 1 IBB: 0 HBP: 1 BLK: 0 WP: 0 HR: 0 S: 18 P: 18	H: 1 R: 0 ER: 0 SO: 18 BB: 0 IBB: 0 HBP: 0 BLK: 0 WP: 0 HR: 0 S: 18 P: 18	H: 0 R: 0 ER: 0 SO: 8 BB: 0 IBB: 0 HBP: 0 BLK: 0 WP: 0 HR: 0 S: 8 P: 8	H: 0 R: 0 ER: 0 SO: 14 BB: 0 IBB: 0 HBP: 0 BLK: 0 WP: 0 HR: 0 S: 14 P: 14	H: 1 R: 0 ER: 0 SO: 16 BB: 1 IBB: 0 HBP: 0 BLK: 0 WP: 0 HR: 0 S: 16 P: 16	H: 0 R: 0 ER: 0 SO: 14 BB: 1 IBB: 0 HBP: 1 BLK: 0 WP: 0 HR: 0 S: 14 P: 14	1B: 2 2B: 1 3B: 0 HR: 0	SF: 0 SAC: 0 DP: 1 HBP: 1	WP: 0 PB: 0 SB: 0 CS: 0	PA: 32				
<b>PITCHER</b> Jason Schmidt, R ERA: 1.77	IP: 9.0 WLS: W BF: 32 H: 3 R: 0 ER: 0 SO: 12 BB: 2 IBB: 0 HBP: 1 BLK: 0 WP: 0 HR: 0 S: 80 P: 117 ERA: 0.00 WHIP: 0.556																

AB	29
R	0
H	3
RBI	0
BB	2
SO	12
LOB	11





Batter	1	2	3	4	5	6	7	8	9	AB	R	H	RBI	BB	SO	LOB	BOTTOM
Ray Durham, S OBP: 0.407, SLG: 0.480	K		F8		P6			K		4	0	0	0	0	2	1	<b>Chicago Cubs @ San Francisco Giants</b> PacBell Park, San Francisco, CA Wed Apr 30 2003, 10:05 PM EDT Att: 40,124 - Sunny - 52 F
Neftali Perez, S OBP: 0.232, SLG: 0.226	G5-3		WP HR BB		F7			G4-3		3	1	0	0	1	0	0	
Barry Bonds, L OBP: 0.454, SLG: 0.681 Ruben Rivera, R OBP: 0.185, SLG: 0.346	L8		HR				HR	G4-3		4	2	2	3	0	0	0	
José Cruz Jr., S OBP: 0.454, SLG: 0.606		1B BB	G4-3				HR	G4-3		3	1	1	0	1	1	0	
J.T. Snow, L OBP: 0.433, SLG: 0.506		BB	1B		G3-1			G4-3		3	1	1	0	0	0	1	
Benito Santiago, R OBP: 0.361, SLG: 0.453		1B	1B					G4-3		3	0	1	1	0	0	0	
Edgardo Alfonzo, R OBP: 0.276, SLG: 0.244		1B			G6-3			G5-3		3	0	0	0	0	0	2	
Marquis Grissom, R OBP: 0.298, SLG: 0.462		1B			G6-3			P3		3	0	1	1	0	0	1	
Jason Schmidt, R (1, 1)			G4-3		P2			2B		3	0	0	0	0	1	2	
					G1-3			K		3	0	0	0	0	1	2	
<b>Inning Stats</b>	R: 0 H: 0 E: 0 LOB: 0 K: 1 S: 7	H: 2 R: 5 ER: 2 SO: 26 BB: 2 IBB: 0 HBP: 0 BLK: 0 WP: 1 HR: 2 S: 24 P: 14	H: 2 R: 0 ER: 0 SO: 22 BB: 0 IBB: 0 HBP: 0 BLK: 0 WP: 0 HR: 0 S: 10 P: 10	H: 0 R: 0 ER: 0 SO: 10 BB: 0 IBB: 0 HBP: 0 BLK: 0 WP: 0 HR: 0 S: 10 P: 10	H: 0 R: 0 ER: 0 SO: 9 BB: 0 IBB: 0 HBP: 0 BLK: 0 WP: 0 HR: 0 S: 9 P: 9	H: 1 R: 0 ER: 0 SO: 19 BB: 0 IBB: 0 HBP: 0 BLK: 0 WP: 0 HR: 0 S: 19 P: 19	H: 1 R: 0 ER: 0 SO: 15 BB: 0 IBB: 0 HBP: 0 BLK: 0 WP: 0 HR: 0 S: 15 P: 15	H: 0 R: 0 ER: 0 SO: 11 BB: 0 IBB: 0 HBP: 0 BLK: 0 WP: 0 HR: 2 S: 11 P: 11	H: 0 R: 0 ER: 0 SO: 11 BB: 0 IBB: 0 HBP: 0 BLK: 0 WP: 0 HR: 2 S: 11 P: 11	1B: 3 2B: 1 3B: 0 HR: 2	SF: 0 SAC: 0 DP: 1 HBP: 0	WP: 1 PB: 0 SB: 0 CS: 0	PA: 31				
<b>PITCHER</b> Matt Clement, R ERA: 3.38 Kyle Farnsworth, R ERA: 2.84 Mark Guthrie, L ERA: 1.08	IP: 6.0 WLS: L BF: 24 H: 5 R: 5 ER: 5 SO: 24 BB: 2 IBB: 0 HBP: 0 BLK: 0 WP: 1 HR: 2 S: 10 P: 100 ERA: 7.50 WHIP: 1.167																

AB	29
R	5
H	6
RBI	5
BB	2
SO	4
LOB	7





Batter	1	2	3	4	5	6	7	8	9	10	AB	R	H	RBI	BB	SO	LOB	TOP				
Mark Grudzielanek, R OBP: 0.328, SLG: 0.382	(1, 4) C K	2-3	1-1 CS 1B		0-0 G4-6-3 1-2			3-2 L9		0-0 E5 HR	5	1	1	0	0	1	3	<p>Chicago Cubs @ San Francisco Giants</p> <p>PacBell Park, San Francisco, CA</p> <p>Thu May 01 2003, 3:35 PM EDT</p> <p>Att: 41,524 - Overcast - 59 F</p> <p>livebaseballscorecards.com</p> <p>AB 39 R 5 H 12 RBI 5 BB 1 SO 10 LOB 14</p> 				
Alex Gonzalez, R OBP: 0.369, SLG: 0.445	(1, 6) X F9	0-0	2-3 K		1-0 HR			2-3 K		0-0 HR	5	2	2	4	0	2	1					
Sammy Sosa, R OBP: 0.459, SLG: 0.594	(1, 9) C 1B	1-1	1-1 G5-3		0-3 K			3-3 K		0-1 HR	5	1	2	1	0	2	0					
Moises Alou, R OBP: 0.354, SLG: 0.421	(1, 7) X F9	1-0		2-2 L7		1-1 G6-3 1B		0-0 1B		0-0 F9	5	0	2	0	0	0	1					
Eric Karros, R OBP: 0.360, SLG: 0.378	(1, 3)	0-1 G4-3		1-1 G5-3		3-1 G6-3		2-3 K		2-3 K	3	0	0	0	0	0	1					
Hee-Seop Choi, L OBP: 0.430, SLG: 0.542	(9, PH) (9, 3)										1	0	0	0	0	1	1					
Corey Patterson, L OBP: 0.327, SLG: 0.538	(1, 8)	0-3 K		2-2 CS 1B		1-3 K		1-1 L9			4	0	1	0	0	2	1					
Ramon Martinez, R OBP: 0.351, SLG: 0.345	(1, 5)	2-2 1B		0-0 CS	4-1 22 FC5-6 1B		0-0 P3			1-2 FC1-6 1B	3	0	2	0	1	0	0					
Damian Miller, R OBP: 0.354, SLG: 0.472	(1, 2)	0-0 1B		0-0 1B		0-0 22 FC5-6 1B		2-3 K		1-2 FC1-6 G1-3 HR	4	1	2	0	0	1	1					
22 Mark Prior, R OBP: 0.216, SLG: 0.225	(1, 11) (7, 1) (8, PH) Tom Goodwin, L OBP: 0.231, SLG: 0.235 Juan Cruz, R OBP: 0.305, SLG: 0.400 Lenny Harris, L OBP: 0.176, SLG: 0.333	1-3 K		0-1 FC5-6		0-1 G4-6-3		0-1 L7		2-2 G1-3	2	0	0	0	0	0	1		4			
<b>Inning Stats</b>	R: 0 E: 0 K: 1 S: 7	H: 1 LOB: 1 BB: 0 P: 11	R: 0 E: 0 K: 2 S: 13	H: 2 LOB: 2 BB: 0 P: 16	R: 0 E: 0 K: 1 S: 9	H: 1 LOB: 0 BB: 0 P: 14	R: 0 E: 0 K: 0 S: 5	H: 1 LOB: 1 BB: 1 P: 9	R: 1 E: 0 K: 1 S: 8	H: 2 LOB: 0 BB: 0 P: 13	R: 0 E: 0 K: 2 S: 8	H: 0 LOB: 0 BB: 0 P: 11	R: 0 E: 0 K: 1 S: 9	H: 0 LOB: 0 BB: 0 P: 14	R: 0 E: 0 K: 2 S: 11	H: 1 LOB: 1 BB: 0 P: 17	R: 4 E: 1 K: 0 S: 14	H: 3 LOB: 0 BB: 0 P: 18	1B: 9 2B: 0 3B: 0 HR: 3	SF: 0 SAC: 0 DP: 1 HBP: 0	WP: 0 PA: 41	
<b>PITCHER</b>	IP WLS BF H R ER SO BB IBB HBP BLK WP HR S P ERA WHIP																					
Damian Moss, L ERA: 2.21	(1, 1)	6.0	23	8	1	1	5	BB: 1	IBB: 0	HBP: 0	BLK: 0	WP: 0	HR: 1	S: 49	P: 74	1.50	1.500					
Joe Nathan, R ERA: 2.21	(7, 1)	1.0	3	0	0	0	2	BB: 0	IBB: 0	HBP: 0	BLK: 0	WP: 0	HR: 0	S: 8	P: 11	0.00	0.000					
Scott Eyre, L ERA: 3.6	(8, 1)	0.1	1	0	0	0	0	BB: 0	IBB: 0	HBP: 0	BLK: 0	WP: 0	HR: 2	S: 2	P: 2	0.00	0.000					
Felix Rodriguez, R ERA: 2.81	(8, 1)	0.2	2	0	0	0	1	BB: 0	IBB: 0	HBP: 0	BLK: 0	WP: 0	HR: 7	S: 12	P: 12	0.00	0.000					
Tim Worrell, R ERA: 2.3	(9, 1)	2.0	L	11	4	4	0	2	BB: 0	IBB: 0	HBP: 0	BLK: 0	WP: 0	HR: 25	S: 35	0.00	2.000					

Batter	1	2	3	4	5	6	7	8	9	10	AB	R	H	RBI	BB	SO	LOB	BOTTOM				
Ray Durham, S OBP: 0.417, SLG: 0.513	(1, 4) C CS 1B	3-3 K			1-1 2B		1-0 SH1-4 2B		3-3 K		5	0	3	0	0	2	1	<p>Chicago Cubs @ San Francisco Giants</p> <p>PacBell Park, San Francisco, CA</p> <p>Thu May 01 2003, 3:35 PM EDT</p> <p>Att: 41,524 - Overcast - 59 F</p> <p>livebaseballscorecards.com</p> <p>AB 34 R 1 H 8 RBI 1 BB 4 SO 10 LOB 17</p> 				
Nelfi Perez, S OBP: 0.250, SLG: 0.281	(1, 6) X BB SF7 1B	0-1	0-0 F7		0-1 3B		1-1 SH1-4		2-2 P6		4	1	2	0	0	0	0					
Barry Bonds, L OBP: 0.500, SLG: 0.671	(1, 7) B BB 1B	4-1	2-1 HBP		4-0 IBB		4-0 G5-4-3 IBB		2-1 F9		1	0	0	0	3	0	0					
José Cruz Jr., S OBP: 0.452, SLG: 0.592	(1, 9) B BB 1B	4-2	2-2 P5		2-2 G6-3		2-1 G5-4-3		0-0 1B		4	0	1	0	1	0	5					
J.T. Snow, L OBP: 0.411, SLG: 0.481	(1, 3) C SF7	1-2	2-3 K		1-0 E3 1B		2-3 K		2-3 K		4	0	0	1	0	3	2					
Marquis Grissom, R OBP: 0.286, SLG: 0.442	(1, 8) C F8	0-2		0-0 G4-3		1-1 F9		2-1 G3-1			4	0	0	0	0	0	3					
Edgardo Alfonzo, R OBP: 0.284, SLG: 0.255	(1, 5)	2-1 1B		1-2 G6-3		1-2 1B		0-0 F8			4	0	2	0	0	0	0					
Yorvit Torrealba, R OBP: 0.281, SLG: 0.467	(1, 2)	0-3 K		0-3 K		2-3 K		2-1 G4-3			4	0	0	0	0	3	3					
Damian Moss, R OBP: 0.216, SLG: 0.154	(1, 11) (8, PH) Joe Nathan, R OBP: 0.305, SLG: 0.400 Lenny Harris, L OBP: 0.176, SLG: 0.333	0-3 K		0-3 K		0-3 K		1-1 G4-3		1-1 P3	2	0	0	0	0	0	0		2			
<b>Inning Stats</b>	R: 1 E: 0 K: 0 S: 13	H: 2 LOB: 2 BB: 2 P: 22	R: 0 E: 0 K: 3 S: 11	H: 1 LOB: 1 BB: 0 P: 16	R: 0 E: 0 K: 1 S: 8	H: 0 LOB: 0 BB: 0 P: 9	R: 0 E: 0 K: 1 S: 8	H: 1 LOB: 2 BB: 1 P: 18	R: 0 E: 0 K: 0 S: 5	H: 1 LOB: 1 BB: 0 P: 13	R: 0 E: 0 K: 1 S: 6	H: 0 LOB: 0 BB: 0 P: 10	R: 0 E: 0 K: 1 S: 8	H: 0 LOB: 0 BB: 0 P: 14	R: 0 E: 0 K: 1 S: 11	H: 1 LOB: 1 BB: 0 P: 17	1B: 5 2B: 2 3B: 1 HR: 0		SF: 1 SAC: 1 DP: 1 HBP: 1	WP: 0 PA: 41		
<b>PITCHER</b>	IP WLS BF H R ER SO BB IBB HBP BLK WP HR S P ERA WHIP																					
22 Mark Prior, R ERA: 1.67	(1, 1)	6.0	27	6	1	1	7	BB: 2	IBB: 1	HBP: 0	BLK: 0	WP: 0	HR: 63	S: 97	P: 97	1.50	1.333					
Mark Guthrie, L ERA: 0.90	(7, 1)	1.0	4	1	0	0	0	BB: 1	IBB: 0	HBP: 0	BLK: 0	WP: 0	HR: 5	S: 13	P: 13	0.00	1.000					
Juan Cruz, R ERA: 5.02	(8, 1)	2.0	W	6	0	0	2	BB: 0	IBB: 0	HBP: 0	BLK: 0	WP: 0	HR: 14	S: 24	P: 24	0.00	0.000					
Mike Remlinger, L ERA: 4.09	(10, 1)	1.0	4	1	0	0	1	BB: 0	IBB: 0	HBP: 0	BLK: 0	WP: 0	HR: 11	S: 17	P: 17	0.00	1.000					



Batter	1	2	3	4	5	6	7	8	9	AB	R	H	RBI	BB	SO	LOB	TOP					
Felipe Lopez, S OBP: 0.353, SLG: 0.355	(1, 6) K		(1, 2) F9		(4, 2) 2B BB	(4, 1) 1B BB		(0, 0) G6-3		3	2	0	0	2	1	0	<b>Cincinnati Reds @ San Francisco Giants</b> PacBell Park, San Francisco, CA Fri May 02 2003, 10:15 PM EDT Att: 35,486 - Overcast - 57 F					
Adam Dunn, L OBP: 0.557, SLG: 0.557	(1, 7) K		(3, 2) F7		(3, 3) 1 SAFE	(2, 2) 1B BB		(0, 1) P5		5	0	1	1	0	2	1						
Felix Heredia, L OBP: 0.337, SLG: 0.337	(8, 1) K				(1, 2) 1B BB	(1, 2) 1B BB				0	0	0	0	0	0	0						
Scott Sullivan, R OBP: 0.337, SLG: 0.337	(8, 1) K				(1, 2) 1B BB	(1, 2) 1B BB				0	0	0	0	0	0	0						
Sean Casey, L OBP: 0.387, SLG: 0.482	(1, 3) 1B		(4, 1) 1B BB		(1, 0) 1B BB	(0, 0) FC4-6			(1, 1) G3	4	1	2	1	1	0	1						
Austin Kearns, R OBP: 0.434, SLG: 0.606	(1, 8) 1B		(4, 2) 1B BB		(4, 2) G6-3 1B	(1, 0) G5-3			(2, 2) F9	3	0	1	0	2	0	1						
Aaron Boone, R OBP: 0.328, SLG: 0.466	(1, 5) K		(2, 2) 1B BB		(3, 2) G6-3 1B				(1, 0) G3	5	0	3	0	0	2	2						
Jose Guillen, R OBP: 0.333, SLG: 0.617	(1, 9) G6-3		(0, 1) G6-3		(1, 1) G3-4-1	(2, 1) G6-3			(2, 1) G4-3	5	1	1	1	0	0	3						
6 Ryan Freel, R OBP: 0.304, SLG: 0.158	(1, 4) G6-3		(0, 0) G6-3		(2, 2) G4-3	(2, 2) G5-3			(0, 1) SH1-3	3	0	0	1	0	0	2						
Juan Castro, R OBP: 0.333, SLG: 0.444	(7, 4) G6-3									0	0	0	0	0	0	0						
Jason LaRue, R OBP: 0.379, SLG: 0.449	(1, 2) BB		(4, 2) BB		(4, 2) BB	(0, 0) HR			(1, 1) G5-3	2	1	1	1	2	0	0						
Danny Graves, R OBP: 0.154, SLG: 0.154	(1, 1) L8		(0, 1) L8		(1, 3) K	(1, 1) G2-3			(2, 0) G1-3	3	0	0	0	0	1	2						
Ruben Mateo, R OBP: 0.244, SLG: 0.268	(8, PH) L8									1	0	0	0	0	0	0						
Reggie Taylor, L OBP: 0.273, SLG: 0.341	(8, 8) L8									0	0	0	0	0	0	0						
<b>Inning Stats</b>	R: 0 E: 0 K: 3 S: 14	H: 2 LOB: 0 BB: 0 P: 21	R: 0 E: 0 K: 0 S: 8	H: 0 LOB: 1 BB: 1 P: 12	R: 0 E: 0 K: 0 S: 13	H: 1 LOB: 2 BB: 2 P: 27	R: 0 E: 0 K: 1 S: 10	H: 0 LOB: 1 BB: 1 P: 18	R: 2 E: 0 K: 1 S: 21	H: 2 LOB: 2 BB: 2 P: 40	R: 2 E: 0 K: 0 S: 11	H: 2 LOB: 1 BB: 1 P: 18	R: 1 E: 0 K: 1 S: 11	H: 1 LOB: 0 BB: 0 P: 16	R: 0 E: 0 K: 0 S: 4	H: 0 LOB: 0 BB: 0 P: 6	R: 0 E: 0 K: 0 S: 9	H: 1 LOB: 1 BB: 0 P: 15	1B: 6 2B: 1 3B: 1 HR: 1	SF: 0 SAC: 1 DP: 0 HBP: 0	WP: 0 PB: 0 SB: 3 CS: 0	PA: 42
<b>PITCHER</b>	IP WLS BF H R ER SO BB IBB HBP BLK WP HR S P ERA WHIP																					
Kurt Ainsworth, R ERA: 4.81	(1, 1) 4.1 L 22 4 2 2 5 6 0 0 0 0 0 0 57 102 4.15 2.308																					
Jim Brower, R ERA: 8.75	(5, 1) 2.2 13 4 3 3 1 1 0 0 0 0 0 1 31 50 10.12 1.875																					
Scott Eyre, L ERA: 3.27	(8, 1) 1.0 3 0 0 0 0 0 0 0 0 0 0 0 4 6 0.00 0.000																					
41 Chad Zerbe, L ERA: 8.71	(9, 1) 1.0 4 1 0 0 0 0 0 0 0 0 0 0 9 15 0.00 1.000																					

AB	34
R	5
H	9
RBI	5
BB	7
SO	6
LOB	12



Batter	1	2	3	4	5	6	7	8	9	AB	R	H	RBI	BB	SO	LOB	BOTTOM				
Ray Durham, S OBP: 0.426, SLG: 0.512	(1, 4) F7 BB		(2, 2) G4-3 1B		(0, 0) G6-3		(1, 0) 1B		(2, 3) K	4	0	2	0	1	1	1	<b>Cincinnati Reds @ San Francisco Giants</b> PacBell Park, San Francisco, CA Fri May 02 2003, 10:15 PM EDT Att: 35,486 - Overcast - 57 F				
Neftali Perez, S OBP: 0.246, SLG: 0.274	(1, 6) F7		(1, 0) G4-3		(2, 1) CS 1B		(0, 1) G3		(1, 0) L9	5	0	1	0	0	0	4					
Barry Bonds, L OBP: 0.495, SLG: 0.689	(1, 7) F7		(4, 0) IBB		(3, 3) K				(0, 2) HR	4	1	1	1	1	1	3					
José Cruz Jr., S OBP: 0.445, SLG: 0.578	(1, 9) K		(1, 3) K		(1, 0) E4 1B				(3, 2) L8	4	0	1	0	0	2	3					
J.T. Snow, L OBP: 0.394, SLG: 0.459	(1, 3) F7		(3, 1) G1-3		(1, 0) F7				(2, 0) G3	4	0	0	0	0	0	1					
Benito Santiago, R OBP: 0.356, SLG: 0.443	(1, 2) G6-3		(0, 0) G5-3		(0, 0) F9				(1, 2) 1B	4	0	1	0	0	0	1					
Edgardo Alfonzo, R OBP: 0.292, SLG: 0.285	(1, 5) E5 WP		(1, 1) 1B		(2, 0) F8				(1, 2) 1B	4	0	2	0	0	0	1					
Marquis Grissom, R OBP: 0.284, SLG: 0.434	(1, 8) G1-3		(2, 1) G1-3		(0, 0) P5				(0, 3) K	4	0	1	0	0	1	3					
Kurt Ainsworth, R ERA: 4.81	(1, 1) 4.1 L 22 4 2 2 5 6 0 0 0 0 0 0 57 102 4.15 2.308																				
Jim Brower, R ERA: 8.75	(5, 1) 2.2 13 4 3 3 1 1 0 0 0 0 0 1 31 50 10.12 1.875																				
Scott Eyre, L ERA: 3.27	(8, 1) 1.0 3 0 0 0 0 0 0 0 0 0 0 0 4 6 0.00 0.000																				
41 Chad Zerbe, L ERA: 8.71	(9, 1) 1.0 4 1 0 0 0 0 0 0 0 0 0 0 9 15 0.00 1.000																				
<b>Inning Stats</b>	R: 0 E: 0 K: 1 S: 9	H: 0 LOB: 1 BB: 1 P: 17	R: 0 E: 1 K: 0 S: 7	H: 0 LOB: 0 BB: 0 P: 13	R: 0 E: 0 K: 2 S: 11	H: 1 LOB: 2 BB: 1 P: 20	R: 0 E: 0 K: 1 S: 12	H: 2 LOB: 2 BB: 0 P: 16	R: 0 E: 0 K: 0 S: 5	H: 1 LOB: 1 BB: 0 P: 11	R: 0 E: 0 K: 0 S: 6	H: 1 LOB: 1 BB: 0 P: 10	R: 1 E: 0 K: 1 S: 17	H: 3 LOB: 2 BB: 0 P: 23	R: 0 E: 0 K: 1 S: 7	H: 1 LOB: 1 BB: 0 P: 11	1B: 8 2B: 2 3B: 0 HR: 1	SF: 0 SAC: 0 DP: 1 HBP: 0	WP: 1 PB: 0 SB: 0 CS: 1	PA: 39	
<b>PITCHER</b>	IP WLS BF H R ER SO BB IBB HBP BLK WP HR S P ERA WHIP																				
Danny Graves, R ERA: 6.23	(1, 1) 7.0 W 29 4 1 1 0 5 1 1 0 0 0 0 1 9 14 13.50 1.500																				
Felix Heredia, L ERA: 2.35	(8, 1) 0.2 3 1 1 1 0 0 0 0 0 0 0 1 9 14 13.50 1.500																				
Scott Sullivan, R ERA: 3.24	(8, 1) 1.1 7 3 0 0 2 0 0 0 0 0 0 0 15 20 0.00 2.250																				





Batter	1	2	3	4	5	6	7	8	9	AB R H RBI BB SO LOB	TOP										
<b>Felipe Lopez, S</b> OBP: 0.333, SLG: 0.351 (1,6)	4-1 CS BB		3-2 F8		0-0 B5-3		3-1 F7		2-2 1B	4 0 1 0 1 0 1	<b>Cincinnati Reds @ San Francisco Giants</b> PacBell Park, San Francisco, CA Sat May 03 2003, 4:05 PM EDT Att: 40,077 - Cloudy - 58 F										
<b>Adam Dunn, L</b> OBP: 0.339, SLG: 0.535 (1,7)	3-2 P2		2-3 K		2-3 K		2-3 K		1-1 SF7	4 0 0 1 0 3 2											
<b>Sean Casey, L</b> OBP: 0.388, SLG: 0.474 (1,3)	0-3 K		2-3 K			4-1 BB HR		1-1 G4-3	3-H 0-0 1-2 2-H 1B	4 1 1 1 1 2 0											
<b>Austin Kearns, R</b> OBP: 0.433, SLG: 0.588 (1,8)		4-2 2B SF8 BB		1-3 K		4-2 BB HR		3-3 K	1-1 F8	3 2 0 0 2 2 2											
<b>Aaron Boone, R</b> OBP: 0.333, SLG: 0.463 (1,5)		1-3 K		4-2 G4-3 BB		0-1 F7		0-2 F9-3-6 1B		3 0 1 0 1 1 3											
<b>Jose Guillen, R</b> OBP: 0.343, SLG: 0.672 (1,9)		1 SAFE 0-1 SF8 2B		0-2 G4-3		2-0 HR		0-1 F9-3-6		4 1 2 3 0 0 2											
<b>6 Ryan Freel, R</b> OBP: 0.150 (1,4)		4-2 BB		0-0 F9		0-1 G6-3		1-2 G5-3		1 0 0 0 1 0 1											
<b>Brian Reith, R</b> OBP: 0.271, SLG: 0.071 (4,1)										0 0 0 0 0 0 0											
<b>Wily Mo Peña, R</b> OBP: 0.271, SLG: 0.071 (6,PH)										0 0 0 0 0 0 0											
<b>Kent Mercker, L</b> OBP: 0.333, SLG: 0.333 (8,1)										0 0 0 0 0 0 0											
<b>John Riedling, R</b> OBP: 0.239, SLG: 0.262 (6,PH)										1 0 0 0 0 0 0											
<b>Kelly Stinnett, R</b> OBP: 0.371, SLG: 0.594 (1,2)		3-2 SF8		0-0 L7		2-1 1B		0-0 1B SF7 1B		3 1 2 1 0 0 0											
<b>Paul Wilson, R</b> OBP: 0.357, SLG: 0.462 (4,4)		2-3 3-H 2-0 F9		1-1 B5-3 1B		3-2 F8		2-2 1B 1B		1 0 0 0 0 0 2											
<b>Juan Castro, R</b> OBP: 0.357, SLG: 0.462 (4,4)										3 1 2 0 0 0 1											
<b>Inning Stats</b>	R: 0 E: 0 K: 1 S: 9	H: 0 LOB: 0 BB: 1 P: 15	R: 1 E: 0 K: 1 S: 18	H: 1 LOB: 2 BB: 2 P: 32	R: 0 E: 0 K: 1 S: 13	H: 0 LOB: 0 BB: 0 P: 20	R: 0 E: 0 K: 1 S: 9	H: 0 LOB: 1 BB: 1 P: 14	R: 0 E: 0 K: 1 S: 7	H: 1 LOB: 1 BB: 0 P: 10	R: 3 E: 0 K: 0 S: 15	H: 2 LOB: 1 BB: 2 P: 30	R: 0 E: 0 K: 1 S: 7	H: 0 LOB: 0 BB: 0 P: 13	R: 0 E: 0 K: 1 S: 10	H: 1 LOB: 0 BB: 0 P: 13	R: 2 E: 0 K: 0 S: 15	H: 4 LOB: 2 BB: 0 P: 22	1B: 7 2B: 2 3B: 0 HR: 1	SF: 2 SAC: 0 DP: 1 HBP: 0	WP: 0 PA: 40 PB: 0 SB: 0 CS: 1
<b>PITCHER</b>	IP WLS BF H R ER SO BB IBB HBP BLK WP HR S P ERA WHIP																				
<b>Jesse Foppert, R</b> ERA: 5.89 (1,1)	5.1 W 24 3 4 4 6 6 0 0 0 0 0 1 62 107 6.75 1.688																				
<b>Joe Nathan, R</b> ERA: (6,1)	2.2 9 2 0 0 2 0 0 0 0 0 0 0 26 40 0.00 0.750																				
<b>Scott Eyre, L</b> ERA: 4.63 (9,1)	0.2 6 4 2 2 0 0 0 0 0 0 0 0 13 19 27.00 6.000																				
<b>Tim Worrell, R</b> ERA: 2.25 (9,1)	0.1 S 1 0 0 0 0 0 0 0 0 0 0 0 2 3 0.00 0.000																				

Batter	1	2	3	4	5	6	7	8	9	AB R H RBI BB SO LOB	BOTTOM									
<b>Ray Durham, S</b> OBP: 0.434, SLG: 0.506 (1,4)	4-2 1B 3B BB			1-3 K		1-2 F8		1-1 1B		3 1 1 0 2 1 0	<b>Cincinnati Reds @ San Francisco Giants</b> PacBell Park, San Francisco, CA Sat May 03 2003, 4:05 PM EDT Att: 40,077 - Cloudy - 58 F									
<b>Rich Aurilia, R</b> OBP: 0.284, SLG: 0.370 (1,6)	0-3 K		0-0 F9		1-0 G5-3		1-1 F8		0-0 G6-3	5 0 0 0 0 1 4										
<b>Tim Worrell, R</b> ERA: (9,1)										0 0 0 0 0 0 0										
<b>Barry Bonds, L</b> OBP: 0.495, SLG: 0.692 (1,7)	1-0 K		3-1 F9		0-1 2B		0-0 G4-3			4 2 2 0 0 0 1										
<b>Marvin Benard, L</b> OBP: 0.222, SLG: 0.130 (7,7)	1-2 3B 1B									0 0 0 0 0 0 0										
<b>José Cruz Jr., S</b> OBP: 0.455, SLG: 0.610 (1,9)	0-1 HR 3B		4-1 CS E BB		2-1 1B 2B		1-0 F8			3 2 2 3 1 0 0										
<b>Andres Galarraga, R</b> OBP: 0.438, SLG: 0.655 (1,3)	2-2 HR		3-2 E5 CS 2B		0-1 1B		0-2 F9			4 2 2 3 0 0 1										
<b>Edgardo Alfonzo, R</b> OBP: 0.291, SLG: 0.275 (1,5)	3-H F8		1-2 HR 2B		2-H 1B		1-1 G6-3			4 1 1 1 0 0 1										
<b>Yorvit Torrealba, R</b> OBP: 0.309, SLG: 0.559 (1,2)	1-2 1B		0-1 HR			3-2 G5-3		1-0 G5-3		4 1 2 2 0 0 0										
<b>Ruben Rivera, R</b> OBP: 0.188, SLG: 0.323 (1,8)	1-2 G4-3		0-0 F8		0-1 P4		1-0 1B		1-0 1B	4 0 1 0 0 0 1										
<b>Jesse Foppert, R</b> ERA: 5.19 (1,1)		0-2 G3		1-1 G6-3		2-3 K		2-3 K		3 0 0 0 0 1 0										
<b>Joe Nathan, R</b> ERA: 4.05 (6,1)										0 0 0 0 0 0 0										
<b>Pedro Feliz, R</b> OBP: 0.217, SLG: 0.261 (6,PH)										1 0 0 0 0 1 1										
<b>Scott Eyre, L</b> ERA: 1.93 (9,1)										0 0 0 0 0 0 0										
<b>Neftali Perez, S</b> OBP: 0.246, SLG: 0.274 (9,6)										0 0 0 0 0 0 0										
<b>Inning Stats</b>	R: 4 E: 0 K: 1 S: 20	H: 4 LOB: 1 BB: 1 P: 30	R: 0 E: 0 K: 0 S: 6	H: 0 LOB: 1 BB: 1 P: 13	R: 3 E: 1 K: 0 S: 12	H: 2 LOB: 0 BB: 1 P: 21	R: 2 E: 0 K: 1 S: 16	H: 3 LOB: 1 BB: 0 P: 21	R: 0 E: 0 K: 1 S: 10	H: 0 LOB: 0 BB: 0 P: 15	R: 0 E: 0 K: 0 S: 7	H: 0 LOB: 0 BB: 0 P: 9	R: 0 E: 0 K: 0 S: 6	H: 0 LOB: 0 BB: 0 P: 7	R: 0 E: 0 K: 1 S: 8	H: 2 LOB: 2 BB: 0 P: 13	1B: 5 2B: 3 3B: 1 HR: 2	SF: 0 SAC: 0 DP: 0 HBP: 0	WP: 0 PA: 38 PB: 0 SB: 0 CS: 2	
<b>PITCHER</b>	IP WLS BF H R ER SO BB IBB HBP BLK WP HR S P ERA WHIP																			
<b>Paul Wilson, R</b> ERA: 5.19 (1,1)	3.2 L 23 9 9 8 2 3 0 0 0 0 0 0 15 21 0.00 0.000																			
<b>Brian Reith, R</b> ERA: 4.05 (4,1)	1.1 4 0 0 0 1 0 0 0 0 0 0 0 15 21 0.00 0.000																			
<b>Kent Mercker, L</b> ERA: 1.93 (6,1)	2.0 6 0 0 0 0 0 0 0 0 0 0 0 13 16 0.00 0.000																			
<b>John Riedling, R</b> ERA: 5.09 (8,1)	1.0 5 2 0 0 1 0 0 0 0 0 0 0 8 13 0.00 2.000																			





Batter	1	2	3	4	5	6	7	8	9	AB	R	H	RBI	BB	SO	LOB	TOP										
<b>Felipe Lopez, S</b> (1, 6) OBP: 0.330, SLG: 0.366	1-2 G1-3		0-0 G4-3			3-2 SF9 3B		1-3 K		4	1	1	0	0	1	0	<b>Cincinnati Reds @ San Francisco Giants</b> PacBell Park, San Francisco, CA Sun May 04 2003, 5:00 PM EDT Att: 41,163 - Cloudy - 59 F										
<b>Jose Guillen, R</b> (1, 7) OBP: 0.338, SLG: 0.657	0-1 G6-3		3-3 K			2-0 SF9		2-2 1B		3	0	1	1	0	1	0											
<b>Sean Casey, L</b> (1, 3) OBP: 0.383, SLG: 0.467	2-2 1B			3-1 G4-3		0-0 G6-3		2-3 K		4	0	1	0	0	1	1											
<b>Austin Kearns, R</b> (1, 8) OBP: 0.427, SLG: 0.575	1-3 K			0-0 FC6-4 1B		1-1 G5-3		0-2 G6-3		4	0	1	0	0	1	1											
<b>Aaron Boone, R</b> (1, 5) OBP: 0.324, SLG: 0.448		3-2 G4-3		2-2 FC6-4 1-2		0-0 G6-3		0-1 F9		4	0	0	0	0	0	1											
<b>Jason LaRue, R</b> (1, 2) OBP: 0.383, SLG: 0.425		0-3 K		3-1 F8		2-0 L7		1-3 K		4	0	0	0	0	2	1											
<b>Ruben Mateo, R</b> (1, 9) OBP: 0.265, SLG: 0.289		2-1 FC1-6 1B			0-0 P6		2-2 BLK 1B			3	0	2	0	0	0	0											
<b>Juan Castro, R</b> (1, 4) OBP: 0.333, SLG: 0.429		2-2 FC1-6 1-2			2-1 G4-3		1-0 F9			3	0	0	0	0	0	2											
<b>Ryan Dempster, R</b> (1, 1) <b>Gabe White, L</b> (6, 1) <b>Reggie Taylor, L</b> (8, PH) <b>Scott Sullivan, R</b> (8, 1)				1-1 F9		2-3 K		1-0 F7		2	0	0	0	0	1	0											
<b>Inning Stats</b>	R: 0 E: 0 K: 1 S: 12	H: 1 LOB: 1 BB: 0 P: 16	R: 0 E: 0 K: 1 S: 11	H: 1 LOB: 1 BB: 0 P: 18	R: 0 E: 0 K: 1 S: 7	H: 0 LOB: 0 BB: 0 P: 11	R: 0 E: 0 K: 0 S: 9	H: 1 LOB: 1 BB: 0 P: 17	R: 0 E: 0 K: 1 S: 7	H: 0 LOB: 0 BB: 0 P: 11	R: 1 E: 0 K: 0 S: 7	H: 1 LOB: 0 BB: 0 P: 13	R: 0 E: 0 K: 0 S: 7	H: 1 LOB: 1 BB: 0 P: 12	R: 0 E: 0 K: 1 S: 10	H: 1 LOB: 1 BB: 0 P: 16		R: 0 E: 0 K: 1 S: 8	H: 0 LOB: 0 BB: 0 P: 9	1B: 5 2B: 0 3B: 1 HR: 0	SF: 1 SAC: 0 DP: 0 HBP: 0	WP: 0 PB: 0 SB: 0 CS: 0	PA: 33				
<b>PITCHER</b>	IP	WLS	BF	H	R	ER	SO	BB	IBB	HBP	BLK	WP	HR	S	P	ERA	WHIP										
<b>Kirk Rueter, L</b> (1, 1) ERA: 3.07	6.0	W	22	4	1	1	4	0	0	0	0	0	0	53	86	1.50	0.667										
<b>Felix Rodriguez, R</b> (7, 1) ERA: 2.5	2.0		8	2	0	0	2	0	0	0	1	0	0	17	28	0.00	1.000										
<b>Tim Worrell, R</b> (9, 1) ERA: 2.12	1.0		3	0	0	0	1	0	0	0	0	0	0	8	9	0.00	0.000										

Batter	1	2	3	4	5	6	7	8	9	AB	R	H	RBI	BB	SO	LOB	BOTTOM										
<b>Ray Durham, S</b> (1, 4) OBP: 0.441, SLG: 0.516	4-1 WP 1B BB		3-2 P6		1-1 HR 2B	1-0 F9		2-1 1B		4	2	2	0	1	0	3	<b>Cincinnati Reds @ San Francisco Giants</b> PacBell Park, San Francisco, CA Sun May 04 2003, 5:00 PM EDT Att: 41,163 - Cloudy - 59 F										
<b>Rich Aurilia, R</b> (1, 6) OBP: 0.316, SLG: 0.404	2-1 FC1-6 1B		0-1 1-2 1B		4-1 HR BB		0-0 1B 2B	1-2 1B		4	2	4	1	1	0	0											
<b>Edgardo Alfonzo, R</b> (1, 5) OBP: 0.295, SLG: 0.308	1-1 FC1-6 1-2		3-1 F8		1-0 1H 2H HR		0-1 2H G6-3 1B	0-1 G4-3		5	1	2	4	0	0	6											
<b>José Cruz Jr., S</b> (1, 9) OBP: 0.441, SLG: 0.587	1-3 K		3-3 K		3-1 P6		3-2 F8			4	0	0	0	0	2	4											
<b>Bento Santiago, R</b> (1, 2) OBP: 0.352, SLG: 0.427	0-0 G5-3			1-0 F9		4-0 SH1-3 SF7 BB		1-2 G6-3		3	1	0	0	1	0	2											
<b>J.T. Snow, L</b> (1, 3) OBP: 0.398, SLG: 0.455		4-1 G5-4-3 BB		2-3 K		2-2 SH1-3 1B		1-2 P4		3	0	1	0	1	1	1											
<b>Marquis Grissom, R</b> (1, 8) OBP: 0.276, SLG: 0.422		1 SAFE G5-4-3 1-2		0-1 G5-3		0-0 SH1-3		0-3 K		3	0	0	0	0	1	1											
<b>Marvin Benard, L</b> (1, 7) OBP: 0.297, SLG: 0.120 <b>Andres Calarraga, R</b> (6, PH) OBP: 0.455, SLG: 0.655 <b>Ruben Rivera, R</b> (7, 7) OBP: 0.182, SLG: 0.313		0-0 B2-3			0-1 G4-3		4-0 IBB		0-1 G6-3		2	0	0	0	0	0											
<b>Kirk Rueter, L</b> (1, 1) OBP: 0.267, SLG: 0.214 <b>Neifi Perez, S</b> (6, PH) OBP: 0.242, SLG: 0.274 <b>Felix Rodriguez, R</b> (7, 1) OBP: 1.000, SLG: 1.000 <b>Pedro Feliz, R</b> (8, PH) OBP: 0.250, SLG: 0.261 <b>Tim Worrell, R</b> (9, 1)			4-2 K BB		3-3 K		1-2 SF7		4-2 1B 1B BB		1	0	0	0	1	1											
<b>Inning Stats</b>	R: 1 E: 1 K: 1 S: 9	H: 1 LOB: 1 BB: 1 P: 17	R: 0 E: 0 K: 0 S: 6	H: 0 LOB: 0 BB: 1 P: 11	R: 0 E: 0 K: 1 S: 12	H: 1 LOB: 2 BB: 1 P: 25	R: 0 E: 0 K: 1 S: 6	H: 0 LOB: 0 BB: 0 P: 9	R: 3 E: 0 K: 1 S: 11	H: 2 LOB: 0 BB: 1 P: 23	R: 1 E: 0 K: 0 S: 17	H: 2 LOB: 1 BB: 0 P: 22	R: 0 E: 0 K: 1 S: 14	H: 2 LOB: 3 BB: 1 P: 21	R: 0 E: 0 K: 1 S: 10	H: 1 LOB: 1 BB: 0 P: 16		1B: 6 2B: 2 3B: 0 HR: 1	SF: 1 SAC: 1 DP: 1 HBP: 0	WP: 1 PB: 0 SB: 0 CS: 0	PA: 39						
<b>PITCHER</b>	IP	WLS	BF	H	R	ER	SO	BB	IBB	HBP	BLK	WP	HR	S	P	ERA	WHIP										
<b>Ryan Dempster, R</b> (1, 1) ERA: 7.22	5.1	L	25	5	5	5	4	5	0	0	0	0	0	22	33	5.40	1.200										
<b>Gabe White, L</b> (6, 1) ERA: 2.63	1.2		8	2	1	1	0	0	1	0	0	0	0	22	33	5.40	1.200										
<b>Scott Sullivan, R</b> (8, 1) ERA: 3.06	1.0		6	2	0	0	1	1	0	0	0	0	0	14	21	0.00	3.000										









Batter	1	2	3	4	5	6	7	8	9	AB R H RBI BB SO LOB	TOP												
Ray Durham, S OBP: 0.446, SLG: 0.500	1-0 FC5 1B	2-1 S 1B		2-1 F8		4-2 E BB			3-1 G4-3	4 0 2 0 1 0 0	<b>San Francisco Giants @ Florida Marlins</b> Pro Player Stadium, Miami, FL Wed May 07 2003, 7:05 PM EDT Att: 11,464 - Sunny - 83 F												
Rich Aurilia, R OBP: 0.306, SLG: 0.386	0-0 1B FC5	2-2 F7		2-1 P6		1-0 P3			0-0 G4-3	5 1 1 0 0 0 2													
Barry Bonds, L OBP: 0.496, SLG: 0.694	3-2 FC5 1B				4-1 FC4-6 BB				4-0 1B BB	3 0 1 0 2 0 2													
José Cruz Jr., S OBP: 0.445, SLG: 0.576	0-0 1B BB			4-1 HBP 1B BB	2-2 FC4-6 FC4				0-0 1B BB	4 1 2 0 1 1 2													
J.T. Snow, L OBP: 0.378, SLG: 0.421	1-3 K			4-1 1B HBP	1-0 P4				1-3 K	3 0 0 0 0 2 5													
Felix Rodriguez, R OBP: 1.000, SLG: 1.000				1-2 HBP						0 0 0 0 0 0 0													
Tim Worrell, R OBP: 1.000, SLG: 1.000										1 0 0 0 0 1 2													
Benito Santiago, R OBP: 0.384, SLG: 0.472	4-1 1B BB			1-0 L8-4 BB	3-1 FC4					3 0 1 2 1 1 2													
Edgardo Alfonzo, R OBP: 0.300, SLG: 0.307	1-2 2-3 3-H BB			1-3 2-H 1B	3-1 FC4					3 0 1 2 1 1 2													
Marquis Grissom, R OBP: 0.265, SLG: 0.400				4-2 1-2 BB	0-0 G5-3				0-0 G1-3	3 0 0 0 1 0 3													
Damian Moss, R OBP: 0.188, SLG: 0.133				1-3 K	1-1 SH2-4 1B				2-0 G4-3	4 1 1 0 0 1 3													
Scott Eyre, L OBP: 0.457, SLG: 0.645				0-1 B1-3	0-1 SH2-4				0-1 F9	2 0 0 0 0 1 0													
Andres Galarraga, R OBP: 0.457, SLG: 0.645										0 0 0 0 0 0 0													
										1 0 0 0 0 0 0													
<b>Inning Stats</b>	R: 1 E: 0 K: 1 S: 16	H: 3 LOB: 3 BB: 1 P: 28	R: 0 E: 0 K: 2 S: 13	H: 1 LOB: 1 BB: 0 P: 21	R: 1 E: 0 K: 0 S: 10	H: 1 LOB: 2 BB: 2 P: 24	R: 0 E: 0 K: 0 S: 6	H: 0 LOB: 0 BB: 0 P: 10	R: 0 E: 0 K: 0 S: 7	H: 0 LOB: 1 BB: 1 P: 17	R: 1 E: 1 K: 0 S: 8	H: 1 LOB: 1 BB: 1 P: 14	R: 0 E: 0 K: 3 S: 13	H: 1 LOB: 1 BB: 0 P: 19	R: 0 E: 0 K: 0 S: 4	H: 0 LOB: 0 BB: 0 P: 6	R: 0 E: 0 K: 1 S: 8	H: 1 LOB: 2 BB: 1 P: 16	1B: 8 2B: 1 3B: 0 HR: 0	SF: 0 SAC: 1 DP: 1 HBP: 1	WP: 0 PB: 0 SB: 1 CS: 0	PA: 41	
<b>PITCHER</b>	IP WLS BF H R ER SO BB IBB HBP BLK WP HR S P ERA WHIP											<b>PITCHER</b>	IP WLS BF H R ER SO BB IBB HBP BLK WP HR S P ERA WHIP										
Josh Beckett, R ERA: 3.78	(1, 1) 1.0 L 7 3 1 1 1 1 1 0 0 0 0 0 0 16 28 9.00 4.000											Braden Looper, R ERA: 2.18	(9, 1) 1.0 5 1 0 0 1 1 0 0 0 0 0 0 23 45 4.50 2.000										
Juan Alvarez, L ERA: 4.5	(2, 1) 2.0 10 2 1 1 2 2 2 0 1 0 0 0 0 23 45 4.50 2.000																						
Toby Borland, R ERA: 2.7	(4, 1) 2.0 7 0 0 0 0 1 0 0 0 0 0 0 13 27 0.00 0.500																						
Tommy Phelps, L ERA: 1.54	(6, 1) 2.0 9 2 1 0 3 1 0 0 0 0 0 0 21 33 0.00 1.500																						
Tim Sponebarger, R ERA: 5.88	(8, 1) 1.0 3 0 0 0 0 0 0 0 0 0 0 0 4 6 0.00 0.000																						

AB	33
R	3
H	8
RBI	2
BB	6
SO	7
LOB	21



Batter	1	2	3	4	5	6	7	8	9	AB R H RBI BB SO LOB	BOTTOM												
Juan Pierre, L OBP: 0.333, SLG: 0.342	1-0 S G5-3 1B		2-1 G3		1-0 1B		2-1 G4-6-3		0-0 B5-3	5 0 2 0 0 0 2	<b>San Francisco Giants @ Florida Marlins</b> Pro Player Stadium, Miami, FL Wed May 07 2003, 7:05 PM EDT Att: 11,464 - Sunny - 83 F												
Luis Castillo, S OBP: 0.359, SLG: 0.381	3-2 G5-3		1-0 G6-3		1-1 P3		4-0 BB		3-2 1B	4 0 1 0 1 0 3													
Ivan Rodriguez, R OBP: 0.386, SLG: 0.455	4-2 CS BB		3-3 K		0-0 L8		0-0 F8		0-0 G1-3	4 0 0 0 1 1 4													
Mike Lowell, R OBP: 0.342, SLG: 0.533	3-3 K			1-1 F8		2-2 P3		2-2 1B 2B		4 1 1 0 0 1 2													
Derrek Lee, R OBP: 0.349, SLG: 0.442				2-1 L6		4-0 2B BB		0-0 L6		3 1 1 0 1 0 1													
Juan Encarnacion, R OBP: 0.308, SLG: 0.437				4-2 WP BB		0-3 K		3-1 1B		3 0 1 1 1 1 2													
Brian Banks, S OBP: 0.306, SLG: 0.367				1-2 BB		1-1 2B		1-1 F8		3 0 1 1 1 1 2													
Mike Mordecai, R OBP: 0.333, SLG: 0.304				1-2 F8		2-2 G4-3		2-2 K		4 0 0 0 0 1 5													
Braden Looper, R ERA: 2.18										0 0 0 0 0 0 0													
Josh Beckett, R ERA: 3.78										0 0 0 0 0 0 0													
Juan Alvarez, L ERA: 4.5										0 0 0 0 0 0 0													
Toby Borland, R ERA: 2.7										0 0 0 0 0 0 0													
Tommy Phelps, L ERA: 1.54										0 0 0 0 0 0 0													
Tim Sponebarger, R ERA: 5.88										0 0 0 0 0 0 0													
<b>Inning Stats</b>	R: 0 E: 0 K: 1 S: 9	H: 1 LOB: 2 BB: 1 P: 20	R: 0 E: 0 K: 1 S: 10	H: 1 LOB: 0 BB: 0 P: 18	R: 0 E: 0 K: 1 S: 8	H: 1 LOB: 1 BB: 0 P: 14	R: 0 E: 0 K: 0 S: 12	H: 0 LOB: 2 BB: 2 P: 24	R: 0 E: 0 K: 1 S: 7	H: 1 LOB: 1 BB: 0 P: 9	R: 1 E: 0 K: 0 S: 13	H: 1 LOB: 1 BB: 1 P: 22	R: 0 E: 0 K: 0 S: 5	H: 1 LOB: 1 BB: 1 P: 14	R: 1 E: 0 K: 1 S: 13	H: 2 LOB: 1 BB: 0 P: 21	R: 0 E: 0 K: 0 S: 11	H: 1 LOB: 1 BB: 0 P: 15	1B: 7 2B: 3 3B: 0 HR: 0	SF: 0 SAC: 0 DP: 2 HBP: 0	WP: 1 PB: 0 SB: 1 CS: 1	PA: 39	
<b>PITCHER</b>	IP WLS BF H R ER SO BB IBB HBP BLK WP HR S P ERA WHIP											<b>PITCHER</b>	IP WLS BF H R ER SO BB IBB HBP BLK WP HR S P ERA WHIP										
Damian Moss, L ERA: 2.11	(1, 1) 6.0 W 26 5 1 0 0 0 1 0 0 0 0 0 0 4 59 1.50 1.500																						
Scott Eyre, L ERA: 4.35	(7, 1) 0.2 H 3 1 0 0 0 1 0 0 0 0 0 0 4 13 0.00 3.000																						
Felix Rodriguez, R ERA: 2.89	(7, 1) 0.2 H 4 2 1 1 0 0 0 0 0 0 0 0 0 9 14 13.50 3.000																						
Tim Worrell, R ERA: 1.83	(8, 1) 1.2 S 6 1 0 0 1 0 0 0 0 0 0 0 16 23 0.00 0.600																						

AB	34
R	2
H	9
RBI	2
BB	5
SO	6
LOB	21





Batter	1	2	3	4	5	6	7	8	9	AB	R	H	RBI	BB	SO	LOB	TOP			
Ray Durham, S (1, 4) OBP: 0.444, SLG: 0.490	G3		SH5-3 HBP		F7			IBB 1B	K	4	0	1	0	0	1	1				
Neftali Perez, S (1, 6) OBP: 0.243, SLG: 0.273	P6		SH5-3 1-2		G3			L8		3	0	0	0	0	0	1				
Barry Bonds, L (1, 7) OBP: 0.496, SLG: 0.678	G3		G4-6-3 IBB		G6-3			IBB		2	0	0	0	2	0	0				
José Cruz Jr., S (1, 9) OBP: 0.447, SLG: 0.579		4-2 2B BB	G4-6-3 1-2		G1-3 CS 2B			P2		3	1	1	0	1	0	4				
J.T. Snow, L (1, 3) OBP: 0.374, SLG: 0.424				0-0 2B	G1-3			F8		4	1	1	0	0	0	4				
Yorvit Torrealba, R (1, 2) OBP: 0.355, SLG: 0.579		3-2 1-H 2B	G6-3		G1-3 3-H			G4-3 SH1-4 1B		4	1	2	1	0	0	2				
Pedro Feliz, R (1, 5) OBP: 0.259, SLG: 0.308		0-1 F7		2-1 2H 2B				SH1-4		3	0	1	1	0	1	1				
Ruben Rivera, R (1, 8) OBP: 0.194, SLG: 0.294 Andres Calarraga, R (9, PH) OBP: 0.444, SLG: 0.625 Tim Worrell, R (9, 1)		4-0 IBB		2-3 K				G4-3		2	0	0	0	1	1	1				
Kurt Ainsworth, R (1, 1) OBP: 0.071, SLG: 0.071 Joe Nathan, R (8, 1) Rich Aurilia, R (9, PH) OBP: 0.312, SLG: 0.391 Marquis Grissom, R (9, PR) OBP: 0.265, SLG: 0.400		0-0 G4-3		2-3 K				F8		3	0	0	0	0	1	3				
<b>Inning Stats</b>	R: 0 E: 0 K: 0 S: 13	H: 0 LOB: 0 BB: 0 P: 18	R: 1 E: 0 K: 0 S: 9	H: 1 LOB: 2 BB: 2 P: 20	R: 0 E: 0 K: 0 S: 5	H: 0 LOB: 1 BB: 1 P: 15	R: 1 E: 0 K: 2 S: 14	H: 2 LOB: 1 BB: 0 P: 21	R: 0 E: 0 K: 0 S: 6	H: 1 LOB: 0 BB: 0 P: 8	R: 0 E: 0 K: 1 S: 7	H: 0 LOB: 0 BB: 0 P: 13	R: 0 E: 0 K: 0 S: 11	H: 1 LOB: 2 BB: 1 P: 18	R: 1 E: 0 K: 1 S: 14	H: 2 LOB: 1 BB: 0 P: 21	1B: 3 2B: 4 3B: 0 HR: 0	SF: 0 SAC: 2 DP: 1 HBP: 1	WP: 0 PB: 0 SB: 0 CS: 1	PA: 37
<b>PITCHER</b>	IP	WLS	BF	H	R	ER	SO	BB	IBB	HBP	BLK	WP	HR	S	P	ERA	WHIP			
Brad Penny, R (1, 1) ERA: 3.92	7.0		27	4	2	2	3	1	2	1	0	0	0	60	105	2.57	0.714			
Armando Almanza, L (8, 1) ERA: 2.59	1.0		5	1	0	0	0	0	1	0	0	0	0	11	18	0.00	1.000			
Braden Looper, R (9, 1) ERA: 2.49	1.0	L	5	2	1	1	1	0	0	0	0	0	0	14	21	9.00	2.000			

San Francisco Giants @ Florida Marlins  
Pro Player Stadium, Miami, FL  
Thu May 08 2003, 7:05 PM EDT  
Att. 13,812 - Sunny - 85 F

livebaseballscores.com

AB 30  
R 3  
H 7  
RBI 3  
BB 4  
SO 4  
LOB 18

GIANTS

Batter	1	2	3	4	5	6	7	8	9	AB	R	H	RBI	BB	SO	LOB	BOTTOM					
Luis Castillo, S (1, 4) OBP: 0.362, SLG: 0.380	K		4-2 BB		3-1 1B			K		3	0	1	0	1	2	0						
Juan Pierre, L (1, 8) OBP: 0.331, SLG: 0.346	G4-3		K		G4-3			SF8 2B		4	1	1	0	0	1	3						
Mike Lowell, R (1, 5) OBP: 0.340, SLG: 0.529	F9			0-1 F8		0-0 G6-3 1B		SF8		3	0	1	1	0	0	0						
Ivan Rodriguez, R (1, 2) OBP: 0.375, SLG: 0.440		0-1 P3		0-1 G5-3		1-2 G6-3		L1		4	0	0	0	0	0	1						
Derrek Lee, R (1, 3) OBP: 0.346, SLG: 0.432		3-2 L8		4-2 BB		2-3 K		K		3	0	0	0	1	2	0						
Juan Encarnacion, R (1, 9) OBP: 0.334, SLG: 0.432		2-2 P3		1-2 F8		1-1 WP SH3-4 1B		F9		4	0	1	0	0	0	1						
Todd Hollandsworth, L (1, 7) OBP: 0.336, SLG: 0.441			4-2 SH3-4 BB		0-0 1B 2B			SH3-4		2	1	1	0	1	1	0						
Andy Fox, L (1, 6) OBP: 0.333, SLG: 0.343		1-3 K		2-1 B3-6-4 1B		2-3 K		K		3	0	1	1	0	2	2						
Brad Penny, R (1, 1) OBP: 0.077, SLG: 0.308 Brian Banks, S (7, PH) OBP: 0.297, SLG: 0.355 Armando Almanza, L (8, 1) Braden Looper, R (9, 1)		0-1 SH3-4		0-1 B3-6-4 1B		0-1 L9				1	0	0	0	0	0	1						
<b>Inning Stats</b>	R: 0 E: 0 K: 1 S: 7	H: 0 LOB: 0 BB: 0 P: 8	R: 0 E: 0 K: 0 S: 13	H: 0 LOB: 0 BB: 0 P: 18	R: 0 E: 0 K: 2 S: 12	H: 0 LOB: 2 BB: 2 P: 22	R: 0 E: 0 K: 0 S: 10	H: 0 LOB: 1 BB: 1 P: 15	R: 1 E: 0 K: 0 S: 8	H: 3 LOB: 1 BB: 0 P: 15	R: 0 E: 0 K: 1 S: 7	H: 1 LOB: 0 BB: 0 P: 10	R: 0 E: 0 K: 1 S: 8	H: 1 LOB: 1 BB: 0 P: 11	R: 1 E: 0 K: 1 S: 12	H: 1 LOB: 0 BB: 0 P: 19	R: 0 E: 0 K: 2 S: 8	H: 0 LOB: 0 BB: 0 P: 13	1B: 4 2B: 2 3B: 0 HR: 0	SF: 1 SAC: 2 DP: 2 HBP: 0	WP: 1 PB: 0 SB: 1 CS: 0	PA: 34
<b>PITCHER</b>	IP	WLS	BF	H	R	ER	SO	BB	IBB	HBP	BLK	WP	HR	S	P	ERA	WHIP					
Kurt Ainsworth, R (1, 1) ERA: 4.2	7.0		27	5	1	1	5	3	0	0	0	0	0	65	99	1.29	1.143					
Joe Nathan, R (8, 1) ERA: 0.39	1.0	W	4	1	1	1	1	0	0	0	0	0	0	12	19	9.00	1.000					
Tim Worrell, R (9, 1) ERA: 1.74	1.0	S	3	0	0	0	2	0	0	0	0	0	0	8	13	0.00	0.000					

San Francisco Giants @ Florida Marlins  
Pro Player Stadium, Miami, FL  
Thu May 08 2003, 7:05 PM EDT  
Att. 13,812 - Sunny - 85 F

livebaseballscores.com

AB 28  
R 2  
H 6  
RBI 2  
BB 3  
SO 8  
LOB 9

GIANTS



Batter	1	2	3	4	5	6	7	8	9	AB	R	H	RBI	BB	SO	LOB	TOP					
Ray Durham, S OBP: 0.427, SLG: 0.467	(1, 4) K		(1, 1) F9		(1, 2) B1-3		(1, 2) L8		(1, 2) P5	5	0	0	0	0	1	1						
Rich Aurilia, R OBP: 0.323, SLG: 0.390	(1, 6) L4		(1, 2) G1-3			(1, 2) 1B SF9		(1, 2) WP HR BB	(1, 2) HR BB	3	3	1	0	2	0	0						
Barry Bonds, L Jason Ellison, R	(1, 7) G6-3			(1, 0) G6-3		(1, 3) SF9 S		(1, 2) WP HR BB	(1, 2) P3	5	2	2	0	0	0	2						
José Cruz Jr., S OBP: 0.439, SLG: 0.592		(1, 0) G4-3		(1, 2) K		(1, 3) SF9		(1, 2) L8	(1, 0) HR	4	1	1	4	0	1	2						
Benito Santiago, R OBP: 0.375, SLG: 0.511		(1, 2) BB 1B		(1, 2) BB		(1, 2) SF8		(1, 2) HR	(1, 2) K	3	2	2	4	1	1	0						
Eduardo Alfonzo, R OBP: 0.313, SLG: 0.319	(1, 5) F8			(1, 2) BB		(1, 0) G3		(1, 4) FC6 BB		2	0	1	0	2	0	1						
J.T. Snow, L OBP: 0.370, SLG: 0.412	(1, 3) BB			(1, 1) G6-3		(1, 2) G3		(1, 0) FC6		3	0	0	0	1	0	4						
Marquis Grissom, R OBP: 0.265, SLG: 0.395	(1, 8) 1B				(1, 0) P6		(1, 0) G6-3	(1, 2) G6-3		4	0	1	1	0	0	1						
Jesse Foppert, R Andres Galarraga, R Jim Brower, R	(1, 1) G1-3		(1, 1) G1-3		(1, 0) G6-3		(1, 2) G1-3		(1, 1) HR BB 1B	2	0	0	0	0	0	0						
<b>Inning Stats</b>	R: 0 E: 0 K: 1 S: 6	H: 0 LOB: 0 BB: 0 P: 9	R: 1 E: 0 K: 0 S: 7	H: 2 LOB: 2 BB: 1 P: 15	R: 0 E: 0 K: 0 S: 7	H: 0 LOB: 0 BB: 0 P: 8	R: 0 E: 0 K: 1 S: 12	H: 0 LOB: 2 BB: 2 P: 25	R: 0 E: 0 K: 0 S: 5	H: 0 LOB: 0 BB: 0 P: 7	R: 2 E: 0 K: 0 S: 13	H: 3 LOB: 1 BB: 0 P: 19	R: 0 E: 0 K: 0 S: 7	H: 0 LOB: 0 BB: 0 P: 8	R: 3 E: 0 K: 0 S: 15	H: 2 LOB: 1 BB: 2 P: 28	R: 3 E: 0 K: 1 S: 14	H: 2 LOB: 0 BB: 1 P: 26	1B: 6 2B: 1 3B: 0 HR: 2	SF: 2 SAC: 0 DP: 0 HBP: 0	WP: 1 PB: 0 CS: 1	PA: 41
<b>PITCHER</b>	IP	WLS	BF	H	R	ER	SO	BB	IBB	HBP	BLK	WP	HR	S	P	ERA	WHIP					
Greg Maddux, R ERA: 4.73	(1, 1) 7.0	L 28	5	3	3	2	3	3	0	0	0	0	0	57	91	3.86	1.143					
Jung Keun Bong, L ERA: 2.5	(8, 1) 1.0	7	2	3	3	0	2	0	0	0	0	1	1	15	28	27.00	4.000					
Joe Dawley, R ERA: 21.0	(9, 1) 1.0	6	2	3	3	1	1	0	0	0	0	0	1	14	26	27.00	3.000					

San Francisco Giants @ Atlanta Braves  
Turner Field, Atlanta, GA  
Fri May 09 2003, 7:35 PM EDT  
Att: 32,040 - Cloudy - 80 F

AB 33  
R 9  
H 9  
RBI 9  
BB 6  
SO 3  
LOB 11

GIANTS

Batter	1	2	3	4	5	6	7	8	9	AB	R	H	RBI	BB	SO	LOB	BOTTOM					
Rafael Furcal, S OBP: 0.380, SLG: 0.480	(1, 6) G6-4-3 1B		(1, 1) F9		(1, 2) G4-3			(1, 0) F7		4	0	1	0	0	0	1						
Marcus Giles, R OBP: 0.396, SLG: 0.547	(1, 4) K		(1, 3) G5-3			(1, 2) HR		(1, 1) F9		4	1	1	1	0	1	1						
Gary Sheffield, R OBP: 0.438, SLG: 0.638	(1, 9) G6-4-3			(1, 3) 10 F8 1B		(1, 0) G6-3		(1, 4) BB		3	0	1	0	1	0	1						
10 Chipper Jones, S OBP: 0.383, SLG: 0.508		(1, 7) HR		(1, 2) F8		(1, 4) BB		(1, 2) P5		3	1	1	1	1	0	2						
Andruw Jones, R OBP: 0.364, SLG: 0.549	(1, 8) K			(1, 4) G4-6-3 BB		(1, 1) F8		(1, 2) F7		3	0	0	0	1	1	1						
Robert Fick, L OBP: 0.395, SLG: 0.560	(1, 3) BB			(1, 2) G4-6-3		(1, 2) P6		(1, 0) BB		3	0	1	0	1	0	3						
Vinny Castilla, R OBP: 0.298, SLG: 0.347	(1, 5) P3				(1, 0) G5-3		(1, 0) P3		(1, 0) P5	4	0	0	0	0	0	2						
Henry Blanco, R OBP: 0.263, SLG: 0.278	(1, 2) P4				(1, 0) F8		(1, 2) K		(1, 0) L5	4	0	0	0	0	1	2						
Greg Maddux, R Matt Franco, L Jung Keun Bong, L Joe Dawley, R	(1, 1) G6-3		(1, 0) G6-3		(1, 0) WP 2B		(1, 0) G4-3			2	0	1	0	0	0	0						
<b>Inning Stats</b>	R: 0 E: 0 K: 1 S: 8	H: 1 LOB: 0 BB: 0 P: 9	R: 1 E: 0 K: 1 S: 11	H: 1 LOB: 1 BB: 1 P: 21	R: 0 E: 0 K: 0 S: 5	H: 0 LOB: 0 BB: 0 P: 8	R: 0 E: 0 K: 0 S: 10	H: 1 LOB: 1 BB: 1 P: 20	R: 0 E: 0 K: 0 S: 9	H: 1 LOB: 1 BB: 0 P: 12	R: 1 E: 0 K: 0 S: 7	H: 1 LOB: 1 BB: 1 P: 15	R: 0 E: 0 K: 1 S: 7	H: 0 LOB: 0 BB: 0 P: 9	R: 0 E: 0 K: 0 S: 7	H: 0 LOB: 1 BB: 1 P: 14	R: 0 E: 0 K: 0 S: 8	H: 1 LOB: 1 BB: 0 P: 10	1B: 3 2B: 1 3B: 0 HR: 2	SF: 0 SAC: 0 DP: 2 HBP: 0	WP: 1 PB: 0 CS: 0	PA: 35
<b>PITCHER</b>	IP	WLS	BF	H	R	ER	SO	BB	IBB	HBP	BLK	WP	HR	S	P	ERA	WHIP					
Jesse Foppert, R ERA: 5.18	(1, 1) 6.0	W 24	5	2	2	2	3	3	0	0	0	0	0	50	85	3.00	1.333					
Jim Brower, R ERA: 5.87	(7, 1) 3.0	S 11	1	0	0	1	1	0	0	0	0	0	0	22	33	0.00	0.667					

San Francisco Giants @ Atlanta Braves  
Turner Field, Atlanta, GA  
Fri May 09 2003, 7:35 PM EDT  
Att: 32,040 - Cloudy - 80 F

AB 31  
R 2  
H 6  
RBI 2  
BB 4  
SO 3  
LOB 13

Braves

















Batter	1	2	3	4	5	6	7	8	9	AB	R	H	RBI	BB	SO	LOB	TOP		
Endy Chavez, L (1, 8) OBP: 0.311, SLG: 0.385	F7		G4-3 WP SF7 1B	P5			G6-3		G3-1	5	1	1	0	0	0	1	<b>Montreal Expos @ San Francisco Giants</b> PacBell Park, San Francisco, CA Tue May 13 2003, 10:15 PM EDT Att: 32,991 - Sunny - 59 F  <b>AB 36</b> <b>R 6</b> <b>H 9</b> <b>RBI 5</b> <b>BB 4</b> <b>SO 3</b> <b>LOB 13</b> 		
Orlando Cabrera, R (1, 6) OBP: 0.366, SLG: 0.493	1B 2B		G4-3	G5-3			G6-3		WP G4-3 BB	4	1	1	0	1	0	2			
Jose Vidro, S (1, 4) OBP: 0.414, SLG: 0.551 Henry Mateo, S (4, 4) OBP: 0.444, SLG: 0.417	F7		SF7		G6-3		HR BB		G4-3	1	0	0	1	0	0	1			
Vladimir Guerrero, R (1, 9) OBP: 0.403, SLG: 0.492	2H 1B		3H 0-0 1B 2B		G5-3		1H HR		WP IBB	4	2	3	3	1	0	0			
Wil Cordero, R (1, 3) OBP: 0.358, SLG: 0.443	F7		2H 1B E		G1-3		1-1 1B		K	5	1	2	1	0	1	3			
Ronald Colloway, L (1, 7) OBP: 0.295, SLG: 0.333		G3-1	E8 1H		G3-1		3-3 K			4	0	0	0	0	1	1			
Fernando Tatis, R (1, 5) OBP: 0.292, SLG: 0.302		FC4-6 BB	G6-3		K			G4-3		3	0	0	0	1	1	1			
Michael Barrett, R (1, 2) OBP: 0.209, SLG: 0.262		1 SAFE FC4-6 1-2		G4-3		FC6 1B		G6-3		4	0	1	0	0	0	1			
Tomo Ohka, S (1, 1) OBP: 0.357, SLG: 0.308 Dan Smith, R (5, 1)		G4-3				FC6 1-2		G5-3		2	0	1	0	0	0	1			
Jamey Carroll, R (8, PH) OBP: 0.350, SLG: 0.474 Scott Stewart, R (8, 1) Rocky Biddle, R (9, 1)				1B						1	0	0	0	0	0	0			
										0	0	0	0	0	0	0			
										0	0	0	0	0	0	0			
										0	0	0	0	0	0	0			
<b>Inning Stats</b>	R: 1 E: 0 K: 0 S: 12	H: 2 LOB: 1 BB: 0 P: 19	R: 0 E: 0 K: 0 S: 10	H: 0 LOB: 1 BB: 1 P: 16	R: 3 E: 1 K: 0 S: 15	H: 3 LOB: 1 BB: 0 P: 20	R: 0 E: 0 K: 0 S: 9	H: 1 LOB: 0 BB: 0 P: 11	R: 0 E: 0 K: 1 S: 9	H: 1 LOB: 1 BB: 0 P: 10	R: 2 E: 0 K: 1 S: 15	H: 2 LOB: 1 BB: 1 P: 25	R: 0 E: 0 K: 0 S: 5	H: 0 LOB: 0 BB: 2 P: 6	R: 0 E: 0 K: 1 S: 12	H: 0 LOB: 2 BB: 2 P: 23	1B: 6 2B: 2 3B: 0 HR: 1	SF: 1 SAC: 0 DP: 0 HBP: 0	WP: 2 PA: 41 SB: 0 CS: 0
<b>PITCHER</b>	IP WLS BF H R ER SO BB IBB HBP BLK WP HR S P ERA WHIP																		
Kurt Ainsworth, R (1, 1) ERA: 4.56	6.2 L 32 9 6 5 1 2 0 0 0 0 1 1 73 106 6.75 1.650																		
Jim Brower, R (7, 1) ERA: 5.7	0.1 1 0 0 0 1 0 0 0 0 0 0 0 4 7 0.00 0.000																		
Scott Eyre, L (8, 1) ERA: 3.45	1.0 3 0 0 0 0 0 0 0 0 0 0 0 5 6 0.00 0.000																		
Tim Worrell, R (9, 1) ERA: 1.66	1.0 5 0 0 0 1 1 1 0 0 1 0 12 23 0.00 1.000																		

Batter	1	2	3	4	5	6	7	8	9	AB	R	H	RBI	BB	SO	LOB	BOTTOM		
Marquis Grissom, R (1, 8) OBP: 0.277, SLG: 0.394	G5-4-3 1B			G5-4-3 1B	F5 BB 1B					4	0	4	0	0	0	0	<b>Montreal Expos @ San Francisco Giants</b> PacBell Park, San Francisco, CA Tue May 13 2003, 10:15 PM EDT Att: 32,991 - Sunny - 59 F  <b>AB 32</b> <b>R 4</b> <b>H 10</b> <b>RBI 3</b> <b>BB 2</b> <b>SO 4</b> <b>LOB 11</b> 		
Rich Aurilia, R (1, 6) OBP: 0.336, SLG: 0.407	G5-4-3 1-2			G5-4-3 1-2	F5 BB				F9	3	0	0	0	1	0	3			
Barry Bonds, L (1, 7) OBP: 0.493, SLG: 0.630	G3			BB	F5				K	3	0	0	0	1	1	2			
José Cruz Jr., S (1, 9) OBP: 0.425, SLG: 0.557		G4-3		K	G4-3				E5 G6-4-3	4	0	0	0	0	1	3			
Benito Santiago, R (1, 2) OBP: 0.359, SLG: 0.486		L8			1B HR 2B				G6-4-3 1-2	4	1	1	0	0	0	1			
J.T. Snow, L (1, 3) OBP: 0.373, SLG: 0.413		G4-3			HR 1B				L6	4	1	2	0	0	0	0			
Edgardo Alfonzo, R (1, 5) OBP: 0.320, SLG: 0.346			G6-4-3 1B		1H 3H HR				G5-3	4	1	2	3	0	0	1			
Nelfi Perez, S (1, 4) OBP: 0.271, SLG: 0.309			G6-4-3 1-2		G6-4-3 BB SH1-3 F5 1B				P6	4	1	1	0	0	1	1			
Kurt Ainsworth, R (1, 1) OBP: 0.067, SLG: 0.067 Jim Brower, R (7, 1) OBP: 0.667, SLG: 0.667 Jason Ellison, R (7, PH) OBP: 0.167, SLG: 0.167 Scott Eyre, L (8, 1) Tim Worrell, R (9, 1)			G6-3		SH1-3 1B					1	0	0	0	0	0	0			
										0	0	0	0	0	0	0			
										1	0	0	0	0	1	0			
										0	0	0	0	0	0	0			
										0	0	0	0	0	0	0			
										0	0	0	0	0	0	0			
<b>Inning Stats</b>	R: 0 E: 0 K: 0 S: 4	H: 1 LOB: 0 BB: 0 P: 5	R: 0 E: 0 K: 0 S: 7	H: 0 LOB: 0 BB: 0 P: 8	R: 0 E: 0 K: 0 S: 6	H: 1 LOB: 0 BB: 0 P: 9	R: 0 E: 0 K: 1 S: 9	H: 1 LOB: 1 BB: 1 P: 16	R: 4 E: 0 K: 0 S: 16	H: 5 LOB: 2 BB: 1 P: 26	R: 0 E: 0 K: 2 S: 9	H: 0 LOB: 0 BB: 0 P: 10	R: 0 E: 0 K: 1 S: 7	H: 0 LOB: 0 BB: 0 P: 11	R: 0 E: 0 K: 0 S: 7	H: 1 LOB: 0 BB: 0 P: 9	1B: 8 2B: 1 3B: 0 HR: 1	SF: 0 SAC: 1 DP: 5 HBP: 0	WP: 0 PA: 35 SB: 0 CS: 0
<b>PITCHER</b>	IP WLS BF H R ER SO BB IBB HBP BLK WP HR S P ERA WHIP																		
Tomo Ohka, R (1, 1) ERA: 4.79	2.2 W 9 1 0 0 2 0 0 0 0 0 0 0 21 28 0.00 0.375																		
Dan Smith, R (5, 1) ERA: 4.19	1.0 H 4 1 0 0 1 0 0 0 0 0 0 0 10 14 0.00 1.000																		
Scott Stewart, L (8, 1) ERA: 2.29	1.0 S 2 0 0 0 0 0 0 0 0 0 0 0 4 6 0.00 0.000																		
Rocky Biddle, R (9, 1) ERA: 4.22																			







Batter	1	2	3	4	5	6	7	8	9	AB	R	H	RBI	BB	SO	LOB	TOP								
Roberto Alomar, S OBP: 0.377, SLG: 0.405 Jason Middlebrook, R (7, 1)	3-1 F9 G4-3 1B HBP	0-0 F9					2-2 G5-3										3 1 0 0 0 0 0 0 0 0 0 0 0 0								
Raul Gonzalez, R OBP: 0.344, SLG: 0.426 (5, 7)	0-1 G4-3		2-2 31 G6-4-3 1B		4-1 31 2B BB		2-0 F9										3 1 1 0 1 0 1								
31 Mike Piazza, R OBP: 0.425, SLG: 0.618 Vance Wilson, R OBP: 0.293, SLG: 0.541 (8, PR) (8, 2)	4-1 1B BB		0-0 G6-4-3 1-2f		0-1 G4-3 1-H 2B		1-1 1B										3 1 2 1 1 0 1 0 0 0 0 0 0 0								
Cliff Floyd, L OBP: 0.327, SLG: 0.466 Jaime Cerda, L (5, 1) Marco Scutaro, R (7, 4)	2-0 F9		0-0 FC6-4 1B		0-1 G4-3		3-2 F9										3 0 1 0 0 0 3 0 0 0 0 0 0 0 1 0 0 0 0 0 1								
Ty Wigginton, R OBP: 0.338, SLG: 0.420 (1, 5)	0-2 1B		0-2 FC6-4 1-2f		0-0 G5-3		0-0 P3										4 0 1 1 0 0 3								
Tony Clark, S OBP: 0.250, SLG: 0.467 (1, 3)	3-2 1-2 2-H 1B			2-1 G5-3		3-3 K		2-1 F9									4 0 1 1 0 1 1								
Tsuyoshi Shinjo, R OBP: 0.203, SLG: 0.196 (1, 8)	1-1 F8		0-1 L9		1-0 F8		0-1 F8										4 0 0 0 0 0 2								
Joe McEwing, R OBP: 0.229, SLG: 0.200 (1, 6)		0-2 L7		4-1 BB		2-2 G5-3		1-2 G6-3									3 0 0 0 1 0 0								
Al Leiter, L (1, 1) Roger Cedeno, S OBP: 0.289, SLG: 0.318 (5, 9)		2-3 K		0-3 K			1-1 L1		0-0 G6-3								2 0 0 0 0 2 1 2 0 0 0 0 0 0								
<b>Inning Stats</b>	R: 2 E: 0 K: 0 S: 13	H: 2 LOB: 2 BB: 1 P: 26	R: 0 E: 0 K: 1 S: 7	H: 0 LOB: 0 BB: 0 P: 9	R: 0 E: 0 K: 1 S: 8	H: 2 LOB: 1 BB: 0 P: 10	R: 0 E: 0 K: 1 S: 8	H: 0 LOB: 1 BB: 1 P: 14	R: 1 E: 0 K: 0 S: 11	H: 1 LOB: 1 BB: 1 P: 18	R: 0 E: 0 K: 1 S: 8	H: 0 LOB: 0 BB: 0 P: 14	R: 0 E: 0 K: 0 S: 7	H: 0 LOB: 0 BB: 0 P: 12	R: 0 E: 0 K: 0 S: 10	H: 1 LOB: 1 BB: 0 P: 16	R: 0 E: 0 K: 0 S: 6	H: 0 LOB: 0 BB: 0 P: 7	1B: 5 2B: 1 3B: 0 HR: 0	SF: 0 SAC: 0 DP: 1 HBP: 1	WP: 0 PB: 0 SB: 0 CS: 0	PA: 36			
<b>PITCHER</b>	IP WLS BF H R ER SO BB IBB HBP BLK WP HR S P ERA WHIP	7.0 W 29 5 3 3 3 3 0 1 0 0 0 0 62 103 3.86 1.143	2.0 7 1 0 0 0 0 0 0 0 0 0 0 0 16 23 0.00 0.500																						

New York Mets @ San Francisco Giants  
PacBell Park, San Francisco, CA  
Thu May 15 2003, 10:15 PM EDT  
Att: 36,542 - Sunny - 56 F

AB 32  
R 3  
H 6  
RBI 3  
BB 3  
SO 3  
LOB 13



Batter	1	2	3	4	5	6	7	8	9	AB	R	H	RBI	BB	SO	LOB	BOTTOM								
Marquis Grissom, R OBP: 0.281, SLG: 0.419 Jason Ellison, R OBP: 0.167, SLG: 0.167 (1, 8) (9, 8)	1-1 G5-3	2-2 P5		3-2 1B 2B	1-0 2-H 3-H HR		1-0 G6-3 1B										5 2 3 4 0 0 0 0 0 0 0 0 0 0								
Rich Aurilia, R OBP: 0.348, SLG: 0.434 (1, 6)	3-2 1B 1B		2-3 K	0-0 2-H 3-H 1B	4-2 1B BB		1-2 G6-3 1-2f										4 2 2 2 1 1 1								
Barry Bonds, L OBP: 0.497, SLG: 0.648 Ryan Jensen, R OBP: 0.400, SLG: 0.400 (1, 7) (8, 1)	1-1 1B 1B		1-1 HR	3-1 F8 1B	2-1 1B		3-1 G4-1										5 1 3 1 0 0 1 0 0 0 0 0 0 0								
Benito Santiago, R OBP: 0.358, SLG: 0.477 (1, 2)	2-1 1B 1B		2-3 K		K			0-0 P6									5 0 2 2 0 2 0								
Edgardo Alfonzo, R OBP: 0.327, SLG: 0.353 (1, 5)	1-1 1-2 2-3 1B		1-0 G6-3		1B F9			1-1 P6									5 1 2 0 0 0 2								
Andres Galaraga, R OBP: 0.434, SLG: 0.633 (1, 3)	1-0 P3			2-2 1B 1B	1-0 1B 2B		2-2 P3		1-0 BB E 1B								5 2 3 0 0 0 3								
José Cruz Jr., S OBP: 0.426, SLG: 0.541 (1, 9)	1-1 P4			2-1 FC1-6 1B	4-0 SH3-4 1B IBB		4-1 BB		0-0 E5 BB								3 1 1 0 2 0 4								
Nelfi Perez, S OBP: 0.277, SLG: 0.303 (1, 4)		2-0 L5		2-2 F8	0-0 SH3-4 HR 1B		1-0 F8		4-1 1-2 2-3 BB								4 1 1 2 1 0 3								
Kirk Rueter, L OBP: 0.238, SLG: 0.200 Ruben Rivera, R OBP: 0.195, SLG: 0.263 (1, 1) (8, 7)	1-2 G5-3			0-0 FC1-6 2B 1B	0-0 SH3-4 1-2 2-3 1B		1-0 F7		2-0 F7								3 1 0 0 0 0 3 1 0 0 0 0 0 3								
<b>Inning Stats</b>	R: 1 E: 0 K: 0 S: 14	H: 4 LOB: 3 BB: 0 P: 24	R: 0 E: 0 K: 0 S: 7	H: 0 LOB: 0 BB: 0 P: 12	R: 1 E: 0 K: 2 S: 10	H: 1 LOB: 0 BB: 0 P: 16	R: 3 E: 0 K: 0 S: 15	H: 4 LOB: 1 BB: 0 P: 27	R: 6 E: 0 K: 1 S: 16	H: 6 LOB: 2 BB: 2 P: 31	R: 0 E: 0 K: 0 S: 7	H: 0 LOB: 1 BB: 1 P: 15	R: 0 E: 0 K: 0 S: 6	H: 1 LOB: 0 BB: 0 P: 11	R: 0 E: 1 K: 0 S: 7	H: 1 LOB: 3 BB: 1 P: 15	1B: 13 2B: 2 3B: 0 HR: 2	SF: 0 SAC: 1 DP: 1 HBP: 0	WP: 0 PB: 0 SB: 0 CS: 0	PA: 45					
<b>PITCHER</b>	IP WLS BF H R ER SO BB IBB HBP BLK WP HR S P ERA WHIP	4.2 L 28 13 10 10 3 2 0 0 0 0 0 0 15 30 6.75 3.000	1.1 8 2 1 1 0 2 0 0 0 0 0 0 0 13 26 0.00 1.500																						

New York Mets @ San Francisco Giants  
PacBell Park, San Francisco, CA  
Thu May 15 2003, 10:15 PM EDT  
Att: 36,542 - Sunny - 56 F

AB 40  
R 11  
H 17  
RBI 11  
BB 4  
SO 3  
LOB 20






Batter	1	2	3	4	5	6	7	8	9	AB	R	H	RBI	BB	SO	LOB	TOP										
<b>Roberto Alomar, S</b> OBP: 0.378, SLG: 0.412	0-2 BB 1B	2-2 P6			2-2 G6-3		2-2 1B 2B		1-2 G4-6-3	5	2	2	1	0	0	1	<b>New York Mets @ San Francisco Giants</b> PacBell Park, San Francisco, CA Fri May 16 2003, 10:15 PM EDT Att: 39,160 - Sunny - 58 F										
<b>Jay Bell, R</b> OBP: 0.266, SLG: 0.231	4-1 SAFE 1B		1-3 K		2-3 K		4-2 1B BB			2	0	0	0	2	2	0											
<b>31 Mike Piazza, R</b> OBP: 0.422, SLG: 0.613	2-3 K		1-1 HR		1-3 K		2-2 1B BB			0	0	0	0	0	0	0											
<b>Vance Wilson, R</b> OBP: 0.318, SLG: 0.625							1-2 2-H 1B			4	1	2	2	0	2	2											
<b>Cliff Floyd, L</b> OBP: 0.325, SLG: 0.459	1-1 BB 1B		3-3 K		0-0 G4-3		0-2 F7			4	0	1	1	0	1	2											
<b>Ty Wigginton, R</b> OBP: 0.329, SLG: 0.408	0-3 K		0-2 G3		1-3 K		1-0 F8			4	0	0	0	0	2	2											
<b>Raul Gonzalez, R</b> OBP: 0.354, SLG: 0.474	4-2 BB		0-0 G4-3				3-2 HR		0-1 F8	3	1	1	1	1	0	0											
<b>Roger Cedeno, S</b> OBP: 0.125, SLG: 0.125	2-3 K		1-1 G5-3				0-0 F9		3-3 K	1	0	0	0	0	1	3											
<b>Tsuyoshi Shinjo, R</b> OBP: 0.194, SLG: 0.186										3	0	0	0	0	1	0											
<b>Joe McEwing, R</b> OBP: 0.250, SLG: 0.245			0-3 K		1-3 K		1-1 2B 2B		1-2 FC3-6 1B	4	1	2	0	0	2	0											
<b>Pedro Astacio, R</b> OBP: 0.125, SLG: 0.125	1-3 K		1-3 K				1-3 K		1-2 FC3-6 G4-6-3	2	0	0	0	0	2	0											
<b>3B Pat Strange, R</b>										0	0	0	0	0	0	0											
<b>Tony Clark, S</b> OBP: 0.244, SLG: 0.455										2	0	0	0	0	1	2											
<b>Inning Stats</b>	R: 1 E: 0 K: 3 S: 20	H: 2 LOB: 3 BB: 2 P: 33	R: 0 E: 0 K: 1 S: 14	H: 0 LOB: 0 BB: 0 P: 17	R: 1 E: 0 K: 2 S: 13	H: 1 LOB: 0 BB: 0 P: 18	R: 0 E: 0 K: 1 S: 6	H: 0 LOB: 0 BB: 0 P: 8	R: 0 E: 0 K: 2 S: 10	H: 0 LOB: 0 BB: 0 P: 15	R: 0 E: 0 K: 2 S: 9	H: 0 LOB: 0 BB: 0 P: 11	R: 3 E: 0 K: 1 S: 24	H: 4 LOB: 2 BB: 1 P: 37	R: 0 E: 0 K: 1 S: 6	H: 0 LOB: 0 BB: 0 P: 10	R: 0 E: 0 K: 0 S: 9	H: 1 LOB: 0 BB: 0 P: 12	1B: 4 2B: 2 3B: 0 HR: 2	SF: 0 SAC: 0 DP: 1 HBP: 0	WP: 0 PB: 0 SB: 0 CS: 0	PA: 37					
<b>PITCHER</b>	IP	WLS	BF	H	R	ER	SO	BB	IBB	HBP	BLK	WP	HR	S	P	ERA	WHIP										
<b>Jason Schmidt, R</b> ERA: 3.06	6.2		28	6	5	5	13	2	0	0	0	0	2	88	125	6.75	1.200										
<b>Felix Rodriguez, R</b> ERA: 4.35	0.0	B	2	1	0	0	0	1	0	0	0	0	0	5	11	∞	∞										
<b>Scott Eyre, L</b> ERA: 3.38	0.1		1	0	0	0	0	0	0	0	0	0	0	3	3	0.00	0.000										
<b>Joe Nathan, R</b> ERA: 2.03	1.0	W	3	0	0	0	1	0	0	0	0	0	0	6	10	0.00	0.000										
<b>Tim Worrell, R</b> ERA: 1.59	1.0	S	3	1	0	0	0	0	0	0	0	0	0	9	12	0.00	1.000										

AB	34
R	5
H	8
RBI	5
BB	3
SO	14
LOB	12



Batter	1	2	3	4	5	6	7	8	9	AB	R	H	RBI	BB	SO	LOB	BOTTOM										
<b>Marquis Grissom, R</b> OBP: 0.299, SLG: 0.429	2-2 L6-3		2-1 1B		1-1 2B 1B	4-2 BB BB	1-1 1B			4	1	3	0	1	0	0	<b>New York Mets @ San Francisco Giants</b> PacBell Park, San Francisco, CA Fri May 16 2003, 10:15 PM EDT Att: 39,160 - Sunny - 58 F										
<b>Rich Aurilia, R</b> OBP: 0.356, SLG: 0.439	3-1 SAFE L6-3		0-1 1B		2-0 2B 1B	0-0 BB	1-2 2-H 1B		0-2 2B 1B	5	3	3	0	0	2												
<b>Barry Bonds, L</b> OBP: 0.500, SLG: 0.652	2-2 P6		1-1 1B		3-2 F7	4-0 BB BB	1-0 2B		1-0 1B 2B	4	1	2	0	1	2												
<b>Benito Santiago, R</b> OBP: 0.370, SLG: 0.482		2-2 HR 1B	2-2 FC6-4 1B		0-0 F7	4-2 BB	1-2 2-3 BB		1-2 2-H 3-H 1B	3	1	2	1	1	0	2											
<b>Yorvit Torrealba, R</b> OBP: 0.327, SLG: 0.522			1-2 3-H 1B						2-H 3-H 1B	1	0	1	2	0	0												
<b>Edgardo Alfonzo, R</b> OBP: 0.335, SLG: 0.385		2-2 1-H HR	0-0 FC6-4 1B		1-1 BB 2B	2-2 F8	1-2 FC6-4 BB		4-1 FC6-4 BB	4	1	2	4	1	0	5											
<b>J.T. Snow, L</b> OBP: 0.373, SLG: 0.417		3-3 K		3-1 FC4-2 3B	4-0 BB BB		3-2 G3-1		0-1 F7	4	0	1	0	1	2												
<b>José Cruz Jr., S</b> OBP: 0.533		0-0 B2-3		2-2 G4-3	4-0 BB BB		1-0 BB 1B		0-3 K	4	0	1	0	1	3												
<b>Tim Worrell, R</b>					1-2 2-3 BB					0	0	0	0	0	0												
<b>Nefti Perez, S</b> OBP: 0.263, SLG: 0.287		0-1 G4-3		0-0 FC4-2 WP	0-0 G4-3		2-1 F8		1-2 FC6-4	5	0	0	0	0	7												
<b>Jason Schmidt, R</b> ERA: 6.75			2-3 K		1-3 K		1-0 G6-3		4-1 1B BB	3	0	0	0	0	2	1											
<b>Felix Rodriguez, R</b> ERA: 3.85										0	0	0	0	0	0	0											
<b>Scott Eyre, L</b> ERA: 2.77										0	0	0	0	0	0	0											
<b>Andres Galaraga, R</b> OBP: 0.195, SLG: 0.203										0	0	0	0	0	0	0											
<b>Joe Nathan, R</b>										0	0	0	0	0	0	0											
<b>Ruben Rivera, R</b>										0	0	0	0	0	0	0											
<b>Inning Stats</b>	R: 0 E: 1 K: 0 S: 9	H: 0 LOB: 0 BB: 0 P: 16	R: 2 E: 0 K: 1 S: 13	H: 2 LOB: 0 BB: 0 P: 20	R: 1 E: 0 K: 1 S: 13	H: 4 LOB: 2 BB: 0 P: 20	R: 0 E: 0 K: 1 S: 12	H: 1 LOB: 1 BB: 0 P: 18	R: 2 E: 0 K: 0 S: 11	H: 3 LOB: 3 BB: 2 P: 26	R: 0 E: 0 K: 0 S: 10	H: 0 LOB: 3 BB: 3 P: 25	R: 0 E: 0 K: 0 S: 9	H: 2 LOB: 2 BB: 1 P: 20	R: 2 E: 0 K: 1 S: 18	H: 3 LOB: 2 BB: 1 P: 25	R: 2 E: 0 K: 1 S: 18	H: 3 LOB: 2 BB: 1 P: 25	1B: 11 2B: 3 3B: 1 HR: 1	SF: 0 SAC: 0 DP: 1 HBP: 0	WP: 1 PB: 0 SB: 0 CS: 0	PA: 44					
<b>PITCHER</b>	IP	WLS	BF	H	R	ER	SO	BB	IBB	HBP	BLK	WP	HR	S	P	ERA	WHIP										
<b>Pedro Astacio, R</b> ERA: 6.75	4.2		25	10	5	5	3	2	0	0	0	0	1	57	99	9.64	2.571										
<b>3B Pat Strange, R</b> ERA: 3.85	1.1		7	0	0	0	3	3	0	0	0	0	0	11	26	0.00	2.250										
<b>Graeme Lloyd, L</b> ERA: 2.77	0.1		2	1	0	0	0	0	0	0	0	0	0	4	8	0.00	3.000										
<b>David Weathers, R</b> ERA: 3.85	0.2	L	4	2	1	1	0	1	0	0	0	0	0	8	15	13.50	4.500										
<b>Mike Stanton, L</b> ERA: 4.52	0.0		1	1	0	0	0	0	0	0	0	0	0	1	2	∞	∞										

AB	37
R	7
H	15
RBI	7
BB	7
SO	4
LOB	24





Batter	1	2	3	4	5	6	7	8	9	AB	R	H	RBI	BB	SO	LOB	TOP				
<b>Marco Scutaro, R</b> (1, 4) <small>OBP: 0.400, SLG: 0.250</small> <b>Roberto Alomar, S</b> (9, PH) <small>OBP: 0.376, SLG: 0.412</small>	4-2 		1-0 P3		1-2 		2-2 G4-3		2-1 SF8	3	1	1	0	1	0	0					
<b>Raul Gonzalez, R</b> (1, 9) <small>OBP: 0.343, SLG: 0.443</small>	4-2 		3-2 G1-3		1-3 		0-0 G6-3		2-3 	4	0	0	0	1	2	3					
<b>Jason Phillips, R</b> (1, 3) <small>OBP: 0.353, SLG: 0.267</small> <b>Armando Benitez, R</b> (9, 1)	1-2 G5-4-3		2-0 		2-3 		2-2 G4-3		3-2 	5	0	2	1	0	1	3					
<b>Cliff Floyd, L</b> (1, 7) <small>OBP: 0.329, SLG: 0.478</small> <b>Roger Cedeno, S</b> (8, PR) <small>OBP: 0.294, SLG: 0.312</small>	1-1 L9		3-3 		1-0 		4-0 		3-3 	3	1	1	2	1	1	2					
<b>Ty Wigginton, R</b> (1, 5) <small>OBP: 0.327, SLG: 0.400</small>		4-1 		1-0 G5-3		1-0 F8		0-1 G5-4-3		3	1	0	0	1	0	1					
<b>Vance Wilson, R</b> (1, 2) <small>OBP: 0.313, SLG: 0.581</small>		0-2 		4-2 		0-2 G1-3		1-2 F9		3	0	0	0	1	0	2					
<b>Tsuyoshi Shinjo, R</b> (1, 8) <small>OBP: 0.212, SLG: 0.194</small>		1-0 P6		0-0 B2		4-2 		1-1 		3	1	1	0	1	0	3					
<b>Joe McEwing, R</b> (1, 6) <small>OBP: 0.286, SLG: 0.255</small>		0-0 G5-3		4-2 		4-0 		0-0 		2	1	1	1	2	0	1					
<b>Steve Trachsel, R</b> (1, 1) <small>OBP: 0.125, SLG: 0.133</small> <b>Tony Clark, S</b> (9, PH) <small>OBP: 0.253, SLG: 0.455</small>	1-1 G4-3		0-0 		0-0 		4-2 		4-2 	3	0	0	0	0	0	5					
<b>Inning Stats</b>	R: 0 H: 0 E: 0 K: 0 S: 11	H: 0 R: 3 ER: 1 LOB: 1 BB: 2 P: 21	H: 0 R: 3 ER: 2 LOB: 1 BB: 1 P: 15	H: 1 R: 0 ER: 0 LOB: 1 BB: 0 P: 18	H: 0 R: 0 ER: 0 LOB: 2 BB: 2 P: 16	H: 2 R: 2 ER: 0 LOB: 0 BB: 0 P: 18	H: 0 R: 0 ER: 0 LOB: 0 BB: 0 P: 14	H: 0 R: 0 ER: 0 LOB: 1 BB: 0 P: 11	H: 3 R: 2 ER: 1 LOB: 2 BB: 1 P: 31	1B: 5 2B: 0 3B: 0 HR: 1	SF: 1 SAC: 0 DP: 3 HBP: 0	WP: 0 PA: 40 CS: 0									
<b>PITCHER</b>	IP WLS BF H R ER SO BB IBB HBP BLK WP HR S P ERA WHIP	IP WLS BF H R ER SO BB IBB HBP BLK WP HR S P ERA WHIP																			
<b>Damian Moss, L</b> (1, 1) <small>ERA: 2.44</small>	6.0	L	27	3	3	2	3	7	0	0	0	1	0	0	0	0	0	14	23	3.00	0.500
<b>Jim Brower, R</b> (7, 1) <small>ERA: 5.06</small>	2.0		6	0	0	0	0	1	0	0	0	0	0	0	0	0	0	5	10	∞	∞
<b>Scott Eyre, L</b> (9, 1) <small>ERA: 4.5</small>	0.0		3	2	2	2	0	1	0	0	0	0	0	0	0	0	0	11	21	0.00	1.000
<b>Joe Nathan, R</b> (9, 1) <small>ERA: 1.95</small>	1.0		4	1	0	0	2	0	0	0	0	0	0	0	0	0	0	11	21	0.00	1.000

Batter	1	2	3	4	5	6	7	8	9	AB	R	H	RBI	BB	SO	LOB	BOTTOM			
<b>Marquis Grissom, R</b> (1, 8) <small>OBP: 0.293, SLG: 0.423</small> <b>Jim Brower, R</b> (7, 1) <small>OBP: 0.607, SLG: 0.667</small> <b>Andres Galarraga, R</b> (8, PH) <small>OBP: 0.436, SLG: 0.620</small> <b>Scott Eyre, L</b> (9, 1) <small>ERA: 4.5</small> <b>Joe Nathan, R</b> (9, 1) <small>ERA: 1.95</small>	1-0 P3		1-1 SF8		2-2 P4		1-3 		2-0 	2	0	0	1	0	0	1				
<b>Rich Aurilia, R</b> (1, 6) <small>OBP: 0.353, SLG: 0.441</small>	1-1 F8		2-3 3-H 2-0 F8		2-2 G5-3		2-2 		1-1 G3	4	0	1	0	0	0	2				
<b>Barry Bonds, L</b> (1, 7) <small>OBP: 0.494, SLG: 0.635</small>	2-2 G1-3		1-0 F8		4-0 		2-3 G3		2-3 	4	0	1	0	0	1	3				
<b>Edgardo Alfonzo, R</b> (1, 5) <small>OBP: 0.333, SLG: 0.381</small>		1-1 G6-3		2-1 		2-1 P3		1-3 		4	0	1	0	0	1	3				
<b>José Cruz Jr., S</b> (1, 9) <small>OBP: 0.417, SLG: 0.519</small>		1-0 F8		1-2 		1-3 		1-0 G3		4	0	0	0	0	1	2				
<b>J.T. Snow, L</b> (1, 3) <small>OBP: 0.365, SLG: 0.407</small>		2-0 G4-3		2-0 G4-3		0-1 G3-1		3-0 		3	0	0	0	0	0	0				
<b>Yorvit Torrealba, R</b> (1, 2) <small>OBP: 0.327, SLG: 0.510</small>			1-0 		2-1 G6-3		2-1 P5		3-1 	3	1	1	0	0	0	0				
<b>Nelfi Perez, S</b> (1, 4) <small>OBP: 0.265, SLG: 0.289</small>			1-0 		1-1 B3		1-2 G4-3		3-0 	3	0	1	0	0	0	0				
<b>Damian Moss, R</b> (1, 1) <small>OBP: 0.211, SLG: 0.167</small> <b>Ruben Rivera, R</b> (6, PH) <small>OBP: 0.209, SLG: 0.275</small>			0-0 		0-0 		2-3 		2-0 	0	0	0	0	0	0	0				
<b>Inning Stats</b>	R: 0 H: 0 E: 0 K: 0 S: 7	H: 0 R: 4 ER: 0 LOB: 0 BB: 0 P: 11	H: 2 R: 0 ER: 0 LOB: 1 BB: 0 P: 11	H: 1 R: 0 ER: 0 LOB: 0 BB: 0 P: 10	H: 0 R: 0 ER: 0 LOB: 0 BB: 0 P: 10	H: 1 R: 0 ER: 0 LOB: 2 BB: 1 P: 20	H: 0 R: 0 ER: 0 LOB: 0 BB: 0 P: 10	H: 0 R: 0 ER: 0 LOB: 0 BB: 0 P: 13	H: 1 R: 0 ER: 0 LOB: 1 BB: 0 P: 14	1B: 4 2B: 1 3B: 0 HR: 0	SF: 1 SAC: 1 DP: 1 HBP: 0	WP: 1 PA: 32 CS: 0								
<b>PITCHER</b>	IP WLS BF H R ER SO BB IBB HBP BLK WP HR S P ERA WHIP	IP WLS BF H R ER SO BB IBB HBP BLK WP HR S P ERA WHIP																		
<b>Steve Trachsel, R</b> (1, 1) <small>ERA: 4.5</small>	8.0	W	28	4	1	1	3	0	1	0	0	0	0	0	0	0	93	1.12	0.500	
<b>Armando Benitez, R</b> (9, 1) <small>ERA: 4.07</small>	1.0		4	1	0	0	1	0	0	0	0	0	0	0	0	0	9	14	0.00	1.000

New York Mets @ San Francisco Giants  
 PacBell Park, San Francisco, CA  
 Sat May 17 2003, 4:05 PM EDT  
 Att: 42,259 - Sunny - 65 F

AB 30  
 R 5  
 H 6  
 RBI 5  
 BB 9  
 SO 5  
 LOB 22



livebaseballscores.com

New York Mets @ San Francisco Giants  
 PacBell Park, San Francisco, CA  
 Sat May 17 2003, 4:05 PM EDT  
 Att: 42,259 - Sunny - 65 F

AB 29  
 R 1  
 H 5  
 RBI 1  
 BB 1  
 SO 4  
 LOB 9



livebaseballscores.com



Batter	1	2	3	4	5	6	7	8	9	AB	R	H	RBI	BB	SO	LOB	TOP					
Roger Cedeno, S OBP: 0.298, SLG: 0.313 (1, 9)	G6-3		K														3 0 1 0 2 1 0					
Raul Gonzalez, R OBP: 0.347, SLG: 0.422 (1, 8) (8, 7)	L8																3 0 0 0 2 0 2					
Roberto Alomar, S OBP: 0.371, SLG: 0.405 (1, 4)	F8																5 0 1 1 1 0 2 2					
Cliff Floyd, L OBP: 0.333, SLG: 0.471 Tony Clark, S OBP: 0.253, SLG: 0.455 (8, 3)		P6															2 2 0 0 2 1 0 0 0 0 0 0 0 0					
Jason Phillips, R OBP: 0.426, SLG: 0.500 Tsuayoshi Shinjo, R OBP: 0.212, SLG: 0.194 (8, PR) (8, 8)	F9																3 1 2 2 1 0 0 0 0 0 0 0 0 0					
Ty Wigington, R OBP: 0.326, SLG: 0.399 (1, 5)																	3 0 1 1 0 0 1					
Vance Wilson, R OBP: 0.308, SLG: 0.553 (1, 2)																	4 1 1 0 0 1 2					
Joe McEwing, R OBP: 0.300, SLG: 0.291 (1, 6)																	4 0 2 1 0 0 0					
Tom Glavine, L OBP: 0.238, SLG: 0.250 Armando Benitez, R (9, 1)																	2 1 0 0 1 1 1 0 0 0 0 0 0 0					
<b>Inning Stats</b>	R: 0 E: 0 K: 0 S: 11	H: 0 LOB: 0 BB: 0 P: 16	R: 0 E: 0 K: 1 S: 10	H: 1 LOB: 1 BB: 0 P: 14	R: 0 E: 0 K: 2 S: 10	H: 0 LOB: 0 BB: 0 P: 15	R: 2 E: 0 K: 1 S: 11	H: 1 LOB: 0 BB: 1 P: 21	R: 1 E: 1 K: 0 S: 14	H: 2 LOB: 2 BB: 2 P: 26	R: 1 E: 0 K: 0 S: 7	H: 1 LOB: 1 BB: 1 P: 16	R: 0 E: 0 K: 0 S: 7	H: 1 LOB: 1 BB: 1 P: 13	R: 0 E: 0 K: 1 S: 8	H: 0 LOB: 1 BB: 1 P: 16	R: 1 E: 0 K: 0 S: 15	H: 2 LOB: 2 BB: 2 P: 29	1B: 6 2B: 1 3B: 0 HR: 1	SF: 1 SAC: 1 DP: 2 HBP: 0	WP: 0 PB: 1 SB: 0 CS: 1	PA: 39
<b>PITCHER</b>	IP	WLS	BF	H	R	ER	SO	BB	IBB	HBP	BLK	WP	HR	S	P	ERA	WHIP					
Kurt Ainsworth, R ERA: 4.47 (1, 1)	5.0	L	21	4	3	2	5	3	0	0	0	0	1	56	92	3.60	1.400					
Ryan Jensen, R ERA: 10.5 (6, 1)	2.0		8	2	1	1	0	2	0	0	0	0	0	14	29	4.50	2.000					
Scott Eyre, L ERA: 4.24 (8, 1)	1.0		4	0	0	0	1	1	0	0	0	0	0	8	16	0.00	1.000					
Felix Rodriguez, R ERA: 4.57 (9, 1)	1.0		6	2	1	1	0	2	0	0	0	0	0	15	29	9.00	4.000					

**New York Mets @ San Francisco Giants**  
PacBell Park, San Francisco, CA  
Sun May 18 2003, 4:05 PM EDT  
Att. 42,590 - Sunny - 68 F

AB	29
R	5
H	8
RBI	5
BB	8
SO	6
LOB	8



Batter	1	2	3	4	5	6	7	8	9	AB	R	H	RBI	BB	SO	LOB	BOTTOM					
Jason Ellison, R OBP: 0.100, SLG: 0.100 (1, 7)	G4-3																4 0 0 0 0 0 1					
Marquis Grissom, R OBP: 0.298, SLG: 0.445 (1, 8)	G6-3																4 1 2 1 0 0 0					
Rich Aurilia, R OBP: 0.345, SLG: 0.429 (1, 6)	K																4 0 0 0 0 2 1					
Benito Santiago, R OBP: 0.374, SLG: 0.483 (1, 2)																	4 0 2 0 0 1 1					
Edgardo Alfonzo, R OBP: 0.331, SLG: 0.373 (1, 5)																	3 0 0 0 1 0 2					
Andres Galarraga, R OBP: 0.407, SLG: 0.574 (1, 3)																	4 0 0 0 0 1 3					
José Cruz Jr., S OBP: 0.421, SLG: 0.522 (1, 9)																	3 0 2 0 0 0 0					
Nelfi Perez, S OBP: 0.257, SLG: 0.280 (1, 4)																	3 0 0 0 0 0 3					
Kurt Ainsworth, R OBP: 0.263, SLG: 0.363 Ruben Rivera, R OBP: 0.205, SLG: 0.286 Ryan Jensen, R OBP: 0.400, SLG: 0.400 Scott Eyre, L OBP: 0.326, SLG: 0.267 Pedro Feliz, R OBP: 0.228, SLG: 0.267 Felix Rodriguez, R OBP: 1.000, SLG: 1.000 (1, 1) (5, PR) (8, 1) (8, PR) (9, 1)																	1 0 0 0 0 0 0 1 0 0 0 0 0 2 0 0 0 0 0 0 0 0 0 0 0 0 0 0 1 0 0 0 0 0 1 0 0 0 0 0 0 0					
<b>Inning Stats</b>	R: 0 E: 0 K: 1 S: 8	H: 0 LOB: 0 BB: 0 P: 11	R: 0 E: 0 K: 0 S: 3	H: 1 LOB: 0 BB: 0 P: 6	R: 0 E: 0 K: 0 S: 6	H: 0 LOB: 0 BB: 0 P: 10	R: 0 E: 0 K: 1 S: 9	H: 1 LOB: 1 BB: 0 P: 11	R: 0 E: 0 K: 0 S: 6	H: 1 LOB: 2 BB: 1 P: 14	R: 0 E: 0 K: 0 S: 5	H: 0 LOB: 0 BB: 0 P: 7	R: 0 E: 0 K: 0 S: 4	H: 0 LOB: 0 BB: 0 P: 8	R: 0 E: 0 K: 1 S: 9	H: 1 LOB: 1 BB: 0 P: 12	R: 1 E: 0 K: 2 S: 13	H: 2 LOB: 1 BB: 0 P: 18	1B: 5 2B: 1 3B: 0 HR: 1	SF: 0 SAC: 0 DP: 1 HBP: 0	WP: 0 PB: 0 SB: 0 CS: 0	PA: 33
<b>PITCHER</b>	IP	WLS	BF	H	R	ER	SO	BB	IBB	HBP	BLK	WP	HR	S	P	ERA	WHIP					
Tom Glavine, L ERA: 3.41 (1, 1)	8.1	W	31	6	1	1	4	1	0	0	0	0	0	57	89	1.08	0.840					
Armando Benitez, R ERA: 3.96 (9, 1)	0.2		2	0	0	0	1	0	0	0	0	0	0	6	8	0.00	0.000					

**New York Mets @ San Francisco Giants**  
PacBell Park, San Francisco, CA  
Sun May 18 2003, 4:05 PM EDT  
Att. 42,590 - Sunny - 68 F

AB	32
R	1
H	6
RBI	1
BB	1
SO	5
LOB	14









Batter	1	2	3	4	5	6	7	8	9	AB	R	H	RBI	BB	SO	LOB	TOP																			
Marquis Grissom, R OBP: 0.304, SLG: 0.442	F9		BB E 1-2 1B		BB 1B 2B	K			P6	5	1	2	0	0	1	0																				
Rich Aurilia, R OBP: 0.356, SLG: 0.448	G5-3		E5 BB 1-2 2-3		BB 2B 1B		HR		1B G6-3 BB	4	2	2	1	1	0	2																				
Barry Bonds, L OBP: 0.491, SLG: 0.636	HR		G6-4-3 BB 1-2 2-3 2-2		2B SF8 BB		F9		G6-3	3	2	1	2	2	0	1																				
Benito Santiago, R OBP: 0.379, SLG: 0.512	K		G6-4-3 1-2		2B		K		1B	5	0	2	2	0	2	3																				
Edgardo Alfonzo, R OBP: 0.315, SLG: 0.354		G4-3		G1-3	SF8		P5		L5	4	0	0	1	0	0	2																				
J.T. Snow, L OBP: 0.366, SLG: 0.429	F7			1B	P5			F8		4	0	1	0	0	0	1																				
José Cruz Jr., S OBP: 0.404, SLG: 0.497	G3			F7	G1-3			P2		4	0	0	0	0	0	2																				
Neffi Perez, S OBP: 0.265, SLG: 0.287			G6-3	1B		P4		1B		4	0	2	0	0	0	0																				
Kirk Rueter, L Joe Nathan, R 41 Chad Zerbe, L Jim Brower, R Scott Eyre, L Tim Worrell, R			E 1B BB 1B	G4-3		P5		G5-3		4	1	1	0	0	0	3																				
<b>Inning Stats</b>	R: 1 E: 0 K: 1 S: 7	H: 1 LOB: 0 BB: 0 P: 11	R: 0 E: 0 K: 0 S: 5	H: 0 LOB: 0 BB: 0 P: 9	R: 1 E: 1 K: 0 S: 13	H: 2 LOB: 2 BB: 1 P: 26	R: 0 E: 0 K: 0 S: 8	H: 2 LOB: 2 BB: 0 P: 12	R: 3 E: 0 K: 1 S: 9	H: 3 LOB: 1 BB: 1 P: 16	R: 0 E: 0 K: 1 S: 8	H: 0 LOB: 0 BB: 0 P: 12	R: 1 E: 0 K: 1 S: 13	H: 1 LOB: 0 BB: 0 P: 20	R: 0 E: 0 K: 0 S: 8	H: 1 LOB: 1 BB: 0 P: 13	R: 0 E: 0 K: 0 S: 11	H: 1 LOB: 2 BB: 1 P: 22	1B: 8 2B: 1 3B: 0 HR: 2	SF: 1 SAC: 0 DP: 1 HBP: 0	WP: 0 PB: 0 SB: 0 CS: 0	PA: 41														
<b>PITCHER</b>	IP	WLS	BF	H	R	ER	SO	BB	IBB	HBP	BLK	WP	HR	S	P	ERA	WHIP	<b>PITCHER</b>	IP	WLS	BF	H	R	ER	SO	BB	IBB	HBP	BLK	WP	HR	S	P	ERA	WHIP	
Elmer Dessens, R ERA: 4.74	4.1	L	23	8	5	4	1	2	0	0	0	0	1	39	68	8.31	2.308	Scott Service, R ERA: 0.87	0.1		2	1	0	0	0	0	0	0	0	0	0	5	8	0.00	3.000	
Eddie Oropesa, L ERA: 4.5	1.2		5	0	0	0	1	0	0	0	0	0	1	11	18	0.00	0.000																			
Andrew Good, R ERA: 5.57	2.0		8	2	1	1	1	0	0	0	0	0	1	21	33	4.50	1.000																			
Oscar Villarreal, R ERA: 3.77	0.1		2	0	0	0	0	1	0	0	0	0	0	4	11	0.00	3.000																			
Mike Myers, L ERA: 4.85	0.1		1	0	0	0	0	0	0	0	0	0	0	2	3	0.00	0.000																			

San Francisco Giants @ Arizona Diamondbacks  
Bank One Ballpark, Phoenix, AZ  
Tue May 20 2003, 9:37 PM EDT  
Att: 37,575 - Sunny - 78 F

AB	37
R	6
H	11
RBI	6
BB	3
SO	3
LOB	14



Batter	1	2	3	4	5	6	7	8	9	AB	R	H	RBI	BB	SO	LOB	BOTTOM																			
Alex Cintron, S OBP: 0.293, SLG: 0.400	1B L6-5 1B		G4-3			F9		E8 HR 1B		4	1	2	1	0	0	1																				
Junior Spivey, R OBP: 0.338, SLG: 0.460	F8		F8			F9		HR		4	1	2	3	0	0	1																				
Luis Gonzalez, L OBP: 0.387, SLG: 0.563	L6-5			G3-1		G4-3		G4-3		4	0	0	0	0	0	1																				
Matt Williams, R OBP: 0.312, SLG: 0.395		G5-3		G6-3		G6-4-3 1B		1B		4	0	2	0	0	0	0																				
Steve Finley, L OBP: 0.345, SLG: 0.459		K		F9		G6-4-3		L4		4	0	0	0	0	1	2																				
Scott Service, R ERA: 0.87										0	0	0	0	0	0	0																				
Danny Bautista, R OBP: 0.287, SLG: 0.311		2B		G6-4-3 1B		L9		G4-3		4	0	2	0	0	0	0																				
Mark Grace, L OBP: 0.288, SLG: 0.397		G4-3		F9		1B 2B		F8		4	1	1	0	0	0	2																				
Chad Moeller, R OBP: 0.392, SLG: 0.565			G4-3 SH2-4 1B		G6-4-3		G6-4-3	F9		4	1	2	0	0	0	1																				
Elmer Dessens, R Eddie Oropesa, L Quinton McCracken, S Andrew Good, R Carlos Baerza, S Oscar Villarreal, L Mike Myers, L David Dellucci, L			SH2-4		G6-3			E HR BB		0	0	0	0	0	0	0																				
<b>Inning Stats</b>	R: 0 E: 0 K: 0 S: 6	H: 2 LOB: 0 BB: 0 P: 9	R: 0 E: 0 K: 1 S: 8	H: 1 LOB: 1 BB: 0 P: 16	R: 0 E: 0 K: 0 S: 10	H: 1 LOB: 1 BB: 0 P: 18	R: 0 E: 0 K: 0 S: 5	H: 0 LOB: 0 BB: 0 P: 8	R: 0 E: 0 K: 0 S: 7	H: 1 LOB: 0 BB: 0 P: 12	R: 0 E: 0 K: 0 S: 6	H: 0 LOB: 0 BB: 0 P: 11	R: 0 E: 0 K: 0 S: 6	H: 1 LOB: 0 BB: 0 P: 11	R: 5 E: 1 K: 0 S: 16	H: 5 LOB: 1 BB: 1 P: 27	R: 0 E: 0 K: 0 S: 7	H: 0 LOB: 0 BB: 0 P: 8	1B: 8 2B: 3 3B: 0 HR: 1	SF: 0 SAC: 1 DP: 3 HBP: 0	WP: 0 PB: 0 SB: 0 CS: 0	PA: 35														
<b>PITCHER</b>	IP	WLS	BF	H	R	ER	SO	BB	IBB	HBP	BLK	WP	HR	S	P	ERA	WHIP	<b>PITCHER</b>	IP	WLS	BF	H	R	ER	SO	BB	IBB	HBP	BLK	WP	HR	S	P	ERA	WHIP	
Kirk Rueter, L ERA: 3.08	7.1		27	8	3	3	1	1	0	0	0	0	1	4	6	3.68	1.227	Tim Worrell, R ERA: 1.42	1.0	S	3	0	0	0	0	0	0	0	0	7	8	0.00	0.000			
Joe Nathan, R ERA: 2.57	0.0		2	2	2	2	0	0	0	0	0	0	1	4	6	∞	∞																			
41 Chad Zerbe, L ERA: 8.44	0.1	H	1	0	0	0	0	0	0	0	0	0	0	4	5	0.00	0.000																			
Jim Brower, R ERA: 5.06	0.0		1	1	0	0	0	0	0	0	0	0	0	1	1	∞	∞																			
Scott Eyre, L ERA: 4.0	0.1	H	1	0	0	0	0	0	0	0	0	0	0	1	2	0.00	0.000																			

San Francisco Giants @ Arizona Diamondbacks  
Bank One Ballpark, Phoenix, AZ  
Tue May 20 2003, 9:37 PM EDT  
Att: 37,575 - Sunny - 78 F

AB	33
R	5
H	11
RBI	4
BB	1
SO	1
LOB	8





Batter	1	2	3	4	5	6	7	8	9	AB	R	H	RBI	BB	SO	LOB	TOP											
Marquis Grissom, R OBP: 0.313, SLG: 0.481	G3		1-1 HR				2-2 HR		1-1 F9	4	3	2	3	1	0	0	<b>San Francisco Giants @ Arizona Diamondbacks</b> <b>Bank One Ballpark, Phoenix, AZ</b> Wed May 21 2003, 10:05 PM EDT Att: 35,886 - Sunny - 78 F											
Rich Aurilia, R OBP: 0.351, SLG: 0.437	G5-3		3-2 F8				2-3 K		2-1 P6	4	1	0	0	1	1	0												
Barry Bonds, L OBP: 0.486, SLG: 0.632 Ruben Rivera, R OBP: 0.196, SLG: 0.256	F8		0-0 P1				0-0 F9 2B		2-1 G4-3	4	0	1	3	0	0	0												
Benito Santiago, R OBP: 0.375, SLG: 0.504		0-2 G4-3					1-1 G4-3		1-1 F9	4	0	1	0	0	0	1												
J.T. Snow, L OBP: 0.356, SLG: 0.415		2-1 L4					2-2 G4-3		1-0 G3	4	0	0	0	0	1	2												
Eduardo Alfonzo, R OBP: 0.319, SLG: 0.358		1-1 1B					0-0 1B		0-0 F9	4	0	2	0	0	0	0												
José Cruz Jr., S OBP: 0.406, SLG: 0.494		0-2 G4-3					1-0 F7		0-0 1B	3	0	1	0	1	0	2												
Neffi Perez, S OBP: 0.274, SLG: 0.313			0-2 FC1-5 2B				1-1 SH1-4 2B		0-0 L9	4	1	2	0	0	0	2												
Jason Schmidt, R OBP: 0.274, SLG: 0.313			0-0 FC1-5 HR				0-0 SH1-4		0-0 G4-3	3	1	0	0	0	1	3												
<b>Inning Stats</b>	R: 0 E: 0 K: 0 S: 5	H: 0 LOB: 0 BB: 0 P: 9	R: 0 E: 0 K: 0 S: 11	H: 1 LOB: 1 BB: 0 P: 14	R: 2 E: 0 K: 0 S: 10	H: 2 LOB: 0 BB: 0 P: 14	R: 0 E: 0 K: 0 S: 8	H: 1 LOB: 1 BB: 0 P: 12	R: 3 E: 0 K: 0 S: 13	H: 2 LOB: 1 BB: 2 P: 25	R: 0 E: 0 K: 0 S: 4	H: 1 LOB: 1 BB: 0 P: 4	R: 1 E: 0 K: 2 S: 14	H: 2 LOB: 1 BB: 0 P: 22	R: 0 E: 0 K: 1 S: 8	H: 0 LOB: 1 BB: 1 P: 17		R: 0 E: 0 K: 1 S: 7	H: 0 LOB: 0 BB: 0 P: 11	1B: 4 2B: 3 3B: 0 HR: 2	SF: 0 SAC: 1 DP: 0 HBP: 0	WP: 0 PB: 0 SB: 0 CS: 0	PA: 39					
<b>PITCHER</b>	IP	WLS	BF	H	R	ER	SO	BB	IBB	HBP	BLK	WP	HR	S	P	ERA	WHIP											
Miguel Batista, R ERA: 3.24	(1, 1)	6.0	L	27	7	5	5	0	2	0	0	0	0	1	51	78	7.50	1.500										
Scott Service, R ERA: 1.54	(7, 1)	1.1		6	2	1	1	2	0	0	0	0	0	1	17	28	6.75	1.500										
Eddie Oropesa, L ERA: 0.98	(8, 1)	0.2		3	0	0	0	1	0	0	0	0	0	5	11	0.00	1.500											
Oscar Villarreal, R ERA: 3.66	(9, 1)	1.0		3	0	0	0	1	0	0	0	0	0	7	11	0.00	0.000											

Batter	1	2	3	4	5	6	7	8	9	AB	R	H	RBI	BB	SO	LOB	BOTTOM										
Tony Womack, L OBP: 0.235, SLG: 0.304	G4-3		1-2 F7						1-0 F8	4	0	0	0	0	0	3	<b>San Francisco Giants @ Arizona Diamondbacks</b> <b>Bank One Ballpark, Phoenix, AZ</b> Wed May 21 2003, 10:05 PM EDT Att: 35,886 - Sunny - 78 F										
Junior Spivey, R OBP: 0.325, SLG: 0.448	P4								2-1 L8	4	0	0	0	0	1	0											
Luis Gonzalez, L OBP: 0.379, SLG: 0.550	G4-3								1-3 K	4	0	0	0	0	2	0											
David Dellucci, L OBP: 0.344, SLG: 0.410		0-1 G6-3							2-3 K	4	0	1	0	0	1	0											
Carlos Baerga, S OBP: 0.349, SLG: 0.494		1-0 F7							0-0 G1-3	3	0	0	0	0	0	1											
Steve Finley, L OBP: 0.339, SLG: 0.450		0-2 G3							3-1 F8	3	0	0	0	0	1	0											
Mark Grace, L OBP: 0.290, SLG: 0.393			0-1 G4-3						1-3 K	3	0	1	0	0	1	0											
Rod Barajas, R OBP: 0.333, SLG: 0.507			2-0 SH1-4 1B						0-2 K	3	0	1	0	0	2	1											
Miguel Batista, R OBP: 0.263, SLG: 0.363 Quinton McCracken, S OBP: 0.254, SLG: 0.228 Scott Service, R ERA: 1.54 Eddie Oropesa, L ERA: 0.98 Alex Cintron, S OBP: 0.302, SLG: 0.415 Oscar Villarreal, L ERA: 3.66	(1, 1)	(5, PH)	(7, 1)	(8, 1)	(8, PH)	(9, 1)			1-1 SH1-4	0	0	0	0	0	0	0											
	(5, PH)	(7, 1)	(8, 1)	(8, PH)	(9, 1)				0-1 F8	1	0	0	0	0	0	0											
	(5, PH)	(7, 1)	(8, 1)	(8, PH)	(9, 1)				1-2 1B	0	0	0	0	0	0	0											
<b>Inning Stats</b>	R: 0 E: 0 K: 0 S: 9	H: 0 LOB: 0 BB: 0 P: 12	R: 0 E: 0 K: 0 S: 6	H: 0 LOB: 0 BB: 0 P: 7	R: 0 E: 0 K: 0 S: 10	H: 1 LOB: 1 BB: 0 P: 14	R: 0 E: 0 K: 0 S: 8	H: 1 LOB: 1 BB: 0 P: 12	R: 0 E: 0 K: 2 S: 8	H: 0 LOB: 0 BB: 0 P: 12	R: 0 E: 0 K: 1 S: 9	H: 0 LOB: 0 BB: 0 P: 13	R: 0 E: 0 K: 2 S: 8	H: 0 LOB: 0 BB: 0 P: 11	R: 0 E: 0 K: 2 S: 14	H: 2 LOB: 2 BB: 0 P: 22	R: 0 E: 0 K: 1 S: 10	H: 0 LOB: 0 BB: 0 P: 16	1B: 3 2B: 1 3B: 0 HR: 0	SF: 0 SAC: 1 DP: 0 HBP: 0	WP: 0 PB: 0 SB: 0 CS: 0	PA: 31					
<b>PITCHER</b>	IP	WLS	BF	H	R	ER	SO	BB	IBB	HBP	BLK	WP	HR	S	P	ERA	WHIP										
Jason Schmidt, R ERA: 2.61	(1, 1)	9.0	W	31	4	0	0	8	0	0	0	0	0	82	119	0.00	0.444										

AB	35
R	6
H	9
RBI	6
BB	3
SO	4
LOB	10



AB	30
R	0
H	4
RBI	0
BB	0
SO	8
LOB	5





Batter	1	2	3	4	5	6	7	8	9	AB	R	H	RBI	BB	SO	LOB	TOP				
Marquis Grissom, R OBP: 0.322, SLG: 0.482										4	1	2	0	1	2	1	<b>San Francisco Giants @ Colorado Rockies</b> Coors Field, Denver, CO Fri May 23 2003, 7:05 PM MDT Att: 30,043 - Sunny - 80 F				
Rich Aurilia, R OBP: 0.342, SLG: 0.424										5	0	0	0	0	2	5					
Barry Bonds, L OBP: 0.489, SLG: 0.633										3	1	2	0	0	0	0					
Pedro Feliz, R OBP: 0.242, SLG: 0.375										2	2	1	2	0	1	2					
Benito Santiago, R OBP: 0.383, SLG: 0.537										5	1	3	3	0	1	2					
J.T. Snow, L OBP: 0.377, SLG: 0.436										3	1	3	0	2	0	0					
Edgardo Alfonzo, R OBP: 0.316, SLG: 0.353										5	1	1	0	0	0	7					
José Cruz Jr., S OBP: 0.403, SLG: 0.491										3	0	1	1	0	1	2					
41 Chad Zerbe, L										0	0	0	0	0	0	0					
Andres Galarraga, R OBP: 0.400, SLG: 0.564										1	0	0	0	0	0	1					
Néfi Pérez, S OBP: 0.279, SLG: 0.325										5	0	2	1	0	1	4					
Damian Moss, R OBP: 0.211, SLG: 0.167										0	0	0	0	0	0	0					
Manny Aybar, R										0	0	0	0	0	0	0					
Cody Ransom, R										1	0	0	0	0	1	0					
Jim Brower, R OBP: 0.667, SLG: 0.667										0	0	0	0	0	0	0					
Ruben Rivera, R OBP: 0.208, SLG: 0.267										2	0	1	0	0	0	1					
<b>Inning Stats</b>	R: 1 E: 0 K: 2 S: 15	H: 2 LOB: 2 BB: 1 P: 25	R: 0 E: 0 K: 2 S: 14	H: 1 LOB: 1 BB: 0 P: 21	R: 0 E: 0 K: 0 S: 14	H: 2 LOB: 2 BB: 0 P: 22	R: 0 E: 0 K: 0 S: 10	H: 1 LOB: 2 BB: 1 P: 17	R: 3 E: 0 K: 1 S: 13	H: 3 LOB: 1 BB: 0 P: 23	R: 2 E: 0 K: 3 S: 12	H: 2 LOB: 0 BB: 0 P: 19	R: 0 E: 0 K: 0 S: 5	H: 1 LOB: 1 BB: 1 P: 12	R: 0 E: 0 K: 1 S: 10	H: 2 LOB: 2 BB: 0 P: 14	R: 1 E: 0 K: 0 S: 10	H: 2 LOB: 1 BB: 0 P: 14	1B: 11 2B: 3 3B: 0 HR: 2	SF: 1 SAC: 2 DP: 1 HBP: 0	WP: 0 PA: 45 PB: 0 SB: 1 CS: 0
<b>PITCHER</b>	IP WLS BF H R ER SO BB IBB HBP BLK WP HR S P ERA WHIP	IP WLS BF H R ER SO BB IBB HBP BLK WP HR S P ERA WHIP	IP WLS BF H R ER SO BB IBB HBP BLK WP HR S P ERA WHIP	IP WLS BF H R ER SO BB IBB HBP BLK WP HR S P ERA WHIP	IP WLS BF H R ER SO BB IBB HBP BLK WP HR S P ERA WHIP	IP WLS BF H R ER SO BB IBB HBP BLK WP HR S P ERA WHIP	IP WLS BF H R ER SO BB IBB HBP BLK WP HR S P ERA WHIP	IP WLS BF H R ER SO BB IBB HBP BLK WP HR S P ERA WHIP	IP WLS BF H R ER SO BB IBB HBP BLK WP HR S P ERA WHIP	IP WLS BF H R ER SO BB IBB HBP BLK WP HR S P ERA WHIP	IP WLS BF H R ER SO BB IBB HBP BLK WP HR S P ERA WHIP	IP WLS BF H R ER SO BB IBB HBP BLK WP HR S P ERA WHIP	IP WLS BF H R ER SO BB IBB HBP BLK WP HR S P ERA WHIP	IP WLS BF H R ER SO BB IBB HBP BLK WP HR S P ERA WHIP	IP WLS BF H R ER SO BB IBB HBP BLK WP HR S P ERA WHIP	IP WLS BF H R ER SO BB IBB HBP BLK WP HR S P ERA WHIP	IP WLS BF H R ER SO BB IBB HBP BLK WP HR S P ERA WHIP	IP WLS BF H R ER SO BB IBB HBP BLK WP HR S P ERA WHIP	IP WLS BF H R ER SO BB IBB HBP BLK WP HR S P ERA WHIP	IP WLS BF H R ER SO BB IBB HBP BLK WP HR S P ERA WHIP	IP WLS BF H R ER SO BB IBB HBP BLK WP HR S P ERA WHIP
Ronnie Belliard, R OBP: 0.388, SLG: 0.363										4	1	0	0	1	3	3	<b>San Francisco Giants @ Colorado Rockies</b> Coors Field, Denver, CO Fri May 23 2003, 7:05 PM MDT Att: 30,043 - Sunny - 80 F				
Jay Payton, R OBP: 0.384, SLG: 0.455										4	2	1	0	1	0	3					
Justin Speier, R										0	0	0	0	0	0	0					
Jose Jimenez, R										0	0	0	0	0	0	0					
17 Todd Helton, L OBP: 0.446, SLG: 0.547										5	3	4	4	0	0	1					
Preston Wilson, R OBP: 0.373, SLG: 0.597										5	0	2	2	0	0	1					
Larry Walker, L OBP: 0.398, SLG: 0.450										1	1	0	0	4	0	2					
José Hernández, R OBP: 0.332, SLG: 0.392										5	1	1	3	0	1	5					
Charles Johnson, R OBP: 0.326, SLG: 0.395										4	0	0	0	1	0	2					
Chris Stynes, R OBP: 0.367, SLG: 0.444										4	1	1	1	0	0	3					
Shawn Chacon, R OBP: 0.206, SLG: 0.400										2	1	1	0	0	0	0					
Greg Norton, S										0	0	0	0	0	0	0					
Todd Jones, L										0	0	0	0	0	0	0					
Javier López, L										0	0	0	0	0	0	0					
Gabe Kapler, R OBP: 0.350, SLG: 0.302										1	0	1	0	0	0	0					
<b>Inning Stats</b>	R: 5 E: 0 K: 0 S: 22	H: 4 LOB: 0 BB: 1 P: 38	R: 1 E: 0 K: 0 S: 10	H: 1 LOB: 1 BB: 1 P: 20	R: 0 E: 0 K: 0 S: 9	H: 0 LOB: 1 BB: 1 P: 16	R: 2 E: 0 K: 1 S: 14	H: 3 LOB: 2 BB: 1 P: 24	R: 1 E: 0 K: 1 S: 15	H: 1 LOB: 1 BB: 1 P: 25	R: 1 E: 0 K: 0 S: 17	H: 1 LOB: 2 BB: 0 P: 29	R: 0 E: 0 K: 1 S: 11	H: 1 LOB: 1 BB: 0 P: 12	R: 0 E: 0 K: 0 S: 12	H: 0 LOB: 1 BB: 1 P: 19	1B: 5 2B: 3 3B: 0 HR: 3	SF: 0 SAC: 0 DP: 0 HBP: 0	WP: 2 PA: 43 PB: 0 SB: 0 CS: 0		
<b>PITCHER</b>	IP WLS BF H R ER SO BB IBB HBP BLK WP HR S P ERA WHIP	IP WLS BF H R ER SO BB IBB HBP BLK WP HR S P ERA WHIP	IP WLS BF H R ER SO BB IBB HBP BLK WP HR S P ERA WHIP	IP WLS BF H R ER SO BB IBB HBP BLK WP HR S P ERA WHIP	IP WLS BF H R ER SO BB IBB HBP BLK WP HR S P ERA WHIP	IP WLS BF H R ER SO BB IBB HBP BLK WP HR S P ERA WHIP	IP WLS BF H R ER SO BB IBB HBP BLK WP HR S P ERA WHIP	IP WLS BF H R ER SO BB IBB HBP BLK WP HR S P ERA WHIP	IP WLS BF H R ER SO BB IBB HBP BLK WP HR S P ERA WHIP	IP WLS BF H R ER SO BB IBB HBP BLK WP HR S P ERA WHIP	IP WLS BF H R ER SO BB IBB HBP BLK WP HR S P ERA WHIP	IP WLS BF H R ER SO BB IBB HBP BLK WP HR S P ERA WHIP	IP WLS BF H R ER SO BB IBB HBP BLK WP HR S P ERA WHIP	IP WLS BF H R ER SO BB IBB HBP BLK WP HR S P ERA WHIP	IP WLS BF H R ER SO BB IBB HBP BLK WP HR S P ERA WHIP	IP WLS BF H R ER SO BB IBB HBP BLK WP HR S P ERA WHIP	IP WLS BF H R ER SO BB IBB HBP BLK WP HR S P ERA WHIP	IP WLS BF H R ER SO BB IBB HBP BLK WP HR S P ERA WHIP	IP WLS BF H R ER SO BB IBB HBP BLK WP HR S P ERA WHIP	IP WLS BF H R ER SO BB IBB HBP BLK WP HR S P ERA WHIP	
Damian Moss, L ERA: 3.51	3.2	8	2	1	1	1	2	0	0	0	0	0	0	0	0	0	<b>San Francisco Giants @ Colorado Rockies</b> Coors Field, Denver, CO Fri May 23 2003, 7:05 PM MDT Att: 30,043 - Sunny - 80 F				
Manny Aybar, R ERA: 6.75	4.1	8	2	1	1	1	2	0	0	0	0	0	0	0	0	0					
Jim Brower, R ERA: 5.2	6.1	6	1	1	1	1	2	0	0	0	0	1	1	17	29	9.00					
41 Chad Zerbe, L ERA: 7.11	7.1	8	1	0	0	1	1	0	0	0	0	0	0	23	31	0.00					



Batter	1	2	3	4	5	6	7	8	9	AB	R	H	RBI	BB	SO	LOB	TOP					
Marquis Grissom, R OBP: 0.335, SLG: 0.509	0-1 G3-4 1B		0-1 G3-1 2B		0-0 3B		2-1 G4-3 1B	1-2 F7		5	1	4	0	0	0	2						
José Cruz Jr., S OBP: 0.394, SLG: 0.477	3-2 G3-4-1 1-2		0-0 G3-1 2-3		0-0 P4		3-2 G4-3 1-2	0-1 G3-1		5	0	0	0	0	0	6						
Rich Aurilia, R OBP: 0.333, SLG: 0.412	1-3 K		1-0 FC5-2-5 3-H		2-0 F9		2-1 FC1 2-H		3-3 K	5	0	0	0	0	2	2						
J.T. Snow, L OBP: 0.365, SLG: 0.420	2-2 P5		0-1 G3		3-2 F7		1-1 F7		3-3 K	5	0	0	0	0	1	3						
Edgardo Alfonzo, R OBP: 0.318, SLG: 0.366		2-2 F8 1B		0-1 F7		0-1 HR 3B	2-2 F9		2-1 G1-3	5	1	2	0	0	0	1						
Neftí Pérez, S OBP: 0.286, SLG: 0.325		0-1 P6		1-2 G1-3		4-2 HR BB		0-0 1B 1B		3	2	1	0	1	0	1						
Pedro Feliz, R OBP: 0.410, SLG: 0.671		3-2 F8		1-0 L8		0-0 HR		1-3 K		3	1	1	3	0	0	1						
Rubén Rivera, R OBP: 0.204, SLG: 0.261		1-3 IBB				1-H 3-H 1B		2-2 1B 1B		1	0	0	0	0	1	1						
Yorvit Torrealba, R OBP: 0.357, SLG: 0.519		4-0 IBB				2-0 G6-3 1B		1-2 1B 1B		3	0	2	0	1	0	0						
Kurt Ainsworth, R OBP: 0.053, SLG: 0.053		1-1 F9				1-2 L5		0-1 F9		3	0	0	0	0	0	3						
Andrés Galarraga, R OBP: 0.410, SLG: 0.671								1-2 1B		1	0	1	1	0	0	0						
Felix Rodriguez, R OBP: 1.000, SLG: 1.000										0	0	0	0	0	0	0						
Tim Worrell, R OBP: 0.000, SLG: 0.000										0	0	0	0	0	0	0						
<b>Inning Stats</b>	R: 0 E: 0 K: 1 S: 15	H: 1 LOB: 1 BB: 0 P: 21	R: 0 E: 0 K: 0 S: 13	H: 1 LOB: 2 BB: 1 P: 23	R: 0 E: 0 K: 0 S: 6	H: 0 LOB: 0 BB: 0 P: 8	R: 0 E: 0 K: 0 S: 6	H: 1 LOB: 1 BB: 0 P: 9	R: 3 E: 0 K: 0 S: 16	H: 3 LOB: 1 BB: 1 P: 25	R: 1 E: 1 K: 0 S: 17	H: 1 LOB: 1 BB: 0 P: 27	R: 1 E: 0 K: 1 S: 15	H: 3 LOB: 2 BB: 0 P: 20	R: 0 E: 0 K: 2 S: 9	H: 0 LOB: 0 BB: 0 P: 17	1B: 7 2B: 1 3B: 2 HR: 1	SF: 0 SAC: 0 DP: 0 HBP: 0	WP: 0 PB: 0 SB: 2 CS: 0	PA: 41		
<b>PITCHER</b>	IP WLS BF H R ER SO BB IBB HBP BLK WP HR S P ERA WHIP	IP WLS BF H R ER SO BB IBB HBP BLK WP HR S P ERA WHIP	IP WLS BF H R ER SO BB IBB HBP BLK WP HR S P ERA WHIP	IP WLS BF H R ER SO BB IBB HBP BLK WP HR S P ERA WHIP	IP WLS BF H R ER SO BB IBB HBP BLK WP HR S P ERA WHIP	IP WLS BF H R ER SO BB IBB HBP BLK WP HR S P ERA WHIP	IP WLS BF H R ER SO BB IBB HBP BLK WP HR S P ERA WHIP	IP WLS BF H R ER SO BB IBB HBP BLK WP HR S P ERA WHIP	IP WLS BF H R ER SO BB IBB HBP BLK WP HR S P ERA WHIP	IP WLS BF H R ER SO BB IBB HBP BLK WP HR S P ERA WHIP	IP WLS BF H R ER SO BB IBB HBP BLK WP HR S P ERA WHIP	IP WLS BF H R ER SO BB IBB HBP BLK WP HR S P ERA WHIP	IP WLS BF H R ER SO BB IBB HBP BLK WP HR S P ERA WHIP	IP WLS BF H R ER SO BB IBB HBP BLK WP HR S P ERA WHIP	IP WLS BF H R ER SO BB IBB HBP BLK WP HR S P ERA WHIP	IP WLS BF H R ER SO BB IBB HBP BLK WP HR S P ERA WHIP	IP WLS BF H R ER SO BB IBB HBP BLK WP HR S P ERA WHIP	IP WLS BF H R ER SO BB IBB HBP BLK WP HR S P ERA WHIP	IP WLS BF H R ER SO BB IBB HBP BLK WP HR S P ERA WHIP	IP WLS BF H R ER SO BB IBB HBP BLK WP HR S P ERA WHIP	IP WLS BF H R ER SO BB IBB HBP BLK WP HR S P ERA WHIP	IP WLS BF H R ER SO BB IBB HBP BLK WP HR S P ERA WHIP

San Francisco Giants @ Colorado Rockies  
Coors Field, Denver, CO  
Sat May 24 2003, 2:05 PM MDT  
Att: 31,475 - Overcast - 67 F


AB	39
R	5
H	11
RBI	4
BB	2
SO	4
LOB	20



Batter	1	2	3	4	5	6	7	8	9	AB	R	H	RBI	BB	SO	LOB	BOTTOM						
Chris Stynes, R OBP: 0.358, SLG: 0.431	0-1 G4-3		0-1 G3-1			0-0 P4		1-1 G1-3		4	0	0	0	0	0	0							
Jay Payton, R OBP: 0.356, SLG: 0.445	0-0 G5-3		2-1 G4-3			1-3 K		0-1 G4-3		4	0	0	0	0	1	0							
17 Todd Helton, L OBP: 0.447, SLG: 0.545	1-0 HBP 1B			1-1 CS 1B		1-2 K			2-3 K	4	0	2	0	0	2	0							
Preston Wilson, R OBP: 0.371, SLG: 0.587	2-2 HBP			3-2 G5-3 1-2		1-1 G5-3		3-2 F9		3	0	0	0	0	0	1							
Larry Walker, L OBP: 0.406, SLG: 0.465	0-2 G4-3			4-0 BB		3-2 1B 3B		4-1 DI BB		2	1	1	0	2	0	2							
José Hernández, R OBP: 0.330, SLG: 0.389		2-0 G6-3		1-3 K		0-0 1B		1-3 K		4	0	1	1	0	2	2							
Bobby Estalella, R OBP: 0.284, SLG: 0.433		1-1 F8			2-1 F9		3-2 F7			3	0	0	0	0	0	1							
Brent Butler, R OBP: 0.265, SLG: 0.213		2-2 G5-3			1-1 G1-3		1-0 G6-3			2	0	0	0	0	0	0							
Greg Norton, S OBP: 0.230, SLG: 0.217										1	0	0	0	0	0	1							
Scott Elarton, R OBP: 0.000, SLG: 0.000										2	0	0	0	0	1	0							
Vic Darenbourg, L OBP: 0.000, SLG: 0.000										0	0	0	0	0	0	0							
Todd Jones, L OBP: 0.000, SLG: 0.000										0	0	0	0	0	0	0							
Gabe Kapler, R OBP: 0.344, SLG: 0.296										1	0	0	0	0	0	0							
40 Brian Fuentes, L OBP: 0.000, SLG: 0.000										0	0	0	0	0	0	0							
<b>Inning Stats</b>	R: 0 E: 0 K: 0 S: 9	H: 1 LOB: 2 BB: 0 P: 12	R: 0 E: 0 K: 0 S: 7	H: 0 LOB: 0 BB: 0 P: 12	R: 0 E: 0 K: 1 S: 7	H: 0 LOB: 0 BB: 0 P: 10	R: 0 E: 0 K: 1 S: 8	H: 1 LOB: 1 BB: 1 P: 17	R: 0 E: 0 K: 0 S: 8	H: 0 LOB: 0 BB: 0 P: 14	R: 0 E: 0 K: 2 S: 7	H: 0 LOB: 0 BB: 0 P: 9	R: 1 E: 0 K: 0 S: 11	H: 2 LOB: 1 BB: 0 P: 18	R: 0 E: 0 K: 0 S: 5	H: 0 LOB: 0 BB: 0 P: 6	R: 0 E: 0 K: 2 S: 10	H: 0 LOB: 1 BB: 1 P: 20	1B: 3 2B: 0 3B: 1 HR: 0	SF: 0 SAC: 0 DP: 0 HBP: 1	WP: 0 PB: 0 SB: 0 CS: 1	PA: 33	
<b>PITCHER</b>	IP WLS BF H R ER SO BB IBB HBP BLK WP HR S P ERA WHIP	IP WLS BF H R ER SO BB IBB HBP BLK WP HR S P ERA WHIP	IP WLS BF H R ER SO BB IBB HBP BLK WP HR S P ERA WHIP	IP WLS BF H R ER SO BB IBB HBP BLK WP HR S P ERA WHIP	IP WLS BF H R ER SO BB IBB HBP BLK WP HR S P ERA WHIP	IP WLS BF H R ER SO BB IBB HBP BLK WP HR S P ERA WHIP	IP WLS BF H R ER SO BB IBB HBP BLK WP HR S P ERA WHIP	IP WLS BF H R ER SO BB IBB HBP BLK WP HR S P ERA WHIP	IP WLS BF H R ER SO BB IBB HBP BLK WP HR S P ERA WHIP	IP WLS BF H R ER SO BB IBB HBP BLK WP HR S P ERA WHIP	IP WLS BF H R ER SO BB IBB HBP BLK WP HR S P ERA WHIP	IP WLS BF H R ER SO BB IBB HBP BLK WP HR S P ERA WHIP	IP WLS BF H R ER SO BB IBB HBP BLK WP HR S P ERA WHIP	IP WLS BF H R ER SO BB IBB HBP BLK WP HR S P ERA WHIP	IP WLS BF H R ER SO BB IBB HBP BLK WP HR S P ERA WHIP	IP WLS BF H R ER SO BB IBB HBP BLK WP HR S P ERA WHIP	IP WLS BF H R ER SO BB IBB HBP BLK WP HR S P ERA WHIP	IP WLS BF H R ER SO BB IBB HBP BLK WP HR S P ERA WHIP	IP WLS BF H R ER SO BB IBB HBP BLK WP HR S P ERA WHIP	IP WLS BF H R ER SO BB IBB HBP BLK WP HR S P ERA WHIP	IP WLS BF H R ER SO BB IBB HBP BLK WP HR S P ERA WHIP	IP WLS BF H R ER SO BB IBB HBP BLK WP HR S P ERA WHIP	IP WLS BF H R ER SO BB IBB HBP BLK WP HR S P ERA WHIP

San Francisco Giants @ Colorado Rockies  
Coors Field, Denver, CO  
Sat May 24 2003, 2:05 PM MDT  
Att: 31,475 - Overcast - 67 F

AB	30
R	1
H	4
RBI	1
BB	2
SO	6
LOB	7













Batter	1	2	3	4	5	6	7	8	9	10	11	12	13	AB R H RBI BB SO LOB	TOP							
Tony Wornack, L OBP: 0.237, SLG: 0.291 (1, 6)	G4-3		G6-3			G5-3			P5		P2		G6-3	6 0 0 0 0 0 3	Arizona Diamondbacks @ San Francisco Giants PacBell Park, San Francisco, CA Tue May 27 2003, 10:15 PM EDT Att. 36,693 - Sunny - 67 F							
Alex Cintron, S OBP: 0.263, SLG: 0.411 (1, 5) (10, 4)	F8		1-2 G6-3			G3			G3-1		G4-3			5 1 1 1 0 0 1								
Luis Gonzalez, L OBP: 0.371, SLG: 0.541 Quinten McCracken, S OBP: 0.254, SLG: 0.230 (1, 7) (9, 7)	F8		G4-3			L6			HBP G4-3			G4-3		3 0 0 0 0 0 0 1 0 0 0 0 0 0								
David Dellucci, L OBP: 0.360, SLG: 0.490 (1, 9)		3-1 WP 3B				K			G3-1			K		5 1 1 0 0 2 1								
Mark Grace, L OBP: 0.325, SLG: 0.414 (1, 3)		G3				G1-4-3			P3					5 0 0 0 0 1 1								
Junior Spivey, R OBP: 0.316, SLG: 0.419 Oscar Villarreal, L (13, PH) Danny Bautista, R OBP: 0.290, SLG: 0.336 Matt Mantel, R (13, 1)		2-3 K				K			K				G1-3	4 0 0 0 0 3 0 0 0 0 0 0 0 0 1 0 0 0 0 0 0 0 0 0 0 0 0 0								
Steve Finley, L OBP: 0.355, SLG: 0.451 (1, 8)		3-H 4-2 BB							F8					4 1 1 0 1 1 0								
Rod Barajas, R OBP: 0.321, SLG: 0.455 (1, 2)		1 SAFE 1-1 F8							P6				F9	5 0 0 0 0 1 2								
Byung-Hyun Kim, R Carlos Sanchez, S Mike Myers, L Mike Koplove, R Eddie Cropsesa, L Matt Williams, R OBP: 0.318, SLG: 0.397 (1, 1) (8, PH) (8, 1) (8, 1) (10, 1) (10, 1)			0-0 G6-3 1B			G4-3			G3-1					2 0 1 0 0 0 0 1 0 2 0 2 1 0 0 0								
<b>Inning Stats</b>	R: 0 E: 0 K: 0 S: 12	H: 0 LOB: 0 BB: 0 P: 18	R: 1 E: 0 K: 1 S: 12	H: 1 LOB: 1 BB: 1 P: 22	R: 1 E: 0 K: 0 S: 6	H: 2 LOB: 0 BB: 0 P: 8	R: 0 E: 0 K: 2 S: 10	H: 0 LOB: 0 BB: 0 P: 15	R: 0 E: 0 K: 1 S: 9	H: 0 LOB: 0 BB: 0 P: 8	R: 0 E: 0 K: 0 S: 5	H: 0 LOB: 1 BB: 0 P: 14	R: 0 E: 0 K: 1 S: 11	H: 0 LOB: 0 BB: 0 P: 18		R: 0 E: 0 K: 1 S: 5	H: 0 LOB: 0 BB: 0 P: 7	R: 1 E: 0 K: 0 S: 10	H: 2 LOB: 1 BB: 0 P: 14	1B: 3 2B: 1 3B: 1 HR: 1	SF: 0 SAC: 0 DP: 1 HBP: 1	WP: 2 PB: 0 SB: 0 CS: 0
<b>PITCHER</b>	IP	WLS	BF	H	R	ER	SO	P	ERA	WHIP												
Jason Schmidt, R ERA: 2.54 Tim Worrell, R ERA: 1.27 Felix Rodriguez, R ERA: 4.74	9.0	3	31	3	2	2	6	121	2.00	0.444												
	2.0	7	7	1	0	0	1	34	0.00	0.500												
	2.0	W	8	2	1	1	1	15	4.50	1.000												

Batter	1	2	3	4	5	6	7	8	9	10	11	12	13	AB R H RBI BB SO LOB	BOTTOM							
Marquis Grissom, R OBP: 0.330, SLG: 0.503 (1, 8)	K		G4-3				G1-3		E9			G4-3		7 0 2 2 0 2 3	Arizona Diamondbacks @ San Francisco Giants PacBell Park, San Francisco, CA Tue May 27 2003, 10:15 PM EDT Att. 36,693 - Sunny - 67 F							
Neifi Perez, S OBP: 0.307, SLG: 0.373 (1, 6)	F9		P6				P5		K			G4-3		6 0 1 1 0 1 5								
Ray Durham, S OBP: 0.411, SLG: 0.453 (1, 4)			G4-3									K		6 1 1 0 0 3 3								
Barry Bonds, L OBP: 0.489, SLG: 0.618 (1, 7)							F8							3 0 0 0 3 1 0								
Benito Santiago, R OBP: 0.372, SLG: 0.520 (1, 2)														5 0 1 0 1 0 6								
J.T. Snow, L OBP: 0.368, SLG: 0.418 (1, 3)														4 0 1 1 1 2 1								
Edgardo Alfonzo, R OBP: 0.308, SLG: 0.348 Felix Rodriguez, R OBP: 1.000, SLG: 1.000 Rich Aurilia, R OBP: 0.333, SLG: 0.402 (1, 5) (12, 1) (13, PH)														5 0 0 0 0 0 5 0 0 0 0 0 0 0 0 1 0 0 1 0 0								
José Cruz Jr., S OBP: 0.388, SLG: 0.462 (1, 9)														5 1 2 0 1 3 1								
Jason Schmidt, R Andres Galarraga, R Ruben Rivera, R Tim Worrell, R Pedro Feliz, R OBP: 0.379, SLG: 0.581 (1, 1) (9, PH) (9, PH) (10, 1) (12, 5)														1 0 0 0 0 0 3 1 0 1 1 1 0 1 0 0								
<b>Inning Stats</b>	R: 0 E: 0 K: 2 S: 7	H: 0 LOB: 0 BB: 0 P: 10	R: 0 E: 0 K: 1 S: 13	H: 2 LOB: 3 BB: 1 P: 23	R: 0 E: 0 K: 0 S: 8	H: 0 LOB: 0 BB: 0 P: 9	R: 0 E: 0 K: 1 S: 11	H: 0 LOB: 1 BB: 1 P: 17	R: 1 E: 0 K: 2 S: 14	H: 2 LOB: 1 BB: 1 P: 24	R: 0 E: 0 K: 0 S: 8	H: 0 LOB: 2 BB: 0 P: 14	R: 0 E: 0 K: 1 S: 7	H: 0 LOB: 0 BB: 0 P: 10		R: 0 E: 0 K: 1 S: 11	H: 2 LOB: 3 BB: 1 P: 18	R: 2 E: 0 K: 2 S: 14	H: 1 LOB: 1 BB: 2 P: 27	1B: 7 2B: 1 3B: 1 HR: 0	SF: 1 SAC: 2 DP: 1 HBP: 0	WP: 0 PB: 0 SB: 0 CS: 0
<b>PITCHER</b>	IP	WLS	BF	H	R	ER	SO	P	ERA	WHIP												
Byung-Hyun Kim, R ERA: 3.58 Mike Myers, L ERA: 4.8 Mike Koplove, R ERA: 2.16 Eddie Cropsesa, L ERA: 2.08 Oscar Villarreal, L ERA: 3.28	7.0	5	29	5	1	1	6	107	1.29	1.143												
	0.0	B	2	1	1	0	0	2	=	=												
	2.0	7	7	0	0	0	2	13	0.00	0.000												
	0.1	2	0	0	0	0	0	1	5	0.00	3.000											
	2.2	10	2	0	0	2	0	20	0.00	0.750												
<b>PITCHER</b>	IP	WLS	BF	H	R	ER	SO	P	ERA	WHIP												
Matt Mantel, R ERA: 4.37 (13, 1)	0.2	L	5	1	2	2	2	2	27.00	4.500												









Batter	1	2	3	4	5	6	7	8	9	AB	R	H	RBI	BB	SO	LOB	TOP								
<b>Ronnie Belliard, R</b> (1, 4) OBP: 0.396, SLG: 0.411	1-1 G3		1-2 BB 17 1B		3-1 G4-3		0-1 E6 FC1-6		2-2 F7	5	0	1	0	0	0	0	<b>Colorado Rockies @ San Francisco Giants</b> PacBell Park, San Francisco, CA Fri May 30 2003, 10:15 PM EDT Att: 38,439 - Sunny - 56 F <a href="http://livebaseballscorecards.com">livebaseballscorecards.com</a>								
<b>Jay Payton, R</b> (1, 7) OBP: 0.362, SLG: 0.475	0-1 F8		1-3 K		0-0 F8 17 1B		0-0 FC1-6 1-2		1-1 F7 17 1B	5	1	2	0	0	1	3									
<b>17 Todd Helton, L</b> (1, 3) OBP: 0.453, SLG: 0.580	3-2 G3		0-1 BB 1B		1-0 F8		4-2 BB		2-2 PB 1B	4	0	2	1	1	0	1									
<b>Preston Wilson, R</b> (1, 8) OBP: 0.360, SLG: 0.567		0-3 K	4-2 BB		0-0 G6-3		2-0 F9		2-1 F9	4	0	0	1	1	1	4									
<b>Larry Walker, L</b> (1, 9) OBP: 0.438, SLG: 0.497		2-2 2B	2-3 K		2-0 G4-3		0-3 K			4	0	1	0	0	2	3									
<b>José Hernández, R</b> (1, 6) OBP: 0.327, SLG: 0.374		1-3 K		2-3 K		2-2 FC6-4 1B		1-0 1B		4	0	2	0	0	2	1									
<b>Charles Johnson, R</b> (1, 2) OBP: 0.346, SLG: 0.408		2-3 K		0-2 FC4-6 1B		1-0 F8		1-0 L7		4	0	1	0	0	1	3									
<b>Chris Stynes, R</b> (1, 5) OBP: 0.356, SLG: 0.422			1-3 K	1-2 FC4-6		1-0 FC6-4		3-3 K		4	0	0	0	0	2	3									
<b>Darren Oliver, R</b> (1, 1) OBP: 0.348, SLG: 0.381			1-0 BB	0-3 K				0-0 F7		2	1	1	0	0	1	1									
<b>Greg Norton, S</b> (7, PH) OBP: 0.235, SLG: 0.241									1-0 F8	1	0	0	0	0	0	0									
<b>Todd Jones, L</b> (7, 1)										0	0	0	0	0	0	0									
<b>Vic Darenburg, L</b> (8, 1)										0	0	0	0	0	0	0									
<b>Mark Sweeney, L</b> (9, PH) OBP: 0.467, SLG: 0.615			17 1B BB	2B						1	0	0	0	0	0	0									
<b>Inning Stats</b>	R: 0 E: 0 K: 0 S: 8	H: 0 LOB: 0 BB: 0 P: 12	R: 0 E: 0 K: 3 S: 12	H: 1 LOB: 1 BB: 0 P: 17	R: 1 E: 0 K: 3 S: 18	H: 3 LOB: 3 BB: 1 P: 28	R: 0 E: 0 K: 2 S: 12	H: 1 LOB: 1 BB: 0 P: 15	R: 0 E: 0 K: 0 S: 5	H: 1 LOB: 1 BB: 0 P: 9	R: 0 E: 0 K: 0 S: 6	H: 1 LOB: 1 BB: 0 P: 12	R: 0 E: 0 K: 0 S: 8	H: 0 LOB: 2 BB: 1 P: 14	R: 0 E: 0 K: 2 S: 12	H: 1 LOB: 1 BB: 0 P: 17	R: 1 E: 0 K: 0 S: 11	H: 2 LOB: 1 BB: 0 P: 19	1B: 8 2B: 2 3B: 0 HR: 0	SF: 0 SAC: 0 DP: 0 HBP: 0	WP: 0 PB: 1 SB: 0 CS: 0	PA: 40			
<b>PITCHER</b>	IP	WLS	BF	H	R	ER	SO	BB	IBB	HBP	BLK	WP	HR	S	P	ERA	WHIP								
<b>Kurt Ainsworth, R</b> (1, 1) ERA: 3.82	6.2	W	30	7	1	1	8	2	0	0	0	0	0	68	104	1.35	1.350								
<b>Felix Rodriguez, R</b> (7, 1) ERA: 4.5	1.1	H	5	1	0	0	2	0	0	0	0	0	0	13	20	0.00	0.750								
<b>Tim Worrell, R</b> (9, 1) ERA: 1.53	1.0		5	2	1	1	0	0	0	0	0	0	0	11	19	9.00	2.000								

Batter	1	2	3	4	5	6	7	8	9	AB	R	H	RBI	BB	SO	LOB	BOTTOM								
<b>Marquis Grissom, R</b> (1, 8) OBP: 0.342, SLG: 0.503	1-1 F8		1-1 L8		0-0 1B 2B		1-1 1B SF9	1-2 P4		5	2	2	0	0	0	3	<b>Colorado Rockies @ San Francisco Giants</b> PacBell Park, San Francisco, CA Fri May 30 2003, 10:15 PM EDT Att: 38,439 - Sunny - 56 F <a href="http://livebaseballscorecards.com">livebaseballscorecards.com</a>								
<b>Ray Durham, S</b> (1, 4) OBP: 0.420, SLG: 0.476	2-2 1B		2-2 FC5-4		0-1 1B 2H		0-1 1B G6-5-3			4	1	3	1	0	0	1									
<b>Rich Aurilia, R</b> (1, 6) OBP: 0.329, SLG: 0.411	0-0 F9			2-0 HR	0-2 P3		1-2 SF9			3	1	1	2	0	0	2									
<b>Barry Bonds, L</b> (1, 7) OBP: 0.492, SLG: 0.630	0-0 L8			1-3 K	2-1 1B		1-2 G6-5-3			4	1	1	0	0	1	2									
<b>Benito Santiago, R</b> (1, 2) OBP: 0.378, SLG: 0.557		1-0 P4		0-0 BB 1B	0-0 1B		0-2 G5-3			4	0	2	1	0	0	0									
<b>Andres Galarraga, R</b> (1, 3) OBP: 0.423, SLG: 0.561		2-0 G5-3		3-2 BB 1B	1-2 1B		3-3 K			4	0	2	1	0	1	0									
<b>J.T. Snow, L</b> (9, 3) OBP: 0.366, SLG: 0.409				1-2 BB 1B	1-3 CS					0	0	0	0	0	0	0									
<b>Edgardo Alfonzo, R</b> (1, 5) OBP: 0.311, SLG: 0.344		1-0 G6-3		4-0 BB	3-2 CS		0-0 F8	4-0 BB 1B		2	1	0	0	2	0	0									
<b>José Cruz Jr., S</b> (1, 9) OBP: 0.387, SLG: 0.456			0-2 G6-3	2-2 F9			2-1 F7	4-1 1B BB		3	0	0	0	1	0	3									
<b>Kurt Ainsworth, R</b> (1, 1) OBP: 0.045, SLG: 0.045			0-0 E5	1-1 G5-3			0-0 P5	1-2 BB		3	0	0	0	0	0	3									
<b>Felix Rodriguez, R</b> (7, 1) OBP: 1.000, SLG: 1.000										0	0	0	0	0	0	0									
<b>Marvin Benard, L</b> (8, PH) OBP: 0.233, SLG: 0.231										0	0	0	0	0	0	0									
<b>Pedro Feliz, R</b> (8, PH) OBP: 0.327, SLG: 0.553										0	0	1	1	0	0	0									
<b>Tim Worrell, R</b> (9, 1) ERA:										1	0	1	0	0	0	0									
<b>Inning Stats</b>	R: 0 E: 0 K: 0 S: 8	H: 1 LOB: 1 BB: 0 P: 11	R: 0 E: 0 K: 0 S: 3	H: 0 LOB: 0 BB: 0 P: 7	R: 0 E: 1 K: 0 S: 10	H: 0 LOB: 1 BB: 0 P: 13	R: 1 E: 0 K: 1 S: 15	H: 3 LOB: 3 BB: 1 P: 28	R: 3 E: 0 K: 0 S: 13	H: 5 LOB: 0 BB: 0 P: 18	R: 0 E: 0 K: 0 S: 4	H: 0 LOB: 0 BB: 0 P: 6	R: 1 E: 0 K: 0 S: 8	H: 2 LOB: 0 BB: 0 P: 12	R: 1 E: 0 K: 1 S: 15	H: 1 LOB: 2 BB: 2 P: 28	1B: 10 2B: 1 3B: 0 HR: 1	SF: 1 SAC: 0 DP: 1 HBP: 0	WP: 0 PB: 0 SB: 0 CS: 1	PA: 38					
<b>PITCHER</b>	IP	WLS	BF	H	R	ER	SO	BB	IBB	HBP	BLK	WP	HR	S	P	ERA	WHIP								
<b>Darren Oliver, L</b> (1, 1) ERA: 4.96	6.0	L	27	9	4	4	1	1	0	0	0	0	0	53	83	6.00	1.667								
<b>Todd Jones, R</b> (7, 1) ERA: 8.68	1.2		8	2	2	2	1	2	0	0	0	0	0	16	31	10.80	2.400								
<b>Vic Darenburg, L</b> (8, 1) ERA:	0.1		2	1	0	0	0	0	0	0	0	0	0	7	9	0.00	3.000								





Batter	1	2	3	4	5	6	7	8	9	AB	R	H	RBI	BB	SO	LOB	TOP										
Ronnie Belliard, R OBP: 0.389, SLG: 0.402	F9		F7		G6-3			L8		4	0	0	0	0	0	0	<b>Colorado Rockies @ San Francisco Giants</b> PacBell Park, San Francisco, CA Sat May 31 2003, 10:15 PM EDT Att: 40,256 - Sunny - 59 F										
Jay Payton, R OBP: 0.384, SLG: 0.473 Jose Jimenez, R	BB		1B			L7		P3		3	0	1	0	1	0	0											
17 Todd Helton, L OBP: 0.446, SLG: 0.569	K		F7			F8		K		4	0	0	0	0	2	2											
Preston Wilson, R OBP: 0.354, SLG: 0.556	F8		K			K			G4-3	4	0	0	0	0	2	2											
Larry Walker, L OBP: 0.434, SLG: 0.491		E5			G6-3				F7	4	1	1	0	0	0	0											
José Hernández, R OBP: 0.322, SLG: 0.367		K			G6-3				K	4	0	0	0	0	3	2											
Bobby Estalella, R OBP: 0.270, SLG: 0.418		K			P4					3	0	0	0	0	2	2											
Greg Norton, S OBP: 0.250, SLG: 0.259										2	0	1	1	1	0	0											
Jason Jennings, L OBP: 0.364, SLG: 0.389 Mark Sweeney, L (7, PH) Justin Speier, R Javier López, L Gabe Kapler, R	BB				G3-1					2	0	0	0	0	1	2											
	K				L4			P4		1	0	0	0	0	0	1											
<b>Inning Stats</b>	R: 0 E: 0 K: 1 S: 13	H: 0 LOB: 1 BB: 1 P: 21	R: 0 E: 1 K: 3 S: 12	H: 0 LOB: 2 BB: 1 P: 21	R: 0 E: 0 K: 1 S: 10	H: 1 LOB: 0 BB: 0 P: 12	R: 0 E: 0 K: 0 S: 5	H: 0 LOB: 0 BB: 0 P: 10	R: 0 E: 0 K: 0 S: 9	H: 0 LOB: 0 BB: 0 P: 14	R: 1 E: 0 K: 2 S: 10	H: 2 LOB: 1 BB: 0 P: 18	R: 0 E: 0 K: 1 S: 7	H: 0 LOB: 0 BB: 0 P: 11	R: 0 E: 0 K: 1 S: 7	H: 0 LOB: 0 BB: 0 P: 11	1B: 2 2B: 1 3B: 0 HR: 0	SF: 0 SAC: 0 DP: 0 HBP: 0	WP: 0 PB: 0 SB: 1 CS: 0	PA: 33							
<b>PITCHER</b>	IP	WLS	BF	H	R	ER	SO	BB	IBB	HBP	BLK	WP	HR	S	P	ERA	WHIP										
Jesse Foppert, R ERA: 4.31	7.0	W	27	3	1	1	8	2	0	0	0	0	0	70	110	1.29	0.714										
Felix Rodriguez, R ERA: 4.33	1.0	H	3	0	0	0	1	0	0	0	0	0	0	7	11	0.00	0.000										
Tim Worrell, R ERA: 1.48	1.0	S	3	0	0	0	1	0	0	0	0	0	0	7	11	0.00	0.000										

Batter	1	2	3	4	5	6	7	8	9	AB	R	H	RBI	BB	SO	LOB	BOTTOM										
Marquis Grissom, R OBP: 0.340, SLG: 0.497	K		G5-3		G5-3			1B		4	0	1	0	0	1	1	<b>Colorado Rockies @ San Francisco Giants</b> PacBell Park, San Francisco, CA Sat May 31 2003, 10:15 PM EDT Att: 40,256 - Sunny - 59 F										
Ray Durham, S OBP: 0.422, SLG: 0.477	G4-3		G1-3		FC5-4		1B	1B		4	0	2	1	0	0	0											
Rich Aurilia, R OBP: 0.327, SLG: 0.408	2B		K		FC5-4		F6			4	0	1	0	0	1	3											
Barry Bonds, L OBP: 0.492, SLG: 0.631	2B				G3			K		3	0	1	0	1	1	2											
Benito Santiago, R OBP: 0.369, SLG: 0.543	G6-3				L9		FC6-4		G6-3	4	0	0	0	0	0	3											
J.T. Snow, L OBP: 0.369, SLG: 0.408		G4-6-3			G4-3			F8		3	0	1	0	1	0	0											
Edgardo Alfonzo, R OBP: 0.315, SLG: 0.354		G4-6-3					3B	K		3	1	1	0	1	2	2											
José Cruz Jr., S OBP: 0.382, SLG: 0.449		G4-6-3			G3		F8			3	0	0	0	0	0	5											
Jesse Foppert, R OBP: 0.116, SLG: 0.188 Marvin Benard, L (7, PH) Felix Rodriguez, R Tim Worrell, R	K							P6		2	1	1	1	0	1	1											
										1	0	0	0	0	0	0											
<b>Inning Stats</b>	R: 0 E: 0 K: 1 S: 9	H: 2 LOB: 2 BB: 0 P: 12	R: 0 E: 0 K: 1 S: 7	H: 0 LOB: 2 BB: 2 P: 17	R: 0 E: 0 K: 1 S: 10	H: 0 LOB: 0 BB: 0 P: 15	R: 0 E: 0 K: 0 S: 6	H: 0 LOB: 0 BB: 0 P: 9	R: 2 E: 0 K: 0 S: 11	H: 3 LOB: 1 BB: 0 P: 20	R: 0 E: 0 K: 1 S: 12	H: 1 LOB: 2 BB: 1 P: 23	R: 0 E: 0 K: 1 S: 8	H: 2 LOB: 2 BB: 0 P: 11	R: 0 E: 0 K: 1 S: 8	H: 0 LOB: 0 BB: 0 P: 13	1B: 5 2B: 1 3B: 2 HR: 0	SF: 0 SAC: 0 DP: 1 HBP: 0	WP: 0 PB: 0 SB: 0 CS: 0	PA: 34							
<b>PITCHER</b>	IP	WLS	BF	H	R	ER	SO	BB	IBB	HBP	BLK	WP	HR	S	P	ERA	WHIP										
Jason Jennings, R ERA: 5.4	6.0	L	26	6	2	2	4	3	0	0	0	0	0	55	96	3.00	1.500										
Justin Speier, R ERA: 4.41	0.2		4	2	0	0	0	0	0	0	0	0	0	5	7	0.00	3.000										
Javier López, L ERA: 0.83	1.0		3	0	0	0	1	0	0	0	0	0	0	8	12	0.00	0.000										
Jose Jimenez, R ERA: 6.2	0.1		1	0	0	0	1	0	0	0	0	0	0	3	5	0.00	0.000										



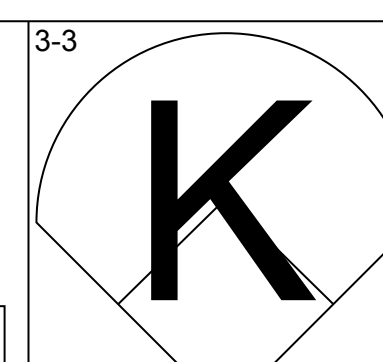
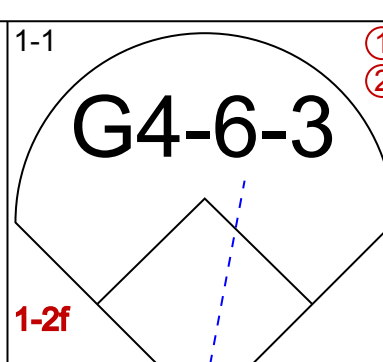
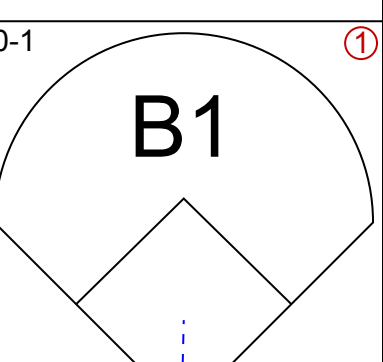
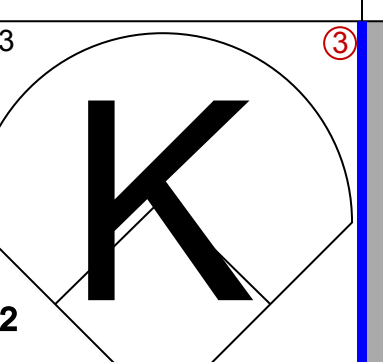
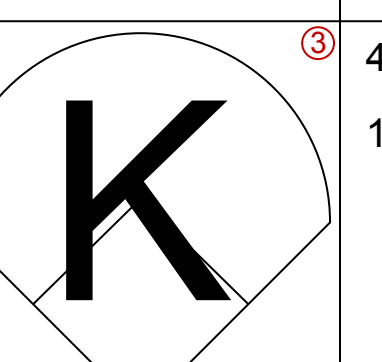
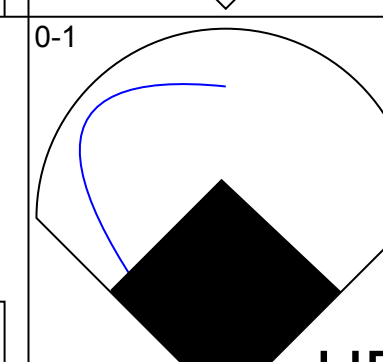
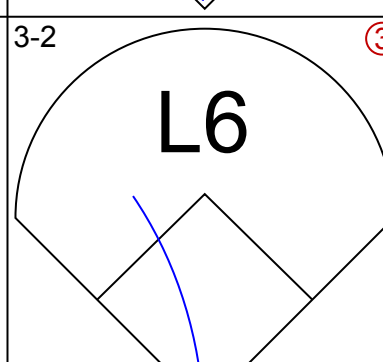
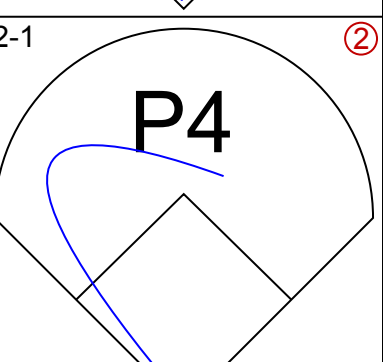
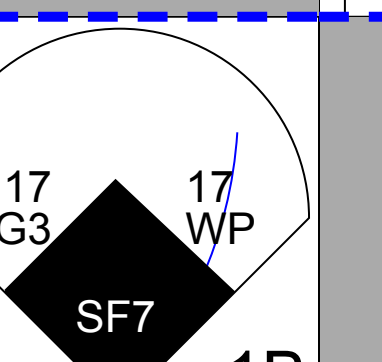
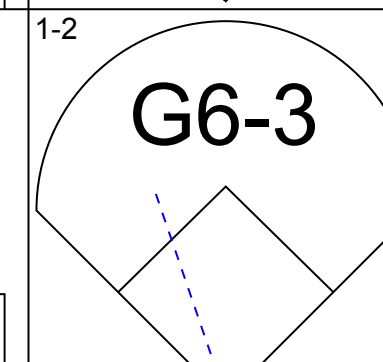
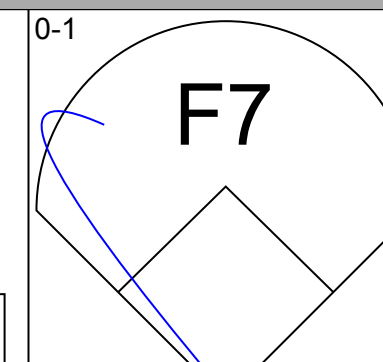
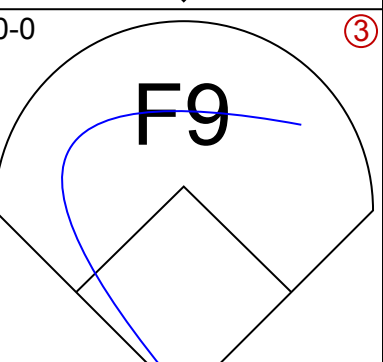
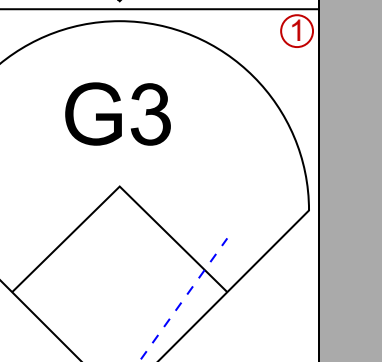
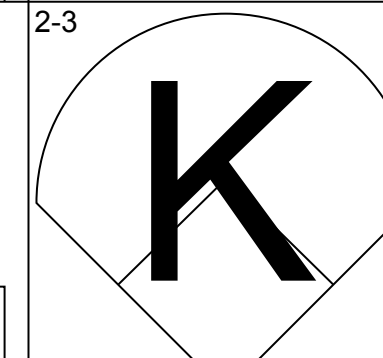
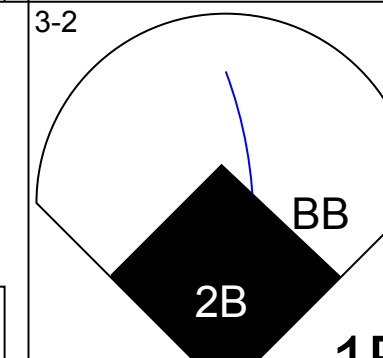
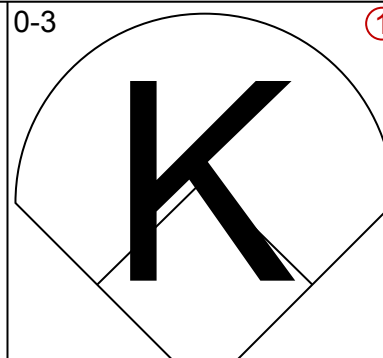
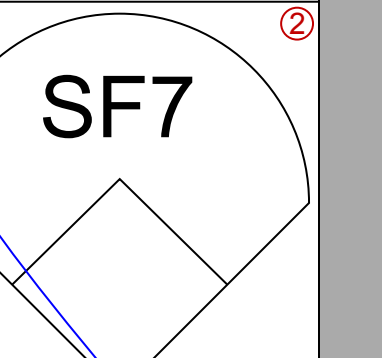
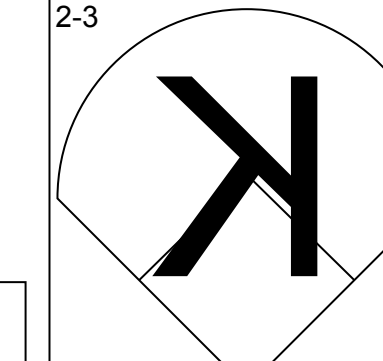
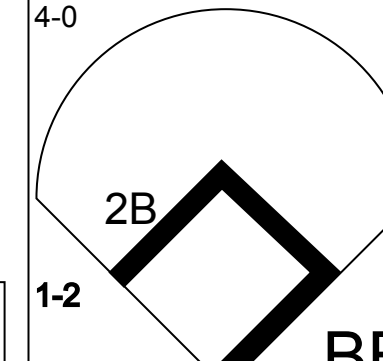
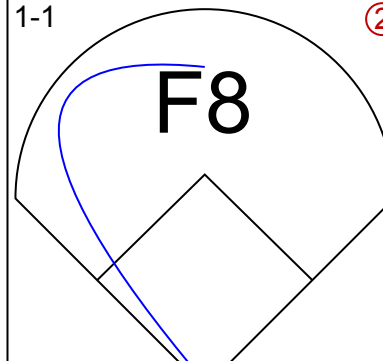
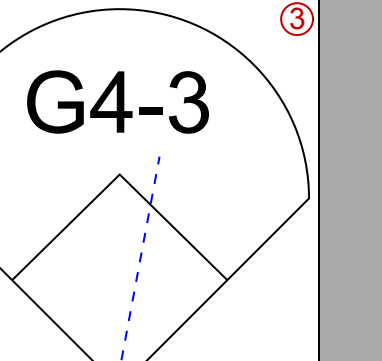
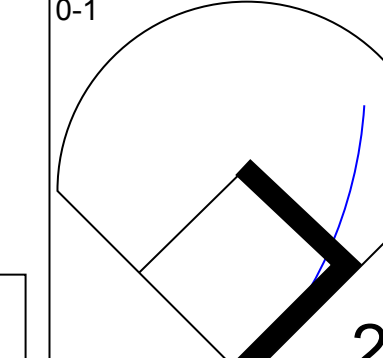
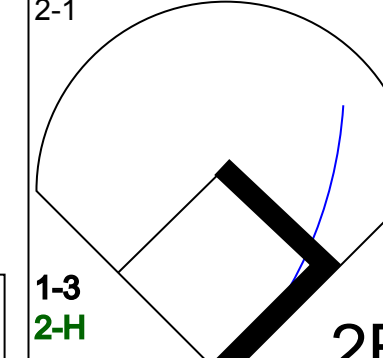
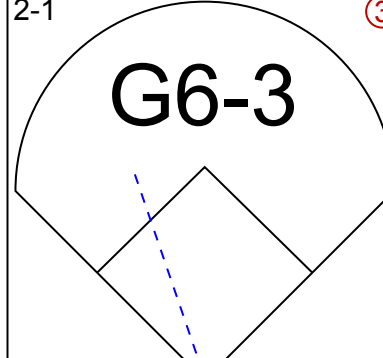
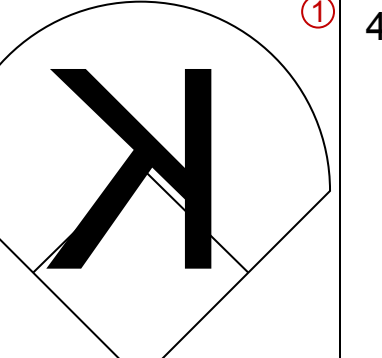
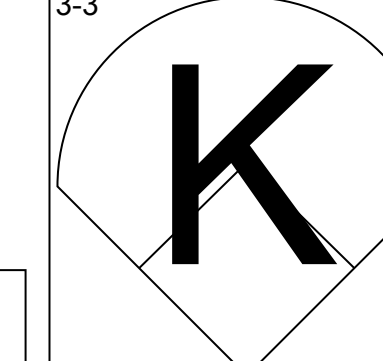
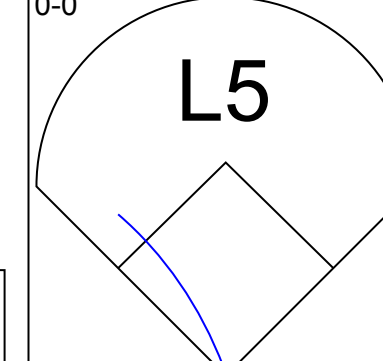

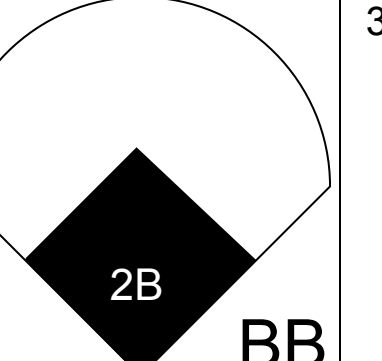
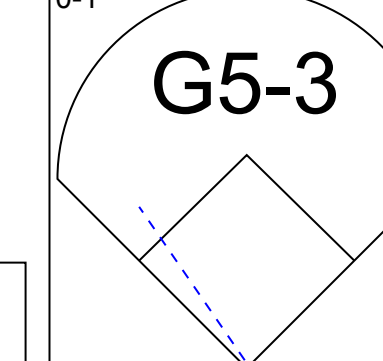
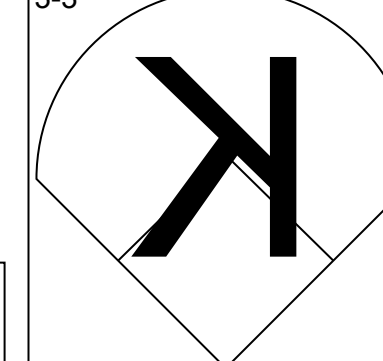
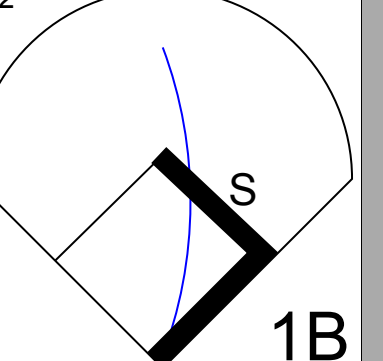
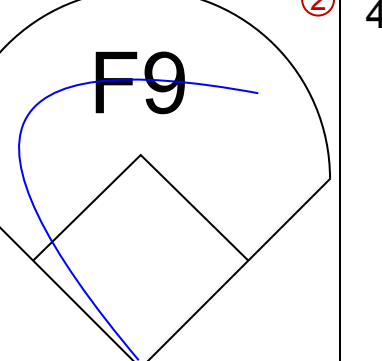
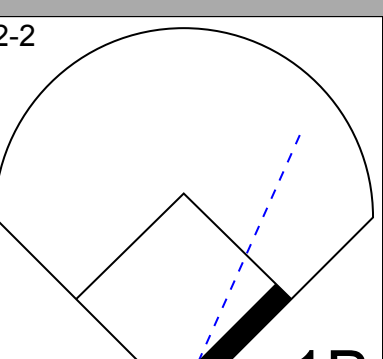
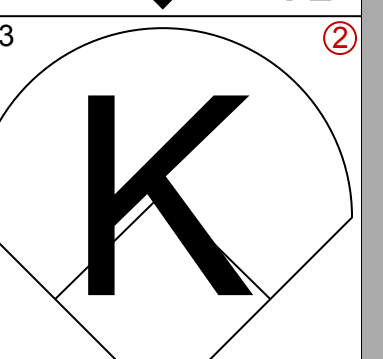
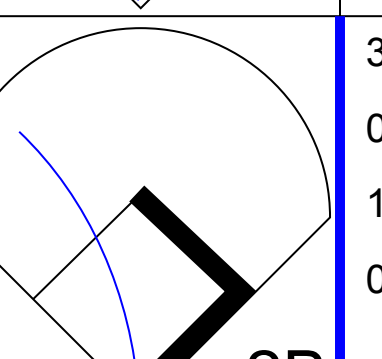
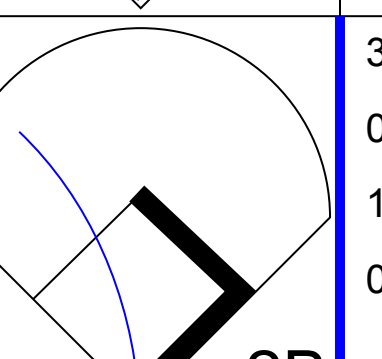


Batter	1	2	3	4	5	6	7	8	9	AB	R	H	RBI	BB	SO	LOB	TOP										
Ronnie Belliard, R (1,4) OBP: 0.393, SLG: 0.406 Brent Butler, R (6,4) OBP: 0.261, SLG: 0.210	1-1 G6-3		3-2 1B			2-1 G6-4-3 1B		1 SAFE 3-1 P4		3	0	2	0	0	0	0	<b>Colorado Rockies @ San Francisco Giants</b> PacBell Park, San Francisco, CA Sun Jun 01 2003, 4:05 PM EDT Att: 41,404 - Sunny - 70 F  <b>AB 33</b> <b>R 0</b> <b>H 8</b> <b>RBI 0</b> <b>BB 1</b> <b>SO 4</b> <b>LOB 17</b>										
Jay Payton, R (1,7) OBP: 0.358, SLG: 0.464	2-1 G5-3		0-0 L9			1-1 G6-4-3 1-2		0-1 F8		4	0	0	0	0	0	3											
17 Todd Helton, L (1,3) OBP: 0.439, SLG: 0.558	1-2 K					1-2 L7		0-0 K2-3		4	0	0	0	0	2	1											
Preston Wilson, R (1,8) OBP: 0.357, SLG: 0.555		2-1 G1-3 1B				2-2 G6-3		3-2 1B 1B		4	0	2	0	0	0	0											
Chris Stynes, R (1,5) OBP: 0.359, SLG: 0.420		2-2 F8				4-2		1-2 F9		3	0	1	0	1	0	2											
José Hernández, R (1,6) OBP: 0.321, SLG: 0.365		2-1 G1-3				1-3 K		1-1 G4-3 1B		4	0	1	0	0	1	3											
Charles Johnson, R (1,2) OBP: 0.344, SLG: 0.403		2-1 G4-3				0-0 G4-6-3 1B		1-2 1B		4	0	1	0	0	0	4											
Gabe Kapler, R (1,9) OBP: 0.311, SLG: 0.258 Larry Walker, L (7,PH) OBP: 0.432, SLG: 0.488			2-1 G5-3			2-1 G4-6-3 1-2		3-1 G6-3		2	0	0	0	0	0	1											
2B Aaron Cook, R (1,1) OBP: 0.273, SLG: 0.238 40 Brian Fuentes, L (7,1) Greg Norton, S (8,PH) OBP: 0.258, SLG: 0.268 Steve Reed, R (8,1)		2-2 G3				0-3 K		2-2 1B		2	0	0	0	0	1	0											
										0	0	0	0	0	0	0											
										0	0	0	0	0	0	0											
<b>Inning Stats</b>	R: 0 E: 0 K: 1 S: 8	H: 0 LOB: 0 BB: 0 P: 12	R: 0 E: 0 K: 0 S: 9	H: 1 LOB: 1 BB: 0 P: 17	R: 0 E: 0 K: 1 S: 10	H: 1 LOB: 1 BB: 0 P: 17	R: 0 E: 0 K: 1 S: 12	H: 0 LOB: 0 BB: 1 P: 22	R: 0 E: 0 K: 1 S: 6	H: 1 LOB: 0 BB: 0 P: 8	R: 0 E: 0 K: 0 S: 7	H: 1 LOB: 2 BB: 0 P: 11	R: 0 E: 0 K: 0 S: 13	H: 2 LOB: 2 BB: 0 P: 23	R: 0 E: 0 K: 1 S: 16	H: 1 LOB: 1 BB: 0 P: 24	R: 0 E: 0 K: 0 S: 9	H: 1 LOB: 1 BB: 0 P: 14	1B: 8 2B: 0 3B: 0 HR: 0	SF: 0 SAC: 0 DP: 2 HBP: 0	WP: 0 PB: 0 SB: 0 CS: 0	PA: 34					
<b>PITCHER</b>	IP	WLS	BF	H	R	ER	SO	BB	IBB	HBP	BLK	WP	HR	S	P	ERA	WHIP										
Kirk Rueter, L (1,1) ERA: 3.33	7.1	W	28	7	0	0	3	1	0	0	0	0	0	71	121	0.00	1.091										
Joe Nathan, R (8,1) ERA: 3.5	0.1	1	0	0	0	0	0	0	0	0	0	0	0	2	2	0.00	0.000										
Scott Eyre, L (8,1) ERA: 3.32	0.1	1	0	0	0	1	0	0	0	0	0	0	0	8	11	0.00	0.000										
Felix Rodriguez, R (9,1) ERA: 4.18	1.0	4	1	0	0	0	0	0	0	0	0	0	0	9	14	0.00	1.000										

Batter	1	2	3	4	5	6	7	8	9	AB	R	H	RBI	BB	SO	LOB	BOTTOM										
Marquis Grissom, R (1,8) OBP: 0.338, SLG: 0.493	1-1 G6-3		0-0 S 1B			1-2 G3-1		1-1 G4-3		4	0	1	0	0	0	0	<b>Colorado Rockies @ San Francisco Giants</b> PacBell Park, San Francisco, CA Sun Jun 01 2003, 4:05 PM EDT Att: 41,404 - Sunny - 70 F  <b>AB 29</b> <b>R 4</b> <b>H 6</b> <b>RBI 4</b> <b>BB 7</b> <b>SO 3</b> <b>LOB 14</b>										
J.T. Snow, L (1,3) OBP: 0.377, SLG: 0.416	4-2 1B 2B BB		4-1 1B BB			0-0 G6-3 2B		2-0 G3-1		2	1	1	0	2	0	0											
Rich Aurilia, R (1,6) OBP: 0.326, SLG: 0.405	2-1 2B 1B		0-0 P3			3-2 G6-3		0-0 G5-3		4	1	1	0	0	0	3											
Barry Bonds, L (1,7) OBP: 0.492, SLG: 0.632	3-2 E 1-H 2H 2B		0-0 G4-3			4-0 BB IBB		3-3 K		3	0	1	2	1	1	0											
Ray Durham, S (1,4) OBP: 0.430, SLG: 0.485 Joe Nathan, R (8,1) Scott Eyre, L (8,1) Felix Rodriguez, R (9,1) OBP: 1.000, SLG: 1.000	4-2 E BB		2-2 2B 2B			4-1 BB		3-3 K		2	1	1	0	2	1	0											
Edgardo Alfonzo, R (1,5) OBP: 0.309, SLG: 0.347	1-1 E4 G4-6-3		1-0 L7			0-0 G4-3		1-0 F8		4	0	0	0	0	0	6											
José Cruz Jr., S (1,9) OBP: 0.384, SLG: 0.444	1-0 G4-6-3 1-2		4-2 2B BB			1-1 L8		4-2 L5-3 BB		2	1	0	0	2	0	3											
Yorvit Torrealba, R (1,2) OBP: 0.350, SLG: 0.518		0-2 P4	1-0 WP 1-H 2H 2B			1-2 L9		1-1 L5-3		4	0	1	2	0	0	1											
Kirk Rueter, L (1,1) OBP: 0.194, SLG: 0.167 Neifi Perez, S (8,4) OBP: 0.305, SLG: 0.370		0-0 G1-3	2-2 K			0-0 G1-3		1-1 G3		3	0	0	0	0	1	1											
										1	0	0	0	0	0	0											
<b>Inning Stats</b>	R: 2 E: 1 K: 0 S: 15	H: 2 LOB: 2 BB: 2 P: 31	R: 0 E: 0 K: 0 S: 7	H: 1 LOB: 2 BB: 1 P: 11	R: 2 E: 0 K: 1 S: 11	H: 2 LOB: 1 BB: 1 P: 21	R: 0 E: 0 K: 0 S: 9	H: 1 LOB: 3 BB: 2 P: 21	R: 0 E: 0 K: 0 S: 4	H: 0 LOB: 0 BB: 0 P: 7	R: 0 E: 0 K: 2 S: 7	H: 0 LOB: 0 BB: 0 P: 14	R: 0 E: 0 K: 0 S: 7	H: 0 LOB: 0 BB: 1 P: 13	1B: 2 2B: 5 3B: 0 HR: 0	SF: 0 SAC: 0 DP: 2 HBP: 0	WP: 1 PB: 0 SB: 1 CS: 0	PA: 36									
<b>PITCHER</b>	IP	WLS	BF	H	R	ER	SO	BB	IBB	HBP	BLK	WP	HR	S	P	ERA	WHIP										
2B Aaron Cook, R (1,1) ERA: 5.29	6.0	L	30	6	4	4	1	5	0	0	0	0	0	7	14	6.00	1.833										
40 Brian Fuentes, L (7,1) ERA: 3.75	1.0	3	0	0	0	0	2	0	0	0	0	0	0	7	14	0.00	0.000										
Steve Reed, R (8,1) ERA: 3.38	1.0	3	0	0	0	0	0	1	0	0	0	0	0	7	13	0.00	1.000										

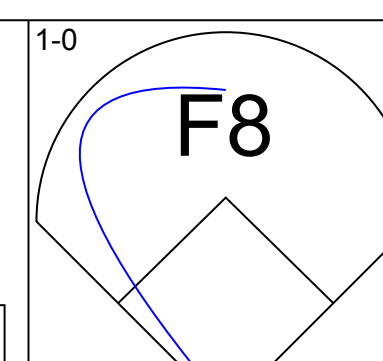
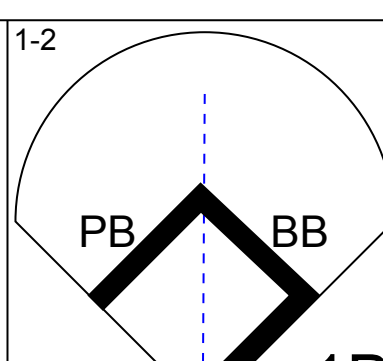
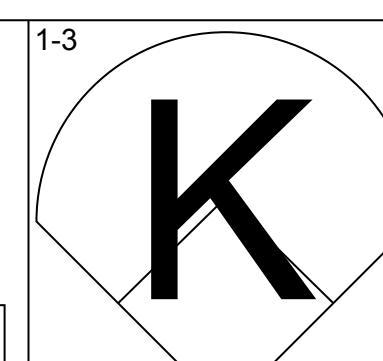
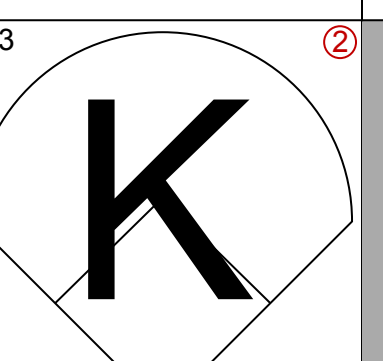
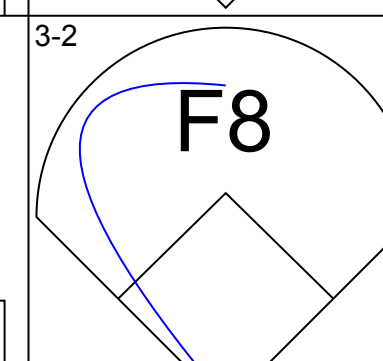
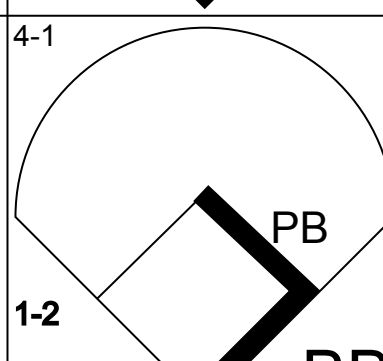
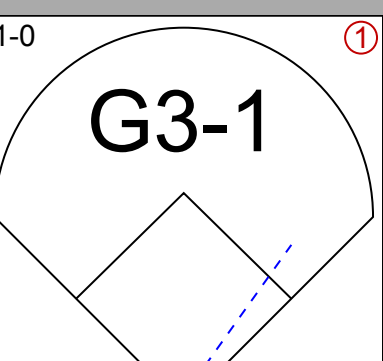
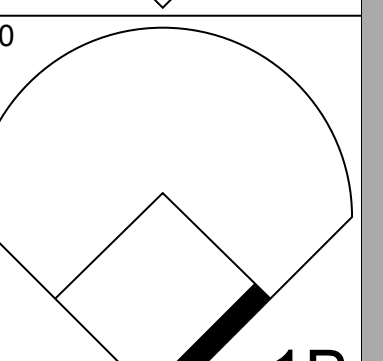
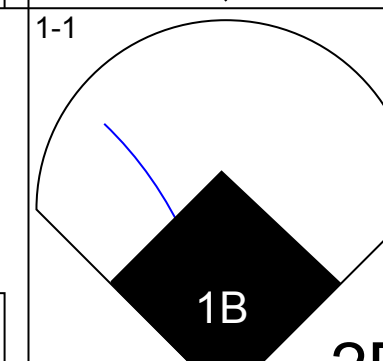
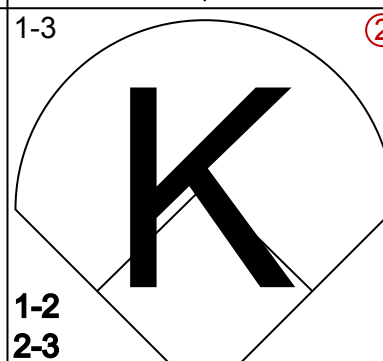
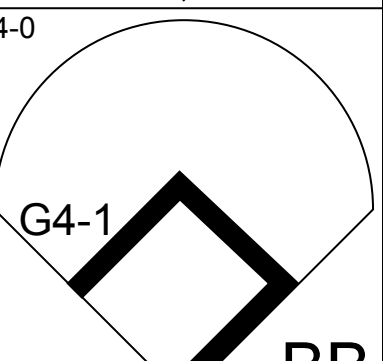
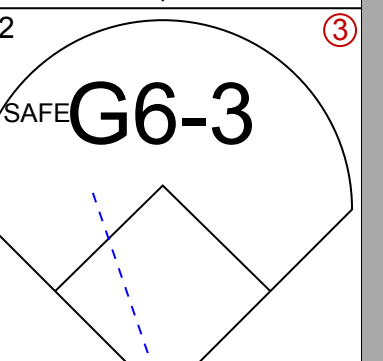
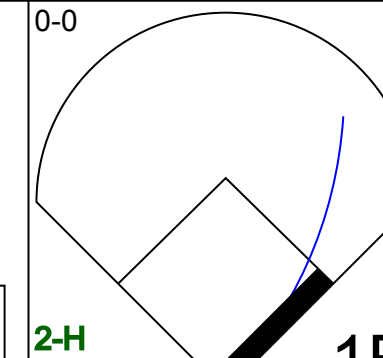
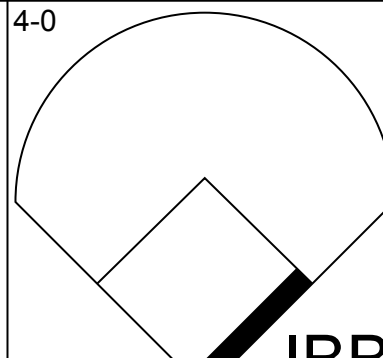
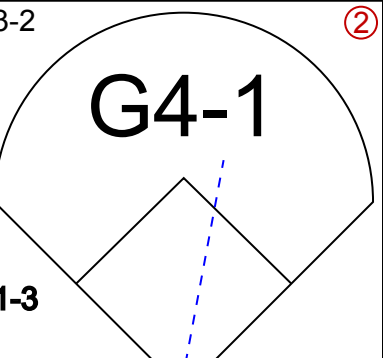
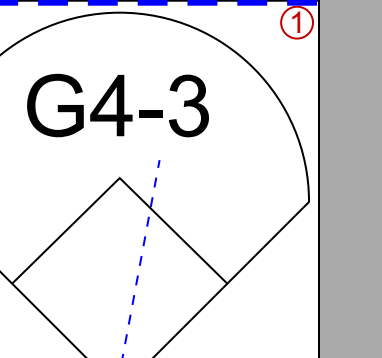
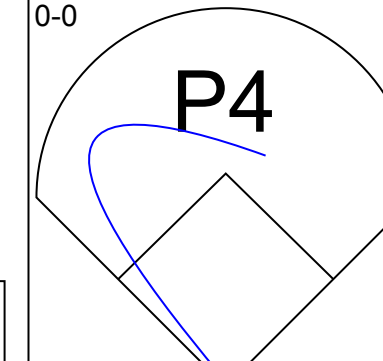
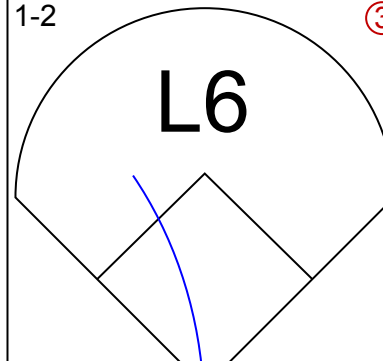
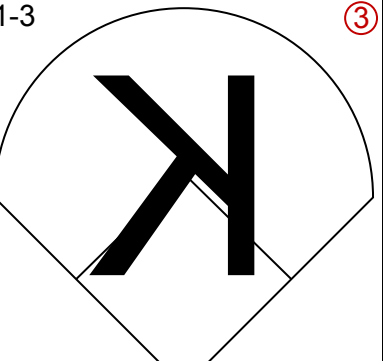
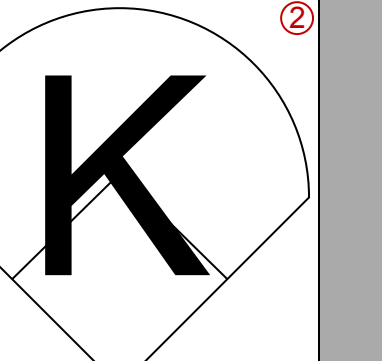
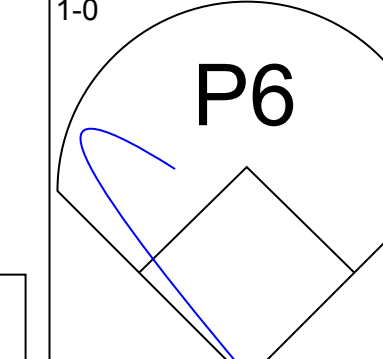
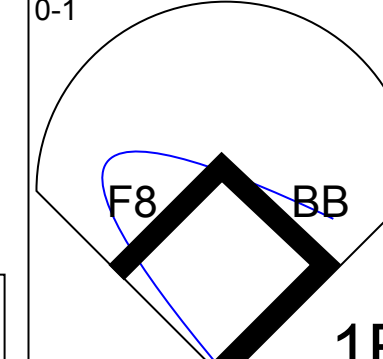
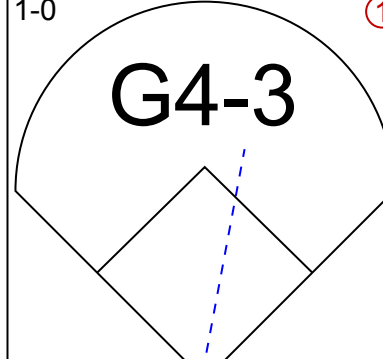
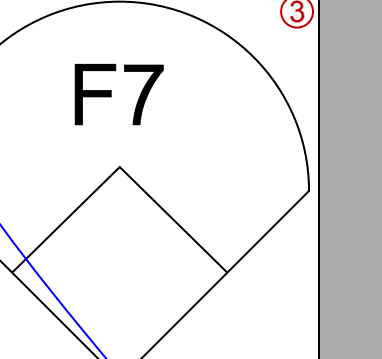
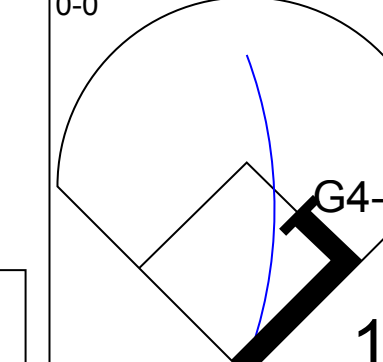
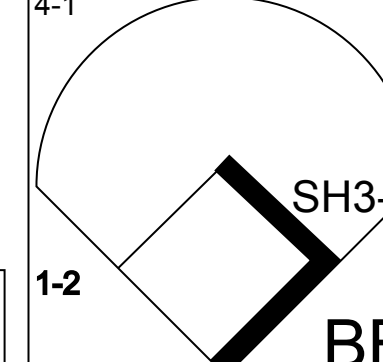
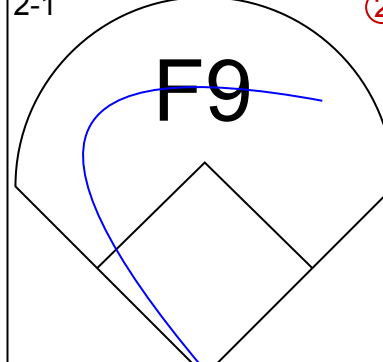
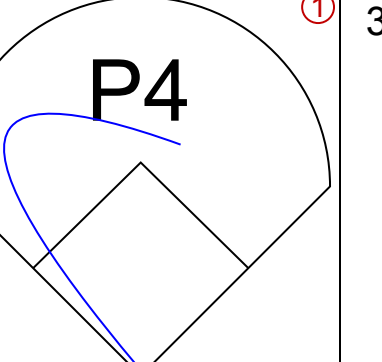
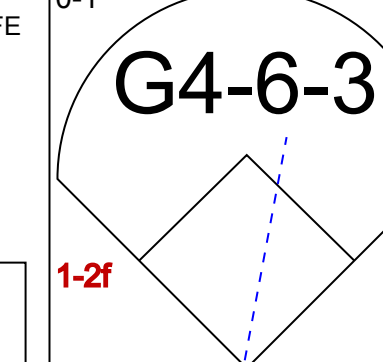
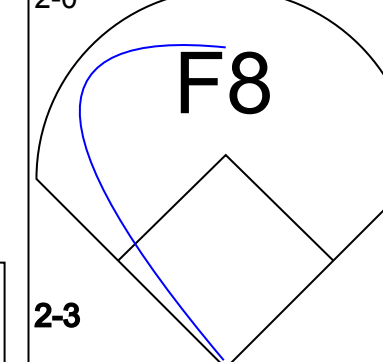
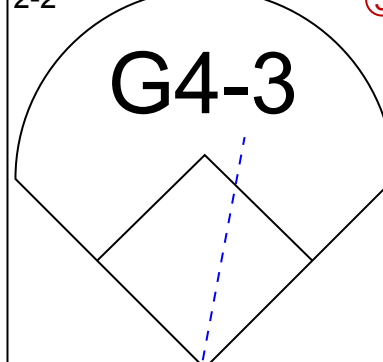
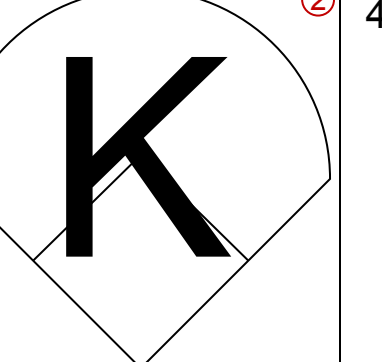
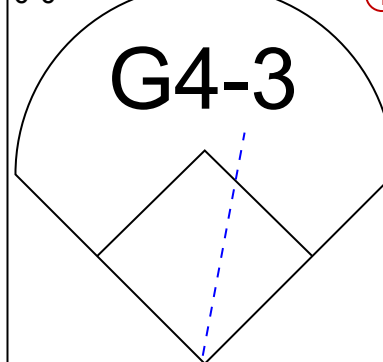
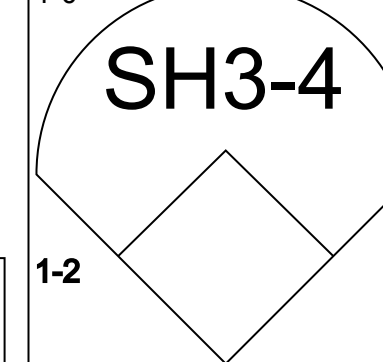
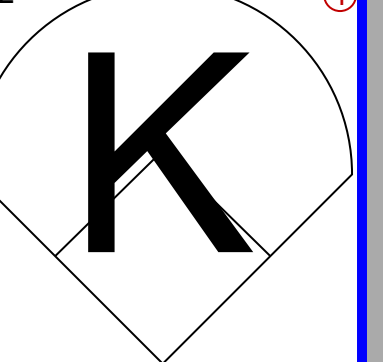
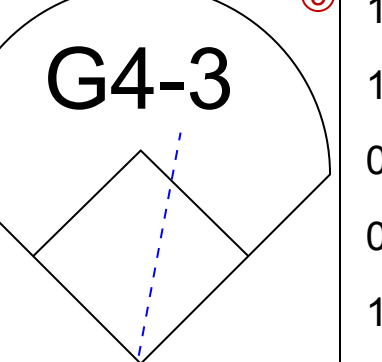




Batter	1	2	3	4	5	6	7	8	9	AB	R	H	RBI	BB	SO	LOB	TOP		
Mark Sweeney, L (1, 7) OBP: 0.400, SLG: 0.516 Gabe Kapler, R (7, 7) OBP: 0.307, SLG: 0.254										4	0	0	0	0	2	3	<b>Colorado Rockies @ San Francisco Giants</b> PacBell Park, San Francisco, CA Mon Jun 02 2003, 10:15 PM EDT Att: 34,231 - Sunny - 67 F		
Greg Norton, S (1, 5) OBP: 0.269, SLG: 0.314										4	2	2	1	0	0	1			
17 Todd Helton, L (1, 3) OBP: 0.432, SLG: 0.547										4	0	0	0	0	0	2			
Preston Wilson, R (1, 8) OBP: 0.355, SLG: 0.552										3	1	1	1	0	2	0			
Larry Walker, L (1, 9) OBP: 0.429, SLG: 0.479										3	0	0	0	1	1	0			
José Hernández, R (1, 6) OBP: 0.324, SLG: 0.377										4	0	2	1	0	1	0			
Bobby Estalella, R (1, 2) OBP: 0.269, SLG: 0.400										3	1	0	0	1	2	3			
Brent Butler, R (1, 4) OBP: 0.260, SLG: 0.212										4	0	1	0	0	1	4			
Shawn Chacon, R (1, 1) OBP: 0.269, SLG: 0.423 Javier López, L (8, 1)										3	0	2	0	0	1	1			
Jay Payton, R (9, PH) OBP: 0.361, SLG: 0.472 Jose Jimenez, R (9, 1)										0	0	0	0	0	0	0			
<b>Inning Stats</b>	R: 1 E: 0 K: 2 S: 13	H: 1 LOB: 0 BB: 0 P: 19	R: 0 E: 0 K: 2 S: 10	H: 1 LOB: 1 BB: 0 P: 15	R: 0 E: 0 K: 0 S: 6	H: 1 LOB: 0 BB: 0 P: 10	R: 1 E: 0 K: 1 S: 13	H: 2 LOB: 2 BB: 1 P: 25	R: 0 E: 0 K: 0 S: 8	H: 0 LOB: 0 BB: 0 P: 10	R: 0 E: 0 K: 3 S: 18	H: 1 LOB: 1 BB: 0 P: 23	R: 1 E: 0 K: 0 S: 8	H: 1 LOB: 0 BB: 0 P: 13	R: 1 E: 0 K: 2 S: 11	H: 1 LOB: 1 BB: 1 P: 22	1B: 5 2B: 3 3B: 0 HR: 1	SF: 1 SAC: 0 DP: 1 HBP: 0	WP: 1 PA: 37 PB: 0 SB: 1 CS: 0
<b>PITCHER</b>	IP WLS BF H R ER SO BB IBB HBP BLK WP HR S P ERA WHIP																		
Jason Schmidt, R (1, 1) ERA: 2.54	7.0 L 28 7 2 2 9 1 0 0 0 0 1 75 114 2.57 1.143																		
Scott Eyre, L (8, 1) ERA: 3.57	1.0 4 1 1 1 0 0 0 0 0 1 0 8 13 9.00 1.000																		
Joe Nathan, R (9, 1) ERA: 3.77	1.0 5 1 1 1 2 1 0 0 0 0 0 11 22 9.00 2.000																		

AB	34
R	4
H	9
RBI	4
BB	2
SO	11
LOB	15



Batter	1	2	3	4	5	6	7	8	9	AB	R	H	RBI	BB	SO	LOB	BOTTOM		
Marquis Grissom, R (1, 8) OBP: 0.336, SLG: 0.488										4	0	1	0	0	2	2	<b>Colorado Rockies @ San Francisco Giants</b> PacBell Park, San Francisco, CA Mon Jun 02 2003, 10:15 PM EDT Att: 34,231 - Sunny - 67 F		
Ray Durham, S (1, 4) OBP: 0.432, SLG: 0.481										3	0	1	0	1	0	0			
Rich Aurilia, R (1, 6) OBP: 0.329, SLG: 0.409										3	1	1	0	1	1	3			
Barry Bonds, L (1, 7) OBP: 0.493, SLG: 0.626										3	0	1	1	1	0	1			
Benito Santiago, R (1, 2) OBP: 0.361, SLG: 0.530										4	0	0	0	0	2	5			
J.T. Snow, L (1, 3) OBP: 0.374, SLG: 0.411										4	0	1	0	0	0	0			
Edgardo Alfonzo, R (1, 5) OBP: 0.313, SLG: 0.347										3	0	1	0	1	0	0			
José Cruz Jr., S (1, 9) OBP: 0.378, SLG: 0.436										4	0	0	0	0	1	3			
Jason Schmidt, R (1, 1) ERA: 3.17 Marvin Benard, L (7, PH) OBP: 0.219, SLG: 0.214 Scott Eyre, L (8, 1) Joe Nathan, R (9, 1) Nefti Perez, S (9, PH) OBP: 0.303, SLG: 0.368										1	0	0	0	0	0	0			
<b>Inning Stats</b>	R: 1 E: 0 K: 0 S: 9	H: 2 LOB: 1 BB: 0 P: 14	R: 0 E: 0 K: 0 S: 4	H: 1 LOB: 0 BB: 0 P: 5	R: 0 E: 0 K: 1 S: 13	H: 1 LOB: 3 BB: 2 P: 24	R: 0 E: 0 K: 1 S: 8	H: 1 LOB: 2 BB: 1 P: 16	R: 0 E: 0 K: 0 S: 7	H: 0 LOB: 0 BB: 0 P: 12	R: 0 E: 0 K: 2 S: 12	H: 1 LOB: 1 BB: 0 P: 16	R: 0 E: 0 K: 1 S: 7	H: 0 LOB: 0 BB: 0 P: 10	R: 0 E: 0 K: 1 S: 7	H: 0 LOB: 0 BB: 0 P: 12		1B: 5 2B: 1 3B: 0 HR: 0	SF: 0 SAC: 1 DP: 1 HBP: 0
<b>PITCHER</b>	IP WLS BF H R ER SO BB IBB HBP BLK WP HR S P ERA WHIP																		
Shawn Chacon, R (1, 1) ERA: 3.17	7.0 W 30 6 1 1 5 3 1 0 0 0 0 61 104 1.29 1.286																		
Javier López, L (8, 1) ERA: 0.79	1.0 H 3 0 0 0 1 0 0 0 0 0 0 7 10 0.00 0.000																		
Jose Jimenez, R (9, 1) ERA: 5.96	1.0 S 3 0 0 0 1 0 0 0 0 0 0 7 12 0.00 0.000																		

AB	31
R	1
H	6
RBI	1
BB	4
SO	7
LOB	14





Batter	1	2	3	4	5	6	7	8	9	AB	R	H	RBI	BB	SO	LOB	TOP					
Jacque Jones, L (1, 7) OBP: 0.330, SLG: 0.483										5	0	0	0	0	1	5						
Cristian Guzman, S (1, 6) OBP: 0.286, SLG: 0.359										5	2	2	0	0	0	1						
Corey Koskie, L (1, 5) OBP: 0.366, SLG: 0.427										5	0	2	1	0	1	1						
Tori Hunter, R (1, 8) OBP: 0.329, SLG: 0.433										4	2	2	1	1	0	2						
Doug Mientkiewicz, L (1, 3) OBP: 0.349, SLG: 0.513										5	2	3	3	0	0	1						
Dustin Mohr, R (1, 9) OBP: 0.333, SLG: 0.510										4	0	0	0	0	1	2						
A.J. Pierzynski, L (1, 2) OBP: 0.328, SLG: 0.473										4	0	2	1	0	0	0						
Luis Rivas, R (1, 4) OBP: 0.281, SLG: 0.336										3	0	1	0	1	0	1						
Joe Mays, S (1, 1) OBP: 1.000, SLG: 1.000										1	0	1	0	1	0	0						
Johan Santana, L (7, 1)										0	0	0	0	0	0	0						
LaTroy Hawkins, R (7, 1)										0	0	0	0	0	0	0						
Eddie Guardado, R (9, 1)										0	0	0	0	0	0	0						
<b>Inning Stats</b>	R: 2 E: 0 K: 1 S: 12	H: 3 LOB: 1 BB: 0 P: 17	R: 0 E: 0 K: 0 S: 6	H: 2 LOB: 1 BB: 0 P: 8	R: 1 E: 0 K: 0 S: 8	H: 2 LOB: 0 BB: 0 P: 16	R: 0 E: 0 K: 0 S: 5	H: 0 LOB: 0 BB: 0 P: 8	R: 0 E: 0 K: 1 S: 10	H: 1 LOB: 2 BB: 1 P: 18	R: 1 E: 0 K: 0 S: 11	H: 3 LOB: 2 BB: 0 P: 16	R: 2 E: 0 K: 1 S: 11	H: 1 LOB: 1 BB: 1 P: 22	R: 0 E: 0 K: 0 S: 6	H: 0 LOB: 1 BB: 1 P: 10	R: 0 E: 0 K: 0 S: 8	H: 1 LOB: 1 BB: 0 P: 13	1B: 6 2B: 6 3B: 0 HR: 1	SF: 0 SAC: 2 DP: 1 HBP: 0	WP: 0 PB: 0 SB: 1 CS: 1	PA: 41
<b>PITCHER</b>	IP WLS BF H R ER SO BB IBB HBP BLK WP HR S P ERA WHIP																					
Damian Moss, L (1, 1) ERA: 3.86	7.0 L 33 12 6 6 3 2 0 0 0 0 0 1 63 105 7.71 2.000																					
41 Chad Zerbe, L (8, 1) ERA: 6.19	2.0 8 1 0 0 0 1 0 0 0 0 0 0 14 23 0.00 1.000																					

Minnesota Twins @ San Francisco Giants  
PacBell Park, San Francisco, CA  
Tue Jun 03 2003, 10:15 PM EDT  
Att: 34,713 - Sunny - 68 F

AB	36
R	6
H	13
RBI	6
BB	3
SO	3
LOB	13



Batter	1	2	3	4	5	6	7	8	9	AB	R	H	RBI	BB	SO	LOB	BOTTOM					
Marquis Grissom, R (1, 8) OBP: 0.338, SLG: 0.500										5	1	2	1	0	0	2						
Ray Durham, S (1, 4) OBP: 0.431, SLG: 0.475										4	1	1	0	1	1	2						
Rich Aurilia, R (1, 6) OBP: 0.323, SLG: 0.401										4	0	0	0	0	0	4						
41 Chad Zerbe, L (8, 1) ERA: 6.19										0	0	0	0	0	0	0						
Barry Bonds, L (1, 7) OBP: 0.493, SLG: 0.642										4	1	2	1	0	0	1						
Benito Santiago, R (1, 2) OBP: 0.359, SLG: 0.524										4	0	1	1	0	0	1						
J.T. Snow, L (1, 3) OBP: 0.377, SLG: 0.410										3	0	1	0	1	0	0						
Edgardo Alfonzo, R (1, 5) OBP: 0.307, SLG: 0.340										4	0	0	0	0	0	5						
Marvin Benard, L (1, 9) OBP: 0.235, SLG: 0.267										2	1	1	0	0	0	0						
Pedro Feliz, R (7, PH) OBP: 0.315, SLG: 0.531										2	0	0	0	0	1	0						
Damian Moss, R (1, 1) OBP: 0.250, SLG: 0.217										2	0	2	1	0	0	0						
Neifi Perez, S (7, PH) OBP: 0.306, SLG: 0.370										2	0	1	0	0	0	0						
<b>Inning Stats</b>	R: 0 E: 1 K: 0 S: 4	H: 0 LOB: 0 BB: 0 P: 8	R: 0 E: 0 K: 0 S: 8	H: 2 LOB: 1 BB: 0 P: 12	R: 0 E: 0 K: 0 S: 10	H: 2 LOB: 1 BB: 0 P: 17	R: 1 E: 0 K: 0 S: 5	H: 1 LOB: 0 BB: 0 P: 6	R: 1 E: 0 K: 0 S: 11	H: 2 LOB: 0 BB: 0 P: 14	R: 1 E: 0 K: 0 S: 13	H: 2 LOB: 2 BB: 1 P: 20	R: 0 E: 1 K: 1 S: 18	H: 1 LOB: 2 BB: 1 P: 25	R: 0 E: 1 K: 0 S: 8	H: 0 LOB: 1 BB: 0 P: 13	R: 1 E: 0 K: 1 S: 7	H: 1 LOB: 0 BB: 0 P: 10	1B: 8 2B: 1 3B: 0 HR: 2	SF: 0 SAC: 0 DP: 4 HBP: 0	WP: 1 PB: 0 SB: 0 CS: 0	PA: 38
<b>PITCHER</b>	IP WLS BF H R ER SO BB IBB HBP BLK WP HR S P ERA WHIP																					
Joe Mays, R (1, 1) ERA: 5.4	6.0 W 25 9 3 3 3 1 0 0 0 0 0 1 51 77 4.50 1.667																					
Johan Santana, L (7, 1) ERA: 2.65	0.1 H 4 1 0 0 1 1 0 0 0 0 0 0 9 15 0.00 6.000																					
LaTroy Hawkins, R (7, 1) ERA: 1.37	1.2 H 5 0 0 0 0 0 0 0 0 0 1 0 17 23 0.00 0.000																					
Eddie Guardado, L (9, 1) ERA: 1.82	1.0 S 4 1 1 1 1 0 0 0 0 0 0 1 7 10 9.00 1.000																					

Minnesota Twins @ San Francisco Giants  
PacBell Park, San Francisco, CA  
Tue Jun 03 2003, 10:15 PM EDT  
Att: 34,713 - Sunny - 68 F

AB	36
R	4
H	11
RBI	4
BB	2
SO	2
LOB	15





Batter	1	2	3	4	5	6	7	8	9	AB	R	H	RBI	BB	SO	LOB	TOP				
Jacque Jones, L OBP: 0.329, SLG: 0.483	0-2 2B		0-0 G3		2-3 K		0-1 G5-3			4	1	1	0	0	1	0					
Cristian Guzman, S OBP: 0.285, SLG: 0.362	1-2 L6		1-1 1B		1-1 G4-3			0-0 F9		4	1	1	0	0	0	1					
Corey Koskie, L OBP: 0.368, SLG: 0.426	0-3 K		1-1 2B		1-2 F8			4-2 BB		3	1	1	1	1	1	1					
Tori Hunter, R OBP: 0.336, SLG: 0.447	0-1 2B		2-2 G3		4-1 CS			0-0 F9		3	0	2	1	1	0	1					
Doug Mientkiewicz, L OBP: 0.347, SLG: 0.503	1-1 G4-3		2-1 G3		4-1 BB			1-1 F7		3	0	0	1	1	0	3					
Dustan Mohr, R OBP: 0.251, SLG: 0.497		0-3 K	2-3 K		0-0 B1			0-3 K		4	0	0	0	0	3	3					
A.J. Pierzynski, L OBP: 0.321, SLG: 0.462		1-1 G6-3		2-3 K		1-0 F9		1-3 K2-3		4	0	0	0	0	2	2					
Luis Rivas, R OBP: 0.282, SLG: 0.331		4-2 BB		0-0 F8		1-0 F9		0-1 F9		2	0	0	0	1	0	0					
Matthew LeCroy, R OBP: 0.313, SLG: 0.468										1	0	0	0	0	0	0					
Juan Rincon, R OBP: 0.217, SLG: 0.250										0	0	0	0	0	0	0					
Brad Radke, R OBP: 0.217, SLG: 0.250		0-0 G4-3		0-0 F7		1-3 K				3	0	0	0	0	1	1					
J.C. Romero, S OBP: 0.217, SLG: 0.250										0	0	0	0	0	0	0					
LaTroy Hawkins, R OBP: 0.217, SLG: 0.250										0	0	0	0	0	0	0					
Denny Hocking, S OBP: 0.217, SLG: 0.250										0	0	0	0	0	0	0					
<b>Inning Stats</b>	R: 1 E: 0 K: 1 S: 13	H: 2 LOB: 1 BB: 0 P: 15	R: 0 E: 0 K: 1 S: 11	H: 0 LOB: 1 BB: 1 P: 16	R: 2 E: 0 K: 1 S: 13	H: 3 LOB: 1 BB: 0 P: 22	R: 0 E: 0 K: 1 S: 5	H: 0 LOB: 0 BB: 0 P: 7	R: 0 E: 0 K: 0 S: 9	H: 0 LOB: 0 BB: 2 P: 13	R: 0 E: 0 K: 1 S: 7	H: 0 LOB: 0 BB: 0 P: 9	R: 0 E: 0 K: 0 S: 7	H: 0 LOB: 1 BB: 1 P: 12	R: 0 E: 0 K: 2 S: 9	H: 0 LOB: 0 BB: 0 P: 10	1B: 1 2B: 4 3B: 0 HR: 0	SF: 0 SAC: 0 DP: 0 HBP: 0	WP: 0 PB: 0 CS: 1	PA: 35	
<b>PITCHER</b>	IP WLS BF H R ER SO BB IBB HBP BLK WP HR S P ERA WHIP	IP WLS BF H R ER SO BB IBB HBP BLK WP HR S P ERA WHIP	IP WLS BF H R ER SO BB IBB HBP BLK WP HR S P ERA WHIP	IP WLS BF H R ER SO BB IBB HBP BLK WP HR S P ERA WHIP	IP WLS BF H R ER SO BB IBB HBP BLK WP HR S P ERA WHIP	IP WLS BF H R ER SO BB IBB HBP BLK WP HR S P ERA WHIP	IP WLS BF H R ER SO BB IBB HBP BLK WP HR S P ERA WHIP	IP WLS BF H R ER SO BB IBB HBP BLK WP HR S P ERA WHIP	IP WLS BF H R ER SO BB IBB HBP BLK WP HR S P ERA WHIP	IP WLS BF H R ER SO BB IBB HBP BLK WP HR S P ERA WHIP	IP WLS BF H R ER SO BB IBB HBP BLK WP HR S P ERA WHIP	IP WLS BF H R ER SO BB IBB HBP BLK WP HR S P ERA WHIP	IP WLS BF H R ER SO BB IBB HBP BLK WP HR S P ERA WHIP	IP WLS BF H R ER SO BB IBB HBP BLK WP HR S P ERA WHIP	IP WLS BF H R ER SO BB IBB HBP BLK WP HR S P ERA WHIP	IP WLS BF H R ER SO BB IBB HBP BLK WP HR S P ERA WHIP	IP WLS BF H R ER SO BB IBB HBP BLK WP HR S P ERA WHIP	IP WLS BF H R ER SO BB IBB HBP BLK WP HR S P ERA WHIP	IP WLS BF H R ER SO BB IBB HBP BLK WP HR S P ERA WHIP	IP WLS BF H R ER SO BB IBB HBP BLK WP HR S P ERA WHIP	IP WLS BF H R ER SO BB IBB HBP BLK WP HR S P ERA WHIP

Minnesota Twins @ San Francisco Giants  
PacBell Park, San Francisco, CA  
Wed Jun 04 2003, 10:15 PM EDT  
Att: 35,319 - Cloudy - 62 F

AB	31
R	3
H	5
RBI	3
BB	4
SO	8
LOB	12



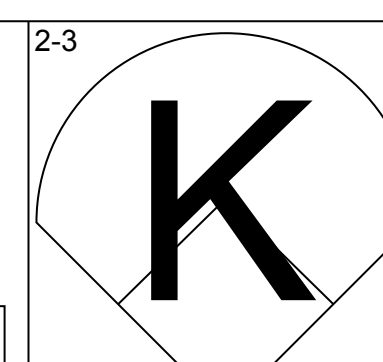
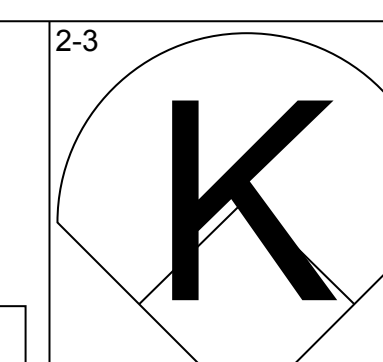
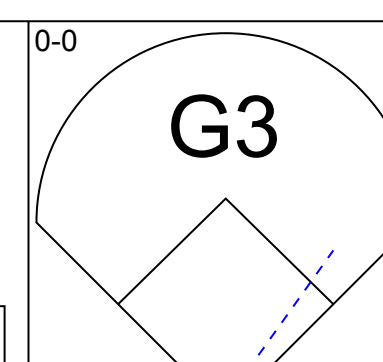
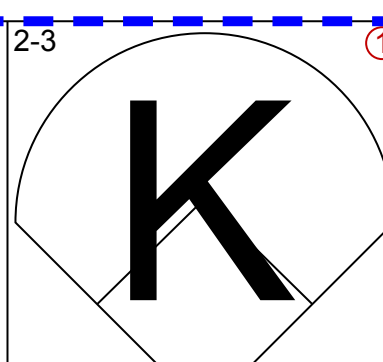
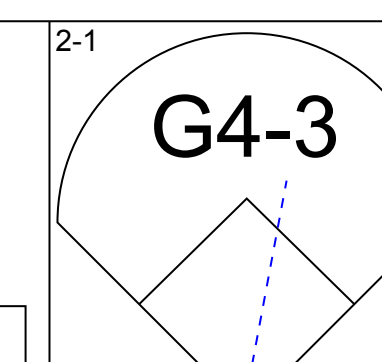
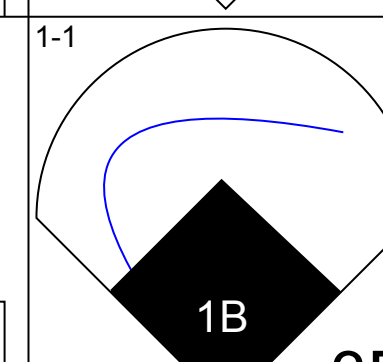
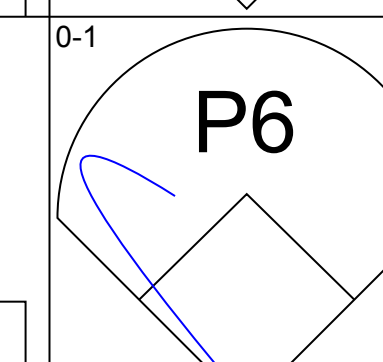
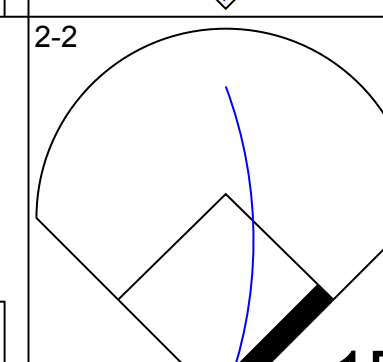
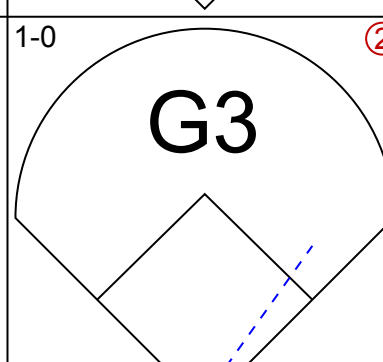
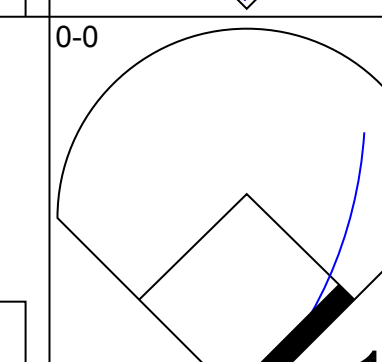
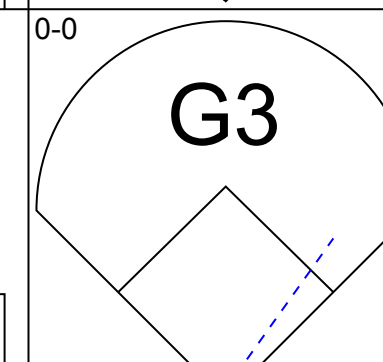
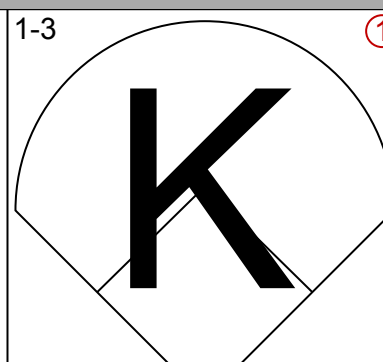
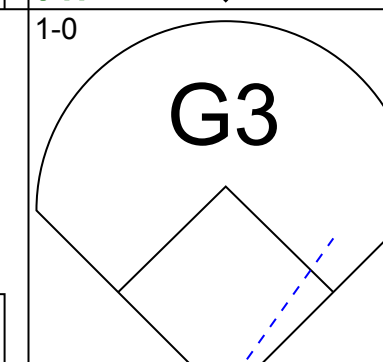
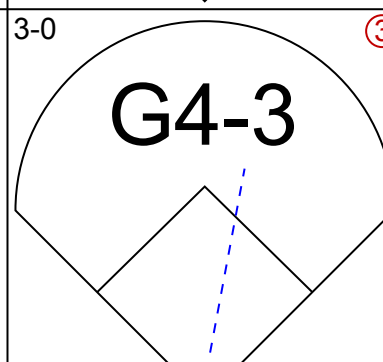
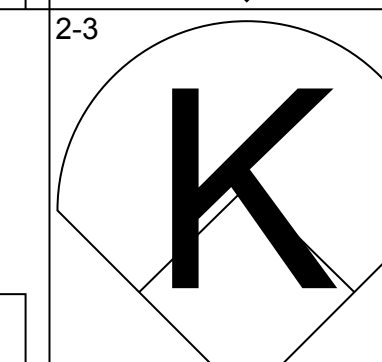
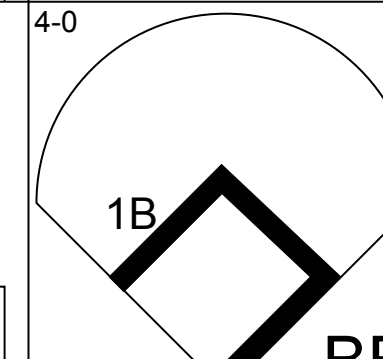
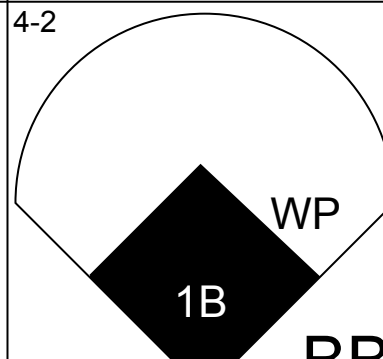
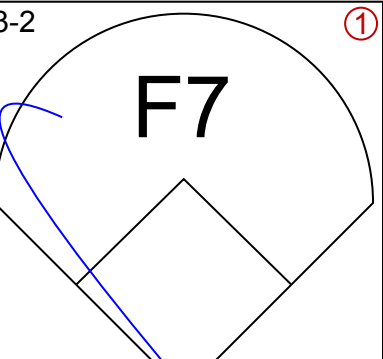
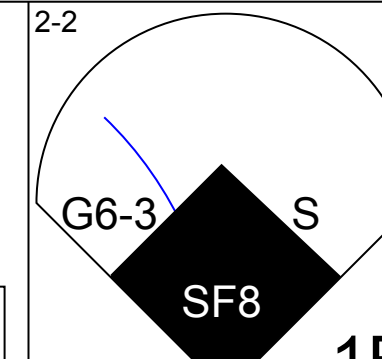
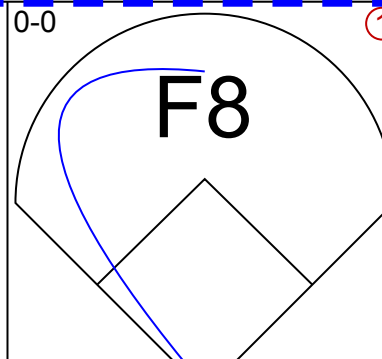
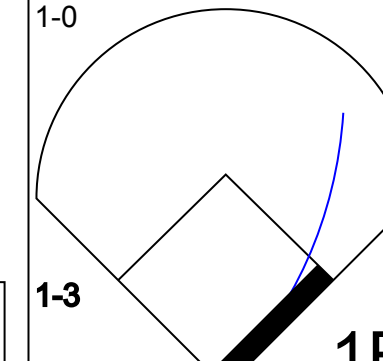
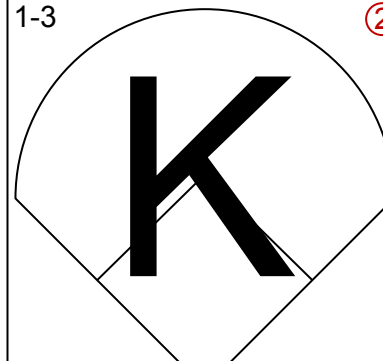
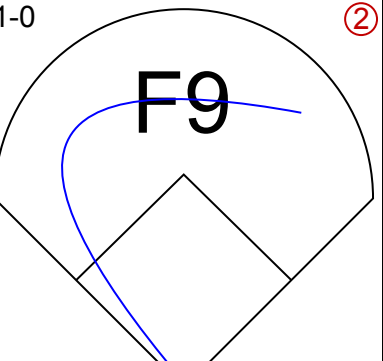
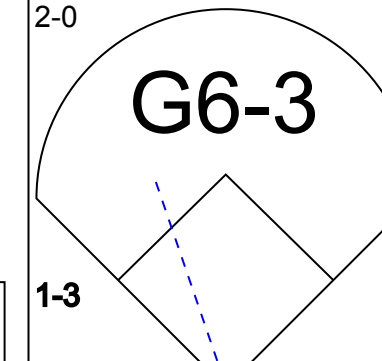
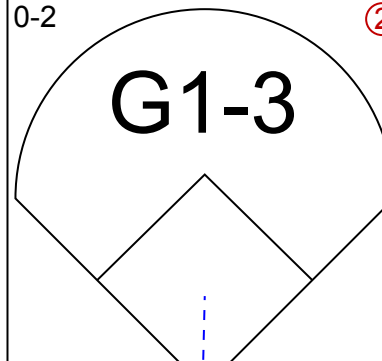
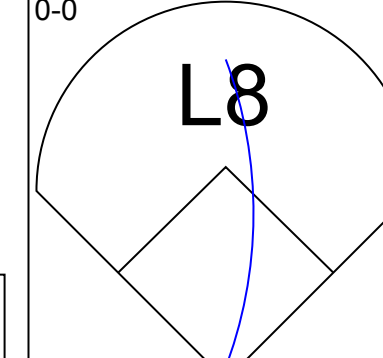
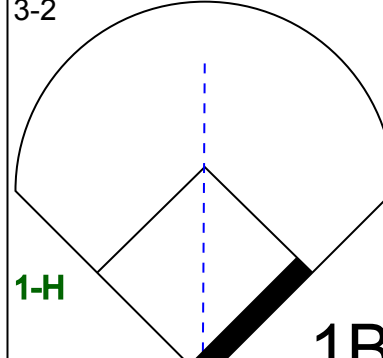
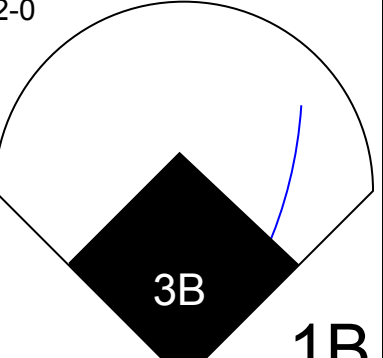
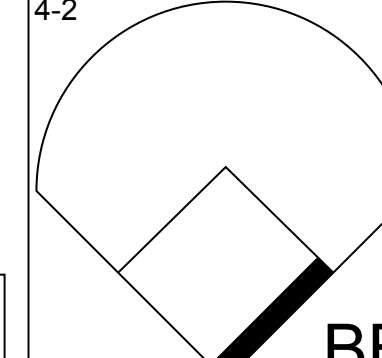
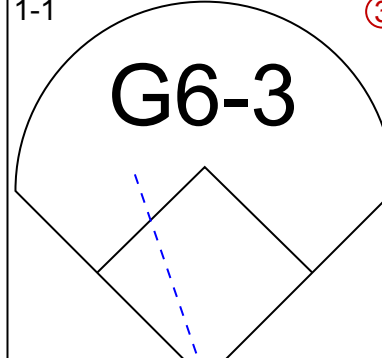
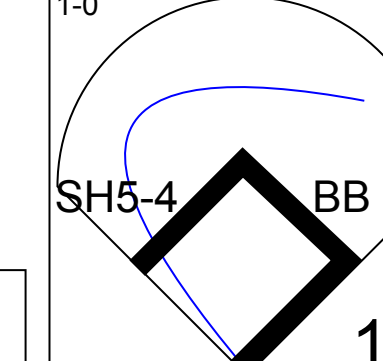
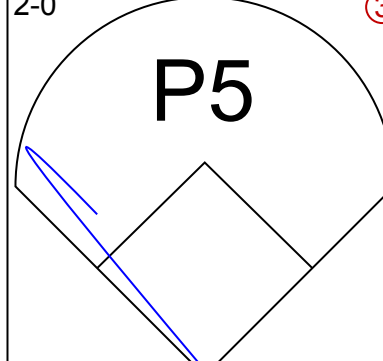
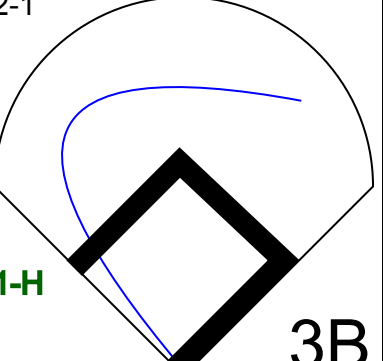
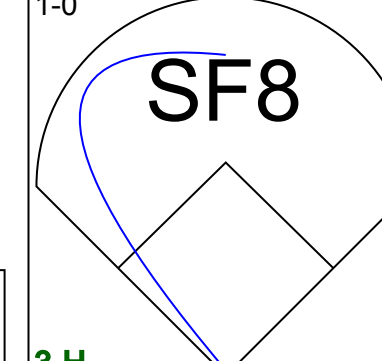
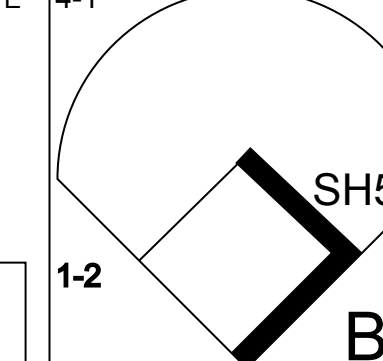
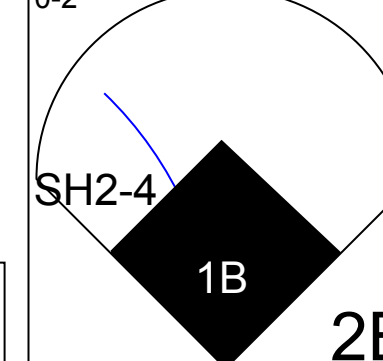


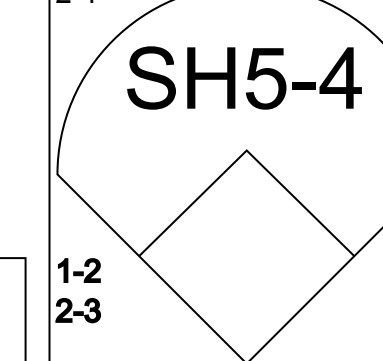


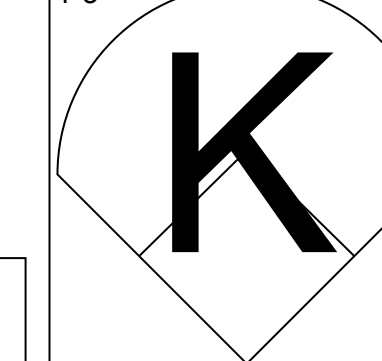
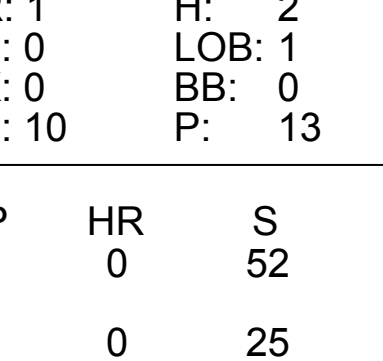
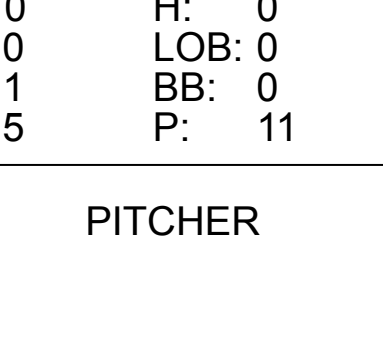
Batter	1	2	3	4	5	6	7	8	9	AB	R	H	RBI	BB	SO	LOB	BOTTOM					
Marquis Grissom, R OBP: 0.335, SLG: 0.498	1-2 P5		0-0 F9			1-2 G5-3		0-2 1B	2-3 K	5	1	1	1	0	1	2						
Ray Durham, S OBP: 0.442, SLG: 0.486	1-2 G1-3			4-2 3B		3-2 FC6-5		0-0 2B	4-1 1B	3	1	2	0	2	0	0						
Rich Aurilia, R OBP: 0.325, SLG: 0.403	0-1 F8			0-0 F8		0-2 FC6-5		0-1 FC4-2	4-2 1B	4	0	1	1	1	0	2						
Barry Bonds, L OBP: 0.495, SLG: 0.652		0-0 G3-1		1-1 3B		2-2 P4		4-0 FC4-2	0-0 1B	4	0	2	2	1	0	1						
Benito Santiago, R OBP: 0.351, SLG: 0.511		0-0 F9		0-0 F8			1-2 G5-3	0-2 FC4-2		4	0	0	0	0	0	4						
J.T. Snow, L OBP: 0.369, SLG: 0.400		1-0 G4-3		1-1 G4-3			2-2 G4-3	3-3 K		4	0	0	0	0	1	4						
Edgardo Alfonzo, R OBP: 0.306, SLG: 0.338			0-1 G5-3			0-1 G4-3		0-1 FC6-4		4	0	1	0	0	0	3						
Marvin Benard, L OBP: 0.243, SLG: 0.273			1-1 1B			0-2 F7			0-0 G6-3	3	0	1	0	0	1	1						
Jason Christiansen, R OBP: 0.326, SLG: 0.520										0	0	0	0	0	0	0						
Pedro Feliz, R OBP: 0.326, SLG: 0.520										1	0	0	0	0	0	0						
Jerome Williams, R OBP: 0.383, SLG: 0.438			2-3 K			0-0 P3		0-0 2B	4-0 BB	2	0	0	0	0	1	1						
Scott Eyre, L OBP: 0.383, SLG: 0.438										0	0	0	0	0	0	0						
Joe Nathan, R OBP: 0.383, SLG: 0.438										0	0	0	0	0	0	0						
José Cruz Jr., S OBP: 0.383, SLG: 0.438										1	2	1	0	1	0	0						
<b>Inning Stats</b>	R: 0 E: 0 K: 0 S: 9	H: 0 LOB: 0 BB: 0 P: 11	R: 0 E: 0 K: 0 S: 3	H: 0 LOB: 0 BB: 0 P: 4	R: 0 E: 0 K: 1 S: 8	H: 1 LOB: 1 BB: 0 P: 11	R: 1 E: 0 K: 0 S: 9	H: 1 LOB: 1 BB: 1 P: 15	R: 0 E: 0 K: 0 S: 7	H: 0 LOB: 0 BB: 0 P: 7	R: 0 E: 0 K: 0 S: 14	H: 1 LOB: 1 BB: 0 P: 20	R: 0 E: 0 K: 1 S: 12	H: 1 LOB: 1 BB: 0 P: 16	R: 2 E: 0 K: 1 S: 16	H: 4 LOB: 3 BB: 1 P: 23	R: 1 E: 0 K: 1 S: 10	H: 1 LOB: 3 BB: 3 P: 24	1B: 5 2B: 3 3B: 1 HR: 0	SF: 0 SAC: 0 DP: 0 HBP: 0	WP: 1 PB: 0 CS: 0	PA: 40
<b>PITCHER</b>	IP WLS BF H R ER SO BB IBB HBP BLK WP HR S P ERA WHIP	IP WLS BF H R ER SO BB IBB HBP BLK WP HR S P ERA WHIP	IP WLS BF H R ER SO BB IBB HBP BLK WP HR S P ERA WHIP	IP WLS BF H R ER SO BB IBB HBP BLK WP HR S P ERA WHIP	IP WLS BF H R ER SO BB IBB HBP BLK WP HR S P ERA WHIP	IP WLS BF H R ER SO BB IBB HBP BLK WP HR S P ERA WHIP	IP WLS BF H R ER SO BB IBB HBP BLK WP HR S P ERA WHIP	IP WLS BF H R ER SO BB IBB HBP BLK WP HR S P ERA WHIP	IP WLS BF H R ER SO BB IBB HBP BLK WP HR S P ERA WHIP	IP WLS BF H R ER SO BB IBB HBP BLK WP HR S P ERA WHIP	IP WLS BF H R ER SO BB IBB HBP BLK WP HR S P ERA WHIP	IP WLS BF H R ER SO BB IBB HBP BLK WP HR S P ERA WHIP	IP WLS BF H R ER SO BB IBB HBP BLK WP HR S P ERA WHIP	IP WLS BF H R ER SO BB IBB HBP BLK WP HR S P ERA WHIP	IP WLS BF H R ER SO BB IBB HBP BLK WP HR S P ERA WHIP	IP WLS BF H R ER SO BB IBB HBP BLK WP HR S P ERA WHIP	IP WLS BF H R ER SO BB IBB HBP BLK WP HR S P ERA WHIP	IP WLS BF H R ER SO BB IBB HBP BLK WP HR S P ERA WHIP	IP WLS BF H R ER SO BB IBB HBP BLK WP HR S P ERA WHIP	IP WLS BF H R ER SO BB IBB HBP BLK WP HR S P ERA WHIP	IP WLS BF H R ER SO BB IBB HBP BLK WP HR S P ERA WHIP	

Minnesota Twins @ San Francisco Giants  
PacBell Park, San Francisco, CA  
Wed Jun 04 2003, 10:15 PM EDT  
Att: 35,319 - Cloudy - 62 F

AB	35
R	4
H	9
RBI	4
BB	5
SO	4
LOB	18

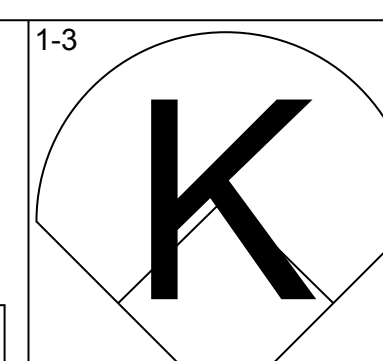
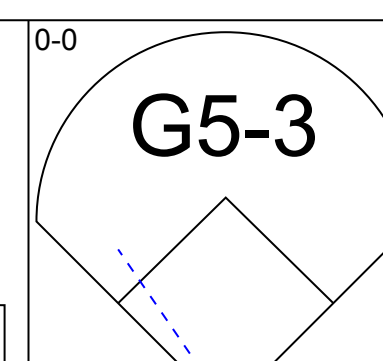
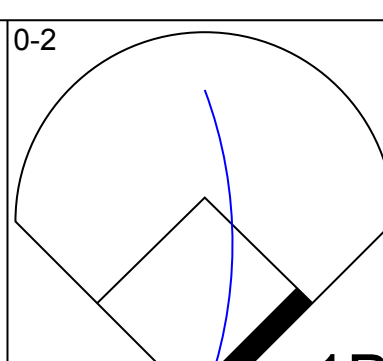
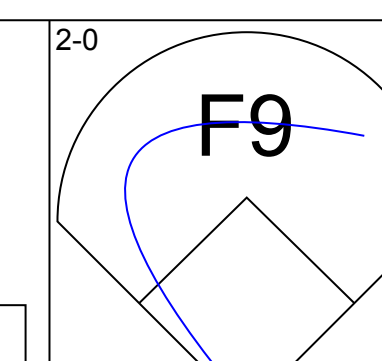
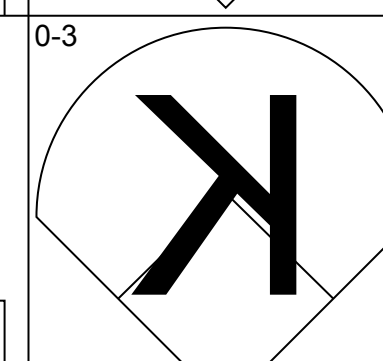
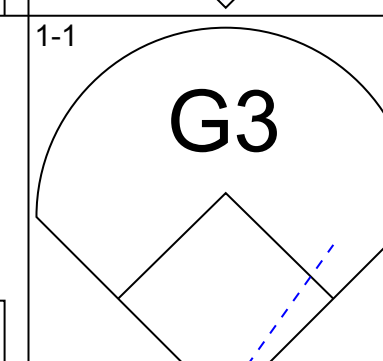
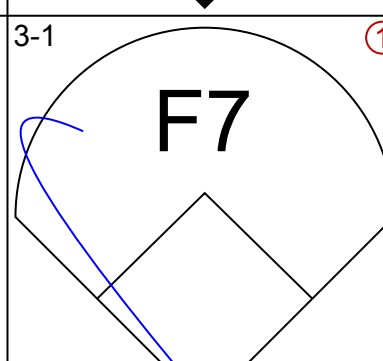
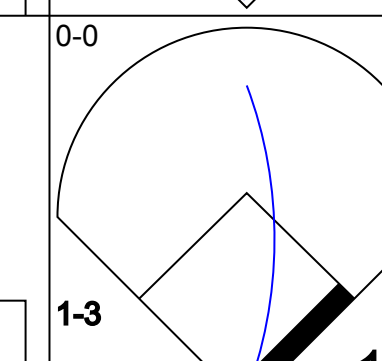
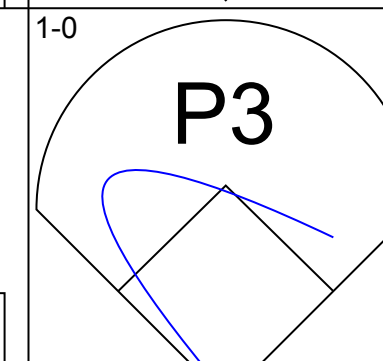
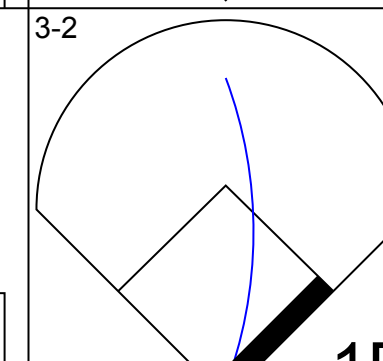
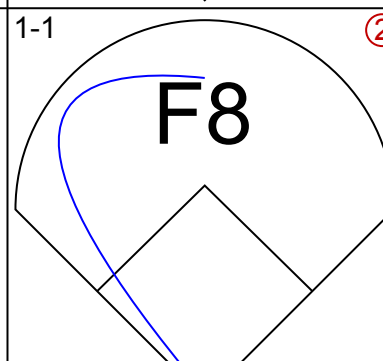
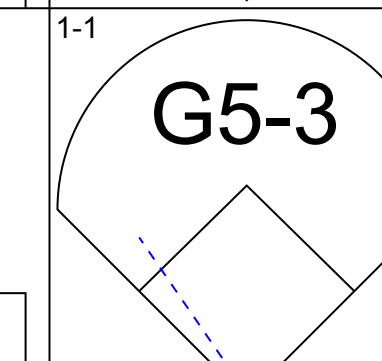
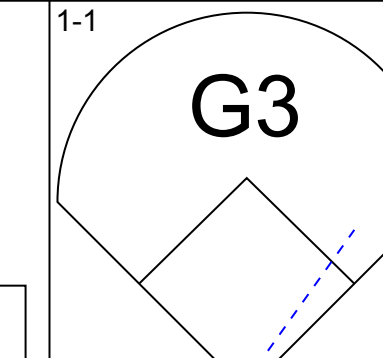
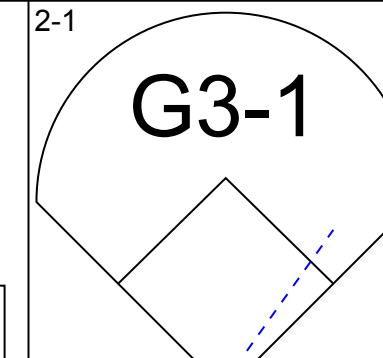
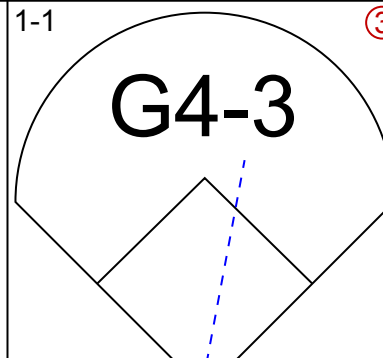
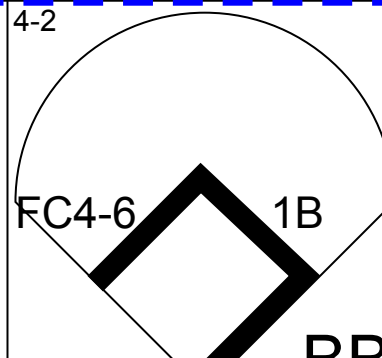
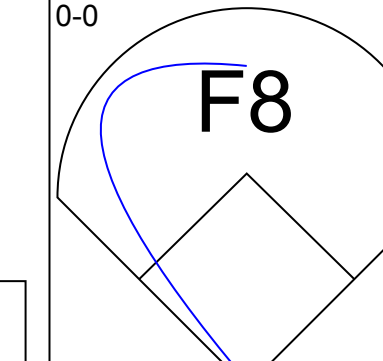
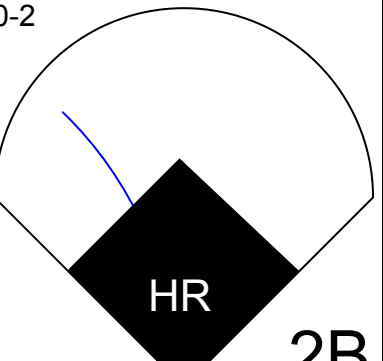
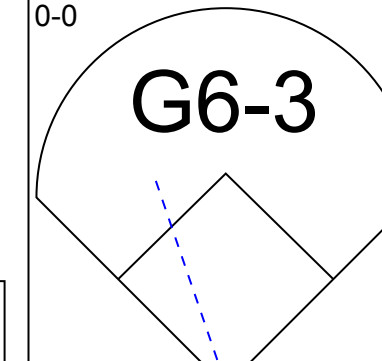
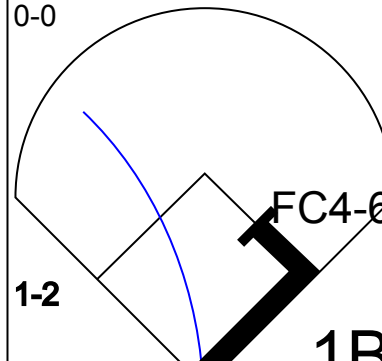
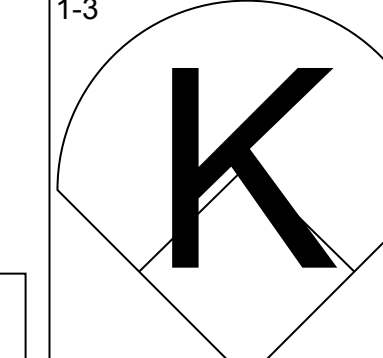
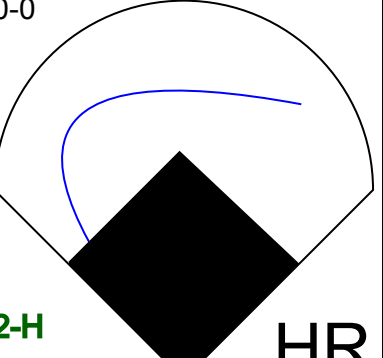
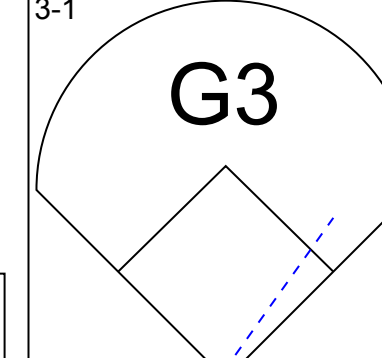
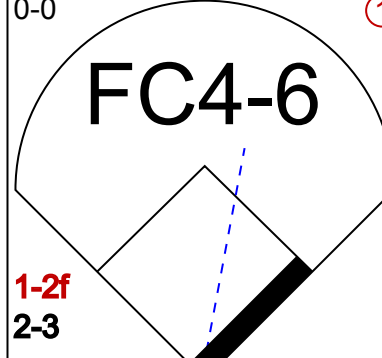
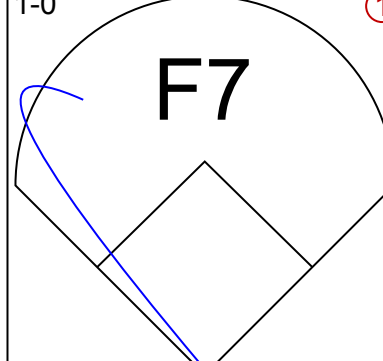
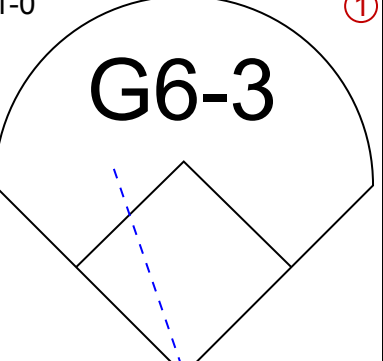
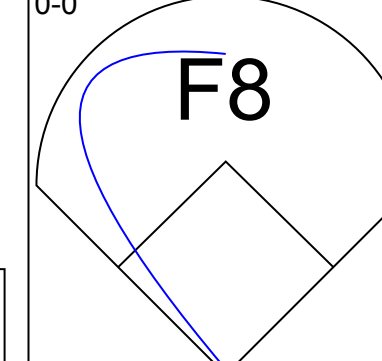
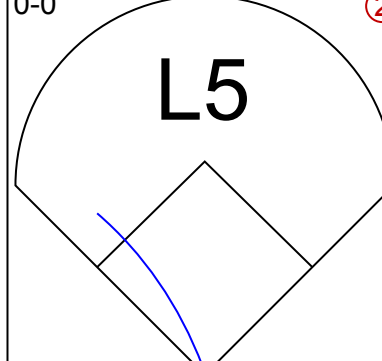
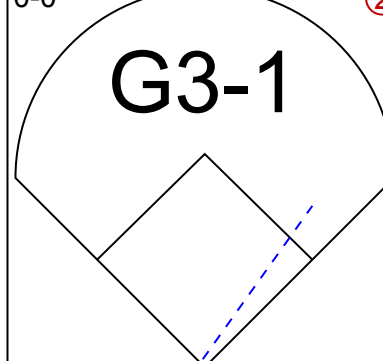
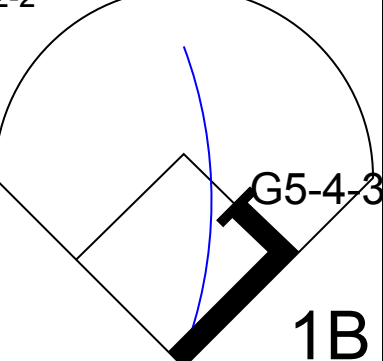

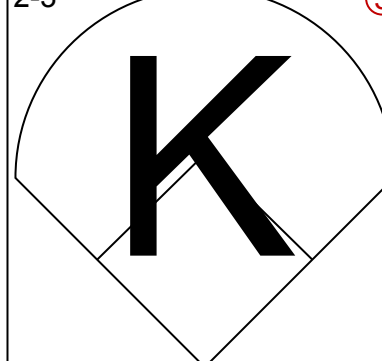
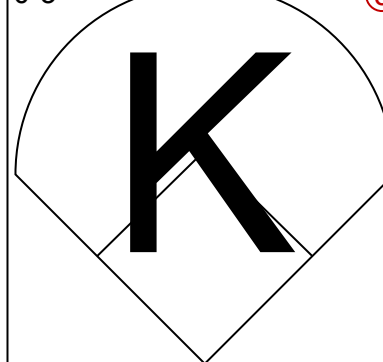
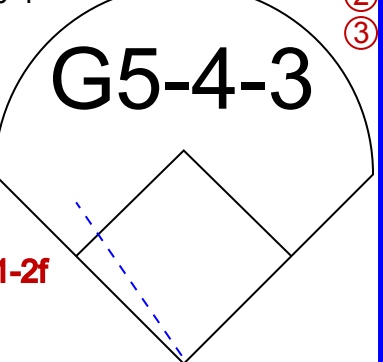

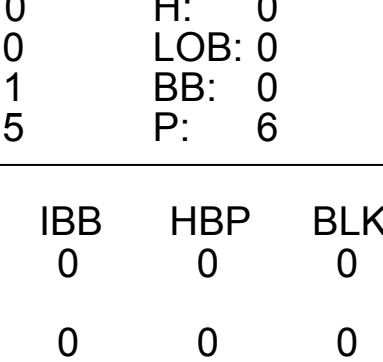
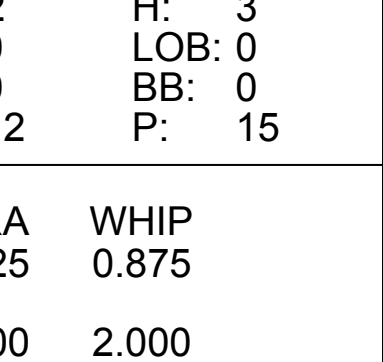
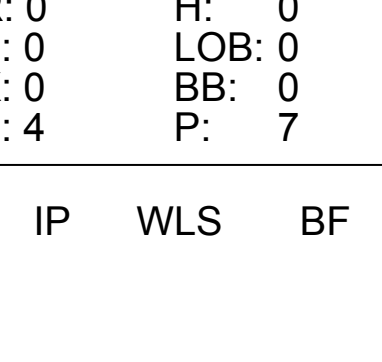




Batter	1	2	3	4	5	6	7	8	9	AB	R	H	RBI	BB	SO	LOB	TOP							
Jacque Jones, L OBP: 0.321, SLG: 0.472 (1, 7)										5	0	0	0	0	3	3	<b>Minnesota Twins @ San Francisco Giants</b> PacBell Park, San Francisco, CA Thu Jun 05 2003, 10:15 PM EDT Att: 35,783 - Sunny - 60 F							
Cristian Guzman, S OBP: 0.292, SLG: 0.377 (1, 6)										5	1	3	1	0	0	2								
Corey Koskie, L OBP: 0.360, SLG: 0.415 (1, 5)										5	0	0	0	0	2	3								
Tori Hunter, R OBP: 0.342, SLG: 0.445 (1, 8)										3	2	1	0	2	0	0								
Doug Mientkiewicz, L OBP: 0.343, SLG: 0.494 (1, 3)										5	0	1	1	0	1	2								
Bobby Kielty, S OBP: 0.402, SLG: 0.493 Eddie Guardado, R (9, 1)										4	1	2	1	1	0	2								
A.J. Pierzynski, L OBP: 0.324, SLG: 0.477 (1, 2)										3	0	2	2	0	0	1								
Chris Gomez, R OBP: 0.329, SLG: 0.417 (1, 4)										2	1	1	0	2	1	1								
Kyle Lohse, R Dustan Mohr, R (9, 9)										2	0	0	0	0	1	2								
										0	0	0	0	0	0	0								
<b>Inning Stats</b>	R: 1 E: 0 K: 1 S: 8	H: 2 LOB: 2 BB: 1 P: 16	R: 0 E: 0 K: 1 S: 10	H: 1 LOB: 2 BB: 1 P: 19	R: 1 E: 0 K: 2 S: 16	H: 1 LOB: 1 BB: 1 P: 27	R: 1 E: 0 K: 0 S: 10	H: 2 LOB: 1 BB: 0 P: 13	R: 1 E: 0 K: 0 S: 10	H: 2 LOB: 2 BB: 1 P: 21	R: 0 E: 0 K: 1 S: 5	H: 0 LOB: 0 BB: 0 P: 11	R: 1 E: 0 K: 1 S: 11	H: 1 LOB: 1 BB: 1 P: 23	R: 0 E: 0 K: 2 S: 9	H: 1 LOB: 0 BB: 0 P: 14	R: 0 E: 0 K: 0 S: 6	H: 0 LOB: 0 BB: 0 P: 7	1B: 7 2B: 1 3B: 2 HR: 0	SF: 1 SAC: 2 DP: 0 HBP: 0	WP: 1 PB: 0 SB: 1 CS: 1	PA: 42		
<b>PITCHER</b>	IP WLS BF H R ER SO BB IBB HBP BLK WP HR S P ERA WHIP	IP WLS BF H R ER SO BB IBB HBP BLK WP HR S P ERA WHIP	IP WLS BF H R ER SO BB IBB HBP BLK WP HR S P ERA WHIP	IP WLS BF H R ER SO BB IBB HBP BLK WP HR S P ERA WHIP	IP WLS BF H R ER SO BB IBB HBP BLK WP HR S P ERA WHIP	IP WLS BF H R ER SO BB IBB HBP BLK WP HR S P ERA WHIP	IP WLS BF H R ER SO BB IBB HBP BLK WP HR S P ERA WHIP	IP WLS BF H R ER SO BB IBB HBP BLK WP HR S P ERA WHIP	IP WLS BF H R ER SO BB IBB HBP BLK WP HR S P ERA WHIP	IP WLS BF H R ER SO BB IBB HBP BLK WP HR S P ERA WHIP	IP WLS BF H R ER SO BB IBB HBP BLK WP HR S P ERA WHIP	IP WLS BF H R ER SO BB IBB HBP BLK WP HR S P ERA WHIP	IP WLS BF H R ER SO BB IBB HBP BLK WP HR S P ERA WHIP	IP WLS BF H R ER SO BB IBB HBP BLK WP HR S P ERA WHIP	IP WLS BF H R ER SO BB IBB HBP BLK WP HR S P ERA WHIP	IP WLS BF H R ER SO BB IBB HBP BLK WP HR S P ERA WHIP	IP WLS BF H R ER SO BB IBB HBP BLK WP HR S P ERA WHIP	IP WLS BF H R ER SO BB IBB HBP BLK WP HR S P ERA WHIP	IP WLS BF H R ER SO BB IBB HBP BLK WP HR S P ERA WHIP	IP WLS BF H R ER SO BB IBB HBP BLK WP HR S P ERA WHIP	IP WLS BF H R ER SO BB IBB HBP BLK WP HR S P ERA WHIP	IP WLS BF H R ER SO BB IBB HBP BLK WP HR S P ERA WHIP	IP WLS BF H R ER SO BB IBB HBP BLK WP HR S P ERA WHIP	IP WLS BF H R ER SO BB IBB HBP BLK WP HR S P ERA WHIP

AB	34
R	5
H	10
RBI	5
BB	5
SO	8
LOB	16



Batter	1	2	3	4	5	6	7	8	9	AB	R	H	RBI	BB	SO	LOB	BOTTOM						
Marquis Grissom, R OBP: 0.333, SLG: 0.493 (1, 8)										4	0	1	0	0	1	1	<b>Minnesota Twins @ San Francisco Giants</b> PacBell Park, San Francisco, CA Thu Jun 05 2003, 10:15 PM EDT Att: 35,783 - Sunny - 60 F						
Ray Durham, S OBP: 0.438, SLG: 0.479 (1, 4)										4	0	1	0	0	1	1							
Rich Aurilia, R OBP: 0.304, SLG: 0.400 41 Chad Zerbe, L (9, 1)										4	0	1	0	0	0	3							
Barry Bonds, L OBP: 0.491, SLG: 0.639 (1, 7)										3	0	0	0	1	0	2							
Benito Santiago, R OBP: 0.354, SLG: 0.517 (1, 2)										4	1	2	0	0	0	0							
J.T. Snow, L OBP: 0.369, SLG: 0.417 Andres Galarraga, R (9, PH)										3	1	1	2	0	1	0							
Edgardo Alfonzo, R OBP: 0.301, SLG: 0.332 (1, 5)										4	0	0	0	0	0	2							
José Cruz Jr., S OBP: 0.381, SLG: 0.435 (1, 9)										4	0	1	0	0	1	2							
Jesse Foppert, R OBP: 0.111, SLG: 0.176 Pedro Feliz, R OBP: 0.304, SLG: 0.510 Jim Brower, R OBP: 0.667, SLG: 0.667 Neftali Perez, S OBP: 0.310, SLG: 0.374 (9, 6)										1	0	0	0	0	1	0							
										1	0	0	0	0	0	0							
<b>Inning Stats</b>	R: 0 E: 0 K: 2 S: 8	H: 0 LOB: 0 BB: 0 P: 10	R: 0 E: 0 K: 1 S: 6	H: 0 LOB: 0 BB: 0 P: 8	R: 0 E: 0 K: 1 S: 5	H: 0 LOB: 0 BB: 0 P: 6	R: 0 E: 0 K: 0 S: 9	H: 1 LOB: 1 BB: 0 P: 15	R: 2 E: 0 K: 0 S: 12	H: 3 LOB: 0 BB: 0 P: 15	R: 0 E: 0 K: 0 S: 10	H: 1 LOB: 1 BB: 0 P: 15	R: 0 E: 0 K: 0 S: 4	H: 0 LOB: 0 BB: 0 P: 7	R: 0 E: 0 K: 0 S: 8	H: 2 LOB: 2 BB: 0 P: 13	R: 0 E: 0 K: 1 S: 12	H: 1 LOB: 2 BB: 1 P: 18	1B: 6 2B: 1 3B: 0 HR: 1	SF: 0 SAC: 0 DP: 1 HBP: 0	WP: 0 PB: 0 SB: 0 CS: 0	PA: 35	
<b>PITCHER</b>	IP WLS BF H R ER SO BB IBB HBP BLK WP HR S P ERA WHIP	IP WLS BF H R ER SO BB IBB HBP BLK WP HR S P ERA WHIP	IP WLS BF H R ER SO BB IBB HBP BLK WP HR S P ERA WHIP	IP WLS BF H R ER SO BB IBB HBP BLK WP HR S P ERA WHIP	IP WLS BF H R ER SO BB IBB HBP BLK WP HR S P ERA WHIP	IP WLS BF H R ER SO BB IBB HBP BLK WP HR S P ERA WHIP	IP WLS BF H R ER SO BB IBB HBP BLK WP HR S P ERA WHIP	IP WLS BF H R ER SO BB IBB HBP BLK WP HR S P ERA WHIP	IP WLS BF H R ER SO BB IBB HBP BLK WP HR S P ERA WHIP	IP WLS BF H R ER SO BB IBB HBP BLK WP HR S P ERA WHIP	IP WLS BF H R ER SO BB IBB HBP BLK WP HR S P ERA WHIP	IP WLS BF H R ER SO BB IBB HBP BLK WP HR S P ERA WHIP	IP WLS BF H R ER SO BB IBB HBP BLK WP HR S P ERA WHIP	IP WLS BF H R ER SO BB IBB HBP BLK WP HR S P ERA WHIP	IP WLS BF H R ER SO BB IBB HBP BLK WP HR S P ERA WHIP	IP WLS BF H R ER SO BB IBB HBP BLK WP HR S P ERA WHIP	IP WLS BF H R ER SO BB IBB HBP BLK WP HR S P ERA WHIP	IP WLS BF H R ER SO BB IBB HBP BLK WP HR S P ERA WHIP	IP WLS BF H R ER SO BB IBB HBP BLK WP HR S P ERA WHIP	IP WLS BF H R ER SO BB IBB HBP BLK WP HR S P ERA WHIP	IP WLS BF H R ER SO BB IBB HBP BLK WP HR S P ERA WHIP	IP WLS BF H R ER SO BB IBB HBP BLK WP HR S P ERA WHIP	IP WLS BF H R ER SO BB IBB HBP BLK WP HR S P ERA WHIP





Batter	1	2	3	4	5	6	7	8	9	AB	R	H	RBI	BB	SO	LOB	TOP					
Alex Sanchez, L (1, 8) OBP: 0.307, SLG: 0.355	P6		FC6-4 1B		G2-3		F7			4	0	1	0	0	0	1						
Ramon Santiago, S (1, 4) OBP: 0.288, SLG: 0.270	G3-6-1 1B		FC6-4 FC4-6 1-2			G4-6-3 1B		P2		4	0	2	0	0	0	1						
Bobby Higginson, L (1, 9) OBP: 0.346, SLG: 0.362	G3-6-1 1-2		FC4-6 1-2			G4-6-3 1-2		P6		4	0	0	0	0	0	3						
Dmitri Young, S (1, 5) OBP: 0.345, SLG: 0.522		L9		G5-3		HR		K		4	1	1	1	0	1	0						
Craig Monroe, R (1, 7) OBP: 0.280, SLG: 0.350		15 HR 1B		FC1-6-5 2B		1B		G6-3		4	1	3	0	0	0	0						
Shane Halter, R (1, 3) OBP: 0.256, SLG: 0.318 (7, 6)	F9		FC1-6-5 2-3		G4-3			G5-3		4	0	0	0	0	0	3						
15 Brandon Inge, R (1, 2) Warren Morris, L (9, PH)	HR		K					G6-3		3	1	1	2	0	2	1						
20 Omar Infante, R (1, 6) Kevin Witt, L (7, PH) (7, 3)	G4-3				G4-3		P3			2	0	0	0	0	0	0						
38 Jeremy Bolderman, R (1, 1) Gene Kingsale, S (7, PH) (7, 1) Jamie Walker, L (7, 1) Matt Roney, R (8, 1)			K		K		BB			0	0	0	0	0	0	0						
<b>Inning Stats</b>	R: 0 E: 0 K: 0 S: 9	H: 1 LOB: 0 BB: 0 P: 16	R: 2 E: 0 K: 0 S: 14	H: 2 LOB: 0 BB: 0 P: 20	R: 0 E: 0 K: 1 S: 7	H: 1 LOB: 1 BB: 0 P: 11	R: 0 E: 0 K: 1 S: 14	H: 1 LOB: 0 BB: 0 P: 20	R: 0 E: 0 K: 1 S: 6	H: 0 LOB: 0 BB: 0 P: 9	R: 1 E: 0 K: 0 S: 9	H: 3 LOB: 1 BB: 0 P: 17	R: 0 E: 0 K: 1 S: 7	H: 0 LOB: 1 BB: 1 P: 11	R: 0 E: 0 K: 1 S: 9	H: 0 LOB: 0 BB: 0 P: 12	R: 0 E: 0 K: 0 S: 6	H: 0 LOB: 0 BB: 0 P: 8	1B: 5 2B: 1 3B: 0 HR: 2	SF: 0 SAC: 0 DP: 2 HBP: 0	WP: 0 PB: 0 SB: 0 CS: 0	PA: 34
<b>PITCHER</b>	IP	WLS	BF	H	R	ER	SO	BB	IBB	HBP	BLK	WP	HR	S	P	ERA	WHIP					
Kirk Rueter, L (1, 1) ERA: 3.42	6.0	W	24	8	3	3	3	0	0	0	0	0	2	59	93	4.50	1.333					
Felix Rodriguez, R (7, 1) ERA: 3.9	2.0	H	7	0	0	0	2	1	0	0	0	0	0	16	23	0.00	0.500					
Tim Worrell, R (9, 1) ERA: 1.39	1.0	S	3	0	0	0	0	0	0	0	0	0	0	6	8	0.00	0.000					

**Detroit Tigers @ San Francisco Giants**  
 PacBell Park, San Francisco, CA  
 Fri Jun 06 2003, 10:15 PM EDT  
 Att: 41,554 - Cloudy - 61 F

AB	33
R	3
H	8
RBI	3
BB	1
SO	5
LOB	9



Batter	1	2	3	4	5	6	7	8	9	AB	R	H	RBI	BB	SO	LOB	BOTTOM				
Marquis Grissom, R (1, 8) OBP: 0.336, SLG: 0.498	CS 1B		F8	E4			SH G6-4-3 2B			4	1	2	0	0	0	1					
J.T. Snow, L (1, 3) OBP: 0.376, SLG: 0.420	2B FC4-6 HBP		G5-4-3 1B	BB			SH G6-4-3 2-3			1	1	1	0	1	0	0					
Rich Aurilia, R (1, 6) OBP: 0.322, SLG: 0.402	FC4-6 1-3 2B		G5-4-3 1-2	F8			G6-4-3 1-2 3-H 2-1			4	0	1	0	0	0	5					
Barry Bonds, L (1, 7) OBP: 0.491, SLG: 0.634	FC4-6 1B			1B 1B	P2		F8			3	1	1	0	1	0	0					
Ray Durham, S (1, 4) OBP: 0.433, SLG: 0.473	FC4-6 1-2 3-H			K	P6			E BLK 1B		4	0	1	1	0	1	3					
Edgardo Alfonzo, R (1, 5) OBP: 0.300, SLG: 0.330	F7			BB 1B	G6-3			F8		4	1	1	0	0	0	3					
José Cruz Jr., S (1, 9) OBP: 0.383, SLG: 0.433	P6			FC4-6 BB E 1B		G4-3		E BB		3	1	1	1	1	0	0					
Yorvit Torrealba, R (1, 2) OBP: 0.344, SLG: 0.492	L8			FC4-6 BB		G6-3		E4 G4-6-3		3	0	0	0	1	0	2					
Kirk Rueter, L (1, 1) OBP: 0.182, SLG: 0.156 Pedro Feliz, R (6, PH) Felix Rodriguez, R (7, 1) Andres Galarraga, R (8, PH) Tim Worrell, R (9, 1)	G6-3			FC4-6 E		G5-3		G4-6-3		2	0	0	1	0	0	2					
<b>Inning Stats</b>	R: 1 E: 0 K: 0 S: 10	H: 2 LOB: 2 BB: 1 P: 20	R: 0 E: 0 K: 0 S: 5	H: 0 LOB: 0 BB: 0 P: 8	R: 0 E: 0 K: 0 S: 4	H: 1 LOB: 0 BB: 0 P: 6	R: 3 E: 1 K: 1 S: 18	H: 3 LOB: 3 BB: 2 P: 32	R: 0 E: 0 K: 0 S: 8	H: 0 LOB: 0 BB: 0 P: 9	R: 0 E: 0 K: 0 S: 5	H: 0 LOB: 0 BB: 0 P: 6	R: 1 E: 0 K: 0 S: 6	H: 1 LOB: 0 BB: 0 P: 9	R: 0 E: 1 K: 0 S: 18	H: 1 LOB: 2 BB: 1 P: 28	1B: 6 2B: 2 3B: 0 HR: 0	SF: 0 SAC: 1 DP: 3 HBP: 1	WP: 0 PB: 0 SB: 0 CS: 1	PA: 36	
<b>PITCHER</b>	IP	WLS	BF	H	R	ER	SO	BB	IBB	HBP	BLK	WP	HR	S	P	ERA	WHIP				
38 Jeremy Bolderman, R (1, 1) ERA: 5.51	6.0	L	27	6	4	3	1	2	1	1	0	0	0	5	81	4.50	1.333				
Jamie Walker, L (7, 1) ERA: 4.66	1.0		4	1	1	1	0	0	0	0	0	0	0	6	9	9.00	1.000				
Matt Roney, R (8, 1) ERA: 3.6	1.0		5	1	0	0	0	1	0	0	1	0	0	18	28	0.00	2.000				

**Detroit Tigers @ San Francisco Giants**  
 PacBell Park, San Francisco, CA  
 Fri Jun 06 2003, 10:15 PM EDT  
 Att: 41,554 - Cloudy - 61 F

AB	30
R	5
H	8
RBI	3
BB	4
SO	1
LOB	19













Batter	1	2	3	4	5	6	7	8	9	AB	R	H	RBI	BB	SO	LOB	TOP			
Marquis Grissom, R OBP: 0.336, SLG: 0.500			G5-3		G5-3			K		4	0	0	0	0	2	1	<b>San Francisco Giants @ Chicago White Sox</b> U.S. Cellular Field, Chicago, IL Tue Jun 10 2003, 8:05 PM EDT Att: 23,837 - Cloudy - 77 F <a href="http://livebaseballscorecards.com">livebaseballscorecards.com</a>			
Ray Durham, S OBP: 0.426, SLG: 0.462	K			HR	F7			K		4	1	1	0	0	2	0				
Rich Aurilia, R OBP: 0.322, SLG: 0.401				F8	G6-3			F9		4	0	1	0	0	0	1				
Barry Bonds, L OBP: 0.496, SLG: 0.665	K			HR	1B			P6		3	1	1	2	1	1	1				
Benito Santiago, R OBP: 0.346, SLG: 0.495		G4-3		P4				2B		3	0	1	0	1	0	0				
Pedro Feliz, R OBP: 0.295, SLG: 0.482								1B		0	1	0	0	0	0	0				
Andres Galarraga, R OBP: 0.396, SLG: 0.564	G5-3			K2-3				1B		4	0	1	0	0	2	2				
J.T. Snow, L OBP: 0.378, SLG: 0.424					G3			K		4	0	2	1	0	1	0				
Marvin Benard, L OBP: 0.262, SLG: 0.297	F7				2B			G6-3		0	0	0	0	0	0	0				
Edgardo Alfonzo, R OBP: 0.297, SLG: 0.330								1B		4	0	0	0	0	0	3				
José Cruz Jr., S OBP: 0.378, SLG: 0.441			K		G3			G4-3		3	0	0	0	0	1	1				
<b>Inning Stats</b>	R: 0 E: 0 K: 3 S: 12	H: 1 LOB: 1 BB: 0 P: 18	R: 0 E: 0 K: 0 S: 7	H: 0 LOB: 0 BB: 0 P: 13	R: 0 E: 0 K: 1 S: 6	H: 0 LOB: 0 BB: 0 P: 10	R: 2 E: 0 K: 1 S: 16	H: 2 LOB: 0 BB: 0 P: 20	R: 0 E: 0 K: 1 S: 9	H: 1 LOB: 2 BB: 1 P: 15	R: 0 E: 0 K: 1 S: 8	H: 0 LOB: 0 BB: 0 P: 10	R: 0 E: 0 K: 2 S: 9	H: 0 LOB: 0 BB: 1 P: 11	R: 1 E: 0 K: 0 S: 12	H: 2 LOB: 2 BB: 1 P: 19	1B: 4 2B: 2 3B: 0 HR: 1	SF: 0 SAC: 0 DP: 1 HBP: 0	WP: 0 PB: 0 SB: 0 CS: 0	PA: 35
<b>PITCHER</b>	IP WLS BF H R ER SO BB IBB HBP BLK WP HR S P ERA WHIP																			
Jon Garland, R ERA: 5.29	(1, 1) 7.0 W 27 5 2 2 7 0 1 0 0 0 0 1 68 102 2.57 0.714																			
Tom Gordon, R ERA: 4.25	(8, 1) 1.0 H 3 0 0 0 2 0 0 0 0 0 0 0 9 11 0.00 0.000																			
Damaso Marte, L ERA: 1.09	(9, 1) 0.1 H 1 0 0 0 0 0 0 0 0 0 0 0 2 3 0.00 0.000																			
Billy Koch, R ERA: 5.13	(9, 1) 0.2 4 2 1 1 0 1 0 0 0 0 0 0 10 16 13.50 4.500																			


Batter	1	2	3	4	5	6	7	8	9	AB	R	H	RBI	BB	SO	LOB	BOTTOM			
D'Angelo Jimenez, S OBP: 0.367, SLG: 0.476	K		P6							4	1	2	1	0	1	1	<b>San Francisco Giants @ Chicago White Sox</b> U.S. Cellular Field, Chicago, IL Tue Jun 10 2003, 8:05 PM EDT Att: 23,837 - Cloudy - 77 F <a href="http://livebaseballscorecards.com">livebaseballscorecards.com</a>			
Jose Valentin, S OBP: 0.320, SLG: 0.444	K			G5-3	1B			K		3	1	1	0	1	2	1				
Frank Thomas, R OBP: 0.423, SLG: 0.554				2B						4	0	1	0	0	0	4				
Aaron Rowand, R OBP: 0.200, SLG: 0.167	G6-3			G5-3	F9			1B		0	0	0	0	0	0	0				
Brian Daubach, L OBP: 0.306, SLG: 0.320		G3-1		BLK				K		4	1	1	1	0	1	1				
Carlos Lee, R OBP: 0.322, SLG: 0.464				1B				G4-3		3	0	2	1	1	0	0				
Armando Rios, L OBP: 0.241, SLG: 0.291				1B				F9		4	0	0	0	0	0	3				
14 Paul Konerko, R ERA: 3.74								G4-3		4	0	0	0	0	0	3				
Tony Graffanino, R OBP: 0.357, SLG: 0.460		FC6-4						G4-3		2	0	0	0	1	0	1				
24 Joe Crede, R OBP: 0.251, SLG: 0.337								G4-3		1	1	0	0	0	0	0				
Miguel Olivo, R OBP: 0.310, SLG: 0.417								G4-3		2	1	1	2	1	1	1				
<b>Inning Stats</b>	R: 0 E: 0 K: 2 S: 9	H: 0 LOB: 0 BB: 0 P: 17	R: 0 E: 0 K: 0 S: 8	H: 0 LOB: 1 BB: 1 P: 18	R: 0 E: 0 K: 1 S: 7	H: 0 LOB: 0 BB: 1 P: 13	R: 2 E: 0 K: 0 S: 12	H: 3 LOB: 0 BB: 0 P: 20	R: 0 E: 0 K: 1 S: 13	H: 2 LOB: 3 BB: 1 P: 24	R: 0 E: 0 K: 1 S: 8	H: 1 LOB: 0 BB: 0 P: 12	R: 3 E: 0 K: 1 S: 18	H: 3 LOB: 1 BB: 1 P: 30	R: 0 E: 0 K: 0 S: 5	H: 0 LOB: 0 BB: 0 P: 9	1B: 6 2B: 2 3B: 0 HR: 2	SF: 0 SAC: 1 DP: 2 HBP: 0	WP: 0 PB: 0 SB: 0 CS: 0	PA: 34
<b>PITCHER</b>	IP WLS BF H R ER SO BB IBB HBP BLK WP HR S P ERA WHIP																			
Jerome Williams, R ERA: 5.74	(1, 1) 5.0 21 5 2 2 4 3 0 0 0 0 0 0 0 49 92 3.60 1.600																			
Scott Eyre, L ERA: 3.28	(6, 1) 1.0 3 1 0 0 1 0 0 0 0 0 0 0 8 12 0.00 1.000																			
Joe Nathan, R ERA: 3.74	(7, 1) 0.1 L 2 0 2 2 0 1 0 0 0 0 0 0 0 3 8 54.00 3.000																			
Felix Rodriguez, R ERA: 4.4	(7, 1) 0.0 2 2 1 1 0 0 0 0 0 0 0 0 2 9 12 = =																			
Jason Christiansen, L ERA: 27.6	(7, 1) 0.2 3 1 0 0 1 0 0 0 0 0 0 0 6 10 0.00 1.500																			



Batter	1	2	3	4	5	6	7	8	9	AB	R	H	RBI	BB	SO	LOB	TOP					
Marquis Grissom, R OBP: 0.337, SLG: 0.500	G5-3	F7				SF8											4 1 2 1 0 0 0					
Neftali Feliz, S OBP: 0.316, SLG: 0.385	K					G5-3											5 1 1 0 0 3 4					
Ray Durham, S OBP: 0.430, SLG: 0.466	BB HR 1B							SF8									3 2 2 3 0 1 0					
Barry Bonds, L OBP: 0.494, SLG: 0.673	HR BB					G4-3		G1-3									4 2 1 2 1 0 4					
Bento Santiago, R OBP: 0.343, SLG: 0.485 Yorvit Torrealba, R OBP: 0.344, SLG: 0.492	HR BB					G4-3		G5-3									4 1 0 0 0 1 1 0 0 0 0 0 0 0 0 0					
Pedro Feliz, R OBP: 0.288, SLG: 0.508	HR					G6-3		G6-3									5 1 1 4 0 0 0					
J.T. Snow, L OBP: 0.379, SLG: 0.425	F9							G4-3									4 1 1 0 1 1 0					
José Cruz Jr., S OBP: 0.380, SLG: 0.446		P3				G4-3											4 2 2 1 0 0 1					
Marvin Benard, L OBP: 0.283, SLG: 0.317	G6-3					B1-3											4 0 2 0 0 0 0					
<b>Inning Stats</b>	R: 4 E: 0 K: 1 S: 15	H: 2 LOB: 0 BB: 2 P: 32	R: 0 E: 0 K: 0 S: 6	H: 0 LOB: 0 BB: 0 P: 8	R: 0 E: 0 K: 2 S: 11	H: 0 LOB: 0 BB: 0 P: 14	R: 0 E: 0 K: 1 S: 9	H: 0 LOB: 1 BB: 1 P: 16	R: 4 E: 0 K: 0 S: 15	H: 4 LOB: 0 BB: 0 P: 18	R: 2 E: 0 K: 0 S: 15	H: 3 LOB: 2 BB: 0 P: 25	R: 0 E: 0 K: 1 S: 8	H: 0 LOB: 0 BB: 0 P: 13	R: 1 E: 0 K: 0 S: 13	H: 3 LOB: 2 BB: 0 P: 20	R: 0 E: 0 K: 0 S: 6	H: 0 LOB: 0 BB: 0 P: 11	1B: 7 2B: 3 3B: 0 HR: 2	SF: 2 SAC: 0 DP: 0 HBP: 1	WP: 0 PB: 0 CS: 0	PA: 43
<b>PITCHER</b>	IP	WLS	BF	H	R	ER	SO	BB	IBB	HBP	BLK	WP	HR	S	P	ERA	WHIP					
56 Mark Buehrle, L ERA: 5.18	4.1	L	22	6	8	8	4	3	0	0	0	0	2	49	81	16.61	2.077					
Gary Glover, R ERA: 5.53	1.0		6	3	2	2	0	0	0	0	0	0	0	13	20	18.00	3.000					
Kelly Wunsch, L ERA: 1.15	0.2		3	0	0	0	0	0	0	1	0	0	0	7	12	0.00	0.000					
Rick White, R ERA: 7.88	2.0		9	3	1	1	2	0	0	0	0	0	0	21	33	4.50	1.500					
David Sanders, L ERA: 5.27	1.0		3	0	0	0	0	0	0	0	0	0	0	6	11	0.00	0.000					

San Francisco Giants @ Chicago White Sox  
U.S. Cellular Field, Chicago, IL  
Wed Jun 11 2003, 8:05 PM EDT  
Att: 19,114 - Overcast - 57 F


AB 37  
R 11  
H 12  
RBI 11  
BB 3  
SO 6  
LOB 9



Batter	1	2	3	4	5	6	7	8	9	AB	R	H	RBI	BB	SO	LOB	BOTTOM					
D'Angelo Jimenez, S OBP: 0.359, SLG: 0.465	K		G4-3			K		F7	F8								5 0 0 0 0 2 3					
Jose Valentin, S OBP: 0.317, SLG: 0.443	F7					K		HR 2B	P6								5 1 1 1 0 1 2					
Frank Thomas, R OBP: 0.420, SLG: 0.546	F7							E6 HR									3 1 0 0 1 1 1					
Magglio Ordonez, R OBP: 0.330, SLG: 0.462 Aaron Rowand, R OBP: 0.212, SLG: 0.230		K				K		HR									3 0 0 0 0 2 1 1 1 1 3 0 0 0					
Brian Daubach, L OBP: 0.326, SLG: 0.325						K2-3											2 0 1 0 2 1 0					
Carlos Lee, R OBP: 0.317, SLG: 0.455						P6		F8									4 0 0 0 0 1 3					
Armando Rios, L OBP: 0.241, SLG: 0.289								F7									4 0 1 0 0 1 1					
24 Joe Crede, R OBP: 0.256, SLG: 0.336			G1-3														3 0 1 0 1 0 0					
Miguel Olivo, R OBP: 0.306, SLG: 0.410 Josh Paul, R OBP: 0.714, SLG: 0.667			K														2 0 0 0 0 1 2 1 1 1 0 1 0 0					
<b>Inning Stats</b>	R: 0 E: 0 K: 1 S: 7	H: 0 LOB: 0 BB: 0 P: 10	R: 0 E: 0 K: 3 S: 11	H: 0 LOB: 1 BB: 1 P: 17	R: 0 E: 0 K: 1 S: 9	H: 0 LOB: 0 BB: 0 P: 12	R: 0 E: 0 K: 1 S: 5	H: 0 LOB: 0 BB: 0 P: 9	R: 0 E: 0 K: 3 S: 12	H: 1 LOB: 2 BB: 1 P: 20	R: 0 E: 0 K: 0 S: 7	H: 0 LOB: 0 BB: 1 P: 14	R: 4 E: 1 K: 0 S: 35	H: 3 LOB: 1 BB: 1 P: 54	R: 0 E: 0 K: 0 S: 14	H: 2 LOB: 2 BB: 0 P: 23	1B: 4 2B: 1 3B: 0 HR: 1	SF: 0 SAC: 0 DP: 1 HBP: 0	WP: 0 PB: 0 CS: 0	PA: 38		
<b>PITCHER</b>	IP	WLS	BF	H	R	ER	SO	BB	IBB	HBP	BLK	WP	HR	S	P	ERA	WHIP					
Jesse Foppert, R ERA: 4.18	7.1	W	27	1	1	1	10	5	0	0	0	0	1	22	34	0.00	4.500					
Jim Brower, R ERA: 4.66	0.2		6	3	3	0	0	0	0	0	0	0	0	14	23	0.00	2.000					
41 Chad Zerbe, L ERA: 5.21	1.0		5	2	0	0	0	0	0	0	0	0	0	14	23	0.00	2.000					

San Francisco Giants @ Chicago White Sox  
U.S. Cellular Field, Chicago, IL  
Wed Jun 11 2003, 8:05 PM EDT  
Att: 19,114 - Overcast - 57 F

AB 33  
R 4  
H 6  
RBI 4  
BB 5  
SO 10  
LOB 13



















Batter	1	2	3	4	5	6	7	8	9	AB	R	H	RBI	BB	SO	LOB	TOP				
Marquis Grissom, R OBP: 0.338, SLG: 0.490 (1, 8)	4-2 G3-6-3 HBP		0-0 L6		3-2 SF9		3-2 G6-3 1B		0-3 K	3	0	1	1	0	1	1	<b>San Francisco Giants @ Kansas City Royals</b> Kauffman Stadium, Kansas City, MO Sun Jun 15 2003, 1:05 PM CDT Att: 29,631 - Cloudy - 86 F				
Marvin Benard, L OBP: 0.237, SLG: 0.259 (1, 7)	2-2 G3-6-3 1-2		2-1 S 1B		1-2 P5		1-1 G6-3 1-2		0-0 G1-3	5	0	1	0	0	0	4					
Ray Durham, S OBP: 0.424, SLG: 0.455 Neifi Perez, S OBP: 0.305, SLG: 0.376 (7, PH) (7, 4)	2-1 G3-1		2-2 G4-3 1-2		2-3 K		3-2 G3-1			3	0	0	0	0	1	2					
Barry Bonds, L OBP: 0.498, SLG: 0.685 (1, 10)		3-2 1B E 1B		3-0 HR		4-0 F9 HBP BB		0-0 F7		3	2	2	1	1	0	0					
Edgardo Alfonzo, R OBP: 0.301, SLG: 0.332 (1, 5)		0-2 E9 G4-3 1B		2-2 F9		1-0 HBP		1-0 F8		3	1	1	0	0	0	0					
J.T. Snow, L OBP: 0.381, SLG: 0.422 (1, 3)		2-2 G4-3		0-2 F8		2-1 F9		0-1 2B		4	0	1	1	0	0	2					
Rich Aurilia, R OBP: 0.326, SLG: 0.415 (1, 6)		3-H G4-3		0-2 P2		0-0 P4		1-0 F8		4	0	0	0	0	0	3					
José Cruz Jr., S OBP: 0.385, SLG: 0.471 (1, 9)		1-1 G3		1-1 1B SF9 2B		2-1 F9		0-0 SH3-4 1B		4	1	2	0	0	0	2					
Yorvit Torrealba, R OBP: 0.324, SLG: 0.455 (1, 2)			0-0 F9		0-0 2-3 1B		0-1 G6-3		0-0 SH3-4	3	0	1	0	0	0	0					
<b>Inning Stats</b>	R: 0 E: 0 K: 0 S: 7	H: 0 LOB: 0 BB: 0 P: 15	R: 2 E: 1 K: 0 S: 14	H: 2 LOB: 0 BB: 0 P: 22	R: 0 E: 0 K: 0 S: 7	H: 1 LOB: 1 BB: 0 P: 11	R: 1 E: 0 K: 0 S: 11	H: 1 LOB: 0 BB: 0 P: 16	R: 1 E: 0 K: 1 S: 21	H: 2 LOB: 1 BB: 0 P: 28	R: 0 E: 0 K: 0 S: 5	H: 0 LOB: 2 BB: 1 P: 14	R: 0 E: 0 K: 0 S: 12	H: 1 LOB: 1 BB: 0 P: 19	R: 0 E: 0 K: 0 S: 5	H: 1 LOB: 1 BB: 0 P: 7		R: 0 E: 0 K: 1 S: 6	H: 1 LOB: 1 BB: 0 P: 6	1B: 6 2B: 2 3B: 0 HR: 1	SF: 1 SAC: 1 DP: 1 HBP: 2
<b>PITCHER</b>	IP WLS BF H R ER SO BB IBB HBP BLK WP HR S P ERA WHIP	6.0 0 26 6 4 4 1 1 0 2 0 0 1 65 106 6.00 1.167	2.0 0 8 2 0 0 0 0 0 0 0 0 0 17 26 0.00 1.000	1.0 W 4 1 0 0 1 0 0 0 0 0 0 6 6 0.00 1.000	<b>PITCHER</b>										IP WLS BF H R ER SO BB IBB HBP BLK WP HR S P ERA WHIP	6.0 0 26 6 4 4 1 1 0 2 0 0 1 65 106 6.00 1.167					

Batter	1	2	3	4	5	6	7	8	9	AB	R	H	RBI	BB	SO	LOB	BOTTOM				
Desi Relaford, S OBP: 0.343, SLG: 0.421 (1, 5)	4-2 29 CS 1B BB		0-1 F8		0-0 G3-1		0-3 K		1-3 K	4	0	0	0	1	2	3	<b>San Francisco Giants @ Kansas City Royals</b> Kauffman Stadium, Kansas City, MO Sun Jun 15 2003, 1:05 PM CDT Att: 29,631 - Cloudy - 86 F				
Aaron Guiel, L OBP: 0.429, SLG: 0.615 (1, 9)	1-0 29 G4-6-3 1B		3-1 1-3 2B		0-0 G3-1		1-0 WP 29 BB HBP		4-2 29 1B BB	3	1	2	0	1	0	0					
29 Mike Sweeney, R OBP: 0.435, SLG: 0.524 (1, 10)	0-1 G4-6-3 1-2 2-3		4-2 BB		0-1 F9		4-1 WP BB		0-2 1-1 3-H 1B	3	0	1	2	2	0	2					
Raul Ibanez, L OBP: 0.322, SLG: 0.438 (1, 7)		2-3 K	2-0 SF7		2-2 L8		3-1 F7		1-2 2-3 3-H	3	0	0	1	0	1	2					
Carlos Beltrán, S OBP: 0.403, SLG: 0.523 (1, 8)		4-1 BB	2-1 G1-3		4-2 F8 BB		4-0 FC5-4 BB			1	0	0	0	3	0	2					
Ken Harvey, R OBP: 0.281, SLG: 0.356 (1, 3)	3-3 K			0-0 G4-6-3 1B		3-0 F8		1-2 FC5-4 G4-3		4	0	1	0	0	1	3					
Brent Mayne, L OBP: 0.310, SLG: 0.383 (1, 2)		0-1 P6		1-1 G4-6-3 1-2		0-0 P5		1-0 G4-3		4	0	0	0	0	0	4					
4 Angel Berroa, R OBP: 0.347, SLG: 0.477 (1, 6)			0-0 E 2B	1-2 3B		4-1 29 BB G6-3 WP BB		1-2 SH5-4 29 1B 2B		3	3	3	0	1	0	0					
Brent Abernathy, R OBP: 0.103, SLG: 0.071 (1, 4)			0-0 E1 2B SF7 1B	2-2 F8		1-1 G6-3		1-0 SH5-4		3	1	1	0	0	0	2					
<b>Inning Stats</b>	R: 0 E: 0 K: 0 S: 5	H: 1 LOB: 1 BB: 1 P: 10	R: 0 E: 0 K: 2 S: 15	H: 0 LOB: 1 BB: 1 P: 24	R: 2 E: 1 K: 0 S: 11	H: 3 LOB: 2 BB: 1 P: 22	R: 0 E: 0 K: 0 S: 10	H: 2 LOB: 1 BB: 0 P: 14	R: 0 E: 0 K: 0 S: 4	H: 0 LOB: 0 BB: 0 P: 4	R: 0 E: 0 K: 0 S: 7	H: 0 LOB: 1 BB: 1 P: 16	R: 1 E: 0 K: 1 S: 9	H: 0 LOB: 2 BB: 2 P: 22	R: 0 E: 0 K: 0 S: 4	H: 0 LOB: 1 BB: 1 P: 10		R: 2 E: 0 K: 1 S: 13	H: 2 LOB: 1 BB: 1 P: 20	1B: 4 2B: 3 3B: 1 HR: 0	SF: 1 SAC: 1 DP: 2 HBP: 1
<b>PITCHER</b>	IP WLS BF H R ER SO BB IBB HBP BLK WP HR S P ERA WHIP	6.0 0 25 6 2 2 2 4 0 0 0 0 0 7 17 13.50 3.000	0.2 H 5 0 1 1 1 2 0 1 0 0 0 7 17 13.50 3.000	0.1 H 2 0 0 0 0 1 0 0 0 0 1 0 2 9 0.00 3.000	1.0 H 2 0 0 0 0 0 0 0 0 0 0 4 6 0.00 3.000	0.2 L 5 2 2 2 1 1 0 0 0 0 0 13 20 27.00 4.500	<b>PITCHER</b>										IP WLS BF H R ER SO BB IBB HBP BLK WP HR S P ERA WHIP	6.0 0 25 6 2 2 2 4 0 0 0 0 0 7 17 13.50 3.000			

AB 33  
R 4  
H 9  
RBI 3  
BB 1  
SO 2  
LOB 15



AB 28  
R 5  
H 8  
RBI 3  
BB 8  
SO 4  
LOB 18





Batter	1	2	3	4	5	6	7	8	9	AB	R	H	RBI	BB	SO	LOB	TOP		
Marquis Grissom, R OBP: 0.341, SLG: 0.488	G5-3		1B				G6-3			3	0	1	0	1	0	1	<b>San Francisco Giants @ Los Angeles Dodgers</b> <b>Dodger Stadium, Los Angeles, CA</b> Tue Jun 17 2003, 7:10 PM PDT Att: 48,077 - Sunny - 69 F		
J.T. Snow, L OBP: 0.384, SLG: 0.426 Pedro Feliz, R OBP: 0.299, SLG: 0.500	SH1-3		1B				G3-1			1	0	1	0	0	0	0			
Ray Durham, S OBP: 0.423, SLG: 0.453	SH1-3		1B				G4-3			3	0	1	0	0	0	2			
Barry Bonds, L OBP: 0.494, SLG: 0.674	FC6-4		G4-6-3				L8			3	0	0	0	1	0	2			
Rich Aurilia, R OBP: 0.321, SLG: 0.408	FC6-4		1B				G5-3			4	0	0	0	0	0	2			
Benito Santiago, R OBP: 0.335, SLG: 0.466		G3-1	G1-3				K			4	0	2	0	0	2	0			
Eduardo Alfonzo, R OBP: 0.300, SLG: 0.335	G1-3		G4-6-3				2B			4	1	1	0	0	1	2			
José Cruz Jr., S OBP: 0.380, SLG: 0.463	G3-1						K			4	0	0	0	0	2	2			
Jesse Foppert, R OBP: 0.100, SLG: 0.158 41 Chad Zerbe, L	K						G6-3			2	0	0	0	0	0	2		1	
Neifi Perez, S OBP: 0.309, SLG: 0.386 Jim Brower, R OBP: 0.500, SLG: 0.500										0	0	0	0	0	0	0			
<b>Inning Stats</b>	R: 0 E: 0 K: 0 S: 10	H: 1 LOB: 2 BB: 1 P: 16	R: 0 E: 0 K: 1 S: 8	H: 1 LOB: 1 BB: 0 P: 12	R: 0 E: 0 K: 1 S: 7	H: 2 LOB: 1 BB: 0 P: 9	R: 0 E: 0 K: 0 S: 7	H: 1 LOB: 0 BB: 1 P: 12	R: 0 E: 0 K: 1 S: 11	H: 0 LOB: 0 BB: 0 P: 8	R: 1 E: 0 K: 1 S: 12	H: 2 LOB: 1 BB: 0 P: 19	R: 0 E: 0 K: 0 S: 8	H: 0 LOB: 0 BB: 0 P: 11	R: 0 E: 0 K: 3 S: 10	H: 0 LOB: 0 BB: 0 P: 12	1B: 6 2B: 2 3B: 0 HR: 0	SF: 0 SAC: 1 DP: 2 HBP: 0	WP: 0 PA: 35 PB: 0 SB: 0 CS: 0
<b>PITCHER</b>	IP	WLS	BF	H	R	ER	SO	BB	IBB	HBP	BLK	WP	HR	S	P	ERA	WHIP		
Kevin Brown, R ERA: 1.97	(1, 1)	6.0	W	25	7	1	1	4	1	1	0	0	0	53	79	1.50	1.333		
Paul Shuey, R ERA: 0.73	(7, 1)	2.0		7	1	0	0	1	0	0	0	0	0	16	24	0.00	0.500		
Eric Gagne, R ERA: 1.7	(9, 1)	1.0	S	3	0	0	0	3	0	0	0	0	0	10	12	0.00	0.000		

Batter	1	2	3	4	5	6	7	8	9	AB	R	H	RBI	BB	SO	LOB	BOTTOM		
Dave Roberts, L OBP: 0.327, SLG: 0.313	G4-3						G3			4	0	0	0	0	0	2	<b>San Francisco Giants @ Los Angeles Dodgers</b> <b>Dodger Stadium, Los Angeles, CA</b> Tue Jun 17 2003, 7:10 PM PDT Att: 48,077 - Sunny - 69 F		
Paul Lo Duca, R OBP: 0.392, SLG: 0.485	HR		WP				1B			4	2	4	1	0	0	0			
Shawn Green, L OBP: 0.314, SLG: 0.416	G4-3		S				L4			3	1	0	0	1	0	2			
Brian Jordan, R OBP: 0.370, SLG: 0.403	F8		SF7				G5-3			3	0	0	1	0	1	2			
Daryle Ward, L OBP: 0.221, SLG: 0.189		G4-3	L8				HBP			3	1	2	0	0	0	1			
Adrián Beltré, R OBP: 0.270, SLG: 0.332	G5-3		1B				K			4	0	1	1	0	1	4			
Alex Cora, L OBP: 0.288, SLG: 0.327	G4-3		L8				G4-3			4	0	0	0	0	0	2			
Cesar Izturis, S OBP: 0.293, SLG: 0.299		1B					G4-3			2	0	1	0	1	0	0			
Kevin Brown, R OBP: 0.182, SLG: 0.250 Paul Shuey, R Eric Gagne, R		1B					G6-3			3	0	1	1	0	1	1			
<b>Inning Stats</b>	R: 1 E: 0 K: 0 S: 12	H: 1 LOB: 0 BB: 0 P: 18	R: 1 E: 0 K: 0 S: 9	H: 2 LOB: 2 BB: 1 P: 18	R: 2 E: 0 K: 0 S: 10	H: 2 LOB: 1 BB: 1 P: 22	R: 0 E: 0 K: 1 S: 8	H: 1 LOB: 0 BB: 0 P: 10	R: 0 E: 0 K: 1 S: 9	H: 1 LOB: 2 BB: 0 P: 18	R: 0 E: 0 K: 0 S: 6	H: 0 LOB: 0 BB: 0 P: 8	R: 0 E: 0 K: 1 S: 12	H: 1 LOB: 1 BB: 0 P: 19	R: 0 E: 0 K: 0 S: 9	H: 1 LOB: 0 BB: 0 P: 13		1B: 7 2B: 1 3B: 0 HR: 1	SF: 1 SAC: 0 DP: 1 HBP: 1
<b>PITCHER</b>	IP	WLS	BF	H	R	ER	SO	BB	IBB	HBP	BLK	WP	HR	S	P	ERA	WHIP		
Jesse Foppert, R ERA: 4.43	(1, 1)	4.2	L	22	7	4	4	1	1	0	0	0	0	44	77	7.71	1.714		
41 Chad Zerbe, L ERA: 4.67	(5, 1)	1.1		5	0	0	0	1	0	0	1	0	0	10	17	0.00	0.000		
Jim Brower, R ERA: 4.38	(7, 1)	2.0		7	2	0	0	1	0	0	0	0	0	21	32	0.00	1.000		

AB	32
R	1
H	8
RBI	1
BB	2
SO	8
LOB	14





Batter	1	2	3	4	5	6	7	8	9	AB	R	H	RBI	BB	SO	LOB	TOP			
Marquis Grissom, R OBP: 0.345, SLG: 0.498										3	2	1	1	2	1	0	<b>San Francisco Giants @ Los Angeles Dodgers</b> <b>Dodger Stadium, Los Angeles, CA</b> Wed Jun 18 2003, 7:10 PM PDT Att: 50,247 - Overcast - 66 F			
Edgardo Alfonzo, R OBP: 0.302, SLG: 0.333										4	0	1	0	1	0	2				
Ray Durham, S OBP: 0.427, SLG: 0.451										3	0	1	0	2	0	2				
Barry Bonds, L OBP: 0.496, SLG: 0.668										3	0	1	0	2	1	3				
Benito Santiago, R OBP: 0.329, SLG: 0.458 52 Trey Lunsford, R (8.2)										4	0	0	0	0	1	7				
Rich Aurilia, R OBP: 0.327, SLG: 0.415										3	0	2	0	1	0	0				
Pedro Feliz, R OBP: 0.284, SLG: 0.474										4	0	0	0	0	1	5				
José Cruz Jr., S OBP: 0.376, SLG: 0.457 Scott Eyre, L (6.1)										3	0	0	0	0	0	1				
Neifi Perez, S OBP: 0.307, SLG: 0.384 Jason Christiansen, R (8.1)										0	0	0	0	0	0	0				
Kirk Rueter, L OBP: 0.171, SLG: 0.147 Joe Nathan, R (6.1)										2	0	0	0	0	0	1				
60 Francisco Santos, L (6.9)										0	0	0	0	0	0	0				
<b>Inning Stats</b>	R: 1 E: 1 K: 1 S: 17	H: 0 LOB: 3 BB: 3 P: 32	R: 0 E: 0 K: 0 S: 4	H: 0 LOB: 0 BB: 0 P: 7	R: 0 E: 0 K: 1 S: 9	H: 0 LOB: 1 BB: 1 P: 16	R: 0 E: 0 K: 0 S: 9	H: 1 LOB: 1 BB: 0 P: 13	R: 0 E: 0 K: 1 S: 11	H: 0 LOB: 2 BB: 2 P: 21	R: 0 E: 0 K: 1 S: 14	H: 1 LOB: 3 BB: 2 P: 28	R: 0 E: 0 K: 0 S: 5	H: 0 LOB: 0 BB: 0 P: 6	R: 1 E: 0 K: 0 S: 12	H: 3 LOB: 2 BB: 0 P: 20	1B: 4 2B: 1 3B: 0 HR: 1	SF: 0 SAC: 0 DP: 0 HBP: 0	WP: 0 PB: 0 SB: 0 CS: 1	PA: 41
<b>PITCHER</b>	IP WLS BF H R ER SO BB IBB HBP BLK WP HR S P ERA WHIP																			
Kaz Ishii, L ERA: 2.76	(1.1) 6.0 W 26 2 1 0 3 6 0 0 0 0 0 0 59 102 0.00 1.333																			
Guillermo Mota, R ERA: 2.11	(7.1) 1.0 6 1 0 0 1 2 0 0 0 0 0 0 14 28 0.00 3.000																			
Paul Quantrill, R ERA: 1.86	(8.1) 1.0 3 0 0 0 0 0 0 0 0 0 0 5 6 0.00 0.000																			
Tom Martin, L ERA: 2.66	(9.1) 1.0 6 3 1 1 0 0 0 0 0 0 0 1 12 20 9.00 3.000																			

AB 33  
R 2  
H 6  
RBI 1  
BB 8  
SO 4  
LOB 23



Batter	1	2	3	4	5	6	7	8	9	AB	R	H	RBI	BB	SO	LOB	BOTTOM			
Dave Roberts, L OBP: 0.333, SLG: 0.317										4	1	2	1	1	0	0	<b>San Francisco Giants @ Los Angeles Dodgers</b> <b>Dodger Stadium, Los Angeles, CA</b> Wed Jun 18 2003, 7:10 PM PDT Att: 50,247 - Overcast - 66 F			
Paul Lo Duca, R OBP: 0.389, SLG: 0.484										5	1	1	2	0	0	2				
Shawn Green, L OBP: 0.317, SLG: 0.419										3	0	1	1	1	0	0				
Brian Jordan, R OBP: 0.372, SLG: 0.410 Paul Quantrill, L (8.1)										4	2	2	0	0	0	3				
Tom Martin, L (9.1)										0	0	0	0	0	0	0				
Mike Kinkade, R OBP: 0.385, SLG: 0.400 Ron Coomer, R OBP: 0.273, SLG: 0.250										3	1	2	1	0	0	2				
Jolbert Cabrera, R OBP: 0.338, SLG: 0.487 Guillermo Mota, R OBP: 0.250, SLG: 0.250 Jason Romano, R OBP: 0.059, SLG: 0.059										3	1	0	0	0	0	3				
Adrián Beltré, R OBP: 0.270, SLG: 0.329										2	0	0	1	1	0	1				
Alex Cora, L OBP: 0.292, SLG: 0.327										3	1	1	2	1	0	1				
Kaz Ishii, L Cesar Izturis, S OBP: 0.294, SLG: 0.300										2	0	0	0	0	0	2				
<b>Inning Stats</b>	R: 0 E: 0 K: 0 S: 7	H: 1 LOB: 2 BB: 1 P: 15	R: 0 E: 0 K: 0 S: 8	H: 0 LOB: 0 BB: 0 P: 13	R: 0 E: 0 K: 0 S: 9	H: 0 LOB: 0 BB: 0 P: 16	R: 2 E: 0 K: 0 S: 19	H: 3 LOB: 2 BB: 1 P: 32	R: 0 E: 0 K: 0 S: 6	H: 0 LOB: 0 BB: 1 P: 14	R: 6 E: 0 K: 0 S: 31	H: 6 LOB: 1 BB: 1 P: 49	R: 0 E: 0 K: 0 S: 10	H: 1 LOB: 1 BB: 0 P: 14	R: 0 E: 0 K: 0 S: 5	H: 0 LOB: 0 BB: 0 P: 7	1B: 7 2B: 5 3B: 0 HR: 0	SF: 1 SAC: 0 DP: 1 HBP: 0	WP: 0 PB: 0 SB: 0 CS: 0	PA: 38
<b>PITCHER</b>	IP WLS BF H R ER SO BB IBB HBP BLK WP HR S P ERA WHIP																			
Kirk Rueter, L ERA: 3.79	(1.1) 5.1 L 24 6 4 4 0 3 0 0 0 0 0 0 58 104 6.75 1.688																			
Joe Nathan, R ERA: 4.58	(6.1) 0.1 5 3 3 3 0 1 0 0 0 0 0 0 16 28 81.00 12.000																			
Scott Eyre, L ERA: 9.65	(6.1) 1.1 6 2 1 1 0 0 0 0 0 0 0 0 16 21 6.75 1.500																			
Jason Christiansen, L ERA: 9.0	(8.1) 1.0 3 0 0 0 0 0 0 0 0 0 0 5 7 0.00 0.000																			

AB 33  
R 8  
H 11  
RBI 8  
BB 4  
SO 0  
LOB 15





Batter	1	2	3	4	5	6	7	8	9	AB	R	H	RBI	BB	SO	LOB	TOP			
Marquis Grissom, R (1, 8) OBP: 0.344, SLG: 0.492	F8		BB		K		F9			3	0	0	0	1	1	1	<p>San Francisco Giants @ Los Angeles Dodgers Dodger Stadium, Los Angeles, CA Thu Jun 19 2003, 7:10 PM PDT Att: 51,047 - Cloudy - 65 F</p>			
Eduardo Alfonso, R (1, 5) OBP: 0.305, SLG: 0.336	L8		L8			1B		K		4	0	2	0	0	1	1				
Ray Durham, S (1, 4) OBP: 0.419, SLG: 0.441	L6		L3			K		L7		4	0	0	0	0	1	3				
Barry Bonds, L (1, 7) OBP: 0.489, SLG: 0.655	P4				G4-3	L8		G3		4	0	0	0	0	2					
Bento Santiago, R (1, 2) OBP: 0.332, SLG: 0.472		G3			K				G5-4-3	4	1	2	1	0	1	1				
Andres Galaraga, R (1, 3) OBP: 0.391, SLG: 0.585		G5-3			G6-3				G5-4-3	4	1	1	1	0	0	1				
Rich Aurilia, R (1, 6) OBP: 0.326, SLG: 0.410					G5-3				G1-3	3	0	0	0	1	0	0				
José Cruz Jr., S (1, 9) OBP: 0.376, SLG: 0.456		G6-3			F8					3	0	1	0	0	0	1				
Jason Schmidt, R (1, 1) OBP: 0.034, SLG: 0.034					K				B2	3	0	0	0	0	1	1				
<b>Inning Stats</b>	R: 0 E: 0 K: 0 S: 8	H: 1 LOB: 1 BB: 0 P: 12	R: 0 E: 0 K: 0 S: 8	H: 0 LOB: 1 BB: 1 P: 14	R: 0 E: 0 K: 1 S: 7	H: 0 LOB: 1 BB: 1 P: 12	R: 1 E: 0 K: 0 S: 9	H: 1 LOB: 0 BB: 0 P: 13	R: 0 E: 0 K: 2 S: 12	H: 1 LOB: 1 BB: 0 P: 19	R: 1 E: 0 K: 0 S: 8	H: 2 LOB: 1 BB: 0 P: 13	R: 0 E: 0 K: 1 S: 10	H: 0 LOB: 0 BB: 0 P: 14	R: 0 E: 0 K: 0 S: 10	H: 1 LOB: 0 BB: 0 P: 14	1B: 4 2B: 0 3B: 0 HR: 2	SF: 0 SAC: 0 DP: 1 HBP: 0	WP: 0 PB: 0 SB: 0 CS: 0	PA: 34
<b>PITCHER</b>	IP WLS BF H R ER SO BB IBB HBP BLK WP HR S P ERA WHIP																			
Odalis Perez, L (1, 1) ERA: 4.53	7.0 L 28 5 2 2 4 2 0 0 0 0 0 2 58 93 2.57 1.000																			
Paul Shuey, R (8, 1) ERA: 0.7	1.0 3 0 0 0 1 0 0 0 0 0 0 0 10 14 0.00 0.000																			
Paul Quantrill, R (9, 1) ERA: 1.8	1.0 3 1 0 0 0 0 0 0 0 0 0 0 10 14 0.00 1.000																			

Batter	1	2	3	4	5	6	7	8	9	AB	R	H	RBI	BB	SO	LOB	BOTTOM					
Dave Roberts, L (1, 8) OBP: 0.332, SLG: 0.316	G4-6-3		E3			L8		F8		4	0	1	0	0	0	1	<p>San Francisco Giants @ Los Angeles Dodgers Dodger Stadium, Los Angeles, CA Thu Jun 19 2003, 7:10 PM PDT Att: 51,047 - Cloudy - 65 F</p>					
Paul Lo Duca, R (1, 2) OBP: 0.387, SLG: 0.478	G4-6-3		F9			G5-3		F7		3	0	0	0	1	0	2						
Shawn Green, L (1, 9) OBP: 0.316, SLG: 0.415	G4-6-3		K2-3			1B			F8	3	0	0	0	1	1	4						
Brian Jordan, R (1, 7) OBP: 0.370, SLG: 0.407	G4-3				K				K	4	0	1	0	0	2	1						
Daryle Ward, L (1, 3) OBP: 0.210, SLG: 0.179		P6			L6				K	4	0	0	0	0	1	2						
Adrián Beltré, R (1, 5) OBP: 0.287, SLG: 0.325		K			G3				G5-3	3	0	0	0	0	1	0						
Alex Cora, L (1, 4) OBP: 0.288, SLG: 0.323		G1-3				K			K	3	0	0	0	0	2	0						
Cesar Izturis, S (1, 6) OBP: 0.295, SLG: 0.301					L8				K	3	0	1	0	0	1	0						
Odalis Perez, L (1, 1) OBP: 0.042, SLG: 0.042					K				K	2	0	0	0	0	2	1						
Paul Shuey, R (8, 1) OBP: 0.336, SLG: 0.483					K					0	0	0	0	0	0	0						
Jolbert Cabrera, R (8, PH) OBP: 0.336, SLG: 0.483					K					1	0	0	0	0	1	0						
Paul Quantrill, L (9, 1) ERA: 1.8										0	0	0	0	0	0	0						
<b>Inning Stats</b>	R: 0 E: 0 K: 0 S: 11	H: 1 LOB: 1 BB: 1 P: 20	R: 0 E: 0 K: 1 S: 10	H: 0 LOB: 0 BB: 0 P: 14	R: 0 E: 1 K: 2 S: 14	H: 1 LOB: 2 BB: 0 P: 18	R: 0 E: 0 K: 1 S: 7	H: 0 LOB: 0 BB: 0 P: 9	R: 0 E: 0 K: 2 S: 9	H: 0 LOB: 0 BB: 0 P: 11	R: 0 E: 0 K: 0 S: 15	H: 1 LOB: 2 BB: 1 P: 23	R: 0 E: 0 K: 2 S: 11	H: 0 LOB: 0 BB: 0 P: 12	R: 0 E: 0 K: 1 S: 7	H: 0 LOB: 0 BB: 0 P: 8	R: 0 E: 0 K: 2 S: 8	H: 0 LOB: 0 BB: 0 P: 12	1B: 3 2B: 0 3B: 0 HR: 0	SF: 0 SAC: 0 DP: 1 HBP: 0	WP: 0 PB: 0 SB: 1 CS: 0	PA: 32
<b>PITCHER</b>	IP WLS BF H R ER SO BB IBB HBP BLK WP HR S P ERA WHIP																					
Jason Schmidt, R (1, 1) ERA: 2.43	9.0 W 32 3 0 0 11 2 0 0 0 0 0 0 92 127 0.00 0.556																					

AB	32
R	2
H	6
RBI	2
BB	2
SO	5
LOB	11



AB	30
R	0
H	3
RBI	0
BB	2
SO	11
LOB	11

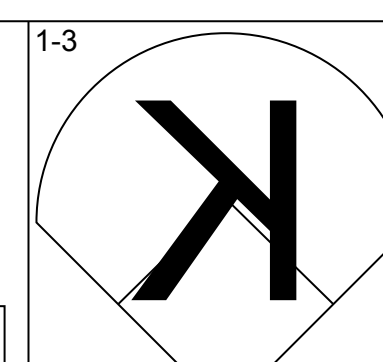
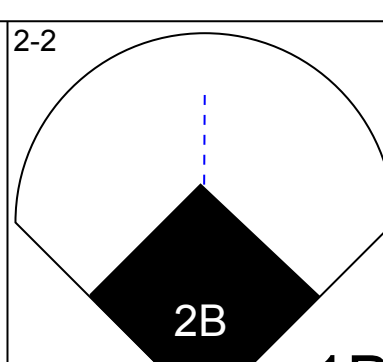
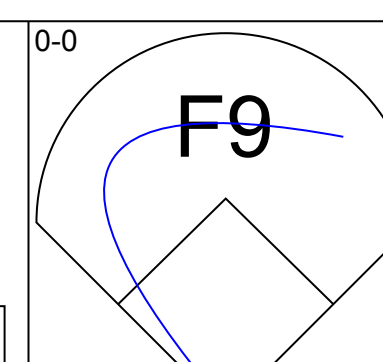
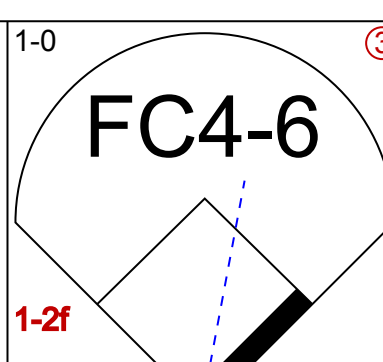
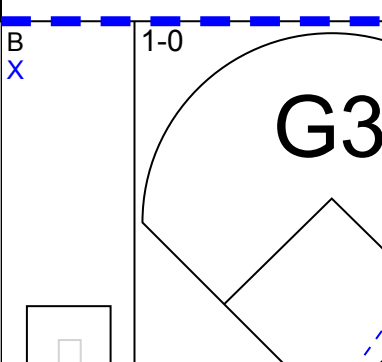
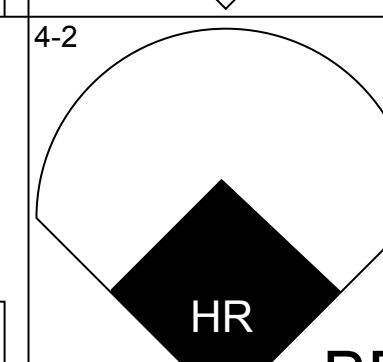
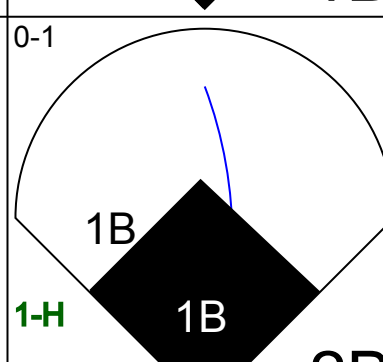
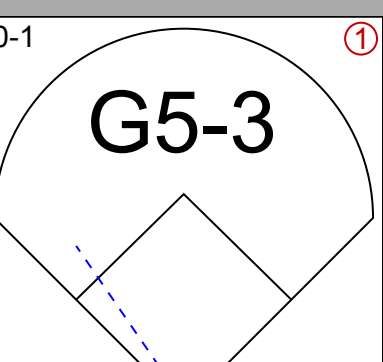
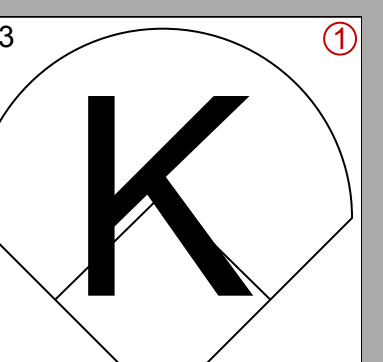
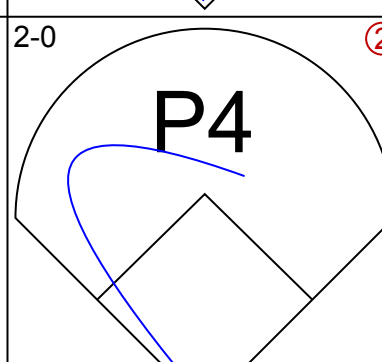
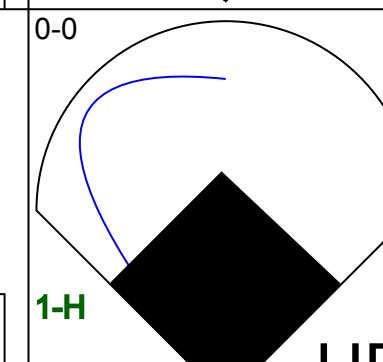
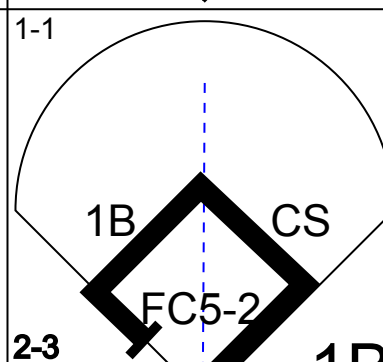
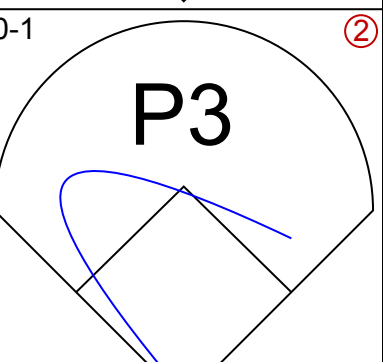
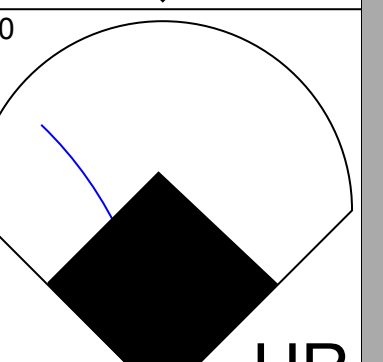
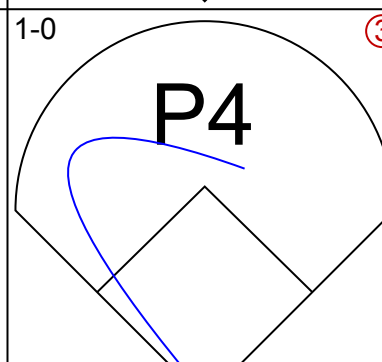
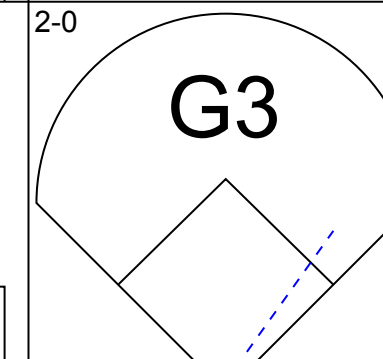
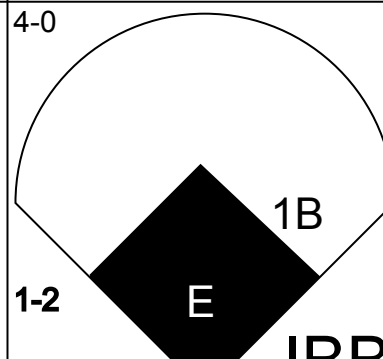
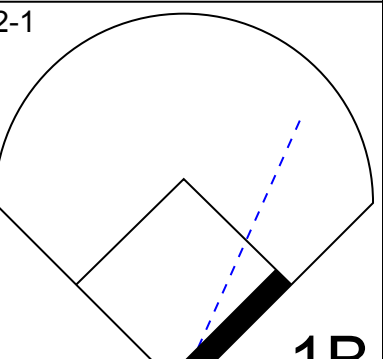
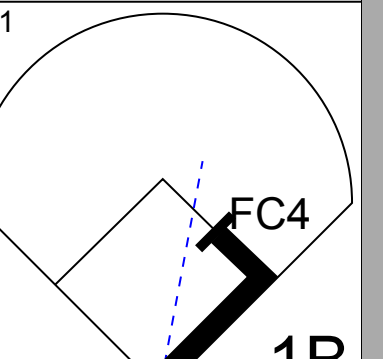
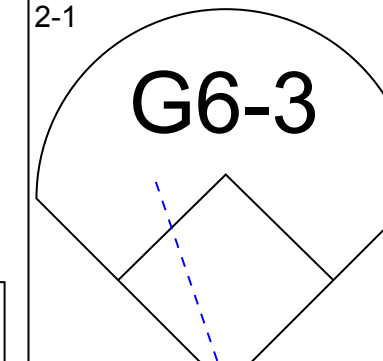
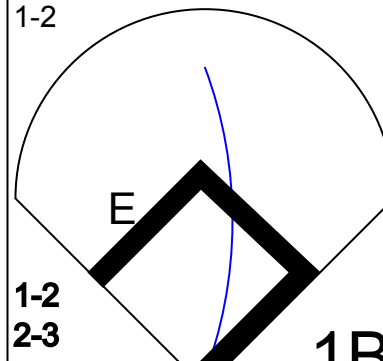
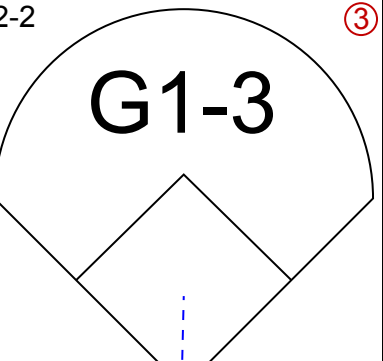
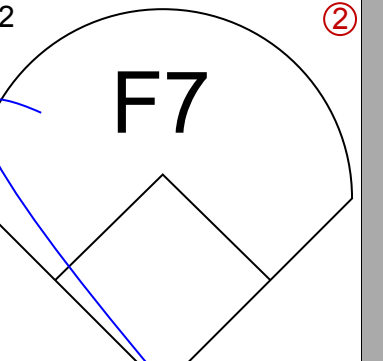
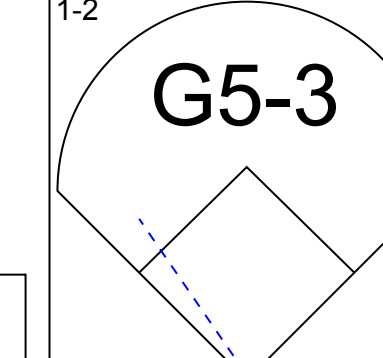

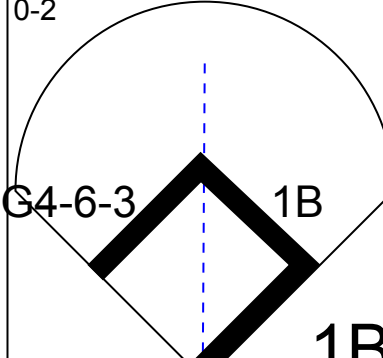
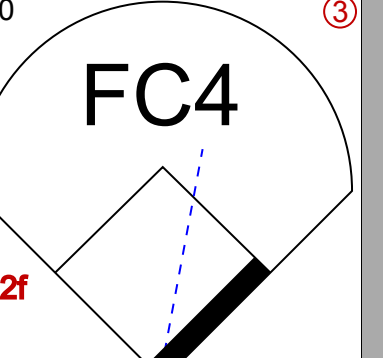
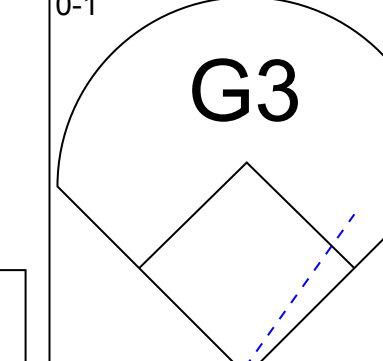
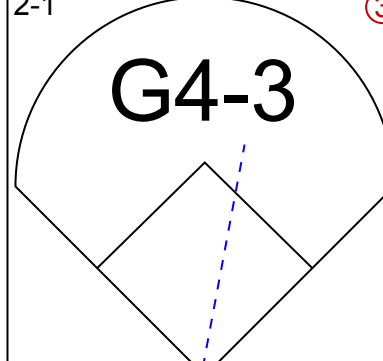
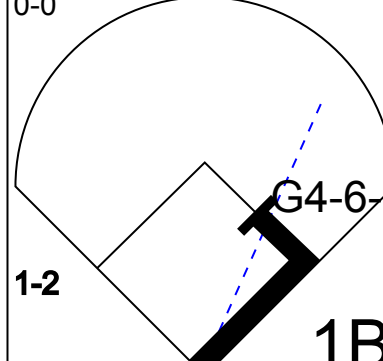
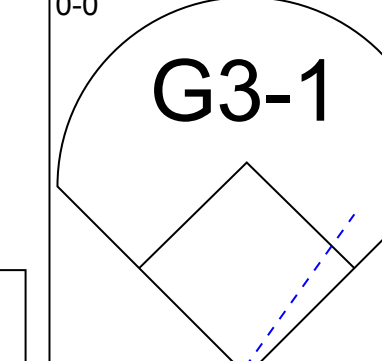
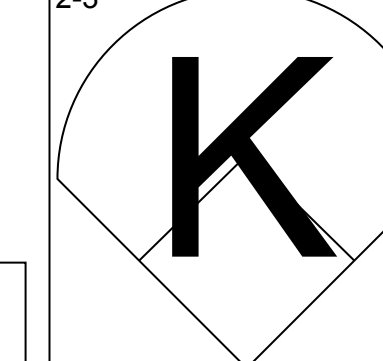
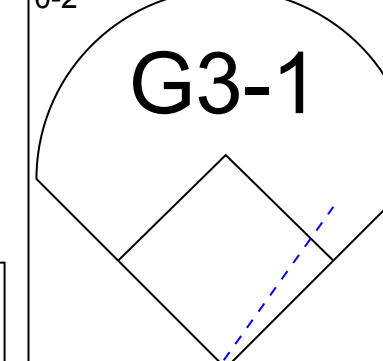
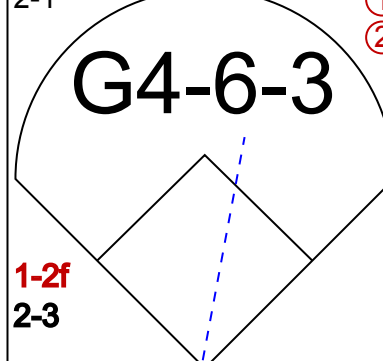
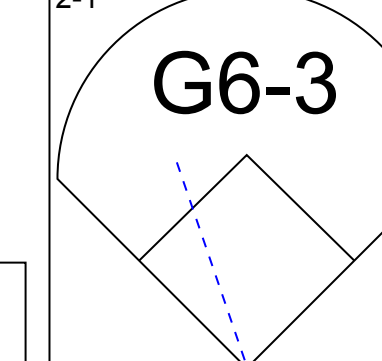

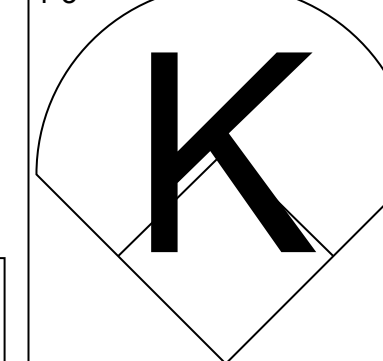
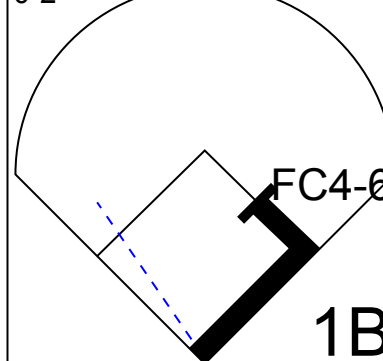
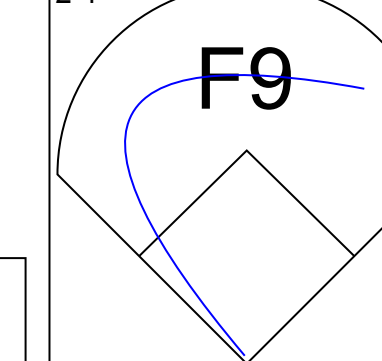




Batter	1	2	3	4	5	6	7	8	9	AB	R	H	RBI	BB	SO	LOB	TOP					
Ray Durham, S OBP: 0.416, SLG: 0.442										4	0	1	1	0	1	0	<b>San Francisco Giants @ Oakland Athletics</b> Network Associates Coliseum, Oakland, CA Fri Jun 20 2003, 10:05 PM EDT Att: 47,074 - Sunny - 61 F					
Eduardo Alfonso, R OBP: 0.304, SLG: 0.335										4	0	1	0	0	0	1						
Marquis Grissom, R OBP: 0.339, SLG: 0.485										4	0	0	0	0	1	1						
Barry Bonds, L OBP: 0.485, SLG: 0.662										4	1	1	1	0	0	1						
Benito Santiago, R OBP: 0.339, SLG: 0.475										3	1	2	0	1	0	0						
Andres Galarraga, R OBP: 0.396, SLG: 0.593										4	0	2	1	0	2	2						
Rich Aurilia, R OBP: 0.325, SLG: 0.408										4	0	1	0	0	0	2						
José Cruz Jr., S OBP: 0.371, SLG: 0.448										4	0	0	0	0	3	2						
60 Francisco Santos, L OBP: 0.200, SLG: 0.400 Pedro Feliz, R OBP: 0.250, SLG: 0.468										3	1	1	0	0	0	0						
										1	0	0	0	0	0	0						
<b>Inning Stats</b>	R: 0 E: 0 K: 2 S: 9	H: 0 LOB: 0 BB: 0 P: 10	R: 0 E: 0 K: 0 S: 11	H: 2 LOB: 1 BB: 0 P: 16	R: 0 E: 0 K: 1 S: 8	H: 0 LOB: 0 BB: 0 P: 13	R: 0 E: 0 K: 1 S: 9	H: 1 LOB: 2 BB: 1 P: 17	R: 1 E: 0 K: 0 S: 10	H: 2 LOB: 1 BB: 0 P: 17	R: 1 E: 0 K: 0 S: 17	H: 3 LOB: 2 BB: 0 P: 26	R: 0 E: 0 K: 0 S: 13	H: 0 LOB: 0 BB: 0 P: 17	R: 1 E: 0 K: 1 S: 9	H: 1 LOB: 0 BB: 0 P: 15	R: 0 E: 0 K: 1 S: 6	H: 0 LOB: 0 BB: 0 P: 9	1B: 5 2B: 3 HR: 1	SF: 0 SAC: 0 DP: 1 HBP: 0	WP: 0 PB: 0 SB: 0 CS: 0	PA: 36
<b>PITCHER</b>	IP WLS BF H R ER SO BB IBB HBP BLK WP HR S P ERA WHIP																					
Aaron Harang, R ERA: 4.96	(1, 1)	5.2 W 24	H 7 R 2 ER 2 SO 5	BB 1 IBB 0 HBP 0 BLK 0	WP 0 HR 0 S 60 P 93	ERA 3.18 WHIP 1.412																
Chad Bradford, R ERA: 3.03	(6, 1)	2.1 H 9	R 2 L 1 ER 1 SO 1	BB 0 IBB 0 HBP 0 BLK 0	WP 0 HR 1 S 26 P 38	ERA 3.86 WHIP 0.857																
Keith Foulke, R ERA: 2.56	(9, 1)	1.0 S 3	H 0 R 0 ER 0 SO 1	BB 0 IBB 0 HBP 0 BLK 0	WP 0 HR 0 S 6 P 9	ERA 0.00 WHIP 0.000																

Batter	1	2	3	4	5	6	7	8	9	AB	R	H	RBI	BB	SO	LOB	BOTTOM					
Eric Byrnes, R OBP: 0.404, SLG: 0.569										4	1	2	0	1	0	1	<b>San Francisco Giants @ Oakland Athletics</b> Network Associates Coliseum, Oakland, CA Fri Jun 20 2003, 10:05 PM EDT Att: 47,074 - Sunny - 61 F					
Scott Hatteberg, L OBP: 0.346, SLG: 0.387										4	2	2	0	0	0	4						
Miguel Tejada, R OBP: 0.288, SLG: 0.432										3	1	1	3	0	0	3						
Erubiel Durazo, L OBP: 0.408, SLG: 0.477										2	0	0	0	2	1	3						
Jermaine Dye, R OBP: 0.239, SLG: 0.246										4	0	1	2	0	1	5						
3 Eric Chavez, L OBP: 0.324, SLG: 0.464										3	0	1	0	1	1	4						
17 Adam Melhuse, S OBP: 0.238, SLG: 0.368										4	0	0	0	0	2	2						
Billy McMillon, L OBP: 0.391, SLG: 0.400 Terrence Long, L OBP: 0.293, SLG: 0.386										3	0	1	0	0	0	1						
Frank Menechino, R OBP: 0.367, SLG: 0.390 Mark Ellis, R OBP: 0.336, SLG: 0.384										0	0	0	0	1	0	0						
<b>Inning Stats</b>	R: 2 E: 0 K: 1 S: 16	H: 3 LOB: 1 BB: 0 P: 26	R: 0 E: 0 K: 1 S: 8	H: 1 LOB: 0 BB: 0 P: 15	R: 0 E: 0 K: 1 S: 9	H: 1 LOB: 1 BB: 0 P: 14	R: 0 E: 0 K: 0 S: 5	H: 1 LOB: 0 BB: 0 P: 9	R: 2 E: 0 K: 0 S: 11	H: 1 LOB: 0 BB: 1 P: 21	R: 0 E: 0 K: 0 S: 8	H: 0 LOB: 0 BB: 1 P: 16	R: 1 E: 1 K: 1 S: 16	H: 1 LOB: 3 BB: 2 P: 30	R: 0 E: 0 K: 1 S: 9	H: 1 LOB: 2 BB: 1 P: 18	1B: 8 2B: 0 3B: 0 HR: 1	SF: 1 SAC: 0 DP: 2 HBP: 1	WP: 1 PB: 0 SB: 0 CS: 0	PA: 38		
<b>PITCHER</b>	IP WLS BF H R ER SO BB IBB HBP BLK WP HR S P ERA WHIP																					
Damian Moss, L ERA: 4.52	(1, 1)	6.0 L 26	H 7 R 4 ER 4 SO 3	BB 2 IBB 0 HBP 1 BLK 0	WP 1 HR 1 S 57 P 101	ERA 6.00 WHIP 1.500																
Jim Brower, R ERA: 4.58	(7, 1)	0.1	H 1 R 1 ER 1 SO 0	BB 1 IBB 0 HBP 0 BLK 0	WP 0 HR 0 S 10 P 18	ERA 27.00 WHIP 6.000																
Scott Eyre, L ERA: 3.54	(7, 1)	0.2	H 0 R 0 ER 0 SO 1	BB 1 IBB 0 HBP 0 BLK 0	WP 0 HR 0 S 6 P 12	ERA 0.00 WHIP 1.500																
Felix Rodriguez, R ERA: 4.05	(8, 1)	1.0	H 1 R 0 ER 0 SO 1	BB 1 IBB 0 HBP 0 BLK 0	WP 0 HR 0 S 9 P 18	ERA 0.00 WHIP 2.000																



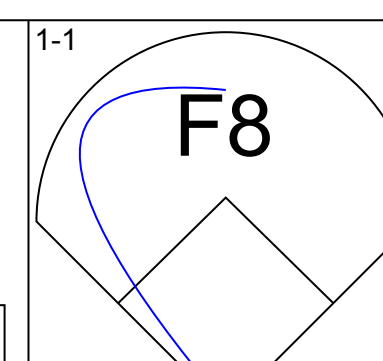
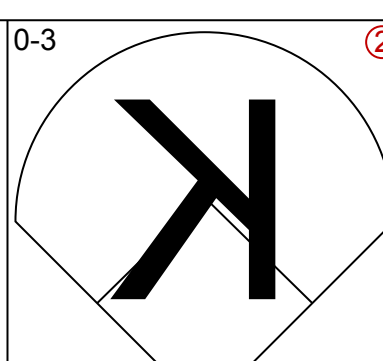
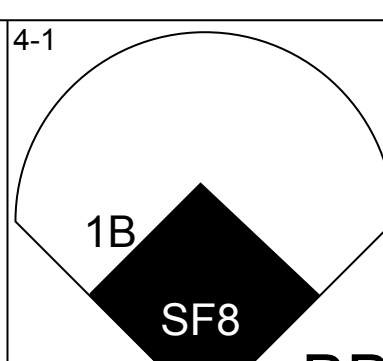
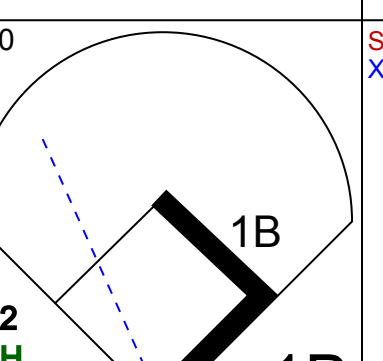

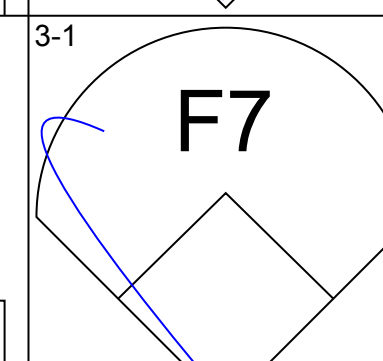
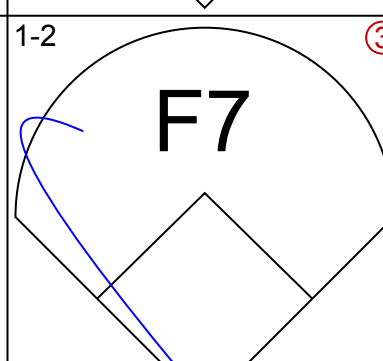
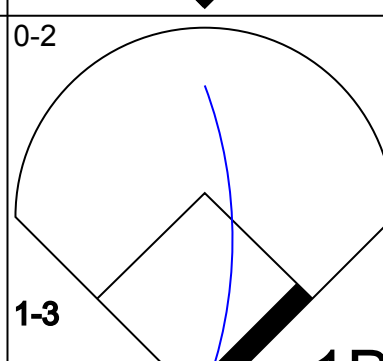
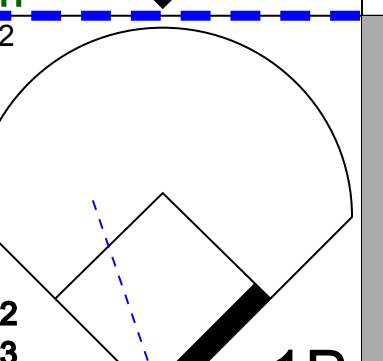
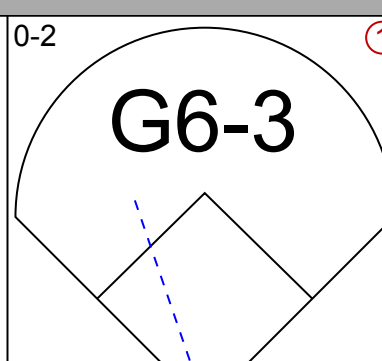
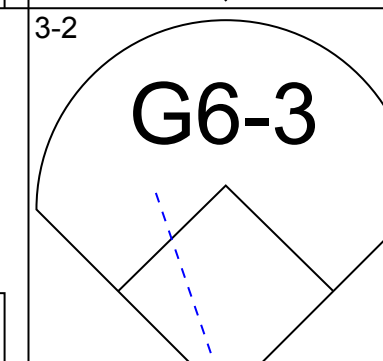
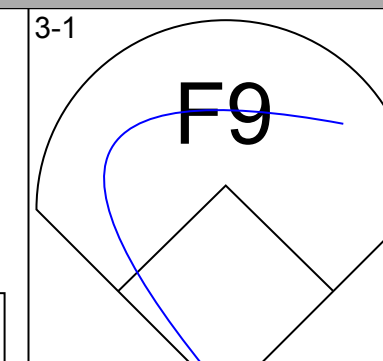
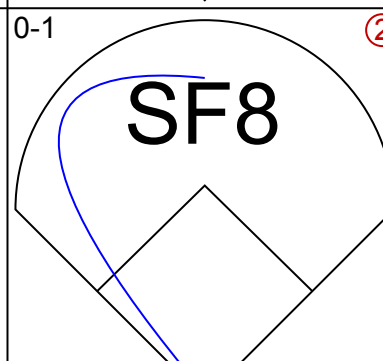
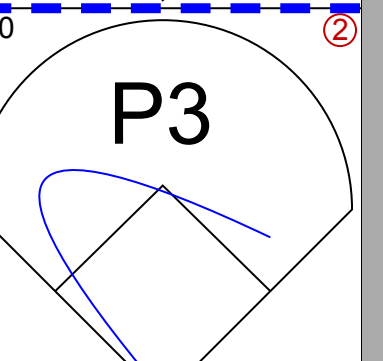
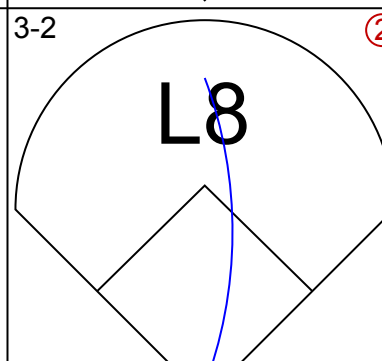
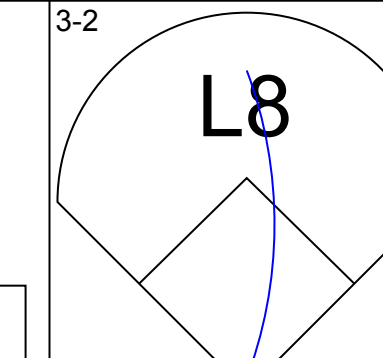
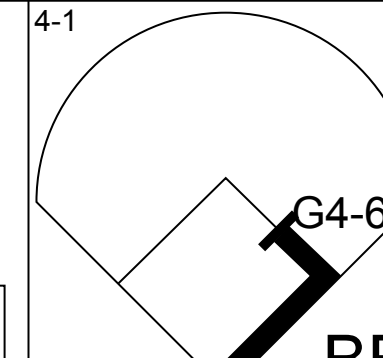
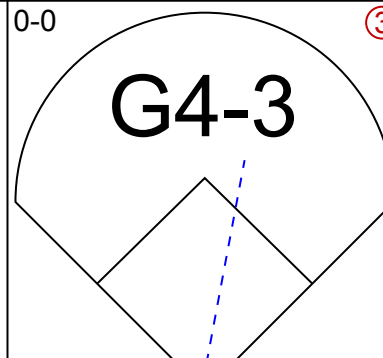
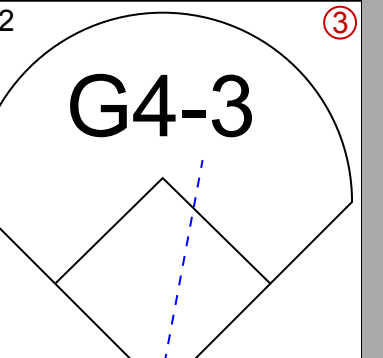
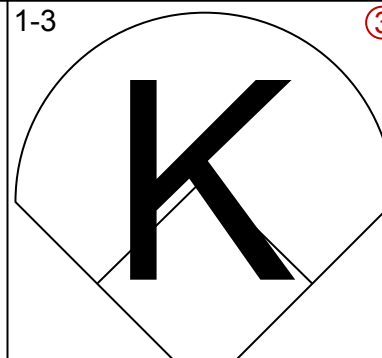
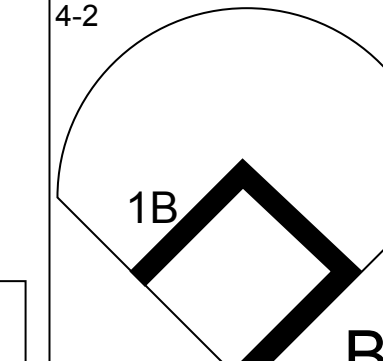
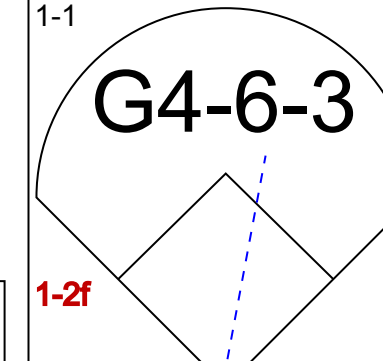
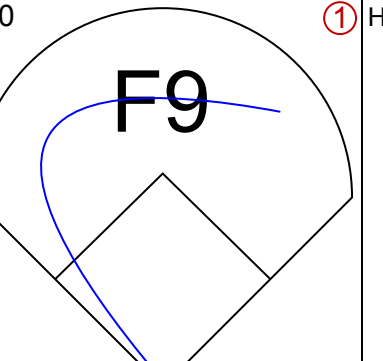
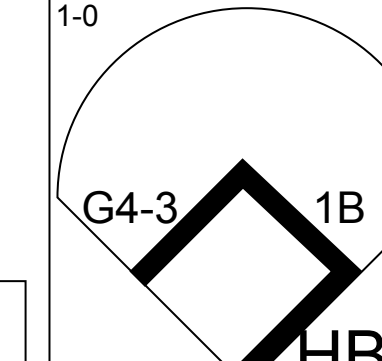
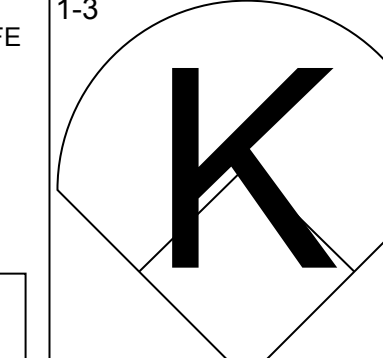
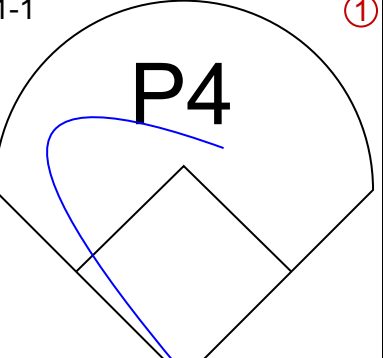
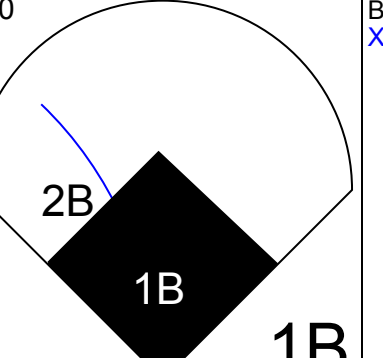

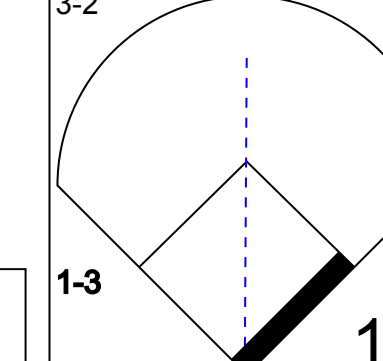
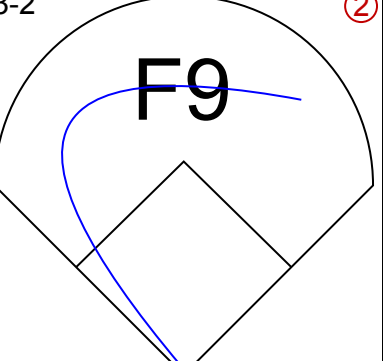
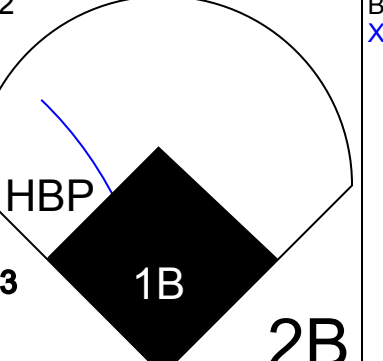
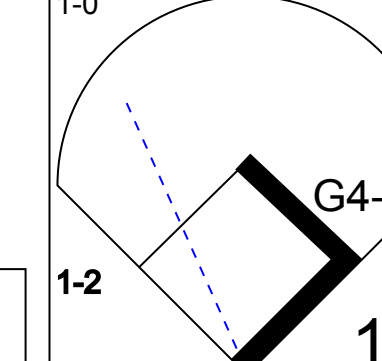
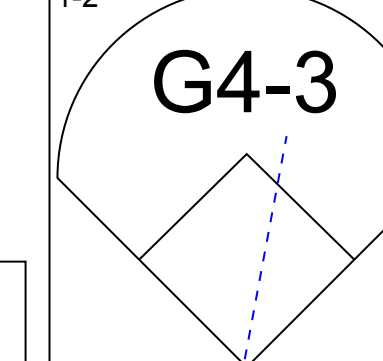
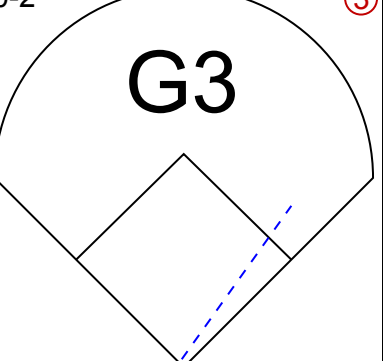
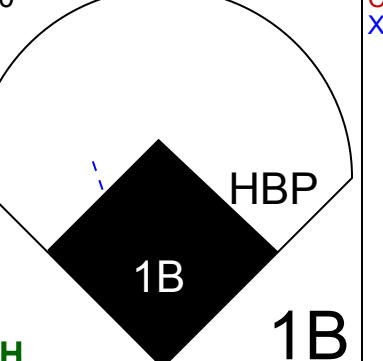
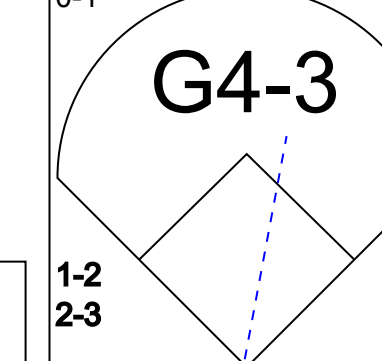
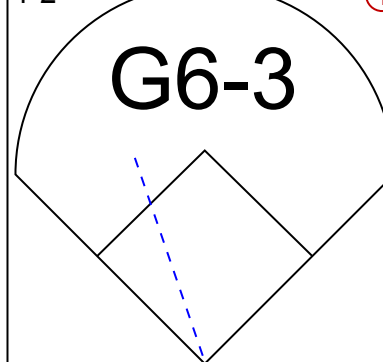
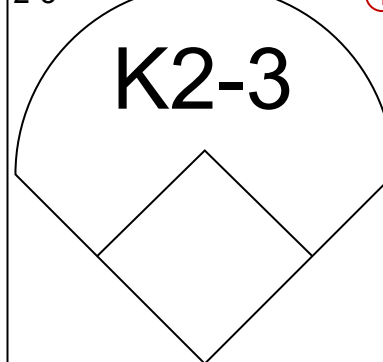
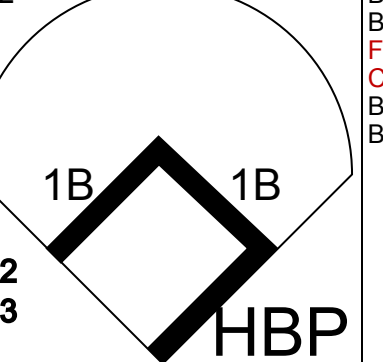
Batter	1	2	3	4	5	6	7	8	9	AB	R	H	RBI	BB	SO	LOB	TOP				
Ray Durham, S OBP: 0.411, SLG: 0.436			 1B			 1-2f				5	1	1	0	0	1	2					
Edgardo Alfonzo, R OBP: 0.306, SLG: 0.337	 BB		 1B 2B							4	2	1	1	1	1	0					
Pedro Feliz, R OBP: 0.299, SLG: 0.549 Marquis Grissom, R OBP: 0.339, SLG: 0.485	 1-H		 CS FC5-2 1B							5	2	3	3	0	0	0					
Barry Bonds, L OBP: 0.489, SLG: 0.662			 E IBB				 1B			3	1	2	0	1	0	0					
Bento Santiago, R OBP: 0.338, SLG: 0.471			 1B							4	0	1	1	0	0	2					
Andres Galaraga, R OBP: 0.369, SLG: 0.576			 1-3 2-H 3-H			 1B		 1-2f		4	0	1	0	0	0	3					
Neifi Perez, S OBP: 0.306, SLG: 0.380						 1B				4	0	1	0	0	0	2					
José Cruz Jr., S OBP: 0.366, SLG: 0.441						 1-2f 2-3				4	0	0	0	0	1	2					
21 Carlos Valderrama, R OBP: 0.250, SLG: 0.250						 1B				4	0	1	0	0	2	0					
<b>Inning Stats</b>	R: 2 E: 0 K: 1 S: 9	H: 1 LOB: 0 BB: 1 P: 18	R: 0 E: 0 K: 1 S: 12	H: 0 LOB: 0 BB: 0 P: 15	R: 3 E: 1 K: 1 S: 18	H: 4 LOB: 2 BB: 1 P: 30	R: 0 E: 0 K: 1 S: 7	H: 0 LOB: 0 BB: 0 P: 8	R: 0 E: 0 K: 0 S: 10	H: 3 LOB: 2 BB: 0 P: 13	R: 1 E: 0 K: 1 S: 10	H: 2 LOB: 1 BB: 0 P: 13	R: 0 E: 0 K: 0 S: 5	H: 0 LOB: 0 BB: 0 P: 9	R: 0 E: 0 K: 0 S: 3	H: 0 LOB: 0 BB: 0 P: 7	1B: 8 2B: 1 3B: 0 HR: 2	SF: 0 SAC: 0 DP: 1 HBP: 0	WP: 0 PB: 0 SB: 0 CS: 1	PA: 39	
<b>PITCHER</b>	IP	WLS	BF	H	R	ER	SO	BB	IBB	HBP	BLK	WP	HR	S	P	ERA	WHIP				
Tim Hudson, R ERA: 3.28	(1, 1)	7.0	L	33	11	6	5	5	1	1	0	0	0	2	75	110	6.43	1.714			
Jim Mecir, R ERA: 3.18	(8, 1)	1.0		3	0	0	0	0	0	0	0	0	0	5	9	0.00	0.000				
Ricardo Rincon, L ERA: 4.01	(9, 1)	1.0		3	0	0	0	0	0	0	0	0	0	3	7	0.00	0.000				

San Francisco Giants @ Oakland Athletics  
Network Associates Coliseum, Oakland, CA  
Sat Jun 21 2003, 10:05 PM EDT  
Att: 52,888 - Sunny - 60 F

livebaseballscorecards.com

AB 37  
R 6  
H 11  
RBI 5  
BB 2  
SO 5  
LOB 11



Batter	1	2	3	4	5	6	7	8	9	AB	R	H	RBI	BB	SO	LOB	BOTTOM			
Eric Byrnes, R OBP: 0.404, SLG: 0.563						 SF8 BB	 1-2 2-H 3-H			4	1	1	2	1	1	3				
Scott Hatteberg, L OBP: 0.347, SLG: 0.387						 1-3	 1-2 2-3			5	0	2	0	0	0	0				
Miguel Tejada, R OBP: 0.283, SLG: 0.426						 3-H				4	0	0	1	0	0	3				
Erubiel Durazo, L OBP: 0.404, SLG: 0.469				 BB						4	0	0	0	1	1	4				
Jermaine Dye, R OBP: 0.247, SLG: 0.242		 BB		 1-2f				 1B		2	0	0	0	1	0	1				
3 Eric Chavez, L OBP: 0.323, SLG: 0.461							 1B			4	1	1	0	0	1	2				
Ramon Hernandez, R OBP: 0.336, SLG: 0.470		 1-3					 1B 2B	 1B		4	1	3	0	0	0	0				
Terrence Long, L OBP: 0.292, SLG: 0.384							 1B 1B			4	1	1	1	0	0	4				
Mark Ellis, R OBP: 0.338, SLG: 0.381						 1-2 2-3	 1B 1B			2	0	0	0	1	1	0				
<b>Inning Stats</b>	R: 0 E: 0 K: 0 S: 7	H: 0 LOB: 0 BB: 0 P: 14	R: 0 E: 0 K: 1 S: 14	H: 1 LOB: 2 BB: 1 P: 26	R: 0 E: 0 K: 1 S: 10	H: 0 LOB: 0 BB: 0 P: 12	R: 0 E: 0 K: 0 S: 5	H: 0 LOB: 0 BB: 1 P: 13	R: 0 E: 0 K: 0 S: 11	H: 0 LOB: 0 BB: 0 P: 17	R: 3 E: 0 K: 0 S: 21	H: 5 LOB: 3 BB: 0 P: 33	R: 0 E: 0 K: 0 S: 8	H: 1 LOB: 3 BB: 1 P: 15	R: 0 E: 0 K: 1 S: 9	H: 0 LOB: 0 BB: 0 P: 13	1B: 7 2B: 1 3B: 0 HR: 0	SF: 1 SAC: 0 DP: 1 HBP: 2	WP: 0 PB: 0 SB: 0 CS: 0	PA: 40
<b>PITCHER</b>	IP	WLS	BF	H	R	ER	SO	BB	IBB	HBP	BLK	WP	HR	S	P	ERA	WHIP			
Jerome Williams, R ERA: 4.82	(1, 1)	6.1	W	25	4	3	3	3	0	0	0	0	0	1	2	*	*			
Scott Eyre, L ERA: 3.86	(7, 1)	0.0		1	1	0	0	0	0	0	0	0	0	1	2	*	*			
Felix Rodriguez, R ERA: 4.05	(7, 1)	0.0		2	1	1	1	0	0	0	0	0	0	8	13	*	*			
Jason Christiansen, L ERA: 9.0	(7, 1)	0.0		1	1	0	0	0	0	0	0	0	0	3	3	*	*			
Joe Nathan, R ERA: 4.5	(7, 1)	0.2	H	3	0	0	0	0	0	0	1	0	0	4	9	0.00	0.000			
<b>PITCHER</b>	IP	WLS	BF	H	R	ER	SO	BB	IBB	HBP	BLK	WP	HR	S	P	ERA	WHIP			
Tim Worrell, R ERA: 1.85	(8, 1)	2.0	S	8	1	0	0	0	0	0	0	0	0	17	27	0.00	1.000			

San Francisco Giants @ Oakland Athletics  
Network Associates Coliseum, Oakland, CA  
Sat Jun 21 2003, 10:05 PM EDT  
Att: 52,888 - Sunny - 60 F

livebaseballscorecards.com

AB 33  
R 4  
H 8  
RBI 4  
BB 4  
SO 4  
LOB 17





Batter	1	2	3	4	5	6	7	8	9	AB	R	H	RBI	BB	SO	LOB	TOP										
Ray Durham, S OBP: 0.407, SLG: 0.430	0-0 P3	0-3 K		0-1 1B		0-0 B1-3		2-3 K		5	0	1	0	0	2	1											
Edgardo Alfonzo, R OBP: 0.300, SLG: 0.331	2-1 F8	3-1 P3		0-0 F8		1-0 F9			1-2 P6	5	0	0	0	0	0	2											
Marquis Grissom, R OBP: 0.344, SLG: 0.495	1-1 1B		1-2 HR	0-1 1B			2-2 G5-3		2-3 K	5	2	3	0	0	1	0											
Barry Bonds, L OBP: 0.491, SLG: 0.657 21 Carlos Valderama, R OBP: 0.250, SLG: 0.250	1-1 1B		2-3 K	0-1 L8			4-0 BB		4-0 S	3	0	1	1	2	1	3											
Andres Galarraga, R OBP: 0.410, SLG: 0.587	1-2 HBP		4-2 HR	1-2 BB			4-2 BB		3-2 F9	2	1	1	0	2	0	1											
Pedro Feliz, R OBP: 0.297, SLG: 0.570	2-3 K		2-0 HR		0-2 P3		1-1 F9			4	1	1	3	0	1	5											
Rich Aurilia, R OBP: 0.324, SLG: 0.409		1-2 1B		0-2 P5			0-0 G4-3			4	1	1	0	0	0	3											
José Cruz Jr., S OBP: 0.365, SLG: 0.438		0-0 FC1-6		2-1 G5-3				1-3 K		4	0	1	1	0	1	1											
Yorvit Torrealba, R OBP: 0.307, SLG: 0.429	0-0 FC1-6			0-1 F7			1-2 L9		2-2 G1-3	4	0	0	0	0	0	1											
<b>Inning Stats</b>	R: 1 E: 0 K: 1 S: 14	H: 2 LOB: 2 BB: 0 P: 21	R: 1 E: 0 K: 1 S: 13	H: 2 LOB: 1 BB: 0 P: 17	R: 3 E: 0 K: 1 S: 16	H: 2 LOB: 0 BB: 1 P: 26	R: 0 E: 0 K: 0 S: 9	H: 2 LOB: 2 BB: 0 P: 9	R: 0 E: 0 K: 0 S: 11	H: 1 LOB: 1 BB: 0 P: 14	R: 0 E: 0 K: 0 S: 5	H: 0 LOB: 0 BB: 0 P: 7	R: 0 E: 0 K: 0 S: 8	H: 0 LOB: 2 BB: 2 P: 19	R: 0 E: 0 K: 2 S: 11	H: 0 LOB: 0 BB: 1 P: 16	R: 0 E: 0 K: 1 S: 13	H: 0 LOB: 2 BB: 1 P: 23	1B: 5 2B: 2 3B: 1 HR: 1	SF: 0 SAC: 0 DP: 0 HBP: 1	WP: 0 PB: 0 SB: 3 CS: 0	PA: 41					
<b>PITCHER</b>	IP	WLS	BF	H	R	ER	SO	BB	IBB	HBP	BLK	WP	HR	S	P	ERA	WHIP										
Ted Lilly, L ERA: 4.69	5.0	W	26	9	5	5	3	1	0	1	0	0	1	63	87	9.00	2.000										
John Halama, L ERA: 4.22	1.0	H	3	0	0	0	0	0	0	0	0	0	0	5	7	0.00	0.000										
Chad Bradford, R ERA: 2.95	1.0	H	5	0	0	0	0	1	1	0	0	0	0	8	19	0.00	1.000										
Jim Mecir, R ERA: 3.0	1.0	H	3	0	0	0	2	0	0	0	0	0	0	11	16	0.00	0.000										
Keith Foulke, R ERA: 2.5	1.0	S	4	0	0	0	1	0	1	0	0	0	0	13	23	0.00	0.000										

San Francisco Giants @ Oakland Athletics  
Network Associates Coliseum, Oakland, CA  
Sun Jun 22 2003, 4:05 PM EDT  
Att: 55,413 - Sunny - 63 F

AB 36  
R 5  
H 9  
RBI 5  
BB 4  
SO 6  
LOB 17



Batter	1	2	3	4	5	6	7	8	9	AB	R	H	RBI	BB	SO	LOB	BOTTOM										
Eric Byrnes, R OBP: 0.406, SLG: 0.564	4-0 FC6-4		2-1 HR	0-3 K			2-0 F8			3	2	1	0	1	1	1											
Scott Hatteberg, L OBP: 0.353, SLG: 0.391	0-1 FC6-4		4-2 HR	1-1 L4			1-2 1B			3	1	2	0	1	0	1											
Miguel Tejada, R OBP: 0.283, SLG: 0.434	1-2 FC6-4		3-1 HR		1-1 G4-3		0-1 F8			4	2	1	3	0	0	3											
Erubiel Durazo, L OBP: 0.402, SLG: 0.477	1-3 K		1-1 HR		0-2 P2		3-2 F7			4	1	1	1	0	1	2											
3 Eric Chavez, L OBP: 0.325, SLG: 0.463	1-0 1B		4-1 CS		0-2 G4-3		2-3 K			3	0	1	2	1	1	0											
Ramon Hernandez, R OBP: 0.331, SLG: 0.461		0-2 G6-3	1-2 F7			2-2 F9		2-2 F8		4	0	0	0	0	0	1											
Billy McMillon, L OBP: 0.365, SLG: 0.364		4-1 BB	1-2 G3			0-1 L9				2	0	0	0	1	0	1											
Terrence Long, L OBP: 0.292, SLG: 0.384				1-2 BB						0	0	0	0	0	0	0											
Mark Ellis, R OBP: 0.335, SLG: 0.377		3-2 F9		3-2 L5			0-1 F8			3	0	0	0	0	0	1											
Chris Singleton, L OBP: 0.343, SLG: 0.419		0-0 G4-3		0-1 2B			3-3 K			3	0	1	0	0	1	1											
<b>Inning Stats</b>	R: 2 E: 0 K: 1 S: 9	H: 2 LOB: 1 BB: 1 P: 16	R: 0 E: 0 K: 0 S: 9	H: 0 LOB: 1 BB: 1 P: 16	R: 4 E: 0 K: 0 S: 15	H: 3 LOB: 0 BB: 2 P: 31	R: 0 E: 0 K: 1 S: 10	H: 1 LOB: 1 BB: 0 P: 14	R: 0 E: 0 K: 0 S: 7	H: 0 LOB: 0 BB: 0 P: 9	R: 0 E: 0 K: 1 S: 10	H: 1 LOB: 1 BB: 0 P: 16	R: 0 E: 0 K: 1 S: 11	H: 0 LOB: 0 BB: 0 P: 18	R: 0 E: 0 K: 1 S: 13	H: 0 LOB: 0 BB: 1 P: 23	1B: 2 2B: 3 3B: 0 HR: 2	SF: 0 SAC: 0 DP: 0 HBP: 0	WP: 0 PB: 0 SB: 0 CS: 1	PA: 33							
<b>PITCHER</b>	IP	WLS	BF	H	R	ER	SO	BB	IBB	HBP	BLK	WP	HR	S	P	ERA	WHIP										
Jesse Foppert, R ERA: 4.97	2.0	L	11	2	1	1	1	1	0	0	0	0	1	28	40	3.00	1.000										
41 Chad Zerbe, L ERA: 4.63	3.0																										
Joe Nathan, R ERA: 4.28	2.0																										
Jason Christiansen, L ERA: 6.75	1.0																										

San Francisco Giants @ Oakland Athletics  
Network Associates Coliseum, Oakland, CA  
Sun Jun 22 2003, 4:05 PM EDT  
Att: 55,413 - Sunny - 63 F

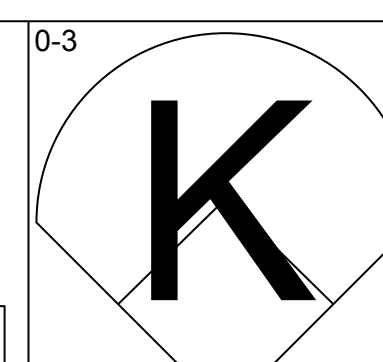
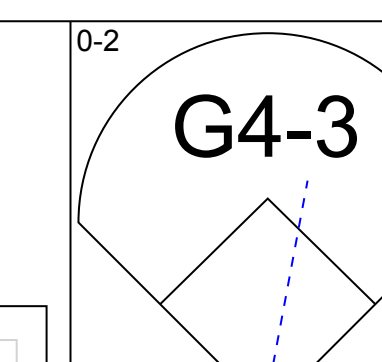
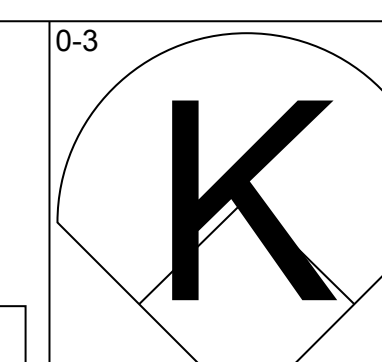
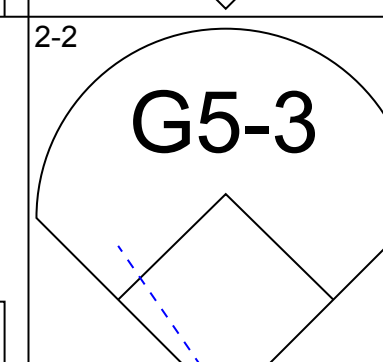
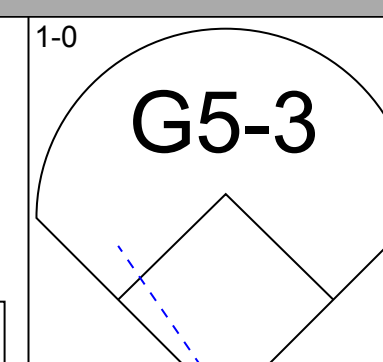
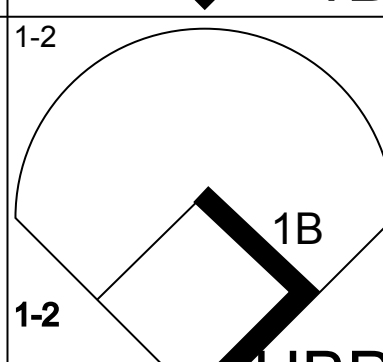
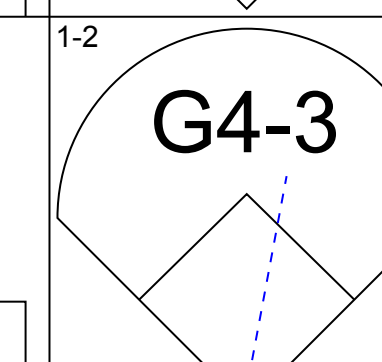
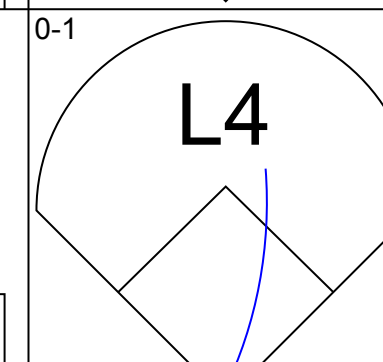
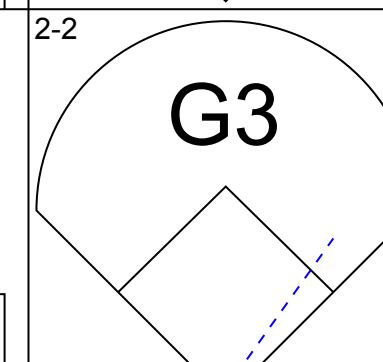
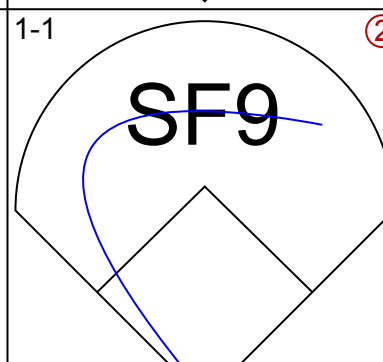
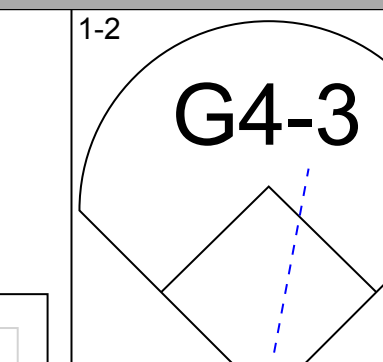
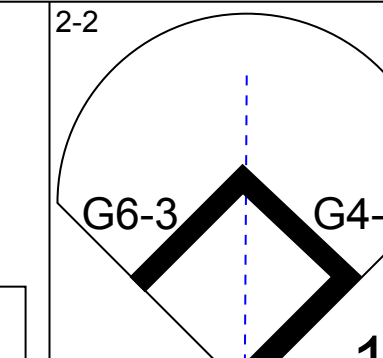
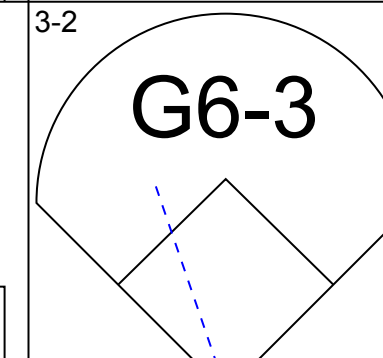
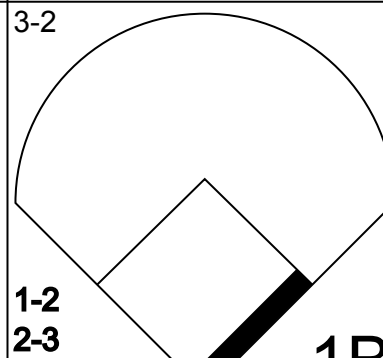
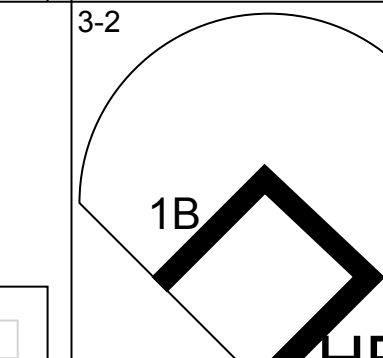
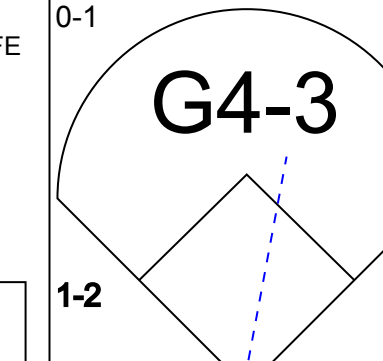
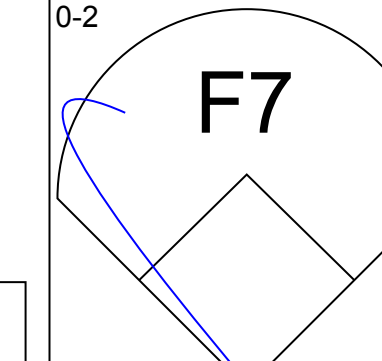
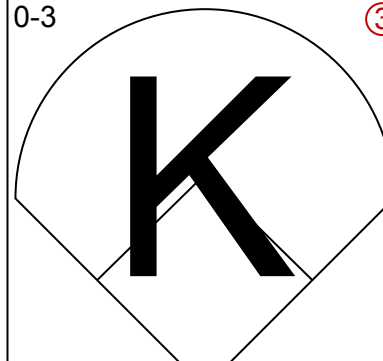
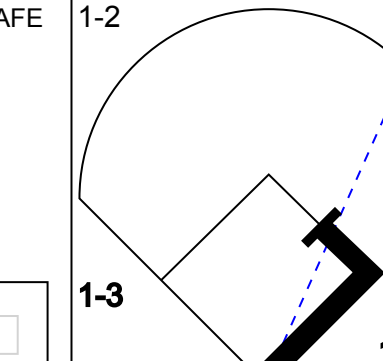
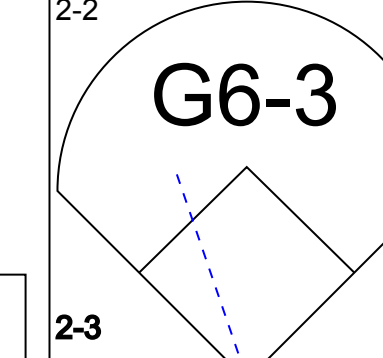
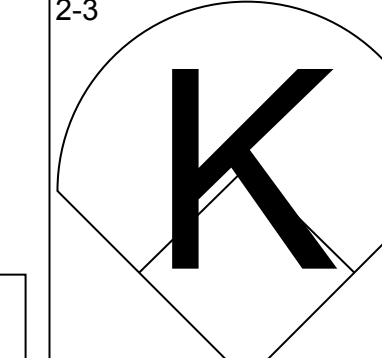
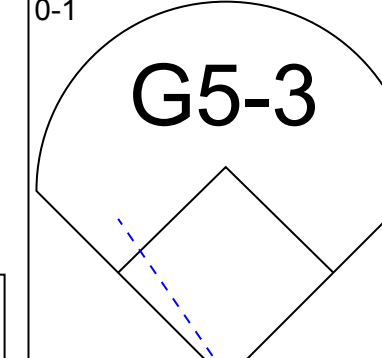
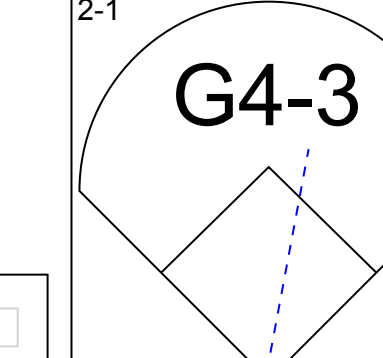
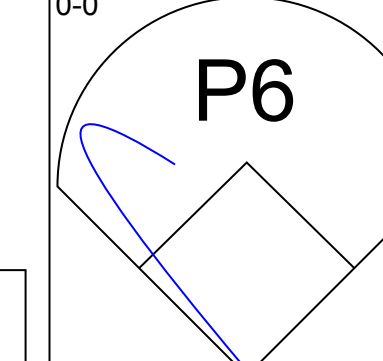
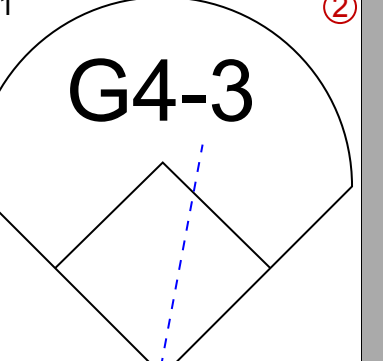
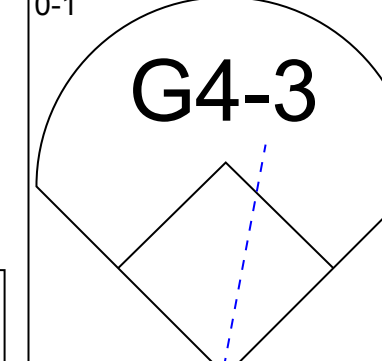
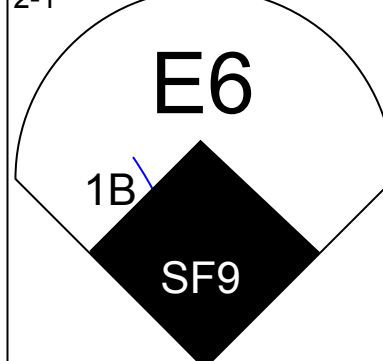
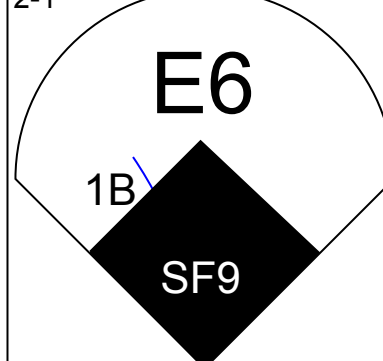
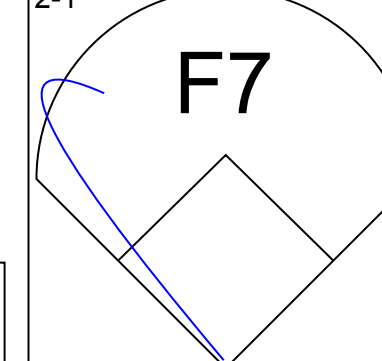

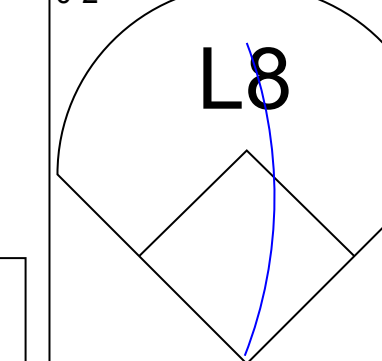
AB 29  
R 6  
H 7  
RBI 6  
BB 4  
SO 4  
LOB 11

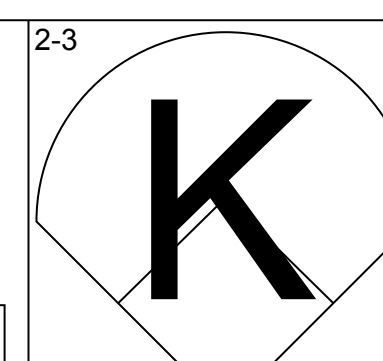
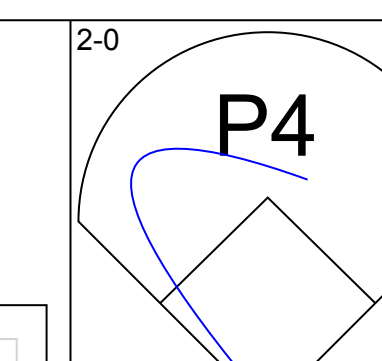
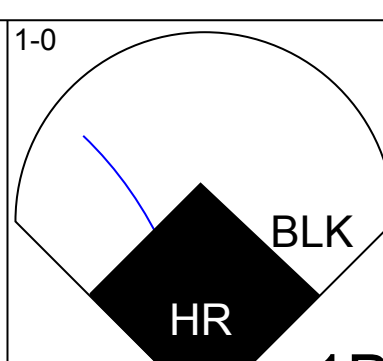
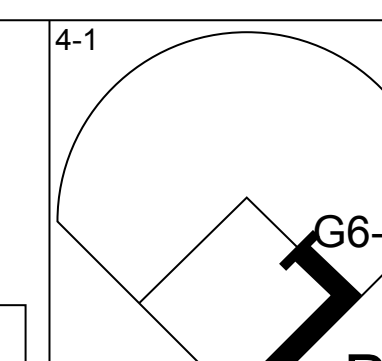
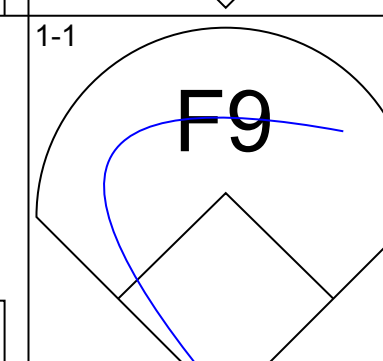
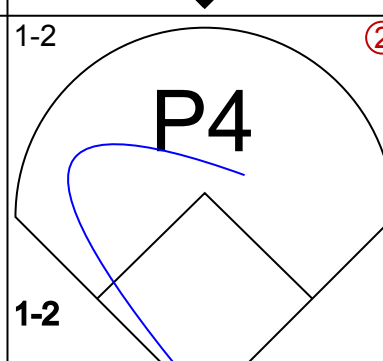
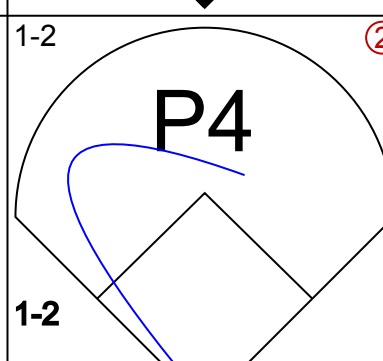
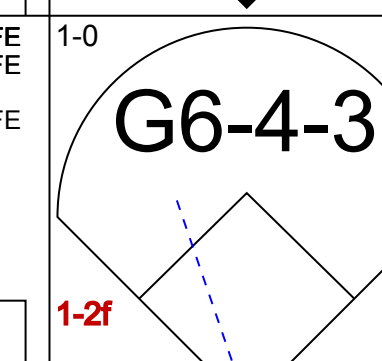
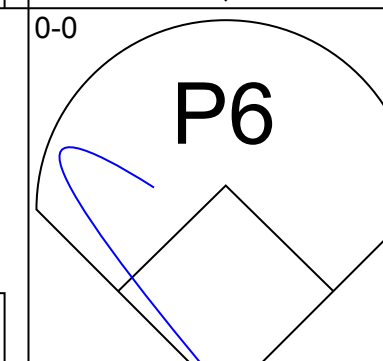
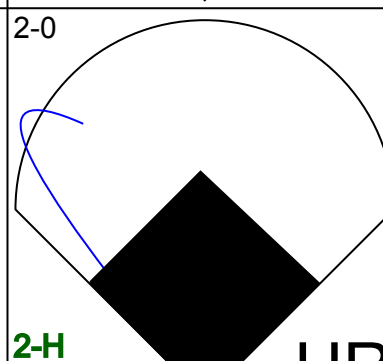
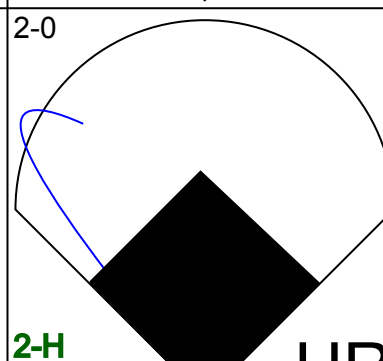
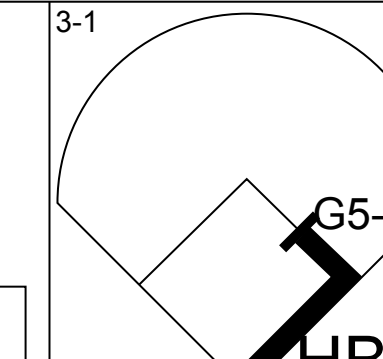
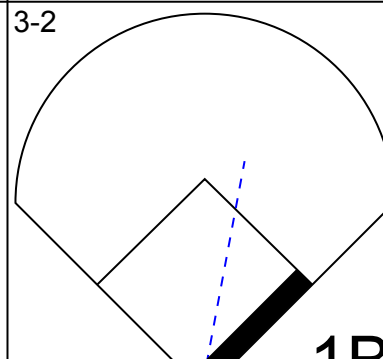
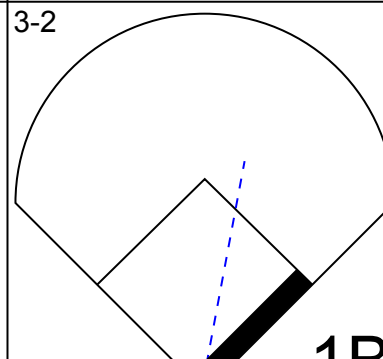
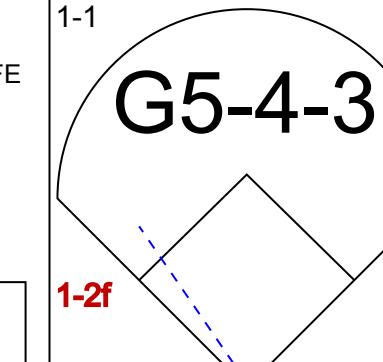
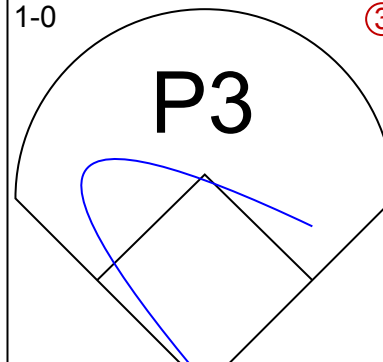
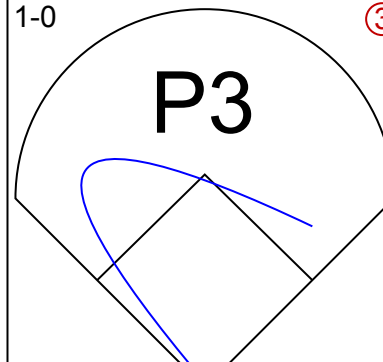
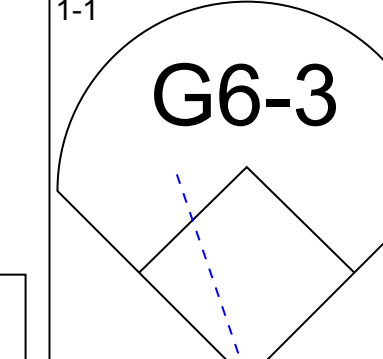
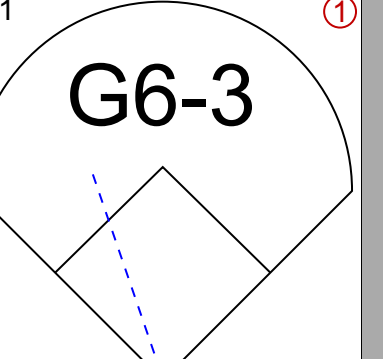
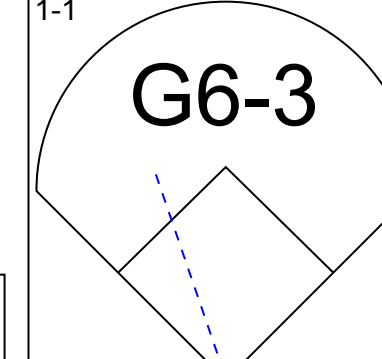
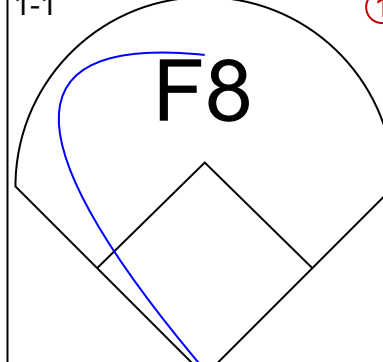
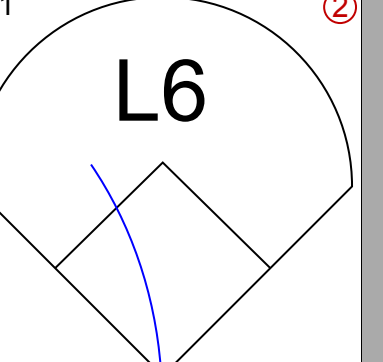
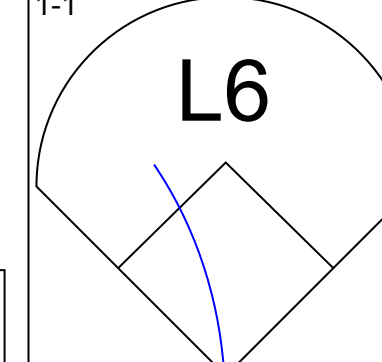
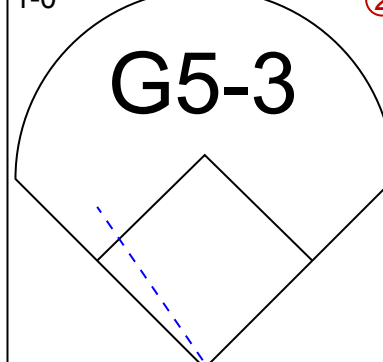
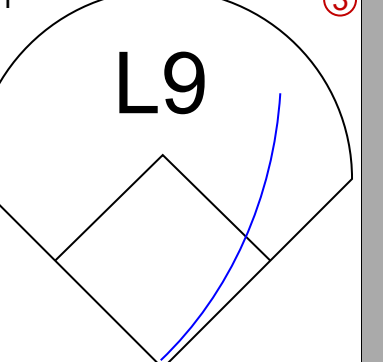
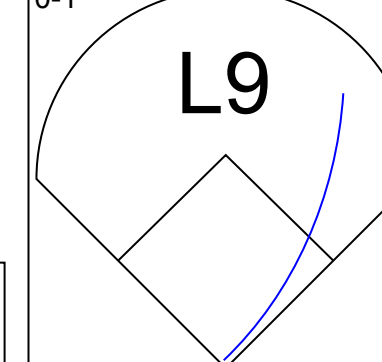
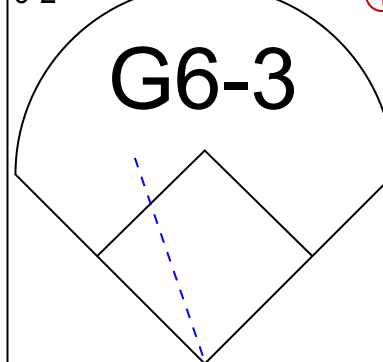
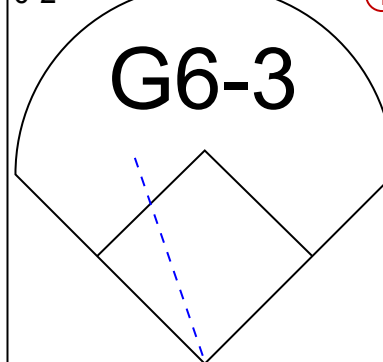








Batter	1	2	3	4	5	6	7	8	9	AB	R	H	RBI	BB	SO	LOB	TOP						
<b>Dave Roberts, L</b> (1, 8) OBP: 0.330, SLG: 0.308										4	0	1	0	0	2	0	<b>Los Angeles Dodgers @ San Francisco Giants</b> PacBell Park, San Francisco, CA Tue Jun 24 2003, 10:15 PM EDT Att: 42,648 - Sunny - 65 F						
<b>Paul Lo Duca, R</b> (1, 2) OBP: 0.376, SLG: 0.464										3	0	0	0	0	0	0							
<b>Shawn Green, L</b> (1, 9) OBP: 0.314, SLG: 0.418										3	0	0	1	0	0	0							
<b>Brian Jordan, R</b> (1, 7) <b>Jolbert Cabrera, R</b> (6, 7) (7, 4)										3	0	2	0	0	0	0							
<b>Daryle Ward, L</b> (1, 3) OBP: 0.223, SLG: 0.209											4	0	1	0	0	1		4					
<b>Adrián Beltré, R</b> (1, 5) OBP: 0.273, SLG: 0.340																4		0	0	0	0	1	2
<b>Alex Cora, L</b> (1, 4) OBP: 0.275, SLG: 0.307																3		0	0	0	0	0	1
<b>Cesar Izturis, S</b> (1, 6) <b>Paul Quantrill, L</b> (7, 1)											3	1	0	0	0	0		0	0				
<b>Odalis Pérez, L</b> (1, 1) <b>Mike Kinkade, R</b> (7, 7)											2	0	0	0	0	2		1					
<b>Inning Stats</b>	R: 0 E: 0 K: 1 S: 8	H: 0 LOB: 0 BB: 0 P: 10	R: 0 E: 0 K: 0 S: 9	H: 1 LOB: 1 BB: 0 P: 13	R: 0 E: 0 K: 1 S: 8	H: 0 LOB: 0 BB: 0 P: 9	R: 0 E: 0 K: 0 S: 10	H: 0 LOB: 0 BB: 0 P: 16	R: 0 E: 0 K: 1 S: 10	H: 0 LOB: 0 BB: 0 P: 13	R: 1 E: 1 K: 2 S: 22	H: 2 LOB: 3 BB: 0 P: 31	R: 0 E: 0 K: 0 S: 6	H: 0 LOB: 0 BB: 0 P: 8	R: 0 E: 0 K: 1 S: 9	H: 0 LOB: 0 BB: 0 P: 10		R: 0 E: 0 K: 0 S: 10	H: 1 LOB: 1 BB: 0 P: 17	1B: 4 2B: 0 3B: 0 HR: 0	SF: 1 SAC: 0 DP: 0 HBP: 2	WP: 0 PB: 0 SB: 0 CS: 0	PA: 33
<b>PITCHER</b> <b>Jason Schmidt, R</b> (1, 1) ERA: 2.23	IP: 9.0 WLS: W BF: 33 H: 4 R: 1 ER: 0 SO: 6 BB: 0 IBB: 0 HBP: 2 BLK: 0 WP: 0 HR: 0 S: 92 P: 127 ERA: 0.00 WHIP: 0.444											<b>PITCHER</b>	IP: 9.0 WLS: W BF: 33 H: 4 R: 1 ER: 0 SO: 6 BB: 0 IBB: 0 HBP: 2 BLK: 0 WP: 0 HR: 0 S: 92 P: 127 ERA: 0.00 WHIP: 0.444										

Batter	1	2	3	4	5	6	7	8	9	AB	R	H	RBI	BB	SO	LOB	BOTTOM						
<b>Ray Durham, S</b> (1, 4) OBP: 0.412, SLG: 0.438										3	1	1	0	1	1	1	<b>Los Angeles Dodgers @ San Francisco Giants</b> PacBell Park, San Francisco, CA Tue Jun 24 2003, 10:15 PM EDT Att: 42,648 - Sunny - 65 F						
<b>Edgardo Alfonzo, R</b> (1, 5) OBP: 0.295, SLG: 0.325										4	0	0	0	0	2								
<b>Marquis Grissom, R</b> (1, 8) OBP: 0.341, SLG: 0.498										3	1	1	2	0	0	0							
<b>Barry Bonds, L</b> (1, 7) <b>21 Carlos Valderama, R</b> (6, 7) OBP: 0.250, SLG: 0.250										1	0	1	0	1	0	0							
<b>Andres Galarraga, R</b> (1, 3) OBP: 0.389, SLG: 0.580										3	0	0	0	0	1	3							
<b>Benito Santiago, R</b> (1, 2) OBP: 0.335, SLG: 0.463										3	0	1	0	0	0	0							
<b>Rich Aurilia, R</b> (1, 6) OBP: 0.320, SLG: 0.402										3	0	0	0	0	0	1							
<b>José Cruz Jr., S</b> (1, 9) OBP: 0.363, SLG: 0.434										3	0	0	0	0	0	0							
<b>Jason Schmidt, R</b> (1, 1) OBP: 0.063, SLG: 0.032										2	0	0	0	1	0	0							
<b>Inning Stats</b>	R: 0 E: 0 K: 1 S: 8	H: 0 LOB: 0 BB: 0 P: 11	R: 0 E: 0 K: 0 S: 5	H: 0 LOB: 0 BB: 0 P: 10	R: 0 E: 0 K: 0 S: 6	H: 0 LOB: 1 BB: 1 P: 14	R: 0 E: 0 K: 1 S: 11	H: 0 LOB: 1 BB: 1 P: 20	R: 0 E: 0 K: 0 S: 6	H: 1 LOB: 0 BB: 0 P: 8	R: 2 E: 0 K: 0 S: 13	H: 3 LOB: 1 BB: 0 P: 21	R: 0 E: 0 K: 0 S: 6	H: 0 LOB: 0 BB: 0 P: 8	R: 0 E: 0 K: 0 S: 5	H: 0 LOB: 0 BB: 1 P: 12		R: 0 E: 0 K: 0 S: 10	H: 0 LOB: 0 BB: 0 P: 17	1B: 3 2B: 0 3B: 0 HR: 1	SF: 0 SAC: 0 DP: 3 HBP: 1	WP: 0 PB: 0 SB: 0 CS: 0	PA: 29
<b>PITCHER</b> <b>Odalis Pérez, L</b> (1, 1) ERA: 4.44 <b>Paul Quantrill, R</b> (7, 1) ERA: 1.6	IP: 6.0 WLS: L BF: 23 H: 4 R: 2 ER: 2 SO: 2 BB: 2 IBB: 0 HBP: 1 BLK: 1 WP: 0 HR: 1 S: 49 P: 84 ERA: 3.00 WHIP: 1.000											<b>PITCHER</b>	IP: 2.0 WLS: L BF: 6 H: 0 R: 0 ER: 0 SO: 0 BB: 1 IBB: 0 HBP: 0 BLK: 0 WP: 0 HR: 0 S: 11 P: 20 ERA: 0.00 WHIP: 0.500										

AB	30
R	1
H	4
RBI	1
BB	0
SO	6
LOB	8




AB	25
R	2
H	4
RBI	2
BB	3
SO	2
LOB	7










Batter	1	2	3	4	5	6	7	8	9	AB	R	H	RBI	BB	SO	LOB	TOP					
Eric Byrnes, R OBP: 0.392, SLG: 0.545 (1, 8)	F7 0-2		F8 0-1			G3-6-1 1B 1-2		G4-6-3 1B 0-2		4	0	2	0	0	0	0	<p>Oakland Athletics @ San Francisco Giants</p> <p>PacBell Park, San Francisco, CA</p> <p>Fri Jun 27 2003, 10:15 PM EDT</p> <p>Att: 42,604 - Sunny - 73 F</p> <p>livebaseballscorecards.com</p> <p>AB 31 R 0 H 7 RBI 0 BB 1 SO 2 LOB 10</p> 					
Scott Hatteberg, L OBP: 0.351, SLG: 0.393 (1, 3)	L9 0-1		L9-3 BB 4-1			G3-6-1 1-2f		G4-6-3 1-2f		3	0	0	0	1	0	2						
Miguel Tejada, R OBP: 0.305, SLG: 0.448 (1, 6)	1B 3 3-2		L9-3 1-1			1B 3-1		G6-3 0-2		4	0	2	0	0	0	1						
3 Eric Chavez, L OBP: 0.328, SLG: 0.491 (1, 5)	1B FC6-4 1-2				G4-3 0-0	F9 1-1		G6-3 0-1		4	0	1	0	0	0	1						
Ramon Hernandez, R OBP: 0.332, SLG: 0.470 (1, 2)	1B FC6-4 1-2f				P4 1-0			K 0-3		4	0	0	0	0	1	2						
Terrence Long, L OBP: 0.300, SLG: 0.395 (7, 7)			G3-1 0-1		F8 1-2					3	0	1	0	0	0	0						
Mark Ellis, R OBP: 0.336, SLG: 0.390 (1, 4)			1B 0-2			F7 2-1		F8 0-0		3	0	1	0	0	0	1						
Billy McMillon, L OBP: 0.371, SLG: 0.400 Mike Neu, S (7, 1)			L4 0-1		P5 0-0			P5 2-0		3	0	0	0	0	0	2						
Ted Lilly, L Chris Singleton, L OBP: 0.344, SLG: 0.418 (7, 9)			K 0-3		F7 0-0			P5 1-2		2	0	0	0	0	1	1						
										1	0	0	0	0	0	0						
<b>Inning Stats</b>	R: 0 E: 0 K: 0 S: 16	H: 2 LOB: 2 BB: 0 P: 20	R: 0 E: 0 K: 1 S: 10	H: 1 LOB: 1 BB: 0 P: 10	R: 0 E: 0 K: 0 S: 5	H: 0 LOB: 0 BB: 1 P: 10	R: 0 E: 0 K: 0 S: 5	H: 0 LOB: 0 BB: 0 P: 7	R: 0 E: 0 K: 0 S: 4	H: 0 LOB: 0 BB: 0 P: 6	R: 0 E: 0 K: 0 S: 11	H: 2 LOB: 1 BB: 0 P: 18	R: 0 E: 0 K: 0 S: 6	H: 1 LOB: 1 BB: 0 P: 8	R: 0 E: 0 K: 1 S: 8	H: 1 LOB: 0 BB: 0 P: 9	R: 0 E: 0 K: 1 S: 8	H: 0 LOB: 0 BB: 0 P: 8	1B: 7 2B: 1 3B: 0 HR: 0	SF: 0 SAC: 0 DP: 3 HBP: 0	WP: 0 PB: 0 SB: 0 CS: 0	PA: 32
<b>PITCHER</b> Jerome Williams, R ERA: 3.85 (1, 1)	IP: 9.0 WLS: W BF: 32 H: 7 R: 0 ER: 0 SO: 2 BB: 1 IBB: 0 HBP: 0 BLK: 0 WP: 0 HR: 0 S: 73 P: 96 ERA: 0.00 WHIP: 0.889															<b>PITCHER</b>						

Batter	1	2	3	4	5	6	7	8	9	AB	R	H	RBI	BB	SO	LOB	BOTTOM					
Ray Durham, S OBP: 0.409, SLG: 0.431 (1, 4)	P4 1-0		E5 FC4-6 2-1					G3-1 1B 0-1		4	1	2	0	1	0	0	<p>Oakland Athletics @ San Francisco Giants</p> <p>PacBell Park, San Francisco, CA</p> <p>Fri Jun 27 2003, 10:15 PM EDT</p> <p>Att: 42,604 - Sunny - 73 F</p> <p>livebaseballscorecards.com</p> <p>AB 34 R 6 H 9 RBI 6 BB 5 SO 8 LOB 20</p> 					
Neftali Perez, S OBP: 0.297, SLG: 0.369 (1, 6)	G6-3 0-2		FC4-6 1-2f 2-2		F8 0-1		L5 0-1	G3-1 1B 3-2		5	0	0	0	0	0	5						
Marquis Grissom, R OBP: 0.339, SLG: 0.491 (1, 8)	K 2-3				F9 0-2			K 3-3		5	1	2	0	0	2	3						
Barry Bonds, L OBP: 0.450, SLG: 0.650 21 Carlos Valderama, R OBP: 0.200, SLG: 0.200 (1, 7)										2	2	1	1	2	0	0						
Benito Santiago, R OBP: 0.337, SLG: 0.462 (1, 2)										0	0	0	0	0	0	0						
Andres Galaraga, R OBP: 0.371, SLG: 0.556 (1, 3)										3	0	1	1	1	0	2						
Pedro Feliz, R OBP: 0.307, SLG: 0.589 (1, 5)										4	0	0	0	0	3	6						
José Cruz Jr., S OBP: 0.367, SLG: 0.443 (1, 9)										4	1	2	3	0	1	1						
Jerome Williams, R (1, 1)										3	1	1	1	1	1	2						
										4	0	0	0	0	1	1						
<b>Inning Stats</b>	R: 0 E: 0 K: 1 S: 8	H: 0 LOB: 0 BB: 0 P: 11	R: 0 E: 0 K: 0 S: 6	H: 0 LOB: 0 BB: 0 P: 10	R: 1 E: 1 K: 1 S: 12	H: 1 LOB: 1 BB: 0 P: 17	R: 2 E: 0 K: 2 S: 13	H: 2 LOB: 1 BB: 1 P: 21	R: 0 E: 0 K: 0 S: 10	H: 0 LOB: 1 BB: 1 P: 14	R: 1 E: 0 K: 0 S: 13	H: 2 LOB: 1 BB: 0 P: 16	R: 1 E: 0 K: 2 S: 15	H: 2 LOB: 3 BB: 2 P: 25	R: 1 E: 0 K: 1 S: 13	H: 2 LOB: 2 BB: 1 P: 25	R: 1 E: 0 K: 1 S: 13	H: 2 LOB: 2 BB: 1 P: 25	1B: 6 2B: 0 3B: 0 HR: 3	SF: 0 SAC: 0 DP: 0 HBP: 0	WP: 0 PB: 0 SB: 0 CS: 0	PA: 39
<b>PITCHER</b> Ted Lilly, L ERA: 4.83 Mike Neu, R ERA: 2.55 (7, 1)	IP: 6.2 WLS: L BF: 31 H: 7 R: 5 ER: 5 SO: 6 BB: 3 IBB: 0 HBP: 0 BLK: 0 WP: 0 HR: 2 S: 72 P: 104 ERA: 6.75 WHIP: 1.500															<b>PITCHER</b>						



Batter	1	2	3	4	5	6	7	8	9	10	AB	R	H	RBI	BB	SO	LOB	TOP									
<b>Eric Byrnes, R</b> OBP: 0.391, SLG: 0.540 (1, 8)											6	1	2	0	0	2	4										
<b>Frank Menechino, R</b> OBP: 0.370, SLG: 0.378 <b>Keith Foulke, R</b> (9, 1)												4	1	1	0	1	0	2									
<b>Miguel Tejada, R</b> OBP: 0.307, SLG: 0.450 (1, 6)												5	1	2	1	0	0	2									
<b>Erubiel Durazo, L</b> OBP: 0.400, SLG: 0.460 (1, 3)												4	1	0	0	1	3										
<b>Ramon Hernandez, R</b> OBP: 0.330, SLG: 0.462 (1, 2)												4	0	0	0	0	1	3									
<b>3 Eric Chavez, L</b> OBP: 0.329, SLG: 0.490 (1, 5)												5	1	2	1	0	2	1									
<b>Adam Platt, R</b> OBP: 0.281, SLG: 0.414 <b>Billy McMillan, L</b> OBP: 0.389, SLG: 0.419 (10, 7)												4	1	3	4	0	1	0									
<b>Terrence Long, L</b> OBP: 0.305, SLG: 0.397 (1, 9)												4	1	2	0	1	1	1									
<b>Barry Zito, L</b> OBP: 0.334, SLG: 0.388 Jim Mecir, S Scott Hatteberg, S Ricardo Rincon, L Chad Bradford, R Mark Ellis, R												3	0	0	0	0	0	4									
<b>Inning Stats</b>	R: 5 E: 1 K: 1 S: 20	H: 5 LOB: 1 BB: 1 P: 37	R: 0 E: 0 K: 0 S: 6	H: 0 LOB: 0 BB: 0 P: 13	R: 0 E: 0 K: 1 S: 12	H: 0 LOB: 0 BB: 0 P: 16	R: 1 E: 1 K: 0 S: 9	H: 3 LOB: 1 BB: 1 P: 13	R: 0 E: 0 K: 2 S: 11	H: 0 LOB: 1 BB: 0 P: 18	R: 1 E: 0 K: 1 S: 18	H: 2 LOB: 2 BB: 1 P: 28	R: 0 E: 0 K: 3 S: 9	H: 0 LOB: 0 BB: 0 P: 14	R: 0 E: 0 K: 2 S: 9	H: 0 LOB: 0 BB: 0 P: 14	R: 0 E: 0 K: 0 S: 6	H: 1 LOB: 1 BB: 0 P: 10	R: 0 E: 0 K: 1 S: 10	H: 2 LOB: 3 BB: 1 P: 20	1B: 10 2B: 2 3B: 0 HR: 1	SF: 0 SAC: 0 DP: 1 HBP: 1	WP: 0 PB: 0 SB: 0 CS: 0	PA: 46			
<b>PITCHER</b>	IP	WLS	BF	H	R	ER	SO	BB	IBB	HBP	BLK	WP	HR	S	P	ERA	WHIP										
<b>Kirk Rueter, L</b> ERA: 3.86 (1, 1)	4.0		20	8	6	5	2	1	0	0	0	0	0	47	79	11.25	2.250										
<b>Joe Nathan, R</b> ERA: 4.19 (5, 1)	2.0		10	2	1	1	3	1	0	1	0	0	1	29	46	4.50	1.500										
<b>Scott Eyre, L</b> ERA: 3.38 (7, 1)	2.0		6	0	0	0	5	0	0	0	0	0	0	18	28	0.00	0.000										
<b>Tim Worrell, R</b> ERA: 1.71 (9, 1)	1.0		4	1	0	0	0	0	0	0	0	0	0	6	10	0.00	1.000										
<b>Felix Rodriguez, R</b> ERA: 3.92 (10, 1)	1.0	W	6	2	0	0	1	1	0	0	0	0	0	10	20	0.00	3.000										

**Oakland Athletics @ San Francisco Giants**  
PacBell Park, San Francisco, CA  
Sat Jun 28 2003, 4:05 PM EDT  
Alt. 42.519 - Sunny - 79 F

livebaseballscorecards.com

AB 42  
R 7  
H 13  
RBI 6  
BB 3  
SO 11  
LOB 21

WP: 0 PA: 46  
PB: 0  
SB: 0  
CS: 0

Batter	1	2	3	4	5	6	7	8	9	10	AB	R	H	RBI	BB	SO	LOB	BOTTOM									
<b>Ray Durham, S</b> OBP: 0.413, SLG: 0.436 (1, 4)											4	0	2	1	1	2	2										
<b>Neifi Perez, S</b> OBP: 0.304, SLG: 0.374 (1, 6)												6	1	3	2	0	0	4									
<b>Marquis Grissom, R</b> OBP: 0.339, SLG: 0.488 (1, 8)												6	0	2	1	0	0	4									
<b>Barry Bonds, L</b> OBP: 0.493, SLG: 0.659 (1, 7)												3	1	1	1	2	0	3									
<b>Pedro Feliz, R</b> OBP: 0.308, SLG: 0.574 (1, 5)												6	1	2	1	0	0	5									
<b>Andres Calaraga, R</b> OBP: 0.372, SLG: 0.549 (1, 3)												5	1	2	0	0	0	1									
<b>José Cruz Jr., S</b> OBP: 0.374, SLG: 0.445 (1, 9)												3	1	2	1	2	1	0									
<b>Yovani Torrealba, R</b> OBP: 0.289, SLG: 0.397 (1, 2)												5	1	1	0	0	0	5									
<b>Kirk Rueter, L</b> ERA: 3.17 Edgaro Abadizo, R Joe Nathan, R 21 Carlos Valdespina, R Scott Eyre, L Benito Santiago, R Tim Worrell, R 60 Francisco Lirio, L Felix Rodriguez, R												1	0	0	0	0	0	0									
<b>Inning Stats</b>	R: 0 E: 0 K: 1 S: 14	H: 1 LOB: 1 BB: 0 P: 20	R: 0 E: 0 K: 0 S: 6	H: 0 LOB: 1 BB: 1 P: 14	R: 0 E: 0 K: 0 S: 8	H: 0 LOB: 1 BB: 1 P: 14	R: 6 E: 0 K: 0 S: 17	H: 8 LOB: 2 BB: 0 P: 27	R: 0 E: 0 K: 1 S: 9	H: 0 LOB: 0 BB: 0 P: 14	R: 0 E: 0 K: 1 S: 7	H: 1 LOB: 1 BB: 0 P: 12	R: 0 E: 0 K: 0 S: 9	H: 0 LOB: 2 BB: 2 P: 17	R: 1 E: 0 K: 0 S: 8	H: 2 LOB: 2 BB: 1 P: 15	R: 0 E: 0 K: 1 S: 11	H: 2 LOB: 2 BB: 0 P: 15	R: 1 E: 0 K: 0 S: 6	H: 3 LOB: 3 BB: 0 P: 8	1B: 15 2B: 1 3B: 0 HR: 1	SF: 0 SAC: 1 DP: 0 HBP: 1	WP: 0 PB: 0 SB: 1 CS: 0	PA: 50			
<b>PITCHER</b>	IP	WLS	BF	H	R	ER	SO	BB	IBB	HBP	BLK	WP	HR	S	P	ERA	WHIP										
<b>Barry Zito, L</b> ERA: 3.17 (1, 1)	6.0		30	10	6	6	3	2	0	0	0	0	0	61	101	9.00	2.000										
<b>Jim Mecir, R</b> ERA: 3.86 (7, 1)	1.0	H	5	0	0	0	0	2	0	0	0	0	0	9	17	0.00	2.000										
<b>Ricardo Rincon, L</b> ERA: 4.28 (8, 1)	0.2	B	5	2	1	1	0	0	1	0	0	0	0	7	14	13.50	3.000										
<b>Chad Bradford, R</b> ERA: 3.95 (8, 1)	0.2	L	4	2	0	0	0	0	0	0	0	0	0	8	11	0.00	3.000										
<b>Keith Foulke, R</b> ERA: 2.61 (9, 1)	0.2	L	6	3	1	1	1	0	0	1	0	0	0	10	13	13.50	4.500										

**Oakland Athletics @ San Francisco Giants**  
PacBell Park, San Francisco, CA  
Sat Jun 28 2003, 4:05 PM EDT  
Alt. 42.519 - Sunny - 79 F

livebaseballscorecards.com

AB 43  
R 8  
H 17  
RBI 8  
BB 5  
SO 4  
LOB 26

WP: 0 PA: 50  
PB: 0  
SB: 1  
CS: 0



Batter	1	2	3	4	5	6	7	8	9	AB	R	H	RBI	BB	SO	LOB	TOP			
<b>Eric Byrnes, R</b> OBP: 0.401, SLG: 0.577 										5	2	5	2	0	0	0	<b>Oakland Athletics @ San Francisco Giants</b> PacBell Park, San Francisco, CA Sun Jun 29 2003, 4:05 PM EDT Att: 42,508 - Sunny - 68 F			
<b>Scott Hatteberg, L</b> OBP: 0.351, SLG: 0.391 										5	0	2	0	0	0	3				
<b>Miguel Tejada, R</b> OBP: 0.303, SLG: 0.444 										4	0	0	1	0	1	3				
<b>3 Eric Chavez, L</b> OBP: 0.325, SLG: 0.483 										4	0	0	0	0	3	3				
<b>Ramon Hernandez, R</b> OBP: 0.328, SLG: 0.467 										4	1	1	0	0	0	2				
<b>Terrence Long, L</b> OBP: 0.304, SLG: 0.394 										2	1	0	1	1	0	0				
<b>Mark Ellis, R</b> OBP: 0.337, SLG: 0.387 										3	1	1	0	1	0	0				
<b>Chris Singleton, L</b> OBP: 0.348, SLG: 0.420 										4	0	2	0	0	0	2				
<b>Mark Mulder, L</b> <b>Jim Mecir, S</b> <b>Billy McMillon, L</b> OBP: 0.378, SLG: 0.406 <b>Keith Foulke, R</b> 										2	0	0	1	0	1	3				
<b>Inning Stats</b>	R: 0 E: 0 K: 2 S: 21	H: 2 LOB: 2 BB: 0 P: 34	R: 2 E: 0 K: 0 S: 15	H: 1 LOB: 1 BB: 2 P: 29	R: 0 E: 0 K: 1 S: 11	H: 0 LOB: 0 BB: 0 P: 14	R: 0 E: 0 K: 1 S: 11	H: 1 LOB: 1 BB: 0 P: 19	R: 1 E: 0 K: 0 S: 14	H: 3 LOB: 1 BB: 0 P: 19	R: 1 E: 0 K: 1 S: 9	H: 1 LOB: 0 BB: 0 P: 17	R: 0 E: 0 K: 0 S: 4	H: 0 LOB: 0 BB: 0 P: 6	R: 0 E: 0 K: 0 S: 9	H: 1 LOB: 1 BB: 0 P: 14		1B: 6 2B: 2 3B: 2 HR: 1	SF: 2 SAC: 0 DP: 2 HBP: 0	WP: 0 PB: 0 SB: 0 CS: 0
<b>PITCHER</b>	IP WLS BF H R ER SO BB IBB HBP BLK WP HR S P ERA WHIP																			
<b>Jesse Foppert, R</b> ERA: 4.94	4.0 L 18 4 2 2 2 4 2 0 0 0 0 0 0 58 96 4.50 1.500																			
<b>41 Chad Zerbe, L</b> ERA: 5.13	2.0 9 5 2 2 0 0 0 0 0 0 1 20 27 9.00 2.500																			
<b>Jason Christiansen, L</b> ERA: 5.14	2.0 7 1 1 1 1 0 0 0 0 0 0 13 23 4.50 0.500																			
<b>Felix Rodriguez, R</b> ERA: 3.72	1.0 4 1 0 0 0 0 0 0 0 0 0 9 14 0.00 1.000																			

Batter	1	2	3	4	5	6	7	8	9	AB	R	H	RBI	BB	SO	LOB	BOTTOM					
<b>Ray Durham, S</b> OBP: 0.414, SLG: 0.451 										4	1	2	0	0	1	0	<b>Oakland Athletics @ San Francisco Giants</b> PacBell Park, San Francisco, CA Sun Jun 29 2003, 4:05 PM EDT Att: 42,508 - Sunny - 68 F					
<b>Neftali Perez, S</b> OBP: 0.304, SLG: 0.373 										3	0	1	1	0	0	1						
<b>Marquis Grissom, R</b> OBP: 0.335, SLG: 0.493 <b>Jason Christiansen, R</b> <b>60 Francisco Santos, L</b> OBP: 0.333, SLG: 0.889 <b>Felix Rodriguez, R</b> OBP: 1.000, SLG: 1.000 										3	0	0	0	0	0	1						
<b>Pedro Feliz, R</b> OBP: 0.297, SLG: 0.552 										4	0	0	0	0	0	1						
<b>Benito Santiago, R</b> OBP: 0.339, SLG: 0.460 										4	0	1	0	0	1	0						
<b>Andres Galarraga, R</b> OBP: 0.368, SLG: 0.534 										3	0	0	0	1	2	0						
<b>Edgardo Alfonzo, R</b> OBP: 0.296, SLG: 0.322 										3	0	1	0	1	1	0						
<b>José Cruz Jr., S</b> OBP: 0.373, SLG: 0.448 										3	0	1	0	0	0	3						
<b>Jesse Foppert, R</b> OBP: 0.095, SLG: 0.150 <b>41 Chad Zerbe, L</b> <b>21 Carlos Valderrama, R</b> OBP: 0.143, SLG: 0.143 										1	0	0	0	0	1	2						
<b>Inning Stats</b>	R: 0 E: 0 K: 0 S: 10	H: 1 LOB: 1 BB: 0 P: 15	R: 0 E: 0 K: 1 S: 10	H: 1 LOB: 2 BB: 2 P: 21	R: 1 E: 0 K: 0 S: 9	H: 1 LOB: 0 BB: 0 P: 12	R: 0 E: 0 K: 1 S: 13	H: 1 LOB: 0 BB: 0 P: 17	R: 0 E: 0 K: 0 S: 10	H: 0 LOB: 1 BB: 0 P: 16	R: 0 E: 0 K: 1 S: 5	H: 0 LOB: 0 BB: 0 P: 8	R: 0 E: 0 K: 0 S: 8	H: 1 LOB: 1 BB: 0 P: 13	R: 1 E: 0 K: 1 S: 8	H: 1 LOB: 0 BB: 0 P: 12		R: 0 E: 0 K: 2 S: 9	H: 0 LOB: 0 BB: 0 P: 15	1B: 3 2B: 2 3B: 1 HR: 1	SF: 0 SAC: 1 DP: 1 HBP: 0	WP: 1 PB: 0 SB: 0 CS: 1
<b>PITCHER</b>	IP WLS BF H R ER SO BB IBB HBP BLK WP HR S P ERA WHIP																					
<b>Mark Mulder, L</b> ERA: 3.25	7.0 W 27 6 1 1 1 3 2 0 0 0 0 0 1 65 102 1.29 1.143																					
<b>Jim Mecir, R</b> ERA: 4.09	1.0 4 1 1 1 1 0 0 0 0 0 0 1 8 12 9.00 1.000																					
<b>Keith Foulke, R</b> ERA: 2.55	1.0 S 3 0 0 0 0 2 0 0 0 0 0 0 0 9 15 0.00 0.000																					



Batter	1	2	3	4	5	6	7	8	9	AB	R	H	RBI	BB	SO	LOB	TOP				
Ray Durham, S OBP: 0.407, SLG: 0.441	F8		L9	G6-3		F8		G4-3		5	0	0	0	0	0	4	San Francisco Giants @ St. Louis Cardinals Busch Stadium, St. Louis, MO Mon Jun 30 2003, 7:10 PM CDT Att: 33,873 - Cloudy - 85 F				
Neft Perez, S OBP: 0.302, SLG: 0.374	2B		G3	F9		F8		L4		5	1	1	0	0	0	1					
Marquis Grissom, R OBP: 0.336, SLG: 0.488	F8		E6		L6		1B	F9		5	1	2	1	0	0	0					
Barry Bonds, L OBP: 0.488, SLG: 0.649	F8		F9		G6-3		2H	G4-3		5	0	1	1	0	0	2					
Bento Santiago, R OBP: 0.337, SLG: 0.457	F8			1B	K		P6			4	1	1	0	0	1	2					
Pedro Feliz, R OBP: 0.256, SLG: 0.541		P6				K				4	1	1	0	0	2	1					
Andres Galarraga, R OBP: 0.368, SLG: 0.534										0	0	0	0	0	0	0					
José Cruz Jr., S OBP: 0.369, SLG: 0.441		P5		E8		G4-3		G3-1		4	1	0	0	0	0	0					
Edgardo Alfonzo, R OBP: 0.305, SLG: 0.330				G6-3	SH2-4		1B	SH3-4		3	0	3	1	1	0	0					
Jason Schmidt, R OBP: 0.088, SLG: 0.061				SH2-4				SH3-4		2	0	1	0	0	1	1					
<b>Inning Stats</b>	R: 1 E: 0 K: 0 S: 11	H: 2 LOB: 1 BB: 0 P: 17	R: 0 E: 0 K: 1 S: 9	H: 0 LOB: 1 BB: 1 P: 17	R: 0 E: 1 K: 0 S: 7	H: 0 LOB: 1 BB: 0 P: 13	R: 3 E: 1 K: 0 S: 12	H: 3 LOB: 1 BB: 0 P: 17	R: 0 E: 0 K: 1 S: 14	H: 2 LOB: 2 BB: 0 P: 19	R: 1 E: 0 K: 1 S: 10	H: 2 LOB: 1 BB: 0 P: 16	R: 0 E: 0 K: 0 S: 6	H: 1 LOB: 1 BB: 0 P: 9	R: 0 E: 0 K: 0 S: 8	H: 0 LOB: 0 BB: 0 P: 9	1B: 7 2B: 3 3B: 0 HR: 0	SF: 0 SAC: 2 DP: 0 HBP: 0	WP: 0 PB: 0 SB: 0 CS: 0	PA: 40	
<b>PITCHER</b>	IP	WLS	BF	H	R	ER	SO	BB	IBB	HBP	BLK	WP	HR	S	P	ERA	WHIP				
Dan Haren, R ERA: 3.0	(1, 1)	6.0	L 28	7	4	2	3	1	0	0	0	0	0	60	94	3.00	1.333				
Esteban Yan, R ERA: 7.14	(7, 1)	3.0	12	3	1	1	1	0	0	0	0	0	0	24	34	3.00	1.000				

Batter	1	2	3	4	5	6	7	8	9	AB	R	H	RBI	BB	SO	LOB	BOTTOM					
Bo Hart, R OBP: 0.446, SLG: 0.611	K		K			K		G5-3		4	0	0	0	0	3	1	San Francisco Giants @ St. Louis Cardinals Busch Stadium, St. Louis, MO Mon Jun 30 2003, 7:10 PM CDT Att: 33,873 - Cloudy - 85 F					
Orlando Palmeiro, L OBP: 0.354, SLG: 0.354	F7		K							3	0	1	0	0	1	1						
Esteban Yan, R OBP: 1.000, SLG: 1.000						1B		1B		1	0	1	0	0	0	0						
5 Albert Pujols, R OBP: 0.446, SLG: 0.710	G6-3				G4-3		P3	P6		4	0	0	0	0	0	2						
15 Jim Edmonds, L OBP: 0.406, SLG: 0.695		F8			G3		F8		HR	4	1	1	1	0	0	1						
27 Scott Rolen, R OBP: 0.401, SLG: 0.542		F9			G6-3			F9		3	0	0	0	1	0	0						
Tino Martinez, L OBP: 0.347, SLG: 0.466						F8		F8		4	0	1	0	0	0	1						
Mike Matheny, R OBP: 0.329, SLG: 0.383		L6						P6		4	0	2	0	0	0	2						
Wilson Delgado, S OBP: 0.219, SLG: 0.221					P6			FC6-4		4	0	0	0	0	0	3						
Dan Haren, R OBP: 0.500, SLG: 1.000										2	0	1	0	0	0	1						
Kerry Robinson, L OBP: 0.238, SLG: 0.244					G5-3			K2-3		1	0	0	0	0	1	0						
<b>Inning Stats</b>	R: 0 E: 0 K: 1 S: 10	H: 0 LOB: 0 BB: 0 P: 14	R: 0 E: 0 K: 0 S: 8	H: 1 LOB: 0 BB: 0 P: 12	R: 0 E: 0 K: 2 S: 11	H: 1 LOB: 1 BB: 0 P: 16	R: 0 E: 0 K: 0 S: 9	H: 0 LOB: 0 BB: 0 P: 13	R: 0 E: 0 K: 0 S: 7	H: 1 LOB: 1 BB: 0 P: 11	R: 0 E: 0 K: 1 S: 8	H: 1 LOB: 1 BB: 0 P: 10	R: 0 E: 0 K: 0 S: 4	H: 0 LOB: 1 BB: 1 P: 9	R: 0 E: 0 K: 1 S: 6	H: 1 LOB: 1 BB: 0 P: 11	R: 1 E: 0 K: 0 S: 11	H: 2 LOB: 1 BB: 0 P: 17	1B: 5 2B: 1 3B: 0 HR: 1	SF: 0 SAC: 0 DP: 0 HBP: 0	WP: 0 PB: 0 SB: 0 CS: 0	PA: 35
<b>PITCHER</b>	IP	WLS	BF	H	R	ER	SO	BB	IBB	HBP	BLK	WP	HR	S	P	ERA	WHIP					
Jason Schmidt, R ERA: 2.14	(1, 1)	9.0	W 35	7	1	1	5	1	0	0	0	0	1	74	113	1.00	0.889					





Batter	1	2	3	4	5	6	7	8	9	AB R H RBI BB SO LOB	TOP											
Ray Durham, S OBP: 0.410, SLG: 0.446	2-2 1B SF8 2B	1-2 F9			2-1 S 1B		4-0 BB		3-2 P2	4 1 2 0 1 0 2	<b>San Francisco Giants @ St. Louis Cardinals</b> Busch Stadium, St. Louis, MO Tue Jul 01 2003, 7:10 PM CDT Att: 39,894 - Cloudy - 87 F											
Neftali Feliz, S OBP: 0.301, SLG: 0.371	0-0 2B	1-0 P4			1-0 L7		0-1 G4-3			4 1 1 0 0 0 3												
Marquis Grissom, R OBP: 0.332, SLG: 0.484	2-2 SF8		0-0 G6-3		2-2 L8			0-0 G6-3		3 0 0 1 0 0 1												
Barry Bonds, L OBP: 0.489, SLG: 0.649	0-0 2B		2-2 F9		1-2 F8			4-0 G6-4-3 BB		3 1 1 1 1 0 0												
Bento Santiago, R OBP: 0.336, SLG: 0.457	3-1 HR 2B		0-0 F7		0-1 G6-3			2-2 G6-4-3		4 1 1 1 0 0 1												
Andres Galarraga, R OBP: 0.397, SLG: 0.517	3-2 P3			0-0 F8		2-3 K			0-0 F7	4 0 0 0 0 1 1												
José Cruz Jr., S OBP: 0.371, SLG: 0.453	3-2 HR			2-0 F9		1-2 G3-1			1-2 2B FC6-2 1B	4 1 2 2 0 0 0												
Edgardo Alfonzo, R OBP: 0.308, SLG: 0.333	2-0 F7			2-1 F8		4-2 60 G1-3 BB			0-2 2B	3 0 1 0 1 0 0												
Jim Brower, R 60 Francisco Santos, L Joe Nathan, R Felix Rodriguez, R Rich Aurilio, R Tim Worrell, R		0-0 G4-3			0-3 K		1-1 G1-3		1-0 FC6-2	2 0 0 0 0 1 0 1 0 0 0 0 0 1 0 0 0 0 0 0 0 0 0 0 0 0 0 0 1 0 0 0 0 0 2 0 0 0 0 0 0 0												
<b>Inning Stats</b>	R: 5 E: 0 K: 0 S: 20	H: 5 LOB: 0 BB: 0 P: 35	R: 0 E: 0 K: 0 S: 5	H: 0 LOB: 0 BB: 0 P: 7	R: 0 E: 0 K: 0 S: 5	H: 0 LOB: 0 BB: 0 P: 7	R: 0 E: 0 K: 0 S: 4	H: 0 LOB: 0 BB: 0 P: 8	R: 0 E: 0 K: 1 S: 10	H: 1 LOB: 1 BB: 0 P: 15		R: 0 E: 0 K: 1 S: 8	H: 0 LOB: 0 BB: 0 P: 11	R: 0 E: 0 K: 0 S: 9	H: 0 LOB: 2 BB: 2 P: 19	R: 0 E: 0 K: 0 S: 4	H: 0 LOB: 0 BB: 1 P: 10	R: 0 E: 0 K: 0 S: 13	H: 2 LOB: 2 BB: 0 P: 18	1B: 3 2B: 4 3B: 0 HR: 1	SF: 1 SAC: 0 DP: 1 HBP: 0	WP: 0 PB: 0 SB: 1 CS: 0
<b>PITCHER</b>	IP WLS BF H R ER SO BB IBB HBP BLK WP HR S P ERA WHIP											IP WLS BF H R ER SO BB IBB HBP BLK WP HR S P ERA WHIP										
Woody Williams, R ERA: 3.18	(1, 1) 7.0 L 29 6 5 5 2 2 0 0 0 0 0 1 61 102 6.43 1.143																					
Steve Kline, L ERA: 3.58	(8, 1) 1.0 3 0 0 0 0 1 0 0 0 0 0 4 10 0.00 1.000																					
Jeff Fassero, L ERA: 6.9	(9, 1) 1.0 5 2 0 0 0 0 0 0 0 0 0 0 13 18 0.00 2.000																					

Batter	1	2	3	4	5	6	7	8	9	AB R H RBI BB SO LOB	BOTTOM											
Bo Hart, R OBP: 0.417, SLG: 0.569	0-1 G1-3		2-1 G6-3		1-0 F7		3-2 P2			4 0 0 0 0 0 2	<b>San Francisco Giants @ St. Louis Cardinals</b> Busch Stadium, St. Louis, MO Tue Jul 01 2003, 7:10 PM CDT Att: 39,894 - Cloudy - 87 F											
J.D. Drew, L OBP: 0.377, SLG: 0.560	1-2 G4-3		4-2 BB		1-1 G4-3			1-2 G5-3		1 0 0 0 1 0 0 2 0 0 0 0 0 0												
Kerry Robinson, L OBP: 0.232, SLG: 0.238																						
5 Albert Pujols, R OBP: 0.441, SLG: 0.700	1-1 G5-3		2-0 F9		0-0 G6-3			1-0 L5		4 0 0 0 0 0 1												
15 Jim Edmonds, L OBP: 0.401, SLG: 0.684		0-0 G4-3	0-1 G3		3-2 G3-1			3-1 F8		4 0 0 0 0 0 1												
27 Scott Rolen, R OBP: 0.402, SLG: 0.545		1-1 S 1B 1B		1-0 FC1 2B		0-0 G6-3			1-2 P3	4 1 2 0 0 0 0												
Edgar Renteria, R OBP: 0.386, SLG: 0.492		3-3 K		0-0 FC1 1B			1-0 F9		1-2 G6-3	4 0 0 0 0 1 2												
Tino Martinez, L OBP: 0.356, SLG: 0.473		3-1 1B		2-0 G1-6-3 1B			0-1 WP BB 1B		4-2 BB	3 0 3 1 1 0 0												
Mike Matheny, R OBP: 0.327, SLG: 0.381		3-2 FC5-4 1B		0-0 G1-6-3			3-1 P4		0-3 K	4 0 1 0 0 1 4												
Woody Williams, R Orlando Palmeiro, L Steve Kline, S Jeff Fassero, L		1-1 FC5-4			0-3 K		4-1 WP BB			2 0 0 0 0 1 2 0 0 0 0 1 0 0 0 0 0 0 0 0 0 0 0 0 0 0 0 0												
<b>Inning Stats</b>	R: 0 E: 0 K: 0 S: 8	H: 0 LOB: 0 BB: 0 P: 10	R: 1 E: 0 K: 1 S: 14	H: 3 LOB: 2 BB: 0 P: 25	R: 0 E: 0 K: 0 S: 7	H: 0 LOB: 1 BB: 1 P: 15	R: 0 E: 0 K: 0 S: 4	H: 2 LOB: 1 BB: 0 P: 7	R: 0 E: 0 K: 1 S: 6	H: 0 LOB: 0 BB: 0 P: 8	R: 0 E: 0 K: 0 S: 5	H: 0 LOB: 0 BB: 0 P: 8	R: 0 E: 0 K: 0 S: 9	H: 1 LOB: 2 BB: 1 P: 20	R: 0 E: 0 K: 0 S: 7	H: 0 LOB: 0 BB: 0 P: 12	R: 0 E: 0 K: 1 S: 11	H: 0 LOB: 1 BB: 1 P: 17	1B: 5 2B: 1 3B: 0 HR: 0	SF: 0 SAC: 0 DP: 1 HBP: 0	WP: 1 PB: 0 SB: 1 CS: 0	PA: 35
<b>PITCHER</b>	IP WLS BF H R ER SO BB IBB HBP BLK WP HR S P ERA WHIP											IP WLS BF H R ER SO BB IBB HBP BLK WP HR S P ERA WHIP										
Jim Brower, R ERA: 3.83	(1, 1) 6.0 W 23 5 1 0 0 0 1 0 0 0 0 1 0 9 20 0.00 2.000																					
Joe Nathan, R ERA: 4.09	(7, 1) 1.0 5 1 0 0 0 0 1 0 0 0 0 1 0 9 20 0.00 2.000																					
Felix Rodriguez, R ERA: 3.62	(8, 1) 1.0 3 0 0 0 0 0 0 0 0 0 0 0 0 7 12 0.00 0.000																					
Tim Worrell, R ERA: 1.67	(9, 1) 1.0 4 0 0 0 0 1 1 0 0 0 0 0 0 11 17 0.00 1.000																					

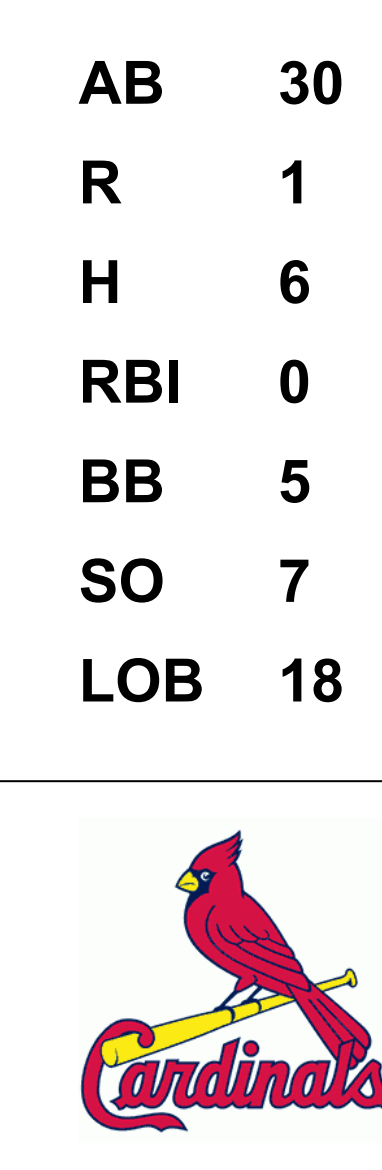




Batter	1	2	3	4	5	6	7	8	9	AB	R	H	RBI	BB	SO	LOB	TOP					
<b>Neft Perez, S</b> OBP: 0.299, SLG: 0.368 (1, 4)										4	0	1	0	0	0	0	<b>San Francisco Giants @ St. Louis Cardinals</b> Busch Stadium, St. Louis, MO Wed Jul 02 2003, 6:05 PM CDT Att: 33,835 - Cloudy - 87 F					
<b>Rich Aurilia, R</b> OBP: 0.311, SLG: 0.391 (1, 6)										4	0	0	0	0	1							
<b>Marquis Grissom, R</b> OBP: 0.328, SLG: 0.477 (1, 8)										4	0	0	0	0	1							
<b>Barry Bonds, L</b> OBP: 0.492, SLG: 0.675 (1, 7)										3	3	2	2	1	0							
<b>Benito Santiago, R</b> OBP: 0.335, SLG: 0.458 (1, 2)										4	1	1	0	0	1							
<b>José Cruz Jr., S</b> OBP: 0.372, SLG: 0.455 (1, 9)										3	0	1	0	1	0							
<b>Pedro Feliz, R</b> OBP: 0.297, SLG: 0.536 (8, 1)										1	0	0	1	1	0	0						
<b>Felix Rodriguez, R</b> OBP: 1.000, SLG: 1.000 (9, PH)										0	0	0	0	0	0	0						
<b>60 Francisco Santos, L</b> OBP: 0.273, SLG: 0.727 (9, PH)										1	0	0	0	0	0	1						
<b>Tim Worrell, R</b> (9, 1)										0	0	0	0	0	0	0						
<b>Edgardo Alfonzo, R</b> OBP: 0.307, SLG: 0.331 (1, 5)										2	0	0	1	1	0	0						
<b>Jerome Williams, R</b> (1, 1)										2	0	0	0	0	2	2						
<b>Scott Eyre, L</b> (7, 1)										0	0	0	0	0	0	0						
<b>Joe Nathan, R</b> (7, 1)										0	0	0	0	0	0	0						
<b>Andres Galarraga, R</b> OBP: 0.351, SLG: 0.508 (7, 3)										2	0	0	0	0	0	2						
<b>Inning Stats</b>	R: 0 E: 0 K: 1 S: 5	H: 0 LOB: 0 BB: 0 P: 5	R: 1 E: 0 K: 1 S: 15	H: 0 LOB: 2 BB: 3 P: 31	R: 0 E: 0 K: 0 S: 7	H: 0 LOB: 0 BB: 0 P: 9	R: 1 E: 0 K: 0 S: 13	H: 1 LOB: 0 BB: 0 P: 17	R: 0 E: 0 K: 1 S: 7	H: 0 LOB: 0 BB: 0 P: 10	R: 0 E: 0 K: 0 S: 9	H: 0 LOB: 0 BB: 0 P: 16	R: 1 E: 0 K: 0 S: 8	H: 1 LOB: 0 BB: 0 P: 14	R: 0 E: 0 K: 0 S: 8	H: 1 LOB: 1 BB: 1 P: 13	R: 1 E: 0 K: 1 S: 11	H: 2 LOB: 2 BB: 1 P: 19	1B: 1 2B: 2 3B: 0 HR: 2	SF: 2 SAC: 0 DP: 0 HBP: 0	WP: 0 PB: 0 SB: 0 CS: 0	PA: 36
<b>PITCHER</b>	IP	WLS	BF	H	R	ER	SO	BB	IBB	HBP	BLK	WP	HR	S	P	ERA	WHIP					
<b>Garrett Stephenson, R</b> ERA: 4.29 (1, 1)	7.0	L	26	2	3	3	3	3	0	0	0	0	1	64	102	3.86	0.714					
<b>Cal Eldred, R</b> ERA: 4.59 (8, 1)	1.0		4	1	0	0	0	0	0	0	0	0	0	8	13	0.00	1.000					
<b>44 Jason Isringhausen, R</b> ERA: 1.08 (9, 1)	1.0		6	2	1	1	1	1	0	0	0	0	1	11	19	9.00	3.000					

Batter	1	2	3	4	5	6	7	8	9	AB	R	H	RBI	BB	SO	LOB	BOTTOM					
<b>Bo Hart, R</b> OBP: 0.438, SLG: 0.567 (1, 4)										2	0	1	0	1	0	2	<b>San Francisco Giants @ St. Louis Cardinals</b> Busch Stadium, St. Louis, MO Wed Jul 02 2003, 6:05 PM CDT Att: 33,835 - Cloudy - 87 F					
<b>Oriando Palmeiro, L</b> OBP: 0.360, SLG: 0.350 (1, 9)										2	0	0	0	2	0	3						
<b>Cal Eldred, R</b> OBP: 0.500, SLG: 0.500 (8, 1)										0	0	0	0	0	0	0						
<b>44 Jason Isringhausen, R</b> (9, 1)										0	0	0	0	0	0	0						
<b>5 Albert Pujols, R</b> OBP: 0.439, SLG: 0.695 (1, 7)										4	0	1	0	0	1	3						
<b>15 Jim Edmonds, L</b> OBP: 0.399, SLG: 0.677 (1, 8)										3	0	0	0	1	1	2						
<b>27 Scott Rolen, R</b> OBP: 0.397, SLG: 0.537 (1, 5)										4	0	0	0	0	1	4						
<b>Edgar Renteria, R</b> OBP: 0.384, SLG: 0.489 (1, 6)										4	1	1	0	0	0	1						
<b>Tino Martinez, L</b> OBP: 0.358, SLG: 0.471 (1, 3)										3	0	1	0	1	1	0						
<b>Chris Widger, R</b> OBP: 0.174, SLG: 0.143 (1, 2)										2	0	0	0	0	2	1						
<b>Kerry Robinson, L</b> OBP: 0.236, SLG: 0.244 (7, PH)										2	0	1	0	0	0	0						
<b>Garrett Stephenson, R</b> OBP: 0.265, SLG: 0.194 (1, 1)										2	0	1	0	0	1	0						
<b>Mike Matheny, R</b> OBP: 0.325, SLG: 0.378 (8, 2)										2	0	0	0	0	0	2						
<b>Inning Stats</b>	R: 0 E: 0 K: 2 S: 11	H: 0 LOB: 2 BB: 1 P: 21	R: 0 E: 0 K: 1 S: 10	H: 2 LOB: 0 BB: 0 P: 12	R: 0 E: 0 K: 1 S: 5	H: 0 LOB: 1 BB: 1 P: 10	R: 0 E: 0 K: 1 S: 9	H: 0 LOB: 0 BB: 0 P: 13	R: 0 E: 0 K: 2 S: 14	H: 1 LOB: 1 BB: 0 P: 24	R: 0 E: 0 K: 0 S: 17	H: 0 LOB: 0 BB: 0 P: 23	R: 1 E: 0 K: 0 S: 10	H: 2 LOB: 2 BB: 2 P: 19	R: 0 E: 0 K: 0 S: 18	H: 1 LOB: 1 BB: 1 P: 26	R: 0 E: 0 K: 0 S: 7	H: 0 LOB: 0 BB: 0 P: 9	1B: 6 2B: 0 3B: 0 HR: 0	SF: 0 SAC: 0 DP: 3 HBP: 1	WP: 0 PB: 0 SB: 1 CS: 0	PA: 36
<b>PITCHER</b>	IP	WLS	BF	H	R	ER	SO	BB	IBB	HBP	BLK	WP	HR	S	P	ERA	WHIP					
<b>Jerome Williams, R</b> ERA: 3.35 (1, 1)	6.0	W	25	4	1	1	7	3	0	1	0	0	0	71	113	1.50	1.167					
<b>Scott Eyre, L</b> ERA: 3.99 (7, 1)	0.0		1	1	0	0	0	0	0	0	0	0	0	1	1	∞	∞					
<b>Joe Nathan, R</b> ERA: 4.0 (7, 1)	1.0	H	3	0	0	0	0	1	0	0	0	0	0	4	8	0.00	1.000					
<b>Felix Rodriguez, R</b> ERA: 3.52 (8, 1)	1.0	H	4	1	0	0	0	1	0	0	0	0	0	18	26	0.00	2.000					
<b>Tim Worrell, R</b> ERA: 1.64 (9, 1)	1.0	S	3	0	0	0	0	0	0	0	0	0	0	7	9	0.00	0.000					

AB	30
R	4
H	5
RBI	4
BB	4
SO	4
LOB	9





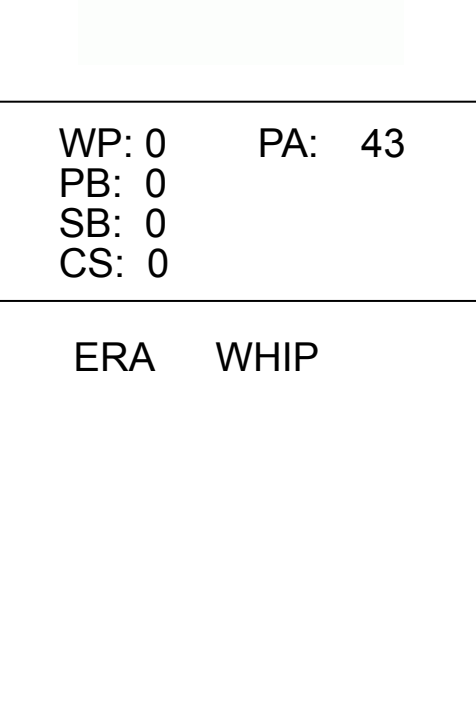




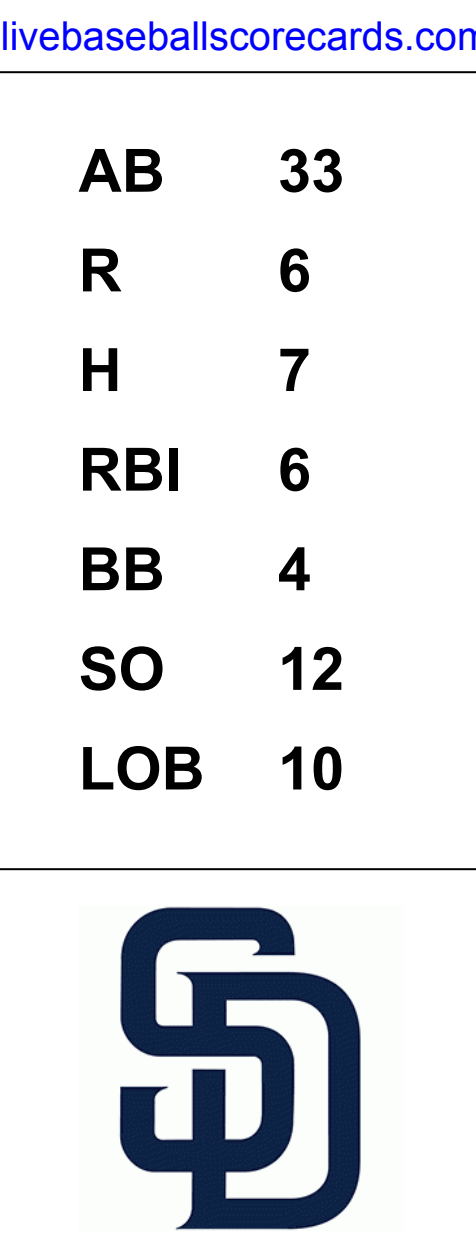
Batter	1	2	3	4	5	6	7	8	9	AB	R	H	RBI	BB	SO	LOB	TOP				
Ray Durham, S OBP: 0.404, SLG: 0.450	F8		G5-3	G3		K		P5		5	1	1	2	0	1	1					
J.T. Snow, L OBP: 0.388, SLG: 0.443	F7		HR	G3		G4-3			FC5-4 BB	4	1	1	2	1	0	0					
Marquis Grissom, R OBP: 0.331, SLG: 0.478	1B		1B	1B		G6-3			FC5-4 BB 1B	5	3	3	0	0	0	1					
Barry Bonds, L OBP: 0.494, SLG: 0.684	K		1B	HR					1B BB	3	1	1	2	2	1	1					
Benito Santiago, R OBP: 0.337, SLG: 0.460		F7-5 BB 1B								1	0	1	0	0	0	0					
Yorvit Torrealba, R OBP: 0.297, SLG: 0.407			1-2 2-H 1B		G1-3					4	0	1	1	0	2	2					
José Cruz Jr., S OBP: 0.377, SLG: 0.463		P5				G6-3				4	0	1	1	1	0	2					
Rich Aurilia, R OBP: 0.312, SLG: 0.392	F7-5					F9				5	0	0	0	0	2	4	AB 38				
Tim Worrell, R						K				0	0	0	0	0	0	0	R 8				
Edgardo Alfonzo, R OBP: 0.312, SLG: 0.337	F9									3	1	2	0	1	0	1	H 12				
Jesse Foppert, R OBP: 0.125, SLG: 0.174																	RBI 8				
Joe Nathan, R																	BB 5				
Scott Eyre, L																	SO 8				
Tony Torcato, L																	LOB 14				
Felix Rodriguez, R OBP: 0.289, SLG: 0.320																					
Nellie Pérez, S OBP: 0.302, SLG: 0.370																					
<b>Inning Stats</b>	R: 0 E: 0 K: 1 S: 9	H: 1 LOB: 1 BB: 0 P: 15	R: 0 E: 0 K: 0 S: 9	H: 1 LOB: 1 BB: 1 P: 16	R: 2 E: 0 K: 0 S: 14	H: 3 LOB: 2 BB: 1 P: 27	R: 5 E: 0 K: 0 S: 20	H: 4 LOB: 0 BB: 1 P: 32	R: 0 E: 0 K: 1 S: 8	H: 0 LOB: 0 BB: 0 P: 10	R: 0 E: 0 K: 1 S: 6	H: 0 LOB: 0 BB: 0 P: 10	R: 0 E: 0 K: 2 S: 13	H: 1 LOB: 1 BB: 0 P: 18	R: 1 E: 0 K: 1 S: 13	H: 1 LOB: 2 BB: 2 P: 24	1B: 8 2B: 2 3B: 1 HR: 2	SF: 0 SAC: 0 DP: 1 HBP: 0	WP: 0 PA: 43 PB: 0 SB: 0 CS: 0		
<b>PITCHER</b>	IP WLS BF H R ER SO BB IBB HBP BLK WP HR S P ERA WHIP																				
44 Jake Peavy, R ERA: 4.27	4.0 L 23 9 7 7 1 3 0 0 0 0 0 2 52 90 15.75 3.000																				
Scott Linebrink, R ERA: 3.3	2.0 7 1 0 0 3 0 0 0 0 0 0 20 28 0.00 0.500																				
Matt Herges, R ERA: 2.59	2.0 7 1 0 0 3 0 0 0 0 0 0 19 28 0.00 0.500																				
Mike Matthews, L ERA: 4.25	0.1 3 0 1 1 0 2 0 0 0 0 0 7 15 27.00 6.000																				
Jay Wilasick, R ERA: 3.69	0.2 3 1 0 0 1 0 0 0 0 0 0 6 9 0.00 1.500																				
<b>Batter</b>	<b>1</b>	<b>2</b>	<b>3</b>	<b>4</b>	<b>5</b>	<b>6</b>	<b>7</b>	<b>8</b>	<b>9</b>	<b>AB</b>	<b>R</b>	<b>H</b>	<b>RBI</b>	<b>BB</b>	<b>SO</b>	<b>LOB</b>	<b>BOTTOM</b>				
Mark Kotsay, L OBP: 0.343, SLG: 0.343	K	F9		K					K	5	0	1	1	0	3	3					
Lou Lortoni, R OBP: 0.365, SLG: 0.327	K2-3		WP HR 1B		K				G4-3	5	1	1	0	0	3	1					
Rondell White, R OBP: 0.336, SLG: 0.495	HR		F9		WP G3-1 1B					4	2	2	1	0	0	1					
Ryan Klesko, L OBP: 0.367, SLG: 0.528	P5		1-H HR		G3-1 WP 1B				G1-3	4	1	2	2	0	0	0					
Sean Burroughs, L OBP: 0.363, SLG: 0.430		44 BB G4-3 BB	SF7 3B		G3-1				G4-3	3	1	1	1	1	0	1					
Xavier Nady, R OBP: 0.316, SLG: 0.393		F8	SF7		G5-3				P4	3	0	0	1	0	0	2					
Gary Bennett, R OBP: 0.253, SLG: 0.261		G4-3	G5-3						F8	4	0	0	0	0	1	1					
Donaldo Mendez, R OBP: 0.314, SLG: 0.403		44 BB IBB			K				K	2	1	0	0	2	2	0					
44 Jake Peavy, R OBP: 0.138, SLG: 0.193										0	0	0	0	1	0	0					
Adam Eaton, R										1	0	0	0	0	1	0					
Scott Linebrink, R										0	0	0	0	0	0	0					
Gary Matthews, S OBP: 0.289, SLG: 0.338										0	0	0	0	0	1	1					
Matt Herges, L										0	0	0	0	0	0	0					
Mike Matthews, L										0	0	0	0	0	0	0					
Jay Wilasick, R										0	0	0	0	0	0	0					
Dave Hansen, L OBP: 0.260, SLG: 0.316										1	0	0	0	1	0	0					
<b>Inning Stats</b>	R: 1 E: 0 K: 2 S: 11	H: 1 LOB: 0 BB: 0 P: 17	R: 0 E: 0 K: 0 S: 16	H: 0 LOB: 3 BB: 3 P: 33	R: 3 E: 0 K: 0 S: 13	H: 3 LOB: 0 BB: 0 P: 19	R: 0 E: 0 K: 3 S: 13	H: 0 LOB: 0 BB: 0 P: 20	R: 1 E: 0 K: 1 S: 12	H: 2 LOB: 1 BB: 0 P: 20	R: 1 E: 0 K: 3 S: 11	H: 1 LOB: 1 BB: 1 P: 21	R: 0 E: 0 K: 0 S: 9	H: 0 LOB: 0 BB: 0 P: 13	R: 0 E: 0 K: 1 S: 5	H: 0 LOB: 0 BB: 0 P: 10	R: 0 E: 0 K: 2 S: 8	H: 0 LOB: 0 BB: 0 P: 9	1B: 4 2B: 0 3B: 1 HR: 2	SF: 1 SAC: 0 DP: 0 HBP: 0	WP: 3 PA: 38 PB: 0 SB: 1 CS: 0
<b>PITCHER</b>	IP WLS BF H R ER SO BB IBB HBP BLK WP HR S P ERA WHIP																				
Jesse Foppert, R ERA: 5.21	5.0 W 24 6 5 5 6 2 1 0 0 0 1 0 65 109 9.00 1.600																				
Joe Nathan, R ERA: 4.08	1.1 H 6 1 1 1 3 1 0 0 0 0 1 0 14 25 6.75 1.500																				
Scott Eyre, L ERA: 3.21	0.2 H 2 0 0 0 0 0 0 0 0 0 0 0 6 9 0.00 0.000																				
Felix Rodriguez, R ERA: 3.43	1.0 H 3 0 0 0 1 0 0 0 0 0 0 0 5 10 0.00 0.000																				
Tim Worrell, R ERA: 1.6	1.0 S 3 0 0 0 2 0 0 0 0 0 0 0 8 9 0.00 0.000																				

San Francisco Giants @ San Diego Padres  
Qualcomm Stadium, San Diego, CA  
Fri Jul 04, 2003, 9:05 PM EDT  
Att: 42,379 - Sunny - 70 F

livebaseballscorecards.com



San Francisco Giants @ San Diego Padres  
Qualcomm Stadium, San Diego, CA  
Fri Jul 04, 2003, 9:05 PM EDT  
Att: 42,379 - Sunny - 70 F









Batter	1	2	3	4	5	6	7	8	9	AB	R	H	RBI	BB	SO	LOB	TOP								
Ray Durham, S OBP: 0.395, SLG: 0.438	G4-3		FC4-6 PB E G4-3	G1-3			L9		K	5	1	0	0	0	1	5	<b>San Francisco Giants @ San Diego Padres</b> Qualcomm Stadium, San Diego, CA Sun Jul 06 2003, 5:00 PM EDT Att: 24,365 - Sunny - 75 F								
J.T. Snow, L OBP: 0.386, SLG: 0.441	F7		FC4 G4-3 PB			K				5	0	2	1	0	1	1									
Marquis Grissom, R OBP: 0.328, SLG: 0.474	F8		G4-3			P4			K	5	0	0	1	0	1	4									
Barry Bonds, L OBP: 0.491, SLG: 0.671		P2				L5			F8	3	0	0	0	1	0	0									
Rich Aurilia, R OBP: 0.315, SLG: 0.407										4	1	2	1	0	1	2									
Felix Rodriguez, R OBP: 1.000, SLG: 1.000			F7						K	0	0	0	0	0	0	0									
Tim Worrell, R										0	0	0	0	0	0	0									
Jose Cruz Jr., S OBP: 0.374, SLG: 0.455									F7	4	0	1	0	0	0	1									
Edgardo Alfonzo, R OBP: 0.308, SLG: 0.330										3	0	0	0	1	0	1									
Yorvit Torrealba, R OBP: 0.306, SLG: 0.402										4	1	2	0	0	1	2									
Damian Moss, R OBP: 0.298, SLG: 0.289										2	0	1	0	0	1	2									
Jim Brower, R OBP: 0.296, SLG: 0.292										0	0	0	0	0	0	0									
Andres Castellanos, R OBP: 0.341, SLG: 0.436										1	0	0	0	0	0	0									
Joe Nathan, R OBP: 0.341, SLG: 0.436										0	0	0	0	0	0	0									
Scott Eyre, L OBP: 0.300, SLG: 0.373										1	0	1	0	0	0	0									
Nelfi Perez, S OBP: 0.300, SLG: 0.373										0	0	0	0	0	0	0									
<b>Inning Stats</b>	R: 0 E: 0 K: 0 S: 5	H: 0 LOB: 0 BB: 0 P: 6	R: 0 E: 0 K: 1 S: 9	H: 1 LOB: 2 BB: 1 P: 17	R: 1 E: 1 K: 0 S: 7	H: 1 LOB: 2 BB: 1 P: 13	R: 0 E: 0 K: 1 S: 16	H: 2 LOB: 2 BB: 0 P: 21	R: 0 E: 0 K: 1 S: 6	H: 0 LOB: 0 BB: 0 P: 10	R: 1 E: 0 K: 0 S: 9	H: 1 LOB: 0 BB: 0 P: 13	R: 0 E: 0 K: 0 S: 8	H: 1 LOB: 1 BB: 0 P: 11	R: 0 E: 0 K: 1 S: 9	H: 0 LOB: 0 BB: 0 P: 14	R: 1 E: 0 K: 2 S: 14	H: 3 LOB: 2 BB: 0 P: 21	1B: 7 2B: 1 3B: 0 HR: 1	SF: 0 SAC: 0 DP: 0 HBP: 0	WP: 0 PB: 1 SB: 0 CS: 0	PA: 39			
<b>PITCHER</b>	IP	WLS	BF	H	R	ER	SO	BB	IBB	HBP	BLK	WP	HR	S	P	ERA	WHIP								
Brian Lawrence, R ERA: 4.48	(1, 1)	7.0	30	6	2	1	3	1	1	0	0	0	1	60	91	1.29	1.000								
Jesse Orosco, L ERA: 7.94	(8, 1)	0.1	1	0	0	0	0	0	0	0	0	0	0	3	6	0.00	0.000								
Luther Hackman, R ERA: 3.88	(8, 1)	1.1	L	6	2	1	2	0	0	0	0	0	0	14	19	6.75	1.500								
Mike Matthews, L ERA: 4.25	(9, 1)	0.0	1	1	0	0	0	0	0	0	0	0	0	2	3	∞	∞								
Matt Herges, R ERA: 2.57	(9, 1)	0.1	1	0	0	0	1	0	0	0	0	0	0	4	7	0.00	0.000								

Batter	1	2	3	4	5	6	7	8	9	AB	R	H	RBI	BB	SO	LOB	BOTTOM								
Gary Matthews, S OBP: 0.293, SLG: 0.340	F7 2B		L9			P3				4	0	1	0	1	0	3	<b>San Francisco Giants @ San Diego Padres</b> Qualcomm Stadium, San Diego, CA Sun Jul 06 2003, 5:00 PM EDT Att: 24,365 - Sunny - 75 F								
Mark Loretta, R OBP: 0.371, SLG: 0.424	F7		1B 1B BB			BB HBP BB			G5-3	3	0	1	0	2	0	3									
Rondell White, R OBP: 0.337, SLG: 0.491	P6		1B			BB HBP			P3	4	0	1	1	0	0	2									
Brian Buchanan, R OBP: 0.364, SLG: 0.548										3	0	1	0	0	2	4									
Ryan Klesko, L OBP: 0.359, SLG: 0.516	K					K			G6-3	2	0	0	0	0	0	1									
Sean Burroughs, L OBP: 0.369, SLG: 0.425										2	0	0	1	3	0	3									
Xavier Nady, R OBP: 0.312, SLG: 0.388										4	0	0	0	0	0	6									
Luther Hackman, R										0	0	0	0	0	0	0									
Mike Matthews, L										0	0	0	0	0	0	0									
Matt Herges, L										0	0	0	0	0	0	0									
Miguel Ojeda, R OBP: 0.204, SLG: 0.321										3	0	0	0	1	0	0									
Donald Mendez, R OBP: 0.298, SLG: 0.369										3	1	0	0	1	1	1									
Brian Lawrence, R OBP: 0.300, SLG: 0.378										2	1	1	0	1	1	1									
Jesse Orosco, R										0	0	0	0	0	0	0									
Mark Kotsay, L OBP: 0.337, SLG: 0.336										1	0	0	0	0	0	1									
<b>Inning Stats</b>	R: 0 E: 0 K: 1 S: 13	H: 1 LOB: 1 BB: 0 P: 20	R: 0 E: 0 K: 0 S: 5	H: 0 LOB: 1 BB: 1 P: 11	R: 1 E: 0 K: 1 S: 15	H: 2 LOB: 3 BB: 2 P: 27	R: 0 E: 0 K: 1 S: 8	H: 0 LOB: 0 BB: 0 P: 14	R: 1 E: 0 K: 1 S: 15	H: 0 LOB: 3 BB: 3 P: 35	R: 0 E: 0 K: 0 S: 8	H: 1 LOB: 1 BB: 0 P: 12	R: 0 E: 0 K: 0 S: 12	H: 1 LOB: 2 BB: 1 P: 19	R: 0 E: 0 K: 0 S: 10	H: 0 LOB: 2 BB: 2 P: 20	R: 0 E: 0 K: 0 S: 8	H: 0 LOB: 0 BB: 0 P: 13	1B: 4 2B: 1 3B: 0 HR: 0	SF: 0 SAC: 0 DP: 1 HBP: 1	WP: 0 PB: 0 SB: 0 CS: 0	PA: 41			
<b>PITCHER</b>	IP	WLS	BF	H	R	ER	SO	BB	IBB	HBP	BLK	WP	HR	S	P	ERA	WHIP								
Damian Moss, L ERA: 4.87	(1, 1)	4.2	23	3	2	2	4	6	0	1	0	0	0	53	101	3.86	1.929								
Jim Brower, R ERA: 3.73	(5, 1)	1.1	5	1	0	0	0	0	0	0	0	0	0	11	18	0.00	0.750								
Joe Nathan, R ERA: 4.05	(7, 1)	0.1	2	1	0	0	0	0	0	0	0	0	0	5	7	0.00	3.000								
Scott Eyre, L ERA: 3.09	(7, 1)	1.1	6	0	0	0	0	2	0	0	0	0	0	13	23	0.00	1.500								
Felix Rodriguez, R ERA: 3.4	(8, 1)	0.1	W	2	0	0	0	1	0	0	0	0	0	4	9	0.00	3.000								





Batter	1	2	3	4	5	6	7	8	9	AB	R	H	RBI	BB	SO	LOB	TOP			
<b>Bo Hart, R</b> OBP: 0.407, SLG: 0.519 (1, 4)	F7		K		FC1-5			F8		4	0	0	0	0	1	3	<b>St. Louis Cardinals @ San Francisco Giants</b> <b>PacBell Park, San Francisco, CA</b> Mon Jul 07 2003, 10:15 PM EDT Att: 42,674 - Cloudy - 59 F			
<b>15 Jim Edmonds, L</b> OBP: 0.397, SLG: 0.671 (1, 8)	BB		1B		L6			K		3	0	1	1	1	1	2				
<b>5 Albert Pujols, R</b> OBP: 0.430, SLG: 0.694 (1, 7)	P5		F9		G4-3			G5-3		4	0	0	0	0	0	2				
<b>Tino Martinez, L</b> OBP: 0.355, SLG: 0.471 (1, 3)	G5-3		P5		G4-3			G4-3		4	0	1	0	0	0	1				
<b>27 Scott Rolen, R</b> OBP: 0.385, SLG: 0.528 (1, 5)	F9		F8		1B			L7		4	0	0	0	0	1	1				
<b>Edgar Renteria, R</b> OBP: 0.384, SLG: 0.486 (1, 6)	K		S		G4-3			1B		4	0	2	0	0	1	1				
<b>Orlando Palmeiro, L</b> OBP: 0.362, SLG: 0.349 (1, 9)	G5-3		G4-3		G6-4-3			G5-3		4	0	1	0	0	0	2				
<b>Chris Widger, R</b> OBP: 0.231, SLG: 0.250 (1, 2)			SH2-4		FC1-5			G6-4-3		3	1	2	0	0	0	1				
<b>Garrett Stephenson, R</b> OBP: 0.286, SLG: 0.194 (1, 1)			SH2-4		15 LG			F7		0	0	0	0	0	0	0				
<b>Kerry Robinson, L</b> OBP: 0.222, SLG: 0.227 (7, PH)			2B		1B					1	0	0	0	0	0	0				
<b>28 Lance Painter, L</b> OBP: 1.000, SLG: 1.000 (7, 1)			2-3		HBP					0	0	0	0	0	0	0				
<b>Esteban Yan, R</b> OBP: 1.000, SLG: 1.000 (7, 1)										0	0	0	0	0	0	0				
<b>Inning Stats</b>	R: 0 E: 0 K: 0 S: 14	H: 0 LOB: 1 BB: 1 P: 21	R: 0 E: 0 K: 1 S: 11	H: 0 LOB: 0 BB: 0 P: 17	R: 1 E: 0 K: 1 S: 9	H: 2 LOB: 1 BB: 0 P: 11	R: 0 E: 0 K: 0 S: 8	H: 1 LOB: 1 BB: 0 P: 12	R: 0 E: 0 K: 1 S: 7	H: 1 LOB: 1 BB: 0 P: 11	R: 0 E: 0 K: 0 S: 10	H: 1 LOB: 0 BB: 0 P: 13	R: 0 E: 0 K: 1 S: 9	H: 0 LOB: 0 BB: 0 P: 17	R: 0 E: 0 K: 0 S: 13	H: 1 LOB: 1 BB: 0 P: 21	1B: 6 2B: 2 3B: 0 HR: 0	SF: 0 SAC: 1 DP: 2 HBP: 1	WP: 0 PB: 0 SB: 1 CS: 0	PA: 34
<b>PITCHER</b> <b>Jerome Williams, R</b> ERA: 2.94 (1, 1)	IP: 9.0 WLS: W BF: 34 H: 7 R: 1 ER: 1 SO: 4 BB: 1 IBB: 0 HBP: 1 BLK: 0 WP: 0 HR: 0 S: 85 P: 128 ERA: 1.00 WHIP: 0.889																			

AB	31
R	1
H	7
RBI	1
BB	1
SO	4
LOB	13



Batter	1	2	3	4	5	6	7	8	9	AB	R	H	RBI	BB	SO	LOB	BOTTOM			
<b>Ray Durham, S</b> OBP: 0.393, SLG: 0.435 (1, 4)	G3				F8			1B		4	1	1	0	0	0	1	<b>St. Louis Cardinals @ San Francisco Giants</b> <b>PacBell Park, San Francisco, CA</b> Mon Jul 07 2003, 10:15 PM EDT Att: 42,674 - Cloudy - 59 F			
<b>J.T. Snow, L</b> OBP: 0.388, SLG: 0.436 (1, 3)	HR		G4-3		K			1B		2	1	0	0	2	1	1				
<b>Marquis Grissom, R</b> OBP: 0.330, SLG: 0.483 (1, 8)	HR		K		F9			1B		4	1	2	3	0	1	0				
<b>Barry Bonds, L</b> OBP: 0.491, SLG: 0.683 (1, 7)	HR		P4		2B			SF7		3	1	2	2	0	0	0				
<b>Rich Aurilia, R</b> OBP: 0.314, SLG: 0.405 (1, 6)	BB		G4-3		P5			P3		4	0	1	0	0	0	3				
<b>José Cruz Jr., S</b> OBP: 0.381, SLG: 0.462 (1, 9)	G6-4-3		CS		CS			CS		2	0	2	0	2	0	0				
<b>Pedro Feliz, R</b> OBP: 0.278, SLG: 0.500 (1, 5)	G6-4-3		P4		P4			F9		4	0	0	0	0	1	6				
<b>Yorvit Torrealba, R</b> OBP: 0.304, SLG: 0.406 (1, 2)	G3		L5		L7			K		4	0	1	0	0	1	0				
<b>Jerome Williams, R</b> OBP: 0.083, SLG: 0.167 (1, 1)	K		K		K			1B		3	1	1	0	0	2	1				
<b>Inning Stats</b>	R: 3 E: 0 K: 0 S: 13	H: 3 LOB: 1 BB: 2 P: 29	R: 0 E: 0 K: 1 S: 9	H: 1 LOB: 0 BB: 0 P: 13	R: 0 E: 0 K: 1 S: 6	H: 0 LOB: 0 BB: 0 P: 8	R: 0 E: 0 K: 0 S: 6	H: 0 LOB: 0 BB: 1 P: 15	R: 0 E: 0 K: 2 S: 10	H: 0 LOB: 0 BB: 0 P: 14	R: 0 E: 0 K: 1 S: 12	H: 2 LOB: 2 BB: 0 P: 18	R: 2 E: 0 K: 0 S: 17	H: 3 LOB: 2 BB: 1 P: 30	R: 0 E: 0 K: 1 S: 8	H: 1 LOB: 0 BB: 0 P: 11		1B: 5 2B: 3 3B: 0 HR: 2	SF: 1 SAC: 0 DP: 1 HBP: 0	WP: 0 PB: 0 SB: 0 CS: 2
<b>PITCHER</b> <b>Garrett Stephenson, R</b> ERA: 4.3 (1, 1)	IP: 6.0 WLS: L BF: 25 H: 6 R: 3 ER: 3 SO: 5 BB: 3 IBB: 0 HBP: 0 BLK: 0 WP: 0 HR: 2 S: 56 P: 97 ERA: 4.50 WHIP: 1.500																			
<b>28 Lance Painter, L</b> ERA: 5.84 (7, 1)	IP: 0.1 WLS: 4 BF: 2 H: 2 R: 2 ER: 2 SO: 0 BB: 1 IBB: 0 HBP: 0 BLK: 0 WP: 0 HR: 8 S: 18 P: 18 ERA: 54.00 WHIP: 9.000																			
<b>Esteban Yan, R</b> ERA: 6.75 (7, 1)	IP: 1.2 WLS: 6 BF: 2 H: 0 R: 0 ER: 0 SO: 1 BB: 0 IBB: 0 HBP: 0 BLK: 0 WP: 0 HR: 17 S: 23 P: 23 ERA: 0.00 WHIP: 1.200																			





Batter	1	2	3	4	5	6	7	8	9	AB	R	H	RBI	BB	SO	LOB	TOP								
<b>Bo Hart, R</b> OBP: 0.400, SLG: 0.529 (1, 4)										4	1	1	0	0	1	4	<b>St. Louis Cardinals @ San Francisco Giants</b> PacBell Park, San Francisco, CA Tue Jul 08 2003, 3:35 PM EDT Att: 42,672 - Sunny - 67 F								
<b>15 Jim Edmonds, L</b> OBP: 0.395, SLG: 0.671 <b>Jeff Fassero, L</b> (8, 1)										3	1	1	1	0	2	1									
<b>5 Albert Pujols, R</b> OBP: 0.429, SLG: 0.689 (1, 3)										4	0	1	1	0	0	1									
<b>27 Scott Rolen, R</b> OBP: 0.383, SLG: 0.525 <b>Wilson Delgado, S</b> OBP: 0.216, SLG: 0.219 (6, PH) (6, 5)										2	0	0	0	0	0	0									
<b>Eduardo Perez, R</b> OBP: 0.385, SLG: 0.459 (1, 7)										3	1	1	0	1	0	1									
<b>Edgar Renteria, R</b> OBP: 0.382, SLG: 0.484 (1, 6)										4	0	1	0	0	1	1									
<b>J.D. Drew, L</b> OBP: 0.372, SLG: 0.555 (1, 9)										4	0	1	1	0	1	2									
<b>Mike Matheny, R</b> OBP: 0.336, SLG: 0.380 (1, 2)										3	0	0	0	1	0	1									
<b>Dan Haren, R</b> OBP: 0.667, SLG: 1.000 <b>Jason Simontacchi, R</b> OBP: 0.153, SLG: 0.159 <b>Orlando Palmeiro, L</b> OBP: 0.364, SLG: 0.353 (8, PH) (8, 8)										0	0	0	0	1	0	0									
										1	0	0	0	0	0	0									
<b>Inning Stats</b>	R: 1 E: 0 K: 0 S: 4	H: 1 LOB: 0 BB: 0 P: 9	R: 0 E: 0 K: 0 S: 9	H: 1 LOB: 3 BB: 3 P: 25	R: 0 E: 0 K: 1 S: 8	H: 0 LOB: 0 BB: 0 P: 12	R: 0 E: 0 K: 0 S: 7	H: 0 LOB: 0 BB: 0 P: 11	R: 0 E: 0 K: 1 S: 7	H: 2 LOB: 0 BB: 0 P: 8	R: 0 E: 0 K: 2 S: 5	H: 0 LOB: 0 BB: 0 P: 13	R: 0 E: 0 K: 12 S: 12	H: 1 LOB: 1 BB: 0 P: 15	R: 1 E: 0 K: 0 S: 8	H: 2 LOB: 1 BB: 0 P: 14	1B: 3 2B: 3 3B: 1 HR: 0	SF: 1 SAC: 0 DP: 2 HBP: 0	WP: 0 PB: 0 SB: 0 CS: 0	PA: 35					
<b>PITCHER</b>	IP	WLS	BF	H	R	ER	SO	BB	IBB	HBP	BLK	WP	HR	S	P	ERA	WHIP								
<b>Kirk Rueter, L</b> ERA: 4.46 (1, 1)	1.2		8	2	1	1	0	2	0	0	0	0	0	11	27	5.40	2.400								
<b>Jim Brower, R</b> ERA: 3.5 (2, 1)	4.1	W	15	2	1	1	2	1	0	0	0	0	0	29	49	2.08	0.692								
<b>Joe Nathan, R</b> ERA: 3.88 (7, 1)	2.0		7	1	0	0	4	0	0	0	0	0	0	20	28	0.00	0.500								
<b>Felix Rodriguez, R</b> ERA: 3.54 (9, 1)	1.0		5	2	1	1	0	0	0	0	0	0	0	8	14	9.00	2.000								

Batter	1	2	3	4	5	6	7	8	9	AB	R	H	RBI	BB	SO	LOB	BOTTOM								
<b>Ray Durham, S</b> OBP: 0.390, SLG: 0.435 (1, 4)										5	1	1	0	0	0	2	<b>St. Louis Cardinals @ San Francisco Giants</b> PacBell Park, San Francisco, CA Tue Jul 08 2003, 3:35 PM EDT Att: 42,672 - Sunny - 67 F								
<b>J.T. Snow, L</b> OBP: 0.388, SLG: 0.433 (1, 3)										4	1	1	0	1	2	2									
<b>Marquis Grissom, R</b> OBP: 0.331, SLG: 0.482 (1, 8)										5	2	2	1	0	0	3									
<b>José Cruz Jr., S</b> OBP: 0.378, SLG: 0.469 (1, 9)										4	1	1	4	0	2	3									
<b>Edgardo Alfonzo, R</b> OBP: 0.314, SLG: 0.336 (1, 5)										4	1	3	1	0	0	1									
<b>Nefti Perez, S</b> OBP: 0.309, SLG: 0.372 (1, 6)										3	0	1	0	1	0	1									
<b>Pedro Feliz, R</b> OBP: 0.269, SLG: 0.488 (1, 7)										3	0	0	1	0	0	2									
<b>Yorvit Torrealba, R</b> OBP: 0.302, SLG: 0.400 (1, 2)										4	0	1	0	0	1	2									
<b>Kirk Rueter, L</b> OBP: 0.179, SLG: 0.135 <b>Jim Brower, R</b> ERA: 8.22 OBP: 0.300, SLG: 0.300 <b>Joe Nathan, R</b> (7, 1) <b>Andres Galarraga, R</b> OBP: 0.348, SLG: 0.524 <b>Felix Rodriguez, R</b> OBP: 1.000, SLG: 1.000 (9, 1)										0	0	0	0	0	0	0									
										3	1	1	0	0	0	2									
<b>Inning Stats</b>	R: 3 E: 1 K: 0 S: 27	H: 2 LOB: 2 BB: 2 P: 43	R: 3 E: 0 K: 1 S: 19	H: 4 LOB: 0 BB: 0 P: 31	R: 0 E: 0 K: 1 S: 8	H: 0 LOB: 0 BB: 0 P: 14	R: 0 E: 0 K: 0 S: 10	H: 1 LOB: 1 BB: 0 P: 16	R: 1 E: 1 K: 0 S: 15	H: 2 LOB: 2 BB: 0 P: 20	R: 0 E: 1 K: 2 S: 9	H: 1 LOB: 1 BB: 0 P: 14	R: 0 E: 0 K: 0 S: 5	R: 1 E: 0 K: 1 S: 11	H: 2 LOB: 1 BB: 0 P: 18	1B: 9 2B: 1 3B: 0 HR: 2	SF: 2 SAC: 0 DP: 0 HBP: 0	WP: 1 PB: 0 SB: 0 CS: 0	PA: 40						
<b>PITCHER</b>	IP	WLS	BF	H	R	ER	SO	BB	IBB	HBP	BLK	WP	HR	S	P	ERA	WHIP								
<b>Dan Haren, R</b> ERA: 8.22 (1, 1)	1.2	L	14	5	6	5	1	2	0	0	0	0	0	44	70	27.00	4.200								
<b>Jason Simontacchi, R</b> ERA: 6.23 (2, 1)	5.1		21	5	1	0	3	0	0	0	0	0	0	49	73	0.00	0.938								
<b>Jeff Fassero, L</b> ERA: 7.16 (8, 1)	1.0		5	2	1	1	1	0	0	0	0	0	1	11	18	9.00	2.000								

AB 31  
R 3  
H 7  
RBI 3  
BB 3  
SO 6  
LOB 12



AB 36  
R 8  
H 12  
RBI 8  
BB 2  
SO 5  
LOB 18





Batter	1	2	3	4	5	6	7	8	9	AB	R	H	RBI	BB	SO	LOB	TOP		
Ray Durham, S OBP: 0.387, SLG: 0.434	G3	WP 1-H G4-3 2B		F9			L9		K	5	1	1	1	0	1	2	<b>San Francisco Giants @ Colorado Rockies</b> Coors Field, Denver, CO Wed Jul 09 2003, 7:05 PM MDT Att: 31,139 - Sunny - 88 F		
J.T. Snow, L OBP: 0.388, SLG: 0.437	1B	G4-3			G4-3		1B HR 2B		K	5	2	2	2	0	1	0			
Marquis Grissom, R OBP: 0.332, SLG: 0.481	BB 1B	G6-3			F7		HR 1B		P6	5	1	2	0	0	0	0			
Barry Bonds, L OBP: 0.494, SLG: 0.697	BB 1B		G4-3		WP 1B		HR			4	1	3	4	0	0	0			
Benito Santiago, R OBP: 0.332, SLG: 0.453	F9		G4-3		F7		G6-3			4	0	0	0	0	0	3			
José Cruz Jr., S OBP: 0.377, SLG: 0.465	BB			F8		G4-3	G6-3			3	0	0	0	1	0	0			
Rich Aurilia, R OBP: 0.310, SLG: 0.399	P3		G6-3			G1-3		G5-3		4	0	0	0	0	0	3			
Edgardo Alfonzo, R OBP: 0.316, SLG: 0.336		HBP 2B		SH3-4 1B		G6-3		G6-3		3	1	1	0	0	0	0			
Jesse Foppert, R OBP: 0.320, SLG: 0.187 41 Chad Zerbe, L ERA: 4.68 Alberto Castillo, R OBP: 0.100, SLG: 2.000 Jason Christiansen, R ERA: 4.5 Nelfi Perez, S OBP: 0.307, SLG: 0.371 Scott Eyre, L ERA: 3.5	SAFE K	SAFE K		SAFE K			WP 2B	G4-3		1	0	0	0	0	1	1			
<b>Inning Stats</b>	R: 1 E: 0 K: 0 S: 10	H: 3 LOB: 3 BB: 1 P: 22	R: 2 E: 0 K: 1 S: 10	H: 1 LOB: 0 BB: 0 P: 20	R: 0 E: 0 K: 0 S: 5	H: 0 LOB: 0 BB: 0 P: 7	R: 0 E: 0 K: 0 S: 7	H: 1 LOB: 1 BB: 0 P: 10	R: 0 E: 0 K: 0 S: 12	H: 0 LOB: 0 BB: 0 P: 9	R: 4 E: 0 K: 0 S: 16	H: 4 LOB: 0 BB: 0 P: 26	R: 0 E: 0 K: 0 S: 13	H: 0 LOB: 0 BB: 0 P: 18	R: 0 E: 0 K: 2 S: 8	H: 0 LOB: 0 BB: 0 P: 10		1B: 6 2B: 3 3B: 0 HR: 1	SF: 0 SAC: 1 DP: 0 HBP: 1
<b>PITCHER</b>	IP WLS BF H R ER SO BB IBB HBP BLK WP HR S P ERA WHIP	IP WLS BF H R ER SO BB IBB HBP BLK WP HR S P ERA WHIP	IP WLS BF H R ER SO BB IBB HBP BLK WP HR S P ERA WHIP	IP WLS BF H R ER SO BB IBB HBP BLK WP HR S P ERA WHIP	IP WLS BF H R ER SO BB IBB HBP BLK WP HR S P ERA WHIP	IP WLS BF H R ER SO BB IBB HBP BLK WP HR S P ERA WHIP	IP WLS BF H R ER SO BB IBB HBP BLK WP HR S P ERA WHIP	IP WLS BF H R ER SO BB IBB HBP BLK WP HR S P ERA WHIP	IP WLS BF H R ER SO BB IBB HBP BLK WP HR S P ERA WHIP	IP WLS BF H R ER SO BB IBB HBP BLK WP HR S P ERA WHIP	IP WLS BF H R ER SO BB IBB HBP BLK WP HR S P ERA WHIP	IP WLS BF H R ER SO BB IBB HBP BLK WP HR S P ERA WHIP	IP WLS BF H R ER SO BB IBB HBP BLK WP HR S P ERA WHIP	IP WLS BF H R ER SO BB IBB HBP BLK WP HR S P ERA WHIP	IP WLS BF H R ER SO BB IBB HBP BLK WP HR S P ERA WHIP	IP WLS BF H R ER SO BB IBB HBP BLK WP HR S P ERA WHIP	IP WLS BF H R ER SO BB IBB HBP BLK WP HR S P ERA WHIP		

AB	36
R	7
H	10
RBI	7
BB	1
SO	3
LOB	9



Batter	1	2	3	4	5	6	7	8	9	AB	R	H	RBI	BB	SO	LOB	BOTTOM		
Mark Bellhorn, S OBP: 0.348, SLG: 0.313	1B BB	G6-3	FC6-4		G5-3			17 F8 1B 2B		4	2	1	0	1	0	2	<b>San Francisco Giants @ Colorado Rockies</b> Coors Field, Denver, CO Wed Jul 09 2003, 7:05 PM MDT Att: 31,139 - Sunny - 88 F		
Chris Stynes, R OBP: 0.375, SLG: 0.462	1B 2B	K		G5-3		K		2B 1B		5	2	2	0	0	2	0			
17 Todd Helton, L OBP: 0.437, SLG: 0.605	K		WP PB HBP	K		1B 3B		F8		4	2	1	0	0	2	4			
Preston Wilson, R OBP: 0.363, SLG: 0.559	2B 1B		L4	2B 1B		1B		G5-3 1-H 3-H 2B		5	1	4	4	0	0	1			
Larry Walker, L OBP: 0.433, SLG: 0.507	1B 2B		PB WP HR BB	2B		F9		G5-3		4	2	2	2	1	0	2			
Jay Payton, R OBP: 0.350, SLG: 0.475	S 1B		K HR	P4		F8				4	1	1	1	0	1	4			
Bobby Estalella, R OBP: 0.309, SLG: 0.415	K		K		F8		P6			4	0	0	0	0	2	3			
Juan Uribe, R OBP: 0.306, SLG: 0.401	F7		K HR	28 SH1-4 BB		F9				3	1	1	3	1	0	1			
2B Aaron Cook, R OBP: 0.259, SLG: 0.200 Nelson Cruz, R OBP: 0.154, SLG: 0.231 Jose Jimenez, R Justin Speier, R		G6-3	FC6-4 BB		SH1-4		K			1	0	0	0	1	0	0			
<b>Inning Stats</b>	R: 4 E: 0 K: 2 S: 27	H: 4 LOB: 1 BB: 1 P: 43	R: 0 E: 0 K: 1 S: 9	H: 0 LOB: 0 BB: 0 P: 13	R: 4 E: 0 K: 2 S: 16	H: 1 LOB: 1 BB: 2 P: 30	R: 0 E: 0 K: 1 S: 11	H: 2 LOB: 2 BB: 0 P: 14	R: 0 E: 0 K: 0 S: 5	H: 0 LOB: 1 BB: 1 P: 12	R: 1 E: 0 K: 1 S: 11	H: 2 LOB: 1 BB: 0 P: 15	R: 0 E: 0 K: 1 S: 7	H: 0 LOB: 0 BB: 0 P: 10	R: 2 E: 0 K: 0 S: 11	H: 3 LOB: 1 BB: 0 P: 18		1B: 7 2B: 3 3B: 1 HR: 1	SF: 0 SAC: 1 DP: 0 HBP: 1
<b>PITCHER</b>	IP WLS BF H R ER SO BB IBB HBP BLK WP HR S P ERA WHIP	IP WLS BF H R ER SO BB IBB HBP BLK WP HR S P ERA WHIP	IP WLS BF H R ER SO BB IBB HBP BLK WP HR S P ERA WHIP	IP WLS BF H R ER SO BB IBB HBP BLK WP HR S P ERA WHIP	IP WLS BF H R ER SO BB IBB HBP BLK WP HR S P ERA WHIP	IP WLS BF H R ER SO BB IBB HBP BLK WP HR S P ERA WHIP	IP WLS BF H R ER SO BB IBB HBP BLK WP HR S P ERA WHIP	IP WLS BF H R ER SO BB IBB HBP BLK WP HR S P ERA WHIP	IP WLS BF H R ER SO BB IBB HBP BLK WP HR S P ERA WHIP	IP WLS BF H R ER SO BB IBB HBP BLK WP HR S P ERA WHIP	IP WLS BF H R ER SO BB IBB HBP BLK WP HR S P ERA WHIP	IP WLS BF H R ER SO BB IBB HBP BLK WP HR S P ERA WHIP	IP WLS BF H R ER SO BB IBB HBP BLK WP HR S P ERA WHIP	IP WLS BF H R ER SO BB IBB HBP BLK WP HR S P ERA WHIP	IP WLS BF H R ER SO BB IBB HBP BLK WP HR S P ERA WHIP	IP WLS BF H R ER SO BB IBB HBP BLK WP HR S P ERA WHIP			

AB	35
R	11
H	12
RBI	10
BB	4
SO	8
LOB	17





Batter	1	2	3	4	5	6	7	8	9	AB	R	H	RBI	BB	SO	LOB	TOP			
Ray Durham, S (1,4) OBP: 0.385, SLG: 0.429 32 Kevin Correia, R (7,1) J.T. Snow, L (9,PH) OBP: 0.387, SLG: 0.435	4-0 L3 BB		1-3 K		1-2 P6		0-1 F8		2-2 G3	3	0	0	0	1	1	3				
José Cruz Jr., S (1,9) OBP: 0.376, SLG: 0.462	0-1 L3			0-0 B1-3		0-1 FC6-4 1B		0-0 G3		4	0	1	0	0	0	1				
Marquis Grissom, R (1,8)	3-2 2B			0-0 G6-3		1-3 K		1-2 HR		4	1	2	1	0	1	1				
Barry Bonds, L (1,7) OBP: 0.493, SLG: 0.704 Damian Moss, R (6,1) OBP: 0.296, SLG: 0.269 Nefti Perez, S (7,4) OBP: 0.306, SLG: 0.369	0-0 F7			2-1 HR		1-3 K		1-0 G3-1		3	1	1	1	0	1	2				
Andrés Galarraga, R (1,3) OBP: 0.345, SLG: 0.523		2-1 G5-3		1-0 G6-3		0-1 FC6-4		0-0 2B		4	0	1	0	0	0	1				
Rich Aurilia, R (1,6) OBP: 0.312, SLG: 0.410		1-1 G5-3			0-1 FC1-6 1B		0-0 HR	2-1 P3		4	1	2	1	0	0	1				
Edgardo Alfonzo, R (1,5) OBP: 0.315, SLG: 0.338		1-1 G5-3			2-2 FC1-6 FC1-5 BB 1-2		0-2 G6-3	2-2 F8 2B		4	0	1	0	0	0	1				
Yorvit Torrealba, R (1,2) OBP: 0.309, SLG: 0.408			1-3 K		4-1 FC1-5 BB 1-2		1-2 2B	0-3 K		3	0	1	0	1	2	1				
Brian Powell, R (1,1) Jason Christiansen, R (5,1) Pedro Feliz, R (6,7) OBP: 0.263, SLG: 0.480			2-2 G4-3		0-0 FC1-5		3-2 G5-3	0-1 F8		2	0	0	0	0	0	2				
<b>Inning Stats</b>	R: 0 E: 0 K: 0 S: 6	H: 1 LOB: 1 BB: 1 P: 13	R: 0 E: 0 K: 0 S: 6	H: 0 LOB: 0 BB: 0 P: 10	R: 0 E: 0 K: 2 S: 11	H: 0 LOB: 0 BB: 0 P: 15	R: 1 E: 0 K: 0 S: 5	H: 1 LOB: 0 BB: 0 P: 8	R: 0 E: 0 K: 2 S: 14	H: 1 LOB: 1 BB: 0 P: 16	R: 1 E: 0 K: 0 S: 14	H: 2 LOB: 1 BB: 0 P: 18	R: 1 E: 0 K: 0 S: 9	H: 2 LOB: 1 BB: 0 P: 13	R: 0 E: 0 K: 1 S: 11	H: 1 LOB: 1 BB: 0 P: 15	1B: 2 2B: 5 3B: 0 HR: 3	SF: 0 SAC: 0 DP: 1 HBP: 0	WP: 0 PA: 37 PB: 0 SB: 0 CS: 0	
<b>PITCHER</b>	IP WLS BF H R ER SO BB IBB HBP BLK WP HR S P ERA WHIP	7.0 W 28 6 2 2 4 2 0 0 0 0 2 67 98 2.57 1.143	2.0 9 3 1 1 1 0 0 0 0 0 1 20 28 4.50 1.500																	

San Francisco Giants @ Colorado Rockies  
Coors Field, Denver, CO  
Thu Jul 10 2003, 7:05 PM MDT  
Att: 30,954 - Sunny - 90 F


AB 35  
R 3  
H 9  
RBI 3  
BB 2  
SO 5  
LOB 16



Batter	1	2	3	4	5	6	7	8	9	AB	R	H	RBI	BB	SO	LOB	BOTTOM			
Mark Bellhorn, S (1,4) OBP: 0.354, SLG: 0.323	1-1 G3		1-2 17 BB HR 1B		1-3 K		0-1 1B 17 BB 2B	4-2 1B BB		4	2	2	1	1	1	0				
Chris Stynes, R (1,5) OBP: 0.379, SLG: 0.469	2-1 L7		1-2 K		2-2 17 G3-1 HR 2B		1-0 17 BB FC6-4 1B	1-1 1-2 1B		5	2	3	1	0	1	1				
17 Todd Helton, L (1,3) OBP: 0.437, SLG: 0.602 Mark Sweeney, L (6,PH) OBP: 0.289, SLG: 0.368	0-0 G5-3		4-2 1-2 HR BB		1-1 G3-1		0-1 FC6-4 1B	0-1 F8		3	1	1	1	1	0	1				
Preston Wilson, R (1,8) OBP: 0.367, SLG: 0.580 Ronnie Belliard, R (9,4) OBP: 0.379, SLG: 0.399		3-2 G4-3 1B 2B	1-0 1-2 HR HR		0-0 HR		FC6-4 1-2			4	3	3	6	0	0	1				
Larry Walker, L (1,9) OBP: 0.428, SLG: 0.500 Joe Roa, R (8,1) OBP: 0.250, SLG: 0.250		0-1 G4-3	2-2 G3-1		2-3 G4-3		3-H 2-1 G4-3	2-2 P2		4	0	0	0	0	0	2				
Jay Payton, R (1,7) OBP: 0.352, SLG: 0.475		2-2 1B		1-1 G5-4-3 1B		2-1 G6-3	0-1 L8			4	0	2	1	0	0	1				
Charles Johnson, R (1,2) OBP: 0.308, SLG: 0.429		1 SAFE K		0-0 G5-4-3 1-2		2-1 P3		3-1 F9		4	0	0	0	0	1	2				
Juan Uribe, R (1,6) OBP: 0.304, SLG: 0.397		1 SAFE G1-3		1-1 G3-1		1-2 K		1-2 BB 1B		4	1	1	0	0	1	1				
Darren Oliver, R (1,1) OBP: 0.256, SLG: 0.351 Greg Vaughn, R (7,PH) OBP: 0.326, SLG: 0.514			0-1 G1-3		0-0 HR		4-2 2B BB	2-3 K		2	1	1	1	0	0	0				
<b>Inning Stats</b>	R: 0 E: 0 K: 0 S: 5	H: 0 LOB: 0 BB: 0 P: 8	R: 1 E: 0 K: 1 S: 13	H: 2 LOB: 1 BB: 0 P: 19	R: 3 E: 0 K: 1 S: 16	H: 2 LOB: 0 BB: 1 P: 25	R: 0 E: 0 K: 0 S: 5	H: 1 LOB: 0 BB: 0 P: 7	R: 3 E: 0 K: 1 S: 16	H: 3 LOB: 0 BB: 0 P: 22	R: 0 E: 0 K: 1 S: 7	H: 0 LOB: 0 BB: 0 P: 12	R: 3 E: 0 K: 0 S: 18	H: 3 LOB: 1 BB: 1 P: 26	R: 1 E: 0 K: 1 S: 15	H: 2 LOB: 2 BB: 1 P: 26	1B: 7 2B: 3 3B: 0 HR: 3	SF: 0 SAC: 0 DP: 1 HBP: 0	WP: 0 PA: 39 PB: 0 SB: 0 CS: 0	
<b>PITCHER</b>	IP WLS BF H R ER SO BB IBB HBP BLK WP HR S P ERA WHIP	4.2 L 22 4 0 0 0 1 0 0 0 0 0 3 53 77 13.50 1.929	0.1 1 0 0 0 0 0 0 0 0 0 0 0 2 4 0.00 0.000	1.2 9 3 3 3 1 1 0 0 0 0 0 0 23 36 16.20 2.400	1.1 7 2 1 1 1 1 0 0 0 0 0 0 17 28 6.75 2.250															

San Francisco Giants @ Colorado Rockies  
Coors Field, Denver, CO  
Thu Jul 10 2003, 7:05 PM MDT  
Att: 30,954 - Sunny - 90 F

AB 36  
R 11  
H 13  
RBI 11  
BB 3  
SO 5  
LOB 12





Batter	1	2	3	4	5	6	7	8	9	AB	R	H	RBI	BB	SO	LOB	TOP					
Ray Durham, S OBP: 0.382, SLG: 0.429	F8	G3		L9			WP 1B 2B	K		5	1	1	0	0	1	2						
J.T. Snow, L OBP: 0.395, SLG: 0.435	1B BB		HR		G3		BB 1B SF9	2B BB		2	4	1	1	3	0	0						
Marquis Grissom, R OBP: 0.341, SLG: 0.509	1B E		HR		K		SF9 BB	BB 1B		5	3	4	2	0	1	0						
Barry Bonds, L OBP: 0.494, SLG: 0.712	K		G3		HR		1-2 BB	1B BB SF8		3	2	1	1	2	1	2						
José Cruz Jr., S OBP: 0.376, SLG: 0.461	E8		G3		F7		SF9	1B BB		3	0	1	3	1	0	0						
Neftalí Pérez, S OBP: 0.308, SLG: 0.379	G4-3					F7	G4-3			5	0	2	1	0	0	3						
Edgardo Alfonzo, R OBP: 0.313, SLG: 0.340		G6-3	G6-3			K		2B	SF8	4	0	1	1	0	1	1						
Yorvit Torrealba, R OBP: 0.296, SLG: 0.389		G1-3		G5-3		K			F7	5	0	0	0	0	2	3						
Jason Schmidt, R OBP: 0.100, SLG: 0.077				B5-3						4	0	1	0	0	1	1						
Andres Galarraga, R OBP: 0.343, SLG: 0.519								G6-3		1	0	0	0	0	1	2						
Tim Worrell, R										0	0	0	0	0	0	0						
Scott Eyre, L										0	0	0	0	0	0	0						
Felix Rodriguez, R OBP: 1.000, SLG: 1.000										0	0	0	0	0	0	0						
<b>Inning Stats</b>	R: 2 H: 2 E: 1 K: 1 S: 14	H: 2 R: 1 LOB: 1 BB: 1 P: 23	R: 0 H: 1 E: 0 K: 0 S: 9	H: 1 R: 2 LOB: 1 BB: 0 P: 13	R: 2 H: 2 E: 0 K: 0 S: 13	H: 2 R: 1 LOB: 0 BB: 1 P: 25	R: 0 H: 0 E: 0 K: 0 S: 5	H: 0 R: 1 LOB: 0 BB: 0 P: 7	R: 1 H: 1 E: 0 K: 1 S: 7	H: 1 R: 0 LOB: 0 BB: 0 P: 12	R: 0 H: 0 E: 0 K: 2 S: 8	H: 0 R: 0 LOB: 0 BB: 0 P: 9	R: 2 H: 3 E: 0 K: 1 S: 12	H: 3 R: 0 LOB: 2 BB: 1 P: 26	R: 0 H: 1 E: 0 K: 2 S: 10	H: 1 R: 0 LOB: 1 BB: 0 P: 16	R: 3 H: 2 E: 0 K: 1 S: 19	H: 2 R: 0 LOB: 3 BB: 3 P: 38	1B: 6 2B: 3 3B: 1 HR: 2	SF: 2 SAC: 0 DP: 0 HBP: 0	WP: 1 PB: 0 CS: 0	PA: 45
<b>PITCHER</b>	IP WLS BF H R ER SO BB IBB HBP BLK WP HR S P ERA WHIP																					
Miguel Batista, R ERA: 3.0	(1, 1) 5.0 L 23 6 5 4 2 2 2 0 0 0 0 2 48 80 7.20 1.600																					
Stephen Randolph, L ERA: 4.24	(6, 1) 1.1 8 3 2 2 3 1 0 0 0 0 1 0 18 30 13.50 3.000																					
Oscar Villarreal, R ERA: 2.85	(7, 1) 0.2 2 0 0 0 0 0 0 0 0 0 0 0 2 5 0.00 0.000																					
Andrew Good, R ERA: 6.29	(8, 1) 1.0 7 2 3 3 2 1 1 0 0 0 0 0 16 32 27.00 3.000																					
Jose Valverde, R ERA: 1.98	(9, 1) 1.0 5 1 0 0 1 1 0 0 0 0 0 0 13 22 0.00 2.000																					

San Francisco Giants @ Arizona Diamondbacks  
Bank One Ballpark, Phoenix, AZ  
Fri Jul 11 2003, 10:07 PM EDT  
Att: 44,105 - Dome - 72 F

AB	37
R	10
H	12
RBI	9
BB	6
SO	8
LOB	14



Batter	1	2	3	4	5	6	7	8	9	AB	R	H	RBI	BB	SO	LOB	BOTTOM					
Craig Counsell, L OBP: 0.381, SLG: 0.387	F9		F8		SH5-3		G3-1		E3	4	1	0	1	0	0	2						
Matt Kata, S OBP: 0.422, SLG: 0.609	P6		K		P5				G6-3	5	1	2	2	0	1	2						
Luis Gonzalez, L OBP: 0.393, SLG: 0.562	2B BB		K		P2				G6-3	4	1	0	1	1	2	3						
Shea Hillenbrand, R OBP: 0.353, SLG: 0.527	1-H 2B			G4-3		G3-6-1 1B			F8	5	0	2	1	0	1	1						
Steve Finley, L OBP: 0.386, SLG: 0.551	F8		K		G3-6-1				F7	4	0	0	0	0	1	2						
David Dellucci, L OBP: 0.339, SLG: 0.413			S BB		G3				G4-3	3	1	1	0	1	0	0						
Chad Moeller, R OBP: 0.371, SLG: 0.497		K			1B 2B				G3	4	2	3	0	0	1	1						
Lyle Overbay, L OBP: 0.367, SLG: 0.417		K			SH5-3 1B				F8	4	0	1	0	0	2	4						
Miguel Batista, R OBP: 0.268, SLG: 0.326	(1, 1) 0.2 2 0 0 0 0 0 0 0 0 0 0 0 2 5 0.00 0.000																					
Quinton McCracken, S OBP: 0.296, SLG: 0.291	(5, PH) 0.1 1 0 0 0 0 0 0 0 0 0 0 0 1 2 0.00 0.000																					
Stephen Randolph, L ERA: 4.24	(6, 1) 1.1 8 3 2 2 3 1 0 0 0 0 1 0 18 30 13.50 3.000																					
Oscar Villarreal, L ERA: 2.85	(7, 1) 0.2 2 0 0 0 0 0 0 0 0 0 0 0 2 5 0.00 0.000																					
Mark Grace, L OBP: 0.396, SLG: 0.330	(7, PH) 0.1 1 0 0 0 0 0 0 0 0 0 0 0 1 2 0.00 0.000																					
Andrew Good, R ERA: 6.29	(8, 1) 1.0 7 2 3 3 2 1 1 0 0 0 0 0 16 32 27.00 3.000																					
Jose Valverde, R ERA: 1.98	(9, 1) 1.0 5 1 0 0 1 1 0 0 0 0 0 0 13 22 0.00 2.000																					
Robby Hamrick, R ERA: 3.34, SLG: 0.525	(9, 9) 0.1 1 0 0 0 0 0 0 0 0 0 0 0 1 2 0.00 0.000																					
<b>Inning Stats</b>	R: 1 H: 1 E: 0 K: 0 S: 12	H: 1 R: 0 LOB: 1 BB: 1 P: 19	R: 0 H: 0 E: 0 K: 3 S: 13	H: 0 R: 3 LOB: 1 BB: 1 P: 21	R: 0 H: 0 E: 0 K: 2 S: 14	H: 0 R: 0 LOB: 0 BB: 0 P: 18	R: 0 H: 0 E: 0 K: 1 S: 7	H: 0 R: 1 LOB: 0 BB: 0 P: 8	R: 1 H: 3 E: 0 K: 0 S: 11	H: 3 R: 0 LOB: 2 BB: 0 P: 13	R: 0 H: 1 E: 0 K: 0 S: 3	H: 1 R: 0 LOB: 0 BB: 0 P: 7	R: 0 H: 1 E: 0 K: 0 S: 7	H: 1 R: 0 LOB: 1 BB: 0 P: 11	R: 1 H: 1 E: 0 K: 2 S: 10	H: 1 R: 0 LOB: 0 BB: 0 P: 14	R: 4 H: 3 E: 1 K: 1 S: 19	H: 3 R: 0 LOB: 1 BB: 1 P: 33	1B: 4 2B: 5 3B: 0 HR: 1	SF: 0 SAC: 1 DP: 1 HBP: 0	WP: 0 PB: 0 CS: 0	PA: 40
<b>PITCHER</b>	IP WLS BF H R ER SO BB IBB HBP BLK WP HR S P ERA WHIP																					
Jason Schmidt, R ERA: 2.37	(1, 1) 8.0 W 32 7 3 3 8 2 0 0 0 0 0 1 77 111 3.38 1.125																					
Tim Worrell, R ERA: 2.14	(9, 1) 0.1 6 3 4 3 1 1 0 0 0 0 0 0 15 26 81.00 12.000																					
Scott Eyre, L ERA: 3.47	(9, 1) 0.1 H 1 0 0 0 0 0 0 0 0 0 0 0 3 5 0.00 0.000																					
Felix Rodriguez, R ERA: 3.51	(9, 1) 0.1 S 1 0 0 0 0 0 0 0 0 0 0 0 1 2 0.00 0.000																					

San Francisco Giants @ Arizona Diamondbacks  
Bank One Ballpark, Phoenix, AZ  
Fri Jul 11 2003, 10:07 PM EDT  
Att: 44,105 - Dome - 72 F

AB	36
R	7
H	10
RBI	6
BB	3
SO	9
LOB	17









Batter	1	2	3	4	5	6	7	8	9	AB	R	H	RBI	BB	SO	LOB	TOP		
<b>Nefti Perez, S</b> OBP: 0.306, SLG: 0.375	F7	G1-3		3-1 1B		3-2 G4-3			2-3 K	5	0	1	0	0	1	3			
<b>J.T. Snow, L</b> OBP: 0.393, SLG: 0.442	1-2 HR	2-3 K		1-0 G4-3			2-2 P5			4	1	1	1	0	1	1			
<b>Marquis Grissom, R</b> OBP: 0.335, SLG: 0.499	1-3 K	2-1 P6			0-3 K		3-2 F7			4	0	0	0	0	2	0			
<b>Barry Bonds, L</b> OBP: 0.496, SLG: 0.719	4-0 HR	1-1 F7			4-2 FC6-4 1B BB		0-0 G3-1			2	1	0	0	2	0	0			
<b>José Cruz Jr., S</b> OBP: 0.378, SLG: 0.466	3-2 1-H HR		1-1 F9		3-2 FC6-4 1B		2-2 G3-1			4	1	2	2	0	0	0			
<b>Rich Aurilia, R</b> OBP: 0.307, SLG: 0.402	1-0 1B HBP		2-2 G5-3		2-2 FC6-4		1-3 K			4	1	1	0	0	1	2			
<b>Edgardo Alfonzo, R</b> <b>Tim Worrell, R</b>	3-2 HBP HBP	1-3 1B		1-3 K		1-3 K		0-2 F8		4	0	1	0	0	2	2			
<b>Yorvit Torrealba, R</b> OBP: 0.301, SLG: 0.377	1-2 HBP HBP		3-3 K		2-3 K			0-3 K		3	0	0	0	0	3	0			
<b>Jim Brower, R</b> 41 Chad Zerbe, L Andres Galaraga, R Jason Christiansen, L Joe Nathan, R Pedro Feliz, R	1-1 HBP		0-2 G3-1		3-3 K			2-3 K		0	0	0	1	0	0	0			
<b>Inning Stats</b>	R: 4 E: 0 K: 1 S: 20	H: 4 LOB: 3 BB: 1 P: 35	R: 0 E: 0 K: 1 S: 8	H: 0 LOB: 0 BB: 0 P: 13	R: 0 E: 0 K: 1 S: 8	H: 0 LOB: 0 BB: 0 P: 12	R: 0 E: 0 K: 1 S: 11	H: 1 LOB: 1 BB: 0 P: 18	R: 0 E: 0 K: 2 S: 14	H: 1 LOB: 2 BB: 1 P: 24	R: 0 E: 0 K: 0 S: 7	H: 0 LOB: 0 BB: 0 P: 12	R: 0 E: 0 K: 1 S: 10	H: 0 LOB: 0 BB: 0 P: 13	R: 0 E: 0 K: 3 S: 9	H: 0 LOB: 0 BB: 0 P: 13	1B: 4 2B: 0 3B: 0 HR: 2	SF: 0 SAC: 0 DP: 0 HBP: 2	WP: 0 PA: 37 CS: 0
<b>PITCHER</b>	IP	WLS	BF	H	R	ER	SO	BB	IBB	HBP	BLK	WP	HR	S	P	ERA	WHIP		
17 Brandon Webb, R Stephen Randolph, L Jose Valverde, R Matt Mantei, R	(1, 1) (7, 1) (8, 1) (9, 1)	6.0 1.0 1.0 1.0	W H H S	28 3 3 3	6 0 0 0	4 0 0 0	4 0 0 0	8 0 1 3	2 0 0 0	0 0 0 0	2 0 0 0	0 0 0 0	0 0 0 0	2 7 10 9	121 7 12 13	6.00 0.00 0.00 0.00	1.333 0.000 0.000 0.000		

San Francisco Giants @ Arizona Diamondbacks  
Bank One Ballpark, Phoenix, AZ  
Sun Jul 13 2003, 4:35 PM EDT  
Att: 44,719 - Dome - 72 F

AB	33
R	4
H	6
RBI	4
BB	2
SO	12
LOB	8



Batter	1	2	3	4	5	6	7	8	9	AB	R	H	RBI	BB	SO	LOB	BOTTOM		
<b>Craig Counsell, L</b> OBP: 0.385, SLG: 0.373	4-1 2B BB	4-2 1B BB		1-1 G6-3		1-2 F8				2	2	0	0	2	0	0			
<b>Alex Cintron, S</b> OBP: 0.349, SLG: 0.475	4-2 2B BB	1-1 1B		3-2 G4-6-3 1B			0-1 G6-3			3	2	2	1	1	0	0			
<b>Luis Gonzalez, L</b> OBP: 0.393, SLG: 0.560	0-1 G5-3 2B	0-0 1B SF7		1-1 G4-6-3			2-3 K			4	2	2	2	0	1	1			
<b>Shea Hillenbrand, R</b> OBP: 0.351, SLG: 0.517	0-1 G5-3	0-1 FC5-4 1B			1-1 F8		0-0 L9			4	0	1	2	0	0	1			
<b>Steve Finley, L</b> OBP: 0.386, SLG: 0.550	2-3 3-H	1-3 2-H			0-1 F7			4-1 WP G5-3 BB		2	0	1	2	1	0	0			
<b>Robby Hammock, R</b> OBP: 0.312, SLG: 0.515	3-3 K	1-0 FC5-4			2-2 1B			1-2 G5-3		4	0	1	0	0	1	3			
<b>Lyle Overbay, L</b> OBP: 0.361, SLG: 0.409	3-2 G1-3		3-2 G4-3		2-2 K			1-2 P5		4	0	0	0	0	1	3			
<b>Quinton McCracken, S</b> <b>Mark Grace, L</b> <b>Matt Mantei, R</b>	(1, 9) (8, PH) (9, 1)	2-1 17 SH2-4 1B		2-1 B1-3		1-1 G6-3		3-3 K		3	1	1	0	0	0	0			
<b>17 Brandon Webb, R</b> <b>Luis Tterro, R</b> <b>Stephen Randolph, L</b> <b>Jose Valverde, R</b> <b>David Dellucci, L</b>	(1, 1) (6, PH) (7, 1) (8, 1) (9, 9)	0-0 SH2-4		1-1 G4-3		0-0 G4-3				1	0	0	0	0	0	0			
<b>Inning Stats</b>	R: 3 E: 0 K: 1 S: 18	H: 2 LOB: 1 BB: 2 P: 35	R: 4 E: 0 K: 0 S: 14	H: 4 LOB: 1 BB: 1 P: 23	R: 0 E: 0 K: 0 S: 7	H: 0 LOB: 0 BB: 0 P: 12	R: 0 E: 0 K: 0 S: 7	H: 1 LOB: 0 BB: 0 P: 12	R: 0 E: 0 K: 0 S: 10	H: 1 LOB: 1 BB: 0 P: 15	R: 0 E: 0 K: 1 S: 6	H: 0 LOB: 0 BB: 0 P: 8	R: 0 E: 0 K: 1 S: 12	H: 0 LOB: 1 BB: 1 P: 21	1B: 6 2B: 2 3B: 0 HR: 0	SF: 1 SAC: 1 DP: 1 HBP: 0	WP: 1 PA: 35 CS: 0		
<b>PITCHER</b>	IP	WLS	BF	H	R	ER	SO	BB	IBB	HBP	BLK	WP	HR	S	P	ERA	WHIP		
Jim Brower, R 41 Chad Zerbe, L Jason Christiansen, L Joe Nathan, R Tim Worrell, R	(1, 1) (2, 1) (6, 1) (7, 1) (8, 1)	1.1 3.2 1.2 1.0 0.1	L L S S S	11 14 5 0 0	4 4 0 0 0	6 1 0 0 0	6 1 0 0 1	3 0 0 0 0	0 0 0 0 0	0 0 0 0 0	0 0 0 0 0	0 0 0 0 0	0 0 0 0 0	25 31 12 10 3	49 48 16 16 6	2.46 2.46 0.00 0.00 0.00	1.091 1.091 0.000 1.000 0.000		

San Francisco Giants @ Arizona Diamondbacks  
Bank One Ballpark, Phoenix, AZ  
Sun Jul 13 2003, 4:35 PM EDT  
Att: 44,719 - Dome - 72 F

AB	29
R	7
H	8
RBI	7
BB	4
SO	4
LOB	9









Batter	1	2	3	4	5	6	7	8	9	AB	R	H	RBI	BB	SO	LOB	TOP				
Mark Bellhorn, S OBP: 0.350, SLG: 0.316 (1, 4)										4	0	1	0	0	2	0	<b>Colorado Rockies @ San Francisco Giants</b> PacBell Park, San Francisco, CA Fri Jul 18 2003, 10:15 PM EDT Att: 41,690 - Sunny - 65 F				
Chris Stynes, R OBP: 0.268, SLG: 0.448 Greg Norton, S OBP: 0.317, SLG: 0.394 (1, 5)										3	0	1	0	0	1	1					
17 Todd Helton, L OBP: 0.446, SLG: 0.645 (1, 3)										3	0	1	0	1	0	0					
Preston Wilson, R OBP: 0.363, SLG: 0.577 (1, 8)										4	0	0	0	0	1	3					
Larry Walker, L OBP: 0.421, SLG: 0.482 Mark Sweeney, L OBP: 0.313, SLG: 0.403 (1, 9)										3	0	0	0	0	2	0					
Jay Payton, R OBP: 0.353, SLG: 0.472 (1, 7)										4	0	2	0	0	0	1					
Bobby Estalella, R OBP: 0.302, SLG: 0.396 (1, 2)										2	0	0	0	1	1	1					
Juan Uribe, R OBP: 0.296, SLG: 0.377 40 Brian Fuentes, L Justin Speier, R (1, 6)										3	0	0	0	0	2	2					
Darren Oliver, R OBP: 0.244, SLG: 0.333 Steve Reed, R Ronnie Belliard, R OBP: 0.374, SLG: 0.399 (1, 1)										2	0	0	0	0	1	0					
										0	0	0	0	0	0	0					
<b>Inning Stats</b>	R: 0 E: 0 K: 1 S: 7	H: 0 LOB: 0 BB: 0 P: 10	R: 0 E: 0 K: 2 S: 12	H: 1 LOB: 1 BB: 0 P: 21	R: 0 E: 0 K: 3 S: 12	H: 1 LOB: 1 BB: 0 P: 19	R: 0 E: 0 K: 0 S: 7	H: 0 LOB: 0 BB: 0 P: 10	R: 0 E: 0 K: 1 S: 8	H: 1 LOB: 2 BB: 1 P: 22	R: 0 E: 0 K: 1 S: 8	H: 1 LOB: 1 BB: 1 P: 14	R: 0 E: 0 K: 2 S: 14	H: 0 LOB: 0 BB: 0 P: 20	R: 0 E: 0 K: 2 S: 8	H: 1 LOB: 1 BB: 0 P: 9	1B: 3 2B: 3 3B: 0 HR: 0	SF: 0 SAC: 0 DP: 1 HBP: 0	WP: 0 PB: 0 SB: 0 CS: 0	PA: 33	
<b>PITCHER</b>	IP	WLS	BF	H	R	ER	SO	BB	IBB	HBP	BLK	WP	HR	S	P	ERA	WHIP				
Jim Brower, R ERA: 4.04 Jason Christiansen, L ERA: 3.65 Joe Nathan, R ERA: 3.71 Felix Rodriguez, R ERA: 3.4	6.0	W	22	3	0	0	7	1	0	0	0	0	0	59	95	0.00	0.667				
	0.1		3	1	0	0	1	1	0	0	0	0	0	7	13	0.00	6.000				
	1.2		4	0	0	0	2	0	0	0	0	0	0	15	21	0.00	0.000				
	1.0		4	1	0	0	2	0	0	0	0	0	0	8	9	0.00	1.000				

Batter	1	2	3	4	5	6	7	8	9	AB	R	H	RBI	BB	SO	LOB	BOTTOM				
Ray Durham, S OBP: 0.386, SLG: 0.441 Felix Rodriguez, R OBP: 1.000, SLG: 1.000 (1, 4)										4	1	2	0	0	0	1	<b>Colorado Rockies @ San Francisco Giants</b> PacBell Park, San Francisco, CA Fri Jul 18 2003, 10:15 PM EDT Att: 41,690 - Sunny - 65 F				
Pedro Feliz, R OBP: 0.261, SLG: 0.488 (1, 5)										5	1	1	2	0	0	4					
Marquis Grissom, R OBP: 0.332, SLG: 0.492 (1, 8)										4	1	1	0	0	1	0					
Barry Bonds, L OBP: 0.501, SLG: 0.725 (1, 7)										4	1	3	0	0	0	0					
José Cruz Jr., S OBP: 0.380, SLG: 0.465 (1, 9)										3	1	1	0	1	1	2					
Rich Aurilia, R OBP: 0.314, SLG: 0.418 (1, 6)										4	1	1	3	0	1	2					
Andres Galarraga, R OBP: 0.349, SLG: 0.526 (1, 3)										4	1	2	1	0	0	0					
Yorvit Torrealba, R OBP: 0.282, SLG: 0.355 (1, 2)										4	0	0	0	0	0	3					
Jim Brower, R ERA: 3.36 Tony Torralba, L ERA: 2.33 Jason Christiansen, R ERA: 3.79 Joe Nathan, R ERA: 3.71 Neifi Perez, S OBP: 0.354, SLG: 0.373 (1, 1)										2	0	0	0	0	0	0					
										1	0	1	0	0	0	0					
										0	0	0	0	0	0	0					
										0	0	0	0	0	0	0					
										1	0	0	0	0	0	0					
<b>Inning Stats</b>	R: 0 E: 0 K: 0 S: 7	H: 1 LOB: 2 BB: 0 P: 10	R: 2 E: 0 K: 0 S: 11	H: 3 LOB: 1 BB: 0 P: 14	R: 0 E: 0 K: 0 S: 7	H: 0 LOB: 0 BB: 0 P: 12	R: 0 E: 0 K: 0 S: 4	H: 0 LOB: 0 BB: 0 P: 4	R: 5 E: 0 K: 3 S: 14	H: 5 LOB: 1 BB: 1 P: 26	R: 0 E: 0 K: 3 S: 13	H: 1 LOB: 1 BB: 0 P: 17	R: 0 E: 1 K: 0 S: 13	H: 0 LOB: 2 BB: 0 P: 21	1B: 6 2B: 4 3B: 1 HR: 1	SF: 0 SAC: 0 DP: 1 HBP: 1	WP: 0 PB: 0 SB: 0 CS: 0	PA: 38			
<b>PITCHER</b>	IP	WLS	BF	H	R	ER	SO	BB	IBB	HBP	BLK	WP	HR	S	P	ERA	WHIP				
Darren Oliver, L ERA: 4.95 Steve Reed, R ERA: 3.79 40 Brian Fuentes, L ERA: 3.15 Justin Speier, R ERA: 3.12	5.0	L	24	9	6	6	0	0	0	0	0	0	0	8	12	9.00	2.000				
	1.0		5	2	1	1	0	0	0	0	0	0	0	13	17	0.00	1.000				
	1.0		5	0	0	0	0	0	0	1	0	0	0	13	21	0.00	0.000				





Batter	1	2	3	4	5	6	7	8	9	AB	R	H	RBI	BB	SO	LOB	TOP										
Tony Womack, L (1, 6) OBP: 0.274, SLG: 0.341		G4-3			G4-3		CS			4	0	2	1	0	0	1	<b>Colorado Rockies @ San Francisco Giants</b> PacBell Park, San Francisco, CA Sat Jul 19 2003, 4:05 PM EDT Att: 42,607 - Cloudy - 73 F <a href="http://livebaseballscorecards.com">livebaseballscorecards.com</a>										
Ronnie Bellard, R (1, 4) Larry Walker, L (7, 9) Jose Jimenez, R (7, 5) Chris Shynes, R (8, 9) 40 Brian Fuentes, L (8, 1) Steve Reed, L (8, 1)	B3		G4-3		G5-3		CS	K		3	0	0	0	0	0	1											
17 Todd Helton, L (1, 3) OBP: 0.444, SLG: 0.641	F8		G3			BB		L7		4	0	1	0	0	0	1											
Preston Wilson, R (1, 8) OBP: 0.362, SLG: 0.574	K							K		4	0	1	0	0	3	2											
Greg Norton, S (1, 5) OBP: 0.315, SLG: 0.385		K	F9					K		3	0	0	0	1	2	1											
Jay Payton, R (1, 7) OBP: 0.352, SLG: 0.473					B1-3		G4-6-3	K		4	1	1	0	0	1	2											
Mark Sweeney, L (1, 9) OBP: 0.321, SLG: 0.421		K								4	1	2	0	0	2	1											
Charles Johnson, R (1, 2) OBP: 0.306, SLG: 0.413					F8			K		3	1	0	0	1	1	2											
Shawn Chacon, R (1, 1) OBP: 0.222, SLG: 0.361										2	0	1	2	0	0	0											
Javier Lopez, L (5, 1) OBP: 0.500, SLG: 0.500					G5-3					0	0	0	0	0	0	0											
Adam Bernero, R (6, 1)										0	0	0	0	0	0	0											
Mark Bellhorn, S (7, FH) OBP: 0.349, SLG: 0.315 (7, 4)										1	0	0	0	0	0	1											
<b>Inning Stats</b>	R: 0 E: 0 K: 1 S: 9	H: 1 LOB: 1 BB: 0 P: 12	R: 2 E: 0 K: 2 S: 15	H: 2 LOB: 1 BB: 1 P: 24	R: 0 E: 0 K: 0 S: 12	H: 1 LOB: 0 BB: 0 P: 17	R: 0 E: 0 K: 1 S: 6	H: 0 LOB: 0 BB: 0 P: 8	R: 0 E: 0 K: 1 S: 10	H: 1 LOB: 1 BB: 1 P: 16	R: 1 E: 0 K: 1 S: 12	H: 2 LOB: 0 BB: 0 P: 20	R: 0 E: 0 K: 2 S: 10	H: 0 LOB: 0 BB: 0 P: 13	R: 0 E: 0 K: 2 S: 12	H: 1 LOB: 1 BB: 0 P: 19	1B: 5 2B: 3 3B: 0 HR: 0	SF: 0 SAC: 0 DP: 1 HBP: 0	WP: 0 PB: 0 SB: 1 CS: 1	PA: 36							
<b>PITCHER</b>	IP	WLS	BF	H	R	ER	SO	BB	IBB	HBP	BLK	WP	HR	S	P	ERA	WHIP										
Jason Schmidt, R (1, 1) ERA: 2.41	5.0	W	21	5	2	2	4	1	0	0	0	0	0	54	78	3.60	1.200										
Matt Herges, R (6, 1) ERA: 2.53	1.2	H	6	1	1	1	2	1	0	0	0	0	0	14	24	5.40	1.200										
Scott Eyre, L (7, 1) ERA: 3.55	0.0		1	1	0	0	0	0	0	0	0	0	0	3	4	∞	∞										
Felix Rodriguez, R (7, 1) ERA: 3.3	1.1	H	3	0	0	0	2	0	0	0	0	0	0	12	18	0.00	0.000										
Tim Worrell, R (9, 1) ERA: 2.63	1.0	S	4	1	0	0	2	0	0	0	0	0	0	12	19	0.00	1.000										

Batter	1	2	3	4	5	6	7	8	9	AB	R	H	RBI	BB	SO	LOB	BOTTOM										
Ray Durham, S (1, 4) OBP: 0.387, SLG: 0.439			F7				K			3	0	1	0	1	1	1	<b>Colorado Rockies @ San Francisco Giants</b> PacBell Park, San Francisco, CA Sat Jul 19 2003, 4:05 PM EDT Att: 42,607 - Cloudy - 73 F <a href="http://livebaseballscorecards.com">livebaseballscorecards.com</a>										
J.T. Snow, L (1, 3) OBP: 0.384, SLG: 0.433	F7		K							4	1	1	0	0	2	2											
Marquis Grissom, R (1, 8) OBP: 0.332, SLG: 0.492	K		K							4	0	1	1	0	2	2											
Barry Bonds, L (1, 7) OBP: 0.504, SLG: 0.736		BB								3	2	2	1	1	1	0											
José Cruz Jr., S (1, 9) OBP: 0.379, SLG: 0.461		BB								3	1	0	0	1	1	1											
Rich Aurilia, R (1, 6) OBP: 0.312, SLG: 0.414										3	0	0	0	0	1	2											
Tim Worrell, R (9, 1)										0	0	0	0	0	0	0											
Edgardo Alfonzo, R (1, 5) OBP: 0.316, SLG: 0.345										3	0	1	1	0	0	0											
Yorvit Torrealba, R (1, 2) OBP: 0.284, SLG: 0.379										3	1	1	2	0	0	1											
Jason Schmidt, R (1, 1) ERA: 2.06, SLG: 0.073										2	0	0	0	0	1	1											
Matt Herges, L (6, 1)										0	0	0	0	0	0	0											
Scott Eyre, L (7, 1)										0	0	0	0	0	0	0											
Felix Rodriguez, R (7, 1)										0	0	0	0	0	0	0											
Neil Perez, S (7, 6) OBP: 0.303, SLG: 0.372										1	0	0	0	0	0	0											
Andros Calatrava, R (8, PH) OBP: 0.347, SLG: 0.522										1	0	0	0	0	0	1											
<b>Inning Stats</b>	R: 0 E: 0 K: 1 S: 7	H: 1 LOB: 0 BB: 0 P: 10	R: 2 E: 0 K: 0 S: 9	H: 1 LOB: 1 BB: 2 P: 21	R: 0 E: 0 K: 2 S: 8	H: 0 LOB: 0 BB: 0 P: 12	R: 1 E: 0 K: 2 S: 12	H: 1 LOB: 0 BB: 0 P: 19	R: 1 E: 0 K: 2 S: 14	H: 1 LOB: 1 BB: 1 P: 25	R: 0 E: 0 K: 1 S: 6	H: 0 LOB: 0 BB: 0 P: 7	R: 0 E: 1 K: 1 S: 11	H: 0 LOB: 1 BB: 0 P: 16	R: 1 E: 0 K: 0 S: 12	H: 3 LOB: 1 BB: 0 P: 14	1B: 3 2B: 2 3B: 0 HR: 2	SF: 0 SAC: 0 DP: 0 HBP: 0	WP: 2 PB: 0 SB: 0 CS: 1	PA: 33							
<b>PITCHER</b>	IP	WLS	BF	H	R	ER	SO	BB	IBB	HBP	BLK	WP	HR	S	P	ERA	WHIP										
Shawn Chacon, R (1, 1) ERA: 4.43	4.1	L	19	4	4	4	6	3	0	0	0	0	2	44	76	8.31	1.615										
Javier Lopez, L (5, 1) ERA: 5.19	1.0		3	0	0	0	2	0	0	0	0	0	0	9	14	0.00	0.000										
Adam Bernero, R (6, 1) ERA: 5.98	0.2		2	0	0	0	0	0	0	0	0	0	0	3	4	0.00	0.000										
Jose Jimenez, R (7, 1) ERA: 6.41	1.0		4	0	0	0	1	0	0	0	0	0	0	11	16	0.00	0.000										
40 Brian Fuentes, L (8, 1) ERA: 3.33	0.1		3	3	1	1	0	0	0	0	0	0	0	8	9	27.00	9.000										
<b>PITCHER</b>	IP	WLS	BF	H	R	ER	SO	BB	IBB	HBP	BLK	WP	HR	S	P	ERA	WHIP										
Steve Reed, R (8, 1) ERA: 3.7	0.2		2	2	2	4	7	2	2	0	0	0	0	4	5	0.00	0.000										

AB 33  
R 3  
H 8  
RBI 3  
BB 2  
SO 10  
LOB 12

AB 30  
R 5  
H 7  
RBI 5  
BB 3  
SO 9  
LOB 11





Batter	1	2	3	4	5	6	7	8	9	AB	R	H	RBI	BB	SO	LOB	TOP			
Tony Womack, L OBP: 0.273, SLG: 0.339	1-3 K		2-1 P2			0-1 P2		2-2 BB 17 1B		4	0	1	0	0	1	0	<b>Colorado Rockies @ San Francisco Giants</b> PacBell Park, San Francisco, CA Sun Jul 20 2003, 4:05 PM EDT Att: 42,620 - Sunny - 75 F			
Chris Stynes, R OBP: 0.365, SLG: 0.442	0-1 G5-3			4-1 17 WP BB		2-3 K		1-2 SAFE F7		3	0	0	0	1	1					
17 Todd Helton, L OBP: 0.447, SLG: 0.649	3-2 HR			2-3 K2-3			4-1 SAFE HR BB	2-2 SAFE BB 1B		3	2	2	1	1	1					
Preston Wilson, R OBP: 0.360, SLG: 0.578	3-3 K			0-0 L4			3-2 1-H HR BB	0-0 L8		4	1	1	2	0	1	3				
Jay Payton, R OBP: 0.353, SLG: 0.474		1-3 K		2-3 K			0-0 2B E	4-1 1-2 2-3 BB		3	1	1	0	1	2	1				
Mark Sweeney, L OBP: 0.310, SLG: 0.405		2-1 F8			1-3 K		1-3 K	3-3 K		3	0	0	0	0	2	1				
Mark Bellhorn, S OBP: 0.347, SLG: 0.313										1	0	0	0	0	1	3				
Juan Uribe, R OBP: 0.295, SLG: 0.380		0-3 K			0-0 P5		2-2 E7		3-2 F8	4	0	1	0	0	1	0				
Bobby Estalella, R OBP: 0.301, SLG: 0.386			1-3 K		1-2 G5-3		1-1 F8		4-2 G5-4-3 BB	3	0	0	0	1	1					
Denny Neagle, L Adam Bernero, R Greg Norton, S 2B Aaron Cook, R Larry Walker, L Jose Jimenez, R Javier Lopez, L Ronnie Belliard, R			2-3 K			2-1 F8	3-3 K		0-2 G5-4-3	1	0	0	0	0	1	0				
<b>Inning Stats</b>	R: 1 E: 0 K: 2 S: 13	H: 1 LOB: 0 BB: 0 P: 20	R: 0 E: 0 K: 2 S: 8	H: 0 LOB: 0 BB: 0 P: 11	R: 0 E: 0 K: 2 S: 9	H: 0 LOB: 1 BB: 0 P: 14	R: 0 E: 0 K: 1 S: 8	H: 0 LOB: 0 BB: 0 P: 10	R: 0 E: 0 K: 1 S: 7	H: 0 LOB: 0 BB: 0 P: 11	R: 3 E: 1 K: 2 S: 17	H: 3 LOB: 1 BB: 1 P: 31	R: 0 E: 0 K: 1 S: 18	H: 2 LOB: 3 BB: 1 P: 30	R: 0 E: 0 K: 0 S: 10	H: 0 LOB: 0 BB: 1 P: 17	1B: 2 2B: 2 3B: 0 HR: 2	SF: 0 SAC: 0 DP: 1 HBP: 0	WP: 1 PB: 0 SB: 0 CS: 0	PA: 36
<b>PITCHER</b>	IP WLS BF H R ER SO	IP WLS BF H R ER SO	IP WLS BF H R ER SO	IP WLS BF H R ER SO	IP WLS BF H R ER SO	IP WLS BF H R ER SO	IP WLS BF H R ER SO	IP WLS BF H R ER SO	IP WLS BF H R ER SO	IP WLS BF H R ER SO	IP WLS BF H R ER SO	IP WLS BF H R ER SO	IP WLS BF H R ER SO	IP WLS BF H R ER SO	IP WLS BF H R ER SO	IP WLS BF H R ER SO	ERA WHIP	ERA WHIP		

Batter	1	2	3	4	5	6	7	8	9	AB	R	H	RBI	BB	SO	LOB	BOTTOM			
Ray Durham, S OBP: 0.382, SLG: 0.432	2-2 G6-3		1-1 L8	0-0 L9		2-1 G6-3		0-0 G3		5	0	0	0	0	0	0	<b>Colorado Rockies @ San Francisco Giants</b> PacBell Park, San Francisco, CA Sun Jul 20 2003, 4:05 PM EDT Att: 42,620 - Sunny - 75 F			
Jose Cruz Jr., S OBP: 0.381, SLG: 0.469	1-0 F7		1-1 F7		2-1 HR 1B		2-0 1B 2B	2-2 2B		5	2	3	0	0	0					
Marque Grissom, R OBP: 0.334, SLG: 0.501					1-0 HR 1B			1-1 F7		3	2	2	2	0	0					
Tony Torcato, L OBP: 0.200, SLG: 0.400			0-1 G5-3		1-0 1-H HR			1-1 F7		2	0	0	0	0	2					
Andres Galarraga, R OBP: 0.358, SLG: 0.518	4-0 1B			4-2 BB HR 1B	4-1 FC5-4 1B		2-3 K			1	1	0	0	3	1					
Rich Aurilia, R OBP: 0.319, SLG: 0.421	1-2 BB			1-2 BB HR 1B	0-0 FC5-4 1B		1-2 HBP 1B			4	1	4	2	0	0					
Edgardo Alfonzo, R OBP: 0.318, SLG: 0.345	1-2 2-H 1B			1-2 HR 1B	1-2 FC5-4 1B		2-H 1B			3	1	1	0	1	0					
Pedro Feliz, R OBP: 0.281, SLG: 0.477		1-2 G6-3		0-0 F4	1-0 G6-4-3		1-2 FC6-4 HBP			3	0	0	0	0	5					
Alberto Castillo, R OBP: 0.400, SLG: 1.200		0-1 P3		1-2 HR		3-2 G6-3	1-0 FC6-4			4	1	1	4	0	3					
Jesse Foppert, R Scott Eyre, L Joe Nathan, R Felix Rodriguez, R Jason Christiansen, L Neill Perez, S		1-2 K		1-2 K	0-0 K	0-0 G4-3		2-0 P2		3	0	0	0	0	2	0				
<b>Inning Stats</b>	R: 1 E: 0 K: 0 S: 9	H: 2 LOB: 2 BB: 1 P: 18	R: 0 E: 0 K: 1 S: 10	H: 0 LOB: 0 BB: 0 P: 12	R: 0 E: 0 K: 0 S: 6	H: 0 LOB: 0 BB: 0 P: 8	R: 4 E: 0 K: 1 S: 16	H: 2 LOB: 2 BB: 2 P: 28	R: 2 E: 0 K: 0 S: 9	H: 3 LOB: 1 BB: 1 P: 19	R: 0 E: 0 K: 0 S: 6	H: 0 LOB: 0 BB: 0 P: 11	R: 1 E: 0 K: 1 S: 14	H: 3 LOB: 3 BB: 0 P: 21	R: 0 E: 0 K: 0 S: 9	H: 1 LOB: 1 BB: 0 P: 14	1B: 7 2B: 2 3B: 0 HR: 2	SF: 0 SAC: 0 DP: 1 HBP: 1	WP: 0 PB: 0 SB: 0 CS: 0	PA: 39
<b>PITCHER</b>	IP WLS BF H R ER SO	IP WLS BF H R ER SO	IP WLS BF H R ER SO	IP WLS BF H R ER SO	IP WLS BF H R ER SO	IP WLS BF H R ER SO	IP WLS BF H R ER SO	IP WLS BF H R ER SO	IP WLS BF H R ER SO	IP WLS BF H R ER SO	IP WLS BF H R ER SO	IP WLS BF H R ER SO	IP WLS BF H R ER SO	IP WLS BF H R ER SO	IP WLS BF H R ER SO	IP WLS BF H R ER SO	ERA WHIP	ERA WHIP		



Batter	1	2	3	4	5	6	7	8	9	AB	R	H	RBI	BB	SO	LOB	TOP					
<b>Craig Counsell, L</b> OBP: 0.375, SLG: 0.356 (1, 6)										5	0	0	0	0	1	2	<b>Arizona Diamondbacks @ San Francisco Giants</b> PacBell Park, San Francisco, CA Mon Jul 21 2003, 10:15 PM EDT Att: 41,421 - Sunny - 63 F					
<b>Matt Kata, S</b> OBP: 0.371, SLG: 0.509 (1, 4)										4	1	0	0	1	1	0						
<b>Luis Gonzalez, L</b> OBP: 0.393, SLG: 0.552 (1, 7)										4	1	2	0	1	0	0						
<b>Shea Hillenbrand, R</b> OBP: 0.351, SLG: 0.521 (1, 5)										5	1	1	1	0	0	3						
<b>Steve Finley, L</b> OBP: 0.393, SLG: 0.571 (1, 8)										4	1	2	1	0	0	0						
<b>Chad Moeller, R</b> OBP: 0.396, SLG: 0.473 (1, 2)										3	0	0	0	0	2	2						
<b>Quinton McCracken, S</b> OBP: 0.280, SLG: 0.287 (1, 9)										4	0	1	1	0	2	4						
<b>Lyle Overbay, L</b> OBP: 0.365, SLG: 0.405 (8, PH)										1	0	0	0	2	1	0						
<b>Junior Spivey, R</b> OBP: 0.329, SLG: 0.444 (8, PH)										1	0	1	0	0	0	0						
<b>Mark Grace, L</b> OBP: 0.293, SLG: 0.322 (8, 3)										0	0	0	0	0	0	0						
<b>Elmer Dessens, R</b> OBP: 0.219, SLG: 0.226 (6, 1)										2	0	0	1	0	0	3						
<b>Oscar Villarreal, L</b> (7, 1)										0	0	0	0	0	0	0						
<b>Mike Myers, L</b> (7, 1)										0	0	0	0	0	0	0						
<b>Carlos Baerga, S</b> OBP: 0.353, SLG: 0.484 (8, PH)										1	0	0	0	0	2							
<b>Jose Valverde, R</b> (8, 1)										0	0	0	0	0	0	0						
<b>Inning Stats</b>	R: 0 E: 0 K: 2 S: 13	H: 0 LOB: 1 BB: 1 P: 19	R: 0 E: 0 K: 1 S: 7	H: 0 LOB: 0 BB: 0 P: 8	R: 0 E: 0 K: 1 S: 7	H: 0 LOB: 0 BB: 0 P: 12	R: 2 E: 1 K: 2 S: 11	H: 2 LOB: 3 BB: 2 P: 27	R: 0 E: 0 K: 0 S: 3	H: 0 LOB: 0 BB: 0 P: 6	R: 2 E: 1 K: 0 S: 8	H: 2 LOB: 2 BB: 1 P: 16	R: 0 E: 0 K: 0 S: 7	H: 0 LOB: 0 BB: 0 P: 8	R: 0 E: 0 K: 1 S: 11	H: 2 LOB: 2 BB: 0 P: 15	R: 0 E: 0 K: 0 S: 5	H: 1 LOB: 1 BB: 0 P: 8	1B: 6 2B: 1 3B: 0 HR: 0	SF: 0 SAC: 2 DP: 0 HBP: 0	WP: 0 PB: 0 SB: 1 CS: 0	PA: 40
<b>PITCHER</b>	IP WLS BF H R ER SO BB IBB HBP BLK WP HR S P ERA WHIP																					
<b>Jerome Williams, R</b> ERA: 2.93 (1, 1)	5.2 27 4 4 3 6 2 2 0 0 0 0 0 0 47 85 4.76 1.059																					
<b>41 Chad Zerbe, L</b> ERA: 4.42 (6, 1)	0.1 W 1 0 0 0 0 0 0 0 0 0 0 0 0 0 2 3 0.00 0.000																					
<b>Jason Christiansen, L</b> ERA: 3.29 (7, 1)	1.0 H 3 0 0 0 0 0 0 0 0 0 0 0 0 7 8 0.00 0.000																					
<b>Scott Eyre, L</b> ERA: 3.43 (8, 1)	1.0 H 5 2 0 0 1 0 0 0 0 0 0 0 0 11 15 0.00 2.000																					
<b>Tim Worrell, R</b> ERA: 1.98 (9, 1)	1.0 S 4 1 0 0 0 0 0 0 0 0 0 0 0 5 8 0.00 1.000																					

Batter	1	2	3	4	5	6	7	8	9	AB	R	H	RBI	BB	SO	LOB	BOTTOM			
<b>Ray Durham, S</b> OBP: 0.380, SLG: 0.430 (1, 4)										4	0	1	0	0	0	0	<b>Arizona Diamondbacks @ San Francisco Giants</b> PacBell Park, San Francisco, CA Mon Jul 21 2003, 10:15 PM EDT Att: 41,421 - Sunny - 63 F			
<b>J.T. Snow, L</b> OBP: 0.389, SLG: 0.434 (1, 3)										2	1	1	0	2	0	1				
<b>Marquis Grissom, R</b> OBP: 0.333, SLG: 0.501 (1, 8)										4	1	1	0	0	0	3				
<b>Barry Bonds, L</b> OBP: 0.501, SLG: 0.728 (1, 7)										3	1	0	0	1	1	2				
<b>José Cruz Jr., S</b> OBP: 0.378, SLG: 0.464 (1, 9)										4	0	0	0	0	3	3				
<b>Rich Aurilia, R</b> OBP: 0.321, SLG: 0.422 (1, 6)										4	2	2	2	0	1	0				
<b>Edgardo Alfonzo, R</b> OBP: 0.320, SLG: 0.344 (1, 5)										3	0	1	0	1	0	0				
<b>Tim Worrell, R</b> (9, 1)										0	0	0	0	0	0	0				
<b>Yorvit Torrealba, R</b> OBP: 0.285, SLG: 0.378 (1, 2)										3	0	1	3	0	0	1				
<b>Jerome Williams, R</b> ERA: 5.28 (6, 1)	5.2 L 25 5 5 5 6 3 1 0 0 0 0 0 0 56 108 7.94 1.412																			
<b>Oscar Villarreal, R</b> ERA: 2.62 (6, 1)	1.0 B 5 2 0 0 0 0 0 0 0 0 0 0 0 9 16 0.00 2.000																			
<b>Mike Myers, L</b> ERA: 6.47 (7, 1)	0.1 1 0 0 0 0 0 0 0 0 0 0 0 0 1 2 0.00 0.000																			
<b>Jose Valverde, R</b> ERA: 0.9 (8, 1)	1.0 3 0 0 0 0 1 0 0 0 0 0 0 0 7 12 0.00 0.000																			
<b>Inning Stats</b>	R: 0 E: 0 K: 0 S: 8	H: 0 LOB: 0 BB: 1 P: 18	R: 0 E: 0 K: 3 S: 10	H: 0 LOB: 0 BB: 0 P: 18	R: 0 E: 0 K: 1 S: 8	H: 0 LOB: 0 BB: 0 P: 11	R: 0 E: 0 K: 0 S: 10	H: 0 LOB: 1 BB: 1 P: 20	R: 1 E: 0 K: 1 S: 10	H: 2 LOB: 1 BB: 0 P: 17	R: 4 E: 0 K: 1 S: 13	H: 4 LOB: 2 BB: 2 P: 28	R: 0 E: 0 K: 0 S: 7	H: 1 LOB: 1 BB: 0 P: 14	R: 0 E: 0 K: 1 S: 7	H: 0 LOB: 0 BB: 0 P: 12	1B: 6 2B: 1 3B: 0 HR: 0	SF: 0 SAC: 0 DP: 1 HBP: 0	WP: 0 PB: 0 SB: 0 CS: 0	PA: 34
<b>PITCHER</b>	IP WLS BF H R ER SO BB IBB HBP BLK WP HR S P ERA WHIP																			
<b>Elmer Dessens, R</b> (1, 1)	5.2 L 25 5 5 5 6 3 1 0 0 0 0 0 0 56 108 7.94 1.412																			
<b>Oscar Villarreal, R</b> ERA: 2.62 (6, 1)	1.0 B 5 2 0 0 0 0 0 0 0 0 0 0 0 9 16 0.00 2.000																			
<b>Mike Myers, L</b> ERA: 6.47 (7, 1)	0.1 1 0 0 0 0 0 0 0 0 0 0 0 0 1 2 0.00 0.000																			
<b>Jose Valverde, R</b> ERA: 0.9 (8, 1)	1.0 3 0 0 0 0 1 0 0 0 0 0 0 0 7 12 0.00 0.000																			

AB	34
R	4
H	7
RBI	4
BB	4
SO	7
LOB	16





Batter	1	2	3	4	5	6	7	8	9	AB	R	H	RBI	BB	SO	LOB	TOP					
<b>Craig Counsell, L</b> OBP: 0.371, SLG: 0.347 (1, 5)	G6-3		F7				L9		G4-3	4	0	0	0	1	0	2	<b>Arizona Diamondbacks @ San Francisco Giants</b> PacBell Park, San Francisco, CA Tue Jul 22, 2003, 10:15 PM EDT Att: 41,340 - Cloudy - 64 F					
<b>Junior Salvey, R</b> OBP: 0.320, SLG: 0.435 (1, 4)	P4		L4				G4-3		G5-3	4	0	0	0	0	0	1						
<b>Luis Gonzalez, L</b> OBP: 0.394, SLG: 0.551 (1, 7)	F7									3	1	1	0	1	0	0						
<b>Shea Hillenbrand, R</b> OBP: 0.356, SLG: 0.527 (1, 3)		G4-3								4	0	3	0	0	0	0						
<b>Steve Finley, L</b> OBP: 0.391, SLG: 0.567 (1, 8)										4	0	1	0	0	0	5						
<b>Alex Cintron, S</b> OBP: 0.355, SLG: 0.474 (1, 6)										4	0	1	0	0	0	5						
<b>Chad Moeller, R</b> OBP: 0.355, SLG: 0.471 <b>David DeLucci, L</b> OBP: 0.331, SLG: 0.397 (9, PH)										3	0	1	1	0	0	2						
<b>Quinton McCracken, S</b> OBP: 0.286, SLG: 0.292 (1, 9)										4	0	2	0	0	0	4						
<b>Curt Schilling, R</b> OBP: 0.156, SLG: 0.069 <b>Matt Mantei, R</b> (8, 1)										3	0	0	0	0	0	1						
<b>Mark Grace, L</b> OBP: 0.291, SLG: 0.319 (9, PH)										0	0	0	0	0	0	1						
<b>Inning Stats</b>	R: 0 E: 0 K: 0 S: 6	H: 0 LOB: 0 BB: 0 P: 9	R: 0 E: 0 K: 0 S: 11	H: 2 LOB: 2 BB: 0 P: 15	R: 0 E: 0 K: 0 S: 6	H: 0 LOB: 0 BB: 0 P: 11	R: 1 E: 0 K: 0 S: 11	H: 2 LOB: 2 BB: 1 P: 19	R: 0 E: 0 K: 0 S: 9	H: 0 LOB: 1 BB: 0 P: 15	R: 0 E: 0 K: 0 S: 7	H: 1 LOB: 1 BB: 0 P: 10	R: 0 E: 0 K: 0 S: 7	H: 1 LOB: 1 BB: 0 P: 13	R: 0 E: 0 K: 0 S: 8	H: 2 LOB: 2 BB: 0 P: 10	R: 0 E: 0 K: 0 S: 9	H: 1 LOB: 1 BB: 0 P: 12	1B: 8 2B: 1 3B: 0 HR: 0	SF: 0 SAC: 0 DP: 0 HBP: 0	WP: 0 PB: 0 SB: 0 CS: 1	PA: 37
<b>PITCHER</b>	IP	WLS	BF	H	R	ER	SO	BB	IBB	HBP	BLK	WP	HR	S	P	ERA	WHIP					
<b>Damian Moss, L</b> ERA: 4.75 <b>Felix Rodriguez, R</b> ERA: 3.19 <b>Tim Worrell, R</b> ERA: 1.92	(1, 1)	7.0	W	28	6	1	1	0	2	0	0	0	0	57	92	1.29	1.143					

Batter	1	2	3	4	5	6	7	8	9	AB	R	H	RBI	BB	SO	LOB	BOTTOM				
<b>Ray Durham, S</b> OBP: 0.376, SLG: 0.424 (1, 4)	G6-3	G4-3		K			G3			4	0	0	0	0	1	4	<b>Arizona Diamondbacks @ San Francisco Giants</b> PacBell Park, San Francisco, CA Tue Jul 22, 2003, 10:15 PM EDT Att: 41,340 - Cloudy - 64 F				
<b>J.T. Snow, L</b> OBP: 0.394, SLG: 0.437 (1, 3)										3	1	2	0	0	0	1					
<b>Marquis Grissom, R</b> OBP: 0.335, SLG: 0.501 (1, 8)										4	0	2	1	0	1	1					
<b>Barry Bonds, L</b> OBP: 0.501, SLG: 0.723 (1, 7)										3	0	1	1	1	1	1					
<b>José Cruz Jr., S</b> OBP: 0.374, SLG: 0.458 (1, 9)										4	0	0	0	0	2	5					
<b>Rich Aurilia, R</b> OBP: 0.318, SLG: 0.417 (1, 6)										4	0	0	0	0	1	2					
<b>Yorvit Torrealba, R</b> OBP: 0.291, SLG: 0.389 (1, 2)										4	1	2	0	0	1	0					
<b>Pedro Feliz, R</b> OBP: 0.267, SLG: 0.478 (1, 5)										4	0	2	1	0	1	2					
<b>Damian Moss, R</b> OBP: 0.286, SLG: 0.259 <b>Andres Galarraga, R</b> OBP: 0.302, SLG: 0.521 <b>Felix Rodriguez, R</b> OBP: 1.000, SLG: 1.000 <b>Neifi Perez, S</b> OBP: 0.289, SLG: 0.366 <b>Tim Worrell, R</b> (9, 1)										0	0	0	0	0	0	0					
<b>Inning Stats</b>	R: 1 E: 0 K: 0 S: 12	H: 3 LOB: 2 BB: 0 P: 19	R: 1 E: 0 K: 0 S: 10	H: 2 LOB: 1 BB: 0 P: 12	R: 0 E: 0 K: 2 S: 8	H: 0 LOB: 0 BB: 0 P: 11	R: 0 E: 1 K: 2 S: 11	H: 1 LOB: 2 BB: 0 P: 16	R: 0 E: 0 K: 1 S: 8	H: 1 LOB: 1 BB: 0 P: 15	R: 0 E: 0 K: 1 S: 5	H: 0 LOB: 0 BB: 0 P: 8	R: 1 E: 0 K: 1 S: 16	H: 2 LOB: 3 BB: 1 P: 29	R: 0 E: 0 K: 1 S: 8	H: 1 LOB: 1 BB: 0 P: 14		1B: 9 2B: 2 3B: 0 HR: 0	SF: 0 SAC: 2 DP: 1 HBP: 1	WP: 0 PB: 0 SB: 0 CS: 1	PA: 36
<b>PITCHER</b>	IP	WLS	BF	H	R	ER	SO	BB	IBB	HBP	BLK	WP	HR	S	P	ERA	WHIP				
<b>Curt Schilling, R</b> ERA: 3.07 <b>Matt Mantei, R</b> ERA: 3.49	(1, 1)	7.0	L	32	9	3	3	7	0	0	0	0	0	70	110	3.86	1.286				






Batter	1	2	3	4	5	6	7	8	9	AB	R	H	RBI	BB	SO	LOB	TOP								
<b>Craig Counsell, L</b> OBP: 0.368, SLG: 0.345 (1, 5)	G1-3			L9		F9			1B	4	1	1	0	0	0	1	<b>Arizona Diamondbacks @ San Francisco Giants</b> PacBell Park, San Francisco, CA Wed Jul 23 2003, 10:15 PM EDT Att: 41,512 - Cloudy - 63 F								
<b>Alex Cintron, S</b> OBP: 0.353, SLG: 0.470 (1, 6)	F8			G4-3		F8			1B	4	0	1	0	0	0	0									
<b>Luis Gonzalez, L</b> OBP: 0.394, SLG: 0.550 (1, 7)	G4-3			1B				G3	1B	4	0	2	1	0	0	0									
<b>Shea Hillenbrand, R</b> OBP: 0.358, SLG: 0.525 (1, 3)		P3		1B				L9-3	BB	3	0	1	0	1	1	2									
<b>Steve Finley, L</b> OBP: 0.387, SLG: 0.560 (1, 8)	G4-3			G3				L9-3	BB	4	0	0	0	0	0	5									
<b>Junior Spivey, R</b> OBP: 0.316, SLG: 0.429 (1, 4)	G4-3					K				3	0	0	0	0	2	0									
<b>Danny Bautista, R</b> OBP: 0.302, SLG: 0.330 (1, 9)				G6-3		K2-3-2			K	3	0	1	0	0	1	0									
<b>Rod Barajas, R</b> OBP: 0.255, SLG: 0.358 (1, 2)				K		K2-3-2			K	3	0	0	0	0	3	1									
<b>Miguel Batista, R</b> OBP: 0.295, SLG: 0.395 (5, PH)				G2-3						1	0	0	0	0	0	0									
<b>Stephen Randolph, L</b> OBP: 0.296, SLG: 0.291 (6, 1)									K	1	0	1	0	0	0	0									
<b>Oscar Villarreal, L</b> OBP: 0.296, SLG: 0.291 (7, 1)										0	0	0	0	0	0	0									
<b>Mike Myers, L</b> OBP: 0.296, SLG: 0.291 (8, 1)										0	0	0	0	0	0	0									
<b>Jose Valverde, R</b> OBP: 0.296, SLG: 0.291 (8, 1)										0	0	0	0	0	0	0									
<b>David Dellucci, L</b> OBP: 0.296, SLG: 0.291 (8, 9)										1	0	0	0	0	1	0									
<b>Inning Stats</b>	R: 0 E: 0 K: 0 S: 5	H: 0 LOB: 0 BB: 0 P: 10	R: 0 E: 0 K: 0 S: 8	H: 0 LOB: 0 BB: 0 P: 13	R: 0 E: 0 K: 1 S: 6	H: 0 LOB: 0 BB: 0 P: 8	R: 0 E: 0 K: 0 S: 9	H: 2 LOB: 2 BB: 0 P: 16	R: 0 E: 0 K: 2 S: 8	H: 1 LOB: 1 BB: 0 P: 11	R: 0 E: 0 K: 0 S: 7	H: 1 LOB: 0 BB: 0 P: 14	R: 0 E: 0 K: 0 S: 6	H: 0 LOB: 0 BB: 1 P: 15	R: 0 E: 0 K: 3 S: 11	H: 0 LOB: 0 BB: 0 P: 17	R: 1 E: 0 K: 2 S: 16	H: 3 LOB: 2 BB: 0 P: 20	1B: 7 2B: 2 3B: 0 HR: 0	SF: 0 SAC: 0 DP: 2 HBP: 0	WP: 0 PA: 32 PB: 0 SB: 0 CS: 1				
<b>PITCHER</b>	IP	WLS	BF	H	R	ER	SO	BB	IBB	HBP	BLK	WP	HR	S	P	ERA	WHIP								
<b>Jim Brower, R</b> ERA: 3.69 (1, 1)	6.0	W	20	4	0	0	3	0	0	0	0	0	0	43	72	0.00	0.667								
<b>Jason Christiansen, L</b> ERA: 3.07 (7, 1)	1.0		3	0	0	0	0	1	0	0	0	0	0	6	15	0.00	1.000								
<b>Joe Nathan, R</b> ERA: 3.6 (8, 1)	1.0		3	0	0	0	3	0	0	0	0	0	0	11	17	0.00	0.000								
<b>Scott Eyre, L</b> ERA: 3.57 (9, 1)	1.0		6	3	1	1	2	0	0	0	0	0	0	16	20	9.00	3.000								


Batter	1	2	3	4	5	6	7	8	9	AB	R	H	RBI	BB	SO	LOB	BOTTOM								
<b>Ray Durham, S</b> OBP: 0.370, SLG: 0.417 (1, 4)	E3	L8			K		F7	G3		5	1	0	0	0	1	4	<b>Arizona Diamondbacks @ San Francisco Giants</b> PacBell Park, San Francisco, CA Wed Jul 23 2003, 10:15 PM EDT Att: 41,512 - Cloudy - 63 F								
<b>J.T. Snow, L</b> OBP: 0.392, SLG: 0.434 (1, 3)	FC5				K		K			4	1	1	0	0	2	2									
<b>Marquis Grissom, R</b> OBP: 0.337, SLG: 0.501 (1, 8)	FC3-6			K				F9		4	1	2	1	0	1	1									
<b>Barry Bonds, L</b> OBP: 0.501, SLG: 0.731 (1, 7)	FC3-6			F7				HR	1B	4	2	2	2	0	0	3									
<b>Jose Cruz Jr., S</b> OBP: 0.374, SLG: 0.456 (1, 9)	FC4-6			F8						2	0	0	1	1	0	2									
<b>Joe Nathan, R</b> ERA: 3.6 (8, 1)	FC4-6									0	0	0	0	0	0	0									
<b>Andres Galarraga, R</b> OBP: 0.386, SLG: 0.521 (6, PH)										0	1	0	0	1	0	0									
<b>Scott Eyre, L</b> ERA: 3.57 (9, 1)										0	0	0	0	0	0	0									
<b>Rich Aurilia, R</b> OBP: 0.317, SLG: 0.415 (1, 6)	P6			G6-3		K				4	1	1	1	0	1	2									
<b>Yorvit Torrealba, R</b> OBP: 0.290, SLG: 0.385 (1, 2)					K		F7			4	0	1	2	0	1	0									
<b>Pedro Feliz, R</b> OBP: 0.273, SLG: 0.479 (1, 5)				G6-3				P6		4	0	2	0	0	0	1									
<b>Jim Brower, R</b> ERA: 3.69 (1, 1)					G6-3					2	0	0	0	0	1	1									
<b>Jason Christiansen, R</b> ERA: 3.07 (7, 1)										0	0	0	0	0	0	0									
<b>Tony Torcato, L</b> OBP: 0.333, SLG: 0.500 (7, PH)										1	0	1	0	0	0	0									
<b>Inning Stats</b>	R: 2 E: 2 K: 0 S: 16	H: 1 LOB: 1 BB: 0 P: 25	R: 0 E: 0 K: 1 S: 16	H: 1 LOB: 1 BB: 0 P: 24	R: 0 E: 0 K: 1 S: 17	H: 1 LOB: 1 BB: 0 P: 25	R: 0 E: 0 K: 1 S: 6	H: 0 LOB: 0 BB: 0 P: 7	R: 0 E: 0 K: 2 S: 10	H: 0 LOB: 0 BB: 0 P: 13	R: 2 E: 0 K: 1 S: 15	H: 2 LOB: 1 BB: 1 P: 25	R: 0 E: 0 K: 1 S: 12	H: 1 LOB: 0 BB: 0 P: 17	R: 3 E: 0 K: 0 S: 19	H: 4 LOB: 2 BB: 1 P: 36	1B: 9 2B: 0 3B: 0 HR: 1	SF: 0 SAC: 1 DP: 0 HBP: 0	WP: 0 PA: 37 PB: 1 SB: 1 CS: 1						
<b>PITCHER</b>	IP	WLS	BF	H	R	ER	SO	BB	IBB	HBP	BLK	WP	HR	S	P	ERA	WHIP								
<b>Miguel Batista, R</b> ERA: 2.66 (1, 1)	5.0	L	20	3	2	0	5	1	0	0	0	0	0	19	32	13.50	3.000								
<b>Stephen Randolph, L</b> ERA: 4.34 (6, 1)	1.1		7	3	2	2	1	1	0	0	0	0	0	12	16	0.00	0.000								
<b>Oscar Villarreal, R</b> ERA: 2.95 (7, 1)	1.0		3	0	0	0	1	0	0	0	0	0	0	3	6	=	=								
<b>Mike Myers, L</b> ERA: 5.81 (8, 1)	0.0		1	1	0	0	0	0	0	0	0	0	0	3	6	=	=								
<b>Jose Valverde, R</b> ERA: 1.74 (8, 1)	0.2		6	3	3	3	0	1	0	0	0	0	0	12	24	40.50	6.000								

AB	31
R	1
H	7
RBI	1
BB	1
SO	8
LOB	9





Batter	1	2	3	4	5	6	7	8	9	AB	R	H	RBI	BB	SO	LOB	TOP										
<b>Craig Counsell, L</b> OBP: 0.364, SLG: 0.341 (1, 5) C X	0-1 G5-3		2-0 F7		0-0 B1-3		1-1 F8		1-2 1B 1B	5	0	1	0	0	0	1	Arizona Diamondbacks @ San Francisco Giants PacBell Park, San Francisco, CA Thu Jul 24 2003, 3:35 PM EDT Att: 42,666 - Cloudy - 71 F										
<b>Alex Cintron, S</b> OBP: 0.358, SLG: 0.473 (1, 6) C X	0-1 G4-3		0-0 1B 1B		0-0 G4-3 1B		0-1 G4-3		0-2 1B 1B	5	0	3	0	0	0	0											
<b>Luis Gonzalez, L</b> OBP: 0.395, SLG: 0.548 (1, 7) B S X	1-1 FC5-4 1B		0-0 1-3 1B		3-2 G4-3 1-2 1-2			3-2 G5-3	0-3 K	5	0	2	1	0	1	3											
<b>Shea Hillenbrand, R</b> OBP: 0.356, SLG: 0.520 (1, 3) B X	2-0 FC5-4 1-2		1-0 L7		3-H F9 0-2			0-0 G4-3	2-1 1-3 2-H 1B	5	0	1	0	0	0	4											
<b>Steve Finley, L</b> OBP: 0.390, SLG: 0.559 (1, 8) B S X		4-2 FC3-6 BB		0-0 G1-3 1B		0-2 L5		0-0 2B 1B	0-0 P6	4	1	2	0	1	0	2											
<b>Junior Spivey, R</b> OBP: 0.315, SLG: 0.431 (1, 4) C X	1-2 FC3-6 1-2		0-0 G1-3		0-1 G6-3		1-2 WP 1-H 2B			4	0	1	1	0	0	2											
<b>Danny Bautista, R</b> OBP: 0.311, SLG: 0.337 (1, 9) S X	0-3 K		4-0 G5-4-3 BB		1-2 2B		4-2 WP BB			2	0	1	0	2	1	1											
<b>Chad Moeller, R</b> OBP: 0.353, SLG: 0.464 (1, 2) B S X	1-2 G1-3		0-0 G5-4-3 1-2		0-0 G5-3 1-2		1-1 G5-3		4-1 1-2 2-3 IBB	3	0	0	0	1	0	4											
<b>17 Brandon Webb, R</b> OBP: 0.103, SLG: 0.107 <b>Mike Myers, L</b> (9, 1) B X			1-0 P4		3-2 1B G4-3 2B		2-3 K		1-0 B1-3	4	1	1	0	0	1	3											
										0	0	0	0	0	0	0											
<b>Inning Stats</b>	R: 0 E: 0 K: 0 S: 7	H: 1 LOB: 1 BB: 0 P: 10	R: 0 E: 0 K: 1 S: 15	H: 0 LOB: 1 BB: 1 P: 21	R: 0 E: 0 K: 0 S: 5	H: 2 LOB: 2 BB: 0 P: 9	R: 0 E: 0 K: 0 S: 3	H: 1 LOB: 1 BB: 1 P: 7	R: 1 E: 0 K: 0 S: 12	H: 2 LOB: 1 BB: 0 P: 18	R: 0 E: 0 K: 0 S: 10	H: 1 LOB: 1 BB: 0 P: 12	R: 0 E: 0 K: 1 S: 7	H: 0 LOB: 0 BB: 0 P: 10	R: 1 E: 0 K: 0 S: 12	H: 2 LOB: 3 BB: 2 P: 25		R: 0 E: 0 K: 1 S: 16	H: 3 LOB: 2 BB: 0 P: 19	1B: 9 2B: 3 3B: 0 HR: 0	SF: 0 SAC: 0 DP: 1 HBP: 0	WP: 1 PB: 0 CS: 0	PA: 41				
<b>PITCHER</b>	IP	WLS	BF	H	R	ER	SO	BB	IBB	HBP	BLK	WP	HR	S	P	ERA	WHIP										
<b>41 Chad Zerbe, L</b> ERA: 4.14	4.2		21	6	1	1	1	2	0	0	0	0	0	39	62	1.93	1.714										
<b>Matt Herges, R</b> ERA: 2.84	3.0		13	3	1	1	1	1	0	0	0	0	0	30	43	3.00	1.333										
<b>Felix Rodriguez, R</b> ERA: 3.15	0.1		4	2	0	0	0	0	1	0	0	1	0	12	18	0.00	6.000										
<b>Jason Christiansen, L</b> ERA: 3.0	0.1		1	0	0	0	1	0	0	0	0	0	0	3	3	0.00	0.000										
<b>Tim Worrell, R</b> ERA: 1.99	0.2	W	2	1	0	0	0	0	0	0	0	0	0	3	5	0.00	1.500										

Batter	1	2	3	4	5	6	7	8	9	AB	R	H	RBI	BB	SO	LOB	BOTTOM										
<b>Ray Durham, S</b> OBP: 0.375, SLG: 0.444 (1, 4) B X	1-1 F7		2-2 HR		2-2 2B			1-0 HR		4	2	3	2	0	0	0	Arizona Diamondbacks @ San Francisco Giants PacBell Park, San Francisco, CA Thu Jul 24 2003, 3:35 PM EDT Att: 42,666 - Cloudy - 71 F										
<b>J.T. Snow, L</b> OBP: 0.386, SLG: 0.427 (1, 3) X	0-0 F8		1-2 F8		0-0 G5-3			3-3 K		4	0	0	0	0	1	1											
<b>Marquis Grissom, R</b> OBP: 0.336, SLG: 0.499 (1, 8) X	0-0 S 1B		0-0 G1-3			1-2 G4-3		3-2 G6-3		4	0	1	0	0	0	0											
<b>Barry Bonds, L</b> OBP: 0.504, SLG: 0.740 (1, 7) C X	4-1 1-2 BB			4-2 G4-3 BB		3-3 K			0-0 HR	2	1	1	1	2	1	0											
<b>José Cruz Jr., S</b> OBP: 0.371, SLG: 0.452 (1, 9) B X	2-3 K			0-0 G4-3 1-2		1-3 K				3	0	0	0	0	2	3											
<b>Rich Aurilia, R</b> OBP: 0.315, SLG: 0.412 <b>Felix Rodriguez, R</b> OBP: 1.000, SLG: 1.000 <b>Jason Christiansen, L</b> <b>Tim Worrell, R</b> (9, 1) B X		0-0 L5		1-0 G5-3			0-2 K			3	0	0	0	0	1	1											
<b>Pedro Feliz, R</b> OBP: 0.268, SLG: 0.469 (1, 5) B X	2-1 E1 G6-4-3			0-0 G5-3			0-3 K			3	0	0	0	0	1	1											
<b>Yorvit Torrealba, R</b> OBP: 0.284, SLG: 0.377 (1, 2) B X	1-0 G6-4-3 1-2				0-0 G5-3		1-3 K			3	0	0	0	0	1	1											
<b>41 Chad Zerbe, L</b> <b>Matt Herges, L</b> <b>Nelfi Perez, S</b> (8, 6) B X			2-3 K		0-0 G6-3			2-2 L6		1	0	0	0	0	1	0											
										1	0	0	0	0	0	0											
<b>Inning Stats</b>	R: 0 E: 0 K: 1 S: 9	H: 1 LOB: 2 BB: 1 P: 16	R: 0 E: 1 K: 0 S: 4	H: 0 LOB: 0 BB: 0 P: 7	R: 1 E: 0 K: 1 S: 10	H: 1 LOB: 0 BB: 0 P: 15	R: 0 E: 0 K: 0 S: 5	H: 0 LOB: 1 BB: 1 P: 10	R: 0 E: 0 K: 2 S: 11	H: 0 LOB: 0 BB: 0 P: 16	R: 0 E: 0 K: 3 S: 9	H: 0 LOB: 0 BB: 0 P: 10	R: 1 E: 0 K: 1 S: 13	H: 1 LOB: 0 BB: 0 P: 22	R: 1 E: 0 K: 0 S: 1	H: 1 LOB: 0 BB: 0 P: 1		1B: 1 2B: 1 3B: 0 HR: 3	SF: 0 SAC: 0 DP: 1 HBP: 0	WP: 0 PB: 0 CS: 0	PA: 31						
<b>PITCHER</b>	IP	WLS	BF	H	R	ER	SO	BB	IBB	HBP	BLK	WP	HR	S	P	ERA	WHIP										
<b>17 Brandon Webb, R</b> ERA: 2.43	8.0		30	4	2	2	8	2	0	0	0	0	1	1	1	2.25	0.750										
<b>Mike Myers, L</b> ERA: 6.15	0.0	L	1	1	1	1	0	0	0	0	0	0	1	1	1	∞	∞										




Batter	1	2	3	4	5	6	7	8	9	AB	R	H	RBI	BB	SO	LOB	TOP								
Ramón Vázquez, L OBP: 0.360, SLG: 0.367 (1, 6)										3	1	1	0	0	1	0	<b>San Diego Padres @ San Francisco Giants</b> PacBell Park, San Francisco, CA Fri Jul 25 2003, 10:15 PM EDT Att: 41,552 - Sunny - 66 F								
Mark Kotsay, L OBP: 0.325, SLG: 0.339 (1, 8)										4	0	0	0	0	0	2									
Mark Loretta, R OBP: 0.373, SLG: 0.432 (1, 4)										4	0	0	1	0	0	0									
Ryan Klesko, L OBP: 0.358, SLG: 0.515 (1, 3)										3	0	1	0	1	1	1									
Phil Nevin, R OBP: 0.500, SLG: 0.333 Jay Witasick, R (8, 1)										3	0	1	0	1	0	3									
Rondell White, R OBP: 0.327, SLG: 0.465 (1, 7)										4	0	0	0	0	0	2									
Sean Burroughs, L OBP: 0.355, SLG: 0.423 (1, 5)										4	0	2	0	0	0	1									
Gary Bennett, R OBP: 0.250, SLG: 0.249 Dave Hansen, L OBP: 0.364, SLG: 0.283 Miguel Ojeda, R OBP: 0.326, SLG: 0.390 (7, PH)										2	0	1	0	0	0	0									
Adam Eaton, R OBP: 0.342, SLG: 0.543 Brian Buchanan, R OBP: 0.364, SLG: 0.514 Gary Matthews, S OBP: 0.299, SLG: 0.338 (8, PH)										1	0	0	0	0	1	0									
<b>Inning Stats</b>	R: 1 E: 0 K: 0 S: 15	H: 1 LOB: 1 BB: 1 P: 26	R: 0 E: 0 K: 1 S: 11	H: 1 LOB: 1 BB: 0 P: 17	R: 0 E: 0 K: 1 S: 9	H: 0 LOB: 0 BB: 0 P: 13	R: 0 E: 0 K: 1 S: 11	H: 0 LOB: 1 BB: 1 P: 20	R: 0 E: 0 K: 0 S: 7	H: 0 LOB: 0 BB: 0 P: 9	R: 0 E: 1 K: 0 S: 6	H: 0 LOB: 0 BB: 0 P: 10	R: 0 E: 0 K: 0 S: 8	H: 2 LOB: 1 BB: 0 P: 13	R: 1 E: 1 K: 0 S: 9	H: 1 LOB: 2 BB: 1 P: 15		R: 0 E: 0 K: 0 S: 5	H: 1 LOB: 0 BB: 0 P: 8	1B: 5 2B: 1 3B: 0 HR: 0	SF: 0 SAC: 1 DP: 3 HBP: 0	WP: 0 PB: 0 SB: 0 CS: 0	PA: 35		
<b>PITCHER</b>	IP	WLS	BF	H	R	ER	SO	BB	IBB	HBP	BLK	WP	HR	S	P	ERA	WHIP								
Kirk Rueter, L ERA: 4.3 (1, 1)	6.0		22	2	1	1	3	2	0	0	0	0	0	59	95	1.50	0.667								
Joe Nathan, R ERA: 3.54 (7, 1)	1.0	H	4	2	0	0	0	0	0	0	0	0	0	8	13	0.00	2.000								
Scott Eyre, L ERA: 3.48 (8, 1)	1.0	B	6	1	1	0	0	1	0	0	0	0	0	9	15	0.00	2.000								
Felix Rodriguez, R ERA: 3.09 (9, 1)	1.0	W	3	1	0	0	0	0	0	0	0	0	0	5	8	0.00	1.000								

AB	31
R	2
H	6
RBI	1
BB	3
SO	3
LOB	13

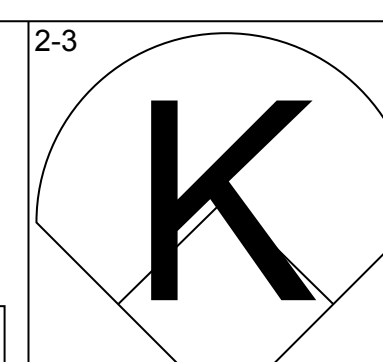
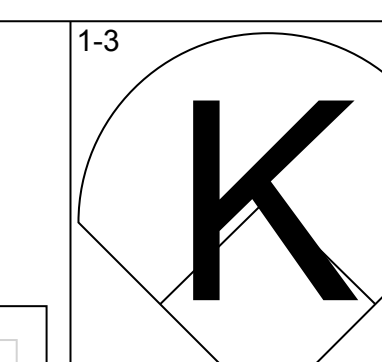
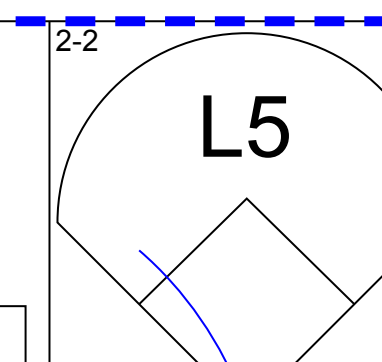
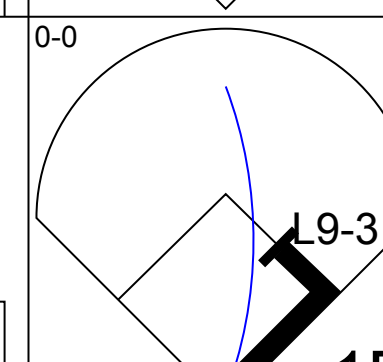
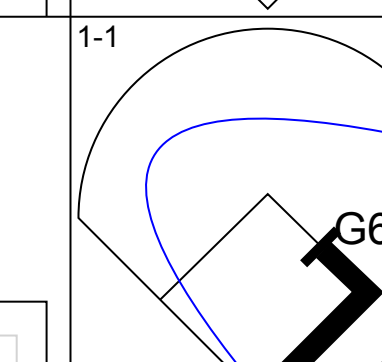
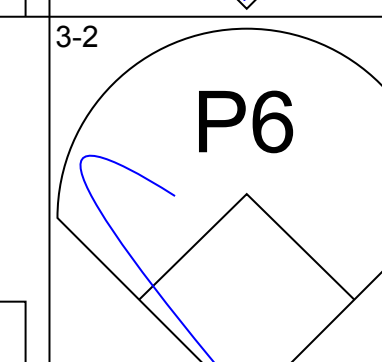
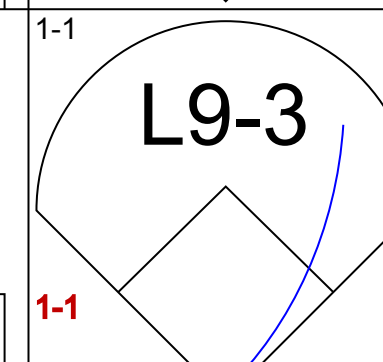
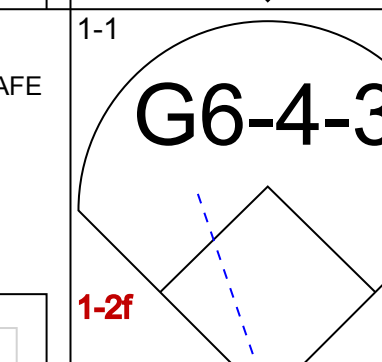
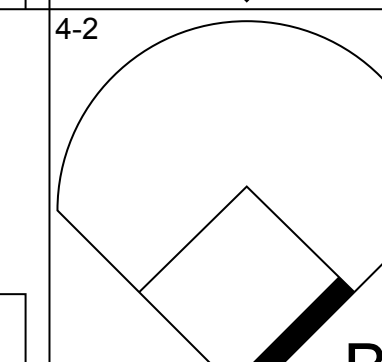
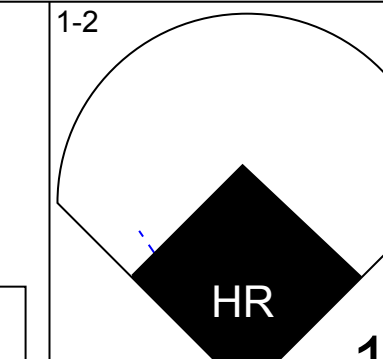
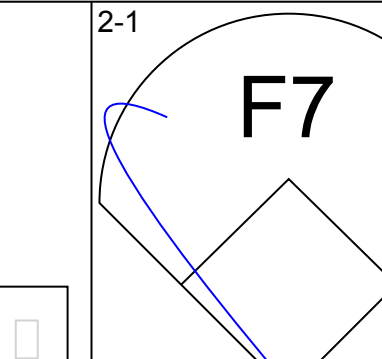
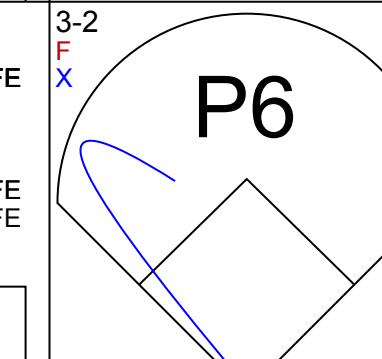
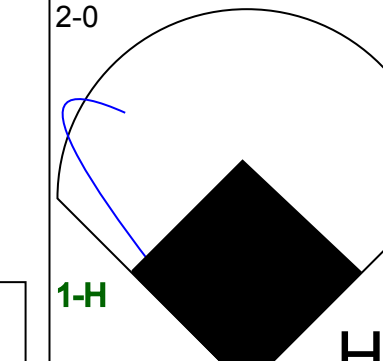
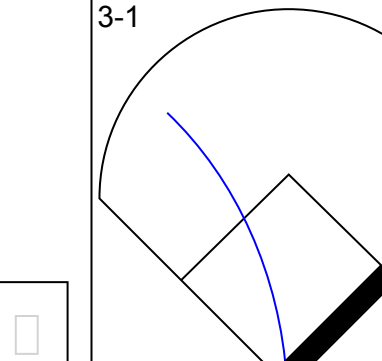
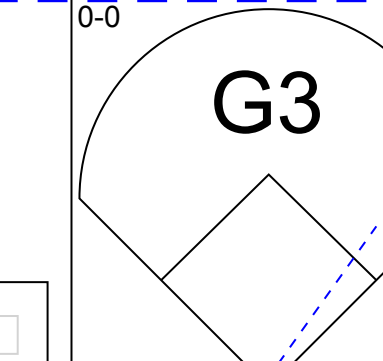
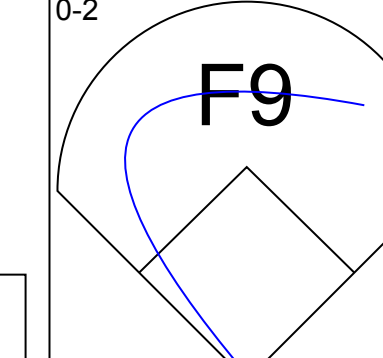
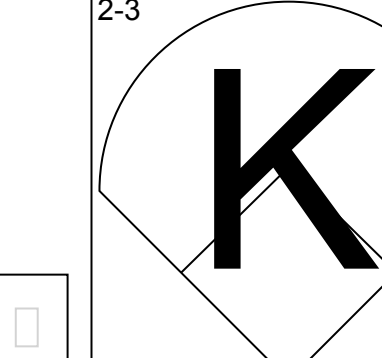
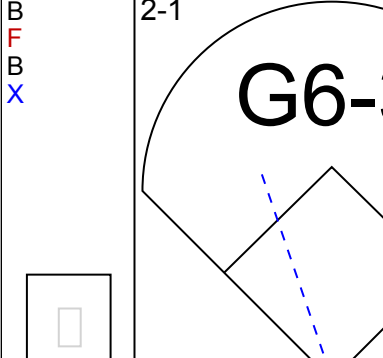
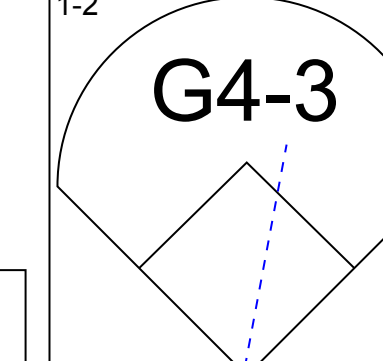
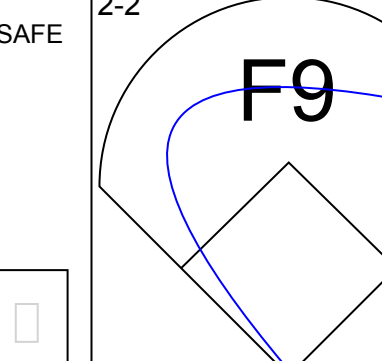
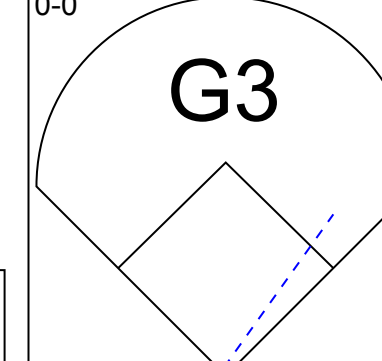
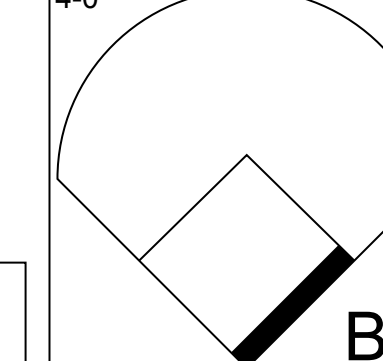
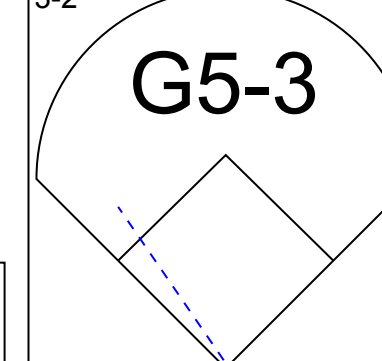
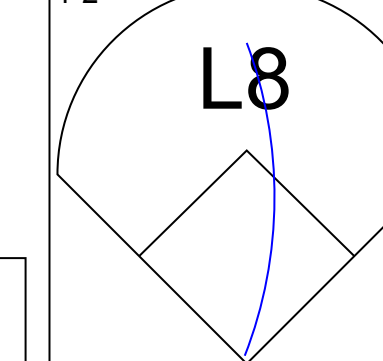

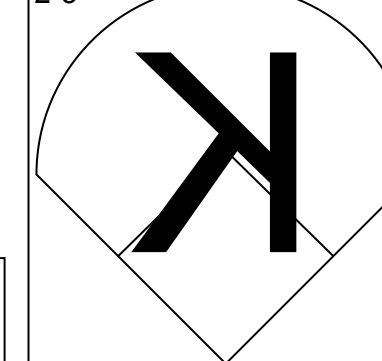


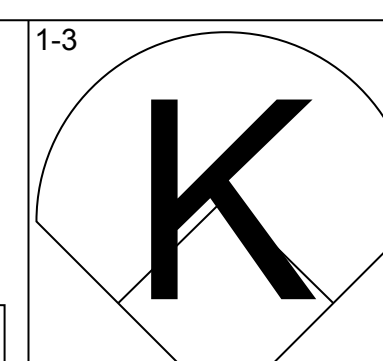
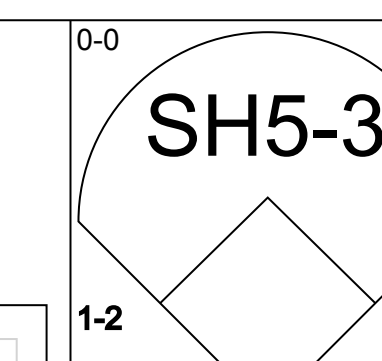
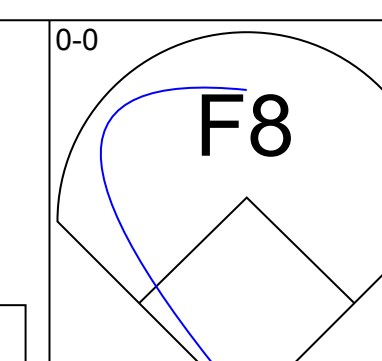
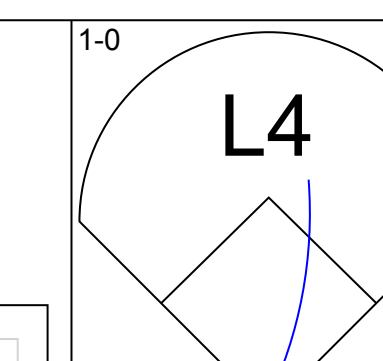
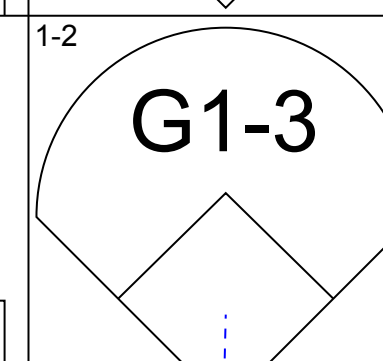
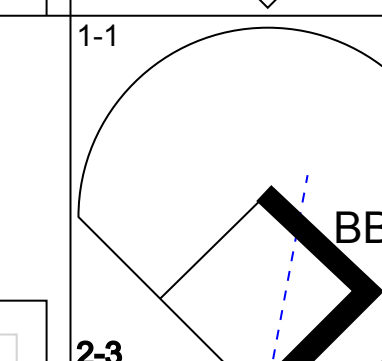
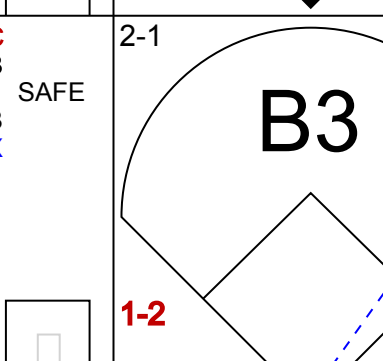
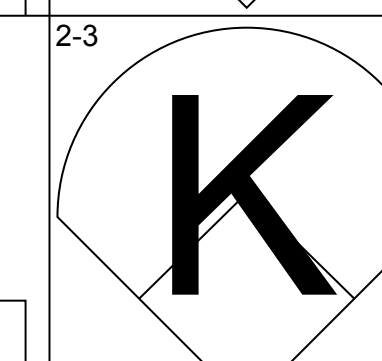
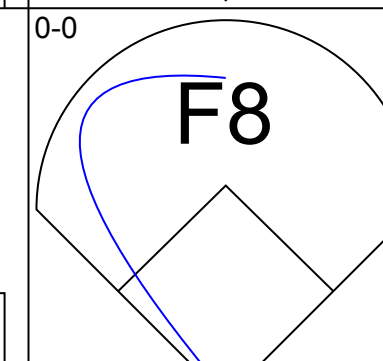
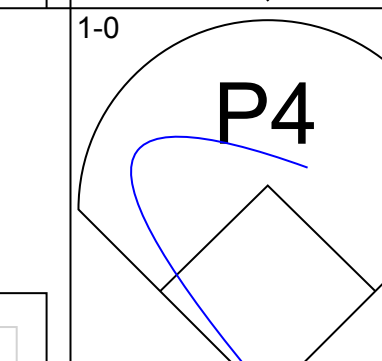
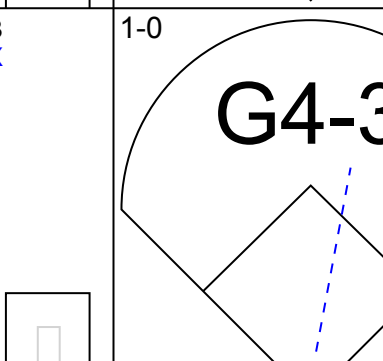
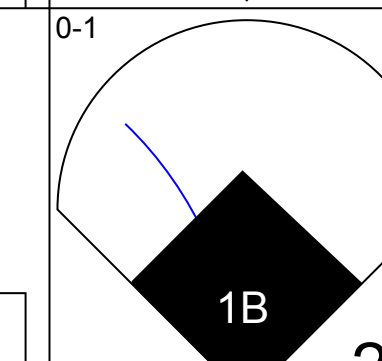
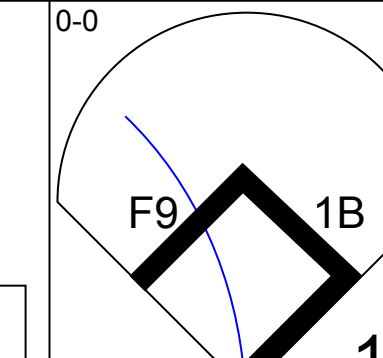
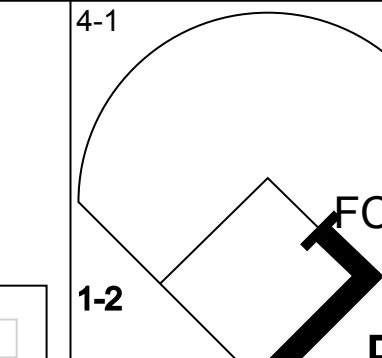
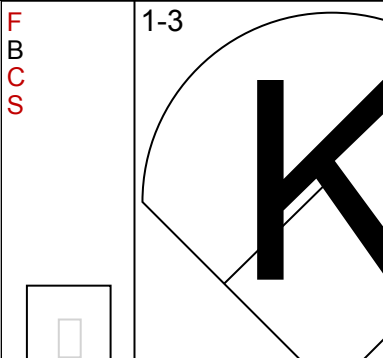
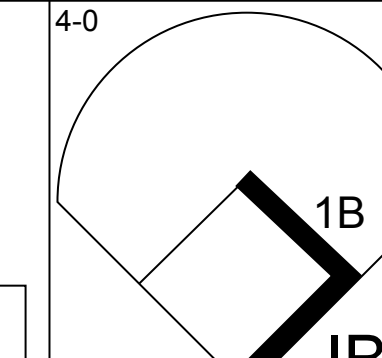
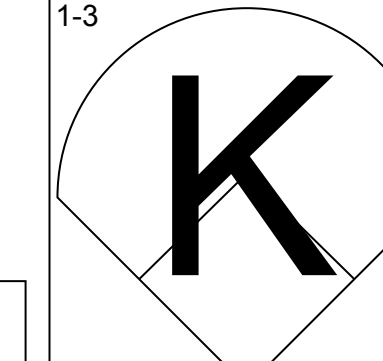
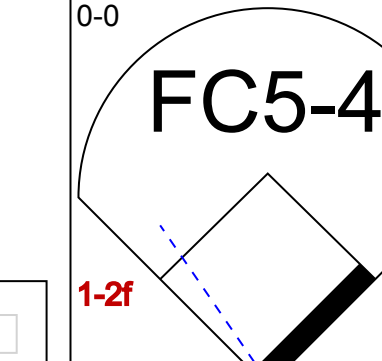
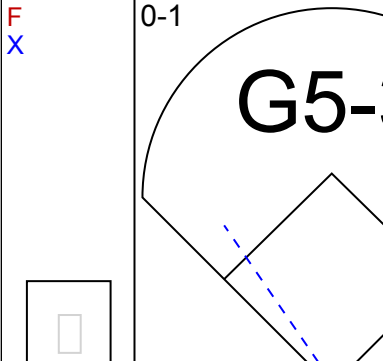
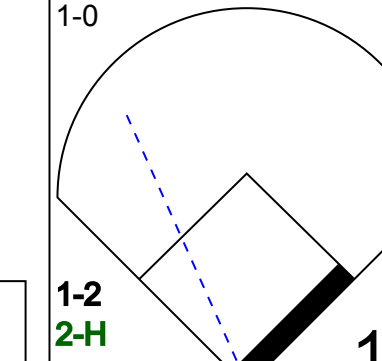
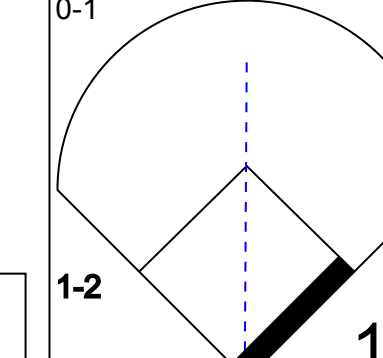
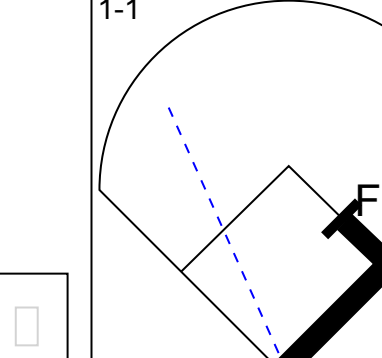
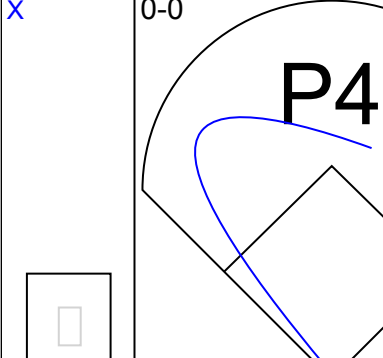
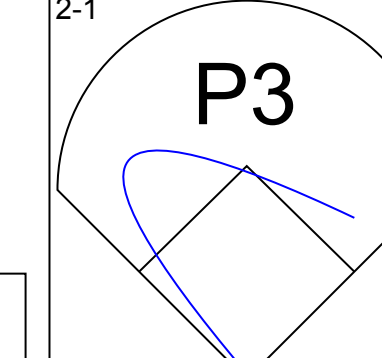
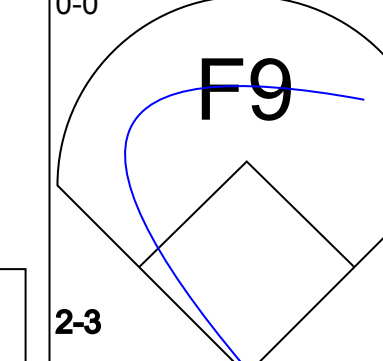
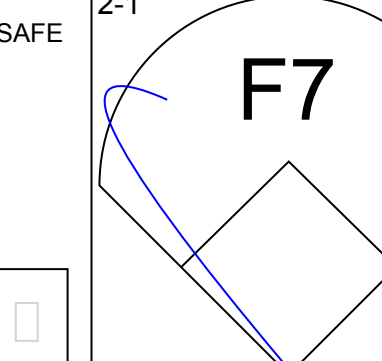
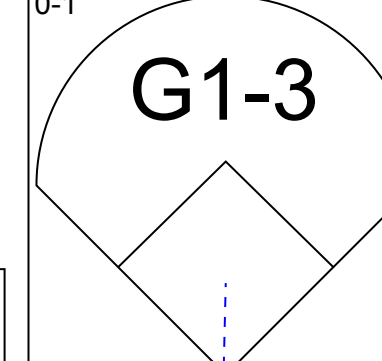
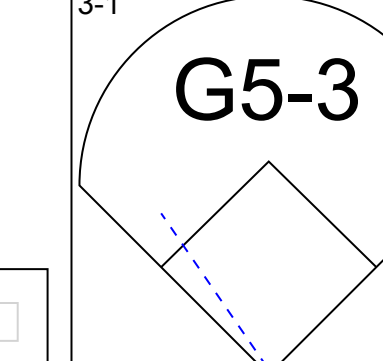
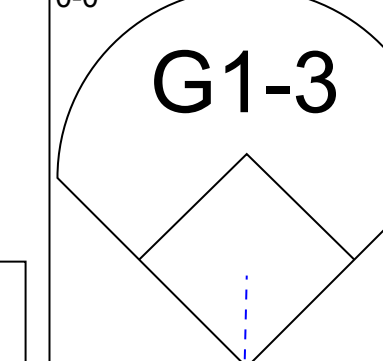
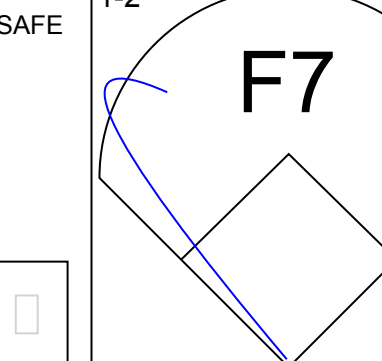
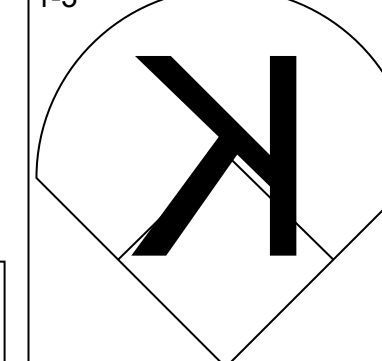
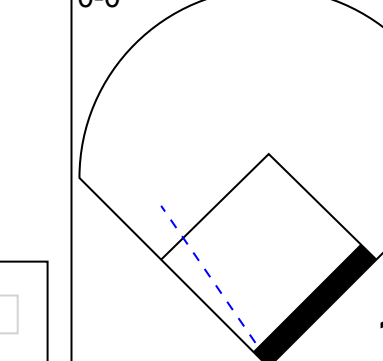
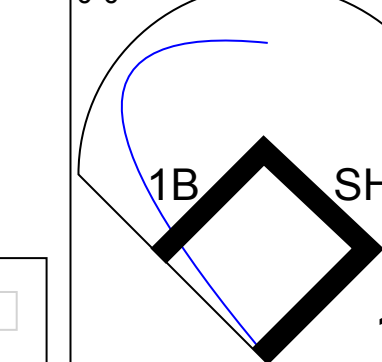
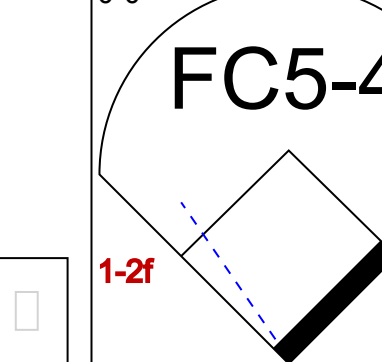
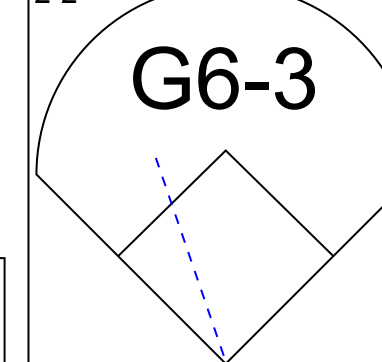
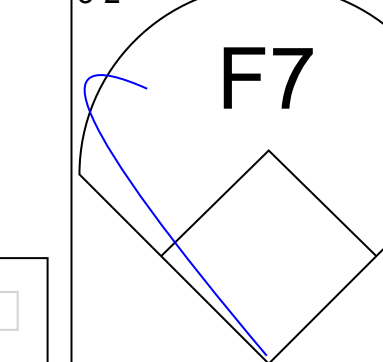
Batter	1	2	3	4	5	6	7	8	9	AB	R	H	RBI	BB	SO	LOB	BOTTOM								
Ray Durham, S OBP: 0.376, SLG: 0.441 (1, 4)										2	1	0	0	2	1	0	<b>San Diego Padres @ San Francisco Giants</b> PacBell Park, San Francisco, CA Fri Jul 25 2003, 10:15 PM EDT Att: 41,552 - Sunny - 66 F								
J.T. Snow, L OBP: 0.386, SLG: 0.426 Alberto Castillo, R OBP: 0.333, SLG: 1.000 (8, PH)										3	1	1	0	0	1	1									
Marquis Grissom, R OBP: 0.333, SLG: 0.494 (1, 8)										4	0	0	0	0	0	3									
José Cruz Jr., S OBP: 0.370, SLG: 0.448 (1, 9)										3	1	0	0	1	1	3									
Edgardo Alfonzo, R OBP: 0.320, SLG: 0.347 (1, 5)										3	0	1	2	0	0	0									
Neftalí Pérez, S OBP: 0.301, SLG: 0.364 (1, 6)										3	1	1	0	1	0	1									
Pedro Feliz, R OBP: 0.268, SLG: 0.483 (9, 3)										4	1	1	3	0	0	1									
Yorvit Torrealba, R OBP: 0.285, SLG: 0.376 (9, 7)										3	0	1	0	0	0	0									
Kirk Rueter, L OBP: 0.171, SLG: 0.128 Joe Nathan, R OBP: 0.364, SLG: 0.518 Scott Eyre, L OBP: 0.326, SLG: 0.390 Felix Rodriguez, R OBP: 1.000, SLG: 1.000 (9, 1)										2	0	0	0	0	1	2									
<b>Inning Stats</b>	R: 0 E: 0 K: 1 S: 12	H: 0 LOB: 1 BB: 1 P: 21	R: 0 E: 0 K: 1 S: 9	H: 2 LOB: 2 BB: 0 P: 12	R: 2 E: 0 K: 0 S: 10	H: 2 LOB: 1 BB: 1 P: 23	R: 0 E: 0 K: 0 S: 5	H: 0 LOB: 0 BB: 0 P: 7	R: 0 E: 0 K: 0 S: 7	H: 0 LOB: 0 BB: 0 P: 11	R: 0 E: 0 K: 0 S: 6	H: 0 LOB: 0 BB: 0 P: 8	R: 0 E: 0 K: 0 S: 7	H: 0 LOB: 0 BB: 0 P: 11	R: 0 E: 0 K: 1 S: 5	H: 0 LOB: 0 BB: 0 P: 8		R: 3 E: 0 K: 0 S: 5	H: 1 LOB: 2 BB: 2 P: 16	1B: 3 2B: 1 3B: 0 HR: 1	SF: 0 SAC: 1 DP: 0 HBP: 0	WP: 1 PB: 0 SB: 0 CS: 0	PA: 34		
<b>PITCHER</b>	IP	WLS	BF	H	R	ER	SO	BB	IBB	HBP	BLK	WP	HR	S	P	ERA	WHIP								
Adam Eaton, R ERA: 3.87 (1, 1)	7.0		27	4	2	2	3	2	0	0	0	0	0	56	93	2.57	0.857								
Jay Witasick, R ERA: 4.82 (8, 1)	1.1	L	7	1	3	3	1	1	1	0	0	1	1	10	24	20.25	1.500								

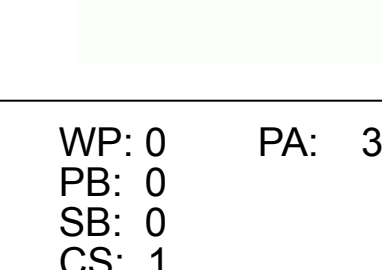
AB	29
R	5
H	5
RBI	5
BB	4
SO	4
LOB	11





Batter	1	2	3	4	5	6	7	8	9	AB	R	H	RBI	BB	SO	LOB	TOP					
Ramón Vázquez, L (1, 6) OBP: 0.359, SLG: 0.365										4	0	1	0	0	2	0	<b>San Diego Padres @ San Francisco Giants</b> PacBell Park, San Francisco, CA Sat Jul 26 2003, 10:15 PM EDT Att: 42,521 - Sunny - 65 F					
Mark Kotsay, L (1, 8) OBP: 0.330, SLG: 0.342										3	0	2	0	1	0	0						
Mark Loretta, R (1, 4) OBP: 0.372, SLG: 0.428										3	0	0	0	1	0	4						
Ryan Klesko, L (1, 3) OBP: 0.357, SLG: 0.512										4	1	1	0	0	0	1						
Phil Nevin, R (1, 9) OBP: 0.545, SLG: 0.778 Gary Matthews, S (8, 9) OBP: 0.298, SLG: 0.337										3	1	2	2	0	1	0						
Rondell White, R (1, 7) OBP: 0.323, SLG: 0.460										4	0	0	0	0	2	1						
Sean Burroughs, L (1, 5) OBP: 0.351, SLG: 0.418										4	0	0	0	0	0	1						
Miguel Ojeda, R (1, 2) OBP: 0.337, SLG: 0.392										2	0	1	0	1	0	0						
Kevin Jarvis, L (1, 1) OBP: 0.313, SLG: 0.154 Rod Beck, R (9, 1)										3	0	0	0	0	2	2						
<b>Inning Stats</b>	R: 0 E: 0 K: 1 S: 6	H: 1 LOB: 0 BB: 0 P: 9	R: 2 E: 0 K: 0 S: 16	H: 2 LOB: 1 BB: 1 P: 25	R: 0 E: 0 K: 1 S: 7	H: 1 LOB: 0 BB: 0 P: 10	R: 0 E: 0 K: 1 S: 13	H: 1 LOB: 1 BB: 0 P: 22	R: 0 E: 0 K: 1 S: 11	H: 2 LOB: 2 BB: 1 P: 18	R: 0 E: 0 K: 1 S: 8	H: 0 LOB: 0 BB: 0 P: 11	R: 0 E: 0 K: 1 S: 8	H: 0 LOB: 0 BB: 0 P: 13	R: 0 E: 0 K: 0 S: 14	H: 0 LOB: 1 BB: 1 P: 26		R: 0 E: 0 K: 1 S: 8	H: 0 LOB: 0 BB: 0 P: 10	1B: 6 2B: 1 3B: 0 HR: 1	SF: 0 SAC: 0 DP: 2 HBP: 0	WP: 0 PB: 0 SB: 0 CS: 1
<b>PITCHER</b>	IP WLS BF H R ER SO BB IBB HBP BLK WP HR S P ERA WHIP																					
Jerome Williams, R (1, 1) ERA: 2.8	7.0 L 27 7 2 2 6 2 0 0 0 0 0 1 69 108 2.57 1.286																					
Jason Christiansen, L (8, 1) ERA: 2.81	1.0 4 0 0 0 0 1 0 0 0 0 0 0 0 14 26 0.00 1.000																					
Jim Brower, R (9, 1) ERA: 3.63	1.0 3 0 0 0 1 0 0 0 0 0 0 0 0 8 10 0.00 0.000																					

Batter	1	2	3	4	5	6	7	8	9	AB	R	H	RBI	BB	SO	LOB	BOTTOM					
José Cruz Jr., S (1, 9) OBP: 0.369, SLG: 0.446										4	0	1	0	0	1	1	<b>San Diego Padres @ San Francisco Giants</b> PacBell Park, San Francisco, CA Sat Jul 26 2003, 10:15 PM EDT Att: 42,521 - Sunny - 65 F					
Neftalí Pérez, S (1, 4) OBP: 0.300, SLG: 0.362										4	0	1	0	0	1	1						
Marquis Grissom, R (1, 8) OBP: 0.332, SLG: 0.494										4	1	1	0	0	0	2						
Barry Bonds, L (1, 7) OBP: 0.507, SLG: 0.738										2	0	1	0	2	1	0						
Andrés Galarraga, R (1, 3) OBP: 0.361, SLG: 0.510										4	0	1	1	0	1	4						
Rich Aurilia, R (1, 6) OBP: 0.316, SLG: 0.413										4	0	2	0	0	0	2						
Edgardo Alfonzo, R (1, 5) OBP: 0.317, SLG: 0.343										4	0	0	0	0	0	3						
Yorvit Torrealba, R (1, 2) OBP: 0.284, SLG: 0.372										4	0	1	0	0	1	3						
Jerome Williams, R (1, 1) OBP: 0.118, SLG: 0.176 Pedro Felíz, R (7, PH) OBP: 0.256, SLG: 0.480 Jason Christiansen, R (8, 1) OBP: 0.287, SLG: 0.214 Ray Durham, S (9, PH) OBP: 0.375, SLG: 0.439										2	0	1	0	0	0	1						
<b>Inning Stats</b>	R: 0 E: 0 K: 1 S: 7	H: 0 LOB: 0 BB: 0 P: 9	R: 0 E: 0 K: 1 S: 9	H: 2 LOB: 2 BB: 0 P: 10	R: 0 E: 0 K: 0 S: 7	H: 2 LOB: 3 BB: 1 P: 13	R: 0 E: 0 K: 0 S: 8	H: 1 LOB: 1 BB: 0 P: 12	R: 0 E: 0 K: 0 S: 5	H: 1 LOB: 0 BB: 0 P: 8	R: 0 E: 0 K: 1 S: 6	H: 0 LOB: 0 BB: 0 P: 7	R: 0 E: 0 K: 1 S: 9	H: 0 LOB: 0 BB: 0 P: 12	R: 1 E: 0 K: 1 S: 9	H: 2 LOB: 2 BB: 1 P: 18		R: 0 E: 0 K: 0 S: 8	H: 1 LOB: 1 BB: 0 P: 15	1B: 8 2B: 1 3B: 0 HR: 0	SF: 0 SAC: 1 DP: 0 HBP: 0	WP: 0 PB: 0 SB: 0 CS: 1
<b>PITCHER</b>	IP WLS BF H R ER SO BB IBB HBP BLK WP HR S P ERA WHIP																					
Kevin Jarvis, R (1, 1) ERA: 3.91	8.0 W 33 8 1 1 5 1 1 0 0 0 0 0 0 60 112 1.12 1.125																					
Rod Beck, R (9, 1) ERA: 1.63	1.0 S 4 1 0 0 0 0 0 0 0 0 0 0 0 8 15 0.00 1.000																					





Batter	1	2	3	4	5	6	7	8	9	AB	R	H	RBI	BB	SO	LOB	TOP			
Ramón Vázquez, L (1, 6) OBP: 0.361, SLG: 0.368	F8		G3 1B 2B		K					3	1	1	0	1	1	0	<b>San Diego Padres @ San Francisco Giants</b> Sun Jul 27 2003, 4:05 PM EDT Att: 42,530 - Cloudy - 72 F <a href="http://livebaseballscorecards.com">livebaseballscorecards.com</a>			
Mark Kotsay, L (1, 8) OBP: 0.330, SLG: 0.340			G3		K					2	1	0	0	1	1	1				
Brian Buchanan, R (7, PH) OBP: 0.361, SLG: 0.510	F 1B SF9 BB						F9			1	0	0	0	0	0	2				
Mark Loretta, R (1, 4) OBP: 0.375, SLG: 0.434	E5									4	0	3	1	0	0	0				
Ryan Klesko, L (1, 3) OBP: 0.356, SLG: 0.510	SF9									3	0	1	1	0	1	2				
Phil Nevin, R (1, 9) OBP: 0.400, SLG: 0.538	K									4	0	0	0	0	3	3				
Sean Burroughs, L (1, 5) OBP: 0.350, SLG: 0.416										4	0	1	0	0	1	2				
Gary Matthews, S (1, 7) OBP: 0.295, SLG: 0.333										4	0	0	0	0	0	1				
Gary Bennett, R (1, 2) OBP: 0.250, SLG: 0.254										4	0	1	0	0	1	1				
44 Jake Peavy, R (1, 1) OBP: 0.184, SLG: 0.114										2	0	0	0	0	0	0				
Dave Hansen, L (7, PH) OBP: 0.367, SLG: 0.280										1	0	0	0	0	1	1				
Jaret Wright, R (7, 1) OBP: 0.333, SLG: 0.667										0	0	0	0	0	0	0				
Joe Roa, R (8, 1) OBP: 0.250, SLG: 0.250										0	0	0	0	0	0	0				
Rondell White, R (9, PH) OBP: 0.322, SLG: 0.459										1	0	0	0	0	0	0				
<b>Inning Stats</b>	R: 1 E: 1 K: 1 S: 12	H: 1 LOB: 1 BB: 1 P: 17	R: 0 E: 0 K: 0 S: 9	H: 1 LOB: 0 BB: 0 P: 12	R: 1 E: 0 K: 0 S: 9	H: 2 LOB: 1 BB: 0 P: 16	R: 0 E: 1 K: 2 S: 11	H: 0 LOB: 1 BB: 0 P: 17	R: 0 E: 0 K: 1 S: 7	H: 1 LOB: 1 BB: 0 P: 14	R: 0 E: 0 K: 1 S: 10	H: 1 LOB: 2 BB: 1 P: 21	R: 0 E: 0 K: 2 S: 12	H: 1 LOB: 1 BB: 0 P: 16	R: 0 E: 0 K: 0 S: 4	H: 0 LOB: 0 BB: 0 P: 5	1B: 4 2B: 4 3B: 0 HR: 0	SF: 1 SAC: 0 DP: 1 HBP: 0	WP: 0 PB: 0 SB: 0 CS: 0	PA: 36
<b>PITCHER</b>	IP WLS BF H R ER SO BB IBB HBP BLK WP HR S P ERA WHIP	6.2 W 28 6 2 1 7 2 0 0 0 0 0 66 108 1.35 1.200	0.1 H 1 0 0 0 0 0 0 0 0 0 0 1 1 0.00 0.000	2.0 7 1 0 0 2 0 0 0 0 0 0 0 16 21 0.00 0.500	<b>PITCHER</b>															

Batter	1	2	3	4	5	6	7	8	9	AB	R	H	RBI	BB	SO	LOB	BOTTOM			
Ray Durham, S (1, 4) OBP: 0.373, SLG: 0.439	F 1B 2B		K							5	1	1	0	0	1	2	<b>San Diego Padres @ San Francisco Giants</b> Sun Jul 27 2003, 4:05 PM EDT Att: 42,530 - Cloudy - 72 F <a href="http://livebaseballscorecards.com">livebaseballscorecards.com</a>			
José Cruz Jr., S (1, 9) OBP: 0.366, SLG: 0.441	P5		E4 1B							4	1	0	0	0	1	1				
Marquis Grissom, R (1, 8) OBP: 0.336, SLG: 0.495										3	2	2	1	1	1	0				
Barry Bonds, L (1, 7) OBP: 0.509, SLG: 0.740										2	1	1	0	2	0	1				
Andres Galarraga, R (1, 3) OBP: 0.364, SLG: 0.517										4	0	2	4	0	1	2				
Rich Aurilia, R (1, 6) OBP: 0.316, SLG: 0.411										4	0	1	0	0	0	2				
Pedro Feliz, R (1, 5) OBP: 0.265, SLG: 0.493										4	1	1	1	0	0	3				
Alberto Castillo, R (1, 2) OBP: 0.300, SLG: 0.700										4	0	1	0	0	1	3				
Jesse Foppert, R (1, 1) OBP: 0.097, SLG: 0.133										3	0	0	0	0	3	0				
Scott Eyre, L (7, 1) OBP: 0.333, SLG: 0.333										0	0	0	0	0	0	0				
Matt Herges, L (8, 1) OBP: 0.333, SLG: 0.333										1	0	1	0	0	0	0				
<b>Inning Stats</b>	R: 3 E: 1 K: 0 S: 17	H: 3 LOB: 0 BB: 1 P: 29	R: 0 E: 0 K: 2 S: 8	H: 0 LOB: 0 BB: 0 P: 10	R: 2 E: 1 K: 1 S: 15	H: 3 LOB: 3 BB: 1 P: 24	R: 0 E: 0 K: 2 S: 9	H: 0 LOB: 0 BB: 0 P: 13	R: 0 E: 0 K: 1 S: 9	H: 1 LOB: 1 BB: 0 P: 14	R: 1 E: 0 K: 1 S: 10	H: 1 LOB: 0 BB: 0 P: 14	R: 0 E: 0 K: 1 S: 10	H: 0 LOB: 1 BB: 1 P: 20	R: 0 E: 0 K: 0 S: 11	H: 2 LOB: 2 BB: 0 P: 16	1B: 6 2B: 4 3B: 0 HR: 1	SF: 0 SAC: 0 DP: 1 HBP: 0	WP: 1 PB: 0 SB: 0 CS: 0	PA: 37
<b>PITCHER</b>	IP WLS BF H R ER SO BB IBB HBP BLK WP HR S P ERA WHIP	6.0 L 28 8 6 5 7 1 0 0 0 1 0 68 104 7.50 1.500	1.0 4 0 0 0 1 1 0 0 0 0 1 0 10 20 0.00 1.000	1.0 5 2 0 0 0 0 0 0 0 0 0 0 11 16 0.00 2.000	<b>PITCHER</b>															





Batter	1	2	3	4	5	6	7	8	9	AB	R	H	RBI	BB	SO	LOB	TOP					
Ray Durham, S OBP: 0.369, SLG: 0.433	F8			F7		K		G6-3		4	0	0	0	0	1	0	<b>San Francisco Giants @ Chicago Cubs</b> Wrigley Field, Chicago, IL Tue Jul 29 2003, 7:05 PM CDT Att: 40,221 - Sunny - 78 F					
Rich Aurilia, R OBP: 0.313, SLG: 0.406	K			L6		G1-3		K		4	0	0	0	0	2	0						
Marquis Grissom, R OBP: 0.335, SLG: 0.493	P6			BB 1B		K			G6-3	4	0	1	0	0	1	0						
Barry Bonds, L OBP: 0.506, SLG: 0.732		L8							P4	3	0	0	0	1	0	0						
Benito Santiago, R OBP: 0.327, SLG: 0.446		G6-3							P5	4	0	0	0	0	0	2						
Andres Galaraga, R OBP: 0.316, SLG: 0.520									P3	1	0	1	0	1	0	0						
José Cruz Jr., S OBP: 0.363, SLG: 0.437										3	0	0	0	0	2	3						
Edgardo Alfonzo, R OBP: 0.314, SLG: 0.340										3	0	0	0	0	1	3						
Damian Moss, R OBP: 0.267, SLG: 0.241										2	0	0	0	0	1	1						
Neifi Perez, S OBP: 0.299, SLG: 0.360										1	0	0	0	0	0	0						
Joe Nathan, R OBP: 0.299, SLG: 0.360										0	0	0	0	0	0	0						
<b>Inning Stats</b>	R: 0 E: 0 K: 1 S: 8	H: 0 LOB: 0 BB: 0 P: 10	R: 0 E: 0 K: 0 S: 7	H: 0 LOB: 0 BB: 1 P: 16	R: 0 E: 0 K: 0 S: 8	H: 0 LOB: 0 BB: 0 P: 10	R: 0 E: 0 K: 0 S: 10	H: 1 LOB: 2 BB: 1 P: 18	R: 0 E: 0 K: 3 S: 11	H: 0 LOB: 0 BB: 0 P: 14	R: 0 E: 0 K: 2 S: 8	H: 0 LOB: 0 BB: 0 P: 10	R: 0 E: 1 K: 1 S: 10	H: 1 LOB: 2 BB: 0 P: 15	R: 0 E: 0 K: 1 S: 7	H: 0 LOB: 0 BB: 0 P: 9	R: 0 E: 0 K: 0 S: 6	H: 0 LOB: 0 BB: 0 P: 10	1B: 2 2B: 0 3B: 0 HR: 0	SF: 0 SAC: 0 DP: 0 HBP: 1	WP: 0 PB: 0 SB: 0 CS: 1	PA: 33
<b>PITCHER</b> Matt Clement, R ERA: 4.08	IP: 9.0 WLS: W BF: 32 H: 2 R: 0 ER: 0 SO: 8 BB: 2 IBB: 0 HBP: 1 BLK: 0 WP: 0 HR: 0 S: 75 P: 112 ERA: 0.00 WHIP: 0.444																					

Batter	1	2	3	4	5	6	7	8	9	AB	R	H	RBI	BB	SO	LOB	BOTTOM			
Kenny Lofton, L OBP: 0.323, SLG: 0.427	F8		P6					K		4	0	1	0	0	1	0	<b>San Francisco Giants @ Chicago Cubs</b> Wrigley Field, Chicago, IL Tue Jul 29 2003, 7:05 PM CDT Att: 40,221 - Sunny - 78 F			
Mark Czulewicz, R OBP: 0.362, SLG: 0.409	1B HR		G5-4-3 BB					K		3	1	1	0	1	1	1				
Sammy Sosa, R OBP: 0.394, SLG: 0.570			G5-4-3							3	1	1	0	0	0	1				
Moises Alou, R OBP: 0.362, SLG: 0.496										3	1	1	3	0	0	0				
Eric Karros, R OBP: 0.388, SLG: 0.511										3	0	0	0	0	1	0				
16 Aramis Ramirez, R OBP: 0.325, SLG: 0.441										3	0	1	0	0	1	0				
Alex Gonzalez, R OBP: 0.297, SLG: 0.421										3	0	0	0	0	1	1				
Damian Miller, R OBP: 0.315, SLG: 0.358										3	0	0	0	0	0	0				
Matt Clement, R OBP: 0.184, SLG: 0.237										3	0	0	0	0	1	0				
<b>Inning Stats</b>	R: 3 E: 0 K: 1 S: 15	H: 3 LOB: 0 BB: 0 P: 24	R: 0 E: 0 K: 0 S: 6	H: 0 LOB: 0 BB: 0 P: 8	R: 0 E: 0 K: 0 S: 7	H: 0 LOB: 0 BB: 1 P: 13	R: 0 E: 0 K: 0 S: 8	H: 1 LOB: 1 BB: 0 P: 13	R: 0 E: 0 K: 0 S: 9	H: 1 LOB: 1 BB: 0 P: 12	R: 0 E: 0 K: 1 S: 6	H: 0 LOB: 0 BB: 0 P: 10	R: 0 E: 0 K: 1 S: 7	H: 0 LOB: 0 BB: 0 P: 12	R: 0 E: 0 K: 3 S: 11	H: 0 LOB: 0 BB: 0 P: 15	1B: 4 2B: 0 3B: 0 HR: 1	SF: 0 SAC: 0 DP: 1 HBP: 0	WP: 0 PB: 0 SB: 0 CS: 0	PA: 29
<b>PITCHER</b> Damian Moss, L ERA: 4.7 Joe Nathan, R ERA: 3.47	IP: 7.0 WLS: L BF: 26 H: 5 R: 3 ER: 3 SO: 3 BB: 1 IBB: 0 HBP: 0 BLK: 0 WP: 0 HR: 1 S: 58 P: 92 ERA: 3.86 WHIP: 0.857																			





Batter	1	2	3	4	5	6	7	8	9	AB	R	H	RBI	BB	SO	LOB	TOP																			
<b>Ray Durham, S</b> OBP: 0.369, SLG: 0.429 (1.4)	F7	F8					CS	P4	1B	3	0	0	0	2	0	0	<b>San Francisco Giants @ Chicago Cubs</b> Wrigley Field, Chicago, IL Wed Jul 30 2003, 1:20 PM CDT Att: 39,973 - Sunny - 79 F																			
<b>Rich Aurilia, R</b> OBP: 0.314, SLG: 0.404 (1.6)	K		G4-6-3		L4			P3	1B	4	0	1	1	1	1																					
<b>Marquis Grissom, R</b> OBP: 0.333, SLG: 0.489 (1.8)	F8		G4-6-3			G6-3		BB	1B	5	1	1	0	0	3																					
<b>Barry Bonds, L</b> OBP: 0.509, SLG: 0.731 (1.7)		BB		K				2B		2	1	1	0	2	1	0																				
<b>Andres Galarraga, R</b> OBP: 0.379, SLG: 0.526 (1.3)		BB		K		L5		BB		4	1	2	1	0	1	1																				
<b>Benito Santiago, R</b> OBP: 0.323, SLG: 0.439 (1.2)	K			K		K		G5-3		4	0	0	0	0	3	5																				
<b>Jeffrey Hammonds, R</b> OBP: 0.292, SLG: 0.266 <b>Tim Worrell, R</b> (9.1)		HR		K			K	G5-3		3	1	0	0	0	2	0																				
<b>Edgardo Alfonzo, R</b> OBP: 0.316, SLG: 0.349 (1.5)		HR			F8		CS	G6-3		3	1	1	4	1	0	0																				
<b>Jason Schmidt, R</b> OBP: 0.291, SLG: 0.070 <b>Neil Pierogi, S</b> OBP: 0.297, SLG: 0.359 <b>Joe Nathan, R</b> OBP: 0.192, SLG: 1.000 <b>Felix Rodriguez, R</b> OBP: 0.333, SLG: 0.333 <b>Scott Eyre, L</b> OBP: 0.304, SLG: 0.437 (1.1)		HR			K		F8	BB	1B	2	0	0	0	0	2	0																				
<b>Inning Stats</b>	R: 0 E: 0 K: 1 S: 5	H: 0 LOB: 0 BB: 0 P: 6	R: 4 E: 0 K: 2 S: 16	H: 2 LOB: 0 BB: 2 P: 27	R: 0 E: 0 K: 1 S: 4	H: 0 LOB: 0 BB: 1 P: 9	R: 0 E: 0 K: 3 S: 9	H: 0 LOB: 1 BB: 1 P: 12	R: 0 E: 0 K: 1 S: 13	H: 1 LOB: 1 BB: 1 P: 22	R: 0 E: 0 K: 1 S: 10	H: 0 LOB: 0 BB: 1 P: 15	R: 1 E: 0 K: 0 S: 13	H: 2 LOB: 2 BB: 1 P: 24	R: 1 E: 0 K: 0 S: 13	H: 1 LOB: 2 BB: 2 P: 25		1B: 4 2B: 1 3B: 0 HR: 1	SF: 0 SAC: 0 DP: 1 HBP: 0	WP: 0 PB: 1 SB: 1 CS: 0	PA: 40															
<b>PITCHER</b>	IP	WLS	BF	H	R	ER	SO	BB	IBB	HBP	BLK	WP	HR	S	P	ERA	WHIP	<b>PITCHER</b>		IP	WLS	BF	H	R	ER	SO	BB	IBB	HBP	BLK	WP	HR	S	P	ERA	WHIP
<b>34 Kerry Wood, R</b> ERA: 3.49 <b>Kyle Farnsworth, R</b> ERA: 3.18 <b>Dave Veres, R</b> ERA: 4.0 <b>Mark Guthrie, L</b> ERA: 2.08 <b>Antonio Alfonseca, R</b> ERA: 5.31 (1.1)	6.0	L	24	3	4	4	9	4	0	0	0	0	1	57	88	6.00	1.167	<b>Mike Remlinger, L</b> ERA: 4.3 (9.1)		0.1		1	0	0	0	0	0	0	0	0	0	0	1	2	0.00	0.000

Batter	1	2	3	4	5	6	7	8	9	AB	R	H	RBI	BB	SO	LOB	BOTTOM																			
<b>Kenny Lofton, L</b> OBP: 0.323, SLG: 0.434 (1.8)	K			F8		HR		P5		4	1	1	2	0	1	1	<b>San Francisco Giants @ Chicago Cubs</b> Wrigley Field, Chicago, IL Wed Jul 30 2003, 1:20 PM CDT Att: 39,973 - Sunny - 79 F																			
<b>Mark Czuzdzianek, R</b> OBP: 0.361, SLG: 0.408 (1.4)	F7			F8		S		FC4-6		4	0	1	0	0	0	1																				
<b>Sammy Sosa, R</b> OBP: 0.390, SLG: 0.562 (1.9)	P4			F7		F9		G5-3		4	0	0	0	0	0	1																				
<b>Moises Alou, R</b> OBP: 0.363, SLG: 0.495 (1.7)		F8			FC6-4	G1-3		1B	16 SF9	3	1	1	0	1	0	1																				
<b>Eric Karros, R</b> OBP: 0.386, SLG: 0.506 (1.3)		K			FC6-4		P5		1B	4	0	1	0	0	1	1																				
<b>16 Aramis Ramirez, R</b> OBP: 0.322, SLG: 0.438 (1.5)		G5-3			K		K	SF9		3	0	0	1	0	2	1																				
<b>Alex Gonzalez, R</b> OBP: 0.295, SLG: 0.418 <b>Mike Remlinger, L</b> (9.1)				K		G5-3		K		3	0	0	0	0	2	1																				
<b>Troy O'Leary, L</b> OBP: 0.277, SLG: 0.323 (9. PH)				K				K		1	0	0	0	0	1	1																				
<b>Paul Bako, L</b> OBP: 0.280, SLG: 0.279 (1.2)				K		HR		FC4-6		1	1	0	0	2	1	0																				
<b>34 Kerry Wood, R</b> ERA: 3.49 <b>Lenny Harris, L</b> ERA: 3.41 <b>Kyle Farnsworth, R</b> ERA: 3.06 <b>Dave Veres, R</b> ERA: 4.0 <b>Mark Guthrie, L</b> ERA: 2.08 <b>Antonio Alfonseca, R</b> ERA: 5.31 (1.1)				K		K		K		1	0	0	0	0	1	0																				
<b>Inning Stats</b>	R: 0 E: 0 K: 1 S: 10	H: 0 LOB: 0 BB: 0 P: 15	R: 0 E: 0 K: 1 S: 11	H: 0 LOB: 0 BB: 0 P: 16	R: 0 E: 0 K: 3 S: 9	H: 0 LOB: 0 BB: 0 P: 11	R: 0 E: 0 K: 0 S: 3	H: 0 LOB: 0 BB: 0 P: 4	R: 0 E: 0 K: 1 S: 12	H: 2 LOB: 1 BB: 1 P: 21	R: 2 E: 0 K: 1 S: 14	H: 2 LOB: 1 BB: 1 P: 23	R: 0 E: 0 K: 2 S: 13	H: 0 LOB: 0 BB: 0 P: 22	R: 0 E: 0 K: 1 S: 7	H: 0 LOB: 1 BB: 1 P: 13	R: 1 E: 0 K: 0 S: 13	H: 2 LOB: 1 BB: 0 P: 20	1B: 3 2B: 0 3B: 0 HR: 1	SF: 1 SAC: 0 DP: 0 HBP: 0	WP: 1 PB: 0 SB: 1 CS: 0	PA: 34														
<b>PITCHER</b>	IP	WLS	BF	H	R	ER	SO	BB	IBB	HBP	BLK	WP	HR	S	P	ERA	WHIP	<b>PITCHER</b>		IP	WLS	BF	H	R	ER	SO	BB	IBB	HBP	BLK	WP	HR	S	P	ERA	WHIP
<b>Jason Schmidt, R</b> ERA: 2.44 <b>Joe Nathan, R</b> ERA: 3.41 <b>Felix Rodriguez, R</b> ERA: 3.06 <b>Scott Eyre, L</b> ERA: 3.43 <b>Matt Herges, R</b> ERA: 2.72 (1.1)	6.0	W	22	2	2	2	7	2	0	0	0	0	0	13	22	0.00	0.000	<b>Tim Worrell, R</b> ERA: 2.03 (9.1)		1.0		5	2	1	1	1	0	0	0	0	1	13	20	9.00	2.000	





Batter	1	2	3	4	5	6	7	8	9	AB	R	H	RBI	BB	SO	LOB	TOP					
Ray Durham, S OBP: 0.367, SLG: 0.426	G4-3		K			BB 1B	G3		P4	5	0	1	0	0	1	0	<b>San Francisco Giants @ Chicago Cubs</b> Wrigley Field, Chicago, IL Thu Jul 31 2003, 1:20 PM CDT Att: 39,422 - Cloudy - 84 F					
Rich Aurilia, R OBP: 0.317, SLG: 0.405	K		G4-6-3 1B			BB 1-2	G6-4-3 1B		F8	4	0	2	0	1	1	0						
Marquis Grissom, R OBP: 0.333, SLG: 0.489			G4-6-3 1-2			F8	G6-4-3 1-2			4	0	1	0	0	0	5						
Barry Bonds, L OBP: 0.510, SLG: 0.728 Jeffrey Hammonds, R OBP: 0.239, SLG: 0.268	FC6-4 IBB					L1			2B G3-1 BB	1	0	0	0	2	0	3						
Andres Galarraga, R OBP: 0.382, SLG: 0.532	FC6-4 1-2					FC5-4 1B 1-2			G3-1 BLK 2B	4	2	2	0	0	0	3						
Edgardo Alfonzo, R OBP: 0.318, SLG: 0.359									G5-3	4	1	2	2	0	0	2						
José Cruz Jr., S OBP: 0.363, SLG: 0.434									G3-1	3	0	0	1	1	0	3						
Yorvit Torrealba, R OBP: 0.283, SLG: 0.369									2-3 3-H K	4	0	1	0	0	3	1						
Jim Brower, R Pedro Feliz, R Jason Christiansen, R Matt Herges, L Scott Eyre, L Neill Perez, S	G5-3								F7	2	0	0	0	0	0	2						
<b>Inning Stats</b>	R: 0 E: 0 K: 1 S: 10	H: 1 LOB: 2 BB: 1 P: 21	R: 0 E: 0 K: 1 S: 12	H: 0 LOB: 1 BB: 1 P: 20	R: 0 E: 0 K: 1 S: 5	H: 1 LOB: 0 BB: 0 P: 8	R: 0 E: 0 K: 0 S: 7	H: 1 LOB: 1 BB: 1 P: 15	R: 0 E: 0 K: 0 S: 10	H: 2 LOB: 3 BB: 1 P: 17	R: 2 E: 0 K: 1 S: 9	H: 2 LOB: 0 BB: 0 P: 15	R: 0 E: 0 K: 0 S: 4	H: 1 LOB: 0 BB: 0 P: 4	R: 2 E: 0 K: 1 S: 9	H: 1 LOB: 0 BB: 1 P: 18		R: 0 E: 0 K: 0 S: 7	H: 0 LOB: 0 BB: 0 P: 9	1B: 6 2B: 2 3B: 0 HR: 1	SF: 0 SAC: 0 DP: 3 HBP: 0	WP: 0 PB: 0 SB: 1 CS: 0
<b>PITCHER</b>	IP	WLS	BF	H	R	ER	SO	BB	IBB	HBP	BLK	WP	HR	S	P	ERA	WHIP					
38 Carlos Zambrano, R ERA: 3.33	8.0	W	35	9	4	4	5	4	1	0	1	0	1	66	118	4.50	1.625					
Joe Borowski, R ERA: 2.79	1.0		3	0	0	0	0	0	0	0	0	0	0	7	9	0.00	0.000					

Batter	1	2	3	4	5	6	7	8	9	AB	R	H	RBI	BB	SO	LOB	BOTTOM						
Kenny Lofton, L OBP: 0.328, SLG: 0.437	1B 2B									4	2	3	0	1	0	0	<b>San Francisco Giants @ Chicago Cubs</b> Wrigley Field, Chicago, IL Thu Jul 31 2003, 1:20 PM CDT Att: 39,422 - Cloudy - 84 F						
Ramon Martinez, R OBP: 0.335, SLG: 0.401	1B	WP G5-3 1B								0	0	0	0	0	0	0							
Mark Czuzdzianek, R OBP: 0.361, SLG: 0.408 Joe Borowski, R	2B 1B	F9								5	3	2	0	0	0	4							
Sammy Sosa, R OBP: 0.391, SLG: 0.574	2B	G5-3								4	2	2	4	0	0	2							
Moises Alou, R OBP: 0.364, SLG: 0.496	G3 FC6-2 2B	F7								3	0	1	2	1	0	1							
Eric Karros, R OBP: 0.380, SLG: 0.500	G3									3	0	0	1	0	1	1							
16 Aramis Ramirez, R OBP: 0.319, SLG: 0.433	FC6-2 1B									4	1	0	0	0	1	2							
Alex Gonzalez, R OBP: 0.297, SLG: 0.417	1B BB									3	1	1	0	1	1	0							
Damian Miller, R OBP: 0.318, SLG: 0.360	1B									4	0	2	1	0	1	0							
38 Carlos Zambrano, S ERA: 3.87 Doug Glanville, R OBP: 0.292, SLG: 0.357	G3									3	0	0	0	0	1	4							
<b>Inning Stats</b>	R: 4 E: 0 K: 0 S: 21	H: 5 LOB: 2 BB: 1 P: 34	R: 0 E: 0 K: 0 S: 7	H: 1 LOB: 0 BB: 0 P: 12	R: 0 E: 0 K: 1 S: 7	H: 0 LOB: 0 BB: 0 P: 13	R: 0 E: 0 K: 0 S: 5	H: 0 LOB: 0 BB: 0 P: 8	R: 1 E: 0 K: 0 S: 10	H: 1 LOB: 1 BB: 1 P: 24	R: 4 E: 0 K: 1 S: 17	H: 3 LOB: 0 BB: 1 P: 30	R: 0 E: 0 K: 2 S: 8	H: 0 LOB: 0 BB: 0 P: 13	R: 0 E: 0 K: 1 S: 11	H: 1 LOB: 1 BB: 0 P: 17	1B: 8 2B: 2 3B: 0 HR: 1	SF: 1 SAC: 0 DP: 0 HBP: 0	WP: 2 PB: 0 SB: 1 CS: 0	PA: 38			
<b>PITCHER</b>	IP	WLS	BF	H	R	ER	SO	BB	IBB	HBP	BLK	WP	HR	S	P	ERA	WHIP						
Jim Brower, R ERA: 3.87	5.0	L	24	7	5	4	1	1	1	0	0	0	0	11	20	81.00	9.000						
Jason Christiansen, L ERA: 4.41	0.1		4	2	3	3	1	1	0	0	0	0	0	1	1	14	23	5.40	0.600				
Matt Herges, R ERA: 2.8	1.2		6	1	1	1	2	0	0	0	0	0	0	0	0	11	17	0.00	1.000				
Scott Eyre, L ERA: 3.35	1.0		4	1	0	0	1	0	0	0	0	0	0	0	0	11	17	0.00	1.000				





Batter	1	2	3	4	5	6	7	8	9	AB	R	H	RBI	BB	SO	LOB	TOP								
Ray Durham, S OBP: 0.367, SLG: 0.424	4-2 1B BB		1-0 L5-3 1B		0-2 G4-3		0-1 F7		1-2 G6-3	4	0	1	0	1	0	1									
Rich Aurilia, R OBP: 0.319, SLG: 0.407	0-0 1B		2-2 L5-3 1-1			1-1 1B 1B		0-0 G1-3		4	0	2	0	0	0	1									
Marquis Grissom, R OBP: 0.334, SLG: 0.489	1-3 K		2-0 G5-3			2-2 G6-4-3 1-2 1B		3-2 E 1B 1B		4	1	2	0	0	1	2									
Barry Bonds, L OBP: 0.508, SLG: 0.722	0-0 F7			1-1 F9		2-2 F8		2-0 E9 1B 1B		4	0	1	0	0	0	4									
Andres Galarraga, R OBP: 0.373, SLG: 0.519	2-3 K			2-0 G6-3		0-0 G6-4-3 1-2		2-3 K		4	0	0	0	0	2	6									
Benito Santiago, R OBP: 0.322, SLG: 0.437		0-0 G5-3		2-1 G5-3			1-3 K	1-2 FC6-4 1B		4	0	1	1	0	1	0									
Edgardo Alfonzo, R OBP: 0.317, SLG: 0.358		1-1 1B			1-2 G5-3		0-1 F8	2-1 FC6-4 1-2		4	0	1	0	0	0	2									
Felix Rodriguez, R OBP: 1.000, SLG: 1.000										0	0	0	0	0	0	0									
José Cruz Jr., S OBP: 0.365, SLG: 0.433		0-3 K		3-2 SH1-4 1B			4-1 HR BB	3-1 F9		3	1	1	0	1	1	1									
Jerome Williams, R OBP: 0.111, SLG: 0.167		0-0 G5-3			1-0 SH1-4		1-0 HR	0-0 F8		1	0	0	0	0	0	1									
Pedro Feliz, R OBP: 0.258, SLG: 0.513										1	1	1	2	0	0	0									
Joe Nathan, R OBP: 0.340, SLG: 0.286										0	0	0	0	0	0	0									
Jason Christiansen, R OBP: 0.284, SLG: 0.424										0	0	0	0	0	0	0									
Neifi Perez, S OBP: 0.295, SLG: 0.356										1	0	0	0	0	0	0									
<b>Inning Stats</b>	R: 0 E: 0 K: 2 S: 10	H: 1 LOB: 2 BB: 1 P: 17	R: 0 E: 0 K: 1 S: 7	H: 1 LOB: 1 BB: 0 P: 8	R: 0 E: 0 K: 0 S: 5	H: 1 LOB: 0 BB: 0 P: 10	R: 0 E: 0 K: 0 S: 5	H: 0 LOB: 0 BB: 0 P: 10	R: 0 E: 0 K: 0 S: 11	H: 1 LOB: 1 BB: 0 P: 16	R: 0 E: 0 K: 0 S: 9	H: 2 LOB: 1 BB: 0 P: 14	R: 2 E: 0 K: 1 S: 9	H: 1 LOB: 0 BB: 1 P: 15	R: 1 E: 1 K: 1 S: 16	H: 3 LOB: 2 BB: 0 P: 26	R: 0 E: 0 K: 0 S: 7	H: 0 LOB: 0 BB: 0 P: 11	1B: 9 2B: 1 3B: 0 HR: 1	SF: 0 SAC: 1 DP: 2 HBP: 0	WP: 0 PB: 0 SB: 0 CS: 0	PA: 37			
<b>PITCHER</b>	IP WLS BF H R ER SO BB IBB HBP BLK WP HR S P ERA WHIP	IP WLS BF H R ER SO BB IBB HBP BLK WP HR S P ERA WHIP	IP WLS BF H R ER SO BB IBB HBP BLK WP HR S P ERA WHIP	IP WLS BF H R ER SO BB IBB HBP BLK WP HR S P ERA WHIP	IP WLS BF H R ER SO BB IBB HBP BLK WP HR S P ERA WHIP	IP WLS BF H R ER SO BB IBB HBP BLK WP HR S P ERA WHIP	IP WLS BF H R ER SO BB IBB HBP BLK WP HR S P ERA WHIP	IP WLS BF H R ER SO BB IBB HBP BLK WP HR S P ERA WHIP	IP WLS BF H R ER SO BB IBB HBP BLK WP HR S P ERA WHIP	IP WLS BF H R ER SO BB IBB HBP BLK WP HR S P ERA WHIP	IP WLS BF H R ER SO BB IBB HBP BLK WP HR S P ERA WHIP	IP WLS BF H R ER SO BB IBB HBP BLK WP HR S P ERA WHIP	IP WLS BF H R ER SO BB IBB HBP BLK WP HR S P ERA WHIP	IP WLS BF H R ER SO BB IBB HBP BLK WP HR S P ERA WHIP	IP WLS BF H R ER SO BB IBB HBP BLK WP HR S P ERA WHIP	IP WLS BF H R ER SO BB IBB HBP BLK WP HR S P ERA WHIP	IP WLS BF H R ER SO BB IBB HBP BLK WP HR S P ERA WHIP	IP WLS BF H R ER SO BB IBB HBP BLK WP HR S P ERA WHIP	IP WLS BF H R ER SO BB IBB HBP BLK WP HR S P ERA WHIP	IP WLS BF H R ER SO BB IBB HBP BLK WP HR S P ERA WHIP	IP WLS BF H R ER SO BB IBB HBP BLK WP HR S P ERA WHIP	IP WLS BF H R ER SO BB IBB HBP BLK WP HR S P ERA WHIP	IP WLS BF H R ER SO BB IBB HBP BLK WP HR S P ERA WHIP	IP WLS BF H R ER SO BB IBB HBP BLK WP HR S P ERA WHIP	IP WLS BF H R ER SO BB IBB HBP BLK WP HR S P ERA WHIP

San Francisco Giants @ Cincinnati Reds  
Great American Ball Park, Cincinnati, OH  
Fri Aug 01 2003, 7:10 PM EDT  
Att: 39,291 - Cloudy - 85 F

AB 34  
R 3  
H 10  
RBI 3  
BB 2  
SO 5  
LOB 18



Batter	1	2	3	4	5	6	7	8	9	AB	R	H	RBI	BB	SO	LOB	BOTTOM								
D'Angelo Jimenez, S OBP: 0.344, SLG: 0.410	1-3 K		1-0 F8		0-1 G3		3-2 P4			4	0	0	0	0	1	4									
Barry Larkin, R OBP: 0.332, SLG: 0.374	0-2 F9			0-1 HR	1-3 K		0-3 K			4	1	1	1	0	2	0									
Sean Casey, L OBP: 0.357, SLG: 0.421	0-1 G4-3			3-2 K	1-0 G3-1			1-2 G3-1		4	0	0	0	0	1	0									
Adam Dunn, L OBP: 0.357, SLG: 0.485		3-2 L3		0-0 1B HBP 1B	2-3 K			0-0 G1-3		4	1	1	0	0	1	0									
Jason LaRue, R OBP: 0.345, SLG: 0.481		1-3 K		2-0 1B E HBP		1-2 CS 1B		4-2 E HR BB		2	2	1	0	1	1	0									
Russell Branyan, L OBP: 0.370, SLG: 0.537		1-3 K		0-0 E 1B		3-3 K		2-2 HR		1	0	0	0	0	1	0									
Juan Castro, R OBP: 0.284, SLG: 0.424				1-2 2-3 1B		1-2 K		1-H HR		3	1	2	2	0	1	1									
Wily Mo Peña, R OBP: 0.159, SLG: 0.209			2-3 K	0-1 E 1B		0-1 1B		0-0 G6-3		4	0	2	1	0	1	0									
Ruben Mateo, R OBP: 0.291, SLG: 0.372			1-0 F8		1-1 FC5		2-1 G5-3			3	0	0	0	0	0	3									
Paul Wilson, R OBP: 0.122, SLG: 0.128			3-1 K		1-3 K					2	0	1	0	0	1	3									
Ryan Freel, R OBP: 0.340, SLG: 0.286										1	0	0	0	0	0	0									
Brian Reith, R OBP: 0.284, SLG: 0.424										0	0	0	0	0	0	0									
Kent Mercker, L OBP: 0.284, SLG: 0.424										0	0	0	0	0	0	0									
Chris Reitsma, R OBP: 0.125, SLG: 0.125										0	0	0	0	0	0	0									
<b>Inning Stats</b>	R: 0 E: 0 K: 1 S: 9	H: 0 LOB: 0 BB: 0 P: 10	R: 0 E: 0 K: 2 S: 10	H: 0 LOB: 0 BB: 0 P: 15	R: 0 E: 0 K: 1 S: 7	H: 1 LOB: 1 BB: 0 P: 14	R: 3 E: 1 K: 2 S: 17	H: 4 LOB: 3 BB: 0 P: 24	R: 0 E: 0 K: 2 S: 8	H: 0 LOB: 0 BB: 0 P: 12	R: 0 E: 0 K: 1 S: 13	H: 2 LOB: 1 BB: 0 P: 18	R: 0 E: 0 K: 1 S: 10	H: 0 LOB: 0 BB: 0 P: 15	R: 2 E: 1 K: 0 S: 12	H: 1 LOB: 0 BB: 1 P: 19	1B: 6 2B: 0 3B: 0 HR: 2	SF: 0 SAC: 0 DP: 0 HBP: 1	WP: 0 PB: 0 SB: 0 CS: 1	PA: 34					
<b>PITCHER</b>	IP WLS BF H R ER SO BB IBB HBP BLK WP HR S P ERA WHIP	IP WLS BF H R ER SO BB IBB HBP BLK WP HR S P ERA WHIP	IP WLS BF H R ER SO BB IBB HBP BLK WP HR S P ERA WHIP	IP WLS BF H R ER SO BB IBB HBP BLK WP HR S P ERA WHIP	IP WLS BF H R ER SO BB IBB HBP BLK WP HR S P ERA WHIP	IP WLS BF H R ER SO BB IBB HBP BLK WP HR S P ERA WHIP	IP WLS BF H R ER SO BB IBB HBP BLK WP HR S P ERA WHIP	IP WLS BF H R ER SO BB IBB HBP BLK WP HR S P ERA WHIP	IP WLS BF H R ER SO BB IBB HBP BLK WP HR S P ERA WHIP	IP WLS BF H R ER SO BB IBB HBP BLK WP HR S P ERA WHIP	IP WLS BF H R ER SO BB IBB HBP BLK WP HR S P ERA WHIP	IP WLS BF H R ER SO BB IBB HBP BLK WP HR S P ERA WHIP	IP WLS BF H R ER SO BB IBB HBP BLK WP HR S P ERA WHIP	IP WLS BF H R ER SO BB IBB HBP BLK WP HR S P ERA WHIP	IP WLS BF H R ER SO BB IBB HBP BLK WP HR S P ERA WHIP	IP WLS BF H R ER SO BB IBB HBP BLK WP HR S P ERA WHIP	IP WLS BF H R ER SO BB IBB HBP BLK WP HR S P ERA WHIP	IP WLS BF H R ER SO BB IBB HBP BLK WP HR S P ERA WHIP	IP WLS BF H R ER SO BB IBB HBP BLK WP HR S P ERA WHIP	IP WLS BF H R ER SO BB IBB HBP BLK WP HR S P ERA WHIP	IP WLS BF H R ER SO BB IBB HBP BLK WP HR S P ERA WHIP	IP WLS BF H R ER SO BB IBB HBP BLK WP HR S P ERA WHIP	IP WLS BF H R ER SO BB IBB HBP BLK WP HR S P ERA WHIP	IP WLS BF H R ER SO BB IBB HBP BLK WP HR S P ERA WHIP	IP WLS BF H R ER SO BB IBB HBP BLK WP HR S P ERA WHIP

San Francisco Giants @ Cincinnati Reds  
Great American Ball Park, Cincinnati, OH  
Fri Aug 01 2003, 7:10 PM EDT  
Att: 39,291 - Cloudy - 85 F

AB 32  
R 5  
H 8  
RBI 4  
BB 1  
SO 10  
LOB 11





Batter	1	2	3	4	5	6	7	8	9	AB	R	H	RBI	BB	SO	LOB	TOP			
<b>Nefti Perez, S</b> OBP: 0.289, SLG: 0.348 (1, 4)	2-1 G4-3	1-2 G3			1-2 L4		2-1 F8		1-1 F9	5	0	0	0	0	0	2				
<b>Rich Aurilia, R</b> OBP: 0.316, SLG: 0.402 (1, 6)	0-3 K		2-0 G6-3		0-0 P3		2-3 K			4	0	0	0	0	0	2				
<b>Pedro Feliz, R</b> OBP: 0.262, SLG: 0.500 (1, 3)	0-1 G3-1		1-1 G6-3		3-0 G5-3			1-3 K		4	0	0	0	0	1	0				
<b>Barry Bonds, L</b> OBP: 0.510, SLG: 0.731 (1, 7)		2-0 HR	4-1 BB		1-0 G6-3			1-0 FC5 1B		3	1	2	1	1	0	0				
<b>Edgardo Alfonzo, R</b> OBP: 0.319, SLG: 0.360 (1, 5)		3-1 1B 2B	1-0 F9		0-0 F8			0-1 1B		4	1	2	0	0	0	1				
<b>Benito Santiago, R</b> OBP: 0.324, SLG: 0.449 (1, 2)		2-2 2B 1B		1-1 F8		0-0 HR		3-2 L7		4	1	2	1	0	0	2				
<b>Jeffrey Hammonds, R</b> OBP: 0.290, SLG: 0.295 (8, 1)		3-2 2B		4-1 BB		0-0 G5-3		0-0 FC5		3	0	1	1	1	0	2				
<b>Tim Worrell, R</b> (8, 1)		1-3 2-H						2-3f		0	0	0	0	0	0	0				
<b>José Cruz Jr., S</b> OBP: 0.361, SLG: 0.428 (1, 9)		3-2 L3		0-0 L9			2-2 G4-3		0-0 G6-3	4	0	0	0	0	0	3				
<b>Jesse Foppert, R</b> OBP: 0.081, SLG: 0.125 (5, 1)		1-0 G4-3		0-3 K			1-1 HR		2-1 F8	2	0	0	0	0	0	1	3			
<b>Matt Herge, L</b> OBP: 0.330, SLG: 0.333 (7, PH)										0	0	0	0	0	0	0	0			
<b>Andres Castaneda, R</b> OBP: 0.336, SLG: 0.550 (7, 1)										1	1	1	1	0	0	0	0			
<b>Felix Rodriguez, R</b> OBP: 0.333, SLG: 1.000 (7, 1)										0	0	0	0	0	0	0	0			
<b>Scott Eyre, L</b> OBP: 0.333, SLG: 0.488 (8, 8)										0	0	0	0	0	0	0	0			
<b>Marquis Grissom, R</b> OBP: 0.333, SLG: 0.488 (8, 8)										1	0	0	0	0	0	0	0			
<b>Inning Stats</b>	R: 0 E: 0 K: 1 S: 7	H: 0 LOB: 0 BB: 0 P: 9	R: 2 E: 0 K: 0 S: 18	H: 4 LOB: 2 BB: 0 P: 33	R: 0 E: 0 K: 0 S: 5	H: 0 LOB: 1 BB: 1 P: 13	R: 0 E: 0 K: 1 S: 7	H: 0 LOB: 0 BB: 0 P: 12	R: 0 E: 0 K: 0 S: 4	H: 1 LOB: 0 BB: 0 P: 5	R: 1 E: 0 K: 0 S: 10	H: 1 LOB: 0 BB: 0 P: 17	R: 0 E: 0 K: 1 S: 12	H: 2 LOB: 2 BB: 0 P: 17	R: 0 E: 0 K: 0 S: 5	H: 0 LOB: 0 BB: 0 P: 8	1B: 4 2B: 1 3B: 0 HR: 3	SF: 0 SAC: 0 DP: 0 HBP: 0	WP: 0 PA: 37 PB: 0 SB: 0 CS: 0	
<b>PITCHER</b>	IP	WLS	BF	H	R	ER	SO	BB	IBB	HBP	BLK	WP	HR	S	P	ERA	WHIP			
<b>Josh Hall, R</b> ERA: 3.6 (1, 1)	5.0		21	4	2	2	2	2	0	0	0	0	1	44	78	3.60	1.200			
<b>Ryan Wagner, R</b> ERA: 2.35 (6, 1)	2.0	W	8	2	2	2	1	0	0	0	0	0	2	14	22	9.00	1.000			
<b>John Riedling, R</b> ERA: 5.35 (8, 1)	1.0	H	5	2	0	0	1	0	0	0	0	0	0	12	17	0.00	2.000			
<b>Felix Heredia, L</b> ERA: 2.6 (9, 1)	1.0	S	3	0	0	0	0	0	0	0	0	0	0	5	8	0.00	0.000			

San Francisco Giants @ Cincinnati Reds  
Great American Ball Park, Cincinnati, OH  
Sat Aug 02 2003, 1:15 PM EDT  
Att: 36,682 - Overcast - 79 F

AB	35
R	4
H	8
RBI	4
BB	2
SO	4
LOB	13



Batter	1	2	3	4	5	6	7	8	9	AB	R	H	RBI	BB	SO	LOB	BOTTOM			
<b>D'Angelo Jimenez, S</b> OBP: 0.350, SLG: 0.420 (1, 4)	1-0 F8			1-0 HR	4-2 1B BB		1-0 BB 1B	4-2 BB		3	3	2	1	2	0	0				
<b>Ray Olmedo, S</b> OBP: 0.327, SLG: 0.344 (1, 6)	1-3 K			1-0 BB 1B	0-0 1B BB		3-1 BB BB 1B	1-3 BB K		5	0	3	1	0	2	2				
<b>Sean Casey, L</b> OBP: 0.356, SLG: 0.419 (1, 3)	0-1 F7			3-2 F8	1-2 1B		1-0 P5			4	0	1	2	0	0	3				
<b>Adam Dunn, L</b> OBP: 0.358, SLG: 0.483 (1, 7)		0-1 F9		4-1 BB	1-2 BB		4-0 BB BB			2	0	0	0	2	1	2				
<b>Wily Mo Peña, R</b> OBP: 0.170, SLG: 0.217 (6, 1)		2-2 CS		0-0 F8	2-2 P2		4-0 BB			3	0	1	0	0	0	4				
<b>Barry Larkin, R</b> OBP: 0.335, SLG: 0.374 (7, PH)				1-2 BB	1-2 BB		1-2 BB			0	0	0	0	0	0	0				
<b>John Riedling, R</b> OBP: 0.235, SLG: 0.235 (8, 1)				1-2 BB	1-2 BB		1-2 BB			0	0	0	1	1	0	0				
<b>Felix Heredia, L</b> OBP: 0.333, SLG: 0.333 (9, 1)				3-3 K	3-3 K		1-2 BB			0	0	0	0	0	0	0				
<b>Reggie Taylor, L</b> OBP: 0.246, SLG: 0.323 (6, 8)				3-3 K	3-3 K		0-2 F9			4	0	0	0	0	2	6				
<b>Kelly Stinnett, R</b> OBP: 0.313, SLG: 0.490 (1, 2)			0-3 K		1-1 FC1-6 1B		2-1 G5-3		1-2 G3	4	0	1	0	0	1	0				
<b>Juan Castro, R</b> OBP: 0.279, SLG: 0.416 (1, 5)			2-1 G4-3		0-0 E1 BB FC1-6 1B		1-3 K		0-0 G6-3	4	1	0	0	0	1	1				
<b>Josh Hall, R</b> (1, 1)			1-3 K		0-0 FC1-6 1B BB		3-2 F9		4-1 BB	2	1	0	0	0	1	2				
<b>Ruben Mateo, R</b> OBP: 0.295, SLG: 0.368 (6, 9)					1-2 BB					1	0	0	0	1	0	0				
<b>Inning Stats</b>	R: 0 E: 0 K: 1 S: 6	H: 0 LOB: 0 BB: 0 P: 8	R: 0 E: 0 K: 1 S: 9	H: 1 LOB: 1 BB: 0 P: 14	R: 0 E: 0 K: 2 S: 11	H: 0 LOB: 0 BB: 0 P: 14	R: 1 E: 0 K: 1 S: 13	H: 2 LOB: 2 BB: 1 P: 25	R: 3 E: 1 K: 1 S: 17	H: 3 LOB: 2 BB: 1 P: 28	R: 0 E: 0 K: 1 S: 7	H: 0 LOB: 0 BB: 0 P: 10	R: 1 E: 0 K: 0 S: 14	H: 2 LOB: 3 BB: 2 P: 30	R: 0 E: 0 K: 1 S: 13	H: 0 LOB: 2 BB: 2 P: 23	1B: 7 2B: 1 3B: 0 HR: 1	SF: 0 SAC: 0 DP: 1 HBP: 0	WP: 0 PA: 38 PB: 0 SB: 0 CS: 1	
<b>PITCHER</b>	IP	WLS	BF	H	R	ER	SO	BB	IBB	HBP	BLK	WP	HR	S	P	ERA	WHIP			
<b>Jesse Foppert, R</b> ERA: 5.27 (1, 1)	4.1		21	6	4	3	5	2	0	0	0	0	0	13	21	6.23	1.846			
<b>Matt Herge, R</b> ERA: 2.72 (5, 1)	1.2		5	0	0	0	2	0	0	0	0	0	0	8	12	27.00	3.000			
<b>Felix Rodriguez, R</b> ERA: 3.59 (7, 1)	0.1	L	2	1	1	1	0	0	0	0	0	0	0	15	36	0.00	3.750			
<b>Scott Eyre, L</b> ERA: 3.25 (7, 1)	1.1		9	1	0	0	0	4	0	0	0	0	0	4	5	0.00	0.000			
<b>Tim Worrell, R</b> ERA: 2.01 (8, 1)	0.1		1	0	0	0	1	0	0	0	0	0	0	4	5	0.00	0.000			

San Francisco Giants @ Cincinnati Reds  
Great American Ball Park, Cincinnati, OH  
Sat Aug 02 2003, 1:15 PM EDT  
Att: 36,682 - Overcast - 79 F

AB	32
R	5
H	8
RBI	5
BB	6
SO	8
LOB	20





Batter	1	2	3	4	5	6	7	8	9	AB	R	H	RBI	BB	SO	LOB	TOP										
Jeffrey Hammonds, R OBP: 0.286, SLG: 0.292 Tim Worrell, R (9, 1)	4-1 BB G6-4-3		0-1 1B BB 1B	4-2 BB		0-3 K		1-1 G4-3	0-0 G5-3	4	1	1	0	2	1	2											
Rich Aurilia, R OBP: 0.319, SLG: 0.402	2-1 G6-4-3 1-2		4-1 1B BB 1B	1-0 L7		4-2 BB		1-1 BB 1B		3	1	1	0	2	0	2											
Marquis Grissom, R OBP: 0.332, SLG: 0.485	1-3 K		0-1 1B BB 1B	0-0 F8		2-0 F8		1-0 P3		5	1	1	1	0	1	3											
Barry Bonds, L OBP: 0.511, SLG: 0.727		3-3 K	0-1 1B BB 2B 1B	4-2 BB		3-2 G6-3		4-1 BB 1B		3	1	1	2	2	1	1											
Andres Galarraga, R OBP: 0.372, SLG: 0.527		1-3 K	4-0 1B BB 2B	0-0 L8				2-1 P5		4	1	0	0	1	2	4											
Bento Santiago, R OBP: 0.325, SLG: 0.451		2-1 F7	2-2 2B BB 1B		1-2 F9		1-1 G3 1B 2B		0-1 G5-3	5	1	2	1	0	0	0											
Edgardo Alfonzo, R OBP: 0.323, SLG: 0.366			1-3 1B BB 1B		0-1 F9		0-2 G3		0-0 1B 1B	5	1	3	2	0	0	1											
Neffi Perez, S OBP: 0.295, SLG: 0.350			1-2 F8		3-2 1B		2-0 1B		2-0 L7	4	0	2	1	1	0	2											
Dustin Hermanson, R (1, 1) Pedro Feliz, R OBP: 0.250, SLG: 0.497 Joe Nathan, R (7, 1) José Cruz Jr., S OBP: 0.363, SLG: 0.430 (9, 9)			SH2-4 G6-3		0-3 K		0-3 K		0-1 1B	2	0	0	0	0	1	4											
<b>Inning Stats</b>	R: 0 E: 0 K: 1 S: 6	H: 0 LOB: 0 BB: 1 P: 13	R: 0 E: 0 K: 2 S: 8	H: 0 LOB: 0 BB: 0 P: 14	R: 6 E: 0 K: 0 S: 22	H: 6 LOB: 3 BB: 3 P: 41	R: 0 E: 0 K: 0 S: 7	H: 0 LOB: 2 BB: 2 P: 16	R: 0 E: 0 K: 1 S: 11	H: 1 LOB: 1 BB: 0 P: 15	R: 0 E: 0 K: 1 S: 12	H: 0 LOB: 1 BB: 1 P: 21	R: 1 E: 0 K: 2 S: 12	H: 2 LOB: 1 BB: 0 P: 15	R: 0 E: 0 K: 0 S: 8	H: 1 LOB: 2 BB: 0 P: 17	R: 0 E: 0 K: 0 S: 7	H: 2 LOB: 2 BB: 0 P: 9	1B: 10 2B: 2 3B: 0 HR: 0	SF: 0 SAC: 1 DP: 1 HBP: 0	WP: 0 PA: 46 PB: 0 SB: 0 CS: 0						
<b>PITCHER</b>	IP	WLS	BF	H	R	ER	SO	BB	IBB	HBP	BLK	WP	HR	S	P	ERA	WHIP										
Jimmy Haynes, R ERA: 6.3	2.2	L	15	5	6	6	3	3	0	0	0	0	0	30	55	20.25	3.000										
Brian Reith, R ERA: 3.73	2.1		12	2	0	0	1	2	1	0	0	0	0	24	44	0.00	1.714										
John Bale, L ERA: 4.5	2.0		9	2	1	1	3	1	0	0	0	0	0	24	36	4.50	1.500										
John Riedling, R ERA: 5.28	1.0		5	1	0	0	0	1	0	0	0	0	0	8	17	0.00	2.000										
Felix Heredia, L ERA: 2.66	1.0		5	2	0	0	0	0	0	0	0	0	0	7	9	0.00	2.000										

San Francisco Giants @ Cincinnati Reds  
Great American Ball Park, Cincinnati, OH  
Sun Aug 03 2003, 8:05 PM EDT  
Att: 35,840 - Cloudy - 80 F

AB 37  
R 7  
H 12  
RBI 7  
BB 8  
SO 7  
LOB 20



Batter	1	2	3	4	5	6	7	8	9	AB	R	H	RBI	BB	SO	LOB	BOTTOM										
D'Angelo Jimenez, S OBP: 0.348, SLG: 0.417	0-1 L6		3-3 K		3-1 1B		1-1 F8		2-2 G3	5	0	1	1	0	1	3											
Barry Larkin, R OBP: 0.329, SLG: 0.367	2-3 K		1-2 G6-3		3-2 F8			1-2 G4-3		4	0	0	0	0	1	1											
Sean Casey, L OBP: 0.355, SLG: 0.416	4-2 FC6 BB		1-0 L7				0-2 G5-3		1-0 F7	3	0	0	0	1	0	0											
Adam Dunn, L OBP: 0.355, SLG: 0.477	1-2 FC6			1-1 L3			0-0 F7		1-1 G6-3	4	0	0	0	0	0	1											
Jason LaRue, R OBP: 0.347, SLG: 0.494		0-1 G6-4-3 1B		0-1 G5-3		3-2 HR		1-1 F8		4	1	2	1	0	0	0											
Wily Mo Peña, R OBP: 0.176, SLG: 0.220	2-0 E5 G6-4-3		2-3 K		0-1 G4-3			3-2 1B 1B		4	1	1	0	0	1	1											
Ruben Mateo, R OBP: 0.303, SLG: 0.374	2-0 G6-4-3				0-1 F7		0-2 1B		0-0 G1-3 1B 1B	4	0	2	0	0	0	2											
Juan Castro, R OBP: 0.287, SLG: 0.420	4-1 IBB				0-2 WP 1B 1B		1-3 K		0-0 G1-3 1B	3	1	2	1	1	1	1											
Jimmy Haynes, R ERA: 6.3 Brian Reith, R ERA: 3.73 Reggie Taylor, L OBP: 0.245, SLG: 0.321 John Bale, L ERA: 4.5 Mark Budzinski, L John Riedling, R ERA: 5.28 Felix Heredia, L OBP: 0.333, SLG: 0.333 Ray Jimenez, S OBP: 0.323, SLG: 0.340			1-1 G1-4-3		1-3 K		2-3 K		0-1 G1-3	1	0	0	0	0	0	2											
<b>Inning Stats</b>	R: 0 E: 0 K: 1 S: 10	H: 0 LOB: 1 BB: 1 P: 17	R: 0 E: 1 K: 0 S: 7	H: 1 LOB: 2 BB: 1 P: 16	R: 0 E: 0 K: 1 S: 7	H: 0 LOB: 0 BB: 0 P: 12	R: 0 E: 0 K: 1 S: 7	H: 0 LOB: 0 BB: 0 P: 10	R: 1 E: 0 K: 1 S: 14	H: 2 LOB: 1 BB: 0 P: 21	R: 1 E: 0 K: 0 S: 9	H: 1 LOB: 0 BB: 0 P: 12	R: 0 E: 0 K: 2 S: 12	H: 1 LOB: 1 BB: 0 P: 16	R: 0 E: 0 K: 0 S: 7	H: 0 LOB: 0 BB: 0 P: 10	R: 1 E: 0 K: 0 S: 12	H: 3 LOB: 2 BB: 0 P: 18	1B: 7 2B: 0 3B: 0 HR: 1	SF: 0 SAC: 0 DP: 1 HBP: 0	WP: 1 PA: 37 PB: 0 SB: 0 CS: 0						
<b>PITCHER</b>	IP	WLS	BF	H	R	ER	SO	BB	IBB	HBP	BLK	WP	HR	S	P	ERA	WHIP										
Dustin Hermanson, R ERA: 5.05	6.0	W	24	4	2	2	4	1	1	0	0	0	1	54	88	3.00	0.833										
Joe Nathan, R ERA: 3.25	2.0		7	1	0	0	2	0	0	0	0	0	0	19	26	0.00	0.500										
Tim Worrell, R ERA: 2.14	1.0		6	3	1	1	0	0	0	0	0	0	0	12	18	9.00	3.000										

San Francisco Giants @ Cincinnati Reds  
Great American Ball Park, Cincinnati, OH  
Sun Aug 03 2003, 8:05 PM EDT  
Att: 35,840 - Cloudy - 80 F

AB 35  
R 3  
H 8  
RBI 3  
BB 2  
SO 6  
LOB 15





Batter	1	2	3	4	5	6	7	8	9	AB	R	H	RBI	BB	SO	LOB	TOP					
<b>Tike Redman, L</b> OBP: 0.368, SLG: 0.588 (1, 8)	L8		L4			1B		K		4	0	1	0	0	1	1	<b>Pittsburgh Pirates @ San Francisco Giants</b> PacBell Park, San Francisco, CA Tue Aug 05 2003, 10:15 PM EDT Att: 41,501 - Sunny - 67 F					
<b>18 Jason Kendall, R</b> OBP: 0.385, SLG: 0.384 (1, 2)	G4-3			1B		P3		K		4	0	1	0	0	1	2						
<b>Brian Giles, L</b> OBP: 0.436, SLG: 0.513 (1, 7)	F7			F7		F9			G3 1B BB	3	0	0	0	1	0	2						
<b>Reggie Sanders, R</b> OBP: 0.313, SLG: 0.535 (1, 9)		2B		F8			F8		G3 1B	4	0	2	0	0	0	1						
<b>Randall Simon, L</b> OBP: 0.302, SLG: 0.406 (1, 3)		G6-3		G3-1			2B		G3	4	0	1	0	0	0	4						
<b>José Hernández, R</b> OBP: 0.293, SLG: 0.372 (1, 5)					G4-3					3	0	0	0	0	2	2						
<b>Matt Stairs, L</b> OBP: 0.393, SLG: 0.577 (9, PH)							K			0	0	0	0	1	0	0						
<b>16 Salomon Torres, R</b> OBP: 0.167, SLG: 0.046 (9, PR)									G4-6-3 BB	0	0	0	0	0	0	0						
<b>2 Jack Wilson, R</b> OBP: 0.290, SLG: 0.331 (1, 6)					F7					4	0	0	0	0	0	5						
<b>Abraham Nunez, S</b> OBP: 0.321, SLG: 0.321 (8, PH)				F8						2	0	0	0	0	0	0						
<b>Jeff Reboulet, R</b> OBP: 0.351, SLG: 0.335 (8, 4)					P5			G6-3		1	0	0	0	0	0	0						
<b>Kip Wells, R</b> OBP: 0.213, SLG: 0.340 (1, 1)				G5-3						2	0	0	0	0	1	0						
<b>11 Humberto Cota, R</b> OBP: 0.429, SLG: 0.500 (8, PH)										1	0	1	0	0	0	0						
<b>Julian Tavaréz, L</b> (8, 1)								2B		0	0	0	0	0	0	0						
<b>Inning Stats</b>	R: 0 E: 0 K: 0 S: 7	H: 0 LOB: 0 BB: 0 P: 8	R: 0 E: 0 K: 1 S: 10	H: 1 LOB: 1 BB: 0 P: 15	R: 0 E: 0 K: 0 S: 7	H: 0 LOB: 0 BB: 0 P: 8	R: 0 E: 0 K: 0 S: 13	H: 1 LOB: 1 BB: 0 P: 18	R: 0 E: 0 K: 0 S: 5	H: 0 LOB: 0 BB: 0 P: 7	R: 0 E: 0 K: 1 S: 10	H: 1 LOB: 1 BB: 0 P: 13	R: 0 E: 0 K: 1 S: 8	H: 1 LOB: 1 BB: 0 P: 11	R: 0 E: 0 K: 2 S: 20	H: 1 LOB: 3 BB: 2 P: 27	R: 0 E: 0 K: 0 S: 10	H: 1 LOB: 3 BB: 2 P: 21	1B: 3 2B: 3 3B: 0 HR: 0	SF: 0 SAC: 0 DP: 1 HBP: 0	WP: 0 PB: 0 SB: 1 CS: 1	PA: 34
<b>PITCHER</b>	IP WLS BF H R ER SO BB IBB HBP BLK WP HR S P ERA WHIP																					
<b>Jason Schmidt, R</b> ERA: 2.32	(1, 1) 7.0 W 25 4 0 0 3 0 0 0 0 0 0 0 60 80 0.00 0.571																					
<b>Jason Christiansen, L</b> ERA: 4.0	(8, 1) 1.0 H 4 1 0 0 2 0 0 0 0 0 0 0 20 27 0.00 1.000																					
<b>Tim Worrell, R</b> ERA: 2.1	(9, 1) 1.0 S 5 1 0 0 0 2 0 0 0 0 0 0 0 10 21 0.00 3.000																					

Batter	1	2	3	4	5	6	7	8	9	AB	R	H	RBI	BB	SO	LOB	BOTTOM			
<b>José Cruz Jr., S</b> OBP: 0.362, SLG: 0.428 (1, 9)	G4-3		L9	1B			G4-3			4	0	1	2	0	0	1	<b>Pittsburgh Pirates @ San Francisco Giants</b> PacBell Park, San Francisco, CA Tue Aug 05 2003, 10:15 PM EDT Att: 41,501 - Sunny - 67 F			
<b>J.T. Snow, L</b> OBP: 0.387, SLG: 0.425 (1, 3)	G4-3		BB E	G1-3						3	0	1	1	1	0	1				
<b>Marquis Grissom, R</b> OBP: 0.329, SLG: 0.480 (1, 8)	G1-3		E4 BB		G5-3		G4-3			4	0	0	0	0	0	2				
<b>Barry Bonds, L</b> OBP: 0.511, SLG: 0.723 (1, 7)		K				G6-3		G4-3		3	0	1	0	1	1	0				
<b>Edgardo Alfonzo, R</b> OBP: 0.322, SLG: 0.364 (1, 5)										4	0	1	0	0	0	4				
<b>Benito Santiago, R</b> OBP: 0.324, SLG: 0.448 (1, 2)										4	1	1	0	0	2	1				
<b>Neifi Pérez, S</b> OBP: 0.291, SLG: 0.346 (1, 4)			L4		G4-3		G4-3			3	0	0	0	0	0	2				
<b>Cody Ransom, R</b> OBP: 0.500, SLG: 0.333 (1, 6)				SH1-4 1B	SH1-4 1B		B1-3			2	2	1	0	1	0	0				
<b>Jason Schmidt, R</b> OBP: 0.091, SLG: 0.070 (1, 1)										0	0	0	0	0	0	0				
<b>Andrés Galarraga, R</b> OBP: 0.370, SLG: 0.564 (7, PH)										1	0	0	0	0	0	0				
<b>Jason Christiansen, R</b> (8, 1)										0	0	0	0	0	0	0				
<b>Tim Worrell, R</b> (9, 1)							F9			0	0	0	0	0	0	0				
<b>Inning Stats</b>	R: 0 E: 0 K: 0 S: 5	H: 0 LOB: 0 BB: 0 P: 9	R: 0 E: 1 K: 2 S: 10	H: 1 LOB: 1 BB: 0 P: 14	R: 1 E: 1 K: 0 S: 11	H: 2 LOB: 3 BB: 1 P: 21	R: 2 E: 0 K: 0 S: 11	H: 2 LOB: 1 BB: 1 P: 17	R: 0 E: 0 K: 0 S: 4	H: 1 LOB: 0 BB: 0 P: 6	R: 0 E: 0 K: 0 S: 8	H: 0 LOB: 0 BB: 0 P: 10	R: 0 E: 0 K: 0 S: 14	H: 0 LOB: 1 BB: 1 P: 23	R: 0 E: 0 K: 1 S: 9	H: 0 LOB: 0 BB: 0 P: 13	1B: 6 2B: 0 3B: 0 HR: 0	SF: 0 SAC: 2 DP: 1 HBP: 0	WP: 0 PB: 1 SB: 1 CS: 0	PA: 33
<b>PITCHER</b>	IP WLS BF H R ER SO BB IBB HBP BLK WP HR S P ERA WHIP																			
<b>Kip Wells, R</b> ERA: 3.63	(1, 1) 7.0 L 30 6 3 3 2 3 0 0 0 0 0 0 0 63 100 3.86 1.286																			
<b>Julian Tavaréz, R</b> ERA: 4.06	(8, 1) 1.0 3 0 0 0 1 0 0 0 0 0 0 0 9 13 0.00 0.000																			





Batter	1	2	3	4	5	6	7	8	9	AB	R	H	RBI	BB	SO	LOB	TOP								
<b>Tike Redman, L</b> OBP: 0.304, SLG: 0.476 (1, 8)	F8		G4-3		G4-3			G3		4	0	0	0	0	0	0									
<b>18 Jason Kendall, R</b> OBP: 0.386, SLG: 0.385 (1, 2)	G5-3		G5-3		G4-3			2B		4	1	1	0	0	0	0									
<b>Brian Giles, L</b> OBP: 0.439, SLG: 0.519 (1, 7)	2B		3B		F8			2B		2	1	1	0	2	0	0									
<b>Reggie Sanders, R</b> OBP: 0.315, SLG: 0.540 (1, 9)	2B		L7		K			2B		4	0	2	2	0	1	1									
<b>Randall Simon, L</b> OBP: 0.302, SLG: 0.404 <b>Carlos Rivera, L</b> OBP: 0.227, SLG: 0.231 (1, 3) (8, 3)	G4-3				P4			P6		4	0	1	0	0	0	3									
<b>José Hernández, R</b> OBP: 0.293, SLG: 0.371 (1, 5)		G6-3			K			P4		4	0	1	0	0	1	1									
<b>2 Jack Wilson, R</b> OBP: 0.291, SLG: 0.333 (1, 6)		2B			G1-3			SH2-4		3	0	1	0	0	0	0									
<b>Jeff Reboulet, R</b> OBP: 0.347, SLG: 0.331 <b>Abraham Nunez, S</b> OBP: 0.323, SLG: 0.320 (7, PH) (7, 4)	P4				P5			G4-6-3		2	0	0	0	0	0	1									
<b>Josh Fogg, R</b> OBP: 0.290, SLG: 0.222 <b>Matt Stairs, L</b> OBP: 0.391, SLG: 0.574 <b>Julian Tavaréz, L</b> (7, 1)	K				G4-3			G4-6-3		2	0	0	0	0	1	1									
<b>Inning Stats</b>	R: 0 E: 0 K: 0 S: 14	H: 1 LOB: 2 BB: 1 P: 19	R: 0 E: 0 K: 1 S: 12	H: 1 LOB: 1 BB: 0 P: 15	R: 0 E: 0 K: 0 S: 8	H: 1 LOB: 1 BB: 0 P: 12	R: 0 E: 0 K: 1 S: 7	H: 0 LOB: 0 BB: 0 P: 11	R: 0 E: 0 K: 0 S: 10	H: 0 LOB: 0 BB: 0 P: 15	R: 0 E: 0 K: 0 S: 6	H: 0 LOB: 0 BB: 0 P: 8	R: 0 E: 0 K: 1 S: 9	H: 2 LOB: 2 BB: 1 P: 14	R: 2 E: 0 K: 0 S: 9	H: 2 LOB: 1 BB: 0 P: 22	R: 0 E: 0 K: 1 S: 6	H: 0 LOB: 0 BB: 0 P: 10	1B: 2 2B: 4 3B: 1 HR: 0	SF: 0 SAC: 1 DP: 1 HBP: 0	WP: 0 PB: 0 SB: 1 CS: 0	PA: 36			
<b>PITCHER</b>	IP	WLS	BF	H	R	ER	SO	BB	IBB	HBP	BLK	WP	HR	S	P	ERA	WHIP								
<b>Sidney Ponson, R</b> ERA: 3.71 <b>Scott Eyre, L</b> ERA: 3.22 <b>Joe Nathan, R</b> ERA: 3.23 <b>Matt Herges, R</b> ERA: 2.67	(1, 1)	7.1	L	31	7	2	2	3	2	1	0	0	0	0	72	109	2.46	1.227							
	(8, 1)	0.1	1	0	0	0	0	0	0	0	0	0	0	1	2	0.00	0.000								
	(8, 1)	0.1	1	0	0	0	0	0	0	0	0	0	0	2	5	0.00	0.000								
	(9, 1)	1.0	3	0	0	0	1	0	0	0	0	0	0	6	10	0.00	0.000								

Pittsburgh Pirates @ San Francisco Giants  
PacBell Park, San Francisco, CA  
Wed Aug 06 2003, 10:15 PM EDT  
Att: 41,662 - Cloudy - 64 F

AB 32  
R 2  
H 7  
RBI 2  
BB 3  
SO 4  
LOB 10



Batter	1	2	3	4	5	6	7	8	9	AB	R	H	RBI	BB	SO	LOB	BOTTOM							
<b>Ray Durham, S</b> OBP: 0.369, SLG: 0.426 <b>Cody Ransom, R</b> OBP: 0.333, SLG: 0.200 <b>Pedro Feliz, R</b> OBP: 0.259, SLG: 0.494 (1, 4) (3, 6) (9, PH)	CS				G6-3			G6-3		1	0	1	0	0	0	0								
<b>J.T. Snow, L</b> OBP: 0.382, SLG: 0.418 (1, 3)	1B				G4-3			G3		4	0	0	0	0	1									
<b>Marquis Grissom, R</b> OBP: 0.326, SLG: 0.476 (1, 8)	F8				F9			G5-3		4	0	0	0	0	1									
<b>Barry Bonds, L</b> OBP: 0.510, SLG: 0.719 (1, 7)		G4-1			G5-4-3			K		3	0	1	0	0	1	0								
<b>Benito Santiago, R</b> OBP: 0.328, SLG: 0.449 (1, 2)		F7			G5-4-3			BB		2	0	1	0	1	0	0								
<b>Edgardo Alfonzo, R</b> OBP: 0.320, SLG: 0.361 (1, 5)		P3			G5-4-3			G5-3		3	0	0	0	0	3									
<b>José Cruz Jr., S</b> OBP: 0.362, SLG: 0.426 (1, 9)			G6-3					G1-3		2	0	0	0	1	0	0								
<b>Nefli Pérez, S</b> OBP: 0.288, SLG: 0.342 (3, 4)			B3					K		3	0	0	0	0	1	2								
<b>Sidney Ponson, R</b> <b>Scott Eyre, L</b> <b>Joe Nathan, R</b> <b>Jeffrey Hammonds, R</b> <b>Matt Herges, L</b> OBP: 0.281, SLG: 0.286 OBP: 0.333, SLG: 0.333 (1, 1) (8, 1) (8, 1) (8, PH) (9, 1)			G6-3					F8		2	0	0	0	0	0	0								
<b>Inning Stats</b>	R: 0 E: 0 K: 0 S: 6	H: 1 LOB: 0 BB: 0 P: 10	R: 0 E: 0 K: 0 S: 6	H: 0 LOB: 0 BB: 0 P: 8	R: 0 E: 0 K: 0 S: 7	H: 0 LOB: 0 BB: 0 P: 10	R: 0 E: 0 K: 0 S: 5	H: 0 LOB: 0 BB: 0 P: 5	R: 0 E: 0 K: 0 S: 8	H: 2 LOB: 2 BB: 1 P: 16	R: 0 E: 0 K: 0 S: 6	H: 0 LOB: 0 BB: 0 P: 8	R: 0 E: 0 K: 1 S: 9	H: 0 LOB: 1 BB: 1 P: 16	R: 0 E: 0 K: 1 S: 11	H: 0 LOB: 0 BB: 0 P: 15	R: 0 E: 0 K: 0 S: 6	H: 0 LOB: 0 BB: 0 P: 11	1B: 3 2B: 0 3B: 0 HR: 0	SF: 0 SAC: 0 DP: 1 HBP: 0	WP: 0 PB: 0 SB: 0 CS: 1	PA: 30		
<b>PITCHER</b>	IP	WLS	BF	H	R	ER	SO	BB	IBB	HBP	BLK	WP	HR	S	P	ERA	WHIP							
<b>Josh Fogg, R</b> ERA: 5.07 <b>Julian Tavaréz, R</b> ERA: 3.83	(1, 1)	6.0	W	10	0	0	0	2	1	0	0	0	0	26	42	0.00	0.333							

Pittsburgh Pirates @ San Francisco Giants  
PacBell Park, San Francisco, CA  
Wed Aug 06 2003, 10:15 PM EDT  
Att: 41,662 - Cloudy - 64 F

AB 28  
R 0  
H 3  
RBI 0  
BB 2  
SO 2  
LOB 7





Batter	1	2	3	4	5	6	7	8	9	AB	R	H	RBI	BB	SO	LOB	TOP										
<b>Tike Redman, L</b> OBP: 0.321, SLG: 0.462 (1, 8)	G4-3		P3			E4 18 P3-4 1B	K		18 WP 1B	5	0	2	0	0	1	2	<b>Pittsburgh Pirates @ San Francisco Giants</b> PacBell Park, San Francisco, CA Thu Aug 07 2003, 3:35 PM EDT Att: 42,334 - Sunny - 71 F <a href="http://livebaseballscorecards.com">livebaseballscorecards.com</a>										
<b>18 Jason Kendall, R</b> OBP: 0.386, SLG: 0.383 (1, 2)	F7		G3-6-1 1B			P3-4 2-2f	G5-3		P3	5	0	1	0	0	0	2											
<b>Brian Giles, L</b> OBP: 0.441, SLG: 0.517 (1, 7)	BB BB		G3-6-1 1-2f			BB 1B	P4		BB	3	1	1	0	2	0	1											
<b>Reggie Sanders, R</b> OBP: 0.319, SLG: 0.537 (1, 9)	BB					BB 1B	BB		K	2	1	0	0	3	1	2											
<b>Randall Simon, L</b> OBP: 0.304, SLG: 0.406 (1, 3)	F8					BB 1B	G4-3			4	2	2	1	0	0	3											
<b>José Hernández, R</b> OBP: 0.290, SLG: 0.367 (1, 5)						BB 1B			P4	4	0	0	0	0	2	3											
<b>2 Jack Wilson, R</b> OBP: 0.293, SLG: 0.341 (1, 6)	P4					HR			K	3	1	1	2	1	1	0											
<b>Abraham Nunez, S</b> OBP: 0.321, SLG: 0.315 (1, 4) <b>Mike Lincoln, R</b> (8, 1)	BB					G4-3	E1		G6-3	3	0	0	0	1	0	2											
<b>Ryan Vogelsong, R</b> (1, 1) <b>Joe BeimeL, L</b> (3, 1) <b>11 Humberto Cota, R</b> OBP: 0.326, SLG: 0.429 (5, PH) <b>Mark Corey, R</b> (5, 1) <b>Matt Stairs, L</b> OBP: 0.369, SLG: 0.674 (5, PH) <b>Brian Boehringer, S</b> (5, 1) <b>Jeff Reboulet, R</b> OBP: 0.345, SLG: 0.329 (5, 4)	F9					F9	SF7		K	1	0	0	0	0	0	1											
<b>Inning Stats</b>	R: 0 E: 0 K: 0 S: 18	H: 0 LOB: 2 BB: 2 P: 32	R: 0 E: 0 K: 1 S: 8	H: 0 LOB: 1 BB: 1 P: 12	R: 0 E: 0 K: 0 S: 9	H: 1 LOB: 0 BB: 0 P: 12	R: 2 E: 0 K: 0 S: 10	H: 2 LOB: 0 BB: 0 P: 14	R: 0 E: 1 K: 0 S: 8	H: 1 LOB: 0 BB: 0 P: 11	R: 3 E: 1 K: 2 S: 16	H: 2 LOB: 2 BB: 2 P: 31	R: 0 E: 0 K: 1 S: 11	H: 0 LOB: 1 BB: 1 P: 18	R: 0 E: 0 K: 1 S: 10	H: 0 LOB: 0 BB: 0 P: 15		R: 0 E: 0 K: 2 S: 14	H: 1 LOB: 2 BB: 1 P: 25	1B: 6 2B: 1 3B: 0 HR: 1	SF: 1 SAC: 0 DP: 2 HBP: 0	WP: 1 PB: 0 CS: 0 SB: 0	PA: 40				
<b>PITCHER</b>	IP	WLS	BF	H	R	ER	SO	BB	IBB	HBP	BLK	WP	HR	S	P	ERA	WHIP										
<b>Jerome Williams, R</b> ERA: 2.96 (1, 1)	5.1		25	6	5	3	2	5	0	0	0	0	1	62	100	5.06	2.062										
<b>Matt Herges, R</b> ERA: 2.54 (6, 1)	0.2	B	3	0	0	0	1	0	0	0	0	0	0	7	12	0.00	0.000										
<b>Scott Eyre, L</b> ERA: 3.15 (7, 1)	1.0	W	4	0	0	0	0	1	0	0	0	0	0	11	18	0.00	1.000										
<b>Joe Nathan, R</b> ERA: 3.18 (8, 1)	1.0	H	3	0	0	0	1	0	0	0	0	0	0	10	15	0.00	0.000										
<b>Tim Worrell, R</b> ERA: 2.06 (9, 1)	1.0	S	5	1	0	0	2	1	0	0	0	1	0	14	25	0.00	2.000										

Batter	1	2	3	4	5	6	7	8	9	AB	R	H	RBI	BB	SO	LOB	BOTTOM										
<b>José Cruz Jr., S</b> OBP: 0.365, SLG: 0.424 (1, 9)	F8		HBP 1B IBB			G6-4-3 WP 1B BB	HR BB			1	3	0	0	3	0	0	<b>Pittsburgh Pirates @ San Francisco Giants</b> PacBell Park, San Francisco, CA Thu Aug 07 2003, 3:35 PM EDT Att: 42,334 - Sunny - 71 F <a href="http://livebaseballscorecards.com">livebaseballscorecards.com</a>										
<b>Jeffrey Hammonds, R</b> OBP: 0.311, SLG: 0.353 (1, 8) (6, 7)	P5		1B HBP			G6-4-3 BB	HR			2	2	1	3	1	0	0											
<b>Pedro Feliz, R</b> OBP: 0.259, SLG: 0.488 (1, 7) <b>Joe Nathan, R</b> (8, 1) <b>Tim Worrell, R</b> (9, 1)	F9		K			G6-4-3	S 1B			4	0	1	0	0	1	5											
<b>J.T. Snow, L</b> OBP: 0.384, SLG: 0.419 (1, 3)	G3-1		FC5 1B			FC6-4 1B	F9			4	0	2	3	0	0	1											
<b>Edgardo Alfonzo, R</b> OBP: 0.319, SLG: 0.360 (1, 5)	G6-3		1B			FC6-4	K			4	0	1	1	0	1	2											
<b>Nefti Perez, S</b> OBP: 0.287, SLG: 0.337 (1, 4)	G3		FC5			SH3-4 BB	F8			3	0	0	0	1	0	3											
<b>Yorvit Torrealba, R</b> OBP: 0.284, SLG: 0.368 (1, 2)			SH1-4 HBP 1B			K	SH3-4			3	1	1	0	0	2	0											
<b>Cody Ransom, R</b> OBP: 0.300, SLG: 0.222 (1, 6)			HBP SH1-4 1B			F9	K			4	1	1	0	0	2	1											
<b>Jerome Williams, R</b> OBP: 0.105, SLG: 0.158 (1, 1) <b>Matt Herges, L</b> OBP: 0.333, SLG: 0.333 (6, 1) <b>Andres Galarraga, R</b> OBP: 0.388, SLG: 0.521 (6, PH) <b>Scott Eyre, L</b> (7, 1) <b>Marquis Grissom, R</b> OBP: 0.325, SLG: 0.475 (8, 8)	SH1-4		SH1-4			F8	L5		G5-3	1	0	0	0	0	0	0											
<b>Inning Stats</b>	R: 0 E: 0 K: 0 S: 5	H: 0 LOB: 0 BB: 0 P: 9	R: 0 E: 0 K: 0 S: 7	H: 0 LOB: 0 BB: 0 P: 12	R: 4 E: 0 K: 1 S: 18	H: 4 LOB: 2 BB: 1 P: 30	R: 0 E: 0 K: 1 S: 9	H: 0 LOB: 0 BB: 0 P: 12	R: 1 E: 0 K: 0 S: 9	H: 1 LOB: 1 BB: 2 P: 23	R: 0 E: 0 K: 1 S: 8	H: 0 LOB: 1 BB: 1 P: 13	R: 2 E: 0 K: 1 S: 17	H: 2 LOB: 1 BB: 1 P: 26	R: 0 E: 0 K: 2 S: 9	H: 0 LOB: 0 BB: 0 P: 12		1B: 6 2B: 0 3B: 0 HR: 1	SF: 0 SAC: 2 DP: 1 HBP: 1	WP: 1 PB: 0 CS: 0 SB: 1	PA: 36						
<b>PITCHER</b>	IP	WLS	BF	H	R	ER	SO	BB	IBB	HBP	BLK	WP	HR	S	P	ERA	WHIP										
<b>Ryan Vogelsong, R</b> ERA: 11.42 (1, 1)	2.2		14	4	4	4	1	0	1	0	0	0	0	11	14	0.00	0.000										
<b>Joe BeimeL, L</b> ERA: 4.1 (3, 1)	1.1		4	0	0	0	1	0	0	0	0	0	0	9	23	9.00	3.000										
<b>Mark Corey, R</b> ERA: 11.25 (5, 1)	1.0		5	1	1	1	0	2	0	0	0	1	0	9	23	9.00	3.000										
<b>Brian Boehringer, R</b> ERA: 5.67 (6, 1)	2.0	L	10	2	2	2	2	2	0	0	0	0	1	25	39	9.00	2.000										
<b>Mike Lincoln, R</b> ERA: 4.67 (8, 1)	1.0		3	0	0	0	2	0	0	0	0	0	0	9	12	0.00	0.000										









Batter	1	2	3	4	5	6	7	8	9	10	AB	R	H	RBI	BB	SO	LOB	TOP									
Marlon Byrd, R OBP: 0.361, SLG: 0.418 (1.8)	K2-3		L8		F9		F7		K		5	0	0	0	0	2	3	Philadelphia Phillies @ San Francisco Giants PacBell Park, San Francisco, CA Sat Aug 09 2003, 4:05 PM EDT Alt. 42.572 - Sunny - 72 F									
Placido Polanco, R OBP: 0.365, SLG: 0.464 (1.4)	F9		F8			E6	1B		G5-3		5	0	1	1	0	0	0										
Bobby Abreu, L OBP: 0.405, SLG: 0.495 (1.9)	G3-1		G4-1			F8	1B			F9	5	0	1	1	0	0	1										
Jim Thome, L OBP: 0.375, SLG: 0.523 (1.3)		HR				K	K			K	4	2	1	1	1	3	3										
Pat Burrell, R OBP: 0.317, SLG: 0.402 (1.7)		K								WP	4	2	3	3	1	1	0										
11 Jimmy Rollins, S OBP: 0.314, SLG: 0.379 (1.6)		F8				G6-4-3	1B			HR	5	1	1	1	0	0	3										
Todd Pratt, R OBP: 0.420, SLG: 0.473 (1.2)																											
Tomas Perez, S OBP: 0.340, SLG: 0.400 (1.5)		2B									4	1	0	0	1	2	0										
Vicente Padilla, R OBP: 0.176, SLG: 0.064 (6.1)																											
Terry Adams, R OBP: 0.306, SLG: 0.338 (7.1)																											
Jason Michaels, R OBP: 0.192, SLG: 0.020 (7.1)																											
Rheal Cormier, L OBP: 0.192, SLG: 0.020 (8.1)																											
Ricky Ledee OBP: 0.080, SLG: 0.045 (8.1)																											
Turk Wendell, L OBP: 0.080, SLG: 0.045 (8.1)																											
<b>Inning Stats</b>	R: 0 E: 0 K: 1 S: 7	H: 0 LOB: 0 BB: 0 P: 9	R: 2 E: 0 K: 1 S: 15	H: 2 LOB: 1 BB: 1 P: 31	R: 0 E: 0 K: 1 S: 9	H: 1 LOB: 0 BB: 0 P: 13	R: 0 E: 0 K: 2 S: 9	H: 1 LOB: 1 BB: 0 P: 14	R: 0 E: 1 K: 1 S: 17	H: 0 LOB: 2 BB: 1 P: 29	R: 2 E: 0 K: 2 S: 14	H: 4 LOB: 2 BB: 0 P: 23	R: 1 E: 0 K: 0 S: 11	H: 1 LOB: 0 BB: 0 P: 20	R: 0 E: 0 K: 1 S: 5	H: 0 LOB: 0 BB: 0 P: 8	R: 3 E: 0 K: 1 S: 13	H: 2 LOB: 0 BB: 1 P: 25	1B: 6 2B: 1 3B: 0 HR: 4	SF: 0 SAC: 0 DP: 1 HBP: 0	WP: 2 PA: 44 PB: 0 SB: 0 CS: 0						
<b>PITCHER</b>	IP 5.2	WLS 2	BF 23	H 4	R 2	ER 2	SO 6	BB 2	IBB 0	HBP 0	BLK 0	WP 0	HR 1	S 59	P 99	ERA 3.18	WHIP 1.059										
Dustin Hermanson, R ERA: 4.79 (6.1)	0.2	H	4	2	2	2	1	0	0	0	0	0	0	13	21	27.00	3.000										
Scott Eyre, L ERA: 3.5 (7.1)	0.1	H	2	1	0	0	0	0	0	0	0	0	0	2	3	0.00	3.000										
Joe Nathan, R ERA: 3.16 (7.1)	0.1	B	3	2	1	1	1	0	0	0	0	0	1	9	15	27.00	6.000										
Jason Christiansen, L ERA: 4.26 (8.1)	3.0	L	12	2	3	3	2	1	0	0	0	1	2	24	45	9.00	1.000										
Jim Brower, R ERA: 4.02 (8.1)																											

AB	41
R	8
H	11
RBI	8
BB	3
SO	10
LOB	11



Batter	1	2	3	4	5	6	7	8	9	10	AB	R	H	RBI	BB	SO	LOB	BOTTOM									
José Cruz Jr., S OBP: 0.366, SLG: 0.423 (1.9)	G4-3	G4-3							G4-3		4	0	0	0	1	1	1	Philadelphia Phillies @ San Francisco Giants PacBell Park, San Francisco, CA Sat Aug 09 2003, 4:05 PM EDT Alt. 42.572 - Sunny - 72 F									
J.T. Snow, L OBP: 0.379, SLG: 0.412 (1.3)	F8	F7							G4-3		5	0	0	0	0	1	2										
Marquis Grissom, R OBP: 0.328, SLG: 0.478 (1.8)									G6-3		5	1	2	0	0	0	0										
Barry Bonds, L OBP: 0.515, SLG: 0.734 (1.7)											3	2	2	0	2	0	0										
Edgardo Alfonzo, R OBP: 0.319, SLG: 0.360 (1.5)											4	1	2	1	0	0	2										
Benito Santiago, R OBP: 0.322, SLG: 0.438 (1.2)											3	1	0	1	1	1	2										
Neifi Perez, S OBP: 0.284, SLG: 0.340 (1.4)											5	0	1	2	0	0	0										
Cody Ransom, R OBP: 0.333, SLG: 0.529 (1.6)											4	1	2	1	0	0	1										
Dustin Hermanson, R ERA: 3.74 (6.1)											1	0	0	0	0	0	0										
Scott Eyre, L ERA: 3.5 (7.1)											1	0	1	0	0	0	0										
Joe Nathan, R ERA: 3.16 (7.1)											0	0	0	0	0	0	0										
Jason Christiansen, R ERA: 4.26 (8.1)											0	0	0	0	0	0	0										
Jim Brower, R ERA: 4.02 (8.1)											0	0	0	0	0	0	0										
Pedro Feliz, R OBP: 0.229, SLG: 0.491 (10.1)											1	0	0	0	0	0	1										
Malvin Gonzalez, L OBP: 0.223, SLG: 0.255 (10.1)											1	0	0	0	0	0	1										
<b>Inning Stats</b>	R: 4 E: 1 K: 0 S: 15	H: 3 LOB: 1 BB: 2 P: 29	R: 0 E: 0 K: 0 S: 6	H: 0 LOB: 0 BB: 0 P: 9	R: 0 E: 0 K: 0 S: 8	H: 1 LOB: 1 BB: 0 P: 13	R: 0 E: 0 K: 1 S: 9	H: 1 LOB: 1 BB: 0 P: 13	R: 0 E: 0 K: 0 S: 7	H: 2 LOB: 1 BB: 0 P: 10	R: 1 E: 0 K: 1 S: 12	H: 2 LOB: 2 BB: 1 P: 22	R: 0 E: 0 K: 1 S: 7	H: 0 LOB: 1 BB: 1 P: 12	R: 0 E: 0 K: 0 S: 5	H: 0 LOB: 0 BB: 0 P: 9	R: 0 E: 0 K: 0 S: 9	H: 1 LOB: 0 BB: 0 P: 10	1B: 5 2B: 4 3B: 0 HR: 1	SF: 1 SAC: 1 DP: 0 HBP: 0	WP: 0 PA: 43 PB: 1 SB: 0 CS: 0						
<b>PITCHER</b>	IP 5.2	WLS 1	BF 28	H 9	R 5	ER 5	SO 1	BB 2	IBB 1	HBP 0	BLK 0	WP 0	HR 1	S 53	P 89	ERA 7.94	WHIP 1.941										
Vicente Padilla, R ERA: 3.74 (6.1)	0.1		0	0	0	1	0	0	0	0	0	0	4	7	0.00	0.000											
Terry Adams, R ERA: 2.23 (7.1)	2.0	W	7	0	0	0	2	1	0	0	0	0	12	21	0.00	0.500											
Rheal Cormier, L ERA: 1.17 (8.1)	2.0	W	7	1	1	1	0	0	0	0	0	0	15	24	4.50	0.500											
Turk Wendell, L ERA: 2.05 (8.1)																											

AB	37
R	6
H	10
RBI	5
BB	4
SO	4
LOB	9





Batter	1	2	3	4	5	6	7	8	9	AB	R	H	RBI	BB	SO	LOB	TOP					
<b>Marlon Byrd, R</b> OBP: 0.359, SLG: 0.414 (1, 8)	G6-3		F7		K		1B		F8	5	0	1	0	0	1	2	<b>Philadelphia Phillies @ San Francisco Giants</b> PacBell Park, San Francisco, CA Sun Aug 10 2003, 4:05 PM EDT Att: 42,520 - Sunny - 71 F					
<b>Placido Polanco, R</b> OBP: 0.366, SLG: 0.461 (1, 4)	G5-3		G6-4-3 1B		S 1B BB		P2		L7	4	0	1	0	1	0	2						
<b>Bobby Abreu, L</b> OBP: 0.405, SLG: 0.493 (1, 9)	1B BB		G6-4-3 1-2		1-2 2-H 1B		K		K	4	0	1	1	1	2	3						
<b>Jim Thome, L</b> OBP: 0.376, SLG: 0.522 (1, 3)	1-2 1B				K		K		FC6-4 1B	4	0	2	0	0	2	2						
<b>Mike Lieberthal, R</b> OBP: 0.378, SLG: 0.424 (1, 2)	P3		1B 1B		F8		FC6-4 1-2 1B		FC6-4 1B	4	0	1	0	0	0	5						
<b>Pat Burrell, R</b> OBP: 0.317, SLG: 0.400 (1, 7)		L1			1-2 1B		F8		P6	4	0	1	0	0	0	1						
<b>11 Jimmy Rollins, S</b> OBP: 0.312, SLG: 0.376 (1, 6)	G6-3		P6		P6		F7		K	4	0	0	0	0	1	3						
<b>Tomas Perez, S</b> OBP: 0.343, SLG: 0.407 (1, 5)	1B		G4-3		G5-3				2 1B 2B	4	1	2	0	0	0	2						
<b>39 Brett Myers, R</b> OBP: 0.143, SLG: 0.125 (5, PH)	K				BB 1B 1B		L9		DI 1B	1	0	0	0	0	0	1						
<b>Nick Punto, S</b> OBP: 0.276, SLG: 0.282 (5, PH)										1	1	1	0	0	0	0						
<b>Carlos Silva, R</b> OBP: 0.167, SLG: 0.167 (7, PH)										0	0	0	0	0	0	0						
<b>Ricky Ledesma, R</b> OBP: 0.167, SLG: 0.167 (7, PH)										0	0	0	0	0	0	0						
<b>Jose Mesa, R</b> OBP: 0.338, SLG: 0.443 (8, 1)										0	0	0	0	0	0	0						
<b>Mike Williams, R</b> OBP: 0.338, SLG: 0.443 (8, PH)										1	0	1	1	0	0	0						
<b>2 Tyler Houston, L</b> OBP: 0.338, SLG: 0.443 (8, PH)										0	0	0	0	0	0	0						
<b>Inning Stats</b>	R: 0 E: 0 K: 0 S: 14	H: 1 LOB: 2 BB: 1 P: 22	R: 0 E: 0 K: 1 S: 13	H: 1 LOB: 1 BB: 0 P: 20	R: 0 E: 0 K: 0 S: 6	H: 1 LOB: 0 BB: 0 P: 11	R: 0 E: 0 K: 1 S: 15	H: 2 LOB: 2 BB: 0 P: 20	R: 1 E: 0 K: 2 S: 11	H: 2 LOB: 2 BB: 1 P: 18	R: 0 E: 0 K: 0 S: 13	H: 0 LOB: 0 BB: 0 P: 19	R: 0 E: 0 K: 1 S: 11	H: 1 LOB: 1 BB: 0 P: 19	R: 0 E: 0 K: 1 S: 11	H: 1 LOB: 1 BB: 0 P: 15	R: 1 E: 0 K: 1 S: 14	H: 2 LOB: 1 BB: 0 P: 20	1B: 10 2B: 1 3B: 0 HR: 0	SF: 0 SAC: 0 DP: 1 HBP: 0	WP: 0 PB: 0 SB: 1 CS: 0	PA: 39
<b>PITCHER</b>	IP	WLS	BF	H	R	ER	SO	BB	IBB	HBP	BLK	WP	HR	S	P	ERA	WHIP					
<b>32 Kevin Correia, R</b> ERA: 2.45	(1, 1)	6.0	W	26	7	1	1	4	2	0	0	0	0	0	72	110	1.50	1.500				
<b>Matt Herges, R</b> ERA: 2.51	(7, 1)	1.0		4	1	0	0	1	0	0	0	0	0	0	11	19	0.00	1.000				
<b>Joe Nathan, R</b> ERA: 3.11	(8, 1)	1.0		4	1	0	0	1	0	0	0	0	0	0	11	15	0.00	1.000				
<b>Tim Worrell, R</b> ERA: 2.18	(9, 1)	1.0		5	2	1	1	1	0	0	0	0	0	14	20	9.00	2.000					

AB	37
R	2
H	11
RBI	2
BB	2
SO	7
LOB	21



Batter	1	2	3	4	5	6	7	8	9	AB	R	H	RBI	BB	SO	LOB	BOTTOM					
<b>José Cruz Jr., S</b> OBP: 0.366, SLG: 0.423 (1, 9)	F8		1B BB			G4-6-3 1B		F8		5	1	2	0	0	0	2	<b>Philadelphia Phillies @ San Francisco Giants</b> PacBell Park, San Francisco, CA Sun Aug 10 2003, 4:05 PM EDT Att: 42,520 - Sunny - 71 F					
<b>J.T. Snow, L</b> OBP: 0.377, SLG: 0.410 (1, 3)	K		2B 1B 1B		F7		G4-6-3 1-2			4	1	1	0	0	1	1						
<b>Marquis Grissom, R</b> OBP: 0.329, SLG: 0.483 (1, 8)	2B		1B WP 2B		F8		G5-3			4	1	2	1	0	0	0						
<b>Barry Bonds, L</b> OBP: 0.517, SLG: 0.735 (1, 7)	IBB		WP 1B IBB		2B		P6			2	1	1	0	2	0	0						
<b>Edgardo Alfonzo, R</b> OBP: 0.321, SLG: 0.360 (1, 4)	K		1B WP 1B		G3-1		BB			3	1	1	1	1	1	3						
<b>Neftali Pérez, S</b> OBP: 0.287, SLG: 0.340 (1, 6)			32 PB 1B BB		G6-3		P5			3	0	1	0	1	0	1						
<b>Pedro Feliz, R</b> OBP: 0.254, SLG: 0.480 (1, 5)	K		K K		P4		K			4	0	0	0	0	3	5						
<b>Yorvit Torrealba, R</b> OBP: 0.289, SLG: 0.368 (1, 2)	P4		32 PB 1B		BB		G6-3			3	0	1	2	1	0	1						
<b>32 Kevin Correia, R</b> ERA: 3.78	(1, 1)	4.0	L	23	8	5	5	6	1	2	0	0	0	0	0	3		4				
<b>Matt Herges, L</b> OBP: 0.333, SLG: 0.333 (7, 1)	(7, 1)	1.0		4	0	0	0	1	1	0	0	0	0	0	0	0		0				
<b>Joe Nathan, R</b> ERA: 4.5	(8, 1)	1.0		4	0	0	0	1	1	0	0	0	0	0	0	0	0					
<b>Andres Galarraga, R</b> OBP: 0.365, SLG: 0.532 (8, PH)	(8, PH)	1.0		3	0	0	0	0	0	0	0	0	0	0	0	0	0					
<b>Tim Worrell, R</b> ERA: 5.81	(9, 1)	1.0		3	0	0	0	0	0	0	0	0	0	0	0	0	0					
<b>Inning Stats</b>	R: 0 E: 0 K: 2 S: 10	H: 1 LOB: 2 BB: 1 P: 18	R: 0 E: 0 K: 2 S: 11	H: 1 LOB: 1 BB: 0 P: 13	R: 5 E: 0 K: 2 S: 18	H: 5 LOB: 2 BB: 2 P: 39	R: 0 E: 0 K: 0 S: 7	H: 1 LOB: 1 BB: 0 P: 12	R: 0 E: 0 K: 1 S: 10	H: 0 LOB: 1 BB: 1 P: 17	R: 0 E: 0 K: 0 S: 5	H: 1 LOB: 0 BB: 0 P: 7	R: 0 E: 0 K: 1 S: 9	H: 0 LOB: 1 BB: 1 P: 17	R: 0 E: 0 K: 0 S: 5	H: 0 LOB: 0 BB: 0 P: 7	1B: 6 2B: 3 3B: 0 HR: 0	SF: 0 SAC: 0 DP: 1 HBP: 0	WP: 1 PB: 1 SB: 0 CS: 0	PA: 37		
<b>PITCHER</b>	IP	WLS	BF	H	R	ER	SO	BB	IBB	HBP	BLK	WP	HR	S	P	ERA	WHIP					
<b>39 Brett Myers, R</b> ERA: 3.78	(1, 1)	4.0	L	23	8	5	5	6	1	2	0	0	0	0	0	3	4					
<b>Carlos Silva, R</b> ERA: 4.5	(5, 1)	2.0		7	1	0	0	1	1	0	0	0	0	0	15	24	0.00	1.000				
<b>Jose Mesa, R</b> ERA: 6.23	(7, 1)	1.0		4	0	0	0	1	1	0	0	0	0	9	17	0.00	1.000					
<b>Mike Williams, R</b> ERA: 5.81	(8, 1)	1.0		3	0	0	0	0	0	0	0	0	0	5	7	0.00	0.000					

AB	32
R	5
H	9
RBI	4
BB	5
SO	8
LOB	17





Batter	1	2	3	4	5	6	7	8	9	AB	R	H	RBI	BB	SO	LOB	TOP									
<b>José Cruz Jr., S</b> OBP: 0.366, SLG: 0.425										5	0	2	0	0	2	3	<b>San Francisco Giants @ New York Mets</b> Shea Stadium, Flushing, NY Tue Aug 12 2003, 7:10 PM EDT Att: 37,461 - Overcast - 79 F									
<b>J.T. Snow, L</b> OBP: 0.377, SLG: 0.412 <b>Andrés Galaraga, R</b> OBP: 0.366, SLG: 0.531										3	1	1	0	0	1	3										
<b>Marquis Grissom, R</b> OBP: 0.326, SLG: 0.478										5	0	0	0	0	1	4										
<b>Barry Bonds, L</b> OBP: 0.521, SLG: 0.755										4	3	3	3	1	1	0										
<b>Edgardo Alfonzo, R</b> OBP: 0.324, SLG: 0.359										3	0	1	0	2	1	0										
<b>Benito Santiago, R</b> OBP: 0.316, SLG: 0.431										5	0	0	1	0	2	5										
<b>Neifi Pérez, S</b> OBP: 0.290, SLG: 0.346										4	0	2	0	0	2	1										
<b>Pedro Feliz, R</b> OBP: 0.259, SLG: 0.477										3	0	1	0	1	1	2										
<b>Sidney Ponson, R</b> OBP: 0.317, SLG: 0.346 <b>Jeffrey Hammonds, R</b> OBP: 0.235, SLG: 0.188										3	0	0	0	0	1	3										
<b>Inning Stats</b>	R: 0 E: 0 K: 1 S: 10	H: 1 LOB: 3 BB: 2 P: 22	R: 0 E: 0 K: 2 S: 12	H: 1 LOB: 2 BB: 1 P: 21	R: 1 E: 0 K: 1 S: 7	H: 1 LOB: 0 BB: 0 P: 8	R: 0 E: 0 K: 2 S: 10	H: 1 LOB: 1 BB: 0 P: 15	R: 2 E: 0 K: 1 S: 11	H: 3 LOB: 2 BB: 0 P: 17	R: 0 E: 0 K: 0 S: 10	H: 2 LOB: 2 BB: 0 P: 12	R: 0 E: 0 K: 3 S: 14	H: 1 LOB: 2 BB: 1 P: 22	R: 0 E: 0 K: 3 S: 10	H: 0 LOB: 0 BB: 0 P: 15	R: 1 E: 0 K: 1 S: 11	H: 1 LOB: 0 BB: 0 P: 18	1B: 6 2B: 3 3B: 0 HR: 2	SF: 0 SAC: 0 DP: 0 HBP: 0	WP: 0 PB: 0 SB: 0 CS: 0	PA: 42				
<b>PITCHER</b>	IP	WLS	BF	H	R	ER	SO	BB	IBB	HBP	BLK	WP	HR	S	P	ERA	WHIP									
<b>Aaron Heilman, R</b> ERA: 7.49	(1, 1)	5.0	W	25	7	3	3	7	2	1	0	0	0	1	50	83	5.40	1.800								
<b>Grant Roberts, R</b> ERA:	(6, 1)	2.0	H	10	3	0	0	3	1	0	0	0	0	0	24	34	0.00	2.000								
<b>David Weathers, R</b> ERA: 3.63	(8, 1)	2.0	S	7	1	1	1	4	0	0	0	0	0	1	21	33	4.50	0.500								

Batter	1	2	3	4	5	6	7	8	9	AB	R	H	RBI	BB	SO	LOB	BOTTOM									
<b>Roger Cedeno, S</b> OBP: 0.320, SLG: 0.384 <b>Raul Gonzalez, R</b> OBP: 0.340, SLG: 0.348										4	0	1	1	0	1	2	<b>San Francisco Giants @ New York Mets</b> Shea Stadium, Flushing, NY Tue Aug 12 2003, 7:10 PM EDT Att: 37,461 - Overcast - 79 F									
<b>7 José Reyes, S</b> OBP: 0.316, SLG: 0.400										4	0	2	1	0	0	2										
<b>Cliff Floyd, L</b> OBP: 0.357, SLG: 0.509 <b>David Weathers, R</b> ERA:										4	0	0	0	0	0	2										
<b>Jason Phillips, R</b> OBP: 0.397, SLG: 0.475										3	2	2	1	1	0	0										
<b>Timo Perez, L</b> OBP: 0.318, SLG: 0.363										4	0	0	0	0	0	2										
<b>Ty Wigginton, R</b> OBP: 0.314, SLG: 0.401										4	0	0	0	0	1	2										
<b>Vance Wilson, R</b> OBP: 0.288, SLG: 0.378										3	1	1	1	0	0	0										
<b>Joe McEwing, R</b> OBP: 0.330, SLG: 0.332										1	2	1	0	2	0	0										
<b>Aaron Heilman, R</b> OBP: 0.118, SLG: 0.063 <b>Grant Roberts, R</b> ERA: 4.1 <b>Jeff Duncan, L</b> OBP: 0.385, SLG: 0.355										2	0	1	1	0	0	1										
<b>Inning Stats</b>	R: 0 E: 0 K: 1 S: 8	H: 0 LOB: 0 BB: 0 P: 13	R: 3 E: 1 K: 0 S: 13	H: 4 LOB: 2 BB: 1 P: 24	R: 1 E: 0 K: 1 S: 11	H: 1 LOB: 0 BB: 0 P: 18	R: 0 E: 0 K: 0 S: 14	H: 0 LOB: 1 BB: 1 P: 21	R: 0 E: 0 K: 0 S: 5	H: 1 LOB: 0 BB: 0 P: 7	R: 0 E: 0 K: 0 S: 7	H: 0 LOB: 0 BB: 0 P: 10	R: 1 E: 0 K: 0 S: 10	H: 2 LOB: 1 BB: 0 P: 14	R: 0 E: 0 K: 0 S: 6	H: 0 LOB: 0 BB: 1 P: 13	1B: 4 2B: 4 3B: 0 HR: 1	SF: 0 SAC: 1 DP: 2 HBP: 0	WP: 1 PB: 0 SB: 1 CS: 0	PA: 33						
<b>PITCHER</b>	IP	WLS	BF	H	R	ER	SO	BB	IBB	HBP	BLK	WP	HR	S	P	ERA	WHIP									
<b>Sidney Ponson, R</b> ERA: 3.83	(1, 1)	6.2	L	29	8	5	2	1	1	0	0	0	0	3	65	103	6.75	1.350								
<b>41 Chad Zerbe, L</b> ERA: 4.1	(7, 1)	0.1		1	0	0	0	0	0	0	0	0	0	3	4	0.00	0.000									
<b>Jim Brower, R</b> ERA: 3.97	(8, 1)	1.0		3	0	0	0	1	0	0	0	0	0	6	13	0.00	1.000									





Batter	1	2	3	4	5	6	7	8	9	AB	R	H	RBI	BB	SO	LOB	TOP										
<b>José Cruz Jr., S</b> OBP: 0.369, SLG: 0.429 (1, 9)	 G4-3		 0-3					 0-0	 1-1	4	1	2	0	1	1	2	<b>San Francisco Giants @ New York Mets</b> Shea Stadium, Flushing, NY Wed Aug 13 2003, 7:10 PM EDT Att: 31,759 - Cloudy - 87 F										
<b>Pedro Feliz, R</b> OBP: 0.254, SLG: 0.466 (1, 5) (8, 7)	 0-0		 2-1					 0-0		4	0	0	0	0	0	5											
<b>Marquie Grissom, R</b> OBP: 0.325, SLG: 0.477 <b>Scott Eyre, L</b> OBP: 0.500, SLG: 0.500 (1, 8) (8, 1)	 0-1		 0-2					 1-0	 1-0	3	0	1	2	0	0	0											
<b>Barry Bonds, L</b> OBP: 0.519, SLG: 0.751 <b>Cody Ransom, R</b> OBP: 0.398, SLG: 0.556 (1, 7) (8, 6)	 0-1			 2-1				 0-0	 3-2	3	0	1	0	0	0	0											
<b>Edgardo Alfonzo, R</b> OBP: 0.321, SLG: 0.356 (1, 4)		 3-2		 1-2				 3-2	 1-3	4	0	0	0	0	1	2											
<b>Andrés Galarraga, R</b> OBP: 0.369, SLG: 0.520 (1, 3)		 0-2		 2-3				 1-1	 0-0	4	0	0	0	0	1	0											
<b>Benito Santiago, R</b> OBP: 0.333, SLG: 0.438 <b>Yorvit Torrealba, R</b> OBP: 0.287, SLG: 0.365 (1, 2) (8, 2)		 0-0			 2-2			 0-0	 0-2	2	0	2	0	0	0	0											
<b>Néfi Pérez, S</b> OBP: 0.293, SLG: 0.346 (1, 6) (8, 5)		 4-0			 0-0			 1-0	 1-0	3	0	1	0	1	0	2											
<b>Jerome Williams, R</b> OBP: 0.100, SLG: 0.150 <b>41 Chad Zerbe, L</b> (4, 1) <b>Matt Herge, L</b> OBP: 0.333, SLG: 0.333 <b>Jeffrey Hammonds, R</b> OBP: 0.323, SLG: 0.352 (8, 8) (8, 8)		 3-3			 0-3			 3-2	 1-3	1	0	0	0	0	1	2											
<b>Inning Stats</b>	R: 1 E: 0 K: 0 S: 6	H: 1 LOB: 0 BB: 0 P: 6	R: 0 E: 0 K: 1 S: 12	H: 1 LOB: 2 BB: 1 P: 22	R: 0 E: 0 K: 1 S: 8	H: 0 LOB: 0 BB: 0 P: 10	R: 0 E: 0 K: 1 S: 8	H: 1 LOB: 0 BB: 0 P: 13	R: 0 E: 0 K: 1 S: 11	H: 0 LOB: 2 BB: 1 P: 19	R: 0 E: 0 K: 0 S: 6	H: 0 LOB: 0 BB: 0 P: 10	R: 0 E: 0 K: 0 S: 4	H: 1 LOB: 0 BB: 0 P: 6	R: 1 E: 0 K: 1 S: 14	H: 4 LOB: 2 BB: 0 P: 22		R: 0 E: 1 K: 1 S: 10	H: 1 LOB: 2 BB: 0 P: 13	1B: 7 2B: 3 3B: 0 HR: 0	SF: 1 SAC: 0 DP: 2 HBP: 1	WP: 0 PB: 0 SB: 0 CS: 0	PA: 37				
<b>PITCHER</b>	IP	WLS	BF	H	R	ER	SO	BB	IBB	HBP	BLK	WP	HR	S	P	ERA	WHIP										
<b>Steve Trachsel, R</b> ERA: 4.46 <b>Dan Wheeler, R</b> ERA: 4.09	(1, 1) (8, 1)	7.2 1.1	W 6	31 1	8 0	2 0	4 2	1 0	1 0	1 0	0 0	0 0	0 0	66 13	104 17	2.35 0.00	1.174 0.750										

Batter	1	2	3	4	5	6	7	8	9	AB	R	H	RBI	BB	SO	LOB	BOTTOM										
<b>Roger Cedeno, S</b> OBP: 0.321, SLG: 0.381 <b>Raul Gonzalez, R</b> OBP: 0.340, SLG: 0.348 (1, 9) (8, 9)	 2-3		 1-1		 4-1		 0-1			3	2	0	0	2	1	4	<b>San Francisco Giants @ New York Mets</b> Shea Stadium, Flushing, NY Wed Aug 13 2003, 7:10 PM EDT Att: 31,759 - Cloudy - 87 F										
<b>7 José Reyes, S</b> OBP: 0.316, SLG: 0.400 (1, 6)	 2-1		 0-0	 2-2			 1-3	 0-0	 1-2	5	1	2	0	0	1												
<b>31 Mike Piazza, R</b> OBP: 0.429, SLG: 0.638 <b>Vance Wilson, R</b> OBP: 0.288, SLG: 0.378 (1, 2) (7, PR) (8, 2)	 2-2		 3-2	 0-0	 0-0		 0-0	 1-2	 1-2	5	1	3	5	0	0												
<b>Cliff Floyd, L</b> OBP: 0.357, SLG: 0.506 <b>Marco Soutaro, R</b> OBP: 0.325, SLG: 0.371 (1, 7) (8, 4)		 4-1	 0-2	 2-3	 2-2		 0-2	 1-2	 1-2	4	1	1	0	1	1												
<b>Jason Phillips, R</b> OBP: 0.394, SLG: 0.470 (1, 3)		 2-2	 0-2	 1-2			 0-1	 0-1	 0-1	5	0	1	0	0	3												
<b>Timo Perez, L</b> OBP: 0.324, SLG: 0.366 (1, 8)	 0-1		 2-2		 0-0		 4-0	 2-1	 2-1	4	2	2	0	1	0												
<b>Ty Wigginton, R</b> OBP: 0.322, SLG: 0.410 (1, 5)	 2-0		 3-2	 1-1	 4-0		 1-1	 3-2	 3-2	3	1	3	2	1	0												
<b>Joe McEwing, R</b> OBP: 0.327, SLG: 0.325 (1, 4) (8, 7)	 3-1		 4-0		 1-2		 0-2	 1-0	 1-0	4	0	0	1	1	0												
<b>Steve Trachsel, R</b> OBP: 0.114, SLG: 0.143 <b>Dan Wheeler, R</b> ERA: 3.42 (1, 1) (8, 1)	 1-0		 1-2		 2-2		 1-1			4	1	1	1	0	0												
<b>Inning Stats</b>	R: 0 E: 0 K: 1 S: 9	H: 0 LOB: 0 BB: 0 P: 15	R: 1 E: 0 K: 0 S: 13	H: 2 LOB: 3 BB: 1 P: 26	R: 3 E: 0 K: 0 S: 22	H: 4 LOB: 2 BB: 1 P: 35	R: 1 E: 0 K: 1 S: 14	H: 1 LOB: 1 BB: 1 P: 23	R: 1 E: 0 K: 0 S: 10	H: 1 LOB: 1 BB: 1 P: 17	R: 0 E: 1 K: 1 S: 9	H: 1 LOB: 0 BB: 0 P: 10	R: 3 E: 0 K: 0 S: 17	H: 3 LOB: 2 BB: 2 P: 30	R: 0 E: 0 K: 0 S: 10	H: 1 LOB: 1 BB: 0 P: 16		1B: 9 2B: 3 3B: 0 HR: 1	SF: 0 SAC: 0 DP: 1 HBP: 1	WP: 0 PB: 0 SB: 4 CS: 0	PA: 44						
<b>PITCHER</b>	IP	WLS	BF	H	R	ER	SO	BB	IBB	HBP	BLK	WP	HR	S	P	ERA	WHIP										
<b>Jerome Williams, R</b> ERA: 3.38 <b>41 Chad Zerbe, L</b> ERA: 4.47 <b>Matt Herge, R</b> ERA: 2.61 <b>Scott Eyre, L</b> ERA: 3.42	(1, 1) (4, 1) (7, 1) (8, 1)	3.1 2.2 1.0 1.0	L 13 6 4	21 3 2 1	5 3 1 0	5 3 1 0	0 2 0 0	0 2 1 0	0 0 0 0	0 0 0 0	0 0 0 0	0 0 0 0	0 0 0 0	50 29 15 10	88 45 23 16	13.50 10.12 9.00 0.00	2.700 1.875 3.000 1.000										





Batter	1	2	3	4	5	6	7	8	9	AB R H RBI BB SO LOB	TOP																									
												<b>San Francisco Giants @ New York Mets</b> Shea Stadium, Flushing, NY Thu Aug 14 2003, 7:10 PM EDT <a href="http://livebaseballscorecards.com">livebaseballscorecards.com</a>																								
Inning Stats											AB 0 R 0 H 0 RBI 0 BB 0 SO 0 LOB 0																									
PITCHER	IP	WLS	BF	H	R	ER	SO	BB	IBB	HBP	BLK	WP	HR	S	P	ERA	WHIP	PITCHER	IP	WLS	BF	H	R	ER	SO	BB	IBB	HBP	BLK	WP	HR	S	P	ERA	WHIP	WP: 0 PA: 0 1B: 0 SF: 0 2B: 0 SAC: 0 3B: 0 DP: 0 HR: 0 HBP: 0 CS: 0

Batter	1	2	3	4	5	6	7	8	9	AB R H RBI BB SO LOB	BOTTOM																									
												<b>San Francisco Giants @ New York Mets</b> Shea Stadium, Flushing, NY Thu Aug 14 2003, 7:10 PM EDT <a href="http://livebaseballscorecards.com">livebaseballscorecards.com</a>																								
Inning Stats											AB 0 R 0 H 0 RBI 0 BB 0 SO 0 LOB 0																									
PITCHER	IP	WLS	BF	H	R	ER	SO	BB	IBB	HBP	BLK	WP	HR	S	P	ERA	WHIP	PITCHER	IP	WLS	BF	H	R	ER	SO	BB	IBB	HBP	BLK	WP	HR	S	P	ERA	WHIP	WP: 0 PA: 0 1B: 0 SF: 0 2B: 0 SAC: 0 3B: 0 DP: 0 HR: 0 HBP: 0 CS: 0



Batter	1	2	3	4	5	6	7	8	9	AB	R	H	RBI	BB	SO	LOB	TOP			
<b>José Cruz Jr., S</b> OBP: 0.368, SLG: 0.427	G4-3		1B		G3-1			K		4	0	1	0	0	1	0	<b>San Francisco Giants @ Montreal Expos</b> Olympic Stadium, Montreal, QB Fri Aug 15 2003, 7:05 PM EDT Att: 10,551 - Dome - 72 F <a href="http://livebaseballscorecards.com">livebaseballscorecards.com</a>			
<b>Jeffrey Hammonds, R</b> OBP: 0.304, SLG: 0.328	G5-3		P3		K			G5-3		4	0	0	0	0	1	1				
<b>Marquis Grissom, R</b> OBP: 0.322, SLG: 0.473	P6		F8			G1-3			G5-3	4	0	0	0	0	0	1				
<b>Edgardo Alfonzo, R</b> OBP: 0.323, SLG: 0.360		1B	1B	1B		P6			K	4	1	2	0	0	1	0				
<b>Andrés Galarraga, R</b> OBP: 0.357, SLG: 0.514		1B	1B	K		F9			K	4	0	1	0	0	2	2				
<b>Neftalí Pérez, S</b> OBP: 0.290, SLG: 0.342	P3				G4-3				B6	3	0	0	0	0	0	2				
<b>Benito Santiago, R</b> OBP: 0.323, SLG: 0.435		1B			F8				K	2	0	0	0	1	1	0				
<b>Pedro Feliz, R</b> OBP: 0.255, SLG: 0.464					K				K	3	0	1	1	0	2	0				
<b>Jesse Foppert, R</b> OBP: 0.108, SLG: 0.167										2	0	0	0	0	1	3				
<b>Joe Nathan, R</b> OBP: 0.350, SLG: 0.526	G5-2-3								F7	0	0	0	0	0	0	0				
<b>Cody Ransom, R</b> OBP: 0.235, SLG: 0.188										0	0	0	0	0	0	0				
<b>Jim Brower, R</b> OBP: 0.235, SLG: 0.188										0	0	0	0	0	0	0				
<b>Inning Stats</b>	R: 0 E: 0 K: 0 S: 6	H: 0 LOB: 0 BB: 0 P: 11	R: 1 E: 0 K: 0 S: 11	H: 3 LOB: 2 BB: 1 P: 16	R: 0 E: 0 K: 1 S: 11	H: 2 LOB: 2 BB: 0 P: 14	R: 0 E: 0 K: 1 S: 7	H: 0 LOB: 0 BB: 0 P: 9	R: 0 E: 0 K: 2 S: 8	H: 0 LOB: 0 BB: 0 P: 11	R: 0 E: 0 K: 2 S: 8	H: 0 LOB: 0 BB: 0 P: 11	R: 0 E: 0 K: 1 S: 6	H: 0 LOB: 0 BB: 0 P: 10	R: 0 E: 0 K: 2 S: 7	H: 0 LOB: 0 BB: 0 P: 10	1B: 4 2B: 1 3B: 0 HR: 0	SF: 0 SAC: 0 DP: 1 HBP: 0	WP: 0 PB: 0 SB: 0 CS: 0	PA: 32
<b>PITCHER</b> <b>Livan Hernandez, R</b> ERA: 3.08	IP: 9.0 WLS: W BF: 32 H: 5 R: 1 ER: 1 SO: 9 BB: 1 IBB: 0 HBP: 0 BLK: 0 WP: 0 HR: 0 S: 71 P: 103 ERA: 1.00 WHIP: 0.667																			

Batter	1	2	3	4	5	6	7	8	9	AB	R	H	RBI	BB	SO	LOB	BOTTOM			
<b>Endy Chavez, L</b> OBP: 0.286, SLG: 0.359	P5		L6							3	0	0	0	0	0	2	<b>San Francisco Giants @ Montreal Expos</b> Olympic Stadium, Montreal, QB Fri Aug 15 2003, 7:05 PM EDT Att: 10,551 - Dome - 72 F <a href="http://livebaseballscorecards.com">livebaseballscorecards.com</a>			
<b>Jose Vidro, S</b> OBP: 0.408, SLG: 0.490				1B	FC6					2	2	1	1	2	0	1				
<b>Vladimir Guerrero, R</b> OBP: 0.413, SLG: 0.540	F8			1B						3	0	0	0	0	1	2				
<b>Orlando Cabrera, R</b> OBP: 0.351, SLG: 0.480	G5-3			F3						3	1	0	0	1	0	4				
<b>Ronald Colloway, L</b> OBP: 0.284, SLG: 0.395										4	0	1	0	0	0	1				
<b>Wil Cordero, R</b> OBP: 0.351, SLG: 0.443										3	0	1	2	0	1	0				
<b>Jose Macias, S</b> OBP: 0.295, SLG: 0.379										4	0	0	0	0	1	3				
<b>Brian Schneider, L</b> OBP: 0.331, SLG: 0.421										3	1	2	1	0	0	0				
<b>Livan Hernandez, R</b> OBP: 0.246, SLG: 0.236										1	0	1	0	1	0	0				
<b>Inning Stats</b>	R: 1 E: 0 K: 0 S: 11	H: 1 LOB: 0 BB: 0 P: 17	R: 0 E: 0 K: 1 S: 8	H: 0 LOB: 0 BB: 0 P: 13	R: 0 E: 0 K: 0 S: 9	H: 1 LOB: 2 BB: 1 P: 13	R: 1 E: 0 K: 0 S: 9	H: 1 LOB: 1 BB: 1 P: 19	R: 0 E: 0 K: 0 S: 10	H: 1 LOB: 1 BB: 0 P: 14	R: 1 E: 0 K: 0 S: 9	H: 1 LOB: 1 BB: 1 P: 17	R: 1 E: 0 K: 0 S: 10	H: 1 LOB: 2 BB: 2 P: 21	R: 0 E: 0 K: 1 S: 7	H: 0 LOB: 0 BB: 0 P: 11		1B: 4 2B: 1 3B: 0 HR: 2	SF: 1 SAC: 2 DP: 1 HBP: 1	WP: 0 PB: 0 SB: 0 CS: 0
<b>PITCHER</b> <b>Jesse Foppert, R</b> ERA: 5.11	IP: 6.1 WLS: L BF: 28 H: 6 R: 4 ER: 4 SO: 2 BB: 3 IBB: 0 HBP: 1 BLK: 0 WP: 0 HR: 2 S: 102 P: 102 ERA: 5.68 WHIP: 1.421																			
<b>Joe Nathan, R</b> ERA: 3.08	IP: 0.2 WLS: 0 BF: 3 H: 0 R: 0 ER: 0 SO: 0 BB: 1 IBB: 0 HBP: 0 BLK: 0 WP: 0 HR: 0 S: 7 P: 12 ERA: 0.00 WHIP: 1.500																			
<b>Jim Brower, R</b> ERA: 3.92	IP: 1.0 WLS: 0 BF: 3 H: 0 R: 0 ER: 0 SO: 1 BB: 0 IBB: 0 HBP: 0 BLK: 0 WP: 0 HR: 0 S: 7 P: 11 ERA: 0.00 WHIP: 0.000																			



Batter	1	2	3	4	5	6	7	8	9	AB	R	H	RBI	BB	SO	LOB	TOP										
<b>José Cruz Jr., S</b> OBP: 0.367, SLG: 0.425	G4-3		1B			G4-3		G4-3		4	0	1	0	0	0	0	<b>San Francisco Giants @ Montreal Expos</b> Olympic Stadium, Montreal, QB Sat Aug 16 2003, 7:05 PM EDT Att: 16,446 - Dome - 72 F										
<b>Jeffrey Hammonds, R</b> OBP: 0.298, SLG: 0.396	L8		G6-3			F8		G6-3		4	0	0	0	0	0	1											
<b>Marquis Grissom, R</b> OBP: 0.323, SLG: 0.472 <b>Tony Torcato, L</b> OBP: 0.250, SLG: 0.375	G5-3			G3-6-3 HBP		K		G4-3		1	0	0	0	0	0	0											
<b>J.T. Snow, L</b> OBP: 0.379, SLG: 0.413 <b>Andres Galarraga, R</b> OBP: 0.359, SLG: 0.511		G6-4-3 BB		G3-6-3				L4		2	0	1	0	1	0	1											
<b>Benito Santiago, R</b> OBP: 0.325, SLG: 0.437		G6-4-3		K				1B		3	1	1	0	1	1	1											
<b>Eduardo Alfonzo, R</b> OBP: 0.327, SLG: 0.366								1B		4	0	3	1	0	0	2											
<b>Pedro Feliz, R</b> OBP: 0.295, SLG: 0.459								1B		4	0	1	0	0	1	4											
<b>Néfi Pérez, S</b> OBP: 0.286, SLG: 0.337								1B		4	0	0	0	0	0	5											
<b>Jason Schmidt, R</b> OBP: 0.087, SLG: 0.067 <b>32 Kevin Correia, R</b> ERA: 3.41 <b>Cody Ransom, R</b> OBP: 0.333, SLG: 0.500 <b>Tim Worrell, R</b> ERA: 3.67 <b>Jason Christiansen, R</b> ERA: 4.21								K		2	0	0	0	0	1	1											
<b>Inning Stats</b>	R: 0 E: 0 K: 0 S: 6	H: 0 LOB: 0 BB: 0 P: 10	R: 0 E: 0 K: 0 S: 10	H: 1 LOB: 1 BB: 1 P: 16	R: 0 E: 0 K: 1 S: 12	H: 1 LOB: 1 BB: 0 P: 17	R: 0 E: 0 K: 1 S: 5	H: 0 LOB: 0 BB: 0 P: 9	R: 0 E: 0 K: 0 S: 12	H: 1 LOB: 1 BB: 0 P: 17	R: 0 E: 0 K: 1 S: 7	H: 0 LOB: 0 BB: 0 P: 11	R: 0 E: 0 K: 1 S: 10	H: 1 LOB: 2 BB: 1 P: 17	R: 0 E: 0 K: 1 S: 7	H: 0 LOB: 0 BB: 0 P: 13		R: 1 E: 0 K: 0 S: 14	H: 3 LOB: 2 BB: 0 P: 20	1B: 5 2B: 2 3B: 0 HR: 0	SF: 0 SAC: 0 DP: 2 HBP: 1	WP: 0 PB: 0 SB: 0 CS: 0	PA: 35				
<b>PITCHER</b>	IP	WLS	BF	H	R	ER	SO	BB	IBB	HBP	BLK	WP	HR	S	P	ERA	WHIP										
<b>Zach Day, R</b> ERA: 3.41	7.0	W	26	4	0	0	4	2	0	1	0	0	0	62	97	0.00	0.857										
<b>Luis Ayala, R</b> ERA: 3.67	1.2		8	3	1	1	1	0	0	0	0	0	0	20	32	5.40	1.800										
<b>Rocky Biddle, R</b> ERA: 4.21	0.1	S	1	0	0	0	0	0	0	0	0	0	0	1	1	0.00	0.000										

Batter	1	2	3	4	5	6	7	8	9	AB	R	H	RBI	BB	SO	LOB	BOTTOM										
<b>Brad Wilkerson, L</b> OBP: 0.371, SLG: 0.450	K	G3				K				4	1	1	0	0	2	1	<b>San Francisco Giants @ Montreal Expos</b> Olympic Stadium, Montreal, QB Sat Aug 16 2003, 7:05 PM EDT Att: 16,446 - Dome - 72 F										
<b>Jose Vidro, S</b> OBP: 0.407, SLG: 0.488	F9	G4-3				F7				4	1	1	0	0	0	1											
<b>Vladimir Guerrero, R</b> OBP: 0.419, SLG: 0.545	1B		G5-3			1B				3	0	2	2	1	0	0											
<b>Orlando Cabrera, R</b> OBP: 0.350, SLG: 0.478	1B		K			F9		G5-4-3		4	0	1	0	0	1	2											
<b>Ronald Colloway, L</b> OBP: 0.284, SLG: 0.390	L3		F9			FC5-2		G1-3		3	0	0	0	1	0	2											
<b>Wil Cordero, R</b> OBP: 0.353, SLG: 0.446				K		FC5-2		K		4	1	2	0	0	2	0											
<b>Jose Macias, S</b> OBP: 0.289, SLG: 0.372		L6		P6		FC5-2		L8		4	0	0	0	0	0	4											
<b>Brian Schneider, L</b> OBP: 0.333, SLG: 0.431								K		4	1	2	1	0	1	3											
<b>Zach Day, R</b> OBP: 0.091, SLG: 0.063 <b>Luis Ayala, R</b> ERA: 3.67 <b>Rocky Biddle, R</b> ERA: 4.21								G5-3		3	0	1	1	0	1	1											
<b>Inning Stats</b>	R: 0 E: 0 K: 1 S: 16	H: 2 LOB: 2 BB: 0 P: 23	R: 2 E: 0 K: 0 S: 13	H: 3 LOB: 1 BB: 0 P: 18	R: 0 E: 0 K: 1 S: 8	H: 0 LOB: 0 BB: 0 P: 10	R: 0 E: 0 K: 2 S: 11	H: 1 LOB: 1 BB: 0 P: 18	R: 2 E: 0 K: 0 S: 16	H: 4 LOB: 3 BB: 1 P: 25	R: 0 E: 0 K: 1 S: 7	H: 0 LOB: 0 BB: 0 P: 10	R: 0 E: 0 K: 0 S: 6	H: 0 LOB: 0 BB: 1 P: 13	R: 0 E: 0 K: 2 S: 11	H: 0 LOB: 0 BB: 0 P: 15		R: 0 E: 0 K: 0 S: 11	H: 0 LOB: 0 BB: 0 P: 15	1B: 7 2B: 2 3B: 1 HR: 0	SF: 0 SAC: 0 DP: 1 HBP: 0	WP: 0 PB: 0 SB: 0 CS: 0	PA: 35				
<b>PITCHER</b>	IP	WLS	BF	H	R	ER	SO	BB	IBB	HBP	BLK	WP	HR	S	P	ERA	WHIP										
<b>Jason Schmidt, R</b> ERA: 2.49	4.1	L	23	9	4	4	4	1	0	0	0	0	0	60	86	8.31	2.308										
<b>32 Kevin Correia, R</b> ERA: 1.8	2.2		9	1	0	0	1	1	0	0	0	0	0	17	31	0.00	0.750										
<b>Tim Worrell, R</b> ERA: 2.16	0.2		2	0	0	0	1	0	0	0	0	0	0	7	10	0.00	0.000										
<b>Jason Christiansen, L</b> ERA: 4.19	0.1		1	0	0	0	1	0	0	0	0	0	0	4	5	0.00	0.000										






Batter	1	2	3	4	5	6	7	8	9	AB	R	H	RBI	BB	SO	LOB	TOP								
<b>José Cruz Jr., S</b> OBP: 0.367, SLG: 0.423	2-2 2B 1B	0-0 F7		0-0 G3			4-1 2B WP BB	1-3 K		4	2	1	0	1	1	3									
<b>Pedro Feliz, R</b> OBP: 0.259, SLG: 0.468	0-1 G6-3 1-H 2B		1-0 F8		1-2 L8		1-3 WP 2B	0-3 K		5	0	2	1	0	1	0									
<b>Marquis Grissom, R</b> OBP: 0.322, SLG: 0.469	0-1 G6-3 2-3		1-2 1B		0-0 L4		1-3 K	1-2 P4		5	0	1	0	0	1	3									
<b>Eduardo Alfonso, R</b> OBP: 0.325, SLG: 0.363	1-0 F8		0-1 P3		0-0 F8		4-0 WP IBB	1-1 G5-3		4	0	0	0	1	0	2									
<b>Andrés Galarraga, R</b> OBP: 0.358, SLG: 0.508	4-1 BB BB		1-0 L7		0-0 G1-3 1B		1-0 L4	1-2 3-H 3-H		3	0	1	0	1	0	3									
<b>Jeffrey Hammonds, R</b> OBP: 0.296, SLG: 0.292	4-2 1-2 BB		0-0 F9		1-0 P4		3-2 F7			3	0	0	0	1	0	3									
<b>Neifi Pérez, S</b> OBP: 0.289, SLG: 0.339	0-1 L4		2-2 FC5-6 1B		1-2 G1-3 1B		1-3 K			4	0	2	0	0	1	3									
<b>Yorvit Torrealba, R</b> OBP: 0.292, SLG: 0.369		1-2 G5-3		2-2 FC5-6 1B		1-1 G1-3		1-2 SH3-4 1B		4	0	2	0	0	0	2									
<b>Sidney Ponson, R</b> <b>Tim Worrell, R</b>	0-1 G6-3		0-0 FC5-6 1-2 2-3		0-0 F8		0-0 SH3-4			3	0	0	0	0	0	4									
<b>Inning Stats</b>	R: 1 E: 0 K: 0 S: 14	H: 2 LOB: 3 BB: 2 P: 25	R: 0 E: 0 K: 0 S: 6	H: 0 LOB: 0 BB: 0 P: 7	R: 0 E: 0 K: 0 S: 7	H: 1 LOB: 1 BB: 0 P: 10	R: 0 E: 0 K: 0 S: 9	H: 2 LOB: 2 BB: 0 P: 13	R: 0 E: 0 K: 0 S: 5	H: 0 LOB: 0 BB: 0 P: 6	R: 0 E: 0 K: 0 S: 8	H: 2 LOB: 2 BB: 0 P: 11	R: 1 E: 0 K: 1 S: 10	H: 1 LOB: 2 BB: 2 P: 23	R: 0 E: 0 K: 2 S: 11	H: 1 LOB: 1 BB: 0 P: 14	R: 0 E: 0 K: 1 S: 8	H: 0 LOB: 0 BB: 0 P: 10	1B: 7 2B: 2 3B: 0 HR: 0	SF: 0 SAC: 1 DP: 0 HBP: 0	WP: 1 PB: 0 SB: 0 CS: 0	PA: 40			
<b>PITCHER</b>	IP	WLS	BF	H	R	ER	SO	BB	IBB	HBP	BLK	WP	HR	S	P	ERA	WHIP								
<b>Tomo Ohka, R</b> ERA: 4.58	(1, 1)	6.1	31	8	2	2	1	3	1	0	0	0	0	55	87	2.84	1.737								
<b>Hector Almonte, R</b> ERA: 7.36	(7, 1)	1.2	6	1	0	0	2	0	0	0	0	1	0	15	22	0.00	0.600								
<b>Rocky Biddle, R</b> ERA: 4.14	(9, 1)	1.0	W	3	0	0	0	1	0	0	0	0	0	8	10	0.00	0.000								

San Francisco Giants @ Montreal Expos  
Olympic Stadium, Montreal, QB  
Sun Aug 17 2003, 1:05 PM EDT  
Att: 17,665 - Dome - 72 F

livebaseballscorecards.com

AB	35
R	2
H	9
RBI	1
BB	4
SO	4
LOB	23




Batter	1	2	3	4	5	6	7	8	9	AB	R	H	RBI	BB	SO	LOB	BOTTOM								
<b>Endy Chavez, L</b> OBP: 0.284, SLG: 0.357	0-2 P6			1-1 F9		1-2 G4-3			1-1 G4-3	3	0	0	0	0	0	0									
<b>Ronald Calloway, L</b> OBP: 0.283, SLG: 0.388										1	0	0	0	0	0	0									
<b>Jose Vidro, S</b> OBP: 0.408, SLG: 0.490	2-2 L5			2-0 G6-3		2-2 FC5-4 1B			2-1 BB HR 2B	4	1	2	0	0	0	0									
<b>Vladimir Guerrero, R</b> OBP: 0.416, SLG: 0.539	2-3 K			0-0 G5-3		2-2 FC5-4 1-2			4-1 BB HR BB	3	1	0	0	1	1	1									
<b>Orlando Cabrera, R</b> OBP: 0.352, SLG: 0.477		2-1 CS 1B			1-2 E3 1B		2-1 G6-3		4-2 HR BB	3	1	1	0	1	0	0									
<b>Wil Cordero, R</b> OBP: 0.349, SLG: 0.441		0-1 L9			0-3 K		0-3 K		3-3 K	4	0	0	0	0	3	5									
<b>Brad Wilkerson, L</b> OBP: 0.372, SLG: 0.459		0-1 P6			1-2 1B		3-1 G6-3		3-2 HR	4	1	2	4	0	0	1									
<b>Jose Macias, S</b> OBP: 0.286, SLG: 0.367	1-2 CS		0-1 G6-3		0-3 K		2-3 K			3	0	0	0	0	2	2									
<b>Brian Schneider, L</b> OBP: 0.330, SLG: 0.426			2-3 K		1-2 F8		2-1 G1-3			3	0	0	0	0	1	2									
<b>Tomo Ohka, S</b> OBP: 0.244, SLG: 0.205				1-2 G5-3		2-1 G6-3				2	0	0	0	0	0	0									
<b>Hector Almonte, R</b> <b>Henny Mateo, S</b> <b>Rocky Biddle, R</b>										0	0	0	0	0	0	0									
<b>Inning Stats</b>	R: 0 E: 0 K: 1 S: 10	H: 0 LOB: 0 BB: 0 P: 14	R: 0 E: 0 K: 0 S: 8	H: 1 LOB: 0 BB: 0 P: 10	R: 0 E: 0 K: 1 S: 8	H: 0 LOB: 0 BB: 0 P: 11	R: 0 E: 0 K: 0 S: 4	H: 0 LOB: 0 BB: 0 P: 7	R: 0 E: 0 K: 2 S: 15	H: 1 LOB: 2 BB: 0 P: 18	R: 0 E: 0 K: 0 S: 12	H: 1 LOB: 1 BB: 0 P: 19	R: 0 E: 0 K: 1 S: 7	H: 0 LOB: 0 BB: 0 P: 12	R: 0 E: 0 K: 1 S: 6	H: 0 LOB: 0 BB: 0 P: 10	R: 4 E: 0 K: 1 S: 16	H: 2 LOB: 2 BB: 2 P: 33	1B: 3 2B: 1 3B: 0 HR: 1	SF: 0 SAC: 0 DP: 0 HBP: 0	WP: 0 PB: 0 SB: 0 CS: 1	PA: 34			
<b>PITCHER</b>	IP	WLS	BF	H	R	ER	SO	BB	IBB	HBP	BLK	WP	HR	S	P	ERA	WHIP								
<b>Sidney Ponson, R</b> ERA: 3.8	(1, 1)	8.1	L	31	4	3	3	6	2	0	0	0	0	78	120	3.24	0.720								
<b>Tim Worrell, R</b> ERA: 2.3	(9, 1)	0.1	B	2	1	1	1	0	0	0	0	0	1	8	14	27.00	3.000								

San Francisco Giants @ Montreal Expos  
Olympic Stadium, Montreal, QB  
Sun Aug 17 2003, 1:05 PM EDT  
Att: 17,665 - Dome - 72 F

livebaseballscorecards.com

AB	31
R	4
H	5
RBI	4
BB	2
SO	7
LOB	11









Batter	1	2	3	4	5	6	7	8	9	10	AB	R	H	RBI	BB	SO	LOB	TOP							
Rafael Furcal, S OBP: 0.342, SLG: 0.436	L5		F7		L7		HBP			G6-3	4	0	0	0	0	0	1	<b>Atlanta Braves @ San Francisco Giants</b> PacBell Park, San Francisco, CA Tue Aug 19 2003, 10:15 PM EDT Att. 42,307 - Cloudy - 66 F							
Marcus Giles, R OBP: 0.388, SLG: 0.541	HR		F8		F9		G3			E6	5	1	1	1	0	0	2								
Gary Sheffield, R OBP: 0.428, SLG: 0.611	G5-3				HR		G6-3			F9	5	1	1	1	0	1	1								
10 Chipper Jones, S OBP: 0.367, SLG: 0.494	1B				FC6-4 1B		G6-3			F7	4	0	2	0	0	0	0								
Andrew Jones, R OBP: 0.349, SLG: 0.527	G5-3				K		G1-3			K	4	0	0	0	0	2	2								
Robert Fick, L OBP: 0.346, SLG: 0.455			K		FC6-4					G6-3	3	1	0	0	1	1	1								
Javy Lopez, R OBP: 0.371, SLG: 0.673			F8		F8		HR BB			F9	4	1	1	2	0	0	1								
Vinny Castilla, R OBP: 0.316, SLG: 0.478			K				P4			G6-3	4	0	1	0	0	1	0								
Russ Ortiz, R OBP: 0.274, SLG: 0.397					P4		G6-3				3	0	0	0	0	0	1								
Trey Hodges, R OBP: 0.339, SLG: 0.392					FC1-6					G4-3	0	0	0	0	0	0	0								
Matt Franco, L OBP: 0.339, SLG: 0.392											1	0	0	0	0	0	0								
Ray King, L											0	0	0	0	0	0	0								
<b>Inning Stats</b>	R: 1 E: 0 K: 0 S: 11	H: 2 LOB: 1 BB: 0 P: 18	R: 0 E: 0 K: 2 S: 13	H: 0 LOB: 0 BB: 0 P: 16	R: 0 E: 0 K: 0 S: 7	H: 0 LOB: 0 BB: 0 P: 11	R: 1 E: 0 K: 1 S: 10	H: 2 LOB: 1 BB: 0 P: 13	R: 0 E: 0 K: 0 S: 8	H: 1 LOB: 1 BB: 0 P: 13	R: 0 E: 0 K: 0 S: 7	H: 0 LOB: 0 BB: 0 P: 10	R: 2 E: 0 K: 0 S: 10	H: 1 LOB: 1 BB: 1 P: 21	R: 0 E: 0 K: 1 S: 8	H: 0 LOB: 0 BB: 0 P: 13	R: 0 E: 0 K: 0 S: 4	H: 0 LOB: 0 BB: 0 P: 6	R: 0 E: 1 K: 1 S: 14	H: 0 LOB: 1 BB: 0 P: 22	1B: 2 2B: 1 3B: 0 HR: 3	SF: 0 SAC: 0 DP: 0 HBP: 1	WP: 0 PA: 39		
<b>PITCHER</b>	IP WLS BF H R ER SO BB IBB HBP BLK WP HR S P ERA WHIP	IP WLS BF H R ER SO BB IBB HBP BLK WP HR S P ERA WHIP	IP WLS BF H R ER SO BB IBB HBP BLK WP HR S P ERA WHIP	IP WLS BF H R ER SO BB IBB HBP BLK WP HR S P ERA WHIP	IP WLS BF H R ER SO BB IBB HBP BLK WP HR S P ERA WHIP	IP WLS BF H R ER SO BB IBB HBP BLK WP HR S P ERA WHIP	IP WLS BF H R ER SO BB IBB HBP BLK WP HR S P ERA WHIP	IP WLS BF H R ER SO BB IBB HBP BLK WP HR S P ERA WHIP	IP WLS BF H R ER SO BB IBB HBP BLK WP HR S P ERA WHIP	IP WLS BF H R ER SO BB IBB HBP BLK WP HR S P ERA WHIP	IP WLS BF H R ER SO BB IBB HBP BLK WP HR S P ERA WHIP	IP WLS BF H R ER SO BB IBB HBP BLK WP HR S P ERA WHIP	IP WLS BF H R ER SO BB IBB HBP BLK WP HR S P ERA WHIP	IP WLS BF H R ER SO BB IBB HBP BLK WP HR S P ERA WHIP	IP WLS BF H R ER SO BB IBB HBP BLK WP HR S P ERA WHIP	IP WLS BF H R ER SO BB IBB HBP BLK WP HR S P ERA WHIP	IP WLS BF H R ER SO BB IBB HBP BLK WP HR S P ERA WHIP	IP WLS BF H R ER SO BB IBB HBP BLK WP HR S P ERA WHIP	IP WLS BF H R ER SO BB IBB HBP BLK WP HR S P ERA WHIP	IP WLS BF H R ER SO BB IBB HBP BLK WP HR S P ERA WHIP	IP WLS BF H R ER SO BB IBB HBP BLK WP HR S P ERA WHIP	IP WLS BF H R ER SO BB IBB HBP BLK WP HR S P ERA WHIP	IP WLS BF H R ER SO BB IBB HBP BLK WP HR S P ERA WHIP	IP WLS BF H R ER SO BB IBB HBP BLK WP HR S P ERA WHIP	IP WLS BF H R ER SO BB IBB HBP BLK WP HR S P ERA WHIP
Jerome Williams, R ERA: 3.52	6.2	4	0	0	1	0	0	0	0	0	12	19	0.00	0.000											
Joe Nathan, R ERA: 3.02	7.1	1	1	0	0	0	0	0	0	0	0	0	0.00	0.000											
Tim Worrell, R ERA: 2.23	9.1	2.0	W	7	0	0	0	1	0	0	0	18	28	0.00	0.000										

**Atlanta Braves @ San Francisco Giants**  
 PacBell Park, San Francisco, CA  
 Tue Aug 19 2003, 10:15 PM EDT  
 Att. 42,307 - Cloudy - 66 F

AB 37  
 R 4  
 H 6  
 RBI 4  
 BB 1  
 SO 5  
 LOB 9



Batter	1	2	3	4	5	6	7	8	9	10	AB	R	H	RBI	BB	SO	LOB	BOTTOM							
José Cruz Jr., S OBP: 0.367, SLG: 0.426	G4-3		G3		1B 2B BB		HR			F9	4	2	1	1	1	0	0	<b>Atlanta Braves @ San Francisco Giants</b> PacBell Park, San Francisco, CA Tue Aug 19 2003, 10:15 PM EDT Att. 42,307 - Cloudy - 66 F							
Rich Aurilia, R OBP: 0.318, SLG: 0.399	K		F8		2B FC5-2 1B		G6-3			K	5	0	1	0	0	2	0								
Marquis Grissom, R OBP: 0.322, SLG: 0.470	1B		L4		FC5-2 1-3 2H 2B		G4-3			G4-3	5	0	2	1	0	0	0								
Barry Bonds, L OBP: 0.520, SLG: 0.756	G4-3				F7		FC5-2 IBB				3	1	1	1	2	0	1								
Pedro Feliz, R OBP: 0.256, SLG: 0.457			G6-3		G4-3		FC5-2			K	4	0	0	0	0	1	4								
Benito Santiago, R OBP: 0.328, SLG: 0.435											3	1	2	0	1	0	3								
Todd Linden, S											0	1	0	0	0	0	0								
Yorvit Torrealba, R OBP: 0.292, SLG: 0.369			1B SF8		1B					G3 SH1-4 WP	0	0	1	0	0	0	0								
Edgardo Alfonzo, R OBP: 0.325, SLG: 0.360										SH1-4	2	0	1	0	1	0	0								
Neifi Perez, S OBP: 0.282, SLG: 0.332			SF8		G1-3		G6-3			G3	3	0	0	1	0	0	4								
Jerome Williams, R OBP: 0.087, SLG: 0.130											3	0	0	0	0	2	1								
Joe Nathan, R											0	0	0	0	0	0	0								
Andrés Galaraga, R OBP: 0.359, SLG: 0.525			K							K	1	0	0	0	0	1	1								
Tim Worrell, R											0	0	0	0	0	0	0								
<b>Inning Stats</b>	R: 0 E: 0 K: 1 S: 10	H: 1 LOB: 1 BB: 0 P: 13	R: 1 E: 0 K: 1 S: 11	H: 2 LOB: 1 BB: 0 P: 18	R: 0 E: 0 K: 0 S: 4	H: 0 LOB: 0 BB: 0 P: 7	R: 0 E: 0 K: 0 S: 11	H: 0 LOB: 2 BB: 2 P: 25	R: 1 E: 0 K: 1 S: 12	H: 2 LOB: 3 BB: 2 P: 24	R: 0 E: 0 K: 0 S: 10	H: 0 LOB: 0 BB: 0 P: 16	R: 1 E: 0 K: 1 S: 7	H: 1 LOB: 1 BB: 1 P: 16	R: 1 E: 0 K: 1 S: 9	H: 1 LOB: 1 BB: 0 P: 15	R: 0 E: 0 K: 0 S: 8	H: 0 LOB: 0 BB: 0 P: 12	R: 1 E: 0 K: 0 S: 2	H: 1 LOB: 0 BB: 0 P: 4	1B: 5 2B: 1 3B: 0 HR: 2	SF: 1 SAC: 1 DP: 0 HBP: 0	WP: 1 PA: 40		
<b>PITCHER</b>	IP WLS BF H R ER SO BB IBB HBP BLK WP HR S P ERA WHIP	IP WLS BF H R ER SO BB IBB HBP BLK WP HR S P ERA WHIP	IP WLS BF H R ER SO BB IBB HBP BLK WP HR S P ERA WHIP	IP WLS BF H R ER SO BB IBB HBP BLK WP HR S P ERA WHIP	IP WLS BF H R ER SO BB IBB HBP BLK WP HR S P ERA WHIP	IP WLS BF H R ER SO BB IBB HBP BLK WP HR S P ERA WHIP	IP WLS BF H R ER SO BB IBB HBP BLK WP HR S P ERA WHIP	IP WLS BF H R ER SO BB IBB HBP BLK WP HR S P ERA WHIP	IP WLS BF H R ER SO BB IBB HBP BLK WP HR S P ERA WHIP	IP WLS BF H R ER SO BB IBB HBP BLK WP HR S P ERA WHIP	IP WLS BF H R ER SO BB IBB HBP BLK WP HR S P ERA WHIP	IP WLS BF H R ER SO BB IBB HBP BLK WP HR S P ERA WHIP	IP WLS BF H R ER SO BB IBB HBP BLK WP HR S P ERA WHIP	IP WLS BF H R ER SO BB IBB HBP BLK WP HR S P ERA WHIP	IP WLS BF H R ER SO BB IBB HBP BLK WP HR S P ERA WHIP	IP WLS BF H R ER SO BB IBB HBP BLK WP HR S P ERA WHIP	IP WLS BF H R ER SO BB IBB HBP BLK WP HR S P ERA WHIP	IP WLS BF H R ER SO BB IBB HBP BLK WP HR S P ERA WHIP	IP WLS BF H R ER SO BB IBB HBP BLK WP HR S P ERA WHIP	IP WLS BF H R ER SO BB IBB HBP BLK WP HR S P ERA WHIP	IP WLS BF H R ER SO BB IBB HBP BLK WP HR S P ERA WHIP	IP WLS BF H R ER SO BB IBB HBP BLK WP HR S P ERA WHIP	IP WLS BF H R ER SO BB IBB HBP BLK WP HR S P ERA WHIP	IP WLS BF H R ER SO BB IBB HBP BLK WP HR S P ERA WHIP	IP WLS BF H R ER SO BB IBB HBP BLK WP HR S P ERA WHIP
Russ Ortiz, R ERA: 3.49	7.0	3	3	4	4	0	0	0	0	0	65	119	3.86	1.429											
Trey Hodges, R ERA: 4.69	8.1	B	7	1	1	2	0	0	0	1	0	17	27	4.50	0.500										
Ray King, L ERA: 3.72	10.1	L	1	1	1	0	0	0	0	0	1	2	4	∞	∞										

**Atlanta Braves @ San Francisco Giants**  
 PacBell Park, San Francisco, CA  
 Tue Aug 19 2003, 10:15 PM EDT  
 Att. 42,307 - Cloudy - 66 F

AB 33  
 R 5  
 H 8  
 RBI 4  
 BB 5  
 SO 6  
 LOB 14









Batter	1	2	3	4	5	6	7	8	9	10	AB	R	H	RBI	BB	SO	LOB	TOP									
Rafael Furcal, S OBP: 0.341, SLG: 0.434	L8		F7			K			F8	F8	5	1	1	0	0	1	2										
Mark DeRosa, R OBP: 0.290, SLG: 0.342	G6-3			L9		K			E6		5	1	1	0	0	1	1										
Gary Sheffield, R OBP: 0.430, SLG: 0.609	G5-3			P6					F8	F7	4	1	0	0	1	0	2										
Andrew Jones, R OBP: 0.349, SLG: 0.527				G5-3					G6-3		4	0	1	2	0	1	0										
Robert Fick, L OBP: 0.344, SLG: 0.447									G4-3		2	0	0	0	2	0	0										
Vinny Castilla, R OBP: 0.315, SLG: 0.477											3	0	2	1	0	0	1										
Darren Bragg, L OBP: 0.298, SLG: 0.260											4	0	1	0	0	0	4										
Henny Blanco, R OBP: 0.242, SLG: 0.268											4	0	0	0	0	2	3										
Horacio Ramirez, L Matt Flannery, L Kent Mercker, L Will Cunnane, R Marcus Giles, R Trey Hodges, R											1	0	0	0	0	1	0										
<b>Inning Stats</b>	R: 0 E: 0 K: 0 S: 7	H: 0 LOB: 0 BB: 1 P: 12	R: 0 E: 0 K: 1 S: 7	H: 0 LOB: 0 BB: 1 P: 14	R: 0 E: 0 K: 1 S: 11	H: 1 LOB: 1 BB: 0 P: 15	R: 0 E: 0 K: 0 S: 6	H: 0 LOB: 0 BB: 0 P: 11	R: 0 E: 0 K: 0 S: 8	H: 1 LOB: 1 BB: 0 P: 11	R: 0 E: 0 K: 3 S: 9	H: 0 LOB: 0 BB: 0 P: 10	R: 0 E: 0 K: 0 S: 12	H: 0 LOB: 0 BB: 0 P: 17	R: 0 E: 0 K: 2 S: 10	H: 1 LOB: 1 BB: 0 P: 15	R: 3 E: 1 K: 0 S: 13	H: 2 LOB: 1 BB: 2 P: 27	R: 0 E: 0 K: 0 S: 9	H: 1 LOB: 2 BB: 1 P: 16	1B: 4 2B: 3 3B: 0 HR: 0	SF: 1 SAC: 1 DP: 2 HBP: 0	WP: 0 PA: 39				
<b>PITCHER</b>	IP	WLS	BF	H	R	ER	SO	BB	IBB	HBP	BLK	WP	HR	S	P	ERA	WHIP										
Jason Schmidt, R ERA: 2.37	(1, 1)	8.0	27	3	0	0	7	1	0	0	0	0	0	70	105	0.00	0.500										
Tim Worrell, R ERA: 2.48	(9, 1)	1.0	7	2	3	2	0	1	1	0	0	0	0	13	27	18.00	3.000										
Felix Rodriguez, R ERA: 3.51	(10, 1)	1.0	5	1	0	0	0	1	0	0	0	0	0	9	16	0.00	2.000										

Atlanta Braves @ San Francisco Giants  
PacBell Park, San Francisco, CA  
Thu Aug 21 2003, 10:15 PM EDT  
Att: 41,745 - Cloudy - 69 F

AB	33
R	3
H	6
RBI	3
BB	4
SO	7
LOB	14




Batter	1	2	3	4	5	6	7	8	9	10	AB	R	H	RBI	BB	SO	LOB	BOTTOM									
Eric Young Sr., R OBP: 0.341, SLG: 0.415	G4-6-3		G4-3						L6		4	0	1	0	1	1	0										
Rich Aurilia, R OBP: 0.321, SLG: 0.400	G4-6-3		G6-3						P4		5	0	1	0	0	0	1										
Marquis Grissom, R OBP: 0.319, SLG: 0.463	G6-3		G4-3								5	0	0	0	0	1	2										
Barry Bonds, L OBP: 0.519, SLG: 0.755											3	2	1	1	2	0	0										
Andres Galaraga, R OBP: 0.358, SLG: 0.503											4	1	2	0	0	0	3										
Benito Santiago, R OBP: 0.331, SLG: 0.443											3	1	0	0	1	0	6										
Edgardo Alfonzo, R OBP: 0.328, SLG: 0.363											3	0	2	2	1	0	0										
José Cruz Jr., S OBP: 0.364, SLG: 0.421											4	0	1	1	0	1	3										
Jason Schmidt, R OBP: 0.082, SLG: 0.083											3	0	0	0	0	2	3										
Tim Worrell, R ERA: 2.32											0	0	0	0	0	0	0										
Todd Linden, S ERA: 1.8											1	0	0	0	0	0	0										
Felix Rodriguez, R OBP: 1.000, SLG: 1.000											0	0	0	0	0	0	0										
<b>Inning Stats</b>	R: 0 E: 0 K: 0 S: 6	H: 0 LOB: 0 BB: 1 P: 11	R: 1 E: 0 K: 1 S: 9	H: 2 LOB: 2 BB: 1 P: 18	R: 0 E: 0 K: 0 S: 9	H: 0 LOB: 0 BB: 0 P: 15	R: 2 E: 0 K: 0 S: 14	H: 2 LOB: 1 BB: 1 P: 23	R: 0 E: 0 K: 0 S: 12	H: 2 LOB: 3 BB: 1 P: 18	R: 0 E: 0 K: 1 S: 6	H: 0 LOB: 0 BB: 0 P: 11	R: 0 E: 0 K: 0 S: 6	H: 0 LOB: 0 BB: 0 P: 8	R: 0 E: 1 K: 1 S: 14	H: 1 LOB: 2 BB: 1 P: 24	R: 0 E: 0 K: 0 S: 3	H: 0 LOB: 0 BB: 0 P: 5	R: 1 E: 0 K: 1 S: 4	H: 1 LOB: 0 BB: 0 P: 4	1B: 6 2B: 1 3B: 0 HR: 1	SF: 0 SAC: 0 DP: 1 HBP: 0	WP: 0 PA: 40				
<b>PITCHER</b>	IP	WLS	BF	H	R	ER	SO	BB	IBB	HBP	BLK	WP	HR	S	P	ERA	WHIP										
Horacio Ramirez, L ERA: 4.26	(1, 1)	7.0	30	6	3	3	3	4	0	0	0	0	0	62	104	3.86	1.429										
Kent Mercker, L ERA: 2.32	(8, 1)	1.0	5	1	0	0	1	0	1	0	0	0	0	14	24	0.00	1.000										
Will Cunnane, R ERA: 1.8	(9, 1)	1.0	3	0	0	0	0	0	0	0	0	0	0	3	5	0.00	0.000										
Trey Hodges, R ERA: 4.23	(10, 1)	0.1	2	1	1	1	1	0	0	0	0	0	1	4	4	27.00	3.000										




Atlanta Braves @ San Francisco Giants  
PacBell Park, San Francisco, CA  
Thu Aug 21 2003, 10:15 PM EDT  
Att: 41,745 - Cloudy - 69 F

AB	35
R	4
H	8
RBI	4
BB	5
SO	5
LOB	18





Batter	1	2	3	4	5	6	7	8	9	AB	R	H	RBI	BB	SO	LOB	TOP											
Juan Pierre, L OBP: 0.360, SLG: 0.357	G5-3		G4-3				L6			4	0	1	0	1	0	1	Florida Marlins @ San Francisco Giants PacBell Park, San Francisco, CA Fri Aug 22 2003, 10:15 PM EDT Att: 42,244 - Sunny - 68 F											
Luis Castillo, S OBP: 0.386, SLG: 0.411	G4-3						G4-3			5	0	2	1	0	1	1												
Ivan Rodriguez, R OBP: 0.392, SLG: 0.510	F9				G5-3	G5-4-3				5	1	1	0	0	0	5												
Mike Lowell, R OBP: 0.353, SLG: 0.546		G5-3			G5-3					4	0	0	0	0	0	1												
Juan Encarnacion, R OBP: 0.316, SLG: 0.437		F8			K					4	0	1	0	0	1	0												
Derrek Lee, R OBP: 0.362, SLG: 0.474						K				2	0	1	1	1	1	0												
Miguel Cabrera, R OBP: 0.330, SLG: 0.487										3	1	1	0	1	1	2												
Alex Gonzalez, R OBP: 0.315, SLG: 0.467										4	1	2	2	0	1	2												
Dontrelle Willis, L ERA: 2.39, SLG: 0.318 Chad Fox, R ERA: 4.18 Andy Fox, L ERA: 3.35 40 Nate Bump, L ERA: 4.56 Rick Helling, R ERA: 5.67 Lenny Harris, L ERA: 2.26, SLG: 0.235										1	0	1	0	0	0	0												
										1	0	0	0	0	0	0												
<b>Inning Stats</b>	R: 0 E: 0 K: 0 S: 7	H: 0 LOB: 0 BB: 0 P: 11	R: 0 E: 0 K: 1 S: 12	H: 0 LOB: 1 BB: 1 P: 19	R: 0 E: 0 K: 1 S: 8	H: 1 LOB: 1 BB: 0 P: 13	R: 0 E: 0 K: 1 S: 7	H: 0 LOB: 0 BB: 0 P: 9	R: 2 E: 0 K: 1 S: 11	H: 4 LOB: 2 BB: 1 P: 23	R: 0 E: 0 K: 1 S: 9	H: 1 LOB: 2 BB: 1 P: 16	R: 0 E: 0 K: 1 S: 8	H: 0 LOB: 0 BB: 0 P: 11	R: 1 E: 1 K: 0 S: 11	H: 2 LOB: 1 BB: 0 P: 17	R: 1 E: 0 K: 0 S: 11	H: 3 LOB: 1 BB: 0 P: 16	1B: 10 2B: 0 3B: 0 HR: 1	SF: 1 SAC: 1 DP: 2 HBP: 0	WP: 2 PB: 0 SB: 0 CS: 0	PA: 39						
<b>PITCHER</b>	IP	WLS	BF	H	R	ER	SO	BB	IBB	HBP	BLK	WP	HR	S	P	ERA	WHIP											
Sidney Ponson, R ERA: 3.78	(1, 1)	6.0	W	26	6	2	2	5	3	0	0	0	2	1	54	91	3.00	1.500										
Matt Herges, R ERA: 2.73	(7, 1)	1.1		6	2	1	0	1	0	0	0	0	0	0	13	20	0.00	1.500										
Joe Nathan, R ERA: 3.06	(8, 1)	1.0	H	5	2	1	1	0	0	0	0	0	0	0	12	18	9.00	2.000										
Tim Worrell, R ERA: 2.45	(9, 1)	0.2	S	2	1	0	0	0	0	0	0	0	0	5	6	0.00	1.500											

Batter	1	2	3	4	5	6	7	8	9	AB	R	H	RBI	BB	SO	LOB	BOTTOM											
Eric Young Sr., R OBP: 0.340, SLG: 0.413	G6-3		F9							4	0	1	1	0	0	2	Florida Marlins @ San Francisco Giants PacBell Park, San Francisco, CA Fri Aug 22 2003, 10:15 PM EDT Att: 42,244 - Sunny - 68 F											
Rich Aurilia, R OBP: 0.322, SLG: 0.401	K									4	0	1	1	1	1	0												
Marquis Grissom, R OBP: 0.321, SLG: 0.470										4	2	2	1	1	2	3												
Barry Bonds, L OBP: 0.523, SLG: 0.755										1	1	1	0	3	0	0												
Edgardo Alfonzo, R OBP: 0.327, SLG: 0.362										4	1	1	1	0	0	4												
Benito Santiago, R OBP: 0.333, SLG: 0.442										3	1	1	0	1	0	1												
Joe Nathan, R										0	0	0	0	0	0	0												
Tim Worrell, R										0	0	0	0	0	0	0												
Andres Galarraga, R OBP: 0.366, SLG: 0.566										4	1	3	1	0	0	1												
José Cruz Jr., S OBP: 0.365, SLG: 0.419										2	0	0	1	2	0	2												
Sidney Ponson, R										2	0	0	0	0	0	2												
Neifi Perez, S OBP: 0.291, SLG: 0.331										1	0	0	0	0	1	3												
Matt Herges, R OBP: 0.333, SLG: 0.333										0	0	0	0	0	0	0												
Yorvit Torrealba, R OBP: 0.291, SLG: 0.366										1	0	0	0	0	0	0												
<b>Inning Stats</b>	R: 1 E: 0 K: 1 S: 18	H: 1 LOB: 1 BB: 1 P: 30	R: 0 E: 0 K: 0 S: 8	H: 1 LOB: 2 BB: 1 P: 18	R: 0 E: 0 K: 0 S: 7	H: 0 LOB: 1 BB: 2 P: 17	R: 0 E: 0 K: 0 S: 5	H: 1 LOB: 0 BB: 0 P: 10	R: 0 E: 0 K: 2 S: 5	H: 0 LOB: 0 BB: 0 P: 8	R: 5 E: 0 K: 2 S: 20	H: 5 LOB: 2 BB: 2 P: 38	R: 0 E: 0 K: 0 S: 12	H: 1 LOB: 2 BB: 1 P: 21	R: 0 E: 0 K: 1 S: 5	H: 1 LOB: 1 BB: 1 P: 10	1B: 8 2B: 2 3B: 0 HR: 1	SF: 1 SAC: 0 DP: 2 HBP: 0	WP: 0 PB: 0 SB: 0 CS: 1	PA: 39								
<b>PITCHER</b>	IP	WLS	BF	H	R	ER	SO	BB	IBB	HBP	BLK	WP	HR	S	P	ERA	WHIP											
Dontrelle Willis, L ERA: 3.35	(1, 1)	5.0	L	23	6	4	4	1	4	0	0	0	0	0	48	89	7.20	2.000										
Chad Fox, R ERA: 4.18	(6, 1)	1.0		7	2	2	2	2	2	0	0	0	0	0	15	32	18.00	4.000										
40 Nate Bump, R ERA: 4.56	(7, 1)	1.0		5	1	0	0	0	1	0	0	0	0	0	12	21	0.00	2.000										
Rick Helling, R ERA: 5.67	(8, 1)	1.0		4	1	0	0	1	1	0	0	0	0	5	10	0.00	2.000											







Batter	1	2	3	4	5	6	7	8	9	AB	R	H	RBI	BB	SO	LOB	TOP					
Juan Pierre, L (1, 8) OBP: 0.358, SLG: 0.357	G4-3		G4-3		G4-3		CS 1B		F9	5	0	1	0	0	0	2	<b>Florida Marlins @ San Francisco Giants</b> PacBell Park, San Francisco, CA Sun Aug 24 2003, 4:05 PM EDT Att: 41,886 - Sunny - 79 F					
Luis Castillo, S (1, 4) OBP: 0.385, SLG: 0.410	L6			1B 2B	F7		G6-3 HR BB		K	4	2	1	0	1	1	3						
Juan Encarnacion, R (1, 9) OBP: 0.316, SLG: 0.442	F9			G5-3		1B 2B	G6-3			4	1	1	0	1	0	2						
Derrek Lee, R (1, 3) OBP: 0.366, SLG: 0.481		G6-3		HR 1B		1B 1B BB	HR		K	4	3	2	3	1	1	3						
Miguel Cabrera, R (1, 7) OBP: 0.336, SLG: 0.502				HR		1B	G6-3			4	1	3	3	0	0	0						
Alex Gonzalez, R (1, 6) OBP: 0.316, SLG: 0.464	F8			F7		1B			F8	4	0	1	1	0	0	1						
Mike Mordecai, R (1, 5) OBP: 0.263, SLG: 0.348	F7			L7		K			F9	4	0	0	0	0	1	3						
Mike Redmond, R (1, 2) OBP: 0.306, SLG: 0.321			G4-3		SH5-4 1B		K		G3	4	0	1	0	0	1	2						
Carl Pavano, R (1, 1) OBP: 0.098, SLG: 0.140			G1-3		SH5-4		F7		F9 2B	2	0	0	0	0	0	2						
40 Nate Bump, L (8, 1) Ramon Castro, R (9, PR) Andy Fox, L (9, PR) Braden Looper, R (9, 1) OBP: 0.274, SLG: 0.271										0	0	0	0	0	0	0						
<b>Inning Stats</b>	R: 0 E: 0 K: 0 S: 7	H: 0 LOB: 0 BB: 0 P: 10	R: 0 E: 0 K: 0 S: 10	H: 1 LOB: 1 BB: 0 P: 16	R: 0 E: 0 K: 0 S: 6	H: 0 LOB: 0 BB: 0 P: 9	R: 3 E: 0 K: 0 S: 13	H: 3 LOB: 0 BB: 0 P: 19	R: 0 E: 0 K: 0 S: 7	H: 1 LOB: 1 BB: 0 P: 12	R: 2 E: 0 K: 2 S: 17	H: 3 LOB: 2 BB: 1 P: 30	R: 2 E: 0 K: 0 S: 10	H: 2 LOB: 0 BB: 1 P: 17	R: 0 E: 0 K: 0 S: 6	H: 0 LOB: 0 BB: 0 P: 8	R: 0 E: 0 K: 2 S: 13	H: 1 LOB: 3 BB: 1 P: 20	1B: 6 2B: 3 3B: 0 HR: 2	SF: 0 SAC: 1 DP: 0 HBP: 0	WP: 0 PB: 0 SB: 0 CS: 1	PA: 40
<b>PITCHER</b>	IP WLS BF H R ER SO BB IBB HBP BLK WP HR S P ERA WHIP																					
Kirk Rueter, L (1, 1) ERA: 4.5	5.0 L 22 6 5 5 0 1 0 0 0 0 0 1 47 75 9.00 1.400																					
32 Kevin Correia, R (6, 1) ERA: 1.64	1.0 5 2 0 0 2 0 0 0 0 0 0 1 10 21 0.00 2.000																					
Scott Eyre, L (7, 1) ERA: 3.72	1.0 5 2 2 2 0 1 0 0 0 0 0 1 10 17 18.00 3.000																					
Felix Rodriguez, R (8, 1) ERA: 3.44	1.0 3 0 0 0 0 0 0 0 0 0 0 0 6 8 0.00 0.000																					
Jason Christiansen, L (9, 1) ERA: 3.92	1.0 5 1 0 0 2 1 0 0 0 0 0 0 0 13 20 0.00 2.000																					

Batter	1	2	3	4	5	6	7	8	9	AB	R	H	RBI	BB	SO	LOB	BOTTOM					
Eric Young Sr., R (1, 4) OBP: 0.344, SLG: 0.417	P6		1B BB		G4-3		1-2 1B		SF8 2B	4	0	2	0	1	0	1	<b>Florida Marlins @ San Francisco Giants</b> PacBell Park, San Francisco, CA Sun Aug 24 2003, 4:05 PM EDT Att: 41,886 - Sunny - 79 F					
Edgardo Alfonzo, R (1, 5) OBP: 0.324, SLG: 0.358	G6-3		1-3 2H 1B		F8		F8		SF8	4	0	1	2	0	0	3						
Marquis Grissom, R (1, 8) OBP: 0.318, SLG: 0.465	F9		F8		L7		P5		F9	5	0	0	0	0	0	3						
Andres Galarraga, R (1, 3) OBP: 0.354, SLG: 0.490		K		K		L9		G5-3		4	0	0	0	0	2	0						
Bento Santiago, R (1, 2) OBP: 0.330, SLG: 0.436	G4-3		L9		F7		E5			4	0	0	0	0	0	0						
Rich Aurilia, R (1, 6) OBP: 0.320, SLG: 0.398	K		1B		F8		F9			4	0	1	0	0	1	1						
Jeffrey Hammonds, R (1, 7) OBP: 0.307, SLG: 0.395			K		F7		1B 2B		1B 2B	4	2	2	0	0	1	1						
José Cruz Jr., S (1, 9) OBP: 0.365, SLG: 0.421			1B 2B		SH2-4 1B		L4		2B SF8 1B	4	2	3	1	0	0	1						
Kirk Rueter, L (1, 1) ERA: 4.5			G6-3		SH2-4		1B		K	1	0	0	0	0	0	1						
32 Kevin Correia, R (6, 1) ERA: 1.64										0	0	0	0	0	0	0						
Scott Eyre, L (7, 1) ERA: 3.72										0	0	0	0	0	0	0						
Todd Lintz, S (7, PR) OBP: 0.222, SLG: 0.333										0	0	0	0	0	0	0						
Felix Rodriguez, R (8, 1) ERA: 3.44										0	0	0	0	0	0	0						
Jason Christiansen, L (9, 1) ERA: 3.92										0	0	0	0	0	0	0						
Pedro Feliz, R (9, PR) OBP: 0.259, SLG: 0.452										0	0	0	0	0	0	1						
<b>Inning Stats</b>	R: 0 E: 0 K: 0 S: 4	H: 0 LOB: 0 BB: 0 P: 8	R: 0 E: 0 K: 2 S: 11	H: 0 LOB: 0 BB: 0 P: 16	R: 1 E: 0 K: 1 S: 12	H: 2 LOB: 2 BB: 1 P: 21	R: 0 E: 0 K: 1 S: 14	H: 1 LOB: 1 BB: 0 P: 18	R: 0 E: 0 K: 0 S: 6	H: 1 LOB: 1 BB: 0 P: 8	R: 0 E: 0 K: 0 S: 5	H: 0 LOB: 0 BB: 0 P: 10	R: 1 E: 0 K: 0 S: 13	H: 3 LOB: 2 BB: 0 P: 22	R: 0 E: 1 K: 0 S: 7	H: 0 LOB: 1 BB: 0 P: 12	R: 2 E: 0 K: 1 S: 14	H: 3 LOB: 1 BB: 0 P: 19	1B: 6 2B: 4 3B: 0 HR: 0	SF: 1 SAC: 1 DP: 0 HBP: 0	WP: 0 PB: 0 SB: 0 CS: 0	PA: 39
<b>PITCHER</b>	IP WLS BF H R ER SO BB IBB HBP BLK WP HR S P ERA WHIP																					
Carl Pavano, R (1, 1) ERA: 4.26	7.0 W 29 7 2 2 4 1 0 0 0 0 0 0 65 103 2.57 1.143																					
40 Nate Bump, R (8, 1) ERA: 4.39	1.0 4 0 0 0 0 0 0 0 0 0 0 0 7 12 0.00 0.000																					
Braden Looper, R (9, 1) ERA: 3.13	1.0 6 3 2 2 1 0 0 0 0 0 0 0 0 14 19 18.00 3.000																					

AB	36
R	7
H	11
RBI	7
BB	3
SO	4
LOB	18

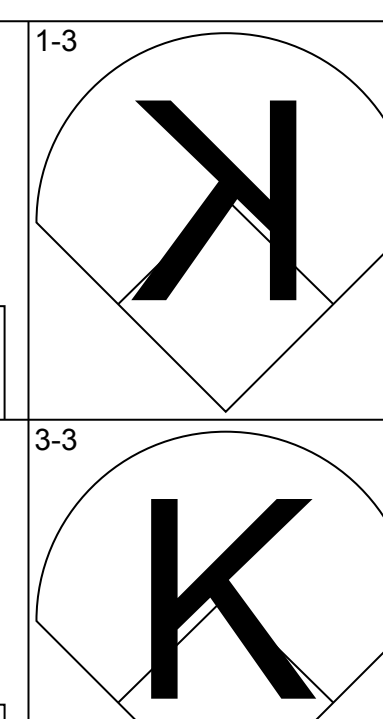
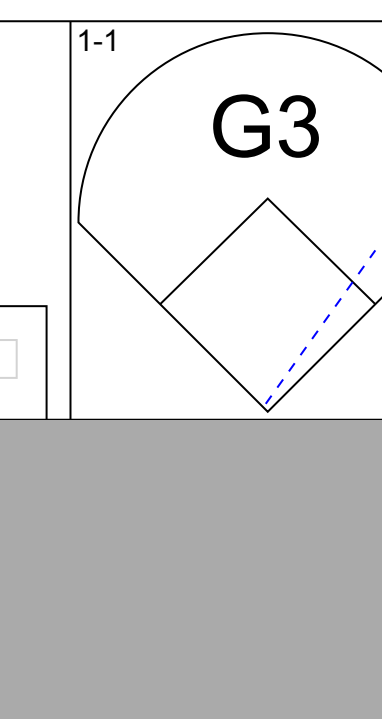
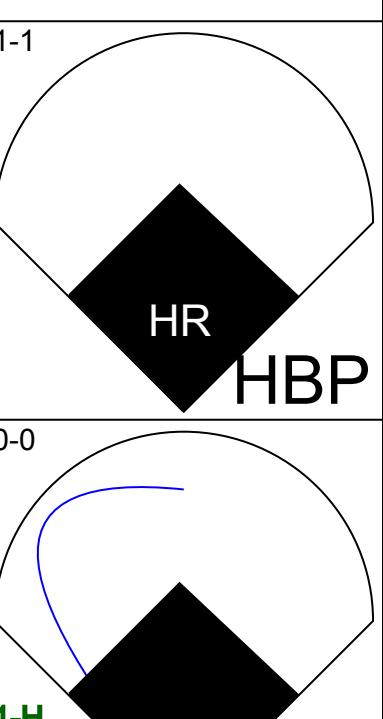
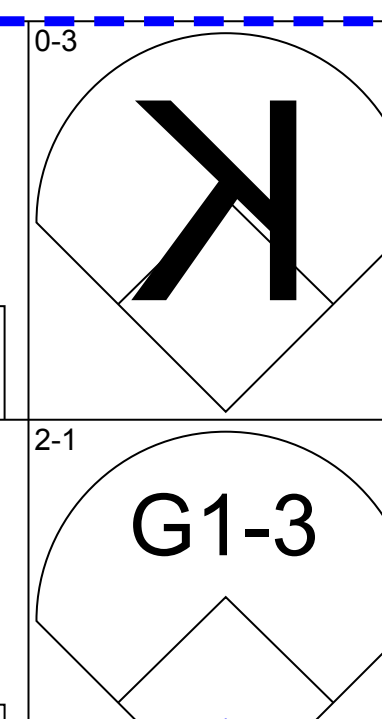
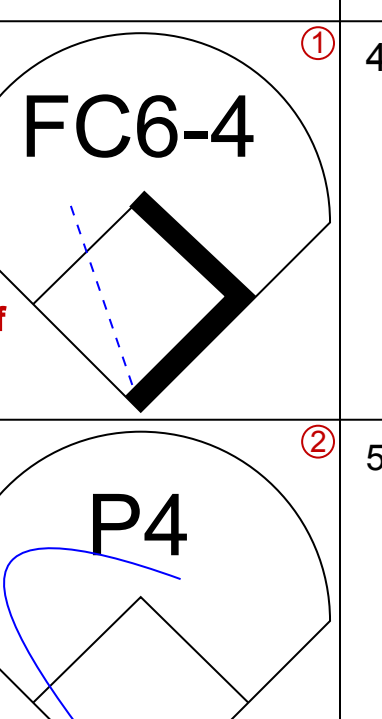
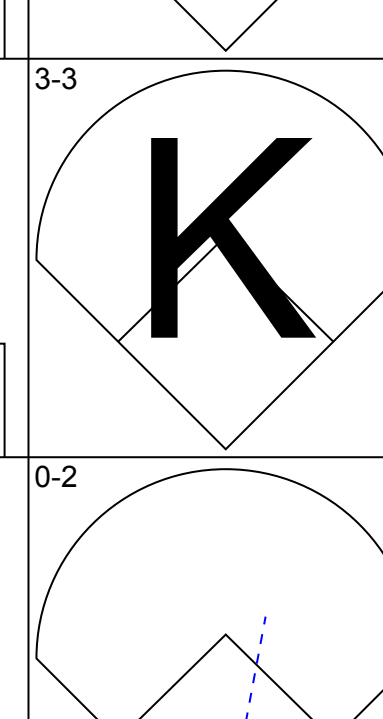
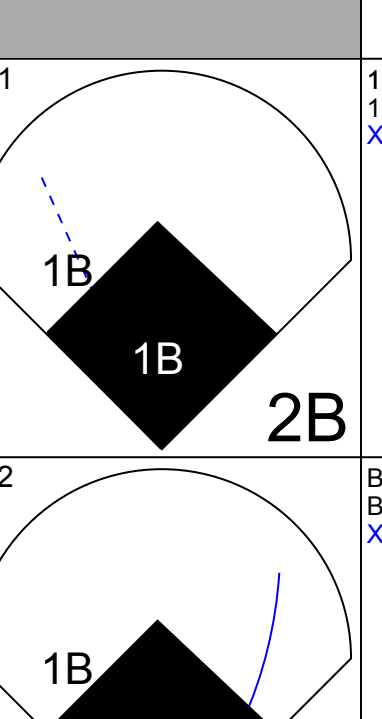
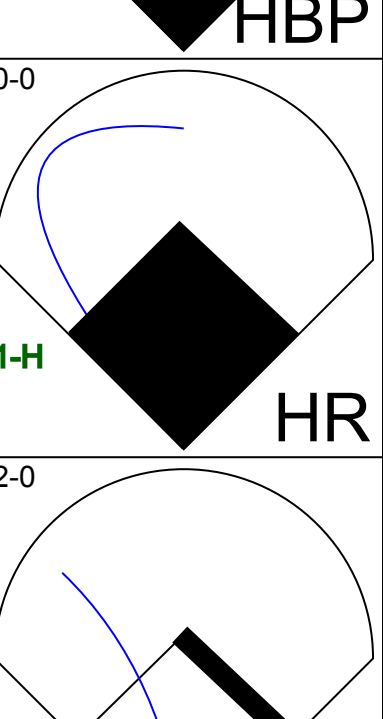
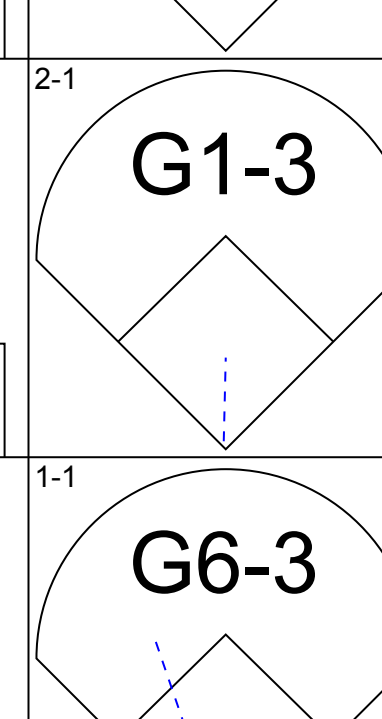
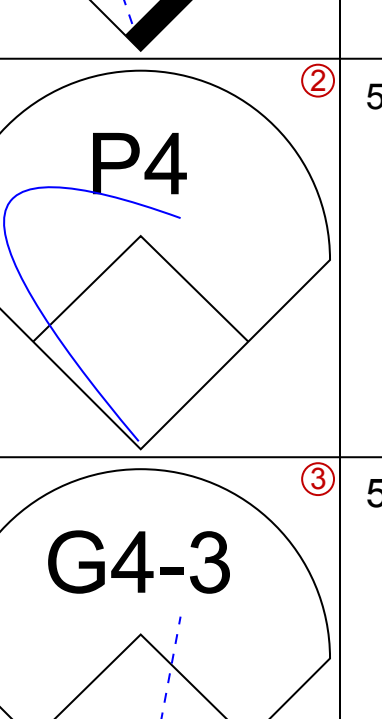
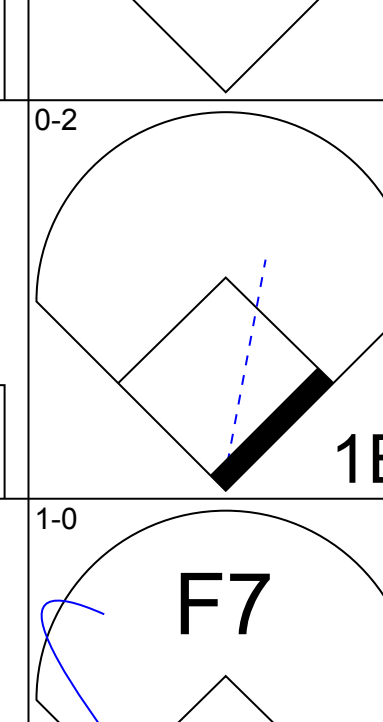
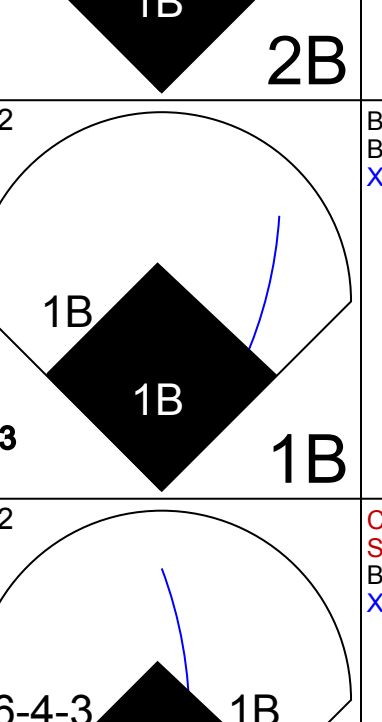
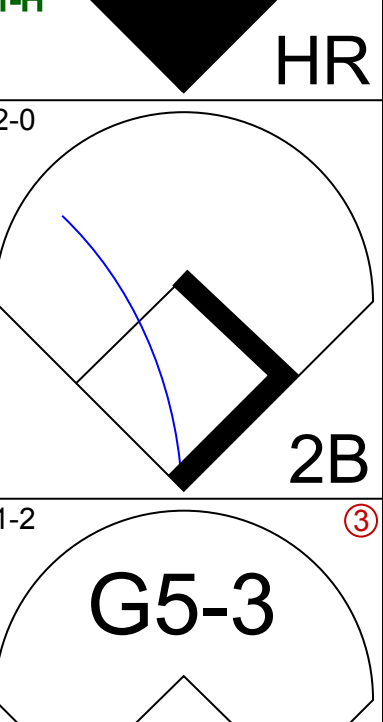
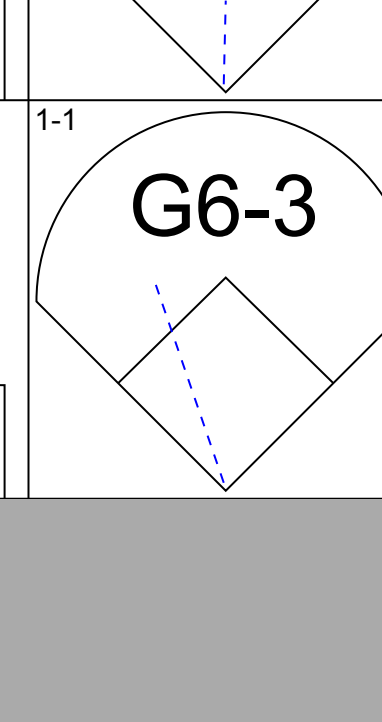
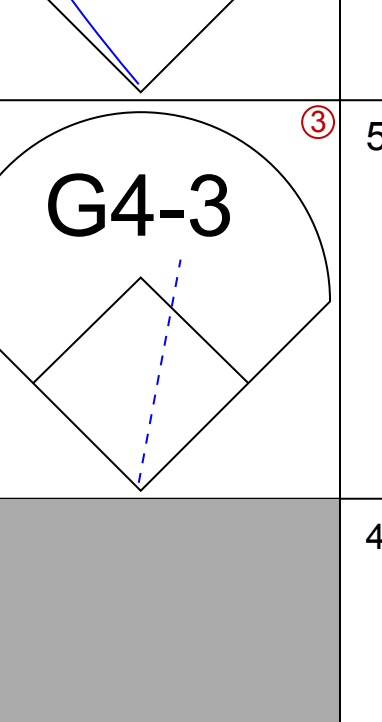
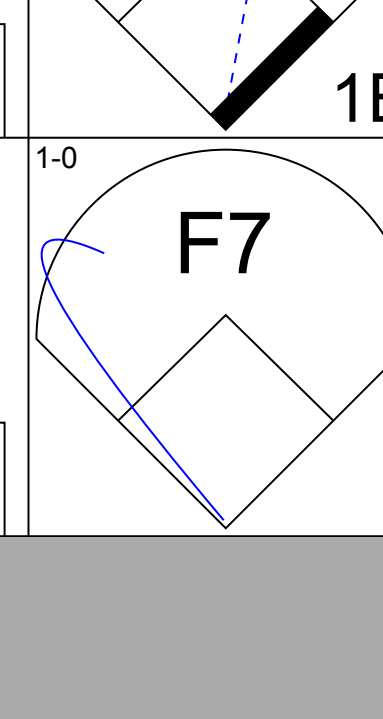
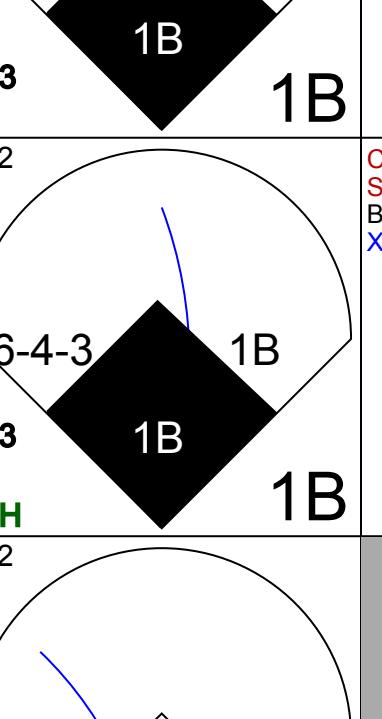
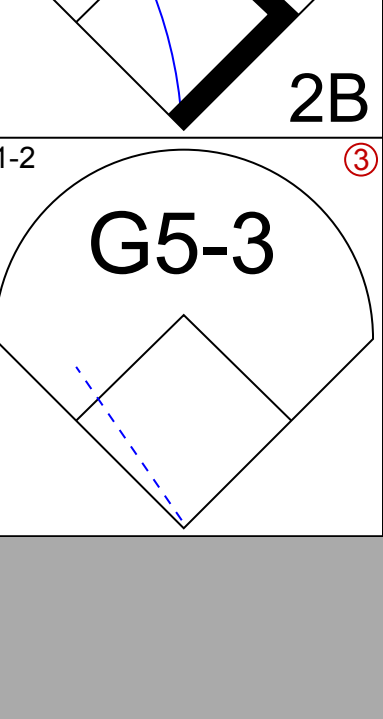
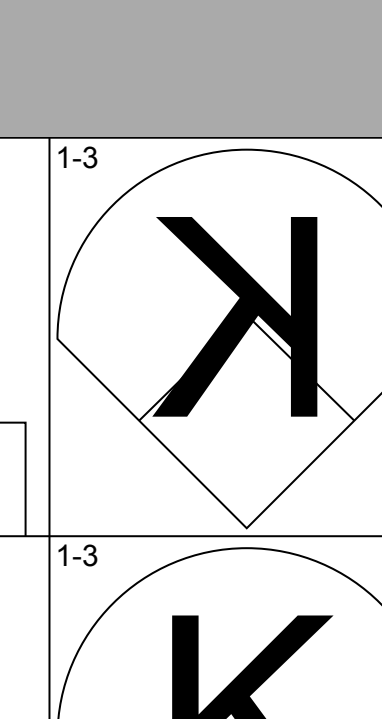
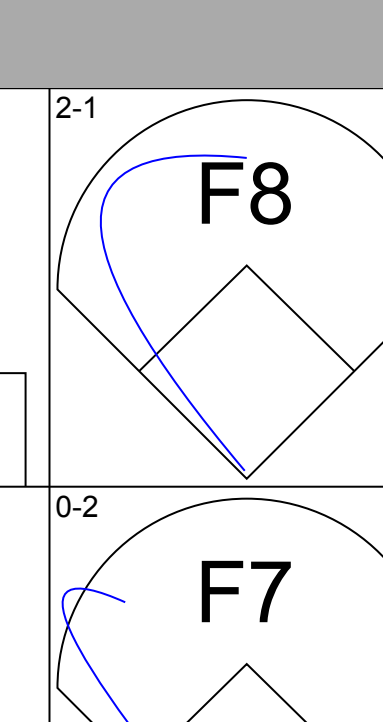
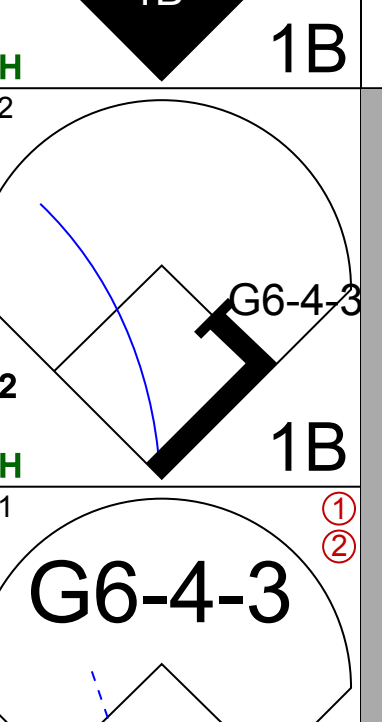
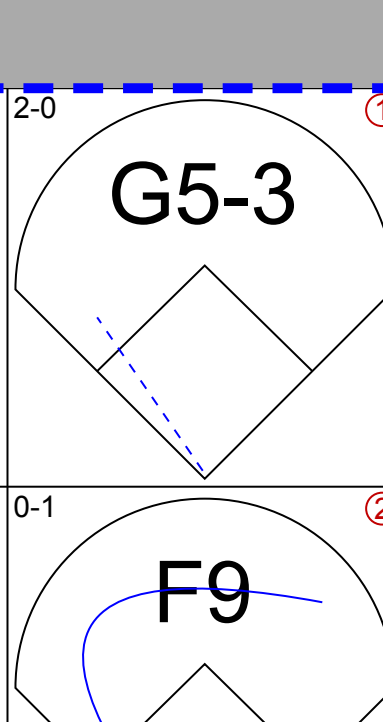
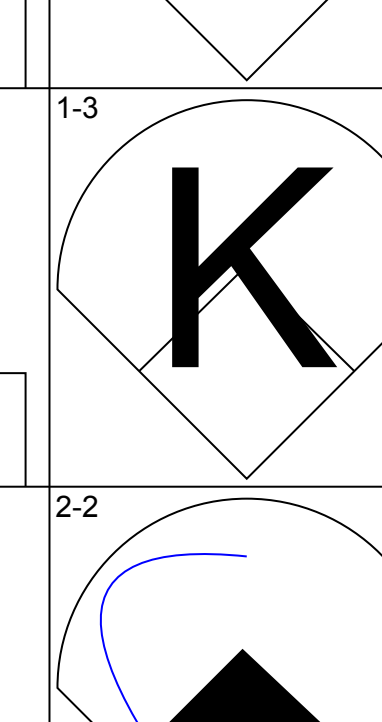
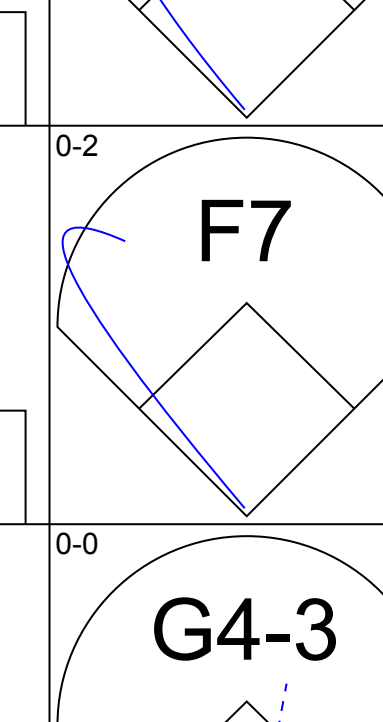
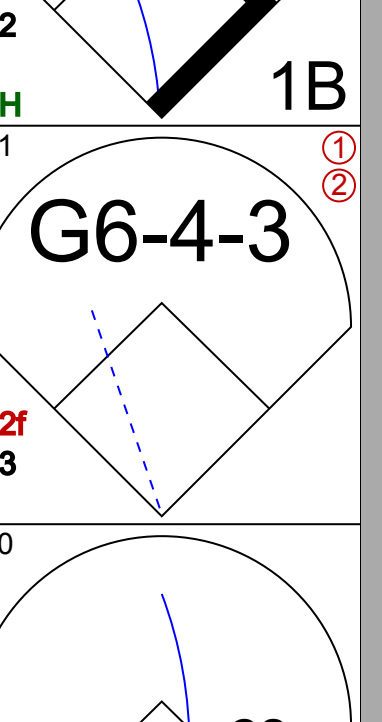
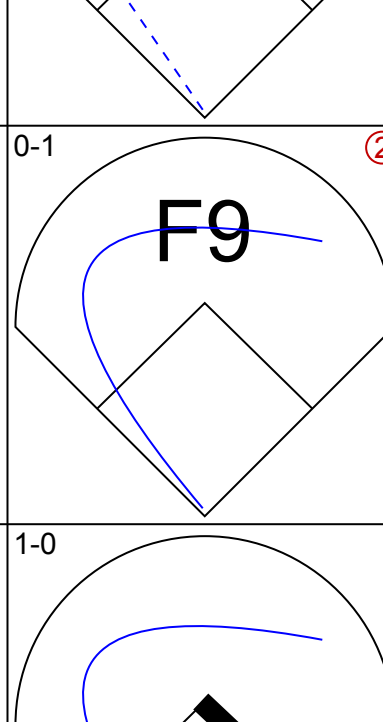
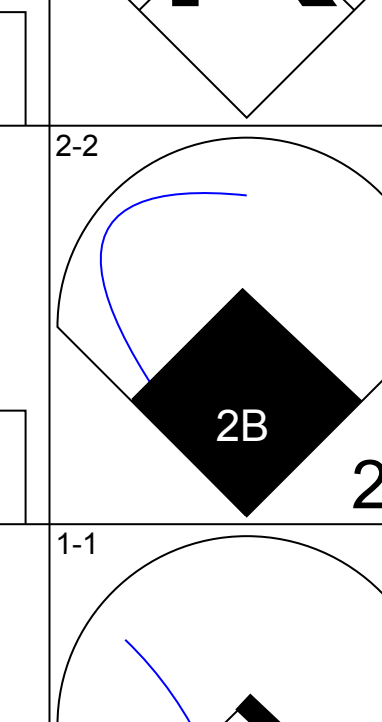
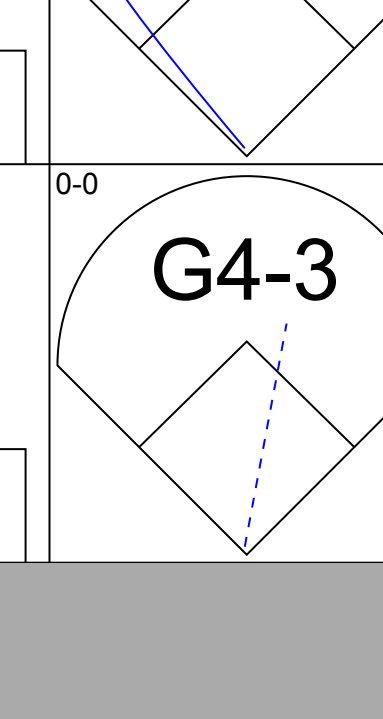
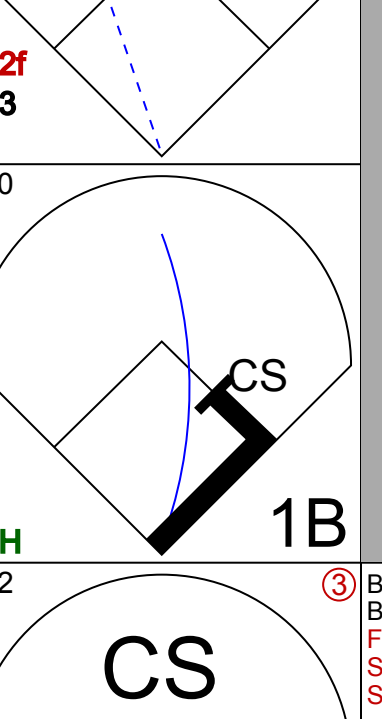

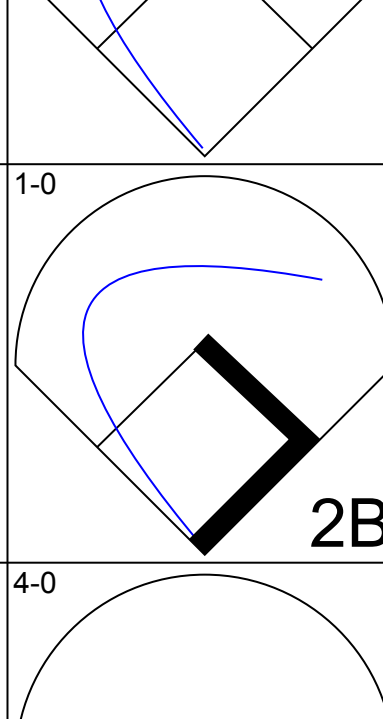
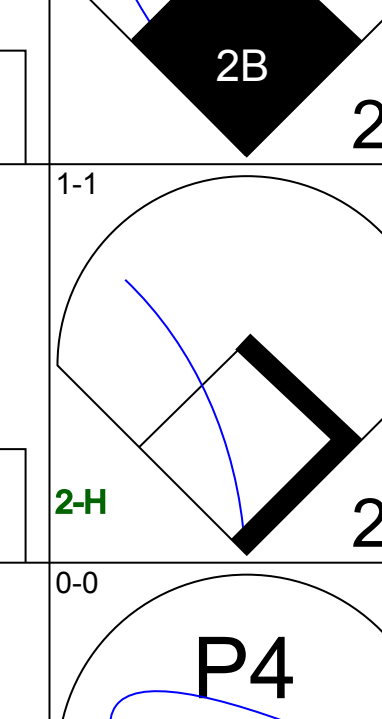
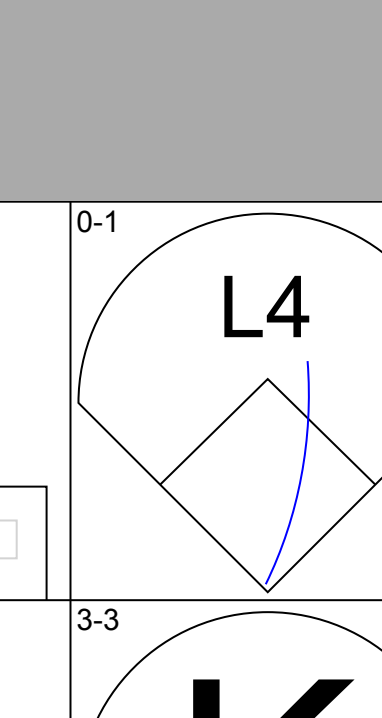
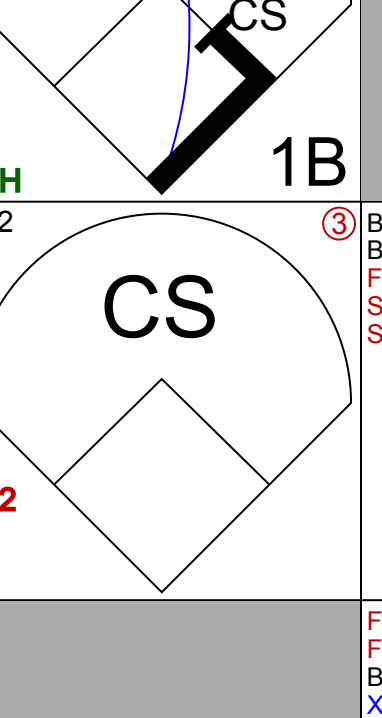
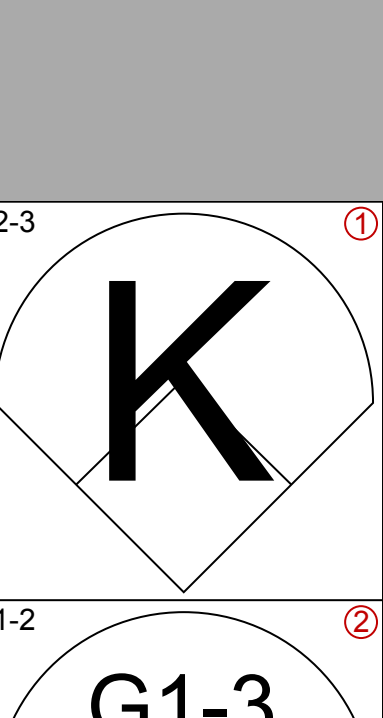
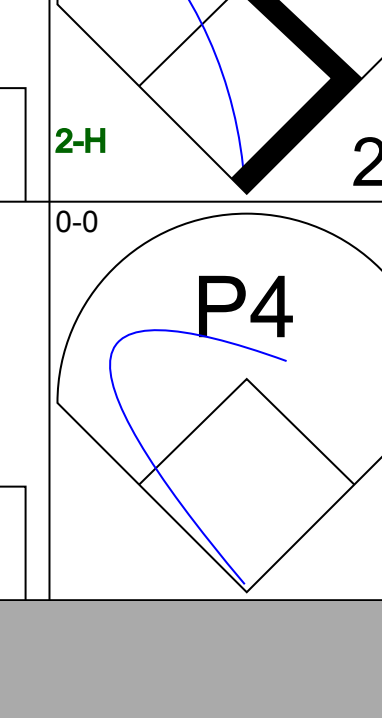
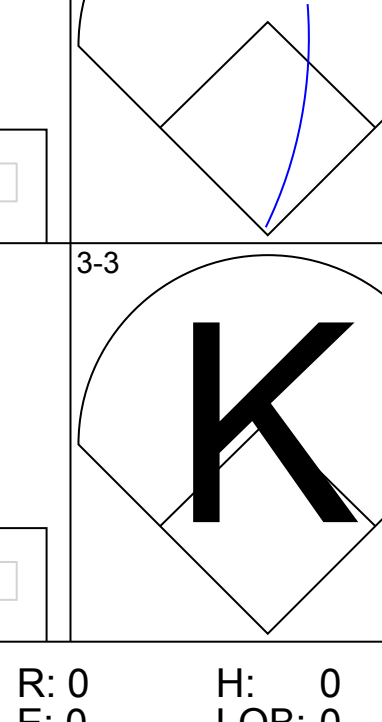
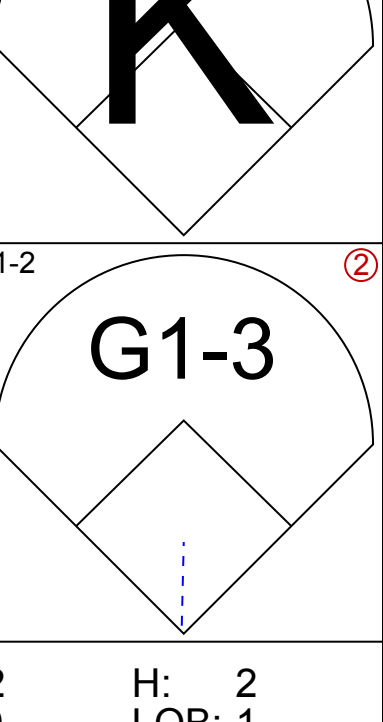
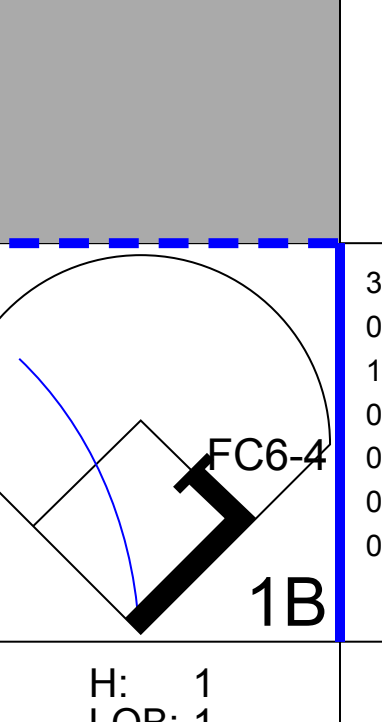


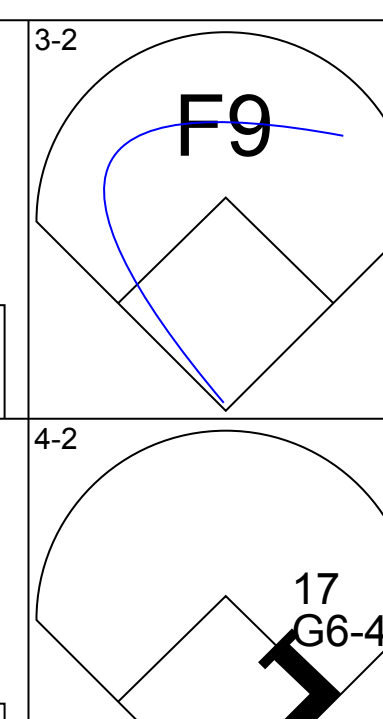
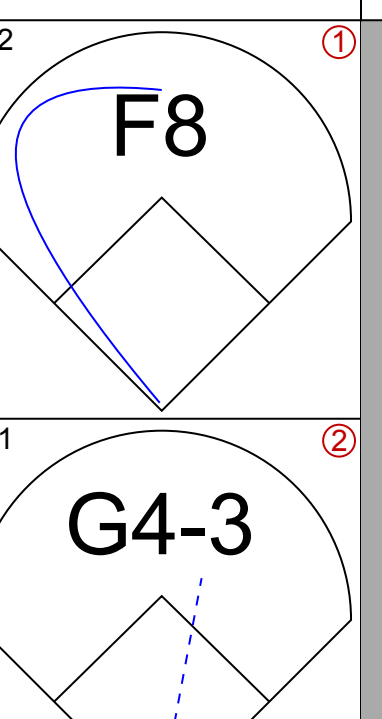
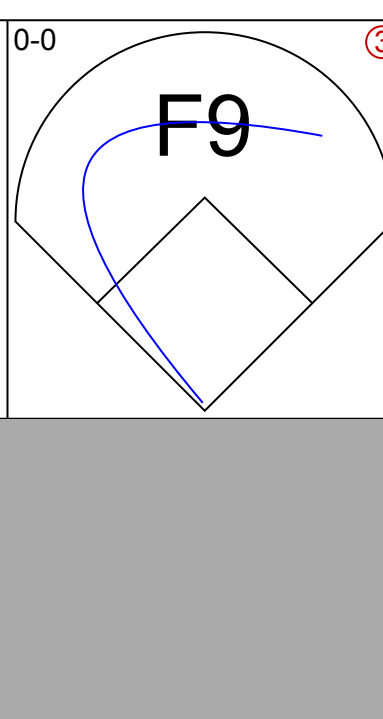
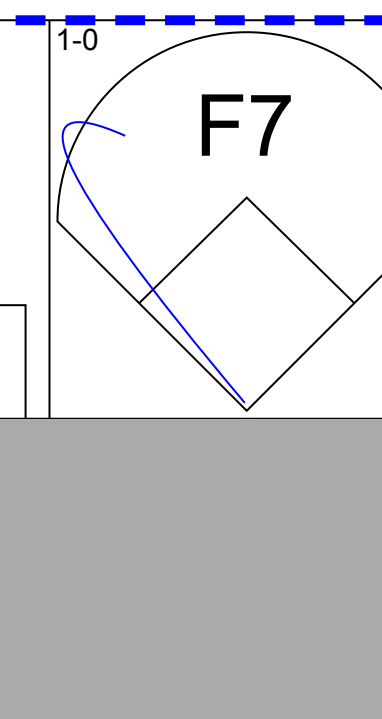
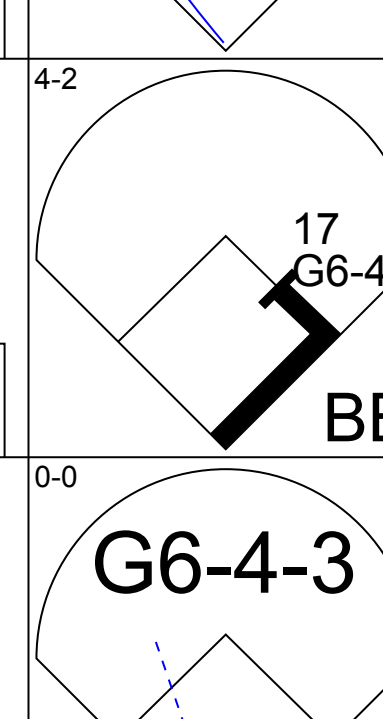
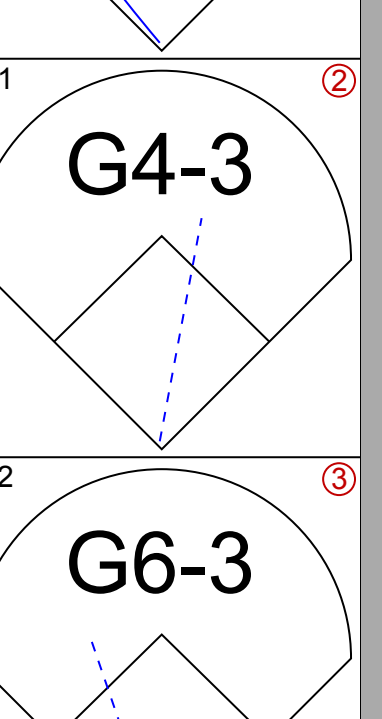


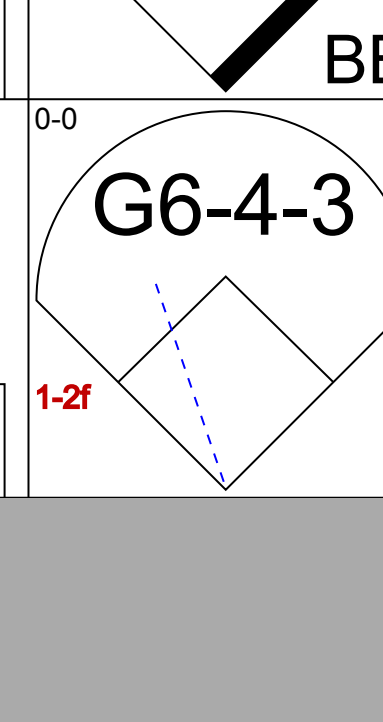
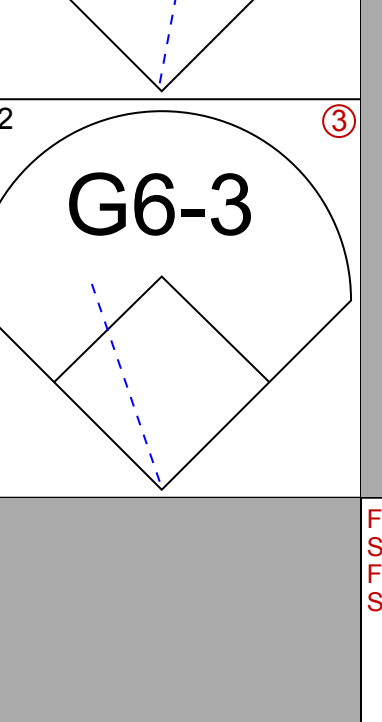


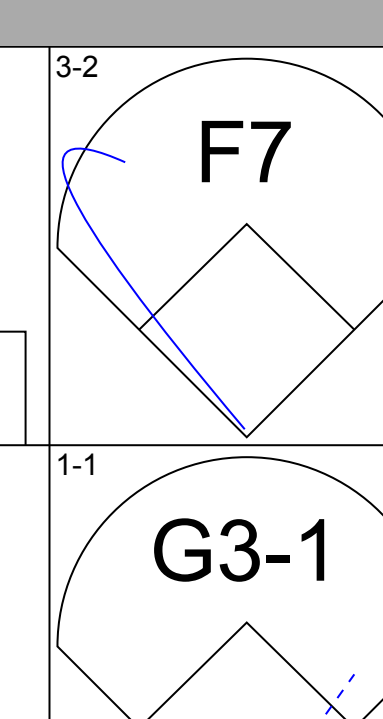
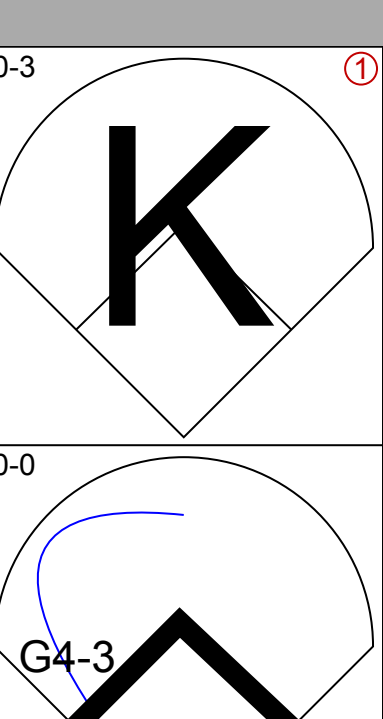

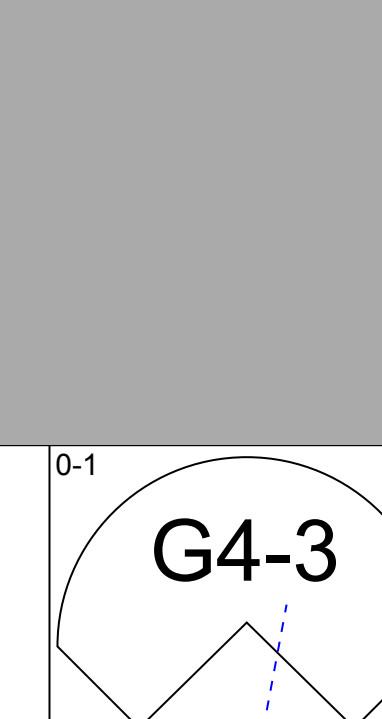
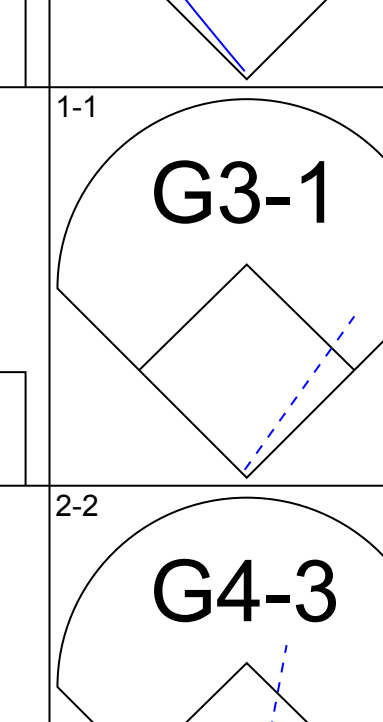
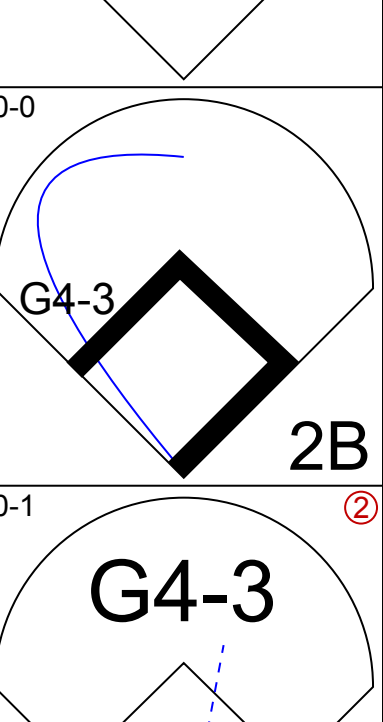
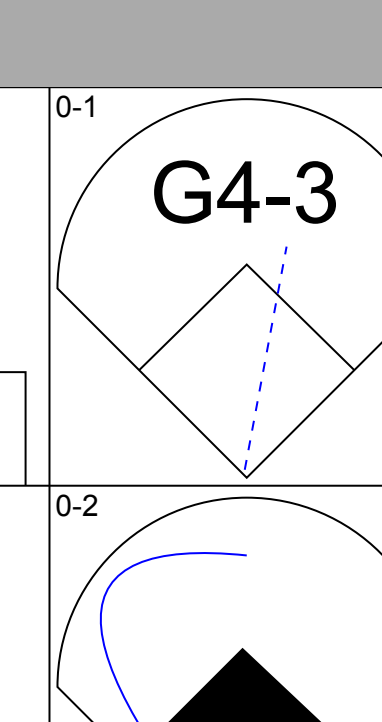
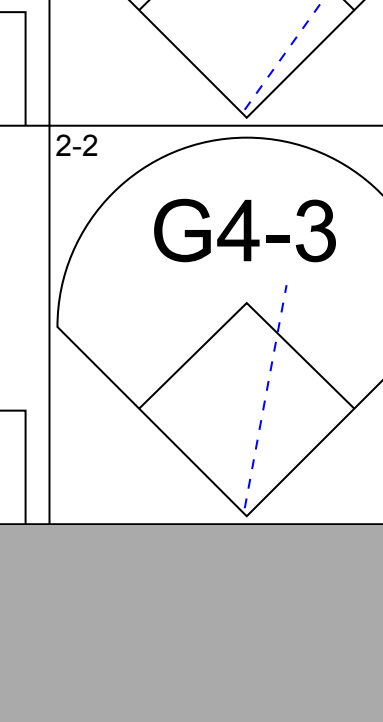
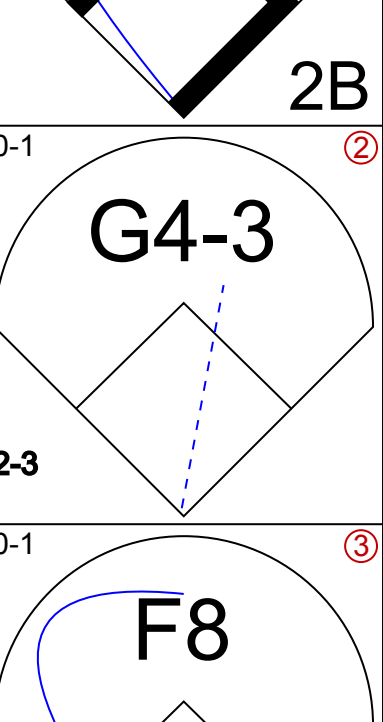
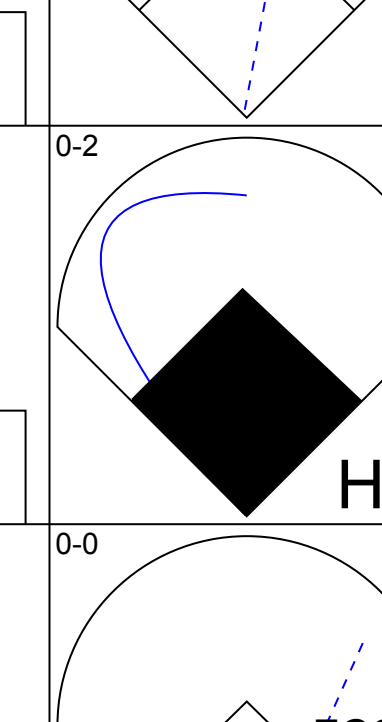
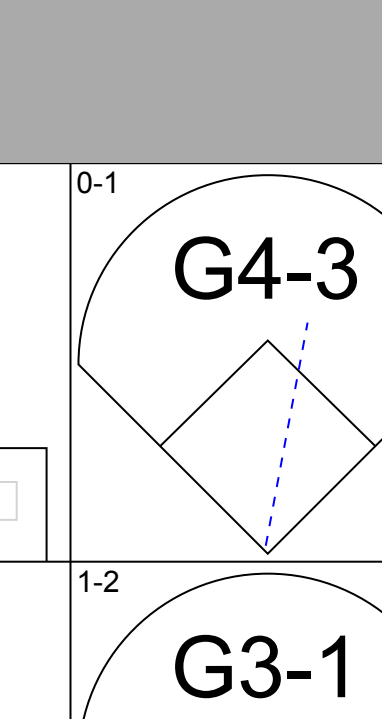
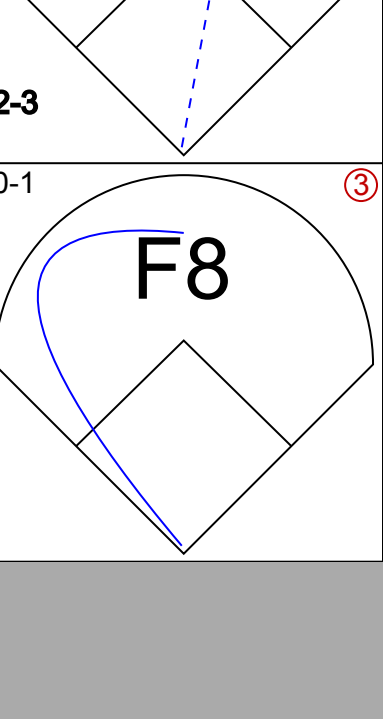
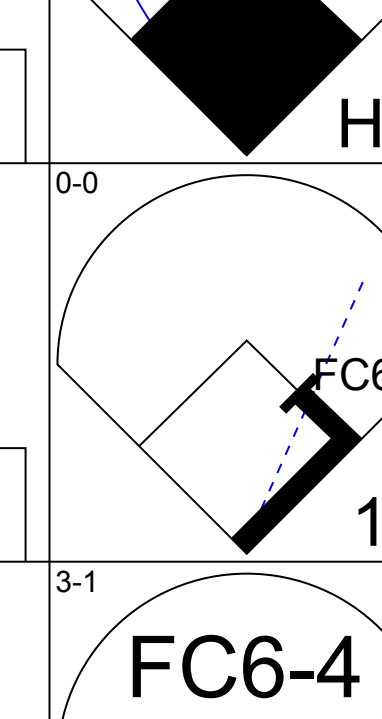
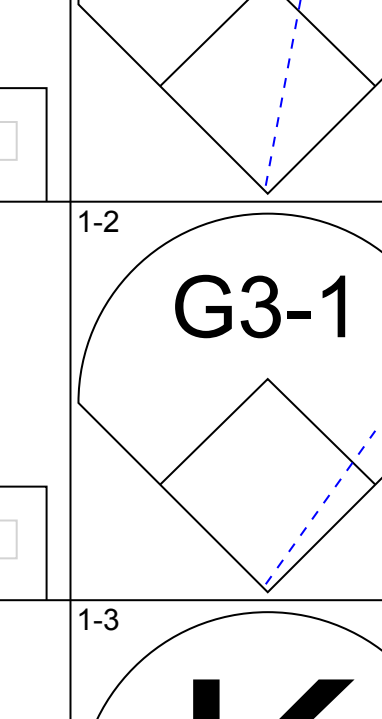
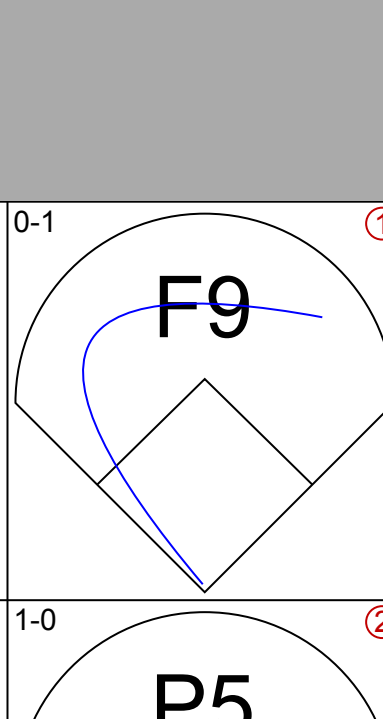
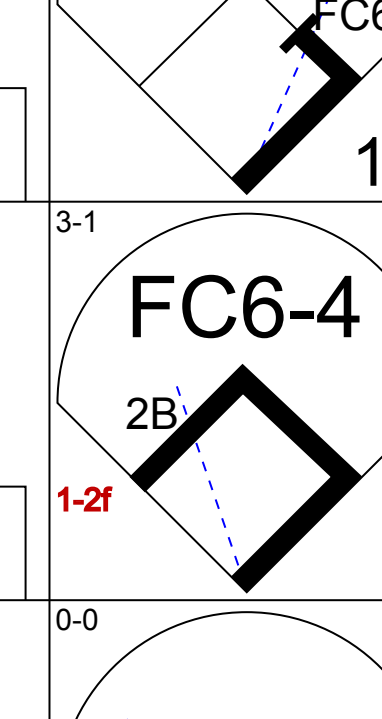
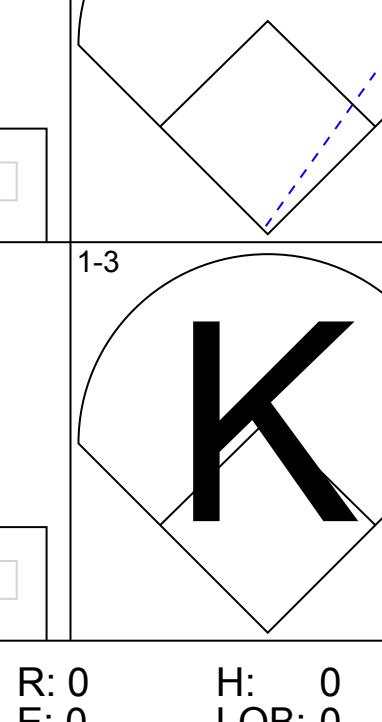
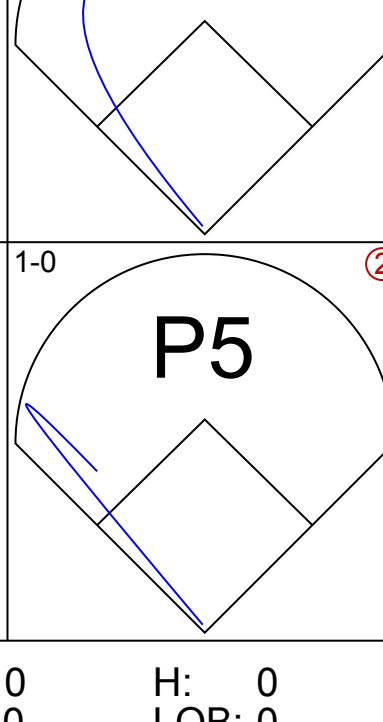
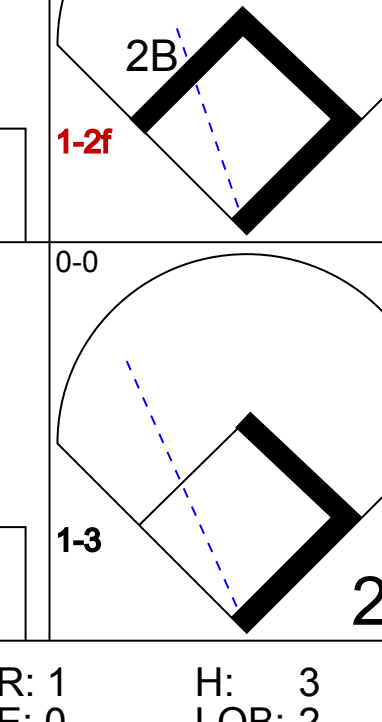


Batter	1	2	3	4	5	6	7	8	9	AB	R	H	RBI	BB	SO	LOB	TOP			
<b>José Cruz Jr., S</b> <small>OBP: 0.364, SLG: 0.418</small> 										3	0	0	0	1	1	2	<b>San Francisco Giants @ Colorado Rockies</b> Coors Field, Denver, CO Tue Aug 26 2003, 7:05 PM MDT Att: 24,100 - Sunny - 86 F			
<b>Neftali Pérez, S</b> <small>OBP: 0.288, SLG: 0.347</small> 										4	0	2	1	0	0	1				
<b>Marquis Grissom, R</b> <small>OBP: 0.316, SLG: 0.461</small> 										4	0	0	0	0	1	5				
<b>Jeffrey Hammonds, R</b> <small>OBP: 0.315, SLG: 0.392</small> 										3	2	1	0	1	0	2				
<b>Benito Santiago, R</b> <small>OBP: 0.331, SLG: 0.437</small> 										4	0	2	0	0	0	2				
<b>Rich Aurilia, R</b> <small>OBP: 0.317, SLG: 0.395</small> 										4	0	0	0	0	0	3				
<b>Andrés Galarraga, R</b> <small>OBP: 0.352, SLG: 0.486</small> 										4	0	1	1	0	1	0				
<b>Pedro Feliz, R</b> <small>OBP: 0.256, SLG: 0.453</small> 										4	1	1	0	0	1	0				
<b>Jason Schmidt, R</b> <small>OBP: 0.098, SLG: 0.080</small> <b>Jason Christiansen, R</b> <small>ERA: 3.54</small> <b>Joe Nathan, R</b> <small>ERA: 5.4</small> <b>Eric Young Sr., R</b> <small>OBP: 0.345, SLG: 0.419</small> <b>Tim Worrell, R</b> <small>ERA: 2.51</small> 										2	0	1	0	0	1	0				
										0	0	0	0	0	0	0				
<b>Inning Stats</b> <small>R: 0, H: 0, E: 1, K: 1, S: 13</small>	<small>H: 0, LOB: 2, BB: 1, P: 23</small>	<small>R: 0, H: 0, E: 0, K: 1, S: 8</small>	<small>H: 0, LOB: 0, BB: 0, P: 9</small>	<small>R: 0, H: 0, E: 0, K: 1, S: 7</small>	<small>H: 0, LOB: 0, BB: 0, P: 10</small>	<small>R: 1, H: 2, E: 0, K: 0, S: 12</small>	<small>H: 2, LOB: 2, BB: 1, P: 20</small>	<small>R: 1, H: 2, E: 0, K: 1, S: 15</small>	<small>H: 2, LOB: 1, BB: 0, P: 21</small>	<small>R: 0, H: 2, E: 0, K: 0, S: 14</small>	<small>H: 2, LOB: 2, BB: 0, P: 19</small>	<small>R: 0, H: 0, E: 0, K: 1, S: 9</small>	<small>H: 1, LOB: 0, BB: 0, P: 14</small>	<small>1B: 7, 2B: 2, 3B: 0, HR: 0</small>	<small>SF: 0, SAC: 1, DP: 1, HBP: 0</small>	<small>WP: 0, PB: 0, SB: 1, CS: 1</small>	<small>PA: 37</small>			
<b>PITCHER</b> <b>Darren Oliver, L</b> <small>ERA: 4.50</small> <b>Steve Reed, R</b> <small>ERA: 2.00</small> <b>2B Aaron Cook, R</b> <small>ERA: 0.00</small> <b>40 Brian Fuentes, L</b> <small>ERA: 1.00</small>	<small>IP: 6.0, WLS: L, BF: 25</small>	<small>H: 6, R: 3, ER: 3, SO: 4</small>	<small>R: 2, BB: 0, HBP: 0, BLK: 0</small>	<small>WP: 0, HR: 0, S: 67, P: 100</small>	<small>ERA: 4.50, WHIP: 1.333</small>	<b>PITCHER</b> <small>IP: 1.0, WLS: 5, BF: 2</small>	<small>H: 2, R: 0, ER: 0, SO: 0</small>	<small>R: 0, BB: 0, HBP: 0, BLK: 0</small>	<small>WP: 0, HR: 0, S: 14, P: 19</small>	<small>ERA: 0.00, WHIP: 2.000</small>	<small>IP: 1.0, WLS: 3, BF: 3</small>	<small>H: 0, R: 0, ER: 0, SO: 0</small>	<small>R: 0, BB: 0, HBP: 0, BLK: 0</small>	<small>WP: 0, HR: 0, S: 9, P: 13</small>	<small>ERA: 0.00, WHIP: 0.000</small>	<small>IP: 1.0, WLS: 1, BF: 1</small>	<small>H: 1, R: 0, ER: 0, SO: 0</small>	<small>R: 0, BB: 0, HBP: 0, BLK: 0</small>	<small>WP: 0, HR: 0, S: 14, P: 14</small>	<small>ERA: 0.00, WHIP: 1.000</small>

Batter	1	2	3	4	5	6	7	8	9	AB	R	H	RBI	BB	SO	LOB	BOTTOM			
<b>Ronnie Belliard, R</b> <small>OBP: 0.347, SLG: 0.373</small> 										4	0	0	0	0	0	3	<b>San Francisco Giants @ Colorado Rockies</b> Coors Field, Denver, CO Tue Aug 26 2003, 7:05 PM MDT Att: 24,100 - Sunny - 86 F			
<b>Chris Stynes, R</b> <small>OBP: 0.345, SLG: 0.430</small> <b>Steve Reed, R</b> <small>ERA: 3.54</small> <b>2B Aaron Cook, R</b> <small>OBP: 0.233, SLG: 0.179</small> <b>Greg Norton, S</b> <small>OBP: 0.328, SLG: 0.420</small> <b>40 Brian Fuentes, L</b> <small>ERA: 2.51</small> 										3	0	0	0	0	2					
										0	0	0	0	0	0					
										0	0	0	0	0	0					
										1	0	1	0	0	0					
										0	0	0	0	0	0					
<b>17 Todd Helton, L</b> <small>OBP: 0.448, SLG: 0.627</small> 										4	0	0	0	0	2					
<b>Preston Wilson, R</b> <small>OBP: 0.349, SLG: 0.554</small> 										3	0	0	0	1	2					
<b>Larry Walker, L</b> <small>OBP: 0.423, SLG: 0.474</small> 										4	0	0	0	0	1					
<b>Jay Payton, R</b> <small>OBP: 0.363, SLG: 0.504</small> 										4	0	2	0	0	0					
<b>Charles Johnson, R</b> <small>OBP: 0.321, SLG: 0.452</small> 										4	0	2	0	0	0					
<b>Juan Uribe, R</b> <small>OBP: 0.299, SLG: 0.397</small> 										4	0	1	0	0	1					
<b>Darren Oliver, R</b> <small>OBP: 0.281, SLG: 0.352</small> <b>Mark Bellhorn, S</b> <small>OBP: 0.341, SLG: 0.297</small> 										4	0	1	0	0	1					
										1	0	0	0	1	1					
<b>Inning Stats</b> <small>R: 0, H: 0, E: 0, K: 1, S: 7</small>	<small>H: 0, LOB: 0, BB: 0, P: 8</small>	<small>R: 0, H: 0, E: 0, K: 0, S: 5</small>	<small>H: 0, LOB: 0, BB: 0, P: 9</small>	<small>R: 0, H: 1, E: 0, K: 2, S: 13</small>	<small>H: 1, LOB: 1, BB: 0, P: 21</small>	<small>R: 0, H: 0, E: 0, K: 1, S: 10</small>	<small>H: 0, LOB: 1, BB: 1, P: 15</small>	<small>R: 0, H: 0, E: 0, K: 0, S: 7</small>	<small>H: 0, LOB: 0, BB: 0, P: 9</small>	<small>R: 0, H: 1, E: 0, K: 1, S: 11</small>	<small>H: 1, LOB: 1, BB: 0, P: 17</small>	<small>R: 1, H: 2, E: 1, K: 1, S: 22</small>	<small>H: 2, LOB: 2, BB: 0, P: 29</small>	<small>1B: 3, 2B: 2, 3B: 0, HR: 0</small>	<small>SF: 0, SAC: 0, DP: 1, HBP: 0</small>	<small>WP: 0, PB: 0, SB: 0, CS: 0</small>	<small>PA: 34</small>			
<b>PITCHER</b> <b>Jason Schmidt, R</b> <small>ERA: 2.26</small> <b>Jason Christiansen, L</b> <small>ERA: 3.92</small> <b>Joe Nathan, R</b> <small>ERA: 5.04</small> <b>Tim Worrell, R</b> <small>ERA: 2.38</small>	<small>IP: 7.2, WLS: W, BF: 29</small>	<small>H: 4, R: 1, ER: 0, SO: 6</small>	<small>R: 2, BB: 0, HBP: 0, BLK: 0</small>	<small>WP: 0, HR: 0, S: 73, P: 111</small>	<small>ERA: 0.00, WHIP: 0.783</small>	<b>PITCHER</b> <small>IP: 0.0, WLS: 1, BF: 1</small>	<small>H: 0, R: 0, ER: 0, SO: 0</small>	<small>R: 0, BB: 0, HBP: 0, BLK: 0</small>	<small>WP: 0, HR: 0, S: 4, P: 5</small>	<small>ERA: 0.00, WHIP: 0.000</small>	<small>IP: 0.1, WLS: H, BF: 1</small>	<small>H: 1, R: 0, ER: 0, SO: 0</small>	<small>R: 0, BB: 0, HBP: 0, BLK: 0</small>	<small>WP: 0, HR: 0, S: 4, P: 5</small>	<small>ERA: 0.00, WHIP: 0.000</small>	<small>IP: 1.0, WLS: S, BF: 3</small>	<small>H: 0, R: 0, ER: 0, SO: 0</small>	<small>R: 0, BB: 0, HBP: 0, BLK: 0</small>	<small>WP: 0, HR: 0, S: 6, P: 8</small>	<small>ERA: 0.00, WHIP: 1.000</small>



Batter	1	2	3	4	5	6	7	8	9	AB	R	H	RBI	BB	SO	LOB	TOP					
<b>Eric Young Sr. R</b> OBP: 0.344, SLG: 0.415 (1, 4)					 HBP				 1-2f	4	1	0	0	0	2	1	<b>San Francisco Giants @ Colorado Rockies</b> Coors Field, Denver, CO Wed Aug 27 2003, 7:05 PM MDT Att: 24,972 - Cloudy - 75 F					
<b>Jeffrey Hammonds R</b> OBP: 0.320, SLG: 0.440 (1, 7)				 2B	 1-H					5	2	2	2	0	1	1						
<b>Marquis Grissom R</b> OBP: 0.319, SLG: 0.465 (1, 8)				 2-3						5	1	3	0	0	0	1						
<b>Andres Galarraga R</b> OBP: 0.351, SLG: 0.481 (1, 3)				 G6-4-3						4	1	1	1	0	1	2						
<b>Bento Santiago R</b> OBP: 0.331, SLG: 0.435 (1, 2)				 G6-4-3						4	0	1	1	0	1	0						
<b>Edgardo Alfonzo R</b> OBP: 0.323, SLG: 0.360 (1, 5)				 1-2f						4	1	1	0	0	0	2						
<b>Rich Aurilia R</b> OBP: 0.321, SLG: 0.403 (1, 6)				 3-H					 2-H	4	0	3	2	0	0	0						
<b>José Cruz Jr. S</b> OBP: 0.363, SLG: 0.415 (1, 9)				 1-2						3	0	0	0	1	1	1						
<b>Sidney Ponson R</b> OBP: 0.296, SLG: 0.439 (1, 1)									 1B	3	0	0	0	0	1	2						
<b>Inning Stats</b>	R: 0 E: 0 K: 2 S: 10	H: 1 LOB: 1 BB: 0 P: 15	R: 0 E: 0 K: 0 S: 6	H: 0 LOB: 0 BB: 0 P: 8	R: 0 E: 0 K: 1 S: 8	H: 0 LOB: 0 BB: 0 P: 12	R: 3 E: 0 K: 0 S: 16	H: 5 LOB: 0 BB: 0 P: 28	R: 2 E: 0 K: 1 S: 12	H: 2 LOB: 1 BB: 0 P: 19	R: 0 E: 0 K: 0 S: 6	H: 1 LOB: 2 BB: 1 P: 15	R: 0 E: 0 K: 1 S: 7	H: 0 LOB: 0 BB: 0 P: 10	R: 1 E: 0 K: 2 S: 12	H: 2 LOB: 1 BB: 0 P: 17	R: 0 E: 1 K: 0 S: 8	H: 1 LOB: 1 BB: 0 P: 11	1B: 6 2B: 5 3B: 0 HR: 1	SF: 0 SAC: 0 DP: 1 HBP: 1	WP: 0 PB: 0 SB: 0 CS: 1	PA: 40
<b>PITCHER</b>	IP	WLS	BF	H	R	ER	SO	BB	IBB	HBP	BLK	WP	HR	S	P	ERA	WHIP					
<b>Jose Jimenez R</b> ERA: 5.67 (1, 1)	5.0	L	22	8	5	5	4	0	0	1	0	0	0	6	15	9.00	1.600					
<b>Jesus Sanchez L</b> ERA: (6, 1)	1.0		5	1	0	0	0	0	1	0	0	0	0	6	15	0.00	1.000					
<b>Adam Bernero R</b> ERA: 5.7 (7, 1)	2.0		8	2	1	1	3	0	0	0	0	0	0	19	27	4.50	1.000					
<b>Justin Speier R</b> ERA: 3.47 (9, 1)	1.0		4	1	0	0	0	0	0	0	0	0	0	8	11	0.00	1.000					

Batter	1	2	3	4	5	6	7	8	9	AB	R	H	RBI	BB	SO	LOB	BOTTOM					
<b>Pablo Ozuna R</b> OBP: 0.357, SLG: 0.385 (1, 4)										4	0	0	0	0	0	2	<b>San Francisco Giants @ Colorado Rockies</b> Coors Field, Denver, CO Wed Aug 27 2003, 7:05 PM MDT Att: 24,972 - Cloudy - 75 F					
<b>Mark Bellhorn S</b> OBP: 0.339, SLG: 0.293 (1, 5)	 G6-4-3									3	0	0	0	1	1	0						
<b>17 Todd Helton L</b> OBP: 0.448, SLG: 0.626 (1, 3)	 1-2f					 G4-6-3		 BB		4	1	2	0	0	0	1						
<b>Preston Wilson R</b> OBP: 0.349, SLG: 0.550 (1, 8)							 1-2f		 BB	3	1	0	0	1	1	1						
<b>Larry Walker L</b> OBP: 0.424, SLG: 0.475 (1, 9)					 G4-3					3	1	1	0	1	0	0						
<b>Jay Payton R</b> OBP: 0.364, SLG: 0.510 (1, 7)					 2-3					4	1	2	2	0	0	1						
<b>Gregg Zaun S</b> OBP: 0.298, SLG: 0.298 (1, 2)								 FC6-4		4	0	1	0	0	0	4						
<b>Juan Uribe R</b> OBP: 0.296, SLG: 0.392 (1, 6)								 FC6-4		3	0	0	0	0	0	1						
<b>Chris Stynes R</b> OBP: 0.346, SLG: 0.432 (9, PH)								 1-2f		1	0	1	2	0	0	0						
<b>Inning Stats</b>	R: 0 E: 0 K: 0 S: 8	H: 0 LOB: 0 BB: 1 P: 15	R: 0 E: 0 K: 0 S: 10	H: 0 LOB: 0 BB: 0 P: 16	R: 0 E: 0 K: 1 S: 9	H: 0 LOB: 0 BB: 0 P: 11	R: 0 E: 0 K: 0 S: 8	H: 0 LOB: 0 BB: 0 P: 12	R: 0 E: 0 K: 1 S: 9	H: 1 LOB: 1 BB: 0 P: 9	R: 0 E: 0 K: 0 S: 4	H: 0 LOB: 0 BB: 0 P: 5	R: 0 E: 0 K: 0 S: 4	H: 1 LOB: 0 BB: 0 P: 8	R: 1 E: 0 K: 0 S: 10	H: 3 LOB: 2 BB: 0 P: 14	R: 3 E: 0 K: 2 S: 19	H: 3 LOB: 2 BB: 2 P: 35	1B: 5 2B: 2 3B: 0 HR: 1	SF: 0 SAC: 0 DP: 2 HBP: 0	WP: 0 PB: 0 SB: 0 CS: 0	PA: 36
<b>PITCHER</b>	IP	WLS	BF	H	R	ER	SO	BB	IBB	HBP	BLK	WP	HR	S	P	ERA	WHIP					
<b>Sidney Ponson R</b> ERA: 3.67 (1, 1)	7.2	W	27	5	1	1	2	1	0	0	0	0	0	1	2	0.00	0.000					
<b>Joe Nathan R</b> ERA: 3.02 (8, 1)	0.1		1	0	0	0	0	0	0	0	0	0	0	1	2	0.00	0.000					
<b>Matt Herges R</b> ERA: 2.96 (9, 1)	0.1		3	1	2	2	1	1	0	0	0	0	0	8	15	54.00	6.000					
<b>Jason Christiansen L</b> ERA: 4.35 (9, 1)	0.0		1	0	0	0	0	1	0	0	0	0	0	0	4	=	=					
<b>Tim Worrell R</b> ERA: 2.35 (9, 1)	0.2	S	4	2	1	1	1	0	0	0	0	0	0	11	16	13.50	3.000					



Batter	1	2	3	4	5	6	7	8	9	AB	R	H	RBI	BB	SO	LOB	TOP										
<b>José Cruz Jr., S</b> (1, 9) <small>OBP: 0.364, SLG: 0.415</small>	1-3 <b>K</b>		1-0 <b>G1-3</b>			4-2 <b>1B</b> <b>G5-4-3</b> <b>BB</b>		1-0 <b>1B</b>		3	1	1	0	1	1	0	<b>San Francisco Giants @ Colorado Rockies</b> Coors Field, Denver, CO Thu Aug 28 2003, 1:05 PM MDT Att: 23,645 - Cloudy - 79 F										
<b>Neft Pérez, S</b> (1, 4) <small>OBP: 0.288, SLG: 0.346</small>	0-0 <b>B5-3</b>		0-2 <b>F9</b>			0-0 <b>1B</b> <b>G5-4-3</b>		2-3 <b>K</b>		4	0	1	0	0	1	1											
<b>Jeffrey Hammonds, R</b> (1, 8) <b>Scott Eyre, L</b> (8, 1) <small>OBP: 0.500, SLG: 0.500</small>	3-3 <b>K</b>			2-2 <b>1B</b>		2-2 <b>G5-4-3</b>		1-0 <b>P3</b>		4	0	1	0	0	1	2											
<b>Edgardo Alfonzo, R</b> (1, 5) <small>OBP: 0.322, SLG: 0.359</small>		1-0 <b>G5-3</b>		1-3 <b>K</b>		3-2 <b>1B</b>		1-1 <b>G6-3</b>		4	0	1	0	0	1	1											
<b>Rich Aurilia, R</b> (1, 6) <small>OBP: 0.318, SLG: 0.399</small>		2-3 <b>K</b>		0-3 <b>K</b>		0-0 <b>F8</b>		1-0 <b>G5-3</b>		4	0	0	0	0	2	2											
<b>Todd Linden, S</b> (1, 7) <small>OBP: 0.286, SLG: 0.357</small>		0-1 <b>1B</b>		1-0 <b>G4-3</b>			2-3 <b>K</b>	1-1 <b>F7</b>		4	0	1	0	0	1	1											
<b>Pedro Feliz, R</b> (1, 3) <small>OBP: 0.261, SLG: 0.456</small>		1-0 <b>1B</b>			1-0 <b>P6</b>		2-1 <b>E8</b> <b>CS</b> <b>1B</b>			3	0	2	0	0	0	0											
<b>Alberto Castillo, R</b> (1, 2) <small>OBP: 0.231, SLG: 0.538</small>		1-3 <b>K</b>			2-3 <b>K</b>		2-3 <b>K</b>			3	0	0	0	0	3	3											
<b>32 Kevin Correia, R</b> (1, 1) <b>Jim Brower, R</b> (6, 1) <b>Andrés Galaraga, R</b> (8, PH) <b>Eric Young Sr., R</b> (8, 8) <small>OBP: 0.344, SLG: 0.415</small>			0-3 <b>K</b>			2-1 <b>G6-3</b>		3-1 <b>F8</b>		2	0	0	0	0	1	0											
<b>Inning Stats</b>	R: 0 E: 0 K: 2 S: 11	H: 0 LOB: 0 BB: 0 P: 15	R: 0 E: 0 K: 2 S: 10	H: 2 LOB: 2 BB: 0 P: 15	R: 0 E: 0 K: 1 S: 7	H: 0 LOB: 0 BB: 0 P: 8	R: 0 E: 0 K: 2 S: 11	H: 1 LOB: 1 BB: 0 P: 15	R: 0 E: 0 K: 1 S: 6	H: 0 LOB: 0 BB: 0 P: 11	R: 1 E: 0 K: 0 S: 12	H: 2 LOB: 1 BB: 1 P: 21	R: 0 E: 1 K: 2 S: 10	H: 1 LOB: 1 BB: 0 P: 16	R: 0 E: 0 K: 1 S: 7	H: 1 LOB: 1 BB: 0 P: 14		R: 0 E: 0 K: 0 S: 5	H: 0 LOB: 0 BB: 0 P: 8	1B: 7 2B: 1 3B: 0 HR: 0	SF: 0 SAC: 0 DP: 2 HBP: 0	WP: 0 PB: 0 SB: 1 CS: 1	PA: 33				
<b>PITCHER</b> <b>Jason Jennings, R</b> (1, 1) <small>ERA: 4.98</small> <b>40 Brian Fuentes, L</b> (8, 1) <small>ERA: 2.47</small> <b>28 Aaron Cook, R</b> (9, 1) <small>ERA: 5.35</small>	IP	WLS	BF	H	R	ER	SO	BB	IBB	HBP	BLK	WP	HR	S	P	ERA	WHIP										

Batter	1	2	3	4	5	6	7	8	9	AB	R	H	RBI	BB	SO	LOB	BOTTOM										
<b>Ronnie Belliard, R</b> (1, 4) <small>OBP: 0.348, SLG: 0.370</small>	2-1 <b>P4</b>		0-2 <b>F8</b>			1-1 <b>BB</b> <b>17 BB</b> <b>HBP</b>		4-0 <b>SH1-4</b> <b>HR</b> <b>BB</b>	2-1 <b>L1-6</b>	3	1	0	0	1	0	1	<b>San Francisco Giants @ Colorado Rockies</b> Coors Field, Denver, CO Thu Aug 28 2003, 1:05 PM MDT Att: 23,645 - Cloudy - 79 F										
<b>Chris Stynes, R</b> (1, 5) <small>OBP: 0.346, SLG: 0.429</small>	1-2 <b>F9</b>		4-1 <b>17</b> <b>G4-6-3</b> <b>BB</b>			2-1 <b>F3</b>		1-1 <b>SH1-4</b>	1-2 2-3	2	0	0	0	1	0	2											
<b>17 Todd Helton, L</b> (1, 3) <small>OBP: 0.449, SLG: 0.623</small>	2-3 <b>K</b>		1-2 <b>G4-6-3</b>			4-1 <b>BB</b>		4-0 <b>HR</b> <b>IBB</b>		2	1	0	0	2	1	1											
<b>Preston Wilson, R</b> (1, 8) <small>OBP: 0.351, SLG: 0.556</small>		2-1 <b>E</b> <b>S</b> <b>1B</b> <b>HBP</b>		0-0 <b>F8</b>		4-0 <b>1-2</b> 2-3 3-H <b>BB</b>		0-1 <b>HR</b>		2	2	1	5	1	0	0											
<b>Larry Walker, L</b> (1, 9) <small>OBP: 0.421, SLG: 0.470</small> <b>40 Brian Fuentes, L</b> (8, 1) <b>28 Aaron Cook, R</b> (9, 1) <small>OBP: 0.233, SLG: 0.179</small>		3-3 <b>K</b>		2-2 <b>F9</b>		2-1 <b>F9</b>		0-0 <b>G6-3</b>		4	0	0	0	0	1	4											
<b>Jay Payton, R</b> (1, 7) <small>OBP: 0.366, SLG: 0.514</small>		0-0 <b>1B</b>		1-0 <b>2B</b>		1-0 <b>P4</b>		1-2 <b>1B</b>		4	0	3	1	0	0	0											
<b>Charles Johnson, R</b> (1, 2) <small>OBP: 0.321, SLG: 0.449</small>		1-1 <b>1B</b>		1-3 <b>K</b>		2-0 <b>F7</b>		0-0 <b>F9</b>		4	0	1	0	0	1	2											
<b>Mark Bellhorn, S</b> (1, 6) <small>OBP: 0.338, SLG: 0.292</small>		0-2 <b>F7</b>			0-0 <b>G3</b>		3-1 <b>G6-3</b>		2-1 <b>FC6-4</b> <b>1B</b>	4	0	1	0	0	2												
<b>Jason Jennings, L</b> (1, 1) <small>OBP: 0.315, SLG: 0.313</small> <b>Rene Reyes, S</b> (7, PH) <small>OBP: 0.296, SLG: 0.397</small>		1-1 <b>G4-3</b>			0-1 <b>17</b> <b>BB</b> <b>2B</b>		2-1 <b>SH1-4</b> <b>HR</b> <b>2B</b>	0-2 <b>FC6-4</b> <b>1B</b>	1-2 <b>L1-6</b> <b>WP</b>	2	1	1	0	0	0	2											
<b>Inning Stats</b>	R: 0 E: 0 K: 1 S: 8	H: 0 LOB: 0 BB: 0 P: 13	R: 1 E: 0 K: 1 S: 12	H: 2 LOB: 2 BB: 0 P: 19	R: 0 E: 0 K: 0 S: 7	H: 0 LOB: 0 BB: 1 P: 12	R: 0 E: 0 K: 1 S: 8	H: 1 LOB: 1 BB: 0 P: 12	R: 1 E: 0 K: 0 S: 9	H: 1 LOB: 3 BB: 2 P: 22	R: 0 E: 0 K: 0 S: 4	H: 0 LOB: 0 BB: 0 P: 10	R: 4 E: 0 K: 0 S: 11	H: 3 LOB: 1 BB: 2 P: 23	R: 0 E: 0 K: 0 S: 7	H: 1 LOB: 0 BB: 0 P: 11		1B: 4 2B: 4 3B: 0 HR: 1	SF: 0 SAC: 1 DP: 2 HBP: 2	WP: 1 PB: 0 SB: 1 CS: 0	PA: 37						
<b>PITCHER</b> <b>32 Kevin Correia, R</b> (1, 1) <small>ERA: 2.25</small> <b>Jim Brower, R</b> (6, 1) <small>ERA: 4.0</small> <b>Scott Eyre, L</b> (8, 1) <small>ERA: 3.65</small>	IP	WLS	BF	H	R	ER	SO	BB	IBB	HBP	BLK	WP	HR	S	P	ERA	WHIP										



Batter	1	2	3	4	5	6	7	8	9	AB	R	H	RBI	BB	SO	LOB	TOP										
<b>Eric Young Sr., R</b> OBP: 0.341, SLG: 0.411 (1, 4)	K2-3	G6-3		K			K			4	0	0	0	0	3	3	<b>San Francisco Giants @ Arizona Diamondbacks</b> <b>Bank One Ballpark, Phoenix, AZ</b> Fri Aug 29 2003, 10:07 PM EDT Att: 39,087 - Dome - 72 F <a href="http://livebaseballscorecards.com">livebaseballscorecards.com</a>										
<b>Neftali Feliz, S</b> OBP: 0.287, SLG: 0.345 (1, 6)	G4-3		B1-3		G5-3		F8			4	0	1	0	0	0	0											
<b>Marquis Grissom, R</b> OBP: 0.318, SLG: 0.463 (1, 8)	G4-3		2B		F9		K			4	1	1	0	0	1	1											
<b>Jeffrey Hammonds, R</b> OBP: 0.324, SLG: 0.440 (1, 7)		2B			G5-3		P3			3	1	1	1	1	0	1											
<b>Edgardo Alfonzo, R</b> OBP: 0.320, SLG: 0.356 (1, 5)		2B			F9		K			3	0	0	0	0	1	3											
<b>Felix Rodriguez, R</b> OBP: 1.000, SLG: 1.000 (7, 1)		F9			G5-3					0	0	0	0	0	0	0											
<b>Todd Linden, S</b> OBP: 0.267, SLG: 0.333 (8, PH)										1	0	0	0	0	1	0											
<b>Joe Nathan, R</b> (8, 1)										0	0	0	0	0	0	0											
<b>Benito Santiago, R</b> OBP: 0.330, SLG: 0.435 (1, 2)		2B			G5-3		F8			4	1	1	1	0	1	1											
<b>Andres Galarraga, R</b> OBP: 0.352, SLG: 0.498 (1, 3)		2B			G6-3		G5-3			4	1	2	2	0	0	0											
<b>José Cruz Jr., S</b> OBP: 0.363, SLG: 0.412 (1, 9)		2B			F8		G3			3	0	0	0	1	1	0											
<b>Kirk Rueter, L</b> OBP: 0.182, SLG: 0.143 (1, 1)							F7			2	0	1	0	0	1	2											
<b>Matt Herges, L</b> OBP: 0.333, SLG: 0.333 (5, 1)	K									0	0	0	0	0	0	0											
<b>Pedro Feliz, R</b> OBP: 0.259, SLG: 0.452 (5, 5)										2	0	0	0	0	0	0											
<b>Inning Stats</b>	R: 0 E: 0 K: 1 S: 6	H: 0 LOB: 0 BB: 0 P: 9	R: 2 E: 0 K: 1 S: 15	H: 2 LOB: 2 BB: 2 P: 25	R: 1 E: 0 K: 0 S: 11	H: 2 LOB: 1 BB: 0 P: 20	R: 0 E: 0 K: 1 S: 9	H: 1 LOB: 1 BB: 0 P: 17	R: 0 E: 0 K: 1 S: 8	H: 0 LOB: 0 BB: 0 P: 10	R: 0 E: 0 K: 1 S: 6	H: 0 LOB: 0 BB: 0 P: 10	R: 0 E: 0 K: 2 S: 7	H: 0 LOB: 0 BB: 0 P: 9	R: 1 E: 0 K: 2 S: 11	H: 1 LOB: 0 BB: 0 P: 15	1B: 3 2B: 3 3B: 0 HR: 1	SF: 0 SAC: 0 DP: 0 HBP: 0	WP: 0 PB: 0 SB: 1 CS: 0	PA: 36							
<b>PITCHER</b>	IP	WLS	BF	H	R	ER	SO	BB	IBB	HBP	BLK	WP	HR	S	P	ERA	WHIP										
<b>Miguel Batista, R</b> ERA: 3.0 (1, 1)	6.0	W	26	6	3	3	4	2	0	0	0	0	0	54	88	4.50	1.333										
<b>Oscar Villarreal, R</b> ERA: 2.51 (7, 1)	1.0	H	3	0	0	0	1	0	0	0	0	0	0	6	10	0.00	0.000										
<b>Jose Valverde, R</b> ERA: 2.15 (8, 1)	1.0	H	3	0	0	0	2	0	0	0	0	0	0	7	9	0.00	0.000										
<b>Matt Mantel, R</b> ERA: 2.44 (9, 1)	1.0	S	4	1	1	1	2	0	0	0	0	0	1	11	15	9.00	1.000										

Batter	1	2	3	4	5	6	7	8	9	AB	R	H	RBI	BB	SO	LOB	BOTTOM										
<b>Matt Kata, S</b> OBP: 0.329, SLG: 0.456 (1, 5)	F9		1B		F8			K		4	1	1	0	1	1	1	<b>San Francisco Giants @ Arizona Diamondbacks</b> <b>Bank One Ballpark, Phoenix, AZ</b> Fri Aug 29 2003, 10:07 PM EDT Att: 39,087 - Dome - 72 F <a href="http://livebaseballscorecards.com">livebaseballscorecards.com</a>										
<b>Alex Cintron, S</b> OBP: 0.361, SLG: 0.488 (1, 6)	F9		P4				1B			4	1	2	0	1	0	2											
<b>Luis Gonzalez, L</b> OBP: 0.393, SLG: 0.531 (1, 7)	G4-3		P6				1B			4	0	1	0	1	0	4											
<b>Raul Mondesi, R</b> OBP: 0.341, SLG: 0.465 (1, 9)		2B	1B				F9			3	2	1	0	2	1	5											
<b>Shea Hillenbrand, R</b> OBP: 0.319, SLG: 0.469 (1, 3)	P4		1B				L7			4	0	1	2	0	0	4											
<b>Junior Spivey, R</b> OBP: 0.336, SLG: 0.463 (1, 4)	L3		1B							3	0	2	2	1	0	1											
<b>Danny Bautista, R</b> OBP: 0.314, SLG: 0.345 (1, 8)	1B		FC6-4				K			4	0	1	1	0	1	6											
<b>Robby Hammock, R</b> OBP: 0.359, SLG: 0.567 (1, 2)	K						L6			4	0	0	0	0	1	1											
<b>Miguel Batista, R</b> OBP: 0.102, SLG: 0.104 (5, PH)										2	1	1	0	0	1	0											
<b>Steve Finley, R</b> OBP: 0.265, SLG: 0.304 (7, 1)										1	0	0	0	0	0	0											
<b>Oscar Villarreal, L</b> OBP: 0.267, SLG: 0.333 (8, PH)										0	0	0	0	0	0	0											
<b>Jose Valverde, R</b> OBP: 0.307, SLG: 0.473 (8, PH)										1	0	1	0	0	0	0											
<b>Carlos Baerens, S</b> OBP: 0.257, SLG: 0.473 (9, 1)										0	0	0	0	0	0	0											
<b>Inning Stats</b>	R: 0 E: 0 K: 0 S: 4	H: 0 LOB: 0 BB: 0 P: 8	R: 1 E: 0 K: 1 S: 12	H: 2 LOB: 1 BB: 0 P: 22	R: 3 E: 0 K: 0 S: 14	H: 4 LOB: 2 BB: 1 P: 26	R: 0 E: 0 K: 1 S: 11	H: 0 LOB: 0 BB: 0 P: 19	R: 1 E: 0 K: 1 S: 22	H: 2 LOB: 2 BB: 1 P: 34	R: 0 E: 0 K: 1 S: 8	H: 1 LOB: 1 BB: 1 P: 15	R: 0 E: 0 K: 0 S: 16	H: 0 LOB: 1 BB: 2 P: 25	R: 0 E: 0 K: 2 S: 11	H: 2 LOB: 3 BB: 1 P: 18	1B: 9 2B: 2 3B: 0 HR: 0	SF: 0 SAC: 0 DP: 1 HBP: 0	WP: 1 PB: 0 SB: 0 CS: 0	PA: 40							
<b>PITCHER</b>	IP	WLS	BF	H	R	ER	SO	BB	IBB	HBP	BLK	WP	HR	S	P	ERA	WHIP										
<b>Kirk Rueter, L</b> ERA: 4.73 (1, 1)	4.0	L	21	7	0	5	2	2	0	0	0	0	0	50	91	11.25	2.250										
<b>Matt Herges, R</b> ERA: 2.3 (5, 1)	2.0		9	2	0	0	2	1	0	0	0	0	0	21	33	0.00	1.500										
<b>Felix Rodriguez, R</b> ERA: 3.38 (7, 1)	1.0		4	0	0	0	0	2	0	0	0	0	0	16	25	0.00	2.000										
<b>Joe Nathan, R</b> ERA: 2.99 (8, 1)	1.0		6	2	0	0	2	0	1	0	0	1	0	11	18	0.00	2.000										

**AB** 34  
**R** 4  
**H** 7  
**RBI** 4  
**BB** 2  
**SO** 9  
**LOB** 11





Batter	1	2	3	4	5	6	7	8	9	AB	R	H	RBI	BB	SO	LOB	TOP											
Jeffrey Hammonds, R OBP: 0.321, SLG: 0.432 (1, 9)	1-3 K		3-3 K2-3		0-0 1B			2-2 F8		4	0	1	0	0	2	0	San Francisco Giants @ Arizona Diamondbacks Bank One Ballpark, Phoenix, AZ Sat Aug 30 2003, 4:05 PM EDT Att: 39,383 - Dome - 72 F											
Rich Aurilia, R OBP: 0.320, SLG: 0.406 (1, 6)	0-0 HR		4-2 BB		0-0 F7			3-2 G4-3		3	1	1	1	1	0	1												
Marquis Grissom, R OBP: 0.317, SLG: 0.463 (1, 8)	2-3 K		0-2 G4-3		1-0 G4-6-3 2B			1-0 F8		4	0	1	0	0	1	1												
Barry Bonds, L OBP: 0.526, SLG: 0.766 Jose Cruz Jr., S OBP: 0.364, SLG: 0.412 (1, 7) (8, 9)	2-1 1B				1-0 HR			4-2 1B BB BB		2	1	2	1	1	0	0												
Benito Santiago, R OBP: 0.326, SLG: 0.430 (1, 2)	3-3 K				0-0 G6-3			0-0 F8		4	0	0	0	0	1	4												
Andres Galarraga, R OBP: 0.350, SLG: 0.491 (1, 3)		0-3 K			1-3 K			4-1 1B BB		3	0	0	0	1	3	1												
Edgardo Alfonzo, R OBP: 0.318, SLG: 0.353 (1, 5)		3-2 F8			2-0 G3			0-2 F9		4	0	0	0	0	0	2												
Nelfi Perez, S OBP: 0.287, SLG: 0.343 (1, 4)		2-3 K			1-3 K			2-2 1B		4	0	1	0	0	2	0												
Jerome Williams, R OBP: 0.074, SLG: 0.111 Tim Worrell, R (9, 1)			0-3 K		1-3 K			0-0 F9		4	0	0	0	0	2	3												
Inning Stats	R: 1 E: 0 K: 3 S: 12	H: 2 LOB: 1 BB: 0 P: 20	R: 0 E: 0 K: 2 S: 10	H: 0 LOB: 0 BB: 0 P: 15	R: 0 E: 0 K: 2 S: 11	H: 0 LOB: 1 BB: 1 P: 18	R: 1 E: 0 K: 1 S: 7	H: 1 LOB: 0 BB: 0 P: 11	R: 0 E: 0 K: 1 S: 5	H: 1 LOB: 1 BB: 1 P: 11	R: 0 E: 0 K: 0 S: 8	H: 0 LOB: 0 BB: 0 P: 11	R: 0 E: 0 K: 0 S: 9	H: 0 LOB: 0 BB: 0 P: 15	R: 0 E: 0 K: 0 S: 15	H: 1 LOB: 3 BB: 2 P: 25		1B: 3 2B: 1 3B: 0 HR: 2	SF: 0 SAC: 0 DP: 1 HBP: 0	WP: 0 PB: 0 SB: 0 CS: 0	PA: 36							
PITCHER	IP	WLS	BF	H	R	ER	SO	BB	IBB	HBP	BLK	WP	HR	S	P	ERA	WHIP											
Randy Johnson, L ERA: 4.84 Oscar Villarreal, R ERA: 2.48 Jose Valverde, R ERA: 2.09	(1, 1)	7.0	L	27	5	2	2	11	1	1	0	0	0	2	63	98	2.57	0.857										

Batter	1	2	3	4	5	6	7	8	9	AB	R	H	RBI	BB	SO	LOB	BOTTOM										
Matt Kata, S OBP: 0.324, SLG: 0.448 (1, 5)	0-0 F7		1-2 L8		0-1 G1-5-3			2-3 K		4	0	0	0	0	1	0	San Francisco Giants @ Arizona Diamondbacks Bank One Ballpark, Phoenix, AZ Sat Aug 30 2003, 4:05 PM EDT Att: 39,383 - Dome - 72 F										
Alex Cintron, S OBP: 0.359, SLG: 0.485 (1, 6)	0-1 F9		1-0 1B BB		0-0 L7			0-3 K		4	0	1	0	0	1	0											
Luis Gonzalez, L OBP: 0.394, SLG: 0.529 (1, 7)	4-0 BB		4-1 1B BB		3-1 P2			3-2 F8		2	0	0	0	2	0	0											
Raul Mondesi, R OBP: 0.344, SLG: 0.469 (1, 9)	1-3 K		0-1 1B		0-0 G1-4-3 1B			3-1 1B FC6-4 2B		4	1	3	0	0	1	1											
Shea Hillenbrand, R OBP: 0.316, SLG: 0.464 (1, 3)		0-2 F7		1-3 K				0-0 G1-4-3		4	0	0	0	0	1	5											
Junior Spivey, R OBP: 0.335, SLG: 0.460 (1, 4)		1-3 K		1-3 K				0-2 F7		4	0	1	0	0	2	3											
Danny Bautista, R OBP: 0.313, SLG: 0.343 (1, 8)		0-0 BB 1B		1-0 F7				0-1 G5-3		4	0	1	1	0	0	1											
Chad Moeller, R OBP: 0.335, SLG: 0.424 Carlos Baerga, S OBP: 0.351, SLG: 0.472 (9, PH)		4-0 BB		0-0 G6-3				0-1 G5-3		2	0	0	0	1	0	0											
Randy Johnson, R OBP: 0.115, SLG: 0.115 Steve Finley, L OBP: 0.353, SLG: 0.502 Oscar Villarreal, L Jose Valverde, R (1, 1) (7, PH) (8, 1) (9, 1)		1-3 K		2-3 K				2-1 F8		2	0	0	0	0	2	2											
Inning Stats	R: 0 E: 0 K: 1 S: 6	H: 0 LOB: 1 BB: 1 P: 11	R: 0 E: 0 K: 2 S: 11	H: 1 LOB: 2 BB: 1 P: 17	R: 0 E: 0 K: 2 S: 13	H: 2 LOB: 3 BB: 1 P: 21	R: 0 E: 0 K: 1 S: 6	H: 0 LOB: 0 BB: 0 P: 9	R: 0 E: 0 K: 0 S: 5	H: 1 LOB: 0 BB: 0 P: 5	R: 0 E: 0 K: 0 S: 6	H: 0 LOB: 0 BB: 0 P: 8	R: 0 E: 0 K: 2 S: 11	H: 0 LOB: 0 BB: 0 P: 16	R: 1 E: 0 K: 1 S: 14	H: 2 LOB: 1 BB: 0 P: 22		1B: 5 2B: 1 3B: 0 HR: 0	SF: 0 SAC: 0 DP: 1 HBP: 0	WP: 0 PB: 0 SB: 0 CS: 0	PA: 35						
PITCHER	IP	WLS	BF	H	R	ER	SO	BB	IBB	HBP	BLK	WP	HR	S	P	ERA	WHIP										
Jerome Williams, R ERA: 3.32 Tim Worrell, R ERA: 2.33	(1, 1)	8.1	W	33	6	1	1	8	3	0	0	0	0	7	11	1.08	1.080										





Batter	1	2	3	4	5	6	7	8	9	AB	R	H	RBI	BB	SO	LOB	TOP					
Eric Young Sr. R (1.4) OBP: 0.337, SLG: 0.406 Neftali Feliz S (9.4) OBP: 0.287, SLG: 0.343	G1-3		K		G1-3		G5-3		P6	5	0	0	0	0	1	3						
Rich Aurilia R (1.6) OBP: 0.317, SLG: 0.403	G6-3		K		SF7			K		3	0	0	1	0	2	0						
Marquis Grissom R (1.8) OBP: 0.317, SLG: 0.462	K		G5-3					G4-3		4	0	1	0	0	1	0						
Jeffrey Hammonds R (1.7) OBP: 0.327, SLG: 0.423		2B			K			1B		2	1	0	0	2	2	2						
Andres Galarraga R (1.3) OBP: 0.348, SLG: 0.487		K			K		K			4	0	1	0	0	3	1						
Benito Santiago R (1.2) OBP: 0.325, SLG: 0.431		FC5-4			K		F8			4	0	1	1	0	1	2						
José Cruz Jr. S (1.9) OBP: 0.365, SLG: 0.411							F9			3	1	1	0	1	0	0						
Edgardo Alfonzo R (1.5) OBP: 0.319, SLG: 0.357		FC5-4								4	1	2	1	0	0	2						
Jason Schmidt R (1.1) OBP: 0.094, SLG: 0.077 Tim Worrell R (9.1)										2	0	0	0	0	2	2						
										0	0	0	0	0	0	0						
<b>Inning Stats</b>	R: 0 E: 0 K: 1 S: 7	H: 0 LOB: 0 BB: 0 P: 10	R: 1 E: 0 K: 2 S: 17	H: 1 LOB: 2 BB: 2 P: 28	R: 0 E: 0 K: 2 S: 9	H: 0 LOB: 0 BB: 0 P: 11	R: 0 E: 0 K: 3 S: 9	H: 0 LOB: 0 BB: 0 P: 14	R: 2 E: 0 K: 1 S: 19	H: 3 LOB: 2 BB: 0 P: 26	R: 0 E: 0 K: 1 S: 9	H: 0 LOB: 0 BB: 0 P: 15	R: 0 E: 0 K: 1 S: 9	H: 0 LOB: 0 BB: 0 P: 11	R: 0 E: 0 K: 1 S: 11	H: 1 LOB: 2 BB: 1 P: 25	R: 0 E: 0 K: 0 S: 10	H: 1 LOB: 1 BB: 0 P: 14	1B: 4 2B: 2 3B: 0 HR: 0	SF: 1 SAC: 2 DP: 0 HBP: 0	WP: 1 PB: 0 SB: 0 CS: 0	PA: 37
<b>PITCHER</b>	IP	WLS	BF	H	R	ER	SO	BB	IBB	HBP	BLK	WP	HR	S	P	ERA	WHIP					
17 Brandon Webb R (1.1) ERA: 2.57 Elmer Dessens R (8.1) ERA: 4.76	7.0	L	28	4	3	3	11	2	0	0	0	1	0	79	115	3.86	0.857					
2.0	9	2	0	0	1	1	0	0	0	0	0	0	0	21	39	0.00	1.500					

San Francisco Giants @ Arizona Diamondbacks  
Bank One Ballpark, Phoenix, AZ  
Sun Aug 31 2003, 8:05 PM EDT  
Att: 37,836 - Dome - 72 F

livebaseballscorecards.com

GIANTS

Batter	1	2	3	4	5	6	7	8	9	AB	R	H	RBI	BB	SO	LOB	BOTTOM					
Matt Kata S (1.4) OBP: 0.319, SLG: 0.440	K		G3		F8			K		4	0	0	0	0	2	0						
Alex Cintron S (1.6) OBP: 0.358, SLG: 0.483					G1-3		G3		P6	4	0	1	0	0	0	0						
Luis Gonzalez L (1.7) OBP: 0.394, SLG: 0.530										3	1	1	0	1	1	1						
Raul Mondesi R (1.9) OBP: 0.343, SLG: 0.468										4	0	1	0	0	1	2						
Carlos Baerga S (1.3) OBP: 0.383, SLG: 0.473										4	0	2	1	0	0	0						
Steve Finley L (1.8) OBP: 0.384, SLG: 0.505										4	0	2	0	0	0	2						
Craig Counsell L (1.5) OBP: 0.337, SLG: 0.315										4	0	0	0	0	0	5						
Robby Hammock R (1.2) OBP: 0.350, SLG: 0.552										4	0	0	0	0	1	3						
17 Brandon Webb R (1.1) OBP: 0.098, SLG: 0.100 Shea Hillenbrand R (7. PH) OBP: 0.316, SLG: 0.463 Elmer Dessens R (8.1) OBP: 0.244, SLG: 0.283										2	0	0	0	0	0	0						
										1	0	0	0	0	1	2						
										0	0	0	0	0	0	0						
<b>Inning Stats</b>	R: 0 E: 0 K: 1 S: 8	H: 1 LOB: 1 BB: 0 P: 9	R: 0 E: 0 K: 0 S: 5	H: 0 LOB: 0 BB: 0 P: 6	R: 0 E: 0 K: 0 S: 7	H: 0 LOB: 0 BB: 0 P: 10	R: 1 E: 0 K: 0 S: 13	H: 2 LOB: 2 BB: 1 P: 24	R: 0 E: 0 K: 0 S: 7	H: 0 LOB: 0 BB: 0 P: 9	R: 0 E: 0 K: 1 S: 6	H: 0 LOB: 0 BB: 0 P: 9	R: 0 E: 0 K: 2 S: 16	H: 2 LOB: 2 BB: 0 P: 25	R: 0 E: 0 K: 2 S: 11	H: 1 LOB: 1 BB: 0 P: 14	R: 0 E: 0 K: 0 S: 15	H: 1 LOB: 1 BB: 0 P: 21	1B: 5 2B: 2 3B: 0 HR: 0	SF: 0 SAC: 0 DP: 0 HBP: 0	WP: 0 PB: 0 SB: 0 CS: 0	PA: 35
<b>PITCHER</b>	IP	WLS	BF	H	R	ER	SO	BB	IBB	HBP	BLK	WP	HR	S	P	ERA	WHIP					
Jason Schmidt R (1.1) ERA: 2.21 Tim Worrell R (9.1) ERA: 2.31	8.1	W	33	7	1	1	6	1	0	0	0	0	0	10	14	0.00	0.000					
0.2	S	2	0	0	0	0	0	0	0	0	0	0	0	10	14	0.00	0.000					

San Francisco Giants @ Arizona Diamondbacks  
Bank One Ballpark, Phoenix, AZ  
Sun Aug 31 2003, 8:05 PM EDT  
Att: 37,836 - Dome - 72 F

livebaseballscorecards.com

A



Batter	1	2	3	4	5	6	7	8	9	AB	R	H	RBI	BB	SO	LOB	TOP				
Eric Young Sr. R OBP: 0.339, SLG: 0.406 Tim Worrell, R (9, 1)	F9		CS 1B			G5-3			1B BB	3	1	1	0	1	0	1					
J.T. Snow L OBP: 0.376, SLG: 0.411 (1, 3)	L4		CS	K		K			1B 1B	4	1	1	0	0	2	1					
Marquis Grissom, R OBP: 0.318, SLG: 0.462 (1, 8)	F8			G6-3					S 1B	4	0	2	0	0	0	0					
Barry Bonds, L OBP: 0.524, SLG: 0.760 (1, 7)		G2-3		G3					1B PB	4	0	1	2	0	1	1					
Rich Aurilia, R OBP: 0.314, SLG: 0.399 (1, 6)		K				K			F6	4	0	0	0	0	3	3					
Edgardo Alfonzo, R OBP: 0.319, SLG: 0.356 (1, 5)						F9			K	4	0	1	0	0	2	3					
José Cruz Jr., S OBP: 0.365, SLG: 0.409 (1, 9)						G4-3			1B IBB	3	0	0	0	1	1	1					
Yorvit Torrealba, R OBP: 0.296, SLG: 0.369 (1, 2)						K			K	4	0	1	0	0	2	3					
Sidney Ponson, R OBP: 0.048, SLG: 0.095 Neifi Perez, S OBP: 0.287, SLG: 0.343 (9, 4)						K			B1-6-3	3	0	1	0	0	1	1					
<b>Inning Stats</b>	R: 0 E: 0 K: 0 S: 6	H: 0 LOB: 0 BB: 0 P: 6	R: 0 E: 0 K: 2 S: 12	H: 1 LOB: 1 BB: 0 P: 20	R: 0 E: 0 K: 2 S: 10	H: 1 LOB: 0 BB: 0 P: 16	R: 0 E: 0 K: 1 S: 7	H: 0 LOB: 0 BB: 0 P: 9	R: 0 E: 0 K: 1 S: 7	H: 1 LOB: 1 BB: 0 P: 11	R: 0 E: 1 K: 3 S: 11	H: 1 LOB: 1 BB: 0 P: 16	R: 0 E: 0 K: 2 S: 6	H: 1 LOB: 3 BB: 2 P: 8	R: 2 E: 0 K: 2 S: 15	H: 3 LOB: 3 BB: 2 P: 29	1B: 7 2B: 1 3B: 0 HR: 0	SF: 0 SAC: 0 DP: 1 HBP: 0	WP: 0 PB: 1 SB: 1 CS: 1	PA: 36	
<b>PITCHER</b>	IP	WLS	BF	H	R	ER	SO	BB	IBB	HBP	BLK	WP	HR	S	P	ERA	WHIP				
Curt Schilling, R ERA: 2.64 Oscar Villarreal, R ERA: 2.7 Mike Myers, L ERA: 5.97 Jose Valverde, R ERA: 2.04	8.0		27	5	0	0	10	0	0	0	0	0	0	66	95	0.00	0.625				
	0.0	L	3	2	2	0	0	1	0	0	0	0	0	5	12	∞	∞				
	0.0		1	1	0	0	0	0	0	0	0	0	0	1	2	∞	∞				
	1.0		4	0	0	0	2	0	1	0	0	0	0	9	15	0.00	0.000				

San Francisco Giants @ Arizona Diamondbacks  
Bank One Ballpark, Phoenix, AZ  
Mon Sep 01 2003, 4:05 PM EDT  
Att: 33,416 - Dome - 72 F

livebaseballscores.com

AB 33  
R 2  
H 8  
RBI 2  
BB 2  
SO 12  
LOB 14



Batter	1	2	3	4	5	6	7	8	9	AB	R	H	RBI	BB	SO	LOB	BOTTOM				
Craig Counsell, L OBP: 0.339, SLG: 0.316 (1, 5)	FC3-6 1B		G4-3			G3-1			1B BB	3	0	1	0	1	0	0					
Alex Cintron, S OBP: 0.357, SLG: 0.480 (1, 6)	F7		G4-3			G3-1			1B	4	0	1	0	0	0	1					
Raul Mondesi, R OBP: 0.344, SLG: 0.470 (1, 9)	FC3-6 1B					G5-3			P3	4	0	2	0	0	0	2					
Luis Gonzalez, L OBP: 0.392, SLG: 0.526 (1, 7)	FC3-6					P5			G3-1	4	0	0	0	0	1	3					
Carlos Baerga, S OBP: 0.382, SLG: 0.470 Matt Kata, S OBP: 0.318, SLG: 0.438 (7, PR) (8, 5)	K					G4-3			G4-3	3	0	1	0	0	1	2					
Steve Finley, L OBP: 0.383, SLG: 0.502 (1, 8)						G6-3			G3-6-1	4	0	1	0	0	1	1					
Junior Spivey, R OBP: 0.332, SLG: 0.456 (1, 4)						F9			F7	3	0	0	0	0	1	2					
Rod Barajas, R OBP: 0.248, SLG: 0.337 Felix Jose, S (8, PH) Oscar Villarreal, L (9, 1) Mike Myers, L (9, 1) Jose Valverde, R (9, 1)						F8			G4-3	2	0	0	0	0	0	1					
Curt Schilling, R OBP: 0.122, SLG: 0.065 Mark Grace, L OBP: 0.275, SLG: 0.298 Robby Hammock, R OBP: 0.350, SLG: 0.552 (8, PH) (9, 2)						P4			F9	2	0	0	0	0	0	1					
<b>Inning Stats</b>	R: 0 E: 0 K: 1 S: 12	H: 2 LOB: 2 BB: 0 P: 17	R: 0 E: 0 K: 0 S: 6	H: 0 LOB: 0 BB: 0 P: 8	R: 0 E: 0 K: 0 S: 6	H: 0 LOB: 0 BB: 0 P: 9	R: 0 E: 0 K: 0 S: 9	H: 0 LOB: 0 BB: 0 P: 15	R: 0 E: 0 K: 1 S: 9	H: 1 LOB: 1 BB: 0 P: 16	R: 0 E: 0 K: 1 S: 5	H: 1 LOB: 1 BB: 0 P: 8	R: 0 E: 0 K: 0 S: 10	H: 1 LOB: 2 BB: 1 P: 20	R: 0 E: 0 K: 1 S: 9	H: 0 LOB: 0 BB: 0 P: 12	1B: 5 2B: 1 3B: 0 HR: 0	SF: 0 SAC: 0 DP: 1 HBP: 0	WP: 0 PB: 0 SB: 1 CS: 0	PA: 33	
<b>PITCHER</b>	IP	WLS	BF	H	R	ER	SO	BB	IBB	HBP	BLK	WP	HR	S	P	ERA	WHIP				
Sidney Ponson, R ERA: 3.52 Tim Worrell, R ERA: 2.27	8.0		30	6	0	0	3	1	0	0	0	0	0	66	107	0.00	0.875				
	1.0	S	3	0	0	0	1	0	0	0	0	0	0	9	12	0.00	0.000				

San Francisco Giants @ Arizona Diamondbacks  
Bank One Ballpark, Phoenix, AZ  
Mon Sep 01 2003, 4:05 PM EDT  
Att: 33,416 - Dome - 72 F

livebaseballscores.com

AB 32  
R 0  
H 6  
RBI 0  
BB 1  
SO 4  
LOB 13





Batter	1	2	3	4	5	6	7	8	9	AB	R	H	RBI	BB	SO	LOB	TOP											
<b>Pablo Ozuna, R</b> OBP: 0.238, SLG: 0.250 (1, 4)	F9		K			F9		G5-3		4	0	0	0	0	1	0	<b>Colorado Rockies @ San Francisco Giants</b> PacBell Park, San Francisco, CA Tue Sep 02 2003, 10:15 PM EDT Att: 39,419 - Cloudy - 66 F											
<b>Chris Stynes, R</b> OBP: 0.338, SLG: 0.420 (1, 5)	P5			G5-3			2B	F8		4	0	1	0	0	0	0												
<b>17 Todd Helton, L</b> OBP: 0.452, SLG: 0.616 (1, 3)	K			F8		F7			BB	3	0	0	0	1	1													
<b>Jay Payton, R</b> OBP: 0.361, SLG: 0.516 (1, 8)	FC5-4			P4		K		G4-3		4	0	0	0	0	1	3												
<b>Larry Walker, L</b> OBP: 0.420, SLG: 0.472 (1, 9)		G3-1			HR		G6-3		K	4	1	1	1	0	1	0												
<b>Rene Reyes, S</b> OBP: 0.296, SLG: 0.397 (1, 7)		G4-3			G6-3		1B		G4-3	4	0	1	0	0	0	0												
<b>Gregg Zaun, S</b> OBP: 0.295, SLG: 0.295 (1, 2)		F8			1B		1B		G3	4	0	2	0	0	0	0												
<b>Juan Uribe, R</b> OBP: 0.292, SLG: 0.385 (1, 6)			F9		1 SAFE	K	P2			3	0	0	0	0	1	3												
<b>Jose Jimenez, R</b> OBP: 0.333, SLG: 0.333 (1, 1)										2	0	0	0	0	2	1												
<b>Greg Norton, S</b> OBP: 0.324, SLG: 0.420 (7, PH)			K							1	0	0	0	0	1	2												
<b>Adam Bernero, R</b> (7, 1)										0	0	0	0	0	0	0												
<b>Javier López, L</b> OBP: 0.250, SLG: 0.250 (8, 1)										0	0	0	0	0	0	0												
<b>Steve Reed, R</b> (8, 1)										0	0	0	0	0	0	0												
<b>Inning Stats</b>	R: 0 E: 0 K: 1 S: 12	H: 0 LOB: 1 BB: 0 P: 20	R: 0 E: 0 K: 0 S: 7	H: 0 LOB: 0 BB: 0 P: 11	R: 0 E: 0 K: 2 S: 13	H: 0 LOB: 0 BB: 0 P: 18	R: 0 E: 0 K: 0 S: 5	H: 0 LOB: 0 BB: 0 P: 5	R: 1 E: 0 K: 2 S: 11	H: 2 LOB: 1 BB: 0 P: 15	R: 0 E: 0 K: 1 S: 12	H: 1 LOB: 1 BB: 0 P: 19	R: 0 E: 0 K: 1 S: 8	H: 2 LOB: 2 BB: 0 P: 10	R: 0 E: 0 K: 0 S: 11	H: 0 LOB: 1 BB: 0 P: 19	R: 0 E: 0 K: 1 S: 6	H: 0 LOB: 0 BB: 0 P: 8	1B: 3 2B: 1 3B: 0 HR: 1	SF: 0 SAC: 0 DP: 0 HBP: 0	WP: 1 PB: 0 SB: 0 CS: 0	PA: 34						
<b>PITCHER</b>	IP	WLS	BF	H	R	ER	SO	BB	IBB	HBP	BLK	WP	HR	S	P	ERA	WHIP											
<b>32 Kevin Correia, R</b> ERA: 2.05	(1, 1)	6.0		22	3	1	1	6	0	0	0	0	1	1	60	88	1.50	0.500										
<b>Jason Christiansen, L</b> ERA: 4.29	(7, 1)	0.1	3	2	0	0	0	0	0	0	0	0	0	0	4	4	0.00	6.000										
<b>Matt Herges, R</b> ERA: 2.87	(7, 1)	0.2	W	2	0	0	0	1	0	0	0	0	0	4	6	0.00	0.000											
<b>Joe Nathan, R</b> ERA: 2.94	(8, 1)	1.0	H	4	0	0	0	1	0	0	0	0	0	11	19	0.00	1.000											
<b>Tim Worrell, R</b> ERA: 2.24	(9, 1)	1.0	S	3	0	0	0	1	0	0	0	0	0	6	8	0.00	0.000											

AB	33
R	1
H	5
RBI	1
BB	1
SO	8
LOB	10



Batter	1	2	3	4	5	6	7	8	9	AB	R	H	RBI	BB	SO	LOB	BOTTOM										
<b>Eric Young Sr., R</b> OBP: 0.336, SLG: 0.402 (1, 4)	G6-3		F9		F9		G6-3			4	0	0	0	0	0	0	<b>Colorado Rockies @ San Francisco Giants</b> PacBell Park, San Francisco, CA Tue Sep 02 2003, 10:15 PM EDT Att: 39,419 - Cloudy - 66 F										
<b>Joe Nathan, R</b> (8, 1)										0	0	0	0	0	0	0											
<b>Tim Worrell, R</b> (9, 1)										0	0	0	0	0	0	0											
<b>J.T. Snow, L</b> OBP: 0.379, SLG: 0.408 (1, 3)	G1-6-3		G3-1		FC4				BB	2	0	0	0	2	0	0											
<b>Marquis Grissom, R</b> OBP: 0.316, SLG: 0.458 (1, 8)	G4-3		G1-3		FC4		K			4	0	0	0	0	1	2											
<b>Barry Bonds, L</b> OBP: 0.526, SLG: 0.761 (1, 7)		G6-3		G4-6-3		G4-6-3		K		2	1	1	0	2	1	0											
<b>Benito Santiago, R</b> OBP: 0.322, SLG: 0.426 (1, 2)		G6-3		G4-6-3		G4-6-3		P4		4	0	0	0	0	0	3											
<b>Rich Aurilia, R</b> OBP: 0.320, SLG: 0.405 (1, 6)		G5-3		1B		1B		1B		4	0	4	1	0	0	0											
<b>José Cruz Jr., S</b> OBP: 0.366, SLG: 0.408 (1, 9)		G5-3		1B		G4-3		F7		3	0	1	0	1	0	2											
<b>Pedro Feliz, R</b> OBP: 0.260, SLG: 0.464 (1, 5)		G5-3		1B		G5-3				3	1	1	1	0	0	4											
<b>32 Kevin Correia, R</b> ERA: 5.35	(1, 1)	6.0		25	5	1	1	0	4	0	0	0	0	0	0	2											
<b>Adam Bernero, R</b> ERA: 5.77	(7, 1)	1.0	L	5	1	1	1	1	1	0	0	0	0	10	18	9.00	2.000										
<b>Javier López, L</b> ERA: 4.22	(8, 1)	0.1		1	0	0	0	1	0	0	0	0	0	4	6	0.00	0.000										
<b>Steve Reed, R</b> ERA: 3.43	(8, 1)	0.2		3	1	0	0	0	0	0	0	0	0	9	14	0.00	1.500										
<b>Inning Stats</b>	R: 0 E: 0 K: 0 S: 5	H: 0 LOB: 0 BB: 0 P: 7	R: 1 E: 0 K: 0 S: 10	H: 2 LOB: 2 BB: 1 P: 18	R: 0 E: 0 K: 0 S: 6	H: 0 LOB: 0 BB: 0 P: 8	R: 0 E: 0 K: 0 S: 10	H: 2 LOB: 2 BB: 1 P: 19	R: 0 E: 0 K: 0 S: 9	H: 0 LOB: 1 BB: 1 P: 13	R: 0 E: 0 K: 0 S: 6	H: 1 LOB: 1 BB: 1 P: 13	R: 1 E: 0 K: 1 S: 10	H: 1 LOB: 1 BB: 1 P: 18	R: 0 E: 0 K: 1 S: 13	H: 1 LOB: 1 BB: 0 P: 20	1B: 5 2B: 1 3B: 0 HR: 1	SF: 0 SAC: 0 DP: 2 HBP: 0	WP: 0 PB: 0 SB: 0 CS: 0	PA: 34							
<b>PITCHER</b>	IP	WLS	BF	H	R	ER	SO	BB	IBB	HBP	BLK	WP	HR	S	P	ERA	WHIP										


AB	29
R	2
H	7
RBI	2
BB	5
SO	2
LOB	13












Batter	1	2	3	4	5	6	7	8	9	AB	R	H	RBI	BB	SO	LOB	TOP		
Steve Finley, L (1.8) OBP: 0.361, SLG: 0.492	G4-3		F7			K	BB BB	G3-1		5	1	1	1	0	1	0	Arizona Diamondbacks @ San Francisco Giants PacBell Park, San Francisco, CA Fri Sep 05 2003, 10:15 PM EDT Att: 41,727 - Sunny - 64 F		
Matt Kata, S (1.4) OBP: 0.322, SLG: 0.428	K		G3-1			G3-4-1	BB BB	G4-3		4	1	0	0	1	1	0			
Luis Gonzalez, L (1.7) OBP: 0.391, SLG: 0.527	FC5 1B				E4	HR	BB BB	K		4	2	2	2	1	1	0			
Shea Hillenbrand, R (1.3) OBP: 0.313, SLG: 0.462	SAFE				G4-6-3	G4-3	BB BB	SAFE		5	1	3	2	0	0	1			
Alex Cintron, S (1.6) OBP: 0.356, SLG: 0.474	FC5				F8	G4-3	BB BB	L8		5	1	2	0	0	0	3			
Danny Bautista, R (1.9) OBP: 0.327, SLG: 0.361							SH3-4			3	0	2	2	0	1	0			
Robby Hammock, R (1.2) OBP: 0.358, SLG: 0.550							SAFE			4	1	2	1	0	0	2			
Craig Counsell, L (1.5) OBP: 0.331, SLG: 0.307							SAFE			4	0	0	0	0	0	2			
17 Brandon Webb, R (1.1) OBP: 0.114, SLG: 0.116										3	1	1	0	0	0	1			
Quinton McCracken, S (8. PH) OBP: 0.259, SLG: 0.256										1	0	0	0	0	0	0			
John Patterson, R (8.1) OBP: 0.083, SLG: 0.083										0	0	0	0	0	0	0			
<b>Inning Stats</b>	R: 0 E: 0 K: 1 S: 15	H: 2 LOB: 2 BB: 0 P: 21	R: 0 E: 0 K: 1 S: 14	H: 0 LOB: 0 BB: 0 P: 20	R: 0 E: 0 K: 0 S: 7	H: 0 LOB: 0 BB: 0 P: 12	R: 0 E: 0 K: 0 S: 6	H: 2 LOB: 1 BB: 0 P: 10	R: 1 E: 0 K: 1 S: 7	H: 1 LOB: 0 BB: 2 P: 13	R: 7 E: 0 K: 0 S: 22	H: 7 LOB: 2 BB: 2 P: 40	R: 0 E: 0 K: 0 S: 6	H: 0 LOB: 0 BB: 0 P: 10	R: 0 E: 0 K: 1 S: 8	H: 1 LOB: 1 BB: 0 P: 9	1B: 11 2B: 2 3B: 0 HR: 1	SF: 0 SAC: 1 DP: 1 HBP: 0	WP: 0 PA: 41 SB: 0 CS: 0
<b>PITCHER</b>	IP WLS BF H R ER SO BB IBB HBP BLK WP HR S P ERA WHIP	IP WLS BF H R ER SO BB IBB HBP BLK WP HR S P ERA WHIP																	
Jerome Williams, R (1.1) ERA: 3.45	6.2 L 27 8 4 4 3 0 0 0 0 0 0 1 64 98 5.40 1.200																		
Jason Christiansen, L (7.1) ERA: 5.57	0.0 3 1 0 0 0 2 0 0 0 0 0 0 6 14 ∞ ∞																		
Felix Rodriguez, R (7.1) ERA: 3.45	0.1 4 3 4 4 0 0 0 0 0 0 0 9 14 108.00 9.000																		
41 Chad Zerbe, L (8.1) ERA: 4.5	1.0 3 0 0 0 0 0 0 0 0 0 0 6 10 0.00 0.000																		
51 Noah Lowry, L (9.1) ERA:	1.0 4 1 0 0 1 0 0 0 0 0 0 8 9 0.00 1.000																		

Batter	1	2	3	4	5	6	7	8	9	AB	R	H	RBI	BB	SO	LOB	BOTTOM		
Ray Durham, S (1.4) OBP: 0.369, SLG: 0.425	K		2-5	G6-4-3		CS		P5		3	1	2	0	0	1	0	Arizona Diamondbacks @ San Francisco Giants PacBell Park, San Francisco, CA Fri Sep 05 2003, 10:15 PM EDT Att: 41,727 - Sunny - 64 F		
Neifi Perez, S (8.4)				1B		1B				1	0	0	0	0	0	0			
J.T. Snow, L (1.3) OBP: 0.385, SLG: 0.410	L7			G6-4-3		FC4-6		BB		1	0	0	0	2	0	0			
Pedro Feliz, R (8.3) OBP: 0.263, SLG: 0.467				BB		BB		1B		1	0	1	0	0	0	0			
Marque Grissom, R (1.8) OBP: 0.314, SLG: 0.456	L7			G6-4-3		FC4-6		BB		3	0	0	0	0	0	3			
Eric Young Sr., R (8.8) OBP: 0.337, SLG: 0.402				1-2		BB		BB		0	0	0	0	1	0	0			
Barry Bonds, L (1.7) OBP: 0.527, SLG: 0.756				1-2		BB		BB		1	0	0	0	2	0	0			
Todd Linden, S (8.7) OBP: 0.250, SLG: 0.313		G5-3		1B		BB		K		1	0	0	0	0	1	2			
Bento Santiago, R (1.2) OBP: 0.322, SLG: 0.425				1-2		K				3	0	1	1	0	1	2			
Alberto Castillo, R (8.2) OBP: 0.214, SLG: 0.500		G6-3		3-H				F9		1	0	0	0	0	0	0			
Rich Aurilia, R (1.6) OBP: 0.322, SLG: 0.412				1-2						3	0	0	0	0	1	2			
41 Chad Zerbe, L (8.1)		F7		F7				K		0	0	0	0	0	0	0			
51 Noah Lowry, R (9.1)										0	0	0	0	0	0	0			
Marvin Benard, L (9. PH) OBP: 0.230, SLG: 0.250										1	0	0	0	0	1	0			
Edgardo Alfonzo, R (1.5) OBP: 0.321, SLG: 0.355				G3-4-3		G3				2	0	0	0	1	1	0			
Lance Niekro, R (9.3)				BB				F8		1	0	0	0	0	0	0			
José Cruz Jr., S (1.9) OBP: 0.360, SLG: 0.401				G3-4-3		K				3	0	0	0	0	1	1			
Tony Torcato, L (9.7) OBP: 0.222, SLG: 0.333								P6		0	0	0	0	0	0	0			
Jerome Williams, R (1.1) OBP: 0.089, SLG: 0.103										2	0	0	0	0	1	1			
Jason Christiansen, R (7.1) ERA: 2.51								G5-3		0	0	0	0	0	0	0			
Felix Rodriguez, R (7.1) OBP: 1.000, SLG: 1.000										0	0	0	0	0	0	0			
Cody Ransom, R (8.6) OBP: 0.280, SLG: 0.417										1	0	0	0	0	0	0			
<b>Inning Stats</b>	R: 0 E: 0 K: 1 S: 10	H: 0 LOB: 0 BB: 0 P: 16	R: 0 E: 0 K: 0 S: 4	H: 0 LOB: 0 BB: 0 P: 8	R: 0 E: 0 K: 1 S: 8	H: 0 LOB: 1 BB: 1 P: 14	R: 1 E: 0 K: 0 S: 8	H: 2 LOB: 2 BB: 2 P: 17	R: 0 E: 0 K: 1 S: 10	H: 0 LOB: 0 BB: 0 P: 15	R: 0 E: 0 K: 2 S: 8	H: 1 LOB: 2 BB: 0 P: 13	R: 0 E: 0 K: 1 S: 10	H: 1 LOB: 2 BB: 1 P: 21	R: 0 E: 0 K: 1 S: 11	H: 0 LOB: 0 BB: 0 P: 16	1B: 4 2B: 0 3B: 0 HR: 0	SF: 0 SAC: 0 DP: 1 HBP: 0	WP: 0 PA: 34 SB: 0 CS: 1
<b>PITCHER</b>	IP WLS BF H R ER SO BB IBB HBP BLK WP HR S P ERA WHIP	IP WLS BF H R ER SO BB IBB HBP BLK WP HR S P ERA WHIP																	
17 Brandon Webb, R (1.1) ERA: 2.51	7.0 W 27 8 1 0 0 2 1 0 0 0 0 0 55 102 1.29 1.000																		
John Patterson, R (8.1) ERA: 6.31	2.0 8 1 0 0 2 1 0 0 0 0 0 0 21 37 0.00 1.000																		



Batter	1	2	3	4	5	6	7	8	9	10	11	AB	R	H	RBI	BB	SO	LOB	TOP								
Steve Finley, L OBP: 0.365, SLG: 0.499 (1, 8)												6	2	4	0	0	1	1									
Matt Kata, S OBP: 0.319, SLG: 0.423 (1, 4)												3	0	0	0	0	2	2									
Felix Jose, S OBP: 0.571, SLG: 1.000 (7, PH)												2	1	0	0	0	1	2									
Junior Spivey, R OBP: 0.329, SLG: 0.449 (7, PR)												2	1	0	0	0	1	2									
Luis Gonzalez, L OBP: 0.329, SLG: 0.529 (1, 7)												4	0	2	3	1	0	1									
Raul Mondesi, R OBP: 0.343, SLG: 0.472 (1, 9)												4	1	1	1	1	1	5									
Alex Cintron, S OBP: 0.354, SLG: 0.470 (1, 6)												5	0	1	0	0	1	3									
Shea Hillenbrand, R OBP: 0.306, SLG: 0.457 (1, 3)												5	0	0	0	0	0	1									
Craig Counsell, L OBP: 0.329, SLG: 0.303 (1, 5)												4	0	0	0	1	2	2									
Rod Barajas, R OBP: 0.243, SLG: 0.325 (1, 2)												2	0	0	0	0	1	2									
Quinton McCracken, S OBP: 0.267, SLG: 0.285 (7, PH)												1	0	0	0	0	0	0									
Robby Hammock, R OBP: 0.360, SLG: 0.550 (7, 2)												2	0	1	0	0	1	1									
Curt Schilling, R OBP: 0.285, SLG: 0.293 (7, PH)												2	0	0	0	0	1	2									
Mark Grady, S OBP: 0.291, SLG: 0.291 (7, 1)												1	0	0	0	0	0	0									
Carlos Baerga, S OBP: 0.267, SLG: 0.486 (8, PH)												1	0	0	0	0	0	0									
Jose Valverde, R OBP: 0.267, SLG: 0.486 (8, 1)												1	0	0	0	0	0	0									
Elmer Dessens, R OBP: 0.239, SLG: 0.239 (11, PH)												1	0	0	0	0	1	1									
Matt Mantel, R OBP: 0.239, SLG: 0.239 (11, 1)												1	0	0	0	0	0	0									
<b>Inning Stats</b>	R: 0 E: 0 K: 1 S: 13	H: 1 LOB: 2 BB: 1 P: 20	R: 0 E: 0 K: 2 S: 14	H: 0 LOB: 1 BB: 1 P: 22	R: 1 E: 0 K: 1 S: 12	H: 2 LOB: 1 BB: 0 P: 15	R: 0 E: 1 K: 1 S: 8	H: 0 LOB: 0 BB: 0 P: 11	R: 0 E: 0 K: 1 S: 11	H: 0 LOB: 0 BB: 0 P: 13	R: 1 E: 0 K: 0 S: 10	H: 1 LOB: 0 BB: 0 P: 12	R: 2 E: 1 K: 2 S: 16	H: 2 LOB: 2 BB: 1 P: 25	R: 0 E: 0 K: 2 S: 10	H: 1 LOB: 1 BB: 0 P: 13	R: 0 E: 0 K: 1 S: 9	H: 0 LOB: 0 BB: 0 P: 11	R: 0 E: 0 K: 1 S: 8	H: 1 LOB: 1 BB: 0 P: 11	1B: 5 2B: 3 3B: 0 HR: 1	SF: 0 SAC: 0 DP: 0 HBP: 0	WP: 0 PB: 0 SB: 1 CS: 0	PA: 47			
<b>PITCHER</b>	IP 6.2	WLS 30	BF 6	H 4	R 4	ER 4	SO 7	BB 3	IBB 0	HBP 0	BLK 0	WP 0	HR 1	S 81	P 115	ERA 5.40	WHIP 1.350										
Jason Schmidt, R ERA: 2.32 (1, 1)	6.2	30	6	4	4	4	7	3	0	0	0	0	0	13	16	0.00	0.750										
Joe Nathan, R ERA: 2.85 (7, 1)	1.1	5	1	0	0	3	0	0	0	0	0	0	0	13	16	0.00	0.750										
Tim Worrell, R ERA: 2.15 (9, 1)	2.0	8	1	0	0	2	0	1	0	0	0	0	0	17	26	0.00	0.500										
Matt Herges, R ERA: 2.15 (11, 1)	0.1	2	1	0	0	1	0	0	0	0	0	0	0	4	5	0.00	3.000										
Scott Eyre, L ERA: 2.86 (11, 1)	0.2	W	2	0	0	0	0	0	0	0	0	0	0	4	6	0.00	0.000										

Arizona Diamondbacks @ San Francisco Giants  
PacBell Park, San Francisco, CA  
Sat Sep 06 2003, 4:05 PM EDT  
Att: 42,312 - Cloudy - 70 F

AB	43
R	4
H	9
RBI	4
BB	4
SO	13
LOB	23



Batter	1	2	3	4	5	6	7	8	9	10	11	AB	R	H	RBI	BB	SO	LOB	BOTTOM								
Eric Young Sr., R OBP: 0.337, SLG: 0.401 (1, 4)												6	1	2	1	0	1	3									
J.T. Snow, L OBP: 0.367, SLG: 0.408 (1, 3)												4	1	1	1	2	1	0									
Marquis Grissom, R OBP: 0.314, SLG: 0.455 (1, 8)												5	0	1	3	1	2	2									
Barry Bonds, L OBP: 0.528, SLG: 0.751 (1, 7)												2	0	0	0	3	0	0									
Benito Santiago, R OBP: 0.318, SLG: 0.419 (1, 2)												5	0	0	0	0	1	4									
Matt Herges, L OBP: 0.333, SLG: 0.333 (11, 1)												0	0	0	0	0	0	0									
Scott Eyre, L OBP: 0.500, SLG: 0.500 (11, 1)												0	0	0	0	0	0	0									
Rich Aurilia, R OBP: 0.321, SLG: 0.410 (1, 6)												5	1	1	0	0	2	1									
Edgardo Alfonzo, R OBP: 0.324, SLG: 0.355 (1, 5)												3	0	1	0	2	0	2									
Cody Ransom, R OBP: 0.280, SLG: 0.417 (11, PR)												0	1	0	0	0	0	0									
Jose Cruz Jr., S OBP: 0.360, SLG: 0.400 (1, 9)												4	1	1	0	0	3	2									
Jason Schmidt, R OBP: 0.285, SLG: 0.293 (1, 1)												1	0	0	0	0	1	0									
Joe Nathan, R ERA: 2.77 (7, 1)	6.0	28	6	4	4	8	3	1	0	0	0	0	0	0	0	0	0	0									
Ray Durham, S OBP: 0.365, SLG: 0.424 (8, PH)	2.0	8	0	0	0	2	0	0	0	0	0	0	0	18	31	0.00	0.500										
Tim Worrell, R ERA: 1.9 (9, 1)	2.0	6	0	0	0	2	0	0	0	0	0	0	0	18	28	0.00	0.000										
Yorvit Torrealba, R OBP: 0.299, SLG: 0.366 (11, 2)	0.2	L	6	1	1	1	0	3	0	0	0	0	0	9	22	13.50	6.000										
<b>Inning Stats</b>	R: 0 E: 0 K: 1 S: 6	H: 0 LOB: 0 BB: 0 P: 9	R: 0 E: 0 K: 1 S: 12	H: 0 LOB: 1 BB: 1 P: 20	R: 2 E: 0 K: 3 S: 20	H: 2 LOB: 2 BB: 2 P: 33	R: 2 E: 0 K: 1 S: 15	H: 4 LOB: 2 BB: 0 P: 19	R: 0 E: 0 K: 0 S: 5	H: 0 LOB: 1 BB: 0 P: 6	R: 0 E: 0 K: 2 S: 10	H: 0 LOB: 0 BB: 1 P: 17	R: 0 E: 0 K: 1 S: 8	H: 0 LOB: 0 BB: 0 P: 14	R: 0 E: 0 K: 1 S: 9	H: 0 LOB: 0 BB: 0 P: 17	R: 0 E: 0 K: 1 S: 9	H: 0 LOB: 0 BB: 0 P: 11	R: 1 E: 0 K: 0 S: 9	H: 1 LOB: 3 BB: 3 P: 22	1B: 6 2B: 1 3B: 0 HR: 0	SF: 0 SAC: 3 DP: 0 HBP: 0	WP: 0 PB: 0 SB: 0 CS: 0	PA: 48			
<b>PITCHER</b>	IP 6.0	WLS 28	BF 6	H 4	R 4	ER 4	SO 8	BB 3	IBB 1	HBP 0	BLK 0	WP 0	HR 0	S 73	P 109	ERA 6.00	WHIP 1.500										
Curt Schilling, R ERA: 2.77 (1, 1)	6.0	28	6	4	4	8	8	3	1	0	0	0	0	18	31	0.00	0.500										
Oscar Villarreal, R ERA: 2.58 (7, 1)	2.0	8	0	0	0	2	0	0	0	0	0	0	0	18	28	0.00	0.000										
Jose Valverde, R ERA: 1.9 (9, 1)	2.0	6	0	0	0	2	0	0	0	0	0	0	0	18	28	0.00	0.000										
Matt Mantel, R ERA: 2.68 (11, 1)	0.2	L	6	1	1	1	0	3	0	0	0	0	0	9	22	13.50	6.000										

Arizona Diamondbacks @ San Francisco Giants  
PacBell Park, San Francisco, CA  
Sat Sep 06 2003, 4:05 PM EDT  
Att: 42,312 - Cloudy - 70 F

AB	36
R	5
H	7
RBI	5
BB	9
SO	11
LOB	15













Batter	1	2	3	4	5	6	7	8	9	AB	R	H	RBI	BB	SO	LOB	TOP									
Ray Durham, S OBP: 0.367, SLG: 0.429	1-1 K	2-3 K		1-3 K			2-3 K		3-3 K	5	1	1	1	0	4	1	<b>San Francisco Giants @ San Diego Padres</b> Qualcomm Stadium, San Diego, CA Wed Sep 10 2003, 10:05 PM EDT Att: 18,848 - Cloudy - 71 F									
J.T. Snow, L OBP: 0.385, SLG: 0.410	2-2 P4	0-0 G3		3-1 F8			1-0 G1-3		4-1 BB	4	0	0	0	1	0	1										
Rich Aurilia, R OBP: 0.319, SLG: 0.410	3-2 G4-3	0-0 G5-3			2-0 G3		3-1 G6-3		3-2 G6-3	5	0	0	0	0	0	1										
Barry Bonds, L OBP: 0.535, SLG: 0.754	2-1 1B		1-1 G4-3		3-1 G6-3			2-1 HR		3	2	2	0	0	0	0										
Edgardo Alfonzo, R OBP: 0.325, SLG: 0.370	1-2 1B		0-1 G4-3		1-1 G6-3			1-2 HR		4	2	2	3	0	0	1										
Benito Santiago, R OBP: 0.322, SLG: 0.421	1-2 1B		4-1 L3			3-2 G6-4-3		1-2 F8		3	1	2	0	1	0	0										
Marquis Grissom, R OBP: 0.312, SLG: 0.456	2-2 1B		2-1 L3			1-1 G6-4-3		1-1 P3		4	0	1	2	0	0	3										
José Cruz Jr., S OBP: 0.363, SLG: 0.410	0-0 E1			0-0 1B		1-0 HR		1-3 K		4	1	2	1	0	1	1										
Kirk Rueter, L OBP: 0.163, SLG: 0.128	1-0 G1-3			0-3 K		0-0 G3			2-3 K	3	0	0	0	0	1	3										
Joe Nathan, R ERA: 4.37										0	0	0	0	0	0	0										
Jason Christiansen, R ERA: 5.96										0	0	0	0	0	0	0										
Andres Galarraga, R OBP: 0.347, SLG: 0.485										1	0	0	0	0	1	0										
Dustin Hermanson, R ERA: 4.02										0	0	0	0	0	0	0										
<b>Inning Stats</b>	R: 4 E: 1 K: 0 S: 26	H: 5 LOB: 2 BB: 0 P: 39	R: 0 E: 0 K: 1 S: 6	H: 0 LOB: 0 BB: 0 P: 8	R: 0 E: 0 K: 0 S: 7	H: 1 LOB: 1 BB: 1 P: 14	R: 0 E: 0 K: 2 S: 10	H: 1 LOB: 1 BB: 0 P: 14	R: 0 E: 0 K: 0 S: 5	H: 0 LOB: 0 BB: 0 P: 11	R: 1 E: 0 K: 0 S: 7	H: 2 LOB: 0 BB: 0 P: 12	R: 0 E: 0 K: 1 S: 6	H: 0 LOB: 0 BB: 0 P: 12	R: 2 E: 0 K: 1 S: 15	H: 1 LOB: 1 BB: 0 P: 21	R: 0 E: 0 K: 2 S: 11	H: 0 LOB: 1 BB: 1 P: 23	1B: 4 2B: 4 3B: 0 HR: 3	SF: 0 SAC: 0 DP: 2 HBP: 1	WP: 0 PB: 0 SB: 0 CS: 0	PA: 39				
<b>PITCHER</b>	IP	WLS	BF	H	R	ER	SO	BB	IBB	HBP	BLK	WP	HR	S	P	ERA	WHIP									
Brian Lawrence, R ERA: 4.37	6.0	L	27	9	5	5	3	1	0	0	0	0	0	2	61	98	7.50	1.667								
Mike Matthews, L ERA: 4.57	1.0		3	0	0	0	1	0	0	0	0	0	0	6	12	0.00	0.000									
Joe Roa, R ERA: 5.96	1.0		5	1	2	2	1	0	0	1	0	0	1	15	21	18.00	1.000									
Trevor Hoffman, R ERA: 4.02	1.0		4	0	0	0	2	1	0	0	0	0	0	11	23	0.00	1.000									

AB	36
R	7
H	10
RBI	7
BB	2
SO	7
LOB	11



Batter	1	2	3	4	5	6	7	8	9	AB	R	H	RBI	BB	SO	LOB	BOTTOM								
Sean Burroughs, L OBP: 0.363, SLG: 0.414	1-1 G1-3			1-0 G4-3		0-0 F7		1-2 F8		4	0	0	0	0	0	1	<b>San Francisco Giants @ San Diego Padres</b> Qualcomm Stadium, San Diego, CA Wed Sep 10 2003, 10:05 PM EDT Att: 18,848 - Cloudy - 71 F								
Mark Loretta, R OBP: 0.381, SLG: 0.441	0-2 F9			3-2 P3		3-1 F9			1-2 K	4	0	0	0	0	1	1									
24 Brian Giles, L OBP: 0.431, SLG: 0.516	3-1 G6-3			3-2 1B			1-2 L8		1-3 K	4	0	1	0	0	1	0									
Phil Nevin, R OBP: 0.322, SLG: 0.487		2-2 G3		2-0 F9			2-1 HR		2-2 G4-3	4	1	1	1	0	0	1									
Xavier Nady, R OBP: 0.305, SLG: 0.370		1-2 P3			2-1 FC1-6		2-1 F8			3	0	1	0	0	0	0									
Mark Kotsay, L OBP: 0.345, SLG: 0.369		3-1 G4-3			1-2 FC1-6		4-1 BLK			2	0	0	0	1	0	1									
Gary Bennett, R OBP: 0.292, SLG: 0.293					1-2 G6-4-3		3-2 K			3	0	1	0	0	1	2									
3 Khalil Greene, R OBP: 0.188, SLG: 0.133					2-1 G6-4-3		1-1 1B		1-1 G4-3	3	0	1	0	0	0	1									
Brian Lawrence, R ERA: 4.37										1	0	0	0	0	0	0									
Brian Buchanan, R ERA: 3.15										1	0	0	0	0	0	1									
Mike Matthews, L ERA: 4.57										0	0	0	0	0	0	0									
Joe Roa, R ERA: 5.96										0	0	0	0	0	0	0									
Todd Sears, L ERA: 5.4										0	0	0	0	0	0	0									
Miguel Cjeda, R ERA: 3.32										1	0	0	0	0	0	0									
Trevor Hoffman, R ERA: 4.02										0	0	0	0	0	0	0									
<b>Inning Stats</b>	R: 0 E: 0 K: 0 S: 8	H: 0 LOB: 0 BB: 0 P: 12	R: 0 E: 0 K: 0 S: 8	H: 0 LOB: 0 BB: 0 P: 14	R: 0 E: 0 K: 0 S: 10	H: 1 LOB: 0 BB: 0 P: 16	R: 0 E: 0 K: 0 S: 10	H: 1 LOB: 1 BB: 0 P: 19	R: 0 E: 0 K: 0 S: 9	H: 1 LOB: 0 BB: 0 P: 13	R: 0 E: 0 K: 0 S: 6	H: 1 LOB: 1 BB: 0 P: 11	R: 1 E: 0 K: 1 S: 12	H: 1 LOB: 1 BB: 1 P: 24	R: 0 E: 0 K: 0 S: 7	H: 0 LOB: 0 BB: 0 P: 9	R: 0 E: 0 K: 2 S: 10	H: 0 LOB: 0 BB: 0 P: 14	1B: 4 2B: 0 3B: 0 HR: 1	SF: 0 SAC: 0 DP: 2 HBP: 0	WP: 0 PB: 0 SB: 0 CS: 0	PA: 31			
<b>PITCHER</b>	IP	WLS	BF	H	R	ER	SO	BB	IBB	HBP	BLK	WP	HR	S	P	ERA	WHIP								
Kirk Rueter, L ERA: 4.57	6.1	W	22	5	1	1	0	0	0	0	0	0	1	57	94	1.42	0.789								
Joe Nathan, R ERA: 3.15	1.0		4	0	0	0	1	1	0	0	0	0	0	8	18	0.00	1.000								
Jason Christiansen, L ERA: 5.4	0.2		2	0	0	0	0	0	0	0	0	0	0	5	6	0.00	0.000								
Dustin Hermanson, R ERA: 4.02	1.0		3	0	0	0	2	0	0	0	0	0	0	10	14	0.00	0.000								

AB	30
R	1
H	5
RBI	1
BB	1
SO	3
LOB	8





Batter	1	2	3	4	5	6	7	8	9	10	AB	R	H	RBI	BB	SO	LOB	TOP										
Ray Durham, S OBP: 0.365, SLG: 0.427 Neifi Perez, S OBP: 0.250, SLG: 0.349	(1,4) 2-1 F7	(2,3) K			(2,2) G4-3			(1,1) 1B		(0,0) B5	4	0	1	0	0	1	2	<b>San Francisco Giants @ San Diego Padres</b> Qualcomm Stadium, San Diego, CA Thu Sep 11 2003, 10:05 PM EDT Att: 24,365 - Cloudy - 73 F										
J.T. Snow, L OBP: 0.382, SLG: 0.416	(1,3) G4-3		(1,1) F7		(2,2) F7			(1,1) 1B		(2,2) HR	5	1	1	1	0	1												
Rich Aurilia, R OBP: 0.318, SLG: 0.408 Tim Worrell, R	(1,6) K		(3,3) K		(0,0) F8			(2,3) K		(1,1) 1B	5	0	1	0	0	3	1											
Barry Bonds, L OBP: 0.532, SLG: 0.745		(0,0) P5	(0,1) G5-3		(0,2) G3			(4,0) 1B		(2,0) P5	4	0	0	0	1	0	1											
Edgardo Alfonzo, R OBP: 0.326, SLG: 0.376		(4,0) 2B		(0,0) HR	(0,0) G6-3			(2,1) G5-3			3	2	1	1	1	0	2											
Benito Santiago, R OBP: 0.321, SLG: 0.422 Jim Brower, R Cody Ransom, R OBP: 0.220, SLG: 0.417	(1,2) 1B	(1,0) 2B		(3,3) K			(0,0) G5-3				4	1	1	0	0	2	0											
Marquis Grissom, R OBP: 0.312, SLG: 0.454	(4,1) 1B		(1,3) K		(0,0) G6-3			(2,3) K			3	0	0	0	1	2	0											
José Cruz Jr., S OBP: 0.362, SLG: 0.408	(1,2) SF8		(0,3) K		(4,2) BB			(1,2) G3			2	0	0	1	1	1	0											
Jerome Williams, R Jeffrey Fiorentino, R Matt Herges, L Scott Evers, L Felix Rodriguez, R Yorvit Torrealba, R	(1,1) 1B				(0,1) G1			(1,2) G1-3		(0,2) G4-3	2	0	1	1	0	0	0											
<b>Inning Stats</b>	R: 0 E: 0 K: 1 S: 7	H: 0 LOB: 0 BB: 0 P: 12	R: 2 E: 0 K: 1 S: 14	H: 2 LOB: 2 BB: 2 P: 28	R: 0 E: 0 K: 1 S: 7	H: 0 LOB: 0 BB: 0 P: 11	R: 1 E: 0 K: 3 S: 10	H: 1 LOB: 0 BB: 0 P: 14	R: 0 E: 0 K: 0 S: 5	H: 0 LOB: 0 BB: 0 P: 5	R: 0 E: 0 K: 0 S: 7	H: 0 LOB: 1 BB: 1 P: 12	R: 0 E: 0 K: 2 S: 9	H: 1 LOB: 2 BB: 1 P: 23	R: 0 E: 0 K: 2 S: 9	H: 0 LOB: 0 BB: 0 P: 14	R: 1 E: 0 K: 0 S: 10		H: 2 LOB: 1 BB: 0 P: 15	1B: 3 2B: 1 3B: 0 HR: 2	SF: 1 SAC: 0 DP: 0 HBP: 0	WP: 0 PB: 2 SB: 0 CS: 0	PA: 40					
<b>PITCHER</b>	IP	WLS	BF	H	R	ER	SO	BB	IBB	HBP	BLK	WP	HR	S	P	ERA	WHIP											
Adam Eaton, R ERA: 4.17	(1,1) 7.0		27	3	3	3	6	3	0	0	0	0	0	1	58	94	3.86	0.857										
Jay Witasick, R ERA: 3.89	(8,1) 1.0		5	1	0	0	2	0	1	0	0	0	0	0	11	23	0.00	1.000										
Rod Beck, R ERA: 1.76	(9,1) 1.2		7	2	1	1	2	0	0	0	0	0	1	18	26	5.40	1.200											
Mike Matthews, L ERA: 4.55	(10,1) 0.1	W	1	0	0	0	0	0	0	0	0	0	0	1	3	0.00	0.000											

AB	35
R	4
H	6
RBI	4
BB	4
SO	10
LOB	8



Batter	1	2	3	4	5	6	7	8	9	10	AB	R	H	RBI	BB	SO	LOB	BOTTOM									
Sean Burroughs, L OBP: 0.368, SLG: 0.417	(1,5) 24 SF9		(0,1) 1B			(4,1) HR			(2,1) G5-4-3		4	2	3	0	1	0	2	<b>San Francisco Giants @ San Diego Padres</b> Qualcomm Stadium, San Diego, CA Thu Sep 11 2003, 10:05 PM EDT Att: 24,365 - Cloudy - 73 F									
Mark Loretta, R OBP: 0.381, SLG: 0.446	(1,4) F8		(1,0) 24 G6-4-3			(1,2) HR			(1,2) G5-4-3		5	1	2	2	0	0	5										
24 Brian Giles, L OBP: 0.431, SLG: 0.515	(1,7) SF9		(3,1) G6-4-3			(3,1) G5-3				(0,1) G3-1	3	1	1	1	1	0	3										
Phil Nevin, R OBP: 0.318, SLG: 0.475	(1,3) G5-3			(1,0) G6-3		(0,0) G6-3			(1,1) F7		4	1	0	0	1	0	1										
Gary Matthews, S OBP: 0.316, SLG: 0.364		(0,1) G4-3		(1,3) K		(4,2) S			(3,3) K		4	0	0	0	1	2	3										
Mark Kotsay, L OBP: 0.349, SLG: 0.386	(1,8) F7		(1,1) G3			(1,2) G3			(4,2) BB		3	0	0	0	2	0	1										
Gary Bennett, R Xavier Nady, L Jay Witasick, R Ramón Vázquez, L Rod Beck, R Mike Matthews, L Keith Lockhart, L	(1,2) F9		(1,2) F9		(1,2) G5-3			(0,2) FC6		(1,3) K	3	0	1	0	0	0	0										
3 Khalil Greene, R OBP: 0.200, SLG: 0.211			(0,0) G6-3		(2,2) G4-3			(2,2) FC6		(0,0) FC1-5	4	0	1	0	0	0	1										
Adam Eaton, R OBP: 0.273, SLG: 0.392 Dave Hansen, L Humberto Quintero, R OBP: 0.590, SLG: 0.429	(1,1) 1B		(0,1) 1B		(1,2) L4			(0,0) 1B		(2,3) FC1-5	2	0	1	0	0	0	0										
<b>Inning Stats</b>	R: 1 E: 1 K: 0 S: 8	H: 1 LOB: 0 BB: 0 P: 15	R: 0 E: 0 K: 0 S: 11	H: 0 LOB: 0 BB: 0 P: 13	R: 0 E: 0 K: 0 S: 8	H: 3 LOB: 2 BB: 0 P: 12	R: 0 E: 0 K: 1 S: 6	H: 0 LOB: 0 BB: 0 P: 9	R: 0 E: 0 K: 0 S: 11	H: 0 LOB: 0 BB: 0 P: 15	R: 2 E: 0 K: 0 S: 14	H: 1 LOB: 1 BB: 2 P: 28	R: 0 E: 0 K: 0 S: 10	H: 2 LOB: 2 BB: 0 P: 14	R: 0 E: 0 K: 2 S: 12	H: 0 LOB: 2 BB: 2 P: 25	R: 0 E: 0 K: 0 S: 8		H: 2 LOB: 1 BB: 0 P: 11	R: 2 E: 0 K: 0 S: 8	H: 2 LOB: 2 BB: 2 P: 21	1B: 9 2B: 1 3B: 0 HR: 1	SF: 1 SAC: 0 DP: 2 HBP: 0	WP: 0 PB: 0 SB: 2 CS: 0	PA: 43		
<b>PITCHER</b>	IP	WLS	BF	H	R	ER	SO	BB	IBB	HBP	BLK	WP	HR	S	P	ERA	WHIP										
Jerome Williams, R ERA: 3.42	(1,1) 6.0		24	5	3	2	1	2	0	0	0	0	0	6	8	3.00	3.000										
Matt Herges, R ERA: 2.92	(7,1) 0.1		2	1	0	0	0	0	0	0	0	0	0	2	4	0.00	3.000										
Scott Evers, L ERA: 3.4	(7,1) 0.1		2	1	0	0	0	0	0	0	0	0	0	2	4	0.00	3.000										
Felix Rodriguez, R ERA: 3.33	(7,1) 1.1		6	0	0	0	2	2	0	0	0	0	0	14	27	0.00	1.500										
Jim Brower, R ERA: 3.97	(9,1) 1.0		4	2	0	0	0	0	0	0	0	0	0	8	11	0.00	2.000										
<b>PITCHER</b>	IP	WLS	BF	H	R	ER	SO	BB	IBB	HBP	BLK	WP	HR	S	P	ERA	WHIP										
Tim Worrell, R ERA: 2.42	(10,1) 0.1	L	5	2	2	2	0	1	1	0	0	0	0	8	21	54.00	9.000										

AB	36
R	5
H	11
RBI	5
BB	6
SO	3
LOB	19





Batter	1	2	3	4	5	6	7	8	9	AB	R	H	RBI	BB	SO	LOB	TOP		
Scott Podsednik, L (1,8) OBP: 0.382, SLG: 0.431	L9		F8					F7	G6-3	5	0	1	0	0	0	2	<b>Milwaukee Brewers @ San Francisco Giants</b> PacBell Park, San Francisco, CA Fri Sep 12, 2003, 10:15 PM EDT Att: 41,015 - Sunny - 79 F		
Keith Ginter, R (1,4) OBP: 0.363, SLG: 0.441	1B		G5-3					K		4	0	1	0	0	2	1			
Brady Clark, R (1,7) OBP: 0.351, SLG: 0.419	K		P4					1B		4	0	1	0	0	1	1			
Richie Sexson, R (1,3) OBP: 0.374, SLG: 0.525	G5-3							K		4	0	0	0	0	2	2			
Wes Helms, R (1,5) OBP: 0.329, SLG: 0.447										4	1	2	0	0	2	0			
Jason Conti, L (1,9) OBP: 0.250, SLG: 0.370										4	0	1	0	0	1	1			
Eddie Pérez, R (1,2) OBP: 0.307, SLG: 0.423	2B							1B		4	0	2	0	0	2	1			
2 Bill Hall, R (1,6) OBP: 0.264, SLG: 0.404	BB									3	0	0	1	1	1	2			
Matt Kinney, R (1,1) OBP: 0.074, SLG: 0.058										2	0	0	0	0	2	2	<b>AB 36</b> <b>R 2</b> <b>H 9</b> <b>RBI 2</b> <b>BB 1</b> <b>SO 14</b> <b>LOB 14</b>		
Brooks Kieschnick, L (7,1) OBP: 0.373, SLG: 0.569										1	1	1	0	0	0	0			
Luis Vizcaino, R (8,1) OBP: 0.300, SLG: 0.300										0	0	0	0	0	0	0			
Peter Zoccolillo, L (9,PH) OBP: 0.083, SLG: 0.083								HR		1	0	0	0	0	1	2			
										1	1	1	0	0	0	0			
										0	0	0	0	0	0	0			
										0	0	0	0	0	0	0			
										1	0	0	0	0	1	2			
<b>Inning Stats</b>	R: 0 H: 1 E: 0 K: 1 S: 13	H: 1 LOB: 1 BB: 0 P: 19	R: 0 H: 1 E: 0 K: 3 S: 14	H: 1 LOB: 2 BB: 1 P: 23	R: 0 H: 0 E: 0 K: 0 S: 4	H: 0 LOB: 0 BB: 0 P: 8	R: 0 H: 1 E: 0 K: 1 S: 12	H: 1 LOB: 1 BB: 0 P: 16	R: 0 H: 0 E: 0 K: 2 S: 9	H: 0 LOB: 0 BB: 0 P: 13	R: 0 H: 0 E: 0 K: 1 S: 10	H: 0 LOB: 0 BB: 0 P: 13	R: 1 H: 2 E: 0 K: 2 S: 10	H: 2 LOB: 1 BB: 0 P: 18	R: 1 H: 3 E: 0 K: 1 S: 15	H: 3 LOB: 2 BB: 0 P: 22	1B: 7 2B: 1 3B: 0 HR: 1	SF: 0 SAC: 0 DP: 0 HBP: 0	WP: 1 PA: 37 PB: 0 CS: 1
<b>PITCHER</b>	IP WLS BF H R ER SO BB IBB HBP BLK WP HR S P ERA WHIP																		
Jason Schmidt, R (1,1) ERA: 2.28	7.2 W 30 6 1 1 12 1 0 0 0 1 1 81 123 1.17 0.913																		
Joe Nathan, R (8,1) ERA: 3.13	0.1 1 0 0 0 1 0 0 0 0 0 0 3 6 0.00 0.000																		
Dustin Hermanson, R (9,1) ERA: 4.12	1.0 6 3 1 1 1 0 0 0 0 0 0 15 22 9.00 3.000																		

Batter	1	2	3	4	5	6	7	8	9	AB	R	H	RBI	BB	SO	LOB	BOTTOM		
Ray Durham, S (1,4) OBP: 0.363, SLG: 0.424	1B	F7			F7			F9		5	1	1	0	0	1	2	<b>Milwaukee Brewers @ San Francisco Giants</b> PacBell Park, San Francisco, CA Fri Sep 12, 2003, 10:15 PM EDT Att: 41,015 - Sunny - 79 F		
J.T. Snow, L (1,3) OBP: 0.381, SLG: 0.414	1B	F7			G3-1			G4-3		4	1	1	0	0	0	0			
Rich Aurilia, R (1,6) OBP: 0.321, SLG: 0.411	F8				G4-6-3			2B		4	2	3	0	0	0	2			
Barry Bonds, L (1,7) OBP: 0.534, SLG: 0.743	1B				G4-6-3			2B		1	2	0	0	3	0	1			
Jeffrey Hammonds, R (9,7) OBP: 0.328, SLG: 0.437	E				1-2			1B		0	0	0	0	0	0	0			
Edgardo Alfonzo, R (1,5) OBP: 0.330, SLG: 0.380	FC5-4				K			E		3	2	2	2	1	1	0			
Benito Santiago, R (1,2) OBP: 0.321, SLG: 0.420	E1				P5			2B		4	0	1	1	0	0	5			
Alberto Castillo, R (9,2) OBP: 0.214, SLG: 0.500	1B							G1-3		0	0	0	0	0	0	0			
Marquis Grissom, R (1,8) OBP: 0.311, SLG: 0.453	FC5-4				K			E9		3	0	1	3	0	1	1			
José Cruz Jr., S (1,9) OBP: 0.361, SLG: 0.407	K				F8			1B		4	0	1	0	0	2	3			
Jason Schmidt, R (1,1) ERA: 4.9										3	0	0	0	0	2	0	<b>AB 32</b> <b>R 8</b> <b>H 10</b> <b>RBI 6</b> <b>BB 4</b> <b>SO 8</b> <b>LOB 16</b>		
Joe Nathan, R (8,1)										0	0	0	0	0	0	0			
Tony Torcato, L (8,PH) OBP: 0.300, SLG: 0.300										1	0	0	0	0	1	2			
Dustin Hermanson, R (9,1)										0	0	0	0	0	0	0			
										0	0	0	0	0	0	0			
										0	0	0	0	0	0	0			
										0	0	0	0	0	0	0			
										0	0	0	0	0	0	0			
<b>Inning Stats</b>	R: 4 H: 4 E: 1 K: 1 S: 17	H: 4 LOB: 1 BB: 1 P: 33	R: 0 H: 0 E: 0 K: 0 S: 9	H: 0 LOB: 0 BB: 0 P: 13	R: 0 H: 1 E: 0 K: 1 S: 11	H: 0 LOB: 0 BB: 0 P: 17	R: 0 H: 0 E: 0 K: 1 S: 7	H: 0 LOB: 0 BB: 0 P: 10	R: 0 H: 0 E: 0 K: 1 S: 8	H: 0 LOB: 2 BB: 2 P: 10	R: 1 H: 1 E: 0 K: 2 S: 11	H: 1 LOB: 2 BB: 0 P: 24	R: 0 H: 0 E: 1 K: 1 S: 17	H: 0 LOB: 0 BB: 0 P: 10	R: 3 H: 4 E: 1 K: 1 S: 17	H: 4 LOB: 2 BB: 1 P: 26	1B: 9 2B: 1 3B: 0 HR: 0	SF: 1 SAC: 0 DP: 1 HBP: 0	WP: 0 PA: 37 PB: 0 CS: 0
<b>PITCHER</b>	IP WLS BF H R ER SO BB IBB HBP BLK WP HR S P ERA WHIP																		
Matt Kinney, R (1,1) ERA: 4.9	6.0 L 26 6 5 4 5 3 0 0 0 0 0 63 109 6.00 1.500																		
Brooks Kieschnick, R (7,1) ERA: 5.14	1.1 8 3 3 3 2 1 0 0 0 0 0 20 30 20.25 3.000																		
Luis Vizcaino, R (8,1) ERA: 6.79	0.2 3 1 0 0 1 0 0 0 0 0 0 5 6 0.00 1.500																		



Batter	1	2	3	4	5	6	7	8	9	AB	R	H	RBI	BB	SO	LOB	TOP			
Scott Podsednik, L (1, 8) OBP: 0.379, SLG: 0.427	1-2 G3		0-0 B5		1-2 G3			1-2 E4 1B G4-6-3		4	1	0	0	0	0	0				
Keith Ginter, R (1, 4) OBP: 0.395, SLG: 0.445	0-0 G6-3 HR 2B		1-2 G6-3			1-3 K		2-2 G4-6-3 1B		4	1	2	0	0	1	0				
Brady Clark, R (1, 7) OBP: 0.350, SLG: 0.416	0-1 G6-3			3-2 HR 1B		1-3 K		2-1 G4-6-3 1-2f 3-H		4	1	1	0	0	1	2				
Richie Sexson, R (1, 3) OBP: 0.378, SLG: 0.540	2-2 HR			2-2 HR 1-H		2-1 2B		4-2 BB BB		3	2	3	4	1	0	0				
Wes Helms, R (1, 5) OBP: 0.329, SLG: 0.443	2-2 P3			0-0 G6-3		0-0 G4-1		4-2 BB 1-2 BB		3	0	0	0	1	0	1				
Peter Zoccolillo, L (1, 9) OBP: 0.097, SLG: 0.067		3-1 G4-3		0-0 F7			2-1 G4-3	2-0 F7		3	0	0	0	0	0	0				
Mark Smith, R (8, PH) OBP: 0.250, SLG: 0.537										1	0	0	0	0	0	2				
Jason Conti, L (8, 9) OBP: 0.250, SLG: 0.370										0	0	0	0	0	0	0				
Eddie Pérez, R (1, 2) OBP: 0.306, SLG: 0.421		0-3 K		0-2 G5-3			1-0 FC6-4 1B		0-0 P5	4	0	1	0	0	1	0				
Royce Clayton, R (1, 6) OBP: 0.297, SLG: 0.327		1-0 G1-3			0-0 G4-3		1-2 F8		2-2 G4-3	4	0	0	0	0	0	1				
Doug Davis, R (1, 1) OBP: 0.118, SLG: 0.118			0-1 F9		1-0 F9		0-1 FC6-4		2-2 G3	3	0	0	0	0	0	1				
Glendon Rusch, L (8, 1) OBP: 0.278, SLG: 0.212										0	0	0	0	0	0	0				
Leo Estrella, R (8, 1)										0	0	0	0	0	0	0				
John Vander Wal, L (8, PH) OBP: 0.352, SLG: 0.469										1	0	0	0	0	0	0				
Dan Kolb, R (9, 1)										0	0	0	0	0	0	0				
<b>Inning Stats</b>	R: 2 E: 0 K: 0 S: 13	H: 2 LOB: 0 BB: 0 P: 18	R: 0 E: 0 K: 1 S: 6	H: 0 LOB: 0 BB: 0 P: 10	R: 0 E: 0 K: 0 S: 6	H: 0 LOB: 0 BB: 0 P: 7	R: 2 E: 0 K: 0 S: 16	H: 2 LOB: 0 BB: 0 P: 21	R: 0 E: 0 K: 2 S: 9	H: 1 LOB: 1 BB: 0 P: 13	R: 0 E: 0 K: 0 S: 8	H: 1 LOB: 1 BB: 0 P: 12	R: 1 E: 1 K: 0 S: 16	H: 1 LOB: 2 BB: 2 P: 30	R: 0 E: 0 K: 0 S: 8	H: 0 LOB: 0 BB: 0 P: 12	1B: 3 2B: 2 3B: 0 HR: 2	SF: 0 SAC: 0 DP: 1 HBP: 0	WP: 0 PB: 0 SB: 1 CS: 0	PA: 36
<b>PITCHER</b>	IP WLS BF H R ER SO BB IBB HBP BLK WP HR S P ERA WHIP																			
Sidney Ponson, R (1, 1) ERA: 3.66	6.0 L 23 5 4 4 3 0 0 0 0 0 0 2 55 76 6.00 0.833																			
Matt Herges, R (7, 1) ERA: 2.95	1.2 9 2 1 0 0 2 0 0 0 0 0 0 23 39 0.00 2.400																			
41 Chad Zerbe, L (8, 1) ERA: 4.66	0.1 1 0 0 0 0 0 0 0 0 0 0 0 1 3 0.00 0.000																			
Felix Rodriguez, R (9, 1) ERA: 3.27	1.0 3 0 0 0 0 0 0 0 0 0 0 0 8 12 0.00 0.000																			

Milwaukee Brewers @ San Francisco Giants  
PacBell Park, San Francisco, CA  
Sat Sep 13 2003, 4:05 PM EDT  
Att: 41,403 - Sunny - 90 F

AB 34  
R 5  
H 7  
RBI 4  
BB 2  
SO 3  
LOB 7



Batter	1	2	3	4	5	6	7	8	9	AB	R	H	RBI	BB	SO	LOB	BOTTOM					
Eric Young Sr., R (1, 4) OBP: 0.337, SLG: 0.399	0-0 B3		1-1 G5-4-3 1B		0-1 G6-3		0-1 P3	3-2 G4-3 1-2f		5	0	1	0	0	0	1						
José Cruz Jr., S (1, 9) OBP: 0.362, SLG: 0.406	4-2		1-1 G5-4-3 1B		3-2 BB 1B		0-0 P2	4-2 G6-3 1B		3	0	1	0	1	0	1						
41 Chad Zerbe, L (8, 1) OBP: 1.000, SLG: 1.000										0	0	0	0	0	0	0						
Felix Rodriguez, R (9, 1) OBP: 0.365, SLG: 0.424			1-2f		BB 1B					0	0	0	0	1	0	0						
Ray Durham, S (9, PH) OBP: 0.365, SLG: 0.424					BB 1B					0	0	0	0	1	0	0						
Jeffrey Hammonds, R (1, 8) OBP: 0.347, SLG: 0.454	1-1		0-0		1-2 BB 1B		1-0 F8		0-0 G6-3 1B	5	0	4	0	0	0	0						
Barry Bonds, L (1, 7) OBP: 0.533, SLG: 0.746	2-3		3-0		4-2 BB 1B		1-2 2-3 BB		3-2 G6-3	4	1	1	1	1	1	5						
Edgardo Alfonzo, R (1, 5) OBP: 0.330, SLG: 0.385	1-3				1-2 P6		1-2 F7		0-1 HR IBB	4	1	1	1	1	1	5						
Andres Galarraga, R (1, 3) OBP: 0.348, SLG: 0.481		1-2 L5		2-2 L6		2-0 L3		0-0 HR 1B	3-2 K	4	1	1	0	0	0	0						
J.T. Snow, L (9, PH) OBP: 0.380, SLG: 0.413										1	0	0	0	0	1	3						
Neifi Perez, S (1, 6) OBP: 0.291, SLG: 0.362	1-0		1-0 F8		1-0 F8		1-1 F8		0-0 G3	5	1	2	2	0	0	3						
Yorvit Torrealba, R (1, 2) OBP: 0.307, SLG: 0.375	4-1				1-0 G6-3		4-2 BB		0-0 B4-3	2	0	0	0	2	0	1						
Sidney Ponson, R (1, 1) OBP: 0.042, SLG: 0.083		1-0 F8			0-1 G4-3		0-0 P4		1-1 G4-3 1B	2	0	0	0	0	0	1						
Pedro Feliz, R (5, PH) OBP: 0.282, SLG: 0.465										1	0	0	0	0	0	1						
Matt Herges, R (7, 1) OBP: 0.333, SLG: 0.533										0	0	0	0	0	0	0						
Todd Lintz, R (8, 9) OBP: 0.311, SLG: 0.433										1	0	1	0	0	0	0						
Marquis Grissom, R (8, PH) OBP: 0.311, SLG: 0.433										0	0	0	0	0	0	0						
<b>Inning Stats</b>	R: 0 E: 0 K: 2 S: 11	H: 1 LOB: 2 BB: 1 P: 19	R: 0 E: 0 K: 0 S: 6	H: 0 LOB: 1 BB: 1 P: 13	R: 0 E: 0 K: 0 S: 6	H: 2 LOB: 1 BB: 0 P: 11	R: 0 E: 0 K: 0 S: 9	H: 1 LOB: 1 BB: 0 P: 16	R: 0 E: 0 K: 0 S: 15	H: 2 LOB: 3 BB: 1 P: 24	R: 0 E: 0 K: 0 S: 6	H: 0 LOB: 1 BB: 1 P: 13	R: 0 E: 0 K: 0 S: 4	H: 0 LOB: 0 BB: 0 P: 5	R: 4 E: 0 K: 0 S: 11	H: 5 LOB: 1 BB: 0 P: 15	R: 0 E: 0 K: 1 S: 12	H: 1 LOB: 3 BB: 2 P: 28	1B: 8 2B: 1 3B: 0 HR: 3	SF: 0 SAC: 0 DP: 2 HBP: 0	WP: 0 PB: 0 SB: 0 CS: 0	PA: 43
<b>PITCHER</b>	IP WLS BF H R ER SO BB IBB HBP BLK WP HR S P ERA WHIP																					
Doug Davis, L (1, 1) ERA: 4.08	7.0 W 33 9 3 3 3 0 0 0 0 0 0 2 61 105 3.86 1.857																					
Glendon Rusch, L (8, 1) ERA: 6.85	0.1 H 3 2 1 1 0 0 0 0 0 0 0 1 4 5 27.00 6.000																					
Leo Estrella, R (8, 1) ERA: 4.01	0.2 H 1 0 0 0 0 0 0 0 0 0 0 0 3 6 0.00 0.000																					
Dan Kolb, R (9, 1) ERA: 1.95	1.0 S 6 1 0 0 1 1 1 0 0 0 0 0 12 28 0.00 2.000																					

Milwaukee Brewers @ San Francisco Giants  
PacBell Park, San Francisco, CA  
Sat Sep 13 2003, 4:05 PM EDT  
Att: 41,403 - Sunny - 90 F

AB 37  
R 4  
H 12  
RBI 4  
BB 6  
SO 3  
LOB 21













Batter	1	2	3	4	5	6	7	8	9	AB	R	H	RBI	BB	SO	LOB	TOP																																																																																																		
Sean Burroughs, L (1.5) OBP: 0.361, SLG: 0.412	1-1 G3		0-0 G3			0-1 G3		1-2 1B		4	0	1	0	0	0	0	<b>San Diego Padres @ San Francisco Giants</b> PacBell Park, San Francisco, CA Tue Sep 16 2003, 10:15 PM EDT Att: 37,059 - Cloudy - 61 F																																																																																																		
Mark Loretta, R (1.4) OBP: 0.383, SLG: 0.450	1-2 1B		2-2 F9			1-2 F9		1-1 1B		4	0	2	0	0	0	0																																																																																																			
24 Brian Giles, L (1.7) OBP: 0.427, SLG: 0.513	1-2 P4			0-2 P6		1-0 F8		2-2 F8		4	0	0	0	0	0	3																																																																																																			
Phil Nevin, R (1.3) OBP: 0.321, SLG: 0.467	0-3 K			2-2 F9				2-2 L8		4	0	0	0	0	1	3																																																																																																			
Mark Kotsay, L (1.8) OBP: 0.348, SLG: 0.376		0-1 G4-3		0-0 3B		3-2 G4-3		0-0 HR		4	1	2	1	0	0	0																																																																																																			
Xavier Nady, R (1.9) OBP: 0.307, SLG: 0.369		4-1 BB		1-1 F7		1-1 1B		0-3 K		3	0	1	0	1	1	1																																																																																																			
Gary Bennett, R (1.2) OBP: 0.287, SLG: 0.287		1-3 K			3-2 G5-3			0-2 L4		2	0	0	0	0	1	1																																																																																																			
Todd Sears, L (7. PH) OBP: 0.325, SLG: 0.368		1-1 K								1	0	0	0	0	1	1																																																																																																			
Miguel Ojeda, R (7.2) OBP: 0.335, SLG: 0.373										0	0	0	0	0	0	0																																																																																																			
Dave Hansen, L (9. PH) OBP: 0.348, SLG: 0.316										1	0	0	0	0	0	0																																																																																																			
3 Khalil Greene, R (1.6) OBP: 0.286, SLG: 0.323		2-3 K			0-0 F8			0-2 HR		3	1	1	1	1	1	1																																																																																																			
Adam Eaton, R (1.1) OBP: 0.263, SLG: 0.377			1-1 G3					2-1 P4		2	0	0	0	0	1	0																																																																																																			
Scott Linebrink, R (7.1) OBP: 0.167, SLG: 0.250					2-3 K			2-2 FC4		0	0	0	0	0	0	0																																																																																																			
Gary Matthews, S (8. PH) OBP: 0.310, SLG: 0.355								1-2 FC4		1	0	0	0	0	0	0																																																																																																			
Trevor Hoffman, R (8.1) OBP: 0.348, SLG: 0.449								1-2 FC4		0	0	0	0	0	0	0																																																																																																			
Brian Buchanan, R (9. PH) OBP: 0.348, SLG: 0.449										1	0	0	0	0	0	1																																																																																																			
<b>Inning Stats</b>	R: 0 E: 0 K: 1 S: 12	H: 1 LOB: 1 BB: 0 P: 15	R: 0 E: 0 K: 2 S: 10	H: 0 LOB: 1 BB: 1 P: 17	R: 0 E: 0 K: 0 S: 7	H: 0 LOB: 0 BB: 0 P: 10	R: 0 E: 0 K: 0 S: 9	H: 1 LOB: 1 BB: 0 P: 12	R: 0 E: 0 K: 1 S: 11	H: 0 LOB: 0 BB: 0 P: 16	R: 0 E: 0 K: 0 S: 6	H: 0 LOB: 1 BB: 0 P: 8	R: 0 E: 0 K: 1 S: 16	H: 1 LOB: 1 BB: 0 P: 25	R: 1 E: 0 K: 0 S: 18	H: 3 LOB: 2 BB: 0 P: 26	R: 1 E: 0 K: 1 S: 15	H: 1 LOB: 1 BB: 1 P: 21	1B: 4 2B: 0 3B: 1 HR: 2	SF: 0 SAC: 0 DP: 0 HBP: 0	WP: 0 PB: 0 SB: 0 CS: 0	PA: 36																																																																																													
<b>PITCHER</b>	IP WLS BF H R ER SO BB IBB HBP BLK WP HR S P ERA WHIP	<table border="0"> <tr> <td>Jerome Williams, R (1.1) ERA: 3.3</td> <td>7.0</td> <td>W</td> <td>26</td> <td>4</td> <td>1</td> <td>1</td> <td>5</td> <td>1</td> <td>0</td> <td>0</td> <td>0</td> <td>0</td> <td>0</td> <td>0</td> <td>1</td> <td>75</td> <td>107</td> <td>1.29</td> <td>0.714</td> </tr> <tr> <td>Scott Eyre, L (8.1) ERA: 3.5</td> <td>0.1</td> <td>H</td> <td>2</td> <td>1</td> <td>0</td> <td>0</td> <td>0</td> <td>0</td> <td>0</td> <td>0</td> <td>0</td> <td>0</td> <td>0</td> <td>0</td> <td>0</td> <td>6</td> <td>9</td> <td>0.00</td> <td>3.000</td> </tr> <tr> <td>Joe Nathan, R (8.1) ERA: 3.12</td> <td>0.0</td> <td></td> <td>1</td> <td>1</td> <td>0</td> <td>0</td> <td>0</td> <td>0</td> <td>0</td> <td>0</td> <td>0</td> <td>0</td> <td>0</td> <td>0</td> <td>2</td> <td>3</td> <td></td> <td></td> <td></td> </tr> <tr> <td>Jason Christiansen, L (8.1) ERA: 5.24</td> <td>0.1</td> <td>H</td> <td>1</td> <td>0</td> <td>0</td> <td>0</td> <td>0</td> <td>0</td> <td>0</td> <td>0</td> <td>0</td> <td>0</td> <td>0</td> <td>0</td> <td>3</td> <td>5</td> <td>0.00</td> <td>0.000</td> </tr> <tr> <td>Felix Rodriguez, R (8.1) ERA: 3.2</td> <td>0.1</td> <td>H</td> <td>1</td> <td>0</td> <td>0</td> <td>0</td> <td>0</td> <td>0</td> <td>0</td> <td>0</td> <td>0</td> <td>0</td> <td>0</td> <td>0</td> <td>3</td> <td>5</td> <td>0.00</td> <td>0.000</td> </tr> </table>																Jerome Williams, R (1.1) ERA: 3.3	7.0	W	26	4	1	1	5	1	0	0	0	0	0	0	1	75	107	1.29	0.714	Scott Eyre, L (8.1) ERA: 3.5	0.1	H	2	1	0	0	0	0	0	0	0	0	0	0	0	6	9	0.00	3.000	Joe Nathan, R (8.1) ERA: 3.12	0.0		1	1	0	0	0	0	0	0	0	0	0	0	2	3				Jason Christiansen, L (8.1) ERA: 5.24	0.1	H	1	0	0	0	0	0	0	0	0	0	0	0	3	5	0.00	0.000	Felix Rodriguez, R (8.1) ERA: 3.2	0.1	H	1	0	0	0	0	0	0	0	0	0	0	0	3	5	0.00	0.000
Jerome Williams, R (1.1) ERA: 3.3	7.0	W	26	4	1	1	5	1	0	0	0	0	0	0	1	75	107	1.29	0.714																																																																																																
Scott Eyre, L (8.1) ERA: 3.5	0.1	H	2	1	0	0	0	0	0	0	0	0	0	0	0	6	9	0.00	3.000																																																																																																
Joe Nathan, R (8.1) ERA: 3.12	0.0		1	1	0	0	0	0	0	0	0	0	0	0	2	3																																																																																																			
Jason Christiansen, L (8.1) ERA: 5.24	0.1	H	1	0	0	0	0	0	0	0	0	0	0	0	3	5	0.00	0.000																																																																																																	
Felix Rodriguez, R (8.1) ERA: 3.2	0.1	H	1	0	0	0	0	0	0	0	0	0	0	0	3	5	0.00	0.000																																																																																																	



Batter	1	2	3	4	5	6	7	8	9	AB	R	H	RBI	BB	SO	LOB	BOTTOM																																																										
Ray Durham, S (1.4) OBP: 0.366, SLG: 0.426	4-0 1B			2-1 1B		2-1 2B				3	1	2	1	1	0	0	<b>San Diego Padres @ San Francisco Giants</b> PacBell Park, San Francisco, CA Tue Sep 16 2003, 10:15 PM EDT Att: 37,059 - Cloudy - 61 F																																																										
Neifi Perez, S (8.4) OBP: 0.291, SLG: 0.361	FC3-2 BB	0-1 G3		2H 3B						0	0	0	0	0	0	0																																																											
Marquis Grissom, R (1.8) OBP: 0.314, SLG: 0.452	FC3-2 BB		4-0 1B	0-0 BB		1-3 K				3	1	2	1	1	1	1																																																											
Rich Aurilia, R (1.6) OBP: 0.318, SLG: 0.406	1B FC3-2 BB		2-3 K	3H 1B		0-0 G5-3				3	0	0	0	1	1	3																																																											
Barry Bonds, L (1.7) OBP: 0.534, SLG: 0.755	1-1 FC3-2 1B		4-2 BB	1-2 BB		0-1 HR		1-3 K		3	1	1	1	1	1	3																																																											
Edgardo Alfonzo, R (1.5) OBP: 0.330, SLG: 0.381	1-2 2-3 3-H		2-2 F8	1-3 K		1-1 F9				4	0	0	0	0	1	5																																																											
Benito Santiago, R (1.2) OBP: 0.325, SLG: 0.423	0-0 P3		3-2 L9	0-1 G6-3		0-0 P4				4	0	1	1	0	0	2																																																											
Andres Galarraga, R (1.3) OBP: 0.347, SLG: 0.477	1-2 2-3 3-H		1-1 L9	1-0 G4-3		4-2 BB		4-2 G3-6-1 BB		2	0	0	0	2	1	3																																																											
José Cruz Jr., S (1.9) OBP: 0.362, SLG: 0.410		2-0 F8		1-1 SH3 3B		0-0 G1-6-3		1-2 G3-6-1		4	1	1	0	0	0	2																																																											
Jerome Williams, R (1.1) OBP: 0.291, SLG: 0.121		1-3 K		3-2 SH3		0-0 F8				2	0	0	0	0	1	0																																																											
Scott Eyre, L (8.1) ERA: 3.5										0	0	0	0	0	0	0																																																											
Joe Nathan, R (8.1) ERA: 3.12										0	0	0	0	0	0	0																																																											
Jason Christiansen, R (8.1) ERA: 5.24										0	0	0	0	0	0	0																																																											
Felix Rodriguez, R (8.1) ERA: 3.2										0	0	0	0	0	0	0																																																											
Marvin Benard, L (8. PH) ERA: 3.18										1	0	0	0	0	0	0																																																											
Tim Worrell, R (9.1) ERA: 2.53										0	0	0	0	0	0	0																																																											
<b>Inning Stats</b>	R: 1 E: 0 K: 1 S: 12	H: 2 LOB: 3 BB: 2 P: 25	R: 0 E: 0 K: 1 S: 7	H: 0 LOB: 0 BB: 0 P: 10	R: 0 E: 0 K: 0 S: 13	H: 0 LOB: 2 BB: 2 P: 28	R: 2 E: 0 K: 0 S: 12	H: 3 LOB: 1 BB: 0 P: 20	R: 1 E: 0 K: 1 S: 10	H: 1 LOB: 1 BB: 1 P: 15	R: 0 E: 0 K: 1 S: 7	H: 1 LOB: 0 BB: 0 P: 10	R: 0 E: 0 K: 1 S: 6	H: 0 LOB: 0 BB: 0 P: 8	R: 0 E: 0 K: 0 S: 8	H: 0 LOB: 0 BB: 1 P: 13	1B: 4 2B: 1 3B: 1 HR: 1	SF: 0 SAC: 1 DP: 1 HBP: 0	WP: 0 PB: 0 SB: 0 CS: 0	PA: 36																																																							
<b>PITCHER</b>	IP WLS BF H R ER SO BB IBB HBP BLK WP HR S P ERA WHIP	<table border="0"> <tr> <td>Adam Eaton, R (1.1) ERA: 4.24</td> <td>6.0</td> <td>L</td> <td>30</td> <td>7</td> <td>4</td> <td>4</td> <td>5</td> <td>5</td> <td>0</td> <td>0</td> <td>0</td> <td>0</td> <td>0</td> <td>0</td> <td>0</td> <td>1</td> <td>61</td> <td>108</td> <td>6.00</td> <td>2.000</td> </tr> <tr> <td>Scott Linebrink, R (7.1) ERA: 3.18</td> <td>1.0</td> <td></td> <td>3</td> <td>0</td> <td>0</td> <td>0</td> <td>1</td> <td>0</td> <td>0</td> <td>0</td> <td>0</td> <td>0</td> <td>0</td> <td>0</td> <td>6</td> <td>8</td> <td>0.00</td> <td>0.000</td> </tr> <tr> <td>Trevor Hoffman, R (8.1) ERA: 3.18</td> <td>1.0</td> <td></td> <td>3</td> <td>0</td> <td>0</td> <td>0</td> <td>0</td> <td>1</td> <td>0</td> <td>0</td> <td>0</td> <td>0</td> <td>0</td> <td>8</td> <td>13</td> <td>0.00</td> <td>1.000</td> </tr> </table>																Adam Eaton, R (1.1) ERA: 4.24	6.0	L	30	7	4	4	5	5	0	0	0	0	0	0	0	1	61	108	6.00	2.000	Scott Linebrink, R (7.1) ERA: 3.18	1.0		3	0	0	0	1	0	0	0	0	0	0	0	6	8	0.00	0.000	Trevor Hoffman, R (8.1) ERA: 3.18	1.0		3	0	0	0	0	1	0	0	0	0	0	8	13	0.00	1.000
Adam Eaton, R (1.1) ERA: 4.24	6.0	L	30	7	4	4	5	5	0	0	0	0	0	0	0	1	61	108	6.00	2.000																																																							
Scott Linebrink, R (7.1) ERA: 3.18	1.0		3	0	0	0	1	0	0	0	0	0	0	0	6	8	0.00	0.000																																																									
Trevor Hoffman, R (8.1) ERA: 3.18	1.0		3	0	0	0	0	1	0	0	0	0	0	8	13	0.00	1.000																																																										





Batter	1	2	3	4	5	6	7	8	9	AB	R	H	RBI	BB	SO	LOB	TOP										
Ramón Vázquez, L OBP: 0.333, SLG: 0.334 (1, 5)	L9	1-H 3B			F8		F8			4	0	1	1	0	0	0	<b>San Diego Padres @ San Francisco Giants</b> PacBell Park, San Francisco, CA Wed Sep 17 2003, 10:15 PM EDT Att: 40,014 - Sunny - 67 F										
Mark Loretta, R OBP: 0.382, SLG: 0.454 (1, 4)	HR	G5-3			K			F7		4	1	1	1	0	1	1											
24 Brian Giles, L OBP: 0.424, SLG: 0.509 (1, 7)	P4				G4-3			G3-1		4	0	0	0	0	0	0											
Phil Nevin, R OBP: 0.320, SLG: 0.462 (1, 3)	1B				K			L4		4	0	1	0	0	2	0											
Mark Kotsay, L OBP: 0.345, SLG: 0.373 (1, 8)	F7				K			G1-3		4	0	0	0	0	2	1											
Brian Buchanan, R OBP: 0.352, SLG: 0.460 (1, 9)		1B 3B			K			G4-3		4	1	2	0	0	1	0											
3 Khalil Greene, R OBP: 0.282, SLG: 0.343 (1, 6)		G5-3			WP 2B			K		4	0	1	0	0	1	2											
Humberto Quintero, R OBP: 0.313, SLG: 0.267 (1, 2)		3B 1B			K			K		3	1	1	1	0	2	1											
Mike Bynum, L OBP: 0.286, SLG: 0.286 (1, 1)		B1								2	0	0	0	0	1	2											
Joe Roa, R OBP: 0.296, SLG: 0.296 (5, 1)										0	0	0	0	0	0	0											
Keith Lockhart, L OBP: 0.336, SLG: 0.415 (7, PH)										1	0	0	0	0	1	0											
Brandon Villafuerte, R (7, 1)										0	0	0	0	0	0	0											
<b>Inning Stats</b>	R: 1 E: 0 K: 0 S: 12	H: 2 LOB: 1 BB: 0 P: 15	R: 2 E: 0 K: 0 S: 15	H: 3 LOB: 1 BB: 0 P: 21	R: 0 E: 0 K: 2 S: 8	H: 0 LOB: 1 BB: 0 P: 9	R: 0 E: 0 K: 3 S: 11	H: 1 LOB: 1 BB: 0 P: 13	R: 0 E: 0 K: 1 S: 11	H: 0 LOB: 0 BB: 0 P: 17	R: 0 E: 0 K: 3 S: 14	H: 1 LOB: 1 BB: 0 P: 16	R: 0 E: 0 K: 2 S: 9	H: 0 LOB: 0 BB: 0 P: 12	R: 0 E: 0 K: 0 S: 6	H: 0 LOB: 0 BB: 0 P: 11	R: 0 E: 0 K: 0 S: 6	H: 0 LOB: 0 BB: 0 P: 7	1B: 3 2B: 1 3B: 2 HR: 1	SF: 0 SAC: 0 DP: 0 HBP: 0	WP: 2 PB: 0 SB: 1 CS: 0	PA: 34					
<b>PITCHER</b>	IP	WLS	BF	H	R	ER	SO	BB	IBB	HBP	BLK	WP	HR	S	P	ERA	WHIP										
Jason Schmidt, R ERA: 2.33 (1, 1)	7.0	W	28	7	3	3	11	0	0	0	0	2	1	80	103	3.86	1.000										
Joe Nathan, R ERA: 3.08 (8, 1)	1.0		3	0	0	0	0	0	0	0	0	0	0	6	11	0.00	0.000										
Scott Eyre, L ERA: 3.48 (9, 1)	0.1		1	0	0	0	0	0	0	0	0	0	0	2	2	0.00	0.000										
Felix Rodriguez, R ERA: 3.16 (9, 1)	0.2		2	0	0	0	0	0	0	0	0	0	0	4	5	0.00	0.000										

Batter	1	2	3	4	5	6	7	8	9	AB	R	H	RBI	BB	SO	LOB	BOTTOM										
Ray Durham, S OBP: 0.367, SLG: 0.427 (1, 4)	G4-3		HR 1B		1B 1B		L4			4	2	2	0	0	0	0	<b>San Diego Padres @ San Francisco Giants</b> PacBell Park, San Francisco, CA Wed Sep 17 2003, 10:15 PM EDT Att: 40,014 - Sunny - 67 F										
Marquis Grissom, R OBP: 0.317, SLG: 0.460 (1, 8)	1B		1B HR		1B 1B		K			4	2	3	2	0	1	0											
Rich Aurilia, R OBP: 0.318, SLG: 0.405 (1, 6)	K		B3-1		1B		G1-3			4	0	1	1	0	1	1											
Barry Bonds, L OBP: 0.532, SLG: 0.750 (1, 7)		P4	P2		1B		F7			4	0	1	1	0	0	0											
Edgardo Alfonzo, R OBP: 0.332, SLG: 0.380 (1, 5)	F9		G6-4-3 BB		F8		1B G4-3 BB			2	1	0	0	2	0	2											
Benito Santiago, R OBP: 0.327, SLG: 0.426 (1, 2)	HR 1B		K		F9 SF9 2B		G4-3			4	2	2	0	0	1	2											
Andres Galarraga, R OBP: 0.350, SLG: 0.490 (1, 3)	HR		G6-4-3		F9		1B			4	1	2	2	0	0	2											
José Cruz Jr., S OBP: 0.362, SLG: 0.409 (1, 9)	G4-3		G4-3		G5-3		SF9			3	0	1	2	0	0	0											
Jason Schmidt, R OBP: 0.083, SLG: 0.068 (1, 1)			G4-3		K		F9			3	0	0	0	0	2	0											
Joe Nathan, R (8, 1)										0	0	0	0	0	0	0											
Jeffrey Hammonds, R ERA: 8.78 (8, PH)										1	0	0	0	0	0	2											
Scott Eyre, L OBP: 0.500, SLG: 0.500 (9, 1)										0	0	0	0	0	0	0											
Felix Rodriguez, R OBP: 1.000, SLG: 1.000 (9, 1)										0	0	0	0	0	0	0											
<b>Inning Stats</b>	R: 0 E: 0 K: 1 S: 6	H: 1 LOB: 0 BB: 0 P: 9	R: 2 E: 0 K: 0 S: 10	H: 2 LOB: 0 BB: 0 P: 14	R: 2 E: 0 K: 0 S: 11	H: 2 LOB: 0 BB: 0 P: 20	R: 0 E: 0 K: 1 S: 7	H: 0 LOB: 0 BB: 1 P: 14	R: 2 E: 0 K: 1 S: 16	H: 4 LOB: 2 BB: 0 P: 30	R: 1 E: 0 K: 1 S: 8	H: 1 LOB: 0 BB: 0 P: 11	R: 0 E: 0 K: 1 S: 7	H: 0 LOB: 0 BB: 0 P: 9	R: 1 E: 0 K: 0 S: 9	H: 2 LOB: 2 BB: 1 P: 18	1B: 9 2B: 1 3B: 0 HR: 2	SF: 1 SAC: 0 DP: 1 HBP: 0	WP: 0 PB: 0 SB: 0 CS: 0	PA: 36							
<b>PITCHER</b>	IP	WLS	BF	H	R	ER	SO	BB	IBB	HBP	BLK	WP	HR	S	P	ERA	WHIP										
Mike Bynum, L ERA: 8.78 (5, 1)	4.2	L	20	7	6	6	3	1	0	0	0	0	0	15	23	6.75	2.250										
Joe Roa, R ERA: 5.98 (7, 1)	1.1		7	3	1	1	1	0	0	0	0	0	0	16	27	4.50	1.500										
Brandon Villafuerte, R ERA: 4.3 (7, 1)	2.0		9	2	1	1	1	1	0	0	0	0	0	16	27	4.50	1.500										









Batter	1	2	3	4	5	6	7	8	9	AB	R	H	RBI	BB	SO	LOB	TOP								
Ray Durham, S OBP: 0.366, SLG: 0.427	E6 G5-3 BB	G4-3 1-3 2B		F8		K			P5	5	1	1	0	0	1	1	<b>San Francisco Giants @ Los Angeles Dodgers</b> <b>Dodger Stadium, Los Angeles, CA</b> Fri Sep 19 2003, 7:10 PM PDT Att: 51,612 - Sunny - 71 F								
Marquis Grissom, R OBP: 0.316, SLG: 0.457	E4 BB G5-3 1B	G4-3			P2		K		F9 1B 1B	5	1	1	1	0	1	2									
Rich Aurilia, R OBP: 0.319, SLG: 0.405	G5-3	G5-6-3			BB 2B 1B		K		1B 1B	5	1	2	0	0	1	3									
Barry Bonds, L OBP: 0.534, SLG: 0.760	1B BB IBB		FC6-5 2B		2B BB		HR		F9 2-3	3	2	2	1	2	0	2									
Edgardo Alfonzo, R OBP: 0.332, SLG: 0.381	1B BB		FC6-5 G5-4-3		2B		G6-3		P2	4	0	1	3	1	0	3									
Benito Santiago, R OBP: 0.359, SLG: 0.427			G5-4-3		L8				S 1B	4	0	2	1	0	0	2									
Eric Young Sr., R OBP: 0.338, SLG: 0.400										0	0	0	0	0	0	0									
Yorvit Torrealba, R OBP: 0.310, SLG: 0.394										0	0	0	0	0	0	0									
Andres Galarraga, R OBP: 0.351, SLG: 0.490	G6-4-3			G4-3 2B	K			G6-3		4	0	1	0	0	1	5									
José Cruz Jr., S OBP: 0.361, SLG: 0.408		2B G4-3 1B		G4-3		F9		K		4	1	1	0	0	1	3									
Dustin Hermanson, R Tony Torcato, L Scott Eyre, L Jason Christiansen, R Matt Herges, L Nellie Pérez, R Joe Nathan, R Tim Worrell, R		K		K		F8		L4		2	0	0	0	0	0	2									
<b>Inning Stats</b>	R: 2 E: 2 K: 0 S: 11	H: 1 LOB: 2 BB: 2 P: 25	R: 1 E: 0 K: 1 S: 10	H: 2 LOB: 1 BB: 0 P: 13	R: 0 E: 0 K: 1 S: 7	H: 1 LOB: 0 BB: 0 P: 10	R: 0 E: 0 K: 1 S: 10	H: 1 LOB: 1 BB: 0 P: 15	R: 2 E: 0 K: 1 S: 10	H: 2 LOB: 1 BB: 1 P: 19	R: 0 E: 0 K: 1 S: 9	H: 0 LOB: 0 BB: 0 P: 14	R: 1 E: 0 K: 2 S: 11	H: 1 LOB: 0 BB: 0 P: 14	R: 0 E: 0 K: 1 S: 10	H: 1 LOB: 2 BB: 0 P: 15	R: 0 E: 0 K: 0 S: 15	H: 2 LOB: 2 BB: 0 P: 18	1B: 6 2B: 4 3B: 0 HR: 1	SF: 0 SAC: 0 DP: 2 HBP: 0	WP: 0 PB: 0 SB: 1 CS: 0	PA: 41			
<b>PITCHER</b>	IP WLS BF H R ER SO BB IBB HBP BLK WP HR S P ERA WHIP	5.0 L 25 7 5 3 3 2 1 0 0 0 0 0 48 82 5.40 1.800	2.0 7 1 1 1 3 0 0 0 0 0 0 1 20 28 4.50 0.500	1.0 4 1 0 0 1 0 0 0 0 0 0 0 10 15 0.00 1.000	0.1 3 2 0 0 0 0 0 0 0 0 0 8 10 0.00 6.000	0.2 2 0 0 0 0 0 0 0 0 0 0 7 8 0.00 0.000																			

AB	38
R	6
H	11
RBI	6
BB	3
SO	7
LOB	25



Batter	1	2	3	4	5	6	7	8	9	AB	R	H	RBI	BB	SO	LOB	BOTTOM							
Dave Roberts, L OBP: 0.337, SLG: 0.312	S 2B 1B		L7 1B		1B		B1-3		FC6-4 1B	5	1	4	0	0	0	1	<b>San Francisco Giants @ Los Angeles Dodgers</b> <b>Dodger Stadium, Los Angeles, CA</b> Fri Sep 19 2003, 7:10 PM PDT Att: 51,612 - Sunny - 71 F							
Paul Lo Duca, R OBP: 0.342, SLG: 0.382	K		L7		P3		G5-3		P6	5	0	0	0	0	1	6								
Shawn Green, L OBP: 0.348, SLG: 0.449	2H 2B		K		1B		FC5-4 1B		K	5	0	3	3	0	2	1								
Robin Ventura, L OBP: 0.343, SLG: 0.404	F7			G1-3	K		FC5-4		FC6-4	3	0	0	0	0	1	3								
Ron Coomer, R OBP: 0.300, SLG: 0.364							1-2			2	0	0	0	0	0	2								
Adrián Beltré, R OBP: 0.291, SLG: 0.427	K2-3			HR		F9		K		4	1	1	1	0	2	1								
Jeremy Burnitz, L OBP: 0.307, SLG: 0.499		F7		P3		FC4-6 1B		BB 1B		4	0	2	0	0	0	0								
Alex Cora, L OBP: 0.282, SLG: 0.328		P3		F8		K		F8		2	0	0	0	0	0	0								
Jolbert Cabrera, R OBP: 0.332, SLG: 0.438										2	0	0	0	0	1	2								
Cesar Izturis, S OBP: 0.280, SLG: 0.316										2	1	1	0	1	0	1								
Fred McGriff, L OBP: 0.321, SLG: 0.428						FC4-6				0	0	0	0	1	0	0								
Joe Thurston, L OBP: 0.250, SLG: 0.250					1B 1B	1-2		BB		0	0	0	0	0	0	0								
Kevin Brown, R Todd Hundley, S Guillermo Mota, R Rickey Henderson, R Paul Quantrill, L Mike Kinkade, R Paul Shuey, R Tom Martin, L		F9		K			B1-3 1B HBP		K	1	0	0	0	0	0	0								
<b>Inning Stats</b>	R: 1 E: 0 K: 2 S: 13	H: 2 LOB: 1 BB: 0 P: 21	R: 0 E: 0 K: 0 S: 6	H: 0 LOB: 1 BB: 1 P: 11	R: 0 E: 0 K: 1 S: 8	H: 1 LOB: 0 BB: 0 P: 11	R: 1 E: 0 K: 0 S: 8	H: 1 LOB: 0 BB: 0 P: 14	R: 1 E: 0 K: 2 S: 13	H: 3 LOB: 2 BB: 0 P: 21	R: 0 E: 0 K: 1 S: 15	H: 1 LOB: 1 BB: 0 P: 20	R: 1 E: 0 K: 0 S: 9	H: 1 LOB: 1 BB: 0 P: 11	R: 0 E: 0 K: 2 S: 13	H: 1 LOB: 2 BB: 1 P: 19	R: 0 E: 0 K: 1 S: 8	H: 1 LOB: 1 BB: 0 P: 11	1B: 9 2B: 1 3B: 0 HR: 1	SF: 0 SAC: 0 DP: 0 HBP: 1	WP: 0 PB: 0 SB: 1 CS: 0	PA: 40		
<b>PITCHER</b>	IP WLS BF H R ER SO BB IBB HBP BLK WP HR S P ERA WHIP	5.0 W 22 7 3 3 3 1 0 0 0 0 0 15 20 0.00 1.000	1.0 H 4 1 0 0 1 0 0 0 0 0 0 7 9 13.50 1.500	0.2 H 4 1 1 1 0 0 0 0 0 0 2 2 0.00 0.000	0.1 H 1 0 0 0 0 0 0 0 0 0 0 2 2 0.00 0.000	1.0 H 5 1 0 0 2 1 0 0 0 0 0 13 19 0.00 2.000																		

AB	37
R	4
H	11
RBI	4
BB	2
SO	9
LOB	21









Batter	1	2	3	4	5	6	7	8	9	AB	R	H	RBI	BB	SO	LOB	TOP															
<b>Eric Young Sr. R</b> OBP: 0.338, SLG: 0.397 (1.4)										3	0	0	0	2	0	1	<b>San Francisco Giants @ Los Angeles Dodgers</b> <b>Dodger Stadium, Los Angeles, CA</b> Sun Sep 21 2003, 1:10 PM PDT Att: 54,584 - Sunny - 80 F															
<b>José Cruz Jr. S</b> OBP: 0.361, SLG: 0.406 (1.9)										4	0	1	0	1	2	3																
<b>Pedro Feliz R</b> OBP: 0.266, SLG: 0.464 (1.5)										5	0	1	1	0	3	5																
<b>Andres Galarraga R</b> OBP: 0.350, SLG: 0.486 (1.3)										5	0	1	0	0	0	3																
<b>Jeffrey Hammonds R</b> OBP: 0.341, SLG: 0.438 (1.8)										5	1	2	0	0	2	4																
<b>Nefti Perez S</b> OBP: 0.289, SLG: 0.353 (1.6)										2	1	0	0	2	0	0																
<b>Todd Linden S</b> OBP: 0.259, SLG: 0.407 (1.7)										4	1	1	3	0	0	2																
<b>Yorvit Torrealba R</b> OBP: 0.319, SLG: 0.405 (1.2)										2	1	1	0	2	0	0																
<b>32 Kevin Correia R</b> OBP: 0.081, SLG: 0.091 (5. PH) <b>Marvin Benard L</b> OBP: 0.228, SLG: 0.254 (5. PH) <b>Jim Brower R</b> OBP: 0.222, SLG: 0.176 (6. PH) <b>Tony Gwynn Jr. R</b> OBP: 0.302, SLG: 0.409 (6. PH) <b>Cody Ransom R</b> OBP: 0.302, SLG: 0.417 (6. PH) <b>41 Chad Zerbe L</b> (8. PH)										1	1	1	0	0	0	0																
<b>Inning Stats</b>	R: 0 E: 0 K: 1 S: 14	H: 1 LOB: 1 BB: 0 P: 24	R: 3 E: 0 K: 1 S: 16	H: 2 LOB: 2 BB: 3 P: 36	R: 0 E: 0 K: 0 S: 5	H: 1 LOB: 1 BB: 1 P: 12	R: 2 E: 0 K: 1 S: 14	H: 2 LOB: 2 BB: 2 P: 28	R: 0 E: 0 K: 0 S: 5	H: 0 LOB: 1 BB: 1 P: 12	R: 0 E: 0 K: 1 S: 12	H: 2 LOB: 2 BB: 0 P: 20	R: 0 E: 0 K: 0 S: 9	H: 0 LOB: 0 BB: 0 P: 14	R: 0 E: 0 K: 1 S: 6	H: 1 LOB: 1 BB: 0 P: 9	R: 0 E: 0 K: 2 S: 8	H: 0 LOB: 0 BB: 0 P: 11	1B: 5 2B: 2 3B: 1 HR: 1	SF: 0 SAC: 1 DP: 2 HBP: 0	WP: 2 PB: 0 SB: 0 CS: 0	PA: 41										
<b>PITCHER</b>	IP WLS BF H R ER SO BB IBB HBP BLK WP HR S P ERA WHIP																															
<b>Kaz Ishii, L</b> ERA: 3.52 (1.1)	3.0	19	6	5	5	2	5	0	0	0	2	1	41	85	15.00	3.667																
<b>Rodney Myers, R</b> ERA: 7.2 (4.1)	3.0	13	2	0	0	2	2	0	0	0	0	0	25	47	0.00	1.333																
<b>Paul Quantrill, R</b> ERA: 1.69 (7.1)	1.0	W	3	0	0	0	0	0	0	0	0	0	9	14	0.00	0.000																
<b>Paul Shuey, R</b> ERA: 2.86 (8.1)	0.2	H	2	1	0	0	0	0	0	0	0	0	3	5	0.00	1.500																
<b>Eric Gagne, R</b> ERA: 1.25 (8.1)	1.1	S	4	0	0	0	3	0	0	0	0	0	11	15	0.00	0.000																

Batter	1	2	3	4	5	6	7	8	9	AB	R	H	RBI	BB	SO	LOB	BOTTOM															
<b>Dave Roberts L</b> OBP: 0.340, SLG: 0.319 (1.8)										4	0	2	1	0	0	0	<b>San Francisco Giants @ Los Angeles Dodgers</b> <b>Dodger Stadium, Los Angeles, CA</b> Sun Sep 21 2003, 1:10 PM PDT Att: 54,584 - Sunny - 80 F															
<b>Paul Lo Duca R</b> OBP: 0.341, SLG: 0.381 (1.2)										4	1	1	0	0	0	2																
<b>Shawn Green L</b> OBP: 0.347, SLG: 0.455 (1.9)										4	2	2	2	0	0	0																
<b>Robin Ventura L</b> OBP: 0.346, SLG: 0.412 (1.3)										2	1	1	1	2	0	1																
<b>Adrián Beltré R</b> OBP: 0.292, SLG: 0.430 (1.5)										3	1	1	1	1	0	2																
<b>Jeremy Burnitz L</b> OBP: 0.306, SLG: 0.502 (1.7)										3	1	1	2	0	1	0																
<b>Jolbert Cabrera R</b> OBP: 0.329, SLG: 0.433 (9.7)										0	0	0	0	0	0	0																
<b>Alex Cora L</b> OBP: 0.282, SLG: 0.327 (1.4)										4	1	1	0	0	0	1																
<b>Cesar Izturis S</b> OBP: 0.281, SLG: 0.317 (1.6)										2	0	1	0	0	0	0																
<b>Kaz Ishii L</b> OBP: 0.230, SLG: 0.269 (4.1) <b>Rodney Myers R</b> OBP: 0.222, SLG: 0.176 (7.1) <b>Paul Quantrill L</b> OBP: 0.302, SLG: 0.333 (7. PH) <b>Joe Thurston L</b> OBP: 0.233, SLG: 0.269 (8.1) <b>Paul Shuey R</b> OBP: 0.233, SLG: 0.269 (8.1) <b>Eric Gagne R</b> (8.1)										1	0	0	0	0	1	1																
<b>Inning Stats</b>	R: 2 E: 0 K: 0 S: 9	H: 2 LOB: 0 BB: 1 P: 17	R: 0 E: 0 K: 1 S: 8	H: 1 LOB: 1 BB: 0 P: 14	R: 0 E: 0 K: 0 S: 7	H: 0 LOB: 0 BB: 0 P: 10	R: 3 E: 0 K: 1 S: 18	H: 3 LOB: 0 BB: 0 P: 25	R: 0 E: 0 K: 0 S: 11	H: 1 LOB: 0 BB: 0 P: 11	R: 0 E: 0 K: 1 S: 6	H: 0 LOB: 0 BB: 1 P: 11	R: 1 E: 0 K: 0 S: 12	H: 2 LOB: 1 BB: 0 P: 20	R: 1 E: 0 K: 0 S: 7	H: 1 LOB: 1 BB: 1 P: 13	R: 1 E: 0 K: 2 S: 8	H: 0 LOB: 0 BB: 0 P: 11	1B: 4 2B: 0 3B: 2 HR: 4	SF: 1 SAC: 1 DP: 2 HBP: 0	WP: 0 PB: 0 SB: 0 CS: 0	PA: 34										
<b>PITCHER</b>	IP WLS BF H R ER SO BB IBB HBP BLK WP HR S P ERA WHIP																															
<b>32 Kevin Correia R</b> ERA: 3.48 (5.1)	4.0	L	11	3	1	1	1	1	0	0	0	0	29	42	3.00	1.333																
<b>41 Chad Zerbe L</b> ERA: 4.74 (8.1)	1.0		5	1	1	1	0	0	1	0	0	0	7	13	9.00	1.000																

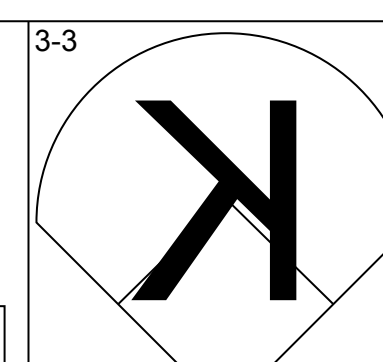
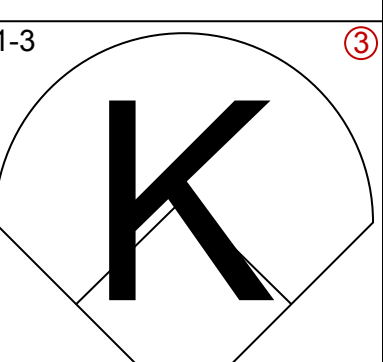
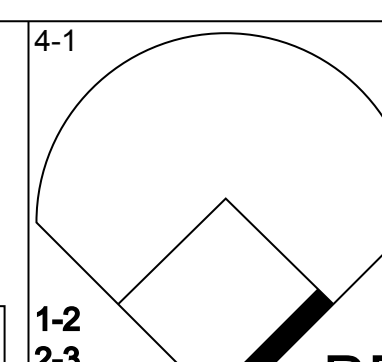
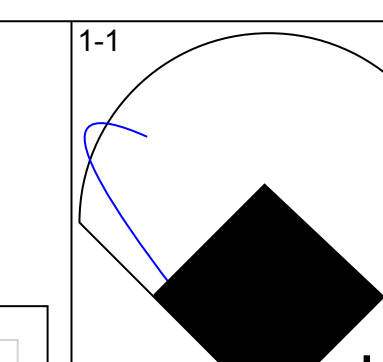
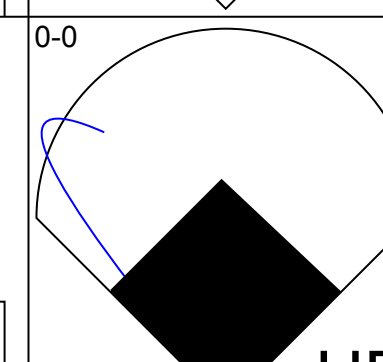
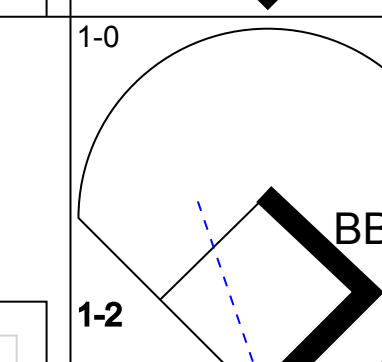
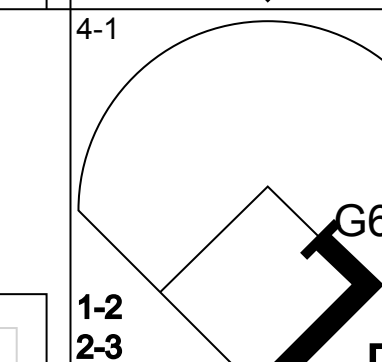
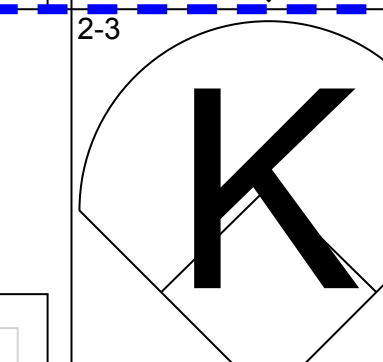

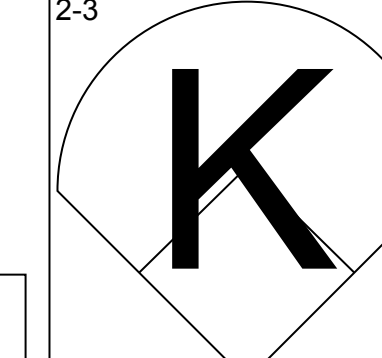
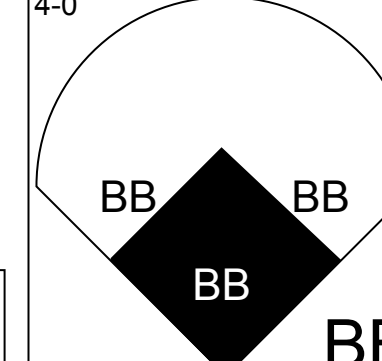
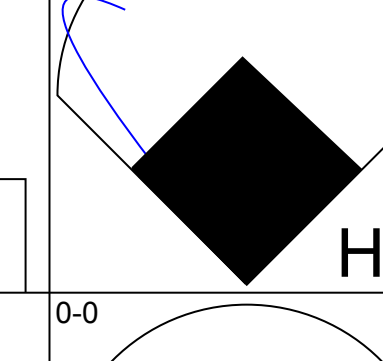
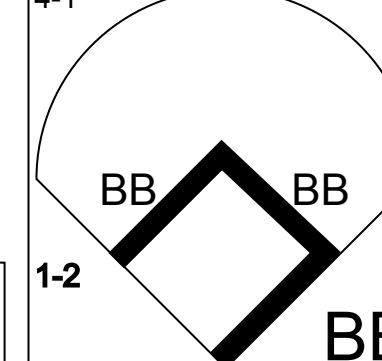
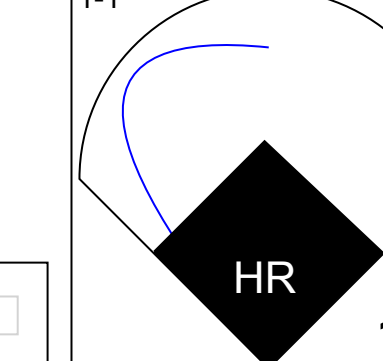
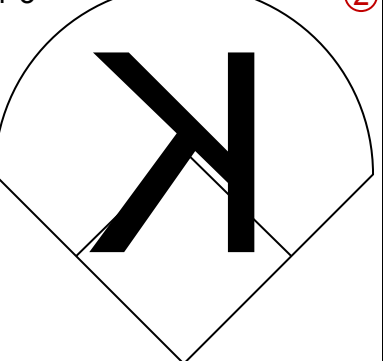
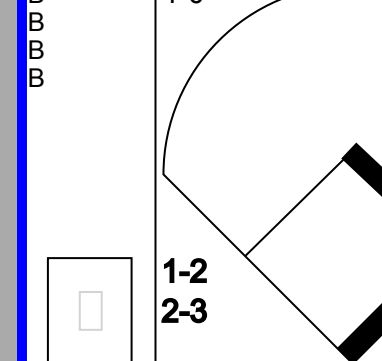
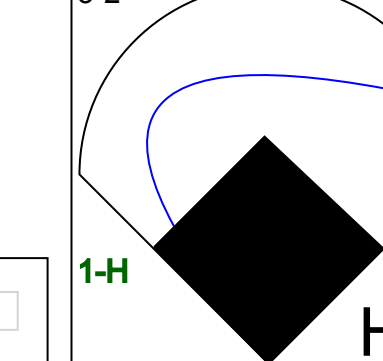
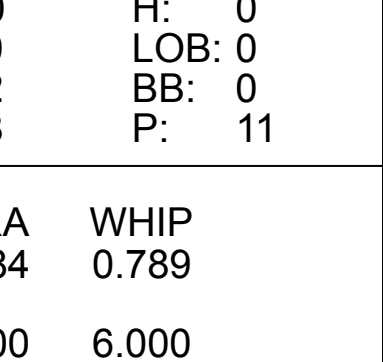
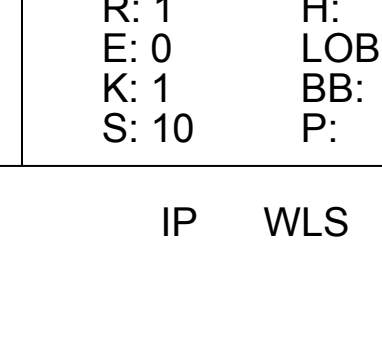
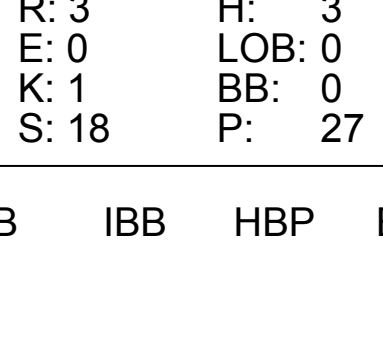
livebaseballscores.com

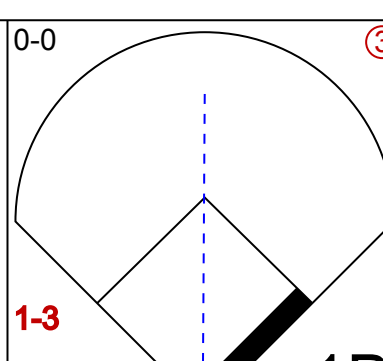
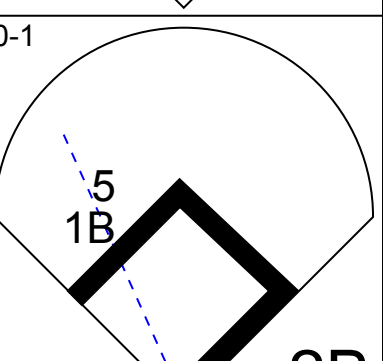
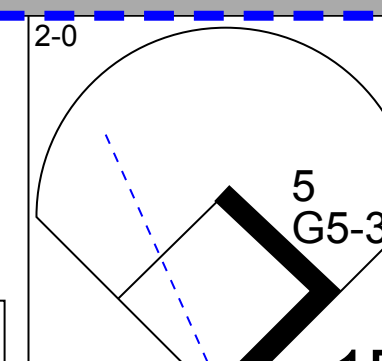
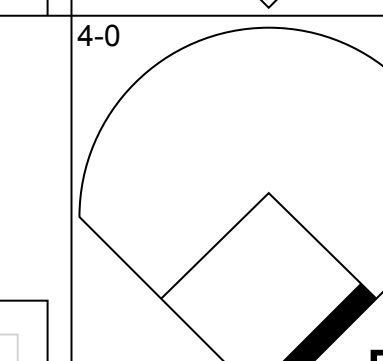
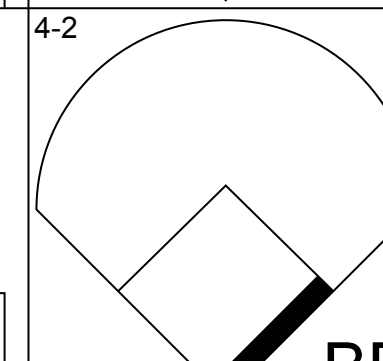
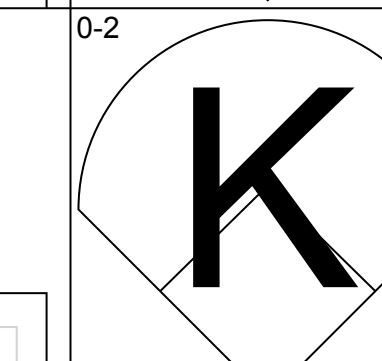
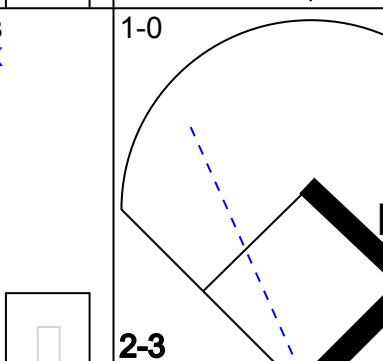
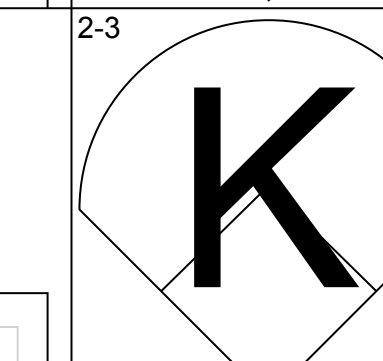
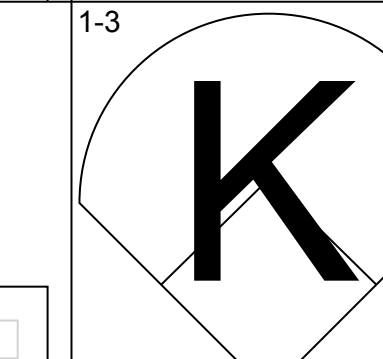
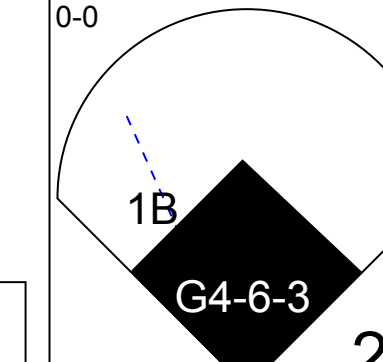
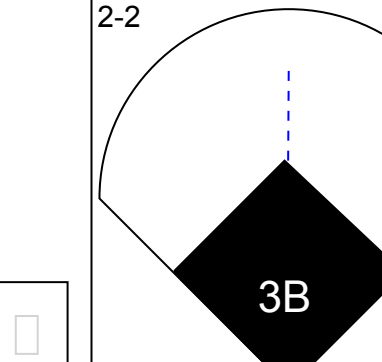
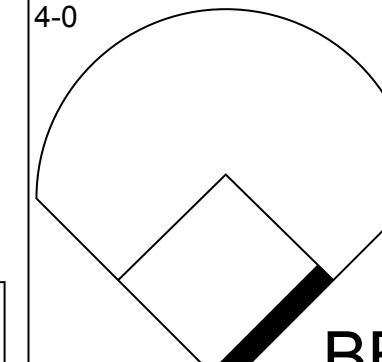
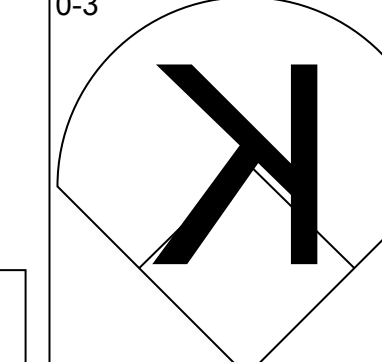
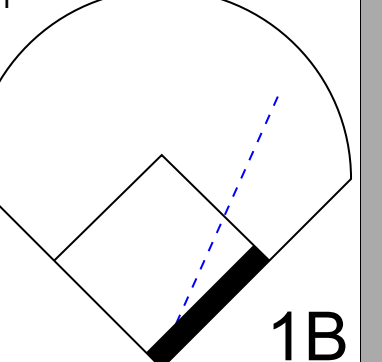
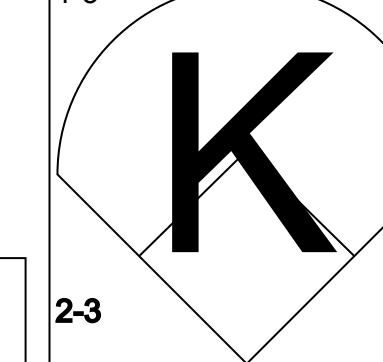
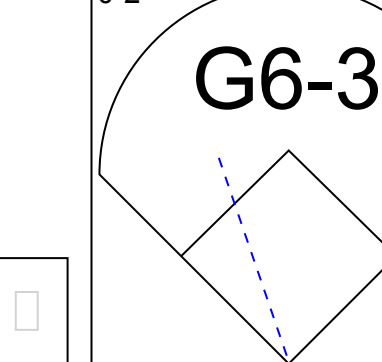
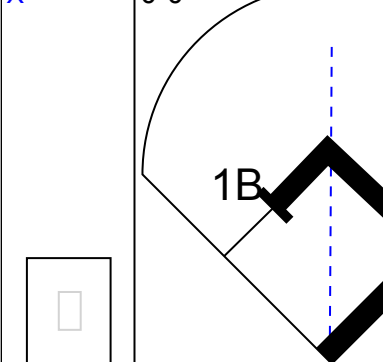
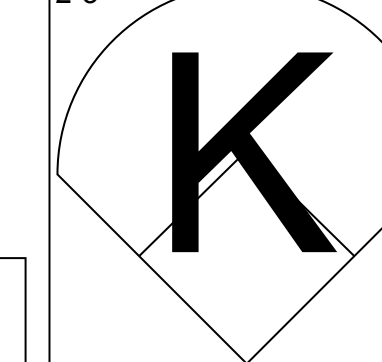
AB 33  
R 5  
H 9  
RBI 5  
BB 7  
SO 7  
LOB 19

livebaseballscores.com

AB 29  
R 7  
H 10  
RBI 7  
BB 3  
SO 3  
LOB 8



Batter	1	2	3	4	5	6	7	8	9	AB	R	H	RBI	BB	SO	LOB	TOP					
Ray Durham, S OBP: 0.366, SLG: 0.435	(1, 4) 		(3, 2) FC6-4 BB 1B 1-2		(1, 3) 		(4, 1) 		(1, 1) 	4	1	1	2	1	2	1	<b>San Francisco Giants @ Houston Astros</b> Minute Maid Park, Houston, TX Mon Sep 22 2003, 7:05 PM CDT Att: 36,372 - Cloudy - 82 F					
Marquis Grissom, R OBP: 0.321, SLG: 0.465	(1, 8) 		(1, 0) 		(1, 0) G6-3		(1, 2) 2-3 3-H BB		(2, 1) F8	5	1	2	1	0	1	3						
Rich Aurilia, R OBP: 0.329, SLG: 0.402 Tim Worrell, R	(1, 6) L7 (9, 1)		(4, 1) 		(0, 0) P4		(0, 2) FC4-5 1B		(2, 3) 	4	0	1	0	1	1	0						
Barry Bonds, L OBP: 0.529, SLG: 0.748	(1, 7) F9		(1, 1) G6-3 1-2		(2, 1) G6-3		(2, 2) FC4-5 1B			4	0	0	0	0	0	4						
Edgardo Alfonzo, R OBP: 0.330, SLG: 0.380 Joe Nathan, R	(1, 5) G5-3 (8, 1)				(1, 1) P4		(2, 2) P2		(3, 1) F7	4	0	0	0	0	0	1						
Nefti Perez, S OBP: 0.289, SLG: 0.353	(9, 6) G4-3				(2, 3) 		(0, 1) F8		(2, 3) 	4	0	0	0	0	2	1						
Benito Santiago, R OBP: 0.327, SLG: 0.425 Yorvit Torrealba, R OBP: 0.319, SLG: 0.405	(1, 2) G4-3 (9, 2)				(3, 2) L7		(4, 0) 		(0, 0) G5-3	3	2	1	1	1	0	0						
Andres Galarraga, R OBP: 0.352, SLG: 0.496	(1, 3) 				(1, 0) F9		(4, 1) 		(1, 1) 	3	1	1	0	1	0	0						
José Cruz Jr., S OBP: 0.362, SLG: 0.406	(1, 9) G5-3				(1, 3) 		(1, 2) 		(3, 2) 	2	0	1	0	0	1	0						
Jerome Williams, R OBP: 0.114, SLG: 0.143 J.T. Snow, L OBP: 0.368, SLG: 0.424 Cody Ransom, R OBP: 0.280, SLG: 0.417 Felix Rodriguez, R OBP: 1.000, SLG: 1.000 Pedro Feliz, R OBP: 0.269, SLG: 0.480	(1, 1) FC6-4 (7, PH) (7, PR) (7, 1) (8, 5)				(1, 3) 		(4, 0) 		(3, 2) 	0	0	0	0	1	0	0						
<b>Inning Stats</b>	R: 1 E: 0 K: 10 S: 10	H: 1 LOB: 0 BB: 0 P: 17	R: 1 E: 0 K: 10 S: 10	H: 1 LOB: 0 BB: 0 P: 12	R: 0 E: 0 K: 10 S: 10	H: 2 LOB: 2 BB: 1 P: 21	R: 0 E: 0 K: 10 S: 10	H: 0 LOB: 0 BB: 0 P: 16	R: 0 E: 0 K: 8 S: 8	H: 0 LOB: 0 BB: 0 P: 11	R: 0 E: 0 K: 10 S: 4	H: 0 LOB: 0 BB: 0 P: 7	R: 1 E: 0 K: 10 S: 10	H: 0 LOB: 3 BB: 4 P: 28	R: 0 E: 0 K: 13 S: 13	H: 1 LOB: 1 BB: 0 P: 20	R: 3 E: 0 K: 18 S: 18	H: 3 LOB: 0 BB: 0 P: 27	1B: 4 2B: 0 3B: 0 HR: 4	SF: 0 SAC: 0 DP: 1 HBP: 0	WP: 0 PB: 0 SB: 0 CS: 0	PA: 39
<b>PITCHER</b>	IP WLS BF H R ER SO BB IBB HBP BLK WP HR S P ERA WHIP																					
Ron Villone, L ERA: 3.92	(1, 1) 6.1 0 1 H 3 0 0 0 0 2 0 0 0 0 0 0 2 55 89 2.84 0.789																					
54 Brad Lidge, R ERA: 3.69	(7, 1) 0.1 1 1 B 7 1 1 1 2 2 0 0 0 0 0 0 0 3 11 0.00 6.000																					
Octavio Dotel, R ERA: 2.57	(7, 1) 1.1 0 2 L 5 3 3 3 0 0 0 0 0 0 2 11 18 40.50 4.500																					
Billy Wagner, L ERA: 1.82	(9, 1) 0.1 1 0 0 0 0 1 0 0 0 0 0 0 7 9 0.00 0.000																					

Batter	1	2	3	4	5	6	7	8	9	AB	R	H	RBI	BB	SO	LOB	BOTTOM					
Craig Biggio, R OBP: 0.354, SLG: 0.414	(1, 8) P3		(1, 2) G5-3		(1, 2) G6-3		(0, 0) 		(0, 2) P6	5	0	1	0	0	0	0	<b>San Francisco Giants @ Houston Astros</b> Minute Maid Park, Houston, TX Mon Sep 22 2003, 7:05 PM CDT Att: 36,372 - Cloudy - 82 F					
Morgan Ensberg, R OBP: 0.374, SLG: 0.512	(1, 5) G6-3		(1, 1) G1-3		(0, 1) 		(2, 0) 		(4, 0) 	4	0	2	0	1	0	0						
5 Jeff Bagwell, R OBP: 0.372, SLG: 0.517	(1, 3) 		(0, 2) 		(1, 0) 		(0, 0) G5-3 1-2		(2, 3) 	4	0	1	0	1	2	2						
Jeff Kent, R OBP: 0.352, SLG: 0.513	(1, 4) P4				(1, 2) G6-3		(1, 0) G1-3		(1, 3) 	4	0	0	0	0	1	3						
17 Lance Berkman, S OBP: 0.414, SLG: 0.514			(0, 0) 		(2, 2) 		(4, 0) 			3	2	2	0	1	1	3						
Richard Hidalgo, R OBP: 0.390, SLG: 0.586	(1, 9) G4-6-3 2-3		(1, 1) SH1-3 3B		(0, 0) P3		(2, 2) G3			4	1	2	1	0	0	5						
Brad Ausmus, R OBP: 0.304, SLG: 0.294 Jose Vizcaino, S OBP: 0.278, SLG: 0.368 Raul Chavez, R OBP: 0.258, SLG: 0.367	(1, 2) G4-6-3 (8, PH) (9, 2)		(1, 0) SH1-3		(0, 1) G5-3		(0, 3) 			2	0	0	1	0	0	1						
28 Adam Everett, R OBP: 0.316, SLG: 0.382	(1, 6) WP 2B		(0, 2) 		(2, 1) G6-3		(2, 2) F7			4	0	2	0	0	0	0						
Ron Villone, L ERA: 3.36 54 Brad Lidge, R ERA: 3.69 Octavio Dotel, R ERA: 2.57 Orlando Merced, S ERA: 3.0 Billy Wagner, L ERA: 1.82 Kirk Saarloos, R ERA: 5.29	(1, 1)  (7, 1) (7, 1) (8, PH) (9, 1) (9, 1)		(1, 3) 		(0, 2) G6-3		(0, 0) 		(2, 3) 	3	0	1	0	0	1	2						
<b>Inning Stats</b>	R: 0 E: 0 K: 0 S: 9	H: 0 LOB: 1 BB: 1 P: 14	R: 1 E: 0 K: 1 S: 17	H: 3 LOB: 1 BB: 0 P: 20	R: 0 E: 0 K: 1 S: 9	H: 0 LOB: 0 BB: 0 P: 11	R: 2 E: 0 K: 0 S: 14	H: 3 LOB: 1 BB: 0 P: 21	R: 0 E: 0 K: 1 S: 11	H: 2 LOB: 3 BB: 0 P: 15	R: 0 E: 0 K: 6 S: 6	H: 2 LOB: 2 BB: 0 P: 8	R: 0 E: 0 K: 2 S: 8	H: 1 LOB: 2 BB: 1 P: 18	R: 0 E: 0 K: 13 S: 13	H: 0 LOB: 0 BB: 0 P: 17		R: 0 E: 0 K: 2 S: 9	H: 0 LOB: 1 BB: 1 P: 16	1B: 7 2B: 3 3B: 1 HR: 0	SF: 0 SAC: 1 DP: 1 HBP: 1	WP: 1 PB: 0 SB: 0 CS: 0
<b>PITCHER</b>	IP WLS BF H R ER SO BB IBB HBP BLK WP HR S P ERA WHIP																					
Jerome Williams, R ERA: 3.36	(1, 1) 6.0 0 1 0 0 0 0 1 0 0 0 0 0 0 66 89 4.50 1.833																					
Felix Rodriguez, R ERA: 3.05	(7, 1) 1.0 0 5 1 0 0 0 1 0 0 0 0 0 8 18 0.00 2.000																					
Joe Nathan, R ERA: 3.0	(8, 1) 1.0 W 3 0 0 0 0 2 0 0 0 0 0 0 13 17 0.00 0.000																					
Tim Worrell, R ERA: 2.47	(9, 1) 1.0 S 4 0 0 0 0 2 1 0 0 0 0 0 9 16 0.00 1.000																					

AB	34
R	6
H	8
RBI	6
BB	5
SO	7
LOB	10



AB	35
R	3
H	11
RBI	2
BB	3
SO	7
LOB	16







Batter	1	2	3	4	5	6	7	8	9	AB	R	H	RBI	BB	SO	LOB	TOP			
Ray Durham, S OBP: 0.364, SLG: 0.432	(1,4) K	(1,4) FC5-2 BB 1B E	(1,4) G4-3			(1,4) F9			(1,4) K	5	1	1	0	0	1	3	<b>San Francisco Giants @ Houston Astros</b> Minute Maid Park, Houston, TX Tue Sep 23 2003, 7:05 PM CDT Att: 36,390 - Overcast - 82 F <a href="http://livebaseballscorecards.com">livebaseballscorecards.com</a>			
J.T. Snow, L OBP: 0.387, SLG: 0.422 Lance Niekro, R (8,3)	(1,3) K	(1,3) F BB 1B	(1,3) G5-3			(1,3) G4-3			(1,3) K	4	1	1	1	0	1	0				
Rich Aurilia, R OBP: 0.321, SLG: 0.402 Cody Ransom, R OBP: 0.269, SLG: 0.400	(1,6) K	(1,6) BB E HR BB	(1,6) F8			(1,6) F9			(1,6) K	3	1	1	1	1	0	0				
Barry Bonds, L OBP: 0.528, SLG: 0.745 Todd Linden, S OBP: 0.241, SLG: 0.379	(1,7) P5	(1,7) E3 HR BB				(1,7) F8			(1,7) G4-3	3	1	1	0	0	0	3				
Marquis Grissom, R OBP: 0.321, SLG: 0.469										4	1	1	1	0	1	4				
Benito Santiago, R OBP: 0.339, SLG: 0.424 Alberto Castillo, R OBP: 0.200, SLG: 0.467										3	2	1	1	1	1	0				
Edgardo Alfonzo, R OBP: 0.332, SLG: 0.387 Pedro Feliz, R OBP: 0.269, SLG: 0.480										4	1	2	4	0	0	0				
José Cruz Jr., S OBP: 0.363, SLG: 0.411										4	1	2	1	0	0	0				
Jason Schmidt, R OBP: 0.095, SLG: 0.066 Marvin Bernard, L OBP: 0.232, SLG: 0.250 Matt Herges, L OBP: 0.333, SLG: 0.333 Jason Christiansen, R (9,1)										2	1	0	0	1	1	1				
<b>Inning Stats</b>	R: 0 E: 0 K: 2 S: 11	H: 1 LOB: 1 BB: 0 P: 18	R: 10 E: 1 K: 1 S: 31	H: 7 LOB: 1 BB: 3 P: 57	R: 0 E: 0 K: 1 S: 9	H: 0 LOB: 0 BB: 0 P: 13	R: 0 E: 0 K: 1 S: 6	H: 1 LOB: 0 BB: 0 P: 9	R: 0 E: 0 K: 0 S: 7	H: 0 LOB: 0 BB: 0 P: 10	R: 0 E: 0 K: 0 S: 8	H: 0 LOB: 0 BB: 0 P: 13	R: 0 E: 0 K: 0 S: 5	H: 0 LOB: 0 BB: 0 P: 8	R: 0 E: 0 K: 2 S: 11	H: 1 LOB: 1 BB: 0 P: 14		1B: 6 2B: 2 3B: 0 HR: 2	SF: 0 SAC: 0 DP: 1 HBP: 0	WP: 0 PB: 0 SB: 0 CS: 0
<b>PITCHER</b>	IP WLS BF H R ER SO BB IBB HBP BLK WP HR S P ERA WHIP	IP WLS BF H R ER SO BB IBB HBP BLK WP HR S P ERA WHIP																		
Wade Miller, R ERA: 4.13	(1,1) 1.2 L 15 6 2 9 5 2 3 0 0 0 0 0 1 32 60 27.00 5.400																			
Ricky Stone, R ERA: 3.35	(2,1) 0.1 3 2 1 0 1 0 0 0 0 0 0 1 10 15 0.00 6.000																			
Jared Fernandez, R ERA: 4.1	(3,1) 3.0 9 1 0 0 1 0 0 0 0 0 0 0 22 32 0.00 0.333																			
Rick White, R ERA: 5.77	(6,1) 2.0 6 0 0 0 1 0 0 0 0 0 0 0 16 24 0.00 0.000																			
Kirk Bullinger, R ERA: 3.6	(8,1) 2.0 7 1 0 0 2 0 0 0 0 0 0 0 16 22 0.00 0.500																			

Batter	1	2	3	4	5	6	7	8	9	AB	R	H	RBI	BB	SO	LOB	BOTTOM					
Craig Biggio, R OBP: 0.353, SLG: 0.412 Morgan Ensberg, R OBP: 0.372, SLG: 0.509	(1,8) F7		(1,8) F9			(1,8) G5-3			(1,8) K	2	0	0	0	0	0	0	<b>San Francisco Giants @ Houston Astros</b> Minute Maid Park, Houston, TX Tue Sep 23 2003, 7:05 PM CDT Att: 36,390 - Overcast - 82 F <a href="http://livebaseballscorecards.com">livebaseballscorecards.com</a>					
Geoff Blum, S OBP: 0.300, SLG: 0.385	(1,5) G3		(1,5) G6-3			(1,5) F8			(1,5) F7	4	0	0	0	0	0	0						
5 Jeff Bagwell, R OBP: 0.371, SLG: 0.515 Orlando Merced, S OBP: 0.289, SLG: 0.382	(1,3) G4-3								(1,3) K	2	0	0	0	0	1	0						
Jeff Kent, R OBP: 0.352, SLG: 0.513 16 Jason Lane, R OBP: 0.273, SLG: 0.727		(1,4) F8 BB 1B				(1,4) F8			(1,4) K	2	0	1	0	0	0	0						
17 Lance Berkman, S OBP: 0.412, SLG: 0.511									(1,7) P4	4	0	0	0	0	0	1						
Richard Hidalgo, R OBP: 0.390, SLG: 0.583 Kirk Bullinger, R (8,1)									(1,9) F8 FC6 BB	2	0	0	0	1	0	0						
Brad Ausmus, R OBP: 0.303, SLG: 0.292 Raul Chavez, R OBP: 0.250, SLG: 0.355									(1,2) F8	2	0	0	0	0	0	2						
28 Adam Everett, R OBP: 0.315, SLG: 0.380 Rick White, R (6,1)									(1,2) F8	1	0	0	0	0	0	0						
Colin Porter, L OBP: 0.226, SLG: 0.200									(1,6) FC6	2	0	0	0	0	0	2						
Wade Miller, R OBP: 0.185, SLG: 0.206 Ricky Stone, R (2,1)									(1,1) K	0	0	0	0	0	0	0						
Jared Fernandez, R (3,1)									(1,1) K	1	0	0	0	0	1	0						
4 Eric Bruntlett, R OBP: 0.231, SLG: 0.353									(1,6) F9	2	0	0	0	0	0	0						
<b>Inning Stats</b>	R: 0 E: 0 K: 0 S: 4	H: 0 LOB: 0 BB: 0 P: 5	R: 0 E: 0 K: 0 S: 10	H: 1 LOB: 2 BB: 1 P: 17	R: 0 E: 0 K: 1 S: 11	H: 0 LOB: 0 BB: 0 P: 12	R: 0 E: 0 K: 1 S: 14	H: 0 LOB: 0 BB: 0 P: 15	R: 0 E: 0 K: 0 S: 7	H: 0 LOB: 0 BB: 0 P: 13	R: 0 E: 0 K: 0 S: 8	H: 0 LOB: 0 BB: 0 P: 9	R: 2 E: 0 K: 0 S: 8	H: 2 LOB: 0 BB: 0 P: 11	R: 0 E: 0 K: 1 S: 6	H: 0 LOB: 0 BB: 0 P: 11	R: 1 E: 0 K: 1 S: 14	H: 1 LOB: 0 BB: 0 P: 23	1B: 1 2B: 1 3B: 0 HR: 2	SF: 0 SAC: 0 DP: 0 HBP: 0	WP: 0 PB: 0 SB: 0 CS: 0	PA: 32
<b>PITCHER</b>	IP WLS BF H R ER SO BB IBB HBP BLK WP HR S P ERA WHIP	IP WLS BF H R ER SO BB IBB HBP BLK WP HR S P ERA WHIP																				
Jason Schmidt, R ERA: 2.94	(1,1) 7.0 W 25 3 2 2 2 2 1 0 0 0 0 0 0 62 82 2.57 0.571																					
Matt Herges, R ERA: 2.69	(8,1) 1.0 3 0 0 0 1 0 0 0 0 0 0 0 6 11 0.00 0.000																					
Jason Christiansen, L ERA: 5.63	(9,1) 1.0 4 1 1 1 1 0 0 0 0 0 0 1 14 23 9.00 1.000																					





Batter	1	2	3	4	5	6	7	8	9	AB	R	H	RBI	BB	SO	LOB	TOP		
<b>Eric Young Sr., R</b> OBP: 0.336, SLG: 0.394 (1, 4)	G6-3		G5-3			K			P4	4	0	0	0	0	1	0	<b>San Francisco Giants @ Houston Astros</b> Minute Maid Park, Houston, TX Wed Sep 24 2003, 1:05 PM CDT Att: 31,525 - Dome - 72 F  <b>AB</b> 29 <b>R</b> 1 <b>H</b> 3 <b>RBI</b> 1 <b>BB</b> 0 <b>SO</b> 7 <b>LOB</b> 2  		
<b>Marvin Benard, L</b> OBP: 0.222, SLG: 0.239 <b>Ray Durham, S</b> OBP: 0.364, SLG: 0.431 (1, 7)	K			G4-3			L8		P6	3	0	0	0	0	1	0			
<b>Jeffrey Hammonds, R</b> OBP: 0.333, SLG: 0.427 (1, 8)	F9			F9			G5-3			3	0	0	0	0	0	0			
<b>Andres Galarraga, R</b> OBP: 0.352, SLG: 0.494 (1, 3)		F8		G5-3			1B			3	0	1	1	0	0	0			
<b>Pedro Feliz, R</b> OBP: 0.274, SLG: 0.496 (1, 5)		HR			G6-3		K			3	1	2	1	0	1	1			
<b>Neftali Perez, S</b> OBP: 0.286, SLG: 0.350 (1, 6)		P6			G6-3			F7		3	0	0	0	0	0	1			
<b>Todd Linden, S</b> OBP: 0.219, SLG: 0.344 (1, 9)		F9			G4-3			K		3	0	0	0	0	1	0			
<b>Yorvit Torrealba, R</b> OBP: 0.314, SLG: 0.399 (1, 2)			F7			G5-3		G4-3		3	0	0	0	0	0	0			
<b>Sidney Ponson, R</b> OBP: 0.074, SLG: 0.111 <b>Scott Eyre, L</b> OBP: 0.500, SLG: 0.500 <b>Felix Rodriguez, R</b> OBP: 1.000, SLG: 1.000 <b>Barry Bonds, L</b> OBP: 0.527, SLG: 0.743 (8, 1)			K					K		2	0	0	0	0	2	0			
<b>Inning Stats</b>	R: 0 E: 0 K: 1 S: 10	H: 0 LOB: 0 BB: 0 P: 14	R: 1 E: 0 K: 0 S: 6	H: 1 LOB: 0 BB: 0 P: 10	R: 0 E: 0 K: 1 S: 8	H: 0 LOB: 0 BB: 0 P: 10	R: 0 E: 0 K: 0 S: 3	H: 1 LOB: 0 BB: 0 P: 5	R: 0 E: 0 K: 1 S: 10	H: 0 LOB: 1 BB: 0 P: 16	R: 0 E: 0 K: 1 S: 5	H: 0 LOB: 0 BB: 0 P: 7	R: 0 E: 0 K: 1 S: 9	H: 0 LOB: 0 BB: 0 P: 16	1B: 2 2B: 0 3B: 0 HR: 1	SF: 0 SAC: 0 DP: 1 HBP: 0		WP: 0 PA: 29 PB: 0 SB: 0 CS: 0	
<b>PITCHER</b>	IP	WLS	BF	H	R	ER	SO	BB	IBB	HBP	BLK	WP	HR	S	P	ERA	WHIP		
<b>44 Roy Oswalt, R</b> ERA: 2.97 <b>Billy Wagner, L</b> ERA: 1.6 (1, 1)	8.0	W	26	3	1	1	6	0	0	0	0	0	1	60	86	1.12	0.375		
<b>9, 1)</b>	1.0	S	3	0	0	0	1	0	0	0	0	0	0	9	16	0.00	0.000		

Batter	1	2	3	4	5	6	7	8	9	AB	R	H	RBI	BB	SO	LOB	BOTTOM		
<b>Craig Biggio, R</b> OBP: 0.351, SLG: 0.409 (1, 8)	G6-3		G5-3			G5-4-3		FC1-6		4	0	0	0	0	0	2	<b>San Francisco Giants @ Houston Astros</b> Minute Maid Park, Houston, TX Wed Sep 24 2003, 1:05 PM CDT Att: 31,525 - Dome - 72 F  <b>AB</b> 23 <b>R</b> 2 <b>H</b> 4 <b>RBI</b> 2 <b>BB</b> 5 <b>SO</b> 3 <b>LOB</b> 8  		
<b>Geoff Blum, S</b> OBP: 0.297, SLG: 0.381 (1, 5)	G4-3			G3-1			G4-3	P2		4	0	0	0	0	1				
<b>5 Jeff Bagwell, R</b> OBP: 0.371, SLG: 0.514 (1, 3)	G5-3			17 CS			G5-3			3	0	1	0	0	0	0			
<b>Jeff Kent, R</b> OBP: 0.354, SLG: 0.513 (1, 4)				17 G4-6-3			K	17 2B		2	1	1	0	0	1	1			
<b>17 Lance Berkman, S</b> OBP: 0.413, SLG: 0.512 (1, 7)				G4-6-3		CS		1B		2	1	1	0	1	0	1			
<b>Richard Hidalgo, R</b> OBP: 0.391, SLG: 0.582 (1, 9)				BB			G1-6-3	1B		1	0	0	0	2	0	1			
<b>Brad Ausmus, R</b> OBP: 0.302, SLG: 0.291 <b>Jose Vizcaino, S</b> OBP: 0.282, SLG: 0.371 <b>Raul Chavez, R</b> OBP: 0.250, SLG: 0.355 (1, 2)				BB			F8			2	0	0	0	0	0	1			
<b>28 Adam Everett, R</b> OBP: 0.315, SLG: 0.378 (1, 6)					F9					2	0	0	0	1	0	0			
<b>44 Roy Oswalt, R</b> OBP: 0.220, SLG: 0.205 <b>16 Jason Lane, R</b> OBP: 0.273, SLG: 0.727 <b>Orlando Merced, S</b> OBP: 0.288, SLG: 0.380 <b>Billy Wagner, L</b> (9, 1)				K						1	0	0	0	1	1	0			
<b>Inning Stats</b>	R: 0 E: 0 K: 0 S: 5	H: 0 LOB: 0 BB: 0 P: 7	R: 0 E: 0 K: 0 S: 4	H: 1 LOB: 1 BB: 1 P: 8	R: 0 E: 0 K: 1 S: 7	H: 0 LOB: 0 BB: 0 P: 8	R: 0 E: 0 K: 1 S: 9	H: 1 LOB: 0 BB: 0 P: 15	R: 0 E: 0 K: 0 S: 5	H: 0 LOB: 0 BB: 1 P: 12	R: 0 E: 0 K: 0 S: 8	H: 0 LOB: 1 BB: 1 P: 14	R: 2 E: 0 K: 0 S: 10	H: 2 LOB: 2 BB: 1 P: 19	R: 0 E: 1 K: 1 S: 15	H: 0 LOB: 1 BB: 1 P: 24		1B: 3 2B: 1 3B: 0 HR: 0	SF: 0 SAC: 0 DP: 3 HBP: 1
<b>PITCHER</b>	IP	WLS	BF	H	R	ER	SO	BB	IBB	HBP	BLK	WP	HR	S	P	ERA	WHIP		
<b>Sidney Ponson, R</b> ERA: 3.75 <b>Scott Eyre, L</b> ERA: 3.42 <b>Felix Rodriguez, R</b> ERA: 3.0 (8, 1)	7.0	L	25	4	2	2	2	4	2	2	2	0	0	48	83	2.57	1.000		
<b>8, 1)</b>	0.0	1	0	0	0	0	0	1	0	0	0	0	0	4	8	∞	∞		
<b>8, 1)</b>	1.0	3	0	0	0	0	1	0	0	0	0	0	0	11	16	0.00	0.000		



Batter	1	2	3	4	5	6	7	8	9	AB	R	H	RBI	BB	SO	LOB	TOP		
Dave Roberts, L (1,8) Wilkin Ruan, R (6,8) OBP: 0.336, SLG: 0.312 OBP: 0.225, SLG: 0.325	G4-3			G6-3		1B BB		K		2	0	0	0	1	0	0	<b>Los Angeles Dodgers @ San Francisco Giants</b> PacBell Park, San Francisco, CA Fri Sep 26 2003, 10:15 PM EDT Att: 42,336 - Cloudy - 60 F		
Jolbert Cabrera, R (1,4) OBP: 0.331, SLG: 0.438	K			E6 1B		K		FC6-5 2B		4	1	2	0	0	2	1			
Shawn Green, L (1,9) Jason Romano, R (6,9) OBP: 0.459 OBP: 0.111, SLG: 0.086	G1-3			1B 2H 1B		1B		FC6-5 HBP 2-3		3	0	2	1	0	0	0			
Adrián Beltré, R (1,5) Mike Kinkade, R (6,3) OBP: 0.291, SLG: 0.427 OBP: 0.335, SLG: 0.356		G4-3		0-1 G6-4-3 1B		F8		FC5-4 HBP		3	0	1	0	0	0	2			
Ron Coomer, R (1,3) OBP: 0.301, SLG: 0.371		G6-3		0-0 G6-4-3 1-2				FC5-4		4	0	1	0	0	0	4			
Jeremy Burnitz, L (1,7) Chad Hermansen, R (7,7) OBP: 0.304, SLG: 0.497 OBP: 0.222, SLG: 0.200		G4-3			G4-3		FC6-4 1B		K	3	0	1	0	0	0	0			
David Ross, R (1,2) OBP: 0.311, SLG: 0.521				0-0 G1-3		F7		P4		4	0	0	0	0	1	2			
Cesar Izturis, S (1,6) Rodney Myers, R (5,1) Koyie Hill, S (9,PH) OBP: 0.333, SLG: 0.667				2-2 F9		G1-3		K		2	0	0	0	0	0	0			
Kaz Ishii, L (1,1) Joe Thurston, L (5,4) OBP: 0.029, SLG: 0.088 OBP: 0.200, SLG: 0.200				2-2 G1			L5	FC6-4		1	0	0	0	0	0	0			
<b>Inning Stats</b>	R: 0 E: 0 K: 1 S: 8	H: 0 LOB: 0 BB: 0 P: 13	R: 0 E: 0 K: 0 S: 9	H: 0 LOB: 0 BB: 0 P: 12	R: 0 E: 0 K: 0 S: 10	H: 0 LOB: 0 BB: 0 P: 14	R: 1 E: 1 K: 0 S: 12	H: 3 LOB: 1 BB: 0 P: 18	R: 0 E: 0 K: 1 S: 16	H: 1 LOB: 2 BB: 1 P: 26	R: 0 E: 0 K: 2 S: 11	H: 2 LOB: 2 BB: 0 P: 15	R: 0 E: 0 K: 1 S: 15	H: 1 LOB: 2 BB: 0 P: 18	R: 0 E: 0 K: 2 S: 10	H: 0 LOB: 0 BB: 0 P: 16		1B: 6 2B: 1 3B: 0 HR: 0	SF: 0 SAC: 0 DP: 1 HBP: 1
<b>PITCHER</b>	IP WLS BF H R ER SO	IP WLS BF H R ER SO	IP WLS BF H R ER SO	IP WLS BF H R ER SO	IP WLS BF H R ER SO	IP WLS BF H R ER SO	IP WLS BF H R ER SO	IP WLS BF H R ER SO	IP WLS BF H R ER SO	IP WLS BF H R ER SO	IP WLS BF H R ER SO	IP WLS BF H R ER SO	IP WLS BF H R ER SO	IP WLS BF H R ER SO	IP WLS BF H R ER SO	IP WLS BF H R ER SO	ERA WHIP	ERA WHIP	
Kirk Rueter, L (1,1) ERA: 4.53	5.0 W 17	3 1 1 1	0 0 0 0	0 0 0 0	0 0 0 0	0 0 0 0	0 0 0 0	0 0 0 0	0 0 0 0	0 0 0 0	0 0 0 0	0 0 0 0	0 0 0 0	0 0 0 0	0 0 0 0	0 0 0 0	1.80 0.600		
Jim Brower, R (6,1) ERA: 3.96	2.0 10	3 0 0 3	1 0 0 0	0 0 0 0	0 0 0 0	0 0 0 0	0 0 0 0	0 0 0 0	0 0 0 0	0 0 0 0	0 0 0 0	0 0 0 0	0 0 0 0	0 0 0 0	0 0 0 0	0 0 0 0	0.00 2.000		
Scott Eyre, L (8,1) ERA: 3.36	1.0 5	1 0 0 1	0 0 0 1	0 0 0 0	0 0 0 0	0 0 0 0	0 0 0 0	0 0 0 0	0 0 0 0	0 0 0 0	0 0 0 0	0 0 0 0	0 0 0 0	0 0 0 0	0 0 0 0	0 0 0 0	0.00 1.000		
51 Noah Lowry, L (9,1) ERA:	1.0 3	0 0 0 2	0 0 0 0	0 0 0 0	0 0 0 0	0 0 0 0	0 0 0 0	0 0 0 0	0 0 0 0	0 0 0 0	0 0 0 0	0 0 0 0	0 0 0 0	0 0 0 0	0 0 0 0	0 0 0 0	0.00 0.000		

Batter	1	2	3	4	5	6	7	8	9	AB	R	H	RBI	BB	SO	LOB	BOTTOM		
Ray Durham, S (1,4) OBP: 0.366, SLG: 0.443	BLK HR 2B	F8	1H 2H 3B		1B 2B		G4-3			5	2	3	4	0	0	1	<b>Los Angeles Dodgers @ San Francisco Giants</b> PacBell Park, San Francisco, CA Fri Sep 26 2003, 10:15 PM EDT Att: 42,336 - Cloudy - 60 F		
Marquis Grissom, R (1,8) OBP: 0.323, SLG: 0.471	BLK HR BB	G4-3 2B	G6-3		G1-4-3 1B		F8			4	1	2	2	1	0	1			
Rich Aurilia, R (1,6) OBP: 0.322, SLG: 0.408	1H 2H HR	G4-3		L7	G1-4-3 1-2		FC3-6 1B			5	1	2	3	0	0	2			
Barry Bonds, L (1,7) Todd Linden, S (6,PR) OBP: 0.529, SLG: 0.751 OBP: 0.212, SLG: 0.333	2B 1B	F8			HR		G6-4-3 1B		FC3-6 1-2	4	1	3	1	0	0	1			
Edgardo Alfonzo, R (1,5) Pedro Feliz, R (7,5) OBP: 0.331, SLG: 0.386 OBP: 0.273, SLG: 0.493	F8		BB FC3-2 1B	G6-3		G6-4-3 1-2	F9			4	0	1	0	0	0	2			
Benito Santiago, R (1,2) Alberto Castillo, R (7,2) OBP: 0.330, SLG: 0.426 OBP: 0.200, SLG: 0.467	3-1 2B		FC3-2 3B BB	F9		G5-3				3	1	1	0	1	0	1			
Andres Galarraga, R (1,3) OBP: 0.351, SLG: 0.491	K		K		E 2B 1B		K			4	1	1	0	0	3	4			
José Cruz Jr., S (1,9) Marvin Benard, L (8,9) OBP: 0.364, SLG: 0.409 OBP: 0.222, SLG: 0.239	FC6-4 BB		FC3-2 3B BB		K		P2			2	1	0	0	2	1	1			
Kirk Rueter, L (1,1) Jim Brower, R (6,1) Tony Torcato, L (7,PH) Scott Eyre, L (8,1) 51 Noah Lowry, R (9,1) OBP: 0.164, SLG: 0.132 OBP: 0.222, SLG: 0.176 OBP: 0.250, SLG: 0.267 OBP: 0.500, SLG: 0.500	FC6-4		FC3-2 3B BB		E6 2B 1B		HBP			3	2	0	0	0	0	7			
<b>Inning Stats</b>	R: 3 E: 0 K: 1 S: 24	H: 4 LOB: 3 BB: 2 P: 44	R: 0 E: 0 K: 0 S: 7	H: 1 LOB: 1 BB: 0 P: 9	R: 3 E: 0 K: 1 S: 13	H: 2 LOB: 1 BB: 2 P: 25	R: 1 E: 0 K: 0 S: 9	H: 1 LOB: 0 BB: 0 P: 18	R: 3 E: 0 K: 1 S: 15	H: 3 LOB: 0 BB: 0 P: 24	R: 0 E: 0 K: 1 S: 7	H: 0 LOB: 1 BB: 0 P: 12	R: 0 E: 0 K: 0 S: 9	H: 1 LOB: 1 BB: 0 P: 16	R: 0 E: 0 K: 0 S: 10	H: 0 LOB: 0 BB: 0 P: 11		1B: 6 2B: 4 3B: 1 HR: 2	SF: 0 SAC: 0 DP: 2 HBP: 1
<b>PITCHER</b>	IP WLS BF H R ER SO	IP WLS BF H R ER SO	IP WLS BF H R ER SO	IP WLS BF H R ER SO	IP WLS BF H R ER SO	IP WLS BF H R ER SO	IP WLS BF H R ER SO	IP WLS BF H R ER SO	IP WLS BF H R ER SO	IP WLS BF H R ER SO	IP WLS BF H R ER SO	IP WLS BF H R ER SO	IP WLS BF H R ER SO	IP WLS BF H R ER SO	IP WLS BF H R ER SO	IP WLS BF H R ER SO	ERA WHIP	ERA WHIP	
Kaz Ishii, L (1,1) ERA: 3.86	4.0 L 17	8 7 2 2	0 0 0 0	0 0 0 0	0 0 0 0	0 0 0 0	0 0 0 0	0 0 0 0	0 0 0 0	0 0 0 0	0 0 0 0	0 0 0 0	0 0 0 0	0 0 0 0	0 0 0 0	0 0 0 0	15.75 3.000		
Rodney Myers, R (5,1) ERA: 6.0	4.0 17	5 3 2 2	0 0 0 0	0 0 0 0	0 0 0 0	0 0 0 0	0 0 0 0	0 0 0 0	0 0 0 0	0 0 0 0	0 0 0 0	0 0 0 0	0 0 0 0	0 0 0 0	0 0 0 0	0 0 0 0	4.50 1.250		





Batter	1	2	3	4	5	6	7	8	9	AB	R	H	RBI	BB	SO	LOB	TOP					
<b>Dave Roberts, L</b> OBP: 0.332, SLG: 0.307 (1, 8)	F8		G3-1			F7		G5-3	G4-3	5	0	0	0	0	0	3	<b>Los Angeles Dodgers @ San Francisco Giants</b> PacBell Park, San Francisco, CA Sat Sep 27 2003, 4:05 PM EDT Att. 42,192 - Overcast - 61 F					
<b>Paul Lo Duca, R</b> OBP: 0.335, SLG: 0.377 (1, 2)	K		G3			K			F9	4	0	0	0	0	2	0						
<b>Shawn Green, L</b> OBP: 0.354, SLG: 0.458 (1, 9)	2B		G6-3			G3-1			1B	2	2	0	0	2	0	0						
<b>Robin Ventura, L</b> OBP: 0.342, SLG: 0.407 (1, 3)	1-H			G4-3			F8		1B	4	1	2	1	0	0	0						
<b>Adrian Beltré, R</b> OBP: 0.292, SLG: 0.426 (1, 5)				K		L9			1B	3	1	1	1	0	1	0						
<b>Jeremy Burnitz, L</b> OBP: 0.303, SLG: 0.495 <b>Eric Gagne, R</b> (9, 1)	G1-3			P6			K		1B	4	1	1	0	0	1	2						
<b>Alex Cora, L</b> OBP: 0.286, SLG: 0.338 (1, 4)					L9				F7	4	0	1	0	0	1	3						
<b>Cesar Izturis, S</b> OBP: 0.280, SLG: 0.315 (1, 6)			G6-3		G2-3			F7	1B	4	0	1	2	0	0	1						
<b>Edwin Jackson, R</b> <b>Guillermo Mota, R</b> <b>Todd Hundley, S</b> <b>Wilkin Ruíz, S</b> <b>Tom Martin, L</b> <b>Paul Quantrill, L</b> <b>Jolbert Cabrera, R</b> (1, 1) (7, 1) (6, PH) (6, PH) (8, 1) (8, 1) (9, PH) (9, 7)			G6-3		G5-3			FC3-6	1B	2	0	0	0	0	0	0						
<b>Inning Stats</b>	R: 1 E: 0 K: 1 S: 21	H: 1 LOB: 2 BB: 1 P: 31	R: 0 E: 0 K: 1 S: 7	H: 0 LOB: 0 BB: 0 P: 10	R: 0 E: 0 K: 0 S: 4	H: 0 LOB: 0 BB: 0 P: 6	R: 0 E: 0 K: 1 S: 10	H: 0 LOB: 0 BB: 0 P: 14	R: 0 E: 0 K: 0 S: 10	H: 0 LOB: 0 BB: 0 P: 11	R: 0 E: 0 K: 1 S: 9	H: 0 LOB: 0 BB: 0 P: 13	R: 0 E: 0 K: 1 S: 10	H: 0 LOB: 0 BB: 0 P: 14	R: 0 E: 0 K: 0 S: 8	H: 1 LOB: 1 BB: 0 P: 9		R: 4 E: 0 K: 0 S: 19	H: 5 LOB: 2 BB: 1 P: 30	1B: 6 2B: 1 3B: 0 HR: 0	SF: 0 SAC: 0 DP: 0 HBP: 1	WP: 0 PB: 0 SB: 0 CS: 0
<b>PITCHER</b>	IP WLS BF H R ER SO BB IBB HBP BLK WP HR S P ERA WHIP																					
<b>Jerome Williams, R</b> ERA: 3.3	(1, 1)	5.0	L	18	1	1	1	3	1	0	1	0	0	0	0	52	72	1.80	0.400			
<b>Jason Christiansen, L</b> ERA: 5.4	(6, 1)	1.0		3	0	0	0	1	0	0	0	0	0	0	0	9	13	0.00	0.000			
<b>Matt Herges, R</b> ERA: 2.6	(7, 1)	2.0		7	1	0	0	1	0	0	0	0	0	0	0	18	23	0.00	0.500			
<b>Tim Worrell, R</b> ERA: 2.91	(9, 1)	0.2		8	5	4	4	0	1	0	0	0	0	0	0	16	24	54.00	9.000			
<b>41 Chad Zerbe, L</b> ERA: 4.71	(9, 1)	0.1		1	0	0	0	0	0	0	0	0	0	0	0	3	6	0.00	0.000			

AB 34  
R 5  
H 7  
RBI 5  
BB 2  
SO 5  
LOB 10



Batter	1	2	3	4	5	6	7	8	9	AB	R	H	RBI	BB	SO	LOB	BOTTOM					
<b>Eric Young Sr., R</b> OBP: 0.335, SLG: 0.391 (1, 4)	FC4-6		F8			L4			K	3	0	0	0	1	1	0	<b>Los Angeles Dodgers @ San Francisco Giants</b> PacBell Park, San Francisco, CA Sat Sep 27 2003, 4:05 PM EDT Att. 42,192 - Overcast - 61 F					
<b>J.T. Snow, L</b> OBP: 0.388, SLG: 0.419 (1, 3)	F9		2B		WP	G3			BB	2	0	0	0	2	0	1						
<b>Jeffrey Hammonds, R</b> OBP: 0.331, SLG: 0.430 (1, 8)	FC4-6		1-2		P3				L7	4	0	1	0	0	0	2						
<b>Barry Bonds, L</b> OBP: 0.528, SLG: 0.747 (1, 7)	BB					K			K	2	0	0	0	1	2	1						
<b>José Cruz Jr., S</b> OBP: 0.365, SLG: 0.407 (1, 9)						SH2-4			L9	2	0	0	0	2	1	3						
<b>Benito Santiago, R</b> OBP: 0.329, SLG: 0.424 (1, 2)	K					SH2-4			G5-3	4	0	1	0	0	2	6						
<b>Edgardo Alfonzo, R</b> OBP: 0.333, SLG: 0.385 (1, 5)						SH2-4			G5-3	1	0	0	0	2	0	0						
<b>Nelfi Perez, S</b> OBP: 0.283, SLG: 0.346 (1, 6)			G4-6-3		G6-4-3				F8	4	0	0	0	0	0	4						
<b>Jerome Williams, R</b> ERA: 3.3	(1, 1)	6.0	W	27	2	0	0	7	7	1	1	0	0	0	0	53		106	0.00	1.500		
<b>Guillermo Mota, R</b> ERA: 1.57	(7, 1)	1.0	H	3	0	0	0	1	0	0	0	0	0	0	0	9		14	0.00	0.000		
<b>Tom Martin, L</b> ERA: 3.6	(8, 1)	0.1	H	1	0	0	0	1	0	0	0	0	0	0	0	6	8	0.00	0.000			
<b>Paul Quantrill, R</b> ERA: 1.66	(8, 1)	0.2	H	2	0	0	0	0	0	0	0	0	0	0	0	4	7	0.00	0.000			
<b>Eric Gagne, R</b> ERA: 1.2	(9, 1)	1.0		3	0	0	0	1	0	0	0	0	0	0	0	6	9	0.00	0.000			
<b>Inning Stats</b>	R: 0 E: 0 K: 1 S: 11	H: 0 LOB: 0 BB: 1 P: 25	R: 0 E: 0 K: 1 S: 6	H: 0 LOB: 0 BB: 1 P: 10	R: 0 E: 0 K: 2 S: 11	H: 1 LOB: 3 BB: 2 P: 23	R: 0 E: 0 K: 1 S: 8	H: 0 LOB: 0 BB: 1 P: 14	R: 0 E: 0 K: 1 S: 7	H: 0 LOB: 1 BB: 1 P: 16	R: 0 E: 0 K: 1 S: 10	H: 1 LOB: 2 BB: 1 P: 18	R: 0 E: 0 K: 1 S: 9	H: 0 LOB: 0 BB: 0 P: 14	R: 0 E: 0 K: 1 S: 10	H: 0 LOB: 0 BB: 0 P: 15	R: 0 E: 0 K: 1 S: 6	H: 0 LOB: 0 BB: 0 P: 9	1B: 1 2B: 1 3B: 0 HR: 0	SF: 0 SAC: 1 DP: 2 HBP: 1	WP: 1 PB: 0 SB: 0 CS: 0	PA: 36
<b>PITCHER</b>	IP WLS BF H R ER SO BB IBB HBP BLK WP HR S P ERA WHIP																					
<b>Edwin Jackson, R</b> ERA: 2.45	(1, 1)	6.0	W	27	2	0	0	7	7	1	1	0	0	0	0	53	106	0.00	1.500			
<b>Guillermo Mota, R</b> ERA: 1.57	(7, 1)	1.0	H	3	0	0	0	1	0	0	0	0	0	0	0	9	14	0.00	0.000			
<b>Tom Martin, L</b> ERA: 3.6	(8, 1)	0.1	H	1	0	0	0	1	0	0	0	0	0	0	0	6	8	0.00	0.000			
<b>Paul Quantrill, R</b> ERA: 1.66	(8, 1)	0.2	H	2	0	0	0	0	0	0	0	0	0	0	0	4	7	0.00	0.000			
<b>Eric Gagne, R</b> ERA: 1.2	(9, 1)	1.0		3	0	0	0	1	0	0	0	0	0	0	0	6	9	0.00	0.000			

AB 26  
R 0  
H 2  
RBI 0  
BB 8  
SO 10  
LOB 19





Batter	1	2	3	4	5	6	7	8	9	AB	R	H	RBI	BB	SO	LOB	TOP										
Cesar Izturis, S (1,6) OBP: 0.279, SLG: 0.313 Mike Kinkade, R (9, PH) OBP: 0.333, SLG: 0.354	F7		F7		F7		SH2-4		K	3	0	0	0	0	0	2	<b>Los Angeles Dodgers @ San Francisco Giants</b> PacBell Park, San Francisco, CA Sat Sep 27 2003, 10:15 PM EDT Att: 42,485 - Sunny - 61 F										
Jolbert Cabrera, R (1,8) OBP: 0.333, SLG: 0.442	P6		1B			1B FC4-6	2B		K	5	1	2	0	0	1	1											
Shawn Green, L (1,9) OBP: 0.355, SLG: 0.460	K		F7			FC4-6	1B	2B		4	0	2	1	0	1	2											
Robin Ventura, L (1,3) OBP: 0.341, SLG: 0.404		K			P6		FC4-6	1B	L8	3	0	0	0	1	1	1											
Adrian Beltré, R (1,5) OBP: 0.290, SLG: 0.423		K			P5				K	4	0	0	0	0	2	3											
Jeremy Burnitz, L (1,7) OBP: 0.301, SLG: 0.490					F8		FC4-6	1B	F9	4	0	0	1	0	0	2											
David Ross, R (1,2) OBP: 0.331, SLG: 0.554										2	1	2	1	2	0	0											
Alex Cora, L (1,4) OBP: 0.283, SLG: 0.335										4	0	0	0	0	0	5											
Masao Kida, R (1,1) OBP: 0.256, SLG: 0.250 Steve Colyer, L (6,1) OBP: 0.253, SLG: 0.200 Joe Thurston, L (7, PH) OBP: 0.275, SLG: 0.200 Paul Quantrill, L (7,1) OBP: 0.220, SLG: 0.255 Guillermo Mota, R (8,1) OBP: 0.201, SLG: 0.207 Dave Roberts, L (8, PH) OBP: 0.301, SLG: 0.307										2	0	1	0	0	1	1											
<b>Inning Stats</b>	R: 0 E: 0 K: 1 S: 6	H: 0 LOB: 0 BB: 8	R: 0 E: 0 K: 2 S: 7	H: 0 LOB: 0 BB: 11	R: 1 E: 0 K: 0 S: 15	H: 3 LOB: 2 BB: 22	R: 0 E: 0 K: 0 S: 10	H: 0 LOB: 0 BB: 0	R: 0 E: 0 K: 1 S: 10	H: 0 LOB: 1 BB: 1	R: 1 E: 0 K: 0 S: 15	H: 2 LOB: 3 BB: 2	R: 1 E: 0 K: 0 S: 14	H: 1 LOB: 1 BB: 22	R: 0 E: 0 K: 1 S: 12	H: 1 LOB: 1 BB: 0		R: 0 E: 0 K: 2 S: 8	H: 0 LOB: 0 BB: 11	1B: 4 2B: 2 3B: 0 HR: 1	SF: 0 SAC: 1 DP: 0 HBP: 0	WP: 1 PB: 0 SB: 0 CS: 0	PA: 38				
<b>PITCHER</b>	IP	WLS	BF	H	R	ER	SO	BB	IBB	HBP	BLK	WP	HR	S	P	ERA	WHIP										
Dustin Hermanson, R (1,1) ERA: 4.06	5.1		23	5	2	2	4	2	0	0	0	0	1	58	95	3.38	1.312										
Scott Eyre, L (6,1) ERA: 3.32	0.2	B	3	0	0	0	0	1	0	0	0	0	0	5	11	0.00	1.500										
Felix Rodriguez, R (7,1) ERA: 3.1	1.0		5	1	1	1	0	1	0	0	0	1	0	14	22	9.00	2.000										
Joe Nathan, R (8,1) ERA: 2.96	1.0	W	4	1	0	0	1	0	0	0	0	0	0	12	16	0.00	1.000										
Tim Worrell, R (9,1) ERA: 2.97	1.0	S	3	0	0	0	2	0	0	0	0	0	0	8	11	0.00	0.000										

Batter	1	2	3	4	5	6	7	8	9	AB	R	H	RBI	BB	SO	LOB	BOTTOM										
Ray Durham, S (1,4) OBP: 0.364, SLG: 0.439	F8		1B		P6	FC5-4			K	5	0	1	0	0	1	3	<b>Los Angeles Dodgers @ San Francisco Giants</b> PacBell Park, San Francisco, CA Sat Sep 27 2003, 10:15 PM EDT Att: 42,485 - Sunny - 61 F										
Marquis Grissom, R (1,8) OBP: 0.322, SLG: 0.468			F8		G1-3			G6-3	G1-3	5	1	1	0	0	0	2											
Rich Aurilia, R (1,6) OBP: 0.325, SLG: 0.410			G5-4-3					1B	G5-3	4	0	2	0	1	0	2											
Andres Galarraga, R (1,3) OBP: 0.352, SLG: 0.489					G5-3			1B	FC6-5	4	1	2	1	0	0	1											
Pedro Feliz, R (1,5) OBP: 0.272, SLG: 0.489			G5-4-3		E6	FC6-4		E9		4	1	1	1	0	0	4											
Todd Linder, S (1,9) OBP: 0.243, SLG: 0.333 Joe Nathan, R (8,1) OBP: 0.331, SLG: 0.430			G4-3					L6		3	0	1	1	1	0	1											
Jeffrey Hammonds, R (9,7) OBP: 0.331, SLG: 0.430					1B					0	0	0	0	0	0	0											
Manvin Benard, L (1,7) OBP: 0.283, SLG: 0.268 Eric Young Sr., R (6, PR) OBP: 0.335, SLG: 0.391 Tim Worrell, R (9,1) OBP: 0.366, SLG: 0.414										4	0	2	0	0	1	2											
Yorvit Torrealba, R (1,2) OBP: 0.313, SLG: 0.396			F8							4	1	1	0	0	0	3											
Dustin Hermanson, R (1,1) ERA: 3.0 Steve Colyer, L (6,1) ERA: 3.06 Paul Quantrill, R (7,1) ERA: 1.75 Guillermo Mota, R (8,1) ERA: 1.81										2	0	0	0	0	1	3											
<b>Inning Stats</b>	R: 1 E: 0 K: 0 S: 11	H: 2 LOB: 1 BB: 1	R: 0 E: 0 K: 0 S: 12	H: 1 LOB: 0 BB: 0	R: 0 E: 0 K: 0 S: 7	H: 1 LOB: 0 BB: 0	R: 1 E: 1 K: 2 S: 14	H: 2 LOB: 2 BB: 0	R: 0 E: 0 K: 0 S: 8	H: 2 LOB: 2 BB: 0	R: 0 E: 0 K: 0 S: 9	H: 1 LOB: 1 BB: 1	R: 1 E: 1 K: 0 S: 12	H: 2 LOB: 1 BB: 0	R: 3 E: 0 K: 1 S: 10	H: 2 LOB: 1 BB: 0	R: 0 E: 0 K: 1 S: 10	H: 2 LOB: 1 BB: 0	1B: 10 2B: 2 3B: 0 HR: 1	SF: 0 SAC: 0 DP: 2 HBP: 0	WP: 1 PB: 0 SB: 1 CS: 0	PA: 39					
<b>PITCHER</b>	IP	WLS	BF	H	R	ER	SO	BB	IBB	HBP	BLK	WP	HR	S	P	ERA	WHIP										
Masao Kida, R (1,1) ERA: 3.0	5.0		23	8	2	1	2	1	0	0	0	0	1	52	79	1.80	1.800										
Steve Colyer, L (6,1) ERA: 3.06	1.0		5	1	0	0	0	0	0	0	0	0	0	9	17	0.00	2.000										
Paul Quantrill, R (7,1) ERA: 1.75	1.0	B	5	2	1	1	0	0	0	0	0	0	0	12	18	9.00	2.000										
Guillermo Mota, R (8,1) ERA: 1.81	1.0	L	6	2	3	3	1	0	0	0	0	0	1	10	14	27.00	2.000										

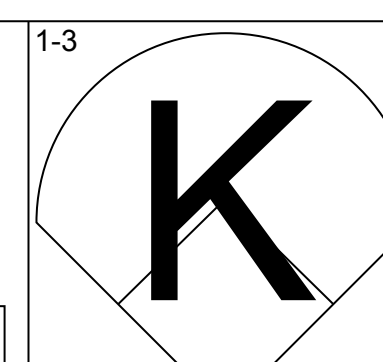
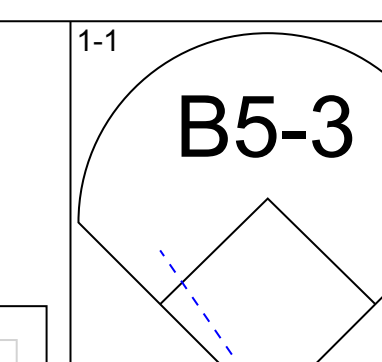
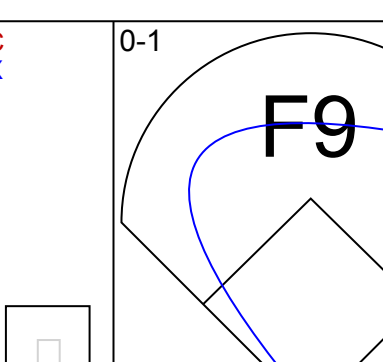
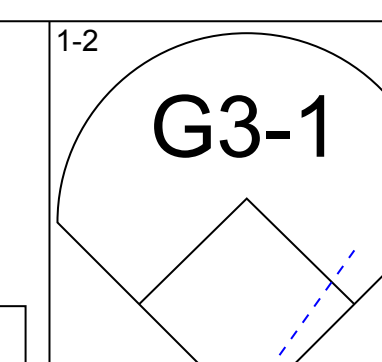
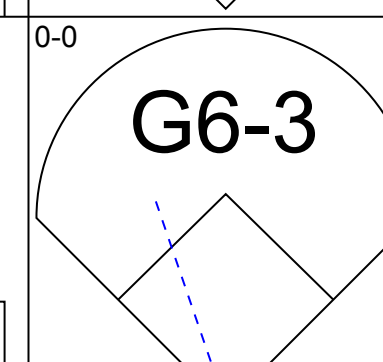
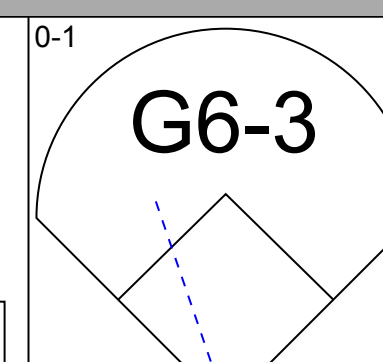
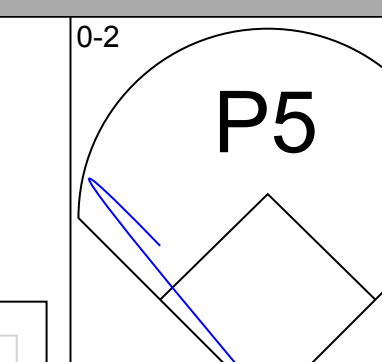
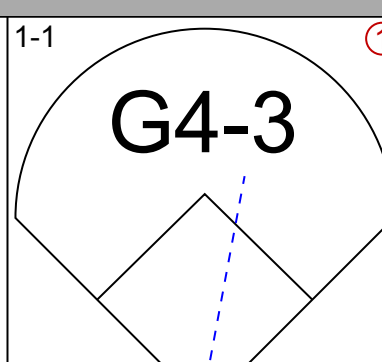
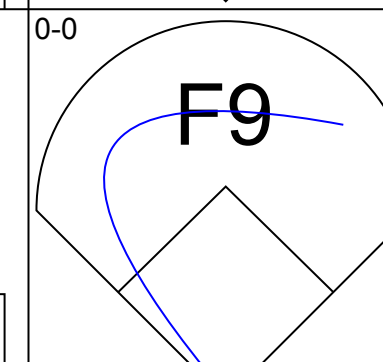
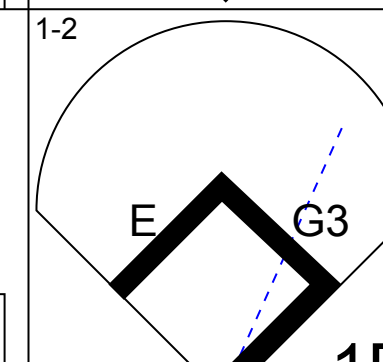
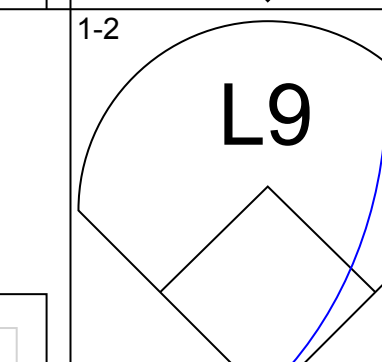
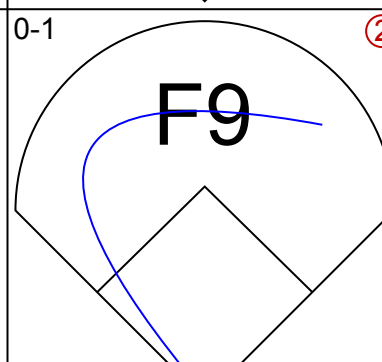
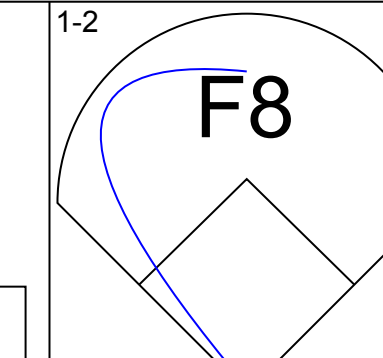
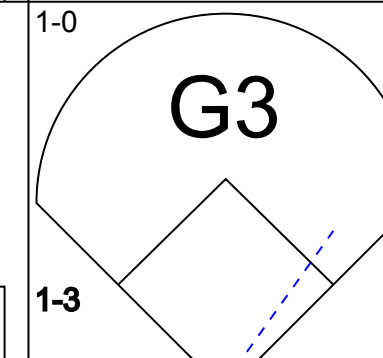
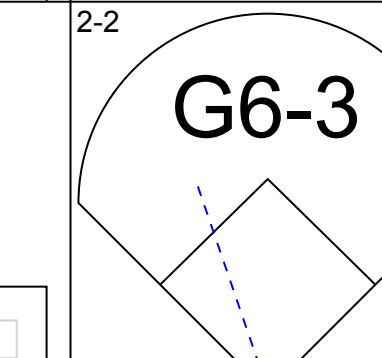
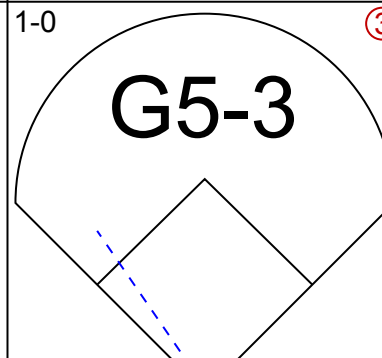
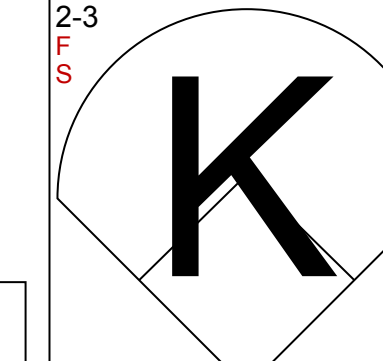
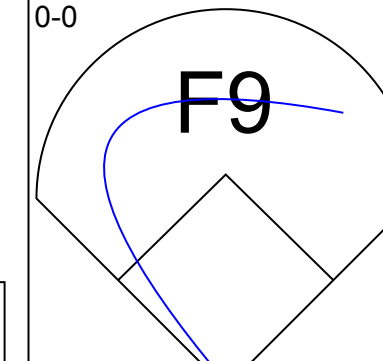
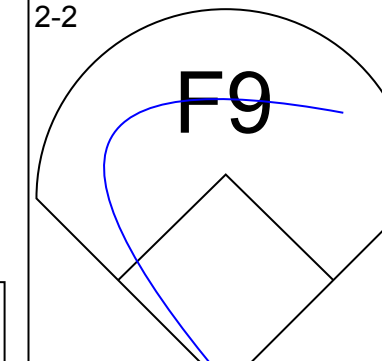
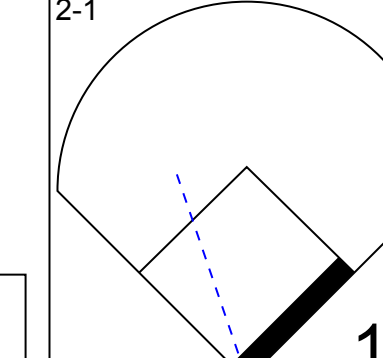
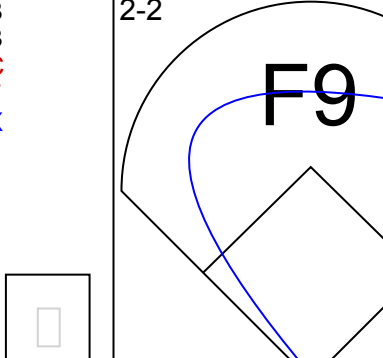
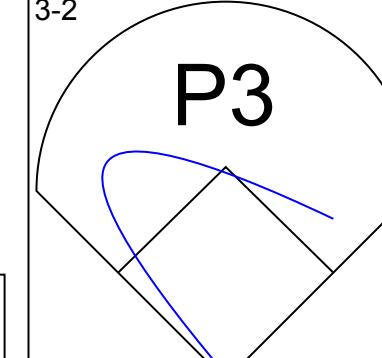
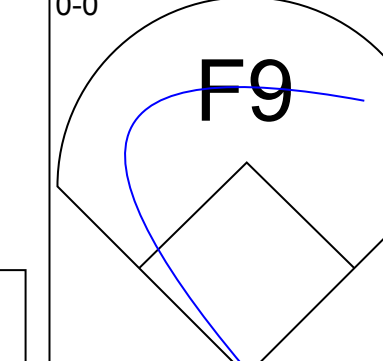
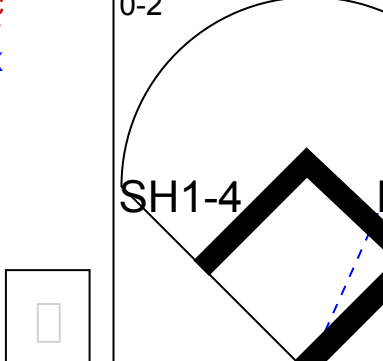
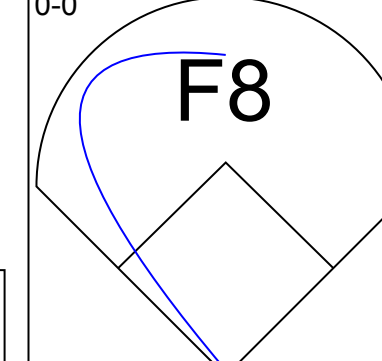
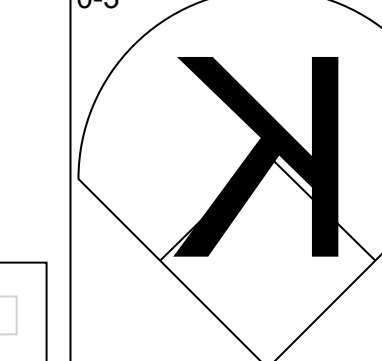
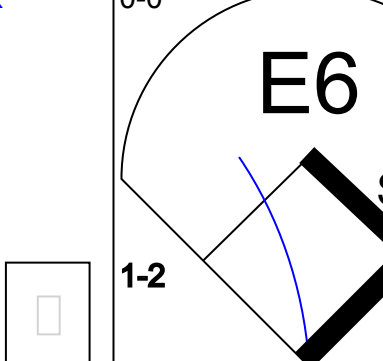
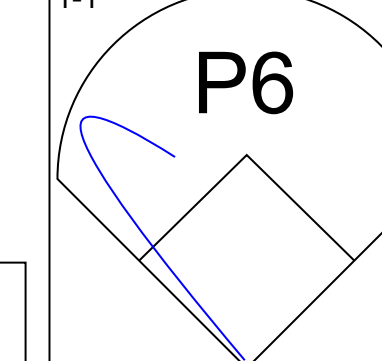
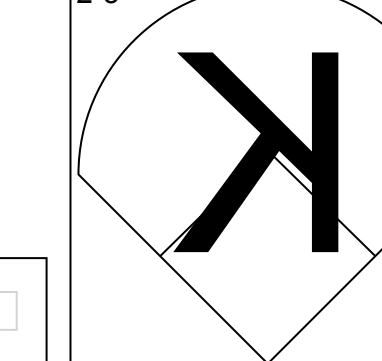
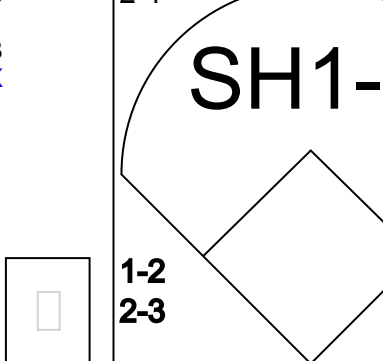
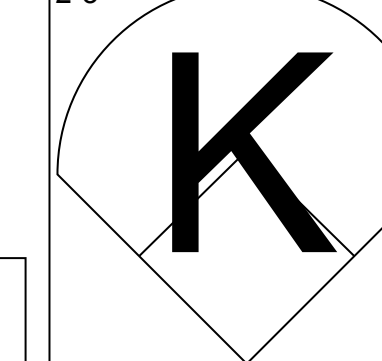




Batter	1	2	3	4	5	6	7	8	9	AB	R	H	RBI	BB	SO	LOB	TOP											
<b>Cesar Izuris, S</b> OBP: 0.282, SLG: 0.315										5	1	3	1	0	0	3	<b>Los Angeles Dodgers @ San Francisco Giants</b> Sun Sep.28 2003, 4:05 PM EDT Att: 42,142 - Cloudy - 68 F  <b>PacBell Park, San Francisco, CA</b>  livebaseballscores.com  <b>AB 35</b> <b>R 3</b> <b>H 9</b> <b>RBI 3</b> <b>BB 4</b> <b>SO 7</b> <b>LOB 22</b> 											
<b>Jolbert Cabrera, R</b> OBP: 0.332, SLG: 0.438									5	0	1	0	0	0	4													
<b>Shawn Green, L</b> OBP: 0.355, SLG: 0.460									4	0	1	1	0	1	2													
<b>Jason Romano, R</b> OBP: 0.108, SLG: 0.083									1	0	0	0	0	1	0													
<b>Robin Ventura, L</b> OBP: 0.340, SLG: 0.401									3	0	0	0	1	2	3													
<b>Wilkin Ruan, R</b> OBP: 0.220, SLG: 0.317									1	0	0	0	0	1	0													
<b>Adrián Beltré, R</b> OBP: 0.290, SLG: 0.424									4	1	1	0	0	2	4													
<b>Tom Martin, L</b> OBP: 0.222, SLG: 0.556									0	0	0	0	0	0	0													
<b>Guillermo Mota, R</b> OBP: 0.222, SLG: 0.556									0	0	0	0	0	0	0													
<b>Paul Quantrill, L</b> OBP: 0.108, SLG: 0.083									0	0	0	0	0	0	0													
<b>Jeremy Burnitz, L</b> OBP: 0.299, SLG: 0.487									3	0	0	0	0	0	2													
<b>Paul Shuey, R</b> OBP: 0.239, SLG: 0.368									0	0	0	0	0	0	0													
<b>Ron Coomer, R</b> OBP: 0.239, SLG: 0.368									1	0	0	0	0	0	0													
<b>David Ross, R</b> OBP: 0.336, SLG: 0.556									3	1	1	0	1	0	1													
<b>Alex Cora, L</b> OBP: 0.287, SLG: 0.338									3	0	2	1	1	0	0													
<b>Wilson Alvarez, L</b> OBP: 0.200, SLG: 0.172									1	0	0	0	0	0	1													
<b>Steve Colyer, L</b> OBP: 0.335, SLG: 0.352									0	0	0	0	1	0	0													
<b>Mike Kinkade, R</b> OBP: 0.335, SLG: 0.352									1	0	0	0	0	0	2													
<b>Inning Stats</b>	R: 1 E: 0 K: 1 S: 8	H: 1 LOB: 0 BB: 0 P: 14	R: 1 E: 0 K: 0 S: 5	H: 2 LOB: 1 BB: 0 P: 8	R: 0 E: 0 K: 2 S: 17	H: 2 LOB: 2 BB: 0 P: 26	R: 1 E: 0 K: 0 S: 9	H: 2 LOB: 2 BB: 2 P: 19	R: 0 E: 0 K: 1 S: 7	H: 1 LOB: 1 BB: 0 P: 10	R: 0 E: 0 K: 1 S: 6	H: 1 LOB: 1 BB: 1 P: 13	R: 0 E: 0 K: 1 S: 12	H: 0 LOB: 1 BB: 1 P: 20	R: 0 E: 1 K: 0 S: 9	H: 0 LOB: 2 BB: 0 P: 20	R: 0 E: 0 K: 2 S: 7	H: 0 LOB: 0 BB: 0 P: 8	1B: 6 2B: 3 3B: 0 HR: 0	SF: 0 SAC: 0 DP: 2 HBP: 1	WP: 0 PB: 0 SB: 1 CS: 0	PA: 40						
<b>PITCHER</b>	IP	WLS	BF	H	R	ER	SO	BB	IBB	HBP	BLK	WP	HR	S	P	ERA	WHIP											
<b>32 Kevin Correia, R</b> ERA: 3.68	(1, 1)	5.2	W	27	9	3	3	4	3	0	0	0	0	0	51	88	4.76	2.118										
<b>51 Noah Lowry, L</b> ERA: 3.68	(6, 1)	2.1		10	0	0	0	1	1	0	1	0	0	22	42	0.00	0.429											
<b>Jason Christiansen, L</b> ERA: 5.19	(9, 1)	1.0		3	0	0	0	2	0	0	0	0	0	7	8	0.00	0.000											

Batter	1	2	3	4	5	6	7	8	9	AB	R	H	RBI	BB	SO	LOB	BOTTOM											
<b>Ray Durham, S</b> OBP: 0.366, SLG: 0.441										2	1	1	1	1	1	0	<b>Los Angeles Dodgers @ San Francisco Giants</b> Sun Sep.28 2003, 4:05 PM EDT Att: 42,142 - Cloudy - 68 F  <b>PacBell Park, San Francisco, CA</b>  livebaseballscores.com  <b>AB 38</b> <b>R 12</b> <b>H 14</b> <b>RBI 10</b> <b>BB 2</b> <b>SO 10</b> <b>LOB 16</b> 											
<b>Eric Young Sr., R</b> OBP: 0.336, SLG: 0.392										2	2	1	0	0	0	1												
<b>J.T. Snow, L</b> OBP: 0.387, SLG: 0.418										3	0	1	0	0	0	4												
<b>Lance Niekro, R</b> OBP: 0.200, SLG: 0.400										2	1	1	2	0	0	1												
<b>Rich Aurilia, R</b> OBP: 0.355, SLG: 0.410										3	1	1	0	0	1	2												
<b>Cody Ransom, R</b> OBP: 0.250, SLG: 0.370										2	0	0	0	0	1	2												
<b>Barry Bonds, L</b> OBP: 0.529, SLG: 0.749										3	2	2	1	0	1	1												
<b>Pedro Feliz, R</b> OBP: 0.276, SLG: 0.515										2	1	2	3	0	0	0												
<b>Edgardo Alfonzo, R</b> OBP: 0.334, SLG: 0.391										2	1	1	2	1	1	1												
<b>Todd Linden, S</b> OBP: 0.231, SLG: 0.316										2	0	0	0	0	2	1												
<b>Jeffrey Hammonds, R</b> OBP: 0.329, SLG: 0.424										4	1	1	0	0	2	2												
<b>José Cruz Jr., S</b> OBP: 0.366, SLG: 0.414										3	1	1	0	0	0	1												
<b>Tony Torcato, L</b> OBP: 0.235, SLG: 0.250										1	0	0	0	0	0	0												
<b>Yorvit Torrealba, R</b> OBP: 0.312, SLG: 0.390										3	0	0	0	0	0	0												
<b>Alberto Castillo, R</b> OBP: 0.200, SLG: 0.467										0	0	0	0	0	0	0												
<b>32 Kevin Correia, R</b> OBP: 0.154, SLG: 0.154										2	0	1	1	0	0	0												
<b>51 Noah Lowry, R</b> OBP: 0.500, SLG: 0.500										2	1	1	0	0	1	0												
<b>Jason Christiansen, R</b> ERA: 1.97										0	0	0	0	0	0	0												
<b>Inning Stats</b>	R: 5 E: 0 K: 0 S: 20	H: 6 LOB: 3 BB: 1 P: 31	R: 2 E: 1 K: 1 S: 8	H: 2 LOB: 0 BB: 1 P: 14	R: 0 E: 0 K: 1 S: 7	H: 0 LOB: 0 BB: 0 P: 8	R: 0 E: 0 K: 3 S: 12	H: 1 LOB: 1 BB: 0 P: 20	R: 0 E: 0 K: 0 S: 5	H: 0 LOB: 0 BB: 0 P: 6	R: 3 E: 1 K: 3 S: 23	H: 3 LOB: 1 BB: 0 P: 28	R: 0 E: 0 K: 1 S: 5	H: 0 LOB: 0 BB: 0 P: 10	R: 2 E: 0 K: 1 S: 15	H: 2 LOB: 0 BB: 0 P: 24	1B: 8 2B: 3 3B: 1 HR: 2	SF: 0 SAC: 0 DP: 1 HBP: 1	WP: 1 PB: 0 SB: 2 CS: 0	PA: 41								
<b>PITCHER</b>	IP	WLS	BF	H	R	ER	SO	BB	IBB	HBP	BLK	WP	HR	S	P	ERA	WHIP											
<b>Wilson Alvarez, L</b> ERA: 2.37	(1, 1)	2.0	L	16	8	7	5	1	2	0	0	0	0	19	28	22.50	5.000											
<b>Steve Colyer, L</b> ERA: 2.75	(3, 1)	2.0		7	1	0	0	4	0	0	0	0	0	19	28	0.00	0.500											
<b>Paul Shuey, R</b> ERA: 3.0	(5, 1)	2.0		10	3	3	2	3	0	0	0	0	1	0	28	34	9.00	1.500										
<b>Tom Martin, L</b> ERA: 3.53	(7, 1)	1.0		3	0	0	0	1	0	0	0	0	0	5	10	0.00	0.000											
<b>Guillermo Mota, R</b> ERA: 1.97	(8, 1)	0.2		4	2	2	2	0	0	0	0	0	1	12	19	27.00	3.000											

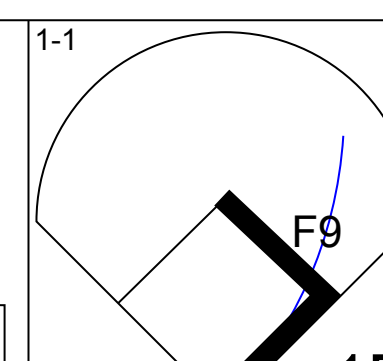
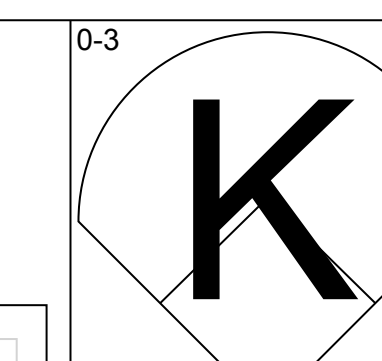
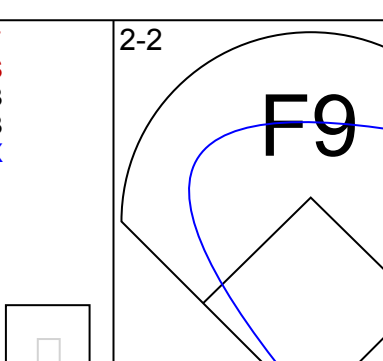
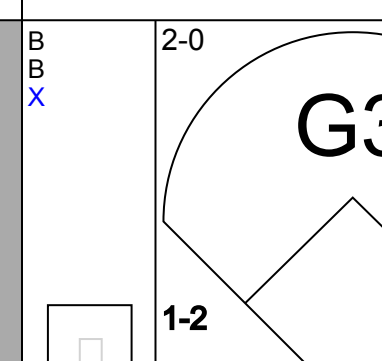
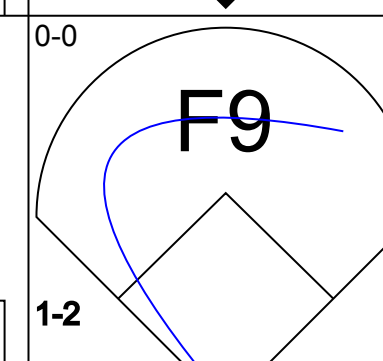
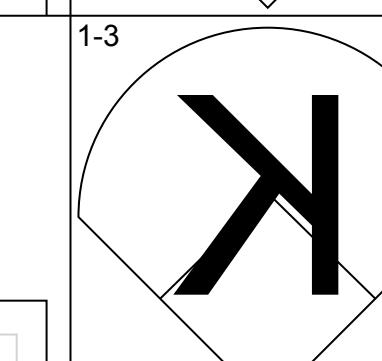
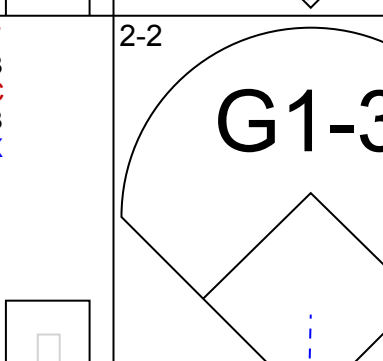
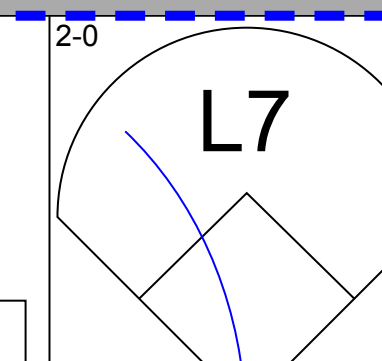
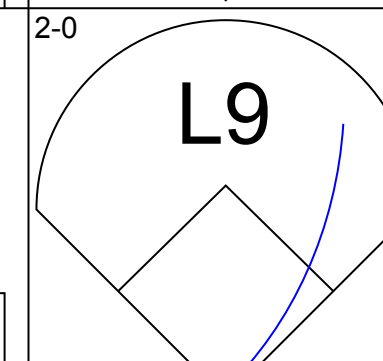
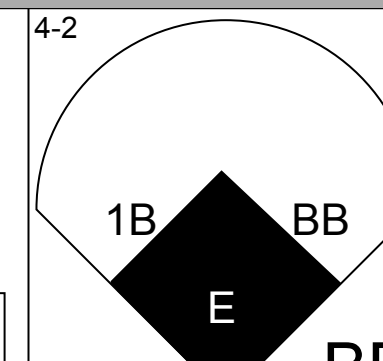
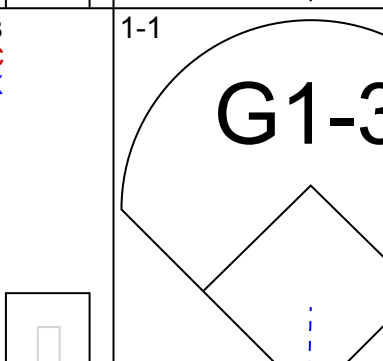
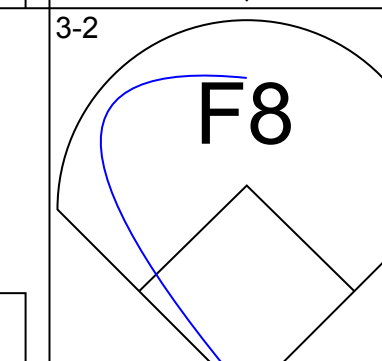

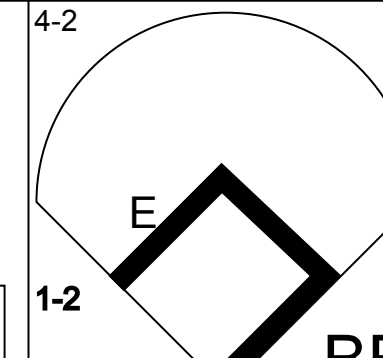
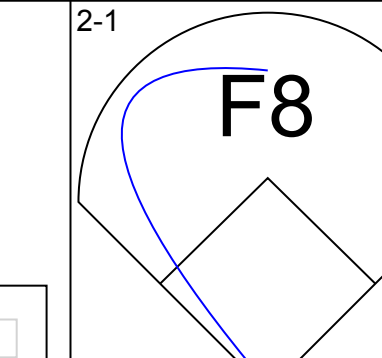
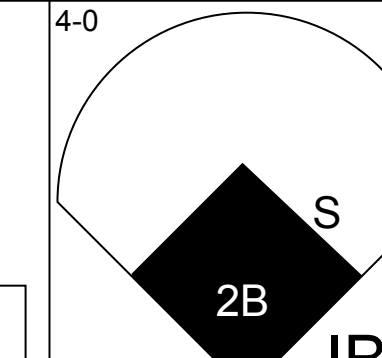
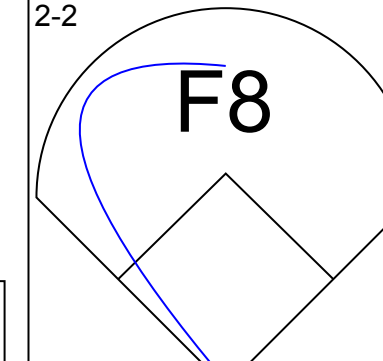
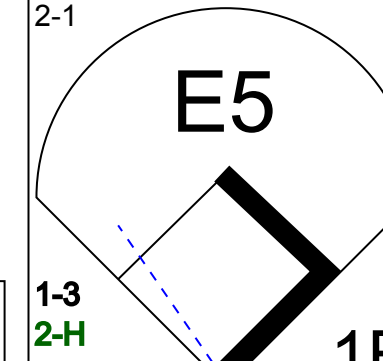
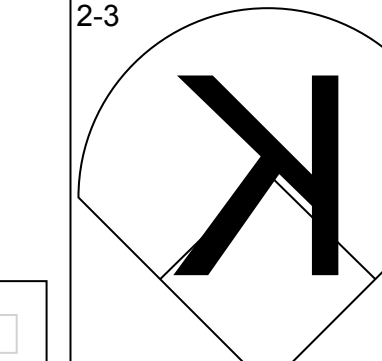
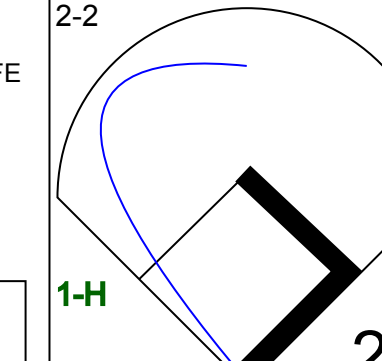
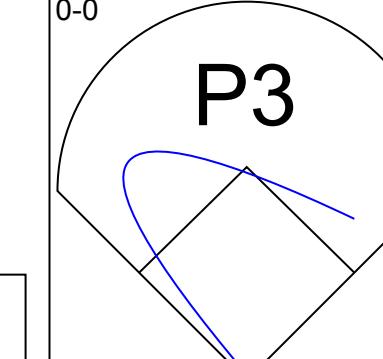
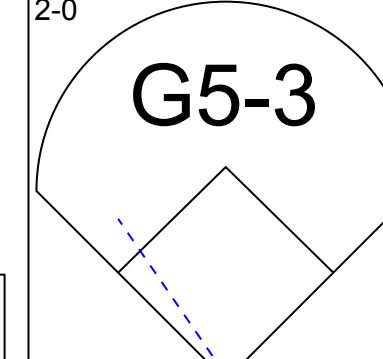
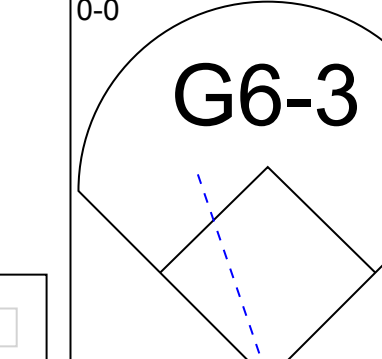
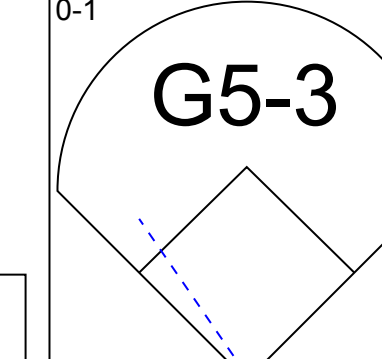
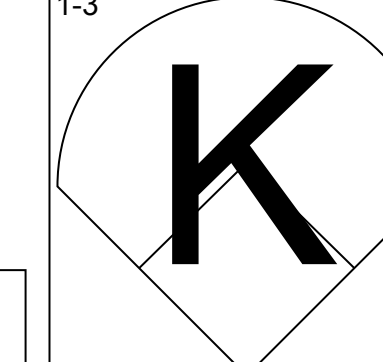
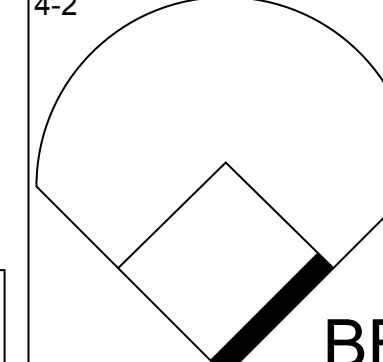
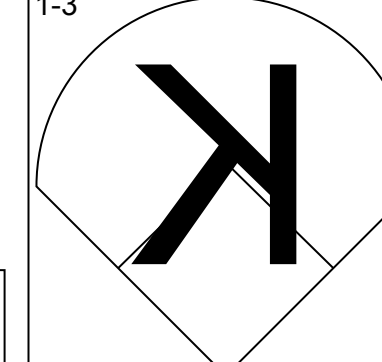
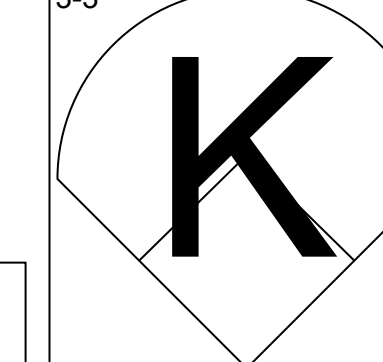
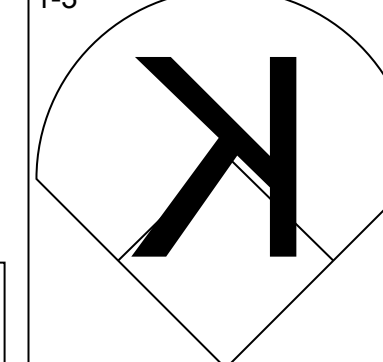
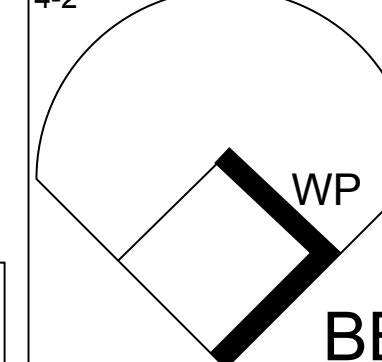
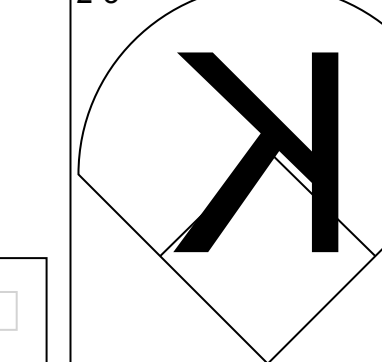
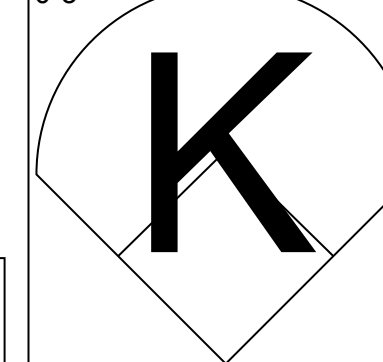
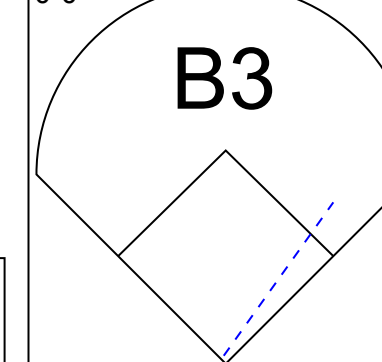


Batter	1	2	3	4	5	6	7	8	9	AB	R	H	RBI	BB	SO	LOB	TOP				
Juan Pierre, L (1,8)										4	0	0	0	0	1	2					
Luis Castillo, S (1,4)										4	0	0	0	0	0	0					
Ivan Rodriguez, R (1,2) OBP: 0.250, SLG: 0.250										4	0	1	0	0	0	0					
Derrek Lee, R (1,3)										4	0	0	0	0	0	1					
Miguel Cabrera, R (1,5)										3	0	0	0	0	1	1					
Juan Encarnacion, R (1,9) OBP: 0.333, SLG: 0.333										3	0	1	0	0	0	0					
Jeff Conine, R (1,7) OBP: 0.333, SLG: 0.333										3	0	1	0	0	0	1					
Alex Gonzalez, R (1,6)										3	0	0	0	0	1	1					
Josh Beckett, R (1,1)										1	0	0	0	0	1	0					
Todd Hollandsworth, L (8, Ph)										1	0	0	0	0	1	0					
Chad Fox, R (8, 1)										0	0	0	0	0	0	0					
<b>Inning Stats</b>	R: 0 H: 0 E: 0 K: 1 S: 6	H: 0 LOB: 0 BB: 0 P: 7	R: 0 H: 1 E: 0 K: 1 S: 16	LOB: 1 BB: 0 P: 21	R: 0 H: 0 E: 0 K: 2 S: 10	LOB: 0 BB: 0 P: 13	R: 0 H: 1 E: 1 K: 0 S: 7	LOB: 1 BB: 0 P: 9	R: 0 H: 1 E: 1 K: 0 S: 11	LOB: 2 BB: 0 P: 15	R: 0 H: 0 E: 0 K: 0 S: 11	LOB: 0 BB: 0 P: 14	R: 0 H: 0 E: 0 K: 0 S: 7	LOB: 0 BB: 0 P: 12	R: 0 H: 0 E: 0 K: 1 S: 9	LOB: 0 BB: 0 P: 13	R: 0 H: 0 E: 0 K: 0 S: 5	LOB: 0 BB: 0 P: 7	1B: 3 2B: 0 3B: 0 HR: 0	SF: 0 SAC: 1 DP: 0 HBP: 0	WP: 0 PA: 31 SB: 0 CS: 0
<b>PITCHER</b> Jason Schmidt, R (1,1) ERA:	IP: 9.0 WLS: W BF: 31 H: 3 R: 0 ER: 0 SO: 5 BB: 0 IBB: 0 HBP: 0 BLK: 0 WP: 0 HR: 0 S: 82 P: 111 ERA: 0.00 WHIP: 0.333																				

Florida Marlins @ San Francisco Giants  
PacBell Park, San Francisco, CA  
Tue Sep 30 2003, 4:00 PM EDT  
Att: 43,704 - Sunny - 71 F

AB 30  
R 0  
H 3  
RBI 0  
BB 0  
SO 5  
LOB 6



Batter	1	2	3	4	5	6	7	8	9	AB	R	H	RBI	BB	SO	LOB	BOTTOM			
Ray Durham, S (1,4) OBP: 0.250, SLG: 0.250										4	0	1	0	0	1	1				
J.T. Snow, L (1,3)										4	0	0	0	0	1	1				
Rich Aurilia, R (1,6)										3	1	0	0	1	0	1				
Barry Bonds, L (1,7)										1	1	0	0	3	0	0				
Edgardo Alfonso, R (1,5) OBP: 0.500, SLG: 0.750										4	0	2	1	0	1	2				
Benito Santiago, R (1,2)										4	0	0	0	0	0	3				
Marquis Grissom, R (1,8)										2	0	0	0	1	2	0				
José Cruz Jr., S (1,9)										2	0	0	0	1	2	3				
Jason Schmidt, R (1,1)										3	0	0	0	0	2	4				
<b>Inning Stats</b>	R: 0 H: 1 E: 0 K: 0 S: 7	H: 0 LOB: 2 BB: 1 P: 16	R: 0 H: 0 E: 0 K: 2 S: 7	LOB: 0 BB: 0 P: 11	R: 0 H: 0 E: 0 K: 3 S: 9	LOB: 0 BB: 0 P: 12	R: 1 H: 1 E: 1 K: 2 S: 15	LOB: 3 BB: 3 P: 32	R: 0 H: 0 E: 0 K: 0 S: 8	LOB: 0 BB: 0 P: 13	R: 0 H: 0 E: 0 K: 1 S: 7	LOB: 0 BB: 0 P: 11	R: 0 H: 0 E: 0 K: 1 S: 10	LOB: 1 BB: 1 P: 17	R: 1 H: 1 E: 0 K: 0 S: 9	LOB: 1 BB: 1 P: 20	1B: 2 2B: 1 3B: 0 HR: 0	SF: 0 SAC: 0 DP: 0 HBP: 0	WP: 1 PA: 33 SB: 0 CS: 0	
<b>PITCHER</b> Josh Beckett, R (1,1) ERA: 1.29 Chad Fox, R (8, 1) ERA: 9.0	IP: 7.0 WLS: L BF: 28 H: 2 R: 1 ER: 1 SO: 9 BB: 4 IBB: 1 HBP: 0 BLK: 0 WP: 0 HR: 0 S: 63 P: 112 ERA: 1.29 WHIP: 0.857																			

Florida Marlins @ San Francisco Giants  
PacBell Park, San Francisco, CA  
Tue Sep 30 2003, 4:00 PM EDT  
Att: 43,704 - Sunny - 71 F

AB 27  
R 2  
H 3  
RBI 1  
BB 6  
SO 9  
LOB 15













Batter	1	2	3	4	5	6	7	8	9	AB	R	H	RBI	BB	SO	LOB	TOP								
Ray Durham, S OBP: 0.316, SLG: 0.235	1-1 F8		3-3 K			2-2 1B 2B 1B	3-3 K		3-0 1B HBP	4	1	1	0	0	2	0									
Jeffrey Hammonds, R OBP: 0.371, SLG: 0.400	4-2 BB		2-1 F8			2-2 2B SF7 1B		2-0 F8	0-0 1B 2-H	4	1	2	0	1	0	0									
Rich Aurilia, R OBP: 0.278, SLG: 0.200	1-2 K		2-1 L7			1-1 2B 1-3 2B		2-3 K		4	1	1	1	1	0	2	1								
Barry Bonds, L OBP: 0.556, SLG: 0.333	2-0 P5				0-0 F8	0-1 SF7		4-0 FC6-4 IBB		2	0	0	1	1	0	1									
Edgardo Alfonzo, R OBP: 0.556, SLG: 0.765		0-1 G5-3		2-0 F7		3-H G6-3 2B 2-H		2-2 FC6-4 1-2		4	1	1	1	0	0	1									
Marquis Grissom, R OBP: 0.250, SLG: 0.143		4-0 1B SF7 BB		2-2 F9		0-2 G6-3		1-1 1B 2B		2	1	0	0	0	1	0	1								
Felix Rodriguez, R										0	0	0	0	0	0	0	0								
Neifi Perez, S OBP: 0.500, SLG: 0.667										1	1	1	0	0	0	0	0								
J.T. Snow, L OBP: 0.313, SLG: 0.313		0-1 1B			0-1 P3	0-2 PO 1B		0-0 HBP 1B		4	0	3	2	0	0	0									
Yorvit Torrealba, R										2	0	0	1	0	0	0	0								
Pedro Feliz, R OBP: 0.667, SLG: 1.333		0-0 SF7			0-0 G4-3	1-1 PO	1-0 P6		1-3 K	2	0	0	0	1	0	0	0								
Jerome Williams, R										1	0	0	0	0	0	1	1								
Jim Brower, R										0	0	0	0	0	0	0	0								
Andres Galaraga, R										0	0	0	0	0	0	0	0								
Dustin Hermanson, R										0	0	0	0	0	0	0	0								
Matt Herges, L										0	0	0	0	0	0	0	0								
José Cruz Jr., S										1	0	0	0	0	0	0	0								
Benito Santiago, R OBP: 0.226, SLG: 0.152										1	0	0	0	0	0	0	1								
<b>Inning Stats</b>	R: 0 E: 0 K: 1 S: 8	H: 0 LOB: 1 BB: 1 P: 16	R: 1 E: 0 K: 1 S: 8	H: 1 LOB: 1 BB: 1 P: 12	R: 0 E: 0 K: 1 S: 7	H: 0 LOB: 0 BB: 0 P: 14	R: 0 E: 0 K: 0 S: 5	H: 0 LOB: 0 BB: 0 P: 9	R: 0 E: 0 K: 0 S: 5	H: 0 LOB: 0 BB: 0 P: 5	R: 4 E: 0 K: 0 S: 24	H: 5 LOB: 0 BB: 0 P: 33	R: 0 E: 0 K: 1 S: 7	H: 0 LOB: 0 BB: 0 P: 11	R: 0 E: 0 K: 1 S: 7	H: 0 LOB: 1 BB: 1 P: 17	R: 1 E: 0 K: 1 S: 10	H: 3 LOB: 2 BB: 0 P: 16	1B: 6 2B: 3 3B: 0 HR: 0	SF: 2 SAC: 0 DP: 0 HBP: 1	WP: 0 PB: 0 SB: 0 CS: 0	PA: 39			
<b>PITCHER</b>	IP	WLS	BF	H	R	ER	SO	BB	IBB	HBP	BLK	WP	HR	S	P	ERA	WHIP								
Dontrelle Willis, L ERA: 7.94	5.1		23	5	5	5	3	2	0	0	0	0	0	50	81	8.44	1.312								
Brad Penny, R ERA: 6.35	1.2	B	5	1	0	0	1	0	0	0	0	0	0	14	19	0.00	0.600								
Carl Pavano, R ERA:	1.0	W	4	0	0	0	1	0	1	0	0	0	0	7	17	0.00	0.000								
Ugueth Urbina, R ERA: 3.0	1.0	S	6	3	1	1	1	0	0	1	0	0	0	10	16	9.00	3.000								

San Francisco Giants @ Florida Marlins  
Pro Player Stadium, Miami, FL  
Sat Oct 04 2003, 1:00 PM EDT  
Att: 65,464 - Cloudy - 88 F

AB 32  
R 6  
H 9  
RBI 6  
BB 3  
SO 6  
LOB 7



Batter	1	2	3	4	5	6	7	8	9	AB	R	H	RBI	BB	SO	LOB	BOTTOM								
Juan Pierre, L OBP: 0.300, SLG: 0.316	0-1 F9	2-2 L5		2-1 G3 1B	3-2 F7			0-1 F7		5	1	1	0	0	0	3									
Luis Castillo, S OBP: 0.400, SLG: 0.471	1-2 G6-3 2B		4-2 2B BB	3-3 K		4-2 HBP BB BB		1-3 K		3	1	1	0	2	2	2									
Ivan Rodriguez, R OBP: 0.450, SLG: 0.588	3-2 G6-3		2-1 1B 2B	1-0 G3	1-2 2-3	4-2 HBP BB		3-1 HBP 1B		4	2	2	1	1	0	3									
Derrek Lee, R OBP: 0.368, SLG: 0.313	2-3 K		3-1 2B 1B	4-2 1B BB		2-0 G4-6-3 HBP		2-1 1B HBP		2	1	1	1	1	1	1									
Miguel Cabrera, R OBP: 0.333, SLG: 0.429		0-2 SH1-3 E 2B	1-2 G5-3 2B	2-1 1B	1-3 2-H 3-H 1B	0-3 K		0-0 E2 1B		5	1	4	3	0	1	3									
Juan Encarnacion, R OBP: 0.235, SLG: 0.333		0-0 SH1-3	0-0 G5-3	2-3 K		1-2 G4-6-3		1-2 P6		4	0	0	0	0	1	8									
Jeff Conine, R OBP: 0.353, SLG: 0.267		1-1 E6 1B				1-2 P4				3	0	0	1	1	0	0									
Alex Gonzalez, R OBP: 0.118, SLG: 0.063		1-2 P6	0-1 G5-3			1-2 P4		0-0 G6-3		4	0	0	0	0	0	4									
Dontrelle Willis, L OBP: 1.000, SLG: 1.667										3	1	3	0	0	0	0									
Brad Penny, R OBP: 1.000, SLG: 1.000										0	0	0	0	0	0	0									
Brian Banks, S										1	0	0	0	0	0	0									
Carl Pavano, R										0	0	0	0	0	0	0									
Ugueth Urbina, R										0	0	0	0	0	0	0									
<b>Inning Stats</b>	R: 0 E: 0 K: 1 S: 14	H: 1 LOB: 2 BB: 0 P: 20	R: 1 E: 1 K: 0 S: 14	H: 2 LOB: 2 BB: 0 P: 18	R: 2 E: 0 K: 2 S: 15	H: 3 LOB: 2 BB: 1 P: 30	R: 0 E: 0 K: 0 S: 11	H: 0 LOB: 2 BB: 0 P: 22	R: 0 E: 1 K: 1 S: 13	H: 2 LOB: 1 BB: 0 P: 20	1B: 7 2B: 4 3B: 1 HR: 0	SF: 0 SAC: 1 DP: 2 HBP: 2	WP: 0 PB: 0 SB: 0 CS: 0	PA: 42											
<b>PITCHER</b>	IP	WLS	BF	H	R	ER	SO	BB	IBB	HBP	BLK	WP	HR	S	P	ERA	WHIP								
Jerome Williams, R ERA: 13.5	2.0		13	5	3	3	1	1	0	0	0	0	0	35	54	13.50	3.000								
Jim Brower, R ERA: 6.0	2.0		11	4	2	2	2	1	1	0	0	0	0	22	42	9.00	2.500								
Dustin Hermanson, R ERA:	1.0		5	1	0	0	0	1	0	0	0	0	0	18	28	0.00	2.000								
Matt Herges, R ERA:	2.0		7	0	0	0	1	1	0	1	0	0	0	14	24	0.00	0.500								
Felix Rodriguez, R ERA: 2.25	1.0	L	6	2	2	1	1	0	0	1	0	0	0	13	20	9.00	2.000								

San Francisco Giants @ Florida Marlins  
Pro Player Stadium, Miami, FL  
Sat Oct 04 2003, 1:00 PM EDT  
Att: 65,464 - Cloudy - 88 F

AB 34  
R 7  
H 12  
RBI 6  
BB 5  
SO 5  
LOB 24

