



San Francisco Giants - 2004

Batter	1	2	3	4	5	6	7	8	9	AB	R	H	RBI	BB	SO	LOB	TOP										
Ray Durham, S OBP: 0.500, SLG: 0.750	G6-3		K					HR	SH3-4	4	1	2	0	0	1	0	San Francisco Giants @ Houston Astros Minute Maid Park, Houston, TX Mon Apr 05 2004, 6:05 PM CDT Att: 43,351 - Cloudy - 71 F										
J.T. Snow, L	G4-3								SF9	4	0	0	1	0	2	2											
Michael Tucker, L OBP: 0.400, SLG: 0.400	F7							HR	K	5	1	2	0	0	1	1											
Barry Bonds, L OBP: 1.000, SLG: 2.667								HR		3	2	3	3	1	0	0											
Edgardo Alfonzo, R OBP: 0.250, SLG: 0.250								HR		4	0	1	0	0	1	3											
A.J. Pierzynski, L OBP: 0.500, SLG: 0.500										4	0	2	1	0	0	2											
Marquis Grissom, R										3	0	0	0	1	0	3											
Nelfi Perez, S										4	0	0	0	0	2	2											
Kirk Rueter, L Pedro Feliz, R Leo Estrella, R Kevin Walker, L Felix Rodriguez, R Tony Torcato, L Cody Ransom, R Matt Herges, L										2	0	0	0	0	0	0											
Inning Stats	R: 0 E: 0 K: 0 S: 6	H: 0 LOB: 0 BB: 0 P: 9	R: 0 E: 0 K: 0 S: 8	H: 1 LOB: 1 BB: 0 P: 12	R: 0 E: 0 K: 1 S: 8	H: 0 LOB: 0 BB: 0 P: 10	R: 1 E: 0 K: 1 S: 13	H: 3 LOB: 2 BB: 0 P: 18	R: 0 E: 0 K: 0 S: 7	H: 1 LOB: 1 BB: 1 P: 10	R: 0 E: 0 K: 1 S: 8	H: 0 LOB: 0 BB: 0 P: 14	R: 3 E: 0 K: 3 S: 23	H: 4 LOB: 2 BB: 1 P: 34	R: 1 E: 0 K: 1 S: 8	H: 0 LOB: 1 BB: 0 P: 12			1B: 6 2B: 3 3B: 0 HR: 1	SF: 1 SAC: 1 DP: 1 HBP: 1	WP: 1 PB: 0 SB: 0 CS: 0	PA: 39					
PITCHER	IP	WLS	BF	H	R	ER	SO	BB	IBB	HBP	BLK	WP	HR	S	P	ERA	WHIP										
44 Roy Oswalt, R ERA: 4.91	7.1		31	9	4	4	4	1	0	0	0	0	1	65	98	4.91	1.364										
54 Brad Lidge, R ERA: 9.0	0.2		4	1	0	0	2	1	0	0	0	0	0	13	19	0.00	3.000										
Octavio Dotel, R ERA: 9.0	1.0	L	4	0	1	1	1	0	0	1	0	1	0	8	12	9.00	0.000										

Batter	1	2	3	4	5	6	7	8	9	AB	R	H	RBI	BB	SO	LOB	BOTTOM										
Craig Biggio, R OBP: 0.600, SLG: 0.500	1B								G2	4	1	2	0	1	0	0	San Francisco Giants @ Houston Astros Minute Maid Park, Houston, TX Mon Apr 05 2004, 6:05 PM CDT Att: 43,351 - Cloudy - 71 F										
28 Adam Everett, R OBP: 0.250, SLG: 0.250	SH1-3								G2-3	4	1	1	0	0	0	2											
5 Jeff Bagwell, R OBP: 0.800, SLG: 0.333	1B								K	3	0	1	0	2	1	0											
Jeff Kent, R	F9									3	0	0	1	0	0	5											
Richard Hidalgo, R OBP: 0.750, SLG: 1.500	1B									4	1	3	2	0	0	0											
17 Lance Berkman, S	G4-3									4	0	0	0	0	0	5											
Morgan Ensberg, R OBP: 0.250, SLG: 0.500										4	1	1	0	0	0	0											
Brad Ausmus, R OBP: 0.250, SLG: 0.250										4	0	1	1	0	0	0											
44 Roy Oswalt, R ERA: 3.0	6.0		26	5	2	2	0	3	0	0	0	0	0	0	0	0											
Leo Estrella, R ERA: 27.0	0.2		6	4	2	2	0	0	0	0	0	0	0	13	15	27.00			6.000								
Kevin Walker, L ERA: 27.0	0.1		1	0	0	0	0	0	0	0	0	0	0	4	6	0.00	0.000										
Felix Rodriguez, R ERA: 27.0	1.0	W	3	0	0	0	1	0	0	0	0	0	0	8	13	0.00	0.000										
Matt Herges, R ERA: 27.0	1.0	S	3	0	0	0	1	0	0	0	0	0	0	8	10	0.00	0.000										
PITCHER	IP	WLS	BF	H	R	ER	SO	BB	IBB	HBP	BLK	WP	HR	S	P	ERA	WHIP										
44 Roy Oswalt, R ERA: 3.0	6.0		26	5	2	2	0	3	0	0	0	0	0	13	15	3.00	1.333										
Leo Estrella, R ERA: 27.0	0.2		6	4	2	2	0	0	0	0	0	0	0	13	15	27.00	6.000										
Kevin Walker, L ERA: 27.0	0.1		1	0	0	0	0	0	0	0	0	0	0	4	6	0.00	0.000										
Felix Rodriguez, R ERA: 27.0	1.0	W	3	0	0	0	1	0	0	0	0	0	0	8	13	0.00	0.000										
Matt Herges, R ERA: 27.0	1.0	S	3	0	0	0	1	0	0	0	0	0	0	8	10	0.00	0.000										
Inning Stats	R: 0 E: 0 K: 0 S: 13	H: 2 LOB: 3 BB: 1 P: 27	R: 1 E: 0 K: 0 S: 14	H: 2 LOB: 3 BB: 2 P: 26	R: 0 E: 0 K: 0 S: 6	H: 0 LOB: 0 BB: 0 P: 9	R: 0 E: 0 K: 0 S: 4	H: 0 LOB: 0 BB: 0 P: 7	R: 0 E: 0 K: 0 S: 6	H: 1 LOB: 0 BB: 0 P: 11	R: 2 E: 0 K: 0 S: 17	H: 4 LOB: 2 BB: 0 P: 21	R: 0 E: 0 K: 1 S: 8	H: 0 LOB: 0 BB: 0 P: 13	R: 0 E: 0 K: 1 S: 8	H: 0 LOB: 0 BB: 0 P: 10	1B: 7 2B: 1 3B: 0 HR: 1	SF: 1 SAC: 2 DP: 0 HBP: 0	WP: 0 PB: 0 SB: 0 CS: 0	PA: 39							

Batter	1	2	3	4	5	6	7	8	9	AB	R	H	RBI	BB	SO	LOB	TOP											
Ray Durham, S OBP: 0.556, SLG: 0.778 (1, 4)										5	1	3	1	0	1	2	San Francisco Giants @ Houston Astros Minute Maid Park, Houston, TX Tue Apr 06 2004, 7:05 PM CDT Att: 40,660 - Overcast - 62 F											
J.T. Snow, L OBP: 0.100, SLG: 0.111 (1, 3)										5	0	1	0	0	2	6												
Michael Tucker, L OBP: 0.300, SLG: 0.400 (1, 9)										5	0	1	0	0	1	5												
Barry Bonds, L OBP: 0.667, SLG: 1.286 (1, 7)										4	0	1	0	1	0	5												
Edgardo Alfonzo, R OBP: 0.222, SLG: 0.222 (1, 5)										5	1	1	0	0	1	3												
A.J. Pierzynski, L OBP: 0.333, SLG: 0.333 (1, 2)										5	1	1	0	0	0	1												
Marquis Grissom, R OBP: 0.444, SLG: 0.286 (1, 8)										4	3	2	0	1	1	0												
Neff Perez, S OBP: 0.500, SLG: 0.750 (1, 6)										4	1	4	4	0	0	0												
Brett Tomko, R Jim Brower, R Pedro Fátima, R Drew Anderson, R Tory Taylor, L Felix Rodriguez, R Jason Christiansen, R Matt Herges, L Dustin Mose, R										2	0	0	0	0	0	1		2										
Inning Stats	R: 0 E: 0 K: 0 S: 4	H: 2 LOB: 1 BB: 0 P: 5	R: 0 E: 0 K: 1 S: 7	H: 0 LOB: 0 BB: 0 P: 9	R: 0 E: 0 K: 2 S: 12	H: 1 LOB: 1 BB: 0 P: 17	R: 3 E: 0 K: 0 S: 16	H: 3 LOB: 1 BB: 1 P: 22	R: 1 E: 0 K: 1 S: 7	H: 2 LOB: 1 BB: 1 P: 15	R: 2 E: 0 K: 1 S: 14	H: 3 LOB: 1 BB: 0 P: 21	R: 0 E: 0 K: 0 S: 7	H: 1 LOB: 1 BB: 0 P: 8	R: 1 E: 0 K: 2 S: 17	H: 3 LOB: 3 BB: 1 P: 28		R: 0 E: 0 K: 1 S: 8	H: 0 LOB: 0 BB: 0 P: 11	1B: 11 2B: 4 3B: 0 HR: 0	SF: 0 2B: 4 DP: 2 HBP: 0	WP: 0 PB: 1 SB: 1 CS: 0	PA: 43					
PITCHER	IP	WLS	BF	H	R	ER	SO	BB	IBB	HBP	BLK	WP	HR	S	P	ERA	WHIP											
Andy Pettitte, L ERA: 10.13	(1, 1)	5.1	L	27	11	6	6	3	1	1	0	0	0	0	53	78	10.12	2.250										
Dan Miceli, R ERA: 0.00	(6, 1)	1.2		6	1	0	0	1	0	0	0	0	0	14	19	0.00	0.600											
Brandon Duckworth, R ERA: 9.00	(8, 1)	1.0		7	3	1	1	2	1	0	0	0	0	17	28	9.00	4.000											
54 Brad Lidge, R ERA: 0.00	(9, 1)	1.0		3	0	0	0	1	0	0	0	0	0	8	11	0.00	0.000											
Batter	1	2	3	4	5	6	7	8	9	AB	R	H	RBI	BB	SO	LOB	BOTTOM											
Craig Biggio, R OBP: 0.364, SLG: 0.222 (1, 8)										5	0	0	1	1	2	1	San Francisco Giants @ Houston Astros Minute Maid Park, Houston, TX Tue Apr 06 2004, 7:05 PM CDT Att: 40,660 - Overcast - 62 F											
28 Adam Everett, R OBP: 0.500, SLG: 0.444 (1, 6)										5	2	3	0	0	1	3												
5 Jeff Bagwell, R OBP: 0.836, SLG: 0.429 (1, 3)										4	2	2	0	1	1	5												
Jeff Kent, R OBP: 0.333, SLG: 0.375 (1, 4)										5	0	3	1	0	0	4												
17 Lance Berkman, S (1, 7)										2	0	0	0	3	0	3												
Richard Hidalgo, R OBP: 0.556, SLG: 0.889 (1, 9)										5	1	2	2	0	0	5												
Mike Lamb, L OBP: 0.400, SLG: 0.500 (1, 5)										4	0	2	1	0	0	3												
Brad Ausmus, R OBP: 0.333, SLG: 0.333 (1, 2)										5	0	2	0	0	1	2												
Andy Pettitte, L Dan Miceli, R Jose Vizcaino, S Brandon Duckworth, R 54 Brad Lidge, R Orlando Palmeiro, L	(1, 1)	(6, 1)	(7, PH)	(8, 1)	(9, 1)	(9, PH)				3	0	0	0	0	0	2		6										
Inning Stats	R: 0 E: 0 K: 0 S: 18	H: 1 LOB: 2 BB: 1 P: 30	R: 1 E: 0 K: 3 S: 22	H: 3 LOB: 3 BB: 1 P: 33	R: 0 E: 0 K: 1 S: 10	H: 1 LOB: 1 BB: 0 P: 14	R: 0 E: 0 K: 1 S: 12	H: 0 LOB: 0 BB: 0 P: 15	R: 2 E: 0 K: 0 S: 6	H: 4 LOB: 3 BB: 1 P: 33	R: 0 E: 0 K: 0 S: 14	H: 2 LOB: 1 BB: 0 P: 10	R: 0 E: 0 K: 1 S: 18	H: 1 LOB: 2 BB: 1 P: 22	R: 2 E: 0 K: 1 S: 11	H: 1 LOB: 3 BB: 1 P: 34		R: 0 E: 0 K: 1 S: 11	H: 2 LOB: 2 BB: 0 P: 18	1B: 15 2B: 0 3B: 0 HR: 0	SF: 1 2B: 0 DP: 1 HBP: 2	WP: 0 PB: 0 SB: 0 CS: 0	PA: 48					
PITCHER	IP	WLS	BF	H	R	ER	SO	BB	IBB	HBP	BLK	WP	HR	S	P	ERA	WHIP											
Brett Tomko, R ERA: 6.75	(1, 1)	4.0		21	7	3	3	4	2	0	0	0	0	69	102	6.75	2.250											
Jim Brower, R ERA: 0.00	(5, 1)	1.0		6	2	0	0	1	1	0	0	0	0	13	23	0.00	3.000											
David Aardsma, R ERA: 0.00	(6, 1)	2.0	W	9	3	0	0	0	1	0	0	0	0	20	32	0.00	2.000											
Felix Rodriguez, R ERA: 10.8	(8, 1)	0.2		4	0	2	2	1	0	0	0	0	0	12	21	27.00	2.000											
Jason Christiansen, L ERA: 0.00	(8, 1)	0.0		1	0	0	0	0	1	0	0	0	0	2	6	-	-											
Matt Herges, R ERA: 0.00	(8, 1)	1.1	S	7	3	0	1	0	0	0	0	0	0	15	25	0.00	2.250											

Batter	1	2	3	4	5	6	7	8	9	AB	R	H	RBI	BB	SO	LOB	TOP										
Ray Durham, S OBP: 0.538, SLG: 0.667	4-2 G4-3 BB		0-1 S 1B			3-2 F8		1-3 K		3	0	1	0	1	1	2											
J.T. Snow, L OBP: 0.071, SLG: 0.077	0-0 F7		1-3 K			2-2 G6-3		3-2 G3		4	0	0	0	0	1	4											
Michael Tucker, L OBP: 0.214, SLG: 0.286	1-2 G4-3		1-2 F8			3-3 K		0-3 K		4	0	0	0	0	2	4											
Barry Bonds, L Dustin Mohr, R	4-0 IBB			3-3 K			1-3 K		1-1 G5-3	2	0	0	0	1	2	0											
Pedro Feliz, R OBP: 0.167, SLG: 0.167	2-1 F9		1-3 K			0-0 G6-3		1-3 K		4	0	0	0	0	2	2											
A.J. Pierzynski, L OBP: 0.231, SLG: 0.231		1-1 G4-3		1-3 K		0-0 G4-3		0-3 K		4	0	0	0	0	2	0											
Marquis Grissom, R OBP: 0.500, SLG: 0.444		4-2 G4-6-3 BB		0-1 P3			1-2 1B			2	1	1	0	1	0	0											
Neff Perez, S OBP: 0.455, SLG: 0.636		0-1 G4-6-3		2-3 K			1-0 G3	1B		3	0	1	1	0	1	1											
Jerome Williams, R Kevin Walker, L Tony Torcato, L Leo Estrella, R Wayne Franklin, L			1-2 K		1-3 K		0-0 1B			2	0	0	0	0	2	0											
Inning Stats	R: 0 E: 0 K: 0 S: 9	H: 0 LOB: 2 BB: 2 P: 20	R: 0 E: 0 K: 0 S: 6	H: 0 LOB: 0 BB: 1 P: 11	R: 0 E: 0 K: 2 S: 12	H: 1 LOB: 1 BB: 0 P: 15	R: 0 E: 0 K: 3 S: 10	H: 0 LOB: 0 BB: 0 P: 15	R: 0 E: 0 K: 2 S: 8	H: 0 LOB: 0 BB: 0 P: 11	R: 0 E: 0 K: 1 S: 9	H: 0 LOB: 0 BB: 0 P: 17	R: 0 E: 0 K: 1 S: 5	H: 0 LOB: 0 BB: 0 P: 6	R: 1 E: 0 K: 2 S: 15	H: 3 LOB: 3 BB: 2 P: 21	R: 0 E: 0 K: 2 S: 8	H: 0 LOB: 0 BB: 0 P: 10	1B: 3 2B: 1 3B: 0 HR: 0	SF: 0 SAC: 0 DP: 1 HBP: 0	WP: 0 PB: 0 SB: 1 CS: 1	PA: 33					
PITCHER	IP	WLS	BF	H	R	ER	SO	BB	IBB	HBP	BLK	WP	HR	S	P	ERA	WHIP										
Roger Clemens, R ERA: 0.00	(1, 1)	7.0	W	24	1	0	0	9	2	1	0	0	0	59	95	0.00	0.429										
Dan Miceli, R ERA: 3.33	(8, 1)	1.0		6	3	1	1	2	0	0	0	0	0	15	21	9.00	3.000										
Ricky Stone, R ERA: 0.000	(9, 1)	1.0		3	0	0	0	2	0	0	0	0	0	8	10	0.00	0.000										

San Francisco Giants @ Houston Astros
Minute Maid Park, Houston, TX
Wed Apr 07 2004, 6:05 PM CDT
Att: 42,863 - Cloudy - 82 F

AB 30
R 1
H 4
RBI 1
BB 3
SO 13
LOB 13



Batter	1	2	3	4	5	6	7	8	9	AB	R	H	RBI	BB	SO	LOB	BOTTOM										
Craig Biggio, R OBP: 0.338, SLG: 0.500	1-1 2B	1-1 G4-3			1-1 SH5-3 2B		1-1 G5-3	0-1 1B		5	2	3	1	0	0	1											
28 Adam Everett, R OBP: 0.571, SLG: 0.500	1-1 P4		1-1 5 HR		0-0 SH5-3		1-1 5 BB	0-0 1B		3	2	2	0	0	0	1											
5 Jeff Bagwell, R OBP: 0.825, SLG: 0.778	0-3 K		1-0 1H HR		0-2 SF9		4-0 1B	4-2 1B		2	2	1	3	2	1	1											
Jeff Kent, R OBP: 0.462, SLG: 0.818	0-0 2B		1-0 G6-3		4-1 BB		2-0 HR	0-0 BB		3	1	2	4	1	0	0											
4 Eric Bruntlett, R	2H 2B		1-0 G6-3		3H BB		1-2 HR	1-2 BB		1	0	0	0	0	0	3											
17 Lance Berkman, S	0-1 G1-3		2-1 G4-3		1-0 G4-3		2-2 HBP			3	0	0	0	0	0	2											
Richard Hidalgo, R OBP: 0.538, SLG: 1.077		3-2 HR	0-3 K		3-3 K		3-2 2-4	1-1 2B		4	2	2	1	0	2	0											
Morgan Ensberg, R OBP: 0.250, SLG: 0.286		4-2 1B BB		1-2 G3		1-2 G4-3		0-1 P4		3	0	0	0	1	0	1											
Brad Ausmus, R OBP: 0.231, SLG: 0.231		1-3 K		0-0 G6-3		2-1 G4-3		0-0 G5-3		4	0	0	0	0	1	2											
Roger Clemens, R 16 Jason Lane, R Dan Miceli, R Orlando Palmeiro, L Ricky Stone, R		3-1 1B		1-1 G6-3		1-1 G6-3		2-1 F7	2-1 1B	2	0	1	0	0	0	0											
Inning Stats	R: 1 E: 0 K: 1 S: 10	H: 2 LOB: 1 BB: 0 P: 12	R: 1 E: 0 K: 1 S: 19	H: 2 LOB: 1 BB: 1 P: 31	R: 2 E: 0 K: 1 S: 8	H: 1 LOB: 0 BB: 0 P: 13	R: 0 E: 0 K: 0 S: 6	H: 0 LOB: 0 BB: 0 P: 8	R: 1 E: 0 K: 0 S: 8	H: 1 LOB: 1 BB: 1 P: 14	R: 0 E: 0 K: 1 S: 8	H: 0 LOB: 0 BB: 0 P: 14	R: 3 E: 0 K: 0 S: 15	H: 2 LOB: 1 BB: 1 P: 30	R: 2 E: 0 K: 0 S: 13	H: 4 LOB: 3 BB: 1 P: 20	1B: 4 2B: 5 3B: 0 HR: 3	SF: 1 SAC: 1 DP: 0 HBP: 2	WP: 0 PB: 0 SB: 1 CS: 0	PA: 40							
PITCHER	IP	WLS	BF	H	R	ER	SO	BB	IBB	HBP	BLK	WP	HR	S	P	ERA	WHIP										
Jerome Williams, R ERA: 7.5	(1, 1)	6.0	L	26	6	5	5	4	2	0	1	0	0	59	92	7.50	1.333										
Kevin Walker, L ERA: 20.25	(7, 1)	1.0		7	2	3	3	0	1	0	1	0	0	15	30	27.00	3.000										
Leo Estrella, R ERA: 27.0	(8, 1)	0.2		7	4	2	2	0	1	0	0	0	0	12	19	27.00	7.500										
Wayne Franklin, L ERA: 0.000	(8, 1)	0.1		1	0	0	0	0	0	0	0	0	0	1	1	0.00	0.000										

San Francisco Giants @ Houston Astros
Minute Maid Park, Houston, TX
Wed Apr 07 2004, 6:05 PM CDT
Att: 42,863 - Cloudy - 82 F


AB 32
R 10
H 12
RBI 10
BB 4
SO 4
LOB 11



Batter	1	2	3	4	5	6	7	8	9	10	AB	R	H	RBI	BB	SO	LOB	TOP																																																																																																											
Ray Durham, S OBP: 0.500, SLG: 0.647	(1,4) F8		(2,2) 1B		(2,1) G4-3			(1,0) F7	(0,0) 2B		5	0	2	2	0	0	1																																																																																																												
Neifi Perez, S OBP: 0.375, SLG: 0.500	(1,6) G3-1		(0,2) F9		(1,1) G5-3			(0,2) 1B	(3,1) G4-3		5	0	1	0	0	0	2																																																																																																												
Marquis Grissom, R OBP: 0.471, SLG: 0.615	(1,8) G6-3			(4,0) G4 BB		(1,2) F8		(3,3) K		(2,2) HR	4	1	1	1	1	1	1																																																																																																												
Barry Bonds, L OBP: 0.471, SLG: 0.692		(3,2) P5		(1,2) G4		(1,1) F8		(4,0) 1B		(2,1) P4	4	0	0	0	1	0	1																																																																																																												
Edgardo Alfonzo, R OBP: 0.214, SLG: 0.214		(2,0) G6-3		(1,1) F8		(1,0) F8		(2,1) F9		(0,0) G4-3 PB	5	0	1	0	0	0	3																																																																																																												
Pedro Feliz, R OBP: 0.300, SLG: 0.300		(2,0) 1B		(1,1) F9																																																																																																																									
Cody Ransom, R OBP: 0.067, SLG: 0.071																																																																																																																													
J.T. Snow, L OBP: 0.067, SLG: 0.071																																																																																																																													
Dustan Mohr, R OBP: 0.250, SLG: 0.250																																																																																																																													
Michael Tucker, L OBP: 0.250, SLG: 0.313																																																																																																																													
Yorvit Torrealba, R OBP: 0.667, SLG: 0.500				(0,0) G3-1																																																																																																																									
Dustin Hermanson, R OBP: 0.300, SLG: 0.500				(2,1) F7																																																																																																																									
Tony Torcato, L OBP: 0.333, SLG: 0.500																																																																																																																													
Jim Brower, R OBP: 0.000, SLG: 0.000																																																																																																																													
Jason Christiansen, R OBP: 0.000, SLG: 0.000																																																																																																																													
Felix Rodriguez, R OBP: 0.000, SLG: 0.000																																																																																																																													
A.J. Pierzynski, L OBP: 0.000, SLG: 0.000																																																																																																																													
Matt Herges, R OBP: 0.000, SLG: 0.000																																																																																																																													
David Aardsma, R OBP: 0.000, SLG: 0.000																																																																																																																													
Inning Stats												R: 0	H: 0	E: 0	K: 0	S: 6	R: 0	H: 1	E: 0	K: 0	S: 7	R: 0	H: 1	E: 0	K: 0	S: 9	R: 0	H: 0	E: 0	K: 0	S: 7	R: 0	H: 1	E: 0	K: 0	S: 10	R: 0	H: 1	E: 0	K: 0	S: 14	R: 0	H: 1	E: 0	K: 0	S: 10	R: 0	H: 3	E: 0	K: 0	S: 8	R: 1	H: 2	E: 0	K: 0	S: 12	1B: 8	SF: 0	2B: 1	SAC: 2	3B: 0	DP: 0	HR: 1	HBP: 1	WP: 0	PA: 43																																																											
PITCHER												IP	WLS	BF	H	R	ER	SO	BB	IBB	HBP	BLK	WP	HR	S	P	ERA	WHIP	PITCHER												IP	WLS	BF	H	R	ER	SO	BB	IBB	HBP	BLK	WP	HR	S	P	ERA	WHIP																																																																				
David Wells, L ERA: 0.00	(1,1) 7.0	WLS: 0	BF: 27	H: 4	R: 0	ER: 0	SO: 0	BB: 1	IBB: 0	HBP: 1	BLK: 0	WP: 0	HR: 0	S: 60	P: 96	0.00	0.714	Akinori Otsuka, R ERA: 2.7												(8,1) 1.0	H: 5	R: 1	ER: 0	SO: 1	BB: 0	IBB: 0	HBP: 0	BLK: 0	WP: 0	HR: 0	S: 10	P: 20	0.00	1.000	Trevor Hoffman, R ERA: 9.0												(9,1) 1.0	B: 6	R: 3	ER: 2	SO: 0	BB: 0	IBB: 0	HBP: 0	BLK: 0	WP: 0	HR: 0	S: 8	P: 11	18.00	3.000	Antonio Osuna, R ERA: 11.57												(10,1) 0.1	3: 2	1: 1	ER: 0	SO: 0	BB: 0	IBB: 0	HBP: 0	BLK: 0	WP: 0	HR: 0	S: 6	P: 10	27.00	6.000	Eddie Oropesa, L ERA: 4.5												(10,1) 0.2	W: 2	R: 0	ER: 0	SO: 0	BB: 0	IBB: 0	HBP: 0	BLK: 0	WP: 0	HR: 0	S: 6	P: 11	0.00	0.000

San Francisco Giants @ San Diego Padres
 PETCO Park, San Diego, CA
 Thu Apr 08 2004, 10:05 PM EDT
 Att: 41,400 - Unknown - 64 F


AB 38
 R 3
 H 10
 RBI 3
 BB 2
 SO 1
 LOB 16



Batter	1	2	3	4	5	6	7	8	9	10	AB	R	H	RBI	BB	SO	LOB	BOTTOM																																																																																																											
Sean Burroughs, L OBP: 0.381, SLG: 0.400	(1,5) F8		(1,0) G4-3 2B		(1,2) F9					(0,1) 1B	6	0	3	3	0	0	3																																																																																																												
Mark Loretta, R OBP: 0.400, SLG: 0.474	(1,4) F9		(1,2) G4-3		(0,0) 2B					(0,1) G4-3	5	0	1	0	0	0	4																																																																																																												
24 Brian Giles, L OBP: 0.350, SLG: 0.133	(1,9) FC6-4 1B		(4,1) BB		(0,0) G3-1						2	0	1	0	3	0	2																																																																																																												
Phil Nevin, R OBP: 0.316, SLG: 0.500	(1,3) FC6-4		(1,0) G6-3								5	0	0	0	0	0	6																																																																																																												
Ryan Klesko, L OBP: 0.266, SLG: 0.231		(1,1) P6		(0,0) F7																																																																																																																									
Kerry Robinson, L OBP: 0.400, SLG: 0.400																																																																																																																													
Jay Payton, R OBP: 0.300, SLG: 0.353																																																																																																																													
Ramon Hernandez, R OBP: 0.421, SLG: 0.563																																																																																																																													
3 Khalil Greene, R OBP: 0.533, SLG: 0.417																																																																																																																													
David Wells, L ERA: 1.5	(1,1) 6.0	WLS: 1	BF: 24	H: 5	R: 1	ER: 1	SO: 3	BB: 1	IBB: 0	HBP: 0	BLK: 0	WP: 0	HR: 0	S: 57	P: 89	1.50	1.000	Akinori Otsuka, R ERA: 2.7												(8,1) 1.0	H: 5	R: 1	ER: 0	SO: 1	BB: 0	IBB: 0	HBP: 0	BLK: 0	WP: 0	HR: 0	S: 10	P: 20	0.00	1.000	Trevor Hoffman, R ERA: 9.0												(9,1) 1.0	B: 6	R: 3	ER: 2	SO: 0	BB: 0	IBB: 0	HBP: 0	BLK: 0	WP: 0	HR: 0	S: 8	P: 11	18.00	3.000	Antonio Osuna, R ERA: 11.57												(10,1) 0.1	3: 2	1: 1	ER: 0	SO: 0	BB: 0	IBB: 0	HBP: 0	BLK: 0	WP: 0	HR: 0	S: 6	P: 10	27.00	6.000	Eddie Oropesa, L ERA: 4.5												(10,1) 0.2	W: 2	R: 0	ER: 0	SO: 0	BB: 0	IBB: 0	HBP: 0	BLK: 0	WP: 0	HR: 0	S: 6	P: 11	0.00	0.000
Inning Stats												R: 0	H: 1	E: 0	K: 0	S: 9	R: 0	H: 0	E: 0	K: 1	S: 10	R: 1	H: 2	E: 0	K: 0	S: 9	R: 0	H: 0	E: 0	K: 0	S: 7	R: 0	H: 2	E: 0	K: 0	S: 7	R: 0	H: 0	E: 0	K: 0	S: 13	R: 0	H: 1	E: 0	K: 0	S: 8	R: 0	H: 0	E: 0	K: 0	S: 12	R: 1	H: 2	E: 0	K: 0	S: 15	R: 2	H: 3	E: 0	K: 1	S: 14	1B: 8	SF: 0	2B: 3	SAC: 2	3B: 0	DP: 0	HR: 0	HBP: 0	WP: 0	PA: 46																																																						
PITCHER												IP	WLS	BF	H	R	ER	SO	BB	IBB	HBP	BLK	WP	HR	S	P	ERA	WHIP	PITCHER												IP	WLS	BF	H	R	ER	SO	BB	IBB	HBP	BLK	WP	HR	S	P	ERA	WHIP																																																																				
Dustin Hermanson, R ERA: 1.5	(1,1) 6.0	WLS: 1	BF: 24	H: 5	R: 1	ER: 1	SO: 3	BB: 1	IBB: 0	HBP: 0	BLK: 0	WP: 0	HR: 0	S: 57	P: 89	1.50	1.000	David Aardsma, R ERA: 4.5												(10,1) 0.0	B: 2	R: 2	ER: 0	SO: 0	BB: 0	IBB: 0	HBP: 0	BLK: 0	WP: 0	HR: 0	S: 4	P: 5	∞	∞																																																																																	

San Francisco Giants @ San Diego Padres
 PETCO Park, San Diego, CA
 Thu Apr 08 2004, 10:05 PM EDT
 Att: 41,400 - Unknown - 64 F

AB 38
 R 4
 H 11
 RBI 4
 BB 6
 SO 4
 LOB 21



Batter	1	2	3	4	5	6	7	8	9	AB	R	H	RBI	BB	SO	LOB	TOP										
Ray Durham, S OBP: 0.478, SLG: 0.619	G5-3		BB BB 1B HBP	G1-3			G6-3		2-1 2B	4	1	1	0	0	0	0	San Francisco Giants @ San Diego Padres PETCO Park, San Diego, CA Sat Apr 10, 2004, 10:05 PM EDT Att: 41,625 - Overcast - 63 F										
J.T. Snow, L OBP: 0.200, SLG: 0.118 Cody Ransom, R (9, FR)	1B		1B BB BB	F8			P6		4-1 BB	3	1	1	0	2	0	0											
Michael Tucker, L OBP: 0.238, SLG: 0.286	1B		F8				F8		1-3 BB	5	0	1	0	0	2	5											
Barry Bonds, L OBP: 0.476, SLG: 0.625	F9		BB BB 1B BB	G4-3 1B			P6		2-0	3	1	1	0	1	0	2											
A.J. Pierzynski, L OBP: 0.222, SLG: 0.222	L5		1-2 2-3 3-H 1B	G4-3			K		0-3	4	1	1	1	0	1	3											
Edgardo Alfonzo, R OBP: 0.222, SLG: 0.176			1-2 2-3 3-H 1B	G5-3			F8		2-2	3	0	0	1	1	0	0											
Marquis Grissom, R OBP: 0.429, SLG: 0.529	K		1-2 2-H 3-H 1B	F9			P6		2-2	4	0	1	2	0	1	0											
Nelfi Perez, S OBP: 0.400, SLG: 0.474	1B		G4-6-3	BB			P6		3-2	3	0	1	0	1	0	2											
Kirk Rueter, L Dustin Mohr, R Jim Brower, R Kevin Walker, L David Aardsma, R Wayne Franklin, L Pedro Feliz, R	G4-3		G1-3				G1-3		2-1 1B	2	0	0	0	0	0	1	GIANTS										
Inning Stats	R: 0 E: 0 K: 0 S: 7	H: 2 LOB: 2 BB: 0 P: 10	R: 0 E: 0 K: 1 S: 8	H: 1 LOB: 1 BB: 0 P: 10	R: 4 E: 0 K: 0 S: 11	H: 2 LOB: 1 BB: 3 P: 27	R: 0 E: 0 K: 0 S: 5	H: 0 LOB: 0 BB: 0 P: 7	R: 0 E: 0 K: 1 S: 6	H: 0 LOB: 1 BB: 1 P: 9	R: 0 E: 0 K: 0 S: 6	H: 0 LOB: 0 BB: 0 P: 12	R: 0 E: 0 K: 1 S: 9	H: 0 LOB: 0 BB: 0 P: 13	R: 0 E: 0 K: 1 S: 16	H: 2 LOB: 3 BB: 1 P: 30		1B: 7 2B: 1 3B: 0 HR: 0	SF: 0 SAC: 0 DP: 2 HBP: 1	WP: 0 PB: 0 SB: 0 CS: 0	PA: 39						
PITCHER	IP	WLS	BF	H	R	ER	SO	BB	IBB	HBP	BLK	WP	HR	S	P	ERA	WHIP										
Brian Lawrence, R ERA: 4.09	6.0		27	6	4	4	2	4	0	1	0	0	0	42	74	6.00	1.667										
Scott Linebrink, R ERA:	1.0	W	3	0	0	0	0	0	0	0	0	0	0	6	12	0.00	0.000										
Akinori Otsuka, R ERA: 2.08	1.0	H	3	0	0	0	1	0	0	0	0	0	0	9	13	0.00	0.000										
Trevor Hoffman, R ERA: 6.0	1.0	S	6	2	0	0	1	1	0	0	0	0	0	16	30	0.00	3.000										

Batter	1	2	3	4	5	6	7	8	9	AB	R	H	RBI	BB	SO	LOB	BOTTOM										
Sean Burroughs, L OBP: 0.385, SLG: 0.440	G6-3		G4-3	BB 1B			K			5	0	2	1	0	1	3	San Francisco Giants @ San Diego Padres PETCO Park, San Diego, CA Sat Apr 10, 2004, 10:05 PM EDT Att: 41,625 - Overcast - 63 F										
Mark Loretta, R OBP: 0.400, SLG: 0.478	F7		F7	1-2 2-H BB			L6-5		1-1 2B	4	0	1	0	1	0	2											
24 Brian Giles, L OBP: 0.320, SLG: 0.200	F8		P6	F8			1B FC5 2B		1-3 K	5	1	1	0	0	1	4											
Phil Nevin, R OBP: 0.417, SLG: 0.609			G2-3 1B	SF8 2B			FC5 2B 1B		1-1 P3	5	3	4	0	0	0	1											
Jay Payton, R OBP: 0.280, SLG: 0.318	G2-3		G4-3 1B	F8			FC5 2B		1-2 G4-3	5	1	1	1	0	0	4											
Ryan Klesko, L OBP: 0.333, SLG: 0.333 Akinori Otsuka, R Trevor Hoffman, R	BB		SF8	F8			FC5 2B		2-2 3-H 2-2	2	0	1	2	1	0	1											
Ramon Hernandez, R OBP: 0.435, SLG: 0.526	FC6-4 1B		G4-3	G5-3			BB		4-1	3	0	1	1	1	0	2											
3 Khalil Greene, R OBP: 0.474, SLG: 0.375	F7		F7	1B 1B			G5-3		1-2 F7	4	1	1	1	0	0	5											
Brian Lawrence, R OBP: 0.750, SLG: 1.000 Terrence Long, L OBP: 0.333, SLG: 0.333 Scott Linebrink, R Kerry Robinson, L OBP: 0.333, SLG: 0.333	FC6-4		BB 1B	BB 1B			L6-5 1B		2-3 K	2	0	1	0	0	0	2	SD										
Inning Stats	R: 0 E: 0 K: 0 S: 5	H: 0 LOB: 0 BB: 0 P: 9	R: 1 E: 0 K: 0 S: 12	H: 2 LOB: 2 BB: 1 P: 23	R: 0 E: 0 K: 0 S: 6	H: 0 LOB: 0 BB: 0 P: 9	R: 3 E: 0 K: 0 S: 23	H: 5 LOB: 3 BB: 1 P: 39	R: 0 E: 0 K: 0 S: 7	H: 1 LOB: 1 BB: 0 P: 18	R: 0 E: 0 K: 2 S: 21	H: 2 LOB: 3 BB: 1 P: 34	R: 0 E: 0 K: 1 S: 11	H: 1 LOB: 1 BB: 0 P: 15	1B: 9 2B: 6 3B: 0 HR: 0	SF: 1 SAC: 0 DP: 1 HBP: 0		WP: 0 PB: 0 SB: 0 CS: 0	PA: 41								
PITCHER	IP	WLS	BF	H	R	ER	SO	BB	IBB	HBP	BLK	WP	HR	S	P	ERA	WHIP										
Kirk Rueter, L ERA: 4.91	5.0		25	8	4	4	0	2	0	0	0	0	0	17	22	18.00	4.000										
Jim Brower, R ERA: 6.0	1.0	L	7	4	2	2	0	0	0	0	0	0	0	3	5	∞	∞										
Kevin Walker, L ERA: 20.25	0.0		1	1	0	0	0	0	0	0	0	0	0	3	5	∞	∞										
David Aardsma, R ERA:	0.2		3	0	0	0	1	1	0	0	0	0	0	5	11	0.00	1.500										
Wayne Franklin, L ERA:	1.1		5	1	0	0	2	0	0	0	0	0	0	14	20	0.00	0.750										

Batter	1	2	3	4	5	6	7	8	9	AB	R	H	RBI	BB	SO	LOB	TOP										
Ray Durham, S OBP: 0.393, SLG: 0.500 (1,4)										5	0	0	0	0	2	2											
J.T. Snow, L OBP: 0.340, SLG: 0.143 (1,3)										4	1	1	0	1	1	0											
Marquis Grissom, R OBP: 0.500, SLG: 0.636 (1,8)										5	2	4	0	0	0	1											
Barry Bonds, L OBP: 0.500, SLG: 0.632 (1,7)										3	1	1	0	2	0	2											
A.J. Pierzynski, L OBP: 0.190, SLG: 0.190 (8, PH) Pedro Feliz, R OBP: 0.385, SLG: 0.385 (8,5)										3	0	0	0	0	2	4											
Edgardo Alfonzo, R OBP: 0.273, SLG: 0.238 (8,2) Yorvit Torrealba, R OBP: 0.150, SLG: 0.500 (8,2)										4	1	2	1	0	0	2											
Michael Tucker, L OBP: 0.308, SLG: 0.292 (1,9)										3	0	1	1	2	0	1											
Neffi Perez, S OBP: 0.400, SLG: 0.435 (1,6)										4	0	1	2	1	0	4											
Brett Tomko, R Tony Torcato, L OBP: 0.600, SLG: 0.300 (7, PH) Jason Christiansen, R Jeffrey Hammonds, R Felix Rodriguez, R Matt Herges, L (8,9)										2	0	0	0	0	0	0											
Inning Stats	R: 0 H: 1 E: 0 K: 0 S: 12	H: 1 LOB: 1 BB: 0 P: 19	R: 0 H: 0 E: 0 K: 1 S: 8	H: 1 LOB: 1 BB: 0 P: 10	R: 0 H: 0 E: 0 K: 1 S: 7	H: 0 LOB: 0 BB: 0 P: 10	R: 0 H: 1 E: 0 K: 0 S: 8	H: 1 LOB: 1 BB: 1 P: 17	R: 0 H: 0 E: 0 K: 0 S: 8	H: 0 LOB: 0 BB: 0 P: 11	R: 0 H: 2 E: 0 K: 1 S: 12	H: 1 LOB: 1 BB: 1 P: 16	R: 0 H: 1 E: 0 K: 0 S: 9	H: 1 LOB: 1 BB: 1 P: 15	R: 5 H: 4 E: 0 K: 2 S: 24	H: 4 LOB: 2 BB: 3 P: 42	R: 1 H: 1 E: 1 K: 0 S: 12	H: 1 LOB: 3 BB: 2 P: 27	1B: 9 2B: 2 3B: 0 HR: 0	SF: 0 SAC: 0 DP: 2 HBP: 0	WP: 0 PB: 0 SB: 0 CS: 0	PA: 44					
PITCHER	IP: 7.0 WLS: 0.1 BF: 27 ERA: 1.46	WLS: H 3 1	H: 6 R: 0 ER: 0 SO: 4	R: 0 ER: 0 SO: 0	BB: 2 IBB: 0 HBP: 0 BLK: 0	WP: 0 HR: 0 S: 64 P: 98	ERA: 0.00 WHIP: 1.143	IP: 1.0 WLS: 0.0 BF: 7 ERA: 0.00 WHIP: 3.000	WLS: H 3 1	H: 1 R: 1 ER: 0 SO: 0	R: 2 H: 0 ER: 0 SO: 0	BB: 2 IBB: 0 HBP: 0 BLK: 0	WP: 0 HR: 0 S: 12 P: 27	ERA: 0.00 WHIP: 3.000	44 Jake Peavy, R ERA: 1.46	Scott Linebrink, R ERA: 6.75	Eddie Oropesa, L ERA: 9.0	Jay Witasick, R ERA: 18.0	Antonio Osuna, R ERA: 9.0								

San Francisco Giants @ San Diego Padres
PETCO Park, San Diego, CA
Sun Apr 11 2004, 8:05 PM EDT
Att: 41,492 - Sunny - 68 F

AB 37
R 6
H 11
RBI 6
BB 7
SO 6
LOB 20



Batter	1	2	3	4	5	6	7	8	9	AB	R	H	RBI	BB	SO	LOB	BOTTOM								
Sean Burroughs, L OBP: 0.367, SLG: 0.414 (1,5)										4	1	1	0	0	0	1									
Mark Loretta, R OBP: 0.378, SLG: 0.444 (1,4)										4	1	1	0	0	0	0									
24 Brian Giles, L OBP: 0.310, SLG: 0.292 (1,9)										4	1	1	2	0	1	0									
Phil Nevin, R OBP: 0.357, SLG: 0.519 (1,3)										4	0	0	0	0	2	0									
Ryan Klesko, L Scott Linebrink, R Eddie Oropesa, L Jay Witasick, R Antonio Osuna, R Jason Szuminski, R Ramon Vazquez, L OBP: 0.167, SLG: 0.067 (8,9)										2	0	0	0	0	0	0									
Terrence Long, L OBP: 0.400, SLG: 0.333 (8,7)										3	0	1	0	1	0	0									
Ramon Hernandez, R OBP: 0.370, SLG: 0.435 (1,2)										4	0	0	0	0	0	3									
3 Khalil Greene, R OBP: 0.500, SLG: 0.444 (1,6)										2	0	1	0	1	0	0									
44 Jake Peavy, R Jay Payton, R OBP: 0.269, SLG: 0.304 (8,8)										2	0	0	0	0	0	1									
Inning Stats	R: 0 H: 0 E: 0 K: 0 S: 6	H: 0 LOB: 0 BB: 0 P: 11	R: 0 H: 0 E: 0 K: 1 S: 9	H: 0 LOB: 0 BB: 0 P: 16	R: 0 H: 0 E: 0 K: 0 S: 6	H: 0 LOB: 0 BB: 0 P: 10	R: 3 H: 3 E: 1 K: 0 S: 12	H: 3 LOB: 0 BB: 0 P: 18	R: 0 H: 0 E: 0 K: 0 S: 7	H: 0 LOB: 0 BB: 0 P: 10	R: 0 H: 1 E: 0 K: 0 S: 9	H: 1 LOB: 2 BB: 2 P: 22	R: 0 H: 0 E: 0 K: 1 S: 10	H: 0 LOB: 0 BB: 0 P: 15	R: 0 H: 0 E: 0 K: 1 S: 7	H: 0 LOB: 1 BB: 1 P: 11	1B: 3 2B: 1 3B: 1 HR: 0	SF: 0 SAC: 0 DP: 1 HBP: 0	WP: 0 PB: 0 SB: 0 CS: 0	PA: 34					
PITCHER	IP: 6.0 WLS: 0.4 BF: 22 ERA: 5.4	WLS: W 5 1	H: 4 R: 3 ER: 0 SO: 3	R: 0 ER: 0 SO: 1	BB: 0 IBB: 0 HBP: 0 BLK: 0	WP: 0 HR: 0 S: 52 P: 81	ERA: 4.50 WHIP: 0.667	IP: 1.0 WLS: 0.0 BF: 5 ERA: 5.4	WLS: H 5 1	H: 1 R: 0 ER: 0 SO: 0	R: 0 H: 0 ER: 0 SO: 0	BB: 2 IBB: 0 HBP: 0 BLK: 0	WP: 0 HR: 0 S: 9 P: 11	ERA: 0.00 WHIP: 0.000	Brett Tomko, R ERA: 5.4	Jason Christiansen, L ERA: 4.93	Felix Rodriguez, R ERA: 4.93	Matt Herges, R ERA: 5.4							

San Francisco Giants @ San Diego Padres
PETCO Park, San Diego, CA
Sun Apr 11 2004, 8:05 PM EDT
Att: 41,492 - Sunny - 68 F

AB 31
R 3
H 5
RBI 2
BB 3
SO 3
LOB 7



Batter	1	2	3	4	5	6	7	8	9	AB	R	H	RBI	BB	SO	LOB	TOP		
Scott Podsednik, L (1, 8) OBP: 0.378, SLG: 0.452	2-2 B2 1B			0-0 L7		3-2 BB 1B		1-2 S 1B		4	1	3	0	0	0	0	Milwaukee Brewers @ San Francisco Giants SBC Park, San Francisco, CA Tue Apr 13 2004, 9:05 PM EDT Att: 42,040 - Cloudy - 59 F AB 32 R 2 H 7 RBI 2 BB 2 SO 8 LOB 10		
Craig Counsell, L (1, 6) OBP: 0.438, SLG: 0.423	1-1 B2			4-2 FC6-4 BB		4-1 BB BB		3-1 1B 1B		2	0	1	0	2	0	1			
Junior Spivey, R (1, 4) OBP: 0.368, SLG: 0.469	1-3 K			1-2 FC6-4 1-2f		1-1 SF8		2-1 1B 1-3 2-H		3	0	1	2	0	1	1			
Geoff Jenkins, L (1, 7) OBP: 0.372, SLG: 0.459		1-1 F7		2-3 K		3-3 K		0-0 F7		4	0	0	0	0	2	5			
Lyle Overbay, L (1, 3) OBP: 0.195, SLG: 0.390		1-2 G3			0-0 F7		1-3 K		2-2 L8	4	0	0	0	0	1	0			
Keith Ginter, R (1, 5) OBP: 0.529, SLG: 0.692		1-3 K2-3			0-2 G6-3		0-1 F8		3-2 FC6-4 1B	4	0	1	0	0	1	0			
Ben Grieve, L (1, 9) OBP: 0.286, SLG: 0.400			3-3 K		1-3 K2-3		0-0 G4-3		2-1 FC6-4 1-2f	4	0	0	0	0	2	1			
Chad Moeller, R (1, 2) OBP: 0.458, SLG: 0.526			3-3 K			0-1 BB SF8 1B		0-0 F8	1-1 G3	3	1	1	0	0	1	0			
Brooks Kieschnick, L (9, PH) OBP: 0.600, SLG: 0.500										1	0	0	0	0	0	1			
39 Chris Capuano, L (1, 1) OBP: 0.200, SLG: 0.200			2-1 F7			1-1 P3		1-1 F8		1	0	0	0	0	0	0			
Trent Durrington, R (8, PH)										1	0	0	0	0	0	1			
Ben Ford, R (6, 1)										0	0	0	0	0	0	0			
2 Bill Hall, R (8, PH)										1	0	0	0	0	0	0			
Luis Vizcaino, R (8, 1)										0	0	0	0	0	0	0			
Inning Stats	R: 0 E: 0 K: 1 S: 8	H: 1 LOB: 0 BB: 0 P: 12	R: 0 E: 0 K: 1 S: 9	H: 0 LOB: 0 BB: 0 P: 12	R: 0 E: 0 K: 2 S: 8	H: 0 LOB: 1 BB: 1 P: 16	R: 0 E: 0 K: 1 S: 9	H: 0 LOB: 0 BB: 0 P: 8	R: 1 E: 0 K: 1 S: 14	H: 2 LOB: 2 BB: 1 P: 26	R: 0 E: 0 K: 1 S: 6	H: 0 LOB: 0 BB: 0 P: 7	R: 1 E: 0 K: 0 S: 11	H: 3 LOB: 2 BB: 0 P: 18	R: 0 E: 0 K: 0 S: 12	H: 1 LOB: 1 BB: 0 P: 20	1B: 7 2B: 0 3B: 0 HR: 0	SF: 1 SAC: 0 DP: 0 HBP: 0	WP: 0 PA: 35 PB: 0 CS: 1
PITCHER	IP WLS BF H R ER SO BB IBB HBP BLK WP HR S P ERA WHIP	Dustin Hermanson, R (1, 1) ERA: 1.54 Kevin Walker, L (6, 1) ERA: 16.2 Jim Brower, R (7, 1) ERA: 7.71 Felix Rodriguez, R (8, 1) ERA: 3.86 Jason Christiansen, L (8, 1) ERA:																	
PITCHER	IP WLS BF H R ER SO BB IBB HBP BLK WP HR S P ERA WHIP	Matt Herges, R (9, 1) ERA: 3.86																	

Batter	1	2	3	4	5	6	7	8	9	AB	R	H	RBI	BB	SO	LOB	BOTTOM		
Ray Durham, S (1, 4) OBP: 0.441, SLG: 0.500	1-0 BLK HR			2-2 K		0-1 G4-3				1	1	1	0	0	0	0	Milwaukee Brewers @ San Francisco Giants SBC Park, San Francisco, CA Tue Apr 13 2004, 9:05 PM EDT Att: 42,040 - Cloudy - 59 F AB 31 R 4 H 8 RBI 4 BB 3 SO 5 LOB 12		
Cody Ransom, R (2, 4)	1-2 HBP			3-3 K						2	0	0	0	0	1	0			
J.T. Snow, L (1, 3) OBP: 0.242, SLG: 0.207	3-3 K		0-1 G6-3							4	0	0	0	0	2	3			
Marquis Grissom, R (1, 8) OBP: 0.441, SLG: 0.733	1-2 2-H HR		1-2 HR		2-1 F9		0-0 G6-3			4	2	2	3	0	0	0			
Barry Bonds, L (1, 7) OBP: 0.588, SLG: 0.960	4-0 FC6-4 BB		0-2 P5		0-0 1B		1-2 HR			3	1	2	1	1	0	0			
Edgardo Alfonzo, R (1, 5) OBP: 0.200, SLG: 0.172	0-2 FC6-4 BB		0-2 P4		1-2 F7		2-2 G4-3			4	0	0	0	0	0	2			
Jeffrey Hammonds, R (1, 9) OBP: 0.600, SLG: 0.333	4-2 BB		4-2 1B		1-1 1B		2-0 P4		2-0 P6	2	0	1	0	2	0	0			
A.J. Pierzynski, L (1, 2) OBP: 0.207, SLG: 0.207	1-2 F9		2-0 1B		1-0 G4-3			2-2 P6		4	0	1	0	0	0	4			
Nelfi Perez, S (1, 6) OBP: 0.394, SLG: 0.400		1-2 FC5-6 1B		2-3 K		3-2 F8		0-0 G4-1		4	0	1	0	0	1	2			
Dustin Hermanson, R (1, 1)		1-2 FC5-6		1-3 K		0-1 G1-3				2	0	0	0	0	1	1			
Kevin Tucker, L (6, PH)										0	0	0	0	0	0	0			
Michael Tucker, L (6, PH)										1	0	0	0	0	0	0			
Jim Brower, R (7, 1)										0	0	0	0	0	0	0			
Felix Rodriguez, R (8, 1)										0	0	0	0	0	0	0			
Jason Christiansen, R (8, 1)										0	0	0	0	0	0	0			
Matt Herges, L (9, 1)										0	0	0	0	0	0	0			
Inning Stats	R: 2 E: 0 K: 1 S: 16	H: 2 LOB: 2 BB: 2 P: 30	R: 0 E: 0 K: 0 S: 8	H: 1 LOB: 0 BB: 0 P: 11	R: 1 E: 0 K: 1 S: 15	H: 2 LOB: 2 BB: 1 P: 24	R: 0 E: 0 K: 3 S: 10	H: 0 LOB: 0 BB: 0 P: 16	R: 0 E: 0 K: 0 S: 9	H: 2 LOB: 2 BB: 0 P: 14	R: 0 E: 0 K: 0 S: 7	H: 0 LOB: 0 BB: 0 P: 10	R: 1 E: 0 K: 0 S: 8	H: 1 LOB: 0 BB: 0 P: 11	R: 0 E: 0 K: 0 S: 9	H: 0 LOB: 0 BB: 0 P: 13	1B: 5 2B: 0 3B: 0 HR: 3	SF: 0 SAC: 0 DP: 1 HBP: 1	WP: 0 PA: 35 PB: 0 CS: 0
PITCHER	IP WLS BF H R ER SO BB IBB HBP BLK WP HR S P ERA WHIP	39 Chris Capuano, L (1, 1) ERA: 3.27 Ben Ford, R (6, 1) ERA: 12.71 Luis Vizcaino, R (8, 1) ERA:																	

Batter	1	2	3	4	5	6	7	8	9	AB	R	H	RBI	BB	SO	LOB	TOP											
Scott Podsednik, L (1, 8) OBP: 0.367, SLG: 0.422	4-0 G4-3 BB	2-2 F7			1-1 G3		1-1 G4-3			3	0	0	0	1	0	4	Milwaukee Brewers @ San Francisco Giants SBC Park, San Francisco, CA Wed Apr 14 2004, 3:35 PM EDT Att: 37,844 - Unknown - 58 F											
Craig Counsell, L (1, 6) OBP: 0.417, SLG: 0.400	2-2 L8		1-1 G6-3			2-2 G3-1		1-1 F8 BB 1B		4	0	1	0	0	0	1												
Junior Spivey, R (1, 4) OBP: 0.357, SLG: 0.429	0-2 G4-3 1-2		1-1 P5			1-0 F8		4-1 G6-4-3 BB		3	0	0	0	1	0	1												
Geoff Jenkins, L (1, 7) OBP: 0.362, SLG: 0.512		1-0 HR	2-1 L9			3-3 K		2-2 F8		4	1	1	1	0	1	2												
Keith Ginter, R (1, 5) OBP: 0.476, SLG: 0.588		0-1 FC5-4 1B			0-1 G5-3		3-1 L5	3-0 G6-4-3 1-2		4	0	1	0	0	0	2												
Wes Helms, R (1, 3) OBP: 0.387, SLG: 0.500		1-0 FC5-4 1B 1-2			0-3 K		3-2 P4	4-1 F9 G5-3 BB		3	1	0	0	0	1	1												
Lyle Overbay, L (7, 3) OBP: 0.214, SLG: 0.390										0	0	0	0	1	0	0												
Brady Clark, R (1, 9) OBP: 0.467, SLG: 0.833		0-0 SH1-4 1B 1-3			2-1 F8		4-2 S BB	1-2 G5-3		3	1	1	0	1	0	1												
Gary Bennett, R (1, 2) OBP: 0.438, SLG: 0.667		1-1 SH1-4 1B 1-2 3-H			1-0 L7		4-2 1B BB	0-0 F9		3	0	1	1	1	0	1												
Wes Obermueller, R (1, 1) OBP: 0.500, SLG: 0.500		0-0 SH1-4			2-0 F8		0-1 1-2 2-H 1B	2-0 G4-3		2	0	1	1	0	0	0												
Jeff Bennett, R (7, 1) Brooks Kieschnick, L (9, PH) Dan Kolb, R (9, 1)		1-2 2-S								0	0	0	0	0	0	0												
Inning Stats	R: 0 E: 0 K: 0 S: 7	H: 0 LOB: 0 BB: 1 P: 13	R: 2 E: 0 K: 0 S: 14	H: 4 LOB: 2 BB: 0 P: 19	R: 0 E: 0 K: 0 S: 6	H: 0 LOB: 0 BB: 0 P: 10	R: 0 E: 0 K: 1 S: 7	H: 0 LOB: 0 BB: 0 P: 9	R: 0 E: 0 K: 0 S: 4	H: 0 LOB: 0 BB: 0 P: 8	R: 0 E: 0 K: 0 S: 7	H: 0 LOB: 0 BB: 0 P: 13	R: 1 E: 0 K: 0 S: 14	H: 1 LOB: 2 BB: 2 P: 29	R: 0 E: 0 K: 0 S: 9	H: 1 LOB: 1 BB: 1 P: 19	R: 0 E: 0 K: 0 S: 4	H: 0 LOB: 1 BB: 1 P: 10	1B: 5 2B: 0 3B: 0 HR: 1	SF: 0 SAC: 1 DP: 2 HBP: 0	WP: 0 PB: 0 CS: 1	PA: 36						
PITCHER	IP	WLS	BF	H	R	ER	SO	BB	IBB	HBP	BLK	WP	HR	S	P	ERA	WHIP											
Brian Cooper, R (1, 1) ERA: 3.0	6.0	L	22	4	2	2	2	1	0	0	0	0	0	1	45	72	3.00	0.833										
David Aardsma, R (7, 1) ERA: 2.7	0.2		5	1	1	1	0	2	0	0	0	0	0	12	26	13.50	4.500											
Wayne Franklin, L (7, 1) ERA:	1.1		5	1	0	0	0	1	0	0	0	0	0	11	22	0.00	1.500											
Kevin Walker, L (9, 1) ERA: 16.2	0.0		1	0	0	0	0	1	0	0	0	0	0	1	5	∞	∞											
Jim Brower, R (9, 1) ERA: 6.35	1.0		3	0	0	0	0	0	0	0	0	0	0	3	5	0.00	0.000											

AB	30
R	3
H	6
RBI	3
BB	5
SO	2
LOB	14



Batter	1	2	3	4	5	6	7	8	9	AB	R	H	RBI	BB	SO	LOB	BOTTOM										
Neif Perez, S (1, 6) OBP: 0.351, SLG: 0.353	1-2 G4-3			1-0 L8		2-1 G4-3		2-1 F9		4	0	0	0	0	0	0	Milwaukee Brewers @ San Francisco Giants SBC Park, San Francisco, CA Wed Apr 14 2004, 3:35 PM EDT Att: 37,844 - Unknown - 58 F										
J.T. Snow, L (1, 3) OBP: 0.243, SLG: 0.242	0-1 G6-3			2-2 F8		1-0 G6-3		0-0 2B		4	0	1	0	0	0	0											
Marquis Grissom, R (1, 8) OBP: 0.421, SLG: 0.676	1-2 F7			3-1 1B 1B		1-1 P6		2-2 G6-3		4	0	1	0	0	0	1											
Pedro Feliz, R (1, 5) OBP: 0.353, SLG: 0.353		2-3 K		1-0 1B		0-0 F9		0-0 G3-1		4	0	1	0	0	1	0											
A.J. Pierzynski, L (1, 2) OBP: 0.212, SLG: 0.188	0-2 G5-3			0-1 G3-1		4-2 1B BB		1-0 G6-3		3	0	0	0	1	0	2											
Michael Tucker, L (1, 9) OBP: 0.286, SLG: 0.273	0-2 G4-3			1-3 K		0-1 1B		3-2 F8		4	0	1	0	0	1	0											
Dustan Mohr, R (1, 7) OBP: 0.250, SLG: 0.143			2-1 F7		2-0 G6-3		4-0 1B			2	0	0	0	0	0	0											
Barry Bonds, L (7, PH) OBP: 0.600, SLG: 0.960						1-2 2-S IBB				0	0	0	0	1	0	0											
Cody Ransom, R (1, 4) Edgardo Alfonzo, R (7, PH) OBP: 0.194, SLG: 0.167			2-1 F8		1-1 F8		0-0 F8			2	0	0	0	0	0	0											
Brian Cooper, R (1, 1) Jeffrey Hammonds, R (6, PH) David Aardsma, R (7, 1) Wayne Franklin, L (7, 1) Yorvit Torrealba, R (8, PH) Kevin Walker, L (9, 1) Jim Brower, R (9, 1)			0-3 K			1-1 G6-3		0-0 B3		1	0	0	0	0	1	0											
Inning Stats	R: 0 E: 0 K: 0 S: 10	H: 0 LOB: 0 BB: 0 P: 12	R: 0 E: 0 K: 1 S: 9	H: 0 LOB: 0 BB: 0 P: 11	R: 0 E: 0 K: 1 S: 7	H: 0 LOB: 0 BB: 0 P: 11	R: 0 E: 0 K: 0 S: 9	H: 2 LOB: 2 BB: 0 P: 16	R: 0 E: 0 K: 1 S: 6	H: 0 LOB: 0 BB: 0 P: 10	R: 0 E: 0 K: 0 S: 5	H: 0 LOB: 0 BB: 0 P: 9	R: 0 E: 0 K: 0 S: 11	H: 1 LOB: 3 BB: 2 P: 20	R: 0 E: 0 K: 0 S: 7	H: 1 LOB: 1 BB: 0 P: 11	R: 0 E: 0 K: 0 S: 5	H: 0 LOB: 0 BB: 0 P: 9	1B: 3 2B: 1 3B: 0 HR: 0	SF: 0 SAC: 0 DP: 0 HBP: 0	WP: 0 PB: 0 CS: 0	PA: 33					
PITCHER	IP	WLS	BF	H	R	ER	SO	BB	IBB	HBP	BLK	WP	HR	S	P	ERA	WHIP										
Wes Obermueller, R (1, 1) ERA: 3.75	6.2		24	3	0	0	3	1	0	0	0	0	0	8	16	0.00	0.600										
Jeff Bennett, R (7, 1) ERA: 2.84	1.1	H	6	1	0	0	0	0	1	0	0	0	0	8	16	0.00	0.750										
Dan Kolb, R (9, 1) ERA: 2.25	1.0	S	3	0	0	0	0	0	0	0	0	0	0	5	9	0.00	0.000										


AB	31
R	0
H	4
RBI	0
BB	2
SO	3
LOB	6



Batter	1	2	3	4	5	6	7	8	9	AB	R	H	RBI	BB	SO	LOB	TOP				
Dave Roberts, L (1, 7) OBP: 0.400, SLG: 0.241	4-1 S SH5-3 G4-3 BB		2-1 F7			2-2 1B FC6-4 1B			4-1 SH2-4 E G6-3 BB	2	3	1	0	2	0	0					
Cesar Izuris, S (1, 6) OBP: 0.293, SLG: 0.275	1 SAFE 2-1 SH5-3		0-2 G1-3			1 SAFE 2-1 FC6-4 1B			1-0 SH2-4	2	0	1	0	0	0	0					
Milton Bradley, S (1, 8) OBP: 0.364, SLG: 0.421	0-2 G4-3			4-1 G5-4-3 BB		2-2 FC6-4 CS			1-1 G6-3	3	0	0	3	1	0	1					
Robin Ventura, L (1, 3) OBP: 0.300, SLG: 0.400	0-0 F7			0-0 F7		1-0 CS			1-1 F8	4	0	1	0	0	0	1					
Paul Lo Duca, R (1, 2) OBP: 0.512, SLG: 0.579		4-0 BB		2-1 G5-4-3		0-1 2-4 1B			1-2 P6	3	0	1	0	1	0	2					
Juan Encarnacion, R (1, 9) OBP: 0.275, SLG: 0.395		0-3 K		1-0 F9		1-1 F8				3	0	0	0	0	1	2					
Adrián Beltré, R (1, 5) OBP: 0.333, SLG: 0.622		3-2 L9		1-2 K		2-0 2-4			0-0 G6-3	3	0	0	0	0	1	1					
Alex Cora, L (1, 4) OBP: 0.241, SLG: 0.370		0-1 L7		2-3 K		1-2 G6-3			1-2 G6-3	3	0	0	0	0	1	1					
Odalis Perez, L (1, 1) Eric Gagne, R (9, 1)			1-3 K		0-2 F8				0-0 G4-3	3	0	0	0	0	1	0					
Inning Stats	R: 1 E: 0 K: 0 S: 7	H: 0 LOB: 0 BB: 1 P: 13	R: 0 E: 0 K: 1 S: 10	H: 0 LOB: 1 BB: 1 P: 17	R: 0 E: 0 K: 1 S: 8	H: 0 LOB: 0 BB: 0 P: 11	R: 0 E: 0 K: 2 S: 4	H: 0 LOB: 0 BB: 0 P: 10	R: 0 E: 0 K: 2 S: 7	H: 0 LOB: 0 BB: 0 P: 11	R: 1 E: 0 K: 0 S: 12	H: 2 LOB: 1 BB: 0 P: 19	R: 0 E: 0 K: 0 S: 8	H: 1 LOB: 1 BB: 0 P: 13	R: 0 E: 0 K: 0 S: 7	H: 0 LOB: 0 BB: 0 P: 8	R: 1 E: 1 K: 0 S: 10	H: 1 LOB: 1 BB: 1 P: 18	1B: 4 2B: 0 3B: 0 HR: 0	SF: 0 SAC: 2 DP: 1 HBP: 0	WP: 0 PA: 33 PB: 0 SB: 1 CS: 1
PITCHER	IP WLS BF H R ER SO BB IBB HBP BLK WP HR S P ERA WHIP																				
Jason Schmidt, R (1, 1) ERA: 2.97	7.0 L 25 3 0 2 2 4 3 0 0 0 0 0 0 56 94 2.57 0.857																				
Jason Christiansen, L (8, 1) ERA:	1.0 3 0 0 0 0 0 0 0 0 0 0 0 0 7 8 0.00 0.000																				
Jim Brower, R (9, 1) ERA: 5.4	1.0 5 1 1 0 0 1 0 0 0 0 0 0 0 10 18 0.00 2.000																				

Los Angeles Dodgers @ San Francisco Giants
SBC Park, San Francisco, CA
Fri Apr 16 2004, 10:20 PM EDT
Att: 42,662 - Cloudy - 58 F


AB 26
R 3
H 4
RBI 3
BB 4
SO 4
LOB 8



Batter	1	2	3	4	5	6	7	8	9	AB	R	H	RBI	BB	SO	LOB	BOTTOM				
Neftali Feliz, S (1, 6) OBP: 0.317, SLG: 0.316	1-2 L7		1-1 P6			1-0 G5-3			3-3 K	4	0	0	0	0	1	0					
Jeffrey Hammonds, R (1, 9) OBP: 0.400, SLG: 0.143	1-0 G5-3			0-1 G4-3		2-2 G5-3			4-2 HR BB	3	1	0	0	1	0	0					
Marquis Grissom, R (1, 8) OBP: 0.381, SLG: 0.695	0-1 F7			1-3 K		1-3 K			1-0 F8	4	0	0	0	0	2	1					
Barry Bonds, L (1, 7) OBP: 0.590, SLG: 1.000		2-2 P5		4-2 BB		0-3 K			2-2 HR	3	1	1	2	1	1	1					
Pedro Feliz, R (1, 3) OBP: 0.286, SLG: 0.286		2-3 K		1-3 K		1-0 F8			2-2 L7	4	0	0	0	0	2	1					
Edgardo Alfonzo, R (1, 5) OBP: 0.229, SLG: 0.265		2-2 2B			1-0 SH1-3 2B				2-2 G6-3	4	0	2	0	0	0	0					
Yorvit Torrealba, R (1, 2) OBP: 0.429, SLG: 0.200		3-2 G5-3			0-1 SH1-3					2	0	0	0	0	1	1					
Cody Ransom, R (1, 4)			1-3 K		1-0 P3				3-2 P4	3	0	0	0	0	1	1					
Jason Schmidt, R (1, 1) Jason Christiansen, R (8, 1) Dustan Mohr, R (8, PH) Jim Brower, R (9, 1)			0-3 K		3-3 K				0-1 G3-1	2	0	0	0	0	2	1					
Inning Stats	R: 0 E: 0 K: 0 S: 6	H: 0 LOB: 0 BB: 0 P: 8	R: 0 E: 0 K: 1 S: 12	H: 1 LOB: 0 BB: 0 P: 21	R: 0 E: 0 K: 2 S: 8	H: 0 LOB: 0 BB: 0 P: 10	R: 0 E: 0 K: 2 S: 11	H: 0 LOB: 1 BB: 1 P: 17	R: 0 E: 0 K: 1 S: 7	H: 1 LOB: 1 BB: 0 P: 12	R: 0 E: 0 K: 2 S: 11	H: 0 LOB: 1 BB: 0 P: 15	R: 0 E: 0 K: 1 S: 7	H: 0 LOB: 0 BB: 0 P: 9	R: 0 E: 0 K: 1 S: 8	H: 0 LOB: 0 BB: 0 P: 14	R: 2 E: 0 K: 0 S: 15	H: 1 LOB: 0 BB: 1 P: 26	1B: 0 2B: 2 3B: 0 HR: 1	SF: 0 SAC: 1 DP: 0 HBP: 0	WP: 1 PA: 33 PB: 0 SB: 0 CS: 0
PITCHER	IP WLS BF H R ER SO BB IBB HBP BLK WP HR S P ERA WHIP																				
Odalis Perez, L (1, 1) ERA: 3.2	8.0 W 28 2 0 0 0 10 1 0 0 0 0 0 1 70 106 0.00 0.375																				
Eric Gagne, R (9, 1) ERA: 3.35	1.0 S 5 1 2 2 0 1 0 0 0 0 0 1 15 26 18.00 2.000																				

Los Angeles Dodgers @ San Francisco Giants
SBC Park, San Francisco, CA
Fri Apr 16 2004, 10:20 PM EDT
Att: 42,662 - Cloudy - 58 F

AB 30
R 2
H 3
RBI 2
BB 2
SO 10
LOB 6




Batter	1	2	3	4	5	6	7	8	9	AB	R	H	RBI	BB	SO	LOB	TOP				
Dave Roberts, L (1, 7) OBP: 0.378, SLG: 0.212	G1-3		F7		K		S 1B BB	L9		4	0	0	0	1	1	2					
Paul Lo Duca, R (1, 2) OBP: 0.542, SLG: 0.695	G1-5-3 1B		1B			HR 1B	FC6-4 1B		G5-3	5	1	4	0	0	0	0					
Milton Bradley, S (1, 8) OBP: 0.367, SLG: 0.512	G1-5-3		F8			HR	F6		1B 2B	5	2	2	2	0	0	4					
Shawn Green, L (1, 3) OBP: 0.372, SLG: 0.500	G4-3			G4-3		G4-3	K		K	5	0	0	0	0	2	4					
Adrian Beltré, R (1, 5) OBP: 0.341, SLG: 0.595		G4-6-3 1B		G5-3		G6-3	FC6-4		1B	5	0	2	1	0	0	2					
Juan Encarnacion, R (1, 9) OBP: 0.273, SLG: 0.366		G4-6-3		G5-3		1B BB			G6-3	3	1	0	0	1	0	1					
José Hernández, R (1, 6) (5, 4)		1B			FC3-6 1B	1B 1B			1B 2B	4	1	4	0	0	0	0					
Alex Cora, L (1, 4) Cesar Izturis, S (5, 6)					FC3-6 SH2-4				P5	2	0	0	0	0	1	2					
Jose Lima, R (1, 1) Jason Grabowski, L (5, PH) Wilson Alvarez, L (5, 1) Robin Ventura, L (5, PH) 37 Darren Dreifort, R (5, 1) Tom Martin, L (5, 1) Guillermo Mota, R (5, 1) Eric Gagne, R (5, 1)			G1-3		SH2-4	G3-1			1B	1	0	0	0	0	0	0					
Inning Stats	R: 0 E: 0 K: 0 S: 8	H: 1 LOB: 1 BB: 0 P: 12	R: 0 E: 0 K: 1 S: 10	H: 2 LOB: 1 BB: 0 P: 15	R: 0 E: 0 K: 0 S: 8	H: 1 LOB: 1 BB: 0 P: 16	R: 0 E: 0 K: 0 S: 8	H: 0 LOB: 0 BB: 0 P: 12	R: 0 E: 0 K: 1 S: 10	H: 1 LOB: 2 BB: 1 P: 16	R: 3 E: 0 K: 0 S: 17	H: 4 LOB: 2 BB: 1 P: 30	R: 0 E: 0 K: 1 S: 16	H: 1 LOB: 2 BB: 1 P: 25	R: 1 E: 0 K: 0 S: 10	H: 2 LOB: 1 BB: 0 P: 17	R: 1 E: 0 K: 1 S: 12	H: 2 LOB: 1 BB: 0 P: 14	1B: 11 2B: 2 3B: 0 HR: 1	SF: 0 SAC: 1 DP: 1 HBP: 0	WP: 0 PA: 41 PB: 0 SB: 1 CS: 0
PITCHER	IP	WLS	BF	H	R	ER	SO	BB	IBB	HBP	BLK	WP	HR	S	P	ERA	WHIP				
Kirk Rueter, L (1, 1) ERA: 4.86	5.2	L	25	8	3	3	2	1	0	0	0	0	1	56	92	4.76	1.588				
Jim Brower, R (5, 1)	0.1		2	1	0	0	0	0	0	0	0	0	0	5	9	0.00	3.000				
Wayne Franklin, L (7, 1)	0.2		4	1	0	0	1	1	0	0	0	0	0	14	21	0.00	3.000				
David Aardsma, R (7, 1)	0.1		1	0	0	0	0	0	0	0	0	0	0	2	4	0.00	0.000				
Felix Rodriguez, R (8, 1)	1.0		5	2	1	1	0	0	0	0	0	0	0	10	17	9.00	2.000				

Los Angeles Dodgers @ San Francisco Giants
SBC Park, San Francisco, CA
Sat Apr 17 2004, 4:05 PM EDT
Att: 42,663 - Cloudy - 57 F

livebaseballscorecards.com

AB 38
R 5
H 14
RBI 5
BB 2
SO 4
LOB 18



Batter	1	2	3	4	5	6	7	8	9	AB	R	H	RBI	BB	SO	LOB	BOTTOM				
Neftali Perez, S (1, 4) OBP: 0.289, SLG: 0.286	G6-3		F8		G4-3		F8		SH5-4	4	0	0	0	0	0	0					
J.T. Snow, L (1, 3) OBP: 0.262, SLG: 0.270	G4-3		2B		F7		L9		G6-3 BB	4	1	1	0	1	0	0					
Marquis Grissom, R (1, 8) OBP: 0.383, SLG: 0.695	G6-3		2B		1B		G1-3		G6-3	5	0	2	1	0	0	2					
Barry Bonds, L (1, 7) OBP: 0.605, SLG: 1.067		G4-6-3 BB	2B		P5		HR			2	1	1	1	2	0	1					
Edgardo Alfonzo, R (1, 5) OBP: 0.256, SLG: 0.250		G4-6-3	P3		G6-4-3 BB		E BB			2	0	0	0	2	0	3					
A.J. Pierzynski, L (1, 2) OBP: 0.243, SLG: 0.250		2B		1B G5-4-3		G6-4-3	E6			4	1	2	0	0	0	2					
Michael Tucker, L (1, 9) OBP: 0.316, SLG: 0.286										2	0	1	0	1	1	0					
David Aardsma, R (7, 1)										0	0	0	0	0	0	0					
Felix Rodriguez, R (8, 1)										0	0	0	0	0	0	0					
Ray Durham, S (5, PH) OBP: 0.429, SLG: 0.484										1	0	0	0	1	2						
Matt Herges, L (9, 1)										0	0	0	0	0	0	0					
Cody Ransom, R (1, 6)										2	0	0	0	0	1	3					
Pedro Feliz, R (7, PH) (8, 6)										2	1	1	1	0	1	0					
Kirk Rueter, L (1, 1)										2	0	0	0	0	1	0					
Jim Brower, R (5, 1)										0	0	0	0	0	0	0					
Wayne Franklin, L (7, 1)										0	0	0	0	0	0	0					
Jeffrey Hammonds, R (7, 9) OBP: 0.417, SLG: 0.125										1	0	0	0	1	0	0					
Inning Stats	R: 0 E: 0 K: 0 S: 8	H: 0 LOB: 0 BB: 0 P: 16	R: 0 E: 0 K: 1 S: 11	H: 1 LOB: 2 BB: 2 P: 23	R: 1 E: 0 K: 1 S: 11	H: 2 LOB: 1 BB: 1 P: 19	R: 1 E: 0 K: 0 S: 9	H: 2 LOB: 0 BB: 0 P: 13	R: 0 E: 0 K: 1 S: 5	H: 0 LOB: 0 BB: 1 P: 14	R: 0 E: 0 K: 1 S: 9	H: 0 LOB: 0 BB: 0 P: 15	R: 1 E: 0 K: 1 S: 13	H: 1 LOB: 1 BB: 1 P: 24	R: 1 E: 0 K: 0 S: 8	H: 1 LOB: 2 BB: 2 P: 16	1B: 3 2B: 3 3B: 0 HR: 2	SF: 0 SAC: 1 DP: 4 HBP: 0	WP: 0 PA: 39 PB: 0 SB: 0 CS: 0		
PITCHER	IP	WLS	BF	H	R	ER	SO	BB	IBB	HBP	BLK	WP	HR	S	P	ERA	WHIP				
Jose Lima, R (1, 1) ERA: 3.86	5.0	W	22	6	2	2	2	2	1	0	0	0	0	17	29	0.00	0.500				
Wilson Alvarez, L (5, 1)	2.0	H	6	0	0	0	2	1	0	0	0	0	0	17	29	0.00	0.500				
37 Darren Dreifort, R (8, 1) ERA: 5.79	0.2	H	4	1	1	1	0	1	0	0	0	0	1	7	15	13.50	3.000				
Tom Martin, L (8, 1)	0.0		1	0	0	0	0	0	0	0	0	0	0	3	4	∞	∞				
Guillermo Mota, R (8, 1)	0.1	H	1	0	0	0	1	0	0	0	0	0	0	3	5	0.00	0.000				

Los Angeles Dodgers @ San Francisco Giants
SBC Park, San Francisco, CA
Sat Apr 17 2004, 4:05 PM EDT
Att: 42,663 - Cloudy - 57 F

livebaseballscorecards.com

AB 31
R 4
H 8
RBI 3
BB 7
SO 5
LOB 13



Batter	1	2	3	4	5	6	7	8	9	AB	R	H	RBI	BB	SO	LOB	TOP						
Dave Roberts, L (1, 7) OBP: 0.420, SLG: 0.250	1-2 FC6-4 1B		4-1 WP BB					0-0 B1-3		3	1	2	0	2	0	0							
Cesar Izturis, S (1, 6) OBP: 0.292, SLG: 0.298	1-1 FC6-4 1-2		1-0 F8					2-2 G6-3		5	1	1	1	0	0	5							
Milton Bradley, S (1, 8) OBP: 0.352, SLG: 0.468	2-0 F7		2-1 G4-3 1-2					4-1 1B BB		4	0	0	0	1	1	3							
Shawn Green, L (1, 3) OBP: 0.417, SLG: 0.537	0-0 G4-3							1-2 1-3 1B		3	2	2	0	2	0	1							
Adrián Beltré, R (1, 5) OBP: 0.367, SLG: 0.681		1-1 2B						1-2 P2		5	1	3	3	0	1	3							
Juan Encarnacion, R (1, 9) OBP: 0.288, SLG: 0.435		1-2 P2						2-2 G6-3		5	1	2	2	0	0	2							
David Ross, R (1, 2) OBP: 0.222, SLG: 0.556		0-0 G6-3						0-2 G6-3		5	1	1	1	0	0	3							
Alex Cora, L (1, 4) OBP: 0.250, SLG: 0.333		0-3 K						0-0 G3		4	0	1	0	0	2	2							
Jeff Weaver, R (1, 1) OBP: 0.333, SLG: 0.500			1-2 G4-3							3	0	1	0	0	0	0							
Duaner Sanchez, R (6, 1)										1	0	0	0	0	0	1							
Tom Martin, L (7, 1)										0	0	0	0	0	0	0							
37 Darren Dreifort, R (8, 1)										0	0	0	0	0	0	0							
Eric Gagne, R (9, 1)										0	0	0	0	0	0	0							
Inning Stats	R: 0 E: 0 K: 0 S: 7	H: 1 LOB: 1 BB: 0 P: 11	R: 0 E: 0 K: 1 S: 9	H: 1 LOB: 1 BB: 0 P: 11	R: 0 E: 0 K: 0 S: 7	H: 0 LOB: 1 BB: 1 P: 15	R: 1 E: 0 K: 1 S: 14	H: 3 LOB: 1 BB: 0 P: 22	R: 6 E: 0 K: 2 S: 22	H: 7 LOB: 3 BB: 2 P: 37	R: 0 E: 0 K: 0 S: 11	H: 0 LOB: 0 BB: 1 P: 21	R: 0 E: 0 K: 0 S: 5	H: 0 LOB: 2 BB: 0 P: 9	R: 0 E: 0 K: 0 S: 15	H: 1 LOB: 2 BB: 1 P: 23	R: 0 E: 0 K: 0 S: 8	H: 0 LOB: 0 BB: 0 P: 10	1B: 6 2B: 4 3B: 0 HR: 3	SF: 0 SAC: 0 DP: 2 HBP: 1	WP: 1 PB: 0 SB: 0 CS: 0	PA: 44	
PITCHER	IP	WLS	BF	H	R	ER	SO	BB	IBB	HBP	BLK	WP	HR	S	P	ERA	WHIP						
Brett Tomko, R (1, 1) ERA: 7.98	4.2	L	26	11	7	7	2	1	1	0	0	1	3	54	87	13.50	2.571						
David Aardsma, R (5, 1) ERA: 1.8	1.1	7	1	0	0	2	2	2	0	0	0	0	0	16	30	0.00	2.250						
Jason Christiansen, L (7, 1) ERA: 4.5	1.2	7	1	0	0	0	1	0	0	1	0	0	0	17	28	0.00	1.200						
Felix Rodriguez, R (8, 1) ERA: 4.5	0.1	1	0	0	0	0	0	0	0	0	0	0	0	3	4	0.00	0.000						
Matt Herges, R (9, 1) ERA: 4.0	1.0	3	0	0	0	0	0	0	0	0	0	0	0	8	10	0.00	0.000						

Los Angeles Dodgers @ San Francisco Giants
SBC Park, San Francisco, CA

AB 38
R 7
H 13
RBI 7
BB 5
SO 4
LOB 20



WP: 1 PA: 44
PB: 0
SB: 0
CS: 0

Batter	1	2	3	4	5	6	7	8	9	AB	R	H	RBI	BB	SO	LOB	BOTTOM						
Ray Durham, S (1, 4) OBP: 0.425, SLG: 0.457	3-1 G4-3		1-0 CS 1B						4-2 BB	4	0	1	0	1	0	0							
J.T. Snow, L (1, 3) OBP: 0.277, SLG: 0.310	0-3 K		2-2 F8 1-2					0-3 K		5	2	2	0	0	2	2							
Marquis Grissom, R (1, 8) OBP: 0.404, SLG: 0.617	2-1 2B 1B		0-1 G6-3					1-3 K		4	2	2	1	1	1	1							
Barry Bonds, L (1, 7) OBP: 0.638, SLG: 1.265	3-2 1-H 2B							4-2 1B BB		4	2	4	5	0	0	0							
A.J. Pierzynski, L (1, 2) OBP: 0.244, SLG: 0.250	2-2 G1-3							0-2 BB 1B		4	0	1	0	0	0	3							
Edgardo Alfonzo, R (1, 5) OBP: 0.256, SLG: 0.231		1-1 G6-3						3-2 L3		3	0	0	0	1	0	0							
Michael Tucker, L (1, 9) OBP: 0.305, SLG: 0.270		0-0 G4-3						3-1 P5		2	0	0	0	0	1	0							
David Aardsma, R (5, 1) ERA: 2.7								4-1 G6-4-3 BB		0	0	0	0	0	0	0							
Cody Ransom, R (6, PH)								1-2 2-3 BB		0	0	0	0	0	0	0							
Jason Christiansen, R (7, 1) ERA: 9.0										0	0	0	0	0	0	0							
Felix Rodriguez, R (8, 1) ERA: 4.76										0	0	0	0	0	0	0							
Jeffrey Hammonds, R (8, PH)										0	0	0	0	0	0	0							
Matt Herges, L (9, 1) ERA: 3.88										0	0	0	0	0	0	0							
Neifi Perez, S (1, 6) OBP: 0.306, SLG: 0.304		3-1 1B						2-1 F7		4	0	2	0	0	0	3							
Brett Tomko, R (1, 1) ERA: 8.89		1-2 G6-3								1	0	0	0	0	0	1							
Duaner Sanchez, R (6, 1) ERA: 2.7										1	0	0	0	0	0	1							
Tom Martin, L (7, 1) ERA: 9.0										2	0	0	0	0	1	3							
37 Darren Dreifort, R (8, 1) ERA: 4.76										0	0	0	0	0	0	0							
Eric Gagne, R (9, 1) ERA: 3.88										2	0	0	0	0	1	3							
Inning Stats	R: 1 E: 0 K: 1 S: 16	H: 2 LOB: 1 BB: 0 P: 26	R: 0 E: 0 K: 0 S: 8	H: 1 LOB: 1 BB: 0 P: 13	R: 0 E: 0 K: 0 S: 6	H: 1 LOB: 0 BB: 0 P: 9	R: 1 E: 0 K: 1 S: 8	H: 1 LOB: 0 BB: 0 P: 12	R: 0 E: 0 K: 0 S: 8	H: 1 LOB: 0 BB: 0 P: 13	R: 3 E: 0 K: 0 S: 20	H: 4 LOB: 2 BB: 2 P: 36	R: 1 E: 0 K: 0 S: 12	H: 2 LOB: 1 BB: 1 P: 20	R: 0 E: 0 K: 0 S: 7	H: 0 LOB: 0 BB: 0 P: 15	R: 0 E: 0 K: 3 S: 15	H: 0 LOB: 1 BB: 1 P: 22	1B: 7 2B: 3 3B: 0 HR: 2	SF: 0 SAC: 0 DP: 3 HBP: 0	WP: 1 PB: 0 SB: 0 CS: 1	PA: 39	
PITCHER	IP	WLS	BF	H	R	ER	SO	BB	IBB	HBP	BLK	WP	HR	S	P	ERA	WHIP						
Jeff Weaver, R (1, 1) ERA: 6.89	5.0	W	24	10	5	5	2	1	0	0	0	0	0	12	27	6.75	2.250						
Duaner Sanchez, R (6, 1) ERA: 2.7	1.1	H	6	1	1	1	0	2	0	0	0	1	0	6	6	0.00	1.500						
Tom Martin, L (7, 1) ERA: 9.0	0.2	H	2	1	0	0	0	0	0	0	0	0	0	6	6	0.00	1.500						
37 Darren Dreifort, R (8, 1) ERA: 4.76	1.0	H	3	0	0	0	0	0	0	0	0	0	0	7	15	0.00	0.000						
Eric Gagne, R (9, 1) ERA: 3.88	1.0	S	4	0	0	0	3	1	0	0	0	0	0	15	22	0.00	1.000						

Los Angeles Dodgers @ San Francisco Giants
SBC Park, San Francisco, CA

AB 35
R 6
H 12
RBI 6
BB 4
SO 5
LOB 14




WP: 1 PA: 39
PB: 0
SB: 0
CS: 1

Batter	1	2	3	4	5	6	7	8	9	AB	R	H	RBI	BB	SO	LOB	TOP						
Sean Burroughs, L (1, 5) OBP: 0.387, SLG: 0.379	1-1 E4 FC1-5		1-2 G3		0-0 G3		3-2 BB 1B		2-2 24 1B	5	1	2	1	0	0	2							
Mark Loretta, R (1, 4) OBP: 0.448, SLG: 0.510	2-1 E4 FC1-5		0-1 G3-1			0-0 FC9-6 BB	4-2 BB		1-2 24 1B	4	1	2	0	1	0	1							
24 Brian Giles, L (1, 9) OBP: 0.271, SLG: 0.184	1-1 FC1-5			2-2 F9		4-0 FC9-6 BB	2-0 P6		0-1 2-H 1B	4	0	1	1	1	0	4							
Phil Nevin, R (1, 3) OBP: 0.345, SLG: 0.434	3-3 K			2-2 G5-3		1-1 FC9-6 1B		4-2 G4-6-3 BB	1-2 24 1B	4	0	0	0	1	1	6							
Ryan Klesko, L (1, 7) OBP: 0.302, SLG: 0.351	0-0 F9			2-2 F7		1-0 SF9		0-0 G4-6-3	1-2 2-H 1B	3	0	0	1	0	0	3							
Jay Payton, R (1, 8) OBP: 0.320, SLG: 0.318		2-2 F9			0-1 P4	1-0 FC6-4 1B		0-0 G6-3		4	0	1	0	0	0	0							
Ramon Hernandez, R (1, 2) OBP: 0.313, SLG: 0.310		2-2 G6-3			3-2 3 2B HBP	0-0 FC6-4		0-1 F9		3	0	0	0	0	0	2							
3 Khalil Greene, R (1, 6) OBP: 0.356, SLG: 0.415		1-3 K			2-0 2B	1-2 P6		1-0 G6-3		4	0	1	0	0	1	0							
David Wells, L (1, 1) Kerry Robinson, L (7, PH) Antonio Osuna, R (7, PH) Terrence Long, L (9, PH)			2-3 K		0-3 K	1-2 P6		0-1 1B 2B		2	0	0	0	0	2	2							
Inning Stats	R: 0 H: 2 E: 2 K: 1 S: 12	H: 0 LOB: 2 BB: 0 P: 19	R: 0 H: 0 E: 0 K: 1 S: 10	H: 0 LOB: 0 BB: 0 P: 15	R: 0 H: 0 E: 0 K: 1 S: 8	H: 0 LOB: 0 BB: 0 P: 11	R: 0 H: 0 E: 0 K: 0 S: 13	H: 1 LOB: 2 BB: 0 P: 19	R: 0 H: 1 E: 0 K: 0 S: 10	H: 1 LOB: 2 BB: 1 P: 15	R: 1 H: 2 E: 0 K: 0 S: 6	H: 2 LOB: 2 BB: 1 P: 13	R: 0 H: 1 E: 0 K: 0 S: 13	H: 1 LOB: 2 BB: 1 P: 24	R: 0 H: 0 E: 0 K: 0 S: 4	H: 0 LOB: 0 BB: 1 P: 8	R: 2 H: 4 E: 0 K: 0 S: 17	H: 4 LOB: 2 BB: 0 P: 22	1B: 6 2B: 2 3B: 0 HR: 0	SF: 1 SAC: 0 DP: 1 HBP: 1	WP: 0 PA: 40 PB: 0 SB: 0 CS: 0		
PITCHER	IP	WLS	BF	H	R	ER	SO	BB	IBB	HBP	BLK	WP	HR	S	P	ERA	WHIP						
Jerome Williams, R (1, 1) ERA: 4.34	6.2	W	29	4	1	1	4	2	0	1	0	0	0	7	113	1.35	0.900						
Wayne Franklin, L (7, 1) ERA: 0.88	0.1	H	1	0	0	0	0	0	0	0	0	0	0	1	3	0.00	0.000						
Felix Rodriguez, R (8, 1) ERA: 6.59	1.0	H	3	0	0	0	0	1	0	0	0	0	0	4	8	0.00	1.000						
Matt Herges, R (9, 1) ERA: 6.59	0.2	H	5	3	2	2	0	0	0	0	0	0	0	11	15	27.00	4.500						
Jason Christiansen, L (9, 1) ERA:	0.0		1	1	0	0	0	0	0	0	0	0	0	2	2	=	=						
Jim Brower, R (9, 1) ERA: 4.91	0.1	S	1	0	0	0	0	0	0	0	0	0	0	4	5	0.00	0.000						

San Diego Padres @ San Francisco Giants
 SBC Park, San Francisco, CA
 Mon Apr 19 2004, 10:15 PM EDT
 Att: 33,361 - Unknown - 58 F

livebaseballscorecards.com

AB	35
R	3
H	8
RBI	3
BB	3
SO	4
LOB	20




Batter	1	2	3	4	5	6	7	8	9	AB	R	H	RBI	BB	SO	LOB	BOTTOM						
Ray Durham, S (1, 4) OBP: 0.386, SLG: 0.410	3-2 P3		1-2 K	1-1 G6-3			0-0 F7			4	0	0	0	0	1	1							
Jeffrey Hammonds, R (1, 9) OBP: 0.412, SLG: 0.385	3-2 1B 2B		2-2 HR 2B		0-0 F8		0-1 L9			4	2	2	0	0	0	0							
Marquis Grissom, R (1, 8) OBP: 0.411, SLG: 0.667	0-1 L9 1B		2-0 HR		2-0 F9		1-0 G4-3			4	1	2	3	0	0	0							
Barry Bonds, L (1, 7) OBP: 0.647, SLG: 1.306	1-2 L9		0-1 HR		4-1 1B BB			4-2 FC6-4 BB		2	1	1	1	2	0	1							
Pedro Feliz, R (1, 3) J.T. Snow, L (9, 3)	0-0 F7		0-0 1B		0-0 1B			1-1 FC6-4 G6-3		4	0	2	0	0	0	2							
Edgardo Alfonzo, R (1, 5) OBP: 0.234, SLG: 0.209		3-2 F8	1-0 F8		0-2 P4			2-1 G6-3		4	0	0	0	0	0	4							
Neifi Perez, S (1, 6) OBP: 0.283, SLG: 0.280		1-1 B3		1-0 G6-3		0-2 G6-3		2-3 K		4	0	0	0	0	1	1							
Yorvit Torrealba, R (1, 2) OBP: 0.300, SLG: 0.125		0-0 G6-3		1-1 E5		1-0 G5-3				3	0	0	0	0	0	0							
Jerome Williams, R (1, 1) Wayne Franklin, L (7, 1) Felix Rodriguez, R (8, 1) Matt Herges, L (9, 1) Jason Christiansen, R (9, 1) Jim Brower, R (9, 1)			0-0 G1-3	2-2 G5-3		0-0 L7				3	0	0	0	0	0	1							
Inning Stats	R: 1 H: 2 E: 0 K: 0 S: 13	H: 2 LOB: 1 BB: 0 P: 20	R: 0 H: 0 E: 0 K: 0 S: 6	H: 0 LOB: 0 BB: 0 P: 10	R: 3 H: 4 E: 0 K: 1 S: 12	H: 4 LOB: 1 BB: 0 P: 18	R: 0 H: 0 E: 1 K: 0 S: 8	H: 0 LOB: 1 BB: 0 P: 13	R: 0 H: 1 E: 0 K: 0 S: 8	H: 1 LOB: 2 BB: 1 P: 14	R: 0 H: 0 E: 0 K: 0 S: 5	H: 0 LOB: 0 BB: 0 P: 6	R: 0 H: 0 E: 0 K: 0 S: 4	H: 0 LOB: 0 BB: 0 P: 5	R: 0 H: 0 E: 0 K: 1 S: 11	H: 0 LOB: 1 BB: 1 P: 20	1B: 3 2B: 2 3B: 0 HR: 2	SF: 0 SAC: 0 DP: 0 HBP: 0	WP: 0 PA: 34 PB: 0 SB: 0 CS: 0				
PITCHER	IP	WLS	BF	H	R	ER	SO	BB	IBB	HBP	BLK	WP	HR	S	P	ERA	WHIP						
David Wells, L (1, 1) ERA: 6.35	6.0	L	27	7	4	4	1	1	0	0	0	0	0	15	25	0.00	0.500						
Antonio Osuna, R (7, 1) ERA: 7.71	2.0		7	0	0	0	1	1	0	0	0	0	0	15	25	0.00	0.500						

San Diego Padres @ San Francisco Giants
 SBC Park, San Francisco, CA
 Mon Apr 19 2004, 10:15 PM EDT
 Att: 33,361 - Unknown - 58 F

livebaseballscorecards.com

AB	32
R	4
H	7
RBI	4
BB	2
SO	2
LOB	10



Batter	1	2	3	4	5	6	7	8	9	AB	R	H	RBI	BB	SO	LOB	TOP					
Sean Burroughs, L OBP: 0.418, SLG: 0.444	1-2 F9 24 HR 1B	1-2 1B		3-2 G4-3 2H 1B 2B	3-2 2B			1-1 G5-3		5	2	4	2	0	0	0	San Diego Padres @ San Francisco Giants SBC Park, San Francisco, CA Tue Apr 20 2004, 10:15 PM EDT Att: 33,825 - Cloudy - 61 F					
Mark Loretta, R OBP: 0.413, SLG: 0.464	3-2 F9 1-3	1-1 G4-3		1-0 G4-3	0-1 F8			1-1 F9		5	0	0	0	0	0	4						
24 Brian Giles, L OBP: 0.297, SLG: 0.250	0-0 HR		4-1 1B BB	4-0 1B 2B BB		2-2 P4		1-0 G5-3		3	2	1	2	2	0	0						
Phil Nevin, R OBP: 0.333, SLG: 0.414	3-H K	1-3	1-0 F9	1-2 2B 1B		0-3 K		1-1 F8		5	0	1	1	0	2	1						
Ryan Klesko, L OBP: 0.340, SLG: 0.439	1-0 1B		1-1	3-H 2-0 1B		0-2 F8		1-1		4	1	3	1	0	0	0						
Eddie Oropesa, L OBP: 0.400, SLG: 0.444	2B		1-2 1B	1-3 2B				1B 2B		1	1	1	0	0	0	0						
Jay Payton, R OBP: 0.327, SLG: 0.327	2-2 FC5-4 1B		0-1 F7	0-1 P3				1-2 3 BB 1B		5	1	2	1	0	0	4						
Ramon Hernandez, R OBP: 0.321, SLG: 0.319	0-0 FC5-4 1-2		3-2 G5-3		1-3 K			0-0 3 WP 1B		5	0	2	1	0	1	3						
3 Khalil Greene, R OBP: 0.380, SLG: 0.409		0-0 G5-3		0-0 SH1-4 2B 1B	4-1 SH3-4 2B BB			1-2 2-3 BB		3	2	1	0	2	0	1						
Brian Lawrence, R OBP: 0.271, SLG: 0.314		1-3 K	1 SAFE K	1-0 SH1-4	0-0 SH3-4			1-0 SF8-5-6-4		1	0	0	0	0	0	0						
Scott Linebrink, R OBP: 0.366, SLG: 0.357				1-2 K				2-3 3-H		0	0	0	0	0	0	0						
Terrence Long, L OBP: 0.329, SLG: 0.354				1-2						0	0	0	0	0	0	0						
Akinori Otsuka, R OBP: 0.329, SLG: 0.354										0	0	0	0	0	0	0						
Ramon Vazquez, L OBP: 0.329, SLG: 0.354										0	0	0	0	0	0	0						
Trevor Hoffman, R ERA: 4.5										0	0	0	0	0	0	0						
Inning Stats	R: 3 E: 0 K: 1 S: 15	H: 4 LOB: 1 BB: 0 P: 23	R: 0 E: 0 K: 1 S: 9	H: 1 LOB: 1 BB: 0 P: 12	R: 0 E: 0 K: 0 S: 11	H: 1 LOB: 2 BB: 1 P: 20	R: 3 E: 0 K: 0 S: 13	H: 4 LOB: 2 BB: 1 P: 25	R: 1 E: 0 K: 1 S: 10	H: 1 LOB: 1 BB: 1 P: 18	R: 0 E: 0 K: 1 S: 9	H: 0 LOB: 0 BB: 0 P: 11	R: 0 E: 0 K: 1 S: 10	H: 1 LOB: 0 BB: 0 P: 17	R: 0 E: 0 K: 0 S: 5	H: 0 LOB: 0 BB: 0 P: 8	R: 2 E: 0 K: 0 S: 13	H: 3 LOB: 1 BB: 1 P: 21	1B: 9 2B: 6 3B: 0 HR: 1	SF: 1 SAC: 2 DP: 1 HBP: 0	WP: 1 PB: 0 SB: 1 CS: 0	PA: 45
PITCHER	IP WLS BF H R ER SO BB IBB HBP BLK WP HR S P ERA WHIP																					
Dustin Hermanson, R ERA: 4.7	(1, 1) 3.2 L 22 9 6 6 2 2 0 0 0 0 0 1 45 75 14.73 3.000																					
Brian Cooper, R ERA: 3.0	(4, 1) 3.0 13 3 1 1 2 1 0 0 0 0 1 0 29 46 3.00 1.333																					
Wayne Franklin, L ERA: 3.0	(7, 1) 0.1 1 0 0 0 1 0 0 0 0 0 0 0 3 5 0.00 0.000																					
Jason Christiansen, L ERA: 4.5	(8, 1) 1.0 3 0 0 0 0 0 0 0 0 0 0 0 5 8 0.00 0.000																					
David Aardsma, R ERA: 4.5	(9, 1) 1.0 6 3 2 2 0 1 0 0 0 0 0 0 13 21 18.00 4.000																					
Batter	1	2	3	4	5	6	7	8	9	AB	R	H	RBI	BB	SO	LOB	BOTTOM					
Ray Durham, S OBP: 0.408, SLG: 0.432	1-1 G4-6-3 1B		0-3 K		0-0 G4-6-3 1B		3-1 2B 1B		0-2 G4-6-3 1-2	5	1	3	0	0	1	1	San Diego Padres @ San Francisco Giants SBC Park, San Francisco, CA Tue Apr 20 2004, 10:15 PM EDT Att: 33,825 - Cloudy - 61 F					
J.T. Snow, L OBP: 0.269, SLG: 0.319	0-0 G4-6-3 1-2		1-0 F8		1-0 G4-6-3 1-2		3-2 1-H 2B		0-0 L9	5	0	1	1	0	0	2						
Marquis Grissom, R OBP: 0.417, SLG: 0.655	1-1 BB 1B			1-0 HR 1B		0-0 G5-3		1-1 G6-3		4	1	2	0	0	0	1						
Barry Bonds, L OBP: 0.673, SLG: 1.378	4-0 1-2 BB			2-0 1-H HR		4-1 1B BB		4-0 IBB		1	2	1	2	3	0	0						
Michael Tucker, L OBP: 0.302, SLG: 0.275	2-3 K			0-0 G4-3		3-1 1B G3-2 1B		1-3 K		3	0	1	0	0	1	2						
Jeffrey Hammonds, R OBP: 0.369, SLG: 0.357						1-2 G3-2 1B				1	0	0	0	0	1	2						
Pedro Feliz, R OBP: 0.333, SLG: 0.515		1-3 K		1-1 HR		3-1 1-3 2-H 1B		1-1 G6-3		4	1	2	2	0	1	0						
A.J. Pierzynski, L OBP: 0.222, SLG: 0.227		0-0 G3		2-1 G4-3		1-2 G3-2 1-2		3-1 P5		4	0	0	0	0	0	2						
Nelfi Perez, S OBP: 0.281, SLG: 0.264		1-0 F7		4-2 BB		0-0 F7		0-1 G3		3	0	0	0	1	0	1						
Dustin Hermanson, R ERA: 4.7	(1, 1) 3.2 L 22 9 6 6 2 2 0 0 0 0 0 1 45 75 14.73 3.000																					
Brian Cooper, R ERA: 3.0	(4, 1) 3.0 13 3 1 1 2 1 0 0 0 0 1 0 29 46 3.00 1.333																					
Wayne Franklin, L ERA: 3.0	(7, 1) 0.1 1 0 0 0 1 0 0 0 0 0 0 0 3 5 0.00 0.000																					
Dustan Mohr, R OBP: 0.369, SLG: 0.357	(7, PH) 1.1 H 4 0 0 0 1 0 0 0 0 0 0 9 14 0.00 0.000																					
Jason Christiansen, L ERA: 4.5	(8, 1) 1.0 3 0 0 0 0 0 0 0 0 0 0 0 5 8 0.00 0.000																					
David Aardsma, R ERA: 4.5	(9, 1) 1.0 6 3 2 2 0 1 0 0 0 0 0 0 13 21 18.00 4.000																					
Edgardo Alfonzo, R ERA: 3.6	(9, PH) 1.0 3 1 0 0 0 0 0 0 0 0 0 0 6 7 0.00 1.000																					
Inning Stats	R: 0 E: 0 K: 1 S: 8	H: 2 LOB: 2 BB: 1 P: 16	R: 0 E: 0 K: 1 S: 5	H: 0 LOB: 0 BB: 0 P: 7	R: 0 E: 0 K: 2 S: 8	H: 0 LOB: 0 BB: 0 P: 10	R: 3 E: 0 K: 0 S: 10	H: 3 LOB: 1 BB: 1 P: 20	R: 0 E: 0 K: 0 S: 9	H: 1 LOB: 0 BB: 0 P: 4	R: 1 E: 0 K: 0 S: 9	H: 2 LOB: 1 BB: 1 P: 20	R: 1 E: 0 K: 1 S: 12	H: 2 LOB: 2 BB: 1 P: 26	R: 0 E: 0 K: 0 S: 6	H: 0 LOB: 0 BB: 0 P: 10	R: 0 E: 0 K: 0 S: 6	H: 1 LOB: 0 BB: 0 P: 7	1B: 8 2B: 2 3B: 0 HR: 2	SF: 0 SAC: 0 DP: 4 HBP: 0	WP: 0 PB: 0 SB: 0 CS: 0	PA: 38
PITCHER	IP WLS BF H R ER SO BB IBB HBP BLK WP HR S P ERA WHIP																					
Brian Lawrence, R ERA: 5.91	(1, 1) 5.0 W 23 7 4 4 4 4 0 0 0 0 0 0 15 28 5.40 1.800																					
Scott Linebrink, R ERA: 3.69	(6, 1) 1.2 H 7 3 1 1 0 0 0 0 0 0 0 0 15 28 5.40 1.800																					
Eddie Oropesa, L ERA: 12.27	(7, 1) 0.0 1 0 0 0 0 0 0 1 0 0 0 0 0 4 ∞ ∞																					
Akinori Otsuka, R ERA: 1.17	(7, 1) 1.1 H 4 0 0 0 1 0 0 0 0 0 0 0 9 14 0.00 0.000																					
Trevor Hoffman, R ERA: 3.6	(9, 1) 1.0 3 1 0 0 0 0 0 0 0 0 0 0 6 7 0.00 1.000																					



Batter	1	2	3	4	5	6	7	8	9	AB	R	H	RBI	BB	SO	LOB	TOP				
Sean Burroughs, L (1.5) OBP: 0.411, SLG: 0.426	G5-3 24 WP G3-1 BB	P4		G1-3		F8		24 BB 1B	F7	5	2	1	0	1	0	6	San Diego Padres @ San Francisco Giants SBC Park, San Francisco, CA Wed Apr 21 2004, 10:05 PM EDT Att: 34,545 - Sunny - 59 F				
Mark Loretta, R (1.4) OBP: 0.426, SLG: 0.517	G5-3		24 F9 24 WP SF8	HR		G1-6-3		G1-3 24 BB 1B	G1-3	4	2	2	3	1	0	2					
3 Khalil Greene, R (8.6) OBP: 0.373, SLG: 0.400										1	0	0	0	0	0	2					
24 Brian Giles, L (1.9) OBP: 0.304, SLG: 0.316	G3-1		F9	G1-4-3				HR	G1-3 1B	5	1	2	4	0	0	1					
Phil Nevin, R (1.3) OBP: 0.358, SLG: 0.459										3	1	3	1	0	0	0					
Jay Witasick, R (7.1)	WP		SF8					FC3-6 1B	F9	1	0	0	0	0	0	2					
Jason Szuminski, R (9.1)	1B									0	0	0	0	0	0	0					
Ryan Klesko, L (1.7) OBP: 0.340, SLG: 0.432	F7									3	0	1	1	0	0	1					
Kerry Robinson, L (5.7) OBP: 0.333, SLG: 0.364								FC3-6 BB	G1-3	2	0	0	0	0	0	3					
Terrence Long, L (1.8) OBP: 0.435, SLG: 0.526										5	2	3	0	0	1	3					
Ramon Hernandez, R (1.2) OBP: 0.328, SLG: 0.314										4	1	1	0	1	0	3					
Ramon Vázquez, L (1.6) OBP: 0.222, SLG: 0.267										4	0	0	0	1	1	7					
44 Jake Peavy, R (1.1) OBP: 0.333, SLG: 0.444	E6									3	1	2	1	0	0	0					
Brian Buchanan, R (7.3) OBP: 0.444, SLG: 0.444										2	1	2	0	0	0	0					
Inning Stats	R: 1 E: 0 K: 0 S: 13	H: 1 LOB: 1 BB: 1 P: 24	R: 1 E: 1 K: 1 S: 10	H: 1 LOB: 1 BB: 0 P: 18	R: 1 E: 0 K: 0 S: 7	H: 1 LOB: 0 BB: 0 P: 11	R: 4 E: 0 K: 0 S: 15	H: 4 LOB: 0 BB: 0 P: 22	R: 1 E: 0 K: 0 S: 6	H: 3 LOB: 1 BB: 0 P: 12	R: 0 E: 0 K: 0 S: 8	H: 1 LOB: 0 BB: 0 P: 11	R: 1 E: 0 K: 1 S: 10	H: 2 LOB: 2 BB: 1 P: 17	R: 2 E: 0 K: 0 S: 12	H: 3 LOB: 2 BB: 1 P: 19	R: 0 E: 0 K: 0 S: 10	H: 1 LOB: 2 BB: 1 P: 16	1B: 13 2B: 1 3B: 1 HR: 2	SF: 1 SAC: 0 DP: 2 HBP: 0	WP: 3 PA: 47 PB: 0 SB: 0 CS: 0
PITCHER	IP WLS BF H R ER SO BB IBB HBP BLK WP HR S P ERA WHIP																				
Jason Schmidt, R (1.1) ERA: 6.55	4.0 L 21 7 7 6 1 1 0 0 0 0 3 1 45 75 13.50 2.000																				
51 Noah Lowry, L (5.1) ERA: 12.0	3.0 18 9 4 4 1 2 0 0 0 0 1 28 50 12.00 3.667																				
Jim Brower, R (8.1) ERA: 3.86	2.0 8 1 0 0 0 1 0 0 0 0 0 0 18 25 0.00 1.000																				

Batter	1	2	3	4	5	6	7	8	9	AB	R	H	RBI	BB	SO	LOB	BOTTOM				
Ray Durham, S (1.4) OBP: 0.404, SLG: 0.426	G3		F8		1B			G5-3		3	0	1	0	0	0	0	San Diego Padres @ San Francisco Giants SBC Park, San Francisco, CA Wed Apr 21 2004, 10:05 PM EDT Att: 34,545 - Sunny - 59 F				
Cody Ransom, R (7.4)										1	0	0	0	0	0	0					
J.T. Snow, L (1.3) OBP: 0.304, SLG: 0.340	G4-6-3 1B		G4-3					G4-3 BB		3	0	2	0	1	0	0					
Marque Grissom, R (1.8) OBP: 0.397, SLG: 0.621	G4-6-3									3	0	0	0	0	0	3					
Dustan Mohr, R (8.7) OBP: 0.167, SLG: 0.091										1	0	0	0	0	0	1					
Barry Bonds, L (1.7) OBP: 0.672, SLG: 1.342										1	0	0	0	2	1	0					
Jeffrey Hammonds, R (8.9) OBP: 0.388, SLG: 0.533										1	0	0	0	0	0	1					
Pedro Feliz, R (1.5) OBP: 0.324, SLG: 0.472										3	0	0	0	1	1	1					
Michael Tucker, L (1.9) OBP: 0.298, SLG: 0.256										3	0	0	0	1	0	2					
Yorvit Torrealba, R (1.2) OBP: 0.357, SLG: 0.182										3	0	1	0	1	0	2					
Nelfi Perez, S (1.6) OBP: 0.262, SLG: 0.246										4	0	0	0	0	2	3					
Jason Schmidt, R (1.1) ERA: 1.54										1	0	0	0	0	1	0					
51 Noah Lowry, R (5.1) ERA: 2.35										2	0	0	0	0	1	0					
Jim Brower, R (8.1) ERA: 4.26										0	0	0	0	0	0	0					
Inning Stats	R: 0 E: 0 K: 0 S: 5	H: 1 LOB: 0 BB: 0 P: 9	R: 0 E: 0 K: 2 S: 10	H: 1 LOB: 1 BB: 1 P: 19	R: 0 E: 0 K: 1 S: 10	H: 0 LOB: 0 BB: 0 P: 17	R: 0 E: 0 K: 0 S: 11	H: 0 LOB: 2 BB: 2 P: 23	R: 0 E: 0 K: 1 S: 10	H: 2 LOB: 2 BB: 0 P: 17	R: 0 E: 0 K: 0 S: 4	H: 0 LOB: 0 BB: 1 P: 13	R: 0 E: 0 K: 1 S: 7	H: 0 LOB: 0 BB: 0 P: 8	R: 0 E: 0 K: 0 S: 8	H: 0 LOB: 1 BB: 1 P: 13	R: 0 E: 0 K: 1 S: 13	H: 0 LOB: 1 BB: 1 P: 19	1B: 4 2B: 1 3B: 0 HR: 0	SF: 0 SAC: 0 DP: 2 HBP: 0	WP: 0 PA: 35 PB: 0 SB: 0 CS: 0
PITCHER	IP WLS BF H R ER SO BB IBB HBP BLK WP HR S P ERA WHIP																				
44 Jake Peavy, R (1.1) ERA: 1.54	6.0 W 24 4 0 0 0 4 1 0 0 0 0 0 15 21 0.00 0.500																				
Jay Witasick, R (7.1) ERA: 2.35	2.0 7 0 0 0 0 1 0 0 0 0 0 0 15 21 0.00 0.500																				
Jason Szuminski, R (9.1) ERA: 4.26	1.0 4 0 0 0 0 1 1 0 0 0 0 0 0 13 19 0.00 1.000																				



Batter	1	2	3	4	5	6	7	8	9	AB	R	H	RBI	BB	SO	LOB	TOP					
Sean Burroughs, L (1.5) OBP: 0.397, SLG: 0.411	P5	2B		L4		F8		E6		5	1	1	1	0	0	1	San Diego Padres @ San Francisco Giants SBC Park, San Francisco, CA Thu Apr 22 2004, 3:35 PM EDT Att: 36,283 - Sunny - 64 F					
Mark Loretta, R (1.4) OBP: 0.411, SLG: 0.500	G4-3	SF7		F9		HR		F9		4	1	1	1	0	0	1						
Brian Buchanan, R (1.9) Antonio Osuna, R (6.1) Ramon Hernandez, R (8, FH) Scott Linebrink, R (8.1) Eddie Oropesa, L (9.1)	G3			1B		SF9		F7		3	0	2	2	0	0	0						
Phil Nevin, R (1.3) OBP: 0.389, SLG: 0.523		1B		FC6-4		HR		BB		4	2	3	2	1	0	1						
Ryan Klesko, L (1.7) Kerry Robinson, L (6.7) OBP: 0.308, SLG: 0.333		1B		K		K		F8		3	1	0	0	1	2	2						
Jay Payton, R (1.8) OBP: 0.333, SLG: 0.321		FC6		1B		G6-3		F9		4	1	1	0	1	0	2						
Miguel Ojeda, R (1.2) OBP: 0.357, SLG: 0.385		3B		1B		F7		G6-3		5	1	2	1	0	0	1						
3 Khalil Greene, R (1.6) OBP: 0.375, SLG: 0.420		1B		P3		P5		P4		5	1	2	2	0	0	2						
Ismael Valdez, R (1.1) Terrence Long, L (6.9) OBP: 0.417, SLG: 0.500		G6-3		K		SF9		G5-3		3	1	1	0	0	1	4						
										1	0	0	0	0	0	1						
Inning Stats	R: 0 E: 0 K: 0 S: 6	H: 0 LOB: 0 BB: 0 P: 10	R: 6 E: 1 K: 0 S: 24	H: 5 LOB: 1 BB: 1 P: 40	R: 0 E: 0 K: 2 S: 12	H: 2 LOB: 2 BB: 0 P: 19	R: 0 E: 0 K: 0 S: 9	H: 2 LOB: 2 BB: 0 P: 16	R: 0 E: 0 K: 0 S: 5	H: 0 LOB: 0 BB: 0 P: 9	R: 3 E: 0 K: 1 S: 17	H: 3 LOB: 0 BB: 0 P: 25	R: 0 E: 0 K: 0 S: 10	H: 1 LOB: 1 BB: 0 P: 14	R: 0 E: 1 K: 0 S: 15	H: 0 LOB: 2 BB: 1 P: 21	R: 0 E: 0 K: 0 S: 12	H: 0 LOB: 0 BB: 1 P: 19	1B: 9 2B: 3 3B: 0 HR: 1	SF: 2 SAC: 0 DP: 1 HBP: 0	WP: 0 PB: 0 SB: 0 CS: 0	PA: 44
PITCHER	IP	WLS	BF	H	R	ER	SO	BB	IBB	HBP	BLK	WP	HR	S	P	ERA	WHIP					
Kirk Rueter, L (1.1) ERA: 5.23	4.0	L	23	9	6	3	2	1	0	0	0	0	0	51	85	6.75	2.500					
Brian Cooper, R (5.1) ERA: 2.7	1.0		3	0	0	0	0	0	0	0	0	0	0	5	9	0.00	0.000					
Wayne Franklin, L (6.1) ERA: 4.26	1.0		6	3	3	3	1	0	0	0	0	0	1	17	25	27.00	3.000					
Felix Rodriguez, R (7.1) ERA: 3.38	1.0		4	1	0	0	0	0	0	0	0	0	0	10	14	0.00	1.000					
Scott Eyre, L (8.1) ERA:	1.0		5	0	0	0	0	1	0	0	0	0	0	15	21	0.00	1.000					
PITCHER	IP	WLS	BF	H	R	ER	SO	BB	IBB	HBP	BLK	WP	HR	S	P	ERA	WHIP					
Matt Herges, R (9.1) ERA: 5.06	1.0		3	0	0	0	0	1	0	0	0	0	0	12	19	0.00	1.000					
Batter	1	2	3	4	5	6	7	8	9	AB	R	H	RBI	BB	SO	LOB	BOTTOM					
Ray Durham, S (1.4) OBP: 0.386, SLG: 0.462	HR	P6		G3		E3		G5-4-3		5	1	1	1	0	0	3	San Diego Padres @ San Francisco Giants SBC Park, San Francisco, CA Thu Apr 22 2004, 3:35 PM EDT Att: 36,283 - Sunny - 64 F					
J.T. Snow, L (1.3) OBP: 0.328, SLG: 0.358	1B	FC6-4		G6-4-3		P6		G1-3		3	1	1	0	1	0	1						
Jeffrey Hammonds, R (1.9) OBP: 0.349, SLG: 0.316	FC6-4			G6-4-3		L7		F8		4	0	1	0	0	0	4						
Pedro Feliz, R (1.5) OBP: 0.317, SLG: 0.475	P5			F8		G1-3		2B		4	0	1	0	0	0	2						
Michael Tucker, L (1.8) OBP: 0.275, SLG: 0.234	FC6-4			K		E3		K		4	1	0	1	0	2	3						
Dustin Mohr, R (1.7) OBP: 0.188, SLG: 0.071	F8			F9		3B		K		3	1	0	0	1	1	1						
A.J. Pierzynski, L (1.2) OBP: 0.204, SLG: 0.208		G4-3		G4-3		F7		P6		4	0	0	0	0	0	2						
Nefli Perez, S (1.6) Matt Herges, L (9.1)		F8		L9		P5				4	0	1	2	0	0	0						
Kirk Rueter, L (1.1) Brian Cooper, R (5.1) Cody Ransom, R (5.1) Wayne Franklin, L (6.1) Marquis Grissom, R (6.1) Felix Rodriguez, R (7.1) Scott Eyre, L (8.1) Edgardo Alfonzo, R (8.5)				G3		K		G5-4-3		1	0	1	0	0	0	0						
				2B				1B		0	0	0	0	0	0	0						
Inning Stats	R: 2 E: 0 K: 0 S: 13	H: 3 LOB: 1 BB: 0 P: 18	R: 0 E: 0 K: 0 S: 8	H: 1 LOB: 0 BB: 0 P: 11	R: 0 E: 0 K: 1 S: 7	H: 0 LOB: 0 BB: 1 P: 13	R: 0 E: 0 K: 1 S: 7	H: 0 LOB: 0 BB: 0 P: 10	R: 0 E: 0 K: 1 S: 10	H: 1 LOB: 2 BB: 0 P: 21	R: 2 E: 1 K: 1 S: 17	H: 1 LOB: 1 BB: 1 P: 27	R: 0 E: 0 K: 1 S: 10	H: 1 LOB: 2 BB: 0 P: 18	R: 0 E: 0 K: 1 S: 10	H: 0 LOB: 0 BB: 0 P: 14	R: 0 E: 0 K: 0 S: 4	H: 1 LOB: 0 BB: 0 P: 5	1B: 2 2B: 4 3B: 1 HR: 1	SF: 0 SAC: 0 DP: 2 HBP: 1	WP: 0 PB: 0 SB: 0 CS: 0	PA: 38
PITCHER	IP	WLS	BF	H	R	ER	SO	BB	IBB	HBP	BLK	WP	HR	S	P	ERA	WHIP					
Ismael Valdez, R (1.1) ERA: 3.77	5.2	W	26	6	4	2	1	2	0	0	0	0	0	14	23	0.00	0.750					
Antonio Osuna, R (6.1) ERA: 6.48	1.1		6	1	0	0	2	0	0	0	0	0	0	14	23	0.00	0.750					
Scott Linebrink, R (8.1) ERA: 3.24	1.0		3	0	0	0	1	0	0	0	0	0	0	10	14	0.00	0.000					
Eddie Oropesa, L (9.1) ERA: 9.84	1.0		3	1	0	0	0	0	0	0	0	0	0	4	5	0.00	1.000					
PITCHER	IP	WLS	BF	H	R	ER	SO	BB	IBB	HBP	BLK	WP	HR	S	P	ERA	WHIP					
Ismael Valdez, R (1.1) ERA: 3.77	5.2	W	26	6	4	2	1	2	0	0	0	0	0	14	23	0.00	0.750					
Antonio Osuna, R (6.1) ERA: 6.48	1.1		6	1	0	0	2	0	0	0	0	0	0	14	23	0.00	0.750					
Scott Linebrink, R (8.1) ERA: 3.24	1.0		3	0	0	0	1	0	0	0	0	0	0	10	14	0.00	0.000					
Eddie Oropesa, L (9.1) ERA: 9.84	1.0		3	1	0	0	0	0	0	0	0	0	0	4	5	0.00	1.000					

San Diego Padres @ San Francisco Giants
 SBC Park, San Francisco, CA
 Thu Apr 22 2004, 3:35 PM EDT
 Att: 36,283 - Sunny - 64 F

AB 39
 R 9
 H 13
 RBI 9
 BB 3
 SO 3
 LOB 18



San Diego Padres @ San Francisco Giants
 SBC Park, San Francisco, CA
 Thu Apr 22 2004, 3:35 PM EDT
 Att: 36,283 - Sunny - 64 F

AB 35
 R 4
 H 8
 RBI 4
 BB 2
 SO 4
 LOB 17



Batter	1	2	3	4	5	6	7	8	9	10	11	12	AB	R	H	RBI	BB	SO	LOB	TOP
Ray Durham, S OBP: 0.365, SLG: 0.431	F9 FC1-2 1B	F9		F8				G1-2-3			P6		6	0	1	0	0	1	3	
Edgardo Alfonzo, R OBP: 0.255, SLG: 0.235	FC1-2 1B		G5-3	P2			G5-3		L4		G6-3		6	1	1	0	0	0	0	
Marquis Grissom, R OBP: 0.382, SLG: 0.587 Michael Tucker, L OBP: 0.264, SLG: 0.224	FC1-2 1B FC1-6		IBB 1B		P4							G1-3	4	2	1	0	0	1	2	
Barry Bonds, L OBP: 0.703, SLG: 1.325	FC1-6 1B		FC6-4 1B IBB										2	1	2	1	4	0	0	
Pedro Feliz, R OBP: 0.311, SLG: 0.455 Jason Christiansen, R Scott Eyre, L Cody Ransom, R Matt Herges, L	FC1-6 S		FC6-4 1B										4	0	1	2	0	1	3	
Jeffrey Hammonds, R OBP: 0.378, SLG: 0.273			FC6-4 1B S					FC1-5 1B BB					4	0	0	0	0	0	0	
A.J. Pierzyski, L OBP: 0.222, SLG: 0.226	G1-3		G4-3				G4-3		G6-3				5	0	2	1	0	0	4	
Neif Perez, S OBP: 0.243, SLG: 0.258		G6-3	G4-3			P3		FC1-5 HBP 1B		L4			5	0	0	0	0	0	4	
Brett Tomko, R Wayne Franklin, L Jim Brower, R J.T. Spivey, L Felix Rodriguez, R Dustin Mohr, R		G4-3		G5-3							G6-3		3	0	0	0	0	1	0	
Inning Stats	R: 2 E: 0 K: 0 S: 17	H: 3 LOB: 2 BB: 1 P: 29	R: 0 E: 0 K: 0 S: 9	H: 0 LOB: 0 BB: 0 P: 14	R: 2 E: 0 K: 0 S: 13	H: 3 LOB: 2 BB: 0 P: 23	R: 0 E: 0 K: 0 S: 7	H: 0 LOB: 0 BB: 0 P: 11	R: 0 E: 0 K: 1 S: 11	H: 0 LOB: 1 BB: 1 P: 17	R: 0 E: 0 K: 2 S: 7	H: 0 LOB: 1 BB: 1 P: 16	R: 0 E: 0 K: 1 S: 10	H: 0 LOB: 0 BB: 0 P: 16	R: 0 E: 0 K: 2 S: 8	H: 0 LOB: 1 BB: 0 P: 16	1B: 8 2B: 0 3B: 0 HR: 0	SF: 0 SAC: 0 DP: 1 HBP: 1	WP: 0 PB: 0 SB: 3 CS: 0	PA: 51
PITCHER	IP WLS BF ERA WHIP	H R ER SO BB IBB HBP BLK WP HR S P ERA WHIP	H R ER SO BB IBB HBP BLK WP HR S P ERA WHIP	H R ER SO BB IBB HBP BLK WP HR S P ERA WHIP	H R ER SO BB IBB HBP BLK WP HR S P ERA WHIP	H R ER SO BB IBB HBP BLK WP HR S P ERA WHIP	H R ER SO BB IBB HBP BLK WP HR S P ERA WHIP	H R ER SO BB IBB HBP BLK WP HR S P ERA WHIP	H R ER SO BB IBB HBP BLK WP HR S P ERA WHIP	H R ER SO BB IBB HBP BLK WP HR S P ERA WHIP	H R ER SO BB IBB HBP BLK WP HR S P ERA WHIP	H R ER SO BB IBB HBP BLK WP HR S P ERA WHIP	H R ER SO BB IBB HBP BLK WP HR S P ERA WHIP	H R ER SO BB IBB HBP BLK WP HR S P ERA WHIP	H R ER SO BB IBB HBP BLK WP HR S P ERA WHIP	H R ER SO BB IBB HBP BLK WP HR S P ERA WHIP	H R ER SO BB IBB HBP BLK WP HR S P ERA WHIP	H R ER SO BB IBB HBP BLK WP HR S P ERA WHIP	H R ER SO BB IBB HBP BLK WP HR S P ERA WHIP	H R ER SO BB IBB HBP BLK WP HR S P ERA WHIP
Odalis Perez, L ERA: 3.86	1.1	6.0	28	7	4	4	3	2	1	1	1	0	0	0	0	18	32	0.00	1.500	
Guillermo Mota, R ERA:	7.1	1.1	7	1	0	0	1	1	1	0	0	0	0	0	0	3	7	0.00	0.000	
Tom Martin, L ERA: 4.91	8.1	0.2	2	0	0	0	0	0	0	1	0	0	0	0	0	7	32	0.00	0.000	
Eric Gagne, R ERA: 2.89	9.1	2.0	7	0	0	0	3	0	1	0	0	0	0	0	0	17	32	0.00	0.000	
37 Darren Dreifort, R ERA: 2.53	11.1	2.0	W	7	0	0	0	2	0	1	0	0	0	0	0	13	24	0.00	0.000	

San Francisco Giants @ Los Angeles Dodgers
Dodger Stadium, Los Angeles, CA
Fri Apr 23 2004, 7:10 PM PDT
Att. 54,598 - Sunny - 78 F

AB 43
R 4
H 8
RBI 4
BB 7
SO 9
LOB 21



Batter	1	2	3	4	5	6	7	8	9	10	11	12	AB	R	H	RBI	BB	SO	LOB	BOTTOM	
Dave Roberts, L OBP: 0.490, SLG: 0.285	G6-3		G4-3		K				G1-3			G1-3	6	0	0	0	0	1	0		
Cesar Izturis, S OBP: 0.317, SLG: 0.317	G6-3		FC5-4 1B		HR BB		G3-1		F8				5	2	2	0	1	0	0		
Milton Bradley, S OBP: 0.347, SLG: 0.429	K		FC5-4 1B		P5				G5-3				5	0	1	1	1	1	2		
Shawn Green, L OBP: 0.391, SLG: 0.500		G6-3	G3										4	1	1	2	1	0	1		
Paul Lo Duca, R OBP: 0.482, SLG: 0.586		1B BB			3B		G6-3		L4				4	2	1	0	1	0	2		
Juan Encarnacion, R OBP: 0.295, SLG: 0.426		1B BB			3B				P6				5	0	3	1	0	0	0		
Adrian Beltré, R OBP: 0.389, SLG: 0.714 37 Darren Dreifort, R		1B											5	0	1	0	0	0	5		
Alex Cora, L OBP: 0.245, SLG: 0.289		1B											5	0	1	1	0	0	3		
Odalis Perez, L Jason Christiansen, R Guillermo Mota, R Tom Martin, L Robin Ventura, L Eric Gagne, R Jose Hernandez, R		K											2	0	0	0	0	1	3		
Inning Stats	R: 0 E: 0 K: 1 S: 8	H: 0 LOB: 0 BB: 1 P: 14	R: 1 E: 0 K: 1 S: 11	H: 2 LOB: 2 BB: 1 P: 19	R: 0 E: 1 K: 0 S: 10	H: 1 LOB: 1 BB: 0 P: 12	R: 1 E: 0 K: 0 S: 10	H: 2 LOB: 1 BB: 0 P: 15	R: 2 E: 0 K: 1 S: 12	H: 1 LOB: 0 BB: 1 P: 26	R: 0 E: 0 K: 1 S: 9	H: 1 LOB: 1 BB: 0 P: 17	R: 0 E: 0 K: 0 S: 7	R: 0 E: 0 K: 0 S: 9	R: 0 E: 0 K: 0 S: 9	R: 1 E: 0 K: 0 S: 7	H: 2 LOB: 1 BB: 0 P: 9	1B: 5 2B: 2 3B: 2 HR: 1	SF: 0 SAC: 0 DP: 0 HBP: 0	WP: 0 PB: 0 SB: 0 CS: 0	PA: 48
PITCHER	IP WLS BF ERA WHIP	H R ER SO BB IBB HBP BLK WP HR S P ERA WHIP	H R ER SO BB IBB HBP BLK WP HR S P ERA WHIP	H R ER SO BB IBB HBP BLK WP HR S P ERA WHIP	H R ER SO BB IBB HBP BLK WP HR S P ERA WHIP	H R ER SO BB IBB HBP BLK WP HR S P ERA WHIP	H R ER SO BB IBB HBP BLK WP HR S P ERA WHIP	H R ER SO BB IBB HBP BLK WP HR S P ERA WHIP	H R ER SO BB IBB HBP BLK WP HR S P ERA WHIP	H R ER SO BB IBB HBP BLK WP HR S P ERA WHIP	H R ER SO BB IBB HBP BLK WP HR S P ERA WHIP	H R ER SO BB IBB HBP BLK WP HR S P ERA WHIP	H R ER SO BB IBB HBP BLK WP HR S P ERA WHIP	H R ER SO BB IBB HBP BLK WP HR S P ERA WHIP	H R ER SO BB IBB HBP BLK WP HR S P ERA WHIP	H R ER SO BB IBB HBP BLK WP HR S P ERA WHIP	H R ER SO BB IBB HBP BLK WP HR S P ERA WHIP	H R ER SO BB IBB HBP BLK WP HR S P ERA WHIP	H R ER SO BB IBB HBP BLK WP HR S P ERA WHIP	H R ER SO BB IBB HBP BLK WP HR S P ERA WHIP	
Brett Tomko, R ERA: 4.17	1.1	6.2	30	7	4	4	4	3	0	0	0	0	0	0	0	16	111	5.40	1.500		
Wayne Franklin, L ERA: 4.26	7.1	0.0	1	0	0	0	0	0	0	3	7										
Jim Brower, R ERA: 3.72	7.1	0.1	2	1	0	0	0	0	0	6	8										
Felix Rodriguez, R ERA: 3.0	8.1	1.0	3	0	0	0	0	0	0	9	15										
Jason Christiansen, L ERA:	9.1	2.0	7	0	0	0	0	0	0	16	23										
PITCHER	IP WLS BF ERA WHIP	H R ER SO BB IBB HBP BLK WP HR S P ERA WHIP	H R ER SO BB IBB HBP BLK WP HR S P ERA WHIP	H R ER SO BB IBB HBP BLK WP HR S P ERA WHIP	H R ER SO BB IBB HBP BLK WP HR S P ERA WHIP	H R ER SO BB IBB HBP BLK WP HR S P ERA WHIP	H R ER SO BB IBB HBP BLK WP HR S P ERA WHIP	H R ER SO BB IBB HBP BLK WP HR S P ERA WHIP	H R ER SO BB IBB HBP BLK WP HR S P ERA WHIP	H R ER SO BB IBB HBP BLK WP HR S P ERA WHIP	H R ER SO BB IBB HBP BLK WP HR S P ERA WHIP	H R ER SO BB IBB HBP BLK WP HR S P ERA WHIP	H R ER SO BB IBB HBP BLK WP HR S P ERA WHIP	H R ER SO BB IBB HBP BLK WP HR S P ERA WHIP	H R ER SO BB IBB HBP BLK WP HR S P ERA WHIP	H R ER SO BB IBB HBP BLK WP HR S P ERA WHIP	H R ER SO BB IBB HBP BLK WP HR S P ERA WHIP	H R ER SO BB IBB HBP BLK WP HR S P ERA WHIP	H R ER SO BB IBB HBP BLK WP HR S P ERA WHIP	H R ER SO BB IBB HBP BLK WP HR S P ERA WHIP	
Scott Eyre, L ERA: 5.91	11.1	1.0	L	3	0	0	0	0	0	0	0	0	0	0	0	9	16	0.00	0.000		
Matt Herges, R ERA: 5.91	12.1	0.0	L	2	2	1	1	0	0	0	0	0	0	0	0	7	9				

San Francisco Giants @ Los Angeles Dodgers
Dodger Stadium, Los Angeles, CA
Fri Apr 23 2004, 7:10 PM PDT
Att. 54,598 - Sunny - 78 F

AB 44
R 5
H 10
RBI 5
BB 4
SO 4
LOB 18



Batter	1	2	3	4	5	6	7	8	9	AB	R	H	RBI	BB	SO	LOB	TOP			
Ray Durham, S OBP: 0.353, SLG: 0.460	1-2 HR	2-1 G1-3		1-2 FC4-6			1-3 K		0-0 F8	5	1	1	1	0	1	1				
J.T. Snow, L OBP: 0.309, SLG: 0.322	1-2 L8	0-0 F8			2-3 K		2-0 F8		0-0 G4-3	5	0	0	0	0	1	0				
Edgardo Alfonso, R OBP: 0.271, SLG: 0.273	3-2 HBP 2B		3-2 G5-3		1-3 K			1-2 BB 1B		4	2	2	0	0	1	0				
Barry Bonds, L OBP: 0.706, SLG: 1.293	4-0 HBP 2B IBB		4-2 1B BB		2-2 G6-3			4-1 BB 1B BB		1	2	0	0	3	0	0				
Jeffrey Hammonds, R OBP: 0.394, SLG: 0.280	0-0 L7		0-0 G4-6-3 1B		3-3 K			4-2 CS 1B BB		3	0	1	0	1	1	2				
A.J. Pierzynski, L OBP: 0.255, SLG: 0.250	3-1 2B 1-2 2-3 HBP		0-1 G4-6-3		1-0 BB 1B			0-1 CS 1B		3	0	2	2	0	0	2				
Michael Tucker, L OBP: 0.281, SLG: 0.250	1-1 1-3 2-H 3-H 2B			3-1 F7		4-2 G6-4-3 BB		3-3 K		3	0	1	2	1	1	2				
Neffi Perez, S OBP: 0.230, SLG: 0.243	0-3 K		0-3 K		1-0 G6-4-3			2-2 F7		4	0	0	0	0	2	5				
Jerome Williams, R OBP: 0.091, SLG: 0.091		0-0 G6-3		0-0 FC4-6 1B		1-1 G5-3		2-3 K		4	0	1	0	0	1	0				
Felix Rodriguez, R										0	0	0	0	0	0	0				
Matt Herges, L										0	0	0	0	0	0	0				
Inning Stats	R: 3 E: 0 K: 1 S: 18	H: 3 LOB: 2 BB: 1 P: 31	R: 0 E: 0 K: 0 S: 4	H: 0 LOB: 0 BB: 0 P: 6	R: 0 E: 0 K: 0 S: 9	H: 1 LOB: 1 BB: 1 P: 16	R: 0 E: 0 K: 1 S: 9	H: 1 LOB: 1 BB: 0 P: 13	R: 0 E: 0 K: 2 S: 11	H: 0 LOB: 0 BB: 0 P: 16	R: 0 E: 0 K: 1 S: 6	H: 0 LOB: 0 BB: 0 P: 10	R: 2 E: 0 K: 1 S: 18	H: 2 LOB: 1 BB: 2 P: 32	R: 0 E: 0 K: 1 S: 5	H: 0 LOB: 0 BB: 0 P: 7	1B: 5 2B: 3 3B: 0 HR: 1	SF: 0 SAC: 0 DP: 3 HBP: 1	WP: 0 PB: 0 SB: 0 CS: 2	PA: 38
PITCHER	IP WLS BF H R ER SO BB IBB HBP BLK WP HR S P ERA WHIP	IP WLS BF H R ER SO BB IBB HBP BLK WP HR S P ERA WHIP																		
Jeff Weaver, R ERA: 6.75	(1, 1) 7.0 L 32 7 5 5 6 4 1 1 0 0 1 74 127 6.43 1.571																			
Tom Martin, L ERA: 3.95	(8, 1) 1.0 3 1 0 0 1 0 0 0 0 0 0 10 15 0.00 1.000																			
Duaner Sanchez, R ERA: 1.86	(9, 1) 1.0 3 0 0 0 1 0 0 0 0 0 0 5 7 0.00 0.000																			

San Francisco Giants @ Los Angeles Dodgers
 Dodger Stadium, Los Angeles, CA
 Sat Apr 24 2004, 7:10 PM PDT
 Att: 54,820 - Sunny - 71 F

AB	32
R	5
H	8
RBI	5
BB	5
SO	8
LOB	12



Batter	1	2	3	4	5	6	7	8	9	AB	R	H	RBI	BB	SO	LOB	BOTTOM					
Dave Roberts, L OBP: 0.406, SLG: 0.269	0-2 G4-3		2-1 1B			4-1 SH1-3 BB		2-1 G3		3	0	1	0	1	0	1						
Cesar Izturis, S OBP: 0.318, SLG: 0.317	1-2 G6-3		1-1 SAFE SAFE SAFE SAFE 1B		1-1 SAFE SAFE SAFE SAFE 1B	1-1 SH1-3		0-0 G3-1		3	0	1	0	0	0	1						
Milton Bradley, S OBP: 0.342, SLG: 0.422	0-3 K		1-0 L3		2-0 F9			2-3 K		1	0	0	0	0	1	0						
Jason Grabowski, L OBP: 0.071, SLG: 0.071			1-1 K		1-1 G3			1-2 HR 1B		3	0	0	0	0	1	3						
Shawn Green, L OBP: 0.397, SLG: 0.491		2-2 FC6-4 1B SF9 HBP		3-3 K		1-1 G3		1-2 HR 1B		3	2	1	0	0	1	1						
Paul Lo Duca, R OBP: 0.478, SLG: 0.565		1-0 FC6-4 1B		1-1 G6-3			0-1 G6-3		3-2 F8	4	0	1	0	0	0	1						
Juan Encarnacion, R OBP: 0.290, SLG: 0.462		1-2 FC6-4		1-3 K			1-2 G6-3		0-0 HR	4	1	1	2	0	1	2						
Adrian Beltré, R OBP: 0.362, SLG: 0.692		0-0 SF9			3-1 P3		0-1 G6-3		4-0 DI BB	2	0	0	1	1	0	0						
Alex Cora, L OBP: 0.231, SLG: 0.271		3-H SAFE SAFE SAFE SAFE P4			2-0 F8		2-3 K		1-3 K	3	0	0	0	0	1	1						
José Hernández, R OBP: 0.429, SLG: 0.474					1-1 SAFE SAFE SAFE SAFE P4				1-2 K	1	0	0	0	0	1	1						
Jeff Weaver, R OBP: 0.250, SLG: 0.375	(1, 1)				2-0 L9			4-1 G3 BB		2	0	0	0	0	0	0						
Tom Martin, L	(8, 1)									0	0	0	0	0	0	0						
Robin Ventura, L OBP: 0.428, SLG: 0.417	(8, PH)									0	0	0	0	1	0	0						
Duaner Sanchez, R	(9, 1)									0	0	0	0	0	0	0						
Inning Stats	R: 0 E: 0 K: 1 S: 10	H: 0 LOB: 0 BB: 0 P: 11	R: 1 E: 0 K: 0 S: 12	H: 1 LOB: 1 BB: 0 P: 17	R: 0 E: 0 K: 0 S: 6	H: 2 LOB: 1 BB: 0 P: 12	R: 0 E: 0 K: 2 S: 8	H: 0 LOB: 0 BB: 0 P: 13	R: 0 E: 0 K: 0 S: 5	H: 0 LOB: 0 BB: 0 P: 10	R: 0 E: 0 K: 0 S: 6	H: 0 LOB: 1 BB: 1 P: 14	R: 0 E: 0 K: 0 S: 7	H: 0 LOB: 1 BB: 1 P: 8	R: 0 E: 0 K: 1 S: 7	H: 0 LOB: 1 BB: 1 P: 15	R: 2 E: 0 K: 2 S: 14	H: 2 LOB: 1 BB: 1 P: 25	1B: 4 2B: 1 3B: 0 HR: 1	SF: 1 SAC: 1 DP: 1 HBP: 1	WP: 0 PB: 0 SB: 0 CS: 0	PA: 35
PITCHER	IP WLS BF H R ER SO BB IBB HBP BLK WP HR S P ERA WHIP	IP WLS BF H R ER SO BB IBB HBP BLK WP HR S P ERA WHIP																				
Jerome Williams, R ERA: 3.95	(1, 1) 8.2 W 33 5 3 3 5 2 0 1 0 0 1 72 117 3.12 0.808																					
Felix Rodriguez, R ERA: 3.0	(9, 1) 0.0 1 0 0 0 0 1 0 0 0 0 0 0 4 ∞ ∞																					
Matt Herges, R ERA: 5.73	(9, 1) 0.1 S 1 0 0 0 1 0 0 0 0 0 0 3 4 0.00 0.000																					

San Francisco Giants @ Los Angeles Dodgers
 Dodger Stadium, Los Angeles, CA
 Sat Apr 24 2004, 7:10 PM PDT
 Att: 54,820 - Sunny - 71 F

AB	29
R	3
H	5
RBI	3
BB	3
SO	6
LOB	11



Batter	1	2	3	4	5	6	7	8	9	AB	R	H	RBI	BB	SO	LOB	TOP					
Ray Durham, S OBP: 0.333, SLG: 0.433 (1, 4)	P3			L9		G4-3		F9		4	0	0	0	0	0	2	San Francisco Giants @ Los Angeles Dodgers Dodger Stadium, Los Angeles, CA Sun Apr 25 2004, 1:10 PM PDT Att: 54,235 - Sunny - 82 F					
Dustin Mohr, R OBP: 0.143, SLG: 0.053 (1, 8) (5, 7)	F8			F8		G6-3		F8		4	0	0	0	0	0	2						
Edgardo Alfonzo, R OBP: 0.286, SLG: 0.263 (1, 5)	F9			1B BB		DI BB		F9		2	0	0	0	2	0	1						
Barry Bonds, L OBP: 0.700, SLG: 1.256 Michael Tucker, L OBP: 0.298, SLG: 0.259 (1, 7) (5, 8)	P5	0-1		1-1 BB		3-3 BB		1-0 1B		2	0	1	0	0	0	0						
Jeffrey Hammonds, R OBP: 0.351, SLG: 0.241 (1, 9)	L6	3-2		2-1 1B				F8		4	0	0	0	0	0	3						
Pedro Feliz, R OBP: 0.306, SLG: 0.458 (1, 3)	K	2-3		3-3 K		1-0 2B		K		4	0	1	0	0	3	1						
Yorvit Torrealba, R OBP: 0.278, SLG: 0.133 (1, 2)			1-1 F7	0-0 G6-3		0-2 F9		F9		4	0	0	0	0	0	2						
Nelfi Perez, S OBP: 0.221, SLG: 0.233 (1, 6)			0-1 F9	0-2 F9		2-2 G5-3				3	0	0	0	0	0	1						
Brian Cooper, R 32 Kevin Correia, R J.T. Snow, L Wayne Franklin, L (1, 1) (4, 1) (6, PH) (8, 1)	P3					G4-3 2B		4-0 BB		1	0	0	0	0	0	0						
										1	0	1	0	0	0	0						
										0	0	0	0	1	0	0						
										0	0	0	0	0	0	0						
Inning Stats	R: 0 E: 0 K: 0 S: 9	H: 0 LOB: 0 BB: 0 P: 17	R: 0 E: 0 K: 1 S: 10	H: 0 LOB: 0 BB: 0 P: 15	R: 0 E: 0 K: 0 S: 5	H: 0 LOB: 0 BB: 0 P: 6	R: 0 E: 0 K: 0 S: 10	H: 1 LOB: 2 BB: 1 P: 19	R: 0 E: 0 K: 1 S: 9	H: 0 LOB: 0 BB: 0 P: 12	R: 0 E: 0 K: 1 S: 9	H: 1 LOB: 1 BB: 1 P: 20	R: 0 E: 0 K: 0 S: 8	H: 1 LOB: 1 BB: 0 P: 13	R: 0 E: 0 K: 0 S: 8	H: 0 LOB: 1 BB: 1 P: 14	R: 0 E: 0 K: 1 S: 7	H: 1 LOB: 1 BB: 0 P: 12	1B: 2 2B: 2 3B: 0 HR: 0	SF: 0 SAC: 0 DP: 0 HBP: 0	WP: 0 PB: 0 SB: 0 CS: 0	PA: 34
PITCHER Kaz Ishii, L ERA: 4.21 (1, 1)	IP: 9.0 WLS: W BF: 34 H: 4 R: 0 ER: 0 SO: 4 BB: 3 IBB: 0 HBP: 0 BLK: 0 WP: 0 HR: 0 S: 75 P: 128 ERA: 0.00 WHIP: 0.778															PITCHER						

Batter	1	2	3	4	5	6	7	8	9	AB	R	H	RBI	BB	SO	LOB	BOTTOM			
Dave Roberts, L OBP: 0.419, SLG: 0.298 (1, 7) (8, 8)	FC3-6 1B	F8		G3 1B 1B		G6-3		2B 1B		5	2	3	0	0	0	0	San Francisco Giants @ Los Angeles Dodgers Dodger Stadium, Los Angeles, CA Sun Apr 25 2004, 1:10 PM PDT Att: 54,235 - Sunny - 82 F			
Cesar Izturis, S OBP: 0.324, SLG: 0.382 (1, 6)	FC3-6 1-2		2-0 SAFE HR	2-2 1-2 P6		F7		1-H 2B		5	1	2	2	0	0	2				
Milton Bradley, S José Hernández, R OBP: 0.351, SLG: 0.515 OBP: 0.409, SLG: 0.450 (1, 8) (8, 7)	P4	1-2	0-0 SAFE HR	0-2 G3		0-0 HR		3-3 K		4	2	2	2	0	0	2				
Shawn Green, L Olmedo Saenz, R OBP: 0.403, SLG: 0.483 OBP: 0.200, SLG: 0.400 (1, 3) (8, PH) (9, 3)	G3	2-2	4-2 1B BB	1-0 1B		2-0 F9		0-1 F8		3	0	1	1	1	0	1				
Adrian Beltré, R OBP: 0.378, SLG: 0.681 (1, 5)		3-2 E HR HBP	0-0 FC3-2-5-3 SF7 1B	0-1 P6		3-1 1B 1B		0-2 G4-3		4	2	2	0	0	0	2				
Juan Encarnacion, R OBP: 0.274, SLG: 0.435 (1, 9)	E3 HR	1-1 1-3	0-0 FC3-2-5-3 3-H 1B		0-0 P6		2-3 K			4	1	0	0	0	1	4				
David Ross, R OBP: 0.200, SLG: 0.429 (1, 2)	K	1-3	3-H SF7 1B		2-2 1-0 FC3-6 1B		1-3 K			3	0	1	1	0	2	3				
Alex Cora, L OBP: 0.268, SLG: 0.353 (1, 4)		2-1 1-H SAFE HR	3-H 4-0 IBB		1-1 FC3-6		3-1 1-2 1B			3	1	2	3	1	0	1				
Kaz Ishii, L OBP: 0.100, SLG: 0.100 (1, 1)	K	0-3	0-1 G4-3		1-3 K		2-3 K			4	0	0	0	0	3	5				
Inning Stats	R: 0 E: 0 K: 0 S: 12	H: 1 LOB: 1 BB: 0 P: 16	R: 3 E: 1 K: 2 S: 14	H: 1 LOB: 0 BB: 0 P: 22	R: 3 E: 0 K: 0 S: 13	H: 3 LOB: 2 BB: 2 P: 24	R: 1 E: 0 K: 0 S: 14	H: 2 LOB: 1 BB: 0 P: 17	R: 0 E: 0 K: 1 S: 9	H: 1 LOB: 1 BB: 0 P: 13	R: 1 E: 0 K: 0 S: 7	H: 1 LOB: 0 BB: 0 P: 11	R: 0 E: 0 K: 3 S: 20	H: 2 LOB: 2 BB: 0 P: 31	R: 1 E: 0 K: 1 S: 15	H: 2 LOB: 1 BB: 0 P: 20		1B: 8 2B: 1 3B: 0 HR: 4	SF: 1 SAC: 0 DP: 0 HBP: 1	WP: 0 PB: 0 SB: 1 CS: 0
PITCHER Brian Cooper, R 32 Kevin Correia, R Wayne Franklin, L ERA: 6.23 ERA: 4.5 ERA: 4.91 (1, 1) (4, 1) (8, 1)	IP: 3.0 WLS: L BF: 18 H: 6 R: 2 ER: 2 SO: 4 BB: 0 IBB: 0 HBP: 0 BLK: 0 WP: 0 HR: 1 S: 50 P: 62 ERA: 18.00 WHIP: 2.000															PITCHER				

AB	31
R	0
H	4
RBI	0
BB	3
SO	4
LOB	14



Batter	1	2	3	4	5	6	7	8	9	AB	R	H	RBI	BB	SO	LOB	TOP										
Rafael Furcal, S OBP: 0.353, SLG: 0.333	F8		G4-3				P6		FC5-4	3	1	0	0	2	0	0	Atlanta Braves @ San Francisco Giants SBC Park, San Francisco, CA Mon Apr 26 2004, 10:15 PM EDT Att: 35,866 - Sunny - 77 F										
Mark DeRosa, R OBP: 0.363, SLG: 0.373	F9		1B				G6-3		FC5-4	4	1	1	2	1	0	1											
Marcus Giles, R OBP: 0.424, SLG: 0.507	1B		1B				K			4	0	3	0	0	1	0											
J.D. Drew, L OBP: 0.406, SLG: 0.471	G3		K				K			3	0	0	0	1	2	4											
Andruw Jones, R OBP: 0.381, SLG: 0.521		G4-3	K					BB		3	0	1	0	1	1	3											
Adam LaRoche, L OBP: 0.255, SLG: 0.346	G4-3						K			4	0	1	0	0	1	4											
Eddie Pérez, R OBP: 0.294, SLG: 0.250	K									3	0	0	0	0	1	2											
Johnny Estrada, S OBP: 0.339, SLG: 0.404										1	0	0	0	0	0	1											
Dewayne Wise, L OBP: 0.222, SLG: 0.364										3	0	0	0	1	0	1											
Horacio Ramirez, L										3	0	0	0	0	2	2											
Kevin Gryboski, R										0	0	0	0	0	0	0											
Mike Hessman, R										1	0	0	0	0	1	0											
Inning Stats	R: 0 E: 0 K: 0 S: 8	H: 1 LOB: 1 BB: 0 P: 14	R: 0 E: 0 K: 2 S: 13	H: 1 LOB: 2 BB: 1 P: 20	R: 0 E: 0 K: 2 S: 14	H: 1 LOB: 0 BB: 0 P: 26	R: 0 E: 0 K: 0 S: 6	H: 0 LOB: 0 BB: 0 P: 8	R: 2 E: 0 K: 2 S: 15	H: 2 LOB: 2 BB: 2 P: 27	R: 0 E: 0 K: 1 S: 12	H: 0 LOB: 0 BB: 0 P: 19	R: 0 E: 0 K: 1 S: 8	H: 0 LOB: 1 BB: 1 P: 15	R: 0 E: 0 K: 1 S: 9	H: 0 LOB: 1 BB: 1 P: 17	1B: 4 2B: 1 3B: 0 HR: 1	SF: 0 SAC: 0 DP: 1 HBP: 0	WP: 0 PB: 0 SB: 1 CS: 0	PA: 38							
PITCHER	IP	WLS	BF	H	R	ER	SO	BB	IBB	HBP	BLK	WP	HR	S	P	ERA	WHIP										
Jason Schmidt, R ERA: 5.63	5.0	W	24	6	2	2	6	4	0	0	0	0	1	56	95	3.60	2.000										
Jim Brower, R ERA: 3.09	2.0	H	6	0	0	0	1	0	0	0	0	0	0	18	26	0.00	0.000										
Jason Christiansen, L ERA:	0.0		1	0	0	0	0	1	0	0	0	0	0	1	5	∞	∞										
Felix Rodriguez, R ERA: 2.7	1.0	H	3	0	0	0	1	0	0	0	0	0	0	7	10	0.00	0.000										
Matt Herges, R ERA: 5.28	1.0	S	4	0	0	0	1	1	0	0	0	0	0	9	17	0.00	1.000										

Batter	1	2	3	4	5	6	7	8	9	AB	R	H	RBI	BB	SO	LOB	BOTTOM										
Ray Durham, S OBP: 0.329, SLG: 0.451	G6-3		2B				F8		G3	4	1	1	1	0	0	1	Atlanta Braves @ San Francisco Giants SBC Park, San Francisco, CA Mon Apr 26 2004, 10:15 PM EDT Att: 35,866 - Sunny - 77 F										
Edgardo Alfonzo, R OBP: 0.299, SLG: 0.283	G5-3		1B				G1-3-2			3	1	1	1	1	0	1											
Pedro Feliz, R OBP: 0.321, SLG: 0.462	G5-3		1B							4	0	2	1	0	0	0											
Barry Bonds, L OBP: 0.703, SLG: 1.227		K								1	0	0	0	3	1	0											
Jeffrey Hammonds, R OBP: 0.341, SLG: 0.219			G4-3				K			3	0	0	0	1	1	6											
A.J. Pierzynski, L OBP: 0.258, SLG: 0.237	G4-6-3									3	0	0	0	1	0	1											
Matt Herges, L										0	0	0	0	0	0	0											
Dustan Mohr, R OBP: 0.120, SLG: 0.043			G5-3				K			4	0	0	0	0	2	2											
Nelfi Perez, S OBP: 0.225, SLG: 0.237							G5-6-3			3	1	1	0	0	0	0											
Jason Schmidt, R										1	0	0	0	0	1	1											
Brett Tomko, R										1	0	0	0	0	1	0											
Jim Brower, R										0	0	0	0	0	0	0											
Delvi Cruz, R										1	0	1	0	0	0	0											
Jason Christiansen, R										0	0	0	0	0	0	0											
Felix Rodriguez, R										0	0	0	0	0	0	0											
Yorvit Torrealba, R OBP: 0.276, SLG: 0.133										0	0	0	0	0	0	0											
Inning Stats	R: 0 E: 0 K: 0 S: 7	H: 0 LOB: 0 BB: 0 P: 13	R: 0 E: 0 K: 1 S: 9	H: 0 LOB: 0 BB: 1 P: 17	R: 3 E: 0 K: 1 S: 12	H: 4 LOB: 2 BB: 1 P: 22	R: 0 E: 0 K: 1 S: 6	H: 0 LOB: 0 BB: 0 P: 11	R: 0 E: 0 K: 2 S: 12	H: 1 LOB: 3 BB: 2 P: 29	R: 0 E: 0 K: 1 S: 6	H: 0 LOB: 0 BB: 0 P: 8	R: 0 E: 0 K: 0 S: 10	H: 1 LOB: 0 BB: 0 P: 14	R: 0 E: 0 K: 0 S: 8	H: 0 LOB: 2 BB: 2 P: 22	1B: 3 2B: 3 3B: 1 HR: 0	SF: 0 SAC: 0 DP: 2 HBP: 0	WP: 1 PB: 0 SB: 0 CS: 0	PA: 34							
PITCHER	IP	WLS	BF	H	R	ER	SO	BB	IBB	HBP	BLK	WP	HR	S	P	ERA	WHIP										
Horacio Ramirez, L ERA: 2.73	6.1	L	28	6	3	3	6	2	0	0	0	0	0	59	110	4.26	1.263										
Kevin Gryboski, R ERA: 0.93	1.2		6	0	0	0	0	1	1	0	0	1	0	11	26	0.00	0.600										

Batter	1	2	3	4	5	6	7	8	9	AB	R	H	RBI	BB	SO	LOB	TOP								
Rafael Furcal, S OBP: 0.351, SLG: 0.354	G5-3	E4 FC6-4		F8		F9 SH3-1 1B		F9	1B 2B	6	1	2	1	0	0	2	Atlanta Braves @ San Francisco Giants SBC Park, San Francisco, CA Tue Apr 27 2004, 10:15 PM EDT Att: 36,371 - Sunny - 71 F								
Mark DeRosa, R OBP: 0.341, SLG: 0.352	F8	FC6-4		G4-3		SH3-1		F8	SF9	4	0	0	1	0	0	3									
Marcus Giles, R Mike Hampton, R 29 John Smoltz, R									K	5	2	3	0	0	1	1									
Andruw Jones, R OBP: 0.389, SLG: 0.545	G3-1			G6-3		G5-3				6	1	3	2	0	0	3									
J.D. Drew, L OBP: 0.429, SLG: 0.536										5	3	3	2	1	1	3									
Mike Hessman, R Chris Reitsma, R										3	0	0	0	1	0	2									
Jesse Garcia, R OBP: 0.289, SLG: 0.378										1	1	1	1	0	0	0									
Johnny Estrada, S										4	2	3	3	1	0	1									
Dewayne Wise, L OBP: 0.240, SLG: 0.367										5	1	2	0	0	2	4									
Jaret Wright, R Adam LaRoche, L										3	0	0	0	0	2	5									
Inning Stats	R: 0 E: 0 K: 0 S: 11	H: 1 LOB: 1 BB: 0 P: 21	R: 1 E: 1 K: 1 S: 14	H: 3 LOB: 3 BB: 0 P: 24	R: 3 E: 0 K: 0 S: 12	H: 3 LOB: 0 BB: 0 P: 17	R: 0 E: 0 K: 0 S: 6	H: 0 LOB: 0 BB: 0 P: 12	R: 1 E: 0 K: 3 S: 13	H: 2 LOB: 3 BB: 2 P: 27	R: 0 E: 0 K: 0 S: 7	H: 1 LOB: 1 BB: 0 P: 10	R: 0 E: 0 K: 1 S: 10	H: 1 LOB: 1 BB: 0 P: 14	R: 0 E: 0 K: 1 S: 8	H: 0 LOB: 0 BB: 0 P: 12	R: 7 E: 1 K: 1 S: 25	H: 7 LOB: 2 BB: 1 P: 42	1B: 9 2B: 6 3B: 1 HR: 2	SF: 1 SAC: 1 DP: 0 HBP: 1	WP: 1 PB: 0 SB: 0 CS: 0	PA: 50			
PITCHER	IP	WLS	BF	H	R	ER	SO	BB	IBB	HBP	BLK	WP	HR	S	P	ERA	WHIP								
Kirk Rueter, L ERA: 6.12	4.1	L	24	9	5	5	2	1	0	0	0	0	2	50	90	10.38	2.308								
Wayne Franklin, L ERA: 3.6	2.2		11	2	0	0	3	1	0	0	0	0	0	23	35	0.00	1.125								
Scott Eyre, L ERA: 8.78	1.0		3	0	0	0	1	0	0	0	0	0	0	8	12	0.00	0.000								
Brian Cooper, R ERA: 8.78	0.1		5	3	4	4	1	1	0	0	0	0	0	10	17	108.00	12.000								
Jason Christiansen, L ERA: 2.57	0.0		2	2	0	0	0	0	0	0	0	0	0	4	7	=	=								
PITCHER	IP	WLS	BF	H	R	ER	SO	BB	IBB	HBP	BLK	WP	HR	S	P	ERA	WHIP								
Jim Brower, R ERA: 3.85	0.2		5	2	3	3	0	0	0	1	0	0	0	11	18	40.50	3.000								

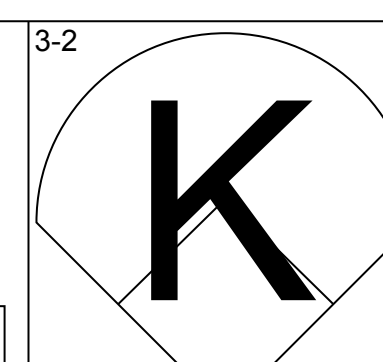
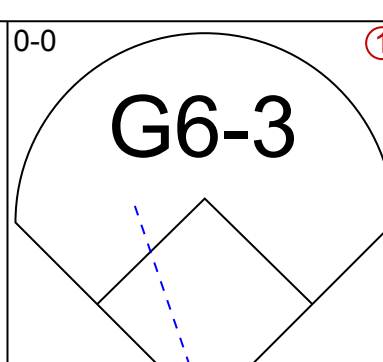
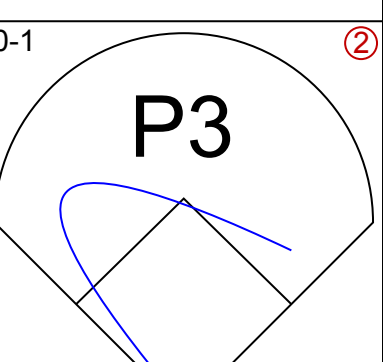
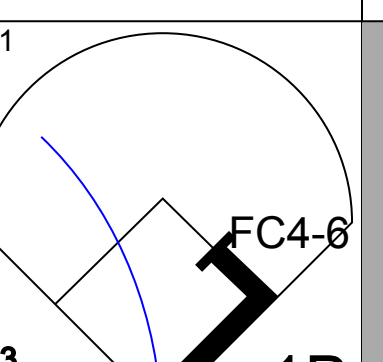
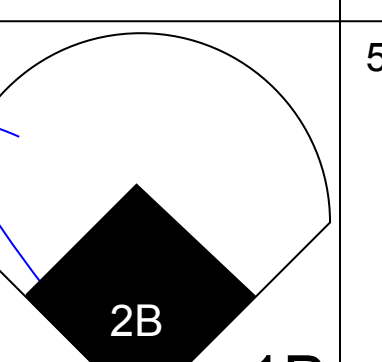
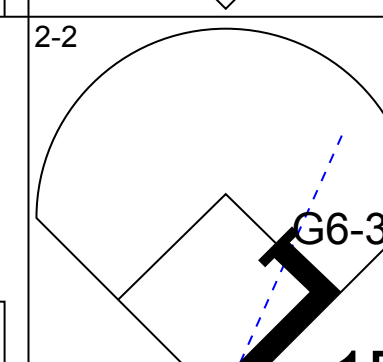
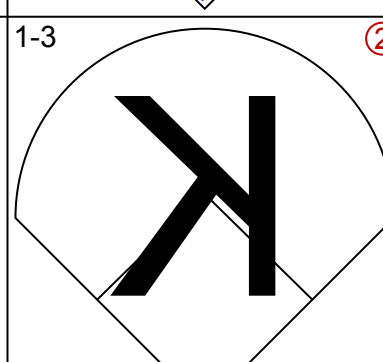
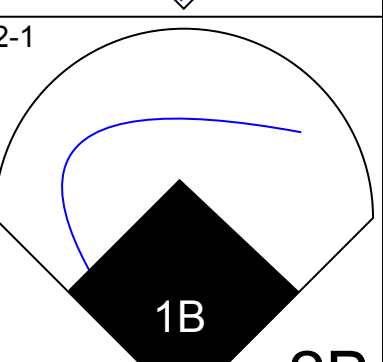
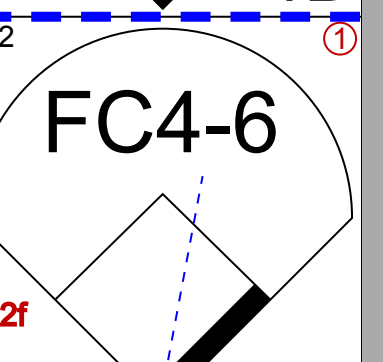
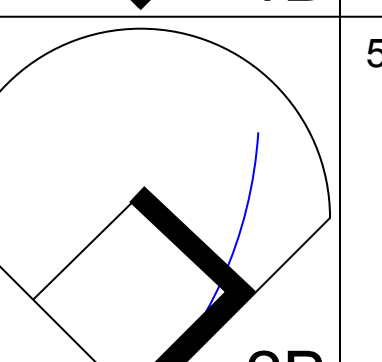
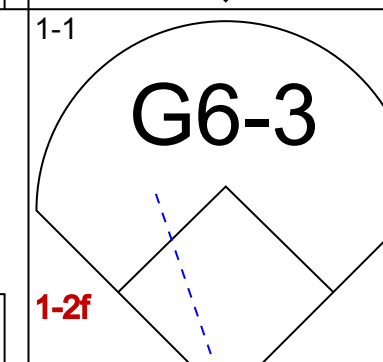
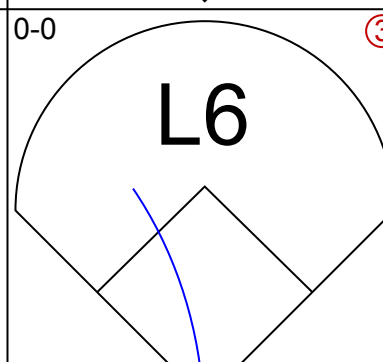
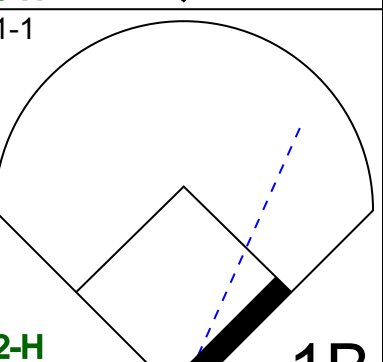
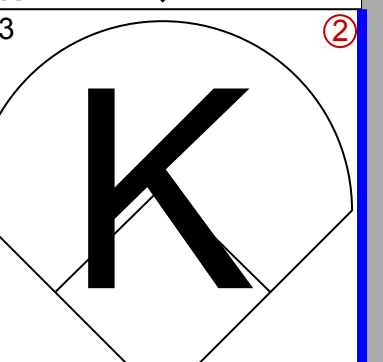
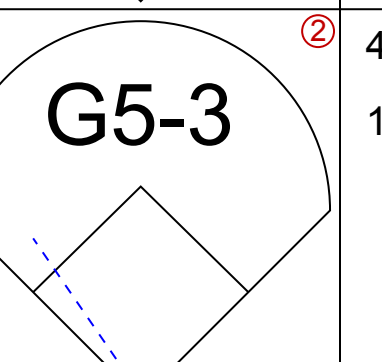
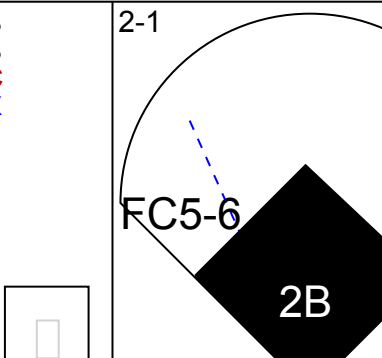
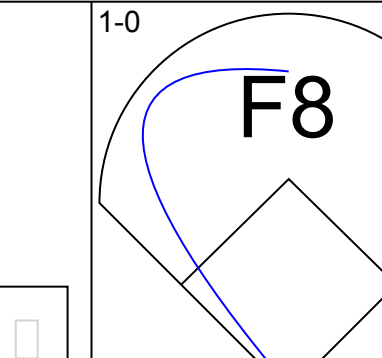



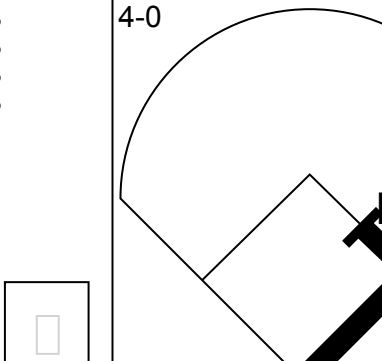
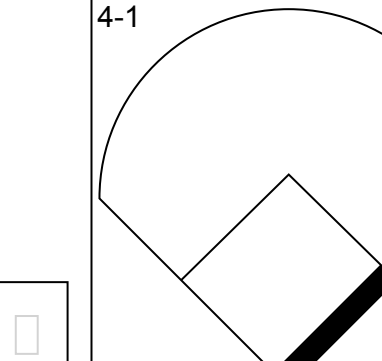
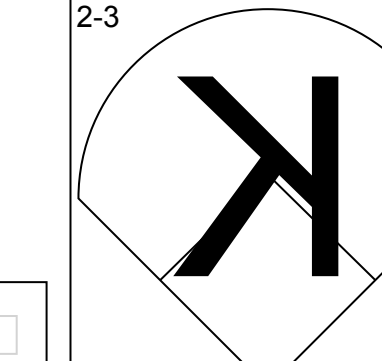
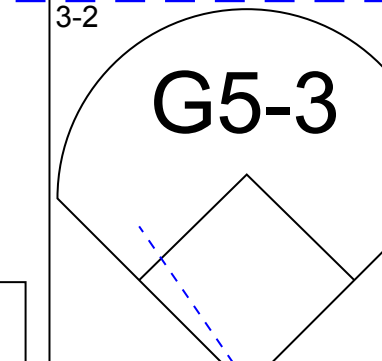
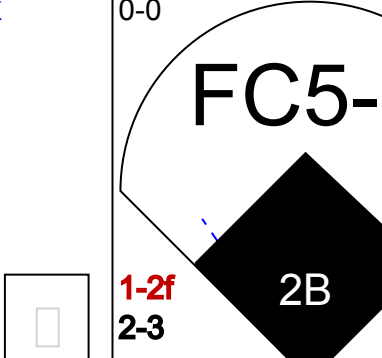
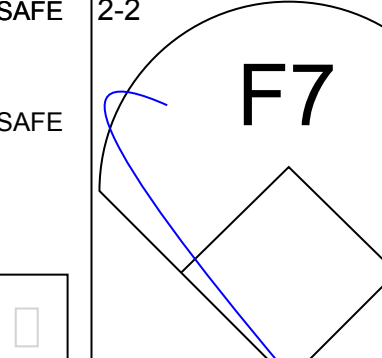
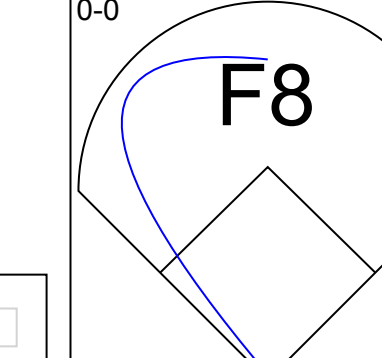
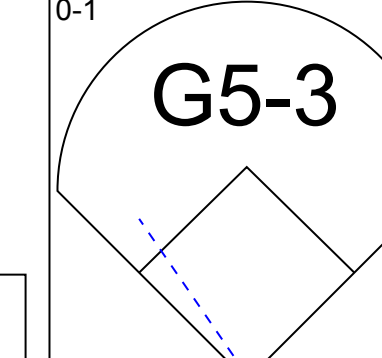
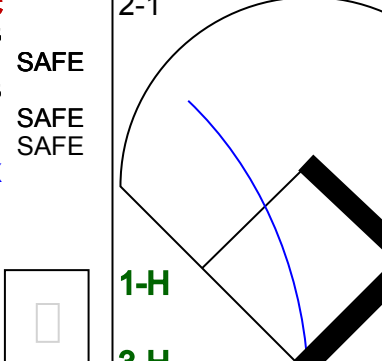
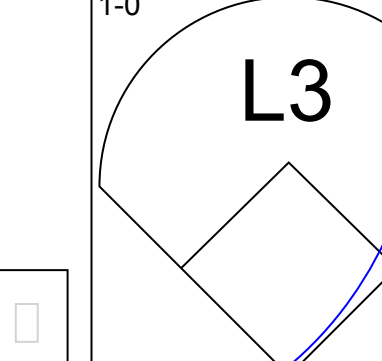
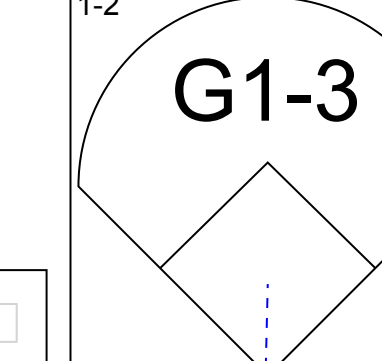
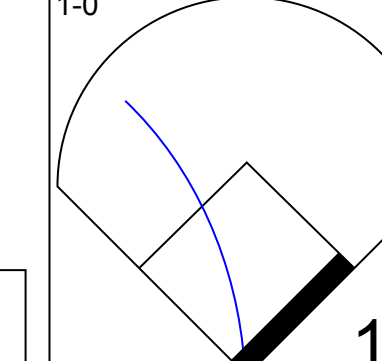
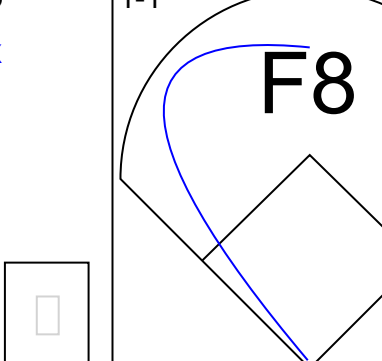
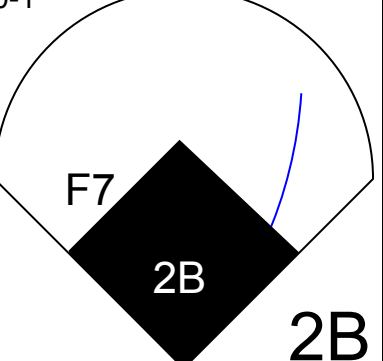
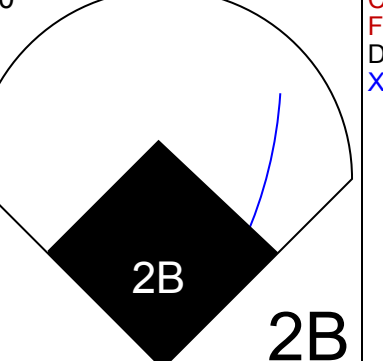

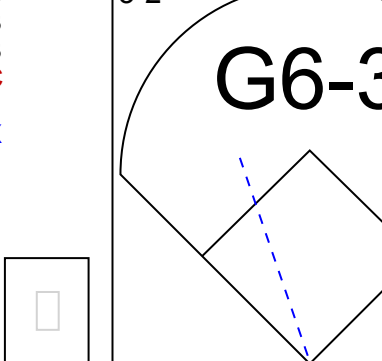
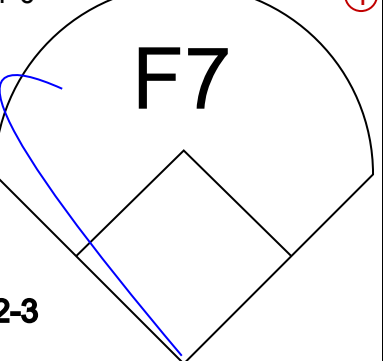
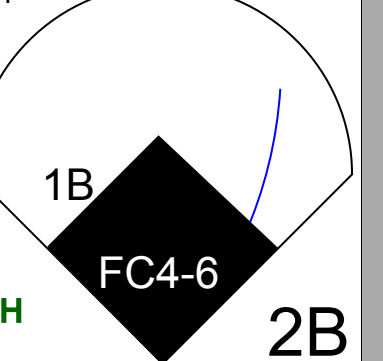
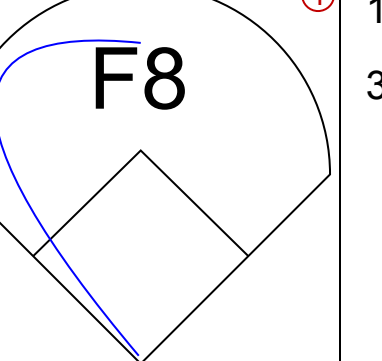
AB	44
R	12
H	18
RBI	11
BB	3
SO	7
LOB	24

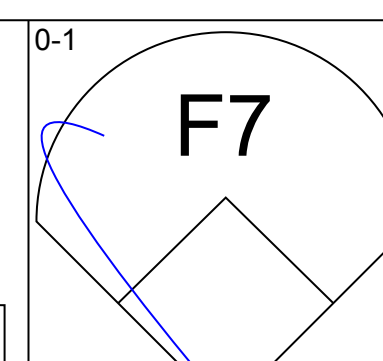
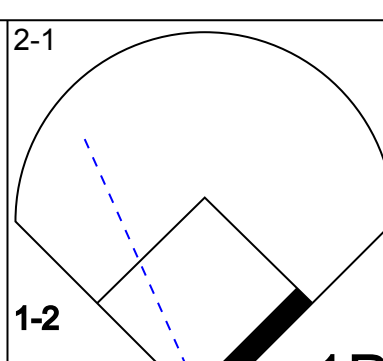
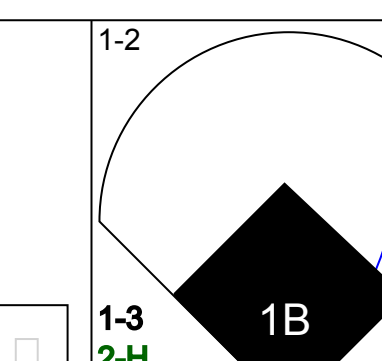
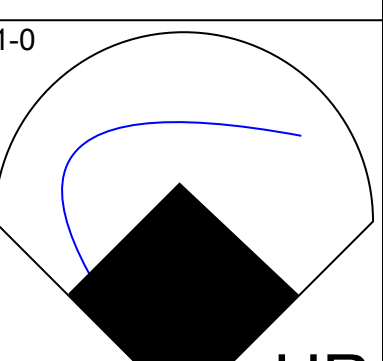
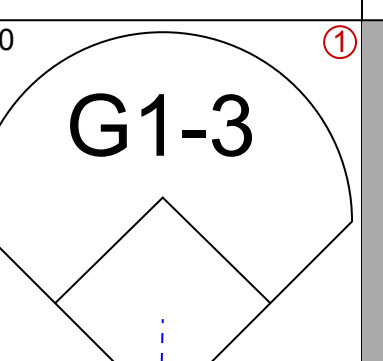
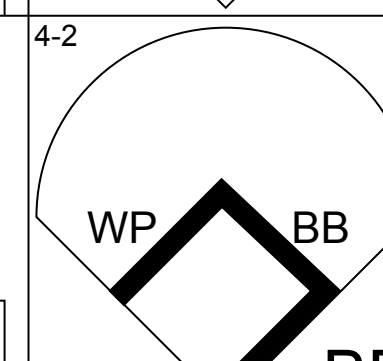
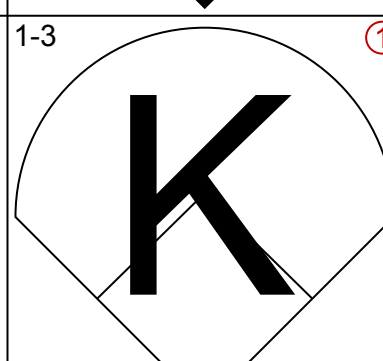
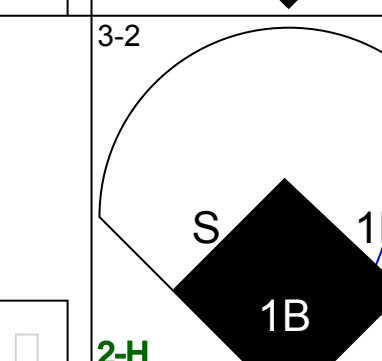
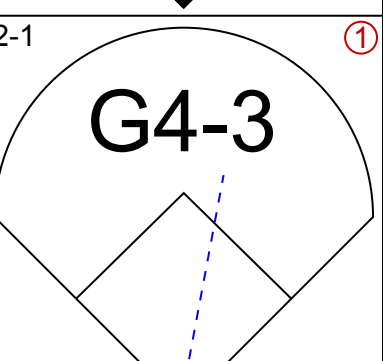
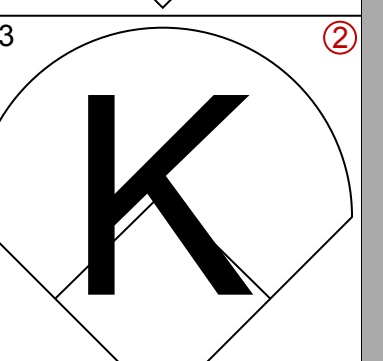
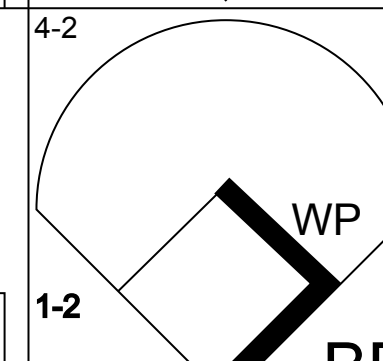
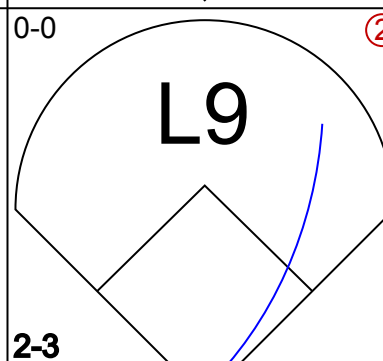
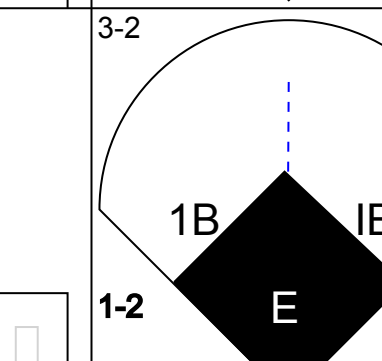
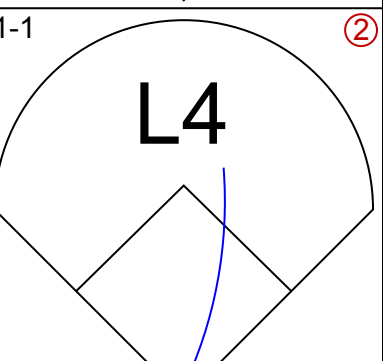
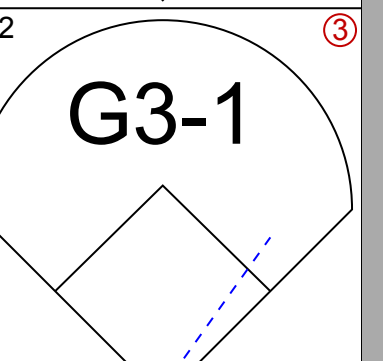
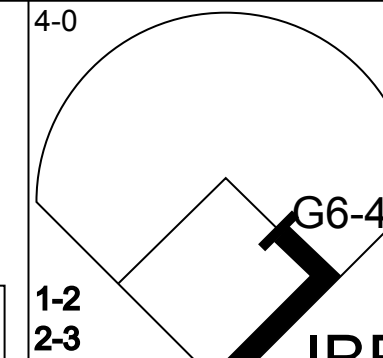
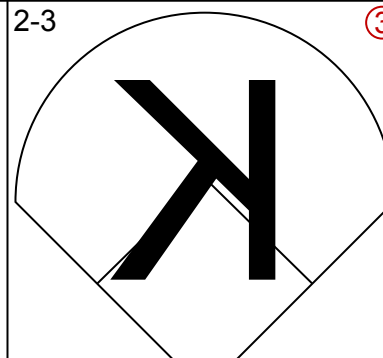
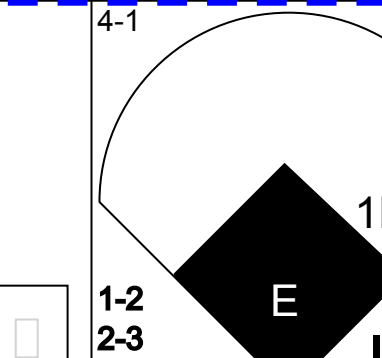
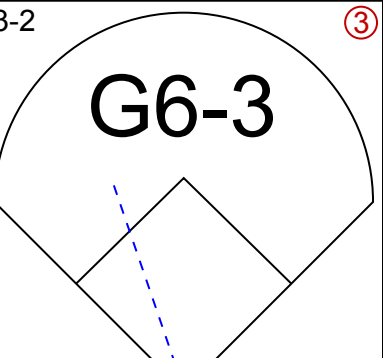
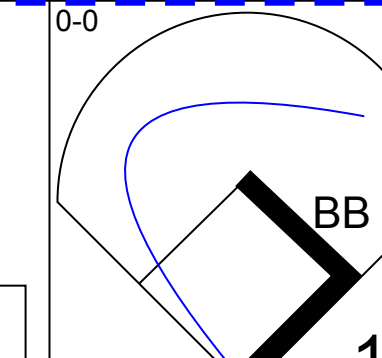
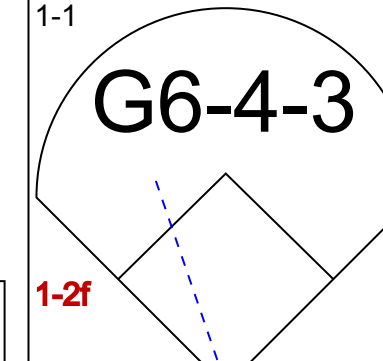
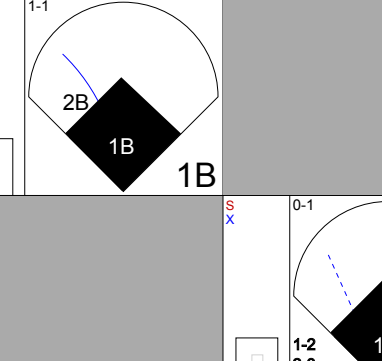
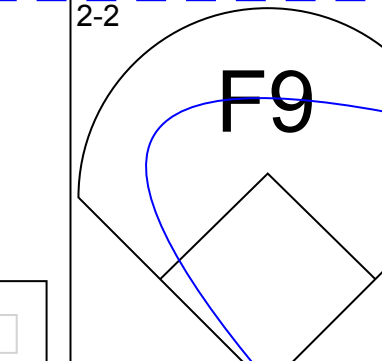
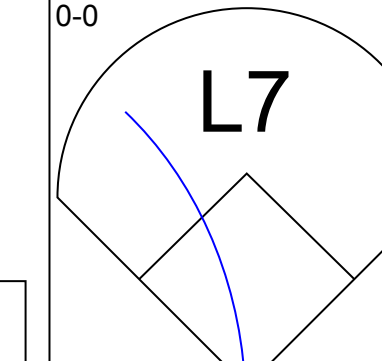
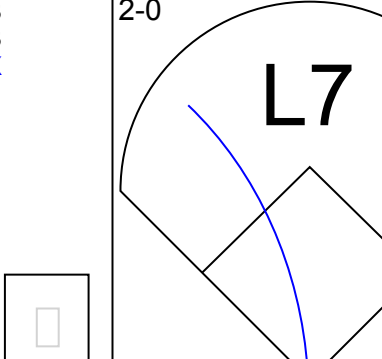
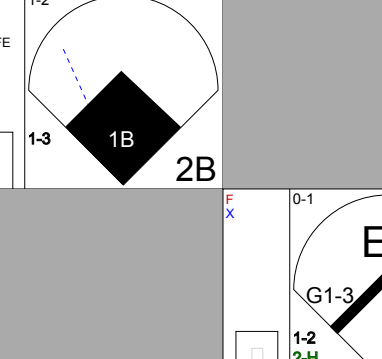
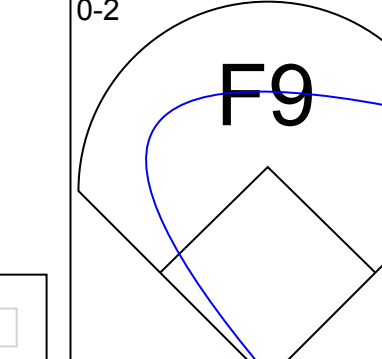
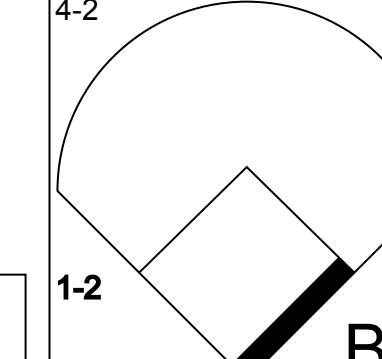
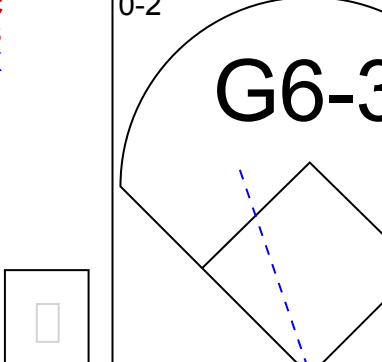
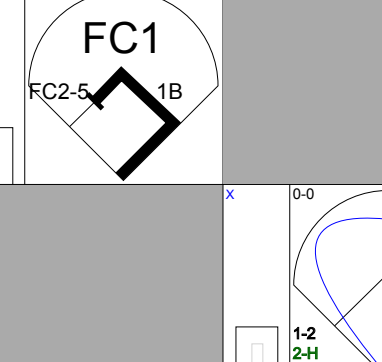
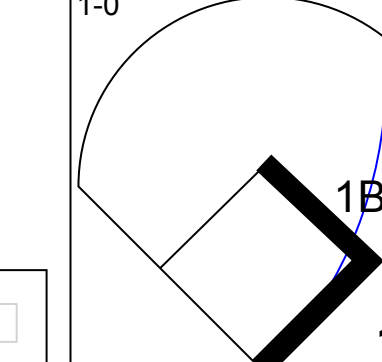
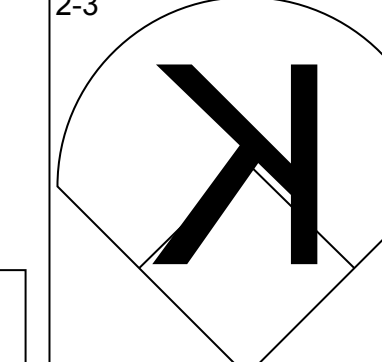
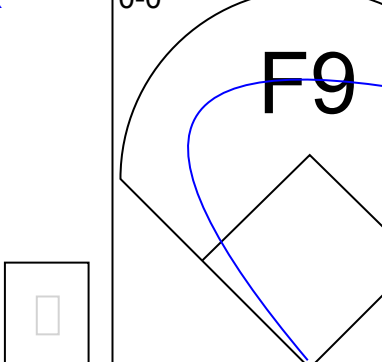
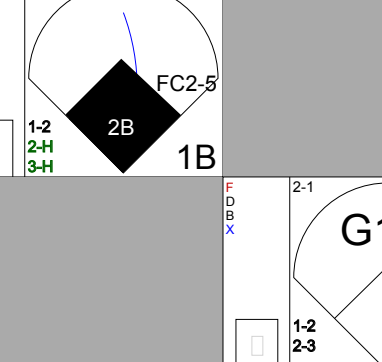
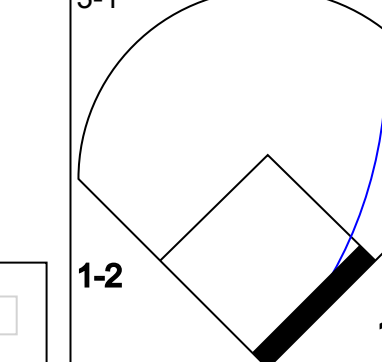
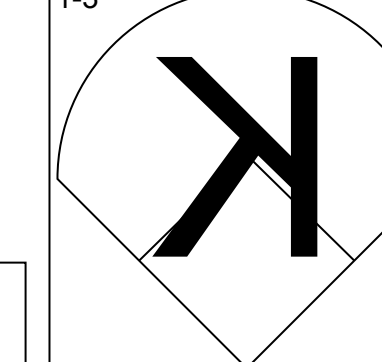
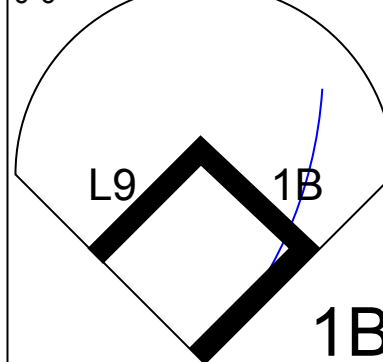
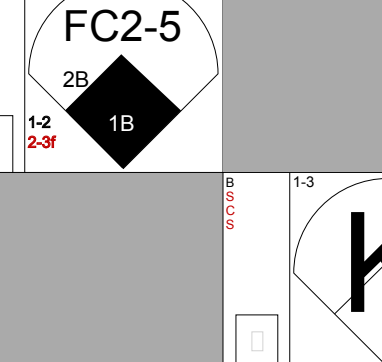

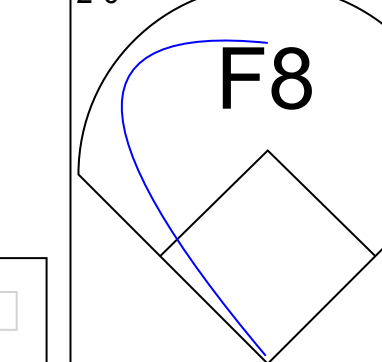


Batter	1	2	3	4	5	6	7	8	9	AB	R	H	RBI	BB	SO	LOB	BOTTOM								
Ray Durham, S OBP: 0.338, SLG: 0.446	S G1-4-3 G4-3 BB									3	1	1	0	1	0	2	Atlanta Braves @ San Francisco Giants SBC Park, San Francisco, CA Tue Apr 27 2004, 10:15 PM EDT Att: 36,371 - Sunny - 71 F								
Deivi Cruz, R OBP: 0.500, SLG: 1.000										1	0	0	0	0	0	0									
J.T. Snow, L OBP: 0.324, SLG: 0.344	G1-4-3									5	0	2	1	0	1	2									
Marquis Grissom, R OBP: 0.375, SLG: 0.587	G4-3									4	0	1	1	0	0	2									
Barry Bonds, L OBP: 0.692, SLG: 1.174										2	1	0	0	0	2	3									
Pedro Feliz, R OBP: 0.316, SLG: 0.446	F9									4	0	1	0	0	0	3									
Michael Tucker, L OBP: 0.302, SLG: 0.276										4	0	2	1	0	1	0									
A.J. Pierzynski, L OBP: 0.242, SLG: 0.222										4	0	0	0	0	0	3									
Nelfi Perez, S OBP: 0.250, SLG: 0.275										4	1	3	0	0	0	2									
Kirk Rueter, L Wayne Franklin, L Dustan Mohr, R Scott Eyre, L Brian Cooper, R Jason Christiansen, R Jim Brower, R Jeffrey Hammonds, R	G6-3									2	0	0	0	0	1	2									
Inning Stats	R: 1 E: 0 K: 0 S: 11	H: 0 LOB: 1 BB: 2 P: 24	R: 0 E: 0 K: 1 S: 9	H: 1 LOB: 0 BB: 0 P: 12	R: 0 E: 0 K: 0 S: 9	H: 2 LOB: 2 BB: 0 P: 13	R: 0 E: 0 K: 1 S: 9	H: 1 LOB: 1 BB: 0 P: 11	R: 0 E: 0 K: 0 S: 4	H: 1 LOB: 1 BB: 0 P: 6	R: 1 E: 0 K: 0 S: 6	H: 2 LOB: 1 BB: 1 P: 12	R: 0 E: 0 K: 0 S: 6	H: 2 LOB: 1 BB: 1 P: 10	R: 0 E: 0 K: 1 S: 8	H: 0 LOB: 0 BB: 0 P: 14	1B: 8 2B: 3 3B: 0 HR: 0	SF: 0 SAC: 0 DP: 3 HBP: 0	WP: 0 PB: 0 SB: 1 CS: 0	PA: 38					
PITCHER	IP	WLS	BF	H	R	ER	SO	BB	IBB	HBP	BLK	WP	HR	S	P	ERA	WHIP								
Jaret Wright, R ERA: 4.43	6.2	W	29	8	2	2	2	3	0	0	0	0	0	56	90	2.70	1.650								
Chris Reitsma, R ERA: 2.84	1.1	H	6	2	1	1	0	1	0	0	0	0	0	7	11	6.75	2.250								
29 John Smoltz, R ERA: 3.6	1.0		3	0	0	0	1	0	0	0	0	0	0	8	14	0.00	0.000								

AB	34
R	3
H	10
RBI	3
BB	4
SO	3
LOB	19



Batter	1	2	3	4	5	6	7	8	9	AB	R	H	RBI	BB	SO	LOB	TOP					
Rafael Furcal, S OBP: 0.355, SLG: 0.358 (1, 6)										5	1	2	0	0	1	1	Atlanta Braves @ San Francisco Giants SBC Park, San Francisco, CA Wed Apr 28 2004, 10:05 PM EDT Att: 36,210 - Sunny - 61 F					
Mark DeRosa, R OBP: 0.356, SLG: 0.395 (1, 5)										5	1	3	3	0	1	1						
Marcus Giles, R OBP: 0.432, SLG: 0.536 Jesse Garcia, R OBP: 0.282, SLG: 0.368 (1, 4) (7, 4)										4	0	1	1	0	1	2						
J.D. Drew, L OBP: 0.413, SLG: 0.525 (1, 9)										5	1	1	0	0	0	3						
Andruw Jones, R OBP: 0.394, SLG: 0.532 (1, 8)										2	0	0	0	2	1	0						
Adam LaRoche, L OBP: 0.339, SLG: 0.339 Antonio Alfonseca, R OBP: 0.300, SLG: 0.300 Damon Hollins, R OBP: 0.278, SLG: 0.278 Will Cunnane, R OBP: 0.278, SLG: 0.278 Eddie Pérez, R OBP: 0.278, SLG: 0.278 (1, 3) (4, 1) (6, 1) (8, 1) (8, 2)										2	1	0	0	0	0	3						
Johnny Estrada, S OBP: 0.360, SLG: 0.508 C.J. Nitkowski, L (8, 1)										4	0	2	2	0	0	1						
Dewayne Wise, L OBP: 0.259, SLG: 0.415 (1, 7)										4	2	2	0	0	2							
Russ Ortiz, R OBP: 0.250, SLG: 0.250 Mike Hessman, R OBP: 0.118, SLG: 0.125 (1, 1) (4, 3)										1	0	0	0	0	1							
Inning Stats	R: 0 E: 0 K: 1 S: 10	H: 1 LOB: 0 BB: 0 P: 16	R: 2 E: 0 K: 0 S: 10	H: 2 LOB: 1 BB: 1 P: 22	R: 0 E: 0 K: 1 S: 5	H: 0 LOB: 0 BB: 0 P: 6	R: 0 E: 0 K: 0 S: 7	H: 0 LOB: 1 BB: 1 P: 15	R: 2 E: 0 K: 1 S: 12	H: 3 LOB: 1 BB: 0 P: 18	R: 0 E: 0 K: 1 S: 8	H: 0 LOB: 0 BB: 0 P: 11	R: 2 E: 0 K: 1 S: 14	H: 3 LOB: 1 BB: 0 P: 21	R: 0 E: 0 K: 0 S: 9	H: 1 LOB: 1 BB: 0 P: 14		R: 1 E: 0 K: 0 S: 13	H: 2 LOB: 1 BB: 0 P: 17	1B: 5 2B: 7 3B: 0 HR: 0	SF: 0 SAC: 0 DP: 1 HBP: 0	WP: 0 PB: 0 SB: 0 CS: 0
PITCHER	IP WLS BF H R ER SO BB IBB HBP BLK WP HR S P ERA WHIP																					
Brett Tomko, R ERA: 7.57 (1, 1)	6.0 W 28 9 6 6 3 2 0 0 0 0 0 0 0 57 95 9.00 1.833																					
Tyler Walker, R ERA: (7, 1)	0.2 2 0 0 0 1 0 0 0 0 0 0 0 6 8 0.00 0.000																					
Scott Eyre, L ERA: (7, 1)	0.1 1 0 0 0 0 0 0 0 0 0 0 0 3 6 0.00 0.000																					
Felix Rodriguez, R ERA: 2.45 (8, 1)	1.0 4 1 0 0 0 0 0 0 0 0 0 9 14 0.00 1.000																					
Matt Herges, R ERA: 5.54 (9, 1)	1.0 5 2 1 1 0 0 0 0 0 0 0 13 17 9.00 2.000																					

Batter	1	2	3	4	5	6	7	8	9	AB	R	H	RBI	BB	SO	LOB	BOTTOM			
Michael Tucker, L OBP: 0.324, SLG: 0.365 (1, 9)										5	2	3	2	0	0	0	Atlanta Braves @ San Francisco Giants SBC Park, San Francisco, CA Wed Apr 28 2004, 10:05 PM EDT Att: 36,210 - Sunny - 61 F			
J.T. Snow, L OBP: 0.329, SLG: 0.338 (1, 3)										4	1	1	2	1	2	2				
Marquis Grissom, R OBP: 0.377, SLG: 0.549 (1, 8)										4	1	1	0	1	0	2				
Barry Bonds, L OBP: 0.687, SLG: 1.122 (1, 7)										3	1	1	0	2	1	2				
Pedro Feliz, R OBP: 0.323, SLG: 0.443 (1, 5)										5	2	2	1	0	0	4				
Edgardo Alfonzo, R OBP: 0.306, SLG: 0.297 (1, 4)										4	1	1	1	1	0	1				
A.J. Pierzynski, L OBP: 0.254, SLG: 0.235 (1, 2)										5	0	2	1	0	1	4				
Nelfi Perez, S OBP: 0.258, SLG: 0.282 (1, 6)										5	1	2	2	0	1	4				
Brett Tomko, R OBP: 0.077, SLG: 0.077 Tyler Walker, R OBP: 0.077, SLG: 0.077 Scott Eyre, L OBP: 0.077, SLG: 0.077 Felix Rodriguez, R OBP: 0.077, SLG: 0.077 Matt Herges, L OBP: 0.077, SLG: 0.077 (1, 1) (7, 1) (7, 1) (8, 1) (9, 1)										4	1	1	0	0	1	6				
Inning Stats	R: 0 E: 0 K: 0 S: 9	H: 0 LOB: 2 BB: 3 P: 22	R: 0 E: 0 K: 0 S: 5	H: 0 LOB: 0 BB: 0 P: 7	R: 0 E: 0 K: 2 S: 10	H: 2 LOB: 0 BB: 0 P: 15	R: 0 E: 0 K: 1 S: 37	H: 8 LOB: 2 BB: 1 P: 57	R: 1 E: 0 K: 0 S: 8	H: 1 LOB: 0 BB: 0 P: 15	R: 0 E: 0 K: 0 S: 10	H: 2 LOB: 0 BB: 0 P: 18	R: 0 E: 0 K: 1 S: 7	H: 0 LOB: 0 BB: 0 P: 10	R: 0 E: 0 K: 2 S: 11	H: 1 LOB: 2 BB: 1 P: 18		1B: 11 2B: 2 3B: 0 HR: 1	SF: 0 SAC: 0 DP: 1 HBP: 0	WP: 1 PB: 0 SB: 1 CS: 0
PITCHER	IP WLS BF H R ER SO BB IBB HBP BLK WP HR S P ERA WHIP																			
Russ Ortiz, R ERA: 5.61 (1, 1)	3.1 L 21 8 7 7 2 1 0 0 0 0 0 1 19 33 10.80 1.800																			
Antonio Alfonseca, R ERA: 6.52 (4, 1)	1.2 10 3 3 2 1 0 1 0 0 0 0 1 19 33 10.80 1.800																			
Will Cunnane, R ERA: 9.0 (6, 1)	2.0 8 2 0 0 1 0 0 0 0 0 0 17 28 0.00 1.000																			
C.J. Nitkowski, L ERA: 3.86 (8, 1)	1.0 5 1 0 0 2 1 0 0 0 0 0 0 11 18 0.00 2.000																			



Batter	1	2	3	4	5	6	7	8	9	AB	R	H	RBI	BB	SO	LOB	TOP																		
Juan Pierre, L (1,8) OBP: 0.380, SLG: 0.378										4	0	2	0	0	0	0	Florida Marlins @ San Francisco Giants SBC Park, San Francisco, CA Thu Apr 29 2004, 4:05 PM EDT Att: 37,306 - Sunny - 71 F																		
Luis Castillo, S (1,4) OBP: 0.313, SLG: 0.310										3	0	0	0	1	0	1																			
Miguel Cabrera, R (1,9) OBP: 0.375, SLG: 0.651										4	0	0	0	0	0	3																			
Mike Lowell, R (1,5) OBP: 0.383, SLG: 0.614										4	2	2	1	0	1	2																			
Hee-Seop Choi, L (1,3)										4	1	1	2	0	2	0																			
Abraham Nunez, S (1,7)										4	0	0	0	0	2	0																			
Ramon Castro, R (1,2)										3	1	1	1	0	0	0																			
Alex Gonzalez, R (1,6)										3	0	0	0	0	0	0																			
Brad Penny, R (1,1) OBP: 0.083, SLG: 0.083 Matt Perisho, L (8,1) Justin Wayne, R (8,1) Franklyn Gracesqui, S (9,1)										3	0	0	0	0	1	0																			
Inning Stats	R: 0 E: 0 K: 0 S: 8	H: 1 LOB: 1 BB: 1 P: 16	R: 0 E: 0 K: 2 S: 8	H: 0 LOB: 0 BB: 0 P: 16	R: 0 E: 0 K: 0 S: 5	H: 0 LOB: 0 BB: 0 P: 6	R: 2 E: 0 K: 1 S: 11	H: 2 LOB: 0 BB: 0 P: 17	R: 0 E: 0 K: 1 S: 7	H: 0 LOB: 0 BB: 0 P: 11	R: 0 E: 0 K: 1 S: 11	H: 1 LOB: 1 BB: 0 P: 18	R: 1 E: 0 K: 0 S: 6	H: 1 LOB: 0 BB: 0 P: 8	R: 0 E: 0 K: 0 S: 5	H: 0 LOB: 0 BB: 0 P: 7	R: 1 E: 0 K: 1 S: 12	H: 1 LOB: 0 BB: 0 P: 22	1B: 3 2B: 0 3B: 0 HR: 3	SF: 0 SAC: 0 DP: 1 HBP: 0	WP: 0 PA: 33 SB: 0 CS: 0														
PITCHER	IP WLS BF H R ER SO BB IBB HBP BLK WP HR S P ERA WHIP																																		
Jerome Williams, R (1,1) ERA: 3.93	7.0	26	5	3	3	5	1	0	0	0	0	0	0	2	56	92	3.86	0.857																	
Jim Brower, R (8,1) ERA: 3.98	1.0	3	0	0	0	0	0	0	0	0	0	0	0	5	7	0.00	0.000																		
Felix Rodriguez, R (9,1) ERA: 3.0	1.0	L	4	1	1	1	1	0	0	0	0	0	0	1	12	22	9.00	1.000																	

Batter	1	2	3	4	5	6	7	8	9	AB	R	H	RBI	BB	SO	LOB	BOTTOM																	
Michael Tucker, L (1,9) OBP: 0.329, SLG: 0.373										4	1	1	0	1	1	3	Florida Marlins @ San Francisco Giants SBC Park, San Francisco, CA Thu Apr 29 2004, 4:05 PM EDT Att: 37,306 - Sunny - 71 F																	
J.T. Snow, L (1,3) OBP: 0.337, SLG: 0.361 Dustan Mohr, R (8, FR) OBP: 0.154, SLG: 0.043 Delwi Cruz, R (9,4) OBP: 0.550, SLG: 1.000										4	0	2	0	0	1	2																		
Marquis Grissom, R (1,8) OBP: 0.370, SLG: 0.533										4	0	1	1	0	0	1																		
Barry Bonds, L (1,7) OBP: 0.701, SLG: 1.176										2	1	2	1	2	0	0																		
Pedro Feliz, R (1,5) OBP: 0.303, SLG: 0.415										4	0	0	0	0	1	5																		
Edgardo Alfonzo, R (1,4) OBP: 0.289, SLG: 0.279										4	0	0	0	0	0	4																		
A.J. Pierzynski, L (1,2) ERA: 2.67 Yorvit Torrealba, R (9, FR) OBP: 0.278, SLG: 0.133										4	0	2	0	0	0	0																		
Nelfi Perez, S (1,6) OBP: 0.250, SLG: 0.273										3	0	0	0	0	0	1																		
Jerome Williams, R (1,1) OBP: 0.167, SLG: 0.167 Brian Dallimore, R (7, PH) Jim Brower, R (8,1) Felix Rodriguez, R (9,1) Jeffrey Hammonds, R (9, PH) OBP: 0.328, SLG: 0.206										1	0	1	0	0	0	0																		
Inning Stats	R: 0 E: 0 K: 1 S: 8	H: 0 LOB: 0 BB: 0 P: 13	R: 0 E: 0 K: 0 S: 6	H: 1 LOB: 0 BB: 0 P: 10	R: 0 E: 0 K: 0 S: 6	H: 1 LOB: 1 BB: 0 P: 12	R: 0 E: 0 K: 1 S: 9	H: 1 LOB: 2 BB: 1 P: 17	R: 0 E: 0 K: 0 S: 10	H: 1 LOB: 2 BB: 1 P: 17	R: 1 E: 0 K: 0 S: 11	H: 1 LOB: 0 BB: 0 P: 16	R: 0 E: 0 K: 0 S: 9	H: 0 LOB: 0 BB: 0 P: 12	R: 2 E: 0 K: 0 S: 15	H: 3 LOB: 2 BB: 1 P: 21	R: 0 E: 0 K: 1 S: 9	H: 1 LOB: 2 BB: 0 P: 13	1B: 6 2B: 2 3B: 0 HR: 1	SF: 0 SAC: 2 DP: 2 HBP: 0	WP: 0 PA: 37 SB: 1 CS: 0													
PITCHER	IP WLS BF H R ER SO BB IBB HBP BLK WP HR S P ERA WHIP																																	
Brad Penny, R (1,1) ERA: 2.67	7.0	30	8	3	3	2	1	1	0	0	0	0	0	2	6	3.86	1.286																	
Matt Perisho, L (8,1) ERA: 1.93	0.0	1	0	0	0	0	1	0	0	0	0	0	0	2	6	-	-																	
Justin Wayne, R (8,1) ERA: 1.93	1.2	W	5	1	0	0	0	0	0	0	0	0	0	12	14	0.00	0.600																	
Franklyn Gracesqui, L (9,1) ERA: 1.93	0.1	S	1	0	0	0	0	0	0	0	0	0	0	3	5	0.00	0.000																	

AB 32
R 4
H 6
RBI 4
BB 1
SO 6
LOB 6



AB 32
R 3
H 9
RBI 2
BB 3
SO 3
LOB 18



Batter	1	2	3	4	5	6	7	8	9	AB	R	H	RBI	BB	SO	LOB	TOP				
Juan Pierre, L (1,8) OBP: 0.385, SLG: 0.394	2-1 G3-1 SF7 2B	2-0 SH 1B SF8	0-3 K			1-0 PO 1B			0-2 P5	4	2	2	0	0	1	0					
Luis Castillo, S (1,4) OBP: 0.307, SLG: 0.304	2-0 G3-1 2-3	1-0 1B HR		1-1 G3		0-1 PO	0-0 G1-3		2-1 L7	5	1	1	1	0	0	1					
Miguel Cabrera, R (1,9) OBP: 0.356, SLG: 0.629	3-1 SF7 3-H	2-3 SF8 3-H		1-1 G3-1			2-3 K		2-3 K	3	0	0	2	0	2	0					
Mike Lowell, R (1,5) OBP: 0.388, SLG: 0.605	4-0 BB 2B BB	1-2 HR 1B		1-1 G6-3						3	2	1	0	1	1	0					
Hee-Seop Choi, L (1,3) OBP: 0.419, SLG: 0.738	4-2 BB 2B	2-2 HR			3-2 F7				4-1 1B BB	2	2	1	3	2	0	0					
Wil Cordero, R (1,7) Abraham Nunez, S (8, PR) OBP: 0.297, SLG: 0.412 OBP: 0.364, SLG: 0.263	4-2 2B BB	0-1 G6-3			2-0 G4-6-3 1B				0-1 1B	3	1	2	0	1	0	0					
Mike Redmond, R (1,2) Matt Perisho, L (5, PH) Lenny Harris, L (8, PH)	0-0 2B	0-1 G5-3			0-1 G4-6-3				3-3 K	3	0	1	3	0	0	1					
Damon Easley, R (8, PH) OBP: 0.250, SLG: 0.545	1-H 2-H 3-H 2B				1-2 1-2					1	0	0	0	0	1	2					
Alex Gonzalez, R (1,6) Franklyn Gracesqui, S (8, PH) OBP: 0.222, SLG: 0.312	1-1 G5-3			0-1 G5-3					3-2 F9	4	0	0	0	0	0	3					
Dontrelle Willis, L (1,1) Tommy Phelps, L (2, PH) 40 Nate Bump, L (2, PH) Ramon Castro, R (5, PH) OBP: 0.583, SLG: 1.000 OBP: 0.204, SLG: 0.283		1-2 SH 1B 2B		1-3 K		0-3 K			1-2 K	1	1	1	0	0	0	0					
Inning Stats	R: 4 E: 0 K: 0 S: 17	H: 2 LOB: 1 BB: 3 P: 37	R: 5 E: 1 K: 0 S: 15	H: 4 LOB: 0 BB: 2 P: 22	R: 0 E: 0 K: 2 S: 9	H: 0 LOB: 0 BB: 0 P: 10	R: 0 E: 0 K: 0 S: 6	H: 0 LOB: 0 BB: 0 P: 9	R: 0 E: 0 K: 1 S: 7	H: 1 LOB: 0 BB: 0 P: 12	R: 0 E: 0 K: 1 S: 8	H: 1 LOB: 0 BB: 0 P: 10	R: 0 E: 0 K: 2 S: 13	H: 1 LOB: 2 BB: 1 P: 26	R: 0 E: 0 K: 1 S: 9	H: 0 LOB: 0 BB: 0 P: 13	1B: 5 2B: 3 3B: 0 HR: 1	SF: 2 SAC: 1 DP: 1 HBP: 0	WP: 0 PB: 0 SB: 0 CS: 0	PA: 40	
PITCHER	IP WLS BF H R ER SO BB IBB HBP BLK WP HR S P ERA WHIP	32 Kevin Correia, R (1,1) ERA: 15.0	3.0 W 9 1 0 0 2 0 0 0 0 0 0 22 31 0.00 0.333	2.0 W 9 1 0 0 2 0 0 0 0 0 0 18 29 0.00 1.500	0.1 H 1 0 0 0 1 0 0 0 0 0 0 3 6 0.00 0.000	0.2 H 2 0 0 0 1 0 0 0 0 0 0 7 13 0.00 0.000					9.1 Matt Herges, R ERA: 5.14	1.0 S 3 0 0 0 1 0 0 0 0 0 0 0 13 0.00 0.000									

Florida Marlins @ San Francisco Giants
SBC Park, San Francisco, CA
Fri Apr 30 2004, 10:15 PM EDT
Att: 39,348 - Sunny - 60 F



Batter	1	2	3	4	5	6	7	8	9	AB	R	H	RBI	BB	SO	LOB	BOTTOM				
Jeffrey Hammonds, R (1,9) OBP: 0.327, SLG: 0.300	1-1 HR					0-1 P6			2-1 F8	6	2	2	2	0	0	7					
Brian Dattimore, R (1,5) J.T. Snow, L (8, PH) OBP: 0.833, SLG: 1.500 OBP: 0.345, SLG: 0.361	4-0 1B G1-3 BB	0-0 1B HR	0-0 1B G6-3		0-1 BB 1B	1-2 1B			4-0 1B FC4-6 BB	3	3	4	1	0	0	0					
Marquis Grissom, R (1,8) OBP: 0.391, SLG: 0.543	2-1 1B	0-0 1B BB 1B	1-2 1B G6-3		1-1 1B SF8 1B	2-2 FC4-6			3-1 P6	6	2	4	0	0	0	5					
Barry Bonds, L (1,7) OBP: 0.696, SLG: 1.132	4-1 G1-3 IBB	4-0 1B BB 1B	2-1 G6-3		4-1 SF8 1B BB				0-0 F7	2	1	0	1	3	0	2					
Edgardo Alfonzo, R (1,4) OBP: 0.296, SLG: 0.288	1-0 G1-3	1-2 SH1-4 1B	2-2 G5-3		2-2 1B				1-1 G4-3	5	0	2	2	0	0	2					
Pedro Feliz, R (1,3) OBP: 0.296, SLG: 0.406	1-1 F7	2-2 SH1-4 1B		2-2 G5-3	1-1 SF8				0-0 G5-3	4	0	1	3	0	0	1					
Neifi Perez, S (1,6) OBP: 0.280, SLG: 0.275		2B SH1-4 1B		2-2 F9	0-0 F9				0-0 BB HBP 1B	3	1	1	0	1	0	2					
Yorvit Torrealba, R (1,2) OBP: 0.348, SLG: 0.222		1B 2B		1-0 G4-3					1-0 K BB HBP	3	1	1	0	1	1	0					
Inning Stats	R: 2 E: 0 K: 0 S: 8	H: 2 LOB: 1 BB: 2 P: 21	R: 7 E: 0 K: 0 S: 27	H: 6 LOB: 3 BB: 3 P: 51	R: 0 E: 0 K: 0 S: 11	H: 2 LOB: 1 BB: 0 P: 16	R: 0 E: 0 K: 0 S: 10	H: 0 LOB: 0 BB: 0 P: 15	R: 3 E: 0 K: 0 S: 15	H: 4 LOB: 2 BB: 1 P: 23	R: 0 E: 0 K: 1 S: 11	H: 1 LOB: 0 BB: 0 P: 15	R: 0 E: 0 K: 0 S: 4	H: 0 LOB: 0 BB: 0 P: 5	R: 0 E: 0 K: 0 S: 8	H: 1 LOB: 3 BB: 1 P: 21	1B: 13 2B: 1 3B: 0 HR: 2	SF: 1 SAC: 1 DP: 1 HBP: 3	WP: 0 PB: 0 SB: 0 CS: 0	PA: 48	
PITCHER	IP WLS BF H R ER SO BB IBB HBP BLK WP HR S P ERA WHIP	Dontrelle Willis, L (1,1) ERA: 2.73	0.1 5 3 2 2 0 1 0 0 0 0 0 11 18 54.00 12.000	3.0 L 14 5 3 3 0 1 0 0 0 0 0 34 52 9.00 2.000	2.2 12 2 0 0 1 1 0 1 0 0 0 23 35 0.00 1.125	1.0 6 1 0 0 0 1 0 1 0 0 0 8 21 0.00 2.000															

Florida Marlins @ San Francisco Giants
SBC Park, San Francisco, CA
Fri Apr 30 2004, 10:15 PM EDT
Att: 39,348 - Sunny - 60 F



Batter	1	2	3	4	5	6	7	8	9	AB	R	H	RBI	BB	SO	LOB	TOP			
Juan Pierre, L OBP: 0.396, SLG: 0.402 (1, 8)	4-2 1B PB BB		0-1 CS 1B		0-0 S 1B		2-3 K			3	1	2	0	1	1	0				
Damion Easley, R OBP: 0.375, SLG: 0.667 (1, 4) (8, 9)	3-2 PB 2B 1B		3-2 S 1B		0-1 G6-3		0-1 G6-3		0-1 2B	4	1	3	0	0	0	1				
Miguel Cabrera, R OBP: 0.343, SLG: 0.602 (1, 9) (6, 7)	2-3 K 1-2 3-H		3-3 K 1-2		0-0 G4-3		0-0 G4-3		0-3 K	4	0	0	0	0	3	4				
Mike Lowell, R OBP: 0.392, SLG: 0.611 (1, 5)	2-2 2H 2B		2-2 G6-3		1-1 S 1B		1-1 S 1B		1-1 G5-3	4	0	2	1	0	0	2				
Hee-Seop Choi, L OBP: 0.410, SLG: 0.703 (1, 3)	1-2 K			1-1 F7		0-3 K		0-3 K	3	0	0	0	0	0	2	2				
Wil Cordero, R OBP: 0.275, SLG: 0.378 Abraham Nunez, S OBP: 0.364, SLG: 0.263 Luis Castillo, S OBP: 0.304, SLG: 0.301 (1, 7) (7, 7) (8, PH) (8, 4)	0-0 G6-3			0-3 K		0-0 G6-3		0-0 G6-3	3	0	0	0	0	0	1	2				
Ramon Castro, R OBP: 0.189, SLG: 0.260 (1, 2)		0-0 P5		1-1 P2		1-0 P2			1-1 G5-3	4	0	0	0	0	0	1	AB 34			
Alex Gonzalez, R OBP: 0.212, SLG: 0.296 (1, 6)		0-1 P4				2-3 K		0-3 K	2	4	0	0	0	0	2	0	R 3			
Carl Pavano, R OBP: 0.200, SLG: 0.500 Franklyn Gracesqui, S Armando Benitez, R Mike Mordecai, R OBP: 0.300, SLG: 0.300 (1, 1) (8, 1) (8, 1) (8, 4)		0-2 G4-3				1-2 HR		2-3 K	3	3	1	1	1	0	1	0	H 8			
Inning Stats	R: 2 E: 0 K: 2 S: 23	H: 2 LOB: 1 BB: 1 P: 35	R: 0 E: 0 K: 0 S: 6	H: 0 LOB: 0 BB: 0 P: 6	R: 0 E: 0 K: 1 S: 13	H: 2 LOB: 1 BB: 0 P: 21	R: 0 E: 0 K: 1 S: 7	H: 0 LOB: 0 BB: 0 P: 9	R: 1 E: 0 K: 1 S: 13	H: 2 LOB: 1 BB: 0 P: 16	R: 0 E: 0 K: 3 S: 10	H: 0 LOB: 0 BB: 0 P: 14	R: 0 E: 0 K: 2 S: 12	H: 1 LOB: 2 BB: 0 P: 18	R: 0 E: 0 K: 0 S: 5	H: 0 LOB: 0 BB: 0 P: 7	1B: 5 2B: 2 3B: 0 HR: 1	SF: 0 SAC: 0 DP: 0 HBP: 1	WP: 0 PB: 1 SB: 3 CS: 1	PA: 36
PITCHER	IP WLS BF H R ER SO BB IBB HBP BLK WP HR S P ERA WHIP	IP WLS BF H R ER SO BB IBB HBP BLK WP HR S P ERA WHIP	IP WLS BF H R ER SO BB IBB HBP BLK WP HR S P ERA WHIP	IP WLS BF H R ER SO BB IBB HBP BLK WP HR S P ERA WHIP	IP WLS BF H R ER SO BB IBB HBP BLK WP HR S P ERA WHIP	IP WLS BF H R ER SO BB IBB HBP BLK WP HR S P ERA WHIP	IP WLS BF H R ER SO BB IBB HBP BLK WP HR S P ERA WHIP	IP WLS BF H R ER SO BB IBB HBP BLK WP HR S P ERA WHIP	IP WLS BF H R ER SO BB IBB HBP BLK WP HR S P ERA WHIP	IP WLS BF H R ER SO BB IBB HBP BLK WP HR S P ERA WHIP	IP WLS BF H R ER SO BB IBB HBP BLK WP HR S P ERA WHIP	IP WLS BF H R ER SO BB IBB HBP BLK WP HR S P ERA WHIP	IP WLS BF H R ER SO BB IBB HBP BLK WP HR S P ERA WHIP	IP WLS BF H R ER SO BB IBB HBP BLK WP HR S P ERA WHIP	IP WLS BF H R ER SO BB IBB HBP BLK WP HR S P ERA WHIP	IP WLS BF H R ER SO BB IBB HBP BLK WP HR S P ERA WHIP	IP WLS BF H R ER SO BB IBB HBP BLK WP HR S P ERA WHIP			

Florida Marlins @ San Francisco Giants
SBC Park, San Francisco, CA
Sat May 01 2004, 4:05 PM EDT
Att: 41,203 - Cloudy - 68 F

AB 34
R 3
H 8
RBI 2
BB 1
SO 11
LOB 14



Batter	1	2	3	4	5	6	7	8	9	AB	R	H	RBI	BB	SO	LOB	BOTTOM			
Michael Tucker, L OBP: 0.329, SLG: 0.375 (1, 9)	0-0 F8		1-0 G4-3 G6-3 2B		1-3 K		0-0 B3	4-1 BB 2B BB		4	2	1	0	1	1	2				
J.T. Snow, L OBP: 0.348, SLG: 0.347 (1, 3)	2-1 F7		0-0 G4-3		1-2 K		4-0 G6-3 1B BB	4-2 2B BB		3	2	0	0	2	1	3				
Marquis Grissom, R OBP: 0.380, SLG: 0.535 (1, 8)	1-3 K2-3		0-0 G5-3		0-0 G4-3		2-1 G6-3	0-1 2B		5	0	1	3	0	1	1				
Barry Bonds, L OBP: 0.761, SLG: 1.111 Jeffrey Hammonds, R OBP: 0.327, SLG: 0.300 (1, 7) (9, 7)		1-0 L8	4-0 IBB		4-0 FC5-4 IBB		4-0 BB 1B IBB	4-0 IBB		1	1	0	0	4	0	0				
Edgardo Alfonzo, R OBP: 0.302, SLG: 0.286 (1, 4)		1-0 BB 1B 1B	2-2 F9		0-1 FC5-4		4-1 1B BB	3-3 K		4	0	1	0	1	1	4				
A.J. Pierzynski, L OBP: 0.291, SLG: 0.303 (1, 2)		0-0 FC5 BB 1B		1-0 1B 3B		2-0 L6		FC6-4 1B		4	1	3	2	0	0	1				
Brian Dallimore, R OBP: 0.600, SLG: 0.875 Jason Christiansen, R Matt Herges, L (1, 5) (8, 1) (8, 1)		0-1 F9		2-2 FC3-5 E 1B		0-0 B5-3		FC6-4 1B		4	0	1	1	0	0	4	AB 32			
Deivi Cruz, R OBP: 0.429, SLG: 0.500 Neifi Perez, S OBP: 0.260, SLG: 0.275 (1, 6) (9, 6)		4-0 E5 FC3-5		1-1 E5 FC3-5		0-1 G6-3		1-2 F8		3	0	0	0	1	0	1	R 6			
Jason Schmidt, R Pedro Feliz, R OBP: 0.292, SLG: 0.400 (1, 1) (8, 5)		0-0 FC5		0-0 FC3-5		0-0 G6-3		1-0 G6-3		3	0	0	0	0	0	5	H 7			
Inning Stats	R: 0 E: 0 K: 1 S: 6	H: 2 LOB: 3 BB: 1 P: 12	R: 0 E: 0 K: 0 S: 6	H: 2 LOB: 1 BB: 1 P: 12	R: 1 E: 0 K: 0 S: 6	H: 1 LOB: 1 BB: 1 P: 13	R: 1 E: 1 K: 2 S: 15	H: 2 LOB: 2 BB: 0 P: 21	R: 0 E: 0 K: 0 S: 4	H: 0 LOB: 0 BB: 1 P: 10	R: 0 E: 0 K: 0 S: 4	H: 0 LOB: 0 BB: 0 P: 4	R: 2 E: 0 K: 0 S: 6	H: 1 LOB: 2 BB: 3 P: 20	R: 2 E: 0 K: 1 S: 14	H: 1 LOB: 2 BB: 3 P: 31	1B: 4 2B: 2 3B: 1 HR: 0	SF: 0 SAC: 0 DP: 0 HBP: 0	WP: 0 PB: 0 SB: 1 CS: 0	PA: 41
PITCHER	IP WLS BF H R ER SO BB IBB HBP BLK WP HR S P ERA WHIP	IP WLS BF H R ER SO BB IBB HBP BLK WP HR S P ERA WHIP	IP WLS BF H R ER SO BB IBB HBP BLK WP HR S P ERA WHIP	IP WLS BF H R ER SO BB IBB HBP BLK WP HR S P ERA WHIP	IP WLS BF H R ER SO BB IBB HBP BLK WP HR S P ERA WHIP	IP WLS BF H R ER SO BB IBB HBP BLK WP HR S P ERA WHIP	IP WLS BF H R ER SO BB IBB HBP BLK WP HR S P ERA WHIP	IP WLS BF H R ER SO BB IBB HBP BLK WP HR S P ERA WHIP	IP WLS BF H R ER SO BB IBB HBP BLK WP HR S P ERA WHIP	IP WLS BF H R ER SO BB IBB HBP BLK WP HR S P ERA WHIP	IP WLS BF H R ER SO BB IBB HBP BLK WP HR S P ERA WHIP	IP WLS BF H R ER SO BB IBB HBP BLK WP HR S P ERA WHIP	IP WLS BF H R ER SO BB IBB HBP BLK WP HR S P ERA WHIP	IP WLS BF H R ER SO BB IBB HBP BLK WP HR S P ERA WHIP	IP WLS BF H R ER SO BB IBB HBP BLK WP HR S P ERA WHIP	IP WLS BF H R ER SO BB IBB HBP BLK WP HR S P ERA WHIP				

Florida Marlins @ San Francisco Giants
SBC Park, San Francisco, CA
Sat May 01 2004, 4:05 PM EDT
Att: 41,203 - Cloudy - 68 F

AB 32
R 6
H 7
RBI 6
BB 9
SO 4
LOB 21



Batter	1	2	3	4	5	6	7	8	9	10	11	AB	R	H	RBI	BB	SO	LOB	TOP																																																																																																																																																																					
Juan Pierre, L OBP: 0.416, SLG: 0.436 (1.8)	F8		FC5-4 1B	2B	3B			1B		SH1-4		4	1	3	1	1	0	0																																																																																																																																																																						
Luis Castillo, S OBP: 0.306, SLG: 0.306 (1.4)	G5-3		FC5-4 1B	2B	BB			1B		G5-3		5	1	1	2	1	1	4																																																																																																																																																																						
Miguel Cabrera, R OBP: 0.360, SLG: 0.594 (1.9)	G1-3		1B	2B	BB			FC5-4 1B				3	1	1	0	3	0	2																																																																																																																																																																						
Mike Lowell, R OBP: 0.389, SLG: 0.604 (1.5)		L9 2B	FC5-4 1B	FC5-4				P3		K		6	0	2	2	0	1	6																																																																																																																																																																						
Wil Cordero, R OBP: 0.261, SLG: 0.372 (1.3)		L9	E5		3B			FC5-4			K	6	1	1	0	0	1	4																																																																																																																																																																						
Jeff Conine, R OBP: 0.346, SLG: 0.403 Abraham Nunez, S OBP: 0.364, SLG: 0.263 (11. PR) (11.7)		G6-4-3 BB	F8		G5-3			F9		G6-3		4	0	0	0	2	0	3																																																																																																																																																																						
Damon Easley, R OBP: 0.381, SLG: 0.700 Armando Benitez, R OBP: 0.405, SLG: 0.692 Matt Perisho, L OBP: 0.289, SLG: 0.293 (11.1)		G6-4-3		2B	FC4-6 3B			G5-3		G3		5	2	2	1	0	0	2	AB 44																																																																																																																																																																					
Mike Redmond, R OBP: 0.377, SLG: 0.447 (1.2)			FC5-4 1B	F9	FC4-6 HBP			F9		G4-3		5	1	1	0	0	2		R 8																																																																																																																																																																					
Darren Oliver, R OBP: 0.231, SLG: 0.231 Lenny Harris, L (5. PH) Justin Wayne, R (5.1) 40 Nate Bump, L (7.1) Alex Gonzalez, R OBP: 0.289, SLG: 0.293 (9.6)			K	K	FC4-6 3B			K		E4		2	0	0	0	2	2		H 11																																																																																																																																																																					
	R: 0 E: 0 K: 0 S: 8	H: 0 LOB: 0 BB: 0 P: 12	R: 0 E: 0 K: 0 S: 6	H: 1 LOB: 1 BB: 1 P: 14	R: 3 E: 1 K: 1 S: 16	H: 3 LOB: 2 BB: 1 P: 29	R: 2 E: 0 K: 1 S: 16	H: 2 LOB: 2 BB: 2 P: 30	R: 3 E: 1 K: 0 S: 14	H: 3 LOB: 2 BB: 1 P: 28	R: 0 E: 0 K: 0 S: 7	H: 0 LOB: 0 BB: 0 P: 10	R: 0 E: 0 K: 1 S: 6	H: 0 LOB: 0 BB: 0 P: 12	R: 0 E: 0 K: 1 S: 11	H: 2 LOB: 2 BB: 0 P: 20	R: 0 E: 1 K: 1 S: 16	H: 0 LOB: 2 BB: 1 P: 30	R: 0 E: 0 K: 2 S: 10	H: 0 LOB: 1 BB: 1 P: 20	1B: 6 2B: 3 3B: 2 HR: 0	SF: 0 SAC: 1 DP: 1 HBP: 1	WP: 0 PB: 0 SB: 1 CS: 0	PA: 53																																																																																																																																																																
	<table border="1"> <thead> <tr> <th>PITCHER</th> <th>IP</th> <th>WLS</th> <th>BF</th> <th>H</th> <th>R</th> <th>ER</th> <th>SO</th> <th>BB</th> <th>IBB</th> <th>HBP</th> <th>BLK</th> <th>WP</th> <th>HR</th> <th>S</th> <th>P</th> <th>ERA</th> <th>WHIP</th> </tr> </thead> <tbody> <tr> <td>Kirk Rueter, L ERA: 7.06</td> <td>1.1</td> <td></td> <td>4.1</td> <td>7</td> <td>25</td> <td>6</td> <td>2</td> <td>0</td> <td>0</td> <td>0</td> <td>0</td> <td>0</td> <td>0</td> <td>52</td> <td>95</td> <td>12.46</td> <td>2.769</td> </tr> <tr> <td>Jim Brower, R ERA: 3.18</td> <td>5.1</td> <td>1.2</td> <td>8</td> <td>1</td> <td>1</td> <td>1</td> <td>0</td> <td>1</td> <td>0</td> <td>1</td> <td>0</td> <td>0</td> <td>0</td> <td>15</td> <td>28</td> <td>5.40</td> <td>1.200</td> </tr> <tr> <td>Wayne Franklin, L ERA: 3.27</td> <td>7.1</td> <td>1.0</td> <td>3</td> <td>0</td> <td>0</td> <td>0</td> <td>1</td> <td>0</td> <td>0</td> <td>0</td> <td>0</td> <td>0</td> <td>0</td> <td>6</td> <td>12</td> <td>0.00</td> <td>0.000</td> </tr> <tr> <td>Felix Rodriguez, R ERA: 2.63</td> <td>8.1</td> <td>1.0</td> <td>5</td> <td>2</td> <td>0</td> <td>0</td> <td>1</td> <td>0</td> <td>0</td> <td>0</td> <td>0</td> <td>0</td> <td>0</td> <td>11</td> <td>20</td> <td>0.00</td> <td>2.000</td> </tr> <tr> <td>Matt Herges, R ERA: 4.41</td> <td>9.1</td> <td>1.0</td> <td>4</td> <td>0</td> <td>0</td> <td>0</td> <td>0</td> <td>0</td> <td>0</td> <td>0</td> <td>0</td> <td>0</td> <td>0</td> <td>13</td> <td>18</td> <td>0.00</td> <td>0.000</td> </tr> </tbody> </table>											PITCHER	IP	WLS	BF	H	R	ER	SO	BB	IBB	HBP	BLK	WP	HR	S	P	ERA	WHIP	Kirk Rueter, L ERA: 7.06	1.1		4.1	7	25	6	2	0	0	0	0	0	0	52	95	12.46	2.769	Jim Brower, R ERA: 3.18	5.1	1.2	8	1	1	1	0	1	0	1	0	0	0	15	28	5.40	1.200	Wayne Franklin, L ERA: 3.27	7.1	1.0	3	0	0	0	1	0	0	0	0	0	0	6	12	0.00	0.000	Felix Rodriguez, R ERA: 2.63	8.1	1.0	5	2	0	0	1	0	0	0	0	0	0	11	20	0.00	2.000	Matt Herges, R ERA: 4.41	9.1	1.0	4	0	0	0	0	0	0	0	0	0	0	13	18	0.00	0.000	<table border="1"> <thead> <tr> <th>PITCHER</th> <th>IP</th> <th>WLS</th> <th>BF</th> <th>H</th> <th>R</th> <th>ER</th> <th>SO</th> <th>BB</th> <th>IBB</th> <th>HBP</th> <th>BLK</th> <th>WP</th> <th>HR</th> <th>S</th> <th>P</th> <th>ERA</th> <th>WHIP</th> </tr> </thead> <tbody> <tr> <td>Scott Eyre, L ERA: 10.1</td> <td>10.1</td> <td></td> <td>0.2</td> <td>12.46</td> <td>2.769</td> <td>0</td> <td>0</td> <td>0</td> <td>0</td> <td>0</td> <td>0</td> <td>0</td> <td>0</td> <td>15</td> <td>32</td> <td>0.00</td> <td>1.500</td> </tr> <tr> <td>Tyler Walker, R ERA: 10.1</td> <td>10.1</td> <td>1.1</td> <td>W</td> <td>6</td> <td>0</td> <td>0</td> <td>0</td> <td>3</td> <td>2</td> <td>0</td> <td>0</td> <td>0</td> <td>0</td> <td>0</td> <td>0</td> <td>0.00</td> <td>1.500</td> </tr> </tbody> </table>											PITCHER	IP	WLS	BF	H	R	ER	SO	BB	IBB	HBP	BLK	WP	HR	S	P	ERA	WHIP	Scott Eyre, L ERA: 10.1	10.1		0.2	12.46	2.769	0	0	0	0	0	0	0	0	15	32	0.00	1.500	Tyler Walker, R ERA: 10.1	10.1	1.1	W	6	0	0	0	3	2	0	0	0	0	0	0	0.00	1.500
PITCHER	IP	WLS	BF	H	R	ER	SO	BB	IBB	HBP	BLK	WP	HR	S	P	ERA	WHIP																																																																																																																																																																							
Kirk Rueter, L ERA: 7.06	1.1		4.1	7	25	6	2	0	0	0	0	0	0	52	95	12.46	2.769																																																																																																																																																																							
Jim Brower, R ERA: 3.18	5.1	1.2	8	1	1	1	0	1	0	1	0	0	0	15	28	5.40	1.200																																																																																																																																																																							
Wayne Franklin, L ERA: 3.27	7.1	1.0	3	0	0	0	1	0	0	0	0	0	0	6	12	0.00	0.000																																																																																																																																																																							
Felix Rodriguez, R ERA: 2.63	8.1	1.0	5	2	0	0	1	0	0	0	0	0	0	11	20	0.00	2.000																																																																																																																																																																							
Matt Herges, R ERA: 4.41	9.1	1.0	4	0	0	0	0	0	0	0	0	0	0	13	18	0.00	0.000																																																																																																																																																																							
PITCHER	IP	WLS	BF	H	R	ER	SO	BB	IBB	HBP	BLK	WP	HR	S	P	ERA	WHIP																																																																																																																																																																							
Scott Eyre, L ERA: 10.1	10.1		0.2	12.46	2.769	0	0	0	0	0	0	0	0	15	32	0.00	1.500																																																																																																																																																																							
Tyler Walker, R ERA: 10.1	10.1	1.1	W	6	0	0	0	3	2	0	0	0	0	0	0	0.00	1.500																																																																																																																																																																							

Florida Marlins @ San Francisco Giants
SBC Park, San Francisco, CA
Sun May 02 2004, 4:05 PM EDT
Att: 41,283 - Sunny - 74 F

livebaseballscorecards.com
AB 44
R 8
H 11
RBI 7
BB 7
SO 7
LOB 27



Batter	1	2	3	4	5	6	7	8	9	10	11	AB	R	H	RBI	BB	SO	LOB	BOTTOM																																																																																																																																																																																																																											
Neifi Perez, S OBP: 0.255, SLG: 0.271 (1.6)	G6-3			SF9		G6-3		F9		SH3-4 1B		5	0	1	1	0	0	1																																																																																																																																																																																																																												
J.T. Snow, L OBP: 0.340, SLG: 0.329 (1.3)	L7			G3		G3		G4-3		SH3-4 1B		4	0	0	0	1	0	1																																																																																																																																																																																																																												
Marquis Grissom, R OBP: 0.388, SLG: 0.554 (1.8)	G5-3			G4-3 1B		FC6-4 1B		P3		F7		6	1	3	0	0	2																																																																																																																																																																																																																													
Pedro Feliz, R OBP: 0.308, SLG: 0.421 (1.5)		1B		K		FC6-4 1B		1B		P6		6	2	3	1	0	1	3																																																																																																																																																																																																																												
Jeffrey Hammonds, R OBP: 0.333, SLG: 0.311 Matt Herges, L OBP: 0.333, SLG: 0.311 Scott Eyre, L OBP: 0.333, SLG: 0.311 Tyler Walker, R OBP: 0.333, SLG: 0.311 Barry Bonds, L OBP: 0.704, SLG: 1.111 (11. PH)		2B		G4-3		F8		1B		P6		5	1	2	0	0	4																																																																																																																																																																																																																													
Brian Dattimore, R OBP: 0.500, SLG: 0.643 (1.4)		E5		G4-3		G6-3		1B		K		6	1	2	1	0	1	3																																																																																																																																																																																																																												
Dustan Mohr, R OBP: 0.235, SLG: 0.143 (1.7)		HR		HR		F9		SF8		1B		4	2	2	1	1	0	2	AB 44																																																																																																																																																																																																																											
Yorvit Torrealba, R OBP: 0.414, SLG: 0.478 (1.2)		HR		SH1-3 1B		G6-3		G6-3		K		5	1	3	5	1	1	1	R 9																																																																																																																																																																																																																											
Kirk Rueter, L ERA: 7.06 Jim Brower, R ERA: 3.18 Wayne Franklin, L ERA: 3.27 Felix Rodriguez, R ERA: 2.63 Matt Herges, R ERA: 4.41		G1-3		SH1-3		G4-3		G4-3		G6-3		1	0	0	0	0	0	0	H 16																																																																																																																																																																																																																											
	R: 0 E: 0 K: 0 S: 7	H: 0 LOB: 0 BB: 0 P: 11	R: 5 E: 1 K: 0 S: 15	H: 3 LOB: 0 BB: 1 P: 24	R: 0 E: 0 K: 1 S: 10	H: 1 LOB: 1 BB: 0 P: 13	R: 1 E: 0 K: 0 S: 8	H: 2 LOB: 1 BB: 0 P: 11	R: 0 E: 0 K: 0 S: 9	H: 4 LOB: 3 BB: 1 P: 22	R: 0 E: 0 K: 0 S: 11	H: 1 LOB: 2 BB: 1 P: 18	R: 0 E: 0 K: 0 S: 10	H: 1 LOB: 1 BB: 0 P: 12	R: 0 E: 0 K: 0 S: 8	H: 1 LOB: 1 BB: 1 P: 13	R: 1 E: 0 K: 0 S: 10	H: 2 LOB: 2 BB: 1 P: 17	1B: 11 2B: 3 3B: 1 HR: 1	SF: 2 SAC: 2 DP: 0 HBP: 0	WP: 0 PB: 0 SB: 1 CS: 0	PA: 53																																																																																																																																																																																																																								
	<table border="1"> <thead> <tr> <th>PITCHER</th> <th>IP</th> <th>WLS</th> <th>BF</th> <th>H</th> <th>R</th> <th>ER</th> <th>SO</th> <th>BB</th> <th>IBB</th> <th>HBP</th> <th>BLK</th> <th>WP</th> <th>HR</th> <th>S</th> <th>P</th> <th>ERA</th> <th>WHIP</th> </tr> </thead> <tbody> <tr> <td>Darren Oliver, L ERA: 8.54</td> <td>1.1</td> <td></td> <td>4.0</td> <td>6</td> <td>20</td> <td>5</td> <td>1</td> <td>0</td> <td>0</td> <td>0</td> <td>0</td> <td>0</td> <td>0</td> <td>40</td> <td>59</td> <td>11.25</td> <td>1.750</td> </tr> <tr> <td>Justin Wayne, R ERA: 1.26</td> <td>5.1</td> <td>2.1</td> <td>12</td> <td>4</td> <td>2</td> <td>2</td> <td>0</td> <td>1</td> <td>0</td> <td>0</td> <td>0</td> <td>0</td> <td>0</td> <td>22</td> <td>37</td> <td>7.71</td> <td>2.143</td> </tr> <tr> <td>40 Nate Bump, R ERA: 6.14</td> <td>7.1</td> <td>1.2</td> <td>B</td> <td>9</td> <td>2</td> <td>0</td> <td>0</td> <td>2</td> <td>0</td> <td>0</td> <td>0</td> <td>0</td> <td>0</td> <td>20</td> <td>31</td> <td>0.00</td> <td>2.400</td> </tr> <tr> <td>Armando Benitez, R ERA: 0.56</td> <td>9.1</td> <td>2.0</td> <td>8</td> <td>2</td> <td>0</td> <td>0</td> <td>2</td> <td>0</td> <td>0</td> <td>0</td> <td>0</td> <td>0</td> <td>0</td> <td>18</td> <td>25</td> <td>0.00</td> <td>1.000</td> </tr> <tr> <td>Matt Perisho, L ERA: 2.35</td> <td>11.1</td> <td>0.1</td> <td>L</td> <td>4</td> <td>2</td> <td>1</td> <td>1</td> <td>0</td> <td>1</td> <td>0</td> <td>0</td> <td>0</td> <td>0</td> <td>10</td> <td>17</td> <td>27.00</td> <td>9.000</td> </tr> </tbody> </table>											PITCHER	IP	WLS	BF	H	R	ER	SO	BB	IBB	HBP	BLK	WP	HR	S	P	ERA	WHIP	Darren Oliver, L ERA: 8.54	1.1		4.0	6	20	5	1	0	0	0	0	0	0	40	59	11.25	1.750	Justin Wayne, R ERA: 1.26	5.1	2.1	12	4	2	2	0	1	0	0	0	0	0	22	37	7.71	2.143	40 Nate Bump, R ERA: 6.14	7.1	1.2	B	9	2	0	0	2	0	0	0	0	0	20	31	0.00	2.400	Armando Benitez, R ERA: 0.56	9.1	2.0	8	2	0	0	2	0	0	0	0	0	0	18	25	0.00	1.000	Matt Perisho, L ERA: 2.35	11.1	0.1	L	4	2	1	1	0	1	0	0	0	0	10	17	27.00	9.000	<table border="1"> <thead> <tr> <th>PITCHER</th> <th>IP</th> <th>WLS</th> <th>BF</th> <th>H</th> <th>R</th> <th>ER</th> <th>SO</th> <th>BB</th> <th>IBB</th> <th>HBP</th> <th>BLK</th> <th>WP</th> <th>HR</th> <th>S</th> <th>P</th> <th>ERA</th> <th>WHIP</th> </tr> </thead> <tbody> <tr> <td>Darren Oliver, L ERA: 8.54</td> <td>1.1</td> <td></td> <td>4.0</td> <td>6</td> <td>20</td> <td>5</td> <td>1</td> <td>0</td> <td>0</td> <td>0</td> <td>0</td> <td>0</td> <td>0</td> <td>40</td> <td>59</td> <td>11.25</td> <td>1.750</td> </tr> <tr> <td>Justin Wayne, R ERA: 1.26</td> <td>5.1</td> <td>2.1</td> <td>12</td> <td>4</td> <td>2</td> <td>2</td> <td>0</td> <td>1</td> <td>0</td> <td>0</td> <td>0</td> <td>0</td> <td>0</td> <td>22</td> <td>37</td> <td>7.71</td> <td>2.143</td> </tr> <tr> <td>40 Nate Bump, R ERA: 6.14</td> <td>7.1</td> <td>1.2</td> <td>B</td> <td>9</td> <td>2</td> <td>0</td> <td>0</td> <td>2</td> <td>0</td> <td>0</td> <td>0</td> <td>0</td> <td>0</td> <td>20</td> <td>31</td> <td>0.00</td> <td>2.400</td> </tr> <tr> <td>Armando Benitez, R ERA: 0.56</td> <td>9.1</td> <td>2.0</td> <td>8</td> <td>2</td> <td>0</td> <td>0</td> <td>2</td> <td>0</td> <td>0</td> <td>0</td> <td>0</td> <td>0</td> <td>0</td> <td>18</td> <td>25</td> <td>0.00</td> <td>1.000</td> </tr> <tr> <td>Matt Perisho, L ERA: 2.35</td> <td>11.1</td> <td>0.1</td> <td>L</td> <td>4</td> <td>2</td> <td>1</td> <td>1</td> <td>0</td> <td>1</td> <td>0</td> <td>0</td> <td>0</td> <td>0</td> <td>10</td> <td>17</td> <td>27.00</td> <td>9.000</td> </tr> </tbody> </table>											PITCHER	IP	WLS	BF	H	R	ER	SO	BB	IBB	HBP	BLK	WP	HR	S	P	ERA	WHIP	Darren Oliver, L ERA: 8.54	1.1		4.0	6	20	5	1	0	0	0	0	0	0	40	59	11.25	1.750	Justin Wayne, R ERA: 1.26	5.1	2.1	12	4	2	2	0	1	0	0	0	0	0	22	37	7.71	2.143	40 Nate Bump, R ERA: 6.14	7.1	1.2	B	9	2	0	0	2	0	0	0	0	0	20	31	0.00	2.400	Armando Benitez, R ERA: 0.56	9.1	2.0	8	2	0	0	2	0	0	0	0	0	0	18	25	0.00	1.000	Matt Perisho, L ERA: 2.35	11.1	0.1	L	4	2	1	1	0	1	0	0	0	0	10	17	27.00	9.000
PITCHER	IP	WLS	BF	H	R	ER	SO	BB	IBB	HBP	BLK	WP	HR	S	P	ERA	WHIP																																																																																																																																																																																																																													
Darren Oliver, L ERA: 8.54	1.1		4.0	6	20	5	1	0	0	0	0	0	0	40	59	11.25	1.750																																																																																																																																																																																																																													
Justin Wayne, R ERA: 1.26	5.1	2.1	12	4	2	2	0	1	0	0	0	0	0	22	37	7.71	2.143																																																																																																																																																																																																																													
40 Nate Bump, R ERA: 6.14	7.1	1.2	B	9	2	0	0	2	0	0	0	0	0	20	31	0.00	2.400																																																																																																																																																																																																																													
Armando Benitez, R ERA: 0.56	9.1	2.0	8	2	0	0	2	0	0	0	0	0	0	18	25	0.00	1.000																																																																																																																																																																																																																													
Matt Perisho, L ERA: 2.35	11.1	0.1	L	4	2	1	1	0	1	0	0	0	0	10	17	27.00	9.000																																																																																																																																																																																																																													
PITCHER	IP	WLS	BF	H	R	ER	SO	BB	IBB	HBP	BLK	WP	HR	S	P	ERA	WHIP																																																																																																																																																																																																																													
Darren Oliver, L ERA: 8.54	1.1		4.0	6	20	5	1	0	0	0	0	0	0	40	59	11.25	1.750																																																																																																																																																																																																																													
Justin Wayne, R ERA: 1.26	5.1	2.1	12	4	2	2	0	1	0	0	0	0	0	22	37	7.71	2.143																																																																																																																																																																																																																													
40 Nate Bump, R ERA: 6.14	7.1	1.2	B	9	2	0	0	2	0	0	0	0	0	20	31	0.00	2.400																																																																																																																																																																																																																													
Armando Benitez, R ERA: 0.56	9.1	2.0	8	2	0	0	2	0	0	0	0	0	0	18	25	0.00	1.000																																																																																																																																																																																																																													
Matt Perisho, L ERA: 2.35	11.1	0.1	L	4	2	1	1	0	1	0	0	0	0	10	17	27.00	9.000																																																																																																																																																																																																																													

Florida Marlins @ San Francisco Giants
SBC Park, San Francisco, CA
Sun May 02 2004, 4:05 PM EDT
Att: 41,283 - Sunny - 74 F

livebaseballscorecards.com
AB 44
R 9
H 16
RBI 9
BB 5
SO 3
LOB 21



Batter	1	2	3	4	5	6	7	8	9	AB	R	H	RBI	BB	SO	LOB	TOP					
Brian Daltimore, R OBP: 0.429, SLG: 0.500 (1, 5)	4-2 1B BB	0-0 P4				2-2 G5-3		0-1 L7	2-2 P6	4	0	0	0	1	0	2	San Francisco Giants @ New York Mets Shea Stadium, Flushing, NY Tue May 04 2004, 7:10 PM EDT Att: 30,532 - Cloudy - 68 F livebaseballscorecards.com					
J.T. Snow, L OBP: 0.327, SLG: 0.313 (1, 3)	1-3 SAFE SAFE SAFE SAFE SAFE		1-1 F7		0-0 G1-4-3		1-2 F9			4	0	0	0	0	1	1						
Marquis Grissom, R OBP: 0.382, SLG: 0.552 (1, 8)	1-0 F8		2-2 F8		3-1 2B 2B		1-0 G6-3			4	1	1	0	0	0	1						
Jeffrey Hammonds, R OBP: 0.328, SLG: 0.306 (1, 7)	3-2 SAFE SAFE SAFE SAFE SAFE		3-2 G1-3		1-3 SAFE SAFE SAFE SAFE		2-2 F8			4	0	1	0	0	1	1						
Edgardo Alfonzo, R OBP: 0.319, SLG: 0.288 David Aardsma, R (8, 1)	0-1 F8			4-1 BB	0-1 F8		0-0 G4-6-3 1B			3	0	1	0	1	0	3						
Michael Tucker, L OBP: 0.333, SLG: 0.368 (1, 9)		0-0 E2 SH3 1B		1-0 F7	4-2 2B BB		1-0 G4-6-3 1B			3	1	1	0	1	0	2						
Deivi Cruz, R OBP: 0.364, SLG: 0.500 (1, 6)		0-0 SH3		0-0 F8	0-0 F8		1-3 2-H 2B		1-0 F7	3	0	1	1	0	0	1						
Yorvit Torrealba, R OBP: 0.424, SLG: 0.500 (1, 2)		0-2 E4 SH1-4		0-0 P4	4-0 IBB		3-1 2B			3	0	1	1	1	0	1						
Brett Tomko, R OBP: 0.067, SLG: 0.067 Jim Brower, R OBP: 1.000, SLG: 1.000 Pedro Feliz, R OBP: 0.304, SLG: 0.416 (1, 1) (6, 1) (8, 5)	0-1 SH1-4			0-0 F9	1-0 F9		1-2 F8			2	0	0	0	0	0	3						
Inning Stats	R: 0 E: 0 K: 1 S: 16	H: 1 LOB: 2 BB: 1 P: 25	R: 1 E: 2 K: 0 S: 8	H: 1 LOB: 1 BB: 0 P: 8	R: 0 E: 0 K: 0 S: 8	H: 0 LOB: 0 BB: 1 P: 14	R: 0 E: 0 K: 0 S: 4	H: 0 LOB: 1 BB: 1 P: 9	R: 0 E: 0 K: 0 S: 6	H: 0 LOB: 0 BB: 0 P: 8	R: 1 E: 0 K: 1 S: 11	H: 2 LOB: 3 BB: 2 P: 24	R: 0 E: 0 K: 0 S: 7	H: 0 LOB: 0 BB: 0 P: 9	R: 0 E: 0 K: 0 S: 6	H: 1 LOB: 0 BB: 0 P: 9	R: 0 E: 0 K: 0 S: 11	H: 1 LOB: 1 BB: 0 P: 18	1B: 3 2B: 3 3B: 0 HR: 0	SF: 0 SAC: 2 DP: 1 HBP: 0	WP: 0 PB: 0 SB: 0 CS: 0	PA: 37
PITCHER Steve Trachsel, R ERA: 3.79 David Weathers, R ERA: 3.95	IP: 8.0 WLS: W BF: 33	H: 5 R: 2 ER: 1 SO: 2	BB: 3 IBB: 1 HBP: 0 BLK: 0	WP: 0 HR: 0 S: 66 P: 106	ERA: 1.12 WHIP: 1.000	IP: 1.0 WLS: W BF: 4	H: 1 R: 0 ER: 0 SO: 0	BB: 0 IBB: 0 HBP: 0 BLK: 0	WP: 0 HR: 0 S: 11 P: 18	ERA: 0.00 WHIP: 1.000												

Batter	1	2	3	4	5	6	7	8	9	AB	R	H	RBI	BB	SO	LOB	BOTTOM			
Kazuo Matsui, S OBP: 0.345, SLG: 0.379 (1, 6)	1-1 G3 1B		1-1 1B E G6-3 1B		1-2 G4-3	1-0 FC6-4 1B		1-1 G4-3		5	1	3	1	0	0	0	San Francisco Giants @ New York Mets Shea Stadium, Flushing, NY Tue May 04 2004, 7:10 PM EDT Att: 30,532 - Cloudy - 68 F livebaseballscorecards.com			
Todd Zeile, R OBP: 0.387, SLG: 0.422 (1, 5)	0-1 G3 1-2		2-2 G6-3 1-2		2-2 G5-3	2-1 FC6-4 1-2		1-2 G6-3		5	0	0	0	0	4					
31 Mike Piazza, R OBP: 0.333, SLG: 0.453 Vance Wilson, R OBP: 0.368, SLG: 0.267 (7, PR) (8, 2)	2-3 K		4-1 E BB		2-1 G6-3	2-2 G6-3 1B		2-2 G6-3 1B		3	0	1	0	1	1	0				
Karim Garcia, L OBP: 0.330, SLG: 0.511 (1, 9)		2-2 G1-3	1-1 E4 1-3 2-H 1B		2-2 E4 G5-3 1B	1-0 G6-3 1-2		0-0 G4-3		5	1	1	0	0	2					
Shane Spencer, R OBP: 0.392, SLG: 0.473 (1, 7)		1-3 K	3-2 F8		0-1 G5-3	1-0 1B 2B				4	1	1	0	0	1	3				
Jason Phillips, R OBP: 0.284, SLG: 0.227 (1, 3)		4-2 1B BB		2-0 L5		1-1 HR 1B	2-2 BB 1B			3	1	2	2	1	0	0				
Mike Cameron, R OBP: 0.361, SLG: 0.484 (1, 8)		3-2 1B		1-2 F9		0-0 HR 1B	0-0 FC5 BB 1B			4	1	3	2	0	0	0				
Danny Garcia, R OBP: 0.458, SLG: 0.526 (1, 4)		0-0 L6		1-1 G5-3		2-2 1B 1B	4-2 1-2 2-3 BB			3	1	1	0	1	0	2				
Steve Trachsel, R OBP: 0.313, SLG: 0.375 David Weathers, R (9, 1)			2-2 G1-3		1-2 G6-3	2-0 1B 1B	0-0 FC5			4	0	1	0	0	0	3				
Inning Stats	R: 0 E: 0 K: 1 S: 10	H: 1 LOB: 0 BB: 0 P: 13	R: 0 E: 0 K: 1 S: 17	H: 1 LOB: 2 BB: 1 P: 27	R: 1 E: 1 K: 0 S: 14	H: 2 LOB: 2 BB: 1 P: 27	R: 0 E: 0 K: 0 S: 6	H: 0 LOB: 0 BB: 0 P: 10	R: 0 E: 0 K: 0 S: 10	H: 0 LOB: 0 BB: 0 P: 14	R: 4 E: 1 K: 0 S: 19	H: 5 LOB: 2 BB: 1 P: 31	R: 1 E: 0 K: 0 S: 13	H: 4 LOB: 3 BB: 1 P: 23	R: 0 E: 0 K: 0 S: 11	H: 1 LOB: 1 BB: 0 P: 15	1B: 12 2B: 1 3B: 0 HR: 1	SF: 0 SAC: 0 DP: 2 HBP: 0	WP: 0 PB: 0 SB: 0 CS: 0	PA: 40
PITCHER Brett Tomko, R ERA: 6.27 Jim Brower, R ERA: 3.44 David Aardsma, R ERA: 3.86	IP: 5.2 WLS: L BF: 28	H: 9 R: 5 ER: 0 SO: 2	BB: 2 IBB: 0 HBP: 0 BLK: 0	WP: 0 HR: 1 S: 74 P: 118	ERA: 0.00 WHIP: 1.941	IP: 1.1 WLS: W BF: 4	H: 1 R: 1 ER: 1 SO: 0	BB: 1 IBB: 0 HBP: 0 BLK: 0	WP: 0 HR: 0 S: 15 P: 27	ERA: 6.75 WHIP: 3.750	IP: 1.0 WLS: W BF: 4	H: 1 R: 0 ER: 0 SO: 0	BB: 0 IBB: 0 HBP: 0 BLK: 0	WP: 0 HR: 0 S: 11 P: 15	ERA: 0.00 WHIP: 1.000					



Batter	1	2	3	4	5	6	7	8	9	AB	R	H	RBI	BB	SO	LOB	TOP																		
Brian Dallimore, R OBP: 0.400, SLG: 0.476	0-2 CS 1B		0-0 G6-3		2-0 SF7			1-1 G5-3		3	0	1	1	0	0	1																			
J.T. Snow, L OBP: 0.324, SLG: 0.302	3-3 K		4-1 FC6-4 BB		3-2 G6-3			2-1 L5		3	0	0	0	1	1	1																			
Marquis Grissom, R OBP: 0.368, SLG: 0.530	2-0 F9		1-0 FC6-4			1-1 L6		2-3 K		4	0	0	0	0	1	2																			
Jeffrey Hammonds, R OBP: 0.323, SLG: 0.321		0-1 1B		2-1 F8		2-1 G5-3		1-1 G4-3		4	1	1	0	0	0	0																			
Edgardo Alfonzo, R OBP: 0.316, SLG: 0.286		1-2 2B		0-0 F9		1-2 F8		2-2 G3		4	0	1	1	0	0	0																			
Michael Tucker, L OBP: 0.330, SLG: 0.363		2-2 1B		1-2 F7				0-3 K		4	0	1	0	0	2	1																			
Yorvit Torrealba, R OBP: 0.389, SLG: 0.448		0-1 G5-4-3		0-2 G4-3				0-0 G1-3		3	0	0	0	0	0	2																			
Nefti Perez, S OBP: 0.276, SLG: 0.296			1-1 G6-3 SH1-4 1B		1-0 SH3 SF7 2B		4-2 BB			2	1	2	0	1	0	0																			
Jerome Williams, R OBP: 0.187, SLG: 0.187			0-0 SH1-4		2-2 SH3		2-0 G6-3			0	0	0	0	0	0	0																			
Tyler Walker, R OBP: 0.333, SLG: 0.605			1-2		2-3					0	0	0	0	0	0	0																			
Delvi Cruz, R OBP: 0.333, SLG: 0.605										1	0	0	0	0	0	1																			
Felix Rodriguez, R OBP: 0.333, SLG: 0.605										0	0	0	0	0	0	0																			
Scott Eyre, L OBP: 0.333, SLG: 0.605										0	0	0	0	0	0	0																			
Matt Herges, L OBP: 0.333, SLG: 0.605										0	0	0	0	0	0	0																			
David Aardsma, R OBP: 0.333, SLG: 0.605										0	0	0	0	0	0	0																			
Inning Stats	R: 0 E: 0 K: 1 S: 7	H: 1 LOB: 0 BB: 0 P: 12	R: 1 E: 0 K: 0 S: 12	H: 2 LOB: 0 BB: 0 P: 15	R: 0 E: 0 K: 0 S: 6	H: 1 LOB: 2 BB: 1 P: 12	R: 0 E: 0 K: 0 S: 9	H: 1 LOB: 1 BB: 0 P: 12	R: 1 E: 0 K: 0 S: 9	H: 1 LOB: 0 BB: 0 P: 17	R: 0 E: 0 K: 0 S: 8	H: 0 LOB: 0 BB: 0 P: 12	R: 0 E: 0 K: 1 S: 7	H: 0 LOB: 1 BB: 1 P: 13	R: 0 E: 0 K: 1 S: 7	H: 0 LOB: 0 BB: 0 P: 12	R: 0 E: 0 K: 1 S: 9	H: 0 LOB: 0 BB: 0 P: 13	1B: 4 2B: 2 3B: 0 HR: 0	SF: 1 SAC: 2 DP: 1 HBP: 0	WP: 0 PA: 33 CS: 1														
PITCHER	IP	WLS	BF	H	R	ER	SO	BB	IBB	HBP	BLK	WP	HR	S	P	ERA	WHIP																		
Jae Weong Seo, R ERA: 4.91	(1,1)	4.1	18	6	2	2	1	1	0	0	0	0	0	0	38	58	4.15	1.615																	
Ricky Bottalico, R ERA: 5.00	(5,1)	1.2	5	0	0	0	0	0	0	0	0	0	0	0	13	22	0.00	0.000																	
John Franco, L ERA: 7.2	(7,1)	1.0	4	0	0	0	1	1	0	0	0	0	0	0	7	13	0.00	1.000																	
David Weathers, R ERA: 3.88	(8,1)	1.0	W	3	0	0	0	1	0	0	0	0	0	0	7	12	0.00	0.000																	
Orber Moreno, R ERA: 4.63	(9,1)	1.0	3	0	0	0	1	0	0	0	0	0	0	0	9	13	0.00	0.000																	
Kazuo Matsui, S OBP: 0.339, SLG: 0.370	2-1 F7		2-3 K		2-1 G6-3			0-1 K		5	0	1	1	0	2	2																			
Todd Zeile, R OBP: 0.380, SLG: 0.412	2-2 F8		1-2 F8		1-2 F8			1-1 HR 1B		4	0	1	0	0	0	2																			
Joe McEwing, R OBP: 0.235, SLG: 0.188								1-1 L8		1	1	0	0	0	0	3																			
31 Mike Piazza, R OBP: 0.330, SLG: 0.475	3-1 HR		2-3 K		1-3 K			1 SAFE 3-2 F8		4	1	1	1	0	2	1																			
Vance Wilson, R OBP: 0.368, SLG: 0.267								1 SAFE 3-2 F8		0	0	0	0	0	0	0																			
Karim Garcia, L OBP: 0.337, SLG: 0.511	2-2 1B		1-0 G5-3		1-2 F7			0-2 HR 1B		4	1	2	0	0	0	0																			
Shane Spencer, R OBP: 0.398, SLG: 0.513	0-0 F9		1-0 G6-3		0-1 G5-4-3 1B			1-1 HR		4	1	2	3	0	0	1																			
Jason Phillips, R OBP: 0.293, SLG: 0.221			3-2 G5-3		1-0 FC6-4 HBP			4-1 HR BB		2	1	0	0	1	0	1																			
Mike Cameron, R OBP: 0.366, SLG: 0.511			4-2 1B HBP BB		0-0 FC6-4 2B K			1-2 HR		3	2	1	2	1	0	1																			
Danny Garcia, R OBP: 0.500, SLG: 0.571			1-0 E HBP		0-1 K 2B			1-1 HR HBP		2	1	1	0	0	0	0																			
Jae Weong Seo, R OBP: 0.343, SLG: 0.143			0-1 E1		1-3 K			0-0 HR		2	0	1	0	0	1	2																			
Ricky Bottalico, L ERA: 5.00								1-2 1B		0	0	0	0	0	0	0																			
John Franco, L ERA: 7.2								1-2 1B		1	0	0	0	0	0	0																			
Jeff Duncan, L OBP: 0.187, SLG: 0.187								1-2 1B		0	0	0	0	0	0	0																			
David Weathers, R OBP: 0.333, SLG: 0.605								1-2 1B		1	0	1	0	0	0	0																			
Eric Valenz, L OBP: 0.333, SLG: 0.605								1-2 1B		0	0	0	0	0	0	0																			
Orber Moreno, R OBP: 0.333, SLG: 0.605								1-2 1B		0	0	0	0	0	0	0																			
Inning Stats	R: 1 E: 0 K: 0 S: 13	H: 2 LOB: 1 BB: 0 P: 22	R: 1 E: 1 K: 1 S: 15	H: 1 LOB: 2 BB: 1 P: 26	R: 0 E: 0 K: 1 S: 5	H: 0 LOB: 0 BB: 0 P: 9	R: 0 E: 0 K: 1 S: 6	H: 1 LOB: 2 BB: 0 P: 8	R: 0 E: 0 K: 1 S: 9	H: 0 LOB: 0 BB: 0 P: 13	R: 0 E: 0 K: 0 S: 8	H: 1 LOB: 0 BB: 0 P: 10	R: 0 E: 0 K: 1 S: 8	H: 0 LOB: 0 BB: 0 P: 12	R: 6 E: 0 K: 1 S: 24	H: 6 LOB: 3 BB: 1 P: 39	1B: 7 2B: 1 3B: 0 HR: 3	SF: 0 SAC: 0 DP: 1 HBP: 3	WP: 0 PA: 38 CS: 0																
PITCHER	IP	WLS	BF	H	R	ER	SO	BB	IBB	HBP	BLK	WP	HR	S	P	ERA	WHIP																		
Jerome Williams, R ERA: 3.86	(1,1)	5.0	21	4	2	1	4	1	0	2	0	0	0	1	48	78	1.80	1.000																	
Tyler Walker, R ERA: 5.00	(6,1)	1.0	3	1	0	0	0	0	0	0	0	0	0	0	8	10	0.00	1.000																	
Felix Rodriguez, R ERA: 2.93	(7,1)	1.2	L	6	1	1	1	2	0	0	0	0	0	0	18	29	5.40	0.600																	
Scott Eyre, L ERA: 2.08	(8,1)	0.0	1	1	0	0	0	0	0	0	0	0	0	0	3	3	∞	∞																	
Matt Herges, R ERA: 6.09	(8,1)	0.0	3	2	4	4	0	1	0	0	0	0	2	6	12	∞	∞																		
David Aardsma, R ERA: 4.91	(8,1)	0.1	WLS	BF	H	R	ER	SO	BB	IBB	HBP	BLK	WP	HR	S	P	ERA	WHIP																	
David Aardsma, R ERA: 4.91	(8,1)	0.1	4	2	1	1	0	0	0	0	1	0	0	0	5	7	27.00	6.000																	

San Francisco Giants @ New York Mets
Shea Stadium, Flushing, NY
Wed May 05 2004, 7:10 PM EDT
Att: 19,974 - Cloudy - 57 F

AB 28
R 2
H 6
RBI 2
BB 2
SO 4
LOB 8



San Francisco Giants @ New York Mets
Shea Stadium, Flushing, NY
Wed May 05 2004, 7:10 PM EDT
Att: 19,974 - Cloudy - 57 F

AB 33
R 8
H 11
RBI 7
BB 2
SO 6
LOB 13




Batter	1	2	3	4	5	6	7	8	9	10	11	AB	R	H	RBI	BB	SO	LOB									
Neifi Perez, S OBP: 0.264, SLG: 0.282 (1, 6)				G5-3		G5-3		F8			K	5	0	0	0	0	2	1									
Edgardo Alfonzo, R OBP: 0.320, SLG: 0.292 (1, 5)	F8			1B		F9			L4		1B	5	0	2	0	0	0	0									
Marquis Grissom, R OBP: 0.378, SLG: 0.533 (1, 8)	P5			1B					G6-3		1B	5	0	3	0	0	0	0									
Barry Bonds, L OBP: 0.689, SLG: 1.053 (1, 7)		F7		P2			F9				1B	3	0	0	0	2	0	3									
Pedro Feliz, R OBP: 0.298, SLG: 0.439 (1, 3)	K			P4			HR		G6-3			5	1	1	1	0	2	6									
Jeffrey Hammonds, R OBP: 0.303, SLG: 0.298 Jim Brower, R OBP: 1.000, SLG: 1.000 (10, 1)	K			F7		G5-3				K		4	0	0	0	0	2	0									
Brian Dalimore, R OBP: 0.379, SLG: 0.440 (1, 4)			G5-3	K				SH3-4		G6-3		4	0	1	0	0	1	0									
Yorvit Torrealba, R OBP: 0.359, SLG: 0.406 (1, 2)		G6-3		K				SH3-4		K		3	0	0	0	0	2	0									
Jason Schmidt, R OBP: 0.341, SLG: 0.417 Tyler Walker, R OBP: 0.341, SLG: 0.459 Felix Rodriguez, R OBP: 0.276, SLG: 0.207 Michael Tucker, L OBP: 0.250, SLG: 0.207 Dustin Mohr, R OBP: 0.229, SLG: 0.138 (11, 9)	K			G6-3				G6-3			L5	2	0	0	0	0	1	0									
Inning Stats	R: 0 E: 0 K: 1 S: 12	H: 0 LOB: 0 BB: 0 P: 20	R: 0 E: 0 K: 2 S: 8	H: 0 LOB: 0 BB: 0 P: 12	R: 0 E: 0 K: 1 S: 9	H: 0 LOB: 0 BB: 0 P: 15	R: 0 E: 0 K: 0 S: 11	H: 2 LOB: 2 BB: 0 P: 19	R: 0 E: 0 K: 2 S: 10	H: 0 LOB: 0 BB: 0 P: 15	R: 1 E: 0 K: 0 S: 9	H: 2 LOB: 0 BB: 0 P: 17	R: 0 E: 0 K: 0 S: 10	H: 1 LOB: 1 BB: 0 P: 18	R: 0 E: 0 K: 0 S: 4	H: 0 LOB: 1 BB: 1 P: 11	R: 0 E: 0 K: 2 S: 8	H: 0 LOB: 0 BB: 0 P: 12	R: 0 E: 0 K: 2 S: 10	H: 2 LOB: 3 BB: 1 P: 23	1B: 6 2B: 0 3B: 0 HR: 1	SF: 0 SAC: 1 DP: 0 HBP: 0	WP: 0 PB: 0 SB: 0 CS: 1	PA: 41			
PITCHER	IP 8.0	WLS 28	BF 28	H 5	R 1	ER 1	SO 6	BB 0	IBB 0	HBP 0	BLK 0	WP 0	HR 1	S 75	P 126	ERA 1.12	WHIP 0.625										
Al Leiter, L ERA: 1.53 Braden Looper, R ERA: Mike Stanton, L ERA: 3.52 David Weathers, R ERA: 3.6	(1, 1) (9, 1) (11, 1) (11, 1)	0.2 0.1	W 1	0 0	0 0	0 0	1 1	0 0	0 0	0 0	0 0	0 0	0 0	3 6	7 6	0.00 0.00	3.000 0.000										

San Francisco Giants @ New York Mets
Shea Stadium, Flushing, NY
Thu May 06 2004, 7:10 PM EDT
Att: 23,314 - Sunny - 69 F

livebaseballscores.com

AB	38
R	1
H	7
RBI	1
BB	2
SO	10
LOB	11




Batter	1	2	3	4	5	6	7	8	9	10	11	AB	R	H	RBI	BB	SO	LOB									
Kazuo Matsui, S OBP: 0.326, SLG: 0.354 (1, 6)			G4-3			G1-3		F8			G4-3	5	0	0	0	0	1	0									
Todd Zeile, R OBP: 0.369, SLG: 0.397 (1, 5)	G6-3					31 G4-6-3		G4-3			K	5	0	1	0	0	2	0									
31 Mike Piazza, R OBP: 0.342, SLG: 0.500 (1, 2)		BB		BB		G4-6-3				K	3	1	1	1	2	1	1	1									
Karim Garcia, L OBP: 0.333, SLG: 0.531 (1, 9)	K			F8			HR		F7		HR	4	1	1	1	0	1	2									
Shane Spencer, R OBP: 0.391, SLG: 0.500 (1, 7)		F8		K2-3		G5-3				1B		4	0	1	0	0	1	1									
Jason Phillips, R OBP: 0.281, SLG: 0.210 (1, 3)		G4-3			F8		K		G5-3			4	0	0	0	0	1	1									
Joe McEwing, R OBP: 0.237, SLG: 0.194 (1, 8)		K			K						K	4	0	1	0	0	3	0									
Danny Garcia, R OBP: 0.469, SLG: 0.500 (1, 4)						G3				K		3	0	0	0	1	2	1									
Al Leiter, L ERA: 3.9 Tyler Walker, R ERA: Felix Rodriguez, R ERA: 2.76 Jim Brower, R ERA: 3.6 (11, 1)	(1, 1) (8, 1) (9, 1) (10, 1)	7.0 1.0 1.0 1.2	L 3 4 6	1 0 1 1	1 0 0 1	1 0 0 1	3 0 0 3	0 0 0 0	0 0 0 0	0 0 0 0	0 0 0 0	0 0 0 0	1 0 0 0	1 0 0 0	1 0 0 0	2 0 0 0	1 0 0 0	2 0 0 0									
PITCHER	IP 7.0	WLS 3	BF 26	H 3	R 0	ER 1	SO 10	BB 3	IBB 0	HBP 0	BLK 0	WP 0	HR 1	S 77	P 123	ERA 1.29	WHIP 0.857										
Jason Schmidt, R ERA: 3.9 Tyler Walker, R ERA: Felix Rodriguez, R ERA: 2.76 Jim Brower, R ERA: 3.6	(1, 1) (8, 1) (9, 1) (10, 1)	1.0 1.0 1.2	L 3 4 6	1 0 1 1	1 0 0 1	1 0 0 1	3 0 0 3	0 0 0 0	0 0 0 0	0 0 0 0	0 0 0 0	0 0 0 0	1 0 0 0	1 0 0 0	1 0 0 0	2 0 0 0	1 0 0 0	2 0 0 0									

San Francisco Giants @ New York Mets
Shea Stadium, Flushing, NY
Thu May 06 2004, 7:10 PM EDT
Att: 23,314 - Sunny - 69 F

livebaseballscores.com

AB	36
R	2
H	5
RBI	2
BB	3
SO	14
LOB	7



Batter	1	2	3	4	5	6	7	8	9	AB	R	H	RBI	BB	SO	LOB	TOP										
Brian Daltimore, R (1.4) OBP: 0.324, SLG: 0.367	1-1 G5-3			0-3 K		0-3 K		3-1 L7	3-1 P4	5	0	0	0	0	2	3											
Edgardo Alfonzo, R (1.5) OBP: 0.314, SLG: 0.287	1-0 F9			2-1 F8			1-1 G4-3	1-2 2B	2-2 F8	5	1	1	0	0	0	2											
Marquis Grissom, R (1.8) Dustan Mohr, R (8.9) OBP: 0.229, SLG: 0.138	1-1 F9			1-3 K			1-1 G6-3	0-1 1B		4	1	1	2	0	1	0											
Barry Bonds, L (1.7) OBP: 0.682, SLG: 1.017		0-0 G6-3			0-0 G3		4-0 HR	4-1 1B		2	1	0	0	2	0	0											
Pedro Feliz, R (1.3) OBP: 0.307, SLG: 0.477		2-3 K			0-0 E5		1-2 HR	1-0 BB		4	1	2	3	0	1	0											
A.J. Pierzynski, L (1.2) OBP: 0.283, SLG: 0.300		0-3 K			0-1 1B		0-2 G1-3	0-1 F7		4	0	1	0	0	1	2											
Michael Tucker, L (1.9) OBP: 0.337, SLG: 0.373			0-1 F9		1-3 K			0-0 SH1-3	4-2 2B	3	1	1	0	1	1	1											
Neff Perez, S (1.6) OBP: 0.265, SLG: 0.292			1-3 K			0-2 G3-1		0-0 SH1-3	0-1 BB	3	0	1	0	0	1	0											
Kirk Rueter, L (1.1) Jeffrey Hammonds, R (9. PH) Tyler Walker, R (9.1) Jason Christiansen, R (9.1) Matt Herges, L (9.1)			0-1 G4-3			1-2 G6-3		0-1 1B	2-3 K	3	1	1	1	0	0	0											
Inning Stats	R: 0 E: 0 K: 0 S: 5	H: 0 LOB: 0 BB: 0 P: 8	R: 0 E: 0 K: 2 S: 8	H: 0 LOB: 0 BB: 0 P: 10	R: 0 E: 0 K: 1 S: 7	H: 0 LOB: 0 BB: 0 P: 8	R: 0 E: 0 K: 2 S: 9	H: 0 LOB: 0 BB: 0 P: 12	R: 0 E: 1 K: 1 S: 7	H: 1 LOB: 1 BB: 0 P: 8	R: 0 E: 0 K: 1 S: 10	H: 0 LOB: 0 BB: 0 P: 11	R: 2 E: 0 K: 0 S: 11	H: 1 LOB: 0 BB: 1 P: 18	R: 4 E: 0 K: 0 S: 15	H: 5 LOB: 2 BB: 1 P: 24	R: 0 E: 0 K: 1 S: 13	H: 1 LOB: 2 BB: 1 P: 24	1B: 3 2B: 4 HR: 1	SF: 0 SAC: 1 DP: 0 HBP: 0	WP: 0 PA: 38 PB: 0 SB: 0 CS: 0						
PITCHER	IP	WLS	BF	H	R	ER	SO	BB	IBB	HBP	BLK	WP	HR	S	P	ERA	WHIP										
Cory Lidle, R (1.1) ERA: 5.15	7.2	L	30	6	6	6	7	0	1	0	0	0	1	68	90	7.04	0.783										
Phil Norton, L (8.1) ERA: 8.1	0.1		5	2	0	0	0	2	0	0	0	0	0	8	17	0.00	12.000										
Brian Reith, R (9.1) ERA: 7.5	1.0		3	0	0	0	1	0	0	0	0	0	0	9	16	0.00	0.000										

San Francisco Giants @ Cincinnati Reds
Great American Ball Park, Cincinnati, OH
Fri May 07 2004, 7:10 PM EDT
Att: 34,448 - Sunny - 76 F

AB	34
R	6
H	8
RBI	6
BB	3
SO	8
LOB	10



Batter	1	2	3	4	5	6	7	8	9	AB	R	H	RBI	BB	SO	LOB	BOTTOM										
D'Angelo Jimenez, S (1.4) OBP: 0.351, SLG: 0.345	2-2 G6-3			0-1 G4-3		3-2 L9			0-1 E	4	0	1	1	0	0	0											
Barry Larkin, R (1.6) OBP: 0.348, SLG: 0.375	3-2 G5-3			0-1 G4-3			0-1 F8		1-1 E	4	0	1	0	0	0	0											
Sean Casey, L (1.3) OBP: 0.414, SLG: 0.573	1-3 K			0-0 G4-3			0-1 G6-3		0-0 E1	4	0	0	0	0	1	2											
Adam Dunn, L (1.7) OBP: 0.508, SLG: 0.686		2-3 K			3-2 L5		2-2 L5		0-3 K	4	0	0	0	0	2	3											
Ken Griffey Jr., L (1.8) OBP: 0.316, SLG: 0.422		2-3 K			2-1 G3-1			1-2 F7	1-0 L9	4	0	0	0	0	1	3											
Brandon Larson, R (1.5) Juan Castro, R (7.5) OBP: 0.294, SLG: 0.383		1-1 G4-3			1-1 6			1-2 G3-1	1-2 P6	2	0	1	0	0	0	0											
6 Ryan Freel, R (1.9) OBP: 0.306, SLG: 0.380			3-2 P4		3-2 1B			3-2 1B		3	0	2	0	0	0	0											
Javier Valentin, S (1.2) OBP: 0.209, SLG: 0.368			1-1 L9			3-1 G6-3		1-1 L5		3	0	0	0	0	0	1											
Cory Lidle, R (1.1) Phil Norton, R (8.1) Brian Reith, R (9.1) Jacob Cruz, L (9. PH) OBP: 0.429, SLG: 0.444			3-3 K			1-0 P3			1-2 1B	2	0	0	0	0	1	0											
Inning Stats	R: 0 E: 0 K: 1 S: 13	H: 0 LOB: 0 BB: 0 P: 19	R: 0 E: 0 K: 2 S: 9	H: 0 LOB: 0 BB: 0 P: 14	R: 0 E: 0 K: 1 S: 10	H: 0 LOB: 0 BB: 0 P: 17	R: 0 E: 0 K: 0 S: 5	H: 0 LOB: 0 BB: 0 P: 5	R: 0 E: 0 K: 0 S: 11	H: 2 LOB: 2 BB: 0 P: 20	R: 0 E: 0 K: 0 S: 7	H: 0 LOB: 0 BB: 0 P: 14	R: 0 E: 0 K: 0 S: 8	H: 0 LOB: 0 BB: 0 P: 10	R: 0 E: 0 K: 0 S: 13	H: 1 LOB: 1 BB: 0 P: 19	R: 1 E: 1 K: 1 S: 16	H: 3 LOB: 3 BB: 0 P: 20	1B: 4 2B: 2 HR: 0	SF: 0 SAC: 0 DP: 0 HBP: 0	WP: 0 PA: 33 PB: 0 SB: 0 CS: 0						
PITCHER	IP	WLS	BF	H	R	ER	SO	BB	IBB	HBP	BLK	WP	HR	S	P	ERA	WHIP										
Kirk Rueter, L (1.1) ERA: 5.94	8.0	W	26	3	0	0	4	0	0	0	0	0	0	76	118	0.00	0.375										
Tyler Walker, R (9.1) ERA: 1.29	0.0		3	3	1	1	0	0	0	0	0	0	0	7	9	-	-										
Jason Christiansen, L (9.1) ERA: 2.16	0.2		3	0	0	0	1	0	0	0	0	0	0	6	7	0.00	0.000										
Matt Herges, R (9.1) ERA: 5.94	0.1	S	1	0	0	0	0	0	0	0	0	0	0	3	4	0.00	0.000										

San Francisco Giants @ Cincinnati Reds
Great American Ball Park, Cincinnati, OH
Fri May 07 2004, 7:10 PM EDT
Att: 34,448 - Sunny - 76 F

AB	33
R	1
H	6
RBI	1
BB	0
SO	5
LOB	12



Batter	1	2	3	4	5	6	7	8	9	AB	R	H	RBI	BB	SO	LOB	TOP			
Michael Tucker, L (1, 8) OBP: 0.340, SLG: 0.386	G4-3		F8				BB HBP 1B		G3	5	0	2	0	0	0	0	San Francisco Giants @ Cincinnati Reds Great American Ball Park, Cincinnati, OH Sat May 08 2004, 1:15 PM EDT Att: 39,418 - Sunny - 78 F livebaseballscorecards.com			
J.T. Snow, L (1, 3) OBP: 0.321, SLG: 0.333	F8		HR				F7			4	1	1	1	0	1	2				
Jeffrey Hammonds, R (1, 9) OBP: 0.310, SLG: 0.344	HR		F7				F8			3	1	1	1	0	0	1				
Barry Bonds, L (1, 7) OBP: 0.667, SLG: 0.968	F7		L9				G6-4-3 BB		F8	3	0	0	0	1	0	0				
Pedro Feliz, R (1, 5) OBP: 0.293, SLG: 0.456		K		G6-3	G6-4-3			K	4	0	0	0	0	2	3					
A.J. Pierzynski, L (1, 2) OBP: 0.276, SLG: 0.286		G3		G1-3		G6-3		G3	4	0	0	0	0	0	0					
Deivi Cruz, R (1, 6) OBP: 0.375, SLG: 0.533							F8			3	0	2	0	0	0	0				
Jim Brower, R (6, 1) OBP: 1.000, SLG: 1.000										0	0	0	0	0	0	0				
Scott Eyre, L (7, 1)										0	0	0	0	0	0	0				
Dustan Mohr, R (9, PH) OBP: 0.250, SLG: 0.267										1	1	1	1	0	0	0				
Nelfi Perez, S (1, 4) OBP: 0.274, SLG: 0.294							B5-3		G4-3	3	0	1	0	1	0	0				
Dustin Hermanson, R (1, 1)										2	0	0	0	0	1	4				
Wayne Franklin, L (6, 1)										0	0	0	0	0	0	0				
Brian Dallimore, R (6, 4) OBP: 0.306, SLG: 0.344										2	0	0	0	0	0	0				
Inning Stats	R: 1 E: 0 K: 0 S: 5	H: 1 LOB: 0 BB: 0 P: 8	R: 0 E: 0 K: 2 S: 11	H: 1 LOB: 2 BB: 1 P: 18	R: 1 E: 0 K: 0 S: 7	H: 1 LOB: 0 BB: 0 P: 12	R: 0 E: 0 K: 0 S: 10	H: 2 LOB: 2 BB: 0 P: 15	R: 0 E: 0 K: 0 S: 7	H: 0 LOB: 0 BB: 0 P: 8	R: 0 E: 0 K: 1 S: 8	H: 1 LOB: 1 BB: 0 P: 15	R: 0 E: 0 K: 1 S: 7	H: 0 LOB: 0 BB: 0 P: 9	R: 1 E: 0 K: 0 S: 8	H: 1 LOB: 0 BB: 0 P: 11	1B: 3 2B: 2 3B: 0 HR: 3	SF: 0 SAC: 0 DP: 1 HBP: 1	WP: 0 PB: 0 SB: 0 CS: 0	PA: 37
PITCHER	IP WLS BF H R ER SO BB IBB HBP BLK WP HR S P ERA WHIP																			
Paul Wilson, R (1, 1) ERA: 4.43	7.0 W 30 7 2 2 3 2 0 1 0 0 2 53 90 2.57 1.286																			
Todd Jones, R (8, 1) ERA: 5.4	1.0 H 3 0 0 0 1 0 0 0 0 0 0 7 9 0.00 0.000																			
Danny Graves, R (9, 1) ERA: 3.24	1.0 S 4 1 1 1 0 0 0 0 0 0 1 8 11 9.00 1.000																			

Batter	1	2	3	4	5	6	7	8	9	AB	R	H	RBI	BB	SO	LOB	BOTTOM			
D'Angelo Jimenez, S (1, 4) OBP: 0.348, SLG: 0.351	L8						F8		G6-3	4	0	1	1	0	0	1	San Francisco Giants @ Cincinnati Reds Great American Ball Park, Cincinnati, OH Sat May 08 2004, 1:15 PM EDT Att: 39,418 - Sunny - 78 F livebaseballscorecards.com			
Barry Larkin, R (1, 6) OBP: 0.353, SLG: 0.407	F9		F7				HR		E1 1B	4	1	2	2	0	0	0				
Sean Casey, L (1, 3) OBP: 0.409, SLG: 0.570			F7						K	4	0	1	0	0	2	1				
Adam Dunn, L (1, 7) OBP: 0.492, SLG: 0.656	F8		K						F8	4	0	0	0	0	2	1				
Ken Griffey Jr., L (1, 8) OBP: 0.331, SLG: 0.486							F8		FC5 6 BB	3	2	2	2	1	0	0				
6 Ryan Freel, R (1, 9) OBP: 0.326, SLG: 0.415									F7	3	1	2	0	1	0	0				
Juan Castro, R (1, 5) OBP: 0.291, SLG: 0.373			K2-3				G5-4-3 1B		F9	4	0	1	0	0	1	4				
Corky Miller, R (1, 2)									FC5	2	1	0	0	2	1	3				
Paul Wilson, R (1, 1) ERA: 5.31										2	0	0	0	0	2	3				
Jacob Cruz, L (7, PH) OBP: 0.409, SLG: 0.421										1	0	0	0	0	0	0				
Todd Jones, L (8, 1) ERA: 3.09										0	0	0	0	0	0	0				
Danny Graves, R (9, 1) ERA: 3.18										0	0	0	0	0	0	0				
Inning Stats	R: 0 E: 0 K: 0 S: 8	H: 1 LOB: 1 BB: 0 P: 14	R: 2 E: 0 K: 2 S: 14	H: 3 LOB: 2 BB: 1 P: 24	R: 0 E: 0 K: 1 S: 5	H: 0 LOB: 0 BB: 0 P: 10	R: 0 E: 0 K: 0 S: 4	H: 1 LOB: 0 BB: 0 P: 4	R: 2 E: 0 K: 2 S: 11	H: 1 LOB: 1 BB: 1 P: 19	R: 0 E: 0 K: 0 S: 10	H: 0 LOB: 2 BB: 2 P: 21	R: 0 E: 1 K: 1 S: 14	H: 1 LOB: 1 BB: 0 P: 19	R: 1 E: 0 K: 2 S: 18	H: 2 LOB: 1 BB: 0 P: 26	1B: 3 2B: 2 3B: 1 HR: 3	SF: 0 SAC: 0 DP: 1 HBP: 0	WP: 0 PB: 0 SB: 0 CS: 0	PA: 35
PITCHER	IP WLS BF H R ER SO BB IBB HBP BLK WP HR S P ERA WHIP																			
Dustin Hermanson, R (1, 1) ERA: 5.31	5.0 L 21 6 4 4 5 2 0 0 0 0 0 2 42 71 7.20 1.600																			
Wayne Franklin, L (6, 1) ERA: 3.09	0.2 4 0 0 0 0 2 0 0 0 0 0 0 8 18 0.00 3.000																			
Jim Brower, R (6, 1) ERA: 3.43	1.0 4 1 0 0 0 0 0 0 0 0 0 0 10 16 0.00 1.000																			
Scott Eyre, L (7, 1) ERA: 3.18	1.1 6 2 1 1 3 0 0 0 0 0 0 1 24 32 6.75 1.500																			



Batter	1	2	3	4	5	6	7	8	9	AB	R	H	RBI	BB	SO	LOB	TOP						
Marlon Byrd, R OBP: 0.331, SLG: 0.350 (1, 8)										4	0	1	3	1	2	1	Philadelphia Phillies @ San Francisco Giants SBC Park, San Francisco, CA Tue May 11 2004, 10:15 PM EDT Att: 35,759 - Sunny - 57 F						
11 Jimmy Rollins, S OBP: 0.284, SLG: 0.311 (1, 6)										5	2	2	0	0	1	4							
Bobby Abreu, L OBP: 0.358, SLG: 0.505 (1, 9)										4	2	1	1	1	1	0							
Jim Thome, L OBP: 0.421, SLG: 0.694 Shawn Wooten, R OBP: 0.276, SLG: 0.250 (6, PH) (6, 3)										3	1	2	1	0	0	0							
Pat Burrell, R OBP: 0.415, SLG: 0.500 (1, 7)										5	2	3	1	0	0	1							
Mike Lieberthal, R OBP: 0.302, SLG: 0.392 (1, 2)										5	1	1	1	0	1	4							
David Bell, R OBP: 0.322, SLG: 0.410 (1, 5)										4	1	1	0	1	1	0							
26 Chase Utley, L OBP: 0.400, SLG: 0.600 Rheal Cormier, L (7, 1)										4	1	2	1	0	0	2							
Ricky Ledee, L OBP: 0.419, SLG: 0.630 Jim Crowell, L (9, 1)										0	0	0	0	0	0	0							
Kevin Millwood, R OBP: 0.059, SLG: 0.059 Tomas Perez, S OBP: 0.278, SLG: 0.545 (7, 4)										3	0	1	1	0	2	4							
Inning Stats	R: 2 E: 0 K: 1 S: 13	H: 3 LOB: 1 BB: 0 P: 19	R: 0 E: 0 K: 2 S: 12	H: 1 LOB: 1 BB: 0 P: 14	R: 0 E: 0 K: 1 S: 7	H: 0 LOB: 0 BB: 0 P: 12	R: 3 E: 0 K: 2 S: 19	H: 4 LOB: 1 BB: 0 P: 30	R: 3 E: 0 K: 0 S: 18	H: 4 LOB: 3 BB: 2 P: 33	R: 0 E: 0 K: 0 S: 7	H: 0 LOB: 0 BB: 0 P: 11	R: 0 E: 0 K: 0 S: 8	H: 0 LOB: 0 BB: 0 P: 12	R: 2 E: 0 K: 1 S: 15	H: 3 LOB: 2 BB: 1 P: 28	R: 0 E: 0 K: 1 S: 6	H: 0 LOB: 0 BB: 0 P: 11	1B: 11 2B: 2 3B: 2 HR: 0	SF: 0 SAC: 0 DP: 0 HBP: 0	WP: 2 PB: 0 SB: 1 CS: 0	PA: 45	
PITCHER	IP WLS BF H R ER SO BB IBB HBP BLK WP HR S P ERA WHIP																						
Jerome Williams, R ERA: 4.01 Wayne Franklin, L ERA: 6.23 Tyler Walker, R ERA: 0.96 Jason Christiansen, L ERA: 4.0 Jim Brower, R ERA: 3.04	(1, 1) (4, 1) (5, 1) (8, 1) (8, 1)	3.1 1.1 2.1 0.2 1.1	L 11 9 6 4	15 6 1 3 0	5 5 1 2 0	3 5 0 2 0	4 2 0 0 2	0 1 1 0 0	0 0 0 0 0	0 0 0 1 1	0 0 0 0 0	0 0 0 0 0	0 0 0 0 0	0 0 0 0 0	34 27 23 12 9	48 46 37 24 15	8.10 33.75 0.00 27.00 0.00	1.500 4.500 0.857 6.000 0.000					

AB	42
R	10
H	15
RBI	10
BB	3
SO	8
LOB	16



Batter	1	2	3	4	5	6	7	8	9	AB	R	H	RBI	BB	SO	LOB	BOTTOM						
Michael Tucker, L OBP: 0.327, SLG: 0.368 Jeffrey Hammonds, R OBP: 0.306, SLG: 0.339 Jason Christiansen, R (8, 1) Jim Brower, R OBP: 0.500, SLG: 0.500 Edgardo Alfonzo, R OBP: 0.333, SLG: 0.320 (9, PH)										3	0	0	0	0	2	0	Philadelphia Phillies @ San Francisco Giants SBC Park, San Francisco, CA Tue May 11 2004, 10:15 PM EDT Att: 35,759 - Sunny - 57 F						
J.T. Snow, L OBP: 0.319, SLG: 0.333 Brian Dallimore, R OBP: 0.308, SLG: 0.324 (6, 5)										2	1	1	0	0	1	0							
Marquis Grissom, R OBP: 0.379, SLG: 0.559 (1, 8)										4	0	2	0	0	0	1							
Barry Bonds, L OBP: 0.642, SLG: 0.899 (1, 7)										3	1	1	0	1	0	2							
Pedro Feliz, R OBP: 0.309, SLG: 0.495 (6, 3)										4	1	2	1	0	0	3							
A.J. Pierzynski, L OBP: 0.275, SLG: 0.295 (1, 2)										4	1	1	0	0	0	2							
Deivi Cruz, R OBP: 0.280, SLG: 0.364 (1, 6)										4	0	0	0	0	0	2							
Nefli Perez, S OBP: 0.262, SLG: 0.291 (1, 4)										4	0	1	0	0	1	1							
Jerome Williams, R OBP: 0.154, SLG: 0.154 Wayne Franklin, L (4, 1) Tyler Walker, R (5, 1) Dustan Mohr, R OBP: 0.282, SLG: 0.281 (7, PH) (8, 9)										1	0	0	0	0	0	0							
Inning Stats	R: 0 E: 0 K: 2 S: 7	H: 0 LOB: 0 BB: 0 P: 9	R: 1 E: 0 K: 0 S: 9	H: 2 LOB: 0 BB: 0 P: 14	R: 0 E: 0 K: 0 S: 4	H: 0 LOB: 0 BB: 0 P: 6	R: 1 E: 0 K: 0 S: 9	H: 2 LOB: 1 BB: 1 P: 18	R: 0 E: 0 K: 1 S: 11	H: 0 LOB: 1 BB: 1 P: 18	R: 1 E: 0 K: 2 S: 14	H: 2 LOB: 2 BB: 1 P: 21	R: 0 E: 0 K: 0 S: 8	H: 1 LOB: 1 BB: 0 P: 13	R: 1 E: 1 K: 0 S: 14	H: 2 LOB: 2 BB: 0 P: 20		1B: 4 2B: 4 3B: 0 HR: 1	SF: 0 SAC: 0 DP: 2 HBP: 0	WP: 0 PB: 0 SB: 0 CS: 0	PA: 38		
PITCHER	IP WLS BF H R ER SO BB IBB HBP BLK WP HR S P ERA WHIP																						
Kevin Millwood, R ERA: 3.55 Rheal Cormier, L ERA: 3.63 Jim Crowell, L ERA: 9.0 Tim Worrell, R ERA: 2.7	(1, 1) (7, 1) (9, 1) (9, 1)	6.2 1.1 0.2 0.1	W 5 5 1	27 1 2 0	3 0 1 0	3 0 0 0	4 1 0 0	0 0 0 0	0 0 0 0	0 0 0 0	0 0 0 0	0 0 0 0	0 0 0 0	0 0 0 0	11 13 19 1	17 19 19 1	0.00 0.00 0.00 0.00	0.750 3.000 0.000 0.000					

AB	35
R	4
H	9
RBI	2
BB	3
SO	5
LOB	17



Batter	1	2	3	4	5	6	7	8	9	AB	R	H	RBI	BB	SO	LOB	TOP								
Marlon Byrd, R OBP: 0.325, SLG: 0.343 (1, 8)	0-0 FC6-4 1B		1-2 F8		0-3 K		0-0 FC5-4		1-1 F8	5	0	1	0	0	1	3									
11 Jimmy Rollins, S OBP: 0.275, SLG: 0.300 (1, 6)	0-0 P5		1-0 P6		3-2 G4-3		1-1 F9			4	0	0	0	0	0	3									
Bobby Abreu, L OBP: 0.355, SLG: 0.522 (1, 9)	2-2 FC6-4 1-2		3-2 G4-3			3-2 G4-3		1-2 HR		4	1	1	1	0	0	1									
Pat Burrell, R OBP: 0.402, SLG: 0.481 (1, 7)	2-3 K			0-3 K		3-2 G1-3		1-0 G5-3		4	0	0	0	0	2	1									
David Bell, R OBP: 0.336, SLG: 0.439 (1, 5)		0-0 HR		4-2 2B 26 G6-3 BB		4-1 FC5-4 BB		0-3 K		2	2	1	1	2	1	0									
Mike Lieberthal, R OBP: 0.300, SLG: 0.396 (1, 2)	0-0 F9		2-2 2B	1-3 2B		0-0 FC5-4 1-2		1-2 G3		4	0	1	0	0	0	1									
26 Chase Utley, L OBP: 0.333, SLG: 0.444 (1, 4)		3-3 K		2-1 G6-3			0-1 G6-3		0-1 1B	4	0	1	1	0	1	1									
Shawn Wooten, R OBP: 0.318, SLG: 0.316 (1, 3)		1-1 2B		3-H 0-0 F9		4-1 FC5-4 1B BB		1-2 F8		3	0	1	0	1	0	2									
Randy Wolf, L OBP: 0.375, SLG: 0.667 (1, 1)	0-0 P5				1-1 F7		3-1 FC5-4 1B		1-3 K	2	0	0	0	0	0	1									
Ricky Ledee, L OBP: 0.438, SLG: 0.643 (7, PH)										1	0	1	0	0	0	0									
63 Ryan Madson, L (7, 1)										0	0	0	0	0	0	0									
Jim Thome, L OBP: 0.421, SLG: 0.694 (9, PH)										0	0	0	0	0	0	0									
Jason Michaels, R OBP: 0.235, SLG: 0.188 (9, PH)										1	0	0	0	0	1	1									
Inning Stats	R: 0 E: 0 K: 1 S: 9	H: 1 LOB: 1 BB: 0 P: 13	R: 1 E: 0 K: 1 S: 8	H: 2 LOB: 1 BB: 0 P: 12	R: 0 E: 0 K: 0 S: 8	H: 0 LOB: 0 BB: 0 P: 13	R: 1 E: 0 K: 1 S: 14	H: 1 LOB: 1 BB: 0 P: 22	R: 0 E: 0 K: 0 S: 8	H: 0 LOB: 1 BB: 1 P: 21	R: 0 E: 0 K: 0 S: 11	H: 0 LOB: 1 BB: 1 P: 21	R: 0 E: 0 K: 0 S: 8	H: 1 LOB: 2 BB: 1 P: 16	R: 1 E: 0 K: 1 S: 10	H: 1 LOB: 0 BB: 0 P: 13	R: 0 E: 0 K: 1 S: 10	H: 1 LOB: 1 BB: 0 P: 13	1B: 3 2B: 2 3B: 0 HR: 2	SF: 0 SAC: 0 DP: 0 HBP: 0	WP: 0 PB: 0 SB: 1 CS: 0	PA: 37			
PITCHER	IP WLS BF H R ER SO BB IBB HBP BLK WP HR S P ERA WHIP	8.0 W 33 6 3 3 5 3 0 0 0 0 2 76 122 3.38 1.125	1.0 S 4 1 0 0 1 0 0 0 0 0 0 10 13 0.00 1.000																						

Philadelphia Phillies @ San Francisco Giants
SBC Park, San Francisco, CA
Wed May 12 2004, 10:15 PM EDT
Att: 35,849 - Sunny - 58 F

AB 34
R 3
H 7
RBI 3
BB 3
SO 6
LOB 14



Batter	1	2	3	4	5	6	7	8	9	AB	R	H	RBI	BB	SO	LOB	BOTTOM							
Jeffrey Hammonds, R OBP: 0.316, SLG: 0.409 (1, 9)	0-2 HR		0-2 L9		2-3 K		1-2 2B			4	1	2	1	0	1	0								
Edgardo Alfonzo, R OBP: 0.330, SLG: 0.327 (1, 5)	0-1 G4-6-3 2B		2-0 G1-3		0-1 F9		0-0 G6-3			4	0	1	0	0	0	1								
Marquis Grissom, R OBP: 0.383, SLG: 0.554 (1, 8)	4-2 G4-6-3 BB		0-0 G5-3		3-2 1B		0-1 F9			3	0	1	0	1	0	1								
Barry Bonds, L OBP: 0.621, SLG: 0.849 (1, 7)	1-1 G4-6-3 1-2 2-3			0-1 F7	1-1 L7			1-0 G3		4	0	0	0	0	0	3								
Pedro Feliz, R OBP: 0.317, SLG: 0.556 Matt Herges, L (9, 1)	0-3 K			0-0 HR		1-2 HR		1-3 K		4	2	2	2	0	2	1								
Deivi Cruz, R OBP: 0.276, SLG: 0.385 (1, 6)		1-0 F9		2-0 2B		0-2 G6-3		1-2 G3		4	0	1	0	0	0	0								
A.J. Pierzynski, L OBP: 0.266, SLG: 0.286 (1, 2)		1-2 G1		1-0 L4		1-2 G3				3	0	0	0	0	0	1								
Nelfi Perez, S OBP: 0.264, SLG: 0.286 (1, 4)		1-1 G5-3		4-0 IBB		0-0 G6-3				2	0	0	0	1	0	0								
Jason Schmidt, R OBP: 0.083, SLG: 0.333 J.T. Snow, L (9, 3)			0-0 HR	2-3 K		2-1 G6-3				3	1	1	1	0	1	2								
Inning Stats	R: 1 E: 0 K: 1 S: 13	H: 2 LOB: 1 BB: 1 P: 18	R: 0 E: 0 K: 0 S: 6	H: 0 LOB: 0 BB: 0 P: 9	R: 1 E: 0 K: 0 S: 6	H: 1 LOB: 0 BB: 0 P: 8	R: 1 E: 0 K: 1 S: 8	H: 2 LOB: 1 BB: 1 P: 17	R: 0 E: 0 K: 0 S: 10	H: 1 LOB: 1 BB: 0 P: 16	R: 1 E: 0 K: 0 S: 10	H: 1 LOB: 1 BB: 0 P: 12	R: 0 E: 0 K: 0 S: 8	H: 1 LOB: 1 BB: 0 P: 11	R: 0 E: 0 K: 1 S: 8	H: 0 LOB: 0 BB: 0 P: 11	1B: 1 2B: 3 3B: 0 HR: 4	SF: 0 SAC: 0 DP: 1 HBP: 0	WP: 0 PB: 0 SB: 0 CS: 0	PA: 33				
PITCHER	IP WLS BF H R ER SO BB IBB HBP BLK WP HR S P ERA WHIP	6.0 L 26 7 4 4 3 1 1 0 0 0 4 53 80 6.00 1.333	2.0 7 1 0 0 1 0 0 0 0 0 0 0 16 22 0.00 0.500																					

Philadelphia Phillies @ San Francisco Giants
SBC Park, San Francisco, CA
Wed May 12 2004, 10:15 PM EDT
Att: 35,849 - Sunny - 58 F

AB 31
R 4
H 8
RBI 4
BB 2
SO 4
LOB 9



Batter	1	2	3	4	5	6	7	8	9	AB	R	H	RBI	BB	SO	LOB	TOP			
Marlon Byrd, R OBP: 0.320, SLG: 0.330	G6-3	FC4			B2-3		FC4-6 BB		F9	4	0	0	0	1	0	1	Philadelphia Phillies @ San Francisco Giants SBC Park, San Francisco, CA Thu May 13 2004, 3:35 PM EDT Att: 39,651 - Cloudy - 60 F			
11 Jimmy Rollins, S OBP: 0.284, SLG: 0.287	B1-3		G6-3		G6-3		FC4-6 1B		G1-3	5	0	0	0	0	0	1				
David Bell, R OBP: 0.341, SLG: 0.436	G6-3		G6-3				1-2 1B			3	0	1	0	1	0	0				
Jim Thome, L OBP: 0.415, SLG: 0.679		2B 1B	K		G6-3		L4			4	1	1	0	0	1	3				
Pat Burrell, R OBP: 0.405, SLG: 0.491		26 SF9 2B		P4		G4-3		FC4-6 1B		4	1	2	1	0	0	0				
Jason Michaels, R OBP: 0.333, SLG: 0.389		26 SF9 1B BB		HR			BB	FC4-6		2	2	1	1	2	0	1				
26 Chase Utley, L OBP: 0.231, SLG: 0.308	G4-3		G3		G3		F8		K	4	0	0	0	0	1	4				
Todd Pratt, R OBP: 0.375, SLG: 0.400	SF9		2B		F8		F8		F7	3	0	1	1	0	0	2				
Vicente Padilla, R Rheal Cormier, L Tim Worrell, R Ricky Ledee, L Amaury Telemaco, R 63 Ryan Madson, L		2-3 3-H		K		G6-3		K2-3		3	0	1	1	0	1	1				
Inning Stats	R: 0 E: 0 K: 0 S: 4	H: 0 LOB: 0 BB: 0 P: 7	R: 3 E: 0 K: 0 S: 14	H: 3 LOB: 1 BB: 24 P: 24	R: 0 E: 0 K: 1 S: 8	H: 0 LOB: 0 BB: 0 P: 13	R: 1 E: 0 K: 1 S: 13	H: 2 LOB: 1 BB: 0 P: 18	R: 0 E: 0 K: 0 S: 10	H: 0 LOB: 1 BB: 1 P: 20	R: 0 E: 0 K: 0 S: 10	H: 1 LOB: 2 BB: 1 P: 18	R: 0 E: 0 K: 1 S: 11	H: 1 LOB: 1 BB: 0 P: 14	R: 0 E: 0 K: 1 S: 8	H: 0 LOB: 0 BB: 0 P: 12		1B: 4 2B: 2 3B: 0 HR: 1	SF: 1 SAC: 0 DP: 0 HBP: 0	WP: 0 PB: 0 SB: 0 CS: 0
PITCHER	IP WLS BF H R ER SO	IP WLS BF H R ER SO	IP WLS BF H R ER SO	IP WLS BF H R ER SO	IP WLS BF H R ER SO	IP WLS BF H R ER SO	IP WLS BF H R ER SO	IP WLS BF H R ER SO	IP WLS BF H R ER SO	IP WLS BF H R ER SO	IP WLS BF H R ER SO	IP WLS BF H R ER SO	IP WLS BF H R ER SO	IP WLS BF H R ER SO	IP WLS BF H R ER SO	IP WLS BF H R ER SO	ERA WHIP	ERA WHIP		
Kirk Rueter, L ERA: 5.52	(1, 1)	6.2	L	30	6	4	4	2	4	0	0	0	0	0	0	0	0	5.40	1.500	
Scott Eyre, L ERA: 3.99	(7, 1)	0.1		1	0	0	0	0	0	0	0	0	0	0	0	0	0	0.00	0.000	
Jim Brower, R ERA: 2.92	(8, 1)	1.0		4	1	0	0	1	0	0	0	0	0	0	0	0	0	0.00	1.000	
Felix Rodriguez, R ERA: 2.45	(9, 1)	1.0		3	0	0	0	1	0	0	0	0	0	0	0	0	0	0.00	0.000	

Batter	1	2	3	4	5	6	7	8	9	AB	R	H	RBI	BB	SO	LOB	BOTTOM		
Ray Durham, S OBP: 0.329, SLG: 0.430	F8		E7 1B		F8		G4-3		G3	5	1	1	0	0	0	0	Philadelphia Phillies @ San Francisco Giants SBC Park, San Francisco, CA Thu May 13 2004, 3:35 PM EDT Att: 39,651 - Cloudy - 60 F		
Michael Tucker, L OBP: 0.338, SLG: 0.367	G4-3		G6-4-3 1B		F7		BB 1B BB		E G6-3 BB	3	1	1	1	2	0	0			
Marquis Grissom, R OBP: 0.391, SLG: 0.563	1B		G6-4-3 1-2		2B		1B		E7 G6-3 1-3	5	0	3	0	0	0	2			
Barry Bonds, L OBP: 0.628, SLG: 0.840	1B		K		IBB		FC5-4 BB		G6-3 IBB	2	0	1	0	3	1	0			
Pedro Feliz, R OBP: 0.311, SLG: 0.538	K		1B FC3-2 1B		G1-3		FC5-4		G6-3	5	0	1	1	0	1	9			
A.J. Pierzynski, L OBP: 0.273, SLG: 0.323		HR			G4-3				F7	5	1	2	1	0	0	2			
J.T. Snow, L OBP: 0.316, SLG: 0.330		P3		L6		P5		FC6-4 1B		4	0	1	0	0	0	2			
Nelfi Perez, S OBP: 0.258, SLG: 0.279		G4-3		FC3-2		G4-3		K		3	0	0	0	0	0	2			
Edgardo Alfonzo, R OBP: 0.328, SLG: 0.324				1-2 BB						1	0	0	0	0	1	1			
Felix Rodriguez, R				3-H						0	0	0	0	0	0	0			
Kirk Rueter, L Scott Eyre, L Dustan Mohr, R Jim Brower, R Delivi Cruz, R	(1, 1) (7, 1) (8, 1) (8, 1) (9, 6)	6.2 0.0 1.1 0.1 0.2	L H H H	30 5 2 4	H: 2 LOB: 2 BB: 0 P: 19	H: 1 LOB: 0 BB: 0 P: 18	H: 2 LOB: 0 BB: 0 P: 19	H: 2 LOB: 2 BB: 0 P: 8	H: 1 LOB: 3 BB: 2 P: 9	H: 0 LOB: 0 BB: 0 P: 6	H: 1 LOB: 2 BB: 2 P: 21	H: 1 LOB: 1 BB: 0 P: 10	H: 0 LOB: 2 BB: 2 P: 28	H: 0 LOB: 0 BB: 0 P: 12	H: 0 LOB: 0 BB: 0 P: 1	1B: 8 2B: 1 3B: 0 HR: 1	SF: 0 SAC: 0 DP: 1 HBP: 0	WP: 0 PB: 0 SB: 1 CS: 0	PA: 42
PITCHER	IP WLS BF H R ER SO	IP WLS BF H R ER SO	IP WLS BF H R ER SO	IP WLS BF H R ER SO	IP WLS BF H R ER SO	IP WLS BF H R ER SO	IP WLS BF H R ER SO	IP WLS BF H R ER SO	IP WLS BF H R ER SO	IP WLS BF H R ER SO	IP WLS BF H R ER SO	IP WLS BF H R ER SO	IP WLS BF H R ER SO	IP WLS BF H R ER SO	IP WLS BF H R ER SO	IP WLS BF H R ER SO	ERA WHIP	ERA WHIP	
Vicente Padilla, R ERA: 3.46	(1, 1)	6.2	W	30	6	4	1	3	4	0	0	0	0	0	0	0	1.35	1.500	
Rheal Cormier, L ERA: 3.63	(7, 1)	0.0		1	0	0	0	0	1	0	0	0	0	0	0	0	∞	∞	
Tim Worrell, R ERA: 2.5	(7, 1)	1.1	H	5	1	0	0	1	0	0	0	0	0	0	0	0	0.00	0.750	
Amaury Telemaco, R ERA: 2.08	(9, 1)	0.1	H	2	0	1	0	0	1	0	0	0	0	0	0	0	0.00	3.000	
63 Ryan Madson, R ERA: 0.41	(9, 1)	0.2	S	4	0	0	0	0	0	1	0	0	0	0	0	0	0.00	0.000	



Batter	1	2	3	4	5	6	7	8	9	AB	R	H	RBI	BB	SO	LOB	TOP															
18 Jason Kendall, R OBP: 0.362, SLG: 0.330	2-1 CS 1B			1-2 G6-3		2-1 F9		0-0 SH1-3		3	0	1	0	0	0	1	Pittsburgh Pirates @ San Francisco Giants SBC Park, San Francisco, CA Fri May 14, 2004, 10:15 PM EDT Att: 39,955 - Sunny - 58 F															
2 Jack Wilson, R OBP: 0.377, SLG: 0.564	1 SAFE 3-3 K			1-0 G6-3			0-2 HR 3B	0-2 G4-3		4	1	1	0	0	1	2																
Daryle Ward, L OBP: 0.467, SLG: 1.000	2-1 L9			0-0 L5			0-0 HR 1B	1-2 1B		4	1	2	3	0	0	0																
Craig Wilson, R OBP: 0.418, SLG: 0.636		2-2 G5-3			0-0 P4		3-H K	3-2 P4		4	0	0	0	0	1	1																
Rob Mackowiak, L OBP: 0.339, SLG: 0.460		2-1 G4-3			2-3 K		1-2 G3-1		0-0 HR	4	1	1	1	0	1	0																
Bobby Hill, S OBP: 0.400, SLG: 0.431 Chris Stynes, R OBP: 0.261, SLG: 0.287		1-2 G6-3			1-3 K		0-0 WP 1B		1-1 FC6-4 1B	3	0	1	0	0	1	0																
Jose Castillo, R OBP: 0.352, SLG: 0.413			0-0 G6-3			0-0 WP SH3 1B	1-2 WP 1B		1-2 FC6-4 G6-3 1B	4	0	2	0	0	0	1																
Tike Redman, L OBP: 0.248, SLG: 0.313			3-2 G4-3			1-0 L4	2-3 K		0-1 G6-3	4	0	0	0	0	1	4																
Ryan Vogelsong, R OBP: 0.273, SLG: 0.222 Brian Boehringer, S Abraham Nunez, S 16 Salomon Torres, R Jose Mesa, R			0-3 K			0-0 SH3		0-1 G4-3 SH1-3 1B		1	0	0	0	0	1	0																
Inning Stats	R: 0 E: 0 K: 1 S: 8	H: 1 LOB: 0 BB: 0 P: 15	R: 0 E: 0 K: 0 S: 10	H: 0 LOB: 0 BB: 0 P: 15	R: 0 E: 0 K: 1 S: 7	H: 0 LOB: 0 BB: 0 P: 10	R: 0 E: 0 K: 0 S: 5	H: 0 LOB: 0 BB: 0 P: 7	R: 0 E: 0 K: 2 S: 7	H: 0 LOB: 0 BB: 0 P: 10	R: 0 E: 1 K: 0 S: 5	H: 1 LOB: 1 BB: 0 P: 8	R: 2 E: 0 K: 2 S: 16	H: 4 LOB: 2 BB: 0 P: 22	R: 1 E: 0 K: 0 S: 14	H: 2 LOB: 1 BB: 0 P: 18	R: 1 E: 0 K: 0 S: 10	H: 2 LOB: 0 BB: 0 P: 12	1B: 7 2B: 1 3B: 1 HR: 2	SF: 0 SAC: 2 DP: 2 HBP: 0	WP: 2 PB: 2 CS: 1	PA: 35										
PITCHER	IP WLS BF H R ER SO BB IBB HBP BLK WP HR S P ERA WHIP	Dustin Hermanson, R ERA: 4.67 Scott Eyre, L ERA: 3.68 Felix Rodriguez, R ERA: 2.75 Tyler Walker, R ERA: 1.74	6.2 0.1 7.1 1.0 1.0	25 1 5 2 4	6 0 2 1 2	2 0 1 1 1	5 0 0 0 0	0 0 0 0 0	0 0 0 0 0	0 0 0 0 0	0 0 0 0 0	1 1 0 0 0	55 3 14 10 12	2.70 0.00 9.00 9.00 2.00	0.900 0.000 2.000 2.000	PITCHER	IP WLS BF H R ER SO BB IBB HBP BLK WP HR S P ERA WHIP	Dustin Hermanson, R ERA: 4.67 Scott Eyre, L ERA: 3.68 Felix Rodriguez, R ERA: 2.75 Tyler Walker, R ERA: 1.74	6.2 0.1 7.1 1.0 1.0	25 1 5 2 4	6 0 2 1 2	5 0 0 0 0	0 0 0 0 0	0 0 0 0 0	0 0 0 0 0	0 0 0 0 0	0 0 0 0 0	0 0 0 0 0	1 1 0 0 0	55 3 14 10 12	2.70 0.00 9.00 9.00 2.00	0.900 0.000 2.000 2.000

Batter	1	2	3	4	5	6	7	8	9	AB	R	H	RBI	BB	SO	LOB	BOTTOM															
Ray Durham, S OBP: 0.322, SLG: 0.429	3-2 G6-3 2B		2-2 G4-3	0-0 F9		3-1 P6			2-3 K	5	0	1	0	0	1	5	Pittsburgh Pirates @ San Francisco Giants SBC Park, San Francisco, CA Fri May 14, 2004, 10:15 PM EDT Att: 39,955 - Sunny - 58 F															
Michael Tucker, L OBP: 0.351, SLG: 0.366	4-1 G6-3 BB		0-0 2B 1B		1-1 F9		4-0 G1-6-3 BB	2-2 G4-3		3	1	1	0	2	0	0																
Marquis Grissom, R OBP: 0.387, SLG: 0.562	2-2 G6-3		0-0 1-H 2B		1-0 G4-3		0-0 G1-6-3			4	0	1	1	0	0	3																
Pedro Feliz, R OBP: 0.309, SLG: 0.528	1-3 K		3-3 K2-3		0-1 F8		3-2 1B			4	0	1	0	0	2	2																
Edgardo Alfonzo, R OBP: 0.333, SLG: 0.330		0-0 G4-3 1B		0-1 G1-3 1B		2-1 P4	1-1 F9			4	1	2	0	0	0	1																
A.J. Pierzynski, L OBP: 0.272, SLG: 0.313		0-0 G4-3		1-0 G1-3		1-2 BB 1B		0-2 G1-3		3	0	0	0	0	0	2																
Deivi Cruz, R OBP: 0.294, SLG: 0.387		1-3 K		0-1 SH3-4 1B		1-1 BB 1B	1-2 BB 1B	1-3 K		4	0	2	1	0	2	1																
Dustin Mohr, R OBP: 0.295, SLG: 0.278 Tyler Walker, R		1-0 F8		1-0 SH3-4 1B		4-1 BB 1B	1-2 BB	3-2 P3		3	0	1	0	1	0	1																
Dustin Hermanson, R Scott Eyre, L Felix Rodriguez, R Jeffrey Hammonds, R			1-1 G4-3	0-1 SH3-4		2-2 F5		3-2 F9		2	0	0	0	0	0	3																
Inning Stats	R: 0 E: 0 K: 1 S: 12	H: 1 LOB: 1 BB: 1 P: 22	R: 0 E: 0 K: 1 S: 6	H: 1 LOB: 0 BB: 0 P: 8	R: 1 E: 0 K: 1 S: 11	H: 2 LOB: 1 BB: 0 P: 17	R: 1 E: 0 K: 0 S: 9	H: 3 LOB: 2 BB: 0 P: 11	R: 0 E: 0 K: 0 S: 5	H: 0 LOB: 0 BB: 0 P: 7	R: 0 E: 0 K: 0 S: 14	H: 1 LOB: 3 BB: 1 P: 27	R: 0 E: 0 K: 0 S: 6	H: 1 LOB: 1 BB: 1 P: 14	R: 0 E: 0 K: 1 S: 9	H: 0 LOB: 0 BB: 0 P: 13	R: 0 E: 0 K: 1 S: 9	H: 0 LOB: 0 BB: 0 P: 16	1B: 7 2B: 2 3B: 0 HR: 0	SF: 0 SAC: 1 DP: 2 HBP: 1	WP: 0 PB: 0 CS: 0	PA: 38										
PITCHER	IP WLS BF H R ER SO BB IBB HBP BLK WP HR S P ERA WHIP	Ryan Vogelsong, R ERA: 6.16 Brian Boehringer, R ERA: 4.5 16 Salomon Torres, R ERA: 0.56 Jose Mesa, R ERA: 0.55	6.0 1.0 1.0 1.0	28 4 3 0	2 1 0 0	0 0 0 0	0 0 0 0	0 0 0 0	0 0 0 0	0 0 0 0	0 0 0 0	0 0 0 0	6 6 9 9	0.00 0.00 0.00 0.00	3.00 2.000 1.667	PITCHER	IP WLS BF H R ER SO BB IBB HBP BLK WP HR S P ERA WHIP	Ryan Vogelsong, R ERA: 6.16 Brian Boehringer, R ERA: 4.5 16 Salomon Torres, R ERA: 0.56 Jose Mesa, R ERA: 0.55	6.0 1.0 1.0 1.0	28 4 3 0	2 1 0 0	0 0 0 0	0 0 0 0	0 0 0 0	0 0 0 0	0 0 0 0	0 0 0 0	0 0 0 0	0 0 0 0	6 6 9 9	0.00 0.00 0.00 0.00	3.00 2.000 1.667



Batter	1	2	3	4	5	6	7	8	9	AB	R	H	RBI	BB	SO	LOB	TOP										
18 Jason Kendall, R OBP: 0.372, SLG: 0.339 37 Mike Johnston, L (9, 1)	L8		G5-3		F8		FC6-4 1B		2B 1B	5	1	2	0	0	0	2											
2 Jack Wilson, R OBP: 0.372, SLG: 0.557	K			1B 2B	F7		FC6-4 1-2		1B 2B	5	2	2	1	0	1	3											
Daryle Ward, L OBP: 0.360, SLG: 0.680	K			K		G3-1	G4-3		1B 2H 1B	5	0	1	1	0	2	2											
Craig Wilson, R OBP: 0.423, SLG: 0.652		K		1B 2B		HR			K 1B	5	2	3	0	0	2	0											
Rob Mackowiak, L OBP: 0.341, SLG: 0.509 Tike Redman, L OBP: 0.252, SLG: 0.315 (9, PH)		HR		1B 1B		HR			P5 F7	4	2	3	4	0	0	0											
Jason Bay, R OBP: 0.393, SLG: 0.333	K			CS 1B					G6-3	4	0	2	1	0	1	0											
Bobby Hill, S OBP: 0.391, SLG: 0.435 Brian Boehringer, S (6, 1)				CS		FC2-5 2B	F9		HR	3	0	1	0	0	1	1											
16 Salomon Torres, R Abraham Nunez, S OBP: 0.319, SLG: 0.415 11 Humberto Cota, R OBP: 0.360, SLG: 0.591									HR	0	0	0	0	0	0	0											
Chris Stynes, R OBP: 0.260, SLG: 0.277			G5-3			FC2-5 HBP	G6-3		P3	3	0	0	0	0	0	1											
Kip Wells, R OBP: 0.143, SLG: 0.286 Jose Castillo, R OBP: 0.351, SLG: 0.407			K		FC2-5		G5-3		K	2	0	0	0	0	1	2											
Inning Stats	R: 0 E: 0 K: 2 S: 11	H: 0 LOB: 0 BB: 0 P: 14	R: 1 E: 0 K: 3 S: 11	H: 1 LOB: 0 BB: 0 P: 15	R: 0 E: 0 K: 1 S: 7	H: 0 LOB: 0 BB: 0 P: 9	R: 2 E: 0 K: 1 S: 15	H: 4 LOB: 0 BB: 0 P: 22	R: 0 E: 0 K: 0 S: 11	H: 1 LOB: 2 BB: 0 P: 16	R: 2 E: 0 K: 0 S: 10	H: 3 LOB: 1 BB: 0 P: 16	R: 0 E: 0 K: 0 S: 6	H: 1 LOB: 0 BB: 0 P: 12	R: 0 E: 0 K: 1 S: 7	H: 0 LOB: 0 BB: 0 P: 10	R: 3 E: 0 K: 1 S: 21	H: 5 LOB: 2 BB: 0 P: 30	1B: 7 2B: 5 3B: 0 HR: 3	SF: 0 SAC: 0 DP: 0 HBP: 1	WP: 0 PB: 0 SB: 0 CS: 1	PA: 42					
PITCHER	IP	WLS	BF	H	R	ER	SO	BB	IBB	HBP	BLK	WP	HR	S	P	ERA	WHIP										
Jerome Williams, R ERA: 4.5	5.1	L	24	9	5	5	7	0	0	1	0	0	2	61	87	8.44	1.688										
Wayne Franklin, L ERA: 5.52	0.2		2	0	0	0	0	0	0	0	0	0	0	4	5	0.00	0.000										
Jim Brower, R ERA: 2.7	2.0		7	1	0	0	1	0	0	0	0	0	0	13	22	0.00	0.500										
Matt Herges, R ERA: 7.11	0.2		7	5	3	3	1	0	0	0	0	0	1	20	28	40.50	7.500										
Scott Eyre, L ERA: 3.52	0.1		1	0	0	0	0	0	0	0	0	0	0	1	2	0.00	0.000										

Pittsburgh Pirates @ San Francisco Giants
SBC Park, San Francisco, CA
Sun May 16 2004, 4:05 PM EDT
Att: 40,705 - Sunny - 60 F

AB	40
R	8
H	15
RBI	8
BB	0
SO	9
LOB	13



Batter	1	2	3	4	5	6	7	8	9	AB	R	H	RBI	BB	SO	LOB	BOTTOM										
Jeffrey Hammonds, R OBP: 0.325, SLG: 0.417	K		G4-6-3 1B		K		K		BB BB	4	0	1	0	1	3	1											
J.T. Snow, L OBP: 0.335, SLG: 0.343	BB 1B		G4-6-3 1-2		BB CS 1B		BB 1B		BB BB	4	0	3	0	1	0	1											
Marquis Grissom, R OBP: 0.381, SLG: 0.558	BB			HR	BB		P4		K	3	1	1	1	2	1	3											
Edgardo Alfonzo, R OBP: 0.344, SLG: 0.368	P2			P4	BB		F9			4	0	1	0	0	0	3											
A.J. Pierzynski, L OBP: 0.278, SLG: 0.327	L5			BB 1B	G6-3		F9			4	0	1	0	0	0	5											
Dustin Mohr, R OBP: 0.308, SLG: 0.262				BB FC5	BB		G6-3 HBP BB		K	2	0	0	0	2	2	0											
Deivi Cruz, R OBP: 0.297, SLG: 0.364 Jim Brower, R OBP: 0.500, SLG: 0.500 Michael Tucker, L OBP: 0.336, SLG: 0.349 Matt Herges, L (9, 1)		L6		FC5	FC6-4		G6-3 HBP		G4-3	2	0	0	0	0	0	2											
Neftali Feliz, S OBP: 0.246, SLG: 0.266				FC6-4			G6-3		P4	4	0	0	0	0	1	4											
Jerome Williams, R OBP: 0.200, SLG: 0.200 Wayne Franklin, L (6, 1) Pedro Feliz, R OBP: 0.298, SLG: 0.509 (7, 6)				K			K		G4-3	2	0	1	0	0	1	0											
Inning Stats	R: 0 E: 0 K: 1 S: 11	H: 1 LOB: 2 BB: 1 P: 19	R: 0 E: 0 K: 2 S: 7	H: 0 LOB: 0 BB: 0 P: 13	R: 0 E: 0 K: 1 S: 6	H: 1 LOB: 0 BB: 0 P: 9	R: 1 E: 0 K: 0 S: 12	H: 2 LOB: 2 BB: 1 P: 23	R: 0 E: 0 K: 1 S: 17	H: 3 LOB: 3 BB: 1 P: 31	R: 0 E: 0 K: 1 S: 8	H: 0 LOB: 1 BB: 1 P: 18	R: 0 E: 0 K: 1 S: 16	H: 1 LOB: 0 BB: 0 P: 22	R: 0 E: 0 K: 1 S: 7	H: 0 LOB: 0 BB: 0 P: 9	R: 0 E: 0 K: 1 S: 10	H: 0 LOB: 2 BB: 2 P: 21	1B: 7 2B: 0 3B: 0 HR: 1	SF: 0 SAC: 0 DP: 2 HBP: 1	WP: 0 PB: 0 SB: 0 CS: 2	PA: 39					
PITCHER	IP	WLS	BF	H	R	ER	SO	BB	IBB	HBP	BLK	WP	HR	S	P	ERA	WHIP										
Kip Wells, R ERA: 4.26	5.0	W	23	7	1	1	5	3	0	0	0	0	0	24	40	0.00	1.000										
Brian Boehringer, R ERA: 4.0	2.0		8	1	0	0	2	1	0	1	0	0	0	7	9	0.00	0.000										
16 Salomon Torres, R ERA: 3.93	1.0		3	0	0	0	1	0	0	0	0	0	0	10	21	0.00	2.000										
37 Mike Johnston, L ERA: 0.84	1.0		5	0	0	0	1	2	0	0	0	0	0	10	21	0.00	2.000										

Pittsburgh Pirates @ San Francisco Giants
SBC Park, San Francisco, CA
Sun May 16 2004, 4:05 PM EDT
Att: 40,705 - Sunny - 60 F

AB	32
R	1
H	8
RBI	1
BB	6
SO	9
LOB	20



Batter	1	2	3	4	5	6	7	8	9	AB	R	H	RBI	BB	SO	LOB	TOP				
Ray Durham, S (1,4) OBP: 0.333, SLG: 0.424	G4-3		P4		G4-3			K		4	0	0	0	0	1	3	San Francisco Giants @ Chicago Cubs Wrigley Field, Chicago, IL Tue May 18 2004, 7:05 PM CDT Att: 38,958 - Overcast - 51 F				
J.T. Snow, L (1,3) OBP: 0.336, SLG: 0.333	K				G4-3			K		3	0	0	0	1	2	1					
Marquis Grissom, R (1,8) OBP: 0.371, SLG: 0.542	K		G3-1					F8		4	0	0	0	0	1	4					
Barry Bonds, L (1,7) OBP: 0.624, SLG: 0.818		F8			G4-1 1B			G1-3		2	1	0	0	2	0	0					
Edgardo Alfonzo, R (1,5) OBP: 0.341, SLG: 0.364		L3 1B			P4			F8		4	0	1	0	0	0	2					
A.J. Pierzynski, L (1,2) OBP: 0.277, SLG: 0.324		L3 1-1			G4-1			F8		4	0	1	0	0	0	2					
Pedro Feliz, R (1,6) OBP: 0.308, SLG: 0.522								G6-3		3	0	2	1	0	0	0					
Neftali Perez, S (7,6) OBP: 0.245, SLG: 0.264								K		1	0	0	0	0	1	1					
Michael Tucker, L (1,9) OBP: 0.328, SLG: 0.339								G4-3		3	0	0	0	0	1	2					
Jason Schmidt, R (1,1) OBP: 0.200, SLG: 0.400								K		3	0	2	0	0	1	0					
Inning Stats	R: 0 E: 0 K: 2 S: 8	H: 0 LOB: 0 BB: 0 P: 14	R: 0 E: 0 K: 0 S: 8	H: 1 LOB: 0 BB: 0 P: 11	R: 0 E: 0 K: 0 S: 12	H: 2 LOB: 3 BB: 1 P: 24	R: 1 E: 0 K: 1 S: 16	H: 1 LOB: 1 BB: 1 P: 24	R: 0 E: 0 K: 0 S: 6	H: 0 LOB: 0 BB: 0 P: 10	R: 0 E: 0 K: 0 S: 5	H: 0 LOB: 0 BB: 0 P: 6	R: 0 E: 0 K: 0 S: 11	H: 1 LOB: 1 BB: 0 P: 19	R: 0 E: 0 K: 1 S: 12	H: 1 LOB: 1 BB: 1 P: 20	1B: 5 2B: 3 3B: 0 HR: 0	SF: 0 SAC: 0 DP: 2 HBP: 0	WP: 2 PB: 0 SB: 0 CS: 0	PA: 34	
PITCHER	IP	WLS	BF	H	R	ER	SO	BB	IBB	HBP	BLK	WP	HR	S	P	ERA	WHIP				
Matt Clement, R (1,1) ERA: 2.53	8.0	L	30	5	1	1	6	2	0	0	0	2	0	72	116	1.12	0.875				
Kyle Farnsworth, R (9,1) ERA: 4.24	1.0		4	1	0	0	1	1	0	0	0	0	0	12	20	0.00	2.000				

Batter	1	2	3	4	5	6	7	8	9	AB	R	H	RBI	BB	SO	LOB	BOTTOM				
Todd Walker, L (1,4) OBP: 0.403, SLG: 0.490	K		G4-3						F8	4	0	0	0	0	1	1	San Francisco Giants @ Chicago Cubs Wrigley Field, Chicago, IL Tue May 18 2004, 7:05 PM CDT Att: 38,958 - Overcast - 51 F				
Ramon Martinez, R (1,6) OBP: 0.329, SLG: 0.314					F9				G4-3	3	0	0	0	0	1	0					
Jose Macias, S (9,PH) OBP: 0.326, SLG: 0.488									G4-3	1	0	0	0	0	0	0					
Todd Hollandsworth, L (1,9) OBP: 0.449, SLG: 0.659									G4-3	4	0	0	0	0	3	0					
Moises Alou, R (1,7) OBP: 0.348, SLG: 0.582		F8							G6-3	2	0	0	0	1	0	0					
16 Aramis Ramirez, R (1,5) OBP: 0.341, SLG: 0.557		F8							P3	3	0	0	0	0	0	1					
25 Derrek Lee, R (1,3) OBP: 0.358, SLG: 0.419									F8	3	0	0	0	0	1	0					
Corey Patterson, L (1,8) OBP: 0.312, SLG: 0.408									K	3	0	0	0	0	3	0					
Michael Barrett, R (1,2) OBP: 0.333, SLG: 0.515									F9	3	0	1	0	0	1	0					
Matt Clement, R (1,1) OBP: 0.118, SLG: 0.118									K	2	0	0	0	0	2	1					
Tom Goodwin, L (8,PH) OBP: 0.182, SLG: 0.250									K	1	0	0	0	0	1	0					
Kyle Farnsworth, R (9,1) ERA: 4.24									K	0	0	0	0	0	0	0					
Inning Stats	R: 0 E: 0 K: 2 S: 8	H: 0 LOB: 0 BB: 0 P: 10	R: 0 E: 0 K: 1 S: 7	H: 0 LOB: 0 BB: 0 P: 13	R: 0 E: 0 K: 2 S: 10	H: 0 LOB: 1 BB: 0 P: 16	R: 0 E: 0 K: 1 S: 12	H: 0 LOB: 1 BB: 1 P: 21	R: 0 E: 0 K: 2 S: 15	H: 1 LOB: 1 BB: 0 P: 24	R: 0 E: 0 K: 2 S: 8	H: 0 LOB: 0 BB: 0 P: 13	R: 0 E: 0 K: 3 S: 11	H: 0 LOB: 0 BB: 0 P: 16	R: 0 E: 0 K: 0 S: 7	H: 0 LOB: 0 BB: 0 P: 11	1B: 1 2B: 0 3B: 0 HR: 0	SF: 0 SAC: 0 DP: 0 HBP: 0	WP: 1 PB: 0 SB: 0 CS: 0	PA: 30	
PITCHER	IP	WLS	BF	H	R	ER	SO	BB	IBB	HBP	BLK	WP	HR	S	P	ERA	WHIP				
Jason Schmidt, R (1,1) ERA: 3.06	9.0	W	30	1	0	0	13	1	0	0	0	1	0	92	144	0.00	0.222				

AB	31
R	1
H	6
RBI	1
BB	3
SO	7
LOB	15

AB	29
R	0
H	1
RBI	0
BB	1
SO	13
LOB	3



Batter	1	2	3	4	5	6	7	8	9	10	AB	R	H	RBI	BB	SO	LOB								
Ray Durham, S OBP: 0.337, SLG: 0.417	(1,4) X F7		(1,2) X 1B		(0,1) X E4			(2,2) X G4-3		(4,2) X FC5-4 SH3-4 BB	4	1	1	1	1	0	0								
J.T. Snow, L OBP: 0.333, SLG: 0.325	(1,3) X L8		(4,2) X 1B		(0,0) X F8			(2,2) X F8		(1,0) X SH3-4	3	0	0	0	1	0	1								
Marquis Grissom, R OBP: 0.372, SLG: 0.534	(1,8) X F9		(0,0) X 1B		(3,3) X K			(2,3) X K		(4,0) X IBB	4	0	1	1	1	2	1								
Edgardo Alfonzo, R OBP: 0.336, SLG: 0.357	(1,5) X G4-3		(1,1) X F8		(2,2) X 1B			(0,1) X F9		(1,2) X F3	5	0	1	0	0	0	4								
Pedro Feliz, R OBP: 0.303, SLG: 0.508	(1,6) X F8		(0,0) X F7		(0,3) X K			(2,2) X 1B FC5-2		(0,0) X FC5	5	0	1	0	0	1	5								
A.J. Pierzynski, L OBP: 0.295, SLG: 0.330	(1,2) X P4		(1,1) X P4		(3,2) X G6-3			(0,0) X HBP FC5-2			4	0	2	0	0	0	1								
Nelfi Perez, S OBP: 0.245, SLG: 0.264	(9, PR) X Yorvit Torrealba, R OBP: 0.333, SLG: 0.333										0	0	0	0	0	0	0								
Jeffrey Hammonds, R OBP: 0.310, SLG: 0.395	(1,7) X G4-3		(0,0) X G6-3		(1,3) X K			(0,1) X FC5-2			4	0	0	0	0	1	3								
Michael Tucker, L OBP: 0.341, SLG: 0.375	(1,9) X SH3-4 1B		(1,2) X SH3-4 1B		(0,3) X K			(3,2) X HBP			3	2	2	1	0	1	0								
Kirk Rueter, L OBP: 0.118, SLG: 0.235	(7,1) X Scott Eyre, L OBP: 0.265, SLG: 0.303		(0,0) X SH3-4 1B		(0,0) X G6-3			(1,0) X G4-3			2	0	0	0	0	0	0								
Felix Rodriguez, R OBP: 0.289, SLG: 0.303	(9, PR) X Jason Christiansen, R OBP: 0.260, SLG: 0.500										0	0	0	0	0	0	0								
Jim Brower, R OBP: 0.200, SLG: 0.500											0	0	0	0	0	0	0								
Inning Stats	R: 0 E: 0 K: 0 S: 3	H: 0 LOB: 0 BB: 0 P: 8	R: 0 E: 0 K: 0 S: 11	H: 1 LOB: 1 BB: 0 P: 18	R: 2 E: 0 K: 0 S: 11	H: 3 LOB: 2 BB: 1 P: 17	R: 1 E: 0 K: 0 S: 7	H: 1 LOB: 0 BB: 0 P: 9	R: 0 E: 1 K: 1 S: 9	H: 0 LOB: 1 BB: 0 P: 12	R: 0 E: 0 K: 1 S: 10	H: 0 LOB: 0 BB: 0 P: 15	R: 0 E: 0 K: 2 S: 7	H: 0 LOB: 0 BB: 0 P: 8	R: 0 E: 0 K: 1 S: 10	H: 0 LOB: 0 BB: 0 P: 16	R: 0 E: 0 K: 0 S: 14	H: 2 LOB: 3 BB: 0 P: 20	R: 0 E: 0 K: 0 S: 9	H: 0 LOB: 2 BB: 2 P: 19	1B: 7 2B: 1 3B: 0 HR: 1	SF: 0 SAC: 2 DP: 1 HBP: 1	WP: 0 PB: 0 SB: 0 CS: 2	PA: 41	
PITCHER	IP 7.0	WLS 3	BF 27	H 6	R 3	ER 3	SO 4	BB 1	IBB 0	HBP 0	BLK 0	WP 0	HR 1	S 58	P 87	ERA 3.86	WHIP 1.000								
38 Carlos Zambrano, R ERA: 2.08	(8,1)	1.0	3	0	0	0	1	0	0	0	0	0	0	10	16	0.00	0.000								
Kyle Farnsworth, R ERA: 4.0	(9,1)	1.0	6	2	0	0	0	0	0	1	0	0	0	14	20	0.00	2.000								
LaTroy Hawkins, L ERA: 1.31	(10,1)	1.0	W	5	0	0	0	1	1	0	0	0	0	9	19	0.00	1.000								
Joe Borowski, R ERA: 5.74																									

San Francisco Giants @ Chicago Cubs
Wrigley Field, Chicago, IL
Wed May 19 2004, 6:05 PM CDT
Att: 39,047 - Cloudy - 63 F

AB 35
R 3
H 8
RBI 3
BB 3
SO 5
LOB 18


WP: 0 PA: 41
PB: 0
SB: 0
CS: 2



Batter	1	2	3	4	5	6	7	8	9	10	AB	R	H	RBI	BB	SO	LOB								
Jose Macias, S OBP: 0.292, SLG: 0.438	(1,9) X G3		(1,2) X G4-3		(0,0) X G6-3			(1,1) X F8		(0,1) X FC6-4	5	0	0	0	0	2									
Damian Jackson, R OBP: 0.250, SLG: 0.308	(1,4) X L7		(2,3) X K		(2,2) X P3			(4,1) X 25 FC6-4 BB		(0,0) X F9	3	0	0	0	0	1	0								
Tom Goodwin, L OBP: 0.200, SLG: 0.242	(8, PH) X Moises Alou, R OBP: 0.350, SLG: 0.593										1	0	0	0	1	0	0								
Moises Alou, R OBP: 0.350, SLG: 0.593	(1,7) X F8		(3,1) X G6-3		(2,0) X F8			(4,2) X SAFE 1 SAFE 25 FC6-4 BB		(3,2) X HR	4	1	1	1	1	0	0								
16 Aramis Ramirez, R OBP: 0.345, SLG: 0.559	(1,5) X 25 G6-3 1B		(1,0) X 25 G6-3 2B		(3,2) X G5-3			(4,2) X 25 FC5-4 BB		(2,3) X K	3	1	1	0	1	1	2								
25 Derrek Lee, R OBP: 0.355, SLG: 0.421	(1,3) X G6-3		(0,0) X G6-3		(3,2) X 2B			(2,1) X FC5-4		(2,0) X FC6-4	4	0	1	0	0	0	4								
Michael Barrett, R OBP: 0.330, SLG: 0.505	(1,2) X G3-1 1B		(2,0) X G3-1		(1,2) X G1-3			(1,2) X SAFE 2-3		(2,2) X L4	4	0	1	1	0	0	3								
Corey Patterson, L OBP: 0.316, SLG: 0.428	(1,8) X G3-1		(2,1) X G3-1		(1,1) X HR			(4,0) X 1B SF9 BB		(2,3) X K	3	2	1	1	1	1	1								
Ramon Martinez, R OBP: 0.325, SLG: 0.311	(1,6) X F9		(0,1) X F9		(2,2) X L9			(2,0) X SAFE 1 SAFE 2-3 1B		(1,0) X F9	4	0	1	0	0	0	1								
38 Carlos Zambrano, S OBP: 0.196, SLG: 0.190	(7, PR) X Jason Christiansen, R OBP: 0.260, SLG: 0.500										2	0	0	0	0	1	0								
Kyle Farnsworth, R ERA: 4.0	(8,1)	1.0	5	0	0	0	1	2	0	0	0	0	0	0	0	0	0								
LaTroy Hawkins, L ERA: 2.06	(9,1)	1.1	5	1	0	0	1	0	0	0	0	0	0	0	0	0	0								
Todd Hollandsworth, L ERA: 3.18	(9, PR) X Joe Borowski, R ERA: 5.74										0	0	0	0	0	0	0								
Joe Borowski, R ERA: 5.74	(10,1)	0.0	L	1	1	1	0	0	0	0	0	0	0	0	0	0	0								
Inning Stats	R: 0 E: 0 K: 0 S: 8	H: 0 LOB: 0 BB: 0 P: 15	R: 1 E: 0 K: 0 S: 7	H: 2 LOB: 1 BB: 0 P: 12	R: 0 E: 0 K: 1 S: 9	H: 0 LOB: 0 BB: 0 P: 12	R: 0 E: 0 K: 0 S: 14	H: 1 LOB: 1 BB: 0 P: 24	R: 1 E: 0 K: 1 S: 9	H: 1 LOB: 0 BB: 1 P: 13	R: 0 E: 0 K: 0 S: 10	H: 0 LOB: 1 BB: 1 P: 20	R: 1 E: 0 K: 0 S: 6	H: 1 LOB: 1 BB: 1 P: 15	R: 0 E: 0 K: 1 S: 11	H: 0 LOB: 2 BB: 2 P: 24	R: 0 E: 0 K: 1 S: 7	H: 1 LOB: 1 BB: 0 P: 10	R: 1 E: 0 K: 0 S: 4	H: 1 LOB: 0 BB: 0 P: 7	1B: 3 2B: 2 3B: 0 HR: 2	SF: 1 SAC: 0 DP: 0 HBP: 0	WP: 0 PB: 0 SB: 0 CS: 0	PA: 39	
PITCHER	IP 6.1	WLS 2	BF 26	H 5	R 3	ER 3	SO 2	BB 2	IBB 0	HBP 0	BLK 0	WP 0	HR 1	S 59	P 105	ERA 4.26	WHIP 1.105								
Kirk Rueter, L ERA: 5.36	(7,1)	0.2	B	2	0	0	0	0	0	0	0	0	0	4	6	0.00	0.000								
Scott Eyre, L ERA: 3.24	(8,1)	1.0	5	0	0	0	1	2	0	0	0	0	0	11	24	0.00	2.000								
Felix Rodriguez, R ERA: 2.06	(9,1)	1.1	5	1	0	0	1	0	0	0	0	0	0	8	11	0.00	0.750								
Jason Christiansen, L ERA: 3.18	(9, PR) X Joe Borowski, R ERA: 5.74																								
Joe Borowski, R ERA: 5.74	(10,1)	0.0	L	1	1	1	0	0	0	0	0	0	0	3	6	∞	∞								

San Francisco Giants @ Chicago Cubs
Wrigley Field, Chicago, IL
Wed May 19 2004, 6:05 PM CDT
Att: 39,047 - Cloudy - 63 F

AB 34
R 4
H 7
RBI 4
BB 4
SO 4
LOB 13



Batter	1	2	3	4	5	6	7	8	9	10	AB	R	H	RBI	BB	SO	LOB	TOP				
Dustin Mohr, R OBP: 0.298, SLG: 0.239 (1, 7)	G4-3		G5-3	K			G5-3		BB BB		4	0	0	0	1	1	2	San Francisco Giants @ Chicago Cubs Wrigley Field, Chicago, IL Thu May 20 2004, 1:20 PM CDT Att: 39,349 - Cloudy - 78 F				
J.T. Snow, L OBP: 0.343, SLG: 0.331 (1, 3)	F7		1B		G3-1		FC5-4 1B		FC4-6 BB		4	1	2	0	1	0	0					
Marquis Grissom, R OBP: 0.373, SLG: 0.530 (1, 8)	S 1B		1B WP		P6		K		FC4-6		5	1	2	0	0	1	3					
Pedro Feliz, R OBP: 0.307, SLG: 0.528 (1, 6)	K		1B WP		HR		FC5-4			K	5	1	2	2	0	2	2					
Edgardo Alfonzo, R OBP: 0.351, SLG: 0.351 (1, 5)		G1-3 1B	F8		K		K		L7		5	0	1	0	0	2	1					
Michael Tucker, L OBP: 0.344, SLG: 0.379 (1, 9)		G1-3		L9 FC5-4 2B		F7		K		HR BB	4	1	1	0	1	1	1					
Neifi Perez, S OBP: 0.243, SLG: 0.284 (1, 4)		G1-3		L9		L9		B3		HR	5	1	1	2	0	0	2					
Yovani Torrealba, R OBP: 0.321, SLG: 0.318 (1, 2)			FC5-2-5 HBP		1B		1B		F8		5	0	1	0	0	2	2					
Dustin Hermanson, R Jim Brower, R Scott Eyre, L Felix Rodriguez, R A.J. Pierzynski, L Matt Herges, L (1, 11) (6, 1) (7, 1) (7, 1) (6, PH) (8, 1)			K		K		K		G4-3		2	0	0	0	0	2	1					
Inning Stats	R: 0 E: 0 K: 1 S: 14	H: 1 LOB: 1 BB: 0 P: 18	R: 0 E: 0 K: 1 S: 7	H: 1 LOB: 1 BB: 0 P: 9	R: 2 E: 0 K: 1 S: 15	H: 3 LOB: 1 BB: 0 P: 22	R: 0 E: 0 K: 1 S: 14	H: 1 LOB: 2 BB: 0 P: 20	R: 1 E: 0 K: 1 S: 8	H: 1 LOB: 0 BB: 0 P: 11	R: 0 E: 0 K: 1 S: 9	H: 1 LOB: 1 BB: 0 P: 11	R: 0 E: 0 K: 2 S: 10	H: 0 LOB: 0 BB: 0 P: 11	R: 0 E: 0 K: 0 S: 8	H: 0 LOB: 2 BB: 2 P: 17	R: 2 E: 0 K: 2 S: 10		H: 1 LOB: 0 BB: 1 P: 16	1B: 7 2B: 1 3B: 0 HR: 2	SF: 0 SAC: 0 DP: 0 HBP: 1	WP: 1 PB: 0 SB: 1 CS: 0
PITCHER	IP 7.0	WLS 31	H 9	R 3	ER 3	SO 7	BB 0	IBB 0	HBP 1	BLK 0	WP 1	HR 1	S 75	P 101	ERA 3.86	WHIP 1.286						
Greg Maddux, R ERA: 4.37 (8, 1)	1.2	7	0	0	0	2	2	0	0	0	0	0	17	26	0.00	1.200						
Francis Beltran, R ERA: 3.21 (9, 1)	1.1	L	6	1	2	2	2	1	0	0	0	0	1	11	18	13.50	1.500					

AB	40
R	5
H	10
RBI	4
BB	3
SO	11
LOB	14



Batter	1	2	3	4	5	6	7	8	9	10	AB	R	H	RBI	BB	SO	LOB	BOTTOM						
Tom Goodwin, L OBP: 0.225, SLG: 0.289 (8, 9)	B1-3		WP 1B		F8		G6-3 HR 2B		L6		5	1	2	0	0	0	0	San Francisco Giants @ Chicago Cubs Wrigley Field, Chicago, IL Thu May 20 2004, 1:20 PM CDT Att: 39,349 - Cloudy - 78 F						
Todd Walker, L OBP: 0.395, SLG: 0.477 (1, 4)	1B		F9		G4-3		G6-3		G3		5	0	1	0	0	0	2							
Moises Alou, R OBP: 0.352, SLG: 0.606 (1, 7)	K		F7		16 FC6-4 1B		HR		F7		5	1	2	2	0	1	2							
16 Aramis Ramirez, R OBP: 0.335, SLG: 0.541 (1, 5)	K		P4		FC6-4 25 1B		P3		G6-3		5	1	0	0	0	1	3							
Todd Hollandsworth, L Joe Borowski, R (1, 9) (9, 1)		G6-3		G3		25 E 1B		K			4	0	1	0	0	1	0							
25 Derek Lee, R OBP: 0.358, SLG: 0.423 (1, 3)		G3 1B		L4		E6 1B		P3		F7	4	0	2	1	0	0	0							
Ramon Martinez, R OBP: 0.322, SLG: 0.299 (1, 6)		G3		L8		BB		G5-3			3	0	0	0	1	0	1							
Paul Bako, L OBP: 0.311, SLG: 0.216 (1, 2)		IBB		P5		L8		F8			3	0	0	0	1	0	3							
Greg Maddux, R OBP: 0.053, SLG: 0.053 Jose Macias, S Francis Beltran, R Corey Patterson, L (1, 1) (7, PH) (8, 1) (9, 8)		K		P3		P4		P5			2	0	0	0	0	1	2							
Inning Stats	R: 0 E: 0 K: 2 S: 9	H: 1 LOB: 1 BB: 0 P: 13	R: 0 E: 0 K: 1 S: 12	H: 1 LOB: 2 BB: 1 P: 21	R: 0 E: 0 K: 0 S: 11	H: 1 LOB: 1 BB: 0 P: 19	R: 0 E: 0 K: 0 S: 6	H: 0 LOB: 0 BB: 0 P: 8	R: 0 E: 0 K: 0 S: 7	H: 0 LOB: 0 BB: 0 P: 12	R: 1 E: 1 K: 0 S: 14	H: 3 LOB: 3 BB: 1 P: 26	R: 2 E: 0 K: 0 S: 12	H: 2 LOB: 0 BB: 0 P: 21	R: 0 E: 0 K: 1 S: 10	H: 0 LOB: 0 BB: 0 P: 16	R: 0 E: 0 K: 0 S: 9		H: 0 LOB: 0 BB: 0 P: 11	R: 0 E: 0 K: 0 S: 6	H: 0 LOB: 0 BB: 0 P: 10	1B: 6 2B: 1 3B: 0 HR: 1	SF: 0 SAC: 0 DP: 0 HBP: 0	WP: 1 PB: 0 SB: 0 CS: 0
PITCHER	IP 5.2	WLS 23	H 5	R 1	ER 1	SO 3	BB 0	IBB 0	HBP 0	BLK 0	WP 0	HR 0	S 54	P 88	ERA 1.59	WHIP 0.882								
Dustin Hermanson, R ERA: 4.13 (8, 1)	0.2	H	5	2	1	1	0	1	0	0	0	0	10	18	13.50	4.500								
Jim Brower, R ERA: 3.29 (7, 1)	0.1	H	1	0	0	0	0	0	0	0	0	0	4	7	0.00	0.000								
Scott Eyre, L ERA: 3.12 (7, 1)	1.1	B	5	1	1	1	0	0	0	0	0	1	13	23	6.75	0.750								
Felix Rodriguez, R ERA: 2.91 Matt Herges, L ERA: 5.43 (8, 1)	2.0	W	6	0	0	0	0	0	0	0	0	0	15	21	0.00	0.000								

AB	38
R	3
H	8
RBI	3
BB	2
SO	4
LOB	13

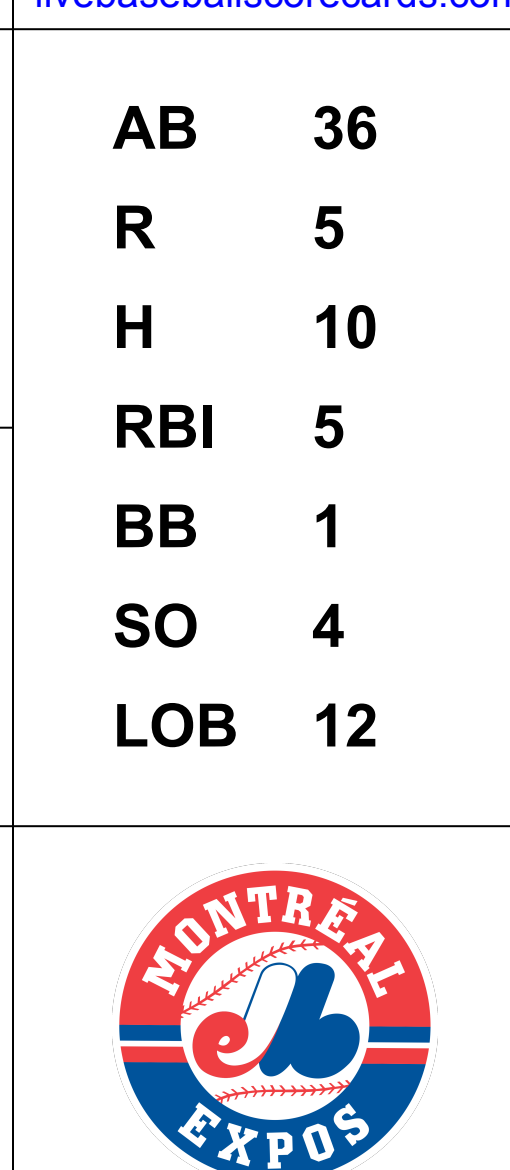


Batter	1	2	3	4	5	6	7	8	9	AB	R	H	RBI	BB	SO	LOB	TOP		
Michael Tucker, L OBP: 0.338, SLG: 0.367										4	0	0	0	1	1	5	San Francisco Giants @ Montreal Expos Hiram Bithorn Stadium, San Juan, PR Fri May 21 2004, 7:05 PM EDT Att: 14,325 - Overcast - 74 F		
Edgardo Alfonso, R OBP: 0.327, SLG: 0.346										5	1	1	2	0	0	2			
Marquis Grissom, R OBP: 0.367, SLG: 0.526										5	0	1	2	0	1	2			
Barry Bonds, L OBP: 0.620, SLG: 0.800										3	1	1	0	1	1	1			
Pedro Feliz, R OBP: 0.305, SLG: 0.519										4	1	1	0	0	0	1			
A.J. Pierzynski, L OBP: 0.281, SLG: 0.319										3	0	0	0	0	1	2			
J.T. Snow, L OBP: 0.340, SLG: 0.328										4	1	1	0	0	0	1			
Neffi Perez, S OBP: 0.250, SLG: 0.290										4	1	2	1	0	0	1			
Brett Tomko, R Wayne Franklin, L Jeffrey Hammonds, R Jason Christiansen, R Felix Rodriguez, R Scott Eyre, L Deivi Cruz, R Matt Herges, L										1	0	1	0	0	0	0			
Inning Stats	R: 0 E: 0 K: 1 S: 7	H: 0 LOB: 0 BB: 0 P: 12	R: 0 E: 0 K: 1 S: 6	H: 0 LOB: 0 BB: 0 P: 9	R: 0 E: 0 K: 0 S: 11	H: 1 LOB: 1 BB: 0 P: 12	R: 0 E: 0 K: 1 S: 8	H: 1 LOB: 1 BB: 0 P: 11	R: 0 E: 0 K: 0 S: 14	H: 0 LOB: 0 BB: 0 P: 11	R: 0 E: 0 K: 1 S: 25	H: 0 LOB: 1 BB: 1 P: 38	R: 0 E: 0 K: 0 S: 6	H: 0 LOB: 1 BB: 0 P: 11	R: 0 E: 0 K: 0 S: 13	H: 0 LOB: 1 BB: 1 P: 22		1B: 7 2B: 1 3B: 0 HR: 0	SF: 0 SAC: 1 DP: 0 HBP: 2
PITCHER	IP WLS BF H R ER SO BB IBB HBP BLK WP HR S P ERA WHIP																		
Livan Hernandez, R ERA: 2.96	6.1 L 26 6 4 4 4 1 0 0 0 0 0 0 68 97 5.68 1.105																		
Luis Ayala, R ERA: 4.18	0.2 B 5 2 2 2 0 0 0 1 0 0 0 0 11 16 27.00 3.000																		
52 T.J. Tucker, R ERA: 4.7	1.0 4 0 0 0 0 0 0 0 1 0 0 0 6 11 0.00 0.000																		
32 Chad Cordero, R ERA: 1.69	1.0 4 0 0 0 0 1 0 0 0 0 0 0 13 22 0.00 1.000																		

AB	34
R	6
H	8
RBI	6
BB	2
SO	4
LOB	15



Batter	1	2	3	4	5	6	7	8	9	AB	R	H	RBI	BB	SO	LOB	BOTTOM				
Endy Chavez, L OBP: 0.291, SLG: 0.339										5	1	3	1	0	0	1	San Francisco Giants @ Montreal Expos Hiram Bithorn Stadium, San Juan, PR Fri May 21 2004, 7:05 PM EDT Att: 14,325 - Overcast - 74 F				
Jose Vidro, S OBP: 0.304, SLG: 0.369										5	0	0	0	0	3						
Orlando Cabrera, R OBP: 0.287, SLG: 0.354										5	1	1	1	0	0	1					
Brad Wilkerson, L OBP: 0.346, SLG: 0.385										4	0	0	0	0	1	2					
Juan Rivera, R OBP: 0.313, SLG: 0.330										3	2	0	0	1	1	0					
Termel Sledge, L OBP: 0.317, SLG: 0.449										4	0	3	1	0	0	0					
Tony Batista, R OBP: 0.280, SLG: 0.313										3	0	1	1	0	0	1					
Brian Schneider, L OBP: 0.302, SLG: 0.492										4	1	1	1	0	0	3					
Livan Hernandez, R Luis Ayala, R Jammy Castro, R 52 T.J. Tucker, R Valentino Pascucci, R 32 Chad Cordero, R										1	0	1	0	0	0	0					
Inning Stats	R: 0 E: 0 K: 0 S: 7	H: 0 LOB: 0 BB: 0 P: 9	R: 0 E: 0 K: 2 S: 12	H: 1 LOB: 1 BB: 0 P: 20	R: 1 E: 0 K: 0 S: 9	H: 2 LOB: 1 BB: 0 P: 17	R: 0 E: 0 K: 0 S: 6	H: 0 LOB: 0 BB: 0 P: 8	R: 0 E: 0 K: 0 S: 11	H: 1 LOB: 1 BB: 0 P: 18	R: 2 E: 1 K: 0 S: 16	H: 2 LOB: 2 BB: 1 P: 27	R: 1 E: 0 K: 1 S: 12	H: 2 LOB: 1 BB: 0 P: 21	R: 1 E: 1 K: 1 S: 11	H: 1 LOB: 1 BB: 0 P: 21		R: 0 E: 0 K: 0 S: 7	H: 1 LOB: 0 BB: 0 P: 11	1B: 8 2B: 2 3B: 0 HR: 0	SF: 0 SAC: 2 DP: 1 HBP: 0
PITCHER	IP WLS BF H R ER SO BB IBB HBP BLK WP HR S P ERA WHIP																				
Brett Tomko, R ERA: 5.51	5.2 25 6 3 3 1 2 1 0 0 0 0 0 60 96 1.59 1.235																				
Wayne Franklin, L ERA: 5.4	0.1 W 1 0 0 0 0 0 0 0 0 0 0 0 1 3 0.00 0.000																				
Jason Christiansen, L ERA: 3.65	1.0 H 5 2 1 1 1 1 0 0 0 0 1 0 12 21 9.00 2.000																				
Felix Rodriguez, R ERA: 2.86	0.1 H 3 1 1 0 0 0 0 0 0 0 0 0 7 13 0.00 3.000																				
Scott Eyre, L ERA: 2.88	0.2 H 2 0 0 0 0 1 0 0 0 0 0 0 4 8 0.00 0.000																				
PITCHER	IP WLS BF H R ER SO BB IBB HBP BLK WP HR S P ERA WHIP																				
Matt Herges, R ERA: 6.14	1.0 S 3 1 0 0 0 0 0 0 0 0 0 0 7 11 0.00 1.000																				



Batter	1	2	3	4	5	6	7	8	9	10	11	AB	R	H	RBI	BB	SO	LOB	TOP								
Michael Tucker, L OBP: 0.340, SLG: 0.371	2-1 2B		0-1 F8		3-2 G3-1			2-3 K			4-0 SH BB FC4	4	1	1	0	1	1	0									
Edgardo Alfonzo, R OBP: 0.319, SLG: 0.336	1-0 G5-3		1-2 L9			3-2 L4		2-2 F7			0-0 SH FC4 BB HR	4	1	0	0	0	0	1									
Marquis Grissom, R OBP: 0.388, SLG: 0.519	3-3 K				0-1 BB 2B 1B		0-0 G6-3		3-2 P4		4-1 FC4 HR BB	4	2	1	0	1	1	1									
Barry Bonds, L OBP: 0.613, SLG: 0.771	4-0 IBB				4-2 2B BB		3-0 F8		3-2 F7		1-0 FC4 HR	3	2	0	1	2	0	2									
Pedro Feliz, R OBP: 0.294, SLG: 0.500	1-2 P6				3-2 P4		1-3 K		2-2 G5-3		1-2 L5	5	0	0	0	0	1	7									
A.J. Pierzynski, L OBP: 0.294, SLG: 0.364		2-2 F8		0-0 FC8-5 1H 2H		1-1 G2-3			1-0 SH3-4 1B		2-1 SH3-4 1B HR	5	1	3	6	0	0	0									
Deivi Cruz, R OBP: 0.302, SLG: 0.359		1-3 K2-3		0-0 FC8-5		1-0 1B			1-1 SH3-4		0-0 1B	4	0	2	0	0	1	1									
Neifi Perez, S OBP: 0.242, SLG: 0.280		2-3 K			2-1 L7		2-0 L7		0-2 F8		0-1 F9	5	0	0	0	0	1	3									
Jerome Williams, R OBP: 0.294, SLG: 0.376 Jeffrey Hammonds, R OBP: 0.319, SLG: 0.336 Scott Eyre, L OBP: 0.279 Jim Brower, R OBP: 0.294, SLG: 0.326 Jason Christiansen, R OBP: 0.323, SLG: 0.412 Ray Durham, S OBP: 0.310, SLG: 0.326 Tyler Walker, R OBP: 0.349, SLG: 0.371			1-3 K		2-2 G6-3			1-1 P3		2-0 G3	3-2 G6-3	2	0	0	0	0	1	0									
Inning Stats	R: 0 E: 0 K: 1 S: 9	H: 1 LOB: 2 BB: 1 P: 20	R: 0 E: 0 K: 2 S: 11	H: 0 LOB: 0 BB: 0 P: 16	R: 0 E: 0 K: 1 S: 8	H: 0 LOB: 0 BB: 0 P: 10	R: 2 E: 0 K: 0 S: 14	H: 2 LOB: 0 BB: 1 P: 21	R: 0 E: 0 K: 0 S: 8	H: 0 LOB: 0 BB: 0 P: 15	R: 0 E: 0 K: 1 S: 7	H: 1 LOB: 1 BB: 0 P: 12	R: 0 E: 0 K: 1 S: 8	H: 0 LOB: 0 BB: 0 P: 13	R: 0 E: 0 K: 0 S: 11	H: 0 LOB: 0 BB: 0 P: 19	R: 0 E: 0 K: 0 S: 7	H: 1 LOB: 1 BB: 0 P: 11	R: 5 E: 0 K: 0 S: 14	H: 2 LOB: 1 BB: 2 P: 29	1B: 4 2B: 3 3B: 0 HR: 1	SF: 0 SAC: 2 DP: 1 HBP: 0	WP: 0 PB: 0 SB: 0 CS: 0	PA: 45			
PITCHER	IP 7.0	WLS 26	BF 6	H 4	R 2	ER 0	SO 5	BB 1	IBB 0	HBP 0	BLK 0	WP 0	HR 0	S 62	P 105	ERA 2.57	WHIP 0.714										
Claudio Vargas, R ERA: 4.47	(1, 1)																										
32 Chad Cordero, R ERA: 1.54	(8, 1)	2.0	6	0	0	0	1	0	0	0	0	0	0	19	32	0.00	0.000										
Jeremy Fikac, R ERA: 5.71	(10, 1)	2.0	L	13	3	5	5	0	2	0	0	0	0	1	21	40	22.50	2.500									

San Francisco Giants @ Montreal Expos
Hiram Bithorn Stadium, San Juan, PR

livebaseballscores.com

AB 39
R 7
H 7
RBI 7
BB 4
SO 6
LOB 17



Sat May 22 2004, 7:05 PM EDT
Alt. 16,836 - Overcast - 74 F

Batter	1	2	3	4	5	6	7	8	9	10	11	AB	R	H	RBI	BB	SO	LOB	BOTTOM							
Endy Chavez, L OBP: 0.287, SLG: 0.333	1-2 G5-3		0-1 B5-3		3-1 1B BLK SF9 1B				1-2 F8			5	1	1	0	0	0	2								
Jose Vidro, S OBP: 0.312, SLG: 0.373	2-2 G4-3		0-0 P5		0-2 1B			4-1 BB		0-0 1B		4	0	2	0	1	0	0								
Brad Wilkerson, L OBP: 0.335, SLG: 0.374	2-3 K		1-3 K		3-2 SF9			0-3 K		1-1 F8		4	0	0	1	0	3	2								
Orlando Cabrera, R OBP: 0.291, SLG: 0.351		1-1 F8		4-1 G4-3 1B BB		1-0 P3		1-3 K		2-0 G5-3 IBB 1B		4	0	1	0	1	1	2								
Termel Sledge, L OBP: 0.330, SLG: 0.446		1-2 G5-3 1B		1-2 G4-3		4-2 G6-4-3 BB		1-1 G3		4-0 IBB		3	1	1	0	2	0	2								
Carl Everett, S OBP: 0.286, SLG: 0.359		2-2 G5-3		3-1 1B		1-0 G6-4-3			0-1 SH3		0-0 G5-3	3	0	1	0	0	0	2								
Juan Rivera, R OBP: 0.310, SLG: 0.326		1-2 G5-3		1-2 HBP		1-2 G6-4-3			1-2 SH3 1B		2-3 G5-3	1	0	0	0	0	0	3								
Tony Batista, R OBP: 0.286, SLG: 0.319		0-1 1B		1-0 1B		2-2 F7			0-0 SH3		2-2 G6-3	4	0	2	1	0	0	0								
Brian Schneider, L OBP: 0.305, SLG: 0.484		3-1 1B		2-0 P4		2-2 P2			4-0 IBB		0-1 G3-1	4	0	1	0	1	0	2								
Claudio Vargas, R ERA: 4.25 Scott Eyre, L ERA: 2.79 Jim Brower, R ERA: 3.14 Jason Christiansen, L ERA: 3.55 Tyler Walker, R ERA: 2.03		1-3 K		0-0 F8		0-0 G1-3			2-3 K		0-1 G4-3	2	0	0	0	0	1	2								
Inning Stats	R: 0 E: 0 K: 1 S: 10	H: 0 LOB: 0 BB: 0 P: 15	R: 1 E: 0 K: 1 S: 15	H: 3 LOB: 2 BB: 0 P: 23	R: 0 E: 0 K: 1 S: 6	H: 0 LOB: 0 BB: 0 P: 7	R: 0 E: 0 K: 0 S: 7	H: 1 LOB: 2 BB: 1 P: 18	R: 0 E: 0 K: 0 S: 7	H: 0 LOB: 0 BB: 0 P: 14	R: 0 E: 0 K: 2 S: 9	H: 0 LOB: 1 BB: 1 P: 15	R: 0 E: 0 K: 1 S: 10	H: 1 LOB: 2 BB: 1 P: 17	R: 0 E: 0 K: 0 S: 5	H: 2 LOB: 2 BB: 1 P: 12	R: 0 E: 0 K: 0 S: 7	H: 0 LOB: 0 BB: 0 P: 9	1B: 9 2B: 0 3B: 0 HR: 0	SF: 1 SAC: 1 DP: 2 HBP: 1	WP: 0 PB: 0 SB: 0 CS: 0	PA: 45				
PITCHER	IP 7.0	WLS 28	BF 6	H 6	R 2	ER 2	SO 3	BB 2	IBB 0	HBP 0	BLK 1	WP 0	HR 0	S 64	P 107	ERA 2.57	WHIP 1.143									
Jerome Williams, R ERA: 4.25	(1, 1)																									
Scott Eyre, L ERA: 2.79	(8, 1)	0.1	2	0	0	0	1	0	0	0	0	0	0	4	8	0.00	3.000									
Jim Brower, R ERA: 3.14	(8, 1)	1.1	6	1	0	0	2	0	1	0	0	0	0	11	19	0.00	0.750									
Jason Christiansen, L ERA: 3.55	(9, 1)	0.1	1	0	0	0	0	0	0	0	0	0	0	4	5	0.00	0.000									
Tyler Walker, R ERA: 2.03	(10, 1)	2.0	W	8	2	0	0	0	0	1	0	0	0	12	21	0.00	1.000									

San Francisco Giants @ Montreal Expos
Hiram Bithorn Stadium, San Juan, PR

livebaseballscores.com

AB 37
R 2
H 9
RBI 2
BB 5
SO 6
LOB 19



Sat May 22 2004, 7:05 PM EDT
Alt. 16,836 - Overcast - 74 F

Batter	1	2	3	4	5	6	7	8	9	AB	R	H	RBI	BB	SO	LOB	TOP										
Chad Tracy, L OBP: 0.372, SLG: 0.479 (1, 5)	P6		G5-3			L9		G1-3		4	0	0	0	0	0	0	Arizona Diamondbacks @ San Francisco Giants SBC Park, San Francisco, CA Tue May 25 2004, 10:15 PM EDT Att: 36,664 - Cloudy - 62 F										
Alex Cintron, S OBP: 0.303, SLG: 0.353 (1, 6)	1B			P4		BB			E5	3	0	2	0	1	0												
Luis Gonzalez, L OBP: 0.359, SLG: 0.548 (1, 7)	F9			K2-3		F7			K	4	0	0	0	0	2	3											
Shea Hillenbrand, R OBP: 0.311, SLG: 0.464 (1, 3)	K			G4-3			F8		E5	4	0	0	0	0	1	2											
Steve Finley, L OBP: 0.357, SLG: 0.574 (1, 8)		G3			K		F7			4	0	1	0	0	1	0											
Danny Bautista, R OBP: 0.378, SLG: 0.500 (1, 9)		F8			1B		G4-3		G6-3	4	0	1	0	0	0	2											
Scott Hairston, R OBP: 0.286, SLG: 0.583 (1, 4)			K		P2				G4-3	3	1	1	0	0	1	1											
Brent Mayne, L OBP: 0.260, SLG: 0.277 (1, 2)			G6-3		K				G4-3	3	0	0	1	0	1	1											
Casey Fossum, L (1, 1)			K						G5-3	2	0	0	0	0	1	0											
Andrew Good, R (6, 1)										0	0	0	0	0	0	0											
Randy Choate, L (7, 1)										0	0	0	0	0	0	0											
Carlos Baerga, S (8, PH)										1	0	0	0	0	0	0											
36 Brian Bruney, R (8, 1)										0	0	0	0	0	0	0											
Inning Stats	R: 0 E: 0 K: 1 S: 11	H: 1 LOB: 1 BB: 0 P: 15	R: 0 E: 0 K: 1 S: 7	H: 0 LOB: 0 BB: 0 P: 11	R: 0 E: 0 K: 1 S: 10	H: 0 LOB: 0 BB: 0 P: 14	R: 0 E: 0 K: 1 S: 6	H: 0 LOB: 0 BB: 0 P: 10	R: 0 E: 0 K: 2 S: 9	H: 1 LOB: 1 BB: 0 P: 14	R: 0 E: 0 K: 0 S: 7	H: 0 LOB: 1 BB: 1 P: 13	R: 0 E: 0 K: 0 S: 11	H: 0 LOB: 0 BB: 0 P: 16	R: 1 E: 0 K: 0 S: 10	H: 1 LOB: 0 BB: 0 P: 14	R: 0 E: 1 K: 1 S: 16	H: 2 LOB: 2 BB: 0 P: 21	1B: 4 2B: 0 3B: 1 HR: 0	SF: 0 SAC: 0 DP: 0 HBP: 0	WP: 0 PB: 0 SB: 2 CS: 0	PA: 33					
PITCHER	IP	WLS	BF	H	R	ER	SO	BB	IBB	HBP	BLK	WP	HR	S	P	ERA	WHIP										
Jason Schmidt, R ERA: 2.78 (1, 1)	8.0	W	29	4	1	1	6	1	0	0	0	0	0	75	111	1.12	0.625										
Jason Christiansen, L ERA: 3.46 (9, 1)	0.1	H	1	0	0	0	1	0	0	0	0	0	0	3	5	0.00	0.000										
Matt Herges, R ERA: 5.96 (9, 1)	0.2	S	3	1	0	0	0	0	0	0	0	0	0	9	12	0.00	1.500										

Batter	1	2	3	4	5	6	7	8	9	AB	R	H	RBI	BB	SO	LOB	BOTTOM										
Neftali Perez, S OBP: 0.248, SLG: 0.286 (1, 4)	HR		F9				B1			4	1	2	1	0	0	0	Arizona Diamondbacks @ San Francisco Giants SBC Park, San Francisco, CA Tue May 25 2004, 10:15 PM EDT Att: 36,664 - Cloudy - 62 F										
Edgardo Alfonzo, R OBP: 0.325, SLG: 0.368 (1, 5)	HR				F9					4	1	3	2	0	0	1											
Marquis Grissom, R OBP: 0.366, SLG: 0.512 (1, 8)	F8		G4-6-3				1B			4	0	1	0	0	0	1											
Barry Bonds, L OBP: 0.610, SLG: 0.793 (1, 7)	FC5-4				F8					4	1	2	1	0	0	2											
Pedro Feliz, R OBP: 0.293, SLG: 0.489 (1, 3)	F9				K					3	0	0	0	1	2	1											
Jeffrey Hammonds, R OBP: 0.312, SLG: 0.383 (1, 9)	FC5-4				K					4	0	1	0	0	1	2											
A.J. Pierzynski, L OBP: 0.300, SLG: 0.368 (1, 2)		K								4	0	2	0	0	1	1											
Deivi Cruz, R OBP: 0.298, SLG: 0.333 (1, 6)		G1-3								3	1	0	0	1	0	3											
Jason Schmidt, R OBP: 0.167, SLG: 0.333 (9, 1)			G5-3							3	0	0	0	0	1	2											
Jason Christiansen, R ERA: 4.09 (9, 1)										0	0	0	0	0	0	0											
Matt Herges, L ERA: 1.93 (9, 1)										0	0	0	0	0	0	0											
Inning Stats	R: 2 E: 0 K: 0 S: 15	H: 3 LOB: 1 BB: 0 P: 21	R: 0 E: 0 K: 1 S: 8	H: 0 LOB: 0 BB: 0 P: 14	R: 0 E: 0 K: 2 S: 9	H: 0 LOB: 0 BB: 0 P: 15	R: 0 E: 0 K: 2 S: 9	H: 0 LOB: 0 BB: 0 P: 10	R: 1 E: 0 K: 0 S: 8	H: 2 LOB: 1 BB: 0 P: 12	R: 1 E: 0 K: 0 S: 16	H: 2 LOB: 2 BB: 1 P: 28	R: 0 E: 0 K: 0 S: 12	H: 2 LOB: 0 BB: 0 P: 15	R: 0 E: 0 K: 2 S: 19	H: 1 LOB: 2 BB: 1 P: 30	1B: 9 2B: 0 3B: 0 HR: 2	SF: 0 SAC: 1 DP: 1 HBP: 0	WP: 0 PB: 0 SB: 0 CS: 0	PA: 36							
PITCHER	IP	WLS	BF	H	R	ER	SO	BB	IBB	HBP	BLK	WP	HR	S	P	ERA	WHIP										
Casey Fossum, L ERA: 7.53 (1, 1)	5.1	L	23	7	4	4	3	1	0	0	0	0	0	19	24	6.75	1.500										
Andrew Good, R ERA: 4.09 (6, 1)	1.1		7	3	0	0	0	0	0	0	0	0	0	2	3	0.00	2.250										
Randy Choate, L ERA: 8.16 (7, 1)	0.1		1	0	0	0	0	0	0	0	0	0	0	2	3	0.00	0.000										
36 Brian Bruney, R ERA: 1.93 (8, 1)	1.0		5	1	0	0	2	0	1	0	0	0	0	19	30	0.00	1.000										



Batter	1	2	3	4	5	6	7	8	9	AB	R	H	RBI	BB	SO	LOB	TOP										
Matt Kata, S OBP: 0.308, SLG: 0.382 (1, 5)	F8		G1-3		SH1-4 1B		FC1-5 E 1B FC6-4		G4-3	5	1	1	0	0	0	2	Arizona Diamondbacks @ San Francisco Giants SBC Park, San Francisco, CA Wed May 26 2004, 10:05 PM EDT Att: 38,187 - Unknown - 62 F										
Alex Cintron, S OBP: 0.302, SLG: 0.350 (1, 6)	G4-3		K		SH1-4		E7 FC6-4		G3	4	0	1	1	0	1	0											
Luis Gonzalez, L OBP: 0.366, SLG: 0.547 (1, 7)	FC5-4 1B		G4-3		G6-3 BB		FC6-4 IBB			2	0	1	0	2	0	0											
Shea Hillenbrand, R OBP: 0.303, SLG: 0.451 (1, 3)	FC5-4 1-2		G4-3		G6-3		FC6-4			4	0	0	1	0	0	5											
Steve Finley, L OBP: 0.355, SLG: 0.567 (1, 8)		E G1-2-3 1B		G3		G4-3		G4-3		4	0	1	0	0	0	2											
Danny Bautista, R OBP: 0.376, SLG: 0.494 (1, 9)		L9		1B 1B		F9		G6-3		4	1	1	0	0	0	1											
Scott Hairston, R OBP: 0.305, SLG: 0.600 Stephen Randolph, L ERA: 1.66 Doug DeVoro, L ERA: 3.72 Brian Bruney, R ERA: 3.72 Randy Choate, L ERA: 8.16 Jose Valverde, R ERA: 3.91		E 1B		1B 1B		K		K		3	0	2	0	0	1	0											
Robby Hammock, R OBP: 0.295, SLG: 0.360 (1, 2)		E6		FC6 1B		FC1-5 1B		F9		4	0	2	1	0	0	2											
Casey Daigle, R OBP: 0.125, SLG: 0.250 Chad Tracy, L OBP: 0.374, SLG: 0.479 (7, PH) (7, 5)		G1-2-3 3-H		FC6		FC1-5 1B		F9		2	0	0	0	0	0	5											
Inning Stats	R: 0 E: 0 K: 0 S: 9	H: 1 LOB: 1 BB: 0 P: 14	R: 0 E: 1 K: 0 S: 14	H: 2 LOB: 2 BB: 0 P: 22	R: 0 E: 0 K: 1 S: 8	H: 0 LOB: 0 BB: 0 P: 11	R: 1 E: 0 K: 0 S: 13	H: 3 LOB: 2 BB: 0 P: 19	R: 0 E: 0 K: 1 S: 9	H: 0 LOB: 0 BB: 0 P: 15	R: 2 E: 1 K: 0 S: 11	H: 3 LOB: 2 BB: 1 P: 17	R: 0 E: 0 K: 1 S: 7	H: 0 LOB: 0 BB: 0 P: 8	R: 0 E: 0 K: 0 S: 9	H: 0 LOB: 0 BB: 0 P: 12		1B: 10 2B: 0 3B: 0 HR: 0	SF: 0 SAC: 1 DP: 2 HBP: 0	WP: 0 PB: 0 SB: 0 CS: 0	PA: 38						
PITCHER	IP	WLS	BF	H	R	ER	SO	BB	IBB	HBP	BLK	WP	HR	S	P	ERA	WHIP										
Kirk Rueter, L ERA: 5.24 Jim Brower, R ERA: 3.1 Scott Eyre, L ERA: 2.7 Felix Rodriguez, R ERA: 2.74 Matt Herges, R ERA: 5.7	6.1		30	10	3	3	2	1	1	0	0	0	0	67	107	4.26	1.737										

Batter	1	2	3	4	5	6	7	8	9	AB	R	H	RBI	BB	SO	LOB	BOTTOM										
Michael Tucker, L OBP: 0.345, SLG: 0.365 (1, 9)	K		F9		1B BB			BB BB BB		2	1	0	0	2	1	1	Arizona Diamondbacks @ San Francisco Giants SBC Park, San Francisco, CA Wed May 26 2004, 10:05 PM EDT Att: 38,187 - Unknown - 62 F										
Edgardo Alfonzo, R OBP: 0.327, SLG: 0.365 (1, 5)	F9		G5-3		FC6-4 1B		B1			4	0	1	0	0	0	2											
Marquis Grissom, R OBP: 0.369, SLG: 0.509 (1, 8)	1B		G4-3		FC6-4 1-2		BB BB			3	1	1	0	1	0	3											
Barry Bonds, L OBP: 0.607, SLG: 0.811 (1, 7)	F8				HR		L7		2B BB	3	1	1	1	1	0	1											
Pedro Feliz, R OBP: 0.299, SLG: 0.496 (9, 3)		G6-3 1B		P3		F8		2B		4	1	2	2	0	0	0											
A.J. Pierzynski, L OBP: 0.299, SLG: 0.359 (1, 2)		K		G4-3		G6-3		BB		3	0	0	0	1	1	1											
Damon Minor, L Matt Herges, L (9, 1)		G6-3		P5			L8		F7	4	0	0	0	0	0	4											
Nelfi Perez, S OBP: 0.248, SLG: 0.285 (1, 4)		1B		G3		G6-3		F8		4	0	1	1	0	0	3											
Kirk Rueter, L ERA: 5.24 Jim Brower, R ERA: 3.1 Scott Eyre, L ERA: 2.7 Dustin Mohr, R ERA: 3.72 Felix Rodriguez, R ERA: 2.74 Delivi Cruz, R ERA: 5.7				G5-3 BB		B3		K		1	0	0	0	1	0	0											
Inning Stats	R: 0 E: 0 K: 1 S: 10	H: 1 LOB: 1 BB: 0 P: 15	R: 1 E: 0 K: 1 S: 8	H: 2 LOB: 1 BB: 0 P: 12	R: 0 E: 0 K: 0 S: 10	H: 0 LOB: 1 BB: 1 P: 17	R: 1 E: 0 K: 0 S: 11	H: 1 LOB: 0 BB: 0 P: 17	R: 0 E: 0 K: 0 S: 9	H: 1 LOB: 2 BB: 1 P: 18	R: 0 E: 0 K: 0 S: 3	H: 0 LOB: 0 BB: 0 P: 4	R: 0 E: 0 K: 1 S: 8	H: 0 LOB: 0 BB: 0 P: 16	R: 2 E: 0 K: 0 S: 10	H: 1 LOB: 3 BB: 4 P: 26		1B: 4 2B: 1 3B: 0 HR: 1	SF: 0 SAC: 0 DP: 0 HBP: 0	WP: 0 PB: 0 SB: 0 CS: 0	PA: 35						
PITCHER	IP	WLS	BF	H	R	ER	SO	BB	IBB	HBP	BLK	WP	HR	S	P	ERA	WHIP										
Casey Daigle, R ERA: 1.66 Stephen Randolph, L ERA: 1.66 36 Brian Bruney, R ERA: 3.72 Randy Choate, L ERA: 8.16 Jose Valverde, R ERA: 3.91	6.0		24	5	2	2	2	2	0	0	0	0	0	83	83	3.00	1.167										

AB 35
R 3
H 10
RBI 3
BB 2
SO 3
LOB 17



AB 29
R 4
H 6
RBI 4
BB 6
SO 3
LOB 15



Batter	1	2	3	4	5	6	7	8	9	10	AB	R	H	RBI	BB	SO	LOB	TOP	
Chad Tracy, L OBP: 0.358, SLG: 0.456 (1, 5)	F9		F7		G3	FC6-4		FC6-4		K	6	0	0	0	0	1	4	Arizona Diamondbacks @ San Francisco Giants SBC Park, San Francisco, CA Thu May 27 2004, 10:15 PM EDT Att: 36,122 - Overcast - 60 F	
Matt Kata, S OBP: 0.306, SLG: 0.376 (1, 6)	P5		G4-3		P4			1B BB FC4-2			5	0	1	0	0	1	0		
Luis Gonzalez, L OBP: 0.362, SLG: 0.534 (1, 7)	G4-3		P5		L1			FC4-2 1B			4	0	0	0	1	1	0		
Danny Bautista, R OBP: 0.376, SLG: 0.509 (1, 9)		G6-3		G5-3		P3		FC4-2 1B			5	1	2	1	0	0	0		
Steve Finley, L OBP: 0.361, SLG: 0.565 (1, 8)	G4-3			BB 1B		FC5-4 1B		FC4-2 G6-4-3			4	2	2	0	1	0	3		
Shea Hillenbrand, R OBP: 0.313, SLG: 0.452 (1, 3)	E5 2B		F7			FC5-4 1B		G6-4-3			4	1	2	0	0	0	4		
Scott Hairston, R OBP: 0.364, SLG: 0.579 (1, 4)				1B BB		FC5-4 PB BB					4	0	1	1	1	1	4		
Brent Mayne, L OBP: 0.299, SLG: 0.299 Robby Hammock, R OBP: 0.292, SLG: 0.356 (8, PR) (8, 2)										G4-3	2	0	2	1	2	0	0		
Steve Sparks, R OBP: 0.269, SLG: 0.059 Carlos Baerga, S OBP: 0.188, SLG: 0.000 Stephen Randolph, L OBP: 0.000, SLG: 0.000 Mike Koplove, R OBP: 0.000, SLG: 0.000 Alex Cinton, S OBP: 0.000, SLG: 0.348 Scott Service, R OBP: 0.176, SLG: 0.176 Doug DeVore, L OBP: 0.176, SLG: 0.176 Jose Valverde, R OBP: 0.176, SLG: 0.176 (10, 1)										K	2	0	0	0	0	1	4		
Inning Stats	R: 0 E: 0 K: 0 S: 7	H: 0 LOB: 0 BB: 0 P: 12	R: 1 E: 1 K: 1 S: 12	H: 2 LOB: 2 BB: 1 P: 22	R: 0 E: 0 K: 0 S: 5	H: 0 LOB: 0 BB: 0 P: 6	R: 1 E: 0 K: 0 S: 11	H: 2 LOB: 3 BB: 2 P: 16	R: 0 E: 0 K: 0 S: 4	H: 2 LOB: 2 BB: 1 P: 13	R: 0 E: 0 K: 1 S: 13	H: 1 LOB: 1 BB: 0 P: 17	R: 1 E: 0 K: 2 S: 8	H: 1 LOB: 2 BB: 0 P: 20	R: 0 E: 0 K: 2 S: 8	H: 0 LOB: 0 BB: 0 P: 11	1B: 8 2B: 1 3B: 0 HR: 1		SF: 0 SAC: 0 DP: 1 HBP: 1
PITCHER	IP WLS BF H R ER SO	IP WLS BF H R ER SO	IP WLS BF H R ER SO	IP WLS BF H R ER SO	IP WLS BF H R ER SO	IP WLS BF H R ER SO	IP WLS BF H R ER SO	IP WLS BF H R ER SO	IP WLS BF H R ER SO	IP WLS BF H R ER SO	IP WLS BF H R ER SO	IP WLS BF H R ER SO	IP WLS BF H R ER SO	IP WLS BF H R ER SO	IP WLS BF H R ER SO	IP WLS BF H R ER SO	ERA WHIP	ERA WHIP	
Dustin Hermanson, R ERA: 3.99 Scott Eyre, L ERA: 2.81 Jason Christiansen, L ERA: 3.46 Jim Brower, R ERA: 3.0 Felix Rodriguez, R ERA: 2.63	(1, 1) (6, PR) (7, 1) (7, 1) (8, 1)	(1, 1) (6, PR) (7, 1) (7, 1) (8, 1)	(1, 1) (6, PR) (7, 1) (7, 1) (8, 1)	(1, 1) (6, PR) (7, 1) (7, 1) (8, 1)	(1, 1) (6, PR) (7, 1) (7, 1) (8, 1)	(1, 1) (6, PR) (7, 1) (7, 1) (8, 1)	(1, 1) (6, PR) (7, 1) (7, 1) (8, 1)	(1, 1) (6, PR) (7, 1) (7, 1) (8, 1)	(1, 1) (6, PR) (7, 1) (7, 1) (8, 1)	(1, 1) (6, PR) (7, 1) (7, 1) (8, 1)	(1, 1) (6, PR) (7, 1) (7, 1) (8, 1)	(1, 1) (6, PR) (7, 1) (7, 1) (8, 1)	(1, 1) (6, PR) (7, 1) (7, 1) (8, 1)	(1, 1) (6, PR) (7, 1) (7, 1) (8, 1)	(1, 1) (6, PR) (7, 1) (7, 1) (8, 1)	(1, 1) (6, PR) (7, 1) (7, 1) (8, 1)	0.00 0.00 0.00 0.00 0.00	3.00 2.00 1.00 1.00 1.00	

Batter	1	2	3	4	5	6	7	8	9	10	AB	R	H	RBI	BB	SO	LOB	BOTTOM															
Michael Tucker, L OBP: 0.340, SLG: 0.377 Tyler Walker, R (10, 1)	K			SF7		L4					4	0	1	3	0	1	2	Arizona Diamondbacks @ San Francisco Giants SBC Park, San Francisco, CA Thu May 27 2004, 10:15 PM EDT Att: 36,122 - Overcast - 60 F															
Eduardo Alfonzo, R OBP: 0.329, SLG: 0.358 (1, 5)	G6-3			F8				G4-3 BB			3	0	0	0	2	0	1																
Marquis Grissom, R OBP: 0.359, SLG: 0.494 (1, 8)	G6-3							G4-3			5	0	0	0	0	2	3																
Barry Bonds, L OBP: 0.613, SLG: 0.804 (1, 7)		P4						G4-3 BB			2	1	1	0	3	0	0																
Pedro Feliz, R OBP: 0.291, SLG: 0.483 Felix Rodriguez, R OBP: 0.291, SLG: 0.483 Matt Herges, L OBP: 0.319, SLG: 0.383 Jeffrey Hammonds, R OBP: 0.319, SLG: 0.383 (10, 9)		G5-3		G5-3		G5-4-3		G4-6-3			4	0	0	0	0	0	6																
Damon Minor, L OBP: 0.444, SLG: 0.429 (1, 3)		G3						G3-6-3 BB			3	1	2	1	2	0	0																
A.J. Pierzynski, L OBP: 0.304, SLG: 0.371 (1, 2)				BB 1B				G3-6-3			4	2	2	1	0	0	2																
Neifi Perez, S OBP: 0.248, SLG: 0.279 (1, 4)								G6-3			3	0	0	0	1	0	2																
Dustin Hermanson, R ERA: 3.99 Scott Eyre, L ERA: 2.81 Dustin Mohr, R OBP: 0.296, SLG: 0.224 Jason Christiansen, R OBP: 0.296, SLG: 0.224 Jim Brower, R ERA: 3.0 Deivi Cruz, R OBP: 0.262, SLG: 0.326 (8, 6)	(1, 1) (6, PR) (7, 1) (7, 1) (8, 6)	(1, 1) (6, PR) (7, 1) (7, 1) (8, 6)	(1, 1) (6, PR) (7, 1) (7, 1) (8, 6)	(1, 1) (6, PR) (7, 1) (7, 1) (8, 6)	(1, 1) (6, PR) (7, 1) (7, 1) (8, 6)	(1, 1) (6, PR) (7, 1) (7, 1) (8, 6)	(1, 1) (6, PR) (7, 1) (7, 1) (8, 6)	(1, 1) (6, PR) (7, 1) (7, 1) (8, 6)	(1, 1) (6, PR) (7, 1) (7, 1) (8, 6)	(1, 1) (6, PR) (7, 1) (7, 1) (8, 6)	(1, 1) (6, PR) (7, 1) (7, 1) (8, 6)	(1, 1) (6, PR) (7, 1) (7, 1) (8, 6)	(1, 1) (6, PR) (7, 1) (7, 1) (8, 6)	(1, 1) (6, PR) (7, 1) (7, 1) (8, 6)	(1, 1) (6, PR) (7, 1) (7, 1) (8, 6)	(1, 1) (6, PR) (7, 1) (7, 1) (8, 6)	0.00 0.00 0.00 0.00 0.00		27.00 6.00														
Inning Stats	R: 0 E: 0 K: 1 S: 8	H: 0 LOB: 0 BB: 0 P: 12	R: 0 E: 0 K: 0 S: 6	H: 0 LOB: 0 BB: 0 P: 7	R: 2 E: 0 K: 1 S: 17	H: 3 LOB: 3 BB: 2 P: 29	R: 2 E: 0 K: 0 S: 12	H: 2 LOB: 1 BB: 1 P: 22	R: 0 E: 0 K: 0 S: 5	H: 1 LOB: 0 BB: 0 P: 8	R: 0 E: 0 K: 0 S: 8	H: 0 LOB: 2 BB: 2 P: 23	R: 0 E: 0 K: 0 S: 4	H: 0 LOB: 1 BB: 2 P: 12	R: 0 E: 0 K: 0 S: 8	H: 0 LOB: 0 BB: 1 P: 13	R: 0 E: 0 K: 0 S: 8		H: 0 LOB: 0 BB: 2 P: 15	R: 1 E: 1 K: 1 S: 5	H: 1 LOB: 2 BB: 2 P: 15	1B: 4 2B: 2 3B: 1 HR: 0	SF: 1 SAC: 1 DP: 3 HBP: 0	WP: 1 PB: 0 SB: 0 CS: 0									
PITCHER	IP WLS BF H R ER SO	IP WLS BF H R ER SO	IP WLS BF H R ER SO	IP WLS BF H R ER SO	IP WLS BF H R ER SO	IP WLS BF H R ER SO	IP WLS BF H R ER SO	IP WLS BF H R ER SO	IP WLS BF H R ER SO	IP WLS BF H R ER SO	IP WLS BF H R ER SO	IP WLS BF H R ER SO	IP WLS BF H R ER SO	IP WLS BF H R ER SO	IP WLS BF H R ER SO	IP WLS BF H R ER SO	IP WLS BF H R ER SO	IP WLS BF H R ER SO	IP WLS BF H R ER SO	IP WLS BF H R ER SO	IP WLS BF H R ER SO	IP WLS BF H R ER SO	IP WLS BF H R ER SO	IP WLS BF H R ER SO	IP WLS BF H R ER SO	IP WLS BF H R ER SO	IP WLS BF H R ER SO	IP WLS BF H R ER SO	IP WLS BF H R ER SO	IP WLS BF H R ER SO	ERA WHIP	ERA WHIP	
Steve Sparks, R ERA: 6.71 Stephen Randolph, L ERA: 1.59 Mike Koplove, R ERA: 4.67 Scott Service, R ERA: 4.67 Jose Valverde, R ERA: 4.24	(1, 1) (6, 1) (7, 1) (8, 1) (10, 1)	(1, 1) (6, 1) (7, 1) (8, 1) (10, 1)	(1, 1) (6, 1) (7, 1) (8, 1) (10, 1)	(1, 1) (6, 1) (7, 1) (8, 1) (10, 1)	(1, 1) (6, 1) (7, 1) (8, 1) (10, 1)	(1, 1) (6, 1) (7, 1) (8, 1) (10, 1)	(1, 1) (6, 1) (7, 1) (8, 1) (10, 1)	(1, 1) (6, 1) (7, 1) (8, 1) (10, 1)	(1, 1) (6, 1) (7, 1) (8, 1) (10, 1)	(1, 1) (6, 1) (7, 1) (8, 1) (10, 1)	(1, 1) (6, 1) (7, 1) (8, 1) (10, 1)	(1, 1) (6, 1) (7, 1) (8, 1) (10, 1)	(1, 1) (6, 1) (7, 1) (8, 1) (10, 1)	(1, 1) (6, 1) (7, 1) (8, 1) (10, 1)	(1, 1) (6, 1) (7, 1) (8, 1) (10, 1)	(1, 1) (6, 1) (7, 1) (8, 1) (10, 1)	(1, 1) (6, 1) (7, 1) (8, 1) (10, 1)	(1, 1) (6, 1) (7, 1) (8, 1) (10, 1)	(1, 1) (6, 1) (7, 1) (8, 1) (10, 1)	(1, 1) (6, 1) (7, 1) (8, 1) (10, 1)	(1, 1) (6, 1) (7, 1) (8, 1) (10, 1)	(1, 1) (6, 1) (7, 1) (8, 1) (10, 1)	(1, 1) (6, 1) (7, 1) (8, 1) (10, 1)	(1, 1) (6, 1) (7, 1) (8, 1) (10, 1)	(1, 1) (6, 1) (7, 1) (8, 1) (10, 1)	(1, 1) (6, 1) (7, 1) (8, 1) (10, 1)	(1, 1) (6, 1) (7, 1) (8, 1) (10, 1)	(1, 1) (6, 1) (7, 1) (8, 1) (10, 1)	(1, 1) (6, 1) (7, 1) (8, 1) (10, 1)	(1, 1) (6, 1) (7, 1) (8, 1) (10, 1)	(1, 1) (6, 1) (7, 1) (8, 1) (10, 1)	0.00 0.00 0.00 0.00 0.00	2.00 1.00 0.50 15.00 6.00



Batter	1	2	3	4	5	6	7	8	9	AB	R	H	RBI	BB	SO	LOB	TOP								
Luis Gonzalez, R OBP: 0.307, SLG: 0.414	G5-3		G5-3				F9		G4-3	4	1	1	0	0	0	0	Colorado Rockies @ San Francisco Giants SBC Park, San Francisco, CA Sat May 29 2004, 10:15 PM EDT Att: 42,297 - Sunny - 61 F								
Royce Clayton, R OBP: 0.365, SLG: 0.484	K		G5-3					F8	G4-3	5	0	1	0	0	1	1									
17 Todd Helton, L OBP: 0.458, SLG: 0.556	K								G5-3	4	1	2	1	1	1	1									
Vinny Castilla, R OBP: 0.376, SLG: 0.643										4	1	2	0	0	2	3									
Jerome Burnitz, L OBP: 0.370, SLG: 0.629										3	0	2	1	1	1	2									
5 Matt Holliday, R OBP: 0.361, SLG: 0.538										4	0	1	0	0	2	3									
Todd Greene, R OBP: 0.279, SLG: 0.400										3	0	0	0	0	1	3									
Mark Sweeney, L OBP: 0.457, SLG: 0.550										0	0	0	1	1	0	0									
Charles Johnson, R OBP: 0.373, SLG: 0.567										0	0	0	0	0	0	0									
Rene Reyes, S OBP: 0.233, SLG: 0.200										4	0	1	0	0	1	3									
Jeff Fassero, L OBP: 0.250, SLG: 0.250										2	0	0	0	0	0	2									
Allan Simpson, R OBP: 0.323, SLG: 0.404										0	0	0	0	0	0	0									
11 Brad Hawpe, L OBP: 0.323, SLG: 0.404										1	0	0	0	0	0	0									
Vladimir Nunez, R OBP: 0.240, SLG: 0.200										1	0	0	0	0	0	0									
Denny Hocking, S OBP: 0.240, SLG: 0.200										1	0	0	0	0	0	0									
Inning Stats	R: 0 E: 0 K: 2 S: 10	H: 0 LOB: 0 BB: 0 P: 12	R: 1 E: 0 K: 2 S: 12	H: 3 LOB: 2 BB: 0 P: 17	R: 0 E: 0 K: 1 S: 9	H: 1 LOB: 1 BB: 0 P: 13	R: 0 E: 0 K: 1 S: 5	H: 0 LOB: 0 BB: 1 P: 10	R: 1 E: 0 K: 1 S: 14	H: 2 LOB: 2 BB: 0 P: 25	R: 0 E: 0 K: 0 S: 6	H: 1 LOB: 0 BB: 0 P: 9	R: 0 E: 0 K: 1 S: 8	H: 0 LOB: 0 BB: 0 P: 10	R: 1 E: 0 K: 1 S: 16	H: 2 LOB: 2 BB: 2 P: 33	R: 0 E: 0 K: 0 S: 10	H: 1 LOB: 1 BB: 0 P: 15	1B: 8 2B: 3 3B: 0 HR: 0	SF: 0 SAC: 0 DP: 2 HBP: 1	WP: 0 PB: 0 SB: 0 CS: 0	PA: 39			
PITCHER	IP	WLS	BF	H	R	ER	SO	BB	IBB	HBP	BLK	WP	HR	S	P	ERA	WHIP								
Jerome Williams, R ERA: 4.19	7.1	W	31	8	3	3	8	2	0	1	0	0	0	72	111	3.68	1.364								
Jason Christiansen, L ERA: 3.14	0.1	H	1	0	0	0	1	0	0	0	0	0	0	5	8	0.00	0.000								
Felix Rodriguez, R ERA: 2.63	0.0		2	1	0	0	0	1	0	0	0	0	0	2	9	∞	∞								
Matt Herges, R ERA: 5.54	1.1	S	5	1	0	0	0	0	0	0	0	0	0	11	16	0.00	0.750								

Batter	1	2	3	4	5	6	7	8	9	AB	R	H	RBI	BB	SO	LOB	BOTTOM								
Neftali Feliz, S OBP: 0.249, SLG: 0.278										4	0	1	0	0	2	0	Colorado Rockies @ San Francisco Giants SBC Park, San Francisco, CA Sat May 29 2004, 10:15 PM EDT Att: 42,297 - Sunny - 61 F								
Dustin Mohr, R OBP: 0.313, SLG: 0.294										4	1	1	1	0	0	1									
Edgardo Alfonzo, R OBP: 0.341, SLG: 0.361										4	1	2	0	0	0	1									
Barry Bonds, L OBP: 0.616, SLG: 0.828										2	1	1	1	2	1	1									
Pedro Feliz, R OBP: 0.288, SLG: 0.471										4	0	1	0	0	0	3									
Jason Christiansen, R ERA: 3.14										0	0	0	0	0	0	0									
Felix Rodriguez, R ERA: 2.63										0	0	0	0	0	0	0									
Matt Herges, L ERA: 5.54										0	0	0	0	0	0	0									
Jeffrey Hammonds, R OBP: 0.364, SLG: 0.388										3	0	0	0	1	2	4									
Damon Minor, L OBP: 0.412, SLG: 0.250										3	1	0	0	0	0	1									
Yorvit Torrealba, R OBP: 0.322, SLG: 0.340										4	1	2	2	0	1	0									
Jerome Williams, R OBP: 0.150, SLG: 0.150										3	0	0	0	0	2	2									
Deivi Cruz, R OBP: 0.292, SLG: 0.326										0	0	0	0	0	0	0									
Inning Stats	R: 0 E: 0 K: 1 S: 9	H: 2 LOB: 3 BB: 1 P: 21	R: 1 E: 0 K: 2 S: 9	H: 1 LOB: 0 BB: 0 P: 17	R: 0 E: 0 K: 1 S: 8	H: 1 LOB: 1 BB: 0 P: 11	R: 0 E: 0 K: 0 S: 9	H: 0 LOB: 0 BB: 1 P: 13	R: 0 E: 0 K: 1 S: 6	H: 0 LOB: 0 BB: 0 P: 8	R: 3 E: 0 K: 1 S: 14	H: 3 LOB: 1 BB: 0 P: 22	R: 1 E: 0 K: 1 S: 10	H: 1 LOB: 1 BB: 1 P: 23	R: 0 E: 0 K: 1 S: 7	H: 0 LOB: 0 BB: 0 P: 11	1B: 5 2B: 2 3B: 0 HR: 1	SF: 0 SAC: 0 DP: 1 HBP: 1	WP: 2 PB: 0 SB: 1 CS: 0	PA: 35					
PITCHER	IP	WLS	BF	H	R	ER	SO	BB	IBB	HBP	BLK	WP	HR	S	P	ERA	WHIP								
Jeff Fassero, L ERA: 5.4	5.2	L	25	6	4	3	6	1	1	1	0	0	0	51	87	4.76	1.235								
Allan Simpson, R ERA: 2.09	0.1		2	1	0	0	0	0	0	0	0	0	0	4	5	0.00	3.000								
Vladimir Nunez, R ERA: 7.01	2.0		8	1	1	1	2	1	0	0	0	0	1	17	34	4.50	1.000								

AB	35
R	3
H	10
RBI	3
BB	3
SO	9
LOB	18


AB	31
R	5
H	8
RBI	4
BB	3
SO	8
LOB	13



Batter	1	2	3	4	5	6	7	8	9	AB	R	H	RBI	BB	SO	LOB	TOP											
Luis Gonzalez, R OBP: 0.299, SLG: 0.401	L6		G6-3			P3		G5-3		4	0	0	0	0	0	1												
Mark Sweeney, L OBP: 0.459, SLG: 0.532	K		K						BB	2	0	0	0	2	2	0												
17 Todd Helton, L OBP: 0.454, SLG: 0.555				L4		G1-3			FC1-6 3B	4	1	1	0	0	2													
Vinny Castilla, R OBP: 0.368, SLG: 0.629	K			L5			G5-3		F9	4	0	0	0	1	2													
Jeremy Burnitz, L OBP: 0.372, SLG: 0.636		BB		G3			K		1-H 3B	3	0	1	1	1	1	0												
5 Matt Holliday, R OBP: 0.351, SLG: 0.522		K					G5-3		K	4	0	0	0	0	3	2												
Charles Johnson, R OBP: 0.372, SLG: 0.561		K							K	3	0	1	0	0	2	1												
Denny Hocking, S OBP: 0.231, SLG: 0.192		K							F7	3	0	0	0	0	1	2												
Joe Kennedy, R OBP: 0.273, SLG: 0.286										2	0	0	0	0	2	0												
11 Brad Hawpe, L OBP: 0.333, SLG: 0.404										0	0	0	0	1	0	0												
Allan Simpson, R OBP: 0.333, SLG: 0.404										0	0	0	0	0	0	0												
Inning Stats	R: 0 H: 1 E: 0 K: 2 S: 10	H: 0 LOB: 1 BB: 0 P: 13	R: 0 H: 0 E: 0 K: 3 S: 10	H: 0 LOB: 1 BB: 1 P: 18	R: 0 H: 0 E: 0 K: 2 S: 9	H: 0 LOB: 0 BB: 0 P: 11	R: 0 H: 0 E: 0 K: 0 S: 6	H: 0 LOB: 0 BB: 0 P: 8	R: 0 H: 1 E: 0 K: 1 S: 11	H: 0 LOB: 1 BB: 1 P: 16	R: 0 H: 0 E: 0 K: 1 S: 8	H: 0 LOB: 0 BB: 0 P: 11	R: 0 H: 0 E: 0 K: 1 S: 7	H: 0 LOB: 1 BB: 1 P: 12	R: 1 H: 1 E: 0 K: 1 S: 13	H: 1 LOB: 1 BB: 1 P: 19	1B: 1 2B: 1 3B: 1 HR: 0	SF: 0 SAC: 0 DP: 1 HBP: 0	WP: 0 PA: 33 PB: 0 SB: 0 CS: 0									
PITCHER	IP	WLS	BF	H	R	ER	SO	BB	IBB	HBP	BLK	WP	HR	S	P	ERA	WHIP											
Jason Schmidt, R ERA: 2.97	(1, 1)	8.0	W	29	2	1	1	11	4	0	0	0	0	0	73	115	1.12	0.750										
Jason Christiansen, L ERA: 3.07	(9, 1)	0.1	H	1	0	0	0	0	0	0	0	0	0	3	3	0.00	0.000											
Matt Herges, R ERA: 5.4	(9, 1)	0.2	S	3	1	0	0	1	0	0	0	0	0	8	10	0.00	1.500											

Colorado Rockies @ San Francisco Giants
SBC Park, San Francisco, CA
Sun May 30 2004, 4:05 PM EDT
Att: 42,463 - Sunny - 71 F


AB 29
R 1
H 3
RBI 1
BB 4
SO 12
LOB 10



Batter	1	2	3	4	5	6	7	8	9	AB	R	H	RBI	BB	SO	LOB	BOTTOM										
Jeffrey Hammonds, R OBP: 0.330, SLG: 0.367	HR					P4		F8		3	2	1	0	1	0	0											
Michael Tucker, L OBP: 0.348, SLG: 0.398										3	1	1	2	1	1	1											
Marquis Grissom, R OBP: 0.360, SLG: 0.492	HR									0	0	0	0	0	0	0											
Edgardo Alfonzo, R OBP: 0.339, SLG: 0.354	F8					G5-4-3				3	0	0	0	1	1	1											
Pedro Feliz, R OBP: 0.306, SLG: 0.494	BB									3	0	3	1	1	0	0											
Dustan Mohr, R OBP: 0.309, SLG: 0.278	PO					P6				3	0	0	0	1	1	2											
A.J. Pierzynski, L OBP: 0.292, SLG: 0.355	PO					G1-3				4	0	0	0	0	2	2											
Neifi Perez, S OBP: 0.256, SLG: 0.285										3	0	2	0	0	1	0											
Deivi Cruz, R OBP: 0.294, SLG: 0.326										3	0	1	0	0	1	2											
Jason Schmidt, R OBP: 0.143, SLG: 0.286										3	0	0	0	0	2	2											
Jason Christiansen, R ERA: 3.53	(9, 1)									0	0	0	0	0	0	0											
Matt Herges, L ERA: 1.69	(9, 1)									0	0	0	0	0	0	0											
Inning Stats	R: 2 H: 3 E: 0 K: 0 S: 13	H: 0 LOB: 0 BB: 1 P: 22	R: 0 H: 0 E: 0 K: 1 S: 7	H: 0 LOB: 0 BB: 0 P: 12	R: 1 H: 1 E: 0 K: 2 S: 9	H: 1 LOB: 2 BB: 0 P: 22	R: 0 H: 2 E: 0 K: 0 S: 9	H: 2 LOB: 2 BB: 0 P: 10	R: 0 H: 1 E: 0 K: 2 S: 12	H: 0 LOB: 2 BB: 1 P: 16	R: 0 H: 0 E: 0 K: 1 S: 7	H: 0 LOB: 0 BB: 0 P: 10	R: 0 H: 1 E: 0 K: 1 S: 10	H: 1 LOB: 1 BB: 0 P: 13	R: 0 H: 1 E: 0 K: 1 S: 10	H: 1 LOB: 1 BB: 0 P: 19	1B: 5 2B: 2 3B: 0 HR: 1	SF: 0 SAC: 0 DP: 1 HBP: 0	WP: 0 PA: 34 PB: 0 SB: 0 CS: 0								
PITCHER	IP	WLS	BF	H	R	ER	SO	BB	IBB	HBP	BLK	WP	HR	S	P	ERA	WHIP										
Joe Kennedy, L ERA: 3.53	(1, 1)	7.0	L	29	7	3	3	6	5	0	0	0	0	63	104	3.86	1.714										
Allan Simpson, R ERA: 1.69	(8, 1)	1.0		4	1	0	0	1	0	0	0	0	0	10	13	0.00	1.000										

Colorado Rockies @ San Francisco Giants
SBC Park, San Francisco, CA
Sun May 30 2004, 4:05 PM EDT
Att: 42,463 - Sunny - 71 F

AB 28
R 3
H 8
RBI 3
BB 5
SO 7
LOB 10



Batter	1	2	3	4	5	6	7	8	9	AB	R	H	RBI	BB	SO	LOB	TOP			
Michael Tucker, L (1.9) OBP: 0.363, SLG: 0.435	G4-3		HR		1B		E9		2B	5	2	4	1	0	0	0	San Francisco Giants @ Arizona Diamondbacks Bank One Ballpark, Phoenix, AZ Mon May 31 2004, 9:35 PM EDT Att: 35,449 - Sunny - 80 F			
Edgardo Alfonso, R (1.5) OBP: 0.341, SLG: 0.358	F8		G5-3		BB		FC5-2-5-1		1B	4	1	1	2	1	0	1				
Marquis Grissom, R (1.8) OBP: 0.356, SLG: 0.489	G6-3			E	P3		G5-3		G5-3	5	1	1	0	0	0	5				
Barry Bonds, L (1.7) OBP: 0.621, SLG: 0.851		HR		E	G1					2	2	1	1	3	0	3				
Dustin Mohr, R (9.7) OBP: 0.309, SLG: 0.278				E						0	0	0	0	0	0	0				
Pedro Feliz, R (1.6) OBP: 0.299, SLG: 0.481		HR		E						4	0	0	0	0	1	2				
Scott Eyre, L (8.1)				E			L6			0	0	0	0	0	0	0				
Felix Rodriguez, R (8.1)				E						0	0	0	0	0	0	0				
Jeffrey Hammonds, R (8. PH) OBP: 0.336, SLG: 0.374				E						1	0	1	1	0	0	0				
Tyler Walker, R (9.1)				E						0	0	0	0	0	0	0				
A.J. Pierzynski, L (1.2) OBP: 0.282, SLG: 0.343	G6-3			G4-6-3			G4-3		P6	5	0	0	0	0	0	4				
Damon Minor, L (1.3) OBP: 0.364, SLG: 0.188	G3-1			P4			K		K	4	0	0	0	1	2	2				
Neffi Perez, S (1.4) OBP: 0.250, SLG: 0.278			G5-3		G6-3				F7	4	0	0	0	0	0	2				
Kirk Rueter, L (1.1) OBP: 0.190, SLG: 0.250			P5							2	0	1	0	0	0	0				
Jim Brower, R (6.1) OBP: 0.667, SLG: 0.500					BB		1B		E6	0	1	0	0	1	0	0				
Deivi Cruz, R (8.6) OBP: 0.288, SLG: 0.319							1B		1B	1	1	0	0	0	0	0				
Inning Stats	R: 0 E: 0 K: 0 S: 6	H: 0 LOB: 0 BB: 0 P: 9	R: 1 E: 0 K: 1 S: 11	H: 1 LOB: 0 BB: 0 P: 15	R: 1 E: 0 K: 0 S: 13	H: 1 LOB: 0 BB: 0 P: 24	R: 2 E: 1 K: 0 S: 6	H: 1 LOB: 0 BB: 1 P: 16	R: 0 E: 0 K: 1 S: 6	H: 0 LOB: 3 BB: 1 P: 20	R: 1 E: 1 K: 0 S: 9	H: 1 LOB: 1 BB: 1 P: 18	R: 0 E: 0 K: 0 S: 13	H: 0 LOB: 2 BB: 2 P: 24	R: 3 E: 1 K: 1 S: 20	H: 3 LOB: 2 BB: 1 P: 33	1B: 5 2B: 2 3B: 0 HR: 2	SF: 0 SAC: 0 DP: 1 HBP: 0	WP: 0 PB: 0 SB: 0 CS: 0	PA: 43
PITCHER	IP WLS BF H R ER SO BB IBB HBP BLK WP HR S P ERA WHIP																			
Casey Daigle, R (1.1) ERA: 7.18	4.2 L 21 5 4 3 1 1 1 0 0 0 0 2 44 79 5.79 1.286																			
Randy Choate, L (5.1) ERA: 7.31	0.1 1 0 0 0 0 0 0 0 0 0 0 0 3 5 0.00 0.000																			
Stephen Randolph, L (6.1) ERA: 1.48	2.0 8 1 1 0 1 1 0 0 0 0 0 0 15 26 0.00 1.000																			
Andrew Good, R (8.1) ERA: 3.92	1.0 5 0 0 0 0 2 0 0 0 0 0 0 13 24 0.00 2.000																			
Scott Service, R (9.1) ERA: 6.0	1.0 8 3 3 2 1 0 1 0 0 0 0 0 20 33 18.00 3.000																			

Batter	1	2	3	4	5	6	7	8	9	AB	R	H	RBI	BB	SO	LOB	BOTTOM					
Scott Hairston, R (1.4) OBP: 0.382, SLG: 0.633	P3		1B		F9		K		HR	5	1	2	2	0	1	1	San Francisco Giants @ Arizona Diamondbacks Bank One Ballpark, Phoenix, AZ Mon May 31 2004, 9:35 PM EDT Att: 35,449 - Sunny - 80 F					
Alex Cintron, S (1.6) OBP: 0.308, SLG: 0.347	G6-4-3		L9			F8		G4-3	K	4	1	1	0	1	1	1						
Luis Gonzalez, L (1.7) OBP: 0.353, SLG: 0.521	G6-4-3			G4-3		FC3-6				4	0	2	0	0	0	1						
Danny Bautista, R (1.9) OBP: 0.381, SLG: 0.495		G1-6-3		2B		F8		FC1-6		4	1	2	0	0	0	3						
Steve Finley, L (1.8) OBP: 0.359, SLG: 0.551		G1-6-3		P2		FC3-6				4	0	1	1	0	0	3						
Shea Hillenbrand, R (1.3) OBP: 0.309, SLG: 0.441						FC3-6				4	0	2	1	0	0	3						
Scott Service, R (9.1)						F9		P1		0	0	0	0	0	0	0						
Chad Tracy, L (1.5) OBP: 0.342, SLG: 0.434	G4-3			G6-3						4	0	0	0	0	0	2						
Robby Hamrick, R (1.2) OBP: 0.290, SLG: 0.388			G4-3		G1-3					4	1	1	0	0	0	0						
Casey Daigle, R (1.1) OBP: 0.185, SLG: 0.235										1	0	0	0	0	1	0						
Randy Choate, L (5.1)										0	0	0	0	0	0	0						
Tim Olson, R (5. PH)										1	0	0	0	0	0	0						
Stephen Randolph, L (6.1)										0	0	0	0	0	0	0						
Doug DeVore, L (7. PH) OBP: 0.211, SLG: 0.147										0	0	0	0	1	0	0						
Andrew Good, R (8.1)										0	0	0	0	0	0	0						
Carlos Baerena, S (9.3) OBP: 0.227, SLG: 0.194										1	0	0	0	0	0	1						
Inning Stats	R: 0 E: 0 K: 0 S: 7	H: 0 LOB: 1 BB: 1 P: 13	R: 0 E: 0 K: 0 S: 9	H: 2 LOB: 1 BB: 0 P: 18	R: 0 E: 0 K: 1 S: 9	H: 1 LOB: 0 BB: 0 P: 13	R: 1 E: 0 K: 0 S: 12	H: 2 LOB: 1 BB: 0 P: 24	R: 0 E: 0 K: 0 S: 3	H: 0 LOB: 0 BB: 0 P: 7	R: 1 E: 0 K: 0 S: 8	H: 2 LOB: 1 BB: 0 P: 12	R: 0 E: 0 K: 1 S: 6	H: 0 LOB: 1 BB: 1 P: 12	R: 0 E: 0 K: 0 S: 12	H: 2 LOB: 2 BB: 0 P: 20	R: 2 E: 0 K: 1 S: 12	H: 2 LOB: 0 BB: 0 P: 16	1B: 8 2B: 2 3B: 0 HR: 1	SF: 0 SAC: 0 DP: 2 HBP: 0	WP: 0 PB: 0 SB: 0 CS: 0	PA: 38
PITCHER	IP WLS BF H R ER SO BB IBB HBP BLK WP HR S P ERA WHIP																					
Kirk Rueter, L (1.1) ERA: 5.11	5.0 W 21 7 2 2 1 1 1 0 0 0 0 0 43 81 3.60 1.600																					
Jim Brower, R (6.1)	2.2 H 10 1 0 0 1 1 0 0 0 0 0 0 18 29 0.00 0.750																					
Scott Eyre, L (8.1) ERA: 2.61	0.0 1 1 0 0 0 0 0 0 0 0 0 0 2 4 ∞ ∞																					
Felix Rodriguez, R (8.1) ERA: 2.59	0.1 H 1 0 0 0 0 0 0 0 0 0 0 0 3 5 0.00 0.000																					
Tyler Walker, R (9.1) ERA: 2.83	1.0 5 2 2 2 1 0 0 0 0 0 0 1 12 16 18.00 2.000																					



Batter	1	2	3	4	5	6	7	8	9	AB	R	H	RBI	BB	SO	LOB	TOP		
Michael Tucker, L (1.9) OBP: 0.358, SLG: 0.423	F7		G4-3		K		G1-3 1B IBB		P5	4	0	0	0	1	1	1			
Edgardo Alfonzo, R (1.5) OBP: 0.337, SLG: 0.353	G3			G6-3		K G5-4-3	G1-3 1B		K	5	0	1	2	0	2	0			
Marquis Grissom, R (1.8) OBP: 0.352, SLG: 0.481	K				1B 1B	G5-4-3 1-2 2-3 3-H	G1-3		K	5	1	1	0	0	2	3			
Barry Bonds, L (1.7) OBP: 0.618, SLG: 0.837		G1-3				L4	FC4-6 IBB			3	0	1	0	1	0	0			
Pedro Feliz, R (1.6) OBP: 0.298, SLG: 0.494 Felix Rodriguez, R (7.1) Jason Christiansen, R (9.1)	F9			P5			HR FC4-6			4	1	1	1	0	0	5			
A.J. Pierzynski, L (1.2) OBP: 0.294, SLG: 0.349	G6-3				1B					0	0	0	0	0	0	0			
Damon Minor, L (1.3) OBP: 0.385, SLG: 0.250			SH1-4 1B							3	1	2	1	0	0	0			
Neffi Perez, S (1.4) OBP: 0.246, SLG: 0.273	F8				F8		SH1-4 1B		P3	4	1	2	0	0	2	3			
Dustin Hermanson, R (1.1) OBP: 0.154, SLG: 0.083 Jeffrey Hammonds, R (7. PH) OBP: 0.343, SLG: 0.374 Scott Eyre, L (7.1) Deivi Cruz, R (7.6) OBP: 0.283, SLG: 0.313	SH1-4				G6-3		WP 1B HBP		G1-3	3	0	0	0	0	0	2			
Inning Stats	R: 0 E: 0 K: 1 S: 7	H: 0 LOB: 0 BB: 0 P: 13	R: 0 E: 0 K: 0 S: 5	H: 0 LOB: 0 BB: 0 P: 7	R: 0 E: 0 K: 0 S: 9	H: 1 LOB: 1 BB: 0 P: 13	R: 1 E: 0 K: 1 S: 12	H: 3 LOB: 2 BB: 0 P: 15	R: 0 E: 0 K: 1 S: 6	H: 0 LOB: 0 BB: 0 P: 8	R: 4 E: 0 K: 0 S: 10	H: 3 LOB: 3 BB: 2 P: 25	R: 0 E: 0 K: 1 S: 9	H: 1 LOB: 1 BB: 0 P: 18	R: 0 E: 0 K: 2 S: 7	H: 0 LOB: 0 BB: 0 P: 8	1B: 7 2B: 0 3B: 0 HR: 1	SF: 0 SAC: 2 DP: 1 HBP: 2	WP: 1 PA: 39 PB: 1 SB: 0 CS: 0
PITCHER	IP	WLS	BF	H	R	ER	SO	BB	IBB	HBP	BLK	WP	HR	S	P	ERA	WHIP		
Steve Sparks, R (1.1) ERA: 6.59	6.1		26	6	4	4	4	0	0	1	0	0	1	49	70	5.68	0.947		
Mike Koplove, R (7.1) ERA: 4.95	0.2	B	6	1	1	1	0	0	2	1	0	0	0	5	17	13.50	1.500		
Randy Choate, L (8.1) ERA: 6.88	1.0		4	1	0	0	1	0	0	0	0	0	0	9	18	0.00	1.000		
Jose Valverde, R (9.1) ERA: 4.62	1.0	W	3	0	0	0	2	0	0	0	0	0	0	7	8	0.00	0.000		

San Francisco Giants @ Arizona Diamondbacks
Bank One Ballpark, Phoenix, AZ
Tue Jun 01 2004, 9:35 PM EDT
Att: 32,178 - Sunny - 79 F

AB	33
R	5
H	8
RBI	4
BB	2
SO	7
LOB	15



Batter	1	2	3	4	5	6	7	8	9	AB	R	H	RBI	BB	SO	LOB	BOTTOM		
Scott Hairston, R (1.4) OBP: 0.385, SLG: 0.686	K	F8		K			HR		E5 G3-1 1B	5	2	2	1	0	2	3			
Steve Finley, L (1.8) OBP: 0.384, SLG: 0.580	F7		HR		FC5-4 BB		HR		G3-1	4	2	2	2	1	0	1			
Danny Bautista, R (1.9) OBP: 0.381, SLG: 0.487	G4-3		G5-3		F8		F8 G3 BB		1B IBB	3	0	0	0	2	0	1			
Luis Gonzalez, L (1.7) OBP: 0.358, SLG: 0.526		1B 2B	FC3-6 BB		P5		G3		1B	4	1	2	1	1	0	2			
Shea Hillenbrand, R (1.3) OBP: 0.307, SLG: 0.433		1B HBP	FC3-6 1-2f		FC5-4 1-2f		F8			3	1	0	0	0	0	3			
Chad Tracy, L (1.5) OBP: 0.333, SLG: 0.421	P6		K				F7		K	4	0	0	0	0	2	4			
Alex Cintron, S (1.6) OBP: 0.307, SLG: 0.345		1B 1B			F8		G1-3		K	4	0	1	1	0	1	0			
Brent Mayne, L (1.2) OBP: 0.294, SLG: 0.274		P6					BB		G6-3	2	0	0	0	2	0	2			
Steve Sparks, R (1.1) OBP: 0.100, SLG: 0.100 Mike Koplove, R (7.1) Randy Choate, L (8.1) Carlos Baerga, S (8. PH) OBP: 0.216, SLG: 0.188 Jose Valverde, R (9.1)		1-2 2-H 1B			F8		F7		F8	3	0	1	1	0	0	2			
Inning Stats	R: 2 E: 0 K: 1 S: 8	H: 3 LOB: 2 BB: 0 P: 24	R: 1 E: 0 K: 1 S: 13	H: 1 LOB: 1 BB: 1 P: 23	R: 0 E: 0 K: 1 S: 11	H: 0 LOB: 1 BB: 1 P: 21	R: 0 E: 0 K: 0 S: 6	H: 0 LOB: 1 BB: 1 P: 10	R: 0 E: 0 K: 0 S: 5	H: 0 LOB: 1 BB: 1 P: 13	R: 2 E: 0 K: 1 S: 18	H: 2 LOB: 1 BB: 1 P: 29	R: 0 E: 0 K: 1 S: 8	H: 0 LOB: 0 BB: 0 P: 12	R: 1 E: 1 K: 0 S: 7	H: 2 LOB: 2 BB: 1 P: 15	1B: 4 2B: 1 3B: 0 HR: 3	SF: 0 SAC: 0 DP: 0 HBP: 1	WP: 0 PA: 40 PB: 0 SB: 0 CS: 0
PITCHER	IP	WLS	BF	H	R	ER	SO	BB	IBB	HBP	BLK	WP	HR	S	P	ERA	WHIP		
Dustin Hermanson, R (1.1) ERA: 4.06	6.0		27	4	3	3	3	4	0	1	0	0	0	58	104	4.50	1.333		
Scott Eyre, L (7.1) ERA: 4.22	0.1	B	4	2	2	2	0	1	0	0	0	0	2	9	16	54.00	9.000		
Felix Rodriguez, R (7.1) ERA: 2.45	1.2		5	0	0	0	2	0	0	0	0	0	0	17	25	0.00	0.000		
Jason Christiansen, L (9.1) ERA: 3.0	0.1	L	4	2	1	0	0	0	1	0	0	0	0	7	15	0.00	6.000		

San Francisco Giants @ Arizona Diamondbacks
Bank One Ballpark, Phoenix, AZ
Tue Jun 01 2004, 9:35 PM EDT
Att: 32,178 - Sunny - 79 F

AB	33
R	6
H	8
RBI	6
BB	6
SO	5
LOB	18



Batter	1	2	3	4	5	6	7	8	9	AB	R	H	RBI	BB	SO	LOB	TOP					
Nefti Perez, S OBP: 0.281, SLG: 0.294 (1, 4)	HBP 1B		G6-3		HR 2B		G6-4-3 1B	2H 1B		5	1	4	1	0	0	0	San Francisco Giants @ Arizona Diamondbacks Bank One Ballpark, Phoenix, AZ Wed Jun 02 2004, 9:35 PM EDT Att: 27,897 - Sunny - 79 F					
Edgardo Alfonso, R OBP: 0.333, SLG: 0.349 (1, 5)	F9		G5-3		HR 1B		G6-4-3 1-2f	F9		5	1	1	1	0	0	3						
Marquis Grissom, R OBP: 0.353, SLG: 0.495 (1, 8)	F7		K		HR 1B		1B 1B		K	5	1	2	3	0	2	1						
Barry Bonds, L OBP: 0.612, SLG: 0.815 (1, 7)	HBP 1-2			G3	G4-3		FC6-4 1B		P3	4	0	1	0	0	0	0						
Pedro Feliz, R OBP: 0.295, SLG: 0.485 (1, 3)	K			F9	L6		FC6-4 1-2f		1B	5	0	1	0	0	1	4						
Jeffrey Hammonds, R OBP: 0.336, SLG: 0.388 (1, 9)		F9		BB		K		K	K	4	0	0	0	1	3	1						
Deivi Cruz, R OBP: 0.298, SLG: 0.365 (1, 6)		G4-3		F7		G6-3 2B		2B		4	1	2	0	0	0	1						
Yorvit Torrealba, R OBP: 0.317, SLG: 0.321 (1, 2)					K	G6-3		G1-3		3	0	0	0	1	1	2						
Brett Tomko, R Ways: 1.174, SLG: 0.136 Damon: 1.000, SLG: 1.000 Tyler Walker, R Michael Tucker, L Scott Eyre, L			K		2B 1B 1B			2H 1B 2B		1	0	0	0	0	1	1						
Inning Stats	R: 0 E: 0 K: 1 S: 10	H: 1 LOB: 2 BB: 0 P: 17	R: 0 E: 0 K: 1 S: 9	H: 0 LOB: 1 BB: 1 P: 14	R: 0 E: 0 K: 1 S: 8	H: 0 LOB: 0 BB: 0 P: 10	R: 0 E: 0 K: 0 S: 7	H: 0 LOB: 1 BB: 1 P: 17	R: 4 E: 0 K: 2 S: 11	H: 4 LOB: 0 BB: 0 P: 28	R: 0 E: 0 K: 2 S: 14	H: 1 LOB: 2 BB: 0 P: 15	R: 0 E: 0 K: 0 S: 14	H: 3 LOB: 2 BB: 0 P: 19	R: 2 E: 0 K: 1 S: 13	H: 3 LOB: 1 BB: 0 P: 20	R: 0 E: 0 K: 2 S: 9	H: 1 LOB: 1 BB: 0 P: 15	1B: 8 2B: 4 3B: 0 HR: 1	SF: 0 SAC: 0 DP: 1 HBP: 1	WP: 0 PB: 0 SB: 0 CS: 0	PA: 42
PITCHER	IP	WLS	BF	H	R	ER	SO	BB	IBB	HBP	BLK	WP	HR	S	P	ERA	WHIP					
Randy Johnson, L ERA: 2.88	5.0	W	23	5	4	4	4	2	0	1	0	0	1	53	86	7.20	1.400					
Mike Kopeive, R ERA: 4.5	1.2	H	7	3	0	0	2	0	0	0	0	0	0	21	30	0.00	1.800					
Shane Nance, L ERA:	0.0		1	1	0	0	0	0	0	0	0	0	0	3	3	∞	∞					
Elmer Dessens, R ERA: 6.45	1.1	H	7	3	2	2	1	0	0	0	0	0	0	14	21	13.50	2.250					
Jose Valverde, R ERA: 4.44	1.0	S	4	1	0	0	2	0	0	0	0	0	0	9	15	0.00	1.000					

Batter	1	2	3	4	5	6	7	8	9	AB	R	H	RBI	BB	SO	LOB	BOTTOM					
Scott Hairston, R OBP: 0.409, SLG: 0.718 (1, 4)	G4-3		FC1-6 1B	FC5-4 BB		G6-4-3 3B		F9		4	1	2	0	1	0	0	San Francisco Giants @ Arizona Diamondbacks Bank One Ballpark, Phoenix, AZ Wed Jun 02 2004, 9:35 PM EDT Att: 27,897 - Sunny - 79 F					
Steve Finley, L OBP: 0.382, SLG: 0.571 (1, 8)	F8		FC1-6 2B	K		G6-4-3 BB				3	1	0	0	1	1	3						
Danny Bautista, R OBP: 0.374, SLG: 0.477 (1, 9)	K		F7	FC5-4 1-2f		G6-4-3 1-2f 3H				4	0	0	0	0	1	4						
Luis Gonzalez, L OBP: 0.365, SLG: 0.528 (1, 7)		1B 1B	2B 1B		HR BB	P6				3	2	2	0	1	0	0						
Shea Hillenbrand, R OBP: 0.317, SLG: 0.464 (1, 3)		1B 2B	1-3 2B		HR		K			4	2	3	3	0	1	0						
Chad Tracy, L OBP: 0.331, SLG: 0.417 (1, 5)		2B 1B	K		G4-3		F9			4	1	1	1	0	1	2						
Alex Cintron, S OBP: 0.311, SLG: 0.353 (1, 6)		P6		2B	2B		K			4	1	2	0	0	1	2						
Robby Hammock, R OBP: 0.297, SLG: 0.412 (1, 2)		2B		SH1-4 2B	F8		G5-3			4	0	2	3	0	0	1						
Randy Johnson, R Ways: 0.143, SLG: 0.148 Tim Lincecum, R Mike Kopeive, R Shane Nance, L Elmer Dessens, R Donnie Sadler, R Jose Valverde, R		K		SH1-4 2B	F8		P3			1	0	0	0	0	1	0						
Inning Stats	R: 0 E: 0 K: 1 S: 7	H: 0 LOB: 0 BB: 0 P: 13	R: 3 E: 0 K: 1 S: 21	H: 4 LOB: 0 BB: 0 P: 34	R: 1 E: 0 K: 1 S: 20	H: 3 LOB: 2 BB: 0 P: 27	R: 1 E: 0 K: 1 S: 11	H: 2 LOB: 2 BB: 1 P: 16	R: 2 E: 0 K: 0 S: 12	H: 2 LOB: 1 BB: 1 P: 21	R: 1 E: 0 K: 0 S: 5	H: 1 LOB: 0 BB: 1 P: 12	R: 0 E: 0 K: 2 S: 9	H: 0 LOB: 0 BB: 0 P: 11	R: 0 E: 0 K: 0 S: 8	H: 0 LOB: 0 BB: 0 P: 11	R: 0 E: 0 K: 0 S: 8	H: 0 LOB: 0 BB: 0 P: 11	1B: 6 2B: 4 3B: 1 HR: 1	SF: 0 SAC: 1 DP: 1 HBP: 0	WP: 0 PB: 0 SB: 0 CS: 0	PA: 37
PITCHER	IP	WLS	BF	H	R	ER	SO	BB	IBB	HBP	BLK	WP	HR	S	P	ERA	WHIP					
Brett Tomko, R ERA: 5.61	3.1	L	19	9	5	5	3	1	0	0	0	0	0	55	85	13.50	3.000					
Wayne Franklin, L ERA: 5.94	1.2		8	2	2	2	1	1	0	0	0	0	1	16	26	10.80	1.800					
Tyler Walker, R ERA: 3.12	2.0		7	1	1	1	2	1	0	0	0	0	0	14	23	4.50	1.000					
Scott Eyre, L ERA: 3.86	1.0		3	0	0	0	0	0	0	0	0	0	0	8	11	0.00	0.000					

AB	39
R	6
H	13
RBI	6
BB	2
SO	9
LOB	14



AB	33
R	8
H	12
RBI	7
BB	3
SO	6
LOB	13



Batter	1	2	3	4	5	6	7	8	9	AB	R	H	RBI	BB	SO	LOB	TOP				
Neftali Feliz, S OBP: 0.258, SLG: 0.306 (1, 4)	L5		HR	K	G6-3		G3		P4	6	1	1	2	0	1	3					
Edgardo Alfonzo, R OBP: 0.340, SLG: 0.348 (1, 5)	F7		P4		HR	BB	P3		F8	5	2	1	0	1	0	0					
Marquis Grissom, R OBP: 0.349, SLG: 0.485 (1, 8)	K		IBB		F8	F9	K		G3-1	5	0	0	0	1	2	2					
Barry Bonds, L OBP: 0.618, SLG: 0.829 Todd Linden, S (7, 7)		G1-3	IBB		HR	2B			G4-3	2	2	1	2	2	0	0					
Pedro Feliz, R OBP: 0.306, SLG: 0.492 (1, 3)	G5-3		K		HR	SF8			F8	5	3	3	1	0	1	2					
Deivi Cruz, R OBP: 0.502, SLG: 0.357 (1, 6)				G1-3	HR	SF8			F8	3	1	1	1	1	0	1					
A.J. Pierzynski, L OBP: 0.307, SLG: 0.374 (1, 2)	F8			SH5-4	HR	HR			1B	4	2	3	4	1	0	1					
Dustan Mohr, R OBP: 0.351, SLG: 0.373 (1, 9)			SH3-4	HR	SH5-4	SH1-4			1B	4	2	4	3	1	0	0					
Jason Schmidt, R OBP: 0.136, SLG: 0.273 Tyler Walker, R (7, 1) Jason Christiansen, R (8, 1) Felix Rodriguez, R (8, 1)			SH3-4	SH5-4	SH1-4	K			K	1	0	0	0	0	1	0					
Inning Stats	R: 0 E: 0 K: 1 S: 7	H: 0 LOB: 0 BB: 0 P: 12	R: 0 E: 0 K: 0 S: 10	H: 0 LOB: 1 BB: 1 P: 18	R: 2 E: 0 K: 1 S: 11	H: 2 LOB: 2 BB: 2 P: 24	R: 0 E: 0 K: 1 S: 13	H: 2 LOB: 2 BB: 0 P: 16	R: 5 E: 0 K: 0 S: 14	H: 4 LOB: 1 BB: 2 P: 23	R: 5 E: 0 K: 1 S: 15	H: 3 LOB: 0 BB: 2 P: 32	R: 0 E: 0 K: 1 S: 6	H: 0 LOB: 0 BB: 0 P: 10	R: 1 E: 0 K: 1 S: 17	H: 3 LOB: 2 BB: 0 P: 25	R: 0 E: 0 K: 0 S: 5	H: 0 LOB: 0 BB: 0 P: 7	1B: 8 2B: 2 3B: 0 HR: 4	SF: 1 SAC: 3 DP: 0 HBP: 0	WP: 0 PA: 48 PB: 0 SB: 0 CS: 0
PITCHER	IP	WLS	BF	H	R	ER	SO	BB	IBB	HBP	BLK	WP	HR	S	P	ERA	WHIP				
Joe Kennedy, L ERA: 3.63 Jeff Fassero, L ERA: 6.47 Allan Simpson, R ERA: 7.36 Javier López, L ERA: 8.2 Scott Dohmann, R ERA: 6.0	3.0		14	2	2	2	2	2	1	0	0	0	1	28	54	6.00	1.333				
PITCHER	IP	WLS	BF	H	R	ER	SO	BB	IBB	HBP	BLK	WP	HR	S	P	ERA	WHIP				
Joe Kennedy, L ERA: 3.63 Jeff Fassero, L ERA: 6.47 Allan Simpson, R ERA: 7.36 Javier López, L ERA: 8.2 Scott Dohmann, R ERA: 6.0	3.0		14	2	2	2	2	2	1	0	0	0	1	28	54	6.00	1.333				

San Francisco Giants @ Colorado Rockies
Coors Field, Denver, CO
Fri Jun 04 2004, 7:05 PM MDT
Att: 32,093 - Unknown - 73 F

AB 37
R 13
H 14
RBI 13
BB 7
SO 6
LOB 11


GIANTS


Batter	1	2	3	4	5	6	7	8	9	AB	R	H	RBI	BB	SO	LOB	BOTTOM				
Aaron Miles, S OBP: 0.298, SLG: 0.400 Javier López, L (8, 1) 5 Matt Holliday, R OBP: 0.333, SLG: 0.483 Scott Dohmann, R (9, 1)	S	F8			1B		G6-3		K	4	1	2	0	0	0	2					
Royce Clayton, R OBP: 0.363, SLG: 0.480 (1, 6)	S		K		1B		2-1		F9	4	2	1	1	1	2	1					
17 Todd Helton, L OBP: 0.451, SLG: 0.548 (1, 3)			G5-3		F9				F9	4	1	2	2	1	0	1					
Vinny Castilla, R OBP: 0.350, SLG: 0.611 (1, 5)	SF7		G5-3			G5-3		P3	HR	4	1	1	2	0	0	1					
Jeromy Burnitz, L OBP: 0.372, SLG: 0.624 (7, 9)	K		G3			K		HR	G4-3	5	1	1	1	0	2	2					
Charles Johnson, R OBP: 0.375, SLG: 0.587 Choo Freeman, R (7, 8)	K			K		K		G4-3		3	0	0	0	0	3	1					
Luis Gonzalez, R OBP: 0.306, SLG: 0.408 (1, 7)		G6-3		K				HR	BB	3	1	1	1	1	1	0					
Kit Pellow, R OBP: 0.330, SLG: 0.368 (7, 2)			G6-3					K	BB	4	0	2	0	0	1	0					
Joe Kennedy, R ERA: 2.61 Tyler Walker, R ERA: 4.34 Jason Christiansen, L ERA: 3.92 Felix Rodriguez, R ERA: 2.63					G5-3			G6-3	2B	1	0	0	0	0	1	1					
Inning Stats	R: 2 E: 0 K: 2 S: 23	H: 2 LOB: 1 BB: 1 P: 36	R: 0 E: 0 K: 1 S: 8	H: 1 LOB: 0 BB: 0 P: 10	R: 0 E: 0 K: 1 S: 8	H: 1 LOB: 1 BB: 0 P: 11	R: 0 E: 0 K: 2 S: 10	H: 0 LOB: 0 BB: 0 P: 18	R: 0 E: 0 K: 1 S: 14	H: 1 LOB: 1 BB: 0 P: 17	R: 0 E: 0 K: 2 S: 10	H: 0 LOB: 0 BB: 0 P: 14	R: 1 E: 0 K: 1 S: 9	H: 2 LOB: 1 BB: 0 P: 11	R: 3 E: 0 K: 1 S: 16	H: 3 LOB: 3 BB: 3 P: 39	R: 1 E: 0 K: 0 S: 10	H: 1 LOB: 0 BB: 0 P: 15	1B: 6 2B: 1 3B: 0 HR: 4	SF: 1 SAC: 0 DP: 0 HBP: 0	WP: 0 PA: 41 PB: 0 SB: 3 CS: 0
PITCHER	IP	WLS	BF	H	R	ER	SO	BB	IBB	HBP	BLK	WP	HR	S	P	ERA	WHIP				
Joe Kennedy, R ERA: 2.61 Tyler Walker, R ERA: 4.34 Jason Christiansen, L ERA: 3.92 Felix Rodriguez, R ERA: 2.63	6.0		24	5	2	2	9	1	0	0	0	0	2	11	20	20.25	3.000				
PITCHER	IP	WLS	BF	H	R	ER	SO	BB	IBB	HBP	BLK	WP	HR	S	P	ERA	WHIP				
Joe Kennedy, R ERA: 2.61 Tyler Walker, R ERA: 4.34 Jason Christiansen, L ERA: 3.92 Felix Rodriguez, R ERA: 2.63	6.0		24	5	2	2	9	1	0	0	0	0	2	11	20	20.25	3.000				


San Francisco Giants @ Colorado Rockies
Coors Field, Denver, CO
Fri Jun 04 2004, 7:05 PM MDT
Att: 32,093 - Unknown - 73 F


AB 36
R 7
H 11
RBI 7
BB 4
SO 11
LOB 12

ROCKIES

Batter	1	2	3	4	5	6	7	8	9	AB	R	H	RBI	BB	SO	LOB	TOP					
Michael Tucker, L (1, 8) OBP: 0.363, SLG: 0.459	G4-3	1B		F7	SF8			HBP		5	2	2	3	0	0	1	San Francisco Giants @ Colorado Rockies Coors Field, Denver, CO Sun Jun 06 2004, 1:05 PM MDT Att: 37,147 - Cloudy - 90 F AB 42 R 16 H 16 RBI 15 BB 6 SO 4 LOB 18 					
Neftali Feliz, R (1, 4) OBP: 0.294, SLG: 0.308	G4-3	1B		G4-3	K			HBP	F8	5	1	2	1	1	1							
Pedro Feliz, R (1, 5) OBP: 0.299, SLG: 0.479	G4-3	K			SH1-4	BB	G6-3	F7	2B	6	2	2	0	0	1	4						
Barry Bonds, L (1, 7) OBP: 0.631, SLG: 0.861	FC5-4			FC6-4	BB	SH1-4	1B	F7	L3	3	2	2	1	2	0	2						
Todd Linden, S (8, 7) OBP: 0.250, SLG: 0.500	IBB			1B	BB	BB	HR	F7		1	0	0	0	0	0	1						
Dustin Mohr, R (1, 9) OBP: 0.350, SLG: 0.375	FC5-4			FC6-4	SH1-4		F9	HBP	E6	4	1	0	0	0	0	4						
A.J. Pierzynski, L (1, 2) OBP: 0.312, SLG: 0.370		G3-1		F8	BB	BB	G4-3	1B		4	2	1	2	1	0	1						
Damon Minor, L (1, 3) OBP: 0.378, SLG: 0.241		P5		E4	1B	BB		F7	F9	5	2	2	3	1	0	2						
Cody Ransom, R (1, 6) OBP: 0.300, SLG: 0.294				F7	WP	BB		2B		4	3	2	3	1	1	2						
Dustin Hermanson, R (1, 1) OBP: 0.235, SLG: 0.188		E6		F8	WP	1B		2B		4	1	2	1	0	1	0						
Deivi Cruz, R (8, PH) OBP: 0.334, SLG: 0.383										1	0	1	1	0	0	0						
Jason Christiansen, R (8, 1) OBP: 0.334, SLG: 0.383										0	0	0	0	0	0	0						
Tyler Walker, R (9, 1) OBP: 0.334, SLG: 0.383										0	0	0	0	0	0	0						
Inning Stats	R: 0 E: 0 K: 0 S: 9	H: 1 LOB: 2 BB: 1 P: 20	R: 3 E: 1 K: 1 S: 16	H: 4 LOB: 1 BB: 0 P: 23	R: 0 E: 1 K: 0 S: 5	H: 2 LOB: 2 BB: 0 P: 9	R: 0 E: 0 K: 0 S: 6	H: 0 LOB: 0 BB: 0 P: 10	R: 5 E: 0 K: 1 S: 11	H: 2 LOB: 1 BB: 4 P: 33	R: 1 E: 0 K: 0 S: 6	H: 1 LOB: 0 BB: 0 P: 13	R: 0 E: 0 K: 2 S: 8	H: 0 LOB: 0 BB: 0 P: 12	R: 6 E: 0 K: 0 S: 22	H: 4 LOB: 1 BB: 1 P: 40	R: 1 E: 1 K: 0 S: 14	H: 2 LOB: 2 BB: 0 P: 24	1B: 10 2B: 5 3B: 0 HR: 1	SF: 1 SAC: 1 DP: 0 HBP: 2	WP: 1 PB: 0 SB: 0 CS: 0	PA: 52
PITCHER	IP WLS BF H R ER SO BB IBB HBP BLK WP HR S P ERA WHIP																ERA WHIP					
28 Aaron Cook, R (1, 1) ERA: 5.97	4.1 L 26 8 8 8 1 3 3 2 0 0 0 0 0 41 85 16.61 2.538																					
Scott Dohmann, R (5, 1) ERA: 4.75	2.2 10 2 1 1 3 0 0 0 0 1 1 20 35 3.38 0.750																					
Steve Reed, R (8, 1) ERA: 2.78	0.2 6 1 4 4 0 1 0 2 0 0 0 12 23 54.00 3.000																					
40 Brian Fuentes, L (8, 1) ERA: 4.18	0.1 4 3 2 2 0 0 0 0 0 0 0 10 17 54.00 9.000																					
Allan Simpson, R (9, 1) ERA: 6.49	1.0 6 2 1 0 0 0 0 0 0 0 0 14 24 0.00 2.000																					

Batter	1	2	3	4	5	6	7	8	9	AB	R	H	RBI	BB	SO	LOB	BOTTOM			
Aaron Miles, S (1, 4) OBP: 0.298, SLG: 0.392	K		F7		G5-3			F9	FC5-4	5	0	0	0	0	1	2	San Francisco Giants @ Colorado Rockies Coors Field, Denver, CO Sun Jun 06 2004, 1:05 PM MDT Att: 37,147 - Cloudy - 90 F AB 34 R 4 H 9 RBI 4 BB 2 SO 7 LOB 13 			
Royce Clayton, R (1, 6) OBP: 0.365, SLG: 0.480	G6-3		G5-3		G3			G6-4-3		3	0	0	0	0	0	0				
Denny Hocking, S (8, PH) OBP: 0.256, SLG: 0.224								1B		1	0	1	0	0	0	0				
17 Todd Helton, L (1, 3) OBP: 0.457, SLG: 0.574					F7			K		3	1	2	1	0	0	0				
Kit Pellow, R (8, PH) OBP: 0.326, SLG: 0.364				HR						1	0	0	0	0	1	1				
Vinny Castilla, R (1, 5) OBP: 0.346, SLG: 0.595	K2-3			G4-6-3	1B			G6-4-3		4	1	1	0	0	1	2				
Jeremy Burnitz, L (1, 9) OBP: 0.377, SLG: 0.622				G4-3	1B					3	0	1	0	0	2	0				
Luis Gonzalez, R (9, 9) OBP: 0.308, SLG: 0.416				G4-3	1B				5	1	1	1	0	0	0	0				
5 Matt Holliday, R (1, 7) OBP: 0.351, SLG: 0.513				G4-6-3				G4-3		4	1	2	1	0	0	2				
Charles Johnson, R (1, 2) OBP: 0.368, SLG: 0.574				G4-3					SF8	3	0	0	1	0	1	2				
Mark Sweeney, L (9, PH) OBP: 0.467, SLG: 0.544										0	0	0	1	0	0	0				
Choo Freeman, R (1, 8) OBP: 0.400, SLG: 0.250										2	0	0	0	2	1	1				
28 Aaron Cook, R (1, 1) ERA: 5.97					G4-3					2	0	0	0	0	0	2				
Scott Dohmann, R (5, 1) ERA: 4.75					G3					0	0	0	0	0	0	0				
Todd Greene, R (7, PH) OBP: 0.226, SLG: 0.458										1	0	1	0	0	0	0				
Steve Reed, R (8, 1) ERA: 2.78										0	0	0	0	0	0	0				
40 Brian Fuentes, L (8, 1) ERA: 4.18										0	0	0	0	0	0	0				
Allan Simpson, R (9, 1) ERA: 6.49										1	0	0	0	0	0	1				
Inning Stats	R: 0 E: 0 K: 2 S: 13	H: 1 LOB: 1 BB: 0 P: 20	R: 0 E: 0 K: 2 S: 12	H: 1 LOB: 0 BB: 0 P: 19	R: 0 E: 0 K: 0 S: 9	H: 0 LOB: 0 BB: 0 P: 11	R: 2 E: 0 K: 0 S: 12	H: 3 LOB: 2 BB: 1 P: 19	R: 0 E: 0 K: 1 S: 8	H: 0 LOB: 0 BB: 0 P: 12	R: 0 E: 0 K: 1 S: 9	H: 1 LOB: 1 BB: 0 P: 12	R: 0 E: 0 K: 1 S: 7	H: 1 LOB: 0 BB: 0 P: 13	R: 2 E: 0 K: 0 S: 9	H: 2 LOB: 1 BB: 1 P: 19	1B: 4 2B: 3 3B: 1 HR: 1	SF: 1 SAC: 0 DP: 1 HBP: 0	WP: 0 PB: 0 SB: 1 CS: 0	PA: 37
PITCHER	IP WLS BF H R ER SO BB IBB HBP BLK WP HR S P ERA WHIP																ERA WHIP			
Dustin Hermanson, R (1, 1) ERA: 3.86	7.0 W 28 6 2 2 6 0 1 0 0 0 0 0 75 112 2.57 0.857																			
Jason Christiansen, L (8, 1) ERA: 3.31	1.0 3 1 0 0 1 0 0 0 0 0 0 7 13 0.00 1.000																			
Tyler Walker, R (9, 1) ERA: 5.03	1.0 6 2 2 2 0 1 0 0 0 0 0 9 19 18.00 3.000																			

Batter	1	2	3	4	5	6	7	8	9	AB	R	H	RBI	BB	SO	LOB	TOP				
Michael Tucker, L (1, 8) OBP: 0.378, SLG: 0.459	1-0 2B HBP	4-2 G4-6-3 1B BB		4-0 FC5-4 BB		0-2 SH5-4 1B	0-3 K		4-0 HR 1B BB	2	1	1	0	3	1	2	San Francisco Giants @ Colorado Rockies Coors Field, Denver, CO Mon Jun 07 2004, 2:05 PM MDT Att: 20,887 - Sunny - 93 F				
Neftali Feliz, S (1, 4) OBP: 0.272, SLG: 0.320	1-2 2B H	1-1 G4-6-3 1B		0-0 FC5-4 CS E		0-1 SH5-4		2-3 K	2-2 HR 1B	5	2	3	2	0	1	1					
Pedro Feliz, R (1, 3) (7, 6) OBP: 0.300, SLG: 0.505	1-3 K	1-0 G4-6-3		1-1 E4 FC5-4		1-3 K		2-0 HR	1-0 HR	6	2	2	3	0	2	6					
Edgardo Alfonzo, R (1, 5) OBP: 0.336, SLG: 0.354	1-0 HR 2B	0-0 G6-3		2-1 FC5-4		0-1 G4-3		3-2 BB 1B	2-0 HR 2B	6	1	3	1	0	0	5					
Dustin Mohr, R (1, 9) OBP: 0.360, SLG: 0.368	3-1 G4-3		1-1 G5-3		4-2 1B BB		1-1 G6-3 1B	4-2 G5-3 BB	1-1 G1-3	4	1	1	0	2	0	2					
Todd Linden, S (1, 7) OBP: 0.444, SLG: 0.333	4-2 HR BB		4-2 BLK BB		1-3 K		1-1 G6-3	4-2 BB		2	1	0	0	3	1	2					
Yorvit Torrealba, R (1, 2) OBP: 0.319, SLG: 0.373	0-2 HR		2-2 P2		1-1 1B		1-2 K	1-1 G5-3		5	1	2	3	0	1	5					
Cody Ransom, R (1, 6) OBP: 0.348, SLG: 0.368	1-1 2B		4-2 BB		3-1 F8		0-1 1B	1-3 K		2	0	1	0	1	0	1					
Damon Minor, L (7, PH) (7, 3) OBP: 0.365, SLG: 0.258										2	0	1	1	0	1	0					
Brett Tomko, R (1, 1) Deliv: 0.186, SLG: 0.125 Jim Brower, R (6, PH) OBP: 0.319, SLG: 0.377 Barry Bonds, R (6, PH) OBP: 0.457, SLG: 0.550 Scott Eyre, L (7, 1) Felix Rodriguez, R (7, 1) A.J. Pierzynski, L (9, PH) OBP: 0.336, SLG: 0.374 Matt Herges, L (9, 1)	1-0 F9		0-3 K		1-2 E5 SH5-4 1B		4-0 1B	2-0 BB 1B		2	0	0	0	0	1	3					
Inning Stats	R: 5 E: 0 K: 1 S: 22	H: 4 LOB: 1 BB: 1 P: 35	R: 0 E: 0 K: 0 S: 6	H: 1 LOB: 1 BB: 1 P: 12	R: 0 E: 0 K: 1 S: 14	H: 0 LOB: 2 BB: 2 P: 25	R: 0 E: 1 K: 0 S: 5	H: 0 LOB: 1 BB: 1 P: 12	R: 0 E: 0 K: 1 S: 10	H: 1 LOB: 1 BB: 1 P: 19	R: 0 E: 1 K: 1 S: 13	H: 1 LOB: 2 BB: 0 P: 15	R: 1 E: 0 K: 2 S: 13	H: 2 LOB: 2 BB: 1 P: 19	R: 1 E: 0 K: 1 S: 15	H: 2 LOB: 2 BB: 2 P: 31		R: 3 E: 0 K: 1 S: 11	H: 4 LOB: 1 BB: 1 P: 24	1B: 8 2B: 4 3B: 0 HR: 3	SF: 0 SAC: 1 DP: 2 HBP: 1
PITCHER	IP WLS BF H R ER SO BB IBB HBP BLK WP HR S P ERA WHIP	Shawn Estes, L (1, 1) ERA: 5.59 Tim Hankkala, R (6, 1) ERA: 2.21 Steve Reed, R (7, 1) ERA: 3.09 Javier López, L (7, 1) ERA: 8.24 Marc Kroon, R (8, 1) ERA: 20.25 Allan Simpson, R (9, 1) ERA: 6.23																			

Batter	1	2	3	4	5	6	7	8	9	AB	R	H	RBI	BB	SO	LOB	BOTTOM					
Aaron Miles, S (1, 4) OBP: 0.318, SLG: 0.419	3-2 F9 17 1B 2B		3-2 G6-3 2B 2B		2-2 SH1-3 1B		4-1 17 FC6-4 BB		1-1 P4	4	2	3	0	1	0	0	San Francisco Giants @ Colorado Rockies Coors Field, Denver, CO Mon Jun 07 2004, 2:05 PM MDT Att: 20,887 - Sunny - 93 F					
Luis Gonzalez, R (1, 6) OBP: 0.302, SLG: 0.408	0-2 F9		1-2 G6-3		0-0 SH1-3		2-0 B1			3	0	0	0	0	0	3						
17 Todd Helton, L (1, 3) OBP: 0.462, SLG: 0.573	1-0 G6-3 1B		4-2 2B BB		4-0 G5-4-3 1B		0-0 FC6-4 WP 1-2		0-0 P4	2	1	1	1	2	0	1						
Vinny Castilla, R (1, 5) OBP: 0.345, SLG: 0.593	2-2 G6-3		3-2 HR 2B		0-0 G5-4-3		2-1 P4		2-3	4	1	1	2	0	0	4						
Jeromy Burnitz, L (1, 8) OBP: 0.383, SLG: 0.643		2-1 2B	0-0 HR		4-2 SH5-3 BB			3-2 F8		3	1	2	2	1	0	0						
Charles Johnson, R (1, 2) OBP: 0.381, SLG: 0.563		1-3 K	0-0 G1-3		0-0 SH5-3		0-1 G5-3			3	0	0	0	0	1	1						
5 Matt Holliday, R (1, 7) OBP: 0.343, SLG: 0.500		0-1 G5-3		0-0 F8		3-3 K		1-0 G5-3		4	0	0	0	0	1	2						
Kit Pellow, R (1, 9) OBP: 0.323, SLG: 0.352		1-1 F8		2-3 K		1-0 HBP		2-3 K		3	0	0	0	0	2	1						
Shawn Estes, R (1, 1) BP: 0.181, SLG: 0.133 Tim Hankkala, R (6, PH) OBP: 0.319, SLG: 0.377 Mark Sweeney, L (6, PH) OBP: 0.442, SLG: 0.536 Steve Reed, R (7, 1) Javier López, L (7, 1) Marc Kroon, R (8, 1) Allan Simpson, R (9, 1) Denny Hocking, S (9, PH) OBP: 0.263, SLG: 0.221	3-2 F8		3-2 F8 L6		0-1 G4-3			1-1 G3-1		2	0	0	0	0	0	0						
Inning Stats	R: 1 E: 0 K: 0 S: 12	H: 2 LOB: 0 BB: 0 P: 18	R: 0 E: 0 K: 1 S: 10	H: 1 LOB: 0 BB: 0 P: 14	R: 4 E: 0 K: 0 S: 20	H: 3 LOB: 0 BB: 1 P: 34	R: 0 E: 0 K: 1 S: 7	H: 0 LOB: 0 BB: 0 P: 9	R: 0 E: 0 K: 1 S: 10	H: 0 LOB: 1 BB: 1 P: 11	R: 0 E: 0 K: 0 S: 5	H: 0 LOB: 1 BB: 1 P: 13	R: 0 E: 0 K: 0 S: 7	H: 0 LOB: 0 BB: 0 P: 11	R: 0 E: 0 K: 1 S: 7	H: 0 LOB: 0 BB: 0 P: 11		R: 0 E: 0 K: 1 S: 7	H: 0 LOB: 0 BB: 0 P: 11	1B: 2 2B: 4 3B: 0 HR: 1	SF: 0 SAC: 2 DP: 2 HBP: 1	WP: 1 PA: 37 PB: 0 CS: 0 SB: 0
PITCHER	IP WLS BF H R ER SO BB IBB HBP BLK WP HR S P ERA WHIP	Brett Tomko, R (1, 1) ERA: 5.86 Jim Brower, R (6, 1) ERA: 3.65 Scott Eyre, L (7, 1) ERA: 3.46 Felix Rodriguez, R (7, 1) ERA: 2.51 Matt Herges, R (9, 1) ERA: 5.72																				

Batter	1	2	3	4	5	6	7	8	9	AB	R	H	RBI	BB	SO	LOB	TOP			
Michael Tucker, L OBP: 0.383, SLG: 0.479	4-2 1B BB	1-0 1H HR			3-3 K		0-1 FC3-6 1B BB HBP		0-1 1B SH1-3	4	4	2	2	1	1	1	<p>San Francisco Giants @ Tampa Bay Devil Rays</p> <p>Tropicana Field, St. Petersburg, FL</p> <p>Tue Jun 08 2004, 7:15 PM EDT</p> <p>Att: 13,275 - Dome - 72 F</p>			
Neft Perez, S OBP: 0.272, SLG: 0.315	1-2 F8	1-1 G6-3			1-2 P5		4-0 HBP 1B BB		0-0 SH1-3	3	0	0	0	1	0	1				
Marquis Grissom, R OBP: 0.354, SLG: 0.483	2-1 S 1B				0-0 F7		2-0 G6-3		0-0 F8 1B	5	1	3	1	0	0	0				
Barry Bonds, L Dustin Mohr, R OBP: 0.637, SLG: 0.855 OBP: 0.360, SLG: 0.368	4-2 L4-3-6 1B BB				1-3 K		4-1 FC5 BB		1-2 2-3 3-H BB	2	0	1	2	2	1	0				
Edgardo Alfonzo, R OBP: 0.333, SLG: 0.350	0-1 1-2 1B				1-2 P3		3-2 F8		3-0 F8	5	0	1	1	0	0	6				
A.J. Pierzynski, L OBP: 0.318, SLG: 0.367	0-0 L4-3-6 2-2				1-0 P4		4-0 1-2 BB		1-2 F9	3	0	0	0	2	0	2				
Pedro Feliz, R OBP: 0.293, SLG: 0.492		1-1 P6			0-0 P4		0-2 FC5		0-0 G6-3	5	0	0	0	0	0	5				
Damon Minor, L Cody Ransom, R OBP: 0.381, SLG: 0.265 OBP: 0.333, SLG: 0.350		1-1 P5			0-0 P4		1-0 CS 1B		3-2 P3	3	0	1	0	0	0	0				
Todd Linden, S OBP: 0.462, SLG: 0.400		1-2 HR 1B			1-0 F9		3-2 E6 FC3-6		0-0 SH1-3 1B	4	2	2	0	0	0	1				
Inning Stats	R: 2 E: 0 K: 0 S: 14	H: 2 LOB: 1 BB: 2 P: 25	R: 2 E: 0 K: 0 S: 10	H: 2 LOB: 0 BB: 0 P: 15	R: 0 E: 0 K: 1 S: 7	H: 0 LOB: 0 BB: 0 P: 9	R: 0 E: 0 K: 0 S: 3	H: 0 LOB: 0 BB: 0 P: 4	R: 0 E: 0 K: 0 S: 8	H: 0 LOB: 2 BB: 2 P: 21	R: 1 E: 1 K: 0 S: 15	H: 2 LOB: 3 BB: 1 P: 27	R: 0 E: 0 K: 0 S: 7	H: 0 LOB: 0 BB: 0 P: 11	R: 2 E: 0 K: 0 S: 12	H: 4 LOB: 3 BB: 1 P: 19		1B: 9 2B: 1 3B: 0 HR: 1	SF: 0 SAC: 1 DP: 1 HBP: 1	WP: 0 PB: 0 CS: 1
PITCHER	IP WLS BF H R ER SO BB IBB HBP BLK WP HR S P ERA WHIP	2.0 L 11 4 4 4 0 2 0 0 0 0 1 24 40 18.00 3.000	3.1 19 2 1 0 2 3 0 0 0 0 0 37 67 0.00 1.071	7.1 0.0 1 0 0 0 0 0 0 0 0 0 1 11 17 0.00 0.000	9.1 1.0 8 4 2 2 0 1 0 0 0 0 0 12 19 18.00 5.000											ERA WHIP				

AB 35
R 7
H 10
RBI 6
BB 6
SO 2
LOB 16



Batter	1	2	3	4	5	6	7	8	9	AB	R	H	RBI	BB	SO	LOB	BOTTOM			
13 Carl Crawford, L OBP: 0.329, SLG: 0.386	2-1 G5-3		0-2 F8			1-1 G3		1-3 K		4	0	0	0	0	1	3	<p>San Francisco Giants @ Tampa Bay Devil Rays</p> <p>Tropicana Field, St. Petersburg, FL</p> <p>Tue Jun 08 2004, 7:15 PM EDT</p> <p>Att: 13,275 - Dome - 72 F</p>			
José Cruz Jr., S OBP: 0.359, SLG: 0.433	1-0 F9			1-3 K		3-1 1B		4-1 FC4-6 BB		3	0	1	0	1	1	0				
Aubrey Huff, L OBP: 0.317, SLG: 0.424	2-2 F7			3-2 G4-6-3 1B		0-0 G4-3		0-0 FC4-6		4	0	1	1	0	0	3				
Tino Martinez, L OBP: 0.368, SLG: 0.500		2-0 G4-3		1-0 G4-6-3		1-3 K		0-1 G4-1		4	0	0	0	0	1	3				
Robert Fick, L OBP: 0.240, SLG: 0.291		1-1 G3			4-1 FC6-4 BB		4-1 BB		3-3 K	2	0	0	0	2	1	0				
Julio Lugo, R OBP: 0.306, SLG: 0.430		2-2 G1-3			0-0 FC6-4 G4-1 S		1-1 F8		3-2 G5-3	4	0	0	0	0	2					
Fred McGriff, L OBP: 0.238, SLG: 0.490			1-2 G4-3		2-2 G4-1		2-2 G4-3		1-0 HR	4	1	1	0	0	0	2				
Toby Hall, R OBP: 0.319, SLG: 0.422			0-1 G5-3		0-0 G5-3			4-2 BB FC4-6 HBP	2-1 HR	3	2	1	2	0	0	1				
Rey Sanchez, R OBP: 0.292, SLG: 0.290			2-0 2B		0-0 G6-3			0-1 FC4-6 BB	2-2 F9	4	0	2	0	0	0	0				
Inning Stats	R: 0 E: 0 K: 0 S: 6	H: 0 LOB: 0 BB: 0 P: 11	R: 0 E: 0 K: 0 S: 6	H: 0 LOB: 0 BB: 0 P: 11	R: 0 E: 0 K: 0 S: 10	H: 1 LOB: 1 BB: 0 P: 13	R: 0 E: 0 K: 1 S: 7	H: 1 LOB: 0 BB: 0 P: 12	R: 0 E: 0 K: 0 S: 6	H: 1 LOB: 1 BB: 1 P: 12	R: 0 E: 0 K: 0 S: 9	H: 0 LOB: 1 BB: 1 P: 17	R: 1 E: 0 K: 1 S: 11	H: 1 LOB: 2 BB: 1 P: 20	R: 2 E: 0 K: 1 S: 13	H: 2 LOB: 0 BB: 0 P: 24		1B: 3 2B: 2 3B: 0 HR: 1	SF: 0 SAC: 0 DP: 1 HBP: 1	WP: 0 PB: 0 CS: 0
PITCHER	IP WLS BF H R ER SO BB IBB HBP BLK WP HR S P ERA WHIP	7.0 W 27 4 1 1 2 2 0 1 0 0 0 11 19 0.00 0.750	8.1 1.1 5 0 0 0 2 1 0 0 0 0 0 11 19 0.00 0.750	9.1 0.2 4 2 2 2 0 0 0 0 0 0 1 9 17 27.00 3.000											ERA WHIP					

AB 32
R 3
H 6
RBI 3
BB 3
SO 4
LOB 14



Batter	1	2	3	4	5	6	7	8	9	10	AB	R	H	RBI	BB	SO	LOB	TOP						
Neifi Perez, S OBP: 0.276, SLG: 0.316 Damon Minor, L OBP: 0.395, SLG: 0.265 Yorvit Torrealba, R OBP: 0.319, SLG: 0.373	4-2 1B BB		G5-3		FC4-6 1B		G6-4-3		G6-4-3 BB		3	1	1	0	1	0	2	San Francisco Giants @ Tampa Bay Devil Rays Tropicana Field, St. Petersburg, FL Wed Jun 09 2004, 7:15 PM EDT Att. 25,395 - Dome - 72 F						
Dustan Mohr, R OBP: 0.363, SLG: 0.361	2-1 G1-3 1B		F8		FC4-6 1-2f		G5-4-3 BB		G6-4-3 1-2f 2-3 3-H 2-2		4	0	1	0	1	0	3							
Marquis Grissom, R OBP: 0.355, SLG: 0.481	0-1 G1-3 1B		1B				K		G5-4-3 1-2f		5	0	2	1	0	1	3							
Barry Bonds, L OBP: 0.626, SLG: 0.628	0-1 G1-3		G4-3				G4-3		1B		5	0	1	0	0	0	3							
Eduardo Alfonzo, R OBP: 0.339, SLG: 0.350	4-0 IBB				G6-4-3 BB		E6 FC5-4		1B		3	0	1	0	2	0	0							
Pedro Feliz, R OBP: 0.266, SLG: 0.480	1-0 G6-3		G6-4-3		G6-4-3 1-2f		FC5-4 1-2f		F8		5	0	0	0	0	0	8							
Deivi Cruz, R OBP: 0.338, SLG: 0.415		L7		F8			1B		1B		4	1	2	0	1	0	0							
A.J. Pierzynski, L OBP: 0.322, SLG: 0.371 Cody Ransom, R OBP: 0.320, SLG: 0.333		F9			P6		2B		2B		4	0	2	0	0	0	0							
Todd Linden, S OBP: 0.375, SLG: 0.308 Michael Tucker, L OBP: 0.367, SLG: 0.482		K			F8		1B		G6-4-3 1B		1	1	0	0	0	0	2							
Inning Stats	R: 1 E: 0 K: 2 S: 11	H: 2 LOB: 2 BB: 2 P: 22	R: 0 E: 0 K: 1 S: 8	H: 0 LOB: 0 BB: 0 P: 12	R: 0 E: 0 K: 0 S: 10	H: 1 LOB: 1 BB: 0 P: 13	R: 0 E: 0 K: 0 S: 3	H: 0 LOB: 0 BB: 1 P: 10	R: 0 E: 0 K: 1 S: 5	H: 1 LOB: 1 BB: 0 P: 11	R: 0 E: 1 K: 0 S: 11	H: 0 LOB: 1 BB: 0 P: 13	R: 0 E: 0 K: 0 S: 6	H: 2 LOB: 1 BB: 0 P: 10	R: 0 E: 0 K: 0 S: 7	H: 2 LOB: 2 BB: 1 P: 15	R: 2 E: 0 K: 0 S: 11		H: 3 LOB: 2 BB: 1 P: 21	R: 0 E: 1 K: 0 S: 10	H: 0 LOB: 2 BB: 1 P: 18	1B: 9 2B: 2 3B: 0 HR: 0	SF: 0 SAC: 0 DP: 5 HBP: 0	WP: 0 PB: 0 SB: 0 CS: 0
PITCHER	IP	WLS	BF	H	R	ER	SO	BB	IBB	HBP	BLK	WP	HR	S	P	ERA	WHIP							
Mark Hendrickson, L ERA: 4.61	(1.1)	7.2	31	7	1	1	2	3	1	0	0	0	0	58	102	1.17	1.304							
Travis Harper, R ERA: 3.8	(8.1)	0.1	2	1	0	0	0	0	0	0	0	0	0	3	4	0.00	3.000							
Danyis Baez, R ERA: 3.0	(9.1)	2.0	W 11	3	2	2	0	1	1	0	0	0	0	21	39	9.00	2.000							



Batter	1	2	3	4	5	6	7	8	9	10	AB	R	H	RBI	BB	SO	LOB	BOTTOM				
13 Carl Crawford, L OBP: 0.333, SLG: 0.384	2-2 G1-3		S 1B		F8		K2-3		G5-3 BB		4	0	1	0	2	1	0	San Francisco Giants @ Tampa Bay Devil Rays Tropicana Field, St. Petersburg, FL Wed Jun 09 2004, 7:15 PM EDT Att. 25,395 - Dome - 72 F				
José Cruz Jr., S OBP: 0.363, SLG: 0.443	0-0 3B		K		P3		2B BB		K		5	1	2	1	1	2	2					
Aubrey Huff, L OBP: 0.311, SLG: 0.414	0-3 K		G3		F7		F9		G5-3		5	0	0	0	0	1	4					
Tino Martinez, L OBP: 0.374, SLG: 0.497	4-0 BB		F8		1B 1B		K		K		3	0	1	0	2	1	1					
Robert Fick, L OBP: 0.248, SLG: 0.292 José Bautista, R OBP: 0.308, SLG: 0.250	2-3 K		FC5 BB 1B		P5		2B BB		K		3	1	1	0	1	1	3					
Julio Lugo, R OBP: 0.320, SLG: 0.438		F9		F8		1B 1B		1B 2B		13 BB 5 SH5-3 1B BB	3	2	2	1	2	0	0					
Fred McGriff, L OBP: 0.240, SLG: 0.348 5 Rocco Baldelli, R OBP: 0.332, SLG: 0.407		F9		K		K		PB 1B IBB		SH5-3	3	0	0	0	1	2	4					
Toby Hall, R OBP: 0.314, SLG: 0.414		K		FC5		K		1B		P6	5	0	1	2	0	1	3					
Geoff Blum, S OBP: 0.217, SLG: 0.292		P4		K		K		F9		1B 13 BB BB	4	0	0	0	1	1	2					
Inning Stats	R: 0 E: 0 K: 2 S: 13	H: 1 LOB: 2 BB: 1 P: 21	R: 0 E: 0 K: 1 S: 12	H: 0 LOB: 0 BB: 0 P: 16	R: 0 E: 0 K: 1 S: 9	H: 1 LOB: 1 BB: 0 P: 11	R: 0 E: 0 K: 1 S: 11	H: 1 LOB: 2 BB: 1 P: 22	R: 0 E: 0 K: 1 S: 6	H: 2 LOB: 2 BB: 0 P: 9	R: 0 E: 0 K: 1 S: 13	H: 0 LOB: 0 BB: 0 P: 16	R: 3 E: 0 K: 2 S: 25	H: 2 LOB: 2 BB: 3 P: 45	R: 0 E: 0 K: 2 S: 8	H: 0 LOB: 2 BB: 2 P: 23	R: 1 E: 0 K: 0 S: 14		H: 1 LOB: 3 BB: 3 P: 31	1B: 6 2B: 1 3B: 1 HR: 0	SF: 0 SAC: 1 DP: 0 HBP: 0	WP: 0 PB: 1 SB: 1 CS: 0
PITCHER	IP	WLS	BF	H	R	ER	SO	BB	IBB	HBP	BLK	WP	HR	S	P	ERA	WHIP					
Jason Schmidt, R ERA: 2.49	(1.1)	7.0	29	5	1	1	8	3	0	0	0	0	0	76	119	1.29	1.143					
Jason Christiansen, L ERA: 3.44	(8.1)	0.2	H 3	0	0	0	1	1	0	0	0	0	0	12	19	0.00	1.500					
Felix Rodriguez, R ERA: 2.79	(8.1)	0.1	B 4	2	2	2	0	0	1	0	0	0	0	12	21	54.00	6.000					
Scott Eyre, L ERA: 3.29	(8.1)	0.2	A 4	0	0	0	1	1	1	0	0	0	0	5	17	0.00	1.500					
Tyler Walker, R ERA: 5.23	(8.1)	1.0	L 7	1	1	1	1	3	0	0	0	0	0	17	37	9.00	4.000					



Batter	1	2	3	4	5	6	7	8	9	AB	R	H	RBI	BB	SO	LOB	TOP					
Michael Tucker, L OBP: 0.397, SLG: 0.494										4	2	1	1	1	2	4	<p>San Francisco Giants @ Tampa Bay Devil Rays</p> <p>Tropicana Field, St. Petersburg, FL</p> <p>Thu Jun 10 2004, 7:15 PM EDT</p> <p>Att: 10,630 - Dome - 72 F</p>					
Neftali Feliz, S OBP: 0.272, SLG: 0.311										3	0	0	0	0	0	1						
Todd Linden, S OBP: 0.353, SLG: 0.286										1	0	0	0	0	0	3						
Cody Ransom, R OBP: 0.308, SLG: 0.318										1	0	0	0	0	0	0						
Marquis Grissom, R OBP: 0.349, SLG: 0.475										3	0	0	1	0	1	0						
A.J. Pierzynski, L OBP: 0.326, SLG: 0.376										3	0	1	0	1	0	1						
Edgardo Alfonzo, R OBP: 0.338, SLG: 0.348										4	0	1	0	0	1	2						
Damon Minor, L OBP: 0.404, SLG: 0.270										3	0	1	0	1	1	2						
Pedro Feliz, R OBP: 0.290, SLG: 0.478										3	0	1	0	1	2	3						
Deivi Cruz, R OBP: 0.321, SLG: 0.391										4	0	0	0	0	2	4						
Dustan Mohr, R OBP: 0.368, SLG: 0.351										2	0	0	0	2	1	1						
Inning Stats	R: 1 E: 1 K: 1 S: 11	H: 0 LOB: 1 BB: 1 P: 22	R: 0 E: 0 K: 1 S: 10	H: 0 LOB: 1 BB: 1 P: 18	R: 0 E: 0 K: 0 S: 4	H: 0 LOB: 0 BB: 0 P: 7	R: 0 E: 0 K: 0 S: 13	H: 0 LOB: 1 BB: 2 P: 19	R: 0 E: 0 K: 1 S: 11	H: 0 LOB: 1 BB: 2 P: 22	R: 0 E: 0 K: 1 S: 10	H: 2 LOB: 3 BB: 1 P: 15	R: 0 E: 0 K: 2 S: 14	H: 2 LOB: 2 BB: 1 P: 21	R: 0 E: 0 K: 2 S: 12	H: 2 LOB: 2 BB: 0 P: 18	R: 1 E: 0 K: 1 S: 11	H: 1 LOB: 0 BB: 0 P: 19	1B: 3 2B: 2 3B: 0 HR: 1	SF: 1 SAC: 0 DP: 1 HBP: 0	WP: 1 PB: 0 SB: 0 CS: 1	PA: 38
PITCHER	IP WLS BF H R ER SO BB IBB HBP BLK WP HR S P ERA WHIP																					
Victor Zambrano, R ERA: 5.15	(1, 1) 6.1 W 27 2 1 0 6 6 0 0 0 0 0 0 0 67 115 0.00 1.263																					
Trever Miller, L ERA: 2.42	(7, 1) 0.1 H 1 0 0 0 1 0 0 0 0 0 0 0 4 5 0.00 0.000																					
Jesus Colome, R ERA: 1.69	(7, 1) 2.1 S 10 3 1 1 3 0 0 0 0 0 1 1 25 41 3.86 1.286																					
Jesus Colome, R ERA: 1.69	(9, 1) 2.1 S 10 3 1 1 3 0 0 0 0 0 1 1 25 41 3.86 1.286																					

Batter	1	2	3	4	5	6	7	8	9	AB	R	H	RBI	BB	SO	LOB	BOTTOM					
13 Carl Crawford, L OBP: 0.332, SLG: 0.386										4	1	1	0	0	1	2	<p>San Francisco Giants @ Tampa Bay Devil Rays</p> <p>Tropicana Field, St. Petersburg, FL</p> <p>Thu Jun 10 2004, 7:15 PM EDT</p> <p>Att: 10,630 - Dome - 72 F</p>					
Julio Lugo, R OBP: 0.323, SLG: 0.437										3	1	1	0	1	0	2						
5 Rocco Baldelli, R OBP: 0.330, SLG: 0.418										4	1	1	3	0	0	1						
Aubrey Huff, L OBP: 0.314, SLG: 0.416										4	1	2	0	0	0	0						
José Cruz Jr., S OBP: 0.366, SLG: 0.447										3	0	1	1	1	0	1						
Tino Martinez, L OBP: 0.376, SLG: 0.494										3	1	1	0	1	1	2						
José Bautista, R OBP: 0.353, SLG: 0.267										3	0	1	0	1	2	1						
Jesus Colome, R OBP: 0.366, SLG: 0.447										0	0	0	0	0	0	0						
Brook Fordyce, R OBP: 0.279, SLG: 0.313										4	0	0	0	0	3	4						
Rey Sanchez, R OBP: 0.291, SLG: 0.297										4	0	1	1	0	0	0						
Inning Stats	R: 0 E: 0 K: 1 S: 9	H: 0 LOB: 0 BB: 0 P: 15	R: 1 E: 0 K: 1 S: 14	H: 2 LOB: 2 BB: 1 P: 26	R: 0 E: 0 K: 0 S: 6	H: 1 LOB: 1 BB: 0 P: 10	R: 0 E: 0 K: 1 S: 9	H: 1 LOB: 1 BB: 0 P: 17	R: 3 E: 0 K: 1 S: 14	H: 3 LOB: 1 BB: 1 P: 28	R: 1 E: 0 K: 1 S: 14	H: 2 LOB: 2 BB: 1 P: 24	R: 0 E: 0 K: 1 S: 8	H: 0 LOB: 1 BB: 1 P: 16	R: 0 E: 0 K: 1 S: 8	H: 0 LOB: 0 BB: 0 P: 12	R: 0 E: 0 K: 1 S: 8	H: 0 LOB: 0 BB: 0 P: 12	1B: 5 2B: 4 3B: 0 HR: 1	SF: 0 SAC: 0 DP: 1 HBP: 0	WP: 0 PB: 0 SB: 0 CS: 1	PA: 36
PITCHER	IP WLS BF H R ER SO BB IBB HBP BLK WP HR S P ERA WHIP																					
Kirk Rueter, L ERA: 5.53	(1, 1) 5.1 L 27 9 0 0 5 2 3 0 0 0 0 0 0 63 115 8.44 2.250																					
Wayne Franklin, L ERA: 6.14	(6, 1) 2.2 9 0 0 0 2 1 0 0 0 0 0 0 19 33 0.00 0.375																					

Batter	1	2	3	4	5	6	7	8	9	10	11	AB R H RBI BB SO LOB
Michael Tucker, L OBP: 0.379, SLG: 0.483 Todd Linden, S OBP: 0.421, SLG: 0.333	F9	G3-1			G4-3	G3			BB		BB 1B	4 0 0 0 0 0 4 1 1 1 0 1 0 0
Dustan Mohr, R OBP: 0.366, SLG: 0.329	K		G6-3		K		K				BB 1B	5 1 0 0 1 4 1
Marquis Grissom, R OBP: 0.346, SLG: 0.468 Deivi Cruz, R OBP: 0.329, SLG: 0.400 Matt Herges, L	1B		P4		G5-3	G6-3				P5	1B	5 0 1 0 0 0 0 1 0 1 2 0 0 0 0 0 0 0 0 0 0
Barry Bonds, L OBP: 0.623, SLG: 0.836	G3			HR		HR 1B	K			P5	1B	6 2 3 2 0 1 1
Edgardo Alfonzo, R OBP: 0.338, SLG: 0.362		1B		K		HR		G4-3		F8	F7	6 1 2 2 0 1 2
A.J. Pierzynski, L OBP: 0.333, SLG: 0.395		1B		G1-3		BB 1B		K			HR	4 2 2 1 1 1 0
Pedro Feliz, R OBP: 0.289, SLG: 0.471 Cody Ransom, R OBP: 0.296, SLG: 0.304	F8			K		BB FC5-4		G6-3			K	3 1 0 0 1 1 2 1 0 0 0 0 1 0
Damon Minor, L OBP: 0.404, SLG: 0.268				K		FC5-4			K		K	4 0 1 1 1 3 0
Neifi Perez, S OBP: 0.271, SLG: 0.308	F7				G3-1	FC5-4			F7		1B 1B	5 1 1 1 0 0 4

Inning Stats	R: 0	H: 1	E: 0	LOB: 1	K: 1	BB: 0	S: 10	P: 14	R: 0	H: 2	E: 0	LOB: 3	K: 0	BB: 1	S: 13	P: 24	R: 1	H: 1	E: 0	LOB: 0	K: 1	BB: 0	S: 7	P: 9	R: 0	H: 0	E: 0	LOB: 0	K: 2	BB: 0	S: 17	P: 24	R: 0	H: 0	E: 0	LOB: 0	K: 1	BB: 0	S: 7	P: 13	R: 4	H: 3	E: 0	LOB: 1	K: 0	BB: 2	S: 14	P: 29	R: 0	H: 0	E: 0	LOB: 0	K: 1	BB: 0	S: 8	P: 9	R: 0	H: 0	E: 0	LOB: 1	K: 2	BB: 1	S: 14	P: 21	R: 0	H: 0	E: 0	LOB: 0	K: 0	BB: 0	S: 13	P: 19	R: 4	H: 5	E: 0	LOB: 2	K: 2	BB: 1	S: 17	P: 30	1B: 9	SF: 0	2B: 0	SAC: 0	3B: 0	DP: 0	HR: 3	HBP: 0	WP: 1	PA: 50
--------------	------	------	------	--------	------	-------	-------	-------	------	------	------	--------	------	-------	-------	-------	------	------	------	--------	------	-------	------	------	------	------	------	--------	------	-------	-------	-------	------	------	------	--------	------	-------	------	-------	------	------	------	--------	------	-------	-------	-------	------	------	------	--------	------	-------	------	------	------	------	------	--------	------	-------	-------	-------	------	------	------	--------	------	-------	-------	-------	------	------	------	--------	------	-------	-------	-------	-------	-------	-------	--------	-------	-------	-------	--------	-------	--------

PITCHER	IP	WLS	BF	H	R	ER	SO	BB	IBB	HBP	BLK	WP	HR	S	P	ERA	WHIP
Rodrigo Lopez, R ERA: 3.33	1.1		6	1	1	1	1	1	0	0	0	0	0	12	19	6.75	1.500
Rick Bauer, R ERA: 5.23	6.1	1.1	6	1	1	1	1	1	0	0	0	0	0	12	19	6.75	1.500
John Parrish, L ERA: 4.46	7.1	1.1	4	0	0	0	2	0	0	0	0	0	0	11	14	0.00	0.000
B.J. Ryan, L ERA: 2.53	9.1	1.2	6	0	0	0	2	1	0	0	0	0	0	22	33	0.00	0.600
Jorge Julio, R ERA: 4.5	10.1	1.0	9	5	4	4	2	1	0	0	0	0	1	20	34	36.00	6.000


TOP

San Francisco Giants @ Baltimore Orioles
Oriole Park at Camden Yards, Baltimore, MD

Sat Jun 12 2004, 3:15 PM EDT
Att: 48,869 - Sunny - 79 F

livebaseballscorecards.com

AB 45
R 9
H 12
RBI 9
BB 5
SO 12
LOB 14



Batter	1	2	3	4	5	6	7	8	9	10	11	AB R H RBI BB SO LOB
1 Brian Roberts, S OBP: 0.336, SLG: 0.349	K		G1-4-3			G6-3					SF7	4 1 1 1 1 2 1
6 Melvin Mora, R OBP: 0.445, SLG: 0.577	G5-3		HR		K		G5-3		F9		K	6 1 1 0 0 2 5
10 Miguel Tejada, R OBP: 0.380, SLG: 0.463	F7		G1-4-3		F8			F9	G1-2-3			5 0 0 1 0 0 4
Rafael Palmeiro, L OBP: 0.392, SLG: 0.454		P4	HR		F8			HR		P6		5 2 2 3 0 0 0
Javy Lopez, R OBP: 0.355, SLG: 0.434 16 Tim Raines, S OBP: 0.071, SLG: 0.071		K			P4			FC4-6 BB		K		3 0 1 0 1 1 0 0 0 0 0 0 0 0 1 0 0 0 0 1 0
B.J. Surhoff, L OBP: 0.365, SLG: 0.403	1B		P5		F7			FC4-6 BB		F7		5 0 1 0 0 0 2
Luis Matos, R OBP: 0.306, SLG: 0.389			G4-3			F9		F8			FC6-4 SF7	5 1 2 0 0 0 1
Larry Bigbie, L OBP: 0.329, SLG: 0.412	G4-3				HR		F7		SH 1B		FC6-4 BB	4 1 2 1 1 0 2
Jerry Hairston, R OBP: 0.354, SLG: 0.364			K				K		SH 1B		FC6-4 BB	3 0 0 0 0 2 2

Inning Stats	R: 0	H: 0	E: 0	LOB: 0	K: 1	BB: 0	S: 7	P: 13	R: 0	H: 2	E: 0	LOB: 2	K: 1	BB: 0	S: 17	P: 24	R: 3	H: 4	E: 0	LOB: 1	K: 1	BB: 0	S: 13	P: 19	R: 1	H: 1	E: 0	LOB: 1	K: 2	BB: 0	S: 12	P: 20	R: 0	H: 0	E: 0	LOB: 0	K: 0	BB: 0	S: 5	P: 7	R: 0	H: 0	E: 0	LOB: 0	K: 1	BB: 0	S: 8	P: 13	R: 0	H: 0	E: 0	LOB: 0	K: 1	BB: 0	S: 6	P: 9	R: 1	H: 1	E: 0	LOB: 2	K: 0	BB: 1	S: 10	P: 19	R: 0	H: 1	E: 0	LOB: 1	K: 0	BB: 1	S: 9	P: 17	R: 0	H: 0	E: 0	LOB: 0	K: 1	BB: 0	S: 5	P: 6	R: 1	H: 1	E: 0	LOB: 1	K: 1	BB: 1	S: 16	P: 24	1B: 5	SF: 1	2B: 2	SAC: 1	3B: 0	DP: 1	HR: 3	HBP: 1	WP: 0	PA: 47
--------------	------	------	------	--------	------	-------	------	-------	------	------	------	--------	------	-------	-------	-------	------	------	------	--------	------	-------	-------	-------	------	------	------	--------	------	-------	-------	-------	------	------	------	--------	------	-------	------	------	------	------	------	--------	------	-------	------	-------	------	------	------	--------	------	-------	------	------	------	------	------	--------	------	-------	-------	-------	------	------	------	--------	------	-------	------	-------	------	------	------	--------	------	-------	------	------	------	------	------	--------	------	-------	-------	-------	-------	-------	-------	--------	-------	-------	-------	--------	-------	--------

PITCHER	IP	WLS	BF	H	R	ER	SO	BB	IBB	HBP	BLK	WP	HR	S	P	ERA	WHIP	
Dustin Hermanson, R ERA: 4.08	1.1		6	0	0	0	5	0	0	0	0	0	0	8	12	0.00	0.000	
Jim Brower, R ERA: 3.92	7.1	1.1	4	0	0	0	1	0	0	0	0	0	0	1	5	11	27.00	6.000
Scott Eyre, L ERA: 3.86	8.1	0.1	3	1	1	1	0	1	0	0	0	0	0	9	17	0.00	3.000	
Felix Rodriguez, R ERA: 2.78	8.1	0.1	4	1	0	0	0	1	0	0	0	0	0	9	17	0.00	3.000	
Matt Herges, R ERA: 5.46	9.1	3.0	10	1	1	1	2	1	0	0	0	0	0	24	35	3.00	0.667	


BOTTOM

San Francisco Giants @ Baltimore Orioles
Oriole Park at Camden Yards, Baltimore, MD

Sat Jun 12 2004, 3:15 PM EDT
Att: 48,869 - Sunny - 79 F

livebaseballscorecards.com

AB 41
R 6
H 10
RBI 6
BB 3
SO 8
LOB 17



Batter	1	2	3	4	5	6	7	8	9	10	11	12	AB	R	H	RBI	BB	SO	LOB	TOP				
Nelfi Perez, S OBP: 0.266, SLG: 0.305 (1.4)	G5-3		P3		L8		P5		E4 G4-3 SH1-4		SH1-4 1B		6	0	1	0	0	0	1					
Todd Linden, S OBP: 0.391, SLG: 0.278 (1.7)	G5-3		K		K		3B HBP		SH1-4		SH1-4		3	1	0	0	0	2	1					
Pedro Feliz, R OBP: 0.295, SLG: 0.484 (1.3)	K		BB		BB		G5-3 3B		G4-3		L8		5	1	2	1	1	1	2					
Barry Bonds, L OBP: 0.628, SLG: 0.829 (1.10)		E4 PB HR	BB		BB		G5-3 IBB		IBB		IBB		1	1	0	0	5	0	0					
Edgardo Alfonzo, R OBP: 0.333, SLG: 0.353 (1.5)	F7		F8		F8		G5-3		G5-3		F8		5	0	0	1	1	0	9					
Devil Cruz, R OBP: 0.306, SLG: 0.368 (1.6)	F9				G5-3		P6		F9				6	0	0	0	0	1	5					
Yorvit Torrealba, R OBP: 0.320, SLG: 0.415 (1.2)	HR		F9		F9		F7		L8				6	1	2	2	0	1	0					
Michael Tucker, L OBP: 0.373, SLG: 0.469 (1.8)	G6-3						G4-3		F8		K		5	0	0	0	1	1	1					
Dustan Mohr, R OBP: 0.340, SLG: 0.310 (1.9)			E6 BB		G1-3		G1-3		G1-3		G6-3		5	0	0	0	0	0	2					
Inning Stats	R: 0 E: 0 K: 10 S: 10	H: 0 LOB: 0 BB: 14 P: 14	R: 2 E: 1 K: 11 S: 11	H: 1 LOB: 0 BB: 0 P: 16	R: 0 E: 1 K: 1 S: 15	H: 0 LOB: 3 BB: 2 P: 27	R: 0 E: 0 K: 10 S: 10	H: 1 LOB: 1 BB: 1 P: 18	R: 0 E: 0 K: 10 S: 7	H: 0 LOB: 0 BB: 0 P: 13	R: 2 E: 0 K: 8 S: 10	H: 1 LOB: 1 BB: 1 P: 18	R: 0 E: 0 K: 7 S: 7	H: 0 LOB: 0 BB: 9 P: 9	R: 0 E: 1 K: 5 S: 5	H: 1 LOB: 1 BB: 1 P: 10	R: 0 E: 0 K: 10 S: 6	H: 1 LOB: 2 BB: 1 P: 17	R: 0 E: 0 K: 2 S: 7	H: 0 LOB: 0 BB: 12 P: 12	1B: 2 2B: 1 3B: 1 HR: 1	SF: 0 SAC: 2 DP: 0 HBP: 1	WP: 0 PB: 1 SB: 0 CS: 0	PA: 53
PITCHER	IP	WLS	BF	H	R	ER	SO	BB	IBB	HBP	BLK	WP	HR	S	P	ERA	WHIP							
45 Erik Bedard, L ERA: 4.8 (1.1)	5.0	24	2	2	2	0	3	0	1	1	0	0	0	15	31	9.00	0.500							
Mike DeJean, R ERA: 7.77 (6.1)	2.0	9	1	2	2	0	0	0	1	0	0	0	0	7	9	0.00	0.000							
Eddy Rodriguez, R ERA: 1.59 (8.1)	1.0	3	0	0	0	0	0	0	0	0	0	0	0	4	11	0.00	0.000							
B.J. Ryan, L ERA: 2.48 (9.1)	0.2	4	0	0	0	0	0	0	1	0	0	0	0	7	11	0.00	0.750							
Jorge Julio, R ERA: 4.29 (9.1)	1.1	5	1	0	0	1	0	0	0	0	0	0	0	7	11	0.00	0.750							
PITCHER	IP	WLS	BF	H	R	ER	SO	BB	IBB	HBP	BLK	WP	HR	S	P	ERA	WHIP							
John Parrish, L ERA: 4.21 (11.1)	2.0	8	1	0	0	0	2	0	1	0	0	0	0	17	29	0.00	0.500							

San Francisco Giants @ Baltimore Orioles
Oriole Park at Camden Yards, Baltimore, MD

Sat Jun 12 2004, 8:30 PM EDT
Att. 40,434 - Sunny - 77 F

AB 42
R 4
H 5
RBI 4
BB 8
SO 6
LOB 21



Batter	1	2	3	4	5	6	7	8	9	10	11	12	AB	R	H	RBI	BB	SO	LOB	BOTTOM						
Jerry Hairston, R OBP: 0.352, SLG: 0.355 (1.4)	CS BB		P6		E9 1B		G4-3		F9		K		5	0	1	0	1	1	5							
Luis Matos, R OBP: 0.298, SLG: 0.378 (1.8)	G6-3		F9		G5-3		K		K				6	0	0	0	0	2	5							
6 Melvin Mora, R OBP: 0.450, SLG: 0.576 (1.5)	L7				P4		BB 1B		CS 1B		10 BB		4	2	2	0	2	0	2							
10 Miguel Tejada, R OBP: 0.356, SLG: 0.455 (1.6)	G6-3		G6-3		G4-3		L5		K		1B IBB		6	0	1	0	0	2	5							
Javy Lopez, R OBP: 0.359, SLG: 0.436 (1.10)	G3		G3		G4-3 1B		G6-3 1B		E BB 1B		F9		6	1	3	0	0	1	2							
José Leon, R OBP: 0.182, SLG: 0.455 (1.3)					G4-3		G6-3		BB E		F9		2	0	1	0	0	0	2							
Rafael Palmeiro, L OBP: 0.394, SLG: 0.449 (6. PH)					G4-3		G6-3		BB E		F9		2	0	0	0	2	0	1							
Larry Bigbie, L OBP: 0.329, SLG: 0.415 (1.7)	G4-3		G4-3		BB 2B		K		K		G4-3		6	1	2	1	0	2	4							
Robert Machado, R OBP: 0.158, SLG: 0.158 (1.2)			1B		BB E 1B		K		E5 BB		G4-3		5	1	2	1	0	1	2							
16 Tim Raines, S OBP: 0.375, SLG: 0.429 (1.9)			K		E 1B		G4-3 2B		G4-3		G3		3	0	2	0	0	1	1							
1 Brian Roberts, S OBP: 0.337, SLG: 0.348 (8. PH)					E 1B		G4-3 2B		BB				1	0	0	1	1	0	0							
Inning Stats	R: 0 E: 0 K: 0 S: 8	H: 0 LOB: 0 BB: 1 P: 15	R: 0 E: 0 K: 0 S: 9	H: 1 LOB: 1 BB: 0 P: 17	R: 0 E: 0 K: 1 S: 11	H: 1 LOB: 1 BB: 0 P: 16	R: 0 E: 0 K: 1 S: 9	H: 2 LOB: 1 BB: 0 P: 15	R: 2 E: 1 K: 0 S: 17	H: 4 LOB: 2 BB: 0 P: 23	R: 0 E: 0 K: 2 S: 10	H: 1 LOB: 1 BB: 0 P: 16	R: 2 E: 1 K: 1 S: 18	H: 1 LOB: 3 BB: 3 P: 40	R: 0 E: 0 K: 2 S: 7	H: 1 LOB: 1 BB: 0 P: 11	R: 0 E: 0 K: 0 S: 6	H: 0 LOB: 0 BB: 0 P: 12	R: 0 E: 0 K: 1 S: 7	H: 0 LOB: 0 BB: 0 P: 11	R: 1 E: 0 K: 1 S: 14	H: 2 LOB: 3 BB: 2 P: 28	1B: 12 2B: 3 3B: 0 HR: 0	SF: 0 SAC: 0 DP: 3 HBP: 0	WP: 0 PB: 0 SB: 0 CS: 2	PA: 52
PITCHER	IP	WLS	BF	H	R	ER	SO	BB	IBB	HBP	BLK	WP	HR	S	P	ERA	WHIP									
51 Noah Lowry, L ERA: 4.43 (1.1)	4.0	19	8	2	1	2	2	1	0	0	0	0	0	44	71	2.25	2.250									
Tyler Walker, R ERA: 4.76 (5.1)	2.0	6	1	0	0	1	0	0	0	0	0	0	0	17	27	0.00	0.500									
Jim Brower, R ERA: 3.79 (7.1)	1.1	H	7	2	2	0	2	1	0	0	0	0	0	14	27	0.00	2.250									
Jason Christensen, L ERA: 3.38 (8.1)	0.1	B	4	0	0	0	1	2	0	0	0	0	0	9	22	0.00	6.000									
Felix Rodriguez, R ERA: 2.54 (8.1)	1.1	4	1	0	0	2	0	0	0	0	0	0	0	12	18	0.00	0.750									
PITCHER	IP	WLS	BF	H	R	ER	SO	BB	IBB	HBP	BLK	WP	HR	S	P	ERA	WHIP									
Scott Eyre, L ERA: 3.86 (10.1)	2.1	L	8	0	1	1	1	1	0	0	0	0	0	18	34	3.86	0.429									
Matt Herges, R ERA: 5.4 (12.1)	0.1		4	2	0	0	1	0	1	0	0	0	0	9	17	0.00	6.000									

San Francisco Giants @ Baltimore Orioles
Oriole Park at Camden Yards, Baltimore, MD

Sat Jun 12 2004, 8:30 PM EDT
Att. 40,434 - Sunny - 77 F

AB 46
R 5
H 14
RBI 3
BB 6
SO 10
LOB 29



Batter	1	2	3	4	5	6	7	8	9	AB	R	H	RBI	BB	SO	LOB	TOP										
3 Reed Johnson, R OBP: 0.346, SLG: 0.420	1-3 K		1-0 P6		2-2 G4-3		1-3 K		2-2 G6-3	5	0	0	0	0	2	1	Toronto Blue Jays @ San Francisco Giants SBC Park, San Francisco, CA Tue Jun 15 2004, 10:15 PM EDT Att: 36,737 - Sunny - 69 F										
Howie Clark, L OBP: 0.303, SLG: 0.400 Chris Gomez, R OBP: 0.331, SLG: 0.331	2-3 K2-3		0-2 10 1B		0-0 G1-4-3		1-2 HR		0-1 G3-6-3 1B	3	0	1	0	0	1	0											
Frank Catalanotto, L OBP: 0.362, SLG: 0.444	1-3 K		2-2 L5		3-2 1B		1-1 15 1B		1-0 G3-6-3 1-2	5	0	2	0	0	1	2											
10 Vernon Wells, R OBP: 0.366, SLG: 0.481 15 Alex Rios, R OBP: 0.297, SLG: 0.322		1-2 F9	0-0 9 S 1B		3-3 K		1-1 1B			2	0	1	0	0	0	0											
9 Gregg Zaun, S OBP: 0.422, SLG: 0.420		1-2 3B 1B	2-2 F9			4-2 F8-4-3 BB		1-2 F8		3	1	1	0	1	0	4											
Eric Hinske, L OBP: 0.317, SLG: 0.367		0-0 1-H 3B		3-3 K		1-3 K		1-2 L7		4	0	1	1	0	2	1											
Chris Woodward, R OBP: 0.346, SLG: 0.474		3-3 K		0-3 K		0-0 F8-4-3 1-1		2-0 2B		4	0	1	0	0	2	2											
Frank Menechino, R OBP: 0.354, SLG: 0.407		4-0 IBB		2-2 1B			0-2 HR 1B	3-3 K		3	1	2	0	1	1	1											
Miguel Batista, R Josh Phelps, R OBP: 0.296, SLG: 0.350 Justin Speier, R Dave Berg, R OBP: 0.217, SLG: 0.161 54 Jason Frasor, R	1-3 K		0-3 K		0-3 K		2-3 K	1-2 G3-1		2	0	0	0	0	2	3											
Inning Stats	R: 0 E: 0 K: 3 S: 11	H: 0 LOB: 0 BB: 0 P: 15	R: 1 E: 0 K: 2 S: 17	H: 2 LOB: 2 BB: 1 P: 27	R: 0 E: 0 K: 0 S: 12	H: 2 LOB: 2 BB: 0 P: 17	R: 0 E: 0 K: 3 S: 12	H: 1 LOB: 1 BB: 0 P: 17	R: 0 E: 0 K: 1 S: 7	H: 0 LOB: 0 BB: 1 P: 12	R: 2 E: 0 K: 2 S: 26	H: 4 LOB: 2 BB: 0 P: 33	R: 0 E: 0 K: 1 S: 11	H: 1 LOB: 1 BB: 0 P: 18	R: 0 E: 0 K: 0 S: 7	H: 1 LOB: 0 BB: 0 P: 10		1B: 9 2B: 2 3B: 1 HR: 1	SF: 0 SAC: 0 DP: 2 HBP: 0	WP: 0 PB: 0 SB: 1 CS: 0	PA: 39						
PITCHER	IP	WLS	BF	H	R	ER	SO	BB	IBB	HBP	BLK	WP	HR	S	P	ERA		WHIP									
Jason Schmidt, R ERA: 2.9	6.2	W	28	7	2	2	12	1	1	0	0	0	0	84	124	2.70	1.200										
Jason Christiansen, L ERA: 3.86	0.0		2	2	1	1	0	0	0	0	0	0	1	5	7	∞	∞										
Tyler Walker, R ERA: 4.44	0.1	H	2	1	0	0	0	0	0	0	0	0	0	7	9	0.00	3.000										
Felix Rodriguez, R ERA: 2.59	0.2	H	3	1	0	0	1	0	0	0	0	0	0	7	13	0.00	1.500										
Matt Herges, R ERA: 5.16	1.1	S	4	1	0	0	0	0	0	0	0	0	0	11	15	0.00	0.750										

Batter	1	2	3	4	5	6	7	8	9	AB	R	H	RBI	BB	SO	LOB	BOTTOM										
Ray Durham, S OBP: 0.330, SLG: 0.400	3-2 P3		2-2 F7-6-3 1-1		4-0 G4-6-3 BB		2-2 G1-3			3	0	0	0	1	0	2	Toronto Blue Jays @ San Francisco Giants SBC Park, San Francisco, CA Tue Jun 15 2004, 10:15 PM EDT Att: 36,737 - Sunny - 69 F										
Michael Tucker, L OBP: 0.376, SLG: 0.476	0-0 G6-3			4-0 WP 3B BB	1-0 G4-6-3		1-1 P6			3	1	0	0	1	0	4											
Pedro Feliz, R OBP: 0.299, SLG: 0.493	1-1 L6			2-1 1-H FC5-4 3B		0-1 G6-3	1-2 G4-3			4	1	1	1	0	0	2											
Barry Bonds, L OBP: 0.626, SLG: 0.830		4-1 G6-4-3 BB		4-1 FC5-4 BB		0-0 F7		2-2 G1-3		2	0	0	0	2	0	0											
A.J. Pierzynski, L OBP: 0.333, SLG: 0.389		0-1 G6-4-3 1-2		1-2 FC5-4 1-2		4-1 2B BB		1-0 FC6-4 BB 1B		3	1	1	1	1	0	2											
Edgardo Alfonzo, R OBP: 0.340, SLG: 0.362		1-1 1B		1-3 K		1-1 1B 2B		4-0 FC6-4 BB		3	1	2	1	1	1	1											
Neifi Perez, S OBP: 0.268, SLG: 0.304		1-0 G3		3-2 G1-3		0-0 1B		1-1 FC6-4		4	0	1	1	0	0	4											
Dustan Mohr, R OBP: 0.348, SLG: 0.319			0-0 F8		2-2 SH1-4 1B		2-0 P5		3-1 F9	4	0	1	0	0	0	3											
Jason Schmidt, R OBP: 0.174, SLG: 0.279 Jason Christiansen, R Tyler Walker, R Damon Minor, L OBP: 0.305, SLG: 0.336 Cody Ransom, R OBP: 0.290, SLG: 0.326 Felix Rodriguez, R Matt Herges, L			3-2 F7-6-3 BB		1-1 SH1-4 1B		2-2 G1-3			0	0	0	0	1	0	0											
Inning Stats	R: 0 E: 0 K: 0 S: 6	H: 0 LOB: 0 BB: 0 P: 10	R: 0 E: 0 K: 0 S: 6	H: 1 LOB: 1 BB: 1 P: 12	R: 0 E: 0 K: 0 S: 6	H: 0 LOB: 0 BB: 1 P: 11	R: 2 E: 0 K: 1 S: 12	H: 1 LOB: 1 BB: 2 P: 27	R: 0 E: 0 K: 0 S: 6	H: 1 LOB: 1 BB: 1 P: 14	R: 2 E: 0 K: 0 S: 8	H: 2 LOB: 1 BB: 1 P: 15	R: 0 E: 0 K: 0 S: 14	H: 1 LOB: 2 BB: 0 P: 20	R: 0 E: 0 K: 0 S: 9	H: 1 LOB: 2 BB: 1 P: 20		1B: 5 2B: 2 3B: 1 HR: 0	SF: 0 SAC: 1 DP: 3 HBP: 0	WP: 1 PB: 0 SB: 0 CS: 0	PA: 35						
PITCHER	IP	WLS	BF	H	R	ER	SO	BB	IBB	HBP	BLK	WP	HR	S	P	ERA		WHIP									
Miguel Batista, R ERA: 4.32	6.0	L	26	5	4	4	4	6	0	0	0	1	0	44	89	6.00	1.833										
Justin Speier, R ERA: 3.43	1.0		4	1	0	0	0	0	0	0	0	0	0	14	20	0.00	1.000										
54 Jason Frasor, R ERA: 1.84	1.0		5	1	0	0	0	1	0	0	0	0	0	9	20	0.00	2.000										



Batter	1	2	3	4	5	6	7	8	9	AB	R	H	RBI	BB	SO	LOB	TOP								
Dave Berg, R OBP: 0.246, SLG: 0.197 (1, 7)	G4-3		FC6-4 2H 1B		1-2 1B		1-1 1B		F7	5	0	3	2	0	0	1	Toronto Blue Jays @ San Francisco Giants SBC Park, San Francisco, CA Wed Jun 16 2004, 10:15 PM EDT Att: 36,834 - Sunny - 63 F								
Orlando Hudson, S OBP: 0.329, SLG: 0.438 Terry Adams, R (7, 1)	G1-3		FC6-4		G4-3		2-3 1B		F7	4	0	0	0	0	1	5									
Vinnie Chulk, R (8, 1)										0	0	0	0	0	0	0									
Howie Clark, L OBP: 0.299, SLG: 0.394 (9, PH)			1-2							1	0	0	0	0	0	1									
Frank Menechino, R OBP: 0.344, SLG: 0.393 (7, 4)	F8									4	0	0	0	0	0	0									
3 Reed Johnson, R OBP: 0.348, SLG: 0.419 (1, 9)		G3								3	0	1	0	1	0	0									
Josh Phelps, R OBP: 0.295, SLG: 0.348 (1, 3)	G1-3									4	0	1	0	0	1	1									
Eric Hinske, L OBP: 0.316, SLG: 0.365 (1, 5)	G4-3									4	0	1	0	0	0	2									
15 Alex Rios, R OBP: 0.309, SLG: 0.323 (1, 8)			B2-5-4 1B							3	0	1	0	1	1	2									
Kevin Cash, R OBP: 0.264, SLG: 0.328 (1, 2)			E4 1B							4	2	0	0	0	0	2									
Pat Hentgen, R (1, 1)			B2-5-4							1	0	0	0	0	0	2									
Bob File, R (4, 1)										1	0	0	0	0	1	1									
Jason Kershner, L (6, 1)										0	0	0	0	0	0	0									
Chris Woodward, R OBP: 0.358, SLG: 0.495 (7, PH)			1-2 2-3							2	0	2	0	0	0	0									
Inning Stats	R: 0 E: 0 K: 0 S: 8	H: 0 LOB: 0 BB: 0 P: 11	R: 0 E: 0 K: 0 S: 6	H: 0 LOB: 0 BB: 0 P: 11	R: 1 E: 1 K: 0 S: 7	H: 2 LOB: 1 BB: 0 P: 11	R: 0 E: 0 K: 0 S: 7	H: 1 LOB: 1 BB: 1 P: 18	R: 0 E: 0 K: 1 S: 13	H: 1 LOB: 2 BB: 1 P: 20	R: 0 E: 0 K: 0 S: 6	H: 0 LOB: 0 BB: 0 P: 9	R: 1 E: 1 K: 2 S: 14	H: 2 LOB: 2 BB: 0 P: 23	R: 0 E: 0 K: 1 S: 11	H: 2 LOB: 2 BB: 0 P: 19	R: 0 E: 0 K: 0 S: 11	H: 1 LOB: 1 BB: 0 P: 16	1B: 8 2B: 1 3B: 0 HR: 0	SF: 0 SAC: 0 DP: 2 HBP: 0	WP: 0 PB: 0 SB: 0 CS: 0	PA: 38			
PITCHER	IP	WLS	BF	H	R	ER	SO	BB	IBB	HBP	BLK	WP	HR	S	P	ERA	WHIP								
Kirk Rueter, L ERA: 5.03 (1, 1)	7.0	W	29	6	2	0	3	2	0	0	0	0	0	61	103	0.00	1.143								
Tyler Walker, R ERA: 4.1 (8, 1)	2.0		9	3	0	0	1	0	0	0	0	0	0	22	35	0.00	1.500								

AB	36
R	2
H	9
RBI	2
BB	2
SO	4
LOB	17



Batter	1	2	3	4	5	6	7	8	9	AB	R	H	RBI	BB	SO	LOB	BOTTOM								
Ray Durham, S OBP: 0.325, SLG: 0.394 Tyler Walker, R (8, 1)	G3	1B		G4-3	SF9		G4-3			4	0	1	1	0	0	1	Toronto Blue Jays @ San Francisco Giants SBC Park, San Francisco, CA Wed Jun 16 2004, 10:15 PM EDT Att: 36,834 - Sunny - 63 F								
Michael Tucker, L OBP: 0.379, SLG: 0.471 (1, 9)	4-2 3B	1-1 1B		G3-1	G4-3			G4-3		4	1	1	0	1	0	2									
Marquis Grissom, R OBP: 0.343, SLG: 0.471 (1, 8)	0-0 1H 3B	2-1 P2		G5-3			K	P3		5	1	1	1	0	1	2									
Barry Bonds, L OBP: 0.628, SLG: 0.833 Dustan Mohr, R OBP: 0.353, SLG: 0.326 (7, 7)	4-0 HR			3-2 1B	G4-3		0-0 FC5-4 1B	1-0 1B		3	2	2	0	1	0	0									
Edgardo Alfonzo, R OBP: 0.341, SLG: 0.369 (1, 5)	1-2 SF9			2-1 HR	3-1 2B		0-2 FC5-4 WP	1-2 F8		4	2	2	2	0	0	2									
Pedro Feliz, R OBP: 0.303, SLG: 0.504 (1, 3)	3-1 1H HR			0-0 P4	4-2 2B		2-2 G6-3			3	2	1	2	1	0	2									
A.J. Pierzynski, L OBP: 0.337, SLG: 0.413 (1, 2)	G3			0-0 1H HR	0-0 1B			G6-3		4	2	2	3	0	0	0									
Neifi Perez, S OBP: 0.267, SLG: 0.300 (8, 4)		1-1 G3-1		1-1 G4-3	4-0 SF9			K		3	0	0	0	1	1	0									
Kirk Rueter, L OBP: 0.192, SLG: 0.240 Deivi Cruz, R OBP: 0.319, SLG: 0.378 (7, PH)		1-1 G4-3		1-1 G4-3	0-1 1B			0-1 1B		3	0	1	1	0	0	0									
Inning Stats	R: 4 E: 0 K: 0 S: 15	H: 2 LOB: 0 BB: 2 P: 29	R: 0 E: 0 K: 0 S: 11	H: 2 LOB: 0 BB: 0 P: 16	R: 3 E: 0 K: 0 S: 12	H: 3 LOB: 0 BB: 0 P: 19	R: 0 E: 0 K: 0 S: 7	H: 0 LOB: 0 BB: 0 P: 8	R: 3 E: 0 K: 1 S: 10	H: 3 LOB: 1 BB: 0 P: 13	R: 0 E: 0 K: 1 S: 12	H: 1 LOB: 1 BB: 0 P: 16	R: 0 E: 0 K: 0 S: 7	H: 1 LOB: 1 BB: 0 P: 13	1B: 7 2B: 3 3B: 1 HR: 2	SF: 2 SAC: 0 DP: 0 HBP: 0		WP: 1 PB: 0 SB: 0 CS: 0	PA: 41						
PITCHER	IP	WLS	BF	H	R	ER	SO	BB	IBB	HBP	BLK	WP	HR	S	P	ERA	WHIP								
Pat Hentgen, R ERA: 5.74 (1, 1)	3.0	L	18	7	7	7	0	1	1	0	0	0	0	19	33	13.50	2.667								
Bob File, R ERA: 4.29 (4, 1)	2.0		11	3	3	3	0	1	1	0	0	0	0	12	16	0.00	1.000								
Jason Kershner, L ERA: 6.04 (6, 1)	1.0		4	1	0	0	1	0	0	0	0	1	0	10	13	0.00	1.000								
Terry Adams, R ERA: 4.6 (7, 1)	1.0		4	1	0	0	1	0	0	0	0	0	0	12	16	0.00	1.000								
Vinnie Chulk, R ERA: 2.25 (8, 1)	1.0		4	1	0	0	0	0	0	0	0	0	0	7	13	0.00	1.000								

AB	35
R	10
H	13
RBI	10
BB	4
SO	2
LOB	9



Batter	1	2	3	4	5	6	7	8	9	AB	R	H	RBI	BB	SO	LOB	TOP			
Howie Clark, L OBP: 0.305, SLG: 0.405										3	1	1	1	1	1	0	Toronto Blue Jays @ San Francisco Giants SBC Park, San Francisco, CA Thu Jun 17 2004, 3:35 PM EDT Att: 40,464 - Cloudy - 69 F			
Chris Woodward, R OBP: 0.342, SLG: 0.471										5	0	0	0	0	0	5				
Frank Catalanotto, L OBP: 0.363, SLG: 0.455										5	2	2	1	0	1	0				
3 Reed Johnson, R OBP: 0.346, SLG: 0.416										4	1	1	1	0	1	1				
9 Gregg Zaun, S OBP: 0.425, SLG: 0.417										3	0	1	1	1	1	1				
15 Alex Rios, R OBP: 0.306, SLG: 0.318										4	0	1	0	0	0	3				
Eric Hinske, L OBP: 0.323, SLG: 0.369										3	1	2	0	1	0	0				
Orlando Hudson, S OBP: 0.333, SLG: 0.439										4	0	2	1	0	1	2				
32 Roy Halladay, R										3	0	0	0	0	2	6				
Vinnie Chulk, R										0	0	0	0	0	0	0				
Terry Adams, R										0	0	0	0	0	0	0				
Justin Speier, R										1	0	0	0	0	1	0				
Inning Stats	R: 2 E: 0 K: 0 S: 15	H: 3 LOB: 1 BB: 0 P: 22	R: 1 E: 0 K: 1 S: 12	H: 2 LOB: 1 BB: 0 P: 18	R: 0 E: 0 K: 2 S: 9	H: 0 LOB: 0 BB: 0 P: 12	R: 0 E: 0 K: 1 S: 18	H: 2 LOB: 3 BB: 1 P: 27	R: 2 E: 0 K: 2 S: 12	H: 3 LOB: 2 BB: 1 P: 21	R: 0 E: 0 K: 0 S: 8	H: 0 LOB: 0 BB: 0 P: 11	R: 0 E: 0 K: 1 S: 7	H: 0 LOB: 0 BB: 0 P: 11	R: 0 E: 0 K: 0 S: 6	H: 0 LOB: 0 BB: 0 P: 9	1B: 7 2B: 3 3B: 0 HR: 0	SF: 1 SAC: 0 DP: 1 HBP: 0	WP: 0 PB: 0 SB: 1 CS: 1	PA: 39
PITCHER	IP WLS BF H R ER SO BB IBB HBP BLK WP HR S P ERA WHIP																			
Dustin Hermanson, R	(1, 1)	5.0	27	10	5	5	5	2	0	0	0	0	0	0	0	66	100	9.00	2.400	
Wayne Franklin, L	(6, 1)	1.0	3	0	0	0	2	0	0	0	0	0	0	0	8	13	0.00	0.000		
Jim Brower, R	(7, 1)	2.0	W	6	0	0	1	1	0	0	0	0	0	0	12	22	0.00	0.500		
Matt Herges, R	(9, 1)	1.0	S	3	0	0	0	0	0	0	0	0	0	6	9	0.00	0.000			

Batter	1	2	3	4	5	6	7	8	9	AB	R	H	RBI	BB	SO	LOB	BOTTOM			
Ray Durham, S OBP: 0.336, SLG: 0.393										3	2	1	0	2	0	2	Toronto Blue Jays @ San Francisco Giants SBC Park, San Francisco, CA Thu Jun 17 2004, 3:35 PM EDT Att: 40,464 - Cloudy - 69 F			
Michael Tucker, L OBP: 0.380, SLG: 0.477										4	1	1	3	1	1	1				
Marque Grissom, R OBP: 0.336, SLG: 0.461										5	0	0	0	0	1	5				
Damon Minor, L										3	1	0	0	1	2	0				
Cody Ransom, R										0	0	0	0	0	0	0				
A.J. Pierzynski, L										1	0	1	1	0	0	0				
Matt Herges, L										0	0	0	0	0	0	0				
Edgardo Alfonzo, R OBP: 0.343, SLG: 0.374										5	2	2	0	0	0	1				
Pedro Feliz, R OBP: 0.309, SLG: 0.504										4	0	2	2	1	0	2				
Dustan Mohr, R OBP: 0.367, SLG: 0.337										3	1	2	2	1	1	1				
Yorvit Torrealba, R OBP: 0.316, SLG: 0.406										4	0	1	0	0	0	5				
Dustin Hermanson, R	(1, 1)	5.1	25	5	5	4	3	0	0	0	0	0	0	0	0	2				
Wayne Franklin, L	(6, 1)	0.1	H	3	1	0	0	1	0	0	0	0	0	0	0	0				
Delvin Tate, R	(6, 1)	0.1	B	2	0	0	0	0	1	0	0	0	0	0	0	0				
Jim Brower, R	(7, 1)	2.0	L	12	4	3	3	1	1	1	0	0	0	0	0	0				
Barry Bonds, R	(8, 1)									0	1	0	0	1	0	0				
Neill Perez, R	(9, 6)									0	0	0	0	0	0	0				
Inning Stats	R: 3 E: 0 K: 0 S: 16	H: 3 LOB: 2 BB: 2 P: 30	R: 0 E: 0 K: 0 S: 6	H: 0 LOB: 0 BB: 0 P: 9	R: 0 E: 0 K: 1 S: 8	H: 0 LOB: 0 BB: 0 P: 13	R: 0 E: 0 K: 1 S: 12	H: 0 LOB: 2 BB: 1 P: 22	R: 0 E: 0 K: 1 S: 20	H: 3 LOB: 3 BB: 2 P: 36	R: 0 E: 1 K: 1 S: 8	H: 1 LOB: 2 BB: 1 P: 15	R: 3 E: 0 K: 0 S: 14	H: 3 LOB: 1 BB: 1 P: 23	R: 0 E: 0 K: 0 S: 6	H: 0 LOB: 0 BB: 0 P: 9	1B: 8 2B: 1 3B: 1 HR: 0	SF: 0 SAC: 0 DP: 0 HBP: 0	WP: 0 PB: 0 SB: 0 CS: 0	PA: 42
PITCHER	IP WLS BF H R ER SO BB IBB HBP BLK WP HR S P ERA WHIP																			
32 Roy Halladay, R	(1, 1)	5.1	25	5	5	4	3	0	0	0	0	0	0	0	0	0	8.44	1.500		
Vinnie Chulk, R	(6, 1)	0.1	H	3	1	0	0	1	0	0	0	0	0	0	0	0	0.00	6.000		
Terry Adams, R	(6, 1)	0.1	B	2	0	0	0	0	1	0	0	0	0	0	0	0	0.00	3.000		
Justin Speier, R	(7, 1)	2.0	L	12	4	3	3	1	1	1	0	0	0	0	0	0	13.50	2.500		



Batter	1	2	3	4	5	6	7	8	9	AB	R	H	RBI	BB	SO	LOB	TOP					
18 Johnny Damon, L OBP: 0.390, SLG: 0.438	P6		BB 1B					L7	3B	5	2	2	1	1	0	1	Boston Red Sox @ San Francisco Giants SBC Park, San Francisco, CA Fri Jun 18 2004, 10:15 PM EDT Att: 42,557 - Cloudy - 63 F					
Mark Bellhorn, S OBP: 0.402, SLG: 0.429	FC1-6 1B		BB			K	K	34 1B SF7 1B	K	5	1	2	0	1	3	2						
34 David Ortiz, L OBP: 0.349, SLG: 0.562 Keith Foulke, R	FC1-6 1-2t		1B			HR	F7	FC5-4 1B	L8	6	1	3	4	0	0	2						
Manny Ramirez, R OBP: 0.441, SLG: 0.646	FC6-4 1-2t		F9			HR	BB	SF7 1B		3	1	1	2	1	0	3						
Nomar Garciaparra, R OBP: 0.371, SLG: 0.467		SF8 3B	K			K	L9	FC5-4 1-2t		5	1	1	0	0	2	4						
Trot Nixon, L OBP: 0.500, SLG: 1.100	SF8 3-H		G4-3			E BB		F8	HR	3	2	1	2	1	0	2						
Doug Mirabelli, R OBP: 0.356, SLG: 0.660 Dave McCarty, R OBP: 0.323, SLG: 0.400	G6-3					K	E6 HR	G1-3	HR	5	2	1	1	0	1	1						
Pokey Reese, R OBP: 0.304, SLG: 0.372	G5-3 1B					G5-3	E9 HR	K	F9	5	1	1	0	0	1	1						
49 Tim Wakefield, R Kevin Millar, R Mark Malaska, L 50 Mike Timlin, R Gabe Kapler, R Alan Embree, L Jason Varitek, S	L9					K	HR	K	34 1B BB	2	0	0	0	0	1	1						
Inning Stats	R: 0 E: 0 K: 0 S: 13	H: 1 LOB: 1 BB: 0 P: 18	R: 1 E: 0 K: 0 S: 11	H: 2 LOB: 1 BB: 0 P: 14	R: 1 E: 0 K: 1 S: 14	H: 2 LOB: 2 BB: 1 P: 20	R: 0 E: 0 K: 2 S: 10	H: 0 LOB: 0 BB: 0 P: 13	R: 7 E: 2 K: 2 S: 27	H: 3 LOB: 0 BB: 2 P: 45	R: 0 E: 0 K: 1 S: 9	H: 0 LOB: 0 BB: 1 P: 17	R: 0 E: 0 K: 1 S: 7	H: 0 LOB: 0 BB: 0 P: 12	R: 2 E: 0 K: 0 S: 11	H: 2 LOB: 1 BB: 1 P: 19		R: 3 E: 0 K: 1 S: 12	H: 4 LOB: 1 BB: 0 P: 18	1B: 7 2B: 0 3B: 2 HR: 5	SF: 2 SAC: 0 DP: 0 HBP: 0	WP: 0 PB: 0 SB: 0 CS: 0
PITCHER	IP	WLS	BF	H	R	ER	SO	BB	IBB	HBP	BLK	WP	HR	S	P	ERA	WHIP					
Jerome Williams, R ERA: 4.99	4.2	L	26	7	8	6	5	3	0	0	0	0	2	70	101	11.57	2.143					
Tyler Walker, R ERA: 4.39	0.1		2	1	1	0	0	0	0	0	0	0	1	5	9	0.00	3.000					
Scott Eyre, L ERA: 3.44	2.0		7	0	0	0	2	1	0	0	0	0	0	16	29	0.00	0.500					
Jason Christiansen, L ERA: 4.66	0.2		5	2	2	2	0	1	0	0	0	0	0	10	17	27.00	4.500					
Felix Rodriguez, R ERA: 3.31	1.1		8	4	3	3	1	0	0	0	0	0	2	13	20	20.25	3.000					





AB	41
R	14
H	14
RBI	13
BB	5
SO	8
LOB	17

Batter	1	2	3	4	5	6	7	8	9	AB	R	H	RBI	BB	SO	LOB	BOTTOM					
Ray Durham, S OBP: 0.339, SLG: 0.391	K 1B	SF9		HR BB		G4-3		G6-4-3 1B		3	2	1	2	1	1	0	Boston Red Sox @ San Francisco Giants SBC Park, San Francisco, CA Fri Jun 18 2004, 10:15 PM EDT Att: 42,557 - Cloudy - 63 F					
Michael Tucker, L OBP: 0.376, SLG: 0.470	WP FC5 1B	G6-3		K		G4-3		P4		5	1	1	1	0	1	3						
Marquis Grissom, R OBP: 0.337, SLG: 0.485	K			HR	HR	F9		G6-4-3 1-2t		5	2	2	4	0	1	2						
Barry Bonds, L OBP: 0.624, SLG: 0.816	F8 WP IBB	G4-3		G4-3	HR	G4-3		G4-3	K	3	0	0	0	2	1	0						
Edgardo Alfonzo, R OBP: 0.340, SLG: 0.370	FC5 FC3-6	E5		FC5-4		F9		FC5-4 1B	F7	5	0	1	1	0	0	2						
Pedro Feliz, R OBP: 0.306, SLG: 0.496	F8	F8		F8		L9		L9	F9	4	0	0	0	1	0	4						
A.J. Pierzynski, L OBP: 0.353, SLG: 0.407 Felix Rodriguez, R	FC3-6 1-2t			P4		F7		FC5-4 1-2t		4	0	0	0	0	0	5						
Deivi Cruz, R OBP: 0.333, SLG: 0.384	G4-3 SF9 1B			SH1-4 HR BB		G4-6-3 1B		E5 3B		3	3	2	0	1	0	0						
Jerome Williams, R ERA: 4.99 Tyler Walker, R Neifi Perez, S Damon Minor, L Scott Eyre, L Jason Christiansen, R Yorvit Torrealba, R	G4-3			SH1-4		G4-6-3		1B 3B		1	0	0	0	0	0	1						
Inning Stats	R: 2 E: 0 K: 2 S: 15	H: 1 LOB: 2 BB: 1 P: 25	R: 1 E: 0 K: 0 S: 8	H: 1 LOB: 0 BB: 0 P: 10	R: 1 E: 1 K: 0 S: 7	H: 1 LOB: 1 BB: 0 P: 8	R: 3 E: 0 K: 1 S: 13	H: 1 LOB: 3 BB: 3 P: 27	R: 0 E: 0 K: 0 S: 8	H: 1 LOB: 1 BB: 1 P: 15	R: 0 E: 0 K: 0 S: 5	H: 0 LOB: 0 BB: 0 P: 8	R: 0 E: 0 K: 0 S: 8	H: 1 LOB: 1 BB: 0 P: 11	R: 2 E: 1 K: 0 S: 9	H: 2 LOB: 0 BB: 0 P: 14		R: 0 E: 0 K: 1 S: 6	H: 0 LOB: 0 BB: 0 P: 8	1B: 5 2B: 0 3B: 1 HR: 2	SF: 1 SAC: 1 DP: 2 HBP: 0	WP: 2 PB: 1 SB: 2 CS: 0
PITCHER	IP	WLS	BF	H	R	ER	SO	BB	IBB	HBP	BLK	WP	HR	S	P	ERA	WHIP					
49 Tim Wakefield, R ERA: 4.92	4.0		23	4	7	6	3	3	1	0	0	0	2	43	70	13.50	1.750					
Mark Malaska, L ERA: 4.6	0.1		3	1	0	0	0	1	0	0	0	0	0	6	12	0.00	6.000					
50 Mike Timlin, R ERA: 2.95	2.2	W	8	1	0	0	0	0	0	0	0	0	0	15	22	0.00	0.375					
Alan Embree, L ERA: 4.5	1.0		5	2	2	1	0	0	0	0	0	0	0	9	14	9.00	2.000					
Keith Foulke, R ERA: 1.02	1.0		3	0	0	0	1	0	0	0	0	0	0	6	8	0.00	0.000					



AB	35
R	9
H	8
RBI	9
BB	5
SO	4
LOB	19

Batter	1	2	3	4	5	6	7	8	9	AB	R	H	RBI	BB	SO	LOB	TOP			
Mark Bellhorn, S OBP: 0.399, SLG: 0.433 (1, 4)	1-1 3B		0-3 K		0-1 G6-3		3-3 K	1-1 F8		5	0	1	0	0	2	2	Boston Red Sox @ San Francisco Giants SBC Park, San Francisco, CA Sat Jun 19 2004, 3:15 PM EDT Att. 42,499 - Overcast - 66 F livebaseballscorecards.com AB 36 R 4 H 10 RBI 3 BB 4 SO 10 LOB 18 			
20 Kevin Youkilis, R OBP: 0.376, SLG: 0.430 (1, 5)	2-2 G5-3		3-2 L7		4-1 BB		1-0 G3		3-3 K	4	0	0	0	1	1					
34 David Ortiz, L OBP: 0.350, SLG: 0.559 (1, 3)	1-2 G1-3			0-0 F7	1-2 L8			2-0 BB 1B	3-2 1B	5	1	2	0	0	0	2				
Manny Ramirez, R OBP: 0.437, SLG: 0.637 (1, 7)	2-3 K			2-2 L7	2-2 G6-3			3-2 BB 1B	1-3 K	5	1	1	0	0	2	2				
Kevin Millar, R OBP: 0.348, SLG: 0.407 (1, 9)		4-0 BB		1-1 1B 2B		1-3 K		2-3 K		3	1	1	0	1	2	2				
Jason Varitek, S OBP: 0.396, SLG: 0.459 (1, 2)		1-2 F9		3-2 2B 1B		3-1 F7		2-0 F7		4	0	1	0	0	0	3				
Gabe Kapler, R OBP: 0.307, SLG: 0.354 (1, 8)		2-1 F9		1-1 2B		2-1 2B		4-1 1B BB		3	1	2	1	1	0	1				
Pokey Reese, R OBP: 0.305, SLG: 0.368 (8, PH)		1-0 P4		3-H 4-0 IBB		0-3 K		3-1 E7 1B		2	0	0	0	1	1	2				
Trot Nixon, L OBP: 0.533, SLG: 1.091 (8, FR)								1-H 2-H 3-H 1B		1	0	1	2	0	0	0				
Cesar Crespo, S OBP: 0.167, SLG: 0.218 (8, 6)								1-3 1B		0	0	0	0	0	0	0				
Pedro Martinez, R (1, 1)			0-3 K	3-2 G6-3		1-3 K		3-2 1B		2	0	0	0	0	1	3				
18 Johnny Damon, L OBP: 0.369, SLG: 0.456 (7, PH)										1	0	0	0	0	1	0				
Scott Williamson, R (7, 1)										0	0	0	0	0	0	0				
Dave McCarty, R OBP: 0.330, SLG: 0.407 (8, PH)										1	0	1	0	0	0	0				
Alan Embree, L (8, 1)										0	0	0	0	0	0	0				
Inning Stats	R: 0 E: 0 K: 1 S: 12	H: 1 LOB: 1 BB: 0 P: 18	R: 0 E: 0 K: 0 S: 6	H: 0 LOB: 1 BB: 1 P: 14	R: 0 E: 0 K: 2 S: 10	H: 0 LOB: 0 BB: 0 P: 13	R: 1 E: 0 K: 0 S: 15	H: 3 LOB: 3 BB: 1 P: 29	R: 0 E: 0 K: 2 S: 10	H: 1 LOB: 1 BB: 0 P: 16	R: 0 E: 0 K: 2 S: 8	H: 0 LOB: 0 BB: 0 P: 13	R: 3 E: 1 K: 1 S: 16	H: 4 LOB: 2 BB: 1 P: 36	R: 0 E: 0 K: 2 S: 13	H: 1 LOB: 0 BB: 0 P: 20	1B: 7 2B: 2 3B: 1 HR: 0	SF: 0 SAC: 0 DP: 0 HBP: 0	WP: 0 PB: 0 SB: 0 CS: 0	PA: 40
PITCHER	IP WLS BF H R ER SO BB IBB HBP BLK WP HR S P ERA WHIP																ERA WHIP			
51 Noah Lowry, L ERA: 4.26	5.2	25	5	1	1	4	2	1	0	0	0	0	0	0	59	103	1.59	1.235		
Wayne Franklin, L ERA: 5.47	1.1	4	0	0	0	3	0	0	0	0	0	0	0	11	16	0.00	0.000			
Jim Brower, R ERA: 4.19	0.2	5	2	3	3	1	1	0	0	0	0	0	0	9	22	40.50	4.500			
Matt Herges, R ERA: 4.84	1.1	6	3	0	0	2	0	0	0	0	0	0	0	20	34	0.00	2.250			

Batter	1	2	3	4	5	6	7	8	9	AB	R	H	RBI	BB	SO	LOB	BOTTOM			
Ray Durham, S OBP: 0.344, SLG: 0.416 (1, 4)	3-2 HR	4-1 BB			1-0 G5-3		2-1 G4-3			3	1	1	1	1	0	0	Boston Red Sox @ San Francisco Giants SBC Park, San Francisco, CA Sat Jun 19 2004, 3:15 PM EDT Att. 42,499 - Overcast - 66 F livebaseballscorecards.com AB 31 R 6 H 8 RBI 6 BB 2 SO 7 LOB 8 			
Dustin Mohr, R OBP: 0.379, SLG: 0.347 (1, 9)	0-0 2B	1 SAFE 2-2 P2			0-1 CS		1-1 1B			3	1	2	0	0	0	1				
Marquee Grissom, R OBP: 0.340, SLG: 0.488 (1, 8)	1-2 1B	2-3 K			4-0 1-2 BB		1-3 K			3	1	1	1	1	2	2				
Barry Bonds, L OBP: 0.614, SLG: 0.793 (1, 7)	3-3 K		2-0 F8		1-0 P4			2-0 G6-3		4	0	0	0	0	1	2				
Pedro Feliz, R OBP: 0.306, SLG: 0.492 (1, 5)	0-1 2B		2-0 L8			2-2 K		1-2 L9		4	1	1	1	0	1	0				
A.J. Pierzynski, L OBP: 0.336, SLG: 0.414 (1, 2)	0-1 2B		1-0 G4-3			0-2 G6-3		0-1 HR		4	1	2	1	0	0	0				
Damon Minor, L OBP: 0.409, SLG: 0.288 (1, 3)	2-3 K		1-2 P4			3-2 HBP		1-1 HR		2	0	0	0	0	1	1				
Edgardo Alfonzo, R OBP: 0.342, SLG: 0.386 (8, PH)								1-H HR		1	1	1	2	0	0	0				
Nefli Perez, S OBP: 0.263, SLG: 0.294 (1, 6)	0-3 K		0-0 P3			0-2 F8		1-0 P3		4	0	0	0	0	1	2				
51 Noah Lowry, R (1, 1)		1-0 G6-3								2	0	0	0	0	1	0				
Wayne Franklin, L (6, 1)										0	0	0	0	0	0	0				
Deivi Cruz, R OBP: 0.330, SLG: 0.379 (7, PH)										1	0	0	0	0	0	0				
Jim Brower, R OBP: 0.867, SLG: 0.500 (8, 1)										0	0	0	0	0	0	0				
Matt Herges, L (8, 1)										0	0	0	0	0	0	0				
Inning Stats	R: 4 E: 0 K: 3 S: 23	H: 5 LOB: 1 BB: 0 P: 32	R: 0 E: 0 K: 1 S: 8	H: 0 LOB: 1 BB: 1 P: 17	R: 0 E: 0 K: 0 S: 3	H: 0 LOB: 0 BB: 0 P: 8	R: 0 E: 0 K: 1 S: 8	H: 0 LOB: 0 BB: 0 P: 9	R: 0 E: 0 K: 0 S: 4	H: 1 LOB: 1 BB: 1 P: 10	R: 0 E: 0 K: 1 S: 17	H: 0 LOB: 1 BB: 0 P: 22	R: 0 E: 0 K: 1 S: 8	H: 0 LOB: 0 BB: 0 P: 12	R: 2 E: 0 K: 0 S: 10	H: 2 LOB: 0 BB: 0 P: 15	1B: 4 2B: 2 3B: 0 HR: 2	SF: 0 SAC: 0 DP: 0 HBP: 2	WP: 0 PB: 0 SB: 0 CS: 1	PA: 35
PITCHER	IP WLS BF H R ER SO BB IBB HBP BLK WP HR S P ERA WHIP																ERA WHIP			
Pedro Martinez, R ERA: 3.91	6.0	26	6	4	4	6	2	0	1	0	0	0	0	63	98	6.00	1.333			
Scott Williamson, R ERA: 1.35	1.0	4	0	0	0	1	0	0	1	0	0	0	0	8	12	0.00	0.000			
Alan Embree, L ERA: 5.0	1.0	5	2	2	2	0	0	0	0	0	1	10	15	18.00	2.000					

Batter	1	2	3	4	5	6	7	8	9	AB	R	H	RBI	BB	SO	LOB	TOP		
18 Johnny Damon, L (1, 8) OBP: 0.384, SLG: 0.429	G5-3		F7			F7		F9		4	0	0	0	0	0	3			
Mark Bellhorn, S (1, 4) OBP: 0.393, SLG: 0.426	K			G1-3		FC3-6		L8		4	0	0	0	0	1	2			
34 David Ortiz, L (1, 3) OBP: 0.346, SLG: 0.551	F9			G3		G3-1		G3		4	0	0	0	0	0	2			
Nomar Garciaparra, R (1, 6)		K		F7				F9		4	0	0	0	0	1	0			
Trot Nixon, L (1, 9) OBP: 0.444, SLG: 0.857		K			G4-3			K		3	0	0	0	0	2	0			
Jason Varitek, S (1, 2) OBP: 0.395, SLG: 0.454					K			K		2	0	0	0	1	2	0			
Kevin Millar, R (1, 7) OBP: 0.348, SLG: 0.404										2	0	0	0	1	0	1			
20 Kevin Youkilis, R (1, 5) OBP: 0.377, SLG: 0.438										3	0	1	0	0	0	1			
Bronson Arroyo, R (1, 1)										2	0	0	0	0	2	1			
Alan Embree, L (7, 1)										0	0	0	0	0	0	0			
50 Mike Timlin, R (7, 1)										0	0	0	0	0	0	0			
Dave McCarty, R (8, PH) OBP: 0.326, SLG: 0.402										1	0	0	0	0	1	1			
Lenny DiNardo, L (8, 1)										0	0	0	0	0	0	0			
Inning Stats	R: 0 E: 0 K: 1 S: 10	H: 0 LOB: 0 BB: 0 P: 17	R: 0 E: 0 K: 2 S: 10	H: 0 LOB: 1 BB: 1 P: 16	R: 0 E: 0 K: 1 S: 7	H: 0 LOB: 0 BB: 0 P: 10	R: 0 E: 0 K: 0 S: 8	H: 0 LOB: 0 BB: 0 P: 12	R: 0 E: 0 K: 1 S: 15	H: 1 LOB: 2 BB: 0 P: 21	R: 0 E: 0 K: 2 S: 9	H: 0 LOB: 0 BB: 0 P: 13	R: 0 E: 0 K: 1 S: 9	H: 0 LOB: 1 BB: 1 P: 17	R: 0 E: 0 K: 0 S: 8	H: 0 LOB: 0 BB: 0 P: 14	1B: 0 2B: 1 3B: 0 HR: 0	SF: 0 SAC: 0 DP: 0 HBP: 0	WP: 0 PA: 31 PB: 1 SB: 0 CS: 0
PITCHER Jason Schmidt, R (1, 1) ERA: 2.26	IP: 9.0 WLS: W BF: 31 H: 1 R: 0 ER: 0 SO: 9 BB: 2 IBB: 0 HBP: 0 BLK: 0 WP: 0 HR: 0 S: 84 P: 133 ERA: 0.00 WHIP: 0.333																		

Boston Red Sox @ San Francisco Giants
 SBC Park, San Francisco, CA
 Sun Jun 20 2004, 4:05 PM EDT
 Att: 42,568 - Cloudy - 59 F

AB	29
R	0
H	1
RBI	0
BB	2
SO	9
LOB	11



Batter	1	2	3	4	5	6	7	8	9	AB	R	H	RBI	BB	SO	LOB	BOTTOM		
Ray Durham, S (1, 4) OBP: 0.338, SLG: 0.402	G6-3				P5					4	0	0	0	0	1	0			
Michael Tucker, L (1, 9) OBP: 0.378, SLG: 0.473										3	1	1	0	1	1	2			
Marquis Grissom, R (1, 8) OBP: 0.346, SLG: 0.494										3	1	2	0	1	1	0			
Barry Bonds, L (1, 7) OBP: 0.616, SLG: 0.789										2	1	1	0	2	0	2			
Edgardo Alfonzo, R (1, 5) OBP: 0.345, SLG: 0.397										3	1	1	4	1	2	3			
A.J. Pierzynski, L (1, 2) OBP: 0.330, SLG: 0.406										4	0	0	0	0	0	4			
Damon Minor, L (1, 3) OBP: 0.400, SLG: 0.286										4	0	1	0	0	1	0			
Nelfi Perez, S (1, 6) OBP: 0.259, SLG: 0.289										4	0	0	0	0	2	1			
Jason Schmidt, R (1, 1) OBP: 0.154, SLG: 0.240										3	0	0	0	0	2	1			
Inning Stats	R: 0 E: 0 K: 0 S: 13	H: 1 LOB: 3 BB: 2 P: 26	R: 0 E: 1 K: 1 S: 14	H: 0 LOB: 2 BB: 0 P: 21	R: 0 E: 0 K: 2 S: 9	H: 0 LOB: 1 BB: 1 P: 15	R: 0 E: 0 K: 1 S: 10	H: 0 LOB: 0 BB: 0 P: 14	R: 0 E: 0 K: 2 S: 11	H: 1 LOB: 2 BB: 1 P: 21	R: 0 E: 0 K: 1 S: 8	H: 1 LOB: 0 BB: 0 P: 9	R: 4 E: 0 K: 0 S: 15	H: 3 LOB: 0 BB: 1 P: 29	R: 0 E: 0 K: 3 S: 10	H: 0 LOB: 0 BB: 0 P: 17	1B: 3 2B: 2 3B: 0 HR: 1	SF: 0 SAC: 1 DP: 0 HBP: 1	WP: 1 PA: 37 PB: 0 SB: 0 CS: 0
PITCHER Bronson Arroyo, R (1, 1) ERA: 4.76	IP: 6.1 WLS: L BF: 30 H: 4 R: 2 ER: 2 SO: 7 BB: 4 IBB: 2 HBP: 0 BLK: 0 WP: 0 HR: 0 S: 73 P: 124 ERA: 2.84 WHIP: 1.263																		
Alan Embree, L (7, 1) ERA: 5.33	0.0	1	1	0	0	0	0	0	0	0	0	2	2						
50 Mike Timlin, R (7, 1) ERA: 3.13	0.2	3	1	2	2	0	0	0	0	1	5	9	27.00	1.500					
Lenny DiNardo, L (8, 1) ERA: 3.57	1.0	3	0	0	0	3	0	0	0	0	10	17	0.00	0.000					

Boston Red Sox @ San Francisco Giants
 SBC Park, San Francisco, CA
 Sun Jun 20 2004, 4:05 PM EDT
 Att: 42,568 - Cloudy - 59 F

AB	30
R	4
H	6
RBI	4
BB	5
SO	10
LOB	13



Batter	1	2	3	4	5	6	7	8	9	AB	R	H	RBI	BB	SO	LOB	TOP										
Cesar Izturis, S OBP: 0.339, SLG: 0.384 (1, 6)	F8		G6-3				G6-3		G3	5	0	1	0	0	0	1	Los Angeles Dodgers @ San Francisco Giants SBC Park, San Francisco, CA Mon Jun 21 2004, 10:15 PM EDT Att: 41,453 - Sunny - 60 F										
Jayson Werth, R OBP: 0.371, SLG: 0.625 Guillermo Mota, R (9, 1)			G5-3				FC6-4			5	0	3	1	0	0	2											
Milton Bradley, S OBP: 0.362, SLG: 0.412 (1, 8)	G6-3									4	0	2	1	1	0	2											
Shawn Green, L OBP: 0.340, SLG: 0.419 (1, 3)	G3-1		G3							5	0	0	0	0	3	6											
Paul Lo Duca, R OBP: 0.384, SLG: 0.460 (1, 2)		L9								3	0	1	0	1	0	0											
Adrián Beltré, R OBP: 0.339, SLG: 0.550 (1, 5)		G4-3 WP								4	0	1	0	0	0	2											
Juan Encarnacion, R OBP: 0.294, SLG: 0.441 (1, 9)		G4-3								3	0	0	0	1	1	2											
José Hernández, R OBP: 0.422, SLG: 0.506 Robin Ventura, L OBP: 0.279, SLG: 0.238 Alex Cora, L OBP: 0.377, SLG: 0.414 (9, PH) (9, 4)										1	0	0	0	2	0	1											
Odalis Pérez, L OBP: 0.067, SLG: 0.133 37 Darren Dreifort, R (8, 1)										1	0	0	0	0	0	0											
Jason Crabowski, L OBP: 0.313, SLG: 0.467 Dave Roberts, L OBP: 0.387, SLG: 0.439 (9, PH) (9, 7)										1	0	1	0	0	0	0											
Inning Stats	R: 0 E: 0 K: 0 S: 6	H: 1 LOB: 0 BB: 0 P: 10	R: 0 E: 0 K: 0 S: 10	H: 1 LOB: 2 BB: 1 P: 21	R: 0 E: 0 K: 0 S: 10	H: 1 LOB: 1 BB: 0 P: 12	R: 0 E: 0 K: 0 S: 7	H: 0 LOB: 0 BB: 0 P: 13	R: 1 E: 0 K: 1 S: 16	H: 2 LOB: 2 BB: 1 P: 31	R: 0 E: 0 K: 0 S: 7	H: 1 LOB: 1 BB: 1 P: 14	R: 0 E: 0 K: 0 S: 9	H: 1 LOB: 1 BB: 0 P: 17	R: 0 E: 0 K: 2 S: 12	H: 0 LOB: 1 BB: 1 P: 21	R: 1 E: 0 K: 1 S: 11	H: 2 LOB: 2 BB: 1 P: 21	1B: 8 2B: 1 3B: 0 HR: 0	SF: 0 SAC: 0 DP: 1 HBP: 0	WP: 2 PB: 0 SB: 0 CS: 0	PA: 40					
PITCHER	IP	WLS	BF	H	R	ER	SO	BB	IBB	HBP	BLK	WP	HR	S	P	ERA	WHIP										
Kirk Rueter, L ERA: 4.75	6.2		29	7	1	1	1	2	1	0	0	1	0	64	115	1.35	1.350										
Jim Brower, R ERA: 4.15	0.1	H	1	0	0	0	0	0	0	0	0	0	0	1	3	0.00	0.000										
Scott Eyre, L ERA: 3.38	0.1	H	1	0	0	0	1	0	0	0	0	0	0	3	4	0.00	0.000										
Felix Rodriguez, R ERA: 3.27	0.1	H	2	0	0	0	0	1	0	0	0	0	0	6	13	0.00	3.000										
Matt Herges, R ERA: 4.91	1.1	W	7	2	1	1	2	1	0	0	0	1	0	14	25	6.75	2.250										

Batter	1	2	3	4	5	6	7	8	9	AB	R	H	RBI	BB	SO	LOB	BOTTOM										
Ray Durham, S OBP: 0.341, SLG: 0.405 (1, 4)	F9									4	1	1	0	1	0	0	Los Angeles Dodgers @ San Francisco Giants SBC Park, San Francisco, CA Mon Jun 21 2004, 10:15 PM EDT Att: 41,453 - Sunny - 60 F										
Deivi Cruz, R OBP: 0.340, SLG: 0.389 Cody Ransom, R OBP: 0.313, SLG: 0.321 (9, PH) (9, 6)										3	0	2	0	0	0	0											
Marquis Grissom, R OBP: 0.341, SLG: 0.486 (1, 8)										4	0	0	1	0	1	2											
Barry Bonds, L OBP: 0.614, SLG: 0.787 Michael Tucker, L OBP: 0.376, SLG: 0.473 (9, PH) (9, 9)										3	1	1	0	1	0	0											
Edgardo Alfonzo, R OBP: 0.343, SLG: 0.395 (1, 5)										4	0	1	1	0	1	2											
Pedro Feliz, R OBP: 0.301, SLG: 0.484 (1, 3)										4	0	0	0	0	1	1											
A.J. Pierzynski, L OBP: 0.333, SLG: 0.413 (1, 2)										4	0	2	0	0	0	0											
Dustan Mohr, R OBP: 0.383, SLG: 0.347 (9, PH) (9, 7)										3	1	1	0	1	0	2											
Kirk Rueter, L OBP: 0.179, SLG: 0.222 Jim Brower, R OBP: 0.267, SLG: 0.300 Neil Pierozzi, S OBP: 0.226, SLG: 0.288 Scott Eyre, L (8, 1) Felix Rodriguez, R (8, 1) Matt Herges, L (8, 1) Damon Minor, L OBP: 0.268, SLG: 0.286 (9, PH)										2	0	0	0	0	1	2											
Inning Stats	R: 0 E: 0 K: 1 S: 11	H: 0 LOB: 0 BB: 0 P: 14	R: 0 E: 0 K: 0 S: 6	H: 0 LOB: 0 BB: 0 P: 11	R: 0 E: 0 K: 0 S: 5	H: 1 LOB: 0 BB: 0 P: 8	R: 1 E: 0 K: 0 S: 14	H: 3 LOB: 2 BB: 0 P: 19	R: 1 E: 0 K: 0 S: 8	H: 1 LOB: 0 BB: 0 P: 12	R: 0 E: 0 K: 1 S: 11	H: 1 LOB: 2 BB: 1 P: 17	R: 0 E: 0 K: 1 S: 7	H: 1 LOB: 1 BB: 1 P: 14	R: 1 E: 0 K: 0 S: 11	H: 2 LOB: 3 BB: 2 P: 23		1B: 6 2B: 3 3B: 0 HR: 0	SF: 0 SAC: 1 DP: 1 HBP: 0	WP: 0 PB: 0 SB: 1 CS: 0	PA: 38						
PITCHER	IP	WLS	BF	H	R	ER	SO	BB	IBB	HBP	BLK	WP	HR	S	P	ERA	WHIP										
Odalis Pérez, L ERA: 2.84	7.2		31	7	2	2	3	0	2	0	0	0	0	66	100	2.35	0.913										
37 Darren Dreifort, R ERA: 4.55	0.1		1	0	0	0	1	0	0	0	0	0	0	3	5	0.00	0.000										
Guillermo Mota, R ERA: 1.83	0.2	L	6	2	1	1	0	2	0	0	0	0	0	11	23	13.50	6.000										

Batter	1	2	3	4	5	6	7	8	9	AB	R	H	RBI	BB	SO	LOB	TOP
Dave Roberts, L (1, 7) OBP: 0.397, SLG: 0.434	G4-3			G6-3		1B	1B		F7	4	2	1	0	0	0	0	Los Angeles Dodgers @ San Francisco Giants SBC Park, San Francisco, CA Tue Jun 22 2004, 10:15 PM EDT Att: 41,703 - Sunny - 60 F
Cesar Izturis, S (1, 6) OBP: 0.340, SLG: 0.384	K			K		BB	1B		L7	5	1	2	0	0	2	0	
Milton Bradley, S (1, 8) OBP: 0.367, SLG: 0.421	K			2B		BB	1B			4	0	3	2	0	1	0	
Shawn Green, L (1, 3) OBP: 0.339, SLG: 0.414		G3		G3		BB				3	0	0	0	1	1	3	
Paul Lo Duca, R (1, 2) OBP: 0.378, SLG: 0.453		G5-3			G3-1	F6			L9	4	0	0	0	0	0	5	
Adrián Beltré, R (1, 5) OBP: 0.338, SLG: 0.545		K			HR	SF9			G5-3	2	1	0	1	1	1	0	
Juan Encarnacion, R (1, 9) OBP: 0.297, SLG: 0.452				P6	HR				P3	3	1	1	2	1	0	0	
Alex Cora, L (1, 4) Wilson Alvarez, L (6, 1) 37 Darren Dreifort, R (7, 1) Jason Grabowski, L (8, PH) Tom Martin, L (8, 1) Duane Sanchez, R (8, 1)				G3	HR	G3-1			L9	2	0	0	0	0	1	0	
Kaz Ishii, L (1, 1) OBP: 0.120, SLG: 0.083				F8	B2-6-3				F8	2	0	0	0	0	0	1	
José Hernández, R (6, 4) OBP: 0.413, SLG: 0.494				F8	B2-6-3		K		F8	2	0	0	0	0	1	0	
Inning Stats	R: 0 H: 0 E: 0 K: 2 S: 9	H: 0 LOB: 0 BB: 0 P: 15	R: 0 H: 0 E: 0 K: 1 S: 8	H: 0 LOB: 0 BB: 0 P: 15	R: 0 H: 0 E: 0 K: 1 S: 5	H: 1 LOB: 1 BB: 0 P: 7	R: 0 H: 1 E: 0 K: 1 S: 10	H: 3 LOB: 3 BB: 2 P: 13	R: 2 H: 3 E: 0 K: 0 S: 14	H: 2 LOB: 2 BB: 0 P: 24	R: 0 H: 0 E: 0 K: 0 S: 9	H: 0 LOB: 0 BB: 0 P: 13	R: 0 H: 0 E: 0 K: 0 S: 7	H: 0 LOB: 0 BB: 0 P: 11	1B: 5 2B: 1 3B: 0 HR: 1	SF: 1 SAC: 0 DP: 1 HBP: 1	WP: 0 PA: 38 PB: 0 SB: 0 CS: 0
PITCHER	IP WLS BF H R ER SO BB IBB HBP BLK WP HR S P ERA WHIP																
Dustin Hermanson, R (1, 1) ERA: 4.68	5.0	20	4	4	4	4	2	0	0	0	0	0	1	42	71	7.20	1.200
Tyler Walker, R (6, 1) ERA: 4.23	1.0	6	1	0	0	0	2	0	0	0	0	0	0	10	25	0.00	3.000
Jim Brower, R (7, 1) ERA: 4.17	2.0	9	2	1	1	2	0	0	1	0	0	0	0	26	37	4.50	1.000
Scott Eyre, L (9, 1) ERA: 3.2	1.0	3	0	0	0	0	0	0	0	0	0	0	0	7	11	0.00	0.000

Batter	1	2	3	4	5	6	7	8	9	AB	R	H	RBI	BB	SO	LOB	BOTTOM		
Ray Durham, S (1, 4) OBP: 0.350, SLG: 0.429	1B	G1-3			1B	L7				5	3	3	0	0	0	2	Los Angeles Dodgers @ San Francisco Giants SBC Park, San Francisco, CA Tue Jun 22 2004, 10:15 PM EDT Att: 41,703 - Sunny - 60 F		
Michael Tucker, L (1, 9) OBP: 0.394, SLG: 0.478	3B		G3		G3				SH2-3	4	1	3	1	0	0	0			
Marque Grissom, R (1, 8) OBP: 0.338, SLG: 0.480	1B		G5-3		G4-3	G3			SH2-3	5	2	1	1	0	0	4			
Barry Bonds, L (1, 7) OBP: 0.614, SLG: 0.784		G6-4-3		G5-3	G4-3	G3			P3	3	2	1	0	2	0	2			
Scott Eyre, L (9, 1)			G4-3		G3					0	0	0	0	0	0	0			
Edgardo Alfonzo, R (1, 5) OBP: 0.344, SLG: 0.399	BB			G4-3	G3				IBB	5	1	2	6	0	0	2			
Deivi Cruz, R (1, 6) OBP: 0.371, SLG: 0.453				F9	G4-3				E9	5	1	5	2	0	0	0			
Cody Ransom, R (9, 6) OBP: 0.313, SLG: 0.321		SH2-4		2B	2B				2B	0	0	0	0	0	0	0			
Pedro Feliz, R (1, 3) OBP: 0.300, SLG: 0.484				2B	P3				2B	4	0	1	1	0	0	3			
Yorvit Torrealba, R (1, 2) OBP: 0.321, SLG: 0.425				2B	P3				G6-3	3	0	0	0	1	2	2			
Dustin Hermanson, R (1, 1) ERA: 3.78 Tyler Walker, R (6, 1) Neifi Perez, S (6, PH) Jim Brower, R (7, 1) Dustan Mohr, R (8, PH)				2B	P3				G6-3	1	0	0	0	0	1	1			
Inning Stats	R: 1 H: 2 E: 0 K: 0 S: 12	H: 2 LOB: 1 BB: 1 P: 22	R: 0 H: 1 E: 0 K: 0 S: 11	H: 1 LOB: 2 BB: 1 P: 18	R: 0 H: 0 E: 0 K: 0 S: 6	H: 0 LOB: 0 BB: 0 P: 11	R: 1 H: 2 E: 0 K: 1 S: 11	H: 2 LOB: 1 BB: 0 P: 16	R: 3 H: 4 E: 0 K: 0 S: 16	H: 4 LOB: 1 BB: 0 P: 24	R: 0 H: 0 E: 0 K: 2 S: 10	H: 0 LOB: 0 BB: 0 P: 14	R: 3 H: 4 E: 1 K: 1 S: 23	H: 4 LOB: 1 BB: 0 P: 28	R: 3 H: 3 E: 0 K: 0 S: 14	H: 3 LOB: 2 BB: 2 P: 24	1B: 9 2B: 6 3B: 1 HR: 0	SF: 0 SAC: 2 DP: 1 HBP: 0	WP: 0 PA: 42 PB: 0 SB: 0 CS: 0
PITCHER	IP WLS BF H R ER SO BB IBB HBP BLK WP HR S P ERA WHIP																		
Kaz Ishii, L (1, 1) ERA: 3.78	5.0	25	9	5	5	1	2	0	0	0	0	0	0	22	26	13.50	1.500		
Wilson Alvarez, L (6, 1) ERA: 3.25	1.1	6	2	2	2	2	0	0	0	0	0	0	0	11	16	13.50	3.000		
37 Darren Dreifort, R (7, 1) ERA: 4.75	0.2	4	2	1	1	1	0	0	0	0	0	0	0	10	19	40.50	3.000		
Tom Martin, L (8, 1) ERA: 4.96	0.2	5	1	3	3	0	1	1	0	0	0	0	0	4	5	0.00	6.000		
Duane Sanchez, R (8, 1) ERA: 2.53	0.1	2	2	0	0	0	0	0	0	0	0	0	0	4	5	0.00	6.000		

Batter	1	2	3	4	5	6	7	8	9	AB	R	H	RBI	BB	SO	LOB	TOP			
Dave Roberts, L (1, 8) OBP: 0.390, SLG: 0.449										4	1	2	0	0	0	0	Los Angeles Dodgers @ San Francisco Giants SBC Park, San Francisco, CA Wed Jun 23 2004, 10:15 PM EDT Att: 42,340 - Sunny - 60 F			
Cesar Izturis, S (1, 6) OBP: 0.342, SLG: 0.384										3	1	1	1	1	0	2				
Paul Lo Duca, R (1, 2) OBP: 0.372, SLG: 0.445										4	0	0	0	0	0	4				
Adrian Beltré, R (1, 5) OBP: 0.347, SLG: 0.552										4	0	4	1	0	0	0				
Robin Ventura, L (1, 3) OBP: 0.268, SLG: 0.227										3	0	0	0	0	0	3				
José Hernández, R (8, PH) OBP: 0.410, SLG: 0.489										1	0	0	0	0	1	1				
Juan Encarnación, R (1, 9) OBP: 0.293, SLG: 0.444										4	0	0	0	0	1	2				
Jason Grabowski, L (1, 7) OBP: 0.298, SLG: 0.443										4	0	0	0	0	1	2				
Alex Cora, L (1, 4) OBP: 0.381, SLG: 0.406										1	0	0	0	2	0	0				
Shawn Green, L (9, PH) OBP: 0.341, SLG: 0.417										1	0	1	0	0	0	0				
Jeff Weaver, R (1, 1) OBP: 0.226, SLG: 0.290										1	0	0	0	0	0	1				
Olmedo Saenz, R (7, PH) OBP: 0.327, SLG: 0.500										1	0	0	0	0	0	0				
Guillermo Mota, R (7, 1) OBP: 0.361, SLG: 0.606										0	0	0	0	0	0	0				
Jayson Werth, R (9, PH) OBP: 0.361, SLG: 0.606										1	0	0	0	0	0	1				
Inning Stats	R: 2 E: 0 K: 0 S: 13	H: 3 LOB: 0 BB: 0 P: 21	R: 0 E: 0 K: 1 S: 10	H: 0 LOB: 1 BB: 1 P: 19	R: 0 E: 0 K: 0 S: 7	H: 0 LOB: 0 BB: 0 P: 10	R: 0 E: 0 K: 0 S: 16	H: 1 LOB: 1 BB: 0 P: 22	R: 0 E: 0 K: 1 S: 7	H: 1 LOB: 1 BB: 0 P: 11	R: 0 E: 0 K: 0 S: 6	H: 0 LOB: 0 BB: 0 P: 9	R: 0 E: 0 K: 1 S: 13	H: 1 LOB: 1 BB: 1 P: 23	R: 0 E: 0 K: 0 S: 8	H: 1 LOB: 1 BB: 0 P: 9	1B: 7 2B: 1 3B: 1 HR: 0	SF: 0 SAC: 1 DP: 2 HBP: 0	WP: 0 PB: 0 SB: 1 CS: 0	PA: 36
PITCHER	IP	WLS	BF	H	R	ER	SO	BB	IBB	HBP	BLK	WP	HR	S	P	ERA	WHIP			
Jerome Williams, R (1, 1) ERA: 4.48	6.0	W	25	6	2	2	2	2	0	0	0	0	0	64	102	3.00	1.333			
Wayne Franklin, L (7, 1) ERA: 5.25	1.0	H	3	0	0	0	0	0	0	0	0	0	0	6	9	0.00	0.000			
Felix Rodriguez, R (8, 1) ERA: 3.21	0.2	H	3	1	0	0	0	1	0	0	0	0	0	10	18	0.00	3.000			
Scott Eyre, L (8, 1) ERA: 3.15	0.1	H	1	0	0	0	1	0	0	0	0	0	0	3	5	0.00	0.000			
Matt Herges, R (9, 1) ERA: 4.78	1.0	S	4	1	0	0	0	0	0	0	0	0	0	8	9	0.00	1.000			

Batter	1	2	3	4	5	6	7	8	9	AB	R	H	RBI	BB	SO	LOB	BOTTOM			
Ray Durham, S (1, 4) OBP: 0.354, SLG: 0.446										4	0	2	3	0	0	1	Los Angeles Dodgers @ San Francisco Giants SBC Park, San Francisco, CA Wed Jun 23 2004, 10:15 PM EDT Att: 42,340 - Sunny - 60 F			
Michael Tucker, L (1, 9) OBP: 0.378, SLG: 0.469										4	0	0	0	0	1	3				
Felix Rodriguez, R (8, 1) ERA: 3.21										0	0	0	0	0	0	0				
Scott Eyre, L (8, 1) ERA: 3.15										0	0	0	0	0	0	0				
Cody Ransom, R (9, 6) OBP: 0.313, SLG: 0.321										0	0	0	0	0	0	0				
Marque Grissom, R (1, 8) OBP: 0.333, SLG: 0.473										4	0	0	0	0	2	3				
Barry Bonds, L (1, 7) OBP: 0.612, SLG: 0.774										2	0	0	0	2	1	0				
Edgardo Alfonzo, R (1, 5) OBP: 0.343, SLG: 0.397										4	0	1	0	0	0	2				
A.J. Pierzynski, L (1, 2) OBP: 0.342, SLG: 0.418										2	1	2	0	0	0	0				
Damon Minor, L (1, 3) OBP: 0.405, SLG: 0.276										2	1	0	0	1	0	2				
Wayne Franklin, L (7, 1) OBP: 1.000, SLG: 1.000										0	0	0	0	0	0	0				
Dustan Mohr, R (8, 9) OBP: 0.392, SLG: 0.347										0	0	0	0	1	0	0				
Deivi Cruz, R (1, 6) OBP: 0.367, SLG: 0.444										4	1	1	0	0	0	4				
Matt Herges, L (9, 1) ERA: 4.78										0	0	0	0	0	0	0				
Jerome Williams, R (1, 1) OBP: 0.120, SLG: 0.120										2	0	0	0	0	1	3				
Pedro Feliz, R (7, 3) OBP: 0.303, SLG: 0.486										1	0	1	0	0	0	0				
Inning Stats	R: 0 E: 0 K: 1 S: 11	H: 1 LOB: 2 BB: 1 P: 19	R: 3 E: 0 K: 2 S: 17	H: 2 LOB: 1 BB: 1 P: 31	R: 0 E: 0 K: 1 S: 9	H: 1 LOB: 1 BB: 0 P: 13	R: 0 E: 0 K: 0 S: 7	H: 0 LOB: 0 BB: 0 P: 9	R: 0 E: 0 K: 0 S: 4	H: 0 LOB: 0 BB: 0 P: 6	R: 0 E: 0 K: 0 S: 10	H: 1 LOB: 1 BB: 0 P: 12	R: 0 E: 0 K: 1 S: 10	H: 1 LOB: 1 BB: 0 P: 18	R: 0 E: 0 K: 0 S: 7	H: 1 LOB: 2 BB: 2 P: 16	1B: 6 2B: 0 3B: 1 HR: 0	SF: 0 SAC: 1 DP: 1 HBP: 1	WP: 0 PB: 0 SB: 2 CS: 0	PA: 35
PITCHER	IP	WLS	BF	H	R	ER	SO	BB	IBB	HBP	BLK	WP	HR	S	P	ERA	WHIP			
Jeff Weaver, R (1, 1) ERA: 4.53	6.0	L	26	5	3	3	4	1	1	1	0	0	0	58	90	4.50	1.000			
Guillermo Mota, R (7, 1) ERA: 1.74	2.0		9	2	0	0	1	1	1	0	0	0	0	17	34	0.00	1.500			

Batter	1	2	3	4	5	6	7	8	9	AB	R	H	RBI	BB	SO	LOB	TOP				
Dave Roberts, L (1, 8) OBP: 0.379, SLG: 0.434	F9		L9		G3		G4-3		K	5	0	0	0	0	1	0	Los Angeles Dodgers @ San Francisco Giants SBC Park, San Francisco, CA Thu Jun 24 2004, 7:05 PM EDT Att: 42,621 - Sunny - 65 F				
Cesar Izturis, S (1, 6) OBP: 0.343, SLG: 0.384	P4		G4-3		K		1B		G3-1 1B	5	0	2	0	0	1	0					
Shawn Green, L (1, 3) OBP: 0.336, SLG: 0.409	F8		G6-3		G3		G4-3		G3-1	5	0	0	0	0	0	2					
Adrián Beltré, R (1, 5) OBP: 0.352, SLG: 0.557		WP 2B		FC5-4 1B		G5-3		1B BB G3 1B	K	5	1	3	0	0	1	1					
Paul Lo Duca, R (1, 2) OBP: 0.370, SLG: 0.440		G5-3		FC5-4 1B WP S		F9		G3 1B BB		3	1	0	0	1	0	2					
David Ross, R (8, 2) OBP: 0.206, SLG: 0.288				1-2 S				1-2 BB		0	0	0	0	0	0	0					
Juan Encarnación, R (1, 9) OBP: 0.299, SLG: 0.447		BB BB		1 SAFE S 1B		E6 FC6-4		1-1 G3 1-2 2-3 1B		3	0	2	0	1	0	0					
Jayson Werth, R (1, 7) OBP: 0.325, SLG: 0.541		P6		3-3 K 1-2 3-H 4-0		FC6-4 1-2		1-3 K		4	0	0	0	0	2	7					
Alex Cora, L (1, 4) OBP: 0.389, SLG: 0.425							2-2 HR	2-1 G3 1-2 2-3 3-H		2	1	1	2	2	0	2					
Hideo Nomo, R (1, 1) OBP: 0.186, SLG: 0.316							1-0 G6-3	1-3 K		2	0	0	0	0	0	1					
Inning Stats	R: 0 E: 0 K: 0 S: 8	H: 0 LOB: 0 BB: 0 P: 10	R: 0 E: 0 K: 1 S: 15	H: 1 LOB: 3 BB: 2 P: 27	R: 0 E: 0 K: 0 S: 6	H: 0 LOB: 0 BB: 0 P: 10	R: 1 E: 0 K: 1 S: 13	H: 2 LOB: 2 BB: 1 P: 27	R: 0 E: 0 K: 0 S: 9	H: 0 LOB: 0 BB: 0 P: 13	R: 1 E: 0 K: 0 S: 11	H: 2 LOB: 1 BB: 0 P: 16	R: 1 E: 0 K: 2 S: 12	H: 2 LOB: 2 BB: 1 P: 22	R: 0 E: 0 K: 2 S: 8	H: 1 LOB: 1 BB: 0 P: 13	1B: 6 2B: 1 3B: 0 HR: 1	SF: 0 SAC: 0 DP: 0 HBP: 0	WP: 2 PB: 0 SB: 2 CS: 0	PA: 40	
PITCHER	IP WLS BF H R ER SO BB IBB HBP BLK WP HR S P ERA WHIP	IP WLS BF H R ER SO BB IBB HBP BLK WP HR S P ERA WHIP	IP WLS BF H R ER SO BB IBB HBP BLK WP HR S P ERA WHIP	IP WLS BF H R ER SO BB IBB HBP BLK WP HR S P ERA WHIP	IP WLS BF H R ER SO BB IBB HBP BLK WP HR S P ERA WHIP	IP WLS BF H R ER SO BB IBB HBP BLK WP HR S P ERA WHIP	IP WLS BF H R ER SO BB IBB HBP BLK WP HR S P ERA WHIP	IP WLS BF H R ER SO BB IBB HBP BLK WP HR S P ERA WHIP	IP WLS BF H R ER SO BB IBB HBP BLK WP HR S P ERA WHIP	IP WLS BF H R ER SO BB IBB HBP BLK WP HR S P ERA WHIP	IP WLS BF H R ER SO BB IBB HBP BLK WP HR S P ERA WHIP	IP WLS BF H R ER SO BB IBB HBP BLK WP HR S P ERA WHIP	IP WLS BF H R ER SO BB IBB HBP BLK WP HR S P ERA WHIP	IP WLS BF H R ER SO BB IBB HBP BLK WP HR S P ERA WHIP	IP WLS BF H R ER SO BB IBB HBP BLK WP HR S P ERA WHIP	IP WLS BF H R ER SO BB IBB HBP BLK WP HR S P ERA WHIP	IP WLS BF H R ER SO BB IBB HBP BLK WP HR S P ERA WHIP	IP WLS BF H R ER SO BB IBB HBP BLK WP HR S P ERA WHIP	IP WLS BF H R ER SO BB IBB HBP BLK WP HR S P ERA WHIP	IP WLS BF H R ER SO BB IBB HBP BLK WP HR S P ERA WHIP	IP WLS BF H R ER SO BB IBB HBP BLK WP HR S P ERA WHIP

AB	36
R	3
H	8
RBI	2
BB	4
SO	7
LOB	21



Batter	1	2	3	4	5	6	7	8	9	AB	R	H	RBI	BB	SO	LOB	BOTTOM				
Ray Durham, S (1, 4) OBP: 0.362, SLG: 0.448	F7		B1-3	CS		PO 1B		HR 1B		4	1	2	2	1	0	0	Los Angeles Dodgers @ San Francisco Giants SBC Park, San Francisco, CA Thu Jun 24 2004, 7:05 PM EDT Att: 42,621 - Sunny - 65 F				
Michael Tucker, L (1, 9) OBP: 0.371, SLG: 0.458	F7		L9		K		F8		K	4	0	0	0	0	1	2					
Damon Minor, L (8, PH) OBP: 0.405, SLG: 0.276										1	0	0	0	0	1	1					
Marquis Grissom, R (1, 8) OBP: 0.331, SLG: 0.479	F8		F8		F9		HR		F9	5	1	1	2	0	0	2					
Barry Bonds, L (1, 7) OBP: 0.615, SLG: 0.771		BB 1B BB		4-0 2B 1B BB		1-2 1B		K		2	1	1	0	2	1	0					
Wayne Franklin, L (7, 1) OBP: 1.000, SLG: 1.000										0	0	0	0	0	0	0					
Jim Brower, R (8, 1) OBP: 0.667, SLG: 0.500										0	0	0	0	0	0	0					
Edgardo Alfonzo, R (1, 5) OBP: 0.349, SLG: 0.402		BB 1B		1-0 2B 1B 1B		PO		K		4	2	3	0	0	1	0					
Pedro Feliz, R (1, 3) OBP: 0.298, SLG: 0.478	P6		F8		F8		G5-3		F9	4	0	0	0	0	0	5					
A.J. Pierzynski, L (1, 2) OBP: 0.349, SLG: 0.434	P5									4	2	3	2	0	0	2					
Deivi Cruz, R (1, 6) OBP: 0.372, SLG: 0.441		BB BB		4-1 CS 1B		FC5 2B 1B		FC4-6 1B		3	1	1	2	1	0	2					
Brett Tomko, R (1, 1) OBP: 0.148, SLG: 0.115										2	0	0	0	0	2	4					
Dustan Mohr, R (6, PH) OBP: 0.394, SLG: 0.359	K									2	1	1	1	0	1	0					
Inning Stats	R: 0 E: 0 K: 0 S: 5	H: 0 LOB: 0 BB: 0 P: 7	R: 0 E: 0 K: 1 S: 14	H: 1 LOB: 3 BB: 2 P: 24	R: 0 E: 0 K: 0 S: 5	H: 0 LOB: 0 BB: 0 P: 7	R: 3 E: 0 K: 1 S: 11	H: 3 LOB: 0 BB: 1 P: 23	R: 0 E: 0 K: 1 S: 14	H: 2 LOB: 1 BB: 0 P: 21	R: 6 E: 0 K: 1 S: 23	H: 5 LOB: 0 BB: 0 P: 36	R: 0 E: 0 K: 1 S: 11	H: 1 LOB: 1 BB: 0 P: 16	R: 0 E: 0 K: 2 S: 16	H: 0 LOB: 1 BB: 1 P: 24	1B: 8 2B: 3 3B: 0 HR: 1	SF: 0 SAC: 0 DP: 0 HBP: 0	WP: 0 PB: 0 SB: 1 CS: 1	PA: 41	
PITCHER	IP WLS BF H R ER SO BB IBB HBP BLK WP HR S P ERA WHIP	IP WLS BF H R ER SO BB IBB HBP BLK WP HR S P ERA WHIP	IP WLS BF H R ER SO BB IBB HBP BLK WP HR S P ERA WHIP	IP WLS BF H R ER SO BB IBB HBP BLK WP HR S P ERA WHIP	IP WLS BF H R ER SO BB IBB HBP BLK WP HR S P ERA WHIP	IP WLS BF H R ER SO BB IBB HBP BLK WP HR S P ERA WHIP	IP WLS BF H R ER SO BB IBB HBP BLK WP HR S P ERA WHIP	IP WLS BF H R ER SO BB IBB HBP BLK WP HR S P ERA WHIP	IP WLS BF H R ER SO BB IBB HBP BLK WP HR S P ERA WHIP	IP WLS BF H R ER SO BB IBB HBP BLK WP HR S P ERA WHIP	IP WLS BF H R ER SO BB IBB HBP BLK WP HR S P ERA WHIP	IP WLS BF H R ER SO BB IBB HBP BLK WP HR S P ERA WHIP	IP WLS BF H R ER SO BB IBB HBP BLK WP HR S P ERA WHIP	IP WLS BF H R ER SO BB IBB HBP BLK WP HR S P ERA WHIP	IP WLS BF H R ER SO BB IBB HBP BLK WP HR S P ERA WHIP	IP WLS BF H R ER SO BB IBB HBP BLK WP HR S P ERA WHIP	IP WLS BF H R ER SO BB IBB HBP BLK WP HR S P ERA WHIP	IP WLS BF H R ER SO BB IBB HBP BLK WP HR S P ERA WHIP	IP WLS BF H R ER SO BB IBB HBP BLK WP HR S P ERA WHIP	IP WLS BF H R ER SO BB IBB HBP BLK WP HR S P ERA WHIP	IP WLS BF H R ER SO BB IBB HBP BLK WP HR S P ERA WHIP



Batter	1	2	3	4	5	6	7	8	9	AB	R	H	RBI	BB	SO	LOB	TOP					
Ray Durham, S OBP: 0.369, SLG: 0.460 (1, 4)										5	1	3	0	0	0	0						
Michael Tucker, L OBP: 0.367, SLG: 0.452 (1, 9)										3	0	0	1	1	1	2						
Marquis Grissom, R OBP: 0.329, SLG: 0.474 (1, 8)										5	1	1	0	0	1	3						
Barry Bonds, L OBP: 0.613, SLG: 0.761 (1, 10)										2	1	0	0	2	0	2						
Edgardo Alfonzo, R OBP: 0.344, SLG: 0.398 (1, 5)										3	0	0	1	0	0	4						
Deivi Cruz, R OBP: 0.366, SLG: 0.462 (1, 6)										4	1	1	3	0	0	0						
Pedro Feliz, R OBP: 0.301, SLG: 0.490 (1, 3)										4	1	2	1	0	1	1						
A.J. Pierzynski, L OBP: 0.343, SLG: 0.426 (1, 2)										4	0	0	0	0	0	2						
Dustan Mohr, R OBP: 0.390, SLG: 0.355 (1, 7)										4	1	1	0	0	1	1						
Inning Stats	R: 5 E: 1 K: 1 S: 21	H: 3 LOB: 0 BB: 1 P: 31	R: 0 E: 0 K: 0 S: 6	H: 0 LOB: 0 BB: 0 P: 7	R: 0 E: 0 K: 0 S: 4	H: 0 LOB: 0 BB: 0 P: 6	R: 0 E: 0 K: 0 S: 6	H: 1 LOB: 0 BB: 0 P: 6	R: 1 E: 0 K: 0 S: 11	H: 2 LOB: 2 BB: 1 P: 18	R: 0 E: 1 K: 1 S: 12	H: 0 LOB: 1 BB: 0 P: 20	R: 0 E: 0 K: 0 S: 11	H: 1 LOB: 2 BB: 1 P: 21	R: 0 E: 0 K: 1 S: 12	H: 0 LOB: 0 BB: 0 P: 15	R: 0 E: 0 K: 1 S: 11	H: 1 LOB: 1 BB: 0 P: 16	1B: 5 2B: 1 3B: 0 HR: 2	SF: 2 SAC: 0 DP: 1 HBP: 0	WP: 0 PB: 0 SB: 0 CS: 0	PA: 39
PITCHER	IP WLS BF H R ER SO BB IBB HBP BLK WP HR S P ERA WHIP																					
Barry Zito, L ERA: 4.35	7.0 L 32 7 6 1 2 3 0 0 0 0 0 2 71 109 1.29 1.429																					
58 Justin Duchschere, R ERA: 3.07	1.0 3 0 0 0 1 0 0 0 0 0 0 0 12 15 0.00 0.000																					
Justin Lehr, R ERA:	1.0 4 1 0 0 1 0 0 0 0 0 0 0 11 16 0.00 1.000																					

San Francisco Giants @ Oakland Athletics
 Network Associates Coliseum, Oakland, CA
 Fri Jun 25 2004, 10:05 PM EDT
 Att: 48,189 - Sunny - 74 F

AB	34
R	6
H	8
RBI	6
BB	3
SO	4
LOB	15



Batter	1	2	3	4	5	6	7	8	9	AB	R	H	RBI	BB	SO	LOB	BOTTOM					
Eric Byrnes, R OBP: 0.351, SLG: 0.462 (1, 7)										4	0	0	0	0	2	2						
Mark McLemore, S OBP: 0.390, SLG: 0.313 (1, 5)										2	0	0	0	2	1	0						
21 Mark Kotsay, L OBP: 0.353, SLG: 0.396 (1, 8)										3	1	1	0	1	0	3						
Jermaine Dye, R OBP: 0.344, SLG: 0.509 (1, 9)										4	0	0	0	0	0	2						
Scott Hatteberg, L OBP: 0.390, SLG: 0.509 (1, 3)										4	2	2	2	0	0	0						
Erubiel Durazo, L OBP: 0.383, SLG: 0.519 (1, 10)										4	0	1	0	0	0	1						
7 Bobby Crosby, R OBP: 0.326, SLG: 0.464 (1, 6)										4	1	2	2	0	0	0						
Damian Miller, R OBP: 0.335, SLG: 0.435 (1, 2)											4	0	2	0	0	1	2					
Marco Scutaro, R OBP: 0.304, SLG: 0.376 (1, 4)										3	0	0	0	0	0	2						
Inning Stats	R: 0 E: 0 K: 0 S: 9	H: 0 LOB: 0 BB: 1 P: 15	R: 0 E: 0 K: 0 S: 6	H: 0 LOB: 0 BB: 0 P: 8	R: 0 E: 0 K: 0 S: 12	H: 1 LOB: 1 BB: 0 P: 16	R: 0 E: 0 K: 1 S: 6	H: 1 LOB: 0 BB: 0 P: 8	R: 0 E: 0 K: 0 S: 7	H: 0 LOB: 0 BB: 0 P: 10	R: 0 E: 0 K: 1 S: 9	H: 1 LOB: 2 BB: 1 P: 13	R: 2 E: 0 K: 1 S: 10	H: 2 LOB: 0 BB: 0 P: 20	R: 0 E: 0 K: 1 S: 11	H: 0 LOB: 0 BB: 0 P: 15	R: 2 E: 0 K: 0 S: 11	H: 3 LOB: 1 BB: 1 P: 20	1B: 4 2B: 3 3B: 0 HR: 2	SF: 0 SAC: 0 DP: 3 HBP: 0	WP: 0 PB: 0 SB: 0 CS: 0	PA: 35
PITCHER	IP WLS BF H R ER SO BB IBB HBP BLK WP HR S P ERA WHIP																					
Jason Schmidt, R ERA: 2.43	8.1 W 32 6 4 4 4 4 0 0 0 0 0 0 75 115 4.32 1.080																					
Scott Eyre, L ERA: 3.15	0.0 1 1 0 0 0 0 0 0 0 0 0 0 3 6 " " " "																					
Matt Herge, R ERA: 4.7	0.2 S 2 1 0 0 0 0 0 0 0 0 0 0 3 4 0.00 1.500																					

San Francisco Giants @ Oakland Athletics
 Network Associates Coliseum, Oakland, CA
 Fri Jun 25 2004, 10:05 PM EDT
 Att: 48,189 - Sunny - 74 F

AB	32
R	4
H	8
RBI	4
BB	3
SO	4
LOB	12



Batter	1	2	3	4	5	6	7	8	9	10	AB	R	H	RBI	BB	SO	LOB										
Ray Durham, S OBP: 0.380, SLG: 0.465	1-0 2B		1-2 E3 1B 2B	1-3 K		4-2 BB BB		4-0 BB BB	4-0 IBB		3	1	1	0	3	1	2										
Michael Tucker, L OBP: 0.366, SLG: 0.448	1-2 F8		0-2 2B 1B	1-1 L9		4-2 FC5-4 BB		1-2 2-3 BB	0-1 SF7		4	1	1	2	1	0	6										
Marquis Grissom, R OBP: 0.329, SLG: 0.472	4-1 BB		2-2 2B 1B		1-0 F8	1-0 FC5-4 BB		1-3 K	0-0 G3-1		5	0	1	2	1	1	8										
Barry Bonds, L OBP: 0.610, SLG: 0.748	0-1 F7		4-0 IBB		1-0 G6-3		0-1 P4		4-1 1B HR	2-2 G1-6-3 1B	4	1	1	0	2	0	2										
Pedro Feliz, R OBP: 0.298, SLG: 0.483	1-3 K		0-0 F8		1-0 G6-3		3-0 F8		0-0 1B HR	0-3 K	6	1	1	0	0	2	5										
A.J. Pierzynski, L OBP: 0.339, SLG: 0.432		1-3 K	0-2 F8		1-0 F9		0-1 F8		0-0 1B HR	0-1 G1-6-3	6	1	1	3	0	1	3										
Deivi Cruz, R OBP: 0.377, SLG: 0.477		1-0 G5-3		1-2 1B		2-1 BB 1B		1-1 G6-3	1-2 SH3 SF7 2B		5	1	3	0	0	0	0										
Cody Ransom, R OBP: 0.313, SLG: 0.321				2-1 1B		1-3 SAFE K		4-2 BB 1B	1-0 SH3		3	0	0	0	1	2	2										
Edgardo Alfonzo, R OBP: 0.344, SLG: 0.398				F7		SAFE SAFE K		BB 1B BB	SH3 HBP		0	0	0	0	0	0	0										
J.T. Snow, L OBP: 0.342, SLG: 0.320					1-0 P4		1-1 BB 1B		1-1 SH3		4	0	3	0	0	0	0										
Nefeli Perez, S OBP: 0.257, SLG: 0.287					1-3 1B		1-2 BB 1B		1-2 2-3																		
Dustan Mohr, R OBP: 0.400, SLG: 0.369																											
Inning Stats	R: 0 E: 0 K: 1 S: 10	H: 1 LOB: 2 BB: 1 P: 17	R: 0 E: 0 K: 2 S: 7	H: 0 LOB: 0 BB: 0 P: 12	R: 2 E: 1 K: 0 S: 14	H: 2 LOB: 2 BB: 1 P: 22	R: 0 E: 0 K: 1 S: 11	H: 2 LOB: 2 BB: 0 P: 17	R: 0 E: 0 K: 0 S: 3	H: 0 LOB: 0 BB: 0 P: 6	R: 1 E: 0 K: 1 S: 13	H: 2 LOB: 3 BB: 2 P: 27	R: 0 E: 0 K: 0 S: 5	H: 0 LOB: 0 BB: 0 P: 8	R: 0 E: 0 K: 1 S: 12	H: 1 LOB: 3 BB: 2 P: 24	R: 4 E: 0 K: 0 S: 11	H: 3 LOB: 2 BB: 2 P: 22	R: 0 E: 0 K: 1 S: 9	H: 1 LOB: 0 BB: 0 P: 11	1B: 8 2B: 3 3B: 0 HR: 1	SF: 1 SAC: 1 DP: 1 HBP: 1	WP: 0 PB: 0 SB: 0 CS: 0	PA: 51			
PITCHER	IP WLS BF H R ER SO BB IBB HBP BLK WP HR S P ERA WHIP	40 Rich Harden, R ERA: 4.13	58 Justin Duchscherrer, R ERA: 3.25	Justin Lehr, R ERA:	Jim Mesz, R ERA: 5.61	Octavio Dotel, R ERA: 3.86																					

San Francisco Giants @ Oakland Athletics
 Network Associates Coliseum, Oakland, CA
 Sat Jun 26 2004, 9:05 PM EDT
 Alt. 55,989 - Sunny - 71 F

livebaseballscorecards.com

AB 40
 R 7
 H 12
 RBI 7
 BB 8
 SO 7
 LOB 28

GIANTS

WP: 0 PA: 51
 PB: 0
 SB: 0
 CS: 0

Batter	1	2	3	4	5	6	7	8	9	10	AB	R	H	RBI	BB	SO	LOB									
Eric Byrnes, R OBP: 0.347, SLG: 0.456	1-1 L9		0-1 F7		0-0 F8		2-2 SAFE 7 2B	2-0 P5			3	0	0	0	0	0	0									
21 Mark Kotsay, L OBP: 0.354, SLG: 0.397							3-1 SAFE 2B				2	0	1	1	0	0	1									
7 Bobby Crosby, R OBP: 0.331, SLG: 0.475	0-1 G1-3		0-1 1B 2B		2-2 G1-3		1-1 3-1 2B		2-2 G6-4-3 1B		5	1	3	1	0	0	0									
Scott Hatteberg, L OBP: 0.394, SLG: 0.509	0-1 HR 1B		2-1 FC6-4 1B			3-2 F8	4-2 BB		1 SAFE 3-1 P6		4	1	2	1	1	0	1									
Jermaine Dye, R OBP: 0.342, SLG: 0.514	3-2 HR		1-1 FC6-4			3-2 K	1-3 K		1 SAFE 1-1 G6-4-3		5	1	1	2	0	2	5									
23 Bobby Kirtley, S OBP: 0.290, SLG: 0.389	2-2 F9			0-0 F7		3-2 G3	3-2 G3			0-0 1B 1B	5	1	1	0	0	0	3									
Eric Karros, R OBP: 0.226, SLG: 0.294		2-2 G1-3		4-1 BB			3-2 G4-3 2B	0-1 G6-4-3 1B		2-2 F7	2	0	1	0	1	0	0									
Ramon Castro, R ERA: 4.55											0	1	0	0	0	0	0									
Erubiel Durazo, L OBP: 0.394, SLG: 0.518											2	1	1	0	0	0	1									
Damian Miller, R OBP: 0.337, SLG: 0.432		1-2 CS 1B		2-2 SAFE FC1-4-6 FC4-6 1B			1-2 G4-3	4-2 G6-4-3 BB		3-3 K	4	0	1	0	1	1	3									
Marco Scutaro, R OBP: 0.306, SLG: 0.381		3-3 K		2-1 FC4-6			2-1 1B 21 1B 2B	0-0 G6-4-3		1-0 1B	5	1	2	2	0	1	4									
Esteban German, R OBP: 0.280, SLG: 0.298			2-2 G4-3		2-2 G5-3			2-1 1B			4	1	2	1	0	0	0									
Inning Stats	R: 2 E: 0 K: 0 S: 12	H: 2 LOB: 0 BB: 0 P: 18	R: 0 E: 0 K: 1 S: 12	H: 1 LOB: 1 BB: 0 P: 18	R: 1 E: 0 K: 0 S: 11	H: 2 LOB: 1 BB: 0 P: 16	R: 0 E: 0 K: 0 S: 9	H: 0 LOB: 1 BB: 1 P: 17	R: 0 E: 0 K: 0 S: 7	H: 0 LOB: 0 BB: 0 P: 11	R: 1 E: 0 K: 1 S: 11	H: 2 LOB: 3 BB: 1 P: 20	R: 3 E: 0 K: 1 S: 26	H: 5 LOB: 3 BB: 1 P: 45	R: 1 E: 0 K: 0 S: 8	H: 2 LOB: 1 BB: 1 P: 16	R: 0 E: 0 K: 0 S: 8	H: 1 LOB: 0 BB: 0 P: 14	R: 1 E: 0 K: 1 S: 9	H: 2 LOB: 1 BB: 0 P: 15	1B: 10 2B: 5 3B: 0 HR: 1	SF: 0 SAC: 0 DP: 3 HBP: 0	WP: 0 PB: 0 SB: 1 CS: 1	PA: 44		
PITCHER	IP WLS BF H R ER SO BB IBB HBP BLK WP HR S P ERA WHIP	Kirk Rueter, L ERA: 4.91	Tyler Walker, R ERA: 4.55	Scott Eyre, L ERA: 3.15	Felix Rodriguez, R ERA: 3.15	51 Noah Lowry, L ERA: 4.61																				

San Francisco Giants @ Oakland Athletics
 Network Associates Coliseum, Oakland, CA
 Sat Jun 26 2004, 9:05 PM EDT
 Alt. 55,989 - Sunny - 71 F

livebaseballscorecards.com

AB 41
 R 8
 H 15
 RBI 8
 BB 3
 SO 4
 LOB 18

OAKLAND ATHLETICS

WP: 0 PA: 44
 PB: 0
 SB: 1
 CS: 1

Batter	1	2	3	4	5	6	7	8	9	AB	R	H	RBI	BB	SO	LOB	TOP					
Ray Durham, S OBP: 0.371, SLG: 0.452			F7		SH3				G3-1	4	0	0	0	0	2	1						
Dustan Mohr, R OBP: 0.389, SLG: 0.357					SH3		G6-3		G6-3	4	0	0	1	0	2	1						
Marquis Grissom, R OBP: 0.331, SLG: 0.487	HBP		L9		HR					4	1	2	1	0	1	0						
Barry Bonds, L OBP: 0.612, SLG: 0.764	HBP				HR		WP		F8	2	2	1	1	2	0	0						
Edgardo Alfonzo, R OBP: 0.349, SLG: 0.401	HBP				HR		BB		G5-3	3	0	2	1	0	0	0						
Pedro Feliz, R OBP: 0.294, SLG: 0.476					F7		G5-3		G5-3	4	0	0	0	0	1	5						
Neifi Perez, S OBP: 0.257, SLG: 0.286		L8			FC4-6		F8		1B	4	1	1	0	0	0	1						
Michael Tucker, L OBP: 0.368, SLG: 0.449		G4-3			P5		CS		G3-1	4	0	2	0	0	0	1						
Yorvit Torrealba, R OBP: 0.318, SLG: 0.429							G6-3		G1-3	4	1	1	1	0	0	2						
Inning Stats	R: 0 E: 0 K: 3 S: 16	H: 1 LOB: 3 BB: 1 P: 28	R: 0 E: 0 K: 0 S: 6	H: 0 LOB: 0 BB: 0 P: 11	R: 0 E: 0 K: 1 S: 6	H: 0 LOB: 0 BB: 0 P: 8	R: 1 E: 0 K: 0 S: 9	H: 2 LOB: 1 BB: 0 P: 12	R: 3 E: 0 K: 0 S: 10	H: 3 LOB: 1 BB: 1 P: 20	R: 0 E: 0 K: 0 S: 8	H: 1 LOB: 0 BB: 0 P: 12	R: 0 E: 0 K: 2 S: 9	H: 0 LOB: 0 BB: 0 P: 12	R: 0 E: 0 K: 0 S: 6	H: 0 LOB: 0 BB: 0 P: 11	R: 1 E: 0 K: 0 S: 14	H: 2 LOB: 1 BB: 0 P: 23	1B: 5 2B: 2 3B: 0 HR: 2	SF: 0 SAC: 2 DP: 0 HBP: 1	WP: 1 PB: 0 CS: 0	PA: 38
PITCHER	IP	WLS	BF	H	R	ER	SO	BB	IBB	HBP	BLK	WP	HR	S	P	ERA	WHIP					
Mark Redman, L ERA: 4.03	4.2	L	23	6	4	4	4	1	1	1	0	1	2	46	78	7.71	1.500					
Chad Bradford, R ERA: 4.95	2.1		7	1	0	0	2	0	0	0	0	0	0	18	25	0.00	0.429					
Ricardo Rincon, L ERA: 6.11	0.1		1	0	0	0	0	0	0	0	0	0	0	2	5	0.00	0.000					
Kirk Saarloos, R ERA: 5.4	1.2		7	2	1	1	0	0	0	0	0	0	0	18	29	5.40	1.200					

San Francisco Giants @ Oakland Athletics
Network Associates Coliseum, Oakland, CA
Sun Jun 27 2004, 4:05 PM EDT
Att: 53,974 - Sunny - 73 F

AB 33
R 5
H 9
RBI 5
BB 2
SO 6
LOB 11



Batter	1	2	3	4	5	6	7	8	9	AB	R	H	RBI	BB	SO	LOB	BOTTOM					
21 Mark Kotsay, L OBP: 0.356, SLG: 0.402			BB		F8		P5			4	1	2	1	0	1	0						
Mark McLemore, S OBP: 0.394, SLG: 0.314	G4-3		BB		F8		BB			3	0	1	0	1	0	1						
Scott Hatteberg, L OBP: 0.392, SLG: 0.504	F8		BB		SF8		G3			2	0	0	1	1	0	1						
Jermaine Dye, R OBP: 0.341, SLG: 0.511		CS	G4-3		K				K	4	0	1	0	0	2	3						
Erubiel Durazo, L OBP: 0.392, SLG: 0.511	F9				F7		G5-3		F8	3	0	0	0	1	0	1						
7 Bobby Crosby, R OBP: 0.333, SLG: 0.473			FC5-4		BB		BB		P4	3	0	1	0	1	1	1						
Eric Byrnes, R OBP: 0.342, SLG: 0.449			F7		FC5-4		P4		L7	4	0	0	0	0	3							
Damian Miller, R OBP: 0.340, SLG: 0.438			G4-3		BB		G5-3		F8	4	1	2	0	0	2							
Marc Scutaro, R OBP: 0.301, SLG: 0.374			G4-3		F8		P5		L7	4	0	0	0	0	3							
Inning Stats	R: 0 E: 0 K: 1 S: 12	H: 0 LOB: 0 BB: 0 P: 18	R: 0 E: 0 K: 1 S: 8	H: 1 LOB: 0 BB: 0 P: 15	R: 1 E: 0 K: 0 S: 14	H: 3 LOB: 3 BB: 1 P: 23	R: 0 E: 0 K: 0 S: 9	H: 2 LOB: 2 BB: 0 P: 14	R: 1 E: 0 K: 1 S: 9	H: 1 LOB: 0 BB: 0 P: 12	R: 0 E: 0 K: 0 S: 8	H: 0 LOB: 1 BB: 2 P: 17	R: 0 E: 0 K: 0 S: 11	H: 0 LOB: 1 BB: 1 P: 23	R: 0 E: 0 K: 1 S: 7	H: 0 LOB: 0 BB: 0 P: 11	R: 0 E: 0 K: 0 S: 5	H: 0 LOB: 0 BB: 0 P: 8	1B: 5 2B: 2 3B: 0 HR: 0	SF: 1 SAC: 0 DP: 1 HBP: 0	WP: 0 PB: 0 SB: 0 CS: 1	PA: 36
PITCHER	IP	WLS	BF	H	R	ER	SO	BB	IBB	HBP	BLK	WP	HR	S	P	ERA	WHIP					
Dustin Hermanson, R ERA: 4.5	6.2	W	29	7	2	2	3	4	0	0	0	0	0	68	116	2.70	1.650					
Scott Eyre, L ERA: 3.1	0.1	H	1	0	0	0	0	0	0	0	0	0	0	3	6	0.00	0.000					
Felix Rodriguez, R ERA: 3.08	1.0	H	3	0	0	0	1	0	0	0	0	0	0	7	11	0.00	0.000					
Matt Herges, R ERA: 4.58	1.0	S	3	0	0	0	0	0	0	0	0	0	0	5	8	0.00	0.000					

San Francisco Giants @ Oakland Athletics
Network Associates Coliseum, Oakland, CA
Sun Jun 27 2004, 4:05 PM EDT
Att: 53,974 - Sunny - 73 F

AB 31
R 2
H 7
RBI 2
BB 4
SO 4
LOB 15







Batter	1	2	3	4	5	6	7	8	9	AB	R	H	RBI	BB	SO	LOB	TOP			
Ray Durham, S OBP: 0.372, SLG: 0.450										5	1	2	0	0	0	0	San Francisco Giants @ Los Angeles Dodgers Dodger Stadium, Los Angeles, CA Tue Jun 29 2004, 7:10 PM PDT Att: 51,113 - Sunny - 69 F			
J.T. Snow, L OBP: 0.351, SLG: 0.338 Neifi Perez, S OBP: 0.257, SLG: 0.286										5	0	3	0	0	0	2				
Marquis Grissom, R OBP: 0.329, SLG: 0.480										4	0	0	0	1	0	4				
Barry Bonds, L OBP: 0.618, SLG: 0.764										0	0	0	0	4	0	0				
Edgardo Alfonzo, R OBP: 0.348, SLG: 0.398										4	0	1	1	0	0	7				
A.J. Pierzynski, L OBP: 0.333, SLG: 0.425										4	0	0	0	0	0	2				
Michael Tucker, L OBP: 0.374, SLG: 0.452										3	0	2	0	1	1	0				
Deivi Cruz, R OBP: 0.365, SLG: 0.461										4	0	0	0	0	1	3				
51 Noah Lowry, R Jim Brower, R Scott Eyre, L Felix Rodriguez, R Cody Ransom, R Pedro Feliz, R										3	0	0	0	0	0	2				
Inning Stats	R: 1 E: 0 K: 0 S: 11	H: 2 LOB: 2 BB: 1 P: 22	R: 0 E: 0 K: 1 S: 8	H: 0 LOB: 0 BB: 0 P: 10	R: 0 E: 0 K: 0 S: 13	H: 1 LOB: 2 BB: 1 P: 25	R: 0 E: 0 K: 0 S: 10	H: 1 LOB: 1 BB: 0 P: 13	R: 0 E: 0 K: 1 S: 14	H: 1 LOB: 2 BB: 1 P: 20	R: 0 E: 0 K: 0 S: 13	H: 1 LOB: 2 BB: 2 P: 22	R: 0 E: 0 K: 0 S: 7	H: 0 LOB: 0 BB: 1 P: 11	R: 0 E: 0 K: 1 S: 7	H: 1 LOB: 1 BB: 0 P: 8	1B: 7 2B: 2 3B: 0 HR: 0	SF: 0 SAC: 0 DP: 2 HBP: 0	WP: 1 PB: 0 SB: 0 CS: 0	PA: 39
PITCHER	IP WLS BF H R ER SO BB IBB HBP BLK WP HR S P ERA WHIP	6.0 2 27 6 1 1 2 1 2 0 0 1 0 63 106 1.50 1.167	2.0 W 8 1 0 0 0 3 0 0 0 0 0 0 20 33 0.00 2.000	1.0 S 4 1 0 0 1 0 0 0 0 0 0 0 7 8 0.00 1.000																

Batter	1	2	3	4	5	6	7	8	9	AB	R	H	RBI	BB	SO	LOB	BOTTOM			
Cesar Izturis, S OBP: 0.331, SLG: 0.372										4	0	0	0	0	0	2	San Francisco Giants @ Los Angeles Dodgers Dodger Stadium, Los Angeles, CA Tue Jun 29 2004, 7:10 PM PDT Att: 51,113 - Sunny - 69 F			
Paul Lo Duca, R OBP: 0.363, SLG: 0.429										4	0	1	1	0	0	0				
Shawn Green, L OBP: 0.341, SLG: 0.406										4	0	0	0	0	2	2				
Adrián Beltré, R OBP: 0.354, SLG: 0.582										2	0	1	0	1	0	0				
Juan Encarnacion, R OBP: 0.294, SLG: 0.446										3	0	0	0	0	1	2				
Olmedo Saenz, R OBP: 0.309, SLG: 0.458 Eric Gagne, R										3	0	0	0	0	2	1				
Jayson Werth, R OBP: 0.313, SLG: 0.556										3	2	2	1	0	1	1				
José Hernández, R OBP: 0.400, SLG: 0.468 Alex Cora, L OBP: 0.398, SLG: 0.428										2	0	0	0	0	1	0				
Jeff Weaver, R OBP: 0.212, SLG: 0.273 Guillermo Mota, R										2	0	0	0	0	2	0				
Jason Grabowski, L OBP: 0.298, SLG: 0.419 David Ross, R OBP: 0.232, SLG: 0.286										0	0	0	0	0	0	0				
Inning Stats	R: 0 E: 0 K: 1 S: 7	H: 0 LOB: 0 BB: 0 P: 11	R: 0 E: 0 K: 3 S: 12	H: 1 LOB: 1 BB: 0 P: 19	R: 0 E: 0 K: 1 S: 8	H: 0 LOB: 0 BB: 0 P: 11	R: 0 E: 0 K: 0 S: 7	H: 0 LOB: 1 BB: 1 P: 13	R: 1 E: 0 K: 3 S: 12	H: 1 LOB: 0 BB: 0 P: 16	R: 0 E: 0 K: 1 S: 8	H: 0 LOB: 0 BB: 0 P: 9	R: 0 E: 0 K: 0 S: 5	H: 0 LOB: 0 BB: 0 P: 9	R: 1 E: 0 K: 0 S: 13	H: 2 LOB: 2 BB: 1 P: 20	1B: 2 2B: 1 3B: 0 HR: 1	SF: 0 SAC: 1 DP: 0 HBP: 0	WP: 0 PB: 0 SB: 0 CS: 0	PA: 30
PITCHER	IP WLS BF H R ER SO BB IBB HBP BLK WP HR S P ERA WHIP	7.0 1 24 2 1 1 1 0 0 0 0 0 0 2 3 27.00 3.000	0.1 L 2 1 1 1 0 0 0 0 0 0 0 0 0 4 ∞ ∞	0.2 3 1 0 0 0 0 0 0 0 0 0 0 11 13 0.00 1.500																

Batter	1	2	3	4	5	6	7	8	9	AB	R	H	RBI	BB	SO	LOB	TOP					
Ray Durham, S OBP: 0.373, SLG: 0.468 (1, 4)	 HR		 HR 1B							5	2	2	1	0	1	3	San Francisco Giants @ Los Angeles Dodgers Dodger Stadium, Los Angeles, CA Wed Jun 30 2004, 7:10 PM PDT Att: 47,081 - Cloudy - 69 F					
J.T. Snow, L OBP: 0.346, SLG: 0.328 (1, 3)			 HR BB							4	1	0	0	1	2	1						
Marquis Grissom, R OBP: 0.327, SLG: 0.486 (1, 8)					 HR					5	1	1	1	0	0	3						
Barry Bonds, L OBP: 0.618, SLG: 0.774 Michael Tucker, L OBP: 0.374, SLG: 0.452 (9, 9)	 HBP		 HR		 1B 2B BB					3	2	1	3	1	0	0						
Edgardo Alfonzo, R OBP: 0.343, SLG: 0.393 (1, 5)										4	0	0	0	0	1	2						
Deivi Cruz, R OBP: 0.362, SLG: 0.454 Cody Ransom, R OBP: 0.313, SLG: 0.321 (9, 6)					 1B					4	1	1	0	0	0	0						
A.J. Pierzynski, L OBP: 0.344, SLG: 0.439 (1, 2)	 1B			 SH3-4 1B	 2B			 G6-3 BB 1B		4	0	4	2	0	0	0						
Dustan Mohr, R OBP: 0.385, SLG: 0.347 (9, 7)								 G6-3 BB		3	0	0	0	1	3	3						
Brett Tomko, R OBP: 0.167, SLG: 0.138 Scott Eyre, L (9, 1) Jim Brower, R OBP: 0.667, SLG: 0.500 (9, 1)				 SH3-4 1-2		 1B		 G6-3 1-2 2-3		3	0	1	0	0	0	3						
Inning Stats	R: 1 E: 0 K: 2 S: 15	H: 1 LOB: 1 BB: 0 P: 28	R: 0 E: 0 K: 1 S: 7	H: 1 LOB: 1 BB: 0 P: 10	R: 3 E: 0 K: 0 S: 9	H: 2 LOB: 0 BB: 1 P: 19	R: 0 E: 0 K: 2 S: 12	H: 1 LOB: 1 BB: 0 P: 13	R: 3 E: 0 K: 1 S: 17	H: 3 LOB: 1 BB: 1 P: 32	R: 0 E: 0 K: 1 S: 8	H: 1 LOB: 1 BB: 0 P: 12	R: 0 E: 0 K: 0 S: 6	H: 0 LOB: 0 BB: 0 P: 12	R: 0 E: 0 K: 0 S: 8	H: 1 LOB: 1 BB: 1 P: 15		R: 0 E: 0 K: 0 S: 5	H: 0 LOB: 0 BB: 0 P: 9	1B: 6 2B: 1 3B: 0 HR: 3	SF: 0 SAC: 1 DP: 1 HBP: 1	WP: 0 PB: 0 SB: 0 CS: 0
PITCHER	IP WLS BF H R ER SO BB IBB HBP BLK WP HR S P ERA WHIP	4.2 L 24 7 7 7 5 2 0 0 0 0 0 3 55 95 13.50 1.929	1.1 6 2 0 0 2 0 0 0 0 0 0 0 13 19 0.00 1.500	2.0 7 1 0 0 2 0 1 0 0 0 0 0 14 27 0.00 1.000	1.0 3 0 0 0 0 0 0 0 0 0 0 0 5 9 0.00 0.000																	

Batter	1	2	3	4	5	6	7	8	9	AB	R	H	RBI	BB	SO	LOB	BOTTOM					
Dave Roberts, L OBP: 0.366, SLG: 0.413 (1, 7)	 G3			 FC3-6 1B		 F9				4	0	1	0	0	1	3	San Francisco Giants @ Los Angeles Dodgers Dodger Stadium, Los Angeles, CA Wed Jun 30 2004, 7:10 PM PDT Att: 47,081 - Cloudy - 69 F					
Cesar Izturis, S OBP: 0.328, SLG: 0.368 Duane Sanchez, R OBP: 0.250, SLG: 0.500 Tom Martin, L (9, 1) Robin Ventura, L OBP: 0.284, SLG: 0.235 (9, PH)	 G4-3			 FC3-6		 L3		 1B	 1B	3	0	0	0	0	0	3						
Paul Lo Duca, R OBP: 0.358, SLG: 0.423 (1, 2)	 F8			 F8		 G6-3		 K		4	0	0	0	0	1	2						
Adrián Beltré, R OBP: 0.359, SLG: 0.583 (1, 5)		 G3-6-3 1B		 P3		 G4-3 BB		 1B	 1B	3	0	2	0	1	0	1						
Milton Bradley, S OBP: 0.366, SLG: 0.419 (1, 8)					 G3	 G4-3		 1B	 1B	4	0	1	1	0	1	2						
Shawn Green, L OBP: 0.337, SLG: 0.400 (1, 3)	 G3-6-3				 G4-3	 G6-3		 K		4	0	0	0	0	1	4						
Juan Encarnacion, R OBP: 0.294, SLG: 0.441 (1, 9)			 K		 F9			 P6	 FC5-4 BB	3	0	0	0	1	1	0						
Alex Cora, L OBP: 0.402, SLG: 0.432 Jayson Werth, R OBP: 0.306, SLG: 0.543 (9, PH)			 G4-3			 F9 BB 1B		 1B	 FC5-4	3	0	2	0	0	0	0						
Hideo Nomo, R OBP: 0.150, SLG: 0.300 Wilson Alvarez, L OBP: 0.167, SLG: 0.167 Jason Grabowski, L OBP: 0.304, SLG: 0.419 José Hernández, R OBP: 0.396, SLG: 0.463 (7, 6)			 K			 L3 BB		 K		1	0	0	0	0	1	0						
Inning Stats	R: 0 E: 0 K: 0 S: 5	H: 0 LOB: 0 BB: 0 P: 8	R: 0 E: 0 K: 1 S: 8	H: 1 LOB: 0 BB: 0 P: 12	R: 0 E: 0 K: 2 S: 10	H: 0 LOB: 0 BB: 0 P: 14	R: 0 E: 0 K: 0 S: 9	H: 1 LOB: 1 BB: 0 P: 15	R: 0 E: 0 K: 0 S: 4	H: 0 LOB: 0 BB: 0 P: 6	R: 0 E: 0 K: 0 S: 8	H: 1 LOB: 1 BB: 1 P: 16	R: 0 E: 0 K: 0 S: 10	H: 0 LOB: 1 BB: 1 P: 18	R: 0 E: 0 K: 2 S: 11	H: 1 LOB: 1 BB: 0 P: 15		R: 1 E: 0 K: 2 S: 17	H: 3 LOB: 3 BB: 1 P: 27	1B: 7 2B: 1 3B: 0 HR: 0	SF: 0 SAC: 0 DP: 2 HBP: 0	WP: 1 PB: 0 SB: 0 CS: 0
PITCHER	IP WLS BF H R ER SO BB IBB HBP BLK WP HR S P ERA WHIP	8.1 W 32 7 1 1 6 2 0 0 0 0 1 0 5 118 1.08 1.080	0.1 2 0 0 0 1 1 0 0 0 0 1 0 5 10 0.00 3.000	0.1 1 0 0 0 0 0 0 0 0 0 0 0 3 3 0.00 0.000																		

Batter	1	2	3	4	5	6	7	8	9	AB	R	H	RBI	BB	SO	LOB	TOP										
Ray Durham, S OBP: 0.365, SLG: 0.456 (1, 4)	G4-3		G3-1			F8	K			4	0	0	0	0	1	2	<p>San Francisco Giants @ Los Angeles Dodgers Dodger Stadium, Los Angeles, CA Thu Jul 01 2004, 6:10 PM PDT Att: 54,717 - Sunny - 72 F</p> <p>livebaseballscores.com</p> <p>AB 31 R 4 H 7 RBI 4 BB 3 SO 6 LOB 7</p> 										
Michael Tucker, L OBP: 0.369, SLG: 0.444 (1, 9)	G4-3			G4-3		F7		K		4	0	0	0	0	1	0											
Marquis Grissom, R OBP: 0.326, SLG: 0.483 (1, 8)	P3			FC3-6 1B		F9		F9		4	1	1	0	0	0	0											
Barry Bonds, L OBP: 0.619, SLG: 0.788 (1, 7)		G3		FC3-6 1B			HR			2	1	1	1	2	0	0											
A.J. Pierzynski, L OBP: 0.347, SLG: 0.440 (1, 2)		G5-4-3 1B		FC3-6 1B			2B SF8 1B		P6	4	1	2	0	0	0	3											
Pedro Feliz, R OBP: 0.292, SLG: 0.471 (1, 5)		G5-4-3				F8				4	0	1	1	0	1	2											
J.T. Snow, L OBP: 0.344, SLG: 0.333 (1, 3)			G4-3			F9				4	0	1	0	0	1	0											
Deivi Cruz, R OBP: 0.351, SLG: 0.443 (1, 6)			G6-3			F8				3	0	0	1	0	1	0											
Jason Schmidt, R OBP: 0.207, SLG: 0.370 Felix Rodriguez, R OBP: 0.207, SLG: 0.370 Scott Eyre, L OBP: 0.207, SLG: 0.370						K				2	1	1	1	1	1	0											
						HR				0	0	0	0	0	0	0											
Inning Stats	R: 0 E: 0 K: 0 S: 6	H: 0 LOB: 0 BB: 0 P: 8	R: 0 E: 0 K: 0 S: 11	H: 1 LOB: 0 BB: 0 P: 16	R: 1 E: 0 K: 0 S: 11	H: 1 LOB: 0 BB: 0 P: 16	R: 1 E: 0 K: 0 S: 7	H: 2 LOB: 2 BB: 1 P: 15	R: 0 E: 0 K: 1 S: 6	H: 0 LOB: 0 BB: 0 P: 8	R: 0 E: 0 K: 0 S: 8	H: 0 LOB: 0 BB: 0 P: 13	R: 2 E: 0 K: 1 S: 14	H: 3 LOB: 2 BB: 1 P: 28	R: 0 E: 0 K: 1 S: 7	H: 0 LOB: 1 BB: 1 P: 16	R: 0 E: 0 K: 3 S: 12	H: 0 LOB: 0 BB: 0 P: 17	1B: 4 2B: 1 3B: 0 HR: 2	SF: 1 SAC: 0 DP: 1 HBP: 0	WP: 0 PB: 0 SB: 0 CS: 0	PA: 35					
PITCHER	IP	WLS	BF	H	R	ER	SO	BB	IBB	HBP	BLK	WP	HR	S	P	ERA	WHIP										
Jose Lima, R ERA: 4.73	6.1		25	7	4	4	1	0	1	0	0	0	2	56	92	5.68	1.105										
37 Darren Dreifort, R ERA: 4.32	0.2		3	0	0	0	1	1	0	0	0	0	0	7	12	0.00	1.500										
Tom Martin, L ERA: 4.5	0.1		1	0	0	0	1	0	0	0	0	0	0	3	5	0.00	0.000										
Guillermo Mota, R ERA: 1.96	0.2	W	3	0	0	0	0	0	1	0	0	0	0	4	11	0.00	0.000										
Eric Gagne, R ERA: 1.59	1.0	S	3	0	0	0	3	0	0	0	0	0	0	12	17	0.00	0.000										

Batter	1	2	3	4	5	6	7	8	9	AB	R	H	RBI	BB	SO	LOB	BOTTOM										
Dave Roberts, L OBP: 0.364, SLG: 0.409 (1, 7)	B1-3		K			F7		E7		4	0	1	1	0	1	0	<p>San Francisco Giants @ Los Angeles Dodgers Dodger Stadium, Los Angeles, CA Thu Jul 01 2004, 6:10 PM PDT Att: 54,717 - Sunny - 72 F</p> <p>livebaseballscores.com</p> <p>AB 30 R 5 H 7 RBI 5 BB 4 SO 6 LOB 11</p> 										
Cesar Izturis, S OBP: 0.330, SLG: 0.368 (1, 6)	G4-3 1B		G1-3			F7				3	0	1	0	1	0	0											
Paul Lo Duca, R OBP: 0.356, SLG: 0.431 (1, 2)	G4-3			HR				L4		4	1	1	1	0	0	3											
Adrián Beltré, R OBP: 0.358, SLG: 0.577 (1, 5)	FC6 BB		K					F9		3	0	0	0	1	2	0											
Milton Bradley, S OBP: 0.367, SLG: 0.422 (1, 8)	FC6			G4-3 2B		F7				3	2	1	0	1	0	2											
Shawn Green, L OBP: 0.339, SLG: 0.416 (1, 3)		G4-3		G4-3				HR		4	1	2	2	0	0	1											
Juan Encarnacion, R OBP: 0.299, SLG: 0.440 (1, 9)				G4-3 BB		G4-3				3	1	1	1	1	0	1											
Alex Cora, L OBP: 0.396, SLG: 0.425 (1, 4)		FC4-6				F7				3	0	0	0	0	1	2											
Jose Lima, R OBP: 0.288, SLG: 0.193 37 Darren Dreifort, R OBP: 0.299, SLG: 0.440 Tom Martin, L OBP: 0.226, SLG: 0.232 Guillermo Mota, R OBP: 0.226, SLG: 0.232 Eric Gagne, R OBP: 0.226, SLG: 0.232								F7		2	0	0	0	0	2	1											
										0	0	0	0	0	0	0											
Inning Stats	R: 0 E: 0 K: 0 S: 14	H: 1 LOB: 2 BB: 1 P: 21	R: 0 E: 0 K: 1 S: 10	H: 0 LOB: 1 BB: 1 P: 15	R: 1 E: 0 K: 2 S: 10	H: 1 LOB: 0 BB: 0 P: 16	R: 1 E: 0 K: 0 S: 11	H: 1 LOB: 0 BB: 0 P: 17	R: 0 E: 0 K: 1 S: 12	H: 0 LOB: 0 BB: 0 P: 16	R: 0 E: 0 K: 1 S: 8	H: 0 LOB: 0 BB: 0 P: 11	R: 2 E: 1 K: 0 S: 12	H: 3 LOB: 2 BB: 1 P: 22	R: 1 E: 0 K: 1 S: 13	H: 1 LOB: 1 BB: 1 P: 24	1B: 3 2B: 2 3B: 0 HR: 2	SF: 0 SAC: 1 DP: 0 HBP: 0	WP: 0 PB: 0 SB: 1 CS: 0	PA: 35							
PITCHER	IP	WLS	BF	H	R	ER	SO	BB	IBB	HBP	BLK	WP	HR	S	P	ERA	WHIP										
Jason Schmidt, R ERA: 2.61	7.0		30	6	4	4	5	3	0	0	0	0	2	77	118	5.14	1.286										
Felix Rodriguez, R ERA: 3.19	0.2	L	4	1	1	1	0	1	0	0	0	0	0	10	21	13.50	3.000										
Scott Eyre, L ERA: 3.0	0.1		1	0	0	0	1	0	0	0	0	0	0	3	3	0.00	0.000										

Batter	1	2	3	4	5	6	7	8	9	AB	R	H	RBI	BB	SO	LOB	TOP				
21 Mark Kotsay, L (1,8) OBP: 0.361, SLG: 0.405	3-2 3B 1B	0-2 G3-1					0-0 1B		3-3 K	5	1	2	0	0	1	0	Oakland Athletics @ San Francisco Giants SBC Park, San Francisco, CA Fri Jul 02 2004, 10:15 PM EDT Att: 42,586 - Cloudy - 62 F				
Eric Byrnes, R (1,7) OBP: 0.351, SLG: 0.469	2-1 3B 3B		3-1 L8		2-1 FC6-4 2B		3-2 F8			4	1	2	1	0	0	1					
Scott Hatteberg, L (1,3) OBP: 0.391, SLG: 0.486	0-1 G5-3		3-2 G3		4-1 FC6-4 BB			4-2 1B BB		2	0	0	0	2	0	1					
Jermaine Dye, R (1,9) OBP: 0.348, SLG: 0.525	1-0 1B 3B		2-2 G4-3		2-1 FC6-4 7 PO 2-3			1-0 1B		4	1	2	1	0	0	2					
7 Bobby Crosby, R (1,6) OBP: 0.332, SLG: 0.475	1-2 G5-3			2-1 G3	1-1 PO	2-1 F8		0-3 K		4	0	0	0	0	1	3					
Damian Miller, R (1,2) OBP: 0.346, SLG: 0.473	2-1 1B			1-0 2B		4-1 L3 BB		2-3 K		3	0	2	1	1	1	2					
Marco Scutaro, R (1,4) OBP: 0.290, SLG: 0.359	1-2 G4-3			1-1 L3		1-0 L3		0-1 B2		4	0	0	0	0	0	5					
Ramon Castro, R (1,5) 17 Adam Melhuse, S (9, PH) OBP: 0.309, SLG: 0.420		0-0 G6-3		4-0 IBB			2-2 L8		1-3 K	2	0	0	0	1	0	0					
Mark Redman, L (1,1) Eric Karros, R (7, PH) Ricardo Rincon, L (7,1) Jim Mecir, S (8,1) Erubiel Durazo, L (9, PH) OBP: 0.392, SLG: 0.504		3-2 G4-3		2-3 K			3-3 K		2-2 G4-3	1	0	0	0	0	1	2					
Inning Stats	R: 3 E: 0 K: 0 S: 17	H: 4 LOB: 1 BB: 0 P: 27	R: 0 E: 0 K: 0 S: 8	H: 0 LOB: 0 BB: 0 P: 11	R: 0 E: 0 K: 0 S: 10	H: 0 LOB: 0 BB: 0 P: 18	R: 0 E: 0 K: 1 S: 9	H: 1 LOB: 2 BB: 1 P: 19	R: 0 E: 0 K: 0 S: 4	H: 0 LOB: 0 BB: 1 P: 11	R: 0 E: 0 K: 1 S: 14	H: 1 LOB: 1 BB: 0 P: 22	R: 0 E: 0 K: 2 S: 12	H: 1 LOB: 2 BB: 1 P: 19	R: 0 E: 0 K: 2 S: 10	H: 0 LOB: 0 BB: 0 P: 16		1B: 4 2B: 3 3B: 2 HR: 0	SF: 0 SAC: 0 DP: 1 HBP: 0	WP: 0 PB: 0 SB: 0 CS: 0	PA: 38
PITCHER	IP WLS BF H R ER SO BB IBB HBP BLK WP HR S P ERA WHIP	6.0 W 25 6 3 3 1 2 1 0 0 0 0 56 105 4.50 1.333	2.0 9 2 0 0 3 1 0 0 0 0 0 26 41 0.00 1.500	1.0 3 0 0 0 2 0 0 0 0 0 0 10 16 0.00 0.000																	

AB 33
R 3
H 8
RBI 3
BB 4
SO 6
LOB 16



Batter	1	2	3	4	5	6	7	8	9	AB	R	H	RBI	BB	SO	LOB	BOTTOM				
Ray Durham, S (1,4) OBP: 0.366, SLG: 0.491	1-3 K		0-0 1-H HR		1-2 F9	3-1 1-H 2-H HR		0-0 G1-3		5	2	2	5	0	1	1	Oakland Athletics @ San Francisco Giants SBC Park, San Francisco, CA Fri Jul 02 2004, 10:15 PM EDT Att: 42,586 - Cloudy - 62 F				
Pedro Feliz, R (1,3) OBP: 0.288, SLG: 0.464	1-0 F9		0-1 P4		3-2 F7	1-2 G6-3				4	0	0	0	0	0	0					
Marquis Grissom, R (1,8) OBP: 0.328, SLG: 0.491	3-2 HR		0-0 L3		4-1 IBB BB		1-1 G6-3			3	1	1	1	1	0	0					
Barry Bonds, L (1,7) OBP: 0.618, SLG: 0.798	2-2 G3-1			3-2 HR	4-1 1-2 IBB		2-2 L8			3	1	1	1	1	0	0					
Edgardo Alfonzo, R (1,5) OBP: 0.346, SLG: 0.396		1-1 P3		4-1 FC6-4 BB	0-1 P4		2-2 2B			3	0	1	0	1	0	2					
Yorvit Torrealba, R (1,2) OBP: 0.304, SLG: 0.407		1-1 F9		1-1 SAFE FC6-4		0-2 G6-3	1-2 G4-3			4	0	0	0	0	0	2					
Dustan Mohr, R (1,9) OBP: 0.368, SLG: 0.369		1-0 G6-3		3-2 1-2 2B		1-2 HR		2-2 G6-3		4	1	2	0	0	0	0					
Neftali Perez, S (1,6) OBP: 0.257, SLG: 0.283			0-0 F7		4-0 IBB		0-0 G5-3		1-0 F8	3	0	0	0	1	0	1					
Kirk Rueter, L (1,1) Deivi Cruz, R (6, PH) Jim Brower, R (7,1) Michael Tucker, L (8, PH) Matt Herges, L (9,1) OBP: 0.200, SLG: 0.214 OBP: 0.356, SLG: 0.443 OBP: 0.667, SLG: 0.500 OBP: 0.371, SLG: 0.444			4-2 HR	1-1 BB	1-1 G1		2-1 HR HBP		4-2 BB	1	1	0	0	1	0	2					
Inning Stats	R: 1 E: 0 K: 1 S: 10	H: 1 LOB: 0 BB: 0 P: 17	R: 0 E: 0 K: 0 S: 5	H: 0 LOB: 0 BB: 0 P: 8	R: 2 E: 0 K: 0 S: 7	H: 1 LOB: 0 BB: 1 P: 11	R: 1 E: 0 K: 0 S: 13	H: 2 LOB: 2 BB: 2 P: 29	R: 0 E: 0 K: 0 S: 10	H: 0 LOB: 2 BB: 2 P: 22	R: 3 E: 0 K: 0 S: 14	H: 2 LOB: 0 BB: 0 P: 21	R: 0 E: 0 K: 0 S: 12	H: 1 LOB: 1 BB: 0 P: 18	R: 0 E: 0 K: 0 S: 8	H: 0 LOB: 1 BB: 1 P: 15		1B: 0 2B: 3 3B: 0 HR: 4	SF: 0 SAC: 0 DP: 0 HBP: 1	WP: 0 PB: 0 SB: 0 CS: 0	PA: 37
PITCHER	IP WLS BF H R ER SO BB IBB HBP BLK WP HR S P ERA WHIP	6.0 L 29 6 7 7 1 6 7 1 0 0 0 4 59 108 10.50 1.500	1.0 4 1 0 0 0 0 0 0 0 0 0 12 18 0.00 1.000	1.0 4 0 0 0 0 1 0 0 0 0 0 8 15 0.00 1.000																	



Batter	1	2	3	4	5	6	7	8	9	AB R H RBI BB SO LOB	TOP								
21 Mark Kotsay, L (1, 8) OBP: 0.362, SLG: 0.403	F8		BB			G3-1	1B		G1	4 0 1 0 1 0 1	Oakland Athletics @ San Francisco Giants SBC Park, San Francisco, CA Sat Jul 03 2004, 4:05 PM EDT Att: 41,920 - Sunny - 71 F								
Mark McLemore, S (1, 5) OBP: 0.381, SLG: 0.320 Ramon Castro, R (9, FR) (9, 5)	1B		G4-3			E4	K		E	5 1 2 1 0 1 3 0 1 0 0 0 0 0									
Scott Hatteberg, L (1, 3) OBP: 0.388, SLG: 0.480	F8			G5-3		1B		G3	E4	5 1 1 0 0 0 2									
Jermaine Dye, R (1, 9) OBP: 0.355, SLG: 0.533	K			1B		1B		WP	7	5 2 4 2 0 1 1									
7 Bobby Crosby, R (1, 6) OBP: 0.330, SLG: 0.469		G1-3		L7		K		F8	1B	5 0 1 1 0 1 4									
Damian Miller, R (1, 2) OBP: 0.349, SLG: 0.476	G4-3			L4		K		1B	1B	5 0 2 1 0 1 3									
Eric Byrnes, R (1, 7) OBP: 0.345, SLG: 0.460	K				G5-3		K	P3	K	5 0 0 0 0 3 4									
Marco Scutaro, R (1, 4) OBP: 0.289, SLG: 0.357			K		K		21		P5	4 0 1 0 0 2 0									
40 Rich Harden, L (1, 1) E: 0, LOB: 1 Erubiel Durazo, L (7, PH) 58 Justin Duchschere, R (7, 1) Eric Karros, R (9, PH) Esteban German, R (9, PH) Octavio Dotel, R (9, 1)			K		K		K		21	2 0 0 0 0 2 0 1 0 0 0 0 1 1 0 0 0 0 0 0 0 1 0 1 0 0 0 0 0 1 0 0 0 0 0 0 0 0 0 0 0 0									
Inning Stats	R: 0 E: 0 K: 1 S: 9	H: 1 LOB: 1 BB: 0 P: 13	R: 0 E: 0 K: 1 S: 7	H: 0 LOB: 0 BB: 0 P: 10	R: 0 E: 0 K: 2 S: 9	H: 1 LOB: 1 BB: 0 P: 17	R: 0 E: 0 K: 0 S: 9	H: 0 LOB: 0 BB: 0 P: 16	R: 0 E: 0 K: 2 S: 14	H: 2 LOB: 2 BB: 0 P: 24		R: 0 E: 0 K: 3 S: 14	H: 2 LOB: 2 BB: 0 P: 22	R: 1 E: 0 K: 0 S: 12	H: 2 LOB: 1 BB: 0 P: 21	R: 4 E: 1 K: 1 S: 23	H: 5 LOB: 3 BB: 0 P: 33	1B: 10 2B: 3 HR: 0	SF: 0 SAC: 0 DP: 0 HBP: 0
PITCHER	IP WLS BF H R ER SO BB IBB HBP BLK WP HR S P ERA WHIP	PITCHER IP WLS BF H R ER SO BB IBB HBP BLK WP HR S P ERA WHIP																	
Dustin Hermanson, R (1, 1) ERA: 4.11	7.0 29 6 1 0 11 1 0 0 0 0 0 0 69 112 0.00 1.000																		
Scott Eyre, L (8, 1) ERA: 2.95	0.1 H 1 0 0 0 0 0 0 0 0 0 0 1 9 15 13.50 3.000																		
Felix Rodriguez, R (8, 1) ERA: 3.38	0.2 B 4 2 1 1 0 0 0 0 0 0 0 0 9 15 13.50 3.000																		
Matt Herges, R (9, 1) ERA: 4.61	0.2 L 7 4 4 1 0 0 0 0 0 0 0 0 15 22 13.50 6.000																		
Tyler Walker, R (9, 1) ERA: 4.5	0.1 2 1 0 0 1 0 0 0 0 0 0 0 8 11 0.00 3.000																		



Batter	1	2	3	4	5	6	7	8	9	AB R H RBI BB SO LOB	BOTTOM						
Ray Durham, S (1, 4) OBP: 0.363, SLG: 0.482	G4-3		G4-3			1B		P4		3 1 0 0 1 0 1	Oakland Athletics @ San Francisco Giants SBC Park, San Francisco, CA Sat Jul 03 2004, 4:05 PM EDT Att: 41,920 - Sunny - 71 F						
J.T. Snow, L (1, 3) OBP: 0.341, SLG: 0.331	K		F8			1B		L9		4 0 1 0 0 1 1							
Marquis Grissom, R (1, 8) OBP: 0.324, SLG: 0.486	G5-3			G3-1		SF9		G6-3		3 0 0 1 0 0 0							
Barry Bonds, L (1, 7) OBP: 0.620, SLG: 0.794		G4-6-3		F9		1B		FC4-6	1B	2 0 1 0 2 0 0							
A.J. Pierzynski, L (1, 2) OBP: 0.341, SLG: 0.433	G4-6-3		F8			G6-3		FC4-6	2-6	4 0 0 0 0 0 4							
Edgardo Alfonzo, R (1, 5) OBP: 0.341, SLG: 0.390	K			G5-3		K		K		4 0 0 0 0 3 1							
Michael Tucker, L (1, 9) OBP: 0.371, SLG: 0.440			2B		F7		K		2-6	2 1 0 0 1 1 0							
Deivi Cruz, R (1, 6) OBP: 0.362, SLG: 0.464			G4-3		F9		K			3 0 2 1 0 0 0							
Dustin Hermanson, R (1, 1) E: 0, LOB: 1 Pedro Feliz, R (7, PH) Scott Eyre, L (8, 1) Felix Rodriguez, R (8, 1) Matt Herges, L (9, 1) Tyler Walker, R (9, 1)			K		P4		G6-3			2 0 0 0 0 1 1 1 0 0 0 0 0 1 0							
Inning Stats	R: 0 E: 0 K: 1 S: 8	H: 0 LOB: 0 BB: 0 P: 9	R: 0 E: 0 K: 1 S: 4	H: 0 LOB: 0 BB: 1 P: 9	R: 1 E: 0 K: 1 S: 21	H: 1 LOB: 1 BB: 1 P: 31	R: 0 E: 0 K: 0 S: 5	H: 0 LOB: 0 BB: 0 P: 8	R: 0 E: 0 K: 2 S: 11	H: 1 LOB: 1 BB: 0 P: 14		R: 0 E: 0 K: 0 S: 4	H: 0 LOB: 0 BB: 0 P: 6	R: 0 E: 0 K: 1 S: 9	H: 1 LOB: 1 BB: 0 P: 14	1B: 2 2B: 2 HR: 0	SF: 1 SAC: 0 DP: 1 HBP: 0
PITCHER	IP WLS BF H R ER SO BB IBB HBP BLK WP HR S P ERA WHIP	PITCHER IP WLS BF H R ER SO BB IBB HBP BLK WP HR S P ERA WHIP															
40 Rich Harden, R (1, 1) ERA: 4.05	6.0 23 2 2 2 3 3 1 0 0 0 0 0 15 20 0.00 0.833																
58 Justin Duchschere, R (7, 1) ERA: 3.11	2.0 W 7 1 0 0 2 0 0 0 0 0 0 0 15 20 0.00 0.500																
Octavio Dotel, R (9, 1) ERA: 3.48	1.0 4 1 0 0 1 0 0 0 0 0 0 0 9 14 0.00 1.000																



Batter	1	2	3	4	5	6	7	8	9	AB	R	H	RBI	BB	SO	LOB	TOP							
21 Mark Kotsay, L OBP: 0.363, SLG: 0.408	G4-3		HR	SF7		HR		P6		4	2	2	1	0	0	1	Oakland Athletics @ San Francisco Giants SBC Park, San Francisco, CA Sun Jul 04 2004, 4:05 PM EDT Att: 41,678 - Sunny - 72 F							
Eric Byrnes, R OBP: 0.353, SLG: 0.487	1B		HR	K		HR		HBP		4	3	3	6	0	1	1								
Scott Hatteberg, L OBP: 0.384, SLG: 0.474	1B		F7		G4-3	P6		F9		5	0	1	1	0	0	2								
Jemaine Dye, R OBP: 0.353, SLG: 0.526	K		K		F7		G6-3		1B BB FC6-5 BB	4	1	0	0	1	2	1								
7 Bobby Crosby, R OBP: 0.331, SLG: 0.476	G1-3		1B		3B		G5-3		K	5	0	2	0	0	1	2								
Damian Miller, R OBP: 0.350, SLG: 0.472		K	G3		K		1B		FC6-5 1B BB	4	0	1	0	1	2	2								
Marco Scutaro, R OBP: 0.292, SLG: 0.358	K			PB 21 SF7 1B		G5-3		1B	FC6-5 1B	5	1	2	0	0	2	1								
Ramon Castro, R OBP: 0.333, SLG: 0.375	G4-3			1B		K		FC6-5 FC6-4	5	0	2	1	0	1	2									
Mark Mulder, L OBP: 0.389, SLG: 0.500			HR 21 1B BB		K		HR 21 2B HBP		FC6-4	1	2	0	0	1	1	2								
Chad Bradford, R OBP: 0.242, SLG: 0.319									FC6-4	1	0	0	0	0	1	1								
Octavio Dotel, R OBP: 0.242, SLG: 0.319									FC6-4	0	0	0	0	0	0	2								
Octavio Dotel, R OBP: 0.242, SLG: 0.319									FC6-4	0	0	0	0	0	0	0								
Inning Stats	R: 1 E: 0 K: 1 S: 15	H: 2 LOB: 1 BB: 0 P: 23	R: 0 E: 0 K: 2 S: 10	H: 0 LOB: 0 BB: 0 P: 15	R: 3 E: 0 K: 1 S: 12	H: 3 LOB: 1 BB: 1 P: 23	R: 1 E: 0 K: 2 S: 12	H: 2 LOB: 1 BB: 0 P: 17	R: 0 E: 0 K: 1 S: 9	H: 1 LOB: 1 BB: 0 P: 17	R: 3 E: 0 K: 1 S: 12	H: 2 LOB: 0 BB: 2 P: 20	R: 0 E: 0 K: 1 S: 12	H: 1 LOB: 1 BB: 0 P: 21	R: 0 E: 0 K: 1 S: 13	H: 1 LOB: 2 BB: 2 P: 21	R: 1 E: 0 K: 1 S: 11	H: 1 LOB: 2 BB: 2 P: 21	1B: 8 2B: 2 3B: 1 HR: 2	SF: 1 SAC: 0 DP: 0 HBP: 2	WP: 0 PB: 1 SB: 1 CS: 0	PA: 45		
PITCHER	IP	WLS	BF	H	R	ER	SO	BB	IBB	HBP	BLK	WP	HR	S	P	ERA	WHIP							
Jerome Williams, R ERA: 4.67	4.0	L	20	7	5	4	6	1	0	0	0	0	1	49	78	9.00	2.000							
Wayne Franklin, L ERA: 5.53	1.0		4	1	0	0	1	0	0	0	0	0	0	9	17	0.00	1.000							
Tyler Walker, R ERA: 4.71	0.2		3	0	1	1	1	0	0	0	0	0	0	5	9	13.50	0.000							
David Aardsma, R ERA: 6.23	1.1		7	3	2	2	1	0	0	0	0	0	1	19	32	13.50	2.250							
Felix Rodriguez, R ERA: 3.32	0.2		4	1	0	0	1	0	0	0	0	0	0	11	18	0.00	1.500							
PITCHER	IP	WLS	BF	H	R	ER	SO	BB	IBB	HBP	BLK	WP	HR	S	P	ERA	WHIP							
Scott Eyre, L ERA: 3.27	0.2		5	1	1	1	1	0	0	0	0	0	0	9	18	13.50	4.500							
Jim Brower, R ERA: 3.96	0.2		2	0	0	0	0	0	0	0	0	0	0	4	6	0.00	0.000							
Batter	1	2	3	4	5	6	7	8	9	AB	R	H	RBI	BB	SO	LOB	BOTTOM							
Ray Durham, S OBP: 0.371, SLG: 0.491	F8			1B SF9 1B						3	1	2	0	0	0	0	Oakland Athletics @ San Francisco Giants SBC Park, San Francisco, CA Sun Jul 04 2004, 4:05 PM EDT Att: 41,678 - Sunny - 72 F							
Felix Rodriguez, R OBP: 0.373, SLG: 0.443				1B						0	0	0	0	0	0	0								
Michael Tucker, L OBP: 0.373, SLG: 0.443				1B						0	0	0	0	0	0	0								
Deivi Cruz, R OBP: 0.364, SLG: 0.462	G6-4-3 1B			G4-3						5	0	2	1	0	1	3								
Marquis Grissom, R OBP: 0.325, SLG: 0.485	G6-4-3 1-2f			FC6-4 1B						5	1	2	0	0	0	5								
Barry Bonds, L OBP: 0.619, SLG: 0.790				SF9						1	1	0	1	2	1	1								
Edgardo Alfonzo, R OBP: 0.343, SLG: 0.391	G1-6-3 HBP			FC6-4						4	0	2	0	0	0	2								
Pedro Feliz, R OBP: 0.287, SLG: 0.463	G6-3			FC1-6 1B						4	1	1	1	0	0	3								
Yorvit Torrealba, R OBP: 0.292, SLG: 0.388				G4-3 2B						4	0	0	0	0	0	4								
Dustan Mohr, R OBP: 0.385, SLG: 0.360				F7						3	1	0	0	1	0	1								
Jim Brower, R OBP: 0.687, SLG: 0.500				1B HBP 1B BB						0	0	0	0	0	0	0								
Jerome Williams, R ERA: 4.15, SLG: 0.115				K						1	0	0	0	0	1	0								
Wayne Franklin, L ERA: 1.00, SLG: 1.000										0	0	0	0	0	0	0								
Neil Fingersh, L OBP: 0.286, SLG: 0.286										0	0	0	0	0	0	0								
Tyler Walker, R ERA: 4.71										0	0	0	0	0	0	0								
David Aardsma, R ERA: 6.23										0	0	0	0	0	0	0								
Cody Ransom, R OBP: 0.303, SLG: 0.310										1	0	0	0	0	0	0								
J.T. Snow, L OBP: 0.345, SLG: 0.357										1	1	1	1	0	0	0								
Inning Stats	R: 0 E: 0 K: 0 S: 3	H: 1 LOB: 0 BB: 0 P: 5	R: 0 E: 0 K: 0 S: 10	H: 0 LOB: 0 BB: 0 P: 16	R: 0 E: 0 K: 1 S: 9	H: 0 LOB: 0 BB: 0 P: 13	R: 1 E: 0 K: 0 S: 11	H: 2 LOB: 1 BB: 0 P: 16	R: 2 E: 0 K: 0 S: 10	H: 3 LOB: 2 BB: 1 P: 21	R: 0 E: 0 K: 0 S: 7	H: 1 LOB: 1 BB: 1 P: 16	R: 0 E: 0 K: 1 S: 8	H: 1 LOB: 1 BB: 0 P: 12	R: 2 E: 0 K: 0 S: 14	H: 2 LOB: 1 BB: 1 P: 30	R: 1 E: 0 K: 2 S: 11	H: 2 LOB: 1 BB: 0 P: 18	1B: 9 2B: 2 3B: 0 HR: 1	SF: 1 SAC: 0 DP: 4 HBP: 2	WP: 0 PB: 1 SB: 0 CS: 0	PA: 40		
PITCHER	IP	WLS	BF	H	R	ER	SO	BB	IBB	HBP	BLK	WP	HR	S	P	ERA	WHIP							
Mark Mulder, L ERA: 2.95	7.0	W	29	8	3	3	2	2	0	2	0	0	0	14	30	3.86	1.429							
Chad Bradford, R ERA: 4.91	1.0		6	2	2	2	0	1	0	0	0	0	0	14	30	18.00	3.000							
Octavio Dotel, R ERA: 3.61	1.0		5	2	1	1	2	0	0	0	0	0	1	11	18	9.00	2.000							

Batter	1	2	3	4	5	6	7	8	9	AB R H RBI BB SO LOB	TOP									
Aaron Miles, S OBP: 0.358, SLG: 0.424	0-1 WP 1B 3B	0-1 SH1-4		0-2 G3		2-1 L7			3-2 17 L9 1B	4 1 2 0 0 0 0	Colorado Rockies @ San Francisco Giants SBC Park, San Francisco, CA Mon Jul 05 2004, 4:05 PM EDT Att: 39,977 - Sunny - 72 F									
Royce Clayton, R OBP: 0.352, SLG: 0.455	1-2 CS 1B	2-2 F8		0-0 2B			3-2 L8		1-2 2-4 1B	5 0 3 1 0 0 1										
17 Todd Helton, L OBP: 0.468, SLG: 0.613	0-0 F3	3-2 2B		4-2 2B			2-2 F7		3-H 0-2 L9	4 0 1 1 1 0 4										
Vinny Castilla, R OBP: 0.348, SLG: 0.554	3-2 1B 2H	0-2 G1-3		3-2 G1-3			1-0 G6-3		2-0 2-4	4 1 1 1 0 0 3										
Larry Walker, L OBP: 0.521, SLG: 0.800	4-1 1B 2B		2-2 3B		1-1 F7			2-3 K		3 1 1 0 1 1 0										
Preston Wilson, R OBP: 0.241, SLG: 0.297	0-2 2B		0-1 P3		2-1 G5-3			1-0 F9		4 1 1 1 0 0 1										
Jeremy Burnitz, L OBP: 0.347, SLG: 0.528	1-2 3-H 2-0 1B		4-1 G6-4-3 BB		0-1 G6-3			3-2 F8		3 1 1 2 1 0 0										
Charles Johnson, R OBP: 0.381, SLG: 0.534	2-1 2H 1B		0-1 G6-4-3		0-0 P6			2-2 1B G1-3 1B		4 1 2 1 0 0 2										
2B Aaron Cook, R OBP: 0.150, SLG: 0.150		1-1 SH1-4 2B		0-0 F8		3-3 K		0-1 G1-3		3 1 1 0 0 1 0										
Jeff Fassero, L OBP: 0.375, SLG: 0.286										0 0 0 0 0 0 0										
Mark Sweeney, L OBP: 0.380, SLG: 0.448										1 0 0 0 0 0 1										
Shawn Chacon, R OBP: 0.380, SLG: 0.448										0 0 0 0 0 0 0										
Inning Stats	R: 5 E: 0 K: 0 S: 16	H: 6 LOB: 1 BB: 1 P: 28	R: 1 E: 0 K: 0 S: 16	H: 2 LOB: 1 BB: 0 P: 22	R: 0 E: 0 K: 0 S: 9	H: 1 LOB: 1 BB: 1 P: 15	R: 0 E: 0 K: 0 S: 12	H: 1 LOB: 2 BB: 1 P: 19	R: 0 E: 0 K: 1 S: 7	H: 0 LOB: 0 BB: 0 P: 12	R: 0 E: 0 K: 0 S: 13	H: 0 LOB: 0 BB: 0 P: 19	R: 0 E: 0 K: 1 S: 9	H: 0 LOB: 0 BB: 0 P: 15	R: 1 E: 0 K: 0 S: 17	H: 3 LOB: 2 BB: 0 P: 25	1B: 8 2B: 3 3B: 2 HR: 0	SF: 0 SAC: 1 DP: 1 HBP: 0	WP: 1 PA: 39 PB: 0 SB: 0 CS: 1	
PITCHER	IP WLS BF H R ER SO BB IBB HBP BLK WP HR S P ERA WHIP	PITCHER																		
Brett Tomko, R ERA: 5.32	(1, 1) 6.0 L 28 10 6 6 1 3 0 0 0 0 1 0 66 105 9.00 2.167																			
Wayne Franklin, L ERA: 5.16	(7, 1) 2.0 6 0 0 0 1 0 0 0 0 0 0 22 34 0.00 0.000																			
Tyler Walker, R ERA: 4.85	(9, 1) 1.0 6 3 1 1 0 0 0 0 0 0 0 17 25 9.00 3.000																			

AB	35
R	7
H	13
RBI	7
BB	3
SO	2
LOB	12



Batter	1	2	3	4	5	6	7	8	9	AB R H RBI BB SO LOB	BOTTOM									
Ray Durham, S OBP: 0.372, SLG: 0.486	3-2 F9		4-2 1B 2B	1-1 E8 2H 1B			0-1 G5-3		2-3 K	4 1 1 1 1 1 1	Colorado Rockies @ San Francisco Giants SBC Park, San Francisco, CA Mon Jul 05 2004, 4:05 PM EDT Att: 39,977 - Sunny - 72 F									
Deivi Cruz, R OBP: 0.365, SLG: 0.459	3-1 1B		2-1 2B G4-3 1B	1-0 G4-3			0-1 G5-3		0-2 G1-3	5 1 2 1 0 0 2										
J.T. Snow, L OBP: 0.349, SLG: 0.367	2-1 G1-4-6-3		3-1 G4-3 1-3 2H 2B		0-1 G6-3 G5-3 1B		2-2 G5-3			4 0 2 1 0 0 1										
Edgardo Alfonzo, R OBP: 0.345, SLG: 0.391		1-2 G6-3	4-0 G4-3 BB		0-1 G5-3		1-2 G5-3		2-0 FC3-6 1B	3 0 1 0 1 0 1										
A.J. Pierzynski, L OBP: 0.340, SLG: 0.427		2-0 G5-3	2-1 G4-3		0-0 G6-3			1-2 FC3-6 G5-3		3 0 0 1 0 0 4										
Yorvit Torrealba, R OBP: 0.292, SLG: 0.388			1-2 2-3 3-H HBP		2-3 P6			1-2 G5-3		0 0 0 0 0 0 0										
Marquis Grissom, R OBP: 0.321, SLG: 0.479		2-1 G5-3	1-2 P1		3-2 P6			3-2 G5-3		4 0 0 0 0 0 5										
Michael Tucker, L OBP: 0.367, SLG: 0.435		2-2 P5		1-0 B1-3		0-2 P2		1-0 G3-1		4 0 0 0 0 0 3										
Dustan Mohr, R OBP: 0.388, SLG: 0.359			4-0 SH3-4 1B BB	2-0 SH3-4 E 1B		2-3 K			0-0 F7	3 2 1 0 1 1 0										
Brett Tomko, R OBP: 0.167, SLG: 0.138			0-2 SH3-4	1-1 SH3-4		1-3 K			3-2 1B	0 0 0 0 0 0 0										
Cody Ransom, R OBP: 0.294, SLG: 0.300										1 0 0 0 0 1 0										
Wayne Franklin, L OBP: 1.000, SLG: 1.000										0 0 0 0 0 0 0										
Tyler Walker, R OBP: 0.289, SLG: 0.289			1-2							0 0 0 0 0 0 0										
Inning Stats	R: 0 E: 0 K: 0 S: 9	H: 1 LOB: 0 BB: 0 P: 17	R: 0 E: 0 K: 0 S: 9	H: 0 LOB: 1 BB: 0 P: 16	R: 3 E: 0 K: 0 S: 14	H: 2 LOB: 3 BB: 3 P: 34	R: 1 E: 1 K: 0 S: 7	H: 2 LOB: 1 BB: 0 P: 13	R: 0 E: 0 K: 2 S: 10	H: 0 LOB: 1 BB: 0 P: 13	R: 0 E: 0 K: 0 S: 9	H: 0 LOB: 0 BB: 0 P: 11	R: 0 E: 0 K: 0 S: 8	H: 1 LOB: 2 BB: 0 P: 15	R: 0 E: 0 K: 1 S: 10	H: 1 LOB: 1 BB: 0 P: 15	1B: 7 2B: 1 3B: 0 HR: 0	SF: 0 SAC: 2 DP: 1 HBP: 1	WP: 0 PA: 38 PB: 0 SB: 0 CS: 0	
PITCHER	IP WLS BF H R ER SO BB IBB HBP BLK WP HR S P ERA WHIP	PITCHER																		
2B Aaron Cook, R ERA: 5.99	(1, 1) 5.0 W 24 6 4 4 0 3 0 0 0 0 0 0 47 91 7.20 1.800																			
Jeff Fassero, L ERA: 5.49	(6, 1) 3.0 H 10 1 0 0 2 0 0 0 0 0 0 27 39 0.00 0.333																			
Shawn Chacon, R ERA: 6.94	(9, 1) 1.0 S 4 1 0 0 1 0 0 0 0 0 0 0 10 15 0.00 1.000																			

AB	32
R	4
H	8
RBI	4
BB	3
SO	3
LOB	17



Batter	1	2	3	4	5	6	7	8	9	AB R H RBI BB SO LOB	TOP								
Aaron Miles, S OBP: 0.395, SLG: 0.416 (1, 4)										4 1 0 0 1 1 1	Colorado Rockies @ San Francisco Giants SBC Park, San Francisco, CA Tue Jul 06 2004, 10:15 PM EDT Att: 35,460 - Overcast - 64 F								
Royce Clayton, R OBP: 0.349, SLG: 0.450 (1, 6)										4 1 0 0 1 1 4									
17 Todd Helton, L OBP: 0.472, SLG: 0.623 (1, 3)										2 2 1 1 3 0 0									
Vinny Castilla, R OBP: 0.345, SLG: 0.546 (1, 5)										4 0 0 0 1 2 4									
Larry Walker, L OBP: 0.528, SLG: 0.757 (1, 9)										2 1 0 1 2 1 4									
5 Matt Holliday, R OBP: 0.357, SLG: 0.489 (1, 7)										4 2 1 2 1 2 2									
Jeremy Burnitz, L OBP: 0.348, SLG: 0.537 (1, 8)										5 1 2 3 0 2 1									
Charles Johnson, R OBP: 0.381, SLG: 0.528 (1, 2)										4 0 1 1 1 2 0									
Denny Stark, R Kit Pellow, R Scott Lohmann, R Preston Wilson, R Tim Harikkala, R Mark Sweeney, L Shawn Chacon, R (7, PH) (7, 1) (8, PH) (8, PH) (8, PH) (8, PH) (9, 1)										1 0 0 0 1 1 0 1 0 0 0 0 1 0 0 0 0 0 0 0 0 1 0 1 0 0 0 0 1 0 0 0 0 0 0 1 0 0 0 0 0 0 0 0 0 0 0 0 0									
Inning Stats	R: 0 E: 0 K: 3 S: 15	H: 0 LOB: 2 BB: 2 P: 31	R: 0 E: 0 K: 2 S: 8	H: 0 LOB: 0 BB: 0 P: 12	R: 0 E: 0 K: 1 S: 9	H: 0 LOB: 0 BB: 0 P: 11	R: 1 E: 0 K: 2 S: 13	H: 1 LOB: 1 BB: 1 P: 18	R: 0 E: 0 K: 0 S: 10	H: 0 LOB: 1 BB: 1 P: 16		R: 0 E: 0 K: 2 S: 8	H: 0 LOB: 0 BB: 0 P: 12	R: 5 E: 1 K: 1 S: 25	H: 3 LOB: 3 BB: 4 P: 49	R: 2 E: 0 K: 0 S: 12	H: 2 LOB: 2 BB: 2 P: 25	1B: 4 2B: 0 3B: 0 HR: 2	SF: 0 SAC: 0 DP: 1 HBP: 1
PITCHER	IP WLS BF H R ER SO BB IBB HBP BLK WP HR S P ERA WHIP											IP WLS BF H R ER SO BB IBB HBP BLK WP HR S P ERA WHIP							
Jason Schmidt, R ERA: 2.93	(1, 1) 7.0 27 1 1 1 12 5 0 0 0 0 0 1 72 116 1.29 0.857											Felix Rodriguez, R ERA: 3.29	(9, 1) 0.1 2 1 0 0 0 0 0 0 0 0 0 0 5 7 0.00 3.000						
Jim Brower, R ERA: 3.93	(8, 1) 0.1 4 0 3 2 1 2 0 0 0 0 1 0 10 20 54.00 6.000																		
Scott Eyre, L ERA: 3.22	(8, 1) 0.1 H 1 0 0 0 0 0 0 0 0 0 0 3 4 0.00 0.000																		
Matt Herges, R ERA: 6.01	(8, 1) 0.1 B 6 3 2 0 0 2 0 0 0 0 0 1 12 25 0.00 15.000																		
Jason Christiansen, L ERA: 5.4	(9, 1) 0.2 L 5 1 2 2 0 2 0 0 1 0 0 0 0 7 18 27.00 4.500																		

AB 33
R 8
H 6
RBI 8
BB 11
SO 13
LOB 18



Batter	1	2	3	4	5	6	7	8	9	AB R H RBI BB SO LOB	BOTTOM								
Ray Durham, S OBP: 0.368, SLG: 0.478 (1, 4)										5 2 1 0 0 0 2	Colorado Rockies @ San Francisco Giants SBC Park, San Francisco, CA Tue Jul 06 2004, 10:15 PM EDT Att: 35,460 - Overcast - 64 F								
Michael Tucker, L OBP: 0.388, SLG: 0.432 Felix Rodriguez, R (1, 9) (9, 1)										4 1 1 0 1 0 2 0 0 0 0 0 0 0									
J.T. Snow, L OBP: 0.356, SLG: 0.388 (1, 3)										5 0 3 3 0 0 1									
Barry Bonds, L OBP: 0.619, SLG: 0.781 (1, 7)										2 0 0 0 3 1 2									
Edgardo Alfonzo, R OBP: 0.341, SLG: 0.385 Matt Herges, L Jason Christiansen, R Dustan Mohr, R (1, 5) (8, 1) (9, 1) (9, 9)										4 0 0 0 0 0 5 0 0 0 0 0 0 0 0 0 0 0 0 0 0 0 0 0 0 1 0 0									
A.J. Pierzynski, L OBP: 0.341, SLG: 0.437 (1, 2)										4 2 1 1 1 0 2									
Marquis Grissom, R OBP: 0.319, SLG: 0.474 (1, 8)										5 1 1 0 0 0 2									
Deivi Cruz, R OBP: 0.362, SLG: 0.460 Cody Ransom, R OBP: 0.294, SLG: 0.300 (1, 6) (8, PR) (9, 6)										4 0 1 0 0 0 2 0 0 0 0 0 0 0									
Jason Schmidt, R OBP: 0.219, SLG: 0.367 Jim Brower, R Scott Eyre, L Pedro Feliz, R OBP: 0.286, SLG: 0.461 (1, 1) (8, 1) (8, 1) (8, 5)										3 0 1 1 0 0 1 0 0 0 0 0 0 0 0 0 0 0 0 0 0 1 0 0 0 0 0 1									
Inning Stats	R: 1 E: 0 K: 1 S: 12	H: 2 LOB: 1 BB: 0 P: 20	R: 1 E: 0 K: 0 S: 9	H: 1 LOB: 0 BB: 0 P: 13	R: 0 E: 0 K: 0 S: 12	H: 1 LOB: 2 BB: 1 P: 25	R: 4 E: 1 K: 0 S: 12	H: 4 LOB: 2 BB: 2 P: 27	R: 0 E: 0 K: 0 S: 7	H: 1 LOB: 1 BB: 0 P: 11		R: 0 E: 0 K: 0 S: 8	H: 0 LOB: 1 BB: 1 P: 14	R: 0 E: 1 K: 0 S: 9	H: 0 LOB: 1 BB: 0 P: 15	R: 0 E: 0 K: 0 S: 11	H: 0 LOB: 2 BB: 2 P: 22	1B: 5 2B: 3 3B: 0 HR: 1	SF: 0 SAC: 0 DP: 0 HBP: 0
PITCHER	IP WLS BF H R ER SO BB IBB HBP BLK WP HR S P ERA WHIP											IP WLS BF H R ER SO BB IBB HBP BLK WP HR S P ERA WHIP							
Denny Stark, R ERA: 11.0	(1, 1) 6.0 31 9 6 3 1 2 2 0 0 0 0 0 6 12 0.00 1.833																		
Scott Lohmann, R ERA: 3.63	(7, 1) 1.0 3 0 0 0 0 0 0 0 0 0 0 0 6 12 0.00 0.000																		
Tim Harikkala, R ERA: 2.91	(8, 1) 1.0 W 4 0 0 0 0 0 0 0 0 0 0 0 9 15 0.00 0.000																		
Shawn Chacon, R ERA: 6.75	(9, 1) 1.0 S 5 0 0 0 0 2 0 0 0 0 0 0 11 22 0.00 2.000																		

AB 37
R 6
H 9
RBI 5
BB 6
SO 1
LOB 20



Batter	1	2	3	4	5	6	7	8	9	AB	R	H	RBI	BB	SO	LOB	TOP								
Aaron Miles, S OBP: 0.349, SLG: 0.409	G4-3		P4		G6-3		G4-3			4	0	0	0	0	0	0	Colorado Rockies @ San Francisco Giants SBC Park, San Francisco, CA Wed Jul 07 2004, 10:05 PM EDT Att: 35,673 - Overcast - 63 F								
Luis Gonzalez, R OBP: 0.298, SLG: 0.423	F9		E9 17 FC1		L7			HR	4	1	1	1	0	0	0										
17 Todd Helton, L OBP: 0.467, SLG: 0.614	G1		FC1		L5			P4	4	0	0	0	0	0	1										
Vinny Castilla, R OBP: 0.347, SLG: 0.544		G6-4-3 BB	G4-3		G5-3			5 FC6-4 1B	3	0	1	0	1	0	1										
Preston Wilson, R OBP: 0.238, SLG: 0.291	G6-4-3			F9		F7		K	4	0	0	0	0	1	2										
5 Matt Holliday, R OBP: 0.395, SLG: 0.490 Steve Reed, R		2B		L9		G6-3		FC6-4	4	1	1	0	0	0	1										
Jerome Burnitz, L OBP: 0.353, SLG: 0.546		2B							0	0	0	0	0	0	0										
Todd Greene, R OBP: 0.292, SLG: 0.443									4	1	3	1	0	0	0										
Adam Bernero, R																									
Kit Pellow, R OBP: 0.318, SLG: 0.330																									
Javier López, L																									
Scott Dohmann, R																									
Royce Clayton, R OBP: 0.348, SLG: 0.448																									
Inning Stats	R: 0 E: 0 K: 0 S: 13	H: 0 LOB: 0 BB: 0 P: 17	R: 1 E: 0 K: 1 S: 16	H: 2 LOB: 2 BB: 2 P: 32	R: 0 E: 1 K: 0 S: 14	H: 0 LOB: 1 BB: 0 P: 21	R: 0 E: 0 K: 0 S: 8	H: 1 LOB: 1 BB: 0 P: 13	R: 0 E: 0 K: 0 S: 11	H: 0 LOB: 0 BB: 0 P: 5	R: 2 E: 0 K: 0 S: 11	H: 2 LOB: 0 BB: 0 P: 20	R: 1 E: 0 K: 1 S: 14	H: 2 LOB: 1 BB: 0 P: 20	R: 0 E: 0 K: 0 S: 8	H: 0 LOB: 0 BB: 0 P: 12	1B: 2 2B: 3 3B: 0 HR: 2	SF: 0 SAC: 0 DP: 1 HBP: 0	WP: 0 PB: 0 SB: 0 CS: 0	PA: 36					
PITCHER	IP	WLS	BF	H	R	ER	SO	BB	IBB	HBP	BLK	WP	HR	S	P	ERA	WHIP								
Kirk Rueter, L ERA: 4.85	6.1	W	26	5	3	3	1	1	1	0	0	0	1	73	121	4.26	0.947								
Tyler Walker, R ERA: 5.04	0.2	H	3	1	1	1	0	0	0	0	0	0	1	7	9	13.50	1.500								
Scott Eyre, L ERA: 3.18	0.1		2	1	0	0	0	0	0	0	0	0	0	4	6	0.00	3.000								
Jim Brower, R ERA: 3.81	1.2		5	0	0	0	1	0	0	0	0	0	0	15	22	0.00	0.000								

Batter	1	2	3	4	5	6	7	8	9	AB	R	H	RBI	BB	SO	LOB	BOTTOM								
Michael Tucker, L OBP: 0.372, SLG: 0.437	G5-3		P6					SH2-4 2B		4	0	2	1	1	0	1	Colorado Rockies @ San Francisco Giants SBC Park, San Francisco, CA Wed Jul 07 2004, 10:05 PM EDT Att: 35,673 - Overcast - 63 F								
Deivi Cruz, R OBP: 0.399, SLG: 0.455 Cody Ransom, R OBP: 0.294, SLG: 0.300	K		IBB 2B 1B		F7		K	SH2-4	4	1	1	0	0	2	3										
J.T. Snow, L OBP: 0.352, SLG: 0.378	F7		F8		K		1B BB	K	4	1	0	0	1	2	3										
Barry Bonds, L OBP: 0.622, SLG: 0.796		HR	2B 1B IBB		G3		G1-3 1B 1B		3	3	2	1	2	0	0										
Pedro Feliz, R OBP: 0.291, SLG: 0.465	G1-3		1B 2B				1B G1-3	K	4	1	2	3	1	1	2										
A.J. Pierzynski, L OBP: 0.343, SLG: 0.438	L4-6 1B		1B		F8		SF9 1B		4	0	2	1	0	0	3										
Marquis Grissom, R OBP: 0.321, SLG: 0.474					F9		F9	1B	4	0	2	1	0	0	0										
Nelfi Perez, S OBP: 0.266, SLG: 0.290	L4-6						SF9		2	1	1	1	1	0	2										
Kirk Rueter, L OBP: 0.212, SLG: 0.226 Tyler Walker, R			IBB 1B				G4-3 1B BB		3	1	1	0	0	1	2										
Scott Eyre, L					K		K		1	0	0	0	0	1	1										
Jim Brower, R OBP: 0.667, SLG: 0.500			1B 2B 1B				G4-3	K	0	0	0	0	0	0	0										
Inning Stats	R: 0 E: 0 K: 1 S: 8	H: 3 LOB: 1 BB: 0 P: 14	R: 1 E: 0 K: 0 S: 9	H: 3 LOB: 1 BB: 0 P: 14	R: 3 E: 0 K: 0 S: 12	H: 4 LOB: 2 BB: 1 P: 23	R: 0 E: 0 K: 1 S: 7	H: 1 LOB: 2 BB: 1 P: 12	R: 0 E: 0 K: 1 S: 11	H: 0 LOB: 1 BB: 1 P: 21	R: 1 E: 0 K: 1 S: 8	H: 1 LOB: 1 BB: 1 P: 17	R: 3 E: 0 K: 1 S: 18	H: 3 LOB: 1 BB: 1 P: 28	R: 0 E: 0 K: 2 S: 10	H: 1 LOB: 2 BB: 1 P: 19		1B: 10 2B: 3 3B: 0 HR: 1	SF: 1 SAC: 1 DP: 1 HBP: 0	WP: 0 PB: 0 SB: 1 CS: 0	PA: 41				
PITCHER	IP	WLS	BF	H	R	ER	SO	BB	IBB	HBP	BLK	WP	HR	S	P	ERA	WHIP								
Adam Bernero, R ERA: 4.66	6.0	L	29	9	5	5	4	3	1	0	0	0	0	7	14	81.00	9.000								
Javier López, L ERA: 10.0	0.1		4	2	3	3	0	1	0	0	0	0	0	7	14	0.00	1.500								
Scott Dohmann, R ERA: 3.5	0.2		3	1	0	0	1	0	0	0	0	0	0	11	14	0.00	1.500								
Steve Reed, R ERA: 2.63	1.0		5	1	0	0	2	0	1	0	0	0	0	10	19	0.00	1.000								



Batter	1	2	3	4	5	6	7	8	9	AB	R	H	RBI	BB	SO	LOB	TOP		
Roberto Alomar, S OBP: 0.361, SLG: 0.400 (1, 4)	4-1 BB		0-1 F8	2-0 1B		2-3 K		0-2 1B		4	0	2	0	1	1	0	Arizona Diamondbacks @ San Francisco Giants SBC Park, San Francisco, CA Thu Jul 08 2004, 10:15 PM EDT Att: 38,194 - Sunny - 66 F		
Steve Finley, L OBP: 0.352, SLG: 0.529 (1, 8)	1-2 F8		3-2 L3	0-1 P4			2-2 F8	4-2 1B		4	0	0	0	1	0	3			
Luis Gonzalez, L OBP: 0.390, SLG: 0.539 (1, 7)	1-1 L7		1-1 1B 2B		4-2 G5-4-3 BB		0-1 HR	2-2 P2		4	2	2	0	1	0	3			
Shea Hillenbrand, R OBP: 0.349, SLG: 0.466 (1, 3)	1-0 F8		0-1 2H 1B		1-1 G5-4-3 1-2		4-0 HR		1-2 WP 2B	4	1	2	1	1	0	2			
Chad Tracy, L OBP: 0.333, SLG: 0.432 (1, 5)		0-1 G4-3 1B 2B	0-0 F8		1-1 HR		1-1 F8		1-1 F7	5	2	2	1	0	0	4			
Alex Cintron, S OBP: 0.290, SLG: 0.362 (1, 6)		2-0 G4-3		0-0 HR	1-0 G4-3		0-1 HR		3-3 K	5	2	2	4	0	1	2			
Quinton McCracken, S OBP: 0.283, SLG: 0.395 (1, 9)		0-0 G5-3 1B		3-2 G1-3		2-2 G1-3 SF9 2B		2-3 K	4-2 HBP BB	4	1	2	1	1	1	0			
Juan Brito, R OBP: 0.217, SLG: 0.277 (1, 2)		2-2 G5-3		2-2 F7		0-0 G1-3		1-2 G4-3	1-1 HBP	4	0	0	0	0	0	2			
Elmer Dessens, R OBP: 0.287, SLG: 0.188 (5, 1)		0-1 G3-1		0-1 1B		2-2 SF9		1-3 K	1-3 K	2	0	1	0	0	0	1			
Inning Stats	R: 0 E: 0 K: 0 S: 8	H: 0 LOB: 1 BB: 1 P: 15	R: 1 E: 0 K: 0 S: 9	H: 2 LOB: 1 BB: 0 P: 13	R: 1 E: 0 K: 0 S: 10	H: 2 LOB: 1 BB: 0 P: 14	R: 1 E: 0 K: 0 S: 12	H: 3 LOB: 2 BB: 0 P: 19	R: 1 E: 0 K: 1 S: 10	H: 1 LOB: 0 BB: 0 P: 16	R: 3 E: 0 K: 1 S: 12	H: 2 LOB: 0 BB: 1 P: 21	R: 0 E: 0 K: 1 S: 16	H: 1 LOB: 2 BB: 1 P: 24	R: 0 E: 0 K: 2 S: 17	H: 1 LOB: 3 BB: 1 P: 28		1B: 5 2B: 5 3B: 0 HR: 3	SF: 1 2B: 5 3B: 0 HBP: 1
PITCHER	IP WLS BF H R ER SO BB IBB HBP BLK WP HR S P ERA WHIP																		
Dustin Hermanson, R ERA: 4.34	(1, 1)	6.0 L 28 9 5 5 1 2 0 0 0 0 0 2 56 91 7.50 1.833																	
Wayne Franklin, L ERA: 5.68	(7, 1)	2.0 11 3 3 3 2 1 1 0 0 0 1 28 45 13.50 2.000																	
Felix Rodriguez, R ERA: 3.2	(9, 1)	1.0 6 1 0 0 2 1 0 0 1 0 1 0 17 28 0.00 2.000																	

Batter	1	2	3	4	5	6	7	8	9	AB	R	H	RBI	BB	SO	LOB	BOTTOM				
Michael Tucker, L OBP: 0.370, SLG: 0.442 (8, PH)	2-1 G6-3		2-3 K		2-1 SF8 3B		2-2 G4-3	1-3 K		4	1	1	0	0	1	0	Arizona Diamondbacks @ San Francisco Giants SBC Park, San Francisco, CA Thu Jul 08 2004, 10:15 PM EDT Att: 38,194 - Sunny - 66 F				
Deivi Cruz, R OBP: 0.348, SLG: 0.442 (1, 6)	0-1 G6-3		1-1 L7		2-1 SF8		0-0 G6-3		0-2 L7	4	0	0	1	0	0	0					
J.T. Snow, L OBP: 0.348, SLG: 0.373 (1, 3)	3-1 1B		1-3 K		3-1 K		0-1 G4-3		2-0 F8	5	0	1	0	0	2	0					
Barry Bonds, L OBP: 0.621, SLG: 0.796 (1, 7)	2-3 K			1-1 HR 1B	0-1 F9			0-1 F9 2B 2B	2-1 FC6-4 1B	5	2	3	0	0	1	1					
Edgardo Alfonzo, R OBP: 0.339, SLG: 0.392 (1, 5)		1-2 G5-3		1-0 HR		2-1 L9		2-2 F9	0-0 FC6-4	5	1	1	2	0	0	2					
A.J. Pierzynski, L OBP: 0.353, SLG: 0.455 (1, 2)		0-0 FC6-4 1B		0-1 2B		3-2 1B		0-2 BB 2B		4	0	4	1	0	0	0					
Marquis Grissom, R OBP: 0.323, SLG: 0.473 (1, 8)		1-2 FC6-4 1B		1-2 F7		1-2 1B		1-2 BB BB		3	0	1	0	1	0	2					
Nelfi Perez, S OBP: 0.267, SLG: 0.291 (7, 1)		2-0 1B		0-1 P2		0-1 F7		4-1 BB		3	0	1	0	0	0	3					
Wayne Franklin, L ERA: 5.31	(7, 1)	1.0 0 0 0 0 0 0 0 0 0 0 0 0 0 0 0 0 0																			
Pedro Feliz, R OBP: 0.293, SLG: 0.465 (8, PH)	(9, 9)	1-2 1B						1-2 BB		0	0	0	0	1	0	0					
Dustin Hermanson, R OBP: 0.167, SLG: 0.130 (6, PH)	(1, 1)	1-3 K		2-1 G2-3		1-3 K		1-3 K		2	0	0	0	0	1	3					
Ray Durham, S ERA: 4.8	(7, 4)	1.0 4 1 0 0 0 0 0 0 0 0 0 0 0 0 0 0																			
Inning Stats	R: 0 E: 0 K: 1 S: 9	H: 1 LOB: 0 BB: 0 P: 16	R: 0 E: 0 K: 1 S: 11	H: 2 LOB: 0 BB: 0 P: 16	R: 0 E: 0 K: 2 S: 9	H: 0 LOB: 0 BB: 0 P: 13	R: 2 E: 0 K: 0 S: 12	H: 3 LOB: 1 BB: 0 P: 17	R: 1 E: 0 K: 1 S: 9	H: 1 LOB: 0 BB: 0 P: 15	R: 0 E: 0 K: 1 S: 14	H: 2 LOB: 2 BB: 0 P: 21	R: 0 E: 0 K: 0 S: 7	H: 0 LOB: 0 BB: 0 P: 9	R: 1 E: 0 K: 2 S: 15	H: 2 LOB: 3 BB: 2 P: 27	R: 0 E: 0 K: 0 S: 7	H: 1 LOB: 1 BB: 0 P: 11	1B: 7 2B: 3 3B: 1 HR: 1	SF: 1 SAC: 0 DP: 0 HBP: 0	WP: 0 PA: 41 PB: 0 SB: 0 CS: 0
PITCHER	IP WLS BF H R ER SO BB IBB HBP BLK WP HR S P ERA WHIP																				
Elmer Dessens, R ERA: 5.05	(1, 1)	4.0 18 5 2 2 2 0 0 0 0 0 0 0 38 55 5.40 1.500																			
Andrew Good, R ERA: 5.31	(5, 1)	3.1 W 15 5 2 2 2 0 0 0 0 0 0 0 4 13 0.00 6.000																			
36 Brian Bruney, R ERA: 3.0	(8, 1)	0.1 3 0 0 0 0 1 2 0 0 0 0 0 0 4 13 0.00 6.000																			
Randy Choate, L ERA: 4.91	(8, 1)	0.1 H 1 0 0 0 1 0 0 0 0 0 0 0 3 4 0.00 0.000																			
Mike Koplove, R ERA: 4.8	(9, 1)	1.0 4 1 0 0 0 0 0 0 0 0 0 0 7 11 0.00 1.000																			



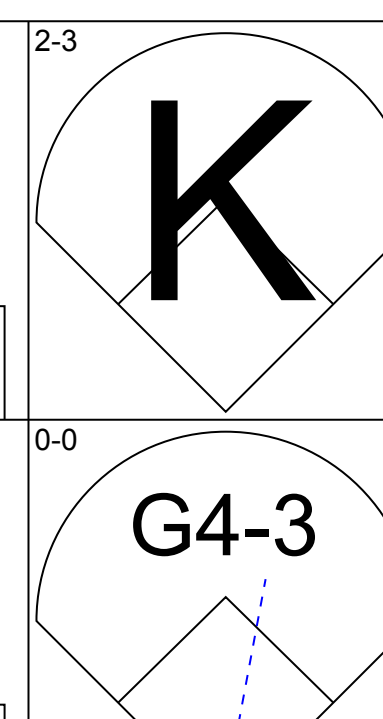
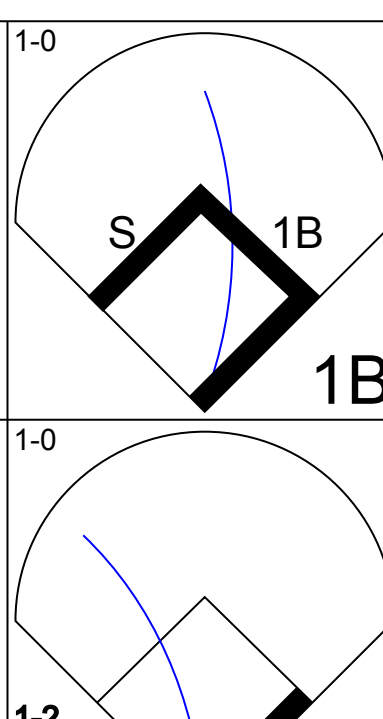
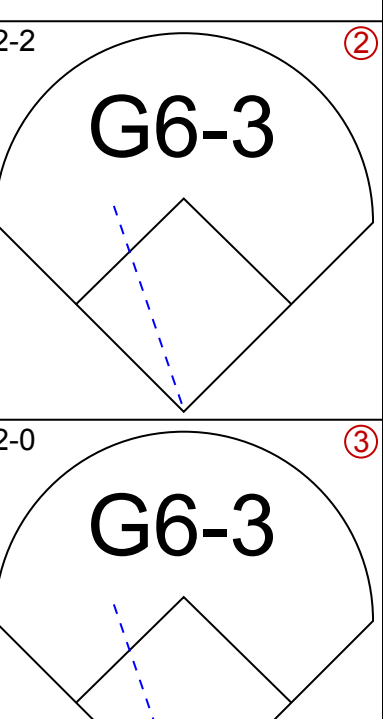
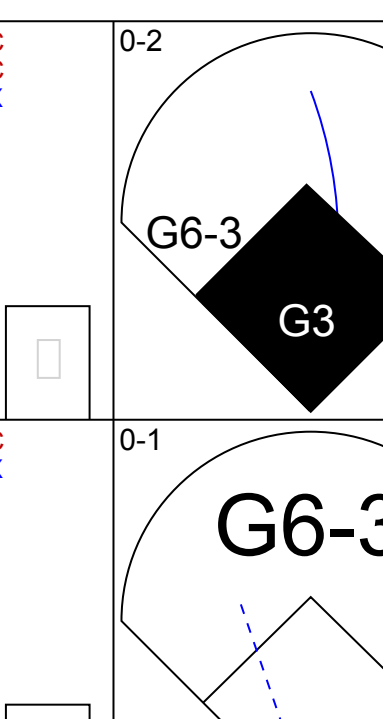
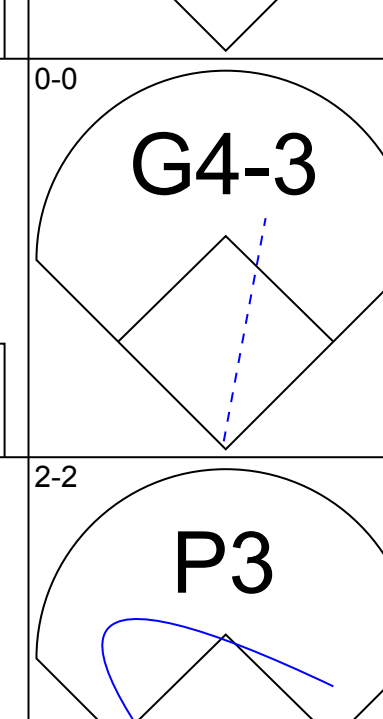
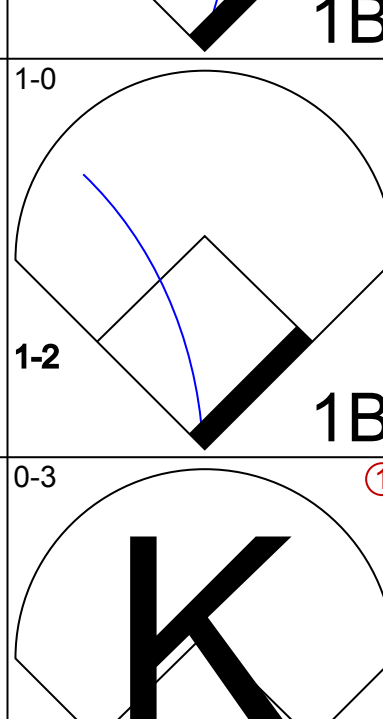
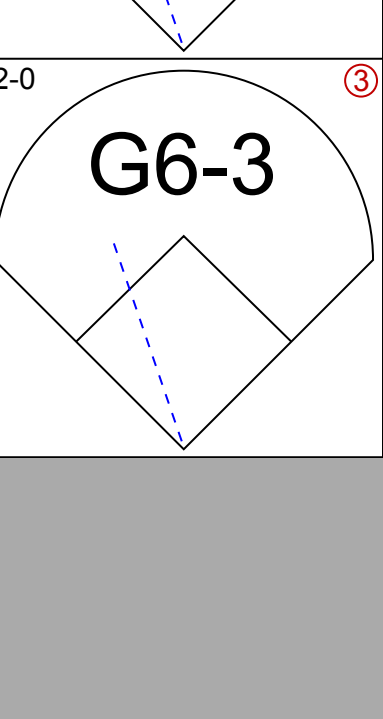
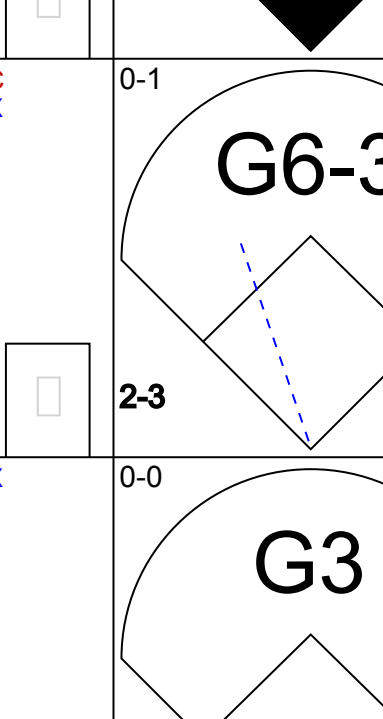
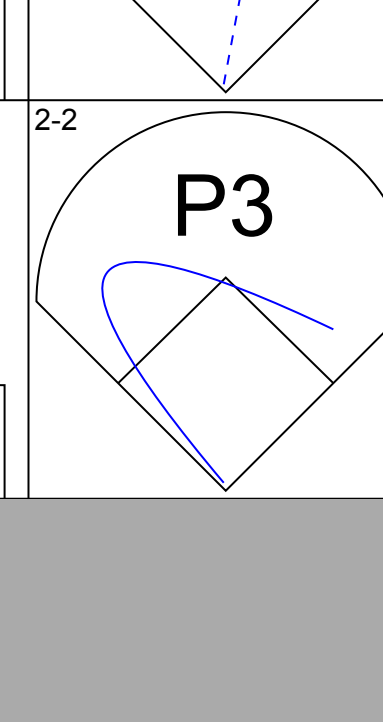
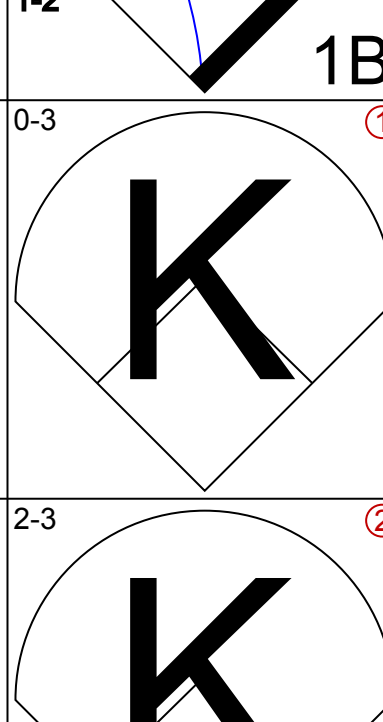
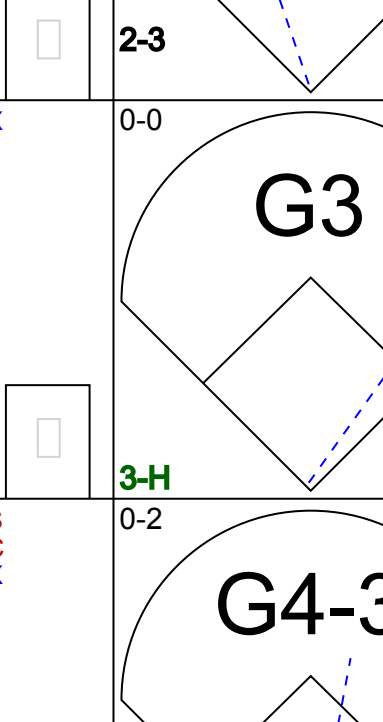
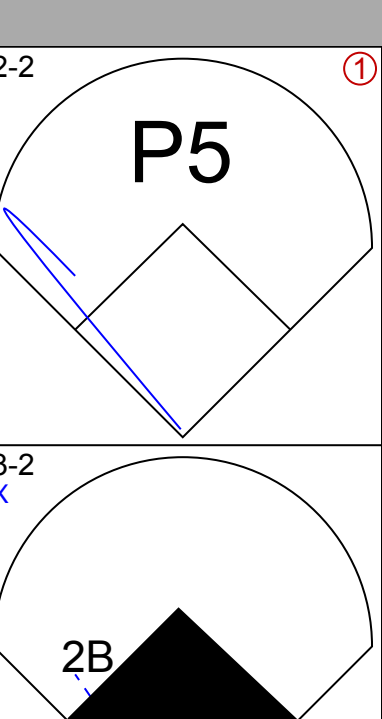
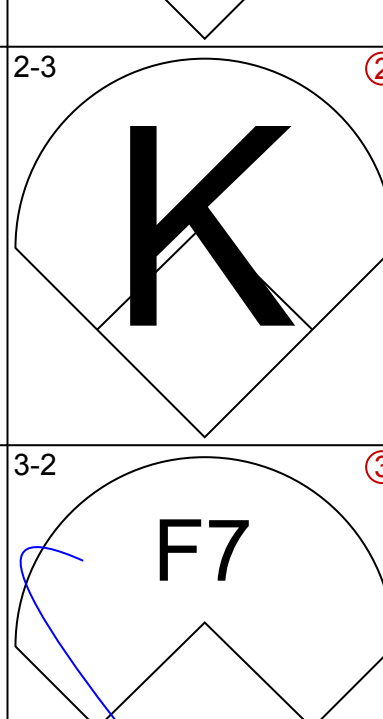
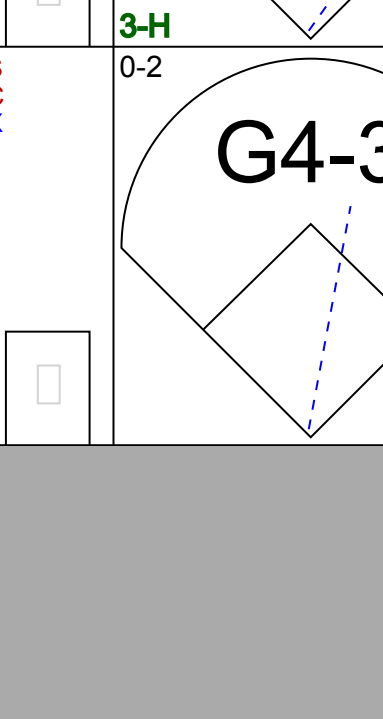
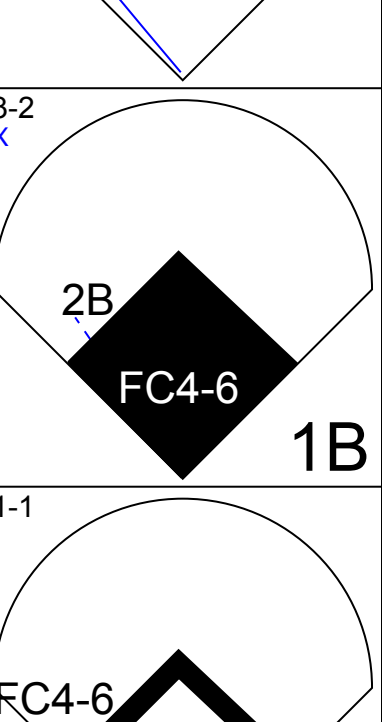
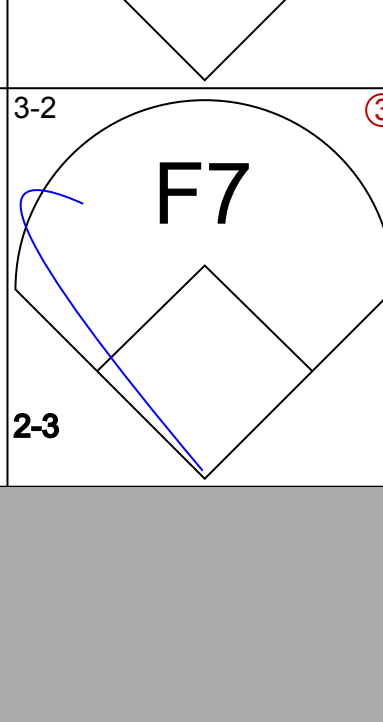
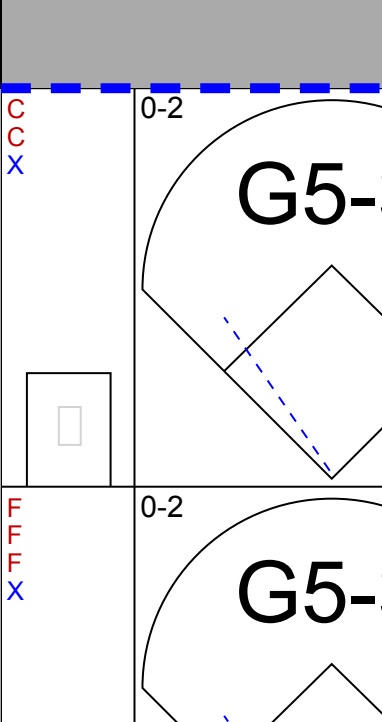
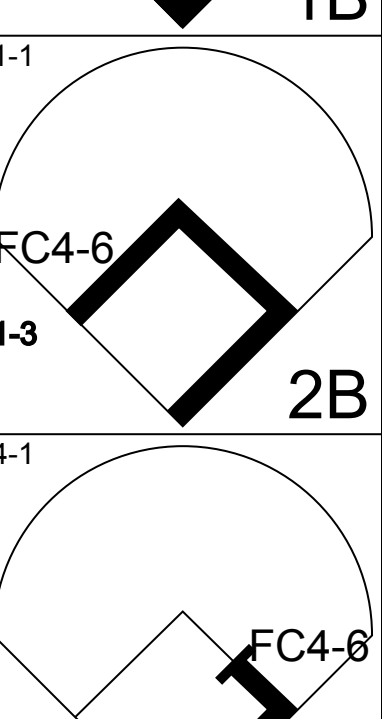
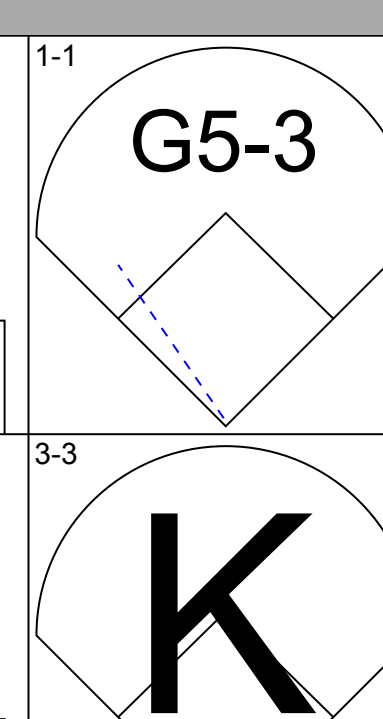

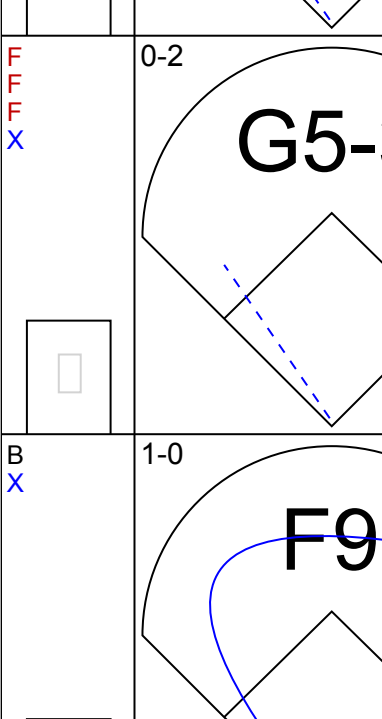
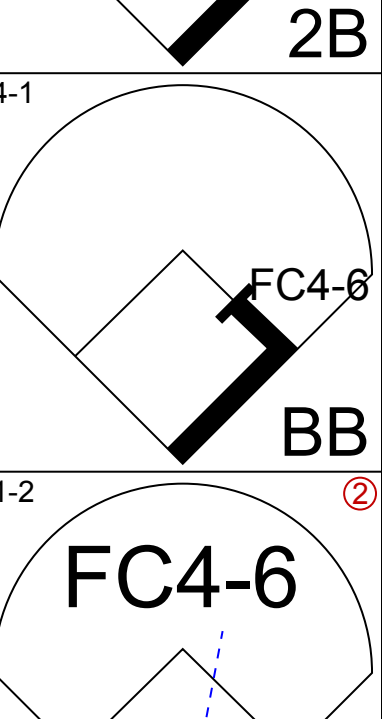
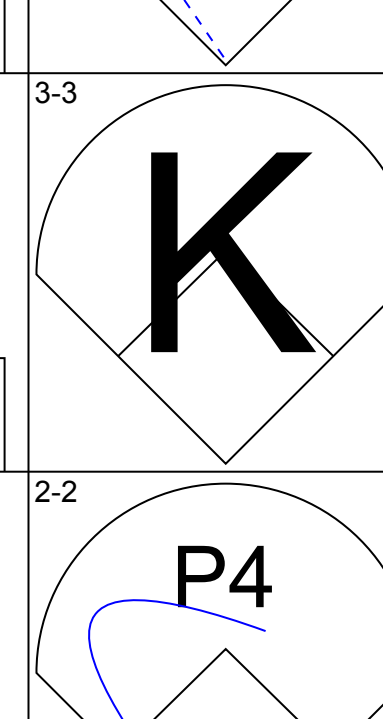
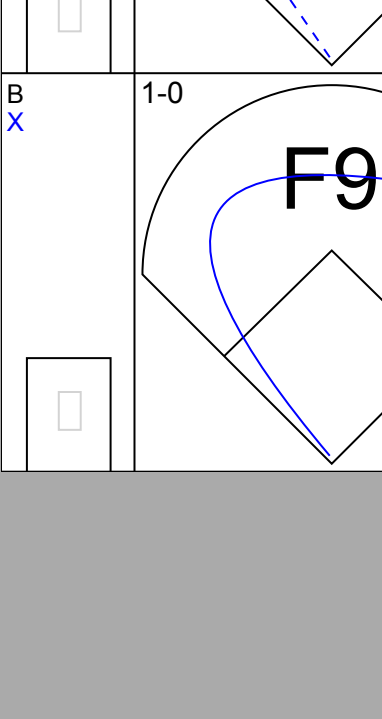
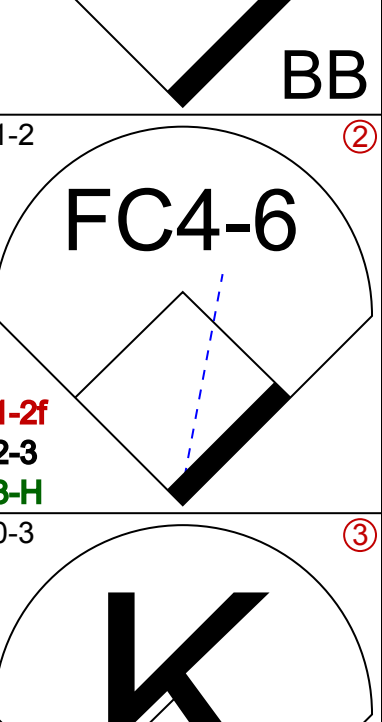
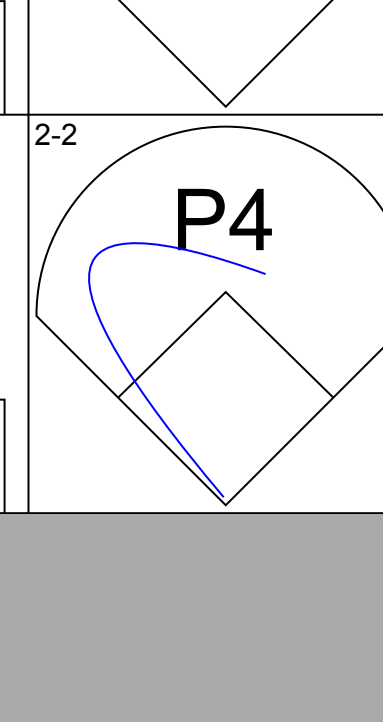
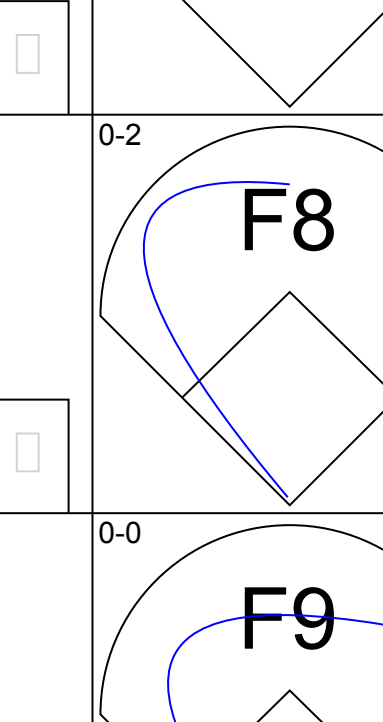
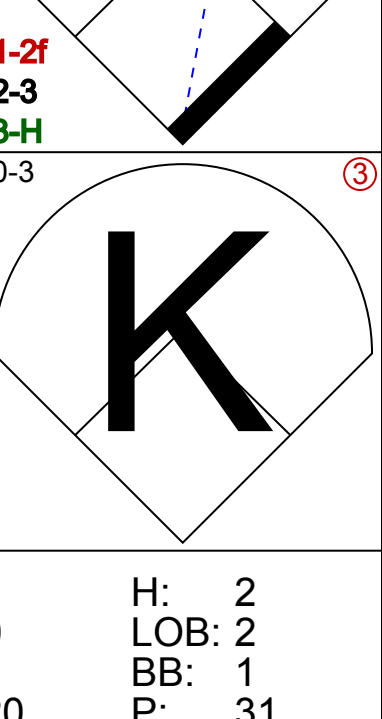
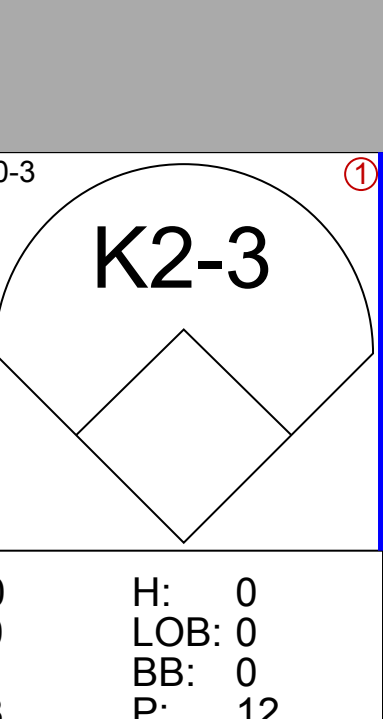
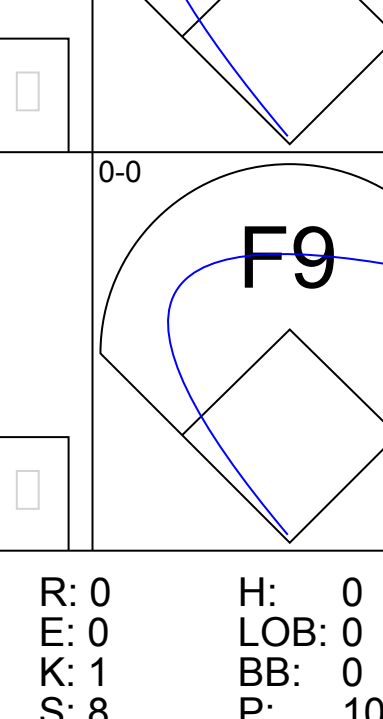
Batter	1	2	3	4	5	6	7	8	9	AB	R	H	RBI	BB	SO	LOB	TOP							
Roberto Alomar, S OBP: 0.375, SLG: 0.410	4-0 FC5-4 BB		4-2 BB HBP BB	0-1 B1-3		3-2 G6-3		0-1 2B		3	1	1	0	2	0	0	Arizona Diamondbacks @ San Francisco Giants SBC Park, San Francisco, CA Fri Jul 09 2004, 10:15 PM EDT Att: 41,110 - Cloudy - 63 F							
Steve Finley, L OBP: 0.353, SLG: 0.525 Brandon Villafuerte, R (8, 1)	1-2 FC5-4 BB 1B		0-0 HBP BB SF8 1B		1-2 G3		4-2 BB BB	2-3 K		4	1	1	0	1	1	3								
Luis Gonzalez, L OBP: 0.390, SLG: 0.534	0-3 K		4-2 G1-3 HBP BB		4-1 HBP 1B BB		3-3 K	3-2 G4-3		3	1	0	0	2	2	2								
Shea Hillenbrand, R OBP: 0.355, SLG: 0.468 Tim Olson, R OBP: 0.338, SLG: 0.373	1-0 BB 1B		1-0 G1-3 HBP		1-0 1B HBP		2-3 K	4-1 WP BB		1	0	1	1	0	0	0								
Chad Tracy, L OBP: 0.335, SLG: 0.429	4-0 BB		3-2 SF8		0-0 P5		4-2 BB	3-2 F8		2	0	0	1	2	0	3								
Alex Cintron, S OBP: 0.288, SLG: 0.359	1-1 G5-3		0-1 G1-3		0-0 1B		2-2 G1-3	1-1 G6-3		5	0	1	1	0	0	8								
Quinton McCracken, S OBP: 0.260, SLG: 0.362		1-2 G3	3-2 L7		0-0 F7			1-2 F8		4	0	0	0	0	0	4								
Robby Hammock, R OBP: 0.268, SLG: 0.362		0-2 F9		0-3 K		1-0 G1-3		1-1 FC5-4 1B		4	0	1	0	0	1	0								
Randy Johnson, R OBP: 0.146, SLG: 0.150 Luis Terrero, R (6, PH) Greg Aquino, R (6, PH) Scott Hairston, R OBP: 0.305, SLG: 0.459 (8, 9)		1-3 K		1-2 G5-3		1-1 G6-3		0-1 FC5-4 2B		2	0	0	0	0	1	0								
Inning Stats	R: 0 E: 0 K: 1 S: 9	H: 1 LOB: 3 BB: 2 P: 20	R: 0 E: 0 K: 1 S: 11	H: 0 LOB: 0 BB: 0 P: 13	R: 2 E: 0 K: 0 S: 16	H: 1 LOB: 2 BB: 2 P: 31	R: 0 E: 0 K: 1 S: 9	H: 0 LOB: 0 BB: 0 P: 10	R: 1 E: 0 K: 0 S: 7	H: 1 LOB: 2 BB: 1 P: 13	R: 0 E: 0 K: 2 S: 8	H: 0 LOB: 2 BB: 2 P: 13	R: 0 E: 0 K: 2 S: 15	H: 0 LOB: 2 BB: 2 P: 30	R: 0 E: 0 K: 1 S: 12	H: 2 LOB: 2 BB: 0 P: 16		R: 0 E: 0 K: 0 S: 9	H: 0 LOB: 1 BB: 1 P: 20	1B: 4 2B: 1 3B: 0 HR: 0	SF: 1 SAC: 0 DP: 0 HBP: 2	WP: 1 PB: 0 SB: 0 CS: 0	PA: 42	
PITCHER	IP WLS BF H R ER SO	IP WLS BF H R ER SO	IP WLS BF H R ER SO	IP WLS BF H R ER SO	IP WLS BF H R ER SO	IP WLS BF H R ER SO	IP WLS BF H R ER SO	IP WLS BF H R ER SO	IP WLS BF H R ER SO	IP WLS BF H R ER SO	IP WLS BF H R ER SO	IP WLS BF H R ER SO	IP WLS BF H R ER SO	IP WLS BF H R ER SO	IP WLS BF H R ER SO	IP WLS BF H R ER SO	ERA WHIP	ERA WHIP						
Jerome Williams, R ERA: 4.68 Scott Eyre, L ERA: 3.09 Jim Brower, R ERA: 3.72 Jason Christiansen, L ERA: 5.14	6.0 W 28 3 3 3 3	0.2 L 4 0 0 0 2	1.1 H 6 2 0 0 1	1.0 4 0 0 0 0	2.0 L 11 3 3 3 3	0.0 W 28 3 3 3 3	0.2 L 4 0 0 0 2	1.1 H 6 2 0 0 1	1.0 4 0 0 0 0	2.0 L 11 3 3 3 3	0.0 W 28 3 3 3 3	0.2 L 4 0 0 0 2	1.1 H 6 2 0 0 1	1.0 4 0 0 0 0	2.0 L 11 3 3 3 3	0.0 W 28 3 3 3 3	4.50 1.333	0.00 3.000	0.00 1.500	0.00 1.000				

Batter	1	2	3	4	5	6	7	8	9	AB	R	H	RBI	BB	SO	LOB	BOTTOM						
Ray Durham, S OBP: 0.365, SLG: 0.468	4-2 2B G6-3 BB		2-2 G5-3		2-0 IBB 1B E	2-2 L6		2-1 G3		4	2	1	0	1	0	1	Arizona Diamondbacks @ San Francisco Giants SBC Park, San Francisco, CA Fri Jul 09 2004, 10:15 PM EDT Att: 41,110 - Cloudy - 63 F						
Neftali Feliz, S OBP: 0.273, SLG: 0.301	0-1 1B 2B		1-2 P2		0-0 IBB E 1B	1-0 G3		0-1 1B		5	2	3	1	0	0	1							
Pedro Feliz, R OBP: 0.289, SLG: 0.457	0-0 G6-3		2-3 K		2-3 K		0-0 G6-3	1-2 G1-3		5	0	0	1	0	2	4							
Barry Bonds, L OBP: 0.623, SLG: 0.793	3-H 1-2 1B		2-0 L5		4-0 E IBB		4-1 HBP FC6-4 BB			2	2	1	1	2	0	0							
Edgardo Alfonzo, R OBP: 0.340, SLG: 0.394	2-0 F8		1-2 G5-4-3 1B		0-1 E7		0-1 FC6-4 HBP 1B			4	0	2	0	0	0	1							
Marquis Grissom, R OBP: 0.326, SLG: 0.472	0-0 1B		3-2 P3		1-1 K		1-0 FC6-4 HBP			3	0	1	0	0	1	2							
Yorvit Torrealba, R OBP: 0.287, SLG: 0.400	3-3 K		0-0 G5-4-3		1-0 1B 3B		1-2 FC6-4			4	1	1	1	0	1	5							
Dustan Mohr, R OBP: 0.388, SLG: 0.356		1-3 K		1-0 F8		2-1 SH1-4 1B		3-3 K		4	0	1	1	0	2	2							
Jerome Williams, R ERA: 2.99 Scott Eyre, L ERA: 4.15 Deivi Cruz, R OBP: 0.346, SLG: 0.439 Jason Christiansen, R ERA: 3.71	0-3 K		0-3 K		4-2 1B BB		1-2 SH1-4		2-1 G4-3	1	1	0	0	1	1	0							
Inning Stats	R: 2 E: 0 K: 1 S: 17	H: 3 LOB: 2 BB: 1 P: 27	R: 0 E: 0 K: 2 S: 10	H: 0 LOB: 0 BB: 0 P: 13	R: 0 E: 0 K: 1 S: 10	H: 0 LOB: 0 BB: 0 P: 15	R: 0 E: 0 K: 0 S: 7	H: 1 LOB: 0 BB: 0 P: 11	R: 4 E: 1 K: 2 S: 15	H: 2 LOB: 1 BB: 2 P: 29	R: 1 E: 0 K: 0 S: 9	H: 2 LOB: 1 BB: 0 P: 15	R: 1 E: 0 K: 1 S: 11	H: 1 LOB: 2 BB: 1 P: 20	R: 0 E: 0 K: 0 S: 9	H: 1 LOB: 1 BB: 0 P: 14		R: 0 E: 0 K: 0 S: 9	H: 0 LOB: 1 BB: 1 P: 20	1B: 8 2B: 1 3B: 1 HR: 0	SF: 0 SAC: 1 DP: 1 HBP: 1	WP: 0 PB: 0 SB: 0 CS: 0	PA: 39
PITCHER	IP WLS BF H R ER SO	IP WLS BF H R ER SO	IP WLS BF H R ER SO	IP WLS BF H R ER SO	IP WLS BF H R ER SO	IP WLS BF H R ER SO	IP WLS BF H R ER SO	IP WLS BF H R ER SO	IP WLS BF H R ER SO	IP WLS BF H R ER SO	IP WLS BF H R ER SO	IP WLS BF H R ER SO	IP WLS BF H R ER SO	IP WLS BF H R ER SO	IP WLS BF H R ER SO	IP WLS BF H R ER SO	ERA WHIP	ERA WHIP					
Randy Johnson, L ERA: 2.99 Greg Aquino, R ERA: 4.15 Brandon Villafuerte, R ERA: 3.71	5.0 L 24 6 6 3 6	2.0 L 11 3 2 2 1	1.0 1 0 0 0	0.0 0 0 0 0	2.0 L 11 3 3 3 3	0.0 W 28 3 3 3 3	0.2 L 4 0 0 0 2	1.1 H 6 2 0 0 1	1.0 4 0 0 0 0	2.0 L 11 3 3 3 3	0.0 W 28 3 3 3 3	0.2 L 4 0 0 0 2	1.1 H 6 2 0 0 1	1.0 4 0 0 0 0	2.0 L 11 3 3 3 3	0.0 W 28 3 3 3 3	5.40 1.600	9.00 2.000	0.00 1.000				



Batter	1	2	3	4	5	6	7	8	9	AB	R	H	RBI	BB	SO	LOB	TOP		
Luis Terrero, R (1,9)	E5 FC6-4		F9			G1-3		F9		4	0	0	0	0	0	1	Arizona Diamondbacks @ San Francisco Giants SBC Park, San Francisco, CA Sat Jul 10 2004, 10:15 PM EDT Att: 42,621 - Sunny - 63 F		
Steve Finley, L (1,8) OBP: 0.345, SLG: 0.519	FC6-4			P5		L6		P5		4	0	0	0	0	0	2			
Alex Cintron, S (1,6) OBP: 0.288, SLG: 0.358	K			FC5-4 1B		G3-1		F8		4	0	1	0	0	1	1			
Luis Gonzalez, L (1,7) OBP: 0.386, SLG: 0.527	P5			FC5-4 1-2		G4-3		G3		4	0	0	0	0	0	2			
Chad Tracy, L (1,3) OBP: 0.333, SLG: 0.426		G6-3 1B		F8		P5		P6		4	0	1	0	0	0	1			
Scott Hairston, R (1,4) OBP: 0.300, SLG: 0.450 36 Brian Bruney, R (7,1)	G6-3 1-2				F7		G6-3			3	0	0	0	0	0	1			
Tim Olson, R (1,5) OBP: 0.351, SLG: 0.403	K				1B					3	1	2	0	0	1	0			
Juan Brito, R (1,2) OBP: 0.222, SLG: 0.279			L5		F9					3	0	1	1	0	0	1			
17 Brandon Webb, R (1,1) OBP: 0.135, SLG: 0.111 Randy Choate, L (7,1) Roberto Alomar, S (7,4) OBP: 0.371, SLG: 0.405			K		G5-3			P5		2	0	0	0	0	1	1			
										0	0	0	0	0	0	0			
										1	0	0	0	0	0	1			
Inning Stats	R: 0 E: 1 K: 1 S: 8	H: 0 LOB: 1 BB: 0 P: 14	R: 0 E: 0 K: 1 S: 7	H: 1 LOB: 0 BB: 0 P: 10	R: 0 E: 0 K: 1 S: 7	H: 0 LOB: 0 BB: 0 P: 10	R: 0 E: 0 K: 0 S: 8	H: 1 LOB: 1 BB: 0 P: 13	R: 0 E: 0 K: 0 S: 6	H: 0 LOB: 0 BB: 0 P: 7	R: 0 E: 0 K: 0 S: 7	H: 0 LOB: 0 BB: 0 P: 10	R: 1 E: 0 K: 0 S: 14	H: 2 LOB: 1 BB: 0 P: 20	R: 0 E: 0 K: 0 S: 10	H: 0 LOB: 0 BB: 0 P: 12	1B: 4 2B: 1 3B: 0 HR: 0	SF: 0 SAC: 0 DP: 1 HBP: 0	WP: 0 PA: 32 PB: 0 SB: 0 CS: 0
PITCHER	IP WLS BF H R ER SO BB IBB HBP BLK WP HR S P ERA WHIP																		
Brett Tomko, R (1,1) ERA: 4.98	7.2 W 28 5 1 1 3 0 0 0 0 0 0 64 90 1.17 0.652																		
Scott Eyre, L (8,1) ERA: 3.04	0.1 H 1 0 0 0 0 0 0 0 0 0 0 3 5 0.00 0.000																		
Matt Herges, R (9,1) ERA: 4.89	1.0 S 3 0 0 0 0 0 0 0 0 0 0 10 12 0.00 0.000																		

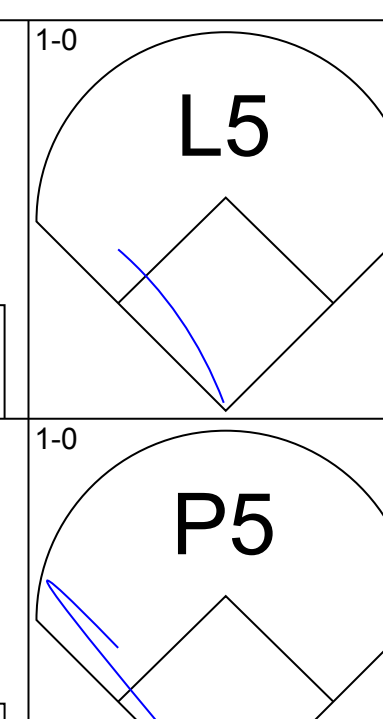
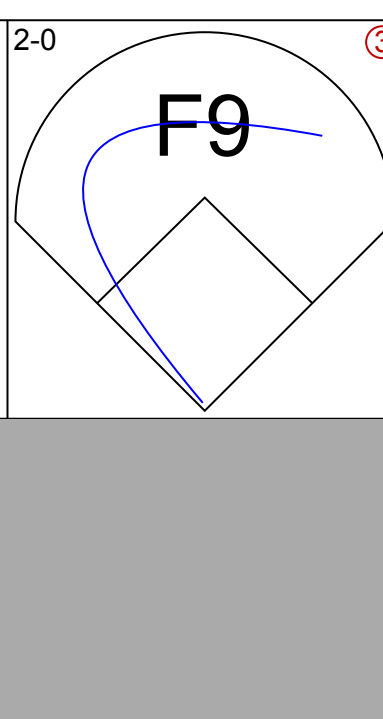
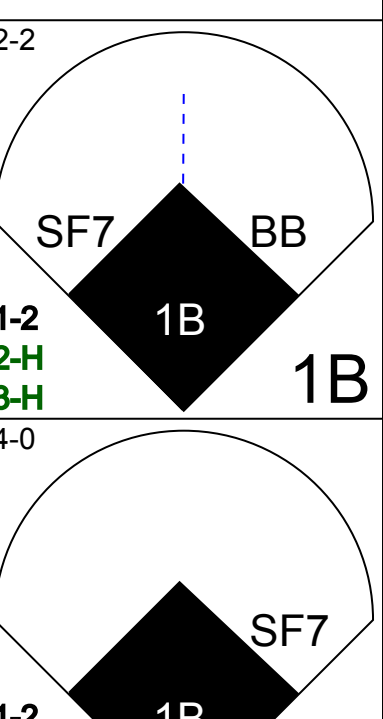
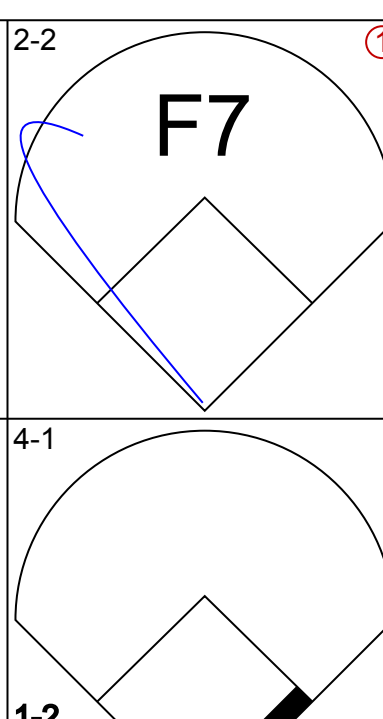
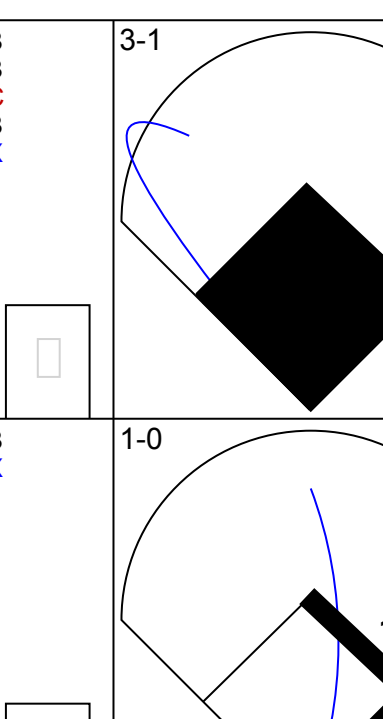
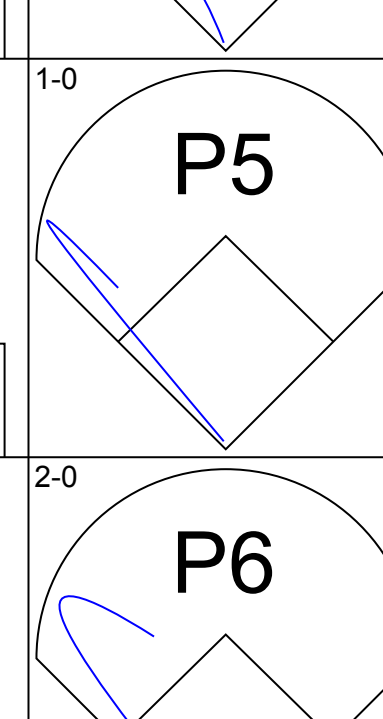
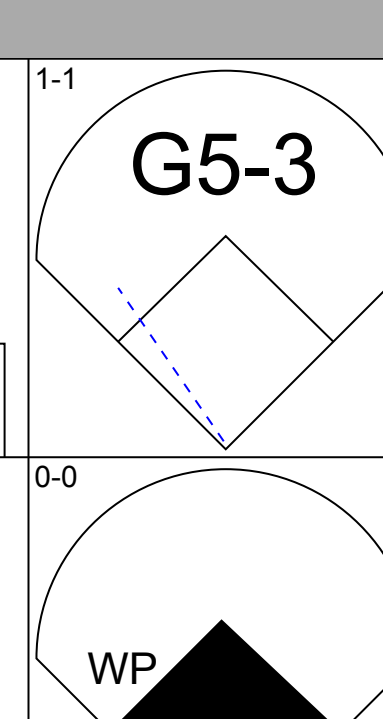
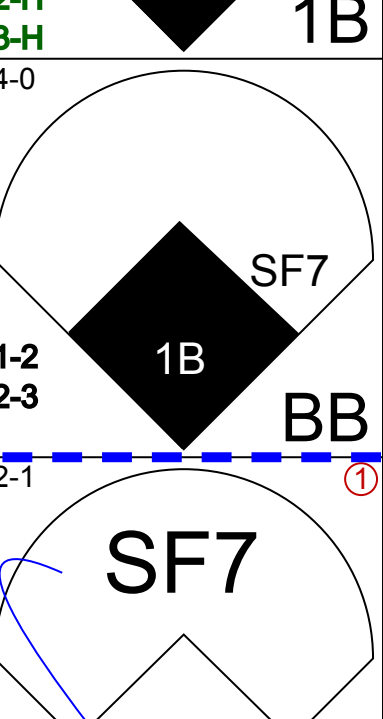
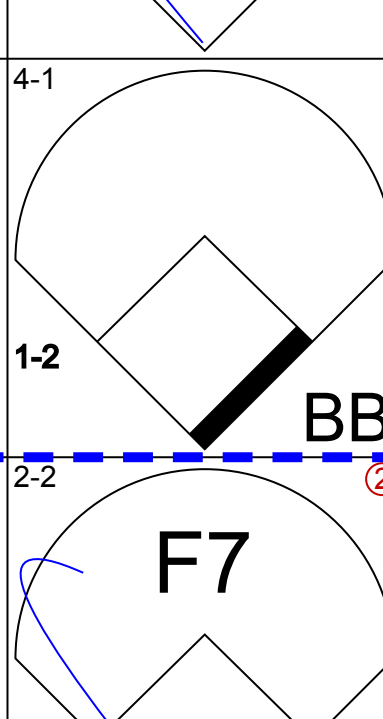
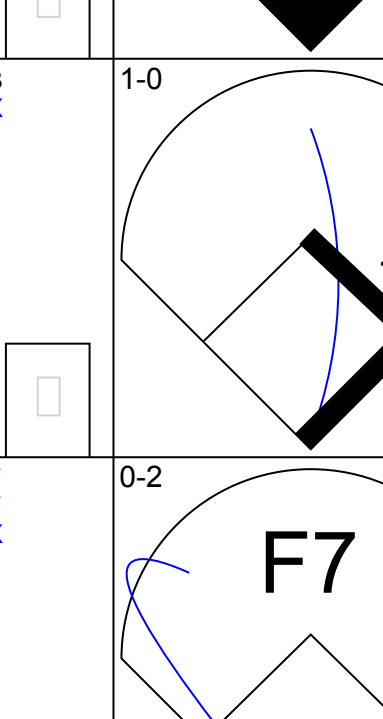
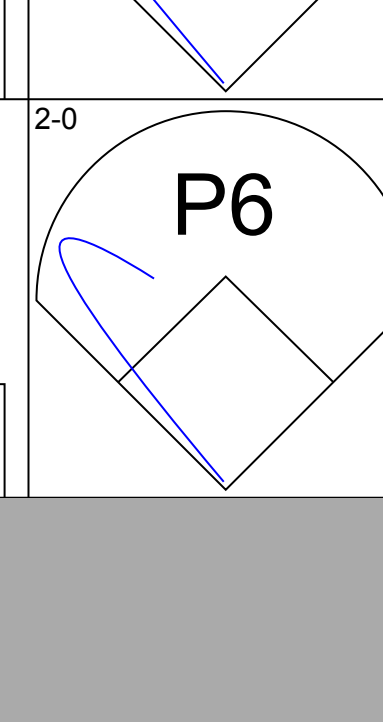
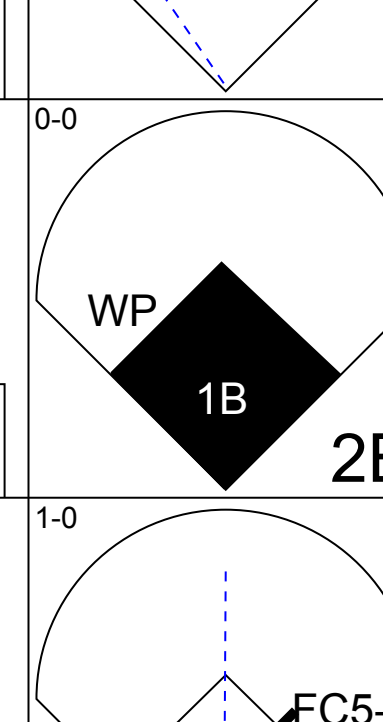
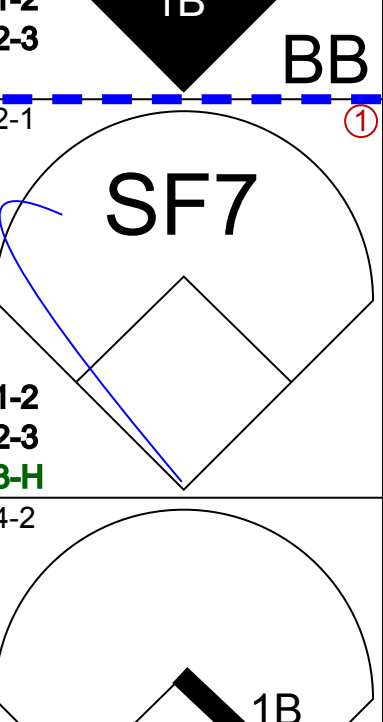
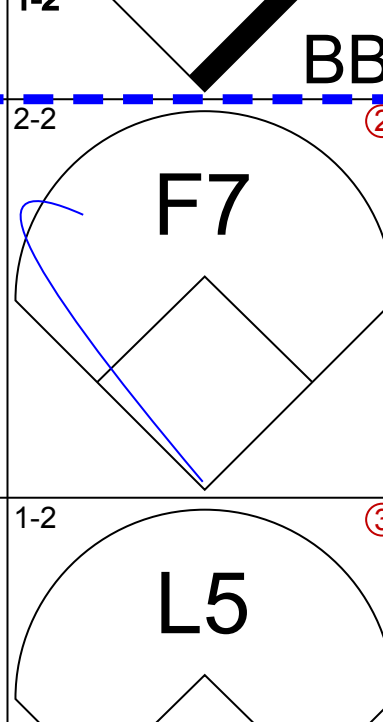
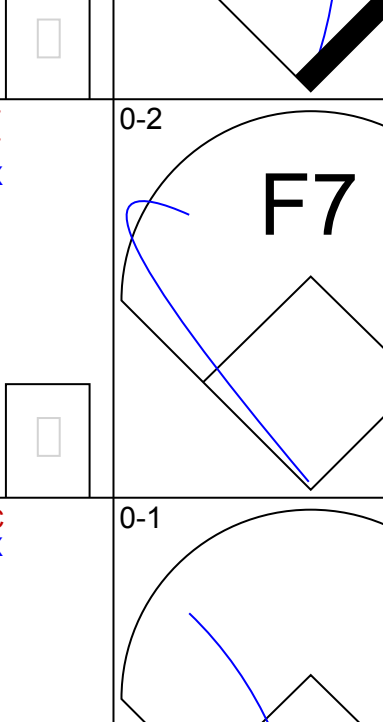
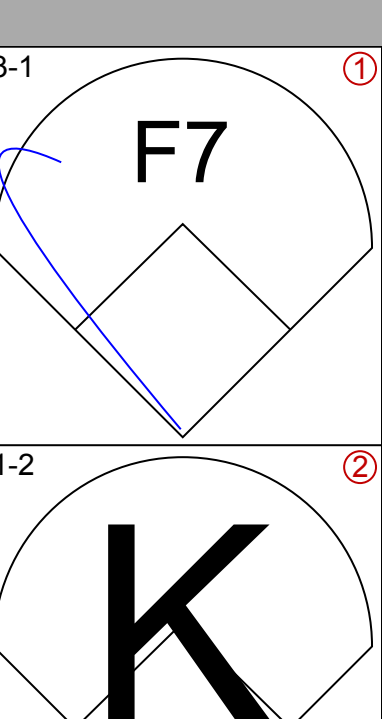
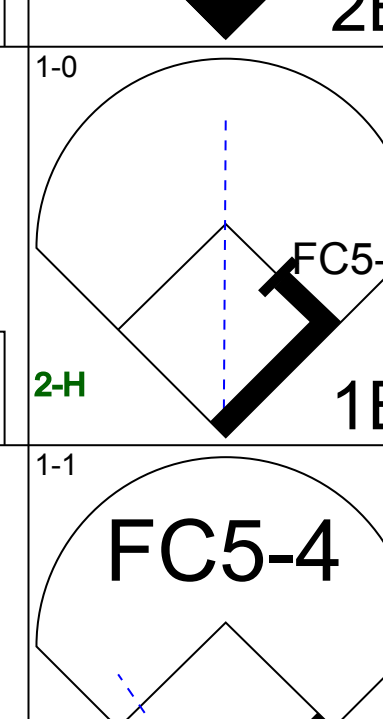
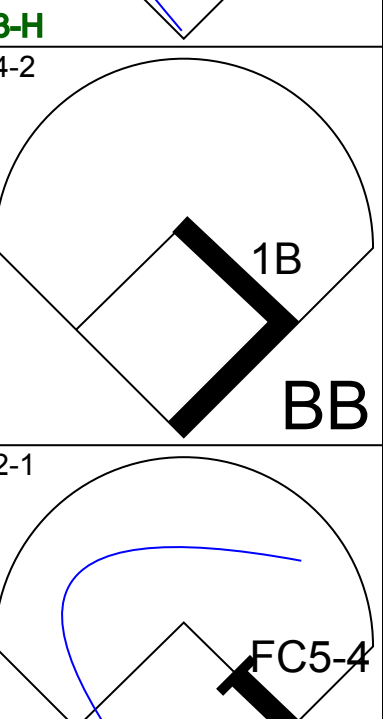
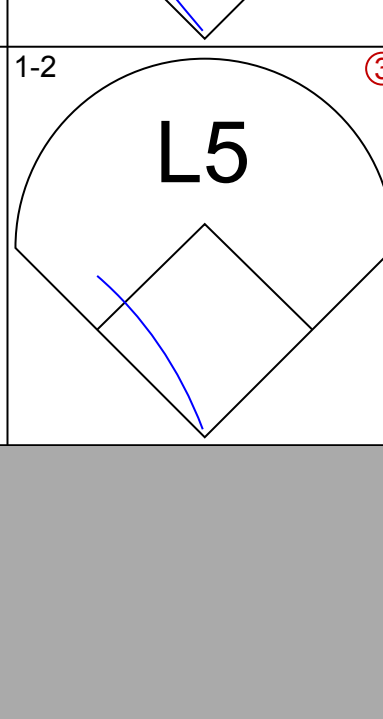
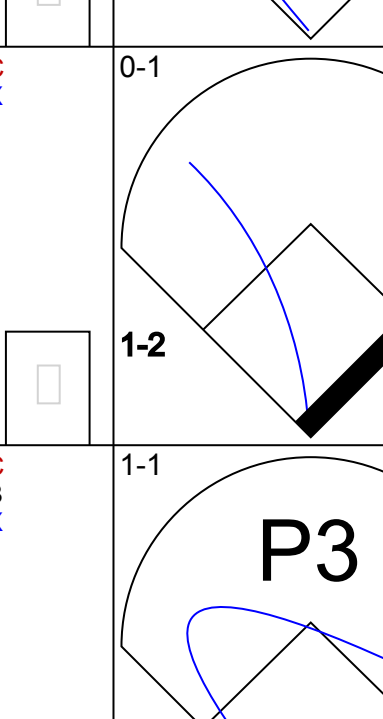
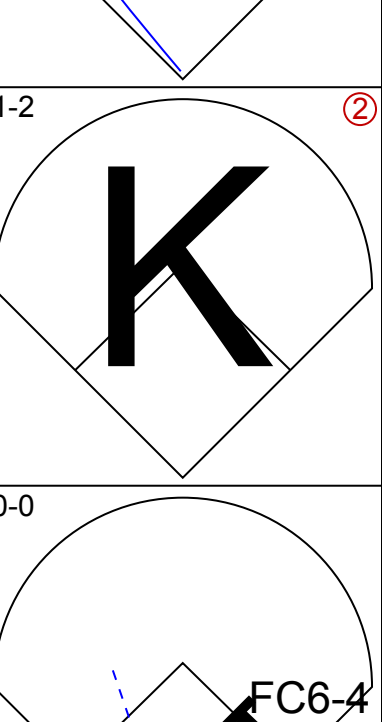
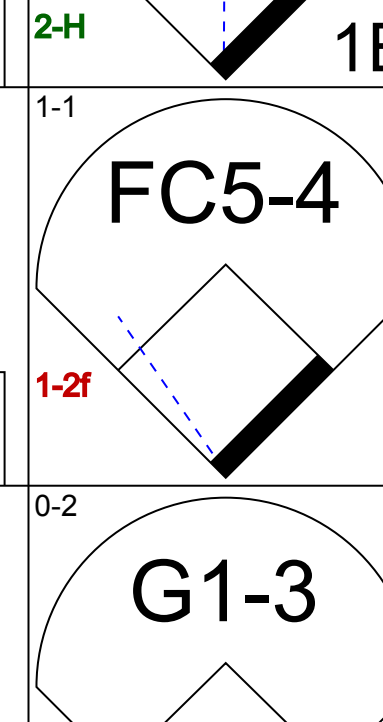
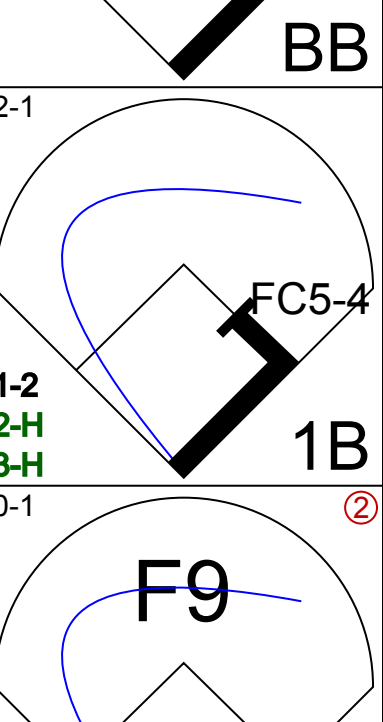
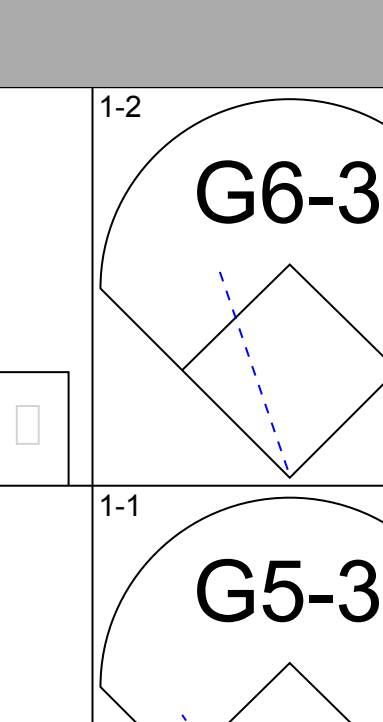
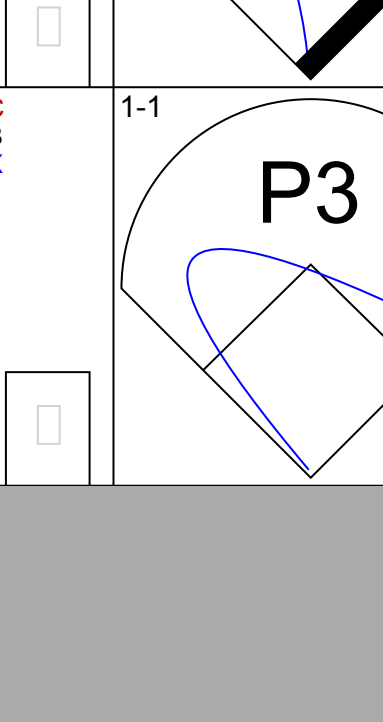
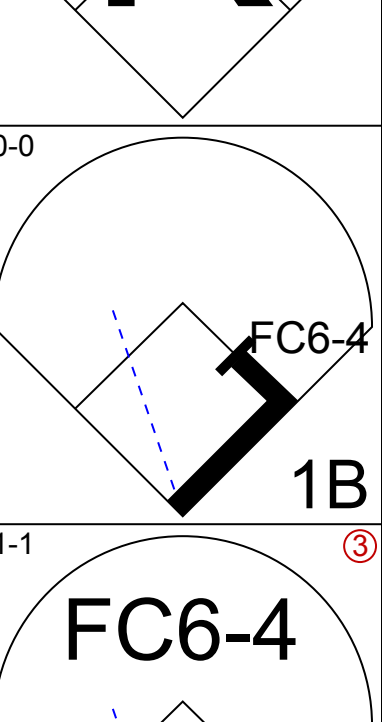
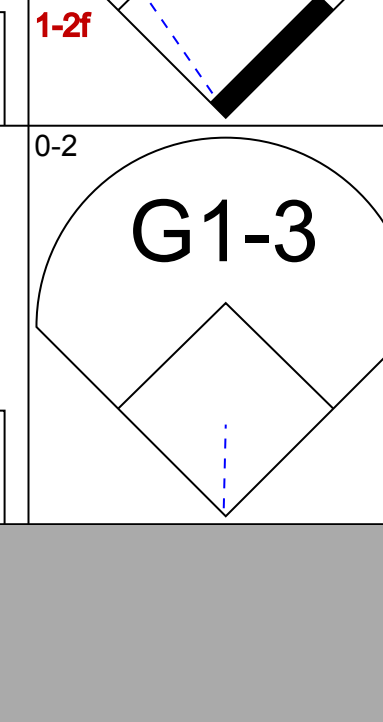
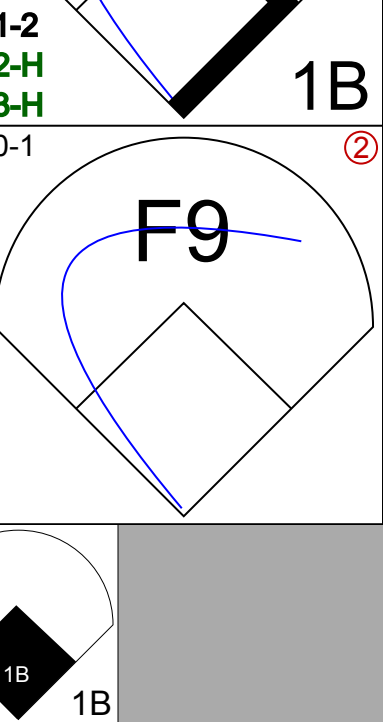
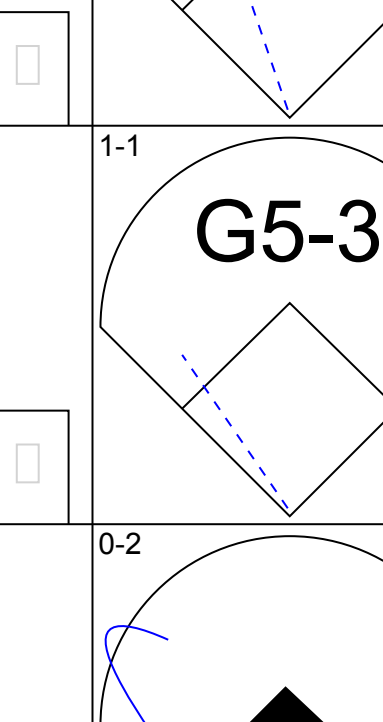
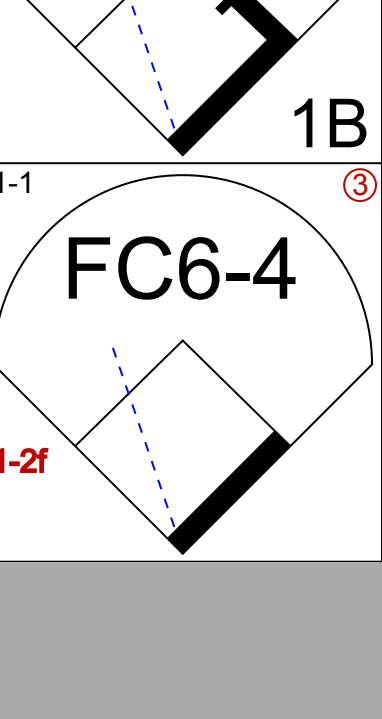
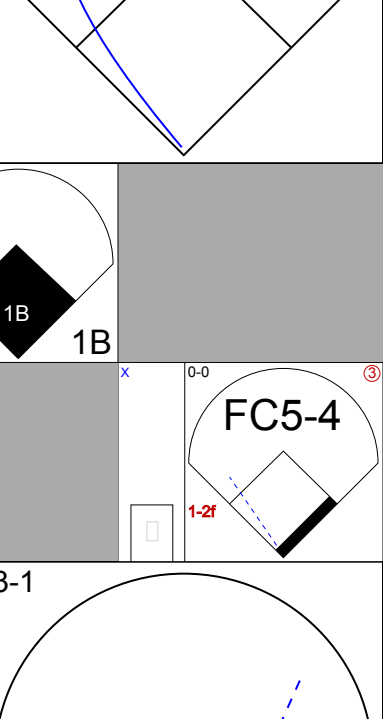

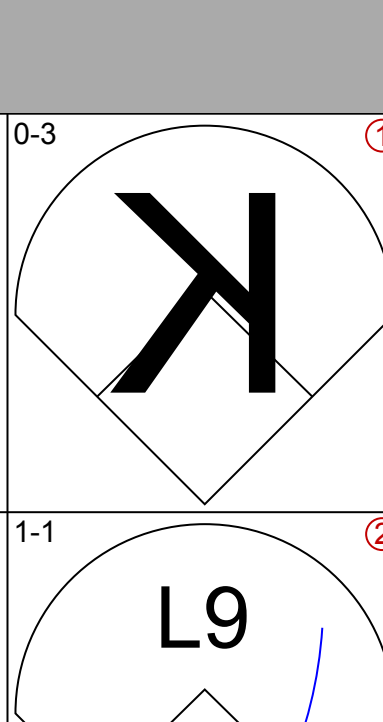
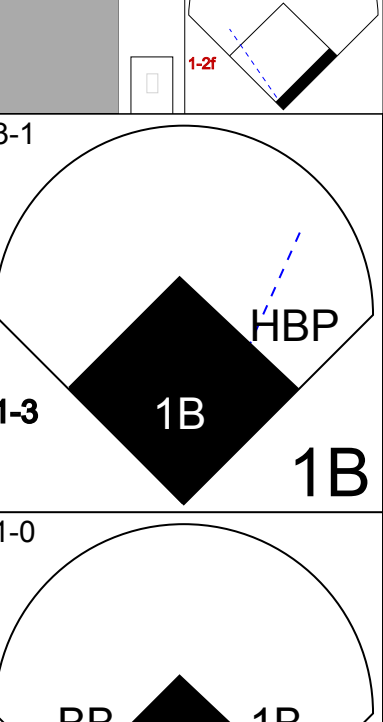
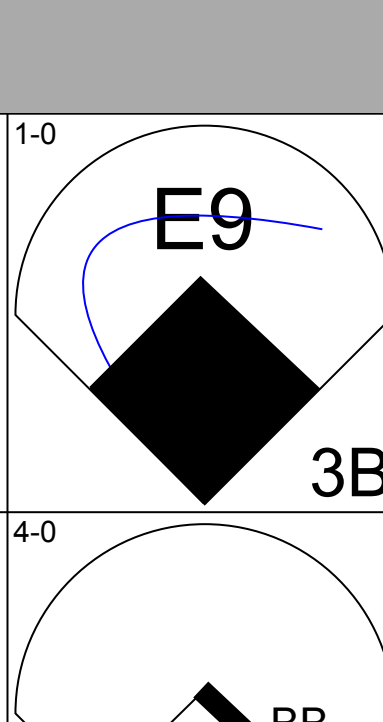
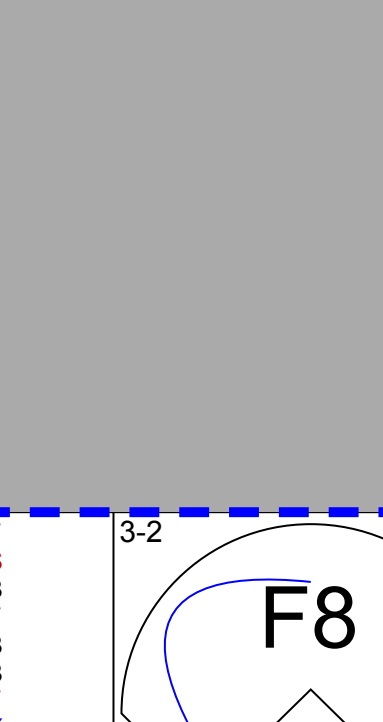
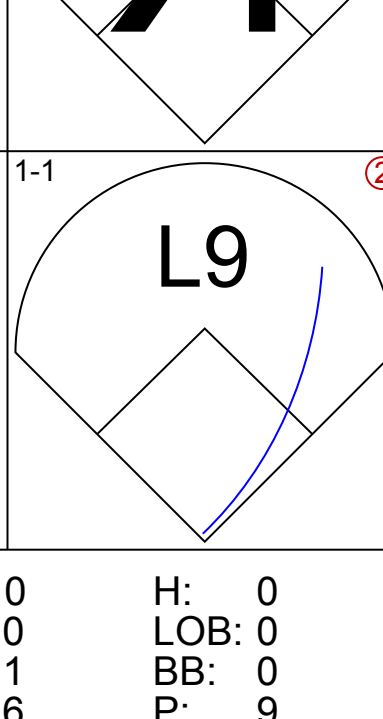
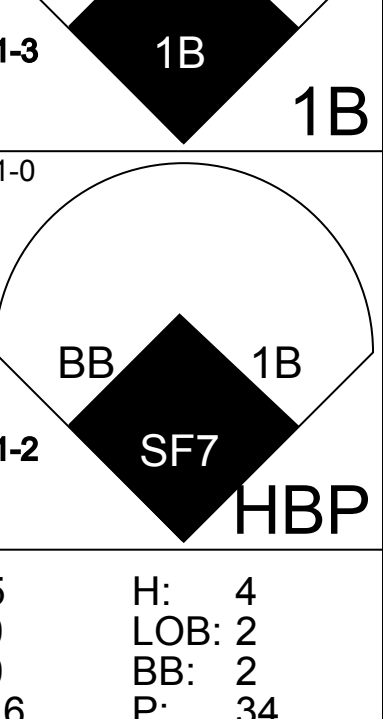
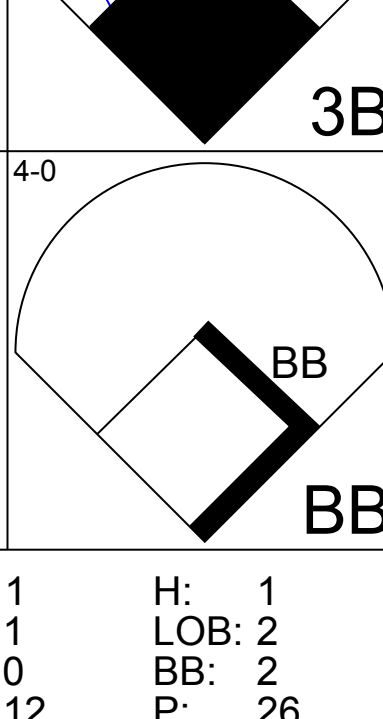
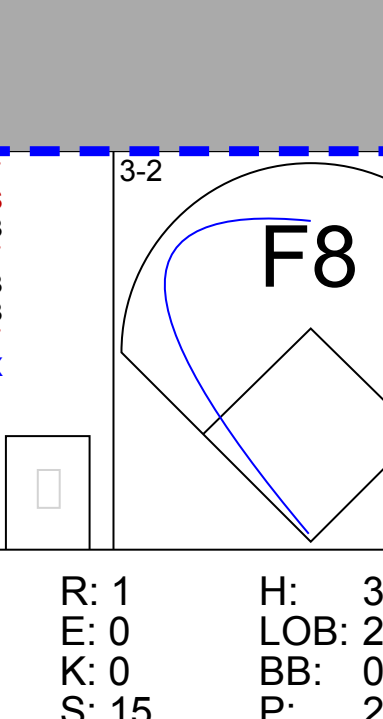
Batter	1	2	3	4	5	6	7	8	9	AB	R	H	RBI	BB	SO	LOB	BOTTOM		
Ray Durham, S (1,4) OBP: 0.358, SLG: 0.458	G5-3	G3			SH3-4	G3-1		P3		4	0	0	0	0	0	4	Arizona Diamondbacks @ San Francisco Giants SBC Park, San Francisco, CA Sat Jul 10 2004, 10:15 PM EDT Att: 42,621 - Sunny - 63 F		
Michael Tucker, L (1,9) OBP: 0.372, SLG: 0.441	WP S BB		K		K		E G4-3 SF8 1B			3	1	1	0	1	2	1			
J.T. Snow, L (1,3) OBP: 0.351, SLG: 0.400	K				HR		G4-3			4	1	2	2	0	1	2			
Barry Bonds, L (1,7) OBP: 0.628, SLG: 0.794	WP IBB				1B		E IBB			1	0	1	0	3	0	0			
Edgardo Alfonzo, R (1,5) OBP: 0.336, SLG: 0.389	K		L1-3		K		E5			4	0	0	0	0	2	7			
A.J. Pierzynski, L (1,2) OBP: 0.351, SLG: 0.453		G4-3			P5		SF8			3	0	1	1	0	0	0			
Marquis Grissom, R (1,8) OBP: 0.325, SLG: 0.489		P4			G6-3		K			4	0	1	0	0	1	2			
Deivi Cruz, R (1,6) OBP: 0.343, SLG: 0.430 Cody Ransom, R (9,6) OBP: 0.294, SLG: 0.300					G5-3		K			3	0	0	0	1	1	2			
Brett Tomko, R (1,1) OBP: 0.212, SLG: 0.219 Scott Eyre, L (8,1) Pedro Feliz, R (8,PH) OBP: 0.288, SLG: 0.455 Matt Herges, L (9,1)							SH3-4 HR 2B			0	0	0	0	0	0	0			
										1	0	0	0	0	0	0			
										0	0	0	0	0	0	0			
Inning Stats	R: 0 E: 0 K: 2 S: 13	H: 0 LOB: 2 BB: 2 P: 28	R: 0 E: 0 K: 0 S: 14	H: 1 LOB: 1 BB: 1 P: 23	R: 0 E: 0 K: 1 S: 8	H: 1 LOB: 1 BB: 1 P: 12	R: 0 E: 0 K: 0 S: 5	H: 0 LOB: 0 BB: 0 P: 7	R: 2 E: 0 K: 2 S: 14	H: 3 LOB: 1 BB: 0 P: 19	R: 0 E: 0 K: 1 S: 9	H: 2 LOB: 2 BB: 0 P: 13	R: 1 E: 1 K: 1 S: 11	H: 1 LOB: 2 BB: 1 P: 24	R: 0 E: 0 K: 1 S: 9	H: 0 LOB: 0 BB: 0 P: 13	1B: 5 2B: 3 3B: 0 HR: 1	SF: 1 SAC: 1 DP: 1 HBP: 0	WP: 1 PA: 37 PB: 0 SB: 1 CS: 0
PITCHER	IP WLS BF H R ER SO BB IBB HBP BLK WP HR S P ERA WHIP																		
17 Brandon Webb, R (1,1) ERA: 3.81	6.1 L 32 8 3 2 6 2 0 0 0 0 0 1 69 117 2.84 1.579																		
Randy Choate, L (7,1) ERA: 4.85	0.1 1 0 0 0 0 0 0 0 0 0 0 2 4 0.00 0.000																		
36 Brian Bruney, R (7,1) ERA: 2.7	1.1 4 0 0 0 2 0 0 0 0 0 0 12 18 0.00 0.000																		

Batter	1	2	3	4	5	6	7	8	9	AB	R	H	RBI	BB	SO	LOB	TOP										
Luis Terrero, R OBP: 0.222, SLG: 0.333 (1, 9)										4	1	2	0	0	1	0											
Steve Finley, L OBP: 0.348, SLG: 0.516 (1, 8)										4	0	1	0	0	0	1											
Alex Cintron, S OBP: 0.284, SLG: 0.354 (1, 6)										4	0	0	1	0	2	2											
Luis Gonzalez, L OBP: 0.382, SLG: 0.520 (1, 7)										4	0	0	0	0	2	2											
Chad Tracy, L OBP: 0.336, SLG: 0.425 (1, 3)										3	1	1	0	1	0	2											
Scott Hairston, R OBP: 0.301, SLG: 0.454 Roberto Alomar, S OBP: 0.367, SLG: 0.400 (6, 4)										3	0	1	0	0	1	1											
Tim Olson, R OBP: 0.346, SLG: 0.385 (1, 5)										3	0	0	0	1	2	0	AB 32										
Robby Hammock, R OBP: 0.263, SLG: 0.355 (1, 2)										3	0	0	1	0	0	2	R 2										
Casey Fossum, L Stephen Randolph, L Greg Aquino, R Mike Koplove, R (8, 1)										2	0	0	0	0	2	2	H 5										
Inning Stats	R: 0 E: 0 K: 1 S: 9	H: 0 LOB: 0 BB: 0 P: 13	R: 1 E: 0 K: 1 S: 20	H: 2 LOB: 2 BB: 1 P: 31	R: 0 E: 0 K: 2 S: 14	H: 2 LOB: 2 BB: 0 P: 21	R: 0 E: 0 K: 1 S: 9	H: 0 LOB: 0 BB: 0 P: 15	R: 0 E: 0 K: 3 S: 11	H: 0 LOB: 1 BB: 1 P: 16	R: 0 E: 0 K: 1 S: 8	H: 0 LOB: 0 BB: 0 P: 10	R: 1 E: 0 K: 0 S: 9	H: 1 LOB: 0 BB: 0 P: 9	R: 0 E: 0 K: 0 S: 8	H: 0 LOB: 0 BB: 0 P: 9	1B: 3 2B: 2 3B: 0 HR: 0	SF: 0 SAC: 0 DP: 0 HBP: 0	WP: 0 PA: 34 SB: 0 CS: 1								
PITCHER	IP	WLS	BF	H	R	ER	SO	BB	IBB	HBP	BLK	WP	HR	S	P	ERA	WHIP										
Jason Schmidt, R ERA: 2.51 Scott Eyre, L ERA: 2.92	(1, 1) (9, 1)	8.0 3	W 31	5 0	2 0	2 0	10 0	2 0	0 0	0 0	0 0	0 0	0 0	88 8	127 9	2.25 0.00	0.875 0.000										

Arizona Diamondbacks @ San Francisco Giants
SBC Park, San Francisco, CA
Sun Jul 11 2004, 4:05 PM EDT
Att: 42,568 - Sunny - 70 F

AB 32
R 2
H 5
RBI 2
BB 2
SO 10
LOB 12



Batter	1	2	3	4	5	6	7	8	9	AB	R	H	RBI	BB	SO	LOB	BOTTOM										
Ray Durham, S OBP: 0.359, SLG: 0.472 Scott Eyre, L (9, 1)										5	2	2	3	0	0	1											
Neftali Feliz, S OBP: 0.279, SLG: 0.301 (9, 4)										3	1	1	0	2	0	0											
Dustan Mohr, R OBP: 0.382, SLG: 0.360 (1, 7)										4	1	1	1	1	0	3											
Edgardo Alfonzo, R OBP: 0.340, SLG: 0.390 (1, 5)										4	0	2	1	1	0	2											
Pedro Feliz, R OBP: 0.286, SLG: 0.451 (1, 3)										5	0	1	2	0	1	3											
A.J. Pierzynski, L OBP: 0.350, SLG: 0.450 (1, 2)										4	0	1	0	0	0	3											
Marquis Grissom, R OBP: 0.327, SLG: 0.479 (1, 8)										4	2	2	1	0	0	3	AB 35										
Michael Tucker, L OBP: 0.374, SLG: 0.450 (1, 9)										4	2	2	0	0	2	0	R 9										
Jason Schmidt, R ERA: 6.27 Cody Ransom, R (8, PH) Mike Koplove, R ERA: 4.89 (9, 6)										1	1	0	0	1	0	0	H 12										
Inning Stats	R: 0 E: 0 K: 0 S: 3	H: 0 LOB: 0 BB: 0 P: 7	R: 0 E: 0 K: 1 S: 8	H: 1 LOB: 1 BB: 0 P: 13	R: 0 E: 0 K: 1 S: 6	H: 0 LOB: 0 BB: 0 P: 9	R: 1 E: 0 K: 0 S: 9	H: 2 LOB: 1 BB: 0 P: 12	R: 5 E: 0 K: 0 S: 16	H: 4 LOB: 2 BB: 2 P: 34	R: 1 E: 1 K: 0 S: 12	H: 1 LOB: 2 BB: 2 P: 26	R: 1 E: 0 K: 1 S: 11	H: 1 LOB: 0 BB: 0 P: 16	R: 1 E: 0 K: 0 S: 15	H: 3 LOB: 2 BB: 0 P: 23	1B: 8 2B: 1 3B: 1 HR: 2	SF: 1 SAC: 0 DP: 0 HBP: 1	WP: 1 PA: 41 SB: 0 CS: 0								
PITCHER	IP	WLS	BF	H	R	ER	SO	BB	IBB	HBP	BLK	WP	HR	S	P	ERA	WHIP										
Casey Fossum, L Stephen Randolph, L Greg Aquino, R Mike Koplove, R	(1, 1) (5, 1) (6, 1) (8, 1)	4.0 1.1 1.2 1.0	L 9 6 6	2 1 1 3	6 1 1 1	6 1 1 1	2 0 1 0	6 3 1 0	2 0 0 0	0 0 0 0	0 0 0 0	0 0 1 0	0 0 17 15	34 25 23	6.75 5.40 9.00	3.750 0.600 3.000											

Arizona Diamondbacks @ San Francisco Giants
SBC Park, San Francisco, CA
Sun Jul 11 2004, 4:05 PM EDT
Att: 42,568 - Sunny - 70 F

AB 35
R 9
H 12
RBI 8
BB 4
SO 3
LOB 15



Batter	1	2	3	4	5	6	7	8	9	AB	R	H	RBI	BB	SO	LOB	TOP			
Ray Durham, S (1,4) OBP: 0.367, SLG: 0.472										4	2	2	1	2	1	0				
Michael Tucker, L (1,9) OBP: 0.373, SLG: 0.445										5	0	1	1	1	1	0	6			
J.T. Snow, L (1,3) OBP: 0.365, SLG: 0.417											3	0	2	2	2	0	1			
Barry Bonds, L (1,7) OBP: 0.628, SLG: 0.786										3	0	1	0	3	2	2				
A.J. Pierzynski, L (1,2) OBP: 0.344, SLG: 0.442										5	0	0	0	0	0	11				
Edgardo Alfonzo, R (1,5) Dustan Mohr, R (9, PR) Matt Herges, L (9, 1) Scott Eyre, L (9, 1)										4	0	1	0	1	1	0				
Marquis Grissom, R (1,8)										5	1	1	0	0	1	2				
Neffi Perez, S (1,6)										4	2	3	0	0	0	0				
Jerome Williams, R (11, 1) Cody Ross, R (6, PH) Tyler Walker, R (6, 1) Pedro Feliz, R (7, PH) Wayne Franklin, L (7, 1) Jim Brower, R (8, 1) Delvin Cruz, R (9, PH)										1	0	1	0	0	0	0				
Inning Stats	R: 0 E: 0 K: 1 S: 14	H: 1 LOB: 2 BB: 1 P: 25	R: 1 E: 0 K: 1 S: 15	H: 3 LOB: 2 BB: 0 P: 26	R: 0 E: 0 K: 1 S: 13	H: 1 LOB: 2 BB: 1 P: 24	R: 2 E: 0 K: 0 S: 9	H: 4 LOB: 2 BB: 1 P: 16	R: 0 E: 0 K: 0 S: 8	H: 0 LOB: 0 BB: 0 P: 10	R: 0 E: 0 K: 1 S: 13	H: 1 LOB: 1 BB: 0 P: 13	R: 0 E: 0 K: 0 S: 11	H: 1 LOB: 2 BB: 1 P: 23	R: 4 E: 0 K: 1 S: 11	H: 1 LOB: 1 BB: 2 P: 26	1B: 10 2B: 3 3B: 0 HR: 0	SF: 0 SAC: 2 DP: 1 HBP: 1	WP: 2 PB: 0 SB: 2 CS: 0	PA: 49
PITCHER	IP	WLS	BF	H	R	ER	SO	BB	IBB	HBP	BLK	WP	HR	S	P	ERA	WHIP			
Jason Jennings, R (1, 1) ERA: 6.12	5.2		29	9	3	3	4	3	1	0	0	0	0	64	114	4.76	2.118			
Javier López, L (6, 1) ERA: 9.52	0.1	H	3	0	0	0	0	1	1	0	0	0	0	8	17	0.00	3.000			
Tim Harikkala, R (7, 1) ERA: 2.68	2.0	H	9	2	0	0	1	0	1	0	0	0	0	21	36	0.00	1.000			
Shawn Chacon, R (9, 1) ERA: 7.32	1.0	L	8	1	4	3	1	2	0	1	0	1	0	11	26	27.00	3.000			

San Francisco Giants @ Colorado Rockies
Coors Field, Denver, CO
Thu Jul 15 2004, 7:05 PM MDT
Att: 30,159 - Overcast - 77 F

AB 37
R 7
H 12
RBI 5
BB 9
SO 6
LOB 24



Batter	1	2	3	4	5	6	7	8	9	AB	R	H	RBI	BB	SO	LOB	BOTTOM			
Aaron Miles, S (1,4) OBP: 0.348, SLG: 0.405										4	1	1	0	1	0	3				
Royce Clayton, R (1,6) OBP: 0.361, SLG: 0.454										2	1	1	0	3	1	2				
17 Todd Helton, L (1,3) OBP: 0.461, SLG: 0.607										5	0	1	0	0	0	7				
Vinny Castilla, R (1,5) Kit Pellow, R (9, PR) OBP: 0.341, SLG: 0.532 OBP: 0.315, SLG: 0.327										5	2	2	2	0	0	1				
Larry Walker, L (1,9) OBP: 0.500, SLG: 0.735										4	1	1	2	1	1	2				
Preston Wilson, R (1,8) OBP: 0.276, SLG: 0.364										4	0	2	1	0	0	0				
Jeremy Burnitz, L (1,7) OBP: 0.352, SLG: 0.544										4	0	0	0	0	1	3				
Charles Johnson, R (1,2) OBP: 0.370, SLG: 0.509										4	0	2	0	0	1	1				
Jason Jennings, L (1, 1) Javier López, L (6, 1) Tim Harikkala, R (7, 1) Shawn Chacon, R (9, 1) Mark Sweeney, L (9, PH) OBP: 0.231, SLG: 0.342 OBP: 0.377, SLG: 0.467										1	0	1	0	1	0	0				
Inning Stats	R: 2 E: 0 K: 0 S: 20	H: 3 LOB: 2 BB: 1 P: 34	R: 0 E: 0 K: 0 S: 7	H: 1 LOB: 2 BB: 2 P: 16	R: 0 E: 0 K: 0 S: 7	H: 0 LOB: 0 BB: 0 P: 14	R: 0 E: 0 K: 2 S: 14	H: 1 LOB: 2 BB: 1 P: 20	R: 2 E: 0 K: 0 S: 9	H: 2 LOB: 0 BB: 0 P: 12	R: 0 E: 0 K: 1 S: 5	H: 1 LOB: 0 BB: 0 P: 5	R: 0 E: 0 K: 2 S: 12	H: 1 LOB: 1 BB: 0 P: 21	R: 1 E: 0 K: 1 S: 13	H: 2 LOB: 2 BB: 1 P: 20	1B: 7 2B: 3 3B: 0 HR: 1	SF: 0 SAC: 0 DP: 2 HBP: 0	WP: 2 PB: 0 SB: 0 CS: 1	PA: 41
PITCHER	IP	WLS	BF	H	R	ER	SO	BB	IBB	HBP	BLK	WP	HR	S	P	ERA	WHIP			
Scott Eyre, L (9, 1) ERA: 2.88	0.1	S	1	0	0	0	0	0	0	0	0	0	0	3	5	0.00	0.000			
Tyler Walker, R (6, 1) ERA: 4.88	1.0		3	1	0	0	1	0	0	0	0	0	5	5	0.00	1.000				
Wayne Franklin, L (7, 1) ERA: 5.4	1.2		6	1	0	0	2	1	0	0	0	0	17	29	0.00	1.200				
Jim Brower, R (8, 1) ERA: 3.7	0.1	W	1	0	0	0	0	0	0	0	0	1	0	4	7	0.00	0.000			
Matt Herges, R (9, 1) ERA: 5.02	0.2	H	5	2	1	1	1	1	0	0	0	0	10	15	13.50	4.500				

San Francisco Giants @ Colorado Rockies
Coors Field, Denver, CO
Thu Jul 15 2004, 7:05 PM MDT
Att: 30,159 - Overcast - 77 F

AB 35
R 5
H 11
RBI 5
BB 6
SO 6
LOB 20



Batter	1	2	3	4	5	6	7	8	9	AB	R	H	RBI	BB	SO	LOB	TOP				
Ray Durham, S OBP: 0.361, SLG: 0.463 (1, 4)	F7		FC5-4		F9		G4-3			4	0	0	0	0	0	3					
Neftali Perez, S OBP: 0.285, SLG: 0.305 (1, 6)	G6-3			2B		G6-3		G4-3		3	1	0	0	1	0	0					
Pedro Feliz, R OBP: 0.291, SLG: 0.460 (1, 3)	L7			G3-1		G4-3		G6-3		4	0	3	1	0	0	0					
Barry Bonds, L OBP: 0.624, SLG: 0.776 Tyler Walker, R (8, 1)				G3-1		G4-3		G6-3		4	0	1	0	0	0	3					
Edgardo Alfonzo, R OBP: 0.340, SLG: 0.385 (1, 5)	G6-4-3			P4		FC6-4		F9		3	0	0	0	1	0	3					
Marquis Grissom, R OBP: 0.321, SLG: 0.469 (1, 8)	F8			K		FC6-4				4	0	0	0	0	2	3					
Dustan Mohr, R OBP: 0.379, SLG: 0.357 (1, 9)			K		G5-3		G5-3		G2-3	4	0	1	0	0	1	0					
Yorvit Torrealba, R OBP: 0.295, SLG: 0.404 (1, 2)			G6-3		SH3-4			G2-3		4	0	2	0	0	0	1					
Kirk Rueter, L OBP: 0.235, SLG: 0.250 Delvin Torres, R OBP: 0.336, SLG: 0.425 Felix Rodriguez, R (7, 1) Jason Christiansen, R (7, 1) Cody Ransom, R OBP: 0.279, SLG: 0.281 Michael Tucker, R OBP: 0.372, SLG: 0.443 (9, 7)				SH3-4		F9		G1-3		1	0	1	0	0	0	0					
Inning Stats	R: 0 E: 0 K: 0 S: 7	H: 0 LOB: 0 BB: 0 P: 10	R: 0 E: 0 K: 0 S: 4	H: 1 LOB: 0 BB: 0 P: 7	R: 0 E: 0 K: 1 S: 7	H: 1 LOB: 1 BB: 0 P: 11	R: 1 E: 0 K: 1 S: 14	H: 1 LOB: 1 BB: 1 P: 25	R: 0 E: 0 K: 0 S: 6	H: 1 LOB: 2 BB: 1 P: 12	R: 0 E: 0 K: 0 S: 8	H: 1 LOB: 1 BB: 0 P: 13	R: 0 E: 0 K: 0 S: 9	H: 1 LOB: 1 BB: 0 P: 17	R: 0 E: 0 K: 1 S: 10	H: 1 LOB: 1 BB: 0 P: 13	1B: 6 2B: 2 3B: 0 HR: 0	SF: 0 SAC: 1 DP: 1 HBP: 0	WP: 0 PB: 0 SB: 0 CS: 0	PA: 36	
PITCHER	IP	WLS	BF	H	R	ER	SO	BB	IBB	HBP	BLK	WP	HR	S	P	ERA	WHIP				
Shawn Estes, L ERA: 5.55 (1, 1)	8.0	W	32	7	1	1	2	2	0	0	0	0	0	62	107	1.12	1.125				
Scott Dohmann, R ERA: 3.25 (9, 1)	1.0		4	1	0	0	1	0	0	0	0	0	0	10	13	0.00	1.000				

San Francisco Giants @ Colorado Rockies
Coors Field, Denver, CO
Fri Jul 16 2004, 7:05 PM MDT
Att: 31,583 - Unknown - 62 F

San Francisco Giants @ Colorado Rockies
Coors Field, Denver, CO
Fri Jul 16 2004, 7:05 PM MDT
Att: 31,583 - Unknown - 62 F

GIANTS

AB	33
R	1
H	8
RBI	1
BB	2
SO	3
LOB	15

Batter	1	2	3	4	5	6	7	8	9	AB	R	H	RBI	BB	SO	LOB	BOTTOM				
Aaron Miles, S OBP: 0.345, SLG: 0.401 (1, 4)	F9		G6-3		G1-3		BB	G6-3		5	0	1	0	0	0	2					
Royce Clayton, R OBP: 0.360, SLG: 0.451 (1, 6)	K		G1-3		17 G3-6-3		K			4	0	1	0	0	2	1					
17 Todd Helton, L OBP: 0.461, SLG: 0.605 (1, 3)	3B		G6-3		G3-6-3		BB			3	1	1	0	1	0	1					
Vinny Castilla, R OBP: 0.348, SLG: 0.541 (1, 5)	1B			FC6-4		G6-4-3		BB		2	2	2	1	2	0	0					
Larry Walker, L OBP: 0.500, SLG: 0.717 (1, 9)	1B			FC6-4		K		G1-3		4	0	2	1	0	1	4					
Preston Wilson, R OBP: 0.286, SLG: 0.350 (1, 8)	K			FC6-4		G6-4-3		G5-3		4	1	0	0	0	1	4					
5 Matt Holliday, R OBP: 0.353, SLG: 0.492 (1, 7)			G5-3		K		HR	1B		3	1	1	1	1	1	2					
Todd Greene, R OBP: 0.305, SLG: 0.516 (1, 2)	P5			HR			HR	K		4	2	2	4	0	1	1					
Shawn Estes, R OBP: 0.186, SLG: 0.190 Mark Sweeney, L OBP: 0.381, SLG: 0.471 Scott Dohmann, R (9, 1)	L3			P3		G6-3		1B		3	0	0	0	0	0	0					
Inning Stats	R: 2 E: 0 K: 2 S: 13	H: 3 LOB: 1 BB: 0 P: 23	R: 0 E: 0 K: 0 S: 6	H: 0 LOB: 0 BB: 0 P: 10	R: 0 E: 0 K: 0 S: 8	H: 0 LOB: 0 BB: 0 P: 11	R: 3 E: 0 K: 1 S: 16	H: 3 LOB: 0 BB: 0 P: 24	R: 0 E: 0 K: 1 S: 6	H: 1 LOB: 0 BB: 0 P: 10	R: 0 E: 0 K: 1 S: 7	H: 0 LOB: 0 BB: 1 P: 15	R: 2 E: 0 K: 1 S: 18	H: 3 LOB: 3 BB: 2 P: 34	R: 0 E: 0 K: 1 S: 12	H: 1 LOB: 2 BB: 1 P: 22	1B: 7 2B: 0 3B: 1 HR: 3	SF: 0 SAC: 0 DP: 2 HBP: 0	WP: 0 PB: 0 SB: 1 CS: 0	PA: 37	
PITCHER	IP	WLS	BF	H	R	ER	SO	BB	IBB	HBP	BLK	WP	HR	S	P	ERA	WHIP				
Kirk Rueter, L ERA: 4.95 (1, 1)	6.0	L	24	7	5	5	4	1	0	0	0	0	0	56	93	7.50	1.333				
Felix Rodriguez, R ERA: 3.6 (7, 1)	0.2		7	3	2	2	1	2	0	0	0	0	2	16	30	27.00	7.500				
Jason Christiansen, L ERA: 5.06 (7, 1)	0.1		1	0	0	0	0	0	0	0	0	0	0	2	4	0.00	0.000				
Tyler Walker, R ERA: 4.73 (8, 1)	1.0		5	1	0	0	1	1	0	0	0	0	0	12	22	0.00	2.000				

San Francisco Giants @ Colorado Rockies
Coors Field, Denver, CO
Fri Jul 16 2004, 7:05 PM MDT
Att: 31,583 - Unknown - 62 F

San Francisco Giants @ Colorado Rockies
Coors Field, Denver, CO
Fri Jul 16 2004, 7:05 PM MDT
Att: 31,583 - Unknown - 62 F

ROCKIES

AB	33
R	7
H	11
RBI	7
BB	4
SO	6
LOB	15

Batter	1	2	3	4	5	6	7	8	9	AB	R	H	RBI	BB	SO	LOB	TOP								
Ray Durham, S OBP: 0.363, SLG: 0.459	L8			2B HBP		G4-3 2B BB		P4		2	2	0	0	1	0	0	San Francisco Giants @ Colorado Rockies Coors Field, Denver, CO Sat Jul 17 2004, 6:05 PM MDT Att: 41,450 - Unknown - 74 F livebaseballscorecards.com								
Michael Tucker, L OBP: 0.373, SLG: 0.446	F7			G4-3 1-H 2B		G4-3		BB 2B BB		3	1	1	1	1	0	1									
J.T. Snow, L OBP: 0.368, SLG: 0.421	F7			G4-3		G4-3		BB 2B BB		3	1	1	1	1	0	1									
Barry Bonds, L OBP: 0.625, SLG: 0.778		G4-3		G1-6-3 IBB		IBB		2B 2B 2B		2	0	1	2	2	0	0									
Pedro Feliz, R OBP: 0.288, SLG: 0.454	G4-3			G1-6-3		P4		P6		4	0	0	0	0	0	5									
A.J. Pierzynski, L OBP: 0.341, SLG: 0.438 Yorvit Torrealba, R OBP: 0.299, SLG: 0.400	G3-1					K		G4-6-3 BB		2	0	0	0	0	1	0									
Marquis Grissom, R OBP: 0.318, SLG: 0.463				G6-3		K		G4-6-3		4	0	0	0	0	1	1									
Nelfi Perez, S OBP: 0.284, SLG: 0.301				P4		G4-3		P5		3	0	0	0	1	0	0									
Jason Schmidt, R OBP: 0.237, SLG: 0.324 Deivi Cruz, R OBP: 0.337, SLG: 0.422 Jim Brower, R OBP: 0.667, SLG: 0.500 Scott Eyre, L OBP: 0.284, SLG: 0.301				K		K		L8		3	0	0	0	0	2	1									
Inning Stats	R: 0 E: 0 K: 0 S: 5	H: 0 LOB: 0 BB: 0 P: 8	R: 0 E: 0 K: 0 S: 4	H: 0 LOB: 0 BB: 0 P: 6	R: 0 E: 0 K: 1 S: 7	H: 0 LOB: 0 BB: 0 P: 10	R: 1 E: 0 K: 0 S: 10	H: 1 LOB: 1 BB: 1 P: 20	R: 0 E: 0 K: 2 S: 9	H: 0 LOB: 0 BB: 0 P: 10	R: 1 E: 0 K: 1 S: 12	H: 1 LOB: 2 BB: 2 P: 26	R: 0 E: 0 K: 0 S: 5	H: 0 LOB: 1 BB: 2 P: 13	R: 2 E: 0 K: 0 S: 13	H: 1 LOB: 1 BB: 2 P: 27		R: 0 E: 0 K: 0 S: 9	H: 0 LOB: 0 BB: 0 P: 13	1B: 0 2B: 3 3B: 0 HR: 0	SF: 0 SAC: 0 DP: 2 HBP: 1	WP: 0 PB: 0 SB: 0 CS: 0	PA: 36		
PITCHER	IP	WLS	BF	H	R	ER	SO	BB	IBB	HBP	BLK	WP	HR	S	P	ERA	WHIP								
2B Aaron Cook, R ERA: 5.05	7.1	L	29	2	3	3	4	4	2	1	0	0	0	56	101	3.68	0.818								
Javier López, L ERA: 9.53	0.0		2	1	1	1	0	1	0	0	0	0	0	5	12	∞	∞								
Allan Simpson, R ERA: 5.25	0.2		2	0	0	0	0	0	0	0	0	0	0	4	7	0.00	0.000								
Scott Dohmann, R ERA: 3.1	1.0		3	0	0	0	0	0	0	0	0	0	0	9	13	0.00	0.000								

Batter	1	2	3	4	5	6	7	8	9	AB	R	H	RBI	BB	SO	LOB	BOTTOM								
Aaron Miles, S OBP: 0.344, SLG: 0.402	SH1-4 2B		G4-3			K		K		4	0	1	0	0	2	1	San Francisco Giants @ Colorado Rockies Coors Field, Denver, CO Sat Jul 17 2004, 6:05 PM MDT Att: 41,450 - Unknown - 74 F livebaseballscorecards.com								
Royce Clayton, R OBP: 0.358, SLG: 0.448 Preston Wilson, R OBP: 0.264, SLG: 0.346 Scott Dohmann, R ERA: 3.1	SH1-4			G4-3		G6-3		K		2	0	0	0	0	0	0									
17 Todd Helton, L OBP: 0.456, SLG: 0.597	F9			F9		L9		G3-1		4	0	0	0	0	0	1									
Vinny Castilla, R OBP: 0.344, SLG: 0.534	F8			K		F8		K		4	0	0	0	0	2	1									
Larry Walker, L OBP: 0.487, SLG: 0.679		P5				G3-1		P6		3	0	0	0	1	0	0									
Jeremy Burnitz, L OBP: 0.352, SLG: 0.542		K2-3				G6-3		P6		3	0	1	0	0	1	0									
5 Matt Holliday, R OBP: 0.353, SLG: 0.494		G6-3				2B		G4-6-3		3	0	1	0	0	0	2									
Todd Greene, R OBP: 0.305, SLG: 0.508			F9			IBB		K		2	0	0	0	1	1	0									
2B Aaron Cook, R OBP: 0.125, SLG: 0.125 Javier López, L ERA: 9.53 Allan Simpson, R ERA: 5.25 Mark Sweeney, L OBP: 0.385, SLG: 0.484 Luis Gonzalez, R OBP: 0.295, SLG: 0.412			K			K		2B		2	0	0	0	0	2	2									
Inning Stats	R: 0 E: 0 K: 0 S: 8	H: 1 LOB: 1 BB: 0 P: 10	R: 0 E: 0 K: 1 S: 12	H: 0 LOB: 0 BB: 0 P: 18	R: 0 E: 0 K: 1 S: 8	H: 0 LOB: 0 BB: 0 P: 11	R: 0 E: 0 K: 1 S: 7	H: 0 LOB: 0 BB: 0 P: 10	R: 0 E: 0 K: 1 S: 15	H: 1 LOB: 2 BB: 1 P: 27	R: 0 E: 0 K: 1 S: 10	H: 0 LOB: 0 BB: 0 P: 13	R: 0 E: 0 K: 0 S: 13	H: 1 LOB: 1 BB: 1 P: 20	R: 0 E: 0 K: 3 S: 12	H: 1 LOB: 1 BB: 0 P: 16		R: 0 E: 0 K: 1 S: 8	H: 0 LOB: 0 BB: 0 P: 13	1B: 1 2B: 3 3B: 0 HR: 0	SF: 0 SAC: 1 DP: 1 HBP: 0	WP: 0 PB: 0 SB: 0 CS: 0	PA: 32		
PITCHER	IP	WLS	BF	H	R	ER	SO	BB	IBB	HBP	BLK	WP	HR	S	P	ERA	WHIP								
Jason Schmidt, R ERA: 2.35	1.1		29	4	0	0	8	1	0	0	0	0	0	85	125	0.00	0.625								
Jim Brower, R ERA: 3.65	0.2		2	0	0	0	1	0	0	0	0	0	0	5	9	0.00	0.000								
Scott Eyre, L ERA: 2.84	0.1		1	0	0	0	0	0	0	0	0	0	0	3	4	0.00	0.000								

Batter	1	2	3	4	5	6	7	8	9	AB	R	H	RBI	BB	SO	LOB	TOP		
Ray Durham, S OBP: 0.360, SLG: 0.469	2-1 HR	3-2 F7		3-2 SF8		2-1 G6-3		3-2 L6		4	1	1	2	0	0	1			
Michael Tucker, L OBP: 0.377, SLG: 0.456	4-1 G1-3 2B BB		4-0 1B BB SF7 BB		2-2 F9		2-1 F7		1-2 HR	3	3	1	1	2	0	0			
J.T. Snow, L OBP: 0.369, SLG: 0.417	1-2 G1-3		4-0 1B BB		1-0 F7		2-1 1B G3-1 E 1B		3-1 P6	4	1	1	0	1	0	1			
Barry Bonds, L OBP: 0.628, SLG: 0.792	4-0 IBB		1-1 1B		0-1 1B		3-2 G3-1		1-1 HR	4	1	3	1	1	0	1			
Edgardo Alfonzo, R OBP: 0.341, SLG: 0.449	1-1 FC9-4-6 2B		2-2 F7		0-0 P4		4-1 E 1B BB		3-2 F8	3	1	0	0	0	1	0	6		
A.J. Pierzynski, L OBP: 0.342, SLG: 0.443	0-0 2B		1-2 SF7		1-1 P2		0-0 E6 1B		0-0 G1	4	0	2	3	0	0	1			
Deivi Cruz, R OBP: 0.278, SLG: 0.281	1-1 P4		1-1 F9			1-1 2B		1-1 HR		4	1	2	1	0	0	3	AB 35		
Dustin Mohr, R OBP: 0.376, SLG: 0.361		3-2 P6		2-2 F8 SF8 2B		1-3 K		3-2 P3		4	1	1	0	0	1	1	R 9		
Dustin Hermanson, R OBP: 0.154, SLG: 0.120		1-3 K		0-0 F8		0-0 F7		0-2 L4		2	0	0	0	0	1	1	H 11		
Pedro Feliz, R OBP: 0.257, SLG: 0.453										1	0	0	0	0	0	0	RBI 8		
Tyler Walker, R OBP: 1.000, SLG: 1.000										0	0	0	0	0	0	0	BB 5		
Wayne Franklin, L OBP: 0.283, SLG: 0.300										1	0	0	0	0	0	0	SO 2		
Inning Stats	R: 3 E: 0 K: 0 S: 11	H: 2 LOB: 1 BB: 2 P: 24	R: 0 E: 0 K: 1 S: 11	H: 0 LOB: 0 BB: 0 P: 18	R: 1 E: 0 K: 0 S: 11	H: 1 LOB: 2 BB: 2 P: 23	R: 1 E: 0 K: 0 S: 11	H: 1 LOB: 0 BB: 0 P: 18	R: 0 E: 0 K: 1 S: 8	H: 1 LOB: 1 BB: 0 P: 12	R: 1 E: 1 K: 0 S: 12	H: 2 LOB: 2 BB: 1 P: 23	R: 1 E: 0 K: 0 S: 12	H: 1 LOB: 0 BB: 0 P: 19	R: 2 E: 0 K: 0 S: 13	H: 2 LOB: 0 BB: 0 P: 21	1B: 4 2B: 3 3B: 0 HR: 4	SF: 2 SAC: 0 DP: 0 HBP: 0	WP: 0 PA: 42 PB: 0 SB: 0 CS: 0
PITCHER	IP WLS BF H R ER SO BB IBB HBP BLK WP HR S P ERA WHIP																		
Adam Bernero, R ERA: 6.0	(1, 1) 4.0 20 4 5 5 1 3 1 0 0 0 0 1 44 83 11.25 1.750																		
Jeff Fassero, L ERA: 5.21	(5, 1) 2.2 11 3 1 0 1 0 0 0 0 0 0 0 24 37 0.00 1.125																		
Steve Reed, R ERA: 2.61	(7, 1) 1.1 6 2 1 1 0 1 0 0 0 0 0 1 14 25 6.75 2.250																		
Tim Harikkala, R ERA: 3.08	(9, 1) 1.0 W 5 2 2 2 0 0 0 0 0 0 0 2 13 21 18.00 2.000																		
PITCHER	IP WLS BF H R ER SO BB IBB HBP BLK WP HR S P ERA WHIP																		
Matt Herges, R ERA: 5.86	(9, 1) 0.0 4 4 4 4 0 0 0 0 0 0 0 0 5 10 0.00 3.000																		
Scott Eyre, L ERA: 2.61	(9, 1) 0.1 3 1 0 0 0 0 0 1 0 0 0 0 0 5 10 0.00 3.000																		

San Francisco Giants @ Colorado Rockies
Coors Field, Denver, CO
Sun Jul 18 2004, 1:05 PM MDT
Att: 35,032 - Sunny - 83 F

San Francisco Giants @ Colorado Rockies
Coors Field, Denver, CO
Sun Jul 18 2004, 1:05 PM MDT
Att: 35,032 - Sunny - 83 F



Batter	1	2	3	4	5	6	7	8	9	AB R H RBI BB SO LOB	TOP											
Ray Durham, S OBP: 0.361, SLG: 0.465 (1,4)										4 1 1 2 1 1 0	San Francisco Giants @ Arizona Diamondbacks Bank One Ballpark, Phoenix, AZ Mon Jul 19 2004, 9:35 PM EDT Att: 31,624 - Dome - 81 F											
Michael Tucker, L OBP: 0.374, SLG: 0.451 (1,9)										5 0 1 0 0 2 1												
Marquis Grissom, R OBP: 0.313, SLG: 0.456 (1,8)										4 0 0 0 0 1 3												
J.T. Snow, L OBP: 0.371, SLG: 0.419 (1,3)										4 1 2 1 0 1 3												
Edgardo Alfonzo, R OBP: 0.341, SLG: 0.389 (1,5)										4 2 2 1 0 0 1												
A.J. Pierzynski, L OBP: 0.341, SLG: 0.440 (1,2)										4 0 1 1 0 0 1												
Neifi Perez, S OBP: 0.283, SLG: 0.303 (1,6)										4 1 1 1 0 0 1												
Dustan Mohr, R OBP: 0.379, SLG: 0.356 (1,7)										2 1 0 0 1 1 0												
Brett Tomko, R OBP: 0.200, SLG: 0.206 (1,1)										2 0 0 0 0 0 2												
Scott Eyre, L (8,1)										0 0 0 0 0 0 0												
Felix Rodriguez, R (8,1)										1 0 0 0 0 1 0												
Inning Stats	R: 0 E: 0 K: 2 S: 9	H: 0 LOB: 0 BB: 0 P: 13	R: 4 E: 1 K: 0 S: 22	H: 5 LOB: 3 BB: 0 P: 30	R: 0 E: 0 K: 0 S: 5	H: 0 LOB: 0 BB: 0 P: 8	R: 0 E: 0 K: 0 S: 9	H: 0 LOB: 0 BB: 0 P: 13	R: 0 E: 0 K: 1 S: 11	H: 0 LOB: 0 BB: 0 P: 18	R: 1 E: 0 K: 0 S: 8	H: 2 LOB: 1 BB: 1 P: 15	R: 1 E: 0 K: 1 S: 15	H: 1 LOB: 1 BB: 1 P: 24	R: 0 E: 0 K: 1 S: 9	H: 0 LOB: 0 BB: 0 P: 14	R: 0 E: 0 K: 2 S: 7	H: 0 LOB: 0 BB: 0 P: 11	1B: 6 2B: 2 3B: 1 HR: 0	SF: 0 SAC: 1 DP: 1 HBP: 1	WP: 0 PB: 0 SB: 1 CS: 0	PA: 38
PITCHER	IP WLS BF H R ER SO BB IBB HBP BLK WP HR S P ERA WHIP											PITCHER	IP WLS BF H R ER SO BB IBB HBP BLK WP HR S P ERA WHIP									
Steve Sparks, R ERA: 5.94 (1,1)	6.0 L 27 7 5 5 3 1 0 1 0 0 0 64 97 7.50 1.333																					
Randy Choate, L ERA: 5.34 (7,1)	1.0 5 1 1 1 1 1 0 0 0 0 0 15 24 9.00 2.000																					
Mike Koplove, R ERA: 5.21 (8,1)	2.0 6 0 0 0 0 3 0 0 0 0 0 0 16 25 0.00 0.000																					

AB	34
R	6
H	8
RBI	6
BB	2
SO	7
LOB	12



Batter	1	2	3	4	5	6	7	8	9	AB R H RBI BB SO LOB	BOTTOM											
Scott Hairston, R OBP: 0.292, SLG: 0.434 (1,4)										4 0 0 0 0 1 1	San Francisco Giants @ Arizona Diamondbacks Bank One Ballpark, Phoenix, AZ Mon Jul 19 2004, 9:35 PM EDT Att: 31,624 - Dome - 81 F											
Steve Finley, L OBP: 0.342, SLG: 0.508 (1,8)										4 0 3 0 0 0 1												
Danny Bautista, R OBP: 0.368, SLG: 0.475 (1,9)										4 0 2 0 0 0 2												
Luis Gonzalez, L OBP: 0.378, SLG: 0.514 (1,7)										3 1 1 1 1 1 3												
Shea Hillenbrand, R OBP: 0.363, SLG: 0.476 (1,3)										4 0 1 0 0 1 3												
Alex Cintron, S OBP: 0.290, SLG: 0.363 (1,6)										3 0 0 0 1 0 1												
Chad Tracy, L OBP: 0.332, SLG: 0.419 (1,5)										4 0 1 0 0 0 3												
Juan Brito, R OBP: 0.241, SLG: 0.313 (1,2)										4 0 1 0 0 0 2												
Steve Sparks, R OBP: 0.107, SLG: 0.107 (1,1)										2 0 1 0 0 0 0												
Randy Choate, L (7,1)										0 0 0 0 0 0 0												
Quinton McCracken, S OBP: 0.259, SLG: 0.364 (7,PH)										1 0 0 0 0 1 0												
Mike Koplove, R (8,1)										0 0 0 0 0 0 0												
Carlos Baerens, S OBP: 0.234, SLG: 0.214 (9,PH)										1 0 0 0 0 0 1												
Inning Stats	R: 0 E: 0 K: 1 S: 11	H: 2 LOB: 1 BB: 0 P: 19	R: 0 E: 0 K: 0 S: 13	H: 1 LOB: 1 BB: 0 P: 19	R: 0 E: 0 K: 0 S: 7	H: 1 LOB: 1 BB: 0 P: 9	R: 1 E: 0 K: 0 S: 13	H: 2 LOB: 1 BB: 0 P: 20	R: 0 E: 0 K: 0 S: 9	H: 1 LOB: 0 BB: 0 P: 12	R: 0 E: 0 K: 0 S: 14	H: 1 LOB: 2 BB: 2 P: 26	R: 0 E: 0 K: 1 S: 8	H: 0 LOB: 0 BB: 0 P: 12	R: 0 E: 0 K: 2 S: 9	H: 1 LOB: 1 BB: 0 P: 12	R: 0 E: 0 K: 0 S: 10	H: 1 LOB: 1 BB: 0 P: 19	1B: 7 2B: 4 3B: 0 HR: 1	SF: 0 SAC: 0 DP: 2 HBP: 0	WP: 1 PB: 0 SB: 1 CS: 1	PA: 36
PITCHER	IP WLS BF H R ER SO BB IBB HBP BLK WP HR S P ERA WHIP											PITCHER	IP WLS BF H R ER SO BB IBB HBP BLK WP HR S P ERA WHIP									
Brett Tomko, R ERA: 4.71 (1,1)	7.1 W 30 9 1 1 2 2 0 0 0 0 0 77 119 1.23 1.500																					
Scott Eyre, L ERA: 2.77 (8,1)	0.1 1 0 0 0 1 0 0 0 0 0 0 4 5 0.00 0.000																					
Felix Rodriguez, R ERA: 3.48 (8,1)	1.1 5 1 0 0 1 0 0 0 0 1 0 13 24 0.00 0.750																					

AB	34
R	1
H	10
RBI	1
BB	2
SO	4
LOB	17



Batter	1	2	3	4	5	6	7	8	9	AB	R	H	RBI	BB	SO	LOB	TOP		
Ray Durham, S OBP: 0.397, SLG: 0.458	0-3 K	1-0 SF7			2-3 K		0-0 F8		4-1 BB	3	0	0	1	1	2	1			
Neftali Perez, S OBP: 0.281, SLG: 0.301	2-2 2B G4-3	1-1 F8			0-0 G6-3		1-3 K		1-3 K	5	1	1	0	0	2	4			
Pedro Feliz, R OBP: 0.289, SLG: 0.457	1-1 G4-3			2-2 G6-3		1-1 1B		3-3 K		4	0	2	0	0	1	0			
Barry Bonds, L OBP: 0.624, SLG: 0.786	2-1 G4-3			0-1 P5		0-1 F8		1-0 2B		4	0	1	1	0	0	2			
Edgardo Alfonzo, R OBP: 0.337, SLG: 0.384	2-0 F8			1-1 P3		2-2 F8		1-2 F7		4	0	0	0	0	0	2			
Marquis Grissom, R OBP: 0.315, SLG: 0.457		1-0 1B BB E		1-1 G6-3		0-0 P2		2-3 K		4	1	2	0	0	1	1			
Dustin Mohr, R OBP: 0.376, SLG: 0.349		4-0 E SF7 BB		2-0 P6		0-3 K		0-1 F9		3	1	0	0	1	1	1			
Yorvit Torrealba, R OBP: 0.306, SLG: 0.414		1-0 E7		2-2 G6-3		1-2 F8 2B		2-3 K		4	0	2	0	0	1	1			
Jerome Williams, R Scott Lynn, L Jim Brower, R Michael Tucker, L Matt Herges, L Jason Christiansen, R	0-2 L4			0-3 K		1-3 K		0-0 PB 2B		3	0	0	0	0	0	2			
Inning Stats	R: 1 E: 0 K: 1 S: 11	H: 2 LOB: 1 BB: 0 P: 18	R: 2 E: 1 K: 0 S: 8	H: 2 LOB: 1 BB: 1 P: 16	R: 0 E: 0 K: 0 S: 9	H: 0 LOB: 0 BB: 0 P: 12	R: 0 E: 0 K: 1 S: 11	H: 1 LOB: 1 BB: 0 P: 16	R: 0 E: 0 K: 1 S: 8	H: 0 LOB: 1 BB: 0 P: 10	R: 0 E: 0 K: 2 S: 10	H: 1 LOB: 1 BB: 0 P: 13	R: 0 E: 0 K: 2 S: 11	H: 1 LOB: 2 BB: 1 P: 17	1B: 5 2B: 4 3B: 0 HR: 0	SF: 1 SAC: 0 DP: 0 HBP: 0	WP: 0 PB: 1 SB: 0 CS: 0	PA: 38	
PITCHER	IP WLS BF H R ER SO BB IBB HBP BLK WP HR S P ERA WHIP																		
Randy Johnson, L ERA: 2.83	(1, 1) 7.0 L 29 7 3 2 6 1 0 0 0 0 0 65 96 2.57 1.143																		
Mike Fetters, R ERA: 6.0	(8, 1) 1.0 4 1 0 0 2 0 0 0 0 0 0 11 18 0.00 1.000																		
Greg Aquino, R ERA: 3.0	(9, 1) 1.0 5 1 0 0 2 1 0 0 0 0 0 10 17 0.00 2.000																		

San Francisco Giants @ Arizona Diamondbacks
Bank One Ballpark, Phoenix, AZ
Tue Jul 20 2004, 9:35 PM EDT
Att: 33,743 - Dome - 81 F

AB	35
R	3
H	9
RBI	2
BB	2
SO	10
LOB	16



Batter	1	2	3	4	5	6	7	8	9	AB	R	H	RBI	BB	SO	LOB	BOTTOM					
Roberto Alomar, S OBP: 0.368, SLG: 0.415	3-2 G3		4-2 FC5 BB		0-0 G3-6-1			2-1 PB 1B	1-1 G5-3	4	1	1	0	1	0	5						
Steve Finley, L OBP: 0.341, SLG: 0.504	1-2 G4-3		4-0 BB		1-2 G4-3		2-1 F7		2-3 F7	3	0	0	0	1	0	1						
Danny Bautista, R OBP: 0.370, SLG: 0.475	3-2 L4		1-0 FC5		3-1 FC4-6 1B		1-2 E 1B		1-3 E1	4	0	2	1	0	0	2						
Luis Gonzalez, L OBP: 0.374, SLG: 0.507		0-1 G1-3		1-1 P6		0-0 FC4-6		1-0 E1	1-3 G6-4-3	4	0	0	0	0	0	2						
Shea Hillenbrand, R OBP: 0.358, SLG: 0.470		1-0 G3-1		1-1 F7		1-0 F8		3-1 G6-4-3		4	0	0	0	0	0	3						
Alex Cintron, S OBP: 0.292, SLG: 0.371		1-0 2B		2-1 F8			0-1 F9		2-2 1B 2B	4	0	2	0	0	0	0						
Chad Tracy, L OBP: 0.334, SLG: 0.419		1-1 G4-3		4-0 E BB		2-1 G4-3		0-2 G4-3	0-2 G5-3 SH1-3 1B	3	0	1	0	1	0	1						
Juan Brito, R OBP: 0.244, SLG: 0.325			0-3 K		1-2 G5-3		0-0 G4-3		0-0 SH1-3	3	0	1	0	0	1	1						
Randy Johnson, R Carlos Baerga, S Mike Fetters, R Greg Aquino, R Quinton McCracken, S	(1, 1) 7.0 W 28 4 1 0 2 4 0 0 0 0 0 6 10 0.00 3.000	(8, 1) 0.1 H 3 1 0 0 0 0 0 0 0 0 2 5 0.00 0.000	(8, 1) 0.2 H 1 0 0 0 0 0 0 0 0 0 2 3 0.00 0.000	(9, 1) 0.1 H 4 2 0 0 0 1 0 0 0 0 7 13 0.00 9.000	(9, 1) 0.2 S 1 0 0 0 0 0 0 0 0 0 2 3 0.00 0.000																	
Inning Stats	R: 0 E: 0 K: 0 S: 10	H: 0 LOB: 0 BB: 0 P: 17	R: 0 E: 0 K: 0 S: 6	H: 1 LOB: 1 BB: 0 P: 9	R: 0 E: 0 K: 2 S: 9	H: 0 LOB: 2 BB: 2 P: 18	R: 0 E: 0 K: 0 S: 6	H: 0 LOB: 0 BB: 0 P: 10	R: 0 E: 1 K: 0 S: 4	H: 0 LOB: 1 BB: 2 P: 13	R: 0 E: 0 K: 0 S: 7	H: 1 LOB: 1 BB: 0 P: 12	R: 0 E: 0 K: 0 S: 8	H: 1 LOB: 1 BB: 0 P: 10	R: 1 E: 1 K: 0 S: 10	H: 2 LOB: 1 BB: 0 P: 19	R: 0 E: 0 K: 0 S: 9	H: 2 LOB: 2 BB: 1 P: 16	1B: 4 2B: 3 3B: 0 HR: 0	SF: 0 SAC: 1 DP: 3 HBP: 0	WP: 0 PB: 1 SB: 0 CS: 0	PA: 37
PITCHER	IP WLS BF H R ER SO BB IBB HBP BLK WP HR S P ERA WHIP																					
Jerome Williams, R ERA: 4.41	(1, 1) 7.0 W 28 4 1 0 2 4 0 0 0 0 0 6 10 0.00 3.000																					
Scott Eyre, L ERA: 2.73	(8, 1) 0.1 H 3 1 0 0 0 0 0 0 0 0 2 5 0.00 0.000																					
Jim Brower, R ERA: 0.63	(8, 1) 0.2 H 1 0 0 0 0 0 0 0 0 0 2 3 0.00 0.000																					
Matt Herges, R ERA: 6.82	(9, 1) 0.1 H 4 2 0 0 0 1 0 0 0 0 7 13 0.00 9.000																					
Jason Christiansen, L ERA: 4.84	(9, 1) 0.2 S 1 0 0 0 0 0 0 0 0 0 2 3 0.00 0.000																					

San Francisco Giants @ Arizona Diamondbacks
Bank One Ballpark, Phoenix, AZ
Tue Jul 20 2004, 9:35 PM EDT
Att: 33,743 - Dome - 81 F

AB	31
R	1
H	7
RBI	1
BB	5
SO	2
LOB	16




Batter	1	2	3	4	5	6	7	8	9	AB	R	H	RBI	BB	SO	LOB	TOP																				
3 Khalil Greene, R OBP: 0.346, SLG: 0.390 Jeff Cirillo, R OBP: 0.267, SLG: 0.304 (7, FR) (7, 5)	1-2 24 1B 2B	0-1 F9	0-0 P4	1-1 P4		0-1 F9	1-0 FC4 HBP		1-0 WP 1B 2B	4	1	1	0	0	0	0																					
Mark Loretta, R OBP: 0.379, SLG: 0.484 (1, 4)	1-2 G6-3	3-2 24 FC4-6 1B	1-1 1B			0-0 L6	1-2 FC4 1-2		3-1 1B	6	0	3	1	0	0	4																					
24 Brian Giles, L OBP: 0.389, SLG: 0.467 (1, 9)	1-1 1B 2-3 1B	1-0 FC4-6 1-2				4-2 BB		0-1 F7	2-2 G4-3	5	1	1	0	1	0	3																					
Phil Nevin, R OBP: 0.381, SLG: 0.493 Terrence Long, L OBP: 0.317, SLG: 0.398 (1, 3) (8, 7)	3-1 FC5-4 1B 1-2 1B 3-H		1-1 G1-3			0-1 FC7-5 1B	2-1 G1-4-3		4-0 SF8 BB	4	2	2	1	1	0	1																					
Ryan Klesko, L OBP: 0.367, SLG: 0.404 (1, 7) (8, 3)	2-2 FC5-4 1B 1-2 2-H		1-2 G3			2-0 L9		1-3 K	0-0 E8 FC6-4	5	0	1	1	0	1	2																					
Rich Aurilia, R OBP: 0.309, SLG: 0.351 (1, 5) (7, 6)	0-1 FC5-4 1B 1-2 2-3		3-2 2B			1-1 BB FC7-5 1B		2-0 1B 2B	1-0 SF8 3-H	4	1	3	1	0	0	2																					
Jay Payton, R OBP: 0.316, SLG: 0.339 (1, 8)	2-0 FC6-4 1B 1-2 3-H		1-2 P3			0-2 FC7-5 BB		4-0 1B BB	3-1 FC6-4 1-2	4	0	1	1	1	0	4																					
Miguel Ojeda, R OBP: 0.303, SLG: 0.373 (1, 2)	2-1 FC6-4 1-2		3-2 HR			4-2 1-2 2-3 BB		3-2 1-3 2-H 1B	2-2 G6-4-3 1B	4	1	3	2	1	0	2																					
44 Jake Peavy, R OBP: 0.194, SLG: 0.200 Xavier Nady, R OBP: 0.226, SLG: 0.419 Blaine Neal, L (9, 1) (9, 1)		2-3 K	2-2 G5-3			2-2 G4-3		4-2 3 HBP BB	1-2 G6-4-3 1-2	3	0	0	0	1	1	3																					
Inning Stats	R: 3 E: 0 K: 0 S: 19	H: 5 LOB: 2 BB: 0 P: 31	R: 0 E: 0 K: 1 S: 11	H: 1 LOB: 1 BB: 0 P: 17	R: 0 E: 0 K: 0 S: 12	H: 1 LOB: 1 BB: 0 P: 18	R: 1 E: 0 K: 0 S: 12	H: 2 LOB: 1 BB: 1 P: 19	R: 0 E: 0 K: 0 S: 14	H: 0 LOB: 1 BB: 1 P: 15	R: 1 E: 0 K: 1 S: 16	H: 2 LOB: 3 BB: 2 P: 32	R: 1 E: 1 K: 0 S: 6	H: 0 LOB: 1 BB: 1 P: 14	R: 1 E: 0 K: 0 S: 13	H: 3 LOB: 1 BB: 0 P: 22	1B: 11 2B: 4 3B: 0 HR: 1	SF: 1 SAC: 0 DP: 1 HBP: 1	WP: 1 PA: 48 PB: 0 SB: 0 CS: 0																		
PITCHER	IP	WLS	BF	H	R	ER	SO	BB	IBB	HBP	BLK	WP	HR	S	P	ERA	WHIP	PITCHER		IP	WLS	BF	H	R	ER	SO	BB	IBB	HBP	BLK	WP	HR	S	P	ERA	WHIP	
Kirk Rueter, L ERA: 5.09 Tyler Walker, R ERA: 4.63 Wayne Franklin, L ERA: 5.4 Matt Herges, R ERA: 5.89	(1, 1) (6, 1) (7, 1) (9, 1)	5.0 1.2 1.1 1.0	L 9 7 5	27 2 0 3	11 1 1 1	4 1 0 1	4 1 0 0	1 3 0 0	0 0 1 0	0 0 0 0	0 0 1 0	0 0 0 1	0 0 2 0	68 42 19 22	108 42 19 22	7.20 5.40 0.00 9.00	2.400 3.000 0.750 3.000																				

San Diego Padres @ San Francisco Giants
SBC Park, San Francisco, CA
Wed Jul 21 2004, 10:05 PM EDT
Att: 42,505 - Sunny - 62 F

livebaseballscores.com

AB	41
R	7
H	16
RBI	7
BB	5
SO	2
LOB	22





Batter	1	2	3	4	5	6	7	8	9	AB	R	H	RBI	BB	SO	LOB	BOTTOM																					
Ray Durham, S OBP: 0.352, SLG: 0.450 (1, 4)	2-3 K		0-3 K			0-1 G6-3		1-2 L7		4	0	0	0	0	2	0																						
Michael Tucker, L OBP: 0.375, SLG: 0.452 (1, 9) (7, 8)	0-0 F8		3-3 K			4-2 BB		1-3 K		3	0	0	0	1	2	0																						
Marque Grissom, R OBP: 0.313, SLG: 0.453 Wayne Franklin, L OBP: 1.000, SLG: 1.000 Matt Herges, L (9, 1) Pedro Feliz, R OBP: 0.288, SLG: 0.455 (9, PH)	0-0 P2		3-3 K			3-2 P4		0-2 K		3	0	0	0	0	1	1																						
Barry Bonds, L OBP: 0.616, SLG: 0.771 (1, 7)		1-0 P2		0-0 L9		2-0 P5		0-0 G5-3		4	0	0	0	0	0	0																						
J.T. Snow, L OBP: 0.374, SLG: 0.437 (1, 3)		1-2 HR		0-2 G4-3		0-1 G4-3		1-1 1B		4	1	2	1	0	0	0																						
Edgardo Alfonzo, R OBP: 0.339, SLG: 0.383 (1, 5)		4-1 1B BB		2-2 F9		1-0 1B 1B		2-3 K		3	0	1	0	1	1	1																						
A.J. Pierzynski, L OBP: 0.344, SLG: 0.442 (1, 2)		0-0 G6-4-3 1B		0-2 G4-3		0-2 1B 1B		1-2 1B		3	0	2	0	0	0	0																						
Deivi Cruz, R OBP: 0.337, SLG: 0.444 Tyler Walker, R (6, 1) Dustan Mohr, R OBP: 0.374, SLG: 0.347 (7, 9)		0-1 G6-4-3		0-2 G5-3		0-1 L7				2	0	0	0	0	0	2																						
Kirk Rueter, L OBP: 0.229, SLG: 0.242 Neifi Perez, S OBP: 0.280, SLG: 0.299 (6, 6)			0-0 G4-3			0-2 L7		3-2 G3-1		1	0	0	0	0	0	0																						
Inning Stats	R: 0 E: 0 K: 1 S: 6	H: 0 LOB: 0 BB: 0 P: 8	R: 1 E: 0 K: 0 S: 8	H: 2 LOB: 1 BB: 1 P: 14	R: 0 E: 0 K: 2 S: 8	H: 0 LOB: 0 BB: 0 P: 11	R: 0 E: 0 K: 1 S: 9	H: 0 LOB: 0 BB: 0 P: 12	R: 0 E: 0 K: 0 S: 17	H: 0 LOB: 0 BB: 0 P: 19	R: 0 E: 0 K: 0 S: 11	H: 0 LOB: 1 BB: 1 P: 18	R: 0 E: 0 K: 0 S: 10	H: 2 LOB: 2 BB: 0 P: 13	R: 0 E: 0 K: 1 S: 12	H: 0 LOB: 0 BB: 0 P: 17	R: 0 E: 0 K: 2 S: 9	H: 1 LOB: 1 BB: 0 P: 12	1B: 4 2B: 0 3B: 0 HR: 1	SF: 0 SAC: 0 DP: 1 HBP: 0	WP: 0 PA: 33 PB: 0 SB: 0 CS: 0																	
PITCHER	IP	WLS	BF	H	R	ER	SO	BB	IBB	HBP	BLK	WP	HR	S	P	ERA	WHIP	PITCHER		IP	WLS	BF	H	R	ER	SO	BB	IBB	HBP	BLK	WP	HR	S	P	ERA	WHIP		
44 Jake Peavy, R ERA: 2.25 Blaine Neal, R ERA: 2.2	(1, 1) (9, 1)	8.0 1.0	W 4	29 1	4 1	1 0	5 2	0 0	0 0	0 0	0 0	0 0	0 0	81 9	112 12	1.12 0.00	0.750 1.000																					

San Diego Padres @ San Francisco Giants
SBC Park, San Francisco, CA
Wed Jul 21 2004, 10:05 PM EDT
Att: 42,505 - Sunny - 62 F

livebaseballscores.com

AB	31
R	1
H	5
RBI	1
BB	2
SO	7
LOB	6



Batter	1	2	3	4	5	6	7	8	9	AB	R	H	RBI	BB	SO	LOB	TOP										
Sean Burroughs, L (1.5) X OBP: 0.344, SLG: 0.355	0-0 1B		2-2 FC4-6 1B	2-3 K		0-1 2B		0-2 G6-3		5	1	2	0	0	1	2	San Diego Padres @ San Francisco Giants SBC Park, San Francisco, CA Thu Jul 22 2004, 3:35 PM EDT Att: 42,686 - Cloudy - 68 F livebaseballscorecards.com										
Mark Loretta, R (1.4) X OBP: 0.382, SLG: 0.495	0-0 1B		1-1 1B	2-0 F9		2-2 SF9		3-1 HR		4	2	3	2	0	0	0											
24 Brian Giles, L (1.9) X OBP: 0.387, SLG: 0.462	1-3 K		0-1 G3		4-0 2B	3-2 F9		1-0 F7		4	1	0	0	1	1	5											
Ryan Klesko, L (1.3) X OBP: 0.367, SLG: 0.405	2-3 K		4-2 1B		1-1 G4-3	1-1 G4-3		1-2 P5		4	1	1	1	1	1	2											
Terrence Long, L (1.7) X OBP: 0.314, SLG: 0.393	2-3 K		0-0 1B		0-2 G4-3	0-3 K		1-2 G4-3		5	1	1	1	0	2	3											
Rich Aurilia, R (1.6) X OBP: 0.312, SLG: 0.351		4-2 BB	1-2 HR		3-3 K	1-3 K				3	1	1	2	1	2	1											
Jay Payton, R (1.8) X OBP: 0.315, SLG: 0.347	1-2 P6-1-4		1-1 HR		0-1 G6-3			3-2 K		4	1	1	3	0	1	2											
Humberto Quintero, R (1.2) X OBP: 0.323, SLG: 0.424	0-1 F8		0-1 G5-3			3-2 G6-3		4-2 G6-3		3	0	0	0	1	0	0											
David Wells, L (1.1) X Blaine Neal, L (6.1) X Scott Linebrink, R (6.1) X Jeff Cirillo, R (6. PH) X Rod Beck, R (8.1) X Ricky Stone, R (9.1) X			4-1 BB		1-1 G4-3	1-1 2B		2-1 G6-3		2	1	1	0	1	0	0											
Inning Stats	R: 0 E: 0 K: 3 S: 13	H: 2 LOB: 2 BB: 0 P: 18	R: 0 E: 0 K: 0 S: 9	H: 0 LOB: 0 BB: 1 P: 14	R: 6 E: 0 K: 0 S: 20	H: 4 LOB: 0 BB: 2 P: 33	R: 0 E: 0 K: 1 S: 6	H: 0 LOB: 0 BB: 0 P: 11	R: 1 E: 0 K: 1 S: 11	H: 1 LOB: 1 BB: 1 P: 19	R: 1 E: 0 K: 0 S: 18	H: 2 LOB: 1 BB: 0 P: 27	R: 0 E: 0 K: 2 S: 8	H: 0 LOB: 0 BB: 0 P: 10	R: 0 E: 0 K: 1 S: 13	H: 0 LOB: 1 BB: 1 P: 22		R: 1 E: 0 K: 0 S: 11	H: 1 LOB: 0 BB: 0 P: 17	1B: 6 2B: 3 3B: 0 HR: 2	SF: 1 SAC: 0 DP: 1 HBP: 0	WP: 0 PA: 41 PB: 0 CS: 0 SB: 0					
PITCHER	IP	WLS	BF	H	R	ER	SO	BB	IBB	HBP	BLK	WP	HR	S	P	ERA	WHIP										
Jason Schmidt, R (1.1) X ERA: 2.79	5.2	L	29	9	8	8	5	4	0	0	0	0	1	72	114	12.71	2.294										
Jason Christiansen, L (6.1) X ERA: 4.56	1.1		4	0	0	0	2	0	0	0	0	0	0	13	18	0.00	0.000										
Felix Rodriguez, R (8.1) X ERA: 3.4	1.0		4	0	0	0	1	1	0	0	0	0	0	13	22	0.00	1.000										
Wayne Franklin, L (9.1) X ERA: 5.5	1.0		4	1	1	1	0	0	0	0	0	0	1	11	17	9.00	1.000										

Batter	1	2	3	4	5	6	7	8	9	AB	R	H	RBI	BB	SO	LOB	BOTTOM										
Ray Durham, S (1.4) X OBP: 0.353, SLG: 0.449	0-0 G6-3		2-2 G6-3		1-0 G6-3	1-2 1B		0-2 BB		5	1	2	0	0	0	0	San Diego Padres @ San Francisco Giants SBC Park, San Francisco, CA Thu Jul 22 2004, 3:35 PM EDT Att: 42,686 - Cloudy - 68 F livebaseballscorecards.com										
Deivi Cruz, R (1.6) X OBP: 0.333, SLG: 0.436	2-1 G4-3		1-1 G6-3		1-2 F8	1-0 1B		2-2 F8		5	0	1	0	0	0	1											
Marquis Grissom, R (1.8) X OBP: 0.317, SLG: 0.455	2-0 F7		1-0 1B		0-0 1B	3-1 1B		1-0 P4		5	1	3	1	0	0	1											
Barry Bonds, L (1.7) X OBP: 0.619, SLG: 0.775		3-1 HR	1-0 G3		2-2 1B	4-0 1B		4-1 FC6-4		3	1	2	0	2	0	1											
Pedro Feliz, R (1.3) X OBP: 0.290, SLG: 0.464	1-0 HR				0-2 G4-3	0-1 BB		1-2 FC6-4		5	1	2	3	0	0	5											
Edgardo Alfonzo, R (1.5) X Jason Christiansen, R (6.1) X Michael Tucker, L (7. PH) X	3-2 G6-3				0-1 1B	4-0 1B		4-1 G4-3		2	0	1	0	1	0	0											
A.J. Pierzynski, L (1.2) X OBP: 0.339, SLG: 0.435	1-0 L9				0-1 P4	1-1 P2		2-2 G4-3		5	0	0	0	0	0	6											
Dustan Mohr, R (1.9) X Felix Rodriguez, R (8.1) X Wayne Franklin, L (9.1) X J.T. Snow, L (9. PH) X	4-0 BB				2-2 1B	0-0 P4		1-2 F9		2	0	1	0	1	0	0											
Jason Schmidt, R (1.1) X Neifi Perez, S (6.5) X	0-3 K				0-1 F7	2-1 G6-3		1-1 F8		2	0	0	0	0	1	3											
Inning Stats	R: 0 E: 0 K: 0 S: 4	H: 0 LOB: 0 BB: 0 P: 8	R: 2 E: 0 K: 1 S: 11	H: 2 LOB: 1 BB: 1 P: 23	R: 0 E: 0 K: 0 S: 10	H: 1 LOB: 1 BB: 0 P: 15	R: 0 E: 0 K: 0 S: 14	H: 2 LOB: 2 BB: 0 P: 16	R: 1 E: 0 K: 0 S: 15	H: 3 LOB: 3 BB: 1 P: 24	R: 1 E: 0 K: 0 S: 12	H: 3 LOB: 3 BB: 1 P: 23	R: 0 E: 0 K: 0 S: 12	H: 0 LOB: 1 BB: 1 P: 20	R: 0 E: 0 K: 0 S: 13	H: 1 LOB: 2 BB: 1 P: 21	R: 0 E: 0 K: 0 S: 3	H: 0 LOB: 0 BB: 1 P: 9	1B: 10 2B: 1 3B: 0 HR: 1	SF: 0 SAC: 0 DP: 2 HBP: 1	WP: 0 PA: 44 PB: 0 CS: 0 SB: 0						
PITCHER	IP	WLS	BF	H	R	ER	SO	BB	IBB	HBP	BLK	WP	HR	S	P	ERA	WHIP										
David Wells, L (1.1) X ERA: 3.36	5.2		29	10	4	4	4	2	0	0	0	0	0	2	9	6.35	2.118										
Blaine Neal, R (6.1) X ERA: 2.2	0.0		2	1	0	0	0	0	1	0	0	0	0	2	9	∞	∞										
Scott Linebrink, R (6.1) X ERA: 2.05	1.1	H	5	0	0	0	0	1	0	1	0	0	0	14	22	0.00	0.750										
Rod Beck, R (8.1) X ERA: 5.4	1.0		5	1	0	0	0	1	0	0	0	0	0	13	21	0.00	2.000										
Ricky Stone, R (9.1) X ERA: 5.28	1.0		3	0	0	0	0	1	0	0	0	0	0	3	9	0.00	1.000										

Batter	1	2	3	4	5	6	7	8	9	AB	R	H	RBI	BB	SO	LOB	TOP								
Ray Durham, S (1.4) OBP: 0.350, SLG: 0.457	1-3 K		2-3 K		2-0 HR		0-1 F9	2-2 P4		5	1	1	1	0	2	2	San Francisco Giants @ St. Louis Cardinals Busch Stadium, St. Louis, MO Fri Jul 23, 2004, 7:10 PM CDT Att: 45,892 - Cloudy - 81 F								
Michael Tucker, L (1.9) OBP: 0.376, SLG: 0.447	2-3 K		0-0 G4-3		3-3 K		0-1 1B HR	1-1 G3		5	1	1	0	0	2	1									
J.T. Snow, L (1.3) OBP: 0.382, SLG: 0.441	4-0 BB				0-1 G3-6		3-2 1B HR	2-2 F7		4	2	3	0	1	0	0									
Barry Bonds, L (1.7) OBP: 0.616, SLG: 0.779	0-1 G3				2-1 G3-6		3-1 1B HR	2-0 G3		4	2	1	3	1	0	2									
Pedro Feliz, R (1.5) OBP: 0.290, SLG: 0.461		2-2 G6-3			0-1 G6-3		0-1 F9			4	0	1	0	0	0	0									
A.J. Pierzynski, L (1.2) OBP: 0.338, SLG: 0.437		0-1 G3-1			0-0 SF8		3-0 G4-3	1-2 G6-3 1B		3	1	1	1	0	0	0									
Marquis Grissom, R (1.8) OBP: 0.316, SLG: 0.453		2-3 K			2-3 3H G5-3		3-1 1B	0-2 G6-3 2B		4	0	1	1	0	1	2									
Neff Perez, S (1.6) OBP: 0.284, SLG: 0.301			2-1 SH1 1B		4-1 G3		0-0 G3	0-1 3H 1B		3	0	2	1	1	0	1									
Dustin Hermanson, R (1.1) OBP: 0.143, SLG: 0.111			0-0 SH1		0-0 G1-3		1-1 G6-3	3-2 F8		2	0	0	0	0	0	2									
Scott Eyre, L (7.1) Deivi Cruz, R (8. PH) Jim Brower, R (8.1)			1-2							0	0	0	0	0	0	0									
Inning Stats	R: 0 E: 0 K: 2 S: 8	H: 0 LOB: 1 BB: 1 P: 15	R: 0 E: 0 K: 1 S: 8	H: 0 LOB: 0 BB: 0 P: 12	R: 0 E: 0 K: 1 S: 7	H: 1 LOB: 1 BB: 0 P: 11	R: 2 E: 0 K: 0 S: 8	H: 2 LOB: 2 BB: 2 P: 19	R: 1 E: 0 K: 1 S: 8	H: 2 LOB: 0 BB: 0 P: 15	R: 0 E: 0 K: 0 S: 6	H: 1 LOB: 1 BB: 0 P: 12	R: 3 E: 0 K: 0 S: 12	H: 3 LOB: 0 BB: 0 P: 21	R: 1 E: 0 K: 0 S: 20	H: 2 LOB: 1 BB: 0 P: 26	R: 0 E: 0 K: 0 S: 6	H: 0 LOB: 0 BB: 0 P: 11	1B: 8 2B: 1 3B: 0 HR: 2	SF: 1 SAC: 1 DP: 1 HBP: 0	WP: 0 PB: 0 SB: 1 CS: 0	PA: 40			
PITCHER	IP	WLS	BF	H	R	ER	SO	BB	IBB	HBP	BLK	WP	HR	S	P	ERA	WHIP								
Jeff Suppan, R (1.1) ERA: 3.73	7.0	L	32	9	6	6	5	3	0	0	0	0	2	57	105	7.71	1.714								
Cal Eldred, R (8.1) ERA: 4.91	1.0		5	2	1	1	0	0	0	0	0	0	0	20	26	9.00	2.000								
Ray King, L (9.1) ERA: 1.22	1.0		3	0	0	0	0	0	0	0	0	0	0	6	11	0.00	0.000								

AB	35
R	7
H	11
RBI	7
BB	3
SO	5
LOB	11



Batter	1	2	3	4	5	6	7	8	9	AB	R	H	RBI	BB	SO	LOB	BOTTOM								
Tony Womack, L (1.4) OBP: 0.346, SLG: 0.393	1-1 F7			2-2 G3-1		0-2 G5-3		0-2 F7		4	0	0	0	0	0	0	San Francisco Giants @ St. Louis Cardinals Busch Stadium, St. Louis, MO Fri Jul 23, 2004, 7:10 PM CDT Att: 45,892 - Cloudy - 81 F								
Edgar Renteria, R (1.6) OBP: 0.334, SLG: 0.425	1-0 F9			3-3 K		0-1 G5-3		2-2 P4		4	0	0	0	0	1	0									
5 Albert Pujols, R (1.3) OBP: 0.411, SLG: 0.641	3-3 K2-3			4-1 BB		1-0 HR		1-2 15 BB 1B		3	1	2	1	1	1	0									
27 Scott Rolen, R (1.5) OBP: 0.403, SLG: 0.586		3-3 K		1-1 P4		0-1 15 F8 2B		0-2 L6		4	1	1	0	0	1	2									
15 Jim Edmonds, L (1.8) OBP: 0.391, SLG: 0.590		2-1 F9		2-1 F9		3-2 F8		4-2 FC6-4 BB		3	0	0	0	1	0	1									
Reggie Sanders, R (1.9) OBP: 0.302, SLG: 0.485		2-3 K		2-3 K2-3		3-2 2B		0-0 FC6-4		4	0	1	1	0	2	2									
John Mabry, L (1.7) OBP: 0.349, SLG: 0.456			2-2 P6		1-0 F7		0-0 P5			3	0	0	0	0	0	1									
Cal Eldred, R (8.1) Ray King, L (9.1)										0	0	0	0	0	0	0									
Mike Matheny, R (1.2) OBP: 0.295, SLG: 0.355			2-1 F9		0-0 G6-3		3-2 F9			3	0	0	0	0	0	0									
Jeff Suppan, R (1.1) Roger Cedeno, S (8.7)			0-1 G1-3		1-1 P3		0-3 K			2	0	0	0	0	0	0									
Inning Stats	R: 0 E: 0 K: 1 S: 6	H: 0 LOB: 0 BB: 0 P: 11	R: 0 E: 0 K: 2 S: 8	H: 0 LOB: 0 BB: 0 P: 15	R: 0 E: 0 K: 0 S: 8	H: 0 LOB: 0 BB: 0 P: 12	R: 0 E: 0 K: 1 S: 11	H: 0 LOB: 1 BB: 1 P: 21	R: 0 E: 0 K: 1 S: 6	H: 0 LOB: 0 BB: 0 P: 11	R: 0 E: 0 K: 0 S: 6	H: 0 LOB: 0 BB: 0 P: 7	R: 2 E: 0 K: 0 S: 12	H: 3 LOB: 1 BB: 0 P: 19	R: 0 E: 0 K: 1 S: 9	H: 0 LOB: 0 BB: 0 P: 12	R: 0 E: 0 K: 0 S: 12	H: 1 LOB: 2 BB: 1 P: 19	1B: 1 2B: 2 3B: 0 HR: 1	SF: 0 SAC: 0 DP: 0 HBP: 0	WP: 0 PB: 0 SB: 0 CS: 0	PA: 33			
PITCHER	IP	WLS	BF	H	R	ER	SO	BB	IBB	HBP	BLK	WP	HR	S	P	ERA	WHIP								
Dustin Hermanson, R (1.1) ERA: 4.29	6.2	W	24	3	2	2	5	1	0	0	0	0	1	56	95	2.70	0.600								
Scott Eyre, L (7.1) ERA: 2.7	0.1		1	0	0	0	0	0	0	0	0	0	0	1	1	0.00	0.000								
Jim Brower, R (8.1) ERA: 3.41	2.0		8	1	0	0	1	1	0	0	0	0	0	21	31	0.00	1.000								



Batter	1	2	3	4	5	6	7	8	9	10	AB	R	H	RBI	BB	SO	LOB							
Ray Durham, S OBP: 0.347, SLG: 0.451 (1,4)	L4		F9		F9			SH1 1B	F8		5	0	1	0	0	0	1							
Michael Tucker, L OBP: 0.375, SLG: 0.444 (1,9)	G5-3 BB		K			P5		SH1		HR BB	2	0	0	0	1	1	0							
Dustin Mohr, R OBP: 0.385, SLG: 0.349 (10, PH)	G5-3		G4-3			K		P4		HR	5	1	1	2	0	1	2							
Edgardo Alfonzo, R OBP: 0.340, SLG: 0.390 (1,5)	G4-3				G1-3					P5 HR	4	0	1	0	1	0	1							
Barry Bonds, L OBP: 0.613, SLG: 0.769 (1,7)	G4-3				2B G4-6-3 BB			FC4-6 1B			4	1	1	0	1	1	3							
J.T. Snow, L OBP: 0.382, SLG: 0.443 (1,3)					2B			FC4-6 1B			4	1	1	0	1	1	3							
Deivi Cruz, R OBP: 0.341, SLG: 0.440 (1,6)								P3		G6-3 SH1-4 1B BB	2	0	1	0	2	0	0							
Cody Ransom, R OBP: 0.270, SLG: 0.273 (9, PR)	G4-6-3 1B				G1-4-3 BB					K	1	1	0	0	0	1	0							
Marquis Grissom, R OBP: 0.319, SLG: 0.461 (1,8)					G1-4-3 BB					SH1-4	2	1	1	1	1	0	2							
Yovet Torrealba, R OBP: 0.296, SLG: 0.398 (1,2)	G4-6-3 1B							HR			4	0	0	0	0	1	4							
Brett Tomko, R A.J. Reed, L Pedro Feliz, R Scott Eyre, L Jim Brower, R Felix Rodriguez, R Jason Christiansen, R	G6-3					K				G6-3	3	0	0	0	0	1	1							
Inning Stats	R: 0 E: 0 K: 0 S: 7	H: 0 LOB: 1 BB: 1 P: 13	R: 1 E: 0 K: 0 S: 7	H: 1 LOB: 1 BB: 2 P: 18	R: 0 E: 0 K: 1 S: 9	H: 0 LOB: 0 BB: 0 P: 11	R: 0 E: 0 K: 0 S: 9	H: 1 LOB: 1 BB: 1 P: 19	R: 0 E: 0 K: 1 S: 8	H: 1 LOB: 0 BB: 0 P: 13	R: 1 E: 0 K: 1 S: 8	H: 1 LOB: 0 BB: 0 P: 8	R: 0 E: 0 K: 1 S: 9	H: 1 LOB: 2 BB: 1 P: 16	R: 1 E: 0 K: 0 S: 13	H: 1 LOB: 2 BB: 1 P: 23	R: 2 E: 0 K: 1 S: 16	H: 1 LOB: 0 BB: 1 P: 27	1B: 3 2B: 2 3B: 0 HR: 2	SF: 0 SAC: 2 DP: 2 HBP: 0	WP: 0 PA: 42			
PITCHER	IP	WLS	BF	H	R	ER	SO	BB	IBB	HBP	BLK	WP	HR	S	P	ERA	WHIP							
29 Chris Carpenter, R	8.0		32	5	2	2	5	4	1	0	0	0	1	66	111	2.25	1.125							
44 Jason Istringhausen, R	0.2		3	0	1	1	0	1	0	0	0	0	0	9	16	13.50	1.500							
Steve Kline, L	0.1		2	1	0	0	0	0	0	0	0	0	0	4	7	0.00	3.000							
Ray King, L	0.2	L	4	1	2	2	0	1	0	0	0	0	1	13	22	27.00	3.000							
Julian Tavarez, R	0.1		1	0	0	0	1	0	0	0	0	0	0	3	5	0.00	0.000							

San Francisco Giants @ St. Louis Cardinals
 Busch Stadium, St. Louis, MO
 Sat Jul 24 2004, 2:15 PM CDT
 Att: 48,145 - Unknown - 72 F

AB 33
 R 5
 H 7
 RBI 4
 BB 7
 SO 6
 LOB 14



Batter	1	2	3	4	5	6	7	8	9	10	AB	R	H	RBI	BB	SO	LOB						
Tony Womack, L OBP: 0.341, SLG: 0.387 (1,4)	F8		F9			P2		F8	F7		5	0	0	0	0	0	2						
Ray King, L											0	0	0	0	0	0	0						
Julian Tavarez, L											0	0	0	0	0	0	0						
Roger Cedeno, S OBP: 0.340, SLG: 0.430 (1,7)	K		G4-3					F9		F7	4	1	1	0	0	1	0						
So Taguchi, R OBP: 0.288, SLG: 0.371 (9,7)											1	0	0	0	0	0	0						
5 Albert Pujols, R OBP: 0.473, SLG: 0.639 (1,3)					G5-3					G4-3	4	0	2	0	1	0	0						
27 Scott Rolen, R OBP: 0.403, SLG: 0.584 (1,5)						5 1B 27 1B					5	0	2	1	0	0	2						
15 Jim Edmonds, L OBP: 0.391, SLG: 0.600 (1,8)						27 1B					5	2	2	1	0	1	3						
Reggie Sanders, R OBP: 0.299, SLG: 0.480 (1,9)											3	0	0	0	0	2	2						
Marlon Anderson, L OBP: 0.301, SLG: 0.422 (9, PH)											1	0	1	1	0	0	0						
7 Hector Luna, R OBP: 0.298, SLG: 0.391 (1,6)					G4-3						4	0	1	0	0	0	1						
Mike Matheny, R OBP: 0.280, SLG: 0.348 (1,2)											4	0	0	0	0	0	2						
29 Chris Carpenter, R											3	0	0	0	0	0	1						
44 Jason Istringhausen, R											0	0	0	0	0	0	0						
Steve Kline, S											0	0	0	0	0	0	0						
John Mabry, L OBP: 0.354, SLG: 0.456 (9, PH)											0	0	0	0	1	0	0						
Inning Stats	R: 0 E: 0 K: 1 S: 11	H: 1 LOB: 1 BB: 0 P: 17	R: 1 E: 0 K: 1 S: 8	H: 1 LOB: 1 BB: 0 P: 14	R: 0 E: 0 K: 0 S: 7	H: 0 LOB: 0 BB: 0 P: 11	R: 0 E: 0 K: 0 S: 7	H: 0 LOB: 0 BB: 0 P: 14	R: 1 E: 0 K: 1 S: 13	H: 3 LOB: 2 BB: 0 P: 22	R: 0 E: 0 K: 0 S: 8	H: 0 LOB: 0 BB: 0 P: 13	R: 0 E: 0 K: 0 S: 6	H: 0 LOB: 1 BB: 1 P: 14	R: 1 E: 0 K: 0 S: 11	H: 2 LOB: 2 BB: 1 P: 22	R: 0 E: 0 K: 1 S: 10	H: 1 LOB: 1 BB: 0 P: 16	1B: 6 2B: 2 3B: 0 HR: 1	SF: 0 SAC: 0 DP: 0 HBP: 0	WP: 0 PA: 41		
PITCHER	IP	WLS	BF	H	R	ER	SO	BB	IBB	HBP	BLK	WP	HR	S	P	ERA	WHIP						
Brett Tomko, R	8.0		31	6	2	2	3	1	0	0	0	0	1	76	125	2.25	0.875						
Scott Eyre, L	0.0		1	1	1	1	0	0	0	0	0	0	0	3	4								
Jim Brower, R	0.2	B	4	1	0	0	0	1	0	0	0	0	0	5	13	0.00	3.000						
Felix Rodriguez, R	1.0	W	4	1	0	0	0	0	0	0	0	0	0	16	0.00	1.000							
Jason Christiansen, L	0.1	S	1	0	0	0	1	0	0	0	0	0	0	3	5	0.00	0.000						

San Francisco Giants @ St. Louis Cardinals
 Busch Stadium, St. Louis, MO
 Sat Jul 24 2004, 2:15 PM CDT
 Att: 48,145 - Unknown - 72 F

AB 39
 R 3
 H 9
 RBI 3
 BB 2
 SO 4
 LOB 13



Batter	1	2	3	4	5	6	7	8	9	AB	R	H	RBI	BB	SO	LOB	TOP		
Ray Durham, S OBP: 0.346, SLG: 0.448 Matt Herges, L (8, 1)	2-2 CS 1B		2-2 F8			1-0 G1-6-3 1-2		2-2 F8		4	0	1	0	0	0	3			
Michael Tucker, L OBP: 0.374, SLG: 0.441 (1, 9)	1-3 K 1-2			0-0 G5-4-3 1B			3-2 G4-3		0-0 P5	4	0	1	0	0	1	1			
Deivi Cruz, R OBP: 0.339, SLG: 0.448 (1, 6)	2-1 G5-3			0-2 G5-4-3 1-2			0-0 F7		0-1 3B	4	0	1	0	0	0	1			
J.T. Snow, L OBP: 0.389, SLG: 0.443 (1, 3)		4-1 BB		2-3 K			0-0 1B		4-1 G5-4-3 BB	2	0	1	0	2	1	0			
Pedro Feliz, R OBP: 0.291, SLG: 0.460 (1, 5)		1-0 P2			2-2 G4-6-3 1B		0-0 F7		0-0 G5-4-3 1-2	4	0	1	0	0	0	4			
A.J. Pierzynski, L OBP: 0.334, SLG: 0.433 (1, 2)		0-0 P6			1-0 G4-6-3 1-2				1-2 P6	3	0	0	0	0	0	2			
Marquis Grissom, R OBP: 0.319, SLG: 0.460 (1, 8)		0-1 F8			0-0 G1-3			3-1 1B 1B		3	0	1	0	0	0	1			
Dustan Mohr, R OBP: 0.385, SLG: 0.344 (1, 7)			0-0 G5-3			4-2 G1-6-3 BB		1-3 K		2	0	0	0	1	1				
Jerome Williams, R OBP: 0.152, SLG: 0.125 Cody Ross, S OBP: 0.283, SLG: 0.285 Tyler Walker, R (8, 1) Wayne Franklin, L OBP: 0.299, SLG: 0.300 Nelli Perez, S OBP: 0.286, SLG: 0.303 (8, 4)			0-0 G1-6-3			3-3 K		2-2 1B		1	0	0	0	0	0	0			
Inning Stats	R: 0 E: 0 K: 1 S: 8	H: 1 LOB: 0 BB: 0 P: 13	R: 0 E: 0 K: 0 S: 5	H: 0 LOB: 1 BB: 1 P: 10	R: 0 E: 0 K: 0 S: 7	H: 0 LOB: 0 BB: 0 P: 9	R: 0 E: 0 K: 1 S: 7	H: 1 LOB: 0 BB: 0 P: 10	R: 0 E: 0 K: 1 S: 6	H: 0 LOB: 0 BB: 1 P: 14	R: 0 E: 0 K: 0 S: 6	H: 1 LOB: 1 BB: 0 P: 9	R: 0 E: 0 K: 1 S: 14	H: 2 LOB: 2 BB: 0 P: 23	R: 0 E: 0 K: 0 S: 5	H: 1 LOB: 1 BB: 1 P: 9	1B: 6 2B: 0 3B: 1 HR: 0	SF: 0 SAC: 0 DP: 4 HBP: 0	WP: 0 PA: 32 PB: 0 SB: 0 CS: 1
PITCHER Matt Morris, R ERA: 4.33 (1, 1)	IP: 9.0 WLS: W BF: 32 H: 7 R: 0 ER: 0 SO: 4 BB: 3 IBB: 0 HBP: 0 BLK: 0 WP: 0 HR: 0 S: 65 P: 106 ERA: 0.00 WHIP: 1.111															PITCHER IP: WLS: BF: H: R: ER: SO: BB: IBB: HBP: BLK: WP: HR: S: P: ERA: WHIP			

San Francisco Giants @ St. Louis Cardinals
 Busch Stadium, St. Louis, MO
 Sun Jul 25 2004, 1:15 PM CDT
 Att: 42,315 - Unknown - 62 F

AB	29
R	0
H	7
RBI	0
BB	3
SO	4
LOB	14



Batter	1	2	3	4	5	6	7	8	9	AB	R	H	RBI	BB	SO	LOB	BOTTOM		
Tony Womack, L OBP: 0.342, SLG: 0.385 (1, 4)	1-2 G3		4-2 1B BB	0-2 FC4-6 1-2		0-2 1B 27 SF8 1B		1-1 G3-1		4	1	1	0	1	0	2			
Edgar Renteria, R OBP: 0.332, SLG: 0.424 (1, 6)	0-1 WP G4-3 2B		1 SAFE P3		3-3 K	1-2 F9		2-0 F9		5	1	1	0	0	1	2			
Roger Cedeno, S OBP: 0.354, SLG: 0.433 (1, 9)	1-0 G4-3 2-H		2-0 27 HBP 1B		4-0 15 BB 27 BB SF8 BB	1-0 1B		2-0 L8		4	1	2	1	1	0	0			
27 Scott Rolen, R OBP: 0.404, SLG: 0.582 (1, 5)	1-1 F9		3-2 HBP		4-1 SF8 4 BB 1B BB	1-2 SF8				1	1	0	1	1	0	0			
15 Jim Edmonds, L OBP: 0.389, SLG: 0.594 (1, 8)		1-2 G4-3	0-3 K		4-1 4 BB SF8 1B BB	3-3 K				3	1	0	0	1	2	4			
Marlon Anderson, L OBP: 0.296, SLG: 0.417 So Taguchi, R OBP: 0.286, SLG: 0.368 (1, 7) (7, 7)		0-2 P6		2-1 G3-1	1-1 SF8		1-2 G4-3			2	0	0	1	0	0	0			
John Mabry, L OBP: 0.373, SLG: 0.496 (1, 3)		0-0 4 FC6 1B		1-2 1B 1B	1-2 3-H 3-H 4-0 1B		0-0 HR			3	1	3	1	1	0	0			
4 Yadier Molina, R OBP: 0.333, SLG: 0.282 (1, 2)		0-0 FC6 1-2		1 SAFE 1-1 F7	1-1 F7	1-1 1B		1-2 F8		4	0	1	2	0	0	2			
Matt Morris, R OBP: 0.191, SLG: 0.178 (1, 1)			1-2 G6-3	2-1 FC4-6 1B	0-1 F8		0-2 G6-3			4	0	1	0	0	0	2			
Inning Stats	R: 1 E: 0 K: 0 S: 8	H: 1 LOB: 0 BB: 0 P: 11	R: 0 E: 0 K: 0 S: 8	H: 1 LOB: 1 BB: 0 P: 9	R: 0 E: 0 K: 1 S: 14	H: 1 LOB: 3 BB: 1 P: 24	R: 0 E: 0 K: 0 S: 12	H: 2 LOB: 2 BB: 0 P: 18	R: 3 E: 0 K: 1 S: 11	H: 1 LOB: 2 BB: 4 P: 32	R: 1 E: 0 K: 1 S: 14	H: 2 LOB: 1 BB: 0 P: 20	R: 1 E: 0 K: 0 S: 10	H: 1 LOB: 0 BB: 0 P: 12	R: 0 E: 0 K: 0 S: 4	H: 0 LOB: 0 BB: 0 P: 9	1B: 7 2B: 1 3B: 0 HR: 1	SF: 2 SAC: 0 DP: 0 HBP: 1	WP: 1 PA: 39 PB: 0 SB: 0 CS: 0
PITCHER Jerome Williams, R ERA: 4.53 Tyler Walker, R ERA: 4.79 Wayne Franklin, L ERA: 5.54 Matt Herges, R ERA: 5.76 (1, 1) (6, 1) (6, 1) (8, 1)	IP: 5.0 WLS: L BF: 27 H: 6 R: 4 ER: 4 SO: 2 BB: 4 IBB: 1 HBP: 1 BLK: 0 WP: 1 HR: 0 S: 53 P: 94 ERA: 7.20 WHIP: 2.000															PITCHER IP: WLS: BF: H: R: ER: SO: BB: IBB: HBP: BLK: WP: HR: S: P: ERA: WHIP			

San Francisco Giants @ St. Louis Cardinals
 Busch Stadium, St. Louis, MO
 Sun Jul 25 2004, 1:15 PM CDT
 Att: 42,315 - Unknown - 62 F

AB	31
R	6
H	9
RBI	6
BB	5
SO	3
LOB	12



Batter	1	2	3	4	5	6	7	8	9	AB	R	H	RBI	BB	SO	LOB	TOP				
Ray Durham, S (1,4) OBP: 0.342, SLG: 0.442 Neftali Perez, S (6,4) OBP: 0.288, SLG: 0.304	B1		K			K	1B		P6	3	0	0	0	2	0	0					
Michael Tucker, L (1,9) OBP: 0.372, SLG: 0.439	P5		F8			2B	1B			4	1	1	0	0	1	1					
Edgardo Alfonso, R (1,5) OBP: 0.339, SLG: 0.392	F9			G6-3		1B	1B			4	1	1	0	0	1	1					
Barry Bonds, L (1,7) OBP: 0.617, SLG: 0.769		FC4-6 HBP				1B	1B		G6-3 S	0	0	0	0	4	0	0					
J.T. Snow, L (1,3) OBP: 0.386, SLG: 0.439	F8					1B	1B		G6-3	4	0	1	1	0	1	3					
A.J. Pierzynski, L (1,2) OBP: 0.337, SLG: 0.432		FC4-6 HBP		G3		1B	1B		FC4-2	3	0	1	1	0	0	2					
Marquis Grissom, R (1,8) OBP: 0.316, SLG: 0.455		FC4-6				F7	K		K	4	0	0	0	0	2	6					
Deivi Cruz, R (1,6) OBP: 0.333, SLG: 0.440 Felix Rodriguez, R (6,1) Scott Eyre, L (7,1) Matt Herges, L (7,1) Pedro Feliz, R (9, PH) OBP: 0.290, SLG: 0.459		K				F8	F8		G1-3	3	0	0	0	0	1	5					
Kirk Rueter, L (1,1) OBP: 0.216, SLG: 0.229 Cody Ransom, R (6,6) OBP: 0.259, SLG: 0.257 Dustan Mohr, R (9, PH) OBP: 0.383, SLG: 0.342				K		G6-3			K	2	0	0	0	0	1	0					
Inning Stats	R: 0 H: 0 E: 0 K: 0 S: 8	H: 0 LOB: 0 BB: 0 P: 13	R: 0 H: 0 E: 0 K: 1 S: 8	H: 0 LOB: 2 BB: 1 P: 14	R: 0 H: 0 E: 0 K: 2 S: 12	H: 0 LOB: 1 BB: 1 P: 20	R: 0 H: 0 E: 0 K: 1 S: 8	H: 0 LOB: 1 BB: 1 P: 13	R: 0 H: 0 E: 0 K: 0 S: 5	H: 0 LOB: 3 BB: 0 P: 5	R: 2 H: 4 E: 0 K: 2 S: 18	H: 1 LOB: 1 BB: 0 P: 18	R: 0 H: 0 E: 0 K: 1 S: 16	H: 0 LOB: 1 BB: 1 P: 25	R: 0 H: 0 E: 0 K: 1 S: 8	H: 0 LOB: 0 BB: 0 P: 11	1B: 4 2B: 1 3B: 0 HR: 0	SF: 0 SAC: 0 DP: 0 HBP: 1	WP: 0 PB: 0 SB: 1 CS: 0	PA: 37	
PITCHER	IP WLS BF H R ER SO BB IBB HBP BLK WP HR S P ERA WHIP																				
44 Jake Peavy, R (1,1) ERA: 2.32 Scott Linebrink, R (6,1) ERA: 1.99 Akinori Otsuka, R (8,1) ERA: 2.23 Trevor Hoffman, R (9,1) ERA: 2.21	5.1 2.32 1.2 1.0 1.0	WLS W H S	BF 24 6 4 3	H 4 1 0 0	R 2 0 0 0	ER 2 0 0 0	SO 5 3 1 1	BB 2 0 1 0	IBB 1 0 0 0	HBP 1 0 0 0	BLK 0 0 0 0	WP 0 0 0 0	HR 0 0 0 0	S 52 20 16 8	P 86 28 25 11	ERA 3.38 0.00 0.00 0.00	WHIP 1.125 0.600 1.000 0.000				

San Francisco Giants @ San Diego Padres
 PETCO Park, San Diego, CA
 Mon Jul 26 2004, 10:05 PM EDT
 Att: 41,559 - Sunny - 72 F

AB 32
R 2
H 5
RBI 2
BB 4
SO 10
LOB 18



Batter	1	2	3	4	5	6	7	8	9	AB	R	H	RBI	BB	SO	LOB	BOTTOM				
3 Khalil Greene, R (1,6) OBP: 0.342, SLG: 0.399	G6-3		F8			HR	BB			3	1	1	2	1	0	1					
Mark Loretta, R (1,4) OBP: 0.380, SLG: 0.486	G6-3		G5-3 E			F8	L4			3	0	0	0	1	0	2					
Ryan Klesko, L (1,7) OBP: 0.369, SLG: 0.392 Akinori Otsuka, R (8,1) Trevor Hoffman, R (9,1)		1B	FC1			G5-3				3	1	1	0	1	0	2					
Phil Nevin, R (1,3) OBP: 0.382, SLG: 0.495	G1-3		G5-3			24 1B				3	0	1	0	1	0	4					
24 Brian Giles, L (1,9) OBP: 0.382, SLG: 0.467		G1-3		L3						3	0	1	1	0	0	0					
Rich Aurilia, R (1,5) OBP: 0.310, SLG: 0.348 Scott Linebrink, R (6,1) Xavier Nady, R (7, PH) OBP: 0.242, SLG: 0.424 (8,7)				G6-3		G6-3				3	0	1	0	0	0	2					
Jay Payton, R (1,8) OBP: 0.306, SLG: 0.334		FC4-6		FC6			L8			3	0	0	0	1	0	1					
Ramon Hernandez, R (1,2) OBP: 0.338, SLG: 0.420		G5-3		FC6						4	0	1	0	0	0	2					
44 Jake Peavy, R (1,1) OBP: 0.242, SLG: 0.226 Sean Burroughs, L (6,5) OBP: 0.346, SLG: 0.361						3 HR				1	1	1	0	1	0	0					
Inning Stats	R: 0 H: 1 E: 0 K: 0 S: 9	H: 1 LOB: 1 BB: 0 P: 16	R: 0 H: 1 E: 0 K: 0 S: 7	H: 1 LOB: 1 BB: 0 P: 12	R: 0 H: 1 E: 1 K: 0 S: 10	H: 1 LOB: 2 BB: 1 P: 15	R: 0 H: 0 E: 0 K: 0 S: 8	H: 0 LOB: 1 BB: 1 P: 16	R: 2 H: 2 E: 0 K: 0 S: 17	H: 2 LOB: 2 BB: 2 P: 31	R: 0 H: 1 E: 0 K: 0 S: 7	H: 1 LOB: 0 BB: 1 P: 17	R: 1 H: 1 E: 0 K: 0 S: 7	H: 1 LOB: 0 BB: 0 P: 16	R: 0 H: 0 E: 0 K: 0 S: 10	H: 0 LOB: 0 BB: 0 P: 15	1B: 6 2B: 0 3B: 0 HR: 1	SF: 1 SAC: 0 DP: 2 HBP: 0	WP: 0 PB: 0 SB: 0 CS: 0	PA: 36	
PITCHER	IP WLS BF H R ER SO BB IBB HBP BLK WP HR S P ERA WHIP																				
Kirk Rueter, L (1,1) ERA: 5.0 Felix Rodriguez, R (6,1) ERA: 3.5 Scott Eyre, L (7,1) ERA: 3.0 Matt Herges, R (7,1) ERA: 5.55	5.2 0.1 0.1 1.2	WLS L	BF 28 3 1 4	H 6 1 0 0	R 2 1 0 0	ER 2 1 0 0	SO 28 1 0 0	BB 5 1 0 0	IBB 0 0 0 0	HBP 0 0 0 0	BLK 0 0 0 0	WP 0 0 0 0	HR 1 6 1 11	S 105 13 2 18	P 105 13 2 18	ERA 3.18 27.00 0.00 0.000	WHIP 1.941 6.000 0.000 0.000				

San Francisco Giants @ San Diego Padres
 PETCO Park, San Diego, CA
 Mon Jul 26 2004, 10:05 PM EDT
 Att: 41,559 - Sunny - 72 F

AB 29
R 3
H 7
RBI 3
BB 6
SO 0
LOB 16



Batter	1	2	3	4	5	6	7	8	9	AB R H RBI BB SO LOB	TOP										
Ray Durham, S (1,4) OBP: 0.343, SLG: 0.441	1-2 F8 1B 2B	0-0 2B 1B		2-1 FC5-2 1-2 3-H		2-2 F8			3-2 G6-3	5 2 2 1 0 0 2	San Francisco Giants @ San Diego Padres PETCO Park, San Diego, CA Tue Jul 27 2004, 10:05 PM EDT Att: 40,068 - Sunny - 69 F										
Deivi Cruz, R (1,6) OBP: 0.337, SLG: 0.447	3-2 SAFE	0-0		0-0				0-0	1-3 K	4 1 2 1 0 0 2											
Cody Ransom, R (7,6) OBP: 0.250, SLG: 0.250	1-2 2B 1B	1-H 2B		3-2 F9				0-0	G4-3	1 0 0 0 0 1 0											
Edgardo Alfonso, R (1,5) OBP: 0.334, SLG: 0.386	1-2 F8 2-3	2-2 G4-3			1-0 F8		1-1 F8	1-1 G5-3		5 0 0 0 0 0 3											
Barry Bonds, L (1,7) OBP: 0.613, SLG: 0.764	1-0 1-H 3-H 2B		1-2 G5-3		3-2 G3		1-0 F8			4 0 1 2 0 0 0											
Pedro Feliz, R (1,3) OBP: 0.287, SLG: 0.453	K		0-1 F9		1-0 F9			0-0 P3		4 0 0 0 0 1 1											
Marquis Grissom, R (1,8) OBP: 0.315, SLG: 0.453	3-2 G5-3		0-3 K			0-1 F9		0-1 G6-3 1B		4 0 1 0 0 1 1											
Yorvit Torrealba, R (1,2) OBP: 0.303, SLG: 0.402		2-1 G1-3		1-0 1B FC5-2 1B		1-2 1B HR 1B		0-0 G6-3		4 1 2 0 0 0 1											
Dustan Mohr, R (1,9) OBP: 0.395, SLG: 0.373		0-1 SH2-4 1B 1B		3-2 FC2-6 1-3 1B		1-1 1-H HR		4-0 IBB		3 2 3 2 1 0 0											
Jason Schmidt, R (1,1) OBP: 0.209, SLG: 0.282		0-1 SH2-4		0-0 FC2-6 FC5-2		2-1 G6-3		0-1 F7		3 0 0 0 0 0 4											
Jim Brower, R (9,1) OBP: 0.607, SLG: 0.500										0 0 0 0 0 0 0											
Jason Christiansen, R (9,1) OBP: 0.242, SLG: 0.424										0 0 0 0 0 0 0											
Matt Herges, L (9,1) ERA: 5.5										0 0 0 0 0 0 0											
Inning Stats	R: 2 E: 0 K: 1 S: 22	H: 3 LOB: 1 BB: 0 P: 31	R: 2 E: 0 K: 0 S: 11	H: 3 LOB: 1 BB: 0 P: 15	R: 0 E: 0 K: 1 S: 8	H: 0 LOB: 0 BB: 0 P: 9	R: 0 E: 0 K: 0 S: 15	H: 2 LOB: 2 BB: 0 P: 24	R: 0 E: 0 K: 0 S: 5	H: 0 LOB: 0 BB: 0 P: 10	R: 2 E: 0 K: 0 S: 12	H: 2 LOB: 0 BB: 0 P: 18	R: 0 E: 0 K: 0 S: 4	H: 0 LOB: 0 BB: 0 P: 6	R: 0 E: 0 K: 0 S: 6	H: 1 LOB: 2 BB: 1 P: 10	R: 0 E: 0 K: 1 S: 9	H: 0 LOB: 0 BB: 0 P: 14	1B: 8 2B: 2 3B: 0 HR: 1	SF: 0 SAC: 1 DP: 0 HBP: 0	WP: 0 PA: 39 PB: 0 SB: 0 CS: 0
PITCHER	IP WLS BF H R ER SO BB IBB HBP BLK WP HR S P ERA WHIP												IP WLS BF H R ER SO BB IBB HBP BLK WP HR S P ERA WHIP								
David Wells, L (1,1) ERA: 3.66	6.0 L 28 10 6 6 2 0 0 0 0 0 0 1 73 107 9.00 1.667																				
Blaine Neal, R (7,1) ERA: 1.95	2.0 8 1 0 0 0 0 0 1 0 0 0 0 10 16 0.00 0.500																				
Rod Beck, R (9,1) ERA: 5.5	1.0 3 0 0 0 1 0 0 0 0 0 0 0 9 14 0.00 0.000																				

AB	37
R	6
H	11
RBI	6
BB	1
SO	3
LOB	14



Batter	1	2	3	4	5	6	7	8	9	AB R H RBI BB SO LOB	BOTTOM										
Sean Burroughs, L (1,5) OBP: 0.344, SLG: 0.362	1-1 F8	1-2 FC3-6 BB		1-0 F9		1-2 FC6-4 G4-6-3			2-2 1B 2B	5 1 1 2 0 0 3	San Francisco Giants @ San Diego Padres PETCO Park, San Diego, CA Tue Jul 27 2004, 10:05 PM EDT Att: 40,068 - Sunny - 69 F										
Mark Loretta, R (1,4) OBP: 0.382, SLG: 0.484	4-2 1B BB	4-0 BB		1-1 G4-3		0-0 G4-6-3			4-2 1B 24 FC3-2 BB	2 0 0 0 3 0 1											
Ryan Klesko, L (1,7) OBP: 0.366, SLG: 0.388	2-1 P5	0-0 G4-3		0-3 K			0-3 K		0-0 24 FC3-2 1B 1-2 2-H	5 0 1 1 0 2 4											
Phil Nevin, R (1,3) OBP: 0.385, SLG: 0.500	2-2		1-0 24 G4-3 1B 2B		2-3 K		2-1 G2-3		0-1 24 FC3-2 1B	5 1 3 0 0 1 0											
Xavier Nady, R (9, PR) OBP: 0.242, SLG: 0.424	1-2 1B		0-0 24 G4-3 1B 2B		0-2 P6				1-2 2-3 1B	0 0 0 0 0 0 0											
24 Brian Giles, L (1,9) OBP: 0.378, SLG: 0.461	2-1 G3		0-0 G4-3		0-2 P6		1-3 K		3-2 FC3-2 G4-6-3	5 0 0 0 0 1 6											
Jay Payton, R (1,8) OBP: 0.308, SLG: 0.335		1-0 E4 SH FC3-6 BB	0-0 F8 3 1B		0-0 1B			0-1 G6-3	0-0 G4-6-3	5 1 2 1 0 0 3											
3 Khalil Greene, R (1,6) OBP: 0.341, SLG: 0.397		0-3 K	1-2 1B		2-2 G6-3			1-3 K		4 0 1 0 0 2 2											
Ramon Hernandez, R (1,2) OBP: 0.346, SLG: 0.426		4-1 FC3-6 SH BB	1-2 F8		0-1 1B FC6-4 2B			4-2 BLK BB		2 1 1 0 2 0 2											
David Wells, L (1,1) ERA: 2.76		0-2 SH	0-1 P6		0-2 FC6-4			2-3 K		1 0 0 0 0 0 2											
Terrence Long, L (6, PH)										1 0 1 0 0 0 0											
Blaine Neal, L (7,1) ERA: 1.95										0 0 0 0 0 0 0											
Rich Aurilia, R (8, PH) OBP: 0.309, SLG: 0.347		1-2 2-3								1 0 0 0 0 1 1											
Rod Beck, R (9,1) ERA: 5.5										0 0 0 0 0 0 0											
Inning Stats	R: 0 E: 0 K: 0 S: 11	H: 1 LOB: 2 BB: 1 P: 22	R: 1 E: 2 K: 1 S: 12	H: 0 LOB: 3 BB: 2 P: 22	R: 1 E: 0 K: 0 S: 10	H: 3 LOB: 2 BB: 0 P: 15	R: 0 E: 0 K: 1 S: 6	H: 0 LOB: 0 BB: 0 P: 8	R: 0 E: 0 K: 0 S: 11	H: 1 LOB: 1 BB: 0 P: 15	R: 1 E: 0 K: 0 S: 9	H: 2 LOB: 0 BB: 0 P: 10	R: 0 E: 0 K: 2 S: 8	H: 0 LOB: 0 BB: 0 P: 11	R: 0 E: 0 K: 2 S: 13	H: 0 LOB: 1 BB: 1 P: 20	R: 1 E: 0 K: 0 S: 14	H: 3 LOB: 2 BB: 1 P: 23	1B: 7 2B: 3 3B: 0 HR: 0	SF: 0 SAC: 1 DP: 2 HBP: 0	WP: 0 PA: 42 PB: 0 SB: 1 CS: 0
PITCHER	IP WLS BF H R ER SO BB IBB HBP BLK WP HR S P ERA WHIP												IP WLS BF H R ER SO BB IBB HBP BLK WP HR S P ERA WHIP								
Jason Schmidt, R (1,1) ERA: 2.76	8.0 W 36 7 3 2 7 4 0 0 0 0 0 0 6 12 2.25 1.375																				
Jim Brower, R (9,1) ERA: 3.52	0.0 2 1 1 1 0 1 0 0 0 0 0 0 6 12 * *																				
Jason Christiansen, L (9,1) ERA: 4.5	0.0 1 1 0 0 0 0 0 0 0 0 0 0 1 1 * *																				
Matt Herges, R (9,1) ERA: 5.44	1.0 S 3 1 0 0 0 0 0 0 0 0 0 0 7 10 0.00 1.000																				

AB	36
R	4
H	10
RBI	4
BB	5
SO	7
LOB	24



Batter	1	2	3	4	5	6	7	8	9	AB	R	H	RBI	BB	SO	LOB	TOP				
Ray Durham, S OBP: 0.338, SLG: 0.434 Cody Ransom, R OBP: 0.250, SLG: 0.250	F8		G6-3			F9		F8		4	0	0	0	0	0	0					
Michael Tucker, L OBP: 0.377, SLG: 0.439	F8			CS BB		G6-4-3 BB			G5-3 HR 1B	2	1	1	0	2	0	0					
Edgardo Alfonzo, R OBP: 0.331, SLG: 0.382	L9		G6-3			G6-4-3			G5-3	4	0	0	0	0	0	3					
Barry Bonds, L OBP: 0.611, SLG: 0.758 Dustan Mohr, R OBP: 0.371, SLG: 0.371		FC4-6 BB			L5			F7		2	0	0	0	1	0	0					
J.T. Snow, L OBP: 0.384, SLG: 0.433	FC4-6				F9			F8		3	1	0	0	1	0	1					
A.J. Pierzynski, L OBP: 0.342, SLG: 0.449	F9				G4-3 1B			WP 1B		4	2	3	3	0	0	1					
Marquis Grissom, R OBP: 0.313, SLG: 0.449 Pedro Feliz, R OBP: 0.286, SLG: 0.452	L5				G4-3			G6-3		3	0	0	0	0	0	3					
Neffi Perez, S OBP: 0.288, SLG: 0.305			F8					F9		3	0	1	1	0	0	0					
Dustin Hermanson, R OBP: 0.133, SLG: 0.103 Wayne Franklin, L OBP: 1.000, SLG: 1.000 Tyler Walker, R	G6-3					K				2	0	0	0	0	1	1					
Inning Stats	R: 0 E: 0 K: 0 S: 6	H: 0 LOB: 0 BB: 0 P: 9	R: 0 E: 0 K: 0 S: 8	H: 0 LOB: 1 BB: 1 P: 16	R: 0 E: 0 K: 0 S: 6	H: 0 LOB: 0 BB: 0 P: 10	R: 0 E: 0 K: 0 S: 6	H: 0 LOB: 0 BB: 1 P: 12	R: 1 E: 0 K: 1 S: 9	H: 2 LOB: 1 BB: 0 P: 13	R: 0 E: 0 K: 0 S: 2	H: 0 LOB: 1 BB: 0 P: 8	R: 0 E: 0 K: 0 S: 7	H: 1 LOB: 1 BB: 0 P: 12	R: 0 E: 0 K: 1 S: 8	H: 0 LOB: 0 BB: 1 P: 9	R: 3 E: 0 K: 1 S: 15	H: 2 LOB: 0 BB: 1 P: 26	1B: 3 2B: 1 3B: 0 HR: 1	SF: 0 SAC: 0 DP: 1 HBP: 0	WP: 1 PA: 34 PB: 0 SB: 0 CS: 1
PITCHER	IP	WLS	BF	H	R	ER	SO	BB	IBB	HBP	BLK	WP	HR	S	P	ERA	WHIP				
Brian Lawrence, R ERA: 3.79	6.0	W	21	2	1	1	1	3	0	0	0	0	0	37	68	1.50	0.833				
Ricky Stone, R ERA: 4.54	2.0		7	1	0	0	1	0	0	0	0	1	0	15	21	0.00	0.500				
Jay Witasick, R ERA: 3.56	1.0		6	2	3	3	1	1	0	0	0	0	1	15	26	27.00	3.000				

San Francisco Giants @ San Diego Padres
PETCO Park, San Diego, CA
Wed Jul 28 2004, 10:05 PM EDT
Att: 37,548 - Sunny - 68 F

AB 30
R 4
H 5
RBI 4
BB 4
SO 3
LOB 10



Batter	1	2	3	4	5	6	7	8	9	AB	R	H	RBI	BB	SO	LOB	BOTTOM				
Sean Burroughs, L OBP: 0.345, SLG: 0.365	K				L6			K		5	1	2	2	0	2	1					
Mark Loretta, R OBP: 0.378, SLG: 0.478	K	F8				K		K		5	0	0	0	0	3	3					
Ryan Klesko, L OBP: 0.367, SLG: 0.401 Xavier Nady, R OBP: 0.242, SLG: 0.424			L7		L8			F7		5	1	2	2	0	0	0					
Phil Nevin, R OBP: 0.389, SLG: 0.505 Jeff Cirillo, R OBP: 0.266, SLG: 0.301			G5-3							3	0	2	1	1	0	0					
24 Brian Giles, L OBP: 0.375, SLG: 0.456 Ricky Stone, R Jay Witasick, R	F8				FC6 1B					4	0	0	0	0	1	4					
Terrence Long, L OBP: 0.321, SLG: 0.416		F7								4	3	3	0	0	0	0					
3 Khalil Greene, R OBP: 0.346, SLG: 0.401		HR 1B								2	2	2	2	1	0	0					
Ramon Hernandez, R OBP: 0.346, SLG: 0.440		HR			P4					3	1	1	2	0	1	1					
Brian Lawrence, R ERA: 4.55 Rich Aurilia, R OBP: 0.311, SLG: 0.347 Jay Payton, R OBP: 0.307, SLG: 0.334		F7								2	0	0	0	0	1	1					
Inning Stats	R: 0 E: 0 K: 2 S: 13	H: 1 LOB: 2 BB: 1 P: 22	R: 2 E: 0 K: 0 S: 14	H: 3 LOB: 1 BB: 0 P: 23	R: 0 E: 0 K: 1 S: 10	H: 0 LOB: 0 BB: 0 P: 17	R: 1 E: 0 K: 1 S: 12	H: 2 LOB: 1 BB: 0 P: 18	R: 0 E: 0 K: 1 S: 10	H: 1 LOB: 1 BB: 0 P: 13	R: 5 E: 0 K: 0 S: 18	H: 4 LOB: 1 BB: 2 P: 31	R: 1 E: 0 K: 2 S: 12	H: 1 LOB: 0 BB: 0 P: 16	R: 0 E: 0 K: 2 S: 12	H: 0 LOB: 0 BB: 0 P: 17	1B: 4 2B: 5 3B: 2 HR: 1	SF: 1 SAC: 1 DP: 0 HBP: 0	WP: 0 PA: 39 PB: 0 SB: 0 CS: 0		
PITCHER	IP	WLS	BF	H	R	ER	SO	BB	IBB	HBP	BLK	WP	HR	S	P	ERA	WHIP				
Dustin Hermanson, R ERA: 4.59	5.1	L	27	8	6	6	5	3	0	0	0	0	0	65	107	10.12	2.062				
Wayne Franklin, L ERA: 5.97	0.1		4	3	2	2	0	0	0	0	0	0	0	10	14	54.00	9.000				
Tyler Walker, R ERA: 4.74	2.1		8	1	1	1	4	0	0	0	0	0	0	26	36	3.86	0.429				


San Francisco Giants @ San Diego Padres
PETCO Park, San Diego, CA
Wed Jul 28 2004, 10:05 PM EDT
Att: 37,548 - Sunny - 68 F


AB 34
R 9
H 12
RBI 9
BB 3
SO 9
LOB 10



Batter	1	2	3	4	5	6	7	8	9	AB	R	H	RBI	BB	SO	LOB	TOP											
Ray Durham, S OBP: 0.337, SLG: 0.443	1-2 HR		2-0 F7		1-2 F7			1-1 B5-3		4	1	1	1	0	0	1	San Francisco Giants @ San Diego Padres PETCO Park, San Diego, CA Thu Jul 29, 2004, 10:05 PM EDT Att: 41,767 - Sunny - 68 F											
Michael Tucker, L OBP: 0.375, SLG: 0.437	3-2 G3 1B		0-1 F8		2-2 G3			3-1 F8		4	0	1	0	0	0	1												
Pedro Feliz, R OBP: 0.286, SLG: 0.449	1-2 F8			0-0 HR 1B		2-2 L8		2-3 K2-3		4	1	1	0	0	1	1												
Barry Bonds, L OBP: 0.610, SLG: 0.771	3-1 G3			1-0 HR 1B		1-1 1B		1-1 P3		4	2	2	2	0	0	1												
J.T. Snow, L OBP: 0.382, SLG: 0.429	2-2 P6			1-0 F8		1-2 G3-6-1 2H 1B		1-1 P6		4	0	1	1	0	0	1												
A.J. Pierzynski, L OBP: 0.337, SLG: 0.443		0-1 F8		1-1 G4-3		0-0 G3-6-1 1-2		0-1 F9		4	0	0	0	0	0	1												
Deivi Cruz, R OBP: 0.332, SLG: 0.440		2-3 K		0-2 G4-3			0-3 K			3	0	0	0	0	2	0												
Dustan Mohr, R OBP: 0.392, SLG: 0.370		0-0 P6			1-2 SH1-4 1B		2-3 K			3	0	1	0	0	1	0												
Brett Tomko, R ERA: 4.72 Felix Rodriguez, R ERA: 3.43 Neifi Perez, S ERA: 3.21 Scott Eyre, L ERA: 3.21 32 Kevin Correia, R ERA: 13.5 Jason Christiansen, L ERA: 4.44	1-1 K		1-3 K		0-0 SH1-4		0-2 K			1	0	0	0	0	0	0		GIANTS										
					1-2					0	0	0	0	0	0	0												
Inning Stats	R: 1 E: 0 K: 0 S: 19	H: 2 LOB: 1 BB: 0 P: 29	R: 0 E: 0 K: 1 S: 6	H: 0 LOB: 0 BB: 0 P: 8	R: 0 E: 0 K: 1 S: 6	H: 0 LOB: 0 BB: 0 P: 9	R: 2 E: 0 K: 0 S: 8	H: 2 LOB: 0 BB: 0 P: 11	R: 0 E: 0 K: 0 S: 10	H: 1 LOB: 1 BB: 0 P: 14	R: 1 E: 0 K: 0 S: 9	H: 2 LOB: 0 BB: 0 P: 13	R: 0 E: 0 K: 3 S: 9	H: 0 LOB: 0 BB: 0 P: 11	R: 0 E: 0 K: 1 S: 8	H: 0 LOB: 0 BB: 0 P: 14	R: 0 E: 0 K: 0 S: 6	H: 0 LOB: 0 BB: 0 P: 8	1B: 4 2B: 1 3B: 0 HR: 2	SF: 0 SAC: 1 DP: 1 HBP: 0	WP: 0 PB: 0 SB: 0 CS: 0	PA: 33						
PITCHER	IP	WLS	BF	H	R	ER	SO	BB	IBB	HBP	BLK	WP	HR	S	P	ERA	WHIP											
Ismael Valdez, R ERA: 5.53	(1, 1)	5.1	22	6	4	4	2	0	0	0	0	0	0	2	54	79	6.75	1.125										
Blaine Neal, R ERA: 1.93	(6, 1)	0.2	W	2	1	0	0	0	0	0	0	0	0	0	4	5	0.00	1.500										
Scott Linebrink, R ERA: 1.95	(7, 1)	1.0	H	3	0	0	0	3	0	0	0	0	0	0	9	11	0.00	0.000										
Akinori Otsuka, R ERA: 2.19	(8, 1)	1.0	H	3	0	0	0	1	0	0	0	0	0	0	8	14	0.00	0.000										
Trevor Hoffman, R ERA: 2.15	(9, 1)	1.0	S	3	0	0	0	0	0	0	0	0	0	0	6	8	0.00	0.000										

Batter	1	2	3	4	5	6	7	8	9	AB	R	H	RBI	BB	SO	LOB	BOTTOM											
Sean Burroughs, L OBP: 0.343, SLG: 0.363	0-2 G3-1		1-2 G4-3		1-1 E8 1B		0-1 F8	1-0 L3		5	0	1	1	0	0	1	San Francisco Giants @ San Diego Padres PETCO Park, San Diego, CA Thu Jul 29, 2004, 10:05 PM EDT Att: 41,767 - Sunny - 68 F											
Mark Loretta, R OBP: 0.381, SLG: 0.479	4-2 G4-3 BB			2-2 G1-6-3 1B		2-0 F9	1-2 S 3B 1B			3	1	2	0	1	0	1												
Ryan Klesko, L OBP: 0.368, SLG: 0.415 Akinori Otsuka, R Trevor Hoffman, R	1-2 G4-3 1-2			1-2 F7		1-0 1B 2B	1-2 24 FC4-2 3B			4	1	2	1	0	0	2												
Phil Nevin, R OBP: 0.392, SLG: 0.509		3-1 24 F9 SF9 2B		3-0 G1-6-3 1-2		2-2 24 2B 3 SF7 1B	4-0 24 FC4-2 IBB			3	2	2	1	1	0	1												
24 Brian Giles, L OBP: 0.376, SLG: 0.462		2-0 F9			2-2 F9 3 G4-3 2B	2-2 3 SF7 2B	1-1 FC4-2			4	1	2	0	0	0	3												
Terrence Long, L OBP: 0.320, SLG: 0.412		2-3 SF9		0-1 SF9		1-3 F9	4-2 FC6-4 BB	1-3 K		2	0	0	1	1	1	3												
3 Khalil Greene, R OBP: 0.345, SLG: 0.398		3-H F7		2-0 G4-3		1-0 SF7		4-1 PB G4-3 BB		2	0	0	2	1	0	0												
Miguel Ojeda, R OBP: 0.291, SLG: 0.372			0-0 F7		4-1 1B 1B BB	1-2 F9		2-1 G4-3		3	1	0	0	1	0	3												
Ismael Valdez, R OBP: 0.211, SLG: 0.257 Blaine Neal, L Rich Aurilia, R OBP: 0.310, SLG: 0.345 Scott Linebrink, R Jay Payton, R OBP: 0.306, SLG: 0.333	1-1 G4-3		2-2 G4-3		0-1 1B	0-0 FC6-4	1-0 F9		1-0 F9		2	1	1	0	0	0		SD										
Inning Stats	R: 0 E: 0 K: 0 S: 8	H: 0 LOB: 0 BB: 1 P: 13	R: 1 E: 0 K: 0 S: 7	H: 1 LOB: 0 BB: 0 P: 14	R: 0 E: 0 K: 0 S: 8	H: 0 LOB: 0 BB: 0 P: 11	R: 0 E: 0 K: 0 S: 10	H: 1 LOB: 0 BB: 0 P: 16	R: 3 E: 1 K: 0 S: 11	H: 3 LOB: 1 BB: 1 P: 22	R: 2 E: 0 K: 0 S: 17	H: 3 LOB: 2 BB: 1 P: 28	R: 1 E: 0 K: 1 S: 13	H: 2 LOB: 2 BB: 1 P: 21	R: 0 E: 0 K: 0 S: 5	H: 0 LOB: 1 BB: 1 P: 13	1B: 5 2B: 4 3B: 1 HR: 0	SF: 2 SAC: 0 DP: 2 HBP: 0	WP: 0 PB: 1 SB: 1 CS: 0	PA: 37								
PITCHER	IP	WLS	BF	H	R	ER	SO	BB	IBB	HBP	BLK	WP	HR	S	P	ERA	WHIP											
Brett Tomko, R ERA: 4.72 Felix Rodriguez, R ERA: 3.43 Scott Eyre, L ERA: 3.21 32 Kevin Correia, R ERA: 13.5 Jason Christiansen, L ERA: 4.44	(1, 1)	5.0	L	23	8	6	5	0	2	0	0	0	0	9	15	9.00	2.000											
	(6, 1)	1.0		4	0	0	0	0	1	0	0	0	0	0	9	15	0.00	1.000										
	(7, 1)	1.0		6	2	1	1	1	0	1	0	0	0	0	13	21	9.00	2.000										
	(8, 1)	0.2		3	0	0	0	0	1	0	0	0	0	4	11	0.00	1.500											
	(8, 1)	0.1		1	0	0	0	0	0	0	0	0	0	1	2	0.00	0.000											

Batter	1	2	3	4	5	6	7	8	9	AB R H RBI BB SO LOB	TOP													
Tony Womack, L (1,4) OBP: 0.349, SLG: 0.404	G6-3		G4-3			G1-3	G1-3		G6-3	5 2 2 0 0 0 0	St. Louis Cardinals @ San Francisco Giants SBC Park, San Francisco, CA Fri Jul 30 2004, 10:15 PM EDT Att: 42,622 - Unknown - 66 F AB 37 R 7 H 11 RBI 7 BB 2 SO 7 LOB 11 													
Edgar Renteria, R (1,6) OBP: 0.335, SLG: 0.421	L5			L7		G1-3	G1-3		G5-3	5 1 2 1 0 0 1														
5 Albert Pujols, R (1,3) OBP: 0.409, SLG: 0.625	F8			P4		F9			G6-3	4 0 0 0 1 0 2														
27 Scott Rolen, R (1,5) OBP: 0.408, SLG: 0.608		K		L7						4 1 2 1 0 1 1														
15 Jim Edmonds, L (1,8) OBP: 0.396, SLG: 0.627		G3			G3					4 1 1 2 0 1 2														
Roger Cedeno, S (1,9) OBP: 0.372, SLG: 0.446										3 1 2 1 0 1 0														
So Taguchi, R (6,9) OBP: 0.288, SLG: 0.378										1 0 0 0 0 0 2														
Ray King, L (7,1) OBP: 0.288, SLG: 0.378										0 0 0 0 0 0 0														
Julian Tavarez, L (8,1) OBP: 0.288, SLG: 0.378										0 0 0 0 0 0 0														
44 Jason Istringhausen, R (9,1) OBP: 0.590, SLG: 0.950										0 0 0 0 0 0 0														
John Mabry, L (1,7) OBP: 0.385, SLG: 0.508		G3						F9		3 1 1 0 1 0 1														
Mike Matheny, R (1,2) OBP: 0.293, SLG: 0.349				G6-3		K		K		4 0 1 2 0 2 1														
29 Chris Carpenter, R (1,1) OBP: 0.128, SLG: 0.109				G5-3		K				3 0 0 0 0 1 1														
Reggie Sanders, R (7,9) OBP: 0.293, SLG: 0.481										1 0 0 0 0 1 0														
Inning Stats	R: 0 H: 0 E: 0 LOB: 0 K: 0 BB: 0 S: 4 P: 5	R: 0 H: 1 E: 0 LOB: 1 K: 1 BB: 0 S: 12 P: 18	R: 0 H: 0 E: 0 LOB: 0 K: 0 BB: 0 S: 7 P: 10	R: 0 H: 1 E: 0 LOB: 0 K: 0 BB: 0 S: 6 P: 9	R: 0 H: 1 E: 0 LOB: 1 K: 2 BB: 0 S: 11 P: 18	R: 6 H: 6 E: 0 LOB: 1 K: 1 BB: 1 S: 18 P: 33	R: 1 H: 2 E: 0 LOB: 2 K: 1 BB: 1 S: 11 P: 20	R: 0 H: 0 E: 0 LOB: 0 K: 2 BB: 0 S: 7 P: 9	R: 0 H: 0 E: 0 LOB: 0 K: 0 BB: 0 S: 5 P: 12	1B: 6 SF: 0 2B: 3 SAC: 0 3B: 2 DP: 0 HR: 0 HBP: 0	WP: 1 PA: 39 PB: 0 SB: 2 CS: 1													
PITCHER	IP WLS BF H R ER SO BB IBB HBP BLK WP HR S P ERA WHIP										PITCHER	IP WLS BF H R ER SO BB IBB HBP BLK WP HR S P ERA WHIP												
Jerome Williams, R (1,1) ERA: 4.41	3.0	10	1	0	0	1	0	0	0	0	0	23	33	7.71	1.714									
Tyler Walker, R (4,1) ERA: 4.91	2.1	10	4	2	2	3	0	0	0	0	0	23	37	7.71	1.714									
Jim Brower, R (6,1) ERA: 4.06	0.2	L 7	4	4	4	0	0	1	0	0	0	12	23	54.00	6.000									
32 Kevin Correia, R (7,1) ERA: 11.42	2.0	9	2	1	1	3	1	0	0	0	0	18	29	4.50	1.500									
Jason Christiansen, L (9,1) ERA: 4.28	1.0	3	0	0	0	0	0	0	0	0	0	5	12	0.00	0.000									

Batter	1	2	3	4	5	6	7	8	9	AB R H RBI BB SO LOB	BOTTOM													
Ray Durham, S (1,4) OBP: 0.334, SLG: 0.440	F9		G4-3	FC6-4			G4-3		G3	2 0 0 0 0 0 0	St. Louis Cardinals @ San Francisco Giants SBC Park, San Francisco, CA Fri Jul 30 2004, 10:15 PM EDT Att: 42,622 - Unknown - 66 F AB 35 R 4 H 10 RBI 4 BB 2 SO 3 LOB 14 													
Neill Perez, S (4,PH) OBP: 0.284, SLG: 0.301									G3	3 0 0 0 0 0 4														
Michael Tucker, L (1,9) OBP: 0.376, SLG: 0.446	HR		P6		F7				F8	5 1 2 1 0 0 1														
J.T. Snow, L (1,3) OBP: 0.384, SLG: 0.433	WP HR				K				G3	3 1 1 0 1 1 1														
Barry Bonds, L (1,7) OBP: 0.609, SLG: 0.778	HR		F7		G3-1					3 1 1 2 0 0 1														
Edgardo Alfonzo, R (1,5) OBP: 0.330, SLG: 0.380	G6-3			G6-3		L9				4 0 1 0 0 0 0														
A.J. Pierzynski, L (1,2) OBP: 0.336, SLG: 0.441	G3-1					K			G4-6-3	4 0 1 0 0 1 2														
Marquis Grissom, R (1,8) OBP: 0.319, SLG: 0.451										3 0 2 0 0 0 0														
32 Kevin Correia, R (7,1) OBP: 1.000, SLG: 2.000										0 0 0 0 0 0 0														
Pedro Feliz, R (8,PH) OBP: 0.285, SLG: 0.448										1 0 0 0 0 0 1														
Jason Christiansen, R (9,1) ERA: 4.28										0 0 0 0 0 0 0														
Deivi Cruz, R (1,6) OBP: 0.335, SLG: 0.454		G4-6-3							F9	3 1 1 1 1 0 1														
Jerome Williams, R (1,1) ERA: 3.89										1 0 0 0 0 0 0														
Tyler Walker, R (4,1) ERA: 2.11		G6-3								1 0 0 0 0 1 3														
Jim Brower, R (6,1) OBP: 0.667, SLG: 0.500										0 0 0 0 0 0 0														
Dustan Mohr, R (7,9) OBP: 0.393, SLG: 0.372										2 0 1 0 0 0 0														
Inning Stats	R: 3 H: 3 E: 0 LOB: 0 K: 0 BB: 0 S: 9 P: 13	R: 0 H: 1 E: 0 LOB: 0 K: 0 BB: 0 S: 4 P: 5	R: 0 H: 0 E: 0 LOB: 1 K: 1 BB: 1 S: 9 P: 15	R: 0 H: 2 E: 0 LOB: 3 K: 1 BB: 1 S: 12 P: 20	R: 0 H: 0 E: 0 LOB: 0 K: 1 BB: 0 S: 8 P: 13	R: 0 H: 0 E: 0 LOB: 0 K: 1 BB: 0 S: 9 P: 13	R: 1 H: 2 E: 0 LOB: 1 K: 0 BB: 0 S: 7 P: 12	R: 0 H: 1 E: 0 LOB: 1 K: 0 BB: 0 S: 7 P: 12	R: 0 H: 1 E: 0 LOB: 1 K: 0 BB: 0 S: 10 P: 14	1B: 6 SF: 0 2B: 1 SAC: 0 3B: 0 DP: 2 HR: 3 HBP: 1	WP: 1 PA: 38 PB: 0 SB: 0 CS: 0													
PITCHER	IP WLS BF H R ER SO BB IBB HBP BLK WP HR S P ERA WHIP										PITCHER	IP WLS BF H R ER SO BB IBB HBP BLK WP HR S P ERA WHIP												
29 Chris Carpenter, R (1,1) ERA: 3.89	6.2	W 28	7	4	4	3	2	0	0	0	0	3	6	0.00	3.000									
Ray King, L (7,1) ERA: 2.11	0.1	H 3	1	0	0	0	0	0	1	0	0	3	6	0.00	3.000									
Julian Tavarez, R (8,1) ERA: 2.9	1.0	H 3	1	0	0	0	0	0	0	0	0	7	11	0.00	1.000									
44 Jason Istringhausen, R (9,1) ERA: 2.49	1.0	S 4	1	0	0	0	0	0	0	0	0	10	14	0.00	1.000									

Batter	1	2	3	4	5	6	7	8	9	AB	R	H	RBI	BB	SO	LOB	TOP									
Marlon Anderson, L (1,4) OBP: 0.282, SLG: 0.395 Steve Kline, S (6,1) 7 Hector Luna, R (7,7) OBP: 0.296, SLG: 0.385	G3-1	F8		F9		G6-4-3		G4-6-3 1B		4	0	0	0	0	0	3	St. Louis Cardinals @ San Francisco Giants SBC Park, San Francisco, CA Sat Jul 31 2004, 10:15 PM EDT Att: 42,633 - Overcast - 62 F livebaseballscorecards.com									
Edgar Renteria, R (1,6) OBP: 0.336, SLG: 0.421	5 2B		27 1B	15 2B	5 1B	F8		G4-6-3 1-2		3	2	1	0	2	0	1										
5 Albert Pujols, R (1,3) OBP: 0.409, SLG: 0.625	3-2 2B		0-0 F9		15 1B	SF8	1-2	F9		5	1	2	0	0	0	2										
27 Scott Rolen, R (1,5) OBP: 0.410, SLG: 0.615	2-1 L4		0-0 15 2B	1-2 1B	1-0 L9		4-2 15 HR	BB	3-2 HR	4	2	2	1	1	0	4										
15 Jim Edmonds, L (1,8) OBP: 0.401, SLG: 0.644	2-2 G4-3		1-0 1-3 2-H	2B	1-0 1B		3-2 1-H	HR	0-0 1B	5	2	4	4	0	0	2										
So Taguchi, R (1,7) OBP: 0.278, SLG: 0.368 Cal Eldred, R (7,1) Roger Cedeno, S (9,PH) OBP: 0.377, SLG: 0.451		3-2 F9		3-0 L9		3-1 SF8		1-0 L7	1-2 2-H	3	0	0	1	0	0	2										
John Mabry, L (1,9) OBP: 0.392, SLG: 0.519		0-0 4 2B	0-0 G4-3		0-1 1-2	1B	3-2	2B	1-1 G3-6-3-4	5	0	3	0	0	0	3										
4 Yadier Molina, R (1,2) OBP: 0.341, SLG: 0.321 Jason Marquis, L (9,FR) OBP: 0.293, SLG: 0.400		2-0 1-3		1-2 G4-3		3-3 K	2-1 F8		1-0 E4	5	0	1	0	0	1	3										
Matt Morris, R (1,1) OBP: 0.191, SLG: 0.178 Dan Haren, R (1,1) Tony Womack, L (6,PH) OBP: 0.346, SLG: 0.401		3-3 K		1-3 K		1-0 E3		2-1 B5-3	1-0 G4-3	0	0	0	0	0	0	0										
Inning Stats	R: 0 E: 0 K: 0 S: 12	H: 1 LOB: 2 BB: 1 P: 24	R: 0 E: 0 K: 1 S: 9	H: 2 LOB: 2 BB: 0 P: 18	R: 1 E: 0 K: 0 S: 7	H: 2 LOB: 2 BB: 1 P: 15	R: 0 E: 0 K: 1 S: 8	H: 0 LOB: 0 BB: 0 P: 10	R: 2 E: 0 K: 1 S: 14	H: 4 LOB: 2 BB: 0 P: 23	R: 0 E: 1 K: 0 S: 5	H: 0 LOB: 0 BB: 0 P: 9	R: 2 E: 0 K: 0 S: 18	H: 2 LOB: 1 BB: 1 P: 33	R: 0 E: 0 K: 0 S: 11	H: 1 LOB: 1 BB: 0 P: 18		R: 2 E: 1 K: 0 S: 11	H: 3 LOB: 1 BB: 0 P: 18	1B: 8 2B: 5 3B: 0 HR: 2	SF: 1 SAC: 0 DP: 2 HBP: 0	WP: 0 PA: 45 PB: 0 SB: 0 CS: 0				
PITCHER	IP	WLS	BF	H	R	ER	SO	BB	IBB	HBP	BLK	WP	HR	S	P	ERA		WHIP								
Kirk Rueter, L (1,1) ERA: 5.01 Jim Brower, R (6,1) ERA: 4.24 Scott Eyre, L (7,1) ERA: 3.14 Matt Herges, R (8,1) ERA: 6.73 Jason Christiansen, L (9,1) ERA: 4.1	5.0	W	26	9	3	3	3	2	0	0	0	0	0	50	90	5.40		2.200								

Batter	1	2	3	4	5	6	7	8	9	AB	R	H	RBI	BB	SO	LOB	BOTTOM									
Ray Durham, S (1,4) OBP: 0.342, SLG: 0.450			4-2 BB			L1-3		2-2 CS		3	2	3	2	0	0	St. Louis Cardinals @ San Francisco Giants SBC Park, San Francisco, CA Sat Jul 31 2004, 10:15 PM EDT Att: 42,633 - Overcast - 62 F livebaseballscorecards.com										
Michael Tucker, L (1,9) OBP: 0.376, SLG: 0.448		E4 1B	2-3 K			L1		2-3 1B		5	1	2	1	0	2		4									
J.T. Snow, L (1,3) OBP: 0.386, SLG: 0.436		0-3 2B		4-2 FC4-6 BB		G3		2-1		3	1	1	2	1	1		1									
Barry Bonds, L (1,7) OBP: 0.605, SLG: 0.768	1-2 G4-3	4-2 G1-4-3 BB		1-0 FC4-6		2-3 K		0-1		3	0	0	0	1	1		2									
Edgardo Alfonzo, R (1,5) OBP: 0.332, SLG: 0.382 Matt Herges, L (8,1) Jason Christiansen, R (9,1)	2-0 1B	0-1 G1-4-3		0-2 L7		L1		0-1		3	1	1	0	0	0		2									
A.J. Pierzynski, L (1,2) OBP: 0.335, SLG: 0.438	1-0 1B	2-2 P6		1-0 G3		G3		0-1 F9		4	1	1	1	0	0		2									
Marquis Grissom, R (1,8) OBP: 0.314, SLG: 0.449	1-2 1B		1-0 G1-3		3-1 G6-3		1-1 G5-3			4	1	1	1	0	0		1									
Nelfi Perez, S (1,6) OBP: 0.284, SLG: 0.303	1-2 P2		0-2 2B		0-1 F7			0-2 G5-3		4	0	1	0	0	0		2									
Kirk Rueter, L (1,1) OBP: 0.231, SLG: 0.243 Cody Ransom, R (5,PH) Jim Brower, R (6,1) OBP: 0.667, SLG: 0.500 Scott Eyre, L (7,1) Pedro Feliz, R (8,5) OBP: 0.287, SLG: 0.453	1-1 1B		0-0 G6-3		2-2 G3			1-2 1B		2	1	1	0	0	0		1									
Inning Stats	R: 3 E: 1 K: 1 S: 27	H: 7 LOB: 1 BB: 1 P: 45	R: 0 E: 0 K: 0 S: 7	H: 0 LOB: 0 BB: 1 P: 13	R: 0 E: 0 K: 1 S: 10	H: 1 LOB: 2 BB: 1 P: 17	R: 0 E: 0 K: 0 S: 9	H: 0 LOB: 0 BB: 1 P: 15	R: 0 E: 0 K: 0 S: 5	H: 0 LOB: 0 BB: 0 P: 12	R: 0 E: 0 K: 0 S: 9	H: 0 LOB: 0 BB: 0 P: 8	R: 0 E: 0 K: 1 S: 9	H: 1 LOB: 1 BB: 0 P: 12	R: 0 E: 0 K: 1 S: 15		H: 2 LOB: 1 BB: 0 P: 21	1B: 5 2B: 5 3B: 1 HR: 0	SF: 0 SAC: 0 DP: 1 HBP: 1	WP: 0 PA: 38 PB: 0 SB: 0 CS: 1						
PITCHER	IP	WLS	BF	H	R	ER	SO	BB	IBB	HBP	BLK	WP	HR	S	P		ERA	WHIP								
Matt Morris, R (1,1) ERA: 4.82 Dan Haren, R (1,1) ERA: 10.0 Steve Kline, L (6,1) ERA: 2.37 Cal Eldred, R (7,1) ERA: 4.39	0.2	L	11	7	0	8	8	1	0	0	0	0	0	23	40		108.00	12.000								




Batter	1	2	3	4	5	6	7	8	9	AB	R	H	RBI	BB	SO	LOB	TOP			
6 Ryan Freel, R OBP: 0.380, SLG: 0.346	1-1 G3			0-2 G5-3		1-3 K		0-0 1B		4	0	1	0	0	1	0	<p>Cincinnati Reds @ San Francisco Giants</p> <p>SBC Park, San Francisco, CA</p> <p>Tue Aug 03 2004, 10:15 PM EDT</p> <p>Att: 41,228 - Unknown - 64 F</p>			
D'Angelo Jimenez, S OBP: 0.358, SLG: 0.367	4-0 G5-4-3 BB			1-3 K		1-1 FC5 E 1B		2-1 P6		3	0	1	0	1	1	2				
Sean Casey, L OBP: 0.387, SLG: 0.560	1-1 SAFE G5-4-3 1-2			0-2 F9		1-0 E3 1-2		0-1 F7		4	0	0	0	0	0	2				
Adam Dunn, L OBP: 0.407, SLG: 0.567		2-3 K			0-0 P4		2-3 K		1-2 F7	4	0	0	0	0	2	2				
Wily Mo Peña, R OBP: 0.324, SLG: 0.518		1-3 K			4-1 BB		2-3 K		2-3 K	3	0	0	0	1	3	2				
Jason LaRue, R OBP: 0.328, SLG: 0.437		1-2 G5-3			2-1 F8		2-2 FC5 2-3F			3	0	0	0	0	0	3				
Phil Norton, R (8, 1)										0	0	0	0	0	0	0				
Juan Castro, R OBP: 0.279, SLG: 0.347			1-2 G1-3		1-3 K			0-1 6 1B		3	0	1	0	0	1	1				
Felipe Lopez, S OBP: 0.246, SLG: 0.333			0-1 G1-4-3			1-2 G1-3		0-0 L8		3	0	0	0	0	0	1				
Cory Lidle, R OBP: 0.233, SLG: 0.158			1-1 F8			3-2 G6-3		0-3 K		2	0	0	0	0	0	0				
Ryan Wagner, R (7, 1)										0	0	0	0	0	0	0				
Javier Valentin, S OBP: 0.245, SLG: 0.348 (7, 2)										1	0	0	0	0	1	1				
Inning Stats	R: 0 E: 0 K: 0 S: 4	H: 0 LOB: 0 BB: 1 P: 10	R: 0 E: 0 K: 2 S: 11	H: 0 LOB: 0 BB: 0 P: 15	R: 0 E: 0 K: 0 S: 7	H: 0 LOB: 0 BB: 0 P: 9	R: 0 E: 0 K: 1 S: 9	H: 0 LOB: 0 BB: 1 P: 10	R: 0 E: 0 K: 1 S: 8	H: 0 LOB: 1 BB: 1 P: 15	R: 0 E: 1 K: 2 S: 13	H: 1 LOB: 2 BB: 0 P: 21	R: 0 E: 0 K: 1 S: 9	H: 2 LOB: 2 BB: 0 P: 11	R: 0 E: 0 K: 1 S: 12	H: 0 LOB: 0 BB: 0 P: 15	1B: 3 2B: 0 3B: 0 HR: 0	SF: 0 SAC: 0 DP: 1 HBP: 0	WP: 0 PB: 0 SB: 0 CS: 0	PA: 32
PITCHER	IP WLS BF H R ER SO BB IBB HBP BLK WP HR S P ERA WHIP	9.0 W 32 3 0 0 9 2 0 0 0 0 0 82 120 0.00 0.556																		


Batter	1	2	3	4	5	6	7	8	9	AB	R	H	RBI	BB	SO	LOB	BOTTOM			
Ray Durham, S OBP: 0.345, SLG: 0.448	1-1 F8 BB G1-5-3 HBP		3-2 G4-3	2-1 F7		1-2 1B		2-2 FC3-6 1B		4	1	2	0	0	0	0	<p>Cincinnati Reds @ San Francisco Giants</p> <p>SBC Park, San Francisco, CA</p> <p>Tue Aug 03 2004, 10:15 PM EDT</p> <p>Att: 41,228 - Unknown - 64 F</p>			
Ricky Ledee, L OBP: 0.387, SLG: 0.496	4-1 G1-5-3 BB		1-1 E6 1B HR		1-1 G4-3	1-1 L8		2-2 FC3-6 2B 1-2F 2-3		4	2	0	0	1	0	4				
J.T. Snow, L OBP: 0.391, SLG: 0.461	0-0 F8		3-2 HR 1B		2-0 BB 2B		2-0 HR	0-1 2B 3-H		5	3	4	2	0	0	2				
Barry Bonds, L OBP: 0.601, SLG: 0.779	1-2 G1-5-3		0-0 HR		4-0 BB IBB		2-2 HR	3-1 2B		3	2	2	5	1	0	1				
Dustan Mohr, R OBP: 0.394, SLG: 0.380	1-2 3-H		1-1 HR		4-0 BB IBB		2-2 HR	3-1 2B		1	0	1	2	0	0	0				
Pedro Feliz, R OBP: 0.291, SLG: 0.465	3-2 G6-3		1-0 2B		4-0 G4-6-3 BB		1-0 HR	3-1 G1-3		4	2	2	1	1	0	2				
A.J. Pierzynski, L OBP: 0.333, SLG: 0.438		2-2 G3	0-2 1B 2B		0-1 G4-6-3		0-0 G6-3	2-0 G3		5	0	1	1	0	0	4				
Marquis Grissom, R OBP: 0.311, SLG: 0.442		0-0 G6-3	1-0 2B		0-1 G4-6-3		0-0 L8	3-0 F8		4	0	1	0	0	0	0				
Deivi Cruz, R OBP: 0.329, SLG: 0.444		2-0 F9			0-1 L7		1-2 F7	0-0 G4-3		4	0	0	0	0	0	0				
Cody Ransom, R OBP: 0.244, SLG: 0.243										0	0	0	0	0	0	0				
51 Noah Lowry, R OBP: 0.182, SLG: 0.182			0-0 F8		0-1 G4-3		2-2 1B	0-1 FC3-6 1B 2B		4	1	2	0	0	0	0				
Inning Stats	R: 1 E: 0 K: 0 S: 9	H: 0 LOB: 1 BB: 1 P: 18	R: 0 E: 0 K: 0 S: 5	H: 0 LOB: 0 BB: 0 P: 9	R: 4 E: 1 K: 0 S: 16	H: 5 LOB: 2 BB: 0 P: 25	R: 0 E: 0 K: 0 S: 6	H: 0 LOB: 0 BB: 0 P: 8	R: 0 E: 0 K: 0 S: 15	H: 2 LOB: 2 BB: 0 P: 20	R: 3 E: 0 K: 0 S: 8	H: 3 LOB: 0 BB: 0 P: 16	R: 3 E: 0 K: 0 S: 16	H: 4 LOB: 1 BB: 0 P: 28	R: 0 E: 0 K: 0 S: 9	H: 0 LOB: 0 BB: 0 P: 15	1B: 6 2B: 5 3B: 0 HR: 4	SF: 0 SAC: 0 DP: 1 HBP: 1	WP: 0 PB: 0 SB: 0 CS: 0	PA: 42
PITCHER	IP WLS BF H R ER SO BB IBB HBP BLK WP HR S P ERA WHIP	6.0 L 32 11 8 4 0 0 0 0 0 0 0 0 12 19 13.50 2.167																		
Cory Lidle, R ERA: 5.35	1.1	6	2	2	2	0	0	0	0	0	0	0	0	0	0	0	13.50	1.500		
Ryan Wagner, R ERA: 6.59	7.1																			
Phil Norton, L ERA: 4.84	8.1	0.2	4	2	1	1	0	0	0	0	0	0	0	0	0	0	13.50	3.000		



Batter	1	2	3	4	5	6	7	8	9	AB R H RBI BB SO LOB	TOP																												
6 Ryan Freel, R OBP: 0.375, SLG: 0.337	F8		G5-3			L9	K2-3	BB	F8	5 1 0 1 1 1 3	Cincinnati Reds @ San Francisco Giants SBC Park, San Francisco, CA Thu Aug 05 2004, 3:35 PM EDT Att: 41,965 - Cloudy - 68 F																												
Felipe Lopez, S OBP: 0.285, SLG: 0.423	P6			G5-3		2B		BB		4 3 2 1 1 0 0																													
Sean Casey, L OBP: 0.395, SLG: 0.572 Todd Van Poppel, R OBP: 0.176, SLG: 0.125	2B			G4-3				1B		5 2 4 4 0 0 0 0 0 0 0 0 0 0																													
Adam Dunn, L OBP: 0.407, SLG: 0.587	G4-3			F8		K		1B		5 1 2 3 0 1 2																													
Wily Mo Peña, R OBP: 0.323, SLG: 0.511				K		L9		BB		4 2 1 1 1 1 1																													
Jason LaRue, R OBP: 0.332, SLG: 0.435						L9		L5		3 1 1 0 1 0 3																													
Juan Castro, R OBP: 0.275, SLG: 0.345				G6-3				1B		5 1 1 1 0 1 5																													
Tim Hummel, R OBP: 0.281, SLG: 0.295 D'Angelo Jimenez, S OBP: 0.361, SLG: 0.368						G1-3		BB		2 0 0 0 0 0 1 2 1 1 1 1 0 1																													
39 Aaron Harang, R OBP: 0.027, SLG: 0.054 Ken Griffey Jr., L OBP: 0.352, SLG: 0.515 John Vander Wal, L OBP: 0.231, SLG: 0.400				G1-3		F9		SH1-4		2 0 0 0 0 0 1 1 0 0 0 0 1 3 1 0 1 0 0 0 0																													
Inning Stats	R: 0 E: 0 K: 0 S: 9	H: 1 LOB: 1 BB: 0 P: 14	R: 0 E: 0 K: 1 S: 7	H: 1 LOB: 0 BB: 0 P: 14	R: 0 E: 0 K: 0 S: 7	H: 0 LOB: 0 BB: 0 P: 12	R: 0 E: 0 K: 0 S: 9	H: 0 LOB: 0 BB: 0 P: 17	R: 1 E: 0 K: 1 S: 8	H: 2 LOB: 1 BB: 0 P: 15		R: 1 E: 0 K: 1 S: 15	H: 2 LOB: 2 BB: 1 P: 28	R: 0 E: 0 K: 1 S: 10	H: 0 LOB: 1 BB: 1 P: 18	R: 10 E: 1 K: 1 S: 28	H: 6 LOB: 2 BB: 2 P: 47	R: 0 E: 0 K: 1 S: 17	H: 1 LOB: 2 BB: 1 P: 27	1B: 6 2B: 6 3B: 0 HR: 1	SF: 0 SAC: 1 DP: 1 HBP: 1	WP: 1 PB: 0 SB: 0 CS: 0	PA: 46																
PITCHER	IP	WLS	BF	H	R	ER	SO	BB	IBB	HBP		BLK	WP	HR	S	P	ERA	WHIP	PITCHER				IP	WLS	BF	H	R	ER	SO	BB	IBB	HBP	BLK	WP	HR	S	P	ERA	WHIP
Kirk Rueter, L ERA: 4.93	5.2	L	23	6	2	2	2	1	0	0		0	0	0	52	94	3.18	1.235	Jason Christiansen, L ERA: 3.9				0.1	1	1	0	0	0	0	0	0	0	0	3	4	0.00	0.000		
Jim Brower, R ERA: 4.15	1.1		5	0	0	0	1	1	0	0	0	0	0	13	24	0.00	0.750																						
Scott Eyre, L ERA: 4.8	0.0		3	3	3	0	0	0	0	0	0	0	1	7	9	∞	∞																						
Matt Herges, R ERA: 5.76	0.1		4	1	0	0	0	0	0	1	0	0	0	9	15	0.00	3.000																						
Merkin Valdez, R ERA: 27.0	1.1		10	3	7	4	2	3	0	0	0	0	1	26	46	27.00	4.500																						

Batter	1	2	3	4	5	6	7	8	9	AB R H RBI BB SO LOB	BOTTOM																												
Ray Durham, S OBP: 0.351, SLG: 0.465	SH1-3		F8			G5-3		G6-3		3 1 1 1 1 0 0	Cincinnati Reds @ San Francisco Giants SBC Park, San Francisco, CA Thu Aug 05 2004, 3:35 PM EDT Att: 41,965 - Cloudy - 68 F																												
Michael Tucker, L OBP: 0.372, SLG: 0.442	SH1-3		F8			G4-6-3		G5-3		3 0 1 1 0 0 0																													
Ricky Ledee, L OBP: 0.374, SLG: 0.477	K				P6	G4-6-3		F9		4 0 0 0 0 1 2																													
Pedro Feliz, R OBP: 0.290, SLG: 0.462	G6-3				G6-3					4 0 0 0 0 1 1																													
A.J. Pierzynski, L OBP: 0.333, SLG: 0.436					F8			P6		4 0 0 0 0 0 0																													
Edgardo Alfonzo, R OBP: 0.328, SLG: 0.380					G5-3					4 0 1 0 0 0 0																													
Deivi Cruz, R OBP: 0.332, SLG: 0.461 Merkin Valdez, R OBP: 0.361, SLG: 0.368 Jason Christiansen, R OBP: 0.361, SLG: 0.368						G5-3				3 1 1 1 0 1 1 0 0 0 0 0 0 0 0 0 0 0 0 0 0																													
Dustan Mohr, R OBP: 0.401, SLG: 0.412										3 1 2 0 0 1 0																													
Kirk Rueter, L OBP: 0.220, SLG: 0.231 Jim Brower, R OBP: 0.667, SLG: 0.500 Scott Eyre, L OBP: 0.667, SLG: 0.500 Matt Herges, L OBP: 0.667, SLG: 0.500 Neifi Perez, S OBP: 0.282, SLG: 0.304						G6-3				2 0 0 0 0 0 1 0 1 0 0 0 0 0 1																													
Inning Stats	R: 0 E: 0 K: 1 S: 8	H: 0 LOB: 1 BB: 1 P: 15	R: 1 E: 0 K: 1 S: 12	H: 1 LOB: 0 BB: 0 P: 17	R: 0 E: 0 K: 0 S: 7	H: 0 LOB: 0 BB: 0 P: 12	R: 0 E: 0 K: 0 S: 4	H: 0 LOB: 0 BB: 0 P: 6	R: 0 E: 0 K: 0 S: 13	H: 1 LOB: 1 BB: 0 P: 18		R: 0 E: 0 K: 2 S: 15	H: 1 LOB: 1 BB: 0 P: 22	R: 2 E: 0 K: 0 S: 9	H: 2 LOB: 0 BB: 0 P: 12	R: 0 E: 0 K: 0 S: 4	H: 0 LOB: 0 BB: 0 P: 7	1B: 3 2B: 1 3B: 1 HR: 1	SF: 0 SAC: 1 DP: 1 HBP: 0	WP: 0 PB: 0 SB: 0 CS: 0	PA: 33																		
PITCHER	IP	WLS	BF	H	R	ER	SO	BB	IBB	HBP		BLK	WP	HR	S	P	ERA	WHIP	PITCHER				IP	WLS	BF	H	R	ER	SO	BB	IBB	HBP	BLK	WP	HR	S	P	ERA	WHIP
39 Aaron Harang, R ERA: 4.31	2.0	W	8	2	2	2	0	0	0	0		0	0	0	13	19	9.00	1.000	Jason Christiansen, L ERA: 3.9				0.1	1	1	0	0	0	0	0	0	0	3	4	0.00	0.000			

Batter	1	2	3	4	5	6	7	8	9	AB	R	H	RBI	BB	SO	LOB	TOP										
Corey Patterson, L OBP: 0.326, SLG: 0.434 (1, 8)	K		K	K		G3			K	5	0	0	0	0	4	3	Chicago Cubs @ San Francisco Giants SBC Park, San Francisco, CA Fri Aug 06 2004, 10:15 PM EDT Att: 42,568 - Sunny - 70 F										
Nomar Garciaparra, R OBP: 0.363, SLG: 0.654 (1, 6)	2B		BB		2B		1B		K	4	1	3	0	1	1	0											
Moises Alou, R OBP: 0.336, SLG: 0.523 (1, 7)	K		BB		2B		1B		G6-3	4	0	2	1	1	1	1											
Sammy Sosa, R OBP: 0.352, SLG: 0.565 (1, 9)	K2-3		P3		G6-3		K			4	0	0	0	0	2	7											
16 Aramis Ramirez, R OBP: 0.376, SLG: 0.589 (1, 5)		G6-3			1B				G1-3	3	1	1	0	1	0	2											
25 Derrek Lee, R OBP: 0.388, SLG: 0.549 (1, 3)	K		K		K		K			4	0	0	0	0	4	5											
Mark Grudzielanek, R OBP: 0.311, SLG: 0.357 (1, 4)	P3		1B		F8				G6-3	4	0	1	0	0	0	2											
Michael Barrett, R OBP: 0.338, SLG: 0.476 (1, 2)			F9		1B				G5-3	4	0	1	1	0	0	0											
Matt Clement, R BP: 0.133, SLG: 0.136 (5, PH) Jose Morales, S BP: 0.298, SLG: 0.404 (6, PH) Jon Lester, R BP: 0.372, SLG: 0.474 (7, PH) Kent Mercker, L BP: 0.299, SLG: 0.297 (8, PH) Tom Goodwin, L BP: 0.299, SLG: 0.297 (8, PH) 46 Ryan Dempster, R BP: 0.299, SLG: 0.297 (8, PH)			BB		K		F7		K	2	0	1	0	0	1	2											
Inning Stats	R: 0 E: 0 K: 3 S: 11	H: 1 LOB: 1 BB: 0 P: 14	R: 0 E: 0 K: 1 S: 7	H: 0 LOB: 0 BB: 0 P: 11	R: 0 E: 0 K: 1 S: 10	H: 1 LOB: 3 BB: 2 P: 22	R: 1 E: 0 K: 3 S: 17	H: 3 LOB: 2 BB: 0 P: 23	R: 1 E: 0 K: 1 S: 12	H: 2 LOB: 2 BB: 1 P: 23	R: 0 E: 0 K: 2 S: 10	H: 0 LOB: 0 BB: 0 P: 16	R: 0 E: 0 K: 1 S: 9	H: 0 LOB: 0 BB: 0 P: 15	R: 0 E: 0 K: 2 S: 7	H: 0 LOB: 0 BB: 0 P: 9			1B: 5 2B: 4 3B: 0 HR: 0	SF: 0 SAC: 0 DP: 0 HBP: 0	WP: 0 PB: 0 SB: 0 CS: 0	PA: 39					
PITCHER	IP	WLS	BF	H	R	ER	SO	BB	IBB	HBP	BLK	WP	HR	S	P	ERA	WHIP										
Jason Schmidt, R ERA: 2.74 (1, 1)	7.0	W	33	9	2	2	11	3	0	0	0	0	0	72	114	2.57	1.714										
Jim Brower, R ERA: 4.09 (8, 1)	1.0		3	0	0	0	1	0	0	0	0	0	0	9	15	0.00	0.000										
Dustin Hermanson, R ERA: 4.5 (9, 1)	1.0		3	0	0	0	2	0	0	0	0	0	0	7	9	0.00	0.000										

Batter	1	2	3	4	5	6	7	8	9	AB	R	H	RBI	BB	SO	LOB	BOTTOM										
Ray Durham, S OBP: 0.349, SLG: 0.459 (1, 4)	K		K	G1-3		G4-3				4	0	0	0	1	2	4	Chicago Cubs @ San Francisco Giants SBC Park, San Francisco, CA Fri Aug 06 2004, 10:15 PM EDT Att: 42,568 - Sunny - 70 F										
Neftali Feliz, S OBP: 0.281, SLG: 0.300 (1, 6)	G4-3		G3-1		F8		1B		F8	4	0	0	0	1	0	1											
Pedro Feliz, R OBP: 0.292, SLG: 0.462 (1, 5)	K		G6-3		HR		1B			4	1	2	0	0	1	0											
Barry Bonds, L OBP: 0.602, SLG: 0.771 (1, 7)		F9		1B		P4				2	2	1	0	2	0	1											
J.T. Snow, L OBP: 0.397, SLG: 0.478 (1, 3)		HR		1B		P6				2	2	1	2	2	0	2											
Marquis Grissom, R OBP: 0.314, SLG: 0.441 (1, 8)		F9		FC2		F9				3	0	1	0	1	0	2											
Michael Tucker, L OBP: 0.373, SLG: 0.452 (1, 9)		HR		FC2		K			K	4	1	2	4	0	2	3											
Yorvit Torrealba, R OBP: 0.302, SLG: 0.395 (1, 2)		G1-3		FC2		SH1-4			K	4	0	1	0	0	1	3											
Jason Schmidt, R OBP: 0.196, SLG: 0.262 (1, 1)									G3-1	2	0	0	0	0	2	3											
Jim Brower, R OBP: 0.607, SLG: 0.500 (8, 1)										0	0	0	0	0	0	0											
Ricky Ledee, L OBP: 0.372, SLG: 0.474 (8, PH)										1	0	0	0	0	0	0											
Dustin Hermanson, R OBP: 0.133, SLG: 0.103 (9, 1)										0	0	0	0	0	0	0											
Inning Stats	R: 0 E: 0 K: 2 S: 7	H: 0 LOB: 0 BB: 0 P: 10	R: 3 E: 0 K: 1 S: 10	H: 1 LOB: 0 BB: 2 P: 23	R: 0 E: 0 K: 1 S: 8	H: 0 LOB: 0 BB: 0 P: 11	R: 1 E: 0 K: 1 S: 12	H: 2 LOB: 3 BB: 2 P: 23	R: 2 E: 0 K: 0 S: 11	H: 2 LOB: 0 BB: 0 P: 15	R: 0 E: 0 K: 1 S: 10	H: 1 LOB: 1 BB: 0 P: 17	R: 0 E: 0 K: 1 S: 11	H: 2 LOB: 3 BB: 2 P: 24	R: 0 E: 0 K: 1 S: 6	H: 0 LOB: 1 BB: 1 P: 12	1B: 6 2B: 0 3B: 0 HR: 2	SF: 0 SAC: 1 DP: 0 HBP: 0	WP: 0 PB: 0 SB: 1 CS: 0	PA: 38							
PITCHER	IP	WLS	BF	H	R	ER	SO	BB	IBB	HBP	BLK	WP	HR	S	P	ERA	WHIP										
Matt Clement, R ERA: 3.29 (1, 1)	5.0	L	24	5	6	6	5	4	0	0	0	0	0	48	82	10.80	1.800										
Jon Lester, R ERA: 1.74 (6, 1)	1.0		6	2	0	0	1	1	0	0	0	0	0	13	26	0.00	3.000										
Kent Mercker, L ERA: 2.16 (7, 1)	1.0		4	1	0	0	1	0	1	0	0	0	0	8	15	0.00	1.000										
46 Ryan Dempster, R ERA: (8, 1)	1.0		4	0	0	0	1	1	0	0	0	0	0	6	12	0.00	1.000										

Batter	1	2	3	4	5	6	7	8	9	AB	R	H	RBI	BB	SO	LOB	TOP			
Corey Patterson, L OBP: 0.324, SLG: 0.438	G3-1		G3	K		HR		K		5	1	1	2	0	2	2	Chicago Cubs @ San Francisco Giants SBC Park, San Francisco, CA Sat Aug 07 2004, 4:05 PM EDT Att: 42,578 - Sunny - 70 F			
Nomar Garciaparra, R OBP: 0.369, SLG: 0.593	1B		E6		2B	L4		HR	1B	5	2	3	0	0	0					
Moises Alou, R OBP: 0.335, SLG: 0.527	F7		F8		F7	K		HR		5	1	1	2	0	1	3				
Sammy Sosa, R OBP: 0.350, SLG: 0.557	K		K		G5-3		K	HR	BB	4	0	0	0	1	3	3				
16 Aramis Ramirez, R OBP: 0.376, SLG: 0.589		K			2B	1B	F8	G6-4-3		5	2	2	1	0	1	1				
25 Derek Lee, R OBP: 0.369, SLG: 0.550	E5		E		2B		K	F9		5	1	2	1	0	1	0				
Todd Walker, L OBP: 0.373, SLG: 0.514			E9		2B	K		G4-3	SH2-3	3	0	2	2	1	1	1				
Paul Bako, L OBP: 0.276, SLG: 0.258	G3		F7			HR		SH2-3		3	1	1	0	0	0	3				
Greg Maddux, R OBP: 0.152, SLG: 0.133			K		G4-3			G4-3		2	0	0	0	0	0	1				
Jon Lester, R OBP: 0.291, SLG: 0.491										0	0	0	0	0	0	0				
Kent Mercker, L ERA: 5.14										0	0	0	0	0	0	0				
Mike Remlinger, L ERA: 5.54										0	0	0	0	0	0	0				
Jose Macias, S OBP: 0.296, SLG: 0.290										0	0	0	0	0	0	1				
Kyle Farnsworth, R OBP: 0.175, SLG: 0.179										0	0	0	0	0	0	0				
LaTroy Hawkins, R ERA: 5.01										0	0	0	0	0	0	0				
Inning Stats	R: 0 E: 0 K: 1 S: 10	H: 1 LOB: 1 BB: 0 P: 16	R: 0 E: 1 K: 2 S: 13	H: 0 LOB: 2 BB: 1 P: 23	R: 0 E: 1 K: 1 S: 10	H: 0 LOB: 1 BB: 0 P: 18	R: 2 E: 1 K: 1 S: 11	H: 3 LOB: 1 BB: 0 P: 17	R: 2 E: 0 K: 1 S: 14	H: 3 LOB: 0 BB: 0 P: 21	R: 0 E: 0 K: 2 S: 7	H: 0 LOB: 0 BB: 0 P: 9	R: 0 E: 0 K: 1 S: 8	H: 1 LOB: 1 BB: 0 P: 10	R: 2 E: 0 K: 0 S: 15	H: 2 LOB: 0 BB: 1 P: 24	1B: 5 2B: 5 3B: 0 HR: 2	SF: 0 SAC: 2 DP: 1 HBP: 0	WP: 0 PB: 0 SB: 1 CS: 0	PA: 42
PITCHER	IP WLS BF H R ER SO BB IBB HBP BLK WP HR S P ERA WHIP																			
41 Brad Hennessey, R ERA: 7.71	4.2 L 24 7 4 4 5 1 0 0 0 0 0 55 89 7.71 1.714																			
Tyler Walker, R ERA: 5.14	1.1 6 2 2 2 2 0 0 0 0 0 1 12 19 13.50 1.500																			
Matt Herge, R ERA: 5.54	2.0 7 1 0 0 3 0 0 0 0 0 0 15 19 0.00 0.500																			
Brett Tomko, R ERA: 5.01	1.0 5 2 2 2 0 1 0 0 0 0 1 15 24 18.00 3.000																			

AB	38
R	8
H	12
RBI	8
BB	2
SO	10
LOB	17



Batter	1	2	3	4	5	6	7	8	9	AB	R	H	RBI	BB	SO	LOB	BOTTOM					
Ray Durham, S OBP: 0.350, SLG: 0.463	SF8	P6		F9		P4		FC6-4		4	1	1	0	1	0	3	Chicago Cubs @ San Francisco Giants SBC Park, San Francisco, CA Sat Aug 07 2004, 4:05 PM EDT Att: 42,578 - Sunny - 70 F					
Ricky Ledesma, L OBP: 0.385, SLG: 0.463	3B		G4-3		F8		F8	FC6-4		3	0	0	0	0	1	1						
Dustan Mohr, R OBP: 0.402, SLG: 0.419	K							FC6-4		2	0	1	0	0	0	3						
J.T. Snow, L OBP: 0.397, SLG: 0.474	2B		BB	1B	G1-3		P2		K	4	1	1	0	1	1	1						
Barry Bonds, L OBP: 0.600, SLG: 0.770	SF8		1B	BB	F9		F8		2B	3	0	1	1	1	0	1						
Edgardo Alfonzo, R OBP: 0.332, SLG: 0.386	3H		2B	1B		1B	F9		F9	5	2	3	1	0	0	2						
A.J. Pierzynski, L OBP: 0.338, SLG: 0.441	2B		2B	1B		1B				3	0	2	1	0	0	2						
Yorvit Torrealba, R OBP: 0.299, SLG: 0.391	F7			2B		1B		SH1-4	1B	1	0	0	0	0	1	1						
Marquis Grissom, R OBP: 0.313, SLG: 0.439		G5-3	K			K		SH1-4	1B	4	0	1	0	0	2	3						
Deivi Cruz, R OBP: 0.332, SLG: 0.459		G6-3		G5-3		1B		SH1-4		3	0	1	1	0	0	0						
41 Brad Hennessey, R ERA: 7.71										1	0	0	0	1	1	0						
Tyler Walker, R ERA: 5.14										0	0	0	0	0	0	0						
Michael Tucker, L OBP: 0.275, SLG: 0.452										0	0	0	0	0	0	0						
Pedro Feliz, R OBP: 0.291, SLG: 0.491										0	0	0	0	0	0	2						
Matt Herge, R ERA: 5.54										0	0	0	0	0	0	0						
Neifi Perez, S OBP: 0.296, SLG: 0.290										0	0	0	0	0	0	0						
Brett Tomko, R ERA: 5.01										0	0	0	0	0	0	0						
Inning Stats	R: 1 E: 0 K: 0 S: 16	H: 2 LOB: 2 BB: 1 P: 29	R: 0 E: 0 K: 0 S: 7	H: 0 LOB: 1 BB: 1 P: 14	R: 2 E: 0 K: 1 S: 14	H: 3 LOB: 1 BB: 1 P: 19	R: 0 E: 0 K: 1 S: 6	H: 0 LOB: 0 BB: 0 P: 8	R: 0 E: 0 K: 0 S: 5	H: 0 LOB: 0 BB: 0 P: 6	R: 1 E: 0 K: 1 S: 17	H: 3 LOB: 2 BB: 0 P: 26	R: 0 E: 0 K: 0 S: 7	H: 1 LOB: 1 BB: 0 P: 11	R: 0 E: 0 K: 0 S: 10	H: 1 LOB: 3 BB: 1 P: 18	R: 0 E: 0 K: 2 S: 15	H: 1 LOB: 1 BB: 0 P: 20	1B: 6 2B: 4 3B: 1 HR: 0	SF: 1 SAC: 1 DP: 0 HBP: 1	WP: 0 PB: 0 SB: 0 CS: 0	PA: 42
PITCHER	IP WLS BF H R ER SO BB IBB HBP BLK WP HR S P ERA WHIP																					
Greg Maddux, R ERA: 3.99	5.0 W 24 7 4 4 4 3 0 0 0 0 0 6 9 0.00 3.000																					
Jon Lester, R ERA: 1.71	0.1 H 2 1 0 0 1 0 0 0 0 0 0 6 9 0.00 3.000																					
Kent Mercker, L ERA: 2.12	0.2 H 2 0 0 0 0 0 0 0 0 0 0 7 11 0.00 0.000																					
Mike Remlinger, L ERA: 3.38	1.0 H 4 1 0 0 0 0 0 0 0 0 0 7 11 0.00 1.000																					
Kyle Farnsworth, R ERA: 3.42	1.0 H 6 1 0 0 0 1 0 0 1 0 0 0 10 18 0.00 2.000																					
LaTroy Hawkins, R ERA: 2.81	1.0 1 0 0 2 0 0 0 0 0 0 1 15 20 0.00 1.000																					



Batter	1	2	3	4	5	6	7	8	9	AB	R	H	RBI	BB	SO	LOB	TOP										
Corey Patterson, L (1, 8) OBP: 0.324, SLG: 0.436	0-1 CS 1B		1-3 K		0-2 F9			1 SAFE 0-0 B3		4	0	1	0	0	1	1	Chicago Cubs @ San Francisco Giants SBC Park, San Francisco, CA Sun Aug 08 2004, 8:05 PM EDT Att: 42,613 - Sunny - 69 F										
Mark Grudzielanek, R (1, 4) OBP: 0.312, SLG: 0.357 Todd Walker, L (8, PH) OBP: 0.372, SLG: 0.512	0-2 F8		1-2 G1-3			1-1 FC5-4 1B		1 SAFE 2-0 F8		3	0	1	0	0	0	1											
Moises Alou, R (1, 7) OBP: 0.334, SLG: 0.524	2-3 K			0-0 G6-4-3 1B		0-0 FC5-4 1-2 1B		1 SAFE 2-0 F8		4	0	1	0	0	1	3											
Sammy Sosa, R (1, 9) OBP: 0.346, SLG: 0.550		1-3 K		1-2 G6-4-3 1-2 1B		0-2 L9-3			2-3 K	4	0	0	0	0	2	2											
16 Aramis Ramirez, R (1, 5) OBP: 0.375, SLG: 0.586		0-0 G5-3		1-2 25 WP 1B			0-0 F9		1-2 G4-3	4	0	1	0	0	0	0											
25 Derrek Lee, R (1, 3) OBP: 0.370, SLG: 0.548		2-2 2B 1B		4-2 1-2 BB			0-0 L7		0-1 F9	3	1	1	0	1	0	0											
Michael Barrett, R (1, 2) OBP: 0.338, SLG: 0.478		0-0 1-H 2B 1B		0-3 K			2-3 K			3	1	1	1	0	2	2											
Ramon Martinez, R (1, 6) OBP: 0.313, SLG: 0.344		1-0 2-H 1B			0-1 F9			1-0 E 3B		3	1	2	1	0	0	0											
34 Kerry Wood, R (1, 1) OBP: 0.172, SLG: 0.148 Kent Mercker, L (7, 1) Nomar Garciaparra, R (8, PH) OBP: 0.397, SLG: 0.500 Kyle Farnsworth, R (8, 1) Mike Remlinger, L (8, 1)			1-3 K		0-1 P3			1-0 FC5 3-H		2	0	0	0	0	1	0											
Inning Stats	R: 0 E: 0 K: 1 S: 8	H: 1 LOB: 0 BB: 0 P: 10	R: 2 E: 0 K: 1 S: 9	H: 3 LOB: 1 BB: 0 P: 13	R: 0 E: 0 K: 2 S: 9	H: 0 LOB: 0 BB: 0 P: 12	R: 0 E: 0 K: 1 S: 14	H: 2 LOB: 1 BB: 1 P: 20	R: 0 E: 0 K: 0 S: 7	H: 1 LOB: 0 BB: 0 P: 8	R: 0 E: 0 K: 1 S: 5	H: 0 LOB: 0 BB: 0 P: 7	R: 1 E: 1 K: 0 S: 5	H: 1 LOB: 1 BB: 0 P: 11	R: 0 E: 0 K: 1 S: 10	H: 0 LOB: 0 BB: 0 P: 13		1B: 6 2B: 2 3B: 1 HR: 0	SF: 0 SAC: 0 DP: 2 HBP: 0	WP: 1 PB: 0 SB: 0 CS: 1	PA: 33						
PITCHER	IP	WLS	BF	H	R	ER	SO	BB	IBB	HBP	BLK	WP	HR	S	P	ERA	WHIP										
51 Noah Lowry, L (1, 1) ERA: 2.43 Dustin Hermanson, R (8, 1) ERA: 4.43	7.1	W	28	8	3	2	6	1	0	0	0	1	0	62	82	2.46	1.227										

Batter	1	2	3	4	5	6	7	8	9	AB	R	H	RBI	BB	SO	LOB	BOTTOM										
Michael Tucker, L (1, 9) OBP: 0.372, SLG: 0.448 Marquis Grissom, R (8, PH) OBP: 0.312, SLG: 0.438	1-0 F8	4-0 G6-3 BB		2-1 G6-3		3-2 F8		1-3 K		3	0	0	0	1	0	1	Chicago Cubs @ San Francisco Giants SBC Park, San Francisco, CA Sun Aug 08 2004, 8:05 PM EDT Att: 42,613 - Sunny - 69 F										
Deivi Cruz, R (1, 6) OBP: 0.326, SLG: 0.453 Cody Ransom, R (8, FR) OBP: 0.244, SLG: 0.243	0-0 P3	1-0 G6-3		1-0 G6-3		0-0 F9		1-2 1B		5	0	1	1	0	0	3											
Pedro Feliz, R (1, 3) OBP: 0.293, SLG: 0.461	2-2 WP 1B		2-2 G6-3	1-2 G6-3		0-0 G4-3 G3-4 1B		1-0 SF9		4	2	2	1	0	0	1											
Barry Bonds, L (1, 7) OBP: 0.600, SLG: 0.765	4-1 1B BB		1-2 1B HBP SF7 1B		4-1 HBP 1B G5-2-3 BB		0-1 G4-3	1-2 P5		3	2	1	0	2	0	3											
A.J. Pierzynski, L (1, 2) OBP: 0.343, SLG: 0.443	1-0 1B		4-2 SF7 1B HBP		1-0 HBP 1B		2-1 G3-4			3	0	2	2	0	0	0											
Edgardo Alfonzo, R (1, 5) OBP: 0.333, SLG: 0.387 Dustin Hermanson, R (8, 1) OBP: 0.133, SLG: 0.103	1-1 1B		0-0 FC6-4 1B		1-1 F7		3-2 G5-3			4	0	2	1	0	0	2											
Dustan Mohr, R (1, 8) OBP: 0.404, SLG: 0.420	0-0 F9		0-0 SF7		3-0 HBP		2-2 SH 1B 1B			2	1	1	1	0	0	2											
Nelfi Perez, S (1, 4) OBP: 0.278, SLG: 0.297		0-1 G4-3	0-0 FC6-4		2-0 G5-2-3		0-0 SH 1B SF9			3	1	0	0	0	0	5											
51 Noah Lowry, R (1, 1) OBP: 0.286, SLG: 0.357 J.T. Snow, L (8, 3) OBP: 0.399, SLG: 0.474		0-0 BB 1B		0-1 2B		2-2 G3		4-2 1B BB		3	0	2	0	0	0	0											
Inning Stats	R: 2 E: 0 K: 0 S: 10	H: 3 LOB: 2 BB: 1 P: 19	R: 0 E: 0 K: 0 S: 4	H: 1 LOB: 1 BB: 1 P: 9	R: 1 E: 0 K: 0 S: 13	H: 2 LOB: 2 BB: 0 P: 22	R: 0 E: 0 K: 0 S: 9	H: 1 LOB: 1 BB: 0 P: 13	R: 0 E: 0 K: 0 S: 8	H: 0 LOB: 0 BB: 0 P: 13	R: 1 E: 0 K: 0 S: 9	H: 1 LOB: 0 BB: 0 P: 14	R: 2 E: 1 K: 1 S: 18	H: 2 LOB: 2 BB: 1 P: 28	R: 0 E: 0 K: 0 S: 10	H: 0 LOB: 0 BB: 0 P: 13		1B: 10 2B: 1 3B: 0 HR: 0	SF: 2 SAC: 1 DP: 2 HBP: 2	WP: 1 PB: 0 SB: 0 CS: 0	PA: 40						
PITCHER	IP	WLS	BF	H	R	ER	SO	BB	IBB	HBP	BLK	WP	HR	S	P	ERA	WHIP										
34 Kerry Wood, R (1, 1) ERA: 3.2 Kent Mercker, L (7, 1) ERA: 2.09 Kyle Farnsworth, R (8, 1) ERA: 3.59 Mike Remlinger, L (8, 1) ERA: 3.18	6.0	L	30	9	4	4	0	3	0	0	0	0	0	8	13	0.00	0.000										

Batter	1	2	3	4	5	6	7	8	9	AB	R	H	RBI	BB	SO	LOB	TOP								
Ray Durham, S OBP: 0.391, SLG: 0.463 (1, 4)	L3			SF7 1B IBB		L3	G3			4	0	1	0	1	0	1	San Francisco Giants @ Pittsburgh Pirates PNC Park, Pittsburgh, PA Tue Aug 10 2004, 7:05 PM EDT Att: 24,930 - Cloudy - 73 F								
J.T. Snow, L OBP: 0.399, SLG: 0.470 (1, 3)	G3	G4-3						F7		4	0	1	1	1	0	2									
Edgardo Alfonso, R OBP: 0.334, SLG: 0.391 (1, 5)				SF7 1B		G1-3		F9		4	0	2	1	0	0	1									
Barry Bonds, L OBP: 0.600, SLG: 0.771 (1, 7)									HR	3	1	1	1	2	1	2									
A.J. Pierzynski, L OBP: 0.341, SLG: 0.449 (1, 2)	F9		G4-6-3 1B		P6				G6-3	5	1	1	1	0	0	4									
Marquis Grissom, R OBP: 0.311, SLG: 0.438 (1, 8)		G6-3	K		G6-3			1B FC4-6 2B	L8	5	1	1	0	0	1	1									
Michael Tucker, L OBP: 0.380, SLG: 0.473 (1, 9)				1B 1B						4	3	4	2	1	0	0									
Deivi Cruz, R OBP: 0.332, SLG: 0.454 (1, 6)										4	1	2	0	0	1	3									
Cody Ransom, R OBP: 0.244, SLG: 0.243 (8, PH)				1B SH1-4					G5-3	0	0	0	0	0	0	0									
Pedro Feliz, R OBP: 0.292, SLG: 0.460 (9, PH)		2B 1B								0	0	0	0	0	0	0									
Matt Herges, L (9, 1)										0	0	0	0	0	0	0									
Brett Tomko, R OBP: 0.167, SLG: 0.171 (1, 1)										2	0	0	0	0	1	1									
Ricky Ledee, L OBP: 0.353, SLG: 0.460 (7, PH)										1	0	0	1	0	0	1									
Jim Brower, R OBP: 0.697, SLG: 0.500 (7, 1)				SH1-4						0	0	0	0	0	0	0									
Jason Christiansen, R (8, 1)										0	0	0	0	0	0	0									
Neifi Perez, S OBP: 0.278, SLG: 0.297 (9, 6)										0	0	0	0	0	0	0									
Inning Stats	R: 0 E: 0 K: 0 S: 11	H: 1 LOB: 2 BB: 1 P: 20	R: 1 E: 0 K: 1 S: 13	H: 3 LOB: 2 BB: 0 P: 16	R: 0 E: 0 K: 1 S: 12	H: 1 LOB: 1 BB: 1 P: 19	R: 2 E: 0 K: 0 S: 13	H: 3 LOB: 2 BB: 1 P: 25	R: 0 E: 0 K: 0 S: 11	H: 0 LOB: 1 BB: 1 P: 16	R: 0 E: 0 K: 0 S: 6	H: 0 LOB: 1 BB: 1 P: 12	R: 3 E: 0 K: 1 S: 16	H: 4 LOB: 1 BB: 0 P: 27	R: 0 E: 0 K: 1 S: 6	H: 0 LOB: 0 BB: 0 P: 9	R: 1 E: 0 K: 0 S: 10	H: 1 LOB: 0 BB: 0 P: 15	1B: 6 2B: 3 3B: 0 HR: 4	SF: 1 SAC: 1 DP: 1 HBP: 0	WP: 0 PB: 0 SB: 0 CS: 0	PA: 44			
PITCHER	IP	WLS	BF	H	R	ER	SO	BB	IBB	HBP	BLK	WP	HR	S	P	ERA	WHIP								
Josh Fogg, R ERA: 5.42 (1, 1)	6.0		30	8	3	3	2	4	1	0	0	0	1	66	108	4.50	2.000								
34 John Grabow, L ERA: 5.09 (7, 1)	0.0	B	4	4	3	3	0	0	0	0	0	0	2	8	13	∞	∞								
16 Salomon Torres, R ERA: 2.95 (7, 1)	1.0		3	0	0	0	1	0	0	0	0	0	0	8	14	0.00	0.000								
Dave Williams, L ERA: 1.59 (8, 1)	1.0		3	0	0	0	1	0	0	0	0	0	0	6	9	0.00	0.000								
Jose Mesa, R ERA: 2.34 (9, 1)	1.0	W	4	1	1	1	0	0	0	0	0	0	1	10	15	9.00	1.000								

Batter	1	2	3	4	5	6	7	8	9	AB	R	H	RBI	BB	SO	LOB	BOTTOM								
18 Jason Kendall, R OBP: 0.382, SLG: 0.375 (1, 2)	L7		F9				G1-3		F9	5	0	0	0	0	0	1	San Francisco Giants @ Pittsburgh Pirates PNC Park, Pittsburgh, PA Tue Aug 10 2004, 7:05 PM EDT Att: 24,930 - Cloudy - 73 F								
2 Jack Wilson, R OBP: 0.341, SLG: 0.489 (1, 6)	F8			F8	3B			P3	1B 1B	5	1	2	1	0	0	0									
Rob Mackowiak, L OBP: 0.335, SLG: 0.461 (1, 9)	P6			WP 3B BB				E 2B 1B	1H 1B	4	2	2	1	1	0	1									
Craig Wilson, R OBP: 0.362, SLG: 0.509 (1, 3)		G5-3		G5-3			HR	E6 2B		4	2	1	1	0	0	2									
Jason Bay, R OBP: 0.363, SLG: 0.578 (1, 7)					3B			K	K	4	0	1	1	0	2	2									
Tike Redman, L OBP: 0.301, SLG: 0.367 (1, 8)					BB			P5	11 1B 2B	3	1	1	2	1	0	0									
Ty Wigginton, R OBP: 0.318, SLG: 0.459 (1, 5)										3	0	0	0	0	2	2									
Dave Williams, L (8, 1)										0	0	0	0	0	0	0									
11 Humberto Cota, R OBP: 0.368, SLG: 0.647 (8, PH)										1	0	1	1	0	0	0									
Jose Mesa, R (9, 1)										0	0	0	0	0	0	0									
Jose Castillo, R OBP: 0.280, SLG: 0.318 (1, 4)								G6-3	F8	4	2	2	0	0	0	1									
Josh Fogg, R OBP: 0.091, SLG: 0.091 (1, 1)										1	0	0	1	0	0	0									
34 John Grabow, L (7, 1)										0	0	0	0	0	0	0									
16 Salomon Torres, R (7, 1)										0	0	0	0	0	0	0									
Bobby Hill, S OBP: 0.361, SLG: 0.351 (7, 5)										2	0	0	0	0	0	0									
Inning Stats	R: 0 E: 0 K: 0 S: 8	H: 0 LOB: 0 BB: 0 P: 12	R: 0 E: 0 K: 0 S: 8	H: 0 LOB: 0 BB: 0 P: 10	R: 1 E: 0 K: 0 S: 10	H: 1 LOB: 0 BB: 0 P: 14	R: 1 E: 0 K: 0 S: 16	H: 2 LOB: 1 BB: 0 P: 20	R: 1 E: 0 K: 2 S: 11	H: 1 LOB: 0 BB: 0 P: 17	R: 0 E: 0 K: 0 S: 8	H: 0 LOB: 0 BB: 0 P: 11	R: 3 E: 1 K: 1 S: 18	H: 3 LOB: 1 BB: 0 P: 27	R: 1 E: 0 K: 0 S: 8	H: 2 LOB: 1 BB: 0 P: 14	1B: 5 2B: 1 3B: 3 HR: 1	SF: 0 SAC: 1 DP: 0 HBP: 0	WP: 1 PB: 0 SB: 0 CS: 0	PA: 39					
PITCHER	IP	WLS	BF	H	R	ER	SO	BB	IBB	HBP	BLK	WP	HR	S	P	ERA	WHIP								
Brett Tomko, R ERA: 5.06 (1, 1)	6.0		25	5	4	4	3	2	0	0	0	0	1	67	103	6.00	1.167								
Jim Brower, R ERA: 3.99 (7, 1)	1.2	H	7	1	2	1	1	0	0	0	0	0	0	18	26	5.40	0.600								
Jason Christiansen, L ERA: 4.18 (8, 1)	0.1	B	3	2	1	0	0	0	0	0	0	0	0	8	12	0.00	6.000								
Matt Herges, R ERA: 5.64 (9, 1)	0.2	L	4	2	1	1	0	0	0	0	0	0	0	8	14	13.50	3.000								



Batter	1	2	3	4	5	6	7	8	9	10	11	AB	R	H	RBI	BB	SO	LOB						
Ray Durham, S OBP: 0.356, SLG: 0.474 (1, 4)	2-2 1B BB 1B	1-1 G6-3		4-0 BB		2-2 F7			2-1 HR		4-0 BB	4	2	2	2	2	0	1						
Dustin Mohr, R OBP: 0.402, SLG: 0.422 (1, 9)	0-0 BB 1B 1B		1-0 F9 2B	2-3 K			3-3 K		2-1 P4		1-2 F7	6	1	2	0	0	2	4						
Pedro Feliz, R OBP: 0.291, SLG: 0.456 Scott Eyre, L (9, 1)	0-0 BB 1B		0-0 F9		2-2 F8		1-0 F7		2-0 G4-3		1-0 L1-6	5	1	1	0	0	0	1						
Neifi Perez, S OBP: 0.277, SLG: 0.296 Dustin Hermanson, R OBP: 0.133, SLG: 0.103 (11, 11)	1-2 2-3 1B 1B		2-3								2-2	0	0	0	0	0	0	2						
Barry Bonds, L OBP: 0.600, SLG: 0.765 (1, 7)	4-2 G6-4-3 1B BB		4-1 G4-6-3 IBB		0-0 P5		2-1 G3			4-0 1B SH1-3 IBB		2	0	0	1	3	0	0						
Edgardo Alfonzo, R OBP: 0.336, SLG: 0.391 (1, 5)	0-1 G6-4-3 1B		0-1 G4-6-3		4-1 FC6-4 BB			0-2 G4-3		0-0 SH1-3		3	0	1	2	1	0	2						
Marquis Grissom, R OBP: 0.312, SLG: 0.436 (1, 8)	1-0 G6-4-3		0-1 WP 2B 1B		2-2 FC6-4			2-0 G6-3		4-2 1B BB		4	1	1	0	1	0	3						
A.J. Pierzynski, L OBP: 0.339, SLG: 0.445 (1, 2)	1-1 G4-3		2-2 F8		0-1 F8			3-1 G3		1-0 G4-6-3 1B		5	0	1	0	0	0	2						
Deivi Cruz, R OBP: 0.329, SLG: 0.452 (1, 6)		0-0 G6-3		2-1 G4-3 2B		0-1 G4-3			0-1 G5-3		0-1 G4-6-3	5	0	1	1	0	0	3						
Kirk Rueter, L OBP: 0.150, SLG: 0.220 Cody Ransom, R OBP: 0.143, SLG: 0.243 Tyler Walker, R OBP: 0.342, SLG: 0.474 Michael Tucker, L OBP: 0.342, SLG: 0.474 Jim Brower, R OBP: 0.187, SLG: 0.300 J.T. Snow, L OBP: 0.407, SLG: 0.472 (1, 1)		1-2 G6-3		0-0 G4-3		4-1 BB			0-1 HR		0-2 L1-6 BB	2	0	0	0	0	0	1						
Inning Stats	R: 3 E: 0 K: 0 S: 13	H: 4 LOB: 1 BB: 1 P: 21	R: 0 E: 0 K: 0 S: 7	H: 0 LOB: 0 BB: 0 P: 9	R: 0 E: 0 K: 0 S: 5	H: 1 LOB: 1 BB: 1 P: 10	R: 1 E: 0 K: 1 S: 11	H: 2 LOB: 2 BB: 1 P: 21	R: 0 E: 0 K: 0 S: 8	H: 0 LOB: 1 BB: 1 P: 16	R: 0 E: 0 K: 1 S: 9	H: 0 LOB: 0 BB: 0 P: 15	R: 0 E: 0 K: 0 S: 6	H: 0 LOB: 0 BB: 0 P: 11	R: 2 E: 0 K: 0 S: 9	H: 2 LOB: 0 BB: 0 P: 15	R: 0 E: 0 K: 0 S: 6	H: 1 LOB: 2 BB: 2 P: 15	R: 0 E: 0 K: 0 S: 7	H: 1 LOB: 1 BB: 1 P: 13	1B: 8 2B: 3 3B: 0 HR: 1	SF: 0 SAC: 1 DP: 4 HBP: 0	WP: 1 PB: 0 SB: 0 CS: 0	PA: 48
18 Sean Burnett, L ERA: 4.31	IP: 5.2	WLS: 2	BF: 27	H: 7	R: 4	ER: 4	SO: 1	BB: 4	IBB: 0	HBP: 0	BLK: 0	WP: 0	HR: 0	S: 49	P: 86	ERA: 6.35	WHIP: 1.941							
Brian Meadows, R ERA: 3.97	0.1	H: 1	0	0	0	0	0	0	0	0	0	0	0	4	6	0.00	0.000							
Michael Gonzalez, L ERA: 0.74	1.0	H: 3	0	0	0	1	0	0	0	0	0	0	0	6	12	0.00	0.000							
16 Salomon Torres, R ERA: 2.9	1.0	H: 3	0	0	0	0	0	0	0	0	0	0	0	6	11	0.00	0.000							
Jose Mesa, R ERA: 2.5	2.0	B: 10	3	2	2	0	1	1	0	0	0	0	1	15	30	9.00	2.000							

TOP

San Francisco Giants @ Pittsburgh Pirates
PNC Park, Pittsburgh, PA
Wed Aug 11 2004, 7:05 PM EDT
Att: 25,814 - Unknown - 73 F

livebaseballscores.com

AB 39
R 6
H 11
RBI 6
BB 8
SO 2
LOB 19

Batter	1	2	3	4	5	6	7	8	9	10	11	AB	R	H	RBI	BB	SO	LOB				
18 Jason Kendall, R OBP: 0.388, SLG: 0.381 (1, 2)	2-2 HR 2B 1B		3-2 F7	2-1 1B		4-0 BB		2-1 2B		4-1 BB		4	1	3	0	2	0	0				
2 Jack Wilson, R OBP: 0.341, SLG: 0.490 (1, 6)	4-0 HR BB		0-1 1B	1-1 SAFE B5-3		1-3 K		0-2 L8		0-2 F9		5	2	1	0	1	1	6				
Jason Bay, R OBP: 0.370, SLG: 0.593 (1, 7)	0-0 HR		3-0 FC6-4 1B		0-1 F8		0-3 K		1-2 BB 1B		3-2 HR 1B	6	2	4	4	0	1	3				
Craig Wilson, R OBP: 0.360, SLG: 0.511 (1, 3)	0-0 G5-3		0-1 F8		0-1 P3		1-1 G6-3		1-3 K		1-0 HR	6	1	1	2	0	1	2				
Ty Wigington, R OBP: 0.322, SLG: 0.456 (1, 5)	2-2 L5		0-0 FC6-4		4-2 FC6-4 BB		4-2 BB		4-2 E2 G5-3 BB		1-3 HR	2	0	0	0	3	0	1				
Tike Redman, L OBP: 0.360, SLG: 0.365 (1, 8)	1-0 G1-3		0-2 HR 19 SH1-3 1B		1-2 FC6-4		1-0 L9		0-1 G5-3		1-2 HR	5	1	1	0	0	0	4				
19 José Bautista, R OBP: 0.279, SLG: 0.250 Rob Mackowiak, L OBP: 0.333, SLG: 0.458 (7, 9)		1-1 G4-3		1-2 SH1-3		2-3 K		2-0 G4-3		0-1 F7		2	0	0	0	0	1	0				
Jose Castillo, R OBP: 0.282, SLG: 0.332 (1, 4)		1-1 G1-3		0-0 HR		2-2 BB 1B		0-1 G6-3		0-1 G1-3		5	1	2	2	0	0	0				
18 Sean Burnett, L ERA: 4.31 Brian Meadows, R ERA: 3.97 Michael Gonzalez, L ERA: 0.74 16 Salomon Torres, R ERA: 2.9 Jose Mesa, R ERA: 2.5 (1, 1)		2-2 G3-1		0-0 G1-3		4-2 BB 1B		1-1 G3		2-2 G5-3		2	0	0	0	0	0	0				
Inning Stats	R: 3 E: 0 K: 0 S: 11	H: 2 LOB: 0 BB: 1 P: 20	R: 0 E: 0 K: 0 S: 8	H: 0 LOB: 0 BB: 0 P: 12	R: 1 E: 0 K: 0 S: 10	H: 2 LOB: 1 BB: 1 P: 16	R: 2 E: 0 K: 0 S: 10	H: 3 LOB: 1 BB: 1 P: 12	R: 0 E: 0 K: 3 S: 14	H: 0 LOB: 1 BB: 1 P: 16	R: 0 E: 0 K: 0 S: 10	H: 1 LOB: 1 BB: 0 P: 13	R: 0 E: 1 K: 1 S: 12	H: 1 LOB: 2 BB: 1 P: 18	R: 0 E: 0 K: 0 S: 9	H: 0 LOB: 1 BB: 1 P: 15	R: 2 E: 0 K: 0 S: 4	H: 2 LOB: 0 BB: 0 P: 8	1B: 7 2B: 1 3B: 1 HR: 3	SF: 0 SAC: 1 DP: 0 HBP: 0	WP: 0 PB: 0 SB: 0 CS: 0	PA: 49
Kirk Rueter, L ERA: 5.15	IP: 5.0	WLS: 3	BF: 24	H: 7	R: 6	ER: 6	SO: 2	BB: 2	IBB: 0	HBP: 0	BLK: 0	WP: 0	HR: 2	S: 48	P: 74	ERA: 10.80	WHIP: 1.800					
Tyler Walker, R ERA: 4.9	3.0	14	2	0	0	3	2	0	0	0	0	0	0	32	56	0.00	1.667					
Jim Brower, R ERA: 3.97	0.1	3	1	0	0	1	1	0	0	0	0	0	0	8	14	0.00	6.000					
Scott Eyre, L ERA: 4.55	1.2	6	0	0	0	0	1	0	0	0	0	0	0	13	19	0.00	0.600					
Dustin Hermanson, R ERA: 4.6	0.0	L: 2	2	2	2	0	0	0	0	0	0	0	1	4	8	∞	∞					

BOTTOM

San Francisco Giants @ Pittsburgh Pirates
PNC Park, Pittsburgh, PA
Wed Aug 11 2004, 7:05 PM EDT
Att: 25,814 - Unknown - 73 F

livebaseballscores.com

AB 41
R 8
H 12
RBI 8
BB 7
SO 4
LOB 19

Batter	1	2	3	4	5	6	7	8	9	AB	R	H	RBI	BB	SO	LOB	TOP					
Ray Durham, S OBP: 0.391, SLG: 0.466 (1, 4)	G6-3	L7		FC4-2 1B		G4-3		G1-3		5	1	0	0	0	0	4	San Francisco Giants @ Pittsburgh Pirates PNC Park, Pittsburgh, PA Thu Aug 12 2004, 7:05 PM EDT Att: 24,446 - Overcast - 63 F livebaseballscorecards.com					
J.T. Snow, L OBP: 0.408, SLG: 0.479 (1, 3)	2B	2B		BB			BB	BB		3	2	2	0	2	1	0						
Edgardo Alfonzo, R OBP: 0.336, SLG: 0.389 (1, 5)	F9		P6				BB	L4		4	1	1	2	1	0	2						
Barry Bonds, L OBP: 0.601, SLG: 0.767 Dustin Mohr, R OBP: 0.400, SLG: 0.420 (8, 7)	2B						BB			2	1	1	1	2	0	2						
Michael Tucker, L OBP: 0.382, SLG: 0.473 (1, 9)	F7		F7				BB			1	0	0	0	0	0	0						
Ricky Ledes, L OBP: 0.382, SLG: 0.464 Marquis Grissom, R OBP: 0.313, SLG: 0.439 (7, 8)		SH2-4 2B	P6				BB			3	0	1	0	0	1	2						
Deivi Cruz, R OBP: 0.276, SLG: 0.295 Nefti Perez, S OBP: 0.276, SLG: 0.295 (7, 6)		K		FC4-2 1B		G4-3		F7		4	0	1	0	0	1	2						
Yorvit Torrealba, R OBP: 0.305, SLG: 0.398 (1, 2)		SH2-4 BB				G6-3		G5-3		3	1	1	0	1	0	1						
Jason Schmidt, R OBP: 0.184, SLG: 0.244 (1, 1)	SH2-4			G4-3		G5-3		K		3	0	0	0	0	1	3						
Inning Stats	R: 1 E: 0 K: 0 S: 13	H: 2 LOB: 1 BB: 0 P: 21	R: 0 E: 0 K: 1 S: 13	H: 1 LOB: 2 BB: 1 P: 21	R: 0 E: 0 K: 0 S: 6	H: 0 LOB: 2 BB: 2 P: 19	R: 2 E: 0 K: 0 S: 7	H: 3 LOB: 2 BB: 1 P: 14	R: 0 E: 0 K: 2 S: 11	H: 0 LOB: 0 BB: 0 P: 16	R: 0 E: 0 K: 0 S: 10	H: 0 LOB: 0 BB: 0 P: 14	R: 4 E: 0 K: 1 S: 18	H: 3 LOB: 1 BB: 2 P: 34	R: 0 E: 0 K: 1 S: 6	H: 0 LOB: 1 BB: 0 P: 9		R: 0 E: 0 K: 1 S: 7	H: 1 LOB: 1 BB: 0 P: 9	1B: 5 2B: 5 3B: 0 HR: 0	SF: 0 SAC: 1 DP: 0 HBP: 0	WP: 0 PB: 0 SB: 0 CS: 0
PITCHER	IP	WLS	BF	H	R	ER	SO	BB	IBB	HBP	BLK	WP	HR	S	P	ERA	WHIP					
Ryan Vogelsong, R ERA: 6.75 (1, 1)	5.0	L	25	6	3	3	3	4	0	0	0	0	0	50	91	5.40	2.000					
Dave Williams, L ERA: 6.75 (6, 1)	1.0		8	3	4	4	0	2	0	0	0	0	0	19	34	36.00	5.000					
Willis Roberts, R ERA: 5.4 (7, 1)	2.0		6	0	0	0	2	0	0	0	0	0	0	15	23	0.00	0.000					
Brian Meadows, R ERA: 2.82 (9, 1)	1.0		4	1	0	0	1	0	0	0	0	0	0	7	9	0.00	1.000					

Batter	1	2	3	4	5	6	7	8	9	AB	R	H	RBI	BB	SO	LOB	BOTTOM					
18 Jason Kendall, R OBP: 0.386, SLG: 0.378 11 Humberto Cota, R OBP: 0.350, SLG: 0.611 (1, 2)	P2		G5-3			G5-3		FC6-4 FC5-4		3	0	0	0	0	0	0	San Francisco Giants @ Pittsburgh Pirates PNC Park, Pittsburgh, PA Thu Aug 12 2004, 7:05 PM EDT Att: 24,446 - Overcast - 63 F livebaseballscorecards.com					
2 Jack Wilson, R OBP: 0.338, SLG: 0.486 Brian Meadows, R (9, 1)	F8					L5		FC5-4		4	0	0	0	0	1	1						
Rob Mackowiak, L OBP: 0.335, SLG: 0.459 (1, 9)	1B									4	0	2	0	0	1	0						
Craig Wilson, R OBP: 0.359, SLG: 0.507 (1, 3)	K									3	0	0	0	0	3	2						
Jason Bay, R OBP: 0.365, SLG: 0.583 (1, 7)										4	0	0	0	0	3	2						
Tike Redman, L OBP: 0.303, SLG: 0.366 (1, 8)	P6					G4-6-3 1B				2	0	1	0	1	0	0						
Bobby Hill, S OBP: 0.355, SLG: 0.344 (6, 4)	G4-3					G4-6-3		F8		3	0	0	0	0	3							
Abraham Nunez, S OBP: 0.288, SLG: 0.341 Dave Williams, L (6, 1)										2	0	0	0	0	1	0						
Willis Roberts, R (7, 1)										0	0	0	0	0	0	0						
19 José Bautista, R OBP: 0.274, SLG: 0.246 Jose Castillo, R OBP: 0.282, SLG: 0.332 (8, PH)										1	0	0	0	0	1	0						
Ryan Vogelsong, R OBP: 0.318, SLG: 0.368 Ty Wigginton, R OBP: 0.323, SLG: 0.457 (1, 1)										0	0	0	0	0	0	0						
Inning Stats	R: 0 E: 0 K: 1 S: 14	H: 1 LOB: 0 BB: 0 P: 24	R: 0 E: 0 K: 1 S: 7	H: 0 LOB: 0 BB: 0 P: 9	R: 0 E: 0 K: 2 S: 8	H: 0 LOB: 0 BB: 0 P: 10	R: 0 E: 0 K: 3 S: 10	H: 1 LOB: 0 BB: 0 P: 15	R: 0 E: 0 K: 0 S: 4	H: 1 LOB: 0 BB: 0 P: 5	R: 0 E: 0 K: 0 S: 8	H: 0 LOB: 0 BB: 0 P: 11	R: 0 E: 0 K: 2 S: 13	H: 0 LOB: 2 BB: 1 P: 23	R: 0 E: 0 K: 1 S: 8	H: 1 LOB: 1 BB: 0 P: 9	R: 0 E: 0 K: 1 S: 7	H: 0 LOB: 0 BB: 0 P: 14	1B: 4 2B: 0 3B: 0 HR: 0	SF: 0 SAC: 0 DP: 1 HBP: 1	WP: 0 PB: 0 SB: 1 CS: 0	PA: 32
PITCHER	IP	WLS	BF	H	R	ER	SO	BB	IBB	HBP	BLK	WP	HR	S	P	ERA	WHIP					
Jason Schmidt, R ERA: 2.99 (1, 1)	9.0	W	32	4	0	0	11	1	0	1	0	0	0	79	120	0.00	0.556					



Batter	1	2	3	4	5	6	7	8	9	AB	R	H	RBI	BB	SO	LOB	TOP				
Ray Durham, S (1.4) OBP: 0.348, SLG: 0.458	4-2 HR BB		2-3 K	0-0 P6	0-1 F8	1-2 F8		2-3 K		5	1	0	0	1	2	3					
J.T. Snow, L (1.3) OBP: 0.417, SLG: 0.521	0-0 HR		4-0 2B FC3-6 BB	4-2 1B WP 2B BB	3-2 HR		2-2 HR		3-3 K	4	5	3	4	2	1	0					
Pedro Feliz, R (1.5) OBP: 0.291, SLG: 0.460	3-1 G5-3		1-2 FC3-6 1-3 HR 2B	0-0 F8	1-2 1B 2B		1-3 K		1-1 P4	6	2	2	0	0	1	2					
Barry Bonds, L (1.7) OBP: 0.606, SLG: 0.780	4-1 G4-6-3 BB		4-0 FC3-6 IBB	4-1 1B 2B IBB	0-1 1B		1-0 HR		1-1 1B	2	2	2	2	3	0	0					
Dustin Mohr, R (7.7) OBP: 0.403, SLG: 0.423				1-2 2B IBB	2H 1B					1	0	1	0	0	0	0					
Michael Tucker, L (1.9) OBP: 0.381, SLG: 0.471	1-1 G4-6-3		3-1 FC3-6 HR	2-0 2B HR 1B	0-0 1B		2-3 K		3-3 K	6	2	2	2	0	2	4					
A.J. Pierzynski, L (1.2) OBP: 0.340, SLG: 0.456		0-0 G6-3		1-0 HR	0-0 L8		0-1 L4			5	2	2	5	0	0	2					
Marquis Grissom, R (1.8) OBP: 0.316, SLG: 0.446		1-0 F8	1-0 FC5-4 BB	3-2 HR		1-0 G5-3		1-0 G5-4-3 1B		4	1	2	3	1	0	0					
Cody Ransom, R (1.6) OBP: 0.277, SLG: 0.286		1-0 2B	1-1 FC5-4	0-0 L1		0-0 1B		3-1 G5-4-3 1-2		5	0	2	0	0	0	2					
41 Brad Hennessey, R (1.1) OBP: 0.400, SLG: 0.250		0-2 G1-3		0-0 WP BB 1B		2-2 G6-3		1-2 1B		3	1	1	0	0	0	1					
Ricky Ledee, L (6, PH) OBP: 0.360, SLG: 0.461										1	0	0	0	0	1	1					
Scott Eyre, L (6, PH) OBP: 0.330, SLG: 0.451										0	0	0	0	0	0	0					
Deivi Cruz, R (8, PH) OBP: 0.330, SLG: 0.451										1	0	1	0	0	0	0					
Matt Herges, L (8, 1)										0	0	0	0	0	0	0					
Inning Stats	R: 2 E: 0 K: 0 S: 10	H: 1 LOB: 0 BB: 2 P: 22	R: 0 E: 0 K: 0 S: 6	H: 1 LOB: 1 BB: 0 P: 8	R: 4 E: 0 K: 1 S: 15	H: 2 LOB: 1 BB: 3 P: 36	R: 6 E: 0 K: 0 S: 16	H: 4 LOB: 2 BB: 0 P: 20	R: 2 E: 0 K: 1 S: 8	H: 4 LOB: 1 BB: 0 P: 11	R: 2 E: 0 K: 2 S: 12	H: 2 LOB: 0 BB: 0 P: 18	R: 0 E: 0 K: 1 S: 11	H: 2 LOB: 1 BB: 0 P: 18	R: 0 E: 0 K: 2 S: 10	H: 1 LOB: 1 BB: 0 P: 18	1B: 8 2B: 4 3B: 0 HR: 6	SF: 0 SAC: 0 DP: 2 HBP: 0	WP: 1 PB: 0 SB: 0 CS: 0	PA: 50	
PITCHER	IP	WLS	BF	H	R	ER	SO	BB	IBB	HBP	BLK	WP	HR	S	P	ERA	WHIP				
39 Brett Myers, R (1.1) ERA: 5.34	3.0	L	17	4	6	6	1	4	1	0	0	0	2	31	66	18.00	2.667				
Brian Powell, R (4.1) ERA: 5.15	1.0		9	4	6	6	0	1	1	0	0	1	1	16	30	54.00	5.000				
Amaury Telemaco, R (5.1) ERA: 4.85	3.0		16	7	4	4	3	0	0	0	0	0	3	36	51	12.00	2.333				
Todd Jones, R (8.1) ERA: 4.0	1.0		4	2	0	0	1	0	0	0	0	0	0	11	18	0.00	2.000				
Roberto Hernandez, R (9.1) ERA: 4.4	1.0		4	1	0	0	2	0	0	0	0	0	0	10	18	0.00	1.000				

San Francisco Giants @ Philadelphia Phillies
Citizens Bank Park, Philadelphia, PA
Fri Aug 13 2004, 7:05 PM EDT
Att: 43,036 - Unknown - 77 F

livebaseballscorecards.com

AB 43
R 16
H 18
RBI 16
BB 7
SO 7
LOB 15

Batter	1	2	3	4	5	6	7	8	9	AB	R	H	RBI	BB	SO	LOB	BOTTOM					
11 Jimmy Rollins, S (1.6) OBP: 0.334, SLG: 0.413	4-2 26 F9 G1-3 BB	2-1 1B 2B	1-0 L9			2-2 L9		3-1 P5		4	2	1	2	1	0	1						
Placido Polanco, R (1.5) OBP: 0.342, SLG: 0.387	4-1 1B G1-3 BB	0-0 G1-3 26 1B		1-1 G5-3		1-1 26 FC6-4 1B		1-3 K		3	0	2	1	1	0	0						
Lou Collier, R (7.5) OBP: 0.385, SLG: 0.333	1-2 BB	2-3 3H 1B		2-2 G3-1		1-1 FC6-4 1-2				1	0	0	0	0	1	0						
26 Chase Utley, L (1.4) OBP: 0.300, SLG: 0.513	2-2 F9	0-1 G1-3 1B		2-2 G3-1		1-1 FC6-4 1-2				5	0	1	1	0	0	3						
Jim Thome, L (1.3) OBP: 0.394, SLG: 0.618	2-0 G1-3	2-3 3H 1B		1-2 1B		0-3 K				4	0	1	1	0	2	4						
Tomas Perez, S (8.3) OBP: 0.296, SLG: 0.458	1-2 3H 1B			1-2 1B						1	0	0	0	0	1	0						
Bobby Abreu, L (1.9) OBP: 0.417, SLG: 0.553	3-2 1B	3-2 G1-3		1-1 1B		3-2 L9 SF9 2B				5	1	3	0	0	0	2						
Mike Lieberthal, R (1.2) OBP: 0.322, SLG: 0.423	1-2 P6	0-1 G5-3		1-2 L5		3-1 L9				4	0	0	0	0	0	7						
Jason Michaels, R (1.7) OBP: 0.370, SLG: 0.333		0-0 E6 39 SH 11 E 2B	1-3 K		0-0 F9		0-1 SF9			3	1	0	1	0	1	0						
Marlon Byrd, R (1.8) OBP: 0.290, SLG: 0.305		0-1 E4 39 SH 11 2B	1-0 11 WP G1-3 1B		3-2 G5-3		3-2 L5			4	1	1	0	0	0	1						
39 Brett Myers, R (1.1) OBP: 0.271, SLG: 0.250		0-0 SH 11 2B	0-1 G1-3		0-3 K		1-3 K			0	1	0	0	0	0	0						
Randy Wolf, L (3, PH) OBP: 0.316, SLG: 0.575										1	0	0	0	0	0	1						
Brian Powell, L (4.1) OBP: 0.326, SLG: 0.192										0	0	0	0	0	0	0						
Amaury Telemaco, R (5.1) OBP: 0.326, SLG: 0.192										1	0	0	0	0	1	0						
Todd Jones, L (8.1) OBP: 0.330, SLG: 0.451										0	0	0	0	0	0	0						
Doug Glanville, R (8, PH) OBP: 0.330, SLG: 0.451										1	0	0	0	0	1	0						
Roberto Hernandez, R (9.1) ERA: 4.4										0	0	0	0	0	0	0						
Inning Stats	R: 1 E: 0 K: 0 S: 13	H: 1 LOB: 2 BB: 2 P: 29	R: 4 E: 2 K: 1 S: 19	H: 3 LOB: 2 BB: 0 P: 26	R: 0 E: 0 K: 1 S: 8	H: 1 LOB: 1 BB: 0 P: 11	R: 0 E: 0 K: 0 S: 14	H: 2 LOB: 2 BB: 0 P: 20	R: 0 E: 0 K: 1 S: 7	H: 0 LOB: 0 BB: 0 P: 10	R: 0 E: 0 K: 1 S: 10	H: 1 LOB: 1 BB: 0 P: 14	R: 1 E: 0 K: 0 S: 13	H: 1 LOB: 0 BB: 0 P: 22	R: 0 E: 0 K: 2 S: 9	H: 0 LOB: 0 BB: 0 P: 14	R: 0 E: 0 K: 1 S: 9	H: 0 LOB: 0 BB: 0 P: 14	1B: 7 2B: 2 3B: 0 HR: 0	SF: 1 SAC: 1 DP: 0 HBP: 0	WP: 1 PB: 0 SB: 1 CS: 0	PA: 41
PITCHER	IP	WLS	BF	H	R	ER	SO	BB	IBB	HBP	BLK	WP	HR	S	P	ERA	WHIP					
41 Brad Hennessey, R (1.1) ERA: 4.66	5.0	W	27	7	5	1	3	2	0	0	0	0	0	61	96	1.80	1.800					
Scott Eyre, L (6, 1) ERA: 4.54	2.0		8	2	1	1	1	0	0	0	0	0	0	23	36	4.50	1.000					
Matt Herges, R (8, 1) ERA: 5.43	2.0		6	0	0	0	3	0	0	0	0	0	0	18	28	0.00	0.000					

San Francisco Giants @ Philadelphia Phillies
Citizens Bank Park, Philadelphia, PA
Fri Aug 13 2004, 7:05 PM EDT
Att: 43,036 - Unknown - 77 F

livebaseballscorecards.com

AB 37
R 6
H 9
RBI 6
BB 2
SO 7
LOB 19

Batter	1	2	3	4	5	6	7	8	9	AB	R	H	RBI	BB	SO	LOB	TOP					
Dustan Mohr, R OBP: 0.403, SLG: 0.439 (1,7)										5	1	2	1	0	1	3	San Francisco Giants @ Philadelphia Phillies Citizens Bank Park, Philadelphia, PA Sat Aug 14 2004, 1:20 PM EDT Att: 43,712 - Unknown - 70 F livebaseballscorecards.com					
Michael Tucker, L OBP: 0.351, SLG: 0.476 Dustin Hermanson, R OBP: 0.133, SLG: 0.103 (1,9)										5	1	2	0	0	2	1						
Deivi Cruz, R OBP: 0.329, SLG: 0.447 (1,6)										4	1	1	1	0	0	1						
Pedro Feliz, R OBP: 0.288, SLG: 0.454 (9,5)										5	0	0	0	0	1	4						
Edgardo Alfonzo, R OBP: 0.336, SLG: 0.388 J.T. Snow, L OBP: 0.417, SLG: 0.521 (9,3)										4	0	1	0	0	1	1						
Marquis Grissom, R OBP: 0.316, SLG: 0.453 (1,8)										3	1	1	2	0	1	0						
Yorvit Torrealba, R OBP: 0.311, SLG: 0.426 (1,2)										4	2	2	1	0	0	1						
Cody Ransom, R OBP: 0.360, SLG: 0.378 Tyler Walker, R OBP: 0.093, SLG: 0.120 Jason Christiansen, R OBP: 0.093, SLG: 0.120 Barry Bonds, L OBP: 0.093, SLG: 0.120 Jim Brower, R OBP: 0.093, SLG: 0.120 Ricky Ledee, R OBP: 0.093, SLG: 0.120 (1,4)										3	1	2	2	0	1	0						
51 Noah Lowry, R OBP: 0.250, SLG: 0.313 32 Kevin Correia, R OBP: 1.000, SLG: 2.000 Ray Durham, S OBP: 0.349, SLG: 0.457 (6,4)										2	0	0	0	0	0	0						
Inning Stats	R: 0 E: 1 K: 2 S: 18	H: 1 LOB: 2 BB: 0 P: 27	R: 2 E: 0 K: 2 S: 18	H: 2 LOB: 0 BB: 0 P: 23	R: 3 E: 0 K: 0 S: 10	H: 4 LOB: 1 BB: 0 P: 13	R: 0 E: 0 K: 2 S: 10	H: 0 LOB: 0 BB: 0 P: 14	R: 0 E: 0 K: 1 S: 7	H: 0 LOB: 0 BB: 0 P: 9	R: 1 E: 0 K: 0 S: 13	H: 2 LOB: 2 BB: 1 P: 27	R: 0 E: 0 K: 0 S: 6	H: 1 LOB: 1 BB: 0 P: 7	R: 1 E: 0 K: 0 S: 6	H: 1 LOB: 1 BB: 1 P: 15		R: 0 E: 0 K: 0 S: 8	H: 0 LOB: 0 BB: 0 P: 10	1B: 6 2B: 1 3B: 1 HR: 4	SF: 1 SAC: 1 DP: 1 HBP: 0	WP: 0 PB: 0 SB: 0 CS: 1
PITCHER	IP WLS BF H R ER SO BB IBB HBP BLK WP HR S P ERA WHIP																					
Eric Milton, L ERA: 4.81 Rheal Cormier, L ERA: 4.14 Felix Rodriguez, R ERA: 3.14 Tim Worrell, R ERA: 4.07	5.2 1.1 1.0 1.0	27 5 L 5 3	9 1 1 0	6 0 1 0	6 0 1 0	7 0 0 0	1 0 0 0	0 0 1 0	0 0 0 0	0 0 0 0	0 0 1 0	3 8 6 8	108 12 15 10	9.53 0.00 9.00 0.00	1.765 0.750 1.000 0.000							

Batter	1	2	3	4	5	6	7	8	9	AB	R	H	RBI	BB	SO	LOB	BOTTOM			
11 Jimmy Rollins, S OBP: 0.337, SLG: 0.417 (1,6)										5	1	3	1	0	1	0	San Francisco Giants @ Philadelphia Phillies Citizens Bank Park, Philadelphia, PA Sat Aug 14 2004, 1:20 PM EDT Att: 43,712 - Unknown - 70 F livebaseballscorecards.com			
Doug Glavine, R OBP: 0.287, SLG: 0.270 (1,7)										4	0	1	1	0	1	3				
26 Chase Utley, L OBP: 0.303, SLG: 0.510 (1,3)										5	1	2	1	0	1	2				
Bobby Abreu, L OBP: 0.414, SLG: 0.547 (1,9)										4	0	0	0	0	1	3				
Piaco Polanco, R OBP: 0.346, SLG: 0.400 (1,5)										4	1	3	2	0	0	0				
Tomas Perez, S OBP: 0.280, SLG: 0.448 (1,4)										3	0	0	0	0	1	1				
Marlon Byrd, R OBP: 0.290, SLG: 0.309 Rheal Cormier, L ERA: 4.66 Felix Rodriguez, R OBP: 0.357, SLG: 0.308 Lou Collier, R OBP: 0.357, SLG: 0.308 Tim Worrell, R ERA: 4.08 (8,1)										3	1	1	0	0	1	1				
Todd Pratt, R OBP: 0.340, SLG: 0.281 (1,2)										2	1	0	0	2	0	1				
Eric Milton, L OBP: 0.189, SLG: 0.143 Jason Michaels, R OBP: 0.365, SLG: 0.328 (6,7)										2	0	0	0	0	1	0				
Inning Stats	R: 0 E: 0 K: 1 S: 12	H: 1 LOB: 1 BB: 0 P: 17	R: 0 E: 0 K: 1 S: 10	H: 1 LOB: 0 BB: 0 P: 14	R: 2 E: 0 K: 1 S: 12	H: 2 LOB: 1 BB: 1 P: 24	R: 2 E: 0 K: 0 S: 18	H: 3 LOB: 2 BB: 1 P: 28	R: 0 E: 0 K: 1 S: 7	H: 0 LOB: 0 BB: 0 P: 12	R: 0 E: 0 K: 1 S: 10	H: 0 LOB: 0 BB: 0 P: 19	R: 0 E: 0 K: 0 S: 8	H: 1 LOB: 1 BB: 0 P: 11	R: 0 E: 0 K: 1 S: 12	H: 1 LOB: 1 BB: 0 P: 18		1B: 8 2B: 2 3B: 0 HR: 1	SF: 1 SAC: 1 DP: 1 HBP: 0	WP: 1 PB: 0 SB: 0 CS: 0
PITCHER	IP WLS BF H R ER SO BB IBB HBP BLK WP HR S P ERA WHIP																			
51 Noah Lowry, L ERA: 3.48 32 Kevin Correia, R ERA: 11.7 Tyler Walker, R ERA: 4.66 Jason Christiansen, L ERA: 4.08 Jim Brower, R ERA: 3.91	4.2 0.1 1.1 0.2 1.0	24 1 4 W 2 H 4	9 0 0 0 1	6 0 0 0 0	6 0 0 0 0	3 1 0 0 0	3 0 0 0 0	2 0 0 0 0	0 0 0 0 0	0 0 0 0 0	0 0 0 0 0	0 0 9 8 8	61 4 17 14 11	11.57 0.00 0.00 0.00 0.00	2.357 0.000 0.000 0.000 1.000					

San Francisco Giants @ Philadelphia Phillies
 Citizens Bank Park, Philadelphia, PA
 Sat Aug 14 2004, 1:20 PM EDT
 Att: 43,712 - Unknown - 70 F



San Francisco Giants @ Philadelphia Phillies
 Citizens Bank Park, Philadelphia, PA
 Sat Aug 14 2004, 1:20 PM EDT
 Att: 43,712 - Unknown - 70 F



Batter	1	2	3	4	5	6	7	8	9	AB	R	H	RBI	BB	SO	LOB	TOP					
Ray Durham, S OBP: 0.345, SLG: 0.451										4	0	0	0	0	1	0	San Francisco Giants @ Philadelphia Phillies Citizens Bank Park, Philadelphia, PA Sun Aug 15 2004, 1:35 PM EDT Att: 43,610 - Unknown - 75 F					
J.T. Snow, L OBP: 0.418, SLG: 0.522										3	0	1	0	1	0	0						
Edgardo Alfonzo, R OBP: 0.333, SLG: 0.384 Jim Brower, R OBP: 0.687, SLG: 0.500 Dustin Hermanson, R OBP: 0.133, SLG: 0.103										4	0	0	0	0	0	2						
Barry Bonds, L OBP: 0.605, SLG: 0.774										2	1	0	0	2	0	0						
A.J. Pierzynski, L OBP: 0.339, SLG: 0.457										4	1	1	0	0	0	2						
Ricky Ledee, L OBP: 0.383, SLG: 0.462										2	1	1	1	1	1	0						
Marquis Grissom, R OBP: 0.315, SLG: 0.449										3	0	0	0	1	2	2						
Cody Ransom, R OBP: 0.288, SLG: 0.362 Michael Tucker, L OBP: 0.363, SLG: 0.476 Scott Eyre, L										2	0	0	0	0	1	1						
Pedro Feliz, R OBP: 0.289, SLG: 0.458										1	0	1	1	0	0	0						
Brett Tomko, R OBP: 0.199, SLG: 0.163 Deivi Cruz, R OBP: 0.331, SLG: 0.452										2	0	0	0	0	1	1						
Inning Stats	R: 0 E: 0 K: 1 S: 12	H: 1 LOB: 2 BB: 1 P: 22	R: 0 E: 0 K: 0 S: 9	H: 1 LOB: 1 BB: 0 P: 11	R: 0 E: 0 K: 0 S: 5	H: 0 LOB: 0 BB: 0 P: 5	R: 0 E: 0 K: 1 S: 8	H: 0 LOB: 0 BB: 0 P: 12	R: 0 E: 0 K: 3 S: 10	H: 0 LOB: 2 BB: 0 P: 13	R: 0 E: 0 K: 0 S: 5	H: 2 LOB: 2 BB: 2 P: 10	R: 2 E: 0 K: 1 S: 12	H: 2 LOB: 2 BB: 2 P: 25	R: 0 E: 0 K: 0 S: 5	H: 0 LOB: 0 BB: 0 P: 8	R: 1 E: 0 K: 0 S: 14	H: 1 LOB: 2 BB: 2 P: 27	1B: 1 2B: 4 3B: 0 HR: 0	SF: 1 SAC: 0 DP: 1 HBP: 0	WP: 0 PB: 0 SB: 1 CS: 0	PA: 36
PITCHER	IP WLS BF H R ER SO BB IBB HBP BLK WP HR S P ERA WHIP																					
Vicente Padilla, R ERA: 3.77	(1, 1) 7.0 L 27 4 2 2 6 2 2 0 0 0 0 0 61 98 2.57 0.857																					
Rheal Cormier, L ERA: 4.18	(8, 1) 1.2 6 0 1 1 0 1 0 0 0 0 0 12 21 5.40 0.600																					
Felix Rodriguez, R ERA: 3.12	(9, 1) 0.1 3 1 0 0 0 1 0 0 0 0 0 7 14 0.00 6.000																					

Batter	1	2	3	4	5	6	7	8	9	AB	R	H	RBI	BB	SO	LOB	BOTTOM			
11 Jimmy Rollins, S OBP: 0.338, SLG: 0.417										3	0	1	0	1	1	1	San Francisco Giants @ Philadelphia Phillies Citizens Bank Park, Philadelphia, PA Sun Aug 15 2004, 1:35 PM EDT Att: 43,610 - Unknown - 75 F			
Doug Glanville, R OBP: 0.259, SLG: 0.262										4	0	0	0	0	0	4				
26 Chase Utley, L OBP: 0.297, SLG: 0.500										4	0	0	0	0	1	2				
Bobby Abreu, L OBP: 0.417, SLG: 0.555										3	1	2	1	1	0	0				
Piacleo Polanco, R OBP: 0.342, SLG: 0.395										4	0	0	0	0	0	2				
Mike Lieberthal, R OBP: 0.319, SLG: 0.419										4	0	0	0	0	0	1				
Tomas Perez, S OBP: 0.272, SLG: 0.435										4	0	0	0	0	2	1				
Marlon Byrd, R OBP: 0.293, SLG: 0.316										4	0	2	0	0	0	0				
Vicente Padilla, R ERA: 4.9 Jason Michaels, R OBP: 0.369, SLG: 0.333 Rheal Cormier, L Felix Rodriguez, R										2	0	0	0	0	1	2				
Inning Stats	R: 0 E: 0 K: 0 S: 7	H: 0 LOB: 0 BB: 0 P: 7	R: 0 E: 0 K: 0 S: 12	H: 0 LOB: 1 BB: 1 P: 20	R: 0 E: 0 K: 1 S: 11	H: 2 LOB: 2 BB: 0 P: 14	R: 0 E: 0 K: 0 S: 7	H: 0 LOB: 0 BB: 0 P: 12	R: 0 E: 0 K: 1 S: 12	H: 1 LOB: 2 BB: 1 P: 19	R: 1 E: 0 K: 2 S: 14	H: 1 LOB: 1 BB: 0 P: 23	R: 0 E: 0 K: 1 S: 9	H: 1 LOB: 1 BB: 0 P: 14	R: 0 E: 0 K: 0 S: 8	H: 0 LOB: 0 BB: 0 P: 13		1B: 4 2B: 1 3B: 0 HR: 1	SF: 0 SAC: 0 DP: 0 HBP: 0	WP: 1 PB: 0 SB: 1 CS: 0
PITCHER	IP WLS BF H R ER SO BB IBB HBP BLK WP HR S P ERA WHIP																			
Brett Tomko, R ERA: 4.9	(1, 1) 6.0 W 24 4 1 1 2 2 0 0 0 0 0 1 0 21 34 0.00 1.200																			
Scott Eyre, L ERA: 4.33	(7, 1) 1.2 H 7 2 0 0 3 0 0 0 0 0 1 0 21 34 0.00 1.200																			
Jim Brower, R ERA: 3.69	(8, 1) 0.1 H 1 0 0 0 0 0 0 0 0 0 0 0 2 3 0.00 0.000																			
Dustin Hermanson, R ERA: 4.51	(9, 1) 1.0 S 3 0 0 0 0 0 0 0 0 0 0 0 0 8 13 0.00 0.000																			

Batter	1	2	3	4	5	6	7	8	9	AB	R	H	RBI	BB	SO	LOB	TOP					
Brad Wilkerson, L OBP: 0.377, SLG: 0.488 (1, 7)										5	2	2	0	0	0	3	Montreal Expos @ San Francisco Giants SBC Park, San Francisco, CA Mon Aug 16 2004, 10:15 PM EDT Att: 39,545 - Sunny - 65 F					
Alex Gonzalez, R OBP: 0.288, SLG: 0.421 (1, 6)										5	1	3	2	0	0	1						
Jose Vidro, S OBP: 0.368, SLG: 0.442 (1, 4)										5	0	2	1	0	0	1						
Tony Batista, R OBP: 0.263, SLG: 0.421 (1, 5)										5	0	0	0	0	0	3						
Juan Rivera, R OBP: 0.316, SLG: 0.403 (8, PH)									2	0	0	0	1	0	1							
24 Nick Johnson, L OBP: 0.367, SLG: 0.409 (1, 3)									3	0	1	0	0	0	1							
Einar Diaz, R OBP: 0.298, SLG: 0.289 (1, 2)									2	1	0	0	1	0	2							
Endy Chavez, L OBP: 0.326, SLG: 0.403 (1, 8)									3	0	0	1	0	1	3							
22 John Patterson, R OBP: 0.136, SLG: 0.050 (4, 1)										1	0	1	1	0	0	0						
Inning Stats	R: 2 E: 0 K: 0 S: 16	H: 3 LOB: 1 BB: 0 P: 23	R: 1 E: 0 K: 0 S: 7	H: 1 LOB: 1 BB: 1 P: 11	R: 0 E: 0 K: 0 S: 11	H: 0 LOB: 0 BB: 0 P: 18	R: 0 E: 0 K: 0 S: 9	H: 0 LOB: 0 BB: 0 P: 13	R: 1 E: 0 K: 0 S: 8	H: 2 LOB: 0 BB: 0 P: 14	R: 0 E: 0 K: 1 S: 7	H: 0 LOB: 2 BB: 1 P: 15	R: 0 E: 0 K: 0 S: 9	H: 2 LOB: 2 BB: 0 P: 17	R: 1 E: 0 K: 0 S: 13	H: 2 LOB: 2 BB: 0 P: 20		R: 0 E: 0 K: 0 S: 6	H: 0 LOB: 0 BB: 0 P: 8	1B: 8 2B: 2 3B: 0 HR: 0	SF: 1 SAC: 1 DP: 1 HBP: 1	WP: 0 PB: 0 SB: 1 CS: 0
PITCHER	IP	WLS	BF	H	R	ER	SO	BB	IBB	HBP	BLK	WP	HR	S	P	ERA	WHIP					
Kirk Rueter, L ERA: 5.21	5.1		24	6	4	4	0	2	0	1	0	0	0	54	87	6.75	1.500					
Tyler Walker, R ERA: 4.53	0.1	H	1	0	0	0	0	0	0	0	0	0	0	1	2	0.00	0.000					
Scott Eyre, L ERA: 4.29	0.1	H	1	0	0	0	1	0	0	0	0	0	0	3	5	0.00	0.000					
Matt Herges, R ERA: 5.34	1.0	H	5	2	0	0	0	0	0	0	0	0	0	9	17	0.00	2.000					
Jim Brower, R ERA: 4.0	0.1	H	3	2	1	1	0	0	0	0	0	0	0	6	8	27.00	6.000					
Jason Christiansen, L ERA: 3.99	0.2	W	3	0	0	0	0	1	0	0	0	0	0	7	12	0.00	1.500					
Dustin Hermanson, R ERA: 4.47	1.0	S	3	0	0	0	0	0	0	0	0	0	0	8	8	0.00	0.000					



AB	34
R	5
H	10
RBI	5
BB	3
SO	1
LOB	15

Batter	1	2	3	4	5	6	7	8	9	AB	R	H	RBI	BB	SO	LOB	BOTTOM					
Ray Durham, S OBP: 0.346, SLG: 0.447 (1, 4)										3	1	0	1	2	2	1	Montreal Expos @ San Francisco Giants SBC Park, San Francisco, CA Mon Aug 16 2004, 10:15 PM EDT Att: 39,545 - Sunny - 65 F					
J.T. Snow, L OBP: 0.418, SLG: 0.518 (1, 3)										4	0	1	1	0	2	1						
Pedro Feliz, R OBP: 0.291, SLG: 0.461 (1, 5)										4	1	2	1	0	0	4						
Barry Bonds, L OBP: 0.605, SLG: 0.769 (1, 7)										2	1	0	0	3	1	1						
A.J. Pierzynski, L OBP: 0.340, SLG: 0.459 (1, 2)										5	1	2	1	0	0	3						
Marquis Grissom, R OBP: 0.314, SLG: 0.449 (1, 8)										5	1	1	2	0	1	3						
Michael Tucker, L OBP: 0.384, SLG: 0.474 (1, 9)										3	1	1	0	1	0	1						
Deivi Cruz, R OBP: 0.331, SLG: 0.448 (1, 6)										2	1	0	0	1	0	2						
Cody Ransom, R OBP: 0.288, SLG: 0.362 (9, 6)										0	0	0	0	0	0	0						
Inning Stats	R: 0 E: 0 K: 1 S: 13	H: 1 LOB: 2 BB: 1 P: 21	R: 0 E: 0 K: 1 S: 8	H: 0 LOB: 0 BB: 0 P: 12	R: 0 E: 0 K: 1 S: 9	H: 0 LOB: 0 BB: 0 P: 14	R: 4 E: 0 K: 1 S: 18	H: 3 LOB: 3 BB: 3 P: 37	R: 1 E: 0 K: 0 S: 9	H: 1 LOB: 1 BB: 1 P: 17	R: 0 E: 0 K: 2 S: 16	H: 1 LOB: 0 BB: 0 P: 24	R: 0 E: 0 K: 0 S: 6	H: 0 LOB: 0 BB: 0 P: 9	R: 3 E: 0 K: 0 S: 14	H: 3 LOB: 3 BB: 3 P: 33		R: 0 E: 0 K: 0 S: 6	H: 0 LOB: 0 BB: 0 P: 8	1B: 5 2B: 5 3B: 0 HR: 0	SF: 1 SAC: 1 DP: 1 HBP: 1	WP: 2 PB: 0 SB: 1 CS: 0
PITCHER	IP	WLS	BF	H	R	ER	SO	BB	IBB	HBP	BLK	WP	HR	S	P	ERA	WHIP					
22 John Patterson, R ERA: 4.47	3.2		20	4	4	4	0	2	2	1	0	0	0	47	82	9.82	1.636					
Francis Beltran, R ERA: 4.71	1.1		7	2	1	1	0	1	0	0	0	1	0	12	23	6.75	2.250					
Joey Eischen, L ERA:	1.0		3	0	0	0	2	0	0	0	0	0	0	14	20	0.00	0.000					
Joe Horgan, L ERA: 3.09	1.0		3	0	0	0	0	0	0	0	0	0	0	6	9	0.00	0.000					
32 Chad Cordero, R ERA: 3.54	0.2	L	7	2	3	3	0	3	0	0	0	1	0	10	27	40.50	7.500					
52 T.J. Tucker, R ERA: 3.33	0.1																					



AB	31
R	8
H	9
RBI	7
BB	8
SO	6
LOB	16

Batter	1	2	3	4	5	6	7	8	9	AB	R	H	RBI	BB	SO	LOB	TOP								
Brad Wilkerson, L OBP: 0.376, SLG: 0.484 (1, 7)										3	1	0	0	1	1	1	Montreal Expos @ San Francisco Giants SBC Park, San Francisco, CA Tue Aug 17 2004, 10:15 PM EDT Att: 39,511 - Sunny - 65 F								
Andy Chavez, L OBP: 0.326, SLG: 0.402 (1, 8)										4	1	1	0	0	2	2									
Jose Vidro, S OBP: 0.367, SLG: 0.443 (1, 4)										4	0	1	2	0	0	2									
Terrel Sledge, L OBP: 0.321, SLG: 0.398 (9, PH)										3	0	0	0	0	1	1									
Juan Rivera, R OBP: 0.319, SLG: 0.403 (9, 9)										0	0	0	0	1	0	0									
24 Nick Johnson, L OBP: 0.362, SLG: 0.402 (1, 3)										4	1	0	0	0	0	2									
Alex Gonzalez, R OBP: 0.273, SLG: 0.428 (1, 6)										4	1	2	0	0	1	0									
Brian Schneider, L OBP: 0.328, SLG: 0.419 (1, 2)										4	0	1	1	0	1	1									
Jamey Carroll, R OBP: 0.363, SLG: 0.388 (9, PH)										3	0	0	0	0	0	2									
Tony Batista, R OBP: 0.265, SLG: 0.423 (9, 5)										1	0	1	1	0	0	0									
Sun-Woo Kim, R OBP: 0.128, SLG: 0.211 (7, 1)										2	0	0	0	0	1	2									
Joey Eischen, L ERA: 2.52 (8, PH)										0	0	0	0	0	0	0									
Ronald Colloway, L OBP: 0.226, SLG: 0.254 (8, 1)										0	0	0	0	0	0	0									
Claudio Vargas, R OBP: 0.291, SLG: 0.344 (8, PH)										0	0	0	0	0	0	0									
Henry Mateo, S OBP: 0.291, SLG: 0.283 (9, PH)										1	0	0	0	0	1	1									
Luis Ayala, R OBP: 0.426, SLG: 0.571 (9, 1)										0	0	0	0	0	0	0									
Inning Stats	R: 1 E: 0 K: 2 S: 9	H: 0 LOB: 0 BB: 1 P: 19	R: 0 E: 0 K: 0 S: 12	H: 2 LOB: 2 BB: 0 P: 15	R: 0 E: 0 K: 1 S: 6	H: 0 LOB: 0 BB: 0 P: 9	R: 0 E: 0 K: 0 S: 10	H: 0 LOB: 0 BB: 0 P: 14	R: 0 E: 0 K: 1 S: 8	H: 0 LOB: 3 BB: 0 P: 12	R: 1 E: 0 K: 1 S: 13	H: 1 LOB: 1 BB: 0 P: 19	R: 0 E: 0 K: 2 S: 8	H: 0 LOB: 0 BB: 0 P: 11	R: 0 E: 0 K: 0 S: 9	H: 1 LOB: 1 BB: 1 P: 16	R: 2 E: 0 K: 1 S: 11	H: 2 LOB: 1 BB: 1 P: 20	1B: 4 2B: 2 3B: 0 HR: 0	SF: 0 SAC: 0 DP: 1 HBP: 0	WP: 1 PB: 0 SB: 2 CS: 0	PA: 36			
PITCHER	IP	WLS	BF	H	R	ER	SO	BB	IBB	HBP	BLK	WP	HR	S	P	ERA	WHIP								
Jason Schmidt, R ERA: 2.52 (1, 1)	8.0		30	4	2	1	7	2	0	0	0	1	0	75	115	1.12	0.750								
Scott Eyre, L ERA: 4.5 (9, 1)	0.1	H	2	0	1	1	0	1	0	0	0	0	0	5	10	27.00	3.000								
Dustin Hermanson, R ERA: 4.53 (9, 1)	0.2	W	4	2	1	1	1	0	0	0	0	0	0	6	10	13.50	3.000								



Batter	1	2	3	4	5	6	7	8	9	AB	R	H	RBI	BB	SO	LOB	BOTTOM								
Ray Durham, S OBP: 0.341, SLG: 0.439 (1, 4)										5	0	0	0	0	0	2	Montreal Expos @ San Francisco Giants SBC Park, San Francisco, CA Tue Aug 17 2004, 10:15 PM EDT Att: 39,511 - Sunny - 65 F								
J.T. Snow, L OBP: 0.424, SLG: 0.522 (1, 3)									4	1	3	1	1	0	0										
Edgardo Alfonzo, R OBP: 0.332, SLG: 0.382 (1, 5)									2	1	0	1	1	0	1										
Barry Bonds, L OBP: 0.607, SLG: 0.790 (1, 7)									3	2	2	3	1	0	0										
Michael Tucker, L OBP: 0.383, SLG: 0.472 (1, 9)									4	0	1	0	0	0	3										
Deivi Cruz, R OBP: 0.329, SLG: 0.449 (1, 6)									4	0	1	0	0	0	1										
Cody Ransom, R OBP: 0.288, SLG: 0.362 (8, FR) (9, 6)									0	0	0	0	0	0	0										
Marquis Grissom, R OBP: 0.313, SLG: 0.446 (1, 8)									3	0	0	0	1	1	1										
Yorvit Torrealba, R OBP: 0.317, SLG: 0.424 (1, 2)									3	0	1	0	1	0	2										
Jason Schmidt, R OBP: 0.173, SLG: 0.229 (1, 1)									3	0	0	0	0	0	1										
Scott Eyre, L (9, 1)									0	0	0	0	0	0	0										
Dustin Hermanson, R OBP: 0.133, SLG: 0.163 (9, PH)									1	0	1	0	0	0	0										
Kirk Rueter, L OBP: 0.239, SLG: 0.233 (9, PH)									0	1	0	0	0	0	0										
Ricky Ledee, L OBP: 0.267, SLG: 0.465 (9, PR)									0	1	0	0	0	0	0										
Inning Stats	R: 0 E: 0 K: 0 S: 5	H: 0 LOB: 0 BB: 0 P: 8	R: 1 E: 0 K: 1 S: 6	H: 1 LOB: 0 BB: 0 P: 7	R: 0 E: 0 K: 0 S: 4	H: 0 LOB: 0 BB: 0 P: 7	R: 2 E: 0 K: 0 S: 14	H: 3 LOB: 2 BB: 1 P: 23	R: 0 E: 0 K: 0 S: 12	H: 1 LOB: 3 BB: 2 P: 26	R: 0 E: 0 K: 0 S: 7	H: 1 LOB: 0 BB: 0 P: 14	R: 1 E: 1 K: 0 S: 10	H: 0 LOB: 0 BB: 1 P: 18	R: 0 E: 0 K: 0 S: 3	H: 1 LOB: 1 BB: 0 P: 5	R: 1 E: 0 K: 0 S: 7	H: 2 LOB: 2 BB: 1 P: 13	1B: 6 2B: 1 3B: 0 HR: 2	SF: 1 SAC: 0 DP: 1 HBP: 0	WP: 0 PB: 0 SB: 1 CS: 0	PA: 38			
PITCHER	IP	WLS	BF	H	R	ER	SO	BB	IBB	HBP	BLK	WP	HR	S	P	ERA	WHIP								
Sun-Woo Kim, R ERA: 5.44 (7, 1)	1.0		4	0	1	0	0	1	0	0	0	0	0	10	18	0.00	1.000								
Joey Eischen, L ERA: 5.19 (8, 1)	1.0		3	1	0	0	0	0	0	0	0	0	0	3	5	0.00	1.000								
Luis Ayala, R ERA: 2.36 (9, 1)	0.1	L	4	2	1	1	0	1	0	0	0	0	0	7	13	27.00	9.000								



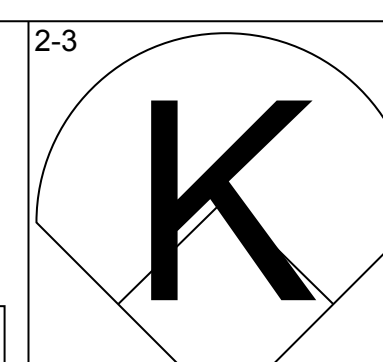
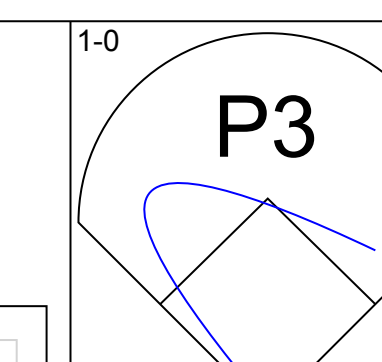
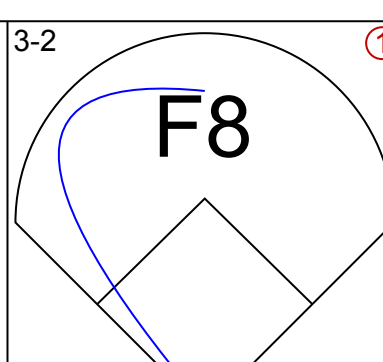
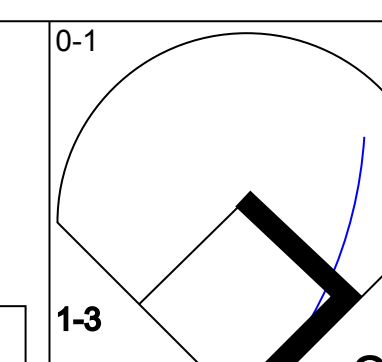
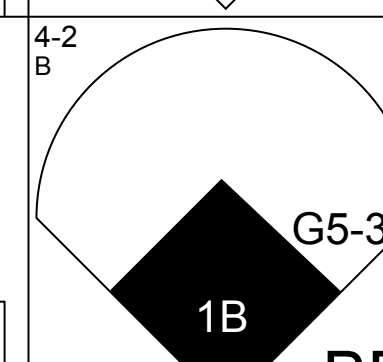
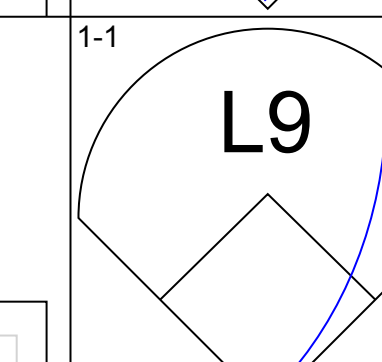
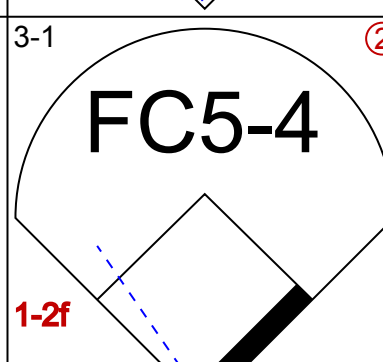
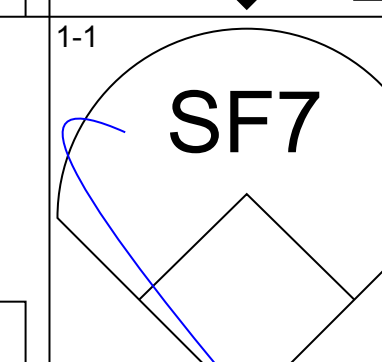
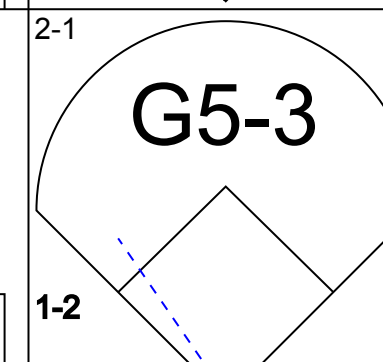
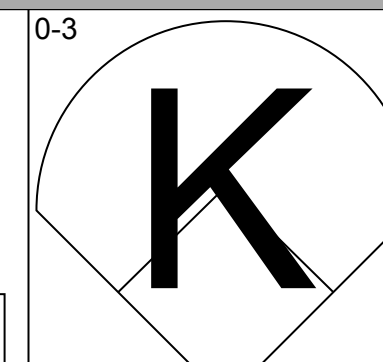
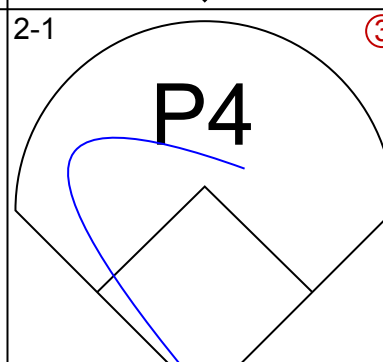
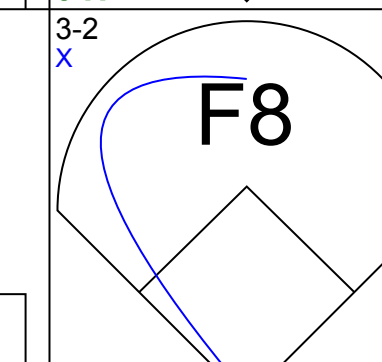
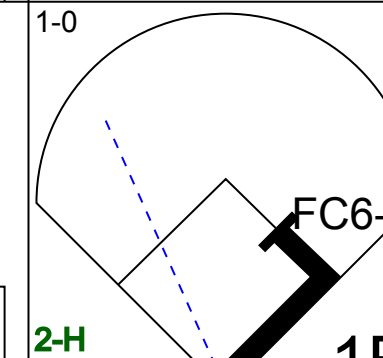
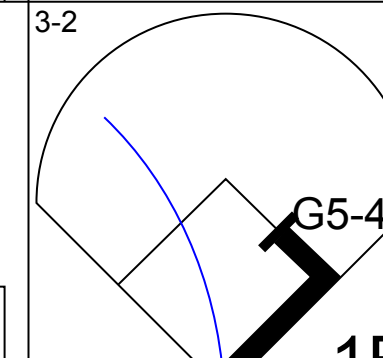
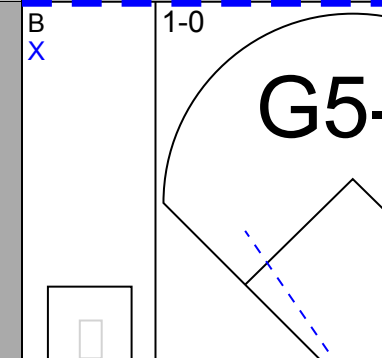
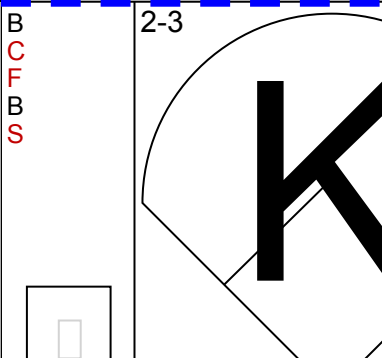
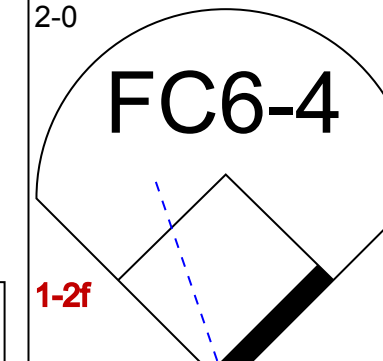
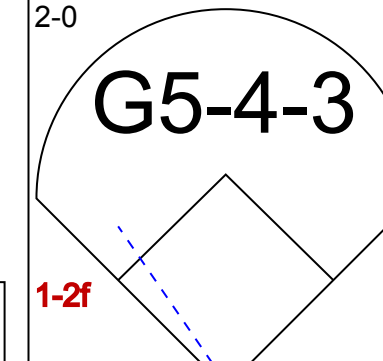
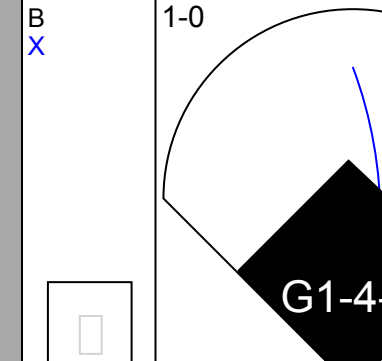
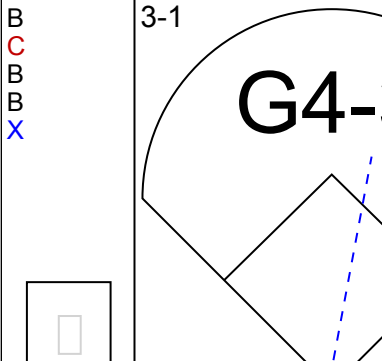
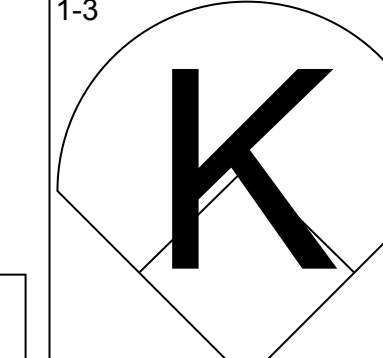
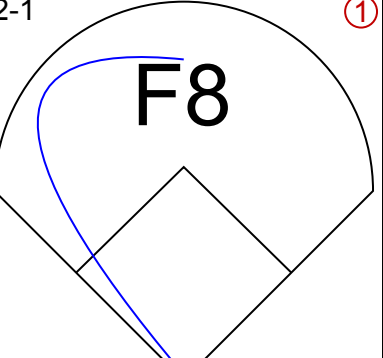
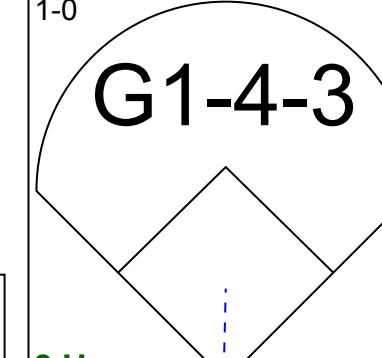
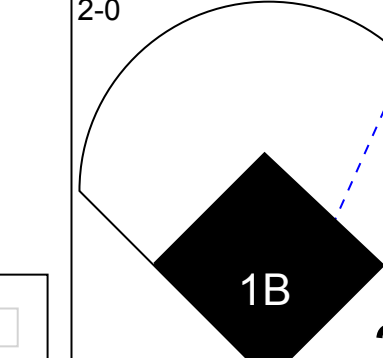

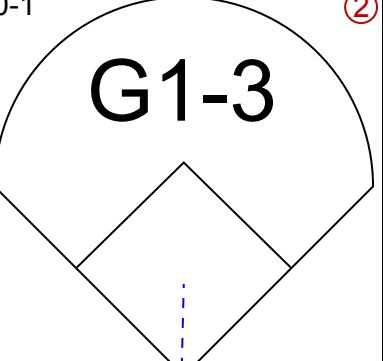
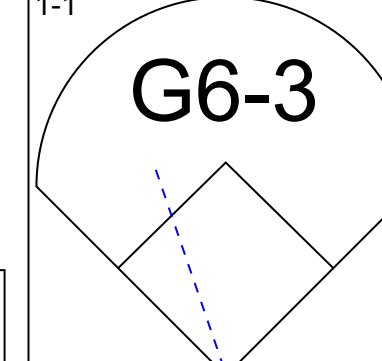
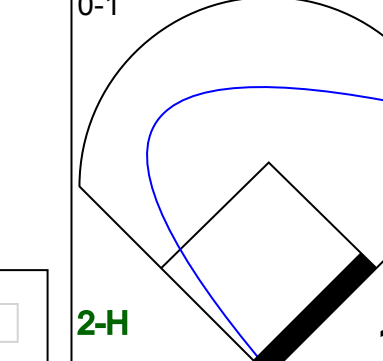
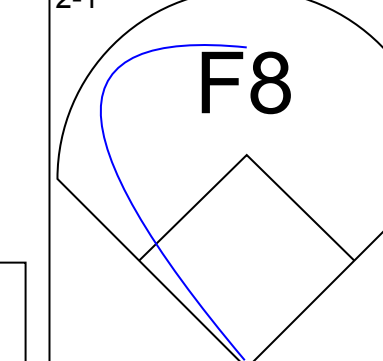
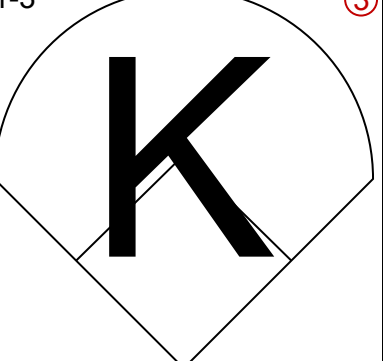
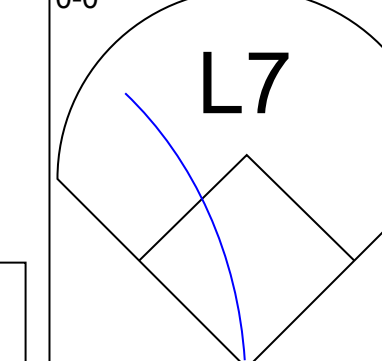
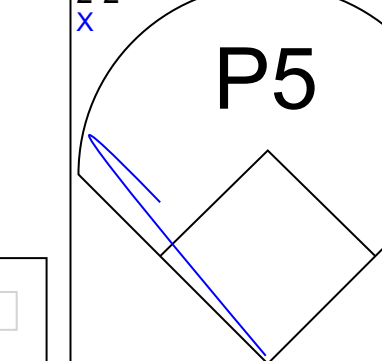
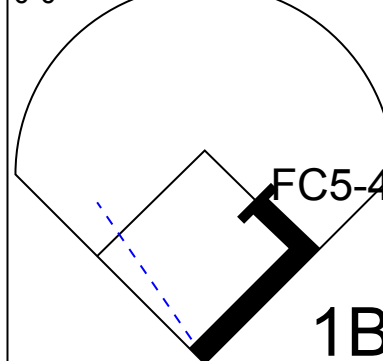
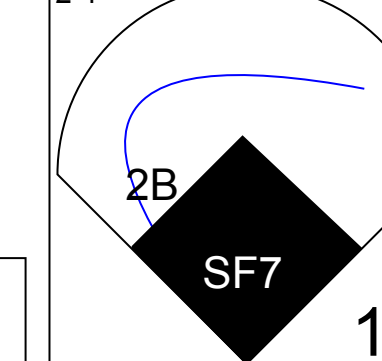
Batter	1	2	3	4	5	6	7	8	9	AB	R	H	RBI	BB	SO	LOB	TOP										
Brad Wilkerson, L (1, 7) OBP: 0.376, SLG: 0.486	G4-3			SH5-3 HR	F7			G3		5	1	2	1	0	0	2	Montreal Expos @ San Francisco Giants SBC Park, San Francisco, CA Wed Aug 18 2004, 3:35 PM EDT Sunny - 71 F										
Andy Chavez, L (1, 8) OBP: 0.325, SLG: 0.403	G6-3			SH5-3				K		4	1	1	0	0	1												
Jose Vidro, S (1, 4) OBP: 0.370, SLG: 0.452	G6-3									3	1	2	3	1	0	0											
Tony Batista, R (1, 5) OBP: 0.265, SLG: 0.421										4	0	1	0	0	2	2											
24 Nick Johnson, L (1, 3) OBP: 0.361, SLG: 0.400										4	1	1	0	0	2	1											
Termel Sledge, L (1, 9) OBP: 0.318, SLG: 0.394										3	0	0	0	0	0	1											
Luis Ayala, R (8, 1) OBP: 0.429, SLG: 0.571										0	0	0	0	0	0	0											
Jamey Carroll, R (9, PH) OBP: 0.363, SLG: 0.388										0	0	0	0	0	0	0											
32 Chad Cordero, R (9, 1)										0	0	0	0	0	0	0											
Alex Gonzalez, R (1, 6) OBP: 0.278, SLG: 0.426										3	1	1	0	1	1	0											
Brian Schneider, L (1, 2) OBP: 0.330, SLG: 0.420										2	0	1	1	1	0	0											
Rocky Biddle, R (1, 1)										1	0	0	0	0	1	0											
Claudio Vargas, R (6, 1) OBP: 0.048, SLG: 0.048										0	0	0	0	0	0	0											
Joe Horgan, L (6, 1) OBP: 0.333, SLG: 0.333										1	0	0	0	0	0	1											
Juan Rivera, R (8, 9) OBP: 0.321, SLG: 0.405										1	1	1	1	0	0	0											
Inning Stats	R: 0 E: 0 K: 0 S: 5	H: 0 LOB: 0 BB: 0 P: 7	R: 0 E: 0 K: 1 S: 11	H: 1 LOB: 0 BB: 0 P: 17	R: 0 E: 0 K: 1 S: 6	H: 0 LOB: 0 BB: 0 P: 9	R: 2 E: 0 K: 1 S: 14	H: 2 LOB: 0 BB: 0 P: 24	R: 0 E: 0 K: 0 S: 9	H: 1 LOB: 2 BB: 1 P: 18	R: 1 E: 0 K: 1 S: 12	H: 2 LOB: 0 BB: 0 P: 17	R: 0 E: 0 K: 1 S: 9	H: 0 LOB: 1 BB: 1 P: 18	R: 0 E: 0 K: 2 S: 10	H: 0 LOB: 1 BB: 1 P: 19	R: 3 E: 0 K: 0 S: 14	H: 4 LOB: 0 BB: 0 P: 24	1B: 7 2B: 2 3B: 0 HR: 1	SF: 1 SAC: 3 DP: 1 HBP: 0	WP: 0 PB: 0 SB: 0 CS: 1	PA: 38					
PITCHER	IP	WLS	BF	H	R	ER	SO	BB	IBB	HBP	BLK	WP	HR	S	P	ERA	WHIP										
41 Brad Hennessey, R (1, 1) ERA: 4.6	6.0	L	23	6	3	3	4	1	0	0	0	0	1	57	92	4.50	1.167										
Jim Brower, R (7, 1) ERA: 3.89	2.0		8	0	0	0	3	2	0	0	0	0	0	19	37	0.00	1.000										
Jason Christiansen, L (9, 1) ERA: 4.3	0.0		1	1	1	0	0	0	0	0	0	0	0	4	5	∞	∞										
Matt Herges, R (9, 1) ERA: 5.59	0.2		4	2	1	1	0	0	0	0	0	0	0	4	8	13.50	3.000										
32 Kevin Correia, R (9, 1) ERA: 11.32	0.1		2	1	1	1	0	0	0	0	0	0	0	6	11	27.00	3.000										

AB	31
R	6
H	10
RBI	6
BB	3
SO	7
LOB	8



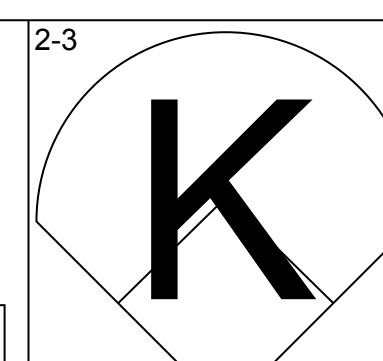
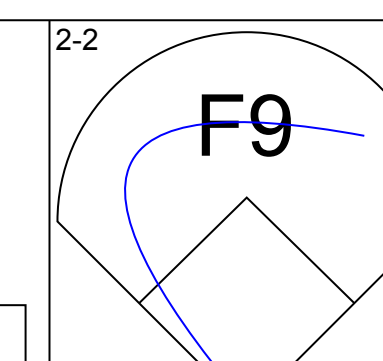
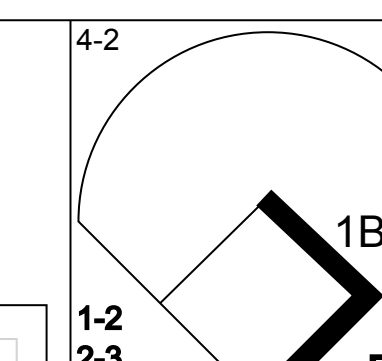
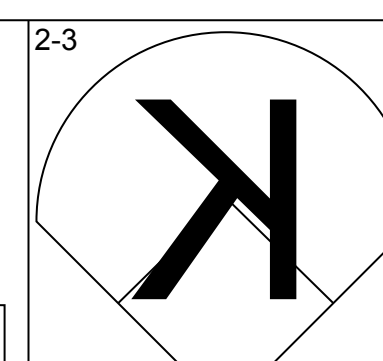
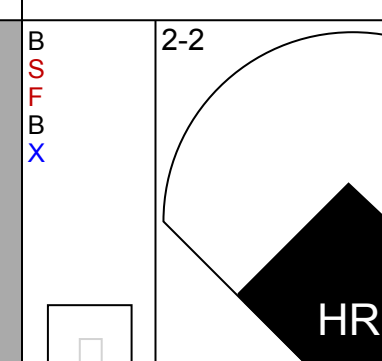
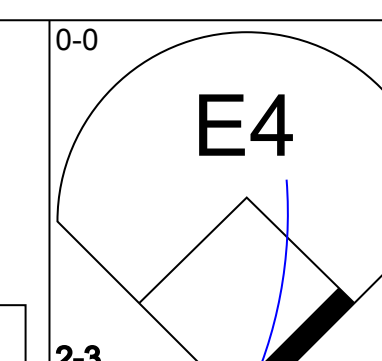
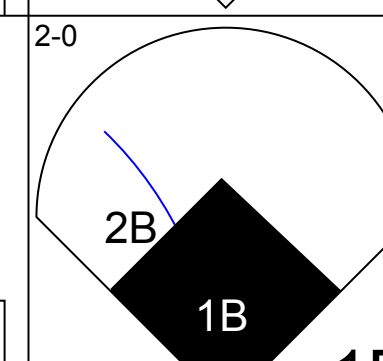
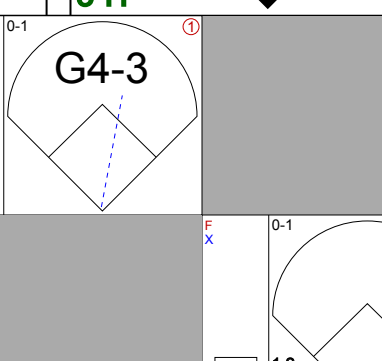

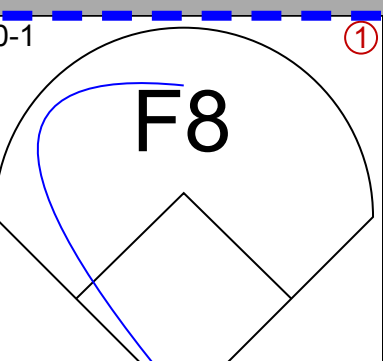
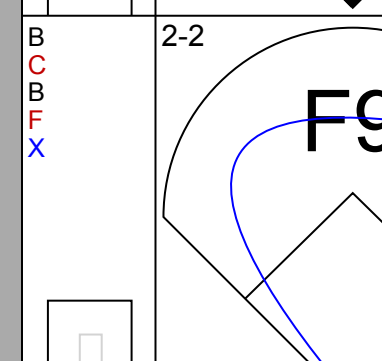
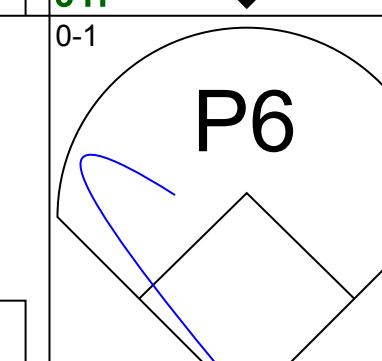
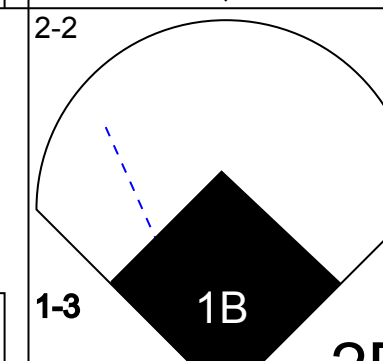
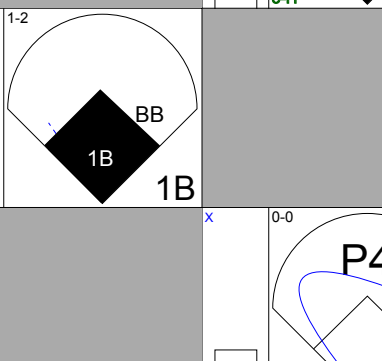

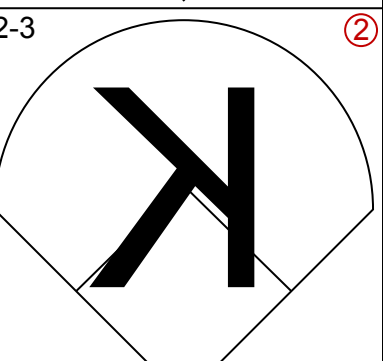
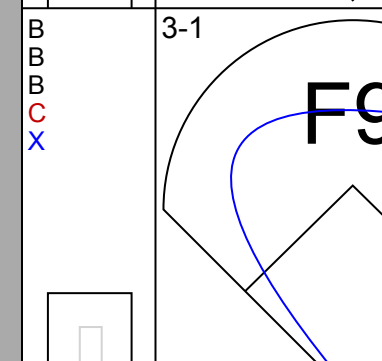
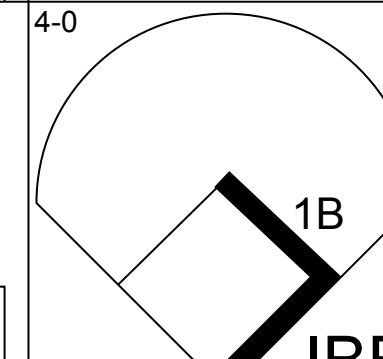
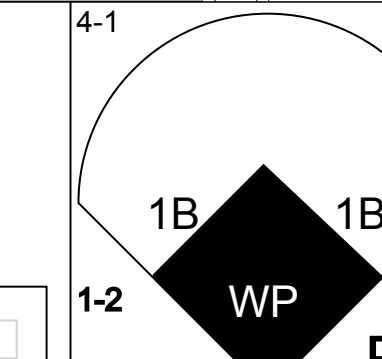
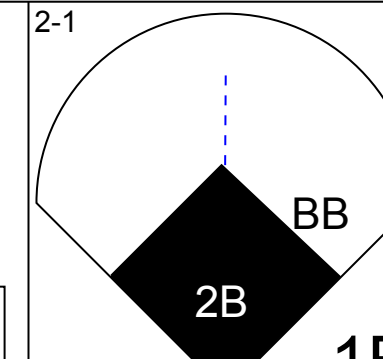
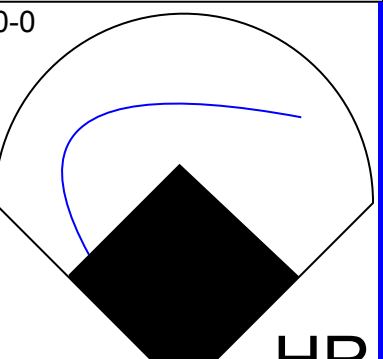
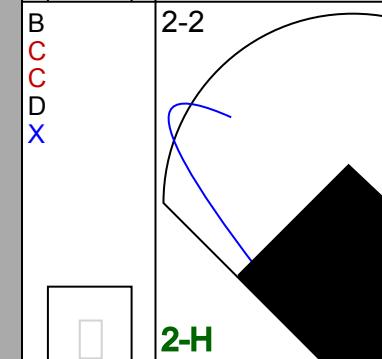

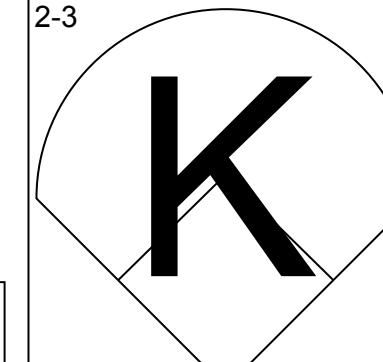
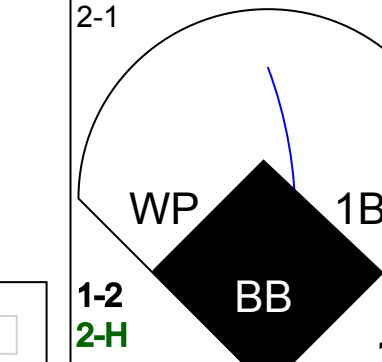
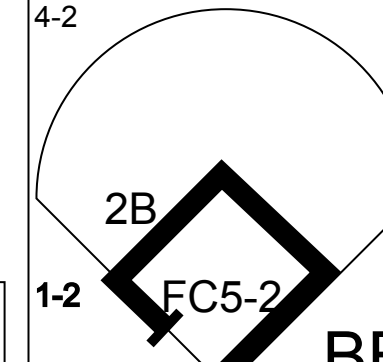
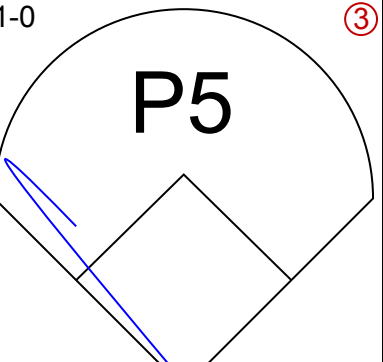
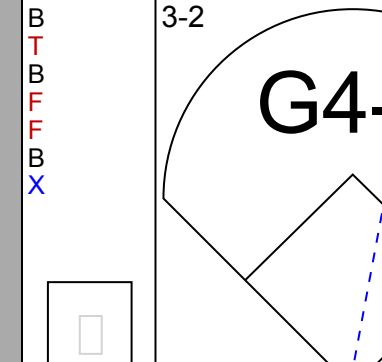

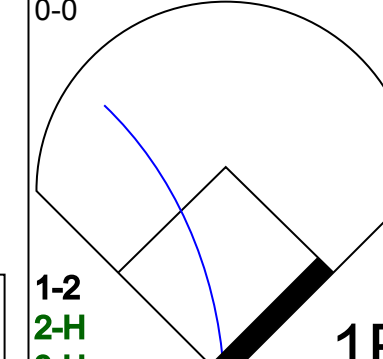
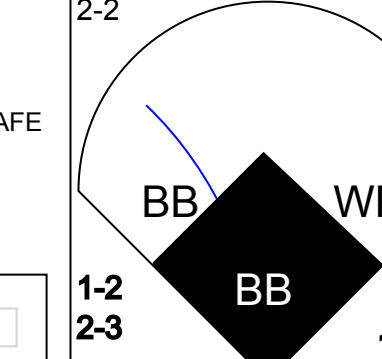
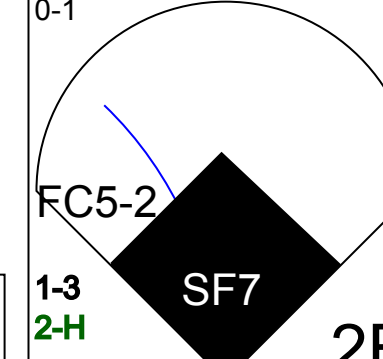


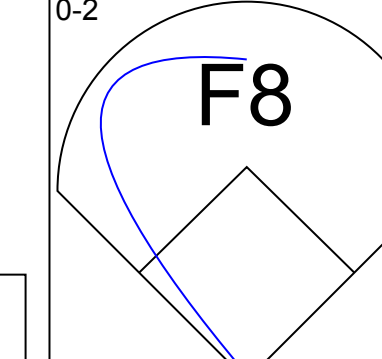
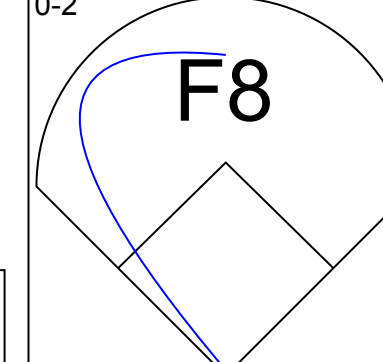
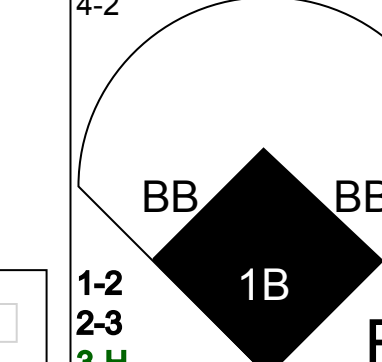
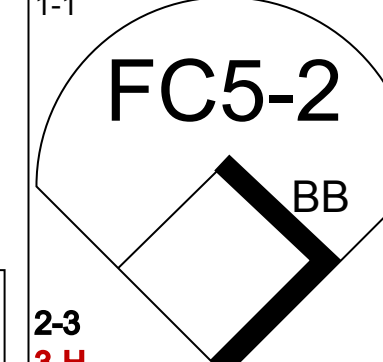


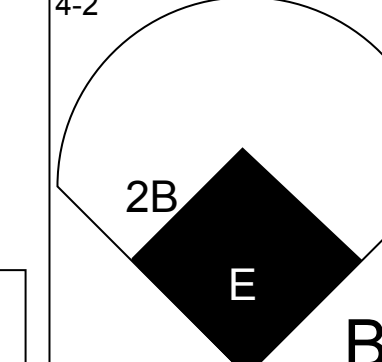
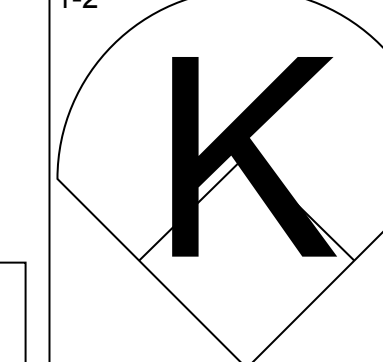
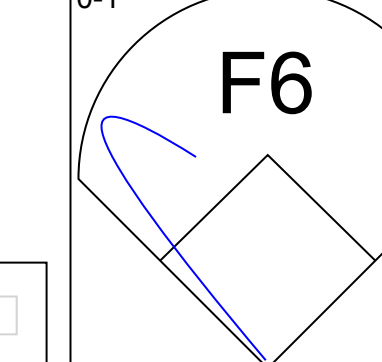
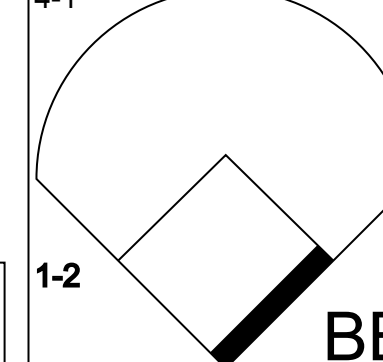


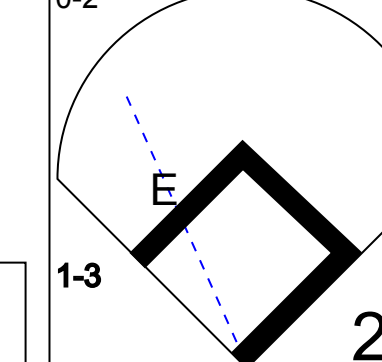

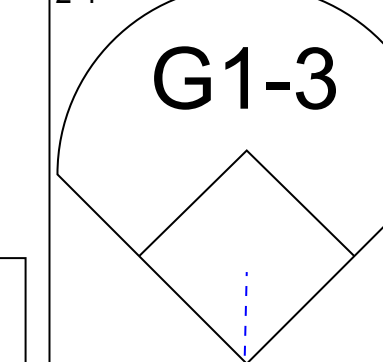
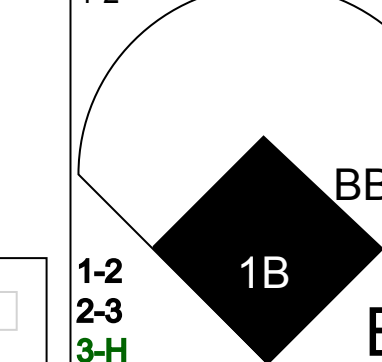
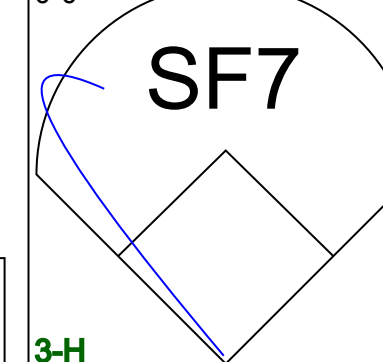


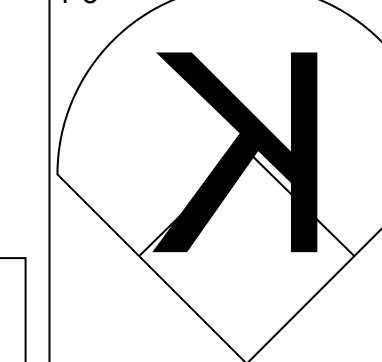
Batter	1	2	3	4	5	6	7	8	9	AB	R	H	RBI	BB	SO	LOB	BOTTOM											
Ray Durham, S (1, 4) OBP: 0.339, SLG: 0.434										4	1	0	0	1	0	6	Montreal Expos @ San Francisco Giants SBC Park, San Francisco, CA Wed Aug 18 2004, 3:35 PM EDT Sunny - 71 F											
J.T. Snow, L (1, 3) OBP: 0.427, SLG: 0.531										5	0	3	1	0	0	0												
Pedro Feliz, R (1, 5) OBP: 0.287, SLG: 0.455										5	0	0	0	0	1	3												
A.J. Pierzynski, L (1, 2) OBP: 0.341, SLG: 0.462										4	1	2	0	0	0	1												
Michael Tucker, L (1, 8) OBP: 0.379, SLG: 0.467										4	0	0	0	0	2	3												
Dustin Mohr, R (1, 7) OBP: 0.407, SLG: 0.445										3	0	1	0	0	0	1												
Ricky Ledee, L (1, 9) OBP: 0.364, SLG: 0.456										3	0	0	0	1	2	2												
Deivi Cruz, R (1, 6) OBP: 0.336, SLG: 0.455										4	0	3	1	0	0	0												
41 Brad Hennessey, R (1, 1) ERA: 4.6	5.2	W	26	6	2	2	3	2	0	1	0	0	0	1	0	0												
Claudio Vargas, R (6, 1) ERA: 5.19	0.0		1	0	0	0	0	0	0	1	0	0	0	1	2	∞		∞										
Joe Horgan, L (6, 1) ERA: 2.92	1.1	H	5	2	0	0	0	0	0	0	0	0	0	13	15	0.00	1.500											
Luis Ayala, R (8, 1) ERA: 2.33	1.0	H	4	2	0	0	1	0	0	0	0	0	0	10	15	0.00	2.000											
32 Chad Cordero, R (9, 1) ERA: 3.49	1.0		3	0	0	0	1	0	0	0	0	0	0	10	15	0.00	0.000											
Inning Stats	R: 1 E: 0 K: 1 S: 12	H: 1 LOB: 1 BB: 1 P: 23	R: 0 E: 0 K: 1 S: 7	H: 0 LOB: 0 BB: 0 P: 10	R: 0 E: 0 K: 0 S: 8	H: 1 LOB: 1 BB: 0 P: 12	R: 1 E: 0 K: 0 S: 16	H: 3 LOB: 3 BB: 1 P: 28	R: 0 E: 0 K: 0 S: 6	H: 0 LOB: 0 BB: 0 P: 10	R: 0 E: 0 K: 1 S: 16	H: 1 LOB: 1 BB: 0 P: 20	R: 0 E: 0 K: 0 S: 9	H: 2 LOB: 1 BB: 0 P: 11	R: 0 E: 0 K: 1 S: 10	H: 2 LOB: 1 BB: 0 P: 15	R: 0 E: 0 K: 1 S: 10	H: 0 LOB: 0 BB: 0 P: 15	1B: 8 2B: 2 3B: 1 HR: 0	SF: 0 SAC: 0 DP: 2 HBP: 2	WP: 0 PB: 0 SB: 0 CS: 0	PA: 39						
PITCHER	IP	WLS	BF	H	R	ER	SO	BB	IBB	HBP	BLK	WP	HR	S	P	ERA	WHIP											
Rocky Biddle, R (1, 1) ERA: 6.99	5.2	W	26	6	2	2	3	2	0	1	0	0	0	1	0	0	3.18	1.412										
Claudio Vargas, R (6, 1) ERA: 5.19	0.0		1	0	0	0	0	0	0	1	0	0	0	1	2	∞	∞											
Joe Horgan, L (6, 1) ERA: 2.92	1.1	H	5	2	0	0	0	0	0	0	0	0	0	13	15	0.00	1.500											
Luis Ayala, R (8, 1) ERA: 2.33	1.0	H	4	2	0	0	1	0	0	0	0	0	0	10	15	0.00	2.000											
32 Chad Cordero, R (9, 1) ERA: 3.49	1.0		3	0	0	0	1	0	0	0	0	0	0	10	15	0.00	0.000											




Batter	1	2	3	4	5	6	7	8	9	AB	R	H	RBI	BB	SO	LOB	TOP										
Brad Wilkerson, L (1, 3) OBP: 0.375, SLG: 0.483 Terrel Sledge, L (4, 3) OBP: 0.319, SLG: 0.398										2	0	0	0	0	1	0	Montreal Expos @ San Francisco Giants SBC Park, San Francisco, CA Wed Aug 18 2004, 3:40 PM EDT Att: 42,296 - Sunny - 73 F										
Jamey Carroll, R (1, 6) OBP: 0.360, SLG: 0.382										2	1	0	1	1	0	1											
Jose Vidro, S (1, 4) OBP: 0.369, SLG: 0.450 Henry Mateo, S (4, PH) OBP: 0.231, SLG: 0.231										1	0	0	0	0	0	1											
Tony Batista, R (1, 5) OBP: 0.267, SLG: 0.422										4	0	2	1	0	1	0											
Juan Rivera, R (1, 9) OBP: 0.320, SLG: 0.411										4	1	1	0	0	0	2											
Ronald Colloway, L (1, 7) OBP: 0.229, SLG: 0.247											4	1	1	1	0	1		0									
Einar Diaz, R (1, 2) OBP: 0.296, SLG: 0.287											4	0	1	1	0	0		0									
Endy Chavez, L (1, 8) OBP: 0.322, SLG: 0.398										4	0	0	0	0	2	1											
52 T.J. Tucker, R (1, 1) OBP: 0.111, SLG: 0.111 Claudio Vargas, R (3, 1) OBP: 0.048, SLG: 0.048 Francis Beltran, R (5, 1) OBP: 0.333, SLG: 0.333 Joey Eischen, L (8, PH) OBP: 1.000, SLG: 1.000 Joe Horgan, L (8, 1) OBP: 0.333, SLG: 0.333										1	0	0	0	0	0	0											
Inning Stats	R: 1 E: 0 K: 1 S: 14	H: 1 LOB: 1 BB: 1 P: 25	R: 0 E: 0 K: 1 S: 6	H: 0 LOB: 0 BB: 0 P: 11	R: 0 E: 0 K: 0 S: 11	H: 0 LOB: 0 BB: 0 P: 15	R: 0 E: 0 K: 1 S: 11	H: 1 LOB: 0 BB: 0 P: 16	R: 0 E: 0 K: 1 S: 7	H: 0 LOB: 0 BB: 0 P: 10	R: 0 E: 0 K: 0 S: 10	H: 1 LOB: 1 BB: 0 P: 18	R: 1 E: 0 K: 0 S: 5	H: 1 LOB: 0 BB: 0 P: 9	R: 1 E: 0 K: 0 S: 14	H: 2 LOB: 1 BB: 0 P: 20		R: 1 E: 0 K: 2 S: 11	H: 2 LOB: 1 BB: 0 P: 18	1B: 5 2B: 2 3B: 1 HR: 0	SF: 1 SAC: 0 DP: 1 HBP: 0	WP: 0 PB: 0 CS: 0	PA: 35				
PITCHER	IP	WLS	BF	H	R	ER	SO	BB	IBB	HBP	BLK	WP	HR	S	P	ERA	WHIP										
Wayne Franklin, L (1, 1) ERA: 5.36	6.0	W	21	3	1	1	4	1	0	0	0	0	0	59	95	1.50	0.667										
Tyler Walker, R (7, 1) ERA: 4.51	2.0		9	3	2	2	0	0	0	0	0	0	0	19	29	9.00	1.500										
32 Kevin Correia, R (9, 1) ERA: 11.12	1.0		5	2	1	1	2	0	0	0	0	0	0	11	18	9.00	2.000										

AB	33
R	4
H	8
RBI	4
BB	1
SO	6
LOB	8



Batter	1	2	3	4	5	6	7	8	9	AB	R	H	RBI	BB	SO	LOB	BOTTOM										
Michael Tucker, L (1, 9) OBP: 0.379, SLG: 0.466										5	1	1	1	1	2	3	Montreal Expos @ San Francisco Giants SBC Park, San Francisco, CA Wed Aug 18 2004, 3:40 PM EDT Att: 42,296 - Sunny - 73 F										
Deivi Cruz, R (1, 6) OBP: 0.336, SLG: 0.451										6	1	2	2	0	0	3											
Pedro Feliz, R (1, 5) OBP: 0.289, SLG: 0.457										5	2	2	0	0	1	3											
Barry Bonds, L (1, 7) OBP: 0.609, SLG: 0.799 Dustan Mohr, R (6, 7) OBP: 0.409, SLG: 0.464										2	3	2	1	2	0	0											
J.T. Snow, L (1, 3) OBP: 0.427, SLG: 0.527										4	1	1	1	1	1	3											
Marquis Grissom, R (1, 8) OBP: 0.316, SLG: 0.450										5	2	3	3	0	0	0											
Yorvit Torrealba, R (1, 2) OBP: 0.329, SLG: 0.422										3	2	1	0	2	0	4											
Cody Ransom, R (1, 4) OBP: 0.298, SLG: 0.373										4	0	1	0	1	1	4											
Wayne Franklin, L (1, 1) OBP: 0.400, SLG: 0.333 Tyler Walker, R (7, 1) ERA: 4.51 32 Kevin Correia, R (9, 1) OBP: 1.000, SLG: 2.000										2	1	0	2	1	0	1											
Inning Stats	R: 2 E: 0 K: 2 S: 14	H: 3 LOB: 2 BB: 1 P: 26	R: 0 E: 0 K: 1 S: 8	H: 0 LOB: 0 BB: 0 P: 13	R: 6 E: 0 K: 0 S: 24	H: 4 LOB: 2 BB: 4 P: 45	R: 2 E: 0 K: 1 S: 16	H: 2 LOB: 2 BB: 2 P: 29	R: 1 E: 0 K: 1 S: 7	H: 1 LOB: 0 BB: 0 P: 10	R: 0 E: 0 K: 0 S: 6	H: 1 LOB: 1 BB: 0 P: 8	R: 2 E: 0 K: 0 S: 15	H: 2 LOB: 0 BB: 0 P: 27	R: 1 E: 1 K: 1 S: 19	H: 1 LOB: 2 BB: 1 P: 24		1B: 8 2B: 4 3B: 0 HR: 2	SF: 1 SAC: 0 DP: 0 HBP: 0	WP: 1 PB: 0 CS: 0	PA: 47						
PITCHER	IP	WLS	BF	H	R	ER	SO	BB	IBB	HBP	BLK	WP	HR	S	P	ERA	WHIP										
52 T.J. Tucker, R (1, 1) ERA: 4.28	2.1	L	15	6	6	6	3	1	1	0	0	0	0	34	60	23.14	3.000										
Claudio Vargas, R (3, 1) ERA: 5.47	1.2		13	3	4	4	1	5	0	0	0	1	0	28	53	21.60	4.800										
Francis Beltran, R (5, 1) ERA: 5.03	3.0		13	4	3	3	1	0	0	0	0	0	2	28	45	9.00	1.333										
Joe Horgan, L (8, 1) ERA: 2.81	1.0		6	1	1	0	1	1	0	0	0	0	0	19	24	0.00	2.000										

AB	38
R	14
H	14
RBI	12
BB	8
SO	6
LOB	23



Batter	1	2	3	4	5	6	7	8	9	AB	R	H	RBI	BB	SO	LOB	TOP					
Gerald Williams, R (1, 8) OBP: 0.375, SLG: 0.537										4	0	0	0	0	2	1	New York Mets @ San Francisco Giants SBC Park, San Francisco, CA Sun Aug 22 2004, 4:05 PM EDT Att: 42,359 - Cloudy - 72 F					
Jeff Keppinger, R (1, 4) OBP: 0.375, SLG: 0.375										4	0	2	0	0	0	0						
Cliff Floyd, L (1, 7) OBP: 0.350, SLG: 0.494										4	0	0	0	0	1	3						
Richard Hidalgo, R (1, 9) OBP: 0.332, SLG: 0.493										4	1	2	1	0	0	0						
David Wright, R (1, 5) OBP: 0.331, SLG: 0.517										4	0	1	0	0	1	2						
Vance Wilson, R (1, 2) OBP: 0.384, SLG: 0.478										4	0	2	0	0	0	1						
Todd Zeile, R (1, 3) OBP: 0.318, SLG: 0.348										3	0	0	0	1	0	2						
Wilson Delgado, S (1, 6) OBP: 0.250, SLG: 0.250										4	0	1	0	0	0	2						
Matt Ginter, R (1, 1) OBP: 0.313, SLG: 0.286										1	0	0	0	0	0	0						
Danny Garcia, R (7, PH) OBP: 0.365, SLG: 0.360										1	0	0	0	0	0	0						
Mike DeJean, R (7, 1)										0	0	0	0	0	0	0						
Inning Stats	R: 0 E: 0 K: 1 S: 10	H: 0 LOB: 0 BB: 0 P: 15	R: 0 E: 0 K: 0 S: 8	H: 1 LOB: 1 BB: 0 P: 13	R: 0 E: 0 K: 0 S: 9	H: 2 LOB: 2 BB: 0 P: 16	R: 1 E: 0 K: 0 S: 8	H: 1 LOB: 1 BB: 1 P: 17	R: 0 E: 0 K: 0 S: 11	H: 0 LOB: 0 BB: 0 P: 14	R: 0 E: 0 K: 0 S: 10	H: 1 LOB: 1 BB: 0 P: 15	R: 0 E: 0 K: 0 S: 5	H: 0 LOB: 0 BB: 0 P: 10	R: 0 E: 0 K: 3 S: 17	H: 2 LOB: 2 BB: 0 P: 23	R: 0 E: 0 K: 0 S: 7	H: 1 LOB: 0 BB: 0 P: 9	1B: 7 2B: 0 3B: 0 HR: 1	SF: 0 SAC: 1 DP: 1 HBP: 0	WP: 0 PB: 0 SB: 0 CS: 0	PA: 35
PITCHER	IP WLS BF H R ER SO BB IBB HBP BLK WP HR S P ERA WHIP																					
Kirk Rueter, L (1, 1) ERA: 5.02	7.0 W 27 5 1 1 1 1 1 0 0 0 0 0 1 61 100 1.29 0.857																					
Jim Brower, R (8, 1) ERA: 3.87	0.1 H 2 1 0 0 1 0 0 0 0 0 0 0 0 6 8 0.00 3.000																					
Scott Eyre, L (8, 1) ERA: 4.52	0.1 H 1 0 0 0 1 0 0 0 0 0 0 0 0 5 6 0.00 0.000																					
Dustin Hermanson, R (8, 1) ERA: 4.4	1.1 S 5 2 0 0 1 0 0 0 0 0 0 0 0 13 18 0.00 1.500																					

AB	33
R	1
H	8
RBI	1
BB	1
SO	4
LOB	11

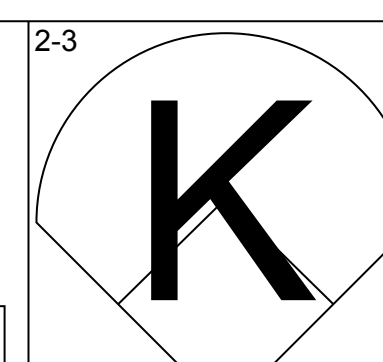
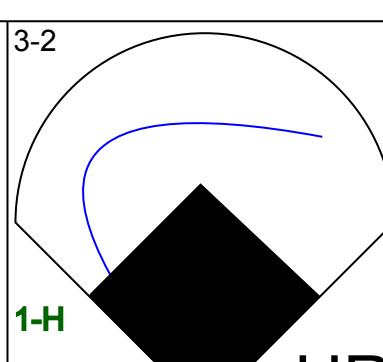
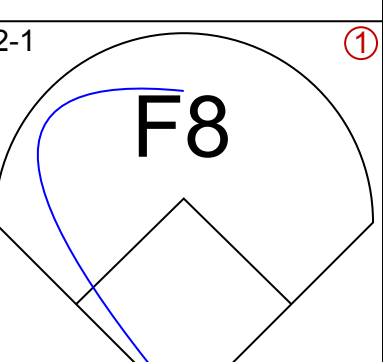
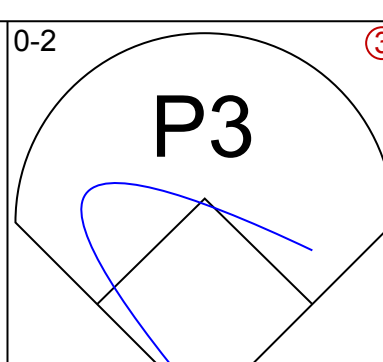
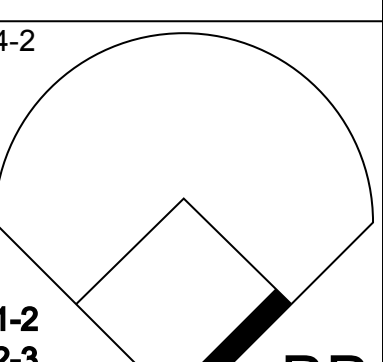
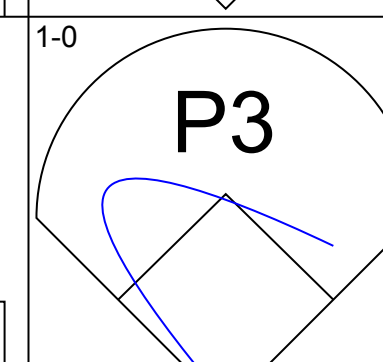
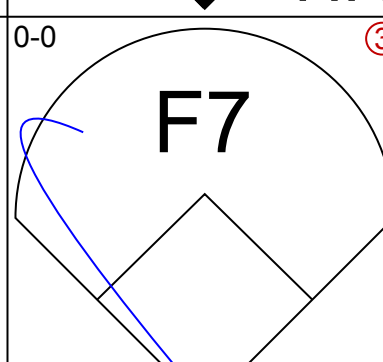
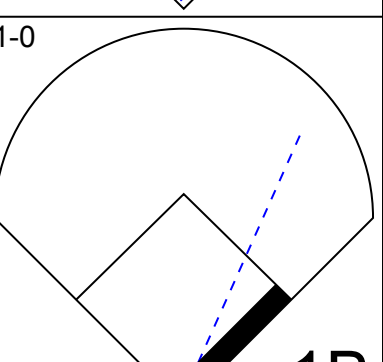
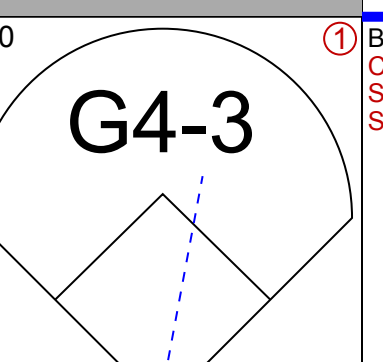
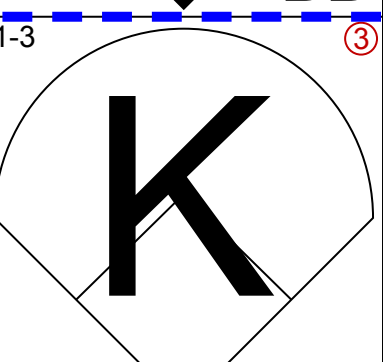
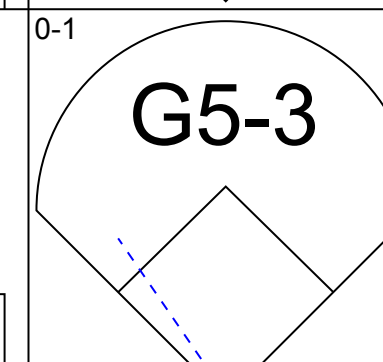
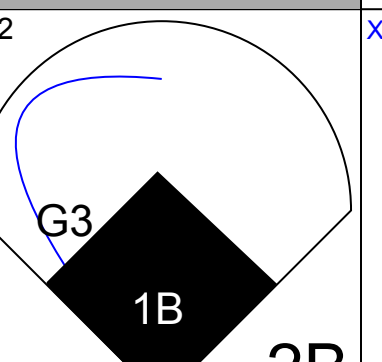
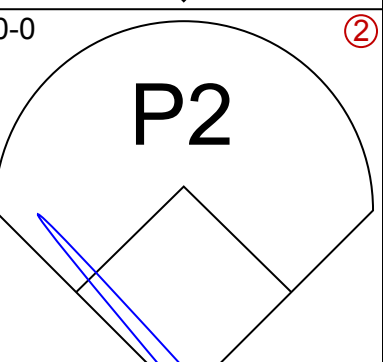
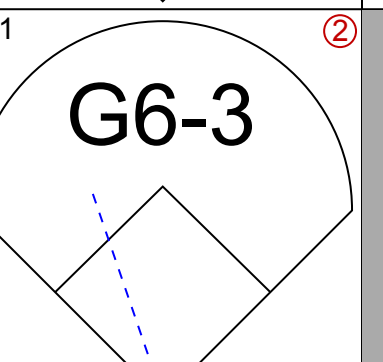
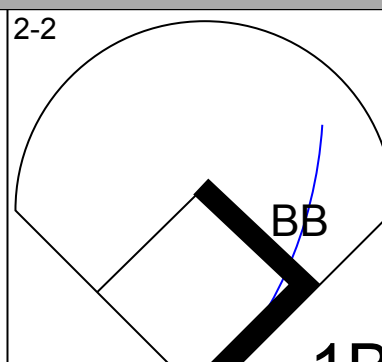
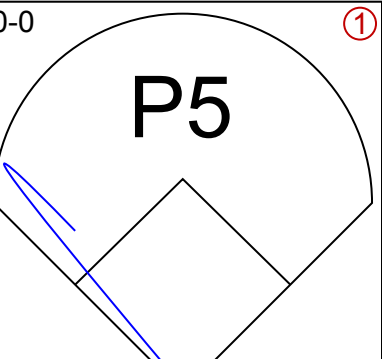
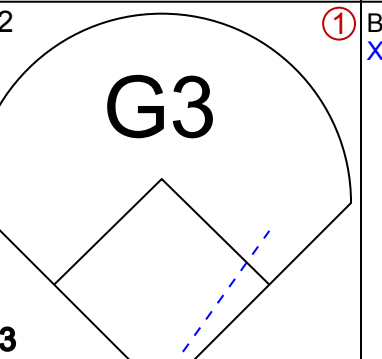
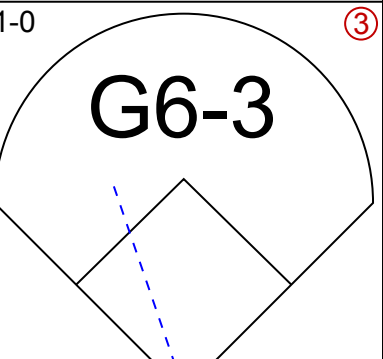
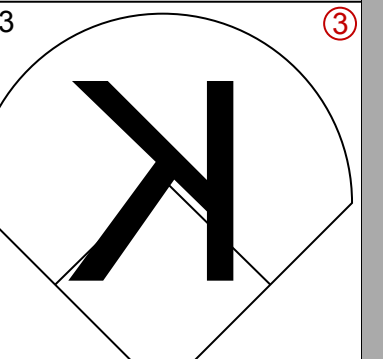
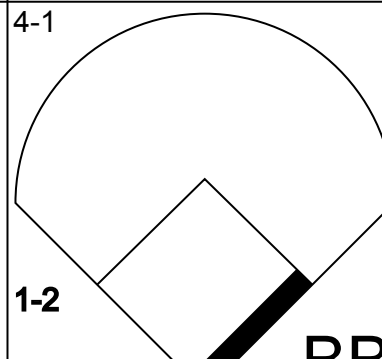
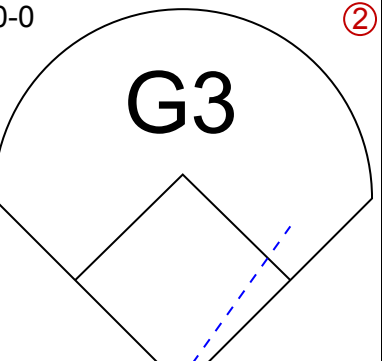
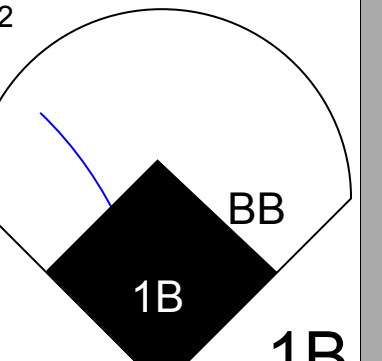
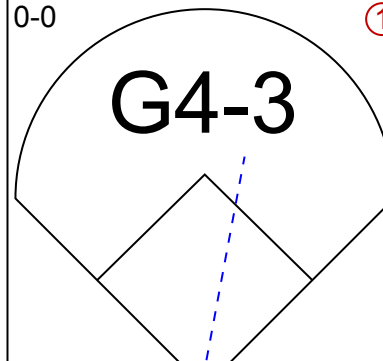
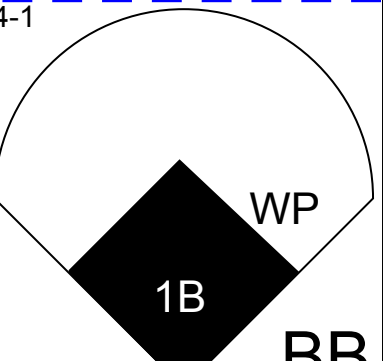
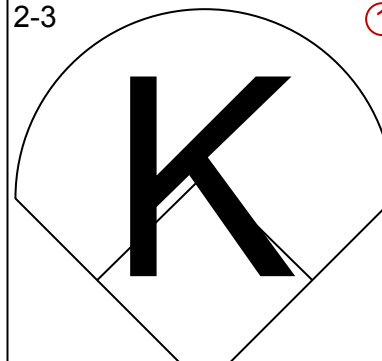
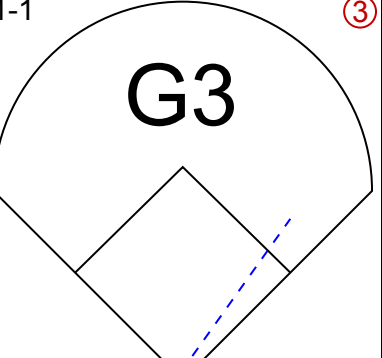

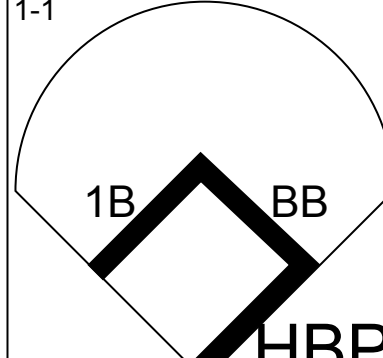
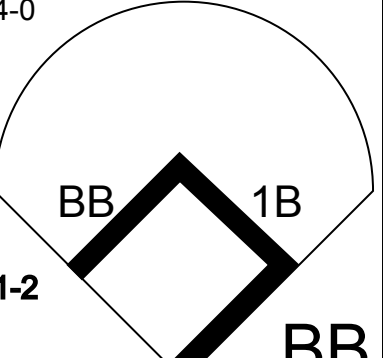
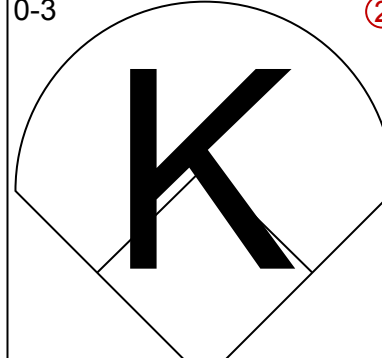
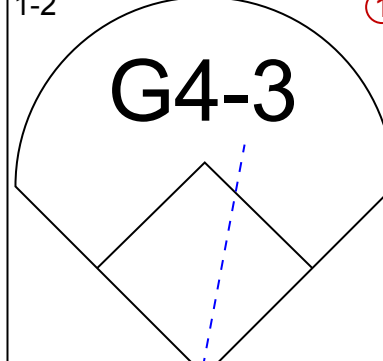
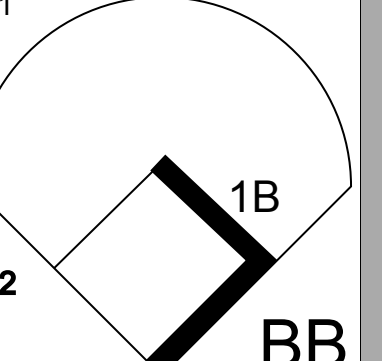
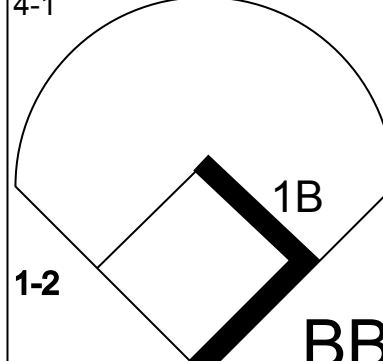
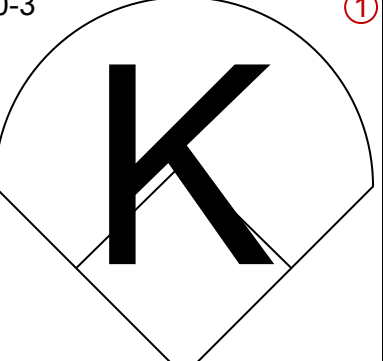
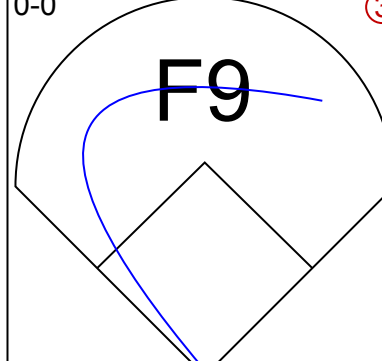
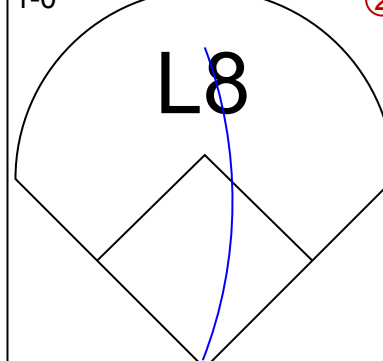
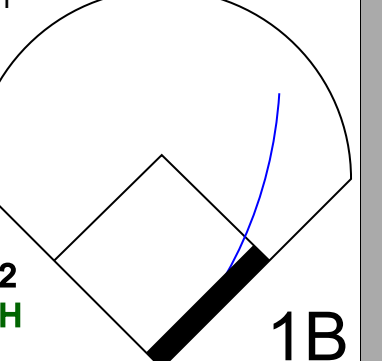
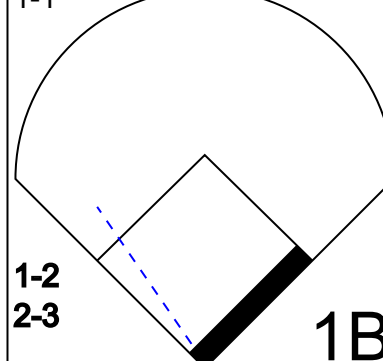
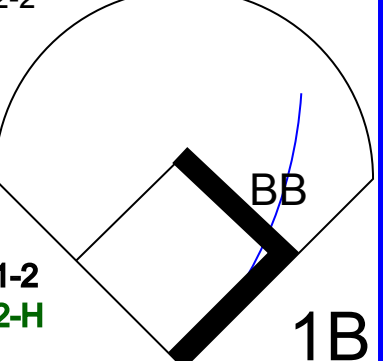
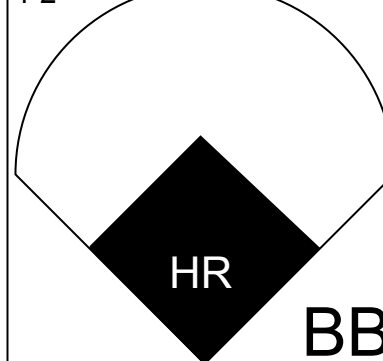
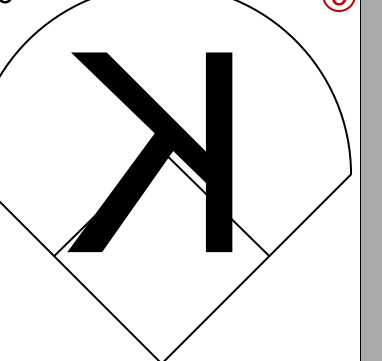
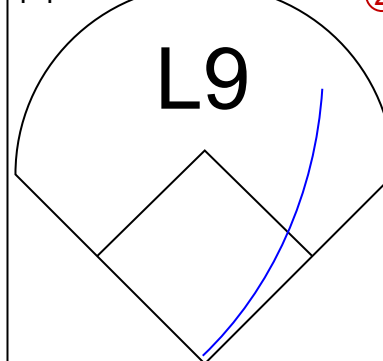
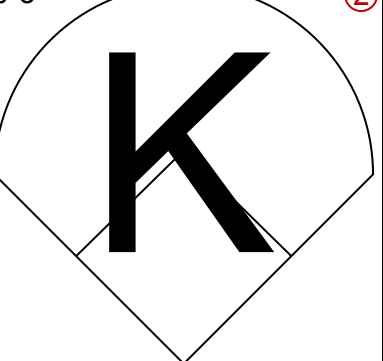

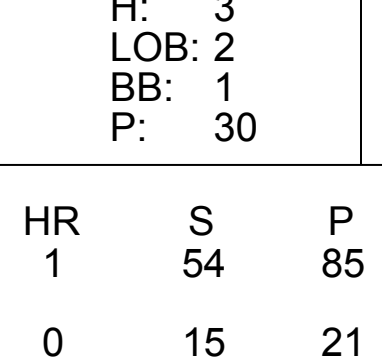


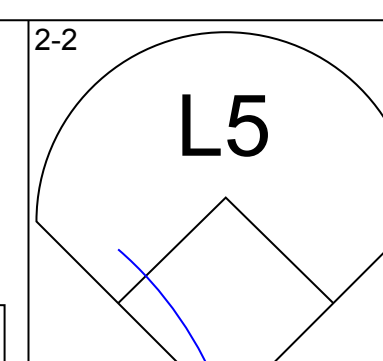
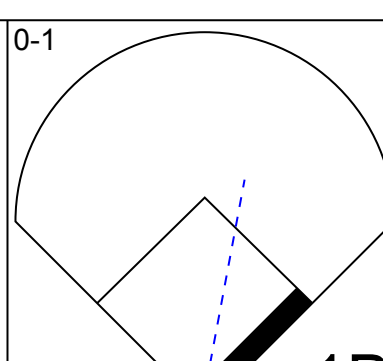
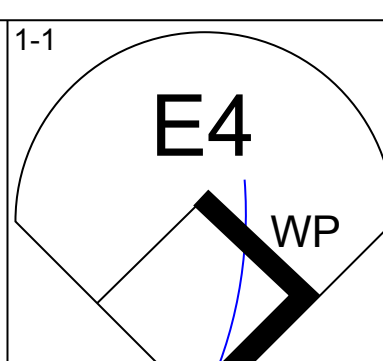
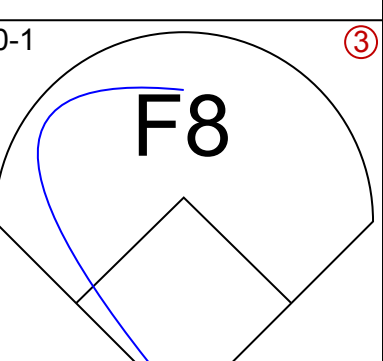
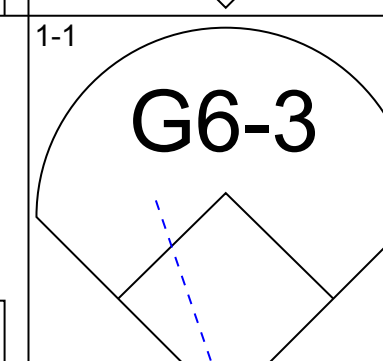
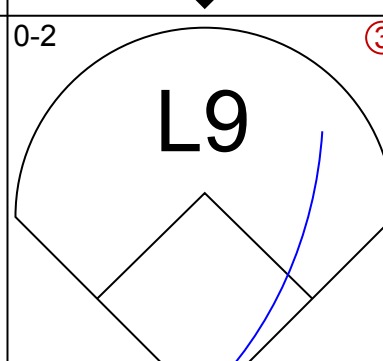
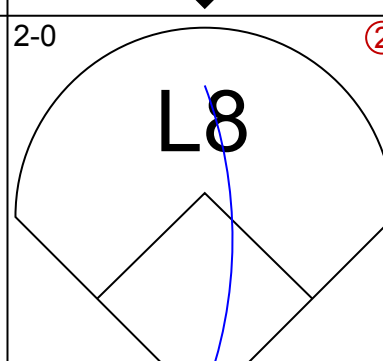
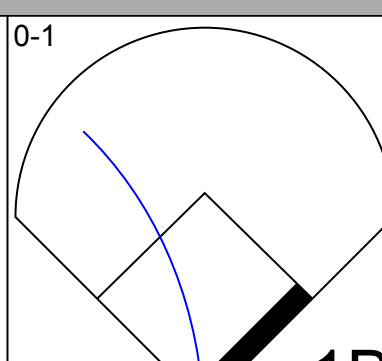
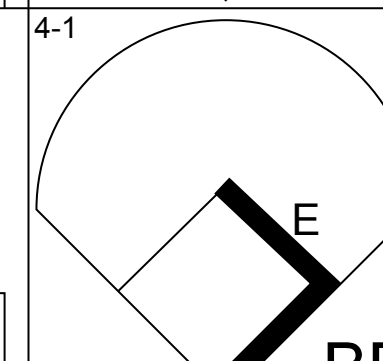
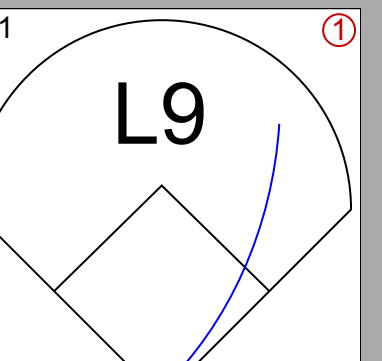
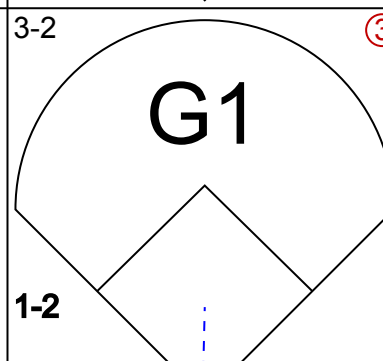
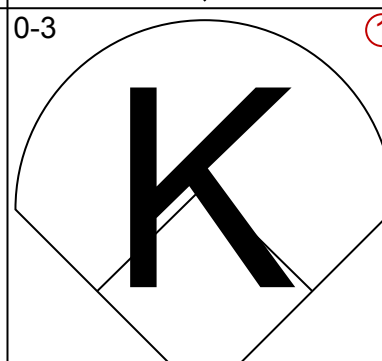
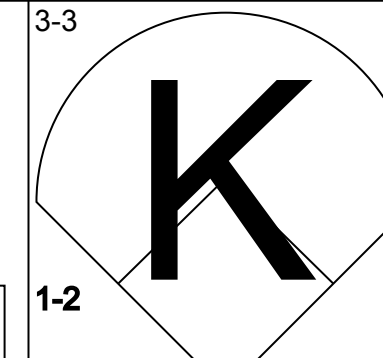
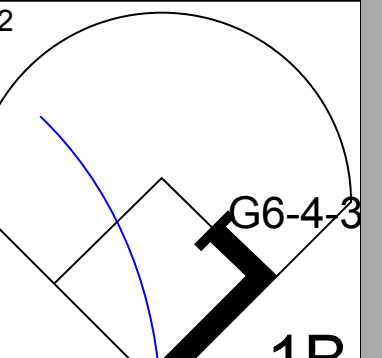
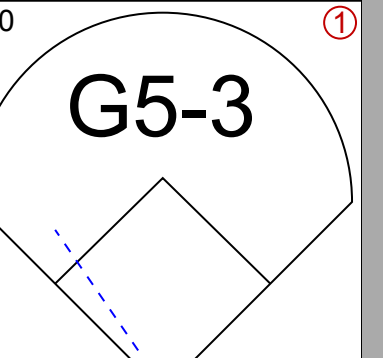
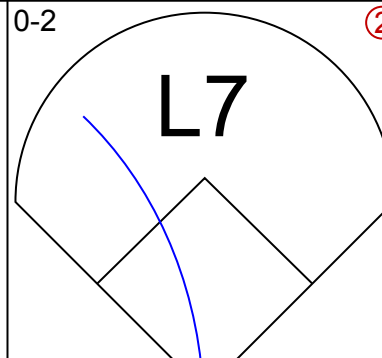
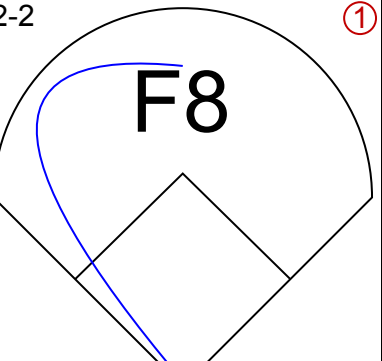
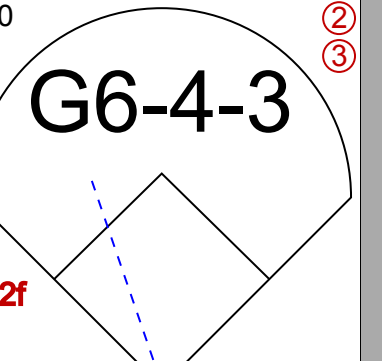
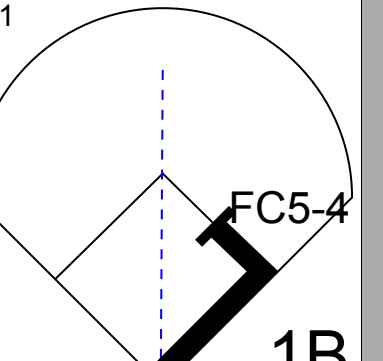
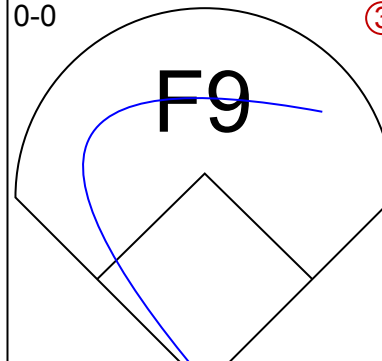
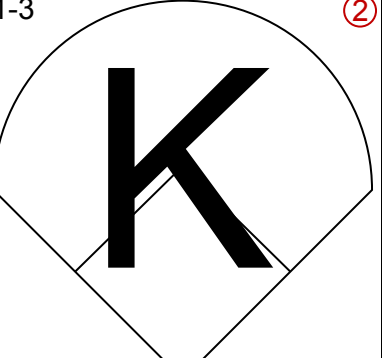
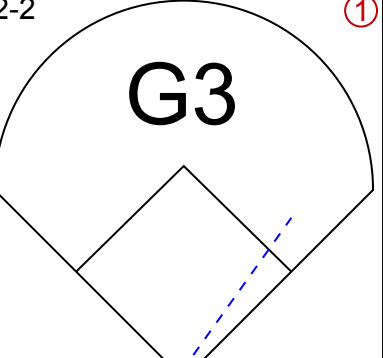
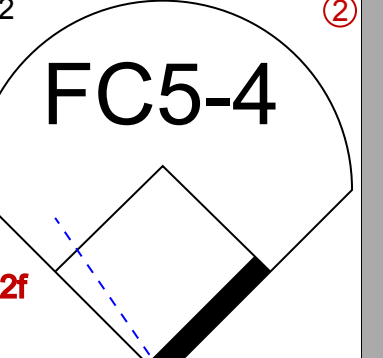
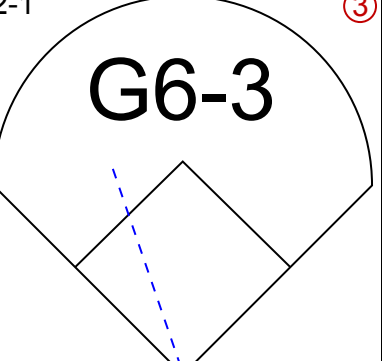
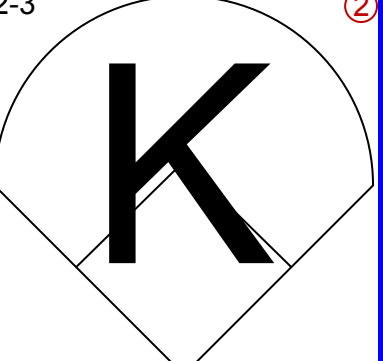
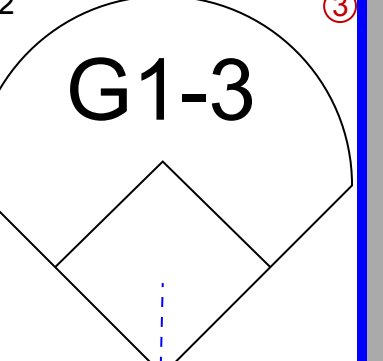
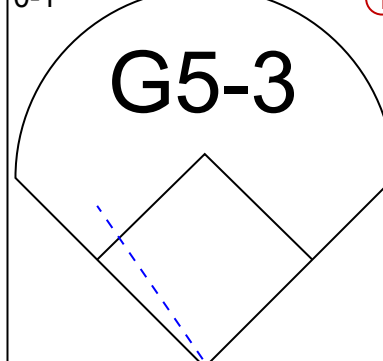
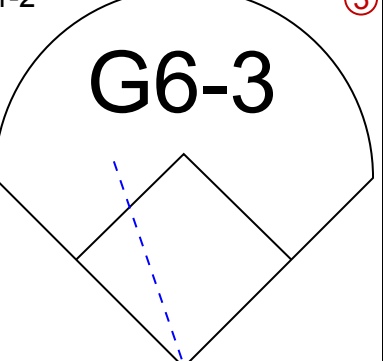
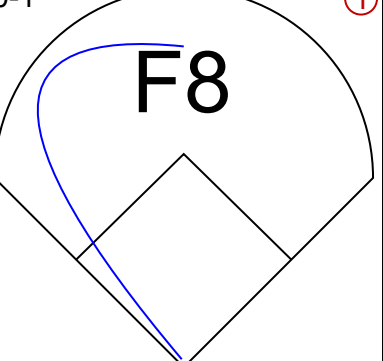
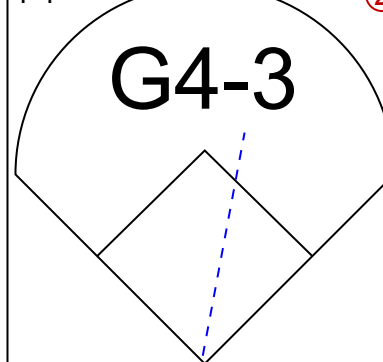
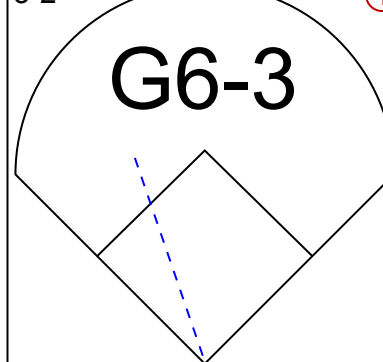
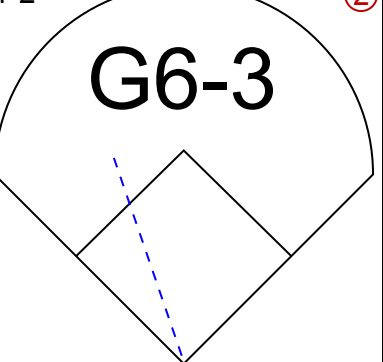
Batter	1	2	3	4	5	6	7	8	9	AB	R	H	RBI	BB	SO	LOB	BOTTOM					
Ray Durham, S (1, 4) OBP: 0.340, SLG: 0.452										4	1	1	1	0	0	0	New York Mets @ San Francisco Giants SBC Park, San Francisco, CA Sun Aug 22 2004, 4:05 PM EDT Att: 42,359 - Cloudy - 72 F					
Michael Tucker, L (1, 8) OBP: 0.370, SLG: 0.453										4	0	0	0	0	2	0						
Cody Ransom, R (9, 6) OBP: 0.298, SLG: 0.373										0	0	0	0	0	0	0						
Edgardo Alfonzo, R (1, 5) OBP: 0.339, SLG: 0.394										4	1	2	0	0	0	0						
Barry Bonds, L (1, 7) OBP: 0.612, SLG: 0.822										4	1	1	2	0	0	1						
A.J. Pierzynski, L (1, 2) OBP: 0.338, SLG: 0.462										4	0	2	0	0	1	0						
Pedro Feliz, R (1, 3) OBP: 0.296, SLG: 0.471										4	0	1	0	0	2	2						
Ricky Ledee, L (1, 9) OBP: 0.354, SLG: 0.441										3	0	0	0	0	0	3						
Deivi Cruz, R (1, 6) OBP: 0.344, SLG: 0.450										1	0	0	0	2	0	0						
Marquis Grissom, R (9, 8) OBP: 0.315, SLG: 0.444										0	0	0	0	0	0	0						
Kirk Rueter, L (1, 1) OBP: 0.224, SLG: 0.217										3	0	0	0	0	0	4						
Jim Brower, R (8, 1) OBP: 0.607, SLG: 0.500										0	0	0	0	0	0	0						
Scott Eyre, L (8, 1)										0	0	0	0	0	0	0						
Dustin Hermanson, R (8, 1) OBP: 0.133, SLG: 0.103										0	0	0	0	0	0	0						
Inning Stats	R: 3 E: 0 K: 1 S: 19	H: 4 LOB: 1 BB: 0 P: 25	R: 0 E: 0 K: 0 S: 8	H: 0 LOB: 0 BB: 0 P: 11	R: 0 E: 0 K: 1 S: 7	H: 0 LOB: 0 BB: 0 P: 12	R: 0 E: 0 K: 1 S: 7	H: 1 LOB: 2 BB: 1 P: 12	R: 0 E: 0 K: 0 S: 12	H: 1 LOB: 1 BB: 0 P: 19	R: 0 E: 0 K: 0 S: 8	H: 1 LOB: 2 BB: 1 P: 13	R: 0 E: 0 K: 0 S: 5	H: 0 LOB: 0 BB: 0 P: 7	R: 0 E: 0 K: 2 S: 8	H: 0 LOB: 0 BB: 0 P: 14	R: 0 E: 0 K: 2 S: 8	H: 0 LOB: 0 BB: 0 P: 14	1B: 3 2B: 1 3B: 1 HR: 2	SF: 0 SAC: 0 DP: 0 HBP: 0	WP: 0 PB: 0 SB: 0 CS: 0	PA: 33
PITCHER	IP WLS BF H R ER SO BB IBB HBP BLK WP HR S P ERA WHIP																					
Matt Ginter, R (1, 1) ERA: 4.61	6.0 L 27 7 3 3 3 3 0 2 0 0 0 0 0 2 61 92 4.50 1.167																					
Mike DeJean, R (7, 1) ERA: 4.65	2.0 6 0 0 0 2 0 0 0 0 0 0 0 0 13 21 0.00 0.000																					



Batter	1	2	3	4	5	6	7	8	9	AB	R	H	RBI	BB	SO	LOB	TOP										
Ray Durham, S OBP: 0.337, SLG: 0.447	2-1 F7		2-1 L3		0-1 G4-3		1-1 P3			4	0	0	0	0	0	1	San Francisco Giants @ Florida Marlins Pro Player Stadium, Miami, FL Tue Aug 24 2004, 7:05 PM EDT Att: 23,143 - Unknown - 76 F livebaseballscorecards.com										
Michael Tucker, L OBP: 0.367, SLG: 0.449	0-0 F7		0-2 F8		0-3 K		0-0 G3			4	0	0	0	0	1												
Edgardo Alfonzo, R OBP: 0.344, SLG: 0.397	4-2 BB		0-1 WP		2-1 1B		4-2 1B			2	0	2	0	2	0												
Barry Bonds, L OBP: 0.612, SLG: 0.819 Tyler Walker, R	4-0 BB		4-2 1B		1-1 L3		0-0 BB			1	0	0	0	2	0	1											
Cody Ransom, R Jason Christiansen, R	1-2 BB		1-2 2-3 BB				1-2 1B			0	0	0	0	0	0	0											
A.J. Pierzynski, L OBP: 0.338, SLG: 0.458	0-1 FC6		2-2 HBP		0-1 G5-3		2-3 K			3	0	0	0	0	1	4											
Pedro Feliz, R OBP: 0.293, SLG: 0.467		3-1 G4-3	2-1 P3		0-0 G4-3		1-3 K			4	0	0	0	0	1	5											
Marque Grissom, R Ricky Ledes, L	0-3 K		2-3 K		0-1 G6-3		3-3 K			2	0	0	0	0	2	0											
Deivi Cruz, R OBP: 0.339, SLG: 0.443	0-1 G3		1-1 G6-3		0-3 K		0-0 G3-1			4	0	0	0	0	1	0											
Wayne Franklin, L 32 Kevin Correia, R Dustan Mohr, R	4-0 BB		4-0 1B		2-2 G4-3		0-0 P4		1-3 K	0	0	0	0	0	0	0											
Inning Stats	R: 0 E: 0 K: 0 S: 9	H: 0 LOB: 2 BB: 2 P: 19	R: 0 E: 0 K: 1 S: 7	H: 0 LOB: 0 BB: 0 P: 10	R: 1 E: 0 K: 0 S: 13	H: 1 LOB: 3 BB: 2 P: 27	R: 0 E: 0 K: 1 S: 8	H: 0 LOB: 1 BB: 0 P: 13	R: 0 E: 0 K: 1 S: 9	H: 1 LOB: 1 BB: 0 P: 12	R: 0 E: 0 K: 1 S: 6	H: 0 LOB: 0 BB: 0 P: 7	R: 0 E: 0 K: 2 S: 12	H: 1 LOB: 2 BB: 1 P: 19	R: 0 E: 0 K: 2 S: 7	H: 0 LOB: 0 BB: 0 P: 11	1B: 3 2B: 0 3B: 0 HR: 0	SF: 0 SAC: 0 DP: 0 HBP: 1	WP: 1 PB: 0 SB: 0 CS: 0	PA: 36							
PITCHER	IP	WLS	BF	H	R	ER	SO	BB	IBB	HBP	BLK	WP	HR	S	P	ERA	WHIP										
A.J. Burnett, R ERA: 4.14	(1, 1)	7.0	W	28	2	1	1	4	4	0	1	0	0	57	93	1.29	0.857										
Matt Perisho, L ERA: 4.15	(8, 1)	1.0		5	1	0	0	2	1	0	0	0	0	12	19	0.00	2.000										
Armando Benitez, R ERA: 1.14	(9, 1)	1.0		3	0	0	0	2	0	0	0	0	0	7	11	0.00	0.000										

Batter	1	2	3	4	5	6	7	8	9	AB	R	H	RBI	BB	SO	LOB	BOTTOM											
Juan Pierre, L OBP: 0.357, SLG: 0.387				0-1 FC5-4		1-1 F7		2-0 L6		4	1	2	0	0	0	0	San Francisco Giants @ Florida Marlins Pro Player Stadium, Miami, FL Tue Aug 24 2004, 7:05 PM EDT Att: 23,143 - Unknown - 76 F livebaseballscorecards.com											
Paul Lo Duca, R Chris Aquila, R				2-0 FC5-4		1-2 F7		1-0 2B		3	2	1	0	1	0	1												
Miguel Cabrera, R Matt Perisho, L				1-1 L8		3-3 K		2-1 G4-3		3	1	0	0	1	1	3												
Lenny Harris, L Armando Benitez, R				3-2 G6-3		0-1 F7				3	2	2	5	0	0	0												
Mike Lowell, R Mike Mordecai, R				1-1 HR		2-2 F7				1	0	0	0	0	0	0												
Damon Easley, R				1-3 K		2-2 F8				3	0	0	0	1	1	1												
Juan Encarnacion, R Luis Castillo, S				1-1 G6-3		1-1 G3		1-2 E6		4	1	3	1	0	0	1												
Alex Gonzalez, R				2-2 F7		1-3 K		2-3 K		4	1	1	3	0	2	3												
A.J. Burnett, R Mike Redmond, R				2-3 K		1-1 G6-3		3-3 K		3	0	0	0	0	2	1												
Inning Stats	R: 7 E: 0 K: 1 S: 34	H: 5 LOB: 3 BB: 3 P: 58	R: 0 E: 0 K: 0 S: 8	H: 0 LOB: 1 BB: 1 P: 15	R: 0 E: 0 K: 1 S: 9	H: 0 LOB: 0 BB: 0 P: 14	R: 2 E: 0 K: 1 S: 12	H: 2 LOB: 0 BB: 0 P: 19	R: 0 E: 0 K: 1 S: 11	H: 1 LOB: 1 BB: 0 P: 16	R: 0 E: 0 K: 1 S: 8	H: 0 LOB: 0 BB: 0 P: 13	R: 0 E: 1 K: 1 S: 14	H: 1 LOB: 2 BB: 0 P: 20	R: 0 E: 0 K: 1 S: 7	H: 1 LOB: 1 BB: 0 P: 15		1B: 5 2B: 3 3B: 0 HR: 2	SF: 0 SAC: 0 DP: 1 HBP: 1	WP: 0 PB: 0 SB: 2 CS: 0	PA: 39							
PITCHER	IP	WLS	BF	H	R	ER	SO	BB	IBB	HBP	BLK	WP	HR	S	P	ERA	WHIP											
Wayne Franklin, L 32 Kevin Correia, R Tyler Walker, R Jason Christiansen, L	(1, 1)	0.2	L	10	5	7	7	1	2	0	1	0	0	30	50	94.50	10.500											
	(1, 1)	3.1		13	2	2	2	2	2	0	0	0	0	1	33	56	5.40	1.200										
	(5, 1)	3.0		12	2	0	0	3	0	0	0	0	0	33	49	0.00	0.667											
	(8, 1)	1.0		4	1	0	0	1	0	0	0	0	0	7	15	0.00	1.000											

Batter	1	2	3	4	5	6	7	8	9	AB	R	H	RBI	BB	SO	LOB	TOP		
Ray Durham, S OBP: 0.336, SLG: 0.450 (1, 4)										4	1	2	1	1	1	3	San Francisco Giants @ Florida Marlins Pro Player Stadium, Miami, FL Thu Aug 26 2004, 7:05 PM EDT Att: 29,638 - Cloudy - 87 F		
J.T. Snow, L OBP: 0.422, SLG: 0.519 (1, 3)										5	0	1	0	0	1	3			
Pedro Feliz, R OBP: 0.293, SLG: 0.472 (1, 5)										5	1	2	0	0	0	1			
Barry Bonds, L OBP: 0.608, SLG: 0.802 Dustin Mohr, R OBP: 0.402, SLG: 0.458 (9, PR) (9, 7)										4	0	0	0	1	1	2			
A.J. Pierzynski, L OBP: 0.340, SLG: 0.456 (1, 2)										4	2	1	1	1	1	2			
Ricky Ledes, L OBP: 0.351, SLG: 0.427 (1, 9)										3	0	0	0	1	2	3			
Michael Tucker, L OBP: 0.366, SLG: 0.444 (1, 8)										3	0	0	0	2	1	4			
Deivi Cruz, R OBP: 0.350, SLG: 0.462 Cody Ransom, R OBP: 0.310, SLG: 0.385 (8, 6)										4	0	3	2	0	0	0			
Brett Tomko, R OBP: 0.160, SLG: 0.146 (1, 1)										3	1	0	0	1	2	7			
																			
Inning Stats	R: 0 E: 0 K: 1 S: 6	H: 0 LOB: 0 BB: 0 P: 9	R: 0 E: 0 K: 0 S: 4	H: 0 LOB: 0 BB: 0 P: 5	R: 2 E: 0 K: 0 S: 15	H: 1 LOB: 0 BB: 1 P: 24	R: 2 E: 0 K: 2 S: 21	H: 3 LOB: 2 BB: 1 P: 30	R: 0 E: 0 K: 0 S: 10	H: 1 LOB: 1 BB: 1 P: 17	R: 0 E: 0 K: 1 S: 8	H: 0 LOB: 0 BB: 0 P: 12	R: 1 E: 0 K: 3 S: 15	H: 1 LOB: 3 BB: 3 P: 30	R: 0 E: 0 K: 2 S: 11	H: 1 LOB: 2 BB: 1 P: 19	1B: 6 2B: 1 3B: 0 HR: 1	SF: 0 SAC: 0 DP: 0 HBP: 1	WP: 1 PA: 43 PB: 0 SB: 0 CS: 0
PITCHER	IP WLS BF H R ER SO BB IBB HBP BLK WP HR S P ERA WHIP																		
Josh Beckett, R ERA: 4.39 40 Nate Bump, R ERA: 4.22 Billy Koch, R ERA: 4.41 Matt Perisho, L ERA: 4.0	(1, 1) (6, 1) (8, 1) (8, 1)	5.1 1.2 0.2 1.1	L 6 6 6	25 1 1 1	5 0 1 0	4 0 1 0	4 0 2 0	3 1 1 0	3 0 0 1	0 0 0 0	0 0 0 0	0 0 0 0	0 0 0 0	1 15 12 14	26 21 6.000 23	0.00 13.50 0.00	1.500 6.000 1.500		

Batter	1	2	3	4	5	6	7	8	9	AB	R	H	RBI	BB	SO	LOB	BOTTOM		
Juan Pierre, L OBP: 0.360, SLG: 0.393 (1, 8)										4	0	1	0	0	0	0	San Francisco Giants @ Florida Marlins Pro Player Stadium, Miami, FL Thu Aug 26 2004, 7:05 PM EDT Att: 29,638 - Cloudy - 87 F		
Paul Lo Duca, R OBP: 0.364, SLG: 0.455 (1, 2)										4	0	1	0	0	0	2			
Miguel Cabrera, R OBP: 0.377, SLG: 0.527 (1, 7)										3	0	0	0	1	1	2			
Mike Lowell, R OBP: 0.370, SLG: 0.517 (1, 5)										4	0	1	0	0	1	2			
Jeff Conine, R OBP: 0.332, SLG: 0.423 (1, 3)										4	0	1	0	0	0	2			
Juan Encarnacion, R OBP: 0.292, SLG: 0.394 (1, 9)										3	0	0	0	0	1	1			
Luis Castillo, S OBP: 0.367, SLG: 0.347 40 Nate Bump, L Lenny Harris, L OBP: 0.263, SLG: 0.288 Billy Koch, R Matt Perisho, L Alex Gonzalez, R OBP: 0.266, SLG: 0.431 (1, 4) (6, 1) (7, PH) (8, 1) (8, 1) (1, 6)										2	0	0	0	0	1	0			
										0	0	0	0	0	0	0			
										1	0	0	0	0	0	0			
										2	0	0	0	0	0	0			
Inning Stats	R: 0 E: 1 K: 1 S: 9	H: 0 LOB: 1 BB: 1 P: 19	R: 0 E: 0 K: 1 S: 10	H: 0 LOB: 0 BB: 0 P: 15	R: 0 E: 0 K: 0 S: 9	H: 1 LOB: 1 BB: 0 P: 10	R: 0 E: 0 K: 0 S: 7	H: 1 LOB: 0 BB: 0 P: 9	R: 0 E: 1 K: 0 S: 10	H: 0 LOB: 1 BB: 0 P: 19	R: 0 E: 0 K: 0 S: 11	H: 1 LOB: 1 BB: 0 P: 14	R: 0 E: 0 K: 0 S: 7	H: 0 LOB: 0 BB: 0 P: 8	R: 0 E: 0 K: 1 S: 10	H: 1 LOB: 1 BB: 0 P: 10	1B: 4 2B: 0 3B: 0 HR: 0	SF: 0 SAC: 0 DP: 1 HBP: 0	WP: 1 PA: 32 PB: 0 SB: 0 CS: 0
PITCHER	IP WLS BF H R ER SO BB IBB HBP BLK WP HR S P ERA WHIP																		
Brett Tomko, R ERA: 4.8	(1, 1)	9.0	W	32	4	0	0	4	1	0	0	0	0	0	84	120	0.00	0.556	

Batter	1	2	3	4	5	6	7	8	9	AB	R	H	RBI	BB	SO	LOB	TOP					
Ray Durham, S OBP: 0.335, SLG: 0.447										4	1	1	0	0	1	0						
J.T. Snow, L OBP: 0.423, SLG: 0.518										4	0	2	0	0	0	0						
Edgardo Alfonzo, R OBP: 0.347, SLG: 0.396										4	1	2	0	0	0	3						
Cody Ransom, R OBP: 0.310, SLG: 0.385										0	0	0	0	0	0	0						
Barry Bonds, L OBP: 0.607, SLG: 0.807										3	1	1	3	1	1	2						
A.J. Pierzynski, L OBP: 0.339, SLG: 0.453										4	0	1	0	0	0	1						
Marquis Grissom, R OBP: 0.311, SLG: 0.437										3	0	0	0	0	2	2						
Tyler Walker, R										0	0	0	0	0	0	0						
Jason Christiansen, R										0	0	0	0	0	0	0						
Ricky Ledesma, L OBP: 0.349, SLG: 0.424										1	0	0	0	0	1	0						
Michael Tucker, L OBP: 0.363, SLG: 0.439										4	0	0	0	0	1	1						
Deivi Cruz, R OBP: 0.346, SLG: 0.457										3	0	0	0	0	0	1						
Kirk Rueter, L OBP: 0.216, SLG: 0.208										2	0	0	0	0	0	0						
Matt Herges, L										0	0	0	0	0	0	0						
Dustan Mohr, R OBP: 0.400, SLG: 0.456										1	0	0	0	0	1	0						
Inning Stats	R: 0 E: 0 K: 1 S: 9	H: 1 LOB: 1 BB: 0 P: 10	R: 0 E: 0 K: 1 S: 10	H: 1 LOB: 1 BB: 0 P: 14	R: 0 E: 0 K: 0 S: 9	H: 1 LOB: 1 BB: 0 P: 15	R: 0 E: 0 K: 0 S: 4	H: 0 LOB: 0 BB: 1 P: 10	R: 0 E: 0 K: 0 S: 6	H: 0 LOB: 0 BB: 0 P: 9	R: 3 E: 0 K: 1 S: 14	H: 3 LOB: 0 BB: 0 P: 24	R: 0 E: 0 K: 1 S: 8	H: 0 LOB: 0 BB: 0 P: 13	R: 0 E: 0 K: 1 S: 15	H: 1 LOB: 1 BB: 0 P: 23	R: 0 E: 0 K: 2 S: 10	H: 0 LOB: 0 BB: 0 P: 11	1B: 6 2B: 0 3B: 0 HR: 1	SF: 0 SAC: 0 DP: 1 HBP: 0	WP: 0 PB: 0 SB: 0 CS: 0	PA: 34
PITCHER	IP WLS BF H R ER SO BB IBB HBP BLK WP HR S P ERA WHIP																					
Jaret Wright, R ERA: 3.2	7.0 W 27 6 3 3 4 1 0 0 0 0 0 1 60 95 3.86 1.000																					
Chris Reitsma, R ERA: 3.49	0.2 H 3 1 0 0 0 0 0 0 0 0 0 0 0 10 16 0.00 1.500																					
Tom Martin, L ERA: 3.86	0.1 H 1 0 0 0 1 0 0 0 0 0 0 0 5 7 0.00 0.000																					
29 John Smoltz, R ERA: 1.86	1.0 S 3 0 0 0 2 0 0 0 0 0 0 0 10 11 0.00 0.000																					

San Francisco Giants @ Atlanta Braves
Turner Field, Atlanta, GA
Fri Aug 27 2004, 7:35 PM EDT
Att: 37,178 - Sunny - 86 F

AB 33
R 3
H 7
RBI 3
BB 1
SO 7
LOB 10



Batter	1	2	3	4	5	6	7	8	9	AB	R	H	RBI	BB	SO	LOB	BOTTOM			
Rafael Furcal, S OBP: 0.360, SLG: 0.434										3	0	0	0	2	0	2				
Marcus Giles, R OBP: 0.371, SLG: 0.419										5	1	2	0	0	0	4				
J.D. Drew, L OBP: 0.419, SLG: 0.580										5	1	1	1	0	2	3				
10 Chipper Jones, S OBP: 0.357, SLG: 0.504										2	1	2	2	2	0	0				
Julio Franco, R OBP: 0.367, SLG: 0.434										3	1	0	0	1	1	4				
Andruw Jones, R OBP: 0.353, SLG: 0.488										4	0	1	0	0	1	1				
Eli Marrero, R OBP: 0.445										4	0	1	0	0	1	2				
29 John Smoltz, R										0	0	0	0	0	0	0				
Eddie Pérez, R OBP: 0.281, SLG: 0.331										3	0	1	0	1	0	1				
Jaret Wright, R OBP: 0.149, SLG: 0.200										2	0	1	1	0	0	0				
Chris Reitsma, R										0	0	0	0	0	0	0				
Tom Martin, L										0	0	0	0	0	0	0				
Charles Thomas, L OBP: 0.363, SLG: 0.435										1	1	1	0	0	0	0				
Inning Stats	R: 0 E: 0 K: 1 S: 12	H: 1 LOB: 2 BB: 1 P: 25	R: 0 E: 0 K: 0 S: 8	H: 1 LOB: 0 BB: 0 P: 14	R: 0 E: 0 K: 0 S: 7	H: 1 LOB: 0 BB: 0 P: 9	R: 0 E: 0 K: 0 S: 7	H: 1 LOB: 0 BB: 0 P: 13	R: 0 E: 0 K: 1 S: 11	H: 2 LOB: 2 BB: 0 P: 17	R: 4 E: 0 K: 0 S: 16	H: 4 LOB: 3 BB: 3 P: 34	R: 0 E: 0 K: 1 S: 8	H: 0 LOB: 1 BB: 1 P: 15	R: 1 E: 1 K: 2 S: 15	H: 1 LOB: 2 BB: 1 P: 25	1B: 7 2B: 2 3B: 0 HR: 1	SF: 0 SAC: 1 DP: 2 HBP: 0	WP: 0 PB: 0 SB: 1 CS: 0	PA: 39
PITCHER	IP WLS BF H R ER SO BB IBB HBP BLK WP HR S P ERA WHIP																			
Kirk Rueter, L ERA: 5.1	5.0 L 23 8 4 4 2 2 0 0 0 0 0 0 1 50 89 7.20 2.000																			
Matt Herges, R ERA: 5.49	0.2 5 1 0 0 0 1 1 0 0 0 0 0 9 20 0.00 3.000																			
Tyler Walker, R ERA: 4.45	2.0 10 1 1 0 2 2 0 0 0 0 0 0 22 39 0.00 1.500																			
Jason Christiansen, L ERA: 4.11	0.1 1 0 0 0 1 0 0 0 0 0 0 0 3 4 0.00 0.000																			

San Francisco Giants @ Atlanta Braves
Turner Field, Atlanta, GA
Fri Aug 27 2004, 7:35 PM EDT
Att: 37,178 - Sunny - 86 F

AB 32
R 5
H 10
RBI 4
BB 6
SO 5
LOB 17



Batter	1	2	3	4	5	6	7	8	9	AB	R	H	RBI	BB	SO	LOB	TOP				
Ray Durham, S OBP: 0.334, SLG: 0.448 David Aardsma, R (7, 1) A.J. Pierzynski, L OBP: 0.338, SLG: 0.452 (9, PH)	L5		1B 2B	L9			G3		F8	4	1	1	0	0	0	2	San Francisco Giants @ Atlanta Braves Turner Field, Atlanta, GA Sat Aug 28 2004, 1:20 PM EDT Att: 42,549 - Cloudy - 85 F				
Michael Tucker, L OBP: 0.363, SLG: 0.436 (1, 8)	F8		F8 1B BB		G6-3		G3-1			3	0	0	0	2	0						
Edgardo Alfonzo, R OBP: 0.350, SLG: 0.396 (1, 5)			1-2 2-H 1B		G6-3			1B BB	K	3	1	1	1	1	1						
Barry Bonds, L OBP: 0.605, SLG: 0.803 Dustin Mohr, R OBP: 0.396, SLG: 0.454 (8, PH) (8, 7)	F7		F8					K		3	0	1	0	0	0	3					
J.T. Snow, L OBP: 0.424, SLG: 0.516 (1, 3)			G4-3		G4-3			1B SF8 1B		3	1	1	0	1	0	3					
Ricky Ledee, L OBP: 0.347, SLG: 0.420 (1, 9)	FC4-6			P4			F7			4	0	1	1	0	0	1					
Deivi Cruz, R OBP: 0.341, SLG: 0.451 (1, 6)	F7			F8			G4-3		SF8	3	0	0	1	0	0	1					
Yorvit Torrealba, R OBP: 0.316, SLG: 0.400 (1, 2)	K						G6-3		G4-3	4	0	1	0	0	1	2					
Jason Schmidt, R OBP: 0.185, SLG: 0.224 Wayne Franklin, L OBP: 0.400, SLG: 0.333 Cody Ransom, R OBP: 0.300, SLG: 0.370 (7, PH) (7, 4)			P6				G3		K	1	0	0	0	1	0	0					
										0	0	0	0	0	0	0					
										2	0	0	0	0	1	0					
Inning Stats	R: 0 E: 0 K: 0 S: 9	H: 0 LOB: 1 BB: 0 P: 15	R: 0 E: 0 K: 1 S: 10	H: 0 LOB: 1 BB: 1 P: 14	R: 1 E: 0 K: 0 S: 15	H: 2 LOB: 2 BB: 1 P: 23	R: 0 E: 0 K: 0 S: 12	H: 1 LOB: 2 BB: 1 P: 17	R: 0 E: 0 K: 0 S: 10	H: 0 LOB: 0 BB: 0 P: 6	R: 0 E: 0 K: 0 S: 4	H: 0 LOB: 0 BB: 0 P: 6	R: 2 E: 0 K: 1 S: 17	H: 2 LOB: 1 BB: 1 P: 30	R: 0 E: 0 K: 2 S: 10	H: 0 LOB: 1 BB: 1 P: 20	1B: 5 2B: 1 3B: 0 HR: 0	SF: 1 SAC: 0 DP: 0 HBP: 1	WP: 0 PB: 0 SB: 0 CS: 0	PA: 39	
PITCHER	IP WLS BF H R ER SO	IP WLS BF H R ER SO	IP WLS BF H R ER SO	IP WLS BF H R ER SO	IP WLS BF H R ER SO	IP WLS BF H R ER SO	IP WLS BF H R ER SO	IP WLS BF H R ER SO	IP WLS BF H R ER SO	IP WLS BF H R ER SO	IP WLS BF H R ER SO	IP WLS BF H R ER SO	IP WLS BF H R ER SO	IP WLS BF H R ER SO	IP WLS BF H R ER SO	IP WLS BF H R ER SO	ERA WHIP	ERA WHIP			
Paul Byrd, R ERA: 3.99 Antonio Alfonseca, R ERA: 3.18 Roman Colon, R ERA: 4.5 Juan Cruz, R ERA: 2.68	6.0 W 26 4 1 1 1	3.0 L 15 3 0 0 0	1.0 L 6 2 2 2 1	1.0 L 4 0 0 0 2	6.0 W 26 4 1 1 1	3.0 L 15 3 0 0 0	1.0 L 6 2 2 2 1	1.0 L 4 0 0 0 2	6.0 W 26 4 1 1 1	3.0 L 15 3 0 0 0	1.0 L 6 2 2 2 1	1.0 L 4 0 0 0 2	6.0 W 26 4 1 1 1	3.0 L 15 3 0 0 0	1.0 L 6 2 2 2 1	1.0 L 4 0 0 0 2	1.50 1.167	0.00 0.000	18.00 3.000	0.00 1.000	

Batter	1	2	3	4	5	6	7	8	9	AB	R	H	RBI	BB	SO	LOB	BOTTOM			
Rafael Furcal, S OBP: 0.365, SLG: 0.438 Nick Green, R OBP: 0.327, SLG: 0.396 (8, 5)	S 1B	G4-3		1B 1B			1B 1B			5	1	4	4	0	0	1	San Francisco Giants @ Atlanta Braves Turner Field, Atlanta, GA Sat Aug 28 2004, 1:20 PM EDT Att: 42,549 - Cloudy - 85 F			
Marcus Giles, R OBP: 0.372, SLG: 0.419 (1, 4)	K		WP S 1B	1B 1B			L9		F9	5	0	2	0	0	1	4				
J.D. Drew, L OBP: 0.417, SLG: 0.575 (1, 8)	F7		K	K				K		5	0	1	0	0	3	5				
10 Chipper Jones, S OBP: 0.353, SLG: 0.497 Roman Colon, R OBP: 0.333, SLG: 0.400 (8, 1) Juan Cruz, R OBP: 0.333, SLG: 0.400 (9, 1)	G4-3		K	K			G6-3		K	5	0	0	0	0	3	8				
Johnny Estrada, S OBP: 0.389, SLG: 0.484 (1, 2)		3B 1B	WP BB	1-3 2-H 3-H 1B			G5-3		G4-3	4	1	2	2	1	0	0				
Adam LaRoche, L OBP: 0.313, SLG: 0.424 (1, 3)	K		K	K					F7	5	0	1	0	0	3	5				
Eli Marrero, R OBP: 0.394, SLG: 0.557 (1, 9)	K			2B 1B BB				2B	FC6 HBP BB	3	2	1	0	2	2	1				
Charles Thomas, L OBP: 0.382, SLG: 0.462 (1, 7)	1-H 1B 3B			1B 1B 2B				SH2-4 1B HBP	FC6 HBP	2	4	2	1	1	0	0				
Paul Byrd, R OBP: 0.286, SLG: 0.250 Antonio Alfonseca, R OBP: 0.302, SLG: 0.332 (7, PH) (8, 6)	3-H 1B			1B 1B 1B				1-2 2-3 BB	FC6	2	1	2	2	0	0	0				
										0	0	0	0	0	0	0				
										1	0	0	0	1	0	2				
Inning Stats	R: 0 E: 0 K: 1 S: 7	H: 1 LOB: 1 BB: 0 P: 9	R: 2 E: 0 K: 2 S: 16	H: 3 LOB: 1 BB: 0 P: 22	R: 0 E: 0 K: 3 S: 13	H: 1 LOB: 2 BB: 1 P: 25	R: 4 E: 0 K: 3 S: 22	H: 5 LOB: 2 BB: 1 P: 33	R: 1 E: 0 K: 1 S: 7	H: 1 LOB: 1 BB: 0 P: 13	R: 0 E: 0 K: 1 S: 9	H: 0 LOB: 0 BB: 0 P: 16	R: 2 E: 0 K: 1 S: 16	H: 4 LOB: 3 BB: 2 P: 31	R: 0 E: 0 K: 0 S: 11	H: 0 LOB: 2 BB: 1 P: 20	1B: 12 2B: 2 3B: 1 HR: 0	SF: 0 SAC: 1 DP: 0 HBP: 2	WP: 1 PB: 0 SB: 2 CS: 0	PA: 45
PITCHER	IP WLS BF H R ER SO	IP WLS BF H R ER SO	IP WLS BF H R ER SO	IP WLS BF H R ER SO	IP WLS BF H R ER SO	IP WLS BF H R ER SO	IP WLS BF H R ER SO	IP WLS BF H R ER SO	IP WLS BF H R ER SO	IP WLS BF H R ER SO	IP WLS BF H R ER SO	IP WLS BF H R ER SO	IP WLS BF H R ER SO	IP WLS BF H R ER SO	IP WLS BF H R ER SO	IP WLS BF H R ER SO	ERA WHIP	ERA WHIP		
Jason Schmidt, R ERA: 2.78 Wayne Franklin, L ERA: 6.56 David Aardsma, R ERA: 6.75	3.2 L 23 10 6 6 8	2.1 L 9 4 2 2 1	2.0 L 13 4 2 2 1	2.0 L 13 4 2 2 1	3.2 L 23 10 6 6 8	2.1 L 9 4 2 2 1	2.0 L 13 4 2 2 1	2.0 L 13 4 2 2 1	3.2 L 23 10 6 6 8	2.1 L 9 4 2 2 1	2.0 L 13 4 2 2 1	2.0 L 13 4 2 2 1	3.2 L 23 10 6 6 8	2.1 L 9 4 2 2 1	2.0 L 13 4 2 2 1	2.0 L 13 4 2 2 1	3.86 3.273	9.00 3.500		



Batter	1	2	3	4	5	6	7	8	9	AB	R	H	RBI	BB	SO	LOB	TOP								
Ray Durham, S OBP: 0.333, SLG: 0.443	G4-3		F8	G4-3		1B IBB	F7			4	1	0	0	1	0	3	San Francisco Giants @ Atlanta Braves Turner Field, Atlanta, GA Sun Aug 29 2004, 8:05 PM EDT Att: 24,631 - Unknown - 76 F								
J.T. Snow, L OBP: 0.426, SLG: 0.518	G6-4-3 1B		HR	1B		HR	K	L4		5	2	3	0	0	1	3									
Pedro Feliz, R OBP: 0.294, SLG: 0.472	G6-4-3 1-2		F7			F8	1B	1B E		5	1	2	1	0	0	3									
Barry Bonds, L OBP: 0.607, SLG: 0.822		BB 1B	HR			HR	1B	K		5	2	4	6	0	1	1									
A.J. Pierzynski, L OBP: 0.337, SLG: 0.449		F9				G5-3			E9	5	0	1	0	0	2	3									
Dustin Hermanson, R OBP: 0.153, SLG: 0.103			K						1B	0	0	0	0	0	0	0									
Deivi Cruz, R OBP: 0.336, SLG: 0.451		F7			F8	G6-3			G6-3	5	0	1	0	0	0	1									
Marquis Grissom, R OBP: 0.314, SLG: 0.437		BB 1B			2B 41 SF9	1B	K		G6-3	4	2	2	0	1	1	1									
Dustan Mohr, R OBP: 0.410, SLG: 0.461					41 SF9	1B	G4-3			1	1	1	0	4	0	0									
41 Brad Hennessey, R OBP: 0.333, SLG: 0.286										1	0	0	1	0	0	3									
Jason Christiansen, L ERA: 3.98										0	0	0	0	0	0	0									
Cody Ransom, R OBP: 0.201, SLG: 0.370										0	0	0	0	0	0	0									
Scott Eyre, L ERA: 4.85										1	0	0	0	0	0	2									
Jim Brower, R OBP: 0.267, SLG: 0.500										0	0	0	0	0	0	0									
Yorvit Torrealba, R OBP: 0.374, SLG: 0.357										1	0	0	0	0	0	1									
Inning Stats	R: 0 E: 0 K: 0 S: 4	H: 1 LOB: 0 BB: 0 P: 5	R: 0 E: 0 K: 0 S: 15	H: 2 LOB: 3 BB: 1 P: 29	R: 2 E: 0 K: 1 S: 9	H: 2 LOB: 0 BB: 0 P: 17	R: 1 E: 0 K: 0 S: 7	H: 1 LOB: 1 BB: 1 P: 17	R: 2 E: 0 K: 0 S: 9	H: 2 LOB: 0 BB: 0 P: 15	R: 3 E: 0 K: 2 S: 17	H: 3 LOB: 2 BB: 2 P: 34	R: 0 E: 0 K: 1 S: 11	H: 1 LOB: 2 BB: 1 P: 17	R: 1 E: 1 K: 1 S: 8	H: 2 LOB: 1 BB: 0 P: 9	R: 0 E: 0 K: 0 S: 8	H: 0 LOB: 1 BB: 1 P: 16	1B: 10 2B: 2 3B: 0 HR: 2	SF: 1 SAC: 1 DP: 1 HBP: 0	WP: 0 PB: 0 SB: 0 CS: 0	PA: 45			
PITCHER	IP	WLS	BF	H	R	ER	SO	BB	IBB	HBP	BLK	WP	HR	S	P	ERA	WHIP								
Russ Ortiz, R ERA: 3.98	5.0	L	26	9	7	7	1	3	0	0	0	0	2	51	96	12.60	2.400								
Tom Martin, L ERA: 4.03	0.2		3	0	0	0	1	0	1	0	0	0	0	4	12	0.00	0.000								
Kevin Gryboski, R ERA: 2.5	0.1		3	2	1	1	1	0	0	0	0	0	0	6	9	27.00	6.000								
Antonio Alfonseca, R ERA: 3.12	1.0		5	1	0	0	1	1	0	0	0	0	0	11	17	0.00	2.000								
Roman Colon, R ERA: 3.6	1.0		4	2	1	0	1	0	0	0	0	0	0	8	9	0.00	2.000								

Batter	1	2	3	4	5	6	7	8	9	AB	R	H	RBI	BB	SO	LOB	BOTTOM								
Rafael Furcal, S OBP: 0.365, SLG: 0.442	G6-3		G1-6-3				G4-3	L8		5	2	2	0	0	0	3	San Francisco Giants @ Atlanta Braves Turner Field, Atlanta, GA Sun Aug 29 2004, 8:05 PM EDT Att: 24,631 - Unknown - 76 F								
Marcus Giles, R OBP: 0.369, SLG: 0.413	K		G6-3				G4-3	G5-3		4	0	0	1	1	1	4									
Juan Cruz, R OBP: 0.333, SLG: 0.400										0	0	0	0	0	0	0									
J.D. Drew, L OBP: 0.415, SLG: 0.573	F7						G5-3	K		5	1	1	0	0	1	3									
10 Chipper Jones, S OBP: 0.356, SLG: 0.497							G4-3	G4-3		4	0	2	1	1	0	1									
Johnny Estrada, S OBP: 0.389, SLG: 0.484		L7					G6-4-3			4	0	2	2	0	0	3									
Andruw Jones, R OBP: 0.351, SLG: 0.485										5	1	1	0	0	2	4									
Adam LaRoche, L OBP: 0.316, SLG: 0.430										4	0	2	1	0	0	1									
Charles Thomas, L OBP: 0.379, SLG: 0.453										3	0	0	0	1	2	1									
Russ Ortiz, R ERA: 3.14, SLG: 0.125										2	0	1	0	0	0	2									
Tom Martin, L ERA: 3.98										0	0	0	0	0	0	0									
Kevin Gryboski, R ERA: 2.5										0	0	0	0	0	0	0									
Antonio Alfonseca, R ERA: 3.12										0	0	0	0	0	0	0									
Mark DeRosa, R OBP: 0.304, SLG: 0.332										0	1	0	0	1	0	0									
Roman Colon, R ERA: 3.6										1	0	1	0	0	0	0									
Julio Franco, R OBP: 0.267, SLG: 0.436										0	0	0	0	0	0	0									
Nick Green, L OBP: 0.327, SLG: 0.396										0	0	0	0	0	0	0									
Inning Stats	R: 0 E: 0 K: 1 S: 10	H: 0 LOB: 0 BB: 0 P: 15	R: 0 E: 0 K: 0 S: 9	H: 1 LOB: 1 BB: 0 P: 14	R: 0 E: 0 K: 0 S: 11	H: 1 LOB: 1 BB: 0 P: 19	R: 2 E: 0 K: 0 S: 13	H: 3 LOB: 2 BB: 1 P: 29	R: 1 E: 0 K: 2 S: 7	H: 2 LOB: 0 BB: 1 P: 17	R: 0 E: 0 K: 2 S: 9	H: 0 LOB: 0 BB: 0 P: 16	R: 2 E: 0 K: 0 S: 12	H: 2 LOB: 2 BB: 2 P: 25	R: 0 E: 0 K: 1 S: 11	H: 2 LOB: 2 BB: 0 P: 16	R: 0 E: 0 K: 2 S: 11	H: 1 LOB: 1 BB: 0 P: 17	1B: 7 2B: 5 3B: 0 HR: 0	SF: 1 SAC: 0 DP: 1 HBP: 0	WP: 0 PB: 0 SB: 0 CS: 0	PA: 42			
PITCHER	IP	WLS	BF	H	R	ER	SO	BB	IBB	HBP	BLK	WP	HR	S	P	ERA	WHIP								
41 Brad Hennessey, R ERA: 5.03	4.0		20	6	3	3	1	1	1	0	0	0	0	45	85	6.75	1.750								
Jason Christiansen, L ERA: 3.98	1.0	W	3	1	0	0	0	0	0	0	0	0	0	5	9	0.00	1.000								
Scott Eyre, L ERA: 4.85	1.0		5	1	2	2	2	1	0	0	0	0	0	15	26	18.00	2.000								
Jim Brower, R ERA: 3.69	1.2		9	3	0	0	1	1	0	0	0	0	0	15	29	0.00	2.400								
Dustin Hermanson, R ERA: 4.31	1.1	S	5	1	0	0	2	0	0	0	0	0	0	13	19	0.00	0.750								



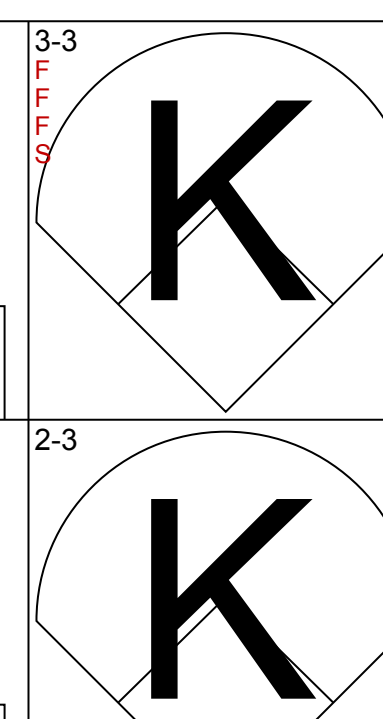
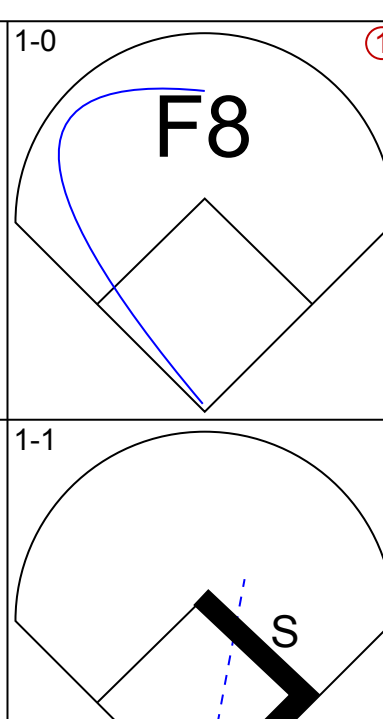
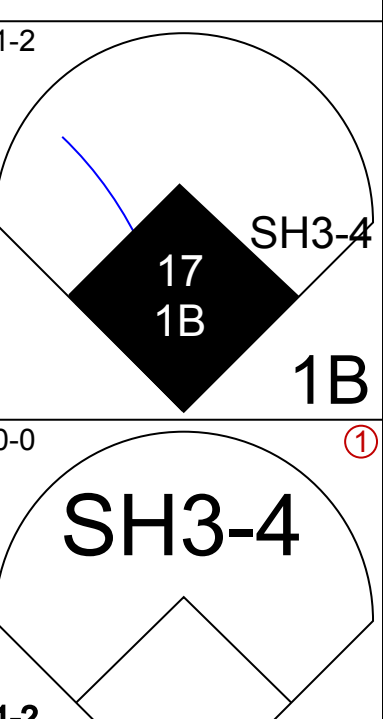
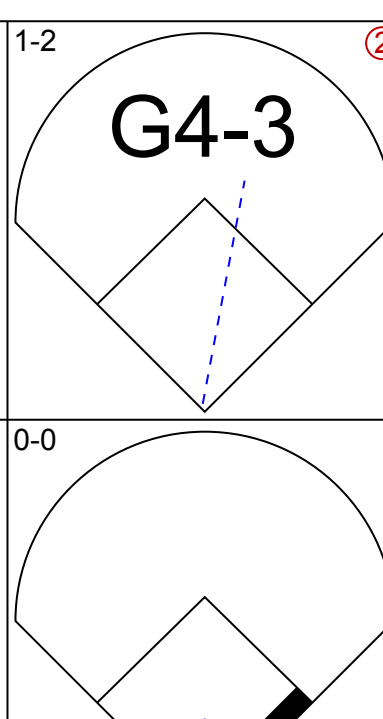
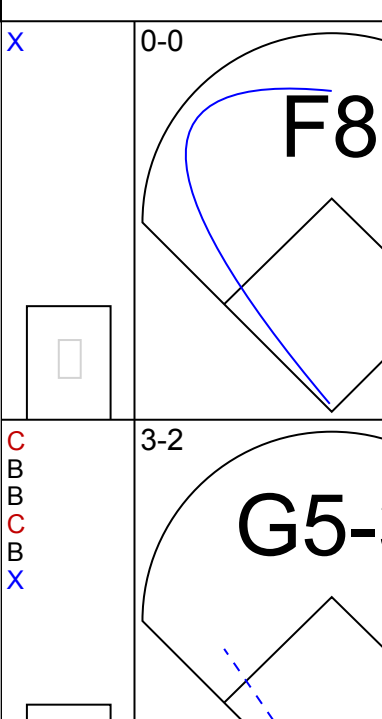
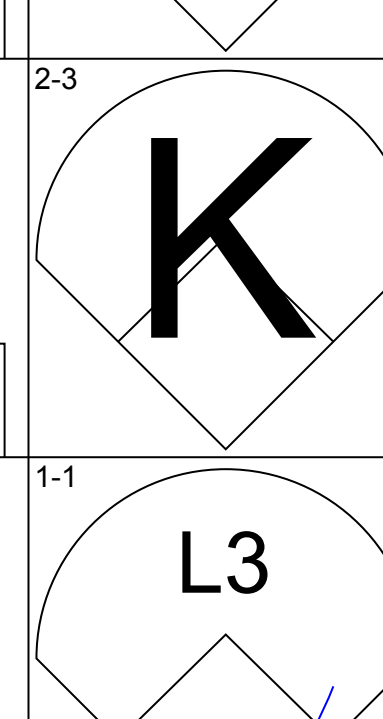
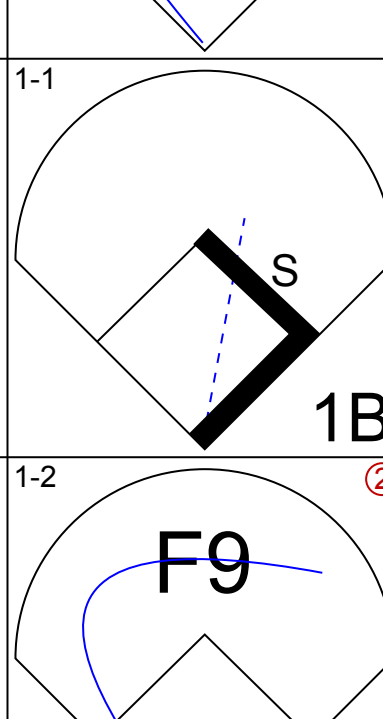
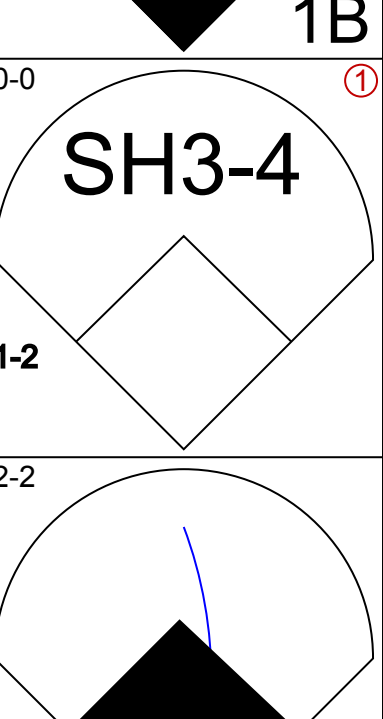
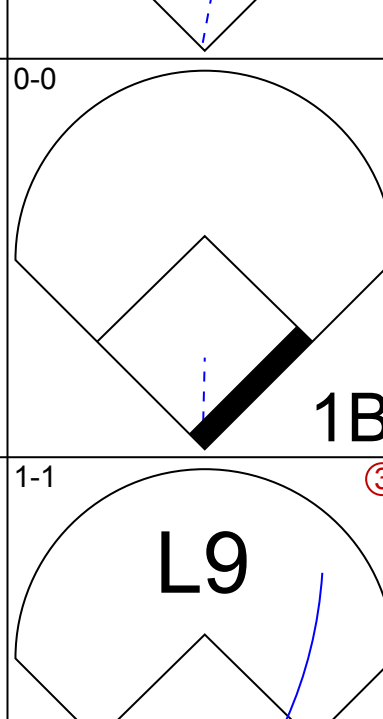
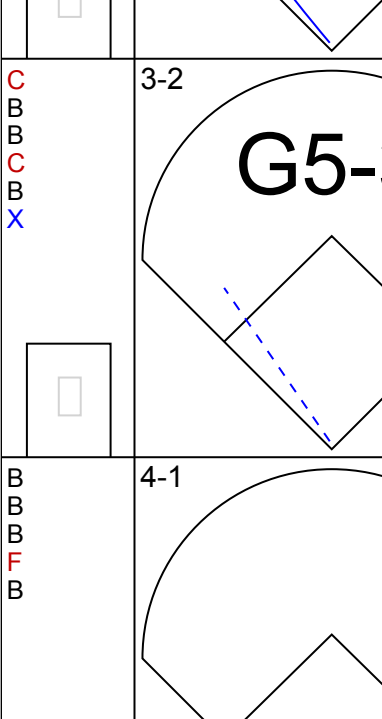
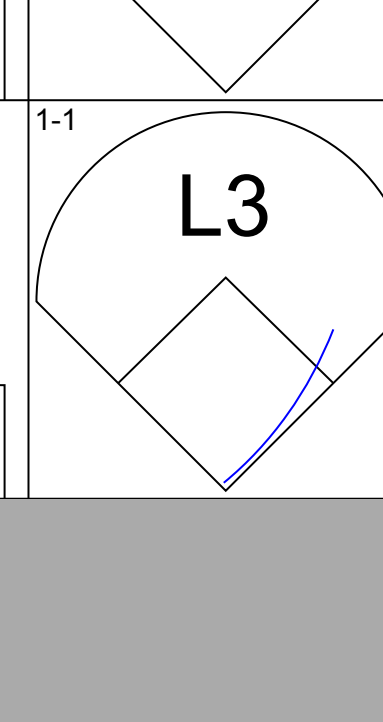
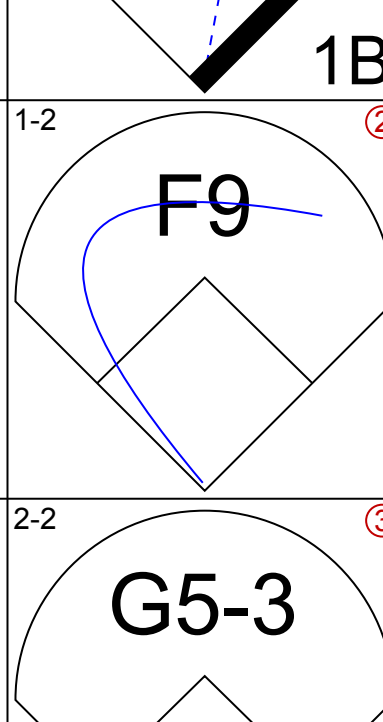
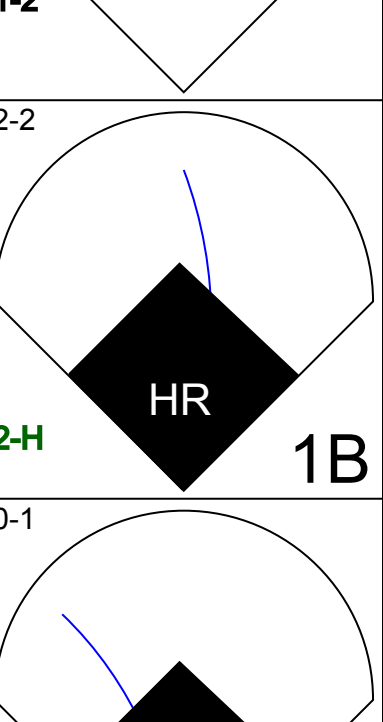
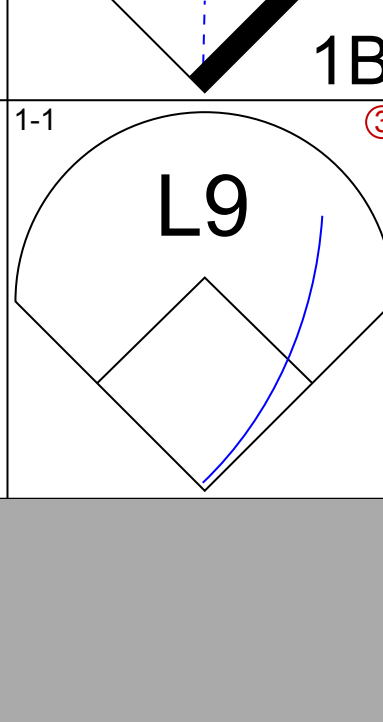
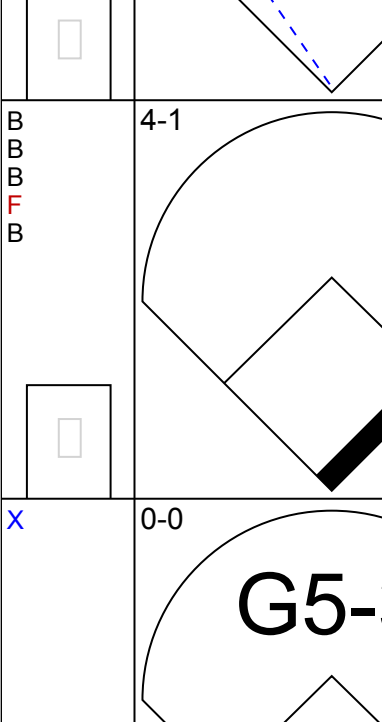
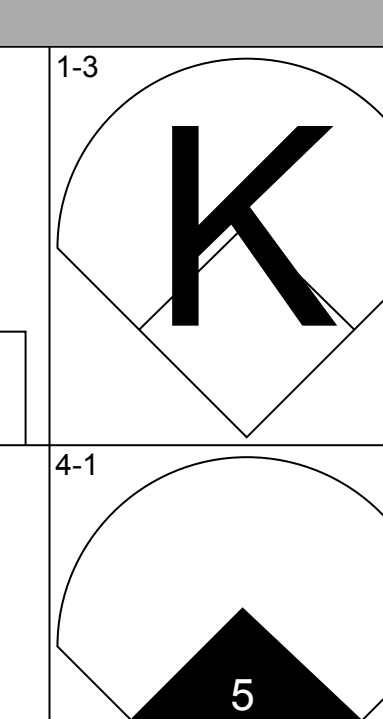
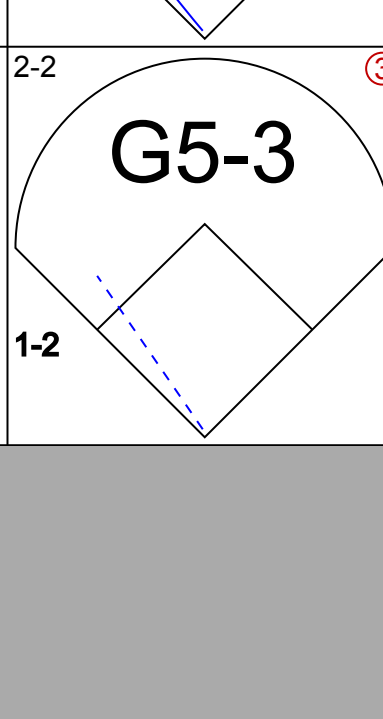
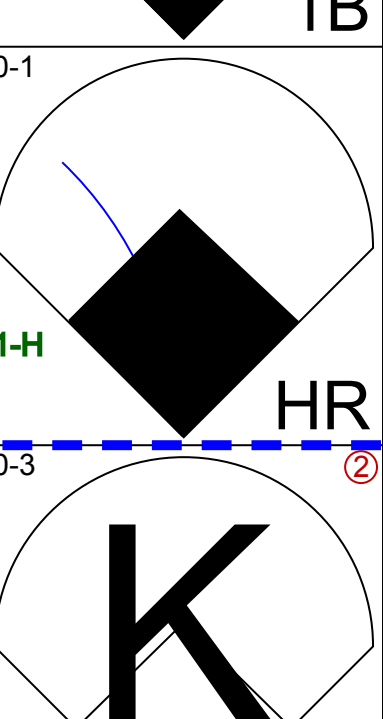
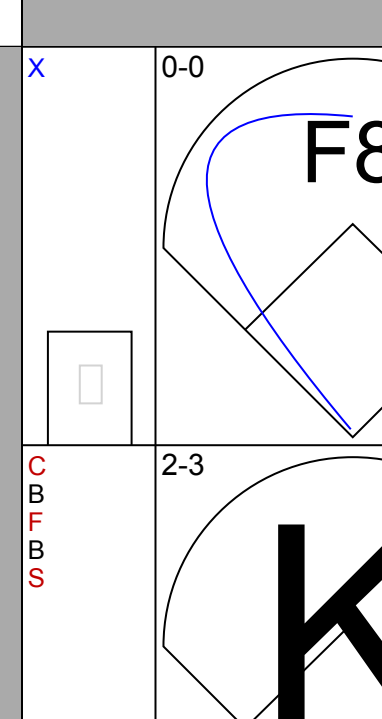
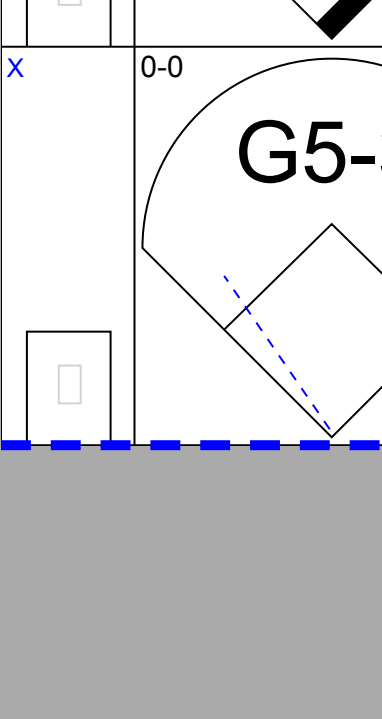
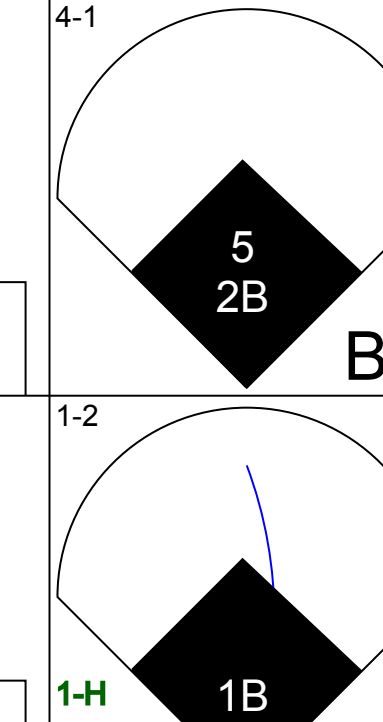
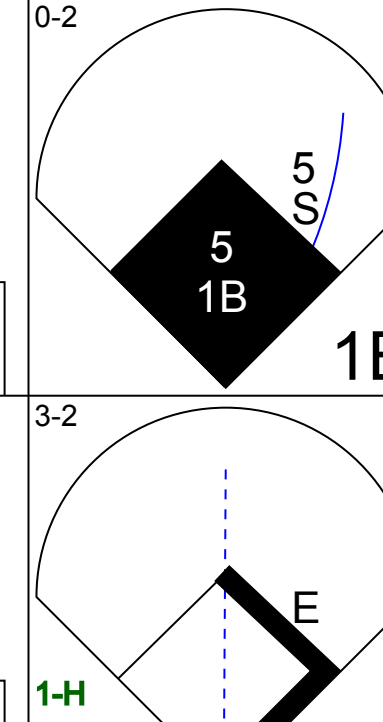
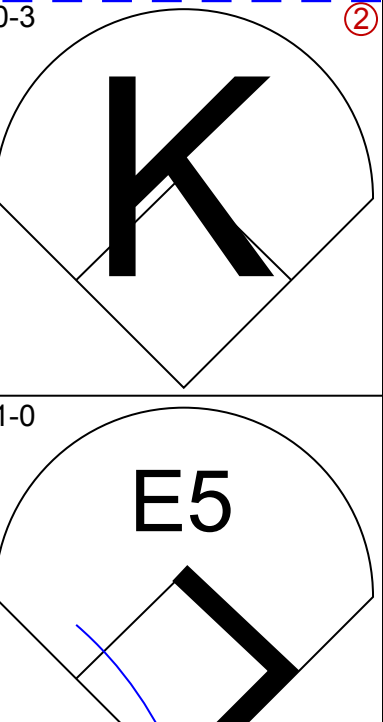
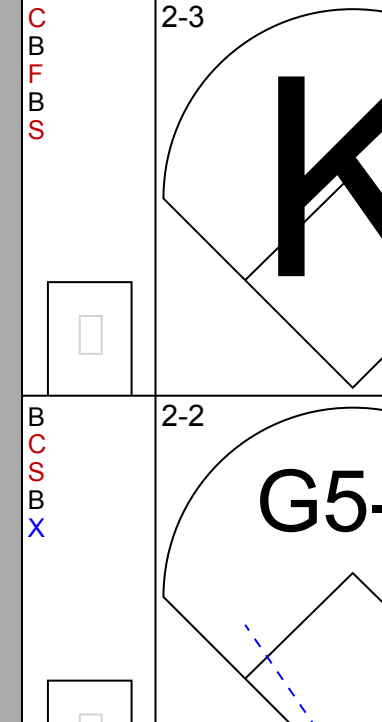
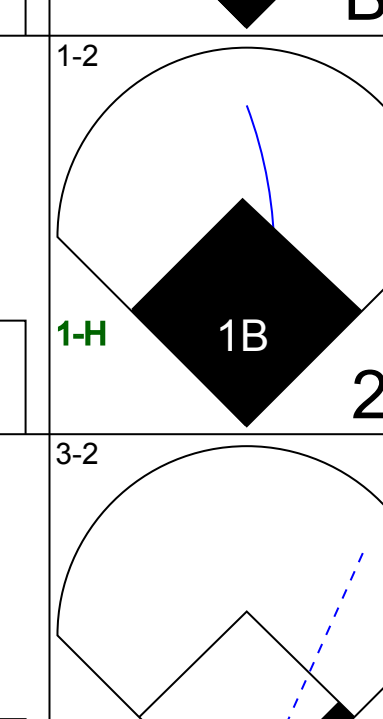
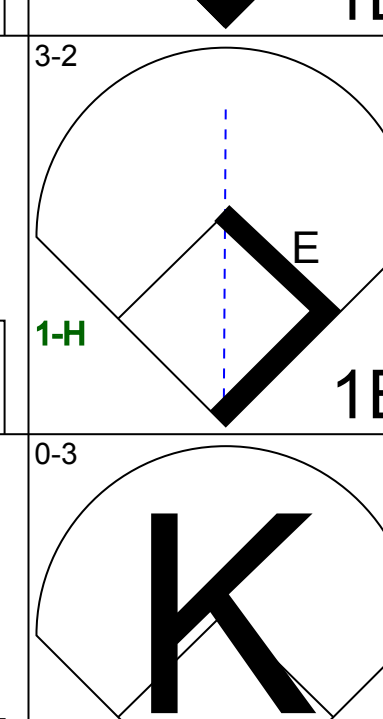
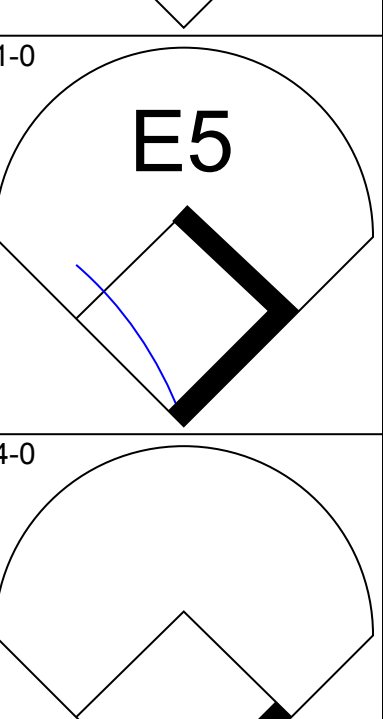
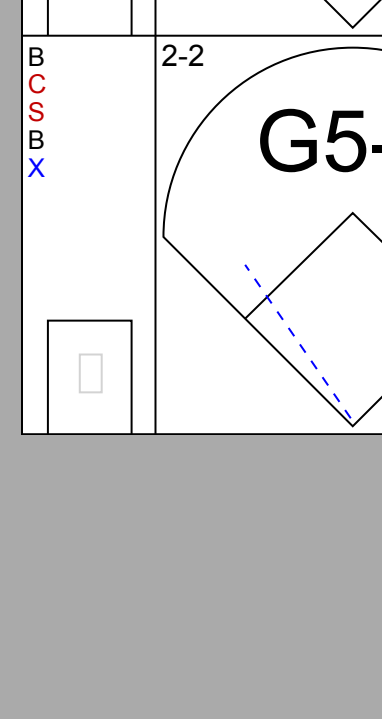
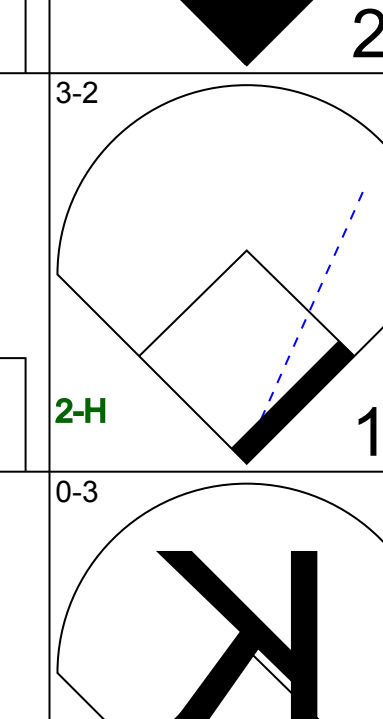
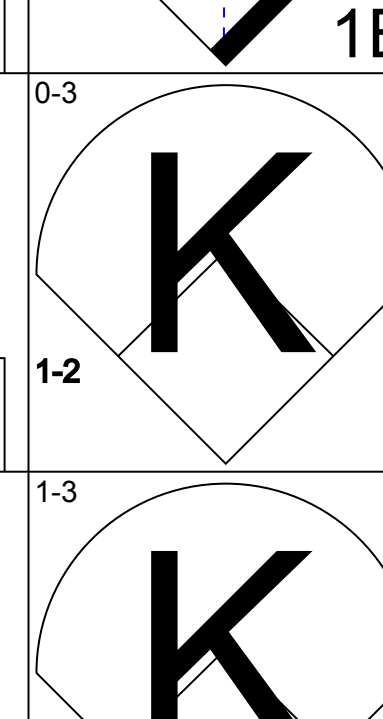
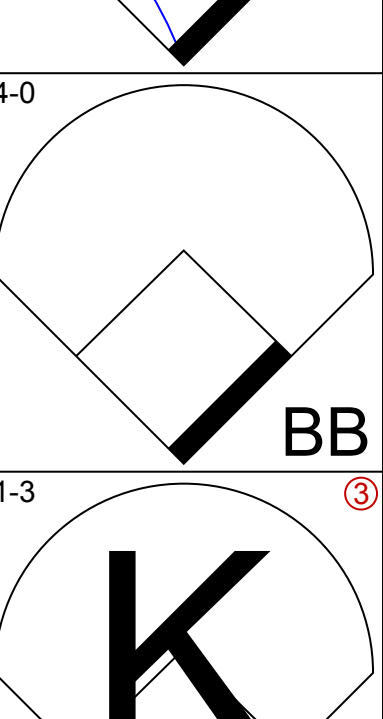
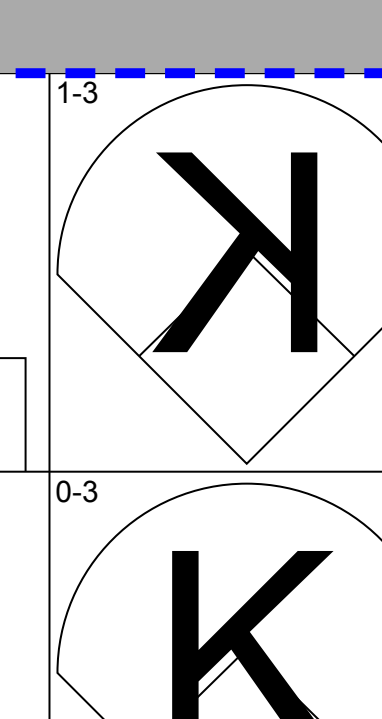
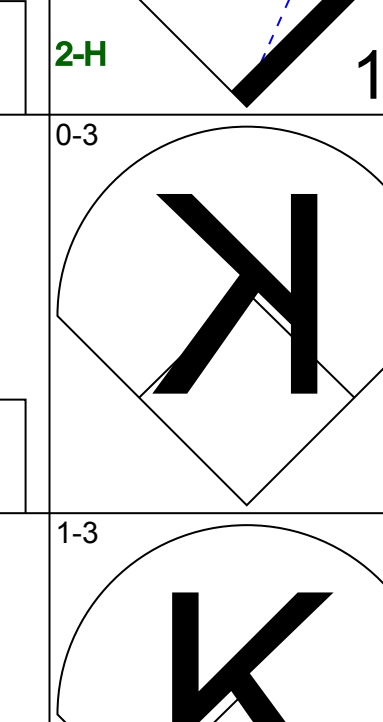
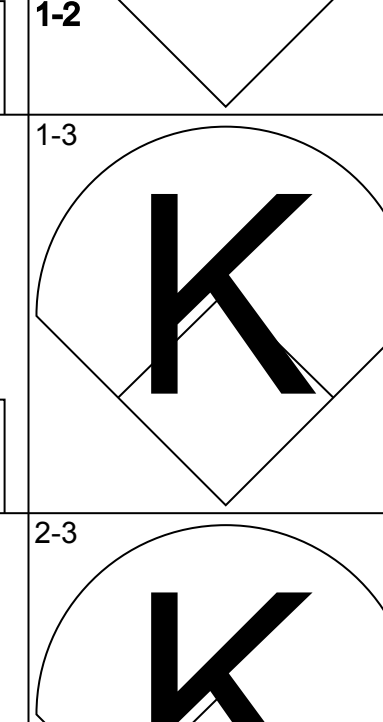
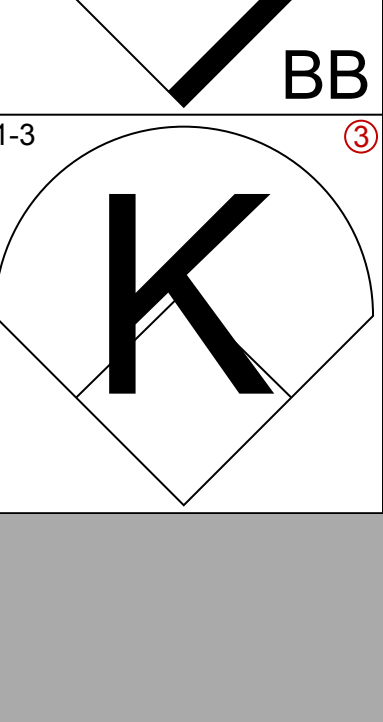
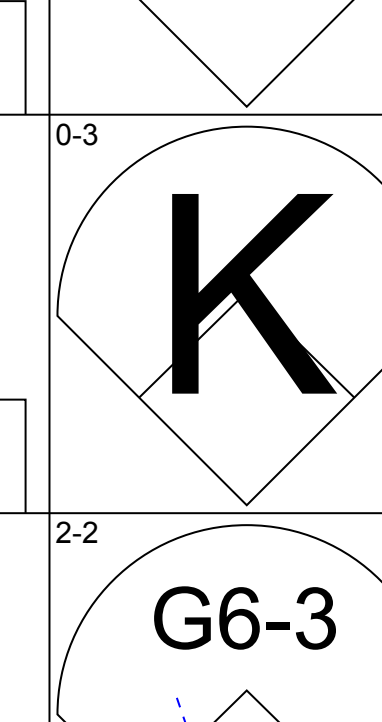
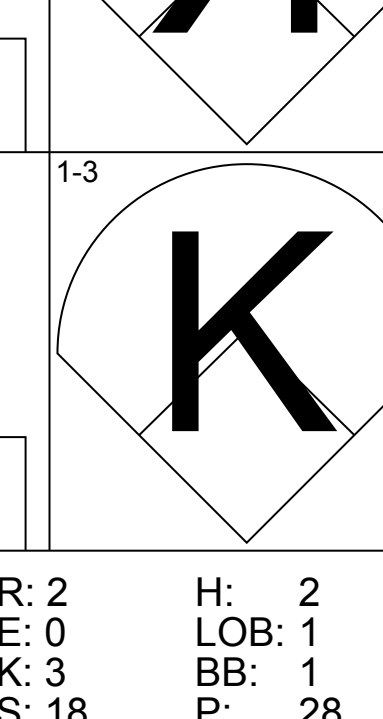
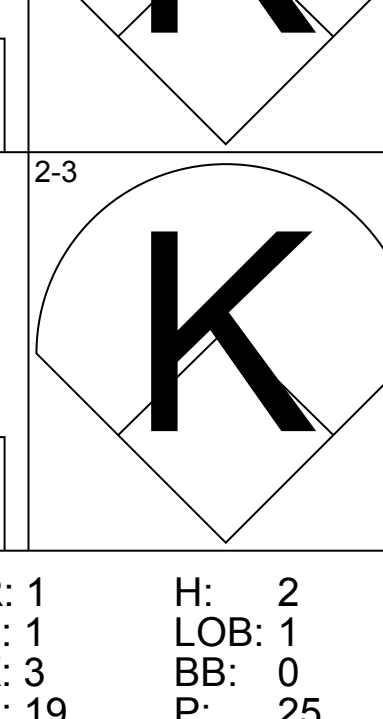

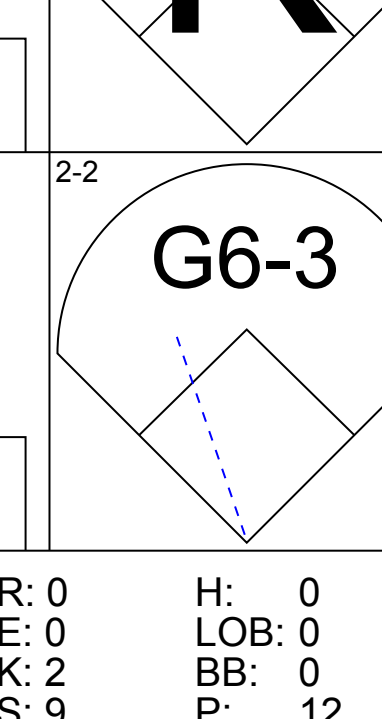
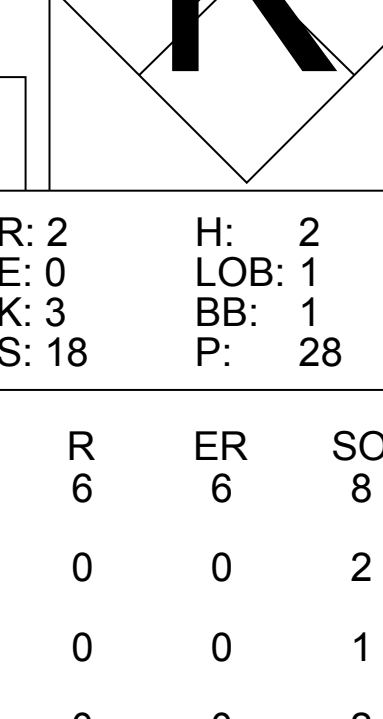
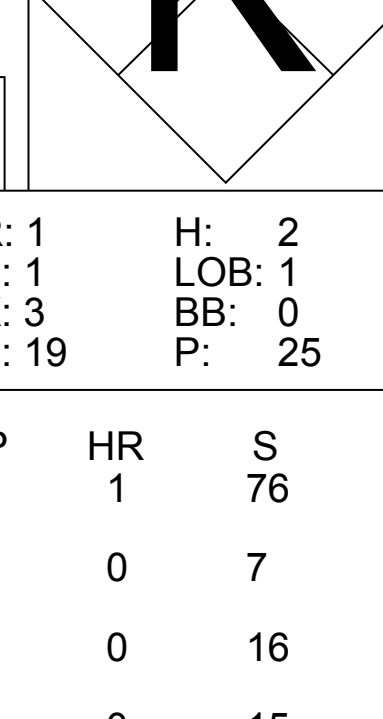
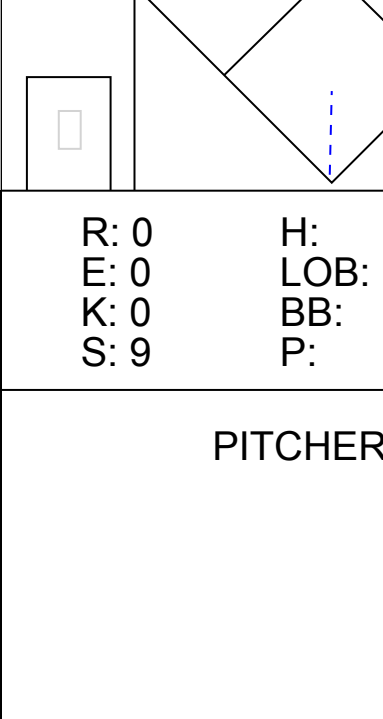
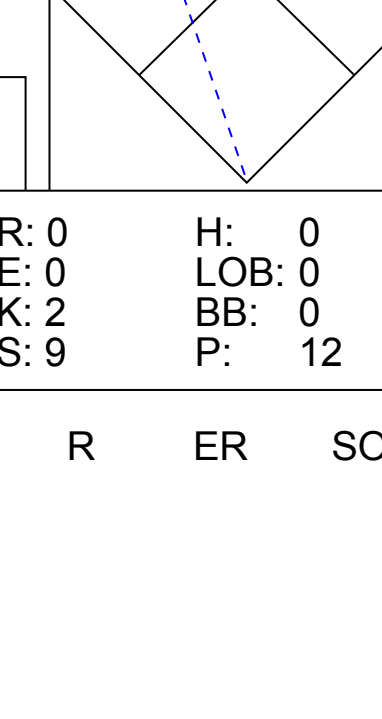
Batter	1	2	3	4	5	6	7	8	9	AB	R	H	RBI	BB	SO	LOB	TOP								
Aaron Miles, S OBP: 0.336, SLG: 0.385 (1, 4)	1-2 17 CS 1B		4-1 2B BB		1-1 G1-3		0-1 G6-3		1-1 F7	4	1	1	0	1	0	2	Colorado Rockies @ San Francisco Giants SBC Park, San Francisco, CA Tue Aug 31 2004, 10:15 PM EDT Att: 38,305 - Sunny - 65 F								
Royce Clayton, R OBP: 0.342, SLG: 0.412 (1, 6)	1-0 F9		0-0 1-H 2B		1-3 K		0-0 L9			4	0	1	1	0	1	1									
17 Todd Helton, L OBP: 0.459, SLG: 0.621 (1, 3)	4-2 1-2 BB			0-0 1B 2B		0-2 G4-3		4-2 G4-6-3 BB		2	1	1	0	2	0	0									
Vinny Castilla, R OBP: 0.331, SLG: 0.532 (1, 5)	0-1 F8			0-0 G5-3		2-1 HR		1-3 K		4	1	1	1	0	1	3									
Jeremy Burnitz, L OBP: 0.359, SLG: 0.581 (1, 9)		1-0 P5		0-0 5 1B 2H 1B		2-3 K		1-0 G4-6-3		4	0	1	1	0	1	1									
5 Matt Holliday, R OBP: 0.347, SLG: 0.467 (1, 7)		2-1 P4		2-1 1-2 1B		1-0 F9			4-1 WP BB	3	0	1	0	1	0	0									
Charles Johnson, R OBP: 0.355, SLG: 0.441 (1, 2)		0-1 G1-3		2-3 K			4-0 HR BB		4-2 1-2 BB	2	1	0	0	2	1	2									
Choo Freeman, R OBP: 0.295, SLG: 0.316 (1, 8)			0-1 G1-3		2-3 K		1-3 K		2-3 K	3	0	0	0	0	2	3									
Mark Sweeney, L OBP: 0.394, SLG: 0.536 (9, PH)										1	0	0	0	0	1	2									
26 Jeff Francis, L OBP: 0.239, SLG: 0.200 (5, 1)			1-3 K		0-3 K		2-0 1-H HR		0-3 K	2	0	0	0	0	2	0									
Inning Stats	R: 0 E: 0 K: 0 S: 10	H: 1 LOB: 1 BB: 1 P: 16	R: 0 E: 0 K: 0 S: 5	H: 0 LOB: 0 BB: 0 P: 8	R: 1 E: 0 K: 1 S: 7	H: 1 LOB: 1 BB: 1 P: 12	R: 1 E: 0 K: 2 S: 12	H: 3 LOB: 2 BB: 0 P: 18	R: 0 E: 0 K: 1 S: 10	H: 0 LOB: 0 BB: 0 P: 12	R: 1 E: 0 K: 1 S: 10	H: 1 LOB: 0 BB: 0 P: 15	R: 2 E: 0 K: 1 S: 7	H: 1 LOB: 0 BB: 1 P: 14	R: 0 E: 0 K: 1 S: 8	H: 0 LOB: 0 BB: 1 P: 14	R: 0 E: 0 K: 2 S: 12	H: 0 LOB: 2 BB: 2 P: 23	1B: 3 2B: 2 3B: 0 HR: 2	SF: 0 SAC: 0 DP: 1 HBP: 0	WP: 1 PB: 0 SB: 0 CS: 1	PA: 37			
PITCHER	IP	WLS	BF	H	R	ER	SO	BB	IBB	HBP	BLK	WP	HR	S	P	ERA	WHIP								
Brett Tomko, R ERA: 4.76 (1, 1)	5.0	W	20	5	2	2	5	2	0	0	0	0	0	44	66	3.60	1.400								
Scott Eyre, L ERA: 5.27 (6, 1)	2.0		9	2	3	3	2	1	0	0	0	0	2	17	29	13.50	1.500								
Jason Christiansen, L ERA: 3.86 (8, 1)	1.0		3	0	0	0	1	1	0	0	0	0	0	8	14	0.00	1.000								
Jim Brower, R ERA: 3.65 (9, 1)	0.0		2	0	0	0	0	2	0	0	0	1	0	3	11	=	=								
Dustin Hermanson, R ERA: 4.42 (9, 1)	1.0	S	3	0	0	0	2	0	0	0	0	0	0	9	12	0.00	0.000								

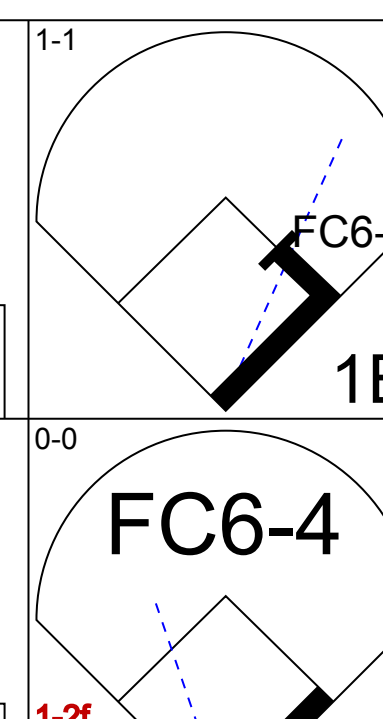
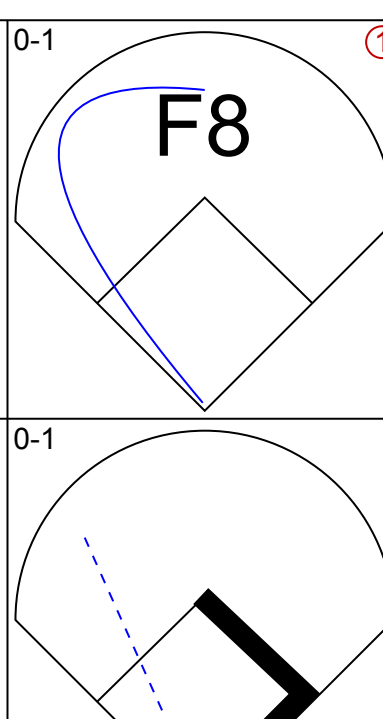
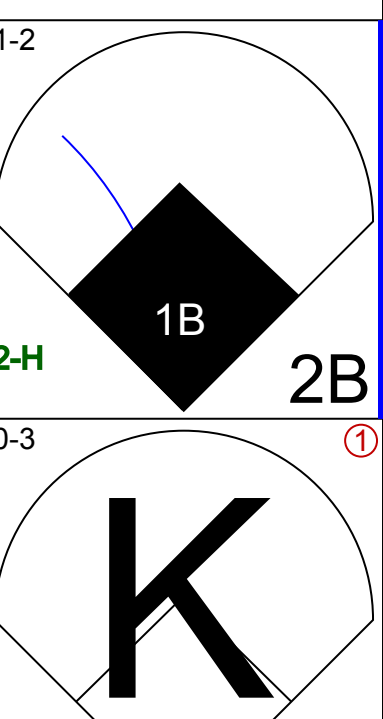
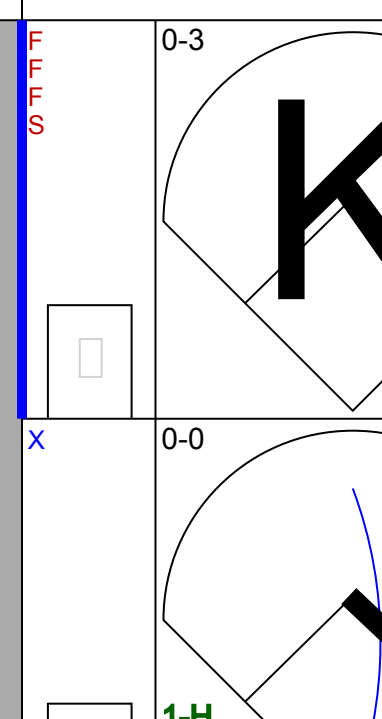
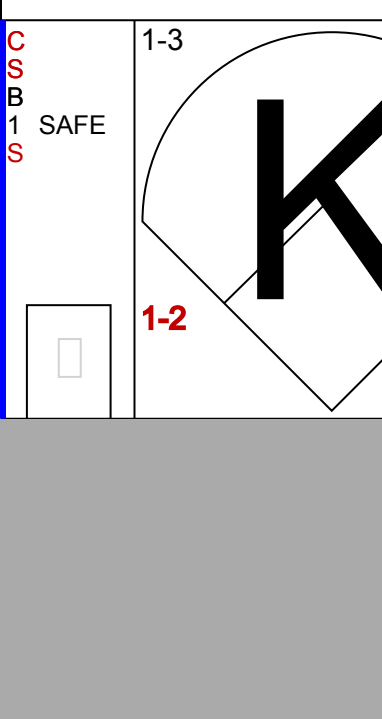
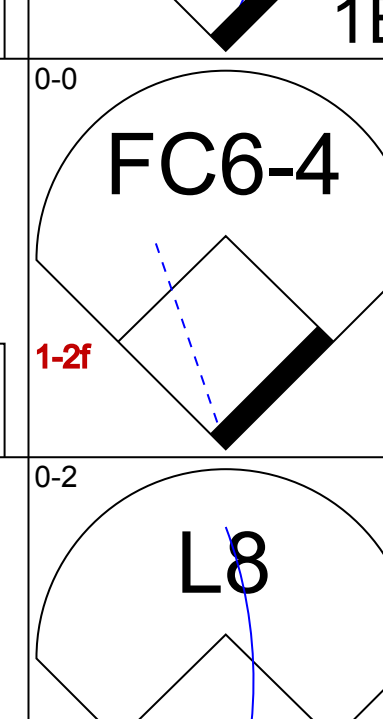
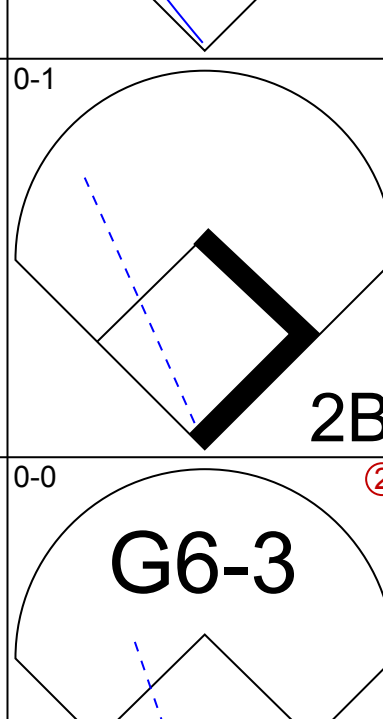
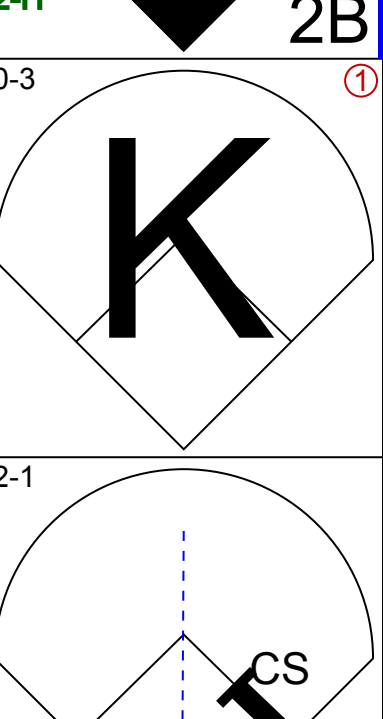
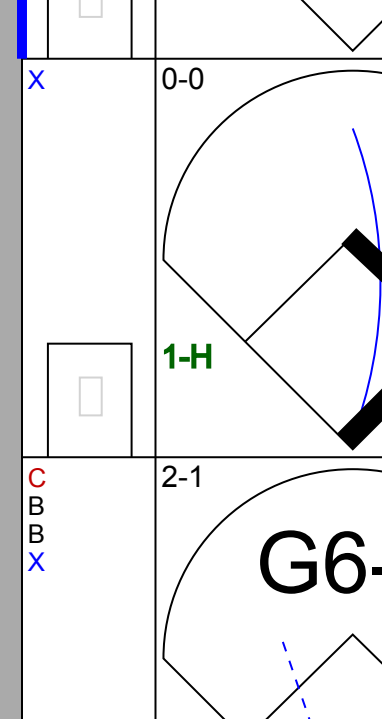

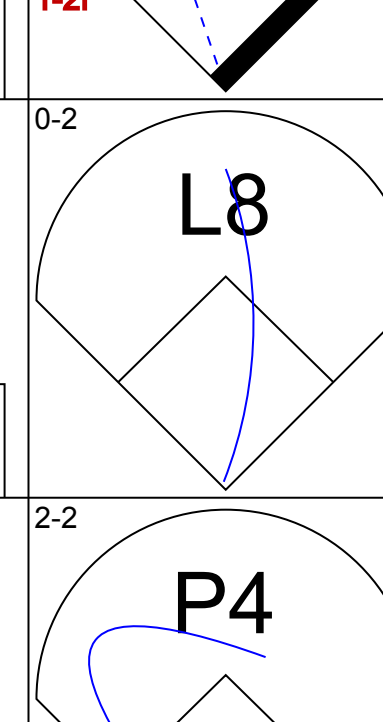
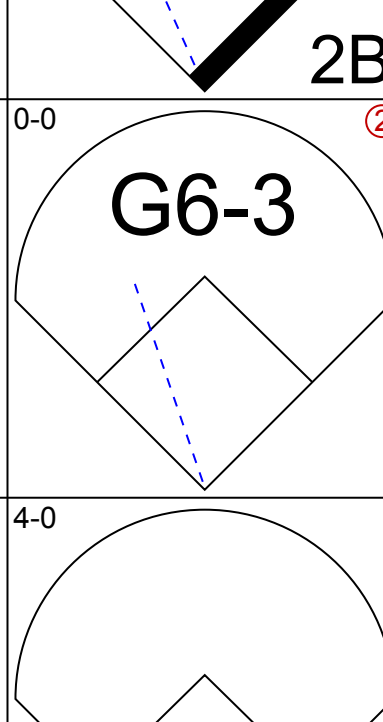
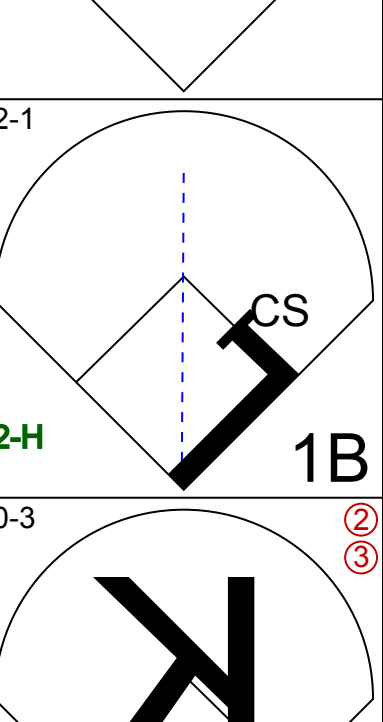
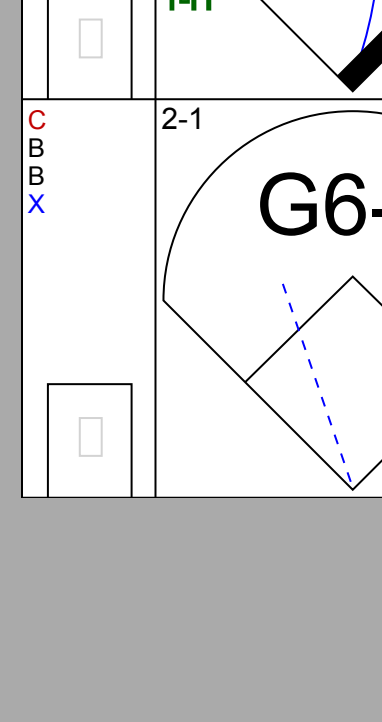

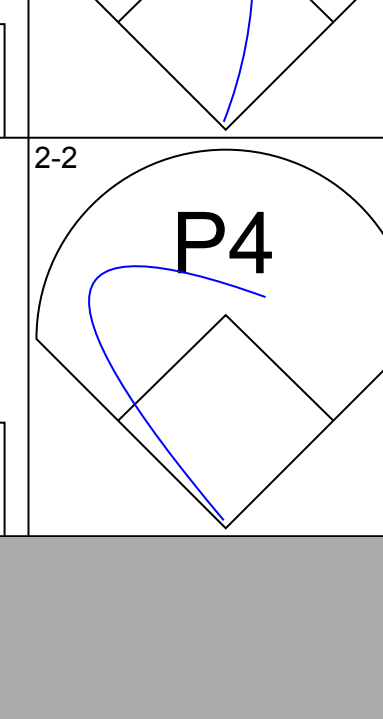
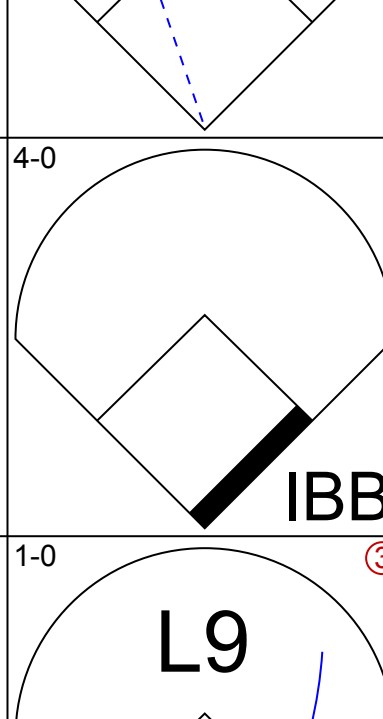
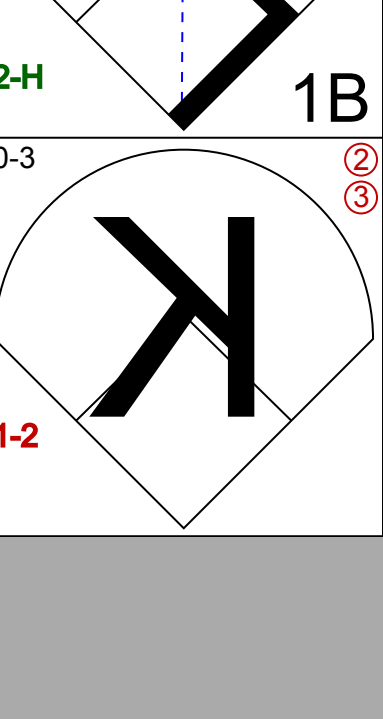


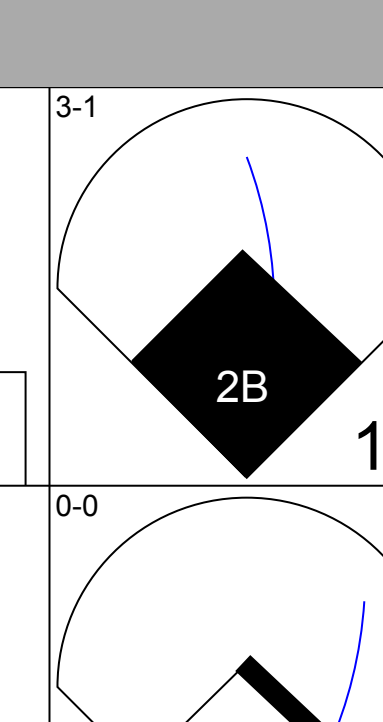
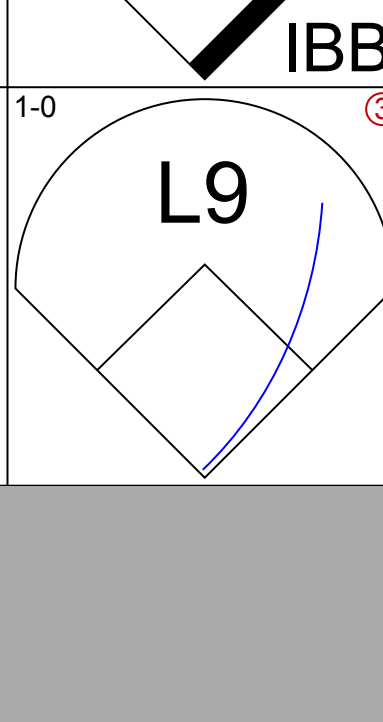



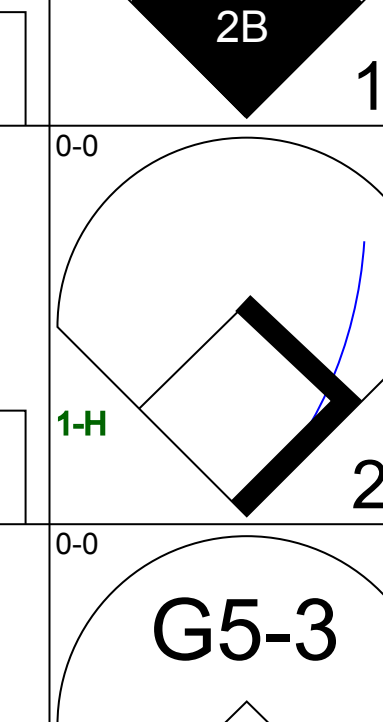
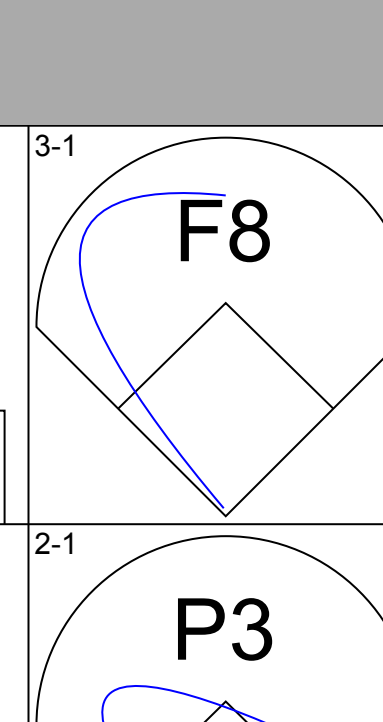
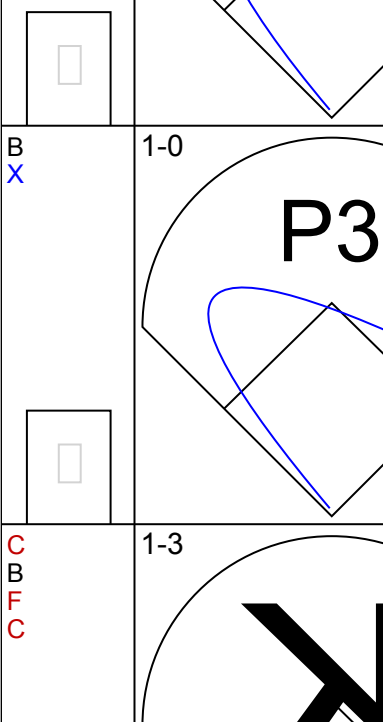
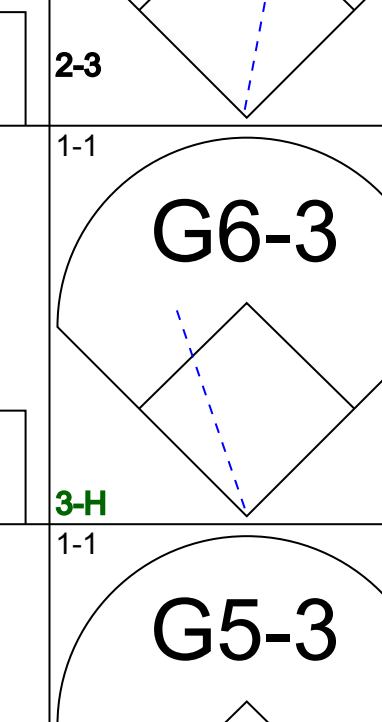
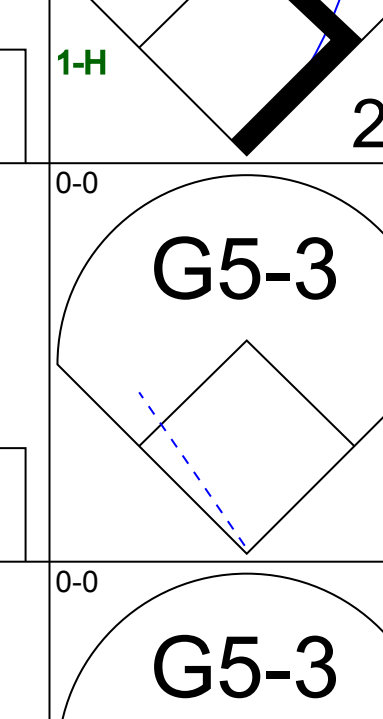
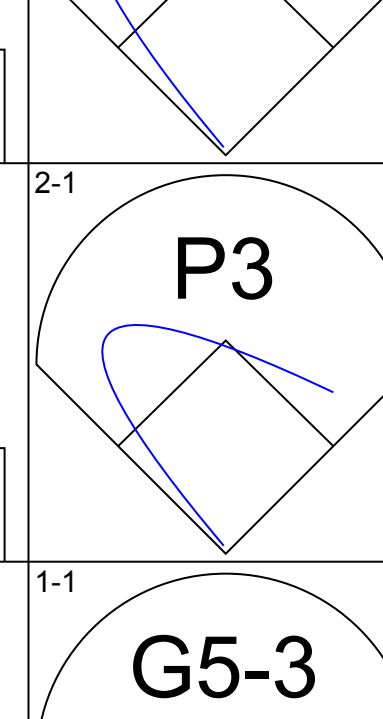
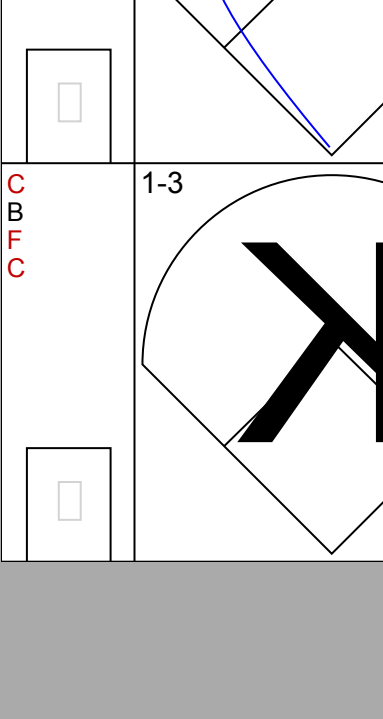
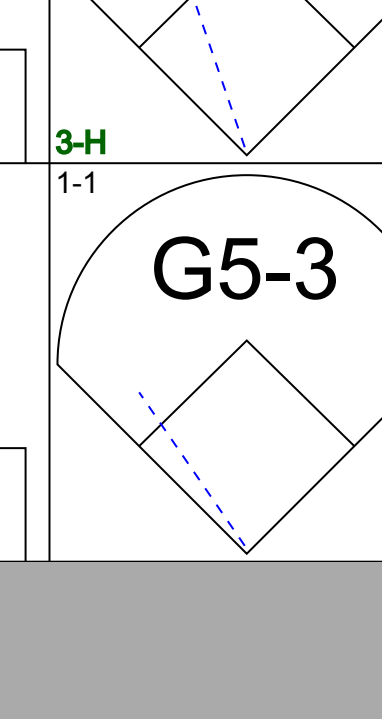
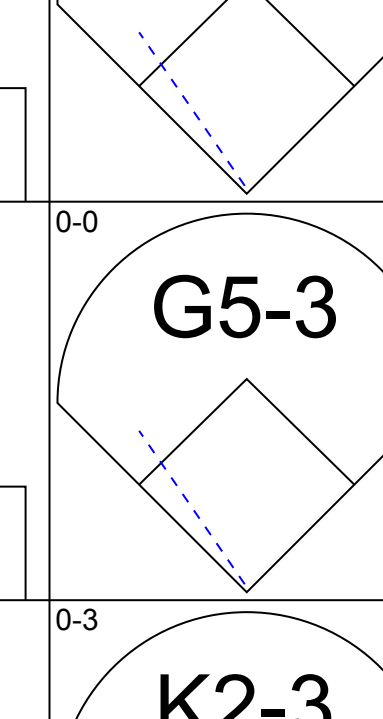
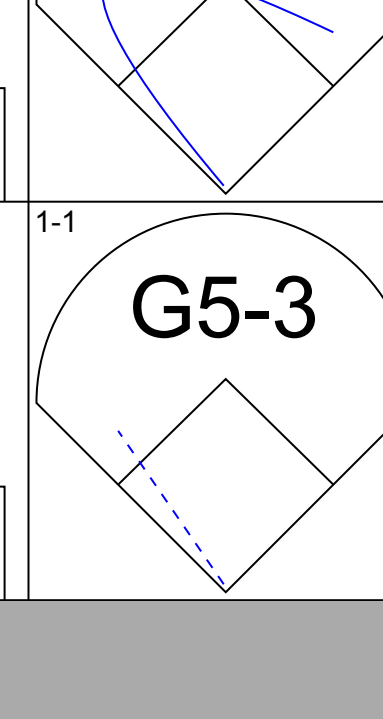
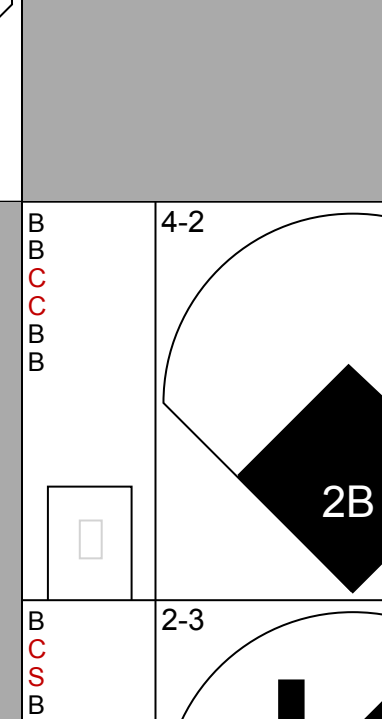
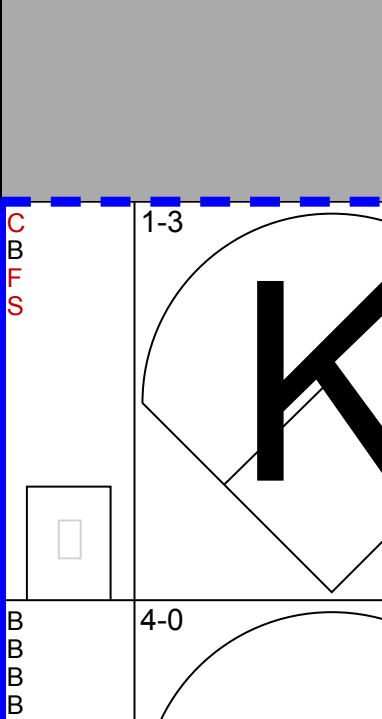
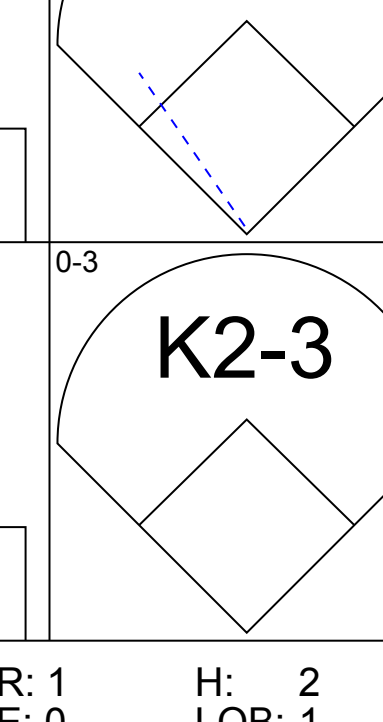
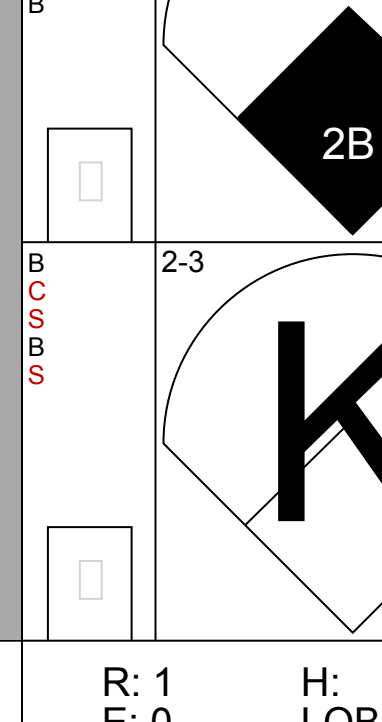
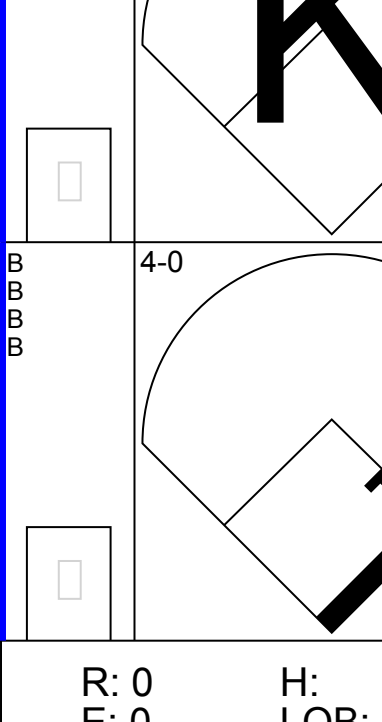
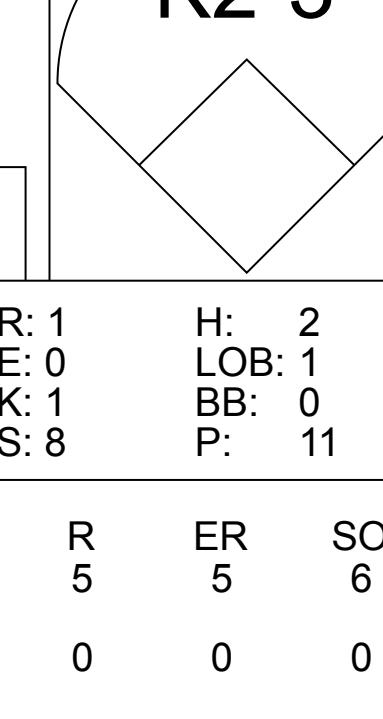
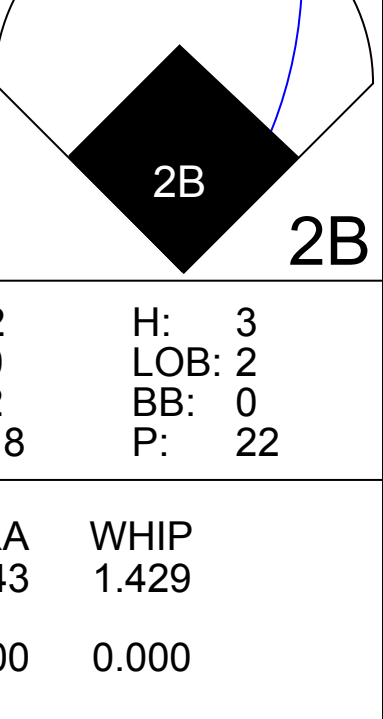
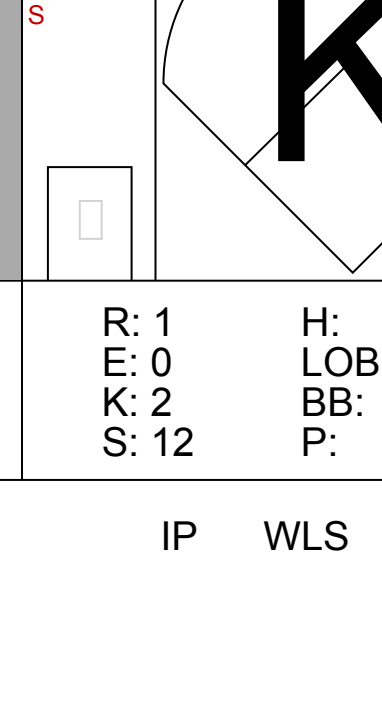
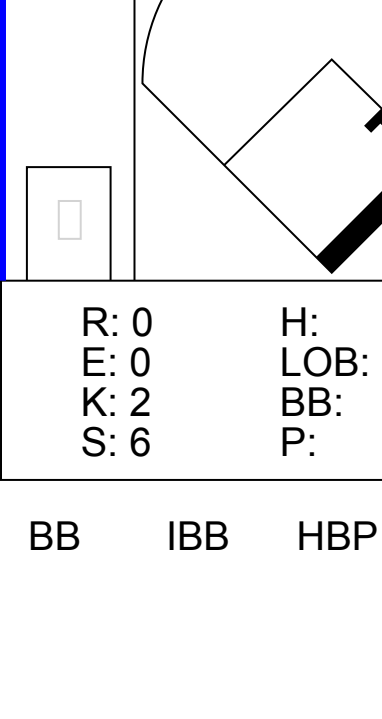


Batter	1	2	3	4	5	6	7	8	9	AB	R	H	RBI	BB	SO	LOB	BOTTOM								
Ray Durham, S OBP: 0.340, SLG: 0.458 (1, 4)	3-2 FC1-4 1B		1-0 SH3 SF7 2B	3-1 1-H 2-H 3-H 2B		3-1 G5-3		1-0 G1-3		5	1	3	3	0	0	0	Colorado Rockies @ San Francisco Giants SBC Park, San Francisco, CA Tue Aug 31 2004, 10:15 PM EDT Att: 38,305 - Sunny - 65 F								
Deivi Cruz, R OBP: 0.340, SLG: 0.452 (1, 6)	0-1 FC1-4		1-0 SH3	0-1 G6-3		1-2 G6-3		1-2 2B		4	0	1	0	0	0	2									
Jim Brower, R OBP: 0.607, SLG: 0.500 (9, 1)	1-2 1-2 PB		2-3							0	0	0	0	0	0	0									
Dustin Hermanson, R OBP: 0.133, SLG: 0.103 (9, 1)										0	0	0	0	0	0	0									
Pedro Feliz, R OBP: 0.295, SLG: 0.469 (1, 3)	0-0 F9		1-1 SF7		0-0 G6-3		1-2 2B G3 1B		0-3 K	4	1	1	1	0	1	2									
Barry Bonds, L OBP: 0.607, SLG: 0.821 (1, 7)	4-1 1-2 IBB		2-3 K		4-0 HR BB		0-0 G3 2B		1-3 F7	2	1	1	0	2	1	0									
Edgardo Alfonzo, R OBP: 0.348, SLG: 0.394 (1, 5)	0-1 G1-3			1-2 1B 2B	4-1 1-2 HR BB		1-0 F7			3	2	1	0	1	0	4									
Marquis Grissom, R OBP: 0.317, SLG: 0.443 (1, 8)		1-1 P3		4-2 1B 2B BB	3-2 1-H 2-H HR		4-0 G3 IBB			2	2	1	3	2	0	0									
Dustan Mohr, R OBP: 0.409, SLG: 0.458 (1, 9)		1-3 K		1-1 1-2 2-3 2B 1B	1-0 F8		2-2 G3			4	1	1	1	0	1	2									
Yorvit Torrealba, R OBP: 0.313, SLG: 0.414 (1, 2)		3-2 HR		3-3 K	2-3 K		0-3 K			4	1	1	1	0	3	5									
Brett Tomko, R OBP: 0.154, SLG: 0.140 (1, 1)		2-3 K		3-3 K		0-3 K		1-0 G5-3		2	0	0	0	0	2	3									
Inning Stats	R: 0 E: 0 K: 0 S: 9	H: 1 LOB: 2 BB: 1 P: 16	R: 1 E: 0 K: 2 S: 13	H: 1 LOB: 0 BB: 0 P: 20	R: 1 E: 0 K: 1 S: 7	H: 1 LOB: 0 BB: 0 P: 12	R: 3 E: 0 K: 2 S: 18	H: 3 LOB: 1 BB: 1 P: 33	R: 3 E: 0 K: 1 S: 11	H: 1 LOB: 0 BB: 2 P: 25	R: 0 E: 0 K: 1 S: 8	H: 0 LOB: 0 BB: 0 P: 12	R: 1 E: 0 K: 1 S: 12	H: 2 LOB: 2 BB: 1 P: 22	R: 0 E: 0 K: 1 S: 9	H: 1 LOB: 1 BB: 0 P: 12	1B: 3 2B: 5 3B: 0 HR: 2	SF: 1 SAC: 1 DP: 0 HBP: 0	WP: 0 PB: 1 SB: 0 CS: 0	PA: 39					
PITCHER	IP	WLS	BF	H	R	ER	SO	BB	IBB	HBP	BLK	WP	HR	S	P	ERA	WHIP								
26 Jeff Francis, L ERA: 13.5 (1, 1)	4.1	L	24	7	8	8	5	3	0	0	0	0	0	14	21	0.00	0.000								
Jeff Fassero, L ERA: 5.4 (5, 1)	1.2		5	0	0	0	2	0	0	0	0	0	0	14	21	0.00	0.000								
40 Brian Fuentes, L ERA: 4.65 (7, 1)	1.0		6	2	1	1	1	0	1	0	0	0	0	12	22	9.00	2.000								
Scott Dohmann, R ERA: 3.47 (8, 1)	1.0		4	1	0	0	1	0	0	0	0	0	0	9	12	0.00	1.000								




Batter	1	2	3	4	5	6	7	8	9	AB	R	H	RBI	BB	SO	LOB	TOP				
12 Clint Barmes, R OBP: 0.482, SLG: 0.636										3	2	1	1	0	2		Colorado Rockies @ San Francisco Giants SBC Park, San Francisco, CA Wed Sep 01 2004, 10:05 PM EDT Att: 36,024 - Cloudy - 64 F livebaseballscorecards.com				
Luis Gonzalez, R OBP: 0.393, SLG: 0.441										5	0	0	0	0	4						
17 Todd Helton, L OBP: 0.460, SLG: 0.620										4	0	2	1	1	0	1					
Vinny Castilla, R OBP: 0.330, SLG: 0.529										4	0	1	1	0	1	3					
Jeromy Burnitz, L OBP: 0.358, SLG: 0.578										4	0	1	0	0	4						
5 Matt Holliday, R OBP: 0.351, SLG: 0.473										4	1	3	0	0	0	0					
Todd Greene, R OBP: 0.310, SLG: 0.509										4	0	2	0	0	3						
Choo Freeman, R OBP: 0.313, SLG: 0.317										3	1	1	1	1	1						
Jamey Wright, R Tim Harikkala, R Aaron Miles, S Shawn Chacon, R										1	0	0	0	0	1	0					
Inning Stats	R: 1 E: 1 K: 0 S: 15	H: 0 LOB: 1 BB: 2 P: 29	R: 0 E: 0 K: 0 S: 10	H: 1 LOB: 0 BB: 0 P: 14	R: 0 E: 0 K: 1 S: 8	H: 1 LOB: 0 BB: 0 P: 13	R: 0 E: 0 K: 1 S: 15	H: 2 LOB: 2 BB: 0 P: 21	R: 2 E: 1 K: 0 S: 14	H: 2 LOB: 1 BB: 1 P: 24	R: 1 E: 0 K: 0 S: 11	H: 3 LOB: 2 BB: 0 P: 17	R: 0 E: 0 K: 0 S: 11	H: 2 LOB: 1 BB: 0 P: 16	R: 0 E: 0 K: 1 S: 7	H: 1 LOB: 0 BB: 0 P: 12		R: 0 E: 0 K: 0 S: 5	H: 1 LOB: 1 BB: 0 P: 9	1B: 12 2B: 1 3B: 0 HR: 0	SF: 0 SAC: 3 DP: 4 HBP: 0
PITCHER	IP WLS BF H R ER SO BB IBB HBP BLK WP HR S P ERA WHIP																				
Kirk Rueter, L ERA: 5.09	5.1 L 25 8 4 3 2 3 0 0 0 0 0 0 68 112 5.06 2.062																				
Matt Herges, R ERA: 5.34	0.2 3 1 0 0 0 0 0 0 0 0 0 0 5 6 0.00 1.500																				
Wayne Franklin, L ERA: 6.16	3.0 11 4 0 0 1 0 0 0 0 0 0 0 23 37 0.00 1.333																				

Batter	1	2	3	4	5	6	7	8	9	AB	R	H	RBI	BB	SO	LOB	BOTTOM				
Ray Durham, S OBP: 0.338, SLG: 0.453										4	1	0	0	1	1	3	Colorado Rockies @ San Francisco Giants SBC Park, San Francisco, CA Wed Sep 01 2004, 10:05 PM EDT Att: 36,024 - Cloudy - 64 F livebaseballscorecards.com				
Deivi Cruz, R OBP: 0.335, SLG: 0.449										4	0	1	0	0	1						
J.T. Snow, L OBP: 0.422, SLG: 0.514										4	0	0	0	0	2						
Barry Bonds, L OBP: 0.608, SLG: 0.818										1	0	0	0	3	0	0					
Pedro Feliz, R OBP: 0.294, SLG: 0.467										4	0	1	1	0	3						
A.J. Pierzynski, L OBP: 0.333, SLG: 0.441										3	0	0	0	1	2						
Michael Tucker, L OBP: 0.363, SLG: 0.436										4	0	1	0	0	1						
Marquis Grissom, R OBP: 0.316, SLG: 0.441										4	0	1	0	0	2						
Kirk Rueter, L OBP: 0.208, SLG: 0.200 Matt Herges, L										2	0	0	0	0	2						
Ricky Ledee, L OBP: 0.338, SLG: 0.407 Wayne Franklin, L Tony Torcato, L										1	0	0	0	0	1						
Inning Stats	R: 0 E: 0 K: 0 S: 8	H: 1 LOB: 2 BB: 1 P: 17	R: 0 E: 0 K: 0 S: 7	H: 0 LOB: 0 BB: 0 P: 14	R: 1 E: 0 K: 0 S: 7	H: 1 LOB: 2 BB: 2 P: 19	R: 0 E: 0 K: 0 S: 10	H: 1 LOB: 1 BB: 0 P: 14	R: 0 E: 0 K: 1 S: 9	H: 0 LOB: 1 BB: 1 P: 15	R: 0 E: 1 K: 1 S: 11	H: 1 LOB: 2 BB: 0 P: 15	R: 0 E: 0 K: 0 S: 5	H: 0 LOB: 0 BB: 0 P: 10	R: 0 E: 0 K: 0 S: 7	H: 0 LOB: 0 BB: 0 P: 11	R: 0 E: 0 K: 1 S: 10	H: 0 LOB: 0 BB: 0 P: 14	1B: 3 2B: 1 3B: 0 HR: 0	SF: 0 SAC: 0 DP: 0 HBP: 1	WP: 0 PA: 37 PB: 0 SB: 0 CS: 0
PITCHER	IP WLS BF H R ER SO BB IBB HBP BLK WP HR S P ERA WHIP																				
Jamey Wright, R ERA: 4.03	7.0 W 31 4 1 1 1 2 2 1 0 0 0 0 7 104 1.29 0.857																				
Tim Harikkala, R ERA: 3.34	1.0 H 3 0 0 0 0 0 0 0 0 0 0 0 7 11 0.00 0.000																				
Shawn Chacon, R ERA: 6.55	1.0 S 3 0 0 0 1 0 0 0 0 0 0 0 10 14 0.00 0.000																				

Batter	1	2	3	4	5	6	7	8	9	AB	R	H	RBI	BB	SO	LOB	TOP					
Aaron Miles, S OBP: 0.336, SLG: 0.385 (1, 4)										5	1	1	0	0	1	0	Colorado Rockies @ San Francisco Giants SBC Park, San Francisco, CA Thu Sep 02 2004, 10:15 PM EDT Att: 36,971 - Sunny - 65 F livebaseballscorecards.com					
Royce Clayton, R OBP: 0.343, SLG: 0.413 (1, 6)										4	0	2	0	0	1	0						
17 Todd Helton, L OBP: 0.460, SLG: 0.617 (1, 3)										4	1	1	1	1	0	2						
Vinny Castilla, R OBP: 0.329, SLG: 0.532 (1, 5)										5	1	1	2	0	1	2						
Jeremy Burnitz, L OBP: 0.359, SLG: 0.576 (1, 9)										3	2	1	0	1	2	0						
5 Matt Holliday, R OBP: 0.352, SLG: 0.476 (1, 7)										4	1	2	2	0	0	0						
JD Closser, S OBP: 0.407, SLG: 0.412 (1, 2)										3	0	1	1	1	2	1						
Jorge Piedra, L OBP: 0.318, SLG: 0.415 (1, 8)										4	0	0	0	0	4	4						
Shawn Chacon, R (9, 1)										0	0	0	0	0	0	0						
Joe Kennedy, R OBP: 0.179, SLG: 0.162 (1, 1)										4	0	0	0	0	2	2						
Steve Reed, R OBP: 0.300, SLG: 0.500 (8, 1)										0	0	0	0	0	0	0						
Choo Freeman, R OBP: 0.313, SLG: 0.317 (8, 8)										0	0	0	0	0	0	0						
Inning Stats	R: 0 E: 0 K: 2 S: 17	H: 0 LOB: 0 BB: 0 P: 23	R: 2 E: 0 K: 3 S: 18	H: 2 LOB: 1 BB: 1 P: 28	R: 0 E: 0 K: 0 S: 10	H: 1 LOB: 1 BB: 0 P: 15	R: 1 E: 1 K: 3 S: 19	H: 2 LOB: 1 BB: 0 P: 25	R: 3 E: 1 K: 2 S: 19	H: 3 LOB: 2 BB: 1 P: 28	R: 0 E: 0 K: 0 S: 9	H: 1 LOB: 1 BB: 0 P: 12	R: 0 E: 0 K: 1 S: 7	H: 0 LOB: 0 BB: 0 P: 11	R: 0 E: 0 K: 2 S: 9	H: 0 LOB: 0 BB: 0 P: 12	R: 0 E: 0 K: 0 S: 6	H: 0 LOB: 1 BB: 1 P: 13	1B: 7 2B: 1 3B: 0 HR: 1	SF: 0 SAC: 1 DP: 0 HBP: 0	WP: 0 PB: 0 SB: 2 CS: 0	PA: 40
PITCHER	IP	WLS	BF	H	R	ER	SO	BB	IBB	HBP	BLK	WP	HR	S	P	ERA	WHIP					
Jason Schmidt, R ERA: 3.01 (1, 1)	4.1	L	22	8	6	6	8	1	0	0	0	0	1	76	106	12.46	2.077					
Scott Eyre, L ERA: 5.18 (5, 1)	0.2		4	0	0	0	2	1	0	0	0	0	0	7	13	0.00	1.500					
Tyler Walker, R ERA: 4.37 (6, 1)	2.0		7	1	0	0	1	0	0	0	0	0	0	16	23	0.00	0.500					
Matt Herges, R ERA: 5.17 (8, 1)	2.0		7	0	0	0	2	1	0	0	0	0	0	15	25	0.00	0.500					

Batter	1	2	3	4	5	6	7	8	9	AB	R	H	RBI	BB	SO	LOB	BOTTOM				
Ray Durham, S OBP: 0.340, SLG: 0.457 (1, 4)										3	0	2	1	0	0	0	Colorado Rockies @ San Francisco Giants SBC Park, San Francisco, CA Thu Sep 02 2004, 10:15 PM EDT Att: 36,971 - Sunny - 65 F livebaseballscorecards.com				
Dustin Mohr, R OBP: 0.410, SLG: 0.468 (1, 9)										4	0	2	1	0	1	2					
Pedro Feliz, R OBP: 0.294, SLG: 0.465 (1, 3)										4	0	1	1	0	0	3					
Barry Bonds, L OBP: 0.607, SLG: 0.817 (1, 7)										3	1	1	0	1	1	3					
Edgardo Alfonzo, R OBP: 0.347, SLG: 0.393 (1, 5)										4	1	1	0	0	0	3					
Deivi Cruz, R OBP: 0.336, SLG: 0.450 (1, 6)										4	0	1	2	0	0	0					
Marquis Grissom, R OBP: 0.314, SLG: 0.438 (1, 8)										4	0	0	0	0	1	1					
Yorvit Torrealba, R OBP: 0.313, SLG: 0.408 (1, 2)										2	1	0	0	1	0	1					
J.T. Snow, L OBP: 0.421, SLG: 0.512 (9, PH)										1	0	0	0	0	1	0					
Jason Schmidt, R OBP: 0.182, SLG: 0.220 (1, 1)										1	0	0	0	0	1	1					
Michael Tucker, L OBP: 0.385, SLG: 0.436 (9, PH)										0	0	0	0	1	0	0					
Inning Stats	R: 0 E: 0 K: 0 S: 9	H: 1 LOB: 1 BB: 0 P: 12	R: 1 E: 0 K: 1 S: 8	H: 2 LOB: 0 BB: 0 P: 11	R: 0 E: 0 K: 0 S: 6	H: 0 LOB: 0 BB: 0 P: 12	R: 2 E: 0 K: 2 S: 18	H: 3 LOB: 2 BB: 0 P: 22	R: 0 E: 0 K: 1 S: 6	H: 0 LOB: 0 BB: 0 P: 8	R: 1 E: 0 K: 2 S: 12	H: 1 LOB: 1 BB: 1 P: 20	R: 1 E: 0 K: 0 S: 7	H: 1 LOB: 0 BB: 0 P: 9	R: 0 E: 0 K: 2 S: 6	H: 0 LOB: 0 BB: 1 P: 12	1B: 3 2B: 7 3B: 0 HR: 0	SF: 0 SAC: 0 DP: 1 HBP: 0	WP: 0 PB: 0 SB: 0 CS: 1	PA: 37	
PITCHER	IP	WLS	BF	H	R	ER	SO	BB	IBB	HBP	BLK	WP	HR	S	P	ERA	WHIP				
Joe Kennedy, L ERA: 3.76 (1, 1)	7.0		31	9	5	5	6	1	0	0	0	0	0	66	97	6.43	1.429				
Steve Reed, R ERA: 2.88 (8, 1)	1.0	H	3	0	0	0	0	0	0	0	0	0	0	6	8	0.00	0.000				
Shawn Chacon, R ERA: 6.43 (9, 1)	1.0	S	3	0	0	0	2	1	0	0	0	0	0	6	12	0.00	1.000				

Batter	1	2	3	4	5	6	7	8	9	AB	R	H	RBI	BB	SO	LOB	TOP					
Luis Terrero, R OBP: 0.374, SLG: 0.414 (1, 8)	4-2 1B BB	1-1 1B 2B		1-0 L4	0-2 BB 1B		0-0 F7		2-2 G6-3	5	1	2	0	1	0	0						
Alex Cintron, S OBP: 0.296, SLG: 0.366 (1, 6) (8, 5)	1-2 1B 1B	1-0 G1-3		3-1 1B 2B	4-2 BB			1-2 1B 2B		4	3	3	0	1	0	1						
Chad Tracy, L OBP: 0.352, SLG: 0.412 36 Brian Bruney, R Mike Fetters, R Steve Sparks, R OBP: 0.133, SLG: 0.133 (1, 5) (5, 1) (6, 1) (7, 1)	0-1 BB 1B	4-1 1B BB		0-2 E 1B	1-2 G3-1			0-2 1B		3	2	2	2	1	0	3						
Shea Hillenbrand, R OBP: 0.343, SLG: 0.449 (1, 3) (5, 5)	0-2 1B 1B	0-1 G6-4-3		1-2 FC6-4 1B				2-1 P3		5	0	3	1	0	0	2						
Jerry Gil, R OBP: 0.273, SLG: 0.286 (8, 6)	1-2 1B 1B	1-2 1B		1-2 1B				0-1 G6-3		0	0	0	0	0	0	0						
Danny Bautista, R OBP: 0.344, SLG: 0.420 Andy Green, R OBP: 0.265, SLG: 0.317 (1, 9) (7, 7)	4-2 BB BB	2-0 G6-4-3		1-0 FC6-4 1B				1-2 SF8		3	0	1	0	1	0	4						
Josh Kroeger, L OBP: 0.311, SLG: 0.111 (1, 7) (7, 9)	0-3 K			0-3 K				0-0 F8		5	0	0	0	0	3	6						
Scott Hairston, R OBP: 0.305, SLG: 0.481 (1, 4)	2-3 K			3-3 K				0-1 19 G6-3 SF8 2B		5	1	1	0	0	3	4						
19 Chris Snyder, R OBP: 0.306, SLG: 0.500 (1, 2)	4-2 BB			1-2 2B				0-0 G6-3		4	0	1	1	1	0	1						
31 Edgar Gonzalez, R OBP: 0.250, SLG: 0.182 Chad Durbin, R Alan Zinter, S OBP: 0.211, SLG: 0.125 (1, 1) (2, 1) (5, PH) (5, 3)	0-1 G6-3			0-2 G6-3				0-0 SF8		1	0	0	0	0	0	3						
Inning Stats	R: 3 E: 0 K: 2 S: 22	H: 3 LOB: 3 BB: 3 P: 37	R: 0 E: 0 K: 0 S: 7	H: 2 LOB: 2 BB: 1 P: 15	R: 0 E: 0 K: 1 S: 14	H: 1 LOB: 1 BB: 0 P: 19	R: 2 E: 1 K: 1 S: 16	H: 3 LOB: 1 BB: 0 P: 22	R: 0 E: 0 K: 2 S: 10	H: 2 LOB: 3 BB: 1 P: 22	R: 0 E: 0 K: 0 S: 10	H: 1 LOB: 1 BB: 0 P: 15	R: 0 E: 0 K: 0 S: 6	H: 0 LOB: 0 BB: 0 P: 9	R: 1 E: 0 K: 0 S: 15	H: 2 LOB: 1 BB: 0 P: 19	R: 1 E: 0 K: 0 S: 7	H: 1 LOB: 0 BB: 0 P: 9	1B: 10 2B: 5 3B: 0 HR: 0	SF: 2 SAC: 0 DP: 1 HBP: 0	WP: 1 PB: 0 SB: 0 CS: 0	PA: 46
PITCHER	IP WLS BF H R ER SO BB IBB HBP BLK WP HR S P ERA WHIP	IP WLS BF H R ER SO BB IBB HBP BLK WP HR S P ERA WHIP																	IP WLS BF H R ER SO BB IBB HBP BLK WP HR S P ERA WHIP			
41 Brad Hennessey, R ERA: 5.7	(1, 1) 4.0 24 9 5 4 4 4 0 0 0 0 0 0 59 93 9.00 3.250	(5, 1) 2.0 10 3 0 0 2 1 0 0 0 1 0 24 37 0.00 2.000	(7, 1) 1.0 3 0 0 0 0 0 0 0 0 0 0 6 9 0.00 0.000	(8, 1) 1.0 5 2 1 1 0 0 0 0 0 0 0 15 19 9.00 2.000	(9, 1) 1.0 4 1 1 1 0 0 0 0 0 0 0 7 9 9.00 1.000																	(1, 1) 4.0 24 9 5 4 4 4 0 0 0 0 0 0 59 93 9.00 3.250
Michael Tucker, L OBP: 0.364, SLG: 0.430 (1, 8) (7, 9)	0-0 K			4-2 BB				0-0 G4-3		5	1	0	1	2	1	7						
Edgardo Alfonzo, R OBP: 0.353, SLG: 0.408 Matt Herges, L (1, 5) (9, 1)	1-0 WP 1B			0-2 HR L7				0-2 1B 2B		6	4	5	2	0	0	3						
Deivi Cruz, R OBP: 0.273, SLG: 0.452 Brian Daltimore, R OBP: 0.318, SLG: 0.359 (1, 6) (7, 4)	1-0 1B HBP	0-2 HR 2B		0-1 F7				0-0 G1-3		5	3	2	0	0	0	2						
Barry Bonds, L OBP: 0.607, SLG: 0.824 Jason Ellison, R (1, 7) (7, 8)	4-1 HBP 2B	2-0 HR		2-0 G4-3				4-0 1B IBB		2	3	1	3	2	0	0						
J.T. Snow, L OBP: 0.428, SLG: 0.517 (1, 3)	0-1 HBP 2B	4-2 1B BB		3-1 F9				1-0 BB E 1B		5	4	4	2	1	0	0						
A.J. Pierzynski, L OBP: 0.334, SLG: 0.438 (1, 2)	1-0 2B HBP			2-1 HBP				0-0 E BB 1B		4	1	1	2	0	1	5						
Dustan Mohr, R OBP: 0.416, SLG: 0.471 (1, 9) (7, 7)	0-0 1B 2B	4-1 BB 1B		0-0 F7				4-1 2B E HBP		3	2	1	2	2	0	1						
Cody Ransom, R OBP: 0.313, SLG: 0.393 (1, 4) (7, 6)	1-1 2B 1B	2-2 BB 1B		2-2 P3				1-0 F7		6	0	3	4	0	0	4						
41 Brad Hennessey, R Tony Torralba, L Dave Burba, L Ricky Ledee, L Jason Christiansen, R Tyler Walker, R Pedro Feliz, R OBP: 0.273, SLG: 0.471 (1, 1) (4, PH) (5, 1) (6, PH) (7, 1) (8, 1) (8, PH) (8, 5)	0-0 K	0-3 K		0-0 P2				0-0 E3		2	0	0	0	0	2	4						
Inning Stats	R: 6 E: 0 K: 2 S: 15	H: 5 LOB: 1 BB: 1 P: 26	R: 4 E: 0 K: 2 S: 21	H: 4 LOB: 3 BB: 3 P: 39	R: 0 E: 0 K: 0 S: 5	H: 0 LOB: 0 BB: 0 P: 10	R: 0 E: 0 K: 0 S: 7	H: 0 LOB: 0 BB: 0 P: 11	R: 4 E: 1 K: 0 S: 19	H: 3 LOB: 3 BB: 3 P: 35	R: 4 E: 2 K: 0 S: 15	H: 3 LOB: 2 BB: 0 P: 29	R: 0 E: 0 K: 0 S: 10	H: 2 LOB: 2 BB: 0 P: 11	R: 0 E: 0 K: 0 S: 13	H: 1 LOB: 1 BB: 0 P: 20	1B: 11 2B: 4 3B: 1 HR: 2	SF: 1 SAC: 0 DP: 0 HBP: 3	WP: 1 PB: 0 SB: 0 CS: 0	PA: 55		
PITCHER	IP WLS BF H R ER SO BB IBB HBP BLK WP HR S P ERA WHIP	IP WLS BF H R ER SO BB IBB HBP BLK WP HR S P ERA WHIP																	IP WLS BF H R ER SO BB IBB HBP BLK WP HR S P ERA WHIP			
31 Edgar Gonzalez, R ERA: 9.64	(1, 1) 1.0 14 8 1 0 0 2 2 0 1 0 0 0 25 44 0.00 1.000	(2, 1) 3.0 13 1 0 0 2 2 0 1 0 0 0 0 25 44 0.00 1.000	(5, 1) 1.0 10 3 4 3 0 2 1 0 0 0 0 19 35 27.00 5.000	(6, 1) 1.0 9 3 4 0 0 0 0 1 0 0 0 15 29 0.00 3.000	(7, 1) 2.0 9 3 0 0 0 0 0 0 0 0 0 23 31 1.500																	(1, 1) 4.0 24 9 5 4 4 4 0 0 0 0 0 0 59 93 9.00 3.250
<p style="text-align: center;">Arizona Diamondbacks @ San Francisco Giants SBC Park, San Francisco, CA Fri Sep 03 2004, 10:15 PM EDT Att: 38,698 - Sunny - 72 F</p>																						
																						

Batter	1	2	3	4	5	6	7	8	9	AB	R	H	RBI	BB	SO	LOB	TOP					
Luis Terrero, R OBP: 0.382, SLG: 0.444 (1.8)	 HR		 G1-3				 K2-3		 DI 1B	5	2	3	1	0	1	0	Arizona Diamondbacks @ San Francisco Giants SBC Park, San Francisco, CA Sat Sep 04 2004, 4:05 PM EDT Att: 41,552 - Sunny - 90 F					
Andy Green, R OBP: 0.284, SLG: 0.313 Mike Koplove, R (7.1)	 L9			 F8		 1B 1B		 F7	 K	4	1	1	0	0	0	0						
19 Chris Snyder, R OBP: 0.297, SLG: 0.485 (8.2)	 L9				 1B 2B 1B					1	0	0	0	0	1	1						
Chad Tracy, L OBP: 0.352, SLG: 0.411 (1.5)	 G4-3			 2B 1B	 2B 1B			 K	 G6-3	5	1	2	2	0	1	1						
Shea Hillenbrand, R OBP: 0.346, SLG: 0.456 (1.3)	 P6			 1B 2B	 1B 2B			 1B BB 1B		4	0	3	2	0	0	0						
Danny Bautista, R OBP: 0.345, SLG: 0.422 (1.9)		 F9		 L5		 G3 SF9 2B		 1B BB		3	1	1	0	1	0	0						
Alex Cintron, S OBP: 0.296, SLG: 0.365 (1.4)	 F8				 P4	 G3		 1B BB		4	0	1	0	0	0	1						
Jerry Gil, R OBP: 0.231, SLG: 0.250 (1.6)		 P4			 K	 SF9		 1B	 K	3	0	0	1	0	2	3						
Juan Brito, R OBP: 0.217, SLG: 0.253 Greg Aquino, R (8.1)			 G1-3		 1B 2B	 G4-3		 L4		4	1	1	0	0	0	3						
Stephen Randolph, L OBP: 0.286, SLG: 0.429 Lance Cormier, R OBP: 0.333, SLG: 0.375 Josh Kroeger, L OBP: 0.091, SLG: 0.091 (7.7)			 K		 1B 1B		 F8	 K		2	1	1	1	0	1	0						
										2	0	0	0	0	1	0						
Inning Stats	R: 1 E: 0 K: 0 S: 9	H: 1 LOB: 0 BB: 0 P: 16	R: 0 E: 0 K: 0 S: 8	H: 0 LOB: 0 BB: 0 P: 10	R: 0 E: 0 K: 1 S: 9	H: 0 LOB: 0 BB: 0 P: 14	R: 1 E: 0 K: 0 S: 8	H: 2 LOB: 0 BB: 0 P: 12	R: 4 E: 0 K: 1 S: 17	H: 6 LOB: 2 BB: 0 P: 22	R: 1 E: 0 K: 0 S: 6	H: 1 LOB: 0 BB: 0 P: 9	R: 0 E: 0 K: 1 S: 5	H: 0 LOB: 0 BB: 0 P: 7	R: 0 E: 0 K: 2 S: 14	H: 2 LOB: 3 BB: 1 P: 22	R: 0 E: 0 K: 2 S: 13	H: 1 LOB: 1 BB: 0 P: 20	1B: 8 2B: 4 3B: 0 HR: 1	SF: 1 SAC: 0 DP: 0 HBP: 0	WP: 0 PB: 0 SB: 0 CS: 0	PA: 39
PITCHER	IP	WLS	BF	H	R	ER	SO	BB	IBB	HBP	BLK	WP	HR	S	P	ERA	WHIP					
51 Noah Lowry, L ERA: 4.69	5.0		22	9	6	6	2	0	0	0	0	0	1	51	74	10.80	1.800					
32 Kevin Correia, R ERA: 8.5	1.0		4	1	1	1	0	0	0	0	0	0	0	6	9	9.00	1.000					
Dave Burba, R ERA: 3.91	1.0		3	0	0	0	1	0	0	0	0	0	0	5	7	0.00	0.000					
Scott Eyre, L ERA: 5.06	1.0	W	6	2	0	0	2	1	0	0	0	0	0	14	22	0.00	3.000					
Dustin Hermanson, R ERA: 4.38	1.0	S	4	1	0	0	2	0	0	0	0	0	0	13	20	0.00	1.000					

Batter	1	2	3	4	5	6	7	8	9	AB	R	H	RBI	BB	SO	LOB	BOTTOM				
Dustan Mohr, R OBP: 0.423, SLG: 0.478 (1.9)	 CS BB		 2H 1B			 K		 1B 2B		3	1	2	2	2	1	0	Arizona Diamondbacks @ San Francisco Giants SBC Park, San Francisco, CA Sat Sep 04 2004, 4:05 PM EDT Att: 41,552 - Sunny - 90 F				
Edgardo Alfonzo, R OBP: 0.350, SLG: 0.403 Dustin Hermanson, R OBP: 0.133, SLG: 0.103 (9.1)	 F9		 F7			 L9		 G6-3		5	0	0	0	0	0	7					
Deivi Cruz, R OBP: 0.340, SLG: 0.450 (1.6)	 F8			 F9		 1B HR HBP	 G6-3	 2H 3H 1B		4	1	1	2	0	0	1					
Barry Bonds, L OBP: 0.609, SLG: 0.826 (1.7)		 G4-3		 2B		 1B HR 1B	 F8-3 BB			3	1	2	0	1	0	0					
Pedro Feliz, R OBP: 0.295, SLG: 0.469 (9.5)		 G5-3		 K		 1B HR 1B	 F8-3			4	1	1	0	0	1	2					
Marquis Grissom, R OBP: 0.317, SLG: 0.445 Jason Ellison, R (8. FR) (9.8)		 F7			 BB	 HR		 2B WP 1B		3	1	2	4	1	0	0					
A.J. Pierzynski, L OBP: 0.333, SLG: 0.436 (1.2)			 P3	 F8		 1B HR	 E 1B	 F7		4	0	1	0	0	0	3					
Cody Ransom, R OBP: 0.329, SLG: 0.397 Ray Durham, S OBP: 0.342, SLG: 0.461 (8. PH) (9.4)			 SH1-4 1B BB			 CS 1B	 K	 WP 2B 2B		2	1	1	0	1	1	1					
51 Noah Lowry, R ERA: 4.21 Brian Litalien, R OBP: 0.211, SLG: 0.230 32 Kevin Correia, R OBP: 0.300, SLG: 0.367 Michael Tucker, R OBP: 0.300, SLG: 0.429 Dave Burba, R Scott Eyre, L OBP: 0.300, SLG: 0.517 (1.1) (5. PH) (6. PH) (7.1) (8.1) (8. PH) (9.3)			 SH1-4		 P3	 E 1B	 E6 BB	 2B 1B BB		0	0	0	0	0	0	0					
Inning Stats	R: 0 E: 0 K: 0 S: 4	H: 0 LOB: 0 BB: 1 P: 13	R: 0 E: 0 K: 0 S: 7	H: 0 LOB: 0 BB: 0 P: 12	R: 1 E: 0 K: 0 S: 10	H: 1 LOB: 1 BB: 1 P: 19	R: 0 E: 0 K: 1 S: 12	H: 1 LOB: 2 BB: 1 P: 22	R: 0 E: 1 K: 1 S: 23	H: 4 LOB: 3 BB: 1 P: 42	R: 0 E: 0 K: 0 S: 7	H: 0 LOB: 0 BB: 1 P: 15	R: 4 E: 0 K: 0 S: 14	H: 4 LOB: 2 BB: 1 P: 23	1B: 7 2B: 4 3B: 0 HR: 1	SF: 0 SAC: 1 DP: 1 HBP: 1		WP: 1 PB: 0 SB: 0 CS: 2	PA: 39		
PITCHER	IP	WLS	BF	H	R	ER	SO	BB	IBB	HBP	BLK	WP	HR	S	P	ERA	WHIP				
Stephen Randolph, L ERA: 5.02	5.1		25	7	5	5	2	3	0	1	0	0	0	8	16	0.00	1.500				
Lance Cormier, R ERA: 9.74	0.2	H	4	0	0	0	1	1	0	0	0	0	0	8	16	0.00	1.500				
Mike Koplove, R ERA: 4.21	1.1	L	7	2	3	3	0	2	0	0	0	1	0	14	31	20.25	3.000				
Greg Aquino, R ERA: 2.81	0.2	B	3	2	1	1	0	0	0	0	0	0	0	7	7	13.50	3.000				

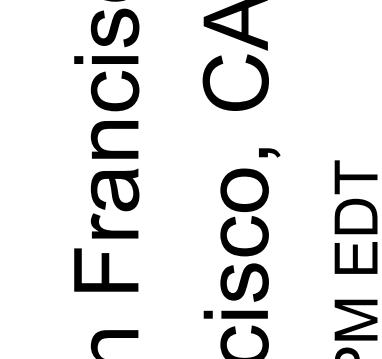
Batter	1	2	3	4	5	6	7	8	9	AB	R	H	RBI	BB	SO	LOB	TOP	
Luis Terrero, R OBP: 0.372, SLG: 0.431	1-1 F9	0-1 FC6-4			1-0 G5-3		0-3 K			4	0	0	0	0	1	2	Arizona Diamondbacks @ San Francisco Giants SBC Park, San Francisco, CA Sun Sep 05 2004, 4:05 PM EDT Att: 42,099 - Sunny - 78 F	
Andy Green, R OBP: 0.263, SLG: 0.310	1-1 F9		2-2 G4-3		1-2 BB 1B		1-2 F7			4	0	1	0	0	0	1		
Chad Tracy, L OBP: 0.354, SLG: 0.411	2-2 BB 1B		2-3 K		4-1 BB			2-1 F7		3	1	1	0	1	1	0		
Shea Hillenbrand, R OBP: 0.345, SLG: 0.453	4-1 BB 1B		2-2 P4		2-0 F7			3-1 F9		3	0	0	0	1	0	2		
Alex Cintron, S OBP: 0.297, SLG: 0.366	1-1 1-2 2-H BB 1B			1-2 BB 1B		1-3 K		1-1 F8		4	0	2	1	0	1	0		
Doug DeVore, L OBP: 0.200, SLG: 0.242	0-0 G4-3			1-3 SAFE K		2-1 G5-3			2-3 K	4	0	0	0	0	2	3		
Josh Kroeger, L OBP: 0.067, SLG: 0.067		0-3 K		1-3 SAFE K		1-0 F9			1-3 K	4	0	0	0	0	3	1		
Juan Brito, R OBP: 0.225, SLG: 0.262		1-1 FC6-4 BB 1B		1-2 G6-3			3-2 BB 1B		2-3 K	3	0	2	0	0	0	1		
Carlos Baerga, S OBP: 0.294, SLG: 0.301										1	0	0	0	0	1	0		
Randy Johnson, R OBP: 0.155, SLG: 0.147		2-3 K			1-3 K					3	0	0	0	0	2	2		
Mike Fetters, R (7, 1)							0-0 B3			0	0	0	0	0	0	0		
Inning Stats	R: 1 H: 2 E: 0 K: 0 S: 11	W: 29 LOB: 2 P: 20	R: 0 H: 1 E: 0 K: 2 S: 10	L: 1 LOB: 1 P: 13	R: 0 H: 0 E: 0 K: 1 S: 10	H: 0 LOB: 0 P: 16	R: 0 H: 1 E: 0 K: 2 S: 14	L: 1 LOB: 1 P: 18	R: 0 H: 1 E: 0 K: 1 S: 9	H: 0 LOB: 2 P: 18	R: 0 H: 1 E: 0 K: 1 S: 10	L: 1 LOB: 0 P: 14	R: 0 H: 0 E: 0 K: 3 S: 12	H: 0 LOB: 0 P: 17	1B: 6 2B: 0 3B: 0 HR: 0	SF: 0 SAC: 0 DP: 0 HBP: 0	WP: 0 PA: 35 PB: 0 SB: 0 CS: 0	
PITCHER	IP WLS BF H R ER SO BB IBB HBP BLK WP HR S P ERA WHIP																	
Brett Tomko, R ERA: 4.6	7.0	W	29	6	1	1	8	2	0	0	0	0	0	0	70	109	1.29	1.143
Scott Eyre, L ERA: 5.02	0.1	H	1	0	0	0	0	0	0	0	0	0	0	2	4	8	0.00	0.000
Jim Brower, R ERA: 3.62	0.2	H	2	0	0	0	0	0	0	0	0	0	0	4	8	0.00	0.000	
Dustin Hermanson, R ERA: 4.35	1.0	S	3	0	0	0	3	0	0	0	0	0	0	12	17	0.00	0.000	

Batter	1	2	3	4	5	6	7	8	9	AB	R	H	RBI	BB	SO	LOB	BOTTOM
Ray Durham, S OBP: 0.343, SLG: 0.460	3-3 K		2-1 G6-3			4-1 HR BB	1-2 IBB BB 1B			3	1	1	1	1	1	1	Arizona Diamondbacks @ San Francisco Giants SBC Park, San Francisco, CA Sun Sep 05 2004, 4:05 PM EDT Att: 42,099 - Sunny - 78 F
Edgardo Alfonzo, R OBP: 0.349, SLG: 0.409	3-2 P4		2-3 L3			1 SAFE 2-1 BB SAFE K	3-H 1-1 L7			4	1	1	2	0	0	2	
Pedro Feliz, R OBP: 0.297, SLG: 0.470	0-2 F7			1-3 K		1-1 F9 BB 1B	1-1 IBB 1B			4	0	2	0	0	1	0	
Barry Bonds, L OBP: 0.610, SLG: 0.824		1-0 FC5-4 BB 1B		0-1 F7		4-2 BB	4-0 IBB			2	0	1	0	2	0	0	
Deivi Cruz, R OBP: 0.335, SLG: 0.444		1-3 SAFE K		2-3 K		0-1 F9	1-0 P3			4	0	0	0	0	2	6	
Marquis Grissom, R OBP: 0.317, SLG: 0.443		0-1 FC5-4			2-0 F9	0-1 P4		4-2 G6-3 BB		3	0	0	0	1	0	3	
Dustin Hermanson, R OBP: 0.133, SLG: 0.103		1-2 K								0	0	0	0	0	0	0	
Dustan Mohr, R OBP: 0.417, SLG: 0.469		1 SAFE 0-3 K		1-3 K			0-1 F7	2-2 SAFE F9		4	0	0	0	0	2	2	
Yorvit Torrealba, R OBP: 0.318, SLG: 0.424			3-2 WP SH1-4 BB 1B		2-1 F8		3-1 E 3B	0-2 G6-3		4	1	2	0	0	0	1	
Brett Tomko, R OBP: 0.151, SLG: 0.137			0-1 SH1-4			1-3 K	1-2 E5 BB 1B			1	0	0	0	0	1	0	
Brian Dallimore, R OBP: 0.326, SLG: 0.366										1	1	1	0	0	0	0	
Scott Eyre, L (8, 1)										0	0	0	0	0	0	0	
Jim Brower, R OBP: 0.567, SLG: 0.500										0	0	0	0	0	0	0	
Jason Ellison, R (9, 8)										0	0	0	0	0	0	0	
Inning Stats	R: 0 H: 0 E: 0 K: 1 S: 13	H: 0 LOB: 0 P: 19	R: 0 H: 1 E: 0 K: 2 S: 9	L: 1 LOB: 1 P: 11	R: 0 H: 1 E: 0 K: 0 S: 10	H: 1 LOB: 0 P: 16	R: 0 H: 0 E: 0 K: 2 S: 14	L: 0 LOB: 0 P: 17	R: 0 H: 2 E: 0 K: 1 S: 16	H: 2 LOB: 2 P: 26	R: 2 H: 4 E: 1 K: 0 S: 16	L: 3 LOB: 3 P: 27	R: 0 H: 0 E: 0 K: 0 S: 9	H: 0 LOB: 1 P: 15	1B: 6 2B: 0 3B: 1 HR: 1	SF: 0 SAC: 1 DP: 1 HBP: 0	WP: 1 PA: 35 PB: 0 SB: 0 CS: 0
PITCHER	IP WLS BF H R ER SO BB IBB HBP BLK WP HR S P ERA WHIP																
Randy Johnson, L ERA: 2.8	6.1	L	28	7	4	4	7	1	1	76	115	5.68	1.421				
Mike Fetters, R ERA: 9.53	1.2	7	1	0	0	0	0	0	0	15	27	0.00	1.200				

AB 33
R 1
H 6
RBI 1
BB 2
SO 11
LOB 12



AB 30
R 4
H 8
RBI 3
BB 4
SO 7
LOB 15



Batter	1	2	3	4	5	6	7	8	9	AB	R	H	RBI	BB	SO	LOB	TOP				
Ray Durham, S OBP: 0.346, SLG: 0.466 (1, 4)	G4-3		L9 2B				G4-3	1-H 2-H 2B		4	1	2	2	1	0	0					
Michael Tucker, L OBP: 0.363, SLG: 0.436 (1, 9)	G4-3		L9				G4-3			5	2	2	1	0	0	1					
Edgardo Alfonzo, R OBP: 0.351, SLG: 0.412 (1, 5)			PB HR 2B				P4			4	1	2	1	0	0	1					
Barry Bonds, L OBP: 0.611, SLG: 0.832 (1, 7)	F8		3-H 2-1 HR				1B			3	1	2	2	2	0	1					
J.T. Snow, L OBP: 0.427, SLG: 0.512 (1, 3)			F8				1B			5	0	1	0	0	0	4					
Deivi Cruz, R OBP: 0.339, SLG: 0.450 Cody Ransom, R OBP: 0.329, SLG: 0.397 (9, PR)	G4-3		G3-1				G4-3			5	0	3	1	0	0	2					
A.J. Pierzynski, L OBP: 0.172, SLG: 0.208 Jason Ellison, R (8, PR)	G4-3						P5			4	0	0	0	0	0	2	AB 38				
Jason Christiansen, R (8, 1)										0	1	0	0	0	0	0	R 7				
Jim Brower, R OBP: 0.567, SLG: 0.500 Pedro Feliz, R OBP: 0.298, SLG: 0.470 (9, PH)										0	0	0	0	0	0	0	H 13				
Marquis Grissom, R OBP: 0.317, SLG: 0.441 (1, 8)							G6-3			4	1	1	0	1	1	3	RBI 7				
Jason Schmidt, R OBP: 0.172, SLG: 0.208 Scott Eyre, L (7, 1)	G6-3									3	0	0	0	0	0	2	BB 5				
Ricky Ledee, L OBP: 0.335, SLG: 0.402 Yorvit Torrealba, R OBP: 0.318, SLG: 0.424 (8, 2)							F8			0	0	0	0	0	0	0	SO 2				
										1	0	0	0	0	1	2	LOB 18				
										0	0	0	0	0	0	0					
Inning Stats	R: 0 E: 0 K: 0 S: 6	H: 0 LOB: 1 BB: 0 P: 12	R: 0 E: 0 K: 0 S: 10	H: 1 LOB: 2 BB: 1 P: 18	R: 3 E: 0 K: 0 S: 13	H: 3 LOB: 0 BB: 0 P: 18	R: 0 E: 0 K: 0 S: 3	H: 0 LOB: 0 BB: 0 P: 5	R: 1 E: 0 K: 0 S: 11	H: 2 LOB: 2 BB: 2 P: 22	R: 0 E: 0 K: 0 S: 8	H: 2 LOB: 2 BB: 0 P: 14	R: 2 E: 0 K: 1 S: 14	H: 3 LOB: 2 BB: 0 P: 22	R: 1 E: 0 K: 1 S: 19	H: 2 LOB: 3 BB: 2 P: 32	1B: 7 2B: 4 3B: 0 HR: 2	SF: 0 SAC: 0 DP: 0 HBP: 1	WP: 2 PB: 1 SB: 0 CS: 0	PA: 44	
PITCHER	IP	WLS	BF	H	R	ER	SO	BB	IBB	HBP	BLK	WP	HR	S	P	ERA	WHIP				
Jamey Wright, R ERA: 4.35 (1, 1)	5.0		24	6	4	4	0	2	1	1	0	0	2	43	75	7.20	1.600				
Jeff Fassero, L ERA: 5.22 (6, 1)	2.0		8	2	0	0	0	0	0	0	0	0	0	13	22	0.00	1.000				
Tim Harikkala, R ERA: 3.47 (8, 1)	1.0	W	5	3	2	2	1	0	0	0	0	0	0	14	22	18.00	3.000				
Shawn Chacon, R ERA: 6.52 (9, 1)	1.0	S	7	2	1	1	1	1	1	0	0	2	0	19	32	9.00	3.000				

San Francisco Giants @ Colorado Rockies
Coors Field, Denver, CO
Tue Sep 07 2004, 7:05 PM MDT
Att: 30,803 - Cloudy - 73 F

AB 38
R 7
H 13
RBI 7
BB 5
SO 2
LOB 18



Batter	1	2	3	4	5	6	7	8	9	AB	R	H	RBI	BB	SO	LOB	BOTTOM				
Aaron Miles, S OBP: 0.335, SLG: 0.383 (1, 4)	L5		F7				F8			4	0	0	0	0	1	1					
Royce Clayton, R OBP: 0.336, SLG: 0.403 (1, 6)	G6-3		F9				L9			4	0	0	0	0	0	1					
17 Todd Helton, L OBP: 0.460, SLG: 0.614 (1, 3)	G5-3		FC6-4 BB				K			3	0	0	0	1	2	0					
Vinny Castilla, R OBP: 0.334, SLG: 0.547 (1, 5)			FC6-4				F7			3	2	1	0	1	0	1					
Jeremy Burnitz, L OBP: 0.360, SLG: 0.584 (8, 9)			5 HR BB				K			4	2	2	2	0	2	1					
5 Matt Holliday, R OBP: 0.354, SLG: 0.492 Luis Gonzalez, R OBP: 0.308, SLG: 0.444 (7, PR)							SH1-4 5 HBP 1B			2	1	2	2	0	0	0					
JD Closser, S OBP: 0.431, SLG: 0.500 (1, 2)							1-H HR			1	1	0	0	0	0	0					
11 Brad Hawpe, L OBP: 0.333, SLG: 0.390 Choo Freeman, R OBP: 0.291, SLG: 0.265 (8, 8)							SH1-4 HR HBP			2	0	1	0	1	0	1					
Jason Schmidt, R ERA: 3.15 Scott Eyre, L ERA: 4.95 (7, 1)							SH1-4 HR HBP			2	0	1	0	1	0	1					
Jason Christiansen, L ERA: 4.15 Jim Brower, R ERA: 3.6 (8, 1)							SH1-4 HR HBP			1	0	0	0	0	0	0					
Inning Stats	R: 0 E: 0 K: 0 S: 11	H: 0 LOB: 0 BB: 0 P: 18	R: 2 E: 0 K: 2 S: 16	H: 2 LOB: 1 BB: 1 P: 23	R: 0 E: 0 K: 0 S: 6	H: 0 LOB: 1 BB: 1 P: 14	R: 0 E: 0 K: 1 S: 7	H: 1 LOB: 0 BB: 0 P: 15	R: 0 E: 0 K: 2 S: 11	H: 0 LOB: 0 BB: 0 P: 16	R: 0 E: 0 K: 1 S: 9	H: 0 LOB: 0 BB: 0 P: 15	R: 4 E: 0 K: 0 S: 9	H: 2 LOB: 1 BB: 1 P: 19	R: 2 E: 0 K: 1 S: 11	H: 2 LOB: 1 BB: 1 P: 17	1B: 4 2B: 1 3B: 0 HR: 3	SF: 0 SAC: 1 DP: 1 HBP: 1	WP: 0 PB: 0 SB: 0 CS: 0	PA: 35	
PITCHER	IP	WLS	BF	H	R	ER	SO	BB	IBB	HBP	BLK	WP	HR	S	P	ERA	WHIP				
Jason Schmidt, R ERA: 3.15 (1, 1)	6.1		27	5	6	6	6	3	0	1	0	0	2	67	115	8.53	1.263				
Scott Eyre, L ERA: 4.95 (7, 1)	0.2		2	0	0	0	0	0	0	0	0	0	0	2	5	0.00	0.000				
Jason Christiansen, L ERA: 4.15 (8, 1)	0.2	L	5	2	2	2	1	1	0	0	0	0	1	10	14	27.00	4.500				
Jim Brower, R ERA: 3.6 (8, 1)	0.1		1	0	0	0	0	0	0	0	0	0	0	1	3	0.00	0.000				

San Francisco Giants @ Colorado Rockies
Coors Field, Denver, CO
Tue Sep 07 2004, 7:05 PM MDT
Att: 30,803 - Cloudy - 73 F

AB 29
R 8
H 7
RBI 8
BB 4
SO 7
LOB 8



Batter	1	2	3	4	5	6	7	8	9	AB	R	H	RBI	BB	SO	LOB	TOP											
Ray Durham, S OBP: 0.391, SLG: 0.469	0-0 FC6-4 1B		1-0 1B		1-0 1B		3-2 F9	4-1 1-2 BB		4	0	3	0	1	0	1	San Francisco Giants @ Colorado Rockies Coors Field, Denver, CO Wed Sep 08 2004, 7:05 PM MDT Att: 24,700 - Cloudy - 81 F											
Dustan Mohr, R OBP: 0.413, SLG: 0.464	2-0 F8		0-2 F8		0-0 FC6-4 1-2 1B		2-0 FC6-4 1-2	1-3 K		5	0	1	0	0	1	6												
Pedro Feliz, R OBP: 0.359, SLG: 0.469	0-1 FC6-4		2-0 G3-6-1 1-2 1B		0-2 FC6-4 1-2			1B P6		5	1	2	0	0	0	6												
Jim Brower, R OBP: 0.667, SLG: 0.500										0	0	0	0	0	0	0												
Scott Eyre, L OBP: 0.319, SLG: 0.424										0	0	0	0	0	0	0												
Yorvit Torrealba, R OBP: 0.319, SLG: 0.424										0	0	0	0	0	0	0												
Barry Bonds, L OBP: 0.611, SLG: 0.830	4-2 1-3 BB		0-0 G3-6-1 1-2			2-3 K		2-1 1B 2B	1-0 1B	3	1	1	0	1	1	2												
Edgardo Alfonzo, R OBP: 0.354, SLG: 0.420	2-0 F8			1-2 G5-4-3 1B		0-0 HR		1-0 2B 1B	2-2 L6	5	2	3	2	0	0	3												
Deivi Cruz, R OBP: 0.338, SLG: 0.450		2-2 F7		0-1 G5-4-3 1-2		2-3 K		2-3 2B 1B	0-2 1B	4	0	1	2	0	1	1												
Cody Ransom, R OBP: 0.338, SLG: 0.406								2-2 2B	1-2 G4-6-3 1B	1	1	1	0	0	0	0												
A.J. Pierzynski, L OBP: 0.339, SLG: 0.426		1-1 G3		1-1 P2		0-0 G6-3		0-1 F8	0-0 G4-6-3 1B	5	0	0	0	0	0	3												
Dustin Hermanson, R OBP: 0.133, SLG: 0.103									1-2	0	0	0	0	0	0	0												
Marquis Grissom, R OBP: 0.321, SLG: 0.450		1-1 2B			1-0 B3-6 2B		0-0 G3	1-1 1B 2B		4	0	3	1	0	0	0												
Kirk Rueter, L OBP: 0.200, SLG: 0.192		0-0 G5-3			0-0 B3-6 2B		4-1 FC6-4 BB	0-0 2B 1B		2	0	0	0	0	0	2												
Brian Dallimore, R OBP: 0.340, SLG: 0.366										0	0	0	0	1	0	0												
Tyler Walker, R OBP: 0.428, SLG: 0.513										1	0	1	0	0	0	0												
J.T. Snow, L OBP: 0.428, SLG: 0.513										1	0	1	0	0	0	0												
Inning Stats	R: 0 E: 0 K: 0 S: 8	H: 1 LOB: 2 BB: 1 P: 16	R: 0 E: 0 K: 0 S: 9	H: 1 LOB: 1 BB: 0 P: 13	R: 0 E: 0 K: 0 S: 6	H: 2 LOB: 1 BB: 0 P: 9	R: 0 E: 0 K: 0 S: 7	H: 1 LOB: 0 BB: 0 P: 9	R: 0 E: 0 K: 0 S: 7	H: 3 LOB: 2 BB: 0 P: 9	R: 1 E: 0 K: 2 S: 8	H: 1 LOB: 1 BB: 1 P: 12	R: 0 E: 0 K: 0 S: 6	H: 0 LOB: 1 BB: 1 P: 15	R: 4 E: 0 K: 1 S: 19	H: 6 LOB: 3 BB: 1 P: 32	R: 0 E: 0 K: 0 S: 7	H: 1 LOB: 1 BB: 0 P: 10	1B: 10 2B: 6 3B: 0 HR: 1	SF: 0 SAC: 0 DP: 4 HBP: 1	WP: 1 PB: 0 SB: 1 CS: 0	PA: 43						
PITCHER	IP	WLS	BF	H	R	ER	SO	BB	IBB	HBP	BLK	WP	HR	S	P	ERA	WHIP											
Joe Kennedy, L ERA: 3.63	(1, 1)	7.0		29	9	1	1	2	2	0	0	0	1	1	51	83	1.29	1.571										
Steve Reed, R ERA: 3.47	(8, 1)	0.0	L	4	4	4	4	0	0	0	0	0	0	0	8	14	∞	∞										
Javier López, L ERA: 8.25	(8, 1)	0.1		1	0	0	0	0	0	0	0	0	0	2	2	0.00	0.000											
Scott Dohmann, R ERA: 4.1	(8, 1)	0.2		5	2	0	0	1	1	0	0	0	0	9	16	0.00	4.500											
40 Brian Fuentes, L ERA: 4.5	(9, 1)	1.0		4	1	0	0	0	0	0	1	0	0	7	10	0.00	1.000											

Batter	1	2	3	4	5	6	7	8	9	AB	R	H	RBI	BB	SO	LOB	BOTTOM										
12 Clint Barmes, R OBP: 0.333, SLG: 0.455	3-2 F8		1-1 P3			0-2 P4	2-2 G6-3			3	0	0	0	0	0	0	San Francisco Giants @ Colorado Rockies Coors Field, Denver, CO Wed Sep 08 2004, 7:05 PM MDT Att: 24,700 - Cloudy - 81 F										
Aaron Miles, S OBP: 0.335, SLG: 0.382										1	0	0	0	0	1												
Royce Clayton, R OBP: 0.337, SLG: 0.406	0-0 2B		2-1 F8			0-1 2B		2-1 G5-3		4	2	2	0	0	0												
17 Todd Helton, L OBP: 0.459, SLG: 0.613	1-3 K			2-2 G1-3		3-2 L8		0-0 G6-3 2B		4	0	1	0	0	1												
Vinny Castilla, R OBP: 0.335, SLG: 0.548	0-0 1-H 2B			0-0 G4-3		4-0 2B IBB		0-2 G6-3		3	1	1	1	1	0												
Jeromy Burnitz, L OBP: 0.361, SLG: 0.584	0-3 K2-3			4-2 BB		2-2 1-H 2B		1-3 K		3	0	1	2	1	2												
5 Matt Holliday, R OBP: 0.351, SLG: 0.487		2-2 F9		0-0 P4		2-2 P2		1-3 K		4	0	0	0	0	1												
Todd Greene, R OBP: 0.309, SLG: 0.497		4-2 G1-6-3 BB			0-1 G4-3		1-3 K		2-2 G4-3	2	0	0	0	1	1												
JD Closser, S OBP: 0.424, SLG: 0.492										1	0	0	0	0	0												
Choo Freeman, R OBP: 0.283, SLG: 0.255		1-1 G1-6-3			0-0 G6-3		4-0 WP BB		4-0 BB	2	0	0	0	1	0												
Andy Tracy, L OBP: 0.283, SLG: 0.255										0	0	0	0	1	0												
Joe Kennedy, R ERA: 0.177, SLG: 0.154	(1, 1)									2	0	0	0	0	0	0											
Mark Swenson, L ERA: 2.39, SLG: 0.544	(7, PH)									1	0	0	0	0	1	1											
Steve Reed, R ERA: 3.47	(8, 1)									0	0	0	0	0	0	0											
Javier López, L ERA: 8.25	(8, 1)									0	0	0	0	0	0	0											
Scott Dohmann, R ERA: 4.1	(8, 1)									0	0	0	0	0	0	0											
40 Brian Fuentes, L ERA: 4.5	(9, PH)									1	0	0	0	0	1	1											
11 Brad Hawpe OBP: 0.288, SLG: 0.383	(9, PH)									0	0	0	0	0	0	0											
Inning Stats	R: 1 E: 0 K: 2 S: 14	H: 2 LOB: 1 BB: 0 P: 18	R: 0 E: 0 K: 0 S: 7	H: 0 LOB: 1 BB: 1 P: 14	R: 0 E: 0 K: 0 S: 7	H: 0 LOB: 0 BB: 0 P: 11	R: 0 E: 0 K: 0 S: 11	H: 0 LOB: 1 BB: 1 P: 17	R: 0 E: 0 K: 0 S: 5	H: 0 LOB: 0 BB: 0 P: 7	R: 2 E: 0 K: 0 S: 16	H: 2 LOB: 1 BB: 1 P: 27	R: 0 E: 0 K: 2 S: 9	H: 0 LOB: 1 BB: 1 P: 19	R: 0 E: 0 K: 1 S: 10	H: 1 LOB: 1 BB: 0 P: 13	R: 0 E: 0 K: 2 S: 9	H: 0 LOB: 1 BB: 1 P: 17	1B: 1 2B: 4 3B: 0 HR: 0	SF: 0 SAC: 0 DP: 1 HBP: 0	WP: 1 PB: 0 SB: 0 CS: 0	PA: 36					
PITCHER	IP	WLS	BF	H	R	ER	SO	BB	IBB	HBP	BLK	WP	HR	S	P	ERA	WHIP										
Kirk Rueter, L ERA: 5.07	(1, 1)	6.0		24	4	3	3	2	2	1	0	0	0	60	94	4.50	1.000										
Tyler Walker, R ERA: 4.37	(7, 1)	1.0	W	4	0	0	0	2	1	0	0	0	1	9	19	0.00	1.000										
Jim Brower, R ERA: 4.97	(8, 1)	0.2	H	3	1	0	0	0	0	0	0	0	0	6	8	0.00	1.500										
Scott Eyre, L ERA: 4.91	(8, 1)	0.1	H	1	0	0	0	1	0	0	0	0	0	4	5	0.00	0.000										
Dustin Hermanson, R ERA: 4.37	(9, 1)	1.0	S	4	0	0	0	2	1	0	0	0	0	9	17	0.00	1.000										

Batter	1	2	3	4	5	6	7	8	9	AB	R	H	RBI	BB	SO	LOB	TOP									
Ray Durham, S OBP: 0.350, SLG: 0.464	F8		K			F7	G4-3		FC6-4 BB	4	0	0	0	1	1	3										
Deivi Cruz, R OBP: 0.333, SLG: 0.443	K			G5-3		G5-3		G6-3	FC6-4	5	0	0	0	0	1	2										
Pedro Feliz, R OBP: 0.297, SLG: 0.465	K			K		G6-3		G3-1		4	0	0	0	0	2	0										
Barry Bonds, L OBP: 0.612, SLG: 0.828		F7			1B HBP			BB 1B	1B	2	1	1	0	1	0	0										
Edgardo Alfonzo, R OBP: 0.357, SLG: 0.423	G6-3				1B		1B BB			4	0	3	0	0	0	0										
Marquis Grissom, R OBP: 0.320, SLG: 0.447	E5			F8			1B		G6-3	3	0	0	0	1	0	4										
Yorvit Torrealba, R OBP: 0.319, SLG: 0.422					G5-3					3	0	1	1	0	0	1										
Michael Tucker, L OBP: 0.365, SLG: 0.436									G3 WP BB	0	0	0	0	1	0	0										
Dustan Mohr, R OBP: 0.409, SLG: 0.458			K		F9		P5		F7	3	0	0	0	0	1	3										
J.T. Snow, L OBP: 0.427, SLG: 0.512										1	0	0	0	0	0	1										
Brett Tomko, R OBP: 0.145, SLG: 0.132			K							2	0	0	0	0	2	0										
Brian Dallimore, R OBP: 0.333, SLG: 0.357										1	0	0	0	0	1	3										
Jim Brower, R OBP: 0.667, SLG: 0.500										0	0	0	0	0	0	0										
Dave Burba, R OBP: 0.326, SLG: 0.425										1	0	0	0	0	0	1										
A.J. Pierzynski, L OBP: 0.326, SLG: 0.425										1	0	0	0	0	0	1										
Inning Stats	R: 0 E: 0 K: 2 S: 10	H: 0 LOB: 0 BB: 0 P: 12	R: 0 E: 1 K: 0 S: 9	H: 0 LOB: 1 BB: 0 P: 14	R: 0 E: 0 K: 3 S: 9	H: 0 LOB: 0 BB: 0 P: 12	R: 0 E: 0 K: 1 S: 16	H: 1 LOB: 2 BB: 0 P: 23	R: 0 E: 0 K: 1 S: 6	H: 0 LOB: 0 BB: 0 P: 9	R: 0 E: 0 K: 0 S: 7	H: 0 LOB: 3 BB: 1 P: 10	R: 1 E: 0 K: 1 S: 16	H: 3 LOB: 3 BB: 1 P: 24	R: 0 E: 0 K: 0 S: 10	H: 1 LOB: 2 BB: 2 P: 14	R: 0 E: 0 K: 0 S: 12	H: 0 LOB: 2 BB: 2 P: 22	1B: 5 2B: 0 3B: 0 HR: 0	SF: 0 SAC: 0 DP: 0 HBP: 1	WP: 1 PB: 0 SB: 0 CS: 0	PA: 38				
PITCHER	IP	WLS	BF	H	R	ER	SO	BB	IBB	HBP	BLK	WP	HR	S	P	ERA	WHIP									
Randy Johnson, L ERA: 2.75	(1, 1)	7.0	W	28	4	1	1	8	1	0	1	0	0	0	73	104	1.29	0.714								
Mike Koplove, R ERA: 4.2	(8, 1)	1.0	H	5	1	0	0	0	0	1	0	0	0	10	14	0.00	1.000									
Greg Aquino, R ERA: 2.6	(9, 1)	1.0	S	5	0	0	0	0	2	0	0	0	1	0	12	22	0.00	2.000								

San Francisco Giants @ Arizona Diamondbacks
Bank One Ballpark, Phoenix, AZ
Fri Sep 10 2004, 10:05 PM EDT
Att: 34,284 - Dome - 79 F

AB	33
R	1
H	5
RBI	1
BB	4
SO	8
LOB	18



Batter	1	2	3	4	5	6	7	8	9	AB	R	H	RBI	BB	SO	LOB	BOTTOM									
Luis Terrero, R OBP: 0.345, SLG: 0.396	K		G5-3			K		B5-3		4	0	0	0	0	2	1										
Alex Cintron, S OBP: 0.296, SLG: 0.361	G4-3				19 WP BB 1B	F7		L5		4	0	1	0	0	0	0										
Chad Tracy, L OBP: 0.350, SLG: 0.402	F7				19 WP BB		FC6 BB	F9		2	0	0	0	2	0	0										
Alan Zinter, S OBP: 0.174, SLG: 0.100		K			B5		FC6			3	0	0	0	0	1	3										
Danny Bautista, R OBP: 0.341, SLG: 0.417	L6				P3				19 S HR 1B	3	1	1	0	0	0	2										
19 Chris Snyder, R OBP: 0.327, SLG: 0.630			K							3	0	0	0	0	3	3										
Doug DeVore, L OBP: 0.217, SLG: 0.303					1B					3	1	2	2	0	0	0										
Jerry Gil, R OBP: 0.194, SLG: 0.206					F9					3	0	0	0	0	2	1										
Randy Johnson, R OBP: 0.151, SLG: 0.143										2	0	0	0	0	1	1										
Scott Hairston, R OBP: 0.303, SLG: 0.475										1	0	0	0	0	0	0										
Mike Koplove, R OBP: 0.667, SLG: 0.500										0	0	0	0	0	0	0										
Greg Aquino, R ERA: 3.86										0	0	0	0	0	0	0										
Inning Stats	R: 0 E: 0 K: 1 S: 6	H: 0 LOB: 0 BB: 0 P: 10	R: 0 E: 0 K: 2 S: 8	H: 0 LOB: 0 BB: 0 P: 8	R: 0 E: 0 K: 1 S: 7	H: 1 LOB: 1 BB: 0 P: 11	R: 0 E: 0 K: 1 S: 11	H: 1 LOB: 2 BB: 1 P: 18	R: 0 E: 0 K: 1 S: 9	H: 0 LOB: 0 BB: 0 P: 12	R: 0 E: 0 K: 1 S: 7	H: 0 LOB: 1 BB: 1 P: 13	R: 2 E: 0 K: 2 S: 14	H: 2 LOB: 0 BB: 0 P: 24	R: 0 E: 0 K: 0 S: 4	H: 0 LOB: 0 BB: 0 P: 6	1B: 3 2B: 0 3B: 0 HR: 1	SF: 0 SAC: 0 DP: 0 HBP: 0	WP: 1 PB: 0 SB: 1 CS: 0	PA: 30						
PITCHER	IP	WLS	BF	H	R	ER	SO	BB	IBB	HBP	BLK	WP	HR	S	P	ERA	WHIP									
Brett Tomko, R ERA: 4.44	(1, 1)	6.0	L	22	2	2	2	2	0	0	0	0	0	1	14	24	18.00	2.000								
Jim Brower, R ERA: 3.75	(7, 1)	1.0	L	5	2	2	2	2	0	0	0	0	0	4	6	0.00	0.000									
Dave Burba, R ERA: 3.86	(8, 1)	1.0		3	0	0	0	0	0	0	0	0	0	4	6	0.00	0.000									

San Francisco Giants @ Arizona Diamondbacks
Bank One Ballpark, Phoenix, AZ
Fri Sep 10 2004, 10:05 PM EDT
Att: 34,284 - Dome - 79 F

AB	28
R	2
H	4
RBI	2
BB	2
SO	9
LOB	11



Batter	1	2	3	4	5	6	7	8	9	AB	R	H	RBI	BB	SO	LOB	TOP					
Ray Durham, S OBP: 0.353, SLG: 0.467 (1, 4)	P3	1B		1-H 2B		P5		FC5-4 BB		4	0	2	1	1	0	0	San Francisco Giants @ Arizona Diamondbacks Bank One Ballpark, Phoenix, AZ Sat Sep 11 2004, 10:05 PM EDT Att: 36,887 - Dome - 78 F					
Deivi Cruz, R OBP: 0.328, SLG: 0.436 Cody Ransom, R OBP: 0.338, SLG: 0.406 (1, 6) (8, 6)	K	F8		G6-3		F9		FC5-4		5	0	0	0	0	1	4						
Pedro Feliz, R OBP: 0.296, SLG: 0.462 (1, 3)	BB 1B		F8		K		G6-3		G5-3	5	1	1	0	0	1	0						
Barry Bonds, L OBP: 0.614, SLG: 0.826 (1, 7)	1B 1B BB		G5-3		PB 2B BB		IBB		K	2	1	1	0	3	1	0						
Edgardo Alfonzo, R OBP: 0.357, SLG: 0.422 (1, 5)	1B		G5-3		2B BB		L5		K	4	1	1	1	1	1	2						
Marquis Grissom, R OBP: 0.321, SLG: 0.449 (1, 8)	1B		G6-3		1B 2B		G4-3			4	1	2	2	0	0	2						
A.J. Pierzynski, L OBP: 0.325, SLG: 0.423 (1, 2)	P6		L3		G6-4-3 1B		G1-5-3			4	0	1	1	0	0	3						
Dustan Mohr, R OBP: 0.410, SLG: 0.460 (1, 9)		P4		2B BB	G6-4-3					3	1	1	0	1	0	1						
51 Noah Lowry, R OBP: 0.160, SLG: 0.200 Dave Burba, R OBP: 0.133, SLG: 0.103 Dustin Hermanson, R OBP: 0.133, SLG: 0.103 (1, 1) (8, 1) (9, 1)	K		K		K		K		K	4	0	0	0	0	4	2						
Inning Stats	R: 1 E: 0 K: 1 S: 15	H: 3 LOB: 3 BB: 1 P: 25	R: 0 E: 0 K: 1 S: 11	H: 1 LOB: 1 BB: 0 P: 15	R: 0 E: 0 K: 0 S: 6	H: 1 LOB: 1 BB: 0 P: 11	R: 1 E: 0 K: 1 S: 9	H: 1 LOB: 1 BB: 1 P: 20	R: 3 E: 0 K: 1 S: 8	H: 2 LOB: 0 BB: 2 P: 19	R: 0 E: 0 K: 1 S: 8	H: 0 LOB: 1 BB: 1 P: 10	R: 0 E: 0 K: 0 S: 5	H: 0 LOB: 1 BB: 1 P: 11	R: 0 E: 0 K: 1 S: 8	H: 1 LOB: 2 BB: 1 P: 17	R: 0 E: 0 K: 2 S: 9	H: 0 LOB: 0 BB: 0 P: 16	1B: 6 2B: 3 3B: 0 HR: 0	SF: 0 SAC: 0 DP: 1 HBP: 0	WP: 0 PB: 1 SB: 0 CS: 0	PA: 41
PITCHER	IP WLS BF H R ER SO BB IBB HBP BLK WP HR S P ERA WHIP	IP WLS BF H R ER SO BB IBB HBP BLK WP HR S P ERA WHIP	IP WLS BF H R ER SO BB IBB HBP BLK WP HR S P ERA WHIP	IP WLS BF H R ER SO BB IBB HBP BLK WP HR S P ERA WHIP	IP WLS BF H R ER SO BB IBB HBP BLK WP HR S P ERA WHIP	IP WLS BF H R ER SO BB IBB HBP BLK WP HR S P ERA WHIP	IP WLS BF H R ER SO BB IBB HBP BLK WP HR S P ERA WHIP	IP WLS BF H R ER SO BB IBB HBP BLK WP HR S P ERA WHIP	IP WLS BF H R ER SO BB IBB HBP BLK WP HR S P ERA WHIP	IP WLS BF H R ER SO BB IBB HBP BLK WP HR S P ERA WHIP	IP WLS BF H R ER SO BB IBB HBP BLK WP HR S P ERA WHIP	IP WLS BF H R ER SO BB IBB HBP BLK WP HR S P ERA WHIP	IP WLS BF H R ER SO BB IBB HBP BLK WP HR S P ERA WHIP	IP WLS BF H R ER SO BB IBB HBP BLK WP HR S P ERA WHIP	IP WLS BF H R ER SO BB IBB HBP BLK WP HR S P ERA WHIP	IP WLS BF H R ER SO BB IBB HBP BLK WP HR S P ERA WHIP						
Stephen Randolph, L ERA: 5.35 Lance Cormier, R ERA: 9.0 Mike Gosling, L ERA: 6.0 36 Brian Bruney, R ERA: 5.82 (1, 1) (5, 1) (8, 1) (9, 1)	4.1 L 25 8 5 5 4 0 0 0 0 0 0 0 0 0 0 10.38 2.769	2.2 8 0 0 0 1 0 1 0 0 0 0 0 0 0 0 0.00 0.000	1.0 5 1 0 0 1 1 0 0 0 0 0 0 0 0 0.00 2.000	1.0 3 0 0 0 2 0 0 0 0 0 0 0 0 0 0 0.00 0.000																		

AB 35
R 5
H 9
RBI 5
BB 6
SO 8
LOB 14



Batter	1	2	3	4	5	6	7	8	9	AB	R	H	RBI	BB	SO	LOB	BOTTOM			
Luis Terrero, R OBP: 0.337, SLG: 0.386 (1, 8)	G6-3		F8		FC5-4			G6-3		4	0	0	0	0	0	3	San Francisco Giants @ Arizona Diamondbacks Bank One Ballpark, Phoenix, AZ Sat Sep 11 2004, 10:05 PM EDT Att: 36,887 - Dome - 78 F			
Andy Green, R OBP: 0.281, SLG: 0.301 (1, 5) (8, 7)	G5-3			F9		P3		F9		4	0	0	0	0	0	0				
Danny Bautista, R OBP: 0.342, SLG: 0.417 (1, 9)	G6-3			FC5-4 BB 1B		F9			1B 2B 1B	4	1	2	0	0	0	0				
Alan Zinter, S OBP: 0.222, SLG: 0.130 (1, 3)		K		BB		F7			2B SF9-6 1B	3	1	1	0	1	1	0				
Scott Hairston, R OBP: 0.302, SLG: 0.475 (1, 4)		F9		F9		K			SF9-6 2B	4	0	1	1	0	1	2				
Jerry Gil, R OBP: 0.184, SLG: 0.194 Lance Cormier, R OBP: 0.333, SLG: 0.375 Chad Tracy, L OBP: 0.351, SLG: 0.411 (1, 6) (5, 1) (7, PH) (8, 5)		K		FC5		HR			SF9-6	2	0	0	0	0	1	2				
Robby Hammock, R OBP: 0.283, SLG: 0.358 Mike Gosling, L OBP: 0.333, SLG: 0.375 36 Brian Bruney, R OBP: 0.289, SLG: 0.320 (1, 7) (8, 1) (9, 1)			G1-3		G4-3			G6-3		3	0	0	0	0	1	0				
Carlos Baerga, S OBP: 0.289, SLG: 0.320 (9, PH)						K				0	0	0	0	0	0	0				
Juan Brito, R OBP: 0.227, SLG: 0.258 (1, 2)			G6-3			G4-3				2	0	0	0	1	0	0				
Stephen Randolph, L OBP: 0.375, SLG: 0.625 Alex Cintron, S OBP: 0.297, SLG: 0.362 (1, 1) (5, 6)					F8					1	0	1	0	0	0	0				
Inning Stats	R: 0 E: 0 K: 0 S: 9	H: 0 LOB: 0 BB: 0 P: 14	R: 0 E: 0 K: 2 S: 8	H: 0 LOB: 0 BB: 0 P: 12	R: 0 E: 0 K: 0 S: 13	H: 1 LOB: 1 BB: 0 P: 18	R: 0 E: 0 K: 0 S: 5	H: 1 LOB: 2 BB: 1 P: 10	R: 0 E: 0 K: 0 S: 7	H: 0 LOB: 0 BB: 0 P: 11	R: 1 E: 0 K: 2 S: 12	H: 1 LOB: 0 BB: 0 P: 22	R: 0 E: 0 K: 0 S: 4	H: 1 LOB: 0 BB: 0 P: 5	R: 2 E: 0 K: 0 S: 12	H: 3 LOB: 0 BB: 0 P: 21	1B: 4 2B: 3 3B: 0 HR: 1	SF: 1 SAC: 0 DP: 2 HBP: 0	WP: 0 PB: 0 SB: 0 CS: 0	PA: 34
PITCHER	IP WLS BF H R ER SO BB IBB HBP BLK WP HR S P ERA WHIP	IP WLS BF H R ER SO BB IBB HBP BLK WP HR S P ERA WHIP	IP WLS BF H R ER SO BB IBB HBP BLK WP HR S P ERA WHIP	IP WLS BF H R ER SO BB IBB HBP BLK WP HR S P ERA WHIP	IP WLS BF H R ER SO BB IBB HBP BLK WP HR S P ERA WHIP	IP WLS BF H R ER SO BB IBB HBP BLK WP HR S P ERA WHIP	IP WLS BF H R ER SO BB IBB HBP BLK WP HR S P ERA WHIP	IP WLS BF H R ER SO BB IBB HBP BLK WP HR S P ERA WHIP	IP WLS BF H R ER SO BB IBB HBP BLK WP HR S P ERA WHIP	IP WLS BF H R ER SO BB IBB HBP BLK WP HR S P ERA WHIP	IP WLS BF H R ER SO BB IBB HBP BLK WP HR S P ERA WHIP	IP WLS BF H R ER SO BB IBB HBP BLK WP HR S P ERA WHIP	IP WLS BF H R ER SO BB IBB HBP BLK WP HR S P ERA WHIP	IP WLS BF H R ER SO BB IBB HBP BLK WP HR S P ERA WHIP	IP WLS BF H R ER SO BB IBB HBP BLK WP HR S P ERA WHIP	IP WLS BF H R ER SO BB IBB HBP BLK WP HR S P ERA WHIP				
51 Noah Lowry, L ERA: 4.35 Dave Burba, R ERA: 4.04 Dustin Hermanson, R ERA: 4.28 (1, 1) (8, 1) (9, 1)	7.0 W 27 4 1 1 4 2 0 0 0 0 0 0 0 0 18.00 2.000	1.0 S 4 2 2 2 0 0 0 0 0 0 0 0 0 0 0.00 1.000	1.0 S 3 1 0 0 0 0 0 0 0 0 0 0 0 0 0.00 1.000																	

AB 31
R 3
H 7
RBI 3
BB 2
SO 4
LOB 8



Batter	1	2	3	4	5	6	7	8	9	AB	R	H	RBI	BB	SO	LOB	TOP					
Ray Durham, S OBP: 0.353, SLG: 0.465 (1, 4)	G3-1		G4-3	1-2 1B		K		BB		4	0	1	0	1	1	0	San Francisco Giants @ Arizona Diamondbacks Bank One Ballpark, Phoenix, AZ Sun Sep 12 2004, 4:35 PM EDT Att: 30,903 - Dome - 77 F					
Michael Tucker, L OBP: 0.363, SLG: 0.433 (1, 9)	FC5-4 1B		L4	L3			G4-3	G1-4-3		5	0	1	0	0	0	5						
Edgardo Alfonzo, R OBP: 0.356, SLG: 0.418 (1, 5)	FC5-4 1-2 BB		BB	BB	FC5 2-3f		G6-3		G6-3	4	0	0	0	1	0	3						
Barry Bonds, L OBP: 0.614, SLG: 0.831 (1, 7)	BB		BB	BB		K			G4-3	3	1	1	1	2	1	0						
J.T. Snow, L OBP: 0.433, SLG: 0.525 Jason Ellison, R (8, PR)	BB		BB							2	1	2	1	2	0	0						
Pedro Feliz, R OBP: 0.297, SLG: 0.469 (8, 3)	BB		BB		HR			SH1-3 1B	HR	0	1	0	0	0	0	0						
Marquis Grissom, R OBP: 0.319, SLG: 0.446 (1, 8)	K		G5-3		K			SH1-3 1B	HR	4	0	0	0	0	2	6						
A.J. Pierzynski, L OBP: 0.326, SLG: 0.429 (1, 2)		G4-3		HR	G4-3			SH5-4 1B	IBB	4	1	1	1	1	0	0						
Deivi Cruz, R OBP: 0.328, SLG: 0.434 Cody Ransom, R OBP: 0.338, SLG: 0.406 (8, PR)	G5-3		F7			K				4	0	1	1	0	1	0						
Jason Schmidt, R OBP: 0.164, SLG: 0.196 (1, 1)	K		E5 FC5 1B			K		SH5-4		3	0	0	0	0	2	0						
Inning Stats	R: 0 E: 0 K: 1 S: 16	H: 1 LOB: 3 BB: 2 P: 27	R: 0 E: 0 K: 1 S: 7	H: 0 LOB: 0 BB: 0 P: 7	R: 0 E: 0 K: 0 S: 14	H: 0 LOB: 3 BB: 3 P: 29	R: 1 E: 1 K: 0 S: 14	H: 2 LOB: 2 BB: 0 P: 18	R: 1 E: 0 K: 2 S: 9	H: 1 LOB: 0 BB: 0 P: 12	R: 0 E: 0 K: 3 S: 9	H: 0 LOB: 0 BB: 0 P: 10	R: 0 E: 0 K: 0 S: 8	H: 0 LOB: 0 BB: 0 P: 10	R: 1 E: 0 K: 0 S: 10	H: 2 LOB: 2 BB: 2 P: 24	R: 2 E: 0 K: 0 S: 9	H: 2 LOB: 0 BB: 0 P: 15	1B: 4 2B: 0 3B: 0 HR: 4	SF: 0 SAC: 2 DP: 0 HBP: 0	WP: 0 PB: 0 SB: 0 CS: 0	PA: 43
PITCHER	IP WLS BF	H R ER SO	BB IBB HBP BLK	WP HR S P	ERA WHIP	PITCHER										IP WLS BF	H R ER SO	BB IBB HBP BLK	WP HR S P	ERA WHIP		
17 Brandon Webb, R ERA: 3.64 (1, 1)	6.0	28	4	2	2	7	5	0	0	0	0	0	0	0	0	0	2	69	103	3.00	1.500	
Randy Choate, L ERA: 5.31 (7, 1)	1.0	L	4	1	1	1	0	0	0	0	0	0	0	0	0	0	0	11	15	9.00	1.000	
Mike Koplove, R ERA: 4.32 (8, 1)	2.0	11	3	2	2	0	1	1	0	0	0	0	0	0	0	0	2	16	34	9.00	2.000	

AB 34
R 5
H 8
RBI 5
BB 7
SO 7
LOB 14



Batter	1	2	3	4	5	6	7	8	9	AB	R	H	RBI	BB	SO	LOB	BOTTOM					
Luis Terrero, R OBP: 0.341, SLG: 0.395 (1, 8)	2B					K		G5-3		4	1	2	1	0	1	0	San Francisco Giants @ Arizona Diamondbacks Bank One Ballpark, Phoenix, AZ Sun Sep 12 2004, 4:35 PM EDT Att: 30,903 - Dome - 77 F					
Alex Cintron, S OBP: 0.294, SLG: 0.359 (1, 6)	B1	G4-3			G4-3			G4-3		4	0	0	0	0	0	2						
Scott Hairston, R OBP: 0.299, SLG: 0.469 (1, 4)	P3				K		G6-3		P2	4	0	0	0	0	1	1						
Alan Zinter, S OBP: 0.226, SLG: 0.185 (1, 3)	2B				K		K2-3		K	4	0	1	1	0	3	0						
Chad Tracy, L OBP: 0.352, SLG: 0.412 (1, 5)	BB				G6-3		K		2B	3	0	1	0	1	1	0						
19 Chris Snyder, R OBP: 0.304, SLG: 0.580 (1, 2)	F9				P4		F8		F8	4	0	0	0	0	0	3						
Doug DeVore, L OBP: 0.222, SLG: 0.294 (8, 9)		WP SH2-4 1B BB			K		G3			2	1	0	0	1	1	0						
Josh Kroeger, L OBP: 0.120, SLG: 0.083 (1, 9)	F7				K		F7			3	0	0	0	0	1	1						
17 Brandon Webb, R OBP: 0.133, SLG: 0.088 Randy Choate, L Mike Koplove, R Andy Green, R OBP: 0.258, SLG: 0.298 (8, 7)	SH2-4				K			G5-3		1	0	0	0	0	1	0						
Inning Stats	R: 1 E: 0 K: 0 S: 8	H: 2 LOB: 2 BB: 1 P: 14	R: 1 E: 0 K: 0 S: 7	H: 1 LOB: 1 BB: 1 P: 12	R: 0 E: 0 K: 2 S: 9	H: 0 LOB: 0 BB: 0 P: 12	R: 0 E: 0 K: 2 S: 7	H: 0 LOB: 0 BB: 0 P: 10	R: 0 E: 0 K: 2 S: 8	H: 0 LOB: 0 BB: 0 P: 11	R: 0 E: 0 K: 2 S: 8	H: 0 LOB: 0 BB: 0 P: 12	R: 0 E: 0 K: 0 S: 5	H: 0 LOB: 0 BB: 0 P: 9	R: 0 E: 0 K: 0 S: 12	H: 0 LOB: 0 BB: 0 P: 15		R: 0 E: 0 K: 1 S: 9	H: 1 LOB: 1 BB: 0 P: 15	1B: 1 2B: 3 3B: 0 HR: 0	SF: 0 SAC: 1 DP: 0 HBP: 0	WP: 1 PB: 0 SB: 0 CS: 0
PITCHER	IP WLS BF	H R ER SO	BB IBB HBP BLK	WP HR S P	ERA WHIP	PITCHER										IP WLS BF	H R ER SO	BB IBB HBP BLK	WP HR S P	ERA WHIP		
Jason Schmidt, R ERA: 3.14 (1, 1)	9.0	W	33	4	2	2	9	2	0	0	0	0	0	0	0	0	1	0	73	110	2.00	0.667



Batter	1	2	3	4	5	6	7	8	9	AB	R	H	RBI	BB	SO	LOB	TOP					
Ray Durham, S OBP: 0.354, SLG: 0.463 (1, 4)										2	1	0	0	2	0	0	San Francisco Giants @ Milwaukee Brewers Miller Park, Milwaukee, WI Tue Sep 14 2004, 6:35 PM CDT Att: 27,209 - Cloudy - 78 F					
Deivi Cruz, R OBP: 0.325, SLG: 0.430 Cody Ransom, R OBP: 0.338, SLG: 0.406 (1, 6) (9, 6)										3	0	0	0	0	0	1						
Pedro Feliz, R OBP: 0.297, SLG: 0.468 J.T. Snow, L OBP: 0.433, SLG: 0.525 (1, 3) (9, 3)										4	1	1	0	0	0	2						
Barry Bonds, L OBP: 0.613, SLG: 0.826 (1, 7)										2	1	0	0	2	0	1						
Edgardo Alfonzo, R OBP: 0.357, SLG: 0.419 (1, 5)										4	0	2	1	0	0	2						
Marquis Grissom, R OBP: 0.319, SLG: 0.444 (1, 8)										4	0	1	2	0	2	3						
Dustan Mohr, R OBP: 0.405, SLG: 0.453 (1, 9)										4	0	0	0	0	2	2						
Yorvit Torrealba, R OBP: 0.316, SLG: 0.414 (1, 2)										3	0	0	0	1	1	1						
Kirk Rueter, L OBP: 0.190, SLG: 0.182 Jim Brower, R OBP: 0.607, SLG: 0.500 Scott Eyre, L (7, 1) A.J. Pierzynski, L OBP: 0.325, SLG: 0.428 Dustin Hermanson, R OBP: 0.153, SLG: 0.103 (1, 1) (6, 1) (7, 1) (9, PH) (9, 1)										3	0	0	0	0	0	2						
Inning Stats	R: 0 E: 0 K: 0 S: 13	H: 0 LOB: 1 BB: 1 P: 20	R: 0 E: 0 K: 2 S: 13	H: 1 LOB: 1 BB: 0 P: 20	R: 0 E: 0 K: 0 S: 5	H: 0 LOB: 0 BB: 0 P: 5	R: 2 E: 0 K: 0 S: 11	H: 2 LOB: 2 BB: 2 P: 23	R: 1 E: 0 K: 1 S: 8	H: 1 LOB: 2 BB: 2 P: 21	R: 0 E: 0 K: 1 S: 9	H: 0 LOB: 0 BB: 0 P: 15	R: 0 E: 0 K: 0 S: 6	H: 0 LOB: 0 BB: 0 P: 10	R: 0 E: 0 K: 1 S: 8	H: 0 LOB: 0 BB: 0 P: 13		R: 0 E: 0 K: 1 S: 7	H: 0 LOB: 0 BB: 0 P: 10	1B: 4 2B: 0 3B: 0 HR: 0	SF: 0 SAC: 1 DP: 0 HBP: 0	WP: 0 PB: 0 SB: 1 CS: 0
PITCHER	IP WLS BF H R ER SO BB IBB HBP BLK WP HR S P ERA WHIP	7.0 L 30 4 3 3 3 4 1 0 0 0 0 0 65 114 3.86 1.143	1.0 3 0 0 0 1 0 0 0 0 0 0 0 8 13 0.00 0.000	1.0 3 0 0 0 1 0 0 0 0 0 0 0 7 10 0.00 0.000																		

Batter	1	2	3	4	5	6	7	8	9	AB	R	H	RBI	BB	SO	LOB	BOTTOM					
Scott Podsednik, L OBP: 0.319, SLG: 0.371 (1, 8)										4	0	1	0	0	1	2	San Francisco Giants @ Milwaukee Brewers Miller Park, Milwaukee, WI Tue Sep 14 2004, 6:35 PM CDT Att: 27,209 - Cloudy - 78 F					
2 Bill Hall, R OBP: 0.289, SLG: 0.396 (1, 6)										4	1	2	1	0	1	1						
Lyle Overbay, L OBP: 0.393, SLG: 0.488 (1, 3)										4	0	1	1	0	0	2						
Geoff Jenkins, L OBP: 0.323, SLG: 0.467 (1, 7)										3	0	0	0	1	1	2						
Brady Clark, R OBP: 0.381, SLG: 0.392 (1, 9)										3	0	1	0	1	0	0						
Wes Helms, R OBP: 0.333, SLG: 0.367 Russell Branyan, L OBP: 0.325, SLG: 0.626 (1, 5) (9, PH)										3	0	0	0	0	2	3						
Keith Ginter, R OBP: 0.316, SLG: 0.427 (1, 4)										2	0	0	0	2	0	0						
Chad Moeller, R OBP: 0.278, SLG: 0.316 Brooks Kieschnick, L OBP: 0.367, SLG: 0.418 Trent Durrington, R OBP: 0.292, SLG: 0.426 (1, 2) (9, PH) (9, PR)										2	1	1	0	0	0	0						
Doug Davis, R OBP: 0.034, SLG: 0.017 Chris Magruder, S OBP: 0.339, SLG: 0.415 Luis Vizcaino, R (7, PH) Dan Kolb, R (9, 1) Mark Johnson, L (9, PH)										1	0	0	0	0	0	0						
Inning Stats	R: 0 E: 0 K: 0 S: 10	H: 1 LOB: 0 BB: 0 P: 19	R: 0 E: 0 K: 1 S: 7	H: 0 LOB: 0 BB: 0 P: 13	R: 2 E: 0 K: 1 S: 13	H: 3 LOB: 1 BB: 0 P: 22	R: 0 E: 0 K: 0 S: 6	H: 0 LOB: 0 BB: 1 P: 12	R: 0 E: 0 K: 0 S: 8	H: 0 LOB: 0 BB: 0 P: 14	R: 0 E: 0 K: 1 S: 11	H: 2 LOB: 2 BB: 1 P: 24	R: 0 E: 0 K: 1 S: 10	H: 0 LOB: 1 BB: 1 P: 17	R: 0 E: 0 K: 2 S: 9	H: 0 LOB: 0 BB: 0 P: 12		R: 0 E: 0 K: 1 S: 14	H: 1 LOB: 3 BB: 1 P: 25	1B: 5 2B: 2 3B: 0 HR: 0	SF: 0 SAC: 2 DP: 1 HBP: 0	WP: 0 PB: 0 SB: 1 CS: 0
PITCHER	IP WLS BF H R ER SO BB IBB HBP BLK WP HR S P ERA WHIP	5.1 W 22 5 2 2 2 2 0 0 0 0 0 9 17 0.00 2.000	1.0 H 4 1 0 0 1 1 0 0 0 0 0 15 21 0.00 0.000	1.2 H 5 0 0 0 3 0 0 0 0 0 0 14 25 0.00 2.000																		

Batter	1	2	3	4	5	6	7	8	9	AB	R	H	RBI	BB	SO	LOB	TOP					
Ray Durham, S OBP: 0.353, SLG: 0.458 (1, 4)										4	0	0	0	1	1	1	San Francisco Giants @ Milwaukee Brewers Miller Park, Milwaukee, WI Wed Sep 15 2004, 6:35 PM CDT Att: 22,228 - Dome - 80 F livebaseballscorecards.com					
Michael Tucker, L OBP: 0.381, SLG: 0.431 (1, 9)										5	0	1	0	0	0	1						
Edgardo Alfonzo, R OBP: 0.357, SLG: 0.417 (1, 5)										4	2	1	0	1	0	2						
Barry Bonds, L OBP: 0.609, SLG: 0.816 (9, PR)										4	1	0	0	1	0	1						
Dustan Mohr, R OBP: 0.405, SLG: 0.453 (9, 7)										0	1	0	0	0	0	0						
J.T. Snow, L OBP: 0.436, SLG: 0.537 (1, 3)										4	3	2	5	1	1	0						
A.J. Pierzynski, L OBP: 0.328, SLG: 0.430 (1, 2)										5	0	3	1	0	0	1						
Deivi Cruz, R OBP: 0.327, SLG: 0.440 (8, 6)										4	1	2	2	0	0	1						
Cody Ransom, R OBP: 0.333, SLG: 0.400 (8, 6)										1	0	0	0	0	0	1						
Marquis Grissom, R OBP: 0.318, SLG: 0.443 (1, 8)										4	0	1	0	0	0	3						
Brett Tomko, R OBP: 0.153, SLG: 0.140 (1, 1)										4	0	1	0	0	2	1						
Inning Stats	R: 0 E: 0 K: 1 S: 6	H: 0 LOB: 0 BB: 0 P: 8	R: 0 E: 0 K: 0 S: 11	H: 2 LOB: 2 BB: 0 P: 15	R: 0 E: 0 K: 1 S: 13	H: 0 LOB: 1 BB: 1 P: 21	R: 0 E: 0 K: 1 S: 9	H: 0 LOB: 0 BB: 0 P: 16	R: 0 E: 0 K: 0 S: 10	H: 1 LOB: 1 BB: 0 P: 16	R: 3 E: 0 K: 0 S: 11	H: 3 LOB: 1 BB: 1 P: 20	R: 0 E: 0 K: 0 S: 12	H: 1 LOB: 1 BB: 0 P: 19	R: 2 E: 0 K: 1 S: 20	H: 2 LOB: 1 BB: 1 P: 30	R: 3 E: 1 K: 0 S: 21	H: 2 LOB: 1 BB: 1 P: 37	1B: 8 2B: 1 3B: 0 HR: 2	SF: 0 SAC: 0 DP: 0 HBP: 0	WP: 0 PB: 0 CS: 0	PA: 43
PITCHER	IP WLS BF H R ER SO BB IBB HBP BLK WP HR S P ERA WHIP																					
Wes Obermueller, R ERA: 6.35 (1, 1)	5.1 L 24 6 3 3 3 2 0 0 0 0 0 1 56 91 5.06 1.500																					
Brooks Kieschnick, R ERA: 3.13 (6, 1)	1.2 6 1 0 0 0 0 0 0 0 0 0 0 16 24 0.00 0.600																					
Luis Vizcaino, R ERA: 4.2 (8, 1)	1.0 6 2 2 2 1 1 0 0 0 0 0 1 20 30 18.00 3.000																					
Pedro Liriano, R ERA: 4.15 (9, 1)	0.2 5 1 3 0 0 1 0 0 0 0 0 0 15 28 0.00 3.000																					
Jeff Bennett, R ERA: 4.57 (9, 1)	0.1 2 1 0 0 0 0 0 0 0 0 0 0 6 9 0.00 3.000																					

Batter	1	2	3	4	5	6	7	8	9	AB	R	H	RBI	BB	SO	LOB	BOTTOM					
Scott Podsednik, L OBP: 0.317, SLG: 0.368 (1, 8)										4	0	0	0	0	1	0	San Francisco Giants @ Milwaukee Brewers Miller Park, Milwaukee, WI Wed Sep 15 2004, 6:35 PM CDT Att: 22,228 - Dome - 80 F livebaseballscorecards.com					
2 Bill Hall, R OBP: 0.286, SLG: 0.392 (1, 6)										4	0	0	0	0	1	0						
Lyle Overbay, L OBP: 0.392, SLG: 0.486 (1, 3)										3	0	0	0	1	0	0						
Geoff Jenkins, L OBP: 0.322, SLG: 0.465 (1, 7)										4	0	1	0	0	2	1						
Brady Clark, R OBP: 0.378, SLG: 0.388 (1, 9)										3	0	0	0	0	0	1						
Russell Branyan, L OBP: 0.333, SLG: 0.636 (1, 5)										3	1	2	0	0	1	0						
Keith Ginter, R OBP: 0.313, SLG: 0.423 (1, 4)										3	0	0	0	0	0	2						
Gary Bennett, R OBP: 0.283, SLG: 0.332 (1, 2)										3	0	1	1	0	0	0						
Wes Obermueller, R OBP: 0.400, SLG: 0.471 (8, 1)										1	0	0	0	0	1	0						
Brooks Kieschnick, L OBP: 0.301, SLG: 0.411 (8, 1)										1	0	0	0	0	0	0						
Luis Vizcaino, R OBP: 0.301, SLG: 0.411 (8, 1)										0	0	0	0	0	0	0						
Chris Magruder, S OBP: 0.333, SLG: 0.607 (8, PR)										1	0	0	0	0	1	1						
Pedro Liriano, R OBP: 0.333, SLG: 0.607 (9, 1)										0	0	0	0	0	0	0						
Jeff Bennett, R OBP: 0.333, SLG: 0.607 (9, 1)										0	0	0	0	0	0	0						
Inning Stats	R: 0 E: 0 K: 2 S: 7	H: 0 LOB: 0 BB: 0 P: 10	R: 0 E: 0 K: 0 S: 11	H: 2 LOB: 1 BB: 0 P: 14	R: 0 E: 0 K: 1 S: 8	H: 0 LOB: 0 BB: 0 P: 11	R: 0 E: 0 K: 1 S: 5	H: 0 LOB: 0 BB: 0 P: 10	R: 0 E: 0 K: 0 S: 9	H: 0 LOB: 0 BB: 0 P: 16	R: 0 E: 0 K: 0 S: 4	H: 0 LOB: 0 BB: 0 P: 9	R: 0 E: 0 K: 1 S: 7	H: 0 LOB: 0 BB: 0 P: 11	R: 1 E: 0 K: 1 S: 13	H: 2 LOB: 1 BB: 0 P: 21	R: 0 E: 0 K: 0 S: 11	H: 0 LOB: 1 BB: 1 P: 19	1B: 2 2B: 2 3B: 0 HR: 0	SF: 0 SAC: 0 DP: 1 HBP: 0	WP: 0 PB: 0 CS: 0	PA: 31
PITCHER	IP WLS BF H R ER SO BB IBB HBP BLK WP HR S P ERA WHIP																					
Brett Tomko, R ERA: 4.26 (1, 1)	9.0 W 31 4 1 1 7 1 0 0 0 0 0 0 75 121 1.00 0.556																					

Batter	1	2	3	4	5	6	7	8	9	AB	R	H	RBI	BB	SO	LOB	TOP								
Ray Durham, S OBP: 0.349, SLG: 0.452 (1, 4)	P5	G3-1		F8			K		F7	5	0	0	0	0	1	3									
Deivi Cruz, R OBP: 0.325, SLG: 0.439 (1, 6)					F8					5	1	1	0	0	1	2									
Cody Ransom, R OBP: 0.333, SLG: 0.400 (9, 6)	2B			K			G5-3		FC5-2-9-4-9-1-6	0	0	0	0	0	0	0									
Pedro Feliz, R OBP: 0.299, SLG: 0.473 (1, 5)	2B	SF8		HR					G2-3	3	2	1	1	1	0	0									
Barry Bonds, L OBP: 0.612, SLG: 0.821 (1, 7)										3	0	3	1	1	0	0									
Jason Ellison, R (8, PR)										0	0	0	0	0	0	0									
Dustan Mohr, R OBP: 0.405, SLG: 0.453 (8, 7)	2B									0	0	0	0	0	0	0									
J.T. Snow, L OBP: 0.431, SLG: 0.532 (1, 3)	SF8			P4					E5	3	0	0	1	0	0	3									
A.J. Pierzynski, L OBP: 0.325, SLG: 0.426 (1, 2)	F8			P2					P5	4	0	0	0	0	0	4									
Michael Tucker, L OBP: 0.360, SLG: 0.429 (1, 9)										4	0	1	0	0	0	2	AB 35								
Scott Eyre, L (8, 1)										0	0	0	0	0	0	0	R 4								
Jim Brower, R OBP: 0.667, SLG: 0.500 (9, 1)										0	0	0	0	0	0	0	H 9								
Marquis Grissom, R OBP: 0.319, SLG: 0.449 (1, 8)										4	1	2	1	0	0	1	RBI 4								
41 Brad Hennessey, R OBP: 0.214, SLG: 0.167 (1, 1)										1	0	1	0	0	0	0	BB 2								
Ricky Ledee, L OBP: 0.338, SLG: 0.406 (8, 9)										3	0	0	0	0	1	1	SO 3								
										1	0	1	0	0	0	0	LOB 16								
Inning Stats	R: 2 E: 0 K: 0 S: 12	H: 2 LOB: 1 BB: 1 P: 21	R: 1 E: 0 K: 0 S: 13	H: 1 LOB: 0 BB: 0 P: 18	R: 1 E: 0 K: 1 S: 11	H: 1 LOB: 1 BB: 1 P: 18	R: 0 E: 0 K: 1 S: 15	H: 1 LOB: 1 BB: 0 P: 24	R: 0 E: 0 K: 0 S: 8	H: 0 LOB: 0 BB: 0 P: 13	R: 0 E: 0 K: 0 S: 10	H: 0 LOB: 0 BB: 0 P: 14	R: 0 E: 0 K: 1 S: 9	H: 0 LOB: 0 BB: 0 P: 12	R: 0 E: 1 K: 0 S: 11	H: 1 LOB: 2 BB: 0 P: 18	R: 0 E: 0 K: 0 S: 6	H: 2 LOB: 1 BB: 0 P: 13	1B: 5 2B: 3 3B: 0 HR: 2	SF: 1 SAC: 0 DP: 1 HBP: 0	WP: 0 PB: 0 SB: 2 CS: 0	PA: 38			
PITCHER	IP	WLS	BF	H	R	ER	SO	BB	IBB	HBP	BLK	WP	HR	S	P	ERA	WHIP								
Victor Santos, R ERA: 4.81 (1, 1)	4.0	L	19	5	4	4	2	2	0	0	0	0	2	51	81	9.00	1.750								
Matt Wise, R ERA: 3.91 (5, 1)	3.0		10	1	0	0	1	0	0	0	0	0	0	27	39	0.00	0.333								
Mike Adams, R ERA: 3.23 (8, 1)	1.0		5	1	0	0	0	0	0	0	0	0	0	11	18	0.00	1.000								
Ben Ford, R ERA: 6.55 (9, 1)	1.0		4	2	0	0	0	0	0	0	0	0	0	6	13	0.00	2.000								

San Francisco Giants @ Milwaukee Brewers
Miller Park, Milwaukee, WI
Thu Sep 16 2004, 12:05 PM CDT
Att: 17,574 - Cloudy - 70 F



Batter	1	2	3	4	5	6	7	8	9	AB	R	H	RBI	BB	SO	LOB	BOTTOM								
Scott Podsednik, L OBP: 0.316, SLG: 0.366 (1, 8)	G4-3		L1		F7			F8		3	0	0	0	1	0	0									
Craig Counsell, L OBP: 0.329, SLG: 0.304 (1, 6)	L9		G4-3				G1-3	F7		4	0	0	0	0	0	1									
Lyle Overbay, L OBP: 0.389, SLG: 0.482 (1, 3)	G4-3			G3			E4	G5-3		4	0	0	0	0	0	1									
Geoff Jenkins, L OBP: 0.320, SLG: 0.462 (1, 7)	F7			F8			P6		K	4	0	0	0	0	1	2									
Brady Clark, R OBP: 0.379, SLG: 0.390 (1, 9)							F9		F8	4	0	2	0	0	0	1									
Russell Branyan, L OBP: 0.339, SLG: 0.628 (1, 5)			K				F9			3	0	1	0	1	1	1									
Keith Ginter, R OBP: 0.311, SLG: 0.420 (1, 4)										2	0	0	0	0	1	3	AB 31								
Matt Wise, R (5, 1)										0	0	0	0	0	0	0	R 0								
Trent Durrington, R OBP: 0.286, SLG: 0.420 (7, PR)										0	0	0	0	0	0	0	H 3								
Ben Ford, R (9, 1)										0	0	0	0	0	0	0	RBI 0								
Wes Helms, R OBP: 0.332, SLG: 0.365 (9, PR)										1	0	0	0	0	0	1	BB 3								
Gary Bennett, R OBP: 0.284, SLG: 0.328 (1, 2)										2	0	0	0	1	0	1	SO 5								
Victor Santos, R OBP: 0.108, SLG: 0.086 (1, 1)										1	0	0	0	0	0	0	LOB 12								
2 Bill Hall, R OBP: 0.285, SLG: 0.390 (5, 4)										2	0	0	0	0	1	1									
Inning Stats	R: 0 E: 0 K: 0 S: 7	H: 0 LOB: 1 BB: 1 P: 15	R: 0 E: 0 K: 2 S: 10	H: 1 LOB: 0 BB: 0 P: 15	R: 0 E: 0 K: 0 S: 7	H: 0 LOB: 0 BB: 0 P: 10	R: 0 E: 0 K: 0 S: 12	H: 1 LOB: 2 BB: 1 P: 18	R: 0 E: 0 K: 1 S: 9	H: 0 LOB: 0 BB: 0 P: 12	R: 0 E: 1 K: 0 S: 6	H: 0 LOB: 1 BB: 0 P: 11	R: 0 E: 0 K: 1 S: 7	H: 0 LOB: 0 BB: 0 P: 11	R: 0 E: 0 K: 1 S: 12	H: 1 LOB: 1 BB: 0 P: 18	1B: 3 2B: 0 3B: 0 HR: 0	SF: 0 SAC: 0 DP: 0 HBP: 0	WP: 0 PB: 0 SB: 1 CS: 0	PA: 34					
PITCHER	IP	WLS	BF	H	R	ER	SO	BB	IBB	HBP	BLK	WP	HR	S	P	ERA	WHIP								
41 Brad Hennessey, R ERA: 4.4 (1, 1)	7.0	W	27	2	0	0	4	3	0	0	0	0	0	58	95	0.00	0.714								
Scott Eyre, L ERA: 4.66 (8, 1)	1.2		6	1	0	0	1	0	0	0	0	0	0	15	24	0.00	0.600								
Jim Brower, R ERA: 3.69 (9, 1)	0.1		1	0	0	0	0	0	0	0	0	0	0	4	5	0.00	0.000								


San Francisco Giants @ Milwaukee Brewers
Miller Park, Milwaukee, WI
Thu Sep 16 2004, 12:05 PM CDT
Att: 17,574 - Cloudy - 70 F



Batter	1	2	3	4	5	6	7	8	9	AB	R	H	RBI	BB	SO	LOB	TOP								
Jay Payton, R OBP: 0.306, SLG: 0.345	G4-3		G6-3					F8		4	0	1	0	0	0	0									
Mark Loretta, R OBP: 0.390, SLG: 0.506	F8					G4-6-3		F9		4	0	1	0	0	0	1									
24 Brian Giles, L OBP: 0.378, SLG: 0.487	G5-3			G4-6-3		P4				4	0	1	0	0	0	1									
Phil Nevin, R OBP: 0.380, SLG: 0.520		G4-3		G6-3			G5-3		K	4	0	0	0	0	1	1									
Ryan Klesko, L OBP: 0.391, SLG: 0.455	F8					1B		FC3-6		3	1	1	0	1	0	1									
Ramon Hernandez, R OBP: 0.346, SLG: 0.467						1B		FC5-4		3	0	1	0	1	0	2									
Rich Aurilia, R OBP: 0.317, SLG: 0.347								FC5-4		3	0	1	1	0	1	3									
Alex Gonzalez, R OBP: 0.264, SLG: 0.371			G4-3							2	0	0	0	0	0	2									
Ramon Vazquez, L OBP: 0.289, SLG: 0.288						P3				1	0	0	0	0	0	1									
44 Jake Peavy, R OBP: 0.228, SLG: 0.189										2	0	0	0	0	2	2									
Robert Fick, L OBP: 0.276, SLG: 0.320			K							1	0	0	0	0	0	0									
Antonio Osuna, R OBP: 0.333, SLG: 0.400								G6-3		0	0	0	0	0	0	0									
Inning Stats	R: 0 E: 0 K: 0 S: 6	H: 0 LOB: 0 BB: 0 P: 9	R: 0 E: 0 K: 0 S: 7	H: 0 LOB: 1 BB: 1 P: 15	R: 0 E: 0 K: 1 S: 9	H: 0 LOB: 0 BB: 0 P: 13	R: 0 E: 0 K: 0 S: 7	H: 1 LOB: 0 BB: 0 P: 14	R: 0 E: 0 K: 2 S: 14	H: 2 LOB: 2 BB: 0 P: 18	R: 0 E: 0 K: 0 S: 4	H: 1 LOB: 0 BB: 0 P: 6	R: 1 E: 0 K: 0 S: 9	H: 1 LOB: 1 BB: 1 P: 16	R: 0 E: 0 K: 0 S: 4	H: 0 LOB: 0 BB: 0 P: 7	R: 0 E: 0 K: 1 S: 13	H: 1 LOB: 1 BB: 0 P: 19	1B: 5 2B: 1 3B: 0 HR: 0	SF: 0 SAC: 0 DP: 2 HBP: 0	WP: 0 PB: 0 SB: 0 CS: 0	PA: 33			
PITCHER	IP	WLS	BF	H	R	ER	SO	BB	IBB	HBP	BLK	WP	HR	S	P	ERA	WHIP								
51 Noah Lowry, L ERA: 4.08	(1, 1)	6.2	W	25	5	1	1	3	2	0	0	0	0	54	89	1.35	1.050								
Dave Burba, R ERA: 3.97	(7, 1)	1.1	H	4	0	0	0	0	0	0	0	0	0	6	9	0.00	0.000								
Dustin Hermanson, R ERA: 4.21	(9, 1)	1.0	S	4	1	0	0	1	0	0	0	0	0	13	19	0.00	1.000								

San Diego Padres @ San Francisco Giants
 SBC Park, San Francisco, CA
 Fri Sep 17, 2004, 10:15 PM EDT
 Att: 42,526 - Cloudy - 62 F


AB 31
 R 1
 H 6
 RBI 1
 BB 2
 SO 4
 LOB 14



Batter	1	2	3	4	5	6	7	8	9	AB	R	H	RBI	BB	SO	LOB	BOTTOM								
Ray Durham, S OBP: 0.352, SLG: 0.455	1B HBP	K		1B		K				4	1	2	0	1	2	2									
Michael Tucker, L OBP: 0.361, SLG: 0.427										4	1	1	0	1	1	3									
Dustin Hermanson, R OBP: 0.133, SLG: 0.103	HBP 1B	G1-6-3		P6				P5		0	0	0	0	0	0	0									
Edgardo Alfonzo, R OBP: 0.357, SLG: 0.416	K	G1-6-3		P4						4	0	1	0	0	1	5									
Barry Bonds, L OBP: 0.611, SLG: 0.825	1B SF8 HBP					L9		K		3	2	1	1	0	1	1									
J.T. Snow, L OBP: 0.432, SLG: 0.529	1B HBP			K		K				2	0	0	1	1	2	0									
A.J. Pierzynski, L OBP: 0.325, SLG: 0.424	1B HBP			F8		G3		F7		4	0	1	1	0	0	2									
Marquis Grissom, R OBP: 0.321, SLG: 0.449	SF8									2	0	1	1	1	0	0									
Deivi Cruz, R OBP: 0.321, SLG: 0.434	L9									4	0	0	0	0	0	4									
Dustan Mohr, R OBP: 0.405, SLG: 0.453						FC6-4		F8		0	0	0	0	0	0	0									
51 Noah Lowry, R OBP: 0.179, SLG: 0.214										3	0	1	0	0	0	1									
Dave Burba, R						F7				0	0	0	0	0	0	0									
Ricky Ledee, L OBP: 0.342, SLG: 0.415										1	0	1	0	0	0	0									
Cody Ransom, R OBP: 0.333, SLG: 0.400										0	0	0	0	0	0	0									
Inning Stats	R: 3 E: 0 K: 1 S: 17	H: 3 LOB: 2 BB: 0 P: 28	R: 0 E: 0 K: 1 S: 14	H: 1 LOB: 1 BB: 1 P: 20	R: 1 E: 0 K: 1 S: 12	H: 1 LOB: 1 BB: 1 P: 19	R: 0 E: 0 K: 0 S: 7	H: 1 LOB: 1 BB: 0 P: 11	R: 0 E: 0 K: 1 S: 6	H: 0 LOB: 0 BB: 0 P: 8	R: 0 E: 0 K: 1 S: 11	H: 1 LOB: 1 BB: 0 P: 13	R: 0 E: 0 K: 2 S: 13	H: 1 LOB: 2 BB: 1 P: 22	R: 0 E: 0 K: 0 S: 8	H: 1 LOB: 2 BB: 1 P: 16	1B: 6 2B: 2 3B: 0 HR: 1	SF: 1 SAC: 0 DP: 1 HBP: 2	WP: 0 PB: 0 SB: 1 CS: 0	PA: 38					
PITCHER	IP	WLS	BF	H	R	ER	SO	BB	IBB	HBP	BLK	WP	HR	S	P	ERA	WHIP								
44 Jake Peavy, R ERA: 2.4	(1, 1)	7.0	L	33	8	4	4	7	3	0	2	0	0	80	121	5.14	1.571								
Antonio Osuna, R ERA: 3.25	(8, 1)	1.0		5	1	0	0	0	1	0	0	0	0	8	16	0.00	2.000								

San Diego Padres @ San Francisco Giants
 SBC Park, San Francisco, CA
 Fri Sep 17, 2004, 10:15 PM EDT
 Att: 42,526 - Cloudy - 62 F

AB 31
 R 4
 H 9
 RBI 4
 BB 4
 SO 7
 LOB 18



Batter	1	2	3	4	5	6	7	8	9	AB	R	H	RBI	BB	SO	LOB	TOP										
Ramón Vázquez, L (1, 6) OBP: 0.284, SLG: 0.276	K			1B 24 FC6-4 2B		G1-3	G6-3		K	5	1	1	0	0	2	2	San Diego Padres @ San Francisco Giants SBC Park, San Francisco, CA Sat Sep 18 2004, 4:05 PM EDT Att: 42,515 - Unknown - 66 F livebaseballscorecards.com										
Mark Loretta, R (1, 4) OBP: 0.389, SLG: 0.504	F9			2B 24 FC6-4 1B		F8		F8	4	0	1	0	0	0	0												
24 Brian Giles, L (1, 9) OBP: 0.379, SLG: 0.485	F7			FC6-4 FC6-5 S 1-2 3-H 2-2				2B BB	2	1	0	1	2	0	1												
Phil Nevin, R (1, 3)	K			FC6-5 2B 1-3		K		K	4	0	0	0	0	3	3												
Ryan Klesko, L (1, 7) OBP: 0.393, SLG: 0.457 Kerry Robinson, L (7, PR) OBP: 0.333, SLG: 0.341	K			2B				2B	2	0	1	0	1	1	0												
Rich Aurilia, R (1, 5) OBP: 0.314, SLG: 0.343	K			2B				2B	1	1	1	1	0	0	0												
Ramon Hernandez, R (1, 2) OBP: 0.345, SLG: 0.463				F9		P3			3	1	0	0	0	0	0												
Jay Payton, R (1, 8) OBP: 0.310, SLG: 0.356				1B				1B	4	1	3	3	0	0	0												
David Wells, L (1, 1) OBP: 0.161, SLG: 0.113 Akinori Otsuka, R (8, 1) Trevor Hoffman, R (9, 1)	K			G4-6-3 1B				1B	3	0	0	0	0	2	2												
				G4-6-3 1-2					0	0	0	0	0	0	0												
Inning Stats	R: 0 E: 0 K: 1 S: 8	H: 0 LOB: 0 BB: 0 P: 11	R: 0 E: 0 K: 3 S: 10	H: 0 LOB: 0 BB: 0 P: 13	R: 0 E: 0 K: 1 S: 6	H: 0 LOB: 0 BB: 0 P: 9	R: 1 E: 0 K: 0 S: 16	H: 3 LOB: 2 BB: 0 P: 21	R: 0 E: 0 K: 0 S: 3	H: 1 LOB: 0 BB: 0 P: 4	R: 0 E: 0 K: 1 S: 8	H: 0 LOB: 1 BB: 1 P: 16	R: 3 E: 1 K: 1 S: 10	H: 1 LOB: 1 BB: 1 P: 18	R: 1 E: 0 K: 2 S: 11	H: 1 LOB: 1 BB: 0 P: 21	R: 0 E: 0 K: 1 S: 13	H: 1 LOB: 1 BB: 0 P: 18	1B: 3 2B: 3 3B: 0 HR: 1	SF: 0 SAC: 0 DP: 1 HBP: 1	WP: 0 PB: 0 SB: 2 CS: 0	PA: 37					
PITCHER	IP	WLS	BF	H	R	ER	SO	BB	IBB	HBP	BLK	WP	HR	S	P	ERA	WHIP										
Jason Schmidt, R (1, 1) ERA: 3.24	7.2	L	32	6	5	5	8	3	0	1	0	0	1	69	108	5.87	1.174										
Tyler Walker, R (8, 1) ERA: 4.35	0.1		1	0	0	0	1	0	0	0	0	0	0	3	5	0.00	0.000										
Matt Herges, R (9, 1) ERA: 5.15	1.0	S	4	1	0	0	1	0	0	0	0	0	0	13	18	0.00	1.000										

Batter	1	2	3	4	5	6	7	8	9	AB	R	H	RBI	BB	SO	LOB	BOTTOM										
Ray Durham, S (1, 4) OBP: 0.353, SLG: 0.456	G6-3			FC6-4 1B		P4				4	0	2	0	0	0	0	San Diego Padres @ San Francisco Giants SBC Park, San Francisco, CA Sat Sep 18 2004, 4:05 PM EDT Att: 42,515 - Unknown - 66 F livebaseballscorecards.com										
Deivi Cruz, R (1, 6) OBP: 0.318, SLG: 0.429	G4-3			K		G4-1		G4-6-3	4	0	0	0	0	1	4												
Edgardo Alfonzo, R (1, 5) OBP: 0.356, SLG: 0.415	F8			FC6-4 1-2		G6-3			4	0	1	0	0	0	2												
Barry Bonds, L (1, 7) OBP: 0.609, SLG: 0.827				HR		G5-3			4	1	1	1	0	2	1												
Pedro Feliz, R (1, 3) OBP: 0.296, SLG: 0.469				G6-3		F8		P4	4	0	0	0	0	0	1												
Marquis Grissom, R (1, 8) OBP: 0.322, SLG: 0.450				G1-3		G5-3			4	0	2	0	0	0	0												
A.J. Pierzynski, L (1, 2) OBP: 0.322, SLG: 0.420				K		F8		G3	4	0	0	0	0	1	3												
Dustan Mohr, R (1, 9) OBP: 0.401, SLG: 0.447				F8		K		E6 1B	3	0	0	0	0	1	0												
Jason Schmidt, R (1, 1) OBP: 0.175, SLG: 0.207 Tyler Walker, R (8, 1) Todd Linden, S (8, PH) OBP: 0.333, SLG: 0.208 Matt Herges, L (9, 1)				1B		K		L9	2	0	1	0	0	1	0												
				1B		K			0	0	0	0	0	0	0												
				1B		K			1	0	0	0	0	0	1												
				1B		K			0	0	0	0	0	0	0												
Inning Stats	R: 0 E: 0 K: 0 S: 9	H: 0 LOB: 0 BB: 0 P: 12	R: 1 E: 0 K: 1 S: 8	H: 1 LOB: 0 BB: 0 P: 9	R: 0 E: 0 K: 1 S: 12	H: 2 LOB: 0 BB: 0 P: 16	R: 0 E: 0 K: 1 S: 5	H: 0 LOB: 0 BB: 0 P: 8	R: 0 E: 0 K: 2 S: 7	H: 0 LOB: 0 BB: 0 P: 11	R: 0 E: 0 K: 0 S: 9	H: 0 LOB: 0 BB: 0 P: 12	R: 0 E: 0 K: 0 S: 7	H: 1 LOB: 1 BB: 0 P: 7	R: 0 E: 1 K: 0 S: 7	H: 1 LOB: 1 BB: 0 P: 12	R: 0 E: 0 K: 1 S: 11	H: 2 LOB: 2 BB: 0 P: 17	1B: 6 2B: 0 3B: 0 HR: 1	SF: 0 SAC: 0 DP: 1 HBP: 0	WP: 0 PB: 0 SB: 0 CS: 0	PA: 34					
PITCHER	IP	WLS	BF	H	R	ER	SO	BB	IBB	HBP	BLK	WP	HR	S	P	ERA	WHIP										
David Wells, L (1, 1) ERA: 3.5	7.1	W	28	5	1	1	5	0	0	0	0	0	0	11	16	0.00	1.500										
Akinori Otsuka, R (8, 1) ERA: 1.9	1.1	H	5	2	0	0	1	0	0	0	0	0	0	2	4	0.00	0.000										
Trevor Hoffman, R (9, 1) ERA: 2.5	0.1	S	1	0	0	0	0	0	0	0	0	0	0	2	4	0.00	0.000										



Batter	1	2	3	4	5	6	7	8	9	AB	R	H	RBI	BB	SO	LOB	TOP								
Jay Payton, R OBP: 0.314, SLG: 0.360 (1, 8)	F9		1-2 1B			3-1 1B		1-1 24 G4-3 SH1-4 1B		4	0	3	0	0	0	0									
Mark Loretta, R OBP: 0.388, SLG: 0.502 (1, 4)	G3-1		3-2 F7			2-2 L3		0-0 SH1-4		3	0	0	0	0	0	3									
24 Brian Giles, L OBP: 0.377, SLG: 0.481 (1, 9)	G6-3			1-2 G3		2-0 G1-3		2-1 G4-3		4	0	0	0	0	0	1									
Phil Nevin, R OBP: 0.375, SLG: 0.512 (1, 3)		2-1 G1-3		3-3 K			2-1 G6-3	0-1 P2		4	0	0	0	0	1	1									
Rich Aurilia, R OBP: 0.311, SLG: 0.339 (1, 5)		3-2 G3-1		0-0 G6-3			2-1 P3		1-2 G5-3	4	0	0	0	0	0	0									
Xavier Nady, R OBP: 0.279, SLG: 0.400 (1, 7)		2-1 G5-3			2-2 FC6-4 1B		0-0 2B		2-2 G4-3	4	0	2	0	0	0	0									
Ramon Hernandez, R OBP: 0.341, SLG: 0.458 (1, 2)			2-1 F9		0-0 P5		3-2 G6-3		3-2 L1	4	0	0	0	0	0	2									
Alex Gonzalez, R OBP: 0.265, SLG: 0.372 Ramon Vazquez, L OBP: 0.292, SLG: 0.276 (8, PH)			2-2 1B		0-2 FC6-4			4-0 HR		2	0	1	0	0	0	1									
Brian Lawrence, R OBP: 0.127, SLG: 0.115 Terrence Long, L OBP: 0.336, SLG: 0.423 Scott Linebrink, R Akinori Otsuka, R (8, 1)			2-3 K		2-0 G4-3			1-0 HR		2	0	0	0	0	1	2									
Inning Stats	R: 0 E: 0 K: 0 S: 5	H: 0 LOB: 0 BB: 0 P: 7	R: 0 E: 0 K: 0 S: 8	H: 0 LOB: 0 BB: 0 P: 15	R: 0 E: 0 K: 1 S: 14	H: 2 LOB: 2 BB: 0 P: 26	R: 0 E: 0 K: 1 S: 7	H: 0 LOB: 0 BB: 0 P: 11	R: 0 E: 0 K: 0 S: 8	H: 1 LOB: 1 BB: 0 P: 12	R: 0 E: 0 K: 0 S: 7	H: 1 LOB: 1 BB: 0 P: 14	R: 0 E: 0 K: 0 S: 8	H: 1 LOB: 1 BB: 0 P: 15	R: 2 E: 0 K: 0 S: 8	H: 2 LOB: 1 BB: 1 P: 16	R: 0 E: 0 K: 0 S: 11	H: 0 LOB: 0 BB: 0 P: 17	1B: 5 2B: 2 3B: 0 HR: 1	SF: 0 SAC: 1 DP: 1 HBP: 0	WP: 0 PB: 0 SB: 0 CS: 0	PA: 34			
PITCHER	IP	WLS	BF	H	R	ER	SO	BB	IBB	HBP	BLK	WP	HR	S	P	ERA	WHIP								
Kirk Rueter, L ERA: 4.82 Dave Burba, R ERA: 4.21 Jim Brower, R ERA: 3.67 Scott Eyre, L ERA: 4.53 Dustin Hermanson, R ERA: 4.16	7.0		25	5	0	2	2	0	0	0	0	0	0	57	100	0.00	0.714								
	0.0	B	3	2	2	2	0	1	0	0	0	0	1	3	9	∞	∞								
	0.1		1	0	0	0	0	0	0	0	0	0	0	1	1	0.00	0.000								
	0.1		1	0	0	0	0	0	0	0	0	0	0	2	4	0.00	0.000								
	1.1	W	4	0	0	0	0	0	0	0	0	0	0	13	19	0.00	0.000								

San Diego Padres @ San Francisco Giants
SBC Park, San Francisco, CA

AB 32
R 2
H 7
RBI 2
BB 1
SO 2
LOB 10



WP: 0 PA: 34
PB: 0
SB: 0
CS: 0

Batter	1	2	3	4	5	6	7	8	9	AB	R	H	RBI	BB	SO	LOB	BOTTOM								
Ray Durham, S OBP: 0.353, SLG: 0.455 Cody Ransom, R OBP: 0.329, SLG: 0.394 (7, 4)	G5-3		3-3 K			2-2 E SH1-4 SF7 1B		0-1 FC1-5 E S 2B		3	0	1	0	0	1	0									
Michael Tucker, L OBP: 0.361, SLG: 0.425 (1, 9)	K		2-0 G4-3			0-1 SH1-4		4-1 IBB 2B		2	1	0	0	1	1	0									
Pedro Feliz, R OBP: 0.298, SLG: 0.472 Barry Bonds, L OBP: 0.610, SLG: 0.827 Jason Ellison, R Edgardo Alfonzo, R OBP: 0.356, SLG: 0.415 (9, 5)	1B 2B			2-1 FC3-6 1B		0-2 E5		4-0 2B IBB		3	1	2	0	0	0	2									
J.T. Snow, L OBP: 0.432, SLG: 0.533 (1, 3)	2H 1B			0-0 FC3-6		1-0 SF7		0-2 2B		3	0	2	4	0	0	1									
A.J. Pierzynski, L OBP: 0.321, SLG: 0.417 (1, 2)	K		2-3 K		0-1 F7		2-1 F8		4-0 IBB	3	0	0	0	1	1	3									
Ricky Ledesma, L OBP: 0.337, SLG: 0.408 Dave Burba, R Jim Brower, R OBP: 0.667, SLG: 0.500 Scott Eyre, L Dustin Hermanson, R OBP: 0.129, SLG: 0.100 (8, 1)		0-1 G4-3		2-2 K		2-3 K		1-3 K		3	0	0	0	0	2	1									
Marquis Grissom, R OBP: 0.320, SLG: 0.446 (1, 8)		0-0 G6-3			0-0 G1-3			2-1 G1-3		4	0	0	0	0	0	3									
Deivi Cruz, R OBP: 0.315, SLG: 0.425 (1, 6)		1-2 F8			2-2 G4-3			0-0 G1-3		3	0	0	0	0	0	0									
Kirk Rueter, L OBP: 0.183, SLG: 0.175 Dustan Mohr, R OBP: 0.403, SLG: 0.453 (8, 7)			0-0 G4-3		0-3 K			2-2 FC1-5 2B		2	0	0	0	0	1	0									
Inning Stats	R: 1 E: 0 K: 2 S: 13	H: 2 LOB: 1 BB: 0 P: 20	R: 0 E: 0 K: 0 S: 6	H: 0 LOB: 0 BB: 0 P: 7	R: 0 E: 0 K: 1 S: 7	H: 0 LOB: 0 BB: 0 P: 12	R: 0 E: 0 K: 1 S: 8	H: 1 LOB: 1 BB: 0 P: 12	R: 0 E: 0 K: 0 S: 11	H: 1 LOB: 1 BB: 0 P: 16	R: 0 E: 0 K: 1 S: 6	H: 0 LOB: 0 BB: 0 P: 8	R: 2 E: 0 K: 1 S: 14	H: 2 LOB: 3 BB: 3 P: 31	R: 0 E: 0 K: 0 S: 11	H: 0 LOB: 0 BB: 0 P: 16	1B: 3 2B: 3 3B: 0 HR: 0	SF: 1 SAC: 1 DP: 0 HBP: 0	WP: 0 PB: 0 SB: 1 CS: 0	PA: 34					
PITCHER	IP	WLS	BF	H	R	ER	SO	BB	IBB	HBP	BLK	WP	HR	S	P	ERA	WHIP								
Brian Lawrence, R ERA: 3.82 Scott Linebrink, R ERA: 2.31 Akinori Otsuka, R ERA: 1.88	7.0		26	4	2	1	6	0	0	0	0	0	0	59	85	1.29	0.571								
	0.1	L	3	1	2	2	0	0	1	0	0	0	0	6	12	54.00	3.000								
	0.2		5	1	0	0	1	0	2	0	0	0	0	8	19	0.00	1.500								

San Diego Padres @ San Francisco Giants
SBC Park, San Francisco, CA

AB 29
R 4
H 6
RBI 4
BB 3
SO 7
LOB 14



WP: 0 PA: 34
PB: 0
SB: 1
CS: 0

Batter	1	2	3	4	5	6	7	8	9	AB	R	H	RBI	BB	SO	LOB	TOP					
Craig Biggio, R OBP: 0.345, SLG: 0.471 Chris Tremie, R (8, 2)	P4		G4-3 BB		L4			G5-3		3	0	0	0	1	0	0						
Carlos Beltrán, S OBP: 0.365, SLG: 0.556	F8		G4-3			G3-1			F9	4	0	0	0	0	0	1						
5 Jeff Bagwell, R OBP: 0.379, SLG: 0.471	HR		F8			G6-3			K	4	1	1	1	0	1	1						
17 Lance Berkman, S OBP: 0.457, SLG: 0.570	HR		P6			G4-3			FC5-4 BB	3	1	1	1	1	0	1						
Jeff Kent, R OBP: 0.341, SLG: 0.507	K								FC5-4	4	0	0	0	0	2	1						
Mike Lamb, L OBP: 0.363, SLG: 0.532										2	0	1	0	1	0	0						
Jose Vizcaino, S OBP: 0.310, SLG: 0.372										3	0	1	0	0	0	1						
Raul Chavez, R OBP: 0.245, SLG: 0.242 16 Jason Lane, R OBP: 0.317, SLG: 0.402										2	0	0	0	0	1	2						
Carlos Hernández, S OBP: 0.261, SLG: 0.287 Brandon Duckworth, R OBP: 0.300, SLG: 0.222 2 Chris Burke, R OBP: 0.250, SLG: 0.077 Tim Redding, R OBP: 0.200, SLG: 0.200 Dan Wheeler, R OBP: 0.307, SLG: 0.200 Morgan Ensberg, R OBP: 0.200, SLG: 0.200 Russ Springer, R OBP: 0.200, SLG: 0.200										1	0	0	0	0	1	1						
Inning Stats	R: 2 E: 0 K: 1 S: 12	H: 2 LOB: 0 BB: 0 P: 19	R: 0 E: 0 K: 1 S: 10	H: 1 LOB: 1 BB: 1 P: 14	R: 0 E: 0 K: 0 S: 7	H: 0 LOB: 1 BB: 1 P: 16	R: 0 E: 0 K: 1 S: 8	H: 0 LOB: 0 BB: 0 P: 13	R: 0 E: 0 K: 1 S: 9	H: 0 LOB: 0 BB: 0 P: 14	R: 0 E: 0 K: 0 S: 6	H: 0 LOB: 0 BB: 0 P: 11	R: 0 E: 0 K: 0 S: 6	H: 1 LOB: 0 BB: 0 P: 8	R: 0 E: 0 K: 0 S: 6	H: 0 LOB: 1 BB: 1 P: 9	R: 0 E: 0 K: 1 S: 8	H: 0 LOB: 1 BB: 1 P: 16	1B: 2 2B: 0 3B: 0 HR: 2	SF: 0 SAC: 0 DP: 2 HBP: 0	WP: 0 PB: 0 SB: 0 CS: 0	PA: 32
PITCHER	IP	WLS	BF	H	R	ER	SO	BB	IBB	HBP	BLK	WP	HR	S	P	ERA	WHIP					
Brett Tomko, R ERA: 4.15 Jim Brower, R ERA: 3.66	(1, 1) (9, 1)	8.2 0.1	W 1	31 0	4 0	2 0	5 0	3 0	0 0	0 0	0 0	0 0	2 0	70 2	117 3	2.08 0.00	0.808 0.000					

Houston Astros @ San Francisco Giants
SBC Park, San Francisco, CA
Tue Sep 21 2004, 10:15 PM EDT
Att: 39,863 - Sunny - 71 F

AB	29
R	2
H	4
RBI	2
BB	3
SO	5
LOB	8





Batter	1	2	3	4	5	6	7	8	9	AB	R	H	RBI	BB	SO	LOB	BOTTOM					
Ray Durham, S OBP: 0.359, SLG: 0.463	1B 2B									3	3	3	0	2	0	0						
Deivi Cruz, R OBP: 0.319, SLG: 0.429 Cody Ransom, R OBP: 0.329, SLG: 0.394	1B E									4	2	3	2	0	0	3						
Pedro Feliz, R OBP: 0.299, SLG: 0.476	2B E									5	2	2	4	0	0	2						
Barry Bonds, L OBP: 0.608, SLG: 0.820 Todd Linden, S OBP: 0.333, SLG: 0.208	E6 FC1-6									3	0	0	1	1	0	0						
Edgardo Alfonzo, R OBP: 0.354, SLG: 0.412	FC1-6 FC5-4									5	0	1	1	0	0	3						
Marquis Grissom, R OBP: 0.317, SLG: 0.442	FC5-4									5	0	0	0	0	1	5						
Yorvit Torrealba, R OBP: 0.315, SLG: 0.410	F7									4	0	1	0	0	1	1						
Dustan Mohr, R OBP: 0.410, SLG: 0.460										3	2	3	0	1	0	0						
Brett Tomko, R OBP: 0.150, SLG: 0.138 Jim Brower, R OBP: 0.667, SLG: 0.500										1	0	0	0	0	0	1						
Inning Stats	R: 3 E: 1 K: 0 S: 9	H: 3 LOB: 1 BB: 0 P: 18	R: 1 E: 0 K: 0 S: 12	H: 1 LOB: 1 BB: 1 P: 21	R: 0 E: 0 K: 0 S: 6	H: 0 LOB: 0 BB: 0 P: 12	R: 4 E: 0 K: 2 S: 16	H: 4 LOB: 2 BB: 2 P: 34	R: 0 E: 0 K: 0 S: 5	H: 0 LOB: 0 BB: 0 P: 9	R: 0 E: 0 K: 0 S: 10	H: 1 LOB: 1 BB: 0 P: 10	R: 1 E: 0 K: 0 S: 9	H: 2 LOB: 2 BB: 0 P: 19	R: 1 E: 0 K: 0 S: 9	H: 2 LOB: 2 BB: 0 P: 19	1B: 10 2B: 2 3B: 1 HR: 0	SF: 1 SAC: 3 DP: 1 HBP: 1	WP: 0 PB: 0 SB: 0 CS: 0	PA: 42		
PITCHER	IP	WLS	BF	H	R	ER	SO	BB	IBB	HBP	BLK	WP	HR	S	P	ERA	WHIP					
Carlos Hernández, L ERA: 5.9 Brandon Duckworth, R ERA: 7.05 Tim Redding, R ERA: 5.63 Dan Wheeler, R ERA: 4.35 Russ Springer, R ERA: 3.72	(1, 1) (3, 1) (5, 1) (7, 1) (8, 1)	2.1 1.2 2.0 1.0 1.0	L 11 8 4 6	4 4 2 1 2	4 4 0 0 1	4 4 0 0 0	0 2 0 0 0	0 1 0 0 0	0 1 0 0 0	0 0 0 0 0	0 0 0 0 0	0 0 0 0 0	0 0 0 0 0	0 0 10 9	23 44 15 23 19	15.43 21.60 0.00 0.00 9.00	2.143 3.000 1.500 1.000 2.000					

Houston Astros @ San Francisco Giants
SBC Park, San Francisco, CA
Tue Sep 21 2004, 10:15 PM EDT
Att: 39,863 - Sunny - 71 F

AB	33
R	9
H	13
RBI	8
BB	4
SO	2
LOB	15




Batter	1	2	3	4	5	6	7	8	9	AB	R	H	RBI	BB	SO	LOB	TOP					
Craig Biggio, R OBP: 0.343, SLG: 0.468 (1, 7)	G5-3		G6-3		P3			G6-4-3		4	0	0	0	0	0	3	Houston Astros @ San Francisco Giants SBC Park, San Francisco, CA Wed Sep 22 2004, 10:05 PM EDT Att: 40,095 - Sunny - 70 F AB 29 R 1 H 5 RBI 1 BB 1 SO 7 LOB 7 					
Carlos Beltrán, S OBP: 0.387, SLG: 0.552 (1, 8)	F9		L5			G6-3			P5	4	0	0	0	0	0							
5 Jeff Bagwell, R OBP: 0.376, SLG: 0.467 (1, 3)	G5-3			P3			K		L7	4	0	0	0	0	1	0						
17 Lance Berkman, S OBP: 0.454, SLG: 0.565 (1, 9)		F7		G6-3					K2-3	4	0	0	0	0	2	0						
Jeff Kent, R OBP: 0.341, SLG: 0.512 (1, 4)		HR		G1-3						3	1	1	1	0	1	0						
Mike Lamb, L OBP: 0.386, SLG: 0.532 (1, 5)		K			SH2-4 1B			G6-4-3 BB		2	0	1	0	1	1	0						
Jose Vizcaino, S OBP: 0.313, SLG: 0.374 (1, 6)					SH2-4 1B			G6-4-3		3	0	2	0	0	0	1						
Brad Ausmus, R OBP: 0.308, SLG: 0.332 (1, 2)		K			F9				K	3	0	0	0	0	2	3						
44 Roy Oswalt, R OBP: 0.186, SLG: 0.154 (6, 1)										1	0	0	0	0	0	0						
Chad Harville, R OBP: 0.299, SLG: 0.200 (7, 1)										0	0	0	0	0	0	0						
Mike Gallo, L OBP: 0.322, SLG: 0.345 (8, PH)										1	0	1	0	0	0	0						
Dan Wheeler, R OBP: 0.501, SLG: 0.500 (8, 1)										0	0	0	0	0	0	0						
16 Jason Lane, R OBP: 0.322, SLG: 0.345 (8, PH)										0	0	0	0	0	0	0						
Dan Miceli, R OBP: 0.501, SLG: 0.500 (8, 1)										0	0	0	0	0	0	0						
Inning Stats	R: 0 E: 0 K: 0 S: 7	H: 0 LOB: 0 BB: 0 P: 11	R: 1 E: 0 K: 2 S: 12	H: 2 LOB: 1 BB: 0 P: 15	R: 0 E: 0 K: 0 S: 5	H: 0 LOB: 0 BB: 0 P: 7	R: 0 E: 0 K: 0 S: 5	H: 0 LOB: 0 BB: 0 P: 8	R: 0 E: 0 K: 0 S: 11	H: 2 LOB: 2 BB: 0 P: 12	R: 0 E: 0 K: 2 S: 11	H: 0 LOB: 0 BB: 0 P: 17	R: 0 E: 0 K: 1 S: 9	H: 0 LOB: 0 BB: 1 P: 13	R: 0 E: 0 K: 1 S: 7	H: 1 LOB: 0 BB: 0 P: 8	R: 0 E: 0 K: 1 S: 8	H: 0 LOB: 0 BB: 0 P: 11	1B: 4 2B: 0 3B: 0 HR: 1	SF: 0 SAC: 1 DP: 2 HBP: 0	WP: 0 PB: 0 SB: 0 CS: 0	PA: 31
PITCHER 51 Noah Lowry, L ERA: 3.77 (1, 1)	IP: 9.0 WLS: W BF: 31 H: 5 R: 1 ER: 1 SO: 7 BB: 1 IBB: 0 HBP: 0 BLK: 0 WP: 0 HR: 1 S: 75 P: 102 ERA: 1.00 WHIP: 0.667															PITCHER IP: WLS: BF: H: R: ER: SO: BB: IBB: HBP: BLK: WP: HR: S: P: ERA: WHIP						

Batter	1	2	3	4	5	6	7	8	9	AB	R	H	RBI	BB	SO	LOB	BOTTOM			
Ray Durham, S OBP: 0.364, SLG: 0.468 (1, 4)	G6-3		SH3 BB		S 1B			HBP S 1B		4	1	3	2	1	0	0	Houston Astros @ San Francisco Giants SBC Park, San Francisco, CA Wed Sep 22 2004, 10:05 PM EDT Att: 40,095 - Sunny - 70 F AB 31 R 5 H 11 RBI 5 BB 8 SO 6 LOB 20 			
Michael Tucker, L OBP: 0.380, SLG: 0.424 (1, 9)	F8		SH3		K	WP 1B		K		4	0	1	0	0	2	2				
Pedro Feliz, R OBP: 0.302, SLG: 0.478 (1, 5)	3B		K		E6 1B	WP BB		K		4	1	2	1	1	2	2				
Barry Bonds, L OBP: 0.611, SLG: 0.826 (1, 7)	3B		IBB		IBB	IBB		HBP IBB		1	0	1	1	4	0	0				
J.T. Snow, L OBP: 0.429, SLG: 0.527 (1, 3)	F7		L7		P6	G4-3		HBP		4	0	0	0	0	0	8				
A.J. Pierzynski, L OBP: 0.322, SLG: 0.420 (1, 2)	G4-3				G6-4-3 1B	1B 2B		P6		5	1	2	0	0	0	3				
Marquis Grissom, R OBP: 0.318, SLG: 0.441 (1, 8)		E BB		G6-4-3		SH1-4 1B		P6		3	1	1	0	1	0	1				
Deivi Cruz, R OBP: 0.321, SLG: 0.428 (7, PR)		E1 G6-4-3			F9	51 SH1-4 2B				3	1	1	1	1	0	1				
Cody Ransom, R OBP: 0.329, SLG: 0.394 (8, 6)						51 SH1-4 2B			BB	0	0	0	0	0	0	0				
51 Noah Lowry, R OBP: 0.161, SLG: 0.194 (1, 1)	G6-4-3				K	SH1-4		K		3	0	0	0	0	2	3				
Inning Stats	R: 1 E: 0 K: 0 S: 10	H: 2 LOB: 1 BB: 0 P: 18	R: 0 E: 1 K: 0 S: 8	H: 0 LOB: 1 BB: 1 P: 13	R: 0 E: 0 K: 1 S: 11	H: 0 LOB: 2 BB: 2 P: 23	R: 0 E: 0 K: 0 S: 6	H: 1 LOB: 0 BB: 0 P: 7	R: 1 E: 1 K: 2 S: 14	H: 2 LOB: 2 BB: 1 P: 23	R: 3 E: 0 K: 0 S: 14	H: 5 LOB: 3 BB: 2 P: 33	R: 0 E: 0 K: 1 S: 8	H: 0 LOB: 1 BB: 1 P: 14	R: 0 E: 0 K: 2 S: 12	H: 1 LOB: 3 BB: 1 P: 22	1B: 7 2B: 3 3B: 1 HR: 0	SF: 0 SAC: 2 DP: 2 HBP: 1	WP: 2 PB: 0 SB: 2 CS: 0	PA: 42
PITCHER 44 Roy Oswalt, R ERA: 3.59 (6, 1)	IP: 5.2 WLS: L BF: 29 H: 10 R: 5 ER: 5 SO: 3 BB: 2 IBB: 2 HBP: 0 BLK: 0 WP: 0 HR: 0 S: 59 P: 102 ERA: 7.94 WHIP: 2.118															PITCHER IP: WLS: BF: H: R: ER: SO: BB: IBB: HBP: BLK: WP: HR: S: P: ERA: WHIP				
Chad Harville, R ERA: 4.80 (6, 1)	0.0	1	0	0	0	0	1	0	0	0	1	0	0	4						
Mike Gallo, L ERA: 4.79 (6, 1)	0.2	3	0	0	0	0	0	1	0	5	12	0.00	0.000							
Dan Wheeler, R ERA: 4.3 (7, 1)	0.2	3	0	0	0	1	1	0	0	0	7	0.00	1.500							
Dan Miceli, R ERA: 3.75 (8, 1)	1.0	6	1	0	0	2	0	1	1	0	12	0.00	1.000							

Batter	1	2	3	4	5	6	7	8	9	AB	R	H	RBI	BB	SO	LOB	TOP										
Craig Biggio, R OBP: 0.340, SLG: 0.464 (1, 7)	G1-3		K			G4-3		P6	G5-3	5	0	0	0	0	1	2	Houston Astros @ San Francisco Giants SBC Park, San Francisco, CA Thu Sep 23 2004, 10:15 PM EDT Att: 41,537 - Sunny - 74 F										
Carlos Beltrán, S OBP: 0.370, SLG: 0.558 54 Brad Lidge, R (9, 1)	3B								1B	3	2	3	0	1	0	0											
5 Jeff Bagwell, R OBP: 0.376, SLG: 0.466 (1, 3)	K								1B	4	1	1	0	0	2	3											
17 Lance Berkman, S OBP: 0.455, SLG: 0.571 (9, 8)	K								1B	4	1	2	4	0	2	1											
Jeff Kent, R OBP: 0.340, SLG: 0.509 (1, 4)		F9							1B	3	1	0	0	0	0	1											
Mike Lamb, L OBP: 0.394, SLG: 0.528 (1, 5)		G4-3							HBP	4	1	1	0	0	0	0											
Jose Vizcaino, S OBP: 0.313, SLG: 0.374 4 Eric Bruntlett, R OBP: 0.309, SLG: 0.468 (8, PR)	G4-3								1B	3	0	1	0	0	0	0											
Brad Ausmus, R OBP: 0.307, SLG: 0.332 Willy Laveras, R Mike Gallo, L Dan Miceli, R 16 Jason Lane, R (8, PH)			F9						1B	3	0	1	0	0	0	1											
41 Brandon Backe, R OBP: 0.307, SLG: 0.500 Dan Wheeler, R Darren Oliver, L Jason Albritton, R Chad Qualls, R Orlando Palmeiro, L Morgan Enberg, R Raul Chavez, R (8, PH)									1B	1	0	0	0	0	0	1											
Inning Stats	R: 0 E: 0 K: 2 S: 9	H: 1 LOB: 1 BB: 0 P: 15	R: 0 E: 0 K: 0 S: 6	H: 0 LOB: 0 BB: 0 P: 11	R: 0 E: 0 K: 1 S: 8	H: 0 LOB: 0 BB: 0 P: 14	R: 0 E: 0 K: 1 S: 5	H: 1 LOB: 0 BB: 0 P: 11	R: 0 E: 0 K: 0 S: 11	H: 0 LOB: 0 BB: 0 P: 16	R: 1 E: 0 K: 1 S: 7	H: 1 LOB: 0 BB: 1 P: 13	R: 1 E: 0 K: 0 S: 11	H: 2 LOB: 1 BB: 0 P: 16	R: 5 E: 0 K: 0 S: 16	H: 5 LOB: 1 BB: 0 P: 25		1B: 8 2B: 0 3B: 1 HR: 1	SF: 0 SAC: 1 DP: 2 HBP: 1	WP: 0 PB: 0 SB: 2 CS: 0	PA: 37						
PITCHER	IP	WLS	BF	H	R	ER	SO	BB	IBB	HBP	BLK	WP	HR	S	P	ERA	WHIP										
Jason Schmidt, R ERA: 3.21	7.1		26	5	2	2	8	1	0	0	0	0	0	60	102	2.46	0.818										
Scott Eyre, L ERA: 4.5	0.1	H	1	0	0	0	0	0	0	0	0	0	0	2	3	0.00	0.000										
Dustin Hermanson, R ERA: 4.44	0.1	L	5	3	4	4	0	0	0	1	0	0	1	6	10	108.00	9.000										
Jason Christiansen, L ERA: 4.46	0.0		1	1	0	0	0	0	0	0	0	0	0	5	7	=	=										
Jim Brower, R ERA: 3.61	1.0		4	1	1	1	0	0	0	0	0	0	0	7	10	9.00	1.000										

Batter	1	2	3	4	5	6	7	8	9	AB	R	H	RBI	BB	SO	LOB	BOTTOM										
Ray Durham, S OBP: 0.364, SLG: 0.468 (1, 4)	G5-3								1B	5	1	2	0	0	2	3	Houston Astros @ San Francisco Giants SBC Park, San Francisco, CA Thu Sep 23 2004, 10:15 PM EDT Att: 41,537 - Sunny - 74 F										
Michael Tucker, L OBP: 0.356, SLG: 0.419 (1, 9)	F8		L8						1B	5	0	0	0	0	1	4											
Edgardo Alfonzo, R OBP: 0.352, SLG: 0.409 Dustin Hermanson, R OBP: 0.129, SLG: 0.100 Jason Christiansen, R Jim Brower, R OBP: 0.607, SLG: 0.500 Ricky Ledee, L OBP: 0.335, SLG: 0.406 (9, PH)	G5-3		L9						K	4	0	0	0	0	0	1											
Barry Bonds, L OBP: 0.612, SLG: 0.830 (1, 7)	2B		1B						3B	2	2	1	0	2	0	0											
J.T. Snow, L OBP: 0.433, SLG: 0.534 (1, 3)	2B		1B						2B	3	0	2	2	1	0	0											
A.J. Pierzynski, L OBP: 0.322, SLG: 0.418 Yorvit Torrealba, R OBP: 0.315, SLG: 0.410 (9, 2)	P2		1B						G4-3	4	0	1	1	0	0	3											
Deivi Cruz, R OBP: 0.323, SLG: 0.435 Cody Ransom, R OBP: 0.329, SLG: 0.394 (9, 6)			G6-4-3						1B	4	0	2	0	0	0	2											
Marquis Grissom, R OBP: 0.318, SLG: 0.440 (1, 8)									3B	0	0	0	0	0	0	0											
Jason Schmidt, R OBP: 0.182, SLG: 0.213 Scott Eyre, L Pedro Feliz, R OBP: 0.302, SLG: 0.477 (8, 5)									K	4	0	1	0	0	1	1											
Inning Stats	R: 1 E: 0 K: 0 S: 10	H: 2 LOB: 2 BB: 1 P: 19	R: 0 E: 0 K: 2 S: 11	H: 2 LOB: 0 BB: 0 P: 17	R: 1 E: 0 K: 0 S: 10	H: 1 LOB: 1 BB: 2 P: 21	R: 0 E: 0 K: 1 S: 7	H: 0 LOB: 0 BB: 0 P: 9	R: 1 E: 0 K: 1 S: 6	H: 2 LOB: 1 BB: 0 P: 12	R: 0 E: 0 K: 0 S: 11	H: 1 LOB: 1 BB: 0 P: 15	R: 0 E: 0 K: 1 S: 9	H: 1 LOB: 1 BB: 0 P: 15	R: 0 E: 0 K: 3 S: 12	H: 1 LOB: 1 BB: 0 P: 14		1B: 6 2B: 2 3B: 2 HR: 0	SF: 0 SAC: 0 DP: 1 HBP: 0	WP: 0 PB: 0 SB: 0 CS: 0	PA: 39						
PITCHER	IP	WLS	BF	H	R	ER	SO	BB	IBB	HBP	BLK	WP	HR	S	P	ERA	WHIP										
41 Brandon Backe, R ERA: 4.58	2.1		15	5	2	2	2	2	1	0	0	0	0	13	16	0.00	3.000										
Dan Wheeler, R ERA: 4.14	2.1		6	0	0	0	1	0	0	0	0	0	0	3	9	27.00	6.000										
Darren Oliver, L ERA: 5.86	0.1		3	2	1	1	0	0	0	0	0	0	0	3	9	27.00	6.000										
Chad Qualls, R ERA: 3.76	2.0		7	1	0	0	1	0	0	0	0	0	0	16	24	0.00	0.500										
Mike Gallo, L ERA: 4.72	0.2		2	0	0	0	0	0	0	0	0	0	0	4	7	0.00	0.000										
PITCHER	IP	WLS	BF	H	R	ER	SO	BB	IBB	HBP	BLK	WP	HR	S	P	ERA	WHIP										
Dan Miceli, R ERA: 3.73	0.1		2	1	0	0	0	0	0	0	0	0	0	5	8	0.00	3.000										
54 Brad Lidge, R ERA: 2.06	1.0		4	1	0	0	3	0	0	0	0	0	0	12	14	0.00	1.000										

AB	34
R	7
H	10
RBI	7
BB	1
SO	8
LOB	10



Batter	1	2	3	4	5	6	7	8	9	AB	R	H	RBI	BB	SO	LOB	TOP			
Cesar Izturis, S OBP: 0.333, SLG: 0.385 (1, 6)	F9		1B		E9		F9		L8	5	0	1	0	0	0	2	Los Angeles Dodgers @ San Francisco Giants SBC Park, San Francisco, CA Fri Sep 24, 2004, 10:15 PM EDT Att: 42,528 - Sunny - 68 F			
Jayson Werth, R OBP: 0.349, SLG: 0.508 (1, 7)	G4-3		1B		L6-4		CS		BB	3	0	2	0	2	0	1				
Steve Finley, L OBP: 0.334, SLG: 0.496 (1, 8)	G4-3		G6-4-3		1B		CS		P6	5	0	2	0	0	0	6				
Adrian Beltré, R OBP: 0.395, SLG: 0.647 (1, 5)	BB				HR		1B		F8	2	1	1	0	2	0	1				
Shawn Green, L OBP: 0.353, SLG: 0.469 (1, 3)	G6-3				HR		G4-3		G4-3	3	1	1	2	1	0	4				
Milton Bradley, S OBP: 0.382, SLG: 0.421 (1, 9)					L7				G4-3	4	0	1	0	0	0	2				
José Hernández, R OBP: 0.374, SLG: 0.561 (1, 4)									G5-3	4	1	2	1	0	1	1				
Eric Gagne, R (9, 1)	K				HR				BB	0	0	0	0	0	0	0				
Brent Mayne, L OBP: 0.310, SLG: 0.260 (1, 2)									BB	3	0	1	0	0	0	1				
Antonio Pérez, R OBP: 0.444, SLG: 0.500 (9, PH)	L1-3								BB	1	0	1	0	0	0	0				
Alex Cora, L OBP: 0.360, SLG: 0.370 (9, 4)					G6-4-3				BB	0	0	0	0	0	0	0				
Odalis Pérez, L OBP: 0.131, SLG: 0.136 (1, 1)									BB	3	0	0	0	0	1	1				
Jose Flores, R (9, PH)					G6-4-3				K	1	0	0	0	0	1	2				
David Ross, R OBP: 0.261, SLG: 0.285 (9, 2)									K	0	0	0	0	0	0	0				
Inning Stats	R: 0 E: 0 K: 0 S: 12	H: 0 LOB: 2 BB: 2 P: 25	R: 0 E: 0 K: 1 S: 5	H: 1 LOB: 0 BB: 0 P: 8	R: 0 E: 0 K: 0 S: 7	H: 2 LOB: 1 BB: 0 P: 14	R: 3 E: 0 K: 0 S: 8	H: 3 LOB: 0 BB: 1 P: 16	R: 0 E: 1 K: 0 S: 10	H: 2 LOB: 2 BB: 0 P: 17	R: 0 E: 0 K: 0 S: 5	H: 1 LOB: 0 BB: 0 P: 11	R: 0 E: 0 K: 1 S: 10	H: 1 LOB: 1 BB: 1 P: 19	R: 0 E: 0 K: 1 S: 11	H: 2 LOB: 3 BB: 1 P: 22	1B: 10 2B: 2 3B: 0 HR: 2	SF: 0 SAC: 0 DP: 5 HBP: 0	WP: 1 PB: 0 SB: 0 CS: 1	PA: 40
PITCHER	IP WLS BF H R ER SO	IP WLS BF H R ER SO	IP WLS BF H R ER SO	IP WLS BF H R ER SO	IP WLS BF H R ER SO	IP WLS BF H R ER SO	IP WLS BF H R ER SO	IP WLS BF H R ER SO	IP WLS BF H R ER SO	IP WLS BF H R ER SO	IP WLS BF H R ER SO	IP WLS BF H R ER SO	IP WLS BF H R ER SO	IP WLS BF H R ER SO	IP WLS BF H R ER SO	IP WLS BF H R ER SO	ERA WHIP	ERA WHIP		
Kirk Rueter, L ERA: 4.81 (1, 1)	6.0	26	8	3	3	1	3	0	0	0	0	0	0	0	0	0	4.50	1.833		
Scott Eyre, L ERA: 4.41 (7, 1)	1.0	4	2	0	0	1	0	0	0	0	0	0	0	0	0	0	0.00	2.000		
Jim Brower, R ERA: 3.97 (8, 1)	1.0	3	0	0	0	0	1	0	0	0	0	0	0	0	0	0	0.00	1.000		
Jason Christiansen, L ERA: 4.37 (9, 1)	0.2	4	2	0	0	1	0	0	0	0	0	0	0	0	0	0	0.00	3.000		
Matt Herges, R ERA: 5.16 (9, 1)	0.0	1	0	0	0	0	1	0	0	0	0	0	0	0	0	0	=	=		
Wayne Franklin, L ERA: 6.12 (9, 1)	0.1	1	0	0	0	0	0	0	0	0	0	0	0	0	0	0	0.00	0.000		

Batter	1	2	3	4	5	6	7	8	9	AB	R	H	RBI	BB	SO	LOB	BOTTOM					
Ray Durham, S OBP: 0.363, SLG: 0.464 (1, 4)	F9		G5-3						G4-3	3	0	0	0	1	0	0	Los Angeles Dodgers @ San Francisco Giants SBC Park, San Francisco, CA Fri Sep 24, 2004, 10:15 PM EDT Att: 42,528 - Sunny - 68 F					
Deivi Cruz, R OBP: 0.320, SLG: 0.430 (1, 6)	G5-3		L4						G6-3	4	0	0	0	0	1	1						
Pedro Feliz, R OBP: 0.301, SLG: 0.474 (1, 3)	F9				L7				BB	3	0	0	0	1	0	1						
Jason Ellison, R (9, PR)									BB	0	0	0	0	0	0	0						
Barry Bonds, L OBP: 0.611, SLG: 0.834 (1, 7)									BB	3	1	1	1	1	2	0						
Edgardo Alfonzo, R OBP: 0.352, SLG: 0.409 (1, 5)									BB	3	0	1	0	0	0	0						
J.T. Snow, L OBP: 0.434, SLG: 0.534 (9, PH)	G4-3				G1-3				BB	0	0	0	0	1	0	0						
Yorvit Torrealba, R OBP: 0.314, SLG: 0.424 (1, 2)									BB	4	1	1	1	0	0	4						
Marquis Grissom, R OBP: 0.316, SLG: 0.437 (1, 8)									BB	3	0	0	0	0	0	0						
Dustan Mohr, R OBP: 0.406, SLG: 0.455 (1, 9)									BB	3	0	0	0	0	1	0						
Kirk Rueter, L OBP: 0.180, SLG: 0.172 (1, 1)									BB	1	0	0	0	0	0	0						
Todd Lintz, S OBP: 0.321, SLG: 0.200 (9, PH)									F8	1	0	0	0	0	0	0						
Scott Eyre, L (7, 1)										0	0	0	0	0	0	0						
Jim Brower, R OBP: 0.367, SLG: 0.500 (8, 1)										0	0	0	0	0	0	0						
A.J. Pierzynski, L OBP: 0.321, SLG: 0.412 (8, PH)										0	0	0	0	0	0	0						
Jason Christiansen, R (9, 1)										0	0	0	0	0	0	0						
Matt Herges, L (9, 1)										0	0	0	0	0	0	0						
Wayne Franklin, L OBP: 0.400, SLG: 0.333 (9, 1)										0	0	0	0	0	0	0						
Inning Stats	R: 0 E: 0 K: 0 S: 7	H: 0 LOB: 0 BB: 0 P: 11	R: 2 E: 0 K: 0 S: 11	H: 2 LOB: 0 BB: 0 P: 14	R: 0 E: 0 K: 0 S: 5	H: 0 LOB: 0 BB: 0 P: 5	R: 0 E: 0 K: 1 S: 6	H: 0 LOB: 0 BB: 0 P: 10	R: 0 E: 0 K: 1 S: 10	H: 0 LOB: 1 BB: 1 P: 17	R: 0 E: 0 K: 2 S: 10	H: 0 LOB: 0 BB: 1 P: 18	R: 0 E: 0 K: 1 S: 8	H: 1 LOB: 0 BB: 0 P: 9	R: 0 E: 0 K: 0 S: 5	H: 0 LOB: 0 BB: 0 P: 8	R: 0 E: 0 K: 0 S: 6	H: 0 LOB: 3 BB: 3 P: 20	1B: 1 2B: 0 3B: 0 HR: 2	SF: 0 SAC: 0 DP: 1 HBP: 0	WP: 0 PB: 0 SB: 0 CS: 0	PA: 33
PITCHER	IP WLS BF H R ER SO	IP WLS BF H R ER SO	IP WLS BF H R ER SO	IP WLS BF H R ER SO	IP WLS BF H R ER SO	IP WLS BF H R ER SO	IP WLS BF H R ER SO	IP WLS BF H R ER SO	IP WLS BF H R ER SO	IP WLS BF H R ER SO	IP WLS BF H R ER SO	IP WLS BF H R ER SO	IP WLS BF H R ER SO	IP WLS BF H R ER SO	IP WLS BF H R ER SO	IP WLS BF H R ER SO	ERA WHIP	ERA WHIP				
Odalis Pérez, L ERA: 3.35 (1, 1)	8.0	27	3	2	2	5	1	0	0	0	0	0	0	0	0	0	2.25	0.500				
Eric Gagne, R ERA: 2.16 (9, 1)	1.0	6	0	0	0	0	2	1	0	0	0	0	0	0	0	0	0.00	2.000				



Batter	1	2	3	4	5	6	7	8	9	AB	R	H	RBI	BB	SO	LOB	TOP																			
Ray Durham, S OBP: 0.369, SLG: 0.480	1-3 K		2-2 F9 FC1-5 1B	2-1 1B	2-2 WP 1B		1-0 1B		1-2 1B	6	2	5	1	0	1	0	San Francisco Giants @ San Diego Padres PETCO Park, San Diego, CA Tue Sep 28 2004, 10:05 PM EDT Att: 35,529 - Cloudy - 66 F																			
Michael Tucker, L OBP: 0.356, SLG: 0.419	0-0 G4-3		1-1 FC1-5 1B	0-2 2B 1B	3-2 1B		1-2 K		2-1 F7	6	1	2	2	0	1	4																				
Edgardo Alfonzo, R OBP: 0.351, SLG: 0.409 Dustin Hermanson, R OBP: 0.129, SLG: 0.100	0-1 G5-3		2-2 F9	1-2 2B 1B	2-0 2B		0-3 K		2-2 F9	6	1	2	2	0	1	4																				
Barry Bonds, L OBP: 0.613, SLG: 0.832		3-1 L7	4-0 1B	4-0 1B	3-2 G3		2-2 G3			3	0	0	0	2	0	3																				
J.T. Snow, L OBP: 0.430, SLG: 0.524	3-2 2B		1-0 G3-1	3-3 K		2-3 K		1-0 P6		5	0	1	0	0	2	5																				
Marquis Grissom, R OBP: 0.321, SLG: 0.441	1-0 F7					2-0 1B		3-2 F7		5	1	3	1	0	0	1																				
A.J. Pierzynski, L OBP: 0.319, SLG: 0.410	4-0 FC6-4 BB					1-1 F9		2-1 HBP		3	1	1	0	1	0	3																				
Deivi Cruz, R OBP: 0.326, SLG: 0.434	0-2 FC6-4					0-1 G5-3		0-2 F9		5	1	2	1	0	0	3																				
Jason Schmidt, R OBP: 0.188, SLG: 0.219 Scott Eyre, L (7, 1)						1-1 SH1-4		2-3 K		3	0	1	0	0	2	2																				
Jim Brower, R OBP: 0.667, SLG: 0.500 Pedro Feliz, R OBP: 0.305, SLG: 0.481						1-2 FC1-5 1B		1-2 K		0	0	0	0	0	0	0																				
Inning Stats	R: 0 E: 0 K: 1 S: 6	H: 0 LOB: 0 BB: 0 P: 7	R: 0 E: 0 K: 0 S: 9	H: 1 LOB: 2 BB: 1 P: 20	R: 0 E: 0 K: 0 S: 10	H: 2 LOB: 3 BB: 1 P: 20	R: 6 E: 0 K: 1 S: 23	H: 7 LOB: 2 BB: 1 P: 37	R: 1 E: 0 K: 1 S: 17	H: 3 LOB: 2 BB: 0 P: 28	R: 0 E: 0 K: 2 S: 11	H: 2 LOB: 2 BB: 0 P: 18	R: 0 E: 0 K: 2 S: 11	H: 1 LOB: 1 BB: 0 P: 15	R: 0 E: 0 K: 0 S: 8	H: 0 LOB: 1 BB: 0 P: 14	R: 0 E: 0 K: 1 S: 13	H: 1 LOB: 1 BB: 0 P: 20	1B: 14 2B: 3 3B: 0 HR: 0	SF: 0 SAC: 1 DP: 0 HBP: 1	WP: 1 PA: 48 PB: 0 SB: 1 CS: 0															
PITCHER	IP	WLS	BF	H	R	ER	SO	BB	IBB	HBP	BLK	WP	HR	S	P	ERA	WHIP	PITCHER		IP	WLS	BF	H	R	ER	SO	BB	IBB	HBP	BLK	WP	HR	S	P	ERA	WHIP
Brian Lawrence, R ERA: 4.12	3.1	L	22	9	6	6	1	1	2	0	0	0	0	42	72	16.20	3.000	Akinori Otsuka, R ERA: 1.77		1.0		4	1	0	0	1	0	0	0	0	0	13	20	0.00	1.000	
Brian Sweney, R ERA: 3.27	0.2		3	1	0	0	1	0	0	0	0	0	0	6	12	0.00	1.500																			
Jay Witasick, R ERA: 3.32	0.2		5	3	1	1	1	0	0	0	0	1	0	14	22	13.50	4.500																			
Antonio Osuna, R ERA: 2.6	1.1		6	2	0	0	2	0	0	0	0	0	0	14	24	0.00	1.500																			
Scott Linebrink, R ERA: 2.16	2.0		8	1	0	0	2	0	0	1	0	0	0	19	29	0.00	0.500																			

AB 43
R 7
H 17
RBI 7
BB 3
SO 8
LOB 25



Batter	1	2	3	4	5	6	7	8	9	AB	R	H	RBI	BB	SO	LOB	BOTTOM																			
Jay Payton, R OBP: 0.327, SLG: 0.372	0-0 P3								0-2 G1-3	5	0	1	2	0	0	2	San Francisco Giants @ San Diego Padres PETCO Park, San Diego, CA Tue Sep 28 2004, 10:05 PM EDT Att: 35,529 - Cloudy - 66 F																			
Mark Loretta, R OBP: 0.395, SLG: 0.504	3-2 FC6-4 1B								0-0 FC5 24 BB 1B	5	0	2	0	0	1	2																				
24 Brian Giles, L OBP: 0.379, SLG: 0.480	2-2 P4								4-2 1B	4	1	1	0	1	0	1																				
Phil Nevin, R OBP: 0.371, SLG: 0.502	1-1 FC6-4								0-1 P5	4	0	1	0	1	0	3																				
Ryan Klesko, L OBP: 0.400, SLG: 0.453									0-3 K	4	0	0	0	1	3	3																				
Rich Aurilia, R OBP: 0.314, SLG: 0.345									2-0 FC5	5	1	1	0	0	1	5																				
Ramon Hernandez, R OBP: 0.341, SLG: 0.469									2-3 BB	4	2	2	1	0	0	3																				
Ramón Vázquez, L OBP: 0.294, SLG: 0.299									2-3 K	3	1	1	1	1	1	0																				
Brian Lawrence, R ERA: 4.12 Brian Sweney, R ERA: 3.27 Jay Witasick, R ERA: 3.32 Antonio Osuna, R ERA: 2.6 Scott Linebrink, R ERA: 2.16 Akinori Otsuka, R ERA: 1.77									1-1 F9	0	0	0	0	0	0	0																				
Inning Stats	R: 0 E: 0 K: 0 S: 9	H: 1 LOB: 1 BB: 0 P: 15	R: 2 E: 0 K: 1 S: 15	H: 2 LOB: 2 BB: 2 P: 29	R: 0 E: 0 K: 1 S: 7	H: 0 LOB: 0 BB: 0 P: 12	R: 1 E: 0 K: 0 S: 10	H: 2 LOB: 1 BB: 0 P: 14	R: 0 E: 0 K: 0 S: 8	H: 0 LOB: 1 BB: 1 P: 14	R: 1 E: 0 K: 2 S: 13	H: 2 LOB: 2 BB: 1 P: 20	R: 1 E: 0 K: 2 S: 12	H: 2 LOB: 2 BB: 1 P: 23	R: 0 E: 0 K: 1 S: 7	H: 0 LOB: 0 BB: 0 P: 10		R: 0 E: 0 K: 1 S: 9	H: 1 LOB: 2 BB: 1 P: 15	1B: 7 2B: 1 3B: 1 HR: 1	SF: 0 SAC: 0 DP: 0 HBP: 0	WP: 0 PA: 42 PB: 2 SB: 0 CS: 0														
PITCHER	IP	WLS	BF	H	R	ER	SO	BB	IBB	HBP	BLK	WP	HR	S	P	ERA	WHIP	PITCHER		IP	WLS	BF	H	R	ER	SO	BB	IBB	HBP	BLK	WP	HR	S	P	ERA	WHIP
Jason Schmidt, R ERA: 3.29	6.0	W	28	7	4	4	2	2	1	0	0	0	0	8	16	0.00	9.000	Akinori Otsuka, R ERA: 1.77		1.0		4	1	0	0	1	0	0	0	0	13	20	0.00	1.000		
Scott Eyre, L ERA: 4.24	0.1	H	4	2	1	0	1	1	0	0	0	0	0	8	16	0.00	9.000																			
Jim Brower, R ERA: 3.41	1.2	H	5	0	0	0	2	0	0	0	0	0	0	11	17	0.00	0.000																			
Dustin Hermanson, R ERA: 4.37	1.0	S	5	1	0	0	1	1	0	0	0	0	0	9	15	0.00	2.000																			

AB 37
R 5
H 10
RBI 4
BB 5
SO 6
LOB 20



Batter	1	2	3	4	5	6	7	8	9	10	AB	R	H	RBI	BB	SO	LOB	TOP									
Ray Durham, S OBP: 0.367, SLG: 0.477 Cody Ransom, R OBP: 0.329, SLG: 0.394 Ricky Ledee, L OBP: 0.337, SLG: 0.403 Dustin Hermanson, R OBP: 0.129, SLG: 0.100	(1, 4) X 1-0 G6-3		(1, 2) X 1-2 F8		(1, 0) X 1-0 SH3			(1, 0) X 0-0 G6-3		(1, 0) X 0-3 K	3	0	0	0	0	0	0										
Deivi Cruz, R OBP: 0.325, SLG: 0.432	(1, 6) X 0-0 L8		(1, 1) X 1-1 F7		(1, 2) X 1-2 2-3			(1, 3) X 1-3 K			4	0	1	1	0	1	0										
Eduardo Alfonso, R OBP: 0.354, SLG: 0.412	(1, 5) X 0-1 BB 2B		(1, 0) X 0-0 1B		(1, 0) X 1-0 G1-4-6-3			(1, 0) X 0-0 1B			4	1	3	0	0	0	1										
Barry Bonds, L OBP: 0.610, SLG: 0.625	(1, 7) X 4-2 BB 2B		(1, 0) X 0-0 G4-3					(1, 0) X 0-3 K			3	1	0	0	1	1	2										
Pedro Feliz, R OBP: 0.304, SLG: 0.481	(1, 3) X 0-2 2B				(1, 0) X 1-0 G1-3			(1, 0) X 0-0 G6-3		(1, 0) X 1-0 F8	4	0	1	2	0	0	0										
Marquis Grissom, R OBP: 0.321, SLG: 0.440	(1, 8) X 2-1 F7				(1, 0) X 2-1 1B			(1, 0) X 0-1 G5-3		(1, 3) X 1-3 K	4	0	1	0	0	1	1										
Yorvit Torrealba, R OBP: 0.304, SLG: 0.409	(1, 2) X 0-0 G6-3		(1, 0) X 0-1 F8					(1, 2) X 1-2 F9		(1, 0) X 0-1 B1-3	4	0	0	0	0	0	1										
Dustan Mohr, R OBP: 0.397, SLG: 0.442	(1, 9) X 0-1 F9		(1, 0) X 2-3 K					(1, 2) X 2-3 K		(1, 0) X 1-0 P3	4	0	0	0	0	2	1										
51 Noah Lowry, R OBP: 0.182, SLG: 0.242 Todd Lampson, S OBP: 0.000, SLG: 0.000 Tyler Walker, R OBP: 0.000, SLG: 0.000 Jason Christiansen, R OBP: 0.000, SLG: 0.000 Jim Brower, R OBP: 0.000, SLG: 0.000 Scott Eyre, L OBP: 0.000, SLG: 0.000 J.T. Snow, L OBP: 0.429, SLG: 0.522 Brian Bullimore, R OBP: 0.000, SLG: 0.000	(1, 11) X 1-0 F8				(1, 0) X 0-1 SH3 1B 2B			(1, 2) X 0-2 G4-3		(1, 3) X 2-3 K	2	1	1	0	0	0	0										
Inning Stats	R: 2 E: 0 K: 0 S: 12	H: 2 LOB: 1 BB: 1 P: 19	R: 0 E: 0 K: 0 S: 4	H: 0 LOB: 0 BB: 0 P: 5	R: 0 E: 0 K: 0 S: 7	H: 1 LOB: 1 BB: 0 P: 9	R: 0 E: 0 K: 1 S: 9	H: 1 LOB: 1 BB: 0 P: 14	R: 1 E: 0 K: 0 S: 7	H: 2 LOB: 0 BB: 0 P: 10	R: 0 E: 0 K: 1 S: 6	H: 0 LOB: 0 BB: 0 P: 6	R: 0 E: 0 K: 1 S: 11	H: 0 LOB: 0 BB: 0 P: 14	R: 0 E: 0 K: 1 S: 7	H: 1 LOB: 1 BB: 0 P: 11	R: 0 E: 0 K: 2 S: 8	H: 0 LOB: 0 BB: 0 P: 10	R: 0 E: 0 K: 2 S: 7	H: 0 LOB: 0 BB: 0 P: 11	1B: 5 2B: 2 3B: 0 HR: 0	SF: 0 SAC: 1 DP: 1 HBP: 0	WP: 0 PB: 0 SB: 0 CS: 0	PA: 37			
PITCHER	IP 8.0	WLS 31	BF 7	H 3	R 3	ER 3	SO 4	BB 1	IBB 0	HBP 0	BLK 0	WP 0	HR 0	S 63	P 88	ERA 3.63	WHIP 1.000										
David Wells, L ERA: 3.63	(1, 1)	8.0	31	7	3	3	4	1	0	0	0	0	0	63	88	3.63	1.000										
Trevor Hoffman, R ERA: 2.35	(9, 1)	2.0	6	0	0	0	3	0	0	0	0	0	0	15	21	0.00	0.000										

San Francisco Giants @ San Diego Padres
 PETCO Park, San Diego, CA
 Wed Sep 29 2004, 10:05 PM EDT
 Att: 38,398 - Cloudy - 66 F

livebaseballscorecards.com

AB	35
R	3
H	7
RBI	3
BB	1
SO	7
LOB	6

GIANTS

Batter	1	2	3	4	5	6	7	8	9	10	AB	R	H	RBI	BB	SO	LOB	BOTTOM									
Jay Payton, R OBP: 0.325, SLG: 0.368	(1, 8) X 2-0 P5		(1, 2) X 2-2 F7		(1, 0) X 0-0 P6			(1, 2) X 2-2 F8		(1, 4) X 4-2 BB BB	5	0	0	0	1	0	5										
Mark Loretta, R OBP: 0.396, SLG: 0.503	(1, 4) X 1-2 1B		(1, 0) X 2-1 F8		(1, 0) X 0-0 F7			(1, 4) X 4-1 24 1B BB		(1, 4) X 4-0 1-2 BB BB	3	0	1	1	2	0	0										
24 Brian Giles, L OBP: 0.379, SLG: 0.481	(1, 9) X 2-2 F7		(1, 0) X 0-2 2B		(1, 0) X 1-0 G4-3			(1, 0) X 0-0 BB 1B		(1, 3) X 3-2 G3	5	0	2	0	0	0	3										
Phil Nevin, R OBP: 0.370, SLG: 0.498	(1, 3) X 2-2 F8		(1, 0) X 4-0 2B		(1, 0) X 0-0 G6-3			(1, 0) X 0-2 P3		(1, 3) X 3-3 K	4	0	0	0	1	1	3										
Ryan Klesko, L OBP: 0.398, SLG: 0.449	(1, 7) X 2-1 E3 SH1-3		(1, 0) X 0-0 G1-3					(1, 0) X 0-1 P4		(1, 2) X 4-2 BB BB	4	0	0	0	1	1	2										
Rich Aurilia, R OBP: 0.316, SLG: 0.354	(1, 5) X 1-1 SH1-3				(1, 2) X 1-2 HR			(1, 2) X 2-2 HR 1B		(1, 3) X 3-3 K	4	2	2	1	0	1	3										
Ramon Hernandez, R OBP: 0.344, SLG: 0.480 Freddy Guzman, S OBP: 0.225, SLG: 0.224	(1, 2) X 4-1 BB							(1, 0) X 0-1 HR		(1, 3) X 1-3 K	4	1	2	2	1	1	3										
Alex Gonzalez, R OBP: 0.260, SLG: 0.366 Terrence Long, L OBP: 0.305, SLG: 0.421 Trevor Hoffman, R OBP: 0.330, SLG: 0.337	(1, 6) X 2-0 F9		(1, 0) X 0-3 K					(1, 3) X 1-3 K		(1, 0) X 2-0 G6-3	3	0	0	0	0	2	3										
David Wells, L OBP: 0.164, SLG: 0.105 Ramón Vázquez, L OBP: 0.298, SLG: 0.296	(1, 1) X 1-3 K		(1, 3) X 1-3 K					(1, 4) X 4-1 BB		(1, 0) X 0-1 G1-3	2	0	0	0	1	2	3										
Inning Stats	R: 0 E: 0 K: 0 S: 12	H: 1 LOB: 1 BB: 0 P: 19	R: 0 E: 1 K: 1 S: 9	H: 0 LOB: 2 BB: 1 P: 19	R: 0 E: 0 K: 0 S: 10	H: 1 LOB: 2 BB: 1 P: 18	R: 1 E: 0 K: 2 S: 17	H: 2 LOB: 1 BB: 0 P: 21	R: 0 E: 0 K: 0 S: 3	H: 0 LOB: 0 BB: 0 P: 4	R: 2 E: 0 K: 1 S: 15	H: 1 LOB: 3 BB: 2 P: 27	R: 0 E: 0 K: 2 S: 15	H: 1 LOB: 2 BB: 2 P: 27	R: 0 E: 0 K: 0 S: 9	H: 0 LOB: 2 BB: 2 P: 22	R: 0 E: 0 K: 2 S: 8	H: 0 LOB: 0 BB: 0 P: 14	R: 1 E: 2 K: 0 S: 7	H: 0 LOB: 2 BB: 1 P: 16	1B: 3 2B: 2 3B: 0 HR: 2	SF: 1 SAC: 2 DP: 0 HBP: 0	WP: 0 PB: 0 SB: 0 CS: 0	PA: 47			
PITCHER	IP 6.0	WLS 28	BF 3	H 3	R 3	ER 3	SO 4	BB 3	IBB 0	HBP 0	BLK 0	WP 0	HR 2	S 66	P 105	ERA 4.50	WHIP 1.500										
51 Noah Lowry, L ERA: 3.82	(1, 1)	6.0	28	3	3	3	4	3	0	0	0	0	2	66	105	4.50	1.500										
Tyler Walker, R ERA: 4.31	(7, 1)	0.1	3	1	0	0	0	1	0	0	0	0	0	5	9	0.00	6.000										
Jason Christiansen, L ERA: 4.5	(7, 1)	0.0	1	0	0	0	0	1	0	0	0	0	0	4	8	0.00	0.000										
Jim Brower, R ERA: 3.36	(7, 1)	1.1	6	0	0	0	2	2	0	0	0	0	0	11	25	0.00	1.500										
Scott Eyre, L ERA: 4.13	(8, 1)	1.1	4	0	0	0	2	0	0	0	0	0	0	12	21	0.00	0.000										

San Francisco Giants @ San Diego Padres
 PETCO Park, San Diego, CA
 Wed Sep 29 2004, 10:05 PM EDT
 Att: 38,398 - Cloudy - 66 F

livebaseballscorecards.com

AB	36
R	4
H	7
RBI	4
BB	8
SO	8
LOB	25

SD

Batter	1	2	3	4	5	6	7	8	9	AB	R	H	RBI	BB	SO	LOB	TOP		
Ray Durham, S OBP: 0.366, SLG: 0.480	F9			HR	L4		G3-1		FC3-2	5	1	1	1	0	0	2			
Michael Tucker, L OBP: 0.354, SLG: 0.417	K			G3			K		K	5	0	1	0	0	3	1			
Edgardo Alfonzo, R OBP: 0.353, SLG: 0.410	F9			2B	F8			F7		4	1	1	0	0	0	2			
Barry Bonds, L OBP: 0.608, SLG: 0.819		K		E3	F8			BB		4	1	1	0	0	1	3			
J.T. Snow, L OBP: 0.430, SLG: 0.524	P5			E8		G1				3	1	1	1	1	0	0			
A.J. Pierzynski, L OBP: 0.318, SLG: 0.411	G4-3			G4-3		G4-3		F8		4	0	1	0	0	0	3			
Deivi Cruz, R OBP: 0.324, SLG: 0.430			G4-3		G4-3		G4-3	F8		4	0	1	1	0	0	3			
Marquis Grissom, R OBP: 0.319, SLG: 0.437			K	G4-3		G5-3			F8	4	0	0	0	0	1	2			
Jerome Williams, R Scott Eyre, L	F8								FC3-2	3	0	1	0	0	0	1	0		
Jim Brower, R Tony Torcato, L Jason Ellison, R Dustin Hermanson, R										0	0	0	0	0	0	0	0		
Inning Stats	R: 0 H: 0 E: 0 K: 1 S: 9	H: 0 R: 0 ER: 0 BB: 0 P: 13	R: 0 H: 0 E: 0 K: 1 S: 12	H: 0 R: 1 ER: 0 BB: 0 P: 15	R: 0 H: 0 E: 0 K: 1 S: 6	H: 0 R: 0 ER: 0 BB: 0 P: 8	R: 4 H: 4 E: 2 K: 0 S: 17	H: 4 R: 0 ER: 0 BB: 0 P: 21	R: 0 H: 2 E: 0 K: 0 S: 11	H: 1 R: 0 ER: 0 BB: 0 P: 14	R: 0 H: 0 E: 0 K: 2 S: 9	H: 0 R: 0 ER: 0 BB: 0 P: 15	R: 0 H: 1 E: 0 K: 1 S: 10	H: 2 R: 0 ER: 0 BB: 1 P: 20	R: 0 H: 1 E: 0 K: 1 S: 10	H: 1 R: 0 ER: 0 BB: 0 P: 17	1B: 6 2B: 2 3B: 0 HR: 1	SF: 0 SAC: 0 DP: 0 HBP: 0	WP: 0 PA: 38 PB: 0 SB: 1 CS: 0
PITCHER	IP	WLS	BF	H	R	ER	SO	BB	IBB	HBP	BLK	WP	HR	S	P	ERA	WHIP		
Adam Eaton, R	7.1	L	31	8	4	1	5	0	0	0	0	0	1	79	112	1.23	1.091		
Scott Linebrink, R	0.2		3	0	0	0	0	1	0	0	0	0	0	4	10	0.00	1.500		
Akinori Otsuka, R	1.0		4	1	0	0	1	0	0	0	0	0	0	10	17	0.00	1.000		

San Francisco Giants @ San Diego Padres
 PETCO Park, San Diego, CA
 Thu Sep 30 2004, 10:05 PM EDT
 Att: 45,389 - Cloudy - 65 F

AB 37
 R 4
 H 9
 RBI 3
 BB 1
 SO 6
 LOB 16



Batter	1	2	3	4	5	6	7	8	9	AB	R	H	RBI	BB	SO	LOB	BOTTOM				
Ramón Vázquez, L Miguel Ojeda, R Dave Hansen, L Akinori Otsuka, R	G4-3		F7					G4-6-3		3	1	2	0	0	0	1					
Mark Loretta, R	G4-3		F9					P3		3	0	0	0	0	0	2					
24 Brian Giles, L	G3-1			P6						4	0	0	1	0	0	2					
Phil Nevin, R	F9			K						4	0	0	0	0	2	2					
Ryan Klesko, L		G6-3								3	0	1	0	1	0	0					
Rich Aurilia, R		G1-3								4	0	1	0	0	2	2					
Ramon Hernandez, R		G5-3								3	0	0	0	0	1	1					
Jay Payton, R			G5-3							3	0	0	0	0	0	1					
Adam Eaton, R Scott Linebrink, R										2	0	1	0	0	0	0					
Terrence Long, L Xavier Nady, R Alex Gonzalez, R										0	0	0	0	0	0	0					
Inning Stats	R: 1 H: 1 E: 0 K: 0 S: 9	H: 1 R: 0 ER: 0 BB: 0 P: 13	R: 0 H: 0 E: 0 K: 0 S: 5	H: 0 R: 1 ER: 0 BB: 0 P: 8	R: 0 H: 1 E: 0 K: 2 S: 7	H: 1 R: 0 ER: 0 BB: 1 P: 9	R: 0 H: 0 E: 0 K: 2 S: 11	H: 0 R: 0 ER: 0 BB: 1 P: 21	R: 0 H: 0 E: 0 K: 1 S: 8	H: 0 R: 0 ER: 0 BB: 0 P: 12	R: 0 H: 1 E: 0 K: 0 S: 8	H: 1 R: 0 ER: 0 BB: 0 P: 13	R: 0 H: 1 E: 0 K: 0 S: 8	H: 1 R: 0 ER: 0 BB: 1 P: 14	R: 0 H: 0 E: 0 K: 0 S: 7	H: 0 R: 0 ER: 0 BB: 0 P: 13	R: 0 H: 1 E: 0 K: 2 S: 11	H: 1 R: 0 ER: 0 BB: 0 P: 15	1B: 1 2B: 3 3B: 1 HR: 0	SF: 0 SAC: 0 DP: 2 HBP: 1	WP: 0 PA: 33 PB: 0 SB: 0 CS: 0
PITCHER	IP	WLS	BF	H	R	ER	SO	BB	IBB	HBP	BLK	WP	HR	S	P	ERA	WHIP				
Jerome Williams, R	7.0	W	26	4	1	1	3	1	0	1	0	0	0	56	90	1.29	0.714				
Scott Eyre, L	0.0		1	0	0	0	0	1	0	0	0	0	0	3	7	-	-				
Jim Brower, R	1.0	H	2	0	0	0	0	0	0	0	0	0	0	4	6	0.00	0.000				
Dustin Hermanson, R	1.0	S	4	1	0	0	2	0	0	0	0	0	0	11	15	0.00	1.000				

San Francisco Giants @ San Diego Padres
 PETCO Park, San Diego, CA
 Thu Sep 30 2004, 10:05 PM EDT
 Att: 45,389 - Cloudy - 65 F

AB 30
 R 1
 H 5
 RBI 1
 BB 2
 SO 5
 LOB 12



Batter	1	2	3	4	5	6	7	8	9	AB	R	H	RBI	BB	SO	LOB	TOP						
Ray Durham, S OBP: 0.363, SLG: 0.476	P3		K		F8		1B		G5-3	5	0	1	0	0	1	1							
Michael Tucker, L OBP: 0.353, SLG: 0.412	1B BB		K		F9		P6		F8	4	0	0	0	1	1	2							
Edgardo Alfonso, R OBP: 0.349, SLG: 0.495	1B			F8	G6-3		K			4	0	1	0	0	1	1							
Barry Bonds, L OBP: 0.610, SLG: 0.815	P5			BB 1B BB				FC1-5 1B BB		1	1	0	0	3	0	2							
J.T. Snow, L OBP: 0.429, SLG: 0.529	G4-3			BB 1B	F7			FC1-5 1B		4	1	2	0	0	0	3							
Deivi Cruz, R OBP: 0.323, SLG: 0.426		G6-3		F3		F7		FC1-5 G3-6-1		4	0	0	0	0	0	5							
Cody Ransom, R OBP: 0.329, SLG: 0.394								1-2 2-3f		0	0	0	0	0	0	0							
A.J. Pierzynski, L ERA: 4.48			K			G3		G3-6-1		3	0	0	0	1	1	3	AB 31						
Dustin Hermanson, R OBP: 0.129, SLG: 0.100										0	0	0	0	0	0	0	R 3						
Jason Christiansen, R ERA: 3.38										0	0	0	0	0	0	0	H 6						
Matt Herges, L ERA: 4.0										0	0	0	0	0	0	0	RBI 3						
Wayne Franklin, L OBP: 0.400, SLG: 0.333										0	0	0	0	0	0	0	BB 6						
Marquis Grissom, R OBP: 0.321, SLG: 0.444		F9					HR		G5-3 SH3-4 BB	3	1	2	3	1	0	0	SO 5						
Brett Tomko, R OBP: 0.141, SLG: 0.129					G4-3					3	0	0	0	0	1	2	LOB 19						
Scott Eyre, L ERA: 2.18						G5-3			SH3-4	0	0	0	0	0	0	0							
Yorvit Torrealba, R OBP: 0.304, SLG: 0.409							K			0	0	0	0	0	0	0							
Inning Stats	R: 0 E: 0 K: 0 S: 18	H: 1 LOB: 2 BB: 1 P: 28	R: 0 E: 0 K: 1 S: 6	H: 0 LOB: 0 BB: 0 P: 10	R: 0 E: 0 K: 2 S: 8	H: 0 LOB: 0 BB: 0 P: 10	R: 2 E: 0 K: 0 S: 14	H: 2 LOB: 2 BB: 2 P: 27	R: 0 E: 0 K: 0 S: 6	H: 0 LOB: 0 BB: 0 P: 7	R: 0 E: 0 K: 0 S: 8	H: 0 LOB: 1 BB: 1 P: 15	R: 1 E: 0 K: 2 S: 16	H: 2 LOB: 1 BB: 0 P: 23	R: 0 E: 0 K: 0 S: 8	H: 1 LOB: 1 BB: 1 P: 14	R: 0 E: 0 K: 0 S: 6	H: 0 LOB: 1 BB: 1 P: 13	1B: 5 2B: 0 3B: 0 HR: 1	SF: 0 SAC: 1 DP: 1 HBP: 0	WP: 0 PB: 0 SB: 0 CS: 0	PA: 38	
PITCHER	IP	WLS	BF	H	R	ER	SO	BB	IBB	HBP	BLK	WP	HR	S	P	ERA	WHIP					ERA	WHIP
Elmer Dessens, R ERA: 4.48	4.0	18	3	2	2	3	3	0	0	0	0	0	0	46	75	4.50	1.500					0.00	1.000
Wilson Alvarez, L ERA: 4.03	2.0	7	0	0	0	0	1	0	0	0	0	0	0	14	22	0.00	0.500						
Duane Sanchez, R ERA: 3.38	0.1	3	2	1	1	1	0	0	0	0	0	0	1	10	16	27.00	6.000						
Mike Venafro, L ERA: 4.0	0.1	1	0	0	0	0	0	0	0	0	0	0	0	3	3	0.00	0.000						
Giovanni Carrara, R ERA: 2.18	1.1	5	1	0	0	1	1	0	0	0	0	0	0	11	18	0.00	1.500						
PITCHER	IP	WLS	BF	H	R	ER	SO	BB	IBB	HBP	BLK	WP	HR	S	P	ERA	WHIP					ERA	WHIP
43 Yhency Brazoban, R (9, 1) ERA: 2.48	1.0	W	4	0	0	0	0	1	0	0	0	0	0	6	13	0.00	1.000						

San Francisco Giants @ Los Angeles Dodgers
 Dodger Stadium, Los Angeles, CA
 Sat Oct 02 2004, 1:10 PM PDT
 Att: 54,594 - Sunny - 75 F



Batter	1	2	3	4	5	6	7	8	9	AB	R	H	RBI	BB	SO	LOB	BOTTOM							
Cesar Izturis, S OBP: 0.330, SLG: 0.381	G3		L8		P2			F8	E6 1B HR	5	1	0	1	0	0	5								
Jayson Werth, R OBP: 0.343, SLG: 0.493	K		F8			P3		G4-3 1B	HR 1B	5	1	2	1	0	1	0								
Steve Finley, L OBP: 0.333, SLG: 0.491	1B			F9	P4		G4-3		HR	5	1	2	4	0	0	2								
Adrian Beltré, R OBP: 0.389, SLG: 0.630	F8			F8		G5-3		G6-3		4	0	0	0	0	0	4								
Shawn Green, L OBP: 0.352, SLG: 0.459				F8			F9		BB BB 1B	4	1	2	0	0	0	0								
Robin Ventura, L OBP: 0.337, SLG: 0.362			K		G3-1		K		BB BB E BB	3	1	0	0	1	2	1								
Alex Cora, L OBP: 0.364, SLG: 0.380		P5							K	2	0	0	0	2	1	3	AB 34							
Brent Mayne, L OBP: 0.314, SLG: 0.263										2	0	0	0	0	0	2	R 7							
Jason Grabowski, L OBP: 0.298, SLG: 0.385										1	0	0	0	0	1	1	H 7							
David Ross, R OBP: 0.255, SLG: 0.294										0	0	0	0	0	0	0	RBI 7							
José Hernández, R (9, PH) OBP: 0.369, SLG: 0.536										0	1	0	0	1	0	0	BB 5							
Elmer Dessens, R ERA: 4.48										1	0	0	0	0	0	0	SO 5							
Wilson Alvarez, L ERA: 4.03										0	0	0	0	0	0	0	LOB 20							
Duane Sanchez, R ERA: 3.38										1	0	0	0	0	0	0								
Mike Venafro, L ERA: 4.0										0	0	0	0	0	0	0								
Giovanni Carrara, R ERA: 2.18										0	1	0	0	1	0	0								
43 Yhency Brazoban, R ERA: 2.48										1	0	0	0	0	0	0								
Antony Pineda, R ERA: 2.18										0	0	0	0	0	0	0								
Inning Stats	R: 0 E: 0 K: 1 S: 12	H: 1 LOB: 1 BB: 0 P: 19	R: 0 E: 0 K: 1 S: 12	H: 1 LOB: 0 BB: 0 P: 19	R: 0 E: 0 K: 0 S: 7	H: 0 LOB: 0 BB: 0 P: 10	R: 0 E: 0 K: 0 S: 6	H: 0 LOB: 0 BB: 0 P: 9	R: 0 E: 1 K: 0 S: 17	H: 0 LOB: 2 BB: 1 P: 27	R: 0 E: 0 K: 0 S: 6	H: 0 LOB: 0 BB: 0 P: 10	R: 0 E: 0 K: 2 S: 11	H: 0 LOB: 1 BB: 1 P: 21	R: 0 E: 0 K: 0 S: 12	H: 2 LOB: 3 BB: 0 P: 14	R: 7 E: 1 K: 1 S: 23	H: 3 LOB: 1 BB: 3 P: 42	1B: 6 2B: 0 3B: 0 HR: 1	SF: 0 SAC: 0 DP: 0 HBP: 0	WP: 0 PB: 0 SB: 0 CS: 0	PA: 39		
PITCHER	IP	WLS	BF	H	R	ER	SO	BB	IBB	HBP	BLK	WP	HR	S	P	ERA	WHIP					ERA	WHIP	
Brett Tomko, R ERA: 4.04	7.1		29	4	0	0	4	2	0	0	0	0	0	14	17	0.00	0.818							
Scott Eyre, L ERA: 4.1	0.1	H	1	0	0	0	0	0	0	0	0	0	0	1	1	0.00	0.000							
Dustin Hermanson, R ERA: 4.53	0.2	L	6	1	4	4	1	3	0	0	0	0	0	14	30	54.00	6.000							
Jason Christiansen, L ERA: 4.5	0.0		1	0	0	0	0	0	0	0	0	0	0	2	3									
Matt Herges, R ERA: 5.23	0.0	B	1	1	0	0	0	0	0	0	0	0	0	6	8									
PITCHER	IP	WLS	BF	H	R	ER	SO	BB	IBB	HBP	BLK	WP	HR	S	P	ERA	WHIP					ERA	WHIP	
Wayne Franklin, L (9, 1) ERA: 6.39	0.0		1	1	3	2	0	0	0	0	0	0	0	1	2	2								

San Francisco Giants @ Los Angeles Dodgers
 Dodger Stadium, Los Angeles, CA
 Sat Oct 02 2004, 1:10 PM PDT
 Att: 54,594 - Sunny - 75 F



