

San Francisco Giants - 2005



Batter	1	2	3	4	5	6	7	8	9	AB R H RBI BB SO LOB	TOP											
Cesar Izturis, S OBP: 0.500, SLG: 1.250 (1, 6)	1-1 HR		1-3 K		1-1 1B			2-3 K2-3		4 1 2 1 0 2 0	<p>Los Angeles Dodgers @ San Francisco Giants</p> <p>SBC Park, San Francisco, CA</p> <p>Tue Apr 05 2005, 4:15 PM EDT</p> <p>Att. 42,788 - Sunny - 64 F</p>											
Hee-Seop Choi, L Antonio Perez, R (8, PH) (8, 4)	2-3 K		0-0 F9		0-3 K			3-3 K		3 0 0 0 0 2 1 1 0 0 0 0 1 0												
J.D. Drew, L (1, 9)	2-2 F8		1-0 G4-3			3-3 K		0-1 G3		4 0 0 0 0 1 0												
12 Jeff Kent, R OBP: 0.500, SLG: 0.333 (1, 4) (8, 3)	1-2 L8			4-2 F9 S BB		3-3 K			1-0 G4-6-3 1B	3 0 1 0 1 1 0												
Milton Bradley, S OBP: 0.250, SLG: 0.250 (1, 8)		0-0 1B SF9 1B		2-3 SAFE K		3-3 K			1-1 G4-6-3 1-2f	4 1 1 0 0 2 2												
Jose Valentin, S (1, 5)		2-3 SAFE K		1-0 F9			4-2 BB		2-2 G3	3 0 0 0 1 1 2												
Ricky Ledee, L OBP: 0.333, SLG: 0.333 (1, 7)		0-0 1-3 1B		2-3 F9			2-1 SAFE P5			3 0 1 0 0 0 2												
Jason Phillips, R (1, 2)		0-0 SF9		3-1 F9		1-0 G6-3		1-3 K		2 0 0 1 0 1 1												
Derek Lowe, R Giovanni Carrara, R Kelly Wunsch, L (1, 1) (8, 1) (8, 1)		2-0 F9		2-1 F9			1-0 SAFE F9			3 0 0 0 0 0 2 0 0 0 0 0 0 0 0 0 0 0 0 0 0												
<b>Inning Stats</b>	R: 1 E: 0 K: 1 S: 14	H: 1 LOB: 0 BB: 0 P: 20	R: 1 E: 0 K: 1 S: 7	H: 2 LOB: 1 BB: 0 P: 11	R: 0 E: 0 K: 1 S: 5	H: 0 LOB: 0 BB: 0 P: 7	R: 0 E: 0 K: 1 S: 8	H: 0 LOB: 1 BB: 1 P: 18	R: 0 E: 0 K: 1 S: 8	H: 1 LOB: 1 BB: 0 P: 12	R: 0 E: 0 K: 3 S: 10	H: 0 LOB: 0 BB: 0 P: 19	R: 0 E: 0 K: 1 S: 8	H: 0 LOB: 1 BB: 1 P: 15	R: 0 E: 0 K: 2 S: 18	H: 0 LOB: 0 BB: 0 P: 23	R: 0 E: 0 K: 0 S: 7	H: 1 LOB: 0 BB: 0 P: 11	1B: 4 2B: 0 3B: 0 HR: 1	SF: 1 SAC: 0 DP: 1 HBP: 0	WP: 0 PB: 0 SB: 1 CS: 0	PA: 33
<b>PITCHER</b>	IP WLS BF H R ER SO BB IBB HBP BLK WP HR S P ERA WHIP												IP WLS BF H R ER SO BB IBB HBP BLK WP HR S P ERA WHIP									
Jason Schmidt, R ERA: 2.57 (1, 1)	7.0 W 27 4 2 2 9 2 0 0 0 0 0 1 60 102 2.57 0.857																					
Scott Eyre, L ERA: (8, 1)	1.0 H 3 0 0 0 2 0 0 0 0 0 0 0 18 23 0.00 0.000																					
Armando Benitez, R ERA: (9, 1)	1.0 S 3 1 0 0 0 0 0 0 0 0 0 0 7 11 0.00 1.000																					

livebaseballscorecards.com

AB	30
R	2
H	5
RBI	2
BB	2
SO	11
LOB	10









Batter	1	2	3	4	5	6	7	8	9	AB R H RBI BB SO LOB
13 Omar Vizquel, S OBP: 0.667, SLG: 0.667 (1, 6)	0-1 P4		4-2 S BB		0-2 G6-3 1B		3-3 K		4-1 1B BB	3 0 1 0 2 1 0
Deivi Cruz, R (1, 4)	2-2 G6-3		0-0 G5-3		3-2 G6-3		0-1 E5		1-2 F9	5 0 0 0 0 0 4
Pedro Feliz, R OBP: 0.444, SLG: 0.375 (1, 7)	0-2 1B			4-1 1B 2B BB	0-1 G6-3		0-0 G4-3		1-2 1B	4 1 2 1 1 0 2
Moises Alou, R (1, 9)	1-0 F8			0-0 L9	1-2 G4-3			2-1 G4-3	0-3 K	2 0 0 0 0 0 2
Michael Tucker, L OBP: 0.200, SLG: 0.200 (5, 9) (7, 8)										3 0 0 0 0 0 1 3
Edgardo Alfonzo, R OBP: 0.556, SLG: 1.000 (1, 5)		1-2 G6-4-3 1B		2-1 2B 1B		2-1 F9		2-0 G4-3	0-1 G4-3	5 0 2 0 0 0 2
Marquis Grissom, R OBP: 0.429, SLG: 0.500 (1, 8)		2-1 G6-4-3		3-2 2B		4-2 FC4-6 BB		0-2 F9		2 0 1 1 1 0 1
Matt Herges, L (7, 1)		1-2		1-3 2-H						0 0 0 0 0 0 0
Jason Ellison, R (8, PH)										1 0 0 0 0 0 0
Jeff Fassero, L (9, 1)										0 0 0 0 0 0 0
J.T. Snow, L OBP: 0.500, SLG: 0.429 (1, 3)		2-1 1B		0-3 K		1-0 F7			1-2 HR 1B	4 1 2 0 0 1 3
Mike Matheny, R OBP: 0.250, SLG: 0.571 (1, 2)			1-3 K	4-0 IBB		0-1 FC4-6			1-0 HR	3 1 1 2 1 1 1
Kirk Rueter, L (1, 1)			0-1 G4-3	1-2 G6-3			0-0 G4-3		2-1 E6 13 BB 1B	2 0 0 0 0 0 3
Tyler Walker, R (6, 1)										0 0 0 0 0 0 0
Jason Christiansen, R (6, 1)										0 0 0 0 0 0 0
Tony Torcato, L (7, 9)										2 1 0 0 0 0 0

Inning Stats	R: 0	H: 1	E: 0	K: 0	S: 11	H: 2	LOB: 1	BB: 0	P: 14	R: 0	H: 2	E: 0	K: 0	S: 7	R: 0	H: 0	E: 0	K: 10	S: 10	R: 1	H: 2	E: 0	K: 1	S: 16	R: 0	H: 1	E: 0	K: 0	S: 11	R: 0	H: 0	E: 0	K: 8	S: 8	R: 0	H: 0	E: 1	K: 1	S: 7	R: 0	H: 0	E: 0	K: 0	S: 7	R: 3	H: 3	E: 1	K: 1	S: 19	1B: 7	2B: 1	3B: 0	HR: 1	SF: 0	SAC: 0	DP: 1	HBP: 0	WP: 0	PA: 41
--------------	------	------	------	------	-------	------	--------	-------	-------	------	------	------	------	------	------	------	------	-------	-------	------	------	------	------	-------	------	------	------	------	-------	------	------	------	------	------	------	------	------	------	------	------	------	------	------	------	------	------	------	------	-------	-------	-------	-------	-------	-------	--------	-------	--------	-------	--------

PITCHER	IP	WLS	BF	H	R	ER	SO	BB	IBB	HBP	BLK	WP	HR	S	P	ERA	WHIP
Odalis Perez, L ERA: 1.8 (1, 1)	5.0		22	6	1	1	2	2	1	0	0	0	0	55	86	1.80	1.600
Duaner Sanchez, R ERA: (6, 1)	2.0		8	0	0	0	1	1	0	0	0	0	0	15	25	0.00	0.500
Steve Scholl, R ERA: (8, 1)	1.0		3	0	0	0	0	0	0	0	0	0	0	7	11	0.00	0.000
43 Yhency Brazoban, R ERA: 54.0 (9, 1)	0.1		6	3	3	2	0	1	0	0	0	0	1	13	23	54.00	12.000
Buddy Carlyle, R ERA: (9, 1)	0.2		2	0	0	0	1	0	0	0	0	0	0	6	6	0.00	0.000

**BOTTOM**

**Los Angeles Dodgers @ San Francisco Giants**  
**SBC Park, San Francisco, CA**  
 Wed Apr 06 2005, 10:05 PM EDT  
 Att. 42,433 - Partly Cloudy - 58 F

AB	36
R	4
H	9
RBI	4
BB	5
SO	4
LOB	21





Batter	1	2	3	4	5	6	7	8	9	AB R H RBI BB SO LOB	TOP
<b>Cesar Izturis, S</b> (1, 6) OBP: 0.357, SLG: 0.615	4-1 BB 12 HBP		2-2 2B		2-2 G6-3	3-1 1B			2-0 G6-3	4 0 2 1 1 0 0	
<b>17 Jason Repko, R</b> (1, 7) OBP: 0.300, SLG: 0.222	1-3 K		1-0 F8		2-2 G6-3	1-2 G4-3			1-2 S 12 2B HBP	4 1 0 0 0 1 4	
<b>J.D. Drew, L</b> (1, 9)	0-0 F8		0-0 F8		0-0 G1-3			3-2 G4-3	4-2 12 2B BB	4 1 0 0 1 0 2	
<b>12 Jeff Kent, R</b> (1, 4) OBP: 0.643, SLG: 0.636	1-1 HBP			0-0 1B SF7		0-0 G4-3 1B		1-0 G3-1	0-1 BB 2B	4 2 3 1 0 0 0	
<b>Milton Bradley, S</b> (1, 8) OBP: 0.357, SLG: 0.538	0-2 P6			0-0 E8 G4-3 SF7 1B		1-2 G4-3		1-3 K	4-0 BB BB	4 0 1 0 1 1 3	
<b>Jose Valentin, S</b> (1, 5) OBP: 0.615, SLG: 1.143				0-0 SF7		4-1 WP 1B BB		4-2 G3-1 S BB	4-2 1-2 2-3 3-H BB	0 1 0 2 4 0 0	
<b>Jason Phillips, R</b> (1, 2) OBP: 0.231, SLG: 0.333				0-0 G6-4-3		1-1 1B WP 1B		1-2 P3	0-3 K	5 1 1 1 0 1 6	
<b>Hee-Seop Choi, L</b> (1, 3)				1-0 G4-3		1-3 K		2-2 G3-1	0-2 K	4 0 0 0 1 3 6	
<b>Jeff Weaver, R</b> (1, 1) OBP: 0.250, SLG: 0.250				4-0 IBB		0-2 1B		2-2 G4-3		4 0 1 1 0 1 3	
<b>Kelly Wunsch, L</b> (9, 1)				1-0 G3		2-3 3-H 1B				0 0 0 0 0 0 0	
<b>Inning Stats</b>	R: 0 E: 0 K: 1 S: 10 H: 0 LOB: 2 BB: 1 P: 16	R: 0 E: 0 K: 1 S: 8 H: 0 LOB: 0 BB: 1 P: 14	R: 0 E: 0 K: 1 S: 11 H: 1 LOB: 1 BB: 0 P: 17	R: 1 E: 1 K: 0 S: 5 H: 2 LOB: 2 BB: 1 P: 11	R: 0 E: 0 K: 0 S: 8 H: 0 LOB: 0 BB: 0 P: 12	R: 3 E: 0 K: 1 S: 19 H: 4 LOB: 2 BB: 1 P: 30	R: 0 E: 0 K: 1 S: 8 H: 0 LOB: 0 BB: 0 P: 13	R: 0 E: 0 K: 0 S: 14 H: 0 LOB: 1 BB: 1 P: 23	R: 2 E: 0 K: 2 S: 18 H: 1 LOB: 3 BB: 3 P: 33	1B: 6 2B: 2 3B: 0 HR: 0 SF: 1 SAC: 0 DP: 1 HBP: 2	WP: 1 PB: 0 SB: 2 CS: 0 PA: 44
<b>PITCHER</b>	IP WLS BF H R ER SO BB IBB HBP BLK WP HR S P ERA WHIP										
<b>Brett Tomko, R</b> (1, 1) ERA: 4.5	6.0 L 29 7 4 3 4 3 1 1 0 0 1 0 61 100 4.50 1.667										
<b>Jeff Fassero, L</b> (7, 1) ERA:	1.2 6 0 0 0 1 1 0 0 0 0 0 0 18 30 0.00 0.600										
<b>Jim Brower, R</b> (8, 1) ERA: 27.0	0.2 7 1 2 2 0 3 0 1 0 0 0 0 14 31 27.00 6.000										
<b>Matt Herges, R</b> (9, 1) ERA: 10.13	0.2 2 0 0 0 0 2 0 0 0 0 0 0 8 8 0.00 0.000										

Los Angeles Dodgers @ San Francisco Giants  
SBC Park, San Francisco, CA  
Thu Apr 07 2005, 10:15 PM EDT  
Att. 40,536 - Partly Cloudy - 54 F

AB	33
R	6
H	8
RBI	6
BB	8
SO	7
LOB	24



livebaseballscorecards.com






Batter	1	2	3	4	5	6	7	8	9	AB R H RBI BB SO LOB	TOP																		
12 Clint Barmes, R OBP: 0.438, SLG: 0.867 (1, 6)	1-1 F7		0-2 FC6-4 17 G3-1 1B		1-2 P3		3-2 L9	3-2 P5		5 0 0 0 0 0 3																			
Luis Gonzalez, R OBP: 0.333, SLG: 0.200 (1, 4) (7, 5)	0-1 G5-3		1-2 17 G3-1 1B			3-2 P5	4-2 17 E 17 1B 5 1B BB	0-0 G4-3		4 1 1 0 1 0 1																			
17 Todd Helton, L OBP: 0.467, SLG: 0.417 (1, 3)	4-2 BB		1-2 G3-1			4-1 BB	1-1 E9 5 1B HBP 1B		0-1 G4-3	3 1 1 1 2 0 2																			
Preston Wilson, R OBP: 0.333, SLG: 0.417 (1, 8)	3-2 G5-3		0-0 G5-3			1-2 F8	1-1 5 1B HR HBP		0-1 G4-3	4 1 0 0 0 0 4																			
5 Matt Holliday, R OBP: 0.333, SLG: 0.533 (1, 7) 40 Brian Fuentes, L (9, 1) Scott Dohmann, R (9, 1)		1-2 G5-3		2-2 G1-3		2-3 K	0-0 HR 1B		0-0 G5-3	5 1 1 2 0 1 1 0 0 0 0 0 0 0 0 0 0 0 0 0 0																			
Todd Greene, R OBP: 0.375, SLG: 0.750 (1, 2)		2-1 G3-1		1-2 F8			1-2 10 BB 11 2B 1B			4 2 2 3 0 0 0																			
10 Jeff Baker, R OBP: 0.308, SLG: 0.583 (1, 5) Ryan Speier, R (7, 1) 18 Cory Sullivan, L OBP: 1.000, SLG: 2.000 (9, 7)		1-2 1B		0-1 F9			0-0 HR			3 1 1 0 1 1 0 0 0 0 0 0 0 0 0 0 0 0 0 0 0																			
Michael Restovich, R (1, 9) 11 Brad Hawpe, L (7, PH) (7, 9)		1-0 F8		2-1 G5-3			2-2 17 1B 2B	1-2 SH1-3 1B		2 0 0 0 0 0 1 2 1 2 1 0 0 0																			
26 Jeff Francis, L OBP: 0.500, SLG: 0.500 (1, 1) 49 Byung-Hyun Kim, R (5, 1) Aaron Miles, S (7, PH) OBP: 0.583, SLG: 0.833 (7, 4) (7, 4)			3-2 12 FC6-4 1B		2-3 K		0-2 G5-3	0-0 SH1-3		2 0 1 0 0 1 0 0 0 0 0 0 0 0 1 0 0 1 0 0 1																			
<b>Inning Stats</b>	R: 0 H: 0 E: 0 LOB: 1 K: 0 BB: 1 S: 12 P: 20	R: 0 H: 1 E: 0 LOB: 1 K: 0 BB: 0 S: 9 P: 14	R: 0 H: 2 E: 0 LOB: 2 K: 0 BB: 0 S: 16 P: 21	R: 0 H: 0 E: 0 LOB: 0 K: 0 BB: 0 S: 8 P: 11	R: 0 H: 0 E: 0 LOB: 0 K: 1 BB: 0 S: 9 P: 14	R: 0 H: 0 E: 0 LOB: 1 K: 1 BB: 1 S: 14 P: 24	R: 8 H: 5 E: 1 LOB: 0 K: 1 BB: 2 S: 21 P: 37	R: 0 H: 1 E: 0 LOB: 1 K: 0 BB: 0 S: 8 P: 12	R: 0 H: 0 E: 0 LOB: 0 K: 0 BB: 0 S: 5 P: 5	1B: 7 SF: 0 2B: 1 SAC: 1 3B: 0 DP: 0 HR: 1 HBP: 1	WP: 0 PA: 41 PB: 0 SB: 0 CS: 0																		
<b>PITCHER</b>	IP WLS BF H R ER SO BB IBB HBP BLK WP HR S P ERA WHIP												<b>PITCHER</b>	IP WLS BF H R ER SO BB IBB HBP BLK WP HR S P ERA WHIP															
51 Noah Lowry, L ERA: 3.0 (1, 1)	6.0	25	4	2	2	2	3	0	0	0	0	0	0	69	109	3.00	1.167												
Jim Brower, R ERA: 27.0 (7, 1)	0.2	4	1	0	0	0	1	0	0	0	0	0	0	12	21	0.00	3.000												
Scott Eyre, L ERA: 27.0 (7, 1)	0.0	3	2	3	3	0	0	0	1	0	0	0	0	4	6	∞	∞												
Tyler Walker, R ERA: 33.75 (7, 1)	1.1	B	6	2	3	3	1	0	0	0	0	0	1	12	17	20.25	1.500												
Jason Christiansen, L ERA: 4.5 (9, 1)	1.0	W	3	0	0	0	0	0	0	0	0	0	0	5	5	0.00	0.000												

**Colorado Rockies @ San Francisco Giants**  
**SBC Park, San Francisco, CA**  
 Fri Apr 08 2005, 10:15 PM EDT  
 Att: 37,015 - Partly Cloudy - 53 F

AB	35
R	8
H	9
RBI	8
BB	4
SO	3
LOB	13







Batter	1	2	3	4	5	6	7	8	9	AB R H RBI BB SO LOB	TOP																		
Aaron Miles, S (1, 4) OBP: 0.467, SLG: 0.667	3-2 G6-3		1-0 G6-3			0-1 SH2-4		2-0 P6		3 0 0 0 0 0 0	<b>Colorado Rockies @ San Francisco Giants</b> SBC Park, San Francisco, CA Sat Apr 09 2005, 4:05 PM EDT Att. 37,993 - Partly Cloudy - 57 F																		
12 Clint Barnes, R (1, 6) OBP: 0.400, SLG: 0.789	1-3 K			1-0 P2		1-2 F9		1-1 SF9 2B	4 1 1 0 0 1 1																				
17 Todd Helton, L (1, 3) OBP: 0.474, SLG: 0.467	0-0 2B			0-1 L7		4-0 1B IBB		0-1 G4-3 2-3	3 0 1 0 1 0 1																				
Preston Wilson, R (1, 8) OBP: 0.316, SLG: 0.400	1-3 K			3-1 G6-3		2-2 1B		1-2 SF9 3-H	3 0 1 1 0 1 1																				
5 Matt Holliday, R (1, 7) OBP: 0.316, SLG: 0.474		0-0 F9			1-2 11 1B G6-3 1B		3-3 K	1-2 F8	4 1 1 0 0 1 0																				
11 Brad Hawpe, L (1, 9) OBP: 0.400, SLG: 0.500		2-2 K		1-0 1 SAFE 1B SAFE G6-3 1B		0-0 G6-3			3 0 1 0 0 1 0																				
Luis Gonzalez, R (1, 5) OBP: 0.222, SLG: 0.125		1-3 K		2-0 G6-3 1-2f 3-H		0-1 G6-3			3 0 0 0 0 1 1																				
JD Closser, S (1, 2)			1-1 G3-1		3-1 G4-3		1-2 F8		3 0 0 0 0 0 0																				
Jamey Wright, R (1, 1) OBP: 0.333, SLG: 0.333 40 Brian Fuentes, L (8, 1) Scott Dohmann, R (8, 1)			0-1 G6-3		0-1 1B SH2-4 1B		3-2 G5-3		3 0 1 0 0 0 0 0 0 0 0 0 0 0 0 0 0 0 0 0 0																				
<b>Inning Stats</b>	R: 0 E: 0 K: 2 S: 12	H: 1 LOB: 1 BB: 0 P: 17	R: 0 E: 0 K: 2 S: 8	H: 0 LOB: 0 BB: 0 P: 11	R: 0 E: 0 K: 0 S: 5	H: 0 LOB: 0 BB: 0 P: 7	R: 0 E: 0 K: 0 S: 5	H: 0 LOB: 0 BB: 0 P: 9	R: 1 E: 0 K: 0 S: 7	H: 2 LOB: 0 BB: 0 P: 14	R: 0 E: 0 K: 1 S: 9	H: 0 LOB: 0 BB: 0 P: 12	R: 0 E: 0 K: 0 S: 8	H: 0 LOB: 0 BB: 0 P: 14	R: 1 E: 0 K: 0 S: 12	H: 1 LOB: 0 BB: 0 P: 15	1B: 4 2B: 2 3B: 0 HR: 0	SF: 1 SAC: 1 DP: 1 HBP: 0	WP: 0 PB: 0 SB: 0 CS: 0	PA: 32									
<b>PITCHER</b>	IP WLS BF H R ER SO BB IBB HBP BLK WP HR S P ERA WHIP																												
Jerome Williams, R (1, 1) ERA: 1.29	7.0	25	5	1	1	5	0	1	0	0	0	0	0	0	58	89	1.29	0.714											
Scott Eyre, L (8, 1) ERA: 13.5	1.0	W	3	0	0	0	0	0	0	0	0	0	0	8	14	0.00	0.000												
Armando Benitez, R (9, 1) ERA: 4.5	1.0	S	4	1	1	1	0	0	0	0	0	0	0	12	15	9.00	1.000												

AB	29
R	2
H	6
RBI	1
BB	1
SO	5
LOB	4



livebaseballscorecards.com

Batter	1	2	3	4	5	6	7	8	9
Ray Durham, S OBP: 0.333, SLG: 0.143 (1, 4)	0-1 G1-3		1-0 G3		4-1 BB			3-2 F8	
13 Omar Vizquel, S OBP: 0.455, SLG: 0.444 (1, 6)	2-1 E4 S 1B		4-2 S BB BB		1-0 F9			0-1 1B HR 1B	
J.T. Snow, L OBP: 0.412, SLG: 0.333 (1, 3)	2-2 G5-3 1-2 1B		4-0 1 SAFE 1 SAFE 1-2 FC5-4 BB		2-1 G3			0-2 F8	
Pedro Feliz, R OBP: 0.409, SLG: 0.400 Armando Benitez, R (9, 1)	3-2 G5-3 1-2 2-3		1-0 F3		1-3 K			2-1 1B HR 1B	
Edgardo Alfonzo, R OBP: 0.500, SLG: 0.833 (1, 5)	0-2 G6-3		1-2 FC5-4 1-2f 2-3		1-2 G4-3			4-1 1-2 HR BB	
Michael Tucker, L OBP: 0.154, SLG: 0.385 (1, 9)		0-0 F8		0-3 K		0-2 F7		0-0 1-H 2-H 3-H HR	
Marquis Grissom, R OBP: 0.316, SLG: 0.500 (1, 8)		2-1 G5-3		1-0 G6-3			1-0 FC3-6 1B	0-1 F8	
Yorvit Torrealba, R (1, 2)		4-2 BB		2-3 K2-3			1-0 FC3-6 G6-4-3 1-2f		
Jerome Williams, R (1, 1)		1-2 L5			1-1 F9		1-2 G6-4-3 1-2f		
Tony Torcato, L (7, PH) Scott Eyre, L (8, 1) Jason Ellison, R (9, 7)									

Inning Stats	R: 0 E: 1 K: 0 S: 13	H: 1 LOB: 2 BB: 0 P: 20	R: 0 E: 0 K: 0 S: 8	H: 0 LOB: 1 BB: 1 P: 15	R: 0 E: 0 K: 0 S: 8	H: 0 LOB: 2 BB: 2 P: 19	R: 0 E: 0 K: 2 S: 9	H: 0 LOB: 0 BB: 0 P: 12	R: 0 E: 0 K: 0 S: 6	H: 0 LOB: 1 BB: 1 P: 14	R: 0 E: 0 K: 1 S: 9	H: 0 LOB: 0 BB: 0 P: 11	R: 0 E: 0 K: 0 S: 5	H: 1 LOB: 0 BB: 0 P: 8	R: 4 E: 0 K: 0 S: 15	H: 3 LOB: 0 BB: 1 P: 24
--------------	-------------------------------	----------------------------------	------------------------------	----------------------------------	------------------------------	----------------------------------	------------------------------	----------------------------------	------------------------------	----------------------------------	------------------------------	----------------------------------	------------------------------	---------------------------------	-------------------------------	----------------------------------

PITCHER	IP	WLS	BF	H	R	ER	SO	BB	IBB	HBP	BLK	WP	HR	S	P	ERA	WHIP
Jamey Wright, R (1, 1) ERA: 1.23	7.1		29	3	1	1	3	4	0	0	0	0	0	63	107	1.23	0.955
40 Brian Fuentes, L (8, 1) ERA: 6.75	0.1	H	1	0	0	0	0	0	0	0	0	0	0	4	4	0.00	0.000
Scott Dohmann, R (8, 1) ERA: 32.4	0.1	L	4	2	3	3	0	1	0	0	0	0	1	6	12	81.00	9.000

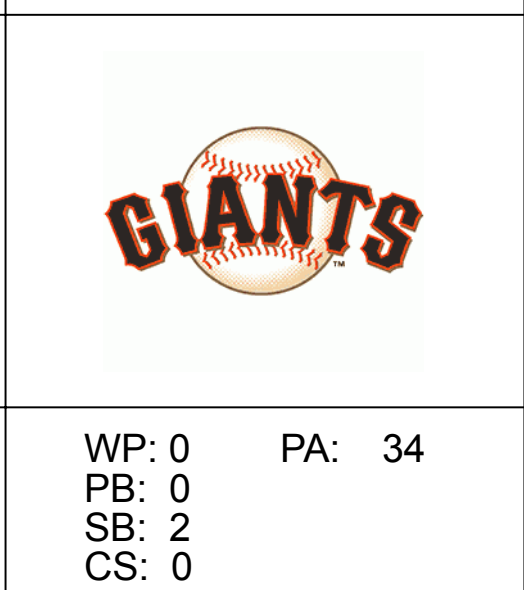
AB	R	H	RBI	BB	SO	LOB
3	0	0	0	1	0	0
3	1	1	0	1	0	1
3	0	1	0	1	0	2
4	1	1	0	0	1	4
0	0	0	0	0	0	0
3	1	0	0	1	0	4
4	1	1	4	0	1	0
4	0	1	0	0	0	0
2	0	0	0	1	1	1
2	0	0	0	0	0	1
1	0	0	0	0	0	1
0	0	0	0	0	0	0
0	0	0	0	0	0	0

WP	HR	S	P	ERA	WHIP
0	0	0	0	0	0
0	0	0	0	0	0
0	0	0	0	0	0
0	0	0	0	0	0

**BOTTOM**

**Colorado Rockies @ San Francisco Giants**  
**SBC Park, San Francisco, CA**  
 Sat Apr 09 2005, 4:05 PM EDT  
 Att. 37,993 - Partly Cloudy - 57 F

<b>AB</b>	<b>29</b>
<b>R</b>	<b>4</b>
<b>H</b>	<b>5</b>
<b>RBI</b>	<b>4</b>
<b>BB</b>	<b>5</b>
<b>SO</b>	<b>3</b>
<b>LOB</b>	<b>14</b>





Batter	1	2	3	4	5	6	7	8	9	AB R H RBI BB SO LOB	TOP											
Aaron Miles, S (1, 4) OBP: 0.400, SLG: 0.550	1-2 G4-3		1 SAFE 0-2 K			0-1 E4 17 BB 18 1B 11 SF8	0-0 18 G4-6-3 1B		0-0 G3	5 1 1 1 0 1 2												
18 Cory Sullivan, L (1, 8) OBP: 0.333, SLG: 0.500	3-2 G6-3			2-3 K		2-2 17 BB 1B	1-0 G4-6-3		2-2 K	5 0 1 0 0 2 3												
17 Todd Helton, L (1, 3) Luis Gonzalez, R (7, 3) OBP: 0.455, SLG: 0.412 OBP: 0.364, SLG: 0.300	3-2 P5			2-1 F8		4-0 1-2 2-3 BB		1-0 5 G4-3 1B	1-0 5 FC4-6 1B	2 0 0 0 1 0 0 2 1 2 1 0 0 0												
5 Matt Holliday, R (1, 7) OBP: 0.292, SLG: 0.391		1-0 F8		4-2 BB		1-3 K		0-1 G4-3	0-0 FC4-6	4 0 0 0 1 1 5												
11 Brad Hawpe, L (1, 9) OBP: 0.286, SLG: 0.385		2-3 K		0-0 F8		0-2 SF8		3-3 K		3 0 0 1 0 2 2												
10 Jeff Baker, R (1, 5) Marcos Carvajal, R (6, 1) Michael Restovich, R (8, PH) Javier López, L (8, 1) OBP: 0.250, SLG: 0.467 OBP: 0.333, SLG: 0.333		3-3 K2-3			3-2 F9	0-1 G5-3		0-0 12 1B		3 0 0 0 0 1 2 0 0 0 0 0 0 0 1 0 1 1 0 0 0 0 0 0 0 0 0 0												
12 Clint Barmes, R (1, 6) OBP: 0.417, SLG: 0.739			0-1 G6-3		2-3 K		0-1 F9 1B	1-2 FC4-6 1B		4 1 2 0 0 1 0												
JD Closser, S (1, 2) OBP: 0.333, SLG: 0.200			4-1 BB		0-1 1B		1-1 1B	2-1 FC4-6		3 0 2 0 1 0 2												
Joe Kennedy, R (1, 1) Bobby Seay, L (5, 1) Alfredo Amezaga, S (6, 5) OBP: 0.333, SLG: 0.333			2-3 K		1-2 G3		0-0 F9		2-2 G3 1B	2 0 0 0 0 1 2 0 0 0 0 0 0 0 2 1 1 0 0 0 2												
<b>Inning Stats</b>	R: 0 E: 0 K: 0 S: 11	H: 0 LOB: 0 BB: 0 P: 18	R: 0 E: 0 K: 2 S: 9	H: 0 LOB: 0 BB: 0 P: 15	R: 0 E: 0 K: 2 S: 10	H: 0 LOB: 1 BB: 1 P: 16	R: 0 E: 0 K: 1 S: 9	H: 0 LOB: 1 BB: 1 P: 17	R: 0 E: 0 K: 1 S: 11	H: 1 LOB: 1 BB: 0 P: 17	R: 1 E: 1 K: 1 S: 13	H: 1 LOB: 2 BB: 1 P: 20	R: 1 E: 0 K: 0 S: 7	H: 3 LOB: 1 BB: 0 P: 9	R: 1 E: 0 K: 1 S: 12	H: 3 LOB: 2 BB: 0 P: 19	R: 1 E: 0 K: 1 S: 13	H: 2 LOB: 1 BB: 0 P: 18	1B: 10 2B: 0 3B: 0 HR: 0	SF: 1 SAC: 0 DP: 1 HBP: 0	WP: 0 PB: 0 SB: 0 CS: 0	PA: 40
<b>PITCHER</b>	IP WLS BF H R ER SO BB IBB HBP BLK WP HR S P ERA WHIP																					
Jason Schmidt, R (1, 1) ERA: 1.38	6.0 W 24 2 1 0 7 3 0 0 0 0 0 0 63 103 0.00 0.833																					
Jeff Fassero, L (7, 1) ERA: 2.45	1.0 5 3 1 1 0 0 0 0 0 0 0 0 7 9 9.00 3.000																					
Jason Christiansen, L (8, 1) ERA: 6.75	0.2 5 3 1 1 1 0 0 0 0 0 0 0 10 15 13.50 4.500																					
Jim Brower, R (8, 1) ERA: 16.88	1.1 6 2 1 1 1 0 0 0 0 0 0 0 15 22 6.75 1.500																					

Colorado Rockies @ San Francisco Giants  
 SBC Park, San Francisco, CA  
 Sun Apr 10 2005, 4:05 PM EDT  
 Att. 38,588 - Sunny - 57 F

AB	36
R	4
H	10
RBI	4
BB	3
SO	9
LOB	20



Batter	1	2	3	4	5	6	7	8	9
Jason Ellison, R OBP: 0.556, SLG: 0.875 (1, 9) BB: 1, SO: 7	3-1 13 E, 13 S G5-3 1B		1-0 G6-3		SH3-4			1-1 13 FC4-8 1B	
13 Omar Vizquel, S OBP: 0.407, SLG: 0.435 (1, 6) SAFE	2-1 P6 1-3		0-2 G5-3		1B, 2B, F7			1-1 FC4-6 2B, G6-3 1-2f	
Deivi Cruz, R OBP: 0.182, SLG: 0.273 (1, 4) SAFE	0-2 G5-3 3-H			1-0 G6-3	2-2 HBP, 1B, 1B		1-0 E6	1-0 1-3 2B	
Pedro Feliz, R OBP: 0.407, SLG: 0.440 Michael Tucker, L OBP: 0.154, SLG: 0.385 (1, 7) (9, 9) SAFE	0-3 K			3-2 1B, SF3, 2B	1-1 HBP, 1B, 1B		0-0 P6	3-2 G6-3 3-H	
Edgardo Alfonzo, R OBP: 0.519, SLG: 0.773 (1, 5)				0-2 SF3, BB, 1B	2-0 1B, 2B, HBP		1-1 F9	1-3 K	
Marquis Grissom, R OBP: 0.391, SLG: 0.524 (1, 8)				4-1 1-2 BB	0-0 2B, 1B		0-1 P4		
Lance Niekro, R OBP: 0.222, SLG: 0.250 J.T. Snow, L OBP: 0.412, SLG: 0.333 (1, 3) (9, 3)				1-0 SF3	1-3 K		1-0 G6-4-3 1B		
Mike Matheny, R OBP: 0.368, SLG: 0.588 (1, 2)				1-1 F8	2-1 1B, 2B		1-1 F8		
Jason Schmidt, R OBP: 0.400, SLG: 0.400 Jeff Fassero, L OBP: 0.200, SLG: 0.200 Tony Torcato, L OBP: 0.200, SLG: 0.200 Jason Christiansen, R OBP: 0.200, SLG: 0.200 Jim Brower, R OBP: 0.200, SLG: 0.200 (1, 1) (7, 1) (7, PH) (8, 1) (8, 1)				1-3 K			2-1 G6-4-3 1-2f		

AB	R	H	RBI	BB	SO	LOB
3	1	2	0	1	0	0
5	2	1	1	0	0	4
5	1	2	1	0	0	0
5	2	2	2	0	1	2
0	0	0	0	0	0	0
4	2	2	0	0	1	2
3	1	2	2	1	0	1
3	0	1	1	0	1	3
0	0	0	0	0	0	0
4	1	1	2	0	1	3
3	1	2	1	0	1	0
0	0	0	0	0	0	0
1	0	0	0	0	0	1
0	0	0	0	0	0	0
0	0	0	0	0	0	0

BOTTOM	
AB	36
R	11
H	15
RBI	10
BB	2
SO	5
LOB	16

Colorado Rockies @ San Francisco Giants	
SBC Park, San Francisco, CA	
Sun Apr 10 2005, 4:05 PM EDT	
Att: 38,588 - Sunny - 57 F	
WP: 1	PA: 41
PB: 0	
SB: 1	
CS: 0	

Inning Stats		R	H	E	K	S	R	H	E	K	S	R	H	E	K	S	R	H	E	K	S	R	H	E	K	S
R: 1		1	1	0	10	24	R: 1	1	2	0	7	R: 7	7	0	25	40	R: 0	0	0	13	21	R: 0	0	0	13	20
E: 0		0	0	0	9	15	E: 0	0	0	0	12	E: 0	0	0	8		E: 1	0	1	0	0	E: 0	0	0	0	
K: 1		1	0	0	7	11	K: 0	0	1	0	12	K: 1	1	0	8		K: 0	0	0	0	0	K: 0	0	0	0	
S: 10		15	S: 7	11	S: 7	9	S: 12	22	S: 25	40	S: 5	9	S: 13	20			S: 6	8	S: 5	9	S: 13	20				

PITCHER		IP	WLS	BF	H	R	ER	SO	BB	IBB	HBP	BLK	WP	HR	S	P	ERA	WHIP
Joe Kennedy, L	(1, 1)	4.1	L	24	10	9	8	3	1	0	1	0	1	0	48	76	16.61	2.538
Bobby Seay, L	(5, 1)	0.2		5	2	1	1	1	1	0	0	1	0	13	21	13.50	4.500	
Marcos Carvajal, R	(6, 1)	2.0		7	1	0	0	0	0	0	0	0	0	11	17	0.00	0.500	
Javier López, L	(8, 1)	1.0		5	2	1	1	1	0	0	0	0	0	13	20	9.00	2.000	



Batter	1	2	3	4	5	6	7	8	9	AB R H RBI BB SO LOB	TOP											
Ray Durham, S OBP: 0.292, SLG: 0.105 (1, 4)										5 1 0 0 0 2 6												
13 Omar Vizquel, S OBP: 0.394, SLG: 0.414 (1, 6)										6 2 2 0 0 1 2												
J.T. Snow, L OBP: 0.455, SLG: 0.368 (1, 3)										4 1 2 0 0 1 2												
Pedro Feliz, R OBP: 0.438, SLG: 0.552 Jason Ellison, R OBP: 0.556, SLG: 0.875 (1, 7) (8, PR) (8, 7)										4 2 2 4 1 0 2 0 0 0 0 0 0 0												
Edgardo Alfonzo, R OBP: 0.563, SLG: 0.778 (1, 5)										5 1 4 1 0 0 0												
Marquis Grissom, R OBP: 0.357, SLG: 0.462 (1, 8)										5 1 1 1 0 0 6												
Michael Tucker, L OBP: 0.222, SLG: 0.353 (1, 9)										4 0 1 1 1 0 0												
Mike Matheny, R OBP: 0.417, SLG: 0.636 (1, 2)										5 0 3 1 0 2 1												
Kirk Rueter, L Scott Eyre, L Jim Brower, R Tony Torcato, L Armando Benitez, R (1, 1) (6, 1) (7, 1) (9, PH) (9, 1)										2 0 0 0 0 0 2 1 0 0 0 0 1 1 0 0 0 0 0 0 0 1 0 1 0 0 0 0 0 0 0 0 0 0 0												
<b>Inning Stats</b>	R: 5 E: 0 K: 0 S: 21	H: 6 LOB: 2 BB: 0 P: 30	R: 0 E: 0 K: 0 S: 14	H: 2 LOB: 2 BB: 0 P: 19	R: 0 E: 0 K: 1 S: 7	H: 1 LOB: 1 BB: 0 P: 12	R: 3 E: 0 K: 0 S: 16	H: 2 LOB: 0 BB: 0 P: 28	R: 0 E: 0 K: 1 S: 7	H: 0 LOB: 0 BB: 0 P: 10	R: 0 E: 0 K: 1 S: 14	H: 2 LOB: 2 BB: 0 P: 18	R: 0 E: 0 K: 2 S: 10	H: 1 LOB: 1 BB: 0 P: 15	R: 0 E: 0 K: 1 S: 13	H: 1 LOB: 2 BB: 1 P: 21	R: 0 E: 0 K: 1 S: 11	H: 1 LOB: 2 BB: 1 P: 21	1B: 14 2B: 1 3B: 0 HR: 1	SF: 0 SAC: 1 DP: 0 HBP: 2	WP: 0 PB: 0 SB: 1 CS: 0	PA: 47
<b>PITCHER</b>	IP WLS BF H R ER SO BB IBB HBP BLK WP HR S P ERA WHIP																					
Jeff Weaver, R ERA: 6.55 Buddy Carlyle, R ERA: 1.59 D.J. Houlton, R ERA: 2.7 Giovanni Carrara, R ERA: 10.13	(1, 1) (4, 1) (6, 1) (8, 1)	3.0 2.0 2.0 2.0	WLS WLS WLS W	22 6 9 10	H 0 3 2	R 0 0 0	ER 0 0 0	SO 1 0 3 2	BB 0 0 0 2	IBB 0 0 0 0	HBP 2 0 0 0	BLK 0 0 0 0	WP 0 0 0 0	HR 1 0 0 0	S 51 14 24 24	P 75 24 33 42	ERA 24.00 0.00 0.00 0.00	WHIP 3.667 0.000 1.500 2.000				

San Francisco Giants @ Los Angeles Dodgers  
 Dodger Stadium, Los Angeles, CA  
 Tue Apr 12 2005, 1:10 PM PDT  
 Att. 55,892 - Sunny - 76 F

livebaseballscorecards.com

AB 42  
 R 8  
 H 16  
 RBI 8  
 BB 2  
 SO 7  
 LOB 22



Batter	1	2	3	4	5	6	7	8	9	AB R H RBI BB SO LOB
Cesar Izturis, S (1, 6) OBP: 0.486, SLG: 0.625	2-1 17 HR 1B	1-1 G4-3			2-1 F8		1-2 12 BB G5-3 1B		2-1 12 BB DI 1B	5 2 3 0 0 0 1
17 Jason Repko, R (1, 7) OBP: 0.320, SLG: 0.500 Jose Valentin, S (9, PH) OBP: 0.500, SLG: 0.789	2-1 1-H HR		2-2 G6-3			2-1 12 BB FC 1B	0-3 K		2-1 P3	4 2 1 2 0 1 2 1 0 0 0 0 0 2
J.D. Drew, L (1, 9) OBP: 0.229, SLG: 0.100	3-1 G1-3		1-0 F7			2-2 FC 12 BB 2B 1B	4-2	4-1 12 BB 1B BB		3 2 1 0 2 0 0
12 Jeff Kent, R (1, 4) OBP: 0.543, SLG: 0.630	2-0 L6		0-0 F8			4-1 FC BB	1-0 G5-3	4-2 1B BB	4-2 1B E BB	3 1 0 1 2 0 3
Milton Bradley, S (1, 8) OBP: 0.300, SLG: 0.393	2-0 P3		2-2 G6-3			1-1 FC 2B		2-1 G4-3	2-2 1-H 2-H 3-H 1B	5 0 1 3 0 0 2
Olmedo Saenz, R (1, 3) OBP: 0.500, SLG: 0.833		1-1 F7	3-1 G6-3			1-1 1-3 2-3 3-H 2B		3-2 G6-3		4 0 1 1 0 0 0
66 Norihiro Nakamura, R (1, 5) OBP: 0.400, SLG: 0.600		2-1 E 2B	2-1 G1-3			2-3 K		3-1 F9		4 1 1 0 0 1 2
Jason Phillips, R (1, 2) OBP: 0.250, SLG: 0.346		1-2 E7 G1-3 2-H 1B			2-1 L5	1-2 G5-3			2-1 G6-3	4 0 1 1 0 0 2
Jeff Weaver, R (1, 1) OBP: 0.216, SLG: 0.200 Buddy Carlyle, L (4, 1) Jason Grabowski, L (5, PH) OBP: 0.167, SLG: 0.200 D.J. Houlton, R (6, 1) Hee-Seop Choi, L (7, PH) OBP: 0.263, SLG: 0.067 Giovanni Carrara, R (8, 1) Ricky Ledee, L (9, PH) OBP: 0.500, SLG: 0.800		0-0 G1-3			1-0 P5		2-1 BB 1B HBP		1-1 1B 12 BB 2B	1 0 0 0 0 0 0 1 0 0 0 0 0 0 0 0 1 0 1 1 1 0 0 0 0 0

Inning Stats	R: 2 E: 0 K: 0 S: 8	H: 2 LOB: 0 BB: 0 P: 19	R: 1 E: 1 K: 0 S: 10	H: 2 LOB: 1 BB: 0 P: 15	R: 0 E: 0 K: 0 S: 6	H: 0 LOB: 0 BB: 0 P: 9	R: 0 E: 0 K: 0 S: 7	H: 0 LOB: 0 BB: 0 P: 14	R: 0 E: 0 K: 0 S: 5	H: 0 LOB: 0 BB: 0 P: 10	R: 2 E: 1 K: 1 S: 16	H: 2 LOB: 2 BB: 1 P: 29	R: 0 E: 0 K: 1 S: 10	H: 1 LOB: 2 BB: 1 P: 18	R: 0 E: 0 K: 0 S: 7	H: 0 LOB: 0 BB: 0 P: 15	R: 4 E: 1 K: 0 S: 15	H: 3 LOB: 1 BB: 2 P: 32	1B: 6 2B: 3 3B: 0 HR: 1	SF: 1 SAC: 0 DP: 1 HBP: 1	WP: 0 PB: 0 SB: 0 CS: 0	PA: 41
--------------	------------------------------	----------------------------------	-------------------------------	----------------------------------	------------------------------	---------------------------------	------------------------------	----------------------------------	------------------------------	----------------------------------	-------------------------------	----------------------------------	-------------------------------	----------------------------------	------------------------------	----------------------------------	-------------------------------	----------------------------------	----------------------------------	------------------------------------	----------------------------------	--------

PITCHER	IP	WLS	BF	H	R	ER	SO	BB	IBB	HBP	BLK	WP	HR	S	P	ERA	WHIP
Kirk Rueter, L (1, 1) ERA: 5.4	5.0		22	5	5	4	0	1	0	0	0	0	1	42	81	7.20	1.200
Scott Eyre, L (6, 1) ERA: 8.1	1.1	H	8	2	0	0	2	1	0	1	0	0	0	19	31	0.00	2.250
Jim Brower, R (7, 1) ERA: 10.38	1.2	H	4	0	0	0	0	0	0	0	0	0	0	8	17	0.00	0.000
Armando Benitez, R (9, 1) ERA: 13.5	0.2	L	7	3	4	3	0	2	0	0	0	0	0	15	32	40.50	7.500

BOTTOM

San Francisco Giants @ Los Angeles Dodgers  
 Dodger Stadium, Los Angeles, CA  
 Tue Apr 12 2005, 1:10 PM PDT  
 Att: 55,892 - Sunny - 76 F

livebaseballscorecards.com

AB	36
R	9
H	10
RBI	8
BB	4
SO	2
LOB	15





Batter	1	2	3	4	5	6	7	8	9	AB R H RBI BB SO LOB	TOP									
Ray Durham, S (1, 4) OBP: 0.321, SLG: 0.174	2-1 13 G1-3 1B		1-2 P4			0-0 F8		1-1 13 FC3-6 1B		4 0 2 0 0 0 0	<b>San Francisco Giants @ Los Angeles Dodgers</b> <b>Dodger Stadium, Los Angeles, CA</b> Wed Apr 13 2005, 7:10 PM PDT Att. 46,514 - Clear - 65 F									
13 Omar Vizquel, S (1, 6) OBP: 0.351, SLG: 0.364	0-0 G1-3 1-2		0-3 K			0-1 G1-3		1-1 FC3-6 1-2f		4 0 0 0 0 1 2										
Lance Niekro, R (1, 3) OBP: 0.231, SLG: 0.250 Matt Herges, L (8, 1)	0-2 G6-3				0-0 F8		2-2 WP 2B 1B	0-1 G5-3		4 1 1 0 0 0 2 0 0 0 0 0 0 0										
Pedro Feliz, R (1, 7) OBP: 0.389, SLG: 0.485	0-1 G5-3				0-2 G5-3		2-3 K 1-3	1-1 F8		4 0 0 0 0 1 2										
Edgardo Alfonzo, R (1, 5) OBP: 0.556, SLG: 0.774		2-2 FC5-4 1B			2-2 G6-3		1-0 WP 2B	0-1 F9		4 0 2 1 0 0 0										
Marquis Grissom, R (1, 8) OBP: 0.313, SLG: 0.400		0-0 F8			3-2 L9		3-H 1-3 K 2-3	1-0 F9		4 0 0 0 0 1 2										
Mike Matheny, R (1, 2) OBP: 0.370, SLG: 0.560		0-0 L6			1-1 F8		0-0 F9			3 0 0 0 0 0 3										
Jason Ellison, R (1, 9) OBP: 0.455, SLG: 0.700 Michael Tucker, L (7, PH) OBP: 0.211, SLG: 0.333 (7, 9)	1 SAFE 1 SAFE FC5-4 1-2f	1-1 FC5-4			2-3 K		2-2 F8			2 0 0 0 0 1 1 1 0 0 0 0 0 2										
Brett Tomko, R (1, 1) Jason Christiansen, R (5, 1) Tony Torcato, L (6, PH) Tyler Walker, R (6, 1) Jeff Fassero, L (7, 1) Deivi Cruz, R (8, PH) J.T. Snow, L (8, PH) OBP: 0.435, SLG: 0.350 (8, 3)			1-3 K			2-3 K		1-1 G4-3		1 0 0 0 0 0 1 0 0 0 0 0 0 0 0 0 1 0 0 0 0 0 1 0 1 0 0 0 0 0 0 0										
<b>Inning Stats</b>	R: 0 E: 0 K: 0 S: 8	H: 1 LOB: 1 BB: 0 P: 10	R: 0 E: 0 K: 0 S: 8	H: 1 LOB: 1 BB: 0 P: 11	R: 0 E: 0 K: 2 S: 9	H: 0 LOB: 0 BB: 0 P: 11	R: 0 E: 0 K: 0 S: 7	H: 0 LOB: 0 BB: 0 P: 9	R: 0 E: 0 K: 1 S: 8	H: 0 LOB: 0 BB: 0 P: 14		R: 1 E: 0 K: 2 S: 16	H: 2 LOB: 2 BB: 0 P: 24	R: 0 E: 0 K: 0 S: 8	H: 1 LOB: 1 BB: 0 P: 11	R: 0 E: 0 K: 0 S: 5	H: 0 LOB: 0 BB: 0 P: 7	1B: 4 2B: 1 3B: 0 HR: 0	SF: 0 SAC: 0 DP: 0 HBP: 0	WP: 2 PB: 0 SB: 0 CS: 0
<b>PITCHER</b>	IP WLS BF H R ER SO BB IBB HBP BLK WP HR S P ERA WHIP																			
Odalis Perez, L (1, 1) ERA: 1.59	6.1 W 23 4 1 1 5 0 0 0 0 1 0 57 79 1.42 0.632																			
Duaner Sanchez, R (7, 1) ERA: 2.08	0.1 H 2 0 0 0 1 0 0 0 0 1 0 4 5 0.00 0.000																			
Kelly Wunsch, L (7, 1) ERA: 4.15	0.1 H 1 0 0 0 0 0 0 0 0 0 0 3 5 0.00 0.000																			
Steve Schmall, R (8, 1) ERA: 7.36	1.0 H 4 1 0 0 0 0 0 0 0 0 0 8 11 0.00 1.000																			
43 Yhency Brazoban, R (9, 1) ERA: 6.23	1.0 S 3 0 0 0 0 0 0 0 0 0 0 5 7 0.00 0.000																			

livebaseballscorecards.com

<b>AB</b>	<b>33</b>
<b>R</b>	<b>1</b>
<b>H</b>	<b>5</b>
<b>RBI</b>	<b>1</b>
<b>BB</b>	<b>0</b>
<b>SO</b>	<b>6</b>
<b>LOB</b>	<b>14</b>







Batter	1	2	3	4	5	6	7	8	9	AB R H RBI BB SO LOB	TOP											
Ray Durham, S (1, 4) OBP: 0.353, SLG: 0.192	3-2 K		1-0 1B 13 BB	1-1 SF8	2-1 G6-3		4-0 13 1B BB		1-0 HBP	3 1 1 1 1 1 1												
13 Omar Vizquel, S (1, 6) OBP: 0.395, SLG: 0.361	4-2 1B BB		4-1 1B FC5-4 BB	4-1 1B HR BB		3-2 G4-1	0-0 G4-6-3 1B		0-1 F7	3 2 1 0 3 0 1												
J.T. Snow, L (1, 3) OBP: 0.464, SLG: 0.400	1-0 G6-3 1B		1-1 FC5-4 1B	0-1 HR 1B		0-0 F8	2-1 G4-6-3			5 1 3 2 0 0 2												
Pedro Feliz, R (1, 7) OBP: 0.390, SLG: 0.553	0-0 G6-3		0-0 FC5-4	0-0 HR		0-2 E 1B		3-2 F9		5 2 2 5 0 0 3												
Scott Eyre, L (8, 1)			1-2f	1-H 2-H 3-H						0 0 0 0 0 0 0												
Matt Herges, L (9, 1)			1-2f	3-H						0 0 0 0 0 0 0												
Edgardo Alfonzo, R (1, 5) OBP: 0.537, SLG: 0.743		3-2 F7	0-0 F9	2-1 G4-3		2-2 E8 1B 2B		4-1 G4-6-3 BB		4 1 1 1 1 0 1												
Michael Tucker, L (1, 9) OBP: 0.292, SLG: 0.364		4-0 G6-4-3 BB		1-1 P6	1-1 HR 1B	2-2 1B		3-1 G4-6-3		4 1 2 1 1 0 1												
Marquis Grissom, R (1, 8) OBP: 0.351, SLG: 0.543		0-1 G6-4-3		1-1 2B	2-2 HR	2-1 1B		1-0 G1-3		5 2 3 2 0 0 2												
Mike Matheny, R (1, 2) OBP: 0.375, SLG: 0.567			2-1 G4-3	3-2 51 1B SF8 2B	1-2 G6-3 1B	1-3 K			2-3 K	5 1 2 1 0 2 2												
51 Noah Lowry, R (1, 1) OBP: 0.500, SLG: 0.400				2-2 13 BB 1B	1-1 1B 13 BB HR	0-3 K			1-0 G4-3	3 2 2 0 0 1 1												
Tyler Walker, R (6, 1)										0 0 0 0 0 0 0												
Jason Christiansen, R (6, 1)										0 0 0 0 0 0 0												
Lance Niekro, R (7, PH) OBP: 0.214, SLG: 0.231										1 0 0 0 0 0 0												
Jim Brower, R (7, 1)										0 0 0 0 0 0 0												
Jason Ellison, R (8, 7) OBP: 0.417, SLG: 0.636										1 0 0 0 0 0 0												
<b>Inning Stats</b>	R: 0 E: 0 K: 1 S: 7	H: 1 LOB: 1 BB: 1 P: 15	R: 0 E: 0 K: 0 S: 5	H: 0 LOB: 0 BB: 1 P: 12	R: 3 E: 0 K: 0 S: 11	H: 3 LOB: 1 BB: 1 P: 21	R: 6 E: 0 K: 0 S: 18	H: 5 LOB: 0 BB: 1 P: 31	R: 2 E: 0 K: 1 S: 14	H: 3 LOB: 0 BB: 0 P: 20	R: 2 E: 1 K: 1 S: 23	H: 4 LOB: 2 BB: 0 P: 33	R: 0 E: 0 K: 0 S: 6	H: 1 LOB: 1 BB: 1 P: 13	R: 0 E: 0 K: 0 S: 7	H: 0 LOB: 1 BB: 1 P: 18	R: 0 E: 0 K: 1 S: 7	H: 0 LOB: 1 BB: 0 P: 11	1B: 12 2B: 3 3B: 0 HR: 2	SF: 1 SAC: 0 DP: 4 HBP: 1	WP: 0 PB: 0 SB: 0 CS: 0	PA: 47
<b>PITCHER</b>	IP WLS BF H R ER SO BB IBB HBP BLK WP HR S P ERA WHIP											<b>PITCHER</b>	IP WLS BF H R ER SO BB IBB HBP BLK WP HR S P ERA WHIP									
Jamey Wright, R (1, 1) ERA: 7.94	4.0 L 23 9 9 9 1 4 0 0 0 0 1 41 79 20.25 3.250																					
Scott Dohmann, R (5, 1) ERA: 24.55	2.0 12 7 4 4 2 0 0 0 0 0 0 1 37 53 18.00 3.500																					
Marcos Carvajal, R (7, 1) ERA:	2.0 8 1 0 0 0 2 0 0 0 0 0 0 13 31 0.00 1.500																					
49 Byung-Hyun Kim, R (9, 1) ERA: 6.43	1.0 4 0 0 0 0 1 0 0 1 0 0 0 7 11 0.00 0.000																					

San Francisco Giants @ Colorado Rockies  
Coors Field, Denver, CO  
Fri Apr 15 2005, 6:35 PM MDT  
Att. 22,551 - Cloudy - 47 F

AB	39
R	13
H	17
RBI	13
BB	6
SO	4
LOB	14









BOTTOM

San Francisco Giants @ Colorado Rockies  
Coors Field, Denver, CO  
Sat Apr 16 2005, 6:05 PM MDT  
Att. 23,439 - Clear - 66 F

livebaseballscorecards.com

AB	31
R	5
H	10
RBI	5
BB	5
SO	5
LOB	19



WP	1	PA	40
PB	0		
SB	5		
CS	1		

AB	R	H	RBI	BB	SO	LOB
4	1	1	0	0	0	0
2	1	2	1	0	0	0
3	1	0	0	2	1	4
4	1	2	2	1	0	3
4	0	2	1	0	1	3
3	0	1	1	0	1	1
1	0	0	0	0	0	2
2	0	0	0	2	1	0
4	0	0	0	0	1	4
3	1	2	0	0	0	2
0	0	0	0	0	0	0
1	0	0	0	0	0	0
0	0	0	0	0	0	0
0	0	0	0	0	0	0

1B	9	SF	0
2B	1	SAC	2
3B	0	DP	0
HR	0	HBP	2

WP	HR	S	P	ERA	WHIP
1	0	0	0	3.0	2.200
0	0	0	0	2.35	4.500
0	0	0	0	1.59	0.000
0	0	0	0	9.82	1.000

Batter	1	2	3	4	5	6	7	8	9
Aaron Miles, S OBP: 0.351, SLG: 0.432 (1, 4)	G4-3 1-2		G4-3 1-2	SH3-4 0-0		G6-3 2-1		G4-3 1-2	
12 Clint Barnes, R OBP: 0.476, SLG: 0.816 (1, 6)	HBP 1-1		G4-3 1-2	SH2-3 1-0		HBP 1-0		1B 1-1	
17 Todd Helton, L OBP: 0.477, SLG: 0.457 (1, 3)	K 1-3		G4-3 1-2	BB 4-0		BB 4-2		L4 1-0	
Preston Wilson, R OBP: 0.306, SLG: 0.452 (1, 8)	1B 1-3		G3-1 1-2	G3 0-1		BB 1-2		G1-3 1-2	
5 Matt Holliday, R OBP: 0.311, SLG: 0.325 (1, 7)	K 1-2		G3-1 2-3		S 0-2	1B 1-2		1B 1-2	
11 Brad Hawpe, L OBP: 0.292, SLG: 0.318 Luis Gonzalez, R OBP: 0.421, SLG: 0.412 (6, PH) (7, 9)		G4-3 3-2	BB 1-0	K 1-3		F8 1-2			
Desi Relaford, S OBP: 0.462, SLG: 0.400 (1, 5)		K 1-3	BB 4-0	S 1-2			G4-3 2-1		
JD Closser, S OBP: 0.250, SLG: 0.200 (1, 2)		G6-3 0-0	F8 3-2	K 1-3		K 1-2		G5-3 1-0	
Joe Kennedy, R OBP: 0.250, SLG: 0.250 Bobby Seay, L (7, 1) Michael Restovich, R OBP: 0.333, SLG: 0.400 40 Brian Fuentes, L (8, 1) Chin-hui Tsao, R (9, 1)			WP 1-0	SH2-3 3-2	G5-3 0-0		L8 0-1		

Inning	R	H	E	K	S	H	LOB	BB	P	R	H	E	K	S	H	LOB	BB	P
1	0	1	0	2	13	0	2	0	24	0	0	0	0	18	0	5	1	34
2	0	0	0	1	7	0	0	0	11	0	0	0	0	8	0	0	0	16
3	4	5	0	0	18	1	2	1	34	0	1	0	0	8	1	1	1	17
4	0	1	0	0	11	0	2	1	17	1	1	0	2	12	0	2	8	27
5	0	0	0	2	5	0	0	0	8	0	0	0	0	11	0	0	0	17
6	1	1	0	0	12	0	2	2	27	0	0	0	0	10	0	0	0	14
7	0	0	0	0	5	0	0	0	8	0	0	0	0	10	0	0	0	14
8	0	1	0	0	10	0	1	0	14	0	0	0	0	10	0	0	0	14
9	0	0	0	0	0	0	0	0	0	0	0	0	0	0	0	0	0	0

PITCHER	IP	WLS	BF	H	R	ER	SO	BB	IBB	HBP	BLK	WP	HR	S	P	ERA	WHIP
Jason Schmidt, R ERA: 3.0 (1, 1)	5.0	L	27	8	4	4	5	3	0	1	0	1	0	57	102	7.20	2.200
Jerome Williams, R ERA: 2.35 (6, 1)	0.2		5	1	1	1	0	2	0	1	0	0	0	9	23	13.50	4.500
Jeff Fassero, L ERA: 1.59 (6, 1)	1.1		4	0	0	0	0	0	0	0	0	0	0	8	12	0.00	0.000
Armando Benitez, R ERA: 9.82 (8, 1)	1.0		4	1	0	0	0	0	0	0	0	0	0	10	14	0.00	1.000



Batter	1	2	3	4	5	6	7	8	9	AB R H RBI BB SO LOB	TOP
Ray Durham, S (1, 4) OBP: 0.386, SLG: 0.294	2-1 G3		4-1 1B BB	1-1 1-2 2-H 1B			4-2 BB S HR BB	3-2 G6-3		3 1 1 1 2 0 0	
Deivi Cruz, R (1, 6) OBP: 0.235, SLG: 0.294 Armando Benitez, R (9, 1)	1-1 G4-3		3-1 SAFE 1-2 1B	1-3 K			1-3 SAFE K		3-2 BB BB FC5-4 1B	5 1 2 0 0 2 3 0 0 0 0 0 0 0	
J.T. Snow, L (1, 3) OBP: 0.459, SLG: 0.355	4-0 BB		0-3 K		1-3 K		1-3 K		4-1 SAFE FC5-4 BB 1-2 BB	3 0 0 0 2 3 3	
Pedro Feliz, R (1, 7) OBP: 0.380, SLG: 0.556	2-2 G6-3		1-0 F7		1-0 G5-3		4-2 BB HR BB		4-1 BB FC5-4 1-2 2-3 BB	3 1 0 0 2 0 3	
Edgardo Alfonzo, R (1, 5) OBP: 0.560, SLG: 0.756		1-1 1B 2B		1-0 2B 2B	1-1 1B		4-0 HR BB		0-2 FC5-4	4 3 3 1 1 0 2	
Michael Tucker, L (1, 9) OBP: 0.323, SLG: 0.621		1-3 K		2-1 1B 2B	0-0 G3-1		0-0 HR		1-2f 2-3 3-H 2-3 SAFE K	5 2 2 5 0 2 4	
Marquis Grissom, R (1, 8) OBP: 0.364, SLG: 0.524 Jim Brower, R (7, 1) 13 Omar Vizquel, S (9, PH) OBP: 0.367, SLG: 0.357 (9, 6)		0-0 G1-6-3 1B		1-3 K		0-1 G4-3	2-2 G4-3		1-0 G5-3	4 0 1 1 0 1 1 0 0 0 0 0 0 0 1 0 0 0 0 0 2	
Yorvit Torrealba, R (1, 2)		0-0 G1-6-3		2-1 F9		2-3 K		2-3 K		4 0 0 0 0 2 2	
Kirk Rueter, L (1, 1) Tony Torcato, L (4, PH) OBP: 0.375, SLG: 0.286 Tyler Walker, R (4, 1) Lance Niekro, R (6, PH) OBP: 0.200, SLG: 0.214 Matt Herges, L (6, 1) Jason Ellison, R (7, 8) OBP: 0.389, SLG: 0.588			1-2 G6-3	4-1 1B BB		0-0 F8		0-1 G6-3		1 0 0 0 0 0 0 0 0 0 0 1 0 0 0 0 0 0 0 0 0 1 0 0 0 0 0 0 0 0 0 0 0 0 0 1 0 0 0 0 0 0	
<b>Inning Stats</b>	R: 0 E: 0 K: 0 S: 7 H: 0 LOB: 1 BB: 1 P: 16	R: 1 E: 0 K: 1 S: 7 H: 2 LOB: 0 BB: 1 P: 9	R: 0 E: 0 K: 1 S: 12 H: 1 LOB: 2 BB: 1 P: 21	R: 2 E: 0 K: 2 S: 14 H: 3 LOB: 2 BB: 1 P: 26	R: 0 E: 0 K: 1 S: 7 H: 1 LOB: 1 BB: 0 P: 10	R: 0 E: 0 K: 1 S: 6 H: 0 LOB: 0 BB: 0 P: 8	R: 4 E: 0 K: 2 S: 16 H: 1 LOB: 0 BB: 3 P: 32	R: 0 E: 0 K: 1 S: 10 H: 0 LOB: 0 BB: 0 P: 15	R: 1 E: 0 K: 1 S: 12 H: 1 LOB: 2 BB: 2 P: 26	1B: 5 2B: 3 3B: 0 HR: 1 SF: 0 SAC: 0 DP: 1 HBP: 0	WP: 0 PB: 0 SB: 1 CS: 0 PA: 43
<b>PITCHER</b>	IP WLS BF H R ER SO BB IBB HBP BLK WP HR S P ERA WHIP	IP WLS BF H R ER SO BB IBB HBP BLK WP HR S P ERA WHIP	IP WLS BF H R ER SO BB IBB HBP BLK WP HR S P ERA WHIP	IP WLS BF H R ER SO BB IBB HBP BLK WP HR S P ERA WHIP	IP WLS BF H R ER SO BB IBB HBP BLK WP HR S P ERA WHIP	IP WLS BF H R ER SO BB IBB HBP BLK WP HR S P ERA WHIP	IP WLS BF H R ER SO BB IBB HBP BLK WP HR S P ERA WHIP	IP WLS BF H R ER SO BB IBB HBP BLK WP HR S P ERA WHIP	IP WLS BF H R ER SO BB IBB HBP BLK WP HR S P ERA WHIP	IP WLS BF H R ER SO BB IBB HBP BLK WP HR S P ERA WHIP	IP WLS BF H R ER SO BB IBB HBP BLK WP HR S P ERA WHIP
Jason Jennings, R (1, 1) ERA: 5.94	6.2										
49 Byung-Hyun Kim, R (7, 1) ERA: 7.56	1.1	L	6	1	2	2	1	1	0	0	0
Ryan Speier, R (9, 1) ERA: 6.75	0.1		4	1	1	1	0	2	0	0	0
40 Brian Fuentes, L (9, 1) ERA: 4.26	0.2		2	0	0	0	1	0	0	0	0

San Francisco Giants @ Colorado Rockies  
Coors Field, Denver, CO  
Sun Apr 17 2005, 1:05 PM MDT  
Att. 27,107 - Partly Cloudy - 64 F

AB	35
R	8
H	9
RBI	8
BB	8
SO	10
LOB	20



BOTTOM

San Francisco Giants @ Colorado Rockies

Coors Field, Denver, CO

Sun Apr 17 2005, 1:05 PM MDT

Att. 27,107 - Partly Cloudy - 64 F

livebaseballscorecards.com

AB	41
R	6
H	13
RBI	6
BB	3
SO	2
LOB	21



WP	0	PA	44
PB	0		
SB	0		
CS	0		

AB R H RBI BB SO LOB

5 0 1 1 0 0 2  
5 1 2 0 0 1 1  
0 0 0 0 0 0 0  
0 0 0 0 0 0 0

5 1 1 1 0 0 4

5 1 2 1 0 0 1

5 0 1 0 0 0 3  
0 0 0 0 0 0 0

5 2 3 1 0 0 1

3 1 2 1 1 0 1  
0 0 0 0 1 0 0

4 0 0 0 1 1 6

3 0 1 1 0 0 2  
0 0 0 0 0 0 0  
1 0 0 0 0 0 0

1B: 9 SF: 0  
2B: 3 SAC: 0  
3B: 0 DP: 1  
HR: 1 HBP: 0

Batter	1	2	3	4	5	6	7	8	9
12 Clint Barmes, R OBP: 0.447, SLG: 0.744	1-2 L3	2-2 1B	0-1 F9			1-2 E6		3-1 G6-3	
Luis Gonzalez, R OBP: 0.417, SLG: 0.455 Ryan Speier, R	3-2 F8	1-0 1B		0-3 K		0-1 F8		0-0 G6-3	
40 Brian Fuentes, L	5 1B	1-3 1B							
17 Todd Helton, L OBP: 0.449, SLG: 0.500	0-0 F8	1-1 F8		0-1 G4-3		1-0 F7		2-1 HR	
5 Matt Holliday, R OBP: 0.320, SLG: 0.333	1-2 1B		1-2 10 2B	2-0 E5		0-0 G4-3		1-1 F7	
Todd Greene, R OBP: 0.294, SLG: 0.529 Desi Relaford, S	1-2 F9		0-0 F7	1-0 P3			0-2 G6-3	0-2 11 DI	
10 Jeff Baker, R OBP: 0.324, SLG: 0.433		2-0 2B	0-1 1B		2-0 G6-4-3		1-0 G6-3	0-1 F9	
Michael Restovich, R OBP: 0.421, SLG: 0.500 11 Brad Hawpe, L		0-0 G4-3	2-1 1B		2-1 G6-4-3		4-2 18 FC6	4-1 BB	
18 Cory Sullivan, L OBP: 0.267, SLG: 0.357		2-3 K	0-0 F7		4-0 BB		0-0 FC6	2-0 F8	
Jason Jennings, L OBP: 0.167, SLG: 0.167 49 Byung-Hyun Kim, R		3-2 G4-3	0-1 1B		0-0 G4-3			0-1 G6-3	
Aaron Miles, S		2-3 3-H							

Inning Stats	R: 1	H: 2	E: 0	K: 0	S: 13	H: 2	LOB: 1	BB: 0	P: 19	R: 2	H: 4	E: 0	K: 1	S: 16	H: 4	LOB: 2	BB: 0	P: 27	R: 0	H: 0	E: 1	K: 1	S: 7	H: 1	LOB: 1	BB: 1	P: 12	R: 0	H: 0	E: 1	K: 0	S: 7	H: 0	LOB: 1	BB: 0	P: 9	R: 0	H: 0	E: 0	K: 0	S: 7	H: 0	LOB: 0	BB: 0	P: 8	R: 1	H: 2	E: 0	K: 0	S: 12	H: 2	LOB: 2	BB: 1	P: 21	1B: 9	SF: 0	2B: 3	SAC: 0	3B: 0	DP: 1	HR: 1	HBP: 0	WP: 0	PA: 44
--------------	------	------	------	------	-------	------	--------	-------	-------	------	------	------	------	-------	------	--------	-------	-------	------	------	------	------	------	------	--------	-------	-------	------	------	------	------	------	------	--------	-------	------	------	------	------	------	------	------	--------	-------	------	------	------	------	------	-------	------	--------	-------	-------	-------	-------	-------	--------	-------	-------	-------	--------	-------	--------

PITCHER	IP	WLS	BF	H	R	ER	SO	BB	IBB	HBP	BLK	WP	HR	S	P	ERA	WHIP
Kirk Rueter, L ERA: 7.62	(1, 1)	3.0	19	10	5	5	1	0	0	0	0	0	0	42	62	15.00	3.333
Tyler Walker, R ERA: 9.64	(4, 1)	2.0	8	1	0	0	1	1	0	0	0	0	0	11	22	0.00	1.000
Matt Herges, R ERA: 4.26	(6, 1)	1.2	7	0	0	0	0	1	0	0	0	0	0	13	20	0.00	0.600
Jim Brower, R ERA: 6.75	(7, 1)	1.1	4	0	0	0	0	0	0	0	0	0	0	6	9	0.00	0.000
Armando Benitez, R ERA: 9.64	(9, 1)	1.0	6	2	1	1	0	1	0	0	0	0	1	12	21	9.00	3.000



Batter	1	2	3	4	5	6	7	8	9	AB R H RBI BB SO LOB	TOP									
Ray Durham, S (1, 4) OBP: 0.375, SLG: 0.289	1-1 1B		3-3 K			0-0 G3	0-1 G4-3			4 0 1 0 0 1 2	<b>San Francisco Giants @ San Diego Padres</b> PETCO Park, San Diego, CA Mon Apr 18 2005, 10:05 PM EDT Att. 29,523 - Cloudy - 61 F									
13 Omar Vizquel, S (1, 6) OBP: 0.377, SLG: 0.391	1-0 1B		1-3 K			0-3 K		0-1 2B	4 1 2 0 0 2 0											
J.T. Snow, L (1, 3) OBP: 0.436, SLG: 0.333 Lance Niekro, R (5, 3) OBP: 0.294, SLG: 0.563	3-3 K			0-0 G3-1		1-0 HR		1-2 2B	2 0 0 0 0 1 2 2 1 2 2 0 0 0											
Pedro Feliz, R (1, 7) OBP: 0.370, SLG: 0.531	1-0 G5-4-3			1-3 K		0-0 E5 1B		2-3 K	4 0 1 0 0 2 3											
Edgardo Alfonzo, R (1, 5) OBP: 0.537, SLG: 0.705		1-0 F8		4-2 BB		0-3 K		1-3 K	3 0 0 0 1 2 2											
Marquis Grissom, R (1, 8) OBP: 0.333, SLG: 0.478		0-1 F9		2-0 F8			1-1 G1-3	2-3 K	4 0 0 0 0 1 2											
Michael Tucker, L (1, 9) OBP: 0.343, SLG: 0.594		2-2 FC6-4 HBP			3-2 F7		0-2 1B 1B		3 0 1 0 0 0 0											
Mike Matheny, R (1, 2) OBP: 0.325, SLG: 0.514		0-0 FC6-4			0-0 G5-3		1 SAFE 1-3 K		4 0 0 0 0 1 2											
Brett Tomko, R (1, 1) OBP: 0.200, SLG: 0.200 Jason Christiansen, R (7, 1) Tony Torcato, L (9, PH) OBP: 0.333, SLG: 0.250			1-3 K		2-3 K		3-1 1B	2-1 P5	3 0 1 0 0 2 0 0 0 0 0 0 0 0 1 0 0 0 0 0 0											
<b>Inning Stats</b>	R: 0 E: 0 K: 1 S: 8	H: 2 LOB: 1 BB: 0 P: 14	R: 0 E: 0 K: 3 S: 6	H: 0 LOB: 1 BB: 0 P: 9	R: 0 E: 0 K: 3 S: 10	H: 0 LOB: 0 BB: 1 P: 15	R: 0 E: 0 K: 1 S: 7	H: 0 LOB: 0 BB: 0 P: 12	R: 1 E: 1 K: 2 S: 9	H: 2 LOB: 1 BB: 0 P: 10	R: 0 E: 0 K: 1 S: 12	H: 2 LOB: 2 BB: 0 P: 17	R: 1 E: 0 K: 3 S: 15	H: 2 LOB: 1 BB: 0 P: 21	R: 0 E: 0 K: 0 S: 7	H: 0 LOB: 0 BB: 0 P: 12	1B: 5 2B: 2 3B: 0 HR: 1	SF: 0 SAC: 0 DP: 1 HBP: 1	WP: 0 PB: 0 SB: 0 CS: 0	PA: 36
<b>PITCHER</b>	IP WLS BF H R ER SO BB IBB HBP BLK WP HR S P ERA WHIP																			
44 Jake Peavy, R (1, 1) ERA: 1.31	7.0 W 28 6 1 1 9 1 0 1 0 0 1 61 93 1.29 1.000																			
Rudy Seanez, R (8, 1) ERA: 3.68	1.0 5 2 1 1 3 0 0 0 0 0 0 15 21 9.00 2.000																			
Trevor Hoffman, R (9, 1) ERA: 9.82	1.0 3 0 0 0 0 0 0 0 0 0 0 7 12 0.00 0.000																			

livebaseballscorecards.com

<b>AB</b>	<b>34</b>
<b>R</b>	<b>2</b>
<b>H</b>	<b>8</b>
<b>RBI</b>	<b>2</b>
<b>BB</b>	<b>1</b>
<b>SO</b>	<b>12</b>
<b>LOB</b>	<b>13</b>







Batter	1	2	3	4	5	6	7	8	9	AB R H RBI BB SO LOB	TOP
Ray Durham, S (1, 4) OBP: 0.346, SLG: 0.262	2-1 F9		1-2 F7		3-2 P5			0-1 G1-3		4 0 0 0 0 0 0	<b>San Francisco Giants @ San Diego Padres</b> PETCO Park, San Diego, CA Tue Apr 19 2005, 10:05 PM EDT Att. 29,544 - Partly Cloudy - 62 F
13 Omar Vizquel, S (1, 6) OBP: 0.386, SLG: 0.440	2-1 3B			2-2 1B 1B	1-1 G4-3			1-2 F7		4 1 2 0 0 0 0	
Lance Niekro, R (1, 3) OBP: 0.286, SLG: 0.500	3-1 G5-3			0-0 L5		0-1 FC5-4 1B		1-2 G3		4 0 1 0 0 0 2	
Pedro Feliz, R (1, 7) OBP: 0.362, SLG: 0.509	0-0 G5-3			1-0 1B 1B		1-0 FC5-4 1-2f		0-0 F8		4 1 1 0 0 0 2	
Edgardo Alfonzo, R (1, 5) OBP: 0.517, SLG: 0.667		1-1 P5		2-1 1B 1B 1-2 2-H		0-0 FC6-4 1-2f		1-1 F9		4 0 1 1 0 0 1	
Michael Tucker, L (1, 9) OBP: 0.333, SLG: 0.556		1-3 K		2-0 1B 1-2 2-H		1-2 F9		1-1 G4-3		4 0 1 1 0 1 1	
Marquis Grissom, R (1, 8) OBP: 0.314, SLG: 0.449		2-1 F9		2-1 L5		2-2 F7				3 0 0 0 0 0 2	
Mike Matheny, R (1, 2) OBP: 0.302, SLG: 0.475			2-3 K	0-0 L4		1-1 G1-3				3 0 0 0 0 1 2	
Jerome Williams, R (1, 1) Jason Ellison, R (5, PH) Jeff Fassero, L (5, 1) Tony Torcato, L (7, PH) Scott Eyre, L (7, 1) Matt Herges, L (8, 1)			0-0 G6-3		0-1 F8		0-1 G3			1 0 0 0 0 0 0 1 0 0 0 0 0 0 0 0 0 0 0 0 0 1 0	
<b>Inning Stats</b>	R: 0 H: 1 E: 0 LOB: 1 K: 0 BB: 0 S: 7 P: 14	R: 0 H: 0 E: 0 LOB: 0 K: 1 BB: 0 S: 8 P: 12	R: 0 H: 0 E: 0 LOB: 0 K: 1 BB: 0 S: 8 P: 11	R: 2 H: 4 E: 0 LOB: 2 K: 0 BB: 0 S: 11 P: 20	R: 0 H: 0 E: 0 LOB: 0 K: 0 BB: 0 S: 7 P: 11	R: 0 H: 1 E: 0 LOB: 1 K: 0 BB: 0 S: 7 P: 9	R: 0 H: 0 E: 0 LOB: 0 K: 0 BB: 0 S: 8 P: 11	R: 0 H: 0 E: 0 LOB: 0 K: 0 BB: 0 S: 8 P: 10	R: 0 H: 0 E: 0 LOB: 0 K: 0 BB: 0 S: 5 P: 7	1B: 5 SF: 0 2B: 0 SAC: 0 3B: 1 DP: 0 HR: 0 HBP: 0	WP: 0 PA: 33 PB: 0 SB: 0 CS: 0
<b>PITCHER</b> Brian Lawrence, R (1, 1) ERA: 5.6 Trevor Hoffman, R (9, 1) ERA: 7.71	IP WLS BF H R ER SO BB IBB HBP BLK WP HR S P ERA WHIP										

<b>AB</b>	<b>33</b>
<b>R</b>	<b>2</b>
<b>H</b>	<b>6</b>
<b>RBI</b>	<b>2</b>
<b>BB</b>	<b>0</b>
<b>SO</b>	<b>2</b>
<b>LOB</b>	<b>10</b>



Batter	1	2	3	4	5	6	7	8	9	AB	R	H	RBI	BB	SO	LOB
<b>Dave Roberts, L</b> (1, 8) OBP: 0.444, SLG: 0.286	0-2 G1-3		2-1 G4-3	4-0 BB		2-2 G3				3	0	0	0	1	0	0
<b>Mark Loretta, R</b> (1, 4) OBP: 0.415, SLG: 0.352	0-0 G5-3		3-2 L4	2-2 L5		0-1 G6-3				4	0	0	0	0	0	2
<b>24 Brian Giles, L</b> (1, 9) OBP: 0.375, SLG: 0.500	0-0 F9		2-2 P4		3-2 G4-3		2-0 L4			4	0	0	0	0	0	0
<b>Phil Nevin, R</b> (1, 3) OBP: 0.246, SLG: 0.357		2-0 G6-3		2-0 G3-1 1B 2B	1-0 G5-3		0-0 G6-3			4	1	1	0	0	0	0
<b>Ryan Klesko, L</b> (1, 7) <b>Adam Hyzdu, R</b> (8, 7)		0-1 G5-3 1B 1B		0-1 G3-1	4-2 3B BB		4-0 CS BB			2	2	1	0	2	0	1
<b>Ramon Hernandez, R</b> (1, 2) OBP: 0.385, SLG: 0.489		1-0 G5-3		0-0 2B 1B	1-1 3B		0-0 CS	0-0 L7		4	1	2	2	0	0	1
<b>Geoff Blum, S</b> (1, 6) OBP: 0.387, SLG: 0.607		0-0 E 1B		2-2 1B 2B	4-1 BB			3-2 F9		3	1	2	2	1	0	0
<b>Sean Burroughs, L</b> (1, 5) OBP: 0.313, SLG: 0.262		0-1 E3		0-1 G3 1B	1-3 K			0-0 G4-3		4	0	1	1	0	1	3
<b>Brian Lawrence, R</b> (1, 1) <b>Trevor Hoffman, R</b> (9, 1)		1-3 K		3-2 G3		1-2 G1-3				3	0	0	0	0	1	3
				2-3 G3						0	0	0	0	0	0	0

Inning Stats	R: 0	H: 0	E: 0	K: 0	S: 5	LOB: 0	BB: 0	P: 5	R: 1	H: 2	E: 1	K: 1	S: 11	LOB: 2	BB: 0	P: 15	R: 0	H: 0	E: 0	K: 0	S: 8	LOB: 0	BB: 0	P: 15	R: 3	H: 4	E: 0	K: 0	S: 16	LOB: 2	BB: 1	P: 29	R: 1	H: 1	E: 0	K: 1	S: 15	LOB: 2	BB: 2	P: 29	R: 0	H: 0	E: 0	K: 0	S: 11	LOB: 0	BB: 0	P: 14	R: 0	H: 0	E: 0	K: 0	S: 2	LOB: 0	BB: 1	P: 8	R: 0	H: 0	E: 0	K: 0	S: 5	LOB: 0	BB: 0	P: 8
--------------	------	------	------	------	------	--------	-------	------	------	------	------	------	-------	--------	-------	-------	------	------	------	------	------	--------	-------	-------	------	------	------	------	-------	--------	-------	-------	------	------	------	------	-------	--------	-------	-------	------	------	------	------	-------	--------	-------	-------	------	------	------	------	------	--------	-------	------	------	------	------	------	------	--------	-------	------

PITCHER	IP	WLS	BF	H	R	ER	SO	BB	IBB	HBP	BLK	WP	HR	S	P	ERA	WHIP
<b>Jerome Williams, R</b> (1, 1) ERA: 4.63	4.0	L	20	6	4	4	1	1	0	0	0	0	0	40	64	9.00	1.750
<b>Jeff Fassero, L</b> (5, 1) ERA: 2.35	2.0		9	1	1	1	1	2	0	0	0	0	0	26	43	4.50	1.500
<b>Scott Eyre, L</b> (7, 1) ERA: 5.06	1.0		3	0	0	0	0	1	0	0	0	0	0	2	8	0.00	1.000
<b>Matt Herges, R</b> (8, 1) ERA: 3.68	1.0		3	0	0	0	0	0	0	0	0	0	0	5	8	0.00	0.000

**BOTTOM**

**San Francisco Giants @ San Diego Padres**  
**PETCO Park, San Diego, CA**

Tue Apr 19 2005, 10:05 PM EDT  
 Att. 29,544 - Partly Cloudy - 62 F

<b>AB</b>	<b>31</b>
<b>R</b>	<b>5</b>
<b>H</b>	<b>7</b>
<b>RBI</b>	<b>5</b>
<b>BB</b>	<b>4</b>
<b>SO</b>	<b>2</b>
<b>LOB</b>	<b>10</b>



WP	PA	ERA	WHIP
0	36		



Batter	1	2	3	4	5	6	7	8	9	AB R H RBI BB SO LOB	TOP									
<b>Craig Counsell, L</b> (1, 4) OBP: 0.448, SLG: 0.341	4-2 FC4-6 BB		3-2 FC3 FC1-5 2B	4-0 BB			4-2 G4-6-3 BB			1 1 0 0 3 0 1										
<b>Royce Clayton, R</b> (1, 6) OBP: 0.273, SLG: 0.280	3-2 F9		1-1 FC1-5 2B SF8	0-3 K			0-0 G4-6-3			4 1 0 0 0 1 7										
<b>Luis Gonzalez, L</b> (1, 7) OBP: 0.393, SLG: 0.549	1-1 FC4-6 BB		1-0 2B				1-2 G3	2-2 P5		4 0 1 1 0 0 1										
<b>Troy Glaus, R</b> (1, 5) OBP: 0.313, SLG: 0.600	4-1 BB		0-0 SF8				1-2 G6-3	1-0 G6-3		2 0 0 1 1 0 0										
<b>Shawn Green, L</b> (1, 9) OBP: 0.369, SLG: 0.370 <b>Brandon Lyon, R</b> (8, 1)	0-2 G2-3		0-3 K				1-3 K	1-3 K		4 0 0 0 0 3 3 0 0 0 0 0 0 0										
<b>Chad Tracy, L</b> (1, 3) OBP: 0.353, SLG: 0.551										4 0 1 0 0 1 0										
<b>Quinton McCracken, S</b> (1, 8) OBP: 0.324, SLG: 0.300										3 0 0 0 0 0 0										
<b>19 Chris Snyder, R</b> (1, 2) OBP: 0.395, SLG: 0.471										3 0 0 0 1 1 1										
<b>Javier Vazquez, R</b> (1, 1) OBP: 0.429, SLG: 0.333 <b>36 Brian Bruney, R</b> (8, 1) <b>Luis Terrero, R</b> (8, 9) OBP: 0.214, SLG: 0.154										2 0 1 0 1 0 0 0 0 0 0 0 0 0 1 0 0 0 0 1 1										
<b>Inning Stats</b>	R: 0 E: 0 K: 0 S: 14	H: 0 LOB: 2 BB: 2 P: 26	R: 0 E: 0 K: 0 S: 7	H: 0 LOB: 0 BB: 0 P: 9	R: 2 E: 1 K: 1 S: 11	H: 1 LOB: 1 BB: 1 P: 20	R: 0 E: 0 K: 1 S: 14	H: 1 LOB: 3 BB: 2 P: 25	R: 0 E: 0 K: 1 S: 11	H: 0 LOB: 0 BB: 0 P: 14	R: 0 E: 0 K: 0 S: 7	H: 0 LOB: 0 BB: 1 P: 11	R: 0 E: 0 K: 0 S: 7	H: 0 LOB: 0 BB: 1 P: 11	R: 0 E: 0 K: 2 S: 11	H: 1 LOB: 1 BB: 0 P: 19	1B: 1 2B: 2 3B: 0 HR: 0	SF: 1 SAC: 1 DP: 1 HBP: 0	WP: 0 PB: 0 SB: 0 CS: 0	PA: 36
<b>PITCHER</b>	IP WLS BF H R ER SO BB IBB HBP BLK WP HR S P ERA WHIP																			
<b>51 Noah Lowry, L</b> (1, 1) ERA: 4.58	6.0 L 26 2 2 1 4 5 0 0 0 0 0 0 64 105 1.50 1.167																			
<b>Jason Christiansen, L</b> (7, 1) ERA: 4.76	1.0 3 0 0 0 0 1 0 0 0 0 0 0 7 11 0.00 1.000																			
<b>Scott Eyre, L</b> (8, 1) ERA: 4.05	1.1 5 1 0 0 1 0 0 0 0 0 0 0 11 18 0.00 0.750																			
<b>Jim Brower, R</b> (9, 1) ERA: 6.14	0.2 2 0 0 0 0 2 0 0 0 0 0 0 7 12 0.00 0.000																			

Arizona Diamondbacks @ San Francisco Giants  
SBC Park, San Francisco, CA  
Wed Apr 20 2005, 10:15 PM EDT  
Att. 36,955 - Clear - 57 F

AB	28
R	2
H	3
RBI	2
BB	6
SO	7
LOB	14



BOTTOM

Arizona Diamondbacks @ San Francisco Giants  
SBC Park, San Francisco, CA

livebaseballscorecards.com

AB 34  
R 1  
H 11  
RBI 1  
BB 3  
SO 3  
LOB 16



WP: 1 PA: 38  
PB: 0  
SB: 0  
CS: 0

ERA WHIP

Wed Apr 20 2005, 10:15 PM EDT  
Att. 36,955 - Clear - 57 F

AB R H RBI BB SO LOB

3 0 0 1 1 0 3

4 0 1 0 0 0 1

4 0 1 0 0 1 2

3 0 2 0 1 0 0

4 0 1 0 0 1 4

4 0 1 0 0 0 1

4 1 1 0 0 1 2

1 0 1 0 0 0 0  
1 0 0 0 0 0 0  
0 0 0 0 0 0 0  
1 0 1 0 0 0 0  
0 0 0 0 0 0 0  
0 0 0 0 0 0 0  
1 0 1 0 0 0 0  
0 0 0 0 0 0 0

1B: 9 SF: 1  
2B: 2 SAC: 0  
3B: 0 DP: 3  
HR: 0 HBP: 0

Batter	1	2	3	4	5	6	7	8	9
Ray Durham, S OBP: 0.333, SLG: 0.244 (1, 4)	2-1 L4		4-0 BB			1-0 G3	2-1 G3		2-0 SF7
13 Omar Vizquel, S OBP: 0.387, SLG: 0.426 (1, 6)	4-2 G6-3 BB		0-1 G4-3			1-0 1B 1B		1-2 F8	1-2 F7
Lance Niekro, R OBP: 0.280, SLG: 0.458 (1, 3)	0-1 G6-3				1-0 F8	1-2 1B		2-0 G4-3	
Pedro Feliz, R OBP: 0.355, SLG: 0.509 (1, 7)		1-1 G5-3			1-3 K	3-1 F9		3-2 WP 2B	
Edgardo Alfonzo, R OBP: 0.532, SLG: 0.667 (1, 5)		0-0 G5-4-3 1B			2-1 L9		0-0 FC4-6 1B	4-2 BB	
Marquis Grissom, R OBP: 0.309, SLG: 0.434 (1, 8)		1-0 G5-4-3			2-1 G3-6-1 1B		0-1 FC4-6 1B 1B	0-3 K	
Michael Tucker, L OBP: 0.326, SLG: 0.525 (1, 9)			2-2 F9		1-1 G3-6-1		0-1 1B 1B		0-0 G3
Mike Matheny, R OBP: 0.298, SLG: 0.477 (1, 2)			0-1 P4		0-0 F8		2-3 K		0-0 1B SF7 2B
51 Noah Lowry, R OBP: 0.571, SLG: 0.500 (6, PH) Jason Ellison, R OBP: 0.350, SLG: 0.528 (7, 1) Jason Christiansen, R OBP: 0.364, SLG: 0.300 (7, PH) Scott Eyre, L (8, 1) Jim Brower, R (9, 1) Deivi Cruz, R OBP: 0.278, SLG: 0.333 (9, PH) Yorvit Torrealba, R (9, PR)			1-1 BB 1B		2-2 G3		2-0 1B		3-2 1B

Inning Stats	R: 0	H: 0	E: 0	K: 0	S: 6	R: 0	H: 1	E: 0	K: 0	S: 4	R: 0	H: 1	E: 0	K: 0	S: 10	R: 0	H: 0	E: 0	K: 1	S: 7	R: 0	H: 1	E: 0	K: 0	S: 5	R: 0	H: 2	E: 0	K: 0	S: 10	R: 0	H: 3	E: 0	K: 1	S: 11	R: 0	H: 1	E: 0	K: 1	S: 14	R: 1	H: 2	E: 0	K: 0	S: 9	1B: 9	SF: 1	2B: 2	SAC: 0	3B: 0	DP: 3	HR: 0	HBP: 0
	LOB: 0	BB: 1	LOB: 0	BB: 0		LOB: 0	BB: 0	LOB: 0	BB: 0		LOB: 0	BB: 0	LOB: 0	BB: 0		LOB: 2	BB: 0	LOB: 2	BB: 0		LOB: 2	BB: 0	LOB: 3	BB: 0		LOB: 2	BB: 1	LOB: 1	BB: 0		LOB: 1	BB: 1		LOB: 1	BB: 0		LOB: 2	BB: 1		LOB: 1	BB: 0		LOB: 0	SAC: 0	DP: 3	HBP: 0							

PITCHER	IP	WLS	BF	H	R	ER	SO	BB	IBB	HBP	BLK	WP	HR	S	P	ERA	WHIP
Javier Vazquez, R ERA: 7.65 (1, 1)	7.0	W	28	8	0	0	2	2	0	0	0	0	0	53	90	0.00	1.429
36 Brian Bruney, R ERA: 2.79 (8, 1)	0.2	H	4	1	0	0	0	1	0	0	0	1	0	10	20	0.00	3.000
Brandon Lyon, R ERA: 1.04 (8, 1)	1.1	S	6	2	1	1	1	0	0	0	0	0	0	13	19	6.75	1.500








Batter	1	2	3	4	5	6	7	8	9	10	11	12	13	AB R H RBI BB SO LOB
Ray Durham, S (1, 4) OBP: 0.365, SLG: 0.250	4-2 BB		0-1 G4-3			1-1 13 G3 HR 13 WP 1B		4-2 F9 SF7 BB		0-1 G4-3		4-1 BB		3 2 1 0 3 0 0
13 Omar Vizquel, S (1, 6) OBP: 0.368, SLG: 0.390	1-2 F8		2-2 G5-3			3-1 G3		4-1 FC6-4 BB		1-2 G3		1-1 L8		5 0 0 0 1 0 4
Lance Niekro, R (1, 3) OBP: 0.290, SLG: 0.533	2-2 F9			2-0 P3		2-2 3-H HR		1-2 F9		3-3 K			3-1 2B 1B	6 2 2 2 0 1 3
Pedro Feliz, R (1, 7) OBP: 0.338, SLG: 0.500	2-1 L4			0-0 G6-3		0-0 G4-3		0-0 SF7			1-0 G4-3		0-1 1B 2B	5 0 1 1 0 0 1
Edgardo Alfonzo, R (1, 5) OBP: 0.515, SLG: 0.618		1-1 G5-3		2-1 E5		4-2 BB		0-0 FC6-4			3-1 F9		4-0 1B	4 0 0 0 2 0 1
Michael Tucker, L (1, 9) OBP: 0.333, SLG: 0.500		1-1		2-1 F7		0-0 G4-3			4-2 SH3-4 BB		1-2 L3		0-0 1B	4 0 1 0 1 0 2
Tyler Walker, R (12, 1)														0 0 0 0 0 0 0
Deivi Cruz, R (13, PH) OBP: 0.316, SLG: 0.368														1 0 1 1 0 0 0
Marquis Grissom, R (1, 8) OBP: 0.288, SLG: 0.404		1-0 FC5-4			1-2 G4-3		1-1 G1-3		1-0 SH3-4		1-0 F9			4 0 0 0 0 0 1
Mike Matheny, R (1, 2) OBP: 0.288, SLG: 0.438		0-0 L6			3-1 G6-3		1-1 P3		0-0 F8		4-1 BB			4 0 0 0 1 0 2
Yorvit Torrealba, R (13, 2)														0 0 0 0 0 0 0
Jason Schmidt, R														2 0 0 0 0 0 1 0
Troy Loperfido, L														1 0 0 0 0 0 1 0
Jeff Fassero, L														0 0 0 0 0 0 0 0
Aramando Benitez, R														0 0 0 0 0 0 0 0
JT Snow, L														0 0 0 0 0 0 0 0
Jeri Briner, R														0 0 0 0 0 0 0 0
Jason Christiansen, R														0 0 0 0 0 0 0 0
Matt Herges, L														0 0 0 0 0 0 0 0
Scott Eyre, L														0 0 0 0 0 0 0 0
Jason Ellison, R														1 0 0 0 0 0 0 1

Inning Stats	R: 0	H: 0	E: 0	K: 0	S: 11	LOB: 1	BB: 1	P: 20	R: 0	H: 1	E: 0	K: 0	S: 6	LOB: 1	BB: 0	P: 9	R: 0	H: 0	E: 0	K: 0	S: 8	LOB: 0	BB: 0	P: 13	R: 0	H: 0	E: 1	K: 0	S: 6	LOB: 1	BB: 0	P: 12	R: 0	H: 0	E: 0	K: 1	S: 11	LOB: 0	BB: 0	P: 15	R: 2	H: 2	E: 0	K: 0	S: 11	LOB: 1	BB: 1	P: 21	R: 0	H: 0	E: 0	K: 1	S: 7	LOB: 0	BB: 0	P: 11	R: 1	H: 0	E: 0	K: 0	S: 11	LOB: 1	BB: 2	P: 20	R: 0	H: 0	E: 0	K: 1	S: 9	LOB: 0	BB: 0	P: 16	R: 0	H: 0	E: 0	K: 1	S: 9	LOB: 0	BB: 0	P: 13	R: 0	H: 0	E: 0	K: 0	S: 6	LOB: 0	BB: 0	P: 11	R: 0	H: 0	E: 0	K: 0	S: 8	LOB: 2	BB: 2	P: 20	R: 1	H: 3	E: 0	K: 0	S: 5	LOB: 3	BB: 1	P: 12	1B: 4	2B: 1	3B: 0	HR: 1	SF: 1	SAC: 1	DP: 0	HBP: 0	WP: 1	PA: 51
PITCHER	IP	WLS	BF	H	R	ER	SO	BB	IBB	HBP	BLK	WP	HR	S	P	ERA	WHIP																			PITCHER																		IP	WLS	BF	H	R	ER	SO	BB	IBB	HBP	BLK	WP	HR	S	P	ERA	WHIP																																												
Russ Ortiz, R (1, 1) ERA: 3.75	7.0		27	3	2	2	2	2	0	0	0	1	1	60	101	2.57	0.714																																																																																																	
36 Brian Bruney, R (8, 1) ERA: 3.38	1.0	B	5	0	1	1	0	2	0	0	0	0	0	11	20	9.00	2.000																																																																																																	
Lance Cormier, R (9, 1) ERA:	2.0		7	0	0	0	1	1	0	0	0	0	0	18	29	0.00	0.500																																																																																																	
Mike Gosling, L (11, 1) ERA: 9.0	2.0	L	12	3	1	1	0	2	1	0	0	0	0	19	43	4.50	2.500																																																																																																	

**Arizona Diamondbacks @ San Francisco Giants**  
**SBC Park, San Francisco, CA**  
 Thu Apr 21 2005, 10:15 PM EDT  
 Att. 34,824 - Cloudy - 59 F

livebaseballscorecards.com

AB	41
R	4
H	6
RBI	4
BB	8
SO	3
LOB	16

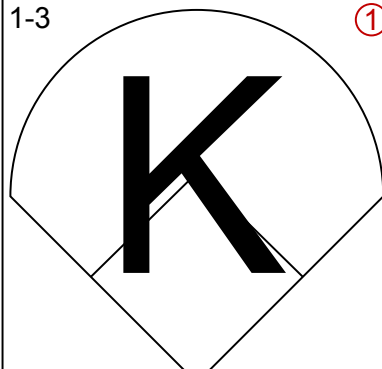
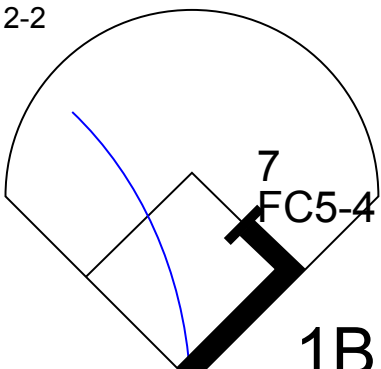
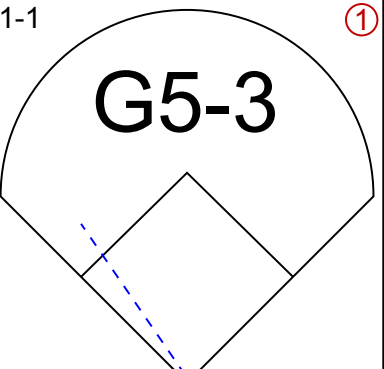
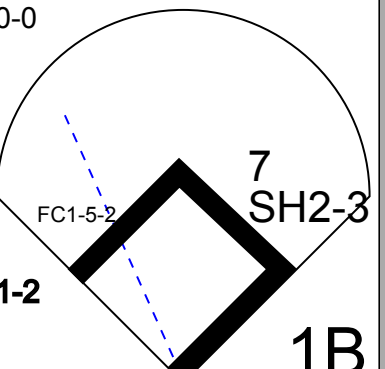
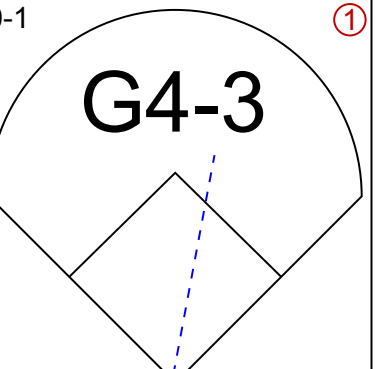
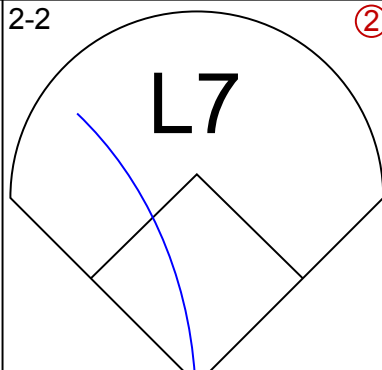
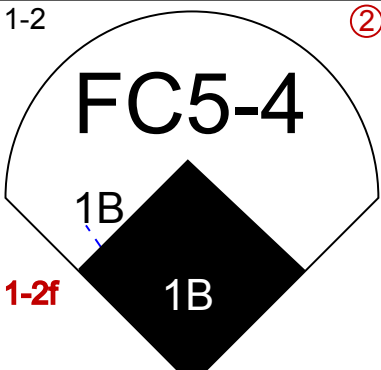
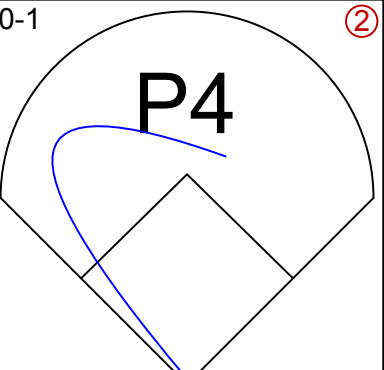
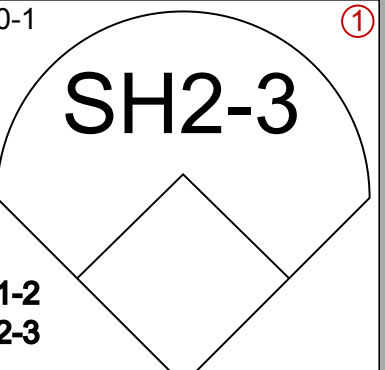
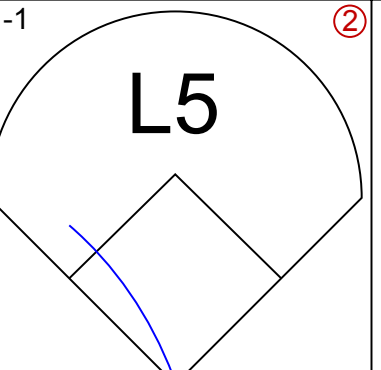
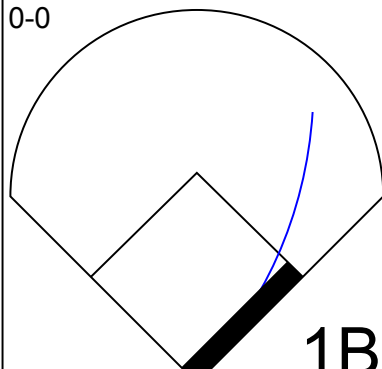
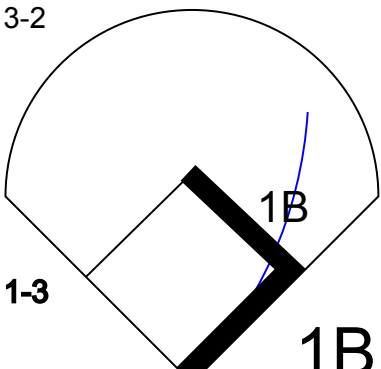
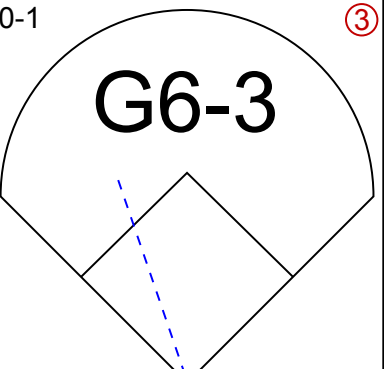
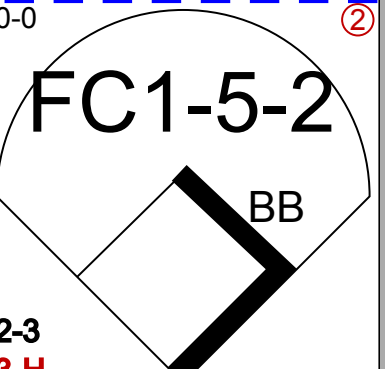
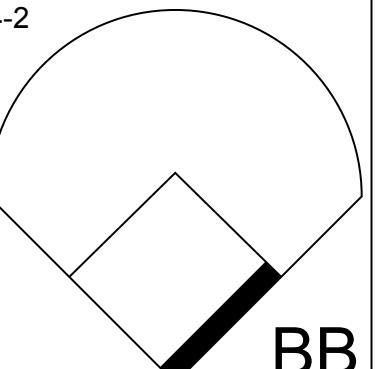
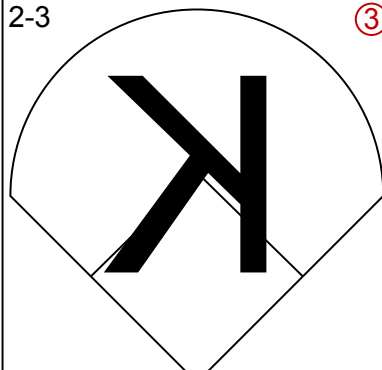
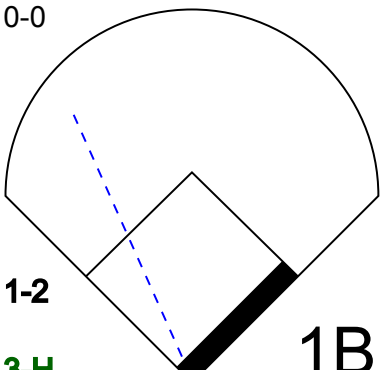
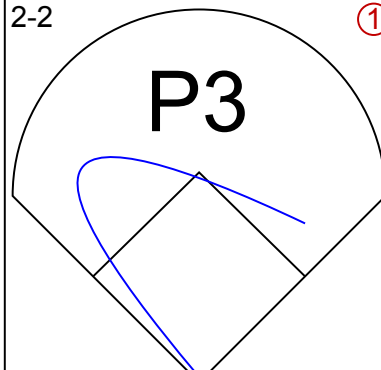
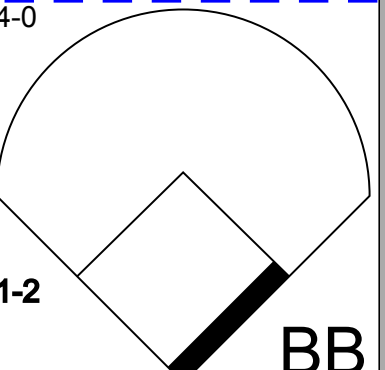
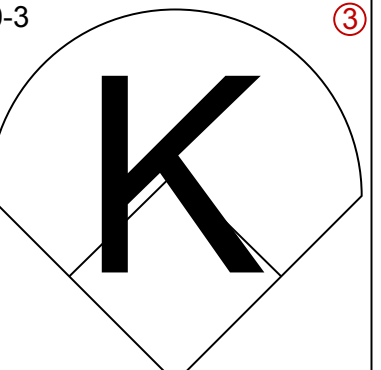
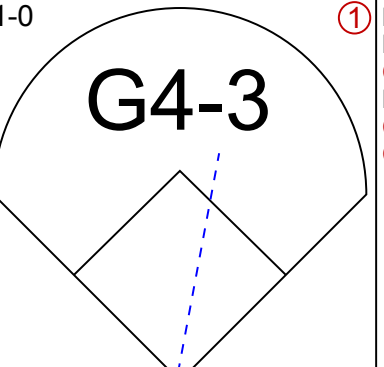
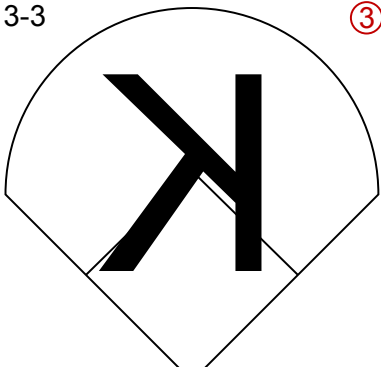
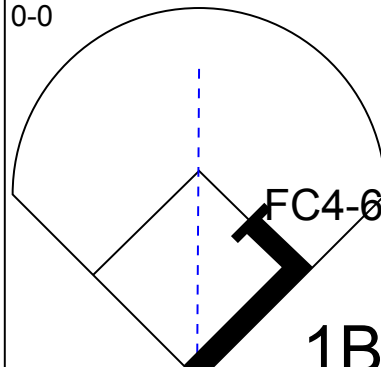
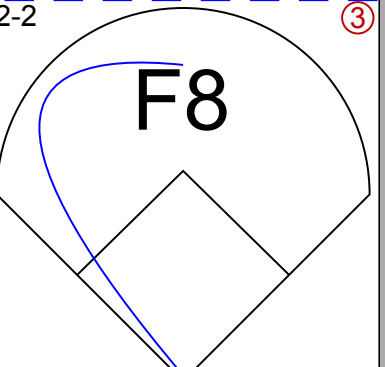
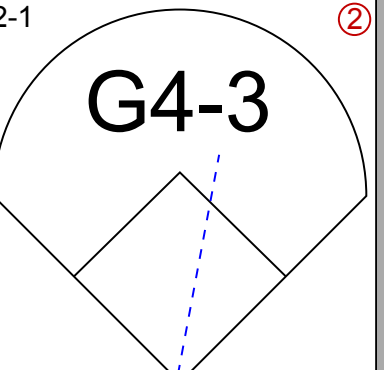
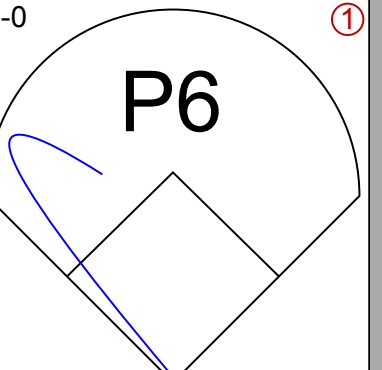
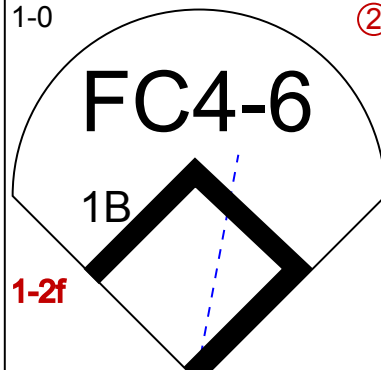
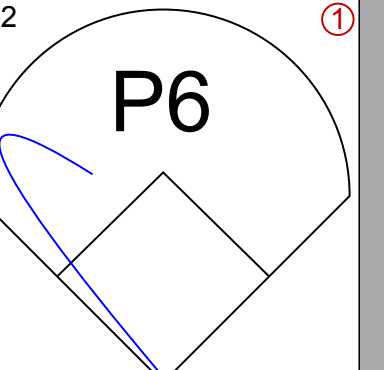
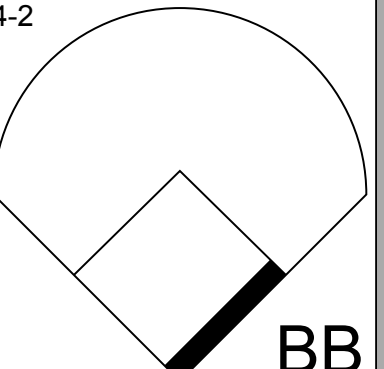
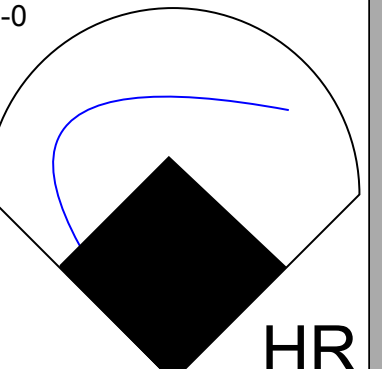
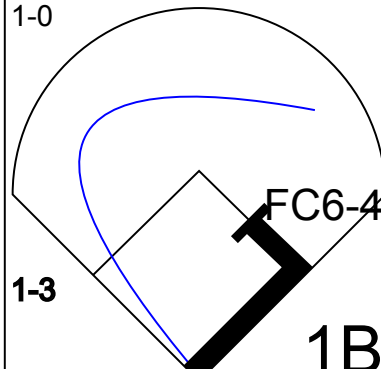
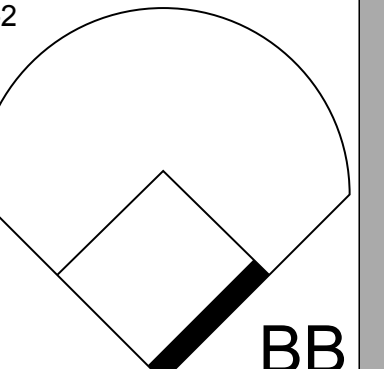
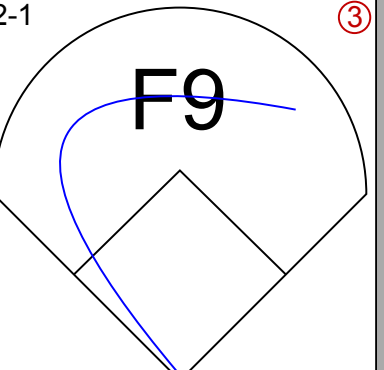
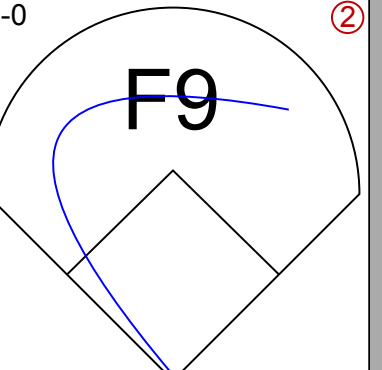
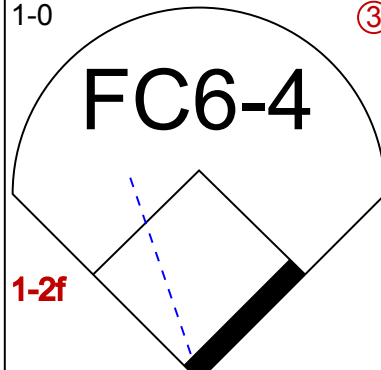
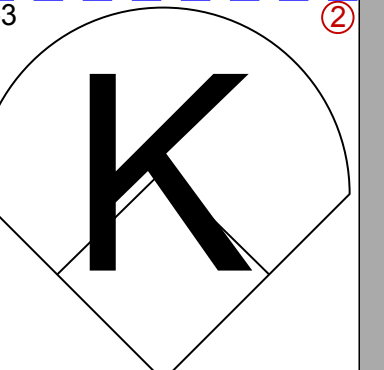
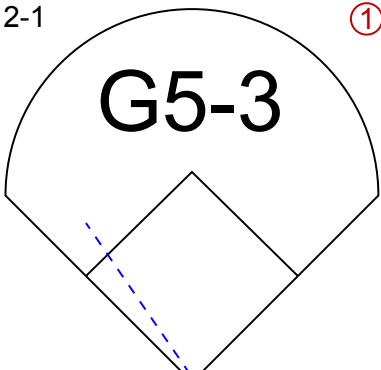
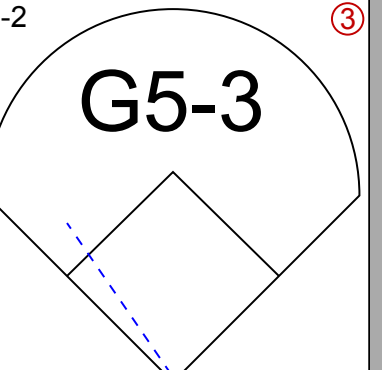
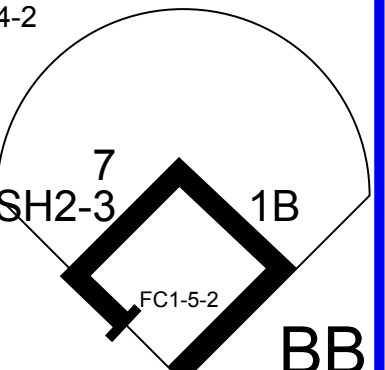
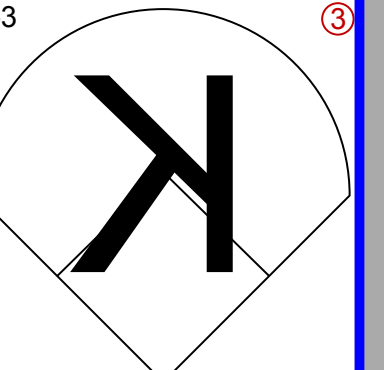










Batter	1	2	3	4	5	6	7	8	9	AB R H RBI BB SO LOB	TOP											
<b>Brady Clark, R</b> OBP: 0.438, SLG: 0.500 (1, 8)	1-3 		2-2 		1-1 		0-0 		0-1 	5 0 2 0 0 1 0	<b>Milwaukee Brewers @ San Francisco Giants</b> <b>SBC Park, San Francisco, CA</b> Sat Apr 23 2005, 4:05 PM EDT Att. 37,341 - Cloudy - 62 F											
<b>7 J.J. Hardy, R</b> OBP: 0.255, SLG: 0.140 (1, 6)	2-2 		1-2 		0-1 		0-1 		1-1 	4 1 0 0 0 0 1												
<b>Geoff Jenkins, L</b> OBP: 0.300, SLG: 0.370 (1, 9)	0-0 		3-2 		0-1 		0-0 		4-2 	4 0 2 0 1 0 2												
<b>Carlos Lee, R</b> OBP: 0.312, SLG: 0.353 (1, 7)	2-3 		0-0 		2-2 		4-0 		0-3 	4 0 1 1 1 2 2												
<b>Lyle Overbay, L</b> OBP: 0.408, SLG: 0.426 (1, 3)		1-0 	3-3 		0-0 		2-2 			4 0 1 0 0 1 5												
<b>Junior Spivey, R</b> OBP: 0.282, SLG: 0.431 (1, 4)		2-1 		2-0 		1-0 		3-2 		4 0 0 0 0 0 1												
<b>Russell Branyan, L</b> OBP: 0.400, SLG: 0.677 (1, 5)		4-2 		0-0 		1-0 		4-2 		2 1 2 1 1 0 0												
<b>Jeff Cirillo, R</b> OBP: 0.314, SLG: 0.433 (8, PH)										0 0 0 0 1 0 0												
<b>Chad Moeller, R</b> OBP: 0.118, SLG: 0.063 (1, 2)		2-1 		0-0 		1-0 		2-3 		3 0 0 0 0 0 3												
<b>Damian Miller, R</b> OBP: 0.418, SLG: 0.458 (8, PH)										1 0 0 0 0 1 1												
<b>39 Chris Capuano, L</b> OBP: 0.227, SLG: 0.500 (1, 1)			2-1 		0-2 		4-2 		3-3 	2 0 0 0 0 0 0												
<b>Matt Wise, R</b> OBP: 0.238, SLG: 0.158 (6, 1)										0 0 0 0 0 0 0												
<b>2 Bill Hall, R</b> OBP: 0.238, SLG: 0.158 (7, PH)										0 0 0 0 0 0 0												
<b>Ricky Bottalico, L</b> OBP: 0.227, SLG: 0.500 (7, 1)										0 0 0 0 0 0 0												
<b>Chris Magruder, S</b> OBP: 0.227, SLG: 0.500 (8, PH)										1 0 0 0 0 0 1												
<b>Mike Adams, R</b> OBP: 0.227, SLG: 0.500 (8, 1)										0 0 0 0 0 0 0												
<b>Inning Stats</b>	R: 0 E: 0 K: 2 S: 14	H: 1 LOB: 1 BB: 0 P: 19	R: 0 E: 0 K: 0 S: 7	H: 0 LOB: 1 BB: 1 P: 16	R: 1 E: 0 K: 1 S: 18	H: 3 LOB: 2 BB: 0 P: 29	R: 1 E: 0 K: 0 S: 7	H: 1 LOB: 0 BB: 0 P: 9	R: 0 E: 0 K: 0 S: 6	H: 0 LOB: 0 BB: 0 P: 7	R: 0 E: 0 K: 0 S: 7	H: 2 LOB: 2 BB: 0 P: 12	R: 0 E: 0 K: 0 S: 12	H: 1 LOB: 3 BB: 2 P: 22	R: 0 E: 0 K: 2 S: 13	H: 0 LOB: 1 BB: 1 P: 25	R: 0 E: 0 K: 1 S: 10	H: 0 LOB: 1 BB: 1 P: 15	1B: 7 2B: 0 3B: 0 HR: 1	SF: 0 SAC: 1 DP: 0 HBP: 0	WP: 0 PB: 0 SB: 0 CS: 0	PA: 40
<b>PITCHER</b>	IP WLS BF H R ER SO BB IBB HBP BLK WP HR S P ERA WHIP																					
<b>Brett Tomko, R</b> ERA: 5.7 (1, 1)	6.1 W 29 8 2 2 3 2 0 0 0 0 1 67 104 2.84 1.579																					
<b>Jason Christiansen, L</b> ERA: 4.26 (7, 1)	0.1 H 1 0 0 0 0 0 0 0 0 0 0 1 1 0.00 0.000																					
<b>Jim Brower, R</b> ERA: 5.63 (7, 1)	0.0 1 0 0 0 0 1 0 0 0 0 0 0 4 ∞ ∞																					
<b>Scott Eyre, L</b> ERA: 3.38 (7, 1)	0.2 H 3 0 0 0 0 1 0 0 0 0 0 0 10 19 0.00 1.500																					
<b>Armando Benitez, R</b> ERA: 6.14 (8, 1)	1.2 S 6 0 0 0 3 1 0 0 0 0 0 0 16 26 0.00 0.600																					

livebaseballscores.com

<b>AB</b>	<b>34</b>
<b>R</b>	<b>2</b>
<b>H</b>	<b>8</b>
<b>RBI</b>	<b>2</b>
<b>BB</b>	<b>5</b>
<b>SO</b>	<b>6</b>
<b>LOB</b>	<b>16</b>







Batter	1	2	3	4	5	6	7	8	9	AB	R	H	RBI	BB	SO	LOB	TOP
Brady Clark, R (1, 8) OBP: 0.424, SLG: 0.479	2-3 		1-0 G6-4-3 1B		2-0 P6	1-1 F8		1-0 F8		5	0	1	0	0	1	2	
Damian Miller, R (1, 2) OBP: 0.400, SLG: 0.453 Derrick Turnbow, R (8, 1)	0-3 		0-0 G6-4-3 1-2f		0-1 L6		2-0 2B	1-3 K		5	0	1	0	0	2	2	
Geoff Jenkins, L (1, 9) OBP: 0.308, SLG: 0.390	0-0 F7		1-1 HR 1B		3-2 HR 2B		2-2 F7		0-1 G6-3	5	2	2	0	0	0	1	
Carlos Lee, R (1, 7) OBP: 0.329, SLG: 0.452		1-0 G6-3 1B 1B	0-2 HR 1-H		1-2 HR 2-H		1-0 F8		3-1 P4	5	3	3	4	0	0	1	
Lyle Overbay, L (1, 3) OBP: 0.420, SLG: 0.431		3-1 G6-3 1B 1B	2-2 1B		3-1 F7		4-1 BB		0-0 L6	4	1	2	0	1	0	0	
Junior Spivey, R (1, 4) OBP: 0.268, SLG: 0.408 Jorge De La Rosa, L (7, 1) Mike Adams, R (7, 1) Tommy Phelps, L (8, 1) Chad Moeller, R (8, 2) OBP: 0.118, SLG: 0.063		1-0 G6-3	1-3 K			3-1 E5		2-0 L8		4	0	0	0	0	1	5	
Jeff Cirillo, R (1, 5) OBP: 0.333, SLG: 0.424		0-0 2-H 3-H 1B		1-2 F8		1-3 K		4-2 7 SH1-4 1B BB		3	1	1	2	1	1	0	
7 J.J. Hardy, R (1, 6) OBP: 0.259, SLG: 0.174		1-1 P5		0-3 K		0-1 2 1B 2B		0-0 SH1-4		3	1	1	0	0	1	1	
Gary Glover, R (1, 1) 2 Bill Hall, R (6, PH) OBP: 0.273, SLG: 0.200 Ricky Bottalico, L (6, 1) Russell Branyan, L (7, 5) OBP: 0.417, SLG: 0.688		2-2 G6-3		3-3 K		0-0 1B		3-2 1B		2	0	0	0	0	1	1	
<b>Inning Stats</b>	R: 0 E: 0 K: 2 S: 7 H: 0 LOB: 0 BB: 0 P: 9	R: 2 E: 0 K: 0 S: 11 H: 3 LOB: 1 BB: 0 P: 19	R: 2 E: 0 K: 1 S: 13 H: 4 LOB: 1 BB: 0 P: 18	R: 0 E: 0 K: 2 S: 10 H: 0 LOB: 0 BB: 0 P: 14	R: 2 E: 0 K: 0 S: 14 H: 2 LOB: 0 BB: 0 P: 23	R: 1 E: 1 K: 1 S: 10 H: 2 LOB: 1 BB: 0 P: 15	R: 0 E: 0 K: 0 S: 7 H: 1 LOB: 2 BB: 1 P: 18	R: 1 E: 0 K: 1 S: 14 H: 1 LOB: 1 BB: 1 P: 23	R: 0 E: 0 K: 0 S: 5 H: 0 LOB: 0 BB: 0 P: 8	1B: 8 2B: 3 3B: 0 HR: 2 SF: 0 SAC: 1 DP: 1 HBP: 0	WP: 0 PB: 0 SB: 0 CS: 0 PA: 41						
<b>PITCHER</b>	IP WLS BF H R ER SO BB IBB HBP BLK WP HR S P ERA WHIP	IP WLS BF H R ER SO BB IBB HBP BLK WP HR S P ERA WHIP	IP WLS BF H R ER SO BB IBB HBP BLK WP HR S P ERA WHIP	IP WLS BF H R ER SO BB IBB HBP BLK WP HR S P ERA WHIP	IP WLS BF H R ER SO BB IBB HBP BLK WP HR S P ERA WHIP	IP WLS BF H R ER SO BB IBB HBP BLK WP HR S P ERA WHIP	IP WLS BF H R ER SO BB IBB HBP BLK WP HR S P ERA WHIP	IP WLS BF H R ER SO BB IBB HBP BLK WP HR S P ERA WHIP	IP WLS BF H R ER SO BB IBB HBP BLK WP HR S P ERA WHIP								
Jerome Williams, R (1, 1) ERA: 6.48	5.0 L	23 9 6 6 5 0 0 0 0 0 0 0 2 55 83 10.80 1.800	23 9 6 6 5 0 0 0 0 0 0 0 2 55 83 10.80 1.800	23 9 6 6 5 0 0 0 0 0 0 0 2 55 83 10.80 1.800	23 9 6 6 5 0 0 0 0 0 0 0 2 55 83 10.80 1.800	23 9 6 6 5 0 0 0 0 0 0 0 2 55 83 10.80 1.800	23 9 6 6 5 0 0 0 0 0 0 0 2 55 83 10.80 1.800	23 9 6 6 5 0 0 0 0 0 0 0 2 55 83 10.80 1.800	23 9 6 6 5 0 0 0 0 0 0 0 2 55 83 10.80 1.800								
Jeff Fassero, L (6, 1) ERA: 2.79	1.0	5 2 1 1 1 0 0 0 0 0 0 0 0 10 15 9.00 2.000	5 2 1 1 1 0 0 0 0 0 0 0 0 10 15 9.00 2.000	5 2 1 1 1 0 0 0 0 0 0 0 0 10 15 9.00 2.000	5 2 1 1 1 0 0 0 0 0 0 0 0 10 15 9.00 2.000	5 2 1 1 1 0 0 0 0 0 0 0 0 10 15 9.00 2.000	5 2 1 1 1 0 0 0 0 0 0 0 0 10 15 9.00 2.000	5 2 1 1 1 0 0 0 0 0 0 0 0 10 15 9.00 2.000	5 2 1 1 1 0 0 0 0 0 0 0 0 10 15 9.00 2.000	5 2 1 1 1 0 0 0 0 0 0 0 0 10 15 9.00 2.000							
Matt Herges, R (7, 1) ERA: 3.86	1.0	5 1 0 0 0 1 0 0 0 0 0 0 0 7 18 0.00 2.000	5 1 0 0 0 1 0 0 0 0 0 0 0 7 18 0.00 2.000	5 1 0 0 0 1 0 0 0 0 0 0 0 7 18 0.00 2.000	5 1 0 0 0 1 0 0 0 0 0 0 0 7 18 0.00 2.000	5 1 0 0 0 1 0 0 0 0 0 0 0 7 18 0.00 2.000	5 1 0 0 0 1 0 0 0 0 0 0 0 7 18 0.00 2.000	5 1 0 0 0 1 0 0 0 0 0 0 0 7 18 0.00 2.000	5 1 0 0 0 1 0 0 0 0 0 0 0 7 18 0.00 2.000	5 1 0 0 0 1 0 0 0 0 0 0 0 7 18 0.00 2.000							
Jim Brower, R (8, 1) ERA: 6.0	1.0	5 1 1 1 1 1 0 0 0 0 0 0 0 14 23 9.00 2.000	5 1 1 1 1 1 0 0 0 0 0 0 0 14 23 9.00 2.000	5 1 1 1 1 1 0 0 0 0 0 0 0 14 23 9.00 2.000	5 1 1 1 1 1 0 0 0 0 0 0 0 14 23 9.00 2.000	5 1 1 1 1 1 0 0 0 0 0 0 0 14 23 9.00 2.000	5 1 1 1 1 1 0 0 0 0 0 0 0 14 23 9.00 2.000	5 1 1 1 1 1 0 0 0 0 0 0 0 14 23 9.00 2.000	5 1 1 1 1 1 0 0 0 0 0 0 0 14 23 9.00 2.000	5 1 1 1 1 1 0 0 0 0 0 0 0 14 23 9.00 2.000							
Jason Christiansen, L (9, 1) ERA: 3.88	1.0	3 0 0 0 0 0 0 0 0 0 0 0 0 5 8 0.00 0.000	3 0 0 0 0 0 0 0 0 0 0 0 0 5 8 0.00 0.000	3 0 0 0 0 0 0 0 0 0 0 0 0 5 8 0.00 0.000	3 0 0 0 0 0 0 0 0 0 0 0 0 5 8 0.00 0.000	3 0 0 0 0 0 0 0 0 0 0 0 0 5 8 0.00 0.000	3 0 0 0 0 0 0 0 0 0 0 0 0 5 8 0.00 0.000	3 0 0 0 0 0 0 0 0 0 0 0 0 5 8 0.00 0.000	3 0 0 0 0 0 0 0 0 0 0 0 0 5 8 0.00 0.000	3 0 0 0 0 0 0 0 0 0 0 0 0 5 8 0.00 0.000							

Milwaukee Brewers @ San Francisco Giants  
 SBC Park, San Francisco, CA  
 Sun Apr 24 2005, 4:05 PM EDT  
 Att. 36,604 - Cloudy - 63 F

AB	38
R	8
H	13
RBI	8
BB	2
SO	7
LOB	13



Batter	1	2	3	4	5	6	7	8	9	AB	R	H	RBI	BB	SO	LOB
Ray Durham, S (1, 4) OBP: 0.347, SLG: 0.232	2-2 L8		3-2 G4-3		4-2 BB SF8 13 1B	1-1 F8		2-2 F8		4	1	0	0	1	0	3
13 Omar Vizquel, S (1, 6) OBP: 0.377, SLG: 0.441	2-2 1B 3B		0-1 2B		2-2 S BB 1B		2-3 K	1-2 G5-3		5	1	3	1	0	1	1
J.T. Snow, L (1, 3) OBP: 0.429, SLG: 0.333	0-0 G5-3 1B		2-3 K		4-2 S BB		3-1 FC5-4 1B	1-2 1B		4	0	3	1	1	1	1
Pedro Feliz, R (1, 7) OBP: 0.333, SLG: 0.500	2-2 1B				1-0 SF8		1-0 FC5-4 2B	2-3 K		4	1	1	1	0	1	3
Edgardo Alfonzo, R (1, 5) OBP: 0.475, SLG: 0.561	2-2 G5-3				0-1 G6-3		2-0 BB 2B			5	0	1	1	0	0	4
Moises Alou, R (1, 9)		0-0 G6-3			0-0 HR		4-2 L8			4	1	1	1	1	0	0
Michael Tucker, L (1, 8)		1-2 G3			0-0 F8		4-2 2B BB			2	0	0	0	3	0	0
Mike Matheny, R (1, 2)		1-2 G5-3			0-0 F8		0-1 L6			4	0	0	0	0	0	4
Jerome Williams, R Jason Ellison, R Jeff Fassero, L Lance Niekro, R Matt Herzog, L Jim Brower, R Deivi Cruz, R Jason Christensen, R Marquis Grissom, R			0-0 P4		1-1 13 1B 3B		3-2 1-3 2B		4-2 1B 13 G5-3 BB							

Inning Stats	R: 1	H: 3	E: 0	K: 0	S: 15	LOB: 1	BB: 0	P: 23	R: 0	H: 0	E: 0	K: 0	S: 7	LOB: 0	BB: 0	P: 9	R: 0	H: 1	E: 0	K: 1	S: 11	LOB: 1	BB: 0	P: 16	R: 1	H: 1	E: 0	K: 0	S: 7	LOB: 0	BB: 0	P: 10	R: 2	H: 2	E: 0	K: 0	S: 16	LOB: 2	BB: 2	P: 30	R: 0	H: 1	E: 0	K: 0	S: 10	LOB: 2	BB: 1	P: 21	R: 1	H: 2	E: 0	K: 1	S: 14	LOB: 3	BB: 2	P: 30	R: 0	H: 1	E: 0	K: 1	S: 19	LOB: 2	BB: 1	P: 29	R: 0	H: 0	E: 0	K: 1	S: 14	LOB: 2	BB: 1	P: 25	1B: 5	SF: 1	2B: 3	SAC: 0	3B: 2	DP: 1	HR: 1	HBP: 1	WP: 0	PA: 45
--------------	------	------	------	------	-------	--------	-------	-------	------	------	------	------	------	--------	-------	------	------	------	------	------	-------	--------	-------	-------	------	------	------	------	------	--------	-------	-------	------	------	------	------	-------	--------	-------	-------	------	------	------	------	-------	--------	-------	-------	------	------	------	------	-------	--------	-------	-------	------	------	------	------	-------	--------	-------	-------	------	------	------	------	-------	--------	-------	-------	-------	-------	-------	--------	-------	-------	-------	--------	-------	--------

PITCHER	IP	WLS	BF	H	R	ER	SO	BB	IBB	HBP	BLK	WP	HR	S	P	ERA	WHIP
Gary Glover, R (1, 1) ERA: 5.19	5.0	W	23	7	4	4	1	2	0	0	0	0	1	56	88	7.20	1.800
Ricky Bottalico, R (6, 1) ERA: 3.68	1.0	H	5	1	0	0	0	1	0	0	0	0	0	10	21	0.00	2.000
Jorge De La Rosa, L (7, 1) ERA: 3.52	0.2	H	4	2	1	1	1	0	0	0	0	0	0	8	16	13.50	3.000
Mike Adams, R (7, 1) ERA: 4.05	0.2	H	5	0	0	0	0	3	0	0	0	0	0	15	29	0.00	4.500
Tommy Phelps, L (8, 1) ERA: 8.44	0.1	H	2	1	0	0	0	0	0	0	0	0	0	7	9	0.00	3.000

**BOTTOM**

**Milwaukee Brewers @ San Francisco Giants**  
**SBC Park, San Francisco, CA**

Sun Apr 24 2005, 4:05 PM EDT  
 Att: 36,604 - Cloudy - 63 F

AB	36
R	5
H	11
RBI	5
BB	7
SO	4
LOB	18

livebaseballscores.com



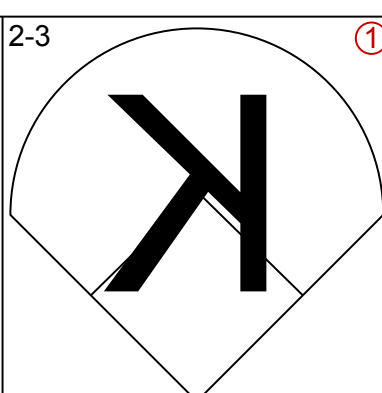
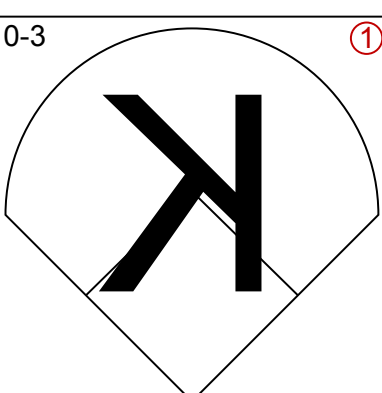
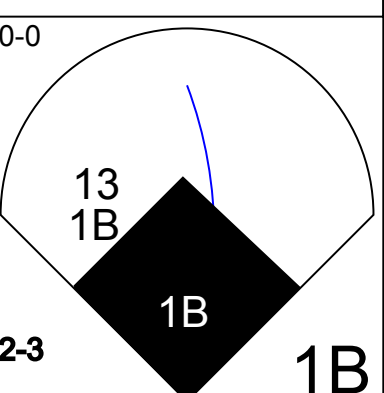
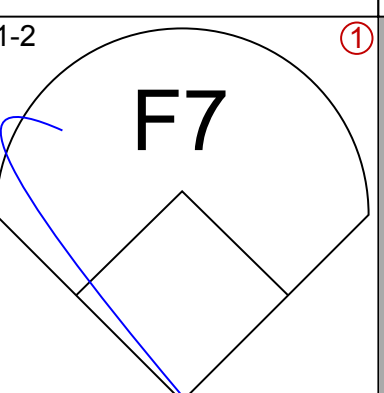
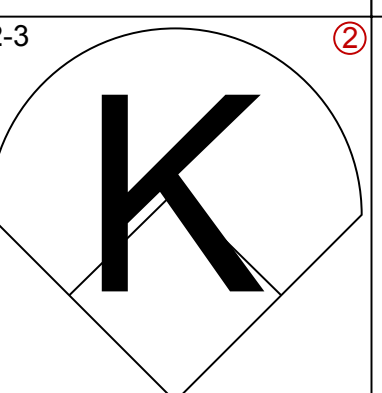
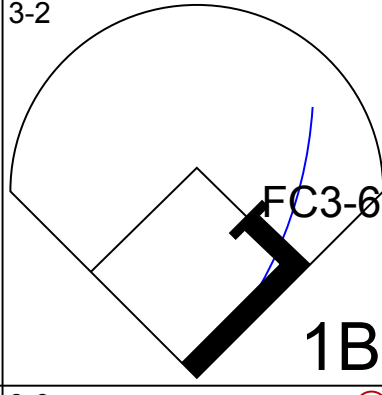
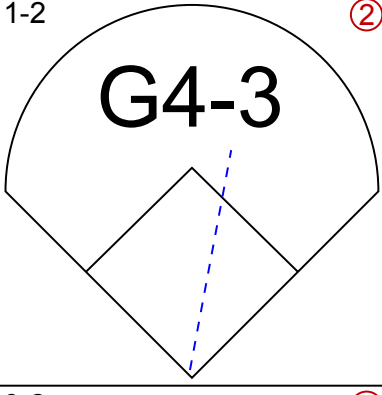
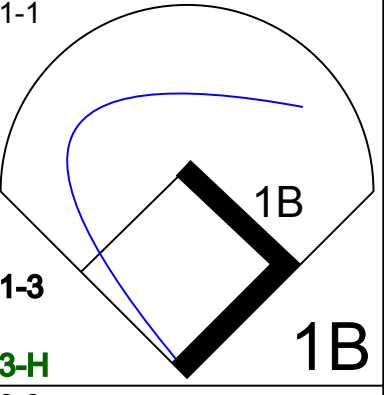
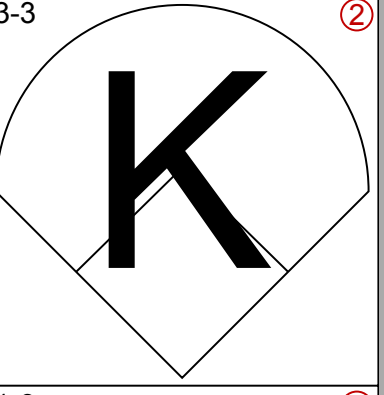
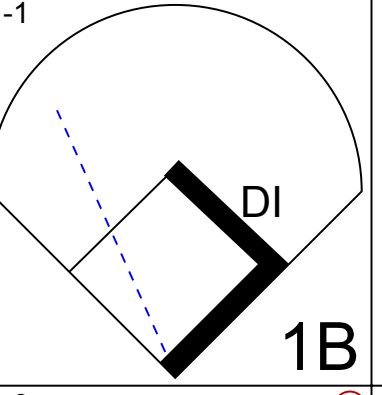
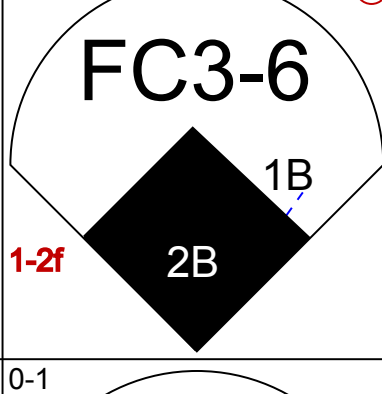
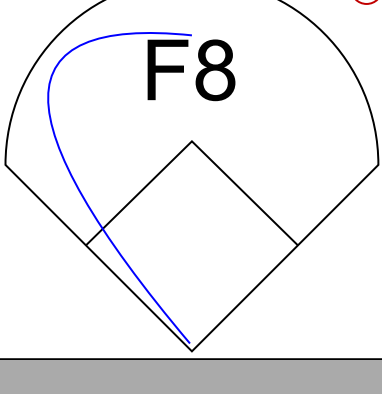
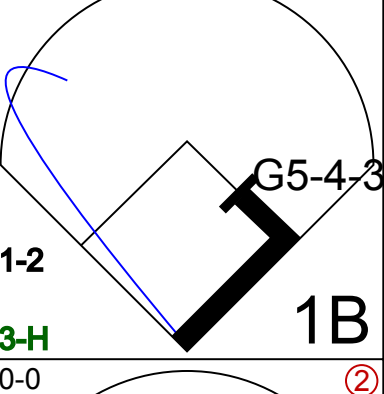

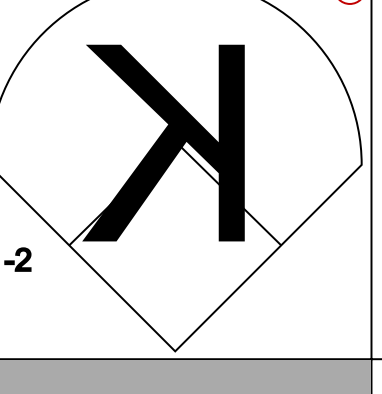
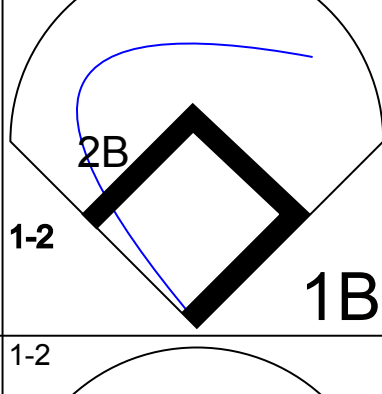
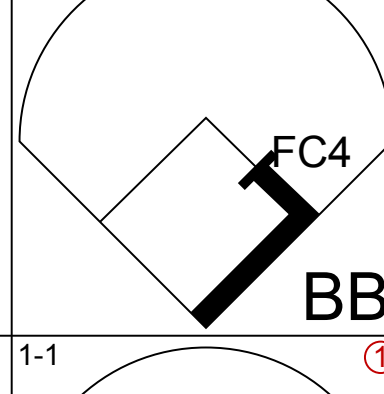
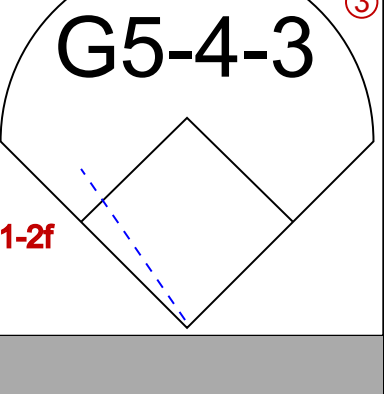
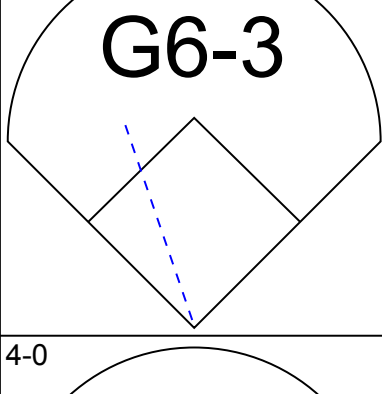
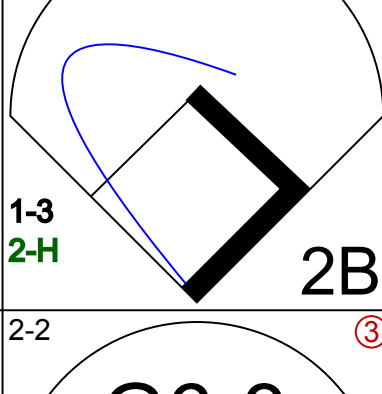
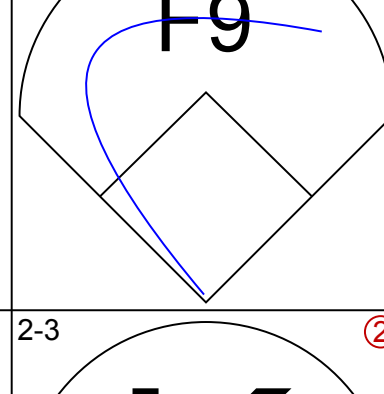
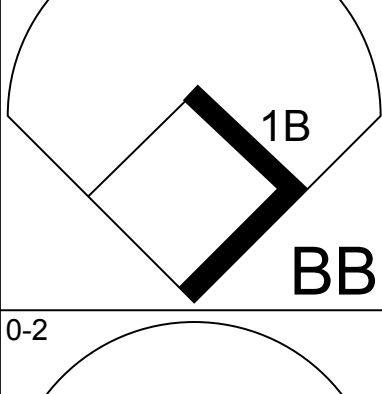
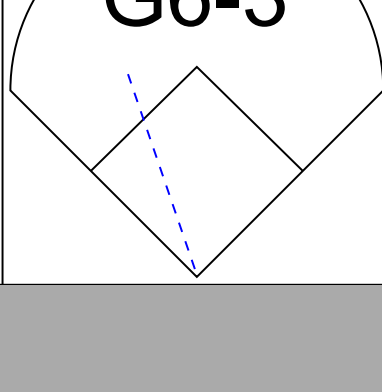
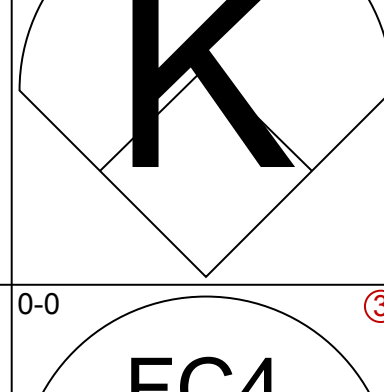
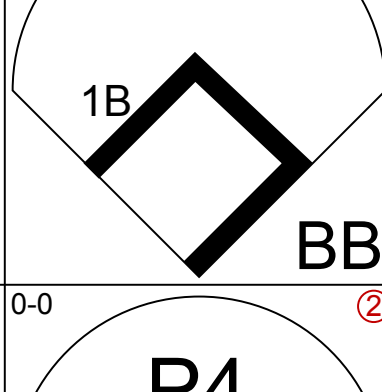
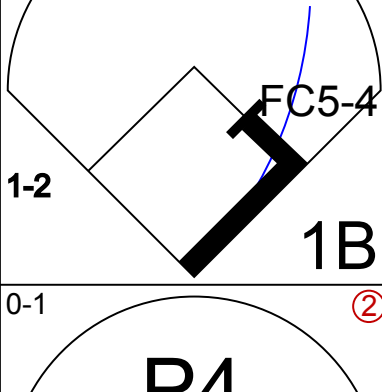
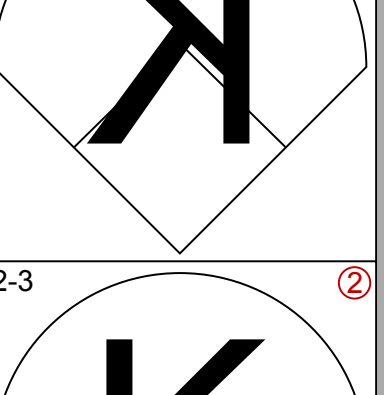
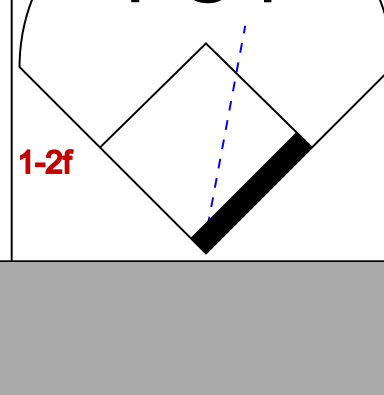
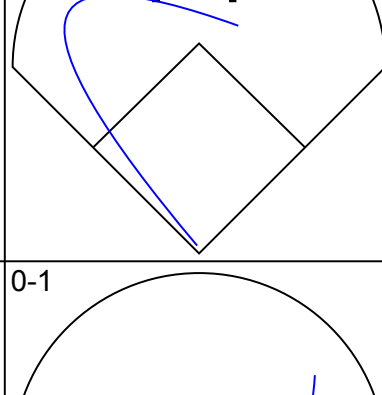
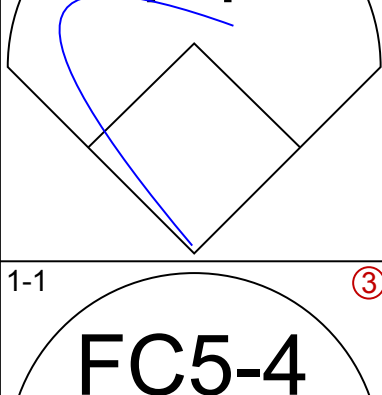
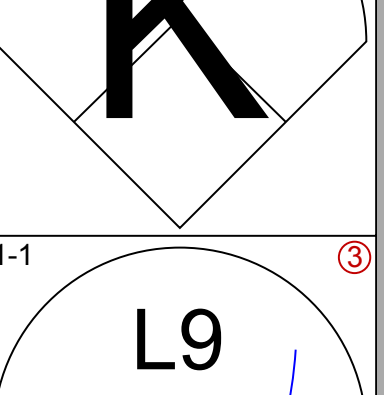
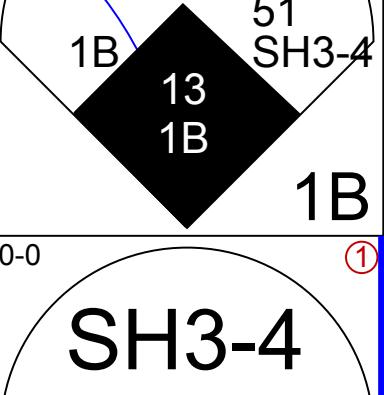
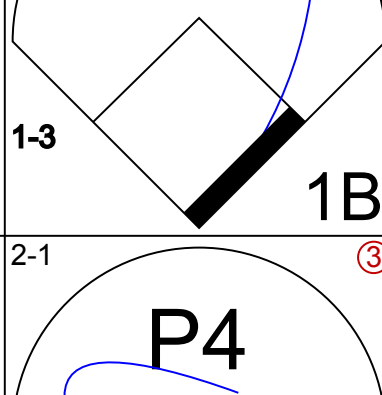
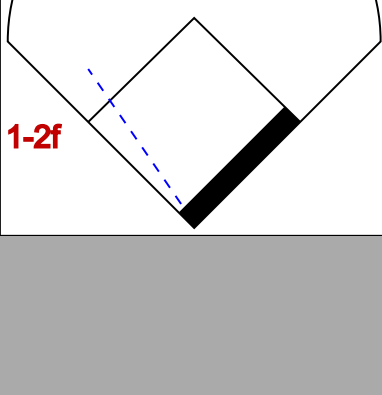
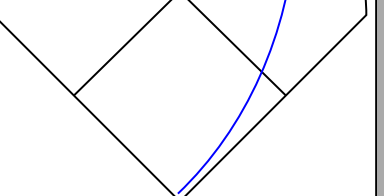
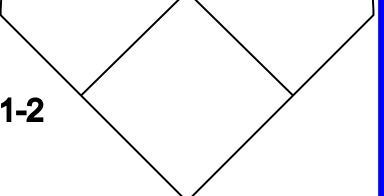
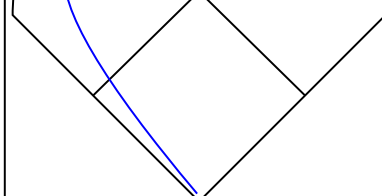



Batter	1	2	3	4	5	6	7	8	9	AB	R	H	RBI	BB	SO	LOB	TOP										
<b>Geoff Blum, S</b> OBP: 0.339, SLG: 0.490 (1, 6)	1-2 G4-3	0-1 HR		2-2 F7		2-1 FC3-6 1B		1-0 P6		5	1	2	3	0	0	0											
<b>Mark Loretta, R</b> OBP: 0.394, SLG: 0.325 (1, 4)	4-0 24 1B BB	2-2 1B		0-3 K		1-2 24 FC3-6 1B		3-2 L4		4	1	2	1	1	1	0											
<b>24 Brian Giles, L</b> OBP: 0.364, SLG: 0.420 (1, 9)	2-1 2B 1B	0-1 F8		2-2 P5		2-1 FC3-6		4-1 BB BB		4	0	1	0	1	0	3											
<b>Phil Nevin, R</b> OBP: 0.253, SLG: 0.400 (1, 3)	2-1 1-3 2-H 2B	1-1 P6			0-2 G5-3	1-1 F9		4-2 SAFE 1-2 BB		4	0	1	1	1	0	3											
<b>Ryan Klesko, L</b> OBP: 0.407, SLG: 0.500 (1, 7)	4-1 BB		X	0-0 1B 1B		2-0 F7		1-3 K		4	0	1	0	1	2	2											
<b>Adam Hyzdu, R</b> (8, 7)										0	0	0	0	0	0	0											
<b>Ramon Hernandez, R</b> OBP: 0.329, SLG: 0.441 (1, 2)	1-3 K			1-2 F9		1-1 F9		0-2 G6-3		5	0	0	0	0	1	4											
<b>Xavier Nady, R</b> OBP: 0.358, SLG: 0.567 (1, 8)	1-3 K			1-1 F8		0-1 HBP 1B		4-1 WP BB		4	1	1	0	1	2	4											
<b>Sean Burroughs, L</b> OBP: 0.379, SLG: 0.304 (1, 5)		3-1 E4 HR		0-2 SAFE SAFE SAFE 1B		2-2 1B HBP		4-1 WP IBB		3	2	1	0	1	0	0											
<b>Woody Williams, R</b> OBP: 0.333, SLG: 0.333 (1, 1)				1-2 1B		1-2 1B HBP		1-2 IBB																			
<b>Scott Linebrink, R</b> (8, 1)		1-3 K		0-1 P4		1-3 K		2-3 K		4	0	0	0	0	3	7											
<b>Trevor Hoffman, R</b> (9, 1)										0	0	0	0	0	0	0											
<b>Inning Stats</b>	R: 1 E: 0 K: 2 S: 15	H: 2 LOB: 3 BB: 2 P: 30	R: 2 E: 1 K: 1 S: 14	H: 2 LOB: 1 BB: 0 P: 21	R: 0 E: 0 K: 0 S: 11	H: 2 LOB: 2 BB: 0 P: 13	R: 0 E: 0 K: 1 S: 13	H: 0 LOB: 0 BB: 0 P: 17	R: 0 E: 0 K: 0 S: 6	H: 0 LOB: 0 BB: 0 P: 9	R: 2 E: 0 K: 1 S: 19	H: 3 LOB: 2 BB: 0 P: 28	R: 0 E: 0 K: 2 S: 11	H: 0 LOB: 2 BB: 2 P: 22	R: 0 E: 0 K: 1 S: 10	H: 0 LOB: 2 BB: 2 P: 25	R: 0 E: 0 K: 1 S: 8	H: 0 LOB: 0 BB: 0 P: 13	1B: 7 2B: 1 3B: 0 HR: 1	SF: 0 SAC: 0 DP: 0 HBP: 1	WP: 2 PB: 0 SB: 0 CS: 0	PA: 44					
<b>PITCHER</b>	IP	WLS	BF	H	R	ER	SO	BB	IBB	HBP	BLK	WP	HR	S	P	ERA	WHIP										
<b>51 Noah Lowry, L</b> ERA: 5.09 (1, 1)	5.1	L	28	8	5	4	5	2	0	1	0	0	1	71	107	6.75	1.875										
<b>Al Levine, R</b> ERA: (6, 1)	0.2		3	1	0	0	0	0	0	0	0	0	0	7	11	0.00	1.500										
<b>Tyler Walker, R</b> ERA: 4.66 (7, 1)	1.2		9	0	0	0	2	3	1	0	0	2	0	18	41	0.00	1.800										
<b>Scott Eyre, L</b> ERA: 3.24 (8, 1)	0.1		1	0	0	0	1	0	0	0	0	0	0	3	6	0.00	0.000										
<b>Jim Brower, R</b> ERA: 5.4 (9, 1)	1.0		3	0	0	0	1	0	0	0	0	0	0	8	13	0.00	0.000										

**San Diego Padres @ San Francisco Giants**  
**SBC Park, San Francisco, CA**  
 Mon Apr 25 2005, 10:15 PM EDT  
 Att: 35,655 - Partly Cloudy - 59 F

<b>AB</b>	<b>37</b>
<b>R</b>	<b>5</b>
<b>H</b>	<b>9</b>
<b>RBI</b>	<b>5</b>
<b>BB</b>	<b>6</b>
<b>SO</b>	<b>9</b>
<b>LOB</b>	<b>23</b>



Batter	1	2	3	4	5	6	7	8	9	AB R H RBI BB SO LOB
Ray Durham, S OBP: 0.338, SLG: 0.230 (1, 4)										5 1 1 0 0 3 0
13 Omar Vizquel, S OBP: 0.390, SLG: 0.452 (1, 6)										5 0 3 1 0 1 0
J.T. Snow, L OBP: 0.407, SLG: 0.319 (1, 3)										5 1 1 1 0 2 2
Moises Alou, R OBP: 0.273, SLG: 0.316 (1, 9)										3 0 1 0 1 0 2
Edgardo Alfonzo, R OBP: 0.476, SLG: 0.565 (1, 5)										3 0 1 1 1 0 1
Pedro Feliz, R OBP: 0.341, SLG: 0.494 (1, 7)										3 0 1 0 1 1 3
Marquis Grissom, R OBP: 0.268, SLG: 0.382 (1, 8)										4 0 0 0 0 1 4
Mike Matheny, R OBP: 0.297, SLG: 0.424 (1, 2)										4 1 2 0 0 1 2
51 Noah Lowry, R OBP: 0.590, SLG: 0.429 (6, 1)										1 0 0 0 0 0 0
Michael Tucker, L OBP: 0.345, SLG: 0.458 (6, PH)										0 0 0 0 0 0 0
Tyler Walker, R (7, 1)										1 0 0 0 0 0 0 2
Scott Eyre, L (8, 1)										0 0 0 0 0 0 0 0
Jim Brower, R (9, 1)										0 0 0 0 0 0 0 0
Lance Niekro, R OBP: 0.297, SLG: 0.528 (9, PH)										1 0 0 0 0 0 1 0

Inning Stats	R: 1	H: 3	E: 0	K: 1	S: 15	LOB: 2	BB: 0	P: 23	R: 0	H: 0	E: 0	K: 2	S: 10	LOB: 0	BB: 0	P: 14	R: 0	H: 0	E: 0	K: 1	S: 9	LOB: 0	BB: 0	P: 10	R: 0	H: 0	E: 0	K: 1	S: 6	LOB: 1	BB: 1	P: 13	R: 2	H: 4	E: 0	K: 0	S: 7	LOB: 1	BB: 0	P: 8	R: 0	H: 1	E: 0	K: 0	S: 9	LOB: 2	BB: 1	P: 15	R: 0	H: 0	E: 0	K: 2	S: 10	LOB: 0	BB: 0	P: 15	R: 0	H: 1	E: 0	K: 0	S: 8	LOB: 2	BB: 1	P: 13	R: 0	H: 1	E: 0	K: 3	S: 12	LOB: 1	BB: 0	P: 15	1B: 9	SF: 0	2B: 1	SAC: 1	3B: 0	DP: 1	HR: 0	HBP: 0
--------------	------	------	------	------	-------	--------	-------	-------	------	------	------	------	-------	--------	-------	-------	------	------	------	------	------	--------	-------	-------	------	------	------	------	------	--------	-------	-------	------	------	------	------	------	--------	-------	------	------	------	------	------	------	--------	-------	-------	------	------	------	------	-------	--------	-------	-------	------	------	------	------	------	--------	-------	-------	------	------	------	------	-------	--------	-------	-------	-------	-------	-------	--------	-------	-------	-------	--------

PITCHER	IP	WLS	BF	H	R	ER	SO	BB	IBB	HBP	BLK	WP	HR	S	P	ERA	WHIP
Woody Williams, R ERA: 4.85 (1, 1)	7.0	W	30	8	3	3	7	2	0	0	0	0	0	66	98	3.86	1.429
Scott Linebrink, R ERA: 4.32 (8, 1)	1.0	H	5	1	0	0	0	1	0	0	0	0	0	8	13	0.00	2.000
Trevor Hoffman, R ERA: 6.35 (9, 1)	1.0	S	4	1	0	0	3	0	0	0	0	0	0	12	15	0.00	1.000


**BOTTOM**

**San Diego Padres @ San Francisco Giants**  
 SBC Park, San Francisco, CA

Mon Apr 25 2005, 10:15 PM EDT  
 Att. 35,655 - Partly Cloudy - 59 F

AB	35
R	3
H	10
RBI	3
BB	3
SO	10
LOB	16

livebaseballscores.com



WP	PA	ERA	WHIP
0	39		





Batter	1	2	3	4	5	6	7	8	9
13 Omar Vizquel, S OBP: 0.379, SLG: 0.429	1-1 G4-3		1-1 G4-3		4-1 3B BB		0-1 E3 SH1-4 1B	2-2 G4-3	
J.T. Snow, L OBP: 0.441, SLG: 0.442	0-0 G6-3 2B		2-0 2B 1B		3-2 1-H 3B		1-2 FC3 SH1-4 1B	0-0	
Edgardo Alfonzo, R OBP: 0.477, SLG: 0.569 Michael Tucker, L OBP: 0.345, SLG: 0.458	2-2 G6-3		2-2 1-H 2B		4-0 BB		0-0 SH1-4	2-3 K	
Moises Alou, R OBP: 0.269, SLG: 0.273	1-2 F8		0-0 P2		0-0 F9		4-0 E 1B FC6-4 IBB		
Pedro Feliz, R OBP: 0.337, SLG: 0.481		0-2 G6-3		1-0 F9		2-3 K	0-1 E2 FC6-4 1B		
Ray Durham, S OBP: 0.346, SLG: 0.250		0-0 2B		2-0 G4-3		2-2 WP HBP	0-0 FC6-4		
Marquis Grissom, R OBP: 0.253, SLG: 0.361		2-3 K		3-1 F8		1-1 SAFE L7	1-1 SAFE F8		
Mike Matheny, R OBP: 0.294, SLG: 0.403		1-3 K			1-2 G6-3	4-0 IBB		0-0 F9	
Jason Schmidt, R OBP: 0.167, SLG: 0.167 Scott Eyre, L			2-3 K		1-3 K	2-3 K		0-1 13 G4-3 13 S 2B 1B	
Armando Benitez, R Jason Ellison, R OBP: 0.391, SLG: 0.636									

Inning Stats	R: 0	H: 1	E: 0	LOB: 1	K: 0	P: 13	R: 0	H: 1	E: 0	LOB: 1	K: 2	P: 15	R: 1	H: 2	E: 0	LOB: 1	K: 1	P: 17	R: 0	H: 0	E: 0	LOB: 0	K: 0	P: 10	R: 1	H: 1	E: 0	LOB: 2	K: 1	P: 27	R: 0	H: 0	E: 0	LOB: 2	K: 2	P: 21	R: 3	H: 1	E: 3	LOB: 1	K: 0	P: 18	R: 1	H: 2	E: 0	LOB: 1	K: 1	P: 16
	S: 9		S: 12		S: 10		S: 4		S: 14		S: 10		S: 12		S: 10		S: 12		S: 10		S: 12		S: 12		S: 12		S: 12		S: 12		S: 12		S: 12		S: 12		S: 12		S: 12		S: 12		S: 12		S: 12		S: 12	

PITCHER	IP	WLS	BF	H	R	ER	SO	BB	IBB	HBP	BLK	WP	HR	S	P	ERA	WHIP
Adam Eaton, R ERA: 2.93	(1, 1)	6.0	28	5	3	2	6	2	1	1	0	1	0	61	105	3.00	1.167
Dennys Reyes, L ERA: 2.77	(7, 1)	0.0	1	0	0	0	0	0	0	0	0	0	0	4	5	∞	∞
Scott Linebrink, R ERA: 3.86	(7, 1)	1.0	B	5	1	2	0	0	1	0	0	0	0	6	11	0.00	1.000
Akinori Otsuka, R ERA: 3.24	(8, 1)	1.0	L	5	2	1	1	0	0	0	0	0	0	12	16	9.00	2.000

AB	R	H	RBI	BB	SO	LOB
4	2	0	0	1	0	1
5	2	4	2	0	0	1
3	0	1	1	1	1	2
0	0	0	0	0	0	0
3	1	0	0	1	0	4
4	0	1	2	0	1	0
3	0	1	1	0	0	1
4	0	0	0	0	1	3
3	0	0	0	1	1	1
3	0	0	0	0	3	2
0	0	0	0	0	0	0
0	0	0	0	0	0	0
1	1	1	0	0	0	0

WP	PA
1	39

AB	33
R	6
H	8
RBI	6
BB	4
SO	7
LOB	15



San Diego Padres @ San Francisco Giants  
 SBC Park, San Francisco, CA  
 Tue Apr 26 2005, 10:15 PM EDT  
 Att. 36,063 - Partly Cloudy - 60 F

livebaseballscorecards.com



Batter	1	2	3	4	5	6	7	8	9	AB R H RBI BB SO LOB	TOP											
Dave Roberts, L (1, 8) OBP: 0.375, SLG: 0.483	0-1 G3			2-1 CS 1B		4-1 24 1B BB		3-1 1B 24 G4-3 2B		3 1 2 0 1 0 0	<b>San Diego Padres @ San Francisco Giants</b> <b>SBC Park, San Francisco, CA</b> Wed Apr 27 2005, 3:35 PM EDT Att. 38,376 - Cloudy - 62 F											
Mark Loretta, R (1, 4) OBP: 0.369, SLG: 0.303	0-0 B2-3			2-2 P6 1-2		2-2 F7		2-2 24 G4-3 1B		4 0 1 1 0 0 2												
24 Brian Giles, L (1, 9) OBP: 0.371, SLG: 0.421	2-1 G3			0-0 G4-3		2-2 1-2 1B		0-0 G4-3		4 0 1 1 0 0 1												
Phil Nevin, R (1, 3) OBP: 0.261, SLG: 0.447			3-2 G5-3		3-2 G3 1B 2B		1-0 G6-3		2-2 F9			4 1 1 0 0 0 3										
Ryan Klesko, L (1, 7) OBP: 0.393, SLG: 0.479			2-1 F8		2-2 G3		0-1 F8		0-0 G4-3			4 0 0 0 0 0 1										
Ramon Hernandez, R (1, 2) OBP: 0.333, SLG: 0.467			3-1 F9		1-1 FC6-4 1B		3-3 K		2-0 F8			3 0 1 1 0 1 0										
Chris Hammond, L (7, 1)												0 0 0 0 0 0 0										
Jesse Garcia, R (9, PH) OBP: 0.176, SLG: 0.313												0 0 0 0 0 0 0										
Mark Sweeney, L (9, PH) OBP: 0.400, SLG: 0.500												1 0 0 0 0 0 0										
Xavier Nady, R (1, 5) OBP: 0.338, SLG: 0.531			2-1 G6-3		1-0 F8		1-3 K		1-0 L8			4 0 0 0 0 1 1										
Geoff Blum, S (1, 6) OBP: 0.328, SLG: 0.458			1-1 G5-3		0-0 FC6-4 1-2f			1-0 2B 1B 1B		3 1 1 0 0 0 1												
Tim Redding, R (1, 1)			1-1 G6-3			3-2 G6-3		2-0 P3		1 0 0 0 0 0 0												
Dennys Reyes, R (4, 1)										0 0 0 0 0 0 0												
Adam Hyzdu, R (6, PH) OBP: 0.167, SLG: 0.067										1 0 0 0 0 0 0												
Darrell May, L (6, 1)										0 0 0 0 0 0 0												
Miguel Ojeda, R (7, 2)										1 0 0 0 0 0 1												
<b>Inning Stats</b>	R: 0 E: 0 K: 0 S: 5	H: 0 LOB: 0 BB: 0 P: 7	R: 0 E: 0 K: 0 S: 7	H: 0 LOB: 0 BB: 0 P: 15	R: 0 E: 0 K: 0 S: 6	H: 0 LOB: 0 BB: 0 P: 10	R: 0 E: 0 K: 0 S: 6	H: 1 LOB: 0 BB: 0 P: 10	R: 1 E: 0 K: 0 S: 11	H: 2 LOB: 1 BB: 0 P: 18	R: 0 E: 0 K: 0 S: 14	H: 1 LOB: 2 BB: 1 P: 26	R: 0 E: 0 K: 2 S: 9	H: 0 LOB: 0 BB: 0 P: 13	R: 2 E: 0 K: 0 S: 11	H: 3 LOB: 1 BB: 0 P: 21	R: 0 E: 0 K: 0 S: 3	H: 0 LOB: 0 BB: 0 P: 6	1B: 5 2B: 2 3B: 0 HR: 0	SF: 0 SAC: 0 DP: 0 HBP: 0	WP: 0 PB: 0 SB: 0 CS: 1	PA: 34
<b>PITCHER</b>	IP WLS BF H R ER SO BB IBB HBP BLK WP HR S P ERA WHIP																					
Kirk Rueter, L (1, 1) ERA: 5.96	5.2 W 21 4 1 1 0 1 0 0 0 0 0 0 48 84 1.59 0.882																					
Al Levine, R (6, 1) ERA: 7.71	1.2 8 3 2 2 2 0 0 0 0 0 0 0 17 30 10.80 1.800																					
Jason Christiansen, L (8, 1) ERA: 3.24	1.0 3 0 0 0 0 0 0 0 0 0 0 0 5 7 0.00 0.000																					
Jim Brower, R (9, 1) ERA: 5.06	0.2 2 0 0 0 0 0 0 0 0 0 0 0 2 5 0.00 0.000																					

livebaseballscorecards.com

AB	33
R	3
H	7
RBI	3
BB	1
SO	2
LOB	10



Batter	1	2	3	4	5	6	7	8	9
13 Omar Vizquel, S OBP: 0.380, SLG: 0.432 (1, 6)	3-2 G6-3		2-2 G3-6-1	1-0 2B		4-1 1B BB	3-2 F7		
J.T. Snow, L OBP: 0.413, SLG: 0.411 Lance Niekro, R OBP: 0.289, SLG: 0.514 (1, 3) (7, PH) (8, 3)	3-2 L8		0-0 F7	0-0 L6		3-2 E3 BB	2-0 P3		
Ray Durham, S OBP: 0.349, SLG: 0.250 (1, 4)	1-2 F9					0-0 BB		2-1 G6-3	
Moises Alou, R OBP: 0.290, SLG: 0.269 (1, 7)			3-1 G5-3			4-0 FC4-6 BB		1-0 P3	
Pedro Feliz, R OBP: 0.340, SLG: 0.506 (1, 5)			1-1 L8			1-3 BB		2-1 P4	
Michael Tucker, L OBP: 0.339, SLG: 0.442 (1, 9)			0-0 1B			1-1 G4-6-3 BB			
Jason Ellison, R OBP: 0.481, SLG: 0.760 (1, 8)			0-0 1B			4-2 SH BB			
Yorvit Torrealba, R OBP: 0.467, SLG: 0.769 (1, 2)			0-0 F8			4-2 E BB			
Kirk Rueter, L OBP: 0.250, SLG: 0.375 Al Levine, L Jason Christiansen, R Jim Brower, R (1, 1) (6, 1) (8, 1) (9, 1)			0-0 1B			0-1 SH			

AB	R	H	RBI	BB	SO	LOB
4	1	1	1	1	0	2
4	0	0	0	0	0	3
1	0	0	0	0	0	1
4	1	1	2	1	0	1
4	1	1	0	1	0	0
4	1	1	3	1	1	3
4	0	1	0	0	0	4
3	3	3	0	1	0	0
3	2	2	1	1	0	2
1	1	1	0	0	0	0
2	0	0	0	0	0	3
0	0	0	0	0	0	0
0	0	0	0	0	0	0

**BOTTOM**

**San Diego Padres @ San Francisco Giants**  
 SBC Park, San Francisco, CA  
 Wed Apr 27 2005, 3:35 PM EDT  
 Att: 38,376 - Cloudy - 62 F

livebaseballscorecards.com

<b>AB</b>	<b>34</b>
<b>R</b>	<b>10</b>
<b>H</b>	<b>11</b>
<b>RBI</b>	<b>7</b>
<b>BB</b>	<b>6</b>
<b>SO</b>	<b>1</b>
<b>LOB</b>	<b>19</b>



Inning Stats	R	H	E	K	S	IP	WLS	BF	H	R	ER	SO	BB	IBB	HBP	BLK	WP	HR	S	P	ERA	WHIP
1B: 7 2B: 2 3B: 1 HR: 1	0	0	0	10	17	3.1	L	19	6	6	5	0	3	0	0	0	0	1	36	67	13.50	2.700
	0	2	0	7	11	1.2		5	0	0	0	0	1	0	0	0	0	0	7	12	0.00	0.600
	0	0	0	0	0	1.1		12	5	4	3	1	2	0	0	0	0	0	24	44	20.25	5.250
	0	0	0	0	0	1.2		5	0	0	0	0	0	0	0	0	0	0	11	21	0.00	0.000

PITCHER	IP	WLS	BF	H	R	ER	SO	BB	IBB	HBP	BLK	WP	HR	S	P	ERA	WHIP
Tim Redding, R ERA: 7.94	3.1	L	19	6	6	5	0	3	0	0	0	0	1	36	67	13.50	2.700
Dennys Reyes, L ERA: 2.45	1.2		5	0	0	0	0	1	0	0	0	0	0	7	12	0.00	0.600
Darrell May, L ERA: 5.06	1.1		12	5	4	3	1	2	0	0	0	0	0	24	44	20.25	5.250
Chris Hammond, L ERA: 0.79	1.2		5	0	0	0	0	0	0	0	0	0	0	11	21	0.00	0.000



Batter	1	2	3	4	5	6	7	8	9	AB R H RBI BB SO LOB	TOP		
Jason Ellison, R (1, 9) OBP: 0.500, SLG: 0.733	1-0 13 2B 1B		3-2 BB 1B		1-2 13 SH1-3 1B		1-3 K		1-2 G6-3	5 1 3 0 0 1 0	<b>San Francisco Giants @ Pittsburgh Pirates</b> PNC Park, Pittsburgh, PA Fri Apr 29 2005, 7:05 PM EDT Att. 24,209 - Overcast - 56 F <a href="http://livebaseballscorecards.com">livebaseballscorecards.com</a>		
13 Omar Vizquel, S (1, 6) OBP: 0.375, SLG: 0.435	3-2 SAFE SAFE 1B 2B		3-1 F8		0-0 SH1-3		3-2 F9		0-3 K	4 1 1 1 0 1 1			
Edgardo Alfonzo, R (1, 5) OBP: 0.462, SLG: 0.545	1-1 F9 BB 1B		1-3 K		0-0 P5		1-1 F8		2-2 G6-3	5 0 1 1 0 1 2			
Moises Alou, R (1, 7) OBP: 0.343, SLG: 0.259	4-2 G1-6-3 BB		4-1 FC6-4 BB		4-2 BB		2-3 K			1 0 0 0 3 1 0			
Pedro Feliz, R (1, 3) OBP: 0.337, SLG: 0.489	2-2 F9		1-1 FC6-4		1-0 F7		4-1 1B WP FC6-2 BB			3 0 0 0 1 0 6			
Ray Durham, S (1, 4) OBP: 0.356, SLG: 0.278	2-2 G1-6-3			0-0 2B		0-0 L8		1-2 IBB FC6-2 1B		4 0 2 0 0 0 2			
Marquis Grissom, R (1, 8) OBP: 0.241, SLG: 0.342		1-2 F8		1-1 F9		1-2 G5-3		1-2 FC6-2 IBB		4 0 0 0 0 0 3			
Mike Matheny, R (1, 2) OBP: 0.306, SLG: 0.446		0-0 F7		0-1 F9		1-0 HR		3-H 4-0 1B IBB		3 1 1 1 1 0 1			
Brett Tomko, R (1, 1) OBP: 0.167, SLG: 0.167		2-3 K		0-3 K		1-0 G4-3		1-3 K		4 0 0 0 0 3 4			
<b>Inning Stats</b>	R: 2 H: 3 E: 0 LOB: 1 K: 0 BB: 1 S: 14 P: 27	R: 0 H: 0 E: 0 LOB: 0 K: 1 BB: 0 S: 8 P: 11	R: 0 H: 1 E: 0 LOB: 2 K: 1 BB: 1 S: 13 P: 25	R: 0 H: 1 E: 0 LOB: 1 K: 1 BB: 0 S: 8 P: 9	R: 0 H: 1 E: 0 LOB: 2 K: 0 BB: 1 S: 8 P: 14	R: 1 H: 1 E: 0 LOB: 0 K: 0 BB: 0 S: 6 P: 9	R: 0 H: 0 E: 0 LOB: 0 K: 1 BB: 0 S: 8 P: 13	R: 0 H: 1 E: 0 LOB: 3 K: 2 BB: 2 S: 15 P: 28	R: 0 H: 0 E: 0 LOB: 0 K: 1 BB: 0 S: 11 P: 14	1B: 5 SF: 0 2B: 2 SAC: 1 3B: 0 DP: 1 HR: 1 HBP: 0	WP: 1 PA: 39 PB: 0 SB: 0 CS: 0		
<b>PITCHER</b>	IP WLS BF H R ER SO BB IBB HBP BLK WP HR S P ERA WHIP											<b>PITCHER</b>	IP WLS BF H R ER SO BB IBB HBP BLK WP HR S P ERA WHIP
Mark Redman, L (1, 1) ERA: 2.78	6.0 L 27 7 3 3 3 3 0 0 0 0 0 1 57 95 4.50 1.667												
Brian Meadows, R (7, 1) ERA: 8.68	2.0 9 1 0 0 3 1 1 0 0 1 0 23 41 0.00 1.000												
Rick White, R (9, 1) ERA: 4.5	1.0 3 0 0 0 1 0 0 0 0 0 0 11 14 0.00 0.000												







Batter	1	2	3	4	5	6	7	8	9	AB R H RBI BB SO LOB	TOP		
Jason Ellison, R (1, 9) OBP: 0.486, SLG: 0.714	1-3 		1-1 FC1-6 13 BB FC6-4 1B		1-3 		2-0 		1-1 G6-4-3 1-2f	5 2 2 0 0 2 1	<b>San Francisco Giants @ Pittsburgh Pirates</b> PNC Park, Pittsburgh, PA Sat Apr 30 2005, 7:05 PM EDT Att. 23,972 - Overcast - 55 F <a href="http://livebaseballscorecards.com">livebaseballscorecards.com</a>		
13 Omar Vizquel, S (1, 6) OBP: 0.390, SLG: 0.455	2-2 		4-1 SAFE 1 SAFE 1-2 FC1-6 BB		1-3 		2-2 2-H G1-3 1B			3 1 2 1 1 1 0			
Deivi Cruz, R (1, 4) OBP: 0.281, SLG: 0.387	1-0 2-H HR		1-1 FC1-6 FC6-4 1-2f 2-3		2-2 1B 1B		2-0 F8			4 2 2 2 0 0 3			
Moises Alou, R (1, 7) OBP: 0.359, SLG: 0.323	2-0 FC6-4 2B		2-2 SAFE 1-2f 3-H FC6-4 FC4-6		3-2 SAFE 1-2 1B 1B		2-2 G1-3 1-2			4 1 2 1 0 0 2			
Pedro Feliz, R (1, 5) OBP: 0.333, SLG: 0.478 Jason Christiansen, R (8, 1) Jim Brower, R (8, 1)	0-0 FC6-4 2-2		1-1 FC4-6 1-2f		0-1 E8 CS 1-H 2-H 1B		0-0 P4			4 0 1 1 0 0 2 0 0 0 0 0 0 0 0 0 0 0 0 0 0			
Marquis Grissom, R (1, 8) OBP: 0.229, SLG: 0.325	1-0 F8		3-2 P4		3-1 F9		1-0 G6-3			4 0 0 0 0 0 2			
J.T. Snow, L (1, 3) OBP: 0.403, SLG: 0.390		1-1 F7	3-1 P6		4-0 CS 1B IBB		3-2 F9			4 0 0 0 1 0 0 3 1 0 0 1 0 0			
Mike Matheny, R (1, 2) OBP: 0.316, SLG: 0.449		0-1 G6-3	0-0 F9		2-2 1-H 2-3 1B		0-2 G6-4-3 1B			4 0 2 1 0 0 0			
51 Noah Lowry, R (1, 1) OBP: 0.400, SLG: 0.333 Tyler Walker, R (5, 1) Michael Tucker, L (6, PH) OBP: 0.333, SLG: 0.434 Jeff Fassero, L (6, 1) Al Levine, L (7, 1) Scott Eyre, L (7, 1) Matt Herges, L (7, 1) Edgardo Alfonzo, R (8, 5) OBP: 0.457, SLG: 0.538		1-1 G6-3	0-3 K		3-3 K		1-2 P5			2 0 0 0 0 0 1 0 0 0 0 0 0 0 0 0 1 0 0 0 0 0 1 1 0 1 0 0 0 0 0 0 1			
<b>Inning Stats</b>	R: 2 H: 3 E: 0 LOB: 1 K: 1 BB: 0 S: 10 P: 17	R: 0 H: 0 E: 0 LOB: 0 K: 0 BB: 0 S: 6 P: 8	R: 1 H: 1 E: 0 LOB: 1 K: 0 BB: 1 S: 10 P: 19	R: 0 H: 0 E: 0 LOB: 0 K: 0 BB: 0 S: 7 P: 13	R: 0 H: 0 E: 0 LOB: 0 K: 3 BB: 0 S: 12 P: 14	R: 3 H: 4 E: 1 LOB: 1 K: 1 BB: 1 S: 21 P: 38	R: 1 H: 2 E: 0 LOB: 0 K: 0 BB: 0 S: 10 P: 17	R: 0 H: 0 E: 0 LOB: 0 K: 0 BB: 0 S: 9 P: 13	R: 0 H: 1 E: 0 LOB: 0 K: 0 BB: 0 S: 8 P: 10	1B: 7 SF: 0 2B: 3 SAC: 0 3B: 0 DP: 1 HR: 1 HBP: 0	WP: 0 PA: 37 PB: 0 SB: 0 CS: 2		
<b>PITCHER</b>	IP WLS BF H R ER SO BB IBB HBP BLK WP HR S P ERA WHIP											<b>PITCHER</b>	IP WLS BF H R ER SO BB IBB HBP BLK WP HR S P ERA WHIP
Dave Williams, L (1, 1) ERA: 4.76	5.0 L 22 6 5 5 4 1 0 0 0 0 0 1 54 85 9.00 1.400												
Rick White, R (6, 1) ERA: 5.25	2.0 B 9 4 2 2 1 0 1 0 0 0 0 0 22 41 9.00 2.000												
16 Salomon Torres, R (8, 1) ERA: 4.09	1.0 3 0 0 0 0 0 0 0 0 0 0 0 9 13 0.00 0.000												
Michael Gonzalez, L (9, 1) ERA: 4.15	1.0 3 1 0 0 0 0 0 0 0 0 0 0 8 10 0.00 1.000												



BOTTOM

San Francisco Giants @ Pittsburgh Pirates

PNC Park, Pittsburgh, PA

Sat Apr 30 2005, 7:05 PM EDT

Att. 23,972 - Overcast - 55 F

livebaseballscorecards.com

AB	34
R	6
H	9
RBI	5
BB	7
SO	4
LOB	23



WP:	1	PA:	43
PB:	0	SB:	1
CS:	0		

AB R H RBI BB SO LOB

4 1 2 0 1 0 2

3 0 0 0 0 1 3

4 1 1 1 1 1 2

2 0 0 0 3 1 1

5 1 1 1 0 0 6

4 1 2 1 1 0 3

3 0 0 1 0 0 3

0 0 0 0 0 0 0

0 0 0 0 0 0 0

1 0 0 0 0 0 1

3 1 1 1 1 1 0

2 1 1 0 0 0 0

0 0 0 0 0 0 0

2 0 1 0 0 0 1

0 0 0 0 0 0 0

1 0 0 0 0 0 1

1B: 5 SF: 0

2B: 2 SAC: 2

3B: 1 DP: 1

HR: 1 HBP: 0

Batter	1	2	3	4	5	6	7	8	9
Matt Lawton, L OBP: 0.406, SLG: 0.417 (1, 9)	4-1 BB S BB		2-2 SH2-4 1B		3-1 2B SH1-3 1B	3-1 SAFE SAFE FC3-6		1-0 G3	
2 Jack Wilson, R OBP: 0.193, SLG: 0.200 (1, 6)	2-2 F7		2-1 SH2-4		0-0 SH1-3 1B	1-3 SAFE SAFE K		1-1 P4	
Jason Bay, R OBP: 0.351, SLG: 0.472 (1, 8)	2-2 SAFE P3		2-0 G5-3		1-1 SAFE E 12 FC5-2 2B		4-0 G4-6-3 12 WP BB BB		1-3 K
Craig Wilson, R OBP: 0.388, SLG: 0.250 (1, 7)	1-3 K		4-0 BB		4-0 12 FC5-2 IBB		4-2 G4-6-3 BB		3-2 G5-3
Daryle Ward, L OBP: 0.321, SLG: 0.469 (1, 3)		2-2 G3-1	0-1 F9		1-2 E4 12 FC5-2 2B		1-2 G4-6-3		0-0 12 1B 2B
12 Freddy Sanchez, R OBP: 0.380, SLG: 0.465 (1, 4)		2-1 F8		2-1 G6-3 3B	0-1 FC5-2		4-2 BB		2-1 1B
Ty Wigginton, R OBP: 0.161, SLG: 0.200 16 Salomon Torres, R Michael Gonzalez, R Bobby Hill, S OBP: 0.342, SLG: 0.382 (1, 5) (8, 1) (9, 1) (9, PH)		0-1 G5-3		1-2 G6-3	2-2 L3		0-1 L8		0-0 G4-3
11 Humberto Cota, R OBP: 0.278, SLG: 0.563 (1, 2)			2-0 HR		0-3 K		4-2 FC6-4 BB		1-2 G1-3
Dave Williams, L OBP: 0.250, SLG: 0.250 Rick White, R Rob Mackowiak, L OBP: 0.324, SLG: 0.349 David Ross, R OBP: 0.256, SLG: 0.512 Tike Redman, L OBP: 0.196, SLG: 0.244 (1, 1) (6, 1) (6, 5) (7, PH) (7, PH)			1-2 SH2-4 1B G5-3 1B		1-1 G3		1-2 FC6-4 FC3-6		3-2 G3 1B

Inning Stats	R: 0 H: 0 E: 0 K: 12 S: 12	H: 0 LOB: 1 BB: 21	R: 0 H: 0 E: 0 K: 7 S: 7	H: 0 LOB: 0 BB: 11	R: 2 H: 3 E: 0 K: 12 S: 12	H: 3 LOB: 2 BB: 1 P: 25	R: 1 H: 1 E: 0 K: 10 S: 10	H: 1 LOB: 0 BB: 0 P: 14	R: 1 H: 2 E: 1 K: 13 S: 13	H: 2 LOB: 3 BB: 1 P: 24	R: 0 H: 0 E: 0 K: 14 S: 14	H: 0 LOB: 1 BB: 23	R: 1 H: 0 E: 0 K: 11 S: 11	H: 0 LOB: 1 BB: 3 P: 24	R: 0 H: 1 E: 0 K: 9 S: 9	H: 1 LOB: 1 BB: 0 P: 15	R: 1 H: 2 E: 0 K: 11 S: 11	H: 2 LOB: 1 BB: 0 P: 17	1B: 5 2B: 2 3B: 1 HR: 1	SF: 0 SAC: 2 DP: 1 HBP: 0	WP: 1 PB: 0 SB: 1 CS: 0	PA: 43
--------------	----------------------------	--------------------	--------------------------	--------------------	----------------------------	-------------------------	----------------------------	-------------------------	----------------------------	-------------------------	----------------------------	--------------------	----------------------------	-------------------------	--------------------------	-------------------------	----------------------------	-------------------------	-------------------------	---------------------------	-------------------------	--------

PITCHER	IP	WLS	BF	H	R	ER	SO	BB	IBB	HBP	BLK	WP	HR	S	P	ERA	WHIP
51 Noah Lowry, L ERA: 5.6 (1, 1)	4.1		23	6	4	4	2	2	2	0	0	0	1	49	88	8.31	1.846
Tyler Walker, R ERA: 4.35 (5, 1)	0.2	W	2	0	0	0	0	0	0	0	0	0	0	5	7	0.00	0.000
Jeff Fassero, L ERA: 2.53 (6, 1)	1.0	H	4	0	0	0	1	1	0	0	0	0	0	14	23	0.00	1.000
Al Levine, R ERA: 11.57 (7, 1)	0.0		2	0	1	1	0	2	0	0	0	0	0	2	10	∞	∞
Scott Eyre, L ERA: 3.86 (7, 1)	0.2	H	2	0	0	0	0	1	0	0	0	1	0	7	12	0.00	1.500

PITCHER	IP	WLS	BF	H	R	ER	SO	BB	IBB	HBP	BLK	WP	HR	S	P	ERA	WHIP
Matt Herges, R ERA: 3.6 (7, 1)	0.2		2	0	0	0	0	0	0	0	0	0	0	5	6	0.00	0.000
Jason Christiansen, L ERA: 3.12 (8, 1)	0.1	H	2	1	0	0	0	0	0	0	0	0	0	4	8	0.00	3.000
Jim Brower, R ERA: 5.25 (8, 1)	1.1	S	6	2	1	1	1	0	0	0	0	0	0	13	20	6.75	1.500



Batter	1	2	3	4	5	6	7	8	9	AB R H RBI BB SO LOB	TOP		
Jason Ellison, R (1, 8) OBP: 0.500, SLG: 0.684	4-2 BB 13 G5-4-3		2-0 F7	0-0 1B		1-2 F8		4-2 BB 1B		3 1 1 0 2 0 0	<b>San Francisco Giants @ Pittsburgh Pirates</b> PNC Park, Pittsburgh, PA Sun May 01 2005, 1:35 PM EDT Att. 22,100 - Party Cloudy - 57 F		
13 Omar Vizquel, S (1, 6) OBP: 0.390, SLG: 0.446	3-2 G5-4-3 1-2f		0-0 P3	4-2 BB		3-2 1B		0-0 B2-6 2-2f		4 0 1 0 1 0 3			
Deivi Cruz, R (1, 4) OBP: 0.324, SLG: 0.400	0-1 BB 1B		4-2 HR BB	1-0 F8		1-1 F9		1-1 1B 1-3		4 2 2 0 1 0 4			
Moises Alou, R (1, 7) OBP: 0.432, SLG: 0.471	4-2 1B BB		1-1 HR		4-1 HR BB		0-0 S 2B 1B	0-1 1B 3-H		3 3 3 3 2 0 0			
Edgardo Alfonzo, R (1, 5) OBP: 0.444, SLG: 0.518 Jason Christiansen, R (8, 1) Tyler Walker, R (8, 1) Scott Eyre, L (9, 1) J.T. Snow, L (9, 3) OBP: 0.403, SLG: 0.390	1-0 1B		2-2 P3		0-1 F8		1-0 F8	0-1 G6-3		5 0 1 1 0 0 4 0			
Lance Niekro, R (1, 3) OBP: 0.302, SLG: 0.595 Jim Brower, R (9, 1)	0-3 K		1-0 P4	1-0 HR	1-2 HR		2-1 2B	1-2 F7		5 1 2 3 0 1 2 0 0 0 0 0 0 0			
Michael Tucker, L (1, 9) OBP: 0.308, SLG: 0.397		0-0 F9	0-0 P2	0-1 F9		0-0 P4		1-0 F8		5 0 0 0 0 0 1			
Yorvit Torrealba, R (1, 2) OBP: 0.450, SLG: 0.706		2-0 F9	0-0 41 1B 2B	1-0 F7		1-0 G5-3		4-2 BB		4 1 1 0 1 0 1			
41 Brad Hennessey, R (1, 1) OBP: 0.333, SLG: 0.333 Pedro Feliz, R (8, PH) OBP: 0.337, SLG: 0.489 (8, 5)		2-2 P3	0-0 13 BB 1B 2-H			3-1 G4-3		1-2 13 B2-6 2B	0-0 L8	3 0 1 1 0 0 0 2 0 1 0 0 0 1			
<b>Inning Stats</b>	R: 1 H: 2 E: 0 LOB: 2 K: 1 BB: 2 S: 17 P: 29	R: 0 H: 0 E: 0 LOB: 0 K: 0 BB: 0 S: 6 P: 10	R: 2 H: 1 E: 0 LOB: 0 K: 0 BB: 1 S: 12 P: 21	R: 1 H: 3 E: 0 LOB: 3 K: 0 BB: 1 S: 8 P: 14	R: 2 H: 1 E: 0 LOB: 0 K: 0 BB: 1 S: 10 P: 16	R: 0 H: 1 E: 0 LOB: 1 K: 0 BB: 0 S: 13 P: 21	R: 1 H: 2 E: 0 LOB: 1 K: 0 BB: 0 S: 6 P: 10	R: 1 H: 3 E: 0 LOB: 2 K: 0 BB: 1 S: 13 P: 19	R: 0 H: 0 E: 0 LOB: 1 K: 0 BB: 1 S: 8 P: 14	1B: 8 SF: 0 2B: 4 SAC: 0 3B: 0 DP: 2 HR: 2 HBP: 0		WP: 0 PA: 45 PB: 0 SB: 1 CS: 0	
<b>PITCHER</b>	IP WLS BF H R ER SO BB IBB HBP BLK WP HR S P ERA WHIP											<b>PITCHER</b>	IP WLS BF H R ER SO BB IBB HBP BLK WP HR S P ERA WHIP
Oliver Pérez, L (1, 1) ERA: 7.11	5.0 L 26 7 6 6 1 5 0 0 0 0 0 2 53 90 10.80 2.400												
Ryan Vogelsong, R (6, 1) ERA: 7.94	2.0 9 3 1 1 0 0 0 0 0 0 0 0 19 31 4.50 1.500												
34 John Grabow, L (8, 1) ERA: 3.24	2.0 10 3 1 1 0 2 0 0 0 0 0 0 21 33 4.50 2.500												



BOTTOM

San Francisco Giants @ Pittsburgh Pirates  
PNC Park, Pittsburgh, PA  
Sun May 01 2005, 1:35 PM EDT  
Att. 22,100 - Partly Cloudy - 57 F

livebaseballscorecards.com

AB 32  
R 3  
H 6  
RBI 3  
BB 3  
SO 6  
LOB 8



WP: 0 PA: 35  
PB: 0  
SB: 1  
CS: 0

AB R H RBI BB SO LOB

4 0 0 0 0 1 0

4 0 1 0 0 1 0

2 1 0 0 2 0 0

4 2 2 3 0 0 2

3 0 0 0 0 1 0

1 0 0 0 0 0 0

3 0 1 0 1 1 0

4 0 1 0 0 1 1

4 0 1 0 0 0 3

1 0 0 0 0 0 1

1 0 0 0 0 0 0

0 0 0 0 0 0 0

1 0 0 0 0 1 1

0 0 0 0 0 0 0

1B: 4 SF: 0

2B: 0 SAC: 0

3B: 0 DP: 1

HR: 2 HBP: 0

WP: 0 PA: 35

PB: 0

SB: 1

CS: 0

1B: 4 SF: 0

2B: 0 SAC: 0

3B: 0 DP: 1

HR: 2 HBP: 0

WP: 0 PA: 35

PB: 0

SB: 1

CS: 0

1B: 4 SF: 0

2B: 0 SAC: 0

3B: 0 DP: 1

HR: 2 HBP: 0

WP: 0 PA: 35

PB: 0

SB: 1

CS: 0

1B: 4 SF: 0

2B: 0 SAC: 0

3B: 0 DP: 1

HR: 2 HBP: 0

WP: 0 PA: 35

PB: 0

SB: 1

CS: 0

1B: 4 SF: 0

2B: 0 SAC: 0

3B: 0 DP: 1

HR: 2 HBP: 0

WP: 0 PA: 35

PB: 0

SB: 1

CS: 0

1B: 4 SF: 0

2B: 0 SAC: 0

3B: 0 DP: 1

HR: 2 HBP: 0

WP: 0 PA: 35

PB: 0

SB: 1

CS: 0

1B: 4 SF: 0

2B: 0 SAC: 0

3B: 0 DP: 1

HR: 2 HBP: 0

WP: 0 PA: 35

PB: 0

SB: 1

CS: 0

1B: 4 SF: 0

2B: 0 SAC: 0

3B: 0 DP: 1

HR: 2 HBP: 0

WP: 0 PA: 35

PB: 0

SB: 1

CS: 0

1B: 4 SF: 0

2B: 0 SAC: 0

3B: 0 DP: 1

HR: 2 HBP: 0

WP: 0 PA: 35

PB: 0

SB: 1

CS: 0

1B: 4 SF: 0

2B: 0 SAC: 0

3B: 0 DP: 1

HR: 2 HBP: 0

WP: 0 PA: 35

PB: 0

SB: 1

CS: 0

1B: 4 SF: 0

2B: 0 SAC: 0

3B: 0 DP: 1

HR: 2 HBP: 0

WP: 0 PA: 35

PB: 0

SB: 1

CS: 0

1B: 4 SF: 0

2B: 0 SAC: 0

3B: 0 DP: 1

HR: 2 HBP: 0

WP: 0 PA: 35

PB: 0

SB: 1

CS: 0

1B: 4 SF: 0

2B: 0 SAC: 0

3B: 0 DP: 1

HR: 2 HBP: 0

WP: 0 PA: 35

PB: 0

SB: 1

CS: 0

1B: 4 SF: 0

2B: 0 SAC: 0

3B: 0 DP: 1

HR: 2 HBP: 0

WP: 0 PA: 35

PB: 0

SB: 1

CS: 0

1B: 4 SF: 0

2B: 0 SAC: 0

3B: 0 DP: 1

HR: 2 HBP: 0

WP: 0 PA: 35

PB: 0

SB: 1

CS: 0

1B: 4 SF: 0

2B: 0 SAC: 0

3B: 0 DP: 1

HR: 2 HBP: 0

WP: 0 PA: 35

PB: 0

SB: 1

CS: 0

1B: 4 SF: 0

2B: 0 SAC: 0

3B: 0 DP: 1

HR: 2 HBP: 0

WP: 0 PA: 35

PB: 0

SB: 1

CS: 0

1B: 4 SF: 0

2B: 0 SAC: 0

3B: 0 DP: 1

HR: 2 HBP: 0

WP: 0 PA: 35

PB: 0

SB: 1

CS: 0

1B: 4 SF: 0

2B: 0 SAC: 0

3B: 0 DP: 1

HR: 2 HBP: 0

WP: 0 PA: 35

PB: 0

SB: 1

CS: 0

1B: 4 SF: 0

2B: 0 SAC: 0

3B: 0 DP: 1

HR: 2 HBP: 0

WP: 0 PA: 35

PB: 0

SB: 1

CS: 0

1B: 4 SF: 0

2B: 0 SAC: 0

3B: 0 DP: 1

HR: 2 HBP: 0

WP: 0 PA: 35

PB: 0

SB: 1

CS: 0

1B: 4 SF: 0

2B: 0 SAC: 0

3B: 0 DP: 1

HR: 2 HBP: 0

WP: 0 PA: 35

PB: 0

SB: 1

CS: 0

1B: 4 SF: 0

2B: 0 SAC: 0

3B: 0 DP: 1

HR: 2 HBP: 0

WP: 0 PA: 35

PB: 0

SB: 1

CS: 0

1B: 4 SF: 0

2B: 0 SAC: 0

3B: 0 DP: 1

HR: 2 HBP: 0

WP: 0 PA: 35

PB: 0

SB: 1

CS: 0

1B: 4 SF: 0

2B: 0 SAC: 0

3B: 0 DP: 1

HR: 2 HBP: 0

WP: 0 PA: 35

PB: 0

SB: 1

CS: 0

1B: 4 SF: 0

2B: 0 SAC: 0

3B: 0 DP: 1

HR: 2 HBP: 0

WP: 0 PA: 35

PB: 0

SB: 1

CS: 0

1B: 4 SF: 0

2B: 0 SAC: 0

3B: 0 DP: 1

HR: 2 HBP: 0

WP: 0 PA: 35

PB: 0

SB: 1

CS: 0

1B: 4 SF: 0

2B: 0 SAC: 0

3B: 0 DP: 1

HR: 2 HBP: 0

WP: 0 PA: 35

PB: 0

SB: 1

CS: 0

1B: 4 SF: 0

2B: 0 SAC: 0

3B: 0 DP: 1

HR: 2 HBP: 0

WP: 0 PA: 35

PB: 0

SB: 1

CS: 0

1B: 4 SF: 0

2B: 0 SAC: 0

3B: 0 DP: 1

HR: 2 HBP: 0

WP: 0 PA: 35

PB: 0

SB: 1

CS: 0

1B: 4 SF: 0

2B: 0 SAC: 0

3B: 0 DP: 1

HR: 2 HBP: 0

WP: 0 PA: 35

PB: 0

SB: 1

CS: 0

1B: 4 SF: 0

2B: 0 SAC: 0

3B: 0 DP: 1

HR: 2 HBP: 0

WP: 0 PA: 35

PB: 0

SB: 1

CS: 0

1B: 4 SF: 0

2B: 0 SAC: 0

3B: 0 DP: 1

HR: 2 HBP: 0

WP: 0 PA: 35

PB: 0

SB: 1



Batter	1	2	3	4	5	6	7	8	9	10	AB	R	H	RBI	BB	SO	LOB	TOP				
13 Omar Vizquel, S OBP: 0.387, SLG: 0.433	1-1 F7	3-1 1B	2-0 G3		4-1 CS BB		1-2 F9			1-0 F9	5	0	1	1	1	0	1					
J.T. Snow, L OBP: 0.425, SLG: 0.462	1-0 1B	2-0 F7		3-1 1B	0-2 CS	1-1 FC6-4 1B		3-2 HR		1-3 K	6	2	4	1	0	1	2					
Edgardo Alfonzo, R OBP: 0.457, SLG: 0.517	1-2 1B		4-2 BB 1B BB	0-3 K		2-2 FC6-4 1B		2-1 G5-4-3 1B		4-2 2B BB	4	2	2	0	2	1	2					
Moises Alou, R OBP: 0.440, SLG: 0.487	1-0 F7		4-2 1B BB HR BB	0-0 P3		0-1 1B		0-0 G5-4-3		0-0 1B 2B	5	1	2	1	1	0	4					
Michael Tucker, L OBP: 0.338, SLG: 0.393	1-0 G1-3		4-2 1B HR BB	4-0 1B BB		1-1 1B		0-0 F7		4-0 1B IBB	3	1	1	0	3	0	2					
Ray Durham, S OBP: 0.362, SLG: 0.289		0-0 F8	0-1 HR 1B	1-0 1B		2-2 G4-3			0-2 G4-3	1-0 1B	4	1	2	2	0	0	2					
Deivi Cruz, R OBP: 0.333, SLG: 0.405			1-2 HR 1B	1-2 1B						1-2 1B	2	0	1	0	0	0	0					
Marquis Grissom, R OBP: 0.239, SLG: 0.321		4-2 1B BB	2-3 K	2-0 F9					3-2 WP 1B		4	1	1	0	1	1	5					
Jason Ellison, R OBP: 0.488, SLG: 0.667		1B 13 BB								0-1 F9	1	0	0	0	0	0	3	AB 43				
Mike Matheny, R OBP: 0.321, SLG: 0.479		1 SAFE F8	1-2 HR		2-0 F9				1-0 F9		4	1	1	4	1	0	2	R 9				
Jason Schmidt, R OBP: 0.168, SLG: 0.188		2-1 1B	2-2 G1-3						4-2 BB		4	1	1	4	1	0	2	H 16				
Scott Eyre, L OBP: 0.168, SLG: 0.188											4	0	1	0	0	2	1	RBI 9				
Jeff Fassero, L OBP: 0.168, SLG: 0.188											0	0	0	0	0	0	0	BB 9				
Matt Herges, L OBP: 0.168, SLG: 0.188											0	0	0	0	0	0	0	SO 6				
Jason Christiansen, R OBP: 0.168, SLG: 0.188											0	0	0	0	0	0	0	LOB 25				
Pedro Feliz, R OBP: 0.333, SLG: 0.484											0	0	0	0	0	0	0					
Jim Browner, R OBP: 0.168, SLG: 0.188											0	0	0	0	0	0	0					
Tyler Walker, R OBP: 0.168, SLG: 0.188											0	0	0	0	0	0	0					
<b>Inning Stats</b>	R: 0 E: 0 K: 0 S: 8	H: 2 LOB: 2 BB: 0 P: 13	R: 1 E: 0 K: 0 S: 10	H: 2 LOB: 2 BB: 1 P: 22	R: 5 E: 0 K: 1 S: 18	H: 2 LOB: 0 BB: 3 P: 37	R: 1 E: 0 K: 1 S: 8	H: 2 LOB: 2 BB: 1 P: 18	R: 0 E: 0 K: 1 S: 7	H: 0 LOB: 0 BB: 1 P: 16	R: 0 E: 0 K: 1 S: 12	H: 1 LOB: 1 BB: 0 P: 19	R: 1 E: 0 K: 0 S: 7	H: 2 LOB: 0 BB: 0 P: 12	R: 0 E: 0 K: 1 S: 11	H: 0 LOB: 1 BB: 1 P: 19	R: 1 E: 0 K: 1 S: 10	H: 2 LOB: 3 BB: 2 P: 21	1B: 13 2B: 1 3B: 0 HR: 2	SF: 0 SAC: 0 DP: 1 HBP: 0	WP: 1 PB: 0 SB: 0 CS: 1	PA: 53
<b>PITCHER</b>	IP WLS BF H R ER SO BB IBB HBP BLK WP HR S P ERA WHIP																					
Russ Ortiz, R ERA: 5.08	3.2	23	7	7	7	7	2	5	0	0	0	0	0	0	0	0	0	0	17.18	3.273		
Lance Cormier, R ERA:	4.1	10	4	0	0	1	1	0	0	0	0	0	0	0	0	0	0	0	0.00	2.143		
Jose Valverde, R ERA:	7.1	4	1	0	0	1	0	0	0	0	0	1	0	12	19	0.00	1.000					
Mike Koplove, R ERA: 5.17	8.1	4	2	1	1	0	0	0	0	0	0	0	1	7	12	9.00	2.000					
36 Brian Bruney, R ERA: 4.7	9.1	2.0 L	11	2	1	1	2	2	1	0	0	0	0	21	40	4.50	2.000					

San Francisco Giants @ Arizona Diamondbacks  
Bank One Ballpark, Phoenix, AZ  
Mon May 02 2005, 9:40 PM EDT  
Att. 25,317 - Clear - 79 F

livebaseballscores.com













Batter	1	2	3	4	5	6	7	8	9	AB	R	H	RBI	BB	SO	LOB	TOP							
Jason Ellison, R (1, 8) OBP: 0.451, SLG: 0.617	2-3 K		1-3 K			0-3 K	1-3 K			4	0	0	0	0	4	3								
13 Omar Vizquel, S (1, 6) OBP: 0.381, SLG: 0.423	3-2 G4-3		2-2 G4-3			2-2 G6-3	0-2 1B			4	0	1	0	0	0	1								
J.T. Snow, L (1, 3) OBP: 0.416, SLG: 0.441	2-2 F7			2-1 F7		4-2 1B BB	3-2 K			3	1	0	0	1	1	3								
Moises Alou, R (1, 7) OBP: 0.448, SLG: 0.489		1-2 2B		4-2 2B BB		1-0 1B	4-2 BB			2	1	2	0	2	0	0								
Pedro Feliz, R (1, 5) OBP: 0.345, SLG: 0.524		2-2 G5-3		3-1 2B		1-2 1B	0-1 G4-6-3			4	0	2	2	0	0	2								
Ray Durham, S (1, 4) Deivi Cruz, R (5, 4) OBP: 0.364, SLG: 0.278 OBP: 0.310, SLG: 0.375		1-3 K		4-0 PO BB		0-1 P3	0-1 G4-3			1	0	0	0	1	1	1								
Michael Tucker, L (1, 9) OBP: 0.333, SLG: 0.375		1-3 K		3-1 PO		1-3 K				3	0	0	0	1	2	1								
Mike Matheny, R (1, 2) OBP: 0.307, SLG: 0.443			4-2 FC3-6 BB		1-3 K		4-1 FC5-4 BB			3	0	0	0	1	2	1								
Brett Tomko, R (1, 1) Lance Niekro, R (7, PH) Jeff Fassero, L (7, 1) Jeremy Accardo, R (8, 1) Edgardo Alfonzo, R (9, PH) OBP: 0.143, SLG: 0.143 OBP: 0.319, SLG: 0.652			0-1 FC3-6		3-2 G6-3		2-2 FC5-4 13 1B			2	0	0	0	0	0	1								
<b>Inning Stats</b>	R: 0 E: 0 K: 1 S: 9	H: 0 LOB: 0 BB: 0 P: 16	R: 0 E: 0 K: 2 S: 14	H: 1 LOB: 1 BB: 0 P: 19	R: 0 E: 0 K: 1 S: 12	H: 0 LOB: 1 BB: 1 P: 19	R: 1 E: 0 K: 0 S: 8	H: 1 LOB: 0 BB: 2 P: 24	R: 0 E: 0 K: 1 S: 9	H: 0 LOB: 0 BB: 0 P: 14	R: 1 E: 0 K: 1 S: 14	H: 2 LOB: 2 BB: 1 P: 22	R: 0 E: 0 K: 2 S: 16	H: 2 LOB: 3 BB: 1 P: 26	R: 0 E: 0 K: 0 S: 6	H: 0 LOB: 0 BB: 1 P: 10	R: 0 E: 0 K: 1 S: 9	H: 0 LOB: 0 BB: 0 P: 16	1B: 4 2B: 2 3B: 0 HR: 0	SF: 0 SAC: 0 DP: 1 HBP: 0	WP: 0 PB: 0 SB: 0 CS: 0	PA: 37		
<b>PITCHER</b>	IP WLS BF H R ER SO BB IBB HBP BLK WP HR S P ERA WHIP	IP WLS BF H R ER SO BB IBB HBP BLK WP HR S P ERA WHIP	IP WLS BF H R ER SO BB IBB HBP BLK WP HR S P ERA WHIP	IP WLS BF H R ER SO BB IBB HBP BLK WP HR S P ERA WHIP	IP WLS BF H R ER SO BB IBB HBP BLK WP HR S P ERA WHIP	IP WLS BF H R ER SO BB IBB HBP BLK WP HR S P ERA WHIP	IP WLS BF H R ER SO BB IBB HBP BLK WP HR S P ERA WHIP	IP WLS BF H R ER SO BB IBB HBP BLK WP HR S P ERA WHIP	IP WLS BF H R ER SO BB IBB HBP BLK WP HR S P ERA WHIP	IP WLS BF H R ER SO BB IBB HBP BLK WP HR S P ERA WHIP	IP WLS BF H R ER SO BB IBB HBP BLK WP HR S P ERA WHIP	IP WLS BF H R ER SO BB IBB HBP BLK WP HR S P ERA WHIP	IP WLS BF H R ER SO BB IBB HBP BLK WP HR S P ERA WHIP	IP WLS BF H R ER SO BB IBB HBP BLK WP HR S P ERA WHIP	IP WLS BF H R ER SO BB IBB HBP BLK WP HR S P ERA WHIP	IP WLS BF H R ER SO BB IBB HBP BLK WP HR S P ERA WHIP	IP WLS BF H R ER SO BB IBB HBP BLK WP HR S P ERA WHIP	IP WLS BF H R ER SO BB IBB HBP BLK WP HR S P ERA WHIP	IP WLS BF H R ER SO BB IBB HBP BLK WP HR S P ERA WHIP	IP WLS BF H R ER SO BB IBB HBP BLK WP HR S P ERA WHIP	IP WLS BF H R ER SO BB IBB HBP BLK WP HR S P ERA WHIP	IP WLS BF H R ER SO BB IBB HBP BLK WP HR S P ERA WHIP	IP WLS BF H R ER SO BB IBB HBP BLK WP HR S P ERA WHIP	IP WLS BF H R ER SO BB IBB HBP BLK WP HR S P ERA WHIP

San Francisco Giants @ Arizona Diamondbacks  
Bank One Ballpark, Phoenix, AZ  
Wed May 04 2005, 6:10 PM EDT  
Att. 21,367 - Roof Closed - 80 F

AB	30
R	2
H	6
RBI	2
BB	6
SO	10
LOB	15







Batter	1	2	3	4	5	6	7	8	9	AB	R	H	RBI	BB	SO	LOB	TOP									
Brad Wilkerson, L OBP: 0.378, SLG: 0.509 (1, 8) (8, 7)	G6-4-3 1B		1B 1B		K		HBP BB 1B	FC1-2 2B BB		4	2	3	1	1	1	0										
Jamey Carroll, R OBP: 0.360, SLG: 0.409 (1, 4)	G6-4-3 1-2f		1B 24 1B 1B		FC6-4 BB		HBP BB	FC1-2 2B		3	2	1	1	2	0	4										
Jose Guillen, R OBP: 0.355, SLG: 0.589 Ryan Church, L OBP: 0.276, SLG: 0.352 (1, 9) (7, PR) (7, 9)	K		P5		FC6-4		FC6-4 HBP	2B		3	0	0	0	0	1	4										
Vinny Castilla, R OBP: 0.392, SLG: 0.559 (1, 5)		G5-3	24 1B 1B		P3		FC6-4	G4-3		5	0	1	2	0	0	6										
24 Nick Johnson, L OBP: 0.424, SLG: 0.485 (1, 3)		G3	1B S			K		FC6-4 1B		4	0	2	1	1	1	0										
Jeffrey Hammonds, R OBP: 0.250, SLG: 0.250 Andy Chavez, L OBP: 0.333, SLG: 0.500 (1, 7) (8, PR) (8, 8)		G5-3	F9			F8		FC6-4 15 BB 2B		4	0	0	0	0	0	3										
15 Cristian Guzman, S OBP: 0.270, SLG: 0.314 (1, 6)			1B 1B 1B		G5-3		F9	2B BB BB		4	2	1	0	1	0	1										
Gary Bennett, R OBP: 0.276, SLG: 0.320 (1, 2)			1B 1B 1B		K		F7	BB FC1-2 2B		5	1	2	1	0	1	1										
Tomo Ohka, S OBP: 0.333, SLG: 0.333 Jon Rauch, R OBP: 0.278, SLG: 0.235 Luis Ayala, R OBP: 0.278, SLG: 0.235 32 Chad Cordero, R OBP: 0.278, SLG: 0.235 (1, 1) (5, 1) (8, PH) (8, 1) (9, 1)			K		K		K	FC1-2 2B BB		2	0	0	0	0	2	2										
										1	0	0	0	0	1	0										
										0	1	0	0	1	0	0										
										0	0	0	0	0	0	0										
										0	0	0	0	0	0	0										
<b>Inning Stats</b>	R: 0 E: 0 K: 1 S: 8	H: 1 LOB: 0 BB: 0 P: 9	R: 0 E: 0 K: 0 S: 9	H: 0 LOB: 0 BB: 0 P: 13	R: 4 E: 0 K: 1 S: 20	H: 6 LOB: 2 BB: 0 P: 27	R: 0 E: 0 K: 2 S: 7	H: 0 LOB: 0 BB: 0 P: 9	R: 0 E: 0 K: 1 S: 7	H: 0 LOB: 1 BB: 1 P: 16	R: 0 E: 0 K: 1 S: 10	H: 0 LOB: 0 BB: 0 P: 14	R: 0 E: 0 K: 1 S: 11	H: 1 LOB: 3 BB: 1 P: 18	R: 5 E: 0 K: 0 S: 22	H: 3 LOB: 2 BB: 3 P: 38	R: 0 E: 0 K: 0 S: 10	H: 0 LOB: 1 BB: 1 P: 19	1B: 9 2B: 2 3B: 0 HR: 0	SF: 0 SAC: 0 DP: 1 HBP: 1	WP: 0 PB: 0 SB: 1 CS: 0	PA: 44				
<b>PITCHER</b>	IP WLS BF H R ER SO BB IBB HBP BLK WP HR S P ERA WHIP	IP WLS BF H R ER SO BB IBB HBP BLK WP HR S P ERA WHIP	IP WLS BF H R ER SO BB IBB HBP BLK WP HR S P ERA WHIP	IP WLS BF H R ER SO BB IBB HBP BLK WP HR S P ERA WHIP	IP WLS BF H R ER SO BB IBB HBP BLK WP HR S P ERA WHIP	IP WLS BF H R ER SO BB IBB HBP BLK WP HR S P ERA WHIP	IP WLS BF H R ER SO BB IBB HBP BLK WP HR S P ERA WHIP	IP WLS BF H R ER SO BB IBB HBP BLK WP HR S P ERA WHIP	IP WLS BF H R ER SO BB IBB HBP BLK WP HR S P ERA WHIP	IP WLS BF H R ER SO BB IBB HBP BLK WP HR S P ERA WHIP	IP WLS BF H R ER SO BB IBB HBP BLK WP HR S P ERA WHIP	IP WLS BF H R ER SO BB IBB HBP BLK WP HR S P ERA WHIP	IP WLS BF H R ER SO BB IBB HBP BLK WP HR S P ERA WHIP	IP WLS BF H R ER SO BB IBB HBP BLK WP HR S P ERA WHIP	IP WLS BF H R ER SO BB IBB HBP BLK WP HR S P ERA WHIP	IP WLS BF H R ER SO BB IBB HBP BLK WP HR S P ERA WHIP	IP WLS BF H R ER SO BB IBB HBP BLK WP HR S P ERA WHIP	IP WLS BF H R ER SO BB IBB HBP BLK WP HR S P ERA WHIP	IP WLS BF H R ER SO BB IBB HBP BLK WP HR S P ERA WHIP	IP WLS BF H R ER SO BB IBB HBP BLK WP HR S P ERA WHIP	IP WLS BF H R ER SO BB IBB HBP BLK WP HR S P ERA WHIP	IP WLS BF H R ER SO BB IBB HBP BLK WP HR S P ERA WHIP	IP WLS BF H R ER SO BB IBB HBP BLK WP HR S P ERA WHIP			
51 Noah Lowry, L ERA: 5.56 Tyler Walker, R ERA: 3.65 Jason Christiansen, L ERA: 4.66 Jim Brower, R ERA: 6.08 Scott Eyre, L ERA: 4.91 (1, 1) (7, 1) (8, 1) (8, 1) (8, 1)	6.2 L 29 8 4 4 7 2 0 0 0 0 0 0 69 101 5.40 1.500	0.1 2 0 0 0 0 0 0 0 1 0 0 0 3 5 0.00 0.000	0.1 3 1 2 2 0 1 0 0 0 0 0 0 6 11 54.00 6.000	0.0 1 1 0 0 0 0 0 0 0 0 0 1 2 ∞ ∞	0.0 2 0 0 0 0 0 2 0 0 0 0 0 4 12 ∞ ∞																					
<b>PITCHER</b>	IP WLS BF H R ER SO BB IBB HBP BLK WP HR S P ERA WHIP	IP WLS BF H R ER SO BB IBB HBP BLK WP HR S P ERA WHIP	IP WLS BF H R ER SO BB IBB HBP BLK WP HR S P ERA WHIP	IP WLS BF H R ER SO BB IBB HBP BLK WP HR S P ERA WHIP	IP WLS BF H R ER SO BB IBB HBP BLK WP HR S P ERA WHIP	IP WLS BF H R ER SO BB IBB HBP BLK WP HR S P ERA WHIP	IP WLS BF H R ER SO BB IBB HBP BLK WP HR S P ERA WHIP	IP WLS BF H R ER SO BB IBB HBP BLK WP HR S P ERA WHIP	IP WLS BF H R ER SO BB IBB HBP BLK WP HR S P ERA WHIP	IP WLS BF H R ER SO BB IBB HBP BLK WP HR S P ERA WHIP	IP WLS BF H R ER SO BB IBB HBP BLK WP HR S P ERA WHIP	IP WLS BF H R ER SO BB IBB HBP BLK WP HR S P ERA WHIP	IP WLS BF H R ER SO BB IBB HBP BLK WP HR S P ERA WHIP	IP WLS BF H R ER SO BB IBB HBP BLK WP HR S P ERA WHIP	IP WLS BF H R ER SO BB IBB HBP BLK WP HR S P ERA WHIP	IP WLS BF H R ER SO BB IBB HBP BLK WP HR S P ERA WHIP	IP WLS BF H R ER SO BB IBB HBP BLK WP HR S P ERA WHIP	IP WLS BF H R ER SO BB IBB HBP BLK WP HR S P ERA WHIP	IP WLS BF H R ER SO BB IBB HBP BLK WP HR S P ERA WHIP	IP WLS BF H R ER SO BB IBB HBP BLK WP HR S P ERA WHIP	IP WLS BF H R ER SO BB IBB HBP BLK WP HR S P ERA WHIP	IP WLS BF H R ER SO BB IBB HBP BLK WP HR S P ERA WHIP	IP WLS BF H R ER SO BB IBB HBP BLK WP HR S P ERA WHIP			
Al Levine, R ERA: 6.75 (8, 1)	1.2 7 1 3 3 0 1 0 0 0 0 0 0 1 3 16.20 1.200																									

Washington Nationals @ San Francisco Giants  
SBC Park, San Francisco, CA  
Fri May 06 2005, 10:15 PM EDT  
Att: 40,425 - Partly Cloudy - 61 F

livebaseballscorecards.com

AB	37
R	9
H	11
RBI	9
BB	6
SO	7
LOB	22



Batter	1	2	3	4	5	6	7	8	9	AB	R	H	RBI	BB	SO	LOB	
13 Omar Vizquel, S OBP: 0.377, SLG: 0.417 (1, 6)	P6	G5-3		L8			SH5-4		1B	4	0	1	0	0	0	4	
Deivi Cruz, R OBP: 0.319, SLG: 0.444 (1, 4)	G5-3		HR		F7		K		1B	5	1	2	1	0	1	2	
J.T. Snow, L OBP: 0.415, SLG: 0.423 (1, 3)	G4-3		P6		BB		BB		F7	3	0	0	0	2	0	3	
Moises Alou, R OBP: 0.444, SLG: 0.458 (1, 9)		2B 1B BB	F7		G6-4-3 BB		FC5		L5	3	1	0	0	2	0	5	
Pedro Feliz, R OBP: 0.350, SLG: 0.533 (1, 7)		1B SF8 2B	P4		G6-4-3					4	1	2	0	0	0	2	
Edgardo Alfonzo, R OBP: 0.430, SLG: 0.479 (1, 5)		SF8 1B	L9		F7		K			4	0	1	1	0	1	1	
Marquis Grissom, R OBP: 0.250, SLG: 0.322 (1, 8)		51 SH2-4 BB	G5-3		K		G5-4-3			3	0	1	0	1	1	1	
Mike Matheny, R OBP: 0.293, SLG: 0.427 (1, 2)		SF8	G5-3		G3				K	3	0	0	1	0	1	1	
51 Noah Lowry, R Tyler Walker, R Lance Niekro, R Jason Ertel, R Jason Christian, R Jim Brower, R Scott Eyre, L Al Levine, L Michael Tucker, L		SH2-4	BB		FC5 13 SH5-4 BB				1B 13 1B BB	0	0	0	0	0	1	0	0

Inning Stats	R: 0	H: 0	E: 0	K: 8	S: 8	P: 12	R: 2	H: 2	E: 0	K: 0	S: 14	P: 30	R: 1	H: 1	E: 0	K: 0	S: 6	P: 13	R: 0	H: 1	E: 0	K: 0	S: 7	P: 16	R: 0	H: 0	E: 0	K: 1	S: 6	P: 8	R: 0	H: 0	E: 0	K: 1	S: 9	P: 18	R: 0	H: 1	E: 0	K: 1	S: 9	P: 13	R: 0	H: 2	E: 0	K: 1	S: 11	P: 20	1B: 5	SF: 1	2B: 1	SAC: 2	3B: 0	DP: 2	HR: 1	HBP: 0	WP: 0	PA: 40	ERA	WHIP
PITCHER	IP	WLS	BF	H	R	ER	SO	BB	IBB	HBP	BLK	WP	HR	S	P	ERA	WHIP																																											
Tomo Ohka, R ERA: 4.8 (1, 1)	4.0		19	4	3	3	0	3	0	0	0	0	0	35	71	6.75	1.750																																											
Jon Rauch, R ERA: 3.24 (5, 1)	3.0	W	12	0	0	0	2	4	0	0	0	0	0	27	48	0.00	1.333																																											
Luis Ayala, R ERA: 3.44 (8, 1)	1.0		3	1	0	0	1	0	0	0	0	0	0	9	13	0.00	1.000																																											
32 Chad Cordero, R ERA: 0.68 (9, 1)	1.0		6	2	0	0	1	1	0	0	0	0	0	11	20	0.00	3.000																																											

BOTTOM

Washington Nationals @ San Francisco Giants  
 SBC Park, San Francisco, CA  
 Fri May 06 2005, 10:15 PM EDT  
 Att. 40,425 - Partly Cloudy - 61 F

livebaseballscorecards.com

AB	29
R	3
H	7
RBI	3
BB	8
SO	4
LOB	19







Batter	1	2	3	4	5	6	7	8	9	AB	R	H	RBI	BB	SO	LOB
Jason Ellison, R OBP: 0.429, SLG: 0.577 (1, 8)	F9		K		HBP 1B			F9		5	1	1	0	0	1	4
13 Omar Vizquel, S OBP: 0.378, SLG: 0.411 (1, 6)	S 1B		BB HR BB		G4-3	L9	G6-3	K		4	1	1	0	1	1	1
J.T. Snow, L OBP: 0.414, SLG: 0.405 (1, 3)	K		HR BB		1B HBP 2B BB	G3		P4		3	2	0	0	2	1	1
Moises Alou, R OBP: 0.441, SLG: 0.500 (1, 9)	F9		HR		1B 2B HBP	L5		G6-3		4	2	1	4	0	0	1
Pedro Feliz, R OBP: 0.361, SLG: 0.536 (1, 7)		G6-3	1B		2B 1B		G6-4-3 1B	F7		5	1	3	1	0	0	0
Edgardo Alfonzo, R OBP: 0.424, SLG: 0.480 (1, 5)		L9	F7		1B FC5-2 2B		G6-4-3			4	0	1	2	0	0	2
Deivi Cruz, R OBP: 0.333, SLG: 0.438 (1, 4)		G5-3		F8	FC5-2 1B IBB		1B			3	0	1	0	1	0	0
Mike Matheny, R OBP: 0.302, SLG: 0.430 (1, 2)			BB SH3-4 HR 1B	F8	FC5-2 1B		F9			4	1	2	1	0	0	1
Jason Schmidt, R Jeff Fassero, L Michael Tucker, L Jason Christensen, R Matt Herges, L Scott Eyre, L Lance Niekro, R Jeremy Accardo, R Jim Brower, R			SH3-4	K2-3	FC5-2		L9			0	0	0	0	0	0	0

Inning Stats	R: 0	H: 1	E: 0	K: 1	S: 9	LOB: 1	BB: 0	P: 12	R: 0	H: 0	E: 0	K: 0	S: 5	LOB: 0	BB: 0	P: 7	R: 4	H: 3	E: 0	K: 1	S: 17	LOB: 1	BB: 2	P: 34	R: 0	H: 0	E: 0	K: 1	S: 10	LOB: 0	BB: 0	P: 13	R: 4	H: 4	E: 0	K: 0	S: 19	LOB: 3	BB: 2	P: 36	R: 0	H: 0	E: 0	K: 0	S: 7	LOB: 0	BB: 0	P: 11	R: 0	H: 2	E: 0	K: 0	S: 11	LOB: 1	BB: 0	P: 15	R: 0	H: 0	E: 0	K: 1	S: 9	LOB: 0	BB: 0	P: 14	R: 0	H: 0	E: 0	K: 0	S: 6	LOB: 0	BB: 0	P: 8	1B: 8	SF: 0	2B: 1	SAC: 1	3B: 0	DP: 1	HR: 1	HBP: 1	WP: 0	PA: 41
<b>PITCHER</b>	IP	WLS	BF	H	R	ER	SO	BB	IBB	HBP	BLK	WP	HR	S	P	ERA	WHIP																																																																	
22 John Patterson, R (1, 1) ERA: 2.45	3.0		15	4	4	4	2	2	0	0	0	0	1	31	53	12.00	2.000																																																																	
Zach Day, R (4, 1) ERA: 6.11	1.1		8	2	4	4	1	1	0	1	0	0	0	20	34	27.00	2.250																																																																	
Hector Carrasco, R (5, 1) ERA:	0.2		5	2	0	0	0	0	1	0	0	0	0	9	15	0.00	3.000																																																																	
Gary Majewski, R (6, 1) ERA: 2.53	2.0		7	2	0	0	0	0	0	0	0	0	0	18	26	0.00	1.000																																																																	
Luis Ayala, R (8, 1) ERA: 3.26	1.0	W	3	0	0	0	1	0	0	0	0	0	0	9	14	0.00	0.000																																																																	
<b>PITCHER</b>	IP	WLS	BF	H	R	ER	SO	BB	IBB	HBP	BLK	WP	HR	S	P	ERA	WHIP																																																																	
32 Chad Cordero, R (9, 1) ERA: 0.63	1.0		3	0	0	0	0	0	0	0	0	0	0	6	8	0.00	0.000																																																																	

**BOTTOM**

Washington Nationals @ San Francisco Giants  
SBC Park, San Francisco, CA  
Sat May 07 2005, 4:05 PM EDT  
Att. 40,220 - Partly Cloudy - 63 F

livebaseballscores.com

AB	35
R	8
H	10
RBI	8
BB	4
SO	4
LOB	13









Batter	1	2	3	4	5	6	7	8	9	10	11	12	13
13 Omar Vizquel, S OBP: 0.383, SLG: 0.424	F7		G3		3-2 CS 1B			1-1 2B 1B		F7			1-1 2B
Edgardo Alfonso, R OBP: 0.423, SLG: 0.486	L3		F8		CS			BB 2B		P6			
Michael Tucker, L OBP: 0.346, SLG: 0.382 Tyler Walker, R Scott Eyre, L Marquis Grissom, R OBP: 0.247, SLG: 0.318 Jim Brower, R Jason Christiansen, R	2B			G4-3		L3		BB BB			P3		
Moises Alou, R OBP: 0.438, SLG: 0.482	G6-3			BB 1B		F9		BB		G6-3			
Pedro Feliz, R OBP: 0.362, SLG: 0.526		G5-4-3 1B		BB 1B		G3-1		K		L9			
Lance Niekro, R OBP: 0.315, SLG: 0.596		G5-4-3		FC3-6-1-5		F7			L9 SH3-4 1B		L8		
Yorvit Torrealba, R OBP: 0.417, SLG: 0.619		K			G4-3 13 1B 1B	F9			SH3-4		B1-3		
Deivi Cruz, R OBP: 0.321, SLG: 0.434			SH1-4 13 G3 2B		G6-3			G6-3	L9		K		
Kirk Rueter, L OBP: 0.182, SLG: 0.273 Matt Herges, L Ray Durham, S OBP: 0.360, SLG: 0.275 Jason Ellison, R OBP: 0.431, SLG: 0.574			SH1-4		G4-3			G6-3		G5-3			13 WP 2B 1B


Inning Stats	R: 0	H: 1	E: 0	LOB: 1	K: 0	S: 7	P: 10	R: 0	H: 1	E: 0	LOB: 0	K: 1	S: 7	P: 11	R: 1	H: 1	E: 0	LOB: 0	K: 0	S: 10	P: 13	R: 0	H: 1	E: 0	LOB: 2	K: 0	S: 11	P: 17	R: 1	H: 2	E: 0	LOB: 0	K: 0	S: 9	P: 15	R: 0	H: 1	E: 0	LOB: 0	K: 0	S: 4	P: 4	R: 0	H: 0	E: 0	LOB: 0	K: 0	S: 4	P: 5	R: 1	H: 2	E: 0	LOB: 3	K: 1	S: 17	P: 30	R: 0	H: 1	E: 0	LOB: 0	K: 0	S: 7	P: 8	R: 0	H: 0	E: 0	LOB: 0	K: 0	S: 8	P: 12	R: 0	H: 0	E: 0	LOB: 0	K: 1	S: 7	P: 13	R: 0	H: 0	E: 0	LOB: 0	K: 0	S: 7	P: 9	R: 1	H: 2	E: 0	LOB: 1	K: 0	S: 8	P: 11	1B: 8	SF: 0	2B: 6	SAC: 2	3B: 0	DP: 3	HR: 0	HBP: 0	WP: 1	PA: 47
--------------	------	------	------	--------	------	------	-------	------	------	------	--------	------	------	-------	------	------	------	--------	------	-------	-------	------	------	------	--------	------	-------	-------	------	------	------	--------	------	------	-------	------	------	------	--------	------	------	------	------	------	------	--------	------	------	------	------	------	------	--------	------	-------	-------	------	------	------	--------	------	------	------	------	------	------	--------	------	------	-------	------	------	------	--------	------	------	-------	------	------	------	--------	------	------	------	------	------	------	--------	------	------	-------	-------	-------	-------	--------	-------	-------	-------	--------	-------	--------

PITCHER	IP	WLS	BF	H	R	ER	SO	BB	IBB	HBP	BLK	WP	HR	S	P	ERA	WHIP
Esteban Loaiza, R ERA: 3.69	(1, 1)	7.2	29	9	3	3	1	1	0	0	0	0	0	62	90	3.52	1.304
Gary Majewski, R ERA: 2.53	(8, 1)	0.0	2	0	0	0	0	2	0	0	0	0	0	4	12	∞	∞
Hector Carrasco, R ERA:	(8, 1)	0.1	1	0	0	0	1	0	0	0	0	0	0	3	3	0.00	0.000
Luis Ayala, R ERA: 3.1	(9, 1)	1.0	3	1	0	0	0	0	0	0	0	0	0	7	8	0.00	1.000
Jon Rauch, R ERA: 3.18	(10, 1)	3.0	L 11	2	1	1	1	0	0	0	0	1	0	32	45	3.00	0.667

**Washington Nationals @ San Francisco Giants**  
**SBC Park, San Francisco, CA**  
 Sun May 08 2005, 4:05 PM EDT  
 Att: 36,903 - Overcast - 61 F

AB	41
R	4
H	12
RBI	4
BB	3
SO	3
LOB	11

livebaseballscorecards.com





Batter	1	2	3	4	5	6	7	8	9	AB R H RBI BB SO LOB	TOP									
<b>Matt Lawton, L</b> (1, 9) OBP: 0.387, SLG: 0.438	3-2 P3	0-0 G4-3			0-1 G6-3			0-0 G4-3		4 0 0 0 0 0 2	<b>Pittsburgh Pirates @ San Francisco Giants</b> SBC Park, San Francisco, CA Mon May 09 2005, 10:15 PM EDT Att. 34,037 - Cloudy - 59 F									
<b>Tike Redman, L</b> (1, 8) OBP: 0.194, SLG: 0.262	1-0 G4-3		0-0 1B		1-2 G4-3			2-3 K		4 0 1 0 0 1 0										
<b>Jason Bay, R</b> (1, 7) OBP: 0.374, SLG: 0.540	1-1 2B		1-1 1B		1-3 K			1-3 K		4 0 2 0 0 2 0										
<b>Daryle Ward, L</b> (1, 3) OBP: 0.319, SLG: 0.558	2-2 G3		0-3 K		1-2 G6-3			1-2 G4-3		4 0 0 0 0 1 3										
<b>Jose Castillo, R</b> (1, 4) OBP: 0.296, SLG: 0.462		0-0 G5-4-3 1B	2-3 K		2-2 F8			0-1 P4		4 1 1 0 0 1 2										
<b>Rob Mackowiak, L</b> (1, 5) OBP: 0.365, SLG: 0.393		1-0 G5-4-3 1B	1-2 G4-3		0-0 F9			1-3 K		4 0 1 0 0 1 2										
<b>David Ross, R</b> (1, 2) OBP: 0.259, SLG: 0.500		0-0 G5-4-3		0-0 B2			2-2 F9			3 0 0 0 0 0 2										
<b>2 Jack Wilson, R</b> (1, 6) OBP: 0.217, SLG: 0.248		4-0 1B IBB		1-0 G6-3			1-3 K			2 0 0 0 1 1 0										
<b>Mark Redman, L</b> (1, 1) OBP: 0.133, SLG: 0.133		1-0 1B		2-1 G6-3			1-2 G1-3			3 0 1 1 0 0 0										
<b>Inning Stats</b>	R: 0 E: 0 K: 0 S: 11	H: 1 LOB: 1 BB: 0 P: 18	R: 1 E: 0 K: 0 S: 5	H: 3 LOB: 2 BB: 1 P: 11	R: 0 E: 0 K: 2 S: 12	H: 2 LOB: 2 BB: 0 P: 16	R: 0 E: 0 K: 0 S: 4	H: 0 LOB: 0 BB: 0 P: 7	R: 0 E: 0 K: 1 S: 9	H: 0 LOB: 0 BB: 0 P: 11	R: 0 E: 0 K: 1 S: 10	H: 0 LOB: 0 BB: 0 P: 14	R: 0 E: 0 K: 2 S: 7	H: 0 LOB: 0 BB: 0 P: 10	R: 0 E: 0 K: 1 S: 8	H: 0 LOB: 0 BB: 0 P: 10	1B: 5 2B: 1 3B: 0 HR: 0	SF: 0 SAC: 0 DP: 1 HBP: 0	WP: 0 PB: 0 SB: 0 CS: 0	PA: 33
<b>PITCHER</b> <b>Brett Tomko, R</b> (1, 1) ERA: 4.15	IP: 9.0 WLS: W BF: 33 H: 6 R: 1 ER: 1 SO: 7 BB: 0 IBB: 1 HBP: 0 BLK: 0 WP: 0 HR: 0 S: 75 P: 109 ERA: 1.00 WHIP: 0.667																			

<b>AB</b>	<b>32</b>
<b>R</b>	<b>1</b>
<b>H</b>	<b>6</b>
<b>RBI</b>	<b>1</b>
<b>BB</b>	<b>1</b>
<b>SO</b>	<b>7</b>
<b>LOB</b>	<b>11</b>



<b>PITCHER</b>	IP	WLS	BF	H	R	ER	SO	BB	IBB	HBP	BLK	WP	HR	S	P	ERA	WHIP
----------------	----	-----	----	---	---	----	----	----	-----	-----	-----	----	----	---	---	-----	------

Batter	1	2	3	4	5	6	7	8	9	AB	R	H	RBI	BB	SO	LOB
Jason Ellison, R OBP: 0.419, SLG: 0.552 (1, 9)	2-2 G6-3		0-0 SF7 1B	1-0 G1-3			1-0 G4-3			4	1	1	0	0	0	3
13 Omar Vizquel, S OBP: 0.380, SLG: 0.426 (1, 6)	3-2 G6-3		2-1 WP 2B		2-1 G4-3		3-2 G5-3			4	0	1	1	0	0	0
Lance Niekro, R OBP: 0.293, SLG: 0.564 (1, 3)	1-1 G5-3		0-0 SF7		0-1 G6-3			0-0 G5-3		3	0	0	1	0	0	0
Edgardo Alfonzo, R OBP: 0.409, SLG: 0.468 (1, 5)		1-2 G5-3	1-0 G4-3		1-0 G5-3			2-2 G6-3		4	0	0	0	0	0	1
Ray Durham, S OBP: 0.356, SLG: 0.274 (1, 4)		0-0 L9		2-1 G4-3 G5-3 1B		1-1 G5-3		1-2 F9		4	0	1	0	0	0	0
Pedro Feliz, R OBP: 0.362, SLG: 0.521 (1, 7)		1-2 1B		0-0 G5-3		0-3 K				3	0	1	0	0	1	1
Marquis Grissom, R OBP: 0.250, SLG: 0.319 (1, 8)		0-0 G4-3		1-0 G4-3		2-1 1B				3	0	1	0	0	0	2
Mike Matheny, R OBP: 0.303, SLG: 0.420 (1, 2)			0-0 G6-3	4-2 BB BB		0-2 G5-3				2	0	0	0	1	0	1
Brett Tomko, R OBP: 0.235, SLG: 0.188 (1, 1)			0-1 13 2B 1B	4-2 BB 1B			1-1 G4-3			2	1	1	0	1	0	0

Inning Stats	R: 0	H: 0	E: 0	K: 0	S: 8	R: 0	H: 1	E: 0	K: 0	S: 8	R: 2	H: 3	E: 0	K: 0	S: 8	R: 0	H: 1	E: 0	K: 0	S: 12	R: 0	H: 0	E: 0	K: 0	S: 5	R: 0	H: 1	E: 0	K: 1	S: 10	R: 0	H: 0	E: 0	K: 0	S: 6	R: 0	H: 0	E: 0	K: 0	S: 7
	LOB: 0	BB: 0	P: 14	LOB: 1	BB: 0	P: 10	LOB: 1	BB: 0	P: 11	LOB: 3	BB: 2	P: 24	LOB: 0	BB: 0	P: 8	LOB: 1	BB: 0	P: 13	LOB: 0	BB: 0	P: 11	LOB: 0	BB: 0	P: 10	LOB: 0	BB: 0	P: 10	LOB: 0	BB: 0	P: 10	LOB: 0	BB: 0	P: 10	LOB: 0	BB: 0	P: 10	LOB: 0	BB: 0	P: 10	


PITCHER	IP	WLS	BF	H	R	ER	SO	BB	IBB	HBP	BLK	WP	HR	S	P	ERA	WHIP
Mark Redman, L ERA: 2.91 (1, 1)	8.0	L	32	6	2	2	1	2	0	0	0	1	0	64	101	2.25	1.000

**BOTTOM**

**Pittsburgh Pirates @ San Francisco Giants**  
 SBC Park, San Francisco, CA  
 Mon May 09 2005, 10:15 PM EDT  
 Att: 34,037 - Cloudy - 59 F

AB	29
R	2
H	6
RBI	2
BB	2
SO	1
LOB	8

livebaseballscorecards.com



WP: 1	PA: 32
PB: 0	SB: 0
CS: 0	



Batter	1	2	3	4	5	6	7	8	9	AB R H RBI BB SO LOB	TOP														
<b>Matt Lawton, L</b> (1, 9) OBP: 0.390, SLG: 0.440	0-1 1B 2 CS		1-2 G3-1			0-1 HR 2 1B	0-0 E1			4 1 2 0 0 0 2															
<b>2 Jack Wilson, R</b> (1, 6) OBP: 0.218, SLG: 0.248	0-1 F9 1-2			0-0 F9		2-2 HR 1B	1-2 F9			4 1 1 0 0 0 4															
<b>Jason Bay, R</b> (1, 8) (7, 7) OBP: 0.371, SLG: 0.554	0-3 K			1-3 K		3-1 HR 1-H 2-H		0-1 F8		4 1 1 3 0 2 0															
<b>Daryle Ward, L</b> (1, 3) OBP: 0.306, SLG: 0.533		0-0 G6-3		3-1 G3-1		2-3 K2-3		0-2 P6		4 0 0 0 0 1 0															
<b>Jose Castillo, R</b> (1, 4) OBP: 0.290, SLG: 0.533		2-2 G1-3			3-2 L8		1-1 HR	1-0 G4-3		4 1 1 1 0 0 0															
<b>Ty Wigginton, R</b> (1, 5) OBP: 0.240, SLG: 0.296		0-2 E6			0-1 G5-3		0-0 SH5-3 11 12 FC5-2-5 2B	1-2 G1-6-3		4 0 1 0 0 0 0															
<b>11 Humberto Cota, R</b> (1, 2) OBP: 0.286, SLG: 0.500		0-0 G5-3			2-0 G6-3		0-0 SH5-3		3-2 HR	3 1 1 1 0 0 1															
<b>Ray Sadler, R</b> (1, 7)			0-1 G5-3			2-3 K	4-0 E 12 FC5-2-5 BB	1-1 G6-3		2 0 0 0 0 1 0 1 0 0 0 1 0 0															
<b>Rob Mackowiak, L</b> (7, PH) (7, 8) OBP: 0.367, SLG: 0.389			1-2 G1-3			0-3 K	2-1 SAFE FC5-2-5 E	1-2 L3		2 0 0 0 0 1 0 1 0 0 0 0 0 2 0 0 0 0 0 0 0 0 0 0 0 0 0 0 1 0 0 0 0 0 0 0 0 0 0 0 0 0															
<b>Dave Williams, L</b> (1, 1) OBP: 0.167, SLG: 0.167																									
<b>12 Freddy Sanchez, R</b> (7, PH) OBP: 0.355, SLG: 0.418																									
<b>Brian Meadows, R</b> (7, 1)																									
<b>Michael Gonzalez, R</b> (8, 1)																									
<b>Tike Redman, L</b> (9, PH) OBP: 0.191, SLG: 0.258																									
<b>Jose Mesa, R</b> (9, 1)																									
<b>Inning Stats</b>	R: 0 E: 0 K: 1 S: 7	H: 1 LOB: 0 BB: 0 P: 7	R: 0 E: 1 K: 0 S: 9	H: 0 LOB: 1 BB: 0 P: 11	R: 0 E: 0 K: 0 S: 8	H: 0 LOB: 0 BB: 0 P: 10	R: 0 E: 0 K: 1 S: 6	H: 0 LOB: 0 BB: 0 P: 10	R: 0 E: 0 K: 0 S: 10	H: 0 LOB: 0 BB: 0 P: 15	R: 3 E: 0 K: 3 S: 18	H: 3 LOB: 0 BB: 0 P: 27	R: 1 E: 1 K: 0 S: 10	H: 2 LOB: 3 BB: 1 P: 18	R: 0 E: 0 K: 0 S: 7	H: 0 LOB: 0 BB: 0 P: 8	R: 1 E: 0 K: 0 S: 16	H: 1 LOB: 0 BB: 0 P: 22	1B: 3 2B: 1 3B: 0 HR: 3	SF: 0 SAC: 1 DP: 0 HBP: 0	WP: 0 PB: 0 SB: 0 CS: 1	PA: 36			
<b>PITCHER</b>	IP	WLS	BF	H	R	ER	SO	BB	IBB	HBP	BLK	WP	HR	S	P	ERA	WHIP								
<b>Jeff Fassero, L</b> (1, 1) ERA: 2.0	5.0		16	1	0	0	2	0	0	0	0	0	0	40	53	0.00	0.200								
<b>Jim Brower, R</b> (6, 1) ERA: 7.63	1.0	L	6	3	3	3	3	0	0	0	0	0	1	18	27	27.00	3.000								
<b>Matt Herges, R</b> (7, 1) ERA: 4.05	0.1		3	2	1	1	0	0	0	0	0	0	1	4	5	27.00	6.000								
<b>Scott Eyre, L</b> (7, 1) ERA: 3.86	0.1		3	0	0	0	0	1	0	0	0	0	0	3	9	0.00	3.000								
<b>Jeremy Accardo, R</b> (7, 1) ERA: 9.0	1.1		4	0	0	0	0	0	0	0	0	0	0	10	12	0.00	0.000								
<b>PITCHER</b>	IP	WLS	BF	H	R	ER	SO	BB	IBB	HBP	BLK	WP	HR	S	P	ERA	WHIP								
<b>Al Levine, R</b> (9, 1) ERA: 7.2	1.0		4	1	1	1	0	0	0	0	0	0	1	16	22	9.00	1.000								

**Pittsburgh Pirates @ San Francisco Giants**  
**SBC Park, San Francisco, CA**  
 Tue May 10 2005, 10:15 PM EDT  
 Att. 35,668 - Partly Cloudy - 59 F

<b>AB</b>	<b>34</b>
<b>R</b>	<b>5</b>
<b>H</b>	<b>7</b>
<b>RBI</b>	<b>5</b>
<b>BB</b>	<b>1</b>
<b>SO</b>	<b>5</b>
<b>LOB</b>	<b>9</b>



WP: 0	PA: 36
PB: 0	
SB: 0	
CS: 1	

Batter	1	2	3	4	5	6	7	8	9	AB	R	H	RBI	BB	SO	LOB
Jason Ellison, R (1, 9) OBP: 0.424, SLG: 0.565	1-1 G6-3			0-1 SH5-3 1B	2-0 F8			2-2 2B		4	0	2	0	0	0	1
13 Omar Vizquel, S (1, 6) OBP: 0.371, SLG: 0.416	1-2 P5			0-0 SH5-3		0-1 G6-3		0-1 G6-3		3	0	0	0	0	0	1
Edgardo Alfonzo, R (1, 5) OBP: 0.397, SLG: 0.451	1-0 P3			1-1 G5-3		1-1 L4		1-3 K		4	0	0	0	0	1	2
Pedro Feliz, R (1, 7) OBP: 0.366, SLG: 0.520		1-1 G6-3 1B		1-0 L8		0-0 1B			0-2 G1-3	4	0	2	0	0	0	1
Ray Durham, S (1, 4) OBP: 0.352, SLG: 0.273		1-0 G6-3 1-2f			1-0 HR 1B	2-2 G4-3			0-1 G3-1	4	1	1	0	0	0	2
Lance Niekro, R (1, 3) OBP: 0.290, SLG: 0.593		0-2 G6-3		0-0 SAFE 1-H HR			1-0 L7		1-2 G6-3	4	1	1	2	0	0	0
Marquis Grissom, R (1, 8) OBP: 0.253, SLG: 0.312			1-0 G4-3		4-0 SH3-4 BB		0-1 L4			2	0	0	0	1	0	0
Mike Matheny, R (1, 2) OBP: 0.294, SLG: 0.407			1-1 G6-3		0-2 F9		1-2 G1-3			3	0	0	0	0	0	1
Jeff Fassero, L Kirk Rueter, L Jim Brower, R Matt Herge, L Scott Eyre, L Jeremy Accardo, R Michael Tucker, L Deivi Cruz, R Al Levine, L			0-3 K		1-0 SH3-4			1-3 K		1	0	0	0	0	0	1

Inning Stats	R: 0	H: 0	E: 0	K: 6	LOB: 0	BB: 0	P: 9	R: 0	H: 1	E: 0	K: 0	LOB: 0	BB: 0	P: 8	R: 0	H: 0	E: 0	K: 1	LOB: 0	BB: 0	P: 8	R: 0	H: 1	E: 0	K: 0	LOB: 1	BB: 0	P: 8	R: 2	H: 2	E: 0	K: 0	LOB: 1	BB: 1	P: 15	R: 0	H: 1	E: 0	K: 0	LOB: 1	BB: 0	P: 12	R: 0	H: 0	E: 0	K: 0	LOB: 0	BB: 0	P: 8	R: 0	H: 1	E: 0	K: 2	LOB: 1	BB: 0	P: 16	R: 0	H: 0	E: 0	K: 0	LOB: 0	BB: 0	P: 11	1B: 4	SF: 0	2B: 1	SAC: 2	3B: 0	DP: 1	HR: 1	HBP: 0	WP: 0	PA: 33
--------------	------	------	------	------	--------	-------	------	------	------	------	------	--------	-------	------	------	------	------	------	--------	-------	------	------	------	------	------	--------	-------	------	------	------	------	------	--------	-------	-------	------	------	------	------	--------	-------	-------	------	------	------	------	--------	-------	------	------	------	------	------	--------	-------	-------	------	------	------	------	--------	-------	-------	-------	-------	-------	--------	-------	-------	-------	--------	-------	--------

PITCHER	IP	WLS	BF	H	R	ER	SO	BB	IBB	HBP	BLK	WP	HR	S	P	ERA	WHIP
Dave Williams, L (1, 1) ERA: 3.79	6.0	W	23	5	2	2	1	1	0	0	0	0	1	40	60	3.00	1.000
Brian Meadows, R (7, 1) ERA: 9.0	1.0	H	3	0	0	0	0	0	0	0	0	0	0	6	8	0.00	0.000
Michael Gonzalez, L (8, 1) ERA: 2.63	1.0	H	4	1	0	0	2	0	0	0	0	0	0	12	16	0.00	1.000
Jose Mesa, R (9, 1) ERA: 2.25	1.0	S	3	0	0	0	0	0	0	0	0	0	0	10	11	0.00	0.000

BOTTOM

Pittsburgh Pirates @ San Francisco Giants  
 SBC Park, San Francisco, CA  
 Tue May 10 2005, 10:15 PM EDT  
 Att. 35,668 - Partly Cloudy - 59 F

livebaseballscores.com

AB	30
R	2
H	6
RBI	2
BB	1
SO	3
LOB	8





Batter	1	2	3	4	5	6	7	8	9	AB R H RBI BB SO LOB	TOP											
<b>Matt Lawton, L</b> (1, 9) OBP: 0.380, SLG: 0.426	1-2 <b>K</b>		1-1 <b>G4-3</b>			0-0 <b>P5</b>		1-3 <b>K</b>		4 0 0 0 0 2 1	<b>Pittsburgh Pirates @ San Francisco Giants</b> <b>SBC Park, San Francisco, CA</b> Wed May 11 2005, 3:35 PM EDT Att. 39,200 - Sunny - 64 F											
<b>2 Jack Wilson, R</b> (1, 6) OBP: 0.219, SLG: 0.256	1-1 <b>G5-3</b>			0-1 <b>P5</b>		1-1 <b>1B 2B</b>		1-0 <b>B1-3</b>		4 1 1 0 0 0 1												
<b>Jason Bay, R</b> (1, 8) OBP: 0.367, SLG: 0.552	1-2 <b>F7</b>			0-3 <b>K</b>		0-0 <b>G5-3</b>			0-1 <b>HR 2B</b>	4 1 1 0 0 1 1												
<b>Daryle Ward, L</b> (1, 3) OBP: 0.304, SLG: 0.553		0-0 <b>G3</b>		1-3 <b>K</b>		3-2 <b>F7</b>			2-2 <b>HR</b>	4 1 1 2 0 1 1												
<b>Jose Castillo, R</b> (1, 4) OBP: 0.314, SLG: 0.529		3-3 <b>K</b>			0-2 <b>G5-3</b>		1-2 <b>HR 1B</b>		2-0 <b>11 G6-3 1B 1B</b>	4 2 2 1 0 1 0												
<b>Ty Wigginton, R</b> (1, 5) OBP: 0.241, SLG: 0.333		3-3 <b>K</b>			0-0 <b>F8</b>		3-2 <b>HR</b>		2-0 <b>L4</b>	4 1 1 2 0 1 1												
<b>11 Humberto Cota, R</b> (1, 2) OBP: 0.261, SLG: 0.452			1-3 <b>K2-3</b>		3-3 <b>K2-3</b>		2-1 <b>F7</b>		1-1 <b>G6-3</b>	4 0 0 0 0 2 1												
<b>Ray Sadler, R</b> (1, 7) OBP: 0.250, SLG: 0.625			1-1 <b>HR</b>			1-1 <b>F8</b>		2-2 <b>FC1-6 1B</b>	2-0 <b>2-H 1B</b>	3 1 2 1 0 0 0												
<b>Rob Mackowiak, L</b> (9, PH) OBP: 0.374, SLG: 0.396										1 0 1 1 0 0 0												
<b>Josh Fogg, R</b> (1, 1) OBP: 0.286, SLG: 0.167			1-2 <b>G3</b>			1-2 <b>G5-3</b>		1-0 <b>FC1-6</b>		3 0 0 0 0 0 1												
<b>Michael Gonzalez, R</b> (8, 1)										0 0 0 0 0 0 0												
<b>Rick White, R</b> (8, 1)										0 0 0 0 0 0 0												
<b>Inning Stats</b>	R: 0 E: 0 K: 1 S: 9	H: 0 LOB: 0 BB: 0 P: 12	R: 0 E: 0 K: 2 S: 8	H: 0 LOB: 0 BB: 0 P: 14	R: 1 E: 0 K: 1 S: 10	H: 1 LOB: 0 BB: 0 P: 14	R: 0 E: 0 K: 2 S: 8	H: 0 LOB: 0 BB: 0 P: 9	R: 0 E: 0 K: 1 S: 8	H: 0 LOB: 0 BB: 0 P: 11	R: 0 E: 0 K: 0 S: 7	H: 0 LOB: 0 BB: 0 P: 9	R: 3 E: 0 K: 0 S: 15	H: 3 LOB: 0 BB: 0 P: 25	R: 0 E: 0 K: 1 S: 10	H: 1 LOB: 1 BB: 0 P: 15	R: 3 E: 0 K: 0 S: 11	H: 4 LOB: 1 BB: 0 P: 20	1B: 4 2B: 2 3B: 0 HR: 3	SF: 0 SAC: 0 DP: 0 HBP: 0	WP: 0 PB: 0 SB: 0 CS: 0	PA: 35
<b>PITCHER</b>	IP WLS BF H R ER SO BB IBB HBP BLK WP HR S P ERA WHIP																					
<b>51 Noah Lowry, L</b> (1, 1) ERA: 5.49	7.0 L 25 4 4 4 7 0 0 0 0 0 0 2 65 94 5.14 0.571																					
<b>54 Scott Munter, R</b> (8, 1) ERA:	1.0 4 1 0 0 1 0 0 0 0 0 0 0 10 15 0.00 1.000																					
<b>Tyler Walker, R</b> (9, 1) ERA: 4.91	1.0 6 4 3 3 0 0 0 0 0 0 0 1 11 20 27.00 4.000																					

<b>AB</b>	<b>35</b>
<b>R</b>	<b>7</b>
<b>H</b>	<b>9</b>
<b>RBI</b>	<b>7</b>
<b>BB</b>	<b>0</b>
<b>SO</b>	<b>8</b>
<b>LOB</b>	<b>7</b>



<b>WP: 0</b>	<b>PA: 35</b>
--------------	---------------

Batter	1	2	3	4	5	6	7	8	9	AB	R	H	RBI	BB	SO	LOB
<b>13 Omar Vizquel, S</b> OBP: 0.368, SLG: 0.406 (1, 6)	2-2 F8		4-1 FC4-6 BB		0-1 F8			2-2 P3		3	0	0	0	1	0	0
<b>Michael Tucker, L</b> OBP: 0.341, SLG: 0.389 (1, 9)	1-3 K		2-1 FC4-6 1-2f			0-0 E 2B		2-2 F9		4	0	1	0	0	1	1
<b>Pedro Feliz, R</b> OBP: 0.362, SLG: 0.508 (1, 5)	2-3 K				2-2 G6-3			4-1 BB		3	0	0	0	1	1	1
<b>Moises Alou, R</b> OBP: 0.442, SLG: 0.483 (1, 7)		3-1 G6-4-3 1B		1-1 1B SF9 1B		0-0 G6-3		1-3 K		4	1	2	0	0	1	2
<b>Ray Durham, S</b> OBP: 0.357, SLG: 0.283 (1, 4)		1-1 P6		0-1 1B		2-2 E5			0-0 1B 1B	4	0	2	0	0	0	2
<b>Lance Niekro, R</b> OBP: 0.273, SLG: 0.565 (1, 3)		2-2 G6-4-3 1-2f		0-0 SF9		0-0 P4			0-3 K	3	0	0	1	0	1	4
<b>Jason Ellison, R</b> OBP: 0.429, SLG: 0.576 (1, 8)			0-0 F9 51 G6-3 2B		1-2 F7		1-0 G6-3		2-2 G6-4-3 1B	4	1	2	0	0	0	1
<b>Yorvit Torrealba, R</b> OBP: 0.357, SLG: 0.520 (1, 2)			0-2 F9		1-0 G6-3		1-2 G6-3		3-1 G6-4-3 1-2f	4	0	0	0	0	0	3
<b>51 Noah Lowry, R</b> OBP: 0.385, SLG: 0.273 (1, 1)			1-0 G6-3		0-0 G6-3		1-0 F7			2	0	0	1	0	0	0
<b>Marquis Grissom, R</b> OBP: 0.250, SLG: 0.309 (7, PH)										1	0	0	0	0	0	0
<b>54 Scott Munter, R</b> (8, 1)										0	0	0	0	0	0	0
<b>Tyler Walker, R</b> (9, 1)										0	0	0	0	0	0	0

Inning Stats	R: 0	H: 0	E: 0	K: 2	S: 11	R: 0	H: 1	E: 0	K: 0	S: 7	R: 1	H: 1	E: 0	K: 0	S: 9	R: 1	H: 2	E: 0	K: 0	S: 12	R: 0	H: 0	E: 0	K: 0	S: 4	R: 0	H: 1	E: 1	K: 0	S: 7	R: 0	H: 0	E: 0	K: 1	S: 15	R: 0	H: 2	E: 0	K: 1	S: 10	1B: 5	2B: 2	3B: 0	HR: 0	SF: 1	SAC: 0	DP: 2	HBP: 0	WP: 0	PB: 0	SB: 0	CS: 0	PA: 35
--------------	------	------	------	------	-------	------	------	------	------	------	------	------	------	------	------	------	------	------	------	-------	------	------	------	------	------	------	------	------	------	------	------	------	------	------	-------	------	------	------	------	-------	-------	-------	-------	-------	-------	--------	-------	--------	-------	-------	-------	-------	--------

PITCHER	IP	WLS	BF	H	R	ER	SO	BB	IBB	HBP	BLK	WP	HR	S	P	ERA	WHIP
<b>Josh Fogg, R</b> ERA: 3.96 (1, 1)	7.0	W	27	5	2	2	2	1	0	0	0	0	0	57	84	2.57	0.857
<b>Michael Gonzalez, L</b> ERA: 2.51 (8, 1)	0.2	H	3	0	0	0	0	1	0	0	0	0	0	11	19	0.00	1.500
<b>Rick White, R</b> ERA: 4.2 (8, 1)	1.1	S	5	2	0	0	2	0	0	0	0	0	0	14	20	0.00	1.500


**BOTTOM**

**Pittsburgh Pirates @ San Francisco Giants**  
SBC Park, San Francisco, CA

Wed May 11 2005, 3:35 PM EDT  
Att. 39,200 - Sunny - 64 F

livebaseballscorecards.com

<b>AB</b>	<b>32</b>
<b>R</b>	<b>2</b>
<b>H</b>	<b>7</b>
<b>RBI</b>	<b>2</b>
<b>BB</b>	<b>2</b>
<b>SO</b>	<b>4</b>
<b>LOB</b>	<b>14</b>





Batter	1	2	3	4	5	6	7	8	9	AB R H RBI BB SO LOB	TOP			
Jason Ellison, R OBP: 0.432, SLG: 0.565 (1, 9) X	0-0 FC5-4 SF7 13 E 1B	4-2 BB			1-1 L9		1-2 G4-3		0-1 SH 13 1B E	3 2 1 0 1 0 0				
13 Omar Vizquel, S OBP: 0.362, SLG: 0.398 (1, 6) C X	0-1 E5 FC5-4	1-3 K			0-3 K		0-1 F9		0-2 E 1B	5 0 1 1 0 2 3				
Pedro Feliz, R OBP: 0.350, SLG: 0.489 (1, 3) C X	0-1 FC5-4 1-2f 2-3				0-0 F7		0-0 F9		0-3 K	5 0 0 0 0 2 4				
Moises Alou, R OBP: 0.427, SLG: 0.460 (1, 7) X	0-0 SF7				0-0 G6-3		4-1 BB 1B 1B BB		1-0 E5	3 1 0 2 1 1 1				
Edgardo Alfonzo, R OBP: 0.397, SLG: 0.449 (1, 5) C X	1-1 F7				0-1 F8		2-1 1B BB E 1B		0-3 K	5 1 2 0 0 1 3				
Deivi Cruz, R OBP: 0.344, SLG: 0.456 54 Scott Munter, R (8, 1)		1-2 1B 2B			0-3 K		4-2 E BB		0-1 1B	3 1 2 0 1 1 0 0 0 0 0 0 0 0				
Michael Tucker, L OBP: 0.337, SLG: 0.384 Tyler Walker, R (9, 1)							1-2 2-3		3-3 K	1 0 0 0 0 1 2 0 0 0 0 0 0 0				
Marquis Grissom, R OBP: 0.240, SLG: 0.296 (1, 8)		3-2 G5-3			3-1 L7		1-3 K		1-2 P3	4 0 0 0 0 1 6	AB 37 R 6 H 9 RBI 5 BB 3 SO 11 LOB 24			
Mike Matheny, R OBP: 0.302, SLG: 0.411 (1, 2)		0-0 BB 2-H 1B			0-1 P4		0-1 E7 1-2 2-H 3-H 1B		1-3 K	4 0 2 2 0 1 2				
41 Brad Hennessey, R OBP: 0.167, SLG: 0.167 Jason Christiansen, R (7, 1)		1-3 K			1-0 G1-3		1-2 G6-3		0-0 SH 13 1B 2B	3 0 0 0 0 1 3 0	WP: 0 PA: 42 PB: 0 SB: 0 CS: 0			
Jim Brower, R Scott Eyre, L Ray Durham, S (8, 4)										1 1 1 0 0 0 0	GIANTS			
<b>Inning Stats</b>	R: 1 H: 1 E: 1 LOB: 1 K: 0 BB: 0 S: 8 P: 9	R: 1 H: 2 E: 0 LOB: 2 K: 2 BB: 1 S: 17 P: 27	R: 0 H: 0 E: 0 LOB: 0 K: 0 BB: 0 S: 4 P: 4	R: 0 H: 0 E: 0 LOB: 0 K: 1 BB: 0 S: 11 P: 14	R: 0 H: 0 E: 0 LOB: 0 K: 1 BB: 0 S: 6 P: 8	R: 2 H: 2 E: 1 LOB: 2 K: 2 BB: 2 S: 17 P: 30	R: 0 H: 0 E: 0 LOB: 0 K: 0 BB: 0 S: 6 P: 7	R: 0 H: 2 E: 0 LOB: 2 K: 2 BB: 0 S: 13 P: 21	R: 2 H: 2 E: 2 LOB: 2 K: 3 BB: 0 S: 17 P: 21	1B: 7 SF: 1 2B: 2 SAC: 1 3B: 0 DP: 0 HR: 0 HBP: 0	WP: 0 PA: 42 PB: 0 SB: 0 CS: 0			
<b>PITCHER</b>	IP WLS BF H R ER SO BB IBB HBP BLK WP HR S P ERA WHIP												<b>PITCHER</b>	IP WLS BF H R ER SO BB IBB HBP BLK WP HR S P ERA WHIP
Andy Pettitte, L ERA: 3.29 (1, 1)	6.0 L 27 5 4 2 6 3 0 0 0 0 0 0 63 92 3.00 1.333													
Dan Wheeler, R ERA: 1.84 (7, 1)	1.0 3 0 0 0 0 0 0 0 0 0 0 0 6 7 0.00 0.000													
Chad Qualls, R ERA: 4.34 (8, 1)	1.0 5 2 0 0 2 0 0 0 0 0 0 0 13 21 0.00 2.000													
54 Brad Lidge, R ERA: 3.52 (9, 1)	1.0 7 2 2 1 3 0 0 0 0 0 0 0 17 21 9.00 2.000													

San Francisco Giants @ Houston Astros  
Minute Maid Park, Houston, TX  
Thu May 12 2005, 7:05 PM CDT  
Att. 29,126 - Cloudy - 78 F

livebaseballscores.com







Batter	1	2	3	4	5	6	7	8	9	AB R H RBI BB SO LOB	TOP	
13 Omar Vizquel, S OBP: 0.357, SLG: 0.391 (1, 6)	3-2 F9	2-2 G5-3			1-0 1B		3-3 K		1-2 F8	5 0 1 0 0 1 3		
Michael Tucker, L OBP: 0.326, SLG: 0.368 (1, 9)	1-3 K		1-3 K		1-2 K			0-2 HR	0-2 G6-3	3 0 0 0 0 3 1		
Jason Ellison, R OBP: 0.434, SLG: 0.606 (8, PH)									2-3	2 1 1 1 0 0 1		
Lance Niekro, R OBP: 0.268, SLG: 0.530 (1, 3)	4-2 BB 1B BB		0-1 F8		1-1 F8			0-2 L6	1-1 G6-3	4 1 0 0 1 0 2		
Moises Alou, R OBP: 0.430, SLG: 0.455 (1, 7)	0-0 1B BB		4-2			2-0 G6-3		3-2 E5		3 1 1 0 1 0 0		
Ray Durham, S OBP: 0.368, SLG: 0.302 (1, 4)	4-2 E BB		1 SAFE 0-1 P2			3-2 G3		0-1 1B 1B		3 1 1 0 1 0 1		
Edgardo Alfonzo, R OBP: 0.400, SLG: 0.451 (1, 5)	3-2 E3 1B			2-2 K		1-0 F9		1-2 1B 1B		4 0 2 1 0 1 0		
Marquis Grissom, R OBP: 0.241, SLG: 0.294 (1, 8)	1-2 P5			1-2 F7			0-2 G5-3	1-0 1B		4 0 1 1 0 0 2		
Mike Matheny, R OBP: 0.300, SLG: 0.414 (1, 2)			0-1 F8		2-1 P3		3-2 13 CS 2B	0-1 F9		4 0 1 0 0 0 2		
Kirk Rueter, L OBP: 0.214, SLG: 0.231 (1, 1)						1-1 F7						
Jason Christiansen, R OBP: 0.385, SLG: 0.483 (8, PH)			0-1 G6-3				4-1 BB		1-2 G6-3 2B	2 0 0 0 0 1 0 0		
Jeremy Accardo, R (8, 1)										0 0 0 0 0 0 0 0		
Jim Brower, R (8, 1)										0 0 0 0 0 0 0 0		
Deivi Cruz, R (9, PH)										1 0 1 0 0 0 0 0		
Tyler Walker, R (9, 1)										0 0 0 0 0 0 0 0		
<b>Inning Stats</b>	R: 2 H: 2 E: 1 LOB: 2 K: 1 BB: 2 S: 23 P: 39	R: 0 H: 0 E: 0 LOB: 0 K: 0 BB: 0 S: 8 P: 10	R: 0 H: 0 E: 0 LOB: 1 K: 1 BB: 1 S: 11 P: 16	R: 0 H: 0 E: 0 LOB: 0 K: 1 BB: 0 S: 9 P: 14	R: 0 H: 1 E: 0 LOB: 1 K: 1 BB: 0 S: 8 P: 12	R: 0 H: 0 E: 0 LOB: 0 K: 0 BB: 0 S: 6 P: 12	R: 0 H: 1 E: 0 LOB: 2 K: 1 BB: 1 S: 12 P: 22	R: 2 H: 4 E: 1 LOB: 2 K: 0 BB: 0 S: 17 P: 22	R: 0 H: 1 E: 0 LOB: 1 K: 0 BB: 0 S: 14 P: 17	1B: 6 SF: 0 2B: 3 SAC: 0 3B: 0 DP: 1 HR: 1 HBP: 0	WP: 0 PA: 39 PB: 0 SB: 0 CS: 1	
<b>PITCHER</b>	IP WLS BF H R ER SO BB IBB HBP BLK WP HR S P ERA WHIP											
Ezequiel Astacio, R (1, 1) ERA: 7.31	5.0 L 21 3 2 1 4 3 0 0 0 0 0 0 59 91 1.80 1.200											
Mike Burns, R (6, 1) ERA:	1.1 5 1 0 0 0 0 0 0 0 0 0 0 14 23 0.00 0.750											
John Franco, L (7, 1) ERA: 1.69	0.2 2 0 0 0 1 1 0 0 0 0 0 0 4 11 0.00 1.500											
Chad Qualls, R (8, 1) ERA: 5.03	1.0 7 4 2 2 0 0 0 0 0 0 0 1 17 22 18.00 4.000											
Russ Springer, R (9, 1) ERA: 4.85	1.0 4 1 0 0 0 0 0 0 0 0 0 0 14 17 0.00 1.000											

San Francisco Giants @ Houston Astros  
Minute Maid Park, Houston, TX  
Fri May 13 2005, 7:05 PM CDT  
Att. 31,365 - Partly Cloudy - 78 F

livebaseballscorecards.com

AB	35
R	4
H	9
RBI	3
BB	4
SO	5
LOB	12



Batter	1	2	3	4	5	6	7	8	9	AB	R	H	RBI	BB	SO	LOB
<b>Craig Biggio, R</b> (1, 4) OBP: 0.357, SLG: 0.519	1-1 G5-3		0-0 G5-4-3		0-1 F9			1-2 F9		4	0	0	0	0	0	1
<b>Willy Taveras, R</b> (1, 8) OBP: 0.321, SLG: 0.354	2-1 F9		1-1 1B			1-1 F7		2-2 1B		4	1	2	0	0	0	0
<b>Orlando Palmeiro, L</b> (1, 7) OBP: 0.412, SLG: 0.517	2-2 G6-3		0-0 P3			2-2 G3-1		3-2 1B		4	0	1	1	0	0	1
<b>Morgan Ensberg, R</b> (1, 5) OBP: 0.403, SLG: 0.482		3-2 1B		3-2 2B		4-2 BB		2-1 F7		3	1	2	0	1	0	1
<b>Jose Vizcaino, S</b> (1, 3) OBP: 0.333, SLG: 0.378 (8, 6)		2-2 1B		0-0 FC1-5		0-1 F9		1-1 F7		4	0	1	0	0	0	2
<b>16 Jason Lane, R</b> (1, 9) OBP: 0.284, SLG: 0.435		4-1 BB		0-0 F8			3-2 F9		1-2 F8	3	0	0	0	1	0	1
<b>28 Adam Everett, R</b> (1, 6) OBP: 0.299, SLG: 0.351 <b>Chad Qualls, R</b> (8, 1) <b>Russ Springer, R</b> (9, 1) <b>Todd Self, L</b> (9, PH)		2-2 1B		0-0 G1-3			2-1 P3		1-2 P5	3	0	1	1	0	0	1
<b>Raul Chavez, R</b> (1, 2) OBP: 0.217, SLG: 0.261		1-0 G1-2-3			3-2 G5-3		2-2 G4-3			3	0	0	0	0	0	3
<b>Ezequiel Astacio, R</b> (1, 1) OBP: 0.250, SLG: 0.250 <b>4 Eric Bruntlett, R</b> (5, PH) <b>Mike Burns, R</b> (6, 1) <b>John Franco, L</b> (7, 1) <b>Mike Lamb, L</b> (8, 3)		1-2 1B	2-1 G5-4-3 1B		3-2 F9			0-0 F8		1	0	1	0	0	0	0

Inning Stats	R: 0	H: 0	E: 0	K: 0	S: 7	R: 1	H: 3	E: 0	K: 0	S: 15	R: 0	H: 2	E: 0	K: 0	S: 6	R: 0	H: 1	E: 0	K: 0	S: 6	R: 0	H: 0	E: 0	K: 0	S: 12	R: 0	H: 0	E: 0	K: 0	S: 9	R: 0	H: 0	E: 0	K: 0	S: 9	R: 1	H: 2	E: 0	K: 0	S: 15	R: 0	H: 0	E: 0	K: 0	S: 9	R: 0	H: 0	E: 0	K: 0	S: 9	1B: 7	SF: 0	2B: 1	SAC: 0	3B: 0	DP: 2	HR: 0	HBP: 0	WP: 0	PA: 34
--------------	------	------	------	------	------	------	------	------	------	-------	------	------	------	------	------	------	------	------	------	------	------	------	------	------	-------	------	------	------	------	------	------	------	------	------	------	------	------	------	------	-------	------	------	------	------	------	------	------	------	------	------	-------	-------	-------	--------	-------	-------	-------	--------	-------	--------

PITCHER	IP	WLS	BF	H	R	ER	SO	BB	IBB	HBP	BLK	WP	HR	S	P	ERA	WHIP
<b>Kirk Rueter, L</b> (1, 1) ERA: 4.05	7.0	W	27	6	1	1	0	2	0	0	0	0	0	64	108	1.29	1.143
<b>Jason Christiansen, L</b> (8, 1) ERA: 3.65	0.1	H	1	0	0	0	0	0	0	0	0	0	0	1	1	0.00	0.000
<b>Jeremy Accardo, R</b> (8, 1) ERA: 10.8	0.1	H	3	2	1	1	0	0	0	0	0	0	0	12	18	27.00	6.000
<b>Jim Brower, R</b> (8, 1) ERA: 7.16	0.1	H	1	0	0	0	0	0	0	0	0	0	0	2	4	0.00	0.000
<b>Tyler Walker, R</b> (9, 1) ERA: 4.32	1.0	S	3	0	0	0	0	0	0	0	0	0	0	9	12	0.00	0.000

**BOTTOM**

**San Francisco Giants @ Houston Astros**  
Minute Maid Park, Houston, TX  
Fri May 13 2005, 7:05 PM CDT  
Att. 31,365 - Partly Cloudy - 78 F

livebaseballscores.com

<b>AB</b>	<b>32</b>
<b>R</b>	<b>2</b>
<b>H</b>	<b>8</b>
<b>RBI</b>	<b>2</b>
<b>BB</b>	<b>2</b>
<b>SO</b>	<b>0</b>
<b>LOB</b>	<b>10</b>





Batter	1	2	3	4	5	6	7	8	9	AB R H RBI BB SO LOB	TOP												
Ray Durham, S (1, 4) OBP: 0.364, SLG: 0.310	2-3 K		0-0 2B		3-3 K			0-1 G1-3		4 1 1 0 0 2 1													
Jason Ellison, R (1, 8) OBP: 0.438, SLG: 0.608	2-2 S HBP		2-0 2-H 2B			0-0 F9		3-2 P4		3 0 1 1 0 0 0													
Pedro Feliz, R (1, 3) OBP: 0.340, SLG: 0.474	1-3 SAFE K		0-3 K			0-1 G6-3		1-2 F8		4 0 0 0 0 2 2													
Moises Alou, R (1, 7) OBP: 0.422, SLG: 0.443	0-0 G5-3			1-0 F9		0-0 1B		2-2 L5		4 0 1 0 0 0 1													
Edgardo Alfonzo, R (1, 5) OBP: 0.396, SLG: 0.444		3-3 K		0-0 G6-3		0-0 1B		0-3 K		4 0 1 0 0 2 0													
Deivi Cruz, R (1, 6) OBP: 0.333, SLG: 0.452		0-0 G5-3		1-3 K		1-1 G4-3		0-3 K2-3		4 0 0 0 0 2 2													
Michael Tucker, L (1, 9) OBP: 0.315, SLG: 0.354		3-3 K			3-3 K		2-1 L4			3 0 0 0 0 2 0													
Yorvit Torrealba, R (1, 2) OBP: 0.323, SLG: 0.464			3-2 F8		2-3 K		1-1 F8			3 0 0 0 0 1 0													
Brett Tomko, R (1, 1) OBP: 0.263, SLG: 0.222			1-3 K2-3		0-0 1B		0-0 G1-3			2 0 1 0 0 1 0													
Lance Niekro, R (7, PH) OBP: 0.264, SLG: 0.522										1 0 0 0 0 0 0													
Matt Herges, L (7, 1)										0 0 0 0 0 0 0													
<b>Inning Stats</b>	R: 0 E: 0 K: 2 S: 12	H: 0 LOB: 1 BB: 0 P: 17	R: 0 E: 0 K: 2 S: 8	H: 0 LOB: 0 BB: 0 P: 14	R: 1 E: 0 K: 2 S: 13	H: 2 LOB: 1 BB: 0 P: 19	R: 0 E: 0 K: 1 S: 5	H: 0 LOB: 0 BB: 0 P: 7	R: 0 E: 0 K: 3 S: 11	H: 1 LOB: 1 BB: 0 P: 19	R: 0 E: 0 K: 0 S: 7	H: 2 LOB: 2 BB: 0 P: 8	R: 0 E: 0 K: 0 S: 5	H: 0 LOB: 0 BB: 0 P: 8	R: 0 E: 0 K: 0 S: 8	H: 0 LOB: 0 BB: 0 P: 12	R: 0 E: 0 K: 2 S: 10	H: 0 LOB: 0 BB: 0 P: 12	1B: 3 2B: 2 3B: 0 HR: 0	SF: 0 SAC: 0 DP: 0 HBP: 1	WP: 0 PB: 0 SB: 1 CS: 0	PA: 33	
<b>PITCHER</b> Roger Clemens, R (1, 1) ERA: 1.11	IP: 8.0 WLS: W BF: 30 H: 5 R: 1 ER: 1 SO: 10 BB: 0 IBB: 0 HBP: 1 BLK: 0 WP: 0 HR: 0 S: 69 P: 104 ERA: 1.12 WHIP: 0.625											<b>PITCHER</b> 54 Brad Lidge, R (9, 1) ERA: 3.31	IP: 1.0 WLS: S BF: 3 H: 0 R: 0 ER: 0 SO: 2 BB: 0 IBB: 0 HBP: 0 BLK: 0 WP: 0 HR: 0 S: 10 P: 12 ERA: 3.31 WHIP: 0.000										

**San Francisco Giants @ Houston Astros**  
 Minute Maid Park, Houston, TX  
 Sat May 14 2005, 6:05 PM CDT  
 Att. 41,323 - Cloudy - 84 F

livebaseballscorecards.com

<b>AB</b>	<b>32</b>
<b>R</b>	<b>1</b>
<b>H</b>	<b>5</b>
<b>RBI</b>	<b>1</b>
<b>BB</b>	<b>0</b>
<b>SO</b>	<b>12</b>
<b>LOB</b>	<b>6</b>



Batter	1	2	3	4	5	6	7	8	9
Willy Taveras, R OBP: 0.313, SLG: 0.344 (1, 8)	1-2 G6-3		1-0 F8			0-1 G4-3	2-2 L6		
Orlando Palmeiro, L OBP: 0.395, SLG: 0.485 (1, 9)	1-2 F9			1-2 G3		1-1 HR 1B		1-2 G4-3	
Craig Biggio, R OBP: 0.367, SLG: 0.541 (1, 4) 4 Eric Bruntlett, R (9, 4)	1-0 G5-3			4-2 BB		0-0 HR		4-1 BB	
17 Lance Berkman, S OBP: 0.250, SLG: 0.292 (1, 7) 54 Brad Lidge, R (9, 1)		1-3 K		0-2 F8		1-1 HR		2-2 F9	
Mike Lamb, L OBP: 0.276, SLG: 0.418 (1, 3)		1-2 F8		2-1 F8		0-3 K		0-0 F8	
Morgan Ensberg, R OBP: 0.402, SLG: 0.487 (1, 5)		3-2 2B			2-2 P3	0-0 G5-3			
28 Adam Everett, R OBP: 0.300, SLG: 0.359 (1, 6)		1-0 G6-3			2-0 1B 2B		0-0 P4		
Brad Ausmus, R OBP: 0.306, SLG: 0.260 (1, 2)			2-3 K		0-0 G1-6-3 1B		1-1 F7		
Roger Clemens, R OBP: 0.389, SLG: 0.353 (1, 1) Todd Self, L (9, 7)			1-3 K		1-1 G1-6-3		0-1 1B		

AB	R	H	RBI	BB	SO	LOB
4	0	0	0	0	0	1
4	1	1	0	0	0	0
2	1	1	2	2	0	0
0	0	0	0	0	0	0
4	1	1	1	0	1	2
0	0	0	0	0	0	0
4	0	0	0	0	1	2
3	0	1	0	0	0	0
3	1	1	0	0	0	1
3	0	1	1	0	1	0
3	0	1	0	0	1	1
0	0	0	0	0	0	0


**BOTTOM**

**San Francisco Giants @ Houston Astros**  
Minute Maid Park, Houston, TX

Sat May 14 2005, 6:05 PM CDT  
Att: 41,323 - Cloudy - 84 F

livebaseballscorecards.com

AB	30
R	4
H	7
RBI	4
BB	2
SO	4
LOB	7



Inning Stats	R	H	E	K	S	IP	WLS	BF	H	R	ER	SO	BB	IBB	HBP	BLK	WP	HR	S	P	ERA	WHIP
Brett Tomko, R ERA: 4.36 (1, 1)	0	0	0	0	9	6.0	L	24	6	4	4	4	1	0	0	0	0	2	58	85	6.00	1.167
Matt Herges, R ERA: 3.52 (7, 1)	0	1	0	1	12	2.0		8	1	0	0	0	1	0	0	0	0	0	17	27	0.00	1.000

WP	HR	S	P	ERA	WHIP
0	0	1	1	0.00	1.000



Batter	1	2	3	4	5	6	7	8	9	AB R H RBI BB SO LOB	TOP	
Jason Ellison, R OBP: 0.417, SLG: 0.577 (1, 9) (7, 8)	0-2 G5-3		2-2 F9		0-2 G5-3			0-0 P5		4 0 0 0 0 0 2		
13 Omar Vizquel, S OBP: 0.361, SLG: 0.390 (1, 6) (8, 3)	4-2 BLK BB			0-1 1B		2-2 F8		1-2 G3		3 0 1 0 1 0 0		
J.T. Snow, L OBP: 0.400, SLG: 0.390 Lance Niekro, R OBP: 0.260, SLG: 0.515 (1, 3) (8, 3)	0-3 K			0-2 P5		2-1 G1-3		1-2 P2		3 0 0 0 0 1 2 1 0 0 0 0 0 0		
Moises Alou, R OBP: 0.415, SLG: 0.432 (1, 7) (7, 9)	3-1 F7			0-1 F7		1-3 K		0-1 1B		4 0 1 0 0 1 2		
Ray Durham, S OBP: 0.360, SLG: 0.308 (1, 4)				0-0 L6			0-0 G6-3 1B	1-2 G3-1		4 0 1 0 0 0 2		
Edgardo Alfonzo, R OBP: 0.388, SLG: 0.434 (1, 5)						0-1 F8		3-2 F8		3 0 0 0 0 0 1		
Marquis Grissom, R OBP: 0.243, SLG: 0.288 Jason Christiansen, R Scott Eyre, L (1, 8) (7, 1) (8, 1)						4-1 1B BB		0-0 G6-3 1-2f		2 0 0 0 1 1 1 0 0 0 0 0 0 0 0 0 0 0 0 0 0		
Mike Matheny, R OBP: 0.292, SLG: 0.402 (1, 2)						2-3 K		0-0 P4		3 0 0 0 0 1 1		
Jeff Fassero, L 54 Scott Munter, R Michael Tucker, L OBP: 0.323, SLG: 0.363 Jeremy Accardo, R Pedro Feliz, R OBP: 0.338, SLG: 0.471 (1, 1) (4, 1) (5, PH) (5, 1) (7, 7)						1-3 K		2-3 K		1 0 0 0 0 1 0 0 0 0 0 0 0 0 1 0 1 0 0 0 0 0 0 0 0 0 0 0 1 0 0 0 0 1 0		
<b>Inning Stats</b>	R: 0 H: 0 E: 0 LOB: 1 K: 1 BB: 1 S: 11 P: 18	R: 0 H: 0 E: 0 LOB: 0 K: 1 BB: 0 S: 7 P: 11	R: 0 H: 0 E: 0 LOB: 0 K: 1 BB: 0 S: 9 P: 15	R: 0 H: 1 E: 0 LOB: 1 K: 0 BB: 0 S: 8 P: 8	R: 0 H: 1 E: 0 LOB: 2 K: 1 BB: 1 S: 12 P: 18	R: 0 H: 0 E: 0 LOB: 0 K: 1 BB: 0 S: 8 P: 13	R: 0 H: 1 E: 0 LOB: 0 K: 0 BB: 0 S: 5 P: 8	R: 0 H: 0 E: 0 LOB: 0 K: 1 BB: 0 S: 5 P: 7	R: 0 H: 1 E: 0 LOB: 1 K: 0 BB: 0 S: 13 P: 16	1B: 4 SF: 0 2B: 0 SAC: 0 3B: 0 DP: 1 HR: 0 HBP: 0	WP: 0 PA: 32 PB: 0 SB: 0 CS: 0	
<b>PITCHER</b> 41 Brandon Backe, R ERA: 4.97 (1, 1)	IP WLS BF H R ER SO BB IBB HBP BLK WP HR S P ERA WHIP											<b>PITCHER</b> IP WLS BF H R ER SO BB IBB HBP BLK WP HR S P ERA WHIP
	9.0 W 32 4 0 0 6 2 0 0 1 0 0 0 78 114 0.00 0.667											

San Francisco Giants @ Houston Astros  
Minute Maid Park, Houston, TX  
Sun May 15 2005, 7:05 PM CDT  
Att. 33,633 - Partly Cloudy - 85 F

livebaseballscores.com

AB	30
R	0
H	4
RBI	0
BB	2
SO	6
LOB	11









Batter	1	2	3	4	5	6	7	8	9	AB	R	H	RBI	BB	SO	LOB
12 Clint Barnes, R OBP: 0.429, SLG: 0.613 (1, 6)	0-0 G3	0-2 P6	0-0 1-2 3-H 1B		1-1 G5-3		0-1 E9			5	0	2	2	0	0	1
Luis Gonzalez, R OBP: 0.313, SLG: 0.407 (1, 4)	3-3 K	2-2 1-2 1B	0-3 K		0-0 L6		0-0 SF8			4	0	1	1	0	2	2
17 Todd Helton, L OBP: 0.444, SLG: 0.534 (1, 3)	4-2 BB	1-3 K		2-2 G3-1		2-1 G4-3	0-2 G3			4	0	0	0	1	1	3
Preston Wilson, R OBP: 0.293, SLG: 0.440 (1, 8)	1-3 K		2-2 G5-3	1-3 K		0-0 5 F8 5 WP 1B		0-1 F9		5	0	1	0	0	2	1
5 Matt Holliday, R OBP: 0.318, SLG: 0.407 (1, 7)		3-2 HR	1-2 G5-3	1-1 3B 1B		3-1 F8		4-1 E BB		4	2	2	1	1	0	1
Dustan Mohr, R OBP: 0.267, SLG: 0.500 (1, 9)		2-0 HR	4-0 HR BB	1-2 1-H 3B		1-3 K		0-0 P5		3	2	2	2	1	1	1
Jose Acevedo, R (7, 1)										0	0	0	0	0	0	0
Jay Witasick, R (8, 1)										0	0	0	0	0	0	0
Aaron Miles, S (8, PH)										1	0	0	0	0	0	1
Blaine Neal, L (9, 1)										0	0	0	0	0	0	0
Todd Greene, R OBP: 0.353, SLG: 0.452 (1, 2)		4-2 27 2B BB	0-0 1-H HR	4-0 27 FC6-4 BB				0-1 E7 27 FC4-6		3	2	1	2	2	1	1
27 Garrett Atkins, R OBP: 0.351, SLG: 0.431 (1, 5)		2-0 FC2-5 1-H 2B	1-1 1B 12 1B 1B	0-0 FC6-4 1-2f				4-2 11 1B BB	1-0 FC4-6	4	2	2	1	1	0	4
Joe Kennedy, R OBP: 0.188, SLG: 0.188 (1, 1)		0-1 FC2-5	0-0 12 1B					0-0 12 E 12 1B SF8 1B		3	0	1	0	0	0	1
49 Byung-Hyun Kim, R (6, 1)										0	0	0	0	0	0	0
11 Brad Hawpe, L OBP: 0.366, SLG: 0.516 (7, 9)										1	1	1	0	0	0	0

Inning Stats	R: 0	H: 0	E: 0	K: 2	S: 11	R: 3	H: 4	E: 0	K: 1	S: 20	R: 3	H: 4	E: 0	K: 1	S: 17	R: 1	H: 2	E: 0	K: 1	S: 13	R: 0	H: 0	E: 0	K: 0	S: 4	R: 0	H: 1	E: 1	K: 1	S: 8	R: 2	H: 2	E: 1	K: 1	S: 13	R: 0	H: 0	E: 1	K: 0	S: 7	1B: 8	SF: 1	2B: 1	SAC: 0	3B: 1	DP: 0	HR: 3	HBP: 0
--------------	------	------	------	------	-------	------	------	------	------	-------	------	------	------	------	-------	------	------	------	------	-------	------	------	------	------	------	------	------	------	------	------	------	------	------	------	-------	------	------	------	------	------	-------	-------	-------	--------	-------	-------	-------	--------

PITCHER	IP	WLS	BF	H	R	ER	SO	BB	IBB	HBP	BLK	WP	HR	S	P	ERA	WHIP
51 Noah Lowry, L ERA: 6.45 (1, 1)	3.2	L	25	10	7	7	5	4	0	0	0	0	0	60	99	17.18	3.818
Matt Herges, R ERA: 3.24 (4, 1)	1.1		4	0	0	0	0	0	0	0	0	0	0	5	7	0.00	0.000
Jim Brower, R ERA: 6.75 (6, 1)	1.0		4	1	0	0	1	0	0	0	0	1	0	8	14	0.00	1.000
54 Scott Munter, R ERA: 2.45 (7, 1)	1.0		6	2	2	1	1	1	0	0	0	0	0	13	17	9.00	3.000
Jeremy Accardo, R ERA: 6.53 (8, 1)	1.0		5	0	0	0	0	1	0	0	0	0	0	7	12	0.00	1.000

**BOTTOM**

**San Francisco Giants @ Colorado Rockies**  
 Coors Field, Denver, CO  
 Tue May 17 2005, 6:35 PM MDT  
 Att. 20,026 - Partly Cloudy - 64 F

AB	37
R	9
H	13
RBI	9
BB	6
SO	7
LOB	16



PITCHER	IP	WLS	BF	H	R	ER	SO	BB	IBB	HBP	BLK	WP	HR	S	P	ERA	WHIP
---------	----	-----	----	---	---	----	----	----	-----	-----	-----	----	----	---	---	-----	------



Batter	1	2	3	4	5	6	7	8	9	AB R H RBI BB SO LOB	TOP																
Ray Durham, S (1, 4) OBP: 0.366, SLG: 0.336	2-1 G4-3		1-3 K2-3			1-3 K		2-0 13 G6-3 1B		4 0 1 0 0 2 0																	
13 Omar Vizquel, S (1, 6) OBP: 0.347, SLG: 0.373	2-2 P4		0-1 G6-3			3-2 L8		1-0 SAFE G6-3 1-2		4 0 0 0 0 0 1																	
J.T. Snow, L (1, 3) OBP: 0.400, SLG: 0.383	3-1 P6			1-1 G3		3-2 1B		4-1 BB		3 0 1 0 1 0 0																	
Moises Alou, R (1, 7) (7, 9) OBP: 0.398, SLG: 0.395		2-0 F9		3-1 G6-3		3-2 F7		3-3 K		4 0 0 0 0 1 3																	
Pedro Feliz, R (1, 5) (7, 7) OBP: 0.357, SLG: 0.507		0-0 2B		3-2 F7			0-0 HR		0-0 3B 1B	4 2 3 1 0 0 0																	
Michael Tucker, L (1, 9) Tyler Walker, R (9, 1) OBP: 0.330, SLG: 0.361		1-3 K			0-0 1B		3-2 G4-3		0-1 SAFE L SAFE 1-H L8-2 3B	3 0 1 0 0 1 1 0 0 0 0 0 0 0																	
Jason Ellison, R (1, 8) OBP: 0.398, SLG: 0.549		1-2 G5-3			0-1 F7		2-2 G5-3		1-2 G4	4 0 0 0 0 0 3																	
Mike Matheny, R (1, 2) OBP: 0.303, SLG: 0.432			3-1 HR		2-0 F8		2-2 L8		0-2 L8-2 3-H	4 1 1 1 0 0 2																	
41 Brad Hennessey, R (1, 1) OBP: 0.125, SLG: 0.125 Scott Eyre, L (7, 1) Jim Brower, R (7, 1) Edgardo Alfonzo, R (7, 5) Deivi Cruz, R (9, PH) OBP: 0.338, SLG: 0.484			2-3 K		3-3 K			3-1 F7		2 0 0 0 0 2 1 0 0 0 0 0 0 0 0 0 0 0 0 0 0 1 0 0 0 0 0 0 1 0 1 1 0 0 0																	
<b>Inning Stats</b>	R: 0 E: 0 K: 0 S: 10	H: 0 LOB: 0 BB: 0 P: 17	R: 0 E: 0 K: 1 S: 8	H: 1 LOB: 1 BB: 0 P: 12	R: 1 E: 0 K: 2 S: 10	H: 1 LOB: 0 BB: 0 P: 16	R: 0 E: 0 K: 0 S: 7	H: 0 LOB: 0 BB: 0 P: 14	R: 0 E: 0 K: 1 S: 7	H: 1 LOB: 1 BB: 0 P: 12	R: 0 E: 0 K: 1 S: 13	H: 1 LOB: 1 BB: 0 P: 23	R: 1 E: 0 K: 0 S: 12	H: 1 LOB: 0 BB: 0 P: 19	R: 0 E: 0 K: 1 S: 8	H: 1 LOB: 2 BB: 1 P: 21	R: 1 E: 0 K: 0 S: 10	H: 2 LOB: 0 BB: 0 P: 11	1B: 4 2B: 2 3B: 1 HR: 2	SF: 0 SAC: 0 DP: 1 HBP: 0	WP: 0 PB: 0 SB: 0 CS: 0	PA: 35					
<b>PITCHER</b>	IP WLS BF H R ER SO BB IBB HBP BLK WP HR S P ERA WHIP																										
Shawn Chacon, R (1, 1) ERA: 3.16	7.0		26	5	2	2	5	0	0	0	0	0	2	67	113	2.57	0.714										
Jay Witasick, R (8, 1) ERA: 3.38	1.0		5	1	0	0	1	1	0	0	0	0	0	8	21	0.00	2.000										
40 Brian Fuentes, L (9, 1) ERA: 3.0	1.0	L	4	2	1	1	0	0	0	0	0	0	0	10	11	9.00	2.000										

San Francisco Giants @ Colorado Rockies  
 Coors Field, Denver, CO  
 Wed May 18 2005, 5:05 PM MDT  
 Att. 18,620 - Partly Cloudy - 78 F

AB	34
R	3
H	8
RBI	3
BB	1
SO	6
LOB	11



BOTTOM

San Francisco Giants @ Colorado Rockies  
Coors Field, Denver, CO  
Wed May 18 2005, 5:05 PM MDT  
Att. 18,620 - Partly Cloudy - 78 F

livebaseballscores.com

AB 35  
R 2  
H 9  
RBI 2  
BB 4  
SO 3  
LOB 14



WP: 0 PA: 39  
PB: 0  
SB: 0  
CS: 1

AB R H RBI BB SO LOB

4 0 0 0 1 0 1

5 1 3 0 0 0 0

3 1 1 1 2 0 0

4 0 0 0 0 1 6

0 0 0 0 0 0 0

4 0 2 1 0 0 0

4 0 0 0 0 1 2

4 0 1 0 0 0 1

0 0 0 0 0 0 0

4 0 2 0 0 0 1

1 0 0 0 1 1 1

2 0 0 0 0 0 2

1B: 8 SF: 0  
2B: 1 SAC: 0  
3B: 0 DP: 0  
HR: 0 HBP: 0

Batter	1	2	3	4	5	6	7	8	9
12 Clint Barmes, R OBP: 0.422, SLG: 0.597 (1, 6)	0-1 G5-3 1B	1-0 G1-3 1B			1 SAFE 4-0 17 BLK 1B 1-2 BB		1-0 F7 1B		0-2 F9 1B
Aaron Miles, S OBP: 0.323, SLG: 0.425 (1, 4)	0-1 17 2B 1B		2-1 G6-3 1B		1-2 SAFE 17 BLK 1B 1-2 1B		0-0 17 BB 1B		1-1 G5-3 1B
17 Todd Helton, L OBP: 0.448, SLG: 0.537 (1, 3)	3-2 SAFE 1 SAFE 11 1B 2B 1-H		1-2 F7 1B		4-2 1-2 2-3 BB		4-1 SAFE 1-2 BB		0-0 L9 1B
Preston Wilson, R OBP: 0.283, SLG: 0.425 Jay Witasick, R 40 Brian Fuentes, L (1, 8) (8, 1) (9, 1)	0-1 G5-3 1B		0-0 L4 1B		3-2 F8 1B		2-3 K 1B		
11 Brad Hawpe, L OBP: 0.371, SLG: 0.515 (1, 9)	0-0 2-H 1B			2-0 P6 1B		0-0 5 FC6-4 1B		1-1 P6 1B	
5 Matt Holliday, R OBP: 0.309, SLG: 0.394 (1, 7)	1-0 F8 1B			0-0 F8 1B		0-2 FC6-4 FC6-4 1-2f 1B		3-3 K 1B	
Todd Greene, R OBP: 0.347, SLG: 0.439 JD Closser, S OBP: 0.280, SLG: 0.208 (1, 2) (8, PR) (9, 2)		2-2 G1-3 1B		0-0 G5-3 1B		0-1 SAFE FC6-4 1-2f 1B		2-2 27 1B 1B	
27 Garrett Atkins, R OBP: 0.361, SLG: 0.436 (1, 5)		0-1 G4-3 1B			0-0 12 CS 1B		0-0 F8 1B		1-1 1-2 1B
Shawn Chacon, R OBP: 0.214, SLG: 0.154 18 Cory Sullivan, L OBP: 0.328, SLG: 0.371 (1, 1) (7, PH) (8, 8)		4-1 BB			2-3 K 1B		0-2 G3 1B		3-2 G4-3 1B

Inning Stats	R: 2	H: 3	E: 0	K: 0	S: 14	H: 3	LOB: 1	BB: 0	P: 18	R: 0	H: 0	E: 0	K: 0	S: 7	H: 0	LOB: 0	BB: 0	P: 10	R: 0	H: 0	E: 0	K: 0	S: 3	H: 0	LOB: 0	BB: 0	P: 5	R: 0	H: 2	E: 0	K: 1	S: 16	H: 1	LOB: 1	BB: 0	P: 7	R: 0	H: 1	E: 0	K: 1	S: 9	H: 1	LOB: 2	BB: 1	P: 16	R: 0	H: 2	E: 0	K: 1	S: 16	H: 0	LOB: 0	BB: 0	P: 7	R: 0	H: 0	E: 0	K: 0	S: 6	H: 0	LOB: 0	BB: 0	P: 7	1B: 8	SF: 0	2B: 1	SAC: 0	3B: 0	DP: 0	HR: 0	HBP: 0	WP: 0	PA: 39
--------------	------	------	------	------	-------	------	--------	-------	-------	------	------	------	------	------	------	--------	-------	-------	------	------	------	------	------	------	--------	-------	------	------	------	------	------	-------	------	--------	-------	------	------	------	------	------	------	------	--------	-------	-------	------	------	------	------	-------	------	--------	-------	------	------	------	------	------	------	------	--------	-------	------	-------	-------	-------	--------	-------	-------	-------	--------	-------	--------

PITCHER	IP	WLS	BF	H	R	ER	SO	BB	IBB	HBP	BLK	WP	HR	S	P	ERA	WHIP
41 Brad Hennessey, R ERA: 3.66 (1, 1)	6.2		29	7	2	2	1	3	0	0	1	0	0	59	88	2.70	1.500
Scott Eyre, L ERA: 3.45 (7, 1)	0.0		1	0	0	0	0	1	0	0	0	0	0	1	5	∞	∞
Jim Brower, R ERA: 6.27 (7, 1)	1.1	W	6	2	0	0	2	0	0	0	0	0	0	19	31	0.00	1.500
Tyler Walker, R ERA: 4.08 (9, 1)	1.0	S	3	0	0	0	0	0	0	0	0	0	0	6	7	0.00	0.000



Batter	1	2	3	4	5	6	7	8	9	AB R H RBI BB SO LOB	TOP	
Ray Durham, S (1, 4) OBP: 0.367, SLG: 0.347	0-0 G5-3 2B		1-0 G6-3		0-1 FC5-4 1B		1-1 G6-3		2-2 P5 1-2	5 0 2 0 0 0 1		
Jason Ellison, R (1, 8) OBP: 0.387, SLG: 0.529	3-3 K		2-0 F7		0-0 FC5-4 1B 1-2f		1-2 G5-3 1B		0-1 F8	5 0 1 0 0 1 3		
Deivi Cruz, R (1, 6) OBP: 0.361, SLG: 0.500	1-0 G5-3 2-3		2-2 1B		1-1 1-3 1B		0-2 1-2 1B			4 0 3 0 0 0 1		
Pedro Feliz, R (1, 7) OBP: 0.348, SLG: 0.493	0-1 F8		1-2 P6		0-3 K		0-1 G5-3 2-3f			4 0 0 0 0 1 6		
Moises Alou, R (1, 9) OBP: 0.402, SLG: 0.386										2 0 0 0 2 0 0		
Edgardo Alfonzo, R (1, 5) OBP: 0.369, SLG: 0.410										4 0 0 0 0 1 2		
Lance Niekro, R (1, 3) OBP: 0.293, SLG: 0.584										4 1 2 1 0 1 1		
Yorvit Torrealba, R (1, 2) OBP: 0.343, SLG: 0.500										4 0 2 0 0 1 3		
Brett Tomko, R (1, 1) OBP: 0.238, SLG: 0.200 13 Omar Vizquel, S (8, PH) OBP: 0.345, SLG: 0.371 Matt Herges, L (6, 1) 54 Scott Munter, R (7, 1) Scott Eyre, L (7, 1) Mike Matheny, R (8, PH) OBP: 0.301, SLG: 0.429										2 0 0 0 0 0 2 1 0 0 0 0 1 1 0 1 0 0 0 0 0 1		
<b>Inning Stats</b>	R: 0 H: 1 E: 0 LOB: 1 K: 1 BB: 0 S: 9 P: 13	R: 0 H: 1 E: 0 LOB: 2 K: 1 BB: 1 S: 15 P: 24	R: 0 H: 1 E: 0 LOB: 1 K: 0 BB: 0 S: 10 P: 16	R: 0 H: 0 E: 0 LOB: 1 K: 1 BB: 1 S: 8 P: 15	R: 0 H: 2 E: 0 LOB: 2 K: 1 BB: 0 S: 10 P: 13	R: 1 H: 2 E: 0 LOB: 1 K: 1 BB: 0 S: 10 P: 17	R: 0 H: 2 E: 0 LOB: 1 K: 0 BB: 0 S: 11 P: 13	R: 0 H: 0 E: 0 LOB: 0 K: 1 BB: 0 S: 9 P: 11	R: 0 H: 1 E: 0 LOB: 1 K: 0 BB: 0 S: 10 P: 15	1B: 7 SF: 0 2B: 2 SAC: 0 3B: 0 DP: 1 HR: 1 HBP: 0	WP: 1 PA: 38 PB: 0 SB: 0 CS: 0	
<b>PITCHER</b>	IP WLS BF H R ER SO BB IBB HBP BLK WP HR S P ERA WHIP											
26 Jeff Francis, L (1, 1) ERA: 4.27	6.0 W 27 7 1 1 5 2 0 0 0 0 0 1 62 98 1.50 1.500											
Jose Acevedo, R (7, 1) ERA: 3.77	1.0 H 4 2 0 0 0 0 0 0 0 0 0 0 11 13 0.00 2.000											
Jay Witasick, R (8, 1) ERA: 3.09	1.0 H 3 0 0 0 1 0 0 0 0 0 0 0 9 11 0.00 0.000											
40 Brian Fuentes, L (9, 1) ERA: 2.84	1.0 S 4 1 0 0 0 0 0 0 0 0 1 0 10 15 0.00 1.000											

San Francisco Giants @ Colorado Rockies  
 Coors Field, Denver, CO  
 Thu May 19 2005, 1:05 PM MDT  
 Att. 21,877 - Sunny - 81 F

livebaseballscorecards.com

AB	36
R	1
H	10
RBI	1
BB	2
SO	6
LOB	21







Batter	1	2	3	4	5	6	7	8	9	AB	R	H	RBI	BB	SO	LOB	TOP
21 Mark Kotsay, L (1, 8) OBP: 0.343, SLG: 0.392	1-0 G4-3 2B	1-0 G4-3			3-1 G4-3		3-2 G4-3	3-2 F7		5	0	1	0	0	0	3	
Eric Byrnes, R (1, 7) OBP: 0.336, SLG: 0.444	0-1 P2		0-0 F8		2-2 G6-3 HBP		2-1 3 1B 1B	2-2 G5-3		4	1	1	0	0	0	2	
Jason Kendall, R (1, 2) OBP: 0.311, SLG: 0.274	3-1 G4-3 2-3		3-2 L9		1-1 G6-3 1-2f		3-2 E5 3 1B SF8	1-1 G6-3		5	1	0	0	0	0	4	
3 Eric Chavez, L (1, 5) OBP: 0.275, SLG: 0.323	0-0 F7		2-2 G4-3			1-0 23 1B SF9-6-4 1B	2-2 HR 1B		0-2 G5-3	5	2	2	1	0	0	1	
23 Bobby Kielty, S (1, 9) OBP: 0.423, SLG: 0.451 20 Huston Street, R (9, 1)			0-1 BB 1B BB 1B		0-0 G4-3 SF9 2B	1-1 SF9-6-4 BB 1B	4-0 HR 1B		1-2 G1-6-3 1B	4	3	4	0	1	0	0	
Scott Hatteberg, L (1, 3) OBP: 0.345, SLG: 0.373			0-1 BB BB 1B		2-1 G4-3	4-1 SF9-6-4 BB 1B	1-2 SF8		3-2 G1-6-3	3	0	1	1	1	0	2	
Keith Ginter, R (1, 4) OBP: 0.274, SLG: 0.338 Kirk Saarloos, R (7, 1) Charles Thomas, L (9, 9) OBP: 0.271, SLG: 0.103			4-0 G1-2-3 BB 1B		3-2 SF9	2-2 SF9-6-4 1-2 2-3 3-H	0-1 HR			1	1	1	5	1	0	0	
Marco Scutaro, R (1, 6) OBP: 0.336, SLG: 0.358			4-1 G1-2-3 BB 1B		1-2 1B	4-1 BB	0-1 G1-3			2	0	1	1	2	0	0	
Joe Blanton, R (1, 1) Keiichi Yabu, R (5, 1) 14 Mark Ellis, R (7, 4) OBP: 0.346, SLG: 0.358			1-1 G1-2-3		2-1 G4-3	2-2 L8		1-0 G5-3 2B		2	0	0	0	0	0	4	
			1-1 G1-2-3		2-1 G4-3	2-2 L8		1-0 G5-3 2B		1	0	0	0	0	0	2	
			1-2 2-3 3-H		1-2 1B	4-1 BB	0-1 G1-3			1	0	1	0	0	0	0	
			1-1 G1-2-3		2-1 G4-3	2-2 L8		1-0 G5-3 2B		2	0	0	0	0	0	4	
			1-1 G1-2-3		2-1 G4-3	2-2 L8		1-0 G5-3 2B		1	0	0	0	0	0	2	
			1-2 2-3 3-H		1-2 1B	4-1 BB	0-1 G1-3			1	0	1	0	0	0	0	
			1-1 G1-2-3		2-1 G4-3	2-2 L8		1-0 G5-3 2B		2	0	0	0	0	0	4	
			1-1 G1-2-3		2-1 G4-3	2-2 L8		1-0 G5-3 2B		1	0	0	0	0	0	2	
			1-2 2-3 3-H		1-2 1B	4-1 BB	0-1 G1-3			1	0	1	0	0	0	0	
			1-1 G1-2-3		2-1 G4-3	2-2 L8		1-0 G5-3 2B		2	0	0	0	0	0	4	
			1-1 G1-2-3		2-1 G4-3	2-2 L8		1-0 G5-3 2B		1	0	0	0	0	0	2	
			1-2 2-3 3-H		1-2 1B	4-1 BB	0-1 G1-3			1	0	1	0	0	0	0	
			1-1 G1-2-3		2-1 G4-3	2-2 L8		1-0 G5-3 2B		2	0	0	0	0	0	4	
			1-1 G1-2-3		2-1 G4-3	2-2 L8		1-0 G5-3 2B		1	0	0	0	0	0	2	
			1-2 2-3 3-H		1-2 1B	4-1 BB	0-1 G1-3			1	0	1	0	0	0	0	
			1-1 G1-2-3		2-1 G4-3	2-2 L8		1-0 G5-3 2B		2	0	0	0	0	0	4	
			1-1 G1-2-3		2-1 G4-3	2-2 L8		1-0 G5-3 2B		1	0	0	0	0	0	2	
			1-2 2-3 3-H		1-2 1B	4-1 BB	0-1 G1-3			1	0	1	0	0	0	0	
			1-1 G1-2-3		2-1 G4-3	2-2 L8		1-0 G5-3 2B		2	0	0	0	0	0	4	
			1-1 G1-2-3		2-1 G4-3	2-2 L8		1-0 G5-3 2B		1	0	0	0	0	0	2	
			1-2 2-3 3-H		1-2 1B	4-1 BB	0-1 G1-3			1	0	1	0	0	0	0	
			1-1 G1-2-3		2-1 G4-3	2-2 L8		1-0 G5-3 2B		2	0	0	0	0	0	4	
			1-1 G1-2-3		2-1 G4-3	2-2 L8		1-0 G5-3 2B		1	0	0	0	0	0	2	
			1-2 2-3 3-H		1-2 1B	4-1 BB	0-1 G1-3			1	0	1	0	0	0	0	
			1-1 G1-2-3		2-1 G4-3	2-2 L8		1-0 G5-3 2B		2	0	0	0	0	0	4	
			1-1 G1-2-3		2-1 G4-3	2-2 L8		1-0 G5-3 2B		1	0	0	0	0	0	2	
			1-2 2-3 3-H		1-2 1B	4-1 BB	0-1 G1-3			1	0	1	0	0	0	0	
			1-1 G1-2-3		2-1 G4-3	2-2 L8		1-0 G5-3 2B		2	0	0	0	0	0	4	
			1-1 G1-2-3		2-1 G4-3	2-2 L8		1-0 G5-3 2B		1	0	0	0	0	0	2	
			1-2 2-3 3-H		1-2 1B	4-1 BB	0-1 G1-3			1	0	1	0	0	0	0	
			1-1 G1-2-3		2-1 G4-3	2-2 L8		1-0 G5-3 2B		2	0	0	0	0	0	4	
			1-1 G1-2-3		2-1 G4-3	2-2 L8		1-0 G5-3 2B		1	0	0	0	0	0	2	
			1-2 2-3 3-H		1-2 1B	4-1 BB	0-1 G1-3			1	0	1	0	0	0	0	
			1-1 G1-2-3		2-1 G4-3	2-2 L8		1-0 G5-3 2B		2	0	0	0	0	0	4	
			1-1 G1-2-3		2-1 G4-3	2-2 L8		1-0 G5-3 2B		1	0	0	0	0	0	2	
			1-2 2-3 3-H		1-2 1B	4-1 BB	0-1 G1-3			1	0	1	0	0	0	0	
			1-1 G1-2-3		2-1 G4-3	2-2 L8		1-0 G5-3 2B		2	0	0	0	0	0	4	
			1-1 G1-2-3		2-1 G4-3	2-2 L8		1-0 G5-3 2B		1	0	0	0	0	0	2	
			1-2 2-3 3-H		1-2 1B	4-1 BB	0-1 G1-3			1	0	1	0	0	0	0	
			1-1 G1-2-3		2-1 G4-3	2-2 L8		1-0 G5-3 2B		2	0	0	0	0	0	4	
			1-1 G1-2-3		2-1 G4-3	2-2 L8		1-0 G5-3 2B		1	0	0	0	0	0	2	
			1-2 2-3 3-H		1-2 1B	4-1 BB	0-1 G1-3			1	0	1	0	0	0	0	
			1-1 G1-2-3		2-1 G4-3	2-2 L8		1-0 G5-3 2B		2	0	0	0	0	0	4	
			1-1 G1-2-3		2-1 G4-3	2-2 L8		1-0 G5-3 2B		1	0	0	0	0	0	2	
			1-2 2-3 3-H		1-2 1B	4-1 BB	0-1 G1-3			1	0	1	0	0	0	0	
			1-1 G1-2-3		2-1 G4-3	2-2 L8		1-0 G5-3 2B		2	0	0	0	0	0	4	
			1-1 G1-2-3		2-1 G4-3	2-2 L8		1-0 G5-3 2B		1	0	0	0	0	0	2	
			1-2 2-3 3-H		1-2 1B	4-1 BB	0-1 G1-3			1	0	1	0	0	0	0	
			1-1 G1-2-3		2-1 G4-3	2-2 L8		1-0 G5-3 2B		2	0	0	0	0	0	4	
			1-1 G1-2-3		2-1 G4-3	2-2 L8		1-0 G5-3 2B		1	0	0	0	0	0	2	
			1-2 2-3 3-H		1-2 1B	4-1 BB	0-1 G1-3			1	0	1	0	0	0	0	
			1-1 G1-2-3		2-1 G4-3	2-2 L8		1-0 G5-3 2B		2	0	0	0	0	0	4	
			1-1 G1-2-3		2-1 G4-3	2-2 L8		1-0 G5-3 2B		1	0	0	0	0	0	2	
			1-2 2-3 3-H		1-2 1B	4-1 BB	0-1 G1-3			1	0	1	0	0	0	0	
			1-1 G1-2-3		2-1 G4-3	2-2 L8		1-0 G5-3 2B		2	0	0	0	0	0	4	
			1-1 G1-2-3		2-1 G4-3	2-2 L8		1-0 G5-3 2B		1	0	0	0	0	0	2	
			1-2 2-3 3-H		1-2 1B	4-1 BB	0-1 G1-3			1	0	1	0	0	0	0	
			1-1 G1-2-3		2-1 G4-3	2-2 L8		1-0 G5-3 2B		2	0	0	0	0	0	4	
			1-1 G1-2-3		2-1 G4-3	2-2 L8		1-0 G5-3 2B		1	0	0	0	0	0	2	
			1-2 2-3 3-H		1-2 1B	4-1 BB	0-1 G1-3			1	0	1	0	0	0	0	
			1-1 G1-2-3		2-1 G4-3	2-2 L8		1-0 G5-3 2B		2	0	0	0	0	0	4	
			1-1 G1-2-3		2-1 G4-3	2-2 L8		1-0 G5-3 2B		1	0	0	0	0	0	2	
			1-2 2-3 3-H		1-2 1B	4-1 BB	0-1 G1-3			1	0	1	0	0	0	0	
			1-1 G1-2-3		2-1 G4-3	2-2 L8		1-0 G5-3 2B		2	0	0	0	0	0	4	
			1-1 G1-2-3		2-1 G4-3	2-2 L8		1-0 G5-3 2B		1	0	0	0	0	0	2	
			1-2 2-3 3-H		1-2 1B	4-1 BB	0-1 G1-3			1	0	1	0	0	0	0	
			1-1 G1-2-3		2-1 G4-3	2-2 L8		1-0 G5-3 2B		2	0	0	0	0	0	4	
			1-1 G1-2-3		2-1 G4-3	2-2 L8		1-0 G5-3 2B		1	0	0	0	0	0	2	
			1-2 2-3 3-H														

Batter	1	2	3	4	5	6	7	8	9	AB	R	H	RBI	BB	SO	LOB
Jason Ellison, R OBP: 0.367, SLG: 0.500 (1, 8)	F9		L9-3		F7	G6-3		K		5	0	0	0	0	1	1
13 Omar Vizquel, S OBP: 0.353, SLG: 0.370 (1, 6)	E4				G4-3			G6-3		3	1	1	0	2	0	0
J.T. Snow, L OBP: 0.380, SLG: 0.360 (1, 3)	G4-3		P5		G4-3	L7			K	5	0	0	0	0	1	4
Moises Alou, R OBP: 0.402, SLG: 0.420 (1, 9)					G1-3			L5		5	1	2	2	0	0	0
Ray Durham, S OBP: 0.375, SLG: 0.347 (1, 4)			G4-3		G3-1			G5-3		3	2	1	0	2	0	0
Pedro Feliz, R OBP: 0.349, SLG: 0.487 (1, 7) (8, 5)			P4							4	0	1	1	1	0	2
Edgardo Alfonzo, R OBP: 0.385, SLG: 0.423 (1, 5) Jeremy Accardo, R (8, 1)										3	0	3	1	1	0	0
Mike Matheny, R OBP: 0.299, SLG: 0.417 (1, 2)										0	0	0	0	0	0	0
Kirk Rueter, L OBP: 0.235, SLG: 0.250 (1, 1) 54 Scott Munter, R (7, 1) Jason Christiansen, R (7, 1) Jim Brower, R (7, 1) Michael Tucker, L OBP: 0.327, SLG: 0.357 (8, 7)										3	0	1	0	0	0	3

Inning Stats	R: 0	H: 1	R: 0	H: 1	R: 0	H: 2	R: 3	H: 4	R: 0	H: 0	R: 1	H: 1	R: 0	H: 0	R: 0	H: 0	R: 0	H: 0	R: 0	H: 0	1B: 8	SF: 0	WP: 1	PA: 42
E: 1	LOB: 2	E: 0	LOB: 1	E: 0	LOB: 3	E: 1	LOB: 2	E: 0	LOB: 1	E: 0	LOB: 1	E: 0	LOB: 0	E: 0	LOB: 1	E: 0	LOB: 1	E: 0	LOB: 1	E: 0	LOB: 0	2B: 1	SAC: 0	PB: 0
K: 0	BB: 0	K: 0	BB: 0	K: 0	BB: 3	K: 1	BB: 1	K: 0	BB: 1	K: 0	BB: 1	K: 1	BB: 0	K: 1	BB: 1	K: 1	BB: 1	K: 1	BB: 1	K: 1	BB: 0	3B: 0	DP: 1	SB: 1
S: 6	P: 9	S: 8	P: 13	S: 10	P: 24	S: 8	P: 37	S: 5	P: 12	S: 13	P: 23	S: 6	P: 10	S: 9	P: 18	S: 9	P: 18	S: 9	P: 18	S: 9	P: 10	HR: 1	HBP: 0	CS: 0

PITCHER	IP	WLS	BF	H	R	ER	SO	BB	IBB	HBP	BLK	WP	HR	S	P	ERA	WHIP
Joe Blanton, R ERA: 5.15 (1, 1)	4.2		24	7	3	3	0	4	0	0	0	1	1	45	89	5.79	2.357
Keiichi Yabu, R ERA: 3.32 (5, 1)	2.0	W	10	2	1	1	1	2	0	0	0	0	0	16	35	4.50	2.000
Kirk Saarloos, R ERA: 4.64 (7, 1)	1.1		4	0	0	0	1	0	0	0	0	0	0	13	19	0.00	0.000
20 Huston Street, R ERA: 1.93 (9, 1)	1.0		4	0	0	0	1	1	0	0	0	0	0	9	18	0.00	1.000

BOTTOM

Oakland Athletics @ San Francisco Giants  
SBC Park, San Francisco, CA  
Fri May 20 2005, 10:15 PM EDT  
Att. 42,701 - Clear - 64 F

livebaseballscores.com

AB	35
R	4
H	9
RBI	4
BB	7
SO	3
LOB	14





Batter	1	2	3	4	5	6	7	8	9	AB R H RBI BB SO LOB	TOP											
21 Mark Kotsay, L (1, 8) OBP: 0.341, SLG: 0.385	1-3 K2-3		0-1 F8		0-0 F8			4-0 FC5 BB BB		3 0 0 0 1 1 1												
Eric Byrnes, R (1, 7) OBP: 0.333, SLG: 0.432	1-0 P3		0-1 G5-3		0-0 F7			4-1 FC5 SAFE BB		3 0 0 0 1 0 1												
Jason Kendall, R (1, 2) OBP: 0.304, SLG: 0.267	0-3 K		3-2 G4-3				1-0 L7	3-2 FC5 1-2 2-3f		4 0 0 0 0 1 2												
3 Eric Chavez, L (1, 5) OBP: 0.275, SLG: 0.321		3-2 BB 14 2B 1B		0-0 F7		2-3 K		2-2 G3		4 1 1 0 0 1 2												
23 Bobby Kielty, S (1, 9) OBP: 0.416, SLG: 0.442	1-0 L9		3-2 S 1B 1B		0-1 F7			2-1 P6		4 1 1 0 0 0 1												
Scott Hatteberg, L (1, 3) OBP: 0.349, SLG: 0.373	4-1 SAFE 14 2B BB		2-2 SAFE 1-H CS 1B		2-2 P5			2-3 K		3 0 1 1 1 1 0												
Keith Ginter, R (1, 4) OBP: 0.261, SLG: 0.320	1-0 L8		3-3 SAFE SAFE SAFE 1-2 K		1-0 F9			2-3 K		4 0 0 0 0 2 3												
14 Mark Ellis, R (1, 6) OBP: 0.346, SLG: 0.367	0-1 2B		0-2 G5-3		0-2 G6-3			0-2 G6-3		3 0 1 1 0 0 0												
Dan Haren, R (1, 1) OBP: 0.500, SLG: 1.000	1-0 G5-3		1-2 2B		1-1 F8			1-1 F8		2 0 1 0 0 0 2												
Ricardo Rincon, L (7, 1)										0 0 0 0 0 0 0												
Matt Herges, R (8, PH) ERA: 3.44										0 0 0 0 0 0 0												
Marco Scutaro, R (8, PH) OBP: 0.333, SLG: 0.355										1 0 0 0 0 0 0												
Juan Cruz, R (8, 1) ERA: 3.72										0 0 0 0 0 0 0												
<b>Inning Stats</b>	R: 0 E: 0 K: 2 S: 7	H: 0 LOB: 0 BB: 0 P: 9	R: 1 E: 0 K: 0 S: 11	H: 2 LOB: 2 BB: 1 P: 21	R: 0 E: 0 K: 0 S: 7	H: 0 LOB: 0 BB: 0 P: 10	R: 1 E: 0 K: 1 S: 11	H: 2 LOB: 1 BB: 0 P: 19	R: 0 E: 0 K: 0 S: 8	H: 1 LOB: 1 BB: 0 P: 9	R: 0 E: 0 K: 1 S: 7	H: 0 LOB: 0 BB: 0 P: 10	R: 0 E: 0 K: 0 S: 7	H: 0 LOB: 0 BB: 0 P: 10	R: 0 E: 0 K: 0 S: 10	H: 0 LOB: 2 BB: 2 P: 24	R: 0 E: 0 K: 2 S: 10	H: 0 LOB: 0 BB: 0 P: 16	1B: 3 2B: 3 3B: 0 HR: 0	SF: 0 SAC: 0 DP: 1 HBP: 0	WP: 0 PB: 0 SB: 1 CS: 1	PA: 34
<b>PITCHER</b>	IP WLS BF H R ER SO BB IBB HBP BLK WP HR S P ERA WHIP																					
Jeff Fassero, L (1, 1) ERA: 3.67	6.0 W 23 5 2 2 4 1 0 0 0 0 0 51 78 3.00 1.000																					
Jason Christiansen, L (7, 1) ERA: 5.14	0.1 H 1 0 0 0 0 0 0 0 0 0 0 3 5 0.00 0.000																					
Matt Herges, R (7, 1) ERA: 3.44	0.2 H 2 0 0 0 0 0 0 0 0 0 0 4 5 0.00 0.000																					
Scott Eyre, L (8, 1) ERA: 3.06	0.1 H 2 0 0 0 0 1 0 0 0 0 0 2 7 0.00 3.000																					
Tyler Walker, R (8, 1) ERA: 3.72	1.2 S 6 0 0 0 2 1 0 0 0 0 0 0 18 33 0.00 0.600																					

Oakland Athletics @ San Francisco Giants  
SBC Park, San Francisco, CA  
Sat May 21 2005, 8:05 PM EDT  
Att: 43,069 - Clear - 68 F

AB	31
R	2
H	5
RBI	2
BB	3
SO	6
LOB	12



Batter	1	2	3	4	5	6	7	8	9
Jason Ellison, R OBP: 0.373, SLG: 0.495 (1, 8)	4-2 13 1B 13 S 1B BB	0-2 P4				1-0 S 1B	0-0 G1-3		
13 Omar Vizquel, S OBP: 0.350, SLG: 0.367 (1, 6)	1-0 1B 1-3 2B 1B		1-3 K			2-2 P4	2-1 F8		
J.T. Snow, L OBP: 0.394, SLG: 0.378 (1, 3)	0-0 2B 1-3 SF7-5 1B		0-0 G5-4-3 1B			1-0 F7	0-2 E 1B		
Moises Alou, R OBP: 0.397, SLG: 0.424 (1, 9)	0-1 SF7-5 1-3 2B		0-0 G5-4-3 1-2f			3-2 F8 1-2	2-2 FC5 G4-6-3 1-2		
Ray Durham, S OBP: 0.378, SLG: 0.363 (1, 4) Tyler Walker, R (8, 1)	1-0 SF7-5 2-3 3-H 1-3		2-1 G6-3 2B			3-1 FC6-4 1B	1-0 G4-6-3 1-2f		
Pedro Feliz, R OBP: 0.341, SLG: 0.474 (1, 7)	1-3 K		1-0 G6-3 2-3			1-2 FC6-4 FC5-4 1-2f	1-3 K		
Edgardo Alfonzo, R OBP: 0.382, SLG: 0.418 (1, 5)		0-1 E S 1B	2-3 K			0-1 FC5-4 2B 1-2f	1-0 G4-3		
Mike Matheny, R OBP: 0.305, SLG: 0.424 (1, 2)		1-2 G5-3 1-3	4-0 IBB			0-0 2B	0-3 K		
Jeff Fassero, L (1, 1) Michael Tucker, L (6, PH) Jason Christiansen, R (7, 1) Matt Herges, L (7, 1) Scott Eyre, L (8, 1) Brian Dallimore, R (8, 4)		1-2 K	1-0 B5-3			4-0 IBB			

Inning Stats	R: 3	H: 3	E: 0	K: 1	S: 10	LOB: 0	BB: 1	P: 17	R: 0	H: 1	E: 0	K: 1	S: 12	LOB: 1	BB: 1	P: 14	R: 0	H: 1	E: 0	K: 1	S: 5	LOB: 0	BB: 0	P: 6	R: 0	H: 1	E: 0	K: 1	S: 7	LOB: 2	BB: 1	P: 17	R: 0	H: 1	E: 0	K: 0	S: 10	LOB: 1	BB: 0	P: 16	R: 0	H: 2	E: 0	K: 0	S: 10	LOB: 3	BB: 1	P: 18	R: 0	H: 1	E: 1	K: 0	S: 9	LOB: 1	BB: 0	P: 14	R: 0	H: 0	E: 0	K: 2	S: 7	LOB: 0	BB: 0	P: 9
--------------	------	------	------	------	-------	--------	-------	-------	------	------	------	------	-------	--------	-------	-------	------	------	------	------	------	--------	-------	------	------	------	------	------	------	--------	-------	-------	------	------	------	------	-------	--------	-------	-------	------	------	------	------	-------	--------	-------	-------	------	------	------	------	------	--------	-------	-------	------	------	------	------	------	--------	-------	------

PITCHER	IP	WLS	BF	H	R	ER	SO	BB	IBB	HBP	BLK	WP	HR	S	P	ERA	WHIP
Dan Haren, R (1, 1) ERA: 5.19	6.1	L	31	10	3	3	4	1	2	0	0	0	0	62	100	4.26	1.737
Ricardo Rincon, L (7, 1) ERA: 4.38	0.2		1	0	0	0	0	0	0	0	0	0	0	1	2	0.00	0.000
Juan Cruz, R (8, 1) ERA: 7.94	1.0		3	0	0	0	2	0	0	0	0	0	0	7	9	0.00	0.000

**BOTTOM**

**Oakland Athletics @ San Francisco Giants**  
**SBC Park, San Francisco, CA**  
 Sat May 21 2005, 8:05 PM EDT  
 Att. 43,069 - Clear - 68 F

AB	R	H	RBI	BB	SO	LOB
3	1	1	0	1	0	4
4	1	1	0	0	1	1
4	1	3	1	0	0	1
4	0	1	1	0	0	3
3	0	2	1	0	0	2
0	0	0	0	0	0	0
4	0	0	0	0	2	2
4	0	1	0	0	1	2
3	0	1	0	1	1	1
2	0	0	0	0	1	3
0	0	0	0	1	0	0
0	0	0	0	0	0	0
0	0	0	0	0	0	0
0	0	0	0	0	0	0
0	0	0	0	0	0	0
0	0	0	0	0	0	0

livebaseballscores.com

AB	31
R	3
H	10
RBI	3
BB	3
SO	6
LOB	19

**GIANTS**


WP	PA
0	35
PB	0
SB	3
CS	0









Batter	1	2	3	4	5	6	7	8	9	AB R H RBI BB SO LOB	TOP											
<b>Cesar Izturis, S</b> OBP: 0.391, SLG: 0.420 (1, 6) C X	0-1 S 1B	0-3 K			2-1 SH2-3 1-2 2-3		0-2 P6			3 0 1 0 0 1 3												
<b>J.D. Drew, L</b> OBP: 0.374, SLG: 0.396 (1, 9) B F 1 SAFE	1-3 K 1-2		0-3 K		4-0 BLK BB		2-3 K			3 0 0 0 1 3 2												
<b>Hee-Seop Choi, L</b> OBP: 0.385, SLG: 0.505 (1, 3) S B B F F F F F S	1-3 K		1-3 K		1-1 SF7 1-2 2-H 3-H			1-1 G3		3 0 0 1 0 2 1												
<b>12 Jeff Kent, R</b> OBP: 0.360, SLG: 0.484 (1, 4) F B C C C	2-3 K		2-1 G4-3		0-0 P4			1-3 K		4 0 0 0 0 2 2												
<b>Milton Bradley, S</b> OBP: 0.365, SLG: 0.560 (1, 8) B B T T T T T T X		1-2 1B 1B		0-1 G4-3		2-0 G5-3		1-0 F8		4 0 1 0 0 0 0												
<b>Ricky Ledee, L</b> OBP: 0.361, SLG: 0.454 (1, 7) B 1 SAFE		2-1 P5 1-2		0-3 K2-3		3-2 F9		0-3 K		4 0 0 0 0 2 1												
<b>Jason Phillips, R</b> OBP: 0.331, SLG: 0.418 (1, 2) B B B B B B D		4-2 1B 1B BB		0-1 P2		0-0 G1-6-3		2-3 K		3 1 0 0 1 1 0												
<b>Antonio Perez, R</b> OBP: 0.444, SLG: 0.529 (1, 5) B X		1-0 1B 1-3 2-H 1B			0-2 SH2-3 BLK 2B		1-0 F7		0-2 G5-3	4 1 2 0 0 0 0												
<b>Jeff Weaver, R</b> OBP: 0.273, SLG: 0.364 (1, 1) <b>Mike Edwards, R</b> OBP: 0.341, SLG: 0.350 (5, PH) <b>D.J. Houlton, R</b> (5, 1) <b>17 Jason Renko, R</b> OBP: 0.362, SLG: 0.536 (7, PH) <b>Duaner Sanchez, R</b> (7, 1) <b>Kelly Wunsch, L</b> (7, 1) <b>Giovanni Carrara, R</b> (8, 1)		0-0 1B 1-2 3-H 1B			4-1 BLK SH2-3 SF7 BB		0-2 E8 1B			1 0 1 1 0 0 0 0 1 0 0 1 0 0 0 0 0 0 0 0 0 1 0 1 0												
<b>Inning Stats</b>	R: 0 E: 0 K: 3 S: 14	H: 1 LOB: 1 BB: 0 P: 18	R: 1 E: 0 K: 1 S: 18	H: 3 LOB: 2 BB: 1 P: 26	R: 0 E: 0 K: 2 S: 8	H: 0 LOB: 0 BB: 0 P: 11	R: 0 E: 0 K: 1 S: 7	H: 0 LOB: 0 BB: 0 P: 7	R: 2 E: 0 K: 0 S: 9	H: 1 LOB: 1 BB: 2 P: 20	R: 0 E: 0 K: 0 S: 6	H: 0 LOB: 0 BB: 0 P: 11	R: 0 E: 1 K: 1 S: 10	H: 1 LOB: 1 BB: 0 P: 13	R: 0 E: 0 K: 1 S: 6	H: 0 LOB: 0 BB: 0 P: 9	R: 0 E: 0 K: 2 S: 9	H: 0 LOB: 0 BB: 0 P: 11	1B: 5 2B: 1 3B: 0 HR: 0	SF: 1 SAC: 1 DP: 0 HBP: 0	WP: 0 PB: 0 SB: 2 CS: 0	PA: 35
<b>PITCHER</b>	IP WLS BF H R ER SO BB IBB HBP BLK WP HR S P ERA WHIP											<b>PITCHER</b>	IP WLS BF H R ER SO BB IBB HBP BLK WP HR S P ERA WHIP									
<b>Jason Schmidt, R</b> ERA: 4.79 (1, 1)	5.0 W 22 5 3 3 7 3 0 0 0 0 0 0 56 82 5.40 1.600											<b>Tyler Walker, R</b> ERA: 3.43 (9, 1)	0.2 S 2 0 0 0 1 0 0 0 0 0 0 0 4 5 0.00 0.000									
<b>Jeff Fassero, L</b> ERA: 3.41 (6, 1)	2.0 H 7 1 0 0 1 0 0 0 0 0 0 0 16 24 0.00 0.500																					
<b>Jason Christiansen, L</b> ERA: 4.91 (8, 1)	0.1 H 1 0 0 0 0 0 0 0 0 0 0 0 2 3 0.00 0.000																					
<b>Jim Brower, R</b> ERA: 6.52 (8, 1)	0.1 H 1 0 0 0 1 0 0 0 0 0 0 0 3 4 0.00 0.000																					
<b>Scott Eyre, L</b> ERA: 2.95 (8, 1)	0.2 H 2 0 0 0 1 0 0 0 0 0 0 0 4 5 0.00 0.000																					

Los Angeles Dodgers @ San Francisco Giants  
 SBC Park, San Francisco, CA  
 Tue May 24 2005, 10:15 PM EDT  
 Att: 39,226 - Clear - 64 F

livebaseballscorecards.com

AB	30
R	3
H	6
RBI	2
BB	3
SO	11
LOB	9

Batter	1	2	3	4	5	6	7	8	9	AB	R	H	RBI	BB	SO	LOB
Jason Ellison, R OBP: 0.345, SLG: 0.456 (1, 8)	0-1 F8		0-1 G6-3	0-2 G5-3			2-2 FC4-6			4	0	0	0	0	0	2
13 Omar Vizquel, S OBP: 0.348, SLG: 0.364 (1, 6)	2-1 G4-3		1-1 CS 1B			1-2 F9	2-3 K			4	0	1	0	0	1	2
J.T. Snow, L OBP: 0.398, SLG: 0.387 (1, 3)	4-2 FC6-4 BB		1-1 1-2 2B			0-2 F8	2-3 K			3	0	1	0	1	1	2
Moises Alou, R OBP: 0.395, SLG: 0.450 (1, 9)	0-0 FC6-4		0-1 F8			1-0 L8		0-1 G6-4-3 1B		4	0	1	0	0	0	2
Ray Durham, S OBP: 0.382, SLG: 0.383 (1, 4)		3-1 1B 2B		3-2 1B HR 2B		0-0 G6-3		3-3 K		4	2	2	0	0	1	1
Pedro Feliz, R OBP: 0.328, SLG: 0.454 (1, 7)		2-2 G5-3		0-1 G6-3		3-3 K		0-0 G6-4-3		4	0	0	0	0	1	3
Edgardo Alfonzo, R OBP: 0.392, SLG: 0.424 (1, 5)		1-1 G6-4-3 2-H 1B		1-1 HR 1B		1-0 2-4 1B				3	1	3	1	0	0	0
Mike Matheny, R OBP: 0.314, SLG: 0.447 (1, 2)		1-0 G6-4-3		0-1 HR		3-2 2-4	1-1 FC4-6 1B HBP			2	1	1	3	0	0	1
Jason Schmidt, R OBP: 0.222, SLG: 0.389 (1, 1)			2-2 HR		1-3 K		2-0 FC4-6 1B			2	1	1	1	0	1	0
Jeff Fassero, L (6, 1)										0	0	0	0	0	0	0
Michael Tucker, L (7, PH)										1	0	1	0	0	0	0
Jason Christiansen, R (8, 1)										0	0	0	0	0	0	0
Jim Brower, R (8, 1)										0	0	0	0	0	0	0
Scott Eyre, L (8, 1)										0	0	0	0	0	0	0
Tyler Walker, R (9, 1)										0	0	0	0	0	0	0

Inning Stats	R: 0	H: 0	E: 0	K: 0	S: 7	H: 0	LOB: 1	BB: 1	P: 13	R: 1	H: 2	E: 0	K: 0	S: 8	R: 1	H: 3	E: 0	K: 0	S: 11	R: 3	H: 3	E: 0	K: 1	S: 19	R: 0	H: 1	E: 0	K: 1	S: 8	R: 0	H: 1	E: 0	K: 2	S: 13	R: 0	H: 1	E: 0	K: 1	S: 6	H: 1	LOB: 0	BB: 0	P: 9
--------------	------	------	------	------	------	------	--------	-------	-------	------	------	------	------	------	------	------	------	------	-------	------	------	------	------	-------	------	------	------	------	------	------	------	------	------	-------	------	------	------	------	------	------	--------	-------	------


PITCHER	IP	WLS	BF	H	R	ER	SO	BB	IBB	HBP	BLK	WP	HR	S	P	ERA	WHIP
Jeff Weaver, R (1, 1)	4.0	L	19	8	5	5	1	1	0	0	0	0	2	45	67	11.25	2.250
D.J. Houlton, R (5, 1)	2.0		7	1	0	0	1	0	0	0	0	0	0	15	24	0.00	0.500
Duane Sanchez, R (7, 1)	0.2		4	1	0	0	1	0	0	1	0	0	0	10	17	0.00	1.500
Kelly Wunsch, L (7, 1)	0.1		1	0	0	0	1	0	0	0	0	0	0	3	5	0.00	0.000
Giovanni Carrara, R (8, 1)	1.0		3	1	0	0	1	0	0	0	0	0	0	6	9	0.00	1.000

**BOTTOM**

Los Angeles Dodgers @ San Francisco Giants  
 SBC Park, San Francisco, CA  
 Tue May 24 2005, 10:15 PM EDT  
 Att. 39,226 - Clear - 64 F

AB	31
R	5
H	11
RBI	5
BB	1
SO	5
LOB	13

livebaseballscores.com



PITCHER	IP	WLS	BF	H	R	ER	SO	BB	IBB	HBP	BLK	WP	HR	S	P	ERA	WHIP
Jason Schmidt, R (1, 1)	2.0		11	1	1	1	0	1	0	0	0	0	0	10	16	0.00	0.500
Jeff Fassero, L (6, 1)	0.0		0	0	0	0	0	0	0	0	0	0	0	0	0	0.00	0.000
Michael Tucker, L (7, PH)	0.0		0	0	0	0	0	0	0	0	0	0	0	0	0	0.00	0.000
Jason Christiansen, R (8, 1)	0.0		0	0	0	0	0	0	0	0	0	0	0	0	0	0.00	0.000
Jim Brower, R (8, 1)	0.0		0	0	0	0	0	0	0	0	0	0	0	0	0	0.00	0.000
Scott Eyre, L (8, 1)	0.0		0	0	0	0	0	0	0	0	0	0	0	0	0	0.00	0.000
Tyler Walker, R (9, 1)	0.0		0	0	0	0	0	0	0	0	0	0	0	0	0	0.00	0.000



Batter	1	2	3	4	5	6	7	8	9	AB R H RBI BB SO LOB	TOP											
<b>Cesar Izturis, S</b> (1, 6) OBP: 0.393, SLG: 0.427	2-2 F8		1-2 2B		2-2 SAFE 1B			1-1 G6-3		4 0 2 1 0 0 0	<b>Los Angeles Dodgers @ San Francisco Giants</b> <b>SBC Park, San Francisco, CA</b> Wed May 25 2005, 10:05 PM EDT Att. 38,778 - Clear - 64 F <a href="http://livebaseballscorecards.com">livebaseballscorecards.com</a>											
<b>Hee-Seop Choi, L</b> (1, 3) OBP: 0.373, SLG: 0.487	1-3 K		1-2 F9		2-2 L9			0-3 K		4 0 0 0 0 2 3												
<b>Milton Bradley, S</b> (1, 8) OBP: 0.357, SLG: 0.547	1-0 G3		0-0 G3			3-2 F7		0-1 G3		4 0 0 0 0 0 1												
<b>12 Jeff Kent, R</b> (1, 4) OBP: 0.352, SLG: 0.473		3-2 G6-3		0-0 F7		2-1 G5-3		2-0 G5-3		4 0 0 0 0 0 0												
<b>J.D. Drew, L</b> (1, 9) OBP: 0.371, SLG: 0.412		3-1 HR		1-3 K		0-2 G3-1		0-0 G1-3		4 1 1 1 0 1 0												
<b>Jayson Werth, R</b> (1, 7) <b>Buddy Carlyle, L</b> (4, 1) <b>13 Oscar Robles, L</b> (7, PH) OBP: 0.217, SLG: 0.217 (7, 5)		0-1 G1-3		1-3 K			3-2 F8	1-1 1B		2 0 0 0 0 1 0 0 0 0 0 0 0 0 2 0 1 0 0 0 0												
<b>Jason Phillips, R</b> (1, 2) OBP: 0.329, SLG: 0.413		0-0 F8		0-0 F8		0-1 1B		1-2 G4-3		4 0 1 0 0 0 1												
<b>Antonio Perez, R</b> (1, 5) OBP: 0.429, SLG: 0.474 <b>Scott Erickson, R</b> (7, 1) OBP: 0.154, SLG: 0.154			4-2 SH1-4 2B BB		1-2 K		3-1 F8			2 1 0 0 1 1 1 0 0 0 0 0 0 0												
<b>Wilson Alvarez, L</b> (1, 1) <b>Ricky Ledee, L</b> (4, 7) OBP: 0.363, SLG: 0.455			0-0 SH1-4		3-2 1B		2-1 F7			0 0 0 0 0 0 0 2 0 1 0 0 0 1												
<b>Inning Stats</b>	R: 0 E: 0 K: 1 S: 8	H: 0 LOB: 0 BB: 0 P: 12	R: 1 E: 0 K: 0 S: 8	H: 1 LOB: 0 BB: 0 P: 14	R: 1 E: 0 K: 0 S: 12	H: 1 LOB: 1 BB: 1 P: 18	R: 0 E: 0 K: 2 S: 8	H: 0 LOB: 0 BB: 0 P: 10	R: 0 E: 0 K: 1 S: 14	H: 2 LOB: 2 BB: 0 P: 22	R: 0 E: 0 K: 0 S: 9	H: 0 LOB: 0 BB: 0 P: 14	R: 0 E: 0 K: 0 S: 10	H: 1 LOB: 1 BB: 0 P: 18	R: 0 E: 0 K: 1 S: 7	H: 0 LOB: 0 BB: 0 P: 8	R: 0 E: 0 K: 0 S: 7	H: 1 LOB: 1 BB: 0 P: 11	1B: 4 2B: 1 3B: 0 HR: 1	SF: 0 SAC: 1 DP: 0 HBP: 0	WP: 0 PB: 0 SB: 0 CS: 0	PA: 34
<b>PITCHER</b>	IP WLS BF H R ER SO BB IBB HBP BLK WP HR S P ERA WHIP																					
<b>Brett Tomko, R</b> (1, 1) ERA: 4.05	8.0 W 30 5 2 2 5 1 0 0 0 0 0 1 76 116 2.25 0.750																					
<b>54 Scott Munter, R</b> (9, 1) ERA: 1.59	1.0 4 1 0 0 0 0 0 0 0 0 0 0 7 11 0.00 1.000																					







Batter	1	2	3	4	5	6	7	8	9	AB R H RBI BB SO LOB	TOP																
<b>Cesar Izturis, S</b> (1, 6) OBP: 0.384, SLG: 0.416	2-1 G4-3		1-1 G6-3		2-2 G4-3		0-0 P3		1-0 G3	5 0 0 0 0 0 2	<b>Los Angeles Dodgers @ San Francisco Giants</b> <b>SBC Park, San Francisco, CA</b> Thu May 26 2005, 10:15 PM EDT Att. 40,147 - Cloudy - 59 F																
<b>Jayson Werth, R</b> (1, 7) OBP: 0.429, SLG: 0.333	2-0 P6		3-2 1B		1-0 G6-3			4-1 FC6-4 BB	3-2 CS 1B	4 0 2 1 1 0 0																	
<b>Milton Bradley, S</b> (1, 8) OBP: 0.349, SLG: 0.534	2-3 K		1-1 G3		3-0 G1-3			2-0 L8	1-0 CS	4 0 0 0 0 1 2																	
<b>12 Jeff Kent, R</b> (1, 4) OBP: 0.350, SLG: 0.473		1-0 F8		1-0 G4-3 1B 2B		2-2 F9		0-0 P3		4 1 1 0 0 0 1																	
<b>Olmedo Saenz, R</b> (1, 3) OBP: 0.388, SLG: 0.569		2-1 G1-3		1-1 G4-3		0-1 F9		0-0 FC6-4		4 0 0 0 0 0 2																	
<b>J.D. Drew, L</b> (1, 9) OBP: 0.379, SLG: 0.409		4-2 HR BB		4-2 FC4-6 1B BB		2-2 G4-3			4-1 1B 1B BB	1 2 0 0 3 0 0																	
<b>Antonio Perez, R</b> (1, 5) OBP: 0.520, SLG: 0.696		1-0 HR		0-0 FC4-6 1B		3-1 31 FC1-6-5 G1-3 1B		1-0 BB 1B	1-3 1B 1B	4 2 4 3 0 0 0																	
<b>Paul Bako, L</b> (1, 2) OBP: 0.382, SLG: 0.300	2-3 K		1-1 FC4-6 31 FC6-4		1-1 G1-3		1-2 G1-3		4-2 1B BB	3 0 0 0 1 1 3																	
<b>Jason Phillips, R</b> (9, 2) OBP: 0.329, SLG: 0.413			1-1 1-2f 2-3		1-1 FC6-4		1-2 G1-3		1-2 BB	0 0 0 0 0 0 0																	
<b>31 Brad Penny, R</b> (1, 1) OBP: 0.250, SLG: 0.143			0-1 F9		0-1 FC6-4		0-0 FC1-6-5		0-0 G3 1B 1B	3 0 0 0 0 0 3																	
<b>43 Yhency Brazoban, R</b> (8, 1)									1-3 2-H 3-H	0 0 0 0 0 0 0																	
<b>Ricky Ledee, L</b> (9, PH) OBP: 0.368, SLG: 0.459										1 1 1 2 0 0 0																	
<b>Eric Gagne, R</b> (9, 1)										0 0 0 0 0 0 0																	
<b>Inning Stats</b>	R: 0 E: 0 K: 1 S: 6	H: 0 LOB: 0 BB: 0 P: 12	R: 2 E: 0 K: 1 S: 9	H: 1 LOB: 0 BB: 1 P: 19	R: 0 E: 0 K: 0 S: 9	H: 1 LOB: 1 BB: 0 P: 14	R: 1 E: 0 K: 0 S: 12	H: 2 LOB: 2 BB: 1 P: 19	R: 0 E: 0 K: 0 S: 5	H: 0 LOB: 0 BB: 0 P: 11	R: 0 E: 0 K: 0 S: 8	H: 0 LOB: 0 BB: 0 P: 12	R: 0 E: 0 K: 0 S: 8	H: 1 LOB: 1 BB: 0 P: 14	R: 0 E: 0 K: 0 S: 4	H: 0 LOB: 1 BB: 1 P: 10	R: 3 E: 0 K: 0 S: 10	H: 3 LOB: 0 BB: 2 P: 24	1B: 6 2B: 1 3B: 0 HR: 1	SF: 0 SAC: 0 DP: 0 HBP: 0	WP: 0 PB: 0 SB: 0 CS: 1	PA: 39					
<b>PITCHER</b>	IP	WLS	BF	H	R	ER	SO	BB	IBB	HBP	BLK	WP	HR	S	P	ERA	WHIP										
<b>Kirk Rueter, L</b> (1, 1) ERA: 4.18	7.1		30	5	3	3	2	3	0	0	0	0	1	59	109	3.68	1.091										
<b>Matt Herges, R</b> (8, 1) ERA: 3.32	0.2		2	0	0	0	0	0	0	0	0	0	0	2	2	0.00	0.000										
<b>Jason Christiansen, L</b> (9, 1) ERA: 5.52	0.0	L	1	0	1	1	0	1	0	0	0	0	0	1	5	∞	∞										
<b>Tyler Walker, R</b> (9, 1) ERA: 4.15	0.2		5	3	2	2	0	1	0	0	0	0	0	9	18	27.00	6.000										
<b>54 Scott Munter, R</b> (9, 1) ERA: 1.5	0.1		0	0	0	0	0	0	0	0	0	0	0	0	1	0.00	0.000										

livebaseballscorecards.com

<b>AB</b>	<b>33</b>
<b>R</b>	<b>6</b>
<b>H</b>	<b>8</b>
<b>RBI</b>	<b>6</b>
<b>BB</b>	<b>5</b>
<b>SO</b>	<b>2</b>
<b>LOB</b>	<b>13</b>



Batter	1	2	3	4	5	6	7	8	9	AB R H RBI BB SO LOB
Michael Tucker, L OBP: 0.330, SLG: 0.363 (1, 8) (9, 7)	3-2 P4		1-1 G6-3		2-1 F7			0-0 G4-3	0-0 13 2B	5 1 1 0 0 0 2
13 Omar Vizquel, S OBP: 0.358, SLG: 0.379 (1, 6)	1-1 G4-3 1B		2-2 K			0-0 B5-3		2-1 2B 1B	2-2 2B	5 1 3 1 0 1 0
J.T. Snow, L OBP: 0.393, SLG: 0.392 Jason Ellison, R OBP: 0.348, SLG: 0.454 (1, 3) (8, PR) (9, 8)	3-1 G4-3 1-2			0-2 G4-3		3-2 L7		0-0 1B 2B	0-0 P5	4 0 1 0 0 0 1 1 1 0 0 0 0 1
Moises Alou, R OBP: 0.402, SLG: 0.500 (1, 9)	4-1 BB			1-1 G3		0-0 F9		4-1 1B BB		2 0 0 0 2 0 0
Ray Durham, S OBP: 0.372, SLG: 0.371 (1, 4)	2-2 L8			2-0 G1-3			0-2 G6-3	1-2 F7		4 0 0 0 0 0 5
Edgardo Alfonzo, R OBP: 0.397, SLG: 0.434 (1, 5)		0-1 G4-3			2-1 1B G6-3 1B		0-0 G6-3	0-1 1-2 2-H 3-H 1B		4 0 2 2 0 0 0
Pedro Feliz, R OBP: 0.330, SLG: 0.485 (1, 7) (9, 3)		1-3 K			0-3 K		1-0 1B	1-3 K		4 0 1 0 0 3 3 0 0 0 0 0 0 0
54 Scott Munter, R (9, 1)										
Yorvit Torrealba, R OBP: 0.308, SLG: 0.444 (1, 2)			0-0 P4		0-1 G6-3 1-2		2-3 K		1-1 G6-3	4 0 0 0 0 1 2
Kirk Rueter, L OBP: 0.263, SLG: 0.278 Matt Herge, L OBP: 0.370, SLG: 0.539 Deivi Cruz, R OBP: 0.370, SLG: 0.539 Jason Christiansen, R Tyler Walker, R Lance Niekro, R OBP: 0.286, SLG: 0.558 (1, 1) (8, 1) (8, PH) (9, 1) (9, 1) (9, 3)				0-2 G1-3		1-1 1B		0-1 HR	0-3 K	2 0 1 0 0 0 0 0 0 0 0 0 0 0 1 1 1 1 0 0 0 0 0 0 0 0 0 0 0 0 0 0 0 0 0 1 0 0 0 0 1 0

Inning Stats	R: 0 E: 0 K: 0 S: 11	H: 1 LOB: 2 BB: 1 P: 24	R: 0 E: 0 K: 1 S: 7	H: 0 LOB: 0 BB: 0 P: 8	R: 0 E: 0 K: 1 S: 8	H: 0 LOB: 0 BB: 0 P: 11	R: 0 E: 0 K: 1 S: 11	H: 2 LOB: 2 BB: 0 P: 16	R: 0 E: 0 K: 0 S: 5	H: 0 LOB: 0 BB: 0 P: 8	R: 0 E: 0 K: 1 S: 8	H: 1 LOB: 1 BB: 0 P: 11	R: 3 E: 0 K: 1 S: 16	H: 4 LOB: 2 BB: 1 P: 24	R: 1 E: 0 K: 1 S: 11	H: 2 LOB: 1 BB: 0 P: 14	1B: 6 2B: 3 3B: 0 HR: 1	SF: 0 SAC: 0 DP: 0 HBP: 0	WP: 0 PB: 0 SB: 0 CS: 0	PA: 39
--------------	-------------------------------	----------------------------------	------------------------------	---------------------------------	------------------------------	----------------------------------	-------------------------------	----------------------------------	------------------------------	---------------------------------	------------------------------	----------------------------------	-------------------------------	----------------------------------	-------------------------------	----------------------------------	----------------------------------	------------------------------------	----------------------------------	--------

PITCHER	IP	WLS	BF	H	R	ER	SO	BB	IBB	HBP	BLK	WP	HR	S	P	ERA	WHIP
31 Brad Penny, R ERA: 3.56 (1, 1)	7.1		29	6	2	2	4	1	0	0	0	0	1	61	94	2.46	0.955
43 Yhency Brazoban, R ERA: 4.82 (8, 1)	0.2	W	5	2	1	1	1	1	0	0	0	0	0	11	17	13.50	4.500
Eric Gagne, R ERA: 5.4 (9, 1)	1.0	S	5	2	1	1	1	0	0	0	0	0	0	11	14	9.00	2.000

**BOTTOM**

Los Angeles Dodgers @ San Francisco Giants  
SBC Park, San Francisco, CA

Thu May 26 2005, 10:15 PM EDT  
Att: 40,147 - Cloudy - 59 F

livebaseballscorecards.com

AB	37
R	4
H	10
RBI	4
BB	2
SO	6
LOB	14





Batter	1	2	3	4	5	6	7	8	9	AB R H RBI BB SO LOB	TOP											
<b>Dave Roberts, L</b> (1, 8) OBP: 0.357, SLG: 0.476	0-1 G3 24 2B 1B	1-2 G3	3-2 L7		3-1 SF9		1-2 G3		2-3 K	5 1 1 1 0 1 5												
<b>Geoff Blum, S</b> (1, 5) OBP: 0.317, SLG: 0.396	2-1 G3	4-2 BB		0-0 24 FC4-6 1B	0-0 G4-3 24 2B		2-1 L7			4 2 2 2 1 0 1												
<b>Ryan Klesko, L</b> (1, 7) OBP: 0.389, SLG: 0.526 <b>Xavier Nady, R</b> (6, 7) OBP: 0.359, SLG: 0.484	4-1 24 2B BB	2-1 G6-3		4-2 24 FC4-6 BB	3-2 G4-3		2-1 G6-3			2 1 0 0 2 0 3 1 0 0 0 0 0 0												
<b>24 Brian Giles, L</b> (1, 9) OBP: 0.410, SLG: 0.541	0-0 2B 1-3 2-H 2-H		2-0 HR	1-2 FC4-6 1B	1-1 2B		2-2 G5-3			5 2 3 3 0 0 2												
<b>Phil Nevin, R</b> (1, 3) OBP: 0.294, SLG: 0.422	1-1 2B 2-H 3-H		1-1 3 1B G6-3 1B	0-1 G6-4-3 1B	1-0 G6-3		3-2 G1-3			5 0 3 3 0 0 1												
<b>Ramon Hernandez, R</b> (1, 2) OBP: 0.333, SLG: 0.454	0-1 F7		0-1 G6-3	0-2 G6-4-3		0-0 F9		1-1 G5-3		5 0 0 0 0 0 4												
<b>3 Khalil Greene, R</b> (1, 6) OBP: 0.330, SLG: 0.440	0-1 G4-3		1-0 BB 2-3 1B		2-0 SH SF9 1B	3-2 L5		1-0 2B		5 1 3 0 0 0 1												
<b>Damian Jackson, R</b> (1, 4) OBP: 0.421, SLG: 0.356		3-2 G4-3	4-0 BB		0-0 SF9 SH 2B 1B	2-0 1B		3-2 F8		4 1 2 0 1 0 1												
<b>Brian Lawrence, R</b> (1, 1) OBP: 0.158, SLG: 0.111		1-2 G3 1B	2-3 K		0-0 SH 2B	0-2 K		3-3 K		4 1 1 0 0 3 5												
<b>Inning Stats</b>	R: 3 E: 0 K: 0 S: 12	H: 3 LOB: 1 BB: 1 P: 19	R: 0 E: 0 K: 0 S: 14	H: 1 LOB: 2 BB: 1 P: 25	R: 1 E: 0 K: 1 S: 13	H: 3 LOB: 3 BB: 1 P: 26	R: 1 E: 0 K: 0 S: 13	H: 2 LOB: 1 BB: 1 P: 18	R: 4 E: 0 K: 0 S: 12	H: 4 LOB: 1 BB: 0 P: 22	R: 0 E: 0 K: 1 S: 9	H: 1 LOB: 1 BB: 0 P: 14	R: 0 E: 0 K: 0 S: 7	H: 0 LOB: 0 BB: 0 P: 12	R: 0 E: 0 K: 0 S: 8	H: 0 LOB: 0 BB: 0 P: 14	R: 0 E: 0 K: 2 S: 14	H: 1 LOB: 1 BB: 0 P: 23	1B: 9 2B: 5 3B: 0 HR: 1	SF: 1 SAC: 1 DP: 1 HBP: 0	WP: 0 PB: 0 SB: 0 CS: 0	PA: 46
<b>PITCHER</b>	IP WLS BF H R ER SO BB IBB HBP BLK WP HR S P ERA WHIP																					
<b>41 Brad Hennessey, R</b> (1, 1) ERA: 4.91	2.1 L 17 7 4 4 0 3 0 0 0 0 0 1 32 58 15.43 4.286																					
<b>Jim Brower, R</b> (3, 1) ERA: 6.43	1.2 7 2 1 1 1 1 0 0 0 0 0 0 20 30 5.40 1.800																					
<b>Matt Herges, R</b> (5, 1) ERA: 4.71	2.0 12 5 4 4 1 0 0 0 0 0 0 0 21 36 18.00 2.500																					
<b>Jason Christiansen, L</b> (7, 1) ERA: 5.17	1.0 3 0 0 0 0 0 0 0 0 0 0 0 7 12 0.00 0.000																					
<b>54 Scott Munter, R</b> (8, 1) ERA: 1.29	1.0 3 0 0 0 0 0 0 0 0 0 0 0 8 14 0.00 0.000																					
<b>PITCHER</b>	IP WLS BF H R ER SO BB IBB HBP BLK WP HR S P ERA WHIP																					
<b>Scott Eyre, L</b> (9, 1) ERA: 2.79	1.0 4 1 0 0 2 0 0 0 0 0 0 0 14 23 0.00 1.000																					

**San Diego Padres @ San Francisco Giants**  
**SBC Park, San Francisco, CA**  
 Fri May 27 2005, 10:15 PM EDT  
 Att. 36,735 - Partly Cloudy - 58 F

<b>AB</b>	<b>40</b>
<b>R</b>	<b>9</b>
<b>H</b>	<b>15</b>
<b>RBI</b>	<b>9</b>
<b>BB</b>	<b>4</b>
<b>SO</b>	<b>4</b>
<b>LOB</b>	<b>23</b>



WP: 0	PA: 46
-------	--------

ERA: 0.00	WHIP: 1.000
-----------	-------------

livebaseballscorecards.com

Batter	1	2	3	4	5	6	7	8	9	AB	R	H	RBI	BB	SO	LOB
Michael Tucker, L (1, 8) OBP: 0.336, SLG: 0.368	0-0 FC3-6 1B		1-0 S 1B		1-0 G3			3-1 F8		4	0	2	0	0	0	0
13 Omar Vizquel, S (1, 6) OBP: 0.351, SLG: 0.370 Scott Eyre, L (9, 1)	1-1 FC3-6 1-2f		0-1 F8		1-1 G4-3			0-1 G1-3		4	0	0	0	0	0	2
J.T. Snow, L (1, 3) OBP: 0.379, SLG: 0.376	3-1 F7		3-2 G4-3 1-2		2-1 G3			1-1 G3-1		4	0	0	0	0	0	2
Moises Alou, R (1, 9) OBP: 0.400, SLG: 0.495 Jason Ellison, R (9, 9) OBP: 0.345, SLG: 0.450	0-0 F8			2-1 1B 1B		0-1 G1-3		0-0 F9		3	1	1	0	0	0	1
Ray Durham, S (1, 4) OBP: 0.375, SLG: 0.397		2-1 HR		2-1 FC5-4 1B 1-2 SF7 1B		0-2 L3		0-2 G6-3		4	2	2	1	0	0	0
Edgardo Alfonzo, R (1, 5) OBP: 0.393, SLG: 0.429	1-1 P6		0-1 FC5-4 1B 1-2 2-H		1-1 G6-3			0-1 G6-3		4	0	1	1	0	0	0
Pedro Feliz, R (1, 7) OBP: 0.324, SLG: 0.477	0-2 F7		2-2 FC5-4 1-2f 2-3		1-1 G5-3					3	0	0	0	0	0	2
Mike Matheny, R (1, 2) OBP: 0.306, SLG: 0.434	2-2 G6-3		0-0 SF7		2-1 F7					2	0	0	1	0	0	0
41 Brad Hennessey, R (1, 1) OBP: 0.125, SLG: 0.125 Jim Brower, R (3, 1) Lance Niekro, R (4, PH) OBP: 0.283, SLG: 0.552 Matt Herges, L (5, 1) Jason Christiansen, R (7, 1) Deivi Cruz, R (7, PH) OBP: 0.386, SLG: 0.532 54 Scott Munter, R (8, 1) Brian Dallimore, R (9, 6)			2-2 L4		3-2 L4		0-3 K			0	0	0	0	0	0	0


Inning Stats	R: 0	H: 1	E: 0	K: 0	S: 6	R: 1	H: 1	E: 0	K: 0	S: 10	R: 0	H: 1	E: 0	K: 0	S: 9	R: 2	H: 3	E: 0	K: 0	S: 14	R: 0	H: 0	E: 0	K: 0	S: 5	R: 0	H: 0	E: 0	K: 1	S: 7	R: 0	H: 0	E: 0	K: 0	S: 6	R: 0	H: 0	E: 0	K: 0	S: 7	R: 0	H: 0	E: 0	K: 0	S: 7	R: 0	H: 0	E: 0	K: 0	S: 7
	LOB: 1	BB: 0	P: 10	LOB: 0	BB: 0	P: 15	LOB: 1	BB: 0	P: 15	LOB: 1	BB: 0	P: 15	LOB: 0	BB: 0	P: 9	LOB: 0	BB: 0	P: 8	LOB: 0	BB: 0	P: 10	LOB: 0	BB: 0	P: 7	LOB: 0	BB: 0	P: 7	LOB: 0	BB: 0	P: 7	LOB: 0	BB: 0	P: 7	LOB: 0	BB: 0	P: 7	LOB: 0	BB: 0	P: 7	LOB: 0	BB: 0	P: 7	LOB: 0	BB: 0	P: 7	LOB: 0	BB: 0	P: 7		
PITCHER Brian Lawrence, R (1, 1) ERA: 5.11	IP: 9.0	WLS: W	BF: 33	H: 6	R: 3	ER: 3	SO: 1	BB: 0	IBB: 0	HBP: 0	BLK: 0	WP: 0	HR: 1	S: 71	P: 107	ERA: 3.00	WHIP: 0.667																																	
																		PITCHER	IP	WLS	BF	H	R	ER	SO	BB	IBB	HBP	BLK	WP	HR	S	P	ERA	WHIP															

**BOTTOM**

**San Diego Padres @ San Francisco Giants**  
SBC Park, San Francisco, CA

Fri May 27 2005, 10:15 PM EDT  
Att. 36,735 - Partly Cloudy - 58 F

AB	32
R	3
H	6
RBI	3
BB	0
SO	1
LOB	8





Batter	1	2	3	4	5	6	7	8	9	AB R H RBI BB SO LOB	TOP				
<b>Dave Roberts, L</b> (1, 8) OBP: 0.354, SLG: 0.465	1-1 G4-3		0-0 SH3-4		2-3 K			1-3 K	4-0 24 CS 1B BB	3 0 0 0 1 2 0					
<b>Geoff Blum, S</b> (1, 5) OBP: 0.321, SLG: 0.396	1-2 G4-3		3-2 P4			2-3 K		0-2 24 BB HR 1B	1-1 SAFE SAFE	5 1 2 0 0 1 1					
<b>24 Brian Giles, L</b> (1, 9) OBP: 0.411, SLG: 0.535	4-1 BB		3-3 K			0-0 P3		4-1 HR BB	1-1 CS	2 1 0 0 2 1 1					
<b>Phil Nevin, R</b> (1, 3) OBP: 0.293, SLG: 0.435	1 SAFE 2-2 P5			0-1 G6-3		2-3 K		3-2 1-H 2-H HR		4 1 1 3 0 1 1					
<b>Ramon Hernandez, R</b> (1, 2) OBP: 0.343, SLG: 0.485		2-1 F8		2-2 HR			2-2 3 2B G6-3 1B	0-1 2B		4 2 3 1 0 0 0					
<b>3 Khalil Greene, R</b> (1, 6) OBP: 0.327, SLG: 0.442		1-1 G5-3		2-2 G6-3			0-0 G4-3 2B	0-3 K		4 0 1 0 0 1 1					
<b>Xavier Nady, R</b> (1, 7) OBP: 0.355, SLG: 0.474		1-1 1B		3-2 F7			1-0 G6-3	2-0 L7		4 0 1 1 0 0 2					
<b>Damian Jackson, R</b> (1, 4) OBP: 0.393, SLG: 0.327		1-2 G1-3			3-3 K		2-2 G4-3		3-1 L4	4 0 0 0 0 1 2					
<b>54 Tim Stauffer, R</b> (1, 1) OBP: 0.286, SLG: 0.286			3-2 SH3-4 1B		1-1 F8		1-1 L9		3-2 P5	2 0 1 0 0 0 0					
<b>Miguel Ojeda, R</b> (7, PH) OBP: 0.250, SLG: 0.250										1 0 0 0 0 0 0 1					
<b>Rudy Seanez, R</b> (7, 1) OBP: 0.250, SLG: 0.250										0 0 0 0 0 0 0 0					
<b>Scott Linebrink, R</b> (8, 1) OBP: 0.250, SLG: 0.250										0 0 0 0 0 0 0 0					
<b>Mark Sweeney, L</b> (9, PH) OBP: 0.421, SLG: 0.500										1 0 0 0 0 0 0 0					
<b>Trevor Hoffman, R</b> (9, 1) OBP: 0.421, SLG: 0.500										0 0 0 0 0 0 0 0					
<b>Inning Stats</b>	R: 0 H: 0 E: 0 LOB: 1 K: 0 BB: 1 S: 10 P: 18	R: 0 H: 1 E: 0 LOB: 1 K: 0 BB: 0 S: 10 P: 15	R: 0 H: 1 E: 0 LOB: 1 K: 1 BB: 0 S: 13 P: 22	R: 1 H: 1 E: 0 LOB: 0 K: 0 BB: 0 S: 11 P: 18	R: 0 H: 0 E: 0 LOB: 0 K: 2 BB: 0 S: 10 P: 16	R: 0 H: 0 E: 0 LOB: 0 K: 2 BB: 0 S: 8 P: 12	R: 1 H: 2 E: 0 LOB: 1 K: 0 BB: 0 S: 10 P: 16	R: 3 H: 3 E: 0 LOB: 1 K: 2 BB: 1 S: 17 P: 27	R: 0 H: 1 E: 0 LOB: 1 K: 0 BB: 1 S: 10 P: 22	1B: 5 SF: 0 2B: 2 SAC: 1 3B: 0 DP: 0 HR: 2 HBP: 0	WP: 0 PA: 39 PB: 0 SB: 0 CS: 1				
<b>PITCHER</b>	IP WLS BF H R ER SO BB IBB HBP BLK WP HR S P ERA WHIP											<b>PITCHER</b>	IP WLS BF H R ER SO BB IBB HBP BLK WP HR S P ERA WHIP		
<b>51 Noah Lowry, L</b> (1, 1) ERA: 5.37	7.0		5 2 2 5 1 0 0 0	0 1 72 117 2.57 0.857											
<b>Jeff Fassero, L</b> (8, 1) ERA: 3.99	0.1	L	3 1 2 2 1 0 0 0	0 0 8 13 54.00 6.000											
<b>Tyler Walker, R</b> (8, 1) ERA: 4.43	0.2		4 2 1 1 1 0 0 0	0 1 9 14 13.50 3.000											
<b>Jason Christiansen, L</b> (9, 1) ERA: 4.86	1.0		4 1 0 0 0 1 0 0 0	0 0 10 22 0.00 2.000											

**San Diego Padres @ San Francisco Giants**  
**SBC Park, San Francisco, CA**  
 Sat May 28 2005, 4:05 PM EDT  
 Att. 41,311 - Cloudy - 61 F

AB	34
R	5
H	9
RBI	5
BB	3
SO	7
LOB	9







Batter	1	2	3	4	5	6	7	8	9	AB R H RBI BB SO LOB	TOP														
<b>Dave Roberts, L</b> (1, 8) OBP: 0.353, SLG: 0.463	3-2 G5-3	3-2 F9		2-1 2B	1-0 CS	1-3 K	3-2 G4-3		4-2 BB	5 0 1 1 1 1 1															
<b>Geoff Blum, S</b> (1, 5) OBP: 0.330, SLG: 0.406	1-2 24 1B S E 1B		0-0 24 1B 2B	4-2 BB		2-1 G1-3		3-2 G3	1-1 P6	5 2 2 0 1 0 1															
<b>Ryan Klesko, L</b> (1, 7) OBP: 0.384, SLG: 0.516	3-3 K		0-2 F7	0-1 P4		1-0 24 1B 1B		1-3 K		5 0 1 0 0 2 4															
<b>24 Brian Giles, L</b> (1, 9) OBP: 0.420, SLG: 0.542	2-1 E BB 1B		3-2 S 1B	2-H	3-2 F8 S 1B	2-0 BB 1B		2-0 G3		5 1 4 1 0 0 0															
<b>Mark Sweeney, L</b> (1, 3) OBP: 0.419, SLG: 0.469	4-0 E BB		3-1 F9		3-1 F8	4-0 BB BB		1-3 K2-3		3 0 0 0 2 1 2															
<b>Ramon Hernandez, R</b> (1, 2) OBP: 0.344, SLG: 0.483	1-2 E4		2-2 G4-3		0-1 3 HR 1B	1-1 G6-3		0-1 3 2B 1B 1B		5 2 2 1 0 0 6															
<b>3 Khalil Greene, R</b> (1, 6) OBP: 0.339, SLG: 0.490	0-0 P2			1-2 E4 2B	1-2 HR		0-2 S 1B	2-0 1B 2B		5 3 3 2 0 0 3															
<b>Damian Jackson, R</b> (1, 4) OBP: 0.394, SLG: 0.333		0-0 F8		1-2 G6-3	1-2 CS 1B		0-2 F7	1-1 1B 1B		5 1 2 2 0 0 2															
<b>Adam Eaton, R</b> (1, 1) OBP: 0.241, SLG: 0.185																									
<b>Miguel Ojeda, R</b> (7, PH) OBP: 0.245, SLG: 0.250																									
<b>Rudy Seanez, R</b> (7, 1)																									
<b>Chris Hammond, L</b> (7, 1)																									
<b>Robert Fick, L</b> (9, PH) OBP: 0.429, SLG: 0.829																									
<b>Trevor Hoffman, R</b> (9, 1)																									
<b>Inning Stats</b>	R: 1 E: 1 K: 1 S: 16	H: 2 LOB: 3 BB: 1 P: 30	R: 0 E: 0 K: 0 S: 8	H: 0 LOB: 0 BB: 0 P: 14	R: 1 E: 0 K: 0 S: 12	H: 2 LOB: 1 BB: 0 P: 20	R: 1 E: 1 K: 1 S: 16	H: 1 LOB: 2 BB: 1 P: 24	R: 3 E: 0 K: 1 S: 9	H: 4 LOB: 0 BB: 0 P: 24	R: 0 E: 0 K: 1 S: 18	H: 2 LOB: 3 BB: 1 P: 20	R: 0 E: 0 K: 1 S: 18	H: 1 LOB: 1 BB: 0 P: 22	R: 0 E: 0 K: 1 S: 14	H: 0 LOB: 0 BB: 0 P: 20	R: 3 E: 0 K: 1 S: 18	H: 4 LOB: 1 BB: 1 P: 30	1B: 12 2B: 3 3B: 0 HR: 1	SF: 0 SAC: 0 DP: 0 HBP: 0	WP: 0 PB: 0 SB: 4 CS: 2	PA: 48			
<b>PITCHER</b>	IP	WLS	BF	H	R	ER	SO	BB	IBB	HBP	BLK	WP	HR	S	P	ERA	WHIP								
<b>Jason Schmidt, R</b> (1, 1) ERA: 5.08	4.1		25	8	6	4	2	2	0	0	0	0	1	63	106	8.31	2.308								
<b>Jim Brower, R</b> (5, 1) ERA: 5.96	1.2		8	3	0	0	1	1	0	0	0	0	0	13	26	0.00	2.400								
<b>Scott Eyre, L</b> (7, 1) ERA: 2.66	1.0		4	1	0	0	1	0	0	0	0	0	0	18	22	0.00	1.000								
<b>LaTroy Hawkins, R</b> (8, 1) ERA: 3.15	1.0		3	0	0	0	1	0	0	0	0	0	0	14	20	0.00	0.000								
<b>Tyler Walker, R</b> (9, 1) ERA: 5.56	0.1	L	5	4	3	3	1	0	0	0	0	0	0	12	19	81.00	12.000								
<b>PITCHER</b>	IP	WLS	BF	H	R	ER	SO	BB	IBB	HBP	BLK	WP	HR	S	P	ERA	WHIP								
<b>Jeff Fassero, L</b> (9, 1) ERA: 3.9	0.2		2	0	0	0	0	1	0	0	0	0	0	6	11	0.00	1.500								

**San Diego Padres @ San Francisco Giants**  
 SBC Park, San Francisco, CA  
 Sun May 29 2005, 4:05 PM EDT  
 Att: 41,923 - Partly Cloudy - 65 F

AB	43
R	9
H	16
RBI	8
BB	4
SO	6
LOB	22



Batter	1	2	3	4	5	6	7	8	9	AB R H RBI BB SO LOB
Jason Ellison, R OBP: 0.360, SLG: 0.500 (1, 8) C B F B X	3-2 HR		0-1 G5-3		2-2 G4-3		0-1 13 SH3 2B 1B		3-2 2B	5 2 3 2 0 0 0
13 Omar Vizquel, S OBP: 0.347, SLG: 0.361 (1, 6) B X	1-0 L6			1-1 1B 1B	3-2 F7		0-0 SAFE SH3		1-2 F9	4 1 1 0 0 0 1
J.T. Snow, L OBP: 0.362, SLG: 0.374 (1, 3) F F F F X Pedro Feliz, R OBP: 0.321, SLG: 0.469 (7, PH) LaTroy Hawkins, R (8, 1) Tyler Walker, R (9, 1) Yorvit Torrealba, R OBP: 0.300, SLG: 0.432 (9, 2)	0-2 F8			2-2 G3 1B HBP 1B	1-1 1B		2-2 P4		0-3 K	3 1 2 0 0 0 0 1 0 0 0 0 0 1 0 0 0 0 0 0 0 0 0 0 0 0 0 0 1 0 0 0 0 1 1
Moises Alou, R OBP: 0.406, SLG: 0.530 (1, 9) X	0-0 F8			2-2 HBP G3 1B	1-1 F8		0-0 2-H 2B			4 0 2 2 0 0 1
Ray Durham, S OBP: 0.363, SLG: 0.382 (1, 4) X		0-0 G4-3		1-1 G3		2-3 K	1-1 F7			4 0 0 0 0 1 3
Edgardo Alfonzo, R OBP: 0.387, SLG: 0.418 (1, 5) C B F B X		1-2 F9		2-1 F9		0-0 G4-3		1-1 F7		4 0 0 0 0 0 2
Michael Tucker, L OBP: 0.330, SLG: 0.354 (1, 7) X C B F B X		1-2 G3-1		4-0 HBP IBB		2-3 K		0-1 G4-3		3 0 0 0 1 1 0
Mike Matheny, R OBP: 0.309, SLG: 0.426 (1, 2) Jeff Fassero, L (9, 1) C B F B X			1-3 K	2-2 1-2 2-3 3-H HBP			1-2 2B 1B	2-1 G6-3		3 1 1 1 0 1 0 0 0 0 0 0 0 0
Jason Schmidt, R OBP: 0.200, SLG: 0.350 (1, 1) Jim Brower, R (5, 1) Scott Eyre, L (7, 1) Lance Niekro, R OBP: 0.284, SLG: 0.556 (7, PH) (8, 3) C B F B X			2-2 K	0-1 G6-3			1-2 1-H 1B 2B		3-3 K	2 0 0 0 0 1 3 0 0 0 0 0 0 0 0 0 0 0 0 0 0 2 1 1 1 0 1 0

Inning Stats	R: 1	H: 1	E: 0	K: 0	S: 13	R: 0	H: 0	E: 0	K: 0	S: 10	R: 0	H: 0	E: 0	K: 2	S: 10	R: 2	H: 3	E: 0	K: 0	S: 17	R: 0	H: 1	E: 0	K: 0	S: 10	R: 0	H: 0	E: 0	K: 2	S: 10	R: 3	H: 4	E: 0	K: 0	S: 17	R: 0	H: 0	E: 0	K: 0	S: 6	R: 0	H: 1	E: 0	K: 2	S: 13	1B: 6	2B: 3	3B: 0	HR: 1	SF: 0	SAC: 1	DP: 0	HBP: 1
--------------	------	------	------	------	-------	------	------	------	------	-------	------	------	------	------	-------	------	------	------	------	-------	------	------	------	------	-------	------	------	------	------	-------	------	------	------	------	-------	------	------	------	------	------	------	------	------	------	-------	-------	-------	-------	-------	-------	--------	-------	--------

PITCHER	IP	WLS	BF	H	R	ER	SO	BB	IBB	HBP	BLK	WP	HR	S	P	ERA	WHIP
Adam Eaton, R ERA: 3.58 (1, 1)	6.0		25	5	3	3	4	0	0	0	0	0	1	70	104	4.50	0.833
Rudy Seanez, R ERA: 3.04 (7, 1)	0.0		3	3	3	3	0	0	0	0	0	0	0	9	11	∞	∞
Chris Hammond, L ERA: 1.85 (7, 1)	2.0	W	7	1	0	0	0	0	0	0	0	0	0	14	20	0.00	0.500
Trevor Hoffman, R ERA: 2.89 (9, 1)	1.0	S	4	1	0	0	2	0	0	0	0	0	0	13	20	0.00	1.000


**BOTTOM**

**San Diego Padres @ San Francisco Giants**  
SBC Park, San Francisco, CA

Sun May 29 2005, 4:05 PM EDT  
Att. 41,923 - Partly Cloudy - 65 F

AB	36
R	6
H	10
RBI	6
BB	1
SO	6
LOB	12

WP: 0 PA: 39  
PB: 0  
SB: 0  
CS: 0



PITCHER	IP	WLS	BF	H	R	ER	SO	BB	IBB	HBP	BLK	WP	HR	S	P	ERA	WHIP
---------	----	-----	----	---	---	----	----	----	-----	-----	-----	----	----	---	---	-----	------



Batter	1	2	3	4	5	6	7	8	9	AB R H RBI BB SO LOB	TOP									
Jason Ellison, R (1, 8) OBP: 0.354, SLG: 0.512	2-1 F9		3-2 G4-3		1-1 L7		1-3 K		1-0 HR	5 1 1 2 0 1 0	<b>San Francisco Giants @ Philadelphia Phillies</b> Citizens Bank Park, Philadelphia, PA Tue May 31 2005, 7:05 PM EDT Att. 23,456 - Partly Cloudy - 78 F									
13 Omar Vizquel, S (1, 6) OBP: 0.353, SLG: 0.373	1-1 BB BB 1B		2-1 F9 2B		2-3 K		0-1 1B		0-0 G6-3	5 0 3 0 0 1 0										
Lance Niekro, R (1, 3) OBP: 0.310, SLG: 0.559	4-2 SAFE BB 1-2 BB		1-2 HBP		0-0 1B		0-3 K		1-1 G6-4-3 1B	3 0 2 0 1 1 1										
Moises Alou, R (1, 9) OBP: 0.399, SLG: 0.512	4-1 BB 1-2 2-3 BB		2-0 F9 2-3		3-2 G6-3		0-0 F8		1-0 G6-4-3 1-2f	4 0 0 0 1 0 5										
Deivi Cruz, R (1, 4) OBP: 0.349, SLG: 0.506	2-3 K		0-1 L8		0-0 G2-3		1-2 G5-3			4 0 0 0 0 1 5										
Edgardo Alfonzo, R (1, 5) OBP: 0.390, SLG: 0.416	2-3 K		0-0 G1-3		2-0 FC5-4 1B		4-2 BB			3 0 1 0 1 1 3										
Pedro Feliz, R (1, 7) OBP: 0.315, SLG: 0.459		1-1 G6-3		1-2 P4		0-0 FC5-4 BB 1-2f		1-3 K		4 0 0 0 0 1 2										
Mike Matheny, R (1, 2) OBP: 0.314, SLG: 0.432		0-1 F8		1-1 2B		4-2 BB		2-1 F9		3 0 1 0 1 0 1										
Jim Brower, R (8, 1)										0 0 0 0 0 0 0										
Brett Tomko, R (1, 1) OBP: 0.200, SLG: 0.167		3-2 G6-3		0-0 G3		0-1 F8			0-2 E6 HR	2 0 0 0 0 0 1										
Brian Dallimore, R (6, PH)										1 0 0 0 0 0 2										
54 Scott Munter, R (6, 1)										0 0 0 0 0 0 0										
Jason Christiansen, R (7, 1)										0 0 0 0 0 0 0										
Yorvit Torrealba, R (8, 2) OBP: 0.293, SLG: 0.421										1 1 0 0 0 0 0										
<b>Inning Stats</b>	R: 0 E: 0 K: 2 S: 13	H: 1 LOB: 3 BB: 2 P: 28	R: 0 E: 0 K: 0 S: 8	H: 0 LOB: 0 BB: 0 P: 12	R: 0 E: 0 K: 0 S: 11	H: 1 LOB: 2 BB: 0 P: 19	R: 0 E: 0 K: 0 S: 8	H: 1 LOB: 1 BB: 0 P: 10	R: 0 E: 0 K: 1 S: 11	H: 1 LOB: 1 BB: 0 P: 17	R: 0 E: 0 K: 2 S: 9	H: 1 LOB: 1 BB: 0 P: 10	R: 0 E: 0 K: 1 S: 15	H: 0 LOB: 1 BB: 1 P: 23	R: 2 E: 1 K: 0 S: 8	H: 2 LOB: 0 BB: 0 P: 11	1B: 5 2B: 2 3B: 0 HR: 1	SF: 0 SAC: 0 DP: 1 HBP: 1	WP: 0 PB: 0 SB: 0 CS: 0	PA: 40
<b>PITCHER</b>	IP WLS BF H R ER SO BB IBB HBP BLK WP HR S P ERA WHIP																			
Randy Wolf, L (1, 1) ERA: 4.57	6.2 W 30 6 0 0 5 3 0 1 0 0 0 67 109 0.00 1.350																			
63 Ryan Madson, R (7, 1) ERA: 4.0	1.1 H 5 0 0 0 1 1 0 0 0 0 0 16 24 0.00 0.750																			
Billy Wagner, L (9, 1) ERA: 2.78	1.0 5 2 2 1 0 0 0 0 0 0 0 1 8 11 9.00 2.000																			

AB	35
R	2
H	8
RBI	2
BB	4
SO	6
LOB	20



WP: 0	PA: 40
PB: 0	
SB: 0	
CS: 0	

ERA	WHIP

livebaseballscorecards.com





Batter	1	2	3	4	5	6	7	8	9	AB	R	H	RBI	BB	SO	LOB	TOP						
Jason Ellison, R (1, 8) OBP: 0.363, SLG: 0.508	2-2 G5-3	2-2 1B			4-2 HBP	4-1 BB		2-2 FC3		3	0	1	2	1	0	1							
13 Omar Vizquel, S (1, 6) OBP: 0.354, SLG: 0.370	0-0 G4-3		2-2 G3-1		1-1 1B	4-2 BB		1-0 G6-3		4	0	1	0	1	0	2							
J.T. Snow, L (1, 3) OBP: 0.367, SLG: 0.357	1-1 G3-1		3-3 K		0-0 G4-3	2-0 L8			2-2 G6-3	5	0	0	0	0	1	4							
Moises Alou, R (1, 9) OBP: 0.399, SLG: 0.504		2-1 F8	2-2 1B			3-2 L5			1-2 F8	4	0	1	0	1	0	0							
Ray Durham, S (1, 4) OBP: 0.358, SLG: 0.372		2-1 G3-1	1-0 G6-3			4-2 BB			0-1 G6-3	4	1	0	0	1	0	2							
Pedro Feliz, R (1, 7) OBP: 0.318, SLG: 0.460		0-0 1B		0-0 G4-3		0-0 1B			1-0 G6-4-3	4	2	2	0	0	0	1							
Edgardo Alfonzo, R (1, 5) OBP: 0.397, SLG: 0.441		2-2 1B	0-1 P6		0-2 2B			0-2 FC3		4	3	3	2	0	0	0							
Mike Matheny, R (1, 2) OBP: 0.321, SLG: 0.440		4-0 1B	0-1 G1-3		0-0 2B			0-0 SH1-4		2	0	1	1	1	0	0							
Kirk Rueter, L (1, 1) OBP: 0.286, SLG: 0.300		1-0 1B		1-1 G3-1		0-0 F7		0-0 FC3		2	0	1	1	0	0	0							
Lance Niekro, R (6, PH) OBP: 0.307, SLG: 0.553										1	0	0	0	0	0	1							
Jeff Fassero, L (6, 1)										0	0	0	0	0	0	0							
54 Scott Munter, R (6, 1)										0	0	0	0	0	0	0							
Scott Eyre, L (7, 1)										0	0	0	0	0	0	0							
Michael Tucker, L (8, PH) OBP: 0.336, SLG: 0.360		1-2 2-3 3-H								1	0	1	0	0	0	0							
LaTroy Hawkins, R (8, 1)										0	0	0	0	0	0	0							
<b>Inning Stats</b>	R: 0 E: 0 K: 0 S: 7	H: 0 LOB: 0 BB: 0 P: 10	R: 2 E: 0 K: 0 S: 12	H: 4 LOB: 2 BB: 1 P: 25	R: 0 E: 0 K: 1 S: 10	H: 1 LOB: 1 BB: 0 P: 18	R: 0 E: 0 K: 0 S: 5	H: 0 LOB: 0 BB: 0 P: 5	R: 0 E: 0 K: 0 S: 8	H: 1 LOB: 1 BB: 0 P: 14	R: 3 E: 0 K: 0 S: 19	H: 3 LOB: 3 BB: 3 P: 36	R: 0 E: 0 K: 0 S: 6	H: 0 LOB: 0 BB: 1 P: 11	R: 1 E: 0 K: 0 S: 9	H: 2 LOB: 1 BB: 0 P: 12	R: 0 E: 0 K: 0 S: 8	H: 0 LOB: 0 BB: 0 P: 11	1B: 8 2B: 2 3B: 1 HR: 0	SF: 0 SAC: 1 DP: 2 HBP: 1	WP: 0 PB: 0 SB: 0 CS: 0	PA: 41	
<b>PITCHER</b>	IP	WLS	BF	H	R	ER	SO	BB	IBB	HBP	BLK	WP	HR	S	P	ERA	WHIP					ERA	WHIP
Cory Lidle, R (1, 1) ERA: 3.88	5.1		26	9	5	5	1	1	1	1	0	0	0	53	90	8.44	1.875						
Robinson Tejeda, R (6, 1) ERA: 2.25	0.1		3	0	0	0	0	2	0	0	0	0	0	7	15	0.00	6.000						
Rheal Cormier, L (6, 1) ERA: 5.27	1.1		4	0	0	0	0	1	0	0	0	0	0	7	14	0.00	0.750						
63 Ryan Madson, R (8, 1) ERA: 4.18	1.0	W	5	2	1	1	0	0	0	0	0	0	0	9	12	9.00	2.000						
Billy Wagner, L (9, 1) ERA: 2.66	1.0		3	0	0	0	0	0	0	0	0	0	0	8	11	0.00	0.000						

San Francisco Giants @ Philadelphia Phillies  
Citizens Bank Park, Philadelphia, PA

AB 34  
R 6  
H 11  
RBI 6  
BB 5  
SO 1  
LOB 11



Wed Jun 01 2005, 7:05 PM EDT  
Att. 24,546 - Partly Cloudy - 70 F

livebaseballscorecards.com





Batter	1	2	3	4	5	6	7	8	9	AB R H RBI BB SO LOB	TOP	
Jason Ellison, R (1, 8) OBP: 0.364, SLG: 0.508	1-0 P3		4-2 13 1B HR	0-2 FC6-4			2-2 13 SH1-4 F8-2 2B		0-2 F8	4 1 1 1 1 0 2		
13 Omar Vizquel, S (1, 6) OBP: 0.358, SLG: 0.380	1-2 F8		1-0 HR 1B		2-1 2B		0-0 SH1-4			3 1 2 0 0 0 0		
J.T. Snow, L (1, 3) OBP: 0.366, SLG: 0.383 Lance Niekro, R (7, PH) OBP: 0.304, SLG: 0.547	2-1 G4-3		2-2 HR		0-3 2B		2-1 F8-2			3 1 1 3 0 1 1 1 0 0 0 0 0 1		
Moises Alou, R (1, 9) OBP: 0.401, SLG: 0.527		2-2 1B 1B	0-0 HR		1-1 P4			1-3 K		4 1 2 1 0 1 1		
Ray Durham, S (1, 4) OBP: 0.356, SLG: 0.368		0-0 G5-4-3 1B	1-0 F7		1-2 G4-3			1-1 F8		4 0 1 0 0 0 1		
Edgardo Alfonzo, R (1, 5) OBP: 0.394, SLG: 0.436		1-0 P2		1-2 F9		0-1 G6-3		0-0 FC6-4 1B		4 0 1 0 0 0 2		
Pedro Feliz, R (1, 7) OBP: 0.317, SLG: 0.461		0-1 G5-4-3		2-2 1B 2B		0-0 L7		0-0 FC6-4		4 0 1 0 0 0 3		
Yorvit Torrealba, R (1, 2) OBP: 0.295, SLG: 0.415 Deivi Cruz, R (9, PH) OBP: 0.345, SLG: 0.500			2-3 K	3-2 FC6-4 1B		3-2 G6-3			1-3 K	3 0 1 0 0 1 0 1 0 0 0 0 1 0		
41 Brad Hennessey, R (1, 1) OBP: 0.111, SLG: 0.111 Jeff Fassero, L (3, 1) Jason Christiansen, R (6, 1) Brian Dallimore, R (7, PH) Scott Eyre, L (7, 1) 54 Scott Munter, R (8, 1) Mike Matheny, R (9, PH) OBP: 0.319, SLG: 0.437			1-3 K	0-3 K			1-1 2B 2B		0-0 F9	1 0 0 0 0 1 0 1 0 0 0 0 1 2 0 0 0 0 0 0 0 1 1 1 0 0 0 0 0 0 0 0 0 0 0 0 0 0 0 0 0 0 1 0 0 0 0 0 0		
<b>Inning Stats</b>	R: 0 H: 0 E: 0 LOB: 0 K: 0 BB: 0 S: 6 P: 10	R: 0 H: 2 E: 0 LOB: 1 K: 0 BB: 0 S: 8 P: 11	R: 4 H: 3 E: 0 LOB: 0 K: 2 BB: 1 S: 16 P: 27	R: 0 H: 2 E: 0 LOB: 2 K: 1 BB: 0 S: 16 P: 22	R: 0 H: 1 E: 0 LOB: 1 K: 1 BB: 0 S: 10 P: 14	R: 0 H: 0 E: 0 LOB: 0 K: 0 BB: 0 S: 6 P: 9	R: 1 H: 2 E: 0 LOB: 0 K: 0 BB: 0 S: 8 P: 13	R: 0 H: 1 E: 0 LOB: 1 K: 1 BB: 0 S: 7 P: 9	R: 0 H: 0 E: 0 LOB: 0 K: 1 BB: 0 S: 7 P: 8	1B: 5 SF: 0 2B: 5 SAC: 1 3B: 0 DP: 2 HR: 2 HBP: 0	WP: 0 PA: 37 PB: 0 SB: 1 CS: 0	
<b>PITCHER</b>	IP WLS BF H R ER SO BB IBB HBP BLK WP HR S P ERA WHIP											
21 Jon Lieber, R (1, 1) ERA: 4.54	6.0 W 26 8 4 4 4 1 0 0 0 0 0 2 62 93 6.00 1.500											
Rheal Cormier, L (7, 1) ERA: 5.52	1.0 H 4 2 1 1 0 0 0 0 0 0 0 0 8 13 9.00 2.000											
63 Ryan Madson, R (8, 1) ERA: 4.03	1.0 H 4 1 0 0 1 0 0 0 0 0 0 0 7 9 0.00 1.000											
Billy Wagner, L (9, 1) ERA: 2.55	1.0 S 3 0 0 0 1 0 0 0 0 0 0 0 7 8 0.00 0.000											

San Francisco Giants @ Philadelphia Phillies  
Citizens Bank Park, Philadelphia, PA  
Thu Jun 02 2005, 7:05 PM EDT  
Att. 25,589 - Partly Cloudy - 70 F


livebaseballscorecards.com

AB	35
R	5
H	11
RBI	5
BB	1
SO	6
LOB	13



Batter	1	2	3	4	5	6	7	8	9
11 Jimmy Rollins, S OBP: 0.322, SLG: 0.397 (1, 6)	0-0 G4-6-3 WP 1B	0-0 2-H HR		0-0 L8		1-1 F8			
Kenny Lofton, L OBP: 0.451, SLG: 0.456 (1, 8)	4-2 G4-6-3 1-2 BB	0-1 G1-3		4-1 FC4-6 BB		1-0 FC3-6 1-2f CS			
Bobby Abreu, L OBP: 0.461, SLG: 0.580 (1, 9)	0-1 G4-6-3 1-2f 2-3		2-2 1B 2B	1-2 FC4-6 1-2f CS		2-2 CS 1-2	0-0 F7		
Pat Burrell, R OBP: 0.411, SLG: 0.509 (1, 7)	3-3 K		2-1 BB 1B	2-2 CS 1-2	0-0 G1-3		2-2 P3		
Jim Thome, L OBP: 0.373, SLG: 0.306 (1, 3)		1-0 G3	4-1 1B 1-2 BB		4-2 1B BB		4-2 BB		
26 Chase Utley, L OBP: 0.378, SLG: 0.557 (1, 4)		0-1 E 2B	0-0 L6		1-3 K		0-0 F8		
David Bell, R OBP: 0.330, SLG: 0.339 (1, 5)		0-0 G5-3	0-0 1-2 2-H 3-H 1B		2-1 1-2 1B		1-2 G6-3		
Mike Lieberthal, R OBP: 0.342, SLG: 0.419 (1, 2)		0-0 E8 21 2B 1B	3-0 F7		2-2 G6-3		0-0 G1-3		
21 Jon Lieber, L OBP: 0.334, SLG: 0.071 (6, PH) Jason Michaels, R OBP: 0.400, SLG: 0.398 (7, 1) Rheal Cormier, L OBP: 0.340, SLG: 0.316 (8, PH) 63 Ryan Madson, L OBP: 0.500, SLG: 0.500 (9, 1)		0-0 2-H 11 HR 2B	2-1 G1-3		4-0 FC3-6 BB		1-2 G3		

AB	R	H	RBI	BB	SO	LOB
4	1	2	2	0	0	1
2	0	0	0	2	0	1
4	1	1	0	0	0	3
4	1	1	0	0	1	1
1	0	0	0	3	0	0
4	1	1	0	0	1	5
4	0	2	2	0	0	1
4	1	1	1	0	0	4
2	1	1	1	0	0	2
0	0	0	0	1	0	0
0	0	0	0	0	0	0
0	0	0	0	0	0	0
1	0	0	0	0	0	0
0	0	0	0	0	0	0

BOTTOM	
San Francisco Giants @ Philadelphia Phillies	
Citizens Bank Park, Philadelphia, PA	
Thu Jun 02 2005, 7:05 PM EDT	
Att. 25,589 - Partly Cloudy - 70 F	
AB	30
R	6
H	9
RBI	6
BB	6
SO	2
LOB	18
	
1B: 5	SF: 0
2B: 3	SAC: 0
3B: 0	DP: 1
HR: 1	HBP: 0
WP: 1	PA: 38
PB: 0	
SB: 0	
CS: 2	

Inning Stats		R	H	E	K	S					R	H	E	K	S					R	H	E	K	S					R	H	E	K	S					R	H	E	K	S					R	H	E	K	S				
		0	1	0	9		4	4	1	10	2	3	0	7	11	0	0	0	14	0	1	21	0	0	0	13	6	0	0	0	14	0	0	0	9	0	0	0	13	0	0	0	9	0	0	0	9	0	0	0	9	0	0	0	9
PITCHER		IP	WLS	BF	H	R	ER	SO	BB	IBB	HBP	BLK	WP	HR	S	P	ERA	WHIP																																					
41 Brad Hennessey, R	(1, 1)	2.0	L	14	7	6	6	1	2	0	0	0	1	1	24	40	27.00	4.500																																					
Jeff Fassero, L	(3, 1)	3.0		12	2	0	0	1	2	0	0	0	0	0	24	45	0.00	1.333																																					
Jason Christiansen, L	(6, 1)	1.0		3	0	0	0	0	1	0	0	0	0	6	14	0.00	1.000																																						
Scott Eyre, L	(7, 1)	1.0		4	0	0	0	0	1	0	0	0	0	7	13	0.00	1.000																																						
54 Scott Munter, R	(8, 1)	1.0		3	0	0	0	0	0	0	0	0	0	7	9	0.00	0.000																																						



Batter	1	2	3	4	5	6	7	8	9	AB R H RBI BB SO LOB	TOP	
Jason Ellison, R (1, 9) OBP: 0.371, SLG: 0.511	2-2 F7		0-0 SH1-3		0-0 1B			2-0 13 G6-3 1B		3 0 2 0 0 0 0		
13 Omar Vizquel, S (1, 6) OBP: 0.356, SLG: 0.378	2-2 FC5-4 1B		1-2 P3		3-1 F9			3-2 G6-3		4 0 1 0 0 0 3		
Deivi Cruz, R (1, 4) OBP: 0.341, SLG: 0.488	1-1 FC5-4 2B		2-3 K				3-2 P4	0-0 1B		4 0 1 0 0 1 2		
Moises Alou, R (1, 7) OBP: 0.416, SLG: 0.571	1-1 1-H 2B			0-0 HR			2-2 1B	2-2 1B		4 1 4 1 0 0 0		
Edgardo Alfonzo, R (1, 5) OBP: 0.386, SLG: 0.427		1-1 G5-3		3-2 F8			3-2 F9	2-2 F9		4 0 0 0 0 0 3		
Marquis Grissom, R (1, 8) OBP: 0.242, SLG: 0.283		0-1 G6-3		2-0 G6-3			0-3 K	1-1 G3-6-3 1B		4 0 1 0 0 1 1		
Lance Niekro, R (1, 3) OBP: 0.302, SLG: 0.535		1-1 FC6-4 1B		1-1 F7			3-1 P6	2-2 G3-6-3		4 0 1 0 0 0 1		
Mike Matheny, R (1, 2) OBP: 0.311, SLG: 0.425		1-1 FC6-4			1-1 F9		0-1 L3	3-3 K		4 0 0 0 0 1 1		
51 Noah Lowry, R (1, 1) OBP: 0.381, SLG: 0.389 Al Levine, L (5, 1) Ray Durham, S (7, PH) OBP: 0.394, SLG: 0.366 Jim Brower, R (7, 1) Tyler Walker, R (8, 1) Scott Eyre, L (8, 1)			1-0 SH1-3 2B		2-3 K		0-1 F8			2 0 1 0 0 1 0 0 0 0 0 0 0 0 1 0		
<b>Inning Stats</b>	R: 0 H: 2 E: 0 LOB: 2 K: 0 BB: 0 S: 10 P: 16	R: 0 H: 1 E: 0 LOB: 1 K: 0 BB: 0 S: 8 P: 11	R: 0 H: 1 E: 0 LOB: 1 K: 1 BB: 0 S: 8 P: 12	R: 1 H: 1 E: 0 LOB: 0 K: 0 BB: 0 S: 8 P: 14	R: 0 H: 1 E: 0 LOB: 1 K: 1 BB: 0 S: 9 P: 15	R: 0 H: 1 E: 0 LOB: 1 K: 1 BB: 0 S: 13 P: 21	R: 0 H: 0 E: 0 LOB: 0 K: 0 BB: 0 S: 6 P: 9	R: 0 H: 3 E: 0 LOB: 2 K: 0 BB: 0 S: 17 P: 26	R: 0 H: 1 E: 0 LOB: 0 K: 1 BB: 0 S: 12 P: 18	1B: 8 SF: 0 2B: 2 SAC: 1 3B: 0 DP: 2 HR: 1 HBP: 0	WP: 0 PA: 35 PB: 0 SB: 0 CS: 0	
<b>PITCHER</b>	IP WLS BF H R ER SO BB IBB HBP BLK WP HR S P ERA WHIP											
Tom Glavine, L (1, 1) ERA: 4.63	7.2 W 30 9 1 1 3 0 0 0 0 0 0 1 69 110 1.17 1.174											
Roberto Hernandez, R (8, 1) ERA: 2.63	0.1 H 2 1 0 0 0 0 0 0 0 0 0 0 10 14 0.00 3.000											
Aaron Heilman, R (9, 1) ERA: 3.91	1.0 3 1 0 0 1 0 0 0 0 0 0 0 12 18 0.00 1.000											

San Francisco Giants @ New York Mets  
Shea Stadium, Flushing, NY  
Sat Jun 04 2005, 1:20 PM EDT  
Att. 37,194 - Cloudy - 76 F

livebaseballscorecards.com

AB	34
R	1
H	11
RBI	1
BB	0
SO	4
LOB	11



BOTTOM

San Francisco Giants @ New York Mets  
Shea Stadium, Flushing, NY  
Sat Jun 04 2005, 1:20 PM EDT  
Att: 37,194 - Cloudy - 76 F

livebaseballscorecards.com

AB 35  
R 5  
H 12  
RBI 4  
BB 4  
SO 6  
LOB 24



WP: 0 PA: 41  
PB: 0  
SB: 2  
CS: 0

AB	R	H	RBI	BB	SO	LOB
4	1	1	0	0	0	0
4	2	1	1	1	1	2
3	0	1	0	1	0	0
5	1	3	2	0	1	3
0	0	0	0	0	0	0
5	0	1	0	0	2	6
4	0	2	1	0	1	1
3	0	1	0	1	1	3
3	1	1	0	1	0	3
3	0	0	0	0	0	6
0	0	0	0	0	0	0
1	0	1	0	0	0	0
0	0	0	0	0	0	0
1B: 10	SF: 0	WP: 0	PA: 41	PB: 0		
2B: 1	SAC: 2			SB: 2		
3B: 0	DP: 0			CS: 0		
HR: 1	HBP: 0					

Batter	1	2	3	4	5	6	7	8	9								
7 José Reyes, S OBP: 0.304, SLG: 0.424 (1, 6)	F8		G4-3		SH1-3 15 31 1B	G4-3		SH									
Mike Cameron, R OBP: 0.448, SLG: 0.653 (1, 9)	HR		G1-3		SH1-3 15 31 1B	G5-3		K									
15 Carlos Beltrán, S OBP: 0.351, SLG: 0.470 (1, 8)	L6		1B		SH1-3	G3-1		IBB									
31 Mike Piazza, R OBP: 0.320, SLG: 0.429 (1, 2)	G5-3		1B		1B			K									
11 Ramon Castro, R OBP: 0.324, SLG: 0.241 (9, 2)					5 1B			K									
Cliff Floyd, L OBP: 0.337, SLG: 0.514 (1, 7)		P6	K		5 1B			K									
5 David Wright, R OBP: 0.395, SLG: 0.516 (1, 5)		1B		G5-3	1B												
Chris Woodward, R OBP: 0.364, SLG: 0.441 (1, 3)		1B		1B													
Kazuo Matsui, S OBP: 0.286, SLG: 0.340 (1, 4)	F8		F9		IBB			1B									
Tom Glavine, L OBP: 0.130, SLG: 0.091 (1, 1)								1B									
Roberto Hernandez, R (8, 1)																	
Marlon Anderson, L OBP: 0.420, SLG: 0.386 (8, PH)																	
Aaron Heilman, R (9, 1)																	
Inning Stats	R: 1 E: 0 K: 0 S: 9	H: 1 LOB: 0 BB: 0 P: 14	R: 0 E: 0 K: 0 S: 6	H: 1 LOB: 2 BB: 1 P: 13	R: 0 E: 0 K: 1 S: 16	H: 2 LOB: 2 BB: 0 P: 26	R: 0 E: 0 K: 0 S: 7	H: 1 LOB: 1 BB: 0 P: 9	R: 3 E: 0 K: 1 S: 17	H: 4 LOB: 3 BB: 2 P: 35	R: 0 E: 0 K: 0 S: 7	H: 0 LOB: 0 BB: 0 P: 12	R: 0 E: 0 K: 1 S: 11	H: 1 LOB: 1 BB: 0 P: 15	R: 1 E: 1 K: 3 S: 16	H: 2 LOB: 3 BB: 1 P: 28	
PITCHER	IP	WLS	BF	H	R	ER	SO	BB	IBB	HBP	BLK	WP	HR	S	P	ERA	WHIP
51 Noah Lowry, L (1, 1)	4.1	L	24	9	4	4	1	2	0	0	0	0	1	48	83	8.31	2.538
Al Levine, R (5, 1)	1.2		6	0	0	0	1	0	1	0	0	0	0	14	26	0.00	0.000
Jim Brower, R (7, 1)	1.0		4	1	0	0	1	0	0	0	0	0	0	11	15	0.00	1.000
Tyler Walker, R (8, 1)	0.2		6	2	1	0	2	0	1	0	0	0	0	13	23	0.00	3.000
Scott Eyre, L (8, 1)	0.1		1	0	0	0	1	0	0	0	0	0	0	3	5	0.00	0.000

Batter	1	2	3	4	5	6	7	8	9								
7 José Reyes, S OBP: 0.304, SLG: 0.424 (1, 6)	F8		G4-3		SH1-3 15 31 1B	G4-3		SH									
Mike Cameron, R OBP: 0.448, SLG: 0.653 (1, 9)	HR		G1-3		SH1-3 15 31 1B	G5-3		K									
15 Carlos Beltrán, S OBP: 0.351, SLG: 0.470 (1, 8)	L6		1B		SH1-3	G3-1		IBB									
31 Mike Piazza, R OBP: 0.320, SLG: 0.429 (1, 2)	G5-3		1B		1B			K									
11 Ramon Castro, R OBP: 0.324, SLG: 0.241 (9, 2)					5 1B			K									
Cliff Floyd, L OBP: 0.337, SLG: 0.514 (1, 7)		P6	K		5 1B			K									
5 David Wright, R OBP: 0.395, SLG: 0.516 (1, 5)		1B		G5-3	1B												
Chris Woodward, R OBP: 0.364, SLG: 0.441 (1, 3)		1B		1B													
Kazuo Matsui, S OBP: 0.286, SLG: 0.340 (1, 4)	F8		F9		IBB			1B									
Tom Glavine, L OBP: 0.130, SLG: 0.091 (1, 1)								1B									
Roberto Hernandez, R (8, 1)																	
Marlon Anderson, L OBP: 0.420, SLG: 0.386 (8, PH)																	
Aaron Heilman, R (9, 1)																	
Inning Stats	R: 1 E: 0 K: 0 S: 9	H: 1 LOB: 0 BB: 0 P: 14	R: 0 E: 0 K: 0 S: 6	H: 1 LOB: 2 BB: 1 P: 13	R: 0 E: 0 K: 1 S: 16	H: 2 LOB: 2 BB: 0 P: 26	R: 0 E: 0 K: 0 S: 7	H: 1 LOB: 1 BB: 0 P: 9	R: 3 E: 0 K: 1 S: 17	H: 4 LOB: 3 BB: 2 P: 35	R: 0 E: 0 K: 0 S: 7	H: 0 LOB: 0 BB: 0 P: 12	R: 0 E: 0 K: 1 S: 11	H: 1 LOB: 1 BB: 0 P: 15	R: 1 E: 1 K: 3 S: 16	H: 2 LOB: 3 BB: 1 P: 28	
PITCHER	IP	WLS	BF	H	R	ER	SO	BB	IBB	HBP	BLK	WP	HR	S	P	ERA	WHIP
51 Noah Lowry, L (1, 1)	4.1	L	24	9	4	4	1	2	0	0	0	0	1	48	83	8.31	2.538
Al Levine, R (5, 1)	1.2		6	0	0	0	1	0	1	0	0	0	0	14	26	0.00	0.000
Jim Brower, R (7, 1)	1.0		4	1	0	0	1	0	0	0	0	0	0	11	15	0.00	1.000
Tyler Walker, R (8, 1)	0.2		6	2	1	0	2	0	1	0	0	0	0	13	23	0.00	3.000
Scott Eyre, L (8, 1)	0.1		1	0	0	0	1	0	0	0	0	0	0	3	5	0.00	0.000



Batter	1	2	3	4	5	6	7	8	9	AB R H RBI BB SO LOB	TOP											
Jason Ellison, R (1, 9) OBP: 0.365, SLG: 0.507	0-1 G3		1-2 G5-3		0-0 P4	2-3 K			0-1 2B	5 0 1 0 0 1 3												
Ray Durham, S (1, 4) OBP: 0.350, SLG: 0.361	0-0 L6		2-2 2B 1B		0-2 L8			2-2 G5-3	2-0 P6	5 0 1 1 0 0 2												
Lance Niekro, R (1, 3) OBP: 0.324, SLG: 0.583	0-1 FC5-4 1B		0-0 1-3 2B			4-2 1B 2B BB		0-0 HR	0-0 F8	4 2 3 1 1 0 1												
Moises Alou, R (1, 7) OBP: 0.404, SLG: 0.551	1-0 FC5-4 1-2f		1-2 F8			1-2 P4		0-0 F9	1-1 P3	5 0 0 0 0 0 5												
Pedro Feliz, R (1, 5) OBP: 0.316, SLG: 0.456		1-0 F8		1-1 G4-6-3 1B		1-0 L6		1-1 G5-3		4 0 1 0 0 0 1												
Deivi Cruz, R (1, 6) OBP: 0.358, SLG: 0.500		0-2 G6-4-3 1B		0-1 G4-6-3 1-2f		1-1 2B 1B			0-2 G6-3 1B	4 1 3 0 0 0 1												
13 Omar Vizquel, S (8, 6) OBP: 0.356, SLG: 0.378										0 0 0 0 0 0 0												
Marquis Grissom, R (1, 8) OBP: 0.242, SLG: 0.291		0-0 G6-4-3 1-2f		3-2 F7		0-0 2B 2B		3-2 G6-3		4 1 1 1 0 0 2												
Yorvit Torrealba, R (1, 2) OBP: 0.313, SLG: 0.432			2-2 E5 SH2-3 1B		2-0 SH5-4 2B	4-0 2B IBB		3-3 K		3 2 1 0 1 1 1												
Brett Tomko, R (1, 1) OBP: 0.222, SLG: 0.231			0-0 SH2-3		0-0 SH5-4	1-1 WP 2B		1-3 K		2 0 1 3 0 1 1												
Scott Eyre, L (8, 1)										0 0 0 0 0 0 0												
LaTroy Hawkins, R (9, 1)										0 0 0 0 0 0 0												
Tyler Walker, R (9, 1)										0 0 0 0 0 0 0												
<b>Inning Stats</b>	R: 0 E: 0 K: 0 S: 6	H: 1 LOB: 1 BB: 0 P: 7	R: 0 E: 0 K: 0 S: 5	H: 1 LOB: 0 BB: 0 P: 6	R: 1 E: 1 K: 0 S: 19	H: 2 LOB: 2 BB: 0 P: 25	R: 0 E: 0 K: 0 S: 8	H: 1 LOB: 0 BB: 0 P: 12	R: 0 E: 0 K: 0 S: 6	H: 1 LOB: 1 BB: 0 P: 8	R: 4 E: 0 K: 1 S: 15	H: 3 LOB: 1 BB: 2 P: 29	R: 1 E: 0 K: 0 S: 7	H: 1 LOB: 0 BB: 0 P: 10	R: 0 E: 0 K: 2 S: 13	H: 1 LOB: 1 BB: 0 P: 20	R: 0 E: 0 K: 0 S: 6	H: 1 LOB: 1 BB: 0 P: 9	1B: 6 2B: 5 3B: 0 HR: 1	SF: 0 SAC: 2 DP: 2 HBP: 0	WP: 1 PB: 0 SB: 0 CS: 0	PA: 40
<b>PITCHER</b>	IP WLS BF H R ER SO BB IBB HBP BLK WP HR S P ERA WHIP																					
Kaz Ishii, L (1, 1) ERA: 5.14	6.1 L 30 10 6 5 1 1 1 0 0 0 1 1 63 93 7.11 1.737																					
Heath Bell, R (7, 1) ERA: 3.47	0.2 2 0 0 0 0 0 0 0 0 0 0 0 3 4 0.00 0.000																					
Manny Aybar, R (8, 1) ERA: 4.44	1.0 4 1 0 0 2 0 0 0 0 0 0 0 13 20 0.00 1.000																					
Mike DeJean, R (9, 1) ERA: 4.5	1.0 4 1 0 0 0 0 0 0 0 0 0 0 6 9 0.00 1.000																					

**San Francisco Giants @ New York Mets**  
 Shea Stadium, Flushing, NY  
 Sun Jun 05 2005, 4:10 PM EDT  
 Sunny - 87 F

[livebaseballscorecards.com](http://livebaseballscorecards.com)

<b>AB</b>	36
<b>R</b>	6
<b>H</b>	12
<b>RBI</b>	6
<b>BB</b>	2
<b>SO</b>	3
<b>LOB</b>	17



Batter	1	2	3	4	5	6	7	8	9	AB	R	H	RBI	BB	SO	LOB
7 José Reyes, S OBP: 0.298, SLG: 0.415 (1, 6)	1-2 G6-3	1-0 F8			0-0 P6			1-1 G3	0-1 FC4-6 15 1B	5	0	0	1	0	0	4
Mike Cameron, R OBP: 0.438, SLG: 0.631 (1, 9)	0-2 G4-3 15 15 1B		1-3 K		3-1 FC6-4			2-3 K	1-3 K	5	0	1	0	0	3	2
15 Carlos Beltrán, S OBP: 0.353, SLG: 0.465 (1, 8)	2-1 G4-3		1-1 G4-3					4-1 1B 31 1B	1-0 1B	4	0	1	0	1	0	1
31 Mike Piazza, R OBP: 0.317, SLG: 0.423 (1, 2)	1-3 K		0-0 P3					0-1 1B	0-0 G5-3	5	0	1	0	0	1	3
Marlon Anderson, L OBP: 0.426, SLG: 0.396 (1, 4)		1-2 G6-3			0-2 G4-3			0-0 1B		4	0	2	0	0	0	0
5 David Wright, R OBP: 0.394, SLG: 0.511 (1, 5)		4-2 G3 1B HBP			1-2 F9			3-3 K		2	1	0	0	0	0	1
Heath Bell, R (7, 1)										0	0	0	0	0	0	0
Manny Aybar, R (8, 1)										0	0	0	0	0	0	0
Kazuo Matsui, S (8, PH) OBP: 0.284, SLG: 0.338										1	0	0	0	0	1	3
Mike DeJean, R (9, 1)										0	0	0	0	0	0	0
Doug Mientkiewicz, L OBP: 0.298, SLG: 0.360 (1, 3)		0-1 G3			3-2 G6-3					4	1	1	0	0	0	1
Victor Diaz, R OBP: 0.410, SLG: 0.500 (1, 7)																
Kaz Ishii, L OBP: 0.385, SLG: 0.385 (1, 1)		0-0 1B			1-0 P6					3	1	1	0	1	1	0
Chris Woodward, R OBP: 0.368, SLG: 0.443 (7, 5)																
		1-2 2-H 1B			1-0 FC6-4 1B					2	0	2	1	0	0	0
										2	0	1	1	0	1	0

Inning Stats	R: 0	H: 1	E: 0	K: 1	S: 13	R: 1	H: 1	E: 0	K: 0	S: 12	R: 0	H: 0	E: 0	K: 1	S: 6	R: 0	H: 0	E: 0	K: 0	S: 12	R: 0	H: 1	E: 0	K: 0	S: 5	R: 0	H: 1	E: 0	K: 0	S: 11	R: 0	H: 0	E: 0	K: 2	S: 11	R: 0	H: 2	E: 0	K: 12	S: 12	R: 2	H: 4	E: 0	K: 1	S: 15	1B: 9	2B: 1	3B: 0	HR: 0	SF: 0	SAC: 0	DP: 0	HBP: 1	WP: 0	PA: 40
<b>PITCHER</b>	IP	WLS	BF	H	R	ER	SO	BB	IBB	HBP	BLK	WP	HR	S	P	ERA	WHIP																																						
Brett Tomko, R ERA: 3.86 (1, 1)	7.2	W	32	6	1	1	5	1	1	1	0	0	0	79	122	1.17	0.913																																						
Scott Eyre, L ERA: 2.74 (8, 1)	0.1	H	2	1	1	1	1	0	0	0	0	0	0	5	10	27.00	3.000																																						
LaTroy Hawkins, R ERA: 5.14 (9, 1)	0.0		2	2	0	0	0	0	0	0	0	0	0	6	11	∞	∞																																						
Tyler Walker, R ERA: 5.18 (9, 1)	1.0	S	4	1	1	1	1	0	0	0	0	0	0	7	9	9.00	1.000																																						

**BOTTOM**

**San Francisco Giants @ New York Mets**  
 Shea Stadium, Flushing, NY  
 Sun Jun 05 2005, 4:10 PM EDT  
 Sunny - 87 F

[livebaseballscorecards.com](http://livebaseballscorecards.com)

<b>AB</b>	<b>37</b>
<b>R</b>	<b>3</b>
<b>H</b>	<b>10</b>
<b>RBI</b>	<b>3</b>
<b>BB</b>	<b>2</b>
<b>SO</b>	<b>7</b>
<b>LOB</b>	<b>15</b>











Batter	1	2	3	4	5	6	7	8	9	AB R H RBI BB SO LOB	TOP		
4 Angel Berroa, R OBP: 0.297, SLG: 0.381 (1, 6)	1-0 9 BB 1B		1-1 9 3B 1B		1-2 29 1B 3B	2-1 G6-3		0-3 K		5 3 3 0 0 1 0	<b>Kansas City Royals @ San Francisco Giants</b> <b>SBC Park, San Francisco, CA</b> Tue Jun 07 2005, 10:15 PM EDT Att. 37,037 - Clear - 61 F <a href="http://livebaseballscorecards.com">livebaseballscorecards.com</a>		
9 David DeJesus, L OBP: 0.350, SLG: 0.401 (1, 8)	4-1 E 1B 1-2 FC3-6 BB		0-1 1 SAFE SF9 3B		1-0 G4-3	1-3 K		2-0 F8	4 2 1 1 1 1 1				
29 Mike Sweeney, R OBP: 0.336, SLG: 0.505 (1, 3)	2-1 F8		0-0 F8		2-2 E 1B 3-H		0-0 F9	1-0 P3	5 1 1 1 0 0 3				
Emil Brown, R OBP: 0.339, SLG: 0.465 (1, 9)	1-0 E8 1-3 FC3-6 2-H 1B		1-0 SF9		3-2 FC5 BB 1B 1-2		0-1 G3	1-2 1B 1B	4 0 2 2 0 0 1				
Terrence Long, L OBP: 0.287, SLG: 0.358 (1, 7)	0-0 FC3-6 1-2f 3-H 1B		0-2 G6-3		0-0 BB 1-2 2-H 1B		2-1 1B 3B	0-1 1B 1B	5 1 3 2 0 0 1				
Tony Graffanino, R OBP: 0.356, SLG: 0.369 (1, 4)	1 SAFE 1-2 CS 1-2	3-1 HR		0-1 F7	4-2 BB 1-2 2-3		2-1 1B	0-1 G6-3	4 1 2 2 1 0 2				
24 Mark Teahen, L OBP: 0.284, SLG: 0.373 (1, 5)		1-1 L8		3-2 2B	0-3 K		2-3 K		4 0 1 0 0 2 4				
14 John Buck, R OBP: 0.248, SLG: 0.329 (1, 2)		1-0 G4-3		0-0 F8	1-1 L5			2-2 G6-3	4 0 0 0 0 0 4				
D.J. Carrasco, R (1, 1)		2-2 L1		1-2 G5-3		1-1 G6-3		1-2 G1-6-3	4 0 0 0 0 0 1				
<b>Inning Stats</b>	R: 2 H: 2 E: 1 LOB: 0 K: 0 BB: 1 S: 8 P: 17	R: 1 H: 1 E: 0 LOB: 0 K: 0 BB: 0 S: 8 P: 15	R: 2 H: 2 E: 0 LOB: 0 K: 0 BB: 0 S: 9 P: 11	R: 0 H: 1 E: 0 LOB: 1 K: 0 BB: 0 S: 9 P: 13	R: 2 H: 3 E: 1 LOB: 3 K: 1 BB: 1 S: 19 P: 31	R: 0 H: 0 E: 0 LOB: 0 K: 1 BB: 0 S: 7 P: 11	R: 1 H: 2 E: 0 LOB: 1 K: 1 BB: 0 S: 11 P: 17	R: 0 H: 0 E: 0 LOB: 0 K: 1 BB: 0 S: 9 P: 12	R: 0 H: 2 E: 0 LOB: 2 K: 0 BB: 0 S: 11 P: 15	1B: 8 SF: 1 2B: 1 SAC: 0 3B: 3 DP: 0 HR: 1 HBP: 0		WP: 0 PA: 43 PB: 0 SB: 0 CS: 1	
<b>PITCHER</b>	IP WLS BF H R ER SO BB IBB HBP BLK WP HR S P ERA WHIP											<b>PITCHER</b>	IP WLS BF H R ER SO BB IBB HBP BLK WP HR S P ERA WHIP
Kirk Rueter, L ERA: 4.65 (1, 1)	4.1 L 23 9 7 5 0 1 0 0 0 0 0 1 46 75 10.38 2.308												
Jim Brower, R ERA: 6.67 (5, 1)	2.2 11 2 1 1 3 1 0 0 0 0 0 0 25 40 3.38 1.125												
Al Levine, R ERA: 5.59 (8, 1)	2.0 8 2 0 0 0 1 0 0 0 0 0 0 20 27 0.00 1.000												







Batter 1 2 3 4 5 6 7 8 9 AB R H RBI BB SO LOB TOP

<b>4 Angel Berroa, R</b> <small>(1, 6) OBP: 0.299, SLG: 0.382</small>									5 2 2 0 0 0 1
<b>9 David DeJesus, L</b> <small>(1, 8) OBP: 0.353, SLG: 0.403</small>									4 0 2 0 0 1 0
<b>Tony Graffano, R</b> <small>(1, 3) OBP: 0.364, SLG: 0.389</small>									4 2 2 1 1 0 1
<b>Emil Brown, R</b> <small>(1, 9) OBP: 0.337, SLG: 0.457</small>									3 0 0 0 1 0 5
<b>Matt Diaz, R</b> <small>(1, 7) OBP: 0.281, SLG: 0.393</small> <b>Terrence Long, L</b> <small>(8, PR) OBP: 0.287, SLG: 0.358</small>									3 0 2 2 0 0 0 0 0 0 0 0 0 0
<b>24 Mark Teahan, L</b> <small>(1, 5) OBP: 0.283, SLG: 0.363</small>									3 0 0 0 1 0 2
<b>Ruben Gotay, S</b> <small>(1, 4) OBP: 0.297, SLG: 0.365</small>									3 0 1 0 1 0 2
<b>Alberto Castillo, R</b> <small>(1, 2) OBP: 0.224, SLG: 0.315</small>									4 0 0 0 0 0 3
<b>Runelvys Hernandez, R</b> <small>(1, 1)</small> <b>Mike Wood, R</b> <small>(7, 1)</small> <b>Joe McEwing, R</b> <small>(8, PH) OBP: 0.302, SLG: 0.333</small> <b>Matt Stairs, L</b> <small>(8, PH) OBP: 0.496, SLG: 0.516</small> <b>Jeremy Afeldt, L</b> <small>(8, 1)</small> <b>Mike MacDougal, S</b> <small>(8, 1)</small>								3 0 0 0 0 0 1 1 0 0 0 0 0 0 0 0 0 0 0 0 0 0 0 0 1 0 0 0 0 0 0 2 0 0 0 0 0 0 0 0 0 0 0 0 0 0 0 0	

<b>Inning Stats</b>	R: 2 H: 2 E: 0 LOB: 2 K: 0 BB: 2 S: 19 P: 32	R: 1 H: 3 E: 0 LOB: 2 K: 0 BB: 0 S: 15 P: 22	R: 0 H: 0 E: 0 LOB: 0 K: 0 BB: 0 S: 4 P: 5	R: 0 H: 0 E: 0 LOB: 0 K: 1 BB: 0 S: 10 P: 17	R: 1 H: 1 E: 0 LOB: 1 K: 0 BB: 1 S: 12 P: 22	R: 0 H: 1 E: 0 LOB: 1 K: 0 BB: 0 S: 8 P: 10	R: 0 H: 1 E: 0 LOB: 0 K: 0 BB: 0 S: 7 P: 7	R: 0 H: 1 E: 0 LOB: 2 K: 0 BB: 1 S: 11 P: 19	R: 0 H: 0 E: 0 LOB: 0 K: 1 BB: 0 S: 9 P: 12	1B: 6 SF: 1 2B: 1 SAC: 1 3B: 2 DP: 1 HR: 0 HBP: 0	WP: 1 PA: 39 PB: 0 SB: 0 CS: 0
---------------------	---	---	---	---	---	--	---	---	--	--	---

<b>PITCHER</b> <b>Jeff Fassero, L</b> <small>(1, 1) ERA: 4.46</small> <b>54 Scott Munter, R</b> <small>(6, 1) ERA: 1.42</small> <b>Jason Christiansen, L</b> <small>(8, 1) ERA: 4.43</small> <b>LaTroy Hawkins, R</b> <small>(8, 1) ERA: 5.06</small> <b>Scott Eyre, L</b> <small>(8, 1) ERA: 2.63</small>	IP WLS BF H R ER SO BB IBB HBP BLK WP HR S P ERA WHIP 5.0 L 24 6 4 4 1 3 0 0 0 1 0 60 98 7.20 1.800 2.0 7 2 0 0 0 0 0 0 0 0 0 15 17 0.00 1.000 0.2 4 1 0 0 0 1 0 0 0 0 0 8 14 0.00 3.000 0.1 1 0 0 0 0 0 0 0 0 0 0 3 5 0.00 0.000 1.0 3 0 0 0 0 1 0 0 0 0 0 9 12 0.00 0.000	<b>PITCHER</b> IP WLS BF H R ER SO BB IBB HBP BLK WP HR S P ERA WHIP
--	--	---

**Kansas City Royals @ San Francisco Giants**  
 SBC Park, San Francisco, CA  
 Wed Jun 08 2005, 10:15 PM EDT  
 Att. 36,578 - Drizzle - 63 F

<b>AB</b>	<b>33</b>
<b>R</b>	<b>4</b>
<b>H</b>	<b>9</b>
<b>RBI</b>	<b>3</b>
<b>BB</b>	<b>4</b>
<b>SO</b>	<b>2</b>
<b>LOB</b>	<b>17</b>



Batter	1	2	3	4	5	6	7	8	9	AB	R	H	RBI	BB	SO	LOB
Jason Ellison, R OBP: 0.367, SLG: 0.503 (1, 8)	4-1 BB BB BB BB 1B BB		0-0 G4-3		0-1 G1-3			2-1 BB BB BB 1B 1B		3	0	1	0	1	0	0
Deivi Cruz, R OBP: 0.340, SLG: 0.469 (1, 6)	0-2 C1 SAFE P4		0-1 F9		0-0 G1-3			0-3 C C C C C K		4	0	0	0	0	1	2
J.T. Snow, L OBP: 0.371, SLG: 0.376 (1, 3)	2-1 C BB BB X BB BB 1-2 BB 1B		4-2 B S B F B B BB BB		0-1 S X G4-3			3-2 B B B F B B X 1-2 BB 1B G6-4-3		3	0	2	0	1	0	0
Moises Alou, R OBP: 0.394, SLG: 0.527 (1, 9)	4-2 S B B F F F B B 1-2 BB 2-3 BB		0-2 F C X P6		0-2 S F X G4-6-3 1B			1-0 B X G6-4-3 1-2f		3	0	1	0	1	0	3
Pedro Feliz, R OBP: 0.309, SLG: 0.442 (1, 7)	2-3 B S C B B S SAFE K		0-3 S B B F K		0-0 X G4-6-3 1-2f			3-3 B B C B B S K		4	0	0	0	0	3	4
Ray Durham, S OBP: 0.338, SLG: 0.371 (1, 4)	1-0 B X F8		2-2 B B B C B X HR		3-2 B B B C C X G6-3			0-0 X G4-3		4	1	1	1	0	0	3
Edgardo Alfonzo, R OBP: 0.381, SLG: 0.415 (1, 5)		1-0 B X F8	0-1 C X 1B		0-1 C X 1B			1-0 B X G5-3		3	0	1	0	1	0	0
Mike Matheny, R OBP: 0.293, SLG: 0.397 (1, 2)		3-1 B B B F B X F7	2-3 S B B B B B K		2-3 S B B B B B K			1-1 B B C B X G5-4-3 1-2f		3	0	0	0	0	1	2
Jeff Fassero, L (1, 1) 54 Scott Munter, R (6, 1) Michael Tucker, L (7, PH) Jason Christiansen, R (8, 1) LaTroy Hawkins, R (8, 1) Scott Eyre, L (9, 1)		0-1 C X F8	3-2 S B B B B B X G6-3		0-2 C B B X G3-1					2	0	0	0	0	0	1

Inning Stats	R: 0	H: 1	E: 0	LOB: 3	K: 1	P: 32	R: 0	H: 0	E: 0	LOB: 0	K: 0	P: 9	R: 0	H: 0	E: 0	LOB: 1	K: 0	P: 12	R: 0	H: 2	E: 0	LOB: 0	K: 0	P: 5	R: 0	H: 1	E: 0	LOB: 0	K: 0	P: 10	R: 0	H: 0	E: 0	LOB: 0	K: 0	P: 12	R: 0	H: 2	E: 0	LOB: 1	K: 1	P: 18	R: 0	H: 0	E: 0	LOB: 0	K: 1	P: 9	1B: 5	SF: 0	2B: 0	SAC: 0	3B: 0	DP: 3	HR: 1	HBP: 0	WP: 0	PA: 34
--------------	------	------	------	--------	------	-------	------	------	------	--------	------	------	------	------	------	--------	------	-------	------	------	------	--------	------	------	------	------	------	--------	------	-------	------	------	------	--------	------	-------	------	------	------	--------	------	-------	------	------	------	--------	------	------	-------	-------	-------	--------	-------	-------	-------	--------	-------	--------

PITCHER	IP	WLS	BF	H	R	ER	SO	BB	IBB	HBP	BLK	WP	HR	S	P	ERA	WHIP
Runelvys Hernandez, R (1, 1) ERA: 5.03	6.0	W	25	4	1	1	3	4	0	0	0	0	1	67	102	1.50	1.333
Mike Wood, R (7, 1) ERA: 3.71	1.0	H	2	0	0	0	0	0	0	0	0	0	0	5	6	0.00	0.000
Jeremy Affeldt, L (8, 1) ERA: 3.86	1.0	H	4	2	0	0	1	0	0	0	0	0	0	12	18	0.00	2.000
Mike MacDougal, R (9, 1) ERA: 4.03	1.0	S	3	0	0	0	1	0	0	0	0	0	0	5	9	0.00	0.000

**BOTTOM**

**Kansas City Royals @ San Francisco Giants**  
**SBC Park, San Francisco, CA**  
 Wed Jun 08 2005, 10:15 PM EDT  
 Att: 36,578 - Drizzle - 63 F

<b>AB</b>	<b>30</b>
<b>R</b>	<b>1</b>
<b>H</b>	<b>6</b>
<b>RBI</b>	<b>1</b>
<b>BB</b>	<b>4</b>
<b>SO</b>	<b>5</b>
<b>LOB</b>	<b>15</b>











Batter	1	2	3	4	5	6	7	8	9	AB R H RBI BB SO LOB	TOP		
24 Grady Sizemore, L (1, 8) OBP: 0.326, SLG: 0.458	0-2 G4-6-3 1B		0-2 G4-3			0-0 G3-1 G3 2B		0-1 G3-1	2-2 1B 1B	5 2 3 1 0 0 0	<b>Cleveland Indians @ San Francisco Giants</b> SBC Park, San Francisco, CA Fri Jun 10 2005, 10:15 PM EDT Att. 37,102 - Clear - 61 F <a href="http://livebaseballscorecards.com">livebaseballscorecards.com</a>		
Alex Cora, L (1, 6) OBP: 0.256, SLG: 0.298	2-1 G4-6-3 1-2f		0-2 F7			2-2 G3-1		1-2 K	0-1 1B 1B	5 0 1 1 0 1 2			
Coco Crisp, S (1, 7) OBP: 0.355, SLG: 0.495	1-1 G4-3		2-2 G1-3			0-0 G3		0-3 K	0-2 1B 1B	5 0 1 2 0 1 0			
Ben Broussard, L (1, 3) OBP: 0.315, SLG: 0.470		1-0 F9			1-0 G3	3-H 2-0 L7			1-2 L8 L7	5 0 0 0 0 0 2			
41 Victor Martinez, S (1, 2) OBP: 0.274, SLG: 0.346		1-1 F8 3B 2B			1-1 G6-3		0-1 G3		0-1 F8	4 1 1 0 0 0 0			
Ronnie Belliard, R (1, 4) OBP: 0.330, SLG: 0.440		2-0 F8 2-3			1-3 K		1-2 G4-3		1-2 1B 1B	4 1 1 0 0 1 1			
Jody Gerut, L (1, 9) OBP: 0.373, SLG: 0.418		1-1 3B 3B			2-1 G3		2-1 2B 2B		2-2 4B 1B 1B	4 3 3 1 0 0 0			
Aaron Boone, R (1, 5) OBP: 0.240, SLG: 0.326		3-H 0-0 3B			1-0 G6-3		4-0 2B IBB		1-1 48 24 1B 1B	3 2 2 2 1 0 0			
CC Sabathia, L (1, 1) OBP: 0.333, SLG: 1.000 48 Travis Hafner, L (9, PH) OBP: 0.394, SLG: 0.455 Bob Howry, L (9, 1)		1-1 G6-3			3-3 K		0-0 1-H 2-H 2B		3-1 24 1B 1B	3 0 1 2 0 1 1 1 1 1 1 0 0 0 0 0 0 0 0 0 0			
<b>Inning Stats</b>	R: 0 E: 0 K: 0 S: 7 H: 1 LOB: 0 BB: 0 P: 10	R: 2 E: 0 K: 0 S: 9 H: 3 LOB: 1 BB: 0 P: 15	R: 0 E: 0 K: 0 S: 11 H: 0 LOB: 0 BB: 0 P: 13	R: 0 E: 0 K: 1 S: 6 H: 0 LOB: 0 BB: 0 P: 9	R: 0 E: 0 K: 1 S: 6 H: 0 LOB: 0 BB: 0 P: 12	R: 1 E: 0 K: 0 S: 6 H: 1 LOB: 0 BB: 0 P: 10	R: 2 E: 0 K: 0 S: 8 H: 2 LOB: 1 BB: 1 P: 15	R: 0 E: 0 K: 2 S: 9 H: 0 LOB: 0 BB: 0 P: 10	R: 5 E: 0 K: 0 S: 23 H: 7 LOB: 2 BB: 0 P: 34	1B: 8 2B: 4 3B: 2 HR: 0 SF: 0 SAC: 0 DP: 1 HBP: 0	WP: 0 PB: 0 SB: 0 CS: 0 PA: 40		
<b>PITCHER</b>	IP WLS BF H R ER SO BB IBB HBP BLK WP HR S P ERA WHIP											<b>PITCHER</b>	IP WLS BF H R ER SO BB IBB HBP BLK WP HR S P ERA WHIP
Brett Tomko, R (1, 1) ERA: 4.07	7.0 L 27 7 5 5 2 0 1 0 0 0 0 0 53 84 6.43 1.000												
Jason Christiansen, L (8, 1) ERA: 4.22	1.0 3 0 0 0 2 0 0 0 0 0 0 0 9 10 0.00 0.000												
Al Levine, R (9, 1) ERA: 9.58	0.2 8 6 5 5 0 0 0 0 0 0 0 0 18 28 67.50 9.000												
Scott Eyre, L (9, 1) ERA: 2.96	0.1 2 1 0 0 0 0 0 0 0 0 0 0 5 6 0.00 3.000												

**Cleveland Indians @ San Francisco Giants**  
 SBC Park, San Francisco, CA  
 Fri Jun 10 2005, 10:15 PM EDT  
 Att. 37,102 - Clear - 61 F

AB	39
R	10
H	14
RBI	10
BB	1
SO	4
LOB	6







Batter	1	2	3	4	5	6	7	8	9	AB R H RBI BB SO LOB	TOP		
24 Grady Sizemore, L (1, 8) OBP: 0.332, SLG: 0.464	4-1 WP 41 G4-3 BB		2-3 K	1-0 2B			1-1 1B 41 SF8 1B	2-2 G1-3		4 2 2 2 1 1 1	<b>Cleveland Indians @ San Francisco Giants</b> SBC Park, San Francisco, CA Sat Jun 11 2005, 10:15 PM EDT Att. 39,961 - Clear - 61 F <a href="http://livebaseballscorecards.com">livebaseballscorecards.com</a>		
Coco Crisp, S (1, 7) OBP: 0.351, SLG: 0.487	0-0 41 G4-3 WP 1B		1-3 K	0-2 G6-3			2-1 L8		3-2 E5	5 0 1 0 0 1 2			
Ben Broussard, L (1, 3) OBP: 0.312, SLG: 0.463	2-3 K2-3		1-3 K		3-1 G4-3		1-1 41 SF8 1B		0-1 G6-3	5 0 1 0 0 2 3			
41 Victor Martinez, S (1, 2) OBP: 0.272, SLG: 0.340	3-2 G4-3			4-1 2B BB	1-2 F7		1-1 SF8		1-1 G6-3	3 1 0 2 1 0 1			
Jody Gerut, L (1, 9) OBP: 0.392, SLG: 0.443	2-1 G4-3			1-0 2B 2B	1-1 1B		4-1 1B BB			3 1 2 1 1 0 1			
Ronnie Belliard, R (1, 4) OBP: 0.338, SLG: 0.468		3-2 HR		2-2 SH1-4 24 2B	0-1 F8		1-0 1B			4 2 3 2 0 0 1			
Aaron Boone, R (1, 5) OBP: 0.235, SLG: 0.319		1-1 F7		1-3 K		0-1 L5		2-1 P6		4 0 0 0 0 1 1			
2 Jhonny Peralta, R (1, 6) OBP: 0.320, SLG: 0.482		1-3 K		4-0 SH1-4 24 2B BB		2-2 P4		1-0 F7		3 1 0 0 1 1 0			
Jason Davis, R (1, 1) José Hernández, R (8, PH) Bob Howry, L (8, 1) Bob Wickman, R (9, 1)		0-3 K		0-2 SH1-4		1-3 K		0-0 2B		2 0 0 0 0 2 0 1 0 1 0 0 0 0 0 0 0 0 0 0 0 0 0 0 0 0 0 0			
<b>Inning Stats</b>	R: 1 H: 1 E: 0 LOB: 1 K: 1 BB: 1 S: 17 P: 28	R: 1 H: 1 E: 0 LOB: 0 K: 2 BB: 0 S: 11 P: 16	R: 0 H: 0 E: 0 LOB: 0 K: 3 BB: 0 S: 10 P: 14	R: 4 H: 3 E: 0 LOB: 1 K: 1 BB: 2 S: 21 P: 34	R: 0 H: 1 E: 0 LOB: 1 K: 0 BB: 0 S: 9 P: 14	R: 0 H: 0 E: 0 LOB: 0 K: 1 BB: 0 S: 8 P: 11	R: 1 H: 3 E: 0 LOB: 2 K: 0 BB: 1 S: 10 P: 20	R: 0 H: 1 E: 0 LOB: 1 K: 0 BB: 0 S: 7 P: 12	R: 0 H: 0 E: 1 LOB: 0 K: 0 BB: 0 S: 7 P: 11	1B: 5 SF: 1 2B: 4 SAC: 1 3B: 0 DP: 0 HR: 1 HBP: 0		WP: 1 PA: 40 PB: 0 SB: 0 CS: 1	
<b>PITCHER</b>	IP WLS BF H R ER SO BB IBB HBP BLK WP HR S P ERA WHIP											<b>PITCHER</b>	IP WLS BF H R ER SO BB IBB HBP BLK WP HR S P ERA WHIP
Jason Schmidt, R (1, 1) ERA: 6.12	5.0 L 24 6 6 6 7 3 0 0 0 0 1 1 68 106 10.80 1.800												
Jim Brower, R (6, 1) ERA: 6.53	2.0 9 3 1 1 1 1 0 0 0 0 0 0 18 31 4.50 2.000												
Jack Taschner, L (8, 1) ERA:	1.0 4 1 0 0 0 0 0 0 0 0 0 0 7 12 0.00 1.000												
Jason Christiansen, L (9, 1) ERA: 4.03	1.0 3 0 0 0 0 0 0 0 0 0 0 0 7 11 0.00 0.000												





Batter	1	2	3	4	5	6	7	8	9	AB R H RBI BB SO LOB	TOP		
24 Grady Sizemore, L (1, 8) OBP: 0.339, SLG: 0.466	1-0 F8		X 0-0 CS 1B	4-2 1-2 BB			2-2 G4-6-3 1B			3 0 2 1 1 0 0	<b>Cleveland Indians @ San Francisco Giants</b> SBC Park, San Francisco, CA Sun Jun 12 2005, 4:05 PM EDT Att. 41,500 - Sunny - 72 F		
Coco Crisp, S (1, 7) OBP: 0.344, SLG: 0.477	3-1 P3		X 0-0 F9	0-0 L8		1 SAFE 1 SAFE G4-6-3 1-2f				4 0 0 0 0 0 4			
Ronnie Belliard, R (1, 4) OBP: 0.337, SLG: 0.461	0-1 P3		1 SAFE 1 SAFE 1-2 CS	4-1 41 1B BB	2-0 G6-3		X 0-0 F8			3 1 0 0 1 0 0			
41 Victor Martinez, S (1, 2) OBP: 0.271, SLG: 0.338		2-3 K		1-0 1B HR	1-1 L9		X 0-0 G5-3			4 1 1 0 0 1 0			
José Hernández, R (1, 3) OBP: 0.231, SLG: 0.264		2-2 L4		1-2 1-2 HR 1B	1-2 G5-3		X 0-2 F8			4 1 1 1 0 0 0			
Aaron Boone, R (1, 5) OBP: 0.235, SLG: 0.314		4-0 BB		1-3 K		3-1 G1-3		L 2-2 G5-3		3 0 0 0 1 1 2			
Casey Blake, R (1, 9) OBP: 0.278, SLG: 0.355	1 SAFE 1 SAFE F8		1 SAFE 1 SAFE 2-2 F8	2-2 1-H 2-H HR	3-2 G5-4-3 1B		F 0-1 G4-3			4 1 2 3 0 0 1			
2 Jhonny Peralta, R (1, 6) OBP: 0.325, SLG: 0.493			2-2 24 1B 3B	4-1 31 FC1-6 BB	2-0 G5-4-3 1-2f		C 0-1 P4			3 1 1 0 1 0 1			
31 Cliff Lee, L (1, 1) 59 Matt Miller, R (8, 1) Bob Wickman, R (9, 1)			2-2 G4-3	1-1 SAFE FC1-6 24 BB		0-3 K				3 0 0 0 0 1 2 0 0 0 0 0 0 0 0 0 0 0 0 0 0			
<b>Inning Stats</b>	R: 0 E: 0 K: 0 S: 5 H: 0 LOB: 0 BB: 0 P: 9	R: 0 E: 0 K: 1 S: 13 H: 0 LOB: 1 BB: 1 P: 23	R: 1 E: 0 K: 0 S: 12 H: 2 LOB: 0 BB: 0 P: 17	R: 4 E: 0 K: 1 S: 18 H: 3 LOB: 2 BB: 3 P: 36	R: 0 E: 0 K: 0 S: 6 H: 0 LOB: 0 BB: 0 P: 10	R: 0 E: 0 K: 0 S: 6 H: 1 LOB: 0 BB: 0 P: 14	R: 0 E: 0 K: 1 S: 8 H: 1 LOB: 0 BB: 0 P: 10	R: 0 E: 0 K: 0 S: 6 H: 0 LOB: 0 BB: 0 P: 6	R: 0 E: 0 K: 0 S: 7 H: 0 LOB: 0 BB: 0 P: 9	1B: 5 2B: 0 3B: 1 HR: 1 SF: 0 SAC: 0 DP: 2 HBP: 0	WP: 0 PB: 0 SB: 0 CS: 1 PA: 36		
<b>PITCHER</b>	IP WLS BF H R ER SO BB IBB HBP BLK WP HR S P ERA WHIP											<b>PITCHER</b>	IP WLS BF H R ER SO BB IBB HBP BLK WP HR S P ERA WHIP
Kirk Rueter, L (1, 1) ERA: 4.88	6.0 L 26 6 5 5 2 4 0 0 0 0 0 1 60 109 7.50 1.667												
Scott Eyre, L (7, 1) ERA: 2.84	1.0 3 1 0 0 1 0 0 0 0 0 0 0 8 10 0.00 1.000												
Jeff Fassero, L (8, 1) ERA: 4.24	2.0 6 0 0 0 0 0 0 0 0 0 0 0 0 13 15 0.00 0.000												

AB	31
R	5
H	7
RBI	5
BB	4
SO	3
LOB	10



livebaseballscorecards.com

Batter	1	2	3	4	5	6	7	8	9	AB	R	H	RBI	BB	SO	LOB
Jason Ellison, R OBP: 0.372, SLG: 0.503 (1, 8)	4-1 1B BB		1-1 P6			0-0 E6 13 G4-3 SF9	2-2 2B		0-0 FC5-4 1-2f	4	1	1	0	1	0	1
13 Omar Vizquel, S OBP: 0.350, SLG: 0.366 (1, 6)	0-1 F9		1-1 P3			0-1 G4-3 2-3	0-2 F9			4	0	0	0	0	0	3
Lance Niekro, R OBP: 0.331, SLG: 0.564 (1, 3)	0-1 1-2 1B		0-0 G4-3			0-1 SF9 3-H		0-0 G5-3		3	0	1	1	0	0	0
Moises Alou, R OBP: 0.406, SLG: 0.547 (1, 9)	0-0 P4			2-3 K		0-0 E 2B		4-1 BB BB		3	1	1	0	1	1	2
Ray Durham, S OBP: 0.343, SLG: 0.376 (1, 4)	2-1 P4			0-2 G4-3		0-2 E6 2-H		4-2 SAFE BB BB G6-4-3		3	0	0	0	1	0	2
Edgardo Alfonzo, R OBP: 0.370, SLG: 0.403 (1, 5)		1-2 FC6-4 1B		0-0 L6		2-2 G5-3		1-1 G6-4-3 1-2f		4	0	1	0	0	0	3
Deivi Cruz, R OBP: 0.336, SLG: 0.461 (9, 5)										0	0	0	0	0	0	0
Pedro Feliz, R OBP: 0.300, SLG: 0.429 (1, 7)		1-2 FC6-4 1-2f			2-3 K		0-2 G5-3		0-0 F8	4	0	0	0	0	1	1
Mike Matheny, R OBP: 0.291, SLG: 0.405 (1, 2)		0-0 F8			2-3 K		1-1 HR		0-1 F8	4	1	1	1	0	1	1
Kirk Rueter, L OBP: 0.250, SLG: 0.261 (1, 1)		1-0 L7			1-3 K		1-0 P5		1-0 FC5-4 1B	2	0	0	0	0	1	1
Scott Eyre, L (7, 1)										0	0	0	0	0	0	0
Marquis Grissom, R (7, PH)										1	0	0	0	0	0	0
Jeff Fassero, L (8, 1)										0	0	0	0	0	0	0
Michael Tucker, L (9, PH)										1	0	1	0	0	0	0

Inning Stats	R: 0	H: 1	E: 0	LOB: 2	K: 0	BB: 1	S: 8	R: 0	H: 1	E: 0	LOB: 1	K: 0	BB: 0	S: 9	R: 0	H: 0	E: 0	LOB: 0	K: 0	BB: 0	S: 5	R: 0	H: 0	E: 0	LOB: 0	K: 1	BB: 0	S: 8	R: 0	H: 0	E: 0	LOB: 0	K: 3	BB: 0	S: 9	R: 2	H: 1	E: 2	LOB: 1	K: 0	BB: 0	S: 13	R: 1	H: 2	E: 0	LOB: 1	K: 0	BB: 0	S: 14	R: 0	H: 0	E: 0	LOB: 1	K: 0	BB: 2	S: 6	R: 0	H: 1	E: 0	LOB: 1	K: 0	BB: 0	S: 5	1B: 3	SF: 1	2B: 2	SAC: 0	3B: 0	DP: 1	HR: 1	HBP: 0	WP: 0	PA: 37
--------------	------	------	------	--------	------	-------	------	------	------	------	--------	------	-------	------	------	------	------	--------	------	-------	------	------	------	------	--------	------	-------	------	------	------	------	--------	------	-------	------	------	------	------	--------	------	-------	-------	------	------	------	--------	------	-------	-------	------	------	------	--------	------	-------	------	------	------	------	--------	------	-------	------	-------	-------	-------	--------	-------	-------	-------	--------	-------	--------

PITCHER	IP	WLS	BF	H	R	ER	SO	BB	IBB	HBP	BLK	WP	HR	S	P	ERA	WHIP
31 Cliff Lee, L (1, 1) ERA: 3.09	7.0	W	29	5	3	1	4	1	0	0	0	0	1	66	90	1.29	0.857
59 Matt Miller, R (8, 1) ERA: 1.69	1.0	H	4	0	0	0	0	2	0	0	0	0	0	6	15	0.00	2.000
Bob Wickman, R (9, 1) ERA: 3.13	1.0	S	4	1	0	0	0	0	0	0	0	0	0	5	6	0.00	1.000

BOTTOM

Cleveland Indians @ San Francisco Giants  
SBC Park, San Francisco, CA

Sun Jun 12 2005, 4:05 PM EDT  
Att: 41,500 - Sunny - 72 F

AB	33
R	3
H	6
RBI	2
BB	3
SO	4
LOB	14



WP	HR	S	P	ERA	WHIP
0	1	6	3	0.00	0.857



Batter	1	2	3	4	5	6	7	8	9	10	11	AB R H RBI BB SO LOB	TOP														
Jason Ellison, R OBP: 0.367, SLG: 0.491 (1, 8)	3-3 K		4-2 13 1B 1-2 BB		1-0 P3		0-0 1-2f G4-3		0-0 1-2f FC6-4			4 0 0 0 1 1 3	<b>San Francisco Giants @ Minnesota Twins</b> Hubert H. Humphrey Metrodome, Minneapolis, MN Tue Jun 14 2005, 8:10 PM EDT Att. 23,145 - Dome - 70 F														
13 Omar Vizquel, S OBP: 0.347, SLG: 0.362 (1, 6)	0-2 G1-3		1-1 FC6-4 1B		0-1 B1-3			1-1 P6		2-2 P2		5 0 1 1 0 0 0															
Todd Linden, S (1, 9)	0-3 K		1-3 K		1-3 K			0-1 G6-3		0-0 G4-3		5 0 0 0 0 3 2															
Moises Alou, R OBP: 0.401, SLG: 0.536 (1, 7)		0-0 E5	1-0 FC6-4		0-1 F9			0-0 1B		2-0 F8		5 0 1 0 0 0 2															
Ray Durham, S OBP: 0.349, SLG: 0.403 (1, 4)		3-1 F9		1-2 SH 1B 2B		1-1 HR		2-1 F9			1-1 G6-4-3 1B	5 2 3 1 0 0 2															
Deivi Cruz, R OBP: 0.324, SLG: 0.443 (1, 5)		0-1 P4		0-0 SH 1B 2-3		0-2 G5-3			0-0 P3		3-1 F9	4 0 0 0 0 0 2															
Pedro Feliz, R OBP: 0.303, SLG: 0.426 (1, 3)		0-3 K		0-1 G6-4-3 1B 1-2 3-H		1-1 G5-3			4-1 HBP BB		1-2 G6-4-3	4 0 1 1 1 1 2															
Yorvit Torrealba, R OBP: 0.300, SLG: 0.389 (1, 10)			2-3 K		0-3 K		2-1 F9		1-0 FC6-4 HBP			3 0 0 0 0 2 2															
Mike Matheny, R OBP: 0.296, SLG: 0.404 (1, 2)			3-2 13 1B BB 1B		0-0 G6-4-3		4-2 G4-3 BB		0-1 P2			3 1 1 0 1 0 4															
<b>Inning Stats</b>	R: 0 E: 0 K: 2 S: 10	H: 0 LOB: 0 BB: 0 P: 13	R: 0 E: 1 K: 1 S: 8	H: 0 LOB: 1 BB: 0 P: 11	R: 1 E: 0 K: 2 S: 16	H: 2 LOB: 2 BB: 1 P: 28	R: 1 E: 1 K: 1 S: 10	H: 2 LOB: 1 BB: 0 P: 11	R: 0 E: 0 K: 1 S: 6	H: 0 LOB: 0 BB: 0 P: 8	R: 1 E: 0 K: 0 S: 9	H: 1 LOB: 0 BB: 0 P: 11		R: 0 E: 0 K: 0 S: 5	H: 0 LOB: 0 BB: 1 P: 11	R: 0 E: 0 K: 0 S: 7	H: 1 LOB: 1 BB: 0 P: 10	R: 0 E: 0 K: 0 S: 5	H: 0 LOB: 2 BB: 1 P: 10	R: 0 E: 0 K: 0 S: 6	H: 0 LOB: 0 BB: 0 P: 10	R: 0 E: 0 K: 0 S: 7	H: 1 LOB: 0 BB: 0 P: 12	1B: 5 2B: 1 3B: 0 HR: 1	SF: 0 SAC: 1 DP: 3 HBP: 1	WP: 0 PB: 0 SB: 0 CS: 0	PA: 43
<b>PITCHER</b>	IP WLS BF H R ER SO BB IBB HBP BLK WP HR S P ERA WHIP															IP WLS BF H R ER SO BB IBB HBP BLK WP HR S P ERA WHIP											
Johan Santana, L ERA: 3.32 (1, 1)	8.0	32	6	3	3	7	2	0	0	0	0	0	0	1	71	103	3.38	1.000									
Juan Rincon, R ERA: 2.96 (9, 1)	1.0	5	0	0	0	0	1	0	1	0	0	0	0	0	5	10	0.00	1.000									
36 Joe Nathan, R ERA: 2.57 (10, 1)	1.0	3	0	0	0	0	0	0	0	0	0	0	0	0	6	10	0.00	0.000									
28 Jesse Crain, R ERA: 0.67 (11, 1)	1.0	W 3	1	0	0	0	0	0	0	0	0	0	0	0	7	12	0.00	1.000									

livebaseballscorecards.com

AB	38
R	3
H	7
RBI	3
BB	3
SO	7
LOB	19



Batter	1	2	3	4	5	6	7	8	9	10	11	AB R H RBI BB SO LOB
Shannon Stewart, R (1, 7) OBP: 0.348, SLG: 0.434	2-2 G6-3		0-1 F8		4-0 BB	1-0 G5-3			1-2 FC5-4		1-1 2-H	5 0 2 1 1 0 3
20 Lew Ford, R (1, 10) OBP: 0.362, SLG: 0.408	4-0 BB		2-1 P6		2-2 G6-4-3		0-0 G6-3		0-1 FC5-4			4 0 0 0 1 0 3
7 Joe Mauer, L (1, 2) OBP: 0.375, SLG: 0.417	1-1 F7			0-0 F7 S		0-0 G4-3	4-2 G5-3		3-3 K			4 0 1 0 1 1 2
Tori Hunter, R (1, 8) OBP: 0.344, SLG: 0.487	3-3 K			2-3 K		3-1 1B	1-1 G5-3			2-2 G5-3		5 1 1 0 0 2 3
Jacque Jones, L (1, 9) OBP: 0.368, SLG: 0.483		1-0 L7		2-2 F7		1-2 38 BB	0-1 G5-3			0-0 G4-3		5 1 1 0 0 0 2
33 Justin Morneau, L (1, 3) OBP: 0.328, SLG: 0.522		4-2 BB		2-0 P6		2-2 SF7		1-0 G5-3		1-0 F9		3 0 0 1 1 0 1
5 Michael Cuddyer, R (1, 5) OBP: 0.335, SLG: 0.394		0-1 P3			1-0 HR	1-2 38 BB		0-1 G3			2-2 SH1-3	5 2 3 1 0 0 1
38 Luis Antonio Rodriguez, B (4) OBP: 0.371, SLG: 0.394 Brent Abernathy, R (8, PH) OBP: 0.364, SLG: 0.444		1-0 L8			4-1 G4-3	4-1 E		0-1 G5-3			0-0 SH1-3	1 0 0 0 2 0 1 1 0 0 0 0 0 0
Juan Castro, R (1, 6) OBP: 0.267, SLG: 0.376			0-0 B5-3		0-1 G4-3	0-1 E4			1-0 G6-3		1-3 K	5 0 0 0 0 1 4

Inning Stats	R: 0	H: 0	R: 0	H: 0	R: 0	H: 0	R: 0	H: 1	R: 1	H: 1	R: 2	H: 3	R: 0	H: 0	R: 0	H: 0	R: 0	H: 1	R: 0	H: 0	R: 1	H: 2	1B: 7	SF: 1	WP: 0	PA: 46
E: 0	LOB: 1	E: 0	LOB: 1	E: 0	LOB: 0	E: 0	LOB: 1	E: 0	LOB: 1	E: 1	LOB: 3	E: 0	LOB: 0	E: 0	LOB: 0	E: 0	LOB: 0	E: 0	LOB: 1	E: 0	LOB: 1	2B: 0	SAC: 1	PB: 0		
K: 1	BB: 1	K: 0	BB: 1	K: 0	BB: 0	K: 1	BB: 0	K: 0	BB: 2	K: 0	BB: 1	K: 0	BB: 0	K: 0	BB: 0	K: 1	BB: 0	K: 1	BB: 0	K: 1	BB: 0	3B: 0	DP: 1	SB: 1		
S: 8	P: 18	S: 6	P: 12	S: 5	P: 7	S: 8	P: 14	S: 7	P: 18	S: 19	P: 30	S: 7	P: 12	S: 5	P: 6	S: 9	P: 14	S: 9	P: 13	S: 9	P: 13	HR: 1	HBP: 0	CS: 0		

PITCHER	IP	WLS	BF	H	R	ER	SO	BB	IBB	HBP	BLK	WP	HR	S	P	ERA	WHIP
Jesse Foppert, R (1, 1) ERA: 3.18	5.2		26	5	3	2	2	5	0	0	0	0	1	50	95	3.18	1.765
54 Scott Munter, R (6, 1) ERA: 1.88	1.0	B	5	0	0	0	0	1	0	0	0	0	0	8	14	0.00	1.000
Jason Christiansen, L (7, 1) ERA: 3.8	1.1		4	0	0	0	0	0	0	0	0	0	0	7	8	0.00	0.000
Jeff Fassero, L (9, 1) ERA: 4.22	2.1	L	9	2	1	1	1	0	0	0	0	0	0	20	30	3.86	0.857
Tyler Walker, R (11, 1) ERA: 4.85	0.1		2	1	0	0	1	0	0	0	0	0	0	5	7	0.00	3.000

BOTTOM

San Francisco Giants @ Minnesota Twins  
Hubert H. Humphrey Metrodome, Minneapolis, MN

Tue Jun 14 2005, 8:10 PM EDT  
Att. 23,145 - Dome - 70 F

livebaseballscores.com

AB	38
R	4
H	8
RBI	3
BB	6
SO	4
LOB	20





Batter	1	2	3	4	5	6	7	8	9	AB R H RBI BB SO LOB	TOP											
<b>13 Omar Vizquel, S</b> OBP: 0.352, SLG: 0.381 (1, 6)	2-1 BLK 1B	1-3 K		0-2 F8			1-0 CS 1B		0-1 HR	5 2 3 2 0 1 0												
<b>Todd Linden, S</b> OBP: 0.100, SLG: 0.100 (1, 9)	2-0 F7 1-2	0-3 K			1-3 K		0-0 1-2 1B		0-3 K	5 0 1 0 0 3 1												
<b>J.T. Snow, L</b> OBP: 0.362, SLG: 0.362 <b>Deivi Cruz, R</b> OBP: 0.313, SLG: 0.427 (1, 3) (2, 5)	4-2 1B 2B HBP			0-2 G6-3		1-2 G5-3		0-1 F8	3-1 G3-1	0 1 0 0 0 0 0 4 0 0 0 0 0 1												
<b>Moises Alou, R</b> OBP: 0.413, SLG: 0.547 (1, 7)	2-2 1-2 2-H 2B 1B			0-0 PB SF8 1B		2-1 1B		1-0 G6-3 1B		4 2 4 1 0 0 0												
<b>Ray Durham, S</b> OBP: 0.347, SLG: 0.400 (1, 4)	1-0 F7			0-0 SF8 PB 1B		0-0 F8		1-1 SAFE G6-3 1-2f		4 0 1 0 0 0 4												
<b>Michael Tucker, L</b> OBP: 0.343, SLG: 0.381 (1, 10)	3-1 1-H 2-H 1B 2B			1-1 SF8 1-3 2-H		1-3 K		0-1 G4-3		3 1 1 3 0 1 0												
<b>Pedro Feliz, R</b> OBP: 0.302, SLG: 0.423 (1, 5) (2, 3)	0-0 3-H 1B			0-0 G5-3		2-2 F8			1-2 P5	4 0 1 1 0 0 1												
<b>Jason Ellison, R</b> OBP: 0.370, SLG: 0.497 (1, 8)	0-1 G3			1-2 G6-3		1-0 CS 1B			0-0 2B 2B	4 1 2 0 0 0 1												
<b>Mike Matheny, R</b> OBP: 0.295, SLG: 0.406 (1, 2)		0-3 K		0-1 G6-3		1-2 CS 1-2	2-2 G1-3		1-1 2-H 13 HR 2B	4 1 1 1 0 1 0												
<b>Inning Stats</b>	R: 4 E: 0 K: 0 S: 16	H: 4 LOB: 1 BB: 0 P: 30	R: 0 E: 0 K: 3 S: 10	H: 0 LOB: 0 BB: 0 P: 11	R: 1 E: 0 K: 0 S: 8	H: 2 LOB: 1 BB: 0 P: 9	R: 0 E: 0 K: 0 S: 8	H: 0 LOB: 0 BB: 0 P: 9	R: 0 E: 0 K: 1 S: 9	H: 1 LOB: 1 BB: 0 P: 13	R: 0 E: 0 K: 1 S: 9	H: 1 LOB: 0 BB: 0 P: 14	R: 0 E: 0 K: 0 S: 10	H: 2 LOB: 1 BB: 0 P: 13	R: 0 E: 0 K: 0 S: 5	H: 1 LOB: 0 BB: 0 P: 7	R: 3 E: 0 K: 1 S: 13	H: 3 LOB: 0 BB: 0 P: 18	1B: 10 2B: 3 3B: 0 HR: 1	SF: 1 SAC: 0 DP: 1 HBP: 1	WP: 0 PB: 1 SB: 0 CS: 2	PA: 40
<b>PITCHER</b>	IP WLS BF H R ER SO BB IBB HBP BLK WP HR S P ERA WHIP																					
<b>Kyle Lohse, R</b> ERA: 4.5 (1, 1)	7.0 L 30 10 5 4 5 0 0 1 1 0 0 70 99 5.14 1.429																					
<b>28 Jesse Crain, R</b> ERA: 0.65 (8, 1)	0.2 2 1 0 0 0 0 0 0 0 0 0 3 5 0.00 1.500																					
<b>J.C. Romero, L</b> ERA: 2.3 (8, 1)	1.1 7 3 3 3 1 0 0 0 0 0 1 15 20 20.25 2.250																					

**San Francisco Giants @ Minnesota Twins**  
**Hubert H. Humphrey Metrodome, Minneapolis, MN**

<b>AB</b>	<b>37</b>
<b>R</b>	<b>8</b>
<b>H</b>	<b>14</b>
<b>RBI</b>	<b>8</b>
<b>BB</b>	<b>0</b>
<b>SO</b>	<b>6</b>
<b>LOB</b>	<b>8</b>



Wed Jun 15 2005, 8:10 PM EDT  
 Att. 25,613 - Dome - 70 F

livebaseballscorecards.com

Batter	1	2	3	4	5	6	7	8	9	AB	R	H	RBI	BB	SO	LOB
Shannon Stewart, R (1, 7) OBP: 0.350, SLG: 0.439	0-3 K		1-0 1-2 1B		0-1 20 2B		2-2 1-2f G6-4-3			4	1	2	0	0	1	1
20 Lew Ford, R (1, 10) OBP: 0.360, SLG: 0.410	1-2 L1		0-3 K		0-0 7 2B		3-2 G4-3			4	1	1	1	0	1	2
7 Joe Mauer, L (1, 2) OBP: 0.378, SLG: 0.430	2-0 F7			1-2 HR 2B	1-2 2B			3-3 K		4	1	2	1	0	1	0
Torii Hunter, R (1, 8) OBP: 0.342, SLG: 0.496		0-0 F8		1-2 HR	3-3 K			1-1 F8		4	1	1	2	0	1	1
Jacque Jones, L (1, 9) OBP: 0.366, SLG: 0.476		2-2 G3		3-3 K		4-0 33 G6-4-3 BB		3-3 K		3	0	0	0	1	2	0
33 Justin Morneau, L (1, 3) OBP: 0.321, SLG: 0.509		0-2 F9		3-2 F9		1-1 G6-4-3			1-0 F9	4	0	0	0	0	0	1
5 Michael Cuddyer, R (1, 4) OBP: 0.333, SLG: 0.388			2-3 K	3-1 P6		4-1 BB			2-2 P4	3	0	0	0	1	1	0
Glenn Williams, S (1, 5) OBP: 0.444, SLG: 0.444			1-2 1B 1B		0-3 K	0-0 SAFE G4-3			0-3 K	4	0	1	0	0	2	1
Juan Castro, R (1, 6) OBP: 0.263, SLG: 0.370			1-2 K		1-2 P2		0-1 G6-4-3 1B			2	0	0	0	0	1	1
Michael Ryan, L (7, PH) OBP: 0.385, SLG: 0.364										1	0	1	0	0	0	0
38 Luis Antonio Rodriguez, S (6) OBP: 0.371, SLG: 0.394										0	0	0	0	0	0	0

**BOTTOM**

**San Francisco Giants @ Minnesota Twins**  
 Hubert H. Humphrey Metrodome, Minneapolis, MN

Wed Jun 15 2005, 8:10 PM EDT  
 Att. 25,613 - Dome - 70 F

livebaseballscores.com

<b>AB</b>	<b>33</b>
<b>R</b>	<b>4</b>
<b>H</b>	<b>8</b>
<b>RBI</b>	<b>4</b>
<b>BB</b>	<b>2</b>
<b>SO</b>	<b>10</b>
<b>LOB</b>	<b>7</b>



Inning Stats	R: 0	H: 0	E: 0	K: 1	S: 7	LOB: 0	BB: 10	R: 0	H: 0	E: 0	K: 0	S: 10	LOB: 0	BB: 0	R: 0	H: 2	E: 0	K: 3	S: 16	LOB: 2	BB: 0	P: 21	R: 2	H: 2	E: 0	K: 1	S: 14	LOB: 0	BB: 0	P: 25	R: 2	H: 3	E: 0	K: 2	S: 17	LOB: 1	BB: 0	P: 22	R: 0	H: 0	E: 0	K: 0	S: 4	LOB: 1	BB: 2	P: 13	R: 0	H: 1	E: 0	K: 0	S: 10	LOB: 0	BB: 0	P: 15	R: 0	H: 0	E: 0	K: 2	S: 10	LOB: 0	BB: 0	P: 17	R: 0	H: 0	E: 0	K: 1	S: 8	LOB: 0	BB: 0	P: 11	1B: 3	SF: 0	2B: 4	SAC: 0	3B: 0	DP: 2	HR: 1	HBP: 0	WP: 0	PA: 35
--------------	------	------	------	------	------	--------	--------	------	------	------	------	-------	--------	-------	------	------	------	------	-------	--------	-------	-------	------	------	------	------	-------	--------	-------	-------	------	------	------	------	-------	--------	-------	-------	------	------	------	------	------	--------	-------	-------	------	------	------	------	-------	--------	-------	-------	------	------	------	------	-------	--------	-------	-------	------	------	------	------	------	--------	-------	-------	-------	-------	-------	--------	-------	-------	-------	--------	-------	--------

PITCHER	IP	WLS	BF	H	R	ER	SO	BB	IBB	HBP	BLK	WP	HR	S	P	ERA	WHIP
51 Noah Lowry, L (1, 1) ERA: 5.59	5.2	W	25	7	4	4	7	2	0	0	0	0	1	67	102	6.35	1.588
54 Scott Munter, R (6, 1) ERA: 1.72	1.1	H	4	1	0	0	0	0	0	0	0	0	0	11	16	0.00	0.750
Scott Eyre, L (8, 1) ERA: 2.73	1.0	H	3	0	0	0	2	0	0	0	0	0	0	10	17	0.00	0.000
Tyler Walker, R (9, 1) ERA: 4.67	1.0		3	0	0	0	1	0	0	0	0	0	0	8	11	0.00	0.000



Batter	1	2	3	4	5	6	7	8	9	AB R H RBI BB SO LOB	TOP																									
<b>13 Omar Vizquel, S</b> (1, 6) OBP: 0.363, SLG: 0.405	0-1 G6-4-3 1B		1-0 1B 1B	1-2 1-H G4-3 3B		1-1 P5		0-0 1-3 2-H 1B	2-1 1-H 2-H 1B 2B	6 3 5 4 0 0 1																										
<b>Adam Shabala, L</b> (1, 7)	0-0 G6-4-3 1-2f		2-2 SF9	0-0 G4-3			0-0 G1-3	4-2 1-2 BB	0-0 F9	4 0 0 2 1 0 2																										
<b>J.T. Snow, L</b> (1, 3)	0-0 P6		1-1 F8	2-1 F8			0-0 F9	1-2 P6	4-1 BB 1B BB	5 1 0 0 1 0 4																										
<b>Moises Alou, R</b> (1, 10)		1-0 G4-6-3 1B	1-0 1B 2B 1B		1-2 G5-3		1-2 1B		WP BB BB	4 2 3 0 2 0 0																										
<b>Ray Durham, S</b> (1, 4)		1-1 G4-6-3 1-2f	0-1 2B 1B		2-2 E5 CS		1-1 G6-3		WP BB	5 1 2 3 1 0 2																										
<b>Michael Tucker, L</b> (1, 9)		2-1 2B	2-2 SAFE 2B	1-3 3-H 2B	3-3 K			2-3 K	K	6 1 2 1 0 4 5																										
<b>Pedro Feliz, R</b> (1, 5)		3-2 2B	1-2 G5-3			1-3 K		0-0 13 1B 1B	1-2 1-H 2-H 1B 1B	5 2 3 3 0 1 2																										
<b>Jason Ellison, R</b> (1, 8)		1-2 F8		0-0 G4-3		1-1 G4-3		1-2 13 1B HBP	4-1 1B 1B BB	3 1 0 0 1 0 1																										
<b>Yorvit Torrealba, R</b> (1, 2)			0-1 E7 13 1B SF9	1-1 13 3B 1B		0-2 1B		1-3 K	0-1 13 2B 1B	5 3 3 1 0 1 2																										
<b>Inning Stats</b>	R: 0 E: 0 K: 0 S: 4	H: 1 LOB: 0 BB: 0 P: 4	R: 1 E: 0 K: 0 S: 11	H: 3 LOB: 1 BB: 0 P: 19	R: 3 E: 1 K: 0 S: 19	H: 4 LOB: 2 BB: 0 P: 27	R: 2 E: 0 K: 0 S: 10	H: 2 LOB: 0 BB: 0 P: 14	R: 0 E: 1 K: 1 S: 9	H: 0 LOB: 1 BB: 0 P: 15	R: 0 E: 0 K: 1 S: 10	H: 1 LOB: 1 BB: 0 P: 13	R: 0 E: 0 K: 0 S: 7	H: 1 LOB: 1 BB: 0 P: 9	R: 1 E: 0 K: 2 S: 19	H: 2 LOB: 3 BB: 1 P: 28	R: 7 E: 0 K: 2 S: 23	H: 4 LOB: 2 BB: 5 P: 48	1B: 13 2B: 5 3B: 1 HR: 0	SF: 1 SAC: 0 DP: 3 HBP: 1	WP: 1 PB: 0 SB: 1 CS: 1	PA: 51														
<b>PITCHER</b>	IP WLS BF H R ER SO BB IBB HBP BLK WP HR S P ERA WHIP																																			
<b>Joe Mays, R</b> (1, 1) ERA: 3.86	4.0		21	10	6	3	0	0	0	0	0	0	0	44	64	6.75	2.500																			
<b>54 Matt Guerrier, R</b> (5, 1) ERA: 2.7	2.0		7	1	0	0	2	0	0	0	0	0	0	19	28	0.00	0.500																			
<b>28 Jesse Crain, R</b> (7, 1) ERA: 0.63	1.0	H	4	1	0	0	0	0	0	0	0	0	0	7	9	0.00	1.000																			
<b>Juan Rincon, R</b> (8, 1) ERA: 3.18	1.0	B	7	2	1	1	2	1	0	1	0	0	0	19	28	9.00	3.000																			
<b>36 Joe Nathan, R</b> (9, 1) ERA: 3.81	0.1	L	5	1	4	4	1	3	0	0	0	1	0	10	23	108.00	12.000																			
<b>PITCHER</b>	IP WLS BF H R ER SO BB IBB HBP BLK WP HR S P ERA WHIP																																			
<b>Terry Mulholland, L</b> (9, 1) ERA: 5.01	0.2		7	3	3	3	1	2	0	0	0	0	0	13	25	40.50	7.500																			

San Francisco Giants @ Minnesota Twins  
 Hubert H. Humphrey Metrodome, Minneapolis, MN

Thu Jun 16 2005, 8:10 PM EDT  
 Att. 18,815 - Dome - 70 F

AB	43
R	14
H	18
RBI	14
BB	6
SO	6
LOB	19



Batter	1	2	3	4	5	6	7	8	9	AB	R	H	RBI	BB	SO	LOB
Shannon Stewart, R (1, 7) OBP: 0.345, SLG: 0.432 Michael Ryan, L (9, PH) OBP: 0.357, SLG: 0.333	F8	F8		K		K			K	4	0	0	0	0	2	2
38 Luis Antonio Rodriguez, B (4) OBP: 0.375, SLG: 0.421	7 HR	G4-3			20 WP 20 HR	K			K	5	2	2	0	0	2	1
7 Joe Mauer, L (1, 2) OBP: 0.375, SLG: 0.443 Matthew LeCroy, R (9, PH) OBP: 0.350, SLG: 0.423	HR	K			K			G4-3		4	1	1	2	0	2	1
Torii Hunter, R (1, 8) OBP: 0.343, SLG: 0.496	20 1B 33 1B		F7		20 WP 20 HR	BB		K	BB	4	2	1	0	1	1	1
Jacque Jones, L (1, 9) OBP: 0.360, SLG: 0.468	F7		G4-3		K			L6		4	0	0	0	0	1	3
20 Lew Ford, R (1, 10) OBP: 0.362, SLG: 0.425	33 1B		L5		HR				G6-3	4	2	2	3	0	0	0
33 Justin Morneau, L (1, 3) OBP: 0.330, SLG: 0.515	5 2B			P6		1B			1B	4	0	3	2	0	0	0
5 Michael Cuddyer, R (1, 5) OBP: 0.336, SLG: 0.395				G5-3		K			F9	4	0	2	0	0	1	2
Juan Castro, R (1, 6) OBP: 0.261, SLG: 0.367 Glenn Williams, S (4, 5) OBP: 0.417, SLG: 0.417	K			G5-3					K	1	0	0	0	0	1	2
						E 38 S CS				3	0	1	0	0	1	2

Inning Stats	R: 4	H: 6	E: 0	LOB: 2	K: 1	P: 25	R: 0	H: 0	E: 0	LOB: 0	K: 1	P: 5	R: 0	H: 0	E: 0	LOB: 0	K: 0	P: 11	R: 3	H: 3	E: 0	LOB: 1	K: 3	P: 18	R: 0	H: 1	E: 1	LOB: 0	K: 2	P: 9	R: 0	H: 0	E: 0	LOB: 0	K: 1	P: 5	R: 0	H: 1	E: 0	LOB: 1	K: 1	P: 16	R: 0	H: 0	E: 0	LOB: 1	K: 2	P: 11	1B: 7	SF: 0	2B: 3	SAC: 0	3B: 0	DP: 0	HR: 2	HBP: 0
--------------	------	------	------	--------	------	-------	------	------	------	--------	------	------	------	------	------	--------	------	-------	------	------	------	--------	------	-------	------	------	------	--------	------	------	------	------	------	--------	------	------	------	------	------	--------	------	-------	------	------	------	--------	------	-------	-------	-------	-------	--------	-------	-------	-------	--------

PITCHER	IP	WLS	BF	H	R	ER	SO	BB	IBB	HBP	BLK	WP	HR	S	P	ERA	WHIP
Brett Tomko, R (1, 1) ERA: 4.55	4.2		24	9	7	7	5	1	0	0	0	1	2	65	106	13.50	2.143
Jeff Fassero, L (5, 1) ERA: 4.0	2.1		8	2	0	0	4	0	0	0	0	0	0	18	24	0.00	0.857
Jason Christiansen, L (8, 1) ERA: 3.65	1.0	W	4	1	0	0	1	0	0	0	0	0	0	11	16	0.00	1.000
Jack Taschner, L (9, 1) ERA:	1.0		4	0	0	0	2	1	0	0	0	0	0	11	19	0.00	1.000


**BOTTOM**

**San Francisco Giants @ Minnesota Twins**  
Hubert H. Humphrey Metrodome, Minneapolis, MN

Thu Jun 16 2005, 8:10 PM EDT  
Att: 18,815 - Dome - 70 F

livebaseballscorecards.com

AB	38
R	7
H	12
RBI	7
BB	2
SO	12
LOB	14





Batter	1	2	3	4	5	6	7	8	9	AB R H RBI BB SO LOB	TOP											
13 Omar Vizquel, S OBP: 0.363, SLG: 0.409	2-2 SH3 2B	3-2 G5-3			0-0 SH1-4		1-0 G6-3			3 0 1 0 0 0 2												
Michael Tucker, L OBP: 0.342, SLG: 0.397	0-0 SH3		1-1 G5-4-3 1B		3-1 SF9		0-1 G3-1			2 0 1 1 0 0 1												
Pedro Feliz, R OBP: 0.307, SLG: 0.428	1-0 G3		1-0 P3		0-0 1B			1-3 K		4 0 1 0 0 1 2												
Moises Alou, R OBP: 0.422, SLG: 0.542	1-3 K		0-0 G5-4-3 1-2f		1-0 F9			1-1 L4-3 HBP		3 0 0 0 0 1 3												
Ray Durham, S OBP: 0.350, SLG: 0.397		0-0 BB 1B		0-3 K		0-3 K		1-0 L4-3 1-1		4 1 1 0 0 2 1												
Todd Linden, S OBP: 0.143, SLG: 0.214		1-3 K		1-0 WP G4-3 2B		1-2 G6-3		2-2 F7		4 1 1 0 0 1 1												
J.T. Snow, L OBP: 0.346, SLG: 0.338		2-3 K		1-1 G4-3		2-2 L8		0-0 F8		4 0 0 1 0 1 1												
Jason Ellison, R OBP: 0.374, SLG: 0.486		4-1 1B 1B BB		0-0 F7		2-1 G6-3		2-0 FC4-6 1B		3 1 1 0 1 0 0												
Mike Matheny, R OBP: 0.304, SLG: 0.425		0-1 1B		2-1 13 SH1-4 SF9 2B		0-2 2B		1-0 FC4-6 1-2f		4 1 3 2 0 0 1												
<b>Inning Stats</b>	R: 0 E: 0 K: 1 S: 8	H: 1 LOB: 1 BB: 0 P: 12	R: 2 E: 0 K: 2 S: 17	H: 2 LOB: 1 BB: 1 P: 27	R: 0 E: 0 K: 0 S: 4	H: 1 LOB: 0 BB: 0 P: 6	R: 1 E: 0 K: 1 S: 7	H: 1 LOB: 0 BB: 0 P: 9	R: 1 E: 0 K: 0 S: 7	H: 2 LOB: 1 BB: 0 P: 13	R: 0 E: 0 K: 1 S: 9	H: 0 LOB: 0 BB: 0 P: 12	R: 0 E: 0 K: 0 S: 8	H: 1 LOB: 1 BB: 0 P: 11	R: 0 E: 0 K: 1 S: 5	H: 0 LOB: 0 BB: 0 P: 8	R: 0 E: 0 K: 0 S: 6	H: 1 LOB: 1 BB: 0 P: 11	1B: 5 2B: 5 3B: 0 HR: 0	SF: 1 SAC: 2 DP: 2 HBP: 1	WP: 1 PB: 0 SB: 0 CS: 0	PA: 36
<b>PITCHER</b>	IP WLS BF H R ER SO BB IBB HBP BLK WP HR S P ERA WHIP																					
29 Nate Robertson, L ERA: 4.09	(1, 1) 7.0 L 29 8 4 4 5 1 0 0 0 1 0 60 90 5.14 1.286																					
Chris Spurling, R ERA: 1.93	(8, 1) 2.0 7 1 0 0 1 0 0 1 0 0 0 11 19 0.00 0.500																					

**San Francisco Giants @ Detroit Tigers**  
Comerica Park, Detroit, MI

Fri Jun 17 2005, 7:05 PM EDT  
Att. 34,397 - Cloudy - 67 F

[livebaseballscorecards.com](http://livebaseballscorecards.com)

**AB 31**  
**R 4**  
**H 9**  
**RBI 4**  
**BB 1**  
**SO 6**  
**LOB 12**



Batter	1	2	3	4	5	6	7	8	9	AB	R	H	RBI	BB	SO	LOB
15 Brandon Inge, R OBP: 0.382, SLG: 0.464 (1, 5)	2-2 F9		4-0 FC6-4 BB			3-2 P5		0-3 K		3	0	0	0	1	1	0
14 Placido Polanco, R OBP: 0.384, SLG: 0.430 (1, 4)	2-1 1B		2-2 FC6-4 1-2f			1-2 P3			0-1 1B 1B 1B	4	0	2	0	0	0	1
Dmitri Young, S OBP: 0.329, SLG: 0.485 (1, 10)	1-2 L4					0-1 1B			2-2 1B 1-2 1B	4	0	2	0	0	0	1
Rondell White, R OBP: 0.325, SLG: 0.468 (1, 7)	2-0 G1-3					3-2 G6-3			1-2 1-2 2-3 1B	4	0	1	0	0	0	2
Ivan Rodriguez, R OBP: 0.298, SLG: 0.448 (1, 2)			1-0 F8			1-0 1B			1-3 K	4	0	1	0	0	1	3
Craig Monroe, R OBP: 0.328, SLG: 0.442 (1, 9)			1-2 K			1-0 1B			2-3 K	4	0	1	0	0	2	3
31 Chris Shelton, R OBP: 0.306, SLG: 0.429 (1, 3)			0-1 L9			0-1 F9			1-3 K	4	0	0	0	0	1	3
39 Tony Giarratano, S OBP: 0.217, SLG: 0.214 Jason Smith, L OBP: 0.213, SLG: 0.261 (8, PH) (9, 6)			1-1 F8			0-0 G4-3			0-3 K	2	0	0	0	0	0	0
Nook Logan, S OBP: 0.335, SLG: 0.388 Alexis Gomez, L (8, PH) (9, 8)			1-3 K			0-3 K			1-1 G4-3	1	0	0	0	0	2	0

Inning Stats	R: 0	H: 1	E: 0	K: 0	S: 10	R: 0	H: 0	E: 0	K: 1	S: 6	R: 0	H: 0	E: 0	K: 1	S: 8	R: 0	H: 2	E: 0	K: 0	S: 6	R: 0	H: 0	E: 0	K: 1	S: 7	R: 0	H: 1	E: 0	K: 0	S: 12	R: 0	H: 0	E: 0	K: 0	S: 11	R: 0	H: 0	E: 0	K: 2	S: 8	R: 0	H: 3	E: 0	K: 3	S: 19				
	LOB: 1	BB: 0	P: 17			LOB: 0	BB: 0	P: 8			LOB: 1	BB: 1	P: 16			LOB: 0	BB: 0	P: 7			LOB: 1	BB: 0	P: 19			LOB: 0	BB: 0	P: 15			LOB: 0	BB: 0	P: 9			LOB: 3	BB: 0	P: 26											
	1B: 7	2B: 0	3B: 0	HR: 0	SF: 0	SAC: 0	DP: 0	HBP: 0	WP: 0	PA: 34																																							
PITCHER	IP	WLS	BF	H	R	ER	SO	BB	IBB	HBP	BLK	WP	HR	S	P	ERA	WHIP																																
Jason Schmidt, R ERA: 5.4 (1, 1)	8.0	W	31	7	0	0	5	1	0	0	0	0	0	78	117	0.00	1.000																																
Tyler Walker, R ERA: 4.5 (9, 1)	1.0	S	3	0	0	0	3	0	0	0	0	0	0	9	13	0.00	0.000																																

BOTTOM

San Francisco Giants @ Detroit Tigers  
Comerica Park, Detroit, MI  
Fri Jun 17 2005, 7:05 PM EDT  
Att: 34,397 - Cloudy - 67 F

livebaseballscorecards.com

AB	33
R	0
H	7
RBI	0
BB	1
SO	8
LOB	13





Batter	1	2	3	4	5	6	7	8	9	AB R H RBI BB SO LOB	TOP												
13 Omar Vizquel, S (1, 6) OBP: 0.361, SLG: 0.406	0-1 G5-3	0-0 SH5-4		0-3 K2-3		1-1 P6			0-1 FC1-2	4 0 1 0 0 1 2													
Jason Ellison, R (1, 8) OBP: 0.374, SLG: 0.483	1-0 FC1	1-2 P6			0-0 CS		2-3 K		0-1 FC1-2	5 1 2 0 0 1 4													
J.T. Snow, L (1, 3) OBP: 0.354, SLG: 0.354	1-0 E	0-2 P6			2-0 WP		1-0 P5		0-2 1B	5 1 3 0 0 0 2													
Moises Alou, R (1, 7) Adam Shabala, L (7, 7) OBP: 0.414, SLG: 0.530	0-0 FC1		0-2 F8		1-0 G5-3		0-0 G5-3		1-3 K	4 0 0 1 0 0 2 1 0 0 0 0 1 3													
Ray Durham, S (1, 4) OBP: 0.351, SLG: 0.394	1-3 K		1-0 P4		4-1 BB			3-2 G6-4-3	0-1 L4	4 0 1 0 1 1 5													
Michael Tucker, L (1, 10) OBP: 0.347, SLG: 0.395	0-2 1B		2-2 G1-3		3-2 G1-4-3			4-1 G6-4-3		3 0 1 1 1 0 2													
Pedro Feliz, R (1, 5) OBP: 0.310, SLG: 0.429	1-2 G5-3			0-0 G5-3		0-0 G1-3		0-0 G6-4-3		4 0 2 0 0 0 4													
Todd Linden, S (1, 9) OBP: 0.167, SLG: 0.222		3-1 SH5-4		2-1 G5-3		0-0 P3		1-3 K		4 0 1 0 0 1 3													
Mike Matheny, R (1, 2) OBP: 0.308, SLG: 0.429		4-2 SH5-4		0-1 F7		0-1 G1-3			1-0 FC1-2	3 0 1 0 1 0 2													
<b>Inning Stats</b>	R: 2 E: 1 K: 1 S: 14	H: 3 LOB: 2 BB: 0 P: 18	R: 0 E: 0 K: 0 S: 11	H: 1 LOB: 2 BB: 1 P: 19	R: 0 E: 0 K: 0 S: 7	H: 0 LOB: 0 BB: 0 P: 10	R: 0 E: 0 K: 1 S: 8	H: 1 LOB: 1 BB: 0 P: 10	R: 0 E: 0 K: 0 S: 9	H: 2 LOB: 2 BB: 1 P: 19	R: 0 E: 0 K: 0 S: 6	H: 1 LOB: 1 BB: 0 P: 7	R: 0 E: 0 K: 1 S: 5	H: 0 LOB: 0 BB: 0 P: 8	R: 0 E: 0 K: 1 S: 8	H: 1 LOB: 1 BB: 1 P: 16	R: 0 E: 0 K: 1 S: 14	H: 3 LOB: 3 BB: 0 P: 16	1B: 10 2B: 2 3B: 0 HR: 0	SF: 0 SAC: 1 DP: 1 HBP: 0	WP: 1 PB: 0 SB: 0 CS: 1	PA: 41	
<b>PITCHER</b> Jason Johnson, R (1, 1) ERA: 3.07 56 Fernando Rodney, R (9, 1) ERA: 3.38	IP 8.0 1.0	WLS W 6	BF 35 6	H 9 3	R 2 0	ER 1 0	SO 4 1	BB 3 0	IBB 0 0	HBP 0 0	BLK 0 0	WP 1 0	HR 0 0	S 68 14	P 107 16	ERA 1.12 0.00	WHIP 1.500 3.000						<b>PITCHER</b> IP WLS BF H R ER SO BB IBB HBP BLK WP HR S P ERA WHIP

**San Francisco Giants @ Detroit Tigers**  
Comerica Park, Detroit, MI

Sat Jun 18 2005, 7:05 PM EDT  
Att. 38,461 - Cloudy - 67 F

AB	37
R	2
H	12
RBI	2
BB	3
SO	5
LOB	29



Batter	1	2	3	4	5	6	7	8	9	AB	R	H	RBI	BB	SO	LOB
15 Brandon Inge, R OBP: 0.389, SLG: 0.484 (1, 5)	1-0 HR	4-1 14 1B BB		2-1 14 FC5-4 1B	2-2 2B			2-2 G6-3		4	1	3	3	1	0	0
14 Placido Polanco, R OBP: 0.380, SLG: 0.424 (1, 4)	1-1 G6-3	0-1 1B		1-1 FC5-4	2-1 G5-3			3-2 G1-3		5	0	1	1	0	0	2
Dmitri Young, S OBP: 0.323, SLG: 0.475 (1, 3)	2-2 P3	2-2 F7		0-0 F8	1-3 K			0-1 F9		5	0	0	0	0	1	4
Rondell White, R OBP: 0.323, SLG: 0.477 (1, 7)	1-1 HR		2-2 F8	0-0 P3				2-2 P6		4	1	1	1	0	0	1
Ivan Rodriguez, R OBP: 0.306, SLG: 0.462 (1, 2)	2-2 2B		3-1 31 1B 2B		2-2 2B 1B			1-2 G5-3		4	2	3	0	0	0	0
13 Vance Wilson, R OBP: 0.208, SLG: 0.095 (9, 2)										0	0	0	0	0	0	0
Craig Monroe, R OBP: 0.327, SLG: 0.443 (1, 9)	0-2 G5-3		0-2 G4-3		3-2 31 1B 2B			0-0 F7		4	1	1	1	0	0	2
31 Chris Shelton, R OBP: 0.325, SLG: 0.436 (1, 10)		3-2 F9	2-1 20 1B 1B		1-1 20 2B 15 2B 1B			1-2 F8		4	1	2	2	0	0	0
20 Omar Infante, R OBP: 0.263, SLG: 0.359 (1, 6)		1-1 14 1B 2B	1-1 1B		2-1 15 2B 2B			3-2 F8		4	2	3	0	0	0	0
Nook Logan, S OBP: 0.328, SLG: 0.380 (1, 8)		3-1 G6-3	1-2 F9		1-1 P2			0-0 G1-3		4	0	0	0	0	0	5
<b>Inning Stats</b>	R: 2 E: 0 K: 0 S: 15	H: 3 LOB: 1 BB: 0 P: 22	R: 1 E: 0 K: 0 S: 15	H: 2 LOB: 2 BB: 1 P: 28	R: 1 E: 0 K: 0 S: 15	H: 3 LOB: 2 BB: 0 P: 24	R: 0 E: 0 K: 0 S: 6	H: 1 LOB: 1 BB: 0 P: 9	R: 4 E: 0 K: 1 S: 23	H: 5 LOB: 1 BB: 0 P: 37	R: 0 E: 0 K: 0 S: 8	H: 0 LOB: 0 BB: 0 P: 11	R: 0 E: 0 K: 0 S: 7	H: 0 LOB: 0 BB: 0 P: 11	R: 0 E: 0 K: 0 S: 8	H: 0 LOB: 0 BB: 0 P: 13

**BOTTOM**

**San Francisco Giants @ Detroit Tigers**  
Comerica Park, Detroit, MI  
Sat Jun 18 2005, 7:05 PM EDT  
Att: 38,461 - Cloudy - 67 F

[livebaseballscorecards.com](http://livebaseballscorecards.com)

<b>AB</b>	<b>38</b>
<b>R</b>	<b>8</b>
<b>H</b>	<b>14</b>
<b>RBI</b>	<b>8</b>
<b>BB</b>	<b>1</b>
<b>SO</b>	<b>1</b>
<b>LOB</b>	<b>14</b>



WP: 0	PA: 39
PB: 0	
SB: 0	
CS: 0	

PITCHER	IP	WLS	BF	H	R	ER	SO	BB	IBB	HBP	BLK	WP	HR	S	P	ERA	WHIP
Kirk Rueter, L ERA: 5.31 (1, 1)	4.0	L	24	11	6	6	0	1	0	0	0	0	2	59	96	13.50	3.000
Brandon Puffer, R ERA: 4.5 (5, 1)	4.0		15	3	2	2	1	0	0	0	0	0	0	38	59	4.50	0.750









Batter	1	2	3	4	5	6	7	8	9	AB R H RBI BB SO LOB	TOP											
Craig Counsell, L (1, 4) OBP: 0.391, SLG: 0.436	1-2 G5-3		0-1 E7 FC5-2 1B		0-1 G6-3		4-2 1B SF7 BB		2-3 K	4 1 1 0 1 1 0												
Royce Clayton, R (1, 6) OBP: 0.296, SLG: 0.341	2-1 1B		3-2 F9		1-1 1B		0-2 SF7 BB 1B		4-2 DI 2B BB	4 1 3 1 1 0 2												
Luis Gonzalez, L (1, 7) OBP: 0.401, SLG: 0.483	1-2 1B		0-2 FC5-2		3-2 F9		4-2 G1-6-3 BB		4-2 2B BB	3 0 1 0 2 0 3												
Troy Glaus, R (1, 5) OBP: 0.349, SLG: 0.520	3-2 P4		2-1 P1		3-2 P3		0-0 SF7		0-3 K	4 0 0 1 0 1 7												
Tony Clark, S (1, 3) OBP: 0.384, SLG: 0.674	3-3 K			4-2 19 BB BB		3-2 G6-3	2-0 G1-6-3		2-1 2B	4 0 1 1 1 1 4												
Shawn Green, L (1, 9) OBP: 0.332, SLG: 0.452		1-2 G6-3		2-3 K		0-2 G4-3		1-0 G6-3	4-2 BB	4 0 0 0 1 1 1												
Quinton McCracken, S (1, 8) OBP: 0.305, SLG: 0.274		2-2 L7		1-0 P3		3-2 1B		3-2 19 FC5-4 1B	1-2 F8	5 0 2 0 0 0 4												
19 Chris Snyder, R (1, 2) OBP: 0.326, SLG: 0.319		1-2 K		4-2 BB		0-1 P2		0-0 FC5-4		3 0 0 0 1 1 2												
Javier Vazquez, R (1, 1) OBP: 0.387, SLG: 0.400			0-1 E FC5-2 1B		0-1 F9		0-1 1B 2B		1-3 K	2 0 1 0 0 0 2												
Greg Aquino, R (6, 1) Chad Tracy, L (7, PH) Lance Cormier, R (7, 1) Scott Hairston, R (8, PH) 28 Brandon Medders, R (8, 1)										0 0 0 0 0 0 0												
										1 1 1 0 0 0 0												
										0 0 0 0 0 0 0												
										1 0 0 0 0 1 1												
										0 0 0 0 0 0 0												
<b>Inning Stats</b>	R: 0 E: 0 K: 1 S: 15	H: 2 LOB: 2 BB: 0 P: 25	R: 0 E: 0 K: 1 S: 10	H: 0 LOB: 0 BB: 0 P: 14	R: 0 E: 1 K: 0 S: 12	H: 2 LOB: 2 BB: 0 P: 17	R: 0 E: 0 K: 1 S: 11	H: 0 LOB: 2 BB: 2 P: 22	R: 0 E: 0 K: 0 S: 14	H: 1 LOB: 1 BB: 0 P: 21	R: 0 E: 0 K: 0 S: 12	H: 1 LOB: 1 BB: 0 P: 18	R: 2 E: 0 K: 0 S: 13	H: 2 LOB: 1 BB: 2 P: 23	R: 0 E: 0 K: 1 S: 9	H: 1 LOB: 1 BB: 0 P: 14	R: 1 E: 0 K: 2 S: 24	H: 1 LOB: 3 BB: 3 P: 41	1B: 8 2B: 2 3B: 0 HR: 0	SF: 1 SAC: 0 DP: 1 HBP: 0	WP: 0 PB: 0 SB: 0 CS: 0	PA: 43
<b>PITCHER</b>	IP WLS BF H R ER SO BB IBB HBP BLK WP HR S P ERA WHIP																					
51 Noah Lowry, L (1, 1) ERA: 5.2	5.2 W 25 6 0 0 3 2 0 0 0 0 0 0 72 115 0.00 1.412																					
54 Scott Munter, R (6, 1) ERA: 3.0	0.1 H 4 2 2 2 0 1 0 0 0 0 0 0 10 14 54.00 9.000																					
Scott Eyre, L (7, 1) ERA: 3.14	2.0 H 7 1 0 0 1 1 0 0 0 0 0 0 14 25 0.00 1.000																					
Jack Taschner, L (9, 1) ERA: 3.86	0.1 3 0 1 1 1 2 0 0 0 0 0 0 12 22 27.00 6.000																					
Tyler Walker, R (9, 1) ERA: 5.16	0.2 4 1 0 0 1 1 0 0 0 0 0 0 12 19 0.00 3.000																					

Arizona Diamondbacks @ San Francisco Giants  
SBC Park, San Francisco, CA  
Mon Jun 20 2005, 10:15 PM EDT  
Att. 38,891 - Clear - 66 F

livebaseballscorecards.com

AB	35
R	3
H	10
RBI	3
BB	7
SO	6
LOB	26







Batter	1	2	3	4	5	6	7	8	9	AB R H RBI BB SO LOB	TOP											
<b>Craig Counsell, L</b> (1, 4) OBP: 0.391, SLG: 0.433	4-0 2B 1B BB	0-2 G3-1			2-1 1B		2-1 F8		1-3 K	4 1 1 0 1 1 0												
<b>Royce Clayton, R</b> (1, 6) OBP: 0.296, SLG: 0.343	0-1 1B 1-3 2B		1-1 G5-3		0-1 B5-3		1-2 F9			4 1 1 0 0 0 1												
<b>Luis Gonzalez, L</b> (1, 7) OBP: 0.402, SLG: 0.487	1-2 1B 2-3 3-H 1B		0-1 G6-3			2-2 2B		0-1 G3-1		4 2 2 1 0 0 0												
<b>Shawn Green, L</b> (1, 9) OBP: 0.334, SLG: 0.457	2-1 1B 1-3 3-H 1B		0-2 G4-3		1-2 G3 2-H 2B		1-2 G4-3			4 1 2 2 0 0 0												
<b>Alex Cintron, S</b> (1, 5) OBP: 0.322, SLG: 0.410	0-1 G6-4-3 1-2f 3-H			1-2 F7		3-2 G3		0-2 BB 1B		4 0 1 0 0 0 2												
<b>Chad Tracy, L</b> (1, 3) OBP: 0.333, SLG: 0.493	3-1 1B		2-2 F9		2-0 HR		4-2 BB			3 1 2 2 1 0 0												
<b>José Cruz Jr., S</b> (1, 8) OBP: 0.329, SLG: 0.445	2-3 K		0-0 G3-1		0-0 G4-3		0-0 G6-3			3 0 0 0 0 1 1												
<b>Jose Valverde, R</b> (6, 1) 1 SAFE										0 0 0 0 0 0 0												
<b>Tony Clark, S</b> (8, PH) OBP: 0.382, SLG: 0.669										1 0 0 0 0 0 2												
<b>Lance Cormier, R</b> (8, 1) OBP: 0.250, SLG: 0.250										0 0 0 0 0 0 0												
<b>36 Brian Bruney, R</b> (9, 1)										0 0 0 0 0 0 0												
<b>19 Chris Snyder, R</b> (1, 2) OBP: 0.320, SLG: 0.312		1-3 K			0-1 F9		1-2 G6-3		0-0 F9	4 0 0 0 0 1 0												
<b>Claudio Vargas, R</b> (1, 1) OBP: 0.250, SLG: 0.250		1-2 G5-3			0-3 K		3-1 L7		0-1 G5-3	2 0 0 0 0 1 0												
<b>Quinton McCracken, S</b> (6, 8) OBP: 0.300, SLG: 0.270										2 0 0 0 0 0 0												
<b>Inning Stats</b>	R: 3 E: 0 K: 1 S: 15	H: 4 LOB: 1 BB: 1 P: 27	R: 0 E: 0 K: 1 S: 10	H: 0 LOB: 0 BB: 0 P: 12	R: 0 E: 0 K: 0 S: 7	H: 0 LOB: 0 BB: 0 P: 8	R: 0 E: 0 K: 0 S: 7	H: 0 LOB: 0 BB: 0 P: 10	R: 0 E: 0 K: 1 S: 9	H: 1 LOB: 1 BB: 0 P: 11	R: 3 E: 0 K: 0 S: 15	H: 3 LOB: 0 BB: 0 P: 24	R: 0 E: 0 K: 0 S: 7	H: 0 LOB: 0 BB: 0 P: 13	R: 0 E: 0 K: 0 S: 12	H: 1 LOB: 2 BB: 1 P: 18	R: 0 E: 0 K: 1 S: 8	H: 0 LOB: 0 BB: 0 P: 9	1B: 5 2B: 3 3B: 0 HR: 1	SF: 0 SAC: 0 DP: 1 HBP: 0	WP: 0 PB: 0 SB: 0 CS: 0	PA: 37
<b>PITCHER</b>	IP WLS BF H R ER SO BB IBB HBP BLK WP HR S P ERA WHIP																					
<b>Brett Tomko, R</b> (1, 1) ERA: 4.78	7.0 L 29 8 6 6 3 1 0 0 0 0 0 1 70 105 7.71 1.286																					
<b>Jason Christiansen, L</b> (8, 1) ERA: 3.51	1.0 5 1 0 0 0 1 0 0 0 0 0 0 12 18 0.00 2.000																					
<b>Jeff Fassero, L</b> (9, 1) ERA: 3.7	1.0 3 0 0 0 0 1 0 0 0 0 0 0 8 9 0.00 0.000																					

Arizona Diamondbacks @ San Francisco Giants  
SBC Park, San Francisco, CA  
Tue Jun 21 2005, 10:15 PM EDT  
Att. 37,942 - Clear - 63 F

AB	35
R	6
H	9
RBI	5
BB	2
SO	4
LOB	6







Batter	1	2	3	4	5	6	7	8	9	AB R H RBI BB SO LOB	TOP		
<b>Craig Counsell, L</b> (1, 4) OBP: 0.386, SLG: 0.426	0-0 F8		2-0 P4		0-1 G3-1			0-0 G3		4 0 0 0 0 0 2	<b>Arizona Diamondbacks @ San Francisco Giants</b> <b>SBC Park, San Francisco, CA</b> Wed Jun 22 2005, 10:05 PM EDT Att. 36,349 - Clear - 63 F		
<b>Alex Cintron, S</b> (1, 6) OBP: 0.313, SLG: 0.399	1-0 F7		1-0 G3			2-2 P5		0-2 F9		4 0 0 0 0 0 1			
<b>Luis Gonzalez, L</b> (1, 7) OBP: 0.403, SLG: 0.487	2-1 1B		0-1 P6			1-1 G1-3		1-2 1B		4 0 2 0 0 0 0			
<b>Shawn Green, L</b> (1, 9) OBP: 0.333, SLG: 0.451	0-0 L7			4-0 CS BB		0-0 G6-3		3-3 1B		3 0 0 0 1 1 2			
<b>Troy Glaus, R</b> (1, 5) OBP: 0.344, SLG: 0.512		2-3 K		2-3 K		2-3 K		1-3 K		4 0 0 0 0 4 2			
<b>Chad Tracy, L</b> (1, 3) OBP: 0.332, SLG: 0.493		3-1 2B		1-3 K2-3		1-3 K		2-3 K		4 0 1 0 0 3 1			
<b>José Cruz Jr., S</b> (1, 8) OBP: 0.323, SLG: 0.436		1-3 K		3-3 K		3-3 K				3 0 0 0 0 3 1			
<b>Kelly Stinnett, R</b> (1, 2) OBP: 0.320, SLG: 0.522		4-0 IBB		2-2 SH5-4 1B			2-3 K			2 0 1 0 1 1 0			
<b>Brad Halsey, L</b> (1, 1) OBP: 0.172, SLG: 0.040 <b>Greg Aquino, R</b> (7, 1) <b>Quinton McCracken, S</b> (8, PH) OBP: 0.305, SLG: 0.276 <b>28 Brandon Medders, R</b> (8, 1)		3-3 K		0-0 SH5-4		1-2 1B		2-2 G3 1B		1 0 0 0 0 1 2 0 0 0 0 0 0 0 1 0 1 0 0 0 0 0 0 0 0 0 0 0			
<b>Inning Stats</b>	R: 0 E: 0 K: 0 S: 5 H: 1 LOB: 1 BB: 0 P: 8	R: 0 E: 0 K: 3 S: 13 H: 1 LOB: 2 BB: 1 P: 26	R: 0 E: 0 K: 0 S: 4 H: 0 LOB: 0 BB: 0 P: 7	R: 0 E: 0 K: 2 S: 9 H: 0 LOB: 0 BB: 1 P: 16	R: 0 E: 0 K: 1 S: 10 H: 1 LOB: 1 BB: 0 P: 15	R: 0 E: 0 K: 0 S: 8 H: 0 LOB: 0 BB: 0 P: 11	R: 0 E: 0 K: 3 S: 9 H: 0 LOB: 0 BB: 0 P: 15	R: 0 E: 0 K: 1 S: 10 H: 1 LOB: 1 BB: 0 P: 14	R: 0 E: 0 K: 3 S: 13 H: 1 LOB: 1 BB: 0 P: 20	1B: 4 2B: 2 3B: 0 HR: 0 SF: 0 SAC: 1 DP: 1 HBP: 0	WP: 0 PB: 0 SB: 0 CS: 1 PA: 33		
<b>PITCHER</b>	IP WLS BF H R ER SO BB IBB HBP BLK WP HR S P ERA WHIP											<b>PITCHER</b>	IP WLS BF H R ER SO BB IBB HBP BLK WP HR S P ERA WHIP
<b>Jason Schmidt, R</b> (1, 1) ERA: 4.83	8.0 W 30 5 0 0 10 1 1 0 0 0 0 71 116 0.00 0.750												
<b>Scott Eyre, L</b> (9, 1) ERA: 3.1	0.1 1 0 0 0 1 0 0 0 0 0 0 3 6 0.00 0.000												
<b>Tyler Walker, R</b> (9, 1) ERA: 5.04	0.2 2 0 0 0 2 0 0 0 0 0 0 7 10 0.00 0.000												

<b>AB</b>	<b>30</b>
<b>R</b>	<b>0</b>
<b>H</b>	<b>5</b>
<b>RBI</b>	<b>0</b>
<b>BB</b>	<b>2</b>
<b>SO</b>	<b>13</b>
<b>LOB</b>	<b>11</b>



Batter	1	2	3	4	5	6	7	8	9	AB	R	H	RBI	BB	SO	LOB
Ray Durham, S OBP: 0.364, SLG: 0.396 (1, 4)	0-0 P4		0-3 K		4-0 BB		1-0 13 E 1B			3	1	1	1	1	1	0
13 Omar Vizquel, S OBP: 0.363, SLG: 0.407 (1, 6)	1-1 G6-3		1-2 F8		4-1 BB		1-0 E5 1B 1B			3	1	1	1	1	0	0
Lance Niekro, R OBP: 0.319, SLG: 0.555 (1, 3)	1-2 F7			0-1 P4	0-0 P5		2-3 K			4	0	0	0	0	1	3
Moises Alou, R OBP: 0.415, SLG: 0.518 (1, 7)		0-0 1B 1B 1B		4-2 G1-3 1B BB		2-1 1B	0-1 2-H 1B			3	1	3	1	1	0	0
Pedro Feliz, R OBP: 0.322, SLG: 0.447 (1, 5)		1-1 P3		1-2 G1-3 1B		0-3 K	3-2 G6-3			4	0	1	0	0	1	3
Todd Linden, S OBP: 0.286, SLG: 0.469 (1, 9)		0-0 1B 1B		1-0 G1-3		0-0 P4		0-1 P5		4	0	1	0	0	0	3
Jason Ellison, R OBP: 0.372, SLG: 0.464 (1, 8)		0-0 G5-4-3 1B		1-2 F8		0-0 G6-3		2-1 P4		4	0	1	1	0	0	3
Mike Matheny, R OBP: 0.314, SLG: 0.441 (1, 2)		0-0 G5-4-3			2-2 G6-3		0-2 SH3-4 1B 1B	2-1 G4-3		4	1	1	0	0	0	2
Jason Schmidt, R OBP: 0.167, SLG: 0.292 (1, 1)			0-1 G5-3		1-3 K		1-1 SH3-4			2	0	0	0	0	1	0
Scott Eyre, L (9, 1)										0	0	0	0	0	0	0
Tyler Walker, R (9, 1)										0	0	0	0	0	0	0

Inning Stats	R: 0	H: 0	E: 0	K: 0	S: 6	R: 1	H: 3	E: 0	K: 0	S: 6	R: 0	H: 0	E: 0	K: 1	S: 8	R: 0	H: 1	E: 0	K: 0	S: 14	R: 0	H: 0	E: 0	K: 1	S: 9	R: 0	H: 1	E: 0	K: 1	S: 7	R: 3	H: 4	E: 1	K: 1	S: 15	R: 0	H: 0	E: 0	K: 0	S: 6	
	LOB: 0	BB: 0	P: 8	LOB: 1	BB: 0	P: 7	LOB: 0	BB: 0	P: 9	LOB: 2	BB: 1	LOB: 2	BB: 2	P: 20	LOB: 1	BB: 0	LOB: 1	BB: 0	P: 9	LOB: 1	BB: 0	LOB: 1	BB: 0	LOB: 0	BB: 0	P: 10	LOB: 0	BB: 0	LOB: 0	BB: 0	P: 10	LOB: 0	BB: 0	LOB: 0	BB: 0	P: 10	LOB: 0	BB: 0	LOB: 0	BB: 0	P: 10

PITCHER	IP	WLS	BF	H	R	ER	SO	BB	IBB	HBP	BLK	WP	HR	S	P	ERA	WHIP
Brad Halsey, L (1, 1)	6.1	L	29	8	4	3	3	3	0	0	0	0	0	57	84	4.26	1.737
Greg Aquino, R (7, 1)	0.2		3	1	0	0	1	0	0	0	0	0	0	8	13	0.00	1.500
28 Brandon Medders, R (8, 1)	1.0		3	0	0	0	0	0	0	0	0	0	0	6	10	0.00	0.000

**BOTTOM**

Arizona Diamondbacks @ San Francisco Giants  
SBC Park, San Francisco, CA

Wed Jun 22 2005, 10:05 PM EDT  
Att. 36,349 - Clear - 63 F

AB	31
R	4
H	9
RBI	4
BB	3
SO	4
LOB	14

[livebaseballscorecards.com](http://livebaseballscorecards.com)

WP	HR	S	P	ERA	WHIP
0	0	0	0	0	0



Batter	1	2	3	4	5	6	7	8	9	AB R H RBI BB SO LOB	TOP		
<b>Craig Counsell, L</b> (1, 4) OBP: 0.386, SLG: 0.425	4-2 FC6 1B BB	1-1 L8			2-2 G3		2-1 G5-3 1B	0-2 SF G6-4-3		3 1 1 1 1 0 1			
<b>Royce Clayton, R</b> (1, 6) OBP: 0.298, SLG: 0.342	0-2 FC6 1B		2-3 K		4-1 S 2B BB		2-1 G5-3	1-2 G6-4-3		4 1 1 0 1 1 3			
<b>Luis Gonzalez, L</b> (1, 7) OBP: 0.403, SLG: 0.486	1-2 FC6 BB 1B		1-1 FC4-6 1B		3-2 P3		0-0 L8 1B		1-2 F9	5 1 2 1 0 0 3			
<b>Troy Glaus, R</b> (1, 5) OBP: 0.349, SLG: 0.527	4-1 1B BB		1-3 K		3-1 L8 2B		0-0 L8		0-0 HR	4 1 2 2 1 1 2			
<b>Tony Clark, S</b> (1, 3) OBP: 0.376, SLG: 0.653	1-2 1B		1-1 FC4-6		1-2 P6			3-2 G6-3	0-0 F8	5 0 1 1 0 0 2			
<b>Shawn Green, L</b> (1, 9) OBP: 0.338, SLG: 0.458	0-0 G4-3			4-1 SH1-3 BB		0-0 F8		1-0 1B 3B	4-2 BB	3 1 1 0 2 0 2			
<b>Quinton McCracken, S</b> (1, 8) OBP: 0.311, SLG: 0.283		1-1 SH1-4 1B		0-1 SH1-3		3-2 G1-3		0-0 1B 1B	2-2 F8	4 1 2 1 0 0 1			
<b>19 Chris Snyder, R</b> (1, 2) OBP: 0.318, SLG: 0.316		1-3 K		1-1 F9		0-0 L9		1-0 1B SF 2B		4 1 1 0 0 1 2			
<b>17 Brandon Webb, R</b> (1, 1) <b>Alex Cintron, S</b> (8, PH) <b>Lance Cormier, R</b> (8, 1)		2-2 SH1-4		2-3 K			0-0 G5-3	1-1 SF 1B		2 0 0 0 0 1 1 1 0 1 1 0 0 0 0 0 0 0 0 0 0			
<b>Inning Stats</b>	R: 1 H: 2 E: 0 LOB: 2 K: 0 BB: 2 S: 13 P: 23	R: 0 H: 1 E: 0 LOB: 1 K: 1 BB: 0 S: 10 P: 15	R: 0 H: 1 E: 0 LOB: 1 K: 2 BB: 0 S: 13 P: 18	R: 0 H: 0 E: 0 LOB: 1 K: 1 BB: 1 S: 10 P: 17	R: 1 H: 1 E: 0 LOB: 1 K: 0 BB: 1 S: 12 P: 25	R: 0 H: 0 E: 0 LOB: 0 K: 0 BB: 0 S: 5 P: 8	R: 1 H: 2 E: 0 LOB: 1 K: 0 BB: 0 S: 7 P: 11	R: 3 H: 4 E: 1 LOB: 1 K: 0 BB: 0 S: 14 P: 21	R: 1 H: 1 E: 0 LOB: 1 K: 0 BB: 1 S: 11 P: 18	1B: 8 SF: 1 2B: 2 SAC: 2 3B: 1 DP: 2 HR: 1 HBP: 0	WP: 0 PA: 43 PB: 0 SB: 1 CS: 0		
<b>PITCHER</b>	IP WLS BF H R ER SO BB IBB HBP BLK WP HR S P ERA WHIP											<b>PITCHER</b>	IP WLS BF H R ER SO BB IBB HBP BLK WP HR S P ERA WHIP
<b>Kirk Rueter, L</b> (1, 1) ERA: 5.21	6.2 L 30 7 3 3 4 4 0 0 0 0 0 0 69 116 4.05 1.650												
<b>54 Scott Munter, R</b> (7, 1) ERA: 2.95	0.1 1 0 0 0 0 0 0 0 0 0 0 0 1 1 0.00 0.000												
<b>Jason Christiansen, L</b> (8, 1) ERA: 4.5	0.1 6 4 3 3 0 0 0 0 0 0 0 0 11 17 81.00 12.000												
<b>Brandon Puffer, R</b> (8, 1) ERA: 4.76	1.2 6 1 1 1 0 1 0 0 0 0 0 1 14 22 5.40 1.200												

Arizona Diamondbacks @ San Francisco Giants  
SBC Park, San Francisco, CA

AB	35
R	7
H	12
RBI	7
BB	5
SO	4
LOB	17



Thu Jun 23 2005, 7:05 PM EDT  
Att. 39,739 - Sunny - 70 F

[livebaseballscorecards.com](http://livebaseballscorecards.com)





Batter	1	2	3	4	5	6	7	8	9	AB R H RBI BB SO LOB	TOP										
Jason Ellison, R (1, 8) OBP: 0.363, SLG: 0.451	1-3 K			0-1 L6		0-1 G6-3		1-1 G1-3		4 0 0 0 0 1 0	<b>San Francisco Giants @ Oakland Athletics</b> McAfee Coliseum, Oakland, CA Fri Jun 24 2005, 10:05 PM EDT Att. 40,485 - Clear - 61 F <a href="http://livebaseballscorecards.com">livebaseballscorecards.com</a>										
13 Omar Vizquel, S (1, 6) OBP: 0.360, SLG: 0.400	2-2 F7			2-2 CS 1B		1-0 G3		1-2 F9		4 0 1 0 0 0 0											
J.T. Snow, L (1, 3) OBP: 0.357, SLG: 0.356 Alex Sanchez, L (9, PR) OBP: 0.373, SLG: 0.466	1-3 K			1-0 SAFE P5 1-2			1-2 F8		0-0 G1-3 G5-3 1B	4 0 1 0 0 1 1 0 0 0 0 0 0 0											
Moises Alou, R (1, 7) OBP: 0.409, SLG: 0.505		1-1 G5-3			0-0 G5-3		0-0 G6-3		1 SAFE 0-1 G5-3 1-2	4 0 0 0 0 0 1											
Lance Niekro, R (1, 10) OBP: 0.317, SLG: 0.545		2-3 K			0-0 1B 1B		1-1 E5 1B HR		1-1 G1-3 2-3	4 1 1 0 0 1 2											
Michael Tucker, L (1, 9) OBP: 0.348, SLG: 0.391		0-0 B1-3			0-0 F7		0-1 HR 1B		4-0 BB	3 1 1 0 1 0 1											
Pedro Feliz, R (1, 5) OBP: 0.327, SLG: 0.460			3-2 F8		0-1 1B 1B		0-0 HR 1H 2-H		3-3 K	4 1 2 3 0 1 2											
Deivi Cruz, R (1, 4) OBP: 0.315, SLG: 0.420			0-1 F9		0-0 G4-3		1-2 G4-3			3 0 0 0 0 0 2											
Mike Matheny, R (1, 2) OBP: 0.310, SLG: 0.434			3-2 G3			1-2 P3		1-0 F8		3 0 0 0 0 0 0											
<b>Inning Stats</b>	R: 0 E: 0 K: 2 S: 10	H: 0 LOB: 0 BB: 0 P: 14	R: 0 E: 0 K: 1 S: 6	H: 0 LOB: 0 BB: 0 P: 9	R: 0 E: 0 K: 0 S: 9	H: 0 LOB: 0 BB: 0 P: 15	R: 0 E: 0 K: 0 S: 6	H: 1 LOB: 0 BB: 0 P: 9	R: 0 E: 0 K: 0 S: 6	H: 2 LOB: 2 BB: 0 P: 6	R: 3 E: 1 K: 0 S: 12	H: 2 LOB: 0 BB: 0 P: 15	R: 0 E: 0 K: 0 S: 6	H: 0 LOB: 0 BB: 0 P: 9	R: 0 E: 0 K: 1 S: 9	H: 1 LOB: 2 BB: 1 P: 17	1B: 5 2B: 0 3B: 0 HR: 1	SF: 0 SAC: 0 DP: 0 HBP: 0	WP: 0 PB: 0 SB: 0 CS: 1	PA: 34	
<b>PITCHER</b> Joe Blanton, R (1, 1) ERA: 4.7 58 Justin Duchschere, R (9, 1) ERA: 1.4	IP 8.0 1.0	WLS W S	BF 29 5	H 5 1	R 3 0	ER 0 0	SO 3 1	BB 0 1	IBB 0 0	HBP 0 0	BLK 0 0	WP 0 0	HR 1 0	S 61 9	P 85 17	ERA 0.00 0.00	WHIP 0.625 2.000				







Batter	1	2	3	4	5	6	7	8	9	AB R H RBI BB SO LOB	TOP											
Alex Sanchez, L (1, 9) OBP: 0.366, SLG: 0.456	2-2 G4-3		2-2 G4-3			0-0 SH3		0-0 P6		3 0 0 0 0 0 0	<b>San Francisco Giants @ Oakland Athletics</b> McAfee Coliseum, Oakland, CA Sat Jun 25 2005, 4:05 PM EDT Att. 46,763 - Cloudy - 65 F  <b>livebaseballscorecards.com</b>											
13 Omar Vizquel, S (1, 6) OBP: 0.355, SLG: 0.394	1-2 G3			1-3 K2-3		1-3 K		0-1 G4-3		4 0 0 0 0 2 1												
Pedro Feliz, R (1, 5) OBP: 0.323, SLG: 0.453	0-1 G6-3			1-2 G5-3		0-1 L7		0-2 G6-3		4 0 0 0 0 0 1												
Moises Alou, R (1, 10) OBP: 0.415, SLG: 0.529		1-0 G5-3		2-1 2B		2-0 1B		1-0 HR		4 2 3 1 0 0 0												
Lance Niekro, R (1, 3) OBP: 0.315, SLG: 0.537		1-0 G6-3		0-2 F7		0-2 1B		1-0 P3		4 0 1 0 0 0 1												
Ray Durham, S (1, 4) OBP: 0.354, SLG: 0.384		1-3 K		0-0 G3		1-0 F7		1-2 G6-3		4 0 0 0 0 1 2												
Todd Linden, S (1, 7) OBP: 0.256, SLG: 0.425			2-3 K		0-0 G6-3		0-0 2B		0-3 K	4 0 1 1 0 2 0												
Mike Matheny, R (1, 2) OBP: 0.310, SLG: 0.448			0-0 HR		2-2 F9		3-1 P5			3 1 1 1 0 0 2												
Jason Ellison, R (1, 8) OBP: 0.363, SLG: 0.449			1-1 G6-3		1-2 SH3		2-2 F7			3 0 1 0 0 0 2												
<b>Inning Stats</b>	R: 0 E: 0 K: 0 S: 8	H: 0 LOB: 0 BB: 0 P: 11	R: 0 E: 0 K: 1 S: 5	H: 0 LOB: 0 BB: 0 P: 8	R: 1 E: 0 K: 1 S: 12	H: 1 LOB: 0 BB: 0 P: 17	R: 0 E: 0 K: 1 S: 11	H: 1 LOB: 1 BB: 0 P: 15	R: 0 E: 0 K: 0 S: 5	H: 0 LOB: 0 BB: 0 P: 7	R: 0 E: 0 K: 1 S: 12	H: 1 LOB: 1 BB: 0 P: 14	R: 1 E: 0 K: 0 S: 12	H: 3 LOB: 2 BB: 0 P: 20	R: 0 E: 0 K: 0 S: 6	H: 0 LOB: 0 BB: 0 P: 6	R: 1 E: 0 K: 1 S: 8	H: 1 LOB: 0 BB: 0 P: 11	1B: 3 2B: 2 3B: 0 HR: 2	SF: 0 SAC: 1 DP: 0 HBP: 0	WP: 0 PB: 0 SB: 0 CS: 0	PA: 34
<b>PITCHER</b> Dan Haren, R (1, 1) ERA: 3.89	IP: 9.0 WLS: W BF: 34 H: 7 R: 3 ER: 3 SO: 5 BB: 0 IBB: 0 HBP: 0 BLK: 0 WP: 0 HR: 2 S: 79 P: 109 ERA: 3.00 WHIP: 0.778											<b>PITCHER</b>	IP: 9.0 WLS: W BF: 34 H: 7 R: 3 ER: 3 SO: 5 BB: 0 IBB: 0 HBP: 0 BLK: 0 WP: 0 HR: 2 S: 79 P: 109 ERA: 3.00 WHIP: 0.778									



Batter	1	2	3	4	5	6	7	8	9	AB R H RBI BB SO LOB
Jason Kendall, R OBP: 0.342, SLG: 0.298 (1, 2)	4-1 BB	0-1 G5-3			0-0 G4-3	2-1 CS	1-2 L6			3 0 0 0 1 0 1
21 Mark Kotsay, L OBP: 0.330, SLG: 0.391 (1, 8)	2-2 K		1-0 G4-3		2-0 7 1B 3 FC3 2B		1-0 F8			4 1 1 1 0 1 1
7 Bobby Crosby, R OBP: 0.344, SLG: 0.494 (1, 6)	0-3 K		0-0 F9		2-2 3 E 3 FC3 1B		2-1 F9			4 0 1 0 0 1 1
3 Eric Chavez, L OBP: 0.326, SLG: 0.443 (1, 5)	1-3 K		0-3 K		2-2 1 SAFE FC3		2-2 29 E 2B			4 1 1 1 0 2 2
23 Bobby Kielty, S OBP: 0.381, SLG: 0.409 (1, 10)		0-0 29 BB HR 1B		3-2 E5 29 BB	4-0 G5-4-3 BB		0-3 K			3 1 1 0 1 1 1
Eric Byrnes, R OBP: 0.330, SLG: 0.462 (1, 7)		0-0 F7		1-2 L9	0-0 G5-4-3		2-1 E9			4 0 0 0 0 0 6
29 Dan Johnson, L OBP: 0.358, SLG: 0.380 (1, 3)		4-0 HR BB		4-2 G6-4-3 BB		2-2 K	1-2 E8			2 1 0 0 2 1 0
Nick Swisher, S OBP: 0.298, SLG: 0.385 (1, 9)		2-0 HR		0-2 G6-4-3		3-1 L7	0-2 F8			4 1 1 3 0 0 3
14 Mark Ellis, R OBP: 0.348, SLG: 0.374 (1, 4)		2-1 F8			1-1 E7 21 2B	0-1 CS 1B				3 1 1 0 0 0 0

Inning Stats	R: 0	H: 0	E: 0	K: 3	S: 10	LOB: 1	BB: 1	P: 17	R: 3	H: 2	E: 0	K: 0	S: 7	LOB: 0	BB: 1	P: 15	R: 0	H: 0	E: 0	K: 1	S: 6	LOB: 0	BB: 0	P: 7	R: 0	H: 0	E: 1	K: 0	S: 13	LOB: 1	BB: 1	P: 21	R: 2	H: 2	E: 2	K: 0	S: 15	LOB: 2	BB: 1	P: 26	R: 0	H: 1	E: 0	K: 1	S: 8	LOB: 0	BB: 0	P: 15	R: 0	H: 0	E: 0	K: 0	S: 7	LOB: 0	BB: 0	P: 11	R: 1	H: 1	E: 2	K: 1	S: 17	LOB: 1	BB: 0	P: 22
--------------	------	------	------	------	-------	--------	-------	-------	------	------	------	------	------	--------	-------	-------	------	------	------	------	------	--------	-------	------	------	------	------	------	-------	--------	-------	-------	------	------	------	------	-------	--------	-------	-------	------	------	------	------	------	--------	-------	-------	------	------	------	------	------	--------	-------	-------	------	------	------	------	-------	--------	-------	-------

PITCHER	IP	WLS	BF	H	R	ER	SO	BB	IBB	HBP	BLK	WP	HR	S	P	ERA	WHIP
51 Noah Lowry, L ERA: 5.25 (1, 1)	6.0	L	27	5	5	4	5	4	0	0	0	0	1	59	101	6.00	1.500
Jack Taschner, L ERA: 2.08 (7, 1)	2.0		8	1	1	0	1	0	0	0	0	0	0	24	33	0.00	0.500


**BOTTOM**

**San Francisco Giants @ Oakland Athletics**  
 McAfee Coliseum, Oakland, CA

Sat Jun 25 2005, 4:05 PM EDT  
 Att. 46,763 - Cloudy - 65 F

livebaseballscorecards.com

AB	31
R	6
H	6
RBI	5
BB	4
SO	6
LOB	15



WP: 0	PA: 36
PB: 0	
SB: 0	
CS: 1	



Batter	1	2	3	4	5	6	7	8	9	AB R H RBI BB SO LOB	TOP		
Jason Ellison, R (1, 8) OBP: 0.357, SLG: 0.441	2-1 B5-3		1-0 F7			1-1 F8			2-1 F8	4 0 0 0 0 0 1	<b>San Francisco Giants @ Oakland Athletics</b> McAfee Coliseum, Oakland, CA Sun Jun 26 2005, 4:05 PM EDT Att: 44,633 - Partly Cloudy - 66 F <a href="http://livebaseballscorecards.com">livebaseballscorecards.com</a>		
J.T. Snow, L (1, 3) Lance Niekro, R (7, 3) OBP: 0.351, SLG: 0.350 OBP: 0.313, SLG: 0.533	0-1 F8		1-1 P4			1-1 F8			0-0 L5	3 0 0 0 0 0 0 1 0 0 0 0 0 0			
Pedro Feliz, R (1, 5) OBP: 0.318, SLG: 0.446	2-3 K		3-2 P4			2-2 E5			1-2 G3	4 0 0 0 0 1 0			
Moises Alou, R (1, 7) Tyler Walker, R (7, 1) Jack Taschner, L (8, 1)	2-0 G1-3		1-0 L5			0-0 F9			0-0 F9	3 0 0 0 0 0 1 0 0 0 0 0 0 0 0 0 0 0 0 0 0			
Ray Durham, S (1, 4) OBP: 0.350, SLG: 0.379	1-3 K		2-0 G4-3			2-0 P5			2-0 P5	3 0 0 0 0 1 1			
Deivi Cruz, R (1, 6) OBP: 0.315, SLG: 0.418	0-1 G5-3		1-1 1B			0-1 F9			0-1 F9	3 0 1 0 0 0 1			
Todd Linden, S (1, 9) OBP: 0.239, SLG: 0.395	1-2 G5-3		2-3 K			2-2 L6			2-2 L6	3 0 0 0 0 1 1			
Mike Matheny, R (1, 2) OBP: 0.306, SLG: 0.441	1-1 F7		0-0 G3-4-1			1-2 G6-3			1-2 G6-3	3 0 0 0 0 0 1			
Alex Sanchez, L (1, 10) OBP: 0.365, SLG: 0.449	4-0 BB		0-1 G4-3			0-2 P6			0-2 P6	2 0 0 0 1 0 0			
<b>Inning Stats</b>	R: 0 E: 0 K: 1 S: 7 H: 0 LOB: 0 BB: 0 P: 11	R: 0 E: 0 K: 1 S: 6 H: 0 LOB: 0 BB: 0 P: 9	R: 0 E: 0 K: 0 S: 7 H: 0 LOB: 1 BB: 1 P: 14	R: 0 E: 0 K: 0 S: 6 H: 0 LOB: 0 BB: 0 P: 11	R: 0 E: 0 K: 1 S: 7 H: 1 LOB: 1 BB: 0 P: 12	R: 0 E: 0 K: 0 S: 6 H: 0 LOB: 0 BB: 0 P: 8	R: 0 E: 1 K: 0 S: 7 H: 0 LOB: 1 BB: 0 P: 11	R: 0 E: 0 K: 0 S: 10 H: 0 LOB: 0 BB: 0 P: 13	R: 0 E: 0 K: 0 S: 6 H: 0 LOB: 0 BB: 0 P: 9	1B: 1 2B: 0 3B: 0 HR: 0 SF: 0 SAC: 0 DP: 0 HBP: 0		WP: 0 PB: 0 SB: 0 CS: 0 PA: 30	
<b>PITCHER</b>	IP WLS BF H R ER SO BB IBB HBP BLK WP HR S P ERA WHIP											<b>PITCHER</b>	IP WLS BF H R ER SO BB IBB HBP BLK WP HR S P ERA WHIP
40 Rich Harden, R (1, 1) ERA: 2.37	7.0 W 24 1 0 0 3 1 0 0 0 0 0 0 46 76 0.00 0.286												
47 Ron Flores, L (8, 1) ERA:	1.0 3 0 0 0 0 0 0 0 0 0 0 0 10 13 0.00 0.000												
50 Kiko Calero, R (9, 1) ERA: 6.06	1.0 3 0 0 0 0 0 0 0 0 0 0 0 6 9 0.00 0.000												



Batter	1	2	3	4	5	6	7	8	9
Jason Kendall, R (1, 2) OBP: 0.351, SLG: 0.313 17 Adam Melhuse, S (5, PH) OBP: 0.125, SLG: 0.175 (6, 2)	4-1 BB 21 2B	1-1 2B 21 G3 7 1B	1-2 1B 21 BB	1-1 2B 21 1B	0-0 G6-3		3-2 F9		
21 Mark Kotsay, L (1, 8) OBP: 0.336, SLG: 0.398	0-0 2B 7 1B	2-1 G3	4-1 1B	0-0 1B	2-0 1B		1-1 FC6		
7 Bobby Crosby, R (1, 6) OBP: 0.363, SLG: 0.516	2-1 1B 23 2B	3-1 1B 3 1B	1-0 P5	1-2 L4	0-0 2B		0-0 G5-4-3		
3 Eric Chavez, L (1, 5) OBP: 0.328, SLG: 0.444 Keith Ginter, R (5, PH) OBP: 0.262, SLG: 0.295 (6, 5)	0-2 P3	1-0 1B		0-0 P2	1-1 1B		1-1 G5-4-3		
Scott Hatteberg, L (1, 10) OBP: 0.357, SLG: 0.380	2-0 F8	1-2 P4		4-2 2B 23 G3-1 29 2B	1-1 2B 23 2B 29 1B		0-0 F8		
23 Bobby Kielty, S (1, 7) OBP: 0.386, SLG: 0.425	2-2 2B 1-H		0-1 1B	0-0 G3-1	2-2 2B 29 1B		2-2 G4-3		
29 Dan Johnson, L (1, 3) OBP: 0.360, SLG: 0.393	1-0 P3		1-0 F7	2-2 HR	1-0 HR		2-2 G5-3		
Nick Swisher, S (1, 9) OBP: 0.305, SLG: 0.422		2-1 1B F7 2B	1-1 F8	1-0 HR	2-0 HR		3-2 G3-1		
Marco Scutaro, R (1, 4) OBP: 0.333, SLG: 0.368		0-2 F7	1-2 1B 21 BB	1-1 2B	0-0 F8		1-0 1B 21 FC6		

Inning Stats	1	2	3	4	5	6	7	8	9						
R: 3 E: 0 K: 0 S: 12	H: 3 LOB: 1 BB: 1 P: 23	R: 2 E: 0 K: 0 S: 15	H: 4 LOB: 2 BB: 0 P: 25	R: 1 E: 0 K: 0 S: 13	H: 3 LOB: 3 BB: 1 P: 22	R: 5 E: 0 K: 0 S: 16	H: 5 LOB: 1 BB: 1 P: 26	R: 5 E: 0 K: 0 S: 16	H: 7 LOB: 2 BB: 0 P: 25	R: 0 E: 0 K: 0 S: 11	H: 0 LOB: 0 BB: 0 P: 18	R: 0 E: 0 K: 0 S: 9	H: 1 LOB: 1 BB: 0 P: 17	R: 0 E: 0 K: 0 S: 4	H: 1 LOB: 0 BB: 0 P: 5

PITCHER	IP	WLS	BF	H	R	ER	SO	BB	IBB	HBP	BLK	WP	HR	S	P	ERA	WHIP
Brett Tomko, R (1, 1) ERA: 5.19	2.2	L	20	10	6	6	0	2	0	0	0	0	0	39	68	20.25	4.500
Brandon Puffer, R (3, 1) ERA: 10.29	1.1		10	5	5	5	0	1	0	0	0	0	1	17	28	33.75	4.500
Jason Christiansen, L (5, 1) ERA: 6.0	1.0		10	7	5	5	0	0	0	0	0	0	1	16	25	45.00	7.000
54 Scott Munter, R (6, 1) ERA: 2.75	1.0		3	0	0	0	0	0	0	0	0	0	0	11	18	0.00	0.000
Tyler Walker, R (7, 1) ERA: 4.88	1.0		4	1	0	0	0	0	0	0	0	0	0	9	17	0.00	1.000
PITCHER	IP	WLS	BF	H	R	ER	SO	BB	IBB	HBP	BLK	WP	HR	S	P	ERA	WHIP
Tyler Walker, R (7, 1) ERA: 4.88	1.0		4	1	0	0	0	0	0	0	0	0	0	9	17	0.00	1.000
Jack Taschner, L (8, 1) ERA: 1.69	1.0		3	1	0	0	0	0	0	0	0	0	0	4	5	0.00	1.000

**BOTTOM**


AB	R	H	RBI	BB	SO	LOB
3	3	3	3	1	0	0
2	0	0	0	0	0	1
5	1	3	2	1	0	2
6	1	4	2	0	0	4
4	1	2	0	0	0	1
2	0	0	0	0	0	3
5	2	1	1	1	0	3
5	2	3	1	0	0	1
5	2	2	3	0	0	2
5	3	3	4	0	0	1
5	1	3	0	0	0	1

**San Francisco Giants @ Oakland Athletics**  
McAfee Coliseum, Oakland, CA

Sun Jun 26 2005, 4:05 PM EDT  
Att. 44,633 - Partly Cloudy - 66 F

AB	47
R	16
H	24
RBI	16
BB	3
SO	0
LOB	19

livebaseballscorecards.com



1B:	14	SF:	0	WP:	0	PA:	50
2B:	8	SAC:	0	PB:	0		
3B:	0	DP:	1	SB:	0		
HR:	2	HBP:	0	CS:	0		



Batter	1	2	3	4	5	6	7	8	9	AB R H RBI BB SO LOB	TOP		
Jason Ellison, R (1, 8) OBP: 0.356, SLG: 0.438	0-3 K		0-0 G5-3		0-1 S SH1-3 1B		1-0 F9		1-1 WP BB 1B	6 1 2 1 0 1 3	<b>San Francisco Giants @ Arizona Diamondbacks</b> Bank One Ballpark, Phoenix, AZ Tue Jun 28 2005, 9:40 PM EDT Att. 30,640 - Roof Closed - 80 F		
13 Omar Vizquel, S (1, 6) OBP: 0.357, SLG: 0.396	1-1 2B 1B		0-1 F8		0-0 SH1-3		3-1 F8	1-1 WP BB 1B	4 2 2 1 0 0 0				
Lance Niekro, R (1, 3) OBP: 0.316, SLG: 0.532	1-2 1B 2B		1-2 F8		3-3 K		2-0 P4	4-2 WP 1B BB	4 2 1 0 1 1 1				
Moises Alou, R (1, 7) OBP: 0.409, SLG: 0.521	1-1 1B			3-2 BB 1B G6-4-3 1B	0-2 G6-3		0-2 P3	1-1 SF9	4 1 2 3 0 0 1				
Pedro Feliz, R (1, 5) OBP: 0.323, SLG: 0.453	0-1 F7		1-0 G6-4-3 BB 2B 1B		1-1 SH1-4 E 2B		1-1 F8	1-1 1B 2B 1B	5 3 3 1 0 0 1				
Ray Durham, S (1, 4) OBP: 0.356, SLG: 0.380	2-2 F7		4-1 BB G6-4-3 BB		1-0 SH1-4		4-2 BB	1-0 2B 1B	2 0 1 0 2 0 1				
Todd Linden, S (1, 9) OBP: 0.216, SLG: 0.354		2-2 K	1-2 G6-4-3		2-1 FC5		0-0 G4-3	1-1 F9	5 0 0 0 0 1 5				
Mike Matheny, R (1, 2) OBP: 0.313, SLG: 0.452		1-2 G5-3	0-0 2B		0-0 F8			2B BB 2B	4 1 2 2 1 0 1				
Jason Schmidt, R (1, 1) OBP: 0.148, SLG: 0.259		1-3 K	1-2 G6-3		2-3 K			2B BB BB	3 0 0 0 0 2 2				
Scott Eyre, L (7, 1)									0 0 0 0 0 0 0				
54 Scott Munter, R (8, 1)									0 0 0 0 0 0 0				
Michael Tucker, L (9, PH) OBP: 0.357, SLG: 0.403									1 1 1 0 1 0 0				
Tyler Walker, R (9, 1)									0 0 0 0 0 0 0				
<b>Inning Stats</b>	R: 2 H: 3 E: 0 LOB: 1 K: 1 BB: 0 S: 17 P: 22	R: 0 H: 0 E: 0 LOB: 0 K: 2 BB: 0 S: 11 P: 15	R: 0 H: 0 E: 0 LOB: 0 K: 0 BB: 0 S: 8 P: 9	R: 2 H: 3 E: 0 LOB: 1 K: 0 BB: 1 S: 16 P: 26	R: 0 H: 1 E: 0 LOB: 1 K: 1 BB: 0 S: 11 P: 14	R: 1 H: 1 E: 1 LOB: 1 K: 1 BB: 0 S: 9 P: 15	R: 0 H: 0 E: 0 LOB: 0 K: 0 BB: 0 S: 4 P: 10	R: 0 H: 0 E: 0 LOB: 1 K: 0 BB: 1 S: 8 P: 13	R: 6 H: 6 E: 0 LOB: 3 K: 0 BB: 3 S: 24 P: 49	1B: 9 SF: 1 2B: 5 SAC: 2 3B: 0 DP: 1 HR: 0 HBP: 0	WP: 1 PA: 46 PB: 0 SB: 1 CS: 0		
<b>PITCHER</b>	IP WLS BF H R ER SO BB IBB HBP BLK WP HR S P ERA WHIP											<b>PITCHER</b>	IP WLS BF H R ER SO BB IBB HBP BLK WP HR S P ERA WHIP
Brad Halsey, L (1, 1) ERA: 4.37	5.1 L 25 8 5 4 4 1 0 0 0 0 0 0 68 95 6.75 1.688											28 Brandon Medders, R (9, 1) ERA: 5.4	1.0 8 3 3 3 0 2 0 0 0 0 0 0 14 30 27.00 5.000
Lance Cormier, R (6, 1) ERA: 2.98	1.2 5 0 0 0 1 0 0 0 0 0 0 0 8 16 0.00 0.000												
Jose Valverde, R (8, 1) ERA: 4.5	1.0 4 0 0 0 0 1 0 0 0 0 0 0 8 13 0.00 1.000												
36 Brian Bruney, R (9, 1) ERA: 6.23	0.0 3 2 3 3 0 1 0 0 0 0 0 0 8 16 ∞ ∞												
Javier López, L (9, 1) ERA: 10.47	0.0 1 1 0 0 0 0 0 0 0 0 0 0 2 3 ∞ ∞												

AB	38
R	11
H	14
RBI	8
BB	5
SO	5
LOB	15



Batter	1	2	3	4	5	6	7	8	9	AB	R	H	RBI	BB	SO	LOB
<b>Craig Counsell, L</b> (1, 4) OBP: 0.383, SLG: 0.437	2-2 G4-3		1-0 HR	2-1 1B		2-3 K			0-2 G4-3	5	1	2	1	0	1	1
<b>Alex Cintron, S</b> (1, 6) OBP: 0.327, SLG: 0.409	1-2 F8		1-0 1B 2B 1B		2-3 K	1-2 G3			1-0 G4-3	5	1	1	0	0	1	1
<b>Chad Tracy, L</b> (1, 3) OBP: 0.349, SLG: 0.513	1-1 2B		0-1 2B 1B		1-0 BB 2B		3-2 2B		2-0 F7	5	1	4	0	0	0	0
<b>Troy Glaus, R</b> (1, 5) OBP: 0.354, SLG: 0.527	1-1 F9		1-2 2B		2-3 K		3-2 P2			4	0	1	2	0	1	3
<b>Shawn Green, L</b> (1, 9) OBP: 0.342, SLG: 0.475		1-2 G4-1	0-0 F7		4-1 BB BB		0-1 L8			3	0	0	0	1	0	2
<b>José Cruz Jr., S</b> (1, 7) OBP: 0.330, SLG: 0.467		1-0 G4-3		4-0 1B BB	4-2 BB	1-2 2-3 BB		3-2 F7		2	0	0	0	2	0	1
<b>Luis Terrero, R</b> (1, 8) OBP: 0.297, SLG: 0.418		0-1 G5-3		2-0 F7	3-3 K			0-1 G6-3		3	0	0	0	0	1	4
<b>Lance Cormier, R</b> (6, 1) OBP: 0.250, SLG: 0.250										0	0	0	0	0	0	0
<b>Jose Valverde, R</b> (8, 1) OBP: 0.336, SLG: 0.333										0	0	0	0	0	0	0
<b>Matt Kata, S</b> (8, PH)										0	0	0	0	0	0	0
<b>36 Brian Bruney, R</b> (9, 1)										0	0	0	0	0	0	0
<b>Javier López, L</b> (9, 1)										0	0	0	0	0	0	0
<b>28 Brandon Medders, R</b> (9, 1)										0	0	0	0	0	0	0
<b>19 Chris Snyder, R</b> (1, 2) OBP: 0.317, SLG: 0.315			0-2 G5-3	2-2 1B 1B		1-3 K		1-3 K		4	0	1	0	0	2	0
<b>Brad Halsey, L</b> (1, 1) OBP: 0.161, SLG: 0.037			1-2 K	0-2 B2		1-2 1B		1-1 G6-3		2	0	0	0	0	1	2
<b>Quinton McCracken, S</b> (6, 8) OBP: 0.297, SLG: 0.269										2	0	1	0	0	0	0

Inning Stats	R: 0	H: 1	E: 0	K: 0	S: 11	LOB: 1	BB: 0	P: 16	R: 0	H: 0	E: 0	K: 0	S: 6	LOB: 0	BB: 0	P: 8	R: 3	H: 4	E: 0	K: 1	S: 14	LOB: 1	BB: 0	P: 18	R: 0	H: 2	E: 0	K: 0	S: 10	LOB: 2	BB: 1	P: 20	R: 0	H: 1	E: 0	K: 3	S: 14	LOB: 3	BB: 2	P: 30	R: 0	H: 1	E: 0	K: 2	S: 12	LOB: 1	BB: 0	P: 17	R: 0	H: 1	E: 0	K: 0	S: 13	LOB: 1	BB: 0	P: 22	R: 0	H: 0	E: 0	K: 1	S: 7	LOB: 0	BB: 0	P: 9	R: 0	H: 0	E: 0	K: 0	S: 5	LOB: 0	BB: 0	P: 8	1B: 5	SF: 0	2B: 4	SAC: 0	3B: 0	DP: 0	HR: 1	HBP: 0	WP: 0	PA: 39
--------------	------	------	------	------	-------	--------	-------	-------	------	------	------	------	------	--------	-------	------	------	------	------	------	-------	--------	-------	-------	------	------	------	------	-------	--------	-------	-------	------	------	------	------	-------	--------	-------	-------	------	------	------	------	-------	--------	-------	-------	------	------	------	------	-------	--------	-------	-------	------	------	------	------	------	--------	-------	------	------	------	------	------	------	--------	-------	------	-------	-------	-------	--------	-------	-------	-------	--------	-------	--------

PITCHER	IP	WLS	BF	H	R	ER	SO	BB	IBB	HBP	BLK	WP	HR	S	P	ERA	WHIP
<b>Jason Schmidt, R</b> (1, 1) ERA: 4.81	6.0	W	29	9	3	3	6	3	0	0	0	0	1	67	109	4.50	2.000
<b>Scott Eyre, L</b> (7, 1) ERA: 2.87	1.0	H	4	1	0	0	0	0	0	0	0	0	0	13	22	0.00	1.000
<b>54 Scott Munter, R</b> (8, 1) ERA: 2.61	1.0	H	3	0	0	0	1	0	0	0	0	0	0	7	9	0.00	0.000
<b>Tyler Walker, R</b> (9, 1) ERA: 4.73	1.0		3	0	0	0	0	0	0	0	0	0	0	5	8	0.00	0.000


**BOTTOM**

**San Francisco Giants @ Arizona Diamondbacks**  
**Bank One Ballpark, Phoenix, AZ**

Tue Jun 28 2005, 9:40 PM EDT  
Att: 30,640 - Roof Closed - 80 F

livebaseballscorecards.com

<b>AB</b>	<b>36</b>
<b>R</b>	<b>3</b>
<b>H</b>	<b>10</b>
<b>RBI</b>	<b>3</b>
<b>BB</b>	<b>3</b>
<b>SO</b>	<b>7</b>
<b>LOB</b>	<b>14</b>





Batter	1	2	3	4	5	6	7	8	9	AB R H RBI BB SO LOB	TOP		
Alex Sanchez, L (1, 9) OBP: 0.362, SLG: 0.444 54 Scott Munter, R (7, 1) Scott Eyre, L (8, 1) Michael Tucker, L (9, PH) OBP: 0.361, SLG: 0.407 Tyler Walker, R (9, 1)	0-1 G1-3		1-3 K		0-0 13 S 1B		1-2 F7		2-0 13 SH5-4 1B	4 0 1 0 0 1 1 0 0 0 0 0 0 0 0 0 0 0 0 0 0 1 0 1 1 0 0 0 0 0 0 0 0 0 0	<b>San Francisco Giants @ Arizona Diamondbacks</b> <b>Bank One Ballpark, Phoenix, AZ</b> Wed Jun 29 2005, 10:10 PM EDT Att. 22,991 - Roof Closed - 80 F		
13 Omar Vizquel, S (1, 6) OBP: 0.366, SLG: 0.402	1-2 1B G1-4-3 1B		4-1 2B 1B BB		3-1 G1-6-3 1B		1-0 FC6-4 1B		0-0 SH5-4	3 1 3 1 1 0 0			
J.T. Snow, L (1, 3) OBP: 0.351, SLG: 0.355 Lance Niekro, R (5, 3) OBP: 0.312, SLG: 0.524	2-2 G1-4-3 1-2		0-0 1B 2B		1-0 G1-6-3 1-2f		1-1 FC6-4 1-2f		1-3 K	3 1 1 0 0 0 3 2 0 0 0 0 1 2			
Moises Alou, R (1, 7) OBP: 0.417, SLG: 0.525	0-0 1B		1-2 1B			4-1 FC4-6 BB		3-0 1B 1B	3-2 F8	4 0 3 2 1 0 1			
Pedro Feliz, R (1, 5) OBP: 0.319, SLG: 0.446	0-0 G1-3		0-0 G4-3			1-0 F9		0-2 P6		4 0 0 0 0 0 5			
Ray Durham, S (1, 4) OBP: 0.358, SLG: 0.386		2-2 G6-3-5 2B		1-3 K		2-0 FC4-6 1-2f		0-0 1B		4 0 2 0 0 1 1			
Mike Matheny, R (1, 2) OBP: 0.307, SLG: 0.443		1-1 G6-3-5 2-3f		2-1 G5-3		0-0 G5-3		1-0 L6		4 0 0 0 0 0 4			
Jason Ellison, R (1, 8) OBP: 0.354, SLG: 0.434		0-0 G1-3		1-1 G1-3			2-1 13 S 1B		3-2 P2	4 1 1 0 0 0 2			
Kirk Rueter, L (1, 1) OBP: 0.214, SLG: 0.222 Jason Christiansen, R (6, 1) Todd Linden, S (7, PH) OBP: 0.226, SLG: 0.360 (7, 9)			0-1 G6-3		0-0 B1-3		2-3 K		0-2 1B 1B	2 0 0 0 0 0 0 0 0 0 0 0 0 0 2 1 1 0 0 1 1			
<b>Inning Stats</b>	R: 0 H: 2 E: 0 LOB: 2 K: 0 BB: 0 S: 10 P: 13	R: 0 H: 1 E: 0 LOB: 0 K: 0 BB: 0 S: 6 P: 9	R: 2 H: 2 E: 0 LOB: 1 K: 1 BB: 1 S: 11 P: 17	R: 0 H: 0 E: 0 LOB: 0 K: 1 BB: 0 S: 7 P: 11	R: 0 H: 2 E: 0 LOB: 1 K: 0 BB: 0 S: 6 P: 9	R: 0 H: 0 E: 0 LOB: 1 K: 0 BB: 1 S: 4 P: 11	R: 1 H: 2 E: 0 LOB: 1 K: 1 BB: 0 S: 12 P: 19	R: 0 H: 2 E: 0 LOB: 2 K: 0 BB: 0 S: 10 P: 17	R: 1 H: 2 E: 0 LOB: 1 K: 1 BB: 0 S: 12 P: 18	1B: 11 SF: 0 2B: 3 SAC: 1 3B: 0 DP: 2 HR: 0 HBP: 0	WP: 0 PA: 40 PB: 0 SB: 2 CS: 0		
<b>PITCHER</b>	IP WLS BF H R ER SO BB IBB HBP BLK WP HR S P ERA WHIP											<b>PITCHER</b>	IP WLS BF H R ER SO BB IBB HBP BLK WP HR S P ERA WHIP
17 Brandon Webb, R (1, 1) ERA: 3.24	7.0 L 30 9 3 3 3 2 0 0 0 0 0 0 56 89 3.86 1.571												
Lance Cormier, R (8, 1) ERA: 2.91	1.0 5 2 0 0 0 0 0 0 0 0 0 0 10 17 0.00 2.000												
Jose Valverde, R (9, 1) ERA: 4.68	1.0 5 2 1 1 1 0 0 0 0 0 0 0 12 18 9.00 2.000												

livebaseballscorecards.com

<b>AB</b>	37
<b>R</b>	4
<b>H</b>	13
<b>RBI</b>	4
<b>BB</b>	2
<b>SO</b>	4
<b>LOB</b>	20



Batter	1	2	3	4	5	6	7	8	9	AB R H RBI BB SO LOB
<b>Craig Counsell, L</b> (1, 4) OBP: 0.381, SLG: 0.433	1-3 <b>K</b>		1-1 1B		1-0 G4-3		1-0 G4-6-3		1-0 P2	5 0 1 0 0 1 3
<b>Royce Clayton, R</b> (1, 6) OBP: 0.302, SLG: 0.339	3-2 G6-3		3-2 FC6 1B			4-2 E SF8 BB		2-3 <b>K</b>		3 1 1 1 1 1 0
<b>Luis Gonzalez, L</b> (1, 7) OBP: 0.396, SLG: 0.475	1-0 F7		1-1 FC6			1-0 E3 SF8 BB		3-2 G6-3		4 0 0 0 0 0 3
<b>Troy Claus, R</b> (1, 5) OBP: 0.356, SLG: 0.524		3-2 F8		0-1 G1-3		4-0 FC3-2-5-3 BB		4-2 FC5-4 BB		2 0 0 0 2 0 0
<b>Tony Clark, S</b> (1, 3) OBP: 0.359, SLG: 0.635		0-1 F9		3-1 F8		1-1 SF8		0-0 FC5-4		3 0 0 1 0 0 1
<b>Shawn Green, L</b> (1, 9) OBP: 0.344, SLG: 0.474		1-3 K2-3		4-1 BB		1-0 FC3-2-5-3			1-1 F8 BB 1B	3 0 1 0 1 1 2
<b>José Cruz Jr., S</b> (1, 8) OBP: 0.333, SLG: 0.461			4-1 17 19 1B BB		1-0 P4	2-1 G6-3			4-2 BB	2 0 0 0 2 0 3
<b>19 Chris Snyder, R</b> (1, 2) OBP: 0.319, SLG: 0.317			0-0		3-2 F9		0-1 G1-3		0-3 <b>K</b>	2 1 1 0 0 0 0
<b>Quinton McCracken, S</b> (7, PH) OBP: 0.295, SLG: 0.267			1B 17 FC2-5-4-1 1B							1 0 0 0 0 0 0
<b>Lance Cormier, R</b> (8, 1) OBP: 0.250, SLG: 0.250			1-2 1B							0 0 0 0 0 0 0
<b>Jose Valverde, R</b> (9, 1) OBP: 0.325, SLG: 0.406			2-2 FC2-5-4-1		1-0 G4-3		3-1 G4-6-3 1B		0-1 F8	0 0 0 0 0 0 0
<b>Alex Cintron, S</b> (9, PH) OBP: 0.325, SLG: 0.406			1-2 2-3						2-3	1 0 0 0 0 1 2
<b>17 Brandon Webb, R</b> (1, 1) OBP: 0.352, SLG: 0.515										2 0 0 0 0 0 2
<b>Chad Tracy, L</b> (7, PH) OBP: 0.333, SLG: 0.481										1 0 1 0 0 0 0
<b>Kelly Stinnett, R</b> (8, 2) OBP: 0.333, SLG: 0.481										1 0 0 0 0 0 2

Inning Stats	R: 0	H: 0	E: 0	K: 1	S: 7	R: 0	H: 0	E: 0	K: 1	S: 8	R: 0	H: 3	E: 0	K: 0	S: 15	R: 0	H: 0	E: 0	K: 0	S: 6	R: 0	H: 0	E: 0	K: 0	S: 5	R: 1	H: 0	E: 1	K: 0	S: 8	R: 0	H: 1	E: 0	K: 0	S: 5	R: 0	H: 0	E: 0	K: 1	S: 11	R: 0	H: 1	E: 0	K: 1	S: 10	R: 0	H: 1	E: 0	K: 1	S: 16	1B: 5	2B: 1	3B: 0	HR: 0	SF: 1	SAC: 0	DP: 2	HBP: 0	WP: 0	PB: 0	SB: 0	CS: 0	PA: 37
--------------	------	------	------	------	------	------	------	------	------	------	------	------	------	------	-------	------	------	------	------	------	------	------	------	------	------	------	------	------	------	------	------	------	------	------	------	------	------	------	------	-------	------	------	------	------	-------	------	------	------	------	-------	-------	-------	-------	-------	-------	--------	-------	--------	-------	-------	-------	-------	--------

PITCHER	IP	WLS	BF	H	R	ER	SO	BB	IBB	HBP	BLK	WP	HR	S	P	ERA	WHIP
<b>Kirk Rueter, L</b> (1, 1) ERA: 5.03	5.0		22	3	2	1	2	4	0	0	0	0	0	44	86	1.80	1.400
<b>Jason Christiansen, L</b> (6, 1) ERA: 5.79	1.0	W	3	0	0	0	0	0	0	0	0	0	0	5	9	0.00	0.000
<b>54 Scott Munter, R</b> (7, 1) ERA: 2.45	1.1	H	4	1	0	0	1	0	0	0	0	0	0	8	14	0.00	0.750
<b>Scott Eyre, L</b> (8, 1) ERA: 2.81	0.2	H	3	0	0	0	0	1	0	0	0	0	0	8	15	0.00	1.500
<b>Tyler Walker, R</b> (9, 1) ERA: 4.59	1.0	S	5	1	0	0	1	1	0	0	0	0	0	10	16	0.00	2.000

**BOTTOM**

**San Francisco Giants @ Arizona Diamondbacks**  
**Bank One Ballpark, Phoenix, AZ**  
 Wed Jun 29 2005, 10:10 PM EDT  
 Att. 22,991 - Roof Closed - 80 F

livebaseballscorecards.com

<b>AB</b>	<b>30</b>
<b>R</b>	<b>2</b>
<b>H</b>	<b>5</b>
<b>RBI</b>	<b>2</b>
<b>BB</b>	<b>6</b>
<b>SO</b>	<b>4</b>
<b>LOB</b>	<b>18</b>





Batter	1	2	3	4	5	6	7	8	9	AB R H RBI BB SO LOB	TOP											
Jason Ellison, R (1, 8) OBP: 0.347, SLG: 0.425	1-1 G5-3	2-2 G3-1	2-1 G1-3			0-3 K			0-1 F8	5 0 0 1 0 1 3												
13 Omar Vizquel, S (1, 6) OBP: 0.360, SLG: 0.396	1-2 G4-3	3-1 SF7			0-1 F8	1-1 G3			0-1 F9	4 0 0 1 0 0 0												
Pedro Feliz, R (1, 5) OBP: 0.315, SLG: 0.440	2-2 F9	2-2 G3-1			0-0 L1				0-0 G5-3	4 0 0 0 0 0 1												
Moises Alou, R (1, 7) OBP: 0.414, SLG: 0.520		1-0 HR	1-0 G5-3		1-1 F8				2-3 K	4 1 1 0 0 1 0												
Ray Durham, S (1, 4) OBP: 0.364, SLG: 0.403		0-0 HR	4-2 2B		2-0 HR				2-1 L3	3 3 2 1 1 0 0												
Lance Niekro, R (1, 3) OBP: 0.316, SLG: 0.551		3-2 HR	1-1 G4-3		0-0 G4-3				1-1 G5-3	4 2 2 3 0 0 0												
Todd Linden, S (1, 9) OBP: 0.246, SLG: 0.377		3-2 SH	4-2 G4-3		0-0 F7				1-3 K	3 2 1 0 1 1 0												
Yorvit Torrealba, R (1, 2) OBP: 0.321, SLG: 0.380		4-2 SH	1-2 G4-3		1-0 G1-3				0-3 K	3 1 0 1 1 1 2												
51 Noah Lowry, R (1, 1) OBP: 0.385, SLG: 0.478	2-2 SH		1-2 SH			1-3 K			0-3 K	2 0 1 2 0 1 0												
Brett Tomko, R (7, 1) OBP: 0.188, SLG: 0.194	1-2 G3-1		2-3 2B							1 0 0 0 0 1 0												
<b>Inning Stats</b>	R: 0 E: 0 K: 0 S: 9	H: 0 LOB: 0 BB: 0 P: 13	R: 5 E: 1 K: 0 S: 23	H: 4 LOB: 1 BB: 1 P: 43	R: 3 E: 0 K: 0 S: 15	H: 2 LOB: 1 BB: 2 P: 29	R: 0 E: 0 K: 0 S: 5	H: 0 LOB: 0 BB: 0 P: 6	R: 1 E: 0 K: 0 S: 4	H: 1 LOB: 0 BB: 0 P: 7	R: 0 E: 0 K: 2 S: 9	H: 0 LOB: 0 BB: 0 P: 11	R: 0 E: 0 K: 1 S: 6	H: 0 LOB: 0 BB: 0 P: 10	R: 0 E: 0 K: 2 S: 8	H: 0 LOB: 0 BB: 0 P: 10	R: 0 E: 0 K: 1 S: 7	H: 0 LOB: 0 BB: 0 P: 7	1B: 2 2B: 3 3B: 0 HR: 2	SF: 1 SAC: 1 DP: 0 HBP: 0	WP: 0 PB: 0 SB: 0 CS: 0	PA: 38
<b>PITCHER</b>	IP WLS BF H R ER SO BB IBB HBP BLK WP HR S P ERA WHIP																					
Shawn Estes, L (1, 1) ERA: 4.3	2.1 L 16 5 8 7 0 3 0 0 0 0 0 1 39 73 27.00 3.429																					
Mike Koplove, R (3, 1) ERA: 5.11	2.2 10 2 1 1 0 0 0 0 0 0 0 1 17 25 3.38 0.750																					
Jose Valverde, R (6, 1) ERA: 4.33	2.0 6 0 0 0 3 0 0 0 0 0 0 0 15 21 0.00 0.000																					
28 Brandon Medders, R (8, 1) ERA: 4.15	1.0 3 0 0 0 2 0 0 0 0 0 0 0 8 10 0.00 0.000																					
Greg Aquino, R (9, 1) ERA: 10.8	1.0 3 0 0 0 1 0 0 0 0 0 0 0 7 7 0.00 0.000																					

San Francisco Giants @ Arizona Diamondbacks  
Bank One Ballpark, Phoenix, AZ  
Thu Jun 30 2005, 9:40 PM EDT  
Att. 21,751 - Roof Closed - 80 F

livebaseballscorecards.com

AB	33
R	9
H	7
RBI	9
BB	3
SO	6
LOB	6



Batter	1	2	3	4	5	6	7	8	9	AB	R	H	RBI	BB	SO	LOB
Alex Cintron, S OBP: 0.317, SLG: 0.396 (1, 4)	1-1 F9		2-2 F8		3-2 F7			0-0 F7		4	0	0	0	0	0	0
Royce Clayton, R OBP: 0.305, SLG: 0.339 (1, 6)	4-1 BB		1-3 K		0-2 DI			3-2 G5-3		3	0	1	0	1	1	0
Luis Gonzalez, L OBP: 0.398, SLG: 0.484 (1, 7)	4-2 BB			3-2 P6	1-3 K			0-0 HR		3	1	1	1	1	1	1
Greg Aquino, R (9, 1)	1-2 BB				1-2 K					0	0	0	0	0	0	0
Troy Claus, R OBP: 0.352, SLG: 0.516 (1, 5)	2-1 P2			3-1 P3		1-0 G5-3		0-1 F8		4	0	0	0	0	0	2
Chad Tracy, L OBP: 0.350, SLG: 0.509 (1, 3)	3-2 G4-3			4-2 1B		1-2 F7			3-1 F8	3	0	0	0	1	0	2
José Cruz Jr., S OBP: 0.337, SLG: 0.458 (1, 9)		4-1 G5-4-3		2-1 1B		1-0 P5			0-1 F9	3	0	1	0	1	0	0
Luis Terrero, R OBP: 0.295, SLG: 0.400 (1, 8)		0-1 G5-4-3		3-3 K			3-2 19 G4-6-3 HBP		1-2 F8	3	0	0	0	0	1	3
19 Chris Snyder, R OBP: 0.315, SLG: 0.312 (1, 2)		0-3 K			1-2 G6-3		1-0 G4-6-3			3	0	0	0	0	1	1
Shawn Estes, R (1, 1)			0-3 K			1-0 HR		1-2 F8		0	0	0	0	0	0	0
Mike Koplove, R (3, 1)										1	0	0	0	0	1	0
Shawn Green, L (5, PH)										1	1	1	1	0	0	0
Jose Valverde, R (6, 1)										0	0	0	0	0	0	0
Craig Counsell, L (7, PH)										1	0	0	0	0	0	0
28 Brandon Medders, R (8, 1)										0	0	0	0	0	0	0
Quinton McCracken, S (9, 7)										0	0	0	0	0	0	0

Inning Stats	R: 0	H: 0	E: 0	K: 0	S: 11	R: 0	H: 0	E: 0	K: 1	S: 8	R: 0	H: 0	E: 0	K: 2	S: 10	R: 0	H: 1	E: 0	K: 1	S: 13	R: 1	H: 2	E: 0	K: 1	S: 18	R: 0	H: 0	E: 0	K: 0	S: 5	R: 0	H: 0	E: 0	K: 0	S: 7	R: 1	H: 1	E: 0	K: 0	S: 7	R: 0	H: 0	E: 0	K: 0	S: 8	R: 0	H: 0	E: 0	K: 0	S: 8	1B: 2	SF: 0	2B: 0	SAC: 0	3B: 0	DP: 2	HR: 2	HBP: 1	WP: 0	PA: 34
--------------	------	------	------	------	-------	------	------	------	------	------	------	------	------	------	-------	------	------	------	------	-------	------	------	------	------	-------	------	------	------	------	------	------	------	------	------	------	------	------	------	------	------	------	------	------	------	------	------	------	------	------	------	-------	-------	-------	--------	-------	-------	-------	--------	-------	--------

PITCHER	IP	WLS	BF	H	R	ER	SO	BB	IBB	HBP	BLK	WP	HR	S	P	ERA	WHIP
51 Noah Lowry, L (1, 1)	6.0	W	24	3	1	1	5	4	0	0	0	0	1	65	110	1.50	1.167
Brett Tomko, R (7, 1)	3.0	S	10	1	1	1	0	0	0	1	0	0	1	22	34	3.00	0.333

**BOTTOM**

**San Francisco Giants @ Arizona Diamondbacks**  
**Bank One Ballpark, Phoenix, AZ**  
 Thu Jun 30 2005, 9:40 PM EDT  
 Att. 21,751 - Roof Closed - 80 F

livebaseballscores.com

<b>AB</b>	<b>29</b>
<b>R</b>	<b>2</b>
<b>H</b>	<b>4</b>
<b>RBI</b>	<b>2</b>
<b>BB</b>	<b>4</b>
<b>SO</b>	<b>5</b>
<b>LOB</b>	<b>9</b>





Batter	1	2	3	4	5	6	7	8	9	AB R H RBI BB SO LOB	TOP																									
Alex Sanchez, L (1, 8) OBP: 0.361, SLG: 0.441 Scott Eyre, L (8, 1) Tyler Walker, R (8, 1)	1-0 G4-3 13 G4-1 13 S 1B		0-3 K 1		0-3 K 2			2-0 SH3-4 1-2 1B		3 1 1 0 0 2 0 0 0 0 0 0 0 0 0 0 0 0 0 0 0	<b>San Francisco Giants @ San Diego Padres</b> PETCO Park, San Diego, CA Fri Jul 01 2005, 10:05 PM EDT Att. 41,847 - Clear - 67 F <a href="http://livebaseballscorecards.com">livebaseballscorecards.com</a>																									
13 Omar Vizquel, S (1, 6) OBP: 0.358, SLG: 0.394	1-2 SAFE G4-3 1-3		0-1 G4-3 2		0-1 G3-1 3			0-0 E6 2-H 1B		4 0 1 0 0 0 1																										
J.T. Snow, L (1, 3) OBP: 0.344, SLG: 0.347	2-1 G4-1 3-H		2-3 K 3		2-3 K 1		0-0 P4 2		4 0 0 1 0 2 1																											
Moises Alou, R (1, 7) OBP: 0.416, SLG: 0.520	2-1 3-H BB 1B			3-2 G2-3 G6-3 1B 1B		3-1 P5 2		2-3 K 3		4 1 2 0 0 1 1																										
Ray Durham, S (1, 4) OBP: 0.366, SLG: 0.402	4-2 BB 1-2 BB		3-1 G6-3 1-2		2-1 F9 3			1-0 G6-3 SH2-4 1B		3 0 1 0 1 0 1																										
Michael Tucker, L (1, 9) OBP: 0.354, SLG: 0.399	0-3 K 3		0-0 G2-3 2-3			0-3 K 1		1-0 SAFE SH2-4 1-2 1B		3 0 0 0 0 2 3																										
Pedro Feliz, R (1, 5) OBP: 0.314, SLG: 0.437		2-1 G5-3 1		2-1 3-H 1B 2-3		3-3 K 2		1-0 G6-3 2-3 1B		4 0 1 1 0 1 1																										
Mike Matheny, R (1, 2) OBP: 0.302, SLG: 0.435		1-3 K 2		SAFE K 2-3 3		1-1 G6-3 3		2-2 G6-3 3		4 0 0 0 0 2 2																										
32 Kevin Correia, R (1, 1) 54 Scott Munter, R (6, 1) Jason Christiansen, R (7, 1) Todd Linden, S (8, PH) Jason Ellison, R (8, 8) OBP: 0.259, SLG: 0.377 OBP: 0.347, SLG: 0.425		1-3 K 3			3-3 K 1			2-2 SH3-4 13 E HBP		2 0 0 0 0 2 0 0 0 0 0 0 0 0 0 0 0 0 0 0 0 0 1 0 0 0 0 0 0 0 0 0 0 0 0																										
<b>Inning Stats</b>	R: 1 E: 0 K: 1 S: 13	H: 2 LOB: 2 BB: 1 P: 23	R: 0 E: 0 K: 2 S: 8	H: 0 LOB: 0 BB: 0 P: 12	R: 0 E: 0 K: 2 S: 8	H: 0 LOB: 0 BB: 0 P: 10	R: 1 E: 0 K: 1 S: 11	H: 2 LOB: 1 BB: 0 P: 21	R: 0 E: 0 K: 1 S: 9	H: 0 LOB: 0 BB: 0 P: 12	R: 0 E: 0 K: 2 S: 7	H: 0 LOB: 0 BB: 0 P: 14	R: 0 E: 0 K: 2 S: 8	H: 0 LOB: 0 BB: 0 P: 12	R: 1 E: 1 K: 1 S: 8	H: 1 LOB: 1 BB: 0 P: 14	R: 0 E: 0 K: 0 S: 6	H: 1 LOB: 1 BB: 0 P: 11	1B: 6 2B: 0 3B: 0 HR: 0	SF: 0 SAC: 2 DP: 0 HBP: 1	WP: 0 PB: 0 SB: 1 CS: 0	PA: 35														
<b>PITCHER</b>	IP WLS BF H R ER SO BB IBB HBP BLK WP HR S P ERA WHIP																																			
44 Jake Peavy, R (1, 1) ERA: 2.89	6.0		23	4	2	2	9	1	0	0	0	0	0	56	92	3.00	0.833																			
Rudy Seanez, R (7, 1) ERA: 2.41	2.0	L	8	1	1	0	3	0	0	1	0	0	0	16	26	0.00	0.500																			
Dennys Reyes, L (9, 1) ERA: 3.93	0.1		2	1	0	0	0	0	0	0	0	0	0	2	4	0.00	3.000																			
Akinori Otsuka, R (9, 1) ERA: 3.09	0.2		2	0	0	0	0	0	0	0	0	0	0	4	7	0.00	0.000																			



Batter	1	2	3	4	5	6	7	8	9	AB R H RBI BB SO LOB
Damian Jackson, R (1, 4) OBP: 0.326, SLG: 0.372	2-3 K	3-3 K		0-0 L9		0-2 G1-2-3			1-0 G5-3	5 0 0 0 0 2 3
Mark Sweeney, L (1, 3) OBP: 0.423, SLG: 0.510	2-2 HR	4-2 BB							1-3 K	4 1 2 1 1 1 0
Ryan Klesko, L (1, 7) OBP: 0.377, SLG: 0.477	2-1 G3 1B	2-2 P5								4 1 1 0 0 0 2
24 Brian Giles, L (1, 9) OBP: 0.416, SLG: 0.502	0-1 1B									4 0 2 0 0 1 1
Robert Fick, L (1, 2) OBP: 0.366, SLG: 0.476	3-2 G3									4 0 1 0 0 0 4
Sean Burroughs, L (1, 5) OBP: 0.339, SLG: 0.308	4-1 1B									2 0 1 0 2 0 1
Xavier Nady, R (1, 8) OBP: 0.341, SLG: 0.519	1-2 1B									4 0 2 1 0 1 2
3 Khalil Greene, R (1, 6) OBP: 0.298, SLG: 0.398	1-2 G4-3									3 0 0 0 0 1 4
Akinori Otsuka, R (9, 1)										0 0 0 0 0 0 0
44 Jake Peavy, R (1, 1) OBP: 0.207, SLG: 0.080										2 0 0 0 0 0 0
18 Paul McNulty, L (6, PH) OBP: 0.333, SLG: 0.250										0 0 0 0 1 0 0
Rudy Seanez, R (7, 1)										0 0 0 0 0 0 0
Dennys Reyes, R (9, 1)										0 0 0 0 0 0 0
Geoff Blum, S (9, 6) OBP: 0.307, SLG: 0.341										1 0 0 0 0 0 0

Inning Stats	R: 2 E: 0 K: 1 S: 21	H: 4 LOB: 3 BB: 1 P: 36	R: 0 E: 0 K: 1 S: 10	H: 0 LOB: 1 BB: 1 P: 20	R: 0 E: 0 K: 0 S: 5	H: 1 LOB: 1 BB: 1 P: 11	R: 0 E: 0 K: 0 S: 5	H: 0 LOB: 0 BB: 0 P: 8	R: 0 E: 0 K: 0 S: 7	H: 1 LOB: 1 BB: 0 P: 13	R: 0 E: 0 K: 1 S: 9	H: 2 LOB: 2 BB: 1 P: 16	R: 0 E: 0 K: 1 S: 9	H: 0 LOB: 0 BB: 0 P: 16	R: 0 E: 0 K: 2 S: 11	H: 1 LOB: 1 BB: 0 P: 14	R: 0 E: 0 K: 1 S: 6	H: 0 LOB: 0 BB: 0 P: 11	1B: 7 2B: 1 3B: 0 HR: 1	SF: 0 SAC: 1 DP: 1 HBP: 0
--------------	-------------------------------	----------------------------------	-------------------------------	----------------------------------	------------------------------	----------------------------------	------------------------------	---------------------------------	------------------------------	----------------------------------	------------------------------	----------------------------------	------------------------------	----------------------------------	-------------------------------	----------------------------------	------------------------------	----------------------------------	----------------------------------	------------------------------------

PITCHER	IP	WLS	BF	H	R	ER	SO	BB	IBB	HBP	BLK	WP	HR	S	P	ERA	WHIP
32 Kevin Correia, R (1, 1) ERA: 3.6	5.0		23	6	2	2	2	3	0	0	0	0	1	48	88	3.60	1.800
54 Scott Munter, R (6, 1) ERA: 2.35	1.0		5	2	0	0	0	0	1	0	0	0	0	9	16	0.00	2.000
Jason Christiansen, L (7, 1) ERA: 5.59	1.0	W	3	0	0	0	1	0	0	0	0	0	0	9	16	0.00	0.000
Scott Eyre, L (8, 1) ERA: 2.78	0.1	H	2	1	0	0	0	0	0	0	0	0	0	3	4	0.00	3.000
Tyler Walker, R (8, 1) ERA: 4.37	1.2	S	5	0	0	0	3	0	0	0	0	0	0	14	21	0.00	0.000

**BOTTOM**

**San Francisco Giants @ San Diego Padres**  
**PETCO Park, San Diego, CA**  
 Fri Jul 01 2005, 10:05 PM EDT  
 Att. 41,847 - Clear - 67 F

AB	33
R	2
H	9
RBI	2
BB	4
SO	6
LOB	17



WP	PA	ERA	WHIP
0	38		



Batter	1	2	3	4	5	6	7	8	9	AB R H RBI BB SO LOB	TOP											
Alex Sanchez, L (1, 8) OBP: 0.352, SLG: 0.430	3-2 F8	0-1 G6-3			1-2 G3			0-1 B1-3		4 0 0 0 0 0 1	<b>San Francisco Giants @ San Diego Padres</b> PETCO Park, San Diego, CA Sat Jul 02 2005, 10:05 PM EDT Att. 42,524 - Clear - 67 F <a href="http://livebaseballscorecards.com">livebaseballscorecards.com</a>											
13 Omar Vizquel, S (1, 6) OBP: 0.360, SLG: 0.399	2-2 G3-1		2-2 F9			2-2 2B SF8 1B		1-2 2B		4 2 2 0 0 0 0												
J.T. Snow, L (1, 3) OBP: 0.352, SLG: 0.368	3-2 1B BB		0-0 P6			0-0 G4-3 2B		1-1 2B		4 1 3 1 0 0 0												
Moises Alou, R (1, 7) OBP: 0.413, SLG: 0.515	4-2 1B BB		2-1 F8			1-0 SF8		2-3 K		2 0 0 1 1 1 1												
Ray Durham, S (1, 4) OBP: 0.364, SLG: 0.399	0-1 1-2 2-H 1B			1-0 P5		0-1 G4-3		2-3 K		4 0 1 1 0 1 2												
Michael Tucker, L (1, 9) OBP: 0.345, SLG: 0.387	0-2 P6		2-2 G3-1			3-3 K		0-1 G4-3		4 0 0 0 0 1 3												
Pedro Feliz, R (1, 5) OBP: 0.313, SLG: 0.433		0-1 F9		3-0 P4		0-2 G2-3		4-1 BB		3 0 0 0 1 0 0												
Mike Matheny, R (1, 2) OBP: 0.301, SLG: 0.429		4-2 SH1-4 BB			2-3 K	1-0 F9		2-3 K		3 0 0 0 1 2 1												
Jeff Fassero, L (1, 1) Todd Linden, S (5, PH) Jeremy Accardo, R (5, 1) Jason Ellison, R (7, PH) Jack Taschner, L (7, 1) Lance Niekro, R (9, PH)		0-0 SH1-4			1-3 K	2-2 P6		3-3 K		0 0 0 0 0 0 0 1 0 0 0 0 1 0 0 0 0 0 0 0 0 1 0 0 0 0 0 0 0 0 0 0 0 0 0 1 0 0 0 0 1 1												
<b>Inning Stats</b>	R: 1 E: 0 K: 0 S: 24	H: 2 LOB: 2 BB: 1 P: 36	R: 0 E: 0 K: 0 S: 7	H: 0 LOB: 1 BB: 1 P: 11	R: 0 E: 0 K: 0 S: 6	H: 0 LOB: 0 BB: 0 P: 10	R: 0 E: 0 K: 0 S: 5	H: 0 LOB: 0 BB: 0 P: 11	R: 0 E: 0 K: 2 S: 11	H: 0 LOB: 0 BB: 0 P: 15	R: 1 E: 0 K: 1 S: 11	H: 2 LOB: 1 BB: 0 P: 17	R: 0 E: 0 K: 0 S: 7	H: 0 LOB: 0 BB: 0 P: 10	R: 1 E: 0 K: 2 S: 13	H: 2 LOB: 1 BB: 0 P: 19	R: 0 E: 0 K: 2 S: 11	H: 0 LOB: 1 BB: 1 P: 20	1B: 3 2B: 3 3B: 0 HR: 0	SF: 1 SAC: 1 DP: 0 HBP: 0	WP: 0 PB: 0 SB: 0 CS: 0	PA: 36
<b>PITCHER</b>	IP WLS BF H R ER SO BB IBB HBP BLK WP HR S P ERA WHIP																					
Woody Williams, R (1, 1) ERA: 4.14	6.0 W 24 4 2 2 3 2 0 0 0 0 0 0 64 100 3.00 1.000																					
Chris Hammond, L (7, 1) ERA: 1.77	1.1 H 6 2 1 1 0 0 0 0 0 0 0 0 14 19 6.75 1.500																					
Akinori Otsuka, R (8, 1) ERA: 3.03	0.2 H 2 0 0 0 2 0 0 0 0 0 0 0 6 10 0.00 0.000																					
Trevor Hoffman, R (9, 1) ERA: 3.81	1.0 S 4 0 0 0 2 1 0 0 0 0 0 0 11 20 0.00 1.000																					



Batter	1	2	3	4	5	6	7	8	9
<b>Eric Young Sr., R</b> OBP: 0.571, SLG: 0.857 (1, 4)	L8		BB 24 1B 3 1B	CS 3 1B			2B		
<b>3 Khalil Greene, R</b> OBP: 0.297, SLG: 0.395 (1, 6)	K		BB 24 1B 2B	K			K		
<b>24 Brian Giles, L</b> OBP: 0.414, SLG: 0.498 (1, 8)	G1-3		BB 2B 1B				K		
<b>Xavier Nady, R</b> OBP: 0.339, SLG: 0.513 (1, 3)		G1-4-3 1B	L3				K		
<b>Robert Fick, L</b> OBP: 0.381, SLG: 0.483 (1, 2)		G1-4-3 1B	2B BB				1B		
<b>Ben Johnson, R</b> OBP: 0.250, SLG: 0.500 (1, 9)		G1-4-3	1-2 2-3	2B			K		
<b>Sean Burroughs, L</b> OBP: 0.333, SLG: 0.303 (1, 5)		L6	G5-3				F7		
<b>Damian Jackson, R</b> OBP: 0.338, SLG: 0.391 (1, 7)			1B 3 1B	SH1-4 1B			1B		
<b>Woody Williams, R</b> OBP: 0.316, SLG: 0.316 (1, 1)			SH1-4	SH1-4			F8		
<b>18 Paul McNulty, L</b> OBP: 0.300, SLG: 0.222 (6, PH)									
<b>Chris Hammond, L</b> (7, 1)									
<b>Akinori Otsuka, R</b> (8, 1)									
<b>Trevor Hoffman, R</b> (9, 1)									

Inning Stats	R: 0	H: 0	E: 0	K: 1	S: 11	LOB: 0	BB: 0	P: 16	R: 0	H: 2	E: 0	K: 0	S: 10	LOB: 1	BB: 0	P: 15	R: 4	H: 5	E: 0	K: 0	S: 20	LOB: 2	BB: 1	P: 34	R: 1	H: 2	E: 0	K: 1	S: 7	LOB: 0	BB: 0	P: 12	R: 0	H: 0	E: 0	K: 0	S: 6	LOB: 0	BB: 0	P: 13	R: 0	H: 1	E: 0	K: 1	S: 8	LOB: 1	BB: 0	P: 10	R: 0	H: 1	E: 0	K: 3	S: 11	LOB: 1	BB: 0	P: 19	R: 0	H: 1	E: 0	K: 1	S: 9	LOB: 1	BB: 0	P: 13
--------------	------	------	------	------	-------	--------	-------	-------	------	------	------	------	-------	--------	-------	-------	------	------	------	------	-------	--------	-------	-------	------	------	------	------	------	--------	-------	-------	------	------	------	------	------	--------	-------	-------	------	------	------	------	------	--------	-------	-------	------	------	------	------	-------	--------	-------	-------	------	------	------	------	------	--------	-------	-------

PITCHER	IP	WLS	BF	H	R	ER	SO	BB	IBB	HBP	BLK	WP	HR	S	P	ERA	WHIP
<b>Jeff Fassero, L</b> ERA: 4.53 (1, 1)	4.0	L	20	9	5	5	2	1	0	0	0	0	0	48	77	11.25	2.500
<b>Jeremy Accardo, R</b> ERA: 5.23 (5, 1)	2.0		7	1	0	0	1	0	0	0	0	0	0	14	23	0.00	0.500
<b>Jack Taschner, L</b> ERA: 1.23 (7, 1)	2.0		8	2	0	0	4	0	0	0	0	0	0	20	32	0.00	1.000

AB R H RBI BB SO LOB

4	1	3	1	0	0	0
4	1	1	1	0	3	2
4	1	1	0	0	1	1
4	0	1	0	0	1	4
3	0	2	1	1	0	0
4	0	1	2	0	2	3
4	0	0	0	0	0	4
4	2	3	0	0	0	1
0	0	0	0	0	0	0
1	0	0	0	0	0	1
0	0	0	0	0	0	0
0	0	0	0	0	0	0
0	0	0	0	0	0	0

WP	PA	ERA	WHIP
0	35		
0			
0			
0			
1			

**San Francisco Giants @ San Diego Padres**  
**PETCO Park, San Diego, CA**  
 Sat Jul 02 2005, 10:05 PM EDT  
 Att. 42,524 - Clear - 67 F

livebaseballscorecards.com

<b>AB</b>	<b>32</b>
<b>R</b>	<b>5</b>
<b>H</b>	<b>12</b>
<b>RBI</b>	<b>5</b>
<b>BB</b>	<b>1</b>
<b>SO</b>	<b>7</b>
<b>LOB</b>	<b>16</b>





Batter	1	2	3	4	5	6	7	8	9	AB	R	H	RBI	BB	SO	LOB	TOP											
Jason Ellison, R OBP: 0.340, SLG: 0.416 Jason Christiansen, R 54 Scott Munter, R Deivi Cruz, R OBP: 0.313, SLG: 0.415 Scott Eyre, L	1-2 F9		2-1 F9		3-2 P4	0-0 G5-3		0-0 P6		4	0	0	0	0	0	2												
13 Omar Vizquel, S OBP: 0.361, SLG: 0.403	1-0 L4		3-2 F7		0-1 1B 2B		0-1 1B 1B		0-3 K	5	2	2	1	0	1	0												
J.T. Snow, L OBP: 0.358, SLG: 0.374	0-0 1B 1B		1-3 K		0-0 1B FC5-4		2-2 1B 1B		1-2 F9	5	1	3	1	0	1	0												
Moises Alou, R OBP: 0.413, SLG: 0.515	4-0 1B BB				0-0 2B		2-3 K		2-3 K	4	0	1	0	1	2	3												
Ray Durham, S OBP: 0.366, SLG: 0.401	3-2 1B				2-2 L5		0-3 K		0-1 1B	4	0	2	2	0	1	1												
Pedro Feliz, R OBP: 0.309, SLG: 0.427	2-1 F8				3-1 G6-3		2-2 F7		0-1 F7	4	0	0	0	0	0	5												
Todd Linden, S OBP: 0.238, SLG: 0.345					2-3 K		0-0 E3 2B		0-3 K	4	1	0	0	0	2	3												
Mike Matheny, R OBP: 0.300, SLG: 0.430					1-3 K		0-1 G6-3 2B		2-3 K	4	1	1	1	0	2	0												
Jason Schmidt, R OBP: 0.143, SLG: 0.250 Alex Sanchez, L OBP: 0.356, SLG: 0.440 Brett Tomko, R OBP: 0.188, SLG: 0.194 Michael Tucker, L OBP: 0.347, SLG: 0.396					1-0 G5-3		1-0 13 2B 2B		0-0 G4-3	1	0	0	0	0	0	0												
<b>Inning Stats</b>	R: 1 E: 0 K: 0 S: 11	H: 2 LOB: 2 BB: 1 P: 22	R: 0 E: 0 K: 1 S: 5	H: 0 LOB: 0 BB: 0 P: 7	R: 0 E: 0 K: 1 S: 11	H: 1 LOB: 1 BB: 0 P: 17	R: 2 E: 0 K: 1 S: 10	H: 3 LOB: 1 BB: 0 P: 18	R: 2 E: 1 K: 2 S: 12	H: 2 LOB: 1 BB: 0 P: 14	R: 1 E: 0 K: 2 S: 15	H: 3 LOB: 2 BB: 0 P: 19	R: 0 E: 0 K: 1 S: 6	H: 0 LOB: 0 BB: 0 P: 8	R: 0 E: 0 K: 2 S: 9	H: 0 LOB: 0 BB: 0 P: 12	1B: 6 2B: 5 3B: 0 HR: 0	SF: 0 SAC: 0 DP: 0 HBP: 0	WP: 0 PB: 0 SB: 1 CS: 0	PA: 40								
<b>PITCHER</b>	IP	WLS	BF	H	R	ER	SO	BB	IBB	HBP	BLK	WP	HR	S	P	ERA	WHIP											
54 Tim Stauffer, R ERA: 4.78	(1, 1)	5.2	W	27	8	5	3	4	1	0	0	0	0	0	57	93	4.76	1.588										
Rudy Seanez, R ERA: 2.56	(6, 1)	1.1	H	7	3	1	1	2	0	0	0	0	0	16	20	6.75	2.250											
Scott Linebrink, R ERA: 2.21	(8, 1)	1.0	H	3	0	0	0	1	0	0	0	0	0	6	8	0.00	0.000											
Trevor Hoffman, R ERA: 3.68	(9, 1)	1.0	S	3	0	0	0	2	0	0	0	0	0	9	12	0.00	0.000											

San Francisco Giants @ San Diego Padres  
PETCO Park, San Diego, CA  
Sun Jul 03 2005, 4:05 PM EDT  
Att. 42,536 - Sunny - 72 F

AB	39
R	6
H	11
RBI	6
BB	1
SO	9
LOB	14



Batter	1	2	3	4	5	6	7	8	9	AB	R	H	RBI	BB	SO	LOB
Dave Roberts, L (1, 8) OBP: 0.352, SLG: 0.471	0-1 F7		1-1 E9 24 1B	1-0 F7		2-2 G4-3		2-1 SH1-4		4	1	0	0	0	0	0
Damian Jackson, R (1, 4) OBP: 0.346, SLG: 0.394	2-0 S 1B		1-1 F7	0-1 G5-3		1-2 24 2B 1B		2-1 24 1B HBP		4	1	2	0	0	0	1
Ryan Klesko, L (1, 7) OBP: 0.376, SLG: 0.471 Xavier Nady, R (7, 7) OBP: 0.337, SLG: 0.509	2-3 K		4-1 24 1B 2B BB	1-1 G4-3		1-3 K		0-3 K		3	1	0	0	1	2	2
24 Brian Giles, L (1, 9) OBP: 0.417, SLG: 0.504	3-3 K		2-2 2B 1B		1-1 G3-1	0-1 2B		1-0 1B		5	1	3	3	0	1	1
Mark Sweeney, L (1, 3) OBP: 0.422, SLG: 0.519		0-0 F7	4-0 2B 3 1B BB		3-2 3 SF9 3B	0-3 K		0-3 K		4	2	1	0	1	2	3
Geoff Blum, S (1, 5) OBP: 0.316, SLG: 0.356		3-1 3 3B 2B	2-2 3 1B 2B		1-2 3 SF9 HBP		0-1 L7			3	2	2	2	0	0	0
3 Khalil Greene, R (1, 6) OBP: 0.301, SLG: 0.408		1-1 2B 3B	3-2 G4-3 S 1B		0-2 SF9		3-2 G6-3			3	0	2	4	0	0	0
Miguel Ojeda, R (1, 2) OBP: 0.238, SLG: 0.211		4-2 54 CS BB	2-1 G4-3		4-0 IBB		1-1 F9			2	0	0	0	2	0	1
54 Tim Stauffer, R (1, 1) OBP: 0.167, SLG: 0.222 Rudy Seanez, R (6, 1) Scott Linebrink, R (8, 1) Eric Young Sr., R (8, PH) OBP: 0.625, SLG: 0.857 Trevor Hoffman, R (9, 1)		1-3 K	1-1 F7		0-3 K			4-1 24 1B SH1-4 BB		3	0	0	0	0	2	5
										0	0	0	0	0	0	0
										0	0	0	0	0	0	0
										0	1	0	0	1	0	0
										0	0	0	0	0	0	0

Inning Stats	R: 0	H: 1	E: 0	LOB: 1	K: 2	BB: 0	S: 9	R: 1	H: 2	E: 0	LOB: 1	K: 1	BB: 1	S: 10	R: 5	H: 3	E: 1	LOB: 1	K: 0	BB: 2	S: 19	R: 0	H: 0	E: 0	LOB: 0	K: 0	BB: 0	S: 5	R: 1	H: 1	E: 0	LOB: 2	K: 1	BB: 1	S: 13	R: 1	H: 2	E: 0	LOB: 1	K: 2	BB: 0	S: 15	R: 0	H: 0	E: 0	LOB: 0	K: 0	BB: 0	S: 9	R: 1	H: 1	E: 0	LOB: 2	K: 2	BB: 1	S: 11	1B: 5	SF: 1	2B: 3	SAC: 1	3B: 2	DP: 0	HR: 0	HBP: 2
--------------	------	------	------	--------	------	-------	------	------	------	------	--------	------	-------	-------	------	------	------	--------	------	-------	-------	------	------	------	--------	------	-------	------	------	------	------	--------	------	-------	-------	------	------	------	--------	------	-------	-------	------	------	------	--------	------	-------	------	------	------	------	--------	------	-------	-------	-------	-------	-------	--------	-------	-------	-------	--------

PITCHER	IP	WLS	BF	H	R	ER	SO	BB	IBB	HBP	BLK	WP	HR	S	P	ERA	WHIP
Jason Schmidt, R (1, 1) ERA: 5.11	4.0	L	21	6	6	5	3	3	0	0	0	0	0	43	81	11.25	2.250
Brett Tomko, R (5, 1) ERA: 5.16	1.0		6	1	1	1	1	0	1	1	0	0	0	13	22	9.00	1.000
Jason Christiansen, L (6, 1) ERA: 5.7	1.0		5	2	1	1	2	0	0	0	0	0	0	15	19	9.00	2.000
54 Scott Munter, R (7, 1) ERA: 2.25	1.0		3	0	0	0	0	0	0	0	0	0	0	9	13	0.00	0.000
Scott Eyre, L (8, 1) ERA: 2.97	1.0		6	1	1	1	2	1	0	1	0	0	0	11	20	9.00	2.000

**BOTTOM**

**San Francisco Giants @ San Diego Padres**  
**PETCO Park, San Diego, CA**

Sun Jul 03 2005, 4:05 PM EDT  
Att: 42,536 - Sunny - 72 F

AB	32
R	9
H	10
RBI	9
BB	5
SO	8
LOB	15



WP	PA	ERA	WHIP
0	41		
0			
3			
1			









Batter	1	2	3	4	5	6	7	8	9	AB R H RBI BB SO LOB	TOP											
<b>Felipe Lopez, S</b> (1, 6) OBP: 0.362, SLG: 0.549	1-3 <b>K</b>	3-2 <b>L5</b>			2-2 <b>G4-3</b>		2-1 <b>FC6-4</b> 1B	1-0 <b>F9</b>		5 0 1 0 0 1 1												
<b>Rich Aurilia, R</b> (1, 4) OBP: 0.303, SLG: 0.420	2-1 <b>FC5-4</b> 1B		2-3 <b>K</b>		3-3 <b>K</b>		1-2 <b>FC6-4</b> FC4-6 1B WP		0-1 <b>G4-3</b>	5 1 1 0 0 2 1												
<b>Sean Casey, L</b> (1, 3) OBP: 0.361, SLG: 0.404	1-1 <b>FC5-4</b> 1-2f		1-1 <b>G5-4-3</b> 1B			0-1 <b>FC6</b> 1B	0-2 <b>FC4-6</b> 1B		1-1 <b>2B</b> 1B	5 1 4 0 0 0 1												
<b>Ken Griffey Jr., L</b> (1, 8) OBP: 0.346, SLG: 0.508	0-2 <b>G3</b>		1-0 <b>G5-4-3</b> 1-2f			1-2 <b>FC6</b> 1B	1-0 <b>FC4-6</b> WP 1B		2-2 <b>G6-3</b> 1-H 2B	5 2 1 1 0 0 5												
<b>Joe Randa, R</b> (1, 5) OBP: 0.374, SLG: 0.502		3-2 <b>1B</b> 2B		2-0 <b>L5</b>		4-1 <b>FC4-6</b> 1B BB	1-0 <b>1B</b>		4-2 <b>G6-3</b> BB	3 1 2 1 2 0 0												
<b>Wily Mo Peña, R</b> (1, 9) OBP: 0.333, SLG: 0.622		0-0 <b>HR</b> 2-H 1B		3-2 <b>1B</b>		1-2 <b>FC4-6</b> 1B	3-2 <b>K</b>		0-0 <b>G6-3</b> 1-2 2-3	5 1 3 2 0 1 3												
<b>Adam Dunn, L</b> (1, 7) OBP: 0.388, SLG: 0.564		3-2 <b>HR</b> 1-H		3-3 <b>K</b>		2-2 <b>FC4-6</b> BB		0-1 <b>F8</b>	2-2 <b>P5</b>	5 1 1 2 0 1 5												
<b>Jason LaRue, R</b> (1, 2) OBP: 0.349, SLG: 0.441		3-3 <b>K</b>		1-0 <b>G1</b>		4-0 <b>BB</b>		1-0 <b>G3-1</b>		3 0 0 0 1 1 1												
<b>22 Eric Milton, L</b> (1, 1) OBP: 0.172, SLG: 0.310		0-3 <b>K</b>			0-3 <b>K</b>	1-1 <b>L7</b>		4-1 <b>BB</b>		3 0 0 0 0 2 3												
<b>Kent Mercker, L</b> (7, 1)										0 0 0 0 0 0 0												
<b>12 Edwin Encarnación, R</b> (8, PH) OBP: 0.333, SLG: 0.278										0 0 0 0 1 0 0												
<b>25 David Weathers, R</b> (8, 1)										0 0 0 0 0 0 0												
<b>31 Matt Belisle, R</b> (9, 1) OBP: 0.143, SLG: 0.143										0 0 0 0 0 0 0												
<b>Inning Stats</b>	R: 0 E: 0 K: 1 S: 11	H: 1 LOB: 1 BB: 0 P: 15	R: 3 E: 0 K: 2 S: 22	H: 3 LOB: 0 BB: 0 P: 34	R: 0 E: 0 K: 1 S: 6	H: 1 LOB: 0 BB: 0 P: 10	R: 0 E: 0 K: 1 S: 8	H: 1 LOB: 1 BB: 0 P: 17	R: 0 E: 0 K: 2 S: 10	H: 0 LOB: 0 BB: 0 P: 15	R: 1 E: 0 K: 0 S: 15	H: 2 LOB: 3 BB: 2 P: 28	R: 2 E: 0 K: 1 S: 13	H: 3 LOB: 1 BB: 0 P: 21	R: 0 E: 0 K: 0 S: 5	H: 0 LOB: 1 BB: 1 P: 11	R: 1 E: 0 K: 0 S: 14	H: 2 LOB: 2 BB: 1 P: 23	1B: 10 2B: 2 3B: 0 HR: 1	SF: 0 SAC: 0 DP: 1 HBP: 0	WP: 1 PB: 0 SB: 0 CS: 0	PA: 43
<b>PITCHER</b>	IP WLS BF H R ER SO BB IBB HBP BLK WP HR S P ERA WHIP																					
<b>51 Noah Lowry, L</b> (1, 1) ERA: 5.07	6.0 L 27 8 4 4 7 2 0 0 0 0 0 1 72 119 6.00 1.667																					
<b>Jeff Fassero, L</b> (7, 1) ERA: 4.68	2.0 10 3 2 2 1 1 0 0 0 1 0 18 32 9.00 2.000																					
<b>Jack Taschner, L</b> (9, 1) ERA: 3.24	1.0 6 2 1 1 0 1 0 0 0 0 0 0 14 23 9.00 3.000																					

**Cincinnati Reds @ San Francisco Giants**  
**SBC Park, San Francisco, CA**  
 Tue Jul 05 2005, 10:15 PM EDT  
 Att. 36,254 - Overcast - 59 F

<b>AB</b>	<b>39</b>
<b>R</b>	<b>7</b>
<b>H</b>	<b>13</b>
<b>RBI</b>	<b>6</b>
<b>BB</b>	<b>4</b>
<b>SO</b>	<b>8</b>
<b>LOB</b>	<b>20</b>



Batter	1	2	3	4	5	6	7	8	9	AB R H RBI BB SO LOB
Alex Sanchez, L (1, 9) OBP: 0.354, SLG: 0.435 Michael Tucker, L (7, PH) OBP: 0.356, SLG: 0.413 (8, 9)	0-2 F7 1B	0-0 1B			0-3 K 1B		0-3 K 1B		0-3 K 1B	3 0 1 0 0 1 0 2 0 0 0 0 2 3
13 Omar Vizquel, S (1, 6) OBP: 0.357, SLG: 0.401	1-1 WP HR 1B	1-1 F7 1B			0-0 P3 1B		1-2 P2 1B			4 1 1 0 0 0 3
Lance Niekro, R (1, 3) OBP: 0.311, SLG: 0.556	1-1 1-H HR 1B		0-0 P4 1B			2-2 P4 1B		1-2 G4-3 1B		4 1 1 2 0 0 0
Moises Alou, R (1, 7) OBP: 0.411, SLG: 0.514	2-2 F9 1B		2-2 F7 1B			1-0 F7 1B		1-3 K 1B		4 0 0 0 0 1 0
Pedro Feliz, R (1, 5) OBP: 0.313, SLG: 0.431	2-2 1B		2-1 G4-3 1B			4-1 FC6-4 BB		1-3 K 1B		3 0 1 0 1 1 0
Deivi Cruz, R (1, 4) OBP: 0.301, SLG: 0.420 Jeff Fassero, L (7, 1) Jack Taschner, L (9, 1) J.T. Snow, L (9, PH) OBP: 0.369, SLG: 0.391	3-3 K 1B		0-0 P4 1B			0-0 FC6-4 1-2f 1B		1-1 G6-3 WP 1B		3 0 0 0 0 1 2 0 0 0 0 0 0 0 0 0 0 0 0 0 0 1 1 1 0 0 0 0
Mike Matheny, R (1, 2) OBP: 0.299, SLG: 0.427		1-2 P4 1B			2-2 L7 1B		1-1 1B 1B		2-1 G6-3 1B	4 0 1 0 0 0 1
Jason Ellison, R (1, 8) OBP: 0.336, SLG: 0.410		2-1 51 S 51 G6-3 2B			0-0 F9 1B		0-3 K 1B		4-1 3-H BB	3 1 1 0 1 1 1
51 Noah Lowry, R (1, 1) OBP: 0.357, SLG: 0.440 Ray Durham, S (7, 4) OBP: 0.364, SLG: 0.409		2-2 G6-3 2-H 1B			1-2 G6-3 1B		0-0 1-2 1B		0-0 L7 1B	2 0 0 1 0 0 0 2 0 1 0 0 0 1

Inning Stats	R: 2	H: 3	E: 0	K: 1	S: 20	LOB: 1	BB: 0	P: 29	R: 1	H: 2	E: 0	K: 0	S: 13	LOB: 1	BB: 0	P: 19	R: 0	H: 0	E: 0	K: 0	S: 6	LOB: 0	BB: 0	P: 10	R: 0	H: 0	E: 0	K: 0	S: 5	LOB: 0	BB: 0	P: 7	R: 0	H: 0	E: 0	K: 1	S: 7	LOB: 0	BB: 0	P: 8	R: 0	H: 2	E: 0	K: 2	S: 13	LOB: 2	BB: 0	P: 15	R: 0	H: 0	E: 0	K: 2	S: 10	LOB: 0	BB: 0	P: 13	R: 1	H: 1	E: 0	K: 1	S: 9	LOB: 1	BB: 1	P: 16	1B: 6	SF: 0	2B: 1	SAC: 0	3B: 0	DP: 0	HR: 1	HBP: 0	WP: 3	PA: 37
--------------	------	------	------	------	-------	--------	-------	-------	------	------	------	------	-------	--------	-------	-------	------	------	------	------	------	--------	-------	-------	------	------	------	------	------	--------	-------	------	------	------	------	------	------	--------	-------	------	------	------	------	------	-------	--------	-------	-------	------	------	------	------	-------	--------	-------	-------	------	------	------	------	------	--------	-------	-------	-------	-------	-------	--------	-------	-------	-------	--------	-------	--------

PITCHER	IP	WLS	BF	H	R	ER	SO	BB	IBB	HBP	BLK	WP	HR	S	P	ERA	WHIP
22 Eric Milton, L (1, 1) ERA: 7.2	6.1	W	26	6	3	3	3	1	0	0	0	1	1	65	95	4.26	1.105
Kent Mercker, L (7, 1) ERA: 2.83	0.2	H	3	1	0	0	1	0	0	0	0	0	0	7	8	0.00	1.500
25 David Weathers, R (8, 1) ERA: 3.65	1.0	H	3	0	0	0	2	0	0	0	0	0	0	10	13	0.00	0.000
31 Matt Belisle, R (9, 1) ERA: 4.22	1.0		5	1	1	1	1	1	0	0	0	2	0	9	16	9.00	2.000

**BOTTOM**

**Cincinnati Reds @ San Francisco Giants**  
**SBC Park, San Francisco, CA**  
 Tue Jul 05 2005, 10:15 PM EDT  
 Att. 36,254 - Overcast - 59 F

<b>AB</b>	<b>35</b>
<b>R</b>	<b>4</b>
<b>H</b>	<b>8</b>
<b>RBI</b>	<b>3</b>
<b>BB</b>	<b>2</b>
<b>SO</b>	<b>7</b>
<b>LOB</b>	<b>11</b>



Batter	1	2	3	4	5	6	7	8	9	AB R H RBI BB SO LOB	TOP											
<b>Felipe Lopez, S</b> (1, 6) OBP: 0.360, SLG: 0.541	1-1 G3		4-0 PB 1B BB		0-1 G1-3	3-2 L8			1-2 K	4 1 0 0 1 1 2												
<b>Adam Dunn, L</b> (1, 7) OBP: 0.388, SLG: 0.560	1-0 F9		1-2 1B 1B		4-1 WP BB			3-3 K	1-2 G6-3	4 0 1 2 1 1 0												
<b>Joe Randa, R</b> (1, 5) OBP: 0.373, SLG: 0.498	2-2 L7		0-0 1B		1-2 L7			2-2 P3		4 0 1 0 0 0 1												
<b>Ken Griffey Jr., L</b> (1, 8) OBP: 0.348, SLG: 0.507		0-1 P2	0-0 G3		4-0 BB			0-0 1B		3 0 1 0 1 0 2												
<b>Sean Casey, L</b> (1, 3) OBP: 0.360, SLG: 0.402		2-2 G4-3		2-1 G6-4-3 1B 1B	2-1 G4-3			1-2 L7		4 0 1 0 0 0 3												
<b>Rich Aurilia, R</b> (1, 4) OBP: 0.302, SLG: 0.416		3-1 G6-3		3-1 G6-4-3 1B		2-3 K		0-0 F9		4 0 1 0 0 1 0												
<b>Wily Mo Peña, R</b> (1, 9) OBP: 0.325, SLG: 0.605			1-3 K	0-0 G6-4-3		0-3 K		0-3 K		4 0 0 0 0 3 2												
<b>Jason LaRue, R</b> (1, 2) OBP: 0.352, SLG: 0.439			2-0 G4-3	4-0 IBB		2-2 2B 1B		0-0 G6-3		3 0 1 0 1 0 0												
<b>Luke Hudson, R</b> (1, 1) OBP: 0.286, SLG: 0.167 37 Brian Shackelford, L (5, 1) <b>Ray Olmedo, S</b> (6, PH) <b>Jason Standridge, R</b> (6, 1) 56 Todd Coffey, R (7, 1) Kent Mercker, L (8, 1) Jacob Cruz, L (9, PH) OBP: 0.310, SLG: 0.387			1-1 PB BB 1B	1-3 K		2-2 2B		0-2 F8		2 1 1 0 0 1 2 0 0 0 0 0 0 0 1 0 1 0 1 0 0 0 0 0 0												
<b>Inning Stats</b>	R: 0 E: 0 K: 0 S: 6	H: 0 LOB: 0 BB: 0 P: 10	R: 0 E: 0 K: 0 S: 7	H: 0 LOB: 0 BB: 0 P: 12	R: 2 E: 0 K: 1 S: 12	H: 3 LOB: 2 BB: 1 P: 21	R: 0 E: 0 K: 1 S: 8	H: 2 LOB: 2 BB: 1 P: 18	R: 0 E: 0 K: 0 S: 9	H: 0 LOB: 2 BB: 2 P: 20	R: 0 E: 0 K: 2 S: 16	H: 2 LOB: 2 BB: 0 P: 25	R: 0 E: 0 K: 1 S: 11	H: 1 LOB: 1 BB: 0 P: 17	R: 0 E: 0 K: 1 S: 5	H: 0 LOB: 0 BB: 0 P: 5	R: 0 E: 0 K: 1 S: 9	H: 0 LOB: 0 BB: 0 P: 11	1B: 7 2B: 1 3B: 0 HR: 0	SF: 0 SAC: 0 DP: 1 HBP: 0	WP: 1 PB: 1 SB: 0 CS: 0	PA: 38
<b>PITCHER</b>	IP WLS BF H R ER SO BB IBB HBP BLK WP HR S P ERA WHIP																					
32 Kevin Correia, R (1, 1) ERA: 3.6	5.0 W 23 5 2 2 2 3 1 0 0 1 0 42 81 3.60 1.600																					
LaTroy Hawkins, R (6, 1) ERA: 5.55	1.0 H 5 2 0 0 2 0 0 0 0 0 0 16 25 0.00 2.000																					
Scott Eyre, L (7, 1) ERA: 2.8	1.0 H 4 1 0 0 1 0 0 0 0 0 0 11 17 0.00 1.000																					
54 Scott Munter, R (8, 1) ERA: 2.08	1.0 H 3 0 0 0 1 0 0 0 0 0 0 5 5 0.00 0.000																					
Tyler Walker, R (9, 1) ERA: 4.25	1.0 3 0 0 0 1 0 0 0 0 0 0 9 11 0.00 0.000																					

**Cincinnati Reds @ San Francisco Giants**  
**SBC Park, San Francisco, CA**  
 Wed Jul 06 2005, 10:05 PM EDT  
 Att. 33,666 - Clear - 62 F

livebaseballscorecards.com

<b>AB</b>	34
<b>R</b>	2
<b>H</b>	8
<b>RBI</b>	2
<b>BB</b>	4
<b>SO</b>	7
<b>LOB</b>	12







Batter	1	2	3	4	5	6	7	8	9	AB R H RBI BB SO LOB	TOP											
<b>Felipe Lopez, S</b> (1, 6) OBP: 0.357, SLG: 0.535	1-2 G3-1		2-2 FC4-6		3-2 1B		2-2 FC6-4		2-2 G3	5 0 1 0 0 0 3												
<b>Rich Aurilia, R</b> (1, 4) OBP: 0.297, SLG: 0.408	2-3 K			0-0 P5	2-2 F8		0-2 FC6-4			4 0 0 0 0 1 2												
<b>Sean Casey, L</b> (1, 3) OBP: 0.359, SLG: 0.400	3-2 G4-3			1-1 F8		1-1 1B BB	3-2 G4-3			4 0 1 0 0 0 1												
<b>Ken Griffey Jr., L</b> (1, 8) OBP: 0.353, SLG: 0.511		1-2 L4-6 2B		1-2 3B 1B		4-2 1B BB		0-1 G6-3		3 1 2 0 1 0 0												
<b>Joe Randa, R</b> (1, 5) OBP: 0.374, SLG: 0.505	0-1 L4-6		0-1 3B		0-0 1B		1-2 2-3 1B	1-1 G6-3		4 0 2 1 0 0 1												
<b>Adam Dunn, L</b> (1, 7) OBP: 0.386, SLG: 0.554	3-3 K		4-2 BB		1-3 K		0-2 G5-3			3 0 0 0 1 2 3												
<b>Wily Mo Peña, R</b> (1, 9) OBP: 0.317, SLG: 0.590			2-0 P6	2-1 G1-3		0-0 P3		0-1 F8		4 0 0 0 0 0 5												
<b>Javier Valentin, S</b> (1, 2) OBP: 0.339, SLG: 0.418			2-2 P6		1-3 K	2-2 L6		3-2 G3 1B		4 0 1 0 0 1 3												
<b>39 Aaron Harang, R</b> (1, 1) OBP: 0.026, SLG: 0.026			0-1 E9		1-3 K		3-2 FC6-4 1B		2-2 G3	2 0 0 0 0 1 0												
<b>Ray Olmedo, S</b> (7, PH) OBP: 0.500, SLG: 0.889										1 0 1 0 0 0 0												
<b>Ryan Wagner, R</b> (7, 1)										0 0 0 0 0 0 0												
<b>37 Brian Shackelford, L</b> (8, 1)										0 0 0 0 0 0 0												
<b>Jacob Cruz, L</b> (9, PH) OBP: 0.306, SLG: 0.382										1 0 0 0 0 0 1												
<b>Inning Stats</b>	R: 0 E: 0 K: 1 S: 10	H: 0 LOB: 0 BB: 0 P: 16	R: 0 E: 0 K: 1 S: 8	H: 1 LOB: 0 BB: 0 P: 12	R: 0 E: 1 K: 0 S: 11	H: 0 LOB: 1 BB: 0 P: 17	R: 1 E: 0 K: 0 S: 13	H: 2 LOB: 2 BB: 1 P: 21	R: 0 E: 0 K: 2 S: 21	H: 1 LOB: 1 BB: 0 P: 28	R: 0 E: 0 K: 1 S: 12	H: 2 LOB: 3 BB: 1 P: 20	R: 0 E: 0 K: 0 S: 14	H: 1 LOB: 1 BB: 0 P: 22	R: 0 E: 0 K: 0 S: 7	H: 0 LOB: 0 BB: 0 P: 8	R: 0 E: 0 K: 0 S: 12	H: 1 LOB: 1 BB: 0 P: 19	1B: 6 2B: 2 3B: 1 HR: 0	SF: 0 SAC: 0 DP: 1 HBP: 0	WP: 0 PB: 0 SB: 0 CS: 0	PA: 37
<b>PITCHER</b>	IP WLS BF H R ER SO BB IBB HBP BLK WP HR S P ERA WHIP																					
<b>Brett Tomko, R</b> (1, 1) ERA: 5.01	5.0 W 23 6 1 1 4 2 0 0 0 0 0 0 68 104 1.80 1.600																					
<b>Jason Christiansen, L</b> (6, 1) ERA: 5.46	0.1 H 1 0 0 0 1 0 0 0 0 0 0 0 3 4 0.00 0.000																					
<b>54 Scott Munter, R</b> (6, 1) ERA: 2.03	0.2 H 3 1 0 0 0 0 0 0 0 0 0 0 7 12 0.00 1.500																					
<b>Scott Eyre, L</b> (7, 1) ERA: 2.72	1.0 H 3 0 0 0 0 0 0 0 0 0 0 0 11 16 0.00 0.000																					
<b>LaTroy Hawkins, R</b> (8, 1) ERA: 5.33	1.0 3 0 0 0 0 0 0 0 0 0 0 0 7 8 0.00 0.000																					
<b>PITCHER</b>	IP WLS BF H R ER SO BB IBB HBP BLK WP HR S P ERA WHIP																					
<b>Tyler Walker, R</b> (9, 1) ERA: 4.14	1.0 4 1 0 0 0 0 0 0 0 0 0 0 4 19 0.00 1.000																					

**Cincinnati Reds @ San Francisco Giants**  
**SBC Park, San Francisco, CA**  
 Thu Jul 07 2005, 10:15 PM EDT  
 Att. 35,543 - Clear - 63 F

<b>AB</b>	<b>35</b>
<b>R</b>	<b>1</b>
<b>H</b>	<b>8</b>
<b>RBI</b>	<b>1</b>
<b>BB</b>	<b>2</b>
<b>SO</b>	<b>5</b>
<b>LOB</b>	<b>19</b>



WP: 0	PA: 37
PB: 0	
SB: 0	
CS: 0	







Batter	1	2	3	4	5	6	7	8	9	AB	R	H	RBI	BB	SO	LOB
Ray Durham, S OBP: 0.361, SLG: 0.403 (1, 4)	1-2 G4-3		1-1 G6-3		4-2 FC6 BB			0-1 F7	2-3 K	4	0	0	0	1	1	2
13 Omar Vizquel, S OBP: 0.359, SLG: 0.397 (1, 6)	0-0 CS 1B		3-1 HBP		2-0 FC6			2-1 G6-3		3	0	1	0	0	0	2
Pedro Feliz, R OBP: 0.315, SLG: 0.438 (1, 7)	2-0 SAFE SAFE G1-3		0-0 L8				0-0 F8	1-2 HR		4	1	1	1	0	0	3
Moises Alou, R OBP: 0.408, SLG: 0.504 (1, 9)		2-0 FC5-4 1B		0-0 G5-3		0-0 G5-3		4-1 1B BB		3	0	1	0	1	0	0
Lance Niekro, R OBP: 0.318, SLG: 0.572 (1, 3)		1-0 FC5-4 FC6-4		0-1 F7		1-1 G5-3		1-0 1B		4	0	1	0	0	0	1
Deivi Cruz, R OBP: 0.306, SLG: 0.415 (1, 5)		1-1 FC6-4		0-1 G1-3			2-0 G5-3	1-3 K		4	0	0	0	0	1	3
Mike Matheny, R OBP: 0.306, SLG: 0.454 (1, 2)		1-3 K			1-0 F8		3-1 2B		1-1 G4-6-3 1B	4	0	2	0	0	1	1
Jason Ellison, R OBP: 0.337, SLG: 0.403 (1, 8)			1-2 E6 G6-3 SH2-3		0-1 SH2-3 1B		1-2 L8		2-2 G4-6-3	3	0	1	0	0	0	1
Michael Tucker, L OBP: 0.352, SLG: 0.401 (9, PH)									1-2f	1	0	0	0	0	0	1
Jason Schmidt, R OBP: 0.143, SLG: 0.250 (1, 1)			0-0 SH2-3		1-0 SH2-3		0-0 G4-3		3-2 1B	0	0	0	0	0	0	0
Brian Dallimore, R OBP: 0.143, SLG: 0.286 (7, PH)										1	0	0	0	0	0	1
Jeremy Accardo, R (8, 1)										0	0	0	0	0	0	0
Jack Taschner, L (9, 1)										0	0	0	0	0	0	0
Alex Sanchez, L (9, PH)										1	0	1	0	0	0	0

Inning Stats	R: 0	H: 1	E: 0	LOB: 0	K: 0	BB: 0	S: 5	P: 8	R: 0	H: 1	E: 0	LOB: 1	K: 1	BB: 0	S: 7	P: 12	R: 0	H: 0	E: 1	LOB: 2	K: 0	BB: 0	S: 9	P: 14	R: 0	H: 0	E: 0	LOB: 0	K: 0	BB: 0	S: 5	P: 5	R: 0	H: 1	E: 0	LOB: 2	K: 0	BB: 1	S: 8	P: 16	R: 0	H: 0	E: 0	LOB: 0	K: 0	BB: 0	S: 4	P: 5	R: 0	H: 1	E: 0	LOB: 1	K: 0	BB: 0	S: 7	P: 13	R: 1	H: 2	E: 0	LOB: 2	K: 1	BB: 1	S: 13	P: 22	R: 0	H: 2	E: 0	LOB: 1	K: 1	BB: 0	S: 13	P: 21	1B: 6	SF: 0	2B: 1	SAC: 2	3B: 0	DP: 1	HR: 1	HBP: 1	WP: 0	PA: 37
--------------	------	------	------	--------	------	-------	------	------	------	------	------	--------	------	-------	------	-------	------	------	------	--------	------	-------	------	-------	------	------	------	--------	------	-------	------	------	------	------	------	--------	------	-------	------	-------	------	------	------	--------	------	-------	------	------	------	------	------	--------	------	-------	------	-------	------	------	------	--------	------	-------	-------	-------	------	------	------	--------	------	-------	-------	-------	-------	-------	-------	--------	-------	-------	-------	--------	-------	--------


PITCHER	IP	WLS	BF	H	R	ER	SO	BB	IBB	HBP	BLK	WP	HR	S	P	ERA	WHIP
30 Mark Mulder, L (1, 1)	7.0	W	27	4	0	0	1	1	0	0	0	0	0	45	73	0.00	0.714
Al Reyes, R (8, 1)	1.0	H	6	2	1	1	1	1	0	0	0	0	1	13	22	9.00	3.000
44 Jason Isringhausen, R (9, 1)	1.0	S	4	2	0	0	1	0	0	0	0	0	0	13	21	0.00	2.000

**BOTTOM**

St. Louis Cardinals @ San Francisco Giants  
 SBC Park, San Francisco, CA  
 Fri Jul 08 2005, 10:15 PM EDT  
 Att: 41,405 - Overcast - 63 F

AB	32
R	1
H	8
RBI	1
BB	2
SO	3
LOB	15

livebaseballscores.com





Batter	1	2	3	4	5	6	7	8	9	AB R H RBI BB SO LOB	TOP											
22 David Eckstein, R (1, 6) OBP: 0.374, SLG: 0.362	3-2 G4-3		1-2 G6-3			2-2 G6-4-3 1B			1-1 F8	4 0 1 0 0 0 0												
So Taguchi, R (1, 7) OBP: 0.313, SLG: 0.426	1-3 K		1-0 F8			3-2 G6-4-3 1-2f			0-0 F7	4 0 0 0 0 1 1												
5 Albert Pujols, R (1, 3) OBP: 0.424, SLG: 0.598	3-1 15 BB 1B			1-0 P4				2-2 G6-3		3 0 1 0 0 0 0												
15 Jim Edmonds, L (1, 8) OBP: 0.393, SLG: 0.554	4-1 1-2 BB		3-3 K					0-2 F7		2 0 0 0 1 1 0												
27 Scott Rolen, R (1, 5) OBP: 0.347, SLG: 0.419	3-2 F9		0-1 L5					3-2 F8		3 0 0 0 0 0 2												
John Mabry, L (1, 9) OBP: 0.335, SLG: 0.414		2-1 G4-3		2-0 G4-3				0-0 F7		3 0 0 0 0 0 0												
Mark Grudzielanek, R (1, 4) OBP: 0.322, SLG: 0.379		0-1 G1-6-3 1B		1-0 G5-3				1-1 F9		3 0 1 0 0 0 0												
Mike Mahoney, R (1, 2) Abraham Nunez, S (8, PH) Einar Diaz, R (8, 2) OBP: 0.237, SLG: 0.259		1-2 G1-6-3 1-2f		1-0 G5-3				0-1 G6-3		2 0 0 0 0 0 1 1 0 0 0 0 0 0 0 0 0 0 0 0 0												
Matt Morris, R (1, 1) Reggie Sanders, R (9, PH) OBP: 0.097, SLG: 0.097 OBP: 0.342, SLG: 0.546			1-0 G5-3			1-2 F9			1-3 K	2 0 0 0 0 0 0 1 0 0 0 0 1 0												
<b>Inning Stats</b>	R: 0 E: 0 K: 1 S: 15	H: 1 LOB: 2 BB: 1 P: 29	R: 0 E: 0 K: 0 S: 7	H: 1 LOB: 0 BB: 0 P: 10	R: 0 E: 0 K: 0 S: 5	H: 0 LOB: 0 BB: 0 P: 8	R: 0 E: 0 K: 1 S: 6	H: 0 LOB: 0 BB: 0 P: 10	R: 0 E: 0 K: 0 S: 3	H: 0 LOB: 0 BB: 0 P: 7	R: 0 E: 0 K: 0 S: 14	H: 1 LOB: 0 BB: 0 P: 20	R: 0 E: 0 K: 0 S: 11	H: 0 LOB: 0 BB: 0 P: 16	R: 0 E: 0 K: 0 S: 5	H: 0 LOB: 0 BB: 0 P: 6	R: 0 E: 0 K: 1 S: 6	H: 0 LOB: 0 BB: 0 P: 8	1B: 3 2B: 0 3B: 0 HR: 0	SF: 0 SAC: 0 DP: 2 HBP: 0	WP: 0 PB: 0 SB: 0 CS: 0	PA: 29
<b>PITCHER</b>	IP WLS BF H R ER SO BB IBB HBP BLK WP HR S P ERA WHIP																					
41 Brad Hennessey, R (1, 1) ERA: 5.23	7.0 W 23 3 0 0 2 1 0 0 0 0 0 0 61 100 0.00 0.571																					
LaTroy Hawkins, R (8, 1) ERA: 5.13	1.0 H 3 0 0 0 0 0 0 0 0 0 0 0 5 6 0.00 0.000																					
Tyler Walker, R (9, 1) ERA: 4.03	1.0 S 3 0 0 0 1 0 0 0 0 0 0 0 6 8 0.00 0.000																					

St. Louis Cardinals @ San Francisco Giants  
 SBC Park, San Francisco, CA  
 Sat Jul 09 2005, 4:05 PM EDT  
 Att: 42,423 - Partly Cloudy - 68 F

livebaseballscorecards.com

AB	28
R	0
H	3
RBI	0
BB	1
SO	3
LOB	4



Batter	1	2	3	4	5	6	7	8	9	AB	R	H	RBI	BB	SO	LOB
Jason Ellison, R OBP: 0.332, SLG: 0.397 (1, 8)	0-0 G5-3			3-1 G5-3		2-2 F8		1-0 G3		4	0	0	0	0	0	1
13 Omar Vizquel, S OBP: 0.356, SLG: 0.394 (1, 6)	1-2 F8			2-2 G3		1-2 F8				3	0	0	0	0	0	0
J.T. Snow, L OBP: 0.355, SLG: 0.371 (1, 3)	1-3 K			2-2 F8						3	0	0	0	0	2	0
Moises Alou, R OBP: 0.411, SLG: 0.506 (1, 7)		1-0 G3-6-3 1B			1-0 1B					3	1	2	0	0	0	0
Ray Durham, S OBP: 0.365, SLG: 0.406 (1, 4)		0-0 F8			3-2 1B SAFE					3	1	2	0	0	0	1
Michael Tucker, L OBP: 0.351, SLG: 0.400 (1, 9)		0-0 G3-6-3			1-3 G6-4-3 1B					3	0	1	1	0	0	2
Pedro Feliz, R OBP: 0.315, SLG: 0.441 (1, 5)			0-3 K		2-0 G6-4-3					3	0	1	0	0	1	1
Yorvit Torrealba, R OBP: 0.318, SLG: 0.364 (1, 2)			2-2 G5-3		0-1 G5-3					2	0	0	0	0	0	0
41 Brad Hennessey, R OBP: 0.091, SLG: 0.091 (1, 1)			2-2 L4			0-0 G6-3				2	0	0	0	0	0	0
LaTroy Hawkins, R (8, 1)										0	0	0	0	0	0	0
Lance Niekro, R (8, PH)										1	0	0	0	0	0	1
Tyler Walker, R (9, 1)										0	0	0	0	0	0	0


Inning Stats	R: 0	H: 0	R: 0	H: 1	R: 0	H: 0	R: 2	H: 3	R: 0	H: 0	R: 0	H: 1	R: 0	H: 1	1B: 5	SF: 0	WP: 0	PA: 28
	E: 0	LOB: 0	E: 0	LOB: 0	E: 0	LOB: 0	E: 0	LOB: 0	E: 0	LOB: 0	E: 0	LOB: 1	E: 0	LOB: 1	2B: 1	SAC: 1	PB: 0	
	K: 1	BB: 0	K: 0	BB: 0	K: 0	BB: 0	K: 0	BB: 0	K: 1	BB: 0	K: 1	BB: 0	K: 0	BB: 0	3B: 0	DP: 2	SB: 0	
	S: 7	P: 9	S: 3	P: 4	S: 12	P: 16	S: 9	P: 16	S: 9	P: 13	S: 11	P: 14	S: 9	P: 13	HR: 0	HBP: 0	CS: 0	

**BOTTOM**

St. Louis Cardinals @ San Francisco Giants  
 SBC Park, San Francisco, CA  
 Sat Jul 09 2005, 4:05 PM EDT  
 Att. 42,423 - Partly Cloudy - 68 F

livebaseballscorecards.com

AB	27
R	2
H	6
RBI	1
BB	0
SO	3
LOB	6



PITCHER	IP	WLS	BF	H	R	ER	SO	BB	IBB	HBP	BLK	WP	HR	S	P	ERA	WHIP
Matt Morris, R ERA: 3.1 (1, 1)	8.0	L	28	6	2	2	3	0	0	0	0	0	0	64	93	2.25	0.750



Batter	1	2	3	4	5	6	7	8	9	AB R H RBI BB SO LOB	TOP											
22 David Eckstein, R (1, 6) OBP: 0.370, SLG: 0.358	0-1 P6	2-1 G6-4-3			2-2 F7		0-2 F9			4 0 0 0 0 0 2												
15 Jim Edmonds, L (1, 8) OBP: 0.395, SLG: 0.551	4-1 BB		1-1 1B			1-3 K		1-0 G3-1		3 0 1 0 1 1 0												
5 Albert Pujols, R (1, 3) OBP: 0.423, SLG: 0.594	0-1 G5-4-3		3-3 K			1-2 1B		1-0 F9		4 0 1 0 0 1 2												
Reggie Sanders, R (1, 7) OBP: 0.344, SLG: 0.553		0-2 27 G5-3 3B	1-0 L7			3-3 K		1-0 1B		4 1 2 0 0 1 1												
27 Scott Rolen, R (1, 5) OBP: 0.345, SLG: 0.411		1-2 G5-3		1-2 L6		4-0 BB		2-1 L8		3 0 0 1 1 0 1												
Larry Walker, L (1, 9) OBP: 0.378, SLG: 0.484		3-H 0-0		2-3 K		2-3 K		2-2 G1-3		3 1 1 0 0 2 2												
So Taguchi, R (9, PH) OBP: 0.311, SLG: 0.424 (9, 9)		E 2B 1B		2-3 K						1 0 0 0 0 0 0												
Mark Grudzielanek, R (1, 4) OBP: 0.324, SLG: 0.380		0-0 E9 2B 1B		2-1 L6			2-2 L4		1-0 1B	4 1 2 0 0 0 0	AB 34 R 4 H 10 RBI 4 BB 2 SO 6 LOB 10											
Einar Diaz, R (1, 2) OBP: 0.238, SLG: 0.274		2-2 1B 2B			0-1 G5-3		0-2 L7		1-1 G2	4 1 1 2 0 0 1												
Jeff Suppan, R (1, 1) OBP: 0.281, SLG: 0.267		0-0 2B			2-3 K		1-1 1B		1-0 F7	3 0 2 1 0 1 0												
Ray King, L (7, 1)										0 0 0 0 0 0 0												
Julian Tavarez, L (7, 1)										0 0 0 0 0 0 0												
Abraham Nunez, S (9, PH) OBP: 0.354, SLG: 0.399		22 G6-4-3 1B								1 0 0 0 0 0 1												
44 Jason Isringhausen, R (9, 1)										0 0 0 0 0 0 0												
<b>Inning Stats</b>	R: 0 E: 0 K: 0 S: 5	H: 0 LOB: 0 BB: 1 P: 9	R: 4 E: 1 K: 0 S: 15	H: 5 LOB: 0 BB: 0 P: 20	R: 0 E: 0 K: 1 S: 6	H: 1 LOB: 0 BB: 0 P: 11	R: 0 E: 0 K: 1 S: 9	H: 0 LOB: 0 BB: 0 P: 14	R: 0 E: 0 K: 1 S: 11	H: 0 LOB: 0 BB: 0 P: 15	R: 0 E: 0 K: 3 S: 14	H: 1 LOB: 2 BB: 1 P: 25	R: 0 E: 0 K: 0 S: 11	H: 1 LOB: 1 BB: 0 P: 14	R: 0 E: 0 K: 0 S: 5	H: 1 LOB: 1 BB: 0 P: 10	R: 0 E: 0 K: 0 S: 8	H: 1 LOB: 1 BB: 0 P: 13	1B: 8 2B: 1 3B: 1 HR: 0	SF: 0 SAC: 0 DP: 2 HBP: 0	WP: 0 PB: 0 SB: 2 CS: 1	PA: 36
<b>PITCHER</b>	IP WLS BF H R ER SO BB IBB HBP BLK WP HR S P ERA WHIP																					
51 Noah Lowry, L (1, 1) ERA: 5.07	7.0 L 28 8 4 4 6 2 0 0 0 0 0 0 71 108 5.14 1.429																					
54 Scott Munter, R (8, 1) ERA: 1.95	1.0 4 1 0 0 0 0 0 0 0 0 0 0 5 10 0.00 1.000																					
Scott Eyre, L (9, 1) ERA: 2.65	1.0 4 1 0 0 0 0 0 0 0 0 0 0 8 13 0.00 1.000																					

St. Louis Cardinals @ San Francisco Giants  
SBC Park, San Francisco, CA  
Sun Jul 10 2005, 8:05 PM EDT  
Att: 41,925 - Clear - 67 F

livebaseballscorecards.com



BOTTOM

St. Louis Cardinals @ San Francisco Giants  
SBC Park, San Francisco, CA  
Sun Jul 10 2005, 8:05 PM EDT  
Att. 41,925 - Clear - 67 F

livebaseballscorecards.com

AB 36  
R 3  
H 13  
RBI 3  
BB 2  
SO 5  
LOB 19



WP: 0 PA: 39  
PB: 0  
SB: 0  
CS: 1

AB R H RBI BB SO LOB

5 1 3 1 0 1 3

5 0 3 0 0 0 3

5 0 2 1 0 2 4

3 0 0 0 1 1 2

3 0 0 0 1 0 2

4 1 1 0 0 0 2

4 0 1 0 0 0 2

4 1 2 0 0 1 0

1B: 11 SF: 0  
2B: 3 SAC: 1  
3B: 0 DP: 2  
HR: 0 HBP: 0

Batter	1	2	3	4	5	6	7	8	9
Alex Sanchez, L (1, 9) OBP: 0.366, SLG: 0.448	0-0 13 1B 1B		1-0 13 G3-6-3 1B		1-2 FC6-2-5 3-H 1B		1-1 13 1B 1B		1-3 K
13 Omar Vizquel, S (1, 6) OBP: 0.359, SLG: 0.397	1-1 1-3 1B 1B		1-1 G3-6-3 1-2f		2-0 P3		0-1 1-3 1B		2-2 1-3 1B
Lance Niekro, R (1, 3) OBP: 0.318, SLG: 0.564	0-0 1B			2-2 CS 1B		2-1 P3			1-3 K
Moises Alou, R (1, 7) OBP: 0.409, SLG: 0.500	0-0 F8 1B			3-3 K 1-2		1-0 L7		4-2 G5-3 BB	
Ray Durham, S (1, 4) OBP: 0.363, SLG: 0.402	1-1 G4-3			4-2 FC5-4 BB		2-0 L7		3-1 G5-3	
Pedro Feliz, R (1, 5) OBP: 0.315, SLG: 0.438			3-1 G5-3		0-1 FC5-4 1-2f		1-2 2B G4-3 1B		1-0 P6
Mike Matheny, R (1, 2) OBP: 0.305, SLG: 0.455			2-1 G5-3			0-0 1B FC6-2-5 2B		0-0 F7	0-0 G6-3
Jason Ellison, R (1, 8) OBP: 0.335, SLG: 0.402			3-1 F7			0-1 51 SH1-3 1B		1-0 G4-3 1B 2B	1-3 K
51 Noah Lowry, R (1, 1) J.T. Srow, L (7, PH) DeWit Cruz, R (7, PH) 54 Scott Munter, R (8, 1) Scott Eyre, L (9, 1) Michael Tucker, L (9, PH)			0-1 G5-3			0-0 SH1-3		2-0 G4-3	3-1 13 1B 1B

Inning Stats	R: 1	H: 3	E: 0	K: 0	S: 7	LOB: 1	BB: 0	P: 9	R: 0	H: 0	E: 0	K: 0	S: 6	LOB: 0	BB: 0	P: 14	R: 0	H: 1	E: 0	K: 0	S: 5	LOB: 0	BB: 0	P: 7	R: 0	H: 1	E: 0	K: 1	S: 12	LOB: 1	BB: 1	P: 21	R: 0	H: 2	E: 0	K: 0	S: 8	LOB: 2	BB: 0	P: 11	R: 0	H: 0	E: 0	K: 0	S: 4	LOB: 0	BB: 0	P: 9	R: 2	H: 4	E: 0	K: 1	S: 13	LOB: 2	BB: 0	P: 18	R: 0	H: 0	E: 0	K: 0	S: 6	LOB: 1	BB: 1	P: 14	R: 0	H: 2	E: 0	K: 3	S: 17	LOB: 2	BB: 0	P: 25	1B: 11	SF: 0	2B: 3	SAC: 1	3B: 0	DP: 2	HR: 0	HBP: 0	WP: 0	PA: 39
--------------	------	------	------	------	------	--------	-------	------	------	------	------	------	------	--------	-------	-------	------	------	------	------	------	--------	-------	------	------	------	------	------	-------	--------	-------	-------	------	------	------	------	------	--------	-------	-------	------	------	------	------	------	--------	-------	------	------	------	------	------	-------	--------	-------	-------	------	------	------	------	------	--------	-------	-------	------	------	------	------	-------	--------	-------	-------	--------	-------	-------	--------	-------	-------	-------	--------	-------	--------

PITCHER	IP	WLS	BF	H	R	ER	SO	BB	IBB	HBP	BLK	WP	HR	S	P	ERA	WHIP
Jeff Suppan, R (1, 1) ERA: 4.21	6.1	W	26	9	3	3	1	1	0	0	0	0	0	47	78	4.26	1.579
Ray King, L (7, 1) ERA: 2.52	0.1	H	3	2	0	0	0	0	0	0	0	0	0	5	8	0.00	6.000
Julian Tavarez, R (7, 1) ERA: 2.29	1.1	H	5	0	0	0	1	1	0	0	0	0	0	9	17	0.00	0.750
44 Jason Isringhausen, R (9, 1) ERA: 1.78	1.0	S	5	2	0	0	3	0	0	0	0	0	0	17	25	0.00	2.000





Batter	1	2	3	4	5	6	7	8	9	AB R H RBI BB SO LOB
<b>13 Oscar Robles, L</b> OBP: 0.406, SLG: 0.398 (1, 6)	2-3 K		0-1 G3		4-2 BB		1-2 G4-3 2B 1B		0-2 F9	4 1 1 0 1 1 1
<b>Mike Edwards, R</b> OBP: 0.321, SLG: 0.385 (1, 5)	0-1 F8		3-2 G6-3		3-3 K		1-2 G4-3		2-2 1B	4 0 0 1 0 1 3
<b>Olmedo Saenz, R</b> OBP: 0.356, SLG: 0.500 (9, PH)							1-2 3-H			1 0 1 0 0 0 0
<b>Jeff Weaver, R</b> OBP: 0.229, SLG: 0.286 (9, PR)							4-2 2B BB		0-0 F8	0 0 0 0 0 0 0
<b>12 Jeff Kent, R</b> OBP: 0.382, SLG: 0.510 (1, 3)	4-1 BB			1-1 G5-3		3-0 P3			2-1 F8	3 0 0 0 2 0 2
<b>Jason Phillips, R</b> OBP: 0.289, SLG: 0.383 (1, 2)	1-0 P2			2-1 G4-3		2-2 F9			2-1 F9	5 0 1 1 0 0 2
<b>Antonio Perez, R</b> OBP: 0.401, SLG: 0.436 (1, 4)		2-1 17 CS 1B		1-1 WP S 1B		2-2 1B		4-0 1B		3 1 3 0 1 0 0
<b>Jayson Werth, R</b> OBP: 0.322, SLG: 0.395 (1, 9) (8, 8)		1-3 SAFE K		4-2 SAFE 1B		0-2 K		0-2 K		3 0 0 0 1 3 5
<b>Jason Grabowski, L</b> OBP: 0.230, SLG: 0.282 (1, 7)		0-0 F8		1-3 BB		0-2 K		0-2 K		4 0 1 1 0 1 2
<b>17 Jason Repko, R</b> OBP: 0.304, SLG: 0.373 (1, 8)		0-1 CS		2-2 1B		3-3 SAFE K		2-2 G4-3		1 0 0 0 1 1 2
<b>Hee-Seop Choi, L</b> OBP: 0.317, SLG: 0.456 (7, PH)			4-2 13 G3 31 FC BB		3-3 K		0-0 G6-3		1-3 K	1 0 0 0 0 0 0
<b>Steve Schmoll, R</b> (8, 1)										0 0 0 0 0 0 0
<b>Chin-Feng Chen, R</b> OBP: 0.333, SLG: 0.333 (8, PH)		1-2								0 0 0 0 0 1 0
<b>43 Yhency Brazoban, R</b> (9, 1)										0 0 0 0 0 0 0
<b>31 Brad Penny, R</b> OBP: 0.179, SLG: 0.154 (1, 1)			0-0 FC		1-3 K		4-2 13 1B G4-3 BB		1-2 K	1 0 0 0 0 0 1
<b>D.J. Houlton, R</b> OBP: 0.333, SLG: 0.364 (4, 1)										1 0 0 0 0 1 0
<b>Ricky Ledee, L</b> OBP: 0.351, SLG: 0.417 (7, PH) (8, 9)										1 1 0 0 1 1 0

Inning Stats	R: 0 E: 0 K: 1 S: 9	H: 0 LOB: 1 BB: 1 P: 16	R: 0 E: 0 K: 1 S: 7	H: 1 LOB: 0 BB: 0 P: 10	R: 0 E: 0 K: 0 S: 11	H: 0 LOB: 1 BB: 1 P: 18	R: 1 E: 0 K: 1 S: 14	H: 2 LOB: 2 BB: 1 P: 27	R: 0 E: 0 K: 2 S: 9	H: 0 LOB: 1 BB: 1 P: 20	R: 0 E: 0 K: 2 S: 14	H: 1 LOB: 1 BB: 0 P: 21	R: 2 E: 0 K: 1 S: 20	H: 2 LOB: 3 BB: 3 P: 34	R: 0 E: 0 K: 2 S: 9	H: 0 LOB: 0 BB: 0 P: 13	R: 0 E: 0 K: 0 S: 10	H: 1 LOB: 1 BB: 0 P: 14	1B: 6 2B: 1 3B: 0 HR: 0	SF: 0 SAC: 1 DP: 0 HBP: 0
--------------	------------------------------	----------------------------------	------------------------------	----------------------------------	-------------------------------	----------------------------------	-------------------------------	----------------------------------	------------------------------	----------------------------------	-------------------------------	----------------------------------	-------------------------------	----------------------------------	------------------------------	----------------------------------	-------------------------------	----------------------------------	----------------------------------	------------------------------------


**BOTTOM**

**San Francisco Giants @ Los Angeles Dodgers**  
Dodger Stadium, Los Angeles, CA

Thu Jul 14 2005, 7:10 PM PDT  
Att. 46,234 - Partly Cloudy - 75 F

AB	33
R	3
H	7
RBI	3
BB	7
SO	10
LOB	18

WP: 1 PA: 41  
PB: 0  
SB: 2  
CS: 1



PITCHER	IP	WLS	BF	H	R	ER	SO	BB	IBB	HBP	BLK	WP	HR	S	P	ERA	WHIP
<b>Jason Schmidt, R</b> ERA: 4.8 (1, 1)	6.0	W	25	4	1	1	7	4	0	0	0	1	0	64	112	1.50	1.333
<b>54 Scott Munter, R</b> ERA: 2.54 (7, 1)	0.2	H	5	1	2	2	0	2	0	0	0	0	0	13	23	27.00	4.500
<b>LaTroy Hawkins, R</b> ERA: 4.88 (7, 1)	1.1	H	6	1	0	0	3	0	1	0	0	0	0	16	24	0.00	0.750
<b>Tyler Walker, R</b> ERA: 3.92 (9, 1)	1.0	S	4	1	0	0	0	0	0	0	0	0	0	10	14	0.00	1.000



Batter	1	2	3	4	5	6	7	8	9	AB R H RBI BB SO LOB	TOP																
Michael Tucker, L (1, 9) OBP: 0.364, SLG: 0.426	2-2 HR		3-1 1B 13 2B 1B		0-0 1B 13 FC6-4	1-1 1B		0-0 FC3-6 13 G4-6-3 1-2f		5 2 4 1 0 0 1	<p>San Francisco Giants @ Los Angeles Dodgers Dodger Stadium, Los Angeles, CA</p> <p>Fri Jul 15 2005, 7:40 PM PDT Att. 51,057 - Partly Cloudy - 70 F</p>																
13 Omar Vizquel, S (1, 6) OBP: 0.356, SLG: 0.401	1-1 G3		0-1 1B 2B 1B		1-2 FC6-4 FC5-4 1-2f	1-0 F7		0-0 G4-6-3 1-2f		5 1 1 0 0 0 3																	
Lance Niekro, R (1, 3) OBP: 0.313, SLG: 0.554 J.T. Snow, L (5, 3) OBP: 0.354, SLG: 0.367	0-2 G1-3		0-1 F4		0-2 FC5-4 1B 2B 1-2f		1-0 F8		1-2 P6	3 1 0 0 0 0 3 2 0 0 0 0 0 0																	
Moises Alou, R (1, 7) OBP: 0.410, SLG: 0.498	3-2 G6-3		1-0 2B 1B 1-2 2-3		0-0 2B 1B 1-2		2-0 2B 1B		2-3 K	5 1 3 0 0 1 0																	
Ray Durham, S (1, 4) OBP: 0.372, SLG: 0.421		1-2 P3	1-1 2B 1-3 2-H 3-H		3-1 2B 1-3 2-H		0-0 2B		3-2 1B	5 0 4 4 0 0 0																	
Pedro Feliz, R (1, 5) OBP: 0.315, SLG: 0.443		2-1 HR		0-2 G1-3 1B		4-0 BB		0-1 F8	1-3 K	4 1 2 1 1 1 3																	
Mike Matheny, R (1, 2) OBP: 0.303, SLG: 0.446		3-2 G4-3		0-0 F9		0-3 K		1-0 HBP		3 0 0 0 0 1 4																	
Jason Ellison, R (1, 8) OBP: 0.325, SLG: 0.390		1-2 G4-3		1-2 G1-3			1-2 G6-3		1-3 K	4 0 0 0 0 1 4																	
51 Noah Lowry, R (1, 1) OBP: 0.333, SLG: 0.400 Scott Eyre, L (8, 1)			1-3 K		1-3 K		0-3 K		0-0 FC3-6 1B	4 0 1 0 0 3 1 0 0 0 0 0 0 0																	
<b>Inning Stats</b>	R: 1 E: 0 K: 0 S: 11	H: 1 LOB: 0 BB: 0 P: 17	R: 1 E: 0 K: 0 S: 11	H: 1 LOB: 0 BB: 0 P: 18	R: 3 E: 0 K: 1 S: 12	H: 4 LOB: 1 BB: 0 P: 18	R: 0 E: 0 K: 1 S: 10	H: 1 LOB: 1 BB: 0 P: 12	R: 1 E: 0 K: 1 S: 14	H: 3 LOB: 3 BB: 1 P: 22		R: 0 E: 0 K: 1 S: 11	H: 1 LOB: 1 BB: 0 P: 14	R: 0 E: 0 K: 1 S: 8	H: 2 LOB: 3 BB: 0 P: 13	R: 0 E: 0 K: 0 S: 3	H: 1 LOB: 0 BB: 0 P: 3	R: 0 E: 0 K: 2 S: 13	H: 1 LOB: 1 BB: 0 P: 20	1B: 10 2B: 3 3B: 0 HR: 2	SF: 0 SAC: 0 DP: 1 HBP: 1	WP: 0 PB: 0 SB: 0 CS: 0	PA: 42				
<b>PITCHER</b>	IP WLS BF H R ER SO BB IBB HBP BLK WP HR S P ERA WHIP											<b>PITCHER</b>	IP WLS BF H R ER SO BB IBB HBP BLK WP HR S P ERA WHIP														
Derek Lowe, R (1, 1) ERA: 4.27	4.2	L	23	10	6	6	2	0	0	0	0	0	2	55	80	11.57	2.143										
Giovanni Carrara, R (5, 1) ERA: 4.25	0.1		2	0	0	0	1	1	0	0	0	0	0	3	7	0.00	3.000										
Scott Erickson, R (6, 1) ERA: 5.8	3.0		13	4	0	0	2	0	0	1	0	0	0	22	30	0.00	1.333										
Duaner Sanchez, R (9, 1) ERA: 4.06	1.0		4	1	0	0	2	0	0	0	0	0	0	13	20	0.00	1.000										

AB	40
R	6
H	15
RBI	6
BB	1
SO	7
LOB	19



Batter	1	2	3	4	5	6	7	8	9	AB R H RBI BB SO LOB
13 Oscar Robles, L OBP: 0.400, SLG: 0.385 (1, 5)	4-2 CS BB		3-1 F7			3-2 F9		3-2 L9-6 2-2		3 0 0 0 1 0 3
Cesar Izturis, S OBP: 0.318, SLG: 0.333 (1, 6)	1-2 SAFE P3			2-3 K		2-2 P3		0-1 F9		4 0 0 0 0 1 1
Olmedo Saenz, R OBP: 0.349, SLG: 0.489 (1, 3)	3-3 1-2 K			1-1 G6-3		0-0 F9		0-0 F9		4 0 0 0 0 1 1
Jason Phillips, R OBP: 0.288, SLG: 0.385 (1, 2)		0-1 P6		0-1 2B		1-2 G6-3		0-2 G2-3		4 0 1 0 0 0 0
Antonio Perez, R OBP: 0.395, SLG: 0.428 (1, 4)		0-3 K2-3		0-0 L5		2-3 K				3 0 0 0 0 2 1
Mike Edwards, R OBP: 0.314, SLG: 0.376 (1, 7)		2-2 G1-5-3			1-3 K		2-1 G6-3			3 0 0 0 0 1 0
Jayson Werth, R OBP: 0.323, SLG: 0.390 (1, 9)			0-2 G5-3		0-3 K		4-1 13 L9-6 17 G1 BB			2 0 0 0 1 1 0
17 Jason Repko, R OBP: 0.305, SLG: 0.372 (1, 8)			0-3 K		0-0 1B		0-1 G1			3 0 1 0 0 1 1
Derek Lowe, R OBP: 0.171, SLG: 0.229 Giovanni Carrara, R Chin-Feng Chen, R OBP: 0.286, SLG: 0.286 Scott Erickson, R OBP: 0.154, SLG: 0.154 Hee-Seop Choi, R OBP: 0.120, SLG: 0.156 Duaner Sanchez, R (1, 1) (5, 1) (5, PH) (6, 1) (8, PH) (9, 1)			0-2 E5		2-2 F9		4-2 BB			1 0 0 0 0 0 0 0 0 0 0 0 0 0 1 0 0 0 0 0 1 0 0 0 0 0 0 0 0 0 0 0 1 0 0 0 0 0 0 0 0 0

Inning Stats	R: 0	H: 0	E: 0	K: 1	S: 13	LOB: 1	BB: 1	P: 21	R: 0	H: 0	E: 0	K: 1	S: 8	LOB: 0	BB: 0	P: 10	R: 0	H: 0	E: 1	K: 1	S: 11	LOB: 1	BB: 0	P: 14	R: 0	H: 1	E: 0	K: 1	S: 8	LOB: 1	BB: 0	P: 11	R: 0	H: 0	E: 0	K: 2	S: 11	LOB: 0	BB: 0	P: 14	R: 0	H: 0	E: 0	K: 1	S: 9	LOB: 0	BB: 0	P: 14	R: 0	H: 0	E: 0	K: 1	S: 8	LOB: 0	BB: 0	P: 13	R: 0	H: 0	E: 0	K: 0	S: 8	LOB: 1	BB: 2	P: 19	R: 0	H: 0	E: 0	K: 0	S: 7	LOB: 0	BB: 0	P: 7	1B: 1	2B: 3	3B: 0	HR: 0	SF: 0	SAC: 0	DP: 2	HBP: 0	WP: 0	PB: 0	SB: 0	CS: 1	PA: 31
51 Noah Lowry, L ERA: 4.74 Scott Eyre, L ERA: 2.54	IP	WLS	BF	H	R	ER	SO	BB	IBB	HBP	BLK	WP	HR	S	P	ERA	WHIP																																																																				
	7.1	W	27	2	0	0	7	3	0	0	0	0	0	73	110	0.00	0.682																																																																				
	1.2		4	0	0	0	0	0	0	0	0	0	0	10	13	0.00	0.000																																																																				

BOTTOM

San Francisco Giants @ Los Angeles Dodgers  
 Dodger Stadium, Los Angeles, CA  
 Fri Jul 15 2005, 7:40 PM PDT  
 Att. 51,057 - Partly Cloudy - 70 F

livebaseballscores.com

AB	28
R	0
H	2
RBI	0
BB	3
SO	7
LOB	8





Batter	1	2	3	4	5	6	7	8	9	AB R H RBI BB SO LOB	TOP																
Michael Tucker, L (1, 9) OBP: 0.365, SLG: 0.422	0-1 F9	2-0 G3		4-2 BB		1-1 2-H 1B			0-0 G4-3	4 0 1 1 1 0 2	<p>San Francisco Giants @ Los Angeles Dodgers Dodger Stadium, Los Angeles, CA</p> <p>Sat Jul 16 2005, 1:10 PM PDT Att. 48,490 - Sunny - 84 F</p> <p>livebaseballscorecards.com</p>																
Yorvit Torrealba, R (1, 2) OBP: 0.311, SLG: 0.366	2-3 K		0-0 PB 2B	2-1 G5-3		1-1 SAFE SAFE G5-3		0-3 K	5 0 1 0 0 2 3																		
Pedro Feliz, R (1, 5) OBP: 0.311, SLG: 0.437	0-1 G6-3		0-2 P4		0-1 G4-3		2-2 G5-3		4 0 0 0 0 0 1																		
Moises Alou, R (1, 7) OBP: 0.408, SLG: 0.498		0-1 WP 2B	1-2 F8		0-0 G5-3		3-1 P5		4 1 1 0 0 0 1																		
Ray Durham, S (1, 4) OBP: 0.370, SLG: 0.419		3-3 K	0-0 G5-3		1-1 FC6-4 1B		0-0 G5-3		4 0 1 0 0 1 2																		
Deivi Cruz, R (1, 6) OBP: 0.309, SLG: 0.429		0-0 1B 2B		2-2 G3-1 1B 2B		1-0 FC6-4 1-2f		3-2 K	4 2 2 1 0 1 1																		
J.T. Snow, L (1, 3) OBP: 0.352, SLG: 0.365		1-1 SH2-4 BB 2-H 1B		1-0 G3-1		0-3 K		0-0 G6-3	4 0 1 1 0 1 1																		
Jason Ellison, R (1, 8) OBP: 0.331, SLG: 0.393		4-2 SH2-4 BB		1-2 SH2-4 1B		0-0 SH3 1B 1B		0-0 G5-3	3 1 2 1 1 0 0																		
Brett Tomko, R (1, 1) OBP: 0.176, SLG: 0.182 Jason Christiansen, R (7, 1) 54 Scott Munter, R (7, 1) LaTroy Hawkins, R (8, 1) Alex Sanchez, L (9, PH) Tyler Walker, R (9, 1)		0-1 SH2-4		0-0 SH2-4		0-1 SH3		0-3 K	0 1 0 0 0 0 1 0 0 0 0 0 0 0 0																		
<b>Inning Stats</b>	R: 0 E: 0 K: 1 S: 7	H: 0 LOB: 0 BB: 0 P: 9	R: 2 E: 0 K: 1 S: 16	H: 3 LOB: 2 BB: 1 P: 26	R: 0 E: 0 K: 0 S: 8	H: 1 LOB: 1 BB: 0 P: 9	R: 1 E: 0 K: 0 S: 14	H: 2 LOB: 2 BB: 1 P: 24	R: 0 E: 0 K: 0 S: 6	H: 1 LOB: 1 BB: 0 P: 8	R: 1 E: 0 K: 1 S: 11	H: 2 LOB: 1 BB: 0 P: 13	R: 0 E: 0 K: 0 S: 6	H: 0 LOB: 0 BB: 0 P: 11	R: 0 E: 0 K: 1 S: 7	H: 0 LOB: 0 BB: 0 P: 10	R: 0 E: 0 K: 2 S: 7	H: 0 LOB: 0 BB: 0 P: 7	1B: 5 2B: 4 3B: 0 HR: 0	SF: 0 SAC: 3 DP: 0 HBP: 0	WP: 1 PB: 1 SB: 0 CS: 0	PA: 38					
<b>PITCHER</b>	IP WLS BF H R ER SO BB IBB HBP BLK WP HR S P ERA WHIP																										
Odalis Perez, L (1, 1) ERA: 5.06	6.0		29	9	4	4	3	2	0	0	0	1	0	62	89	6.00	1.833										
Giovanni Carrara, R (7, 1) ERA: 4.15	1.0		3	0	0	0	0	0	0	0	0	0	0	6	11	0.00	0.000										
Steve Schmolz, R (8, 1) ERA: 4.19	2.0	W	6	0	0	0	3	0	0	0	0	0	0	14	17	0.00	0.000										



BOTTOM

San Francisco Giants @ Los Angeles Dodgers  
Dodger Stadium, Los Angeles, CA

livebaseballscores.com

AB 34  
R 5  
H 10  
RBI 5  
BB 4  
SO 6  
LOB 11



WP: 0 PA: 40  
PB: 0  
SB: 0  
CS: 0

Sat Jul 16 2005, 1:10 PM PDT  
Att. 48,490 - Sunny - 84 F

AB R H RBI BB SO LOB

4	1	2	0	1	0	0
5	0	1	1	0	0	5
3	0	0	0	2	0	1
5	0	1	1	0	0	1
3	2	1	0	0	2	0
4	1	2	0	0	0	0
4	0	1	1	0	0	2
3	0	2	2	0	1	0
1	0	0	0	0	1	0
0	0	0	0	0	0	0
0	0	0	0	0	0	0
0	0	0	0	0	0	0
0	0	0	0	0	0	0
0	0	0	0	0	0	0
0	1	0	0	0	0	0

Batter	1	2	3	4	5	6	7	8	9
<b>13 Oscar Robles, L</b> OBP: 0.410, SLG: 0.389 (1, 5)	2-2 L1 BB	4-2 BB		2-2 E4 L6			2-1 12 1B		2-1 2B 1B
<b>Cesar Izturis, S</b> OBP: 0.316, SLG: 0.334 (1, 6)	3-2 G4-3	1-2 G3		1-0 L6 1-1			2-2 F7		0-2 1B 2B
<b>12 Jeff Kent, R</b> OBP: 0.382, SLG: 0.505 (1, 4)	4-1 BB		1-1 F8	0-0 F8			0-0 G4-3-6-3 1-2f		4-0 1B IBB
<b>Jason Phillips, R</b> OBP: 0.287, SLG: 0.381 (1, 2)	1-2 G4-3		1-2 G6-3		0-2 F8			0-0 G6-3	3-2 1B
<b>Hee-Seop Choi, L</b> OBP: 0.323, SLG: 0.459 (1, 3)		2-1 17 1B 2B	2-2 1B HBP		3-3 K			2-3 K	
<b>Mike Edwards, R</b> OBP: 0.319, SLG: 0.380 (1, 7)		1-2 17 1B 1B	2-2 17 1B 1B		2-1 G5-3			3-2 G6-3	
<b>Jayson Werth, R</b> OBP: 0.321, SLG: 0.387 (1, 9)		1-2 F9 1-2 2-H 1B	1-2 17 1B 1B		1-1 F8			1-2 F9	
<b>17 Jason Repko, R</b> OBP: 0.311, SLG: 0.377 <b>Ricky Ledee, L</b> OBP: 0.349, SLG: 0.414 (9, PH)		0-0 SH1-4 1B 1-3 2-H	1-0 1B 1-2 2-H		1-3 K			1-3 K	
<b>Odalis Perez, L</b> OBP: 0.182, SLG: 0.143 <b>Antonio Perez, R</b> OBP: 0.382, SLG: 0.425 <b>Giovanni Carrara, R</b> <b>Steve Schmill, R</b> <b>Olmedo Saenz, R</b> OBP: 0.282, SLG: 0.499 <b>Chin-Feng Chen, R</b> OBP: 0.286, SLG: 0.286 (1, 1) (6, PH) (7, 1) (8, 1) (9, PH) (9, PR)		0-0 SH1-4	1-3 K		1-3 K			4-0 13 1B 2B BB	

Inning Stats	R: 0	H: 0	E: 0	K: 0	S: 13	H: 0	LOB: 1	BB: 1	P: 23	R: 1	H: 3	E: 0	K: 0	S: 17	H: 3	LOB: 3	BB: 1	P: 26	R: 2	H: 3	E: 0	K: 1	S: 18	R: 0	H: 0	E: 0	K: 1	S: 10	R: 0	H: 0	E: 0	K: 2	S: 8	R: 0	H: 1	E: 0	K: 0	S: 10	R: 0	H: 0	E: 0	K: 1	S: 8	R: 2	H: 3	E: 0	K: 1	S: 16	1B: 8	2B: 3	3B: 0	HR: 0	SF: 0	SAC: 1	DP: 2	HBP: 1	WP: 0	PA: 40
--------------	------	------	------	------	-------	------	--------	-------	-------	------	------	------	------	-------	------	--------	-------	-------	------	------	------	------	-------	------	------	------	------	-------	------	------	------	------	------	------	------	------	------	-------	------	------	------	------	------	------	------	------	------	-------	-------	-------	-------	-------	-------	--------	-------	--------	-------	--------

PITCHER	IP	WLS	BF	H	R	ER	SO	BB	IBB	HBP	BLK	WP	HR	S	P	ERA	WHIP
<b>Brett Tomko, R</b> ERA: 4.98 (1, 1)	6.0		27	6	3	3	4	2	0	1	0	0	0	71	110	4.50	1.333
<b>Jason Christiansen, L</b> ERA: 5.4 (7, 1)	0.1	H	2	1	0	0	0	0	0	0	0	0	0	9	13	0.00	3.000
<b>54 Scott Munter, R</b> ERA: 2.48 (7, 1)	0.2	H	1	0	0	0	0	0	0	0	0	0	0	1	1	0.00	0.000
<b>LaTroy Hawkins, R</b> ERA: 4.71 (8, 1)	1.0	H	3	0	0	0	1	0	0	0	0	0	0	8	13	0.00	0.000
<b>Tyler Walker, R</b> ERA: 4.31 (9, 1)	0.2	L	7	3	2	2	1	1	1	0	0	0	0	16	31	27.00	6.000



Batter	1	2	3	4	5	6	7	8	9	AB R H RBI BB SO LOB	TOP		
Michael Tucker, L (1, 9) OBP: 0.366, SLG: 0.438	0-0 1B		0-0 G4-3			0-1 P3	2-3 K		2-2 HR	5 1 2 3 0 1 1			
13 Omar Vizquel, S (1, 6) OBP: 0.354, SLG: 0.396	1-2 F9		0-1 G4-3			4-1 BB 1B BB		3-2 F7	0-2 G6-3	4 0 0 0 1 0 1			
J.T. Snow, L (1, 3) OBP: 0.351, SLG: 0.362	2-1 F8			0-0 P5		1-3 K		0-0 1B		4 0 1 0 0 1 2			
Moises Alou, R (1, 7) OBP: 0.409, SLG: 0.498	3-2 F7			1-2 G5-3		0-0 BB 1B		2-2 G6-4-3 1B		4 0 2 0 0 0 1			
Ray Durham, S (1, 4) OBP: 0.375, SLG: 0.430		4-2 F8 1B BB		2-1 HR		4-1 BB		2-2 G6-4-3 1-2f		2 1 1 1 2 0 2			
Mike Matheny, R (1, 2) OBP: 0.303, SLG: 0.443		0-2 CS 1B		2-3 K		1-2 P4		1-0 L8		4 0 1 0 0 1 3			
Pedro Feliz, R (1, 5) OBP: 0.308, SLG: 0.432		0-1 F8			0-0 F7		0-0 F7		2-1 G6-3	4 0 0 0 0 0 2			
Jason Ellison, R (1, 8) OBP: 0.330, SLG: 0.395		0-3 K			1-3 K		1-0 B1-3		2-0 HR 2B	4 1 1 0 0 2 2			
41 Brad Hennessey, R (1, 1) OBP: 0.143, SLG: 0.143			0-2 F8		0-1 G6-3		2-2 1B		1-1 HR HBP	3 0 1 0 0 0 0			
54 Scott Munter, R (7, 1)										0 0 0 0 0 0 0			
Scott Eyre, L (8, 1)										0 0 0 0 0 0 0			
Alex Sanchez, L (9, PH) OBP: 0.367, SLG: 0.446										0 1 0 0 0 0 0			
LaTroy Hawkins, R (9, 1)										0 0 0 0 0 0 0			
<b>Inning Stats</b>	R: 0 H: 1 E: 0 LOB: 1 K: 0 BB: 0 S: 9 P: 15	R: 0 H: 1 E: 0 LOB: 1 K: 1 BB: 1 S: 11 P: 15	R: 0 H: 0 E: 0 LOB: 0 K: 0 BB: 0 S: 6 P: 6	R: 1 H: 1 E: 0 LOB: 0 K: 1 BB: 0 S: 9 P: 14	R: 0 H: 0 E: 0 LOB: 0 K: 1 BB: 0 S: 6 P: 7	R: 0 H: 1 E: 0 LOB: 3 K: 1 BB: 2 S: 11 P: 21	R: 0 H: 1 E: 0 LOB: 1 K: 1 BB: 0 S: 8 P: 13	R: 0 H: 2 E: 0 LOB: 1 K: 0 BB: 0 S: 12 P: 19	R: 3 H: 2 E: 0 LOB: 0 K: 0 BB: 0 S: 12 P: 20	1B: 6 SF: 0 2B: 1 SAC: 0 3B: 0 DP: 1 HR: 2 HBP: 1	WP: 0 PA: 38 PB: 0 SB: 1 CS: 1		
<b>PITCHER</b>	IP WLS BF H R ER SO BB IBB HBP BLK WP HR S P ERA WHIP												
Jeff Weaver, R (1, 1) ERA: 4.26	7.0		5 1 1 5 3 0 0 0 0 0 0 0 1 60 91 1.29 1.143										
Duaner Sanchez, R (8, 1) ERA: 3.98	1.0		4 2 0 0 0 0 0 0 0 0 0 0 0 12 19 0.00 2.000										
43 Yhency Brazoban, R (9, 1) ERA: 5.54	1.0	L	6 2 3 3 0 0 0 0 0 1 0 0 1 12 20 27.00 2.000										

San Francisco Giants @ Los Angeles Dodgers  
Dodger Stadium, Los Angeles, CA  
Sun Jul 17 2005, 1:10 PM PDT  
Att. 47,719 - Sunny - 78 F

livebaseballscorecards.com

AB	34
R	4
H	9
RBI	4
BB	3
SO	5
LOB	14



BOTTOM

San Francisco Giants @ Los Angeles Dodgers  
Dodger Stadium, Los Angeles, CA  
Sun Jul 17 2005, 1:10 PM PDT  
Att: 47,719 - Sunny - 78 F

livebaseballscorecards.com

AB 34  
R 1  
H 7  
RBI 1  
BB 3  
SO 4  
LOB 18



WP: 0 PA: 37  
PB: 0  
SB: 1  
CS: 0

AB R H RBI BB SO LOB

4 0 1 1 1 1 0

4 0 1 0 0 0 1

4 0 1 0 0 0 2

3 0 2 0 0 0 1

1 0 0 0 0 0 0

4 0 1 0 0 1 2

3 0 1 0 1 1 3

3 1 0 0 1 0 5

3 0 0 0 0 1 3

1 0 0 0 0 0 0

0 0 0 0 0 0 0

0 0 0 0 0 0 0

1 0 0 0 0 0 0

2 0 0 0 0 0 1

1 0 0 0 0 0 0

0 0 0 0 0 0 0

0 0 0 0 0 0 0

1 0 0 0 0 0 0

1B: 2 SF: 0

2B: 5 SAC: 0

3B: 0 DP: 0

HR: 0 HBP: 0

1B: 2 SF: 0

2B: 5 SAC: 0

3B: 0 DP: 0

HR: 0 HBP: 0

1B: 2 SF: 0

2B: 5 SAC: 0

3B: 0 DP: 0

HR: 0 HBP: 0

1B: 2 SF: 0

2B: 5 SAC: 0

3B: 0 DP: 0

HR: 0 HBP: 0

1B: 2 SF: 0

2B: 5 SAC: 0

3B: 0 DP: 0

HR: 0 HBP: 0

1B: 2 SF: 0

2B: 5 SAC: 0

3B: 0 DP: 0

HR: 0 HBP: 0

1B: 2 SF: 0

2B: 5 SAC: 0

3B: 0 DP: 0

HR: 0 HBP: 0

1B: 2 SF: 0

2B: 5 SAC: 0

3B: 0 DP: 0

HR: 0 HBP: 0

1B: 2 SF: 0

2B: 5 SAC: 0

3B: 0 DP: 0

HR: 0 HBP: 0

1B: 2 SF: 0

2B: 5 SAC: 0

3B: 0 DP: 0

HR: 0 HBP: 0

1B: 2 SF: 0

2B: 5 SAC: 0

3B: 0 DP: 0

HR: 0 HBP: 0

1B: 2 SF: 0

2B: 5 SAC: 0

3B: 0 DP: 0

HR: 0 HBP: 0

1B: 2 SF: 0

2B: 5 SAC: 0

3B: 0 DP: 0

HR: 0 HBP: 0

1B: 2 SF: 0

2B: 5 SAC: 0

3B: 0 DP: 0

HR: 0 HBP: 0

1B: 2 SF: 0

2B: 5 SAC: 0

3B: 0 DP: 0

HR: 0 HBP: 0

1B: 2 SF: 0

2B: 5 SAC: 0

3B: 0 DP: 0

HR: 0 HBP: 0

1B: 2 SF: 0

2B: 5 SAC: 0

3B: 0 DP: 0

HR: 0 HBP: 0

1B: 2 SF: 0

2B: 5 SAC: 0

3B: 0 DP: 0

HR: 0 HBP: 0

1B: 2 SF: 0

2B: 5 SAC: 0

3B: 0 DP: 0

HR: 0 HBP: 0

1B: 2 SF: 0

2B: 5 SAC: 0

3B: 0 DP: 0

HR: 0 HBP: 0

1B: 2 SF: 0

2B: 5 SAC: 0

3B: 0 DP: 0

HR: 0 HBP: 0

1B: 2 SF: 0

2B: 5 SAC: 0

3B: 0 DP: 0

HR: 0 HBP: 0

1B: 2 SF: 0

2B: 5 SAC: 0

3B: 0 DP: 0

HR: 0 HBP: 0

1B: 2 SF: 0

2B: 5 SAC: 0

3B: 0 DP: 0

HR: 0 HBP: 0

1B: 2 SF: 0

2B: 5 SAC: 0

3B: 0 DP: 0

HR: 0 HBP: 0

1B: 2 SF: 0

2B: 5 SAC: 0

3B: 0 DP: 0

HR: 0 HBP: 0

1B: 2 SF: 0

2B: 5 SAC: 0

3B: 0 DP: 0

HR: 0 HBP: 0

1B: 2 SF: 0

2B: 5 SAC: 0

3B: 0 DP: 0

HR: 0 HBP: 0

1B: 2 SF: 0

2B: 5 SAC: 0

3B: 0 DP: 0

HR: 0 HBP: 0

1B: 2 SF: 0

2B: 5 SAC: 0

3B: 0 DP: 0

HR: 0 HBP: 0

1B: 2 SF: 0

2B: 5 SAC: 0

3B: 0 DP: 0

HR: 0 HBP: 0

1B: 2 SF: 0

2B: 5 SAC: 0

3B: 0 DP: 0

HR: 0 HBP: 0

1B: 2 SF: 0

2B: 5 SAC: 0

3B: 0 DP: 0

HR: 0 HBP: 0

1B: 2 SF: 0

2B: 5 SAC: 0

3B: 0 DP: 0

HR: 0 HBP: 0

1B: 2 SF: 0

2B: 5 SAC: 0

3B: 0 DP: 0

HR: 0 HBP: 0

1B: 2 SF: 0

2B: 5 SAC: 0

3B: 0 DP: 0

HR: 0 HBP: 0

1B: 2 SF: 0

2B: 5 SAC: 0

3B: 0 DP: 0

HR: 0 HBP: 0

1B: 2 SF: 0

2B: 5 SAC: 0

3B: 0 DP: 0

HR: 0 HBP: 0

1B: 2 SF: 0

2B: 5 SAC: 0

3B: 0 DP: 0

HR: 0 HBP: 0

1B: 2 SF: 0

2B: 5 SAC: 0

3B: 0 DP: 0

HR: 0 HBP: 0

1B: 2 SF: 0

2B: 5 SAC: 0

3B: 0 DP: 0

HR: 0 HBP: 0

1B: 2 SF: 0

2B: 5 SAC: 0

3B: 0 DP: 0

HR: 0 HBP: 0

1B: 2 SF: 0

2B: 5 SAC: 0

3B: 0 DP: 0

HR: 0 HBP: 0

1B: 2 SF: 0

2B: 5 SAC: 0

3B: 0 DP: 0

HR: 0 HBP: 0

1B: 2 SF: 0

2B: 5 SAC: 0

3B: 0 DP: 0

HR: 0 HBP: 0

1B: 2 SF: 0

2B: 5 SAC: 0

3B: 0 DP: 0

HR: 0 HBP: 0

1B: 2 SF: 0

2B: 5 SAC: 0

3B: 0 DP: 0

HR: 0 HBP: 0

1B: 2 SF: 0

2B: 5 SAC: 0

3B: 0 DP: 0

HR: 0 HBP: 0

1B: 2 SF: 0

2B: 5 SAC: 0

3B: 0 DP: 0

HR: 0 HBP: 0

1B: 2 SF: 0

2B: 5 SAC: 0

3B: 0 DP: 0

HR: 0 HBP: 0

1B: 2 SF: 0

2B: 5 SAC: 0

3B: 0 DP: 0

HR: 0 HBP: 0

1B: 2 SF: 0

2B: 5 SAC: 0

3B: 0 DP: 0

HR: 0 HBP: 0

1B: 2 SF: 0

2B: 5 SAC: 0

3B: 0 DP: 0

HR: 0 HBP: 0

1B: 2 SF: 0

2B: 5 SAC: 0

3B: 0 DP: 0

HR: 0 HBP: 0

1B: 2 SF: 0

2B: 5 SAC: 0

3B: 0 DP: 0

HR: 0 HBP: 0

1B: 2 SF: 0

2B: 5 SAC: 0

3B: 0 DP: 0

HR: 0 HBP: 0

1B: 2 SF: 0

2B: 5 SAC: 0

3B: 0 DP: 0

HR: 0 HBP: 0

1B: 2 SF: 0

2B: 5 SAC: 0

3B: 0 DP: 0

HR: 0 HBP: 0

1B: 2 SF: 0

2B: 5 SAC: 0

3B: 0 DP: 0

HR: 0 HBP: 0

1B: 2 SF: 0

2B: 5 SAC: 0

3B: 0 DP: 0

HR: 0 HBP: 0

1B: 2 SF: 0

2B: 5 SAC: 0

3B: 0 DP: 0

HR: 0 HBP: 0





Batter	1	2	3	4	5	6	7	8	9	AB	R	H	RBI	BB	SO	LOB
Michael Tucker, L (1, 9) OBP: 0.359, SLG: 0.429	2-1 G4-3	0-0 P6		3-2 FC4-6 13 FC6-4 1-2f 2-3			2-2 G3			4	0	0	0	0	0	3
13 Omar Vizquel, S (1, 6) OBP: 0.355, SLG: 0.394	4-0 BB 1B BB		4-1 FC4-6 BB	1-2 FC6-4 1-2f			3-2 P6			2	0	0	0	2	0	2
J.T. Snow, L (1, 3) OBP: 0.349, SLG: 0.360	1 SAFE 0-1 BB 1-2 1B		0-1 FC4-6 1B BB 1-2f		0-0 F8		1-2 G1-3			4	0	1	0	0	0	1
Moises Alou, R (1, 7) OBP: 0.410, SLG: 0.495	4-2 1-2 2-3 BB		4-2 G5-3 1B BB 1-2		2-3 K		0-0 G6-3			2	0	0	0	2	1	0
Ray Durham, S (1, 4) OBP: 0.375, SLG: 0.429	2-0 P6		1-1 BB 1-2 2-3 1B		0-1 G4-3		2-2 F8			3	0	1	0	0	0	3
Deivi Cruz, R (6, 4) OBP: 0.307, SLG: 0.426										1	0	0	0	0	0	0
Pedro Feliz, R (1, 5) OBP: 0.307, SLG: 0.433	1-3 K		0-1 G5-3 2-3f			1-2 G4-3 G6-3 2B		1-1 F7		4	1	1	0	0	1	6
Mike Matheny, R (1, 2) OBP: 0.309, SLG: 0.452		2-2 G3 2B		1-2 FC4-6 1B 1B		2-2 G4-3		1-2 G3-6 1B		4	0	3	0	0	0	1
Jason Ellison, R (1, 8) OBP: 0.329, SLG: 0.393		1-2 G3		1-0 FC4-6 1B		0-2 G6-3		1-0 G3-6		4	0	1	1	0	0	2
32 Kevin Correia, R (1, 1) Adam Shabala, L (4, PH) Kirk Rueter, L (5, 1) Alex Sanchez, L (9, PH)		3-3 K		1-3 K		0-0 B4-3		1-1 F7		1	0	0	0	0	1	1
										1	0	0	0	0	1	2
										1	0	0	0	0	0	0
										1	0	0	0	0	0	0

Inning Stats	R: 0	H: 1	E: 0	LOB: 3	K: 1	BB: 2	S: 11	R: 0	H: 1	E: 0	LOB: 1	K: 1	BB: 0	S: 11	R: 0	H: 1	E: 0	LOB: 2	K: 0	BB: 2	S: 9	R: 0	H: 2	E: 0	LOB: 2	K: 1	BB: 0	S: 15	R: 0	H: 0	E: 0	LOB: 0	K: 1	BB: 0	S: 7	R: 1	H: 1	E: 0	LOB: 0	K: 0	BB: 0	S: 10	R: 0	H: 0	E: 0	LOB: 0	K: 0	BB: 0	S: 9	R: 0	H: 0	E: 0	LOB: 0	K: 0	BB: 0	S: 6	R: 0	H: 1	E: 0	LOB: 0	K: 0	BB: 0	S: 6	R: 0	H: 1	E: 0	LOB: 0	K: 0	BB: 0	S: 6	1B: 5	SF: 0	2B: 2	SAC: 0	3B: 0	DP: 2	HR: 0	HBP: 0	WP: 0	PA: 36
--------------	------	------	------	--------	------	-------	-------	------	------	------	--------	------	-------	-------	------	------	------	--------	------	-------	------	------	------	------	--------	------	-------	-------	------	------	------	--------	------	-------	------	------	------	------	--------	------	-------	-------	------	------	------	--------	------	-------	------	------	------	------	--------	------	-------	------	------	------	------	--------	------	-------	------	------	------	------	--------	------	-------	------	-------	-------	-------	--------	-------	-------	-------	--------	-------	--------

PITCHER	IP	WLS	BF	H	R	ER	SO	BB	IBB	HBP	BLK	WP	HR	S	P	ERA	WHIP
Jorge Sosa, R (1, 1) ERA: 2.76	6.0		27	6	1	1	4	4	0	0	0	0	0	63	103	1.50	1.667
John Foster, L (7, 1) ERA: 2.89	1.0		3	0	0	0	0	0	0	0	0	0	0	9	15	0.00	0.000
Jim Brower, R (8, 1) ERA: 5.19	1.0		3	0	0	0	0	0	0	0	0	0	0	6	9	0.00	0.000
Dan Kolb, R (9, 1) ERA: 5.11	1.0		3	1	0	0	0	0	0	0	0	0	0	6	9	0.00	1.000

**BOTTOM**

**Atlanta Braves @ San Francisco Giants**  
 SBC Park, San Francisco, CA  
 Mon Jul 18 2005, 10:15 PM EDT  
 Att: 42,277 - Overcast - 67 F

<b>AB</b>	<b>32</b>
<b>R</b>	<b>1</b>
<b>H</b>	<b>7</b>
<b>RBI</b>	<b>1</b>
<b>BB</b>	<b>4</b>
<b>SO</b>	<b>4</b>
<b>LOB</b>	<b>21</b>

livebaseballscores.com











Batter	1	2	3	4	5	6	7	8	9	AB R H RBI BB SO LOB	TOP									
Rafael Furcal, S (1, 6) OBP: 0.317, SLG: 0.395	1-3 K		1-0 L8		2-1 L8		2-2 2-5	0-0 G4-3		4 0 0 0 0 1 2	<p>Atlanta Braves @ San Francisco Giants</p> <p>SBC Park, San Francisco, CA</p> <p>Wed Jul 20 2005, 3:35 PM EDT</p> <p>Att. 42,371 - Sunny - 67 F</p>									
Kelly Johnson, L (1, 7) OBP: 0.339, SLG: 0.400	1-3 K		0-1 F8			2-2 G4-3 E 2B		3-3 K		4 1 1 0 0 2 0										
Marcus Giles, R (1, 4) OBP: 0.369, SLG: 0.446	1-1 G1-3			0-0 P3		1-2 G4-3		0-0 L6		4 0 0 0 0 0 1										
Andruw Jones, R (1, 8) OBP: 0.356, SLG: 0.581		1-1 F9		4-1 10 CS BB		0-2 E7 10 G6-4-3		1-2 F8		3 0 0 0 1 0 0										
10 Chipper Jones, S (1, 5) OBP: 0.398, SLG: 0.506		3-2 K		3-3 SAFE SAFE SAFE 1-2		3-2 G6-4-3		1-0 G6-3		4 0 0 0 0 2 2 0 0 0 0 0 0 0										
Chris Reitsma, R (9, 1)																				
Julio Franco, R (1, 3) OBP: 0.339, SLG: 0.469		0-0 7 HR 2B		4-1 29 FC1-5 7 1B BB			2-3 K		0-3 K	3 1 1 0 1 2 0										
7 Jeff Francoeur, R (1, 9) OBP: 0.409, SLG: 0.864		0-0 2-H HR		1-0 29 FC1-5 1B			3-1 29 2B 1B			3 2 3 2 0 0 0										
16 Brian McCann, L (1, 2) OBP: 0.383, SLG: 0.452		0-2 G2		2-0 F7			2-3 SAFE SAFE SAFE SAFE K 2B			3 0 0 0 0 1 3										
29 John Smoltz, R (1, 1) OBP: 0.196, SLG: 0.222			2-3 K		0-0 FC1-5		2-1 2-5 1-H 2B			3 0 1 1 0 1 2 0 0 0 0 0 0 0										
Wilson Betemit, S (9, 5) OBP: 0.353, SLG: 0.482																				
<b>Inning Stats</b>	R: 0 E: 0 K: 2 S: 8	H: 0 LOB: 0 BB: 0 P: 11	R: 2 E: 0 K: 1 S: 12	H: 2 LOB: 0 BB: 0 P: 16	R: 0 E: 0 K: 1 S: 6	H: 0 LOB: 0 BB: 0 P: 9	R: 0 E: 0 K: 1 S: 6	H: 1 LOB: 2 BB: 1 P: 15	R: 1 E: 1 K: 0 S: 15	H: 1 LOB: 0 BB: 0 P: 21	R: 1 E: 0 K: 2 S: 13	H: 2 LOB: 1 BB: 0 P: 24	R: 0 E: 0 K: 1 S: 8	H: 0 LOB: 0 BB: 0 P: 8	R: 0 E: 0 K: 1 S: 8	H: 0 LOB: 0 BB: 0 P: 10	1B: 2 2B: 4 3B: 0 HR: 1	SF: 0 SAC: 0 DP: 2 HBP: 0	WP: 0 PB: 0 SB: 0 CS: 1	PA: 33
<b>PITCHER</b>	IP WLS BF H R ER SO BB IBB HBP BLK WP HR S P ERA WHIP																			
51 Noah Lowry, L (1, 1) ERA: 4.69	7.0 L 28 6 4 3 7 2 0 0 0 0 1 66 109 3.86 1.143																			
Jeff Fassero, L (8, 1) ERA: 4.6	1.0 3 0 0 0 1 0 0 0 0 0 0 5 8 0.00 0.000																			
Jason Christiansen, L (9, 1) ERA: 5.23	1.0 3 0 0 0 1 0 0 0 0 0 0 8 10 0.00 0.000																			

AB	31
R	4
H	6
RBI	3
BB	2
SO	9
LOB	10



Batter	1	2	3	4	5	6	7	8	9	AB R H RBI BB SO LOB
Alex Sanchez, L (1, 8) OBP: 0.361, SLG: 0.442	0-0 G6-3 2B		0-1 G5-3		0-0 FC3-6 13 CS 1-2f			1-1 G4-3		4 0 1 0 0 0 1
13 Omar Vizquel, S (1, 6) OBP: 0.357, SLG: 0.395	0-2 L7		1-1 1B		3-1 CS 1-2	3-2 G3-1		2-1 G4-3		4 0 1 0 0 0 1
J.T. Snow, L (1, 3) OBP: 0.343, SLG: 0.353	2-0 G6-3		2-3 K			0-1 L9		0-0 G1-3		4 0 0 0 0 1 2
Pedro Feliz, R (1, 5) OBP: 0.309, SLG: 0.449	2-3 K			1-2 HR		1-3 K		3-2 F7		4 1 1 1 0 2 1
Ray Durham, S (1, 4) OBP: 0.376, SLG: 0.434		0-1 G4-3		0-1 F8			0-0 FC5-4 1B		1-0 2B	4 0 2 0 0 0 0
Michael Tucker, L (1, 9) OBP: 0.355, SLG: 0.426		0-0 FC4-6 1B		0-2 G3-1			2-3 K		3-3 K	4 0 1 0 0 2 2
Adam Shabala, L (1, 7) OBP: 0.235, SLG: 0.200 Jeff Fassero, L (8, 1) Jason Christiansen, R (9, 1)		0-0 FC4-6 1-2f		2-3 K			1-3 K			3 0 0 0 0 2 2 0 0 0 0 0 0 0 0 0 0 0 0 0 0
Yorvit Torrealba, R (1, 2) OBP: 0.309, SLG: 0.353		1-3 K			0-2 G4-3		1-2 FC5-4 1-2f			3 0 0 0 0 1 2
51 Noah Lowry, R (1, 1) OBP: 0.343, SLG: 0.406 Jason Ellison, R (8, 7) OBP: 0.332, SLG: 0.395			2-2 G6-3		0-1 FC3-6 1B			0-0 L9		2 0 1 0 0 0 0 1 0 0 0 0 0 0

Inning Stats	R: 0	H: 1	E: 0	K: 1	S: 9	LOB: 1	BB: 0	P: 13	R: 0	H: 1	E: 0	K: 1	S: 7	LOB: 1	BB: 0	P: 8	R: 0	H: 1	E: 0	K: 1	S: 12	LOB: 1	BB: 0	P: 17	R: 1	H: 1	E: 0	K: 1	S: 15	LOB: 0	BB: 0	P: 18	R: 0	H: 1	E: 0	K: 0	S: 7	LOB: 0	BB: 0	P: 10	R: 0	H: 0	E: 0	K: 1	S: 10	LOB: 0	BB: 0	P: 14	R: 0	H: 1	E: 0	K: 2	S: 10	LOB: 1	BB: 0	P: 14	R: 0	H: 0	E: 0	K: 0	S: 5	LOB: 0	BB: 0	P: 8	R: 0	H: 1	E: 0	K: 1	S: 9	LOB: 1	BB: 0	P: 16	1B: 4	2B: 2	3B: 0	HR: 1	SF: 0	SAC: 0	DP: 0	HBP: 0	WP: 0	PB: 0	SB: 0	CS: 1	PA: 34
--------------	------	------	------	------	------	--------	-------	-------	------	------	------	------	------	--------	-------	------	------	------	------	------	-------	--------	-------	-------	------	------	------	------	-------	--------	-------	-------	------	------	------	------	------	--------	-------	-------	------	------	------	------	-------	--------	-------	-------	------	------	------	------	-------	--------	-------	-------	------	------	------	------	------	--------	-------	------	------	------	------	------	------	--------	-------	-------	-------	-------	-------	-------	-------	--------	-------	--------	-------	-------	-------	-------	--------

PITCHER	IP	WLS	BF	H	R	ER	SO	BB	IBB	HBP	BLK	WP	HR	S	P	ERA	WHIP
29 John Smoltz, R (1, 1) ERA: 2.64	8.0	W	29	6	1	1	7	0	0	0	0	0	1	75	102	1.12	0.750
Chris Reitsma, R (9, 1) ERA: 3.43	1.0	S	4	1	0	0	1	0	0	0	0	0	0	9	16	0.00	1.000

**BOTTOM**

**Atlanta Braves @ San Francisco Giants**  
**SBC Park, San Francisco, CA**  
 Wed Jul 20 2005, 3:35 PM EDT  
 Att: 42,371 - Sunny - 67 F

livebaseballscorecards.com

<b>AB</b>	<b>33</b>
<b>R</b>	<b>1</b>
<b>H</b>	<b>7</b>
<b>RBI</b>	<b>1</b>
<b>BB</b>	<b>0</b>
<b>SO</b>	<b>8</b>
<b>LOB</b>	<b>11</b>






Batter	1	2	3	4	5	6	7	8	9	AB R H RBI BB SO LOB	TOP			
Juan Pierre, L (1, 8) OBP: 0.318, SLG: 0.355	0-2 F9	1-2 1B		0-1 G6-3			0-1 L7		2-1 F8	5 0 1 0 0 0 0				
Luis Castillo, S (1, 4) OBP: 0.415, SLG: 0.395	0-1 G6-3	2-2 F8			2-2 1B 1B		0-3 K		1-1 F7	5 0 1 0 0 1 2				
Carlos Delgado, L (1, 3) OBP: 0.392, SLG: 0.551	4-0 HR BB	1-2 G3			0-0 F7		2-1 1B 2B		1-2 G4-3	4 2 1 0 1 0 3				
Miguel Cabrera, R (1, 7) OBP: 0.399, SLG: 0.602	2-2 1-H HR		2-2 1B SF9 2B		0-1 1B G5-4-3 1B		4-0 1B BB			3 2 3 2 1 0 0				
Paul Lo Duca, R (1, 2) OBP: 0.357, SLG: 0.403	2-1 1B		1-0 G6-4-3 1B		3-1 G5-4-3 1-2f		0-1 1B			4 0 3 1 0 0 2				
Juan Encarnacion, R (1, 9) OBP: 0.358, SLG: 0.480	0-1 P4		1-0 SF9		0-1 P3		3-2 F7			3 0 0 1 0 0 3				
Mike Lowell, R (1, 5) OBP: 0.280, SLG: 0.360		0-0 HR	1-2 G6-4-3 1-2f		0-1 F8		1-1 G4-6-3			4 1 1 1 0 0 1				
Alex Gonzalez, R (1, 6) OBP: 0.332, SLG: 0.374		1-2 P2		2-3 K		2-2 1B	1-1 G6-3			4 0 1 0 0 1 0				
Dontrelle Willis, L (1, 1) OBP: 0.283, SLG: 0.288 Ismael Valdez, R (4, 1) OBP: 0.396, SLG: 0.394 Jeff Contino, R (6, PH) John Riedling, R (6, 1) Chris Aguilera, R (8, PH) Randy Messenger, R (8, 1) OBP: 0.238, SLG: 0.200 OBP: 0.500, SLG: 0.500		0-0 1B		0-3 K		0-2 G4-3	2-0 G6-3			2 0 1 0 0 1 0 0 0 0 0 0 0 0 1 0 0 0 0 0 1 0 0 0 0 0 0 0 1 0 0 0 0 0 0 0 0 0 0 0 0 0				
<b>Inning Stats</b>	R: 2 H: 2 E: 0 LOB: 1 K: 0 BB: 1 S: 15 P: 23	R: 1 H: 3 E: 0 LOB: 2 K: 0 BB: 0 S: 17 P: 22	R: 1 H: 2 E: 0 LOB: 0 K: 0 BB: 0 S: 11 P: 16	R: 0 H: 0 E: 0 LOB: 0 K: 2 BB: 0 S: 8 P: 10	R: 0 H: 2 E: 0 LOB: 1 K: 0 BB: 0 S: 9 P: 14	R: 0 H: 1 E: 0 LOB: 1 K: 0 BB: 0 S: 10 P: 12	R: 1 H: 2 E: 0 LOB: 2 K: 1 BB: 1 S: 16 P: 25	R: 0 H: 0 E: 0 LOB: 0 K: 0 BB: 0 S: 5 P: 9	R: 0 H: 0 E: 0 LOB: 0 K: 0 BB: 0 S: 9 P: 13	1B: 8 SF: 1 2B: 2 SAC: 0 3B: 0 DP: 2 HR: 2 HBP: 0	WP: 0 PA: 39 PB: 0 SB: 0 CS: 0			
<b>PITCHER</b>	IP WLS BF H R ER SO BB IBB HBP BLK WP HR S P ERA WHIP												<b>PITCHER</b>	IP WLS BF H R ER SO BB IBB HBP BLK WP HR S P ERA WHIP
Brett Tomko, R (1, 1) ERA: 5.03	6.0 W 27 10 4 4 2 1 0 0 0 0 0 2 70 97 6.00 1.833													
Scott Eyre, L (7, 1) ERA: 2.66	0.2 3 1 1 1 1 0 0 0 0 0 0 0 8 10 13.50 1.500													
54 Scott Munter, R (7, 1) ERA: 2.43	0.1 3 1 0 0 0 1 0 0 0 0 0 0 8 15 0.00 6.000													
LaTroy Hawkins, R (8, 1) ERA: 4.26	1.0 H 3 0 0 0 0 0 0 0 0 0 0 0 5 9 0.00 0.000													
Tyler Walker, R (9, 1) ERA: 4.32	1.0 S 3 0 0 0 0 0 0 0 0 0 0 0 9 13 0.00 0.000													

**Florida Marlins @ San Francisco Giants**  
**SBC Park, San Francisco, CA**  
 Fri Jul 22 2005, 10:15 PM EDT  
 Att. 39,876 - Clear - 66 F

[livebaseballscorecards.com](http://livebaseballscorecards.com)

<b>AB</b>	36
<b>R</b>	5
<b>H</b>	12
<b>RBI</b>	5
<b>BB</b>	2
<b>SO</b>	3
<b>LOB</b>	12



Batter	1	2	3	4	5	6	7	8	9	AB	R	H	RBI	BB	SO	LOB
Jason Ellison, R OBP: 0.330, SLG: 0.389 (1, 8)	1-1 P6	2-3 K		2-2 G1-3		4-0 WP 13 S BB		0-0 F9		4	0	0	0	1	1	1
13 Omar Vizquel, S OBP: 0.356, SLG: 0.391 (1, 6)	0-1 F9			2-2 G4-3		0-2 G5-3				3	1	0	0	1	0	1
Lance Niekro, R OBP: 0.316, SLG: 0.540 (1, 3)	1-3 K					0-0 G6-3				3	0	0	0	1	1	1
Moises Alou, R OBP: 0.415, SLG: 0.500 (1, 9) (8, 7)		0-0 1B BB		1-2 1B SF7 1B		4-2 1B WP BB		1-3 K		3	3	2	0	1	1	2
Ray Durham, S OBP: 0.381, SLG: 0.436 (1, 4)		4-1 1B BB		1-2 1B HR 1B		3-2 1B 1H		1-1 F7		3	2	2	2	1	0	0
Edgardo Alfonzo, R OBP: 0.368, SLG: 0.402 (1, 5)		3-1 1B		2-2 SF7		2-2 P3		2-2 G4-3		3	1	1	2	0	0	1
LaTroy Hawkins, R Tyler Walker, R (8, 1) (9, 1)		1-3 2-H E 1B		3-H		1-1 SAFE				0	0	0	0	0	0	0
Pedro Feliz, R OBP: 0.314, SLG: 0.461 (1, 7) (8, 5)		0-0 E7 SH3 1B		0-0 HR		3-2 1B 1-2		1-2 F7		4	1	3	3	0	0	0
Mike Matheny, R OBP: 0.304, SLG: 0.441 (1, 2)		1-2 F7		2-0 L7		2-0 G5-3		1-0 P4		4	0	0	0	0	0	3
Brett Tomko, R OBP: 0.171, SLG: 0.176 (1, 1)		1-0 SH3				1-0 P3		1-0 L9		1	0	0	0	0	0	0
Alex Sanchez, L OBP: 0.359, SLG: 0.439 (6, PH)										1	0	0	0	0	0	0
Scott Eyre, L (7, 1)										0	0	0	0	0	0	0
54 Scott Munter, R (7, 1)										0	0	0	0	0	0	0
Michael Tucker, L OBP: 0.353, SLG: 0.424 (8, 9)										1	0	0	0	0	1	0


Inning Stats	R: 0	H: 0	E: 0	K: 1	S: 7	LOB: 0	BB: 0	P: 9	R: 3	H: 3	E: 1	K: 1	S: 14	LOB: 1	BB: 1	P: 26	R: 4	H: 3	E: 0	K: 0	S: 15	LOB: 0	BB: 1	P: 25	R: 0	H: 0	E: 0	K: 0	S: 8	LOB: 2	BB: 1	P: 29	R: 1	H: 2	E: 0	K: 1	S: 12	LOB: 2	BB: 2	P: 22	R: 0	H: 0	E: 0	K: 0	S: 8	LOB: 0	BB: 0	P: 12	R: 0	H: 0	E: 0	K: 1	S: 7	LOB: 0	BB: 0	P: 11
--------------	------	------	------	------	------	--------	-------	------	------	------	------	------	-------	--------	-------	-------	------	------	------	------	-------	--------	-------	-------	------	------	------	------	------	--------	-------	-------	------	------	------	------	-------	--------	-------	-------	------	------	------	------	------	--------	-------	-------	------	------	------	------	------	--------	-------	-------

PITCHER	IP	WLS	BF	H	R	ER	SO	BB	IBB	HBP	BLK	WP	HR	S	P	ERA	WHIP
Dontrelle Willis, L ERA: 3.23 (1, 1)	3.0	L	17	6	7	7	2	2	0	0	0	0	1	36	60	21.00	2.667
Ismael Valdez, R ERA: 4.5 (4, 1)	2.0		9	2	1	1	0	1	0	0	0	1	0	23	42	4.50	1.500
John Riedling, R ERA: 6.41 (6, 1)	2.0		8	0	0	0	1	2	0	0	0	1	0	20	34	0.00	1.000
Randy Messenger, R ERA: 5.56 (8, 1)	1.0		3	0	0	0	1	0	0	0	0	0	0	7	11	0.00	0.000

**BOTTOM**

**Florida Marlins @ San Francisco Giants**  
 SBC Park, San Francisco, CA  
 Fri Jul 22 2005, 10:15 PM EDT  
 Att. 39,876 - Clear - 66 F

<b>AB</b>	<b>30</b>
<b>R</b>	<b>8</b>
<b>H</b>	<b>8</b>
<b>RBI</b>	<b>7</b>
<b>BB</b>	<b>5</b>
<b>SO</b>	<b>4</b>
<b>LOB</b>	<b>9</b>



1B: 7	SF: 1	WP: 2	PA: 37
2B: 0	SAC: 1	PB: 0	
3B: 0	DP: 0	SB: 1	
HR: 1	HBP: 0	CS: 0	

PITCHER	IP	WLS	BF	H	R	ER	SO	BB	IBB	HBP	BLK	WP	HR	S	P	ERA	WHIP
---------	----	-----	----	---	---	----	----	----	-----	-----	-----	----	----	---	---	-----	------





Batter	1	2	3	4	5	6	7	8	9	AB	R	H	RBI	BB	SO	LOB
Alex Sanchez, L (1, 8) OBP: 0.353, SLG: 0.432 Deivi Cruz, R (8, 6) OBP: 0.304, SLG: 0.425	0-2 G4-3		2-3 K			0-1 F8		2-1 2B		3	0	0	0	0	1	0
13 Omar Vizquel, S (1, 6) OBP: 0.353, SLG: 0.388 Edgardo Alfonzo, R (8, 5) OBP: 0.366, SLG: 0.400	1-3 K		1-2 G3			0-0 G6-3		0-1 F9		3	0	0	0	0	1	0
J.T. Snow, L (1, 3) OBP: 0.339, SLG: 0.349 Yorvit Torrealba, R (8, PH) OBP: 0.305, SLG: 0.349 Jeff Fassero, L (9, 1)	0-0 F7		0-3 K			0-0 G6-3		0-0 G5-3		3	0	0	0	0	1	0
Moises Alou, R (1, 7) OBP: 0.413, SLG: 0.496 Jason Ellison, R (7, PH) OBP: 0.328, SLG: 0.387		0-0 F8		2-3 K			3-3 K		2-2 G3	2	0	0	0	0	1	0
Ray Durham, S (1, 4) OBP: 0.379, SLG: 0.444		0-0 HR		1-1 G4-3			2-2 P6		2-1 G4-3	4	1	1	1	0	0	0
Pedro Feliz, R (1, 5) OBP: 0.313, SLG: 0.462		2-2 1B		3-3 K			0-0 G5-3		2-2 G6-3	4	1	1	0	0	1	0
Michael Tucker, L (1, 9) OBP: 0.353, SLG: 0.423		1-0 1B		2-2 G4-3		2-2 G4-3		0-0 F7		3	0	1	1	0	0	0
Mike Matheny, R (1, 2) OBP: 0.308, SLG: 0.448		1-3 K		0-1 G4-6-3			1-1 2B		1-1 2B	3	1	2	0	0	1	1
41 Brad Hennessey, R (1, 1) OBP: 0.133, SLG: 0.133 Kirk Rueter, L (5, 1) OBP: 0.200, SLG: 0.207 Jason Christiansen, R (8, 1) Lance Niekro, R (8, PH) OBP: 0.319, SLG: 0.549		0-3 K		0-1 G4-6-3		0-1 G4-6-3		1-2 2B		1	0	0	0	0	1	1

Inning Stats	R: 0	H: 0	E: 0	K: 1	S: 7	R: 2	H: 3	E: 0	K: 2	S: 13	R: 0	H: 0	E: 0	K: 2	S: 9	R: 0	H: 0	E: 0	K: 0	S: 11	R: 0	H: 1	E: 0	K: 0	S: 7	R: 0	H: 0	E: 0	K: 1	S: 8	R: 2	H: 3	E: 0	K: 0	S: 11	R: 0	H: 0	E: 0	K: 0	S: 8	R: 0	H: 0	E: 0	K: 0	S: 14	1B: 2	SF: 0	2B: 4	SAC: 0	3B: 0	DP: 1	HR: 1	HBP: 0	WP: 0	PA: 33
--------------	------	------	------	------	------	------	------	------	------	-------	------	------	------	------	------	------	------	------	------	-------	------	------	------	------	------	------	------	------	------	------	------	------	------	------	-------	------	------	------	------	------	------	------	------	------	-------	-------	-------	-------	--------	-------	-------	-------	--------	-------	--------

PITCHER	IP	WLS	BF	H	R	ER	SO	BB	IBB	HBP	BLK	WP	HR	S	P	ERA	WHIP
Josh Beckett, R (1, 1) ERA: 3.33	6.0		21	4	2	2	7	0	0	0	0	0	1	51	67	3.00	0.667
Jim Mecir, R (7, 1) ERA: 3.58	1.0		3	0	0	0	1	0	0	0	0	0	0	8	13	0.00	0.000
Guillermo Mota, R (8, 1) ERA: 4.31	1.0		6	3	2	2	0	0	0	0	0	0	0	11	15	18.00	3.000
Randy Messenger, R (9, 1) ERA: 5.11	1.0		3	0	0	0	0	0	0	0	0	0	0	8	14	0.00	0.000

BOTTOM

Florida Marlins @ San Francisco Giants  
SBC Park, San Francisco, CA

Sat Jul 23 2005, 10:15 PM EDT  
Att. 43,017 - Clear - 78 F

livebaseballscores.com

AB	33
R	4
H	7
RBI	4
BB	0
SO	8
LOB	5






Batter	1	2	3	4	5	6	7	8	9	AB R H RBI BB SO LOB	TOP		
Juan Pierre, L (1, 8) OBP: 0.327, SLG: 0.359	2-2 G6-3		4-1 G3-6 BB		1-1 S 1B		0-0 SH5-3		4-0 BB	2 0 1 0 2 0 0	<b>Florida Marlins @ San Francisco Giants</b> SBC Park, San Francisco, CA Sun Jul 24 2005, 4:05 PM EDT Att. 42,019 - Sunny - 75 F		
Luis Castillo, S (1, 4) OBP: 0.411, SLG: 0.387	1-0 F7		1-1 G3-6		1-1 G4-3		2-1 G6-3		3-3 K	5 0 0 0 0 1 6			
Carlos Delgado, L (1, 3) OBP: 0.392, SLG: 0.558 Chris Aguila, R (9, 7) OBP: 0.304, SLG: 0.318	1-3 K			3-0 F7		1-3 K		1-2 1B		4 0 1 0 0 2 0 0 0 0 0 0 0 0			
Miguel Cabrera, R (1, 7) OBP: 0.403, SLG: 0.620 Jeff Conine, R (9, 3) OBP: 0.351, SLG: 0.388		1-0 HR		1-1 FC6-4 1B		1-0 G5-3		0-0 P6		4 1 2 1 0 0 1 0 0 0 0 0 0 0			
Paul Lo Duca, R (1, 2) OBP: 0.357, SLG: 0.401		3-3 K		0-1 P4		2-2 HR HBP		3-1 F8		3 1 0 0 0 1 2			
Juan Encarnacion, R (1, 9) OBP: 0.359, SLG: 0.490		3-1 P3		0-1 FC6-4		1 SAFE 3-1 HR		1-3 K		4 1 1 2 0 1 2			
Mike Lowell, R (1, 5) OBP: 0.285, SLG: 0.363		0-1 P4			1-0 G5-3	2-1 G5-3			4-2 1B SH1-4 BB	3 0 0 0 1 0 0			
Damion Easley, R (1, 6) OBP: 0.304, SLG: 0.480			1-3 K		1-0 1B SH1-4 HBP		4-1 SH5-3 BB		0-0 SH1-4	1 0 0 0 1 1 0			
A.J. Burnett, R (1, 1) OBP: 0.116, SLG: 0.286 Jim Mecer, S (8, 1) Lenny Harris, L (9, PH) OBP: 0.404, SLG: 0.405 Todd Jones, L (9, 1)			0-0 HR		0-0 SH1-4		1-3 K		1-1 1B	2 1 1 1 0 1 1 0 0 0 0 0 0 0 1 0 1 0 0 0 0 0 0 0 0 0 0 0			
<b>Inning Stats</b>	R: 0 E: 0 K: 1 S: 7 H: 0 LOB: 0 BB: 0 P: 11	R: 1 E: 0 K: 1 S: 8 H: 1 LOB: 0 BB: 0 P: 15	R: 1 E: 0 K: 1 S: 7 H: 1 LOB: 0 BB: 1 P: 13	R: 0 E: 0 K: 0 S: 7 H: 1 LOB: 1 BB: 0 P: 11	R: 0 E: 0 K: 0 S: 6 H: 1 LOB: 2 BB: 0 P: 10	R: 2 E: 0 K: 1 S: 10 H: 1 LOB: 0 BB: 0 P: 19	R: 0 E: 0 K: 1 S: 7 H: 0 LOB: 1 BB: 1 P: 14	R: 0 E: 0 K: 1 S: 10 H: 1 LOB: 1 BB: 0 P: 15	R: 0 E: 0 K: 1 S: 10 H: 1 LOB: 2 BB: 2 P: 22	1B: 4 2B: 0 3B: 0 HR: 3 SF: 0 SAC: 3 DP: 1 HBP: 2	WP: 0 PB: 0 SB: 1 CS: 0 PA: 38		
<b>PITCHER</b>	IP WLS BF H R ER SO BB IBB HBP BLK WP HR S P ERA WHIP											<b>PITCHER</b>	IP WLS BF H R ER SO BB IBB HBP BLK WP HR S P ERA WHIP
32 Kevin Correia, R (1, 1) ERA: 5.75	6.1 L 27 5 4 4 5 2 0 2 0 0 0 3 49 88 5.68 1.105												
Scott Eyre, L (7, 1) ERA: 2.55	1.2 6 1 0 0 1 0 0 0 0 0 0 0 13 20 0.00 0.600												
54 Scott Munter, R (9, 1) ERA: 2.35	1.0 5 1 0 0 1 2 0 0 0 0 0 0 10 22 0.00 3.000												

livebaseballscorecards.com

AB	29
R	4
H	7
RBI	4
BB	4
SO	7
LOB	12



Batter	1	2	3	4	5	6	7	8	9	AB	R	H	RBI	BB	SO	LOB
Jason Ellison, R OBP: 0.333, SLG: 0.390 (1, 8)	4-1 BB G1-6-3		0-0 E6 E 1B		2-1 P6			2-1 E5 1B		3	1	2	0	1	0	0
Edgardo Alfonzo, R OBP: 0.368, SLG: 0.402 (1, 5)	1 SAFE 1 SAFE 2-2 G1-6-3 1-2f		2-2 E7 1B			0-2 P6		0-0 G5-4-3 1B		4	0	2	1	0	0	1
Lance Niekro, R OBP: 0.313, SLG: 0.536 (1, 3) 54 Scott Munter, R (9, 1)	1-1 P4		1-1 G6-3			3-2 G5-3		0-0 G5-4-3 1-2f		4	0	0	0	0	0	3
Moises Alou, R OBP: 0.420, SLG: 0.502 (1, 9) (9, 7)		3-2 1B G4-3 HBP		1-0 G6-3 1B		3-1 1B		0-0 FC6-4 1B		3	0	3	0	0	0	0
Ray Durham, S OBP: 0.375, SLG: 0.438 (1, 4)		2-2 G4-3 1-2		1-1 F7		0-0 F8		1-2 FC6-4 G6-4-3 1-2f		4	0	0	0	0	0	4
Pedro Feliz, R OBP: 0.312, SLG: 0.459 (1, 7) (9, 3)		0-1 G5-4-3 1B 2-3		0-0 G6-3 1-2			0-0 F8		1-0 G6-4-3 1-2f	4	0	1	0	0	0	2
Deivi Cruz, R OBP: 0.298, SLG: 0.417 (1, 6)		0-0 G5-4-3 1-2f		1-1 G4-3			1-0 G5-3			3	0	0	0	0	0	3
Yorvit Torrealba, R OBP: 0.296, SLG: 0.337 (1, 2)			2-3 K		0-0 G1-3		3-3 K			3	0	0	0	0	2	0
32 Kevin Correia, R (1, 1) Scott Eyre, L (7, 1) Michael Tucker, L (8, PH) (9, 9)			2-3 K		2-3 K			1-0 F8		2	0	0	0	0	2	0
										0	0	0	0	0	0	0
										1	0	0	0	0	0	0

Inning Stats	R: 0	H: 0	E: 0	K: 0	S: 8	R: 0	H: 1	E: 0	K: 0	S: 9	R: 1	H: 2	E: 2	K: 2	S: 14	R: 0	H: 1	E: 0	K: 0	S: 6	R: 0	H: 0	E: 0	K: 1	S: 7	R: 0	H: 1	E: 0	K: 0	S: 10	R: 0	H: 0	E: 0	K: 1	S: 5	R: 0	H: 2	E: 1	K: 0	S: 5	R: 0	H: 1	E: 0	K: 0	S: 6	1B: 8	2B: 0	3B: 0	HR: 0	SF: 0	SAC: 0	DP: 4	HBP: 1	WP: 0	PB: 0	SB: 0	CS: 0	PA: 33
PITCHER	IP	WLS	BF	H	R	ER	SO	BB	IBB	HBP	BLK	WP	HR	S	P	ERA	WHIP																																									
A.J. Burnett, R (1, 1) ERA: 3.48	7.1	W	29	7	1	0	4	1	0	1	0	0	0	63	102	0.00	1.091																																									
Jim Mecir, R (8, 1) ERA: 3.51	0.2	H	1	0	0	0	0	0	0	0	0	0	0	1	1	0.00	0.000																																									
Todd Jones, R (9, 1) ERA: 1.49	1.0	S	3	1	0	0	0	0	0	0	0	0	0	6	8	0.00	1.000																																									

BOTTOM

Florida Marlins @ San Francisco Giants  
SBC Park, San Francisco, CA  
Sun Jul 24 2005, 4:05 PM EDT  
Att. 42,019 - Sunny - 75 F

livebaseballscores.com

AB	31
R	1
H	8
RBI	1
BB	1
SO	4
LOB	13





Batter	1	2	3	4	5	6	7	8	9	AB R H RBI BB SO LOB	TOP																	
13 Omar Vizquel, S OBP: 0.353, SLG: 0.388 (1, 6)	3-2 P4 1B		2-2 G4-3 1B		2-2 FC5-2 1B		1-2 G4-3		2-2 L4	5 0 2 0 0 0 0	<b>San Francisco Giants @ Chicago Cubs</b> Wrigley Field, Chicago, IL Mon Jul 25 2005, 7:05 PM CDT Att: 39,477 - Partly Cloudy - 87 F																	
Edgardo Alfonzo, R OBP: 0.365, SLG: 0.397 (1, 5)	3-2 F8		1-1 G4-3 1-3		0-0 P6		0-0 P4		2-2 1B	5 0 1 0 0 0 2																		
Lance Niekro, R OBP: 0.310, SLG: 0.525 (1, 3)	2-1 G6-3		2-1 F8		4-2 FC5-2 1-2 BB		1-0 G1-3		1-2 F9	4 0 0 0 1 0 2																		
Moises Alou, R OBP: 0.418, SLG: 0.502 (1, 9) (8, 7)		0-3 K		2-3 K	1-1 FC5-2 1-2 2-H			3-2 2B		4 0 1 0 0 2 2																		
Pedro Feliz, R OBP: 0.312, SLG: 0.465 Jeff Fassero, L (1, 7) (9, 1)		1-0 F7		2-0 HR	2-0 G1-3			1-0 G6-3		4 1 1 1 0 0 3 0 0 0 0 0 0 0																		
Mike Matheny, R OBP: 0.310, SLG: 0.450 (1, 2)		1-1 1B 2B		0-2 E5 BB		0-0 F9		4-2 BB		3 1 1 0 1 0 0																		
Marquis Grissom, R OBP: 0.246, SLG: 0.291 Jason Ellison, R OBP: 0.333, SLG: 0.390 (1, 8) (8, 8)		1-1 2-H 1B		0-2 F8		0-0 G6-3		0-0 F9		4 0 1 1 0 0 3 0 0 0 0 0 0 0																		
Deivi Cruz, R OBP: 0.303, SLG: 0.415 (1, 4)		2-3 SAFE K		4-2 1-2 BB		1-0 1B		2-3 K		3 0 1 0 1 2 3																		
Jason Schmidt, R OBP: 0.118, SLG: 0.206 La Troy Hawkins, R Scott Eyre, L 54 Scott Munter, R Jason Christiansen, R Tyler Walker, R Michael Tucker, L OBP: 0.350, SLG: 0.418 (1, 1) (8, 1) (8, 1) (8, 1) (8, 1) (8, 1) (8, 9)			0-3 K	2-3 K	1-3 K			1-2 P5		3 0 0 0 0 0 3 3 0 1 0 0 0 0 0 0 0																		
<b>Inning Stats</b>	R: 0 E: 0 K: 0 S: 9	H: 0 LOB: 0 BB: 0 P: 17	R: 1 E: 0 K: 2 S: 12	H: 2 LOB: 1 BB: 0 P: 17	R: 0 E: 0 K: 1 S: 10	H: 1 LOB: 1 BB: 0 P: 15	R: 1 E: 1 K: 2 S: 20	H: 1 LOB: 2 BB: 1 P: 30	R: 0 E: 0 K: 1 S: 10	H: 1 LOB: 2 BB: 1 P: 19		R: 0 E: 0 K: 0 S: 5	H: 0 LOB: 0 BB: 0 P: 7	R: 0 E: 0 K: 1 S: 12	H: 1 LOB: 2 BB: 1 P: 22	R: 0 E: 0 K: 0 S: 14	H: 1 LOB: 1 BB: 0 P: 20	1B: 5 2B: 2 3B: 0 HR: 1	SF: 0 SAC: 0 DP: 0 HBP: 0	WP: 0 PB: 0 SB: 4 CS: 0	PA: 39							
<b>PITCHER</b>	IP WLS BF H R ER SO BB IBB HBP BLK WP HR S P ERA WHIP																											
53 Rich Hill, L ERA: 4.22 (1, 1)	5.0		23	5	2	2	5	2	0	0	0	0	0	1	61	98	3.60	1.400										
Mike Remlinger, L ERA: 4.66 (6, 1)	2.0		7	1	0	0	1	0	0	0	0	0	0	0	11	15	0.00	0.500										
Sergio Mitre, R ERA: 5.3 (8, 1)	1.0		5	1	0	0	1	1	0	0	0	0	0	0	12	22	0.00	2.000										
46 Ryan Dempster, R ERA: 4.08 (9, 1)	1.0	W	4	1	0	0	0	0	0	0	0	0	0	0	14	20	0.00	1.000										

AB	36
R	2
H	8
RBI	2
BB	3
SO	7
LOB	18



BOTTOM

San Francisco Giants @ Chicago Cubs

Wrigley Field, Chicago, IL

Mon Jul 25 2005, 7:05 PM CDT

Att. 39,477 - Partly Cloudy - 87 F

livebaseballscorecards.com

AB	35
R	3
H	12
RBI	3
BB	2
SO	5
LOB	17



WP:	0	PA:	40
PB:	0		
SB:	1		
CS:	0		

AB R H RBI BB SO LOB

3	0	1	0	1	0	0
5	0	3	0	0	0	1
4	0	0	0	1	1	4
4	1	2	1	0	0	4
3	0	1	0	0	0	1
3	0	0	0	0	2	2
1	0	1	0	0	0	0
4	0	1	1	0	1	2
0	0	0	0	0	0	0
4	1	1	1	0	1	3
1	0	1	0	0	0	0
1	0	0	0	0	0	0
0	0	0	0	0	0	0
0	0	0	0	0	0	0
1	1	1	0	0	0	0

Batter	1	2	3	4	5	6	7	8	9
Jerry Hairston, R OBP: 0.348, SLG: 0.398 (1, 8)	P5 1-0		1B 1-2		S BB 4-0		F8 0-1		SH1-3 1-2
Todd Walker, L OBP: 0.348, SLG: 0.491 (1, 4)	G6-3 0-0		1B 1-2 2-3		L9 1-2			25 FC6-4 1B	25 1B
25 Derrek Lee, R OBP: 0.443, SLG: 0.725 (1, 3)	K 1-3		F7 2-0			G6-3 2-1		FC6-4 1-2f	IBB 1-2
Jeromy Burnitz, L OBP: 0.345, SLG: 0.487 (1, 9)			P5 3-2			16 HBP 1B		FC4-6 19 1B 16 1B 1B	SF8 1-1
16 Aramis Ramirez, R OBP: 0.371, SLG: 0.610 (1, 5)		G6-4-3 1-2		G6-3 0-1				19 1B 1B	
Todd Hollandsworth, L OBP: 0.309, SLG: 0.399 (1, 7)						HBP 1-2		1B 1-2	
19 Matt Murton, R OBP: 0.481, SLG: 0.455 (8, PH) (9, 7)		G4-3 1-2		K 0-3		K 0-2		1B 1-2 2-3	1B 1-2 2-3
Neifi Perez, S OBP: 0.286, SLG: 0.378 (1, 6)			K 3-3		F7 1-1	G6-3 2-2		1B 1-2 2-3 3-H	
46 Ryan Dempster, R OBP: 0.077, SLG: 0.077 (9, 1)									
Michael Barrett, R OBP: 0.334, SLG: 0.454 (1, 2)			HR 0-0		K 2-3		P6 0-0	P3 1-0	
53 Rich Hill, L OBP: 0.087, SLG: 0.667 (5, PH)									
Jose Maciejko, S OBP: 0.291, SLG: 0.349 (6, 1)									
Mike Kleininger, L OBP: 0.337, SLG: 0.354 (7, PH)									
Sergio Mitre, R OBP: 0.264, SLG: 0.455 (8, 1)			1B 1B						1B SH1-3 SF8
5 Ronny Cedeño, R OBP: 0.295, SLG: 0.381 (9, 6)			1B						1B

Inning Stats	R: 0	H: 0	E: 0	K: 1	S: 5	H: 1	LOB: 0	BB: 0	P: 7	R: 0	H: 1	E: 0	K: 0	S: 8	R: 1	H: 4	E: 0	K: 1	S: 16	R: 0	H: 0	E: 0	K: 1	S: 7	R: 0	H: 1	E: 0	K: 1	S: 14	R: 0	H: 0	E: 0	K: 0	S: 5	R: 1	H: 4	E: 0	K: 0	S: 13	R: 1	H: 2	E: 0	K: 0	S: 9	H: 2	LOB: 2	BB: 1	P: 15	1B: 11	2B: 0	3B: 0	HR: 1	SF: 1	SAC: 1	DP: 1	HBP: 1	WP: 0	HR: 0	S: 9	P: 15	ERA: 13.50	WHIP: 4.500
--------------	------	------	------	------	------	------	--------	-------	------	------	------	------	------	------	------	------	------	------	-------	------	------	------	------	------	------	------	------	------	-------	------	------	------	------	------	------	------	------	------	-------	------	------	------	------	------	------	--------	-------	-------	--------	-------	-------	-------	-------	--------	-------	--------	-------	-------	------	-------	------------	-------------

PITCHER	IP	WLS	BF	H	R	ER	SO	BB	IBB	HBP	BLK	WP	HR	S	P	ERA	WHIP
Jason Schmidt, R ERA: 4.53 (1, 1)	7.0		28	6	1	1	5	1	0	0	0	0	1	62	100	1.29	1.000
LaTroy Hawkins, R ERA: 4.5 (8, 1)	0.1	H	2	1	1	1	0	0	0	0	0	0	0	5	10	27.00	3.000
Scott Eyre, L ERA: 2.53 (8, 1)	0.1	H	1	0	0	0	0	0	0	0	0	0	0	2	3	0.00	0.000
54 Scott Munter, R ERA: 2.35 (8, 1)	0.0		1	1	0	0	0	0	0	0	0	0	0	2	3	∞	∞
Jason Christiansen, L ERA: 5.18 (8, 1)	0.0		1	1	0	0	0	0	0	0	0	0	0	2	4	∞	∞

PITCHER	IP	WLS	BF	H	R	ER	SO	BB	IBB	HBP	BLK	WP	HR	S	P	ERA	WHIP
Tyler Walker, R ERA: 4.46 (8, 1)	0.2	L	6	3	1	1	0	0	0	0	0	0	0	9	15	13.50	4.500
Jeff Fassero, L ERA: 4.5 (9, 1)	0.1		1	0	0	0	0	0	0	0	0	0	0	2	3	0.00	0.000



Batter	1	2	3	4	5	6	7	8	9	10	11	AB R H RBI BB SO LOB	TOP			
Jason Ellison, R OBP: 0.333, SLG: 0.392 (1, 8)	1-3 K		X 0-0 2B		B 1-0 G5-3		C 0-1 F7		F 3-2 G5-3		B 1-2 E8 1-3 2-H 1B	6 0 2 1 0 1 4				
13 Omar Vizquel, S OBP: 0.351, SLG: 0.382 (1, 6)	0-0 B1-3		C 2-3 K			S 0-3 K	B 4-0 BB			C 1-2 G6-3	B 2-1 G4-3	5 0 0 0 1 2 3				
Edgardo Alfonzo, R OBP: 0.361, SLG: 0.393 (1, 5)	0-1 G6-3			C 0-1 G5-3		X 0-0 WP FC1 G5-3 1B	X 0-0 P3			B 1-3 K		5 0 1 0 0 1 3				
Moises Alou, R OBP: 0.416, SLG: 0.500 Michael Tucker, L OBP: 0.348, SLG: 0.415 (1, 9) (2, 9)		B 1-1 G5-3		F 2-1 G3		B 1-0 G5-3		X 0-0 G3-1		C 2-2 1B		1 0 0 0 0 0 0 4 0 1 0 0 0 1				
Pedro Feliz, R OBP: 0.310, SLG: 0.462 (1, 7)		X 0-0 1B 1B		F 0-1 L6		D 3-1 FC1 2-H		C 1-2 L4		S 1-3 SAFE K		5 0 1 0 0 1 2				
Lance Niekro, R OBP: 0.317, SLG: 0.537 (1, 3)		X 0-0 1B G6-4-3 1B		C 0-1 P6		B 0-1 1B 51 SH3-4 2B	B 1-0 G4-3 1B 2B		B 2-2 G6-3		C 3-3 K	5 2 3 0 0 1 0				
Deivi Cruz, R OBP: 0.300, SLG: 0.409 (1, 4)		C 0-1 G6-4-3 1-2		B 1-2 P6		B 2-2 G4-3		S 0-1 F8		C 1-2 1B 1B		5 1 1 0 0 0 4				
Mike Matheny, R OBP: 0.319, SLG: 0.455 (1, 2)			B 3-2 F7		X 0-0 1B 51 SH3-4	B 4-1 13 BB 1B BB		B 0-2 1B		S 1-2 1B		4 0 3 0 1 0 0				
51 Noah Lowry, R 54 Scott Mumber, R J.T. Snow, L Scott Eyre, L Lu Troy Hawkins, R Ray Durham, S Jason Christiansen, R Yorvit Torrealba, R Tyler Walker, R			X 0-0 L9		P 1-0 SH3-4	C 0-1 13 BB 1B		F 3-1 F9		D 1-3 K		1 0 0 0 1 0 0 0 0 0 0 0 0 0 0 0 1 0 0 1 1 0 1 0 0 0 0 0 0 0 0 0 0 0 0 0 0 0 1 0 0 0 0 0 0 0 0 0 0 0 0 0 0 0				
<b>Inning Stats</b>	R: 0 H: 0 E: 0 LOB: 0 K: 1 BB: 0 S: 6 P: 7	R: 0 H: 2 E: 0 LOB: 1 K: 0 BB: 0 S: 6 P: 7	R: 0 H: 1 E: 0 LOB: 1 K: 1 BB: 0 S: 8 P: 13	R: 0 H: 0 E: 0 LOB: 0 K: 0 BB: 0 S: 6 P: 8	R: 1 H: 2 E: 0 LOB: 1 K: 0 BB: 0 S: 9 P: 11	R: 0 H: 1 E: 0 LOB: 1 K: 1 BB: 0 S: 7 P: 11	R: 1 H: 2 E: 0 LOB: 3 K: 0 BB: 2 S: 11 P: 22	R: 0 H: 0 E: 0 LOB: 0 K: 0 BB: 0 S: 7 P: 10	R: 0 H: 1 E: 0 LOB: 1 K: 0 BB: 0 S: 11 P: 17	R: 0 H: 1 E: 0 LOB: 1 K: 2 BB: 0 S: 14 P: 19	R: 1 H: 3 E: 1 LOB: 2 K: 2 BB: 0 S: 19 P: 27	1B: 10 SF: 0 2B: 3 SAC: 1 3B: 0 DP: 1 HR: 0 HBP: 0	WP: 1 PA: 47 PB: 0 SB: 0 CS: 0			
<b>PITCHER</b>	IP WLS BF H R ER SO BB IBB HBP BLK WP HR S P ERA WHIP															
Greg Maddux, R ERA: 4.41 (1, 1)	8.0	33	8	2	2	3	2	0	0	0	1	0	60	89	2.25	1.250
44 Roberto Novoa, R ERA: 4.09 (9, 1)	1.0	4	1	0	0	0	0	0	0	0	0	0	11	17	0.00	1.000
Glendon Rusch, L ERA: 3.96 (10, 1)	1.1	L 7	3	1	1	3	0	0	0	0	0	0	25	34	6.75	2.250
43 Michael Wuertz, R ERA: 4.36 (11, 1)	0.2	3	1	0	0	1	0	0	0	0	0	0	8	12	0.00	1.500

**San Francisco Giants @ Chicago Cubs**  
 Wrigley Field, Chicago, IL  
 Tue Jul 26 2005, 7:05 PM CDT  
 Att: 39,002 - Rain - 68 F

AB	44
R	3
H	13
RBI	3
BB	2
SO	7
LOB	20



Batter	1	2	3	4	5	6	7	8	9	10	11	AB R H RBI BB SO LOB
Jerry Hairston, R (1, 8) OBP: 0.350, SLG: 0.397 Jose Macias, S (8, 8) OBP: 0.295, SLG: 0.353	2-2 FC3-6 1B		4-1 25 1B BB		1-2 L4		2-3 K	1-2 F7			1-1 G1-6-3 1B	3 0 1 0 1 1 0 2 0 1 0 0 0 2
Todd Walker, L (1, 4) OBP: 0.343, SLG: 0.479	1-1 FC3-6 16 HBP		2-0 P5		4-1 BB		1-2 G4-3		1-0 G4-3		2-2 G1-6-3 1-2f	5 0 0 0 1 0 3
25 Derrek Lee, R (1, 3) OBP: 0.443, SLG: 0.721	2-2 F8		3-2 SAFE 16 S 1B		1-1 F7		2-1 1B		3-2 L8			5 0 2 0 0 0 2
16 Aramis Ramirez, R (1, 5) OBP: 0.369, SLG: 0.603	1-1 HBP		3-3 K		1-3 K		0-2 F9		0-0 F9			4 0 0 0 0 2 4
Michael Barrett, R (1, 2) OBP: 0.336, SLG: 0.467	2-2 P3		3-2 L8		1-2 19 E 2B		0-0 G1-3	0-0 HR		3-1 G5-3		5 2 2 1 0 0 4
Jeromy Burnitz, L (1, 9) OBP: 0.344, SLG: 0.481		3-2 F9		1-2 F8		0-0 G1-3	4-1 19 WP SH5-4 BB		1-1 F7			4 0 0 0 1 0 1
Neifi Perez, S (1, 6) OBP: 0.285, SLG: 0.377 43 Michael Wuertz, R (11, 1)		1-3 K		1-2 G1-3		0-2 L8	1-0 SH5-4		1-1 1B			4 0 1 0 0 1 1 0 0 0 0 0 0 0
19 Matt Murton, R (1, 7) OBP: 0.531, SLG: 0.538		1-1 1B		3-2 2B		2-0 E5 FC6-4 1B	4-2 BB		3-2 G6-3			4 0 3 0 1 0 1
Greg Maddux, R (1, 1) OBP: 0.222, SLG: 0.289 Jody Gerut, L (8, PH) OBP: 0.335, SLG: 0.351 44 Roberto Novoa, R (9, 1) Glendon Rusch, L (10, 1) OBP: 0.182, SLG: 0.190 5 Ronny Cedeno, R (11, 6) OBP: 0.289, SLG: 0.372		0-3 K		1-2 G6-3		0-1 FC6-4 1-2f	2-0 P2				1-1 G4-3	3 0 0 0 0 1 3 1 0 0 0 0 0 2 0 0 0 0 0 0 0 0 0 0 0 0 0 0 1 0 0 0 0 0 0

Inning Stats	R: 0	H: 1	R: 0	H: 1	R: 0	H: 1	R: 0	H: 1	R: 0	H: 0	R: 1	H: 2	R: 0	H: 1	R: 1	H: 1	R: 0	H: 0	R: 0	H: 1	R: 0	H: 1	R: 0	H: 1	R: 0	H: 1	1B: 7	SF: 0	WP: 1	PA: 47
	E: 0	LOB: 2	E: 0	LOB: 1	E: 0	LOB: 2	E: 0	LOB: 1	E: 0	LOB: 1	E: 0	LOB: 1	E: 0	LOB: 1	E: 0	LOB: 2	E: 0	LOB: 0	E: 0	LOB: 1	E: 0	LOB: 1	E: 0	LOB: 0	E: 0	LOB: 0	2B: 2	SAC: 1	PB: 0	
	K: 0	BB: 0	K: 2	BB: 0	K: 1	BB: 1	K: 1	BB: 0	K: 1	BB: 1	K: 0	BB: 0	K: 1	BB: 0	K: 0	BB: 2	K: 1	BB: 0	K: 0	BB: 0	K: 0	BB: 0	K: 0	BB: 0	K: 0	BB: 0	3B: 0	DP: 1	SB: 1	
	S: 18	P: 26	S: 15	P: 20	S: 15	P: 30	S: 14	P: 20	S: 12	P: 19	S: 11	P: 14	S: 13	P: 18	S: 12	P: 24	S: 6	P: 10	S: 10	P: 18	S: 7	P: 11	S: 7	P: 11	S: 7	P: 11	HR: 1	HBP: 1	CS: 0	

PITCHER	IP	WLS	BF	H	R	ER	SO	BB	IBB	HBP	BLK	WP	HR	S	P	ERA	WHIP
51 Noah Lowry, L (1, 1) ERA: 4.5	5.0		22	4	0	0	4	2	0	1	0	0	0	74	115	0.00	1.200
54 Scott Munter, R (6, 1) ERA: 2.27	1.0	B	5	2	1	0	0	0	0	0	0	0	0	11	14	0.00	2.000
Scott Eyre, L (7, 1) ERA: 2.47	1.0	H	4	1	0	0	1	0	0	0	0	0	0	13	18	0.00	1.000
LaTroy Hawkins, R (8, 1) ERA: 4.64	1.0	B	6	1	1	1	0	2	0	0	0	1	1	12	24	9.00	3.000
Jason Christiansen, L (9, 1) ERA: 4.89	2.0	W	7	1	0	0	0	0	0	0	0	0	0	16	28	0.00	0.500

PITCHER	IP	WLS	BF	H	R	ER	SO	BB	IBB	HBP	BLK	WP	HR	S	P	ERA	WHIP
Tyler Walker, R (11, 1) ERA: 4.36	1.0	S	3	1	0	0	0	0	0	0	0	0	0	7	11	0.00	1.000

BOTTOM

San Francisco Giants @ Chicago Cubs  
Wrigley Field, Chicago, IL  
Tue Jul 26 2005, 7:05 PM CDT  
Att: 39,002 - Rain - 68 F

livebaseballscores.com

AB	41
R	2
H	10
RBI	1
BB	4
SO	5
LOB	23











Batter	1	2	3	4	5	6	7	8	9	AB R H RBI BB SO LOB	TOP		
Jason Ellison, R (1, 8) OBP: 0.333, SLG: 0.388	2-2 F7		0-0 B1-3		2-0 G6-3			1-2 F9		4 0 0 0 0 0 0			
13 Omar Vizquel, S (1, 6) OBP: 0.350, SLG: 0.384	3-3 K			3-2 G3-1		3-1 G6-3		1-0 G6-3		4 0 0 0 0 1 0			
J.T. Snow, L (1, 3) OBP: 0.341, SLG: 0.351	3-1 G4-3			1-0 F8		1-2 F7		2-2 F7 1B		4 0 1 0 0 0 0			
Moises Alou, R (1, 9) OBP: 0.417, SLG: 0.498 54 Scott Munter, R (8, 1) Tyler Walker, R (9, 1)		4-1 FC5-4 BB		3-0 L8		2-2 1B 1B		0-0 F8		3 0 1 0 1 0 1 0 0 0 0 0 0 0 0 0 0 0 0 0 0			
Pedro Feliz, R (1, 5) OBP: 0.308, SLG: 0.454		2-1 FC5-4 1-2f			3-2 P6	3-1 1B		1-3 K		4 0 1 0 0 1 1			
Deivi Cruz, R (1, 4) OBP: 0.303, SLG: 0.407		3-2 F8			1-3 K 41 HR	0-2 F8		0-1 F7		4 1 0 0 0 1 3			
Marquis Grissom, R (1, 7) OBP: 0.246, SLG: 0.285		0-1 F8			0-1 P3		0-0 G6-3		4-0 PB S BB	3 0 0 0 1 0 2			
Mike Matheny, R (1, 2) OBP: 0.318, SLG: 0.450			1-0 L8		4-0 41 HR IBB		1-3 K		2-3 K 1-3	3 1 0 0 1 2 1			
41 Brad Hennessey, R (1, 1) OBP: 0.167, SLG: 0.333 Michael Tucker, L (8, 9) OBP: 0.345, SLG: 0.407			0-1 G4-3		2-0 HR 1-H 2-H		1-3 K			3 1 1 3 0 1 0 0 0 0 0 0 0 0			
<b>Inning Stats</b>	R: 0 E: 0 K: 1 S: 9 H: 0 LOB: 0 BB: 0 P: 17	R: 0 E: 0 K: 0 S: 8 H: 0 LOB: 1 BB: 1 P: 17	R: 0 E: 0 K: 0 S: 4 H: 0 LOB: 0 BB: 0 P: 5	R: 0 E: 0 K: 0 S: 5 H: 0 LOB: 0 BB: 0 P: 12	R: 3 E: 0 K: 1 S: 11 H: 1 LOB: 0 BB: 1 P: 23	R: 0 E: 0 K: 0 S: 15 H: 2 LOB: 2 BB: 0 P: 24	R: 0 E: 0 K: 2 S: 7 H: 0 LOB: 0 BB: 0 P: 9	R: 0 E: 0 K: 0 S: 8 H: 1 LOB: 1 BB: 0 P: 12	R: 0 E: 0 K: 2 S: 8 H: 0 LOB: 1 BB: 1 P: 15	1B: 3 2B: 0 3B: 0 HR: 1 SF: 0 SAC: 0 DP: 0 HBP: 0	WP: 1 PB: 1 SB: 1 CS: 0 PA: 35		
<b>PITCHER</b>	IP WLS BF H R ER SO BB IBB HBP BLK WP HR S P ERA WHIP											<b>PITCHER</b>	IP WLS BF H R ER SO BB IBB HBP BLK WP HR S P ERA WHIP
Victor Santos, R (1, 1) ERA: 4.08	6.0 L 24 3 3 3 2 1 1 0 0 1 1 52 98 4.50 0.667												
Justin Lehr, R (7, 1) ERA: 2.25	2.0 7 1 0 0 2 0 0 0 0 0 0 15 21 0.00 0.500												
Rick Helling, R (9, 1) ERA:	1.0 4 0 0 0 2 1 0 0 0 0 0 8 15 0.00 1.000												

San Francisco Giants @ Milwaukee Brewers

Miller Park, Milwaukee, WI

Thu Jul 28 2005, 7:05 PM CDT  
Att. 22,252 - Clear - 74 F

AB	32
R	3
H	4
RBI	3
BB	3
SO	6
LOB	8



Batter	1	2	3	4	5	6	7	8	9	AB	R	H	RBI	BB	SO	LOB
Brady Clark, R (1, 8) OBP: 0.381, SLG: 0.430	0-0 G5-3		1-1 1B		2-1 G5-3			0-1 L8		4	0	1	0	0	0	3
Damian Miller, R (1, 2) OBP: 0.332, SLG: 0.391	0-0 G6-3		3-3 K			0-2 K		1-2 L3		4	0	0	0	0	2	3
Lyle Overbay, L (1, 3) OBP: 0.385, SLG: 0.502	3-2 G3-1			0-1 F7		3-1 P6			1-1 G3-1	4	0	0	0	0	0	0
Carlos Lee, R (1, 7) OBP: 0.331, SLG: 0.516		2-2 G5-3		2-3 K		1-2 G5-3		0-1 L8		4	0	0	0	0	1	0
Geoff Jenkins, L (1, 9) OBP: 0.367, SLG: 0.458		3-3 K		2-2 P3			2-0 L9	1-1 G3		4	0	0	0	0	1	0
2 Bill Hall, R (1, 4) OBP: 0.315, SLG: 0.483		3-3 K			4-1 7 1B BB		2-1 F8			2	0	0	0	1	1	0
Russell Branyan, L (1, 5) OBP: 0.383, SLG: 0.521			1-1 FC1-6-5 2B		1-3 K		3-3 K			3	0	1	0	0	2	1
7 J.J. Hardy, R (1, 6) OBP: 0.312, SLG: 0.317			1-2 G6-3		1-2 SH1-4 1B			2-1 G6-3		3	0	1	0	0	0	1
Victor Santos, R (1, 1) OBP: 0.030, SLG: 0.030 Justin Lehr, R (7, 1) Chris Magruder, S (8, PH) Rick Helling, R (9, 1)			3-2 FC1-6-5 1B		1-0 SH1-4			1-2 HBP		1	0	0	0	0	0	1
			2-3		1-2					0	0	0	0	0	0	0
										0	0	0	0	0	0	0
										0	0	0	0	0	0	0

Inning Stats	R: 0	H: 0	E: 0	K: 0	S: 7	R: 0	H: 0	E: 0	K: 2	S: 12	R: 0	H: 2	E: 0	K: 1	S: 15	R: 0	H: 0	E: 0	K: 1	S: 10	R: 0	H: 1	E: 0	K: 1	S: 10	R: 0	H: 0	E: 0	K: 1	S: 8	R: 0	H: 0	E: 0	K: 1	S: 8	R: 0	H: 0	E: 0	K: 0	S: 9	R: 0	H: 0	E: 0	K: 0	S: 6	1B: 2	2B: 1	3B: 0	HR: 0	SF: 0	SAC: 1	DP: 0	HBP: 1	WP: 0	PB: 0	SB: 0	CS: 0	PA: 32
--------------	------	------	------	------	------	------	------	------	------	-------	------	------	------	------	-------	------	------	------	------	-------	------	------	------	------	-------	------	------	------	------	------	------	------	------	------	------	------	------	------	------	------	------	------	------	------	------	-------	-------	-------	-------	-------	--------	-------	--------	-------	-------	-------	-------	--------

PITCHER	IP	WLS	BF	H	R	ER	SO	BB	IBB	HBP	BLK	WP	HR	S	P	ERA	WHIP
41 Brad Hennessey, R (1, 1) ERA: 4.96	7.0	W	25	3	0	0	7	1	0	0	0	0	0	70	114	0.00	0.571
54 Scott Munter, R (8, 1) ERA: 2.2	1.0	H	4	0	0	0	0	0	0	1	0	0	0	9	13	0.00	0.000
Tyler Walker, R (9, 1) ERA: 4.26	1.0	S	3	0	0	0	0	0	0	0	0	0	0	6	8	0.00	0.000


**BOTTOM**

**San Francisco Giants @ Milwaukee Brewers**

Miller Park, Milwaukee, WI

Thu Jul 28 2005, 7:05 PM CDT  
Att. 22,252 - Clear - 74 F

AB	29
R	0
H	3
RBI	0
BB	1
SO	7
LOB	9





Batter	1	2	3	4	5	6	7	8	9	AB R H RBI BB SO LOB	TOP			
13 Omar Vizquel, S OBP: 0.351, SLG: 0.387 (1, 6)	1-1 G1-3		2-1 G1-3		0-0 B5-3		1-3 SAFE 2-2 1B	2-2 2B		5 0 2 1 0 0 1				
Edgardo Alfonzo, R OBP: 0.353, SLG: 0.382 Jeff Fassero, L (7, 1) Michael Tucker, L OBP: 0.343, SLG: 0.405 (8, PH) (8, 9)	0-1 L7		2-2 F8		1-1 L4		2-2 P5	1-1 P6		4 0 0 0 0 0 3 0 0 0 0 0 0 0 1 0 0 0 0 0 1				
Lance Niekro, R OBP: 0.314, SLG: 0.526 Tyler Walker, R (1, 3) (9, 1)	4-2 HR BB			0-0 G5-3		1-3 K		2-3 K	0-0 P3	4 1 0 0 1 2 0 0 0 0 0 0 0 0				
Moises Alou, R OBP: 0.420, SLG: 0.512 (1, 9) (7, 7)	3-2 1-H HR			1-2 G1-3 2B		2-2 F7		4-2 HR BB	2-3 K	4 2 2 2 1 1 0				
Pedro Feliz, R OBP: 0.312, SLG: 0.461 (1, 7) (7, 5)	0-0 G4-3			4-2 G1-3 BB		4-0 FC4-6 BB		1-2 1-H HR	2-2 F8	3 1 1 2 2 0 0				
Deivi Cruz, R OBP: 0.302, SLG: 0.400 (1, 4)		0-2 L9		0-0 G1-3		1-2 FC4-6		4-2 1B 2B BB		3 1 0 0 1 0 3				
Marquis Grissom, R OBP: 0.246, SLG: 0.284 (1, 8)		1-0 G6-3		2-2 L9		0-0 F9		2-2 2B 1B		4 1 1 0 0 0 2				
Mike Matheny, R OBP: 0.314, SLG: 0.443 (1, 2)		1-3 K		1-3 K		1-1 G4-3		0-3 K		4 0 0 0 0 3 2				
Kirk Rueter, L OBP: 0.194, SLG: 0.200 32 Kevin Correia, R Jason Ellison, R OBP: 0.330, SLG: 0.390 (7, PH) (7, 9) Ray Durham, S OBP: 0.377, SLG: 0.443 LaTroy Hawkins, R Scott Eyre, L J.T. Snow, L OBP: 0.341, SLG: 0.351 (8, PH) (8, 1) (8, 3) (9, 3)			1-2 G5-3		4-2 13 B5-3 BB		1-2 13 1B	0-0 13 2B		1 0 0 0 0 0 0 0 0 0 0 1 0 0 1 0 1 0 0 0 0 1 1 1 2 0				
<b>Inning Stats</b>	R: 2 H: 1 E: 0 LOB: 0 K: 0 BB: 1 S: 11 P: 19	R: 0 H: 0 E: 0 LOB: 0 K: 1 BB: 0 S: 8 P: 10	R: 0 H: 0 E: 0 LOB: 0 K: 0 BB: 0 S: 13 P: 18	R: 0 H: 1 E: 0 LOB: 2 K: 0 BB: 1 S: 10 P: 17	R: 0 H: 0 E: 0 LOB: 1 K: 1 BB: 1 S: 8 P: 14	R: 0 H: 0 E: 0 LOB: 1 K: 1 BB: 1 S: 10 P: 18	R: 0 H: 2 E: 0 LOB: 2 K: 0 BB: 0 S: 14 P: 20	R: 5 H: 4 E: 0 LOB: 1 K: 2 BB: 2 S: 28 P: 44	R: 0 H: 0 E: 0 LOB: 0 K: 1 BB: 0 S: 9 P: 13	1B: 3 SF: 0 2B: 3 SAC: 0 3B: 0 DP: 0 HR: 2 HBP: 0	WP: 0 PA: 41 PB: 0 SB: 1 CS: 0			
<b>PITCHER</b>	IP WLS BF H R ER SO BB IBB HBP BLK WP HR S P ERA WHIP													
Doug Davis, L ERA: 4.01 (1, 1)	6.2		4 2 2 3 4 0 0 0 0 0 0 1 71 111 2.70 1.200											
Matt Wise, R ERA: 3.33 (7, 1)	0.2	L	6 2 4 4 1 2 0 0 0 0 0 1 19 34 54.00 6.000											
Julio Santana, R ERA: 4.29 (8, 1)	0.1	B	3 2 1 1 1 0 0 0 0 0 0 0 10 12 27.00 6.000											
Dana Eveland, L ERA: 3.24 (8, 1)	0.1		1 0 0 0 0 0 0 0 0 0 0 0 2 3 0.00 0.000											
Justin Lehr, R ERA: 1.8 (9, 1)	1.0		3 0 0 0 1 0 0 0 0 0 0 0 9 13 0.00 0.000											

**San Francisco Giants @ Milwaukee Brewers**  
Miller Park, Milwaukee, WI  
Fri Jul 29 2005, 7:05 PM CDT  
Att. 28,652 - Clear - 69 F

AB	35
R	7
H	8
RBI	7
BB	6
SO	6
LOB	12



Batter	1	2	3	4	5	6	7	8	9	AB	R	H	RBI	BB	SO	LOB
Brady Clark, R OBP: 0.381, SLG: 0.437 (1, 8)	2-3 K		1-2 L1-3	2-2 1B		0-0 P4			0-2 HR	5	1	2	3	0	1	2
23 Rickie Weeks Jr., R OBP: 0.342, SLG: 0.439 (1, 4)	3-1 P3			F8					1-1 F9	5	0	0	0	0	1	2
Lyle Overbay, L OBP: 0.383, SLG: 0.500 (1, 3)	2-2 2B			G3-1	L7				0-3 K	5	0	1	0	0	1	0
Carlos Lee, R OBP: 0.330, SLG: 0.520 (1, 7)	0-0 G4-3			3-2 HR	K				0-0 G4-3	5	1	1	1	0	2	1
Geoff Jenkins, L OBP: 0.368, SLG: 0.467 (1, 9)		1-0 G6-3		2-0 1B	1-0 3B				2-3 K	4	1	2	0	0	1	0
Damian Miller, R OBP: 0.331, SLG: 0.389 (1, 2)		3-2 L7		0-0 2B	1-1 F9				2-3 K	4	1	1	1	0	1	1
2 Bill Hall, R OBP: 0.320, SLG: 0.490 (1, 5) (9, 6)		2-2 G5-3		1-1 1B					0-1 7B	4	1	3	1	0	0	0
7 J.J. Hardy, R OBP: 0.314, SLG: 0.317 (1, 6)			1-1 P3	4-0 1B					0-2 E1	3	1	1	0	1	0	1
Trent Durrington, R OBP: 0.500, SLG: 0.571 (8, PR)									1-3 1B	0	0	0	0	0	0	0
Justin Lehr, R (9, 1)										0	0	0	0	0	0	0
Doug Davis, R OBP: 0.187, SLG: 0.191 (1, 1)			1-0 L1-3	4-2 1B					2-2 F9	2	0	1	0	1	1	1
Matt Wise, R OBP: 1.000, SLG: 1.000 (7, 1)										0	0	0	0	0	0	0
Julio Santana, R (8, 1)										0	0	0	0	0	0	0
Dana Eveland, L (8, 1)										0	0	0	0	0	0	0
Russell Branyan, L OBP: 0.383, SLG: 0.521 (8, PH)										0	0	0	0	0	0	0
Wes Helms, R OBP: 0.314, SLG: 0.431 (8, PH)										1	0	0	0	0	0	2

Inning Stats	R: 0	H: 1	E: 0	K: 1	S: 9	H: 0	LOB: 0	BB: 0	P: 16	R: 0	H: 1	E: 0	K: 0	S: 6	H: 0	LOB: 0	BB: 0	P: 14	R: 0	H: 1	E: 0	K: 0	S: 6	R: 0	H: 5	E: 0	K: 1	S: 21	R: 0	H: 1	E: 0	K: 1	S: 8	R: 0	H: 1	E: 0	K: 1	S: 11	R: 0	H: 0	E: 0	K: 1	S: 13	R: 0	H: 2	E: 1	K: 2	S: 17	R: 1	H: 1	E: 0	K: 1	S: 9	1B: 6	SF: 0	2B: 4	SAC: 0	3B: 1	DP: 1	HR: 2	HBP: 0
--------------	------	------	------	------	------	------	--------	-------	-------	------	------	------	------	------	------	--------	-------	-------	------	------	------	------	------	------	------	------	------	-------	------	------	------	------	------	------	------	------	------	-------	------	------	------	------	-------	------	------	------	------	-------	------	------	------	------	------	-------	-------	-------	--------	-------	-------	-------	--------

PITCHER	IP	WLS	BF	H	R	ER	SO	BB	IBB	HBP	BLK	WP	HR	S	P	ERA	WHIP
Kirk Rueter, L ERA: 5.95 (1, 1)	3.2		19	7	5	5	1	1	1	0	0	1	1	41	75	12.27	2.182
32 Kevin Correia, R ERA: 5.56 (4, 1)	2.1		9	2	0	0	3	0	0	0	0	0	0	22	34	0.00	0.857
Jeff Fassero, L ERA: 4.38 (7, 1)	1.0	W	3	0	0	0	1	0	0	0	0	0	0	13	19	0.00	0.000
LaTroy Hawkins, R ERA: 4.54 (8, 1)	0.2	H	4	2	0	0	2	0	0	0	0	0	0	13	17	0.00	3.000
Scott Eyre, L ERA: 2.4 (8, 1)	0.1	H	1	0	0	0	0	0	0	0	0	0	0	4	6	0.00	0.000


**BOTTOM**

**San Francisco Giants @ Milwaukee Brewers**  
Miller Park, Milwaukee, WI

Fri Jul 29 2005, 7:05 PM CDT  
Att. 28,652 - Clear - 69 F

AB	38
R	6
H	12
RBI	6
BB	2
SO	8
LOB	10

WP: 1 PA: 40  
PB: 0  
SB: 0  
CS: 0



PITCHER	IP	WLS	BF	H	R	ER	SO	BB	IBB	HBP	BLK	WP	HR	S	P	ERA	WHIP
Tyler Walker, R ERA: 4.37 (9, 1)	1.0		4	1	1	1	1	0	0	0	0	0	0	9	10	9.00	1.000



Batter	1	2	3	4	5	6	7	8	9	AB R H RBI BB SO LOB	TOP	
13 Omar Vizquel, S (1, 6) OBP: 0.352, SLG: 0.394	0-2 SF9 3B		1-3 K		1-2 F9			1-2 1B		4 1 2 0 0 1 0	<b>San Francisco Giants @ Milwaukee Brewers</b> Miller Park, Milwaukee, WI Sat Jul 30 2005, 6:05 PM CDT Att. 38,462 - Clear - 80 F	
Michael Tucker, L (1, 9) OBP: 0.338, SLG: 0.399	1-0 SF9		1-3 K		1-3 K			0-0 P6		3 0 0 1 0 2 1		
J.T. Snow, L (1, 3) OBP: 0.336, SLG: 0.345	0-3 K		2-3 K					0-0 L8		4 0 0 0 0 2 1		
Moises Alou, R (1, 7) OBP: 0.416, SLG: 0.507 Lance Niekro, R (9, PH) OBP: 0.313, SLG: 0.523	1-0 G5-3			1-1 L7		1-1 F7		0-0 G5-3		3 0 0 0 0 0 0 1 0 0 0 0 0 0		
Ray Durham, S (1, 4) OBP: 0.379, SLG: 0.447		3-2 WP 1B 1B		3-2 G4-3		3-2 F8		0-0 2B		4 0 2 0 0 0 0		
Pedro Feliz, R (1, 5) OBP: 0.311, SLG: 0.458		0-0 F8		2-2 1B HBP		0-0 F7		1-3 K		3 0 0 0 0 1 2		
Mike Matheny, R (1, 2) OBP: 0.313, SLG: 0.440		1-1 SAFE SAFE F8		0-1 1-2 1B		2-3 K		0-2 F8		4 0 1 0 0 1 2		
Jason Ellison, R (1, 8) OBP: 0.335, SLG: 0.390		0-0 WP 1B		0-2 F7		2-2 P4				3 0 1 0 0 0 2		
Jason Schmidt, R (1, 1) OBP: 0.111, SLG: 0.194 Edgardo Alfonzo, R (8, PH) OBP: 0.351, SLG: 0.380 Jason Christiansen, R (8, 1) Jeff Fassero, L (8, 1)		2-3 K		1-0 F7				1-0 F8		2 0 0 0 0 1 2 1 0		
<b>Inning Stats</b>	R: 1 H: 1 E: 0 LOB: 0 K: 1 BB: 0 S: 9 P: 11	R: 0 H: 2 E: 0 LOB: 2 K: 1 BB: 0 S: 12 P: 18	R: 0 H: 0 E: 0 LOB: 0 K: 3 BB: 0 S: 11 P: 15	R: 0 H: 1 E: 0 LOB: 2 K: 0 BB: 0 S: 14 P: 20	R: 0 H: 0 E: 0 LOB: 0 K: 1 BB: 0 S: 7 P: 10	R: 0 H: 0 E: 0 LOB: 0 K: 0 BB: 0 S: 9 P: 13	R: 0 H: 0 E: 0 LOB: 0 K: 1 BB: 0 S: 7 P: 11	R: 0 H: 1 E: 0 LOB: 1 K: 0 BB: 0 S: 6 P: 8	R: 0 H: 1 E: 0 LOB: 1 K: 1 BB: 0 S: 9 P: 10	1B: 4 SF: 1 2B: 1 SAC: 0 3B: 1 DP: 0 HR: 0 HBP: 1	WP: 1 PA: 34 PB: 0 SB: 0 CS: 0	
<b>PITCHER</b> 15 Ben Sheets, R (1, 1) ERA: 3.26	IP WLS BF H R ER SO BB IBB HBP BLK WP HR S P ERA WHIP	9.0 W 34 6 1 1 8 0 0 1 0 1 0 84 116 1.00 0.667										

<b>AB</b>	32
<b>R</b>	1
<b>H</b>	6
<b>RBI</b>	1
<b>BB</b>	0
<b>SO</b>	8
<b>LOB</b>	10







Batter	1	2	3	4	5	6	7	8	9	AB R H RBI BB SO LOB	TOP											
Jason Ellison, R (1, 8) OBP: 0.331, SLG: 0.385	0-2 P5			1-1 G6-3		1-1 G6-3		2-1 F8		4 0 0 0 0 0 1	<b>San Francisco Giants @ Milwaukee Brewers</b> Miller Park, Milwaukee, WI Sun Jul 31 2005, 1:05 PM CDT Att: 36,148 - Partly Cloudy - 88 F											
Deivi Cruz, R (1, 6) OBP: 0.296, SLG: 0.391	0-0 F8			1-2 L7		1-2 G1-3		0-1 F7	4 0 0 0 0 0 1													
Lance Niekro, R (1, 3) OBP: 0.311, SLG: 0.515	3-1 G5-3			4-1 BB			0-0 F7	1-1 F8	3 0 0 0 1 0 0													
Pedro Feliz, R (1, 7) OBP: 0.313, SLG: 0.457		1-3 K		1-1 F8			4-2 G1-3 1B	1-1 1B	3 1 1 0 1 1 1													
Ray Durham, S (1, 4) OBP: 0.374, SLG: 0.442		1-2 G5-3			0-0 P4		1-2 G1-3	0-0 G4-3	4 0 0 0 0 0 2													
Edgardo Alfonzo, R (1, 5) OBP: 0.351, SLG: 0.380		0-1 P6			3-1 F8		3-1 1B		3 0 1 1 0 0 0													
Mike Matheny, R (1, 2) OBP: 0.310, SLG: 0.436			1-3 K		1-2 G6-3		0-2 F9		3 0 0 0 0 1 1													
Marquis Grissom, R (1, 9) OBP: 0.248, SLG: 0.285			0-0 L4			2-2 51 SH1-4 1B		1-3 K	3 0 1 0 0 1 0													
51 Noah Lowry, R (1, 1) OBP: 0.324, SLG: 0.382 32 Kevin Correia, R (6, 1) 13 Omar Vizquel, S (8, PH) 54 Scott Munter, R (8, 1)			3-2 F9			0-0 SH1-4		2-2 L5	1 0 0 0 0 0 0 0 0 0 0 0 0 0 1 0 0 0 0 0 0 0 0 0 0 0 0 0													
<b>Inning Stats</b>	R: 0 E: 0 K: 0 S: 8	H: 0 LOB: 0 BB: 0 P: 11	R: 0 E: 0 K: 1 S: 8	H: 0 LOB: 0 BB: 0 P: 10	R: 0 E: 0 K: 1 S: 8	H: 0 LOB: 0 BB: 0 P: 12	R: 0 E: 0 K: 0 S: 8	H: 0 LOB: 1 BB: 1 P: 15	R: 0 E: 0 K: 0 S: 9	H: 0 LOB: 0 BB: 0 P: 13	R: 0 E: 0 K: 0 S: 12	H: 1 LOB: 1 BB: 0 P: 16	R: 1 E: 0 K: 0 S: 13	H: 1 LOB: 1 BB: 1 P: 21	R: 0 E: 0 K: 1 S: 8	H: 0 LOB: 0 BB: 0 P: 13	R: 0 E: 0 K: 0 S: 7	H: 1 LOB: 1 BB: 0 P: 9	1B: 3 2B: 0 3B: 0 HR: 0	SF: 0 SAC: 1 DP: 0 HBP: 0	WP: 0 PB: 0 SB: 0 CS: 0	PA: 32
<b>PITCHER</b> 39 Chris Capuano, L (1, 1) ERA: 3.58 Derrick Turnbow, R (9, 1) ERA: 2.03	IP 8.0	WLS W	BF 28	H 2	R 1	ER 1	SO 3	BB 2	IBB 0	HBP 0	BLK 0	WP 0	HR 0	S 74	P 111	ERA 1.12	WHIP 0.500					

livebaseballscores.com

<b>AB</b>	29
<b>R</b>	1
<b>H</b>	3
<b>RBI</b>	1
<b>BB</b>	2
<b>SO</b>	3
<b>LOB</b>	6



Batter	1	2	3	4	5	6	7	8	9	AB	R	H	RBI	BB	SO	LOB
Brady Clark, R OBP: 0.378, SLG: 0.434 (1, 8)	L6		F7			K				5	0	1	0	0	1	3
23 Rickie Weeks Jr., R OBP: 0.347, SLG: 0.429 (1, 4)	K			S BB		HBP HBP	F8	G6-4-3 1B		3	1	0	0	1	1	2
Lyle Overbay, L OBP: 0.380, SLG: 0.493 (1, 3)	L5			L8		HBP 2 1B BB	G3			3	1	0	0	1	0	1
Carlos Lee, R OBP: 0.333, SLG: 0.520 (1, 7)		P2		K		HBP 2 1B BB				3	1	1	0	1	1	1
Geoff Jenkins, L OBP: 0.373, SLG: 0.469 (1, 9)				K		HBP 7 HBP BB				2	1	1	1	1	1	1
2 Bill Hall, R OBP: 0.321, SLG: 0.485 (1, 5)						HBP 7 BB	P4			4	0	2	1	0	0	3
Damian Miller, R OBP: 0.333, SLG: 0.400 (1, 2)						HBP 7 HBP BB		HR		3	1	1	2	1	2	2
7 J.J. Hardy, R OBP: 0.317, SLG: 0.315 (1, 6)						HBP				2	0	0	1	1	1	1
39 Chris Capuano, L OBP: 0.106, SLG: 0.130 (1, 1) Chris Magruder, S OBP: 0.286, SLG: 0.353 (8, PH) Derrick Turnbow, R (9, 1)										3	0	0	0	0	2	4
										1	0	0	0	0	0	1
										0	0	0	0	0	0	0

Inning Stats	R: 0	H: 0	E: 0	K: 1	S: 7	H: 0	LOB: 0	BB: 0	P: 10	R: 0	H: 1	E: 0	K: 1	S: 12	H: 0	LOB: 1	BB: 0	P: 19	R: 0	H: 0	E: 0	K: 1	S: 6	H: 0	LOB: 0	BB: 0	P: 9	R: 0	H: 0	E: 0	K: 2	S: 10	H: 1	LOB: 1	BB: 0	P: 23	R: 4	H: 1	E: 0	K: 2	S: 16	H: 1	LOB: 3	BB: 3	P: 39	R: 0	H: 1	E: 0	K: 0	S: 9	H: 1	LOB: 2	BB: 1	P: 21	R: 1	H: 2	E: 0	K: 0	S: 11	H: 2	LOB: 1	BB: 1	P: 16
--------------	------	------	------	------	------	------	--------	-------	-------	------	------	------	------	-------	------	--------	-------	-------	------	------	------	------	------	------	--------	-------	------	------	------	------	------	-------	------	--------	-------	-------	------	------	------	------	-------	------	--------	-------	-------	------	------	------	------	------	------	--------	-------	-------	------	------	------	------	-------	------	--------	-------	-------

PITCHER	IP	WLS	BF	H	R	ER	SO	BB	IBB	HBP	BLK	WP	HR	S	P	ERA	WHIP
51 Noah Lowry, L ERA: 4.59 (1, 1)	5.1	L	24	3	4	4	8	3	0	2	0	0	0	62	104	6.75	1.125
32 Kevin Correia, R ERA: 5.18 (6, 1)	1.2		9	1	0	0	1	2	0	1	0	0	0	14	35	0.00	1.800
54 Scott Munter, R ERA: 2.41 (8, 1)	1.0		5	2	1	1	0	1	0	0	0	0	1	11	16	9.00	3.000

**BOTTOM**

**San Francisco Giants @ Milwaukee Brewers**  
Miller Park, Milwaukee, WI

Sun Jul 31 2005, 1:05 PM CDT  
Att. 36,148 - Partly Cloudy - 88 F

AB	29
R	5
H	6
RBI	5
BB	6
SO	9
LOB	19

WP: 0 PA: 38  
PB: 0 SB: 1 CS: 0  
SF: 0 SAC: 0 DP: 1 HBP: 3




PITCHER	IP	WLS	BF	H	R	ER	SO	BB	IBB	HBP	BLK	WP	HR	S	P	ERA	WHIP
---------	----	-----	----	---	---	----	----	----	-----	-----	-----	----	----	---	---	-----	------



Batter	1	2	3	4	5	6	7	8	9	AB R H RBI BB SO LOB	TOP											
18 Cory Sullivan, L (1, 8) OBP: 0.317, SLG: 0.341	1-2 G3-1		2-2 G3		2-0 G4-3	1-3 K			3-2 K	5 0 0 0 0 2 3												
6 Omar Quintanilla, L (1, 6) OBP: 0.375, SLG: 0.625	0-0 G3		2-0 3B		1-2 5 HR 1B		2-1 L8		1-2 G6-3	5 1 2 1 0 0 0												
5 Matt Holliday, R (1, 7) OBP: 0.360, SLG: 0.500	2-3 K		1-2 P4		0-0 1-H HR		0-0 G3			4 1 1 2 0 1 1												
27 Garrett Atkins, R (1, 5) OBP: 0.342, SLG: 0.406		1-0 F7	1-0 G5-3		4-0 BB		3-1 F8			3 0 0 0 1 0 1												
Larry Bigbie, L (1, 9) OBP: 0.309, SLG: 0.367		0-3 K		0-2 G3-1	1-0 F8		0-0 F9			4 0 0 0 0 1 1												
Ryan Shealy, R (1, 3) OBP: 0.360, SLG: 0.478		2-0 WP 2B 1B		1-1 G5-3		2-2 WP 1B		1-3 K		4 1 2 0 0 1 0												
Luis Gonzalez, R (1, 4) OBP: 0.328, SLG: 0.427		4-2 2B 1-2 BB		0-1 CS 1B		1 SAFE 1-1 P4		2-2 2B		3 0 2 0 1 0 1												
JD Closser, S (1, 2) OBP: 0.314, SLG: 0.394		2-0 1-3 2-H 2B		1 SAFE 3-1 CS	1-1 6 1B 3B	2-2 L5		1-1 G6-3		4 1 2 1 0 0 2												
40 Brian Fuentes, L (9, 1)										0 0 0 0 0 0 0												
Jamey Wright, R (1, 1) OBP: 0.143, SLG: 0.122		1-0 F8			1-3 K		4-2 BB		1-2 F9	2 0 0 0 1 1 3												
Mike DeJean, R (7, 1)										0 0 0 0 0 0 0												
Jorge Piedra, L (9, PH) OBP: 0.348, SLG: 0.444										1 0 0 0 0 0 0												
Danny Ardoin, R (9, 2) OBP: 0.272, SLG: 0.311										0 0 0 0 0 0 0												
<b>Inning Stats</b>	R: 0 E: 0 K: 1 S: 7	H: 0 LOB: 0 BB: 0 P: 10	R: 1 E: 0 K: 1 S: 10	H: 2 LOB: 2 BB: 1 P: 20	R: 0 E: 0 K: 0 S: 8	H: 1 LOB: 1 BB: 0 P: 14	R: 0 E: 0 K: 0 S: 8	H: 1 LOB: 0 BB: 0 P: 12	R: 3 E: 0 K: 1 S: 11	H: 3 LOB: 1 BB: 1 P: 21	R: 0 E: 0 K: 1 S: 18	H: 1 LOB: 2 BB: 1 P: 28	R: 0 E: 0 K: 0 S: 5	H: 0 LOB: 0 BB: 0 P: 10	R: 0 E: 0 K: 1 S: 9	H: 1 LOB: 1 BB: 0 P: 13	R: 0 E: 0 K: 1 S: 13	H: 0 LOB: 0 BB: 0 P: 18	1B: 4 2B: 2 3B: 2 HR: 1	SF: 0 SAC: 0 DP: 0 HBP: 0	WP: 2 PB: 0 SB: 0 CS: 1	PA: 39
<b>PITCHER</b>	IP WLS BF H R ER SO BB IBB HBP BLK WP HR S P ERA WHIP																					
Brett Tomko, R (1, 1) ERA: 4.75	6.0 L 28 8 4 1 4 3 0 0 0 2 1 62 105 1.50 1.833																					
54 Scott Munter, R (7, 1) ERA: 2.34	1.0 3 0 0 0 0 0 0 0 0 0 0 5 10 0.00 0.000																					
Scott Eyre, L (8, 1) ERA: 2.35	1.0 4 1 0 0 1 0 0 0 0 0 0 9 13 0.00 1.000																					
LaTroy Hawkins, R (9, 1) ERA: 4.41	1.0 3 0 0 0 1 0 0 0 0 0 0 13 18 0.00 0.000																					

**Colorado Rockies @ San Francisco Giants**  
 SBC Park, San Francisco, CA  
 Tue Aug 02 2005, 10:15 PM EDT  
 Att. 39,349 - Cloudy - 61 F

AB	35
R	4
H	9
RBI	4
BB	3
SO	6
LOB	12



Batter	1	2	3	4	5	6	7	8	9	AB R H RBI BB SO LOB
13 Omar Vizquel, S OBP: 0.354, SLG: 0.390 (1, 6)	2-2 F8		4-1 2B BB		4-1 BLK 2B G3 BB		1-0 P6		4-0 FC6-4 BB	2 2 0 0 3 0 0
2 Randy Winn, S OBP: 0.343, SLG: 0.390 (1, 8)	2-3 K		1-2 2B BB		0-0 G3 BLK 1-2 1B		2-2 G3		1-2 FC6-4 1-2f	4 1 1 0 1 1 3
J.T. Snow, L OBP: 0.335, SLG: 0.347 (1, 3)	3-2 G4-3		1-0 1-H 2-H 2B		2-0 G3 1-3 2-H		1-0 L7			4 0 1 3 0 0 1
Moises Alou, R OBP: 0.418, SLG: 0.507 Edgardo Alfonzo, R OBP: 0.351, SLG: 0.377 (1, 7) (3, PH) (4, 5)		4-1 1B BB	4-2 BB		0-0 F9		2-3 K			0 0 0 0 1 0 0 2 0 0 0 1 1 1
Ray Durham, S OBP: 0.373, SLG: 0.439 (1, 4)		1-1 G3-6 1B	0-0 G4-3		1-0 G2-3		1-0 G4-3			4 0 1 0 0 0 2
Pedro Feliz, R OBP: 0.315, SLG: 0.458 (1, 5) (4, 7)		1-1 P6		1-0 P3		4-1 G4-6-3 BB		0-0 SH5-4 2B		3 0 1 0 1 0 2
Michael Tucker, L OBP: 0.333, SLG: 0.393 Jason Ellison, R OBP: 0.331, SLG: 0.385 (1, 9) (9, PH)		2-1 G3-6 1-2f		2-2 G4-3		3-1 G4-6-3 1-2		0-0 SH5-4		3 0 0 0 0 0 3 0 0 0 0 0 0 0
Yamid Haad, R Deivi Cruz, R OBP: 0.294, SLG: 0.389 (1, 2) (9, PH)			0-3 K	1-0 F8		0-0 L4		1-1 P4		3 0 0 0 0 1 1 1 0 0 0 0 0 1
Brett Tomko, R OBP: 0.150, SLG: 0.154 54 Scott Munter, R Lance Niekro, R OBP: 0.310, SLG: 0.513 Scott Eyre, L LaTroy Hawkins, R 60 Justin Knoedler, R (1, 1) (7, 1) (7, PH) (8, 1) (9, 1) (9, PH)			1-1 G5-3		1-2 G4-3		1-1 P4		2-2 13 BB HBP	2 0 0 0 0 0 0 0 0 0 0 0 0 0 1 0

Inning Stats	R: 0 E: 0 K: 1 S: 11	H: 0 LOB: 0 BB: 0 P: 18	R: 0 E: 0 K: 0 S: 7	H: 1 LOB: 1 BB: 1 P: 15	R: 2 E: 0 K: 1 S: 12	H: 1 LOB: 2 BB: 3 P: 26	R: 0 E: 0 K: 0 S: 5	H: 0 LOB: 0 BB: 0 P: 9	R: 1 E: 0 K: 0 S: 8	H: 1 LOB: 1 BB: 1 P: 15	R: 0 E: 0 K: 0 S: 5	H: 0 LOB: 1 BB: 1 P: 13	R: 0 E: 0 K: 0 S: 6	H: 0 LOB: 0 BB: 0 P: 10	R: 0 E: 0 K: 1 S: 6	H: 0 LOB: 0 BB: 0 P: 10	R: 0 E: 0 K: 0 S: 9	H: 1 LOB: 3 BB: 1 P: 17	1B: 2 2B: 2 3B: 0 HR: 0	SF: 0 SAC: 1 DP: 1 HBP: 1
--------------	-------------------------------	----------------------------------	------------------------------	----------------------------------	-------------------------------	----------------------------------	------------------------------	---------------------------------	------------------------------	----------------------------------	------------------------------	----------------------------------	------------------------------	----------------------------------	------------------------------	----------------------------------	------------------------------	----------------------------------	----------------------------------	------------------------------------

PITCHER	IP	WLS	BF	H	R	ER	SO	BB	IBB	HBP	BLK	WP	HR	S	P	ERA	WHIP
Jamey Wright, R ERA: 5.75 (1, 1)	6.0	W	26	3	3	3	2	6	0	0	1	0	0	48	96	4.50	1.500
Mike DeJean, R ERA: 5.21 (7, 1)	2.0	H	6	0	0	0	1	0	0	0	0	0	0	12	20	0.00	0.000
40 Brian Fuentes, L ERA: 2.88 (9, 1)	1.0	S	6	1	0	0	0	1	0	1	0	0	0	9	17	0.00	2.000

**BOTTOM**

**Colorado Rockies @ San Francisco Giants**  
SBC Park, San Francisco, CA

Tue Aug 02 2005, 10:15 PM EDT  
Att: 39,349 - Cloudy - 61 F

livebaseballscorecards.com

AB	29
R	3
H	4
RBI	3
BB	7
SO	3
LOB	14

**GIANTS**


WP: 0	PA: 38
PB: 0	
SB: 1	
CS: 0	



Batter	1	2	3	4	5	6	7	8	9	AB R H RBI BB SO LOB	TOP																									
18 Cory Sullivan, L (1, 8) OBP: 0.310, SLG: 0.333	1-0 F7		1-1 B5-3		3-3 K		2-2 G3		3-3 K	5 0 0 0 0 2 3																										
6 Omar Quintanilla, L (1, 6) OBP: 0.333, SLG: 0.455	4-1 BB		0-1 G4-3		0-1 G6-3			2-3 K		3 0 0 0 1 1 0																										
5 Matt Holliday, R (1, 7) OBP: 0.355, SLG: 0.492	0-2 F9		1-2 G5-3		0-3 K			0-1 F9		4 0 0 0 0 1 1																										
27 Garrett Atkins, R (1, 5) OBP: 0.341, SLG: 0.404	3-2 G5-3			0-0 BB 1B		0-2 F8		2-1 F9		4 0 1 0 0 0 1																										
Larry Bigbie, L (1, 9) OBP: 0.312, SLG: 0.369		0-1 G3		2-1 BB 1B		1-2 G6-3		1-2 F9 1B		4 1 2 0 0 0 0																										
Ryan Shealy, R (1, 3) OBP: 0.370, SLG: 0.520		1-1 HR		1-3 K		2-1 G6-3		1-3 K		4 1 1 1 0 2 3																										
Luis Gonzalez, R (1, 4) OBP: 0.328, SLG: 0.438		0-2 HR		0-1 F8		1-1 G6-3		0-1 CI		3 1 1 1 0 0 2																										
Danny Ardoin, R (1, 2) OBP: 0.274, SLG: 0.305		2-0 F7		4-2 BB		1-2 P3		1-0 F9		2 0 0 0 1 0 0																										
Jorge Piedra, L (9, PH) OBP: 0.343, SLG: 0.438				1-2 BB				2-3 F9		1 0 0 0 0 0 2																										
40 Brian Fuentes, L (9, 1)				2-3 BB				0-0 18 WP		0 0 0 0 0 0 0																										
49 Byung-Hyun Kim, R (1, 1) OBP: 0.143, SLG: 0.056			0-3 K		1-2 G3-1		0-0 1B	1-3 3-H		3 0 1 0 0 1 3																										
Dan Miceli, R (8, 1)										0 0 0 0 0 0 0																										
JD Closser, S (9, PH) OBP: 0.318, SLG: 0.398										1 0 1 1 0 0 0																										
<b>Inning Stats</b>	R: 0 E: 0 K: 0 S: 9	H: 0 LOB: 1 BB: 1 P: 17	R: 2 E: 0 K: 1 S: 13	H: 2 LOB: 0 BB: 0 P: 16	R: 0 E: 0 K: 0 S: 7	H: 2 LOB: 3 BB: 1 P: 24	R: 0 E: 0 K: 1 S: 16	H: 2 LOB: 0 BB: 1 P: 9	R: 0 E: 0 K: 0 S: 8	H: 0 LOB: 0 BB: 0 P: 11	R: 0 E: 0 K: 0 S: 13	H: 1 LOB: 1 BB: 0 P: 17	R: 0 E: 0 K: 1 S: 9	H: 0 LOB: 0 BB: 0 P: 13	R: 1 E: 1 K: 2 S: 12	H: 2 LOB: 2 BB: 0 P: 18	1B: 5 2B: 0 3B: 0 HR: 2	SF: 0 SAC: 0 DP: 0 HBP: 0	WP: 1 PB: 0 SB: 0 CS: 0	PA: 37																
<b>PITCHER</b>	IP WLS BF H R ER SO BB IBB HBP BLK WP HR S P ERA WHIP																																			
41 Brad Hennessey, R (1, 1) ERA: 4.66	7.0		28	5	2	2	4	2	0	0	0	0	2	74	105	2.57	1.000																			
LaTroy Hawkins, R (8, 1) ERA: 4.29	1.0		3	0	0	0	1	0	0	0	0	0	0	9	13	0.00	0.000																			
Tyler Walker, R (9, 1) ERA: 4.3	0.2	L	5	2	1	0	1	0	0	0	0	0	0	9	12	0.00	3.000																			
Scott Eyre, L (9, 1) ERA: 2.33	0.1		1	0	0	0	1	0	0	0	0	1	0	3	6	0.00	0.000																			

Colorado Rockies @ San Francisco Giants  
SBC Park, San Francisco, CA  
Wed Aug 03 2005, 10:15 PM EDT  
Att: 36,239 - Clear - 63 F

AB	34
R	3
H	7
RBI	3
BB	2
SO	7
LOB	15



BOTTOM

Colorado Rockies @ San Francisco Giants  
SBC Park, San Francisco, CA  
Wed Aug 03 2005, 10:15 PM EDT  
Att. 36,239 - Clear - 63 F

livebaseballscorecards.com

AB 31  
R 2  
H 6  
RBI 2  
BB 1  
SO 6  
LOB 6



WP: 0 PA: 33  
PB: 0  
SB: 0  
CS: 1

AB	R	H	RBI	BB	SO	LOB
4	1	1	0	0	0	0
4	0	1	0	0	0	1
3	0	1	0	1	0	1
3	0	0	1	0	0	1
4	0	1	0	0	2	1
3	1	1	0	0	1	1
1	0	0	0	0	0	0
3	0	1	1	0	0	0
0	0	0	0	0	0	0
3	0	0	0	0	1	1
2	0	0	0	0	1	0
0	0	0	0	0	0	0
1	0	0	0	0	1	0
0	0	0	0	0	0	0
0	0	0	0	0	0	0

Batter	1	2	3	4	5	6	7	8	9
13 Omar Vizquel, S OBP: 0.353, SLG: 0.389 (1, 6)	1-2 2B SF8 1B		1-2 F9			0-0 P3		2-1 L8	
2 Randy Winn, S OBP: 0.342, SLG: 0.388 (1, 8)	2-1 F9		1-0 G6-3			2-1 G1-3		0-0 1B	
J.T. Snow, L OBP: 0.337, SLG: 0.351 (1, 3)	1-2 SAFE SAFE SAFE 2B			2-1 F8		4-2 BB		0-0 F8	
Pedro Feliz, R OBP: 0.312, SLG: 0.455 (1, 7) (8, 5)	2-1 SF8			1-2 P6		1-0 F8		2-0 P4	
Ray Durham, S OBP: 0.372, SLG: 0.440 (1, 4)	3-H 1-3 K			0-2 2B			2-2 F8	1-3 K	
Michael Tucker, L OBP: 0.333, SLG: 0.402 Deivi Cruz, R OBP: 0.293, SLG: 0.387 (9, PH)		2-3 K		2-0 G4-3			1-2 1B 3B	0-1 G4-3	
Edgardo Alfonzo, R OBP: 0.351, SLG: 0.376 Jason Ellison, R OBP: 0.331, SLG: 0.385 (7, PR) (8, 7)		0-1 G2-3			2-1 G6-3		0-2 CS 1B		
Yamid Haad, R (1, 2)		0-3 K			0-1 G6-3		3-H 3-1 G5-3		
41 Brad Hennessey, R OBP: 0.150, SLG: 0.300 LaTroy Hawkins, R (8, 1) Lance Niekro, R OBP: 0.308, SLG: 0.510 Tyler Walker, R (9, 1) Scott Eyre, L (9, 1)			1-2 K			1-0 G6-3		0-3 K	

Inning	R	H	E	K	S	R	H	E	K	S	R	H	E	K	S	R	H	E	K	S	R	H	E	K	S
1	1	2	0	15	22	0	0	0	2	8	0	0	0	7	10	0	0	0	1	7	0	0	0	0	1
2	0	0	0	1	2	0	0	0	2	8	0	0	0	1	10	0	0	0	1	7	0	0	0	0	1
3	0	0	0	1	2	0	0	0	1	7	0	0	0	10	0	0	0	0	1	7	0	0	0	0	1
4	0	1	0	0	10	0	0	0	0	10	0	0	0	10	0	0	0	0	0	10	0	0	0	0	0
5	0	0	0	0	8	0	0	0	0	8	0	0	0	0	8	0	0	0	0	0	0	0	0	0	0
6	0	0	0	0	8	0	0	0	0	8	0	0	0	0	8	0	0	0	0	0	0	0	0	0	0
7	1	2	0	13	19	0	0	0	0	19	0	0	0	13	0	0	0	0	0	13	0	0	0	0	0
8	0	1	0	7	9	0	0	0	1	9	0	0	0	7	9	0	0	0	0	7	0	0	0	0	0
9	0	0	0	6	9	0	0	0	0	9	0	0	0	6	9	0	0	0	0	6	0	0	0	0	0


PITCHER	IP	WLS	BF	H	R	ER	SO	BB	IBB	HBP	BLK	WP	HR	S	P	ERA	WHIP
49 Byung-Hyun Kim, R ERA: 5.14 (1, 1)	7.0		26	5	2	2	4	1	0	0	0	0	0	64	97	2.57	0.857
Dan Miceli, R ERA: 3.5 (8, 1)	1.0	W	4	1	0	0	1	0	0	0	0	0	0	7	9	0.00	1.000
40 Brian Fuentes, L ERA: 2.82 (9, 1)	1.0	S	3	0	0	0	1	0	0	0	0	0	0	6	9	0.00	0.000



Batter	1	2	3	4	5	6	7	8	9	AB R H RBI BB SO LOB	TOP											
6 Omar Quintanilla, L OBP: 0.353, SLG: 0.438 (1, 6)	1-0 BB 27 2B 1B	0-1 L4			2-1 L7		0-0 G4-3		2-2 1B 1B	5 1 2 0 0 0 1												
Luis Gonzalez, R OBP: 0.329, SLG: 0.435 (1, 4)	4-1 BB 27 2B BB		1-3 K		1-0 F9		3-2 G5-3		0-1 1-3 1B	4 1 1 0 1 1 0												
5 Matt Holliday, R OBP: 0.352, SLG: 0.490 (1, 7)	3-2 F7		1-2 2B		3-2 P5			1-2 F7	1-1 F7	5 0 1 0 0 0 4												
27 Garrett Atkins, R OBP: 0.340, SLG: 0.405 (1, 5)	1-1 1B 2B 1-H 2-H		0-3 K		1-2 F8			2-3 K		4 0 1 2 0 2 1												
Larry Bigbie, L OBP: 0.320, SLG: 0.373 (1, 9)	0-0 G6-4-3 1B		1-2 G1-3		4-1 BB			3-2 1B 1B		3 1 2 0 1 0 1												
Ryan Shealy, R OBP: 0.362, SLG: 0.500 (1, 3)	2-1 G6-4-3 1-2f			2-2 P3	2-2 P5			0-2 1B		4 0 1 1 0 0 3												
Dustan Mohr, R OBP: 0.263, SLG: 0.465 (1, 8)		0-0 F8		1-3 K	3-3 K			1-0 G6-3		4 0 0 0 0 2 2												
JD Closser, S OBP: 0.327, SLG: 0.431 (1, 2)		3-1 3B		4-0 BB			0-1 HR		1-3 K	3 1 2 1 1 1 0												
Jose Acevedo, R Aaron Miles, S Mike DeJean, R Dan Miceli, R Randy Williams, L Jorge Piedra, L OBP: 0.338, SLG: 0.431 (1, 1) (7, PH) (7, 1) (8, 1) (8, 1) (9, PH)		2-3 K		1-3 K			2-1 F7		1-3 K	2 0 0 0 0 0 2 2 1 0 1 0 0 0 0 0 1 0												
<b>Inning Stats</b>	R: 2 E: 0 K: 0 S: 11	H: 3 LOB: 1 BB: 1 P: 22	R: 0 E: 0 K: 1 S: 8	H: 1 LOB: 1 BB: 0 P: 13	R: 0 E: 0 K: 2 S: 13	H: 1 LOB: 1 BB: 0 P: 16	R: 0 E: 0 K: 1 S: 9	H: 0 LOB: 1 BB: 1 P: 17	R: 0 E: 0 K: 0 S: 7	H: 0 LOB: 0 BB: 0 P: 13	R: 0 E: 0 K: 1 S: 12	H: 0 LOB: 1 BB: 1 P: 21	R: 1 E: 0 K: 0 S: 8	H: 1 LOB: 0 BB: 0 P: 13	R: 1 E: 0 K: 1 S: 17	H: 2 LOB: 1 BB: 0 P: 24	R: 0 E: 0 K: 2 S: 13	H: 2 LOB: 2 BB: 0 P: 18	1B: 6 2B: 2 3B: 1 HR: 1	SF: 0 SAC: 0 DP: 1 HBP: 0	WP: 0 PA: 39 PB: 0 SB: 1 CS: 0	
<b>PITCHER</b>	IP WLS BF H R ER SO BB IBB HBP BLK WP HR S P ERA WHIP																					
32 Kevin Correia, R ERA: 4.75 Jason Christiansen, L ERA: 5.4 54 Scott Munter, R ERA: 2.52 Tyler Walker, R ERA: 4.21	(1, 1) (7, 1) (8, 1) (9, 1)	6.0 1.0 1.0 1.0	WLS 4 W S	BF 25 4 5 5	H 5 1 2 2	R 2 1 1 0	ER 2 1 1 0	SO 6 0 1 2	BB 3 0 0 0	IBB 0 0 0 0	HBP 0 0 0 0	BLK 0 0 0 0	WP 0 0 0 0	HR 0 1 0 0	S 60 8 17 13	P 102 13 24 18	ERA 3.00 9.00 9.00 0.00	WHIP 1.333 1.000 2.000 2.000				

**Colorado Rockies @ San Francisco Giants**  
SBC Park, San Francisco, CA  
Thu Aug 04 2005, 3:35 PM EDT  
Att. 40,721 - Sunny - 67 F

AB	36
R	4
H	10
RBI	4
BB	3
SO	9
LOB	14



Batter	1	2	3	4	5	6	7	8	9	AB R H RBI BB SO LOB
13 Omar Vizquel, S OBP: 0.352, SLG: 0.387 (1, 6)	0-2 P6		1-1 F8		1-0 F7			0-1 1B 2B 1B		4 1 1 0 0 0 2
2 Randy Winn, S OBP: 0.345, SLG: 0.399 (1, 8)	1-1 SF7 3B		1-0 2B		0-0 P4			2-1 1B 1-2 1B		4 2 3 0 0 0 1
Michael Tucker, L OBP: 0.336, SLG: 0.401 (1, 9)	4-0 BB		1-3 K		0-0 F7			0-0 1B 1-2 2-3 1B		3 1 1 0 1 1 2
Pedro Feliz, R OBP: 0.311, SLG: 0.454 (1, 7)	3-2 SF7		1-2 G6-3		1-1 F8			3-2 1B 1-2 2-H 2B 1B		3 1 1 3 0 0 2
Ray Durham, S OBP: 0.370, SLG: 0.438 (1, 4)	3-2 P2		1-1 P5		1-3 K			1-0 2B 1-2 2-H 1B		4 1 1 1 0 1 1
Lance Niekro, R OBP: 0.307, SLG: 0.510 (1, 3)		2-2 F9		1-0 G5-3			0-0 P3	1-0 1B 1-H 2-H 2B		4 0 1 2 0 0 0
Edgardo Alfonzo, R OBP: 0.349, SLG: 0.374 (1, 5)		0-0 P3		3-1 F8			2-2 G5-3	0-1 2B 2-3 1B		4 0 1 0 0 0 0
Mike Matheny, R OBP: 0.306, SLG: 0.430 (1, 2)		0-3 K			2-2 P4		1-1 G5-3	0-1 F8		4 0 0 0 0 1 2
32 Kevin Correia, R OBP: 0.333, SLG: 0.143 Jason Christiansen, R (7, 1) 54 Scott Munter, R (8, 1) Deivi Cruz, R OBP: 0.289, SLG: 0.383 Tyler Walker, R (9, 1)			4-2 2B BB		2-2 1B			F9 F8		1 0 1 0 1 0 0 0 0 0 0 0 0 0 0 0 0 0 0 0 0 2 0 0 0 0 0 2 0 0 0 0 0 0 0

Inning Stats	R: 1 E: 0 K: 0 S: 15	H: 1 LOB: 1 BB: 1 P: 26	R: 0 E: 0 K: 1 S: 7	H: 0 LOB: 0 BB: 0 P: 9	R: 0 E: 0 K: 1 S: 12	H: 1 LOB: 2 BB: 1 P: 20	R: 0 E: 0 K: 0 S: 5	H: 0 LOB: 0 BB: 0 P: 10	R: 0 E: 0 K: 0 S: 11	H: 1 LOB: 1 BB: 0 P: 16	R: 0 E: 0 K: 1 S: 6	H: 0 LOB: 0 BB: 0 P: 8	R: 0 E: 0 K: 0 S: 6	H: 0 LOB: 0 BB: 0 P: 9	R: 5 E: 0 K: 0 S: 21	H: 7 LOB: 2 BB: 0 P: 32
--------------	-------------------------------	----------------------------------	------------------------------	---------------------------------	-------------------------------	----------------------------------	------------------------------	----------------------------------	-------------------------------	----------------------------------	------------------------------	---------------------------------	------------------------------	---------------------------------	-------------------------------	----------------------------------

PITCHER	IP	WLS	BF	H	R	ER	SO	BB	IBB	HBP	BLK	WP	HR	S	P	ERA	WHIP
Jose Acevedo, R ERA: 4.29 (1, 1)	6.0		23	3	1	1	3	2	0	0	0	0	0	56	89	1.50	0.833
Mike DeJean, R ERA: 5.08 (7, 1)	1.0	H	3	0	0	0	0	0	0	0	0	0	0	6	9	0.00	0.000
Dan Miceli, R ERA: 5.89 (8, 1)	0.1	L	6	5	5	5	0	0	0	0	0	0	0	14	22	135.00	15.000
Randy Williams, L ERA: 6.0 (8, 1)	0.2		4	2	0	0	0	0	0	0	0	0	0	7	10	0.00	3.000


**BOTTOM**

**Colorado Rockies @ San Francisco Giants**  
SBC Park, San Francisco, CA

Thu Aug 04 2005, 3:35 PM EDT  
Att: 40,721 - Sunny - 67 F

AB	33
R	6
H	10
RBI	6
BB	2
SO	3
LOB	12

WP: 0 PA: 36  
PB: 0  
SB: 0  
CS: 0



PITCHER	IP	WLS	BF	H	R	ER	SO	BB	IBB	HBP	BLK	WP	HR	S	P	ERA	WHIP
---------	----	-----	----	---	---	----	----	----	-----	-----	-----	----	----	---	---	-----	------



Batter	1	2	3	4	5	6	7	8	9	AB R H RBI BB SO LOB	TOP	
Willy Taveras, R (1, 8) OBP: 0.326, SLG: 0.354	2-2 17 CS 1B		1-1 B1-3			1-1 G4-3		1-0 F9		4 0 1 0 0 0 1		
Craig Biggio, R (1, 4) OBP: 0.339, SLG: 0.482	0-0 P6		2-3			4-2 BB			1-2 F9	2 0 0 0 2 0 1		
17 Lance Berkman, S (1, 9) OBP: 0.403, SLG: 0.502	4-1 1-2 BB		2-2 L8			1-1 F8			1-3 K	3 0 0 0 1 1 3		
Morgan Ensberg, R (1, 5) OBP: 0.384, SLG: 0.580	1-2 G4-3				1-3 K	3-2 SAFE K			0-2 P3	4 0 0 0 0 2 2		
Mike Lamb, L (1, 3) OBP: 0.267, SLG: 0.405		2-2 G4-6-3 1B		2-2 G6-3			3-3 K			3 0 1 0 0 1 0		
Orlando Palmeiro, L (1, 7) OBP: 0.382, SLG: 0.507		1 SAFE 0-0 G4-6-3 1-2f		2-2 G4-3			0-0 L7			3 0 0 0 0 0 1		
28 Adam Everett, R (1, 6) OBP: 0.297, SLG: 0.383			1-3 K		2-3 K		1-1 F9			3 0 0 0 0 2 0		
Brad Ausmus, R (1, 2) OBP: 0.327, SLG: 0.293			1-2 B1-3 SH1-4 1B		0-0 G3			1-2 P3		3 0 1 0 0 0 0		
Andy Pettitte, L (1, 1) OBP: 0.105, SLG: 0.083			1-0 SH1-4		0-1 G1-3			3-2 G5-3		1 0 0 0 0 0 0		
2 Chris Burke, R (8, PH) OBP: 0.295, SLG: 0.307										1 0 0 0 0 0 0		
Mike Burns, R (8, 1)										0 0 0 0 0 0 0		
<b>Inning Stats</b>	R: 0 H: 1 E: 0 LOB: 1 K: 0 BB: 1 S: 9 P: 16	R: 0 H: 1 E: 0 LOB: 0 K: 1 BB: 0 S: 10 P: 13	R: 0 H: 1 E: 0 LOB: 2 K: 0 BB: 1 S: 10 P: 19	R: 0 H: 0 E: 0 LOB: 0 K: 1 BB: 0 S: 12 P: 17	R: 0 H: 0 E: 0 LOB: 0 K: 1 BB: 0 S: 7 P: 9	R: 0 H: 0 E: 0 LOB: 1 K: 1 BB: 1 S: 12 P: 21	R: 0 H: 0 E: 0 LOB: 0 K: 1 BB: 0 S: 6 P: 10	R: 0 H: 0 E: 0 LOB: 0 K: 0 BB: 0 S: 11 P: 16	R: 0 H: 0 E: 0 LOB: 0 K: 1 BB: 0 S: 10 P: 12	1B: 3 SF: 0 2B: 0 SAC: 1 3B: 0 DP: 1 HR: 0 HBP: 0	WP: 0 PA: 31 PB: 0 SB: 0 CS: 1	
<b>PITCHER</b> Jason Schmidt, R (1, 1) ERA: 4.28 LaTroy Hawkins, R (9, 1) ERA: 4.17	IP WLS BF H R ER SO BB IBB HBP BLK WP HR S P ERA WHIP											
	8.0 W 28 3 0 0 5 3 0 0 0 0 0 0 77 121 0.00 0.750											
	1.0 3 0 0 0 1 0 0 0 0 0 0 0 10 12 0.00 0.000											

Houston Astros @ San Francisco Giants  
SBC Park, San Francisco, CA  
Fri Aug 05 2005, 10:15 PM EDT  
Att: 39,686 - Partly Cloudy - 62 F

livebaseballscores.com

AB	27
R	0
H	3
RBI	0
BB	3
SO	6
LOB	8



Batter	1	2	3	4	5	6	7	8	9	AB R H RBI BB SO LOB
13 Omar Vizquel, S OBP: 0.349, SLG: 0.383 (1, 6)	0-1 G6-3		3-3 K	1-0 FC6-4			2-2 G4-3			4 0 0 0 0 1 2
2 Randy Winn, S OBP: 0.349, SLG: 0.404 (1, 8)	0-1 HR		0-1 1B			0-2 G4-3		1-1 BB		3 3 2 0 0 0 0
Lance Niekro, R OBP: 0.315, SLG: 0.527 (1, 3)	0-0 HR		2-1 1B			1-0 L6		4-2 BB		3 1 2 2 1 0 0
Pedro Feliz, R OBP: 0.313, SLG: 0.453 (1, 7)	4-2 BB		0-0 1B			3-1 G6-3		0-2 FC3-6		3 0 1 1 1 0 1
Ray Durham, S OBP: 0.369, SLG: 0.435 (1, 4)	0-0 G4-6-3		2-3 1B					1-0 FC4		4 0 1 0 0 1 3
Edgardo Alfonzo, R OBP: 0.348, SLG: 0.372 (1, 5)		2-0 F8		1-0 1B				1-0 F8		4 0 1 0 0 0 2
Jason Ellison, R OBP: 0.327, SLG: 0.380 (1, 9)		0-0 G5-3		0-3 K				2-2 FC4		4 0 0 0 0 2 3
Mike Matheny, R OBP: 0.306, SLG: 0.429 (1, 2)		1-0 P3		1-2 1B						3 0 1 0 0 1 0
Jason Schmidt, R OBP: 0.103, SLG: 0.179 (1, 1)			1-3 K							3 0 0 0 0 3 2
LaTroy Hawkins, R (9, 1)				0-3 K						0 0 0 0 0 0 0

Inning Stats	R: 2	H: 2	E: 0	K: 0	S: 8	LOB: 0	BB: 1	P: 12	R: 0	H: 0	E: 0	K: 0	S: 3	LOB: 0	BB: 0	P: 6	R: 1	H: 3	E: 0	K: 3	S: 15	LOB: 2	BB: 0	P: 23	R: 0	H: 2	E: 0	K: 2	S: 12	LOB: 0	BB: 0	P: 15	R: 0	H: 0	E: 0	K: 0	S: 6	LOB: 0	BB: 0	P: 10	R: 0	H: 0	E: 0	K: 1	S: 5	LOB: 0	BB: 0	P: 8	R: 0	H: 0	E: 0	K: 2	S: 14	LOB: 0	BB: 0	P: 19	R: 1	H: 1	E: 1	K: 0	S: 13	LOB: 2	BB: 1	P: 22
--------------	------	------	------	------	------	--------	-------	-------	------	------	------	------	------	--------	-------	------	------	------	------	------	-------	--------	-------	-------	------	------	------	------	-------	--------	-------	-------	------	------	------	------	------	--------	-------	-------	------	------	------	------	------	--------	-------	------	------	------	------	------	-------	--------	-------	-------	------	------	------	------	-------	--------	-------	-------

PITCHER	IP	WLS	BF	H	R	ER	SO	BB	IBB	HBP	BLK	WP	HR	S	P	ERA	WHIP
Andy Pettitte, L (1, 1)	7.0	L	28	7	3	3	8	1	0	0	0	0	1	63	93	3.86	1.143
Mike Burns, R (8, 1)	1.0		6	1	1	1	0	1	0	1	0	0	0	13	22	9.00	2.000

**BOTTOM**

**Houston Astros @ San Francisco Giants**  
 SBC Park, San Francisco, CA

Fri Aug 05 2005, 10:15 PM EDT  
 Att. 39,686 - Partly Cloudy - 62 F

livebaseballscorecards.com

AB	31
R	4
H	8
RBI	3
BB	2
SO	8
LOB	13

**GIANTS**

WP: 0	PA: 34
PB: 0	SB: 0
CS: 0	



Batter	1	2	3	4	5	6	7	8	9	AB R H RBI BB SO LOB	TOP											
Willy Taveras, R (1, 8) OBP: 0.325, SLG: 0.353 Russ Springer, R (8, 1)	1-3 K2-3		3-3 K			2-3 K		1-1 1B		4 0 1 0 0 3 0 0 0 0 0 0 0 0												
Craig Biggio, R (1, 4) OBP: 0.336, SLG: 0.478	1-1 F8		1-1 L7			1-0 L6		1-3 K		4 0 0 0 0 1 1												
17 Lance Berkman, S (1, 3) OBP: 0.407, SLG: 0.502	4-2 BB				3-2 G5-3	4-2 FC5-4 BB			3-2 HR 1B	2 1 1 0 2 0 0												
Morgan Ensberg, R (1, 5) OBP: 0.385, SLG: 0.585	3-2 K				4-2 BB	2-1 FC5-4 1-2f			0-0 HR 1-H	3 1 1 2 1 1 2												
16 Jason Lane, R (1, 9) OBP: 0.300, SLG: 0.479		1-1 1B			2-3 K		0-3 K		3-2 F9	4 0 1 0 0 2 1												
28 Adam Everett, R (1, 6) OBP: 0.294, SLG: 0.379		0-0 F8			2-3 K		3-2 P6		3-2 G5-3	4 0 0 0 0 1 2												
2 Chris Burke, R (1, 7) OBP: 0.291, SLG: 0.303 (8, 8) Mike Lamb, L (9, PH) OBP: 0.266, SLG: 0.403		2-3 K				1-1 P4	1-0 P6		0-3 K	3 0 0 0 0 1 1 1 0 0 0 0 1 0												
Brad Ausmus, R (1, 2) OBP: 0.324, SLG: 0.290		1-0 L7				1-2 G6-3		1-3 K		3 0 0 0 0 1 1												
44 Roy Oswalt, R (1, 1) OBP: 0.176, SLG: 0.125 Orlando Palmeiro, L (8, PH) OBP: 0.380, SLG: 0.503 (8, 7)			0-1 G6-3			0-0 P3		1-1 G4-3		2 0 0 0 0 0 0 1 0 0 0 0 0 0												
<b>Inning Stats</b>	R: 0 E: 0 K: 2 S: 12	H: 0 LOB: 1 BB: 1 P: 21	R: 0 E: 0 K: 1 S: 7	H: 1 LOB: 1 BB: 0 P: 11	R: 0 E: 0 K: 1 S: 8	H: 0 LOB: 0 BB: 0 P: 12	R: 0 E: 0 K: 2 S: 13	H: 0 LOB: 1 BB: 1 P: 24	R: 0 E: 0 K: 1 S: 6	H: 0 LOB: 0 BB: 0 P: 8	R: 0 E: 0 K: 1 S: 10	H: 0 LOB: 1 BB: 1 P: 19	R: 0 E: 0 K: 1 S: 7	H: 0 LOB: 0 BB: 0 P: 11	R: 0 E: 2 K: 2 S: 10	H: 1 LOB: 1 BB: 0 P: 14	R: 2 E: 0 K: 1 S: 16	H: 2 LOB: 0 BB: 0 P: 25	1B: 3 2B: 0 3B: 0 HR: 1	SF: 0 SAC: 0 DP: 0 HBP: 0	WP: 0 PB: 0 SB: 0 CS: 0	PA: 34
<b>PITCHER</b>	IP WLS BF H R ER SO BB IBB HBP BLK WP HR S P ERA WHIP																					
51 Noah Lowry, L (1, 1) ERA: 4.36	7.0 W 25 1 0 0 8 3 0 0 0 0 0 0 63 106 0.00 0.571																					
LaTroy Hawkins, R (8, 1) ERA: 4.06	1.0 4 1 0 0 2 0 0 0 0 0 0 0 10 14 0.00 1.000																					
Tyler Walker, R (9, 1) ERA: 4.5	1.0 5 2 2 2 1 0 0 0 0 0 0 1 16 25 18.00 2.000																					

Houston Astros @ San Francisco Giants  
SBC Park, San Francisco, CA  
Sat Aug 06 2005, 4:05 PM EDT  
Att. 41,959 - Sunny - 70 F

livebaseballscorecards.com

AB 31  
R 2  
H 4  
RBI 2  
BB 3  
SO 11  
LOB 8



Batter	1	2	3	4	5	6	7	8	9
<b>13 Omar Vizquel, S</b> OBP: 0.350, SLG: 0.382 (1, 6)	4-2 BB	2-2 1B		2-2 G6-3		1-0 G6-3		1-3 K	
<b>2 Randy Winn, S</b> OBP: 0.346, SLG: 0.400 (1, 8)	0-3 K	1-1 E4		1-3 K		1-2 G4-3			
<b>J.T. Snow, L</b> OBP: 0.332, SLG: 0.346 (1, 3)	1-2 L5	1-0 P5			2-1 F7			1-3 K	
<b>Pedro Feliz, R</b> OBP: 0.312, SLG: 0.451 (1, 7)	0-0 F9			0-0 G4-3		1-2 F9 1B		0-1 F8	
<b>Ray Durham, S</b> OBP: 0.373, SLG: 0.439 (1, 4)		1-1 F7 1B		0-1 S 1B		0-0 1B		3-3 K	
<b>Michael Tucker, L</b> OBP: 0.331, SLG: 0.394 (1, 9)		2-2 F7		0-0 F7		3-1 F9		1-1 F9	
<b>Edgardo Alfonzo, R</b> OBP: 0.350, SLG: 0.374 (1, 5)		0-0 SH1-4 1B		3-2 1B		0-0 G5-3		1-2 P5	
<b>Mike Matheny, R</b> OBP: 0.312, SLG: 0.443 (1, 2)		1-2 13 1B		1-0 P4		1-2 13 G6-3 51 SH3-4 1B		1-0 HR	
<b>51 Noah Lowry, R</b> OBP: 0.316, SLG: 0.371 (1, 1)		1-2 SH1-4		1-0 G6-3		0-0 SH3-4		4-2 BB	
<b>LaTroy Hawkins, R</b> (8, 1)									
<b>Lance Niekro, R</b> OBP: 0.318, SLG: 0.527 (8, PH)									
<b>Tyler Walker, R</b> (9, 1)									

Inning Stats	R: 0	H: 0	E: 0	K: 1	S: 9	R: 3	H: 4	E: 1	K: 0	S: 19	R: 1	H: 2	E: 0	K: 0	S: 10	R: 0	H: 2	E: 0	K: 1	S: 7	R: 0	H: 0	E: 0	K: 0	S: 11	R: 0	H: 1	E: 0	K: 0	S: 8	R: 0	H: 0	E: 0	K: 2	S: 9	R: 1	H: 1	E: 0	K: 1	S: 16
	LOB: 1	BB: 1	P: 14	LOB: 2	BB: 0	P: 28	LOB: 1	BB: 0	P: 14	LOB: 0	BB: 0	LOB: 2	BB: 0	P: 16	LOB: 1	BB: 0	LOB: 0	BB: 0	P: 13	LOB: 1	BB: 0	LOB: 1	BB: 1	P: 24	LOB: 0	BB: 1	P: 24	LOB: 0	BB: 0	LOB: 0	BB: 0	P: 13	LOB: 1	BB: 1	P: 24	LOB: 1	BB: 0	P: 24		

PITCHER	IP	WLS	BF	H	R	ER	SO	BB	IBB	HBP	BLK	WP	HR	S	P	ERA	WHIP
<b>44 Roy Oswalt, R</b> ERA: 2.46 (1, 1)	7.0	L	32	9	4	3	4	1	0	0	0	0	0	72	107	3.86	1.429
<b>Russ Springer, R</b> ERA: 6.0 (8, 1)	1.0		5	1	1	1	1	1	0	0	0	0	1	16	24	9.00	2.000

AB	R	H	RBI	BB	SO	LOB
4	0	1	1	1	1	2
4	0	0	0	0	2	3
4	0	0	0	0	1	3
4	0	1	0	0	0	1
4	2	3	0	0	1	0
4	0	0	0	0	0	4
4	1	2	2	0	0	2
4	2	3	1	0	0	1
1	0	0	0	0	0	0
0	0	0	0	0	0	0
0	0	0	0	1	0	0
0	0	0	0	0	0	0

AB	33
R	5
H	10
RBI	4
BB	2
SO	5
LOB	16

WP	PA	ERA	WHIP
0	37		

**Houston Astros @ San Francisco Giants**  
**SBC Park, San Francisco, CA**  
 Sat Aug 06 2005, 4:05 PM EDT  
 Att: 41,959 - Sunny - 70 F

livebaseballscorecards.com





Batter	1	2	3	4	5	6	7	8	9	AB R H RBI BB SO LOB	TOP																									
Willy Taveras, R (1, 8) OBP: 0.326, SLG: 0.354	1-3 K		0-1 F7		0-0 1B			1-2 P3	2-0 1B	5 1 2 2 0 1 0																										
2 Chris Burke, R (1, 7) OBP: 0.301, SLG: 0.317	2-1 16 2B		4-1 17 P4-3		3-2 G5-3			3-2 17 2B	4-2 1B	3 2 2 0 2 0 2																										
17 Lance Berkman, S (1, 3) OBP: 0.407, SLG: 0.502	4-0 16 2B		1-0 P4-3		0-1 P4			3-0 16 HR	0-0 L9	4 1 1 1 1 0 3																										
Morgan Ensberg, R (1, 5) 54 Brad Lidge, R (9, 1) OBP: 0.386, SLG: 0.582	3-1 F8		2-1 F8		3-2 F8			4-0 16 HR	1-2 1B	4 1 1 1 1 0 2 0 0 0 0 0 0 0																										
16 Jason Lane, R (1, 9) OBP: 0.302, SLG: 0.490	1-1 1-3 2-H 2B		1-2 F8		3-2 P2			1-2 1-H 2-H HR	1-3 K	5 1 2 4 0 1 2																										
Jose Vizcaino, S (1, 4) OBP: 0.303, SLG: 0.325	1-1 G4-3		0-3 K		0-0 G3			1-1 G5-3		4 0 0 0 0 1 2																										
28 Adam Everett, R (1, 6) OBP: 0.293, SLG: 0.378			1-3 K		2-2 F9-3			1-2 F8	1-1 G5-3	4 0 1 0 0 1 0																										
Brad Ausmus, R (1, 2) OBP: 0.323, SLG: 0.289			1-0 F8		1-2 F9-3			1-1 F7	1-0 4 2B	4 1 1 0 0 0 1																										
Roger Clemens, R (1, 1) Craig Biggio, R (8, PH) Dan Wheeler, R (8, 1) 4 Eric Bruntlett, R (9, PH) OBP: 0.261, SLG: 0.233 OBP: 0.336, SLG: 0.476			1-2 G3		0-0 E5			3-2 P2	1-1 1B	2 0 0 0 0 0 0 1 0 0 0 0 0 0 0 0 0 0 0 0 0 1 1 1 0 0 0 0																										
<b>Inning Stats</b>	R: 1 E: 0 K: 1 S: 12	H: 2 LOB: 2 BB: 1 P: 24	R: 0 E: 0 K: 1 S: 7	H: 0 LOB: 0 BB: 0 P: 10	R: 0 E: 0 K: 0 S: 4	H: 0 LOB: 0 BB: 1 P: 9	R: 0 E: 0 K: 1 S: 10	H: 0 LOB: 0 BB: 0 P: 13	R: 0 E: 1 K: 0 S: 11	H: 2 LOB: 2 BB: 0 P: 17	R: 0 E: 0 K: 0 S: 8	H: 0 LOB: 0 BB: 0 P: 14	R: 0 E: 0 K: 0 S: 7	H: 0 LOB: 0 BB: 0 P: 9	R: 4 E: 0 K: 0 S: 19	H: 3 LOB: 0 BB: 1 P: 35	R: 3 E: 0 K: 1 S: 17	H: 4 LOB: 2 BB: 1 P: 28	1B: 5 2B: 7 3B: 0 HR: 1	SF: 0 SAC: 0 DP: 2 HBP: 0	WP: 0 PB: 0 SB: 0 CS: 0	PA: 41														
<b>PITCHER</b>	IP WLS BF H R ER SO BB IBB HBP BLK WP HR S P ERA WHIP																																			
Brian Cooper, R (1, 1) ERA: 1.29	7.0		4	1	1	3	2	0	0	0	0	0	0	59	96	1.29	0.857																			
Scott Eyre, L (8, 1) ERA: 3.06	0.2	L	6	3	4	4	0	1	0	0	0	0	1	17	32	54.00	6.000																			
Jeff Fassero, L (8, 1) ERA: 4.82	1.1		9	4	3	3	1	1	0	0	0	0	0	19	31	20.25	3.750																			

Houston Astros @ San Francisco Giants  
SBC Park, San Francisco, CA  
Sun Aug 07 2005, 4:05 PM EDT  
Att. 42,947 - Sunny - 66 F

livebaseballscorecards.com

AB	37
R	8
H	11
RBI	8
BB	4
SO	4
LOB	12



Batter	1	2	3	4	5	6	7	8	9	AB R H RBI BB SO LOB
2 Randy Winn, S OBP: 0.347, SLG: 0.402 (1, 8)	2-1 E9 FC5-4 2B		1-0 G6-4-3 1-2f		4-2 BB			1-3 K		3 1 1 0 1 1 1
Deivi Cruz, R OBP: 0.299, SLG: 0.384 (1, 6)	4-1 FC5-4 BB		0-0 1B		0-1 G5-3			4-1 BB		2 0 1 0 2 0 2
Lance Niekro, R OBP: 0.313, SLG: 0.517 (1, 3)	1-3 K		2-2 F9		1-0 G4-3			1-3 K		4 0 0 0 0 2 4
Pedro Feliz, R OBP: 0.309, SLG: 0.446 (1, 7)	0-1 FC5-4 FC6-4 1-2f		2-3 K		0-0 P6			1-1 P4		4 0 0 1 0 1 2
Ray Durham, S OBP: 0.372, SLG: 0.435 (1, 4)	1-1 FC6-4 1-2f		0-1 G4-3		2-2 G6-3			4-0 BB		3 0 0 0 1 0 1
Edgardo Alfonzo, R OBP: 0.349, SLG: 0.372 (1, 5)		1-3 K	1-2 G3		0-2 SH1-4 1B			0-2 K		4 0 1 0 0 2 1
Jason Ellison, R OBP: 0.330, SLG: 0.382 (1, 9)		0-0 G6-4-3 1B	1-2 SH1-4 1B		0-0 SH1-4			0-1 L9		3 0 2 0 0 0 1
Mike Matheny, R OBP: 0.308, SLG: 0.437 (1, 2)		0-0 G6-4-3 1-2f	2-3 K		0-1 G6-3			2-3 K		4 0 0 0 0 2 4
Brian Cooper, R OBP: 0.500, SLG: 0.500 (1, 1)			2-2 G6-4-3 1B		0-0 P4			1-2 G4-3		2 0 1 0 0 0 1
Michael Tucker, L OBP: 0.329, SLG: 0.392 (7, PH)										1 0 0 0 0 0 1
Scott Eyre, L (8, 1)										0 0 0 0 0 0 0
Jeff Fassero, L (8, 1)										0 0 0 0 0 0 0

Inning Stats	R: 1	H: 1	E: 1	K: 1	S: 10	R: 0	H: 1	E: 0	K: 1	S: 5	R: 0	H: 2	E: 0	K: 0	S: 8	R: 0	H: 0	E: 0	K: 1	S: 9	R: 0	H: 1	E: 0	K: 1	S: 11	R: 0	H: 0	E: 0	K: 0	S: 5	R: 0	H: 1	E: 0	K: 0	S: 9	R: 0	H: 0	E: 0	K: 2	S: 9	R: 0	H: 0	E: 0	K: 2	S: 8	R: 0	H: 0	E: 0	K: 2	S: 8	1B: 5	SF: 0	2B: 1	SAC: 1	3B: 0	DP: 2	HR: 0	HBP: 0	WP: 0	PA: 35
--------------	------	------	------	------	-------	------	------	------	------	------	------	------	------	------	------	------	------	------	------	------	------	------	------	------	-------	------	------	------	------	------	------	------	------	------	------	------	------	------	------	------	------	------	------	------	------	------	------	------	------	------	-------	-------	-------	--------	-------	-------	-------	--------	-------	--------

PITCHER	IP	WLS	BF	H	R	ER	SO	BB	IBB	HBP	BLK	WP	HR	S	P	ERA	WHIP
Roger Clemens, R ERA: 1.38 (1, 1)	7.0		27	6	1	0	4	2	0	0	0	0	0	57	85	0.00	1.143
Dan Wheeler, R ERA: 1.62 (8, 1)	1.0		4	0	0	0	2	1	0	0	0	0	0	9	16	0.00	1.000
54 Brad Lidge, R ERA: 2.35 (9, 1)	1.0		4	0	0	0	2	1	0	0	0	0	0	8	14	0.00	1.000

BOTTOM

Houston Astros @ San Francisco Giants  
SBC Park, San Francisco, CA

livebaseballscores.com

AB	30
R	1
H	6
RBI	1
BB	4
SO	8
LOB	18



Sun Aug 07 2005, 4:05 PM EDT  
Att: 42,947 - Sunny - 66 F



Batter	1	2	3	4	5	6	7	8	9	AB R H RBI BB SO LOB	TOP											
13 Omar Vizquel, S OBP: 0.350, SLG: 0.381 (1, 6)	1-1 F9		2-1 1B 2B		4-0 BB G1-6-3			0-2 G5-3	0-0 F7	4 1 1 0 1 0 3												
2 Randy Winn, S OBP: 0.349, SLG: 0.401 (1, 8)	4-1 BB S BB		0-2 1B 1-2 1B		1-2 G1-6-3 1-2f			0-3 K		3 0 1 0 1 1 1												
Lance Niekro, R OBP: 0.320, SLG: 0.526 (1, 3)	3-2 SAFE SAFE L6		1-1 BB 1-3 2-H 1B		1-0 2B			0-2 1B		4 0 3 1 0 0 1												
Pedro Feliz, R OBP: 0.309, SLG: 0.443 (1, 7)	2-2 G5-3		4-2 BB 1-2 BB		0-0 G6-3			1-0 F8		3 0 0 0 1 0 3												
Ray Durham, S OBP: 0.373, SLG: 0.436 (1, 4)		0-1 G6-4-3 1B	0-1 G4-3		2-1 P2			1-1 WP 1B 1B		4 0 2 0 0 0 4												
Edgardo Alfonzo, R OBP: 0.347, SLG: 0.370 (1, 5)		1-0 G6-4-3 1-2f		2-1 F8		0-1 F8		0-1 WP 1B		4 0 1 0 0 0 2												
Jason Ellison, R OBP: 0.327, SLG: 0.378 (1, 9)		0-3 K		2-0 G6-3			3-1 G6-3	1-3 K 1-2 2-3		4 0 0 0 0 2 2												
Mike Matheny, R OBP: 0.307, SLG: 0.433 (1, 2)			1-2 F8	1-1 L6			0-0 F8	3-1 HBP		3 0 0 0 0 0 0												
41 Brad Hennessey, R OBP: 0.143, SLG: 0.286 Jeff Fassero, L (3, 1) Deivi Cruz, R OBP: 0.297, SLG: 0.382 Jason Christiansen, R (7, 1) Michael Tucker, L OBP: 0.328, SLG: 0.390 (9, PH)			0-2 P4		2-2 F8		1-0 G6-3	1-3 K		1 0 0 0 0 0 0 1 0 0 0 0 0 0 1 0 0 0 0 0 0 0 0 0 0 0 0 0 1 0 0 0 0 1 3												
<b>Inning Stats</b>	R: 0 E: 0 K: 0 S: 9	H: 0 LOB: 1 BB: 1 P: 19	R: 0 E: 0 K: 1 S: 6	H: 1 LOB: 0 BB: 0 P: 7	R: 1 E: 0 K: 0 S: 18	H: 3 LOB: 3 BB: 1 P: 26	R: 0 E: 0 K: 0 S: 5	H: 0 LOB: 0 BB: 0 P: 10	R: 0 E: 0 K: 0 S: 7	H: 0 LOB: 0 BB: 1 P: 14	R: 0 E: 0 K: 0 S: 6	H: 1 LOB: 1 BB: 0 P: 9	R: 0 E: 0 K: 0 S: 4	H: 0 LOB: 0 BB: 0 P: 8	R: 0 E: 0 K: 1 S: 10	H: 1 LOB: 1 BB: 0 P: 11	R: 0 E: 0 K: 2 S: 12	H: 2 LOB: 3 BB: 0 P: 18	1B: 7 2B: 1 3B: 0 HR: 0	SF: 0 SAC: 0 DP: 2 HBP: 1	WP: 1 PB: 0 SB: 1 CS: 0	PA: 37
<b>PITCHER</b>	IP WLS BF H R ER SO BB IBB HBP BLK WP HR S P ERA WHIP																				<b>PITCHER</b>	IP WLS BF H R ER SO BB IBB HBP BLK WP HR S P ERA WHIP
Horacio Ramirez, L ERA: 4.54 (1, 1)	7.2 W 30 6 1 1 2 3 0 0 0 0 0 64 102 1.17 1.174																					
48 Blaine Boyer, R ERA: 2.84 (8, 1)	0.1 1 0 0 0 0 0 0 0 0 0 0 0 1 2 0.00 0.000																					
Jim Brower, R ERA: 5.33 (9, 1)	0.1 4 2 0 0 0 1 0 0 1 0 1 0 8 13 0.00 6.000																					
John Foster, L ERA: 3.57 (9, 1)	0.2 2 0 0 0 0 1 0 0 0 0 0 0 4 5 0.00 0.000																					

**San Francisco Giants @ Atlanta Braves**  
Turner Field, Atlanta, GA  
Tue Aug 09 2005, 7:35 PM EDT  
Att. 27,230 - Cloudy - 79 F

[livebaseballscorecards.com](http://livebaseballscorecards.com)

AB	33
R	1
H	8
RBI	1
BB	3
SO	4
LOB	19



Batter	1	2	3	4	5	6	7	8	9
<b>Rafael Furcal, S</b> OBP: 0.335, SLG: 0.417 (1, 6)	1-1 G6-3	3-2 BB 1B	0-1 2B	1-2 G6-3			1-1 G4-6-3 1B		
<b>Kelly Johnson, L</b> OBP: 0.327, SLG: 0.393 (1, 7)	4-0 1B BB 2B BB	1-3 SAFE	0-2 BB 2B				0-1 G4-6-3 1-2f		
<b>Marcus Giles, R</b> OBP: 0.362, SLG: 0.460 (1, 4)	4-1 1B 2B BB	3-2 F9	4-2 BB BB				1-2 F7	0-1 G4-6-3 1B	
<b>Andrew Jones, R</b> OBP: 0.365, SLG: 0.595 (1, 8)	1-2 2B 1B	4-0 BB	4-2 BB				0-0 G4-6-3 1B	1-1 F8	
<b>Adam LaRoche, L</b> OBP: 0.309, SLG: 0.458 (1, 3)	1-0 16 1B 2B	2-1 G4-3	0-3 K				0-0 G4-6-3 1-2f	0-1 G4-6-3 1-2f	
<b>7 Jeff Francoeur, R</b> OBP: 0.439, SLG: 0.827 (1, 9)	0-1 16 1B 1B		0-1 G4-3 1B	1-1 16 2B 1B			3-2 16 G3-6-1 1B		
<b>16 Brian McCann, L</b> OBP: 0.386, SLG: 0.449 (1, 2)	0-1 1B		3-2 F8	2-1 2B			0-1 G3-6-1 1-2f		
<b>Wilson Betemit, S</b> OBP: 0.356, SLG: 0.462 (1, 5)	2-2 P6		0-0 G4-3	1-3 K			1-1 F9		
<b>Horacio Ramirez, L</b> OBP: 0.241, SLG: 0.283 (1, 1)	0-3 K		0-2 2B 1B	3-1 G4-3			1-1 G6-3		
<b>48 Blaine Boyer, R</b> (8, 1)									
<b>Jim Brower, R</b> (9, 1)									
<b>John Foster, L</b> (9, 1)									

AB	R	H	RBI	BB	SO	LOB
5	1	3	0	0	0	2
4	1	2	2	1	1	2
3	1	1	0	2	0	2
3	1	2	0	2	0	1
5	1	1	2	0	1	8
4	1	4	1	0	0	0
4	0	2	1	0	0	2
4	0	0	0	0	1	5
4	1	1	1	0	1	4
0	0	0	0	0	0	0
0	0	0	0	0	0	0
0	0	0	0	0	0	0

BOTTOM	
<b>San Francisco Giants @ Atlanta Braves</b> Turner Field, Atlanta, GA Tue Aug 09 2005, 7:35 PM EDT Att. 27,230 - Cloudy - 79 F	
<b>AB</b> 36 <b>R</b> 7 <b>H</b> 16 <b>RBI</b> 7 <b>BB</b> 5 <b>SO</b> 4 <b>LOB</b> 26	<b>WP:</b> 0 <b>PA:</b> 41 <b>PB:</b> 0 <b>SB:</b> 0 <b>CS:</b> 0

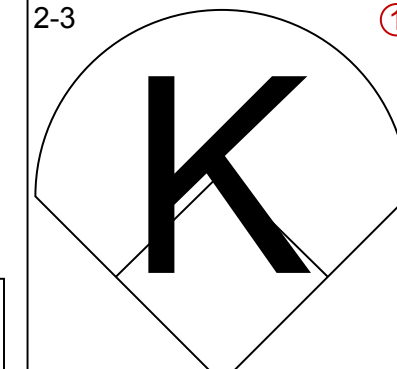
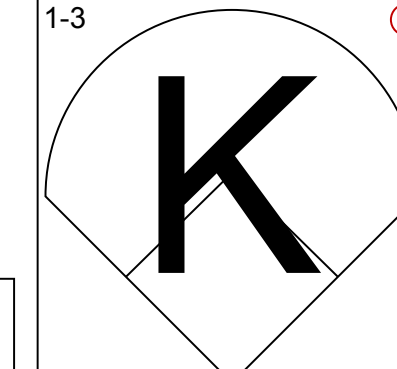
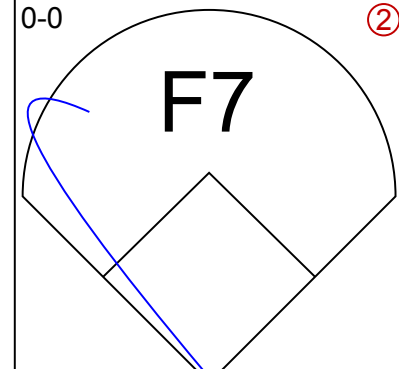
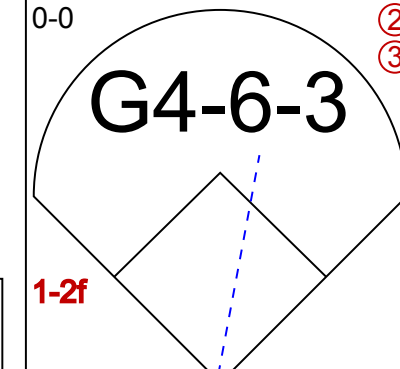
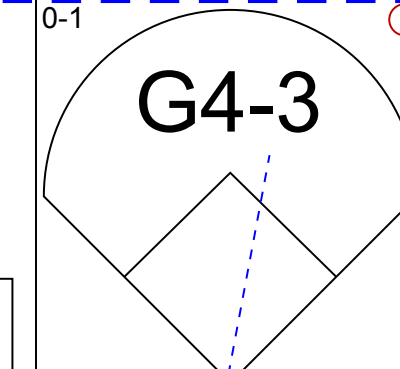
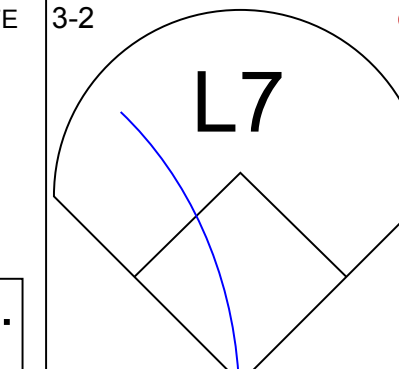
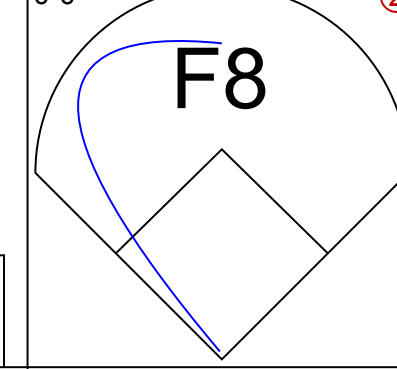
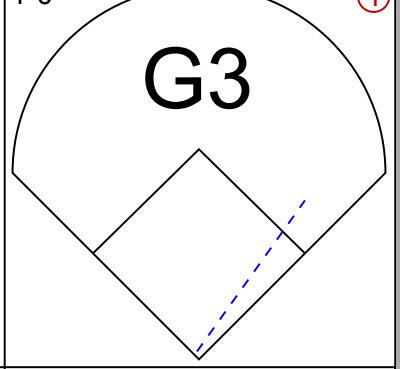
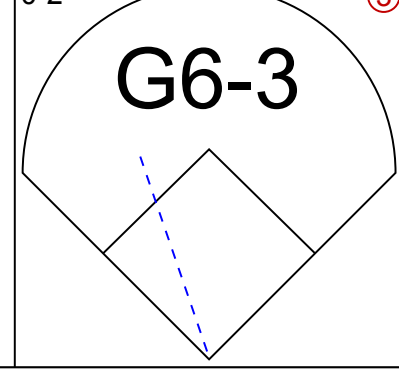
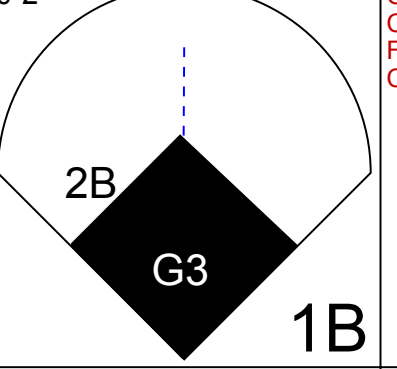
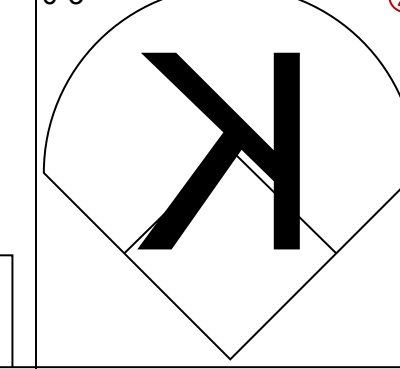
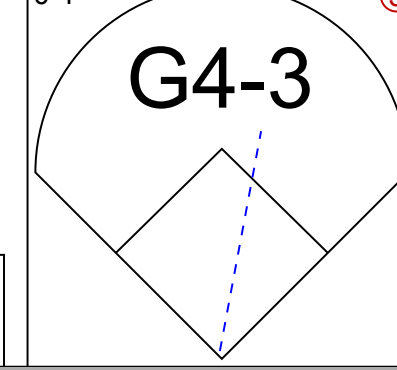
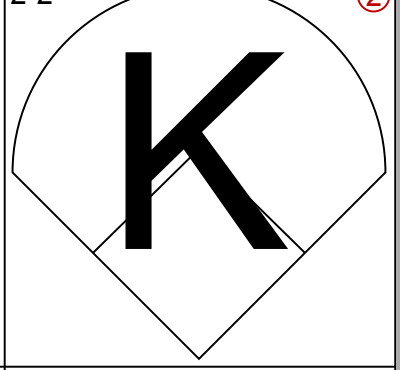
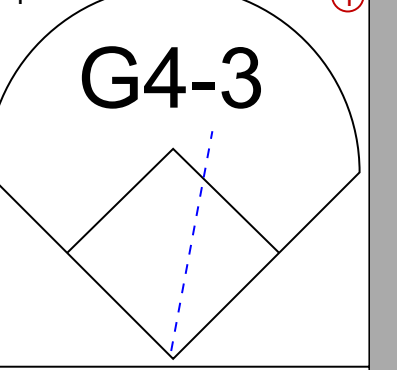
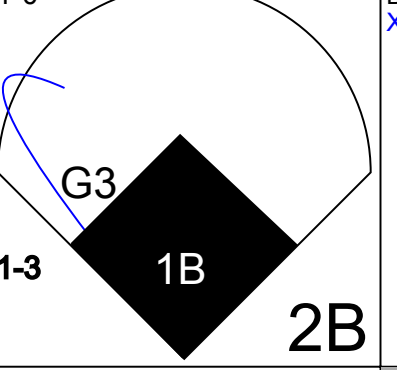
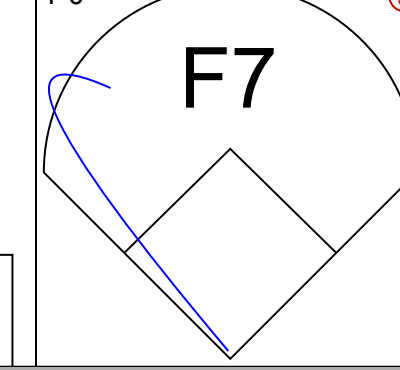
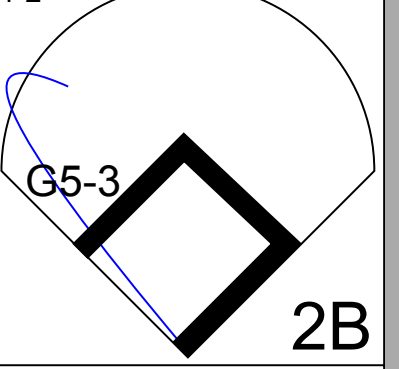

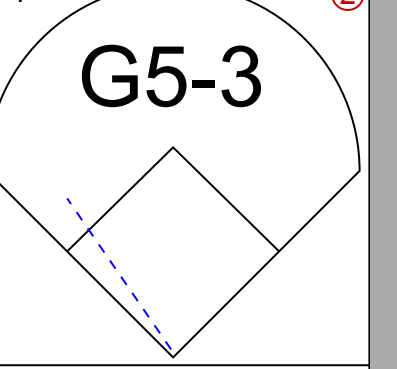
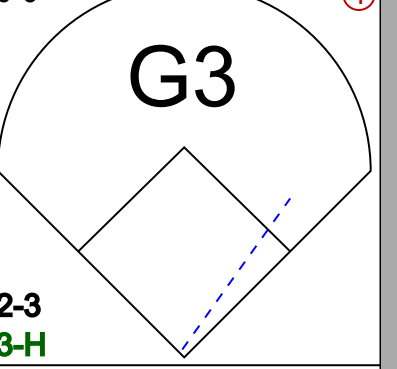
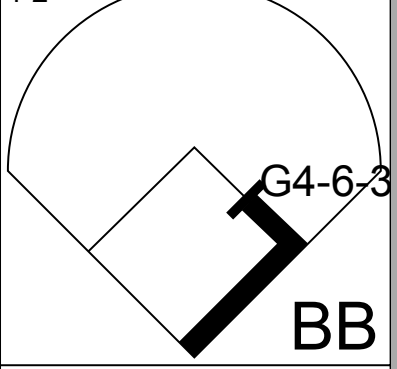
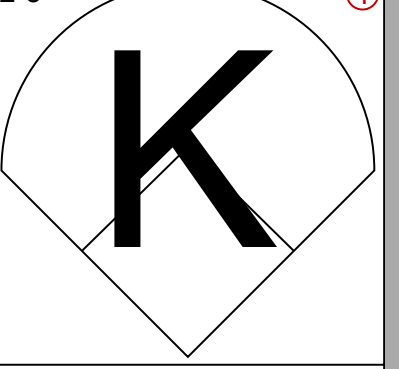
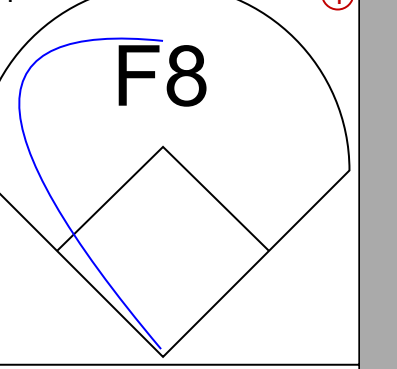
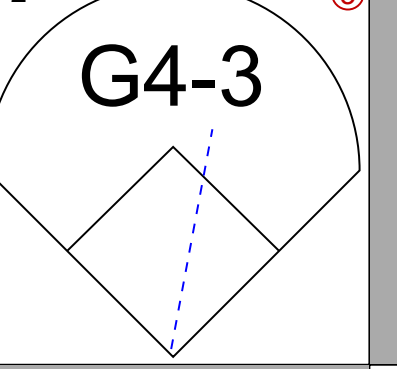
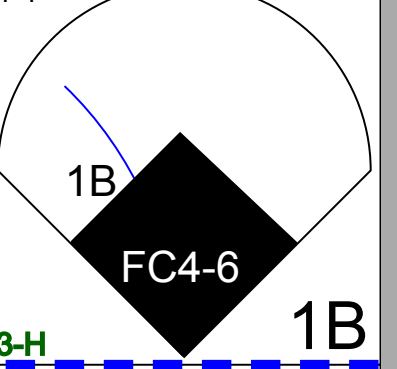
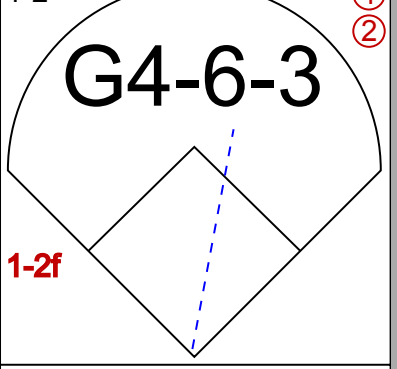
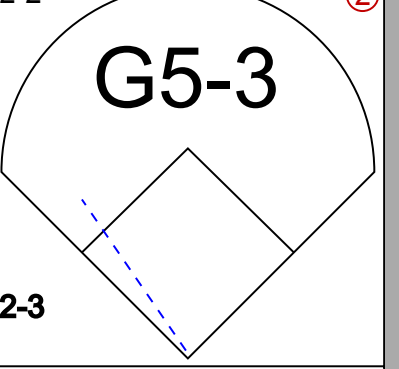
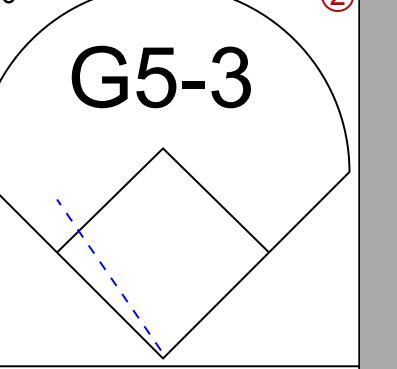
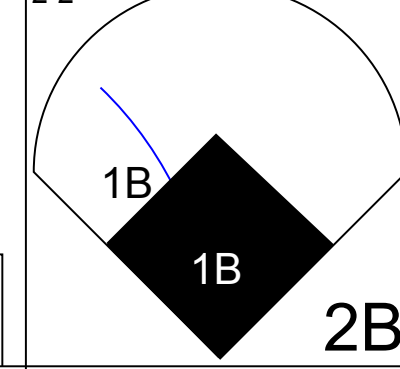
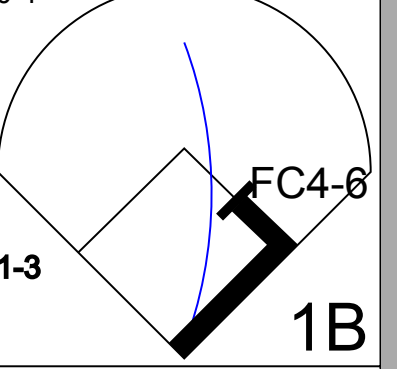
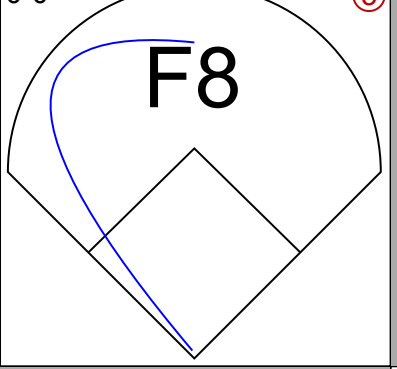
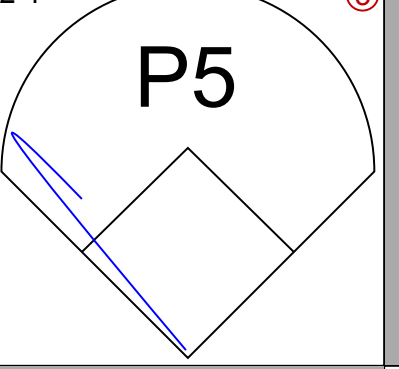
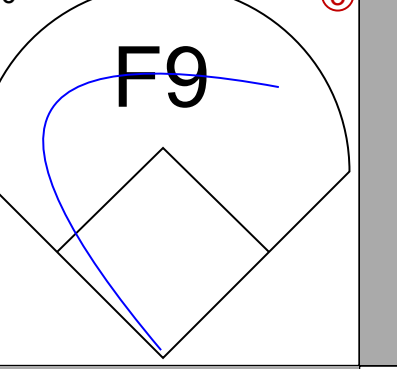
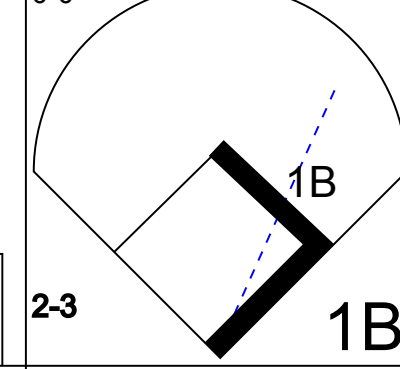
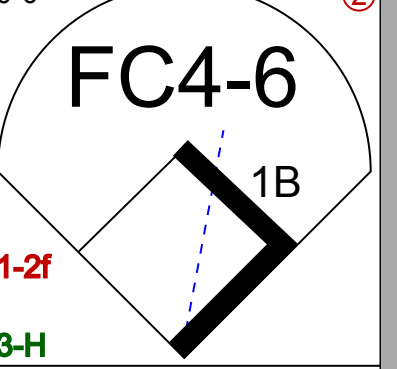
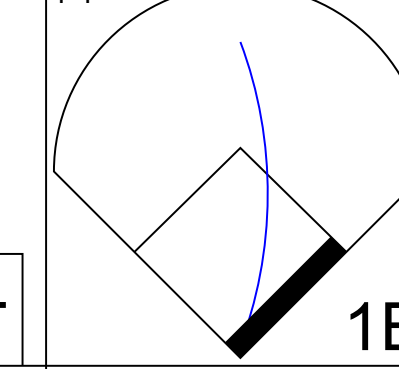
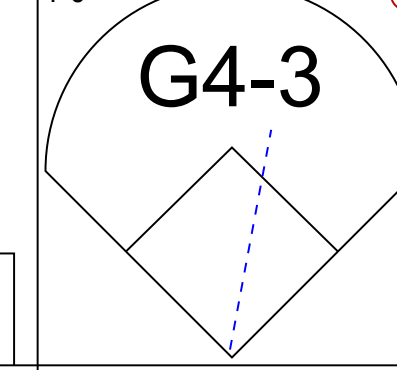
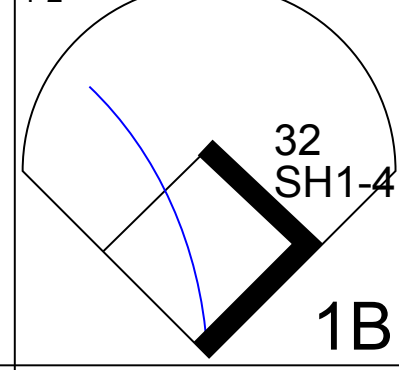
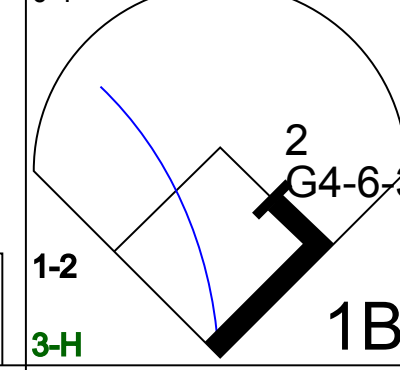
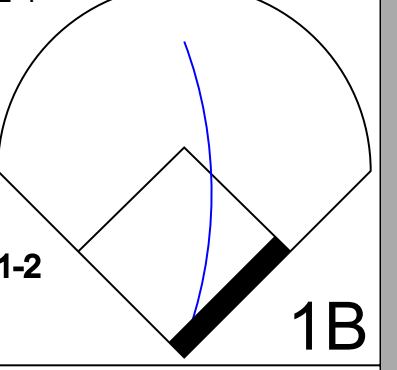
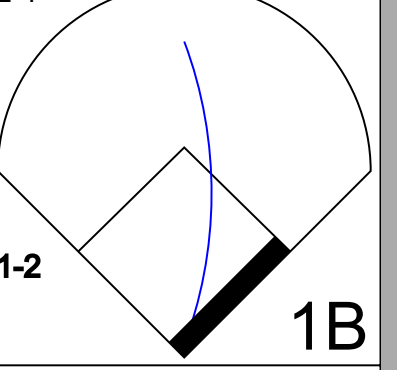
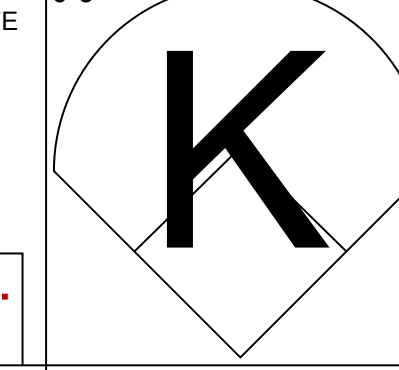
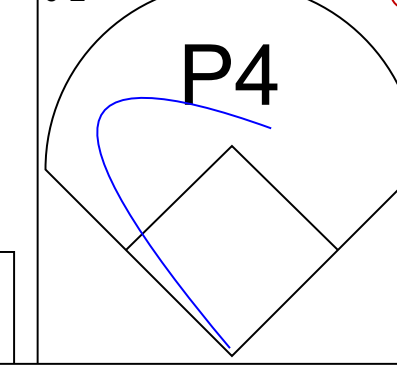
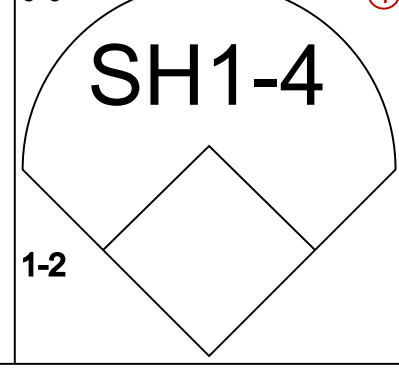
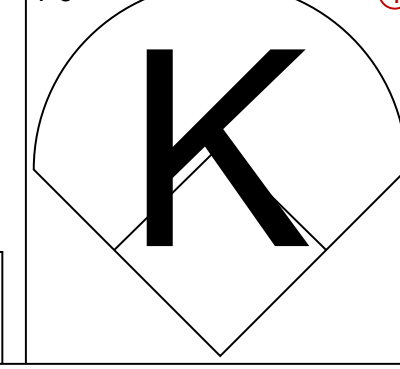
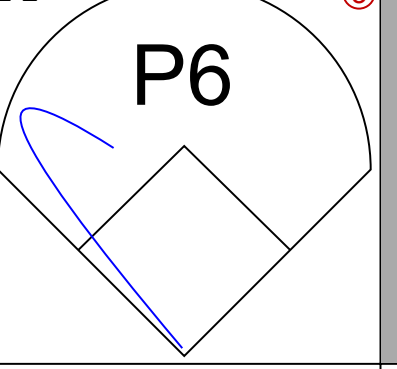
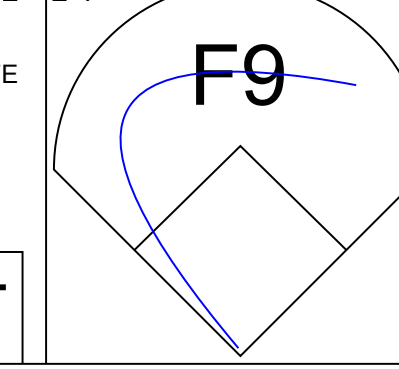
Inning Stats																	
R	H	E	K	S	H	LOB	BB	P	R	H	E	K	S	H	LOB	BB	P
4	4	0	1	18	0	1	2	31	0	1	0	1	12	3	4	0	27
0	1	0	1	12	0	2	1	25	0	2	0	1	20	0	3	0	12
0	2	0	0	10	0	1	0	12	0	2	0	0	12	0	2	0	12
0	1	0	0	8	0	0	0	8	0	0	0	0	8	0	0	0	8
0	1	0	0	6	0	0	0	7	0	0	0	0	8	0	0	0	7

PITCHER																
IP	WLS	BF	H	R	ER	SO	BB	IBB	HBP	BLK	WP	HR	S	P	ERA	WHIP
2.2	L	21	9	7	7	2	4	0	0	0	0	0	48	81	23.62	4.875
3.1		14	5	0	0	2	1	0	0	0	0	0	39	57	0.00	1.800
2.0		6	2	0	0	0	0	0	0	0	0	0	12	15	0.00	1.000





Batter	1	2	3	4	5	6	7	8	9	10	11	12	AB	R	H	RBI	BB	SO	LOB	TOP	
<b>2 Randy Winn, S</b> <small>OBP: 0.346, SLG: 0.398</small> <b>LaTroy Hawkins, R</b> <small>(8, 1)</small> <b>Deivi Cruz, R</b> <small>OBP: 0.380, SLG: 0.380</small> <small>(10, PH)</small> <b>Tyler Walker, R</b> <small>(10, 1)</small> <b>51 Noah Lowry, R</b> <small>OBP: 0.308, SLG: 0.261</small> <small>(12, PH)</small> <b>Brian Cooper, R</b> <small>OBP: 0.500, SLG: 0.500</small> <small>(12, 1)</small>													4 0 0 0 0 2 3 0 0 0 0 0 0 0 1 0 0 0 0 0 0 0 0 0 0 0 0 0 1 0 0 0 0 0 1 0 0 0 0 0 0 0								
<b>13 Omar Vizquel, S</b> <small>OBP: 0.349, SLG: 0.378</small> <small>(1, 6)</small>													5 1 1 0 0 1 1								
<b>Michael Tucker, L</b> <small>OBP: 0.326, SLG: 0.390</small> <small>(1, 9)</small>													5 1 1 0 0 1 0								
<b>Pedro Feliz, R</b> <small>OBP: 0.310, SLG: 0.444</small> <small>(1, 7)</small>													4 0 1 1 1 1 1								
<b>Ray Durham, S</b> <small>OBP: 0.371, SLG: 0.432</small> <small>(1, 4)</small>													5 1 1 1 0 1 2								
<b>Edgardo Alfonzo, R</b> <small>OBP: 0.348, SLG: 0.375</small> <small>(1, 5)</small>													5 1 2 0 0 0 1								
<b>J.T. Snow, L</b> <small>OBP: 0.333, SLG: 0.347</small> <small>(1, 3)</small>													5 0 2 1 0 0 2								
<b>Mike Matheny, R</b> <small>OBP: 0.310, SLG: 0.435</small> <small>(1, 2)</small> <b>Jason Ellison, R</b> <small>OBP: 0.328, SLG: 0.378</small> <small>(8, PR)</small> <small>(8, 8)</small>													3 0 2 1 0 0 0 2 0 1 0 0 1 1								
<b>32 Kevin Correia, R</b> <small>OBP: 0.300, SLG: 0.125</small> <small>(1, 1)</small> <b>54 Scott Munter, R</b> <small>(6, 1)</small> <b>Scott Eyre, L</b> <small>(7, 1)</small> <b>Lance Niekro, R</b> <small>OBP: 0.319, SLG: 0.523</small> <small>(8, PH)</small> <b>Yamid Haad, R</b> <small>(8, 2)</small>												1 0 1 0 0 0 0 1 2 2 0 0 0 0 0 3									
<b>Inning Stats</b>	R: 0 H: 0 E: 0 LOB: 0 K: 1 BB: 0 S: 9 P: 11	R: 0 H: 1 E: 0 LOB: 1 K: 1 BB: 0 S: 11 P: 18	R: 0 H: 0 E: 0 LOB: 0 K: 1 BB: 0 S: 7 P: 9	R: 0 H: 0 E: 0 LOB: 0 K: 2 BB: 0 S: 13 P: 19	R: 0 H: 0 E: 0 LOB: 0 K: 0 BB: 0 S: 4 P: 4	R: 0 H: 1 E: 0 LOB: 1 K: 0 BB: 0 S: 9 P: 10	R: 0 H: 0 E: 0 LOB: 0 K: 0 BB: 0 S: 9 P: 10	R: 1 H: 3 E: 0 LOB: 2 K: 1 BB: 0 S: 10 P: 13	R: 3 H: 5 E: 0 LOB: 2 K: 0 BB: 0 S: 15 P: 21	R: 0 H: 0 E: 0 LOB: 0 K: 1 BB: 1 S: 7 P: 8	R: 0 H: 1 E: 0 LOB: 1 K: 1 BB: 0 S: 10 P: 16	1B: 8 SF: 0 2B: 3 SAC: 1 3B: 0 DP: 2 HR: 0 HBP: 0	WP: 0 PA: 46 PB: 0 SB: 0 CS: 0								
<b>29 John Smoltz, R</b> <small>ERA: 2.9</small> <small>(1, 1)</small> <b>Chris Reitsma, R</b> <small>ERA: 3.52</small> <small>(9, 1)</small> <b>Dan Kolb, R</b> <small>ERA: 4.87</small> <small>(10, 1)</small> <b>48 Blaine Boyer, R</b> <small>ERA: 2.57</small> <small>(11, 1)</small>	IP WLS BF H R ER SO BB IBB HBP BLK WP HR S P ERA WHIP 8.1 32 8 4 4 6 0 0 0 0 0 0 79 103 4.32 0.960 0.2 B 4 2 0 0 0 0 0 0 0 0 0 8 12 0.00 3.000 1.0 3 0 0 0 1 0 0 0 0 0 0 7 8 0.00 0.000 2.0 W 7 1 0 0 1 1 0 0 0 0 0 20 31 0.00 1.000	PITCHER IP WLS BF H R ER SO BB IBB HBP BLK WP HR S P ERA WHIP																			

San Francisco Giants @ Atlanta Braves  
 Turner Field, Atlanta, GA  
 Wed Aug 10 2005, 7:05 PM EDT  
 Att: 24,032 - Rain - 77 F

AB	44
R	4
H	11
RBI	4
BB	1
SO	8
LOB	17




Batter	1	2	3	4	5	6	7	8	9	10	11	12	AB	R	H	RBI	BB	SO	LOB									
Rafael Furcal, S OBP: 0.335, SLG: 0.413	1-3 K			1-1 P6	4-0 BB		4-2 BB		3-1 F8			1-1 F7	4	0	0	0	2	1	1									
Kelly Johnson, L OBP: 0.327, SLG: 0.393	1-3 K			0-0 2B	3-2 L9		3-2 P6			1-0 F8		4-1 1B BB	5	0	1	0	1	1	5									
Marcus Giles, R OBP: 0.381, SLG: 0.456	1-3 K			2-0 G5-3		4-2 HR BB	2-2 L8			2-2 K		0-1 1B	5	1	1	1	1	2	3									
Andruw Jones, R OBP: 0.365, SLG: 0.607		0-1 P4		2-3 K		1-0 HR BB		1-2 HR		2-3 K			5	2	2	3	0	2	1									
Adam LaRoche, L OBP: 0.313, SLG: 0.464		2-1 F9			0-0 7 2B				0-0 G3-1				5	1	3	0	0	0	0									
Ryan Langerhans, L (11, PR) OBP: 0.325, SLG: 0.398													0	0	0	0	0	0	0									
Julio Franco, R OBP: 0.354, SLG: 0.483													0	0	0	0	0	0	0									
7 Jeff Francoeur, R OBP: 0.425, SLG: 0.802		3-2 F9			0-1 BB 2B				1-0 P2				5	0	1	1	0	0	2									
16 Brian McCann, L OBP: 0.366, SLG: 0.422			1-3 K		2-0 L4		1-2 L8		2-3 K				5	0	0	0	0	2	3									
Wilson Betemit, S OBP: 0.353, SLG: 0.453			3-3 K		1-3 K		1-0 CS		2-3 K				4	1	0	0	1	4	1									
29 John Smoltz, R Chris Neilsen, K			1-3 K		4-0 BB				1-2 G4-3				1	0	0	0	2	1	0									
4 Pete Orr, L Dan Kolb, R													0	0	0	0	0	0	0									
48 Blaine Boyer, R Horacio Ramirez, L													0	0	0	0	0	0	0									
													0	0	0	0	0	0	0									
													1	0	0	0	0	0	1									
<b>Inning Stats</b>	R: 0 E: 0 K: 3 S: 9	H: 0 LOB: 0 BB: 0 P: 12	R: 0 E: 0 K: 0 S: 8	H: 0 LOB: 0 BB: 0 P: 13	R: 0 E: 0 K: 3 S: 10	H: 0 LOB: 0 BB: 0 P: 15	R: 0 E: 0 K: 1 S: 7	H: 1 LOB: 1 BB: 0 P: 12	R: 1 E: 0 K: 1 S: 12	H: 2 LOB: 3 BB: 2 P: 26	R: 0 E: 0 K: 0 S: 16	H: 0 LOB: 2 BB: 2 P: 31	R: 1 E: 0 K: 1 S: 10	H: 1 LOB: 0 BB: 0 P: 14	R: 0 E: 0 K: 1 S: 8	H: 0 LOB: 0 BB: 0 P: 13	R: 0 E: 0 K: 2 S: 10	H: 0 LOB: 0 BB: 0 P: 15	R: 0 E: 0 K: 0 S: 5	H: 1 LOB: 1 BB: 0 P: 8	R: 1 E: 0 K: 0 S: 6	H: 1 LOB: 2 BB: 2 P: 15	1B: 3 2B: 3 3B: 0 HR: 2	SF: 0 DP: 1 HBP: 0	WP: 0 PB: 0 SB: 0 CS: 1	PA: 49		
<b>PITCHER</b>	IP	WLS	BF	H	R	ER	SO	BB	IBB	HBP	BLK	WP	HR	S	P	ERA	WHIP											
32 Kevin Correia, R ERA: 4.84	(1, 1)	5.0	23	5	3	3	8	3	0	0	0	0	0	1	53	91	5.40	1.600										
54 Scott Munter, R ERA: 2.45	(6, 1)	1.0	2	0	0	0	0	0	0	0	0	0	0	4	6	0.00	0.000											
Scott Eyre, L ERA: 3.0	(7, 1)	1.0	5	0	0	0	1	2	0	0	0	0	0	16	31	0.00	2.000											
LaTroy Hawkins, R ERA: 4.08	(8, 1)	2.0	7	1	1	1	2	0	0	0	0	0	1	18	27	4.50	0.500											
Tyler Walker, R ERA: 4.32	(10, 1)	2.0	6	1	0	0	2	0	0	0	0	0	0	15	23	0.00	0.500											
<b>PITCHER</b>	IP	WLS	BF	H	R	ER	SO	BB	IBB	HBP	BLK	WP	HR	S	P	ERA	WHIP											
Brian Cooper, R ERA: 2.35	(12, 1)	0.2	5	1	1	1	0	2	0	0	0	0	0	6	15	13.50	4.500											

**San Francisco Giants @ Atlanta Braves**  
Turner Field, Atlanta, GA  
Wed Aug 10 2005, 7:05 PM EDT  
Att. 24,032 - Rain - 77 F

livebaseballscorecards.com

AB	41
R	5
H	8
RBI	5
BB	7
SO	13
LOB	17





**San Francisco Giants @ Atlanta Braves**  
 Turner Field, Atlanta, GA

Thu Aug 11 2005, 7:35 PM EDT  
 Att: 26,577 - Partly Cloudy - 78 F

[livebaseballscorecards.com](http://livebaseballscorecards.com)

<b>AB</b>	<b>35</b>
<b>R</b>	<b>5</b>
<b>H</b>	<b>10</b>
<b>RBI</b>	<b>5</b>
<b>BB</b>	<b>2</b>
<b>SO</b>	<b>12</b>
<b>LOB</b>	<b>15</b>



AB	R	H	RBI	BB	SO	LOB
4	1	1	2	0	2	1
5	0	1	0	0	2	1
5	0	0	0	0	3	2
0	0	0	0	0	0	0
3	1	0	0	1	3	1
3	0	1	0	0	0	1
1	0	0	0	0	0	1
4	2	2	0	0	0	1
3	1	3	1	1	0	0
3	0	1	1	0	0	3
2	0	0	0	0	2	3
1	0	0	1	0	0	1
0	0	0	0	0	0	0
0	0	0	0	0	0	0
1	0	1	0	0	0	0

Batter	1	2	3	4	5	6	7	8	9												
<b>2 Randy Winn, S</b> OBP: 0.345, SLG: 0.403 (1, 8)	1-2 G3		3-3 K		2-3 K		1-2 HR		1-0 SH1-3												
<b>13 Omar Vizquel, S</b> OBP: 0.347, SLG: 0.376 (1, 6)	0-2 G4-3		1-3 K			0-1 1B	0-0 F9		1-3 K												
<b>Michael Tucker, L</b> OBP: 0.319, SLG: 0.382 <b>Tyler Walker, R</b> (9, 1)	1-3 K		0-0 G4-3			1-3 SAFE		2-2 P6	2-3 K												
<b>Pedro Feliz, R</b> OBP: 0.309, SLG: 0.440 (1, 7)		3-3 K		1-3 K		2-3 K		4-2 1B BB													
<b>Ray Durham, S</b> OBP: 0.370, SLG: 0.431 <b>Deivi Cruz, R</b> OBP: 0.294, SLG: 0.378 (6, 4)		0-0 FC4-6 1B		2-0 G3		0-0 G3-1		1-0 F9													
<b>Edgardo Alfonzo, R</b> OBP: 0.350, SLG: 0.376 (1, 5)		0-2 FC4-6 1B 1-2f 1B		0-1 L5			1-0 SH2-4 1B G6-3 1B	1-1 SAFE 1B 1-2 1B													
<b>J.T. Snow, L</b> OBP: 0.343, SLG: 0.355 (1, 3)		3-1 1B		4-1 PB BB			1-1 WP 2 SH2-4 HR 1B	0-1 1-3 2-H 1B													
<b>Mike Matheny, R</b> OBP: 0.310, SLG: 0.434 (1, 2)		0-2 1B		0-0 F7			0-0 SH2-4	0-0 G1-3													
<b>Jason Schmidt, R</b> OBP: 0.098, SLG: 0.171 <b>Lance Niekro, R</b> OBP: 0.318, SLG: 0.521 <b>54 Scott Munter, R</b> (7, 1) <b>LaTroy Hawkins, R</b> (8, 1) <b>Jason Ellison, R</b> OBP: 0.330, SLG: 0.380 (9, PH)		0-3 K		1-3 K			1-1 G6-3	1-1 SH1-3 1B													
<b>Inning Stats</b>	R: 0 E: 0 K: 1 S: 11	H: 0 LOB: 0 BB: 0 P: 13	R: 1 E: 0 K: 2 S: 17	H: 3 LOB: 2 BB: 0 P: 23	R: 0 E: 0 K: 2 S: 11	H: 0 LOB: 0 BB: 0 P: 15	R: 0 E: 0 K: 1 S: 6	H: 0 LOB: 0 BB: 0 P: 9	R: 0 E: 0 K: 2 S: 9	H: 1 LOB: 1 BB: 0 P: 12	R: 3 E: 0 K: 0 S: 10	H: 3 LOB: 0 BB: 0 P: 14	R: 1 E: 0 K: 0 S: 12	H: 2 LOB: 2 BB: 1 P: 20	R: 0 E: 0 K: 2 S: 9	H: 1 LOB: 1 BB: 0 P: 14	1B: 9 2B: 0 3B: 0 HR: 1	SF: 0 SAC: 2 DP: 0 HBP: 0	WP: 1 PB: 1 SB: 0 CS: 0	PA: 39	
<b>PITCHER</b>	IP	WLS	BF	H	R	ER	SO	BB	IBB	HBP	BLK	WP	HR	S	P	ERA	WHIP				
<b>15 Tim Hudson, R</b> ERA: 3.53 (1, 1)	7.0	L	29	7	4	4	10	1	0	0	0	1	1	72	101	5.14	1.143				
<b>Dan Kolb, R</b> ERA: 5.0 (8, 1)	0.2		4	1	1	1	0	1	0	0	0	0	0	9	17	13.50	3.000				
<b>John Foster, L</b> ERA: 3.57 (8, 1)	0.0		1	1	0	0	0	0	0	0	0	0	0	2	2	∞	∞				
<b>Jim Brower, R</b> ERA: 5.29 (8, 1)	0.1		1	0	0	0	0	0	0	0	0	0	0	1	1	0.00	0.000				
<b>49 Macay McBride, L</b> ERA: 6.0 (9, 1)	1.0		4	1	0	0	2	0	0	0	0	0	0	9	14	0.00	1.000				

Batter	1	2	3	4	5	6	7	8	9	AB R H RBI BB SO LOB
Rafael Furcal, S OBP: 0.333, SLG: 0.411 (1, 6)	2-2 G6-3		1-1 2B 1B		2-1 F8	2-3 K			1-1 B1-3	5 1 1 0 0 1 1
Ryan Langerhans, L OBP: 0.327, SLG: 0.403 (1, 7)	2-2 E3 1B		2-2 3B 2B 1-H		0-0 B3-1			1-1 1B 1B	0-0 G3	5 1 2 1 0 0 0
Marcus Giles, R OBP: 0.363, SLG: 0.466 (1, 4)	1-0 F8		0-0 3B 2-H		1-0 2B			2-2 1B G1-6-3	1-3 K	5 1 3 1 0 1 1
Andrew Jones, R OBP: 0.366, SLG: 0.605 (1, 8)	0-2 1B 1-3		0-0 P2		4-0 2B IBB			1-1 P3		3 0 1 0 1 0 3
Adam LaRoche, L OBP: 0.313, SLG: 0.464 (1, 3)	1-3 K		3-3 K		3-2 2B 1-3 2-H			0-2 G1-6-3		4 0 1 1 0 2 5
7 Jeff Francoeur, R OBP: 0.407, SLG: 0.767 (1, 9)		0-1 F7		2-3 K	0-0 P2			1-2 F7		4 0 0 0 0 1 2
16 Brian McCann, L OBP: 0.361, SLG: 0.425 (1, 2)		3-1 F9		2-2 K		1-0 2B		1-0 P6		4 0 1 0 0 1 0
Wilson Betemit, S OBP: 0.355, SLG: 0.451 (1, 5)		0-0 G4-3		1-0 1B		2-2 P5		4-2 BB		3 0 1 0 1 0 1
15 Tim Hudson, R Dan Kolb, R John Foster, L Jim Brower, R 10 Chipper Jones, S 49 Macay McBride, L			2-3 K	1-3 K		0-1 F8		3-3 K		3 0 0 0 0 2 2 0 1 0 0 0 0 1 1 0 0 0 0 0 0 0

Inning Stats	R: 0 E: 1 K: 13	H: 1 LOB: 2 BB: 0 P: 19	R: 0 E: 0 K: 5	H: 0 LOB: 0 BB: 0 P: 8	R: 2 E: 0 K: 13	H: 3 LOB: 1 BB: 0 P: 21	R: 0 E: 0 K: 12	H: 1 LOB: 1 BB: 0 P: 18	R: 1 E: 0 K: 9	H: 2 LOB: 2 BB: 1 P: 19	R: 0 E: 0 K: 11	H: 1 LOB: 1 BB: 0 P: 16	R: 0 E: 0 K: 13	H: 2 LOB: 1 BB: 0 P: 17	R: 0 E: 0 K: 12	H: 0 LOB: 1 BB: 1 P: 21	R: 0 E: 0 K: 1	H: 0 LOB: 0 BB: 0 P: 8	1B: 5 2B: 4 3B: 1 HR: 0	SF: 0 SAC: 0 DP: 1 HBP: 0	WP: 0 PB: 0 SB: 1 CS: 0	PA: 39
--------------	-----------------------	----------------------------------	----------------------	---------------------------------	-----------------------	----------------------------------	-----------------------	----------------------------------	----------------------	----------------------------------	-----------------------	----------------------------------	-----------------------	----------------------------------	-----------------------	----------------------------------	----------------------	---------------------------------	----------------------------------	------------------------------------	----------------------------------	--------

PITCHER	IP	WLS	BF	H	R	ER	SO	BB	IBB	HBP	BLK	WP	HR	S	P	ERA	WHIP
Jason Schmidt, R ERA: 4.29 (1, 1)	6.0	W	28	8	3	3	7	0	0	0	0	0	0	63	101	4.50	1.333
54 Scott Munter, R ERA: 2.39 (7, 1)	1.0	H	4	2	0	0	0	0	0	0	0	0	0	13	17	0.00	2.000
LaTroy Hawkins, R ERA: 3.98 (8, 1)	1.0	H	4	0	0	0	1	1	0	0	0	0	0	12	21	0.00	1.000
Tyler Walker, R ERA: 4.24 (9, 1)	1.0	S	3	0	0	0	1	0	0	0	0	0	0	6	8	0.00	0.000


**BOTTOM**

**San Francisco Giants @ Atlanta Braves**  
Turner Field, Atlanta, GA

Thu Aug 11 2005, 7:35 PM EDT  
Att. 26,577 - Partly Cloudy - 78 F

livebaseballscorecards.com

AB	37
R	3
H	10
RBI	3
BB	2
SO	9
LOB	16







Batter	1	2	3	4	5	6	7	8	9	AB	R	H	RBI	BB	SO	LOB
Juan Pierre, L OBP: 0.316, SLG: 0.331 (1, 8)	1-2 CS HBP			1-1 F7		1-1 G1-3		2-2 BB 1B		3	0	1	0	0	0	0
Luis Castillo, S OBP: 0.388, SLG: 0.370 (1, 4)	1-2 P3			1-2 G4-3		2-1 G5-3		4-0 BB 1B		3	0	0	0	1	0	1
Miguel Cabrera, R OBP: 0.405, SLG: 0.603 (1, 7)	1-2 F8			1-2 F8		0-2 G1-3		0-0 G4-3		4	0	0	0	0	0	2
Jeff Conine, R OBP: 0.368, SLG: 0.401 (1, 3)			2-3 K				1-2 SH5-3 1B		1-3 K		4	0	2	0	0	2
Juan Encarnacion, R OBP: 0.362, SLG: 0.487 (1, 9)			0-0 F8			0-2 FC6-4 1B		0-1 SH5-3		2-0 G6-3		3	0	1	0	0
Mike Lowell, R OBP: 0.286, SLG: 0.360 (1, 5)			0-3 K			2-1 FC6-4 20 BB		1-0 F7		2-2 G5-3		4	0	0	0	1
Alex Gonzalez, R OBP: 0.332, SLG: 0.380 (1, 6)			1-3 K			2-3 K		4-2 BB				2	0	0	0	1
20 Matt Treanor, R OBP: 0.305, SLG: 0.292 (1, 2)			1-3 K			4-1 FC6-4 BB		1-0 F9				1	0	0	0	1
Damon Easley, R OBP: 0.286, SLG: 0.457 (7, PH)						1-2 BB						1	0	0	0	0
Ryan Jorgensen, R (8, 2)												0	0	0	0	0
Dontrelle Willis, L OBP: 0.246, SLG: 0.250 (1, 1)			1-1 F7			0-1 FC6-4		1-3 K				2	0	0	0	0
Chris Aguilera, R OBP: 0.263, SLG: 0.291 (8, PH)												1	0	0	0	0
Guillermo Mota, R (9, 1)												0	0	0	0	0

Inning Stats		R: 0	H: 0	R: 0	H: 0	R: 0	H: 0	R: 0	H: 2	R: 0	H: 1	R: 0	H: 1	R: 0	H: 0	R: 0	H: 0	1B: 4	SF: 0
		E: 0	LOB: 0	E: 0	LOB: 0	E: 0	LOB: 0	E: 0	LOB: 3	E: 0	LOB: 2	E: 0	LOB: 1	E: 0	LOB: 0	E: 0	LOB: 0	2B: 0	SAC: 1
		K: 0	BB: 0	K: 2	BB: 0	K: 0	BB: 0	K: 1	BB: 1	K: 0	BB: 1	K: 1	BB: 1	K: 1	BB: 0	K: 1	BB: 0	3B: 0	DP: 1
		S: 8	P: 11	S: 7	P: 9	S: 10	P: 13	S: 15	P: 25	S: 9	P: 16	S: 10	P: 17	S: 8	P: 13	S: 8	P: 13	HR: 0	HBP: 1


  

PITCHER		IP	WLS	BF	H	R	ER	SO	BB	IBB	HBP	BLK	WP	HR	S	P	ERA	WHIP
51 Noah Lowry, L (1, 1)	ERA: 4.13	7.1	W	29	4	0	0	6	3	0	1	0	0	0	73	111	0.00	0.955
Jeremy Accardo, R (8, 1)	ERA: 5.14	0.2	H	1	0	0	0	0	0	0	0	0	0	0	1	1	0.00	0.000
Tyler Walker, R (9, 1)	ERA: 4.15	1.0	S	3	0	0	0	1	0	0	0	0	0	8	13	0.00	0.000	

**BOTTOM**

**San Francisco Giants @ Florida Marlins**  
 Dolphin Stadium, Miami, FL  
 Fri Aug 12 2005, 7:35 PM EDT  
 Att. 25,118 - Partly Cloudy - 83 F

AB	28
R	0
H	4
RBI	0
BB	3
SO	7
LOB	13



WP: 0	PA: 33
PB: 0	
SB: 0	
CS: 1	

PITCHER		IP	WLS	BF	H	R	ER	SO	BB	IBB	HBP	BLK	WP	HR	S	P	ERA	WHIP
---------	--	----	-----	----	---	---	----	----	----	-----	-----	-----	----	----	---	---	-----	------



Batter	1	2	3	4	5	6	7	8	9	AB R H RBI BB SO LOB	TOP											
2 Randy Winn, S OBP: 0.341, SLG: 0.405 (1, 8)	1-1 F7		1-2 G3			0-0 FC5-4		1-3 K		4 0 0 0 0 1 3												
13 Omar Vizquel, S OBP: 0.343, SLG: 0.371 (1, 6)	0-1 G4-3			0-0 P6		1-2 F8		2-1 E6 1B		4 0 1 0 0 0 1												
J.T. Snow, L OBP: 0.342, SLG: 0.350 (1, 3)	0-0 L8			2-3 K		1-2 F8		2-0 HBP		3 0 0 0 0 1 0												
Pedro Feliz, R OBP: 0.308, SLG: 0.444 (1, 7)		0-0 HR		0-1 G5-3		1-0 G5-4-3 1B		0-1 P4		4 1 2 1 0 0 2												
Edgardo Alfonzo, R OBP: 0.344, SLG: 0.369 (1, 5)		1-3 K			2-2 F8		0-0 G5-4-3		0-1 F4		4 0 0 0 0 1 3											
Todd Linden, S OBP: 0.243, SLG: 0.328 (1, 9)		1-1 G1-3			1-3 K			4-2 SH1-4 1B BB		3 0 0 0 1 2 2												
Deivi Cruz, R OBP: 0.292, SLG: 0.370 (1, 4)		0-0 P5			1-0 P6			0-0 SH1-4		2 0 0 0 0 0 0												
Mike Matheny, R OBP: 0.311, SLG: 0.430 (1, 2)			0-0 P3			4-2 FC5-4 BB		1-0 1B		2 0 1 0 1 0 0												
Jason Ellison, R OBP: 0.330, SLG: 0.380 (8, PR)								2-H 1B		0 0 0 0 0 0 0												
Scott Eyre, L (8, 1)										0 0 0 0 0 0 0												
Brett Tomko, R OBP: 0.143, SLG: 0.146 (1, 1)			0-3 K			2-3 K		4-2 BB		2 0 0 0 0 2 1												
Jason Christiansen, R (7, 1)										0 0 0 0 0 0 0												
Jeremy Accardo, R (7, 1)										0 0 0 0 0 0 0												
Ray Durham, S OBP: 0.372, SLG: 0.431 (8, PH)										0 0 0 0 1 0 0												
Yamid Haad, R (8, 2)										0 0 0 0 0 0 0												
<b>Inning Stats</b>	R: 0 E: 0 K: 0 S: 5	H: 0 LOB: 0 BB: 0 P: 6	R: 1 E: 0 K: 1 S: 8	H: 1 LOB: 0 BB: 0 P: 10	R: 0 E: 0 K: 1 S: 8	H: 0 LOB: 0 BB: 0 P: 9	R: 0 E: 0 K: 1 S: 6	H: 0 LOB: 0 BB: 0 P: 8	R: 0 E: 0 K: 1 S: 7	H: 0 LOB: 0 BB: 0 P: 11	R: 0 E: 0 K: 1 S: 12	H: 0 LOB: 1 BB: 1 P: 19	R: 0 E: 0 K: 0 S: 5	H: 1 LOB: 0 BB: 0 P: 7	R: 0 E: 0 K: 1 S: 12	H: 1 LOB: 2 BB: 2 P: 22	R: 0 E: 1 K: 1 S: 9	H: 1 LOB: 2 BB: 0 P: 14	1B: 3 2B: 0 3B: 0 HR: 1	SF: 0 SAC: 1 DP: 1 HBP: 1	WP: 0 PB: 0 SB: 0 CS: 0	PA: 33
<b>PITCHER</b> Josh Beckett, R (1, 1) ERA: 3.31	IP: 9.0 WLS: W BF: 33 H: 4 R: 1 ER: 1 SO: 7 BB: 3 IBB: 0 HBP: 1 BLK: 0 WP: 0 HR: 1 S: 72 P: 106 ERA: 1.00 WHIP: 0.778											<b>PITCHER</b>	IP: 9.0 WLS: W BF: 33 H: 4 R: 1 ER: 1 SO: 7 BB: 3 IBB: 0 HBP: 1 BLK: 0 WP: 0 HR: 1 S: 72 P: 106 ERA: 1.00 WHIP: 0.778									

**San Francisco Giants @ Florida Marlins**  
Dolphin Stadium, Miami, FL  
Sat Aug 13 2005, 7:05 PM EDT  
Att: 30,837 - Partly Cloudy - 83 F

[livebaseballscorecards.com](http://livebaseballscorecards.com)

**AB 28**  
**R 1**  
**H 4**  
**RBI 1**  
**BB 3**  
**SO 7**  
**LOB 12**







Batter	1	2	3	4	5	6	7	8	9	AB R H RBI BB SO LOB	TOP											
Jason Ellison, R (1, 8) OBP: 0.331, SLG: 0.380	2-2 G5-3		0-1 L9			4-2 F9 G4-3 BB		1-0 G5-3 1B		3 0 1 0 1 0 1												
J.T. Snow, L (1, 3) OBP: 0.340, SLG: 0.349	0-0 G4-3			2-1 F8		1-0 G4-3		3-2 G5-3 1B		4 0 1 0 0 0 1												
Edgardo Alfonzo, R (1, 5) OBP: 0.343, SLG: 0.367	2-2 P4			2-2 1B 1B		0-0 F9		0-1 G5-3		4 0 1 0 0 0 3												
Pedro Feliz, R (1, 7) OBP: 0.306, SLG: 0.440		1-2 G4-3		2-1 P4		1-1 G6-3		3-3 K		4 0 0 0 0 1 3												
Ray Durham, S (1, 4) OBP: 0.373, SLG: 0.431		0-0 G4-3		2-0 1B		4-1 WP BB		1-3 K		3 0 1 0 1 1 0												
Todd Linden, S (1, 9) OBP: 0.243, SLG: 0.324		1-0 F7		1-3 K		1-3 K		2-2 1B 1B		4 0 1 0 0 2 3												
Deivi Cruz, R (1, 6) OBP: 0.291, SLG: 0.367			2-3 K		0-2 G4-3		2-3 K		1-1 1B	4 0 1 0 0 2 1												
Yamid Haad, R (1, 2) OBP: 0.091, SLG: 0.091			2-1 41 SH1-4 1B		1-0 G5-3		0-3 K		0-3 K	3 0 1 0 0 1 1												
Lance Niekro, R (9, PH) OBP: 0.311, SLG: 0.509										1 0 0 0 0 1 2												
41 Brad Hennessey, R (1, 1) OBP: 0.136, SLG: 0.273			0-1 SH1-4		1-1 G4-3			0-0 1B G5-3 1B		1 0 0 0 0 0 0												
Brian Cooper, R (5, 1) OBP: 0.500, SLG: 0.500										0 0 0 0 0 0 0												
Michael Tucker, L (8, PH) OBP: 0.322, SLG: 0.385										1 1 1 0 0 0 0												
Jeremy Accardo, R (8, 1)										0 0 0 0 0 0 0												
2 Randy Winn, S (9, PH) OBP: 0.340, SLG: 0.404			1-2							1 0 0 0 0 0 2												
<b>Inning Stats</b>	R: 0 E: 0 K: 0 S: 8	H: 0 LOB: 0 BB: 0 P: 12	R: 0 E: 0 K: 0 S: 5	H: 0 LOB: 0 BB: 0 P: 7	R: 0 E: 0 K: 1 S: 9	H: 1 LOB: 1 BB: 0 P: 13	R: 0 E: 0 K: 1 S: 11	H: 2 LOB: 2 BB: 0 P: 20	R: 0 E: 0 K: 0 S: 6	H: 0 LOB: 0 BB: 0 P: 8	R: 0 E: 0 K: 0 S: 7	H: 0 LOB: 1 BB: 1 P: 13	R: 0 E: 0 K: 3 S: 12	H: 0 LOB: 1 BB: 1 P: 19	R: 1 E: 0 K: 1 S: 10	H: 3 LOB: 1 BB: 0 P: 17	R: 0 E: 0 K: 2 S: 18	H: 2 LOB: 2 BB: 0 P: 23	1B: 8 2B: 0 3B: 0 HR: 0	SF: 0 SAC: 1 DP: 1 HBP: 0	WP: 1 PB: 0 SB: 0 CS: 0	PA: 36
<b>PITCHER</b>	IP WLS BF H R ER SO BB IBB HBP BLK WP HR S P ERA WHIP																					
A.J. Burnett, R (1, 1) ERA: 3.04	7.0 W 29 6 1 1 5 2 0 0 0 1 0 63 101 1.29 1.143																					
Antonio Alfonseca, R (8, 1) ERA: 2.51	1.0 H 2 0 0 0 1 0 0 0 0 0 0 5 8 0.00 0.000																					
Todd Jones, R (9, 1) ERA: 1.2	1.0 S 5 2 0 0 2 0 0 0 0 0 0 0 18 23 0.00 2.000																					

**San Francisco Giants @ Florida Marlins**  
 Dolphin Stadium, Miami, FL  
 Sun Aug 14 2005, 1:05 PM EDT  
 Att. 26,170 - Partly Cloudy - 92 F

AB	33
R	1
H	8
RBI	0
BB	2
SO	8
LOB	17









Batter	1	2	3	4	5	6	7	8	9	AB R H RBI BB SO LOB
6 Ryan Freel, R OBP: 0.380, SLG: 0.391 Ray Olmedo, S OBP: 0.359, SLG: 0.486	1-3 K		2-2 G5-3		1-0 F8	2-1 G5-4-3			1-2 G4-3	4 0 0 0 0 1 2 1 0 0 0 0 0 0
Felipe Lopez, S OBP: 0.333, SLG: 0.467	1-3 K		1-3 K		4-1 BB S BB			1-3 K2-3	2-3 K	4 0 0 0 1 4 0
Ken Griffey Jr., L OBP: 0.359, SLG: 0.548	1-0 HR		3-2 BB 1B		4-1 BB 1-2 BB			2-2 P4	1-1 1B 1B	4 1 3 1 1 0 0
Adam Dunn, L OBP: 0.395, SLG: 0.594	2-2 HR		4-1 SAFE 1-2 BB		2-3 K			3-1 F8	0-0 1B 1-2 1B	4 1 2 1 1 1 2
Sean Casey, L OBP: 0.375, SLG: 0.434	1-2 2B		0-0 F8		4-1 1-2 2-3 BB			2-2 F8	0-3 K	4 0 1 0 1 1 4
Austin Kearns, R OBP: 0.310, SLG: 0.418	0-0 G6-3			0-0 HR	3-2 P5			0-1 G5-3		4 1 1 1 0 0 4
Jason LaRue, R OBP: 0.373, SLG: 0.465					3-3 K			0-2 G6-3		3 0 1 0 1 1 0
12 Edwin Encarnación, R OBP: 0.300, SLG: 0.446					2-2 F7			4-2 12 1B BB		4 0 2 0 0 0 1
39 Aaron Harang, R OBP: 0.019, SLG: 0.019 Randy Kessler, L OBP: 0.429, SLG: 1.000 56 Todd Coffey, R Wily Mo Peña, R OBP: 0.312, SLG: 0.507 37 Brian Shacketford, L Jacob Cruz, L OBP: 0.282, SLG: 0.392 31 Matt Belisle, R OBP: 0.143, SLG: 0.143					0-2 G4-3			0-2 G4-3		2 0 1 0 0 0 0 0 0 0 0 0 1 0 0 0 0 0 2 0 0 0 0 0 0 0

Inning Stats	R: 2 E: 0 K: 2 S: 18	H: 3 LOB: 1 BB: 0 P: 24	R: 0 E: 0 K: 0 S: 10	H: 1 LOB: 0 BB: 0 P: 16	R: 0 E: 0 K: 1 S: 12	H: 1 LOB: 2 BB: 1 P: 22	R: 1 E: 0 K: 1 S: 11	H: 1 LOB: 0 BB: 0 P: 16	R: 0 E: 0 K: 1 S: 13	H: 0 LOB: 3 BB: 3 P: 31	R: 0 E: 0 K: 0 S: 8	H: 1 LOB: 1 BB: 1 P: 16	R: 0 E: 0 K: 1 S: 8	H: 0 LOB: 0 BB: 0 P: 14	R: 0 E: 0 K: 0 S: 12	H: 1 LOB: 2 BB: 1 P: 19	R: 0 E: 0 K: 2 S: 13	H: 2 LOB: 2 BB: 0 P: 17	1B: 5 2B: 2 3B: 0 HR: 3	SF: 0 SAC: 0 DP: 2 HBP: 0
--------------	-------------------------------	----------------------------------	-------------------------------	----------------------------------	-------------------------------	----------------------------------	-------------------------------	----------------------------------	-------------------------------	----------------------------------	------------------------------	----------------------------------	------------------------------	----------------------------------	-------------------------------	----------------------------------	-------------------------------	----------------------------------	----------------------------------	------------------------------------

PITCHER	IP	WLS	BF	H	R	ER	SO	BB	IBB	HBP	BLK	WP	HR	S	P	ERA	WHIP
32 Kevin Correia, R ERA: 4.91	(1, 1)	5.0	24	6	3	3	5	4	0	0	0	0	3	64	109	5.40	2.000
Jeff Fassero, L ERA: 4.52	(6, 1)	1.0	4	1	0	0	0	1	0	0	0	0	0	8	16	0.00	2.000
Scott Eyre, L ERA: 2.86	(7, 1)	1.1	4	0	0	0	1	0	0	0	0	0	0	11	19	0.00	0.000
LaTroy Hawkins, R ERA: 3.86	(8, 1)	1.1	7	2	0	0	1	1	0	0	0	0	0	18	27	0.00	2.250
Tyler Walker, R ERA: 4.13	(9, 1)	0.1	2	1	0	0	1	0	0	0	0	0	0	4	4	0.00	3.000


**BOTTOM**

**San Francisco Giants @ Cincinnati Reds**  
Great American Ball Park, Cincinnati, OH

Mon Aug 15 2005, 7:10 PM EDT  
Att: 17,777 - Cloudy - 80 F

livebaseballscorecards.com

AB	35
R	3
H	10
RBI	3
BB	6
SO	8
LOB	15



WP: 0	PA: 41
PB: 1	
SB: 1	
CS: 0	



San Francisco Giants @ Cincinnati Reds  
Great American Ball Park, Cincinnati, OH

Tue Aug 16 2005, 7:10 PM EDT  
Att. 16,954 - Overcast - 72 F

AB	42
R	10
H	19
RBI	9
BB	1
SO	4
LOB	21



WP:	0	PA:	45
PB:	0		
SB:	0		
CS:	1		

AB R H RBI BB SO LOB

5	0	2	2	0	0	3
5	0	2	0	0	0	2
5	1	0	0	0	2	3
5	4	5	0	0	0	0
5	0	1	1	0	1	4
4	1	2	0	1	0	2
5	2	5	5	0	0	0
5	1	1	0	0	0	5
0	0	0	0	0	0	0
1	0	0	0	0	0	0
0	0	0	0	0	0	0
1	1	1	1	0	0	0
0	0	0	0	0	0	0
0	0	0	0	0	0	0
1	0	0	0	0	1	2
0	0	0	0	0	0	0

Batter	1	2	3	4	5	6	7	8	9
<b>2 Randy Winn, S</b> OBP: 0.346, SLG: 0.425 (1, 8)	1-2 13 CS 1B	0-0 FC6-4		0-0 2-H 3-H 2B		0-0 F7		1-0 G6-3	
<b>13 Omar Vizquel, S</b> OBP: 0.342, SLG: 0.372 (1, 6)	3-2 G6-3		0-1 FC4-6 1B	1-0 P3		2-1 G6-4-3 1B		2-2 G6-3	
<b>Lance Niekro, R</b> OBP: 0.303, SLG: 0.496 (1, 3)	3-1 P5		0-2 FC4-6 2B E	0-3 K		2-2 G6-4-3		1-3 K	
<b>Pedro Feliz, R</b> OBP: 0.316, SLG: 0.453 (1, 7)		2-1 1B 2B 1B	1-2 E7 1-H 2B		0-0 1B HR 1B		0-1 1B 3B		1-2 1B 2B
<b>Edgardo Alfonzo, R</b> OBP: 0.341, SLG: 0.365 (1, 5)		1-2 F9	0-2 P5		1-2 F7		0-0 G6-4-3 1B		1-3 K
<b>Todd Linden, S</b> OBP: 0.274, SLG: 0.377 (1, 9)		0-1 2B FC1-5 1B	1-1 F9		1-1 HR 1B		1-2 G6-4-3		4-0 1B BB
<b>Deivi Cruz, R</b> OBP: 0.308, SLG: 0.403 (1, 4)		0-0 HBP 1-3 2-H 2B		1-2 1B 2 2B 1B		0-0 1-H 2-H HR		0-0 1B	
<b>Mike Matheny, R</b> OBP: 0.311, SLG: 0.431 (1, 2)		2-2 FC1-5 HBP		1-2 2 2B SH1-4 1B		3-2 G6-3		0-1 G6-3	
<b>Jason Schmidt, R</b> OBP: 0.119, SLG: 0.171 (1, 1)		3-2 2 FC6-4 HBP		2-1 SH1-4		0-2 P5		0-0 HR	
<b>Jeff Fassero, L</b> (4, 1)									
<b>Jeremy Accardo, R</b> (7, 1)									
<b>Ray Durham, S</b> OBP: 0.370, SLG: 0.436 (8, PH)									
<b>Scott Eyre, L</b> (8, 1)									
<b>LaTroy Hawkins, R</b> (8, 1)									
<b>J.T. Snow, L</b> OBP: 0.344, SLG: 0.352 (9, PH)		1-2 2-3 HBP							
<b>Tyler Walker, R</b> (9, 1)									

Inning Stats	R: 0	H: 1	E: 0	K: 0	S: 9	P: 16	R: 1	H: 3	E: 0	K: 0	S: 15	P: 23	R: 1	H: 2	E: 1	K: 0	S: 13	P: 15	R: 2	H: 3	E: 0	K: 1	S: 16	P: 21	R: 3	H: 3	E: 0	K: 0	S: 14	P: 19	R: 0	H: 1	E: 0	K: 0	S: 6	P: 10	R: 1	H: 3	E: 0	K: 0	S: 9	P: 10	R: 1	H: 1	E: 0	K: 1	S: 8	P: 12	R: 1	H: 2	E: 0	K: 2	S: 11	P: 19	1B: 12	SF: 0	2B: 4	SAC: 1	3B: 1	DP: 2	HR: 2	HBP: 1	WP: 0	PA: 45
--------------	------	------	------	------	------	-------	------	------	------	------	-------	-------	------	------	------	------	-------	-------	------	------	------	------	-------	-------	------	------	------	------	-------	-------	------	------	------	------	------	-------	------	------	------	------	------	-------	------	------	------	------	------	-------	------	------	------	------	-------	-------	--------	-------	-------	--------	-------	-------	-------	--------	-------	--------

PITCHER	IP	WLS	BF	H	R	ER	SO	BB	IBB	HBP	BLK	WP	HR	S	P	ERA	WHIP
<b>22 Eric Milton, L</b> ERA: 6.63 (1, 1)	5.0		27	12	7	6	1	0	0	1	0	0	1	67	94	10.80	2.400
<b>Jason Standridge, R</b> ERA: 2.45 (6, 1)	2.0	L	8	4	1	1	0	0	0	0	0	0	0	15	20	4.50	2.000
<b>Kent Mercker, L</b> ERA: 3.14 (8, 1)	1.0		4	1	1	1	1	0	0	0	0	0	1	8	12	9.00	1.000
<b>25 David Weathers, R</b> ERA: 3.73 (9, 1)	1.0		6	2	1	1	2	1	0	0	0	0	0	11	19	9.00	3.000

PITCHER	IP	WLS	BF	H	R	ER	SO	BB	IBB	HBP	BLK	WP	HR	S	P	ERA	WHIP
---------	----	-----	----	---	---	----	----	----	-----	-----	-----	----	----	---	---	-----	------







Batter	1	2	3	4	5	6	7	8	9	AB	R	H	RBI	BB	SO	LOB
Felipe Lopez, S OBP: 0.340, SLG: 0.476 (1, 6)	0-3 K		0-0 L4 1B		1-1 1B			0-2 K2-4 1B		4	0	3	0	0	1	0
Rich Aurilia, R OBP: 0.322, SLG: 0.455 (1, 4)	2-2 1B SF9 1B		2-1 1B		0-1 F7			1-3 K2-4 1-2f		4	1	2	0	0	1	2
Ken Griffey Jr., L OBP: 0.361, SLG: 0.554 (1, 8)	1-1 1B		1-1 SF9						2-2 K	3	0	1	1	0	1	0
Austin Kearns, R OBP: 0.307, SLG: 0.408 (1, 9)	1-2 SF9		0-0 L4						4-1 BB	2	0	0	1	1	0	2
Adam Dunn, L OBP: 0.392, SLG: 0.584 (1, 3)	1-2 G4-3				0-0 G6-3			0-1 F8	3-3 K	4	0	0	0	0	1	2
Wily Mo Peña, R OBP: 0.311, SLG: 0.500 (1, 7)		1-0 F9		3-3 K				0-1 G5-3	1-0 F8	3	0	0	0	0	1	0
Sean Casey, L OBP: 0.374, SLG: 0.432 (9, PH)										1	0	0	0	0	0	1
Jason LaRue, R OBP: 0.368, SLG: 0.460 (1, 2)		1-2 K		1-2 G4-3				0-3 K		3	0	0	0	0	2	0
12 Edwin Encarnación, R OBP: 0.287, SLG: 0.425 (1, 5)			1-0 G5-3				0-0 F7			3	0	0	0	0	0	0
31 Matt Belisle, R OBP: 0.143, SLG: 0.143 (8, 1)								0-1 G4-3		0	0	0	0	0	0	0
Kent Mercker, L (9, 1)										0	0	0	0	0	0	0
Luke Hudson, R OBP: 0.389, SLG: 0.412 (1, 1)			3-2 1B SF9 1B		2-3 K				1-0 G5-3	1	1	1	0	0	0	0
56 Todd Coffey, R (5, 1)										1	0	0	0	0	1	0
37 Brian Shackelford, L (7, 1)										0	0	0	0	0	0	0
Aaron Holbert, R (8, 5)										1	0	0	0	0	0	0

Inning Stats	R: 1	H: 2	E: 0	K: 1	S: 18	H: 0	LOB: 1	BB: 0	P: 23	R: 0	H: 0	E: 0	K: 1	S: 5	R: 0	H: 3	E: 0	K: 0	S: 12	R: 0	H: 0	E: 0	K: 1	S: 8	R: 0	H: 1	E: 0	K: 1	S: 8	R: 0	H: 0	E: 0	K: 0	S: 7	R: 0	H: 0	E: 0	K: 1	S: 7	R: 0	H: 1	E: 0	K: 1	S: 9	R: 0	H: 1	E: 0	K: 2	S: 8	R: 0	H: 0	E: 0	K: 2	S: 8	1B: 7	2B: 2	3B: 0	HR: 0	SF: 2	SAC: 0	DP: 2	HBP: 0	WP: 0	PB: 0	SB: 0	CS: 0	PA: 33
--------------	------	------	------	------	-------	------	--------	-------	-------	------	------	------	------	------	------	------	------	------	-------	------	------	------	------	------	------	------	------	------	------	------	------	------	------	------	------	------	------	------	------	------	------	------	------	------	------	------	------	------	------	------	------	------	------	------	-------	-------	-------	-------	-------	--------	-------	--------	-------	-------	-------	-------	--------

PITCHER	IP	WLS	BF	H	R	ER	SO	BB	IBB	HBP	BLK	WP	HR	S	P	ERA	WHIP
51 Noah Lowry, L ERA: 4.03 (1, 1)	8.1	W	30	7	2	2	7	0	0	0	0	0	0	77	105	2.16	0.840
Scott Eyre, L ERA: 2.81 (9, 1)	0.1	H	2	0	0	0	1	1	0	0	0	0	0	4	11	0.00	3.000
LaTroy Hawkins, R ERA: 3.8 (9, 1)	0.1	S	1	0	0	0	0	0	0	0	0	0	0	1	2	0.00	0.000


**BOTTOM**

**San Francisco Giants @ Cincinnati Reds**  
Great American Ball Park, Cincinnati, OH

Wed Aug 17 2005, 7:10 PM EDT  
Att. 19,867 - Clear - 83 F

livebaseballscorecards.com

AB	30
R	2
H	7
RBI	2
BB	1
SO	8
LOB	7







Batter	1	2	3	4	5	6	7	8	9	AB	R	H	RBI	BB	SO	LOB
<b>Felipe Lopez, S</b> (1, 6) <small>OBP: 0.341, SLG: 0.482</small>	0-0 G4-3		4-2 G3 1B BB	2-2 2-H HR			1-3 K			3	1	1	2	1	1	0
<b>Rich Aurilia, R</b> (1, 4) <b>25 David Weathers, R</b> (8, 1)	4-2 HR BB		0-0 G3 1B	3-2 F7			0-1 F8			3	1	1	0	1	0	0
<b>Ken Griffey Jr., L</b> (1, 8) <small>OBP: 0.360, SLG: 0.558</small>	3-2 1-H HR		0-0 G3		2-1 F7		3-2 G6-3			4	1	1	2	0	0	2
<b>Adam Dunn, L</b> (1, 7) <small>OBP: 0.393, SLG: 0.582</small>	4-2 S BB		2-2 K		2-1 1B			2-2 G3		3	0	1	0	1	1	2
<b>Sean Casey, L</b> (1, 3) <small>OBP: 0.375, SLG: 0.430</small>	2-0 F7		4-0 FC6-4 IBB		1-1 F9			4-0 G5-3 E BB		2	0	0	0	2	0	2
<b>Austin Kearns, R</b> (1, 9) <small>OBP: 0.303, SLG: 0.402</small>	3-2 G6-3		1-1 FC6-4		0-0 F9			3-2 FC5		4	0	0	0	0	0	6
<b>Javier Valentin, S</b> (1, 2) <small>OBP: 0.371, SLG: 0.548</small>		0-3 K		0-1 F7		0-1 F8		2-1 G5-3 2-3f		4	0	0	0	0	1	2
<b>12 Edwin Encarnación, R</b> (1, 5) <small>OBP: 0.289, SLG: 0.433</small>		2-3 K		0-1 HR 2B		2-2 L7				3	1	1	0	0	1	0
<b>Ramon Ortiz, R</b> (1, 1) <b>Ray Olmedo, S</b> (8, 4)		0-1 G3		0-0 P6		0-0 F9				3	0	0	0	0	0	1

Inning Stats	R: 2	H: 1	E: 0	LOB: 1	K: 0	P: 16	R: 0	H: 0	E: 0	LOB: 0	K: 2	P: 9	R: 0	H: 1	E: 0	LOB: 3	K: 1	P: 10	R: 2	H: 2	E: 0	LOB: 0	K: 0	P: 13	R: 0	H: 1	E: 0	LOB: 1	K: 0	P: 12	R: 0	H: 0	E: 0	LOB: 0	K: 1	P: 9	R: 0	H: 0	E: 1	LOB: 1	K: 0	P: 20
--------------	------	------	------	--------	------	-------	------	------	------	--------	------	------	------	------	------	--------	------	-------	------	------	------	--------	------	-------	------	------	------	--------	------	-------	------	------	------	--------	------	------	------	------	------	--------	------	-------

PITCHER	IP	WLS	BF	H	R	ER	SO	BB	IBB	HBP	BLK	WP	HR	S	P	ERA	WHIP
<b>Brett Tomko, R</b> (1, 1) <small>ERA: 4.73</small>	6.0	L	27	5	4	4	3	3	1	0	0	0	2	64	105	6.00	1.333
<b>Jason Christiansen, L</b> (7, 1) <small>ERA: 4.87</small>	1.1		5	0	0	0	1	1	0	0	0	0	0	13	23	0.00	0.750
<b>Armando Benitez, R</b> (8, 1) <small>ERA: 5.4</small>	0.2		2	0	0	0	0	0	0	0	0	0	0	5	10	0.00	0.000


**BOTTOM**

**San Francisco Giants @ Cincinnati Reds**  
 Great American Ball Park, Cincinnati, OH

Thu Aug 18 2005, 12:35 PM EDT  
 Att. 23,012 - Overcast - 74 F

livebaseballscorecards.com

<b>AB</b>	<b>29</b>
<b>R</b>	<b>4</b>
<b>H</b>	<b>5</b>
<b>RBI</b>	<b>4</b>
<b>BB</b>	<b>5</b>
<b>SO</b>	<b>4</b>
<b>LOB</b>	<b>15</b>



<b>WP: 0</b>	<b>PA: 34</b>
<b>PB: 0</b>	
<b>SB: 1</b>	
<b>CS: 0</b>	



Batter	1	2	3	4	5	6	7	8	9	AB R H RBI BB SO LOB	TOP																			
2 Randy Winn, S (1, 8) OBP: 0.340, SLG: 0.418	0-3 K		1-2 FC6-4			1-0 F8		0-0 F8		4 0 0 0 0 1 2																				
13 Omar Vizquel, S (1, 6) OBP: 0.347, SLG: 0.383	0-3 K			0-0 G5-4-3 1B		3-1 HR		2-1 F8		4 1 2 1 0 1 1																				
J.T. Snow, L (1, 3) OBP: 0.343, SLG: 0.360	0-0 G3			0-2 P5		1-2 F8			2-2 1B 1B	4 1 1 0 0 0 1																				
Moises Alou, R (1, 7) OBP: 0.416, SLG: 0.503 Michael Tucker, L (9, PR) OBP: 0.315, SLG: 0.373 (9, 9)		2-3 K		1-2 G5-4-3		0-0 G4-3			1-0 1B 1B 1-2 E 1B	4 0 1 0 0 1 1 0 1 0 0 0 0 0																				
Ray Durham, S (1, 4) OBP: 0.368, SLG: 0.438		1-0 G4-3			1-0 P6		2-2 HR		1-0 FC4 1B 1-2 2-H	4 1 2 2 0 0 0																				
Pedro Feliz, R (1, 5) OBP: 0.316, SLG: 0.450		0-3 K			0-0 G6-3		0-0 G5-3		2-2 FC4 PB 1-2 2-H	4 0 0 0 0 1 1																				
Todd Linden, S (1, 9) OBP: 0.313, SLG: 0.427 (9, 7)					0-0 G4-3		3-2 1B		2-3 K	4 0 1 0 0 1 1																				
Mike Matheny, R (1, 2) OBP: 0.310, SLG: 0.423					1-0 G5-3		1-3 K		0-1 P3 PB IBB	3 0 0 0 1 1 1																				
41 Brad Hennessey, R (1, 1) OBP: 0.200, SLG: 0.320 LaTroy Hawkins, R (8, 1) Scott Eyre, L (8, 1) Tyler Walker, R (8, 1) Jeremy Accardo, R (9, 1) Jason Christiansen, R (9, 1)					3-1 FC6-4 1B		0-0 G4-3		0-0 1B 1-2 2-3	3 0 2 0 0 0 0 0 0 0 0 0 0 0 0 0 0 0 0 0 0 1 0 0 0 0 0 2 0 0 0 0 0 0 0 0 0 0 0 0 0 0																				
<b>Inning Stats</b>	R: 0 E: 0 K: 2 S: 7	H: 0 LOB: 0 BB: 0 P: 7	R: 0 E: 0 K: 2 S: 7	H: 0 LOB: 0 BB: 0 P: 10	R: 0 E: 0 K: 0 S: 8	H: 1 LOB: 1 BB: 0 P: 13	R: 0 E: 0 K: 0 S: 8	H: 1 LOB: 0 BB: 0 P: 9	R: 0 E: 0 K: 1 S: 8	H: 1 LOB: 1 BB: 0 P: 13	R: 1 E: 0 K: 0 S: 8	H: 1 LOB: 0 BB: 0 P: 13	R: 1 E: 0 K: 0 S: 7	H: 1 LOB: 0 BB: 0 P: 11	R: 0 E: 0 K: 0 S: 6	H: 1 LOB: 1 BB: 0 P: 8	R: 2 E: 1 K: 1 S: 16	H: 3 LOB: 2 BB: 1 P: 31	1B: 7 2B: 0 3B: 0 HR: 2	SF: 0 SAC: 0 DP: 1 HBP: 0	WP: 0 PB: 1 SB: 0 CS: 0	PA: 36								
<b>PITCHER</b> 29 Chris Carpenter, R (1, 1) ERA: 2.29 Julian Tavarez, R (9, 1) ERA: 2.91	IP 8.0	WLS 32	H 9	R 4	ER 3	SO 5	BB 0	IBB 0	HBP 0	BLK 0	WP 0	HR 2	S 65	P 94	ERA 3.38	WHIP 1.125														
											<b>PITCHER</b>	IP	WLS	BF	H	R	ER	SO	BB	IBB	HBP	BLK	WP	HR	S	P	ERA	WHIP		

San Francisco Giants @ St. Louis Cardinals  
 Busch Stadium, St. Louis, MO  
 Fri Aug 19 2005, 7:10 PM CDT  
 Att. 46,200 - Partly Cloudy - 93 F

livebaseballscorecards.com

AB	35
R	4
H	9
RBI	3
BB	1
SO	6
LOB	10



BOTTOM

San Francisco Giants @ St. Louis Cardinals  
Busch Stadium, St. Louis, MO  
Fri Aug 19 2005, 7:10 PM CDT  
Att. 46,200 - Partly Cloudy - 93 F

livebaseballscores.com

AB	36
R	5
H	12
RBI	5
BB	3
SO	3
LOB	21



WP	0	PA	40
PB	0		
SB	0		
CS	0		

AB R H RBI BB SO LOB

4	0	0	0	0	0	2
4	1	1	0	1	0	1
4	0	1	0	1	1	2
5	0	2	2	0	0	3
4	0	2	0	0	0	3
4	1	1	0	0	1	3
3	1	1	0	1	0	2
4	1	3	3	0	0	1
3	0	0	0	0	1	4
0	0	0	0	0	0	0
1	0	1	0	0	0	0
0	1	0	0	0	0	0

Batter	1	2	3	4	5	6	7	8	9
22 David Eckstein, R OBP: 0.349, SLG: 0.365 (1, 6)	F8		G3-1		L1			G5-3	SH3-4
Abraham Nunez, S OBP: 0.366, SLG: 0.401 (1, 5)	F8		G6-3			G3-1		5 1B BB	15 2B 1B
5 Albert Pujols, R OBP: 0.431, SLG: 0.625 (1, 3)	F9			K		15 FC4-6 BB		FC6-4 1B	P4
15 Jim Edmonds, L OBP: 0.400, SLG: 0.533 (1, 8)		1B 2B		P6		FC4-6		F7	2B
Mark Grudzielanek, R OBP: 0.343, SLG: 0.420 (1, 4)		G4-6-3 1B		2B		F8		FC6-4	
John Mabry, L OBP: 0.323, SLG: 0.443 (1, 9)		K		G1			L4		1B 4 HR 2B
So Taguchi, R OBP: 0.346, SLG: 0.460 (1, 7)		G4-6-3			29 B5-6-4 4 E BB		G1-3		4 HR 1B
4 Yadier Molina, R OBP: 0.295, SLG: 0.378 (1, 2)					29 FC2-6 B5-6-4 1B		FC6		HR
29 Chris Carpenter, R OBP: 0.079, SLG: 0.034 (1, 1)							B5-6-4		1B 22 SH3-4 15 2B 1B
Julian Tavarez, L (9, 1)									
53 John Rodriguez, L (9, PH)									
7 Hector Luna, R (9, PR)									

Inning Stats	R: 0	H: 0	E: 0	K: 0	S: 8	H: 2	LOB: 1	BB: 0	P: 13	R: 0	H: 1	E: 0	K: 0	S: 7	R: 0	H: 1	E: 0	K: 1	S: 14	R: 0	H: 0	E: 1	K: 0	S: 8	R: 0	H: 1	E: 0	K: 1	S: 15	R: 0	H: 1	E: 0	K: 0	S: 12	R: 5	H: 6	E: 0	K: 0	S: 17	1B: 7	2B: 4	3B: 0	HR: 1	SF: 0	SAC: 1	DP: 2	HBP: 0	WP: 0	PA: 40
--------------	------	------	------	------	------	------	--------	-------	-------	------	------	------	------	------	------	------	------	------	-------	------	------	------	------	------	------	------	------	------	-------	------	------	------	------	-------	------	------	------	------	-------	-------	-------	-------	-------	-------	--------	-------	--------	-------	--------

PITCHER	IP	WLS	BF	H	R	ER	SO	BB	IBB	HBP	BLK	WP	HR	S	P	ERA	WHIP
41 Brad Hennessey, R (1, 1) ERA: 5.09	7.1		29	5	0	0	3	3	0	0	0	0	0	76	120	0.00	1.091
LaTroy Hawkins, R (8, 1) ERA: 3.8	0.0		1	1	0	0	0	0	0	0	0	0	0	4	7	∞	∞
Scott Eyre, L (8, 1) ERA: 2.79	0.1	H	1	0	0	0	0	0	0	0	0	0	0	1	2	0.00	0.000
Tyler Walker, R (8, 1) ERA: 4.86	0.1	H	5	4	4	4	0	0	0	0	0	0	1	12	18	108.00	12.000
Jeremy Accardo, R (9, 1) ERA: 4.76	0.2	L	3	1	0	0	0	0	0	0	0	0	0	6	10	0.00	1.500

PITCHER	IP	WLS	BF	H	R	ER	SO	BB	IBB	HBP	BLK	WP	HR	S	P	ERA	WHIP
Jason Christiansen, L (9, 1) ERA: 4.87	0.0		1	1	1	1	0	0	0	0	0	0	0	1	1	∞	∞



Batter	1	2	3	4	5	6	7	8	9	AB R H RBI BB SO LOB	TOP									
2 Randy Winn, S OBP: 0.341, SLG: 0.419 (1, 8)	1-2 G3		0-1 1B			0-2 F7		0-1 1B		4 0 2 0 0 0 0	<p>San Francisco Giants @ St. Louis Cardinals</p> <p>Busch Stadium, St. Louis, MO</p> <p>Sat Aug 20 2005, 12:20 PM CDT</p> <p>Att. 47,169 - Sunny - 84 F</p>									
13 Omar Vizquel, S OBP: 0.349, SLG: 0.382 (1, 6)	4-1 BB		2-2 L1-6			4-2 FC3-6 1B 2B BB		1-2 G4-6-3		2 1 0 0 2 0 3										
Lance Niekro, R OBP: 0.305, SLG: 0.494 (1, 3)	0-1 F9				0-3 K	3-1 FC3-6 1B		0-0 G3		4 0 1 0 0 1 1										
Pedro Feliz, R OBP: 0.318, SLG: 0.451 (1, 7)	0-0 G5-3				1-2 FC6-4 1B	2-2 FC3-6 2B			3-2 1B 1B 1B	4 1 2 0 0 0 3										
Ray Durham, S OBP: 0.370, SLG: 0.441 (1, 4)		1-3 K			0-0 L8	3-2 1B 2B		1-2 1B 1B		4 0 2 2 0 1 1										
Edgardo Alfonzo, R OBP: 0.335, SLG: 0.358 (1, 5)		1-0 G6-3			1-0 FC6-4	1-1 F9		2-1 P6		4 0 0 0 0 0 4										
Todd Linden, S OBP: 0.300, SLG: 0.409 (1, 9)		0-3 K					1-3 K	2-3 K		4 0 0 0 0 4 2										
Mike Matheny, R OBP: 0.312, SLG: 0.427 Deivi Cruz, R OBP: 0.307, SLG: 0.401 (1, 2)			0-0 FC5-6 2B			0-0 G6-3		1-1 P4	2-2 1B	4 0 2 0 0 0 0 0 0 0 0 0 0 0										
32 Kevin Correia, R OBP: 0.200, SLG: 0.077 Michael Tucker, L OBP: 0.314, SLG: 0.372 Jeff Fassero, L OBP: 0.415, SLG: 0.502 (1, 1)			0-0 FC5-6 13 L1-6 2 1B			0-0 G6-3		1-3 K	1-1 F9	2 0 0 0 0 0 1 1 0 0 0 0 1 0 0 0 0 0 0 0 0 1 0 0 0 0 0 3										
<b>Inning Stats</b>	R: 0 E: 0 K: 0 S: 7	H: 0 LOB: 1 BB: 1 P: 12	R: 0 E: 0 K: 2 S: 7	H: 0 LOB: 0 BB: 0 P: 9	R: 0 E: 0 K: 1 S: 9	H: 1 LOB: 1 BB: 0 P: 11	R: 0 E: 0 K: 1 S: 5	H: 0 LOB: 0 BB: 0 P: 6	R: 2 E: 0 K: 0 S: 18	H: 2 LOB: 1 BB: 1 P: 31	R: 0 E: 0 K: 2 S: 9	H: 0 LOB: 0 BB: 0 P: 12	R: 0 E: 0 K: 0 S: 7	H: 1 LOB: 0 BB: 0 P: 8	R: 0 E: 0 K: 1 S: 16	H: 3 LOB: 3 BB: 0 P: 27	1B: 7 2B: 3 3B: 0 HR: 0	SF: 0 SAC: 0 DP: 2 HBP: 0	WP: 0 PB: 0 SB: 0 CS: 0	PA: 36
<b>PITCHER</b>	IP WLS BF H R ER SO BB IBB HBP BLK WP HR S P ERA WHIP																			
Matt Morris, R ERA: 3.8 (1, 1)	6.0 W 24 5 2 2 4 2 0 0 0 0 0 0 54 79 3.00 1.167																			
Al Reyes, R ERA: 2.4 (7, 1)	1.0 H 4 1 0 0 2 0 0 0 0 0 0 0 11 14 0.00 1.000																			
34 Randy Flores, L ERA: 3.71 (8, 1)	0.2 H 1 0 0 0 0 0 0 0 0 0 0 0 4 5 0.00 0.000																			
44 Jason Isringhausen, R ERA: 1.88 (8, 1)	1.1 S 7 3 0 0 1 0 0 0 0 0 0 0 17 28 0.00 2.250																			

livebaseballscorecards.com

AB	34
R	2
H	9
RBI	2
BB	2
SO	7
LOB	18



Batter	1	2	3	4	5	6	7	8	9	AB	R	H	RBI	BB	SO	LOB
22 David Eckstein, R OBP: 0.347, SLG: 0.362 (1, 6)	2-2 G3	1-2 FC6-4			0-1 SH5-4	0-1 F7				3	0	0	0	0	0	5
Larry Walker, L OBP: 0.374, SLG: 0.477 So Taguchi, R OBP: 0.345, SLG: 0.458 (7, PH) (8, 9)	2-2 F8			0-1 F7	2-2 G4-3		0-0 G5-3			3	0	0	0	0	0	1
5 Albert Pujols, R OBP: 0.430, SLG: 0.622 (1, 3)	0-1 G6-3			1-2 K	2-2 K		2-2 K			4	0	1	1	0	2	0
15 Jim Edmonds, L OBP: 0.400, SLG: 0.534 (1, 8)		4-0 G6-3 2B		2-2 G3	1-0 CS	3-2 1B	0-1 F8			3	2	1	0	1	0	0
Mark Grudzielanek, R OBP: 0.342, SLG: 0.419 (1, 4)		3-1 G6-3		1-0 G5-3		1-1 2B 4 SH 1B	2-0 F9			4	1	1	1	0	0	1
John Mabry, L OBP: 0.321, SLG: 0.444 (1, 7)		0-1 BB 2B		2-1 F9		1 SAFE 0-3 K	1-2 G4-3			4	0	1	1	0	1	1
Abraham Nunez, S OBP: 0.368, SLG: 0.406 (1, 5)		0-1 F8		2-1 1B		1 SAFE 1 SAFE 1-0 4 SH 2B	1-3 K			4	0	2	0	0	1	1
4 Yadier Molina, R OBP: 0.296, SLG: 0.376 (1, 2)		4-0 BB IBB		1 SAFE 2-1 L5		X 0-0 SH				1	0	0	1	1	0	1
Matt Morris, R OBP: 0.149, SLG: 0.091 53 John Rodriguez, L OBP: 0.352, SLG: 0.443 Al Reyes, R Randy Flores, L Jason Isringhausen, R		4-2 FC6-4 BB		0-0 E5 SH5-4 5 1B		S 0-3 K				1	1	0	0	1	0	0

Inning Stats	R: 0	H: 0	E: 0	K: 0	S: 9	R: 1	H: 1	E: 0	K: 0	S: 12	R: 0	H: 0	E: 0	K: 1	S: 10	R: 0	H: 1	E: 0	K: 0	S: 7	R: 1	H: 1	E: 1	K: 0	S: 9	R: 2	H: 3	E: 0	K: 2	S: 15	R: 0	H: 0	E: 0	K: 1	S: 6	R: 0	H: 0	E: 0	K: 1	S: 7	R: 0	H: 0	E: 0	K: 1	S: 7
	LOB: 0	BB: 0	P: 13	LOB: 3	BB: 3	P: 28	LOB: 0	BB: 0	P: 13	LOB: 1	BB: 0	P: 14	LOB: 0	BB: 0	P: 14	LOB: 2	BB: 0	P: 20	LOB: 0	BB: 0	P: 8	LOB: 0	BB: 0	P: 11	LOB: 0	BB: 0	P: 11	LOB: 0	BB: 0	P: 11	LOB: 0	BB: 0	P: 11	LOB: 0	BB: 0	P: 11	LOB: 0	BB: 0	P: 11	LOB: 0	BB: 0	P: 11	LOB: 0	BB: 0	P: 11
PITCHER	IP	WLS	BF	H	R	ER	SO	BB	IBB	HBP	BLK	WP	HR	S	P	ERA	WHIP																												
32 Kevin Correia, R ERA: 4.86 Jeff Fassero, L ERA: 4.26	(1, 1) (7, 1)	6.0 2.0	L 6	28 0	6 0	4 0	3 0	3 2	0 0	0 0	0 0	0 0	0 0	62 13	102 19	4.50 0.00	1.333 0.000																												

BOTTOM

San Francisco Giants @ St. Louis Cardinals  
 Busch Stadium, St. Louis, MO  
 Sat Aug 20 2005, 12:20 PM CDT  
 Att: 47,169 - Sunny - 84 F

livebaseballscores.com

AB	29
R	4
H	6
RBI	4
BB	3
SO	5
LOB	12



WP: 0	PA: 35
PB: 0	CS: 1
SB: 0	
CS: 1	



Batter	1	2	3	4	5	6	7	8	9	AB R H RBI BB SO LOB	TOP											
2 Randy Winn, S OBP: 0.340, SLG: 0.416	1-3 		1-3 		0-0 L6 		0-0 		3-2 G4-3 	5 0 1 1 0 2 0	<b>San Francisco Giants @ St. Louis Cardinals</b> <b>Busch Stadium, St. Louis, MO</b> Sun Aug 21 2005, 1:15 PM CDT Att. 46,113 - Partly Cloudy - 84 F											
13 Omar Vizquel, S OBP: 0.350, SLG: 0.381	4-1 			2-2 G6-3 	1-0 E8 		0-1 F7 		3 0 1 0 1 0 2													
J.T. Snow, L OBP: 0.339, SLG: 0.355	0-2 G4-6-3 			3-2 F8 	0-0 F7 		2-2 FC3-6 		4 0 0 0 0 0 4													
Moises Alou, R OBP: 0.413, SLG: 0.498		3-1 E9 		1-2 E5 	1-0 F8 		1-2 P5 		4 1 1 0 0 0 3													
Ray Durham, S OBP: 0.368, SLG: 0.439		0-3 K2-3 		2-2 		2-1 G6-3 		1-0 F8 	4 1 1 0 0 1 1													
Pedro Feliz, R OBP: 0.317, SLG: 0.451		2-1 F7 		0-0 		2-2 F8 		1-3 	4 1 1 1 0 1 1													
Edgardo Alfonzo, R OBP: 0.334, SLG: 0.357		1-2 F7 		0-0 		1-3 		1-0 G6-3 	4 0 1 2 0 1 1													
Mike Matheny, R OBP: 0.311, SLG: 0.423			1-2 F7 	3-1 E4 		4-2 		1-0 G6-3 	3 1 0 0 1 0 1													
Jason Schmidt, R OBP: 0.133, SLG: 0.182			3-2 G6-3 	1-1 F9 		0-1 		1-3 K 	3 0 1 0 0 0 2													
Jeremy Accardo, R OBP: 0.000, SLG: 0.000						1 SAFE L SAFE 			0 0 0 0 0 0 0													
Scott Eyre, L OBP: 0.000, SLG: 0.000									0 0 0 0 0 0 0													
Deivi Cruz, R OBP: 0.305, SLG: 0.399									1 0 0 0 0 1 0													
Armando Benitez, R OBP: 0.000, SLG: 0.000									0 0 0 0 0 0 0													
<b>Inning Stats</b>	R: 0 E: 0 K: 1 S: 7	H: 0 LOB: 0 BB: 1 P: 12	R: 0 E: 1 K: 1 S: 10	H: 1 LOB: 1 BB: 0 P: 16	R: 0 E: 0 K: 1 S: 11	H: 0 LOB: 0 BB: 0 P: 16	R: 3 E: 2 K: 0 S: 21	H: 3 LOB: 2 BB: 0 P: 33	R: 0 E: 1 K: 0 S: 4	H: 1 LOB: 1 BB: 0 P: 6	R: 0 E: 0 K: 1 S: 9	H: 0 LOB: 0 BB: 0 P: 14	R: 1 E: 0 K: 0 S: 14	H: 2 LOB: 2 BB: 1 P: 21	R: 0 E: 0 K: 1 S: 5	H: 0 LOB: 0 BB: 0 P: 8	R: 0 E: 0 K: 1 S: 7	H: 0 LOB: 0 BB: 0 P: 12	1B: 6 2B: 1 3B: 0 HR: 0	SF: 0 SAC: 0 DP: 1 HBP: 0	WP: 0 PB: 0 SB: 0 CS: 0	PA: 37
<b>PITCHER</b>	IP WLS BF H R ER SO BB IBB HBP BLK WP HR S P ERA WHIP																					
Jeff Suppan, R ERA: 3.94	(1, 1) 6.0 L 28 7 4 1 4 2 0 0 0 0 0 0 67 106 1.50 1.500																					
Ray King, L ERA: 3.06	(7, 1) 0.2 2 0 0 0 0 0 0 0 0 0 0 6 8 0.00 0.000																					
48 Brad Thompson, R ERA: 2.88	(7, 1) 2.1 7 0 0 0 2 0 0 0 0 0 0 15 24 0.00 0.000																					

livebaseballscorecards.com

<b>AB</b>	<b>35</b>
<b>R</b>	<b>4</b>
<b>H</b>	<b>7</b>
<b>RBI</b>	<b>4</b>
<b>BB</b>	<b>2</b>
<b>SO</b>	<b>6</b>
<b>LOB</b>	<b>15</b>



Batter	1	2	3	4	5	6	7	8	9	AB	R	H	RBI	BB	SO	LOB
22 David Eckstein, R (1, 6) OBP: 0.344, SLG: 0.359	3-2 F8		1-1 F8		1-0 G5-3		3-2 L9		1-1 F8	5	0	0	0	0	0	5
53 John Rodriguez, L (1, 7) OBP: 0.348, SLG: 0.436 5 Albert Pujols, R (9, PH) OBP: 0.431, SLG: 0.623	1-2 15 WP 1B		0-1 G5-3			2-2 G3		3-2 L7	1-2 1B	4	0	1	0	0	0	0
So Taguchi, R (1, 9) OBP: 0.339, SLG: 0.450 (6, 8)	0-0 F8		0-1 G6-3			0-0 F8		0-3 K	1-3 K	5	0	0	0	0	2	3
15 Jim Edmonds, L (1, 8) OBP: 0.399, SLG: 0.531 7 Hector Luna, R (6, 5) OBP: 0.345, SLG: 0.396	3-2 G3			2-2 G3-1		0-2 S 1B		2-1 1B		2	0	0	0	0	0	1
Scott Seabolt, R (1, 5) OBP: 0.295, SLG: 0.329 (6, 3)		3-3 K		0-3 K2-3		2-2 G6-3		1-2 1B		4	0	1	1	0	2	1
John Mabry, L (1, 3) OBP: 0.316, SLG: 0.435 (6, 9)		1-2 K		2-2 G4-3			0-1 G5-3	2-3 K		4	0	0	0	0	2	1
Abraham Nunez, S (1, 4) OBP: 0.370, SLG: 0.408		0-0 WP 1B			0-1 L7		1-2 F7		3-2 5 BB 1B	4	1	2	0	0	0	0
Einar Diaz, R (1, 2) OBP: 0.242, SLG: 0.278		4-0 BB		0-2 G4-3			4-2 48 1B BB		4-1 5 1B BB	1	0	0	0	3	0	0
Jeff Suppan, R (1, 1) OBP: 0.217, SLG: 0.227 Ray King, L (7, 1) 48 Brad Thompson, R (7, 1) OBP: 0.250, SLG: 0.250 Larry Walker, L (9, PH) OBP: 0.373, SLG: 0.475		1-2 G6-3		0-2 E9			2-1 1B		2-3 K	2	0	0	0	0	0	2
										0	0	0	0	0	0	0
										1	0	1	0	0	0	0
										1	0	0	0	0	1	2

BOTTOM	
San Francisco Giants @ St. Louis Cardinals Busch Stadium, St. Louis, MO	
Sun Aug 21 2005, 1:15 PM CDT Att. 46,113 - Partly Cloudy - 84 F	
AB 36	
R 2	
H 8	
RBI 2	
BB 3	
SO 7	
LOB 15	
WP: 2 PA: 39	
PB: 0	
SB: 2	
CS: 0	

PITCHER		IP	WLS	BF	H	R	ER	SO	BB	IBB	HBP	BLK	WP	HR	S	P	ERA	WHIP
Jason Schmidt, R (1, 1) ERA: 4.41	7.0	W	28	4	0	0	0	3	2	0	0	0	2	0	81	117	0.00	0.857
Jeremy Accardo, R (8, 1) ERA: 5.09	0.2		4	2	1	1	1	0	0	0	0	0	0	0	11	17	13.50	3.000
Scott Eyre, L (8, 1) ERA: 2.77	0.1	H	1	0	0	0	1	0	0	0	0	0	0	4	6	0.00	0.000	
Armando Benitez, R (9, 1) ERA: 5.73	1.0	S	6	2	1	1	2	1	0	0	0	0	0	0	17	29	9.00	3.000











Batter	1	2	3	4	5	6	7	8	9	AB R H RBI BB SO LOB	TOP					
11 Jimmy Rollins, S OBP: 0.305, SLG: 0.378 Rheal Cormier, L (9, 1)	0-0 P6	0-1 P4		4-2 BB		1-3 K	2-3 K		2-0 2B	5 0 1 1 1 2 3 0 0 0 0 0 0 0						
Kenny Lofton, L OBP: 0.375, SLG: 0.379 (1, 8)	1-2 1B		1-1 2B	3-3 K		1-1 G4-3	2-0 HBP		4-0 BB	4 1 2 0 1 1 1						
26 Chase Utley, L OBP: 0.375, SLG: 0.513 (1, 4)	0-1 P5		1-1 SF8	2-0 G3					2-2 P5	5 2 1 1 1 0 7						
Bobby Abreu, L OBP: 0.410, SLG: 0.492 (1, 9)	2-1 G6-3		0-1 G3	2-2 F7					3-2 F7	6 1 1 0 0 0 5						
Pat Burrell, R OBP: 0.384, SLG: 0.506 Andy Chavez, L OBP: 0.261, SLG: 0.295 (8, 7)		3-2 2B	0-1 SF8		3-0 1B				2-1 G5-3	4 2 3 2 0 0 0 0 0 0 0 0 0 0						
6 Ryan Howard, L OBP: 0.361, SLG: 0.486 (1, 3)		0-0 1B	0-1 HR		1-3 K				2-2 1B	5 3 4 3 0 1 1						
David Bell, R OBP: 0.300, SLG: 0.352 (1, 5)		2-H 1B	4-2 1B		1-2 F9				0-0 K	4 0 1 1 1 1 4						
Mike Lieberthal, R OBP: 0.320, SLG: 0.395 (1, 2)		3-2 F8	0-0 1B		2-3 K				2-2 E5	5 0 1 1 0 1 3						
Vicente Padilla, R OBP: 0.206, SLG: 0.273 Tomas Perez, S OBP: 0.299, SLG: 0.301 (9, PH) (9, 6)		0-3 K	1-3 K						2-2 1B	4 0 1 1 0 2 3 1 1 1 0 0 0 0						
<b>Inning Stats</b>	R: 0 H: 1 E: 0 LOB: 1 K: 0 BB: 0 S: 8 P: 11	R: 2 H: 3 E: 0 LOB: 1 K: 1 BB: 0 S: 13 P: 19	R: 3 H: 4 E: 0 LOB: 2 K: 1 BB: 1 S: 16 P: 23	R: 0 H: 0 E: 0 LOB: 1 K: 1 BB: 1 S: 11 P: 22	R: 0 H: 1 E: 0 LOB: 1 K: 2 BB: 0 S: 13 P: 20	R: 0 H: 0 E: 0 LOB: 0 K: 1 BB: 0 S: 7 P: 9	R: 4 H: 4 E: 1 LOB: 3 K: 1 BB: 1 S: 25 P: 44	R: 0 H: 1 E: 0 LOB: 1 K: 1 BB: 0 S: 11 P: 14	R: 1 H: 2 E: 0 LOB: 2 K: 0 BB: 1 S: 15 P: 31	1B: 10 SF: 1 2B: 4 SAC: 0 3B: 1 DP: 0 HR: 1 HBP: 1	WP: 0 PA: 49 PB: 0 SB: 2 CS: 0					
<b>PITCHER</b>	IP WLS BF H R ER SO BB IBB HBP BLK WP HR S P ERA WHIP															
Brett Tomko, R ERA: 4.93 Jeff Fassero, L ERA: 4.09 Jason Christiansen, L ERA: 5.49 Jeremy Accardo, R ERA: 4.66 Brian Cooper, R ERA: 2.45	(1, 1) 3.0 L 18 8 5 5 2 1 0 0 0 0 0 1 37 53 15.00 3.000	(4, 1) 3.0 11 1 0 0 4 1 0 0 0 0 0 0 31 51 0.00 0.667	(7, 1) 0.1 7 4 4 3 0 1 0 0 0 0 0 0 17 31 81.00 15.000	(7, 1) 1.2 7 1 0 0 2 0 0 1 0 0 0 0 19 27 0.00 0.600	(9, 1) 1.0 6 2 1 1 0 1 0 0 0 0 0 0 15 31 9.00 3.000											

Philadelphia Phillies @ San Francisco Giants  
SBC Park, San Francisco, CA  
Tue Aug 23 2005, 10:15 PM EDT  
Att. 37,892 - Partly Cloudy - 63 F

livebaseballscorecards.com

AB	43
R	10
H	16
RBI	10
BB	4
SO	8
LOB	27







Batter	1	2	3	4	5	6	7	8	9	AB	R	H	RBI	BB	SO	LOB	TOP					
11 Jimmy Rollins, S OBP: 0.304, SLG: 0.377 (1, 6)	2-0 1B 1B	1-1 SF7		2-2 G4-3		0-0 B3		2-3 K		4	1	1	1	0	1	0						
Kenny Lofton, L OBP: 0.378, SLG: 0.383 (1, 8)	2-1 E 1B 1-2 1B	0-0 3-H 26 S 1B		1-0 G6-3		3-2 E7 26 E 1B		1-0 L7		5	1	3	0	0	0	0						
26 Chase Utley, L OBP: 0.375, SLG: 0.515 (1, 4)	0-0 P5	1-1 SF9			2-1 BB 6 G3 1B	2-1 E1 G3		2-2 1B 2B		4	2	2	1	0	0	2						
Bobby Abreu, L OBP: 0.412, SLG: 0.494 (1, 9)	3-2 E7 1-3 2-H 1B	3-3 K2-3			2-2 BB 6 G3 1B	3-2 G3		1-2 BB 1B		5	0	3	2	0	1	2						
Pat Burrell, R OBP: 0.386, SLG: 0.503 (1, 7)	2-2 P3			0-0 G5-3		4-0 BB 6 G3 1B		4-0 1B		2	0	0	0	3	0	2						
Ugueth Urbina, R (8, 1)						1-2 2-3 BB		1-2 BB		0	0	0	0	0	0	0						
Billy Wagner, L (9, 1)						2-3 IBB		1-2 BB		0	0	0	0	0	0	0						
6 Ryan Howard, L OBP: 0.352, SLG: 0.473 (1, 3)	1-3 K			1-1 G3-1		0-1 G3		0-2 G4-3		5	0	0	1	0	2	8						
David Bell, R OBP: 0.303, SLG: 0.355 (1, 5)				1-1 G6-3		0-0 G6-3		2-2 G6-4-3 1B		5	1	3	0	0	0	2						
Mike Lieberthal, R OBP: 0.321, SLG: 0.397 (1, 2)				2-0 P6		4-0 IBB		1-0 G6-4-3		4	1	1	0	1	0	2						
Cory Lidle, R OBP: 0.196, SLG: 0.178 (1, 1)				0-1 K		0-1 G6-3		2-2 F9		3	1	1	1	0	1	3						
Robinson Tejeda, R OBP: 0.105, SLG: 0.211 (5, 1)				1-3 K						0	0	0	0	0	0	0						
Tomas Perez, S (7, PH)										1	0	0	0	0	0	0						
63 Ryan Madson, L (7, 1)										0	0	0	0	0	0	0						
Endy Chavez, L OBP: 0.259, SLG: 0.292 (8, 7)										1	0	0	0	0	0	0						
<b>Inning Stats</b>	R: 1 E: 1 K: 1 S: 14	H: 3 LOB: 2 BB: 0 P: 24	R: 3 E: 0 K: 1 S: 16	H: 4 LOB: 1 BB: 0 P: 21	R: 0 E: 0 K: 0 S: 6	H: 1 LOB: 1 BB: 0 P: 10	R: 0 E: 0 K: 1 S: 11	H: 0 LOB: 0 BB: 0 P: 15	R: 1 E: 0 K: 0 S: 10	H: 2 LOB: 3 BB: 2 P: 22	R: 1 E: 2 K: 1 S: 13	H: 1 LOB: 2 BB: 1 P: 27	R: 0 E: 0 K: 0 S: 7	H: 1 LOB: 0 BB: 0 P: 12	R: 1 E: 0 K: 1 S: 17	H: 2 LOB: 2 BB: 1 P: 27	R: 0 E: 0 K: 0 S: 7	H: 0 LOB: 0 BB: 0 P: 12	1B: 12 2B: 2 3B: 0 HR: 0	SF: 2 SAC: 0 DP: 1 HBP: 0	WP: 0 PB: 0 SB: 1 CS: 0	PA: 45
<b>PITCHER</b>	IP WLS BF H R ER SO BB IBB HBP BLK WP HR S P ERA WHIP																	<b>PITCHER</b>	IP WLS BF H R ER SO BB IBB HBP BLK WP HR S P ERA WHIP			
41 Brad Hennessey, R ERA: 5.35 (1, 1)	5.0 L 27 10 5 5 3 1 1 0 0 0 0 0 57 92 9.00 2.200																					
Jason Christiansen, L ERA: 5.36 (6, 1)	1.0 6 1 1 0 1 0 0 1 0 0 0 0 0 13 27 0.00 1.000																					
LaTroy Hawkins, R ERA: 3.68 (7, 1)	1.0 3 1 0 0 0 0 0 0 0 0 0 0 0 7 12 0.00 1.000																					
Scott Eyre, L ERA: 2.89 (8, 1)	1.0 6 2 1 1 1 1 1 0 0 0 0 0 0 17 27 9.00 3.000																					
Armando Benitez, R ERA: 5.25 (9, 1)	1.0 3 0 0 0 0 0 0 0 0 0 0 0 0 7 12 0.00 0.000																					

Philadelphia Phillies @ San Francisco Giants  
 SBC Park, San Francisco, CA  
 Wed Aug 24 2005, 10:15 PM EDT  
 Att: 36,812 - Clear - 65 F

livebaseballscorecards.com

AB	39
R	7
H	14
RBI	6
BB	4
SO	5
LOB	21



BOTTOM

Philadelphia Phillies @ San Francisco Giants  
SBC Park, San Francisco, CA  
Wed Aug 24 2005, 10:15 PM EDT  
Att. 36,812 - Clear - 65 F

livebaseballscorecards.com

AB 33  
R 4  
H 9  
RBI 3  
BB 4  
SO 7  
LOB 12



WP: 1 PA: 39  
PB: 0  
SB: 3  
CS: 0

AB R H RBI BB SO LOB

5	1	1	0	0	1	1
4	0	1	0	1	0	1
3	1	1	0	1	0	1
1	0	0	0	0	0	0
2	1	2	0	2	0	0
4	0	1	2	0	1	4
3	0	0	1	0	0	1
4	0	1	0	0	3	2
4	1	2	0	0	1	1
1	0	0	0	0	0	0
0	0	0	0	0	0	0
1	0	0	0	0	0	0
0	0	0	0	0	0	0
1	0	0	0	0	1	1
0	0	0	0	0	0	0

1B: 8 SF: 1  
2B: 0 SAC: 1  
3B: 1 DP: 1  
HR: 0 HBP: 0

Batter	1	2	3	4	5	6	7	8	9								
2 Randy Winn, S OBP: 0.337, SLG: 0.414 (1, 8)	2-1 1B 1B 13 S	1-1 G6-3		1-3 K			1-0 F8		3-2 P3								
13 Omar Vizquel, S OBP: 0.352, SLG: 0.382 (1, 6)	2-2 F8 1-2	3-2 S 1B		2-2 G4-3			4-1 1B BB		0-0 P4								
J.T. Snow, L OBP: 0.340, SLG: 0.354 (1, 3) Pedro Feliz, R OBP: 0.312, SLG: 0.443 (9, PH)	4-1 1B 1B SF8 BB	2-2 F7 1-2		2-1 P5			1-0 BB 1B 1-3		1-1 G6-3								
Moises Alou, R OBP: 0.413, SLG: 0.509 (1, 7)	0-0 1B 1-2 2-3 1B		0-0 G4-3 3B		4-2 BB		4-1 BB 1-2 G6-4-3 BB										
Ray Durham, S OBP: 0.368, SLG: 0.436 (1, 4)	2-2 1B 1-2 2-3 3-H 1B		1-1 G4-3		1 SAFE 2-3 K		1-1 G6-4-3 1-2f										
Edgardo Alfonzo, R OBP: 0.330, SLG: 0.353 (1, 5)	1-0 SF8		0-1 F8		1 SAFE 1-1 P4			1-1 F7									
Todd Linden, S OBP: 0.305, SLG: 0.418 (1, 9)	3-3 K		1-1 S 1B			3-3 K		1-3 K									
Mike Matheny, R OBP: 0.310, SLG: 0.421 (1, 2)		2-2 G6-3 41 SH1-4 13 WP 1B	1 SAFE 2-2 F8		0-3 K		2-2 1B										
41 Brad Hennessey, R OBP: 0.192, SLG: 0.336 (1, 1) Jason Christiansen, R OBP: 0.316, SLG: 0.373 (6, PH) LaTroy Hawkins, R OBP: 0.312, SLG: 0.395 (7, 1) Scott Eyre, L OBP: 0.312, SLG: 0.395 (8, PH) Armando Benitez, R OBP: 0.312, SLG: 0.395 (9, 1)		0-0 SH1-4		0-0 G5-3		1-2 G4-3		2-3 K									
Inning Stats	R: 2 H: 3 E: 0 LOB: 2 K: 1 BB: 1 S: 15 P: 29	R: 1 H: 2 E: 0 LOB: 1 K: 0 BB: 0 S: 12 P: 20	R: 1 H: 2 E: 0 LOB: 1 K: 0 BB: 0 S: 10 P: 14	R: 0 H: 0 E: 0 LOB: 0 K: 1 BB: 0 S: 8 P: 11	R: 0 H: 0 E: 0 LOB: 1 K: 1 BB: 1 S: 9 P: 18	R: 0 H: 0 E: 0 LOB: 0 K: 2 BB: 0 S: 10 P: 14	R: 0 H: 1 E: 0 LOB: 2 K: 0 BB: 2 S: 6 P: 17	R: 0 H: 1 E: 0 LOB: 1 K: 2 BB: 0 S: 11 P: 17	R: 0 H: 0 E: 0 LOB: 0 K: 0 BB: 0 S: 8 P: 12								
PITCHER	IP WLS BF H R ER SO BB IBB HBP BLK WP HR S P ERA WHIP																
Cory Lidle, R ERA: 4.75 (1, 1)	4.0	W	7	0	0	0	3	1	0	0	0	0	0	19	32	0.00	0.500
Robinson Tejeda, R ERA: 3.2 (5, 1)	2.0																
63 Ryan Madson, R ERA: 3.33 (7, 1)	1.0	H	5	1	0	0	0	2	0	0	0	0	0	6	17	0.00	3.000
Ugueth Urbina, R ERA: 3.45 (8, 1)	1.0	H	4	1	0	0	2	0	0	0	0	0	0	11	17	0.00	1.000
Billy Wagner, L ERA: 1.65 (9, 1)	1.0	S	3	0	0	0	0	0	0	0	0	0	0	8	12	0.00	0.000









Batter	1	2	3	4	5	6	7	8	9	AB R H RBI BB SO LOB	TOP											
7 José Reyes, S (1, 6) OBP: 0.302, SLG: 0.392	1-2 G1-4-3			0-2 G4-3 3B		2-2 G6-3	2-2 P4			4 1 1 0 0 0 3												
Kazuo Matsui, S (1, 4) OBP: 0.278, SLG: 0.308	3-3 K			1-1 G4-3		2-2 L7		1-3 K		4 0 0 1 0 2 0												
15 Carlos Beltrán, S (1, 8) OBP: 0.325, SLG: 0.415	3-1 F7			3-H 2-2 L8		2-0 1B		1-0 L7		4 0 1 0 0 0 0												
Cliff Floyd, L (1, 7) OBP: 0.364, SLG: 0.517			4-2 L4-3 BB		2-3 K	1-2 G6-3		0-0 P6		3 0 0 0 1 1 1												
5 David Wright, R (1, 5) OBP: 0.395, SLG: 0.535			1-2 F8		0-2 BB 1B		0-0 P3		1-3 K	4 0 1 0 0 1 1												
Mike Jacobs, L (1, 3) OBP: 0.464, SLG: 0.913			1-1 L4-3		1 SAFE 0-1 P6		4-0 BB BB BB		2-0 F9	3 0 0 0 1 0 2												
Victor Diaz, R (1, 9) OBP: 0.350, SLG: 0.508				0-1 F9		1 SAFE 1-1 F8		2-3 K	2-1 2B	4 0 1 0 0 1 2												
Mike DiFelice, R (1, 2) OBP: 0.188, SLG: 0.071			1-2 F9		1 SAFE 4-1 BB		4-2 BB BB		4-2 BB BB	1 0 0 0 2 0 0 0 0 0 0 1 0 0												
Jose Offerman, S (9, PH) OBP: 0.301, SLG: 0.344					1-2 BB		1-2 BB BB															
Tom Glavine, L (1, 1) OBP: 0.180, SLG: 0.146			1-3 K		0-0 G1-4-3		4-0 BB		1-2 F8	2 0 0 0 0 1 2 0 0 0 0 1 0 0 0 0 0 0 0 0 0 1 0 0 0 0 0 2												
Marlon Anderson, L (7, PH) OBP: 0.325, SLG: 0.358																						
Juan Padilla, R (7, 1)																						
Chris Woodward, R (9, PH) OBP: 0.347, SLG: 0.419																						
<b>Inning Stats</b>	R: 0 E: 0 K: 1 S: 9	H: 0 LOB: 0 BB: 0 P: 16	R: 0 E: 0 K: 0 S: 8	H: 0 LOB: 0 BB: 1 P: 14	R: 0 E: 0 K: 1 S: 8	H: 0 LOB: 0 BB: 0 P: 10	R: 1 E: 0 K: 1 S: 11	H: 1 LOB: 0 BB: 0 P: 16	R: 0 E: 0 K: 0 S: 9	H: 1 LOB: 2 BB: 1 P: 14	R: 0 E: 0 K: 0 S: 12	H: 1 LOB: 1 BB: 0 P: 19	R: 0 E: 0 K: 1 S: 12	H: 0 LOB: 3 BB: 3 P: 28	R: 0 E: 0 K: 1 S: 6	H: 0 LOB: 0 BB: 0 P: 8	R: 0 E: 0 K: 1 S: 12	H: 1 LOB: 2 BB: 1 P: 22	1B: 2 2B: 2 3B: 1 HR: 0	SF: 0 SAC: 0 DP: 1 HBP: 0	WP: 0 PB: 0 SB: 0 CS: 0	PA: 36
<b>PITCHER</b>	IP WLS BF H R ER SO BB IBB HBP BLK WP HR S P ERA WHIP																					
Jason Schmidt, R (1, 1) ERA: 4.26	7.0 W 28 3 1 1 4 5 0 0 0 0 0 0 69 117 1.29 1.143																					
Scott Eyre, L (8, 1) ERA: 2.78	1.0 H 3 0 0 0 1 0 0 0 0 0 0 0 6 8 0.00 0.000																					
Armando Benitez, R (9, 1) ERA: 4.85	1.0 S 5 1 0 0 1 1 0 0 0 0 0 0 12 22 0.00 2.000																					

**New York Mets @ San Francisco Giants**  
**SBC Park, San Francisco, CA**  
 Sat Aug 27 2005, 4:05 PM EDT  
 Att. 42,180 - Sunny - 67 F

[livebaseballscorecards.com](http://livebaseballscorecards.com)

<b>AB</b>	30
<b>R</b>	1
<b>H</b>	4
<b>RBI</b>	1
<b>BB</b>	6
<b>SO</b>	6
<b>LOB</b>	13



Batter	1	2	3	4	5	6	7	8	9
<b>2 Randy Winn, S</b> OBP: 0.334, SLG: 0.409 (1, 8)	1-0 G5-3		3-2 F8			0-1 G4-3		1-0 F9	
<b>13 Omar Vizquel, S</b> OBP: 0.350, SLG: 0.382 (1, 6)	2-1 F9		0-0 F8			3-2 G4-3		1-1 F9 1B	
<b>Lance Niekro, R</b> OBP: 0.299, SLG: 0.483 (1, 3) <b>Armando Benitez, R</b> (9, 1)	1-2 K		0-3 K			1-0 G6-3		0-0 F9	
<b>Moises Alou, R</b> OBP: 0.408, SLG: 0.500 (1, 7)		1-0 P4		1-2 P6			4-2 FC5-4 BB FC3-2 BB		
<b>Edgardo Alfonzo, R</b> OBP: 0.333, SLG: 0.354 (1, 5)		2-2 2B G4-3 1B		1-1 G6-3			4-2 SAFE BB FC5-4 BB		
<b>Deivi Cruz, R</b> OBP: 0.303, SLG: 0.399 (1, 4)		0-1 G4-3 2B		2-2 F9			1-2 FC5-4 FC3-2		
<b>Todd Linden, S</b> OBP: 0.306, SLG: 0.416 (1, 9)		0-2 G4-3			3-2 G4-6-3 1B		0-0 FC3-2		
<b>Mike Matheny, R</b> OBP: 0.308, SLG: 0.420 (1, 2)		2-1 K 2B		2-1 G4-6-3			1-2 3-H K		
<b>Jason Schmidt, R</b> OBP: 0.128, SLG: 0.174 (1, 1) <b>Scott Eyre, L</b> (8, 1) <b>Michael Tucker, L</b> OBP: 0.317, SLG: 0.372 (8, PH) <b>J.T. Snow, L</b> OBP: 0.338, SLG: 0.352 (9, 3)		2-3 K		0-0 G5-3			0-0 G1-3		

Inning Stats	R: 0	H: 0	E: 0	K: 1	S: 6	R: 2	H: 3	E: 0	K: 1	S: 14	R: 0	H: 0	E: 0	K: 1	S: 9	R: 0	H: 0	E: 0	K: 0	S: 10	R: 0	H: 1	E: 0	K: 0	S: 6	R: 0	H: 0	E: 0	K: 1	S: 16	R: 0	H: 1	E: 0	K: 0	S: 5
<b>Tom Glavine, L</b> ERA: 4.06 (1, 1)	6.0	WLS: L	BF: 21	H: 4	R: 2	ER: 2	SO: 3	BB: 0	IBB: 0	HBP: 0	BLK: 0	WP: 0	HR: 0	S: 51	P: 78	ERA: 3.00	WHIP: 0.667																		
<b>Juan Padilla, R</b> ERA: 2.05 (7, 1)	2.0		9	1	0	0	1	2	0	0	0	0	0	21	34	0.00	1.500																		

**BOTTOM**

**New York Mets @ San Francisco Giants**  
SBC Park, San Francisco, CA

Sat Aug 27 2005, 4:05 PM EDT  
Att: 42,180 - Sunny - 67 F

AB	R	H	RBI	BB	SO	LOB
4	0	0	0	0	0	0
4	0	1	0	0	0	0
4	0	0	0	0	2	1
0	0	0	0	0	0	0
2	0	0	0	1	0	0
2	1	1	0	1	0	0
3	1	1	0	0	0	2
3	0	1	1	0	0	3
3	0	1	1	0	1	3
2	0	0	0	0	1	1
0	0	0	0	0	0	0
1	0	0	0	0	0	0
0	0	0	0	0	0	0

AB	28
R	2
H	5
RBI	2
BB	2
SO	4
LOB	10

livebaseballscorecards.com

**GIANTS**

WP: 0	PA: 30
PB: 0	
SB: 0	
CS: 0	

PITCHER	IP	WLS	BF	H	R	ER	SO	BB	IBB	HBP	BLK	WP	HR	S	P	ERA	WHIP
<b>Tom Glavine, L</b> ERA: 4.06 (1, 1)	6.0	L	21	4	2	2	3	0	0	0	0	0	0	51	78	3.00	0.667
<b>Juan Padilla, R</b> ERA: 2.05 (7, 1)	2.0		9	1	0	0	1	2	0	0	0	0	21	34	0.00	1.500	



Batter	1	2	3	4	5	6	7	8	9	AB R H RBI BB SO LOB	TOP											
7 José Reyes, S (1, 6) OBP: 0.300, SLG: 0.390	1-3 K		3-1 P4		0-0 B2		2-1 P6			4 0 0 0 0 1 1												
Miguel Cairo, R (1, 3) OBP: 0.297, SLG: 0.337	2-2 G6-3		2-2 HBP		0-0 G6-3		0-1 G5-3			3 0 0 0 0 0 1												
15 Carlos Beltrán, S (1, 8) OBP: 0.325, SLG: 0.416	1-3 K		0-3 K			0-1 WP 2B		1-2 F8		4 1 1 0 0 2 1												
5 David Wright, R (1, 5) OBP: 0.394, SLG: 0.533		1-1 1B 11 BB		1-2 F8		0-2 G6-3		3-2 G6-3		4 0 1 0 0 0 1												
Chris Woodward, R (1, 7) OBP: 0.345, SLG: 0.415		2-3 K		0-1 1B		3-3 K 1B		1-1 L9		4 0 1 0 0 2 1												
Victor Diaz, R (1, 9) OBP: 0.348, SLG: 0.503		1 SAFE 2-2 F9		1-0 F9		1 SAFE 0-1 FC6-4 1B			0-3 K	4 0 1 0 0 1 2												
11 Ramon Castro, R (1, 2) OBP: 0.329, SLG: 0.438		1 SAFE 4-2 BB		2-2 F8		2-3 K			1-3 K	3 0 0 0 1 2 3												
Kazuo Matsui, S (1, 4) OBP: 0.282, SLG: 0.312		1-1 G5-3			1-2 SH2-4 1B		1-1 FC6-4		2-2 DI 1B	4 0 2 0 0 0 4												
Kris Benson, R (1, 1) OBP: 0.310, SLG: 0.263			0-0 F9		0-0 SH2-4		0-1 G5-3		3-2 P5	1 0 0 0 0 0 0												
Jose Offerman, S (7, PH) OBP: 0.298, SLG: 0.340										1 0 0 0 0 0 0												
Heath Bell, R (7, 1)										0 0 0 0 0 0 0												
Marlon Anderson, L (9, PH) OBP: 0.324, SLG: 0.356										1 0 0 0 0 0 1												
<b>Inning Stats</b>	R: 0 E: 0 K: 2 S: 11	H: 0 LOB: 0 BB: 0 P: 15	R: 0 E: 0 K: 1 S: 14	H: 1 LOB: 2 BB: 1 P: 24	R: 0 E: 0 K: 1 S: 8	H: 0 LOB: 1 BB: 0 P: 13	R: 0 E: 0 K: 0 S: 11	H: 1 LOB: 1 BB: 0 P: 15	R: 0 E: 0 K: 0 S: 6	H: 1 LOB: 1 BB: 0 P: 7	R: 1 E: 0 K: 2 S: 20	H: 2 LOB: 2 BB: 0 P: 26	R: 0 E: 0 K: 0 S: 6	H: 0 LOB: 0 BB: 0 P: 8	R: 0 E: 0 K: 0 S: 9	H: 0 LOB: 0 BB: 0 P: 14	R: 0 E: 0 K: 2 S: 12	H: 1 LOB: 1 BB: 0 P: 18	1B: 5 2B: 1 3B: 0 HR: 0	SF: 0 SAC: 1 DP: 0 HBP: 1	WP: 1 PB: 0 SB: 0 CS: 0	PA: 36
<b>PITCHER</b>	IP WLS BF H R ER SO BB IBB HBP BLK WP HR S P ERA WHIP																					
51 Noah Lowry, L (1, 1) ERA: 3.68	8.0 W 32 5 1 1 6 1 0 1 0 1 0 0 85 122 1.12 0.750																					
Armando Benitez, R (9, 1) ERA: 4.5	1.0 S 4 1 0 0 2 0 0 0 0 0 0 0 12 18 0.00 1.000																					

**New York Mets @ San Francisco Giants**  
 SBC Park, San Francisco, CA  
 Sun Aug 28 2005, 4:05 PM EDT  
 Att. 41,659 - Sunny - 67 F

[livebaseballscorecards.com](http://livebaseballscorecards.com)

AB	33
R	1
H	6
RBI	0
BB	1
SO	8
LOB	15







Batter	1	2	3	4	5	6	7	8	9	AB R H RBI BB SO LOB	TOP		
18 Cory Sullivan, L (1, 8) OBP: 0.306, SLG: 0.332	2-1 P5		2-1 F7		1-2 L9		0-0 B1-3		4-2 BB	4 0 0 0 1 0 0	<b>Colorado Rockies @ San Francisco Giants</b> SBC Park, San Francisco, CA Mon Aug 29 2005, 10:15 PM EDT Att. 36,433 - Clear - 69 F		
Luis Gonzalez, R (1, 4) OBP: 0.327, SLG: 0.420	1-3 K		2-2 F8		4-2 BB		0-2 G5-3		0-0 L7	4 0 0 0 1 1 3			
17 Todd Helton, L (1, 3) OBP: 0.423, SLG: 0.495	0-0 F7			4-2 27 1B 5 1B G5-4-3 BB	3-2 F7			0-1 F8		3 1 0 0 1 0 1			
5 Matt Holliday, R (1, 7) OBP: 0.357, SLG: 0.504		0-0 HR		1-1 27 1B G5-4-3 1-2 1B		0-1 F8		2-3 K		4 1 2 1 0 1 0			
27 Garrett Atkins, R (1, 5) OBP: 0.352, SLG: 0.400		4-2 BB		0-0 G5-4-3 1-2 2-3 1B		1-1 6 1B 1B		2-2 F9		3 0 2 0 1 0 0			
Dustin Mohr, R (1, 9) OBP: 0.276, SLG: 0.493		1-1 SAFE P4		0-0 G5-4-3 1-2f 2-3 3-H		0-3 K		2-3 K		4 0 0 0 0 2 4			
6 Omar Quintanilla, L (1, 6) OBP: 0.299, SLG: 0.263		2-2 P5		4-2 BB		0-0 FC5-4 1-2 1B		1-0 FC1-6 1B		3 0 2 0 1 0 1			
Danny Ardoin, R (1, 2) OBP: 0.304, SLG: 0.346		2-2 P3		0-3 K		0-0 FC5-4 1-2f		SAFE 0-0 FC1-6 2B		4 0 0 0 0 1 6			
49 Byung-Hyun Kim, R (1, 1) OBP: 0.100, SLG: 0.037 Mike DeJean, R (8, 1) Jorge Piedra, L (9, PH) OBP: 0.354, SLG: 0.549 40 Brian Fuentes, L (9, 1)			3-2 L9		0-0 P3		0-1 F9		0-1 2B	3 0 0 0 0 0 0 0 0 0 0 0 0 0 1 0 1 0 0 0 0 0 0 0 0 0 0 0			
<b>Inning Stats</b>	R: 0 E: 0 K: 1 S: 6 H: 0 LOB: 0 BB: 0 P: 9	R: 1 E: 0 K: 0 S: 11 H: 1 LOB: 1 BB: 1 P: 20	R: 0 E: 0 K: 0 S: 13 H: 0 LOB: 0 BB: 0 P: 20	R: 1 E: 0 K: 1 S: 16 H: 2 LOB: 2 BB: 2 P: 25	R: 0 E: 0 K: 0 S: 21 H: 0 LOB: 1 BB: 1 P: 29	R: 0 E: 0 K: 1 S: 9 H: 2 LOB: 2 BB: 0 P: 10	R: 0 E: 0 K: 0 S: 6 H: 0 LOB: 0 BB: 0 P: 6	R: 0 E: 0 K: 1 S: 8 H: 0 LOB: 0 BB: 0 P: 12	R: 0 E: 0 K: 1 S: 10 H: 2 LOB: 3 BB: 1 P: 17	1B: 5 2B: 1 3B: 0 HR: 1 SF: 0 SAC: 0 DP: 1 HBP: 0	WP: 0 PB: 0 SB: 0 CS: 0 PA: 38		
<b>PITCHER</b>	IP WLS BF H R ER SO BB IBB HBP BLK WP HR S P ERA WHIP											<b>PITCHER</b>	IP WLS BF H R ER SO BB IBB HBP BLK WP HR S P ERA WHIP
18 Matt Cain, R (1, 1) ERA: 3.6	5.0 L 21 3 2 2 2 4 0 0 0 0 0 1 67 103 3.60 1.400												
Jeremy Accardo, R (6, 1) ERA: 4.22	2.0 8 2 0 0 1 0 0 0 0 0 0 0 15 16 0.00 1.000												
LaTroy Hawkins, R (8, 1) ERA: 3.52	2.0 9 2 0 0 2 1 0 0 0 0 0 0 18 29 0.00 1.500												

livebaseballscorecards.com

AB	33
R	2
H	7
RBI	1
BB	5
SO	5
LOB	15



Batter	1	2	3	4	5	6	7	8	9	AB	R	H	RBI	BB	SO	LOB
2 Randy Winn, S OBP: 0.333, SLG: 0.408 (1, 8)	0-3 K		1-2 P6		0-2 G4-3			1-0 G4-3		4	0	0	0	0	1	0
13 Omar Vizquel, S OBP: 0.346, SLG: 0.377 (1, 6)	0-1 1B		2-1 G3-1		3-2 L8			2-1 G5-3		4	0	1	0	0	0	0
J.T. Snow, L OBP: 0.335, SLG: 0.359 (1, 3)	0-1 F8			0-1 F9			2-3 K	1-0 G4-3		4	0	0	0	0	1	1
Moises Alou, R OBP: 0.408, SLG: 0.505 (1, 7)	1-0 1B			2-1 HR			0-0 G5-3		1-3 K	4	1	2	1	0	1	0
Ray Durham, S OBP: 0.365, SLG: 0.427 (1, 4)	1-0 F8			2-1 1B HBP			1-0 G2-3		1-0 G4-3	3	0	0	0	0	0	2
Pedro Feliz, R OBP: 0.310, SLG: 0.445 (1, 5)		0-2 G6-3		0-0 1B			2-2 SH3-4 1B		1-3 K	4	0	2	0	0	1	0
Todd Linden, S OBP: 0.298, SLG: 0.402 (1, 9)		2-3 K		1-3 K			0-1 SH3-4			2	0	0	0	0	2	2
Mike Matheny, R OBP: 0.305, SLG: 0.417 (1, 2)		1-1 G6-3		1-1 G6-3			2-1 F8			3	0	0	0	0	0	3
18 Matt Cain, R Lance Niekro, R Jeremy Accardo, R Deivi Cruz, R LaTroy Hawkins, R			1-3 K		1-3 K		0-1 G3			1	0	0	0	0	1	0


Inning Stats	R: 0	H: 2	E: 0	K: 1	S: 10	H: 2	LOB: 2	BB: 0	P: 12	R: 0	H: 0	E: 0	K: 1	S: 9	H: 0	LOB: 0	BB: 0	P: 12	R: 0	H: 0	E: 0	K: 1	S: 8	H: 0	LOB: 0	BB: 0	P: 12	R: 1	H: 2	E: 0	K: 1	S: 11	H: 0	LOB: 2	BB: 0	P: 17	R: 0	H: 0	E: 0	K: 1	S: 11	H: 0	LOB: 0	BB: 0	P: 15	R: 0	H: 0	E: 0	K: 1	S: 5	H: 0	LOB: 0	BB: 0	P: 8	R: 0	H: 1	E: 0	K: 0	S: 9	H: 1	LOB: 1	BB: 0	P: 13	R: 0	H: 0	E: 0	K: 0	S: 4	H: 0	LOB: 0	BB: 0	P: 8	R: 0	H: 0	E: 0	K: 2	S: 7	H: 0	LOB: 0	BB: 0	P: 10	1B: 4	2B: 0	3B: 0	HR: 1	SF: 0	SAC: 1	DP: 0	HBP: 1	WP: 0	PB: 0	SB: 0	CS: 0	PA: 33
--------------	------	------	------	------	-------	------	--------	-------	-------	------	------	------	------	------	------	--------	-------	-------	------	------	------	------	------	------	--------	-------	-------	------	------	------	------	-------	------	--------	-------	-------	------	------	------	------	-------	------	--------	-------	-------	------	------	------	------	------	------	--------	-------	------	------	------	------	------	------	------	--------	-------	-------	------	------	------	------	------	------	--------	-------	------	------	------	------	------	------	------	--------	-------	-------	-------	-------	-------	-------	-------	--------	-------	--------	-------	-------	-------	-------	--------

PITCHER	IP	WLS	BF	H	R	ER	SO	BB	IBB	HBP	BLK	WP	HR	S	P	ERA	WHIP
49 Byung-Hyun Kim, R ERA: 4.9 (1, 1)	7.0	W	27	5	1	1	6	0	0	1	0	0	1	63	89	1.29	0.714
Mike DeJean, R ERA: 4.5 (8, 1)	1.0	H	3	0	0	0	0	0	0	0	0	0	0	4	8	0.00	0.000
40 Brian Fuentes, L ERA: 2.67 (9, 1)	1.0	S	3	0	0	0	2	0	0	0	0	0	0	7	10	0.00	0.000

**BOTTOM**

**Colorado Rockies @ San Francisco Giants**  
**SBC Park, San Francisco, CA**  
 Mon Aug 29 2005, 10:15 PM EDT  
 Att. 36,433 - Clear - 69 F

AB	31
R	1
H	5
RBI	1
BB	0
SO	8
LOB	9





Batter	1	2	3	4	5	6	7	8	9	AB R H RBI BB SO LOB	TOP																
18 Cory Sullivan, L OBP: 0.305, SLG: 0.328 (1, 8)	4-2 G6-3 BB		2-0 G3			1-3 K	2-1 F7			3 0 0 0 1 1 2	<b>Colorado Rockies @ San Francisco Giants</b> SBC Park, San Francisco, CA Tue Aug 30 2005, 10:15 PM EDT Att. 36,439 - Clear - 79 F <a href="http://livebaseballscorecards.com">livebaseballscorecards.com</a>																
Luis Gonzalez, R OBP: 0.326, SLG: 0.427 (1, 4)	0-1 G6-3 1-2f		2-3 K			2-1 HR		2-3 K		4 1 1 1 0 2 1																	
17 Todd Helton, L OBP: 0.425, SLG: 0.505 (1, 3)	2-2 5 3B 1B			0-2 HR		0-2 5 FC5-4 1B		0-1 F8		4 2 3 1 0 0 0																	
5 Matt Holliday, R OBP: 0.356, SLG: 0.507 (1, 7)	0-0 1-H 3B			0-0 P4		0-1 FC5-4 1-2f		1-1 G4-3		4 0 1 1 0 0 1																	
27 Garrett Atkins, R OBP: 0.351, SLG: 0.398 (1, 5) Aaron Miles, S OBP: 0.296, SLG: 0.352 (9, PR)	0-1 G5-3			1-0 F9		2-3 K		1-0 CS 1B		4 0 1 0 0 1 2 0 0 0 0 0 0 0																	
Dustan Mohr, R OBP: 0.276, SLG: 0.489 (1, 9)		3-3 K		0-0 F7			1-2 G6-3 1B		1-3 K	4 0 1 0 0 2 1																	
6 Omar Quintanilla, L OBP: 0.297, SLG: 0.262 (1, 6)		0-1 G6-4-3 1B			1-0 L7		1 SAFE 1 SAFE 0-0 B1		1-1 P5	4 0 1 0 0 0 2																	
Danny Ardoin, R OBP: 0.299, SLG: 0.340 (1, 2) JD Closser, S OBP: 0.312, SLG: 0.393 (9, PH)		0-0 G6-4-3 1-2f			0-3 K		2-2 G6-3		1-1 CS	3 0 0 0 0 1 2 0 0 0 0 0 0 0																	
28 Aaron Cook, R OBP: 0.231, SLG: 0.167 (1, 1) Jorge Piedra, L OBP: 0.360, SLG: 0.549 (7, PH) David Cortes, R (7, 1) Mike DeJean, R (8, 1)			1-3 K		0-3 K		4-0 BB			2 0 0 0 0 2 0 0 0 0 0 1 0 0 0 0 0 0 0 0 0 0 0 0 0 0 0 0																	
<b>Inning Stats</b>	R: 1 H: 2 E: 0 LOB: 1 K: 0 BB: 1 S: 13 P: 19	R: 0 H: 1 E: 0 LOB: 0 K: 1 BB: 0 S: 6 P: 9	R: 0 H: 0 E: 0 LOB: 0 K: 2 BB: 0 S: 7 P: 12	R: 1 H: 1 E: 0 LOB: 0 K: 0 BB: 0 S: 6 P: 7	R: 0 H: 0 E: 0 LOB: 0 K: 2 BB: 0 S: 10 P: 11	R: 1 H: 2 E: 0 LOB: 1 K: 2 BB: 0 S: 14 P: 19	R: 0 H: 1 E: 0 LOB: 2 K: 0 BB: 1 S: 11 P: 20	R: 0 H: 0 E: 0 LOB: 0 K: 1 BB: 0 S: 10 P: 13	R: 0 H: 1 E: 0 LOB: 1 K: 1 BB: 0 S: 7 P: 11	1B: 5 SF: 0 2B: 0 SAC: 0 3B: 1 DP: 2 HR: 2 HBP: 0	WP: 0 PA: 35 PB: 0 SB: 0 CS: 1																
<b>PITCHER</b>	IP WLS BF H R ER SO BB IBB HBP BLK WP HR S P ERA WHIP											<b>PITCHER</b>	IP WLS BF H R ER SO BB IBB HBP BLK WP HR S P ERA WHIP														
41 Brad Hennessey, R ERA: 5.23 (1, 1)	7.0	28	7	3	3	7	2	0	0	0	0	0	2	67	97	3.86	1.286										
Jack Taschner, L ERA: 2.7 (8, 1)	1.0	W	3	0	0	0	1	0	0	0	0	0	0	10	13	0.00	0.000										
Armando Benitez, R ERA: 4.2 (9, 1)	1.0	S	3	1	0	0	1	0	0	0	0	0	0	7	11	0.00	1.000										



Batter	1	2	3	4	5	6	7	8	9	AB	R	H	RBI	BB	SO	LOB
<b>2 Randy Winn, S</b> OBP: 0.332, SLG: 0.409 (1, 8)	1-2 G1-3	1-3 K			1-1 P5		0-2 S 1-H 2B			4	0	1	1	0	1	1
<b>Angel Chavez, R</b> (1, 6)	1-0 G6-3		2-2 G4-3		2-2 K		1-2 G1-3			4	0	0	0	0	1	1
<b>J.T. Snow, L</b> OBP: 0.337, SLG: 0.361 (1, 3)	0-0 1B 1B		2-2 L9			1-2 1B		1-0 F7		4	0	2	0	0	0	0
<b>Moises Alou, R</b> OBP: 0.406, SLG: 0.501 (1, 9) (9, 7)	2-2 SAFE 1-2 1B		2-2 G6-3			0-0 F8		1-3 K		4	0	1	0	0	1	1
<b>Pedro Feliz, R</b> OBP: 0.312, SLG: 0.444 (1, 7) (9, 5)	3-2 G6-3			0-0 G6-4-3 1B 1B		1-3 K		4-2 2B BB		3	1	1	0	1	1	3
<b>Ray Durham, S</b> OBP: 0.369, SLG: 0.435 (1, 4)		3-2 FC3 G6-4-3 2B		1-2 SAFE 1-2 G6-4-3 1B		3-1 F9		0-0 1-H 1B 2B		4	2	3	1	0	0	1
<b>Edgardo Alfonzo, R</b> OBP: 0.335, SLG: 0.356 <b>Armando Benitez, R</b> (1, 5) (9, 1)		1-0 FC3 G6-4-3		1-0 G6-4-3		0-0 2 2B 1B		2-2 2-H 1B		4	1	2	1	0	0	3
<b>Yamid Haad, R</b> OBP: 0.111, SLG: 0.059 <b>Jason Ellison, R</b> OBP: 0.330, SLG: 0.378 (8, PH) (9, 9)		0-0 G6-4-3		1-2 G1-3		1-1 F8		1-1 G4-3		3	0	0	0	0	0	3
<b>41 Brad Hennessey, R</b> OBP: 0.214, SLG: 0.321 <b>Todd Linden, S</b> OBP: 0.296, SLG: 0.398 <b>Jack Taschner, L</b> (8, 1) <b>Mike Matheny, R</b> OBP: 0.305, SLG: 0.417 (9, 2)		2-1 1B			1-2 L9					1	0	0	0	0	0	0

Inning Stats	R: 0	H: 2	E: 0	K: 12	S: 12	R: 1	H: 2	E: 0	K: 10	S: 10	R: 0	H: 0	E: 0	K: 10	S: 10	R: 0	H: 2	E: 0	K: 8	S: 8	R: 0	H: 1	E: 0	K: 11	S: 11	R: 1	H: 2	E: 0	K: 13	S: 13	R: 2	H: 2	E: 0	K: 14	S: 14
		LOB: 2	BB: 0	P: 19			LOB: 1	BB: 0	P: 17			LOB: 0	BB: 0	P: 16			LOB: 1	BB: 0	P: 12			LOB: 0	BB: 0	P: 12			LOB: 1	BB: 0	P: 16			LOB: 1	BB: 1	P: 23	

PITCHER	IP	WLS	BF	H	R	ER	SO	BB	IBB	HBP	BLK	WP	HR	S	P	ERA	WHIP
<b>28 Aaron Cook, R</b> ERA: 3.76 (1, 1)	6.0		24	7	1	1	3	0	0	0	0	0	0	60	92	1.50	1.167
<b>David Cortes, R</b> ERA: 3.35 (7, 1)	1.0	H	5	2	1	1	0	0	0	0	0	0	0	13	16	9.00	2.000
<b>Mike DeJean, R</b> ERA: 4.76 (8, 1)	1.0	L	6	2	2	2	1	1	0	0	0	0	0	14	23	18.00	3.000

**BOTTOM**

**Colorado Rockies @ San Francisco Giants**  
SBC Park, San Francisco, CA

Tue Aug 30 2005, 10:15 PM EDT  
Att. 36,439 - Clear - 79 F

AB	34
R	4
H	11
RBI	3
BB	1
SO	4
LOB	15

livebaseballscorecards.com

**GIANTS**

WP: 0	PA: 35
PB: 0	
SB: 1	
CS: 0	



Batter	1	2	3	4	5	6	7	8	9	AB R H RBI BB SO LOB	TOP																									
18 Cory Sullivan, L OBP: 0.306, SLG: 0.330 (1, 8)	2-1 F9	1-0 1B		1-1 FC8-4		0-1 1B		2-1 G3		5 0 2 0 0 0 3	<b>Colorado Rockies @ San Francisco Giants</b> SBC Park, San Francisco, CA Wed Aug 31 2005, 3:35 PM EDT Att. 36,508 - Sunny - 71 F																									
Aaron Miles, S OBP: 0.301, SLG: 0.356 (1, 4)	1-1 17 BB 27 2B 1B	0-2 G3-2-3		0-0 P3		0-0 1B		2-2 1B		5 1 3 1 0 0 5																										
17 Todd Helton, L OBP: 0.423, SLG: 0.500 (1, 3)	4-1 27 2B 1-2 BB		1-1 L3		2-3 K	1-1 L9		0-1 P6		4 0 0 0 1 1 3																										
5 Matt Holliday, R OBP: 0.356, SLG: 0.506 (1, 7)	1-1 P3		2-3 K		0-1 27 BB 1B		0-1 1B		2-1 F8	5 0 2 0 0 1 2																										
27 Garrett Atkins, R OBP: 0.351, SLG: 0.399 (1, 5)	3-1 1-3 2-H 2B		1-3 K		4-0 1-2 BB		1-2 F8		1-3 K	4 0 1 1 1 2 1																										
Dustan Mohr, R OBP: 0.270, SLG: 0.479 (1, 9)	3-3 K			1-0 E6 6 SH5-3 1B	1-2 P3		1-3 K		0-3 K	5 1 0 0 0 3 5																										
6 Omar Quintanilla, L OBP: 0.288, SLG: 0.264 (1, 6)		1-2 18 1B BB G3-2-3 1B		0-1 SH5-3	1-2 G3		2-3 K			3 0 1 0 0 1 3																										
JD Closser, S OBP: 0.319, SLG: 0.402 (1, 2)		1 SAFE 4-1 18 1B 1-2 BB		3-1 18 26 FC8-4 BB 2-H 1B		2-2 P6		2-2 F9 1B 2B		3 1 2 1 1 0 0																										
26 Jeff Francis, L OBP: 0.218, SLG: 0.163 (1, 1)		0-3 K		4-0 18 FC8-4 BB		0-2 G5-3		1-0 F9		2 0 0 0 1 1 2																										
Jamey Wright, R OBP: 0.157, SLG: 0.140 (7, 1)										0 0 0 0 0 0 0																										
Jorge Piedra, L OBP: 0.357, SLG: 0.544 (8, PH)										1 0 0 0 0 0 1																										
Scott Dohmann, R (8, 1)										0 0 0 0 0 0 0																										
<b>Inning Stats</b>	R: 1 E: 0 K: 1 S: 12	H: 2 LOB: 2 BB: 1 P: 26	R: 0 E: 0 K: 1 S: 12	H: 2 LOB: 2 BB: 1 P: 18	R: 0 E: 0 K: 2 S: 9	H: 0 LOB: 0 BB: 0 P: 13	R: 1 E: 1 K: 0 S: 8	H: 1 LOB: 2 BB: 1 P: 17	R: 0 E: 0 K: 1 S: 12	H: 1 LOB: 2 BB: 1 P: 20	R: 0 E: 0 K: 2 S: 11	H: 1 LOB: 1 BB: 0 P: 15	R: 1 E: 0 K: 2 S: 15	H: 2 LOB: 1 BB: 0 P: 22	R: 0 E: 0 K: 2 S: 10	H: 0 LOB: 0 BB: 0 P: 13	1B: 9 2B: 2 3B: 0 HR: 0	SF: 0 SAC: 1 DP: 1 HBP: 0	WP: 0 PB: 0 SB: 0 CS: 0	PA: 42																
<b>PITCHER</b>	IP WLS BF H R ER SO BB IBB HBP BLK WP HR S P ERA WHIP																																			
32 Kevin Correia, R ERA: 4.31 (1, 1)	2.0		11	4	1	1	2	2	0	0	0	0	0	24	44	4.50	3.000																			
Jeff Fassero, L ERA: 3.94 (3, 1)	3.0	W	14	2	1	0	3	2	0	0	0	0	0	29	50	0.00	1.333																			
Brett Tomko, R ERA: 4.87 (6, 1)	2.0	H	9	3	0	0	2	0	0	0	0	0	0	23	30	0.00	1.500																			
LaTroy Hawkins, R ERA: 3.66 (8, 1)	0.2	H	4	2	1	1	0	0	0	0	0	0	0	13	20	13.50	3.000																			
Scott Eyre, L ERA: 2.77 (8, 1)	0.1	H	1	0	0	0	0	0	0	0	0	0	0	2	2	0.00	0.000																			
<b>PITCHER</b>	IP WLS BF H R ER SO BB IBB HBP BLK WP HR S P ERA WHIP																																			
Armando Benitez, R ERA: 3.94 (9, 1)	1.0	S	3	0	0	0	2	0	0	0	0	0	0	10	13	0.00	0.000																			

AB	37
R	3
H	11
RBI	3
BB	4
SO	9
LOB	25



WP: 0	PA: 42
PB: 0	
SB: 0	
CS: 0	

Batter	1	2	3	4	5	6	7	8	9
Jason Ellison, R OBP: 0.329, SLG: 0.377 (1, 8)	0-1 F8		0-1 CS 1B		1-1 L5		1-0 G6-4-3 1-2f		
Todd Linden, S OBP: 0.303, SLG: 0.429 (1, 9)	0-1 G4-6-3 1B		1-0 P6			3-2 HR		1-2 F8	
Ray Durham, S OBP: 0.367, SLG: 0.441 (1, 4)	1-2 G4-6-3 1-2f		2-1 CS 1-2	3-2 HR		0-0 G4-3		0-2 K	
Moises Alou, R OBP: 0.405, SLG: 0.507 (1, 7)		2-1 HR		3-2 F8		1-0 F7		1-1 F9	
Pedro Feliz, R OBP: 0.310, SLG: 0.441 (1, 5)		2-2 K		1-1 L9		2-2 F8			
Lance Niekro, R OBP: 0.298, SLG: 0.488 (1, 3)		0-1 F7		2-1 G5-3			2-0 1B 3B		
Mike Matheny, R OBP: 0.308, SLG: 0.427 (1, 2)		0-1 HR		2-3 K			0-1 SH5-4 1B		
Angel Chavez, R (1, 6)		0-3 K		2-2 K			0-1 SH5-4		
13 Omar Vizquel, S OBP: 0.346, SLG: 0.377 (8, 6)							1-2 SH5-4		
32 Kevin Correia, R OBP: 0.226, SLG: 0.071 (3, 1)			0-1 F9		4-2 BB		4-0 G6-4-3 BB		
2 Randy Winn, S OBP: 0.333, SLG: 0.409 (5, PH)									
Brett Tomko, R OBP: 0.159, SLG: 0.163 (8, 1)									
J.T. Snow, L OBP: 0.339, SLG: 0.361 (7, PH)									
LaTroy Hawkins, R (8, 1)									
Scott Eyre, L (8, 1)									
Armando Benitez, R (9, 1)									

Inning Stats	R: 0 E: 0 K: 0 S: 7	H: 1 LOB: 0 BB: 0 P: 8	R: 2 E: 0 K: 2 S: 12	H: 2 LOB: 0 BB: 0 P: 16	R: 0 E: 0 K: 0 S: 6	H: 1 LOB: 0 BB: 0 P: 9	R: 1 E: 0 K: 0 S: 14	H: 1 LOB: 0 BB: 0 P: 23	R: 0 E: 0 K: 2 S: 11	H: 0 LOB: 1 BB: 1 P: 20	R: 1 E: 0 K: 0 S: 8	H: 1 LOB: 0 BB: 0 P: 14	R: 1 E: 0 K: 0 S: 6	H: 2 LOB: 1 BB: 1 P: 13	R: 0 E: 0 K: 1 S: 8	H: 0 LOB: 0 BB: 0 P: 10
--------------	------------------------------	---------------------------------	-------------------------------	----------------------------------	------------------------------	---------------------------------	-------------------------------	----------------------------------	-------------------------------	----------------------------------	------------------------------	----------------------------------	------------------------------	----------------------------------	------------------------------	----------------------------------

PITCHER	IP	WLS	BF	H	R	ER	SO	BB	IBB	HBP	BLK	WP	HR	S	P	ERA	WHIP
26 Jeff Francis, L ERA: 5.87 (1, 1)	6.0	L	23	6	4	4	4	1	0	0	0	0	4	58	90	6.00	1.167
Jamey Wright, R ERA: 5.73 (7, 1)	1.0		5	2	1	1	0	1	0	0	0	0	0	6	13	9.00	3.000
Scott Dohmann, R ERA: 7.36 (8, 1)	1.0		3	0	0	0	1	0	0	0	0	0	0	8	10	0.00	0.000

AB R H RBI BB SO LOB

4	0	1	0	0	0	3
4	1	2	1	0	0	1
4	1	1	1	0	1	1
4	1	1	1	0	0	0
3	0	0	0	0	1	0
3	1	1	0	0	0	0
3	1	2	2	0	1	0
2	0	0	0	0	2	0
0	0	0	0	0	0	0
0	0	0	0	0	0	0
0	0	0	0	1	0	0
0	0	0	0	0	0	0
0	0	0	0	0	0	0
0	0	0	0	0	0	0
0	0	0	0	0	0	0

WP	PA	ERA	WHIP
0	32		
0			
0			
0			

**Colorado Rockies @ San Francisco Giants**  
**SBC Park, San Francisco, CA**  
 Wed Aug 31 2005, 3:35 PM EDT  
 Att: 36,508 - Sunny - 71 F

livebaseballscorecards.com

AB	28
R	5
H	8
RBI	5
BB	2
SO	5
LOB	5





Batter	1	2	3	4	5	6	7	8	9	AB R H RBI BB SO LOB	TOP		
2 Randy Winn, S (1, 8) OBP: 0.334, SLG: 0.409	0-1 WP 13 SH2-3 1B		1-3 K		0-1 P5		2-1 13 2B 1B		2-1 F9	5 1 2 0 0 1 0			
13 Omar Vizquel, S (1, 6) OBP: 0.346, SLG: 0.378	0-0 SH2-3 1-2			2-1 F9		0-1 G1-3	1-0 G3 1-H 2-H 2B		0-1 G4-3	4 0 1 2 0 0 0			
J.T. Snow, L (1, 3) OBP: 0.341, SLG: 0.366	2-0 G3-1 2-3			1-1 1B 2B		1-0 1B HR	1-2 G3 2-3			4 2 2 0 0 0 2			
Moises Alou, R (1, 7) OBP: 0.403, SLG: 0.504	0-1 G6-3			1-3 K		2-0 1B HR	2-1 F8			4 1 1 0 0 1 3			
Ray Durham, S (1, 4) OBP: 0.369, SLG: 0.449		2-3 K		1-1 BB 1B 2-H		1-1 HR 1-H 2-H		0-3 K		4 1 2 4 0 2 0			
Pedro Feliz, R (1, 5) OBP: 0.312, SLG: 0.439		0-0 G6-3		4-1 FC6-4 BB		3-3 K		4-1 BB		2 0 0 0 2 1 0			
Todd Linden, S (1, 9) OBP: 0.293, SLG: 0.414		0-0 G4-3		0-0 FC6-4 1-2f		3-2 G1-3		0-1 F7		4 0 0 0 0 0 3			
Mike Matheny, R (1, 2) OBP: 0.307, SLG: 0.425			3-3 K		1-1 L3		0-1 13 2B 1B	1-1 G6-3		4 1 1 0 0 1 1			
Jason Schmidt, R (1, 1) OBP: 0.120, SLG: 0.163			1-1 L4		2-3 K		0-3 K		1-2 G6-3	3 0 0 0 0 2 1			
Scott Eyre, L (7, 1)										0 0 0 0 0 0 0			
Edgardo Alfonzo, R (9, PH) OBP: 0.334, SLG: 0.355										1 0 0 0 0 0 0			
Armando Benitez, R (9, 1)										0 0 0 0 0 0 0			
<b>Inning Stats</b>	R: 0 H: 1 E: 0 K: 0 S: 6 LOB: 1 BB: 0 P: 8	R: 0 H: 0 E: 0 K: 1 S: 6 LOB: 0 BB: 0 P: 8	R: 0 H: 0 E: 0 K: 2 S: 10 LOB: 0 BB: 0 P: 15	R: 1 H: 2 E: 0 K: 1 S: 13 LOB: 2 BB: 1 P: 22	R: 0 H: 0 E: 0 K: 1 S: 7 LOB: 0 BB: 0 P: 10	R: 3 H: 3 E: 0 K: 1 S: 15 LOB: 0 BB: 0 P: 25	R: 2 H: 3 E: 0 K: 1 S: 14 LOB: 1 BB: 0 P: 20	R: 0 H: 0 E: 0 K: 1 S: 9 LOB: 1 BB: 1 P: 14	R: 0 H: 0 E: 0 K: 0 S: 7 LOB: 0 BB: 0 P: 10	1B: 6 SF: 0 2B: 2 SAC: 1 3B: 0 DP: 0 HR: 1 HBP: 0	WP: 1 PA: 38 PB: 0 SB: 0 CS: 0		
<b>PITCHER</b>	IP WLS BF H R ER SO BB IBB HBP BLK WP HR S P ERA WHIP											<b>PITCHER</b>	IP WLS BF H R ER SO BB IBB HBP BLK WP HR S P ERA WHIP
17 Brandon Webb, R (1, 1) ERA: 3.88	6.1 L 29 9 6 6 7 1 0 0 0 0 1 1 65 99 8.53 1.579												
Buddy Groom, L (7, 1) ERA: 5.3	0.1 1 0 0 0 0 0 0 0 0 0 0 0 4 5 0.00 0.000												
28 Brandon Medders, R (7, 1) ERA: 1.93	0.1 1 0 0 0 0 0 0 0 0 0 0 0 2 4 0.00 0.000												
Tim Worrell, R (8, 1) ERA: 5.35	2.0 7 0 0 0 0 1 1 0 0 0 0 0 0 16 24 0.00 0.500												

San Francisco Giants @ Arizona Diamondbacks  
Bank One Ballpark, Phoenix, AZ

livebaseballscorecards.com

AB	35
R	6
H	9
RBI	6
BB	2
SO	8
LOB	10



Fri Sep 02 2005, 9:40 PM EDT  
Att. 19,961 - Roof Closed - 77 F

Batter	1	2	3	4	5	6	7	8	9	AB	R	H	RBI	BB	SO	LOB
<b>Craig Counsell, L</b> (1, 4) OBP: 0.364, SLG: 0.378	2-2 G5-3		1-1 G4-3			2-1 G4-3		1-2 G6-3		4	0	0	0	0	0	0
<b>Royce Clayton, R</b> (1, 6) OBP: 0.316, SLG: 0.357	2-1 F9		4-2 CS BB			1-1 F9		2-3 K		3	0	0	0	1	1	0
<b>Luis Gonzalez, L</b> (1, 7) OBP: 0.370, SLG: 0.462	2-0 F8		2-3 SAFE K			1-3 K		4-2 BB		3	0	0	0	1	2	1
<b>Shawn Green, L</b> (1, 8) OBP: 0.361, SLG: 0.506		3-2 2B	1-2 CS	2-3 K		0-2 WP 2B		0-3 K		4	2	2	0	0	2	1
<b>Tony Clark, S</b> (1, 3) OBP: 0.361, SLG: 0.618		1-3 K		2-2 G6-3		4-2 WP 2B BB		0-3 K		3	1	0	0	1	2	1
<b>Troy Glaus, R</b> (1, 5) OBP: 0.362, SLG: 0.522		2-1 2-H 2B		3-3 K		3-3 K		4-2 BB		3	0	1	1	1	2	2
<b>Chad Tracy, L</b> (1, 9) OBP: 0.338, SLG: 0.511		2-0 F8		1-3 K		1-3 K2-3		0-1 F7		4	0	0	0	0	2	4
<b>19 Chris Snyder, R</b> (1, 2) OBP: 0.286, SLG: 0.311		4-0 IBB		2-0 L7		0-0 2-H 3-H 2B		1-3 K		1	0	0	0	1	0	0
<b>Alex Cintron, S</b> (7, PH) OBP: 0.292, SLG: 0.398				0-3 K						1	0	1	2	0	0	0
<b>Kelly Stinnett, R</b> (8, 2) OBP: 0.364, SLG: 0.463										1	0	0	0	0	1	1
<b>17 Brandon Webb, R</b> (1, 1) OBP: 0.077, SLG: 0.059		2-3 K								2	0	0	0	0	2	2
<b>Buddy Groom, L</b> (7, 1)										0	0	0	0	0	0	0
<b>28 Brandon Medders, R</b> (7, 1)										0	0	0	0	0	0	0
<b>34 Conor Jackson, R</b> (7, PH) OBP: 0.280, SLG: 0.333										1	0	0	0	0	0	1
<b>Tim Worrell, R</b> (8, 1)										0	0	0	0	0	0	0

Inning Stats	R: 0	H: 0	E: 0	K: 0	S: 6	R: 1	H: 2	E: 0	K: 2	S: 13	R: 0	H: 0	E: 0	K: 1	S: 11	R: 0	H: 0	E: 0	K: 2	S: 11	R: 0	H: 0	E: 0	K: 1	S: 7	R: 0	H: 0	E: 0	K: 2	S: 16	R: 0	H: 0	E: 0	K: 2	S: 16	R: 0	H: 0	E: 0	K: 2	S: 10	1B: 0	SF: 0	2B: 4	SAC: 0	3B: 0	DP: 0	HR: 0	HBP: 0	WP: 1	PA: 36
--------------	------	------	------	------	------	------	------	------	------	-------	------	------	------	------	-------	------	------	------	------	-------	------	------	------	------	------	------	------	------	------	-------	------	------	------	------	-------	------	------	------	------	-------	-------	-------	-------	--------	-------	-------	-------	--------	-------	--------

PITCHER	IP	WLS	BF	H	R	ER	SO	BB	IBB	HBP	BLK	WP	HR	S	P	ERA	WHIP
<b>Jason Schmidt, R</b> (1, 1) ERA: 4.25	6.2	W	26	4	3	3	10	2	1	0	0	1	0	68	118	4.05	0.900
<b>Scott Eyre, L</b> (7, 1) ERA: 2.7	1.1	H	5	0	0	0	2	1	0	0	0	0	0	19	27	0.00	0.750
<b>Armando Benitez, R</b> (9, 1) ERA: 3.71	1.0	S	4	0	0	0	2	1	0	0	0	0	0	10	15	0.00	1.000

**BOTTOM**

**San Francisco Giants @ Arizona Diamondbacks**  
**Bank One Ballpark, Phoenix, AZ**  
 Fri Sep 02 2005, 9:40 PM EDT  
 Att: 19,961 - Roof Closed - 77 F

livebaseballscorecards.com

<b>AB</b>	<b>30</b>
<b>R</b>	<b>3</b>
<b>H</b>	<b>4</b>
<b>RBI</b>	<b>3</b>
<b>BB</b>	<b>5</b>
<b>SO</b>	<b>14</b>
<b>LOB</b>	<b>13</b>





Batter	1	2	3	4	5	6	7	8	9	AB R H RBI BB SO LOB	TOP											
2 Randy Winn, S OBP: 0.338, SLG: 0.423 (1, 8)	3-2 1B 1B		0-2 HR	4-2 BB		2-2 F7		0-0 HR		4 2 3 2 1 0 1	<p>San Francisco Giants @ Arizona Diamondbacks</p> <p>Bank One Ballpark, Phoenix, AZ</p> <p>Sat Sep 03 2005, 9:40 PM EDT</p> <p>Att. 29,670 - Roof Closed - 80 F</p>											
13 Omar Vizquel, S OBP: 0.344, SLG: 0.375 (1, 6)	1-3 K		4-0 1B HR BB	3-2 L9			2-3 K	0-2 F8		4 1 0 0 1 2 2												
J.T. Snow, L OBP: 0.339, SLG: 0.363 (1, 3)	2-3 K		2-2 HR 1B		1-3 K		0-1 F8	3-2 L1		5 1 1 0 0 2 1												
Moises Alou, R OBP: 0.408, SLG: 0.516 (1, 7)	0-0 1B		1-2 HR		0-0 1B		4-0 2B BB	3-2 G1-3		4 2 3 3 1 0 0												
Ray Durham, S OBP: 0.367, SLG: 0.449 (1, 4)	0-1 F9		1-2 G4-3		1-0 F9		3-1 WP 2B 2B	0-0 F7		5 1 1 1 0 0 3												
Edgardo Alfonzo, R OBP: 0.338, SLG: 0.358 (1, 5)		3-2 G5-3	0-1 2B		1-3 K		4-2 2B 1B BB	4-2 1B BB		3 1 1 0 2 1 1												
Todd Linden, S OBP: 0.297, SLG: 0.417 (1, 9)		1-0 G1	4-1 BB			1-1 G6-3	3-2 1B 2B	2-3 K		4 1 1 1 1 1 1												
Mike Matheny, R OBP: 0.311, SLG: 0.426 (1, 2)		1-0 L7	0-1 P5			4-1 51 SH1-3 BB	3-0 FC5-4 1B	1-0 1B		4 0 2 2 1 0 2												
51 Noah Lowry, R OBP: 0.302, SLG: 0.367 (1, 1)			2-2 K	2-2 F7		0-0 SH1-3	1-1 FC5-4	1-0 P3		2 0 0 0 0 1 0												
Lance Niekro, R OBP: 0.297, SLG: 0.485 (7, PH)						1-2	1-2f			1 0 0 0 0 0 1												
Jack Taschner, L (7, 1)										0 0 0 0 0 0 0												
60 Justin Knoedler, R (9, PH)										1 0 0 0 0 0 2												
54 Scott Munter, R (9, 1)										0 0 0 0 0 0 0												
<b>Inning Stats</b>	R: 0 E: 0 K: 2 S: 13	H: 2 LOB: 2 BB: 0 P: 19	R: 0 E: 0 K: 0 S: 7	H: 0 LOB: 0 BB: 0 P: 12	R: 4 E: 0 K: 1 S: 25	H: 4 LOB: 2 BB: 2 P: 39	R: 0 E: 0 K: 0 S: 9	H: 0 LOB: 0 BB: 1 P: 18	R: 0 E: 0 K: 2 S: 9	H: 1 LOB: 1 BB: 0 P: 12	R: 0 E: 0 K: 0 S: 7	H: 0 LOB: 1 BB: 1 P: 14	R: 4 E: 0 K: 1 S: 17	H: 3 LOB: 1 BB: 2 P: 37	R: 1 E: 0 K: 1 S: 10	H: 1 LOB: 0 BB: 0 P: 16	R: 0 E: 0 K: 1 S: 10	H: 1 LOB: 2 BB: 1 P: 18	1B: 6 2B: 3 3B: 0 HR: 3	SF: 0 SAC: 1 DP: 0 HBP: 0	WP: 1 PB: 0 SB: 1 CS: 1	PA: 45
<b>PITCHER</b>	IP WLS BF H R ER SO BB IBB HBP BLK WP HR S P ERA WHIP																					
Claudio Vargas, R (1, 1) ERA: 5.1	6.0 L 28 7 4 4 5 4 0 0 0 0 2 70 114 6.00 1.833																					
Lance Cormier, R (7, 1) ERA: 5.6	0.2 5 1 3 3 1 2 0 0 0 1 0 10 23 40.50 4.500																					
Brandon Lyon, R (7, 1) ERA: 6.48	0.1 3 2 1 1 0 0 0 0 0 0 0 7 14 27.00 6.000																					
Oscar Villarreal, R (8, 1) ERA: 7.36	1.0 4 1 1 1 0 0 0 0 0 0 1 10 16 9.00 1.000																					
Jason Bulger, R (9, 1) ERA: 10.13	1.0 5 1 0 0 1 1 0 0 0 0 0 10 18 0.00 2.000																					

livebaseballscores.com

AB	37
R	9
H	12
RBI	9
BB	7
SO	7
LOB	14



Batter	1	2	3	4	5	6	7	8	9	AB R H RBI BB SO LOB
Royce Clayton, R OBP: 0.317, SLG: 0.355 (1, 6)	4-0 WP HR BB	0-1 F9		3-2 G6-3		3-3 K			4-1 G4-3 1B BB	3 2 0 0 2 1 4
Alex Cintron, S OBP: 0.294, SLG: 0.413 (1, 4) (4, 5)	2-1 HR	1-0 G4-3			1-0 G4-3 2B	1-2 F9			0-1 G4-3 1-2	5 1 2 2 0 0 4
Luis Gonzalez, L OBP: 0.371, SLG: 0.461 (1, 7)	1-3 K		0-1 FC5-4 1B		2-1 G4-3 2-3		3-2 F8		1-1 2-H 1B	5 0 2 1 0 1 1
Troy Claus, R OBP: 0.360, SLG: 0.519 Andy Green, R (1, 5) (4, 4)	3-3 K		2-2 FC5-4 1-2f		1-2 G6-3		1-1 F7		3-1 L5	2 0 0 0 0 1 1 3 0 0 0 0 0 2
Shawn Green, L OBP: 0.360, SLG: 0.503 (1, 9)	4-0 34 1B 34 S 1B BB		2-3 K		0-0 G1-3		2-0 G4-3			3 1 0 0 1 1 2
34 Conor Jackson, R OBP: 0.302, SLG: 0.356 Lance Cormier, R OBP: 0.200, SLG: 0.200 Brandon Lyon, R Oscar Villarreal, L Quinton McCracken, S OBP: 0.313, SLG: 0.288 Jason Bulger, R (1, 3) (7, 1) (7, 1) (8, 1) (8, PH) (9, 1)	1-2 1B	1-3 1B	1-2 F9		0-0 2B 1B			1-3 K		3 0 2 0 0 0 1 0 1 0 0 0 0 0 1 0 0 0 0 0 0 0
Luis Terrero, R OBP: 0.318, SLG: 0.381 (1, 8)	3-2 1B		4-1 SH3-4 BB		2-3 SAFE K		2-3 SAFE K		2-3 K	3 0 1 1 1 2 1
Kelly Stinnett, R OBP: 0.360, SLG: 0.465 (1, 2)	1-2 G5-3		1-2 SAFE K		0-1 K		1-3 2B		2-3 K	4 0 1 0 0 2 3
Claudio Vargas, R OBP: 0.100, SLG: 0.100 Tony Clark, S OBP: 0.362, SLG: 0.616 (1, 1) (6, PH) (7, 3)		2-3 K	0-0 SH3-4 1-2		4-2 BB BB			0-3 K		1 0 0 0 0 1 0 1 0 0 0 1 1 0

Inning Stats	R: 3 E: 0 K: 2 S: 19	H: 3 LOB: 2 BB: 2 P: 38	R: 0 E: 0 K: 1 S: 7	H: 0 LOB: 0 BB: 0 P: 10	R: 0 E: 0 K: 1 S: 11	H: 1 LOB: 1 BB: 0 P: 16	R: 0 E: 0 K: 1 S: 8	H: 0 LOB: 1 BB: 1 P: 16	R: 0 E: 0 K: 0 S: 7	H: 1 LOB: 1 BB: 0 P: 11	R: 0 E: 0 K: 2 S: 16	H: 2 LOB: 3 BB: 1 P: 26	R: 0 E: 0 K: 0 S: 6	H: 0 LOB: 0 BB: 0 P: 12	R: 0 E: 0 K: 3 S: 13	H: 0 LOB: 0 BB: 0 P: 18	R: 1 E: 0 K: 1 S: 10	H: 1 LOB: 1 BB: 1 P: 18	1B: 5 2B: 2 3B: 0 HR: 1	SF: 0 SAC: 1 DP: 0 HBP: 0
--------------	-------------------------------	----------------------------------	------------------------------	----------------------------------	-------------------------------	----------------------------------	------------------------------	----------------------------------	------------------------------	----------------------------------	-------------------------------	----------------------------------	------------------------------	----------------------------------	-------------------------------	----------------------------------	-------------------------------	----------------------------------	----------------------------------	------------------------------------

PITCHER	IP	WLS	BF	H	R	ER	SO	BB	IBB	HBP	BLK	WP	HR	S	P	ERA	WHIP
51 Noah Lowry, L ERA: 3.71 (1, 1)	6.0		29	7	3	3	7	4	0	0	0	1	1	68	117	4.50	1.833
Jack Taschner, L ERA: 2.25 (7, 1)	2.0		6	0	0	0	3	0	0	0	0	0	0	19	30	0.00	0.000
54 Scott Munter, R ERA: 2.56 (9, 1)	1.0		5	1	1	1	1	1	0	0	0	0	0	10	18	9.00	2.000

BOTTOM

San Francisco Giants @ Arizona Diamondbacks  
Bank One Ballpark, Phoenix, AZ  
Sat Sep 03 2005, 9:40 PM EDT  
Att: 29,670 - Roof Closed - 80 F

AB	34
R	4
H	8
RBI	4
BB	5
SO	11
LOB	19



WP	PA	ERA	WHIP
1	40		
0			
1			
0			



Batter	1	2	3	4	5	6	7	8	9	AB R H RBI BB SO LOB	TOP											
2 Randy Winn, S OBP: 0.341, SLG: 0.432 (1, 8)	1-1 1B 3B		3-1 F8			1-0 13 1B 2B	2-2 1-2 2-H 1B			4 2 3 1 0 0 0	San Francisco Giants @ Arizona Diamondbacks Bank One Ballpark, Phoenix, AZ Sun Sep 04 2005, 4:40 PM EDT Att. 26,728 - Roof Closed - 76 F											
13 Omar Vizquel, S OBP: 0.344, SLG: 0.374 (1, 6)	2-3 K		2-1 L6			1-1 FC6-5 1B 2-H 1B	1-0 F8			4 0 1 1 0 1 3												
J.T. Snow, L OBP: 0.341, SLG: 0.365 (1, 3)	3-2 1B			0-0 F7		1 SAFE 1-0 FC6-5 1B 1-2	2-2 F7			4 0 2 1 0 0 0												
Moises Alou, R OBP: 0.404, SLG: 0.510 (1, 7)	2-2 3-H P3			0-0 F7		1-0 FC6-5 1B 1-2 2-3f	1-0 F8			4 0 0 0 0 0 3												
Ray Durham, S OBP: 0.364, SLG: 0.444 (1, 4)	2-1 F7			1-1 F9		1-0 P5	3-1 G4-3			4 0 0 0 0 0 3												
Edgardo Alfonzo, R OBP: 0.337, SLG: 0.354 (1, 5)		0-1 G4-3			2-1 G4-3		4-0 18 FC2-5 HBP BB	2-1 F8		3 0 0 0 1 0 0 0 0 0 0 0 0 0												
Armando Benitez, R (9, 1)																						
Todd Linden, S OBP: 0.295, SLG: 0.407 (1, 9)		1-1 G6-3			3-2 F7		2-2 1 SAFE SAFE SAFE 1-2 18 FC2-5 2 1B HBP	1-3 K		3 1 0 0 0 1 0												
Mike Matheny, R OBP: 0.310, SLG: 0.423 (1, 2)		0-1 G6-3			2-3 K		0-0 F8	4-2 BB		3 0 0 0 1 1 2												
18 Matt Cain, R (1, 1)			1-3 K			2-3 K	0-0 FC2-5 2 1B	1-3 K		3 0 0 0 0 2 2 0 0 0 0 0 0 0 0 0 0 0 0 0 0 1 0 0 0 0 1 1												
LaTroy Hawkins, R (8, 1)																						
Scott Eyre, L (8, 1)																						
Pedro Feliz, R OBP: 0.311, SLG: 0.438 (9, PH) (9, 5)																						
<b>Inning Stats</b>	R: 1 E: 0 K: 1 S: 14	H: 2 LOB: 1 BB: 0 P: 24	R: 0 E: 0 K: 0 S: 6	H: 0 LOB: 0 BB: 0 P: 7	R: 0 E: 0 K: 1 S: 7	H: 0 LOB: 0 BB: 0 P: 13	R: 0 E: 0 K: 0 S: 4	H: 0 LOB: 0 BB: 0 P: 5	R: 0 E: 0 K: 1 S: 8	H: 0 LOB: 0 BB: 0 P: 15	R: 1 E: 0 K: 1 S: 10	H: 3 LOB: 2 BB: 0 P: 17	R: 1 E: 0 K: 0 S: 8	H: 1 LOB: 2 BB: 1 P: 17	R: 0 E: 0 K: 0 S: 7	H: 0 LOB: 0 BB: 0 P: 13	R: 0 E: 0 K: 2 S: 11	H: 0 LOB: 1 BB: 1 P: 19	1B: 4 2B: 1 3B: 1 HR: 0	SF: 0 SAC: 0 DP: 0 HBP: 1	WP: 0 PB: 0 SB: 0 CS: 0	PA: 36
<b>PITCHER</b>	IP WLS BF H R ER SO BB IBB HBP BLK WP HR S P ERA WHIP																					
Russ Ortiz, R (1, 1) ERA: 6.64	6.2 L 28 6 3 3 4 1 0 1 0 0 0 0 56 96 4.05 1.050																					
Buddy Groom, L (7, 1) ERA: 5.2	0.2 2 0 0 0 0 0 0 0 0 0 0 0 5 8 0.00 0.000																					
28 Brandon Medders, R (8, 1) ERA: 1.86	0.2 2 0 0 0 0 0 0 0 0 0 0 0 3 7 0.00 0.000																					
Jose Valverde, R (9, 1) ERA: 3.16	1.0 4 0 0 0 2 1 0 0 0 0 0 0 11 19 0.00 1.000																					

livebaseballscorecards.com

AB	33
R	3
H	6
RBI	3
BB	2
SO	6
LOB	14



Batter	1	2	3	4	5	6	7	8	9	AB	R	H	RBI	BB	SO	LOB
<b>Craig Counsell, L</b> (1, 4) OBP: 0.363, SLG: 0.377	3-2 F9		2-1 1B			2-1 F8		0-2 P2		4	0	1	0	0	0	1
<b>Alex Cintron, S</b> (1, 5) OBP: 0.294, SLG: 0.410	0-0 P6		1-3 K			1-1 F9		0-0 1B		4	0	1	0	0	1	1
<b>Luis Gonzalez, L</b> (1, 7) OBP: 0.368, SLG: 0.457	1-2 F8		0-0 F8			3-2 P6		1-1 G6-3		4	0	0	0	0	0	3
<b>Tony Clark, S</b> (1, 3) OBP: 0.364, SLG: 0.632		2-1 P6		0-0 F8			0-1 G5-3 3B		0-1 HR	4	2	2	1	0	0	0
<b>Shawn Green, L</b> (1, 8) OBP: 0.358, SLG: 0.499		0-1 F7		2-0 F8			1-1 G5-3		0-1 G4-3	4	0	0	1	0	0	0
<b>Chad Tracy, L</b> (1, 9) OBP: 0.337, SLG: 0.507		4-1 1B BB		3-3 K			3-H 1-2 F7		3-2 F9	3	0	0	0	1	1	0
<b>Royce Clayton, R</b> (1, 6) OBP: 0.317, SLG: 0.354		0-2 SAFE 1B		3-2 F8			1-2 G4-3		2-2 G6-3	4	0	1	0	0	0	0
<b>19 Chris Snyder, R</b> (1, 2) OBP: 0.284, SLG: 0.309		1-0 P6		1-1 F7			1-2 F8			2	0	0	0	0	0	2
<b>Quinton McCracken, S</b> (8, PH) OBP: 0.312, SLG: 0.284										1	0	0	0	0	0	0
<b>Kelly Stinnett, R</b> (9, 2) OBP: 0.360, SLG: 0.465										0	0	0	0	0	0	0
<b>Russ Ortiz, R</b> (1, 1) OBP: 0.303, SLG: 0.267			2-3 K		3-3 K			4-2 1B BB		2	0	0	0	0	2	0
<b>Buddy Groom, L</b> (7, 1)										0	0	0	0	0	0	0
<b>28 Brandon Medders, R</b> (8, 1)										0	0	0	0	0	0	0
<b>Andy Green, R</b> (8, PH)										0	0	0	0	1	0	0
<b>Jose Valverde, R</b> (9, 1)										0	0	0	0	0	0	0

Inning Stats	R: 0	H: 0	E: 0	K: 10	S: 10	R: 0	H: 1	E: 0	K: 0	S: 9	R: 0	H: 1	E: 0	K: 2	S: 9	R: 0	H: 0	E: 0	K: 1	S: 5	R: 0	H: 0	E: 0	K: 10	S: 10	R: 1	H: 1	E: 0	K: 0	S: 14	R: 0	H: 1	E: 0	K: 0	S: 16	R: 1	H: 1	E: 0	K: 0	S: 10	1B: 3	2B: 0	3B: 1	SF: 0	SAC: 0	DP: 0	HBP: 0	WP: 0	PA: 34
--------------	------	------	------	-------	-------	------	------	------	------	------	------	------	------	------	------	------	------	------	------	------	------	------	------	-------	-------	------	------	------	------	-------	------	------	------	------	-------	------	------	------	------	-------	-------	-------	-------	-------	--------	-------	--------	-------	--------


PITCHER	IP	WLS	BF	H	R	ER	SO	BB	IBB	HBP	BLK	WP	HR	S	P	ERA	WHIP
<b>18 Matt Cain, R</b> (1, 1) ERA: 2.25	7.0	W	25	3	1	1	4	1	0	0	0	0	0	64	101	1.29	0.571
<b>LaTroy Hawkins, R</b> (8, 1) ERA: 3.61	0.2	H	4	1	0	0	0	1	0	0	0	0	0	14	19	0.00	3.000
<b>Scott Eyre, L</b> (8, 1) ERA: 2.68	0.1	H	1	0	0	0	0	0	0	0	0	0	0	2	3	0.00	0.000
<b>Armando Benitez, R</b> (9, 1) ERA: 4.0	1.0	S	4	1	1	1	0	0	0	0	0	0	1	10	15	9.00	1.000

**BOTTOM**

**San Francisco Giants @ Arizona Diamondbacks**  
Bank One Ballpark, Phoenix, AZ

Sun Sep 04 2005, 4:40 PM EDT  
Att. 26,728 - Roof Closed - 76 F

<b>AB</b>	<b>32</b>
<b>R</b>	<b>2</b>
<b>H</b>	<b>5</b>
<b>RBI</b>	<b>2</b>
<b>BB</b>	<b>2</b>
<b>SO</b>	<b>4</b>
<b>LOB</b>	<b>7</b>



PITCHER	IP	WLS	BF	H	R	ER	SO	BB	IBB	HBP	BLK	WP	HR	S	P	ERA	WHIP
---------	----	-----	----	---	---	----	----	----	-----	-----	-----	----	----	---	---	-----	------



Batter	1	2	3	4	5	6	7	8	9	AB R H RBI BB SO LOB	TOP														
2 Randy Winn, S (1, 8) OBP: 0.341, SLG: 0.433	1-0 G4-3			1-3 K		3-2 SH2-4 2B		1-0 SH1-4		3 0 1 0 0 1 0															
13 Omar Vizquel, S (1, 6) OBP: 0.342, SLG: 0.372	2-3 K			2-2 G3		0-0 SH2-4		1-3 K		3 0 0 0 0 2 2															
J.T. Snow, L (1, 3) OBP: 0.346, SLG: 0.366	1-0 G1-6-3			0-1 1B		4-2 G5-3 BB		4-2 E BB		2 0 1 0 2 0 0															
Moises Alou, R (1, 7) OBP: 0.400, SLG: 0.504		2-1 F8		1-3 K		2-0 G5-3		1-0 E5		4 0 0 0 0 1 4															
Ray Durham, S (1, 4) OBP: 0.365, SLG: 0.447		2-2 G6-3			1-2 E 1B SF8	2-0 L9			2-2 SH1 S 2B	4 2 2 0 0 0 2 0 0 0 0 0 0 0															
Mike Matheny, R (9, 2) OBP: 0.310, SLG: 0.423																									
Pedro Feliz, R (1, 5) OBP: 0.309, SLG: 0.436		0-2 G4-3			1-3 K		2-2 F7		0-1 SH1	3 0 0 0 0 1 1															
Todd Linden, S (1, 9) OBP: 0.301, SLG: 0.405			3-2 G4-3		0-1 E7 1B		2-3 K		1-0 S 40 1B HBP	3 0 1 0 0 1 0															
Yamid Haad, R (1, 2) OBP: 0.095, SLG: 0.053			1-3 K		0-2 SF8		2-3 K		1-3 K	2 0 0 1 0 2 0 1 0 0 0 0 1 1 0 0 0 0 0 0 0															
Edgardo Alfonzo, R (9, PH) OBP: 0.336, SLG: 0.353									1-2 K																
Angel Chavez, R (9, 4)									3-H K																
41 Brad Hennessey, R (1, 1) OBP: 0.200, SLG: 0.300			0-2 G4-3		0-3 K			0-0 E 2 SH1-4 1B	0-2 K 2-H 1B	2 0 0 0 0 0 1 1 0 0 0 0 0 0 0 0 0 0 0 0 0 0 0 0 1 0 1 0 0 0 0 0 0 1 0 0 0 0 0 0 0 0 0 0 0 0 0 0 1 0 1 0 0 0 0 0 0 0 0 0 0 0 0 0															
Jack Taschner, L (7, 1)																									
LaTroy Hawkins, R (7, 1)																									
Lance Niekro, R (8, PH) OBP: 0.300, SLG: 0.488																									
Julio Ramirez, R (8, PR)																									
Scott Eyre, L (8, 1)																									
40 Daniel Ortmeier, S (9, PH) OBP: 1.000, SLG: 1.000																									
Armando Benitez, R (9, 1)																									
<b>Inning Stats</b>	R: 0 E: 0 K: 1 S: 11	H: 0 LOB: 0 BB: 0 P: 15	R: 0 E: 0 K: 0 S: 9	H: 0 LOB: 0 BB: 0 P: 13	R: 0 E: 0 K: 1 S: 11	H: 0 LOB: 0 BB: 0 P: 15	R: 0 E: 0 K: 2 S: 13	H: 1 LOB: 1 BB: 0 P: 17	R: 1 E: 1 K: 2 S: 14	H: 2 LOB: 1 BB: 0 P: 16	R: 0 E: 0 K: 2 S: 8	H: 1 LOB: 2 BB: 1 P: 19	R: 0 E: 0 K: 2 S: 12	H: 0 LOB: 0 BB: 0 P: 18	R: 1 E: 1 K: 1 S: 8	H: 1 LOB: 2 BB: 1 P: 15	R: 1 E: 0 K: 1 S: 13	H: 2 LOB: 2 BB: 0 P: 17	1B: 5 2B: 2 3B: 0 HR: 0	SF: 1 SAC: 3 DP: 0 HBP: 1	WP: 0 PB: 0 SB: 2 CS: 0	PA: 36			
<b>PITCHER</b>	IP WLS BF H R ER SO BB IBB HBP BLK WP HR S P ERA WHIP																								
Derek Lowe, R (1, 1) ERA: 3.77	7.0		26	4	1	0	8	1	0	0	0	0	0	78	113	0.00	0.714								
43 Yhency Brazoban, R (8, 1) ERA: 6.22	1.0	L	5	1	1	0	1	1	0	0	0	0	0	8	15	0.00	2.000								
Steve Schmolz, R (9, 1) ERA: 6.1	1.0		5	2	1	1	1	0	0	1	0	0	0	13	17	9.00	2.000								

San Francisco Giants @ Los Angeles Dodgers  
Dodger Stadium, Los Angeles, CA  
Mon Sep 05 2005, 5:10 PM PDT  
Att. 34,871 - Clear - 78 F

AB	29
R	3
H	7
RBI	1
BB	2
SO	10
LOB	11







Batter	1	2	3	4	5	6	7	8	9	10	AB R H RBI BB SO LOB	TOP												
2 Randy Winn, S OBP: 0.339, SLG: 0.431 (1, 8)	2-3 K		0-1 G3		1-2 F7		2-1 SH1-3			0-0 SH1-4	3 0 0 1 0 1 1	<p>San Francisco Giants @ Los Angeles Dodgers Dodger Stadium, Los Angeles, CA</p> <p>Tue Sep 06 2005, 7:10 PM PDT Att. 34,575 - Clear - 72 F</p>												
13 Omar Vizquel, S OBP: 0.342, SLG: 0.372 (1, 6)	1-2 1B			3-2 F8		0-2 G4-3	3-2 F7			0-1 1B	5 0 2 0 0 0 1													
J.T. Snow, L OBP: 0.349, SLG: 0.374 (1, 3)	0-0 1B			4-2 1B		0-0 2B		0-0 G4-3		0-0 F8	4 1 2 0 1 0 2													
Moises Alou, R OBP: 0.398, SLG: 0.500 (1, 7)	0-0 G1-6-3			2-0 1B		1-0 G4-3		0-0 F8		3-2 G4-3	5 0 1 0 0 0 5													
Pedro Feliz, R OBP: 0.309, SLG: 0.436 (1, 5)		0-0 F9		1-3 K		1-1 2B		2-1 F8			4 0 1 1 0 1 2													
Todd Linden, S OBP: 0.293, SLG: 0.392 Jeremy Accardo, R (9, 1)		1-3 K		1-2 FC6-4		2-3 K			1-0 P6		4 0 0 0 0 2 3 0 0 0 0 0 0 0													
Mike Matheny, R OBP: 0.307, SLG: 0.418 (1, 2)		0-1 F8			0-2 F8		1-1 F8		3-3 K		4 0 0 0 0 1 0													
Angel Chavez, R OBP: 0.200, SLG: 0.300 (1, 4)			1-1 F9		2-1 1B		1-0 1B		2-2 G3-1		4 1 2 0 0 0 0													
Brett Tomko, R OBP: 0.170, SLG: 0.174 LaTroy Hawkins, R Scott Eyre, L 40 Daniel Ortmeier, S OBP: 1.000, SLG: 1.000 (1, 1) (8, 1) (8, 1) (9, 9)			0-3 K		1-3 K		0-1 1B			4-2 1B	3 0 1 0 0 2 1 0 0 0 0 0 0 0 0 0 0 0 0 0 0 0 0 0 0 1 0 0													
<b>Inning Stats</b>	R: 0 E: 0 K: 1 S: 8	H: 2 LOB: 1 BB: 0 P: 11	R: 0 E: 0 K: 1 S: 6	H: 0 LOB: 0 BB: 0 P: 7	R: 0 E: 0 K: 1 S: 7	H: 0 LOB: 0 BB: 0 P: 8	R: 0 E: 0 K: 1 S: 12	H: 1 LOB: 2 BB: 1 P: 23	R: 0 E: 0 K: 1 S: 13	H: 1 LOB: 1 BB: 0 P: 17	R: 1 E: 0 K: 1 S: 12		H: 2 LOB: 1 BB: 0 P: 16	R: 1 E: 0 K: 0 S: 11	H: 2 LOB: 1 BB: 0 P: 18	R: 0 E: 0 K: 0 S: 4	H: 0 LOB: 0 BB: 0 P: 6	R: 0 E: 0 K: 1 S: 7	H: 0 LOB: 0 BB: 0 P: 13	R: 0 E: 0 K: 0 S: 9	H: 1 LOB: 2 BB: 1 P: 16	1B: 6 2B: 2 3B: 1 HR: 0	SF: 0 SAC: 2 DP: 1 HBP: 0	WP: 0 PB: 0 SB: 0 CS: 0
<b>PITCHER</b>	IP WLS BF H R ER SO BB IBB HBP BLK WP HR S P ERA WHIP																							
31 Brad Penny, R ERA: 3.82 Giovanni Carrara, R ERA: 4.65 Elmer Dessens, R ERA: 2.73 Duaner Sanchez, R ERA: 3.5 43 Yhency Brazoban, R ERA: 6.11	(1, 1) (7, 1) (8, 1) (9, 1) (10, 1)	6.0 1.0 1.0 1.0 1.0	WLS 24 5 3 3 W	BF 24 5 3 3 5	H 6 2 0 0 1	R 1 1 0 0 0	ER 1 1 0 0 0	SO 6 0 0 1 0	BB 1 0 0 0 1	IBB 0 0 0 0 0	HBP 0 0 0 0 0	BLK 0 0 0 0 0	WP 0 0 0 0 0	HR 0 0 0 0 0	S 58 11 4 7 9	P 82 18 6 13 16	ERA 1.50 9.00 0.00 0.00 0.00	WHIP 1.167 2.000 0.000 0.000 2.000						

AB	36
R	2
H	9
RBI	2
BB	2
SO	7
LOB	15



BOTTOM

San Francisco Giants @ Los Angeles Dodgers  
Dodger Stadium, Los Angeles, CA  
Tue Sep 06 2005, 7:10 PM PDT  
Att. 34,575 - Clear - 72 F

livebaseballscorecards.com

AB 37  
R 4  
H 8  
RBI 4  
BB 2  
SO 7  
LOB 10



WP: 0 PA: 39  
PB: 0  
SB: 0  
CS: 0

AB R H RBI BB SO LOB

5 1 1 0 0 3 1

5 1 2 0 0 0 1

4 1 3 3 1 0 0

3 0 0 0 0 1 3

1 0 0 0 0 0 2

4 1 1 1 0 0 2

4 0 0 0 0 0 0

3 0 0 0 1 0 0

2 0 0 0 0 0 0

1 0 0 0 0 0 1

0 0 0 0 0 0 0

0 0 0 0 0 0 0

1 0 0 0 0 1 0

0 0 0 0 0 0 0

2 0 1 0 0 0 0

0 0 0 0 0 0 0

2 0 0 0 0 1 0

1B: 4 SF: 0

2B: 2 SAC: 0

3B: 0 DP: 0

HR: 2 HBP: 0

WP: 0 PA: 39

PB: 0

SB: 0

CS: 0

1B: 4 SF: 0

2B: 2 SAC: 0

3B: 0 DP: 0

HR: 2 HBP: 0

WP: 0 PA: 39

PB: 0

SB: 0

CS: 0

1B: 4 SF: 0

2B: 2 SAC: 0

3B: 0 DP: 0

HR: 2 HBP: 0

WP: 0 PA: 39

PB: 0

SB: 0

CS: 0

1B: 4 SF: 0

2B: 2 SAC: 0

3B: 0 DP: 0

HR: 2 HBP: 0

WP: 0 PA: 39

PB: 0

SB: 0

CS: 0

1B: 4 SF: 0

2B: 2 SAC: 0

3B: 0 DP: 0

HR: 2 HBP: 0

WP: 0 PA: 39

PB: 0

SB: 0

CS: 0

1B: 4 SF: 0

2B: 2 SAC: 0

3B: 0 DP: 0

HR: 2 HBP: 0

WP: 0 PA: 39

PB: 0

SB: 0

CS: 0

1B: 4 SF: 0

2B: 2 SAC: 0

3B: 0 DP: 0

HR: 2 HBP: 0

WP: 0 PA: 39

PB: 0

SB: 0

CS: 0

1B: 4 SF: 0

2B: 2 SAC: 0

3B: 0 DP: 0

HR: 2 HBP: 0

WP: 0 PA: 39

PB: 0

SB: 0

CS: 0

1B: 4 SF: 0

2B: 2 SAC: 0

3B: 0 DP: 0

HR: 2 HBP: 0

WP: 0 PA: 39

PB: 0

SB: 0

CS: 0

1B: 4 SF: 0

2B: 2 SAC: 0

3B: 0 DP: 0

HR: 2 HBP: 0

WP: 0 PA: 39

PB: 0

SB: 0

CS: 0

1B: 4 SF: 0

2B: 2 SAC: 0

3B: 0 DP: 0

HR: 2 HBP: 0

WP: 0 PA: 39

PB: 0

SB: 0

CS: 0

1B: 4 SF: 0

2B: 2 SAC: 0

3B: 0 DP: 0

HR: 2 HBP: 0

WP: 0 PA: 39

PB: 0

SB: 0

CS: 0

1B: 4 SF: 0

2B: 2 SAC: 0

3B: 0 DP: 0

HR: 2 HBP: 0

WP: 0 PA: 39

PB: 0

SB: 0

CS: 0

1B: 4 SF: 0

2B: 2 SAC: 0

3B: 0 DP: 0

HR: 2 HBP: 0

WP: 0 PA: 39

PB: 0

SB: 0

CS: 0

1B: 4 SF: 0

2B: 2 SAC: 0

3B: 0 DP: 0

HR: 2 HBP: 0

WP: 0 PA: 39

PB: 0

SB: 0

CS: 0

1B: 4 SF: 0

2B: 2 SAC: 0

3B: 0 DP: 0

HR: 2 HBP: 0

WP: 0 PA: 39

PB: 0

SB: 0

CS: 0

1B: 4 SF: 0

2B: 2 SAC: 0

3B: 0 DP: 0

HR: 2 HBP: 0

WP: 0 PA: 39

PB: 0

SB: 0

CS: 0

1B: 4 SF: 0

2B: 2 SAC: 0

3B: 0 DP: 0

HR: 2 HBP: 0

WP: 0 PA: 39

PB: 0

SB: 0

CS: 0

1B: 4 SF: 0

2B: 2 SAC: 0

3B: 0 DP: 0

HR: 2 HBP: 0

WP: 0 PA: 39

PB: 0

SB: 0

CS: 0

1B: 4 SF: 0

2B: 2 SAC: 0

3B: 0 DP: 0

HR: 2 HBP: 0

WP: 0 PA: 39

PB: 0

SB: 0

CS: 0

1B: 4 SF: 0

2B: 2 SAC: 0

3B: 0 DP: 0

HR: 2 HBP: 0

WP: 0 PA: 39

PB: 0

SB: 0

CS: 0

1B: 4 SF: 0

2B: 2 SAC: 0

3B: 0 DP: 0

HR: 2 HBP: 0

WP: 0 PA: 39

PB: 0

SB: 0

CS: 0

1B: 4 SF: 0

2B: 2 SAC: 0

3B: 0 DP: 0

HR: 2 HBP: 0

WP: 0 PA: 39

PB: 0

SB: 0

CS: 0

1B: 4 SF: 0

2B: 2 SAC: 0

3B: 0 DP: 0

HR: 2 HBP: 0

WP: 0 PA: 39

PB: 0

SB: 0

CS: 0

1B: 4 SF: 0

2B: 2 SAC: 0

3B: 0 DP: 0

HR: 2 HBP: 0

WP: 0 PA: 39

PB: 0

SB: 0

CS: 0

1B: 4 SF: 0

2B: 2 SAC: 0

3B: 0 DP: 0

HR: 2 HBP: 0

WP: 0 PA: 39

PB: 0

SB: 0

CS: 0

1B: 4 SF: 0

2B: 2 SAC: 0

3B: 0 DP: 0

HR: 2 HBP: 0

WP: 0 PA: 39

PB: 0

SB: 0

CS: 0

1B: 4 SF: 0

2B: 2 SAC: 0

3B: 0 DP: 0

HR: 2 HBP: 0

WP: 0 PA: 39

PB: 0

SB: 0

CS: 0

1B: 4 SF: 0

2B: 2 SAC: 0

3B: 0 DP: 0

HR: 2 HBP: 0

WP: 0 PA: 39

PB: 0

SB: 0

CS: 0

1B: 4 SF: 0

2B: 2 SAC: 0

3B: 0 DP: 0

HR: 2 HBP: 0

WP: 0 PA: 39

PB: 0

SB: 0

CS: 0

1B: 4 SF: 0

2B: 2 SAC: 0

3B: 0 DP: 0

HR: 2 HBP: 0

WP: 0 PA: 39

PB: 0

SB: 0

CS: 0

1B: 4 SF: 0

2B: 2 SAC: 0

3B: 0 DP: 0

HR: 2 HBP: 0

WP: 0 PA: 39

PB: 0

SB: 0

CS: 0

1B: 4 SF: 0

2B: 2 SAC: 0

3B: 0 DP: 0

HR





BOTTOM

San Francisco Giants @ Los Angeles Dodgers  
Dodger Stadium, Los Angeles, CA

livebaseballscorecards.com

AB	34
R	9
H	9
RBI	9
BB	8
SO	10
LOB	12



WP:	0	PA:	42
PB:	0		
SB:	0		
CS:	0		

Wed Sep 07 2005, 7:10 PM PDT  
Att. 36,088 - Clear - 72 F

AB	2	1	0	0	2	1	1
R	0	0	0	0	1	0	0
H	0	1	0	0	0	0	0
RBI	0	0	0	0	0	0	0
BB	0	0	0	0	0	0	0
SO	0	0	0	0	0	0	0
LOB	0	0	0	0	0	0	0

AB	5	2	3	3	0	1	1
R	0	0	0	0	1	0	0
H	0	1	0	0	0	0	0
RBI	0	0	0	0	0	0	0
BB	0	0	0	0	0	0	0
SO	0	0	0	0	0	0	0
LOB	0	0	0	0	0	0	0

AB	2	3	1	1	3	0	1
R	0	0	0	0	0	0	0
H	0	0	0	0	0	0	0
RBI	0	0	0	0	0	0	0
BB	0	0	0	0	0	0	0
SO	0	0	0	0	0	0	0
LOB	0	0	0	0	0	0	0

AB	5	0	0	0	0	2	6
R	0	0	0	0	0	0	0
H	0	0	0	0	0	0	0
RBI	0	0	0	0	0	0	0
BB	0	0	0	0	0	0	0
SO	0	0	0	0	0	0	0
LOB	0	0	0	0	0	0	0

AB	4	2	3	4	1	1	0
R	0	0	0	0	0	0	0
H	0	0	0	0	0	0	0
RBI	0	0	0	0	0	0	0
BB	0	0	0	0	0	0	0
SO	0	0	0	0	0	0	0
LOB	0	0	0	0	0	0	0

AB	5	0	1	1	0	1	1
R	0	0	0	0	0	0	0
H	0	0	0	0	0	0	0
RBI	0	0	0	0	0	0	0
BB	0	0	0	0	0	0	0
SO	0	0	0	0	0	0	0
LOB	0	0	0	0	0	0	0

AB	4	0	1	0	0	1	0
R	0	0	0	0	0	0	0
H	0	0	0	0	0	0	0
RBI	0	0	0	0	0	0	0
BB	0	0	0	0	0	0	0
SO	0	0	0	0	0	0	0
LOB	0	0	0	0	0	0	0

AB	2	0	0	0	0	1	1
R	0	0	0	0	0	1	0
H	0	0	0	0	0	0	0
RBI	0	0	0	0	0	0	0
BB	0	0	0	0	0	0	0
SO	0	0	0	0	0	0	0
LOB	0	0	0	0	0	0	0

AB	2	0	0	0	0	1	0
R	0	0	0	0	0	0	0
H	0	0	0	0	0	0	0
RBI	0	0	0	0	0	0	0
BB	0	0	0	0	0	0	0
SO	0	0	0	0	0	0	0
LOB	0	0	0	0	0	0	0

1B:	4	SF:	0
2B:	1	SAC:	0
3B:	0	DP:	1
HR:	4	HBP:	0

IP	4.1	WLS	19	H	3	R	4	ER	4	SO	5	BB	3	IBB	0	HBP	0	BLK	0	WP	0	HR	1	S	49	P	78	ERA	8.31	WHIP	1.385
IP	1.2	WLS	6	H	2	R	1	ER	1	SO	1	BB	0	IBB	0	HBP	0	BLK	0	WP	0	HR	1	S	12	P	21	ERA	5.40	WHIP	1.200
IP	0.2	WLS	4	H	1	R	0	ER	0	SO	0	BB	1	IBB	0	HBP	0	BLK	0	WP	0	HR	0	S	6	P	12	ERA	0.00	WHIP	3.000
IP	0.0	WLS	1	H	0	R	0	ER	0	SO	0	BB	1	IBB	0	HBP	0	BLK	0	WP	0	HR	0	S	0	P	4	ERA	∞	WHIP	∞
IP	1.1	WLS	5	H	1	R	1	ER	1	SO	3	BB	0	IBB	0	HBP	0	BLK	0	WP	0	HR	1	S	14	P	18	ERA	6.75	WHIP	0.750

IP	0.1	WLS	4	H	1	R	3	ER	2	SO	1	BB	2	IBB	0	HBP	0	BLK	0	WP	0	HR	1	S	18	P	31	ERA	54.00	WHIP	9.000
IP	0.0	WLS	3	H	1	R	0	ER	0	SO	0	BB	0	IBB	1	HBP	0	BLK	0	WP	0	HR	0	S	8	P	18	ERA	∞	WHIP	∞

Batter	1	2	3	4	5	6	7	8	9	AB	R	H	RBI	BB	SO	LOB
Jason Werth, R (1, 8) OBP: 0.345, SLG: 0.389 Ricky Ledee, L (8, 7) OBP: 0.343, SLG: 0.461 Jason Grabowski, L (9, PR) OBP: 0.224, SLG: 0.274	4-2 BB 13 2B BB	4-1 BB BB			2-3 K2-3		1-0 SAFE P4		4-2 BB 13 HR BB	2	1	0	0	2	1	1
13 Oscar Robles, L (1, 6) OBP: 0.354, SLG: 0.379	1-2 SAFE HR 2B	0-0 F8			2-3 K		1-0 1-3 12 BB 1B		2-2 1-H HR	5	2	3	3	0	1	1
12 Jeff Kent, R (1, 4) OBP: 0.362, SLG: 0.533	4-0 HR BB	0-1 F8			3-2 HR		4-0 1-2 BB		4-2 E FC1 1B BB	2	3	1	1	3	0	1
Olmedo Saenz, R (1, 3) OBP: 0.345, SLG: 0.516	1-3 K				1-0 P3		0-2 G5-3		3-2 FC1 1B IBB	5	0	0	0	0	2	6
José Cruz Jr., S (1, 9) OBP: 0.364, SLG: 0.460	2-0 1-H 2-H HR				2-3 K		0-0 G5-4-3 1B		4-0 1B IBB	4	2	3	4	1	1	0
Mike Edwards, R (1, 5) OBP: 0.286, SLG: 0.355	0-1 G5-3				1-2 G4-3		1-2 SAFE SAFE G5-4-3		3-2 1B	5	0	1	1	0	1	1
Dioner Navarro, S (1, 2) OBP: 0.357, SLG: 0.312	2-1 1B				1-2 G3-1		2-0 G6-3		1-3 K	4	0	1	0	0	1	0
Jose Valentin, S (1, 7) OBP: 0.335, SLG: 0.279 Antonio Pezz, R (7, PH) OBP: 0.377, SLG: 0.429 Elmer Dessens, R (8, 1) Franquelis Osoria, R (8, 1) Jason Phillips, R (8, PH) OBP: 0.291, SLG: 0.372 43 Yhency Brazoban, R (9, 1)	1-3 K				0-2 G4-3		4-2 13 1B BB		3-2 G6-3	2	0	0	0	0	1	1
Jeff Weaver, R (1, 1) OBP: 0.279, SLG: 0.300 Giovanni Carrara, R (7, 1) 17 Jason Repko, R (7, PH) OBP: 0.278, SLG: 0.353 Hee-Seop Choi, L (9, PH) OBP: 0.336, SLG: 0.462		2-3 K			1-2 F9		0-0 B2		3-3 K	2	0	0	0	0	1	0

<b>Inning Stats</b>	R: 4 E: 0 K: 2 S: 19	H: 3 LOB: 1 BB: 2 P: 34	R: 0 E: 0 K: 1 S: 8	H: 0 LOB: 1 BB: 1 P: 14	R: 0 E: 0 K: 1 S: 7	H: 0 LOB: 0 BB: 0 P: 11	R: 0 E: 0 K: 0 S: 9	H: 0 LOB: 0 BB: 0 P: 11	R: 1 E: 0 K: 2 S: 15	H: 1 LOB: 0 BB: 0 P: 22	R: 0 E: 0 K: 1 S: 3	H: 1 LOB: 3 BB: 2 P: 19	R: 1 E: 0 K: 2 S: 11	H: 1 LOB: 0 BB: 0 P: 15	R: 3 E: 1 K: 1 S: 26	H: 2 LOB: 3 BB: 3 P: 49	1B: 4 2B: 1 3B: 0 HR: 4	SF: 0 SAC: 0 DP: 1 HBP: 0	WP: 0 PB: 0 SB: 0 CS: 0	PA: 42
---------------------	-------------------------------	----------------------------------	------------------------------	----------------------------------	------------------------------	----------------------------------	------------------------------	----------------------------------	-------------------------------	----------------------------------	------------------------------	----------------------------------	-------------------------------	----------------------------------	-------------------------------	----------------------------------	----------------------------------	------------------------------------	----------------------------------	--------

<b>PITCHER</b>	IP	WLS	BF	H	R	ER	SO	BB	IBB	HBP	BLK	WP	HR	S	P	ERA	WHIP
Jason Schmidt, R (1, 1) ERA: 4.36	4.1		19	3	4	4	5	3	0	0	0	0	1	49	78	8.31	1.385
Jeff Fassero, L (5, 1) ERA: 3.97	1.2		6	2	1	1	1	0	0	0	0	0	1	12	21	5.40	1.200
Jack Taschner, L (7, 1) ERA: 2.13	0.2	H	4	1	0	0	0	1	0	0	0	0	0	6	12	0.00	3.000
Tyler Walker, R (7, 1) ERA: 4.86	0.0		1	0	0	0	0	1	0	0	0	0	0	0	4	∞	∞
Scott Eyre, L (7, 1) ERA: 2.72	1.1	H	5	1	1	1	3	0	0	0	0	0	1	14	18	6.75	0.750



Batter	1	2	3	4	5	6	7	8	9	AB R H RBI BB SO LOB	TOP											
Jerry Hairston, R OBP: 0.334, SLG: 0.376 (1, 8) (8, 7)	2-2 F9	3-3 K		0-1 G5-3			2-2 P4		3-1 G5-3	5 0 0 0 0 1 4												
5 Ronny Cedeno, R OBP: 0.349, SLG: 0.375 (1, 6)	0-3 K2-3		1-2 FC6-5 25 G6-3 1B		0-1 G4-3		2-1 2B 1B		0-1 1B	5 1 3 0 0 1 0												
25 Derek Lee, R OBP: 0.424, SLG: 0.671 (1, 3)	3-2 1B 3B		3-2 G6-3		2-1 F9		0-0 L7		0-0 P4	5 1 1 0 0 0 4												
Nomar Garciaparra, R OBP: 0.323, SLG: 0.452 (1, 5)	0-1 HR 1B		3-2 FC6-5		0-0 G5-3		0-0 1-H 2-H 2B		1-2 F9	5 1 2 3 0 0 2												
Michael Barrett, R OBP: 0.349, SLG: 0.495 (1, 2)	2-2 1-H HR		0-3 K		1-1 1B		4-0 BB			3 1 2 2 1 1 1												
Jeremy Burnitz, L OBP: 0.329, SLG: 0.452 (1, 9)	1-2 G4-3		0-2 G3		0-3 K		0-3 K			4 0 0 0 0 2 3												
Neifi Perez, S OBP: 0.307, SLG: 0.400 (1, 4)		1-1 F7		0-1 F9		1-0 F7		0-1 G6-3		4 0 0 0 0 0 1												
19 Matt Murton, R OBP: 0.415, SLG: 0.479 Corey Patterson, L OBP: 0.261, SLG: 0.364 (8, PR) (8, 8)		1-2 38 SH5-4 1B		4-2 38 1B BB		1-2 G3		4-0 G3 BB		2 0 1 0 2 0 1 0 0 0 0 0 0 0												
38 Carlos Zambrano, S OBP: 0.286, SLG: 0.457 Todd Walker, L OBP: 0.357, SLG: 0.468 44 Roberto Novoa, R 46 Ryan Dempster, R OBP: 0.071, SLG: 0.071 (1, 1) (8, PH) (8, 1) (9, 1)		0-1 SH5-4		0-2 1B		1-0 2B 1B		3-1 G3		2 1 2 0 0 0 0 1 0 0 0 0 0 1 0 0 0 0 0 0 0 0 0 0 0 0 0 0												
<b>Inning Stats</b>	R: 3 E: 0 K: 1 S: 17	H: 3 LOB: 0 BB: 0 P: 25	R: 0 E: 0 K: 1 S: 11	H: 1 LOB: 1 BB: 0 P: 16	R: 0 E: 0 K: 1 S: 13	H: 1 LOB: 1 BB: 0 P: 20	R: 0 E: 0 K: 0 S: 14	H: 1 LOB: 2 BB: 1 P: 18	R: 0 E: 0 K: 0 S: 5	H: 0 LOB: 0 BB: 0 P: 7	R: 0 E: 0 K: 1 S: 9	H: 1 LOB: 1 BB: 0 P: 12	R: 2 E: 0 K: 1 S: 12	H: 3 LOB: 2 BB: 1 P: 21	R: 0 E: 0 K: 0 S: 4	H: 0 LOB: 1 BB: 1 P: 11	R: 0 E: 0 K: 0 S: 8	H: 1 LOB: 1 BB: 0 P: 12	1B: 8 2B: 1 3B: 1 HR: 1	SF: 0 SAC: 1 DP: 0 HBP: 0	WP: 0 PA: 40 PB: 0 SB: 0 CS: 0	
<b>PITCHER</b>	IP WLS BF H R ER SO BB IBB HBP BLK WP HR S P ERA WHIP	IP WLS BF H R ER SO BB IBB HBP BLK WP HR S P ERA WHIP	IP WLS BF H R ER SO BB IBB HBP BLK WP HR S P ERA WHIP	IP WLS BF H R ER SO BB IBB HBP BLK WP HR S P ERA WHIP	IP WLS BF H R ER SO BB IBB HBP BLK WP HR S P ERA WHIP	IP WLS BF H R ER SO BB IBB HBP BLK WP HR S P ERA WHIP	IP WLS BF H R ER SO BB IBB HBP BLK WP HR S P ERA WHIP	IP WLS BF H R ER SO BB IBB HBP BLK WP HR S P ERA WHIP	IP WLS BF H R ER SO BB IBB HBP BLK WP HR S P ERA WHIP	IP WLS BF H R ER SO BB IBB HBP BLK WP HR S P ERA WHIP	IP WLS BF H R ER SO BB IBB HBP BLK WP HR S P ERA WHIP	IP WLS BF H R ER SO BB IBB HBP BLK WP HR S P ERA WHIP	IP WLS BF H R ER SO BB IBB HBP BLK WP HR S P ERA WHIP	IP WLS BF H R ER SO BB IBB HBP BLK WP HR S P ERA WHIP	IP WLS BF H R ER SO BB IBB HBP BLK WP HR S P ERA WHIP	IP WLS BF H R ER SO BB IBB HBP BLK WP HR S P ERA WHIP	IP WLS BF H R ER SO BB IBB HBP BLK WP HR S P ERA WHIP	IP WLS BF H R ER SO BB IBB HBP BLK WP HR S P ERA WHIP	IP WLS BF H R ER SO BB IBB HBP BLK WP HR S P ERA WHIP	IP WLS BF H R ER SO BB IBB HBP BLK WP HR S P ERA WHIP	IP WLS BF H R ER SO BB IBB HBP BLK WP HR S P ERA WHIP	
51 Noah Lowry, L ERA: 3.82 Tyler Walker, R ERA: 4.86 Jack Taschner, L ERA: 2.08 Matt Kinney, R ERA:	(1, 1) (7, 1) (7, 1) (8, 1)	6.2 0.0 0.1 2.0	L 1 1 7	31 0 1 7	10 0 0 1	5 0 0 0	5 0 0 0	4 0 1 0	4 0 0 0	1 0 0 1	0 0 0 0	0 0 0 0	0 0 0 0	0 0 0 0	0 0 0 0	0 0 0 0	0 0 0 0	0 0 0 0	0 0 0 0	0 0 0 0	0 0 0 0	0 0 0 0

Chicago Cubs @ San Francisco Giants  
SBC Park, San Francisco, CA  
Thu Sep 08 2005, 10:15 PM EDT  
Att. 37,042 - Partly Cloudy - 64 F

livebaseballscorecards.com

AB	36
R	5
H	11
RBI	5
BB	3
SO	5
LOB	17



Batter	1	2	3	4	5	6	7	8	9	AB R H RBI BB SO LOB
2 Randy Winn, S OBP: 0.344, SLG: 0.448 (1, 8)	3-2 HR		3-2 SH1-3 2B		1-1 G1-5-3 1-2		2-3 K		1-1 G4-3	5 1 2 1 0 1 1
13 Omar Vizquel, S OBP: 0.339, SLG: 0.368 (1, 6)	3-2 G3-1		0-0 SH1-3 2-3		0-2 BB 1B		2-3 K			3 1 1 0 0 1 0
J.T. Snow, L OBP: 0.354, SLG: 0.377 (1, 3)	4-2 FC6-5 1B BB		4-2 BB		2-0 SF7		0-3 K			1 0 0 1 2 1 0
Moises Alou, R OBP: 0.400, SLG: 0.497 (1, 7)	1-2 FC6-5 1B		2-0 P6		1 SAFE 4-2 1B BB		1-1 F8			3 0 1 0 1 0 2
Ray Durham, S OBP: 0.365, SLG: 0.447 (1, 4)	1-2 FC6-5 1B		0-0 L8		1-0 FC6-4 1B		3-2 1B			4 0 2 1 0 0 4
Edgardo Alfonzo, R OBP: 0.331, SLG: 0.348 (1, 5)	0-0 G3-1			0-1 F9	1-1 FC6-4		1-2 F8			4 0 0 0 0 0 5
Todd Linden, S OBP: 0.286, SLG: 0.375 (1, 9)		1-1 P6		1-2 L8		0-1 G4-3		2-3 K		4 0 0 0 0 1 1
Mike Matheny, R OBP: 0.304, SLG: 0.420 (1, 2)		1-2 F9		3-2 K		1-3 K			0-1 G5-3	4 0 0 0 0 2 0
51 Noah Lowry, R OBP: 0.304, SLG: 0.365 (1, 1)		0-2 G4-3			0-1 13 1B 2 G1-5-3 SF7 1B				2-3 K	3 1 1 0 0 1 0
Tyler Walker, R (7, 1)										0 0 0 0 0 0 0
Jack Taschner, L (7, 1)										0 0 0 0 0 0 0
Matt Kinney, R (8, 1)										0 0 0 0 0 0 0
40 Daniel Ortmeier, S (9, PH) OBP: 0.500, SLG: 0.333										1 0 0 0 0 1 0

Inning Stats	R: 1 E: 0 K: 0 S: 16	H: 2 LOB: 2 BB: 1 P: 28	R: 0 E: 0 K: 0 S: 11	H: 0 LOB: 0 BB: 0 P: 13	R: 0 E: 0 K: 0 S: 12	H: 1 LOB: 2 BB: 1 P: 21	R: 0 E: 0 K: 1 S: 9	H: 0 LOB: 0 BB: 0 P: 13	R: 2 E: 0 K: 0 S: 15	H: 3 LOB: 2 BB: 1 P: 24	R: 0 E: 0 K: 2 S: 8	H: 0 LOB: 0 BB: 0 P: 9	R: 0 E: 0 K: 3 S: 12	H: 0 LOB: 0 BB: 0 P: 16	R: 0 E: 0 K: 1 S: 11	H: 1 LOB: 1 BB: 0 P: 18	R: 0 E: 0 K: 1 S: 8	H: 0 LOB: 0 BB: 0 P: 11	1B: 5 2B: 1 3B: 0 HR: 1	SF: 1 SAC: 1 DP: 0 HBP: 0	WP: 0 PB: 0 SB: 0 CS: 0	PA: 37
--------------	-------------------------------	----------------------------------	-------------------------------	----------------------------------	-------------------------------	----------------------------------	------------------------------	----------------------------------	-------------------------------	----------------------------------	------------------------------	---------------------------------	-------------------------------	----------------------------------	-------------------------------	----------------------------------	------------------------------	----------------------------------	----------------------------------	------------------------------------	----------------------------------	--------

PITCHER	IP	WLS	BF	H	R	ER	SO	BB	IBB	HBP	BLK	WP	HR	S	P	ERA	WHIP
38 Carlos Zambrano, R (1, 1) ERA: 3.18	7.0	W	30	6	3	3	6	3	0	0	0	0	1	83	124	3.86	1.286
44 Roberto Novoa, R (8, 1) ERA: 3.96	1.0	H	4	1	0	0	1	0	0	0	0	0	0	11	18	0.00	1.000
46 Ryan Dempster, R (9, 1) ERA: 3.53	1.0	S	3	0	0	0	1	0	0	0	0	0	0	8	11	0.00	0.000

**BOTTOM**

**Chicago Cubs @ San Francisco Giants**  
 SBC Park, San Francisco, CA


Thu Sep 08 2005, 10:15 PM EDT  
 Att. 37,042 - Partly Cloudy - 64 F

livebaseballscorecards.com

AB	32
R	3
H	7
RBI	3
BB	3
SO	8
LOB	13





Batter	1	2	3	4	5	6	7	8	9	AB R H RBI BB SO LOB	TOP														
Jerry Hairston, R (1, 7) OBP: 0.333, SLG: 0.375	2-1 L8		0-3 K			1-3 K			1-2 1B	4 0 1 0 0 2 0	<p>Chicago Cubs @ San Francisco Giants</p> <p>SBC Park, San Francisco, CA</p> <p>Fri Sep 09 2005, 10:15 PM EDT</p> <p>Att. 39,936 - Overcast - 60 F</p> <p>livebaseballscorecards.com</p> <table border="1"> <tr><td>AB</td><td>30</td></tr> <tr><td>R</td><td>1</td></tr> <tr><td>H</td><td>2</td></tr> <tr><td>RBI</td><td>1</td></tr> <tr><td>BB</td><td>1</td></tr> <tr><td>SO</td><td>8</td></tr> <tr><td>LOB</td><td>7</td></tr> </table> 	AB	30	R	1	H	2	RBI	1	BB	1	SO	8	LOB	7
AB	30																								
R	1																								
H	2																								
RBI	1																								
BB	1																								
SO	8																								
LOB	7																								
Nefti Perez, S (1, 6) OBP: 0.307, SLG: 0.398	4-2 WP BB		1-0 B1-3			2-1 F9			0-0 P3	3 0 0 0 1 0 1															
25 Derek Lee, R (1, 3) OBP: 0.423, SLG: 0.673	0-1 F8					1-3 K2-3			0-0 P4	4 1 1 1 0 1 2															
Jeremy Burnitz, L (1, 9) OBP: 0.326, SLG: 0.449	1-3 K 1-2					0-0 G4-3			0-0 G4-3	4 0 0 0 0 1 2															
Nomar Garciaparra, R (1, 5) OBP: 0.317, SLG: 0.443	0-1 F8					0-0 G6-3			3-3 K	3 0 0 0 0 1 2															
Todd Walker, L (1, 4) OBP: 0.354, SLG: 0.464						2-1 F7			0-2 F7	3 0 0 0 0 0 0															
Michael Barrett, R (1, 2) OBP: 0.347, SLG: 0.491						2-2 G6-3			0-2 G6-3	3 0 0 0 0 1 0															
Corey Patterson, L (1, 8) OBP: 0.259, SLG: 0.361						1-3 K			2-0 G3	3 0 0 0 0 1 0															
Jerome Williams, R (1, 1) OBP: 0.115, SLG: 0.154 Jose Macias, S (8, PH) OBP: 0.283, SLG: 0.321 43 Michael Wuertz, R (8, 1)						1-2 K			1-0 G3	2 0 0 0 0 1 0 1 0 0 0 0 0 0 0 0 0 0 0 0 0															
<b>Inning Stats</b>	R: 0 H: 0 E: 0 LOB: 2 K: 1 BB: 1 S: 11 P: 18	R: 0 H: 0 E: 0 LOB: 0 K: 1 BB: 0 S: 9 P: 11	R: 0 H: 0 E: 0 LOB: 0 K: 2 BB: 0 S: 10 P: 12	R: 1 H: 1 E: 0 LOB: 0 K: 0 BB: 0 S: 5 P: 7	R: 0 H: 0 E: 0 LOB: 0 K: 1 BB: 0 S: 10 P: 14	R: 0 H: 0 E: 0 LOB: 0 K: 2 BB: 0 S: 8 P: 12	R: 0 H: 0 E: 0 LOB: 0 K: 1 BB: 0 S: 13 P: 16	R: 0 H: 0 E: 0 LOB: 0 K: 0 BB: 0 S: 5 P: 8	R: 0 H: 1 E: 0 LOB: 1 K: 0 BB: 0 S: 6 P: 7	1B: 1 SF: 0 2B: 0 SAC: 0 3B: 0 DP: 0 HR: 1 HBP: 0	WP: 1 PA: 31 PB: 0 SB: 0 CS: 0														
<b>PITCHER</b> 18 Matt Cain, R (1, 1) ERA: 1.71	IP WLS BF H R ER SO BB IBB HBP BLK WP HR S P ERA WHIP	9.0 W 31 2 1 1 8 1 0 0 0 1 1 77 105 1.00 0.333																							







Batter	1	2	3	4	5	6	7	8	9	AB R H RBI BB SO LOB
<b>2 Randy Winn, S</b> OBP: 0.347, SLG: 0.453 (1, 8)	3-2 2B 1B	2-2 2B			1-3 K		4-2 13 FC6-4 1-2 BB		3-3 K	4 1 2 0 1 2 0
<b>13 Omar Vizquel, S</b> OBP: 0.338, SLG: 0.363 (1, 6)	0-1 L7	2-2 SAFE P4			4-2 CS BB		1-0 FC6-4 1-2f			3 0 0 0 1 0 4
<b>J.T. Snow, L</b> OBP: 0.349, SLG: 0.374 (1, 3)	1-0 1B SF9 2B	3-3 K			3-3 K 1-2			2-2 G3-1		4 1 1 1 0 2 2
<b>Moises Alou, R</b> OBP: 0.401, SLG: 0.495 (1, 7)	4-2 SF9 1B BB		0-0 G6-3 1B		1-0 F7		1-0 BB 1B			3 0 2 0 1 0 0
<b>Ray Durham, S</b> OBP: 0.365, SLG: 0.445 (1, 4)	3-2 40 BB 1-2 2-3 1B		3-1 G6-3 1-2f		2-0 F7		1-3 K			4 0 1 0 0 1 2
<b>Pedro Feliz, R</b> OBP: 0.309, SLG: 0.435 (1, 5)	0-1 SF9 2-3 3-H		0-2 G5-3		1-2 P6		4-1 BB			2 0 0 1 1 0 0
<b>40 Daniel Ortmeier, S</b> OBP: 0.364, SLG: 0.222 (1, 9)	4-2 1-2 BB			0-1 F7		3-1 F7	2-3 K			3 0 0 0 1 1 2
<b>Yamid Haad, R</b> OBP: 0.087, SLG: 0.048 (1, 2)	1-3 K			1-1 L5		2-0 2 BB HBP		0-2 G6-3	2 0 0 0 0 1 3	
<b>Lance Niekro, R</b> OBP: 0.302, SLG: 0.486 (7, PH)									0 0 0 0 0 0 0	
<b>60 Justin Knoedler, R</b> (8, 2)									1 0 0 0 0 0 0	
<b>41 Brad Hennessey, R</b> OBP: 0.188, SLG: 0.281 (7, 1)		0-3 K		0-3 K		3-3 K		1-1 G4-3	2 0 0 0 0 2 0	
<b>Jack Taschner, L</b> (7, 1)									0 0 0 0 0 0 0	
<b>Todd Linden, S</b> OBP: 0.284, SLG: 0.372 (7, PH)									1 0 0 0 0 1 1	
<b>Jeremy Accardo, R</b> (8, 1)									0 0 0 0 0 0 0	
<b>Tyler Walker, R</b> (9, 1)									0 0 0 0 0 0 0	
<b>Edgardo Alfonzo, R</b> OBP: 0.331, SLG: 0.347 (9, PH)									1 0 0 0 0 0 0	

Inning Stats	R: 2	H: 3	E: 0	K: 1	S: 21	LOB: 3	BB: 2	P: 37	R: 0	H: 1	E: 0	K: 2	S: 16	LOB: 1	BB: 1	P: 23	R: 0	H: 1	E: 0	K: 0	S: 6	LOB: 0	BB: 0	P: 9	R: 0	H: 0	E: 0	K: 1	S: 7	LOB: 0	BB: 0	P: 8	R: 0	H: 0	E: 0	K: 2	S: 10	LOB: 0	BB: 1	P: 18	R: 0	H: 0	E: 0	K: 0	S: 7	LOB: 0	BB: 0	P: 11	R: 0	H: 0	E: 0	K: 1	S: 11	LOB: 2	BB: 1	P: 24	R: 0	H: 1	E: 0	K: 2	S: 13	LOB: 2	BB: 1	P: 23	R: 0	H: 0	E: 0	K: 1	S: 8	LOB: 0	BB: 0	P: 12	1B: 4	SF: 1	2B: 2	SAC: 0	3B: 0	DP: 1	HR: 0	HBP: 1	WP: 0	PA: 37
--------------	------	------	------	------	-------	--------	-------	-------	------	------	------	------	-------	--------	-------	-------	------	------	------	------	------	--------	-------	------	------	------	------	------	------	--------	-------	------	------	------	------	------	-------	--------	-------	-------	------	------	------	------	------	--------	-------	-------	------	------	------	------	-------	--------	-------	-------	------	------	------	------	-------	--------	-------	-------	------	------	------	------	------	--------	-------	-------	-------	-------	-------	--------	-------	-------	-------	--------	-------	--------

PITCHER	IP	WLS	BF	H	R	ER	SO	BB	IBB	HBP	BLK	WP	HR	S	P	ERA	WHIP
<b>22 Mark Prior, R</b> ERA: 3.64 (1, 1)	6.2	W	27	5	2	2	7	3	0	1	0	0	0	75	122	2.70	1.200
<b>13 Will Ohman, L</b> ERA: 2.37 (7, 1)	0.2	H	3	0	0	0	0	1	0	0	0	0	0	7	14	0.00	1.500
<b>44 Roberto Novoa, R</b> ERA: 3.89 (8, 1)	0.2	H	4	1	0	0	2	1	0	0	0	0	0	9	17	0.00	3.000
<b>46 Ryan Dempster, R</b> ERA: 3.48 (9, 1)	1.0	S	3	0	0	0	1	0	0	0	0	0	0	8	12	0.00	0.000


**BOTTOM**

**Chicago Cubs @ San Francisco Giants**  
SBC Park, San Francisco, CA

Sat Sep 10 2005, 4:05 PM EDT  
Att: 42,013 - Sunny - 66 F

livebaseballscorecards.com

<b>AB</b>	<b>30</b>
<b>R</b>	<b>2</b>
<b>H</b>	<b>6</b>
<b>RBI</b>	<b>2</b>
<b>BB</b>	<b>5</b>
<b>SO</b>	<b>10</b>
<b>LOB</b>	<b>14</b>





Batter	1	2	3	4	5	6	7	8	9	AB R H RBI BB SO LOB	TOP
Jerry Hairston, R OBP: 0.336, SLG: 0.377 (1, 8) (8, 7)	0-0 G6-3 ①		1-1 P3 ①		2-1 F7 ③			1-2 2B 2B		4 1 1 0 0 0 0	<p>Chicago Cubs @ San Francisco Giants</p> <p>SBC Park, San Francisco, CA</p> <p>Sun Sep 11 2005, 4:05 PM EDT</p> <p>Att. 41,052 - Sunny - 65 F</p>
Nefti Perez, S OBP: 0.306, SLG: 0.398 (1, 6) (8, 7)	1-1 P5 ②		1-2 P6 ②			1-2 G6-3 ①		1-0 2B 2B		4 0 1 1 0 0 0	
25 Derek Lee, R OBP: 0.422, SLG: 0.670 (1, 3) (8, 7)	2-2 F9 ③		2-2 K ③			3-2 F9 ②		4-1 IBB		3 0 0 0 1 1 0	
Jeremy Burnitz, L OBP: 0.325, SLG: 0.444 (1, 9) (8, 7)				1-0 F7 ①		3-2 P6 ③		0-3 K ③		4 0 0 0 0 1 2	
Nomar Garciaparra, R OBP: 0.321, SLG: 0.444 (1, 5) (8, 7)		0-0 3B 1B		1-1 L9 ②			2-1 P3 ①		2-2 E6 1B	4 1 2 0 0 0 0	
Todd Walker, L OBP: 0.352, SLG: 0.465 46 Ryan Dempster, R OBP: 0.071, SLG: 0.071 (1, 4) (9, 1)		0-1 3B 1-H		1-3 K ③			3-2 L6 ②		0-1 B5 ①	4 0 1 1 0 1 1 0 0 0 0 0 0 0	
Michael Barrett, R OBP: 0.346, SLG: 0.487 (1, 2) (8, 7)		1-3 K ②			0-1 G1-3 ①		0-2 G5-3 ③		4-0 BB	3 0 0 0 1 1 1	
19 Matt Murton, R OBP: 0.424, SLG: 0.521 Scott Williamson, R (8, 1) Jose Macias, S OBP: 0.286, SLG: 0.323 (9, PH) (9, 4)		4-0 IBB			0-0 HR			1-0 F8 ①	1-3 K ②	2 1 1 1 1 0 0 0 0 0 0 0 0 0 1 0 0 0 0 1 2	
Glendon Rusch, L OBP: 0.139, SLG: 0.171 43 Michael Wuertz, R (6, 1) Corey Patterson, L OBP: 0.255, SLG: 0.355 (8, PH) (8, 8)		2-3 K ③			2-3 K ②			0-3 K ②	1-3 K ③	2 0 0 0 0 2 2 0 0 0 0 0 0 0 2 0 0 0 0 2 2	
<b>Inning Stats</b>	R: 0 E: 0 K: 0 S: 6 H: 0 LOB: 0 BB: 0 P: 9	R: 1 E: 0 K: 2 S: 13 H: 2 LOB: 2 BB: 1 P: 20	R: 0 E: 0 K: 1 S: 8 H: 0 LOB: 0 BB: 0 P: 12	R: 0 E: 0 K: 1 S: 6 H: 0 LOB: 0 BB: 0 P: 9	R: 1 E: 0 K: 1 S: 9 H: 1 LOB: 0 BB: 0 P: 13	R: 0 E: 0 K: 0 S: 15 H: 0 LOB: 0 BB: 0 P: 22	R: 0 E: 0 K: 0 S: 8 H: 0 LOB: 0 BB: 0 P: 13	R: 1 E: 0 K: 2 S: 13 H: 2 LOB: 2 BB: 1 P: 20	R: 0 E: 1 K: 2 S: 11 H: 1 LOB: 2 BB: 1 P: 19	1B: 2 2B: 2 3B: 1 HR: 1 SF: 0 SAC: 0 DP: 0 HBP: 0	WP: 0 PB: 0 SB: 0 CS: 0 PA: 36
<b>PITCHER</b>	IP WLS BF H R ER SO BB IBB HBP BLK WP HR S P ERA WHIP	IP WLS BF H R ER SO BB IBB HBP BLK WP HR S P ERA WHIP	IP WLS BF H R ER SO BB IBB HBP BLK WP HR S P ERA WHIP	IP WLS BF H R ER SO BB IBB HBP BLK WP HR S P ERA WHIP	IP WLS BF H R ER SO BB IBB HBP BLK WP HR S P ERA WHIP	IP WLS BF H R ER SO BB IBB HBP BLK WP HR S P ERA WHIP	IP WLS BF H R ER SO BB IBB HBP BLK WP HR S P ERA WHIP	IP WLS BF H R ER SO BB IBB HBP BLK WP HR S P ERA WHIP	IP WLS BF H R ER SO BB IBB HBP BLK WP HR S P ERA WHIP	ERA WHIP	ERA WHIP
Brett Tomko, R ERA: 4.62 (1, 1)	7.0 L 5 2 1 1 1 0 0 0 0 0 0 1 65 98 2.57 0.429	0.2 L 5 2 1 1 1 0 0 0 0 0 0 0 9 16 13.50 3.000	1.1 L 6 1 0 0 3 1 0 0 0 0 0 0 15 23 0.00 1.500								

livebaseballscorecards.com

AB	33
R	3
H	6
RBI	3
BB	3
SO	9
LOB	10



Batter	1	2	3	4	5	6	7	8	9	AB	R	H	RBI	BB	SO	LOB
2 Randy Winn, S OBP: 0.348, SLG: 0.455 (1, 8)	1-0 1B 2B	2-2 F9			0-1 1B		3-1 F9			4	1	2	0	0	0	2
13 Omar Vizquel, S OBP: 0.337, SLG: 0.363 (1, 6)	0-3 K		1-1 G4-3		3-2 1B		0-1 F8			4	0	1	0	0	1	1
Ray Durham, S OBP: 0.364, SLG: 0.442 (1, 4)	2-3 K		3-2 P4		2-2 K			1-1 WP HBP		3	0	0	0	0	2	3
Jason Ellison, R OBP: 0.329, SLG: 0.377 (8, PR)										0	0	0	0	0	0	0
Angel Chavez, R OBP: 0.200, SLG: 0.300 (9, 4)										0	0	0	0	0	0	0
Moises Alou, R OBP: 0.403, SLG: 0.496 (1, 7)	1-2 1B		0-0 G3		1-2 G4-3 1B WP			0-0 B3		3	1	2	1	0	0	0
Julio Ramirez, R (8, 9)										1	0	0	0	0	0	1
Pedro Feliz, R OBP: 0.309, SLG: 0.434 (1, 5)	0-1 F8		3-3 K		3-2 WP G4-3 1B			1-3 K		4	0	1	0	0	2	2
Lance Niekro, R OBP: 0.297, SLG: 0.478 (1, 3)		2-2 F8	1-0 G6-3		0-2 G4-3			2-3 K		4	0	0	0	0	1	3
Mike Matheny, R OBP: 0.301, SLG: 0.415 (1, 2)		2-2 SH2-4 BB 1B	0-2 G1-3		0-0 G2-3			2-3 K		4	0	1	0	0	0	2
Todd Linden, S OBP: 0.283, SLG: 0.364 (1, 9)		4-2 SH2-4 BB			1-0 F8		3-2 G3		3-2 K	3	0	0	0	1	1	1
Brett Tomko, R OBP: 0.167, SLG: 0.170 (1, 1)		1-1 SH2-4			1-2 G6-3			2-3 K		1	0	0	0	0	0	0
40 Daniel Ortmeier, S (7, PH)										1	0	0	0	0	1	0
LaTroy Hawkins, R (8, 1)										0	0	0	0	0	0	0
Scott Eyre, L (8, 1)										0	0	0	0	0	0	0
J.T. Snow, L OBP: 0.349, SLG: 0.373 (9, PH)		1-2 2-3								1	0	0	0	0	1	0

Inning Stats	R: 1	H: 2	E: 0	K: 2	S: 13	H: 2	LOB: 1	BB: 0	P: 17	R: 0	H: 1	E: 0	K: 0	S: 15	R: 0	H: 0	E: 0	K: 0	S: 6	R: 0	H: 0	E: 0	K: 1	S: 7	R: 0	H: 2	E: 0	K: 1	S: 14	R: 1	H: 2	E: 0	K: 0	S: 15	R: 0	H: 0	E: 0	K: 1	S: 7	R: 0	H: 0	E: 0	K: 1	S: 13	R: 0	H: 0	E: 0	K: 2	S: 10	R: 0	H: 0	E: 0	K: 2	S: 10	1B: 6	2B: 1	3B: 0	HR: 0	SF: 0	SAC: 1	DP: 0	HBP: 1	WP: 3	PB: 0	SB: 1	CS: 0	PA: 36
--------------	------	------	------	------	-------	------	--------	-------	-------	------	------	------	------	-------	------	------	------	------	------	------	------	------	------	------	------	------	------	------	-------	------	------	------	------	-------	------	------	------	------	------	------	------	------	------	-------	------	------	------	------	-------	------	------	------	------	-------	-------	-------	-------	-------	-------	--------	-------	--------	-------	-------	-------	-------	--------

PITCHER	IP	WLS	BF	H	R	ER	SO	BB	IBB	HBP	BLK	WP	HR	S	P	ERA	WHIP
Glendon Rusch, L ERA: 4.62 (1, 1)	5.1		24	7	2	2	4	1	0	0	0	0	0	65	99	3.38	1.500
43 Michael Wuertz, R ERA: 3.92 (6, 1)	1.2	W	5	0	0	0	1	0	0	0	0	1	0	12	21	0.00	0.000
Scott Williamson, R ERA: 7.15 (8, 1)	1.0	H	4	0	0	0	2	0	0	1	0	2	0	8	12	0.00	0.000
46 Ryan Dempster, R ERA: 3.44 (9, 1)	1.0	S	3	0	0	0	2	0	0	0	0	0	0	10	15	0.00	0.000

BOTTOM

Chicago Cubs @ San Francisco Giants  
SBC Park, San Francisco, CA  
Sun Sep 11 2005, 4:05 PM EDT  
Att: 41,052 - Sunny - 65 F

livebaseballscores.com

AB	33
R	2
H	7
RBI	1
BB	1
SO	9
LOB	15







Batter	1	2	3	4	5	6	7	8	9
2 Randy Winn, S OBP: 0.349, SLG: 0.454 (1, 8)	0-2 P5		1-2 1B	1-1 P6			4-0 1B BB	3-3 K2-3	
13 Omar Vizquel, S OBP: 0.335, SLG: 0.360 (1, 6)	0-1 F8		1-3 K		0-1 G4-3		3-1 P6		
J.T. Snow, L OBP: 0.350, SLG: 0.375 (1, 3) Jason Ellison, R OBP: 0.329, SLG: 0.377 (7, PR) (8, 7)	0-2 G6-3		0-1 1B		1-0 F8		0-0 1B		
Barry Bonds, L OBP: 0.250, SLG: 0.500 (1, 7) Pedro Feliz, R OBP: 0.309, SLG: 0.434 (8, 3)		3-2 1B 2B	1-1 F8		0-1 F8		3-3 K		
Ray Durham, S OBP: 0.370, SLG: 0.453 (1, 4)		1-0 1B G4-6-3 1B		0-0 HR		0-2 1B	4-0 1B		
Edgardo Alfonzo, R OBP: 0.335, SLG: 0.355 (1, 5)		3-2 1B G4-6-3	3-2 1B 2B		3-2 1B	3-2 1B	2-2 G1-3		
Todd Linden, S OBP: 0.276, SLG: 0.354 (1, 9)		3-2 G4-6-3	2-1 G6-3		2-1 G6-3	3-3 K		0-1 G3	
Mike Matheny, R OBP: 0.301, SLG: 0.413 (1, 2)		2-2 G4-3	0-2 1B		0-2 1B	1-0 F9		3-3 K	
32 Kevin Correia, R OBP: 0.226, SLG: 0.071 (1, 1) Matt Kinney, R OBP: 0.296, SLG: 0.476 (6, PH) (7, 1) LaTroy Hawkins, R OBP: 0.390, SLG: 0.533 (8, PH) (9, 1)			1-1 L9	1-3 K		3-3 K		0-2 1B	


AB	R	H	RBI	BB	SO	LOB
4	0	1	0	1	1	2
4	0	0	0	0	1	2
4	0	2	0	0	0	0
0	0	0	0	0	0	0
4	1	1	0	0	1	4
0	0	0	0	0	0	0
3	2	3	2	1	0	0
4	1	3	0	0	0	3
4	0	0	0	0	1	4
4	0	1	1	0	1	2
0	0	0	0	0	0	0
2	0	0	0	0	1	1
1	0	0	0	0	1	2
0	0	0	0	0	0	0
1	0	1	0	0	0	0
0	0	0	0	0	0	0

**BOTTOM**

**San Diego Padres @ San Francisco Giants**  
 SBC Park, San Francisco, CA  
 Mon Sep 12 2005, 10:15 PM EDT  
 Att. 39,095 - Partly Cloudy - 58 F

livebaseballscorecards.com

AB	35
R	4
H	12
RBI	3
BB	2
SO	7
LOB	20



Inning Stats	R: 0	H: 0	E: 0	K: 0	S: 8	R: 2	H: 3	E: 0	K: 0	S: 20	R: 0	H: 2	E: 0	K: 1	S: 12	R: 2	H: 3	E: 0	K: 1	S: 17	R: 0	H: 0	E: 0	K: 0	S: 5	R: 0	H: 2	E: 0	K: 2	S: 15	R: 0	H: 1	E: 0	K: 1	S: 9	R: 0	H: 1	E: 0	K: 2	S: 13
	0	0	0	0	8	2	3	0	0	20	0	2	0	1	12	2	3	0	1	17	0	0	0	0	5	0	2	0	2	15	0	1	0	1	9	0	1	0	2	13
	0	0	0	0	8	2	3	0	0	20	0	2	0	1	12	2	3	0	1	17	0	0	0	0	5	0	2	0	2	15	0	1	0	1	9	0	1	0	2	13

PITCHER	IP	WLS	BF	H	R	ER	SO	BB	IBB	HBP	BLK	WP	HR	S	P	ERA	WHIP
Adam Eaton, R ERA: 3.97 (1, 1)	6.0	L	27	10	4	4	4	0	0	0	0	0	1	77	111	6.00	1.667
Rudy Seanez, R ERA: 2.68 (7, 1)	1.0		6	1	0	0	1	1	1	0	0	0	0	9	25	0.00	2.000
Akinori Otsuka, R ERA: 2.59 (8, 1)	1.0		4	1	0	0	2	0	0	0	0	0	0	13	19	0.00	1.000

WP	PA	ERA	WHIP
0	37		



Batter	1	2	3	4	5	6	7	8	9	AB R H RBI BB SO LOB	TOP		
Eric Young Sr. R (1, 7) OBP: 0.360, SLG: 0.402 Ryan Klesko, L (9, PH) OBP: 0.350, SLG: 0.429	2-2 24 S 2B	2-2 2-H 2B		2-1 S 1B		2-0 G5-3			1-3 K	4 1 3 1 0 0 0 1 0 0 0 0 1 0	<b>San Diego Padres @ San Francisco Giants</b> SBC Park, San Francisco, CA Tue Sep 13 2005, 10:15 PM EDT Att. 37,216 - Overcast - 57 F		
Mark Loretta, R (1, 4) OBP: 0.366, SLG: 0.347	1-2 F7	3-2 G4-3		1-1 F9			2-2 G6-3	0-0 P4	5 0 0 0 0 0 3				
Joe Randa, R (1, 5) OBP: 0.341, SLG: 0.457	0-0 F9			2-2 1B			0-0 G5-3	0-0 24 CS 1B	4 0 2 0 0 0 1				
24 Brian Giles, L (1, 9) OBP: 0.425, SLG: 0.490	1-2 1B			2-1 P6			1-1 P6	3-3 K	4 1 1 1 0 1 2				
Ramon Hernandez, R (1, 2) OBP: 0.311, SLG: 0.420	2-1 1B			1-2 F8			1-2 1B	0-1 G6-3	4 0 2 1 0 0 1				
Xavier Nady, R (1, 3) OBP: 0.327, SLG: 0.459 52 Clay Hensley, R (5, 1) Chris Hammond, L (7, 1) Mark Sweeney, L (8, PH) OBP: 0.409, SLG: 0.495 56 Scott Cassidy, R (8, 1)	2-3 K			2-2 1B			0-1 1B	0-1 F8	3 0 2 0 0 1 1 0 0 0 0 0 0 0 0 0 0 0 0 0 0 1 0 0 0 0 0 0 0 0 0 0 0 0 0				
3 Khalil Greene, R (1, 6) OBP: 0.292, SLG: 0.408				1-1 F8			1-3 K	2-2 F7	4 0 0 0 0 1 4				
Ben Johnson, R (1, 8) OBP: 0.339, SLG: 0.560 Dave Roberts, L (9, PH) OBP: 0.353, SLG: 0.422		4-2 SH2-4 2B BB		1-1 P2			4-2 G3-6 BB	2-3 K	1 1 0 0 2 0 0 1 0 0 0 0 1 0				
Brian Lawrence, R (1, 1) OBP: 0.091, SLG: 0.058 Craig Breslow, L (5, 1) Robert Fick, L (5, 3) OBP: 0.367, SLG: 0.405		0-1 SH2-4		0-2 P3			0-1 G3-6	1-2 HR	1 0 0 0 0 0 0 0 0 0 0 0 0 0 2 1 1 1 0 0 1				
<b>Inning Stats</b>	R: 2 H: 3 E: 0 LOB: 1 K: 1 BB: 0 S: 16 P: 24	R: 1 H: 1 E: 0 LOB: 1 K: 0 BB: 1 S: 14 P: 25	R: 0 H: 2 E: 0 LOB: 2 K: 0 BB: 0 S: 13 P: 21	R: 0 H: 1 E: 0 LOB: 1 K: 0 BB: 0 S: 9 P: 13	R: 0 H: 2 E: 0 LOB: 2 K: 1 BB: 0 S: 13 P: 17	R: 0 H: 0 E: 0 LOB: 0 K: 0 BB: 1 S: 5 P: 11	R: 0 H: 1 E: 0 LOB: 1 K: 1 BB: 0 S: 7 P: 12	R: 0 H: 0 E: 0 LOB: 0 K: 0 BB: 0 S: 7 P: 9	R: 1 H: 1 E: 0 LOB: 0 K: 2 BB: 0 S: 11 P: 15	1B: 8 SF: 0 2B: 3 SAC: 1 3B: 0 DP: 2 HR: 1 HBP: 0		WP: 0 PA: 38 PB: 0 SB: 2 CS: 1	
<b>PITCHER</b>	IP WLS BF H R ER SO BB IBB HBP BLK WP HR S P ERA WHIP											<b>PITCHER</b>	IP WLS BF H R ER SO BB IBB HBP BLK WP HR S P ERA WHIP
51 Noah Lowry, L (1, 1) ERA: 3.84	6.0 W 28 9 3 3 2 2 0 0 0 0 0 0 70 111 4.50 1.833												
Scott Eyre, L (7, 1) ERA: 2.61	1.0 H 3 1 0 0 1 0 0 0 0 0 0 0 7 12 0.00 1.000												
LaTroy Hawkins, R (8, 1) ERA: 3.71	1.0 H 3 0 0 0 0 0 0 0 0 0 0 0 7 9 0.00 0.000												
Armando Benitez, R (9, 1) ERA: 4.64	1.0 S 4 1 1 1 2 0 0 0 0 0 0 0 1 11 9.00 1.000												

livebaseballscores.com







Batter	1	2	3	4	5	6	7	8	9	10	AB	R	H	RBI	BB	SO	LOB
2 Randy Winn, S OBP: 0.346, SLG: 0.453 (1, 8)	G4-3		HR		F8		F7		K		5	1	1	1	0	1	3
13 Omar Vizquel, S OBP: 0.334, SLG: 0.359 (1, 6)	1B		F7		G6-3		G4-3		G4-6-3		5	0	1	0	0	0	1
Lance Niekro, R OBP: 0.301, SLG: 0.476 (1, 3) Julio Ramirez, R (8, PR) Jason Ellison, R OBP: 0.327, SLG: 0.375 (9, 9)	P2		K		K		1B BB		2B BB		3	0	1	0	1	1	1
Ray Durham, S OBP: 0.371, SLG: 0.454 (1, 4)	F9		G3		G3		1B BB		2B BB		3	1	0	0	2	1	1
Edgardo Alfonzo, R OBP: 0.337, SLG: 0.356 (1, 5) Barry Bonds, L OBP: 0.444, SLG: 0.429 (8, PH) Angel Chavez, R OBP: 0.182, SLG: 0.273 (9, 5)	P4		F9		F9		1B		K		3	0	1	0	0	0	0
Pedro Feliz, R OBP: 0.309, SLG: 0.434 (1, 7) (9, 3)	G5-3		P5		P5		F9		1B 2B		4	1	1	2	0	0	3
Mike Matheny, R OBP: 0.304, SLG: 0.420 (1, 2)	K		L7		L7		1B		1B		4	0	2	1	0	1	3
Todd Linden, S OBP: 0.280, SLG: 0.351 (1, 9) (9, 7)	F8		F8		F8		L4		G4-3		3	0	0	0	1	0	1
18 Matt Cain, R Jack Taschner, L Jeremy Accardo, R 40 Daniel Ortmeier, S Tyler Walker, R Scott Eyre, L Armando Benitez, R Greg Clark, L LaTroy Hawkins, R	G3		K		K		F7		13 G4-6-3 BB		2	0	0	0	0	1	2

Inning Stats	R: 0	H: 1	E: 0	K: 0	S: 10	P: 15	R: 0	H: 0	E: 0	K: 1	S: 8	P: 10	R: 1	H: 1	E: 0	K: 0	S: 8	P: 14	R: 0	H: 0	E: 0	K: 1	S: 8	P: 12	R: 0	H: 2	E: 0	K: 0	S: 10	P: 17	R: 0	H: 0	E: 0	K: 0	S: 7	P: 8	R: 3	H: 2	E: 0	K: 1	S: 15	P: 29	R: 0	H: 0	E: 0	K: 1	S: 5	P: 10	R: 0	H: 0	E: 0	K: 1	S: 6	P: 7	1B: 5	SF: 0	2B: 1	SAC: 0	3B: 0	DP: 1	HR: 1	HBP: 0	WP: 0	PA: 41
--------------	------	------	------	------	-------	-------	------	------	------	------	------	-------	------	------	------	------	------	-------	------	------	------	------	------	-------	------	------	------	------	-------	-------	------	------	------	------	------	------	------	------	------	------	-------	-------	------	------	------	------	------	-------	------	------	------	------	------	------	-------	-------	-------	--------	-------	-------	-------	--------	-------	--------

PITCHER	IP	WLS	BF	H	R	ER	SO	BB	IBB	HBP	BLK	WP	HR	S	P	ERA	WHIP
Woody Williams, R ERA: 4.61 (1, 1)	5.1		23	5	1	1	3	2	0	0	0	0	1	53	81	1.69	1.312
Scott Linebrink, R ERA: 2.1 (6, 1)	1.2	H	5	0	0	0	0	0	0	0	0	0	0	10	14	0.00	0.000
Akinori Otsuka, R ERA: 3.0 (8, 1)	1.0	B	7	2	3	3	1	2	0	0	0	0	0	15	29	27.00	4.000
Rudy Seanez, R ERA: 2.63 (9, 1)	1.0	W	3	0	0	0	1	1	0	0	0	0	0	5	10	0.00	1.000
Trevor Hoffman, R ERA: 3.08 (10, 1)	1.0	S	3	0	0	0	1	0	0	0	0	0	0	6	7	0.00	0.000

**BOTTOM**

**San Diego Padres @ San Francisco Giants**  
SBC Park, San Francisco, CA

Wed Sep 14 2005, 3:35 PM EDT  
Att. 38,477 - Overcast - 59 F

livebaseballscores.com

AB	36
R	4
H	7
RBI	4
BB	5
SO	6
LOB	17

**GIANTS**



Batter	1	2	3	4	5	6	7	8	9	AB R H RBI BB SO LOB	TOP											
Willy Aybar, S (1, 5) OBP: 0.485, SLG: 0.500	1-1 L8	0-0 1B	0-1 13 FC6 1B		0-1 G5-3		0-2 F9			5 0 2 3 0 0 0												
13 Oscar Robles, L (1, 6) OBP: 0.343, SLG: 0.365	2-2 1B	0-1 F7	1-0 FC6		4-1 BB		0-1 G6-3			4 0 1 0 1 0 5												
12 Jeff Kent, R (1, 4) OBP: 0.382, SLG: 0.521	1-3 K		0-0 E6 3B	1-0 F9	0-0 F8			0-0 P4		5 1 0 0 0 1 2												
Olmedo Saenz, R (1, 3) Jason Phillips, R (5, PH) OBP: 0.334, SLG: 0.509 OBP: 0.286, SLG: 0.365	1-2 L8		1-1 F8	1-3 K	1-0 G6-3			0-0 G5-3		3 0 0 0 0 1 2 2 0 0 0 0 0 1												
José Cruz Jr., S (1, 9) OBP: 0.363, SLG: 0.468		1-3 K	2-2 1-H 2B 3B	4-2 1B BB		3-3 K		1-2 G4-3		4 2 1 1 1 2 0												
Dioner Navarro, S (1, 2) OBP: 0.364, SLG: 0.368		2-1 F7	1-1 1B 1B 2B	1-1 1B 1B		3-2 G6-3		1-2 G6-3		5 2 2 1 0 0 0												
Mike Edwards, R (1, 7) Steve Schmol, R (9, 1) OBP: 0.306, SLG: 0.364		0-0 BB 1B 2B	4-1 1B 1B BB	0-1 1-2 2-H 1B		1-2 FC6-4 1B		1-2 L7		4 1 3 1 1 0 0 0 0 0 0 0 0 0	AB 39 R 7 H 11 RBI 7 BB 5 SO 4 LOB 15											
Jayson Werth, R (1, 8) OBP: 0.348, SLG: 0.389		4-0 BB 1B IBB	3-2 F5	2-2 1-2 2-H 1B		2-2 FC6-4		1-2 L8		4 1 1 1 1 0 3												
Derek Lowe, R (1, 1) 17 Jason Repko, R (9, 8) OBP: 0.177, SLG: 0.197 OBP: 0.279, SLG: 0.366		4-2 1-2 2-3 BB	0-0 1-2 2-3 1B	1-2 G1-3			0-2 G6-3			3 0 1 0 1 0 2 0 0 0 0 0 0 0												
Inning Stats	R: 0 E: 0 K: 1 S: 12	H: 1 LOB: 1 BB: 0 P: 17	R: 2 E: 0 K: 1 S: 12	H: 2 LOB: 2 BB: 2 P: 23	R: 3 E: 1 K: 0 S: 18	H: 4 LOB: 3 BB: 1 P: 30	R: 2 E: 0 K: 1 S: 17	H: 3 LOB: 2 BB: 1 P: 27	R: 0 E: 0 K: 1 S: 5	H: 0 LOB: 1 BB: 1 P: 10	R: 0 E: 0 K: 1 S: 13	H: 1 LOB: 1 BB: 0 P: 22	R: 0 E: 0 K: 0 S: 8	H: 0 LOB: 0 BB: 0 P: 8	R: 0 E: 0 K: 0 S: 5	H: 0 LOB: 0 BB: 0 P: 6	R: 0 E: 0 K: 0 S: 11	H: 0 LOB: 0 BB: 0 P: 14	1B: 8 2B: 2 3B: 1 HR: 0	SF: 0 SAC: 0 DP: 0 HBP: 0	WP: 0 PB: 0 SB: 0 CS: 0	PA: 44
PITCHER	IP WLS BF H R ER SO BB IBB HBP BLK WP HR S P ERA WHIP																					
41 Brad Hennessey, R (1, 1) ERA: 5.25	2.2 L 18 6 5 3 2 2 1 0 0 0 0 0 39 66 10.12 3.000																					
Jeff Fassero, L (3, 1) ERA: 4.02	3.1 17 5 2 2 2 2 0 0 0 0 0 0 38 63 5.40 2.100																					
Brian Cooper, R (7, 1) ERA: 1.93	3.0 9 0 0 0 0 0 0 0 0 0 0 0 24 28 0.00 0.000																					

Los Angeles Dodgers @ San Francisco Giants  
SBC Park, San Francisco, CA  
Thu Sep 15 2005, 10:15 PM EDT  
Att. 39,820 - Overcast - 59 F

livebaseballscorecards.com



Batter	1	2	3	4	5	6	7	8	9	AB R H RBI BB SO LOB
2 Randy Winn, S OBP: 0.347, SLG: 0.456 (1, 8)	3-2 FC3-6 1B		3-2 2B			2-2 G6-3			1-1 F9	4 0 2 0 0 0 0
13 Omar Vizquel, S OBP: 0.332, SLG: 0.356 (1, 6)	2-2 FC3-6 1-2f		3-1 G3			3-3 K			2-2 F7	4 0 0 0 0 0 1 2
Edgardo Alfonzo, R OBP: 0.334, SLG: 0.353 (1, 5) Brian Cooper, R OBP: 0.500, SLG: 0.500 (7, 1) Doug Clark, L (9, PH)	2-2 G4-6-3 1-2f				1-1 G4-3	0-0 G5-3			1-2 K	3 0 0 0 0 0 0 1 0 0 0 0 0 0 0 0 1 0 0 0 0 0 1 0
Barry Bonds, L OBP: 0.333, SLG: 0.300 (1, 7) 40 Daniel Ortmeier, S OBP: 0.250, SLG: 0.143 (8, 9)		0-0 G4-3		3-2 F8		2-2 F8				3 0 0 0 0 0 0 0 0 0 0 0 0 0 0 0
Ray Durham, S (1, 4)		2-1 G3		0-1 G4-3		1-1 G6-4-3 1B				3 0 1 0 0 0 0 0
Pedro Feliz, R OBP: 0.309, SLG: 0.439 (1, 3) (7, 5)		1-0 HR			3-2 G5-3	0-1 G6-4-3 1-2f				3 1 1 1 0 0 0 1
Mike Matheny, R OBP: 0.302, SLG: 0.417 (1, 2) Yamid Haad, R OBP: 0.087, SLG: 0.048 (9, 2)		1-3 K			0-0 P6				3-3 K	3 0 0 0 0 0 2 0 0 0 0 0 0 0 0 0
Todd Linden, S OBP: 0.280, SLG: 0.347 (1, 9) (8, 7)					0-0 F8	4-1 BB			3-2 L7	2 0 0 0 1 0 0 0
41 Brad Hennessey, R OBP: 0.188, SLG: 0.281 (1, 1) Jeff Fassero, L (3, 1) Lance Niekro, R OBP: 0.300, SLG: 0.474 (7, 3)					2-3 K	0-0 G4-3			1-1 G6-3	0 0 0 0 0 0 0 0 2 0 0 0 0 0 1 1 1 0 0 0 0 0 0 0

Inning Stats	R: 0	H: 1	E: 0	LOB: 0	K: 0	S: 11	R: 1	H: 1	E: 0	LOB: 0	K: 1	S: 7	R: 0	H: 1	E: 0	LOB: 1	K: 1	S: 11	R: 0	H: 0	E: 0	LOB: 0	K: 0	S: 7	R: 0	H: 0	E: 0	LOB: 0	K: 1	S: 8	R: 0	H: 1	E: 0	LOB: 0	K: 0	S: 7	R: 0	H: 0	E: 0	LOB: 0	K: 1	S: 10	R: 0	H: 0	E: 0	LOB: 0	K: 1	S: 9	1B: 2	2B: 1	3B: 0	HR: 1	SF: 0	SAC: 0	DP: 2	HBP: 0	WP: 0	PB: 0	SB: 0	CS: 0	PA: 30
Derek Lowe, R ERA: 3.57 (1, 1)	8.0	WLS	BF	H	R	ER	SO	BB	IBB	HBP	BLK	WP	HR	S	P	ERA	WHIP																																												
Steve Schmall, R ERA: 5.95 (9, 1)	1.0	W	27	4	1	1	4	1	0	0	0	0	0	0	13	0.00	0.625																																												
PITCHER	IP	WLS	BF	H	R	ER	SO	BB	IBB	HBP	BLK	WP	HR	S	P	ERA	WHIP	PITCHER	IP	WLS	BF	H	R	ER	SO	BB	IBB	HBP	BLK	WP	HR	S	P	ERA	WHIP																										

BOTTOM

Los Angeles Dodgers @ San Francisco Giants  
SBC Park, San Francisco, CA  
Thu Sep 15 2005, 10:15 PM EDT  
Att: 39,820 - Overcast - 59 F

livebaseballscores.com

AB	29
R	1
H	4
RBI	1
BB	1
SO	5
LOB	5





Batter	1	2	3	4	5	6	7	8	9	AB R H RBI BB SO LOB	TOP														
Willy Aybar, S (1, 5) OBP: 0.500, SLG: 0.500	1-1 1B		1-2 1B		2-2 F8		0-3 K	4-0 BB		4 0 2 0 1 1 1	<p>Los Angeles Dodgers @ San Francisco Giants</p> <p>SBC Park, San Francisco, CA</p> <p>Fri Sep 16 2005, 10:15 PM EDT</p> <p>Att. 42,962 - Clear - 62 F</p>														
Hee-Seop Choi, L (1, 3) OBP: 0.338, SLG: 0.455	2-3 K		3-2 F7		0-0 1B		2-1 1B	2-3 K		5 0 2 0 0 2 5															
13 Oscar Robles, L (1, 6) OBP: 0.338, SLG: 0.359	1-0 F9		1-1 P4-3		1-1 L8		3-1 L8		2-2 P6	5 0 0 0 0 0 5															
12 Jeff Kent, R (1, 4) OBP: 0.384, SLG: 0.520	1-0 1B			3-2 P3	4-1 BB			2-2 1B	1-2 P2	4 1 2 0 1 0 0															
José Cruz Jr., S (1, 9) Duaner Sanchez, R (9, 1) OBP: 0.361, SLG: 0.464	2-2 K			1-0 F8	3-1 G3			1-1 1B	3-2 P3	5 1 1 0 0 1 5															
Mike Edwards, R (1, 7) 17 Jason Repko, R (8, PH) OBP: 0.302, SLG: 0.358				0-0 G3		1-1 G6-3		0-1 B3		3 0 0 0 0 1 0															
Dioner Navarro, S (1, 2) OBP: 0.278, SLG: 0.364										1 0 0 0 0 0 2															
Jayson Werth, R (1, 8) Ricky Ledee, L (8, PH) Edwin Jackson, R (8, PR) 43 Yhency Brazoban, R (8, 1) OBP: 0.374, SLG: 0.382										3 1 2 0 0 0 0															
Jason Grabowski, L (9, 9) OBP: 0.222, SLG: 0.271										3 1 1 1 0 1 1															
31 Brad Penny, R (1, 1) Brian Myrow, L (7, PH) Giovanni Carrara, R (7, 1) Jose Valentin, S (8, PH) OBP: 0.192, SLG: 0.220										1 0 1 2 0 0 0															
										0 0 0 0 0 0 0															
										0 0 0 0 0 0 0															
										0 0 0 0 0 0 0															
										0 0 0 0 0 0 0															
										0 0 0 0 0 0 0															
										2 0 1 1 0 1 1															
										1 0 0 0 0 0 0															
										0 0 0 0 0 0 0															
										1 0 0 0 0 1 2															
<b>Inning Stats</b>	R: 0 E: 0 K: 2 S: 11	H: 2 LOB: 2 BB: 0 P: 18	R: 0 E: 0 K: 3 S: 14	H: 1 LOB: 1 BB: 0 P: 17	R: 0 E: 0 K: 0 S: 8	H: 1 LOB: 0 BB: 0 P: 13	R: 0 E: 0 K: 0 S: 5	H: 0 LOB: 0 BB: 0 P: 9	R: 2 E: 0 K: 0 S: 15	H: 3 LOB: 3 BB: 1 P: 26	R: 0 E: 0 K: 0 S: 10	H: 0 LOB: 0 BB: 0 P: 14	R: 0 E: 0 K: 1 S: 11	H: 1 LOB: 1 BB: 0 P: 19	R: 2 E: 0 K: 2 S: 15	H: 4 LOB: 3 BB: 1 P: 28	R: 0 E: 0 K: 0 S: 10	H: 0 LOB: 0 BB: 0 P: 16	1B: 10 2B: 2 3B: 1 HR: 0	SF: 0 SAC: 0 DP: 1 HBP: 1	WP: 0 PB: 0 SB: 0 CS: 0	PA: 41			
<b>PITCHER</b>	IP WLS BF H R ER SO BB IBB HBP BLK WP HR S P ERA WHIP																								
Brett Tomko, R (1, 1) ERA: 4.54	6.2		29	8	2	2	6	1	0	1	0	0	0	72	111	2.70	1.350								
Scott Eyre, L (7, 1) ERA: 2.86	0.2	H	5	3	2	2	0	0	0	0	0	0	0	10	17	27.00	4.500								
LaTroy Hawkins, R (8, 1) ERA: 3.76	0.2	B	4	1	0	0	2	1	0	0	0	0	0	7	16	0.00	3.000								
Armando Benitez, R (9, 1) ERA: 5.01	1.0	W	3	0	0	0	0	0	0	0	0	0	0	10	16	0.00	0.000								

livebaseballscorecards.com

<b>AB</b>	<b>38</b>
<b>R</b>	<b>4</b>
<b>H</b>	<b>12</b>
<b>RBI</b>	<b>4</b>
<b>BB</b>	<b>2</b>
<b>SO</b>	<b>8</b>
<b>LOB</b>	<b>22</b>



BOTTOM

Los Angeles Dodgers @ San Francisco Giants  
SBC Park, San Francisco, CA  
Fri Sep 16 2005, 10:15 PM EDT  
Att. 42,962 - Clear - 62 F

livebaseballscorecards.com

AB 31  
R 5  
H 8  
RBI 5  
BB 4  
SO 6  
LOB 9



WP: 0 PA: 36  
PB: 0  
SB: 1  
CS: 0

AB R H RBI BB SO LOB

4 2 4 1 0 0 0

4 0 2 2 0 0 1

4 0 0 0 0 0 4

3 1 1 1 1 0 0

0 0 0 0 0 0 0

3 0 0 0 1 2 2

3 0 0 0 0 0 1

0 0 0 0 0 0 0

0 0 0 0 0 0 0

0 0 0 0 1 0 0

0 1 0 0 0 0 0

3 0 0 0 0 3 0

1 1 0 0 1 0 0

2 0 1 1 0 0 0

1B: 4 SF: 0

2B: 2 SAC: 1

3B: 0 DP: 0

HR: 2 HBP: 0

R: 2 H: 2

E: 0 LOB: 2

K: 2 BB: 2

S: 18 P: 28

R: 0 H: 0

E: 0 LOB: 0

K: 1 BB: 0

S: 9 P: 13

R: 0 H: 2

E: 0 LOB: 1

K: 0 BB: 0

S: 8 P: 11

R: 0 H: 0

E: 0 LOB: 0

K: 1 BB: 0

S: 9 P: 17

R: 1 H: 1

E: 0 LOB: 1

K: 0 BB: 1

S: 6 P: 10

1B: 4 SF: 0

2B: 2 SAC: 1

3B: 0 DP: 0

HR: 2 HBP: 0

R: 2 H: 2

E: 0 LOB: 2

K: 2 BB: 2

S: 18 P: 28

R: 0 H: 0

E: 0 LOB: 0

K: 1 BB: 0

S: 9 P: 13

R: 0 H: 2

E: 0 LOB: 1

K: 0 BB: 0

S: 8 P: 11

R: 0 H: 0

E: 0 LOB: 0

K: 1 BB: 0

S: 9 P: 17

R: 1 H: 1

E: 0 LOB: 1

K: 0 BB: 1

S: 6 P: 10

1B: 4 SF: 0

2B: 2 SAC: 1

3B: 0 DP: 0

HR: 2 HBP: 0

R: 2 H: 2

E: 0 LOB: 2

K: 2 BB: 2

S: 18 P: 28

R: 0 H: 0

E: 0 LOB: 0

K: 1 BB: 0

S: 9 P: 13

R: 0 H: 2

E: 0 LOB: 1

K: 0 BB: 0

S: 8 P: 11

R: 0 H: 0

E: 0 LOB: 0

K: 1 BB: 0

S: 9 P: 17

R: 1 H: 1

E: 0 LOB: 1

K: 0 BB: 1

S: 6 P: 10

1B: 4 SF: 0

2B: 2 SAC: 1

3B: 0 DP: 0

HR: 2 HBP: 0

R: 2 H: 2

E: 0 LOB: 2

K: 2 BB: 2

S: 18 P: 28

R: 0 H: 0

E: 0 LOB: 0

K: 1 BB: 0

S: 9 P: 13

R: 0 H: 2

E: 0 LOB: 1

K: 0 BB: 0

S: 8 P: 11

R: 0 H: 0

E: 0 LOB: 0

K: 1 BB: 0

S: 9 P: 17

R: 1 H: 1

E: 0 LOB: 1

K: 0 BB: 1

S: 6 P: 10

1B: 4 SF: 0

2B: 2 SAC: 1

3B: 0 DP: 0

HR: 2 HBP: 0

R: 2 H: 2

E: 0 LOB: 2

K: 2 BB: 2

S: 18 P: 28

R: 0 H: 0

E: 0 LOB: 0

K: 1 BB: 0

S: 9 P: 13

R: 0 H: 2

E: 0 LOB: 1

K: 0 BB: 0

S: 8 P: 11

R: 0 H: 0

E: 0 LOB: 0

K: 1 BB: 0

S: 9 P: 17

R: 1 H: 1

E: 0 LOB: 1

K: 0 BB: 1

S: 6 P: 10

1B: 4 SF: 0

2B: 2 SAC: 1

3B: 0 DP: 0

HR: 2 HBP: 0

R: 2 H: 2

E: 0 LOB: 2

K: 2 BB: 2

S: 18 P: 28

R: 0 H: 0

E: 0 LOB: 0

K: 1 BB: 0

S: 9 P: 13

R: 0 H: 2

E: 0 LOB: 1

K: 0 BB: 0

S: 8 P: 11

R: 0 H: 0

E: 0 LOB: 0

K: 1 BB: 0

S: 9 P: 13

R: 0 H: 2

E: 0 LOB: 1

K: 0 BB: 0

S: 8 P: 11

R: 0 H: 0

E: 0 LOB: 0

K: 1 BB: 0

S: 9 P: 17

R: 1 H: 1

E: 0 LOB: 1

K: 0 BB: 1

S: 6 P: 10

1B: 4 SF: 0

2B: 2 SAC: 1

3B: 0 DP: 0

HR: 2 HBP: 0

R: 2 H: 2

E: 0 LOB: 2

K: 2 BB: 2

S: 18 P: 28

R: 0 H: 0

E: 0 LOB: 0

K: 1 BB: 0

S: 9 P: 13

R: 0 H: 2

E: 0 LOB: 1

K: 0 BB: 0

S: 8 P: 11

R: 0 H: 0

E: 0 LOB: 0

K: 1 BB: 0

S: 9 P: 17

R: 1 H: 1

E: 0 LOB: 1

K: 0 BB: 1

S: 6 P: 10

1B: 4 SF: 0

2B: 2 SAC: 1

3B: 0 DP: 0

HR: 2 HBP: 0

R: 2 H: 2

E: 0 LOB: 2

K: 2 BB: 2

S: 18 P: 28

R: 0 H: 0

E: 0 LOB: 0

K: 1 BB: 0

S: 9 P: 13

R: 0 H: 2

E: 0 LOB: 1

K: 0 BB: 0

S: 8 P: 11

R: 0 H: 0

E: 0 LOB: 0

K: 1 BB: 0

S: 9 P: 17

R: 1 H: 1

E: 0 LOB: 1

K: 0 BB: 1

S: 6 P: 10

1B: 4 SF: 0

2B: 2 SAC: 1

3B: 0 DP: 0

HR: 2 HBP: 0

R: 2 H: 2

E: 0 LOB: 2

K: 2 BB: 2

S: 18 P: 28

R: 0 H: 0

E: 0 LOB: 0

K: 1 BB: 0

S: 9 P: 13

R: 0 H: 2

E: 0 LOB: 1

K: 0 BB: 0

S: 8 P: 11

R: 0 H: 0

E: 0 LOB: 0

K: 1 BB: 0

S: 9 P: 17

R: 1 H: 1

E: 0 LOB: 1

K: 0 BB: 1

S: 6 P: 10

1B: 4 SF: 0

2B: 2 SAC: 1

3B: 0 DP: 0

HR: 2 HBP: 0

R: 2 H: 2

E: 0 LOB: 2

K: 2 BB: 2

S: 18 P: 28

R: 0 H: 0

E: 0 LOB: 0

K: 1 BB: 0

S: 9 P: 13

R: 0 H: 2

E: 0 LOB: 1

K: 0 BB: 0

S: 8 P: 11

R: 0 H: 0

E: 0 LOB: 0

K: 1 BB: 0

S: 9 P: 17

R: 1 H: 1

E: 0 LOB: 1

K: 0 BB: 1

S: 6 P: 10

1B: 4 SF: 0

2B: 2 SAC: 1

3B: 0 DP: 0

HR: 2 HBP: 0

R: 2 H: 2



Batter	1	2	3	4	5	6	7	8	9	AB R H RBI BB SO LOB	TOP																
Willy Aybar, S (1, 5) OBP: 0.500, SLG: 0.571	4-1 FC6-4 BB		2-1 HR		0-0 F8		0-1 G6-3			3 1 1 1 1 0 0																	
13 Oscar Robles, L (1, 6) OBP: 0.337, SLG: 0.355	3-2 F9		4-1 BB		3-1 P5			2-2 F9		3 0 0 0 1 0 1																	
12 Jeff Kent, R (1, 4) OBP: 0.383, SLG: 0.517	1-0 FC6-4 1-2f		2-0 P3		4-0 BB			0-2 F9		3 0 0 0 1 0 2																	
Ricky Ledee, L (1, 7) OBP: 0.337, SLG: 0.455 Antonio Perez, R (8, PH) OBP: 0.380, SLG: 0.427 Jayson Werth, R (8, 7) OBP: 0.348, SLG: 0.395	3-2 G3		1-3 K		2-3 K			4-2 CS BB		3 0 0 0 0 2 3 0 0 0 0 1 0 0 0 0 0 0 0 0 0																	
Olmedo Saenz, R (1, 3) OBP: 0.333, SLG: 0.505 Edwin Jackson, R (9, PR) OBP: 0.286, SLG: 0.167		0-1 L9		1-2 E8		1-2 G4-3		1-2 CS 1-2	1-1 G3-6 1B	4 0 1 0 0 0 0 0 0 0 0 0 0 0																	
José Cruz Jr., S (1, 9) OBP: 0.357, SLG: 0.458		3-3 K		3-3 K		2-1 L6			1-2 P4	4 0 0 0 0 2 2																	
Dioner Navarro, S (1, 2) OBP: 0.371, SLG: 0.379		0-1 1B		2-3 K		3-1 L7			0-1 G3-6 1-2f	4 0 1 0 0 1 2																	
17 Jason Repko, R (1, 8) OBP: 0.279, SLG: 0.361		1-1 F7		4-0 IBB			1-0 F8			2 0 0 0 1 0 1																	
Jeff Weaver, R (1, 1) OBP: 0.250, SLG: 0.269			0-3 K		2-2 G6-3		2-2 F9			3 0 0 0 0 1 2																	
<b>Inning Stats</b>	R: 0 E: 0 K: 0 S: 8	H: 0 LOB: 1 BB: 1 P: 19	R: 0 E: 0 K: 1 S: 13	H: 1 LOB: 1 BB: 0 P: 17	R: 1 E: 0 K: 2 S: 10	H: 1 LOB: 1 BB: 1 P: 19	R: 0 E: 1 K: 2 S: 13	H: 0 LOB: 2 BB: 1 P: 25	R: 0 E: 0 K: 1 S: 6	H: 0 LOB: 1 BB: 1 P: 15	R: 0 E: 0 K: 0 S: 7	H: 0 LOB: 0 BB: 0 P: 13	R: 0 E: 0 K: 0 S: 8	H: 0 LOB: 0 BB: 0 P: 11	R: 0 E: 0 K: 0 S: 12	H: 0 LOB: 0 BB: 1 P: 19	R: 0 E: 0 K: 0 S: 7	H: 1 LOB: 1 BB: 0 P: 9	1B: 2 2B: 0 3B: 0 HR: 1	SF: 0 SAC: 0 DP: 1 HBP: 0	WP: 0 PB: 0 SB: 0 CS: 1	PA: 35					
<b>PITCHER</b>	IP WLS BF H R ER SO BB IBB HBP BLK WP HR S P ERA WHIP																										
Jason Schmidt, R (1, 1) ERA: 4.29	5.0		22	2	1	1	6	3	1	0	0	0	1	50	95	1.80	1.000										
Jeremy Accardo, R (6, 1) ERA: 4.1	2.0		6	0	0	0	0	0	0	0	0	0	0	15	24	0.00	0.000										
Scott Eyre, L (8, 1) ERA: 2.83	0.2		3	0	0	0	0	1	0	0	0	0	0	10	16	0.00	1.500										
Tyler Walker, R (8, 1) ERA: 4.69	0.1	W	0	0	0	0	0	0	0	0	0	0	0	2	3	0.00	0.000										
Armando Benitez, R (9, 1) ERA: 4.81	1.0	S	3	1	0	0	0	0	0	0	0	0	0	7	9	0.00	1.000										

Los Angeles Dodgers @ San Francisco Giants  
SBC Park, San Francisco, CA  
Sat Sep 17 2005, 4:05 PM EDT  
Att. 42,864 - Partly Cloudy - 62 F

livebaseballscorecards.com

AB	29
R	1
H	3
RBI	1
BB	5
SO	6
LOB	13



Batter	1	2	3	4	5	6	7	8	9
2 Randy Winn, S OBP: 0.351, SLG: 0.470 (1, 8)	0-2 G3		1-1 HR			1-1 E4 13 SH2-4		3-2 L8	
13 Omar Vizquel, S OBP: 0.333, SLG: 0.359 (1, 6)	0-1 L8		1-3 K			1-0 SH2-4 1-2 2-3		1-1 1B	
Edgardo Alfonzo, R OBP: 0.335, SLG: 0.355 Armando Benitez, R (9, 1)	0-0 2B				1-0 G4-3	1-0 F9		0-1 F7	
Ray Durham, S OBP: 0.368, SLG: 0.447 (1, 4)	0-0 F9				2-2 G3	1-2 G4-3			
Pedro Feliz, R OBP: 0.306, SLG: 0.434 (9, 5)		1-2 P2			2-3 K		0-1 G6-3		
Mike Matheny, R OBP: 0.298, SLG: 0.411 (1, 2)		0-0 G6-3			2-1 L9		1-0 G4-3		
Todd Linden, S OBP: 0.284, SLG: 0.348 Tyler Walker, R Lance Niekro, R OBP: 0.296, SLG: 0.467 (9, 3)		0-0 G4-3			0-0 40 G4-6-3 1B		2-3 K		
40 Daniel Ortmeier, S OBP: 0.263, SLG: 0.125 (1, 9)			0-2 F7		1-1 G4-6-3 1-2f		2-2 13 SH3-4 1B HBP		
Jason Schmidt, R OBP: 0.113, SLG: 0.154 Jeremy Accardo, R OBP: 1.000, SLG: 1.000 Scott Eyre, L Jason Ellison, R OBP: 0.324, SLG: 0.371 (8, 7)			0-3 K			2-2 13 SH2-4 2 E 1B		1-0 SH3-4 1-2	

Inning Stats	R: 0	H: 1	E: 0	LOB: 1	K: 0	BB: 0	S: 7	P: 7
	R: 0	H: 0	E: 0	LOB: 0	K: 0	BB: 0	S: 5	P: 6
	R: 1	H: 1	E: 0	LOB: 0	K: 2	BB: 0	S: 11	P: 13
	R: 0	H: 0	E: 0	LOB: 0	K: 1	BB: 0	S: 8	P: 13
	R: 0	H: 1	E: 0	LOB: 0	K: 0	BB: 0	S: 5	P: 8
	R: 0	H: 1	E: 1	LOB: 2	K: 0	BB: 0	S: 13	P: 19
	R: 0	H: 0	E: 0	LOB: 0	K: 1	BB: 0	S: 6	P: 9
	R: 1	H: 1	E: 0	LOB: 1	K: 0	BB: 0	S: 11	P: 18

PITCHER	IP	WLS	BF	H	R	ER	SO	BB	IBB	HBP	BLK	WP	HR	S	P	ERA	WHIP
Jeff Weaver, R ERA: 4.24 (1, 1)	8.0	L	30	5	2	2	4	0	0	1	0	0	1	66	93	2.25	0.625

AB	R	H	RBI	BB	SO	LOB
4	1	1	1	0	0	2
3	0	1	1	0	1	0
4	0	1	0	0	0	3
0	0	0	0	0	0	0
3	0	0	0	0	0	3
3	0	0	0	0	1	0
3	0	0	0	0	0	0
3	0	1	0	0	1	0
0	0	0	0	0	0	0
0	0	0	0	0	0	0
0	0	0	0	0	0	0
2	1	0	0	0	0	1
1	0	0	0	0	1	0
1	0	1	0	0	0	0
0	0	0	0	0	0	0
0	0	0	0	0	0	0

WP	PA
0	30

Los Angeles Dodgers @ San Francisco Giants  
 SBC Park, San Francisco, CA  
 Sat Sep 17 2005, 4:05 PM EDT  
 Att. 42,864 - Partly Cloudy - 62 F

AB	27
R	2
H	5
RBI	2
BB	0
SO	4
LOB	9











Batter	1	2	3	4	5	6	7	8	9	AB R H RBI BB SO LOB	TOP
2 Randy Winn, S (1, 8) OBP: 0.351, SLG: 0.474	1-1 F7		0-0 G3			1-3 K			3-1 G5-3	4 0 0 0 0 1 1	<b>San Francisco Giants @ Washington Nationals</b> <b>Robert F. Kennedy Memorial Stadium, Washington, DC</b> Tue Sep 20 2005, 7:05 PM EDT Att. 32,403 - Cloudy - 80 F <a href="http://livebaseballscorecards.com">livebaseballscorecards.com</a>
13 Omar Vizquel, S (1, 6) OBP: 0.334, SLG: 0.356	1-1 P5			2-3 K		0-0 F9			4-2 BB HR BB	3 1 0 0 1 1 0	
Edgardo Alfonzo, R (1, 5) OBP: 0.331, SLG: 0.349	0-0 F8			1-1 F9		1-1 F9			1-2 F8	4 0 0 0 0 0 1	
Barry Bonds, L (1, 7) OBP: 0.417, SLG: 0.842 Jason Ellison, R (9, PR) OBP: 0.324, SLG: 0.371 (9, 9)		0-0 P6		1-2 HR		3-2 G6-3			4-0 HR BB	3 1 1 1 1 0 0 0 1 0 0 0 0 0	
Moises Alou, R (1, 9) OBP: 0.403, SLG: 0.504 Todd Linden, S (9, 7) OBP: 0.284, SLG: 0.348		2-3 K		1-0 G6-3		1-0 F9-3 1B			0-0 HR 1-H 2-H	4 1 2 3 0 1 0 0 0 0 0 0 0 0	
Ray Durham, S (1, 4) OBP: 0.362, SLG: 0.439		2-3 K			1-2 G4-3		3-1 F9-3		0-2 F8	4 0 0 0 0 1 2	
Pedro Feliz, R (1, 3) OBP: 0.305, SLG: 0.432			4-2 18 SH3-4 BB		3-3 K			1-0 F9		2 0 0 0 1 1 0	
Mike Matheny, R (1, 2) OBP: 0.299, SLG: 0.419			3-2 L9		0-0 2B			0-3 K		3 0 1 0 0 1 1	
18 Matt Cain, R (1, 1) OBP: 0.100, SLG: 0.200 Lance Niekro, R (8, PH) OBP: 0.295, SLG: 0.465 Jack Taschner, L (8, 1) Armando Benitez, R (9, 1)			0-0 SH3-4		3-2 F9			3-3 K		1 0 0 0 0 0 1 1 0 0 0 0 1 0 0 0 0 0 0 0 0 0 0 0 0 0 0 0	
<b>Inning Stats</b>	R: 0 H: 0 E: 0 LOB: 0 K: 0 BB: 0 S: 5 P: 7	R: 0 H: 0 E: 0 LOB: 0 K: 2 BB: 0 S: 7 P: 11	R: 0 H: 0 E: 0 LOB: 1 K: 0 BB: 1 S: 8 P: 15	R: 1 H: 1 E: 0 LOB: 0 K: 1 BB: 0 S: 10 P: 15	R: 0 H: 1 E: 0 LOB: 1 K: 1 BB: 0 S: 14 P: 21	R: 0 H: 0 E: 0 LOB: 0 K: 1 BB: 0 S: 6 P: 8	R: 0 H: 1 E: 0 LOB: 0 K: 0 BB: 0 S: 6 P: 13	R: 0 H: 0 E: 0 LOB: 0 K: 2 BB: 0 S: 7 P: 11	R: 3 H: 1 E: 0 LOB: 1 K: 0 BB: 2 S: 14 P: 26	1B: 1 SF: 0 2B: 2 SAC: 1 3B: 0 DP: 1 HR: 2 HBP: 0	
PITCHER Livan Hernandez, R (1, 1) ERA: 3.93	IP WLS BF H R ER SO BB IBB HBP BLK WP HR S P ERA WHIP										



Batter	1	2	3	4	5	6	7	8	9	AB R H RBI BB SO LOB
Brad Wilkerson, L (1, 7) OBP: 0.352, SLG: 0.408	3-1 FC6-4 BB SF9 1B		0-0 F8		2-2 BB 1B			3-2 F8	1-1 F7	5 1 2 1 0 0 2
Jose Vidro, S (1, 4) OBP: 0.336, SLG: 0.422	4-0 FC6-4 BB 1-2		1-0 F9		4-2 BB 1-2			4-2 24 CS BB		1 0 0 0 3 0 0
Kenny Kelly, R (8, PR) OBP: 0.364, SLG: 0.455										0 0 0 0 0 0 0
Jamey Carroll, R (9, 4) OBP: 0.330, SLG: 0.274										0 0 0 0 0 0 0
24 Nick Johnson, L (1, 3) OBP: 0.403, SLG: 0.477	1-2 FC6-4 SF9 1-2f 2-3		1-3 K		2-2 F9			2-2 1B		4 0 1 0 0 1 4
Jose Guillen, R (1, 9) OBP: 0.343, SLG: 0.487	2-1 SF9 1-2 3-H		3-2 L9		0-3 K		0-3 K	1-1 F8		3 0 0 1 0 1 1
Preston Wilson, R (1, 8) OBP: 0.328, SLG: 0.475	0-3 K		0-3 K		1-1 G6-3			1-0 G1-3		4 0 0 0 0 2 1
Vinny Castilla, R (1, 5) OBP: 0.320, SLG: 0.402		1-2 G6-3		0-3 K		1-0 F9		2-2 BB 11 SF7 2B		4 0 1 0 0 1 0
Brandon Watson, L (9, PR) OBP: 0.273, SLG: 0.400										0 1 0 0 0 0 0
Brian Schneider, L (1, 2) OBP: 0.332, SLG: 0.411		1-3 K		0-2 SH3 1B 1B			0-3 K	4-1 BB BB		3 1 1 0 1 2 0
Junior Spivey, R (9, PR) OBP: 0.315, SLG: 0.378										0 0 0 0 0 0 0
15 Cristian Guzman, S (1, 6) OBP: 0.253, SLG: 0.308		0-0 1B		1-0 L9			0-1 G4-3	4-2 BB		3 0 1 0 0 0 1
Ryan Church, L (9, PH) OBP: 0.361, SLG: 0.462								1-2 2-3		0 0 0 0 1 0 0
Livan Hernandez, R (1, 1) OBP: 0.253, SLG: 0.346		0-0 F9		0-1 SH3			1-0 F9	3-2 SF7		2 0 0 0 0 0 1
11 Ryan Zimmerman, R (9, PH) OBP: 0.353, SLG: 0.625								3-H		0 0 0 1 0 0 0

Inning Stats	R: 1	H: 1	E: 0	LOB: 1	K: 1	S: 10	R: 0	H: 1	E: 0	LOB: 1	K: 1	S: 8	R: 0	H: 0	E: 0	LOB: 0	K: 1	S: 7	R: 0	H: 0	E: 0	LOB: 0	K: 2	S: 10	R: 1	H: 2	E: 0	LOB: 2	K: 0	S: 15	R: 0	H: 0	E: 0	LOB: 0	K: 1	S: 6	R: 0	H: 1	E: 0	LOB: 1	K: 0	S: 12	R: 1	H: 1	E: 0	LOB: 2	K: 0	S: 12	1B: 5	SF: 2	2B: 1	SAC: 1	3B: 0	DP: 0	HR: 0	HBP: 0	WP: 0	PA: 37
--------------	------	------	------	--------	------	-------	------	------	------	--------	------	------	------	------	------	--------	------	------	------	------	------	--------	------	-------	------	------	------	--------	------	-------	------	------	------	--------	------	------	------	------	------	--------	------	-------	------	------	------	--------	------	-------	-------	-------	-------	--------	-------	-------	-------	--------	-------	--------

PITCHER	IP	WLS	BF	H	R	ER	SO	BB	IBB	HBP	BLK	WP	HR	S	P	ERA	WHIP
18 Matt Cain, R (1, 1) ERA: 2.12	7.0		27	4	2	2	7	2	0	0	0	0	0	62	91	2.57	0.857
Jack Taschner, L (8, 1) ERA: 1.5	1.0	W	4	1	0	0	0	1	0	0	0	0	0	12	22	0.00	2.000
Armando Benitez, R (9, 1) ERA: 4.78	1.0	S	6	1	1	1	0	2	0	0	0	0	0	12	27	9.00	3.000


**BOTTOM**

San Francisco Giants @ Washington Nationals  
 Robert F. Kennedy Memorial Stadium, Washington, DC

Tue Sep 20 2005, 7:05 PM EDT  
 Att: 32,403 - Cloudy - 80 F

livebaseballscorecards.com

AB	29
R	3
H	6
RBI	3
BB	5
SO	7
LOB	10





Batter	1	2	3	4	5	6	7	8	9	AB R H RBI BB SO LOB	TOP
2 Randy Winn, S (1, 8) OBP: 0.351, SLG: 0.474	2-3 K		0-1 13 1B		3-2 2-H 1B		1-2 G6-3		0-2 G6-3	5 0 2 1 0 1 0	<b>San Francisco Giants @ Washington Nationals</b> <b>Robert F. Kennedy Memorial Stadium, Washington, DC</b> Wed Sep 21 2005, 7:05 PM EDT Att. 32,076 - Clear - 76 F
13 Omar Vizquel, S (1, 6) OBP: 0.336, SLG: 0.358	2-2 HR 1B		0-0 1-3 1B		0-0 P5		1-2 F8		1-1 1B	5 1 3 0 0 0 1	
Pedro Feliz, R (1, 5) OBP: 0.304, SLG: 0.434	2-2 K		1-3 K		0-3 K		0-0 3B		1-3 K	5 0 1 0 0 4 5	
Barry Bonds, L (1, 7) OBP: 0.429, SLG: 0.909 Todd Linden, S (7, PR) OBP: 0.284, SLG: 0.348	1-1 1-H HR		2-3 K		0-3 K		4-0 IBB			3 1 1 2 1 2 3 0 0 0 0 0 0 0	
Moises Alou, R (1, 9) OBP: 0.401, SLG: 0.504 Jason Ellison, R (9, 9) OBP: 0.324, SLG: 0.371	0-1 F8			1-0 F9 1B 2B		0-1 G5-3		3-1 G6-3		4 1 1 0 0 0 2 0 0 0 0 0 0 0	
Ray Durham, S (1, 4) OBP: 0.359, SLG: 0.435		1-2 L5		3-2 F9		1-2 G3-1		2-3 K		4 0 0 0 0 1 1	
Lance Niekro, R (1, 3) OBP: 0.298, SLG: 0.464		3-3 K		0-0 G5-4-3 1B		4-1 BB		0-2 F8		3 0 1 1 1 1 0	
Mike Matheny, R (1, 2) OBP: 0.296, SLG: 0.415		1-3 K		0-0 G5-4-3		0-0 F7		1-3 K2-3		4 0 0 0 0 2 2	
41 Brad Hennessey, R (1, 1) OBP: 0.229, SLG: 0.429 Scott Eyre, L (8, 1) Armando Benitez, R (9, 1)			1-3 K		2-2 2 1B 2B		0-0 HR		0-3 K	3 2 2 1 0 1 0 1 0 0 0 0 1 0 0 0 0 0 0 0 0	
<b>Inning Stats</b>	R: 2 H: 2 E: 0 LOB: 0 K: 2 BB: 0 S: 16 P: 23	R: 0 H: 0 E: 0 LOB: 0 K: 2 BB: 0 S: 10 P: 15	R: 0 H: 2 E: 0 LOB: 2 K: 3 BB: 0 S: 15 P: 19	R: 1 H: 2 E: 0 LOB: 0 K: 0 BB: 0 S: 6 P: 10	R: 1 H: 2 E: 0 LOB: 1 K: 2 BB: 0 S: 14 P: 19	R: 0 H: 0 E: 0 LOB: 1 K: 0 BB: 1 S: 7 P: 12	R: 1 H: 2 E: 0 LOB: 2 K: 0 BB: 1 S: 11 P: 20	R: 0 H: 0 E: 0 LOB: 0 K: 2 BB: 0 S: 10 P: 13	R: 0 H: 1 E: 0 LOB: 1 K: 2 BB: 0 S: 12 P: 14	1B: 6 SF: 0 2B: 2 SAC: 0 3B: 1 DP: 1 HR: 2 HBP: 0	
<b>PITCHER</b> 22 John Patterson, R (1, 1) ERA: 2.8 57 Jason Bergmann, R (8, 1) ERA: 3.0	IP WLS BF H R ER SO BB IBB HBP BLK WP HR S P ERA WHIP	7.0 L 32 10 5 5 9 1 1 0 0 0 2 79 118 6.43 1.571	2.0 7 1 0 0 4 0 0 0 0 0 0 22 27 0.00 0.500	<b>PITCHER</b> IP WLS BF H R ER SO BB IBB HBP BLK WP HR S P ERA WHIP							

livebaseballscorecards.com

<b>AB</b>	<b>37</b>
<b>R</b>	<b>5</b>
<b>H</b>	<b>11</b>
<b>RBI</b>	<b>5</b>
<b>BB</b>	<b>2</b>
<b>SO</b>	<b>13</b>
<b>LOB</b>	<b>14</b>



Batter	1	2	3	4	5	6	7	8	9	AB	R	H	RBI	BB	SO	LOB
Brad Wilkerson, L (1, 7) OBP: 0.351, SLG: 0.406	3-2 F7	3-2 P6			1-3 K			4-1 BB		3	0	0	0	1	1	2
Jose Vidro, S (1, 4) OBP: 0.335, SLG: 0.423 Rick Short, R (9, 4) OBP: 0.500, SLG: 1.000	0-2 G3-1 2B		2-1 F8			1-1 G1-3		2-3 K		4	0	1	0	0	1	1
24 Nick Johnson, L (1, 3) OBP: 0.404, SLG: 0.476	3-2 G3-1		4-2 G5-4-3 BB			0-2 K			0-0 1B 1B	3	0	1	0	1	1	1
Jose Guillen, R (1, 9) OBP: 0.341, SLG: 0.483	2-3 K		1-2 G5-4-3			0-0 L8			0-3 K	4	0	0	0	0	2	3
Preston Wilson, R (1, 8) OBP: 0.327, SLG: 0.473		0-2 F9			0-1 G6-3			0-1 G5-3	2-2 1B 1B	4	0	1	0	0	0	0
Vinny Castilla, R (1, 5) OBP: 0.320, SLG: 0.404 57 Jason Bergmann, R (8, 1) OBP: 0.500, SLG: 0.333 Marlon Byrd, R (9, PH) OBP: 0.319, SLG: 0.350		1-0 G4-3 15 1B 2B			2-1 G1-3			3-2 P6	1-3 K	3	1	1	0	0	0	0
Brian Schneider, L (1, 2) OBP: 0.330, SLG: 0.409 Gary Bennett, R (7, 2) OBP: 0.281, SLG: 0.270 Ryan Church, L (9, PH) OBP: 0.359, SLG: 0.460		1-0 G4-3			0-1 G5-3			3-3 K	3-3 K	2	0	0	0	0	0	1
15 Cristian Guzman, S (1, 6) OBP: 0.254, SLG: 0.308		3-2 22 HBP 1B			1-0 P6			0-0 L8		3	0	1	1	0	0	0
22 John Patterson, R (1, 1) OBP: 0.125, SLG: 0.164 11 Ryan Zimmerman, R (8, 5) OBP: 0.333, SLG: 0.588		2-2 3-H 1B			2-2 G5-3			3-2 F8		1	0	0	0	0	0	0

Inning Stats	R: 0	H: 1	E: 0	K: 1	S: 14	R: 1	H: 2	E: 0	K: 0	S: 13	R: 0	H: 0	E: 0	K: 0	S: 8	R: 0	H: 0	E: 0	K: 1	S: 7	R: 0	H: 0	E: 0	K: 1	S: 6	R: 0	H: 0	E: 0	K: 1	S: 10	R: 0	H: 0	E: 0	K: 3	S: 9	R: 0	H: 2	E: 0	K: 3	S: 18	1B: 3	2B: 2	3B: 0	HR: 0	SF: 0	SAC: 0	DP: 1	HBP: 1	WP: 0	PB: 0	SB: 0	CS: 0	PA: 34
--------------	------	------	------	------	-------	------	------	------	------	-------	------	------	------	------	------	------	------	------	------	------	------	------	------	------	------	------	------	------	------	-------	------	------	------	------	------	------	------	------	------	-------	-------	-------	-------	-------	-------	--------	-------	--------	-------	-------	-------	-------	--------

PITCHER	IP	WLS	BF	H	R	ER	SO	BB	IBB	HBP	BLK	WP	HR	S	P	ERA	WHIP
41 Brad Hennessey, R (1, 1) ERA: 4.96	7.2	W	28	3	1	1	4	2	0	1	0	0	0	70	115	1.17	0.652
Scott Eyre, L (8, 1) ERA: 2.8	0.2		4	2	0	0	2	0	0	0	0	0	0	15	19	0.00	3.000
Armando Benitez, R (9, 1) ERA: 4.67	0.2	S	2	0	0	0	2	0	0	0	0	0	0	6	10	0.00	0.000

**BOTTOM**

San Francisco Giants @ Washington Nationals  
 Robert F. Kennedy Memorial Stadium, Washington, DC

Wed Sep 21 2005, 7:05 PM EDT  
 Att. 32,076 - Clear - 76 F

livebaseballscorecards.com

AB	31
R	1
H	5
RBI	1
BB	2
SO	8
LOB	12





Batter	1	2	3	4	5	6	7	8	9	AB R H RBI BB SO LOB	TOP																	
2 Randy Winn, S OBP: 0.349, SLG: 0.470 (1, 8)	2-3 K		1-1 L9		1-2 G3			0-2 L4		4 0 0 0 0 1 1	<p>San Francisco Giants @ Washington Nationals Robert F. Kennedy Memorial Stadium, Washington, DC</p> <p>Thu Sep 22 2005, 4:35 PM EDT Att. 29,807 - Sunny - 83 F</p> <p>livebaseballscorecards.com</p>																	
13 Omar Vizquel, S OBP: 0.334, SLG: 0.356 (1, 6)	2-2 L3		1-3 K2-3			1-3 K		2-2 F9		4 0 0 0 0 2 0																		
Lance Niekro, R OBP: 0.294, SLG: 0.457 (1, 3)	2-3 K			1-3 K		2-3 K		0-0 P3		4 0 0 0 0 3 0																		
Moises Alou, R OBP: 0.404, SLG: 0.508 (1, 9)		4-1 BB 1B BB		0-0 2B		1-0 BB 1B		1-1 G4-3		3 0 2 0 1 0 0																		
Ray Durham, S OBP: 0.360, SLG: 0.433 (1, 4)		1-0 F9		4-2 BB G6-4-3		4-2 BB		3-2 L7		2 0 0 0 2 0 1																		
Edgardo Alfonzo, R OBP: 0.330, SLG: 0.346 (1, 5)		4-1 SAFE 1B BB		0-1 BB G6-4-3 1-2f		0-0 BB P3		0-1 F8		3 0 0 0 1 0 4																		
Todd Linden, S OBP: 0.285, SLG: 0.348 (1, 7)		0-1 1-2 2-H 1B		2-0 F7		2-2 F7				3 0 1 0 0 0 0																		
Mike Matheny, R OBP: 0.294, SLG: 0.412 (1, 2)		1-3 K		2-3 K		0-0 G5-3				3 0 0 0 0 2 2																		
Brett Tomko, R OBP: 0.189, SLG: 0.176 (1, 1)			1-1 G4-3		1-0 1B		1-2 F9			3 0 1 0 0 0 0																		
Jeremy Accardo, R OBP: 1.000, SLG: 1.000 (7, 1)										0 0 0 0 0 0 0																		
Jack Taschner, L (7, 1)										0 0 0 0 0 0 0																		
<b>Inning Stats</b>	R: 0 E: 0 K: 2 S: 9	H: 0 LOB: 0 BB: 0 P: 15	R: 0 E: 0 K: 1 S: 8	H: 1 LOB: 2 BB: 2 P: 18	R: 0 E: 0 K: 1 S: 7	H: 0 LOB: 0 BB: 0 P: 10	R: 0 E: 0 K: 1 S: 11	H: 1 LOB: 1 BB: 1 P: 16	R: 0 E: 0 K: 1 S: 8	H: 1 LOB: 1 BB: 0 P: 14	R: 0 E: 0 K: 2 S: 11	H: 1 LOB: 2 BB: 1 P: 19	R: 0 E: 0 K: 0 S: 10	H: 0 LOB: 0 BB: 0 P: 13	R: 0 E: 0 K: 0 S: 8	H: 0 LOB: 0 BB: 0 P: 10	R: 0 E: 0 K: 0 S: 7	H: 0 LOB: 0 BB: 0 P: 11	1B: 3 2B: 1 3B: 0 HR: 0	SF: 0 SAC: 0 DP: 1 HBP: 0	WP: 0 PB: 0 SB: 0 CS: 0	PA: 33						
<b>PITCHER</b>	IP WLS BF H R ER SO BB IBB HBP BLK WP HR S P ERA WHIP																											
Hector Carrasco, R (1, 1) ERA: 1.86	5.2		23	4	0	0	8	4	0	0	0	0	0	0	53	91	0.00	1.412										
Luis Ayala, R (6, 1) ERA: 2.66	0.1		1	0	0	0	0	0	0	0	0	0	0	1	1	0.00	0.000											
Jon Rauch, R (7, 1) ERA: 4.21	1.0	W	3	0	0	0	0	0	0	0	0	0	0	10	13	0.00	0.000											
Gary Majewski, R (8, 1) ERA: 2.71	1.0	H	3	0	0	0	0	0	0	0	0	0	0	8	10	0.00	0.000											
32 Chad Cordero, R (9, 1) ERA: 1.82	1.0	S	3	0	0	0	0	0	0	0	0	0	0	7	11	0.00	0.000											







Batter	1	2	3	4	5	6	7	8	9	AB R H RBI BB SO LOB	TOP																									
2 Randy Winn, S OBP: 0.350, SLG: 0.470 (1, 8)	1-2 G6-3		0-3 SAFE K		1-3 K			1-0 BB 2B 13 BB 1B	0-0 13 CS 1B	5 1 2 0 0 2 1																										
13 Omar Vizquel, S OBP: 0.336, SLG: 0.355 (1, 6)	0-0 P4			3-2 3B 1B	2-2 G6-3			4-1 BB 2B BB	4-1 SAFE SAFE FC6-4 BB	3 2 1 0 2 0 0																										
Pedro Feliz, R OBP: 0.303, SLG: 0.436 (1, 5) (8, 3)	2-0 P4			2-2 1-H 1B 3B	3-2 F7			1-2 K	0-0 FC6-4 1-2f	5 1 1 1 0 1 3																										
Barry Bonds, L OBP: 0.469, SLG: 0.880 Jason Ellison, R OBP: 0.324, SLG: 0.371 (1, 7) (9, 7)		3-1 P5		2-0 FC6-4 3-H 1B 1B		1-1 G5-4-3 1B		4-0 2B 1B BB		3 1 2 1 1 0 0 0 0 0 0 0 0 0																										
Moises Alou, R OBP: 0.405, SLG: 0.510 (1, 9)	1-0 P6			0-0 FC6-4 1-2 1B		2-2 P3		3-2 1B 2B		4 1 2 2 0 0 1																										
Ray Durham, S OBP: 0.359, SLG: 0.432 (1, 4)	3-1 F7			3-2 FC6-4 1-2f 2-3 BB		1-1 G5-4-3 1-2f		3-2 WP 1B		4 1 1 2 0 0 3																										
Lance Niekro, R OBP: 0.294, SLG: 0.453 J.T. Snow, L OBP: 0.352, SLG: 0.376 Julio Ramirez, R LaTroy Hawkins, R Scott Eyre, L Tyler Walker, R (1, 3) (8, PH) (8, PR) (8, 1) (9, 1) (9, 1)			2-2 F9	4-2 1-2 BB			1-3 K	2-2 F8-3 1B		2 0 0 0 0 1 1 0 1 0 1 1 0																										
Mike Matheny, R OBP: 0.292, SLG: 0.408 (1, 2)	2-0 F7		2-0 F7	2-3 K		1-3 K		2-1 F8-3 1-1		4 0 0 0 0 2 4																										
Matt Kinney, R OBP: 0.333, SLG: 0.333 Brian Cooper, R OBP: 0.500, SLG: 0.500 Todd Linden, S OBP: 0.283, SLG: 0.346 Jeff Fassero, L Doug Clark, L Jeremy Accardo, R OBP: 1.000, SLG: 1.000 Edgardo Alfonzo, R OBP: 0.329, SLG: 0.346 (1, 1) (3, 1) (4, PH) (4, 1) (7, PH) (7, 1) (8, 5)		1-1 1B	0-0 F7			0-0 G4-3			1-0 G6-3	1 0 1 0 0 0 0 0 0 0 0 0 0 0 0 0 1 0 0 0 0 0 0 3 0 0 0 0 0 0 0 0 1 0 0 0 0 0 0 0 0 0 0 0 0 0 0 0 1 0 0 0 0 0 0 0																										
<b>Inning Stats</b>	R: 0 E: 0 K: 0 S: 6	H: 0 LOB: 0 BB: 0 P: 9	R: 0 E: 0 K: 0 S: 5	H: 0 LOB: 0 BB: 0 P: 12	R: 0 E: 0 K: 1 S: 9	H: 1 LOB: 1 BB: 0 P: 14	R: 2 E: 0 K: 1 S: 22	H: 4 LOB: 3 BB: 1 P: 38	R: 0 E: 0 K: 1 S: 11	H: 0 LOB: 0 BB: 0 P: 17	R: 0 E: 0 K: 0 S: 7	H: 1 LOB: 0 BB: 0 P: 11	R: 0 E: 0 K: 2 S: 9	H: 0 LOB: 0 BB: 0 P: 11	R: 5 E: 0 K: 1 S: 19	H: 4 LOB: 1 BB: 2 P: 38	R: 0 E: 0 K: 0 S: 4	H: 1 LOB: 1 BB: 1 P: 9	1B: 9 2B: 2 3B: 1 HR: 0	SF: 0 SAC: 0 DP: 2 HBP: 0	WP: 1 PB: 0 SB: 0 CS: 1	PA: 39														
<b>PITCHER</b>	IP WLS BF H R ER SO BB IBB HBP BLK WP HR S P ERA WHIP																				<b>PITCHER</b>	IP WLS BF H R ER SO BB IBB HBP BLK WP HR S P ERA WHIP														
26 Jeff Francis, L ERA: 5.69 (1, 1)	6.0		24	6	2	2	3	1	0	0	0	0	0	60	101	3.00	1.167																			
Scott Dohmann, R ERA: 6.43 (7, 1)	1.0		5	1	2	2	2	1	0	0	0	0	0	11	18	18.00	2.000																			
Mike DeJean, R ERA: 4.7 (8, 1)	0.1	L	5	3	3	3	1	1	0	0	0	1	0	14	27	81.00	12.000																			
David Cortes, R ERA: 3.88 (8, 1)	0.2		1	0	0	0	0	0	0	0	0	0	0	3	4	0.00	0.000																			
Ryan Speier, R ERA: 3.97 (9, 1)	1.0		4	1	0	0	0	1	0	0	0	0	0	4	9	0.00	2.000																			

San Francisco Giants @ Colorado Rockies  
Coors Field, Denver, CO  
Fri Sep 23 2005, 6:05 PM MDT  
Att. 35,265 - Partly Cloudy - 79 F

AB	35
R	7
H	11
RBI	7
BB	4
SO	6
LOB	15



BOTTOM

San Francisco Giants @ Colorado Rockies  
Coors Field, Denver, CO

livebaseballscorecards.com

AB	40
R	6
H	14
RBI	6
BB	2
SO	5
LOB	20



WP	0	PA	42
PB	0		
SB	0		
CS	0		

AB R H RBI BB SO LOB

5 0 1 0 0 0 3  
4 2 1 0 0 1 3  
1 0 0 0 0 1 0

5 1 4 2 0 1 0  
0 0 0 0 0 0 0

5 1 1 2 0 0 3

5 0 1 0 0 1 3

4 1 1 0 1 1 3

4 0 2 0 0 0 1

3 1 1 2 1 0 1

2 0 0 0 0 0 3  
1 0 1 0 0 0 0  
0 0 0 0 0 0 0  
0 0 0 0 0 0 0  
0 0 0 0 0 0 0  
1 0 1 0 0 0 0  
0 0 0 0 0 0 0  
0 0 0 0 0 0 0

1B: 10 SF: 0  
2B: 2 SAC: 0  
3B: 0 DP: 2  
HR: 2 HBP: 0

Batter	1	2	3	4	5	6	7	8	9
12 Clint Barmes, R OBP: 0.337, SLG: 0.444 (1, 6)	2-1 FC6-4 1B	0-2 G5-3		0-0 G1-6-3		0-0 L4		1-0 FC6-4 1-2f	
18 Cory Sullivan, L OBP: 0.345, SLG: 0.390 Dustan Mohr, R OBP: 0.284, SLG: 0.478 (1, 8)	2-2 FC6-4 17 E 1B 1-2f		3-2 17 1B 2B	2-3 K		0-1 F8			3-3 K
17 Todd Helton, L OBP: 0.445, SLG: 0.532 6 Omar Quintanilla, L OBP: 0.276, SLG: 0.248 (1, 3)	1-2 FC6-4 1B 1-H		0-0 5 HR 1B 2-H	2-3 K		0-1 27 G4-6-3 5 E 1B			1-2 27 1B 1B
5 Matt Holliday, R OBP: 0.382, SLG: 0.509 (1, 7)	1-0 F9		0-0 HR		0-0 G6-3		1-1 E6 27 G4-6-3 1B 1-2		0-1 P4
27 Garrett Atkins, R OBP: 0.348, SLG: 0.427 (1, 5)	1-1 FC6-4 1-2f		2-0 P4		1-3 K		1-0 G4-6-3 1-2f 2-3		2-1 1B
11 Brad Hawpe, L OBP: 0.349, SLG: 0.415 (1, 9)		4-2 HR BB	0-2 BB 1B		3-2 G1-3		1-2 K		3-2 P4
Luis Gonzalez, R OBP: 0.331, SLG: 0.429 (1, 4)		1-0 F8	0-1 BB 1B 1-2		0-1 FC1-5 2B		2-1 F9		
Danny Ardoin, R OBP: 0.329, SLG: 0.387 (1, 2)		3-1 HR	4-2 26 G6-4-3 BB 1-2 2-3		0-0 FC1-5 1B 2-3		1-2 G5-3		
26 Jeff Francis, L OBP: 0.206, SLG: 0.143 Todd Greene, R OBP: 0.297, SLG: 0.425 Scott Lohmann, R Mike DeJean, R David Cortes, R Ryan Shealy, R OBP: 0.424, SLG: 0.494 Choo Freeman, R OBP: 0.182, SLG: 0.273 Ryan Speier, R (1, 1)	1-1 G1-3	1-1 G1-3	0-0 G6-4-3		0-1 1B 1-2		0-1 1B		3-2 12 FC6-4 1B

Inning Stats	R: 1	H: 2	E: 0	LOB: 1	K: 0	BB: 0	S: 11	R: 2	H: 1	E: 0	LOB: 0	K: 0	BB: 1	S: 10	R: 3	H: 5	E: 0	LOB: 2	K: 0	BB: 1	S: 16	R: 0	H: 0	E: 0	LOB: 0	K: 2	BB: 0	S: 7	R: 0	H: 0	E: 0	LOB: 0	K: 1	BB: 0	S: 7	R: 0	H: 2	E: 0	LOB: 2	K: 0	BB: 0	S: 8	R: 0	H: 1	E: 1	LOB: 1	K: 1	BB: 0	S: 8	R: 0	H: 1	E: 0	LOB: 1	K: 0	BB: 0	S: 10	R: 0	H: 2	E: 0	LOB: 2	K: 1	BB: 0	S: 15	R: 0	H: 2	E: 0	LOB: 2	K: 1	BB: 0	S: 15
--------------	------	------	------	--------	------	-------	-------	------	------	------	--------	------	-------	-------	------	------	------	--------	------	-------	-------	------	------	------	--------	------	-------	------	------	------	------	--------	------	-------	------	------	------	------	--------	------	-------	------	------	------	------	--------	------	-------	------	------	------	------	--------	------	-------	-------	------	------	------	--------	------	-------	-------	------	------	------	--------	------	-------	-------

PITCHER	IP	WLS	BF	H	R	ER	SO	BB	IBB	HBP	BLK	WP	HR	S	P	ERA	WHIP
Matt Kinney, R ERA: 5.73 (1, 1)	2.1		16	8	6	6	0	1	0	0	0	0	0	32	53	23.14	3.857
Brian Cooper, R ERA: 1.84 (3, 1)	0.2		2	0	0	0	0	1	0	0	0	0	0	5	9	0.00	1.500
Jeff Fassero, L ERA: 3.89 (4, 1)	3.0		11	2	0	0	3	0	0	0	0	0	0	22	30	0.00	0.667
Jeremy Accardo, R ERA: 3.9 (7, 1)	1.0	W	4	1	0	0	1	0	0	0	0	0	0	8	11	0.00	1.000
LaTroy Hawkins, R ERA: 3.69 (8, 1)	1.0	H	4	1	0	0	0	0	0	0	0	0	0	10	17	0.00	1.000

PITCHER	IP	WLS	BF	H	R	ER	SO	BB	IBB	HBP	BLK	WP	HR	S	P	ERA	WHIP
Scott Eyre, L ERA: 2.78 (9, 1)	0.1		2	1	0	0	1	0	0	0	0	0	0	7	11	0.00	3.000
Tyler Walker, R ERA: 4.55 (9, 1)	0.2	S	3	1	0	0	0	0	0	0	0	0	0	8	13	0.00	1.500









Batter	1	2	3	4	5	6	7	8	9	AB R H RBI BB SO LOB	TOP																								
2 Randy Winn, S OBP: 0.349, SLG: 0.473 (1, 8)	3-2 HR		1-2 1B		1-2 G3-1		1-1 F9		0-0 1B	5 2 3 1 0 0 0																									
13 Omar Vizquel, S OBP: 0.335, SLG: 0.353 (1, 6)	3-2 F7		0-1 1B		1-1 L8		1-3 K		1-0 1B	4 1 1 0 0 1 0																									
J.T. Snow, L OBP: 0.350, SLG: 0.372 (1, 3)	0-1 P5		0-3 K		1-1 BB		1-0 1B		3-2 3B	3 0 1 0 0 1 2																									
Julio Ramirez, R OBP: 0.500, SLG: 0.500 (9, PH)									1-2 2-H	1 1 1 1 0 0 0																									
Barry Bonds, L OBP: 0.410, SLG: 0.710 (1, 7)	3-1 P6		3-2 P4		4-0 BB		2-2 G3		0-1 F6	3 0 0 0 1 0 3																									
Jason Ellison, R OBP: 0.323, SLG: 0.370 (7, 7)					1-2 BB					1 0 0 0 0 0 2																									
Moises Alou, R OBP: 0.407, SLG: 0.520 (1, 9)		2-0 SF9	1-1 G6-3		0-0 P3			0-2 40 S	0-0 SF7	5 1 3 2 0 0 4																									
Doug Clark, L (9, PR)									1-H 2-H	0 1 0 0 0 0 0																									
Armando Benitez, R (9, 1)										0 0 0 0 0 0 0																									
Ray Durham, S OBP: 0.361, SLG: 0.432 (1, 4)		2-2 SF9		4-2 S	2-1 G5-4-3			4-2 40 S	0-2 SF7	1 0 1 2 2 0 0																									
				BB	1B			BB																											
Pedro Feliz, R OBP: 0.303, SLG: 0.435 (1, 5)		3-H L7		0-3 K	0-1 G5-4-3			1-2 K	0-1 P6	5 0 1 0 0 2 4																									
					1B																														
Yamid Haad, R OBP: 0.115, SLG: 0.125 (1, 2)		2-0 K		2-2 K	1-2 G5-4-3			1-3 K		3 0 1 0 0 1 3																									
40 Daniel Ortmeier, S OBP: 0.238, SLG: 0.111 (8, PH)										1 0 0 0 0 1 2																									
Mike Matheny, R OBP: 0.292, SLG: 0.407 (8, 2)					1-2 K			1-2 2-3		0 0 0 0 0 0 0																									
18 Matt Cain, R OBP: 0.077, SLG: 0.154 (1, 1)		1-1 G6-3		3-1 G6-3	1-3 K			2-3 K		3 0 0 0 0 1 3																									
LaTroy Hawkins, R (7, 1)										0 0 0 0 0 0 0																									
Scott Eyre, L (7, 1)										0 0 0 0 0 0 0																									
Edgardo Alfonzo, R OBP: 0.328, SLG: 0.345 (8, PH)										1 0 0 0 0 1 2																									
Tyler Walker, R (8, 1)										0 0 0 0 0 0 0																									
Lance Niekro, R OBP: 0.294, SLG: 0.453 (8, 3)										0 0 0 0 0 0 0																									
<b>Inning Stats</b>	R: 1 E: 0 K: 0 S: 16	H: 1 LOB: 0 BB: 0 P: 25	R: 1 E: 0 K: 0 S: 10	H: 2 LOB: 1 BB: 0 P: 18	R: 0 E: 0 K: 1 S: 13	H: 2 LOB: 2 BB: 0 P: 18	R: 0 E: 0 K: 2 S: 10	H: 0 LOB: 1 BB: 1 P: 19	R: 0 E: 0 K: 0 S: 7	H: 0 LOB: 1 BB: 1 P: 14	R: 0 E: 0 K: 1 S: 11	H: 2 LOB: 1 BB: 0 P: 15	R: 0 E: 0 K: 1 S: 9	H: 1 LOB: 1 BB: 0 P: 14	R: 0 E: 0 K: 3 S: 14	H: 1 LOB: 2 BB: 1 P: 21	R: 4 E: 0 K: 0 S: 14	H: 3 LOB: 1 BB: 0 P: 18	1B: 8 2B: 1 3B: 2 HR: 1	SF: 2 SAC: 0 DP: 1 HBP: 2	WP: 0 PB: 0 SB: 3 CS: 0	PA: 43													
<b>PITCHER</b>	IP WLS BF H R ER SO BB IBB HBP BLK WP HR S P ERA WHIP																																		
49 Byung-Hyun Kim, R (1, 1) ERA: 4.87	5.0	25	7	2	2	3	2	0	1	0	0	1	60	100	3.60	1.800																			
Jamey Wright, R (6, 1) ERA: 5.53	1.2	5	1	0	0	2	0	0	0	0	0	0	13	18	0.00	0.600																			
Randy Williams, L (7, 1) ERA: 7.61	0.1	1	0	0	0	0	0	0	0	0	0	0	3	5	0.00	0.000																			
Scott Dohmann, R (8, 1) ERA: 6.21	1.0	5	1	0	0	3	1	0	0	0	0	0	14	21	0.00	2.000																			
40 Brian Fuentes, L (9, 1) ERA: 2.95	0.1	L	5	3	4	4	0	0	0	1	0	0	9	13	108.00	9.000																			
<b>PITCHER</b>	IP WLS BF H R ER SO BB IBB HBP BLK WP HR S P ERA WHIP																																		
David Cortes, R (9, 1) ERA: 3.83	0.2	2	0	0	0	0	0	0	0	0	0	0	5	5	0.00	0.000																			

San Francisco Giants @ Colorado Rockies  
Coors Field, Denver, CO  
Sun Sep 25 2005, 1:05 PM MDT  
Att. 31,746 - Sunny - 64 F

AB	36
R	6
H	12
RBI	6
BB	3
SO	8
LOB	25







Batter	1	2	3	4	5	6	7	8	9	AB R H RBI BB SO LOB	TOP																						
2 Randy Winn, S (1, 8) OBP: 0.354, SLG: 0.481	4-0 BB		2-2 HBP 13 WP 1B		3-2 2B		1-1 13 FC7-4 1B		0-1 1-H 1B	4 2 4 1 1 0 0	<b>San Francisco Giants @ San Diego Padres</b> <b>PETCO Park, San Diego, CA</b> Mon Sep 26 2005, 10:05 PM EDT Att. 31,569 - Clear - 69 F																						
13 Omar Vizquel, S (1, 6) OBP: 0.336, SLG: 0.351	0-3 K		2-2 HBP 1-2 HBP		0-2 G1-3		0-1 FC7-4 1-2f		4-1 1B BB	3 0 0 0 1 1 3																							
J.T. Snow, L (1, 3) OBP: 0.353, SLG: 0.376	2-1 F7		2-2 1-2 2-3 HBP		2-0 2-H 2B		0-3 K		1-0 1-2 3-H 1B	4 0 2 2 0 1 2																							
Barry Bonds, L (1, 7) Armando Benitez, R (9, 1) OBP: 0.364, SLG: 0.611	1-3 K		0-0 F9		3-2 G4-3				1-1 G4-3	5 0 0 0 0 1 7 0 0 0 0 0 0 0																							
Moises Alou, R (1, 9) OBP: 0.406, SLG: 0.520		2-0 F7		3-1 G4-3		0-0 G6-3 2B		2-0 G5-3		4 0 1 0 0 0 0																							
Ray Durham, S (1, 4) OBP: 0.359, SLG: 0.429		3-2 F9		2-0 G4-3		0-0 F7		0-1 G1-3		4 0 0 0 0 0 1																							
Pedro Feliz, R (1, 5) OBP: 0.302, SLG: 0.435		0-0 G4-3		2-0 2B		2-1 G6-3 2-3			0-0 P3	4 0 1 0 0 0 1																							
Mike Matheny, R (1, 2) Jason Ellison, R (9, PR) OBP: 0.291, SLG: 0.405 OBP: 0.323, SLG: 0.370			1-2 L3	0-3 K		2-1 G6-3			0-0 2 3B 1B	4 0 1 0 0 1 2 0 1 0 0 0 0 0																							
41 Brad Hennessey, R (1, 1) Lance Niekro, R (7, PH) Jeremy Accardo, R (7, 1) Jack Taschner, L (7, 1) Tyler Walker, R (8, 1) Edgardo Alfonzo, R (9, PH) Yamir Haza, R (9, 2) OBP: 0.216, SLG: 0.405 OBP: 0.293, SLG: 0.451 OBP: 1.000, SLG: 1.000			2-3 K		1-0 G1-3		2-2 F8		1-2 F7	2 0 0 0 0 0 1 0 1 0 1 0 0 0 0 0 0 1 0 0 0 0 0 0 0 0																							
<b>Inning Stats</b>	R: 0 E: 0 K: 2 S: 9	H: 0 LOB: 1 BB: 1 P: 16	R: 0 E: 0 K: 0 S: 6	H: 0 LOB: 0 BB: 0 P: 11	R: 0 E: 0 K: 1 S: 15	H: 1 LOB: 3 BB: 0 P: 24	R: 0 E: 0 K: 1 S: 7	H: 1 LOB: 1 BB: 0 P: 14	R: 1 E: 0 K: 0 S: 13	H: 2 LOB: 1 BB: 0 P: 22		R: 0 E: 0 K: 0 S: 6	H: 1 LOB: 1 BB: 0 P: 10	R: 0 E: 0 K: 1 S: 10	H: 1 LOB: 1 BB: 0 P: 13	R: 0 E: 0 K: 0 S: 5	H: 0 LOB: 0 BB: 0 P: 8	R: 2 E: 0 K: 0 S: 11	H: 3 LOB: 2 BB: 1 P: 20	1B: 4 2B: 4 3B: 1 HR: 0	SF: 0 SAC: 0 DP: 0 HBP: 2	WP: 1 PB: 0 SB: 0 CS: 0	PA: 40										
<b>PITCHER</b> 44 Jake Peavy, R (1, 1) ERA: 2.88 Trevor Hoffman, R (9, 1) ERA: 3.13	IP 8.0	WLS 33	H 6	R 1	ER 1	SO 5	BB 1	IBB 0	HBP 2	BLK 0	WP 1	HR 0	S 71	P 118	ERA 1.12	WHIP 0.875																	
											<b>PITCHER</b>	IP	WLS	BF	H	R	ER	SO	BB	IBB	HBP	BLK	WP	HR	S	P	ERA	WHIP					

livebaseballscorecards.com

AB	36
R	3
H	9
RBI	3
BB	2
SO	5
LOB	17



Batter	1	2	3	4	5	6	7	8	9	AB	R	H	RBI	BB	SO	LOB
Mark Loretta, R (1, 4) OBP: 0.357, SLG: 0.340	2-2 HR 1B		2-1 L5			3-2 24 BB 1B		3-1 P3		4	1	2	0	0	0	0
Ryan Klesko, L (1, 7) OBP: 0.355, SLG: 0.425 Damian Jackson, R (7, 7) OBP: 0.329, SLG: 0.337 Sean Burroughs, L (9, PH) OBP: 0.323, SLG: 0.303	2-1 HR		3-1 G3			2-0 F7		2-2 P6		3	1	1	2	0	0	1
24 Brian Giles, L (1, 8) OBP: 0.426, SLG: 0.486	1-1 G4-3				4-1 G6-4-3 BB	4-1 BB		0-1 F8		2	0	0	0	2	0	0
Ramon Hernandez, R (1, 2) OBP: 0.315, SLG: 0.439	2-3 K				1-0 G6-4-3 1-2f	1-0 G4-3		0-2 G6-3		4	0	0	0	0	1	3
3 Khalil Greene, R (1, 6) OBP: 0.300, SLG: 0.440	3-2 F8				3-2 F8			4-0 G5-4-3 BB		2	0	0	0	1	0	0
Joe Randa, R (1, 5) OBP: 0.337, SLG: 0.455		0-1 F8			0-3 K			3-1 F7		3	0	0	0	0	1	1
Mark Sweeney, L (1, 3) OBP: 0.395, SLG: 0.478 Eric Young Sr., R (7, PH) OBP: 0.340, SLG: 0.370 Robert Fick, L (8, 3) OBP: 0.350, SLG: 0.381		2-1 F8			1-3 K			2-2 G5-4-3 1-2f		2	0	0	0	0	1	0
Xavier Nady, R (1, 9) OBP: 0.325, SLG: 0.448		0-1 F7			0-1 F8			1-2 L6		3	0	0	0	0	0	0
44 Jake Peavy, R (1, 1) OBP: 0.259, SLG: 0.208 18 Paul McNulty, L (8, PH) OBP: 0.292, SLG: 0.190 Trevor Hoffman, R (9, 1)			2-2 G6-3			0-1 F8		3-1 P5		2	0	0	0	0	0	0

Inning Stats	R: 2	H: 2	E: 0	K: 1	S: 16	LOB: 0	BB: 0	P: 26	R: 0	H: 0	E: 0	K: 0	S: 6	LOB: 0	BB: 0	P: 8	R: 0	H: 0	E: 0	K: 0	S: 7	LOB: 0	BB: 0	P: 14	R: 0	H: 0	E: 0	K: 0	S: 5	LOB: 0	BB: 0	P: 9	R: 0	H: 1	E: 0	K: 0	S: 8	LOB: 2	BB: 1	P: 18	R: 0	H: 0	E: 0	K: 0	S: 5	LOB: 0	BB: 1	P: 14	R: 0	H: 0	E: 0	K: 0	S: 7	LOB: 0	BB: 0	P: 14	R: 0	H: 0	E: 0	K: 0	S: 9	LOB: 0	BB: 0	P: 11	1B: 2	2B: 0	3B: 0	HR: 1	SF: 0	SAC: 0	DP: 2	HBP: 0	WP: 0	PB: 0	SB: 0	CS: 0	PA: 31
--------------	------	------	------	------	-------	--------	-------	-------	------	------	------	------	------	--------	-------	------	------	------	------	------	------	--------	-------	-------	------	------	------	------	------	--------	-------	------	------	------	------	------	------	--------	-------	-------	------	------	------	------	------	--------	-------	-------	------	------	------	------	------	--------	-------	-------	------	------	------	------	------	--------	-------	-------	-------	-------	-------	-------	-------	--------	-------	--------	-------	-------	-------	-------	--------


PITCHER	IP	WLS	BF	H	R	ER	SO	BB	IBB	HBP	BLK	WP	HR	S	P	ERA	WHIP
41 Brad Pittessey, R (1, 1) ERA: 4.85	6.0		22	3	2	2	3	2	0	0	0	0	1	50	88	3.00	0.833
Jeremy Accardo, R (7, 1) ERA: 3.86	0.1		2	0	0	0	0	1	0	0	0	0	0	2	9	0.00	3.000
Jack Taschner, L (7, 1) ERA: 1.31	0.2		1	0	0	0	0	0	0	0	0	0	0	3	5	0.00	0.000
Tyler Walker, R (8, 1) ERA: 4.4	1.0	W	3	0	0	0	0	0	0	0	0	0	0	7	14	0.00	0.000
Armando Benitez, R (9, 1) ERA: 4.34	1.0	S	3	0	0	0	0	0	0	0	0	0	0	9	11	0.00	0.000

**BOTTOM**

**San Francisco Giants @ San Diego Padres**  
**PETCO Park, San Diego, CA**

Mon Sep 26 2005, 10:05 PM EDT  
 Att. 31,569 - Clear - 69 F

<b>AB</b>	<b>28</b>
<b>R</b>	<b>2</b>
<b>H</b>	<b>3</b>
<b>RBI</b>	<b>2</b>
<b>BB</b>	<b>3</b>
<b>SO</b>	<b>3</b>
<b>LOB</b>	<b>6</b>



PITCHER	IP	WLS	BF	H	R	ER	SO	BB	IBB	HBP	BLK	WP	HR	S	P	ERA	WHIP
41 Brad Pittessey, R (1, 1) ERA: 4.85	6.0		22	3	2	2	3	2	0	0	0	0	1	50	88	3.00	0.833
Jeremy Accardo, R (7, 1) ERA: 3.86	0.1		2	0	0	0	0	1	0	0	0	0	0	2	9	0.00	3.000
Jack Taschner, L (7, 1) ERA: 1.31	0.2		1	0	0	0	0	0	0	0	0	0	0	3	5	0.00	0.000
Tyler Walker, R (8, 1) ERA: 4.4	1.0	W	3	0	0	0	0	0	0	0	0	0	0	7	14	0.00	0.000
Armando Benitez, R (9, 1) ERA: 4.34	1.0	S	3	0	0	0	0	0	0	0	0	0	0	9	11	0.00	0.000



Batter	1	2	3	4	5	6	7	8	9	AB R H RBI BB SO LOB	TOP											
2 Randy Winn, S OBP: 0.356, SLG: 0.484 (1, 8) C X	0-1 13 1B HR	1-1 13 FC6-5 2B		2-2 13 E SF7 1B		1-2 G3		2-3 K		5 2 3 1 0 1 1												
13 Omar Vizquel, S OBP: 0.339, SLG: 0.353 (1, 6) B X SAFE	1-0 HR 1B	2-0 FC6-5 2B		1-1 SF7 1B		4-1 G4-6-3 BB		4-2 BB		3 1 2 0 2 0 1												
J.T. Snow, L OBP: 0.348, SLG: 0.372 (1, 3) C F B X	1-2 L4	3-1 G1-3		3-1 SF7		1-0 G4-6-3		0-0 G3		4 0 0 1 0 0 6												
Barry Bonds, L OBP: 0.388, SLG: 0.667 (1, 7) B X	1-0 HR		4-2 2B BB		4-0 IBB		1-0 G5-3		1-1 F8	3 2 1 3 2 0 0												
Moises Alou, R OBP: 0.405, SLG: 0.521 (1, 9) X	0-0 FC5-4 1B		0-1 G6-3 2B		0-0 F7		2-2 F8		2-2 F9	5 0 2 1 0 0 2												
Ray Durham, S OBP: 0.357, SLG: 0.426 (1, 4) B X	2-0 F9		2-2 G6-3		0-2 G1-3		2-0 1B		1-2 F9	5 0 1 0 0 0 4												
Pedro Feliz, R OBP: 0.300, SLG: 0.432 (1, 5) C B X	1-2 FC5-4		1-3 K		1-0 G1-3		2-0 G1-3			4 0 0 0 0 1 3												
Mike Matheny, R OBP: 0.295, SLG: 0.407 (1, 2) C B X		1-1 SH3 2B 1B		4-0 IBB		2-3 K		0-0 13 BB 1B		3 1 2 0 1 1 0												
Julio Ramirez, R OBP: 0.500, SLG: 0.500 (8, PR) X										0 0 0 0 0 0 0												
LaTroy Hawkins, R (8, 1) X										0 0 0 0 0 0 0												
Brett Tomko, R OBP: 0.185, SLG: 0.173 (1, 1) L X		0-1 SH3		2-3 K		0-0 G1-3		2-3 K		1 0 0 0 0 1 2												
Jeff Fassero, L (4, 1) X										0 0 0 0 0 0 0												
Jeremy Accardo, R OBP: 0.500, SLG: 0.500 (4, 1) X										1 0 0 0 0 0 0												
Brian Cooper, R OBP: 0.500, SLG: 0.500 (6, 1) X										0 0 0 0 0 0 0												
Todd Linden, S OBP: 0.280, SLG: 0.342 (8, PH) X										1 0 0 0 0 1 1												
Yamir Haza, R OBP: 0.115, SLG: 0.125 (8, 2) X										0 0 0 0 0 0 0												
<b>Inning Stats</b>	R: 3 E: 0 K: 0 S: 13	H: 4 LOB: 1 BB: 0 P: 19	R: 1 E: 0 K: 0 S: 9	H: 2 LOB: 1 BB: 0 P: 16	R: 1 E: 0 K: 2 S: 13	H: 1 LOB: 2 BB: 2 P: 26	R: 1 E: 1 K: 0 S: 11	H: 2 LOB: 2 BB: 1 P: 21	R: 0 E: 0 K: 1 S: 5	H: 0 LOB: 0 BB: 0 P: 8	R: 0 E: 0 K: 0 S: 5	H: 0 LOB: 0 BB: 1 P: 11	R: 0 E: 0 K: 0 S: 6	H: 1 LOB: 1 BB: 0 P: 13	R: 0 E: 0 K: 2 S: 10	H: 1 LOB: 2 BB: 1 P: 18	R: 0 E: 0 K: 0 S: 10	H: 0 LOB: 0 BB: 0 P: 14	1B: 8 2B: 2 3B: 0 HR: 1	SF: 1 SAC: 1 DP: 1 HBP: 0	WP: 0 PA: 42	
<b>PITCHER</b>	IP WLS BF H R ER SO BB IBB HBP BLK WP HR S P ERA WHIP																					
Adam Eaton, R ERA: 4.51 (1, 1)	3.1		21	9	6	6	2	1	1	0	0	0	1	42	74	16.20	3.000					ERA WHIP
52 Clay Hensley, R ERA: 1.76 (4, 1)	3.2	W	13	1	0	0	1	1	1	0	0	0	0	20	40	0.00	0.545					
Scott Linebrink, R ERA: 1.86 (8, 1)	1.0	H	5	1	0	0	2	1	0	0	0	0	0	10	18	0.00	2.000					
Trevor Hoffman, R ERA: 3.07 (9, 1)	1.0	S	3	0	0	0	0	0	0	0	0	0	0	10	14	0.00	0.000					

San Francisco Giants @ San Diego Padres  
PETCO Park, San Diego, CA  
Tue Sep 27 2005, 10:05 PM EDT  
Att. 29,492 - Clear - 66 F

AB	35
R	6
H	11
RBI	6
BB	5
SO	5
LOB	20



Batter	1	2	3	4	5	6	7	8	9
<b>Mark Loretta, R</b> (1, 4) <small>OBP: 0.358, SLG: 0.341</small>	2-2 	2-2 <b>F9</b>		3-2 <b>G6-3</b>	1-0 <b>G3-1</b>		3-2 		
<b>Ryan Klesko, L</b> (1, 7) <small>OBP: 0.358, SLG: 0.423</small> <b>Damian Jackson, R</b> (8, 7) <small>OBP: 0.329, SLG: 0.337</small>	4-2 	0-0 <b>P6</b>		4-2 	4-2 		1-2 <b>P4</b>		
<b>3 Khalil Greene, R</b> (1, 6) <small>OBP: 0.299, SLG: 0.436</small>			1-2 <b>K</b>	0-2 <b>P3</b>	4-0 		1-3 <b>K</b>		
<b>24 Brian Giles, L</b> (1, 8) <small>OBP: 0.427, SLG: 0.486</small>	3-2 		2-2 	4-2 	0-1 <b>F8</b>		2-1 <b>F7</b>		
<b>Mark Sweeney, L</b> (1, 3) <small>OBP: 0.400, SLG: 0.481</small> <b>Eric Young Sr., R</b> (4, PH) <small>OBP: 0.338, SLG: 0.368</small> <b>Xavier Nady, R</b> (5, 3) <small>OBP: 0.323, SLG: 0.445</small>	2-2 		4-1 	3-2 		0-0 <b>F8</b>		0-1 <b>G3</b>	
<b>Ramon Hernandez, R</b> (1, 2) <small>OBP: 0.316, SLG: 0.454</small>	1-1 <b>G4-3</b>		0-1 	1-1 		3-3 <b>K</b>			
<b>Joe Randa, R</b> (1, 5) <small>OBP: 0.336, SLG: 0.453</small>	2 SAFE 1-0 <b>F9</b>		1-2 <b>P5</b>	1-0 		2-1 <b>F8</b>			
<b>Ben Johnson, R</b> (1, 9) <small>OBP: 0.301, SLG: 0.452</small>		4-2 	4-0 	0-1 <b>L8</b>		1-3 			
<b>Adam Eaton, R</b> (1, 1) <small>OBP: 0.234, SLG: 0.227</small> <b>52 Clay Hensley, R</b> (4, 1) <small>OBP: 0.167, SLG: 0.333</small> <b>Sean Burroughs, L</b> (7, PH) <small>OBP: 0.322, SLG: 0.302</small> <b>Scott Linebrink, R</b> (8, 1) <b>Trevor Hoffman, R</b> (9, 1)		0-3 <b>K</b>	2-3 		0-3 <b>K</b>		1-0 <b>P6</b>		

Inning Stats	R: 3	H: 3	LOB: 1	K: 1	S: 20	R: 0	H: 0	LOB: 1	K: 1	S: 11	R: 2	H: 2	LOB: 2	K: 2	S: 16	R: 4	H: 2	LOB: 1	K: 0	S: 20	R: 0	H: 0	LOB: 2	K: 1	S: 8	R: 0	H: 0	LOB: 0	K: 1	S: 7	R: 0	H: 1	LOB: 1	K: 1	S: 11	R: 0	H: 0	LOB: 0	K: 1	S: 7
	3	3	1	1	20	0	0	1	1	11	2	2	2	2	16	4	2	1	0	20	0	0	0	2	0	8	0	0	0	1	7	0	1	1	11	0	0	0	1	7

PITCHER	IP	WLS	BF	H	R	ER	SO	BB	IBB	HBP	BLK	WP	HR	S	P	ERA	WHIP
<b>Brett Tomko, R</b> (1, 1) <small>ERA: 4.66</small>	3.0		18	5	5	5	4	3	1	0	0	0	0	47	81	15.00	2.667
<b>Jeff Fassero, L</b> (4, 1) <small>ERA: 3.86</small>	0.2	L	7	2	4	0	0	2	0	0	0	0	1	18	34	0.00	6.000
<b>Jeremy Accardo, R</b> (4, 1) <small>ERA: 3.68</small>	1.1		6	0	0	0	1	2	0	0	0	0	0	10	19	0.00	1.500
<b>Brian Cooper, R</b> (6, 1) <small>ERA: 1.62</small>	2.0		7	1	0	0	2	0	0	0	0	0	0	18	29	0.00	0.500
<b>LaTroy Hawkins, R</b> (8, 1) <small>ERA: 3.76</small>	1.0		3	0	0	0	1	0	0	0	0	0	0	7	10	0.00	0.000

AB	R	H	RBI	BB	SO	LOB
5	1	2	0	0	0	1
2	2	0	0	3	0	2
0	0	0	0	0	0	0
4	0	0	0	1	3	3
4	3	2	0	1	0	2
1	1	1	2	1	0	0
1	1	0	0	0	0	2
2	0	0	0	0	0	0
4	1	2	7	0	1	1
4	0	1	0	0	0	2
2	0	0	0	2	1	1
2	0	0	0	0	2	3
1	0	0	0	0	1	0
1	0	0	0	0	0	0
0	0	0	0	0	0	0
0	0	0	0	0	0	0

WP	PA	ERA	WHIP
0	41		
0			
0			
0			

**San Francisco Giants @ San Diego Padres**  
 PETCO Park, San Diego, CA  
 Tue Sep 27 2005, 10:05 PM EDT  
 Att. 29,492 - Clear - 66 F

<b>AB</b>	<b>33</b>
<b>R</b>	<b>9</b>
<b>H</b>	<b>8</b>
<b>RBI</b>	<b>9</b>
<b>BB</b>	<b>8</b>
<b>SO</b>	<b>8</b>
<b>LOB</b>	<b>17</b>



WP	PA	ERA	WHIP
0	41		
0			
0			
0			



Batter	1	2	3	4	5	6	7	8	9	AB R H RBI BB SO LOB	TOP		
2 Randy Winn, S (1, 8) OBP: 0.356, SLG: 0.483	2-2 13 CS 1B		0-1 G3			1-2 F7	0-1 G1-3			4 0 1 0 0 0 1			
13 Omar Vizquel, S (1, 6) OBP: 0.339, SLG: 0.351 Angel Chavez, R (8, PH) OBP: 0.250, SLG: 0.333 (8, 6)	4-2 1B 1-2 BB		2-2 F9			3-1 G4-3		1-1 G3 1B		2 0 0 0 1 0 0 1 0 1 0 0 0 0			
J.T. Snow, L (1, 3) OBP: 0.348, SLG: 0.370	2-2 F9			2-0 F7		1-1 1B 1B		1-3 K		4 0 1 0 0 1 2			
Barry Bonds, L (1, 7) OBP: 0.404, SLG: 0.667 Todd Linden, S (8, PH) OBP: 0.278, SLG: 0.340 (8, 7)	1-1 1-3 1B			0-0 L4		1-0 1-3 1B		3-2 G3 1-2		3 0 2 0 0 0 0 1 0 0 0 0 0 1			
Moises Alou, R (1, 9) OBP: 0.403, SLG: 0.517 Jason Ellison, R (8, PH) OBP: 0.323, SLG: 0.369 (8, 9)	0-1 L7			1-1 G4-3		2-2 F8		0-0 F7		3 0 0 0 0 0 4 1 0 0 0 0 0 1			
Ray Durham, S (1, 4) OBP: 0.359, SLG: 0.430 Julio Ramirez, R (9, PH) OBP: 0.333, SLG: 0.333		3-3 K			2-1 G5-3 1B		1-2 1B SF8 2B		0-0 F9	3 1 2 0 0 1 0 1 0 0 0 0 0 0			
Edgardo Alfonzo, R (1, 5) OBP: 0.329, SLG: 0.345		1-1 L4			0-1 G5-3		2-2 2-3 1B		0-1 1B	4 0 2 0 0 0 1			
Mike Matheny, R (1, 2) OBP: 0.294, SLG: 0.404 60 Justin Knoedler, R (8, 2) OBP: 0.333, SLG: 0.200		2-3 K			0-1 F9		1-0 L5		0-1 F9	3 0 0 0 0 1 3 1 0 0 0 0 0 1			
Jason Schmidt, R (8, 9) Doug Clark, L (8, 9) Jack Taschner, L (8, 9) 32 Kevin Correia, R (8, 9) Matt Kinney, R (8, 9) Lance Berkman, R (8, 9) Brian Cooper, R (8, 9) Jeff Fassero, L (8, 9) Pedro Feliz, R (8, 9)			2-3 K		0-0 G3-1		3-2 SF8 3-H		1-1 F9	1 0 0 0 0 0 1 0 1 0 0 0 0 0 0 1 0 1 0 0 0 0 0 0 1			
<b>Inning Stats</b>	R: 0 H: 2 E: 0 LOB: 2 K: 0 BB: 1 S: 14 P: 23	R: 0 H: 0 E: 0 LOB: 0 K: 2 BB: 0 S: 9 P: 15	R: 0 H: 0 E: 0 LOB: 0 K: 1 BB: 0 S: 8 P: 12	R: 0 H: 0 E: 0 LOB: 0 K: 0 BB: 0 S: 4 P: 7	R: 0 H: 1 E: 0 LOB: 1 K: 0 BB: 0 S: 7 P: 9	R: 0 H: 2 E: 0 LOB: 2 K: 0 BB: 0 S: 13 P: 21	R: 1 H: 2 E: 0 LOB: 1 K: 0 BB: 0 S: 17 P: 24	R: 0 H: 1 E: 0 LOB: 1 K: 1 BB: 0 S: 11 P: 16	R: 0 H: 1 E: 0 LOB: 1 K: 0 BB: 0 S: 7 P: 8	1B: 8 SF: 1 2B: 1 SAC: 0 3B: 0 DP: 0 HR: 0 HBP: 0	WP: 0 PA: 36 PB: 0 SB: 0 CS: 1		
<b>PITCHER</b>	IP WLS BF H R ER SO BB IBB HBP BLK WP HR S P ERA WHIP											<b>PITCHER</b>	IP WLS BF H R ER SO BB IBB HBP BLK WP HR S P ERA WHIP
Pedro Astacio, R (1, 1) ERA: 4.69	6.0 W 25 7 1 1 3 1 0 0 0 0 0 0 63 98 1.50 1.333												
Rudy Seanez, R (7, 1) ERA: 2.73	1.0 3 0 0 0 0 0 0 0 0 0 0 0 9 13 0.00 0.000												
Akinori Otsuka, R (8, 1) ERA: 3.59	1.0 4 1 0 0 1 0 0 0 0 0 0 0 11 16 0.00 1.000												
Trevor Hoffman, R (9, 1) ERA: 3.02	1.0 4 1 0 0 0 0 0 0 0 0 0 0 7 8 0.00 1.000												

San Francisco Giants @ San Diego Padres  
 PETCO Park, San Diego, CA  
 Wed Sep 28 2005, 10:05 PM EDT  
 Att: 33,992 - Clear - 80 F

AB	34
R	1
H	9
RBI	1
BB	1
SO	4
LOB	16



Batter	1	2	3	4	5	6	7	8	9
Mark Loretta, R OBP: 0.361, SLG: 0.348 (1, 4)	1-1 BB 24 1B	1-2 SF9		3-1 2B		3-2 L5	0-1 1B		
Ryan Klesko, L OBP: 0.359, SLG: 0.421 (1, 7)	4-2 24 1B G4-3	0-0 L8		1-2 F8		4-1 3 2B BB	3-2 L6-4		
Damian Jackson, R OBP: 0.328, SLG: 0.336 (7, 7)									
3 Khalil Greene, R OBP: 0.300, SLG: 0.438 (1, 6)	2-3 K		2-2 1B S SF7 1B	0-3 K		3-1 1-3 2-H 2B	0-1 G5-3		
24 Brian Giles, L OBP: 0.427, SLG: 0.489 (1, 8)	0-1 G4-3 1-3 2-H 1B		2-2 P5		0-1 SF7 3B	0-1 L4		0-3 K	
Mark Sweeney, L OBP: 0.400, SLG: 0.479 (1, 3)	0-0 G4-3		4-1 1B 1-2 BB		1-0 SF7		3-1 1B 1B 1B	0-1 G6-3	
Ramon Hernandez, R OBP: 0.323, SLG: 0.456 (1, 2)	2-3 3-H 4-2 HBP		0-2 1-2 2-3 1B		3-H 4-2 G6-3 BB		0-0 1B 1B 1B	0-1 P3	
Joe Randa, R OBP: 0.336, SLG: 0.453 (1, 5)	1-2 F8		1-2 SF7		1-2 G6-3		1-1 1B 1B 1B		
Ben Johnson, R OBP: 0.325, SLG: 0.500 (1, 9)		2-1 SF9 3B	3-3 K			3-1 3 2B 1B	2-2 1B 1B		
Pedro Astacio, R OBP: 0.111, SLG: 0.059 (1, 1)		0-0 G6-3		0-1 G6-3		1-1 SH2-4	1-0 L6-4 1B		
Rudy Seanez, R (7, 1)									
Robert Fick, L (7, PH)									
Akinori Otsuka, R (8, 1)									
Trevor Hoffman, R (9, 1)									

AB	R	H	RBI	BB	SO	LOB
4	1	3	2	0	0	1
2	1	0	0	2	0	1
1	0	0	0	0	0	3
5	1	2	1	0	2	5
5	1	2	1	0	1	3
3	1	1	2	1	0	1
3	1	2	0	1	0	0
3	1	1	1	0	0	3
4	2	3	1	0	1	2
2	0	0	0	0	0	1
0	0	0	0	0	0	0
1	0	1	1	0	0	0
0	0	0	0	0	0	0
0	0	0	0	0	0	0

AB	R	H	RBI	BB	SO	LOB
33	9	15	9	4	4	20

Inning Stats		R: 2	H: 2	E: 0	K: 1	S: 17	L: 2	LOB: 2	BB: 1	P: 29
R: 1		H: 1	E: 0	K: 0	S: 8	L: 1		LOB: 0	BB: 0	P: 11
R: 1		H: 2	E: 0	K: 1	S: 21	L: 2		LOB: 2	BB: 1	P: 33
R: 0		H: 1	E: 0	K: 1	S: 10	L: 1		LOB: 1	BB: 0	P: 14
R: 1		H: 1	E: 0	K: 0	S: 8	L: 1		LOB: 0	BB: 1	P: 14
R: 1		H: 2	E: 0	K: 0	S: 15	L: 2		LOB: 2	BB: 1	P: 29
R: 3		H: 6	E: 0	K: 0	S: 17	L: 2		LOB: 2	BB: 0	P: 27
R: 0		H: 0	E: 0	K: 1	S: 8	L: 0		LOB: 0	BB: 0	P: 8


PITCHER	IP	WLS	BF	H	R	ER	SO	BB	IBB	HBP	BLK	WP	HR	S	P	ERA	WHIP
Jason Schmidt, R (1, 1)	4.0	L	21	6	4	4	3	2	0	1	0	0	0	56	87	9.00	2.000
Jack Taschner, L (5, 1)	0.1		3	1	1	1	0	1	0	0	0	0	0	5	10	27.00	6.000
32 Kevin Correia, R (5, 1)	0.2		1	0	0	0	0	0	0	0	0	0	0	3	4	0.00	0.000
Matt Kinney, R (6, 1)	1.0		6	2	1	1	0	1	0	0	0	0	0	15	29	9.00	3.000
Brian Cooper, R (7, 1)	1.0		8	6	3	3	0	0	0	0	0	0	0	17	27	27.00	6.000

PITCHER	IP	WLS	BF	H	R	ER	SO	BB	IBB	HBP	BLK	WP	HR	S	P	ERA	WHIP
Jeff Fassero, L (8, 1)	1.0		3	0	0	0	1	0	0	0	0	0	0	8	8	0.00	0.000

**San Francisco Giants @ San Diego Padres**  
**PETCO Park, San Diego, CA**  
 Wed Sep 28 2005, 10:05 PM EDT  
 Att. 33,992 - Clear - 80 F

livebaseballscorecards.com

WP: 0	PA: 42
PB: 0	
SB: 1	
CS: 0	





Batter	1	2	3	4	5	6	7	8	9	10	11	AB R H RBI BB SO LOB	TOP																											
<b>Jason Ellison, R</b> (1, 8) <small>OBP: 0.320, SLG: 0.366</small> <b>2 Randy Winn, S</b> (8, PH) <small>OBP: 0.355, SLG: 0.482</small> <b>60 Justin Knoedler, R</b> (8, 2) <small>OBP: 0.286, SLG: 0.167</small>	0-3 K		2-3 K			0-1 G5-3		0-1 F8			0-0 F7	3 0 0 0 0 2 1 1 0 0 0 0 0 2 1 0 0 0 0 0 0																												
<b>J.T. Snow, L</b> (1, 3) <small>OBP: 0.344, SLG: 0.366</small> <b>Tyler Walker, R</b> (9, 1) <b>Doug Clark, L</b> (11, PH) <b>Jeremy Accardo, R</b> (11, 1) <small>OBP: 0.500, SLG: 0.500</small>	1-0 G4-3			0-0 G3-4-1		1-0 G3			0-2 G6-3		3-3 K	4 0 0 0 0 0 0 0 0 0 0 0 0 0 1 0 0 0 0 1 0 0 0 0 0 0 0 0																												
<b>Edgardo Alfonzo, R</b> (1, 5) <small>OBP: 0.326, SLG: 0.342</small>	1-3 K			1-0 G6-3			3-2 F9		0-0 G5-3			4 0 0 0 0 1 0																												
<b>Ray Durham, S</b> (1, 4) <small>OBP: 0.360, SLG: 0.434</small>		1-2 F8		1-0 2B		0-2 F7			0-0 2B			4 0 2 0 0 0 0																												
<b>Moises Alou, R</b> (1, 9) <small>OBP: 0.400, SLG: 0.513</small> <b>Scott Eyre, L</b> (7, 1) <b>LaTroy Hawkins, R</b> (8, 1) <b>Lance Niekro, R</b> (9, PH) <small>OBP: 0.291, SLG: 0.450</small> (9, 3)		2-3 K		1-2 F9		1-2 G5-3			2-0 G5-3			3 0 0 0 0 1 1 0 0 0 0 0 0 0 0 0 0 0 0 0 0 1 0 0 0 0 0 1																												
<b>Pedro Feliz, R</b> (1, 7) <small>OBP: 0.298, SLG: 0.428</small>		0-1 G5-3			1-3 K			0-0 F7			2-1 P6	4 0 0 0 0 1 0																												
<b>Angel Chavez, R</b> (1, 6) <small>OBP: 0.188, SLG: 0.250</small>			0-2 G6-3		1-1 G6-3			0-1 G1-3		0-0 F9		4 0 0 0 0 0 0																												
<b>Yamid Haad, R</b> (1, 2) <small>OBP: 0.172, SLG: 0.120</small> <b>Julio Ramirez, R</b> (8, PR) <small>OBP: 0.250, SLG: 0.250</small> (8, 8)			4-2 BB		0-1 F9			4-2 BB		1-3 K		1 0 0 0 2 0 0 1 0 0 0 0 1 0																												
<b>51 Noah Lowry, R</b> (1, 1) <small>OBP: 0.302, SLG: 0.373</small> <b>Todd Linden, S</b> (7, 9) <small>OBP: 0.281, SLG: 0.341</small>			2-2 F9			1-1 F8		0-0 BB			2-3 K	2 0 0 0 0 0 1 2 0 1 0 0 1 0																												
<b>Inning Stats</b>	R: 0 E: 0 K: 2 S: 7	H: 0 LOB: 0 BB: 0 P: 9	R: 0 E: 0 K: 1 S: 9	H: 0 LOB: 0 BB: 0 P: 12	R: 0 E: 0 K: 1 S: 18	H: 0 LOB: 1 BB: 1 P: 26	R: 0 E: 0 K: 0 S: 6	H: 1 LOB: 1 BB: 0 P: 9	R: 0 E: 0 K: 1 S: 8	H: 0 LOB: 0 BB: 0 P: 10	R: 0 E: 0 K: 0 S: 5	H: 0 LOB: 0 BB: 0 P: 7	R: 0 E: 0 K: 0 S: 10	H: 0 LOB: 0 BB: 0 P: 14	R: 0 E: 0 K: 0 S: 12	H: 1 LOB: 2 BB: 1 P: 16	R: 0 E: 0 K: 0 S: 6	H: 1 LOB: 1 BB: 0 P: 8	R: 0 E: 0 K: 1 S: 7	H: 0 LOB: 0 BB: 0 P: 10	R: 0 E: 0 K: 2 S: 7	H: 0 LOB: 0 BB: 0 P: 12	1B: 1 2B: 2 3B: 0 HR: 0	SF: 0 SAC: 0 DP: 0 HBP: 0	WP: 0 PB: 0 SB: 0 CS: 0	PA: 38														
<b>PITCHER</b>	IP	WLS	BF	H	R	ER	SO	BB	IBB	HBP	BLK	WP	HR	S	P	ERA	WHIP																							
<b>Brian Lawrence, R</b> (1, 1) <small>ERA: 4.83</small> <b>56 Scott Cassidy, R</b> (10, 1) <small>ERA: 8.74</small>	9.0		32	3	0	0	5	2	0	0	0	0	0	81	111	0.00	0.556																							
													<b>PITCHER</b>	IP	WLS	BF	H	R	ER	SO	BB	IBB	HBP	BLK	WP	HR	S	P	ERA	WHIP										

**San Francisco Giants @ San Diego Padres**  
 PETCO Park, San Diego, CA  
 Thu Sep 29 2005, 10:05 PM EDT  
 Att. 29,818 - Clear - 71 F

AB	36
R	0
H	3
RBI	0
BB	2
SO	8
LOB	6



Batter	1	2	3	4	5	6	7	8	9	10	11	AB R H RBI BB SO LOB	BOTTOM												
Eric Young Sr. R (1, 7) OBP: 0.346, SLG: 0.367	4-2 BB		2-2 CS 1B		4-2 BB			3-1 P6		1-1 G6-3		3 0 1 0 2 0 0	<b>San Francisco Giants @ San Diego Padres</b> <b>PETCO Park, San Diego, CA</b> Thu Sep 29 2005, 10:05 PM EDT Att. 29,818 - Clear - 71 F												
Robert Fick L (1, 9) OBP: 0.345, SLG: 0.375	0-2 P4		1-2 G5-3		2-2 F8			2-1 G3		0-0 G4-3		5 0 0 0 0 0 3													
Ben Johnson R (1, 8) OBP: 0.329, SLG: 0.500	3-3 K		1-3 K				2-2 P3	4-2 BB		0-1 2B		4 0 1 0 1 2 1													
Xavier Nady R (1, 3) OBP: 0.321, SLG: 0.440	1-0 F7			1-2 HBP			2-3 K	1-3 K		1-0 F8		4 0 0 0 0 2 3													
Miguel Olivo R (1, 2) OBP: 0.244, SLG: 0.365 24 Brian Giles L (9, PH) OBP: 0.426, SLG: 0.488 David Ross R (10, 2) OBP: 0.279, SLG: 0.392		2-0 P4		1-3 K			1-3 K		0-0 F9		0-0 G4-3 1B	3 0 0 0 0 2 1 1 0 0 0 0 0 0 1 1 1 0 0 0 0													
Sean Burroughs L (1, 5) OBP: 0.317, SLG: 0.296		1-2 P5		0-0 F7			3-2 F9		0-3 K		2-1 G4-3 1B	5 0 0 0 0 1 2													
Damian Jackson R (1, 6) OBP: 0.336, SLG: 0.344		1-1 1B S 1B		2-3 K			0-0 FC4-6 1B		2-2 2B 1B		0-0 2-H 1B	5 0 4 1 0 1 1													
Manny Alexander R (1, 4) OBP: 0.211, SLG: 0.176		2-2 1B			2-1 P3		1-1 FC4-6 WP		1-2 2B			4 0 2 0 0 0 1													
Brian Lawrence R (1, 1) OBP: 0.113, SLG: 0.085 Mark Sweeney L (9, PH) OBP: 0.398, SLG: 0.476 56 Scott Cassidy R (10, 1)		0-3 K			2-3 K		1-1 P3		1-0 F8			3 0 0 0 0 2 3 1 0 0 0 0 0 2 0 0 0 0 0 0 0													
<b>Inning Stats</b>	R: 0 H: 0 E: 0 K: 1 S: 10	H: 0 LOB: 1 BB: 1 P: 18	R: 0 H: 2 E: 0 K: 1 S: 16	H: 2 LOB: 2 BB: 0 P: 22	R: 0 H: 1 E: 0 K: 1 S: 12	H: 1 LOB: 0 BB: 0 P: 16	R: 0 H: 0 E: 0 K: 2 S: 10	H: 0 LOB: 1 BB: 1 P: 14	R: 0 H: 0 E: 0 K: 1 S: 13	H: 0 LOB: 1 BB: 1 P: 23	R: 0 H: 0 E: 0 K: 2 S: 10	H: 0 LOB: 0 BB: 0 P: 15		R: 0 H: 1 E: 0 K: 0 S: 9	H: 1 LOB: 1 BB: 0 P: 13	R: 0 H: 0 E: 0 K: 1 S: 9	H: 0 LOB: 1 BB: 1 P: 19	R: 0 H: 2 E: 0 K: 1 S: 11	H: 2 LOB: 2 BB: 0 P: 15	R: 0 H: 1 E: 0 K: 0 S: 6	H: 1 LOB: 1 BB: 0 P: 8	R: 1 H: 2 E: 0 K: 0 S: 4	H: 2 LOB: 1 BB: 0 P: 6	1B: 7 SF: 0 2B: 2 SAC: 0 3B: 0 DP: 0 HR: 0 HBP: 1	WP: 1 PA: 43 PB: 0 SB: 1 CS: 1

PITCHER	IP	WLS	BF	H	R	ER	SO	BB	IBB	HBP	BLK	WP	HR	S	P	ERA	WHIP
51 Noah Lowry L (1, 1) ERA: 3.78	6.0		23	3	0	0	8	2	0	1	0	0	0	71	108	0.00	0.833
Scott Eyre L (7, 1) ERA: 2.71	1.0		4	1	0	0	0	0	0	0	0	1	0	9	13	0.00	1.000
LaTroy Hawkins R (8, 1) ERA: 3.7	1.0		4	0	0	0	1	1	0	0	0	0	0	9	19	0.00	1.000
Tyler Walker R (9, 1) ERA: 4.26	2.0		9	3	0	0	1	0	0	0	0	0	0	17	23	0.00	1.500
Jeremy Accardo R (11, 1) ERA: 3.94	0.1	L	3	2	1	1	0	0	0	0	0	0	0	4	6	27.00	6.000

AB	39
R	1
H	9
RBI	1
BB	3
SO	10
LOB	17



WP: 1	PA: 43
PB: 0	
SB: 1	
CS: 1	

livebaseballscores.com



Batter	1	2	3	4	5	6	7	8	9	AB R H RBI BB SO LOB	TOP																									
Luis Gonzalez, L (1, 7) OBP: 0.367, SLG: 0.460	2-2 G3		3-2 F7		2-2 1B		1-0 HBP		2-2 L7	4 0 1 0 0 0 1																										
Andy Green, R (1, 4) OBP: 0.400, SLG: 0.296	4-0 HR BB		3-2 G5-4-3		0-0 1B		0-0 SF7		0-0 19 F9 2B 1B	3 2 2 1 1 0 1																										
Chad Tracy, L (1, 9) OBP: 0.359, SLG: 0.556	3-1 1-H HR			1-3 K		0-2 F8		3-H 3-2 L7	4-1 1-2 2B BB	4 2 1 2 1 1 5																										
Troy Glaus, R (1, 5) OBP: 0.366, SLG: 0.529	2-2 L7			1-1 P2		0-0 P6		2-0 2B 1B	1-2 F9	4 1 1 0 0 0 0 1 0 0 0 0 0 2																										
19 Chris Snyder, R (8, 2) OBP: 0.299, SLG: 0.302									2-3																											
Shawn Green, L (1, 8) OBP: 0.359, SLG: 0.483	2-2 P6			0-1 S 1B		2-3 K		0-0 1B 34 FC6-2-5-1 2B	4-2 1-2 2B BB	4 1 2 0 1 1 0																										
Alex Cintron, S (1, 6) OBP: 0.301, SLG: 0.420			1-0 F7		3-2 F7		3-2 P4		3-2 1B 34 FC6-2-5-1 2B	5 0 2 4 0 0 1																										
34 Conor Jackson, R (1, 3) OBP: 0.295, SLG: 0.305			1-3 K			2-2 F9		1-2 HBP 1B SF7 1B	1-0 FC6-2-5-1 1B	4 1 1 0 0 1 2 1 0 0 0 0 1 1 0 0 0 0 0 0 0																										
Tim Worrell, R (8, 1)									1-2 3-H																											
Jose Valverde, R (9, 1)									0-3 K																											
Kelly Stinnett, R (1, 2) OBP: 0.321, SLG: 0.425			1-1 P4			0-1 F7		1-0 SAFE F9	2-3 K	3 0 0 0 0 0 1 1 0 0 0 0 1 2																										
Tony Clark, S (8, PH) OBP: 0.366, SLG: 0.640																																				
Claudio Vargas, R (1, 1) OBP: 0.158, SLG: 0.111			2-1 G5-4-3 1B			4-0 1B 1B BB		1-2 1B HBP 1B	3-2 F8	1 0 1 0 1 0 0 1 0 1 0 0 0 0 0 0 0 0 0 0 0 1 0 0 0 0 0 2																										
Quinton McCracken, S (7, PH) OBP: 0.311, SLG: 0.295																																				
Oscar Villarreal, L (7, 1)																																				
Royce Clayton, R (8, PH) OBP: 0.315, SLG: 0.344																																				
<b>Inning Stats</b>	R: 2 E: 0 K: 0 S: 11	H: 1 LOB: 0 BB: 1 P: 24	R: 0 E: 0 K: 1 S: 6	H: 0 LOB: 0 BB: 0 P: 9	R: 0 E: 0 K: 0 S: 11	H: 1 LOB: 0 BB: 0 P: 19	R: 0 E: 0 K: 1 S: 10	H: 1 LOB: 1 BB: 0 P: 15	R: 0 E: 0 K: 0 S: 13	H: 2 LOB: 3 BB: 1 P: 21	R: 0 E: 0 K: 1 S: 8	H: 0 LOB: 0 BB: 0 P: 13	R: 1 E: 0 K: 0 S: 12	H: 2 LOB: 2 BB: 0 P: 19	R: 1 E: 0 K: 1 S: 12	H: 3 LOB: 2 BB: 0 P: 21	R: 3 E: 0 K: 1 S: 19	H: 2 LOB: 1 BB: 2 P: 33	1B: 9 2B: 2 3B: 0 HR: 1	SF: 1 SAC: 0 DP: 1 HBP: 1	WP: 0 PB: 0 SB: 1 CS: 0	PA: 43														
<b>PITCHER</b>	IP WLS BF H R ER SO BB IBB HBP BLK WP HR S P ERA WHIP																																			
18 Matt Cain, R (1, 1) ERA: 2.33	6.1		26	6	3	3	3	2	0	0	0	0	1	63	107	4.26	1.263																			
Scott Eyre, L (7, 1) ERA: 2.69	0.2	B	4	1	0	0	0	0	0	1	0	0	0	8	13	0.00	1.500																			
LaTroy Hawkins, R (8, 1) ERA: 3.83	0.1	L	4	3	1	1	0	0	0	0	0	0	0	5	9	27.00	9.000																			
Jeff Fassero, L (8, 1) ERA: 4.05	1.1		7	1	3	3	1	2	0	0	0	0	0	20	36	20.25	2.250																			
Tyler Walker, R (9, 1) ERA: 4.23	0.1		2	1	0	0	1	0	0	0	0	0	0	6	9	0.00	3.000																			

Arizona Diamondbacks @ San Francisco Giants  
 SBC Park, San Francisco, CA  
 Fri Sep 30 2005, 10:15 PM EDT  
 Att: 38,893 - Partly Cloudy - 61 F

AB	37
R	7
H	12
RBI	7
BB	4
SO	5
LOB	18



Batter	1	2	3	4	5	6	7	8	9	AB R H RBI BB SO LOB
2 Randy Winn, S OBP: 0.360, SLG: 0.497 (1, 8)	3-2 HR		2-1 HR		1-1 2B		4-0 13 BB IBB		2-1 1-2 1B	4 2 4 2 1 0 0
13 Omar Vizquel, S OBP: 0.340, SLG: 0.351 (1, 6)	2-1 F8-6-3 1B		0-0 G6-3		1-1 L9		4-1 G4-6-3 BB		0-0 F8	4 0 1 0 1 0 3
Lance Niekro, R OBP: 0.292, SLG: 0.452 (1, 3)	0-0 P3		2-2 1B		0-1 G4-3		1-2 G4-6-3			3 0 1 0 0 0 2
Ray Durham, S OBP: 0.359, SLG: 0.434 (7, PH)										1 0 0 0 0 0 3
LaTroy Hawkins, R (8, 1)										0 0 0 0 0 0 0
Jeff Fassero, L (8, 1)										0 0 0 0 0 0 0
Tyler Walker, R (9, 1)										0 0 0 0 0 0 0
Moises Alou, R OBP: 0.399, SLG: 0.511 (1, 7)	1-0 F8-6-3 1-1		2-0 G5-4-3 1B		1-1 G6-3			1-0 F9		4 0 1 0 0 0 1
Edgardo Alfonzo, R OBP: 0.327, SLG: 0.345 (1, 4)		1-2 1B	0-1 SAFE G5-4-3		0-2 1B			0-0 L4		2 1 1 0 0 0 2
Angel Chavez, R OBP: 0.222, SLG: 0.278 (5, 4)										2 0 1 0 0 0 0
Pedro Feliz, R OBP: 0.298, SLG: 0.427 (1, 5)		1-0 P6		0-2 G6-3		2-0 1B		1-0 F9		4 0 1 0 0 0 1
Todd Linden, S OBP: 0.280, SLG: 0.339 (1, 9)		3-2 S 1B		3-3 K		2-2 G6-3			3-3 K	4 0 1 0 0 2 1
Mike Matheny, R OBP: 0.295, SLG: 0.407 (1, 2)		3-3 K		0-0 L7			0-0 13 BB 2B		0-2 2B 1B	4 0 2 0 0 1 1
18 Matt Cain, R OBP: 0.067, SLG: 0.133 (1, 1)		1-2 3-H G6-3			1-3 K			0-0 F7		2 0 0 0 0 1 1
Scott Eyre, L (7, 1)										0 0 0 0 0 0 0
J.T. Snow, L OBP: 0.342, SLG: 0.364 (7, PH)										2 0 0 0 0 0 2
(8, 3)										

Inning Stats	R: 1 E: 0 K: 0 S: 10	H: 2 LOB: 0 BB: 0 P: 16	R: 1 E: 0 K: 1 S: 15	H: 2 LOB: 1 BB: 0 P: 24	R: 1 E: 0 K: 0 S: 9	H: 3 LOB: 1 BB: 0 P: 15	R: 0 E: 0 K: 1 S: 7	H: 0 LOB: 0 BB: 0 P: 10	R: 0 E: 0 K: 1 S: 9	H: 1 LOB: 1 BB: 0 P: 12	R: 0 E: 0 K: 0 S: 9	H: 2 LOB: 1 BB: 0 P: 14	R: 0 E: 0 K: 0 S: 6	H: 1 LOB: 2 BB: 2 P: 15	R: 0 E: 0 K: 0 S: 3	H: 0 LOB: 0 BB: 0 P: 5	R: 0 E: 0 K: 1 S: 10	H: 2 LOB: 2 BB: 0 P: 16	1B: 7 2B: 6 3B: 0 HR: 2	SF: 0 SAC: 0 DP: 3 HBP: 0
--------------	-------------------------------	----------------------------------	-------------------------------	----------------------------------	------------------------------	----------------------------------	------------------------------	----------------------------------	------------------------------	----------------------------------	------------------------------	----------------------------------	------------------------------	----------------------------------	------------------------------	---------------------------------	-------------------------------	----------------------------------	----------------------------------	------------------------------------


**BOTTOM**

Arizona Diamondbacks @ San Francisco Giants  
SBC Park, San Francisco, CA

Fri Sep 30 2005, 10:15 PM EDT  
Att. 38,893 - Partly Cloudy - 61 F

AB	36
R	3
H	13
RBI	2
BB	2
SO	4
LOB	17

WP: 0 PA: 38  
PB: 0  
SB: 2  
CS: 0



PITCHER	IP	WLS	BF	H	R	ER	SO	BB	IBB	HBP	BLK	WP	HR	S	P	ERA	WHIP
Claudio Vargas, R ERA: 5.24 (1, 1)	6.0		25	10	3	3	3	0	0	0	0	0	2	59	91	4.50	1.667
Oscar Villarreal, R ERA: 5.27 (7, 1)	1.0	W	5	1	0	0	0	1	1	0	0	0	0	6	15	0.00	2.000
Tim Worrell, R ERA: 4.15 (8, 1)	1.2	H	7	2	0	0	1	0	0	0	0	0	0	12	20	0.00	1.200
Jose Valverde, R ERA: 2.48 (9, 1)	0.1	S	1	0	0	0	0	0	0	0	0	0	0	1	1	0.00	0.000



Batter	1	2	3	4	5	6	7	8	9	10	11	AB R H RBI BB SO LOB	TOP									
<b>Craig Counsell, L</b> (1, 4) OBP: 0.351, SLG: 0.376	1-1 G4-3 SF7 1B		2-2 G5-3		2-2 1B			3-3 K	1-0 L6			5 1 2 0 0 1 2										
<b>Luis Gonzalez, L</b> (1, 7) OBP: 0.366, SLG: 0.459	1-2 G4-3 1-3		2-2 G4-3		1-1 G4-3			2-0 2B		2-1 F8		5 0 1 0 0 0 2										
<b>Chad Tracy, L</b> (1, 9) OBP: 0.359, SLG: 0.553	4-2 BB		0-1 F9				3-2 F7	1-3 K		1-2 G5-4-3 1B		4 0 1 0 1 1 1										
<b>Tony Clark, S</b> (1, 3) OBP: 0.366, SLG: 0.636	1-0 SF7 3-H			4-2 FC6-4 BB			1-3 K	4-0 BB		2-2 G5-4-3 1-2f		2 0 0 1 2 1 1										
<b>Troy Glaus, R</b> (1, 5) OBP: 0.363, SLG: 0.524	1-1 F8			3-0 F7			1-1 L8	3-1 P3			0-0 F8	5 0 0 0 0 0 4										
<b>Shawn Green, L</b> (1, 8) OBP: 0.357, SLG: 0.480		1-1 G5-3		2-0 FC6-4 1-2f			2-3 K		1-0 G4-3		4-1 2B BB	4 1 0 0 1 1 1										
<b>Royce Clayton, R</b> (1, 6) OBP: 0.320, SLG: 0.351		2-2 G5-3 19 1B		0-0 G5-3			2-2 1B		1-1 34 1B		2-2 CS 1-H 2B	5 0 4 1 0 0 1										
<b>19 Chris Snyder, R</b> (1, 2) OBP: 0.297, SLG: 0.301 <b>Quinton McCracken, S</b> (7, PH) OBP: 0.309, SLG: 0.294 <b>Kelly Stinnett, R</b> (7, 2) OBP: 0.317, SLG: 0.419		1-2 G5-3 1-3			2-2 G6-3		1-2 K		1-1 P4		2-3 K	2 0 0 0 0 0 1 1 0 0 0 0 1 1 2 0 0 0 0 1 2										
<b>Javier Vazquez, R</b> (1, 1) OBP: 0.273, SLG: 0.302 <b>34 Conor Jackson, R</b> (9, PH) OBP: 0.302, SLG: 0.305 <b>Tim Worrell, R</b> (9, 1) <b>28 Brandon Medders, R</b> (10, 1) <b>Jose Valverde, R</b> (11, 1)		0-1 L5			0-1 G5-3		0-1 G5-3		4-2 1-2 BB			3 0 0 0 0 0 2 0 0 0 0 1 0										
<b>Inning Stats</b>	R: 1 E: 0 K: 0 S: 10	H: 1 LOB: 1 BB: 1 P: 18	R: 0 E: 0 K: 0 S: 10	H: 1 LOB: 1 BB: 0 P: 14	R: 0 E: 0 K: 0 S: 9	H: 0 LOB: 0 BB: 0 P: 13	R: 0 E: 0 K: 0 S: 5	H: 0 LOB: 1 BB: 1 P: 14	R: 0 E: 0 K: 1 S: 8	H: 0 LOB: 0 BB: 0 P: 13	R: 0 E: 0 K: 2 S: 9	H: 1 LOB: 2 BB: 1 P: 22	R: 0 E: 0 K: 0 S: 8	H: 1 LOB: 2 BB: 1 P: 16	R: 0 E: 0 K: 0 S: 10	H: 1 LOB: 0 BB: 0 P: 15	R: 1 E: 0 K: 1 S: 10	H: 1 LOB: 0 BB: 1 P: 18	1B: 6 2B: 2 3B: 0 HR: 0	SF: 1 SAC: 0 DP: 1 HBP: 0	WP: 0 PB: 0 SB: 3 CS: 1	PA: 44
<b>PITCHER</b>	IP WLS BF H R ER SO BB IBB HBP BLK WP HR S P ERA WHIP																					
<b>41 Brad Hennessey, R</b> (1, 1) ERA: 4.64	7.0	27	4	1	1	3	2	0	0	0	0	0	0	64	104	1.29	0.857					
<b>Jack Taschner, L</b> (8, 1) ERA: 1.59	1.2	9	2	0	0	2	2	0	0	0	0	0	0	16	36	0.00	2.400					
<b>Scott Eyre, L</b> (9, 1) ERA: 2.63	1.1	4	1	0	0	0	0	0	0	0	0	0	0	11	17	0.00	0.750					
<b>Armando Benitez, R</b> (11, 1) ERA: 4.5	1.0	L	4	1	1	1	1	0	0	0	0	0	0	10	18	9.00	2.000					

Arizona Diamondbacks @ San Francisco Giants  
 SBC Park, San Francisco, CA  
 Sat Oct 01 2005, 4:05 PM EDT  
 Att: 38,772 - Cloudy - 71 F

AB	38
R	2
H	8
RBI	2
BB	5
SO	6
LOB	18



Batter	1	2	3	4	5	6	7	8	9	10	11	AB R H RBI BB SO LOB	BOTTOM											
<b>2 Randy Winn, S</b> OBP: 0.359, SLG: 0.496 (1, 8)	1-1 G6-3		1-3 K		2-2 G4-3			1-2 SH1-3 2B		2-2 G4-3		5 0 1 0 0 1 1	<b>Arizona Diamondbacks @ San Francisco Giants</b> <b>SBC Park, San Francisco, CA</b> Sat Oct 01 2005, 4:05 PM EDT Att: 38,772 - Cloudy - 71 F											
<b>13 Omar Vizquel, S</b> OBP: 0.342, SLG: 0.352 (1, 6)	1-0 HR 1B		3-2 1B			4-1 1B BB		0-1 SH1-3		2-1 G4-3		3 0 2 0 1 0 0												
<b>Lance Niekro, R</b> OBP: 0.294, SLG: 0.462 (1, 3)	1-2 HR		3-3 K			0-2 L8		4-2 BB			2-0 F8	3 1 1 1 1 1 3												
<b>Julio Ramirez, R</b> OBP: 0.250, SLG: 0.250 (8, PR)	1-2 HR											0 0 0 0 0 0 0												
<b>J.T. Snow, L</b> OBP: 0.342, SLG: 0.363 (9, 3)	1-2 HR											1 0 0 0 0 0 0												
<b>Ray Durham, S</b> OBP: 0.358, SLG: 0.431 (1, 4)	1-0 F7				0-0 G6-3		1-1 1B	2-3 K			0-0 G4-3	5 0 1 0 0 1 2												
<b>Pedro Feliz, R</b> OBP: 0.297, SLG: 0.425 (1, 5)		2-3 K			2-1 BB 1B		2-1 F7	0-0 L4			0-0 F8	5 0 1 0 0 1 4												
<b>Todd Linden, S</b> OBP: 0.280, SLG: 0.333 (1, 7)		3-2 F7			4-0 G4-3 BB		0-0 G6-3					3 0 0 0 1 0 2												
<b>Jason Ellison, R</b> OBP: 0.317, SLG: 0.362 (1, 9)			0-0 G5-3		2-2 G4-3		1-1 G6-3			1-0 G6-3		4 0 0 0 0 0 2												
<b>Yamid Haad, R</b> OBP: 0.156, SLG: 0.107 (1, 2)			0-0 G6-3			0-2 G1-3		0-1 G6-3		2-2 P5		3 0 0 0 0 0 0												
<b>Mike Matheny, R</b> OBP: 0.295, SLG: 0.406 (9, PH) (10, 2)												1 0 0 0 0 0 0												
<b>41 Brad Hennessey, R</b> OBP: 0.231, SLG: 0.416 (7, PH)			0-2 1B			0-2 G5-3		1-0 F7			0-2 P4	2 0 1 0 0 0 0												
<b>40 Daniel O'Rourke, S</b> OBP: 0.227, SLG: 0.105 Jack Taschner, L Scott Eyre, L Moises Alou, R Armando Benitez, R												1 0 1 0 0 0 0 0 0 0 0 0 0 0 0 0												
<b>Inning Stats</b>	R: 1 E: 0 K: 0 S: 7	H: 2 LOB: 0 BB: 0 P: 11	R: 0 E: 0 K: 1 S: 8	H: 0 LOB: 0 BB: 0 P: 13	R: 0 E: 0 K: 2 S: 16	H: 2 LOB: 2 BB: 0 P: 23	R: 0 E: 0 K: 0 S: 7	H: 1 LOB: 1 BB: 1 P: 15	R: 0 E: 0 K: 0 S: 11	H: 0 LOB: 0 BB: 0 P: 13	R: 0 E: 0 K: 0 S: 9	H: 1 LOB: 2 BB: 1 P: 16	R: 0 E: 0 K: 1 S: 12	H: 1 LOB: 2 BB: 1 P: 19	R: 0 E: 0 K: 0 S: 8	H: 0 LOB: 0 BB: 0 P: 11	R: 0 E: 0 K: 0 S: 12	H: 0 LOB: 0 BB: 0 P: 16	R: 0 E: 0 K: 0 S: 3	H: 0 LOB: 0 BB: 0 P: 5	1B: 5 2B: 1 3B: 0 HR: 1	SF: 0 SAC: 1 DP: 1 HBP: 0	WP: 0 PB: 0 SB: 0 CS: 0	PA: 41
<b>PITCHER</b>	IP WLS BF H R ER SO BB IBB HBP BLK WP HR S P ERA WHIP																				IP WLS BF H R ER SO BB IBB HBP BLK WP HR S P ERA WHIP			
<b>Javier Vazquez, R</b> ERA: 4.42 (1, 1)	8.0 32 7 1 1 4 3 0 0 0 0 0 1 75 117 1.12 1.250																							
<b>Tim Worrell, R</b> ERA: 4.07 (9, 1)	1.0 3 0 0 0 0 0 0 0 0 0 0 0 8 11 0.00 0.000																							
<b>28 Brandon Medders, R</b> ERA: 1.78 (10, 1)	1.0 3 0 0 0 0 0 0 0 0 0 0 0 12 16 0.00 0.000																							
<b>Jose Valverde, R</b> ERA: 2.44 (11, 1)	1.0 3 0 0 0 0 0 0 0 0 0 0 0 3 5 0.00 0.000																							

livebaseballscorecards.com

<b>AB</b>	<b>37</b>
<b>R</b>	<b>1</b>
<b>H</b>	<b>7</b>
<b>RBI</b>	<b>1</b>
<b>BB</b>	<b>3</b>
<b>SO</b>	<b>4</b>
<b>LOB</b>	<b>14</b>





Batter	1	2	3	4	5	6	7	8	9	AB R H RBI BB SO LOB	TOP
<b>Quinton McCracken, S</b> (1, 7) <small>OBP: 0.313, SLG: 0.298</small>	1-2 		0-0 			1-1 		2-2 		4 0 2 0 0 1 0	<b>Arizona Diamondbacks @ San Francisco Giants</b> <b>SBC Park, San Francisco, CA</b> Sun Oct.02 2005, 4:05 PM EDT Att. 40,239 - Sunny - 64 F
<b>Andy Green, R</b> (1, 4) <small>OBP: 0.359, SLG: 0.258</small>	2-3 		3-2 			1-2 		3-2 		4 0 0 0 0 1 3	
<b>Chad Tracy, L</b> (1, 9) <small>OBP: 0.359, SLG: 0.553</small>	1-0 					2-2 		0-0 		4 1 1 0 0 0 1	
<b>Troy Glaus, R</b> (1, 5) <small>OBP: 0.363, SLG: 0.522</small>		2-3 				1-0 			0-1 	4 0 1 1 0 1 0	
<b>Shawn Green, L</b> (1, 8) <small>OBP: 0.355, SLG: 0.477</small>		0-2 				0-2 			0-1 	4 0 0 0 0 0 1	
<b>Alex Cintron, S</b> (1, 6) <small>OBP: 0.298, SLG: 0.415</small>		3-2 							2-2 	4 0 0 0 0 0 0	
<b>34 Conor Jackson, R</b> (1, 3) <small>OBP: 0.303, SLG: 0.306</small>			0-1 			1-2 				3 0 1 0 0 0 0	
<b>Koyie Hill, S</b> (1, 2) <small>OBP: 0.308, SLG: 0.282</small>			0-0 			0-2 				3 0 0 0 0 0 1	
<b>17 Brandon Webb, R</b> (1, 1) <small>OBP: 0.111, SLG: 0.097</small> <b>Craig Counsell, L</b> (8, PH) <small>OBP: 0.350, SLG: 0.375</small> <b>Greg Aquino, R</b> (8, 1)			0-1 			2-3 		2-2 		2 0 1 0 0 1 1 1 0 0 0 0 0 0 0 0 0 0 0 0 0	
<b>Inning Stats</b>	R: 0 H: 0 E: 0 LOB: 0 K: 2 BB: 0 S: 7 P: 11	R: 0 H: 0 E: 0 LOB: 0 K: 1 BB: 0 S: 10 P: 15	R: 0 H: 2 E: 0 LOB: 2 K: 0 BB: 0 S: 9 P: 12	R: 0 H: 0 E: 0 LOB: 0 K: 0 BB: 0 S: 7 P: 9	R: 0 H: 1 E: 0 LOB: 1 K: 1 BB: 0 S: 10 P: 13	R: 1 H: 2 E: 0 LOB: 1 K: 0 BB: 0 S: 11 P: 17	R: 0 H: 0 E: 0 LOB: 0 K: 0 BB: 0 S: 4 P: 6	R: 0 H: 1 E: 0 LOB: 1 K: 0 BB: 0 S: 16 P: 23	R: 0 H: 0 E: 0 LOB: 0 K: 0 BB: 0 S: 7 P: 9	1B: 5 SF: 0 2B: 1 SAC: 0 3B: 0 DP: 0 HR: 0 HBP: 0	WP: 0 PA: 33 PB: 0 SB: 0 CS: 0
<b>PITCHER</b> <b>Brett Tomko, R</b> (1, 1) <small>ERA: 4.48</small>	IP WLS BF H R ER SO BB IBB HBP BLK WP HR S P ERA WHIP 9.0 W 33 6 1 1 4 0 0 0 0 0 0 0 81 115 1.00 0.667										

livebaseballscorecards.com

<b>AB</b>	<b>33</b>
<b>R</b>	<b>1</b>
<b>H</b>	<b>6</b>
<b>RBI</b>	<b>1</b>
<b>BB</b>	<b>0</b>
<b>SO</b>	<b>4</b>
<b>LOB</b>	<b>7</b>

WP: 0	PA: 33
PB: 0	
SB: 0	
CS: 0	

