

San Francisco Giants - 2007

Batter	1	2	3	4	5	6	7	8	9	AB	R	H	RBI	BB	SO	LOB	TOP				
2 Randy Winn, S OBP: 0.500, SLG: 0.333 40 Daniel Ortmeier, S OBP: 0.500, SLG: 0.667	G4-3		35 WP 19 HBP 1B	BB 1B	P5		65 1B	L9		3	2	1	1	1	0	0					
19 Kevin Frandsen, R 65 Luis Figueroa, S OBP: 0.333, SLG: 0.333	G4-3		35 WP 1B HBP	P3		1B BB	1-2 2-H 1B	G6-3		2	2	0	0	1	0	2					
35 Rich Aurilia, R 64 William Bergolla, R OBP: 0.333, SLG: 0.333	2B BB		K 1-2 2-3	F8		L7	F8	43 FB 57 S 1B		2	1	0	0	1	1	4					
Pedro Feliz, R 43 Tomas De La Rosa, R OBP: 0.250, SLG: 1.000	1-H 1B 2B		P6	BB BB 1B		K	F8	F8		4	1	2	2	0	1	3					
Todd Linden, S 38 Brian Wilson, R 54 Scott Munter, R 47 Travis Ishikawa, L David Cortes, R 57 Nate Schierholz, L Jack Taschner, L	1B		1B	1B		1B	1B	G6-3 20 SF7 2B	BB 1B	3	1	3	3	1	0	0					
Jason Ellison, R OBP: 0.625, SLG: 0.500	F8		1B	BB		1B	1B	G6-3	BB	4	0	2	3	2	0	2					
73 Eugenio Velez, S 88 Dan Giese, R 20 Fred Lewis, L OBP: 0.250, SLG: 0.286	G4-3		L7	G3		G1-3		SF7	G4-3	3	0	0	0	0	0	4	AB 38				
67 Guillermo Rodriguez, R 60 Justin Knoedler, R OBP: 0.750, SLG: 1.333	P4		89 BB 2 1B BB	G6-3		F8		56 WP BB		3	1	0	0	1	0	0	R 12				
Matt Morris, R 76 Scott Atchison, R 89 Ben Copeland, L 56 Chad Santos, L	F9		35 FB 2 1B BB	F9		F9		40 BB 65 1B BB		0	0	0	0	0	0	0	H 12				
Inning Stats	R: 2 E: 0 K: 0 S: 5	H: 2 LOB: 1 BB: 1 P: 9	R: 0 E: 0 K: 0 S: 3	H: 0 LOB: 0 BB: 0 P: 3	R: 3 E: 0 K: 1 S: 7	H: 2 LOB: 1 BB: 1 P: 13	R: 3 E: 0 K: 0 S: 5	H: 2 LOB: 3 BB: 4 P: 21	R: 0 E: 0 K: 0 S: 3	H: 0 LOB: 0 BB: 0 P: 3	R: 1 E: 0 K: 1 S: 7	H: 2 LOB: 2 BB: 1 P: 11	R: 1 E: 0 K: 0 S: 4	H: 1 LOB: 2 BB: 2 P: 12	R: 1 E: 0 K: 0 S: 5	H: 2 LOB: 2 BB: 1 P: 10	1B: 10 2B: 2 3B: 0 HR: 0	SF: 1 SAC: 0 DP: 0 HBP: 1	WP: 2 PB: 0 SB: 0 CS: 2	PA: 52	
PITCHER	IP WLS BF H R ER SO BB IBB HBP BLK WP HR S P ERA WHIP	15 Ben Sheets, R ERA: 9.0	62 Grant Balfour, R ERA: 40.5	66 Alec Zumwalt, R ERA: 40.5	45 Dennis Sarfate, R ERA: 40.5	72 Mike Meyers, R ERA: 4.5	65 Manny Parra, L ERA: 9.0	70 Mike Jones, R ERA: 9.0	79 Marino Salas, R ERA: 9.0	52 Jose Capellan, R ERA: 9.0	IP WLS BF H R ER SO BB IBB HBP BLK WP HR S P ERA WHIP	65 Manny Parra, L ERA: 9.0	70 Mike Jones, R ERA: 9.0	79 Marino Salas, R ERA: 9.0	52 Jose Capellan, R ERA: 9.0	IP WLS BF H R ER SO BB IBB HBP BLK WP HR S P ERA WHIP	65 Manny Parra, L ERA: 9.0	70 Mike Jones, R ERA: 9.0	79 Marino Salas, R ERA: 9.0	52 Jose Capellan, R ERA: 9.0	IP WLS BF H R ER SO BB IBB HBP BLK WP HR S P ERA WHIP

San Francisco Giants @ Milwaukee Brewers
Maryvale Baseball Park, Phoenix, AZ
Sat Mar 03 2007, 3:05 PM EST
Att: 6,060 - Sunny - 61 F

GIANTS

AB 38
R 12
H 12
RBI 12
BB 12
SO 2
LOB 27

Batter	1	2	3	4	5	6	7	8	9	AB	R	H	RBI	BB	SO	LOB	BOTTOM					
23 Rickie Weeks Jr., R OBP: 0.300, SLG: 0.125 61 Herman Iribarren, L OBP: 0.625, SLG: 1.000	7 E 1B BB	F7	P3			7 SH2-3 1B	1-2 2-3 3-H BB			3	1	1	0	1	0	1						
7 J.J. Hardy, R OBP: 0.333, SLG: 0.364 70 Mike Jones, R	2 BB 1B	G4-3 1B BB	CS	P5		SH2-3 1B	G3-1			3	2	2	1	0	0	0						
21 Drew Anderson, L OBP: 0.286, SLG: 0.167 79 Marino Salas, R	1-H 1B	1B	1-2			1-2 2-3				1	0	0	0	0	0	3						
52 Jose Capellan, R	1B	1B				1-2 2-3				0	0	0	0	0	0	0						
1 Corey Hart, R OBP: 0.336, SLG: 0.625 Brady Clark, R OBP: 0.556, SLG: 0.500	1B 2 BB 1B	WP 2 G4-3 1B BB				K	WP BB			1	2	1	0	2	0	0						
2 Bill Hall, R OBP: 0.385, SLG: 0.200 20 Laynce Nix, L	1B BB	G4-3				G4-1	K			2	1	0	0	1	0	3						
Geoff Jenkins, L OBP: 0.636, SLG: 0.600 Kevin Mench, R OBP: 0.750, SLG: 0.600	1B 9 FC5-4 1B	1B	G1-3			G4-1	F9			2	1	1	1	1	0	1						
Johnny Estrada, S OBP: 0.556, SLG: 0.667 55 JD Closser, S OBP: 0.571, SLG: 1.286	1-2 2-3 3-H 1B	2-3 3-H BB				F8	L4	K		3	0	2	3	0	0	0						
9 Tony Graffanino, R OBP: 0.333, SLG: 0.500 11 Mike Rivera, R OBP: 0.600, SLG: 0.800	FC5-4 1B	G3				K	F9			3	0	0	1	0	1	3	AB 36					
8 Vinny Rottino, R OBP: 0.357, SLG: 0.538	FC3-6 15 FC6-4 1B		G6-3			F7	61 BB 57 BB 1B			5	0	1	0	0	1	1	R 8					
15 Ben Sheets, R 62 Grant Balfour, R 66 Alec Zumwalt, R 45 Dennis Sarfate, R 72 Mike Meyers, R 65 Manny Parra, L 57 Jose Capellan, R	FC6-4 1B					7 SH2-3 23 1B 1B	61 BB 1B	G3-1		1	0	0	0	0	0	0	H 11					
Inning Stats	R: 5 E: 0 K: 0 S: 7	H: 4 LOB: 2 BB: 2 P: 16	R: 2 E: 0 K: 0 S: 5	H: 2 LOB: 2 BB: 2 P: 13	R: 0 E: 0 K: 0 S: 3	H: 1 LOB: 0 BB: 0 P: 4	R: 0 E: 0 K: 0 S: 3	H: 0 LOB: 1 BB: 1 P: 7	R: 0 E: 0 K: 1 S: 5	H: 0 LOB: 0 BB: 0 P: 5	R: 0 E: 0 K: 1 S: 7	H: 2 LOB: 2 BB: 0 P: 7	R: 1 E: 0 K: 0 S: 5	H: 2 LOB: 3 BB: 2 P: 13	R: 0 E: 0 K: 2 S: 7	H: 0 LOB: 1 BB: 1 P: 12	R: 0 E: 0 K: 1 S: 5	H: 0 LOB: 0 BB: 0 P: 5	1B: 11 2B: 0 3B: 0 HR: 0	SF: 0 SAC: 1 DP: 0 HBP: 0	WP: 2 PB: 0 SB: 0 CS: 1	PA: 46
PITCHER	IP WLS BF H R ER SO BB IBB HBP BLK WP HR S P ERA WHIP	Matt Morris, R ERA: 37.8	76 Scott Atchison, R ERA: 40.5	88 Dan Giese, R ERA: 40.5	38 Brian Wilson, R ERA: 40.5	54 Scott Munter, R ERA: 9.0	David Cortes, R ERA: 4.5	Jack Taschner, L ERA: 4.5	IP WLS BF H R ER SO BB IBB HBP BLK WP HR S P ERA WHIP	David Cortes, R ERA: 4.5	IP WLS BF H R ER SO BB IBB HBP BLK WP HR S P ERA WHIP	David Cortes, R ERA: 4.5	Jack Taschner, L ERA: 4.5	IP WLS BF H R ER SO BB IBB HBP BLK WP HR S P ERA WHIP	David Cortes, R ERA: 4.5	Jack Taschner, L ERA: 4.5	IP WLS BF H R ER SO BB IBB HBP BLK WP HR S P ERA WHIP	David Cortes, R ERA: 4.5	Jack Taschner, L ERA: 4.5	IP WLS BF H R ER SO BB IBB HBP BLK WP HR S P ERA WHIP		

San Francisco Giants @ Milwaukee Brewers
Maryvale Baseball Park, Phoenix, AZ
Sat Mar 03 2007, 3:05 PM EST
Att: 6,060 - Sunny - 61 F

Brewers

AB 36
R 8
H 11
RBI 7
BB 8
SO 5
LOB 22

Batter	1	2	3	4	5	6	7	8	9	AB	R	H	RBI	BB	SO	LOB	TOP															
10 Dave Roberts, L (1,8) 40 Daniel Ortmeier, S (6,8) OBP: 0.364, SLG: 0.300 OBP: 0.500, SLG: 0.500	P6		K			G3			G4-1	3	0	0	0	0	1	0	San Francisco Giants @ Arizona Diamondbacks Tucson Electric Park, Tucson, AZ Mon Mar 05 2007, 3:05 PM EST Att: 4,387 - Partly Cloudy - 67 F															
2 Randy Winn, S (1,9) 57 Nate Schierholtz, L (6,9) OBP: 0.300, SLG: 0.222 OBP: 0.500, SLG: 0.667	G1-3				P5	G5-3			K	3	0	0	0	0	0	0																
Todd Linden, S (1,7) 20 Fred Lewis, L (6,7) OBP: 0.500, SLG: 0.545 OBP: 0.200, SLG: 0.222	P6				G5-3	G5-3			L7	3	0	0	0	0	0	0																
Pedro Feliz, R (1,5) 65 Luis Figueroa, S (7,6) OBP: 0.250, SLG: 0.364 OBP: 0.538, SLG: 0.700		P3					K			3	0	1	0	0	1	0																
1 Bengie Molina, R (1,2) 60 Justin Knoedler, R (7,2) OBP: 0.182, SLG: 0.182 OBP: 0.750, SLG: 1.333		L4					K			3	0	0	0	0	1	1																
9 Mark Sweeney, L (1,3) Jack Taschner, L (7,1) 38 Brian Wilson, R (8,1)							G4-3			3	0	1	0	0	1	0																
19 Kevin Frandsen, R (1,4) 73 Eugenio Velez, S (7,4) OBP: 0.538, SLG: 0.700 OBP: 0.333, SLG: 0.333		L4								2	0	1	0	0	0	1																
43 Tomas De La Rosa, R (1,6) 70 Ivan Ochoa, R (6,6) OBP: 0.125, SLG: 0.500 OBP: 0.333, SLG: 0.333										3	0	0	0	0	0	2																
75 Barry Zito, L (1,1) 48 Russ Ortiz, R (4,1) 66 Erick Threets, L (6,1) 90 Oscar Montero, R (6,1) 80 Matt Palmer, R (6,1) 56 Chad Santos, L (7,3)										1	0	0	0	0	0	0																
										1	0	0	0	0	0	1																
Inning Stats	R: 0 E: 0 K: 0 S: 3	H: 0 LOB: 0 BB: 0 P: 3	R: 0 E: 0 K: 0 S: 4	H: 1 LOB: 1 BB: 0 P: 4	R: 0 E: 0 K: 1 S: 5	H: 0 LOB: 0 BB: 0 P: 5	R: 0 E: 0 K: 0 S: 4	H: 1 LOB: 1 BB: 0 P: 4	R: 0 E: 0 K: 0 S: 6	H: 1 LOB: 1 BB: 0 P: 6	R: 0 E: 0 K: 0 S: 7	H: 0 LOB: 0 BB: 0 P: 7	R: 0 E: 0 K: 0 S: 3	H: 1 LOB: 0 BB: 0 P: 3	R: 0 E: 0 K: 1 S: 5	H: 0 LOB: 0 BB: 0 P: 5	1B: 3 2B: 1 3B: 0 HR: 0	SF: 0 SAC: 0 DP: 1 HBP: 0	WP: 0 PB: 0 SB: 0 CS: 0	PA: 30												
PITCHER	IP WLS BF H R ER SO BB IBB HBP BLK WP HR S P ERA WHIP																															
48 Enrique Gonzalez, R (1,1) 39 Dana Eveland, L (4,1) Brandon Lyon, R (7,1) Jorge Julio, R (8,1) 62 Mike Schultz, R (9,1)	3.0 3.0 1.0 1.0 1.0	W H L L L	10 11 3 3 3	1 2 0 1 0	0 0 0 0 0	1 1 0 0 0	0 0 2 0 1	0 0 0 0 0	0 0 0 0 0	0 0 0 0 0	0 0 0 0 0	0 0 0 0 0	12 13 7 3 5	12 13 7 3 5	0.00 0.00 0.00 1.000 0.000	0.333 0.667 0.000 1.000 0.000																

Batter	1	2	3	4	5	6	7	8	9	AB	R	H	RBI	BB	SO	LOB	BOTTOM															
24 Chris Young, R (1,8) 76 Alex Romero, L (6,PH) OBP: 0.417, SLG: 0.364 OBP: 0.167, SLG: 0.167	P1		BLK		FC6-4	FC5		G1		3	1	1	0	0	0	1	San Francisco Giants @ Arizona Diamondbacks Tucson Electric Park, Tucson, AZ Mon Mar 05 2007, 3:05 PM EST Att: 4,387 - Partly Cloudy - 67 F															
6 Stephen Drew, L (1,6) 11 Augie Ojeda, S (6,6) OBP: 0.687, SLG: 0.625 OBP: 0.500, SLG: 0.571	K		BLK		K	FC4-6		P5		2	0	0	0	1	2	1																
22 Eric Byrnes, R (1,7) 14 Brian Barden, R (6,PH) OBP: 0.336, SLG: 0.625 OBP: 0.417, SLG: 0.727	G5-3		BLK					F8		2	1	1	0	1	0	0																
7 Carlos Quentin, R (1,9) 66 Carlos González, L (6,PH) OBP: 0.167, SLG: 0.364 OBP: 0.333, SLG: 0.500		F7	P3							3	0	0	0	0	0	4																
Tony Clark, S (1,3) 70 Chris Carter, L (6,PR) OBP: 0.583, SLG: 0.571 OBP: 0.333, SLG: 0.333		F8	G4-3							1	1	0	0	0	0	2																
Chad Tracy, L (1,5) 68 Justin Upton, R (7,8) OBP: 0.333, SLG: 0.111 OBP: 0.308, SLG: 0.600										1	1	0	0	2	0	0																
5 Robby Hammock, R (1,2) 26 Miguel Montero, L (7,2) OBP: 0.375, SLG: 0.167 OBP: 0.444, SLG: 0.375										2	1	1	1	1	0	0																
65 Emilio Bonifacio, S (1,4) 64 Danny Richar, L (7,4) OBP: 0.364, SLG: 0.222 OBP: 0.444, SLG: 0.375										1	0	0	0	0	1	0																
48 Enrique Gonzalez, R (1,1) 39 Dana Eveland, L (4,1) 71 Mark Reynolds, R (6,PH) Brandon Lyon, R (7,1) Scott Hairston, R (7,PH) Jorge Julio, R (8,1) 62 Mike Schultz, R (9,1)										1	0	0	0	0	0	0																
										0	0	0	1	1	0	0																
Inning Stats	R: 0 E: 0 K: 1 S: 5	H: 0 LOB: 0 BB: 0 P: 5	R: 0 E: 0 K: 1 S: 6	H: 1 LOB: 1 BB: 1 P: 10	R: 1 E: 0 K: 0 S: 5	H: 2 LOB: 1 BB: 1 P: 9	R: 0 E: 0 K: 0 S: 3	H: 0 LOB: 0 BB: 0 P: 3	R: 0 E: 1 K: 1 S: 4	H: 0 LOB: 0 BB: 1 P: 8	R: 7 E: 1 K: 0 S: 7	H: 3 LOB: 2 BB: 5 P: 27	R: 1 E: 0 K: 3 S: 10	H: 1 LOB: 0 BB: 0 P: 10	R: 0 E: 0 K: 0 S: 3	H: 0 LOB: 0 BB: 0 P: 3	1B: 5 2B: 1 3B: 0 HR: 1	SF: 0 SAC: 0 DP: 0 HBP: 0	WP: 0 PB: 0 SB: 1 CS: 0	PA: 39												
PITCHER	IP WLS BF H R ER SO BB IBB HBP BLK WP HR S P ERA WHIP																															
75 Barry Zito, L (1,1) 48 Russ Ortiz, R (4,1) 66 Erick Threets, L (6,1) 90 Oscar Montero, R (6,1) 80 Matt Palmer, R (6,1)	3.0 2.1 0.0 0.1 0.1	L L L L L	14 9 3 4 2	1 2 1 4 1	1 2 0 1 0	2 1 0 1 0	0 3 2 1 0	0 0 0 0 0	0 0 0 0 0	0 0 0 0 0	0 0 0 0 0	0 0 0 0 0	16 8 1 3 2	24 20 9 7 2	3.00 7.71 ∞ 27.00 0.00	1.667 1.286 ∞ 6.000 3.000																




Batter	1	2	3	4	5	6	7	8	9	AB	R	H	RBI	BB	SO	LOB	TOP																			
10 Dave Roberts, L (1, 8) 82 Clay Timpner, L (6, 8) OBP: 0.397, SLG: 0.308 OBP: 0.333, SLG: 0.333	G4-3		G3		K				FC1	3	0	1	0	0	1	1	San Francisco Giants @ Seattle Mariners Peoria Stadium, Peoria, AZ Wed Mar 07 2007, 3:05 PM EST Att: 4,389 - Cloudy - 77 F																			
13 Omar Vizquel, S (1, 6) 65 Luis Figueroa, S (6, 6) OBP: 0.133, SLG: 0.200 OBP: 0.111, SLG: 0.125	G3		G3			L6	F8		FC1	3	0	0	0	0	0	1																				
Barry Bonds, L (1, 10) 8 Scott McClain, R (6, PH) OBP: 0.429, SLG: 0.429 (6, 10)								G1-3	K	2	0	1	0	0	1	1																				
1 Bengie Molina, R (1, 2) 67 Guillermo Rodriguez, R (6, 2)	F9								L4	3	0	0	0	0	0	2																				
2 Randy Winn, S (1, 9) 56 Chad Santos, L (7, 3)										3	2	1	0	0	0	0																				
9 Mark Sweeney, L (1, 3) 64 William Bergolla, R (7, 4) OBP: 0.197, SLG: 0.333 OBP: 0.250, SLG: 0.250										3	0	0	1	0	1	0																				
68 Justin Leone, R (1, 5) OBP: 0.714, SLG: 0.600										3	2	2	0	1	0	0																				
40 Daniel Ortmeier, S (1, 7) (7, 9) OBP: 0.364, SLG: 0.250										3	1	0	0	1	0	2																				
19 Kevin Frandsen, R (1, 4) (7, 7) OBP: 0.529, SLG: 0.643										4	0	2	2	0	1	1																				
Inning Stats	R: 0 E: 0 K: 0 S: 5	H: 1 LOB: 1 BB: 0 P: 5	R: 1 E: 0 K: 0 S: 4	H: 1 LOB: 0 BB: 0 P: 4	R: 0 E: 0 K: 2 S: 8	H: 1 LOB: 1 BB: 0 P: 8	R: 0 E: 0 K: 1 S: 5	H: 0 LOB: 0 BB: 0 P: 5	R: 0 E: 0 K: 1 S: 3	H: 1 LOB: 0 BB: 0 P: 3	R: 2 E: 0 K: 0 S: 7	H: 4 LOB: 2 BB: 0 P: 8	R: 0 E: 0 K: 2 S: 7	H: 0 LOB: 0 BB: 0 P: 7	R: 2 E: 0 K: 1 S: 9	H: 3 LOB: 3 BB: 1 P: 13		1B: 8 2B: 2 3B: 0 HR: 1	SF: 0 SAC: 0 DP: 1 HBP: 0	WP: 1 PB: 0 CS: 2 SB: 0	PA: 40															
PITCHER	IP	WLS	BF	H	R	ER	SO	BB	IBB	HBP	BLK	WP	HR	S	P	ERA	WHIP	PITCHER		IP	WLS	BF	H	R	ER	SO	BB	IBB	HBP	BLK	WP	HR	S	P	ERA	WHIP
34 Félix Hernández, R (1, 1) ERA: 3.6	3.0	12	3	1	1	2	0	0	0	0	0	0	1	17	17	3.00	1.000	Byron Embry, R (9, 1) ERA:		0.0	L	4	2	1	1	0	1	0	0	0	0	0	3	7	0.00	0.000
63 Ryan Feierabend, L (4, 1) ERA:	2.0	7	0	0	0	2	1	0	0	0	0	0	0	10	15	0.00	0.500	Kam Mickolio, R (9, 1) ERA:		0.2		2	0	0	0	1	0	0	0	0	0	4	4	0.00	0.000	
46 Sean White, R (6, 1) ERA: 4.5	2.0	H	10	5	2	2	0	0	0	0	0	1	0	10	11	9.00	2.500																			
62 Cesar Jimenez, L (8, 1) ERA:	1.0	H	3	0	0	0	2	0	0	0	0	0	0	7	7	0.00	0.000																			
Jason Mackintosh, L (9, 1) ERA: 27.0	0.1	H	2	1	1	1	0	0	0	0	0	0	0	2	2	27.00	3.000																			

AB	38
R	5
H	11
RBI	5
BB	2
SO	7
LOB	18



Batter	1	2	3	4	5	6	7	8	9	AB	R	H	RBI	BB	SO	LOB	BOTTOM																			
51 Ichiro Suzuki, L (1, 8) 25 Adam Jones, R (5, PR) OBP: 0.397, SLG: 0.308 OBP: 0.333, SLG: 0.111	FC6-4		F7		G4-3		L8			3	1	2	0	0	0	0	San Francisco Giants @ Seattle Mariners Peoria Stadium, Peoria, AZ Wed Mar 07 2007, 3:05 PM EST Att: 4,389 - Cloudy - 77 F																			
4 Jose Lopez, R (1, 4) 1 Gookie Dawkins, R (6, 4) OBP: 0.333, SLG: 0.333 OBP: 0.125, SLG: 0.250			F9		L5				F9	3	0	1	0	0	0	1																				
Jose Vidro, S (1, 10) OBP: 0.417, SLG: 0.364	FC6-4				G4-3					4	0	0	0	0	2	3																				
Raul Ibanez, L (1, 7) 50 Vladimir Valentin, R (7, 7) OBP: 0.625, SLG: 1.000 OBP: 0.364, SLG: 0.222										3	1	2	1	0	1	0																				
Richie Sexson, R (1, 3) Tony Torcato, L (4, PR) OBP: 0.625, SLG: 0.857 (5, 9)										1	0	0	0	1	0	2																				
Ben Broussard, L (1, 9) OBP: 0.429, SLG: 0.421 (5, 3)										4	0	3	2	0	1	2																				
2 Kenji Johjima, R (1, 2) 55 Jamie Burke, R (8, 2) OBP: 0.444, SLG: 0.444										3	0	0	0	0	0	3																				
7 Yuniesky Betancourt, R (1, 6) OBP: 0.250, SLG: 0.500										4	0	1	1	0	0	1																				
12 Michael Morse, R (1, 5) OBP: 0.333, SLG: 0.308										3	0	0	0	0	1	1																				
Inning Stats	R: 1 E: 0 K: 1 S: 8	H: 3 LOB: 2 BB: 0 P: 8	R: 0 E: 0 K: 0 S: 3	H: 0 LOB: 0 BB: 0 P: 3	R: 0 E: 0 K: 1 S: 5	H: 0 LOB: 0 BB: 0 P: 5	R: 2 E: 0 K: 1 S: 7	H: 3 LOB: 2 BB: 1 P: 12	R: 0 E: 0 K: 0 S: 3	H: 1 LOB: 1 BB: 0 P: 3	R: 1 E: 0 K: 1 S: 6	H: 2 LOB: 0 BB: 0 P: 6	R: 0 E: 0 K: 0 S: 3	H: 0 LOB: 0 BB: 0 P: 3	R: 0 E: 0 K: 2 S: 7	H: 0 LOB: 0 BB: 0 P: 7		R: 0 E: 0 K: 0 S: 4	H: 1 LOB: 1 BB: 0 P: 4	1B: 9 2B: 1 3B: 0 HR: 0	SF: 0 SAC: 0 DP: 2 HBP: 0	WP: 0 PB: 0 SB: 1 CS: 1	PA: 36													
PITCHER	IP	WLS	BF	H	R	ER	SO	BB	IBB	HBP	BLK	WP	HR	S	P	ERA	WHIP	PITCHER		IP	WLS	BF	H	R	ER	SO	BB	IBB	HBP	BLK	WP	HR	S	P	ERA	WHIP
Matt Morris, R (1, 1) ERA: 15.43	3.0	12	3	1	1	2	0	0	0	0	0	0	0	7	12	18.00	4.000	Jack Taschner, L (9, 1) ERA: 4.5		1.0	S	4	1	0	0	0	0	0	0	0	4	4	0.00	1.000		
53 Jonathan Sánchez, L (4, 1) ERA: 18.0	1.0	6	3	2	2	1	1	0	0	0	0	0	0	9	9	4.50	1.500																			
32 Kevin Correia, R (5, 1) ERA: 9.75	2.0	7	3	1	1	1	0	0	0	0	0	0	0	9	9	0.00	0.000																			
88 Dan Ciesle, R (7, 1) ERA:	1.0	3	0	0	0	0	2	0	0	0	0	0	0	3	3	0.00	0.000																			
59 Billy Sadler, R (8, 1) ERA: 8.75	1.0	W	3	0	0	0	2	0	0	0	0	0	0	7	7	0.00	0.000																			



Batter	1	2	3	4	5	6	7	8	9	AB	R	H	RBI	BB	SO	LOB	TOP				
28 Matt Kata, S OBP: 0.333, SLG: 0.417	0-0 SH1-3 2B		0-3 K	0-2 K			0-0 G6-3	0-0 F8		3	0	1	0	0	2	1					
12 Ramón Vázquez, L OBP: 0.286, SLG: 0.385										2	0	0	0	0	0	1					
25 Jerry Hairston, R OBP: 0.636, SLG: 0.889	0-0 SH1-3 2-3		4-0 19 2B BB			4-0 90 G4-6-3 BB	0-0 90 1B 3B		0-0 P2	2	2	1	0	2	0	0					
19 Jason Botts, S OBP: 0.273, SLG: 0.625	0-0 P3		0-0 14 HR 2B			0-0 F8	0-0 P4		0-0 90 HR 1B	2	1	1	1	0	0	1					
3 Joaquin Arias, R OBP: 0.333, SLG: 0.333						0-0 F8				3	1	1	0	0	0	2					
22 Marlon Byrd, R OBP: 0.409, SLG: 0.579	0-0 G5-3		0-0 G5-3			0-0 G4-6-3			0-0 1B	2	0	0	0	0	0	2					
90 Steven Murphy, L OBP: 0.697, SLG: 1.687						1-2			1-H	3	1	2	3	0	0	1					
14 Victor Diaz, R OBP: 0.357, SLG: 0.846		4-0 1B 15 SF8 BB	0-0 2H HR			0-0 2 F9 G4-3 2B	0-0 K		0-0 G6-3	4	3	2	2	1	1	1					
1 Desi Relaford, S OBP: 0.308, SLG: 0.455	0-0 G6-3		0-0 F7						0-0	2	0	0	0	0	0	1					
2 Drew Meyer, L OBP: 0.444, SLG: 0.556									0-0 FC5-4 1B	3	1	2	0	0	0	1					
Freddy Guzman, S OBP: 0.400, SLG: 0.400	0-0 15 SF8 15 S 1B			0-3 K		0-0 G4-3			0-0 F9	2	0	1	0	0	1	0					
Todd Donovan, R OBP: 0.400, SLG: 0.400						3-H			1-2	3	0	0	1	0	0	2					
15 Gerald Laird, R OBP: 0.471, SLG: 0.615	1-0 SF8		0-0 G5-3			0-0 1B				1	0	0	1	0	0	0					
35 Chris Stewart, R OBP: 0.600, SLG: 0.800	1-3 3-H								1-H	2	0	2	1	0	0	0					
Jared Sandberg, R OBP: 0.375, SLG: 0.286	0-0 G4-3					0-3 K			0-0 F8	4	0	1	0	0	1	3					
Inning Stats	R: 0 E: 0 K: 0 S: 4	H: 1 LOB: 1 BB: 0 P: 4	R: 1 E: 0 K: 0 S: 4	H: 1 LOB: 1 BB: 1 P: 9	R: 3 E: 0 K: 1 S: 7	H: 2 LOB: 0 BB: 1 P: 11	R: 0 E: 0 K: 2 S: 8	H: 1 LOB: 0 BB: 0 P: 8	R: 0 E: 0 K: 0 S: 2	H: 0 LOB: 0 BB: 1 P: 6	R: 1 E: 0 K: 1 S: 7	H: 2 LOB: 1 BB: 0 P: 7	R: 1 E: 0 K: 1 S: 7	H: 2 LOB: 1 BB: 0 P: 7	R: 1 E: 0 K: 0 S: 5	H: 2 LOB: 1 BB: 0 P: 5	R: 2 E: 0 K: 0 S: 6	H: 3 LOB: 1 BB: 0 P: 6	1B: 7 2B: 4 3B: 1 HR: 2	SF: 1 DP: 1 HBP: 0	WP: 0 PA: 43
PITCHER	IP WLS BF H R ER SO BB IBB HBP BLK WP HR S P ERA WHIP																				
75 Barry Zito, L ERA: 5.0	4.0 W 19 5 4 4 3 2 0 0 0 0 0 1 23 32 9.00 1.750																				
32 Kevin Correia, R ERA: 6.0	2.0 H 8 2 1 1 1 1 0 0 0 0 0 0 9 13 4.50 1.500																				
53 Jonathan Sánchez, L ERA: 12.0	2.0 H 10 4 2 2 1 0 0 0 0 0 0 0 12 12 9.00 2.000																				
Jack Taschner, L ERA: 7.2	1.0 6 3 2 2 0 0 0 0 0 0 0 1 6 6 18.00 3.000																				

Texas Rangers @ San Francisco Giants
 Scottsdale Stadium, Scottsdale, AZ
 Sat Mar 10 2007, 3:05 PM EST
 Att: 11,995 - Sunny - 78 F

AB	38
R	9
H	14
RBI	9
BB	3
SO	5
LOB	16



Batter	1	2	3	4	5	6	7	8	9	AB	R	H	RBI	BB	SO	LOB	BOTTOM		
Jason Ellison, R OBP: 0.760, SLG: 0.850	0-0 13 2B SF8 1B		0-3 K	0-1 F8 1-3		4-0 57 WP 13 1B 35 1B BB	0-1 SF8			3	2	1	0	1	1	3			
40 Daniel Ortmeier, S OBP: 0.333, SLG: 0.200										0	0	0	1	0	0	0			
13 Omar Vizquel, S OBP: 0.273, SLG: 0.333	0-0 SF8 3B	0-0 FC3-6		0-0 G3		0-0 35 1B 57 WP 1B	0-0 G4-3			4	1	2	1	0	0	3			
70 Ivan Ochoa, R OBP: 0.375, SLG: 0.167	1-3 2B	1-2 2-3				1-2 2-H				1	0	0	0	0	0	2			
Barry Bonds, L OBP: 0.462, SLG: 1.192	0-0 SF8	0-3 K		0-0 HR		1-0 G3	0-0 G3		0-0 8 C6-4 1B	2	1	1	3	0	1	2			
57 Nate Schierholtz, L OBP: 0.571, SLG: 0.929	2-3 3-H					1-2 2-3			3-H	2	0	1	1	0	0	2			
Ray Durham, S OBP: 0.333, SLG: 0.400	0-0 3B		0-0 G4-3	0-0 G4-3		0-0 P5	0-0 FC6-4			4	0	1	1	0	0	2			
8 Scott McClain, R OBP: 0.357, SLG: 0.250	3-H						1-2			1	0	0	0	0	0	1			
35 Rich Aurilia, R OBP: 0.381, SLG: 0.474	4-0 BB		0-0 1 HR 1B			0-0 G5-3	0-0 F8		0-0	3	1	2	1	1	0	0			
56 Chad Santos, L OBP: 0.167, SLG: 0.167						2-3 3-H			0-0 G6-3	1	0	0	0	0	0	0			
Pedro Feliz, R OBP: 0.222, SLG: 0.320	0-3 K		0-3 K			0-0 1B 2B	0-0 P3			4	0	1	0	0	2	5			
64 William Bergolla, R OBP: 0.167, SLG: 0.167			1-2 K							1	0	0	0	0	0	0			
1 Bengie Molina, R OBP: 0.308, SLG: 0.333	0-0 L3		0-0 HR			0-0 F7				4	1	2	2	0	0	3			
73 Eugenio Velez, S OBP: 0.308, SLG: 0.333			2-H							0	1	0	0	0	0	0			
67 Guillermo Rodríguez, R OBP: 0.167, SLG: 0.091										1	1	1	0	0	0	0			
Todd Linden, S OBP: 0.594, SLG: 0.778		4-0 13 FC3-6 20 BB BB	0-0 G4-3			0-0 2H 1B			0-0 40 SF8 3B	4	2	3	3	1	0	0			
20 Fred Lewis, L OBP: 0.357, SLG: 0.400						0-0 F8 HR 1B			0-0 40 SF8 40 S 1B	3	3	2	0	2	1	0			
Inning Stats	R: 2 E: 0 K: 1 S: 8	H: 3 LOB: 2 BB: 1 P: 12	R: 0 E: 0 K: 2 S: 7	H: 0 LOB: 2 BB: 2 P: 15	R: 2 E: 0 K: 1 S: 7	H: 2 LOB: 0 BB: 0 P: 7	R: 2 E: 0 K: 0 S: 6	H: 2 LOB: 0 BB: 0 P: 6	R: 0 E: 0 K: 0 S: 4	H: 2 LOB: 2 BB: 0 P: 4	R: 2 E: 0 K: 0 S: 6	H: 3 LOB: 2 BB: 1 P: 11	R: 3 E: 0 K: 0 S: 7	H: 3 LOB: 1 BB: 1 P: 11	R: 2 E: 0 K: 1 S: 7	H: 2 LOB: 0 BB: 0 P: 7	1B: 10 2B: 2 3B: 2 HR: 3	SF: 2 SAC: 0 DP: 0 HBP: 0	WP: 1 PA: 45
PITCHER	IP WLS BF H R ER SO BB IBB HBP BLK WP HR S P ERA WHIP																		
55 Robinson Tejeda, R ERA: 4.5	1.1 12 3 2 2 3 3 0 0 0 0 0 0 1 7 7 18.00 2.000																		
57 Francisco Cruzeta, R ERA: 14.73	1.0 5 2 2 2 1 0 0 0 0 0 0 1 7 7 18.00 2.000																		
59 Josh Rupe, R ERA: 7.71	2.2 L 15 7 4 4 0 1 0 0 0 0 1 1 15 20 13.50 3.000																		
Rick Bauer, R ERA: 19.29	1.1 8 3 3 3 0 1 0 0 0 0 0 0 8 12 20.25 3.000																		
32 Ron Mahay, L ERA: 9.0	1.0 5 2 2 2 1 0 0 0 0 0 0 1 7 7 18.00 2.000																		

Texas Rangers @ San Francisco Giants
 Scottsdale Stadium, Scottsdale, AZ
 Sat Mar 10 2007, 3:05 PM EST
 Att: 11,995 - Sunny - 78 F

AB	38
R	13
H	17
RBI	13
BB	5
SO	5
LOB	23



Batter	1	2	3	4	5	6	7	8	9	AB	R	H	RBI	BB	SO	LOB	TOP			
16 Willie Bloomquist, R Jon Nelson, R	K		1B		F8		K			4	0	1	0	0	2	0	Seattle Mariners @ San Francisco Giants Scottsdale Stadium, Scottsdale, AZ Sun Mar 11 2007, 4:05 PM EDT Att: 9,733 - Sunny - 81 F			
7 Jeremy Reed, L Brent Johnson, R	K		P4		G3		G4-3			4	0	0	0	0	1	1				
Jose Vidro, S	G4-3							G4-3		4	1	2	0	0	0	0				
Raul Ibanez, L Tony Torcato, L		G4-3								4	1	2	0	0	1	1				
69 Bryan LaHair, L										4	0	1	1	0	1	1				
4 Jose Lopez, R Michael Garciaoparra, R										3	0	1	1	0	0	1				
12 Michael Morse, R										1	0	0	0	0	0	2				
30 René Rivera, R 64 Jeff Clement, L										2	0	0	0	1	1	1				
Rey Ordóñez, R Brant Ust, R										3	0	0	0	0	1	2				
Inning Stats	R: 0 E: 0 K: 2 S: 7	H: 0 LOB: 0 BB: 0 P: 7	R: 0 E: 0 K: 0 S: 3	H: 0 LOB: 0 BB: 0 P: 3	R: 1 E: 0 K: 1 S: 7	H: 2 LOB: 1 BB: 0 P: 7	R: 2 E: 0 K: 0 S: 6	H: 3 LOB: 2 BB: 1 P: 10	R: 0 E: 0 K: 1 S: 6	H: 1 LOB: 1 BB: 0 P: 6	R: 0 E: 0 K: 1 S: 6	H: 0 LOB: 0 BB: 0 P: 7	R: 0 E: 0 K: 1 S: 6	H: 1 LOB: 2 BB: 0 P: 6	R: 0 E: 0 K: 0 S: 3	H: 0 LOB: 0 BB: 0 P: 3		1B: 6 2B: 1 3B: 0 HR: 1	SF: 0 SAC: 0 DP: 0 HBP: 0	WP: 0 PB: 0 SB: 1 CS: 0
PITCHER	IP WLS BF H R ER SO BB IBB HBP BLK WP HR S P ERA WHIP																			
18 Matt Cain, R Armando Benitez, R 55 Tim Lincecum, R 31 Vinnie Chulk, R	(1, 1) (5, 1) (6, 1) (9, 1)	4.0 1.0 3.0 1.0	WLS W H 3	BF 18 4 11 3	H 5 1 2 0	R 3 0 0 0	ER 3 0 0 0	SO 3 0 4 0	BB 1 0 0 0	IBB 0 0 0 0	HBP 0 0 0 0	BLK 0 0 0 0	WP 0 0 0 0	HR 1 6 19 3	S 23 6 19 3	P 27 6 16 3	ERA 6.75 0.00 0.00 0.00	WHIP 1.500 1.000 0.667 0.000		

Batter	1	2	3	4	5	6	7	8	9	AB	R	H	RBI	BB	SO	LOB	BOTTOM			
10 Dave Roberts, L 82 Clay Timpner, L			K					F8		3	1	2	1	0	1	0	Seattle Mariners @ San Francisco Giants Scottsdale Stadium, Scottsdale, AZ Sun Mar 11 2007, 4:05 PM EDT Att: 9,733 - Sunny - 81 F			
2 Randy Winn, S 40 Daniel Ortmeier, S		F9								2	1	1	1	1	0	1				
Barry Bonds, L 56 Chad Santos, L										2	0	0	0	0	1	2				
Ray Durham, S 64 William Bergolla, R										3	0	1	0	0	0	2				
35 Rich Aurilia, R 65 Luis Figueroa, S										3	0	1	1	0	0	2				
1 Bengie Molina, R 60 Justin Knoedler, R										2	0	0	1	0	0	2				
68 Justin Leone, R										3	1	0	0	1	2	2				
Jason Ellison, R										3	1	0	0	1	1	0				
43 Tomas De La Rosa, R										3	1	1	0	1	0	0				
Inning Stats	R: 0 E: 0 K: 1 S: 6	H: 1 LOB: 1 BB: 0 P: 6	R: 0 E: 0 K: 1 S: 5	H: 0 LOB: 0 BB: 0 P: 5	R: 0 E: 0 K: 2 S: 7	H: 0 LOB: 0 BB: 0 P: 7	R: 0 E: 0 K: 0 S: 4	H: 1 LOB: 2 BB: 1 P: 8	R: 0 E: 0 K: 1 S: 9	H: 4 LOB: 1 BB: 3 P: 21	R: 0 E: 0 K: 1 S: 5	H: 0 LOB: 0 BB: 0 P: 5	R: 2 E: 0 K: 0 S: 6	H: 3 LOB: 1 BB: 0 P: 7	R: 0 E: 0 K: 0 S: 5	H: 2 LOB: 2 BB: 0 P: 5		1B: 10 2B: 1 3B: 0 HR: 0	SF: 1 SAC: 0 DP: 0 HBP: 0	WP: 0 PB: 0 SB: 1 CS: 0
PITCHER	IP WLS BF H R ER SO BB IBB HBP BLK WP HR S P ERA WHIP																			
49 Jake Woods, L 66 Jorge Campillo, R 61 Giancarlo Alvarado, R Jesse Foppert, R 83 Juan Sandoval, R	(1, 1) (2, 1) (4, 1) (5, 1) (5, 1)	1.0 2.0 1.0 0.0 2.0	WLS L H L 1	BF 4 6 5 3 7	H 1 0 1 6 1	R 0 0 0 6 0	ER 0 0 0 6 0	SO 0 3 0 6 2	BB 0 0 1 3 0	IBB 0 0 0 0 0	HBP 0 0 0 0 0	BLK 0 0 0 0 0	WP 0 0 0 0 0	HR 0 12 4 3 11	S 6 12 8 15 11	P 6 12 8 15 11	ERA 0.00 0.00 0.00 =	WHIP 1.000 0.000 2.000 =		



Batter	1	2	3	4	5	6	7	8	9	AB	R	H	RBI	BB	SO	LOB	TOP								
20 Fred Lewis, L OBP: 0.344, SLG: 0.414 (1, 7)	G4-3		G6-3 19 G6-3 2B	K			G5-3			4	0	1	1	0	1	3	San Francisco Giants @ Oakland Athletics Phoenix Municipal Stadium, Phoenix, AZ Sun Mar 11 2007, 4:05 PM EDT Att: 6,858 - Sunny - 84 F								
19 Kevin Frandsen, R OBP: 0.407, SLG: 0.409 (1, 6)	G6-3		G6-3		G6-3		F8			4	0	0	0	0	0	2									
Todd Linden, S OBP: 0.543, SLG: 0.700 Mike Mooney, R (5, 7)	G4-3		K		L4		K			3	0	0	0	0	1	1									
Pedro Feliz, R OBP: 0.200, SLG: 0.286 8 Scott McClain, R OBP: 0.333, SLG: 0.231 (5, 5)		G4-3	K		L6		G6-3			3	0	0	0	0	1	1									
9 Mark Sweeney, L OBP: 0.176, SLG: 0.250 Brian Bocock, R (8, PH) (8, 10)		G4-3		L4		F8		L4		2	0	0	0	1	0	0									
28 Lance Niekro, R OBP: 0.524, SLG: 0.789 (1, 3)				L4		K		K		4	1	2	0	0	2	0									
57 Nate Schierholz, L OBP: 0.550, SLG: 0.776 (1, 9)				K		K		E6		4	0	1	0	0	1	2									
67 Guillermo Rodriguez, R OBP: 0.188, SLG: 0.133 (1, 2)				K				P3		4	0	1	0	0	0	5									
73 Eugenio Velez, S OBP: 0.375, SLG: 0.467 (1, 4)								SH1-4		3	1	2	1	0	1	1									
Inning Stats	R: 0 E: 0 K: 0 S: 3	H: 0 LOB: 0 BB: 0 P: 3	R: 0 E: 0 K: 0 S: 4	H: 1 LOB: 2 BB: 1 P: 8	R: 1 E: 0 K: 2 S: 9	H: 2 LOB: 1 BB: 0 P: 9	R: 1 E: 0 K: 1 S: 8	H: 3 LOB: 2 BB: 0 P: 8	R: 0 E: 0 K: 0 S: 3	H: 0 LOB: 0 BB: 0 P: 3	R: 0 E: 0 K: 2 S: 7	H: 0 LOB: 0 BB: 0 P: 7	R: 0 E: 0 K: 0 S: 4	H: 1 LOB: 1 BB: 0 P: 4	R: 0 E: 0 K: 1 S: 5	H: 0 LOB: 0 BB: 0 P: 5		R: 0 E: 1 K: 2 S: 8	H: 0 LOB: 1 BB: 0 P: 8	1B: 5 2B: 2 3B: 0 HR: 0	SF: 0 SAC: 1 DP: 0 HBP: 0	WP: 0 PB: 0 CS: 0	PA: 36		
PITCHER	IP	WLS	BF	H	R	ER	SO	BB	IBB	HBP	BLK	WP	HR	S	P	ERA	WHIP								
Joe Blanton, R ERA: 4.76 (1, 1)	3.2		17	5	2	2	2	1	0	0	0	0	0	20	24	4.91	1.636								
Jay Witasick, R ERA: (4, 1)	1.1		5	1	0	0	1	0	0	0	0	0	0	7	7	0.00	0.750								
20 Huston Street, R ERA: (6, 1)	1.0		3	0	0	0	2	0	0	0	0	0	0	7	7	0.00	0.000								
25 Lenny DiNardo, L ERA: 4.5 (7, 1)	2.0		7	1	0	0	1	0	0	0	0	0	0	9	9	0.00	0.500								
50 Kiko Calero, R ERA: (9, 1)	1.0	W	4	0	0	0	2	0	0	0	0	0	0	8	8	0.00	0.000								

Batter	1	2	3	4	5	6	7	8	9	AB	R	H	RBI	BB	SO	LOB	BOTTOM								
Jason Kendall, R OBP: 0.368, SLG: 0.474 (1, 2)	F9		G4-3				K		SH3-4	3	0	1	0	0	0	0	San Francisco Giants @ Oakland Athletics Phoenix Municipal Stadium, Phoenix, AZ Sun Mar 11 2007, 4:05 PM EDT Att: 6,858 - Sunny - 84 F								
6 Kurt Suzuki, R OBP: 0.600, SLG: 0.667 (6, 2)										1	0	0	0	0	1	1									
Shannon Stewart, R OBP: 0.421, SLG: 0.267 65 Javier Herrera, R OBP: 0.333, SLG: 0.250 (5, FR) (6, 7)			F8							1	0	0	0	1	0	0									
8 Erubiel Durazo, L OBP: 0.280, SLG: 0.318 (1, 3)										1	0	1	1	1	0	0									
29 Dan Johnson, L OBP: 0.370, SLG: 0.333 5 Jeremy Brown, R (7, PH) (8, 10)										3	0	1	0	0	1	2									
67 Travis Buck, L OBP: 0.474, SLG: 0.643 (1, 9)										1	0	0	0	0	2	2									
67 Travis Buck, L OBP: 0.474, SLG: 0.643 (1, 9)										4	1	1	0	0	0	4									
Marco Scutaro, R OBP: 0.550, SLG: 0.875 83 Cliff Pennington, S (7, 6)										3	0	1	1	0	0	0									
4 Antonio Perez, R OBP: 0.400, SLG: 0.517 54 Eddie Cornejo, L (7, 4)										2	0	0	0	1	1	1									
32 Vince Faison, L OBP: 0.214, SLG: 0.214 (1, 8)										4	0	0	0	0	0	3									
13 Donnie Murphy, R OBP: 0.450, SLG: 0.389 (1, 5)										4	2	3	0	0	0	1									
Inning Stats	R: 0 E: 0 K: 0 S: 4	H: 1 LOB: 2 BB: 0 P: 5	R: 0 E: 0 K: 0 S: 4	H: 0 LOB: 1 BB: 1 P: 9	R: 0 E: 0 K: 1 S: 5	H: 0 LOB: 0 BB: 0 P: 5	R: 1 E: 0 K: 0 S: 5	H: 2 LOB: 1 BB: 0 P: 5	R: 1 E: 0 K: 1 S: 7	H: 2 LOB: 2 BB: 1 P: 11	R: 0 E: 0 K: 1 S: 5	H: 0 LOB: 0 BB: 0 P: 5	R: 0 E: 0 K: 1 S: 6	H: 1 LOB: 2 BB: 1 P: 10	R: 0 E: 0 K: 0 S: 3	H: 0 LOB: 1 BB: 1 P: 7	R: 1 E: 0 K: 0 S: 3	H: 2 LOB: 1 BB: 0 P: 3	1B: 7 2B: 1 3B: 0 HR: 0	SF: 1 SAC: 1 DP: 0 HBP: 1	WP: 1 PB: 0 CS: 0	PA: 38			
PITCHER	IP	WLS	BF	H	R	ER	SO	BB	IBB	HBP	BLK	WP	HR	S	P	ERA	WHIP								
41 Brad Hennessey, R ERA: 6.75 (1, 1)	4.0		17	3	1	1	1	1	0	0	0	0	0	18	24	2.25	1.000								
71 Pat Misch, L ERA: 2.08 (5, 1)	2.0	B	9	2	1	1	2	1	0	0	0	0	0	12	16	4.50	1.500								
66 Erick Threats, L ERA: 6.75 (7, 1)	1.0		5	1	0	0	1	1	0	0	0	0	0	6	10	0.00	2.000								
88 Dan Giese, R ERA: 3.38 (8, 1)	1.1	L	7	2	1	1	0	1	0	0	0	0	0	6	10	6.75	2.250								



Batter	1	2	3	4	5	6	7	8	9	AB	R	H	RBI	BB	SO	LOB	TOP		
Shannon Stewart, R (1, 7) OBP: 0.478, SLG: 0.368 67 Travis Buck, L (7, PR) OBP: 0.458, SLG: 0.556 (7, 7)	F9		14 1B 22 FC5		8 1B		10 G3 44 1B	72 FC6-4 BB		4	0	3	0	0	0	0			
14 Mark Ellis, R (1, 4) OBP: 0.304, SLG: 0.211 72 Kevin Mellito, L (7, 4) OBP: 0.524, SLG: 0.438	K		8 2B 22 FC5 1-2 2-H		L8		K	FC6-4		4	1	1	1	0	2	2			
22 Milton Bradley, S (1, 8) OBP: 0.591, SLG: 0.765 44 Hiram Bocachica, R (3, 8) OBP: 0.259, SLG: 0.167	K		FC5 8 WP 2B		K		10 G3		13 BB 28 1B	2	1	0	0	0	1	2			
8 Erubiel Durazo, L (1, 3) OBP: 0.345, SLG: 0.538 10 Darric Barton, L (7, PH) OBP: 0.500, SLG: 0.684 (7, 3)		K	2B 1-2 2-H		1B		G3		K	3	0	2	2	0	1	0			
Nick Swisher, S (1, 9) OBP: 0.412, SLG: 0.607 28 Charles Thomas, L (8, PR) OBP: 0.385, SLG: 0.417 (8, 9)	F9		G5-4-3 BB		P5		1-2		13 BB 13 S	2	0	0	0	2	0	2			
Marco Scutaro, R (1, 6) OBP: 0.476, SLG: 0.778 13 Donnie Murphy, R (6, 6) OBP: 0.522, SLG: 0.450			G5-4-3 1-2		P6				29 FC3-6 1B	2	0	0	0	1	0	2			
29 Dan Johnson, L (1, 10) OBP: 0.392, SLG: 0.333 Ryan Goletski, R (9, PH) OBP: 0.143, SLG: 0.148 (9, 10)					K				FC3-6 6 BB 1-2	3	1	1	0	1	1	1			
17 Adam Melhuse, S (1, 2) OBP: 0.294, SLG: 0.167 6 Kurt Suzuki, R (7, 2) OBP: 0.697, SLG: 0.800							P4		1-3 2-H 3-H	2	0	0	0	1	1	3			
4 Antonio Perez, R (1, 5) OBP: 0.395, SLG: 0.484 5 Jeremy Brown, R (8, PH) OBP: 0.298, SLG: 0.697 66 J. Furmaniak, R (8, 5) OBP: 0.280, SLG: 0.227			14 1B 1B BB		G6-4-3				G6-4-3 66 G6-4-3 1-2	2	1	0	0	1	1	2			
Inning Stats	R: 0 E: 0 K: 2 S: 7	H: 0 LOB: 0 BB: 0 P: 7	R: 0 E: 0 K: 2 S: 7	H: 0 LOB: 2 BB: 2 P: 15	R: 3 E: 0 K: 0 S: 5	H: 3 LOB: 1 BB: 2 P: 14	R: 0 E: 0 K: 1 S: 4	H: 0 LOB: 0 BB: 1 P: 8	R: 0 E: 0 K: 1 S: 6	H: 2 LOB: 2 BB: 0 P: 7	R: 0 E: 0 K: 1 S: 6	H: 2 LOB: 3 BB: 0 P: 7	R: 2 E: 0 K: 0 S: 5	H: 2 LOB: 2 BB: 2 P: 14	R: 2 E: 0 K: 1 S: 7	H: 3 LOB: 2 BB: 2 P: 15	1B: 11 2B: 2 3B: 0 HR: 0	SF: 0 SAC: 0 DP: 3 HBP: 0	WP: 1 PA: 45 PB: 0 SB: 1 CS: 0
PITCHER	IP WLS BF H R ER SO BB IBB HBP BLK WP HR S P ERA WHIP	IP WLS BF H R ER SO BB IBB HBP BLK WP HR S P ERA WHIP	IP WLS BF H R ER SO BB IBB HBP BLK WP HR S P ERA WHIP	IP WLS BF H R ER SO BB IBB HBP BLK WP HR S P ERA WHIP	IP WLS BF H R ER SO BB IBB HBP BLK WP HR S P ERA WHIP	IP WLS BF H R ER SO BB IBB HBP BLK WP HR S P ERA WHIP	IP WLS BF H R ER SO BB IBB HBP BLK WP HR S P ERA WHIP	IP WLS BF H R ER SO BB IBB HBP BLK WP HR S P ERA WHIP	IP WLS BF H R ER SO BB IBB HBP BLK WP HR S P ERA WHIP	IP WLS BF H R ER SO BB IBB HBP BLK WP HR S P ERA WHIP	IP WLS BF H R ER SO BB IBB HBP BLK WP HR S P ERA WHIP	IP WLS BF H R ER SO BB IBB HBP BLK WP HR S P ERA WHIP	IP WLS BF H R ER SO BB IBB HBP BLK WP HR S P ERA WHIP	IP WLS BF H R ER SO BB IBB HBP BLK WP HR S P ERA WHIP	IP WLS BF H R ER SO BB IBB HBP BLK WP HR S P ERA WHIP	IP WLS BF H R ER SO BB IBB HBP BLK WP HR S P ERA WHIP	IP WLS BF H R ER SO BB IBB HBP BLK WP HR S P ERA WHIP	IP WLS BF H R ER SO BB IBB HBP BLK WP HR S P ERA WHIP	IP WLS BF H R ER SO BB IBB HBP BLK WP HR S P ERA WHIP

Oakland Athletics @ San Francisco Giants
 Scottsdale Stadium, Scottsdale, AZ
 Tue Mar 13 2007, 10:05 PM EDT
 Att: 11,970 - Clear - 82 F


AB 36
 R 7
 H 13
 RBI 7
 BB 9
 SO 9
 LOB 25



Batter	1	2	3	4	5	6	7	8	9	AB	R	H	RBI	BB	SO	LOB	BOTTOM		
10 Dave Roberts, L (1, 8) OBP: 0.333, SLG: 0.231 20 Fred Lewis, L (9, 7) OBP: 0.333, SLG: 0.400	K		2 WP 2 1B BB		K			F9		3	1	0	0	1	2	0			
2 Randy Winn, S (1, 9) OBP: 0.400, SLG: 0.500 68 Justin Leone, R (9, 9) OBP: 0.467, SLG: 0.273	K		WP 1B 1-1 2-H		G4-3			F9		4	1	1	2	0	1	0			
Pedro Feliz, R (1, 5) OBP: 0.297, SLG: 0.429			G4-3 WP 1B					P3		4	0	3	0	0	0	0			
Ray Durham, S (1, 4) OBP: 0.263, SLG: 0.294	G5-3		G4-3				F7		F9	4	0	0	1	0	0	3			
28 Lance Niekro, R (1, 3) OBP: 0.440, SLG: 0.652 56 Chad Santos, L (6, PH) OBP: 0.429, SLG: 0.636 (7, 3)		G5-3	G1-3				K		1B BB	2	0	0	0	0	0	1			
9 Mark Sweeney, L (1, 10) OBP: 0.158, SLG: 0.222 Jason Ellison, R (6, PH) OBP: 0.645, SLG: 0.680 (7, 10)		K			G4-3		G3		K	2	0	0	0	0	1	0			
Todd Linden, S (1, 7) OBP: 0.550, SLG: 0.667 (9, 8)		G4-3							E9 1B	2	0	1	0	2	0	0			
19 Kevin Frandsen, R (1, 6) OBP: 0.353, SLG: 0.321			G1-3		G6-4-3				K	4	0	0	0	0	1	3			
50 Eliezer Alfonzo, R (1, 2) OBP: 0.400, SLG: 0.400 60 Justin Knoedler, R (8, 2) OBP: 0.688, SLG: 1.000			2 WP 10 BB 2 1B		G5-3					3	1	1	0	0	0	1			
Inning Stats	R: 0 E: 0 K: 2 S: 8	H: 1 LOB: 1 BB: 0 P: 8	R: 0 E: 0 K: 1 S: 5	H: 0 LOB: 0 BB: 0 P: 5	R: 3 E: 0 K: 0 S: 6	H: 3 LOB: 1 BB: 1 P: 12	R: 0 E: 0 K: 0 S: 2	H: 0 LOB: 0 BB: 1 P: 6	R: 0 E: 0 K: 1 S: 6	H: 1 LOB: 1 BB: 0 P: 6	R: 0 E: 0 K: 0 S: 2	H: 0 LOB: 0 BB: 1 P: 6	R: 0 E: 0 K: 0 S: 3	H: 0 LOB: 0 BB: 0 P: 3	R: 1 E: 1 K: 2 S: 8	H: 1 LOB: 1 BB: 1 P: 12	1B: 5 2B: 1 3B: 0 HR: 0	SF: 0 SAC: 0 DP: 1 HBP: 0	WP: 2 PA: 35 PB: 0 SB: 0 CS: 1
PITCHER	IP WLS BF H R ER SO BB IBB HBP BLK WP HR S P ERA WHIP	IP WLS BF H R ER SO BB IBB HBP BLK WP HR S P ERA WHIP	IP WLS BF H R ER SO BB IBB HBP BLK WP HR S P ERA WHIP	IP WLS BF H R ER SO BB IBB HBP BLK WP HR S P ERA WHIP	IP WLS BF H R ER SO BB IBB HBP BLK WP HR S P ERA WHIP	IP WLS BF H R ER SO BB IBB HBP BLK WP HR S P ERA WHIP	IP WLS BF H R ER SO BB IBB HBP BLK WP HR S P ERA WHIP	IP WLS BF H R ER SO BB IBB HBP BLK WP HR S P ERA WHIP	IP WLS BF H R ER SO BB IBB HBP BLK WP HR S P ERA WHIP	IP WLS BF H R ER SO BB IBB HBP BLK WP HR S P ERA WHIP	IP WLS BF H R ER SO BB IBB HBP BLK WP HR S P ERA WHIP	IP WLS BF H R ER SO BB IBB HBP BLK WP HR S P ERA WHIP	IP WLS BF H R ER SO BB IBB HBP BLK WP HR S P ERA WHIP	IP WLS BF H R ER SO BB IBB HBP BLK WP HR S P ERA WHIP	IP WLS BF H R ER SO BB IBB HBP BLK WP HR S P ERA WHIP	IP WLS BF H R ER SO BB IBB HBP BLK WP HR S P ERA WHIP	IP WLS BF H R ER SO BB IBB HBP BLK WP HR S P ERA WHIP	IP WLS BF H R ER SO BB IBB HBP BLK WP HR S P ERA WHIP	IP WLS BF H R ER SO BB IBB HBP BLK WP HR S P ERA WHIP

Oakland Athletics @ San Francisco Giants
 Scottsdale Stadium, Scottsdale, AZ
 Tue Mar 13 2007, 10:05 PM EDT
 Att: 11,970 - Clear - 82 F

AB 31
 R 4
 H 6
 RBI 3
 BB 4
 SO 7
 LOB 11



Batter	1	2	3	4	5	6	7	8	9	AB	R	H	RBI	BB	SO	LOB	TOP								
Jason Ellison, R OBP: 0.593, SLG: 0.600 (1, 9)	G4-3		K		K		G5-3		56 1B	5	1	1	0	0	2	0	San Francisco Giants @ Los Angeles Angels Tempe Diablo Stadium, Tempe, AZ Wed Mar 14 2007, 4:05 PM EDT Att: 8,481 - Sunny - 85 F livebaseballscorecards.com								
13 Omar Vizquel, S OBP: 0.429, SLG: 0.520 43 Tomas De La Rosa, R OBP: 0.279, SLG: 0.375 56 Chad Santos, L OBP: 0.467, SLG: 0.667 19 Kevin Frandsen, R OBP: 0.353, SLG: 0.351 (1, 6) (5, 6) (9, PH) (9, PR) (9, 4)	2B		1B		35 FC6-4 1B BB		F7		1B	2	1	2	0	1	0	0									
Barry Bonds, L OBP: 0.381, SLG: 0.778 Ryan Klesko, L OBP: 0.375, SLG: 0.500 (1, 10) (5, PR) (5, 10)	F9		K		35 FC6-4 1B BB		K		1B	2	0	0	0	1	1	2									
35 Rich Aurilia, R OBP: 0.333, SLG: 0.393 9 Mark Sweeney, L OBP: 0.143, SLG: 0.200 (1, 3) (5, 3)	G5-3				20 BB 1B		FC6-4 1B		P5	3	0	1	0	0	0	3									
1 Bengie Molina, R OBP: 0.194, SLG: 0.276 60 Justin Knoedler, R OBP: 0.647, SLG: 0.929 (1, 2) (5, PR) (5, 2)		F8			1B				K	3	0	1	1	0	0	1									
Todd Linden, S OBP: 0.558, SLG: 0.657 82 Clay Timpner, L OBP: 0.222, SLG: 0.222 (1, 8) (6, 8)					1B				G4-3	2	0	1	0	1	0	2									
20 Fred Lewis, L OBP: 0.324, SLG: 0.364 (1, 7)		P4			1B				K	3	0	0	0	1	2	1									
68 Justin Leone, R OBP: 0.368, SLG: 0.200 (1, 5)		G1-3			1B				F8	4	0	0	0	0	0	4									
65 Luis Figueroa, S OBP: 0.143, SLG: 0.154 (1, 4) (9, 6)					G4-3				56 1B	4	1	1	0	0	0	3									
Inning Stats	R: 0 E: 0 K: 0 S: 13	H: 1 LOB: 1 BB: 0 P: 19	R: 0 E: 0 K: 0 S: 3	H: 0 LOB: 1 BB: 1 P: 7	R: 0 E: 0 K: 2 S: 8	H: 1 LOB: 1 BB: 0 P: 9	R: 0 E: 0 K: 0 S: 10	H: 2 LOB: 3 BB: 1 P: 18	R: 1 E: 0 K: 1 S: 9	H: 1 LOB: 2 BB: 2 P: 21	R: 0 E: 0 K: 1 S: 5	H: 0 LOB: 0 BB: 0 P: 5	R: 0 E: 0 K: 1 S: 6	H: 0 LOB: 0 BB: 0 P: 8	R: 0 E: 0 K: 1 S: 5	H: 0 LOB: 0 BB: 0 P: 5		R: 2 E: 0 K: 1 S: 13	H: 4 LOB: 2 BB: 0 P: 17	1B: 8 2B: 1 3B: 0 HR: 0	SF: 0 SAC: 0 DP: 0 HBP: 0	WP: 0 PB: 0 SB: 0 CS: 0	PA: 40		
PITCHER	IP	WLS	BF	H	R	ER	SO	BB	IBB	HBP	BLK	WP	HR	S	P	ERA	WHIP								
45 Kelvin Escobar, R ERA: 3.24 (1, 1)	3.1		16	4	0	2	2	2	0	0	0	0	0	31	47	0.00	1.800								
49 Chris Bootcheck, R ERA: 2.53 (4, 1)	2.2	H	11	1	1	1	2	2	0	0	0	0	0	17	32	3.38	1.125								
74 Kasey Olenberger, R ERA: 3.0 (7, 1)	1.0	H	3	0	0	0	1	0	0	0	0	0	0	6	8	0.00	0.000								
81 Alex Serrano, R ERA: 3.52 (8, 1)	2.0	W	10	4	2	2	2	0	0	0	0	0	0	18	22	9.00	2.000								

Batter	1	2	3	4	5	6	7	8	9	AB	R	H	RBI	BB	SO	LOB	BOTTOM								
24 Gary Matthews, S OBP: 0.321, SLG: 0.500 32 Erick Aybar, S OBP: 0.429, SLG: 0.600 (1, 8) (6, 6)	1B		HR	G1-3			FC3-6 25 S		1B	3	1	2	1	0	0	1	San Francisco Giants @ Los Angeles Angels Tempe Diablo Stadium, Tempe, AZ Wed Mar 14 2007, 4:05 PM EDT Att: 8,481 - Sunny - 85 F livebaseballscorecards.com								
Orlando Cabrera, R OBP: 0.429, SLG: 0.455 32 Brandon Wood, R OBP: 0.353, SLG: 0.588 (1, 6) (6, 5)	F7		K		P6		F8		1B	3	0	0	0	0	1	1									
27 Vladimir Guerrero, R OBP: 0.269, SLG: 0.460 25 Nick Gorneault, R OBP: 0.333, SLG: 0.476 (1, 9) (5, PR) (6, 9)	L8		F8		16 G6-3 1B WP		E1		1B	3	0	1	0	0	0	1									
16 Garret Anderson, L OBP: 0.500, SLG: 0.800 46 Bobby Wilson, R OBP: 0.308, SLG: 0.182 (1, 7) (6, 2)	K		WP		G6-3		F9			3	0	1	0	0	1	2									
Shea Hillenbrand, R OBP: 0.379, SLG: 0.346 63 Matthew Brown, R OBP: 0.375, SLG: 0.769 (1, 10) (8, PH) (9, 10)	E6 G4-3		P6		F9				L3	3	0	0	0	0	0	3									
Casey Kotchman, L OBP: 0.394, SLG: 0.552 22 Kendrys Morales, S OBP: 0.355, SLG: 0.379 (1, 3) (7, 3)	G4-3				F7		G4-3		G6-3	3	0	0	0	0	0	0									
47 Howie Kendrick, R OBP: 0.407, SLG: 0.750 6 Maicer Izturis, S OBP: 0.296, SLG: 0.385 (1, 4) (6, 4)	G4-3				1B		G4-3		F7	2	1	1	0	0	0	1									
José Molina, R OBP: 0.318, SLG: 0.316 39 Robb Quinlan, R OBP: 0.370, SLG: 0.560 13 Nathan Haynes, L OBP: 0.385, SLG: 0.417 (1, 2) (6, 7) (9, PR)					1B		F9		32 1B	1	0	1	0	1	0	0									
9 Chone Figgins, S OBP: 0.407, SLG: 0.542 77 Reggie Willits, S OBP: 0.481, SLG: 0.409 (1, 5) (6, 8)	G4-3				L8				F7	2	0	0	0	0	0	3									
Inning Stats	R: 0 E: 0 K: 1 S: 10	H: 1 LOB: 0 BB: 0 P: 14	R: 0 E: 1 K: 0 S: 8	H: 0 LOB: 2 BB: 1 P: 13	R: 1 E: 0 K: 1 S: 13	H: 2 LOB: 1 BB: 0 P: 20	R: 0 E: 0 K: 0 S: 5	H: 2 LOB: 1 BB: 0 P: 6	R: 0 E: 0 K: 0 S: 10	H: 0 LOB: 0 BB: 0 P: 13	R: 1 E: 1 K: 0 S: 17	H: 1 LOB: 1 BB: 1 P: 26	R: 0 E: 0 K: 0 S: 4	H: 0 LOB: 0 BB: 0 P: 6	R: 1 E: 0 K: 0 S: 5	H: 2 LOB: 2 BB: 0 P: 8		1B: 6 2B: 1 3B: 1 HR: 1	SF: 0 SAC: 0 DP: 0 HBP: 0	WP: 2 PB: 0 SB: 4 CS: 0	PA: 37				
PITCHER	IP	WLS	BF	H	R	ER	SO	BB	IBB	HBP	BLK	WP	HR	S	P	ERA	WHIP								
48 Russ Ortiz, R ERA: 3.0 (1, 1)	3.2		18	5	2	2	2	1	0	0	0	1	0	35	52	4.91	1.636								
54 Scott Munter, R ERA: 5.09 (4, 1)	1.1		5	1	0	0	0	0	0	0	0	0	0	6	9	0.00	0.750								
Steve Kline, L ERA: 7.5 (6, 1)	1.0		3	0	0	0	0	0	0	0	0	0	0	10	13	0.00	0.000								
32 Kevin Correia, R ERA: 5.14 (7, 1)	1.0		5	1	1	0	0	1	0	0	0	0	0	17	26	0.00	2.000								
38 Brian Wilson, R ERA: 3.0 (8, 1)	1.0		3	0	0	0	0	0	0	0	0	0	0	4	6	0.00	0.000								
PITCHER	IP	WLS	BF	H	R	ER	SO	BB	IBB	HBP	BLK	WP	HR	S	P	ERA	WHIP								
David Cortes, R ERA: 2.08 (9, 1)	0.1	L	3	2	1	1	0	0	0	0	0	0	0	5	8	27.00	6.000								

Batter	1	2	3	4	5	6	7	8	9	AB	R	H	RBI	BB	SO	LOB	TOP				
10 Dave Roberts, L (1, 8) 89 Ben Copeland, L (7, 7)										4	0	1	0	0	1	2	San Francisco Giants @ Kansas City Royals Surprise Stadium, Surprise, AZ Thu Mar 15 2007, 4:05 PM EDT Att: 5,713 - Sunny - 80 F livebaseballscorecards.com				
13 Omar Vizquel, S (1, 6) 65 Luis Figueroa, S (6, 6)										3	0	0	0	0	2	2					
Barry Bonds, L (1, 10) 28 Lance Niekro, R (6, PH) (8, 10)										3	1	1	1	0	1	0					
Ray Durham, S (1, 4) 64 William Bergolla, R (6, 4)										3	2	2	2	0	1	0					
35 Rich Aurilia, R (1, 5)										4	1	1	1	0	1	1					
1 Bengie Molina, R (1, 2) 60 Justin Knoedler, R (6, 2)										3	0	0	0	0	0	0					
2 Randy Winn, S (1, 9) 96 John Bowker, L (7, 9)										3	0	1	0	0	1	0					
Todd Linden, S (1, 7) (7, 8)										4	1	1	1	0	0	1					
9 Mark Sweeney, L (1, 3)										4	0	0	0	0	2	2					
Inning Stats	R: 0 E: 0 K: 1 S: 5	H: 1 LOB: 0 BB: 0 P: 5	R: 1 E: 0 K: 0 S: 4	H: 1 LOB: 0 BB: 0 P: 4	R: 0 E: 1 K: 1 S: 6	H: 0 LOB: 1 BB: 0 P: 6	R: 1 E: 0 K: 1 S: 6	H: 1 LOB: 0 BB: 0 P: 6	R: 2 E: 0 K: 2 S: 9	H: 2 LOB: 0 BB: 0 P: 9	R: 0 E: 1 K: 2 S: 9	H: 1 LOB: 2 BB: 0 P: 9	R: 1 E: 0 K: 1 S: 6	H: 2 LOB: 1 BB: 0 P: 6	R: 0 E: 0 K: 0 S: 3	H: 0 LOB: 0 BB: 0 P: 3	1B: 3 2B: 1 3B: 0 HR: 6	SF: 0 SAC: 0 DP: 2 HBP: 0	WP: 0 PB: 0 SB: 0 CS: 1	PA: 36	
PITCHER	IP	WLS	BF	H	R	ER	SO	BB	IBB	HBP	BLK	WP	HR	S	P	ERA	WHIP				
36 Jorge De La Rosa, L (1, 1) David Riske, R (5, 1) Brandon Duckworth, R (6, 1) 88 Jason Standridge, R (9, 1)	4.0		15	3	2	2	3	0	0	0	0	0	2	21	21	4.50	0.750				

Batter	1	2	3	4	5	6	7	8	9	AB	R	H	RBI	BB	SO	LOB	BOTTOM				
Esteban German, R (1, 4) 13 Andrés Blanco, S (7, 4)										4	2	2	0	0	1	2	San Francisco Giants @ Kansas City Royals Surprise Stadium, Surprise, AZ Thu Mar 15 2007, 4:05 PM EDT Att: 5,713 - Sunny - 80 F livebaseballscorecards.com				
4 Alex Gordon, L (1, 5)										4	2	3	0	0	0	0					
24 Mark Teahen, L (1, 8)										3	0	1	1	1	1	3					
29 Mike Sweeney, R (1, 10) 12 Paul Phillips, R (7, PR) (8, 10)										4	0	2	3	0	0	3					
16 Reggie Sanders, R (1, 9) 11 Ross Gload, L (6, PH) (7, 3)										2	0	0	0	0	0	1					
Emil Brown, R (1, 7) 2 Joey Gathright, L (7, 7)										2	1	1	0	1	0	0					
43 Ryan Shealy, R (1, 3) 26 Justin Huber, R (6, PR) 21 Billy Butler, R (7, 9)										3	0	1	0	0	1	0					
6 Jason LaRue, R (1, 2) 64 Matt Tupman, R (6, PR) (7, 2)										3	0	1	2	0	1	0					
4 Angel Berroa, R (1, 6) Alex Gonzalez, R (6, PH) (7, 6)										2	0	0	0	0	2	0					
Inning Stats	R: 2 E: 1 K: 1 S: 8	H: 4 LOB: 1 BB: 0 P: 8	R: 0 E: 0 K: 2 S: 7	H: 0 LOB: 0 BB: 0 P: 7	R: 0 E: 0 K: 1 S: 5	H: 0 LOB: 0 BB: 1 P: 9	R: 0 E: 0 K: 1 S: 5	H: 0 LOB: 0 BB: 0 P: 5	R: 1 E: 0 K: 1 S: 8	H: 3 LOB: 2 BB: 0 P: 8	R: 2 E: 0 K: 0 S: 4	H: 2 LOB: 1 BB: 2 P: 12	R: 2 E: 1 K: 0 S: 6	H: 4 LOB: 1 BB: 0 P: 6	R: 0 E: 0 K: 1 S: 4	H: 0 LOB: 0 BB: 1 P: 8	1B: 10 2B: 3 3B: 0 HR: 0	SF: 0 SAC: 0 DP: 3 HBP: 0	WP: 0 PB: 0 SB: 0 CS: 1	PA: 38	
PITCHER	IP	WLS	BF	H	R	ER	SO	BB	IBB	HBP	BLK	WP	HR	S	P	ERA	WHIP				
75 Barry Zito, L (1, 1) 31 Yovani Ballesteros, R (5, 1) 81 Ryan Meaux, L (6, 1) 77 Osiris Matos, R (7, 1) 59 Billy Sadler, R (8, 1)	4.0		16	5	3	2	5	1	0	0	0	0	0	11	15	20.25	4.500				

Batter	1	2	3	4	5	6	7	8	9	AB	R	H	RBI	BB	SO	LOB	TOP					
Jason Ellison, R OBP: 0.561, SLG: 0.600 (1, 8)	G6-3		F7			F7		P4		5	1	2	0	0	0	1						
19 Kevin Frandsen, R OBP: 0.359, SLG: 0.333 (1, 6)	HR		F8			F9		F9		5	1	2	1	0	0	2						
20 Fred Lewis, L OBP: 0.317, SLG: 0.351 (1, 7)	F8		F8			K		K		4	0	1	1	0	1	2						
Pedro Feliz, R OBP: 0.350, SLG: 0.500 64 William Bergolla, R OBP: 0.300, SLG: 0.222 (1, 5)	HR		G6-3			F8		K		3	1	1	2	0	0	0						
Ryan Klesko, L OBP: 0.273, SLG: 0.364 82 Clay Timpner, L OBP: 0.200, SLG: 0.200 (1, 3)	F8		G4-1			G4-3		F9		3	0	0	0	0	0	0						
56 Chad Santos, L OBP: 0.421, SLG: 0.750 (1, 10)		G4-3				G3		K		4	1	1	1	0	1	3						
68 Justin Leone, R OBP: 0.348, SLG: 0.167 (1, 9)		P6				F8		FC5-4		3	0	0	0	1	0	3						
50 Eliezer Alfonzo, R OBP: 0.375, SLG: 0.296 67 Guillermo Rodriguez, R OBP: 0.176, SLG: 0.125 (1, 2)		K				K		L7		2	0	0	0	0	2	0						
43 Tomas De La Rosa, R OBP: 0.318, SLG: 0.421 (1, 4)			G5-3			F8		K		3	1	1	0	1	0	0						
Inning Stats	R: 2 E: 0 K: 0 S: 5	H: 2 LOB: 0 BB: 0 P: 5	R: 0 E: 0 K: 1 S: 6	H: 0 LOB: 0 BB: 0 P: 9	R: 0 E: 0 K: 0 S: 9	H: 1 LOB: 1 BB: 0 P: 14	R: 0 E: 0 K: 0 S: 9	H: 0 LOB: 0 BB: 0 P: 17	R: 0 E: 0 K: 1 S: 5	H: 0 LOB: 0 BB: 0 P: 5	R: 0 E: 0 K: 1 S: 9	H: 0 LOB: 0 BB: 0 P: 11	R: 1 E: 0 K: 0 S: 8	H: 1 LOB: 1 BB: 1 P: 16	R: 2 E: 0 K: 1 S: 9	H: 4 LOB: 3 BB: 1 P: 13	R: 0 E: 0 K: 0 S: 7	H: 1 LOB: 1 BB: 0 P: 9	1B: 5 2B: 2 3B: 0 HR: 2	SF: 0 SAC: 0 DP: 0 HBP: 1	WP: 1 PB: 0 CS: 0	PA: 39
PITCHER	IP	WLS	BF	H	R	ER	SO	BB	IBB	HBP	BLK	WP	HR	S	P	ERA	WHIP					
36 Jeff Weaver, R ERA: 6.0 (1, 1)	4.0		15	3	2	2	1	0	0	0	0	0	1	29	45	4.50	0.750					
49 Jake Woods, L ERA: 6.0 (5, 1)	2.0		6	0	0	0	2	0	0	0	0	0	0	14	16	0.00	0.000					
54 Sean Green, R ERA: 12.6 (7, 1)	1.0	L	10	5	3	3	0	2	0	1	0	1	1	12	24	27.00	7.000					
31 Aaron Small, R ERA: (8, 1)	1.0		3	0	0	0	1	0	0	0	0	0	0	5	5	0.00	0.000					
60 Jon Huber, R ERA: 9.0 (9, 1)	1.0		4	1	0	0	0	0	0	0	0	0	0	7	9	0.00	1.000					

San Francisco Giants @ Seattle Mariners
Peoria Stadium, Peoria, AZ
Thu Mar 15 2007, 10:05 PM EDT
Att. 8,100 - Clear - 92 F

AB	35
R	5
H	9
RBI	5
BB	2
SO	4
LOB	14



Batter	1	2	3	4	5	6	7	8	9	AB	R	H	RBI	BB	SO	LOB	BOTTOM					
51 Ichiro Suzuki, L OBP: 0.397, SLG: 0.379 25 Adam Jones, R OBP: 0.333, SLG: 0.263 (1, 8)	F7	L4		G4-3			SF9		G5-3	4	0	1	0	0	0	1						
29 Adrian Beltré, R OBP: 0.450, SLG: 0.565 50 Wladimir Balentien, R OBP: 0.353, SLG: 0.429 (1, 5)	1B	1B		K			1B		L4	4	0	3	0	0	1	1						
Jose Vidro, S OBP: 0.400, SLG: 0.387 (1, 10)	BB	1B		G4-3			SF9			2	0	1	1	1	0	0						
Raul Ibanez, L OBP: 0.440, SLG: 0.524 82 Mike Wilson, R OBP: 0.143, SLG: 0.143 (1, 7)	1B	1B		L8			K			4	0	1	0	0	2	3						
Richie Sexson, R OBP: 0.179, SLG: 0.200 69 Bryan LaHair, L OBP: 0.387, SLG: 0.429 (1, 3)	F4			F7			F8		F8	4	0	0	0	0	0	3						
64 Jeff Clement, L OBP: 0.222, SLG: 0.125 65 Rob Johnson, R OBP: 0.318, SLG: 0.421 (1, 2)	K			K			G4-3		12 PB	3	0	0	0	0	2	3						
12 Michael Morse, R OBP: 0.212, SLG: 0.290 (1, 9)				K			K		G1-3	4	0	0	0	0	3	1						
4 Jose Lopez, R OBP: 0.350, SLG: 0.235 (1, 4)		7 HR		G6-3			P3		K	3	1	0	0	1	1	1						
7 Yuniesky Betancourt, R OBP: 0.310, SLG: 0.593 (1, 6)	1-H	HR		G4-3			P4		F8	4	1	2	2	0	0	0						
Inning Stats	R: 0 E: 0 K: 1 S: 12	H: 2 LOB: 3 BB: 1 P: 19	R: 2 E: 0 K: 2 S: 18	H: 3 LOB: 2 BB: 1 P: 31	R: 0 E: 0 K: 2 S: 7	H: 0 LOB: 0 BB: 0 P: 7	R: 0 E: 0 K: 1 S: 8	H: 1 LOB: 1 BB: 0 P: 11	R: 0 E: 0 K: 0 S: 4	H: 0 LOB: 0 BB: 0 P: 7	R: 1 E: 0 K: 1 S: 11	H: 2 LOB: 1 BB: 0 P: 19	R: 0 E: 0 K: 1 S: 5	H: 0 LOB: 1 BB: 1 P: 10	R: 0 E: 0 K: 0 S: 6	H: 0 LOB: 0 BB: 0 P: 10	1B: 5 2B: 2 3B: 0 HR: 1	SF: 1 SAC: 0 DP: 0 HBP: 0	WP: 0 PB: 1 CS: 0	PA: 38		
PITCHER	IP	WLS	BF	H	R	ER	SO	BB	IBB	HBP	BLK	WP	HR	S	P	ERA	WHIP					
53 Jonathan Sánchez, L ERA: 2.16 (1, 1)	2.0		13	5	2	2	3	2	0	0	0	0	0	19	25	0.00	0.333					
88 Dan Giese, R ERA: 2.16 (3, 1)	3.0		10	1	0	0	3	0	0	0	0	0	0	18	33	3.38	1.125					
71 Pat Misch, L ERA: 2.97 (6, 1)	2.2	W	11	2	1	1	2	1	0	0	0	0	0	3	3	0.00	0.000					
91 Chris Begg, R ERA: (8, 1)	0.1	H	1	0	0	0	0	0	0	0	0	0	0	3	3	0.00	0.000					
Brian Anderson, R ERA: (9, 1)	1.0	S	3	0	0	0	0	0	0	0	0	0	0	6	10	0.00	0.000					

San Francisco Giants @ Seattle Mariners
Peoria Stadium, Peoria, AZ
Thu Mar 15 2007, 10:05 PM EDT
Att. 8,100 - Clear - 92 F

AB	34
R	3
H	8
RBI	3
BB	3
SO	9
LOB	13



Batter	1	2	3	4	5	6	7	8	9	AB	R	H	RBI	BB	SO	LOB	TOP					
10 Dave Roberts, L (1,8) OBP: 0.324, SLG: 0.219 20 Fred Lewis, L (6,9) OBP: 0.289, SLG: 0.317	4-0 G6-4-3 BB		0-0 G3			0-0 P5	0-3 K			2	0	0	0	1	0	0	San Francisco Giants @ Colorado Rockies US West Sports Complex, Hi Corbett Field, Tucson, AZ Sat Mar 17 2007, 4:05 PM EDT Att. 6,128 - Overcast - 96 F livebaseballscorecards.com					
2 Randy Winn, S (1,9) OBP: 0.400, SLG: 0.583 Jason Ellison, R (6,8) OBP: 0.558, SLG: 0.595	0-3 K			0-0 G4-3		0-0 G3-1		0-0 G5-3		3	0	0	0	0	1	1						
Ryan Klesko, L (1,3) OBP: 0.333, SLG: 0.429 56 Chad Santos, L (6, PR) OBP: 0.450, SLG: 0.765	0-0 G6-4-3 1-2			0-0 G3 2B		4-0 1B 65 1B BB		0-0 1B 68 G5-3 1B		2	0	1	0	1	0	1						
Pedro Feliz, R (1,5) OBP: 0.302, SLG: 0.488 68 Justin Leone, R (6,5) OBP: 0.333, SLG: 0.158		0-0 G5-3		0-0 G3 2-3		0-0 1B 9 BB 65 1B		0-0 G5-3 1-2		3	1	1	0	0	0	1						
9 Mark Sweeney, L (1,7) OBP: 0.179, SLG: 0.192 83 Brian Horwitz, R (6,7)		0-0 1B 19 G6-3		0-0 G3-1		4-0 1B 65 BB		0-0 G1-3		2	0	1	0	1	0	1						
19 Kevin Frandsen, R (1,6) OBP: 0.333, SLG: 0.290 65 Luis Figueroa, S (5, PR) OBP: 0.211, SLG: 0.333		0-0 G6-3 1-2			4-0 BB 50 G3-6	0-0 1B 1-2 2-H 3-H		0-0 F8		1	0	0	0	1	0	1						
50 Eleizer Alfonso, R (1,2) OBP: 0.273, SLG: 0.200 60 Justin Knoedler, R (6,2) OBP: 0.632, SLG: 0.875		0-0 G5-3		0-0 G3-6-1 1-2		0-0 F8		0-0 1B		3	0	0	0	0	0	4						
43 Tomas De La Rosa, R (1,4) OBP: 0.333, SLG: 0.583			0-0 G5-3		0-0 2B		0-0 F8		0-0 P4	4	0	1	0	0	0	1						
41 Brad Hennessey, R (1,1) 76 Scott Atchison, R (4,1) 28 Lance Niekro, R (7, PH) 54 Scott Munter, R (7,1) David Cortes, R (8,1) 67 Guillermo Rodriguez, R (8, PH) OBP: 0.198, SLG: 0.111			0-0 G4-3		0-0 G4-3		0-3 K		0-0 L6	1	0	0	0	0	0	0						
Inning Stats	R: 0 E: 0 K: 1 S: 4	H: 0 LOB: 0 BB: 1 P: 8	R: 0 E: 0 K: 0 S: 4	H: 1 LOB: 1 BB: 0 P: 4	R: 0 E: 0 K: 0 S: 3	H: 0 LOB: 0 BB: 0 P: 3	R: 0 E: 0 K: 0 S: 4	H: 1 LOB: 2 BB: 1 P: 4	R: 0 E: 0 K: 0 S: 3	H: 1 LOB: 2 BB: 1 P: 7	R: 2 E: 0 K: 0 S: 5	H: 2 LOB: 0 BB: 2 P: 13	R: 0 E: 0 K: 2 S: 7	H: 0 LOB: 0 BB: 0 P: 7	R: 0 E: 0 K: 0 S: 4	H: 1 LOB: 1 BB: 0 P: 4		R: 0 E: 0 K: 0 S: 4	H: 1 LOB: 1 BB: 0 P: 4	1B: 5 2B: 2 3B: 0 HR: 0	SF: 0 SAC: 0 DP: 2 HBP: 0	WP: 0 PB: 0 SB: 0 CS: 0
PITCHER	IP WLS BF H R ER SO BB IBB HBP BLK WP HR S P ERA WHIP																					
28 Aaron Cook, R (1,1) ERA: 2.35	5.1 W 19 3 0 0 1 2 0 0 0 0 0 0 19 27 0.00 0.938																					
Danny Graves, R (6,1) ERA: 13.5	0.2 6 2 2 2 0 2 0 0 0 0 0 0 4 12 27.00 6.000																					
60 Manny Corpas, R (7,1) ERA: 13.5	1.0 3 0 0 0 2 0 0 0 0 0 0 0 7 7 0.00 0.000																					
32 LaTroy Hawkins, R (8,1) ERA: 3.0	1.0 4 1 0 0 0 0 0 0 0 0 0 0 4 4 0.00 1.000																					
40 Brian Fuentes, L (9,1) ERA: 3.0	1.0 4 1 0 0 0 0 0 0 0 0 0 0 4 4 0.00 1.000																					

Batter	1	2	3	4	5	6	7	8	9	AB	R	H	RBI	BB	SO	LOB	BOTTOM			
3 Willy Taveras, R (1,8) OBP: 0.444, SLG: 0.406 Travis Becktel, R (8,7)	0-0 1B 17 WP	0-0 S 27 HR		0-0 1B 27 SF7		0-0 P3		0-0 F9		4	3	3	0	0	0	0	San Francisco Giants @ Colorado Rockies US West Sports Complex, Hi Corbett Field, Tucson, AZ Sat Mar 17 2007, 4:05 PM EDT Att. 6,128 - Overcast - 96 F livebaseballscorecards.com			
Jaime Carroll, R (1,4) OBP: 0.192, SLG: 0.133 Omar Quintanilla, L (6,4) OBP: 0.333, SLG: 0.522	1-3 K	0-1 L6		0-0 1B 17 SF7		0-0 F7		0-0 G5-3		3	0	1	1	0	1	3				
27 Garrett Atkins, R (1,5) OBP: 0.394, SLG: 0.583 15 Frank Menechino, R (6,5) OBP: 0.444, SLG: 0.667	0-0 G5-3	0-0 HR		0-0 F8		0-0 P6		0-0 2B		3	1	1	3	0	0	3				
17 Todd Helton, L (1,3) OBP: 0.500, SLG: 0.682 10 Jeff Baker, R (6,3) OBP: 0.333, SLG: 0.629	0-0 1B 11 HR	0-0 G4-3		0-0 SF7		0-0 G6-3		0-3 K		2	1	1	2	0	0	0				
5 Matt Holliday, R (1,7) OBP: 0.394, SLG: 0.600 72 Jordan Czarniecki, R (6,7) OBP: 1.000, SLG: 2.000	4-0 1B 11 HR			0-0 P4		0-0 G3		0-0 2B		2	1	0	0	1	0	1				
11 Brad Hawpe, L (1,9) OBP: 0.343, SLG: 0.727 44 Alexis Gomez, L (6,9) OBP: 0.407, SLG: 0.440	0-0 HR			0-0 HR		0-3 K2-3		0-0 G6-3		3	2	2	4	0	1	0				
2 Troy Tulowitzki, R (1,6) OBP: 0.419, SLG: 0.484 32 LaTroy Hawkins, R (8,1) 40 Brian Fuentes, L (9,1)	0-0 F9			0-0 G4-3		0-0 1B 20 FC6-4		0-0 E8 1B		4	1	2	1	0	0	0				
20 Chris Iannetta, R (1,2) OBP: 0.458, SLG: 0.474 Alvin Colina, R (6,2) OBP: 0.125, SLG: 0.500		4-0 1B 3 HR		0-3 K		0-0 FC6-4		0-0 E9		2	1	0	0	1	1	1				
28 Aaron Cook, R (1,1) OBP: 0.500, SLG: 0.750 Danny Graves, R (6,1) 60 Manny Corpas, R (7,1) 74 Jeff Dragovich, R (7, PH) (8,4)		0-0 SH3-4		0-0 1B		0-0 K		0-0 G6-3		2	1	1	0	0	1	1				
Inning Stats	R: 4 E: 0 K: 1 S: 8	H: 3 LOB: 0 BB: 1 P: 13	R: 3 E: 0 K: 0 S: 6	H: 2 LOB: 0 BB: 1 P: 10	R: 1 E: 0 K: 1 S: 6	H: 1 LOB: 0 BB: 0 P: 6	R: 2 E: 0 K: 0 S: 6	H: 3 LOB: 1 BB: 0 P: 6	R: 0 E: 0 K: 2 S: 8	H: 1 LOB: 1 BB: 0 P: 8	R: 0 E: 0 K: 0 S: 3	H: 0 LOB: 0 BB: 0 P: 3	R: 2 E: 2 K: 0 S: 6	H: 2 LOB: 1 BB: 0 P: 6	R: 0 E: 0 K: 1 S: 6	H: 1 LOB: 1 BB: 0 P: 6		1B: 8 2B: 2 3B: 0 HR: 3	SF: 1 SAC: 1 DP: 0 HBP: 0	WP: 1 PB: 0 SB: 1 CS: 0
PITCHER	IP WLS BF H R ER SO BB IBB HBP BLK WP HR S P ERA WHIP																			
41 Brad Hennessey, R (1,1) ERA: 11.45	3.0 L 17 4 2 2 2 0 0 0 0 0 0 0 17 17 6.00 1.333																			
76 Scott Atchison, R (4,1) ERA: 2.89	3.0 13 4 2 2 2 0 0 0 0 0 0 0 17 17 6.00 1.333																			
54 Scott Munter, R (7,1) ERA: 5.68	1.0 6 2 2 1 0 0 0 0 0 0 0 0 6 6 9.00 2.000																			
David Cortes, R (8,1) ERA: 1.89	1.0 4 1 0 0 1 0 0 0 0 0 0 0 6 6 0.00 1.000																			



Batter	1	2	3	4	5	6	7	8	9	AB	R	H	RBI	BB	SO	LOB	TOP
Esteban German, R (1,4) <small>OBP: 0.431, SLG: 0.489</small> 68 Fernando Cortez, L (8,4) <small>OBP: 0.435, SLG: 0.381</small>										4	2	4	0	1	0	0	
4 Angel Berroa, R (1,6) <small>OBP: 0.294, SLG: 0.344</small> 13 Andrés Blanco, S (8,PH) <small>OBP: 0.297, SLG: 0.361</small>										3	0	1	1	0	0	3	
1 Angel Sanchez, R (9,PH) <small>OBP: 0.455, SLG: 0.286</small>										1	0	0	0	0	1	0	
24 Mark Teahen, L (1,8) <small>OBP: 0.439, SLG: 0.622</small>										5	0	2	3	0	0	3	
16 Reggie Sanders, R (1,9) <small>OBP: 0.367, SLG: 0.481</small> 92 Chris Lubanski, L (7,7) <small>OBP: 0.444, SLG: 0.375</small>										4	0	2	0	0	0	2	
4 Alex Gordon, L (1,5) <small>OBP: 0.524, SLG: 0.667</small>										4	1	1	1	0	2	3	
Emil Brown, R (1,7) <small>OBP: 0.333, SLG: 0.250</small> Todd Wellemeyer, R (5,1)										3	0	0	0	0	1	2	
2 Joey Gathright, L (7,PH) <small>OBP: 0.405, SLG: 0.358</small> Mike Stodolka, L (7,3)										1	0	0	0	0	1	0	
43 Ryan Shealy, R (1,3) <small>OBP: 0.372, SLG: 0.500</small> David Riske, R (7,1)										3	1	0	0	1	2	1	
88 Jason Standridge, R (9,1)										0	0	0	0	0	0	0	
14 John Buck, R (1,2) <small>OBP: 0.480, SLG: 0.632</small> 12 Paul Phillips, R (7,2) <small>OBP: 0.071, SLG: 0.077</small>										2	1	1	0	1	1	0	
45 Odalis Perez, L (1,1)										1	0	0	0	0	1	0	
96 Onil Joseph, S (4,PH)										1	0	0	0	0	1	2	
Martin Vargas, R (4,1)										0	0	0	0	0	0	0	
21 Billy Butler, R (5,7) <small>OBP: 0.543, SLG: 0.828</small>										2	0	0	0	0	1	0	
Inning Stats	R: 0 H: 1 E: 0 LOB: 1 K: 0 BB: 0 S: 4 P: 4	R: 1 H: 1 E: 0 LOB: 1 K: 0 BB: 1 S: 4 P: 8	R: 1 H: 3 E: 0 LOB: 2 K: 1 BB: 0 S: 8 P: 8	R: 3 H: 2 E: 0 LOB: 1 K: 1 BB: 2 S: 7 P: 15	R: 0 H: 0 E: 0 LOB: 0 K: 2 BB: 0 S: 7 P: 7	R: 0 H: 2 E: 0 LOB: 2 K: 2 BB: 0 S: 9 P: 9	R: 0 H: 1 E: 0 LOB: 1 K: 2 BB: 0 S: 8 P: 8	R: 0 H: 1 E: 0 LOB: 0 K: 1 BB: 0 S: 4 P: 4	R: 0 H: 0 E: 0 LOB: 0 K: 1 BB: 0 S: 5 P: 5	1B: 7 SF: 0 2B: 1 SAC: 1 3B: 2 DP: 0 HR: 1 HBP: 0	WP: 0 PA: 41 FB: 0 SB: 0 CS: 1						
PITCHER	IP WLS BF H R ER SO BB IBB HBP BLK WP HR S P ERA WHIP 51 Noah Lowry, L (1,1) <small>ERA: 6.08</small> Osiris Matos, R (4,1) <small>ERA: 4.91</small> Armando Benitez, R (5,1) <small>ERA: 3.96</small> 52 Sun-Woo Kim, R (6,1) <small>ERA: 3.96</small> 32 Kevin Correia, R (8,1) <small>ERA: 4.5</small>	IP WLS BF H R ER SO BB IBB HBP BLK WP HR S P ERA WHIP 38 Brian Wilson, R (9,1) <small>ERA: 2.25</small>	IP WLS BF H R ER SO BB IBB HBP BLK WP HR S P ERA WHIP 51 Noah Lowry, L (1,1) <small>ERA: 6.08</small> Osiris Matos, R (4,1) <small>ERA: 4.91</small> Armando Benitez, R (5,1) <small>ERA: 3.96</small> 52 Sun-Woo Kim, R (6,1) <small>ERA: 3.96</small> 32 Kevin Correia, R (8,1) <small>ERA: 4.5</small>	IP WLS BF H R ER SO BB IBB HBP BLK WP HR S P ERA WHIP 38 Brian Wilson, R (9,1) <small>ERA: 2.25</small>	IP WLS BF H R ER SO BB IBB HBP BLK WP HR S P ERA WHIP 51 Noah Lowry, L (1,1) <small>ERA: 6.08</small> Osiris Matos, R (4,1) <small>ERA: 4.91</small> Armando Benitez, R (5,1) <small>ERA: 3.96</small> 52 Sun-Woo Kim, R (6,1) <small>ERA: 3.96</small> 32 Kevin Correia, R (8,1) <small>ERA: 4.5</small>	IP WLS BF H R ER SO BB IBB HBP BLK WP HR S P ERA WHIP 38 Brian Wilson, R (9,1) <small>ERA: 2.25</small>	IP WLS BF H R ER SO BB IBB HBP BLK WP HR S P ERA WHIP 51 Noah Lowry, L (1,1) <small>ERA: 6.08</small> Osiris Matos, R (4,1) <small>ERA: 4.91</small> Armando Benitez, R (5,1) <small>ERA: 3.96</small> 52 Sun-Woo Kim, R (6,1) <small>ERA: 3.96</small> 32 Kevin Correia, R (8,1) <small>ERA: 4.5</small>	IP WLS BF H R ER SO BB IBB HBP BLK WP HR S P ERA WHIP 38 Brian Wilson, R (9,1) <small>ERA: 2.25</small>	IP WLS BF H R ER SO BB IBB HBP BLK WP HR S P ERA WHIP 51 Noah Lowry, L (1,1) <small>ERA: 6.08</small> Osiris Matos, R (4,1) <small>ERA: 4.91</small> Armando Benitez, R (5,1) <small>ERA: 3.96</small> 52 Sun-Woo Kim, R (6,1) <small>ERA: 3.96</small> 32 Kevin Correia, R (8,1) <small>ERA: 4.5</small>	IP WLS BF H R ER SO BB IBB HBP BLK WP HR S P ERA WHIP 38 Brian Wilson, R (9,1) <small>ERA: 2.25</small>	1B: 7 SF: 0 2B: 1 SAC: 1 3B: 2 DP: 0 HR: 1 HBP: 0	WP: 0 PA: 41 FB: 0 SB: 0 CS: 1					
Batter	1	2	3	4	5	6	7	8	9	AB	R	H	RBI	BB	SO	LOB	BOTTOM
10 Dave Roberts, L (1,8) <small>OBP: 0.350, SLG: 0.265</small> Jason Ellison, R (7,7) <small>OBP: 0.556, SLG: 0.590</small>										2	1	1	0	1	1	0	
13 Omar Vizquel, S (1,6) <small>OBP: 0.405, SLG: 0.618</small> 19 Kevin Frandsen, R (7,6) <small>OBP: 0.326, SLG: 0.282</small>										3	2	2	1	0	0	1	
35 Rich Aulilia, R (1,3) <small>OBP: 0.366, SLG: 0.486</small> 65 Luis Figueroa, S (6,PR) <small>OBP: 0.211, SLG: 0.333</small>										3	0	1	0	1	1	2	
Ray Durham, S (1,4) <small>OBP: 0.250, SLG: 0.500</small> 43 Tomas De La Rosa, R (7,4) <small>OBP: 0.333, SLG: 0.583</small>										3	0	0	0	0	0	4	
Pedro Feliz, R (1,5) <small>OBP: 0.348, SLG: 0.614</small> 68 Justin Leone, R (7,5) <small>OBP: 0.320, SLG: 0.150</small>										3	1	3	3	0	0	0	
1 Bengie Molina, R (1,2) <small>OBP: 0.195, SLG: 0.237</small> 60 Justin Knoedler, R (8,2) <small>OBP: 0.600, SLG: 0.824</small>										3	0	0	0	0	2	2	
2 Randy Winn, S (1,9) <small>OBP: 0.372, SLG: 0.538</small> 32 Kevin Correia, R (8,1)										3	0	0	0	0	1	0	
38 Brian Wilson, R (9,1)										0	0	0	0	0	0	0	
56 Chad Santos, L (9,PH) <small>OBP: 0.429, SLG: 0.722</small>										1	0	0	0	0	0	0	
Todd Linden, S (1,7) <small>OBP: 0.509, SLG: 0.630</small>										4	1	1	0	0	0	0	
51 Noah Lowry, R (1,1) <small>OBP: 0.372, SLG: 0.395</small> Osiris Matos, R (4,1) <small>ERA: 4.91</small> Armando Benitez, R (5,1) <small>ERA: 3.96</small> 50 Eliezer Alfonzo, R (8,1) <small>OBP: 0.372, SLG: 0.395</small> 52 Sun-Woo Kim, R (6,1) <small>ERA: 3.96</small> Fred Lewis, L (8,7)										1	0	0	0	0	1	0	
Inning Stats	R: 0 H: 1 E: 0 LOB: 1 K: 0 BB: 0 S: 4 P: 4	R: 0 H: 1 E: 0 LOB: 0 K: 0 BB: 0 S: 3 P: 3	R: 0 H: 0 E: 0 LOB: 0 K: 2 BB: 0 S: 7 P: 7	R: 2 H: 2 E: 0 LOB: 1 K: 0 BB: 1 S: 4 P: 8	R: 0 H: 0 E: 0 LOB: 0 K: 1 BB: 0 S: 5 P: 5	R: 2 H: 2 E: 0 LOB: 1 K: 1 BB: 1 S: 7 P: 11	R: 1 H: 2 E: 0 LOB: 1 K: 1 BB: 0 S: 7 P: 7	R: 0 H: 1 E: 0 LOB: 2 K: 1 BB: 0 S: 6 P: 6	R: 1 H: 2 E: 2 LOB: 1 K: 0 BB: 0 S: 4 P: 4	1B: 5 SF: 0 2B: 3 SAC: 1 3B: 2 DP: 2 HR: 1 HBP: 0	WP: 0 PA: 37 FB: 0 SB: 0 CS: 0						
PITCHER	IP WLS BF H R ER SO BB IBB HBP BLK WP HR S P ERA WHIP 45 Odalis Perez, L (1,1) <small>ERA: 7.36</small> Martin Vargas, R (4,1) <small>ERA: 18.0</small> Todd Wellemeyer, R (5,1) <small>ERA: 9.31</small> David Riske, R (7,1) <small>ERA: 4.5</small> 88 Jason Standridge, R (9,1) <small>ERA: 5.4</small>	IP WLS BF H R ER SO BB IBB HBP BLK WP HR S P ERA WHIP 45 Odalis Perez, L (1,1) <small>ERA: 7.36</small> Martin Vargas, R (4,1) <small>ERA: 18.0</small> Todd Wellemeyer, R (5,1) <small>ERA: 9.31</small> David Riske, R (7,1) <small>ERA: 4.5</small> 88 Jason Standridge, R (9,1) <small>ERA: 5.4</small>	IP WLS BF H R ER SO BB IBB HBP BLK WP HR S P ERA WHIP 45 Odalis Perez, L (1,1) <small>ERA: 7.36</small> Martin Vargas, R (4,1) <small>ERA: 18.0</small> Todd Wellemeyer, R (5,1) <small>ERA: 9.31</small> David Riske, R (7,1) <small>ERA: 4.5</small> 88 Jason Standridge, R (9,1) <small>ERA: 5.4</small>	IP WLS BF H R ER SO BB IBB HBP BLK WP HR S P ERA WHIP 45 Odalis Perez, L (1,1) <small>ERA: 7.36</small> Martin Vargas, R (4,1) <small>ERA: 18.0</small> Todd Wellemeyer, R (5,1) <small>ERA: 9.31</small> David Riske, R (7,1) <small>ERA: 4.5</small> 88 Jason Standridge, R (9,1) <small>ERA: 5.4</small>	IP WLS BF H R ER SO BB IBB HBP BLK WP HR S P ERA WHIP 45 Odalis Perez, L (1,1) <small>ERA: 7.36</small> Martin Vargas, R (4,1) <small>ERA: 18.0</small> Todd Wellemeyer, R (5,1) <small>ERA: 9.31</small> David Riske, R (7,1) <small>ERA: 4.5</small> 88 Jason Standridge, R (9,1) <small>ERA: 5.4</small>	IP WLS BF H R ER SO BB IBB HBP BLK WP HR S P ERA WHIP 45 Odalis Perez, L (1,1) <small>ERA: 7.36</small> Martin Vargas, R (4,1) <small>ERA: 18.0</small> Todd Wellemeyer, R (5,1) <small>ERA: 9.31</small> David Riske, R (7,1) <small>ERA: 4.5</small> 88 Jason Standridge, R (9,1) <small>ERA: 5.4</small>	IP WLS BF H R ER SO BB IBB HBP BLK WP HR S P ERA WHIP 45 Odalis Perez, L (1,1) <small>ERA: 7.36</small> Martin Vargas, R (4,1) <small>ERA: 18.0</small> Todd Wellemeyer, R (5,1) <small>ERA: 9.31</small> David Riske, R (7,1) <small>ERA: 4.5</small> 88 Jason Standridge, R (9,1) <small>ERA: 5.4</small>	IP WLS BF H R ER SO BB IBB HBP BLK WP HR S P ERA WHIP 45 Odalis Perez, L (1,1) <small>ERA: 7.36</small> Martin Vargas, R (4,1) <small>ERA: 18.0</small> Todd Wellemeyer, R (5,1) <small>ERA: 9.31</small> David Riske, R (7,1) <small>ERA: 4.5</small> 88 Jason Standridge, R (9,1) <small>ERA: 5.4</small>	IP WLS BF H R ER SO BB IBB HBP BLK WP HR S P ERA WHIP 45 Odalis Perez, L (1,1) <small>ERA: 7.36</small> Martin Vargas, R (4,1) <small>ERA: 18.0</small> Todd Wellemeyer, R (5,1) <small>ERA: 9.31</small> David Riske, R (7,1) <small>ERA: 4.5</small> 88 Jason Standridge, R (9,1) <small>ERA: 5.4</small>	IP WLS BF H R ER SO BB IBB HBP BLK WP HR S P ERA WHIP 45 Odalis Perez, L (1,1) <small>ERA: 7.36</small> Martin Vargas, R (4,1) <small>ERA: 18.0</small> Todd Wellemeyer, R (5,1) <small>ERA: 9.31</small> David Riske, R (7,1) <small>ERA: 4.5</small> 88 Jason Standridge, R (9,1) <small>ERA: 5.4</small>	1B: 5 SF: 0 2B: 3 SAC: 1 3B: 2 DP: 2 HR: 1 HBP: 0	WP: 0 PA: 37 FB: 0 SB: 0 CS: 0					

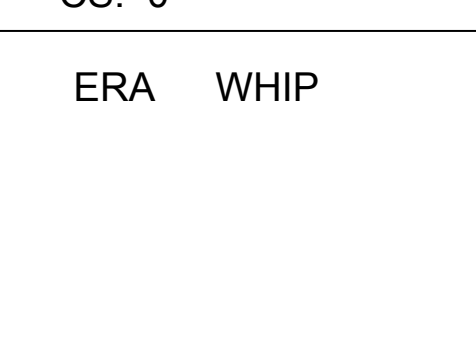
Kansas City Royals @ San Francisco Giants
 Scottsdale Stadium, Scottsdale, AZ
 Sun Mar 18 2007, 4:05 PM EDT
 Att: 11,986 - Sunny - 82 F

AB	36
R	5
H	11
RBI	5
BB	3
SO	9
LOB	18



Kansas City Royals @ San Francisco Giants
 Scottsdale Stadium, Scottsdale, AZ
 Sun Mar 18 2007, 4:05 PM EDT
 Att: 11,986 - Sunny - 82 F

AB	34
R	6
H	11
RBI	5
BB	2
SO	6
LOB	16



Batter	1	2	3	4	5	6	7	8	9	AB	R	H	RBI	BB	SO	LOB	TOP										
13 Omar Vizquel, S OBP: 0.366, SLG: 0.553 43 Tomas De La Rosa, R OBP: 0.333, SLG: 0.593										4	0	0	0	0	1	2	San Francisco Giants @ Texas Rangers Surprise Stadium, Surprise, AZ Tue Mar 20 2007, 4:05 PM EDT Att. 7,152 - Partly Cloudy - 81 F										
Ryan Klesko, L OBP: 0.388, SLG: 0.444 82 Clay Timpner, L OBP: 0.200, SLG: 0.200										4	0	2	0	0	1	0											
Barry Bonds, L OBP: 0.379, SLG: 1.000 28 Lance Niekro, R OBP: 0.433, SLG: 0.704										3	1	1	1	0	0	2											
Pedro Feliz, R OBP: 0.320, SLG: 0.563										4	0	0	0	0	1	1											
1 Bengie Molina, R OBP: 0.222, SLG: 0.286										4	0	2	0	0	1	0											
9 Mark Sweeney, L OBP: 0.218, SLG: 0.241										3	1	1	0	1	0	1											
Todd Linden, S OBP: 0.492, SLG: 0.600										4	0	1	1	0	1	3											
19 Kevin Frandsen, R OBP: 0.360, SLG: 0.395										4	1	3	1	0	1	1											
Jason Ellison, R OBP: 0.551, SLG: 0.571										3	0	1	0	1	1	1											
Inning Stats	R: 0 E: 0 K: 1 S: 6	H: 1 LOB: 1 BB: 0 P: 6	R: 0 E: 0 K: 1 S: 6	H: 2 LOB: 2 BB: 0 P: 6	R: 0 E: 0 K: 0 S: 5	H: 2 LOB: 1 BB: 0 P: 6	R: 0 E: 0 K: 0 S: 3	H: 1 LOB: 1 BB: 1 P: 7	R: 1 E: 0 K: 1 S: 6	H: 1 LOB: 0 BB: 0 P: 6	R: 1 E: 0 K: 0 S: 4	H: 1 LOB: 1 BB: 0 P: 4	R: 0 E: 0 K: 0 S: 3	H: 1 LOB: 1 BB: 1 P: 7	R: 0 E: 0 K: 2 S: 7	H: 0 LOB: 0 BB: 0 P: 7		R: 1 E: 0 K: 3 S: 11	H: 2 LOB: 1 BB: 0 P: 11	1B: 7 2B: 2 3B: 0 HR: 2	SF: 0 SAC: 0 DP: 1 HBP: 0	WP: 0 PB: 0 SB: 1 CS: 2	PA: 36				
PITCHER	IP	WLS	BF	H	R	ER	SO	BB	IBB	HBP	BLK	WP	HR	S	P	ERA	WHIP										
55 Robinson Tejeda, R ERA: 3.38	4.0		16	6	0	0	2	1	0	0	0	0	0	20	25	0.00	1.750										
38 Eric Gagne, R ERA: 9.0	1.0		4	1	1	1	1	0	0	0	0	0	1	6	6	9.00	1.000										
40 Akinori Otsuka, R ERA: 3.6	1.0		4	1	1	1	0	0	0	0	0	0	1	4	4	9.00	1.000										
50 Frank Francisco, R ERA: 3.0	2.0	W	7	1	0	0	2	1	0	0	0	0	0	10	14	0.00	1.000										
57 Francisco Cruzeta, R ERA: 15.19	1.0	S	5	2	1	1	3	0	0	0	0	0	0	11	11	9.00	2.000										

Batter	1	2	3	4	5	6	7	8	9	AB	R	H	RBI	BB	SO	LOB	BOTTOM										
Kenny Lofton, L OBP: 0.300, SLG: 0.324 22 Marlon Byrd, R OBP: 0.381, SLG: 0.417										3	0	1	0	0	0	0	San Francisco Giants @ Texas Rangers Surprise Stadium, Surprise, AZ Tue Mar 20 2007, 4:05 PM EDT Att. 7,152 - Partly Cloudy - 81 F										
27 Frank Catalanotto, L OBP: 0.290, SLG: 0.351 19 Jason Botts, S OBP: 0.406, SLG: 0.464										3	0	0	0	0	0	1											
5 Ian Kinsler, R OBP: 0.419, SLG: 0.725 12 Ramón Vázquez, L OBP: 0.333, SLG: 0.433										3	1	2	1	0	1	0											
23 Mark Teixeira, S OBP: 0.250, SLG: 0.292 28 Matt Kata, S OBP: 0.465, SLG: 0.710										3	0	0	0	0	1	1											
9 Hank Blalock, L OBP: 0.310, SLG: 0.333 2 Drew Meyer, L OBP: 0.478, SLG: 0.450										3	0	0	0	0	2	0											
17 Nelson Cruz, R OBP: 0.333, SLG: 0.667										3	2	2	2	0	1	0											
6 Brad Wilkerson, L OBP: 0.310, SLG: 0.333 14 Victor Diaz, R OBP: 0.379, SLG: 0.654										3	0	0	0	0	1	0											
15 Gerald Laird, R OBP: 0.500, SLG: 0.652 35 Chris Stewart, R OBP: 0.583, SLG: 0.700										1	0	0	0	1	0	0											
25 Jerry Hairston, R OBP: 0.459, SLG: 0.629										3	0	0	0	0	0	1											
Inning Stats	R: 0 E: 0 K: 1 S: 5	H: 0 LOB: 0 BB: 0 P: 5	R: 0 E: 0 K: 2 S: 7	H: 0 LOB: 0 BB: 0 P: 7	R: 0 E: 0 K: 1 S: 5	H: 0 LOB: 0 BB: 0 P: 5	R: 0 E: 0 K: 0 S: 4	H: 2 LOB: 1 BB: 0 P: 4	R: 1 E: 0 K: 1 S: 6	H: 1 LOB: 1 BB: 1 P: 10	R: 1 E: 0 K: 1 S: 6	H: 1 LOB: 0 BB: 0 P: 6	R: 1 E: 0 K: 1 S: 6	H: 1 LOB: 0 BB: 0 P: 6	R: 1 E: 0 K: 2 S: 9	H: 2 LOB: 2 BB: 1 P: 13		1B: 3 2B: 1 3B: 0 HR: 3	SF: 0 SAC: 0 DP: 1 HBP: 0	WP: 0 PB: 0 SB: 0 CS: 0	PA: 32						
PITCHER	IP	WLS	BF	H	R	ER	SO	BB	IBB	HBP	BLK	WP	HR	S	P	ERA	WHIP										
48 Russ Ortiz, R ERA: 3.0	6.0		22	4	2	2	6	1	0	0	0	0	2	33	37	3.00	0.833										
53 Jonathan Sánchez, L ERA: 10.5	1.0	L	4	1	1	1	1	0	0	0	0	0	1	6	6	9.00	1.000										
54 Scott Munter, R ERA: 9.75	0.1		2	0	1	1	0	1	0	0	0	0	0	1	5	27.00	3.000										
Steve Kline, L ERA: 7.04	0.2		4	2	0	0	2	0	0	0	0	0	0	8	8	0.00	3.000										



Batter	1	2	3	4	5	6	7	8	9	AB	R	H	RBI	BB	SO	LOB	TOP									
10 Dave Roberts, L OBP: 0.389, SLG: 0.506 56 Chad Santos, L OBP: 0.436, SLG: 0.750 Anthony Contreras, L (9, 4)	0-0 FC5-4 2B	0-3 K		4-0 BB		4-0 G1-4-3 2 43 PB BB	0-0 2B		0-3 K	2 2 0 0	1 0 0 0	10 0 0 0	2 0 0 0	2 1 0 0	1 0 0 0	2 1 0 0										
2 Randy Winn, S OBP: 0.382, SLG: 0.500 Jason Ellison, R OBP: 0.540, SLG: 0.558 (1, 9) (6, 9)	4-0 FC5-4 BB		0-3 K	0-0 P2		1-0 G1-4-3	0-0 G4-3			3 1	0 0	0 0	0 0	1 0	1 0	1 0	4 0									
35 Rich Aurilia, R OBP: 0.357, SLG: 0.474 43 Tomas De La Rosa, R OBP: 0.355, SLG: 0.556 (1, 6) (1, PR) (1, 6)	0-0 FC5-4 1B		0-0 F7	0-0 L5		4-0 2B BB		0-0 SH1-3 1B		1 3	0 3	0 1	0 0	0 1	0 0	2 3										
Ray Durham, S OBP: 0.281, SLG: 0.533 65 Luis Figueroa, S OBP: 0.211, SLG: 0.333 (1, 4) (6, PR) (6, 4) (9, 5)	0-0 1B		0-0 P6		0-0 G3	0-0 WP 1B 2B		0-0 SH1-3		4 0	2 1	1 0	0 0	0 0	0 0	0 0										
Ryan Klesko, L OBP: 0.435, SLG: 0.500 60 Justin Knoedler, R OBP: 0.571, SLG: 0.778 (1, 10) (8, PH) (8, 10)	0-0 1B		0-0 P6	0-0 28 F7 1B	0-0 2B 1B	1-3 K		0-3 K		4 1	2 0	3 0	1 0	1 0	1 1	1 1										
Todd Linden, S OBP: 0.516, SLG: 0.636 (1, 7) (6, 8)		0-0 P6		0-0 50 1B 1B	0-0 28 1B 50 SF8 2B	0-0 FC6-4 1B		0-0 FC6-4 1B		5 0	2 4	2 2	0 0	0 0	0 0	0 0										
28 Lance Nievro, R OBP: 0.400, SLG: 0.625 (1, 3)		0-0 P5		0-0 F7	0-0 FC6-4 1B	0-0 FC6-4		0-0 FC6-4		5 0	1 1	1 0	0 0	0 5												
50 Eliezer Alfonso, R OBP: 0.294, SLG: 0.267 (1, 2)		0-0 19 HBP 1B		0-0 19 2B 1B	0-0 SF8		0-0 F9		0-0 G6-3	4 0	2 2	2 0	0 0	0 0	0 0	0 0										
19 Kevin Frandsen, R OBP: 0.364, SLG: 0.404 83 Brian Horwitz, R (1, 5) (9, 7)	1-2 HBP		0-0 F9	0-0 F9		0-0 G5-3		0-0 G1-3		4 0	1 1	1 0	0 0	0 1	0 0	0 0										
Inning Stats	R: 1 E: 0 K: 0 S: 4	H: 3 LOB: 2 BB: 1 P: 8	R: 0 E: 0 K: 1 S: 6	H: 1 LOB: 2 BB: 0 P: 8	R: 0 E: 0 K: 1 S: 5	H: 0 LOB: 0 BB: 0 P: 5	R: 2 E: 0 K: 0 S: 7	H: 4 LOB: 3 BB: 1 P: 11	R: 2 E: 0 K: 0 S: 6	H: 3 LOB: 1 BB: 0 P: 6	R: 3 E: 0 K: 1 S: 7	H: 2 LOB: 2 BB: 2 P: 17	R: 0 E: 0 K: 0 S: 4	H: 1 LOB: 1 BB: 0 P: 4	R: 1 E: 0 K: 1 S: 7	H: 2 LOB: 1 BB: 0 P: 7	R: 0 E: 0 K: 1 S: 5	H: 0 LOB: 0 BB: 0 P: 5	1B: 11 2B: 5 3B: 0 HR: 0	SF: 1 SAC: 1 DP: 1 HBP: 1	WP: 1 PB: 1 SB: 1 CS: 0	PA: 46				
PITCHER	IP WLS BF H R ER SO BB IBB HBP BLK WP HR S P ERA WHIP	5.0 10.2	2.0 11	3 3 3 1	2 0 0 0	1 0 11 21	13.50 2.500	2.0 W 8	2 1 1 2	0 0 0 0	0 0 0 0	0 0 12 12	4.50 1.000	PITCHER	IP WLS BF H R ER SO BB IBB HBP BLK WP HR S P ERA WHIP	5.0 10.2	2.0 11	3 3 3 1	2 0 0 0	1 0 11 21	13.50 2.500	2.0 W 8	2 1 1 2	0 0 0 0	0 0 12 12	4.50 1.000

San Francisco Giants @ Chicago White Sox
Tucson Electric Park, Tucson, AZ
Wed Mar 21 2007, 4:05 PM EDT
Att: 5,466 - Sunny - 76 F

AB	39
R	9
H	16
RBI	8
BB	4
SO	5
LOB	20



Batter	1	2	3	4	5	6	7	8	9	AB	R	H	RBI	BB	SO	LOB	BOTTOM												
22 Scott Podsednik, L OBP: 0.375, SLG: 0.333 (1, 7)	0-0 17 1B 25 SF7 1B		0-0 G4-3		0-0 G6-3		4-0 17 S BB	0-0 F7		4 2	1 0	1 0	1 0	1 0	1 0	1 0													
17 Darin Erstad, L OBP: 0.526, SLG: 0.352 Aaron Cunningham, R OBP: 0.333, SLG: 0.333 (1, 8) (7, PR) (8, 8)	1-0 25 SF7 1B		0-0 25 HBP 24 1B		0-0 F7	4-0 24 F8 25 1B BB	0-0 G1-3			3 1	2 0	1 0	0 0	0 0	0 0	0 1													
25 Jim Thome, L OBP: 0.568, SLG: 0.783 Javier Castillo, R (1, 10) (9, PR)	0-0 SF7		2-0 24 1B HBP		4-0 24 WP BB	0-0 39 BB HR 1B		4-0 24 1B 39 1B BB		1 0	1 1	2 2	2 0	0 0	0 0	0 0													
24 Joe Crede, R OBP: 0.447, SLG: 0.667 (1, 5)	0-0 F8		0-0 1-2 2H 1B		1-0 P3	0-0 F8		0-0 8 F 39 1B 1B		5 1	2 1	1 0	0 4																
12 A.J. Pierzynski, L OBP: 0.281, SLG: 0.536 39 Wiki Gonzalez, R OBP: 0.318, SLG: 0.250 (1, 2) (7, 2)	0-3 K		0-0 F8		0-0 G4-3	4-0 HR BB		0-0 44 1B 8 E 1B		3 1	1 1	1 1	1 0	0 0	1 3	0 0													
Tadahito Iguchi, R OBP: 0.283, SLG: 0.375 Jason Bourgeois, R (1, 4) (8, 4)		0-3 K		0-0 8 G6-3 3B		0-3 K		0-0 B5		4 1	2 0	4 0	2 0	0 0	0 2	0 0													
8 Alex Cintron, S OBP: 0.226, SLG: 0.300 (1, 6)		0-0 L6		0-0 G6-3		0-0 1B		0-0 FC6 44 1B		5 0	1 1	1 0	0 3																
44 Toby Hall, R OBP: 0.310, SLG: 0.385 (1, 3)		0-3 K		0-0 P3		0-0 G3		0-0 G4-3		5 0	1 1	1 0	1 1																
30 Luis Terrero, R OBP: 0.294, SLG: 0.438 José Martínez, R OBP: 1.000, SLG: 1.000 (1, 9) (8, 9)			0-3 K	0-3 K		0-0 F9		0-0 1B		3 1	0 0	0 0	0 0	0 2	0 0	0 0													
Inning Stats	R: 1 E: 0 K: 1 S: 7	H: 2 LOB: 1 BB: 0 P: 8	R: 0 E: 0 K: 2 S: 7	H: 0 LOB: 0 BB: 0 P: 7	R: 1 E: 0 K: 1 S: 7	H: 2 LOB: 2 BB: 0 P: 9	R: 1 E: 0 K: 1 S: 6	H: 1 LOB: 0 BB: 0 P: 6	R: 0 E: 0 K: 1 S: 6	H: 1 LOB: 1 BB: 0 P: 6	R: 5 E: 0 K: 0 S: 5	H: 2 LOB: 1 BB: 3 P: 17	R: 0 E: 0 K: 0 S: 4	H: 1 LOB: 1 BB: 0 P: 4	R: 2 E: 1 K: 0 S: 5	H: 3 LOB: 3 BB: 1 P: 9	1B: 10 2B: 0 3B: 1 HR: 1	SF: 1 SAC: 0 DP: 0 HBP: 1	WP: 1 PB: 0 SB: 2 CS: 0	PA: 44									
PITCHER	IP WLS BF H R ER SO BB IBB HBP BLK WP HR S P ERA WHIP	7.85	1.0 8	2 5 5 0	3 0 0 0	0 1 5 17	45.00 5.000	1.1 5 1 5	0.0 0.750	0.1 L 6 3	2 2 2 0	1 0 0 0	0 0 5 9	54.00 12.000	PITCHER	IP WLS BF H R ER SO BB IBB HBP BLK WP HR S P ERA WHIP	7.85	1.0 8	2 5 5 0	3 0 0 0	0 1 5 17	45.00 5.000	1.1 5 1 5	0.0 0.750	0.1 L 6 3	2 2 2 0	1 0 0 0	0 0 5 9	54.00 12.000

San Francisco Giants @ Chicago White Sox
Tucson Electric Park, Tucson, AZ
Wed Mar 21 2007, 4:05 PM EDT
Att: 5,466 - Sunny - 76 F

AB	37
R	10
H	12
RBI	10
BB	5
SO	6
LOB	15



Batter	1	2	3	4	5	6	7	8	9	AB	R	H	RBI	BB	SO	LOB	TOP	
6 Stephen Drew, L (1, 6) OBP: 0.447, SLG: 0.500	P4			BB	BB		F8			2	1	0	0	1	0	1	Arizona Diamondbacks @ San Francisco Giants Scottsdale Stadium, Scottsdale, AZ Thu Mar 22 2007, 4:05 PM EDT Att: 11,691 - Cloudy - 70 F	
1 Orlando Hudson, S (1, 4) OBP: 0.489, SLG: 0.675							F8			3	1	2	1	0	1	1		
11 Augie Ojeda, S (5, 4) OBP: 0.364, SLG: 0.345	1B						F8			1	0	0	0	0	0	1		
Chad Tracy, L (1, 5) OBP: 0.378, SLG: 0.584										4	0	2	3	0	0	2		
14 Brian Barden, R (7, 5) OBP: 0.452, SLG: 0.675	L9-4-3						1B			0	0	0	0	0	0	0		
22 Eric Byrnes, R (1, 7) OBP: 0.354, SLG: 0.523										4	0	0	0	0	1	4		
10 Dee Brown, L (7, 7) OBP: 0.462, SLG: 0.455										0	0	0	0	0	0	0		
Tony Clark, S (1, 3) OBP: 0.359, SLG: 0.406										3	1	0	0	0	2	0		
24 Chris Young, R (1, 8) OBP: 0.250, SLG: 0.347										3	0	0	0	0	0	1		
19 Chris Snyder, R (1, 2) OBP: 0.371, SLG: 0.310										3	1	1	0	0	0	0		
Dave Krynzel, L (1, 9) OBP: 0.450, SLG: 0.576										3	2	2	1	0	0	0		
17 Brandon Webb, R (1, 1) Scott Hairston, R (7, PH) 39 Dana Eveland, L (7, 1)										2	0	0	0	0	0	2		
Inning Stats	R: 0 E: 0 K: 0 S: 4	H: 1 LOB: 0 BB: 0 P: 4	R: 0 E: 0 K: 1 S: 5	H: 0 LOB: 0 BB: 0 P: 5	R: 0 E: 0 K: 0 S: 3	H: 0 LOB: 0 BB: 0 P: 3	R: 0 E: 0 K: 2 S: 7	H: 0 LOB: 1 BB: 1 P: 11	R: 5 E: 1 K: 0 S: 8	H: 4 LOB: 1 BB: 0 P: 9	R: 0 E: 0 K: 1 S: 5	H: 0 LOB: 0 BB: 0 P: 5	R: 1 E: 0 K: 0 S: 6	H: 3 LOB: 2 BB: 0 P: 7			WP: 0 PB: 0 3B: 0 HR: 0	PA: 31
PITCHER	IP WLS BF H R ER SO BB IBB HBP BLK WP HR S P ERA WHIP																	
Matt Morris, R (1, 1) ERA: 8.53	6.0 L 25 5 5 0 4 1 0 1 0 0 0 32 37 0.00 1.000																	
Armando Benitez, R (7, 1) ERA: 1.6	1.0 6 3 1 1 0 0 0 0 0 0 0 6 7 9.00 3.000																	

Batter	1	2	3	4	5	6	7	8	9	AB	R	H	RBI	BB	SO	LOB	BOTTOM	
2 Randy Winn, S (1, 9) OBP: 0.360, SLG: 0.489	F8									3	0	1	0	0	1	0	Arizona Diamondbacks @ San Francisco Giants Scottsdale Stadium, Scottsdale, AZ Thu Mar 22 2007, 4:05 PM EDT Att: 11,691 - Cloudy - 70 F	
13 Omar Vizquel, S (1, 6) OBP: 0.341, SLG: 0.512										3	0	0	0	0	1	1		
43 Tomas De La Rosa, R (7, 6) OBP: 0.355, SLG: 0.556	G5-3									0	0	0	0	0	0	0		
Barry Bonds, L (1, 7) OBP: 0.375, SLG: 0.931										3	0	1	0	0	0	0		
Armando Benitez, R (7, 1)	F7									0	0	0	0	0	0	0		
Pedro Feliz, R (1, 5) OBP: 0.321, SLG: 0.569										3	0	1	0	0	0	0		
9 Mark Sweeney, L (1, 3) OBP: 0.229, SLG: 0.250										3	0	1	0	0	0	2		
1 Benjie Molina, R (1, 2) OBP: 0.229, SLG: 0.311										3	0	1	0	0	0	0		
67 Guillermo Rodriguez, R (7, PR) OBP: 0.198, SLG: 0.111	P4									0	0	0	0	0	0	0		
Todd Linden, S (1, 8) OBP: 0.500, SLG: 0.614										3	0	0	0	0	0	2		
19 Kevin Frandsen, R (1, 4) OBP: 0.368, SLG: 0.408										2	0	1	0	0	0	0		
Matt Morris, R (1, 1) 28 Lance Niekro, R (7, 3) OBP: 0.400, SLG: 0.625										2	0	0	0	0	1	1		
Inning Stats	R: 0 E: 0 K: 0 S: 3	H: 0 LOB: 0 BB: 0 P: 3	R: 0 E: 0 K: 0 S: 3	H: 0 LOB: 0 BB: 0 P: 3	R: 0 E: 0 K: 1 S: 5	H: 0 LOB: 0 BB: 0 P: 5	R: 0 E: 0 K: 2 S: 9	H: 2 LOB: 2 BB: 0 P: 9	R: 0 E: 0 K: 0 S: 4	H: 1 LOB: 1 BB: 0 P: 4	R: 0 E: 0 K: 0 S: 3	H: 0 LOB: 0 BB: 0 P: 3	R: 0 E: 0 K: 0 S: 3	H: 2 LOB: 2 BB: 0 P: 3			WP: 0 PB: 0 3B: 0 HR: 0	PA: 25
PITCHER	IP WLS BF H R ER SO BB IBB HBP BLK WP HR S P ERA WHIP																	
17 Brandon Webb, R (1, 1) ERA: 1.64	6.0 W 21 4 4 0 3 0 0 0 0 0 0 27 27 0.00 0.667																	
39 Dana Eveland, L (7, 1) ERA: 2.25	0.1 4 2 0 0 0 0 0 0 0 0 0 3 3 0.00 6.000																	

AB	29
R	6
H	8
RBI	6
BB	1
SO	4
LOB	12



Batter	1	2	3	4	5	6	7	8	9	AB	R	H	RBI	BB	SO	LOB	TOP										
2 Randy Winn, S OBP: 0.352, SLG: 0.490	F7		G3		G3-1					4	0	1	0	0	0	1	San Francisco Giants @ Chicago Cubs Hohokam Park, Mesa, AZ Fri Mar 23 2007, 4:05 PM EDT Att: 12,752 - Cloudy - 64 F										
13 Omar Vizquel, S OBP: 0.354, SLG: 0.511 50 Eliezer Alfonso, R OBP: 0.294, SLG: 0.267	E8				P6			G3-1		4	0	2	0	0	0	2											
Ryan Klesko, L OBP: 0.316, SLG: 0.440 28 Lance Niekro, R OBP: 0.389, SLG: 0.606	F7		G3					P4		3	0	0	0	0	0	2											
Pedro Feliz, R OBP: 0.365, SLG: 0.545 43 Tomas De La Rosa, R OBP: 0.355, SLG: 0.556	K				G5-3			P5		4	1	1	0	0	1	1											
1 Bengie Molina, R OBP: 0.250, SLG: 0.333 68 Justin Leone, R OBP: 0.320, SLG: 0.150		K							1B	3	0	1	1	0	2	0											
Todd Lindsy, S OBP: 0.478, SLG: 0.583 41 Brad Hennessey, R OBP: 0.417, SLG: 0.714 56 Chad Santos, L OBP: 0.417, SLG: 0.714 53 Jonathan Sánchez, L OBP: 0.216, SLG: 0.235		G4-3							2B	3	0	0	0	0	1	1											
19 Kevin Frandsen, R OBP: 0.361, SLG: 0.434					G3-1					4	1	1	0	0	0	0											
Jason Ellison, R OBP: 0.519, SLG: 0.553					F8					4	0	1	0	0	0	0											
51 Noah Lowry, R OBP: 0.216, SLG: 0.235										1	0	0	0	1	1	0											
9 Mark Sweeney, L OBP: 0.216, SLG: 0.235										2	0	0	0	0	1	1											
Inning Stats	R: 0 E: 1 K: 1 S: 6	H: 1 LOB: 1 BB: 0 P: 6	R: 1 E: 0 K: 1 S: 6	H: 1 LOB: 2 BB: 0 P: 7	R: 0 E: 0 K: 1 S: 6	H: 1 LOB: 1 BB: 0 P: 6	R: 0 E: 0 K: 2 S: 7	H: 0 LOB: 0 BB: 0 P: 7	R: 0 E: 0 K: 0 S: 4	H: 1 LOB: 2 BB: 1 P: 8	R: 0 E: 0 K: 0 S: 3	H: 0 LOB: 1 BB: 0 P: 4	R: 0 E: 0 K: 0 S: 4	H: 1 LOB: 1 BB: 0 P: 4	R: 1 E: 0 K: 0 S: 5	H: 2 LOB: 1 BB: 0 P: 5	R: 0 E: 0 K: 1 S: 5	H: 0 LOB: 0 BB: 0 P: 5	1B: 3 2B: 3 3B: 1 HR: 0	SF: 0 SAC: 0 DP: 0 HBP: 1	WP: 1 PB: 0 SB: 1 CS: 0	PA: 36					
PITCHER	IP	WLS	BF	H	R	ER	SO	BB	IBB	HBP	BLK	WP	HR	S	P	ERA	WHIP										
38 Carlos Zambrano, R ERA: 3.05	6.0	W	24	4	1	1	5	1	0	1	0	1	0	32	38	1.50	0.833										
34 Kerry Wood, R ERA: 9.0	1.0		4	1	0	0	0	0	0	0	0	0	0	4	4	0.00	1.000										
Bob Howry, R ERA: 6.0	1.0		5	2	1	1	0	0	0	0	0	0	0	5	5	9.00	2.000										
46 Ryan Dempster, R ERA: 1.5	1.0		3	0	0	0	1	0	0	0	0	0	0	5	5	0.00	0.000										

Batter	1	2	3	4	5	6	7	8	9	AB	R	H	RBI	BB	SO	LOB	BOTTOM										
12 Alfonso Soriano, R OBP: 0.364, SLG: 0.569 46 Ryan Dempster, R OBP: 0.328, SLG: 0.490	K	19 2B		25 2B		F8		K		4	0	1	0	0	2	2	San Francisco Giants @ Chicago Cubs Hohokam Park, Mesa, AZ Fri Mar 23 2007, 4:05 PM EDT Att: 12,752 - Cloudy - 64 F										
19 Matt Murton, R OBP: 0.328, SLG: 0.490	E5			P3				F9		5	0	1	0	0	0	4											
25 Derrek Lee, R OBP: 0.510, SLG: 0.776 32 Danyle Ward, L OBP: 0.237, SLG: 0.432	G6-4-3							F9		4	0	1	1	0	0	3											
16 Aramis Ramirez, R OBP: 0.380, SLG: 0.674 Tomas Perez, S OBP: 0.353, SLG: 0.321		F9		G6-3				P4		4	1	1	1	0	0	2											
Michael Barrett, R OBP: 0.386, SLG: 0.625 24 Henry Blanco, R OBP: 0.125, SLG: 0.125									HR	2	1	2	0	2	0	0											
Jacque Jones, L OBP: 0.333, SLG: 0.520 Bob Howry, L OBP: 0.392, SLG: 0.392										0	0	0	0	0	0	0											
17 Felix Pie, L OBP: 0.392, SLG: 0.392										4	1	1	0	0	1	3											
Mark DeRosa, R OBP: 0.449, SLG: 0.359										0	0	0	0	0	0	0											
5 Ronny Cedeno, R OBP: 0.415, SLG: 0.489										4	1	2	1	0	0	2											
38 Carlos Zambrano, S OBP: 0.222, SLG: 0.556 34 Kerry Wood, R OBP: 0.357, SLG: 0.227										3	2	1	3	1	0	1											
29 Angel Pagán, S OBP: 0.357, SLG: 0.227										3	0	0	0	0	1	1											
Inning Stats	R: 0 E: 1 K: 1 S: 5	H: 0 LOB: 0 BB: 0 P: 5	R: 4 E: 0 K: 0 S: 8	H: 5 LOB: 2 BB: 1 P: 12	R: 0 E: 0 K: 0 S: 3	H: 0 LOB: 1 BB: 1 P: 7	R: 1 E: 0 K: 0 S: 4	H: 1 LOB: 2 BB: 1 P: 9	R: 0 E: 0 K: 1 S: 5	H: 1 LOB: 0 BB: 0 P: 5	R: 0 E: 0 K: 1 S: 5	H: 0 LOB: 0 BB: 0 P: 5	R: 1 E: 0 K: 0 S: 5	H: 2 LOB: 1 BB: 0 P: 5	R: 0 E: 0 K: 1 S: 6	H: 1 LOB: 2 BB: 1 P: 10	1B: 5 2B: 3 3B: 0 HR: 2	SF: 0 SAC: 0 DP: 2 HBP: 1	WP: 0 PB: 0 SB: 1 CS: 0	PA: 38							
PITCHER	IP	WLS	BF	H	R	ER	SO	BB	IBB	HBP	BLK	WP	HR	S	P	ERA	WHIP										
51 Noah Lowry, L ERA: 6.97	5.0	L	25	7	5	5	2	3	0	1	0	0	1	25	38	9.00	2.000										
41 Brad Hennessey, R ERA: 10.38	2.0		8	2	1	1	1	0	0	0	0	0	1	10	10	4.50	1.000										
53 Jonathan Sánchez, L ERA: 9.0	1.0		5	1	0	0	1	1	0	0	0	0	0	6	10	0.00	2.000										



Batter	1	2	3	4	5	6	7	8	9	AB	R	H	RBI	BB	SO	LOB	TOP										
12 Alfonso Soriano, R (1,8) OBP: 0.345, SLG: 0.537 17 Felix Pie, L (7,PH) OBP: 0.386, SLG: 0.396	G4-3		F8		K		1B		P6	3	0	0	0	1	3		Chicago Cubs @ San Francisco Giants Scottsdale Stadium, Scottsdale, AZ Sat Mar 24 2007, 4:05 PM EDT Att: 11,995 - Partly Cloudy - 64 F										
2 Ryan Theriot, R (1,7) OBP: 0.435, SLG: 0.571	G4-3		G6-4-3			25 SF8 3B	G5-3			4	1	1	0	0	4												
25 Derrek Lee, R (1,3) OBP: 0.509, SLG: 0.784	F9			FC5-4 BB		SF8		29 SH3-1 1B	2B	2	1	1	1	1	0	0											
16 Aramis Ramirez, R (1,5) OBP: 0.396, SLG: 0.729 29 Angel Pagan, S (6,PR) OBP: 0.357, SLG: 0.227	HR		F7		1B BB	3-H 4-0		SH3-1		2	1	1	1	1	0	1											
Mark DeRosa, R (1,4) OBP: 0.442, SLG: 0.357 Tomas Perez, S (6,5) OBP: 0.371, SLG: 0.345	F7		FC5-4		15 G6-4-3 1B			37 SH3-4 1B		3	0	1	0	0	0	1											
15 Cliff Floyd, L (1,9) OBP: 0.400, SLG: 0.500 37 Angel Guzman, R (6,1) 13 Will Ohman, L (9,1)	G3		F7		G6-4-3			SH3-4		3	0	0	0	0	0	3											
24 Henry Blanco, R (1,2) OBP: 0.107, SLG: 0.107	G6-3				G5-3		G4-3	K		4	0	0	0	0	1	1											
Cesar Izturis, S (1,6) OBP: 0.439, SLG: 0.353			12 FB 52 SH 1B		G6-3		G6-3		L5	4	0	1	0	0	0	0											
52 Wade Miller, R (1,1) OBP: 0.600, SLG: 0.800 19 Matt Murton, R (6,7) OBP: 0.333, SLG: 0.490	SH 2 G6-4-3 1B						17 1B 1B		K	2	0	1	0	0	0	0											
Inning Stats	R: 0 E: 0 K: 0 S: 3	H: 0 LOB: 0 BB: 0 P: 3	R: 1 E: 0 K: 0 S: 4	H: 1 LOB: 0 BB: 0 P: 4	R: 0 E: 0 K: 0 S: 4	H: 1 LOB: 1 BB: 0 P: 4	R: 0 E: 0 K: 0 S: 3	H: 0 LOB: 1 BB: 1 P: 7	R: 0 E: 0 K: 1 S: 6	H: 1 LOB: 1 BB: 0 P: 6	R: 1 E: 0 K: 0 S: 4	H: 2 LOB: 2 BB: 0 P: 8	R: 0 E: 0 K: 0 S: 5	H: 2 LOB: 2 BB: 0 P: 5	R: 1 E: 0 K: 1 S: 7	H: 2 LOB: 1 BB: 0 P: 7		R: 0 E: 0 K: 1 S: 5	H: 0 LOB: 0 BB: 0 P: 5	1B: 5 2B: 2 3B: 1 HR: 1	SF: 1 SAC: 3 DP: 2 HBP: 0	WP: 0 PB: 0 SB: 0 CS: 0	PA: 37				
PITCHER	IP	WLS	BF	H	R	ER	SO	BB	IBB	HBP	BLK	WP	HR	S	P	ERA	WHIP										
75 Barry Zito, L (1,1) ERA: 4.24	4.0	L	15	2	1	1	0	1	0	0	0	0	1	14	18	2.25	0.750										
David Cortes, R (5,1)	2.0		9	3	1	1	1	1	0	0	0	0	0	10	14	4.50	2.000										
54 Scott Munter, R (7,1)	1.0		5	2	0	0	0	0	0	0	0	0	0	5	5	0.00	2.000										
38 Brian Wilson, R (8,1)	1.0		5	2	1	1	1	0	0	0	0	0	0	7	7	9.00	2.000										
Armando Benitez, R (9,1) ERA: 1.5	1.0		3	0	0	0	1	0	0	0	0	0	0	5	5	0.00	0.000										

Batter	1	2	3	4	5	6	7	8	9	AB	R	H	RBI	BB	SO	LOB	BOTTOM										
2 Randy Winn, S (1,8) OBP: 0.333, SLG: 0.462 43 Tomas De La Rosa, R (7,6) OBP: 0.344, SLG: 0.536	G4-3		G4-3			G6-3		K		3	0	0	0	0	0	0	Chicago Cubs @ San Francisco Giants Scottsdale Stadium, Scottsdale, AZ Sat Mar 24 2007, 4:05 PM EDT Att: 11,995 - Partly Cloudy - 64 F										
13 Omar Vizquel, S (1,6) OBP: 0.333, SLG: 0.479 54 Scott Munter, R (7,1)	K			G3-1		K		P6		3	0	0	0	0	2	0											
28 Lance Niekro, R (8,3) OBP: 0.376, SLG: 0.588						K				1	0	0	0	0	0	0											
Barry Bonds, L (1,7) OBP: 0.343, SLG: 0.844 Jason Ellison, R (8,9) OBP: 0.509, SLG: 0.542	K			K		L6		G4-3		3	0	0	0	0	2	0											
Ryan Klesko, L (1,3) OBP: 0.414, SLG: 0.464 38 Brian Wilson, R (8,1) Armando Benitez, R (9,1) 68 Justin Leone, R (9,PH) OBP: 0.308, SLG: 0.143	P6			1B		1B		G6-3		3	0	2	0	0	0	0											
Pedro Feliz, R (1,5) OBP: 0.311, SLG: 0.525 82 Clay Timpner, L (9,PR) OBP: 0.200, SLG: 0.200	L5			K		K		K		4	0	1	0	0	2	2											
Todd Linden, S (1,9) OBP: 0.479, SLG: 0.578						K		1B		4	0	2	0	0	1	2											
50 Eliezer Alfonzo, R (1,2) OBP: 0.250, SLG: 0.222	F7					G1-6-3		F9		3	0	0	0	0	0	2											
19 Kevin Frandsen, R (1,4) OBP: 0.359, SLG: 0.429			K			F9		9 HR 1B		3	1	1	0	0	1	0											
75 Barry Zito, L (1,1) David Cortes, R (5,1) 9 Mark Sweeney, L (6,PH) OBP: 0.256, SLG: 0.389	G3					2B		1-H HR		1	0	0	0	0	0	0											
Inning Stats	R: 0 E: 0 K: 2 S: 7	H: 0 LOB: 0 BB: 0 P: 7	R: 0 E: 0 K: 0 S: 4	H: 1 LOB: 1 BB: 0 P: 4	R: 0 E: 0 K: 1 S: 5	H: 0 LOB: 0 BB: 0 P: 5	R: 0 E: 0 K: 2 S: 8	H: 1 LOB: 1 BB: 0 P: 8	R: 0 E: 0 K: 0 S: 3	H: 1 LOB: 0 BB: 0 P: 3	R: 0 E: 0 K: 1 S: 5	H: 1 LOB: 0 BB: 0 P: 5	R: 0 E: 0 K: 2 S: 8	H: 1 LOB: 1 BB: 0 P: 8	R: 2 E: 0 K: 1 S: 7	H: 2 LOB: 2 BB: 0 P: 7	R: 0 E: 0 K: 0 S: 4	H: 1 LOB: 1 BB: 0 P: 4	1B: 6 2B: 1 3B: 0 HR: 1	SF: 0 SAC: 0 DP: 1 HBP: 0	WP: 0 PB: 0 SB: 0 CS: 0	PA: 33					
PITCHER	IP	WLS	BF	H	R	ER	SO	BB	IBB	HBP	BLK	WP	HR	S	P	ERA	WHIP										
52 Wade Miller, R (1,1) ERA: 3.63	5.0	W	17	3	0	0	5	0	0	0	0	0	1	21	21	5.40	1.200										
37 Angel Guzman, R (6,1) ERA: 5.79	3.1	H	13	4	2	2	4	0	0	0	0	0	0	3	3	0.00	1.500										
13 Will Ohman, L (9,1) ERA: 4.15	0.2	S	3	1	0	0	0	0	0	0	0	0	0	3	3	0.00	1.500										



Batter	1	2	3	4	5	6	7	8	9	AB	R	H	RBI	BB	SO	LOB	TOP							
2 Randy Winn, S OBP: 0.333, SLG: 0.444 Jason Ellison, R OBP: 0.491, SLG: 0.520	1-1 G4-3	4-0 BB		0-0 G4-3		0-0 G4-6-3		0-3 K		2	0	0	0	1	0	0	San Francisco Giants @ San Diego Padres Peoria Stadium, Peoria, AZ Sun Mar 25 2007, 4:05 PM EDT Att: 11,176 - Sunny - 76 F livebaseballscorecards.com							
19 Kevin Frandsen, R OBP: 0.377, SLG: 0.433	0-1 G4-6-3 1B	1-3 K		4-0 BB		0-0 1B		0-0 G5-3		4	0	2	0	1	1	3								
Todd Linden, S OBP: 0.449, SLG: 0.536	1-0 G4-6-3		0-0 G3		0-0 F7			0-0 G6-3		5	0	0	0	0	0	3								
Pedro Feliz, R OBP: 0.317, SLG: 0.574 53 Jonathan Sánchez, L (3, 1)		2-2 HR		0-3 K		0-0 F7		0-0 G6-3		2	1	1	1	0	1	0								
31 Vinnie Chulk, R (6, 1) 56 Chad Santos, L (7, PH) 50 Eliezer Alfonzo, R (7, 2)								0-0 G1-3		1	0	0	0	0	0	1								
1 Bengie Molina, R OBP: 0.268, SLG: 0.333 89 Ben Copeland, L (7, PR) Jack Taschner, L (7, 1) 38 Brian Wilson, R (8, 1)		0-2 28 2B 43 FC5-4 1B		0-0 L4		0-0 F9		1-0 28 F9-3 HBP		3	1	1	0	0	0	0								
28 Lance Niekro, R OBP: 0.415, SLG: 0.711	3-2 43 FC5-4 2B			0-0 43 1B 9 1B 68 HR 1B		0-0 HR		0-0 F9-3		4	2	3	1	0	0	1								
9 Mark Sweeney, L OBP: 0.279, SLG: 0.385	4-2 43 FC5-4 BB			0-0 43 1B 68 HR 1B		0-0 F9		0-0 G4-3		3	1	1	0	1	0	0								
43 Tomas De La Rosa, R OBP: 0.333, SLG: 0.500 65 Luis Figueroa, S OBP: 0.211, SLG: 0.333	1-2 FC5-4 76 WP			0-0 68 HR 1B		0-0 F7		0-0 E6 68 FC3-6		4	1	1	1	0	0	2								
76 Scott Atchison, R OBP: 0.250, SLG: 0.250 52 Sun-Woo Kim, R (3, 1) 68 Justin Leone, R OBP: 0.345, SLG: 0.333	2-2 G1-4-3			1-2 2-3 3-H 1B		0-0 68 HR 1B		0-0 FC3-6		1	0	0	0	0	0	2								
	1-2			1-1 2-H 3-H HR				0-0 G4-6-3 1B		3	1	2	4	0	0	1								
Inning Stats	R: 0 E: 0 K: 0 S: 5	H: 1 LOB: 0 BB: 0 P: 7	R: 2 E: 0 K: 1 S: 25	H: 3 LOB: 3 BB: 2 P: 42	R: 0 E: 0 K: 1 S: 5	H: 0 LOB: 0 BB: 0 P: 5	R: 4 E: 0 K: 0 S: 7	H: 4 LOB: 1 BB: 1 P: 11	R: 1 E: 0 K: 0 S: 4	H: 1 LOB: 0 BB: 0 P: 4	R: 0 E: 0 K: 0 S: 4	H: 2 LOB: 1 BB: 0 P: 4	R: 0 E: 0 K: 0 S: 2	H: 0 LOB: 1 BB: 0 P: 3	R: 0 E: 1 K: 1 S: 6	H: 0 LOB: 0 BB: 0 P: 6		R: 0 E: 0 K: 0 S: 3	H: 0 LOB: 0 BB: 0 P: 3	1B: 7 2B: 2 3B: 0 HR: 3	SF: 0 SAC: 0 DP: 3 HBP: 1	WP: 1 PB: 0 SB: 0 CS: 0	PA: 40	
PITCHER	IP	WLS	BF	H	R	ER	SO	BB	IBB	HBP	BLK	WP	HR	S	P	ERA		WHIP					ERA	WHIP
65 Jack Cassel, R ERA: 9.0	2.0		11	4	2	2	1	2	0	0	0	1	1	30	49	9.00		3.000					0.00	0.000
66 Steve Watkins, R ERA: 9.0	2.0	W	11	4	4	4	1	1	0	0	0	0	1	12	16	18.00		2.500						
Scott Linebrink, R ERA: 2.25	1.0		4	1	1	1	0	0	0	0	0	0	1	4	4	9.00		1.000						
43 Cla Meredith, R ERA: 8.64	1.0	H	4	2	0	0	0	0	0	0	0	0	0	4	4	0.00		2.000						
21 Heath Bell, R ERA: 0.9	2.0	H	7	0	0	0	1	0	0	1	0	0	0	8	9	0.00		0.000						

Batter	1	2	3	4	5	6	7	8	9	AB	R	H	RBI	BB	SO	LOB	BOTTOM							
22 Marcus Giles, R OBP: 0.350, SLG: 0.500 13 Oscar Robles, L OBP: 0.359, SLG: 0.294	1-2 E6	2-0 FC6-4	0-0 24 2B 1B		0-0 F7			0-0 F8		3	1	1	1	0	0	1	San Francisco Giants @ San Diego Padres Peoria Stadium, Peoria, AZ Sun Mar 25 2007, 4:05 PM EDT Att: 11,176 - Sunny - 76 F livebaseballscorecards.com							
24 Brian Giles, L OBP: 0.370, SLG: 0.511 43 Cla Meredith, R (6, 1) Geoff Blum, S OBP: 0.359, SLG: 0.571	1-0 P6		2-3 HR BB		0-0 F9			0-0 L4		3	2	1	2	1	0	1								
23 Adrián González, L OBP: 0.436, SLG: 0.694 53 Pete Laforest, L OBP: 0.385, SLG: 0.739	0-2 F8		0-0 HR		0-0 G3			0-0 G4-3		4	1	2	3	0	0	1								
28 Josh Bard, S OBP: 0.405, SLG: 0.605 21 Heath Bell, R OBP: 0.359, SLG: 0.571 Scott Strickland, R ERA: 3.38	2-0 F9		0-0 HR BB		0-0 G6-3			0-0 G6-3		4	1	1	0	0	0	2								
Mike Cameron, R OBP: 0.367, SLG: 0.439 Vince Sinisi, L OBP: 0.300, SLG: 0.125		0-1 3 HR 1B	4-0 34 2B 1B BB		0-0 F7			0-0 G6-3		2	2	0	0	1	0	0								
3 Khalil Greene, R OBP: 0.426, SLG: 0.830 Jesus Lopez, R OBP: 0.500, SLG: 0.500	1-2 HR		0-0 P5		0-0 L6 2B			0-0 G6-3		3	1	2	2	0	0	2								
34 Russell Branyan, L OBP: 0.306, SLG: 0.390 82 Sean Kazmar Jr., R OBP: 0.800, SLG: 0.750	4-2 BB		0-0 1B 22 1B 2B BB		4-0 BB			0-0 1B		1	0	1	0	0	0	0								
José Cruz Jr., S OBP: 0.310, SLG: 0.676	2-3 K		0-0 22 1B 24 2B 1B		0-0 L6			0-0 F9		3	1	1	1	0	1	3								
84 Mike Sansoe, R (5, 8) (6, 9)			2-3 2-H 3-H 1B		2-2			0-0 G5-3		1	0	0	0	0	0	1								
65 Jack Cassel, R Todd Walker, L ERA: 3.97 66 Steve Watkins, R Scott Linebrink, R 5 Kevin Kouzmanoff, R Yordany Ramirez, R	2-0 F8		0-0 B5		0-0 F8			0-0 G5-3		0	0	0	0	0	0	0								
	1-0		1-0 0-0 1		0-0 F8			0-0 G5-3		1	0	0	0	0	0	1								
Inning Stats	R: 0 E: 1 K: 0 S: 9	H: 0 LOB: 1 BB: 0 P: 13	R: 2 E: 0 K: 1 S: 16	H: 2 LOB: 1 BB: 1 P: 27	R: 8 E: 0 K: 0 S: 10	H: 7 LOB: 1 BB: 2 P: 18	R: 0 E: 0 K: 0 S: 3	H: 1 LOB: 0 BB: 1 P: 7	R: 0 E: 0 K: 0 S: 3	H: 0 LOB: 0 BB: 0 P: 3	R: 0 E: 0 K: 0 S: 4	H: 1 LOB: 1 BB: 0 P: 4	R: 0 E: 0 K: 0 S: 3	H: 0 LOB: 0 BB: 0 P: 3	R: 0 E: 0 K: 0 S: 3	H: 0 LOB: 0 BB: 0 P: 3		1B: 4 2B: 6 3B: 0 HR: 2	SF: 0 SAC: 0 DP: 1 HBP: 0	WP: 0 PB: 0 SB: 0 CS: 0	PA: 39			
PITCHER	IP	WLS	BF	H	R	ER	SO	BB	IBB	HBP	BLK	WP	HR	S	P	ERA		WHIP					ERA	WHIP
76 Scott Atchison, R ERA: 3.97	2.0		10	2	2	2	1	1	0	0	0	0	1	25	40	9.00		1.500						
52 Sun-Woo Kim, R ERA: 9.53	0.2	L	11	7	8	8	0	2	0	0	0	0	1	9	17	108.00		13.500						
53 Jonathan Sánchez, L ERA: 0.76	2.1		8	1	0	0	0	1	0	0	0	0	0	7	11	0.00		0.857						
31 Vinnie Chulk, R ERA: 4.5	1.0		3	0	0	0	0	0	0	0	0	0	0	3	3	0.00		0.000						
Jack Taschner, L ERA: 8.53	1.0		4	1	0	0	0	0	0	0	0	0	0	4	4	0.00		1.000						

Batter	1	2	3	4	5	6	7	8	9	AB	R	H	RBI	BB	SO	LOB	TOP										
17 Darin Erstad, L OBP: 0.333, SLG: 0.400	B5-3		3B		1B		G4-3		G4-3	4	1	1	0	1	0	1	Chicago White Sox @ San Francisco Giants Scottsdale Stadium, Scottsdale, AZ Mon Mar 26 2007, 4:05 PM EDT Att: 10,974 - Sunny - 77 F livebaseballscorecards.com										
Tadahito Iguchi, R OBP: 0.323, SLG: 0.500	F8		3B		1B			HR	K	5	1	3	2	0	1	0											
14 Paul Konerko, R OBP: 0.441, SLG: 0.561	G6-3		K				F9		F7	4	0	0	0	0	1	3											
23 Jermaine Dye, R OBP: 0.382, SLG: 0.588		32 1B	K				P6		32 BB 1B	3	0	1	0	1	1	1											
24 Joe Crede, R OBP: 0.390, SLG: 0.589	K				G5-3		F9		P3	4	0	0	0	0	1	2											
8 Alex Clinton, S OBP: 0.175, SLG: 0.225	K				P4		G4-3		32 BB 1B	3	0	0	0	0	1	1											
5 Andrew Sisco, L OBP: 0.225, SLG: 0.225										0	0	0	0	0	0	0											
46 Nick Masset, R OBP: 0.225, SLG: 0.225										0	0	0	0	0	0	0											
Rob Mackowiak, L OBP: 0.225, SLG: 0.225										0	0	0	0	0	0	0											
Eduardo Perez, R OBP: 0.225, SLG: 0.225										0	0	0	0	0	0	0											
Jason Bourgeois, R OBP: 0.225, SLG: 0.225										0	0	0	0	0	0	0											
54 David Aardsma, R ERA: 8.0										0	0	0	0	0	0	0											
32 Brian Anderson, R OBP: 0.370, SLG: 0.457					G5-3		P6		1-2 2-3	3	0	1	0	1	0	0											
66 Gustavo Molina, R OBP: 0.238, SLG: 0.444	F8						G5-3		F7	4	0	1	0	0	0	5											
Javier Vazquez, R ERA: 7.04					G6-3		G4-3			2	0	0	0	0	0	0											
Victor Mercedes, S ERA: 1.23							G1-3		K	2	0	0	0	0	1	1											
Inning Stats	R: 0 E: 0 K: 0 S: 3	H: 0 LOB: 0 BB: 0 P: 3	R: 0 E: 0 K: 2 S: 8	H: 1 LOB: 2 BB: 1 P: 12	R: 1 E: 0 K: 2 S: 9	H: 2 LOB: 1 BB: 0 P: 9	R: 0 E: 0 K: 0 S: 3	H: 0 LOB: 0 BB: 0 P: 3	R: 0 E: 0 K: 0 S: 4	H: 1 LOB: 2 BB: 1 P: 8	R: 0 E: 0 K: 0 S: 4	H: 0 LOB: 0 BB: 0 P: 3	R: 0 E: 0 K: 0 S: 4	H: 1 LOB: 1 BB: 0 P: 4	R: 1 E: 0 K: 0 S: 6	H: 3 LOB: 3 BB: 1 P: 10	R: 0 E: 0 K: 2 S: 7	H: 0 LOB: 0 BB: 0 P: 7	1B: 5 2B: 1 3B: 1 HR: 1	SF: 0 SAC: 0 DP: 0 HBP: 0	WP: 0 PB: 0 SB: 0 CS: 0	PA: 38					
PITCHER	IP	WLS	BF	H	R	ER	SO	BB	IBB	HBP	BLK	WP	HR	S	P	ERA	WHIP										
18 Matt Cain, R ERA: 6.29	6.0	W	24	4	1	1	4	2	0	0	0	0	0	30	38	1.50	1.000										
41 Brad Hennessey, R ERA: 9.64	1.0	H	4	1	0	0	0	0	0	0	0	0	0	4	4	0.00	1.000										
32 Kevin Correia, R ERA: 9.31	0.2	H	4	2	1	1	0	0	0	0	0	0	1	4	4	13.50	3.000										
Steve Kline, L ERA: 7.04	0.0		2	1	0	0	0	1	0	0	0	0	0	1	5	∞	∞										
Aramando Benitez, R ERA: 1.23	1.1	S	4	0	0	0	2	0	0	0	0	0	0	8	8	0.00	0.000										

Batter	1	2	3	4	5	6	7	8	9	AB	R	H	RBI	BB	SO	LOB	BOTTOM										
10 Dave Roberts, L OBP: 0.383, SLG: 0.289	B1-3		G4-3		BB		G4-3			2	0	0	0	1	0	0	Chicago White Sox @ San Francisco Giants Scottsdale Stadium, Scottsdale, AZ Mon Mar 26 2007, 4:05 PM EDT Att: 10,974 - Sunny - 77 F livebaseballscorecards.com										
43 Tomas De La Rosa, R OBP: 0.351, SLG: 0.500							BB			0	0	0	0	1	0	0											
13 Omar Vizquel, S OBP: 0.327, SLG: 0.462	G3				F7		F7			4	0	1	0	0	0	3											
32 Kevin Correia, R ERA: 9.64										0	0	0	0	0	0	0											
Steve Kline, S ERA: 7.04										0	0	0	0	0	0	0											
Aramando Benitez, R ERA: 1.23										0	0	0	0	0	0	0											
Barry Bonds, L OBP: 0.316, SLG: 0.771	F7		K				G4-3			3	0	0	0	0	2	1											
Todd Linden, S OBP: 0.443, SLG: 0.529										1	0	0	0	0	0	1											
Ray Durham, S OBP: 0.265, SLG: 0.500		F9								2	0	0	0	0	1	1											
19 Kevin Frandsen, R OBP: 0.366, SLG: 0.419			K				G4-3			2	0	0	0	0	0	1											
Ryan Klesko, L OBP: 0.406, SLG: 0.452										3	1	1	0	0	0	0											
28 Lance Niekro, R OBP: 0.405, SLG: 0.692	P4				1 1B 2 3B		F8		P3	1	0	0	0	0	0	0											
Pedro Feliz, R OBP: 0.328, SLG: 0.563		1 1B 2 1B			K				F9	3	1	1	0	1	1	1											
1 Bengie Molina, R OBP: 0.283, SLG: 0.345										4	1	2	0	0	0	1											
2 Randy Winn, S OBP: 0.349, SLG: 0.491										3	0	2	3	0	0	1											
41 Brad Hennessey, R ERA: 9.64										0	0	0	0	0	0	0											
9 Mark Sweeney, L OBP: 0.279, SLG: 0.385										0	0	0	0	0	0	0											
18 Matt Cain, R ERA: 8.0										2	0	0	0	0	2	3											
Jason Ellison, R OBP: 0.483, SLG: 0.510										1	0	0	0	0	1	1											
Inning Stats	R: 0 E: 0 K: 0 S: 3	H: 0 LOB: 0 BB: 0 P: 3	R: 1 E: 0 K: 1 S: 7	H: 2 LOB: 2 BB: 1 P: 11	R: 0 E: 0 K: 2 S: 8	H: 1 LOB: 1 BB: 0 P: 8	R: 2 E: 0 K: 2 S: 10	H: 3 LOB: 2 BB: 1 P: 14	R: 0 E: 0 K: 1 S: 5	H: 0 LOB: 0 BB: 0 P: 5	R: 0 E: 0 K: 1 S: 6	H: 1 LOB: 1 BB: 0 P: 6	R: 0 E: 0 K: 0 S: 3	H: 0 LOB: 1 BB: 1 P: 7	R: 0 E: 0 K: 0 S: 3	H: 0 LOB: 0 BB: 0 P: 3	1B: 6 2B: 0 3B: 1 HR: 0	SF: 0 SAC: 0 DP: 0 HBP: 0	WP: 0 PB: 0 SB: 1 CS: 0	PA: 34							
PITCHER	IP	WLS	BF	H	R	ER	SO	BB	IBB	HBP	BLK	WP	HR	S	P	ERA	WHIP										
Javier Vazquez, R ERA: 8.85	5.1	L	25	7	3	3	6	2	0	0	0	0	0	35	43	5.06	1.688										
51 Andrew Sisco, L ERA: 3.72	1.0		4	0	0	0	1	1	0	0	0	0	0	5	9	0.00	1.000										
46 Nick Masset, R ERA: 6.1	0.2		2	0	0	0	0	0	0	0	0	0	0	2	2	0.00	0.000										
54 David Aardsma, R ERA: 8.0	1.0		3	0	0	0	0	0	0	0	0	0	0	3	3	0.00	0.000										



Batter	1	2	3	4	5	6	7	8	9	AB	R	H	RBI	BB	SO	LOB	TOP										
10 Dave Roberts, L (1, 8) OBP: 0.353, SLG: 0.262 82 Clay Timpner, L (6, 8) OBP: 0.182, SLG: 0.182	G3	F9		K		P4		P2		4	0	0	0	0	1	2											
13 Omar Vizquel, S (1, 6) OBP: 0.322, SLG: 0.436 19 Kevin Frandsen, R (7, 6) OBP: 0.361, SLG: 0.413		G4-3		G1-4-3			G4-3	G6-4-3		3	0	0	0	1	0	1											
Barry Bonds, L (1, 10) OBP: 0.325, SLG: 0.784 9 Mark Sweeney, L (5, PH) OBP: 0.283, SLG: 0.366	F9								G3	2	1	1	0	0	0	1											
Ray Durham, S (1, 4) OBP: 0.316, SLG: 0.514 43 Tomas De La Rosa, R (7, PR) OBP: 0.342, SLG: 0.485	PO						F8			3	1	2	0	1	0	0											
Pedro Feliz, R (1, 5) OBP: 0.352, SLG: 0.588 29 Mark Minicozzi, R (7, 5)										1	1	0	0	0	0	0											
2 Randy Winn, S (1, 9) OBP: 0.333, SLG: 0.467 Jason Ellison, R (5, 9) OBP: 0.492, SLG: 0.510										3	0	0	1	0	0	2											
28 Lance Niekro, R (1, 3) OBP: 0.391, SLG: 0.667										0	0	0	0	0	0	0											
Todd Linden, S (1, 7) OBP: 0.456, SLG: 0.541										3	1	1	2	0	1	0											
50 Eliezer Alfonzo, R (1, 2) OBP: 0.320, SLG: 0.478										4	2	3	0	0	0	2											
Inning Stats	R: 0 E: 0 K: 0 S: 2	H: 0 LOB: 0 BB: 1 P: 6	R: 4 E: 0 K: 0 S: 8	H: 5 LOB: 1 BB: 0 P: 8	R: 1 E: 0 K: 0 S: 4	H: 2 LOB: 0 BB: 0 P: 4	R: 2 E: 0 K: 1 S: 7	H: 2 LOB: 0 BB: 0 P: 7	R: 0 E: 0 K: 1 S: 6	H: 1 LOB: 1 BB: 0 P: 6	R: 0 E: 0 K: 1 S: 6	H: 1 LOB: 1 BB: 0 P: 6	R: 2 E: 0 K: 0 S: 4	H: 1 LOB: 2 BB: 2 P: 13	R: 0 E: 0 K: 0 S: 3	H: 1 LOB: 0 BB: 0 P: 3	R: 0 E: 0 K: 1 S: 5	H: 0 LOB: 0 BB: 0 P: 5	1B: 9 2B: 3 3B: 0 HR: 1	SF: 1 SAC: 0 DP: 2 HBP: 1	WP: 0 PB: 0 CS: 0	PA: 42					
PITCHER	IP	WLS	BF	H	R	ER	SO	BB	IBB	HBP	BLK	WP	HR	S	P	ERA	WHIP										
26 Horacio Ramirez, L (1, 1) ERA: 5.4	6.0	L	28	11	7	7	3	1	0	0	0	0	1	33	37	10.50	2.000										
33 Chris Reitsma, R (7, 1) ERA: 6.43	1.0		7	1	2	2	0	2	0	1	0	0	0	4	13	18.00	3.000										
George Sherrill, L (8, 1) ERA: 12.86	1.0		3	1	0	0	0	0	0	0	0	0	0	3	3	0.00	1.000										
Byron Embry, R (9, 1) ERA: 13.5	0.2		2	0	0	0	0	0	0	0	0	0	0	2	2	0.00	0.000										
54 Sean Green, R (9, 1) ERA: 8.59	0.1		1	0	0	0	1	0	0	0	0	0	0	3	3	0.00	0.000										

San Francisco Giants @ Seattle Mariners
Peoria Stadium, Peoria, AZ
Tue Mar 27 2007, 4:05 PM EDT
Att: 8,011 - Sunny - 75 F

AB	36
R	9
H	13
RBI	8
BB	3
SO	4
LOB	12



Batter	1	2	3	4	5	6	7	8	9	AB	R	H	RBI	BB	SO	LOB	BOTTOM										
51 Ichiro Suzuki, L (1, 8) OBP: 0.344, SLG: 0.390 25 Adam Jones, R (6, 8) OBP: 0.271, SLG: 0.238			FC1-6		F8		K			3	1	1	0	0	0	1											
4 Jose Lopez, R (1, 4) OBP: 0.320, SLG: 0.348 Yung-Chi Chen, R (7, 4) OBP: 0.429, SLG: 0.500										3	0	1	1	0	1	1											
Jose Vidro, S (1, 10) OBP: 0.379, SLG: 0.397 84 Greg Halman, R (6, PH) (9, 10)										3	0	0	0	0	0	2											
Raul Ibanez, L (1, 7) OBP: 0.519, SLG: 0.911 7 Jeremy Reed, L (6, PR) OBP: 0.273, SLG: 0.333										1	1	0	0	1	1	0											
Richie Sexson, R (1, 3) OBP: 0.264, SLG: 0.234 1 Gookie Dawkins, R (6, PR) OBP: 0.194, SLG: 0.300										3	0	1	1	0	0	1											
Jose Guillen, R (1, 9) OBP: 0.370, SLG: 0.744 91 Michael Saunders, L (6, 9) OBP: 0.800, SLG: 0.750										2	0	0	0	0	1	1											
12 Michael Morse, R (1, 5) OBP: 0.257, SLG: 0.379										5	0	1	1	0	1	6											
55 Jamie Burke, R (1, 2) OBP: 0.370, SLG: 0.385 30 René Rivera, R (7, 2) OBP: 0.400, SLG: 0.360 Jesus Guzman, R (9, PR)										2	0	1	0	0	0	0											
Rey Ordonez, R (1, 6) OBP: 0.271, SLG: 0.386 16 Willie Bloomquist, R (7, 6) OBP: 0.509, SLG: 0.552										2	0	0	0	0	0	1											
Inning Stats	R: 0 E: 0 K: 1 S: 6	H: 1 LOB: 1 BB: 0 P: 6	R: 0 E: 0 K: 0 S: 3	H: 0 LOB: 0 BB: 0 P: 3	R: 1 E: 0 K: 0 S: 6	H: 2 LOB: 1 BB: 0 P: 6	R: 0 E: 0 K: 1 S: 6	H: 1 LOB: 1 BB: 0 P: 6	R: 0 E: 0 K: 0 S: 3	H: 0 LOB: 0 BB: 0 P: 3	R: 1 E: 0 K: 0 S: 6	H: 3 LOB: 2 BB: 0 P: 6	R: 0 E: 0 K: 1 S: 6	H: 1 LOB: 1 BB: 0 P: 6	R: 1 E: 0 K: 2 S: 9	H: 2 LOB: 2 BB: 1 P: 13	R: 5 E: 0 K: 1 S: 9	H: 4 LOB: 3 BB: 3 P: 22	1B: 11 2B: 3 3B: 0 HR: 0	SF: 0 SAC: 0 DP: 0 HBP: 1	WP: 0 PB: 0 CS: 0	PA: 46					
PITCHER	IP	WLS	BF	H	R	ER	SO	BB	IBB	HBP	BLK	WP	HR	S	P	ERA	WHIP										
Matt Morris, R (1, 1) ERA: 6.75	6.0	W	25	7	2	2	2	0	0	0	0	0	0	6	6	0.00	1.000										
31 Vinnie Chulk, R (7, 1) ERA: 4.0	1.0		4	1	0	0	1	0	0	0	0	0	0	6	6	0.00	1.000										
Jack Taschner, L (8, 1) ERA: 8.59	1.0		6	2	1	1	2	1	0	0	0	0	0	9	13	9.00	3.000										
38 Brian Wilson, R (9, 1) ERA: 8.44	0.1		6	3	5	5	0	2	0	0	0	0	0	4	12	135.00	15.000										
81 Ryan Meaux, L (9, 1) ERA: 40.5	0.0		1	0	0	0	0	1	0	0	0	0	0	4	∞	∞											

San Francisco Giants @ Seattle Mariners
Peoria Stadium, Peoria, AZ
Tue Mar 27 2007, 4:05 PM EDT
Att: 8,011 - Sunny - 75 F

AB	41
R	8
H	14
RBI	8
BB	4
SO	6
LOB	24



Batter	1	2	3	4	5	6	7	8	9	AB	R	H	RBI	BB	SO	LOB	TOP		
22 Marcus Giles, R (1.4)	G5-3		G5-3		K		F9			4	0	0	0	1	1	0	San Diego Padres @ San Francisco Giants AT&T Park, San Francisco, CA Tue Apr 03 2007, 1:35 PM PDT Att: 42,773 - Partly Cloudy - 62 F		
24 Brian Giles, L (1.9) OBP: 0.400, SLG: 0.800	2B		G3		G4-3		2B	L6		5	1	2	0	0	0	2			
Mike Cameron, R (1.8) OBP: 0.400, SLG: 0.250	F7				BB		F8		1B	4	1	1	0	1	1	2			
23 Adrián González, L (1.3) OBP: 0.400, SLG: 0.250	1B		G4-3				G5-3		F7	4	1	1	1	1	0	2			
28 Josh Bard, S (1.2) OBP: 0.800, SLG: 1.000	F8				BB		1B		1B	5	2	4	1	0	0	1			
3 Khalil Greene, R (1.6) OBP: 0.200, SLG: 0.200		F8		FC5			F9		P3	5	1	1	1	0	0	4			
5 Kevin Kouzmanoff, R (1.5) OBP: 0.200, SLG: 0.200		P3		BB			F9		K	5	0	1	0	0	1	5			
José Cruz Jr., S (1.7) OBP: 0.500, SLG: 1.000		F7							FC5-4	3	1	1	2	1	0	1			
44 Jake Peavy, R (1.1)									G6-3	2	0	0	0	0	0	3			
18 Paul McNulty, L (7, PH)			G5-3		G6-4-3		K		2B	1	0	0	0	0	1	1			
43 Cla Meredith, R (7, 1)										0	0	0	0	0	0	0			
34 Russell Branyan, L (8, PH)										1	0	1	1	0	0	0			
21 Heath Bell, R (8, 1)										0	0	0	0	0	0	0			
Inning Stats	R: 1 E: 0 K: 0 S: 10	H: 2 LOB: 1 BB: 0 P: 15	R: 0 E: 0 K: 0 S: 6	H: 0 LOB: 0 BB: 0 P: 8	R: 0 E: 0 K: 0 S: 8	H: 0 LOB: 0 BB: 0 P: 9	R: 2 E: 1 K: 0 S: 22	H: 2 LOB: 2 BB: 2 P: 37	R: 0 E: 0 K: 0 S: 5	H: 1 LOB: 1 BB: 0 P: 7	R: 1 E: 0 K: 1 S: 13	H: 2 LOB: 1 BB: 0 P: 18	R: 3 E: 0 K: 1 S: 14	H: 3 LOB: 2 BB: 2 P: 28	R: 0 E: 0 K: 0 S: 8	H: 2 LOB: 2 BB: 0 P: 13	1B: 7 2B: 4 3B: 1 HR: 0	SF: 0 SAC: 0 DP: 1 HBP: 0	WP: 2 PA: 43 PB: 0 CS: 0
PITCHER	IP WLS BF H R ER SO BB IBB HBP BLK WP HR S P ERA WHIP																		
75 Barry Zito, L (1.1) ERA: 3.8	5.0 L 21 4 3 2 2 2 0 0 0 0 0 0 56 86 3.60 1.200																		
32 Kevin Correia, R (8, 1) ERA: 9.0	1.0 5 2 1 1 0 0 0 0 0 0 0 0 8 10 9.00 2.000																		
53 Jonathan Sánchez, L (7, 1) ERA: 27.0	1.0 7 3 3 3 1 1 0 0 0 0 1 0 16 27 27.00 4.000																		
31 Vinnie Chulk, R (8, 1) ERA:	1.0 5 1 0 0 1 1 0 0 0 0 1 0 8 16 0.00 2.000																		
Steve Kline, L (9, 1) ERA:	1.0 5 2 0 0 0 0 0 0 0 0 0 0 8 13 0.00 2.000																		

AB 39
R 7
H 12
RBI 6
BB 4
SO 4
LOB 21



Batter	1	2	3	4	5	6	7	8	9	AB	R	H	RBI	BB	SO	LOB	BOTTOM				
10 Dave Roberts, L (1.8) OBP: 0.250, SLG: 0.250	G3-1				F7			P5		4	0	1	0	0	0	1	San Diego Padres @ San Francisco Giants AT&T Park, San Francisco, CA Tue Apr 03 2007, 1:35 PM PDT Att: 42,773 - Partly Cloudy - 62 F				
13 Omar Vizquel, S (1.6) OBP: 0.250, SLG: 0.250	K			1B			F9			4	0	1	0	0	1	1					
19 Kevin Frandsen, R (9, 6)			F8					1B		0	0	0	0	0	0	0					
Barry Bonds, L (1.7) OBP: 0.500, SLG: 0.333							G3			3	0	1	0	1	0	1					
Steve Kline, S (9, 1)	1B				BB			F7		0	0	0	0	0	0	0					
Ray Durham, S (1.4) OBP: 0.250, SLG: 0.250	E6							G4-3		4	0	1	0	0	1	3					
35 Rich Aurilia, R (1, 3)			G6-3				F7			3	0	0	0	0	0	2					
Todd Linden, S (9, 7)					P6					1	0	0	0	0	1	0					
1 Bengie Molina, R (1, 2) OBP: 0.250, SLG: 0.250			F9		P4					4	0	1	0	0	0	1					
Pedro Feliz, R (1, 5) OBP: 0.250, SLG: 0.250			G6-3							4	0	1	0	0	2	1					
2 Randy Winn, S (1, 9) OBP: 0.500, SLG: 0.333										3	0	1	0	1	1	1					
75 Barry Zito, L (1, 1)										1	0	0	0	0	1	0					
Lance Niekro, R (5, PH)										1	0	0	0	0	1	1					
32 Kevin Correia, R (8, 1)										0	0	0	0	0	0	0					
53 Jonathan Sánchez, L (7, 1)										0	0	0	0	0	0	0					
Ryan Klesko, L (7, 3)										1	0	0	0	0	0	2					
31 Vinnie Chulk, R (8, 1)										0	0	0	0	0	0	0					
Inning Stats	R: 0 E: 1 K: 1 S: 13	H: 1 LOB: 2 BB: 0 P: 20	R: 0 E: 0 K: 0 S: 9	H: 0 LOB: 0 BB: 0 P: 14	R: 0 E: 0 K: 2 S: 12	H: 1 LOB: 1 BB: 0 P: 18	R: 0 E: 0 K: 1 S: 8	H: 0 LOB: 1 BB: 1 P: 14	R: 0 E: 0 K: 2 S: 9	H: 0 LOB: 1 BB: 1 P: 16	R: 0 E: 0 K: 0 S: 10	H: 1 LOB: 1 BB: 0 P: 16	R: 0 E: 0 K: 1 S: 11	H: 2 LOB: 1 BB: 0 P: 15	R: 0 E: 0 K: 0 S: 10	H: 1 LOB: 1 BB: 0 P: 15	R: 0 E: 0 K: 1 S: 10	H: 1 LOB: 1 BB: 0 P: 14	1B: 7 2B: 0 3B: 0 HR: 0	SF: 0 SAC: 0 DP: 1 HBP: 0	WP: 0 PA: 35 PB: 1 CS: 0
PITCHER	IP WLS BF H R ER SO BB IBB HBP BLK WP HR S P ERA WHIP																				
44 Jake Peavy, R (1, 1) ERA:	6.0 W 23 3 0 0 6 2 0 0 0 0 0 0 61 98 0.00 0.833																				
43 Cla Meredith, R (7, 1) ERA:	1.0 4 2 0 0 1 0 0 0 0 0 0 0 11 15 0.00 2.000																				
21 Heath Bell, R (8, 1) ERA:	2.0 8 2 0 0 1 0 0 0 0 0 0 0 20 29 0.00 1.000																				

AB 33
R 0
H 7
RBI 0
SO 8
LOB 14



Batter	1	2	3	4	5	6	7	8	9	AB	R	H	RBI	BB	SO	LOB	TOP								
22 Marcus Giles, R OBP: 0.444, SLG: 0.750	F9		1B		1-H HR			23 HR 1B		4	2	3	2	0	0	0	San Diego Padres @ San Francisco Giants AT&T Park, San Francisco, CA Wed Apr 04 2007, 7:15 PM PDT Att: 39,938 - Cloudy - 58 F								
24 Brian Giles, L OBP: 0.222, SLG: 0.444	F7		F7		P6			F8		4	0	0	0	0	0	2									
23 Adrián González, L OBP: 0.556, SLG: 0.875	1B			K				HR		4	1	3	2	0	1	0									
28 Josh Bard, S OBP: 0.444, SLG: 0.556	K			F7				K		4	0	0	0	0	2	2									
Mike Cameron, R OBP: 0.222, SLG: 0.125		G5-3		F8					P4	4	0	0	0	0	1	0									
3 Khalil Greene, R OBP: 0.222, SLG: 0.556		K			HR				K	4	1	1	1	0	2	0									
5 Kevin Kouzmanoff, R OBP: 0.222, SLG: 0.333		K			F9				P4	4	0	1	0	0	1	0									
8 Terrel Sledge, L OBP: 0.222, SLG: 0.556				F7						2	1	0	0	2	0	0									
32 Chris Young, R 33 Cia Meredith, R 18 Paul McNulty, L Scott Linebrink, R 34 Russell Branyan, L Trevor Hoffman, R				G6-3					P5	2	0	0	0	0	1	1									
Inning Stats	R: 0 E: 0 K: 1 S: 10	H: 1 LOB: 1 BB: 0 P: 13	R: 0 E: 0 K: 2 S: 9	H: 0 LOB: 0 BB: 0 P: 14	R: 0 E: 0 K: 0 S: 12	H: 1 LOB: 1 BB: 0 P: 19	R: 0 E: 0 K: 1 S: 8	H: 0 LOB: 0 BB: 0 P: 11	R: 3 E: 0 K: 1 S: 13	H: 2 LOB: 0 BB: 1 P: 23	R: 0 E: 0 K: 1 S: 7	H: 1 LOB: 0 BB: 0 P: 10	R: 0 E: 0 K: 0 S: 8	H: 0 LOB: 0 BB: 0 P: 15	R: 2 E: 0 K: 1 S: 12	H: 2 LOB: 0 BB: 0 P: 17	R: 0 E: 0 K: 1 S: 13	H: 1 LOB: 2 BB: 1 P: 22	1B: 4 2B: 1 3B: 0 HR: 3	SF: 0 SAC: 0 DP: 1 HBP: 0	WP: 0 PB: 0 SB: 0 CS: 0	PA: 36			
PITCHER	IP	WLS	BF	H	R	ER	SO	BB	IBB	HBP	BLK	WP	HR	S	P	ERA	WHIP								
18 Matt Cain, R ERA: 4.5	6.0		23	5	3	3	6	1	0	0	0	0	2	59	90	4.50	1.000								
41 Brad Hennessey, R ERA: 6.75	1.1	L	5	1	1	1	0	0	0	0	0	0	0	13	22	6.75	0.750								
Jack Taschner, L ERA: 13.5	0.2		3	1	1	1	0	0	0	0	0	0	1	7	10	13.50	1.500								
Armando Benitez, R ERA:	1.0		5	1	0	0	1	1	0	0	0	0	0	13	22	0.00	2.000								

AB 34
R 5
H 8
RBI 5
BB 2
SO 8
LOB 7



Batter	1	2	3	4	5	6	7	8	9	AB	R	H	RBI	BB	SO	LOB	BOTTOM								
10 Dave Roberts, L OBP: 0.222, SLG: 0.444	F9		13 1B		G5-3	G4-3			F8	5	1	1	0	0	0	3	San Diego Padres @ San Francisco Giants AT&T Park, San Francisco, CA Wed Apr 04 2007, 7:15 PM PDT Att: 39,938 - Cloudy - 58 F								
13 Omar Vizquel, S OBP: 0.222, SLG: 0.222	L7		G4-3 S		F9			G4-3	L6	5	0	1	1	0	0	0									
Barry Bonds, L OBP: 0.375, SLG: 0.714	HR		G4-3		F8			K		4	1	1	1	0	1	1									
Ray Durham, S OBP: 0.375, SLG: 0.286	K		35 BB			35 F9 1B		G4-3		3	1	1	0	1	1	0									
35 Rich Aurilia, R								F9		2	0	0	0	2	0	1									
1 Bengie Molina, R OBP: 0.250, SLG: 0.250								F8		4	0	1	0	0	1	5									
Pedro Feliz, R OBP: 0.250, SLG: 0.250					F8				1B	4	0	1	1	0	1	2									
2 Randy Winn, S OBP: 0.375, SLG: 0.286					B5-3				G4-3	4	0	1	0	0	1	2									
18 Matt Cain, R Ryan Klesko, L 41 Brad Hennessey, R Jack Taschner, L Armando Benitez, R 50 Eleazer Alfonzo, R					F9				F9	2	0	0	0	0	1	0									
Inning Stats	R: 1 E: 0 K: 1 S: 10	H: 1 LOB: 0 BB: 0 P: 15	R: 0 E: 0 K: 2 S: 9	H: 0 LOB: 1 BB: 1 P: 16	R: 1 E: 0 K: 0 S: 18	H: 2 LOB: 3 BB: 2 P: 31	R: 0 E: 0 K: 1 S: 9	H: 0 LOB: 0 BB: 0 P: 12	R: 0 E: 0 K: 0 S: 9	H: 0 LOB: 0 BB: 0 P: 10	R: 1 E: 0 K: 0 S: 17	H: 3 LOB: 3 BB: 1 P: 25	R: 0 E: 0 K: 1 S: 6	H: 0 LOB: 0 BB: 0 P: 9	R: 0 E: 0 K: 1 S: 11	H: 1 LOB: 1 BB: 0 P: 15	R: 0 E: 0 K: 0 S: 6	H: 0 LOB: 0 BB: 0 P: 8	1B: 5 2B: 0 3B: 1 HR: 1	SF: 0 SAC: 0 DP: 0 HBP: 0	WP: 0 PB: 0 SB: 2 CS: 0	PA: 38			
PITCHER	IP	WLS	BF	H	R	ER	SO	BB	IBB	HBP	BLK	WP	HR	S	P	ERA	WHIP								
32 Chris Young, R ERA: 4.76	5.2		26	6	3	3	4	3	0	0	0	0	0	12	20	0.00	0.750								
43 Cia Meredith, R ERA:	1.1	W	5	0	0	0	1	1	0	0	0	0	0	11	15	0.00	1.000								
Scott Linebrink, R ERA:	1.0	H	4	1	0	0	1	0	0	0	0	0	0	6	8	0.00	0.000								
Trevor Hoffman, R ERA:	1.0	S	3	0	0	0	0	0	0	0	0	0	0	6	8	0.00	0.000								

AB 34
R 3
H 7
RBI 3
BB 4
SO 6
LOB 14



Batter	1	2	3	4	5	6	7	8	9	AB	R	H	RBI	BB	SO	LOB	TOP								
22 Marcus Giles, R OBP: 0.429, SLG: 0.667	G4-3		G5-3				F7		24 1B 28 1B	4	1	1	0	1	0	1	San Diego Padres @ San Francisco Giants AT&T Park, San Francisco, CA Thu Apr 05 2007, 7:15 PM PDT Att: 37,915 - Partly Cloudy - 55 F livebaseballscorecards.com								
24 Brian Giles, L OBP: 0.397, SLG: 0.417	FC4-6 BB			F9	G4-3				23 DI 28 1B	3	1	1	0	2	0	2									
23 Adrián González, L OBP: 0.429, SLG: 0.583	FC4-6 1-2			F8		G4-3			28 1B	4	0	0	0	1	1	3									
28 Josh Bard, S Rob Bowen, S	P6							F9	28 1B	5	0	2	2	0	0	1									
Mike Cameron, R OBP: 0.286, SLG: 0.231		G5-3								0	0	0	0	0	0	0									
3 Khalil Greene, R OBP: 0.308, SLG: 0.692		F8								5	0	2	0	0	0	3									
5 Kevin Kouzmanoff, R OBP: 0.194, SLG: 0.231		F7								4	1	2	0	0	1	1									
8 Termel Sledge, L (1, 7)										4	0	0	0	0	1	1									
52 Clay Hensley, R OBP: 0.500, SLG: 0.500										2	0	1	1	0	1	0									
26 Doug Brocaill, L José Cruz Jr., S 41 Kevin Cameron, R Geoff Blum, S										0	0	0	0	0	0	0									
Inning Stats	R: 0 E: 0 K: 0 S: 11	H: 0 LOB: 1 BB: 1 P: 18	R: 0 E: 0 K: 0 S: 8	H: 0 LOB: 0 BB: 0 P: 10	R: 0 E: 0 K: 2 S: 10	H: 0 LOB: 0 BB: 0 P: 14	R: 0 E: 0 K: 0 S: 7	H: 1 LOB: 1 BB: 0 P: 12	R: 1 E: 0 K: 0 S: 9	H: 2 LOB: 2 BB: 1 P: 17	R: 0 E: 0 K: 1 S: 10	H: 2 LOB: 2 BB: 0 P: 15	R: 0 E: 0 K: 1 S: 11	H: 1 LOB: 2 BB: 1 P: 18	R: 0 E: 0 K: 2 S: 10	H: 1 LOB: 1 BB: 0 P: 17	R: 2 E: 0 K: 0 S: 15	H: 3 LOB: 2 BB: 1 P: 26	1B: 7 2B: 3 3B: 0 HR: 0	SF: 0 SAC: 0 DP: 0 HBP: 0	WP: 0 PB: 0 SB: 0 CS: 0	PA: 41			
PITCHER	IP	WLS	BF	H	R	ER	SO	BB	IBB	HBP	BLK	WP	HR	S	P	ERA	WHIP								
Matt Morris, R ERA: 1.5	6.0	W	25	5	1	1	2	2	0	0	0	0	0	55	86	1.50	1.167								
53 Jonathan Sánchez, L ERA: 13.5	1.0		5	1	0	0	1	1	0	0	0	0	0	11	18	0.00	2.000								
31 Vinnie Chulk, R ERA:	1.0		4	1	0	0	2	0	0	0	0	0	0	10	17	0.00	1.000								
Steve Kline, L ERA: 10.8	0.2		4	2	2	2	0	0	0	0	0	0	0	11	15	27.00	3.000								
Armando Benitez, R ERA:	0.1	S	3	1	0	0	0	1	0	0	0	0	0	4	11	0.00	6.000								

Batter	1	2	3	4	5	6	7	8	9	AB	R	H	RBI	BB	SO	LOB	BOTTOM								
10 Dave Roberts, L OBP: 0.308, SLG: 0.417	2B 1B		G3							3	2	1	0	1	1	0	San Diego Padres @ San Francisco Giants AT&T Park, San Francisco, CA Thu Apr 05 2007, 7:15 PM PDT Att: 37,915 - Partly Cloudy - 55 F livebaseballscorecards.com								
13 Omar Vizquel, S OBP: 0.231, SLG: 0.167	F8		F7							3	1	0	0	1	0	1									
Barry Bonds, L 31 Vinnie Chulk, R Steve Kline, S Armando Benitez, R	G4-3 2B		G1-3							3	1	1	1	1	0	0									
Ray Durham, S OBP: 0.333, SLG: 0.273	G4-3									4	1	1	2	0	1	1									
35 Rich Aurilia, R OBP: 0.273, SLG: 0.111	G5-3									4	0	1	1	0	1	1									
Ryan Klesko, L OBP: 0.667, SLG: 0.600		G4-3								4	0	3	1	0	0	0									
1 Bengie Molina, R OBP: 0.333, SLG: 0.364										3	0	1	0	1	0	2									
2 Randy Winn, S OBP: 0.250, SLG: 0.182										4	0	0	0	0	1	4									
Matt Morris, R Lance Niekro, R 53 Jonathan Sánchez, L Todd Linden, S										2	0	0	0	0	0	1									
Inning Stats	R: 1 E: 0 K: 0 S: 18	H: 2 LOB: 1 BB: 0 P: 29	R: 0 E: 0 K: 1 S: 8	H: 1 LOB: 0 BB: 0 P: 11	R: 0 E: 0 K: 1 S: 3	H: 0 LOB: 0 BB: 0 P: 4	R: 0 E: 0 K: 1 S: 10	H: 1 LOB: 1 BB: 0 P: 15	R: 4 E: 0 K: 0 S: 17	H: 3 LOB: 3 BB: 4 P: 39	R: 0 E: 0 K: 1 S: 8	H: 0 LOB: 0 BB: 0 P: 9	R: 0 E: 0 K: 1 S: 10	H: 0 LOB: 0 BB: 0 P: 13	R: 0 E: 0 K: 0 S: 6	H: 1 LOB: 0 BB: 0 P: 9		1B: 6 2B: 2 3B: 0 HR: 0	SF: 0 SAC: 0 DP: 1 HBP: 0	WP: 0 PB: 0 SB: 1 CS: 0	PA: 35				
PITCHER	IP	WLS	BF	H	R	ER	SO	BB	IBB	HBP	BLK	WP	HR	S	P	ERA	WHIP								
52 Clay Hensley, R ERA: 9.64	4.2	L	24	7	5	5	2	3	0	0	0	0	0	52	90	9.64	2.143								
26 Doug Brocaill, R ERA:	1.1		5	0	0	0	1	1	0	0	0	0	0	12	17	0.00	0.750								
41 Kevin Cameron, R ERA:	2.0		6	1	0	0	1	0	0	0	0	0	0	16	22	0.00	0.500								



Batter	1	2	3	4	5	6	7	8	9	AB	R	H	RBI	BB	SO	LOB	TOP			
9 Juan Pierre, L OBP: 0.176, SLG: 0.125	G1-3		G4-6-3		G4-3			K		4	0	0	0	0	1	2	Los Angeles Dodgers @ San Francisco Giants AT&T Park, San Francisco, CA Fri Apr 06 2007, 7:15 PM PDT Att: 43,146 - Partly Cloudy - 57 F			
55 Russell Martin, R OBP: 0.333, SLG: 0.590	G6-3			BB		G6-3		P3		3	0	0	0	1	0					
5 Nomar Garciaparra, R OBP: 0.290, SLG: 0.357	1B			F9		2B		G4-3		4	1	2	0	0	0	1				
12 Jeff Kent, R OBP: 0.375, SLG: 0.571	K			BB		1B		P6		3	0	1	1	1	1					
Luis Gonzalez, L OBP: 0.333, SLG: 0.357 Brady Clark, R OBP: 0.500, SLG: 1.000		P6		G4-6-3				G6-3		4	0	2	0	0	0	2				
27 Matt Kemp, R OBP: 0.300, SLG: 0.444	K			BB		G5-4-3		1B		0	0	0	0	0	0	0				
Wilson Betemit, S OBP: 0.267, SLG: 0.083		K				1B		1B		4	1	2	0	0	1	2				
18 Ramon Martinez, R OBP: 0.231, SLG: 0.091			L5		F8		L3	G6-3		4	0	0	1	0	1	2				
31 Brad Penny, R OBP: 0.333, SLG: 0.333 Joe Beimel, L					F7		K2-3	BB		3	0	0	1	0	1	1				
Olmedo Saenz, R OBP: 0.333, SLG: 0.667 44 Takashi Saito, L								FC4-6		0	0	0	0	0	0	0				
Inning Stats	R: 0 E: 0 K: 1 S: 9	H: 1 LOB: 1 BB: 0 P: 13	R: 0 E: 0 K: 2 S: 8	H: 0 LOB: 0 BB: 0 P: 11	R: 0 E: 0 K: 0 S: 8	H: 1 LOB: 0 BB: 0 P: 14	R: 0 E: 0 K: 0 S: 5	H: 0 LOB: 1 BB: 2 P: 14	R: 1 E: 1 K: 0 S: 14	H: 1 LOB: 1 BB: 0 P: 20	R: 1 E: 0 K: 0 S: 11	H: 3 LOB: 1 BB: 0 P: 16	R: 0 E: 0 K: 1 S: 7	H: 0 LOB: 0 BB: 0 P: 9	R: 0 E: 0 K: 1 S: 9	H: 2 LOB: 3 BB: 1 P: 23	1B: 7 2B: 1 3B: 0 HR: 0	SF: 0 SAC: 0 DP: 3 HBP: 0	WP: 1 PB: 0 SB: 0 CS: 0	PA: 36
PITCHER	IP WLS BF H R ER SO BB IBB HBP BLK WP HR S P ERA WHIP																			
51 Noah Lowry, L ERA: 1.29	7.0 L 27 6 2 1 4 2 0 0 0 0 1 0 0 9 12 0.00 1.143																			
32 Kevin Correia, R ERA: 4.5	1.0 3 0 0 0 1 0 0 0 0 0 0 0 9 12 0.00 6.000																			
31 Vinnie Chulk, R ERA: 6.75	0.1 3 2 0 0 0 0 0 0 0 0 0 0 4 6 0.00 1.500																			
Jack Taschner, L	0.2 3 0 0 0 0 1 0 0 0 0 0 0 11 17 0.00 1.500																			

AB	33
R	2
H	8
RBI	2
BB	3
SO	5
LOB	15



Batter	1	2	3	4	5	6	7	8	9	AB	R	H	RBI	BB	SO	LOB	BOTTOM			
10 Dave Roberts, L OBP: 0.353, SLG: 0.438	G4-3		1B		13 FC6-4			SH2-3	K	4	0	2	0	0	1	2	Los Angeles Dodgers @ San Francisco Giants AT&T Park, San Francisco, CA Fri Apr 06 2007, 7:15 PM PDT Att: 43,146 - Partly Cloudy - 57 F			
13 Omar Vizquel, S OBP: 0.235, SLG: 0.188	CS		G4-3		FC6-4		G6-3			4	0	1	1	0	0	3				
Barry Bonds, L OBP: 0.313, SLG: 0.500	G4-3			F7		G6-3		E7		4	0	0	0	0	0	1				
Ray Durham, S OBP: 0.500, SLG: 0.462		CS		G3		G4-6-3		IBB		2	0	2	0	2	0	0				
Ryan Klesko, L OBP: 0.400, SLG: 0.333 31 Vinnie Chulk, R Jack Taschner, L		K		G3		G4-6-3		K		4	0	0	0	0	2	5				
1 Bengie Molina, R OBP: 0.375, SLG: 0.467				F8						0	0	0	0	0	0	0				
Pedro Feliz, R OBP: 0.250, SLG: 0.250										0	0	0	0	0	0	0				
2 Randy Winn, S OBP: 0.313, SLG: 0.333			F7		10 1B		G3			4	0	2	0	0	0	0				
51 Noah Lowry, R 32 Kevin Correia, R 35 Rich Aurilia, R OBP: 0.385, SLG: 0.364					G6-3					2	0	0	0	0	0	1				
										0	0	0	0	0	0	0				
										2	1	2	0	0	0	0				
Inning Stats	R: 0 E: 0 K: 0 S: 6	H: 1 LOB: 0 BB: 0 P: 11	R: 0 E: 0 K: 1 S: 9	H: 2 LOB: 1 BB: 0 P: 16	R: 0 E: 0 K: 0 S: 8	H: 1 LOB: 1 BB: 0 P: 12	R: 0 E: 0 K: 0 S: 9	H: 1 LOB: 1 BB: 0 P: 15	R: 0 E: 0 K: 0 S: 5	H: 3 LOB: 2 BB: 0 P: 12	R: 0 E: 0 K: 0 S: 6	H: 0 LOB: 0 BB: 1 P: 9	R: 0 E: 1 K: 1 S: 10	H: 1 LOB: 2 BB: 1 P: 17	R: 0 E: 0 K: 1 S: 14	H: 2 LOB: 2 BB: 0 P: 18	1B: 8 2B: 5 3B: 0 HR: 0	SF: 0 SAC: 1 DP: 3 HBP: 0	WP: 0 PB: 0 SB: 0 CS: 2	PA: 37
PITCHER	IP WLS BF H R ER SO BB IBB HBP BLK WP HR S P ERA WHIP																			
31 Brad Penny, R ERA: 1.29	7.0 W 27 10 1 1 1 1 0 0 0 0 0 0 8 15 0.00 0.000																			
Joe Beimel, L ERA: 3.38	1.0 H 5 0 0 0 1 0 1 0 0 0 0 0 8 15 0.00 2.000																			
44 Takashi Saito, R ERA: 3.38	1.0 S 5 2 0 0 1 0 0 0 0 0 0 0 14 18 0.00 2.000																			

AB	34
R	1
H	12
RBI	1
BB	2
SO	3
LOB	15



Batter	1	2	3	4	5	6	7	8	9	AB	R	H	RBI	BB	SO	LOB	TOP					
9 Juan Pierre, L OBP: 0.182, SLG: 0.143										5	1	1	0	0	1	2	Los Angeles Dodgers @ San Francisco Giants AT&T Park, San Francisco, CA Sat Apr 07 2007, 12:55 PM PDT Att: 42,098 - Cloudy - 62 F					
Wilson Valdez, R OBP: 0.600, SLG: 0.600										4	1	3	0	0	0	2						
5 Nomar Garciaparra, R OBP: 0.290, SLG: 0.353										3	1	1	1	0	0	0						
12 Jeff Kent, R OBP: 0.350, SLG: 0.556										4	0	1	2	0	1	1						
Luis Gonzalez, L OBP: 0.316, SLG: 0.333										4	1	1	0	0	0	1						
51 Jonathan Broxton, R OBP: 0.250, SLG: 0.250									0	0	0	0	0	0	0	0						
44 Takashi Saito, L									0	0	0	0	0	0	0	0						
Mike Lieberthal, R OBP: 0.250, SLG: 0.250										4	0	1	0	0	1	0						
16 Andre Ethier, L OBP: 0.222, SLG: 0.250										3	0	1	0	1	0	0						
Wilson Betemit, S OBP: 0.263, SLG: 0.067										3	0	0	1	1	2	1						
Derek Lowe, R										2	0	0	0	1	1	3						
Brady Clark, R OBP: 0.333, SLG: 0.667										1	0	0	0	0	0	0						
Inning Stats	R: 0 E: 0 K: 1 S: 9	H: 1 LOB: 0 BB: 0 P: 15	R: 0 E: 0 K: 0 S: 9	H: 0 LOB: 0 BB: 0 P: 14	R: 0 E: 0 K: 1 S: 13	H: 1 LOB: 2 BB: 1 P: 21	R: 1 E: 0 K: 2 S: 12	H: 2 LOB: 3 BB: 2 P: 27	R: 2 E: 0 K: 0 S: 12	H: 3 LOB: 0 BB: 0 P: 18	R: 0 E: 0 K: 1 S: 8	H: 0 LOB: 0 BB: 0 P: 10	R: 1 E: 0 K: 0 S: 10	H: 2 LOB: 1 BB: 0 P: 13	R: 0 E: 0 K: 1 S: 12	H: 0 LOB: 0 BB: 0 P: 15	R: 0 E: 0 K: 0 S: 5	H: 0 LOB: 0 BB: 0 P: 10	1B: 7 2B: 3 3B: 0 HR: 0	SF: 1 SAC: 0 DP: 1 HBP: 0	WP: 0 PB: 0 SB: 1 CS: 0	PA: 37
PITCHER	IP WLS BF H R ER SO BB IBB HBP BLK WP HR S P ERA WHIP																					
48 Russ Ortiz, R ERA: 5.4	5.0 L 23 7 3 3 4 3 0 0 0 0 0 0 55 95 5.40 2.000																					
Jack Taschner, L ERA: 3.86	1.0 3 3 0 0 0 1 0 0 0 0 0 0 8 10 0.00 0.000																					
32 Kevin Correia, R ERA: 6.0	1.0 5 2 1 1 0 0 0 0 0 0 0 0 10 13 9.00 2.000																					
53 Jonathan Sánchez, L ERA: 9.0	1.0 3 0 0 0 1 0 0 0 0 0 0 0 12 15 0.00 0.000																					
Steve Kline, L ERA: 6.75	1.0 3 0 0 0 0 0 0 0 0 0 0 0 5 10 0.00 0.000																					

Batter	1	2	3	4	5	6	7	8	9	AB	R	H	RBI	BB	SO	LOB	BOTTOM					
10 Dave Roberts, L OBP: 0.286, SLG: 0.350										4	0	0	0	0	0	1	Los Angeles Dodgers @ San Francisco Giants AT&T Park, San Francisco, CA Sat Apr 07 2007, 12:55 PM PDT Att: 42,098 - Cloudy - 62 F					
2 Randy Winn, S OBP: 0.250, SLG: 0.263										4	0	0	0	0	0	1						
Ryan Klesko, L OBP: 0.357, SLG: 0.250										3	0	0	0	1	0	1						
Ray Durham, S OBP: 0.450, SLG: 0.412										4	1	1	0	0	0	1						
35 Rich Aurilia, R OBP: 0.412, SLG: 0.467										4	0	2	1	0	0	0						
Pedro Feliz, R OBP: 0.188, SLG: 0.188										4	0	0	0	0	0	2						
Todd Linden, S OBP: 0.500, SLG: 0.333										2	0	1	0	1	0	1						
50 Eliezer Alfonzo, R										3	0	0	0	0	0	3						
48 Russ Ortiz, R ERA: 5.73										1	0	0	0	0	1	0						
19 Kevin Frandsen, R ERA: 5.73										1	0	0	0	0	0	1						
Jack Taschner, L ERA: 3.86										0	0	0	0	0	0	0						
32 Kevin Correia, R ERA: 6.0										0	0	0	0	0	0	0						
53 Jonathan Sánchez, L ERA: 9.0										0	0	0	0	0	0	0						
Lance Niekro, R OBP: 0.333, SLG: 0.333										1	0	1	0	0	0	0						
Steve Kline, S ERA: 6.75										0	0	0	0	0	0	0						
Inning Stats	R: 0 E: 0 K: 0 S: 7	H: 0 LOB: 0 BB: 0 P: 10	R: 1 E: 0 K: 0 S: 15	H: 2 LOB: 1 BB: 0 P: 20	R: 0 E: 0 K: 1 S: 8	H: 0 LOB: 0 BB: 0 P: 11	R: 0 E: 0 K: 0 S: 7	H: 0 LOB: 0 BB: 0 P: 9	R: 0 E: 0 K: 0 S: 9	H: 1 LOB: 0 BB: 0 P: 12	R: 0 E: 0 K: 0 S: 11	H: 0 LOB: 1 BB: 1 P: 21	R: 0 E: 0 K: 0 S: 7	H: 1 LOB: 1 BB: 1 P: 12	R: 0 E: 0 K: 0 S: 12	H: 1 LOB: 0 BB: 0 P: 16	R: 0 E: 0 K: 0 S: 6	H: 0 LOB: 0 BB: 0 P: 8	1B: 4 2B: 1 3B: 0 HR: 0	SF: 0 SAC: 0 DP: 1 HBP: 0	WP: 0 PB: 0 SB: 0 CS: 0	PA: 33
PITCHER	IP WLS BF H R ER SO BB IBB HBP BLK WP HR S P ERA WHIP																					
Derek Lowe, R ERA: 5.73	7.0 W 26 4 1 1 1 2 0 0 0 0 0 0 64 95 1.29 0.857																					
51 Jonathan Broxton, R ERA: 2.45	1.0 H 4 1 0 0 0 0 0 0 0 0 0 0 12 16 0.00 1.000																					
44 Takashi Saito, R ERA: 2.45	1.0 S 3 0 0 0 0 0 0 0 0 0 0 0 6 8 0.00 0.000																					

AB	33
R	4
H	9
RBI	4
BB	3
SO	6
LOB	10



Batter	1	2	3	4	5	6	7	8	9	AB	R	H	RBI	BB	SO	LOB	TOP					
9 Juan Pierre, L (1,8) OBP: 0.185, SLG: 0.154	B2	K			G6-3		G3			5	0	1	0	0	1	2	Los Angeles Dodgers @ San Francisco Giants AT&T Park, San Francisco, CA Sun Apr 08 2007, 1:05 PM PDT Att: 39,343 - Partly Cloudy - 61 F					
55 Russell Martin, R (1,2) OBP: 0.391, SLG: 0.500	G5-3 1B				K		FC3-2 1B	F8		4	1	2	0	1	1	1						
5 Nomar Garciaparra, R (1,3) OBP: 0.200, SLG: 0.273	G5-3				P3		G6-3			5	0	0	0	0	0	4						
12 Jeff Kent, R (1,4) OBP: 0.400, SLG: 0.591 Wilson Betemit, S (9,5) OBP: 0.263, SLG: 0.067					L1-3		G5-3	FC3-2 1B		4	3	2	0	1	0	3						
Luis Gonzalez, L (1,7) OBP: 0.391, SLG: 0.682 58 Chad Billingsley, R (7,1) 21 Marlon Anderson, L (9,PH) 51 Jonathan Broxton, R (9,1)							G6-3			4	3	3	4	0	0	2						
27 Matt Kemp, R (1,9) OBP: 0.487, SLG: 0.538										4	2	3	2	1	0	0						
Wilson Valdez, R (1,6) OBP: 0.600, SLG: 0.900										5	1	3	2	0	0	1						
18 Ramon Martinez, R (1,5) OBP: 0.167, SLG: 0.067										4	0	0	2	0	0	3						
52 Randy Wolf, L (1,1) Brady Clark, R (7,7) OBP: 0.500, SLG: 1.000										3	0	0	0	0	2	1						
										1	0	1	0	0	0	0						
Inning Stats	R: 0 E: 0 K: 0 S: 9	H: 1 LOB: 2 BB: 1 P: 17	R: 1 E: 0 K: 2 S: 14	H: 1 LOB: 1 BB: 2 P: 20	R: 0 E: 0 K: 0 S: 6	H: 1 LOB: 0 BB: 0 P: 8	R: 1 E: 0 K: 0 S: 11	H: 1 LOB: 0 BB: 0 P: 17	R: 0 E: 0 K: 2 S: 8	H: 0 LOB: 0 BB: 0 P: 8	R: 4 E: 0 K: 0 S: 16	H: 4 LOB: 1 BB: 1 P: 25	R: 3 E: 0 K: 0 S: 11	H: 3 LOB: 1 BB: 1 P: 19	R: 0 E: 0 K: 0 S: 7	H: 1 LOB: 2 BB: 0 P: 9	R: 1 E: 0 K: 0 S: 15	H: 3 LOB: 2 BB: 0 P: 22	1B: 9 2B: 4 3B: 1 HR: 2	SF: 1 SAC: 0 DP: 1 HBP: 0	WP: 0 PB: 0 SB: 2 CS: 0	PA: 44
PITCHER	IP	WLS	BF	H	R	ER	SO	BB	IBB	HBP	BLK	WP	HR	S	P	ERA	WHIP					
75 Barry Zito, L (1,1) ERA: 8.18	6.0	L	29	9	8	8	4	3	0	0	0	0	1	65	100	12.00	2.000					
41 Brad Hennessey, R (7,1) ERA: 5.4	2.0		9	3	1	1	0	0	0	0	0	0	1	17	23	4.50	1.500					
31 Vinnie Chulk, R (9,1) ERA: 2.7	1.0		6	3	1	1	0	0	0	0	0	0	0	15	22	9.00	3.000					

AB 40
R 10
H 15
RBI 10
BB 3
SO 4
LOB 18



Batter	1	2	3	4	5	6	7	8	9	AB	R	H	RBI	BB	SO	LOB	BOTTOM				
13 Omar Vizquel, S (1,6) OBP: 0.227, SLG: 0.190	F8	G5-4-3			F9		G4-3			5	0	1	0	0	0	3	Los Angeles Dodgers @ San Francisco Giants AT&T Park, San Francisco, CA Sun Apr 08 2007, 1:05 PM PDT Att: 39,343 - Partly Cloudy - 61 F				
35 Rich Aurilia, R (1,3) OBP: 0.409, SLG: 0.474							G5-3			4	1	1	0	1	1	1					
Barry Bonds, L (1,7) OBP: 0.300, SLG: 0.444 31 Vinnie Chulk, R (9,1)										4	0	1	1	0	1	1					
Ray Durham, S (1,4) OBP: 0.458, SLG: 0.450										3	1	1	0	1	0	1					
1 Bengie Molina, R (1,2) OBP: 0.316, SLG: 0.389										3	0	0	0	0	1	2					
Todd Linden, S (1,8) OBP: 0.625, SLG: 0.500										3	1	2	0	1	0	0					
Pedro Feliz, R (1,5) OBP: 0.250, SLG: 0.400										4	1	2	2	0	0	2					
2 Randy Winn, S (1,9) OBP: 0.250, SLG: 0.227										3	0	0	0	1	0	0					
75 Barry Zito, L (1,1) 41 Brad Hennessey, R (7,1) 50 Eliezer Alfonzo, R (7,2) Ryan Klesko, L (8,PH) OBP: 0.400, SLG: 0.308										2	0	0	0	0	1	3					
										0	0	0	0	0	0	0					
										2	0	0	0	0	1	0					
										1	0	1	1	0	0	0					
Inning Stats	R: 1 E: 0 K: 1 S: 25	H: 2 LOB: 1 BB: 0 P: 38	R: 0 E: 0 K: 1 S: 10	H: 1 LOB: 2 BB: 2 P: 18	R: 0 E: 0 K: 1 S: 11	H: 0 LOB: 0 BB: 0 P: 13	R: 0 E: 0 K: 0 S: 5	H: 0 LOB: 0 BB: 0 P: 8	R: 0 E: 0 K: 0 S: 8	H: 0 LOB: 1 BB: 1 P: 11	R: 2 E: 0 K: 0 S: 8	H: 2 LOB: 0 BB: 0 P: 14	R: 1 E: 0 K: 0 S: 12	H: 3 LOB: 2 BB: 1 P: 22	R: 0 E: 0 K: 2 S: 9	H: 1 LOB: 1 BB: 0 P: 14	1B: 6 2B: 2 3B: 0 HR: 1	SF: 0 SAC: 0 DP: 2 HBP: 0	WP: 0 PB: 0 SB: 0 CS: 0	PA: 38	
PITCHER	IP	WLS	BF	H	R	ER	SO	BB	IBB	HBP	BLK	WP	HR	S	P	ERA	WHIP				
52 Randy Wolf, L (1,1) ERA: 3.75	6.0	W	23	3	1	1	3	3	0	0	0	0	1	20	36	13.50	3.000				
58 Chad Billingsley, R (7,1) ERA: 9.0	2.0		11	5	3	3	0	1	0	0	0	0	1	20	36	13.50	3.000				
51 Jonathan Broxton, R (9,1) ERA:	1.0		4	1	0	0	2	0	0	0	0	0	0	9	14	0.00	1.000				

AB 34
R 4
H 9
RBI 4
BB 4
SO 5
LOB 13



Batter	1	2	3	4	5	6	7	8	9	AB	R	H	RBI	BB	SO	LOB	TOP										
10 Dave Roberts, L (1,8) OBP: 0.240, SLG: 0.292										4	0	0	0	0	1	1											
13 Omar Vizquel, S (1,6) OBP: 0.192, SLG: 0.160										4	0	0	0	0	0	1											
Barry Bonds, L (1,7) OBP: 0.333, SLG: 0.400											2	0	0	0	2	1	0										
Ray Durham, S (1,4) OBP: 0.429, SLG: 0.417											4	0	1	0	0	0	1										
35 Rich Aurilia, R (1,3) OBP: 0.385, SLG: 0.435											4	0	1	0	0	0	2										
1 Bengie Molina, R (1,2) OBP: 0.348, SLG: 0.500											4	0	2	0	0	1	1										
19 Kevin Frandsen, R (8, PR)											0	0	0	0	0	0	0										
Pedro Feliz, R (1,5) OBP: 0.208, SLG: 0.333												4	0	0	0	1	2										
2 Randy Winn, S (1,9) OBP: 0.259, SLG: 0.280												3	0	1	0	0	1										
18 Matt Cain, R (1,1)												2	0	0	0	0	2										
53 Jonathan Sánchez, L (8, 1)												0	0	0	0	0	0										
Inning Stats	R: 0 E: 0 K: 0 S: 10	H: 0 LOB: 1 BB: 1 P: 15	R: 0 E: 0 K: 1 S: 7	H: 0 LOB: 0 BB: 0 P: 11	R: 0 E: 0 K: 1 S: 12	H: 1 LOB: 1 BB: 0 P: 18	R: 0 E: 0 K: 0 S: 10	H: 1 LOB: 1 BB: 0 P: 19	R: 0 E: 0 K: 1 S: 6	H: 0 LOB: 0 BB: 0 P: 9	R: 0 E: 0 K: 0 S: 11	H: 1 LOB: 2 BB: 1 P: 19	R: 0 E: 0 K: 2 S: 10	H: 1 LOB: 1 BB: 0 P: 15	R: 0 E: 0 K: 1 S: 7	H: 0 LOB: 0 BB: 0 P: 10	1B: 2 2B: 3 3B: 0 HR: 0	SF: 0 SAC: 1 DP: 0 HBP: 0	WP: 0 PB: 0 SB: 0 CS: 0	PA: 34							
PITCHER	IP	WLS	BF	H	R	ER	SO	BB	IBB	HBP	BLK	WP	HR	S	P	ERA	WHIP										
32 Chris Young, R (1,1) ERA: 2.13	7.0	W	27	4	0	0	5	2	0	0	0	0	0	66	106	0.00	0.857										
43 Cia Meredith, R (8, 1) ERA:	1.0	H	3	0	0	0	1	0	0	0	0	0	0	7	8	0.00	0.000										
Trevor Hoffman, R (9, 1) ERA:	1.0	S	4	1	0	0	1	0	0	0	0	0	0	7	10	0.00	1.000										

San Francisco Giants @ San Diego Padres
 PETCO Park, San Diego, CA
 Mon Apr 09 2007, 10:05 PM EDT
 Att: 31,388 - Partly Cloudy - 62 F

AB	31
R	0
H	5
RBI	0
BB	2
SO	7
LOB	10



Batter	1	2	3	4	5	6	7	8	9	AB	R	H	RBI	BB	SO	LOB	BOTTOM										
22 Marcus Giles, R (1,4) OBP: 0.400, SLG: 0.500										4	0	0	0	0	0	1											
24 Brian Giles, L (1,9) OBP: 0.323, SLG: 0.321										4	0	0	0	0	0	0											
23 Adrián González, L (1,3) OBP: 0.355, SLG: 0.444										3	0	1	0	1	0	0											
28 Josh Bard, S (1,2) OBP: 0.308, SLG: 0.360											3	0	0	0	1	2	1										
Mike Cameron, R (1,8) OBP: 0.300, SLG: 0.192											2	0	0	0	2	1	1										
3 Khalil Greene, R (1,6) OBP: 0.321, SLG: 0.750											3	1	1	0	0	0	4										
5 Kevin Kouzmanoff, R (1,5) ERA: 2.77											1	0	0	0	0	0	0										
34 Russell Branyan, L (6, 5) OBP: 0.375, SLG: 0.857											0	0	0	0	1	0	0										
José Cruz Jr., S (1,7) OBP: 0.385, SLG: 0.750										2	0	0	0	0	1	2											
32 Chris Young, R (1,1) Geoff Blum, S (7, PH)										2	0	0	0	0	1	0	0										
43 Cia Meredith, R (8, 1) Trevor Hoffman, R (9, 1)										0	0	0	0	0	0	0	0										
Inning Stats	R: 0 E: 0 K: 0 S: 12	H: 0 LOB: 3 BB: 3 P: 27	R: 0 E: 0 K: 1 S: 11	H: 0 LOB: 0 BB: 0 P: 18	R: 0 E: 0 K: 0 S: 3	H: 0 LOB: 0 BB: 0 P: 7	R: 0 E: 0 K: 0 S: 15	H: 0 LOB: 2 BB: 1 P: 22	R: 0 E: 0 K: 1 S: 7	H: 0 LOB: 0 BB: 0 P: 13	R: 0 E: 0 K: 2 S: 8	H: 0 LOB: 0 BB: 0 P: 11	R: 1 E: 0 K: 0 S: 11	H: 1 LOB: 1 BB: 1 P: 17	R: 0 E: 0 K: 1 S: 7	H: 1 LOB: 1 BB: 0 P: 12	1B: 1 2B: 1 3B: 0 HR: 0	SF: 1 SAC: 1 DP: 0 HBP: 1	WP: 0 PB: 0 SB: 0 CS: 0	PA: 32							
PITCHER	IP	WLS	BF	H	R	ER	SO	BB	IBB	HBP	BLK	WP	HR	S	P	ERA	WHIP										
18 Matt Cain, R (1,1) ERA: 2.77	7.0	L	28	1	1	1	4	5	0	1	0	0	0	67	115	1.29	0.857										
53 Jonathan Sánchez, L (8, 1) ERA: 6.75	1.0		4	1	0	0	1	0	0	0	0	0	0	7	12	0.00	1.000										

San Francisco Giants @ San Diego Padres
 PETCO Park, San Diego, CA
 Mon Apr 09 2007, 10:05 PM EDT
 Att: 31,388 - Partly Cloudy - 62 F

AB	24
R	1
H	2
RBI	1
BB	5
SO	5
LOB	9



Batter	1	2	3	4	5	6	7	8	9	AB	R	H	RBI	BB	SO	LOB	TOP										
10 Dave Roberts, L (1.8) OBP: 0.233, SLG: 0.250	F8		G3			F7			K	4	1	0	0	1	1	1	San Francisco Giants @ San Diego Padres PETCO Park, San Diego, CA Tue Apr 10 2007, 10:05 PM EDT Att: 28,878 - Clear - 64 F										
13 Omar Vizquel, S (1.6) OBP: 0.233, SLG: 0.207	F7		G3-1			SH1-4			K	4	0	2	0	0	0	0											
35 Rich Aurilia, R (1.5) OBP: 0.387, SLG: 0.429	F8		K			1B			K	5	1	2	1	0	2	1											
Barry Bonds, L (1.7) OBP: 0.393, SLG: 0.409 32 Kevin Correia, R (7.1)		E4							G6-3	2	1	1	1	2	0	0											
Lance Niekro, R (9. PH) OBP: 0.250, SLG: 0.250 Armando Benitez, R (9.1)		2B 1B				1B				0	0	0	0	0	0	0											
Ray Durham, S (1.4) OBP: 0.406, SLG: 0.444	1B 2B G1-3					SF8			G6-4-3	3	2	1	1	0	0	3											
Ryan Klesko, L (1.3) OBP: 0.386, SLG: 0.294	K					K				4	0	1	0	0	2	3											
1 Bengie Molina, R (1.2) OBP: 0.370, SLG: 0.480	K					K				3	0	1	2	0	1	1											
2 Randy Winn, S (1.9) OBP: 0.226, SLG: 0.241	G1-3					K				4	0	0	1	0	2	3											
Matt Morris, R (1.1) OBP: 0.250, SLG: 0.250 Jack Taschner, L (6.1) Todd Linden, S (7.7) OBP: 0.556, SLG: 0.429	K					SH3-4			F9	2	1	1	0	0	1	1											
Inning Stats	R: 0 E: 0 K: 0 S: 8	H: 0 LOB: 0 BB: 0 P: 12	R: 2 E: 1 K: 2 S: 16	H: 2 LOB: 1 BB: 0 P: 24	R: 0 E: 0 K: 1 S: 8	H: 0 LOB: 0 BB: 0 P: 12	R: 1 E: 0 K: 1 S: 10	H: 1 LOB: 1 BB: 1 P: 17	R: 3 E: 0 K: 1 S: 10	H: 3 LOB: 1 BB: 1 P: 22	R: 0 E: 0 K: 0 S: 8	H: 0 LOB: 1 BB: 0 P: 12	R: 0 E: 0 K: 1 S: 10	H: 1 LOB: 1 BB: 1 P: 16	R: 0 E: 0 K: 2 S: 8	H: 0 LOB: 0 BB: 0 P: 13	R: 0 E: 0 K: 1 S: 10	H: 2 LOB: 2 BB: 0 P: 16	1B: 8 2B: 1 3B: 0 HR: 0	SF: 1 SAC: 2 DP: 1 HBP: 1	WP: 1 PB: 0 SB: 0 CS: 0	PA: 40					
PITCHER	IP	WLS	BF	H	R	ER	SO	BB	IBB	HBP	BLK	WP	HR	S	P	ERA	WHIP										
52 Clay Hensley, R (1.1) ERA: 9.0	4.1	L	22	6	6	4	4	2	0	0	0	0	0	47	77	8.31	1.846										
39 Mike Thompson, R (5.1) ERA:	1.2		6	0	0	0	1	0	0	1	0	0	0	13	22	0.00	0.000										
41 Kevin Cameron, R (7.1) ERA:	2.0		7	1	0	0	3	0	1	0	0	1	0	18	29	0.00	0.500										
21 Heath Bell, R (9.1) ERA:	1.0		5	2	0	0	1	0	0	0	0	0	0	10	16	0.00	2.000										

Batter	1	2	3	4	5	6	7	8	9	AB	R	H	RBI	BB	SO	LOB	BOTTOM										
22 Marcus Giles, R (1.4) OBP: 0.371, SLG: 0.467	FC5-4 1B		P4			G4-3			K	4	0	1	1	0	1	1	San Francisco Giants @ San Diego Padres PETCO Park, San Diego, CA Tue Apr 10 2007, 10:05 PM EDT Att: 28,878 - Clear - 64 F										
24 Brian Giles, L (1.9) OBP: 0.314, SLG: 0.375	F7		BB			F8			K	4	2	2	0	1	0	3											
Mike Cameron, R (1.8) OBP: 0.314, SLG: 0.172	FC5-4		BB			BB			F7	3	0	0	0	2	1	2											
23 Adrián González, L (1.3) OBP: 0.389, SLG: 0.656	F7		F8			HR			HR	5	2	3	4	0	0	4											
3 Khalil Greene, R (1.6) OBP: 0.273, SLG: 0.636	F7		P3			FC5-4			F8	5	0	0	0	0	1	2											
34 Russell Brantley, L (1.5) OBP: 0.417, SLG: 0.727	G6-4-3 1B		P5			1B			F8	4	1	2	0	0	1	0											
8 Terrel Sledge, L (1.7) OBP: 0.305, SLG: 0.326 39 Mike Thompson, R (5.1) Geoff Blum, S (6. PH) 41 Kevin Cameron, R (7.1) Jose Cruz, Jr., S (8. PH) OBP: 0.307, SLG: 0.692	G6-4-3		1B			1B			P6	2	0	1	0	0	0	1											
Rob Bowen, S (1.2) OBP: 0.125, SLG: 0.125			BB 24 BB			F9			K	4	0	1	0	0	2	3											
52 Clay Hensley, R (1.1) OBP: 0.333, SLG: 0.333 18 Paul McNulty, L (5.7) 21 Heath Bell, R (9.1)			K			K			G3-1	1	0	0	0	0	1	1											
Inning Stats	R: 0 E: 0 K: 0 S: 7	H: 1 LOB: 1 BB: 0 P: 8	R: 0 E: 0 K: 0 S: 7	H: 1 LOB: 0 BB: 0 P: 9	R: 0 E: 0 K: 1 S: 11	H: 1 LOB: 3 BB: 2 P: 19	R: 0 E: 0 K: 1 S: 12	H: 1 LOB: 1 BB: 0 P: 19	R: 1 E: 0 K: 0 S: 13	H: 2 LOB: 2 BB: 1 P: 15	R: 1 E: 0 K: 0 S: 13	H: 1 LOB: 2 BB: 2 P: 28	R: 1 E: 0 K: 3 S: 11	H: 1 LOB: 0 BB: 0 P: 17	R: 0 E: 0 K: 1 S: 6	H: 0 LOB: 0 BB: 0 P: 10		R: 2 E: 0 K: 1 S: 14	H: 2 LOB: 0 BB: 0 P: 20	1B: 7 2B: 1 3B: 0 HR: 2	SF: 1 SAC: 0 DP: 1 HBP: 0	WP: 1 PB: 0 SB: 0 CS: 0	PA: 41				
PITCHER	IP	WLS	BF	H	R	ER	SO	BB	IBB	HBP	BLK	WP	HR	S	P	ERA	WHIP										
Matt Morris, R (1.1) ERA: 2.38	5.1	W	26	7	2	2	3	4	0	0	0	0	0	83	3.38	2.062											
Jack Taschner, L (6.1) ERA: 3.0	0.2		3	0	0	0	0	1	0	0	0	0	0	8	15	0.00	1.500										
32 Kevin Correia, R (7.1) ERA: 5.4	2.0		7	1	1	1	4	0	0	0	0	0	1	17	27	4.50	0.500										
Armando Benitez, R (9.1) ERA: 7.71	1.0	S	5	2	2	2	1	0	0	0	0	0	1	14	20	18.00	2.000										

AB 33
R 6
H 9
RBI 6
BB 3
SO 9
LOB 15



AB 35
R 5
H 10
RBI 5
BB 5
SO 8
LOB 17



Batter	1	2	3	4	5	6	7	8	9	AB	R	H	RBI	BB	SO	LOB	TOP										
10 Dave Roberts, L OBP: 0.265, SLG: 0.281	G6-3		1B		1B			G6-3		4	0	2	0	0	0	0	San Francisco Giants @ San Diego Padres PETCO Park, San Diego, CA Wed Apr 11 2007, 10:05 PM EDT Att: 31,568 - Cloudy - 63 F										
13 Omar Vizquel, S OBP: 0.235, SLG: 0.212	K		1B		K			G4-3		4	0	1	0	0	2	1											
35 Rich Aurilia, R OBP: 0.371, SLG: 0.406	1B		G6-4-3		G5-3			F9		4	0	1	0	0	0	2											
Barry Bonds, L OBP: 0.344, SLG: 0.346	F7				F7			F7		4	0	0	0	0	0	1											
Ray Durham, S OBP: 0.389, SLG: 0.419	K		1B		F7			K		4	0	1	0	0	0	2											
Ryan Klesko, L OBP: 0.316, SLG: 0.250	K		P5		P5			G4-3		3	0	0	0	0	1	1											
1 Bengie Molina, R OBP: 0.367, SLG: 0.500	2B		FC4-6		FC4-6			K		3	0	1	0	0	1	1											
Todd Linden, S OBP: 0.417, SLG: 0.300	P6				K			K		3	0	0	0	0	2	1											
51 Noah Lowry, R	G6-3				K			F9		2	0	0	0	0	1	0											
31 Vinnie Chulk, R					K					0	0	0	0	0	0	0											
Pedro Feliz, R OBP: 0.200, SLG: 0.320										1	0	0	0	0	0	0											
41 Brad Hennessey, R										0	0	0	0	0	0	0											
Inning Stats	R: 0 E: 0 K: 1 S: 8	H: 1 LOB: 1 BB: 0 P: 9	R: 0 E: 0 K: 2 S: 13	H: 1 LOB: 1 BB: 0 P: 16	R: 0 E: 0 K: 0 S: 10	H: 2 LOB: 1 BB: 0 P: 14	R: 0 E: 0 K: 0 S: 9	H: 1 LOB: 1 BB: 0 P: 16	R: 0 E: 0 K: 3 S: 12	H: 1 LOB: 1 BB: 0 P: 14	R: 0 E: 0 K: 0 S: 4	H: 0 LOB: 0 BB: 0 P: 6	R: 0 E: 0 K: 2 S: 7	H: 0 LOB: 0 BB: 0 P: 8	R: 0 E: 0 K: 0 S: 7	H: 0 LOB: 0 BB: 0 P: 11	R: 0 E: 0 K: 1 S: 6	H: 0 LOB: 0 BB: 0 P: 9	1B: 5 2B: 1 3B: 0 HR: 0	SF: 0 SAC: 0 DP: 1 HBP: 0	WP: 0 PB: 0 SB: 2 CS: 0	PA: 32					
PITCHER	IP	WLS	BF	H	R	ER	SO	BB	IBB	HBP	BLK	WP	HR	S	P	ERA	WHIP										
Greg Maddux, R ERA: 3.18	6.0	W	23	6	0	0	6	0	0	0	0	0	0	56	75	0.00	1.000										
43 Cla Meredith, R ERA:	1.0	H	3	0	0	0	2	0	0	0	0	0	0	7	8	0.00	0.000										
Scott Linebrink, R ERA:	1.0		3	0	0	0	0	0	0	0	0	0	0	7	11	0.00	0.000										
26 Doug Brocail, R ERA:	1.0		3	0	0	0	1	0	0	0	0	0	0	6	9	0.00	0.000										

Batter	1	2	3	4	5	6	7	8	9	AB	R	H	RBI	BB	SO	LOB	BOTTOM										
22 Marcus Giles, R OBP: 0.395, SLG: 0.485	1B		E		F8		SH2-3			3	1	2	1	0	0	0	San Francisco Giants @ San Diego Padres PETCO Park, San Diego, CA Wed Apr 11 2007, 10:05 PM EDT Att: 31,568 - Cloudy - 63 F										
24 Brian Giles, L OBP: 0.310, SLG: 0.361	L7		G6-3		G3-1		1B			4	0	1	1	0	0	2											
Mike Cameron, R OBP: 0.333, SLG: 0.188	K		E5		BB		K			3	1	1	0	1	2	2											
23 Adrián González, L OBP: 0.375, SLG: 0.600	G3		P6		BB		F9			3	0	0	0	1	0	3											
28 Josh Bard, S OBP: 0.310, SLG: 0.357	G4-3		G5-3		E9		1B			3	0	1	1	0	0	0											
Rob Bowen, S OBP: 0.222, SLG: 0.222			G5-3		1B		1B			1	0	1	0	0	0	0											
3 Khalil Greene, R OBP: 0.270, SLG: 0.583	P4		G5-3		IBB		F8			3	0	0	0	1	0	1											
Geoff Blum, S	P4		F7		P5		K			4	0	0	0	0	1	4											
José Cruz Jr., S OBP: 0.333, SLG: 0.563			SH2-4		L7		F8			3	1	0	0	1	1	4											
Greg Maddux, R			SH2-4		G6-3		2B			1	0	0	0	0	0	0											
43 Cla Meredith, R										0	0	0	0	0	0	0											
18 Paul McNulty, L OBP: 0.286, SLG: 0.333										1	1	1	0	0	0	0											
Scott Linebrink, R										0	0	0	0	0	0	0											
26 Doug Brocail, L										0	0	0	0	0	0	0											
Inning Stats	R: 0 E: 0 K: 1 S: 11	H: 1 LOB: 1 BB: 0 P: 21	R: 0 E: 0 K: 0 S: 11	H: 0 LOB: 0 BB: 0 P: 17	R: 2 E: 1 K: 0 S: 10	H: 2 LOB: 1 BB: 1 P: 17	R: 0 E: 0 K: 0 S: 6	H: 0 LOB: 0 BB: 0 P: 7	R: 0 E: 0 K: 0 S: 4	H: 0 LOB: 0 BB: 0 P: 8	R: 1 E: 1 K: 0 S: 12	H: 1 LOB: 3 BB: 3 P: 24	R: 1 E: 0 K: 1 S: 11	H: 2 LOB: 1 BB: 0 P: 18	R: 0 E: 0 K: 2 S: 10	H: 1 LOB: 1 BB: 0 P: 14	1B: 6 2B: 1 3B: 0 HR: 0	SF: 0 SAC: 2 DP: 0 HBP: 0	WP: 0 PB: 0 SB: 1 CS: 0	PA: 35							
PITCHER	IP	WLS	BF	H	R	ER	SO	BB	IBB	HBP	BLK	WP	HR	S	P	ERA	WHIP										
51 Noah Lowry, L ERA: 2.77	6.0	L	27	5	4	3	1	3	1	0	0	0	0	55	96	4.50	1.333										
31 Vinnie Chulk, R ERA: 2.08	1.0		4	1	0	0	1	0	0	0	0	0	0	10	16	0.00	1.000										
41 Brad Hennessey, R ERA: 4.15	1.0		4	1	0	0	2	0	0	0	0	0	0	10	14	0.00	1.000										

AB 32
R 0
H 6
RBI 0
BB 0
SO 9
LOB 7



AB 29
R 4
H 7
RBI 3
BB 4
SO 4
LOB 16



Batter	1	2	3	4	5	6	7	8	9	AB	R	H	RBI	BB	SO	LOB	TOP					
13 Omar Vizquel, S OBP: 0.231, SLG: 0.189										4	1	0	0	1	2	4	San Francisco Giants @ Pittsburgh Pirates PNC Park, Pittsburgh, PA Fri Apr 13 2007, 7:05 PM EDT Att: 22,117 - Partly Cloudy - 49 F					
Todd Linden, S OBP: 0.353, SLG: 0.267										5	1	1	0	0	2	0						
35 Rich Aurilia, R OBP: 0.375, SLG: 0.405										5	1	2	0	0	1	2						
Barry Bonds, L OBP: 0.400, SLG: 0.621										3	2	3	4	0	0	0						
10 Dave Roberts, L OBP: 0.306, SLG: 0.393										1	0	1	0	1	0	0						
Ray Durham, S OBP: 0.415, SLG: 0.441										3	1	1	1	2	0	2						
1 Bengie Molina, R OBP: 0.314, SLG: 0.424										5	1	0	0	0	1	7						
Pedro Feliz, R OBP: 0.233, SLG: 0.345										4	1	1	1	1	1	0						
2 Randy Winn, S OBP: 0.286, SLG: 0.258										2	0	1	0	1	1	0						
Lance Niekro, R OBP: 0.400, SLG: 0.250										0	0	0	0	1	0	0						
Mark Sweeney, L										0	0	0	0	0	0	0						
48 Russ Ortiz, R OBP: 0.167, SLG: 0.333										5	0	1	2	0	1	5						
31 Vinnie Chulk, R										0	0	0	0	0	0	0						
Inning Stats	R: 5 E: 0 K: 0 S: 22	H: 5 LOB: 2 BB: 2 P: 42	R: 2 E: 0 K: 0 S: 10	H: 2 LOB: 0 BB: 0 P: 13	R: 0 E: 0 K: 1 S: 12	H: 1 LOB: 1 BB: 0 P: 17	R: 1 E: 0 K: 1 S: 10	H: 1 LOB: 1 BB: 1 P: 18	R: 0 E: 0 K: 1 S: 10	H: 0 LOB: 1 BB: 0 P: 15	R: 0 E: 0 K: 2 S: 12	H: 2 LOB: 2 BB: 0 P: 19	R: 0 E: 0 K: 3 S: 12	H: 0 LOB: 0 BB: 0 P: 18	R: 0 E: 0 K: 1 S: 7	H: 0 LOB: 0 BB: 0 P: 10	R: 0 E: 0 K: 0 S: 9	H: 0 LOB: 3 BB: 4 P: 27	1B: 6 2B: 3 3B: 0 HR: 2	SF: 0 SAC: 0 DP: 1 HBP: 1	WP: 0 PB: 0 SB: 0 CS: 0	PA: 45
PITCHER	IP WLS BF H R ER SO BB IBB HBP BLK WP HR S P ERA WHIP																					
57 Zach Duke, L ERA: 7.2	(1, 1) 2.0 L 15 7 7 7 0 1 1 0 0 0 0 1 32 55 31.50 4.000																					
Shawn Chacon, R ERA: 1.8	(3, 1) 4.0 18 4 1 1 5 1 0 1 0 0 0 1 44 69 2.25 1.250																					
Damaso Marte, L ERA:	(7, 1) 2.0 6 0 0 0 4 0 0 0 0 0 0 0 19 28 0.00 0.000																					
36 Juan Pablo Perez, L ERA:	(9, 1) 1.0 6 0 0 0 0 4 0 0 0 0 0 0 9 27 0.00 4.000																					



Batter	1	2	3	4	5	6	7	8	9	AB	R	H	RBI	BB	SO	LOB	BOTTOM					
6 Chris Duffy, L OBP: 0.364, SLG: 0.462										5	1	1	3	0	3	4	San Francisco Giants @ Pittsburgh Pirates PNC Park, Pittsburgh, PA Fri Apr 13 2007, 7:05 PM EDT Att: 22,117 - Partly Cloudy - 49 F					
2 Jack Wilson, R OBP: 0.289, SLG: 0.409										5	1	1	0	0	1	1						
12 Freddy Sanchez, R OBP: 0.333, SLG: 0.400										3	0	1	1	0	1	0						
25 Adam LaRoche, L OBP: 0.205, SLG: 0.206										3	1	0	0	1	1	1						
Jason Bay, R OBP: 0.333, SLG: 0.410										4	0	1	1	0	0	1						
Xavier Nady, R OBP: 0.300, SLG: 0.459										3	0	0	0	0	2	1						
Damaso Marte, L ERA:										0	0	0	0	0	0	0						
36 Juan Pablo Perez, R ERA:										0	0	0	0	0	0	0						
Jose Castillo, R OBP: 0.067, SLG: 0.067										1	0	0	0	0	0	0						
26 Ronny Paulino, R OBP: 0.229, SLG: 0.212										4	1	2	0	0	0	0						
José Bautista, R OBP: 0.300, SLG: 0.462										4	0	1	0	0	0	1						
57 Zach Duke, L OBP: 0.200, SLG: 0.200										0	0	0	0	0	0	0						
Don Kelly, L OBP: 0.375, SLG: 0.167										1	0	1	0	0	0	0						
Shawn Chacon, R										1	0	0	0	0	0	2						
13 Nate McLouth, L OBP: 0.556, SLG: 0.889										2	1	2	0	0	0	0						
Inning Stats	R: 2 E: 1 K: 2 S: 12	H: 2 LOB: 1 BB: 1 P: 22	R: 0 E: 0 K: 1 S: 9	H: 1 LOB: 0 BB: 0 P: 12	R: 0 E: 0 K: 1 S: 8	H: 1 LOB: 1 BB: 0 P: 11	R: 0 E: 0 K: 1 S: 11	H: 2 LOB: 2 BB: 0 P: 18	R: 0 E: 0 K: 0 S: 4	H: 0 LOB: 0 BB: 0 P: 6	R: 0 E: 0 K: 0 S: 3	H: 0 LOB: 0 BB: 0 P: 4	R: 0 E: 0 K: 1 S: 10	H: 1 LOB: 1 BB: 0 P: 12	R: 0 E: 0 K: 2 S: 9	H: 0 LOB: 0 BB: 0 P: 12	R: 3 E: 0 K: 0 S: 17	H: 3 LOB: 0 BB: 0 P: 27	1B: 7 2B: 2 3B: 0 HR: 1	SF: 1 SAC: 0 DP: 0 HBP: 0	WP: 0 PB: 0 SB: 0 CS: 0	PA: 38
PITCHER	IP WLS BF H R ER SO BB IBB HBP BLK WP HR S P ERA WHIP																					
48 Russ Ortiz, R ERA: 5.27	(1, 1) 8.2 W 37 10 5 5 7 1 0 0 0 0 0 1 81 121 5.19 1.269																					
31 Vinnie Chulk, R ERA: 1.93	(9, 1) 0.1 1 0 0 0 0 0 0 0 0 0 0 0 2 3 0.00 0.000																					



Batter	1	2	3	4	5	6	7	8	9	AB	R	H	RBI	BB	SO	LOB	TOP					
10 Dave Roberts, L (1,8) OBP: 0.317, SLG: 0.351	F8		13 1B	35 SF7		L4		G3		4	2	1	0	1	0	1	San Francisco Giants @ Colorado Rockies Coors Field, Denver, CO Mon Apr 16 2007, 6:35 PM MDT Att: 18,222 - Overcast - 57 F					
13 Omar Vizquel, S (1,6) OBP: 0.295, SLG: 0.262	35 2B		WP	HR	P2	35 1B		35 E		5	2	4	2	0	0	1						
35 Rich Aurilia, R (1,3) OBP: 0.410, SLG: 0.594 32 Kevin Correia, R Steve Kline, S (9,1)	G3		L8	SF7		FC4-6		E6		4	0	2	2	0	0	2						
Barry Bonds, L (1,7) OBP: 0.410, SLG: 0.594 2 Randy Winn, S (6,9) OBP: 0.276, SLG: 0.250	G3		HR	BB		F8		G6-4-3		0	0	0	0	0	0	0						
Ray Durham, S (1,4) OBP: 0.391, SLG: 0.487	F7		HR			FC4-6				0	0	0	0	0	0	0						
1 Bengie Molina, R (1,2) OBP: 0.300, SLG: 0.474		G6-3	HR			L8				3	1	1	0	1	0	3						
Pedro Feliz, R (1,5) OBP: 0.229, SLG: 0.353		G6-3				P4				1	0	0	0	0	0	2						
Todd Linden, S (1,9) OBP: 0.381, SLG: 0.333		G1-3				P3				0	0	1	0	1	0	0						
75 Barry Zito, L (1,1) 31 Vinnie Chulk, R (7,1) Mark Sweeney, L (8,PH) OBP: 1.000, SLG: 2.000			G4-3			G4-3				3	0	0	0	0	0	3						
			G5-3					10 G3 13 1B		0	0	0	0	0	0	0						
Inning Stats	R: 1 E: 0 K: 0 S: 12	H: 2 LOB: 1 BB: 0 P: 20	R: 0 E: 0 K: 0 S: 6	H: 0 LOB: 0 BB: 0 P: 11	R: 5 E: 0 K: 0 S: 19	H: 4 LOB: 2 BB: 3 P: 35	R: 1 E: 0 K: 0 S: 9	H: 2 LOB: 1 BB: 0 P: 13	R: 0 E: 0 K: 1 S: 5	H: 1 LOB: 3 BB: 0 P: 9	R: 0 E: 0 K: 0 S: 10	H: 2 LOB: 2 BB: 0 P: 13	R: 0 E: 0 K: 1 S: 8	H: 0 LOB: 0 BB: 0 P: 11	R: 1 E: 1 K: 0 S: 9	H: 2 LOB: 1 BB: 0 P: 15	R: 0 E: 0 K: 1 S: 7	H: 0 LOB: 0 BB: 0 P: 9	1B: 6 2B: 4 3B: 1 HR: 2	SF: 1 SAC: 0 DP: 1 HBP: 0	WP: 1 PB: 0 SB: 1 CS: 0	PA: 43
PITCHER	IP WLS BF H R ER SO BB IBB HBP BLK WP HR S P ERA WHIP																					
26 Jeff Francis, L (1,1) ERA: 5.6	5.0 L 27 9 7 0 7 0 2 1 0 0 0 1 2 51 88 12.60 2.200																					
37 Josh Fogg, R (6,1) ERA: 3.95	2.0 8 2 0 0 1 0 0 0 0 0 0 0 18 24 0.00 1.000																					
46 Zach McClellan, R (8,1) ERA: 9.0	1.0 5 2 1 1 0 0 0 0 0 0 0 0 9 15 9.00 2.000																					
40 Brian Fuentes, L (9,1) ERA: 4.5	1.0 3 0 0 0 1 0 0 0 0 0 0 0 7 9 0.00 0.000																					

Batter	1	2	3	4	5	6	7	8	9	AB	R	H	RBI	BB	SO	LOB	BOTTOM					
3 Willy Taveras, R (1,8) OBP: 0.238, SLG: 0.162	G4-3			G5-3				P4		3	0	0	0	1	0	0	San Francisco Giants @ Colorado Rockies Coors Field, Denver, CO Mon Apr 16 2007, 6:35 PM MDT Att: 18,222 - Overcast - 57 F					
Jamey Carroll, R (1,4) OBP: 0.400, SLG: 0.409	G5-3			G6-3				P6		4	0	0	0	0	1	3						
27 Garrett Atkins, R (1,5) OBP: 0.364, SLG: 0.432 40 Brian Fuentes, L (9,1)	L6			17 1B				K		3	0	0	0	1	2	0						
17 Todd Helton, L (1,3) OBP: 0.446, SLG: 0.468		L6						K		0	0	0	0	0	0	0						
5 Matt Holliday, R (1,7) OBP: 0.373, SLG: 0.500		F8						F9		4	0	3	0	0	0	0						
11 Brad Hawpe, L (1,9) OBP: 0.373, SLG: 0.364		F8						F9		4	0	0	0	0	0	4						
2 Troy Tulowitzki, R (1,6) OBP: 0.320, SLG: 0.256								G4-3		4	0	1	0	0	0	1						
20 Chris Iannetta, R (1,2) OBP: 0.258, SLG: 0.160								G4-3		4	0	2	0	0	0	2						
26 Jeff Francis, L (1,1) OBP: 0.200, SLG: 0.200 10 Jeff Baker, R (5,PH) 37 Josh Fogg, R (8,1) Steve Finley, L (7,PH) 46 Zach McClellan, R (8,1) 21 Clint Barmes, R (9,4)								G5-4-3		2	0	0	0	1	1	1						
										1	0	0	0	0	1	0						
										1	0	0	0	0	0	2						
										0	0	0	0	0	0	0						
										1	0	0	0	0	0	1						
										0	0	0	0	0	0	0						
										0	0	0	0	0	0	0						
										0	0	0	0	0	0	0						
										0	0	0	0	0	0	0						
										0	0	0	0	0	0	0						
Inning Stats	R: 0 E: 0 K: 0 S: 8	H: 0 LOB: 0 BB: 0 P: 12	R: 0 E: 0 K: 0 S: 7	H: 0 LOB: 0 BB: 0 P: 10	R: 0 E: 0 K: 2 S: 9	H: 0 LOB: 0 BB: 0 P: 16	R: 0 E: 0 K: 0 S: 10	H: 1 LOB: 2 BB: 1 P: 20	R: 0 E: 0 K: 1 S: 14	H: 1 LOB: 3 BB: 2 P: 27	R: 0 E: 0 K: 1 S: 13	H: 1 LOB: 1 BB: 0 P: 20	R: 0 E: 0 K: 0 S: 4	H: 1 LOB: 0 BB: 0 P: 7	R: 0 E: 0 K: 1 S: 8	H: 0 LOB: 0 BB: 0 P: 13	R: 0 E: 0 K: 0 S: 7	H: 2 LOB: 1 BB: 0 P: 12	1B: 5 2B: 1 3B: 0 HR: 0	SF: 0 SAC: 0 DP: 2 HBP: 0	WP: 0 PB: 0 SB: 0 CS: 0	PA: 34
PITCHER	IP WLS BF H R ER SO BB IBB HBP BLK WP HR S P ERA WHIP																					
75 Barry Zito, L (1,1) ERA: 5.29	6.0 W 24 3 0 0 4 0 3 0 0 0 0 0 61 105 0.00 1.000																					
31 Vinnie Chulk, R (7,1) ERA: 1.59	1.0 3 1 0 0 0 0 0 0 0 0 0 0 4 7 0.00 1.000																					
32 Kevin Correia, R (8,1) ERA: 4.5	1.0 3 0 0 0 1 0 0 0 0 0 0 0 8 13 0.00 0.000																					
Steve Kline, L (9,1) ERA: 4.91	1.0 4 2 0 0 0 0 0 0 0 0 0 0 7 12 0.00 2.000																					



Batter	1	2	3	4	5	6	7	8	9	AB	R	H	RBI	BB	SO	LOB	TOP		
10 Dave Roberts, L (1,8) OBP: 0.304, SLG: 0.381	G4-3		35 3B	F9			K		K	5	1	1	1	0	2	1			
13 Omar Vizquel, S (1,6) OBP: 0.271, SLG: 0.239	G1-3		F7		L7		G3			4	0	0	0	0	0	1			
35 Rich Aurilia, R (1,3) OBP: 0.388, SLG: 0.489	K		3B	FC3-6 BB	1B		F9			4	0	2	1	0	1	0			
Barry Bonds, L (1,7) OBP: 0.465, SLG: 0.636 Todd Linden, S (8, PR) OBP: 0.391, SLG: 0.333		4-1 BB	4-0 IBB		FC3-6 BB			2B		1	0	1	0	3	0	0			
Ray Durham, S (1,4) OBP: 0.360, SLG: 0.442	K		F7		FC3-6		G1-3			4	0	0	0	0	1	6			
1 Bengie Molina, R (1,2) OBP: 0.295, SLG: 0.476	L7			2 2B	G5-3		P4			4	1	1	0	0	0	4			
Pedro Feliz, R (1,5) OBP: 0.205, SLG: 0.316	K			F8		G5-3		K		4	0	0	0	0	2	3			
2 Randy Winn, S (1,9) OBP: 0.300, SLG: 0.306			18 SH1-3 10 3B	2B	G4-3			L6		4	1	2	1	0	0	0			
18 Matt Cain, R (1,1) 31 Vinnie Chulk, R (8,1) 53 Jonathan Sánchez, L (8,1) 32 Kevin Correia, R (8,1) 50 Eliezer Alfonzo, R (9, PH)			SH1-3	K		P6		K		2	0	0	0	0	1	1			
Inning Stats	R: 0 E: 0 K: 1 S: 8	H: 0 LOB: 0 BB: 0 P: 14	R: 0 E: 0 K: 2 S: 13	H: 0 LOB: 1 BB: 1 P: 22	R: 2 E: 0 K: 0 S: 16	H: 3 LOB: 2 BB: 1 P: 27	R: 1 E: 0 K: 1 S: 11	H: 2 LOB: 1 BB: 0 P: 13	R: 0 E: 0 K: 0 S: 10	H: 0 LOB: 0 BB: 0 P: 7	R: 0 E: 0 K: 1 S: 6	H: 0 LOB: 0 BB: 0 P: 6	R: 0 E: 0 K: 1 S: 9	H: 1 LOB: 1 BB: 0 P: 14	R: 0 E: 0 K: 2 S: 10	H: 0 LOB: 0 BB: 0 P: 13	1B: 2 2B: 3 3B: 2 HR: 0	SF: 0 SAC: 1 DP: 0 HBP: 0	WP: 0 PA: 37 PB: 0 SB: 0 CS: 0
PITCHER	IP	WLS	BF	H	R	ER	SO	BB	IBB	HBP	BLK	WP	HR	S	P	ERA	WHIP		
48 Jason Hirsh, R (1,1) ERA: 3.38	7.0		30	6	3	3	5	2	1	0	0	0	0	71	107	3.86	1.143		
61 Ramon E Ramirez, R (8,1) ERA: 3.86	1.0	W	4	1	0	0	1	0	0	0	0	0	0	9	14	0.00	1.000		
40 Brian Fuentes, L (9,1) ERA: 3.86	1.0	S	3	0	0	0	2	0	0	0	0	0	0	10	13	0.00	0.000		

San Francisco Giants @ Colorado Rockies
 Coors Field, Denver, CO
 Tue Apr 17 2007, 6:35 PM MDT
 Att: 18,207 - Partly Cloudy - 57 F

AB	33
R	3
H	7
RBI	3
BB	3
SO	8
LOB	16



Batter	1	2	3	4	5	6	7	8	9	AB	R	H	RBI	BB	SO	LOB	BOTTOM		
3 Willy Taveras, R (1,8) OBP: 0.283, SLG: 0.200 40 Brian Fuentes, L (9,1)	K		HBP		1B			CS 1B		3	0	2	0	0	1	0			
Jamey Carroll, R (1,4) OBP: 0.345, SLG: 0.346	F8		K		L9			L5		4	0	0	0	0	1	3			
27 Garrett Atkins, R (1,5) OBP: 0.373, SLG: 0.426	G6-3			11 G3 5 BB	BB		K	5 1B 17 BB	1B	3	1	1	0	1	1	0			
17 Todd Helton, L (1,3) OBP: 0.467, SLG: 0.469		4-1 BB		F8		5 G4-3 1B		11 BB 5 1B	BB	2	1	1	0	2	0	1			
5 Matt Holliday, R (1,7) OBP: 0.381, SLG: 0.491	K			11 G3 BB		G4-3		8 2B	BB	3	1	1	0	1	1	2			
11 Brad Hawpe, L (1,9) OBP: 0.384, SLG: 0.340	K			G3			G5-3	8 2B	BB	3	1	0	1	1	1	3			
8 Yorvit Torrealba, R (1,2) OBP: 0.320, SLG: 0.375	F8			L8			G5-3	1-2 2-3 3-H	BB	4	0	1	3	0	0	3			
2 Troy Tulowitzki, R (1,6) OBP: 0.296, SLG: 0.234			P3		F8		F9	G6-3		4	0	0	0	0	0	1			
4B Jason Hirsh, R (1,1) 61 Ramon E Ramirez, R (8,1) Steve Finley, L (8, PH) OBP: 0.130, SLG: 0.227			K		K			HR		2	0	0	0	0	2	0			
Inning Stats	R: 0 E: 0 K: 1 S: 6	H: 0 LOB: 0 BB: 0 P: 9	R: 0 E: 0 K: 2 S: 9	H: 0 LOB: 1 BB: 1 P: 17	R: 0 E: 0 K: 2 S: 16	H: 0 LOB: 0 BB: 0 P: 21	R: 0 E: 0 K: 0 S: 7	H: 0 LOB: 2 BB: 2 P: 19	R: 0 E: 0 K: 1 S: 10	H: 1 LOB: 1 BB: 0 P: 14	R: 0 E: 0 K: 1 S: 8	H: 1 LOB: 0 BB: 0 P: 13	R: 0 E: 0 K: 0 S: 11	H: 0 LOB: 0 BB: 0 P: 17	R: 5 E: 0 K: 0 S: 18	H: 5 LOB: 1 BB: 2 P: 33	1B: 5 2B: 1 3B: 0 HR: 1	SF: 0 SAC: 0 DP: 1 HBP: 1	WP: 0 PA: 35 PB: 0 SB: 0 CS: 1
PITCHER	IP	WLS	BF	H	R	ER	SO	BB	IBB	HBP	BLK	WP	HR	S	P	ERA	WHIP		
18 Matt Cain, R (1,1) ERA: 1.8	7.0		26	2	0	0	7	3	0	1	0	0	0	67	110	0.00	0.714		
31 Vinnie Chulk, R (8,1) ERA: 4.26	0.2	H	4	3	2	2	0	0	0	0	0	0	1	6	11	27.00	4.500		
53 Jonathan Sánchez, L (8,1) ERA: 5.0	0.0		1	0	0	0	0	1	0	0	0	0	0	5	9	∞	∞		
32 Kevin Correia, R (8,1) ERA: 7.11	0.1	L	4	2	3	3	0	1	0	0	0	0	0	7	13	81.00	9.000		

San Francisco Giants @ Colorado Rockies
 Coors Field, Denver, CO
 Tue Apr 17 2007, 6:35 PM MDT
 Att: 18,207 - Partly Cloudy - 57 F

AB	29
R	5
H	7
RBI	5
BB	5
SO	7
LOB	13



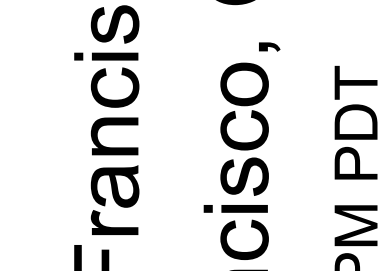
Batter	1	2	3	4	5	6	7	8	9	AB	R	H	RBI	BB	SO	LOB	TOP										
22 David Eckstein, R (1,6) OBP: 0.318, SLG: 0.259	L5		FC		F7		G6-3			4	0	0	0	0	0	0	St. Louis Cardinals @ San Francisco Giants AT&T Park, San Francisco, CA Thu Apr 19 2007, 12:35 PM PDT Att: 37,398 - Overcast - 56 F										
16 Chris Duncan, L (1,7) OBP: 0.385, SLG: 0.592	G3		G3-1		K			P6		4	0	0	0	0	1	0											
5 Albert Pujols, R (1,3) OBP: 0.299, SLG: 0.431	G5-3		HBP		G4-3			F9		3	0	0	0	0	0	0											
26 Scott Spiezio, S (1,5) OBP: 0.351, SLG: 0.207		4-1 BB	2-2 1B		F8			L3		3	0	1	0	1	0	0											
3 Preston Wilson, R (1,9) OBP: 0.220, SLG: 0.275	L6		F9		G4-3			G6-4-3 1B		4	0	1	0	0	0	3											
4 Yadier Molina, R (1,2) OBP: 0.396, SLG: 0.282	SAFE 1B				K			G6-4-3 1B		3	0	1	0	1	1	1											
So Taguchi, R (1,8) OBP: 0.333, SLG: 0.375	K		P4		L9			G4-3		4	0	0	0	0	1	3											
Aaron Miles, S (1,4) OBP: 0.346, SLG: 0.333	G4-3				K			G4-3		3	0	0	0	0	1	2											
Kip Wells, R (1,1) OBP: 0.429, SLG: 0.857			E1					P6		2	2	2	1	0	0	0											
55 Skip Schumaker, L (7, PH) OBP: 0.208, SLG: 0.227			22 FC							1	0	0	0	0	0	0											
48 Brad Thompson, R (7, 1)			1B							0	0	0	0	0	0	0											
Inning Stats	R: 0 E: 0 K: 0 S: 7	H: 0 LOB: 0 BB: 0 P: 10	R: 0 E: 0 K: 1 S: 16	H: 1 LOB: 2 BB: 1 P: 22	R: 1 E: 2 K: 0 S: 12	H: 2 LOB: 2 BB: 0 P: 18	R: 0 E: 0 K: 2 S: 10	H: 0 LOB: 0 BB: 0 P: 13	R: 1 E: 0 K: 1 S: 8	H: 1 LOB: 0 BB: 0 P: 11	R: 0 E: 0 K: 0 S: 8	H: 0 LOB: 1 BB: 1 P: 18	R: 0 E: 0 K: 0 S: 9	H: 0 LOB: 0 BB: 0 P: 17	R: 0 E: 0 K: 0 S: 8	H: 0 LOB: 0 BB: 0 P: 13	R: 0 E: 0 K: 0 S: 7	H: 1 LOB: 0 BB: 0 P: 10	1B: 4 2B: 0 3B: 0 HR: 1	SF: 0 SAC: 1 DP: 1 HBP: 1	WP: 0 PB: 0 SB: 0 CS: 0	PA: 34					
PITCHER	IP	WLS	BF	H	R	ER	SO	BB	IBB	HBP	BLK	WP	HR	S	P	ERA	WHIP										
51 Noah Lowry, L (1, 1) ERA: 2.7	7.0	W	28	4	2	2	4	2	0	1	0	0	1	70	109	2.57	0.857										
Jack Taschner, L (8, 1) ERA: 2.45	0.1	H	1	0	0	0	0	0	0	0	0	0	0	2	2	0.00	0.000										
41 Brad Hennessey, R (8, 1) ERA: 2.84	1.2	S	5	1	0	0	0	0	0	0	0	0	0	13	21	0.00	0.600										

Batter	1	2	3	4	5	6	7	8	9	AB	R	H	RBI	BB	SO	LOB	BOTTOM										
10 Dave Roberts, L (1,8) OBP: 0.320, SLG: 0.391	L5-3 1B			K		G6-3		G4-3		4	1	2	0	0	1	0	St. Louis Cardinals @ San Francisco Giants AT&T Park, San Francisco, CA Thu Apr 19 2007, 12:35 PM PDT Att: 37,398 - Overcast - 56 F										
13 Omar Vizquel, S (1,6) OBP: 0.276, SLG: 0.222	L5-3		G6-3		G6-3			G3		3	1	0	0	1	0	1											
35 Rich Aurilia, R (1,5) OBP: 0.390, SLG: 0.519	G4-3		F7					2B		3	2	1	2	1	0	0											
Ray Durham, S (1,4) OBP: 0.373, SLG: 0.471		2 CS		E3				F9		3	1	1	0	1	0	1											
Ryan Klesko, L (1,3) OBP: 0.385, SLG: 0.458	K			E				2B		4	1	3	2	0	1	1											
2 Randy Winn, S (1,9) OBP: 0.285, SLG: 0.279	G6-3			E4		SF7		K		3	0	0	2	0	1	2											
Mark Sweeney, L (1,7) OBP: 0.250, SLG: 0.500			F7							3	0	0	0	0	2	3											
Jack Taschner, L (8, 1)										0	0	0	0	0	0	0											
41 Brad Hennessey, R (8, 1)										0	0	0	0	0	0	0											
50 Eliezer Alfonzo, R (1,2)			G5-3		P4			G6-3		3	0	0	0	0	0	0											
51 Noah Lowry, R (1,1)										2	0	0	0	0	0	0											
Todd Linden, S (7, PH) OBP: 0.321, SLG: 0.280			G3		G4-3			F9		1	0	0	0	0	0	0											
Inning Stats	R: 0 E: 0 K: 0 S: 12	H: 1 LOB: 0 BB: 0 P: 15	R: 0 E: 0 K: 1 S: 9	H: 1 LOB: 0 BB: 0 P: 12	R: 0 E: 0 K: 0 S: 6	H: 0 LOB: 0 BB: 0 P: 11	R: 0 E: 0 K: 1 S: 10	H: 0 LOB: 0 BB: 0 P: 15	R: 2 E: 2 K: 1 S: 16	H: 1 LOB: 0 BB: 0 P: 23	R: 3 E: 0 K: 1 S: 18	H: 3 LOB: 2 BB: 2 P: 34	R: 0 E: 0 K: 0 S: 6	H: 0 LOB: 0 BB: 0 P: 7	R: 1 E: 0 K: 1 S: 10	H: 1 LOB: 1 BB: 1 P: 16	R: 0 E: 0 K: 0 S: 7	H: 0 LOB: 0 BB: 0 P: 10	1B: 4 2B: 4 3B: 1 HR: 0	SF: 1 SAC: 0 DP: 2 HBP: 0	WP: 0 PB: 0 SB: 1 CS: 2	PA: 33					
PITCHER	IP	WLS	BF	H	R	ER	SO	BB	IBB	HBP	BLK	WP	HR	S	P	ERA	WHIP										
Kip Wells, R (1, 1) ERA: 3.12	6.0	L	25	6	5	4	4	2	0	0	0	0	0	71	110	6.00	1.333										
48 Brad Thompson, R (7, 1) ERA: 3.96	2.0		8	1	1	1	1	1	0	0	0	0	0	16	23	4.50	1.000										

AB 31
R 2
H 5
RBI 1
BB 2
SO 4
LOB 9



AB 29
R 6
H 7
RBI 6
BB 3
SO 5
LOB 8



Batter	1	2	3	4	5	6	7	8	9	AB	R	H	RBI	BB	SO	LOB	TOP							
22 Eric Byrnes, R OBP: 0.369, SLG: 0.513	1-1 2B	1-0 L4		3-0 G5-3			0-2 1B		4-1 FC5-4 BB	4	1	2	0	1	0	2	Arizona Diamondbacks @ San Francisco Giants AT&T Park, San Francisco, CA Fri Apr 20 2007, 7:15 PM PDT Att: 39,010 - Partly Cloudy - 57 F							
6 Stephen Drew, L OBP: 0.324, SLG: 0.242	2-2 F8		0-0 2B		0-0 F8		2-1 F8		0-1 FC5-4	5	1	1	0	0	0	4								
1 Orlando Hudson, S OBP: 0.435, SLG: 0.569	1-1 2B		2-1 2B		1-2 G6-3		3-1 FC5-4 1B		3-1 G4-3	5	0	3	2	0	0	2								
7 Carlos Quentin, R OBP: 0.316, SLG: 0.412	1-0 G5-3		0-1 G6-3		0-0 F9		1-0 FC5-4			4	0	0	0	0	0	3								
Chad Tracy, L OBP: 0.343, SLG: 0.433	4-2 BB		4-0 BB			1-1 FC3-6 1B		0-2 G4-3		2	0	1	0	2	0	0								
Tony Clark, S OBP: 0.320, SLG: 0.591	2-2 G3		1-2 G3			1-2 FC3-6 FC6-4		1-2 F9		4	0	0	0	0	0	4								
24 Chris Young, R OBP: 0.236, SLG: 0.353		1-2 F8		2-1 G4-3 2B		0-0 FC6-4		0-1 G5-3		4	0	1	0	0	0	1								
26 Miguel Montero, L OBP: 0.290, SLG: 0.333		1-2 SH1 HBP		0-0 G4-3		0-0 G1-3			4-1 FC5-4 BB	2	0	0	0	1	0	2								
49 Doug Davis, R		0-0 SH1		0-1 G1-3			0-0 P3		2-2 FC5-4 PB	1	0	0	0	0	0	1								
34 Conor Jackson, R 56 Ramon Pena, R Mike Schultz, R 13 Alberto Callaspo, S		1-2								1	0	0	0	0	0	1								
Inning Stats	R: 1 E: 0 K: 0 S: 15	H: 2 LOB: 2 BB: 1 P: 26	R: 0 E: 0 K: 0 S: 8	H: 0 LOB: 1 BB: 0 P: 11	R: 1 E: 0 K: 0 S: 8	H: 2 LOB: 1 BB: 1 P: 15	R: 0 E: 0 K: 0 S: 6	H: 1 LOB: 1 BB: 0 P: 11	R: 0 E: 0 K: 0 S: 6	H: 0 LOB: 0 BB: 0 P: 7	R: 0 E: 0 K: 0 S: 8	H: 1 LOB: 1 BB: 0 P: 10	R: 0 E: 0 K: 0 S: 9	H: 2 LOB: 2 BB: 0 P: 15	R: 0 E: 0 K: 0 S: 10	H: 0 LOB: 0 BB: 0 P: 11	R: 0 E: 0 K: 0 S: 9	H: 0 LOB: 2 BB: 2 P: 22	1B: 4 2B: 4 3B: 0 HR: 0	SF: 0 SAC: 1 DP: 0 HBP: 1	WP: 0 PB: 1 SB: 0 CS: 0	PA: 39		
PITCHER	IP WLS BF H R ER SO BB IBB HBP BLK WP HR S P ERA WHIP	7.0 W 31 8 2 2 0 2 0 1 0 0 0 60 95 2.57 1.429	1.0 H 3 0 0 0 0 0 0 0 0 0 0 10 11 0.00 0.000	1.0 S 5 0 0 0 0 2 0 0 0 0 0 9 22 0.00 2.000																				

Batter	1	2	3	4	5	6	7	8	9	AB	R	H	RBI	BB	SO	LOB	BOTTOM							
10 Dave Roberts, L OBP: 0.296, SLG: 0.360	2-2 F8	1-0 FC3-6		0-0 F8		1-3 K				4	0	0	0	0	1	3	Arizona Diamondbacks @ San Francisco Giants AT&T Park, San Francisco, CA Fri Apr 20 2007, 7:15 PM PDT Att: 39,010 - Partly Cloudy - 57 F							
13 Omar Vizquel, S OBP: 0.274, SLG: 0.224	2-1 F9	1-2 F9		1-2 G5-3			1-2 FC5-4 1B			4	0	1	0	0	0	3								
35 Rich Aurilia, R OBP: 0.381, SLG: 0.500	0-2 BB 1B	0-0 G6-3			0-1 L5		1-1 G4-3			4	1	1	0	0	0	2								
Barry Bonds, L Jack Taschner, L Armando Benitez, R	0-0 BB 1B		2-3 K		1-2 2B		2-1 F9			4	2	2	0	0	1	0								
Ray Durham, S	4-2 E BB		1-1 F8		1-1 G5-3		2-1 FC5-4 1B			3	1	1	0	1	0	1								
1 Bengie Molina, R OBP: 0.321, SLG: 0.449	4-0 E BB		1-3 K		2-1 1B			0-2 G6-4-3		3	0	1	2	1	1	1								
Pedro Feliz, R OBP: 0.229, SLG: 0.304	0-1 E4			2-2 WP 1B		1-1 G5-3		2-3 K		4	0	1	0	0	1	2								
2 Randy Winn, S OBP: 0.269, SLG: 0.283				1-0 WP 1B			1-1 F8			3	0	1	0	0	1	2								
48 Russ Ortiz, R Todd Linden, S		2-2 FC3-6 1B		2-0 G4-3			1-0 F7			3	0	1	0	0	0	2								
Inning Stats	R: 3 E: 1 K: 1 S: 20	H: 2 LOB: 2 BB: 2 P: 35	R: 0 E: 0 K: 0 S: 8	H: 1 LOB: 0 BB: 0 P: 12	R: 0 E: 0 K: 2 S: 9	H: 0 LOB: 0 BB: 0 P: 13	R: 0 E: 0 K: 0 S: 9	H: 2 LOB: 2 BB: 0 P: 15	R: 1 E: 0 K: 0 S: 11	H: 2 LOB: 1 BB: 0 P: 16	R: 0 E: 0 K: 1 S: 6	H: 0 LOB: 0 BB: 0 P: 9	R: 0 E: 0 K: 0 S: 7	H: 1 LOB: 0 BB: 0 P: 11	R: 0 E: 0 K: 1 S: 8	H: 1 LOB: 0 BB: 0 P: 12		R: 0 E: 0 K: 1 S: 8	H: 0 LOB: 0 BB: 0 P: 12	1B: 8 2B: 1 3B: 0 HR: 0	SF: 0 SAC: 0 DP: 2 HBP: 0	WP: 1 PB: 0 SB: 0 CS: 0	PA: 34	
PITCHER	IP WLS BF H R ER SO BB IBB HBP BLK WP HR S P ERA WHIP	6.0 L 28 7 4 2 4 2 0 0 0 0 0 7 11 0.00 1.000	1.0 3 1 0 0 0 0 0 0 0 0 0 0 7 11 0.00 1.000	1.0 3 1 0 0 1 0 0 0 0 0 0 0 8 12 0.00 1.000																				



Batter	1	2	3	4	5	6	7	8	9	AB	R	H	RBI	BB	SO	LOB	TOP					
22 Eric Byrnes, R (1, 7) OBP: 0.364, SLG: 0.494			G6-3			F8		BB		3	0	0	0	1	1	1	Arizona Diamondbacks @ San Francisco Giants AT&T Park, San Francisco, CA Sat Apr 21 2007, 1:05 PM PDT Att: 36,281 - Overcast - 60 F					
24 Chris Young, R (1, 8) OBP: 0.254, SLG: 0.340			G6-3			BB		BB		2	0	0	0	2	1	2						
1 Orlando Hudson, S (1, 4) OBP: 0.427, SLG: 0.547	G5-4-3				F8		F7	BB		3	0	0	0	1	0	3						
7 Carlos Quentin, R (1, 9) OBP: 0.261, SLG: 0.333		F8		K		K		FC6-4		4	0	0	0	0	2	5						
Chad Tracy, L (1, 5) OBP: 0.324, SLG: 0.406		F8		K			F7		K	4	0	0	0	0	2	0						
34 Conor Jackson, R (1, 3) OBP: 0.343, SLG: 0.286					L9		G5-3		BB	3	0	1	0	1	0	0						
6 Stephen Drew, L (1, 6) OBP: 0.321, SLG: 0.242					G3		G5-3		K	4	0	1	0	0	1	1						
19 Chris Snyder, R (1, 2) OBP: 0.308, SLG: 0.313					G6-3					3	0	1	0	0	0	2						
5 Robby Hammock, R (8, PR) OBP: 0.394, SLG: 0.450								BB		0	0	0	0	0	0	0						
Tony Clark, S (9, PH) OBP: 0.346, SLG: 0.609								BB		1	0	1	0	0	0	0						
31 Edgar Gonzalez, R (1, 1) OBP: 0.375, SLG: 0.375										2	0	1	0	0	1	0						
Scott Hairston, R (8, PH) OBP: 0.351, SLG: 0.362										1	0	0	0	0	0	1						
45 Doug Slaten, L (8, 1) OBP: 0.315, SLG: 0.320										0	0	0	0	0	0	0						
Brandon Lyon, R (8, 1)										0	0	0	0	0	0	0						
13 Alberto Callaspo, S (9, PH) OBP: 0.315, SLG: 0.320										1	0	0	0	0	0	2						
Inning Stats	R: 0 E: 0 K: 1 S: 7	H: 0 LOB: 0 BB: 1 P: 15	R: 0 E: 0 K: 0 S: 14	H: 2 LOB: 2 BB: 0 P: 20	R: 0 E: 0 K: 1 S: 10	H: 0 LOB: 0 BB: 0 P: 16	R: 0 E: 0 K: 2 S: 8	H: 1 LOB: 2 BB: 1 P: 13	R: 0 E: 0 K: 0 S: 9	H: 0 LOB: 0 BB: 0 P: 14	R: 0 E: 0 K: 1 S: 10	H: 1 LOB: 2 BB: 1 P: 17	R: 0 E: 0 K: 0 S: 10	H: 0 LOB: 0 BB: 0 P: 16	R: 0 E: 0 K: 1 S: 18	H: 1 LOB: 3 BB: 2 P: 29	R: 0 E: 0 K: 2 S: 18	H: 1 LOB: 2 BB: 1 P: 29	1B: 5 2B: 0 3B: 0 HR: 0	SF: 0 SAC: 0 DP: 1 HBP: 0	WP: 0 PB: 0 SB: 0 CS: 0	PA: 36
PITCHER	IP WLS BF H R ER SO BB IBB HBP BLK WP HR S P ERA WHIP																					
75 Barry Zito, L (1, 1) ERA: 3.7	7.1 W 28 4 0 0 5 3 0 0 0 0 0 0 78 126 0.00 0.955																					
41 Brad Hennessey, R (8, 1) ERA: 2.57	0.2 H 3 0 0 0 1 1 0 0 0 0 0 0 8 14 0.00 1.500																					
Armando Benitez, R (9, 1) ERA: 3.38	1.0 S 5 1 0 0 2 1 0 0 0 0 0 0 18 29 0.00 2.000																					

Batter	1	2	3	4	5	6	7	8	9	AB	R	H	RBI	BB	SO	LOB	BOTTOM			
10 Dave Roberts, L (1, 8) OBP: 0.293, SLG: 0.340	F8		G5-3			F7		BB		3	0	0	0	1	0	0	Arizona Diamondbacks @ San Francisco Giants AT&T Park, San Francisco, CA Sat Apr 21 2007, 1:05 PM PDT Att: 36,281 - Overcast - 60 F			
13 Omar Vizquel, S (1, 6) OBP: 0.262, SLG: 0.213	P5		G4-3			K		SH2-4		3	0	0	0	0	1	0				
35 Rich Aurilia, R (1, 5) OBP: 0.373, SLG: 0.484	G6-3				G1-3		G5-3		FC5-2	4	0	1	0	0	0	2				
Barry Bonds, L (1, 7) OBP: 0.473, SLG: 0.767										3	1	2	1	0	1	1				
Todd Linden, S (7, PR) OBP: 0.310, SLG: 0.269										1	0	0	0	0	0	2				
Ray Durham, S (1, 4) OBP: 0.379, SLG: 0.456		G3			G1-3					3	0	1	0	0	0	1				
Ryan Klesko, L (1, 3) OBP: 0.345, SLG: 0.407		G4-3								3	0	0	0	0	1	4				
1 Bengie Molina, R (1, 2) OBP: 0.321, SLG: 0.442										3	0	1	0	0	1	3				
2 Randy Winn, S (1, 9) OBP: 0.255, SLG: 0.265										3	0	0	0	0	2	4				
75 Barry Zito, L (1, 1) ERA: 4.26										2	0	0	0	0	1	0				
41 Brad Hennessey, R (8, 1) ERA: 1.0										0	0	0	0	0	0	0				
Lance Niekro, R (8, PH) OBP: 0.428, SLG: 0.333										1	0	1	0	0	0	0				
Armando Benitez, R (9, 1) ERA: 1.0										0	0	0	0	0	0	0				
Inning Stats	R: 0 E: 0 K: 0 S: 7	H: 0 LOB: 0 BB: 0 P: 10	R: 1 E: 0 K: 1 S: 18	H: 2 LOB: 1 BB: 0 P: 23	R: 0 E: 0 K: 0 S: 9	H: 0 LOB: 0 BB: 0 P: 14	R: 0 E: 0 K: 2 S: 10	H: 1 LOB: 1 BB: 0 P: 17	R: 0 E: 0 K: 1 S: 7	H: 0 LOB: 0 BB: 0 P: 10	R: 0 E: 0 K: 1 S: 7	H: 0 LOB: 0 BB: 0 P: 9	R: 0 E: 0 K: 2 S: 11	H: 2 LOB: 3 BB: 0 P: 15	R: 0 E: 0 K: 0 S: 10	H: 1 LOB: 2 BB: 1 P: 14	1B: 5 2B: 0 3B: 0 HR: 1	SF: 0 SAC: 1 DP: 0 HBP: 0	WP: 0 PB: 0 SB: 0 CS: 0	PA: 31
PITCHER	IP WLS BF H R ER SO BB IBB HBP BLK WP HR S P ERA WHIP																			
31 Edgar Gonzalez, R (1, 1) ERA: 4.26	7.0 L 26 5 1 0 0 0 1 0 0 0 0 0 69 98 1.29 0.714																			
45 Doug Slaten, L (8, 1) ERA: 1.0	0.0 2 1 0 0 0 0 0 0 0 0 0 0 3 7 0.00 0.000																			
Brandon Lyon, R (8, 1) ERA: 1.0	1.0 3 0 0 0 0 0 0 0 0 0 0 0 7 7 0.00 0.000																			

Batter	1	2	3	4	5	6	7	8	9	AB	R	H	RBI	BB	SO	LOB	TOP			
22 Eric Byrnes, R (1, 8) OBP: 0.370, SLG: 0.494	2-2 1B		0-0 P3						1-0 13 1B G4-6-3 1B	4	1	2	0	0	0	0				
13 Alberto Callaspo, S (1, 6) OBP: 0.310, SLG: 0.315	0-2 F7			1-2 L8					0-0 G4-3 1B	4	0	1	1	0	0	0	1			
1 Orlando Hudson, S (1, 4) OBP: 0.419, SLG: 0.526	1 SAFE 3-2 F8			4-1 G1-6-3 BB					2-0 G4-6-3	3	0	0	0	1	0	2				
Chad Tracy, L (1, 5) OBP: 0.333, SLG: 0.394	2-3 K			1-2 G1-6-3					4-2 BB	2	0	0	0	2	1	2				
34 Conor Jackson, R (1, 3) OBP: 0.338, SLG: 0.281 Tony Clark, S (4, 3) OBP: 0.310, SLG: 0.538		1-3 K							0-1 G4-3	1	0	0	0	0	1	0				
7 Carlos Quentin, R (1, 9) OBP: 0.231, SLG: 0.292		0-0 P6							0-1 F8	3	0	0	0	0	0	1				
Scott Hairston, R (1, 7) OBP: 0.321, SLG: 0.347	1-1 SAFE L6-3			2-1 F9					4-0 BB	2	0	0	0	1	0	1				
19 Chris Snyder, R (1, 2) OBP: 0.286, SLG: 0.286			0-1 F9						3-1 F9	3	0	0	0	0	0	1				
50 Yusmeiro Petit, R (1, 1) 6 Stephen Drew, L (8, PH) OBP: 0.316, SLG: 0.239 28 Brandon Medders, R (8, 1)			1-1 G1-3						2-2 K	2	0	0	0	0	1	0				
									1-1 P5	0	0	0	0	0	0	0				
Inning Stats	R: 0 E: 0 S: 13	H: 1 LOB: 1 BB: 0 P: 20	R: 0 E: 0 S: 6	H: 0 LOB: 0 BB: 0 P: 8	R: 0 E: 0 S: 5	H: 0 LOB: 0 BB: 0 P: 6	R: 0 E: 0 S: 7	H: 0 LOB: 0 BB: 1 P: 13	R: 0 E: 0 S: 8	H: 0 LOB: 0 BB: 0 P: 13	R: 0 E: 0 S: 5	H: 0 LOB: 1 BB: 1 P: 12	R: 0 E: 0 S: 6	H: 0 LOB: 1 BB: 1 P: 14	R: 1 E: 0 S: 8	H: 2 LOB: 1 BB: 1 P: 15	1B: 3 2B: 1 3B: 0 HR: 0	SF: 0 SAC: 0 DP: 3 HBP: 0	WP: 1 PB: 0 SB: 1 CS: 0	PA: 32
PITCHER 18 Matt Cain, R (1, 1) ERA: 1.55	IP: 9.0 WLS: W BF: 32 H: 3 R: 1 ER: 1 SO: 4 BB: 4 IBB: 0 HBP: 0 BLK: 0 WP: 1 HR: 0 S: 64 P: 113 ERA: 1.00 WHIP: 0.778															PITCHER				

Arizona Diamondbacks @ San Francisco Giants
AT&T Park, San Francisco, CA
Sun Apr 22 2007, 1:05 PM PDT
Att: 36,868 - Partly Cloudy - 59 F

AB 28
R 1
H 3
RBI 0
BB 4
SO 4
LOB 11



Batter	1	2	3	4	5	6	7	8	9	AB	R	H	RBI	BB	SO	LOB	BOTTOM			
10 Dave Roberts, L (1, 8) OBP: 0.279, SLG: 0.321	1-2 G4-3		3-2 P3						0-1 G4-3	3	0	0	0	0	0	0				
13 Omar Vizquel, S (1, 6) OBP: 0.250, SLG: 0.203	0-0 L3			1-2 F9					1-1 L8	3	0	0	0	0	0	0				
35 Rich Aurilia, R (1, 3) OBP: 0.357, SLG: 0.462	2-3 K			1-2 P6					0-0 G6-3	3	0	0	0	0	1	0				
Barry Bonds, L (1, 7) OBP: 0.466, SLG: 0.804 Todd Linden, S (8, 7) OBP: 0.310, SLG: 0.269		1-2 F8		0-0 HR					2-3 K	3	1	1	1	0	1	0				
Ray Durham, S (1, 4) OBP: 0.377, SLG: 0.450		3-3 K		1-0 L8					0-1 G5-4-3 1B	3	0	1	0	0	1	0				
1 Bengie Molina, R (1, 2) OBP: 0.305, SLG: 0.418		0-2 P4							1 SAFE 0-0 G5-4-3	3	0	0	0	0	0	1				
Pedro Feliz, R (1, 5) OBP: 0.255, SLG: 0.388			2-2 HR						0-2 F8	3	1	2	1	0	0	0				
2 Randy Winn, S (1, 9) OBP: 0.241, SLG: 0.250			2-2 P6						1-3 K	3	0	0	0	0	1	1				
18 Matt Cain, R (1, 1)			0-3 K						0-3 K	3	0	0	0	0	3	1				
Inning Stats	R: 0 E: 0 S: 7	H: 0 LOB: 0 BB: 0 P: 10	R: 0 E: 0 S: 9	H: 0 LOB: 0 BB: 0 P: 13	R: 1 E: 0 S: 15	H: 1 LOB: 0 BB: 0 P: 22	R: 1 E: 0 S: 8	H: 1 LOB: 0 BB: 0 P: 11	R: 0 E: 0 S: 5	H: 0 LOB: 0 BB: 0 P: 6	R: 0 E: 0 S: 10	H: 1 LOB: 0 BB: 0 P: 12	R: 0 E: 0 S: 10	H: 0 LOB: 0 BB: 0 P: 11	R: 3 E: 0 S: 10	H: 4 LOB: 0 BB: 0 P: 11	1B: 2 2B: 0 3B: 0 HR: 2	SF: 0 SAC: 0 DP: 1 HBP: 0	WP: 0 PB: 0 SB: 0 CS: 0	PA: 27
PITCHER 50 Yusmeiro Petit, R (1, 1) ERA: 2.57 28 Brandon Medders, R (8, 1) ERA: 5.79	IP: 7.0 WLS: L BF: 24 H: 4 R: 2 ER: 2 SO: 5 BB: 0 IBB: 0 HBP: 0 BLK: 0 WP: 0 HR: 2 S: 62 P: 86 ERA: 2.57 WHIP: 0.571															PITCHER				

Arizona Diamondbacks @ San Francisco Giants
AT&T Park, San Francisco, CA
Sun Apr 22 2007, 1:05 PM PDT
Att: 36,868 - Partly Cloudy - 59 F

AB 27
R 2
H 4
RBI 2
BB 0
SO 7
LOB 3



Batter	1	2	3	4	5	6	7	8	9	AB	R	H	RBI	BB	SO	LOB	TOP				
2 Randy Winn, S OBP: 0.269, SLG: 0.283										4	1	1	0	0	0	1	San Francisco Giants @ Los Angeles Dodgers Dodger Stadium, Los Angeles, CA Wed Apr 25 2007, 7:10 PM PDT Att: 43,963 - Partly Cloudy - 70 F				
Todd Linden, S OBP: 0.250, SLG: 0.250										5	1	1	0	0	4	2					
35 Rich Aurilia, R OBP: 0.354, SLG: 0.438										3	1	1	1	1	0	0					
Barry Bonds, L OBP: 0.470, SLG: 0.808										4	1	2	3	0	2	1					
10 Dave Roberts, L OBP: 0.296, SLG: 0.377										0	1	0	0	0	0	0					
Ray Durham, S OBP: 0.346, SLG: 0.406										4	0	1	1	1	0	0					
Lance Niekro, R OBP: 0.273, SLG: 0.200										4	0	0	0	0	1	2					
13 Omar Vizquel, S OBP: 0.247, SLG: 0.203										0	0	0	0	0	0	0					
Pedro Feliz, R OBP: 0.255, SLG: 0.434										4	1	1	1	0	2	1					
1 Bengie Molina, R OBP: 0.328, SLG: 0.460										4	0	1	0	0	1	0					
51 Noah Lowry, R OBP: 0.171, SLG: 0.171										3	0	0	0	0	0	0					
31 Vinnie Chulk, R OBP: 0.171, SLG: 0.171										0	0	0	0	0	0	0					
Jack Taschner, L OBP: 0.171, SLG: 0.171										0	0	0	0	0	0	0					
41 Brad Hennessey, R OBP: 0.171, SLG: 0.171										0	0	0	0	0	0	0					
Mark Sweeney, L OBP: 0.171, SLG: 0.171										1	0	0	0	0	0	0					
Armando Benitez, R OBP: 0.171, SLG: 0.171										0	0	0	0	0	0	0					
Inning Stats	R: 4 H: 4 E: 0 K: 1 S: 16	H: 4 LOB: 0 BB: 0 P: 25	R: 0 H: 1 E: 0 K: 1 S: 12	H: 1 LOB: 1 BB: 0 P: 17	R: 0 H: 0 E: 0 K: 1 S: 8	H: 0 LOB: 0 BB: 0 P: 14	R: 0 H: 0 E: 0 K: 0 S: 6	H: 0 LOB: 0 BB: 0 P: 12	R: 0 H: 0 E: 0 K: 2 S: 10	H: 1 LOB: 0 BB: 0 P: 18	R: 0 H: 0 E: 0 K: 1 S: 10	H: 0 LOB: 0 BB: 0 P: 14	R: 1 H: 2 E: 0 K: 2 S: 15	H: 2 LOB: 1 BB: 0 P: 17	R: 0 H: 0 E: 0 K: 1 S: 15	H: 0 LOB: 1 BB: 0 P: 20	1B: 5 2B: 1 3B: 0 HR: 2	SF: 0 SAC: 0 DP: 0 HBP: 1	WP: 0 PB: 0 SB: 1 CS: 0	PA: 38	
PITCHER	IP WLS BF H R ER SO BB IBB HBP BLK WP HR S P ERA WHIP	IP WLS BF H R ER SO BB IBB HBP BLK WP HR S P ERA WHIP	IP WLS BF H R ER SO BB IBB HBP BLK WP HR S P ERA WHIP	IP WLS BF H R ER SO BB IBB HBP BLK WP HR S P ERA WHIP	IP WLS BF H R ER SO BB IBB HBP BLK WP HR S P ERA WHIP	IP WLS BF H R ER SO BB IBB HBP BLK WP HR S P ERA WHIP	IP WLS BF H R ER SO BB IBB HBP BLK WP HR S P ERA WHIP	IP WLS BF H R ER SO BB IBB HBP BLK WP HR S P ERA WHIP	IP WLS BF H R ER SO BB IBB HBP BLK WP HR S P ERA WHIP	IP WLS BF H R ER SO BB IBB HBP BLK WP HR S P ERA WHIP	IP WLS BF H R ER SO BB IBB HBP BLK WP HR S P ERA WHIP	IP WLS BF H R ER SO BB IBB HBP BLK WP HR S P ERA WHIP	IP WLS BF H R ER SO BB IBB HBP BLK WP HR S P ERA WHIP	IP WLS BF H R ER SO BB IBB HBP BLK WP HR S P ERA WHIP	IP WLS BF H R ER SO BB IBB HBP BLK WP HR S P ERA WHIP	IP WLS BF H R ER SO BB IBB HBP BLK WP HR S P ERA WHIP	IP WLS BF H R ER SO BB IBB HBP BLK WP HR S P ERA WHIP	IP WLS BF H R ER SO BB IBB HBP BLK WP HR S P ERA WHIP	IP WLS BF H R ER SO BB IBB HBP BLK WP HR S P ERA WHIP	IP WLS BF H R ER SO BB IBB HBP BLK WP HR S P ERA WHIP	IP WLS BF H R ER SO BB IBB HBP BLK WP HR S P ERA WHIP
52 Randy Wolf, L ERA: 4.2	6.0 L 26 6 5 5 6 1 0 0 0 0 2 62 104 7.50 1.167																				
Rudy Seanez, R ERA: 4.5	1.0 3 0 0 0 1 0 0 0 0 0 0 0 10 14 0.00 0.000																				
51 Jonathan Broxton, R ERA: 0.77	1.0 5 2 1 1 2 0 0 0 0 0 0 0 15 17 9.00 2.000																				
44 Takashi Saito, R ERA: 0.93	1.0 4 0 0 0 1 0 0 0 1 0 0 0 15 20 0.00 0.000																				

Batter	1	2	3	4	5	6	7	8	9	AB	R	H	RBI	BB	SO	LOB	BOTTOM					
15 Rafael Furcal, S OBP: 0.250, SLG: 0.231										5	1	2	1	0	0	1	San Francisco Giants @ Los Angeles Dodgers Dodger Stadium, Los Angeles, CA Wed Apr 25 2007, 7:10 PM PDT Att: 43,963 - Partly Cloudy - 70 F					
9 Juan Pierre, L OBP: 0.285, SLG: 0.322										4	0	1	0	0	0	1						
5 Nomar Garciaparra, R OBP: 0.349, SLG: 0.429										3	0	0	1	1	0	1						
12 Jeff Kent, R OBP: 0.405, SLG: 0.452										2	1	1	0	2	0	0						
Luis Gonzalez, L OBP: 0.388, SLG: 0.486										3	0	0	0	1	2	2						
55 Russell Martin, R OBP: 0.415, SLG: 0.500										3	0	2	1	1	0	0						
16 Andre Ethier, L OBP: 0.271, SLG: 0.415										3	1	0	0	0	1	3						
Olmedo Saenz, R OBP: 0.333, SLG: 0.533										1	0	0	0	0	0	1						
44 Takashi Saito, L OBP: 0.273, SLG: 0.200										1	0	0	0	0	0	0						
52 Randy Wolf, L OBP: 0.462, SLG: 0.444										1	0	0	0	1	1	1						
Rudy Seanez, R ERA: 3.86	0.2 H 2 0 0 0 0 0 0 0 0 0 7 9 0.00 0.000									0	0	0	0	0	0	0						
Wilson Valdez, R OBP: 0.323, SLG: 0.424	0.1 H 2 0 0 0 1 1 0 0 0 0 5 10 0.00 3.000									1	0	0	0	0	1	0						
51 Jonathan Broxton, R ERA: 1.59	0.1 H 1 0 0 0 0 0 0 0 0 0 1 1 0.00 0.000									0	0	0	0	0	0	0						
Brady Clark, R OBP: 0.375, SLG: 0.455	1.0 S 3 0 0 0 1 0 0 0 0 0 8 12 0.00 0.000									1	0	0	0	0	1	0						
Inning Stats	R: 2 H: 3 E: 2 K: 0 S: 14	H: 3 LOB: 2 BB: 1 P: 23	R: 0 H: 0 E: 0 K: 0 S: 7	H: 0 LOB: 1 BB: 1 P: 12	R: 0 H: 0 E: 0 K: 1 S: 6	H: 0 LOB: 1 BB: 1 P: 11	R: 2 H: 3 E: 0 K: 1 S: 8	H: 3 LOB: 1 BB: 0 P: 11	R: 0 H: 0 E: 0 K: 0 S: 9	H: 0 LOB: 0 BB: 2 P: 19	R: 0 H: 0 E: 0 K: 1 S: 9	H: 0 LOB: 0 BB: 0 P: 10	R: 0 H: 1 E: 0 K: 1 S: 13	H: 1 LOB: 1 BB: 0 P: 22	R: 0 H: 0 E: 0 K: 1 S: 10	H: 0 LOB: 1 BB: 1 P: 15	R: 0 H: 0 E: 0 K: 1 S: 8	H: 0 LOB: 0 BB: 0 P: 12	1B: 5 2B: 2 3B: 0 HR: 0	SF: 0 SAC: 0 DP: 1 HBP: 0	WP: 0 PB: 0 SB: 0 CS: 1	PA: 37
PITCHER	IP WLS BF H R ER SO BB IBB HBP BLK WP HR S P ERA WHIP	IP WLS BF H R ER SO BB IBB HBP BLK WP HR S P ERA WHIP	IP WLS BF H R ER SO BB IBB HBP BLK WP HR S P ERA WHIP	IP WLS BF H R ER SO BB IBB HBP BLK WP HR S P ERA WHIP	IP WLS BF H R ER SO BB IBB HBP BLK WP HR S P ERA WHIP	IP WLS BF H R ER SO BB IBB HBP BLK WP HR S P ERA WHIP	IP WLS BF H R ER SO BB IBB HBP BLK WP HR S P ERA WHIP	IP WLS BF H R ER SO BB IBB HBP BLK WP HR S P ERA WHIP	IP WLS BF H R ER SO BB IBB HBP BLK WP HR S P ERA WHIP	IP WLS BF H R ER SO BB IBB HBP BLK WP HR S P ERA WHIP	IP WLS BF H R ER SO BB IBB HBP BLK WP HR S P ERA WHIP	IP WLS BF H R ER SO BB IBB HBP BLK WP HR S P ERA WHIP	IP WLS BF H R ER SO BB IBB HBP BLK WP HR S P ERA WHIP	IP WLS BF H R ER SO BB IBB HBP BLK WP HR S P ERA WHIP	IP WLS BF H R ER SO BB IBB HBP BLK WP HR S P ERA WHIP	IP WLS BF H R ER SO BB IBB HBP BLK WP HR S P ERA WHIP	IP WLS BF H R ER SO BB IBB HBP BLK WP HR S P ERA WHIP	IP WLS BF H R ER SO BB IBB HBP BLK WP HR S P ERA WHIP	IP WLS BF H R ER SO BB IBB HBP BLK WP HR S P ERA WHIP	IP WLS BF H R ER SO BB IBB HBP BLK WP HR S P ERA WHIP	IP WLS BF H R ER SO BB IBB HBP BLK WP HR S P ERA WHIP	
51 Noah Lowry, L ERA: 3.38	6.2 W 29 7 4 4 4 5 0 0 0 0 0 7 9 0.00 0.000																					
31 Vinnie Chulk, R ERA: 3.86	0.2 H 2 0 0 0 0 0 0 0 0 0 7 9 0.00 0.000																					
Jack Taschner, L ERA: 1.59	0.1 H 2 0 0 0 1 1 0 0 0 0 5 10 0.00 3.000																					
41 Brad Hennessey, R ERA: 2.45	0.1 H 1 0 0 0 0 0 0 0 0 0 1 1 0.00 0.000																					
Armando Benitez, R ERA: 2.45	1.0 S 3 0 0 0 1 0 0 0 0 0 8 12 0.00 0.000																					



Batter	1	2	3	4	5	6	7	8	9	AB	R	H	RBI	BB	SO	LOB	TOP		
10 Dave Roberts, L (1, 8) OBP: 0.303, SLG: 0.380	2-1 HBP 1B		3-3 K		0-0 13 G6-3 1B		3-2 13 G5-4-3 1B		1-3 K	5	0	3	0	0	2	0	San Francisco Giants @ Arizona Diamondbacks Chase Field, Phoenix, AZ Fri Apr 27 2007, 6:40 PM MST Att: 24,855 - Clear - 93 F		
13 Omar Vizquel, S (1, 6) OBP: 0.265, SLG: 0.244	2-0 F8		1-1 F9		0-1 G6-3 1-2		0-0 G5-4-3 1-2		1-0 2B	5	0	1	0	0	0	3			
35 Rich Aurilia, R (1, 3) OBP: 0.337, SLG: 0.425	2-0 F9		2-0 2B		3-1 G5-3		2-2 P1		0-1 P3	5	0	1	0	0	0	3			
Barry Bonds, L (1, 7) OBP: 0.507, SLG: 0.786 Todd Linden, S (9, PR) OBP: 0.306, SLG: 0.250	2-0 HBP		4-0 IBB		4-0 IBB		0-0 1 F9 1B FC5-2 1B		4-0 IBB	1	0	1	0	3	0	0			
Ray Durham, S (1, 4) OBP: 0.345, SLG: 0.410	3-3 K		3-2 G6-3		3-3 K		0-1 1 F9 FC5-2 1B		1-1 G3	5	0	1	0	0	2	8			
1 Bengie Molina, R (1, 2) OBP: 0.320, SLG: 0.437		1-2 G4-3		1-0 F9		2-1 G5-3		1-0 F9		4	0	0	0	0	0	2			
Pedro Feliz, R (1, 5) OBP: 0.226, SLG: 0.383		2-3 K2-3		2-1 P6		2-0 G6-3		1-2 FC5-2		4	0	0	0	0	1	2			
2 Randy Winn, S (1, 9) OBP: 0.307, SLG: 0.397		3-2 2B		0-1 75 FC6-4 1B		2-1 HR		2-3 3-H 1-2 L3		4	1	3	1	0	0	2			
75 Barry Zito, L (1, 1) 31 Vinnie Chulk, R (8, 1) Mark Sweeney, L (9, PH) OBP: 0.333, SLG: 1.000		1-0 P6		1-1 FC6-4 1-2		2-1 G1-3		0-1 HR		3	0	0	0	0	0	2			
Inning Stats	R: 0 E: 0 K: 1 S: 7	H: 1 LOB: 2 BB: 0 P: 18	R: 0 E: 0 K: 1 S: 11	H: 1 LOB: 1 BB: 0 P: 18	R: 0 E: 0 K: 1 S: 11	H: 1 LOB: 2 BB: 1 P: 24	R: 0 E: 0 K: 0 S: 7	H: 1 LOB: 1 BB: 0 P: 11	R: 0 E: 0 K: 1 S: 8	H: 1 LOB: 0 BB: 1 P: 15	R: 0 E: 0 K: 0 S: 7	H: 1 LOB: 0 BB: 0 P: 12	R: 0 E: 0 K: 0 S: 12	H: 2 LOB: 2 BB: 0 P: 15	R: 1 E: 0 K: 1 S: 10	H: 2 LOB: 2 BB: 1 P: 17		1B: 6 2B: 3 3B: 0 HR: 2	SF: 0 SAC: 0 DP: 1 HBP: 1
PITCHER	IP	WLS	BF	H	R	ER	SO	BB	IBB	HBP	BLK	WP	HR	S	P	ERA	WHIP		
49 Doug Davis, L (1, 1) ERA: 2.79	7.0	W	30	7	1	1	4	0	2	1	0	0	1	58	116	1.29	1.000		
Brandon Lyon, R (8, 1) ERA: 0.67	1.0	H	5	2	0	0	0	0	0	0	0	0	0	12	15	0.00	2.000		
Jose Valverde, R (9, 1) ERA: 1.8	1.0	S	6	2	1	1	1	0	1	0	0	0	1	10	17	9.00	2.000		

Batter	1	2	3	4	5	6	7	8	9	AB	R	H	RBI	BB	SO	LOB	BOTTOM		
24 Chris Young, R (1, 8) OBP: 0.263, SLG: 0.348	3-2 F8		1-1 13 G4-3 2B		0-0 P2		3-3 K			4	0	1	0	0	1	1	San Francisco Giants @ Arizona Diamondbacks Chase Field, Phoenix, AZ Fri Apr 27 2007, 6:40 PM MST Att: 24,855 - Clear - 93 F		
13 Alberto Callaspo, S (1, 5) OBP: 0.264, SLG: 0.274	4-2 BB		0-0 G4-3		1-0 P5		0-2 G5-3			3	0	0	1	1	0	2			
1 Orlando Hudson, S (1, 4) OBP: 0.404, SLG: 0.511	2-3 K		2-3 3-H 1-0 G6-3		1-1 6 2B 2B		3-2 F7			4	1	1	0	0	1	2			
22 Eric Byrnes, R (1, 9) OBP: 0.352, SLG: 0.438	2-3 K				3-2 F8		2-0 F7		4-2 BB	3	0	0	0	1	1	2			
34 Conor Jackson, R (1, 3) OBP: 0.333, SLG: 0.267 7 Carlos Quentin, R (9, 9) OBP: 0.270, SLG: 0.344		1-0 L7		2-2 P6		4-0 6 2B BB		2-3 K		3	1	0	0	1	1	1			
6 Stephen Drew, L (1, 6) OBP: 0.333, SLG: 0.357	0-1 F7		1-2 1B		2-0 1-H 2-H 2B		0-0 F8			4	0	2	2	0	0	1			
Scott Hairston, R (1, 7) OBP: 0.290, SLG: 0.309 Jose Valverde, R (9, 1)	3-3 K		0-0 L5		0-2 E6 1B		1-1 F7			4	0	0	0	0	1	2			
19 Chris Snyder, R (1, 2) OBP: 0.340, SLG: 0.316			2-1 49 FC2-6 1B		4-1 49 SH1-3 BB		1-0 1B			2	0	2	0	1	0	0			
49 Doug Davis, R (1, 1) Brandon Lyon, R (8, 1) Tony Clark, S (9, 3) OBP: 0.297, SLG: 0.647			0-0 FC2-6 2B 13 G4-3		2-0 SH1-3		1-0 F9			2	1	0	0	0	0	3			
Inning Stats	R: 0 E: 0 K: 2 S: 12	H: 0 LOB: 1 BB: 1 P: 23	R: 0 E: 0 K: 1 S: 6	H: 0 LOB: 0 BB: 0 P: 10	R: 1 E: 0 K: 0 S: 7	H: 2 LOB: 1 BB: 0 P: 11	R: 0 E: 0 K: 0 S: 13	H: 1 LOB: 1 BB: 0 P: 19	R: 0 E: 0 K: 0 S: 4	H: 0 LOB: 1 BB: 1 P: 11	R: 2 E: 1 K: 0 S: 9	H: 3 LOB: 2 BB: 1 P: 20	R: 0 E: 0 K: 1 S: 10	H: 0 LOB: 0 BB: 0 P: 16	R: 0 E: 0 K: 1 S: 10	H: 0 LOB: 1 BB: 1 P: 17		1B: 3 2B: 3 3B: 0 HR: 0	SF: 0 SAC: 1 DP: 0 HBP: 0
PITCHER	IP	WLS	BF	H	R	ER	SO	BB	IBB	HBP	BLK	WP	HR	S	P	ERA	WHIP		
75 Barry Zito, L (1, 1) ERA: 3.73	7.0	L	30	6	3	3	4	3	0	0	0	0	0	61	110	3.86	1.286		
31 Vinnie Chulk, R (8, 1) ERA: 3.35	1.0		4	0	0	0	1	1	0	0	0	0	0	10	17	0.00	1.000		

Batter	1	2	3	4	5	6	7	8	9	AB	R	H	RBI	BB	SO	LOB	TOP				
10 Dave Roberts, L OBP: 0.300, SLG: 0.365	4-0 HR 35 WP BB	1-2 CI 13 BB		1-0 G3			2-2 P4		3-2 G6-3	3	1	0	0	1	0	1					
13 Omar Vizquel, S OBP: 0.276, SLG: 0.259	2-2 P4	4-0 BB			0-1 2B		1-0 G6-3			3	0	1	1	1	0	1					
35 Rich Aurilia, R OBP: 0.322, SLG: 0.405	3-1 G1-3	1-2 K			1-1 G4-3			0-1 F8		4	0	0	0	0	1	5					
Barry Bonds, L OBP: 0.519, SLG: 0.828	1-1 HR			0-1 F9		4-0 G6-3 IBB		4-2 BB		2	1	1	2	2	0	0					
Todd Linden, S OBP: 0.306, SLG: 0.250	2H HR									0	0	0	0	0	0	0					
Ryan Klesko, L OBP: 0.317, SLG: 0.342	0-0 F7		3-3 K		1-0 G6-3			1-3 K		4	0	0	0	0	2	3					
1 Bengie Molina, R OBP: 0.316, SLG: 0.427		1-2 2B 13 BB 1B		0-1 F7			2-1 P6		3-2 G4-3	4	1	1	0	0	0	1					
Pedro Feliz, R OBP: 0.258, SLG: 0.469		0-0 13 BB 2B			1-0 HR		1-0 P6		2-2 2 FC4-6 1B	4	1	3	1	0	0	0					
2 Randy Winn, S OBP: 0.291, SLG: 0.375		0-0 F8		1-1 F7			3-2 F8		0-0 FC4-6 WP	4	0	0	0	0	0	3					
18 Matt Cain, R Mark Sweeney, L Jack Taschner, L 31 Vinnie Chulk, R 53 Jonathan Sánchez, L Ray Durham, S	1-3 K			0-0 P4			2-3 K		3-2 F8	2	0	0	0	0	1	2					
Inning Stats	R: 2 E: 0 K: 0 S: 8	H: 1 LOB: 0 BB: 1 P: 18	R: 1 E: 1 K: 2 S: 18	H: 2 LOB: 3 BB: 1 P: 28	R: 0 E: 0 K: 1 S: 8	H: 0 LOB: 0 BB: 0 P: 11	R: 1 E: 0 K: 0 S: 5	H: 1 LOB: 1 BB: 1 P: 11	R: 0 E: 0 K: 0 S: 7	H: 0 LOB: 0 BB: 0 P: 13	R: 0 E: 0 K: 1 S: 7	H: 0 LOB: 0 BB: 0 P: 12	R: 0 E: 0 K: 1 S: 10	H: 0 LOB: 1 BB: 1 P: 18	R: 0 E: 0 K: 0 S: 12	H: 1 LOB: 1 BB: 0 P: 20	1B: 2 2B: 2 3B: 0 HR: 2	SF: 0 SAC: 0 DP: 1 HBP: 0	WP: 2 PB: 0 CS: 0	PA: 37	
PITCHER	IP WLS BF H R ER SO BB IBB HBP BLK WP HR S P ERA WHIP	5.0 2.0 6 0 0 0 3 2 1 0 0 0 1 2 44 76 5.40 1.400	6.1 0.2 3 0 0 0 1 0 0 0 0 0 7 14 25 0.00 0.000	8.1 0.1 1 0 0 0 0 0 0 0 0 0 3 6 0.00 0.000	9.1 1.0 4 1 0 0 0 0 0 0 0 0 1 0 12 20 0.00 1.000																

San Francisco Giants @ Arizona Diamondbacks
Chase Field, Phoenix, AZ
Sat Apr 28 2007, 6:40 PM MST
Att: 32,186 - Roof Closed - 76 F

AB 32
R 4
H 6
RBI 4
BB 4
SO 5
LOB 17




Batter	1	2	3	4	5	6	7	8	9	AB	R	H	RBI	BB	SO	LOB	BOTTOM				
24 Chris Young, R OBP: 0.260, SLG: 0.329	1-2 G4-3		2-1 F7		1-0 P6		1-1 G5-3			4	0	0	0	0	0	2					
13 Alberto Callaspo, S OBP: 0.268, SLG: 0.258	2-1 F7			0-2 F7		1-1 G6-3	2-2 L8			4	0	0	0	0	0	0					
1 Orlando Hudson, S OBP: 0.398, SLG: 0.500	3-2 L6			3-1 G3		2-0 F8		1-2 1B		4	0	1	0	0	0	0					
22 Eric Byrnes, R OBP: 0.339, SLG: 0.420		0-0 P3		0-0 L7		1-1 F8		0-3 K		4	0	0	0	0	1	1					
Chad Tracy, L OBP: 0.383, SLG: 0.456		4-1 BB BB			4-2 1B 7 FC6-4 BB		0-2 26 1B G1-3 1B	0-0 G5-4-3 1B		2	2	2	0	2	0	0					
Tony Clark, S OBP: 0.317, SLG: 0.622		4-2 7 G4-6-3 BB		0-1 7 FC6-4 1B	1-3 1B		1-2 G1-3	0-1 G5-4-3		3	0	1	0	1	0	3					
7 Carlos Quentin, R OBP: 0.275, SLG: 0.324		3-2 G4-6-3		3-2 FC6-4 1-2 3H		4-2 26 1B HR BB				2	1	0	1	1	0	3					
26 Miguel Montero, L OBP: 0.275, SLG: 0.389			1-3 K		1-2 K		1-2 HR 1B			3	1	1	1	0	2	1					
31 Edgar Gonzalez, R 34 Conor Jackson, R 57 Dustin Nippert, R Scott Hairston, R 45 Doug Slaten, L 56 Ramon Pena, R Jose Valverde, R			2-1 G5-3		4-1 BB		0-0 1H 2H 3H HR			1	0	0	0	0	0	0					
Inning Stats	R: 0 E: 0 K: 0 S: 10	H: 0 LOB: 0 BB: 0 P: 16	R: 0 E: 0 K: 0 S: 11	H: 0 LOB: 1 BB: 2 P: 22	R: 0 E: 0 K: 1 S: 7	H: 0 LOB: 0 BB: 0 P: 12	R: 0 E: 0 K: 0 S: 7	H: 0 LOB: 0 BB: 0 P: 10	R: 1 E: 0 K: 1 S: 17	H: 1 LOB: 2 BB: 2 P: 30	R: 0 E: 0 K: 0 S: 5	H: 0 LOB: 0 BB: 0 P: 9	R: 4 E: 0 K: 0 S: 22	H: 3 LOB: 0 BB: 1 P: 31	R: 0 E: 0 K: 1 S: 10	H: 2 LOB: 1 BB: 0 P: 11	1B: 5 2B: 0 3B: 0 HR: 1	SF: 0 SAC: 0 DP: 2 HBP: 0	WP: 1 PB: 0 CS: 0	PA: 33	
PITCHER	IP WLS BF H R ER SO BB IBB HBP BLK WP HR S P ERA WHIP	6.0 0.1 4 2 3 3 0 4 0 0 0 0 1 12 18 81.00 9.000	7.1 0.2 3 1 1 1 0 0 0 0 0 0 1 10 13 13.50 1.500	8.1 1.0 4 2 0 0 1 0 0 0 0 0 0 10 11 0.00 2.000																	

San Francisco Giants @ Arizona Diamondbacks
Chase Field, Phoenix, AZ
Sat Apr 28 2007, 6:40 PM MST
Att: 32,186 - Roof Closed - 76 F

AB 28
R 5
H 6
RBI 5
BB 5
SO 3
LOB 10



Batter	1	2	3	4	5	6	7	8	9	AB	R	H	RBI	BB	SO	LOB	TOP																																																																																																																							
3 Willy Taveras, R OBP: 0.365, SLG: 0.293	4-1 2 1B 17 FC4-6 BB		3-2 G4-3		1-0 17 BB 5 FC5-4 1B		2-1 2 1B 27 1B		0-2 K	4	3	2	0	1	1	1	Colorado Rockies @ San Francisco Giants AT&T Park, San Francisco, CA Mon Apr 30 2007, 7:15 PM PDT Att: 34,659 - Clear - 68 F livebaseballscorecards.com																																																																																																																							
2 Troy Tulowitzki, R OBP: 0.340, SLG: 0.390	2-1 17 FC4-6 27 BB 1B		1-0		0-0 5 FC5-4 17 BB 1B		1-2 17 27 1B G6-4-3 1B		4-2 17 1B BB	4	0	4	0	1	0	0																																																																																																																								
27 Garrett Atkins, R OBP: 0.336, SLG: 0.406	4-2 17 FC4-6 BB		3-1 F9		3-2 L7		2-2 17 G6-4-3 1B		2-3 K	4	0	1	1	1	1	5																																																																																																																								
17 Todd Helton, L OBP: 0.518, SLG: 0.500	1-1 FC4-6		2-3 K		4-2 5 FC5-4 BB		2-2 G6-4-3		0-0 5 FC5-4 1B	4	0	1	2	1	1	5																																																																																																																								
5 Matt Holliday, R OBP: 0.422, SLG: 0.578	2-3 K			1-2 10 G3 8 1B 2B		2-2 FC5-4		0-0 G6-3	0-1 FC5-4	5	1	1	1	0	1	7																																																																																																																								
10 Jeff Baker, R OBP: 0.237, SLG: 0.378	0-1 F9			1-1 G3		3-2 P6			2-2 P3	4	0	0	0	0	0	5																																																																																																																								
8 Yorvit Torrealba, R OBP: 0.305, SLG: 0.321		2-1 G6-3		2-2 1B		2-0 F9		1-1 G5-3		4	0	1	1	0	0	0																																																																																																																								
Jamey Carroll, R OBP: 0.303, SLG: 0.203		1-1 B1-3		0-3 K		1-1 G6-3		1-1 F8		4	0	0	0	0	1	1																																																																																																																								
37 Josh Fogg, R John Mabry, L 46 Zach McClellan, R Jeremy Affeldt, L 54 Denny Bautista, R 20 Chris Lannetta, R	0-1 G5-3		0-0 P3		2-3 K				4-2 2 BB 17 1B BB	2	0	0	0	0	0	1																																																																																																																								
Inning Stats	R: 1 E: 0 K: 1 S: 13	H: 1 LOB: 2 BB: 2 P: 26	R: 0 E: 0 K: 0 S: 6	H: 0 LOB: 0 BB: 0 P: 9	R: 0 E: 0 K: 1 S: 9	H: 1 LOB: 1 BB: 0 P: 18	R: 1 E: 0 K: 1 S: 12	H: 2 LOB: 1 BB: 1 P: 16	R: 1 E: 0 K: 0 S: 17	H: 2 LOB: 2 BB: 1 P: 30	R: 0 E: 0 K: 1 S: 6	H: 0 LOB: 0 BB: 0 P: 11	R: 1 E: 0 K: 0 S: 13	H: 3 LOB: 1 BB: 0 P: 20	R: 0 E: 0 K: 0 S: 7	H: 0 LOB: 0 BB: 0 P: 11			R: 1 E: 0 K: 2 S: 14	H: 1 LOB: 2 BB: 2 P: 24	1B: 9 2B: 1 3B: 0 HR: 0	SF: 0 SAC: 0 DP: 1 HBP: 0	WP: 0 PB: 0 SB: 0 CS: 0	PA: 41																																																																																																																
PITCHER	IP WLS BF H R ER SO BB IBB HBP BLK WP HR S P ERA WHIP	5.0 W 24 6 3 3 3 3 0 0 0 0 0 0 57 99 5.40 1.800	3.0 L 6 3 1 1 1 0 0 0 0 0 0 0 0 15 25 9.00 3.000	0.2 H 1 0 0 0 0 0 0 0 0 0 0 0 3 5 0.00 0.000	1.1 H 4 0 0 0 0 0 0 0 0 0 0 0 8 12 0.00 0.000	0.1 H 3 0 1 1 1 2 0 0 0 0 0 0 7 15 27.00 6.000	0.2 L 3 1 0 0 1 0 0 0 0 0 0 0 0 0 0 2.0 1.500	0.2 L 3 1 0 0 0 0 0 0 0 0 0 0 0 0 0 0 2.0 1.500	Armando Benitez, R ERA: 2.0	IP WLS BF H R ER SO BB IBB HBP BLK WP HR S P ERA WHIP	5.0 L 23 5 3 1 1 1 1 0 0 0 0 0 0 61 111 1.80 1.200	1.0 L 5 3 0 0 1 0 0 0 0 0 0 0 14 22 0.00 3.000	1.0 L 6 2 3 2 0 0 1 0 0 0 1 0 13 27 18.00 2.000	1.0 L 5 2 1 1 1 0 0 0 0 0 0 0 0 10 12 9.00 2.000	0.2 L 3 1 0 0 0 0 0 0 0 0 0 0 0 0 0 0 0.00 3.000	1.0 L 6 2 3 2 0 0 1 0 0 0 1 0 13 27 18.00 2.000	1.0 L 5 2 1 1 1 0 0 0 0 0 0 0 0 10 12 9.00 2.000	2.0 L 23 5 3 1 1 1 1 0 0 0 0 0 0 61 111 1.80 1.200	1.0 L 5 3 0 0 1 0 0 0 0 0 0 0 0 14 22 0.00 3.000	1.0 L 6 2 3 2 0 0 1 0 0 0 1 0 13 27 18.00 2.000	1.0 L 5 2 1 1 1 0 0 0 0 0 0 0 0 10 12 9.00 2.000	2.0 L 23 5 3 1 1 1 1 0 0 0 0 0 0 61 111 1.80 1.200	1.0 L 5 3 0 0 1 0 0 0 0 0 0 0 0 14 22 0.00 3.000	1.0 L 6 2 3 2 0 0 1 0 0 0 1 0 13 27 18.00 2.000	1.0 L 5 2 1 1 1 0 0 0 0 0 0 0 0 10 12 9.00 2.000	2.0 L 23 5 3 1 1 1 1 0 0 0 0 0 0 61 111 1.80 1.200	1.0 L 5 3 0 0 1 0 0 0 0 0 0 0 0 14 22 0.00 3.000	1.0 L 6 2 3 2 0 0 1 0 0 0 1 0 13 27 18.00 2.000	1.0 L 5 2 1 1 1 0 0 0 0 0 0 0 0 10 12 9.00 2.000	2.0 L 23 5 3 1 1 1 1 0 0 0 0 0 0 61 111 1.80 1.200	1.0 L 5 3 0 0 1 0 0 0 0 0 0 0 0 14 22 0.00 3.000	1.0 L 6 2 3 2 0 0 1 0 0 0 1 0 13 27 18.00 2.000	1.0 L 5 2 1 1 1 0 0 0 0 0 0 0 0 10 12 9.00 2.000	2.0 L 23 5 3 1 1 1 1 0 0 0 0 0 0 61 111 1.80 1.200	1.0 L 5 3 0 0 1 0 0 0 0 0 0 0 0 14 22 0.00 3.000	1.0 L 6 2 3 2 0 0 1 0 0 0 1 0 13 27 18.00 2.000	1.0 L 5 2 1 1 1 0 0 0 0 0 0 0 0 10 12 9.00 2.000	2.0 L 23 5 3 1 1 1 1 0 0 0 0 0 0 61 111 1.80 1.200	1.0 L 5 3 0 0 1 0 0 0 0 0 0 0 0 14 22 0.00 3.000	1.0 L 6 2 3 2 0 0 1 0 0 0 1 0 13 27 18.00 2.000	1.0 L 5 2 1 1 1 0 0 0 0 0 0 0 0 10 12 9.00 2.000	2.0 L 23 5 3 1 1 1 1 0 0 0 0 0 0 61 111 1.80 1.200	1.0 L 5 3 0 0 1 0 0 0 0 0 0 0 0 14 22 0.00 3.000	1.0 L 6 2 3 2 0 0 1 0 0 0 1 0 13 27 18.00 2.000	1.0 L 5 2 1 1 1 0 0 0 0 0 0 0 0 10 12 9.00 2.000	2.0 L 23 5 3 1 1 1 1 0 0 0 0 0 0 61 111 1.80 1.200	1.0 L 5 3 0 0 1 0 0 0 0 0 0 0 0 14 22 0.00 3.000	1.0 L 6 2 3 2 0 0 1 0 0 0 1 0 13 27 18.00 2.000	1.0 L 5 2 1 1 1 0 0 0 0 0 0 0 0 10 12 9.00 2.000	2.0 L 23 5 3 1 1 1 1 0 0 0 0 0 0 61 111 1.80 1.200	1.0 L 5 3 0 0 1 0 0 0 0 0 0 0 0 14 22 0.00 3.000	1.0 L 6 2 3 2 0 0 1 0 0 0 1 0 13 27 18.00 2.000	1.0 L 5 2 1 1 1 0 0 0 0 0 0 0 0 10 12 9.00 2.000	2.0 L 23 5 3 1 1 1 1 0 0 0 0 0 0 61 111 1.80 1.200	1.0 L 5 3 0 0 1 0 0 0 0 0 0 0 0 14 22 0.00 3.000	1.0 L 6 2 3 2 0 0 1 0 0 0 1 0 13 27 18.00 2.000	1.0 L 5 2 1 1 1 0 0 0 0 0 0 0 0 10 12 9.00 2.000	2.0 L 23 5 3 1 1 1 1 0 0 0 0 0 0 61 111 1.80 1.200	1.0 L 5 3 0 0 1 0 0 0 0 0 0 0 0 14 22 0.00 3.000	1.0 L 6 2 3 2 0 0 1 0 0 0 1 0 13 27 18.00 2.000	1.0 L 5 2 1 1 1 0 0 0 0 0 0 0 0 10 12 9.00 2.000	2.0 L 23 5 3 1 1 1 1 0 0 0 0 0 0 61 111 1.80 1.200	1.0 L 5 3 0 0 1 0 0 0 0 0 0 0 0 14 22 0.00 3.000	1.0 L 6 2 3 2 0 0 1 0 0 0 1 0 13 27 18.00 2.000	1.0 L 5 2 1 1 1 0 0 0 0 0 0 0 0 10 12 9.00 2.000	2.0 L 23 5 3 1 1 1 1 0 0 0 0 0 0 61 111 1.80 1.200	1.0 L 5 3 0 0 1 0 0 0 0 0 0 0 0 14 22 0.00 3.000	1.0 L 6 2 3 2 0 0 1 0 0 0 1 0 13 27 18.00 2.000	1.0 L 5 2 1 1 1 0 0 0 0 0 0 0 0 10 12 9.00 2.000	2.0 L 23 5 3 1 1 1 1 0 0 0 0 0 0 61 111 1.80 1.200	1.0 L 5 3 0 0 1 0 0 0 0 0 0 0 0 14 22 0.00 3.000	1.0 L 6 2 3 2 0 0 1 0 0 0 1 0 13 27 18.00 2.000	1.0 L 5 2 1 1 1 0 0 0 0 0 0 0 0 10 12 9.00 2.000	2.0 L 23 5 3 1 1 1 1 0 0 0 0 0 0 61 111 1.80 1.200	1.0 L 5 3 0 0 1 0 0 0 0 0 0 0 0 14 22 0.00 3.000	1.0 L 6 2 3 2 0 0 1 0 0 0 1 0 13 27 18.00 2.000	1.0 L 5 2 1 1 1 0 0 0 0 0 0 0 0 10 12 9.00 2.000	2.0 L 23 5 3 1 1 1 1 0 0 0 0 0 0 61 111 1.80 1.200	1.0 L 5 3 0 0 1 0 0 0 0 0 0 0 0 14 22 0.00 3.000	1.0 L 6 2 3 2 0 0 1 0 0 0 1 0 13 27 18.00 2.000	1.0 L 5 2 1 1 1 0 0 0 0 0 0 0 0 10 12 9.00 2.000	2.0 L 23 5 3 1 1 1 1 0 0 0 0 0 0 61 111 1.80 1.200	1.0 L 5 3 0 0 1 0 0 0 0 0 0 0 0 14 22 0.00 3.000	1.0 L 6 2 3 2 0 0 1 0 0 0 1 0 13 27 18.00 2.000	1.0 L 5 2 1 1 1 0 0 0 0 0 0 0 0 10 12 9.00 2.000	2.0 L 23 5 3 1 1 1 1 0 0 0 0 0 0 61 111 1.80 1.200	1.0 L 5 3 0 0 1 0 0 0 0 0 0 0 0 14 22 0.00 3.000	1.0 L 6 2 3 2 0 0 1 0 0 0 1 0 13 27 18.00 2.000	1.0 L 5 2 1 1 1 0 0 0 0 0 0 0 0 10 12 9.00 2.000	2.0 L 23 5 3 1 1 1 1 0 0 0 0 0 0 61 111 1.80 1.200	1.0 L 5 3 0 0 1 0 0 0 0 0 0 0 0 14 22 0.00 3.000	1.0 L 6 2 3 2 0 0 1 0 0 0 1 0 13 27 18.00 2.000	1.0 L 5 2 1 1 1 0 0 0 0 0 0 0 0 10 12 9.00 2.000	2.0 L 23 5 3 1 1 1 1 0 0 0 0 0 0 61 111 1.80 1.200	1.0 L 5 3 0 0 1 0 0 0 0 0 0 0 0 14 22 0.00 3.000	1.0 L 6 2 3 2 0 0 1 0 0 0 1 0 13 27 18.00 2.000	1.0 L 5 2 1 1 1 0 0 0 0 0 0 0 0 10 12 9.00 2.000	2.0 L 23 5 3 1 1 1 1 0 0 0 0 0 0 61 111 1.80 1.200	1.0 L 5 3 0 0 1 0 0 0 0 0 0 0 0 14 22 0.00 3.000	1.0 L 6 2 3 2 0 0 1 0 0 0 1 0 13 27 18.00 2.000	1.0 L 5 2 1 1 1 0 0 0 0 0 0 0 0 10 12 9.00 2.000	2.0 L 23 5 3 1 1 1 1 0 0 0 0 0 0 61 111 1.80 1.200	1.0 L 5 3 0 0 1 0 0 0 0 0 0 0 0 14 22 0.00 3.000	1.0 L 6 2 3 2 0 0 1 0 0 0 1 0 13 27 18.00 2.000	1.0 L 5 2 1 1 1 0 0 0 0 0 0 0 0 10 12 9.00 2.000	2.0 L 23 5 3 1 1 1 1 0 0 0 0 0 0 61 111 1.80 1.200	1.0 L 5 3 0 0 1 0 0 0 0 0 0 0 0 14 22 0.00 3.000	1.0 L 6 2 3 2 0 0 1 0 0 0 1 0 13 27 18.00 2.000	1.0 L 5 2 1 1 1 0 0 0 0 0 0 0 0 10 12 9.00 2.000	2.0 L 23 5 3 1 1 1 1 0 0 0 0 0 0 61 111 1.80 1.200	1.0 L 5 3 0 0 1 0 0 0 0 0 0 0 0 14 22 0.00 3.000	1.0 L 6 2 3 2 0 0 1 0 0 0 1 0 13 27 18.00 2.000	1.0 L 5 2 1 1 1 0 0 0 0 0 0 0 0 10 12 9.00 2.000	2.0 L 23 5 3 1 1 1 1 0 0 0 0 0 0 61 111 1.80 1.200	1.0 L 5 3 0 0 1 0 0 0 0 0 0 0 0 14 22 0.00 3.000	1.0 L 6 2 3 2 0 0 1 0 0 0 1 0 13 27 18.00 2.000	1.0 L 5 2 1 1 1 0 0 0 0 0 0 0 0 10 12 9.00 2.000	2.0 L 23 5 3 1 1 1 1 0 0 0 0 0 0 61 111 1.80 1.200	1.0 L 5 3 0 0 1 0 0 0 0 0 0 0 0 14 22 0.00 3.000	1.0 L 6 2 3 2 0 0 1 0 0 0 1 0 13 27 18.00 2.000	1.0 L 5 2 1 1 1 0 0 0 0 0 0 0 0 10 12 9.00 2.000	2.0 L 23 5 3 1 1 1 1 0 0 0 0 0 0 61 111 1.80 1.200	1.0 L 5 3 0 0 1 0 0 0 0 0 0 0 0 14 22 0.00 3.000	1.0 L 6 2 3 2 0 0 1 0 0 0 1 0 13 27 18.00 2.000	1.0 L 5 2 1 1 1 0 0 0 0 0 0 0 0 10 12 9.00 2.000	2.0 L 23 5 3 1 1 1 1 0 0 0 0 0 0 61 111 1.80 1.200	1.0 L 5 3 0 0 1 0 0 0 0 0 0 0 0 14 22 0.00 3.000	1.0 L 6 2 3 2 0 0 1 0 0 0 1 0 13 27 18.00 2.000	1.0 L 5 2 1 1 1 0 0 0 0 0 0 0 0 10 12 9.00 2.000	2.0 L 23 5 3 1 1 1 1 0 0 0 0 0 0 61 111 1.80 1.200	1.0 L 5 3 0 0 1 0 0 0 0 0 0 0 0 14 22 0.00 3.000	1.0 L 6 2 3 2 0 0 1 0 0 0 1 0 13 27 18.00 2.000	1.0 L 5 2 1 1 1 0 0 0 0 0 0 0 0 10 12 9.00 2.000	2.0 L 23 5 3 1 1 1 1 0 0 0 0 0 0 61 111 1.80 1.200	1.0 L 5 3 0 0 1 0 0 0 0 0 0 0 0 14 22 0.00 3.000	1.0 L 6 2 3 2 0 0 1 0 0 0 1 0 13 27 18.00 2.000

Batter	1	2	3	4	5	6	7	8	9	AB	R	H	RBI	BB	SO	LOB	TOP										
Steve Finley, L (1,8) OBP: 0.241, SLG: 0.265	G4-3	F7		IBB		G1-3		1B		4	1	1	0	1	0	0	Colorado Rockies @ San Francisco Giants AT&T Park, San Francisco, CA Tue May 01 2007, 7:15 PM PDT Att: 33,210 - Cloudy - 57 F										
2 Troy Tulowitzki, R (1,6) OBP: 0.333, SLG: 0.379	G6-3		G5-3	1B		F9		F8		5	1	1	1	0	0	1											
5 Matt Holliday, R (1,7) OBP: 0.430, SLG: 0.614	1B		HR	2B			P3	FC5-4		5	2	3	4	0	0	1											
17 Todd Helton, L (1,3) OBP: 0.513, SLG: 0.505	1B		G5-3	K				F7		5	2	2	0	0	1	2											
27 Garrett Atkins, R (1,5) OBP: 0.348, SLG: 0.404	1B		K	F8						3	0	1	0	2	1	1											
11 Brad Hawpe, L (1,9) OBP: 0.378, SLG: 0.398	1B			2B		F9		L7		5	1	3	3	0	0	1											
20 Chris Iannetta, R (1,2) OBP: 0.352, SLG: 0.262	K			2B						4	1	2	1	1	1	3											
6 Omar Quintanilla, L (1,4) OBP: 0.250, SLG: 0.250				1B		L5				4	1	1	0	0	2	4											
10 Jeff Baker, R (9,PH) OBP: 0.296, SLG: 0.378				2B						0	0	0	0	1	0	0											
40 Brian Fuentes, L (9,1)				1B						0	0	0	0	0	0	0											
35 Taylor Buchholz, R (1,1) OBP: 0.400, SLG: 0.250				1B						1	0	0	0	0	1	0											
44 Alberto Arias, R (4,1)										2	0	0	0	0	2	3											
60 Manny Corpas, R (8,1) OBP: 0.299, SLG: 0.200										1	0	0	0	0	0	0											
Jamey Carroll, R (9,PH)										1	0	0	0	0	0	2											
Inning Stats	R: 2 E: 0 K: 1 S: 16	H: 3 LOB: 2 BB: 1 P: 23	R: 0 E: 0 K: 2 S: 10	H: 0 LOB: 0 BB: 0 P: 15	R: 1 E: 0 K: 1 S: 12	H: 1 LOB: 0 BB: 0 P: 17	R: 5 E: 0 K: 1 S: 22	H: 5 LOB: 1 BB: 1 P: 37	R: 0 E: 1 K: 0 S: 8	H: 0 LOB: 0 BB: 0 P: 11	R: 0 E: 0 K: 1 S: 8	H: 0 LOB: 0 BB: 0 P: 12	R: 1 E: 0 K: 2 S: 11	H: 2 LOB: 3 BB: 2 P: 23	R: 0 E: 0 K: 0 S: 7	H: 1 LOB: 1 BB: 0 P: 11	R: 0 E: 0 K: 0 S: 13	H: 1 LOB: 2 BB: 1 P: 21	1B: 8 2B: 6 3B: 0 HR: 1	SF: 0 SAC: 1 DP: 1 HBP: 0	WP: 0 PB: 2 SB: 0 CS: 0	PA: 45					
PITCHER	IP WLS BF H R ER SO BB IBB HBP BLK WP HR S P ERA WHIP	3.1 L 21 9 8 8 4 1 1 0 0 0 1 53 83 21.60 3.000	0.2 2 0 0 0 1 0 0 0 0 0 0 7 9 0.00 0.000	2.1 9 2 1 1 1 0 1 0 0 0 0 18 31 3.86 0.857	1.2 8 2 0 0 2 1 0 0 0 0 0 16 26 0.00 1.800	1.0 5 1 0 0 0 1 0 0 0 0 0 13 21 0.00 2.000											IP WLS BF H R ER SO BB IBB HBP BLK WP HR S P ERA WHIP										
48 Russ Ortiz, R (1,1) ERA: 6.44											3.1	L	21	9	8	8	4	1	1	0	0	0	1	53	83	21.60	3.000
53 Jonathan Sánchez, L (4,1) ERA: 5.0											0.2		2	0	0	0	1	0	0	0	0	0	0	7	9	0.00	0.000
31 Vinnie Chulk, R (5,1) ERA: 4.08											2.1		9	2	1	1	1	0	1	0	0	0	18	31	3.86	0.857	
Jack Taschner, L (7,1) ERA: 4.7											1.2		8	2	0	0	2	1	0	0	0	0	16	26	0.00	1.800	
Steve Kline, L (9,1) ERA: 2.84											1.0		5	1	0	0	0	1	0	0	0	0	13	21	0.00	2.000	

Batter	1	2	3	4	5	6	7	8	9	AB	R	H	RBI	BB	SO	LOB	BOTTOM										
10 Dave Roberts, L (1,8) OBP: 0.310, SLG: 0.390	1B	G4-3		G4-3						3	1	1	1	1	0	1	Colorado Rockies @ San Francisco Giants AT&T Park, San Francisco, CA Tue May 01 2007, 7:15 PM PDT Att: 33,210 - Cloudy - 57 F										
Todd Linden, S (9,PH) OBP: 0.289, SLG: 0.244	3B									1	0	0	0	0	1	0											
13 Omar Vizquel, S (1,6) OBP: 0.297, SLG: 0.263	K			L4						5	0	0	0	0	2	3											
Ryan Klesko, L (1,3) OBP: 0.348, SLG: 0.372	1B									4	0	2	1	0	0	0											
Lance Niekro, R (9,PH) OBP: 0.267, SLG: 0.214	1B									1	0	0	0	0	1	0											
Barry Bonds, L (1,7) OBP: 0.511, SLG: 0.762	1B									4	1	0	0	0	1	2											
Ray Durham, S (1,4) OBP: 0.340, SLG: 0.444	2B									4	2	2	0	0	0	1											
1 Bengie Molina, R (1,2) OBP: 0.345, SLG: 0.446	1B									4	1	3	2	0	0	1											
Pedro Feliz, R (1,5) OBP: 0.269, SLG: 0.487	1B									4	1	2	1	0	0	1											
2 Randy Winn, S (1,9) OBP: 0.312, SLG: 0.400										4	1	1	0	0	0	2											
48 Russ Ortiz, R (1,1) OBP: 0.182, SLG: 0.272											1	0	0	0	0	1	0										
53 Jonathan Sánchez, L (4,1) ERA: 5.0											0	0	0	0	0	0	0										
Mark Sweeney, L (9,PH) ERA: 4.08											1	0	1	2	0	0	0										
31 Vinnie Chulk, R (5,1) ERA: 4.08											1	0	0	0	0	0	0										
Jack Taschner, L (7,1) ERA: 4.7											1	0	0	0	0	0	0										
35 Rich Aurilia, R (8,PH) OBP: 0.317, SLG: 0.441											1	0	0	0	0	0	0										
Steve Kline, S (9,1) ERA: 2.84											0	0	0	0	0	0	2										
Inning Stats	R: 3 E: 0 K: 1 S: 13	H: 4 LOB: 1 BB: 0 P: 16	R: 0 E: 0 K: 1 S: 7	H: 0 LOB: 0 BB: 0 P: 11	R: 0 E: 0 K: 1 S: 8	H: 0 LOB: 0 BB: 0 P: 14	R: 3 E: 0 K: 0 S: 13	H: 4 LOB: 1 BB: 0 P: 25	R: 0 E: 0 K: 0 S: 10	H: 1 LOB: 1 BB: 0 P: 17	R: 0 E: 0 K: 0 S: 5	H: 0 LOB: 0 BB: 0 P: 7	R: 0 E: 0 K: 0 S: 4	H: 0 LOB: 0 BB: 1 P: 10	R: 1 E: 0 K: 2 S: 10	H: 3 LOB: 2 BB: 0 P: 19	R: 0 E: 0 K: 2 S: 9	H: 0 LOB: 0 BB: 0 P: 13	1B: 9 2B: 2 3B: 1 HR: 0	SF: 0 SAC: 0 DP: 1 HBP: 0	WP: 0 PB: 0 SB: 0 CS: 0	PA: 39					
PITCHER	IP WLS BF H R ER SO BB IBB HBP BLK WP HR S P ERA WHIP	3.1 W 18 1 0 0 1 1 0 0 0 0 0 22 40 0.00 0.545	1.0 H 6 3 1 1 0 0 0 0 0 0 0 10 19 9.00 3.000	1.0 S 3 0 0 0 0 2 0 0 0 0 0 9 13 0.00 0.000											IP WLS BF H R ER SO BB IBB HBP BLK WP HR S P ERA WHIP												
35 Taylor Buchholz, R (1,1) ERA: 8.04											3.1	W	18	1	0	0	1	1	0	0	0	0	0	22	40	0.00	0.545
44 Alberto Arias, R (4,1) ERA: 5.0											1.0	H	6	3	1	1	0	0	0	0	0	0	10	19	9.00	3.000	
60 Manny Corpas, R (8,1) ERA: 1.23											1.0	S	3	0	0	0	2	0	0	0	0	0	9	13	0.00	0.000	



Batter	1	2	3	4	5	6	7	8	9	AB	R	H	RBI	BB	SO	LOB	TOP								
3 Willy Taveras, R OBP: 0.367, SLG: 0.300	F9		G4-3				G3			5	0	2	1	0	0	1	Colorado Rockies @ San Francisco Giants AT&T Park, San Francisco, CA Wed May 02 2007, 7:15 PM PDT Att: 32,557 - Partly Cloudy - 56 F								
2 Troy Tulowitzki, R OBP: 0.337, SLG: 0.378	1B		G6-3				SF8			3	1	1	1	1	0	1									
5 Matt Holliday, R OBP: 0.424, SLG: 0.598	P4			P5	G1-3					3	0	0	0	1	0	2									
17 Todd Helton, L OBP: 0.504, SLG: 0.489	K			FC6-4 BB			F8			3	0	0	0	1	1	2									
27 Garrett Atkins, R OBP: 0.345, SLG: 0.398		20 S 1B		FC6-4 1-2F			P4			4	0	1	0	0	0	2									
11 Brad Hawpe, L OBP: 0.373, SLG: 0.391	K			G4-3			G6-3			4	0	1	0	0	1	2									
20 Chris Iannetta, R OBP: 0.362, SLG: 0.250	K									2	1	0	0	2	2	3									
Jamey Carroll, R OBP: 0.300, SLG: 0.206 Steve Finley, L OBP: 0.236, SLG: 0.260	G4-3				3 1B	26 SH2-4 3 1B	P4			3	1	1	0	0	0	2									
26 Jeff Francis, L OBP: 0.222, SLG: 0.125 60 Manny Corpas, R John Mabry, L OBP: 0.192, SLG: 0.320					SH2-4		SH2-4			1	0	0	0	0	1	0									
										1	0	0	0	0	0	0									
Inning Stats	R: 0 E: 0 K: 1 S: 13	H: 1 LOB: 1 BB: 0 P: 22	R: 0 E: 0 K: 2 S: 11	H: 1 LOB: 1 BB: 0 P: 16	R: 0 E: 0 K: 1 S: 7	H: 0 LOB: 0 BB: 0 P: 12	R: 0 E: 0 K: 0 S: 12	H: 0 LOB: 1 BB: 1 P: 22	R: 2 E: 0 K: 0 S: 12	H: 2 LOB: 1 BB: 1 P: 21	R: 0 E: 0 K: 0 S: 8	H: 0 LOB: 0 BB: 0 P: 14	R: 0 E: 0 K: 0 S: 6	H: 0 LOB: 1 BB: 1 P: 15	R: 1 E: 1 K: 1 S: 16	H: 1 LOB: 2 BB: 0 P: 32	R: 0 E: 0 K: 0 S: 12	H: 1 LOB: 1 BB: 0 P: 18	1B: 6 2B: 0 3B: 0 HR: 0	SF: 1 SAC: 2 DP: 0 HBP: 0	WP: 0 PB: 0 SB: 2 CS: 0	PA: 38			
PITCHER	IP	WLS	BF	H	R	ER	SO	BB	IBB	HBP	BLK	WP	HR	S	P	ERA	WHIP								
75 Barry Zito, L ERA: 3.52	7.0		28	4	2	2	4	3	0	0	0	0	0	69	122	2.57	1.000								
32 Kevin Correia, R ERA: 6.52	0.0		2	0	1	1	0	2	0	0	0	0	0	5	13	∞	∞								
Steve Kline, L ERA: 2.57	0.2		3	1	0	0	0	0	0	0	0	0	0	8	14	0.00	1.500								
41 Brad Hennessey, R ERA: 2.45	1.1	W	5	1	0	0	1	0	0	0	0	0	0	15	23	0.00	0.750								

Batter	1	2	3	4	5	6	7	8	9	AB	R	H	RBI	BB	SO	LOB	BOTTOM								
10 Dave Roberts, L OBP: 0.295, SLG: 0.370	L3		F9							4	0	0	0	0	1	1	Colorado Rockies @ San Francisco Giants AT&T Park, San Francisco, CA Wed May 02 2007, 7:15 PM PDT Att: 32,557 - Partly Cloudy - 56 F								
2 Randy Winn, S OBP: 0.330, SLG: 0.427	2B			F9						4	1	3	0	0	0	0									
35 Rich Aurilia, R OBP: 0.324, SLG: 0.402	G5-3			HR	HBP					2	2	0	0	1	0	2									
Barry Bonds, L OBP: 0.511, SLG: 0.791 Todd Linden, S OBP: 0.299, SLG: 0.244	F9			HR						4	1	2	4	0	0	1									
Ray Durham, S OBP: 0.346, SLG: 0.441				F8						3	0	1	0	1	1	2									
1 Bengie Molina, R OBP: 0.352, SLG: 0.448	F9			1B						4	0	2	1	0	0	2									
Pedro Feliz, R OBP: 0.268, SLG: 0.468	G5-4-3			P3						3	0	0	0	1	0	4									
Lance Niekro, R OBP: 0.222, SLG: 0.176 32 Kevin Correia, R OBP: 1.000, SLG: 1.000 Steve Kline, S										3	0	0	0	0	0	2									
41 Brad Hennessey, R										0	0	0	0	0	0	0									
75 Barry Zito, L Ryan Klesko, L OBP: 0.362, SLG: 0.386				K						2	0	0	0	0	1	0									
										1	1	1	0	0	0	0									
Inning Stats	R: 0 E: 0 K: 0 S: 15	H: 1 LOB: 1 BB: 0 P: 24	R: 0 E: 0 K: 0 S: 7	H: 0 LOB: 0 BB: 1 P: 13	R: 0 E: 0 K: 1 S: 9	H: 0 LOB: 0 BB: 0 P: 12	R: 2 E: 0 K: 0 S: 8	H: 2 LOB: 1 BB: 0 P: 15	R: 0 E: 0 K: 0 S: 5	H: 1 LOB: 0 BB: 0 P: 8	R: 0 E: 0 K: 0 S: 6	H: 1 LOB: 1 BB: 1 P: 13	R: 3 E: 0 K: 2 S: 19	H: 4 LOB: 2 BB: 1 P: 30	R: 0 E: 0 K: 0 S: 12	H: 1 LOB: 1 BB: 0 P: 18	1B: 7 2B: 1 3B: 0 HR: 1	SF: 0 SAC: 0 DP: 3 HBP: 1	WP: 0 PB: 0 SB: 0 CS: 0	PA: 34					
PITCHER	IP	WLS	BF	H	R	ER	SO	BB	IBB	HBP	BLK	WP	HR	S	P	ERA	WHIP								
26 Jeff Francis, L ERA: 6.19	7.1	L	29	7	4	4	2	1	0	0	0	0	0	64	105	4.91	1.091								
60 Manny Corpas, R ERA: 1.76	0.2	B	5	2	1	1	1	1	0	0	0	0	0	10	17	13.50	4.500								

AB	30
R	3
H	6
RBI	2
BB	5
SO	5
LOB	15

AB	30
R	5
H	9
RBI	5
BB	3
SO	3
LOB	14



Batter	1	2	3	4	5	6	7	8	9	AB	R	H	RBI	BB	SO	LOB	TOP					
11 Jimmy Rollins, S OBP: 0.370, SLG: 0.627										6	2	2	2	0	1	3	Philadelphia Phillies @ San Francisco Giants AT&T Park, San Francisco, CA Thu May 03 2007, 7:15 PM PDT Att: 33,466 - Overcast - 56 F					
8 Shane Victorino, S OBP: 0.327, SLG: 0.335										3	2	3	2	1	0	0						
9 Michael Young, L OBP: 0.366, SLG: 0.375										0	0	0	0	0	1	0						
Antonio Alfonseca, R OBP: 0.275, SLG: 0.310										0	0	0	0	0	0	0						
19 Greg Dobbs, L OBP: 0.275, SLG: 0.310										0	0	0	0	0	0	0						
39 Brett Myers, R OBP: 0.275, SLG: 0.310										0	0	0	0	0	0	0						
26 Chase Utley, L OBP: 0.403, SLG: 0.589										5	1	2	2	0	2	3						
6 Ryan Howard, L OBP: 0.388, SLG: 0.386										5	0	0	0	1	4	7						
Pat Burrell, R OBP: 0.430, SLG: 0.378										4	1	1	1	1	1	3						
Aaron Rowand, R OBP: 0.467, SLG: 0.594										4	2	1	0	1	0	1						
Abraham Nunez, S OBP: 0.275, SLG: 0.243										4	0	2	1	1	1	1						
51 Carlos Ruiz, R OBP: 0.338, SLG: 0.429										4	1	2	1	1	1	3						
23 Adam Eaton, R OBP: 0.133, SLG: 0.200										3	0	0	0	0	1	5						
63 Ryan Madson, L OBP: 0.378, SLG: 0.313										0	0	0	0	0	0	0						
28 Jayson Werth, R OBP: 0.378, SLG: 0.313										0	0	0	0	1	0	0						
Inning Stats	R: 0 E: 0 K: 2 S: 14	H: 0 LOB: 2 BB: 2 P: 29	R: 4 E: 0 K: 0 S: 19	H: 4 LOB: 1 BB: 1 P: 31	R: 0 E: 0 K: 0 S: 9	H: 1 LOB: 1 BB: 1 P: 17	R: 5 E: 0 K: 2 S: 28	H: 6 LOB: 2 BB: 1 P: 44	R: 0 E: 0 K: 3 S: 11	H: 1 LOB: 1 BB: 0 P: 18	R: 0 E: 0 K: 1 S: 8	H: 0 LOB: 1 BB: 1 P: 13	R: 0 E: 0 K: 1 S: 10	H: 0 LOB: 1 BB: 1 P: 17	R: 0 E: 0 K: 1 S: 8	H: 0 LOB: 0 BB: 0 P: 11	R: 0 E: 0 K: 1 S: 14	H: 1 LOB: 3 BB: 2 P: 29	1B: 9 2B: 2 3B: 2 HR: 0	SF: 0 SAC: 1 DP: 0 HBP: 1	WP: 1 PB: 0 SB: 3 CS: 1	PA: 49
PITCHER	IP: 3.0 WLS: L BF: 21	H: 8 R: 7 ER: 7 SO: 2	BB: 3 IBB: 1 HBP: 0 BLK: 0	WP: 1 HR: 0 S: 49 P: 87	ERA: 21.00 WHIP: 3.667	IP: 0.1 WLS: 0 BF: 2	H: 0 R: 0 ER: 0 SO: 1	BB: 0 IBB: 0 HBP: 1 BLK: 0	WP: 0 HR: 0 S: 0 P: 6	ERA: 0.00 WHIP: 0.000												
18 Matt Cain, R ERA: 3.08	53 Jonathan Sánchez, L ERA: 5.91	31 Vinnie Chulk, R ERA: 3.65	Jack Taschner, L ERA: 4.15	32 Kevin Correia, R ERA: 5.56	Steve Kline, L ERA: 2.45																	

Batter	1	2	3	4	5	6	7	8	9	AB	R	H	RBI	BB	SO	LOB	BOTTOM			
10 Dave Roberts, L OBP: 0.290, SLG: 0.353										4	1	0	0	1	0	2	Philadelphia Phillies @ San Francisco Giants AT&T Park, San Francisco, CA Thu May 03 2007, 7:15 PM PDT Att: 33,466 - Overcast - 56 F			
2 Randy Winn, S OBP: 0.343, SLG: 0.457										5	2	3	1	0	2	1				
35 Rich Aurilia, R OBP: 0.327, SLG: 0.398										1	0	0	0	1	0	1				
50 Eliezer Alfonzo, R OBP: 0.235, SLG: 0.353										3	0	3	1	0	0	0				
Barry Bonds, L OBP: 0.511, SLG: 0.783										2	0	1	0	0	0	0				
Todd Linden, S OBP: 0.271, SLG: 0.227										3	0	0	0	0	1	4				
Ray Durham, S OBP: 0.349, SLG: 0.432										2	1	0	1	2	1	0				
1 Bengie Molina, R OBP: 0.395, SLG: 0.461										2	0	1	0	0	1	2				
31 Vinnie Chulk, R OBP: 0.271, SLG: 0.463										3	1	1	0	0	0	1				
Mark Sweeney, L OBP: 0.333, SLG: 0.714										4	1	0	0	0	2	2				
13 Omar Vizquel, S OBP: 0.276, SLG: 0.276										3	1	1	2	1	1	1				
18 Matt Cain, R ERA: 3.18	53 Jonathan Sánchez, L ERA: 3.63	19 Kevin Frandsen, R ERA: 3.63	Jack Taschner, L ERA: 3.63	Ryan Klesko, L ERA: 3.07	32 Kevin Correia, R ERA: 5.00	Steve Kline, S ERA: 6.2	PITCHER	IP: 5.0 WLS: W BF: 26	H: 6 R: 6 ER: 6 SO: 5	BB: 3 IBB: 0 HBP: 1 BLK: 0	WP: 0 HR: 0 S: 0 P: 112	ERA: 10.80 WHIP: 2.200	IP: 1.1 WLS: S BF: 3	H: 0 R: 0 ER: 0 SO: 1	BB: 0 IBB: 0 HBP: 0 BLK: 0	WP: 0 HR: 0 S: 0 P: 16	1B: 6 2B: 4 3B: 1 HR: 0	SF: 1 SAC: 0 DP: 1 HBP: 1	WP: 0 PB: 0 SB: 1 CS: 0	PA: 43
23 Adam Eaton, R ERA: 3.63	63 Ryan Madson, R ERA: 3.63	Antonio Alfonseca, R ERA: 3.07	39 Brett Myers, R ERA: 6.2	PITCHER	IP: 5.0 WLS: W BF: 26	H: 4 R: 4 ER: 4 SO: 4	BB: 1 IBB: 0 HBP: 1 BLK: 0	WP: 0 HR: 9 S: 15 P: 16	ERA: 0.00 WHIP: 0.750											

AB	38
R	9
H	13
RBI	9
BB	9
SO	11
LOB	26



Batter	1	2	3	4	5	6	7	8	9	AB	R	H	RBI	BB	SO	LOB	TOP										
8 Shane Victorino, S OBP: 0.386, SLG: 0.364	2-2 11 E 11 S 1B		3-3 K			0-1 E S G6-3 1B		2-1 F8	2-1 F7	5	2	2	0	0	1	2	Philadelphia Phillies @ San Francisco Giants AT&T Park, San Francisco, CA Sat May 05 2007, 12:55 PM PDT Att: 40,796 - Sunny - 65 F										
Aaron Rowand, R OBP: 0.461, SLG: 0.587	1-0 P4		1-3 K			1-2 G6-3		1-2 11 L9 26 S 1B		4	1	1	1	0	1	1											
11 Jimmy Rollins, S OBP: 0.367, SLG: 0.607	0-2 26 L 26 S 1B			3-3 K		2-2 G3-1		1-0 L9		4	0	1	1	0	1	1											
26 Chase Utley, L OBP: 0.387, SLG: 0.558	0-1 SAFE SAFE P5			2-2 F7			0-3 K	0-0 6 S 1B		4	0	1	1	0	1	1											
Pat Burrell, R OBP: 0.430, SLG: 0.368	0-1 L6			2-2 F7			3-1 E4 1B	3-2 SAFE F7		3	1	0	0	0	0	1											
6 Ryan Howard, L OBP: 0.380, SLG: 0.374 (8, PH)										1	0	0	0	0	0	1											
9 Michael Bourn, L OBP: 0.368, SLG: 0.375										0	0	0	0	0	0	0											
Wes Helms, R OBP: 0.321, SLG: 0.347		3-2 2 G5-4-3 1B			0-0 P6				0-0 BB 1B	4	0	2	0	0	1	1											
Abraham Nunez, S OBP: 0.289, SLG: 0.244		3-3 K			0-1 G1-3		2-0 2 BB 1B	4-0 BB BB		3	0	1	1	1	1	1											
2 Rod Barajas, R OBP: 0.383, SLG: 0.405		1-2 G5-4-3			1-1 F8		4-0 SAFE BB	1-2 F7		3	0	0	0	1	0	3											
21 Jon Lieber, L OBP: 0.111, SLG: 0.111 28 Jason Wirth, R OBP: 0.366, SLG: 0.370 54 Francisco Del Rosario, R OBP: 0.366, SLG: 0.370 52 Fabio Castro, L OBP: 0.366, SLG: 0.370 44 Yoel Hernandez, R OBP: 0.366, SLG: 0.370 19 Greg Dobbs, L OBP: 0.291, SLG: 0.290			0-3 K			1-3 K	3-3 K	2-3 K		2	0	0	0	0	2	0	livebaseballscores.com										
Inning Stats	R: 1 E: 0 K: 0 S: 12	H: 2 LOB: 1 BB: 0 P: 15	R: 0 E: 0 K: 1 S: 16	H: 1 LOB: 0 BB: 23 P: 23	R: 0 E: 0 K: 3 S: 9	H: 0 LOB: 0 BB: 0 P: 13	R: 0 E: 0 K: 1 S: 14	H: 0 LOB: 0 BB: 0 P: 21	R: 0 E: 0 K: 0 S: 5	H: 0 LOB: 0 BB: 0 P: 6	R: 1 E: 0 K: 1 S: 12	H: 1 LOB: 0 BB: 0 P: 16	R: 1 E: 1 K: 3 S: 17	H: 1 LOB: 2 BB: 1 P: 30	R: 1 E: 0 K: 0 S: 12	H: 2 LOB: 1 BB: 0 P: 19		R: 0 E: 0 K: 1 S: 11	H: 1 LOB: 2 BB: 1 P: 20	1B: 7 2B: 1 3B: 0 HR: 0	SF: 0 SAC: 0 DP: 1 HBP: 0	WP: 1 PB: 0 SB: 4 CS: 0	PA: 37				
PITCHER	IP	WLS	BF	H	R	ER	SO	BB	IBB	HBP	BLK	WP	HR	S	P	ERA	WHIP										
51 Noah Lowry, L ERA: 3.29	6.2	W	26	5	3	1	8	1	0	0	0	1	0	79	115	1.35	0.900										
Jack Taschner, L ERA: 4.0	0.1	H	1	0	0	0	1	0	0	0	0	0	0	6	9	0.00	0.000										
41 Brad Hennessey, R ERA: 2.84	0.2	H	4	2	1	1	0	0	0	0	0	0	0	7	11	13.50	3.000										
Steve Kline, L ERA: 2.35	0.1	H	1	0	0	0	0	0	0	0	0	0	0	5	8	0.00	0.000										
54 Scott Munter, R ERA:	1.0		5	1	0	0	1	1	0	0	0	0	0	11	20	0.00	2.000										

Batter	1	2	3	4	5	6	7	8	9	AB	R	H	RBI	BB	SO	LOB	BOTTOM										
10 Dave Roberts, L OBP: 0.277, SLG: 0.344	3-2 G4-3		1-2 2 1B 3B			1-1 G6-3		2-3 K		4	1	1	0	0	1	0	Philadelphia Phillies @ San Francisco Giants AT&T Park, San Francisco, CA Sat May 05 2007, 12:55 PM PDT Att: 40,796 - Sunny - 65 F										
2 Randy Winn, S OBP: 0.336, SLG: 0.441	2-2 L7		0-0 3B			0-2 G6-3		1-0 G1-3		4	1	1	0	0	0	0											
Ryan Klesko, L OBP: 0.365, SLG: 0.417	1-1 P4		2-3 1B			1-0 G4-3		4-2 BB 1B BB		3	2	1	2	1	0	0											
Barry Bonds, L OBP: 0.529, SLG: 0.806 Todd Linden, S OBP: 0.271, SLG: 0.227		0-0 HR	4-0 G4-6-3 1B			4-1 G4-3 BB		4-1 1B BB		1	1	1	1	3	0	0											
Ray Durham, S OBP: 0.348, SLG: 0.426 54 Scott Munter, R ERA:		1-1 G6-3	2-0 G4-6-3			1-2 G4-3		3-2 HR 1B		4	1	1	1	0	0	2											
Pedro Feliz, R OBP: 0.280, SLG: 0.483		0-1 13 1B	1-0 L8			1-0 G5-3		2-0 1B HR		4	1	2	3	0	0	0											
50 Eliezer Alfonzo, R OBP: 0.261, SLG: 0.522		2-3 K			0-0 P6		1-1 HR	1-0 G4-3		4	1	1	1	0	1	2											
13 Omar Vizquel, S OBP: 0.301, SLG: 0.302		0-0	2-2 51 FC4-6 1B			2-2 51 F9-3 1B		0-2 P6		4	0	3	0	0	0	0											
51 Noah Lowry, R Jack Taschner, L Mark Sweeney, L 41 Brad Hennessey, R Steve Kline, S 19 Kevin Frandsen, R		1-2 FC4-6			0-0 F9-3		0-0 F9	2-3 K		2	0	0	0	0	0	3											
Inning Stats	R: 0 E: 0 K: 0 S: 9	H: 0 LOB: 0 BB: 0 P: 15	R: 1 E: 0 K: 1 S: 16	H: 3 LOB: 2 BB: 0 P: 20	R: 3 E: 0 K: 0 S: 8	H: 3 LOB: 0 BB: 1 P: 16	R: 0 E: 0 K: 0 S: 6	H: 1 LOB: 0 BB: 0 P: 8	R: 0 E: 0 K: 0 S: 5	H: 0 LOB: 0 BB: 1 P: 11	R: 1 E: 0 K: 1 S: 10	H: 1 LOB: 0 BB: 0 P: 15	R: 4 E: 0 K: 1 S: 17	H: 3 LOB: 1 BB: 2 P: 34	1B: 6 2B: 2 3B: 1 HR: 3	SF: 0 SAC: 0 DP: 3 HBP: 0		WP: 0 PB: 0 SB: 0 CS: 0	PA: 36								
PITCHER	IP	WLS	BF	H	R	ER	SO	BB	IBB	HBP	BLK	WP	HR	S	P	ERA	WHIP										
21 Jon Lieber, R ERA: 3.35	6.0	L	24	7	4	4	1	1	0	0	0	0	1	50	78	6.00	1.333										
54 Francisco Del Rosario, R ERA: 6.48	1.1		5	1	1	1	1	0	0	0	0	0	1	11	17	6.75	0.750										
52 Fabio Castro, L ERA: 18.0	0.0		3	1	1	1	0	2	0	0	0	0	0	7	18	∞	∞										
44 Yoel Hernandez, R ERA: 13.5	0.2		4	2	3	3	1	0	0	0	0	0	1	9	14	40.50	3.000										



Batter	1	2	3	4	5	6	7	8	9	AB	R	H	RBI	BB	SO	LOB	TOP			
11 Jimmy Rollins, S OBP: 0.368, SLG: 0.614	2-1 8 HR 1B		1-3 K	2-2 F7		2-0 26 2B 3B		0-1 F8		5	2	2	1	0	1	1	Philadelphia Phillies @ San Francisco Giants AT&T Park, San Francisco, CA Sun May 06 2007, 5:05 PM PDT Att: 38,738 - Clear - 75 F			
8 Shane Victorino, S OBP: 0.386, SLG: 0.391	0-2 1-H HR		2-1 G6-3		3-2 26 E SF7 1B	0-1 G4-3		2-1 F7		5	2	2	2	0	0	1				
26 Chase Utley, L OBP: 0.388, SLG: 0.556	2-3 K2-3		4-1 6 HR BB		3-2 F7	0-1 2-2 2B		1-2 G5-3		4	1	1	1	1	1	1				
6 Ryan Howard, L OBP: 0.381, SLG: 0.400	1-3 K		1-0 1-H HR		4-0 BB IBB	3-H 2-2 F8		3-3 K		4	1	1	2	1	2	1				
Pat Burrell, R OBP: 0.449, SLG: 0.368	4-1 BB		4-0 HR		4-1 BB		4-1 S FC6 BB	1-1 F8		0	0	0	0	4	0	0				
9 Michael Bourn, L OBP: 0.350, SLG: 0.353	BB		BB		1-2 2-3 BB		1-2 SAFE F9	3-2 F9		1	1	0	0	0	0	0				
Aaron Rowand, R OBP: 0.444, SLG: 0.566	1-3 K		3-2 G5-3		1-1 SF7		1-2 SAFE F9	3-2 F9		4	0	0	1	0	1	3				
Wes Helms, R OBP: 0.318, SLG: 0.343		1-2 G5-3		1-1 35 SH5-4 1B		2-3 K		2-2 1-H FC6		4	0	1	1	0	1	2				
Abraham Nunez, S OBP: 0.289, SLG: 0.244										0	0	0	0	0	0	0				
2 Rod Barajas, R OBP: 0.353, SLG: 0.366		1-0 F8		2-1 SAFE F8		0-1 SAFE F8		0-3 K		4	0	0	0	0	1	2				
35 Cole Hamels, L OBP: 0.158, SLG: 0.167		1-3 K		0-1 SAFE SH5-4		0-1 K		0-3 K		3	1	1	0	0	2	1				
Geoff Geary, R (8, 1)										0	0	0	0	0	0	0				
39 Brett Myers, R (9, 1)										0	0	0	0	0	0	0				
Inning Stats	R: 2 E: 0 K: 3 S: 18	H: 2 LOB: 1 BB: 1 P: 28	R: 0 E: 0 K: 1 S: 7	H: 0 LOB: 0 BB: 0 P: 10	R: 2 E: 0 K: 1 S: 10	H: 1 LOB: 1 BB: 2 P: 25	R: 0 E: 0 K: 0 S: 9	H: 1 LOB: 1 BB: 0 P: 14	R: 1 E: 1 K: 1 S: 16	H: 1 LOB: 2 BB: 2 P: 33	R: 2 E: 0 K: 0 S: 12	H: 3 LOB: 1 BB: 0 P: 16	R: 1 E: 0 K: 2 S: 15	H: 0 LOB: 1 BB: 1 P: 22	R: 0 E: 0 K: 0 S: 9	H: 0 LOB: 0 BB: 0 P: 15	1B: 3 2B: 2 3B: 1 HR: 2	SF: 1 SAC: 1 DP: 0 HBP: 0	WP: 0 PB: 0 SB: 2 CS: 0	PA: 42
PITCHER	IP WLS BF H R ER SO	IP WLS BF H R ER SO	IP WLS BF H R ER SO	IP WLS BF H R ER SO	IP WLS BF H R ER SO	IP WLS BF H R ER SO	IP WLS BF H R ER SO	IP WLS BF H R ER SO	IP WLS BF H R ER SO	IP WLS BF H R ER SO	IP WLS BF H R ER SO	IP WLS BF H R ER SO	IP WLS BF H R ER SO	IP WLS BF H R ER SO	IP WLS BF H R ER SO	IP WLS BF H R ER SO	ERA WHIP	ERA WHIP		
55 Tim Lincecum, R ERA: 10.38	4.1 1.1 L	23 2 2 2	5 2 2 1	5 2 2 1	5 0 0 0	5 0 0 0	5 0 0 0	5 0 0 0	5 0 0 0	5 0 0 0	5 0 0 0	5 0 0 0	5 0 0 0	5 0 0 0	5 0 0 0	5 0 0 0	10.38 1.500	10.38 1.500		
31 Vinnie Chulk, R ERA: 4.61	0.1 2	2	0	0	0	0	0	0	0	0	0	0	0	0	0	0	0.00 3.000	0.00 3.000		
Jack Taschner, L ERA: 3.86	2.0 8	0	1	1	2	1	0	0	0	0	0	0	0	0	0	0	4.50 0.500	4.50 0.500		
32 Kevin Correia, R ERA: 5.4	1.0 3	0	0	0	1	0	0	0	0	0	0	0	0	0	0	0.00 0.000	0.00 0.000			
53 Jonathan Sánchez, L ERA: 5.4																				

Batter	1	2	3	4	5	6	7	8	9	AB	R	H	RBI	BB	SO	LOB	BOTTOM					
2 Randy Winn, S OBP: 0.330, SLG: 0.439	1-1 13 SH1-3 1 E 2B	3-0 G4-3		0-3 K		1-1 F7		1-3 K		5	1	1	1	0	2	3	Philadelphia Phillies @ San Francisco Giants AT&T Park, San Francisco, CA Sun May 06 2007, 5:05 PM PDT Att: 38,738 - Clear - 75 F					
13 Omar Vizquel, S OBP: 0.299, SLG: 0.309	0-0 SH1-3	0-1 35 S 2B		2-1 FC5-4		2-3 K		1-1 G4-3		4	0	1	1	0	1	2						
35 Rich Aurilia, R OBP: 0.328, SLG: 0.396	0-0 G5-3	0-3 K		1-2 E 2B		2-2 FC6-4 1B		4-1 DI BB		4	1	2	0	1	1	2						
Ray Durham, S OBP: 0.350, SLG: 0.419	4-2 1 E BB		1-3 K		2-1 E5 1B		0-3 K		2-2 G4-3		4	1	1	0	1	2						
1 Benjie Molina, R OBP: 0.350, SLG: 0.448	1-2 E5		2-2 G6-3		0-1 P4		1-2 K			4	0	0	0	0	1	3						
Pedro Feliz, R OBP: 0.268, SLG: 0.462	1-2 3-H K		0-2 G5-3		1-2 G5-3		1-0 FC6-4			4	0	0	0	0	1	4						
Todd Linden, S OBP: 0.288, SLG: 0.234		4-0 19 2B 2 G4-3 BB		1-3 K		0-0 2-H 1B		3-2 F7		3	1	1	1	1	1	0						
19 Kevin Frandsen, R OBP: 0.300, SLG: 0.400		0-0 2 G4-3 13 2B 2B		0-2 55 E 1B		1-2 G4-3		2-0 F9		4	1	2	0	0	0	1						
55 Tim Lincecum, L ERA: 10.38	7.0 W	33 33	8 5	3 3	0 0	0 0	0 0	0 0	0 0	2	0	0	0	0	0	0		3.86 1.429	3.86 1.429			
31 Vinnie Chulk, R ERA: 4.61	0.1 2	2	0	0	0	0	0	0	0	0	0	0	0	0	0	0		4.50 0.500	4.50 0.500			
Jack Taschner, L ERA: 3.86	2.0 8	0	1	1	2	1	0	0	0	0	0	0	0	0	0	0	4.50 0.500	4.50 0.500				
32 Kevin Correia, R ERA: 5.4	1.0 3	0	0	0	1	0	0	0	0	0	0	0	0	0	0	0	0.00 0.000	0.00 0.000				
53 Jonathan Sánchez, L ERA: 5.4																						
Inning Stats	R: 1 E: 1 K: 1 S: 16	H: 1 LOB: 2 BB: 1 P: 23	R: 2 E: 0 K: 2 S: 10	H: 2 LOB: 1 BB: 1 P: 17	R: 0 E: 0 K: 1 S: 10	H: 0 LOB: 0 BB: 0 P: 13	R: 0 E: 1 K: 2 S: 16	H: 1 LOB: 2 BB: 0 P: 21	R: 2 E: 1 K: 0 S: 14	H: 3 LOB: 1 BB: 1 P: 19	R: 0 E: 0 K: 1 S: 6	H: 0 LOB: 0 BB: 0 P: 9	R: 0 E: 0 K: 2 S: 12	H: 1 LOB: 1 BB: 0 P: 16	R: 0 E: 0 K: 0 S: 10	H: 0 LOB: 0 BB: 0 P: 17	R: 0 E: 0 K: 1 S: 9	H: 0 LOB: 1 BB: 1 P: 17	1B: 4 2B: 4 3B: 0 HR: 0	SF: 0 SAC: 1 DP: 0 HBP: 0	WP: 0 PB: 0 SB: 1 CS: 0	PA: 40
PITCHER	IP WLS BF H R ER SO	IP WLS BF H R ER SO	IP WLS BF H R ER SO	IP WLS BF H R ER SO	IP WLS BF H R ER SO	IP WLS BF H R ER SO	IP WLS BF H R ER SO	IP WLS BF H R ER SO	IP WLS BF H R ER SO	IP WLS BF H R ER SO	IP WLS BF H R ER SO	IP WLS BF H R ER SO	IP WLS BF H R ER SO	IP WLS BF H R ER SO	IP WLS BF H R ER SO	IP WLS BF H R ER SO	ERA WHIP	ERA WHIP				
35 Cole Hamels, L ERA: 3.59	7.0 H	33 3	8 0	5 0	3 0	0 0	0 0	0 0	0 0	0 0	0 0	0 0	0 0	0 0	0 0	0 0	0.00 0.000	0.00 0.000				
Geoff Geary, R ERA: 1.09	1.0 S	4	0	0	0	1	0	0	0	0	0	0	0	0	0	0	0.00 1.000	0.00 1.000				
39 Brett Myers, R ERA: 5.96																						



Batter	1	2	3	4	5	6	7	8	9	AB	R	H	RBI	BB	SO	LOB	TOP							
7 José Reyes, S OBP: 0.424, SLG: 0.564	0-2 5 2B	1-2 3B			1-3 K	2-2 F8			2-3 K	5	1	2	1	0	2	3								
5 David Wright, R OBP: 0.347, SLG: 0.373	1-1 15 2B	2-0 F9			0-1 15 WP 2B					4	1	2	1	0	1	1								
15 Carlos Beltrán, S OBP: 0.388, SLG: 0.589	0-0 21 G3 18 SF7 2B		1-3 K		1-2 G3				2-2 F9	4	1	1	1	0	1	1								
21 Carlos Delgado, L OBP: 0.292, SLG: 0.281	0-0 G3		0-2 G4-3		1-3 K				2-2 P2	4	0	0	0	0	1	2								
18 Moises Alou, R OBP: 0.393, SLG: 0.465	0-0 SF7		0-1 F8			1-1 20 L6-3 1B			0-0 F8	3	0	1	1	0	0	0								
20 Shawn Green, L OBP: 0.407, SLG: 0.525	2-2 G4-3			0-0 G3		2-2 L6-3			2-1 G3-1	4	0	0	0	0	0	1								
10 Endy Chavez, L OBP: 0.351, SLG: 0.486						1-1 BB				0	0	0	0	0	0	0								
16 Paul Lo Duca, R OBP: 0.339, SLG: 0.357		0-0 3 G3 7 3B 1B		2-2 1B		0-0 BB 3 1B 1B			1-2 F8	4	1	3	0	0	0	0								
3 Damon Easley, R OBP: 0.320, SLG: 0.477		1-1 G3		1-2 F8		0-0 BB			2-2 F8	4	0	1	0	0	0	2								
Tom Glavine, L OBP: 0.267, SLG: 0.214		1-1 G6-3		2-1 G1-3		4-2 BB			1-2 G1-3	2	0	0	0	1	0	2								
25 Pedro Feliciano, L OBP: 0.292, SLG: 0.105						1-2 BB				0	0	0	0	0	0	0								
17 David Newhan, L OBP: 0.292, SLG: 0.105						1-2 BB				1	0	0	0	0	0	0								
13 Billy Wagner, L OBP: 0.292, SLG: 0.105						1-2 BB				0	0	0	0	0	0	0								
Inning Stats	R: 3 E: 0 K: 0 S: 11	H: 3 LOB: 0 BB: 0 P: 14	R: 1 E: 0 K: 0 S: 10	H: 2 LOB: 1 BB: 0 P: 15	R: 0 E: 0 K: 1 S: 8	H: 0 LOB: 0 BB: 0 P: 9	R: 0 E: 0 K: 0 S: 9	H: 1 LOB: 1 BB: 0 P: 14	R: 0 E: 0 K: 2 S: 13	H: 1 LOB: 1 BB: 0 P: 16	R: 0 E: 0 K: 0 S: 12	H: 3 LOB: 3 BB: 1 P: 21	R: 0 E: 0 K: 1 S: 9	H: 0 LOB: 0 BB: 0 P: 15	R: 0 E: 0 K: 0 S: 7	H: 0 LOB: 0 BB: 0 P: 10	R: 0 E: 0 K: 1 S: 11	H: 0 LOB: 0 BB: 0 P: 16	1B: 5 2B: 5 3B: 1 HR: 0	SF: 1 SAC: 0 DP: 1 HBP: 0	WP: 1 PB: 0 SB: 0 CS: 0	PA: 37		
PITCHER	IP WLS BF H R ER SO BB IBB HBP BLK WP HR S P ERA WHIP	IP WLS BF H R ER SO BB IBB HBP BLK WP HR S P ERA WHIP	IP WLS BF H R ER SO BB IBB HBP BLK WP HR S P ERA WHIP	IP WLS BF H R ER SO BB IBB HBP BLK WP HR S P ERA WHIP	IP WLS BF H R ER SO BB IBB HBP BLK WP HR S P ERA WHIP	IP WLS BF H R ER SO BB IBB HBP BLK WP HR S P ERA WHIP	IP WLS BF H R ER SO BB IBB HBP BLK WP HR S P ERA WHIP	IP WLS BF H R ER SO BB IBB HBP BLK WP HR S P ERA WHIP	IP WLS BF H R ER SO BB IBB HBP BLK WP HR S P ERA WHIP	IP WLS BF H R ER SO BB IBB HBP BLK WP HR S P ERA WHIP	IP WLS BF H R ER SO BB IBB HBP BLK WP HR S P ERA WHIP	IP WLS BF H R ER SO BB IBB HBP BLK WP HR S P ERA WHIP	IP WLS BF H R ER SO BB IBB HBP BLK WP HR S P ERA WHIP	IP WLS BF H R ER SO BB IBB HBP BLK WP HR S P ERA WHIP	IP WLS BF H R ER SO BB IBB HBP BLK WP HR S P ERA WHIP	IP WLS BF H R ER SO BB IBB HBP BLK WP HR S P ERA WHIP	IP WLS BF H R ER SO BB IBB HBP BLK WP HR S P ERA WHIP	IP WLS BF H R ER SO BB IBB HBP BLK WP HR S P ERA WHIP	IP WLS BF H R ER SO BB IBB HBP BLK WP HR S P ERA WHIP	IP WLS BF H R ER SO BB IBB HBP BLK WP HR S P ERA WHIP	IP WLS BF H R ER SO BB IBB HBP BLK WP HR S P ERA WHIP	IP WLS BF H R ER SO BB IBB HBP BLK WP HR S P ERA WHIP	IP WLS BF H R ER SO BB IBB HBP BLK WP HR S P ERA WHIP	IP WLS BF H R ER SO BB IBB HBP BLK WP HR S P ERA WHIP

New York Mets @ San Francisco Giants
AT&T Park, San Francisco, CA
Tue May 08 2007, 7:15 PM PDT
Att: 39,455 - Clear - 78 F

AB 35
R 4
H 10
RBI 4
BB 1
SO 5
LOB 12



Batter	1	2	3	4	5	6	7	8	9	AB	R	H	RBI	BB	SO	LOB	BOTTOM							
2 Randy Winn, S OBP: 0.331, SLG: 0.426	2-2 G4-3		0-1 13 FC6 1B			1-1 G6-3	0-0 F9			4	0	1	0	0	0	2								
13 Omar Vizquel, S OBP: 0.296, SLG: 0.305	1-2 35 CS 1B		2-0 FC6			1-1 BB 1B			0-3 K	4	0	2	0	0	1	1								
35 Rich Aurilia, R OBP: 0.323, SLG: 0.412	3-3 K		1-2 1B			1-0 F9			1-0 F8	4	0	0	0	0	1	2								
Barry Bonds, L OBP: 0.527, SLG: 0.805		3-2 G6-3		0-0 HR		4-1 BB			2-3 K	3	1	1	1	1	1	0								
Ray Durham, S OBP: 0.352, SLG: 0.411		1-0 FC6-4 1B		0-1 G4-3		0-3 K			2-3 K	4	0	1	0	0	2	2								
1 Bengie Molina, R OBP: 0.352, SLG: 0.495		1-2 F9		2-0 G5-3					0-2 F9	4	0	0	0	0	0	1								
Pedro Feliz, R OBP: 0.257, SLG: 0.436		2-1 FC6-4			0-0 G5-3				3-3 K	4	0	1	0	0	1	1								
Todd Linden, S OBP: 0.254, SLG: 0.204			3-3 K			2-3 K				3	0	0	0	0	3	1								
18 Matt Cain, R OBP: 0.298, SLG: 0.420			2-2 G4-3			1-1 G4-3				2	0	0	0	0	0	0								
32 Kevin Correia, R OBP: 1.000, SLG: 1.000						1-2 1B				1	0	1	0	0	0	0								
										0	0	0	0	0	0	0								
Inning Stats	R: 0 E: 0 K: 1 S: 10	H: 1 LOB: 1 BB: 0 P: 16	R: 0 E: 0 K: 0 S: 15	H: 1 LOB: 1 BB: 0 P: 22	R: 0 E: 0 K: 1 S: 10	H: 1 LOB: 1 BB: 0 P: 17	R: 0 E: 0 K: 0 S: 6	H: 1 LOB: 0 BB: 0 P: 9	R: 0 E: 0 K: 1 S: 6	H: 0 LOB: 0 BB: 0 P: 10	R: 0 E: 0 K: 1 S: 9	H: 1 LOB: 2 BB: 1 P: 16	R: 0 E: 0 K: 2 S: 8	H: 0 LOB: 0 BB: 0 P: 11	R: 0 E: 0 K: 2 S: 11	H: 0 LOB: 0 BB: 0 P: 16	R: 0 E: 0 K: 2 S: 11	H: 0 LOB: 0 BB: 0 P: 16	1B: 6 2B: 1 3B: 0 HR: 1	SF: 0 SAC: 0 DP: 1 HBP: 0	WP: 0 PB: 0 SB: 0 CS: 1	PA: 34		
PITCHER	IP WLS BF H R ER SO BB IBB HBP BLK WP HR S P ERA WHIP	IP WLS BF H R ER SO BB IBB HBP BLK WP HR S P ERA WHIP	IP WLS BF H R ER SO BB IBB HBP BLK WP HR S P ERA WHIP	IP WLS BF H R ER SO BB IBB HBP BLK WP HR S P ERA WHIP	IP WLS BF H R ER SO BB IBB HBP BLK WP HR S P ERA WHIP	IP WLS BF H R ER SO BB IBB HBP BLK WP HR S P ERA WHIP	IP WLS BF H R ER SO BB IBB HBP BLK WP HR S P ERA WHIP	IP WLS BF H R ER SO BB IBB HBP BLK WP HR S P ERA WHIP	IP WLS BF H R ER SO BB IBB HBP BLK WP HR S P ERA WHIP	IP WLS BF H R ER SO BB IBB HBP BLK WP HR S P ERA WHIP	IP WLS BF H R ER SO BB IBB HBP BLK WP HR S P ERA WHIP	IP WLS BF H R ER SO BB IBB HBP BLK WP HR S P ERA WHIP	IP WLS BF H R ER SO BB IBB HBP BLK WP HR S P ERA WHIP	IP WLS BF H R ER SO BB IBB HBP BLK WP HR S P ERA WHIP	IP WLS BF H R ER SO BB IBB HBP BLK WP HR S P ERA WHIP	IP WLS BF H R ER SO BB IBB HBP BLK WP HR S P ERA WHIP	IP WLS BF H R ER SO BB IBB HBP BLK WP HR S P ERA WHIP	IP WLS BF H R ER SO BB IBB HBP BLK WP HR S P ERA WHIP	IP WLS BF H R ER SO BB IBB HBP BLK WP HR S P ERA WHIP	IP WLS BF H R ER SO BB IBB HBP BLK WP HR S P ERA WHIP	IP WLS BF H R ER SO BB IBB HBP BLK WP HR S P ERA WHIP	IP WLS BF H R ER SO BB IBB HBP BLK WP HR S P ERA WHIP	IP WLS BF H R ER SO BB IBB HBP BLK WP HR S P ERA WHIP	IP WLS BF H R ER SO BB IBB HBP BLK WP HR S P ERA WHIP

New York Mets @ San Francisco Giants
AT&T Park, San Francisco, CA
Tue May 08 2007, 7:15 PM PDT
Att: 39,455 - Clear - 78 F

AB 33
R 1
H 7
RBI 1
BB 1
SO 9
LOB 10



Batter	1	2	3	4	5	6	7	8	9	AB	R	H	RBI	BB	SO	LOB	TOP								
7 José Reyes, S OBP: 0.423, SLG: 0.559	2-2 FC5-4 1B		0-2 G5-3		0-3 K		3-2 F8		2-0 5 2B 1B	5	0	2	0	0	1	2									
5 David Wright, R OBP: 0.345, SLG: 0.377	0-2 FC5-4 15 1B		1-1 F9			4-1 BB			1-3 1B 2B	4	0	1	2	1	1	1									
15 Carlos Beltrán, S OBP: 0.388, SLG: 0.579	0-0 2 1-3 1B			2-1 F8		1-2 P5		4-2 21 2B BB	0-3 K	4	1	1	0	1	1	3									
21 Carlos Delgado, L OBP: 0.296, SLG: 0.317	0-0 L3			2-2 HR		0-1 F7		3-2 1-H 2B	0-2 P6	5	1	2	2	0	0	5									
18 Moises Alou, R OBP: 0.388, SLG: 0.456		1-0 G6-3		0-0 20 CI 1B		0-0 F8		2-2 F7		4	0	1	0	0	0	2									
20 Shawn Green, L OBP: 0.399, SLG: 0.512		1-2 G5-3		2-2 CI 16 G5-4-3			0-2 G4-3	1-2 G4-3		3	0	0	0	0	0	1									
Aaron Heilman, R 13 Billy Wagner, L				1-2 16 G5-4-3						0	0	0	0	0	0	0									
16 Paul Lo Duca, R OBP: 0.345, SLG: 0.363		0-1 G6-3		2-1 G5-4-3			0-0 FC4-6 1B		1-0 FC5-6 1B	4	0	2	0	0	0	2									
Ruben Gotay, S OBP: 0.200, SLG: 0.400				2-0 HR		2-3 K	2-2 FC4-6 1B		2-0 FC5-6 7 1B 5 2B BB	4	2	1	1	0	1	2									
33 John Maine, R OBP: 0.188, SLG: 0.133				0-3 K		2-3 K	3-2 1B		4-2 SAFE 7 1B 5 2B BB	2	0	0	0	0	2	0									
Julio Franco, R OBP: 0.459, SLG: 0.467										1	0	1	0	0	0	0									
Scott Schoeneweis, L										0	0	0	0	0	0	0									
10 Endy Chavez, L OBP: 0.368, SLG: 0.486							1-2 1B		1-2 5 2B BB	0	1	0	0	1	0	0									
Inning Stats	R: 0 E: 0 K: 0 S: 8	H: 2 LOB: 1 BB: 0 P: 10	R: 0 E: 0 K: 0 S: 6	H: 0 LOB: 0 BB: 0 P: 8	R: 1 E: 0 K: 1 S: 9	H: 1 LOB: 0 BB: 0 P: 12	R: 1 E: 1 K: 0 S: 13	H: 2 LOB: 1 BB: 0 P: 21	R: 0 E: 0 K: 3 S: 10	H: 0 LOB: 0 BB: 1 P: 14	R: 0 E: 0 K: 0 S: 7	H: 0 LOB: 1 BB: 1 P: 12	R: 0 E: 0 K: 0 S: 15	H: 2 LOB: 2 BB: 0 P: 23	R: 1 E: 0 K: 1 S: 15	H: 1 LOB: 1 BB: 1 P: 26	R: 2 E: 0 K: 1 S: 16	H: 3 LOB: 2 BB: 1 P: 28	1B: 7 2B: 3 3B: 0 HR: 2	SF: 0 SAC: 0 DP: 2 HBP: 0	WP: 0 PB: 0 SB: 0 CS: 0	PA: 40			
PITCHER	IP	WLS	BF	H	R	ER	SO	BB	IBB	HBP	BLK	WP	HR	S	P	ERA	WHIP								
Matt Morris, R ERA: 3.11	7.0		28	7	2	2	4	1	0	0	0	0	2	68	100	2.57	1.143								
41 Brad Hennessey, R ERA: 3.0	1.0	B	5	1	1	1	1	1	0	0	0	0	0	15	26	9.00	2.000								
Armando Benitez, R ERA: 3.27	1.0	L	7	3	2	2	1	1	0	0	0	0	0	16	28	18.00	4.000								

New York Mets @ San Francisco Giants
AT&T Park, San Francisco, CA
Wed May 09 2007, 12:35 PM PDT
Att: 41,832 - Sunny - 64 F

AB	36
R	5
H	11
RBI	5
BB	3
SO	6
LOB	18



Batter	1	2	3	4	5	6	7	8	9	AB	R	H	RBI	BB	SO	LOB	BOTTOM								
10 Dave Roberts, L OBP: 0.283, SLG: 0.371	4-1 13 CS BB		0-3 K		3-2 2H HR		2-1 L7		0-0 G3	4	1	1	2	1	1	0									
13 Omar Vizquel, S OBP: 0.295, SLG: 0.298	1 SAFE 4-2 CS BB			1-3 K	1-2 L8		2-1 G4-3			3	0	0	0	1	1	0									
Ryan Klesko, L OBP: 0.379, SLG: 0.434	1-0 F8			0-0 FC4-6 WP 2B	4-2 BB		3-2 F7			3	1	1	0	1	0	1									
Barry Bonds, L OBP: 0.526, SLG: 0.785	3-2 CS	3-2 P5		4-0 FC4-6 IBB	0-2 G3			4-0 BB		2	0	0	0	2	0	1									
19 Kevin Frandsen, R OBP: 0.300, SLG: 0.400	1-2 CS									0	0	0	0	0	0	0									
Ray Durham, S OBP: 0.341, SLG: 0.397		2-1 F8		2-0 FC4-6 WP		3-2 F9		1 SAFE 1-0 F8		4	0	0	0	0	0	3									
Pedro Feliz, R OBP: 0.275, SLG: 0.452		1-0 1B		4-2 SAFE 1-2 BB		0-0 G4-3 2B		0-1 F9		3	0	2	0	1	0	1									
Mark Sweeney, L OBP: 0.273, SLG: 0.524		1-2 L8		1-2 3H BB		2-2 G4-3 2B		3-3 K		3	0	0	0	0	0	4									
Todd Linden, S OBP: 0.250, SLG: 0.200										1	0	0	0	0	1	1									
50 Eliezer Alfonzo, R OBP: 0.296, SLG: 0.500			0-3 K		0-2 10 HR SH3-4 1B		4-0 IBB		1-3 K	3	1	1	0	1	2	0									
Matt Morris, R OBP: 0.200, SLG: 0.143				2-3 K		2-0 SH3-4			3-3 K	2	0	0	0	0	1	2									
41 Brad Hennessey, R Armando Benitez, R										0	0	0	0	0	0	0									
35 Rich Aurilia, R OBP: 0.320, SLG: 0.409										1	0	0	0	0	1	0									
Inning Stats	R: 0 E: 0 K: 0 S: 6	H: 0 LOB: 0 BB: 2 P: 18	R: 0 E: 0 K: 0 S: 11	H: 1 LOB: 1 BB: 0 P: 18	R: 0 E: 0 K: 3 S: 10	H: 0 LOB: 0 BB: 0 P: 12	R: 1 E: 0 K: 1 S: 8	H: 1 LOB: 2 BB: 2 P: 19	R: 2 E: 0 K: 0 S: 15	H: 2 LOB: 1 BB: 1 P: 25	R: 0 E: 0 K: 0 S: 8	H: 1 LOB: 0 BB: 1 P: 17	R: 0 E: 0 K: 0 S: 7	H: 0 LOB: 0 BB: 0 P: 14	R: 0 E: 0 K: 1 S: 7	H: 0 LOB: 1 BB: 1 P: 15	R: 0 E: 0 K: 2 S: 7	H: 0 LOB: 0 BB: 0 P: 11	1B: 2 2B: 2 3B: 0 HR: 1	SF: 0 SAC: 1 DP: 0 HBP: 0	WP: 1 PB: 0 SB: 0 CS: 2	PA: 38			
PITCHER	IP	WLS	BF	H	R	ER	SO	BB	IBB	HBP	BLK	WP	HR	S	P	ERA	WHIP								
33 John Maine, R ERA: 1.78	6.0		27	5	3	3	4	4	2	0	0	0	0	8	20	0.00	0.750								
Scott Schoeneweis, L ERA: 1.29	1.1		5	0	0	0	0	1	0	0	0	0	0	6	9	0.00	0.000								
Aaron Heilman, R ERA: 3.07	0.2	W	2	0	0	0	1	0	0	0	0	0	0	6	9	0.00	0.000								
13 Billy Wagner, L ERA: 0.6	1.0	S	3	0	0	0	2	0	0	0	0	0	0	7	11	0.00	0.000								

New York Mets @ San Francisco Giants
AT&T Park, San Francisco, CA
Wed May 09 2007, 12:35 PM PDT
Att: 41,832 - Sunny - 64 F

AB	29
R	3
H	5
RBI	2
BB	7
SO	7
LOB	13



Batter	1	2	3	4	5	6	7	8	9	AB	R	H	RBI	BB	SO	LOB	TOP							
14 Fred Lewis, L (1, 8) OBP: 0.533, SLG: 0.929										6	3	5	4	0	1	2								
13 Omar Vizquel, S (1, 6) OBP: 0.306, SLG: 0.304										6	2	3	0	0	1	3								
Pedro Feliz, R (1, 5) OBP: 0.285, SLG: 0.475										6	1	2	2	0	0	1								
Ryan Klesko, L (1, 3) OBP: 0.370, SLG: 0.394										5	1	1	2	1	1	2								
Mark Sweeney, L (1, 7) OBP: 0.300, SLG: 0.481										5	2	1	0	1	1	3								
50 Eliezer Alfonso, R (1, 2) OBP: 0.333, SLG: 0.500										6	1	3	0	0	2	1								
40 Daniel Ortmeier, S (1, 9) OBP: 0.385, SLG: 0.500										5	2	2	2	1	1	2								
19 Kevin Frandsen, R (1, 4) OBP: 0.500, SLG: 0.647										5	2	4	3	1	0	0								
18 Matt Cain, R (1, 1) OBP: 0.059, SLG: 0.059										3	1	1	1	0	2	5								
Ray Durham, S (7, PH) OBP: 0.333, SLG: 0.398										1	0	0	0	0	0	1								
32 Kevin Correia, R (7, 1) OBP: 1.000, SLG: 1.000										0	0	0	0	0	0	0								
Steve Kline, S (9, 1)										0	0	0	0	0	0	0								
Inning Stats	R: 1 E: 0 K: 2 S: 14	H: 2 LOB: 1 BB: 0 P: 18	R: 0 E: 0 K: 1 S: 15	H: 2 LOB: 2 BB: 0 P: 22	R: 0 E: 0 K: 1 S: 8	H: 0 LOB: 1 BB: 1 P: 17	R: 4 E: 0 K: 1 S: 14	H: 5 LOB: 1 BB: 0 P: 17	R: 3 E: 0 K: 2 S: 14	H: 4 LOB: 3 BB: 0 P: 20	R: 1 E: 0 K: 1 S: 12	H: 1 LOB: 3 BB: 3 P: 28	R: 6 E: 0 K: 0 S: 24	H: 8 LOB: 2 BB: 0 P: 34	R: 0 E: 0 K: 0 S: 4	H: 0 LOB: 0 BB: 0 P: 8	R: 0 E: 0 K: 1 S: 8	H: 0 LOB: 0 BB: 0 P: 12	1B: 14 2B: 5 3B: 2 HR: 1	SF: 0 SAC: 1 DP: 0 HBP: 0	WP: 0 PB: 0 SB: 0 CS: 0	PA: 53		
PITCHER	IP: 4.2 WLS: L BF: 27 ERA: 7.52	H: 12 R: 8 ER: 8 SO: 7	BB: 1 IBB: 0 HBP: 0 BLK: 1	WP: 0 HR: 1 S: 61 P: 87	ERA: 15.43 WHIP: 2.786	PITCHER	IP: 1.0 WLS: 3 BF: 3 ERA: 1.42	H: 0 R: 0 ER: 0 SO: 1	BB: 0 IBB: 0 HBP: 0 BLK: 0	WP: 0 HR: 0 S: 8 P: 12	ERA: 0.00 WHIP: 0.000													
35 Taylor Buchholz, R (1, 1) ERA: 7.52	0.1	2	1	0	0	0	0	0	0	0	4	7	0.00	3.000										
Tom Martin, L (5, 1) ERA: 7.5	1.0	7	1	1	1	1	3	0	0	12	28	9.00	4.000											
44 Alberto Arias, R (6, 1) ERA: 4.91	0.1	8	7	6	6	0	0	0	0	19	27	162.00	21.000											
54 Denny Bautista, R (7, 1) ERA: 19.06	1.2	6	1	0	0	0	0	0	0	9	15	0.00	0.600											
46 Zach McClellan, R (7, 1) ERA: 5.79																								

San Francisco Giants @ Colorado Rockies
Coors Field, Denver, CO
Sun May 13 2007, 1:05 PM MDT
Att: 24,243 - Partly Cloudy - 83 F


AB	48
R	15
H	22
RBI	14
BB	4
SO	9
LOB	20



Batter	1	2	3	4	5	6	7	8	9	AB	R	H	RBI	BB	SO	LOB	BOTTOM							
3 Willy Taveras, R (1, 8) OBP: 0.391, SLG: 0.344										2	0	1	1	1	0	0								
Steve Finley, L (7, PH) OBP: 0.241, SLG: 0.260										2	0	0	0	0	0	2								
2 Troy Tulowitzki, R (1, 6) OBP: 0.315, SLG: 0.353										3	0	0	0	0	1	3								
Jamey Carroll, R (8, 4) OBP: 0.309, SLG: 0.207										1	0	0	0	0	1	0								
5 Matt Holliday, R (1, 7) OBP: 0.402, SLG: 0.636										3	0	0	0	0	2	2								
17 Todd Helton, L (1, 3) OBP: 0.497, SLG: 0.563										3	0	1	0	0	0	0								
10 Jeff Baker, R (8, 3) OBP: 0.309, SLG: 0.420										1	0	0	0	0	1	1								
27 Garrett Atkins, R (1, 5) OBP: 0.329, SLG: 0.360										4	0	1	0	0	1	2								
11 Brad Hawpe, L (1, 9) OBP: 0.389, SLG: 0.372										3	0	0	0	1	0	2								
8 Yorvit Torrealba, R (1, 2) OBP: 0.302, SLG: 0.288										4	1	2	0	0	1	1								
6 Omar Quintanilla, L (1, 4) OBP: 0.323, SLG: 0.345										3	1	1	0	1	1	3								
35 Taylor Buchholz, R (1, 1) ERA: 7.52										1	0	0	0	0	1	0								
Tom Martin, L (5, 1) ERA: 7.5										0	0	0	0	0	0	0								
John Mabry, L (5, PH) OBP: 0.256, SLG: 0.307										0	0	0	0	0	1	0								
44 Alberto Arias, R (6, 1) ERA: 4.91										0	0	0	0	0	0	0								
54 Denny Bautista, R (7, 1) ERA: 19.06										0	0	0	0	0	0	0								
46 Zach McClellan, R (7, 1) ERA: 5.79										1	0	0	0	0	1	1								
60 Manny Corpas, R (9, 1)										0	0	0	0	0	0	0								
20 Chris Iannetta, R (9, PH)										1	0	1	1	0	0	0								
Inning Stats	R: 0 E: 0 K: 2 S: 10	H: 0 LOB: 0 BB: 1 P: 18	R: 0 E: 0 K: 1 S: 11	H: 1 LOB: 2 BB: 1 P: 22	R: 0 E: 0 K: 1 S: 8	H: 0 LOB: 0 BB: 0 P: 12	R: 0 E: 0 K: 1 S: 9	H: 1 LOB: 1 BB: 0 P: 13	R: 1 E: 0 K: 0 S: 6	H: 2 LOB: 2 BB: 1 P: 15	R: 0 E: 0 K: 1 S: 8	H: 1 LOB: 1 BB: 0 P: 9	R: 0 E: 0 K: 1 S: 7	H: 0 LOB: 0 BB: 1 P: 11	R: 0 E: 0 K: 2 S: 11	H: 0 LOB: 1 BB: 0 P: 17	R: 1 E: 0 K: 1 S: 14	H: 2 LOB: 1 BB: 0 P: 21	1B: 4 2B: 3 3B: 0 HR: 0	SF: 0 SAC: 0 DP: 1 HBP: 1	WP: 0 PB: 0 SB: 0 CS: 1	PA: 37		
PITCHER	IP: 6.0 WLS: W BF: 25 ERA: 3.18	H: 6 R: 1 ER: 1 SO: 6	BB: 3 IBB: 0 HBP: 0 BLK: 0	WP: 0 HR: 0 S: 52 P: 89	ERA: 1.50 WHIP: 1.333	PITCHER	IP: 1.0 WLS: 3 BF: 3 ERA: 1.42	H: 0 R: 0 ER: 0 SO: 1	BB: 0 IBB: 0 HBP: 0 BLK: 0	WP: 0 HR: 0 S: 8 P: 12	ERA: 0.00 WHIP: 0.000													
18 Matt Cain, R (1, 1) ERA: 3.18	2.0	7	0	0	0	3	1	0	1	0	18	28	0.00	0.500										
32 Kevin Correia, R (7, 1) ERA: 4.5	1.0	5	2	1	1	1	0	0	0	14	21	9.00	2.000											
Steve Kline, L (9, 1) ERA: 3.72																								

San Francisco Giants @ Colorado Rockies
Coors Field, Denver, CO
Sun May 13 2007, 1:05 PM MDT
Att: 24,243 - Partly Cloudy - 83 F

AB	32
R	2
H	7
RBI	2
BB	4
SO	10
LOB	17



Batter	1	2	3	4	5	6	7	8	9	10	AB	R	H	RBI	BB	SO	LOB	TOP				
2 Randy Winn, S OBP: 0.345, SLG: 0.457	0-1 1B		G4-3			1-2 HR	0-0 1B		3-3 K		5	1	3	2	0	1	0	San Francisco Giants @ Houston Astros Minute Maid Park, Houston, TX Tue May 15 2007, 7:05 PM CDT Att. 33,490 - Roof Closed - 73 F livebaseballscorecards.com AB 38 R 5 H 10 RBI 5 BB 3 SO 6 LOB 16				
14 Fred Lewis, L OBP: 0.500, SLG: 0.789	0-2 F7			0-0 1B		3-1 FC5-4 1B	2-1 G6-3		2-1 G4-3		5	0	2	0	0	0	2					
35 Rich Aurilia, R OBP: 0.301, SLG: 0.376 53 Jonathan Sánchez, L OBP: 0.100, SLG: 0.100	1-1 G3-6-1 1B			1-3 K		1-0 FC5-4 BLK HR			0-0 F8	2-1 G4-3	5	1	1	0	0	1	2					
Barry Bonds, L OBP: 0.511, SLG: 0.711 40 Daniel Ortmeier, S OBP: 0.357, SLG: 0.462	0-0 G3-6-1			4-0 G4-6-3 1B		3-2 G3-1		4-2 BB 1B BB	3-2 F7	2	0	0	0	2	0	3						
Ray Durham, S OBP: 0.336, SLG: 0.417		2-3 K		2-2 G4-6-3		0-0 HR		4-2 1B SAFE SAFE BB	2-2 F8	4	1	1	2	1	1	2						
1 Bengie Molina, R OBP: 0.239, SLG: 0.466		1-2 G4-3			0-1 P4	3-2 G4-3		0-1 BB			4	0	1	1	0	0	0					
Pedro Feliz, R OBP: 0.283, SLG: 0.475 Armando Benitez, R OBP: 0.370, SLG: 0.394	1-3 K				1-1 G1-3		1-1 2B	1-2 L7			4	1	1	0	0	1	2					
13 Omar Vizquel, S OBP: 0.304, SLG: 0.302			3-3 K		2-2 1B		0-0 G3	2-2 FC6-4			4	0	1	0	0	1	3					
Matt Morris, R OBP: 0.176, SLG: 0.125 Mark Sweeney, L OBP: 0.290, SLG: 0.464 32 Kevin Correia, R OBP: 1.000, SLG: 1.000 Jack Taschner, L OBP: 0.474, SLG: 0.611	2-2 G1-3				1-3 K		0-1 F9		1-2 G4-3		2	0	0	0	0	1	1					
Inning Stats	R: 0 E: 0 K: 0 S: 8	H: 2 LOB: 1 BB: 0 P: 9	R: 0 E: 0 K: 2 S: 11	H: 0 LOB: 0 BB: 0 P: 15	R: 0 E: 0 K: 1 S: 8	H: 1 LOB: 1 BB: 1 P: 14	R: 0 E: 0 K: 1 S: 11	H: 1 LOB: 1 BB: 0 P: 15	R: 3 E: 0 K: 0 S: 14	H: 3 LOB: 0 BB: 0 P: 25	R: 1 E: 0 K: 0 S: 8	H: 2 LOB: 1 BB: 0 P: 11	R: 1 E: 0 K: 0 S: 23	H: 1 LOB: 2 BB: 2 P: 33	R: 0 E: 0 K: 1 S: 12	H: 0 LOB: 0 BB: 0 P: 18	R: 0 E: 0 K: 0 S: 8		H: 0 LOB: 0 BB: 0 P: 15	1B: 7 2B: 1 3B: 0 HR: 2	SF: 0 SAC: 0 DP: 2 HBP: 0	WP: 0 PB: 0 SB: 0 CS: 0
PITCHER	IP WLS BF H R ER SO BB IBB HBP BLK WP HR S P ERA WHIP	7.0 1.1 29 9 4 4 5 1 0 0 0 0 2 68 103 5.14 1.429	1.1 0.2 2 0 0 0 1 0 0 0 0 0 0 8 13 0.00 0.000	1.0 W 3 0 0 0 0 0 0 0 0 0 0 8 15 0.00 0.000	PITCHER																	

Batter	1	2	3	4	5	6	7	8	9	10	AB	R	H	RBI	BB	SO	LOB	BOTTOM				
Craig Biggio, R OBP: 0.299, SLG: 0.434	1-0 P2		G5-3			1-2 G5-3			0-3 K2-3		5	0	0	0	0	1	1	San Francisco Giants @ Houston Astros Minute Maid Park, Houston, TX Tue May 15 2007, 7:05 PM CDT Att. 33,490 - Roof Closed - 73 F livebaseballscorecards.com AB 36 R 6 H 9 RBI 6 BB 3 SO 6 LOB 14				
Mike Lamb, L OBP: 0.455, SLG: 0.521	1-1 G3		P6		0-0 F8		1-3 K		3-3 K2-3		5	0	0	0	0	2	1					
17 Lance Berkman, S OBP: 0.424, SLG: 0.397	1-0 G4-3		P4		2-2 F8			1-2 G5-3		0-3 K	5	0	0	0	0	1	0					
45 Carlos Lee, R OBP: 0.370, SLG: 0.577		4-2 BB 9 2B		2-2 HR		0-1 9 1B		0-2 HR 1B		1-1 HR	4	4	4	2	1	0	0					
Luke Scott, L OBP: 0.339, SLG: 0.466	0-1 P2		P2		2-1 G3		3-0 F9	3-2 L7			4	0	0	0	0	0	3					
9 Hunter Pence, R OBP: 0.355, SLG: 0.603		3-2 1B		4-2 1B BB		0-1 FC4-6 1B		2-1 HR			3	1	3	3	1	0	0					
28 Adam Everett, R OBP: 0.259, SLG: 0.280		0-1 F8		3-1 F9		0-0 F9		3-2 P4			4	0	0	0	0	0	4					
Humberto Quintero, R OBP: 0.303, SLG: 0.267 Orlando Palmeiro, L OBP: 0.395, SLG: 0.167 Chad Qualls, R	1-2 G5-3				0-1 1B		0-0 FC4-6		4-0 SH1-4 BB		3	0	1	0	0	0	3					
Woody Williams, R OBP: 0.189, SLG: 0.280 Morgan Ensberg, R OBP: 0.327, SLG: 0.327 21 Rick White, R OBP: 0.189, SLG: 0.189 Trever Miller, R OBP: 0.506, SLG: 0.506 Brad Ausmus, R OBP: 0.301, SLG: 0.302	2-1 HR			1-3 K		3-3 K			0-0 SH1-4		2	1	1	1	0	1	2					
Inning Stats	R: 0 E: 0 K: 0 S: 4	H: 0 LOB: 0 BB: 0 P: 7	R: 1 E: 0 K: 0 S: 12	H: 1 LOB: 1 BB: 1 P: 20	R: 1 E: 0 K: 0 S: 9	H: 1 LOB: 1 BB: 0 P: 16	R: 1 E: 0 K: 1 S: 16	H: 2 LOB: 2 BB: 1 P: 28	R: 0 E: 0 K: 0 S: 7	H: 0 LOB: 0 BB: 0 P: 10	R: 0 E: 0 K: 2 S: 8	H: 0 LOB: 0 BB: 0 P: 15	R: 2 E: 0 K: 0 S: 17	H: 2 LOB: 0 BB: 0 P: 26	R: 0 E: 0 K: 2 S: 8	H: 0 LOB: 1 BB: 1 P: 15	R: 1 E: 0 K: 1 S: 5		H: 1 LOB: 0 BB: 0 P: 6	1B: 4 2B: 1 3B: 0 HR: 4	SF: 0 SAC: 1 DP: 0 HBP: 0	WP: 0 PB: 0 SB: 0 CS: 0
PITCHER	IP WLS BF H R ER SO BB IBB HBP BLK WP HR S P ERA WHIP	6.0 0.2 26 6 3 3 1 2 0 0 0 0 2 55 91 4.50 1.333	0.2 1.0 4 1 1 1 1 0 0 0 0 0 0 1 14 19 9.00 1.000	1.1 B 6 1 1 1 2 1 0 0 0 0 1 14 26 6.75 1.500	0.1 L 2 1 1 1 1 0 0 0 0 0 0 1 5 6 27.00 3.000	PITCHER																

Batter	1	2	3	4	5	6	7	8	9	AB	R	H	RBI	BB	SO	LOB	TOP				
2 Randy Winn, S OBP: 0.350, SLG: 0.459	G3-1		1B		1-2 1B		G4-3			4	0	2	0	0	0	0	San Francisco Giants @ Houston Astros Minute Maid Park, Houston, TX Wed May 16 2007, 7:05 PM CDT Att: 33,533 - Cloudy - 81 F				
14 Fred Lewis, L OBP: 0.458, SLG: 0.783	2B 3B		K		K			F9		4	1	1	0	0	2	3					
Ryan Klesko, L OBP: 0.364, SLG: 0.400	2B		L4			P5		K		4	0	1	1	0	1	1					
Barry Bonds, L OBP: 0.511, SLG: 0.699	G4-6-3 BB			K		F9 1B		P6		3	0	1	0	1	1	0					
Ray Durham, S OBP: 0.333, SLG: 0.412	G4-6-3			G1-3		1B		P6		4	0	1	0	0	0	2					
1 Bengie Molina, R OBP: 0.326, SLG: 0.451		F9		L5		F9		K		4	0	0	0	0	1	2					
Pedro Feliz, R OBP: 0.275, SLG: 0.460	F9				G6-3	G5-3		P5		4	0	0	0	0	0	2					
13 Omar Vizquel, S OBP: 0.298, SLG: 0.296	P6				G3-1		P6			3	0	0	0	0	0	0					
51 Noah Lowry, R OBP: 0.158, SLG: 0.167			F7		1B		K			3	0	1	0	0	1	0					
Inning Stats	R: 1 E: 0 K: 0 S: 11	H: 2 LOB: 1 BB: 1 P: 19	R: 0 E: 0 K: 0 S: 5	H: 0 LOB: 0 BB: 0 P: 8	R: 0 E: 0 K: 1 S: 9	H: 1 LOB: 1 BB: 0 P: 11	R: 0 E: 0 K: 1 S: 6	H: 0 LOB: 0 BB: 0 P: 10	R: 0 E: 0 K: 1 S: 15	H: 2 LOB: 2 BB: 0 P: 19	R: 0 E: 0 K: 1 S: 5	H: 0 LOB: 0 BB: 0 P: 5	R: 0 E: 0 K: 1 S: 8	H: 0 LOB: 0 BB: 0 P: 11	R: 0 E: 0 K: 1 S: 6	H: 0 LOB: 0 BB: 0 P: 9	1B: 5 2B: 1 3B: 1 HR: 0	SF: 0 SAC: 0 DP: 1 HBP: 0	WP: 0 PB: 0 SB: 0 CS: 0	PA: 34	
PITCHER	IP	WLS	BF	H	R	ER	SO	BB	IBB	HBP	BLK	WP	HR	S	P	ERA	WHIP				
43 Chris Sampson, R ERA: 3.56	6.0	W	25	7	1	1	3	1	0	0	0	0	0	59	83	1.50	1.333				
54 Brad Lidge, R ERA: 3.39	1.0	H	3	0	0	0	1	0	0	0	0	0	0	5	5	0.00	0.000				
Trever Miller, L ERA: 4.63	1.0	H	3	0	0	0	1	0	0	0	0	0	0	8	11	0.00	0.000				
Dan Wheeler, R ERA: 3.79	1.0	S	3	0	0	0	1	0	0	0	0	0	0	6	9	0.00	0.000				

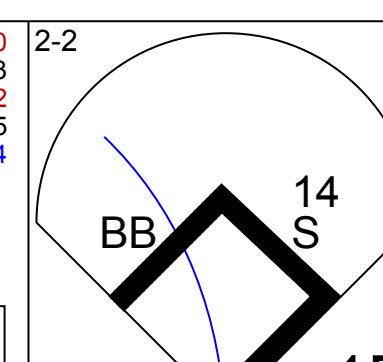
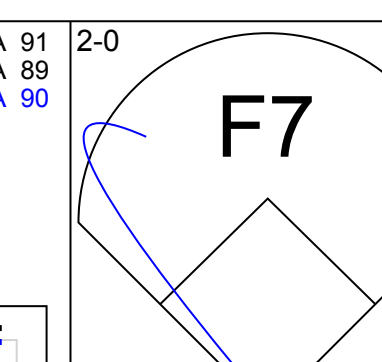
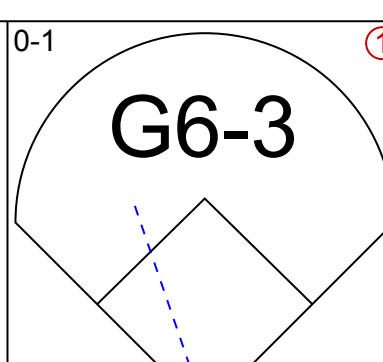
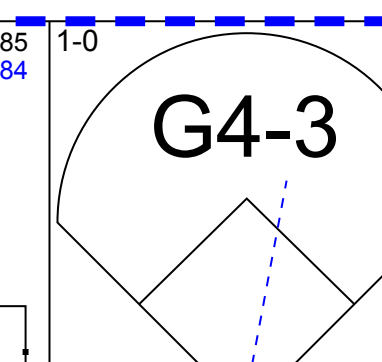
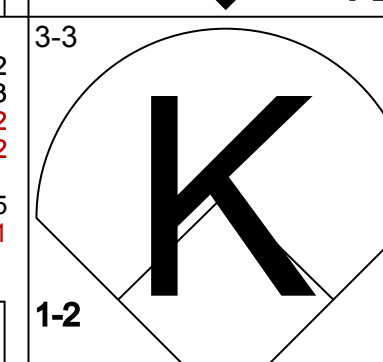
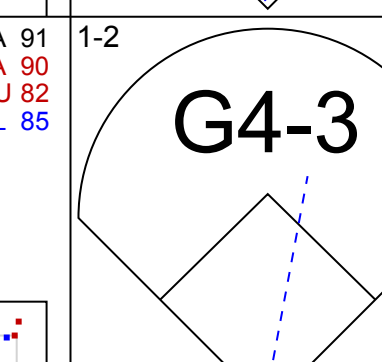
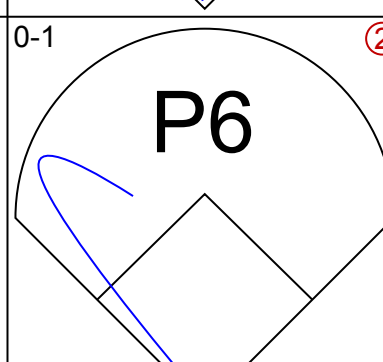
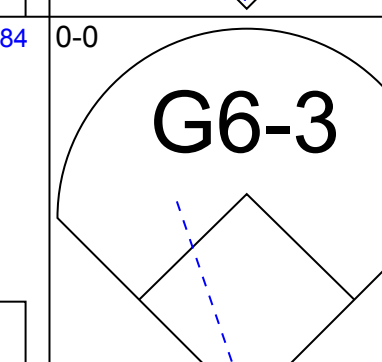
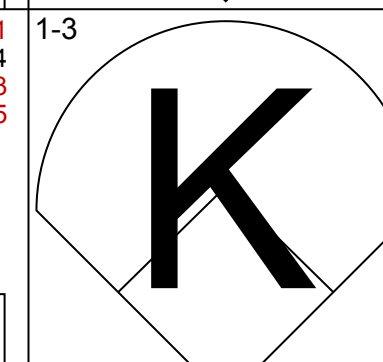
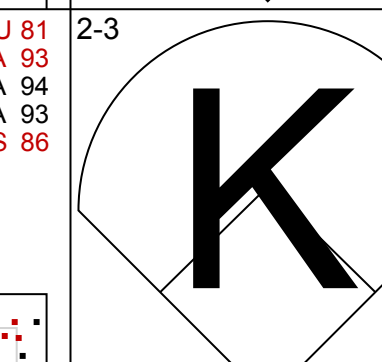
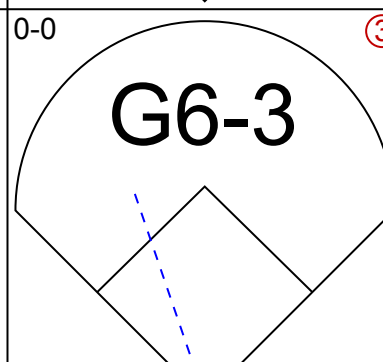
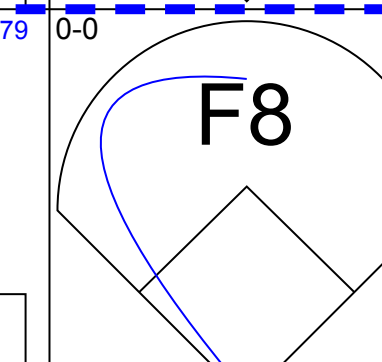
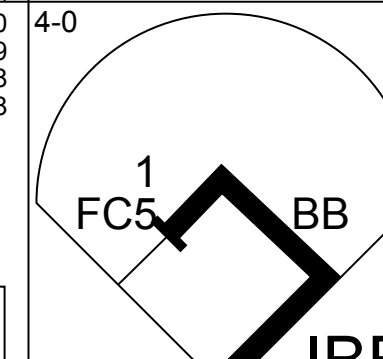



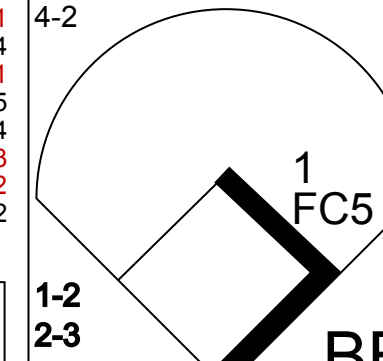



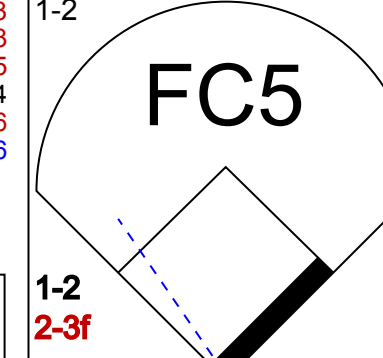







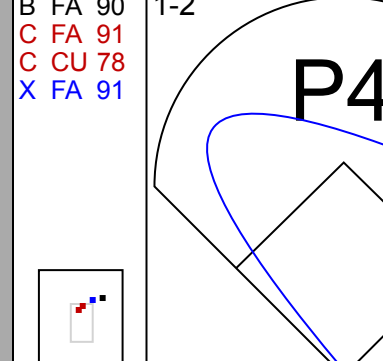
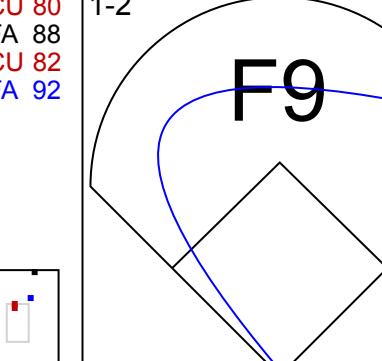
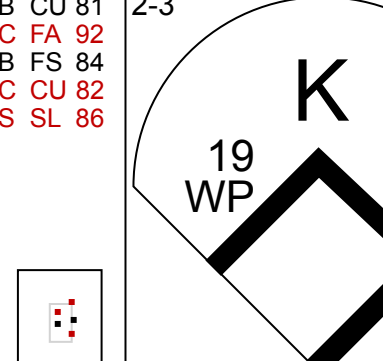
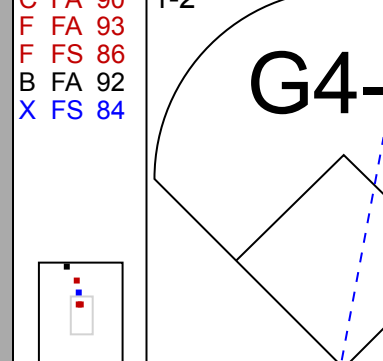
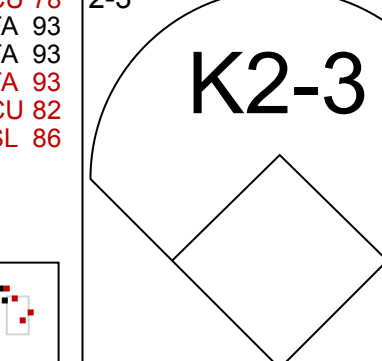
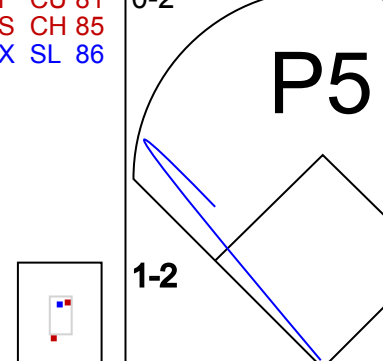
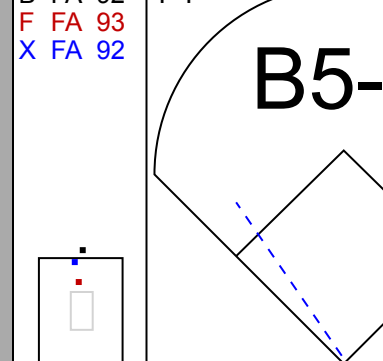
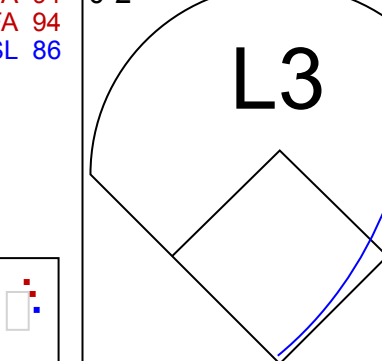
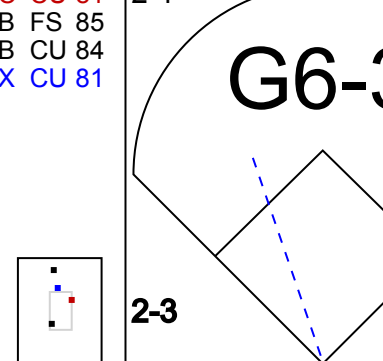
Batter	1	2	3	4	5	6	7	8	9	AB	R	H	RBI	BB	SO	LOB	BOTTOM				
Craig Biggio, R OBP: 0.292, SLG: 0.423	G4-3		G5-3		E4 17 G6-4-3		G5-3			4	0	0	0	0	0	1	San Francisco Giants @ Houston Astros Minute Maid Park, Houston, TX Wed May 16 2007, 7:05 PM CDT Att: 33,533 - Cloudy - 81 F				
Mark Loretta, R OBP: 0.403, SLG: 0.394	G1-3		1B 17 BB		F9		G6-3			4	0	1	1	0	0	1					
17 Lance Berkman, S OBP: 0.425, SLG: 0.396	G1-3		BB		G6-4-3		1B 45 FC6-4			3	0	1	0	1	0	1					
45 Carlos Lee, R OBP: 0.361, SLG: 0.562		F8	G1-3			K	FC6-4			4	0	0	0	0	1	3					
16 Jason Lane, R OBP: 0.213, SLG: 0.450	L9				F9		G6-3		F7	4	0	0	0	0	0	0					
9 Hunter Pence, R OBP: 0.394, SLG: 0.677	1B 28 FC5-4				HR		1B 28 1B		1B	4	1	4	1	0	0	0					
28 Adam Everett, R OBP: 0.266, SLG: 0.281	FC5-4				G1-3 BB		BB 1B		K	3	0	1	0	1	1	2					
Brad Ausmus, R OBP: 0.375, SLG: 0.365			1B 43 SH3-4		G1-3		BB		BB	2	1	1	0	2	0	1					
43 Chris Sampson, R OBP: 0.154, SLG: 0.354			SH3-4		K		F9		G3	1	0	0	0	0	1	1					
Inning Stats	R: 0 E: 0 K: 0 S: 6	H: 0 LOB: 0 BB: 0 P: 8	R: 0 E: 0 K: 0 S: 11	H: 1 LOB: 1 BB: 0 P: 17	R: 1 E: 0 K: 0 S: 11	H: 2 LOB: 2 BB: 1 P: 19	R: 1 E: 0 K: 1 S: 8	H: 1 LOB: 1 BB: 1 P: 16	R: 0 E: 0 K: 0 S: 6	H: 0 LOB: 0 BB: 0 P: 6	R: 0 E: 0 K: 1 S: 13	H: 2 LOB: 3 BB: 1 P: 20	R: 0 E: 0 K: 0 S: 8	H: 1 LOB: 1 BB: 0 P: 12	R: 0 E: 0 K: 1 S: 16	H: 1 LOB: 2 BB: 1 P: 27	1B: 7 2B: 0 3B: 0 HR: 1	SF: 0 SAC: 1 DP: 1 HBP: 0	WP: 0 PB: 0 SB: 1 CS: 0	PA: 36	
PITCHER	IP	WLS	BF	H	R	ER	SO	BB	IBB	HBP	BLK	WP	HR	S	P	ERA	WHIP				
51 Noah Lowry, L ERA: 3.04	8.0	L	36	8	2	2	3	4	0	0	0	0	1	79	125	2.25	1.500				

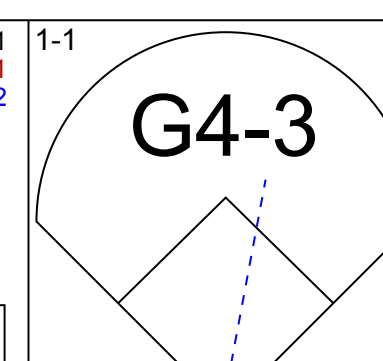
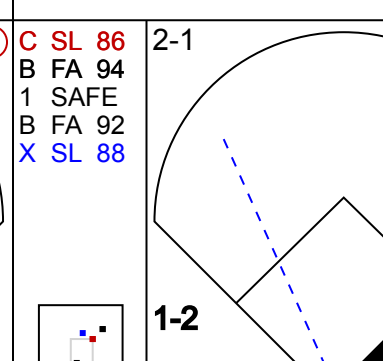
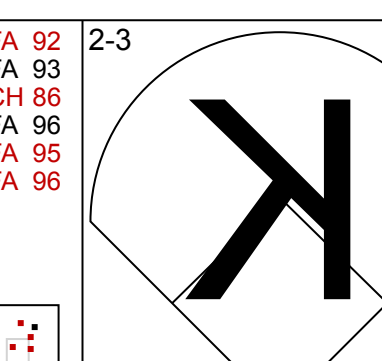
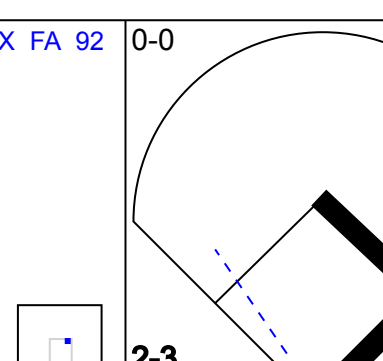
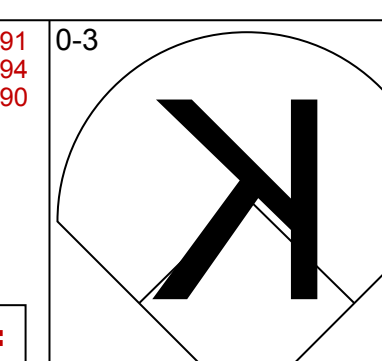
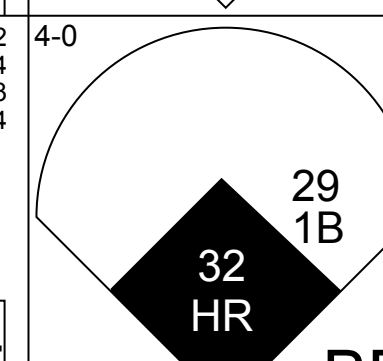
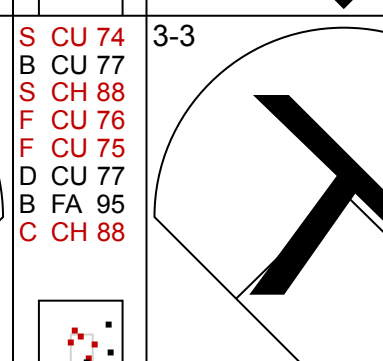
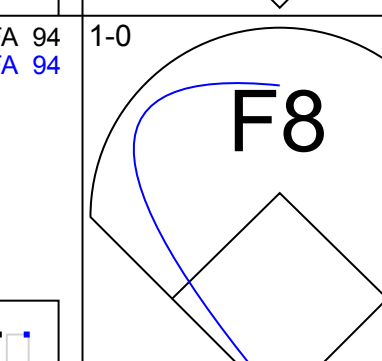
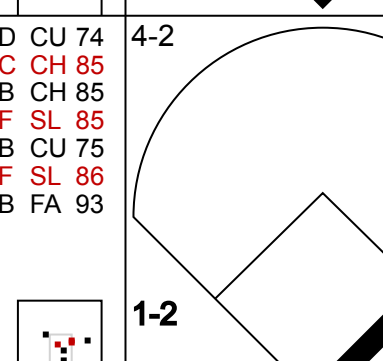
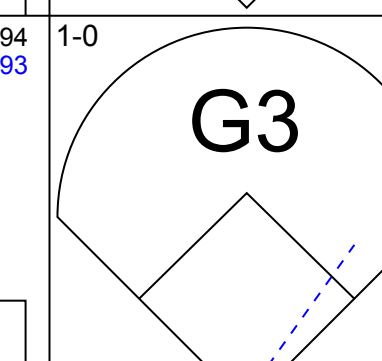
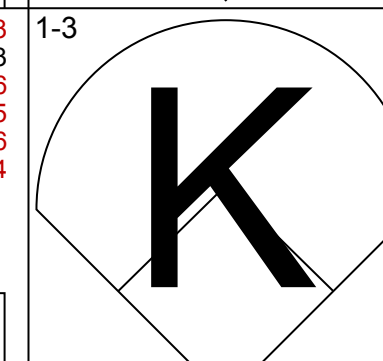
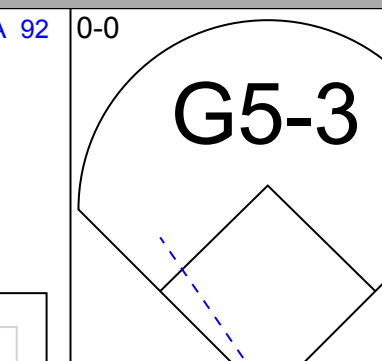
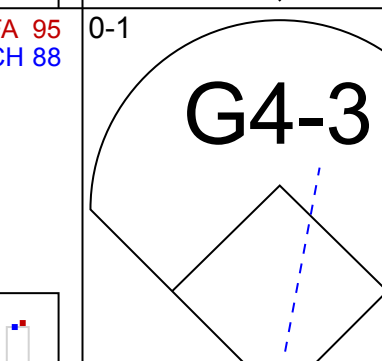
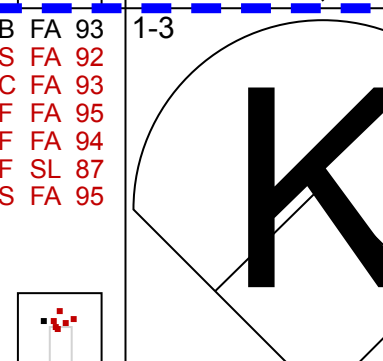

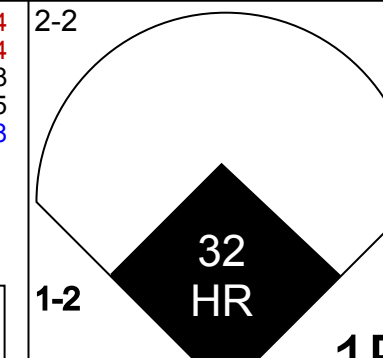
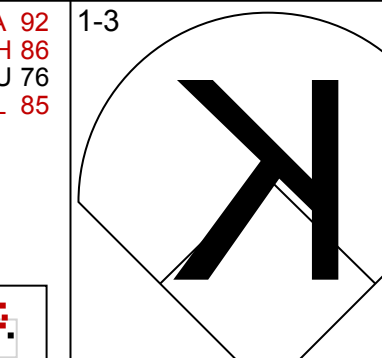

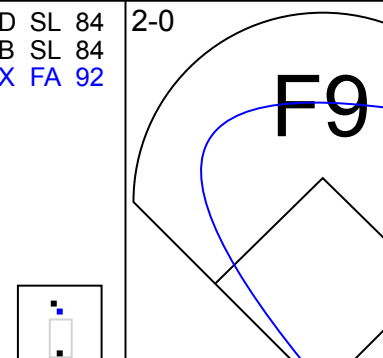

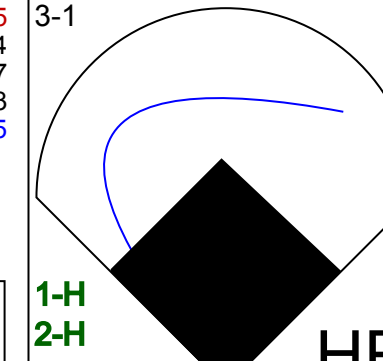
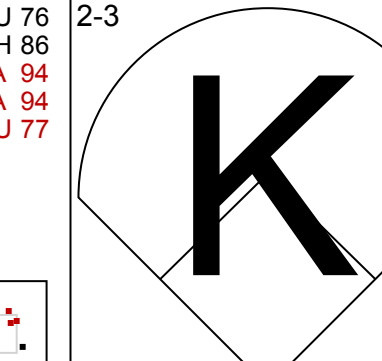


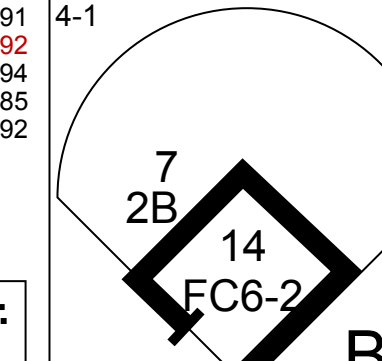
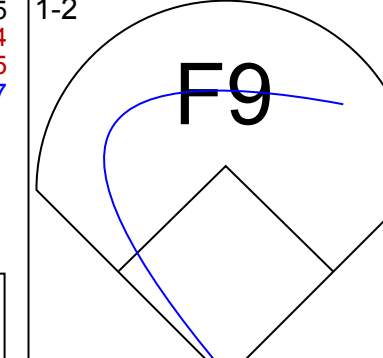
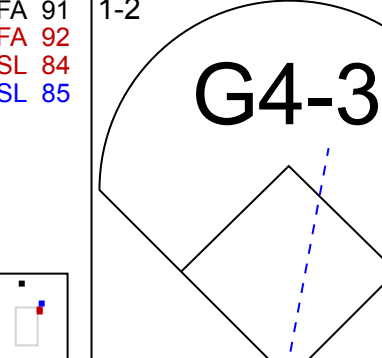

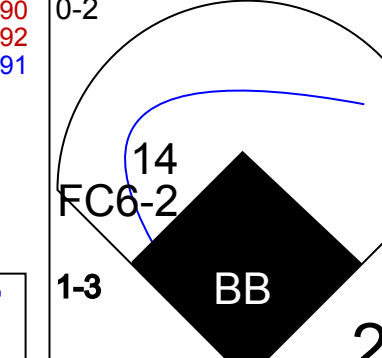
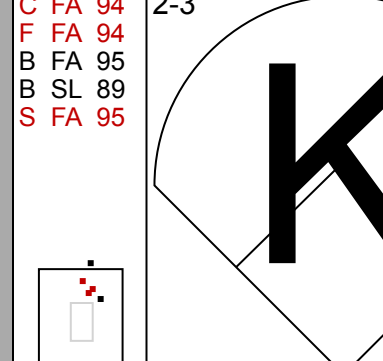

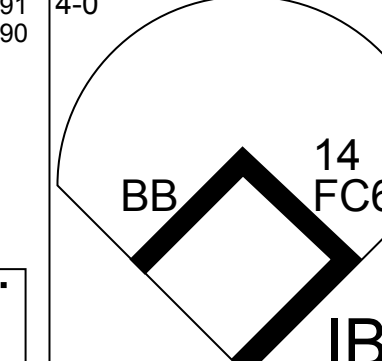
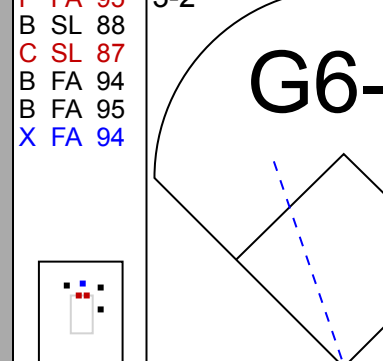

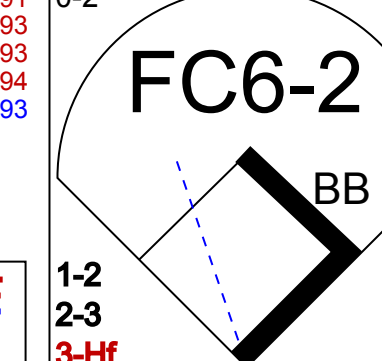
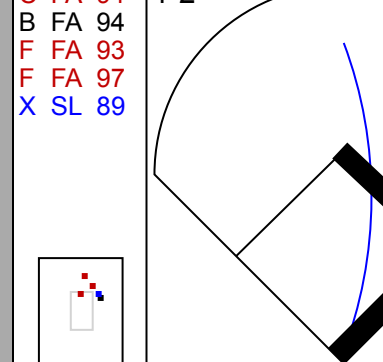
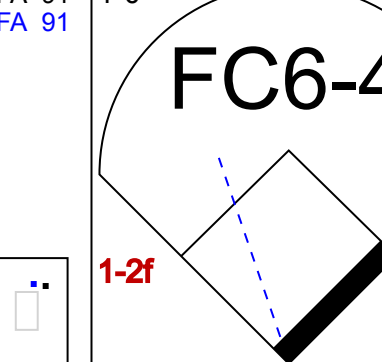
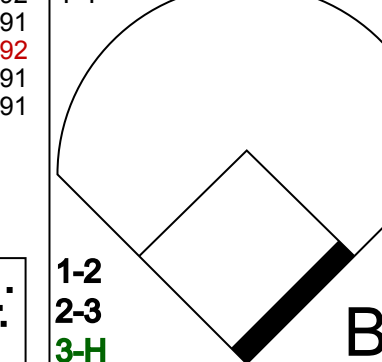


Batter	1	2	3	4	5	6	7	8	9	AB	R	H	RBI	BB	SO	LOB	TOP										
2 Randy Winn, S OBP: 0.351, SLG: 0.458	G4-3		F8		G4-3		G4-3		G4-3	5	0	1	1	0	0	0	San Francisco Giants @ Oakland Athletics McAfee Coliseum, Oakland, CA Fri May 18 2007, 10:05 PM EDT Att: 35,077 - Partly Cloudy - 58 F livebaseballscorecards.com										
19 Kevin Frandsen, R OBP: 0.365, SLG: 0.480	G6-4-3 1B		G4-3		G6-3		G5-3		F8	5	0	1	0	0	0	1											
14 Fred Lewis, L OBP: 0.429, SLG: 0.625	G6-4-3						K		F8	4	1	1	0	1	1	2											
Barry Bonds, L OBP: 0.514, SLG: 0.677										3	0	2	0	1	1	0											
Ryan Klesko, L OBP: 0.349, SLG: 0.385										4	1	1	0	0	1	6											
1 Bengie Molina, R OBP: 0.331, SLG: 0.446										3	0	2	1	0	0	0											
50 Eliezer Alfonso, R OBP: 0.324, SLG: 0.485										1	0	0	0	0	1	0											
Pedro Feliz, R OBP: 0.286, SLG: 0.455										3	0	1	0	1	0	2											
13 Omar Vizquel, S OBP: 0.283, SLG: 0.282										3	0	0	1	0	0	3											
40 Daniel Ortmeier, S OBP: 0.316, SLG: 0.389										4	1	1	0	0	1	3											
Inning Stats	R: 0 E: 0 K: 0 S: 5	H: 1 LOB: 0 BB: 0 P: 8	R: 1 E: 0 K: 1 S: 16	H: 2 LOB: 2 BB: 1 P: 26	R: 0 E: 0 K: 0 S: 6	H: 1 LOB: 2 BB: 1 P: 17	R: 0 E: 0 K: 0 S: 7	H: 0 LOB: 0 BB: 0 P: 9	R: 0 E: 0 K: 0 S: 9	H: 0 LOB: 0 BB: 0 P: 12	R: 1 E: 0 K: 1 S: 17	H: 3 LOB: 2 BB: 0 P: 26	R: 1 E: 0 K: 1 S: 15	H: 2 LOB: 1 BB: 1 P: 26	R: 0 E: 0 K: 2 S: 11	H: 1 LOB: 1 BB: 0 P: 15	R: 0 E: 0 K: 0 S: 7	H: 0 LOB: 0 BB: 0 P: 9	1B: 8 2B: 2 HR: 0	SF: 1 SAC: 0 DP: 1 HBP: 0	WP: 0 PB: 0 SB: 0 CS: 0	PA: 39					
PITCHER	IP	WLS	BF	H	R	ER	SO	BB	IBB	HBP	BLK	WP	HR	S	P	ERA	WHIP										
57 Chad Gaudin, R ERA: 2.94	6.0	W	26	7	2	2	2	2	0	0	0	0	0	60	98	3.00	1.500										
Jay Marshall, L ERA: 5.4	1.0		6	2	1	1	1	1	0	0	0	0	0	15	26	9.00	3.000										
50 Kiko Calero, R ERA: 5.89	1.0		4	1	0	0	2	0	0	0	0	0	0	11	16	0.00	1.000										
47 Ron Flores, L ERA:	1.0		3	0	0	0	0	0	0	0	0	0	0	7	9	0.00	0.000										

Batter	1	2	3	4	5	6	7	8	9	AB	R	H	RBI	BB	SO	LOB	BOTTOM										
Shannon Stewart, R OBP: 0.341, SLG: 0.340	P5									2	1	0	0	1	0	0	San Francisco Giants @ Oakland Athletics McAfee Coliseum, Oakland, CA Fri May 18 2007, 10:05 PM EDT Att: 35,077 - Partly Cloudy - 58 F livebaseballscorecards.com										
Hiram Bocachica, R										1	0	0	0	1	1	0											
Nick Swisher, S OBP: 0.418, SLG: 0.500										5	1	2	2	1	1	4											
3 Eric Chavez, L OBP: 0.313, SLG: 0.428										3	3	1	0	2	1	2											
Marco Scutaro, R OBP: 0.241, SLG: 0.278										1	0	1	1	0	0	0											
29 Dan Johnson, L OBP: 0.495, SLG: 0.635										3	4	2	2	3	0	2											
32 Jack Cust, L OBP: 0.481, SLG: 0.875										3	1	2	2	2	1	2											
7 Bobby Crosby, R OBP: 0.302, SLG: 0.414										3	1	1	2	2	0	2											
14 Mark Ellis, R OBP: 0.340, SLG: 0.375										4	1	1	5	1	1	4											
6 Travis Buck, L OBP: 0.355, SLG: 0.500										5	2	3	1	0	0	4											
Jason Kendall, R OBP: 0.231, SLG: 0.203										5	1	1	0	0	2	2											
Inning Stats	R: 3 E: 0 K: 0 S: 18	H: 2 LOB: 4 BB: 4 P: 38	R: 0 E: 0 K: 0 S: 7	H: 0 LOB: 0 BB: 0 P: 12	R: 2 E: 0 K: 1 S: 12	H: 2 LOB: 1 BB: 1 P: 18	R: 0 E: 0 K: 1 S: 10	H: 1 LOB: 1 BB: 1 P: 19	R: 2 E: 0 K: 0 S: 10	H: 2 LOB: 1 BB: 1 P: 22	R: 2 E: 0 K: 2 S: 15	H: 2 LOB: 3 BB: 2 P: 32	R: 1 E: 0 K: 2 S: 21	H: 1 LOB: 1 BB: 1 P: 31	R: 5 E: 0 K: 1 S: 22	H: 4 LOB: 2 BB: 3 P: 48	R: 0 E: 0 K: 1 S: 7	H: 0 LOB: 0 BB: 0 P: 9	1B: 8 2B: 3 HR: 3	SF: 0 SAC: 0 DP: 3 HBP: 1	WP: 0 PB: 0 SB: 0 CS: 0	PA: 49					
PITCHER	IP	WLS	BF	H	R	ER	SO	BB	IBB	HBP	BLK	WP	HR	S	P	ERA	WHIP										
75 Barry Zito, L ERA: 5.13	4.0	L	22	7	7	7	2	7	0	0	0	0	0	50	97	15.75	3.250										
31 Vinnie Chulk, R ERA: 4.34	1.0		7	3	2	2	0	0	0	1	0	0	0	11	20	18.00	3.000										
53 Jonathan Sánchez, L ERA: 5.59	2.0		10	1	1	1	4	3	0	0	0	0	1	32	55	4.50	2.000										
Steve Kline, L ERA: 7.45	0.0		4	2	4	4	0	2	0	0	0	0	1	9	22	=	=										
Jack Taschner, L ERA: 4.38	1.0		6	2	1	1	1	1	0	0	0	0	0	13	26	9.00	3.000										



Batter	1	2	3	4	5	6	7	8	9	AB	R	H	RBI	BB	SO	LOB	TOP					
2 Randy Winn, S OBP: 0.348, SLG: 0.453										4	0	1	0	0	0	0	San Francisco Giants @ Oakland Athletics McAfee Coliseum, Oakland, CA Sat May 19 2007, 9:05 PM EDT Att: 35,077 - Partly Cloudy - 57 F					
14 Fred Lewis, L OBP: 0.395, SLG: 0.571										3	0	0	0	0	1							
40 Daniel Ortmeier, S OBP: 0.300, SLG: 0.368										1	0	0	0	0	0							
Pedro Feliz, R OBP: 0.278, SLG: 0.442										4	0	0	0	0	2							
Barry Bonds, L OBP: 0.514, SLG: 0.667										3	1	1	0	1	1							
Ryan Klesko, L OBP: 0.344, SLG: 0.370										3	0	0	0	1	0							
1 Bengie Molina, R OBP: 0.329, SLG: 0.463										4	1	1	2	0	3							
Mark Sweeney, L OBP: 0.265, SLG: 0.419										3	0	0	0	0	1							
13 Omar Vizquel, S OBP: 0.278, SLG: 0.276										3	0	0	0	0	1							
19 Kevin Frandsen, R OBP: 0.345, SLG: 0.429										3	0	0	0	0	1							
Inning Stats	R: 0 E: 0 K: 2 S: 18	H: 1 LOB: 3 BB: 2 P: 33	R: 0 E: 0 K: 0 S: 9	H: 0 LOB: 0 BB: 0 P: 12	R: 0 E: 0 K: 1 S: 7	H: 0 LOB: 0 BB: 0 P: 12	R: 0 E: 0 K: 1 S: 8	H: 0 LOB: 0 BB: 0 P: 15	R: 0 E: 0 K: 1 S: 10	H: 0 LOB: 0 BB: 0 P: 13	R: 0 E: 0 K: 0 S: 5	H: 0 LOB: 0 BB: 0 P: 5	R: 2 E: 0 K: 1 S: 12	H: 2 LOB: 1 BB: 0 P: 20	R: 0 E: 0 K: 0 S: 3	H: 0 LOB: 0 BB: 0 P: 4	R: 0 E: 0 K: 0 S: 7	H: 0 LOB: 0 BB: 0 P: 11	1B: 2 2B: 0 3B: 0 HR: 1	SF: 0 SAC: 0 DP: 0 HBP: 0	WP: 2 PB: 0 SB: 2 CS: 0	PA: 33
PITCHER	IP	WLS	BF	H	R	ER	SO	BB	IBB	HBP	BLK	WP	HR	S	P	ERA	WHIP					
Dan Haren, R ERA: 1.74	7.0	W	27	3	2	2	6	1	1	0	0	2	1	69	110	2.57	0.571					
Jay Marshall, L ERA: 5.21	0.2	H	2	0	0	0	0	0	0	0	0	0	0	2	3	0.00	0.000					
50 Kiko Calero, R ERA: 5.79	0.1	H	1	0	0	0	0	0	0	0	0	0	0	1	1	0.00	0.000					
Alan Embree, L ERA: 3.93	1.0	S	3	0	0	0	0	0	0	0	0	0	0	7	11	0.00	0.000					

Batter	1	2	3	4	5	6	7	8	9	AB	R	H	RBI	BB	SO	LOB	BOTTOM				
Shannon Stewart, R OBP: 0.343, SLG: 0.342										5	0	2	0	0	2	3	San Francisco Giants @ Oakland Athletics McAfee Coliseum, Oakland, CA Sat May 19 2007, 9:05 PM EDT Att: 35,077 - Partly Cloudy - 57 F				
Nick Swisher, S OBP: 0.418, SLG: 0.488										3	1	0	0	2	1	5					
3 Eric Chavez, L OBP: 0.306, SLG: 0.418										4	0	0	0	0	2	4					
29 Dan Johnson, L OBP: 0.485, SLG: 0.615										4	1	1	0	0	2	3					
32 Jack Cust, L OBP: 0.500, SLG: 0.929										2	1	1	3	2	1	0					
7 Bobby Crosby, R OBP: 0.301, SLG: 0.417										4	1	1	0	0	1	1					
6 Travis Buck, L OBP: 0.360, SLG: 0.495										3	0	1	0	1	2	1					
14 Mark Ellis, R OBP: 0.338, SLG: 0.367										3	0	0	0	1	0	4					
Jason Kendall, R OBP: 0.238, SLG: 0.206										3	0	1	1	1	0	2					
Inning Stats	R: 3 E: 0 K: 1 S: 15	H: 2 LOB: 0 BB: 1 P: 27	R: 0 E: 0 K: 2 S: 17	H: 2 LOB: 2 BB: 0 P: 28	R: 0 E: 0 K: 2 S: 7	H: 1 LOB: 1 BB: 0 P: 10	R: 0 E: 0 K: 1 S: 7	H: 0 LOB: 0 BB: 0 P: 10	R: 0 E: 0 K: 3 S: 12	H: 0 LOB: 1 BB: 1 P: 18	R: 0 E: 0 K: 1 S: 14	H: 1 LOB: 3 BB: 2 P: 26	R: 1 E: 0 K: 1 S: 14	H: 1 LOB: 3 BB: 3 P: 27	1B: 5 2B: 1 3B: 0 HR: 1	SF: 0 SAC: 0 DP: 0 HBP: 0	WP: 0 PB: 0 SB: 0 CS: 0	PA: 38			
PITCHER	IP	WLS	BF	H	R	ER	SO	BB	IBB	HBP	BLK	WP	HR	S	P	ERA	WHIP				
18 Matt Cain, R ERA: 3.3	6.1	L	29	6	3	3	9	4	0	0	0	0	1	72	119	4.26	1.579				
Jack Taschner, L ERA: 4.85	0.2		3	0	1	1	1	1	0	0	0	0	0	8	15	13.50	1.500				
32 Kevin Correia, R ERA: 3.92	1.0		6	1	0	0	1	1	1	0	0	0	0	13	22	0.00	2.000				



Batter	1	2	3	4	5	6	7	8	9	AB	R	H	RBI	BB	SO	LOB	TOP			
2 Randy Winn, S OBP: 0.356, SLG: 0.477										5	1	3	1	0	0	1	San Francisco Giants @ Oakland Athletics McAfee Coliseum, Oakland, CA Sun May 20 2007, 4:05 PM EDT Att: 35,077 - Sunny - 67 F livebaseballscorecards.com			
19 Kevin Frandsen, R OBP: 0.324, SLG: 0.394										5	0	1	0	0	0	2				
35 Rich Aurilia, R OBP: 0.291, SLG: 0.383										5	1	1	1	0	0	3				
Barry Bonds, L OBP: 0.503, SLG: 0.642										4	0	0	0	1	0	2				
Pedro Feliz, R OBP: 0.291, SLG: 0.447										3	1	2	0	1	0	2				
50 Eliczer Alfonso, R OBP: 0.316, SLG: 0.444										3	1	0	0	0	0	4				
40 Daniel Ortmeier, S OBP: 0.417, SLG: 0.500										3	0	3	1	0	0	0				
13 Omar Vizquel, S OBP: 0.279, SLG: 0.277										3	0	1	0	0	0	3				
14 Fred Lewis, L OBP: 0.357, SLG: 0.513										4	0	0	0	0	0	5				
Inning Stats	R: 0 E: 0 K: 0 S: 7	H: 1 LOB: 1 BB: 0 P: 10	R: 1 E: 0 K: 0 S: 13	H: 2 LOB: 1 BB: 0 P: 20	R: 1 E: 0 K: 0 S: 9	H: 2 LOB: 2 BB: 1 P: 16	R: 0 E: 0 K: 0 S: 7	H: 0 LOB: 0 BB: 0 P: 15	R: 0 E: 0 K: 0 S: 11	H: 2 LOB: 1 BB: 0 P: 16	R: 0 E: 0 K: 0 S: 5	H: 0 LOB: 0 BB: 0 P: 7	R: 2 E: 0 K: 0 S: 13	H: 3 LOB: 3 BB: 1 P: 27	R: 0 E: 0 K: 0 S: 7	H: 1 LOB: 1 BB: 0 P: 10		1B: 8 2B: 1 3B: 0 HR: 2	SF: 0 SAC: 1 DP: 1 HBP: 2	WP: 2 PB: 0 SB: 1 CS: 0
PITCHER	IP WLS BF H R ER SO BB IBB HBP BLK WP HR S P ERA WHIP																			
Joe Kennedy, L ERA: 2.7	7.1 L 31 8 3 3 0 1 0 1 0 2 2 62 103 3.68 1.227																			
62 Connor Robertson, R ERA: 10.8	0.0 2 0 0 0 0 1 0 0 1 0 0 0 3 10 ∞ ∞																			
25 Lenny DiNardo, L ERA: 2.4	1.2 7 3 1 1 0 0 0 0 0 0 0 0 14 21 5.40 1.800																			

Batter	1	2	3	4	5	6	7	8	9	AB	R	H	RBI	BB	SO	LOB	BOTTOM					
6 Travis Buck, L OBP: 0.364, SLG: 0.510										3	1	1	0	1	1	0	San Francisco Giants @ Oakland Athletics McAfee Coliseum, Oakland, CA Sun May 20 2007, 4:05 PM EDT Att: 35,077 - Sunny - 67 F livebaseballscorecards.com					
Nick Swisher, S OBP: 0.407, SLG: 0.473										4	0	0	0	0	2	3						
29 Dan Johnson, L OBP: 0.476, SLG: 0.617										3	0	1	1	0	0	0						
32 Jack Cust, L OBP: 0.468, SLG: 0.848										4	0	0	0	0	3	2						
3 Eric Chavez, L OBP: 0.300, SLG: 0.408										4	0	0	0	0	1	2						
7 Bobby Crosby, R OBP: 0.301, SLG: 0.411										2	0	0	0	1	0	0						
14 Mark Ellis, R OBP: 0.331, SLG: 0.359										3	0	0	0	0	1	1						
Jason Kendall, R OBP: 0.234, SLG: 0.201										3	0	0	0	0	0	1						
Hiram Bocachica, R OBP: 0.237, SLG: 0.273										2	0	0	0	0	0	1						
Marco Scutaro, R OBP: 0.237, SLG: 0.273										1	0	0	0	0	1	0						
Inning Stats	R: 0 E: 0 K: 2 S: 8	H: 0 LOB: 0 BB: 0 P: 11	R: 0 E: 0 K: 1 S: 5	H: 0 LOB: 0 BB: 0 P: 9	R: 0 E: 0 K: 1 S: 7	H: 0 LOB: 0 BB: 0 P: 8	R: 0 E: 1 K: 2 S: 13	H: 1 LOB: 2 BB: 0 P: 21	R: 0 E: 0 K: 0 S: 10	H: 0 LOB: 1 BB: 1 P: 18	R: 1 E: 0 K: 0 S: 10	H: 1 LOB: 0 BB: 0 P: 17	R: 0 E: 0 K: 0 S: 7	H: 0 LOB: 0 BB: 0 P: 8	R: 0 E: 0 K: 2 S: 10	H: 0 LOB: 1 BB: 1 P: 21	R: 0 E: 0 K: 1 S: 7	H: 0 LOB: 0 BB: 0 P: 14	1B: 0 2B: 1 3B: 1 HR: 0	SF: 1 SAC: 0 DP: 0 HBP: 0	WP: 0 PB: 0 SB: 0 CS: 0	PA: 32
PITCHER	IP WLS BF H R ER SO BB IBB HBP BLK WP HR S P ERA WHIP																					
Matt Morris, R ERA: 2.93	9.0 W 32 2 1 1 9 2 0 0 0 0 0 77 127 1.00 0.444																					



Batter	1	2	3	4	5	6	7	8	9	AB	R	H	RBI	BB	SO	LOB	TOP					
Craig Biggio, R (1, 4) OBP: 0.290, SLG: 0.406	4-2 BB G5-4-3		1-0 BB 1B		0-0 F9		0-1 FC6-4 1B			3	0	1	0	1	0	2						
Mark Loretta, R (1, 5) OBP: 0.400, SLG: 0.390	2-2 G5-4-3		4-0 FC6-4 BB		3-0 G5-3		1-1 1B			3	0	1	0	1	0	2						
17 Lance Berkman, S (1, 3) OBP: 0.415, SLG: 0.371	0-3 K		0-0 FC6-4			0-2 G4-3	0-2 G6-3			4	0	0	0	0	1	5						
45 Carlos Lee, R (1, 7) OBP: 0.353, SLG: 0.538		0-1 G5-3		0-0 16 FC6-2 2B		1-2 2B		3-2 L3		4	0	2	0	0	0	0						
9 Hunter Pence, R (1, 8) OBP: 0.384, SLG: 0.642		1-2 G6-3		0-0 G6-3		3-2 E5		0-0 G6-3		4	0	0	0	0	0	2						
16 Jason Lane, R (1, 9) OBP: 0.194, SLG: 0.394		1-2 G5-3		1-2 FC6-5-2 2H		2-1 P3		1-1 G5-3		4	0	0	0	0	0	3						
Brad Ausmus, R (1, 2) OBP: 0.352, SLG: 0.327			0-3 K	2-1 SAFE F9		0-2 P3			0-1 G6-3	4	0	0	0	0	1	3						
28 Adam Everett, R (1, 6) OBP: 0.252, SLG: 0.264			2-0 F8		0-1 43 SH3 1B		2-3 K		3-2 F7	3	0	1	0	0	1	0						
Otlando Palmeiro, L (9, PH) OBP: 0.314, SLG: 0.143										1	0	0	0	0	0	0						
43 Chris Sampson, R (1, 1) OBP: 0.214, SLG: 0.214									1-3 K	1	0	1	0	0	0	0						
Luke Scott, L (7, PH) OBP: 0.326, SLG: 0.430										0	0	0	0	1	0	0						
Trevor Miller, R (7, 1) OBP: 0.326, SLG: 0.430										0	0	0	0	0	0	0						
54 Brad Lidge, R (8, 1) OBP: 0.429, SLG: 0.467										0	0	0	0	0	0	0						
Mike Lamb, L (9, PH) OBP: 0.429, SLG: 0.467										1	0	0	0	0	1	0						
Inning Stats	R: 0 E: 0 K: 1 S: 8	H: 0 LOB: 0 BB: 1 P: 14	R: 0 E: 0 K: 0 S: 8	H: 0 LOB: 0 BB: 0 P: 10	R: 0 E: 0 K: 1 S: 7	H: 2 LOB: 3 BB: 1 P: 14	R: 0 E: 0 K: 0 S: 7	H: 1 LOB: 1 BB: 0 P: 10	R: 0 E: 0 K: 0 S: 5	H: 1 LOB: 1 BB: 0 P: 8	R: 0 E: 1 K: 0 S: 16	H: 1 LOB: 2 BB: 0 P: 22	R: 0 E: 0 K: 1 S: 14	H: 1 LOB: 2 BB: 1 P: 21	R: 0 E: 0 K: 0 S: 6	H: 0 LOB: 0 BB: 0 P: 10	R: 0 E: 0 K: 1 S: 8	H: 0 LOB: 0 BB: 0 P: 12	1B: 4 2B: 2 3B: 0 HR: 0	SF: 0 SAC: 1 DP: 1 HBP: 0	WP: 0 PB: 0 SB: 0 CS: 0	PA: 36
PITCHER	IP	WLS	BF	H	R	ER	SO	BB	IBB	HBP	BLK	WP	HR	S	P	ERA	WHIP					
51 Noah Lowry, L (1, 1) ERA: 2.69	7.0	W	30	6	0	0	3	3	0	0	0	0	0	65	99	0.00	1.286					
41 Brad Hennessey, R (8, 1) ERA: 2.5	1.0	H	3	0	0	0	0	0	0	0	0	0	0	6	10	0.00	0.000					
Armando Benitez, R (9, 1) ERA: 3.07	1.0		3	0	0	0	1	0	0	0	0	0	0	8	12	0.00	0.000					

Houston Astros @ San Francisco Giants
AT&T Park, San Francisco, CA
Mon May 21 2007, 7:15 PM PDT
Att: 35,768 - Clear - 58 F

AB 32
R 0
H 6
RBI 0
BB 3
SO 4
LOB 17



Batter	1	2	3	4	5	6	7	8	9	AB	R	H	RBI	BB	SO	LOB	BOTTOM				
2 Randy Winn, S (1, 8) OBP: 0.353, SLG: 0.478	1-2 G6-3		1-1 G3-1			2-2 SH1-3 FC3-2 2B	2-3 K			4	0	1	0	0	1	0					
Ryan Klesko, L (1, 3) OBP: 0.355, SLG: 0.429	2-1 G4-3			1-2 35 G6-3 2B		0-0 SH1-3		1-1 HR		3	2	2	1	0	0	0					
35 Rich Aurilia, R (1, 5) OBP: 0.290, SLG: 0.375	1-2 F8			3-2 G6-3		2-3 FC3-2 1B HBP		0-0 G6-3		3	1	0	0	0	0	1					
Barry Bonds, L (1, 7) OBP: 0.503, SLG: 0.630		2-2 F9		4-1 G5-3 BB		0-0 E3 FC3-2 1B		4-2 BB		2	1	0	0	2	0	2					
40 Daniel Ortmeier, S (8, PR) OBP: 0.417, SLG: 0.550						1-2 1B FC3-2				0	0	0	0	0	0	0					
Ray Durham, S (1, 4) OBP: 0.321, SLG: 0.394		0-0 G3-1		0-2 G5-3		0-1 FC3-2 1B		2-0 F9		4	0	0	1	0	0	5					
1 Bengie Molina, R (1, 2) OBP: 0.333, SLG: 0.464		2-2 1B		1-2 3H F8		1-2 2-3 3H 1B		0-1 SAFE SAFE K		4	0	2	2	0	1	2					
14 Fred Lewis, L (1, 9) OBP: 0.356, SLG: 0.500		0-1 G5-3			2-1 13 G4-3 1B		0-2 G1			3	0	1	0	0	0	3					
13 Omar Vizquel, S (1, 6) OBP: 0.274, SLG: 0.272			1-0 F8		1-1 SAFE SAFE G4-3		1-2 G5-3			3	0	0	0	0	0	1					
51 Noah Lowry, R (1, 1) OBP: 0.143, SLG: 0.150			1-0 F8		0-0 G6-3		0-1 G5-3			2	0	0	0	0	0	0					
19 Kevin Frandsen, R (7, PH) OBP: 0.314, SLG: 0.382										1	0	0	0	0	0	0					
41 Brad Hennessey, R (8, 1) ERA: 3.18										0	0	0	0	0	0	0					
Armando Benitez, R (9, 1) ERA: 3.18										0	0	0	0	0	0	0					
Inning Stats	R: 0 E: 0 K: 0 S: 8	H: 0 LOB: 0 BB: 0 P: 12	R: 0 E: 0 K: 0 S: 11	H: 1 LOB: 1 BB: 0 P: 15	R: 0 E: 0 K: 0 S: 4	H: 0 LOB: 0 BB: 0 P: 7	R: 1 E: 0 K: 0 S: 13	H: 1 LOB: 1 BB: 1 P: 21	R: 0 E: 0 K: 0 S: 6	H: 1 LOB: 0 BB: 0 P: 8	R: 2 E: 1 K: 0 S: 14	H: 2 LOB: 2 BB: 0 P: 17	R: 0 E: 0 K: 1 S: 9	H: 0 LOB: 0 BB: 0 P: 12	R: 1 E: 0 K: 1 S: 9	H: 1 LOB: 1 BB: 1 P: 16	1B: 3 2B: 2 3B: 0 HR: 1	SF: 0 SAC: 1 DP: 1 HBP: 1	WP: 0 PB: 0 SB: 0 CS: 0	PA: 33	
PITCHER	IP	WLS	BF	H	R	ER	SO	BB	IBB	HBP	BLK	WP	HR	S	P	ERA	WHIP				
43 Chris Sampson, R (1, 1) ERA: 3.31	6.0	L	25	5	3	1	0	1	0	0	0	0	0	56	80	1.50	1.000				
Trevor Miller, L (7, 1) ERA: 5.79	1.0		4	1	1	1	1	0	0	0	0	0	1	11	15	9.00	1.000				
54 Brad Lidge, R (8, 1) ERA: 3.18	1.0		4	0	0	0	1	1	0	0	0	0	0	7	13	0.00	1.000				

Houston Astros @ San Francisco Giants
AT&T Park, San Francisco, CA
Mon May 21 2007, 7:15 PM PDT
Att: 35,768 - Clear - 58 F

AB 29
R 4
H 6
RBI 4
BB 2
SO 2
LOB 14



Batter	1	2	3	4	5	6	7	8	9	AB	R	H	RBI	BB	SO	LOB	TOP								
Mike Lamb, L (1,5) OBP: 0.419, SLG: 0.469	G3			3B 2B	K			G6-3		4	1	1	0	0	1	1	Houston Astros @ San Francisco Giants AT&T Park, San Francisco, CA Tue May 22 2007, 7:15 PM PDT Att: 35,134 - Clear - 61 F								
Mark Loretta, R (1,4) OBP: 0.393, SLG: 0.407	G5-3			45 1B 3B	F7			L4		4	1	1	1	0	0	0									
17 Lance Berkman, S (1,3) OBP: 0.412, SLG: 0.368	G1-6-3			G3	K					4	0	1	0	0	1	1									
45 Carlos Lee, R (1,7)		G4-3		1B S 1B	F9					4	0	1	1	0	0	1									
Luke Scott, L (1,9) OBP: 0.326, SLG: 0.424		F8		3-H 1B				G6-3		4	0	1	0	0	0	1									
9 Hunter Pence, R (1,8) OBP: 0.397, SLG: 0.612				1B				G3-1		4	0	0	0	0	1	3									
Brad Ausmus, R (1,2) OBP: 0.351, SLG: 0.321				G6-3	F8					2	0	0	0	1	0	0									
28 Adam Everett, R (1,6) OBP: 0.253, SLG: 0.266				K				G4-3		3	0	1	0	0	1	1									
44 Roy Oswalt, R (1,1) OBP: 0.095, SLG: 0.143 Orlando Palmeiro, L (8, PH) Dan Wheeler, R (8, 1)				G1-3	SH3-4			G5-3		1	0	0	0	0	0	0									
										1	0	0	0	0	0	0									
										0	0	0	0	0	0	0									
Inning Stats	R: 0 E: 0 K: 0 S: 7	H: 0 LOB: 0 BB: 0 P: 8	R: 0 E: 0 K: 1 S: 9	H: 0 LOB: 0 BB: 0 P: 13	R: 0 E: 0 K: 1 S: 7	H: 0 LOB: 0 BB: 0 P: 9	R: 2 E: 0 K: 0 S: 11	H: 4 LOB: 1 BB: 0 P: 17	R: 0 E: 0 K: 1 S: 9	H: 1 LOB: 1 BB: 0 P: 13	R: 0 E: 0 K: 1 S: 9	H: 0 LOB: 0 BB: 0 P: 12	R: 0 E: 0 K: 0 S: 11	H: 0 LOB: 1 BB: 1 P: 21	R: 0 E: 0 K: 0 S: 8	H: 0 LOB: 0 BB: 0 P: 11	R: 0 E: 0 K: 0 S: 8	H: 1 LOB: 1 BB: 0 P: 10	1B: 4 2B: 1 3B: 1 HR: 0	SF: 0 SAC: 1 DP: 1 HBP: 0	WP: 0 PB: 0 SB: 2 CS: 0	PA: 33			
PITCHER	IP	WLS	BF	H	R	ER	SO	BB	IBB	HBP	BLK	WP	HR	S	P	ERA	WHIP								
55 Tim Lincecum, R (1,1) ERA: 3.08	8.0	W	29	5	2	2	4	1	0	0	0	0	0	71	104	2.25	0.750								
Armando Benitez, R (9,1) ERA: 2.97	1.0	S	4	1	0	0	0	0	0	0	0	0	0	8	10	0.00	1.000								

Batter	1	2	3	4	5	6	7	8	9	AB	R	H	RBI	BB	SO	LOB	BOTTOM								
2 Randy Winn, S (1,8) OBP: 0.345, SLG: 0.466	G6-3			G3-1	G6-3			K		4	0	0	0	0	1	1	Houston Astros @ San Francisco Giants AT&T Park, San Francisco, CA Tue May 22 2007, 7:15 PM PDT Att: 35,134 - Clear - 61 F								
14 Fred Lewis, L (1,9) OBP: 0.367, SLG: 0.500	F8			2B SF8 1B			K	1B		4	1	2	0	0	1	0									
Ryan Klesko, L (1,3) OBP: 0.371, SLG: 0.466	G6-3			SF8 2B			1B	2B		4	1	3	0	0	0	0									
Barry Bonds, L (1,7) OBP: 0.503, SLG: 0.618 40 Daniel Ortmeier, S (8,7) OBP: 0.417, SLG: 0.500				K			1B IBB	1B	P4	2	1	0	0	2	1	2									
Ray Durham, S (1,4) OBP: 0.319, SLG: 0.393		G4-3		IBB	SF8		1B	L8		3	1	1	2	0	0	2									
1 Bengie Molina, R (1,2) OBP: 0.331, SLG: 0.458		G5-3		P4			2B 13 FC1-2 1B			4	0	1	0	0	1	2									
Pedro Feliz, R (1,5) OBP: 0.296, SLG: 0.455				G6-3			13 G6-3 1B	F8		4	0	2	2	0	0	0									
13 Omar Vizquel, S (1,6) OBP: 0.273, SLG: 0.278				G3-1	G6-3		2B FC1-2 2B			4	0	1	0	0	0	3									
55 Tim Lincecum, L (1,1) Mark Sweeney, L (8, PH) Armando Benitez, R (9,1)				G6-3	K		G5-3	K		3	0	0	0	0	1	3									
										1	0	0	0	0	1	1									
										0	0	0	0	0	0	0									
Inning Stats	R: 0 E: 0 K: 0 S: 9	H: 0 LOB: 0 BB: 0 P: 13	R: 0 E: 0 K: 1 S: 7	H: 0 LOB: 0 BB: 0 P: 12	R: 0 E: 0 K: 0 S: 5	H: 0 LOB: 0 BB: 0 P: 5	R: 1 E: 0 K: 0 S: 13	H: 2 LOB: 2 BB: 1 P: 21	R: 0 E: 0 K: 1 S: 9	H: 1 LOB: 1 BB: 0 P: 12	R: 3 E: 0 K: 1 S: 17	H: 4 LOB: 2 BB: 1 P: 26	R: 0 E: 0 K: 1 S: 16	H: 2 LOB: 0 BB: 0 P: 22	R: 0 E: 0 K: 2 S: 12	H: 1 LOB: 1 BB: 0 P: 17	1B: 6 2B: 4 3B: 0 HR: 0	SF: 1 SAC: 0 DP: 0 HBP: 0	WP: 0 PB: 0 SB: 0 CS: 0	PA: 36					
PITCHER	IP	WLS	BF	H	R	ER	SO	BB	IBB	HBP	BLK	WP	HR	S	P	ERA	WHIP								
44 Roy Oswalt, R (1,1) ERA: 3.04	7.0	L	32	9	4	4	4	0	0	0	0	0	0	76	111	5.14	1.286								
Dan Wheeler, R (8,1) ERA: 3.27	1.0		4	1	0	0	2	0	0	0	0	0	0	12	17	0.00	1.000								



Batter	1	2	3	4	5	6	7	8	9	AB	R	H	RBI	BB	SO	LOB	TOP										
Craig Biggio, R OBP: 0.288, SLG: 0.399 (1,4)	G6-3		G1-3			G5-4-3 BB		G6-3		3	0	0	0	1	0	1	Houston Astros @ San Francisco Giants AT&T Park, San Francisco, CA Wed May 23 2007, 7:15 PM PDT Att: 35,521 - Clear - 63 F										
Morgan Ensberg, R OBP: 0.319, SLG: 0.345 (1,5)	K			HR		G5-4-3 1-2		G6-3		4	1	1	1	0	1	1											
Mark Loretta, R OBP: 0.387, SLG: 0.400 (1,3)	F8			G5-3					G6-3	4	0	1	0	0	0	0											
45 Carlos Lee, R OBP: 0.343, SLG: 0.520 (1,7)		G1-3		L4					L9	4	0	0	0	0	0	1											
9 Hunter Pence, R OBP: 0.383, SLG: 0.614 (1,8)	G6-3									3	0	2	0	1	0	0											
16 Jason Lane, R OBP: 0.187, SLG: 0.378 (7,1)										3	0	0	0	0	0	2											
21 Rick White, R OBP: 0.250, SLG: 0.250 (8,1)										0	0	0	0	0	0	0											
Brian Moehler, R OBP: 0.413, SLG: 0.462 (9, FH)										0	0	0	0	0	0	0											
Mike Lamb, L OBP: 0.413, SLG: 0.462 (9, FH)										1	0	0	0	0	0	1											
28 Adam Everett, R OBP: 0.248, SLG: 0.260 (1,6)										3	0	0	0	0	0	1											
Humberto Quintero, R OBP: 0.275, SLG: 0.243 (1,2)										3	0	0	0	0	0	1											
37 Matt Albers, L OBP: 0.222, SLG: 0.222 (1,1)										2	0	1	0	0	1	0											
Orlando Palmeiro, L OBP: 0.297, SLG: 0.133 (7,9)										1	0	0	0	0	0	0											
Inning Stats	R: 0 E: 0 K: 1 S: 8	H: 0 LOB: 0 BB: 0 P: 11	R: 0 E: 0 K: 0 S: 9	H: 0 LOB: 0 BB: 0 P: 14	R: 0 E: 0 K: 0 S: 16	H: 1 LOB: 1 BB: 0 P: 20	R: 1 E: 0 K: 0 S: 11	H: 2 LOB: 1 BB: 0 P: 17	R: 0 E: 0 K: 1 S: 7	H: 0 LOB: 0 BB: 0 P: 9	R: 0 E: 0 K: 0 S: 6	H: 1 LOB: 1 BB: 1 P: 11	R: 0 E: 0 K: 0 S: 14	H: 0 LOB: 1 BB: 1 P: 22	R: 0 E: 0 K: 0 S: 8	H: 0 LOB: 0 BB: 0 P: 15	R: 0 E: 0 K: 0 S: 10	H: 1 LOB: 1 BB: 0 P: 12	1B: 4 2B: 0 3B: 0 HR: 1	SF: 0 SAC: 0 DP: 1 HBP: 0	WP: 0 PB: 0 SB: 0 CS: 0	PA: 33					
PITCHER	IP	WLS	BF	H	R	ER	SO	BB	IBB	HBP	BLK	WP	HR	S	P	ERA	WHIP										
75 Barry Zito, L ERA: 4.7 (1,1)	7.0	W	26	4	1	1	2	2	0	0	0	0	1	71	104	1.29	0.857										
41 Brad Hennessey, R ERA: 2.37 (8,1)	1.0		3	0	0	0	0	0	0	0	0	0	0	8	15	0.00	0.000										
48 Russ Ortiz, R ERA: 6.23 (9,1)	1.0		4	1	0	0	0	0	0	0	0	0	0	10	12	0.00	1.000										

Batter	1	2	3	4	5	6	7	8	9	AB	R	H	RBI	BB	SO	LOB	BOTTOM										
2 Randy Winn, S OBP: 0.358, SLG: 0.476 (1,8)	1 WP 14 BB 1B	G3				14 FC4-6 BB		1B		3	3	2	2	2	0	1	Houston Astros @ San Francisco Giants AT&T Park, San Francisco, CA Wed May 23 2007, 7:15 PM PDT Att: 35,521 - Clear - 63 F										
14 Fred Lewis, L OBP: 0.370, SLG: 0.469 (1,9)	1 WP 1B			1B		FC4-6 S G1-3		F8		3	2	0	0	2	0	3											
Ryan Klesko, L OBP: 0.276, SLG: 0.467 (1,7)										4	1	2	0	0	1	3											
41 Brad Hennessey, R OBP: 0.250, SLG: 0.394 (8,1)										0	0	0	0	0	0	0											
19 Kevin Frandsen, R OBP: 0.333, SLG: 0.400 (8, FH)										1	0	1	1	0	0	0											
Ray Durham, S OBP: 0.316, SLG: 0.389 (1,4)	L7			SF9						4	1	1	2	0	1	4											
1 Bengie Molina, R OBP: 0.336, SLG: 0.473 (1,2)										4	0	2	4	0	0	1											
Pedro Feliz, R OBP: 0.295, SLG: 0.446 (1,5)	F9									3	0	0	0	1	1	3											
35 Rich Aurilia, R OBP: 0.283, SLG: 0.365 (1,3)										4	0	0	0	0	0	1											
13 Omar Vizquel, S OBP: 0.273, SLG: 0.283 (1,6)										4	1	1	0	0	0	1											
48 Russ Ortiz, R OBP: 0.162, SLG: 0.273 (9,1)										0	0	0	0	0	0	0											
75 Barry Zito, L OBP: 0.105, SLG: 0.105 (1,1)										2	0	1	0	0	1	0											
Mark Sweeney, L OBP: 0.291, SLG: 0.394 (7, FH)										1	0	0	0	0	0	0											
40 Daniel Ortmeier, S OBP: 0.440, SLG: 0.522 (8,7)										1	1	1	0	0	0	0											
Inning Stats	R: 2 E: 0 K: 1 S: 13	H: 1 LOB: 1 BB: 2 P: 26	R: 0 E: 0 K: 0 S: 6	H: 1 LOB: 1 BB: 0 P: 11	R: 1 E: 0 K: 1 S: 11	H: 1 LOB: 1 BB: 1 P: 16	R: 0 E: 0 K: 1 S: 8	H: 0 LOB: 0 BB: 0 P: 12	R: 0 E: 0 K: 1 S: 9	H: 0 LOB: 1 BB: 1 P: 17	R: 0 E: 0 K: 0 S: 7	H: 0 LOB: 1 BB: 1 P: 13	R: 3 E: 0 K: 0 S: 11	H: 4 LOB: 1 BB: 0 P: 18	R: 3 E: 1 K: 0 S: 18	H: 4 LOB: 1 BB: 0 P: 30	1B: 8 2B: 2 3B: 1 HR: 0	SF: 1 SAC: 0 DP: 0 HBP: 0	WP: 1 PB: 0 SB: 1 CS: 0	PA: 40							
PITCHER	IP	WLS	BF	H	R	ER	SO	BB	IBB	HBP	BLK	WP	HR	S	P	ERA	WHIP										
37 Matt Albers, R ERA: 6.35 (1,1)	6.1	L	28	4	4	4	4	5	0	0	0	0	0	7	11	27.00	4.500										
21 Rick White, R ERA: 2.91 (7,1)	0.2		5	3	2	2	0	0	0	0	0	0	0	7	11	27.00	4.500										
Brian Moehler, R ERA: 7.8 (8,1)	1.0		7	4	3	3	0	0	0	0	0	0	0	18	30	27.00	4.000										



Batter	1	2	3	4	5	6	7	8	9	AB	R	H	RBI	BB	SO	LOB	TOP					
3 Willy Taveras, R OBP: 0.377, SLG: 0.336	L9		G6-3				SH5-4			4	2	2	0	1	0	0	Colorado Rockies @ San Francisco Giants AT&T Park, San Francisco, CA Sat May 26 2007, 6:05 PM PDT Att: 38,212 - Partly Cloudy - 59 F livebaseballscorecards.com					
Kazuo Matsui, S OBP: 0.327, SLG: 0.415	K		FC1		F9		SH5-4	G6-3		4	1	0	0	0	1	4						
5 Matt Holliday, R OBP: 0.379, SLG: 0.575	K		G5-3						F9	5	0	2	3	0	1	1						
17 Todd Helton, L OBP: 0.466, SLG: 0.512		P6	E4				F7		K	5	1	0	0	0	2	3						
27 Garrett Atkins, R OBP: 0.303, SLG: 0.345		G5-3			F8		P6			5	0	2	1	0	0	2						
11 Brad Hawpe, L OBP: 0.382, SLG: 0.457			SF9			G3		F7	L5	4	0	1	1	0	0	1						
2 Troy Tulowitzki, R OBP: 0.345, SLG: 0.363			G6-3			F9		SH5-4		4	0	2	0	0	0	1						
8 Yorvit Torrealba, R OBP: 0.296, SLG: 0.267		L4			G6-3					3	0	0	0	0	0	2						
2B Aaron Cook, R OBP: 0.300, SLG: 0.333			FC1		G1-3		SH5-4		SH5-4	2	2	1	0	0	0	0						
Inning Stats	R: 0 E: 0 K: 2 S: 8	H: 0 LOB: 0 BB: 0 P: 11	R: 0 E: 0 K: 0 S: 12	H: 2 LOB: 2 BB: 0 P: 15	R: 4 E: 2 K: 0 S: 15	H: 3 LOB: 1 BB: 0 P: 24	R: 0 E: 0 K: 0 S: 5	H: 0 LOB: 0 BB: 0 P: 8	R: 0 E: 0 K: 1 S: 13	H: 1 LOB: 1 BB: 0 P: 17	R: 0 E: 0 K: 0 S: 8	H: 0 LOB: 0 BB: 0 P: 12	R: 2 E: 0 K: 0 S: 7	H: 2 LOB: 1 BB: 0 P: 11	R: 0 E: 0 K: 1 S: 14	H: 1 LOB: 3 BB: 1 P: 25	R: 0 E: 0 K: 1 S: 11	H: 1 LOB: 1 BB: 0 P: 15	1B: 7 2B: 3 3B: 0 HR: 0	SF: 1 SAC: 2 DP: 0 HBP: 2	WP: 0 PB: 0 SB: 0 CS: 0	PA: 42
PITCHER	IP	WLS	BF	H	R	ER	SO	BB	IBB	HBP	BLK	WP	HR	S	P	ERA	WHIP					
Matt Morris, R ERA: 2.9	(1, 1)	7.0	L	32	8	6	2	3	0	0	1	0	0	0	68	98	2.57	1.143				
Steve Kline, L ERA: 6.75	(8, 1)	1.0		6	1	0	0	0	1	0	1	0	0	0	14	25	0.00	2.000				
31 Vinnie Chulk, R ERA: 4.12	(9, 1)	1.0		4	1	0	0	1	0	0	0	0	0	0	11	15	0.00	1.000				

Batter	1	2	3	4	5	6	7	8	9	AB	R	H	RBI	BB	SO	LOB	BOTTOM					
2 Randy Winn, S OBP: 0.353, SLG: 0.465	G4-3	G6-3			G6-3		K			4	0	0	0	0	1	4	Colorado Rockies @ San Francisco Giants AT&T Park, San Francisco, CA Sat May 26 2007, 6:05 PM PDT Att: 38,212 - Partly Cloudy - 59 F livebaseballscorecards.com					
14 Fred Lewis, L OBP: 0.361, SLG: 0.426	G1-3		G6-3		FC4-6			G1-3		2	0	0	0	2	0	0						
Ryan Klesko, L OBP: 0.376, SLG: 0.465	G3		G6-3		FC4-6			G4-3		4	0	0	0	0	0	2						
Barry Bonds, L OBP: 0.485, SLG: 0.581		G4-3	G6-3				G3		G4-3	4	0	0	0	0	0	0						
31 Vinnie Chulk, R ERA: 4.12										0	0	0	0	0	0	0						
Ray Durham, S OBP: 0.320, SLG: 0.399					F9				G6-3	1	1	1	0	0	0	0						
19 Kevin Frandsen, R OBP: 0.317, SLG: 0.359		2B								2	0	0	0	1	0	0						
1 Bengie Molina, R OBP: 0.336, SLG: 0.468		F8			G1-3		L3		G1	4	0	1	0	0	0	2						
Pedro Feliz, R OBP: 0.299, SLG: 0.449					G1-3				G5-3	4	0	2	0	0	0	1						
13 Omar Vizquel, S OBP: 0.274, SLG: 0.280					F8					2	0	0	0	1	0	2						
Matt Morris, R OBP: 0.211, SLG: 0.167	(1, 1)									2	0	1	1	0	1	0						
Mark Sweeney, L OBP: 0.243, SLG: 0.382	(7, PH)									1	0	0	0	0	0	1						
Steve Kline, S ERA: 6.75	(8, 1)									0	0	0	0	0	0	0						
40 Daniel Ortmeier, S OBP: 0.423, SLG: 0.500	(9, 7)									0	0	0	0	0	0	0						
Inning Stats	R: 0 E: 0 K: 0 S: 6	H: 0 LOB: 0 BB: 0 P: 11	R: 0 E: 0 K: 0 S: 13	H: 3 LOB: 3 BB: 1 P: 19	R: 0 E: 0 K: 0 S: 4	H: 0 LOB: 0 BB: 1 P: 8	R: 0 E: 0 K: 0 S: 12	H: 1 LOB: 1 BB: 0 P: 19	R: 0 E: 0 K: 1 S: 9	H: 0 LOB: 1 BB: 1 P: 16	R: 0 E: 0 K: 0 S: 7	H: 0 LOB: 0 BB: 1 P: 12	R: 0 E: 0 K: 1 S: 8	H: 1 LOB: 1 BB: 0 P: 12	R: 0 E: 0 K: 0 S: 4	H: 0 LOB: 0 BB: 0 P: 8	R: 0 E: 0 K: 0 S: 6	H: 0 LOB: 0 BB: 0 P: 6	1B: 4 2B: 2 3B: 0 HR: 0	SF: 0 SAC: 0 DP: 2 HBP: 0	WP: 0 PB: 0 SB: 0 CS: 0	PA: 34
PITCHER	IP	WLS	BF	H	R	ER	SO	BB	IBB	HBP	BLK	WP	HR	S	P	ERA	WHIP					
2B Aaron Cook, R ERA: 4.11	(1, 1)	9.0	W	34	5	1	1	2	3	1	0	0	0	0	69	111	1.00	0.889				



Batter	1	2	3	4	5	6	7	8	9	10	11	12	AB	R	H	RBI	BB	SO	LOB	TOP
2 Randy Winn, S OBP: 0.349, SLG: 0.467													6	1	2	2	0	0	2	
19 Kevin Frandsen, R OBP: 0.320, SLG: 0.362													5	0	1	0	1	1	2	
35 Rich Aurilia, R OBP: 0.272, SLG: 0.342													5	0	0	0	0	0	4	
1 Bengie Molina, R OBP: 0.335, SLG: 0.476													5	1	1	1	0	2	0	
Pedro Feliz, R OBP: 0.289, SLG: 0.427													4	0	0	0	1	2	0	
40 Daniel Ortmeier, S OBP: 0.376, SLG: 0.533													5	1	1	1	0	1	1	
13 Omar Vizquel, S OBP: 0.277, SLG: 0.278													4	1	1	0	1	2	1	
14 Fred Lewis, L OBP: 0.329, SLG: 0.397													4	0	0	0	0	2	1	
55 Tim Lincecum, L ERA: 3.59													2	0	0	0	0	2	0	
50 Eliezer Alfonzo, R ERA: 3.24													4	0	0	0	0	1	0	
41 Brad Hennessey, R ERA: 2.95													0	0	0	0	0	0	0	
32 Kevin Correia, R ERA: 3.38													0	0	0	0	0	0	0	
48 Russ Ortiz, R ERA: 5.5													0	0	0	0	0	0	0	
Armando Benitez, R ERA: 4.57													0	0	0	0	0	0	0	
Inning Stats	R: 2 E: 0 K: 11	H: 2 LOB: 0 BB: 20	R: 0 E: 0 K: 12	H: 0 LOB: 0 BB: 17	R: 0 E: 0 K: 8	H: 0 LOB: 0 BB: 10	R: 0 E: 0 K: 1	H: 1 LOB: 1 BB: 13	R: 1 E: 0 K: 12	H: 2 LOB: 1 BB: 21	R: 0 E: 0 K: 6	H: 0 LOB: 1 BB: 15	R: 0 E: 0 K: 9	H: 0 LOB: 0 BB: 14	R: 1 E: 0 K: 9	H: 0 LOB: 1 BB: 20	1B: 2 2B: 1 3B: 0 HR: 3	SF: 0 SAC: 1 DP: 0 HBP: 1	WP: 1 PB: 0 SB: 0 CS: 0	PA: 47
PITCHER	IP WLS BF H R ER SO BB IBB HBP BLK WP HR S P ERA WHIP	35 Joe Smith, R ERA: 1.59																		

San Francisco Giants @ New York Mets
Shea Stadium, Flushing, NY
Tue May 29 2007, 7:10 PM EDT
Att: 47,940 - Clear - 78 F

AB 41
R 4
H 6
RBI 4
BB 4
SO 13
LOB 11



Batter	1	2	3	4	5	6	7	8	9	10	11	12	AB	R	H	RBI	BB	SO	LOB	BOTTOM				
7 José Reyes, S OBP: 0.395, SLG: 0.474													4	2	1	0	2	0	0					
10 Endy Chavez, L OBP: 0.365, SLG: 0.455													5	0	0	0	0	0	2					
15 Carlos Beltrán, S OBP: 0.389, SLG: 0.511													4	1	1	1	2	1	1					
21 Carlos Delgado, L OBP: 0.316, SLG: 0.394													4	2	2	3	1	0	0					
5 David Wright, R OBP: 0.362, SLG: 0.466													5	0	1	0	0	2	5					
16 Paul Lo Duca, R OBP: 0.376, SLG: 0.395													3	0	0	0	2	1	2					
3 Damion Easley, R OBP: 0.342, SLG: 0.500													5	0	0	0	0	1	3					
27 Carlos Gómez, R ERA: 3.24													3	0	0	0	0	2	1					
41 Brad Hennessey, R ERA: 2.95													1	0	0	0	0	0	2					
32 Kevin Correia, R ERA: 3.38													0	0	0	0	0	0	0					
48 Russ Ortiz, R ERA: 5.5													0	0	0	0	0	0	0					
Armando Benitez, R ERA: 4.57													0	0	0	0	0	0	0					
Inning Stats	R: 0 E: 0 K: 11	H: 0 LOB: 0 BB: 15	R: 0 E: 0 K: 9	H: 0 LOB: 0 BB: 17	R: 0 E: 0 K: 1	H: 0 LOB: 0 BB: 11	R: 2 E: 0 K: 12	H: 1 LOB: 1 BB: 20	R: 0 E: 0 K: 16	H: 0 LOB: 1 BB: 22	R: 1 E: 0 K: 9	H: 2 LOB: 2 BB: 14	R: 0 E: 0 K: 12	H: 0 LOB: 1 BB: 20	R: 0 E: 0 K: 14	H: 0 LOB: 2 BB: 27	R: 0 E: 0 K: 15	H: 1 LOB: 1 BB: 24	R: 2 E: 0 K: 9	H: 1 LOB: 0 BB: 16	1B: 2 2B: 2 3B: 0 HR: 2	SF: 0 SAC: 1 DP: 0 HBP: 1	WP: 0 PB: 0 SB: 0 CS: 0	PA: 49
PITCHER	IP WLS BF H R ER SO BB IBB HBP BLK WP HR S P ERA WHIP	55 Tim Lincecum, R ERA: 3.24																						

San Francisco Giants @ New York Mets
Shea Stadium, Flushing, NY
Tue May 29 2007, 7:10 PM EDT
Att: 47,940 - Clear - 78 F

AB 40
R 5
H 6
RBI 4
BB 7
SO 9
LOB 18



Batter	1	2	3	4	5	6	7	8	9	AB R H RBI BB SO LOB	TOP											
2 Randy Winn, S OBP: 0.338, SLG: 0.450	1-0 13 S 3B		1-2 L7			3-3 K			2-3 K	4 1 1 0 0 2 1	San Francisco Giants @ New York Mets Shea Stadium, Flushing, NY Thu May 31 2007, 7:10 PM EDT Att: 44,228 - Cloudy - 75 F											
13 Omar Vizquel, S OBP: 0.270, SLG: 0.283	3-2 35 SF9 3B		3-2 G6-4-3			2-1 G6-3			1-0 P2	4 1 1 1 0 0 1												
35 Rich Aurilia, R OBP: 0.282, SLG: 0.357	3-2 SF9			0-0 B1-3				2-2 G6-3	2-2 K	3 0 0 1 0 1 0												
Barry Bonds, L OBP: 0.489, SLG: 0.587	1-1 P5			2-0 G4-3				1-1 L9		3 0 0 0 0 0 0												
1 Bengie Molina, R OBP: 0.333, SLG: 0.465	2-3 K			1-2 G6-3				0-1 F9		3 0 0 0 0 1 0												
14 Fred Lewis, L OBP: 0.329, SLG: 0.409		2-3 K			2-2 G4-3			1-1 19 G4-3 2B		3 0 1 0 0 1 0												
Pedro Feliz, R OBP: 0.289, SLG: 0.433		2-2 P5			0-1 F7			1-1 G5-3		3 0 0 0 0 0 1												
19 Kevin Frandsen, R OBP: 0.276, SLG: 0.309		1-0 F9			0-0 F8			0-2 G4-3		3 0 0 0 0 0 1												
18 Matt Cain, R OBP: 0.095, SLG: 0.050			4-2 13 G6-4-3 BB			0-0 F9		1-3 K		1 0 0 0 1 0 0												
40 Daniel Ortmeier, S (8, PH) OBP: 0.351, SLG: 0.486										1 0 0 0 0 1 1												
31 Vinnie Chulk, R OBP: 0.276, SLG: 0.309										0 0 0 0 0 0 0												
Inning Stats	R: 2 E: 0 K: 1 S: 15	H: 2 LOB: 0 BB: 0 P: 25	R: 0 E: 0 K: 1 S: 7	H: 0 LOB: 0 BB: 0 P: 12	R: 0 E: 0 K: 0 S: 10	H: 0 LOB: 0 BB: 1 P: 18	R: 0 E: 0 K: 0 S: 6	H: 0 LOB: 0 BB: 0 P: 9	R: 0 E: 0 K: 0 S: 8	H: 0 LOB: 0 BB: 0 P: 10	R: 0 E: 0 K: 1 S: 6	H: 0 LOB: 0 BB: 0 P: 11	R: 0 E: 0 K: 0 S: 7	H: 0 LOB: 0 BB: 0 P: 10	R: 0 E: 0 K: 1 S: 10	H: 1 LOB: 1 BB: 0 P: 13	R: 0 E: 0 K: 2 S: 8	H: 0 LOB: 0 BB: 0 P: 13	1B: 1 2B: 1 3B: 1 HR: 0	SF: 1 SAC: 0 DP: 1 HBP: 0	WP: 0 PB: 0 SB: 1 CS: 0	PA: 30
PITCHER	IP WLS BF H R ER SO BB IBB HBP BLK WP HR S P ERA WHIP																					
26 Orlando Hernandez, R ERA: 2.2	7.0 W 23 2 2 2 3 1 0 0 0 0 0 0 59 95 2.57 0.429																					
35 Joe Smith, R ERA: 1.52	1.0 H 4 1 0 0 1 0 0 0 0 0 0 0 10 13 0.00 1.000																					
13 Billy Wagner, L ERA: 1.5	1.0 S 3 0 0 0 2 0 0 0 0 0 0 0 8 13 0.00 0.000																					

Batter	1	2	3	4	5	6	7	8	9	AB R H RBI BB SO LOB	BOTTOM									
7 José Reyes, S OBP: 0.394, SLG: 0.468	4-2 10 G4-3 15 1B	3-2 10 CS 1B		1-0 10 G4-6-3 1B			0-2 K			3 1 2 1 1 1 0	San Francisco Giants @ New York Mets Shea Stadium, Flushing, NY Thu May 31 2007, 7:10 PM EDT Att: 44,228 - Cloudy - 75 F									
10 Endy Chavez, L OBP: 0.365, SLG: 0.448	3-1 G4-3	2-3 1B		2-3 G4-6-3			0-1 1B			4 0 2 1 0 0 3										
15 Carlos Beltrán, S OBP: 0.390, SLG: 0.513	1-0 5 2B				1-3 K		0-3 K			1 1 1 1 0 0 0										
27 Carlos Gómez, R OBP: 0.219, SLG: 0.241	3-1 G1-3				0-0 G5-3		2-1 G5-3			3 0 0 0 0 2 2										
21 Carlos Delgado, L OBP: 0.309, SLG: 0.379	2-0 F8				1-3 K		1-0 F8			4 0 0 0 0 1 2										
5 David Wright, R OBP: 0.362, SLG: 0.467	1-0 2B				0-2 16 1B		2-1 G5-3		2-3 K	4 0 2 1 0 1 0										
16 Paul Lo Duca, R OBP: 0.371, SLG: 0.394	2-2 G5-3			1-2 FC1-4-6 3 WP 1B			2-1 P5		0-2 G4-3	4 0 0 0 0 0 2										
3 Damon Easley, R OBP: 0.339, SLG: 0.495		1-0 26 SH3-4 7 1B		3-1 G6-3			0-2 4 G5-3 1B		2-2 P5	4 1 2 0 0 0 1										
4 Ben Johnson, R OBP: 0.400, SLG: 0.250		4-2 7 1B 10 1B 26 SH3-4 BB			1-0 7 1B 26 SH1-4 1B		2-1 G5-3		1-2 K	2 1 1 0 1 0 1										
26 Orlando Hernandez, R OBP: 0.250, SLG: 0.375		0-2 SH3-4			0-1 SH1-4		0-3 K			1 0 0 0 0 1 1										
35 Joe Smith, R ERA: 1.52		1-2 2-3								0 0 0 0 0 0 0										
13 Billy Wagner, L ERA: 1.5										0 0 0 0 0 0 0										
Inning Stats	R: 2 E: 0 K: 0 S: 14	H: 2 LOB: 1 BB: 1 P: 27	R: 2 E: 0 K: 0 S: 15	H: 3 LOB: 1 BB: 1 P: 23	R: 0 E: 0 K: 1 S: 12	H: 1 LOB: 1 BB: 0 P: 17	R: 0 E: 0 K: 0 S: 6	H: 2 LOB: 1 BB: 0 P: 10	R: 0 E: 0 K: 1 S: 8	H: 0 LOB: 0 BB: 0 P: 11	R: 0 E: 0 K: 1 S: 10	H: 1 LOB: 0 BB: 0 P: 14	R: 0 E: 0 K: 2 S: 9	H: 1 LOB: 1 BB: 0 P: 10	R: 0 E: 0 K: 1 S: 13	H: 0 LOB: 0 BB: 0 P: 17	1B: 8 2B: 2 3B: 0 HR: 0	SF: 0 SAC: 2 DP: 1 HBP: 0	WP: 1 PB: 0 SB: 1 CS: 1	PA: 34
PITCHER	IP WLS BF H R ER SO BB IBB HBP BLK WP HR S P ERA WHIP																			
18 Matt Cain, R ERA: 3.42	7.0 L 31 10 4 4 4 5 2 0 0 0 0 0 74 112 5.14 1.714																			
31 Vinnie Chulk, R ERA: 3.74	1.0 3 0 0 0 1 0 0 0 0 0 0 0 13 17 0.00 0.000																			

Batter	1	2	3	4	5	6	7	8	9	AB	R	H	RBI	BB	SO	LOB	TOP					
2 Randy Winn, S OBP: 0.341, SLG: 0.447	L9		G1-3			K		L5		4	0	0	0	0	1	0	San Francisco Giants @ Philadelphia Phillies Citizens Bank Park, Philadelphia, PA Sat Jun 02 2007, 7:05 PM EDT Att: 45,153 - Partly Cloudy - 83 F					
19 Kevin Frandsen, R OBP: 0.286, SLG: 0.383	HR		F9			F7		2B	4	1	2	1	0	0	0							
35 Rich Aurilia, R OBP: 0.276, SLG: 0.349	F9					G1-3		F7	4	0	0	0	0	0	1							
Barry Bonds, L OBP: 0.495, SLG: 0.598						G6-3 1 SF9		K	4	1	2	0	0	1	1							
Ray Durham, S OBP: 0.317, SLG: 0.410	F8					G6-3		F8	4	0	0	0	0	1	3							
1 Bengie Molina, R OBP: 0.326, SLG: 0.459									2	0	0	1	0	0	0							
Pedro Feliz, R OBP: 0.287, SLG: 0.441									3	0	1	0	0	0	0							
40 Daniel Ortmeier, S OBP: 0.310, SLG: 0.425									3	0	0	0	0	0	1							
51 Noah Lowry, R OBP: 0.130, SLG: 0.136									2	0	0	0	0	1	1							
50 Eliezer Alfonzo, R (8, PH) OBP: 0.304, SLG: 0.409									1	0	0	0	0	1	0							
Jack Taschner, L OBP: 0.317, SLG: 0.410									0	0	0	0	0	0	0							
31 Vinnie Chulk, R OBP: 0.317, SLG: 0.410									0	0	0	0	0	0	0							
Inning Stats	R: 1 E: 0 K: 0 S: 14	H: 2 LOB: 1 BB: 0 P: 18	R: 0 E: 0 K: 0 S: 5	H: 0 LOB: 0 BB: 0 P: 6	R: 0 E: 0 K: 1 S: 7	H: 0 LOB: 0 BB: 0 P: 8	R: 0 E: 0 K: 1 S: 7	H: 0 LOB: 0 BB: 0 P: 9	R: 0 E: 0 K: 1 S: 9	H: 1 LOB: 1 BB: 0 P: 12	R: 0 E: 0 K: 1 S: 9	H: 0 LOB: 0 BB: 0 P: 13	R: 1 E: 0 K: 0 S: 7	H: 1 LOB: 0 BB: 0 P: 10	R: 0 E: 0 K: 1 S: 8	H: 0 LOB: 0 BB: 0 P: 8	R: 0 E: 0 K: 1 S: 12	H: 1 LOB: 1 BB: 0 P: 14	1B: 2 2B: 2 3B: 0 HR: 1	SF: 1 SAC: 0 DP: 0 HBP: 0	WP: 0 PB: 0 SB: 0 CS: 0	PA: 32
PITCHER 35 Cole Hamels, L ERA: 3.55	IP: 9.0 WLS: W BF: 32 H: 5 R: 2 ER: 2 SO: 5 BB: 0 IBB: 0 HBP: 0 BLK: 0 WP: 0 HR: 1 S: 78 P: 98 ERA: 2.00 WHIP: 0.556															PITCHER						

Batter	1	2	3	4	5	6	7	8	9	AB	R	H	RBI	BB	SO	LOB	BOTTOM			
11 Jimmy Rollins, S OBP: 0.317, SLG: 0.500	G6-3		G5-4-3					L7		4	1	1	1	0	0	2	San Francisco Giants @ Philadelphia Phillies Citizens Bank Park, Philadelphia, PA Sat Jun 02 2007, 7:05 PM EDT Att: 45,153 - Partly Cloudy - 83 F			
28 Jayson Werth, R OBP: 0.388, SLG: 0.448	F9							F9	3	1	1	1	0	0	1					
8 Shane Victorino, S OBP: 0.352, SLG: 0.378									0	0	0	0	0	0	0					
26 Chase Utley, L OBP: 0.378, SLG: 0.535	G4-3								3	2	1	0	1	0	0					
6 Ryan Howard, L OBP: 0.384, SLG: 0.492									2	0	1	2	1	0	0					
Pat Burrell, R OBP: 0.391, SLG: 0.391									3	0	0	1	0	1	2					
9 Michael Bourn, L OBP: 0.375, SLG: 0.324									0	0	0	0	0	0	0					
Aaron Rowand, R OBP: 0.387, SLG: 0.490									4	0	1	0	0	0	3					
Abraham Nunez, S OBP: 0.330, SLG: 0.349									4	0	0	0	0	1	4					
2 Rod Barajas, R OBP: 0.359, SLG: 0.349									1	1	0	0	1	0	0					
35 Cole Hamels, L OBP: 0.226, SLG: 0.276									2	0	1	0	0	0	1					
Inning Stats	R: 0 E: 0 K: 0 S: 7	H: 0 LOB: 0 BB: 0 P: 10	R: 0 E: 0 K: 1 S: 9	H: 1 LOB: 1 BB: 0 P: 12	R: 0 E: 0 K: 0 S: 7	H: 0 LOB: 0 BB: 1 P: 13	R: 2 E: 1 K: 0 S: 15	H: 2 LOB: 1 BB: 0 P: 22	R: 2 E: 0 K: 0 S: 13	H: 1 LOB: 0 BB: 0 P: 18	R: 0 E: 0 K: 0 S: 8	H: 0 LOB: 1 BB: 1 P: 14	R: 0 E: 0 K: 0 S: 8	H: 1 LOB: 1 BB: 0 P: 8	R: 1 E: 0 K: 1 S: 13	H: 1 LOB: 1 BB: 1 P: 23	1B: 3 2B: 2 3B: 1 HR: 0	SF: 3 SAC: 1 DP: 1 HBP: 1	WP: 0 PB: 0 SB: 0 CS: 0	PA: 34
PITCHER 51 Noah Lowry, L ERA: 3.28 Jack Taschner, L ERA: 4.91 31 Vinnie Chulk, R ERA: 3.57	IP: 7.0 WLS: L BF: 29 H: 5 R: 4 ER: 4 SO: 4 BB: 2 IBB: 0 HBP: 1 BLK: 0 WP: 0 HR: 0 S: 67 P: 97 ERA: 5.14 WHIP: 1.000															PITCHER				

Batter	1	2	3	4	5	6	7	8	9	AB R H RBI BB SO LOB	TOP											
2 Randy Winn, S OBP: 0.347, SLG: 0.460	0-1 HR		1-0 F7		4-0 1B BB	4-0 14 WP IBB			0-1 G4-3	3 2 1 1 2 0 0	San Francisco Giants @ Philadelphia Phillies Citizens Bank Park, Philadelphia, PA Sun Jun 03 2007, 1:35 PM EDT Att: 39,293 - Overcast - 74 F											
14 Fred Lewis, L OBP: 0.345, SLG: 0.440	1-3 K		3-3 K		1-1 E7 1B	3-2 G6-3			4-2 19 BB BB	4 2 1 0 1 2 2												
Ryan Klesko, L OBP: 0.383, SLG: 0.456	0-3 K			4-2 G4-6-3 BB	3-1 1B				4-2 19 BB BB	3 0 1 2 2 2 0												
Ray Durham, S 19 Kevin Frandsen, R OBP: 0.297, SLG: 0.393	2-2 L6			0-1 G4-6-3 1-2	3-3 K		4-0 1 CS BB		2-1 1 G5-4-3 1B	3 0 0 0 1 1 2 1 0 1 1 0 0 0												
1 Bengie Molina, R OBP: 0.335, SLG: 0.486		1-2 HR		3-2 1B		0-1 1B 13 1B 2B			2-2 G5-4-3	5 2 3 1 0 1 3												
Mark Sweeney, L OBP: 0.280, SLG: 0.356		0-2 L7		2-1 G1-3		1-0 55 SH2-4 13 14 WP 1B			1-2 F7	4 1 1 0 0 0 1												
Pedro Feliz, R OBP: 0.286, SLG: 0.437		1-2 1B			1-0 G1-3	0-2 P2			2-1 P3	4 0 1 0 0 0 2												
13 Omar Vizquel, S OBP: 0.283, SLG: 0.284		0-1 F8			2-1 14 1B 55 SH2-4 14 1B	1-2 14 WP 55 SH2-4 1B			4-2 FC6 BB	3 1 2 1 1 0 0												
55 Tim Lincecum, L Jack Taschner, L Barry Bonds, L 32 Kevin Correia, R OBP: 1.000, SLG: 1.000			1-3 K		1 SAFE SH2-4	0-1 SH2-4			2-2 FC6	1 0 0 0 0 1 0 0 0 0 0 0 0 0 1 0 0 0 0 0 1 0 0 0 0 0 0 0												
Inning Stats	R: 1 E: 0 K: 2 S: 14	H: 1 LOB: 0 BB: 0 P: 17	R: 1 E: 0 K: 0 S: 12	H: 2 LOB: 0 BB: 0 P: 14	R: 0 E: 0 K: 2 S: 7	H: 0 LOB: 0 BB: 0 P: 12	R: 0 E: 0 K: 0 S: 13	H: 1 LOB: 1 BB: 1 P: 22	R: 3 E: 1 K: 1 S: 12	H: 3 LOB: 1 BB: 1 P: 26		R: 2 E: 0 K: 0 S: 15	H: 3 LOB: 2 BB: 1 P: 24	R: 0 E: 0 K: 2 S: 8	H: 0 LOB: 1 BB: 1 P: 17	R: 0 E: 0 K: 0 S: 12	H: 0 LOB: 1 BB: 1 P: 21	R: 1 E: 0 K: 0 S: 14	H: 1 LOB: 1 BB: 2 P: 26	1B: 8 2B: 2 3B: 0 HR: 2	SF: 0 SAC: 2 DP: 3 HBP: 0	WP: 1 PB: 0 SB: 0 CS: 1
PITCHER	IP WLS BF H R ER SO BB IBB HBP BLK WP HR S P ERA WHIP											IP WLS BF H R ER SO BB IBB HBP BLK WP HR S P ERA WHIP										
34 Freddy Garcia, R ERA: 5.11	5.1 25 9 7 6 5 2 0 0 0 0 2 64 98 10.12 2.062																					
59 Mike Zagurski, L ERA: 6.23	1.0 5 1 0 0 1 0 1 0 0 1 0 12 22 0.00 1.000																					
Geoff Geary, R ERA: 3.86	1.1 5 0 0 0 1 2 0 0 0 0 0 13 27 0.00 1.500																					
63 Ryan Madson, R ERA: 3.86	0.2 H 4 0 1 1 0 2 0 0 0 0 0 10 20 13.50 3.000																					
Antonio Alfonseca, R ERA: 4.24	0.2 W 2 1 0 0 0 0 0 0 0 0 0 8 12 0.00 1.500																					

AB	32
R	8
H	11
RBI	6
BB	7
SO	7
LOB	11



Batter	1	2	3	4	5	6	7	8	9	AB R H RBI BB SO LOB	BOTTOM											
11 Jimmy Rollins, S OBP: 0.311, SLG: 0.490	0-2 G3-1		2-2 L6		0-1 G4-3				0-3 K	5 0 0 0 0 2 1	San Francisco Giants @ Philadelphia Phillies Citizens Bank Park, Philadelphia, PA Sun Jun 03 2007, 1:35 PM EDT Att: 39,293 - Overcast - 74 F											
8 Shane Victorino, S OBP: 0.349, SLG: 0.388	3-2 G6-3		0-0 P5		2-2 F7				1-0 HR	5 1 1 1 0 0 1												
26 Chase Utley, L OBP: 0.384, SLG: 0.555	1-1 2B			2-0 HR	1-3 K				4-2 6 HR BB	3 2 2 1 1 1 0												
6 Ryan Howard, L OBP: 0.387, SLG: 0.512	4-0 FC5-4 IBB			2-3 K		0-0 F8			1-2 HR	3 1 1 3 1 1 0												
Pat Burrell, R OBP: 0.388, SLG: 0.388	1-2 FC5-4			0-1 HR		0-3 K2-3			0-0 F9	4 1 1 0 0 1 2 0 0 0 0 0 0 0												
9 Michael Bourn, L OBP: 0.375, SLG: 0.324	1-2					0-3 K2-3			0-0 F9	3 0 0 0 0 0 1 0 0 0 0 0 0 0 1 0 0 0 0 1 0												
19 Greg Dobbs, L OBP: 0.317, SLG: 0.515		2-2 G5-3		2-2 P3		1-1 F9			2-3 K	3 0 0 0 0 0 1 0 0 0 0 0 0 0 1 0 0 0 0 1 0												
Geoff Geary, R Abraham Nunez, S OBP: 0.328, SLG: 0.346										4 2 3 2 0 0 0												
Aaron Rowand, R OBP: 0.393, SLG: 0.510		0-1 G5-3		2-0 HR					1-2 51 2B 1B	4 1 1 0 0 1 1												
51 Carlos Ruiz, R OBP: 0.324, SLG: 0.401		1-2 F9		3-3 K					2-2 G6-3	4 1 1 0 0 1 1												
34 Freddy Garcia, R ERA: 4.05	6.2 29 7 6 6 6 0 1 0 0 0 0 1 6 11 54.00 6.000																					
Jack Taschner, L ERA: 5.0	7.1 0.1 B 3 1 2 2 0 1 0 0 0 0 1 6 11 54.00 6.000																					
32 Kevin Correia, R ERA: 3.55	8.1 1.1 L 6 2 1 1 3 0 0 0 0 0 1 22 29 6.75 1.500																					
Inning Stats	R: 0 E: 0 K: 0 S: 13	H: 1 LOB: 2 BB: 1 P: 22	R: 0 E: 0 K: 0 S: 8	H: 0 LOB: 0 BB: 0 P: 11	R: 0 E: 0 K: 0 S: 7	H: 0 LOB: 0 BB: 0 P: 9	R: 3 E: 0 K: 3 S: 17	H: 3 LOB: 1 BB: 0 P: 29	R: 0 E: 0 K: 1 S: 8	H: 0 LOB: 0 BB: 0 P: 11	R: 0 E: 0 K: 1 S: 6	H: 0 LOB: 0 BB: 0 P: 7	R: 5 E: 0 K: 1 S: 16	H: 4 LOB: 1 BB: 1 P: 23	R: 0 E: 0 K: 2 S: 17	H: 1 LOB: 1 BB: 0 P: 23	R: 1 E: 0 K: 1 S: 5	H: 1 LOB: 0 BB: 0 P: 6	1B: 3 2B: 3 3B: 0 HR: 4	SF: 0 SAC: 0 DP: 0 HBP: 0	WP: 1 PB: 0 SB: 0 CS: 0	PA: 38
PITCHER	IP WLS BF H R ER SO BB IBB HBP BLK WP HR S P ERA WHIP											IP WLS BF H R ER SO BB IBB HBP BLK WP HR S P ERA WHIP										
55 Tim Lincecum, R ERA: 4.05	6.2 29 7 6 6 6 0 1 0 0 0 0 1 6 11 54.00 6.000																					
Jack Taschner, L ERA: 5.0	7.1 0.1 B 3 1 2 2 0 1 0 0 0 0 1 6 11 54.00 6.000																					
32 Kevin Correia, R ERA: 3.55	8.1 1.1 L 6 2 1 1 3 0 0 0 0 0 1 22 29 6.75 1.500																					

AB	36
R	9
H	10
RBI	9
BB	2
SO	9
LOB	8



Batter	1	2	3	4	5	6	7	8	9	10	AB	R	H	RBI	BB	SO	LOB	TOP									
2 Randy Winn, S OBP: 0.349, SLG: 0.462	G6-3		1B				G6-3		F9		5	0	1	0	0	0	2	San Francisco Giants @ Arizona Diamondbacks Chase Field, Phoenix, AZ Tue Jun 05 2007, 6:40 PM MST Att: 25,828 - Roof Closed - 78 F									
19 Kevin Frandsen, R OBP: 0.324, SLG: 0.400	1B		G4-6-3		G6-3		G6-3		L9		5	0	1	0	0	0	1										
35 Rich Aurilia, R OBP: 0.284, SLG: 0.362	K		K		K		2B	1B	1B	2B	5	1	3	0	0	2	1										
Ray Durham, S OBP: 0.320, SLG: 0.431	K		K		K		2B	2B	1B	1B	5	0	2	1	0	3	2										
1 Bengie Molina, R OBP: 0.349, SLG: 0.495			1B				F7		F9		5	1	2	0	0	0	2										
Pedro Feliz, R OBP: 0.284, SLG: 0.427	F9				L6		L6		G1-3		4	0	0	0	0	0	3										
40 Daniel Ortmeier, S OBP: 0.304, SLG: 0.477	K				HR		L5		G6-3		4	1	1	2	0	1	1										
13 Omar Vizquel, S OBP: 0.292, SLG: 0.286	1B				BB		K		BB		2	0	1	0	2	1	0										
18 Matt Cain, R 31 Vinnie Chulk, R Mark Sweeney, L 23 Randy Messenger, R Jack Taschner, L 50 Eliezer Alfonzo, R 32 Kevin Correia, R	K				K		2B		K		2	0	0	0	0	0	3										
Inning Stats	R: 0 E: 0 K: 2 S: 10	H: 1 LOB: 1 BB: 0 P: 14	R: 0 E: 0 K: 2 S: 11	H: 2 LOB: 0 BB: 0 P: 15	R: 0 E: 0 K: 1 S: 6	H: 1 LOB: 0 BB: 0 P: 7	R: 2 E: 0 K: 2 S: 17	H: 2 LOB: 1 BB: 1 P: 26	R: 0 E: 0 K: 1 S: 11	H: 1 LOB: 1 BB: 0 P: 17	R: 0 E: 0 K: 0 S: 12	H: 0 LOB: 0 BB: 0 P: 16	R: 0 E: 0 K: 1 S: 6	H: 0 LOB: 0 BB: 1 P: 13	R: 1 E: 0 K: 0 S: 12	H: 2 LOB: 1 BB: 0 P: 22	R: 0 E: 0 K: 1 S: 9		H: 0 LOB: 1 BB: 0 P: 15	R: 0 E: 0 K: 0 S: 8	H: 2 LOB: 1 BB: 0 P: 15	1B: 8 2B: 2 3B: 0 HR: 1	SF: 0 SAC: 0 DP: 2 HBP: 0	WP: 1 PB: 0 SB: 0 CS: 0	PA: 41		
PITCHER	IP 6.0	WLS 25	BF 7	H 2	R 2	ER 2	SO 8	BB 1	IBB 0	HBP 0	BLK 0	WP 0	HR 1	S 67	P 95	ERA 3.00	WHIP 1.333										
51 Randy Johnson, L ERA: 3.78	2.0	B	8	2	1	1	1	1	0	0	0	0	0	18	35	4.50	1.500										
45 Doug Slaten, L ERA: 3.14	0.2	3	0	0	0	0	1	1	0	0	0	0	0	8	14	0.00	1.500										
Brandon Lyon, R ERA: 2.45	1.1	W	5	2	0	0	0	0	0	0	0	1	0	9	16	0.00	1.500										

AB	38
R	3
H	11
RBI	3
BB	3
SO	10
LOB	16



Batter	1	2	3	4	5	6	7	8	9	10	AB	R	H	RBI	BB	SO	LOB	BOTTOM									
22 Eric Byrnes, R OBP: 0.380, SLG: 0.528	BB	BB		1B				K			3	1	2	0	2	1	1	San Francisco Giants @ Arizona Diamondbacks Chase Field, Phoenix, AZ Tue Jun 05 2007, 6:40 PM MST Att: 25,828 - Roof Closed - 78 F									
34 Conor Jackson, R OBP: 0.385, SLG: 0.428	2B	1B		P3		G6-3		F9		5	0	2	2	0	0	2											
1 Orlando Hudson, S OBP: 0.368, SLG: 0.461	BB	BB		G4-3		F7		K		3	0	0	0	2	1	2											
27 Mark Reynolds, R OBP: 0.416, SLG: 0.657	P3	FC6				G5-3		G5-3		G5-3	5	0	0	0	0	5											
6 Stephen Drew, L OBP: 0.305, SLG: 0.342	F8			BB		2B		F7		G2-3	4	0	1	0	1	0	2										
24 Chris Young, R OBP: 0.303, SLG: 0.459	P3			F9		K		G5-3		HR	5	1	1	1	0	1	4										
7 Carlos Quentin, R OBP: 0.313, SLG: 0.383		2B		K		K		G4-3			4	1	1	0	0	2	2										
19 Chris Snyder, R OBP: 0.305, SLG: 0.348	P6	P4				G6-3		BB			3	0	0	0	1	0	2										
51 Randy Johnson, R 26 Miguel Montero, L 56 Ramon Pena, R Tony Clark, S 45 Doug Slaten, L Brandon Lyon, R	K			1B		HR		K			2	0	1	0	0	1	1										
Inning Stats	R: 1 E: 0 K: 0 S: 16	H: 1 LOB: 2 BB: 2 P: 29	R: 1 E: 0 K: 1 S: 14	H: 2 LOB: 3 BB: 2 P: 29	R: 0 E: 0 K: 1 S: 8	H: 0 LOB: 1 BB: 1 P: 13	R: 0 E: 0 K: 0 S: 8	H: 2 LOB: 1 BB: 0 P: 12	R: 0 E: 0 K: 2 S: 11	H: 1 LOB: 1 BB: 0 P: 16	R: 1 E: 0 K: 0 S: 14	H: 2 LOB: 1 BB: 0 P: 24	R: 0 E: 0 K: 0 S: 8	H: 0 LOB: 0 BB: 0 P: 14	R: 0 E: 0 K: 2 S: 14	H: 0 LOB: 1 BB: 1 P: 25	R: 0 E: 0 K: 1 S: 9		H: 0 LOB: 0 BB: 0 P: 15	R: 1 E: 0 K: 0 S: 5	H: 1 LOB: 0 BB: 0 P: 6	1B: 4 2B: 3 3B: 0 HR: 2	SF: 0 SAC: 0 DP: 0 HBP: 0	WP: 0 PB: 1 SB: 1 CS: 0	PA: 42		
PITCHER	IP 5.1	WLS 28	BF 8	H 3	R 3	ER 3	SO 4	BB 5	IBB 0	HBP 0	BLK 0	WP 0	HR 1	S 65	P 112	ERA 5.06	WHIP 2.438										
31 Vinnie Chulk, R ERA: 3.54	0.2	2	0	0	0	0	0	0	0	0	0	0	0	6	11	0.00	0.000										
23 Randy Messenger, R ERA: 2.42	1.1	5	0	0	0	0	0	1	0	0	0	0	0	13	26	0.00	0.750										
Jack Taschner, L ERA: 5.74	0.2	2	0	0	0	2	0	0	0	0	0	0	0	9	13	0.00	0.000										
32 Kevin Correia, R ERA: 3.71	1.1	L	5	1	1	1	1	0	0	0	0	0	1	14	21	6.75	0.750										

AB	36
R	4
H	9
RBI	4
BB	6
SO	7
LOB	22



Batter	1	2	3	4	5	6	7	8	9	10	11	AB	R	H	RBI	BB	SO	LOB	TOP						
14 Fred Lewis, L OBP: 0.323, SLG: 0.393 (1, 8)	L8		BB 1B		35 E S HBP		G4-3		G6-4-3		K	5	1	1	0	0	1	4							
35 Rich Aurilia, R OBP: 0.232, SLG: 0.354 40 Daniel Ortmeier, S OBP: 0.298, SLG: 0.467 (10, 9)	F8		1B BB		G6-3					G6-3	G6-3	4	0	0	0	1	1	1							
Ryan Klesko, L OBP: 0.403, SLG: 0.473 (10, 3)			1B BB		G4-3							3	0	1	0	2	1	1							
Barry Bonds, L OBP: 0.485, SLG: 0.570 Steve Kline, S (11, 1)			1B									5	0	2	1	0	2	2							
Ray Durham, S OBP: 0.320, SLG: 0.420 (1, 4)			1B									3	1	0	0	1	0	3							
1 Benjie Molina, R OBP: 0.328, SLG: 0.479 (1, 2)												5	0	0	0	0	0	4							
Pedro Feliz, R OBP: 0.300, SLG: 0.450 (1, 5)			13 HR									5	2	3	1	0	0	1							
13 Omar Vizquel, S OBP: 0.300, SLG: 0.310 (1, 6)												5	1	3	3	0	0	0							
51 Noah Lowry, R OBP: 0.300, SLG: 0.425 Mark Swenson, L OBP: 0.214, SLG: 0.314 31 Vinnie Chulk, R OBP: 0.289, SLG: 0.389 41 Brad Hennessey, R OBP: 0.289, SLG: 0.389 19 Kevin Frandsen, R OBP: 0.289, SLG: 0.389 Jack Taschner, L OBP: 0.289, SLG: 0.389 2 Randy Winn, S OBP: 0.289, SLG: 0.389 (11, 1)	L6											2	0	0	0	0	0	0							
Inning Stats	R: 0 E: 0 K: 1 S: 7	H: 0 LOB: 0 BB: 0 P: 12	R: 0 E: 0 K: 1 S: 7	H: 0 LOB: 0 BB: 0 P: 15	R: 3 E: 0 K: 1 S: 11	H: 4 LOB: 2 BB: 2 P: 25	R: 0 E: 0 K: 0 S: 6	H: 0 LOB: 0 BB: 0 P: 12	R: 0 E: 0 K: 0 S: 7	H: 1 LOB: 1 BB: 0 P: 15	R: 0 E: 0 K: 0 S: 9	H: 0 LOB: 0 BB: 0 P: 15	R: 0 E: 0 K: 2 S: 9	H: 0 LOB: 2 BB: 1 P: 17	R: 1 E: 0 K: 1 S: 9	H: 2 LOB: 0 BB: 0 P: 11	R: 0 E: 0 K: 0 S: 4	H: 1 LOB: 0 BB: 0 P: 7	R: 1 E: 1 K: 1 S: 16	H: 2 LOB: 3 BB: 2 P: 33	1B: 8 2B: 0 3B: 0 HR: 2	SF: 0 SAC: 0 DP: 2 HBP: 2	WP: 0 PB: 0 SB: 1 CS: 0	PA: 47	
PITCHER	Livan Hernandez, R ERA: 3.66 (1, 1)	IP: 7.0 WLS: 28 BF: 5	WLS: 3 R: 3 ER: 3 SO: 2	BB: 2 IBB: 0 HBP: 1 BLK: 0	WP: 0 HR: 1 S: 54 P: 105	ERA: 3.86 WHIP: 1.000	37 Juan Cruz, R ERA: 2.89 (11, 1)	IP: 0.2 WLS: 2 BF: 2	H: 0 R: 0 ER: 0 SO: 1	BB: 0 IBB: 0 HBP: 0 BLK: 0	WP: 0 HR: 0 S: 6 P: 10	ERA: 0.00 WHIP: 0.000													
56 Ramon Pena, R ERA: 2.81 (8, 1)	1.0 H: 5 R: 0 ER: 0 SO: 2	2 1 0 0 0	1 0 0 0 0	0 0 0 0 0	0 0 1 9 11	9.00 2.000																			
Jose Valverde, R ERA: 3.46 (9, 1)	1.0 B: 4 2 1 1 1	0 0 0 0 0	0 0 0 0 0	0 0 0 0 0	0 0 1 9 11	9.00 2.000																			
45 Doug Slaten, L ERA: 2.93 (10, 1)	1.0 L: 3 2 1 1 0	0 0 0 0 0	0 0 0 0 0	0 0 0 0 0	0 0 4 7 10.00	1.000																			
28 Brandon Medders, R ERA: 4.34 (11, 1)	0.1 L: 5 2 1 1 0	0 0 0 0 0	0 0 0 0 0	0 0 0 0 0	0 0 10 23	27.00 12.000																			

San Francisco Giants @ Arizona Diamondbacks
Chase Field, Phoenix, AZ
Thu Jun 07 2007, 6:40 PM MST
Att: 21,987 - Clear - 85 F

livebaseballscores.com

AB 40
R 5
H 10
RBI 5
BB 5
SO 6
LOB 20



Batter	1	2	3	4	5	6	7	8	9	10	11	AB	R	H	RBI	BB	SO	LOB	BOTTOM						
22 Eric Byrnes, R OBP: 0.383, SLG: 0.525 (1, 9)	G1-3		34 G5-3 1B		34 3B 1B		34 G5-4-3 1B		F9			5	1	3	0	0	0	0							
34 Conor Jackson, R OBP: 0.383, SLG: 0.453 56 Ramon Pena, R OBP: 0.333, SLG: 0.333 7 Carlos Quentin, R OBP: 0.311, SLG: 0.379 (9, 9)			G5-3		3B		G5-4-3		K			4	1	2	3	0	0	2							
1 Orlando Hudson, S OBP: 0.370, SLG: 0.464 (1, 4)												3	0	1	0	2	0	1							
27 Mark Reynolds, R OBP: 0.388, SLG: 0.603 37 Juan Cruz, R (11, 1)												5	0	0	0	0	2	4							
24 Chris Young, R OBP: 0.299, SLG: 0.464 (1, 8)												5	0	1	0	0	1	3							
Scott Hairston, R OBP: 0.333, SLG: 0.398 Jose Valverde, R (9, 1)												4	1	2	0	0	0	1							
45 Doug Slaten, L (10, 1)												0	0	0	0	0	0	0							
28 Brandon Medders, R (11, 1)												0	0	0	0	0	0	0							
5 Robby Hammock, R OBP: 0.325, SLG: 0.276 (11, 5)												1	0	0	0	0	0	0							
13 Alberto Callaspo, S OBP: 0.258, SLG: 0.284 (1, 6)												5	0	0	0	0	0	3							
26 Miguel Montero, L OBP: 0.271, SLG: 0.333 19 Chris Snyder, R OBP: 0.304, SLG: 0.353 (11, PH)												4	0	0	1	0	2	2							
Livan Hernandez, R OBP: 0.297, SLG: 0.285 Tony Clark, S OBP: 0.289, SLG: 0.519 (8, 3)												3	1	1	0	0	0	1							
Inning Stats	R: 1 E: 0 K: 1 S: 12	H: 1 LOB: 1 BB: 1 P: 22	R: 0 E: 0 K: 1 S: 9	H: 1 LOB: 1 BB: 0 P: 16	R: 0 E: 0 K: 1 S: 14	H: 1 LOB: 2 BB: 2 P: 23	R: 3 E: 0 K: 0 S: 14	H: 4 LOB: 1 BB: 0 P: 18	R: 0 E: 0 K: 0 S: 8	H: 0 LOB: 0 BB: 0 P: 13	R: 0 E: 0 K: 0 S: 6	H: 2 LOB: 1 BB: 0 P: 10	R: 0 E: 0 K: 1 S: 12	H: 1 LOB: 1 BB: 0 P: 15	R: 0 E: 0 K: 1 S: 7	H: 0 LOB: 0 BB: 0 P: 11	R: 0 E: 0 K: 1 S: 6	H: 0 LOB: 0 BB: 0 P: 10	R: 0 E: 0 K: 0 S: 7	H: 0 LOB: 0 BB: 0 P: 13	1B: 6 2B: 2 3B: 1 HR: 1	SF: 0 SAC: 0 DP: 1 HBP: 0	WP: 0 PB: 0 SB: 0 CS: 0	PA: 44	
PITCHER	51 Noah Lowry, L ERA: 3.49 (7, 1)	IP: 6.0 WLS: 4 BF: 27	WLS: 2 R: 4 ER: 4 SO: 3	BB: 2 IBB: 0 HBP: 0 BLK: 0	WP: 0 HR: 1 S: 62 P: 101	ERA: 6.00 WHIP: 1.500																			
31 Vinnie Chulk, R ERA: 3.12 (8, 1)	1.0 4 2 0 0 0	0 0 0 0 0	0 0 0 0 0	0 0 0 0 0	0 0 6 10 15	0.00 2.000																			
41 Brad Hennessey, R ERA: 5.7 (9, 1)	1.0 W: 6 0 0 0 3	0 0 0 0 0	0 0 0 0 0	0 0 0 0 0	0 0 13 21	0.00 0.000																			
Jack Taschner, L ERA: 5.09 Steve Kline, L ERA: 5.65 (11, 1)	1.0 S: 3 0 0 0 0	0 0 0 0 0	0 0 0 0 0	0 0 0 0 0	0 0 7 13	0.00 0.000																			

San Francisco Giants @ Arizona Diamondbacks
Chase Field, Phoenix, AZ
Thu Jun 07 2007, 6:40 PM MST
Att: 21,987 - Clear - 85 F

livebaseballscores.com

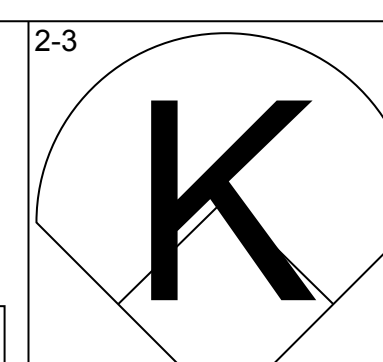
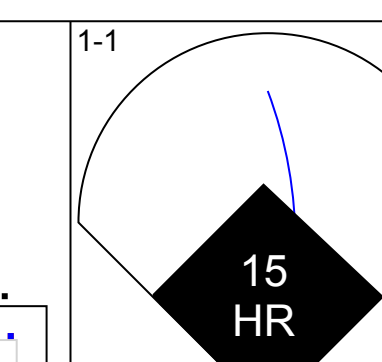
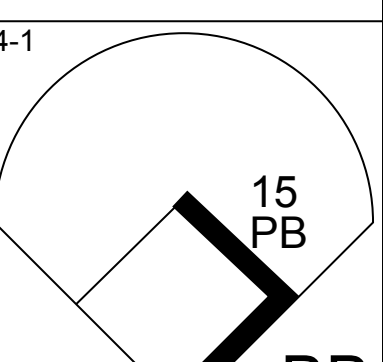
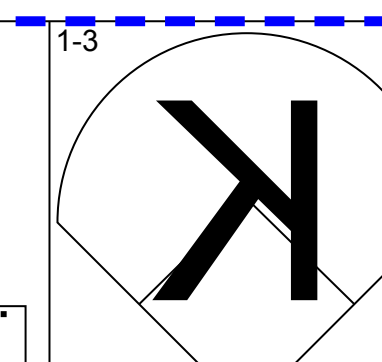
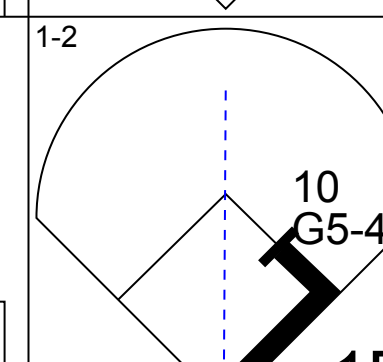
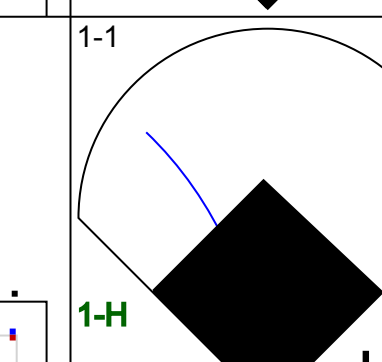
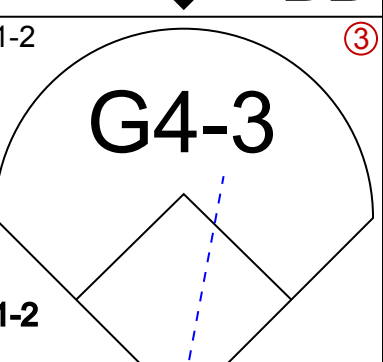
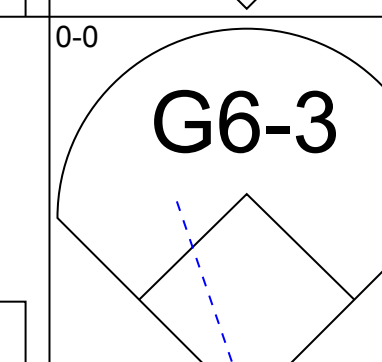
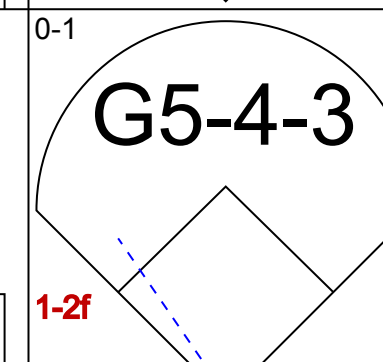
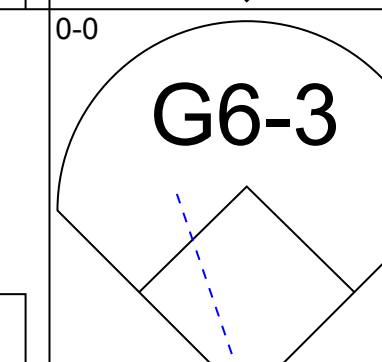
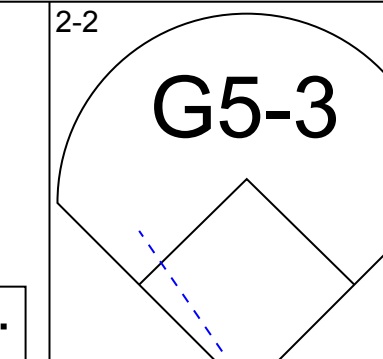
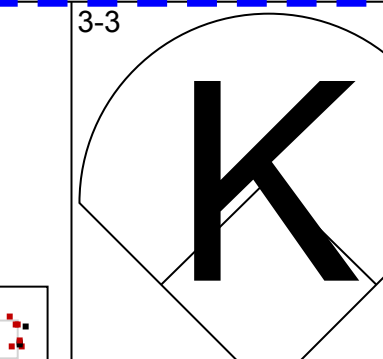
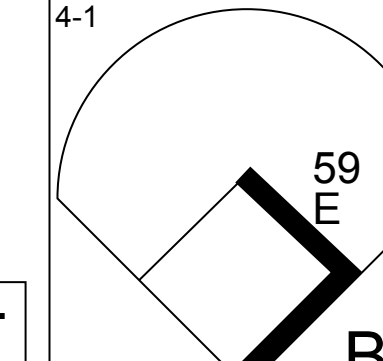
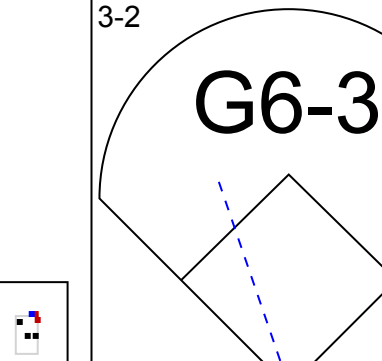
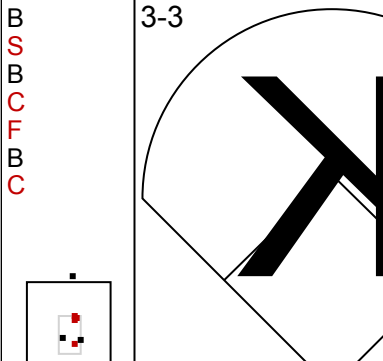
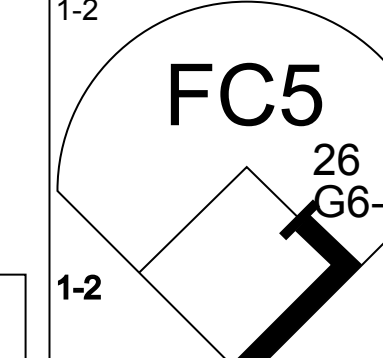
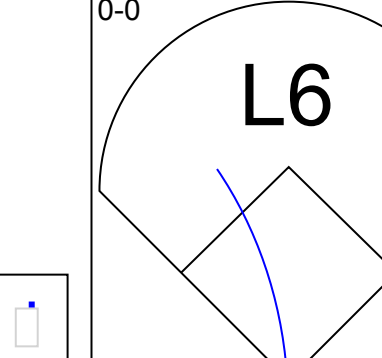
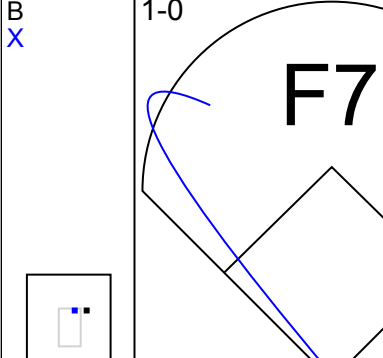
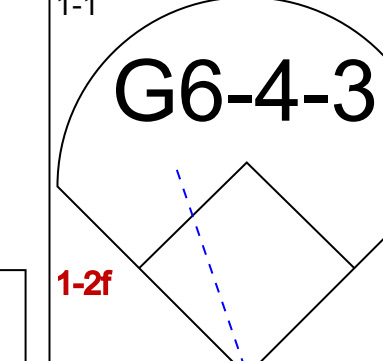
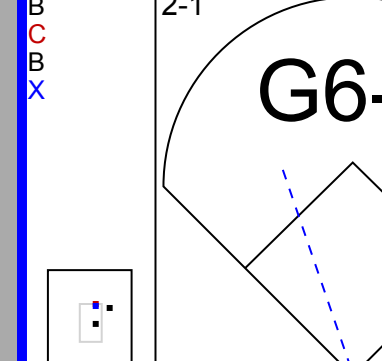
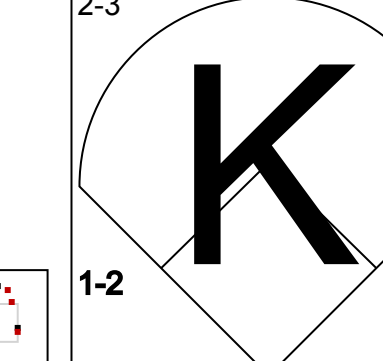
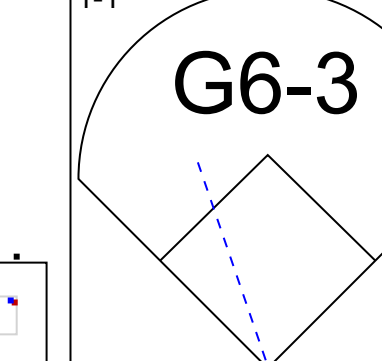
AB 42
R 4
H 10
RBI 4
BB 2
SO 7
LOB 17



Batter	1	2	3	4	5	6	7	8	9	AB	R	H	RBI	BB	SO	LOB	TOP									
6 Travis Buck, L (1, 7) 32 Jesse Quisenberry, L (5, PH) 44 Santiago Casilla, R (7, 1) 14 Mark Ellis, R (9, PH) OBP: 0.332, SLG: 0.391	G4-3		G4-3		F7		K		G3	2	0	0	0	0	0	0	Oakland Athletics @ San Francisco Giants AT&T Park, San Francisco, CA Sun Jun 10 2007, 1:05 PM PDT Att: 42,345 - Partly Cloudy - 67 F									
Marco Scutaro, R (1, 4) OBP: 0.276, SLG: 0.352	F8			K				HR		3	1	1	1	1	1	0										
Nick Swisher, S (1, 9) OBP: 0.427, SLG: 0.503	K							G3		4	0	1	0	0	2	2										
3 Eric Chavez, L (1, 5) OBP: 0.306, SLG: 0.444								G3		4	0	2	0	0	0	0										
29 Dan Johnson, L (1, 3) OBP: 0.383, SLG: 0.443										3	0	0	0	1	1	3										
7 Bobby Crosby, R (1, 6) OBP: 0.289, SLG: 0.372										3	0	0	0	1	1	2										
21 Mark Kotsay, L (1, 8) OBP: 0.189, SLG: 0.194										4	1	1	0	0	0	5										
Jason Kendall, R (1, 2) OBP: 0.236, SLG: 0.204										4	0	0	0	0	1	1										
25 Lenny DiNardo, L (1, 1) Shannon Stewart, R (7, PH) Alan Embree, L (9, 1) OBP: 0.500, SLG: 0.500 OBP: 0.356, SLG: 0.341										2	0	1	0	0	1	0										
										2	0	1	1	0	0	0										
										0	0	0	0	0	0	0										
Inning Stats	R: 0 E: 0 K: 1 S: 7	H: 0 LOB: 0 BB: 0 P: 10	R: 0 E: 0 K: 1 S: 7	H: 0 LOB: 1 BB: 1 P: 13	R: 0 E: 0 K: 2 S: 8	H: 0 LOB: 0 BB: 0 P: 11	R: 0 E: 0 K: 1 S: 14	H: 2 LOB: 3 BB: 1 P: 24	R: 0 E: 0 K: 1 S: 12	H: 1 LOB: 2 BB: 1 P: 22	R: 0 E: 0 K: 0 S: 13	H: 1 LOB: 1 BB: 0 P: 18	R: 0 E: 0 K: 1 S: 6	H: 0 LOB: 0 BB: 0 P: 9	R: 1 E: 0 K: 1 S: 11	H: 1 LOB: 0 BB: 0 P: 16	R: 1 E: 0 K: 0 S: 10	H: 2 LOB: 1 BB: 0 P: 15	1B: 3 2B: 3 3B: 0 HR: 1	SF: 0 SAC: 0 DP: 0 HBP: 0	WP: 0 PB: 0 SB: 0 CS: 0	PA: 37				
PITCHER	IP WLS BF H R ER SO BB IBB HBP BLK WP HR S P ERA WHIP	8.0 L 32 5 1 1 8 3 0 0 0 0 0 1 78 123 1.12 1.000	1.0 5 2 1 1 0 0 0 0 0 0 0 0 10 15 9.00 2.000																							

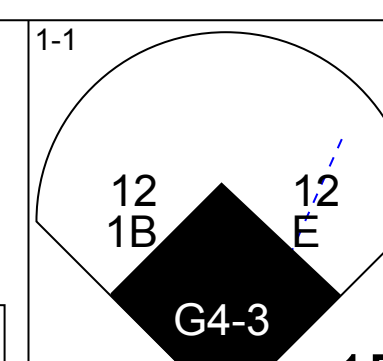
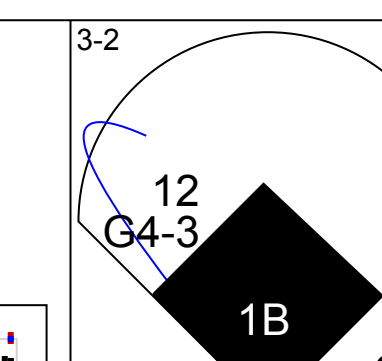
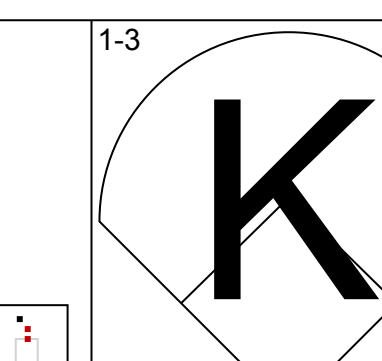
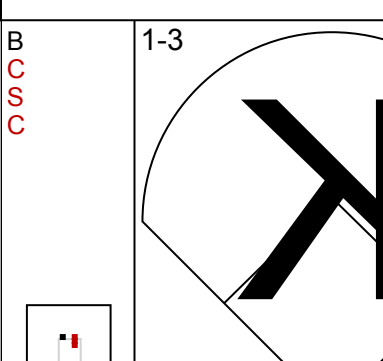
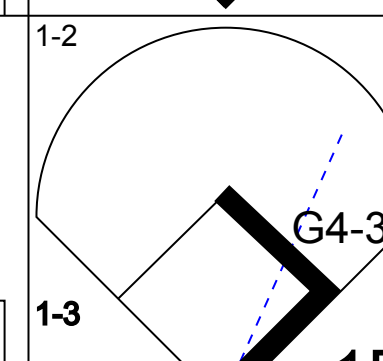
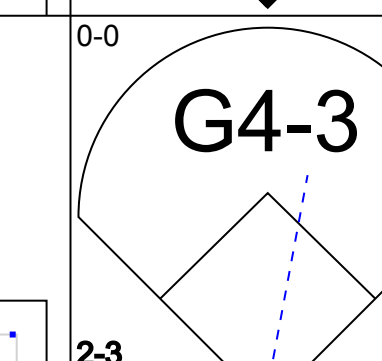
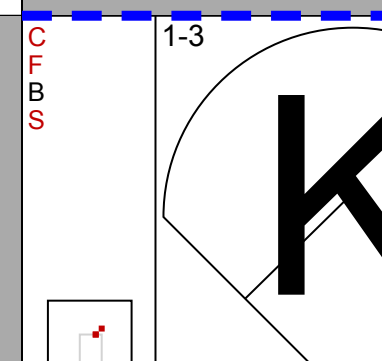
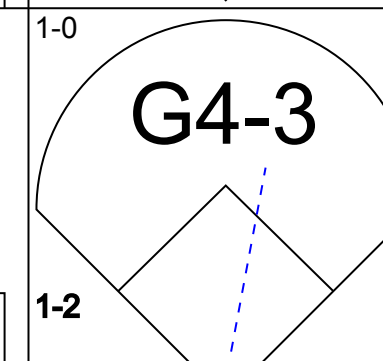
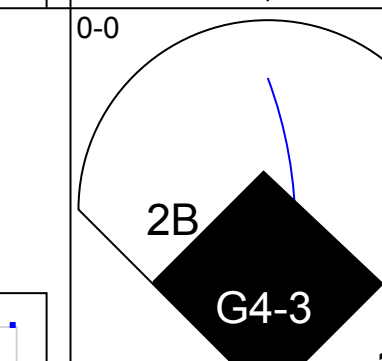

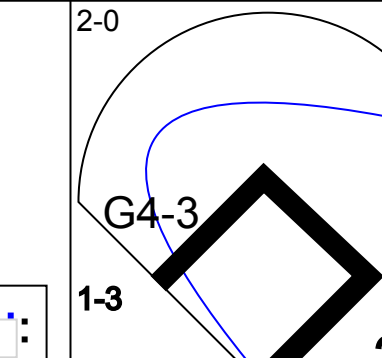
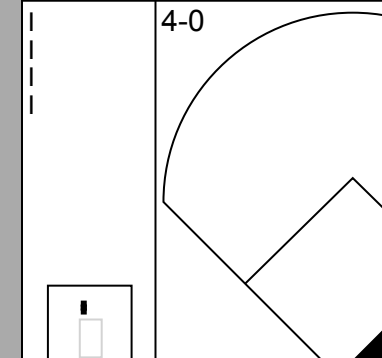
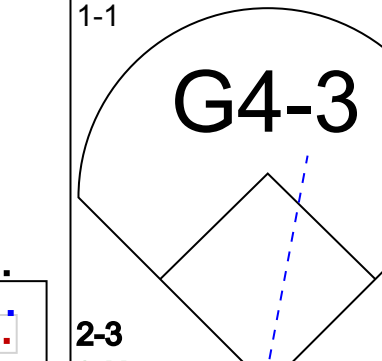
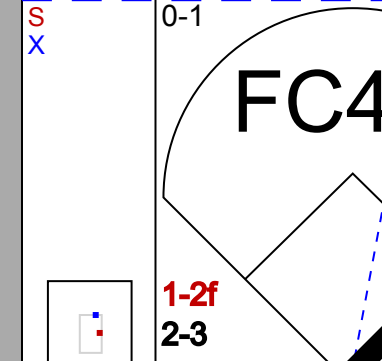
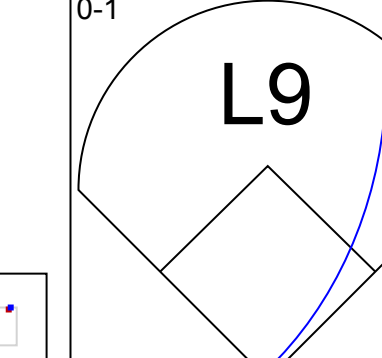
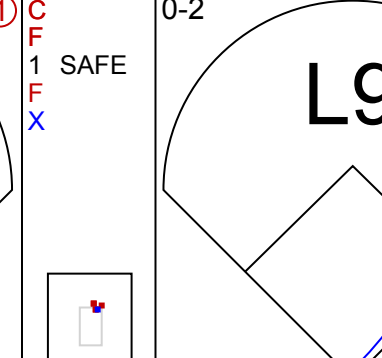




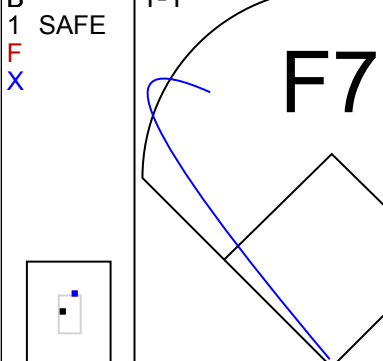
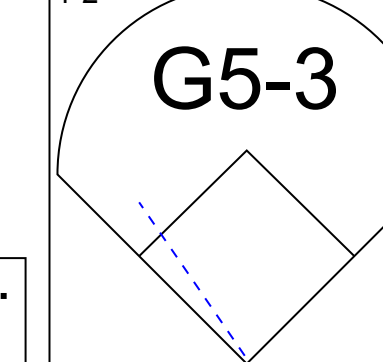
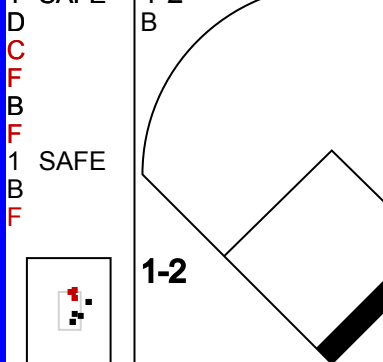
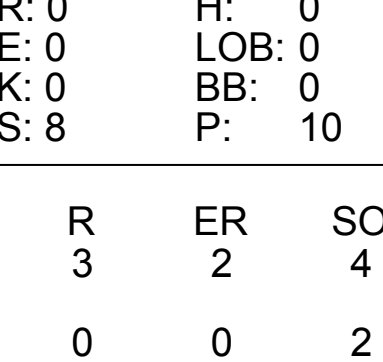
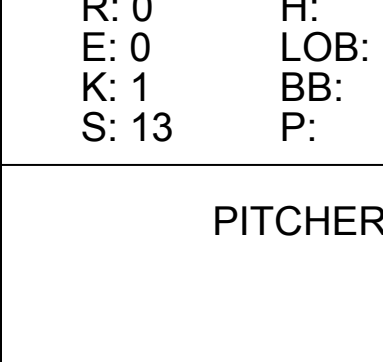


Batter	1	2	3	4	5	6	7	8	9	AB	R	H	RBI	BB	SO	LOB	BOTTOM								
2 Randy Winn, S (1, 8) OBP: 0.355, SLG: 0.454	K		F7							4	0	1	0	0	2	0	Oakland Athletics @ San Francisco Giants AT&T Park, San Francisco, CA Sun Jun 10 2007, 1:05 PM PDT Att: 42,345 - Partly Cloudy - 67 F								
19 Kevin Frandsen, R (1, 4) OBP: 0.293, SLG: 0.359	G5-3		G6-3							4	0	0	0	0	1	1									
35 Rich Aurilia, R (1, 3) OBP: 0.284, SLG: 0.353	F8		G5-3							4	0	2	0	0	0	0									
Barry Bonds, L (1, 7) OBP: 0.484, SLG: 0.553										3	0	0	0	1	0	2									
1 Bengie Molina, R (1, 2) OBP: 0.336, SLG: 0.468										3	0	1	0	1	0	1									
Pedro Feliz, R (1, 5) OBP: 0.293, SLG: 0.434										3	0	0	0	0	1	3									
40 Daniel Ortmeier, S (1, 9) OBP: 0.296, SLG: 0.481										3	0	1	0	0	1	0									
13 Omar Vizquel, S (1, 6) OBP: 0.289, SLG: 0.299										3	0	0	0	0	2	3									
18 Matt Cain, R (1, 1) Mark Sweeney, L (8, PH) 41 Brad Hennessey, R (9, 1) OBP: 0.080, SLG: 0.042 OBP: 0.271, SLG: 0.308										2	0	0	0	0	1	3									
										1	0	0	0	0	0	0									
										0	0	0	0	0	0	0									
Inning Stats	R: 0 E: 0 K: 1 S: 7	H: 0 LOB: 0 BB: 0 P: 10	R: 0 E: 0 K: 3 S: 18	H: 2 LOB: 3 BB: 1 P: 30	R: 0 E: 0 K: 0 S: 4	H: 0 LOB: 0 BB: 0 P: 5	R: 0 E: 0 K: 0 S: 6	H: 0 LOB: 0 BB: 1 P: 10	R: 0 E: 0 K: 1 S: 9	H: 0 LOB: 0 BB: 0 P: 14	R: 0 E: 0 K: 0 S: 9	H: 2 LOB: 1 BB: 0 P: 16	R: 0 E: 0 K: 1 S: 5	H: 0 LOB: 0 BB: 0 P: 9	R: 0 E: 0 K: 1 S: 5	H: 0 LOB: 0 BB: 0 P: 7	R: 0 E: 0 K: 1 S: 13	H: 1 LOB: 1 BB: 0 P: 20	1B: 5 2B: 0 3B: 0 HR: 0	SF: 0 SAC: 0 DP: 2 HBP: 0	WP: 0 PB: 0 SB: 0 CS: 0	PA: 32			
PITCHER	IP WLS BF H R ER SO BB IBB HBP BLK WP HR S P ERA WHIP	6.0 22 6 0 0 0 2 0 0 0 0 0 0 10 16 0.00 0.000	2.0 W 6 0 0 0 2 0 0 0 0 0 0 0 10 16 0.00 0.000	1.0 S 4 1 0 0 1 0 0 0 0 0 0 0 13 20 0.00 1.000																					




Batter	1	2	3	4	5	6	7	8	9	AB	R	H	RBI	BB	SO	LOB	TOP					
Royce Clayton, R (1,6) OBP: 0.299, SLG: 0.343										3	1	1	0	1	2	0	Toronto Blue Jays @ San Francisco Giants AT&T Park, San Francisco, CA Tue Jun 12 2007, 7:15 PM PDT Att: 37,574 - Partly Cloudy - 65 F					
15 Alex Rice, R (1,9) OBP: 0.342, SLG: 0.537										4	1	2	2	0	0	1						
10 Vernon Wells, R (1,8) OBP: 0.304, SLG: 0.389										3	0	0	0	1	1	1						
25 Troy Glaus, R (1,5) OBP: 0.394, SLG: 0.537										3	0	0	0	1	2	1						
2 Aaron Hill, R (1,4) OBP: 0.341, SLG: 0.460										3	0	0	0	1	1	1						
59 Curtis Thigpen, R (1,3) OBP: 0.400, SLG: 0.500										4	0	1	0	0	0	2						
26 Adam Lind, L (1,7) OBP: 0.275, SLG: 0.392										2	0	0	0	0	1	2						
9 Gregg Zaun, S (7, PH) OBP: 0.282, SLG: 0.339										1	0	0	0	0	0	0						
Sal Fasano, R (7,2) OBP: 0.229, SLG: 0.311										1	0	0	0	0	1	1						
Jason Phillips, R (1,2) OBP: 0.290, SLG: 0.300										2	0	1	0	0	0	0						
Frank Thomas, R (7, PH) OBP: 0.365, SLG: 0.387										1	0	0	0	0	1	0						
37 Scott Downs, L (7,1) OBP: 0.229, SLG: 0.311										0	0	0	0	0	0	0						
44 Casey Janssen, R (7,1) OBP: 0.229, SLG: 0.311										0	0	0	0	0	0	0						
34 A.J. Burnett, R (1,1) OBP: 0.229, SLG: 0.311										2	0	0	0	0	0	1						
54 Jason Frasor, R (5,1) OBP: 0.229, SLG: 0.311										0	0	0	0	0	0	0						
Matt Stairs, L (7, PH) OBP: 0.358, SLG: 0.550										1	0	0	0	0	0	0						
Inning Stats	R: 0 E: 0 K: 1 S: 9	H: 1 LOB: 0 BB: 0 P: 12	R: 0 E: 1 K: 0 S: 10	H: 0 LOB: 1 BB: 1 P: 18	R: 2 E: 0 K: 1 S: 12	H: 2 LOB: 1 BB: 1 P: 21	R: 0 E: 0 K: 1 S: 7	H: 0 LOB: 0 BB: 0 P: 10	R: 0 E: 0 K: 2 S: 14	H: 1 LOB: 1 BB: 1 P: 19	R: 0 E: 0 K: 2 S: 14	H: 0 LOB: 1 BB: 0 P: 22	R: 0 E: 0 K: 1 S: 8	H: 0 LOB: 0 BB: 0 P: 15	R: 0 E: 0 K: 1 S: 6	H: 1 LOB: 0 BB: 0 P: 7	R: 0 E: 0 K: 2 S: 14	H: 1 LOB: 1 BB: 0 P: 22	1B: 4 2B: 0 3B: 0 HR: 1	SF: 0 SAC: 0 DP: 2 HBP: 0	WP: 1 PB: 1 SB: 0 CS: 0	PA: 34
PITCHER	IP WLS BF H R ER SO BB IBB HBP BLK WP HR S P ERA WHIP																					
51 Noah Lowry, L (1,1) ERA: 3.46	6.0 W 24 4 2 2 5 4 0 0 0 0 0 1 61 102 3.00 1.333																					
Jack Taschner, L (7,1) ERA: 4.74	1.0 H 3 0 0 0 1 0 0 0 0 0 0 0 8 15 0.00 0.000																					
32 Kevin Correia, R (8,1) ERA: 3.45	1.0 H 3 0 0 0 1 0 0 0 0 0 0 0 6 7 0.00 0.000																					
41 Brad Hennessey, R (9,1) ERA: 3.42	1.0 S 4 1 0 0 2 0 0 0 0 0 1 0 14 22 0.00 1.000																					

AB	30
R	2
H	5
RBI	2
BB	4
SO	9
LOB	10



Batter	1	2	3	4	5	6	7	8	9	AB	R	H	RBI	BB	SO	LOB	BOTTOM			
10 Dave Roberts, L (1,8) OBP: 0.288, SLG: 0.370										4	2	2	0	0	2	3	Toronto Blue Jays @ San Francisco Giants AT&T Park, San Francisco, CA Tue Jun 12 2007, 7:15 PM PDT Att: 37,574 - Partly Cloudy - 65 F			
12 Nate Schierholtz, L (1,9) OBP: 0.250, SLG: 0.250										4	0	1	0	0	2	1				
Ryan Klesko, L (1,3) OBP: 0.404, SLG: 0.480										4	1	2	2	0	1	1				
Barry Bonds, L (1,7) OBP: 0.493, SLG: 0.580										2	0	2	0	2	0	0				
2 Randy Winn, S (7, PR) OBP: 0.353, SLG: 0.451										0	0	0	0	0	0	0				
Ray Durham, S (1,4) OBP: 0.311, SLG: 0.403										4	0	0	1	0	2	6				
1 Bengie Molina, R (1,2) OBP: 0.330, SLG: 0.457										4	0	0	0	1	0	5				
Pedro Feliz, R (1,5) OBP: 0.288, SLG: 0.425										4	0	1	0	0	1	0				
13 Omar Vizquel, S (1,6) OBP: 0.286, SLG: 0.292										3	0	0	0	1	0	1				
51 Noah Lowry, R (1,1) OBP: 0.107, SLG: 0.111										2	0	0	0	0	0	1				
Mark Sweeney, L (6, PH) OBP: 0.263, SLG: 0.308										0	0	0	0	1	0	0				
Jack Taschner, L (7,1) ERA: 3.59										0	0	0	0	0	0	0				
32 Kevin Correia, R (8,1) OBP: 0.500, SLG: 0.500										1	0	0	0	0	0	0				
41 Brad Hennessey, R (9,1) ERA: 1.04										0	0	0	0	0	0	0				
Inning Stats	R: 1 E: 1 K: 1 S: 13	H: 2 LOB: 2 BB: 1 P: 25	R: 0 E: 0 K: 0 S: 8	H: 0 LOB: 0 BB: 0 P: 10	R: 2 E: 0 K: 0 S: 10	H: 3 LOB: 1 BB: 0 P: 16	R: 0 E: 0 K: 1 S: 9	H: 0 LOB: 1 BB: 1 P: 17	R: 0 E: 0 K: 3 S: 12	H: 1 LOB: 1 BB: 0 P: 19	R: 0 E: 0 K: 1 S: 13	H: 1 LOB: 2 BB: 1 P: 21	R: 0 E: 0 K: 1 S: 11	H: 1 LOB: 1 BB: 1 P: 17	R: 0 E: 0 K: 1 S: 6	H: 0 LOB: 0 BB: 0 P: 6	1B: 5 2B: 3 3B: 0 HR: 0	SF: 0 SAC: 0 DP: 0 HBP: 0	WP: 0 PB: 0 SB: 1 CS: 0	PA: 36
PITCHER	IP WLS BF H R ER SO BB IBB HBP BLK WP HR S P ERA WHIP																			
34 A.J. Burnett, R (1,1) ERA: 4.0	4.2 L 22 6 3 2 4 1 1 0 0 0 0 0 0 16 26 0.00 1.500																			
54 Jason Frasor, R (5,1) ERA: 3.59	1.1 6 1 0 0 2 1 0 0 0 0 0 0 5 11 0.00 3.000																			
37 Scott Downs, L (7,1) ERA: 3.12	0.1 3 1 0 0 1 0 1 0 0 0 0 0 5 11 0.00 3.000																			
44 Casey Janssen, R (7,1) ERA: 1.04	1.2 5 0 0 0 1 0 0 0 0 0 0 0 12 12 0.00 0.000																			

AB	32
R	3
H	8
RBI	3
BB	4
SO	8
LOB	18



Batter	1	2	3	4	5	6	7	8	9	AB R H RBI BB SO LOB	TOP											
10 Dave Roberts, L (1,8) OBP: 0.294, SLG: 0.352	1-2 F7		2-3 K		0-1 G3		4-2 G3-1 BB		1-3 K	4 0 0 0 1 2 2	San Francisco Giants @ Boston Red Sox Fenway Park, Boston, MA Sun Jun 17 2007, 2:05 PM EDT Att: 36,137 - Partly Cloudy - 82 F											
2 Randy Winn, S (1,7) OBP: 0.352, SLG: 0.444	3-1 G1-3		0-0 PB 2B		3-2 F8		4-1 G3-1 BB		1-1 F8	4 0 1 1 1 0 1												
Ray Durham, S (1,4) OBP: 0.310, SLG: 0.392	2-0 G4-3		0-1 F7		1-1 P4		1-0 G3-1		1-0 F8	5 0 0 0 0 0 4												
Barry Bonds, L (1,10) OBP: 0.492, SLG: 0.581		1-1 WP 1B	2-1 F8			1-0 HR	4-0 G6-4-3 BB			3 1 2 1 1 0 1												
1 Bengie Molina, R (1,2) OBP: 0.322, SLG: 0.441	1-2 F9			1-2 P3		0-1 G5-3	0-0 G6-4-3			4 0 0 0 0 0 4												
Ryan Klesko, L (1,3) OBP: 0.401, SLG: 0.477	2-3 K			0-0 P3		4-2 FC5-4 BB		0-2 F8		3 0 0 0 1 1 1												
Pedro Feliz, R (1,5) OBP: 0.286, SLG: 0.434	1-3 K			3-2 HR		1-0 FC5-4 12 3B		2-1 G5-3		4 2 1 1 0 1 2												
12 Nate Schierholtz, L (1,9) OBP: 0.450, SLG: 0.500			0-0 13 2B 1B	1-2 FC5-4 13		1-2 1-H 3B		3-2 L7		4 1 3 1 0 0 0												
13 Omar Vizquel, S (1,6) OBP: 0.279, SLG: 0.288			1-1 10 2B 2B	0-1 FC5-4		1-2 G4-3		1-2 1B		4 1 2 1 0 0 2												
Inning Stats	R: 0 E: 0 K: 0 S: 6	H: 0 LOB: 0 BB: 0 P: 12	R: 0 E: 0 K: 2 S: 12	H: 1 LOB: 1 BB: 0 P: 17	R: 2 E: 0 K: 1 S: 12	H: 3 LOB: 1 BB: 0 P: 17	R: 1 E: 0 K: 0 S: 13	H: 2 LOB: 1 BB: 0 P: 18	R: 0 E: 0 K: 0 S: 7	H: 0 LOB: 0 BB: 0 P: 11	R: 2 E: 0 K: 0 S: 14	H: 2 LOB: 1 BB: 3 P: 22	R: 0 E: 0 K: 0 S: 5	H: 0 LOB: 2 BB: 3 P: 18	R: 0 E: 0 K: 0 S: 8	H: 0 LOB: 0 BB: 0 P: 13	R: 0 E: 0 K: 1 S: 12	H: 1 LOB: 1 BB: 0 P: 16	1B: 4 2B: 2 3B: 1 HR: 2	SF: 0 SAC: 0 DP: 1 HBP: 0	WP: 1 PB: 1 SB: 2 CS: 0	PA: 39
PITCHER	IP WLS BF H R ER SO BB IBB HBP BLK WP HR S P ERA WHIP											PITCHER	IP WLS BF H R ER SO BB IBB HBP BLK WP HR S P ERA WHIP									
49 Tim Wakefield, R (1,1) ERA: 4.18	5.2 W 26 8 5 5 3 1 0 0 0 0 1 2 61 93 7.94 1.588																					
17 Manny Delcarmen, R (6,1) ERA:	0.2 H 4 0 0 0 0 2 0 0 0 0 0 0 7 17 0.00 3.000																					
48 Javier López, L (7,1) ERA: 2.93	0.0 1 0 0 0 0 1 0 0 0 0 0 0 0 4 ∞ ∞																					
36 Joel Pineiro, R (7,1) ERA: 4.97	1.2 H 5 1 0 0 0 0 0 0 0 0 0 0 13 19 0.00 0.600																					
37 Hideki Okajima, L (9,1) ERA: 1.04	1.0 3 0 0 0 1 0 0 0 0 0 0 0 8 11 0.00 0.000																					


AB	35
R	5
H	9
RBI	5
BB	4
SO	4
LOB	17




Batter	1	2	3	4	5	6	7	8	9	AB R H RBI BB SO LOB	BOTTOM									
7 J.D. Drew, L (1,9) OBP: 0.350, SLG: 0.359	1-2 34 BB G6-4-3 2B		4-1 34 15 1B 2B	3-2 G3		3-2 G3		4-2 1-2 2-3 BB		3 2 1 0 2 0 0	San Francisco Giants @ Boston Red Sox Fenway Park, Boston, MA Sun Jun 17 2007, 2:05 PM EDT Att: 36,137 - Partly Cloudy - 82 F									
15 Dustin Pedroia, R (1,4) OBP: 0.398, SLG: 0.454	2-2 G6-4-3 34 BB 20 1B HBP		0-0 34 2B G4-3 1B	1-0 G6-3		1-3 K		3-2 G3		4 2 1 0 0 1 2										
34 David Ortiz, L (1,10) OBP: 0.450, SLG: 0.596	4-2 G6-4-3 1-2 2-3 BB		2-1 G4-3 20 1B 2B	1-2 2B		2-3 K				3 2 2 1 1 1 0										
Manny Ramirez, R (1,7) OBP: 0.395, SLG: 0.483	0-0 G6-4-3		0-0 G4-3	1-2 2B		2-2 HR				4 1 2 3 0 0 3										
20 Kevin Youkilis, R (1,3) OBP: 0.414, SLG: 0.510	3-2 1-2 2-3 3-H 1B		0-1 25 2B 1B	1-2 G5-3		2-1 G4-3				4 1 2 2 0 0 1										
25 Mike Lowell, R (1,5) OBP: 0.383, SLG: 0.536	0-1 F8		2-1 28 1B 2B		1-1 G6-3		3-3 K			4 1 1 1 0 1 1										
Wily Mo Peña, R (1,8) ERA: 4.71		3-3 K	1-0 L7		2-3 K		0-1 7 CS 28 HBP 1B			3 0 0 0 0 2 1										
Coco Crisp, S (8,8) OBP: 0.291, SLG: 0.308										1 0 1 0 0 0 0										
28 Doug Mirabeli, R (1,2) OBP: 0.246, SLG: 0.311		0-3 K	3-2 2-H 1B		2-3 K		1-2 7 CS HBP			3 0 1 1 0 2 0										
23 Julio Lugo, R (1,6) OBP: 0.270, SLG: 0.309		3-2 K	0-0 G6-3			1-1 P3		0-1 B1		4 0 0 0 0 1 3										
Inning Stats	R: 2 E: 0 K: 0 S: 13	H: 2 LOB: 1 BB: 1 P: 23	R: 0 E: 0 K: 3 S: 11	H: 0 LOB: 0 BB: 0 P: 17	R: 5 E: 0 K: 0 S: 15	H: 5 LOB: 1 BB: 1 P: 27	R: 1 E: 0 K: 0 S: 18	H: 2 LOB: 1 BB: 0 P: 25	R: 0 E: 0 K: 2 S: 8	H: 0 LOB: 0 BB: 0 P: 13	R: 0 E: 0 K: 1 S: 9	H: 0 LOB: 0 BB: 0 P: 14	R: 1 E: 0 K: 2 S: 14	H: 1 LOB: 0 BB: 0 P: 23	R: 0 E: 0 K: 0 S: 14	H: 1 LOB: 2 BB: 1 P: 22	1B: 5 2B: 5 3B: 0 HR: 1	SF: 0 SAC: 0 DP: 1 HBP: 2	WP: 0 PB: 0 SB: 0 CS: 2	PA: 38
PITCHER	IP WLS BF H R ER SO BB IBB HBP BLK WP HR S P ERA WHIP											PITCHER	IP WLS BF H R ER SO BB IBB HBP BLK WP HR S P ERA WHIP							
Matt Morris, R (1,1) ERA: 3.21	4.0 L 23 9 8 8 3 2 0 1 0 0 0 0 57 92 18.00 2.750																			
31 Vinnie Chulk, R (5,1) ERA: 3.07	2.0 6 0 0 0 3 0 0 0 0 0 0 0 17 27 0.00 0.000																			
53 Jonathan Sánchez, L (7,1) ERA: 4.71	1.0 4 1 1 1 2 0 0 0 0 0 1 14 23 9.00 1.000																			
41 Brad Hennessey, R (8,1) ERA: 3.29	1.0 5 1 0 0 0 1 0 0 1 0 0 0 14 22 0.00 2.000																			

AB	33
R	9
H	11
RBI	8
BB	3
SO	8
LOB	11



Batter	1	2	3	4	5	6	7	8	9	AB	R	H	RBI	BB	SO	LOB	TOP			
10 Dave Roberts, L (1, 8) OBP: 0.395, SLG: 0.357	3-2 1B 2 G5-3		1-3 K		2-2 G3-1		2-2 E8 1B		4-2 BB 1-2	4	1	2	0	1	1	0	San Francisco Giants @ Milwaukee Brewers Miller Park, Milwaukee, WI Mon Jun 18 2007, 7:05 PM CDT Att. 41,631 - Roof Closed - 82 F AB 34 R 4 H 7 RBI 4 BB 5 SO 7 LOB 17 			
2 Randy Winn, S (1, 9) OBP: 0.345, SLG: 0.435	2-2 G5-3 1-2		2-0 F7			3-3 K	1-0 F8		2-3 K	5	0	0	0	0	2	5				
Ryan Klesko, L (1, 3) OBP: 0.389, SLG: 0.460	2-3 K		2-1 L8			0-0 G4-3	2-3 K		3-2 G3	5	0	0	0	0	2	5				
Barry Bonds, L (1, 7) OBP: 0.496, SLG: 0.586	4-2 BB 1B			4-2 BB		1-1 2B		1-1 G3-1		2	0	1	0	2	0	0				
1 Bengie Molina, R (1, 2) OBP: 0.321, SLG: 0.438	0-2 1B 1-2 2H			2-1 BB P3		0-1 L6		1-3 K		4	0	1	1	0	1	2				
Pedro Feliz, R (1, 5) OBP: 0.285, SLG: 0.444	1-2 P6			1-0 P4			1-2 HR	3-0 P4		4	1	1	1	0	0	3				
13 Omar Vizquel, S (1, 6) OBP: 0.279, SLG: 0.284		2-1 F7		1-3 K			0-0 B5-3		4-2 BB FC2-6	3	0	0	0	1	1	1				
19 Kevin Frandsen, R (1, 4) OBP: 0.300, SLG: 0.337		0-2 L6			1-2 G1-3		4-0 HR BB		1-0 FC2-6 1B	2	1	0	0	1	0	0				
23 Randy Messenger, R (7, 1) OBP: 0.500, SLG: 0.500									1-2 BB	0	0	0	0	0	0	0				
Luis Figueroa, S (9, PH)									1-2 1B	1	0	0	0	0	0	1				
51 Noah Lowry, R (1, 1) OBP: 0.097, SLG: 0.100		1-1 F9			0-2 G4-3		2-2 HR		1-2 1B	2	0	0	0	0	0	0				
31 Vinnie Chulk, R (6, 1) OBP: 0.315, SLG: 0.411								1-1 HR	1-3 10 BB 1B	2	1	2	2	0	0	0				
Inning Stats	R: 1 E: 0 K: 1 S: 19	H: 2 LOB: 2 BB: 1 P: 31	R: 0 E: 0 K: 0 S: 7	H: 0 LOB: 0 BB: 0 P: 10	R: 0 E: 0 K: 1 S: 6	H: 0 LOB: 1 BB: 1 P: 11	R: 0 E: 0 K: 1 S: 9	H: 0 LOB: 0 BB: 0 P: 17	R: 0 E: 0 K: 0 S: 9	H: 1 LOB: 1 BB: 0 P: 12	R: 3 E: 1 K: 1 S: 15	H: 3 LOB: 1 BB: 1 P: 27	R: 0 E: 0 K: 1 S: 6	H: 0 LOB: 0 BB: 0 P: 11	R: 0 E: 0 K: 1 S: 19	H: 1 LOB: 3 BB: 2 P: 34	1B: 4 2B: 1 3B: 0 HR: 2	SF: 0 SAC: 0 DP: 0 HBP: 0	WP: 0 PB: 0 SB: 0 CS: 0	PA: 39
PITCHER	IP WLS BF H R ER SO BB IBB HBP BLK WP HR S P ERA WHIP																			
49 Yovani Gallardo, R (1, 1) ERA: 4.28	6.1	W 26	4	3	3	4	3	0	0	0	0	0	1	62	102	4.26	1.105			
12 Carlos Villanueva, R (7, 1) ERA: 3.02	0.2	H 4	2	1	1	1	0	0	0	0	0	1	11	18	13.50	3.000				
Derrick Turnbow, R (8, 1) ERA: 3.73	1.0	H 3	0	0	0	1	0	0	0	0	0	0	6	11	0.00	0.000				
Francisco Cordero, R (9, 1) ERA: 2.37	1.0	S 6	1	0	0	1	2	0	0	0	0	0	19	34	0.00	3.000				

Batter	1	2	3	4	5	6	7	8	9	AB	R	H	RBI	BB	SO	LOB	BOTTOM			
1 Corey Hart, R (1, 9) OBP: 0.379, SLG: 0.515	1-3 K	1-2 P4			0-0 HR	4-2 BB		0-0 G6-3		4	1	1	1	1	1	3	San Francisco Giants @ Milwaukee Brewers Miller Park, Milwaukee, WI Mon Jun 18 2007, 7:05 PM CDT Att. 41,631 - Roof Closed - 82 F AB 32 R 5 H 10 RBI 5 BB 5 SO 3 LOB 16 			
7 J.J. Hardy, R (1, 6) OBP: 0.333, SLG: 0.507	1-1 G6-3		4-0 BB 28 G3-6-3		2-2 HR 28 G1-6-3 8 1B	2-2 F9				3	0	1	0	1	0	3				
8 Ryan Braun, R (1, 5) OBP: 0.333, SLG: 0.523	4-1 BB 28 HR		1-2 F7		0-2 1B 28 G1-6-3	1-2 F9				3	1	1	0	1	0	1				
28 Prince Fielder, L (1, 3) OBP: 0.373, SLG: 0.643	0-0 HR 1-2		1-2 G3-6-3		1-1 G1-6-3	1-1 P6				4	1	1	2	0	0	3				
2 Bill Hall, R (1, 8) OBP: 0.344, SLG: 0.443	0-2 G4-3			2-1 1B 23 WP 23 FC6	1-2 F8	2-0 P3				4	1	1	0	0	0	1				
Johnny Estrada, S (1, 2) OBP: 0.312, SLG: 0.433		1-2 F9		0-0 F8		1-0 1B 49 BB		1-1 G4-3		4	0	1	0	0	0	1				
Kevin Mench, R (1, 7) OBP: 0.275, SLG: 0.403		2-1 L9		0-1 1B 23 FC6 23 WP		0-1 L8		1-1 F9		4	0	1	0	0	0	1				
23 Rickie Weeks Jr., R (1, 4) OBP: 0.348, SLG: 0.445		1-1 2B 49		2-1 FC6		1-3 K		0-0 2B		4	1	2	1	0	1	2				
49 Yovani Gallardo, R (1, 1) OBP: 0.687, SLG: 1.000		1-1 2B		1-3 K		4-1 1B BB		4-0 2B		2	0	1	1	1	1	1				
12 Carlos Villanueva, R (7, 1) Derrick Turnbow, R (8, 1) Geoff Jenkins, L (8, PH) Francisco Cordero, R (9, 1)										0	0	0	0	0	0	0				
Inning Stats	R: 2 E: 0 K: 1 S: 10	H: 1 LOB: 0 BB: 1 P: 16	R: 1 E: 0 K: 0 S: 13	H: 2 LOB: 1 BB: 0 P: 19	R: 0 E: 0 K: 0 S: 7	H: 0 LOB: 1 BB: 1 P: 13	R: 1 E: 0 K: 1 S: 10	H: 2 LOB: 1 BB: 0 P: 15	R: 1 E: 0 K: 0 S: 13	H: 3 LOB: 1 BB: 0 P: 17	R: 0 E: 0 K: 1 S: 15	H: 1 LOB: 3 BB: 2 P: 27	R: 0 E: 0 K: 0 S: 10	H: 0 LOB: 0 BB: 0 P: 14	R: 0 E: 0 K: 0 S: 6	H: 1 LOB: 2 BB: 1 P: 12	1B: 5 2B: 3 3B: 0 HR: 2	SF: 0 SAC: 0 DP: 2 HBP: 0	WP: 1 PB: 0 SB: 0 CS: 0	PA: 37
PITCHER	IP WLS BF H R ER SO BB IBB HBP BLK WP HR S P ERA WHIP																			
51 Noah Lowry, L (1, 1) ERA: 3.74	5.2	L 27	9	5	5	3	3	0	0	0	0	0	0	62	95	7.94	2.118			
31 Vinnie Chulk, R (6, 1) ERA: 3.03	0.1	2	0	0	0	0	1	0	0	0	0	0	6	12	0.00	3.000				
23 Randy Messenger, R (7, 1) ERA: 1.97	1.0	3	0	0	0	0	0	0	0	0	0	10	14	0.00	0.000					
32 Kevin Correia, R (8, 1) ERA: 3.13	1.0	5	1	0	0	0	0	1	0	0	0	6	12	0.00	1.000					

Batter	1	2	3	4	5	6	7	8	9	AB	R	H	RBI	BB	SO	LOB	TOP			
10 Dave Roberts, L OBP: 0.297, SLG: 0.346	F7		G4-3		G6-3			F7		4	0	0	0	0	0	0	San Francisco Giants @ Milwaukee Brewers Miller Park, Milwaukee, WI Tue Jun 19 2007, 7:05 PM CDT Att: 35,238 - Clear - 76 F			
2 Randy Winn, S OBP: 0.341, SLG: 0.428	G3			G4-3		K		G1-3		4	0	0	0	0	1	0				
Ray Durham, S OBP: 0.318, SLG: 0.417	F8			HR		1B		F7		4	1	2	0	0	0	0				
Barry Bonds, L OBP: 0.492, SLG: 0.576		BB		K		P6			G4-3	3	0	0	0	1	1	2				
Ryan Klesko, L OBP: 0.385, SLG: 0.475	F7			HR		G3			K	4	1	1	2	0	1	2				
Pedro Feliz, R OBP: 0.289, SLG: 0.444	P4			1B				F7		4	0	2	0	0	0	1				
13 Omar Vizquel, S OBP: 0.278, SLG: 0.284	P6			F7				1B		4	0	1	0	0	0	3				
39 Guillermo Rodriguez, R OBP: 0.143, SLG: 0.167			G6-3		G6-3			F9		3	0	0	0	0	0	1				
55 Tim Lincecum, L Luis Figueroa, S 53 Jonathan Sánchez, L Mark Swisher, L Jack Taschner, L Steve Kline, S			K		P4			F7		1	0	0	0	0	1	0				
Inning Stats	R: 0 E: 0 K: 0 S: 5	H: 0 LOB: 0 BB: 0 P: 5	R: 0 E: 0 K: 0 S: 9	H: 0 LOB: 1 BB: 1 P: 14	R: 0 E: 0 K: 1 S: 9	H: 0 LOB: 0 BB: 0 P: 14	R: 2 E: 0 K: 1 S: 12	H: 3 LOB: 1 BB: 0 P: 16	R: 0 E: 0 K: 1 S: 13	H: 1 LOB: 1 BB: 0 P: 17	R: 0 E: 0 K: 0 S: 9	H: 1 LOB: 1 BB: 0 P: 14	R: 0 E: 0 K: 0 S: 7	H: 0 LOB: 0 BB: 0 P: 11	R: 0 E: 0 K: 1 S: 9	H: 1 LOB: 1 BB: 0 P: 15	1B: 4 2B: 1 3B: 0 HR: 1	SF: 0 SAC: 0 DP: 0 HBP: 0	WP: 0 PB: 0 SB: 0 CS: 0	PA: 34
PITCHER 15 Ben Sheets, R ERA: 3.19	IP: 9.0 WLS: W BF: 34 H: 6 R: 2 ER: 2 SO: 4 BB: 1 IBB: 0 HBP: 0 BLK: 0 WP: 0 HR: 1 S: 81 P: 118 ERA: 2.00 WHIP: 0.778																			

Batter	1	2	3	4	5	6	7	8	9	AB	R	H	RBI	BB	SO	LOB	BOTTOM			
1 Corey Hart, R OBP: 0.385, SLG: 0.515	BB	WP		F7		IBB		F9		4	2	2	0	1	0	3	San Francisco Giants @ Milwaukee Brewers Miller Park, Milwaukee, WI Tue Jun 19 2007, 7:05 PM CDT Att: 35,238 - Clear - 76 F			
Craig Counsell, L OBP: 0.355, SLG: 0.326	BB	BB		F9		K				2	2	0	0	2	1	3				
8 Ryan Braun, R OBP: 0.340, SLG: 0.516	SF9	SF7		K				L9		3	2	1	1	1	1	1				
28 Prince Fielder, L OBP: 0.377, SLG: 0.646	BB	BB		BB		BB		L8		2	0	1	3	2	0	0				
2 Bill Hall, R OBP: 0.338, SLG: 0.437	SF9	L8		BB		G1-6-3		K		3	0	0	1	0	1	2				
Johnny Estrada, S OBP: 0.311, SLG: 0.436	SF7		K		K			F9		3	0	1	1	0	2	0				
Geoff Jenkins, L OBP: 0.343, SLG: 0.516	K		F7			K		F9		4	0	0	0	0	2	2				
23 Rickie Weeks Jr., R OBP: 0.351, SLG: 0.449		K2-3		K		2B				3	0	1	0	1	2	0				
15 Ben Sheets, R OBP: 0.100, SLG: 0.100	K			1B		K		K		4	0	1	0	0	3	3				
Inning Stats	R: 3 E: 0 K: 1 S: 11	H: 1 LOB: 1 BB: 3 P: 27	R: 3 E: 0 K: 2 S: 14	H: 3 LOB: 1 BB: 1 P: 25	R: 0 E: 0 K: 2 S: 9	H: 0 LOB: 0 BB: 0 P: 13	R: 0 E: 0 K: 1 S: 6	H: 1 LOB: 1 BB: 0 P: 9	R: 0 E: 0 K: 3 S: 10	H: 1 LOB: 2 BB: 1 P: 16	R: 0 E: 0 K: 1 S: 8	H: 0 LOB: 0 BB: 0 P: 11	R: 0 E: 0 K: 1 S: 9	H: 1 LOB: 2 BB: 1 P: 16	R: 0 E: 0 K: 1 S: 9	H: 1 LOB: 2 BB: 1 P: 16	1B: 4 2B: 3 3B: 0 HR: 0	SF: 2 SAC: 0 DP: 1 HBP: 0	WP: 1 PB: 0 SB: 1 CS: 0	PA: 37
PITCHER 55 Tim Lincecum, R ERA: 5.88 53 Jonathan Sánchez, L ERA: 4.3 Jack Taschner, L ERA: 5.57 Steve Kline, L ERA: 4.5	IP: 4.0 WLS: L BF: 21 H: 5 R: 2 ER: 6 SO: 6 BB: 4 IBB: 0 HBP: 0 BLK: 0 WP: 1 HR: 0 S: 40 P: 74 ERA: 13.50 WHIP: 2.250																			

San Francisco Giants
 Miller Park, Milwaukee, WI
 Tue Jun 19 2007, 7:05 PM CDT
 Att: 35,238 - Clear - 76 F

San Francisco Giants @ Milwaukee Brewers
 Miller Park, Milwaukee, WI
 Tue Jun 19 2007, 7:05 PM CDT
 Att: 35,238 - Clear - 76 F

GIANTS

Brewers

AB	33
R	2
H	6
RBI	2
BB	1
SO	4
LOB	10

AB	28
R	6
H	7
RBI	6
BB	7
SO	12
LOB	14

Batter	1	2	3	4	5	6	7	8	9	AB	R	H	RBI	BB	SO	LOB	TOP								
10 Dave Roberts, L OBP: 0.287, SLG: 0.333	1-1 P6		1-1 G4-3			0-1 G5-3	0-0 G6-3		0-3 K	5	0	0	0	0	1	2	San Francisco Giants @ Milwaukee Brewers Miller Park, Milwaukee, WI Wed Jun 20 2007, 1:05 PM CDT Att: 35,151 - Sunny - 80 F								
2 Randy Winn, S OBP: 0.342, SLG: 0.425	3-2 G4-3		4-2 S BB			2-1 BB 1 HR 1B	2-0 F8		1-1 G4-3	4	1	1	0	1	0	1									
Ray Durham, S OBP: 0.321, SLG: 0.421	2-2 2B		1-1 P4			4-2 BB 1 HR BB	2-3 K			3	1	1	0	1	1	1									
Ryan Klesko, L OBP: 0.388, SLG: 0.469	4-1 2B		1-3 K			4-2 BB 1 HR BB	0-0 B1-3			2	1	0	0	2	1	1									
1 Bengie Molina, R OBP: 0.319, SLG: 0.447	1-0 L5			1-1 F9		3-1 HR	3-2 F7			4	1	1	4	0	0	2									
12 Nate Schierholtz, L OBP: 0.417, SLG: 0.455		1-0 F7		0-0 F8		1-0 HR	1-0 G6-3			4	1	1	0	0	0	0									
53 Jonathan Sánchez, L OBP: 1.000, SLG: 2.000		1-3 K		1-0 F8		0-1 P4	0-1 G5-3			4	0	0	0	0	1	1									
Pedro Feliz, R OBP: 0.284, SLG: 0.437		3-2 2B			1-3 K	0-0 K	0-0 K			4	0	2	0	0	2	0									
19 Kevin Frandsen, R OBP: 0.309, SLG: 0.356						1-2 E4 1B	4-2 BB			1	0	0	0	0	0	1									
75 Barry Zito, L OBP: 0.115, SLG: 0.115						0-1 P2	2-2 E4			1	0	0	0	0	0	1									
13 Omar Vizquel, S OBP: 0.277, SLG: 0.283										1	0	0	0	0	0	0									
Steve Kline, S OBP: 0.000, SLG: 0.000										0	0	0	0	0	0	0									
Barry Bonds, L OBP: 0.449, SLG: 0.672										0	0	0	0	0	0	1									
23 Randy Messenger, R OBP: 0.285, SLG: 0.352										0	0	0	0	0	0	0									
Jack Taschner, L OBP: 0.000, SLG: 0.000										0	0	0	0	0	0	0									
32 Kevin Correia, L OBP: 0.200, SLG: 0.300										0	0	0	0	0	0	0									
Mark Swweeney, L OBP: 0.276, SLG: 0.305										0	0	0	0	1	0	0									
Inning Stats	R: 0 E: 0 K: 0 S: 10	H: 1 LOB: 2 BB: 1 P: 21	R: 0 E: 0 K: 1 S: 9	H: 1 LOB: 0 BB: 0 P: 14	R: 0 E: 0 K: 1 S: 11	H: 0 LOB: 1 BB: 1 P: 18	R: 0 E: 0 K: 0 S: 4	H: 0 LOB: 0 BB: 0 P: 6	R: 0 E: 0 K: 1 S: 8	H: 0 LOB: 0 BB: 0 P: 9	R: 5 E: 1 K: 0 S: 18	H: 4 LOB: 1 BB: 2 P: 34	R: 0 E: 0 K: 1 S: 6	H: 0 LOB: 0 BB: 0 P: 10	R: 0 E: 0 K: 0 S: 6	H: 0 LOB: 0 BB: 0 P: 11	R: 0 E: 0 K: 2 S: 10	H: 0 LOB: 1 BB: 1 P: 17	1B: 3 2B: 2 3B: 0 HR: 1	SF: 0 SAC: 0 DP: 0 HBP: 0	WP: 0 PB: 0 SB: 1 CS: 0	PA: 38			
PITCHER	IP WLS BF H R ER SO BB IBB HBP BLK WP HR S P ERA WHIP	IP WLS BF H R ER SO BB IBB HBP BLK WP HR S P ERA WHIP	IP WLS BF H R ER SO BB IBB HBP BLK WP HR S P ERA WHIP	IP WLS BF H R ER SO BB IBB HBP BLK WP HR S P ERA WHIP	IP WLS BF H R ER SO BB IBB HBP BLK WP HR S P ERA WHIP	IP WLS BF H R ER SO BB IBB HBP BLK WP HR S P ERA WHIP	IP WLS BF H R ER SO BB IBB HBP BLK WP HR S P ERA WHIP	IP WLS BF H R ER SO BB IBB HBP BLK WP HR S P ERA WHIP	IP WLS BF H R ER SO BB IBB HBP BLK WP HR S P ERA WHIP	IP WLS BF H R ER SO BB IBB HBP BLK WP HR S P ERA WHIP	IP WLS BF H R ER SO BB IBB HBP BLK WP HR S P ERA WHIP	IP WLS BF H R ER SO BB IBB HBP BLK WP HR S P ERA WHIP	IP WLS BF H R ER SO BB IBB HBP BLK WP HR S P ERA WHIP	IP WLS BF H R ER SO BB IBB HBP BLK WP HR S P ERA WHIP	IP WLS BF H R ER SO BB IBB HBP BLK WP HR S P ERA WHIP	IP WLS BF H R ER SO BB IBB HBP BLK WP HR S P ERA WHIP	IP WLS BF H R ER SO BB IBB HBP BLK WP HR S P ERA WHIP	IP WLS BF H R ER SO BB IBB HBP BLK WP HR S P ERA WHIP	IP WLS BF H R ER SO BB IBB HBP BLK WP HR S P ERA WHIP	IP WLS BF H R ER SO BB IBB HBP BLK WP HR S P ERA WHIP	IP WLS BF H R ER SO BB IBB HBP BLK WP HR S P ERA WHIP	IP WLS BF H R ER SO BB IBB HBP BLK WP HR S P ERA WHIP	IP WLS BF H R ER SO BB IBB HBP BLK WP HR S P ERA WHIP	IP WLS BF H R ER SO BB IBB HBP BLK WP HR S P ERA WHIP	
46 Claudio Vargas, R ERA: 4.09	5.0 W 23 4 4 4 3 4 0 0 0 0 0 1 51 90 7.20 1.600	5.0 W 23 4 4 4 3 4 0 0 0 0 0 0 1 51 90 7.20 1.600	5.0 W 23 4 4 4 3 4 0 0 0 0 0 0 1 51 90 7.20 1.600	5.0 W 23 4 4 4 3 4 0 0 0 0 0 0 1 51 90 7.20 1.600	5.0 W 23 4 4 4 3 4 0 0 0 0 0 0 1 51 90 7.20 1.600	5.0 W 23 4 4 4 3 4 0 0 0 0 0 0 1 51 90 7.20 1.600	5.0 W 23 4 4 4 3 4 0 0 0 0 0 0 1 51 90 7.20 1.600	5.0 W 23 4 4 4 3 4 0 0 0 0 0 0 1 51 90 7.20 1.600	5.0 W 23 4 4 4 3 4 0 0 0 0 0 0 1 51 90 7.20 1.600	5.0 W 23 4 4 4 3 4 0 0 0 0 0 0 1 51 90 7.20 1.600	5.0 W 23 4 4 4 3 4 0 0 0 0 0 0 1 51 90 7.20 1.600	5.0 W 23 4 4 4 3 4 0 0 0 0 0 0 1 51 90 7.20 1.600	5.0 W 23 4 4 4 3 4 0 0 0 0 0 0 1 51 90 7.20 1.600	5.0 W 23 4 4 4 3 4 0 0 0 0 0 0 1 51 90 7.20 1.600	5.0 W 23 4 4 4 3 4 0 0 0 0 0 0 1 51 90 7.20 1.600	5.0 W 23 4 4 4 3 4 0 0 0 0 0 0 1 51 90 7.20 1.600	5.0 W 23 4 4 4 3 4 0 0 0 0 0 0 1 51 90 7.20 1.600	5.0 W 23 4 4 4 3 4 0 0 0 0 0 0 1 51 90 7.20 1.600	5.0 W 23 4 4 4 3 4 0 0 0 0 0 0 1 51 90 7.20 1.600	5.0 W 23 4 4 4 3 4 0 0 0 0 0 0 1 51 90 7.20 1.600	5.0 W 23 4 4 4 3 4 0 0 0 0 0 0 1 51 90 7.20 1.600	5.0 W 23 4 4 4 3 4 0 0 0 0 0 0 1 51 90 7.20 1.600	5.0 W 23 4 4 4 3 4 0 0 0 0 0 0 1 51 90 7.20 1.600	5.0 W 23 4 4 4 3 4 0 0 0 0 0 0 1 51 90 7.20 1.600	
Brian Shouse, L ERA: 3.63	1.0 H 5 2 1 0 0 0 0 0 0 0 0 0 6 12 0.00 2.000	1.0 H 5 2 1 0 0 0 0 0 0 0 0 0 0 6 12 0.00 2.000	1.0 H 5 2 1 0 0 0 0 0 0 0 0 0 0 6 12 0.00 2.000	1.0 H 5 2 1 0 0 0 0 0 0 0 0 0 0 6 12 0.00 2.000	1.0 H 5 2 1 0 0 0 0 0 0 0 0 0 0 6 12 0.00 2.000	1.0 H 5 2 1 0 0 0 0 0 0 0 0 0 0 6 12 0.00 2.000	1.0 H 5 2 1 0 0 0 0 0 0 0 0 0 0 6 12 0.00 2.000	1.0 H 5 2 1 0 0 0 0 0 0 0 0 0 0 6 12 0.00 2.000	1.0 H 5 2 1 0 0 0 0 0 0 0 0 0 0 6 12 0.00 2.000	1.0 H 5 2 1 0 0 0 0 0 0 0 0 0 0 6 12 0.00 2.000	1.0 H 5 2 1 0 0 0 0 0 0 0 0 0 0 6 12 0.00 2.000	1.0 H 5 2 1 0 0 0 0 0 0 0 0 0 0 6 12 0.00 2.000	1.0 H 5 2 1 0 0 0 0 0 0 0 0 0 0 6 12 0.00 2.000	1.0 H 5 2 1 0 0 0 0 0 0 0 0 0 0 6 12 0.00 2.000	1.0 H 5 2 1 0 0 0 0 0 0 0 0 0 0 6 12 0.00 2.000	1.0 H 5 2 1 0 0 0 0 0 0 0 0 0 0 6 12 0.00 2.000	1.0 H 5 2 1 0 0 0 0 0 0 0 0 0 0 6 12 0.00 2.000	1.0 H 5 2 1 0 0 0 0 0 0 0 0 0 0 6 12 0.00 2.000	1.0 H 5 2 1 0 0 0 0 0 0 0 0 0 0 6 12 0.00 2.000	1.0 H 5 2 1 0 0 0 0 0 0 0 0 0 0 6 12 0.00 2.000	1.0 H 5 2 1 0 0 0 0 0 0 0 0 0 0 6 12 0.00 2.000	1.0 H 5 2 1 0 0 0 0 0 0 0 0 0 0 6 12 0.00 2.000	1.0 H 5 2 1 0 0 0 0 0 0 0 0 0 0 6 12 0.00 2.000	1.0 H 5 2 1 0 0 0 0 0 0 0 0 0 0 6 12 0.00 2.000	
12 Carlos Villanueva, R ERA: 2.96	1.0 H 3 0 0 0 0 0 0 0 0 0 0 0 6 12 0.00 0.000	1.0 H 3 0 0 0 0 0 0 0 0 0 0 0 0 6 12 0.00 0.000	1.0 H 3 0 0 0 0 0 0 0 0 0 0 0 0 6 12 0.00 0.000	1.0 H 3 0 0 0 0 0 0 0 0 0 0 0 0 6 12 0.00 0.000	1.0 H 3 0 0 0 0 0 0 0 0 0 0 0 0 6 12 0.00 0.000	1.0 H 3 0 0 0 0 0 0 0 0 0 0 0 0 6 12 0.00 0.000	1.0 H 3 0 0 0 0 0 0 0 0 0 0 0 0 6 12 0.00 0.000	1.0 H 3 0 0 0 0 0 0 0 0 0 0 0 0 6 12 0.00 0.000	1.0 H 3 0 0 0 0 0 0 0 0 0 0 0 0 6 12 0.00 0.000	1.0 H 3 0 0 0 0 0 0 0 0 0 0 0 0 6 12 0.00 0.000	1.0 H 3 0 0 0 0 0 0 0 0 0 0 0 0 6 12 0.00 0.000	1.0 H 3 0 0 0 0 0 0 0 0 0 0 0 0 6 12 0.00 0.000	1.0 H 3 0 0 0 0 0 0 0 0 0 0 0 0 6 12 0.00 0.000	1.0 H 3 0 0 0 0 0 0 0 0 0 0 0 0 6 12 0.00 0.000	1.0 H 3 0 0 0 0 0 0 0 0 0 0 0 0 6 12 0.00 0.000	1.0 H 3 0 0 0 0 0 0 0 0 0 0 0 0 6 12 0.00 0.000	1.0 H 3 0 0 0 0 0 0 0 0 0 0 0 0 6 12 0.00 0.000	1.0 H 3 0 0 0 0 0 0 0 0 0 0 0 0 6 12 0.00 0.000	1.0 H 3 0 0 0 0 0 0 0 0 0 0 0 0 6 12 0.00 0.000	1.0 H 3 0 0 0 0 0 0 0 0 0 0 0 0 6 12 0.00 0.000	1.0 H 3 0 0 0 0 0 0 0 0 0 0 0 0 6 12 0.00 0.000	1.0 H 3 0 0 0 0 0 0 0 0 0 0 0 0 6 12 0.00 0.000	1.0 H 3 0 0 0 0 0 0 0 0 0 0 0 0 6 12 0.00 0.000	1.0 H 3 0 0 0 0 0 0 0 0 0 0 0 0 6 12 0.00 0.000	1.0 H 3 0 0 0 0 0 0 0 0 0 0 0 0 6 12 0.00 0.000
Derrick Turnbow, R ERA: 3.62	1.0 S 4 0 0 0 0 2 1 0 0 0 0 0 0 0 10 0.00 1.000	1.0 S 4 0 0 0 0 2 1 0 0 0 0 0 0 0 0 10 0.00 1.000	1.0 S 4 0 0 0 0 2 1 0 0 0 0 0 0 0 0 10 0.00 1.000	1.0 S 4 0 0 0 0 2 1 0 0 0 0 0 0 0 0 10 0.00 1.000	1.0 S 4 0 0 0 0 2 1 0 0 0 0 0 0 0 0 10 0.00 1.000	1.0 S 4 0 0 0 0 2 1 0 0 0 0 0 0 0 0 10 0.00 1.000	1.0 S 4 0 0 0 0 2 1 0 0 0 0 0 0 0 0 10 0.00 1.000	1.0 S 4 0 0 0 0 2 1 0 0 0 0 0 0 0 0 10 0.00 1.000	1.0 S 4 0 0 0 0 2 1 0 0 0 0 0 0 0 0 10 0.00 1.000	1.0 S 4 0 0 0 0 2 1 0 0 0 0 0 0 0 0 10 0.00 1.000	1.0 S 4 0 0 0 0 2 1 0 0 0 0 0 0 0 0 10 0.00 1.000	1.0 S 4 0 0 0 0 2 1 0 0 0 0 0 0 0 0 10 0.00 1.000	1.0 S 4 0 0 0 0 2 1 0 0 0 0 0 0 0 0 10 0.00 1.000	1.0 S 4 0 0 0 0 2 1 0 0 0 0 0 0 0 0 10 0.00 1.000	1.0 S 4 0 0 0 0 2 1 0 0 0 0 0 0 0 0 10 0.00 1.000	1.0 S 4 0 0 0 0 2 1 0 0 0 0 0 0 0 0 10 0.00 1.000	1.0 S 4 0 0 0 0 2 1 0 0 0 0 0 0 0 0 10 0.00 1.000	1.0 S 4 0 0 0 0 2 1 0 0 0 0 0 0 0 0 10 0.00 1.000	1.0 S 4 0 0 0 0 2 1 0 0 0 0 0 0 0 0 10 0.00 1.000	1.0 S 4 0 0 0 0 2 1 0 0 0 0 0 0 0 0 10 0.00 1.000	1.0 S 4 0 0 0 0 2 1 0 0 0 0 0 0 0 0 10 0.00 1.000	1.0 S 4 0 0 0 0 2 1 0 0 0 0 0 0 0 0 10 0.00 1.000	1.0 S 4 0 0 0 0 2 1 0 0 0 0 0 0 0 0 10 0.00 1.000	1.0 S 4 0 0 0 0 2 1 0 0 0 0 0 0 0 0 10 0.00 1.000	1.0 S 4 0 0 0 0 2 1 0 0 0 0 0 0 0 0 10 0.00 1.000
Francisco Cordero, R ERA: 2.3	1.0 S 4 0 0 0 0 2 1 0 0 0 0 0 0 0 10 0.00 1.000	1.0 S 4 0 0 0 0 2 1 0 0 0 0 0 0 0 0 10 0.00 1.000	1.0 S 4 0 0 0 0 2 1 0 0 0 0 0 0 0 0 10 0.00 1.000	1.0 S 4 0 0 0 0 2 1 0 0 0 0 0 0 0 0 10 0.00 1.000	1.0 S 4 0 0 0 0 2 1 0 0 0 0 0 0 0 0 10 0.00 1.000	1.0 S 4 0 0 0 0 2 1 0 0 0 0 0 0 0 0 10 0.00 1.000	1.0 S 4 0 0 0 0 2 1 0 0 0 0 0 0 0 0 10 0.00 1.000	1.0 S 4 0 0 0 0 2 1 0 0 0 0 0 0 0 0 10 0.00 1.000	1.0 S 4 0 0 0 0 2 1 0 0 0 0 0 0 0 0 10 0.00 1.000	1.0 S 4 0 0 0 0 2 1 0 0 0 0 0 0 0 0 10 0.00 1.000	1.0 S 4 0 0 0 0 2 1 0 0 0 0 0 0 0 0 10 0.00 1.000	1.0 S 4 0 0 0 0 2 1 0 0 0 0 0 0 0 0 10 0.00 1.000	1.0 S 4 0 0 0 0 2 1 0 0 0 0 0 0 0 0 10 0.00 1.000	1.0 S 4 0 0 0 0 2 1 0 0 0 0 0 0 0 0 10 0.00 1.000	1.0 S 4 0 0 0 0 2 1 0 0 0 0 0 0 0 0 10 0.00 1.000	1.0 S 4 0 0 0 0 2 1 0 0 0 0 0 0 0 0 10 0.00 1.000	1.0 S 4 0 0 0 0 2 1 0 0 0 0 0 0 0 0 10 0.00 1.000	1.0 S 4 0 0 0 0 2 1 0 0 0 0 0 0 0 0 10 0.00 1.000	1.0 S 4 0 0 0 0 2 1 0 0 0 0 0 0 0 0 10 0.00 1.000	1.0 S 4 0 0 0 0 2 1 0 0 0 0 0 0 0 0 10 0.00 1.000	1.0 S 4 0 0 0 0 2 1 0 0 0 0 0 0 0 0 10 0.00 1.000	1.0 S 4 0 0 0 0 2 1 0 0 0 0 0 0 0 0 10 0.00 1.000	1.0 S 4 0 0 0 0 2 1 0 0 0 0 0 0 0 0 10 0.00 1.000	1.0 S 4 0 0 0 0 2 1 0 0 0 0 0 0 0 0 10 0.00 1.000	1.0 S 4 0 0 0 0 2 1 0 0 0 0 0 0 0 0 10 0.00 1.000

San Francisco Giants @ Milwaukee Brewers
 Miller Park, Milwaukee, WI
 Wed Jun 20 2007, 1:05 PM CDT
 Att: 35,151 - Sunny - 80 F

AB 33
 R 5
 H 6
 RBI 4
 BB 5
 SO 6
 LOB 10



Batter	1	2	3	4	5	6	7	8	9	AB	R	H	RBI	BB	SO	LOB	BOTTOM
1 Corey Hart, R OBP: 0.380, SLG: 0.506	1-1 28 HBP 2 HR 1B		0-1 F8		2-2 F7		1 SAFE 0-1 P6		0-3 K	5	1	1	0	0	1	3	San Francisco Giants @ Milwaukee Brewers Miller Park, Milwaukee, WI Wed Jun 20 2007, 1:05 PM CDT Att: 35,151 - Sunny - 80 F
7 J.J. Hardy, R OBP: 0.338, SLG: 0.512	4-0 28 HBP 2 HR BB		0-1 8 FC3-6 2B		1-1 8 FC3-6 1B		3-2 G3	1-2 FC6-4		1	2	1	0	1	0	0	
Craig Counsell, L OBP: 0.354, SLG: 0.327	1-2 28 HBP 2 HR BB		0-0 8 SF8 3B		1-2 28 FC4-6 1B		0-1 FC3-6	2-0 28 PB 1B		4	1	2	1	0	1	3	
8 Ryan Braun, R OBP: 0.346, SLG: 0.537	0-3 K		2-3 2 SF8 3B		0-0 FC4-6		4-2 28 PB 1B	1-2 BB		2	1	0	0	1	1	2	
28 Prince Fielder, L OBP: 0.379, SLG: 0.641	1-1 2 HR HBP		1-2 2 HR HBP		2-3 K		1-2 BB	1-2 BB		3	1	1	5	0	1	3	
2 Bill Hall, R OBP: 0.337, SLG: 0.448	3-2 1-H 2-H 3-H HR		1-2 3-H		2-3 K		1-1 F8	1-1 F8		3	1	1	5	0	1	3	
Kevin Mench, R OBP: 0.274,																	

Batter	1	2	3	4	5	6	7	8	9	AB	R	H	RBI	BB	SO	LOB	TOP					
28 Melky Cabrera, S OBP: 0.310, SLG: 0.360	G1-3	FC6-4 1B		G6-3		2B 3B		G3-1-2-5 2HF		5	1	2	2	0	0	3	New York Yankees @ San Francisco Giants AT&T Park, San Francisco, CA Fri Jun 22 2007, 7:15 PM PDT Att. 43,425 - Clear -61 F livebaseballscorecards.com					
2 Derek Jeter, R OBP: 0.421, SLG: 0.489	L8	FC6-4 1-2			2B BB	CS 1B			13 1B 3B	4	2	2	1	1	0	2						
Bobby Abreu, L OBP: 0.357, SLG: 0.368	G4-3		G1-3		13 1B 2B	CS	G4-3		L6	5	1	1	1	0	0	1						
13 Alex Rodriguez, R OBP: 0.426, SLG: 0.693		20 G4-3 55 SF9 2B	20 G6-3 BB		55 G4-3 55 WP 1B		20 FC5-4 1B		20 HBP 1B	4	1	4	2	1	0	0						
20 Jorge Posada, S OBP: 0.397, SLG: 0.548	G4-3	G4-3	G6-3		F7		FC5-4 55 WP 1B		55 G4-6-3 HBP	4	0	0	0	0	0	4						
55 Hideki Matsui, L OBP: 0.384, SLG: 0.470	SF9			P6	G4-3				G4-6-3	3	0	0	1	1	0	3						
24 Robinson Cano, L OBP: 0.315, SLG: 0.417		29 BB 28 1B 1B		29 SH1-4 1B	G4-3		G3			4	1	2	0	0	0	3						
Miguel Cairo, R OBP: 0.315, SLG: 0.318		29 BB 28 1B BB		29 SH1-4 1B		G6-3		28 2B		3	1	2	0	1	0	0						
29 Kei Igawa, L				SH1-4						0	0	0	0	1	0	0						
Luis Vizcaino, R										1	0	0	0	0	0	1						
Mike Myers, L										0	0	0	0	0	0	0						
Scott Proctor, R										1	0	0	0	0	0	1						
42 Mariano Rivera, R										0	0	0	0	0	0	0						
Inning Stats	R: 0 E: 0 K: 0 S: 7	H: 0 LOB: 0 BB: 0 P: 13	R: 3 E: 0 K: 0 S: 17	H: 3 LOB: 2 BB: 2 P: 29	R: 0 E: 0 K: 0 S: 6	H: 0 LOB: 0 BB: 1 P: 11	R: 0 E: 0 K: 0 S: 9	H: 2 LOB: 2 BB: 0 P: 14	R: 2 E: 0 K: 1 S: 18	H: 2 LOB: 1 BB: 1 P: 31	R: 1 E: 0 K: 1 S: 13	H: 2 LOB: 0 BB: 0 P: 17	R: 0 E: 0 K: 0 S: 8	H: 1 LOB: 2 BB: 1 P: 14	R: 0 E: 0 K: 1 S: 7	H: 1 LOB: 0 BB: 0 P: 10	R: 1 E: 0 K: 0 S: 12	H: 2 LOB: 1 BB: 0 P: 21	1B: 8 2B: 4 3B: 2 HR: 0	SF: 1 SAC: 1 DP: 3 HBP: 1	WP: 2 PB: 0 CS: 0	PA: 43
PITCHER	IP WLS BF H R ER SO BB IBB HBP BLK WP HR S P ERA WHIP																					
18 Matt Cain, R ERA: 3.46	5.0 L 25 7 5 5 0 4 0 0 0 0 1 0 0 57 98 9.00 2.200																					
23 Randy Messenger, R ERA: 2.39	1.0 4 2 1 1 1 0 0 0 0 0 0 0 13 17 9.00 2.000																					
Steve Kline, L ERA: 4.05	1.0 5 1 0 0 0 1 0 0 0 0 1 0 8 14 0.00 2.000																					
31 Vinnie Chulk, R ERA: 2.93	1.0 3 1 0 0 1 0 0 0 0 0 0 0 7 10 0.00 1.000																					
41 Brad Hennessey, R ERA: 3.49	1.0 5 2 1 1 0 0 0 0 1 0 0 0 12 21 9.00 2.000																					

Batter	1	2	3	4	5	6	7	8	9	AB	R	H	RBI	BB	SO	LOB	BOTTOM					
10 Dave Roberts, L OBP: 0.284, SLG: 0.329	G4-3		1B		L8		G5-3		F7	5	0	1	0	0	0	1	New York Yankees @ San Francisco Giants AT&T Park, San Francisco, CA Fri Jun 22 2007, 7:15 PM PDT Att. 43,425 - Clear -61 F livebaseballscorecards.com					
2 Randy Winn, S OBP: 0.338, SLG: 0.425	K		K		BB 2B		L7		G5-3	5	0	1	0	0	2	1						
Ray Durham, S OBP: 0.323, SLG: 0.415	G5-3			BB	BB		G4-3		L6	3	0	0	0	2	0	0						
Barry Bonds, L OBP: 0.490, SLG: 0.585		G4-3		K	BB			HR		3	1	1	2	1	1	1						
1 Bengie Molina, R OBP: 0.318, SLG: 0.444		1B		F9	L7			G6-3		4	0	1	0	0	0	4						
Pedro Feliz, R OBP: 0.284, SLG: 0.434		F7		F8			G5-3		13 1B	4	0	1	0	0	0	2						
19 Kevin Frandsen, R OBP: 0.316, SLG: 0.367		G4-3			13 1B 2B		13 FC4-6 BB		F9	3	1	1	0	1	0	2						
13 Omar Vizquel, S OBP: 0.281, SLG: 0.286			K		2 BB 1B		FC4-6		1B	4	1	2	1	0	1	1						
18 Matt Cain, R ERA: 3.46					F9		P5		G6-3	1	0	0	0	0	1	0						
Luis Vizcaino, R ERA: 5.71										1	0	0	0	0	0	1						
Mark Sweeney, L ERA: 3.00										0	0	0	0	0	0	0						
Steve Kline, S ERA: 4.05										0	0	0	0	0	0	0						
31 Vinnie Chulk, R ERA: 2.93										0	0	0	0	0	0	0						
Ryan Klesko, L ERA: 0.469										1	0	0	0	0	0	2						
41 Brad Hennessey, R ERA: 3.49										0	0	0	0	0	0	0						
Inning Stats	R: 0 E: 0 K: 1 S: 8	H: 0 LOB: 0 BB: 0 P: 12	R: 0 E: 0 K: 0 S: 9	H: 1 LOB: 1 BB: 0 P: 13	R: 0 E: 0 K: 3 S: 11	H: 1 LOB: 1 BB: 0 P: 16	R: 0 E: 0 K: 1 S: 8	H: 0 LOB: 1 BB: 1 P: 12	R: 2 E: 0 K: 0 S: 15	H: 3 LOB: 3 BB: 2 P: 30	R: 0 E: 0 K: 0 S: 6	H: 0 LOB: 0 BB: 1 P: 11	R: 0 E: 0 K: 0 S: 6	H: 0 LOB: 0 BB: 0 P: 11	R: 1 E: 0 K: 0 S: 17	H: 3 LOB: 2 BB: 0 P: 24	R: 0 E: 0 K: 0 S: 7	H: 0 LOB: 0 BB: 0 P: 11	1B: 5 2B: 2 3B: 0 HR: 1	SF: 0 SAC: 0 DP: 0 HBP: 0	WP: 0 PB: 0 CS: 0	PA: 39
PITCHER	IP WLS BF H R ER SO BB IBB HBP BLK WP HR S P ERA WHIP																					
29 Kei Igawa, L ERA: 7.13	1.0 W 4 0 0 0 0 1 0 0 0 0 0 0 7 13 0.00 1.000																					
Luis Vizcaino, R ERA: 5.71	0.2 2 0 0 0 0 0 0 0 0 0 0 0 4 6 0.00 0.000																					
Mike Myers, L ERA: 2.45	1.0 5 2 1 1 0 0 0 0 0 0 0 1 14 22 9.00 2.000																					
Scott Proctor, R ERA: 3.29	1.2 S 6 1 0 0 0 0 0 0 0 0 0 0 14 20 0.00 0.600																					

Batter	1	2	3	4	5	6	7	8	9	AB	R	H	RBI	BB	SO	LOB	TOP								
28 Melky Cabrera, S OBP: 0.312, SLG: 0.366	F8		G6-4-3			1B 13 FC6-4 BB		P2		3	1	0	0	1	0	1	New York Yankees @ San Francisco Giants AT&T Park, San Francisco, CA Sun Jun 24 2007, 1:05 PM PDT Att: 43,503 - Sunny - 66 F								
Miguel Cairo, R OBP: 0.301, SLG: 0.293	G5-3			F8		13 FC6-4 2 BB		F8		4	0	1	0	0	0	0									
2 Derek Jeter, R OBP: 0.419, SLG: 0.486	K			L8		13 FC6-4 BB		F8		3	0	0	0	1	1	0									
13 Alex Rodriguez, R OBP: 0.433, SLG: 0.707		G6-3				13 FC6-4			24 G6-3 12 1B	3	1	1	1	1	0	2									
55 Hideki Matsui, L OBP: 0.362, SLG: 0.460									F8	4	0	1	0	0	0	4									
24 Robinson Cano, L OBP: 0.311, SLG: 0.413									G6-3	4	0	0	0	0	1	2									
14 Kevin Thompson, R OBP: 0.333, SLG: 0.495										1	0	0	0	1	0	1									
18 Johnny Damon, L OBP: 0.365, SLG: 0.534										1	0	1	0	0	0	0									
22 Roger Clemens, R ERA: 3.96										0	0	0	0	0	0	0									
Kyle Farnsworth, R ERA: 5.09										0	0	0	0	0	0	0									
47 Ron Villone, L ERA: 5.25										0	0	0	0	0	0	0									
12 Andy Phillips, R OBP: 0.265, SLG: 0.143										1	0	1	1	0	0	0									
Wil Nieves, R OBP: 0.149, SLG: 0.111										2	0	0	0	0	0	1									
20 Jorge Posada, S OBP: 0.402, SLG: 0.545										2	0	0	0	0	1	2									
35 Mike Mussina, L ERA: 3.67										0	0	0	0	1	0	0									
17 Chris Basak, R ERA: 2.23										0	0	0	0	0	0	0									
33 Brian Bruney, R ERA: 5.35										0	0	0	0	0	0	0									
Luis Vizcaino, R ERA: 5.35										0	0	0	0	0	0	0									
Bobby Abreu, L OBP: 0.352, SLG: 0.364										1	0	0	0	0	1	1									
Inning Stats	R: 0 E: 0 K: 1 S: 7	H: 0 LOB: 0 BB: 0 P: 8	R: 0 E: 0 K: 0 S: 11	H: 1 LOB: 1 BB: 0 P: 18	R: 0 E: 0 K: 0 S: 4	H: 0 LOB: 0 BB: 1 P: 11	R: 0 E: 0 K: 0 S: 6	H: 0 LOB: 1 BB: 1 P: 12	R: 0 E: 0 K: 1 S: 6	H: 0 LOB: 0 BB: 1 P: 11	R: 1 E: 0 K: 0 S: 19	H: 1 LOB: 2 BB: 2 P: 33	R: 0 E: 0 K: 1 S: 12	H: 1 LOB: 1 BB: 0 P: 17	R: 0 E: 0 K: 0 S: 8	H: 0 LOB: 0 BB: 0 P: 15	R: 1 E: 0 K: 1 S: 12	H: 2 LOB: 1 BB: 0 P: 17	1B: 4 2B: 1 3B: 0 HR: 0	SF: 0 SAC: 0 DP: 2 HBP: 0	WP: 0 PB: 0 SB: 1 CS: 1	PA: 35			
PITCHER	IP	WLS	BF	H	R	ER	SO	BB	IBB	HBP	BLK	WP	HR	S	P	ERA	WHIP								
51 Noah Lowry, L ERA: 3.67	5.2	W	22	2	1	1	2	5	0	0	0	0	0	52	91	1.59	1.235								
53 Jonathan Sánchez, L ERA: 3.96	0.1	H	1	0	0	0	0	0	0	0	0	0	0	1	2	0.00	0.000								
23 Randy Messenger, R ERA: 2.23	2.0	H	7	1	0	0	1	0	0	0	0	0	0	20	32	0.00	0.500								
Jack Taschner, L ERA: 5.48	1.0		5	2	1	1	1	0	0	0	0	0	0	12	17	9.00	2.000								

Batter	1	2	3	4	5	6	7	8	9	AB	R	H	RBI	BB	SO	LOB	BOTTOM								
2 Randy Winn, S OBP: 0.337, SLG: 0.417	G3		G4-3	FC4-6 13 S		G4-3		FC6 13 E 13 1B		5	1	0	0	0	0	5	New York Yankees @ San Francisco Giants AT&T Park, San Francisco, CA Sun Jun 24 2007, 1:05 PM PDT Att: 43,503 - Sunny - 66 F								
13 Omar Vizquel, S OBP: 0.294, SLG: 0.290	P4			L9		G4-3		E8 2B		5	1	2	1	0	0	4									
Ray Durham, S OBP: 0.317, SLG: 0.406	K							F8 2B		5	0	1	2	0	3	1									
Barry Bonds, L OBP: 0.500, SLG: 0.586										2	2	1	0	2	1	0									
Jack Taschner, L ERA: 5.48										0	0	0	0	0	0	0									
Ryan Klesko, L OBP: 0.384, SLG: 0.455										4	1	2	0	1	1	4									
12 Nate Schierholtz, L OBP: 0.408, SLG: 0.483										4	1	1	1	0	0	5									
Pedro Feliz, R OBP: 0.280, SLG: 0.436										3	0	0	1	0	1	2									
39 Guillermo Rodriguez, R OBP: 0.364, SLG: 0.375										2	0	1	1	2	0	0									
51 Noah Lowry, R OBP: 0.304, SLG: 0.390										1	0	0	1	0	0	1									
53 Jonathan Sánchez, L ERA: 3.96										0	0	0	0	0	0	0									
Mark Gardner, L ERA: 1.97										1	0	1	0	0	0	0									
23 Randy Messenger, R ERA: 2.23										0	0	0	0	0	0	0									
Luis Figueroa, S OBP: 0.220, SLG: 0.220										1	1	1	0	0	0	0									
Inning Stats	R: 0 E: 0 K: 1 S: 8	H: 0 LOB: 0 BB: 0 P: 15	R: 2 E: 0 K: 0 S: 16	H: 2 LOB: 1 BB: 1 P: 27	R: 0 E: 0 K: 2 S: 14	H: 1 LOB: 2 BB: 1 P: 25	R: 0 E: 0 K: 1 S: 15	H: 1 LOB: 1 BB: 1 P: 24	R: 0 E: 0 K: 0 S: 7	H: 1 LOB: 2 BB: 1 P: 16	R: 1 E: 0 K: 1 S: 8	H: 1 LOB: 1 BB: 1 P: 16	R: 3 E: 2 K: 0 S: 11	H: 3 LOB: 2 BB: 0 P: 17	1B: 8 2B: 2 3B: 0 HR: 0	SF: 2 SAC: 1 DP: 0 HBP: 1	WP: 0 PB: 0 SB: 5 CS: 0	PA: 42							
PITCHER	IP	WLS	BF	H	R	ER	SO	BB	IBB	HBP	BLK	WP	HR	S	P	ERA	WHIP								
35 Mike Mussina, R ERA: 4.98	5.0	L	24	5	3	2	5	2	1	0	0	0	0	63	105	3.60	1.400								
33 Brian Bruney, R ERA: 1.97	0.2		4	1	0	0	0	1	0	0	0	0	0	5	12	0.00	3.000								
Luis Vizcaino, R ERA: 5.35	0.1		1	0	0	0	0	0	0	0	0	0	0	2	4	0.00	0.000								
22 Roger Clemens, R ERA: 5.09	1.0		5	1	1	1	1	1	0	0	0	0	0	8	16	9.00	2.000								
Kyle Farnsworth, R ERA: 5.16	0.1		5	3	3	2	0	0	0	0	0	0	0	7	12	54.00	9.000								
PITCHER	IP	WLS	BF	H	R	ER	SO	BB	IBB	HBP	BLK	WP	HR	S	P	ERA	WHIP								
47 Ron Villone, L ERA: 5.25	0.2		3	0	0	0	0	0	0	0	0	0	0	4	5	0.00	0.000								

AB	30
R	2
H	5
RBI	2
BB	5
SO	4
LOB	14

AB	33
R	7
H	10
RBI	7
BB	5
SO	6
LOB	22



Batter	1	2	3	4	5	6	7	8	9	10	11	AB	R	H	RBI	BB	SO	LOB	TOP					
22 Marcus Giles, R OBP: 0.338, SLG: 0.360	(1,4) BB 4-1		(1,4) F9		(1,4) BB		(1,4) G6-3		(1,4) F8			3	0	0	0	2	0	1						
José Cruz Jr., S OBP: 0.360, SLG: 0.408	(1,9) K SAFE (8,7)		(1,9) F9		(1,9) F9			(1,9) E9 2B HR	(1,9) P5			5	1	2	0	0	1	2						
23 Adrián González, L OBP: 0.354, SLG: 0.512	(1,3) K SAFE (8,7)		(1,3) L4-6		(1,3) BB			(1,3) HR 2B		(1,3) K		4	1	1	0	1	2	3						
Mike Cameron, R OBP: 0.323, SLG: 0.438	(1,8) K SAFE (8,7)			(1,8) WP 1B	(1,8) K			(1,8) HR		(1,8) K		5	1	2	3	0	3	3						
4 Michael Barrett, R OBP: 0.302, SLG: 0.417		(1,2) 2B		(1,2) F9		(1,2) K		(1,2) F9		(1,2) FC6-4 1B		5	0	2	0	0	1	1						
3 Khalil Greene, R OBP: 0.273, SLG: 0.460		(1,6) G4-3		(1,6) K		(1,6) G5-3		(1,6) G6-3		(1,6) FC6-4		5	0	0	0	0	1	3						
Russell Branyan, L OBP: 0.363, SLG: 0.456	(1,7) F7			(1,7) BB		(1,7) K		(1,7) BB			(1,7) G4-3	2	0	0	0	2	1	1						
Hiram Bocachica, R OBP: 0.239, SLG: 0.328	(8, PR)			(8, PR) BB		(8, PR) K		(8, PR) BB			(8, PR) G4-3	1	0	0	0	0	0	0						
5 Kevin Kouzmanoff, R OBP: 0.280, SLG: 0.364	(1,5) G4-3			(1,5) F9		(1,5) G6-3		(1,5) P6			(1,5) P4	5	0	0	0	0	0	4						
Justin Germano, R OBP: 0.280, SLG: 0.364	(1,1) K SAFE (8,7)		(1,1) L4-6 1B		(1,1) K		(1,1) G4-1		(1,1) F7		(1,1) G3	2	0	1	0	0	1	0						
8 Terminal Sanchez OBP: 0.280, SLG: 0.364	(7, PH)											1	0	0	0	0	0	0						
43 Cia Meredith, R OBP: 0.280, SLG: 0.364	(7, PH)											1	0	0	0	0	0	0						
Scott Linebrink, R OBP: 0.280, SLG: 0.364	(8, PH)											1	0	0	0	0	0	0						
Geoff Blum, S OBP: 0.280, SLG: 0.364	(8, PH)											1	0	0	0	0	0	0						
21 Heath Bell, R OBP: 0.280, SLG: 0.364	(8, PH)											1	0	0	0	0	0	0						
28 Josh Bard, S OBP: 0.280, SLG: 0.364	(11, PH)											1	0	0	0	0	0	0						
45 Justin Hampson, L OBP: 0.280, SLG: 0.364	(11, PH)											1	0	0	0	0	0	0						
Inning Stats	R: 0 E: 0 K: 3 S: 11	H: 0 LOB: 1 BB: 1 P: 19	R: 0 E: 0 K: 0 S: 6	H: 1 LOB: 1 BB: 0 P: 10	R: 0 E: 0 K: 0 S: 9	H: 2 LOB: 0 BB: 0 P: 12	R: 0 E: 0 K: 1 S: 12	H: 1 LOB: 2 BB: 1 P: 22	R: 0 E: 0 K: 2 S: 9	H: 0 LOB: 0 BB: 0 P: 14	R: 3 E: 1 K: 0 S: 15	H: 3 LOB: 1 BB: 0 P: 24	R: 0 E: 0 K: 0 S: 8	H: 0 LOB: 0 BB: 0 P: 14	R: 0 E: 0 K: 2 S: 9	H: 1 LOB: 1 BB: 0 P: 13	R: 0 E: 0 K: 0 S: 6	H: 0 LOB: 0 BB: 0 P: 11	1B: 5 2B: 3 3B: 0 HR: 1	SF: 0 SAC: 0 DP: 1 HBP: 0	WP: 1 PB: 0 SB: 0 CS: 0	PA: 45		
PITCHER	IP ERA WLS BF H R ER SO BB IBB HBP BLK WP HR S P ERA WHIP	55 Tim Lincecum, R ERA: 5.19	Steve Kline, L ERA: 4.5	32 Kevin Correia, R ERA: 3.19	41 Brad Hennessey, R ERA: 3.34	31 Vinnie Chulk, R ERA: 2.76	PITCHER	IP ERA WLS BF H R ER SO BB IBB HBP BLK WP HR S P ERA WHIP	55 Tim Lincecum, R ERA: 5.19	Steve Kline, L ERA: 4.5	32 Kevin Correia, R ERA: 3.19	41 Brad Hennessey, R ERA: 3.34	31 Vinnie Chulk, R ERA: 2.76											

San Diego Padres @ San Francisco Giants
AT&T Park, San Francisco, CA
Mon Jun 25 2007, 7:15 PM PDT
Att: 41,140 - Clear - 66 F

livebaseballscores.com

AB 40
R 3
H 8
RBI 3
BB 5
SO 10
LOB 18



Batter	1	2	3	4	5	6	7	8	9	10	11	AB	R	H	RBI	BB	SO	LOB	BOTTOM							
2 Randy Winn, S OBP: 0.334, SLG: 0.413	(1,8) G5-3		(1,8) F9		(1,8) K			(1,8) 1B 1B		(1,8) L5		5	0	1	0	0	1	0								
13 Omar Vizquel, S OBP: 0.280, SLG: 0.364	(1,6) K SAFE (8,7)		(1,6) G3-1		(1,6) G4-6-3 BB		(1,6) G4-3	(1,6) 1B 1B		(1,6) K		2	1	1	1	1	0	0								
10 Luke Fingersh, R OBP: 0.280, SLG: 0.364	(7, PH)											0	0	0	0	0	0	0								
41 Brad Hennessey, R OBP: 0.280, SLG: 0.364	(8, PH)											0	0	0	0	0	0	0								
51 Noah Lowry, R OBP: 0.280, SLG: 0.364	(10, PH)											0	0	0	0	0	0	0								
31 Vinnie Chulk, R OBP: 0.280, SLG: 0.364	(11, PH)											0	0	0	0	0	0	0								
Ray Durham, S OBP: 0.319, SLG: 0.401	(1,4) F7		(1,4) HBP		(1,4) G4-6-3 1-2		(1,4) P5		(1,4) P5		(1,4) FC1-5 1B BB	3	0	0	0	1	0	3								
Barry Bonds, L OBP: 0.498, SLG: 0.578	(1,7) G3		(1,7) G3-1		(1,7) K		(1,7) K		(1,7) IBB		(1,7) FC1-5 1B BB	4	1	1	0	1	1	1								
Ryan Klesko, L OBP: 0.379, SLG: 0.453		(1,3) G4-3 2B		(1,3) F9		(1,3) G4-3	(1,3) G5-3		(1,3) G5-3		(1,3) FC1-5 1B BB	5	1	1	0	0	0	5								
1 Bengie Molina, R OBP: 0.310, SLG: 0.430	(1,2) G4-3		(1,2) K		(1,2) K		(1,2) F9		(1,2) G4-3		(1,2) F9	5	0	0	0	0	1	3								
Pedro Feliz, R OBP: 0.279, SLG: 0.432	(1,5) G6-3		(1,5) G5-3		(1,5) K		(1,5) K		(1,5) G6-3		(1,5) F9	5	0	1	2	0	1	0								
12 Nate Schierholtz, L OBP: 0.389, SLG: 0.455	(1,9) G4-3 1B		(1,9) G4-3		(1,9) K		(1,9) G6-3		(1,9) K		(1,9) K	4	0	1	0	0	1	0								
55 Tim Lincecum, L OBP: 0.118, SLG: 0.125	(1,1) K		(1,1) G3-1		(1,1) G3-1		(1,1) G3-1		(1,1) G1-3			2	0	0	0	0	1	1								
Steve Kline, S ERA: 2.67	(8,1)											0	0	0	0	0	0	0								
32 Kevin Correia, R OBP: 0.500, SLG: 0.500	(8,1)											0	0	0	0	0	0	0								
Mark Sweeney, L OBP: 0.292, SLG: 0.306	(8, PH)											0	1	0	0	1	0	0								
19 Kevin Frandsen, R OBP: 0.310, SLG: 0.359	(9,6)											1	0	0	0	0	0	0								
Inning Stats	R: 1 E: 0 K: 0 S: 9	H: 1 LOB: 0 BB: 0 P: 16	R: 1 E: 0 K: 1 S: 8	H: 2 LOB: 1 BB: 0 P: 10	R: 0 E: 0 K: 0 S: 6	H: 0 LOB: 0 BB: 0 P: 9	R: 0 E: 0 K: 1 S: 7	H: 0 LOB: 0 BB: 0 P: 8	R: 0 E: 0 K: 1 S: 10	H: 0 LOB: 0 BB: 0 P: 12	R: 0 E: 0 K: 1 S: 7	H: 0 LOB: 0 BB: 0 P: 14	R: 0 E: 0 K: 1 S: 6	H: 0 LOB: 0 BB: 0 P: 8	R: 1 E: 0 K: 0 S: 9	H: 2 LOB: 3 BB: 2 P: 22	R: 0 E: 0 K: 0 S: 14	H: 0 LOB: 0 BB: 0 P: 17	R: 0 E: 0 K: 1 S: 9	H: 0 LOB: 0 BB: 0 P: 11	R: 1 E: 0 K: 0 S: 8	H: 2 LOB: 2 BB: 1 P: 15	1B: 5 2B: 1 3B: 0 HR: 1	SF: 0 SAC: 0 DP: 1 HBP: 1	WP: 0 PB: 0 SB: 1 CS: 0	PA: 43
PITCHER	IP ERA WLS BF H R ER SO BB IBB HBP BLK WP HR S P ERA WHIP	55 Tim Lincecum, L ERA: 2.67	43 Cia Meredith, R ERA: 3.89	32 Kevin Correia, R ERA: 2.41	21 Heath Bell, R ERA: 1.42	45 Justin Hampson, L ERA: 2.59	PITCHER	IP ERA WLS BF H R ER SO BB IBB HBP BLK WP HR S P ERA WHIP	55 Tim Lincecum, L ERA: 2.67	43 Cia Meredith, R ERA: 3.89	32 Kevin Correia, R ERA: 2.41	21 Heath Bell, R ERA: 1.42	45 Justin Hampson, L ERA: 2.59													

San Diego Padres @ San Francisco Giants
AT&T Park, San Francisco, CA
Mon Jun 25 2007, 7:15 PM PDT
Att: 41,140 - Clear - 66 F

livebaseballscores.com

AB 38
R 4
H 7
RBI 4
BB 4
SO 7
LOB 13



Batter	1	2	3	4	5	6	7	8	9	10	AB	R	H	RBI	BB	SO	LOB	TOP	
22 Marcus Giles, R OBP: 0.335, SLG: 0.357	(1,4) X 0-1 F7		(1,3) X 1-3 K			(1,4) X 0-0 23 CS 1B		(2,0) X 2-0 G5-3		(1,3) X 2-2 F8	5	0	1	0	0	1	0		
Hiram Bocachica, R OBP: 0.240, SLG: 0.313	(1,9) X 1-2 P5			(1,2) X 1-2 P6		(1,4) X 0-0 B1		(4,0) X 4-0 BB			3	0	0	0	1	0	1		
23 Adrián González, L OBP: 0.350, SLG: 0.505	(1,3) X 2-1 F7			(2,2) X 0-1 G4-3		(1,4) X SAFE 2-1 F7		(0,1) X 0-1 G4-3			4	0	0	0	0	0	2		
Mike Cameron, R OBP: 0.325, SLG: 0.449	(1,8) X 0-0 HR			(1,4) X 0-1 1B				(2,1) X 2-1 F8		(2,2) X 2-2 K	4	1	2	1	0	1	0		
28 Josh Bard, S OBP: 0.332, SLG: 0.367	(1,2) X 0-0 G6-3			(3,2) X 3-2 G6-3				(0,3) X 0-3 K		(0,1) X 0-1 G5-3	4	0	0	0	0	1	1		
43 Cla Meredith, R Trevor Hoffman, R	(9,1) X (10,1) X										0	0	0	0	0	0	0		
3 Khalil Greene, R OBP: 0.273, SLG: 0.468	(1,6) X 1-1 G5-3					(0,0) X 0-0 F9		(1,1) X 1-1 HR		(1,3) X 1-3 K	4	1	1	1	0	1	0		
Russell Branyan, L OBP: 0.362, SLG: 0.462	(1,7) X 2-1 G4-3					(2,2) X 2-2 F7		(1,2) X 1-2 HR		(2,0) X 2-0 F8	3	0	1	0	0	0	0		
21 Heath Bell, R	(7,1) X										0	0	0	0	0	0	0		
Scott Linebrink, R	(8,1) X										0	0	0	0	0	0	0		
40 Royce Ring, L	(9,1) X										1	0	0	0	0	0	0		
4 Michael Barrett, R OBP: 0.301, SLG: 0.415	(9,2) X					(1,0) X 1-0 1B		(2,3) X 2-3 K		(0,0) X 0-0 HR	4	1	2	1	0	1	1		
5 Kevin Kouzmanoff, R OBP: 0.284, SLG: 0.382	(1,5) X 0-1 G5-3					(0,0) X 0-0 1B					2	0	0	0	0	0	1		
David Wells, L OBP: 0.074, SLG: 0.074	(1,1) X 1-2 P6							(1,3) X 1-3 K		(3,3) X 3-3 K	2	0	0	0	0	0	1		
José Cruz Jr., S OBP: 0.347, SLG: 0.404	(7,7) X										2	0	0	0	0	2	0		
Inning Stats	R: 0 E: 0 K: 0 S: 7	H: 0 LOB: 0 BB: 0 P: 10	R: 1 E: 0 K: 0 S: 6	H: 1 LOB: 0 BB: 0 P: 9	R: 0 E: 0 K: 1 S: 8	H: 0 LOB: 0 BB: 0 P: 10	R: 0 E: 0 K: 0 S: 10	H: 1 LOB: 1 BB: 0 P: 14	R: 0 E: 0 K: 0 S: 7	H: 1 LOB: 1 BB: 0 P: 10	R: 0 E: 0 K: 2 S: 13	H: 0 LOB: 1 BB: 1 P: 13	R: 0 E: 0 K: 2 S: 9	H: 0 LOB: 0 BB: 0 P: 12	R: 1 E: 0 K: 1 S: 9	H: 1 LOB: 0 BB: 0 P: 16	1B: 3 2B: 1 3B: 0 HR: 3	SF: 0 SAC: 0 DP: 0 HBP: 0	WP: 0 PA: 37
PITCHER	IP 8.0	WLS 30	BF 6	H 2	R 2	ER 2	SO 4	BB 1	IBB 0	HBP 0	BLK 0	WP 0	HR 2	S 61	P 91	ERA 2.25	WHIP 0.875		
75 Barry Zito, L ERA: 4.61	(1,1)																		
23 Randy Messenger, R ERA: 2.35	(9,1)	2.0	L	7	1	1	1	3	0	0	0	0	0	1	18	28	4.50	0.500	

San Diego Padres @ San Francisco Giants
 AT&T Park, San Francisco, CA
 Tue Jun 26 2007, 7:15 PM PDT
 Alt. 41,331 - Partly Cloudy - 56 F

livebaseballscores.com

AB 36
 R 3
 H 7
 RBI 3
 BB 1
 SO 7
 LOB 6




Batter	1	2	3	4	5	6	7	8	9	10	AB	R	H	RBI	BB	SO	LOB	BOTTOM			
10 Dave Roberts, L OBP: 0.298, SLG: 0.342	(1,8) X 2-2 P5		(1,1) X 1-1 L6			(1,2) X SAFE 1-2 1B		(0,0) X 0-0 P4		(0,1) X 1-3 2-H E8	6	0	3	1	0	0	1				
2 Randy Winn, S OBP: 0.335, SLG: 0.413	(1,9) X 2-2 E8			(1,1) X 1-1 F9		(1,0) X 1-2 2-3 E6		(1,0) X 1-0 G6-4-3		(2,1) X 2-1 L3-1	5	1	2	0	0	0	4				
Ray Durham, S OBP: 0.316, SLG: 0.401	(1,4) X 2-3 K			(0,1) X FC4-6		(0,1) X 1-2 2-3 F8		(3,2) X SAFE 1-2 G6-4-3		(1,2) X 1-2 G6-3	5	0	1	0	0	1	5				
Barry Bonds, L OBP: 0.504, SLG: 0.578	(1,7) X 0-0 1B			(4,1) X FC4-6		(0,2) X 0-2 F7		(4,0) X 4-0 BB		(4,0) X 4-0 BB	2	0	1	0	3	0	0				
1 Bengie Molina, R OBP: 0.307, SLG: 0.425	(1,2) X 0-1 1B			(0,1) X FC4-6		(2,2) X 2-2 G5-3		(0,1) X SAFE P4		(0,0) X 0-0 F7	5	0	1	1	0	0	4				
Ryan Klesko, L OBP: 0.380, SLG: 0.448	(1,3) X 1-2 2-3 1B			(1,2) X 1-2 2-3 1B		(0,0) X 0-0 F8				(3,2) X SAFE F8	4	0	1	0	1	0	2				
Pedro Feliz, R OBP: 0.278, SLG: 0.425	(1,5) X 1-2 F9					(0,0) X 0-0 G2-3		(4,0) X SAFE 19 FC5-4 BB		(2,1) X 2-1 G4-3	4	0	0	0	1	1	5				
19 Kevin Frandsen, R OBP: 0.314, SLG: 0.354	(1,6) X 1-0 G5-3					(4,0) X 2 E 10 1B BB		(0,1) X SAFE FC5-4		(1,1) X 1-1 10 1B 1B	4	1	1	0	1	0	1				
75 Barry Zito, L OBP: 0.103, SLG: 0.103	(1,1)										3	0	0	0	0	2	2				
Mark Sweeney, L OBP: 0.301, SLG: 0.317	(8,PH)										1	0	1	0	0	0	0				
23 Randy Messenger, R	(9,1)										0	0	0	0	0	0	0				
12 Nate Schierholtz, L OBP: 0.378, SLG: 0.441	(10,PH)										1	0	0	0	0	0	0				
Inning Stats	R: 1 E: 1 K: 1 S: 21	H: 4 LOB: 3 BB: 0 P: 28	R: 0 E: 0 K: 0 S: 5	H: 0 LOB: 0 BB: 0 P: 8	R: 0 E: 0 K: 0 S: 9	H: 1 LOB: 2 BB: 1 P: 14	R: 0 E: 1 K: 1 S: 11	H: 1 LOB: 3 BB: 1 P: 17	R: 0 E: 0 K: 0 S: 7	H: 0 LOB: 0 BB: 0 P: 9	R: 0 E: 0 K: 0 S: 6	H: 0 LOB: 1 BB: 1 P: 16	R: 1 E: 1 K: 0 S: 13	H: 3 LOB: 2 BB: 0 P: 22	R: 0 E: 0 K: 1 S: 12	H: 0 LOB: 2 BB: 2 P: 24	R: 0 E: 0 K: 0 S: 8	H: 1 LOB: 0 BB: 0 P: 12	1B: 10 2B: 1 3B: 0 HR: 0	SF: 0 SAC: 0 DP: 1 HBP: 0	WP: 0 PA: 47
PITCHER	IP 6.0	WLS 28	BF 6	H 1	R 1	ER 1	SO 3	BB 3	IBB 0	HBP 0	BLK 0	WP 0	HR 0	S 59	P 86	ERA 1.50	WHIP 1.500				
David Wells, L ERA: 4.48	(1,1)																				
21 Heath Bell, R	(7,1)	1.0	H	4	1	0	0	0	0	0	0	0	0	8	16	0.00	2.000				
Scott Linebrink, R ERA: 1.39	(8,1)	1.0	B	6	3	1	1	0	0	0	0	0	0	13	22	9.00	3.000				
40 Royce Ring, L	(9,1)	0.2		4	0	0	0	0	2	0	0	0	0	6	15	0.00	3.000				
43 Cla Meredith, R ERA: 3.89	(9,1)	0.1	W	1	0	0	0	1	0	0	0	0	0	6	9	0.00	0.000				
PITCHER	IP 10.0	WLS 3	BF 1	H 0	R 0	ER 0	SO 0	BB 0	IBB 0	HBP 0	BLK 0	WP 0	HR 0	S 8	P 12	ERA 0.00	WHIP 1.000				
Trevor Hoffman, R ERA: 1.93	(10,1)																				

San Diego Padres @ San Francisco Giants
 AT&T Park, San Francisco, CA
 Tue Jun 26 2007, 7:15 PM PDT
 Alt. 41,331 - Partly Cloudy - 56 F

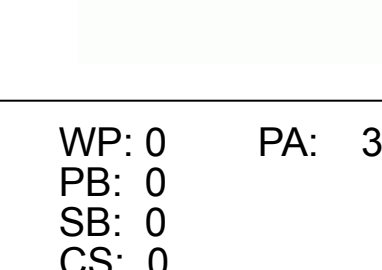
livebaseballscores.com

AB 40
 R 2
 H 11
 RBI 2
 BB 6
 SO 4
 LOB 24



Batter	1	2	3	4	5	6	7	8	9	AB	R	H	RBI	BB	SO	LOB	TOP				
22 Marcus Giles, R OBP: 0.333, SLG: 0.358	(1,4) S K		(2) 3-1 L5-4			(1) 0-2 F9		(1) 0-1 1B	(3) 2-2 G6-3	5	1	1	0	0	1	3	San Diego Padres @ San Francisco Giants AT&T Park, San Francisco, CA Wed Jun 27 2007, 12:35 PM PDT Att: 42,527 - Sunny - 63 F livebaseballscorecards.com				
José Cruz Jr., S OBP: 0.346, SLG: 0.401	(1,9) C K			(1) 2-2 G4-3		(2) 2-2 G4-3		(1) 2-1 BB 23 BB 4 E 1B		4	1	1	1	0	1	0					
23 Adrián González, L OBP: 0.352, SLG: 0.506	(1,3) B G5-3			(2) 2-2 2B		(3) 2-3 K		(1) 4-2 BB 4 E 1B		3	1	1	0	1	1	0					
Mike Cameron, R OBP: 0.324, SLG: 0.444		(1) 0-2 P4		(2) 3-3 K			(1) 1-2 F9	(1) 4-2 4 E 1B		3	0	0	0	1	1	1					
4 Michael Barrett, R OBP: 0.300, SLG: 0.412		(2) 0-0 F7		(3) 0-3 K			(1) 0-2 3 BB 1B	(1) 1-1 E6		4	0	1	0	0	1	2					
3 Khalil Greene, R OBP: 0.276, SLG: 0.477		(3) 1-3 K					(1) 4-0 8 G4-6-3 BB	(3) 1-3 K		3	1	1	1	1	2	2					
8 Terrel Sledge, L OBP: 0.321, SLG: 0.392																					
Hiram Bocachica, R OBP: 0.250, SLG: 0.324			(1) 0-0 22 L5-4 1B		(1) 1-0 F7		(3) 1-2 G4-6-3		(1) 1-1 22 S 1B	3	0	1	0	0	0	2					
5 Kevin Kouzmanoff, R OBP: 0.279, SLG: 0.374			(1) 1-2 P3		(2) 0-0 F8			(1) 1-0 G5-3	(1) 0-0 F9	4	0	0	0	0	0	2					
Greg Maddux, R OBP: 0.074, SLG: 0.074																					
Russell Branyan, L OBP: 0.359, SLG: 0.457																					
21 Heath Bell, R																					
Geoff Blum, S																					
Trevor Hoffman, R																					
Inning Stats	R: 0 E: 0 K: 2 S: 8	H: 0 LOB: 0 BB: 0 P: 13	R: 0 E: 0 K: 1 S: 7	H: 0 LOB: 0 BB: 0 P: 8	R: 0 E: 0 K: 0 S: 7	H: 2 LOB: 1 BB: 0 P: 11	R: 0 E: 0 K: 2 S: 16	H: 1 LOB: 1 BB: 0 P: 23	R: 1 E: 0 K: 0 S: 7	H: 1 LOB: 0 BB: 0 P: 10	R: 0 E: 0 K: 1 S: 10	H: 0 LOB: 0 BB: 0 P: 14	R: 0 E: 0 K: 0 S: 11	H: 1 LOB: 1 BB: 1 P: 17	R: 3 E: 1 K: 2 S: 18	H: 2 LOB: 2 BB: 2 P: 34	R: 0 E: 0 K: 0 S: 8	H: 1 LOB: 1 BB: 0 P: 12	1B: 5 2B: 3 3B: 0 HR: 1	SF: 0 SAC: 0 DP: 2 HBP: 0	WP: 0 PA: 37 PB: 0 SB: 1 CS: 0
PITCHER	IP WLS BF H R ER SO BB IBB HBP BLK WP HR S P ERA WHIP																				
18 Matt Cain, R ERA: 3.38	7.2 L 30 7 4 2 7 2 0 0 0 0 0 1 76 116 2.35 1.174																				
41 Brad Hennessey, R ERA: 3.51	0.1 3 0 0 0 1 1 0 0 0 0 0 0 8 14 0.00 3.000																				
31 Vinnie Chulk, R ERA: 2.67	1.0 4 1 0 0 0 0 0 0 0 0 0 0 8 12 0.00 1.000																				

Batter	1	2	3	4	5	6	7	8	9	AB	R	H	RBI	BB	SO	LOB	BOTTOM				
10 Dave Roberts, L OBP: 0.291, SLG: 0.333	(1,8) C G3		(1) 2-3 K					(1) 3-2 G6-3		4	0	0	0	0	1	0	San Diego Padres @ San Francisco Giants AT&T Park, San Francisco, CA Wed Jun 27 2007, 12:35 PM PDT Att: 42,527 - Sunny - 63 F livebaseballscorecards.com				
2 Randy Winn, S OBP: 0.334, SLG: 0.410	(1,7) C G4-3		(2) 1-1 G3			(1) 1-1 G3		(1) 3-2 2B 1B		4	1	1	0	0	0	0					
Ryan Klesko, L OBP: 0.377, SLG: 0.449	(1,3) B 2B		(3) 3-2 F9			(2) 0-0 G4-3		(2) 0-1 P2		4	0	1	0	0	0	1					
Ray Durham, S OBP: 0.323, SLG: 0.408	(1,4) B BB			(1) 1-2 F8		(2) 2-1 1B 1B		(1) 3-2 1H 2B		3	0	2	1	1	0	0					
1 Bengie Molina, R OBP: 0.307, SLG: 0.422	(1,2) B L5			(2) 2-2 F9		(1) 0-1 1B		(3) 1-2 F8		4	0	1	0	0	0	3					
12 Nate Schierholtz, L OBP: 0.366, SLG: 0.421			(1) 1-0 G4-3			(3) 0-1 FC5-4 1B				4	0	1	0	0	0	2					
Pedro Feliz, R OBP: 0.277, SLG: 0.434				(1) 0-1 FC5-4 HR		(3) 0-1 SAFE FC5-4				4	1	1	1	0	0	1					
19 Kevin Frandsen, R OBP: 0.306, SLG: 0.343																					
Mark Sweeney, L OBP: 0.297, SLG: 0.313																					
18 Matt Cain, R OBP: 0.069, SLG: 0.036																					
41 Brad Hennessey, R																					
31 Vinnie Chulk, R																					
Inning Stats	R: 0 E: 0 K: 0 S: 10	H: 1 LOB: 2 BB: 1 P: 19	R: 1 E: 0 K: 1 S: 8	H: 1 LOB: 0 BB: 0 P: 11	R: 0 E: 0 K: 1 S: 8	H: 0 LOB: 0 BB: 0 P: 14	R: 0 E: 0 K: 0 S: 10	H: 1 LOB: 1 BB: 0 P: 13	R: 0 E: 0 K: 1 S: 9	H: 0 LOB: 0 BB: 0 P: 11	R: 0 E: 0 K: 0 S: 9	H: 2 LOB: 2 BB: 0 P: 13	R: 0 E: 0 K: 1 S: 9	H: 0 LOB: 0 BB: 0 P: 13	R: 1 E: 0 K: 0 S: 21	H: 2 LOB: 1 BB: 0 P: 31	R: 0 E: 0 K: 0 S: 6	H: 0 LOB: 0 BB: 0 P: 10	1B: 4 2B: 2 3B: 0 HR: 1	SF: 0 SAC: 0 DP: 0 HBP: 0	WP: 0 PA: 35 PB: 0 SB: 0 CS: 0
PITCHER	IP WLS BF H R ER SO BB IBB HBP BLK WP HR S P ERA WHIP																				
Greg Maddux, R ERA: 3.75	7.0 W 27 5 1 1 4 1 0 0 0 0 0 0 63 94 1.29 0.857																				
21 Heath Bell, R ERA: 1.55	1.0 H 5 2 1 1 0 0 0 0 0 0 0 21 31 9.00 2.000																				
Trevor Hoffman, R ERA: 1.86	1.0 S 3 0 0 0 0 0 0 0 0 0 0 6 10 0.00 0.000																				



Batter	1	2	3	4	5	6	7	8	9	10	AB	R	H	RBI	BB	SO	LOB	TOP				
22 Eric Byrnes, R OBP: 0.371, SLG: 0.514	(1, 7) 2-3 K		(0, 0) 6 2B		(1, 2) 6 FC4-6 1B		(1, 2) G5-3	(4, 0) IBB			4	1	2	0	1	1	0	Arizona Diamondbacks @ San Francisco Giants AT&T Park, San Francisco, CA Fri Jun 29 2007, 7:15 PM PDT Att. 39,146 - Partly Cloudy - 62 F				
6 Stephen Drew, L OBP: 0.305, SLG: 0.355	(1, 6) 0-1 P3		(3, 1) 1 G3 2B		(0, 0) FC4-6 1B		(1, 1) 18 G3 34 E 1B	(2, 2) G4-3			5	1	2	1	0	0	3					
1 Orlando Hudson, S OBP: 0.354, SLG: 0.469	(1, 4) 0-1		(1, 0) G3		(4, 2) 1B		(2, 2) 18 G3 34 E 1B		(0, 3) K		3	1	2	0	1	0	1					
11 Aubrey Ojeda, S OBP: 0.385, SLG: 0.435	(8, 4) 1B		(2, 3) K		(1, 2) BB		(1, 2) G3		(2, 2) F8		1	0	0	0	0	1	0					
18 Chad Tracy, L OBP: 0.351, SLG: 0.484	(1, 5) 0-1 G4-3		(0, 3) K		(2, 2) G3		(0, 1) G3		(1, 3) K		5	0	0	0	0	1	6					
34 Conor Jackson, R OBP: 0.370, SLG: 0.412	(1, 3) 2-1 L5			(4, 1) 26 FC4-6 24 1B		(2, 0) G1-3-1	(2, 1) E8				3	0	0	0	1	0	0					
Tony Clark, S OBP: 0.283, SLG: 0.480	(8, 3) 2-1 BB			(0, 0) 26 FC4-6 1B		(0, 1) F9	(2, 2) 2-H SH 2-2 G6-3				1	0	0	0	0	1	0					
24 Chris Young, R OBP: 0.282, SLG: 0.434	(1, 8) 2-1 26 G5-3 2B			(1, 2) 1-2 26 FC4-6 1B		(1, 1) F9	(2, 2) G6-3				5	0	2	0	0	0	1					
26 Miguel Montero, L OBP: 0.292, SLG: 0.383	(1, 2) 0-0 G5-3			(0, 1) 1-2 7 FC4-6 7 G6-4-3 1B		(1, 1) FC5 7 1B					5	1	2	1	0	0	3					
7 Carlos Quentin, R OBP: 0.311, SLG: 0.366	(1, 9) 2-3 K			(1, 2) 1-2 2-3 G6-4-3 1B		(1, 1) FC5 1B					5	0	2	0	0	1	3					
Livan Hernandez, R OBP: 0.220, SLG: 0.225	(1, 1) 0-1 G6-3			(1, 2) 1-2 1B		(1, 2) SH2-4 1B					3	0	0	0	0	0	2					
56 Ramon Pena, R OBP: 0.333, SLG: 0.333	(9, 1) 2-3 G6-3			(0, 0) G6-3		(0, 1) FC5					0	0	0	0	0	0	0					
Scott Hairston, R OBP: 0.322, SLG: 0.393	(10, PH) 1-2 2-3f										1	0	0	0	0	1	0					
Jose Valverde, R ERA: 3.48	(10, 1) 1-2 2-3f										0	0	0	0	0	0	0					
Inning Stats	R: 0 E: 0 K: 1 S: 10	H: 1 LOB: 1 BB: 0 P: 12	R: 0 E: 0 K: 1 S: 8	H: 1 LOB: 1 BB: 0 P: 14	R: 1 E: 0 K: 1 S: 11	H: 2 LOB: 1 BB: 0 P: 15	R: 0 E: 0 K: 0 S: 6	H: 1 LOB: 1 BB: 1 P: 11	R: 0 E: 0 K: 1 S: 9	H: 1 LOB: 2 BB: 0 P: 19	R: 2 E: 1 K: 0 S: 15	H: 2 LOB: 1 BB: 0 P: 23	R: 0 E: 0 K: 0 S: 9	H: 1 LOB: 2 BB: 1 P: 17	R: 0 E: 0 K: 2 S: 9	H: 0 LOB: 0 BB: 0 P: 12	R: 1 E: 0 K: 1 S: 10	H: 1 LOB: 0 BB: 0 P: 15	1B: 9 2B: 2 3B: 0 HR: 1	SF: 0 SAC: 1 DP: 1 HBP: 0	WP: 0 PB: 0 SB: 2 CS: 0	PA: 45
PITCHER	IP 7.0	WLS 33	BF 10	H 3	R 3	ER 1	SO 3	BB 2	IBB 0	HBP 0	BLK 0	WP 0	HR 0	S 71	P 107	ERA 1.29	WHIP 1.714					
Matt Morris, R ERA: 3.25	(1, 1) 7.0	33	10	3	3	1	3	2	0	0	0	0	0	18	29	0.00	0.500					
Jack Taschner, L ERA: 5.04	(8, 1) 2.0	8	1	0	0	2	0	0	1	0	0	0	0	1	10	9.00	1.000					
41 Brad Hennessey, R ERA: 3.48	(10, 1) 1.0	L 4	1	1	1	1	1	0	0	0	0	0	0	1	15	9.00	1.000					

Batter	1	2	3	4	5	6	7	8	9	10	AB	R	H	RBI	BB	SO	LOB	BOTTOM				
10 Dave Roberts, L OBP: 0.288, SLG: 0.329	(1, 8) 3-2 2 1B										5	1	1	0	0	2	2	Arizona Diamondbacks @ San Francisco Giants AT&T Park, San Francisco, CA Fri Jun 29 2007, 7:15 PM PDT Att. 39,146 - Partly Cloudy - 62 F				
2 Randy Winn, S OBP: 0.332, SLG: 0.407	(1, 9) 0-1 1B										5	0	1	0	0	0	1					
Ray Durham, S OBP: 0.317, SLG: 0.400	(1, 4) 3-1 1B										5	0	0	0	0	0	3					
Barry Bonds, L OBP: 0.505, SLG: 0.592	(1, 7) 1-1 1B										4	1	2	2	1	0	0					
Ryan Klesko, L OBP: 0.374, SLG: 0.462	(1, 3) 2-3 K										4	1	1	1	0	1	3					
1 Bengie Molina, R OBP: 0.306, SLG: 0.420	(1, 2) 2-2 P3										4	0	1	0	0	0	2					
Pedro Feliz, R OBP: 0.277, SLG: 0.431	(1, 5) 1-2 G4-3										4	0	1	0	0	0	1					
13 Omar Vizquel, S OBP: 0.288, SLG: 0.302	(1, 6) 0-1 10 S G6-3 1B										4	0	1	0	0	0	2					
Matt Morris, R OBP: 0.226, SLG: 0.233	(1, 1) 0-1 G6-3										2	0	0	0	0	0	2					
Mark Sweeney, L OBP: 0.307, SLG: 0.323	(7, PH) 1-2										1	0	1	0	0	0	0					
Jack Taschner, L ERA: 2.03	(8, 1) 1-2										0	0	0	0	0	0	0					
12 Nate Schierholtz, L OBP: 0.357, SLG: 0.410	(9, PH) 1-2										1	0	0	0	0	0	0					
41 Brad Hennessey, R ERA: 2.7	(10, 1) 1-2										0	0	0	0	0	0	0					
Inning Stats	R: 1 E: 0 K: 1 S: 18	H: 3 LOB: 2 BB: 0 P: 29	R: 0 E: 0 K: 0 S: 9	H: 1 LOB: 1 BB: 0 P: 12	R: 0 E: 0 K: 0 S: 8	H: 0 LOB: 1 BB: 1 P: 21	R: 0 E: 0 K: 0 S: 8	H: 1 LOB: 1 BB: 0 P: 12	R: 0 E: 0 K: 1 S: 9	H: 2 LOB: 1 BB: 0 P: 13	R: 1 E: 0 K: 0 S: 8	H: 1 LOB: 1 BB: 0 P: 9	R: 0 E: 0 K: 0 S: 10	H: 1 LOB: 0 BB: 0 P: 15	R: 0 E: 0 K: 1 S: 7	H: 0 LOB: 0 BB: 0 P: 11	R: 0 E: 0 K: 0 S: 7	H: 0 LOB: 0 BB: 0 P: 10	1B: 7 2B: 0 3B: 0 HR: 2	SF: 0 SAC: 0 DP: 0 HBP: 0	WP: 0 PB: 0 SB: 1 CS: 0	PA: 40
PITCHER	IP 8.0	WLS 34	BF 9	H 3	R 3	ER 3	SO 2	BB 1	IBB 0	HBP 0	BLK 0	WP 0	HR 2	S 78	P 121	ERA 3.38	WHIP 1.250					
Livan Hernandez, R ERA: 4.58	(1, 1) 8.0	34	9	3	3	3	2	1	0	0	0	0	0	7	11	0.00	0.000					
56 Ramon Pena, R ERA: 2.03	(9, 1) 1.0	W 3	0	0	0	1	0	0	0	0	0	0	0	7	11	0.00	0.000					
Jose Valverde, R ERA: 2.7	(10, 1) 1.0	S 3	0	0	0	0	0	0	0	0	0	0	0	7	10	0.00	0.000					

AB	41
R	4
H	12
RBI	2
BB	3
SO	6
LOB	19

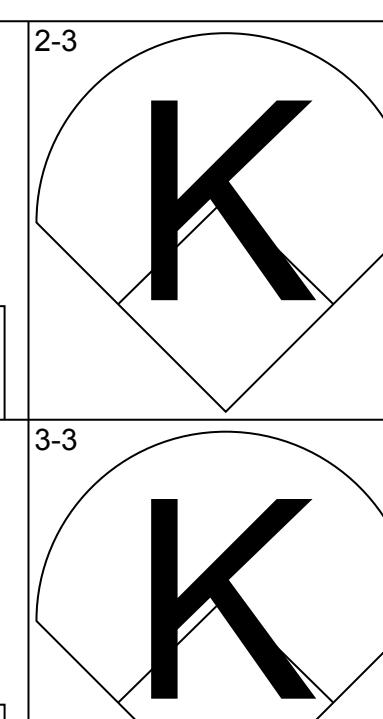
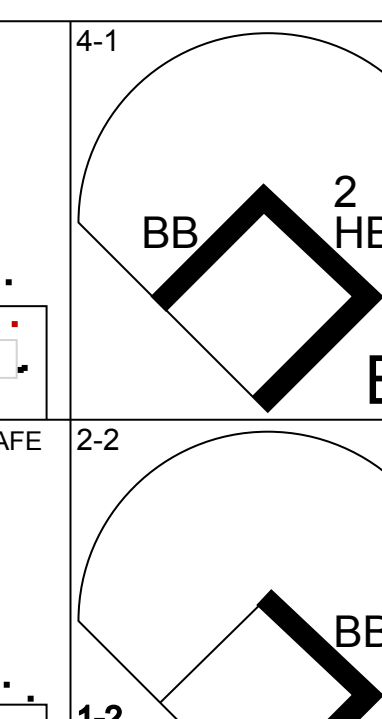
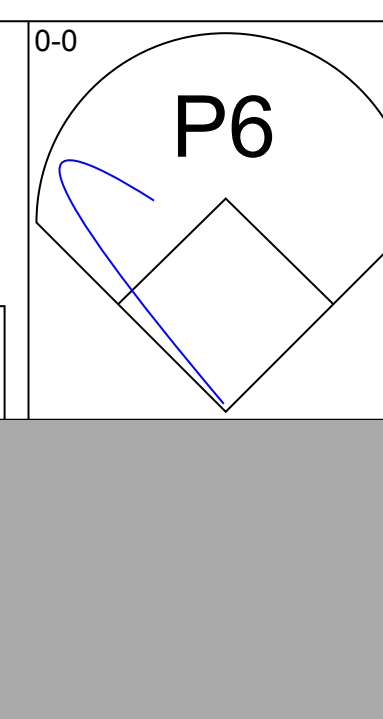
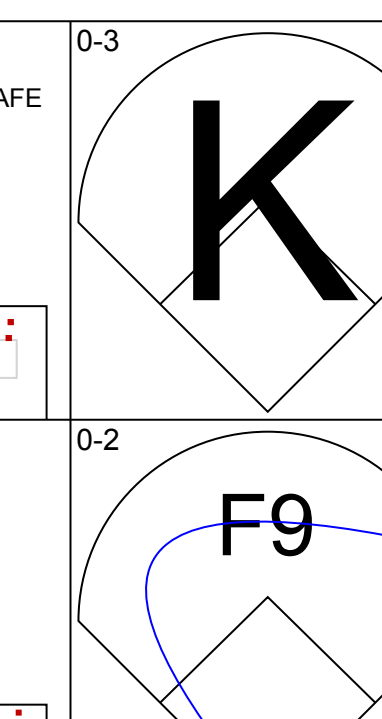
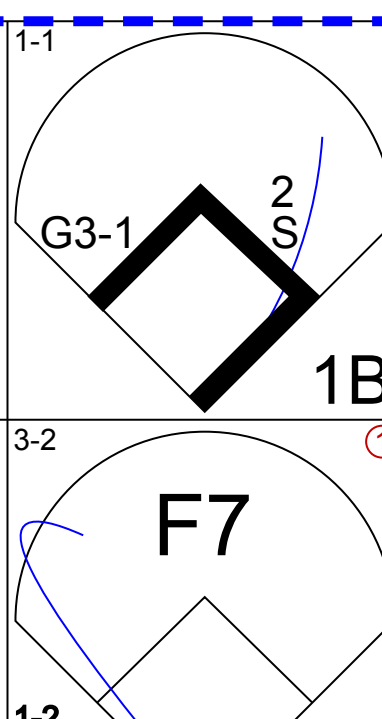
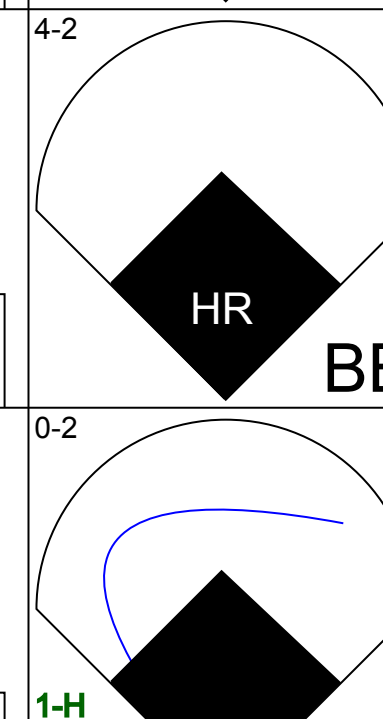
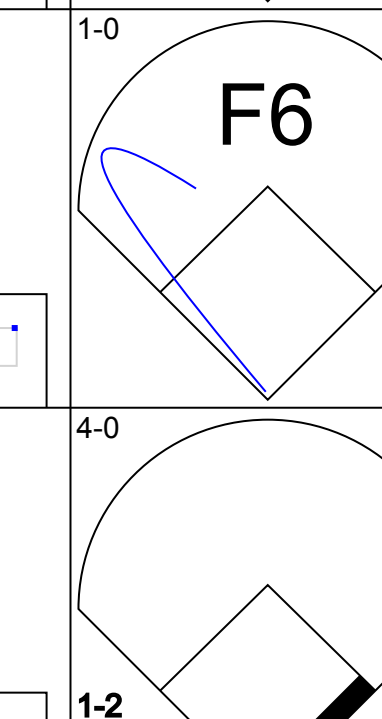
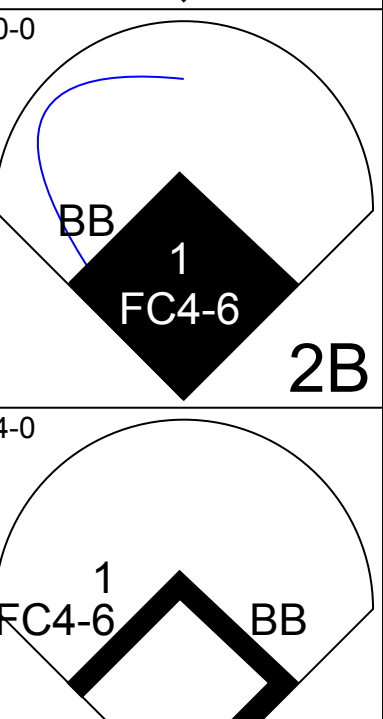

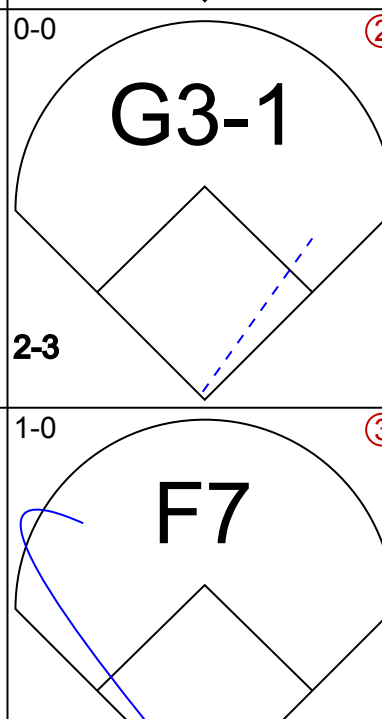
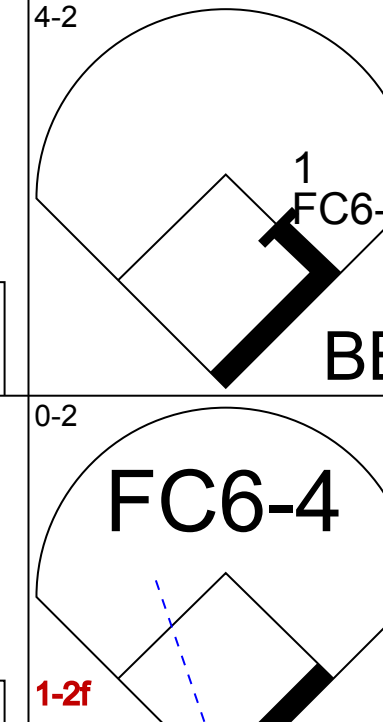
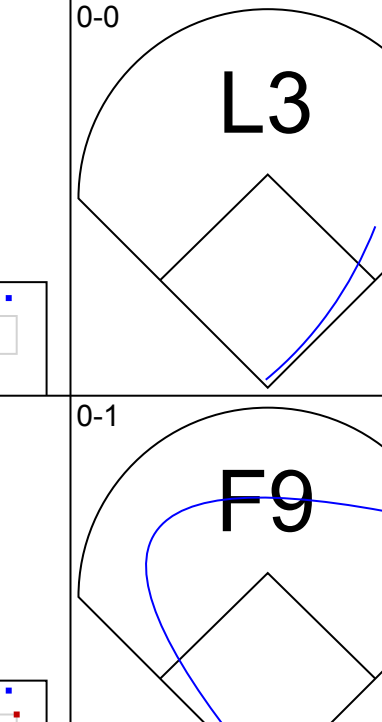
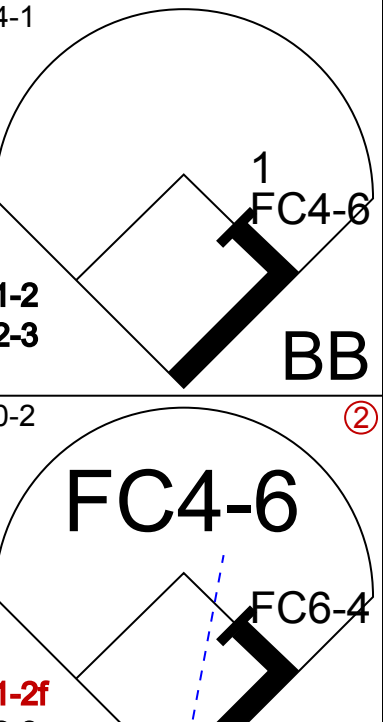
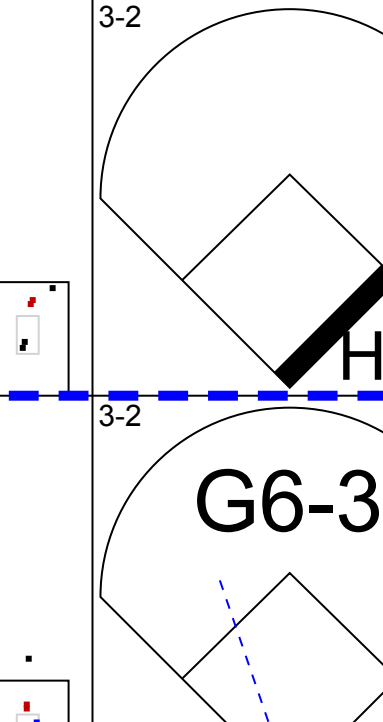



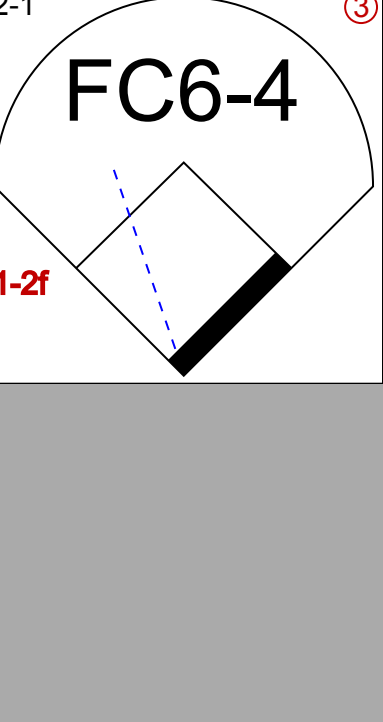



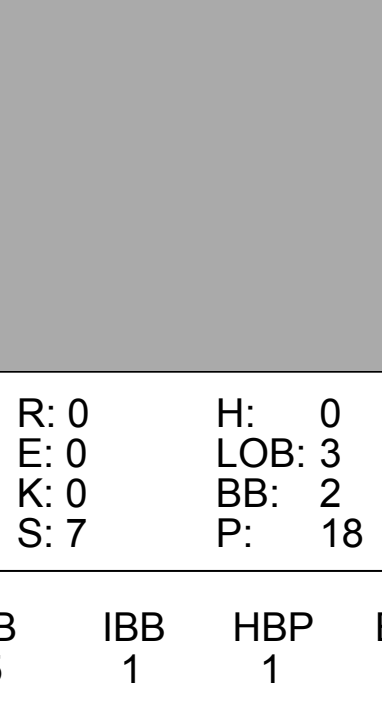


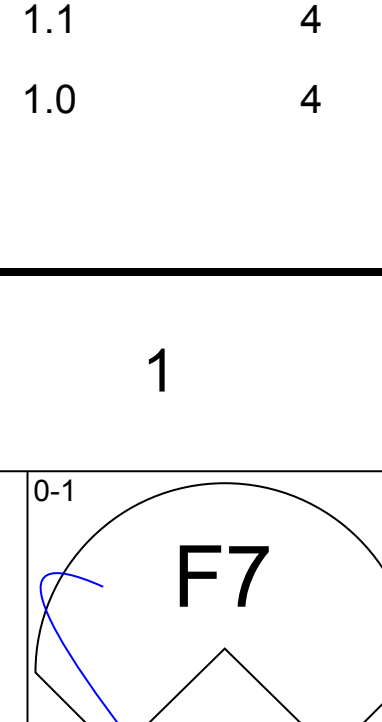
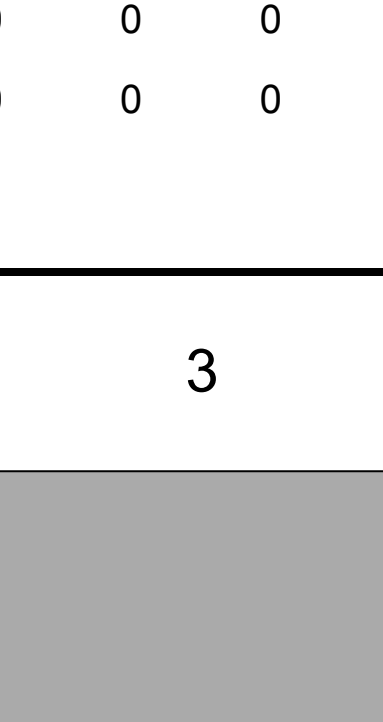

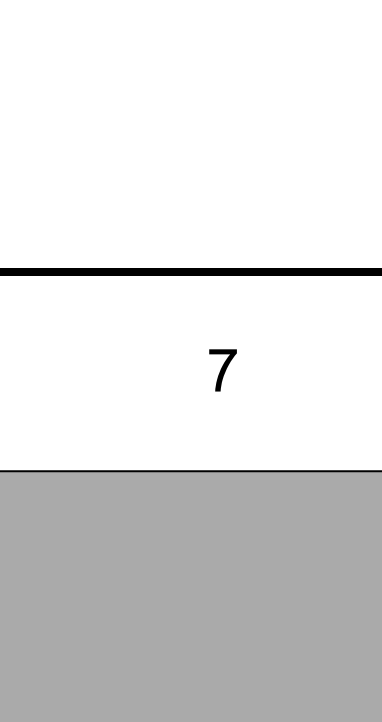
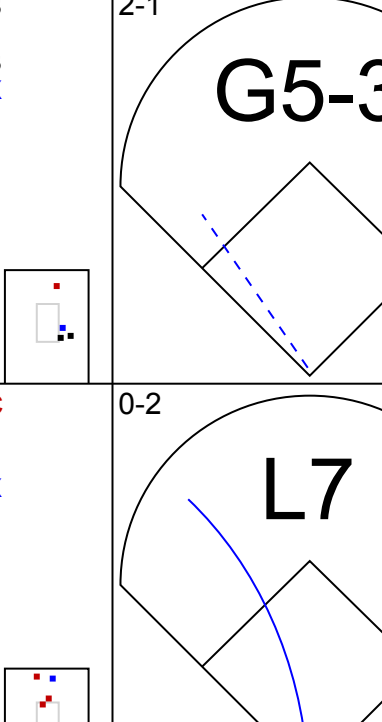
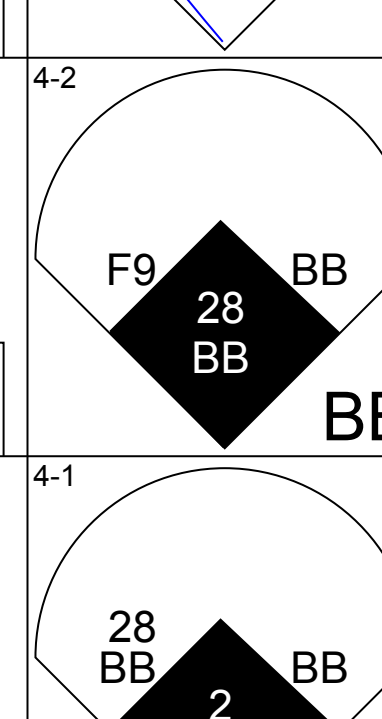
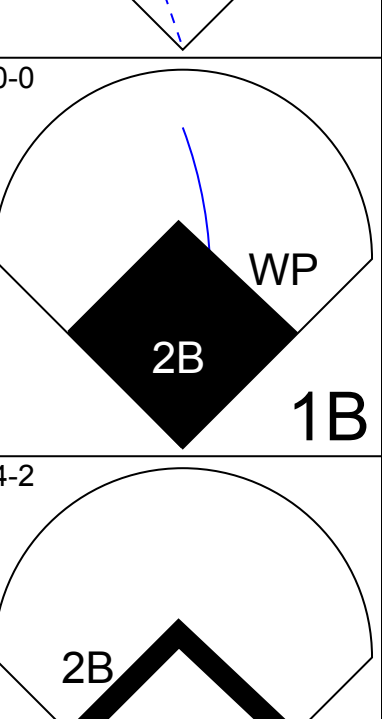
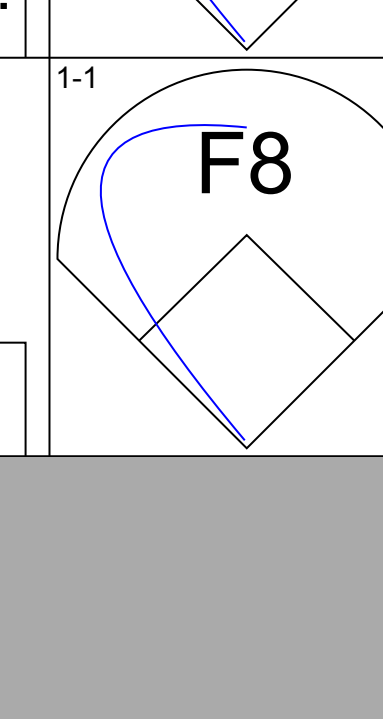
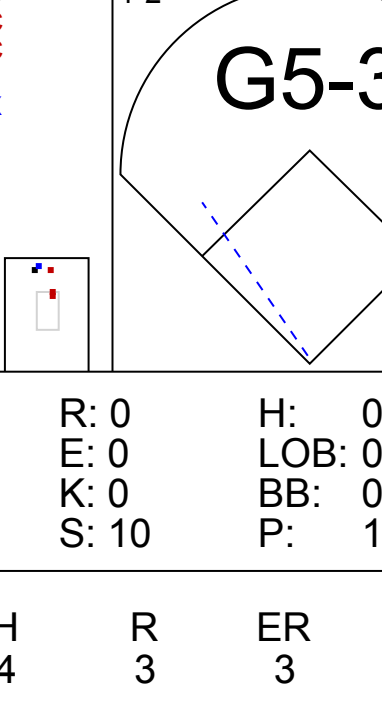
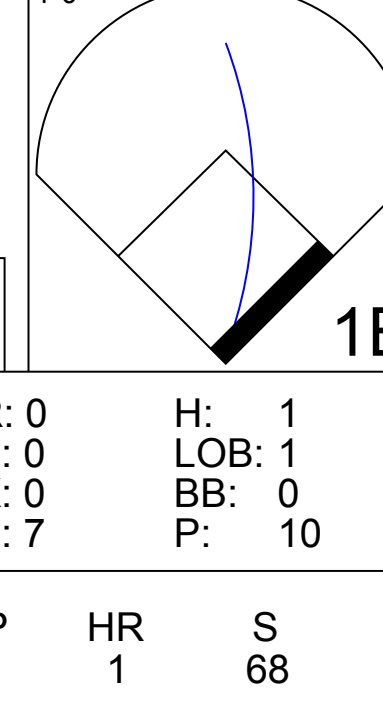
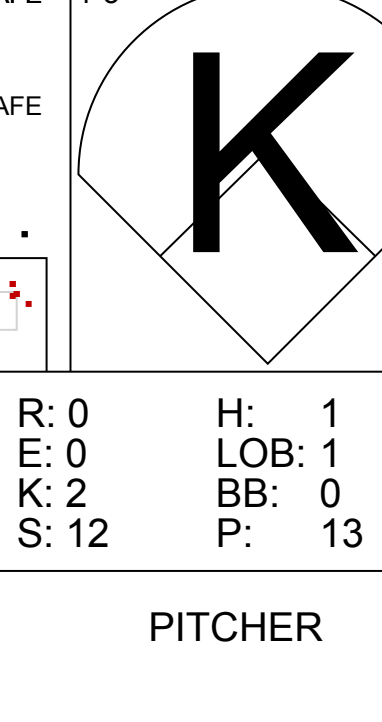
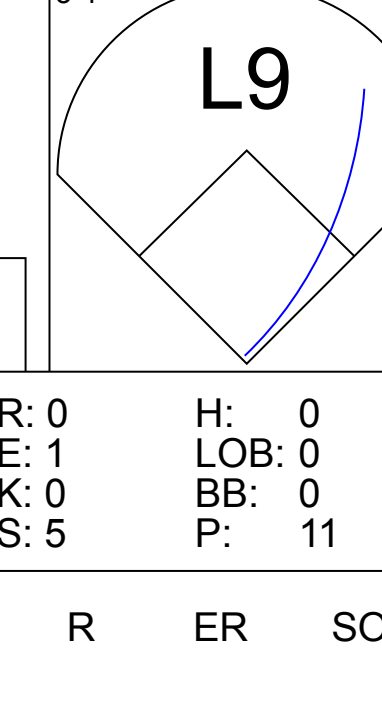
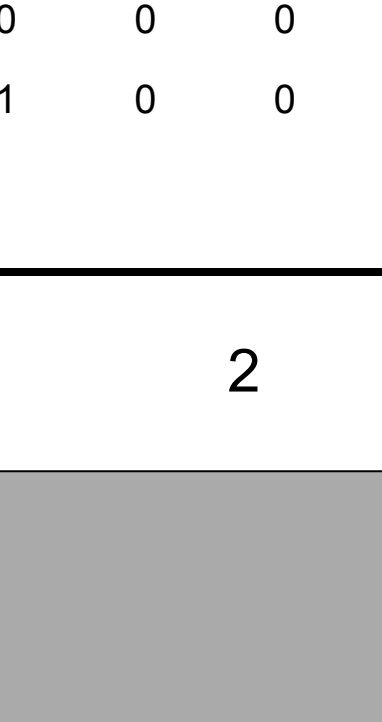
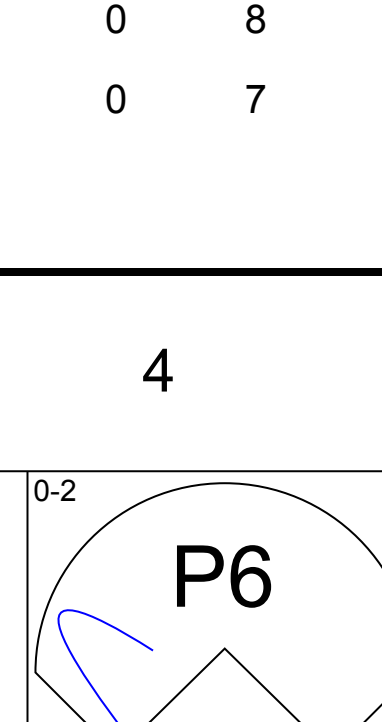
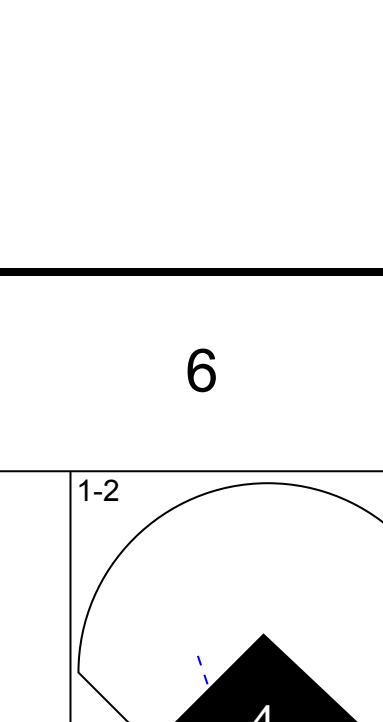
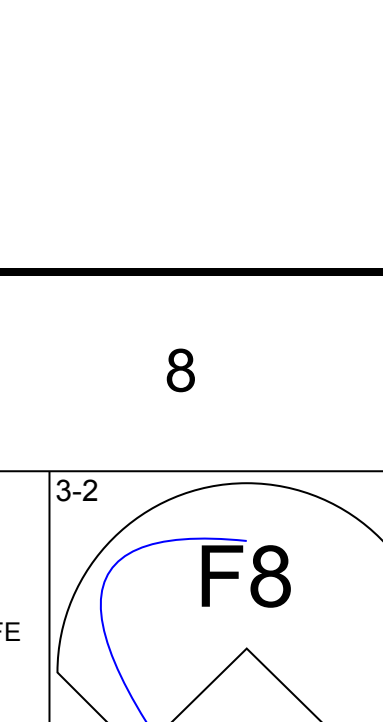
AB	39
R	3
H	9
RBI	3
BB	1
SO	3
LOB	16

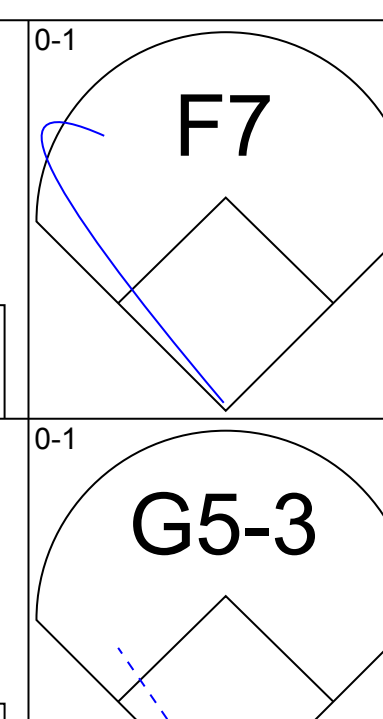
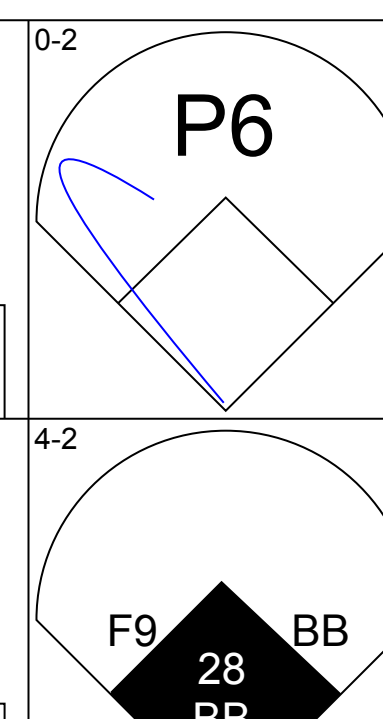
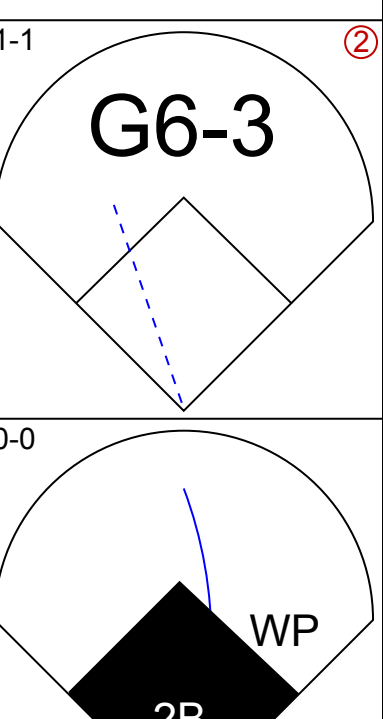
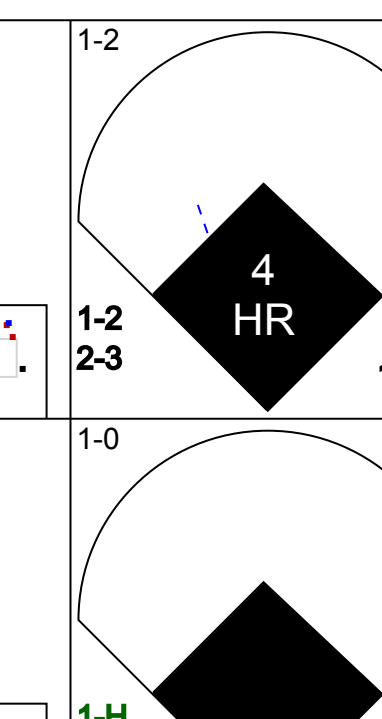
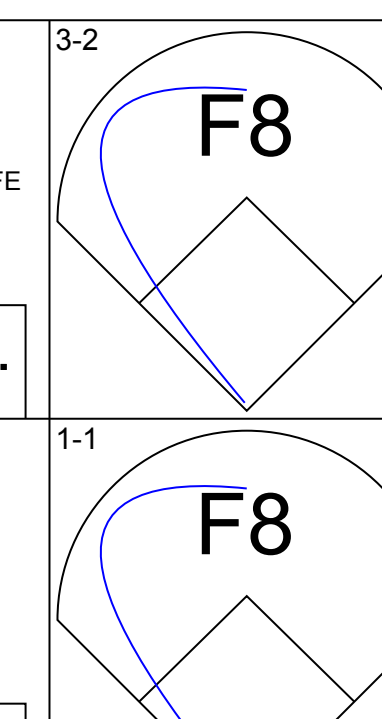
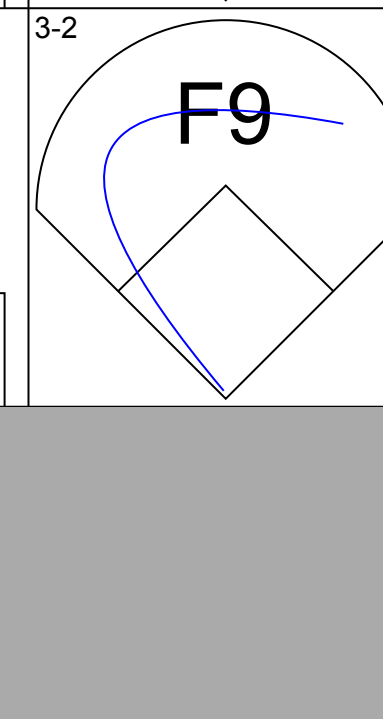
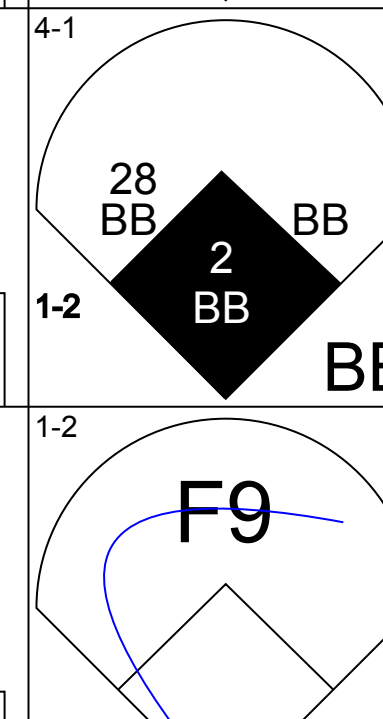
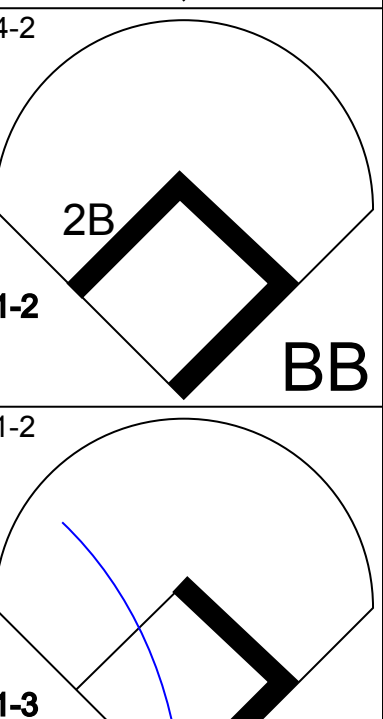
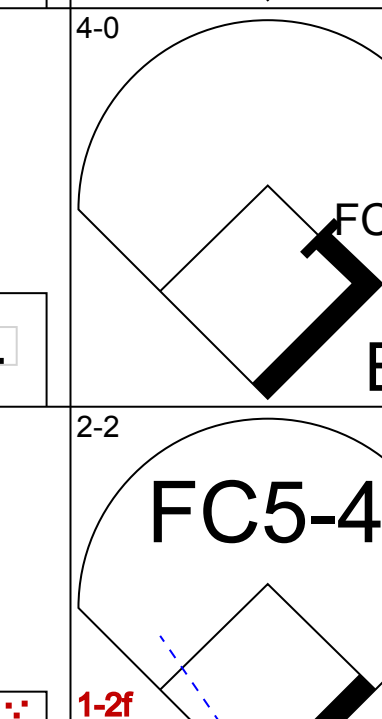


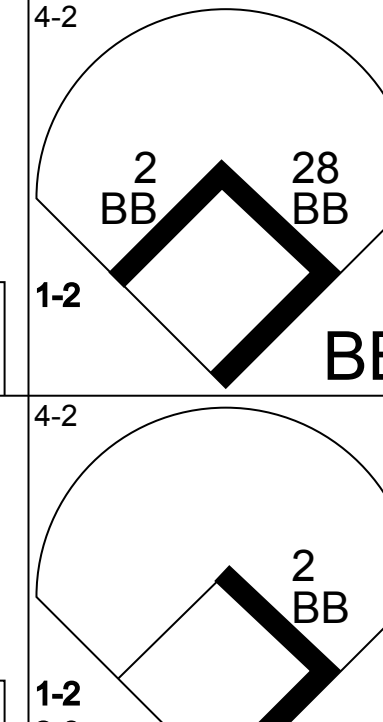

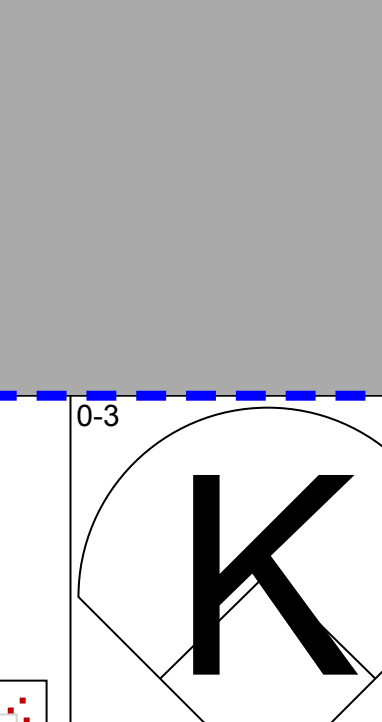
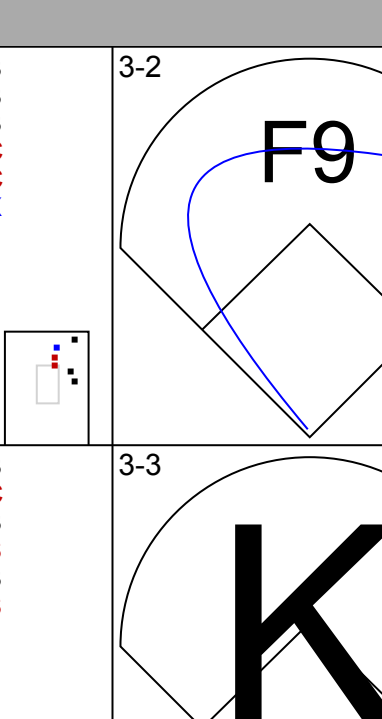
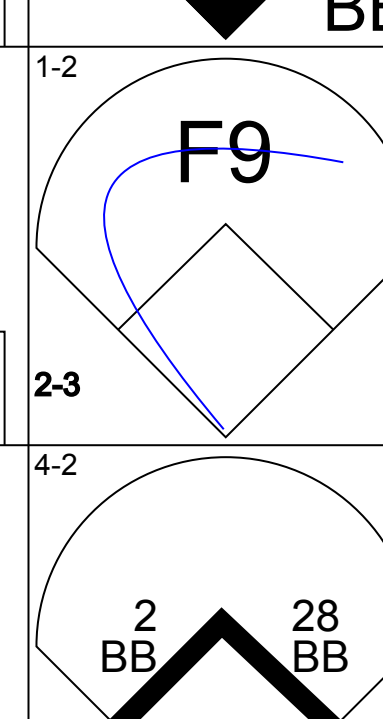
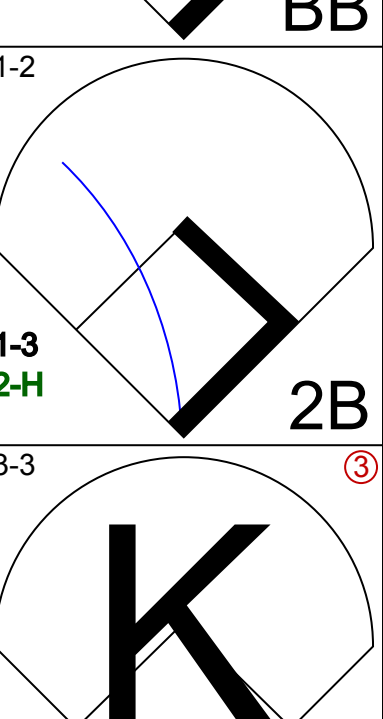
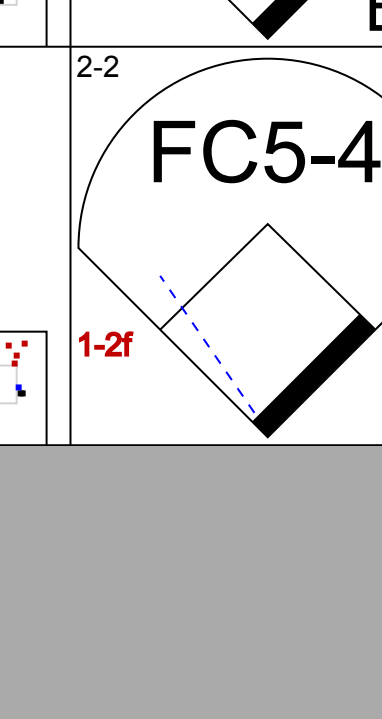
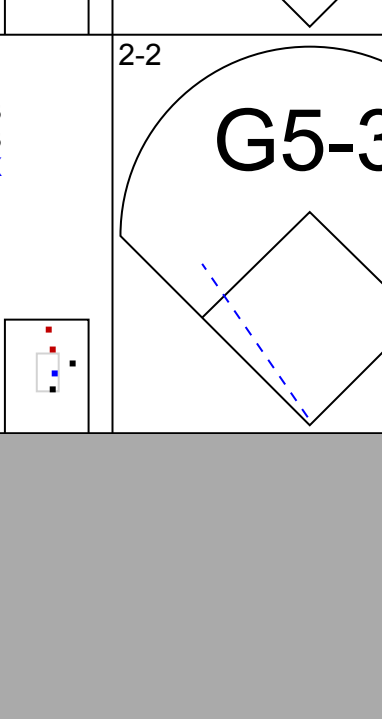
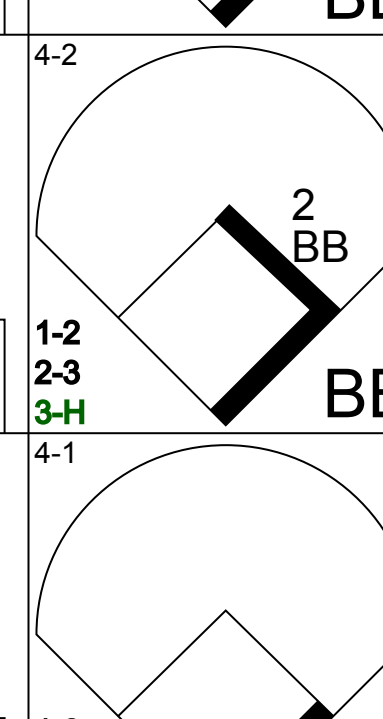
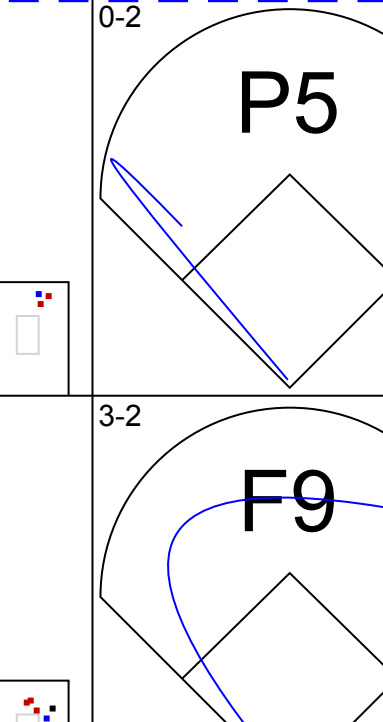
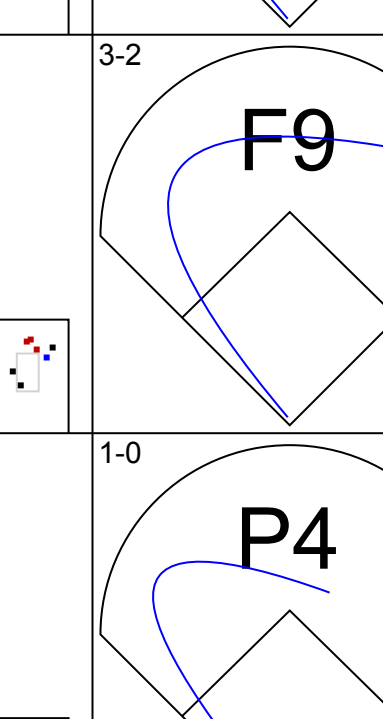

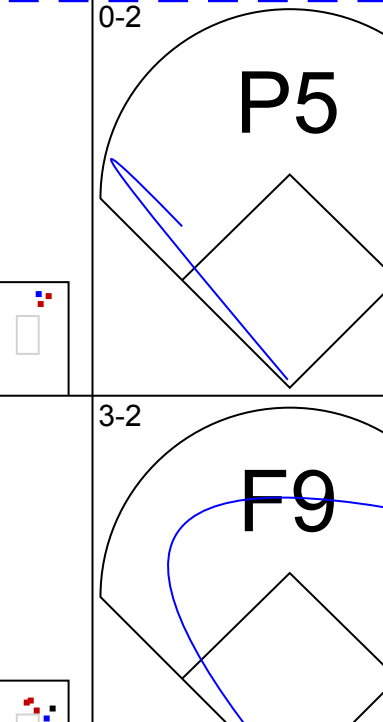
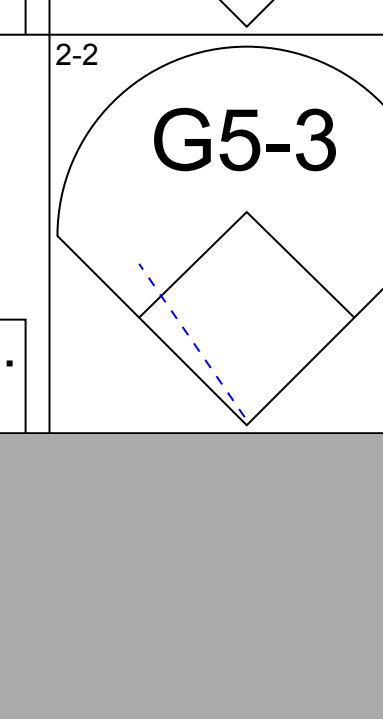
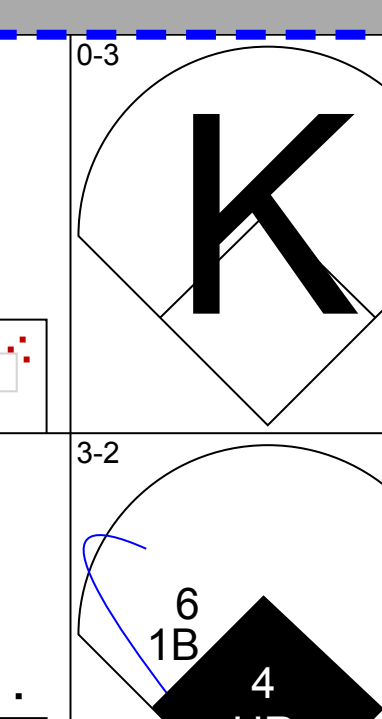
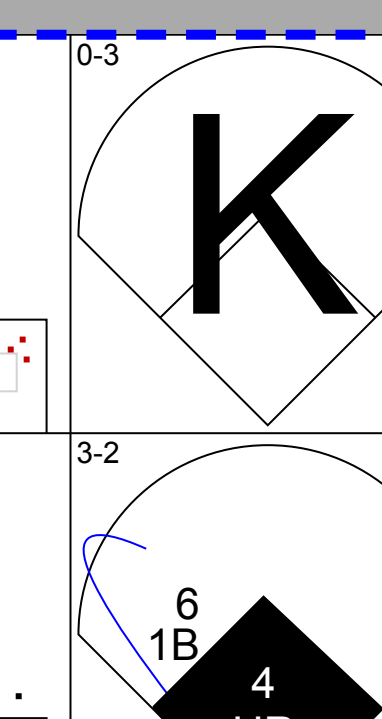
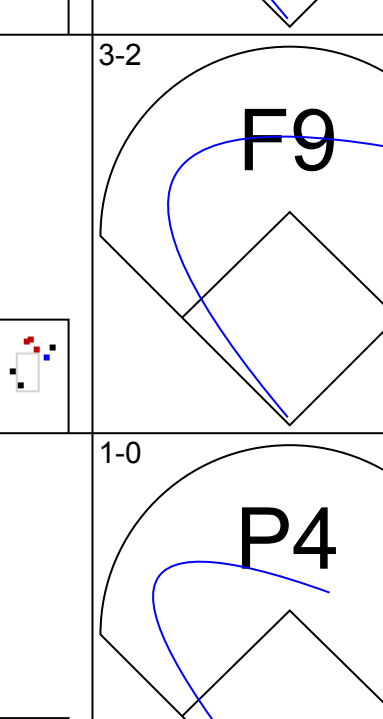
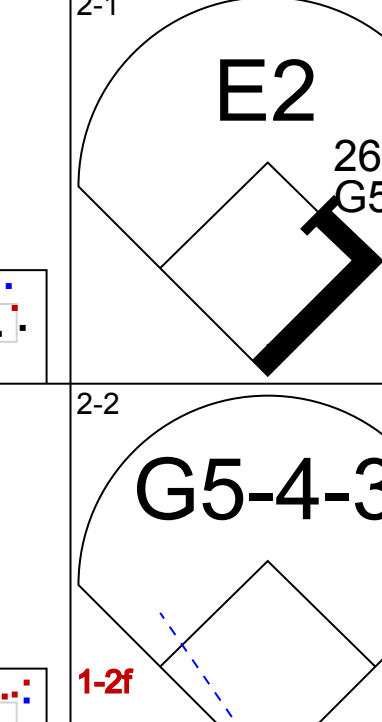
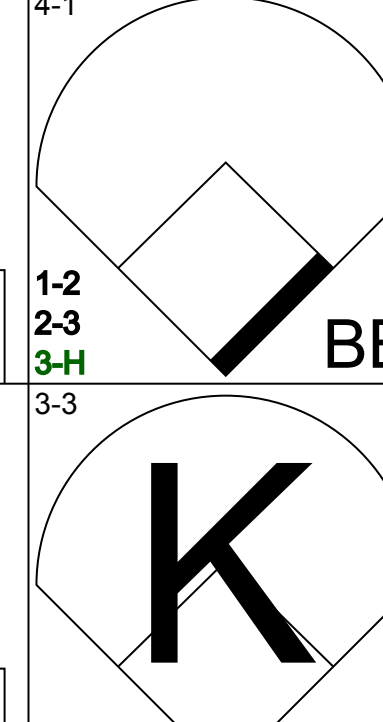
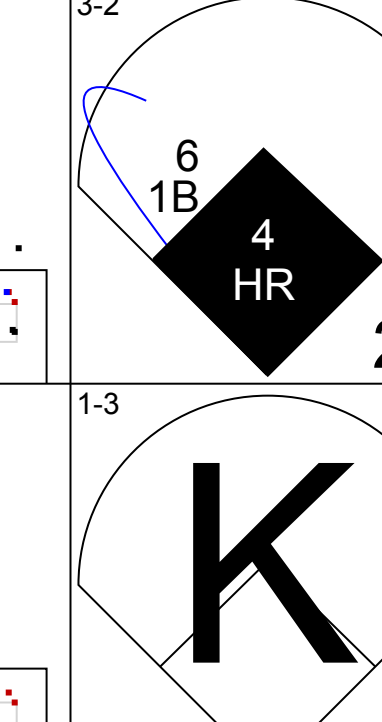
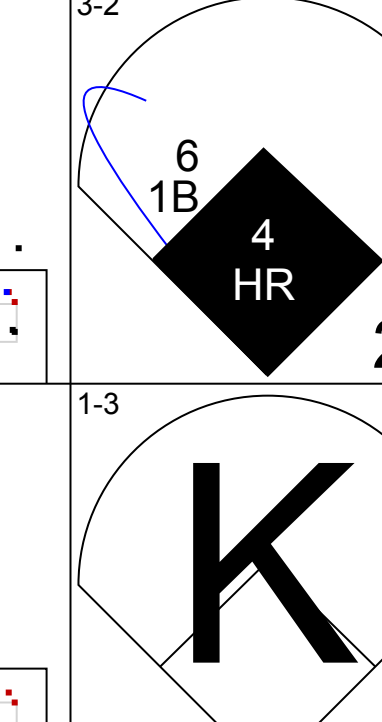
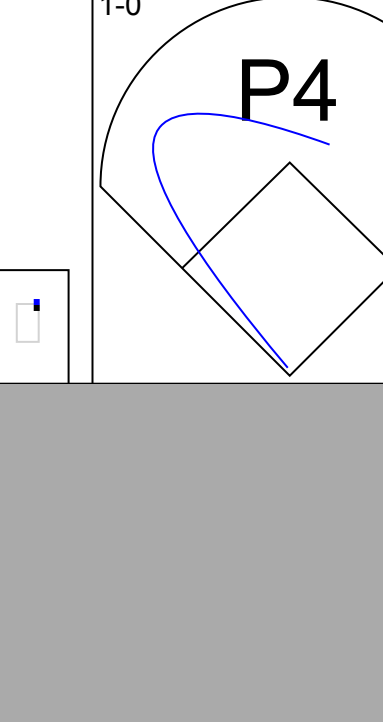
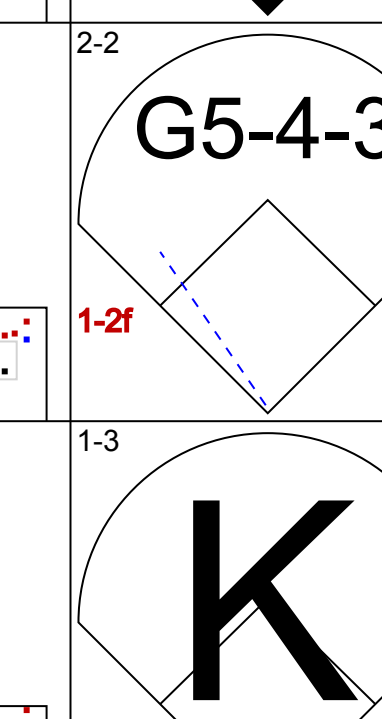
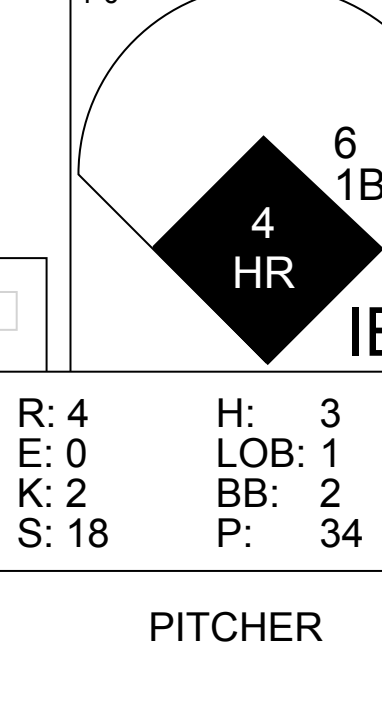
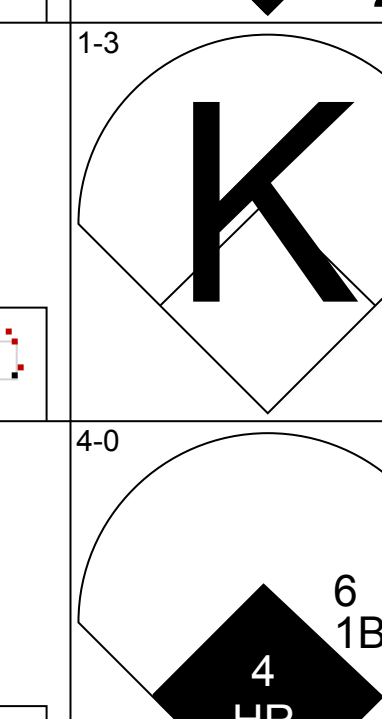
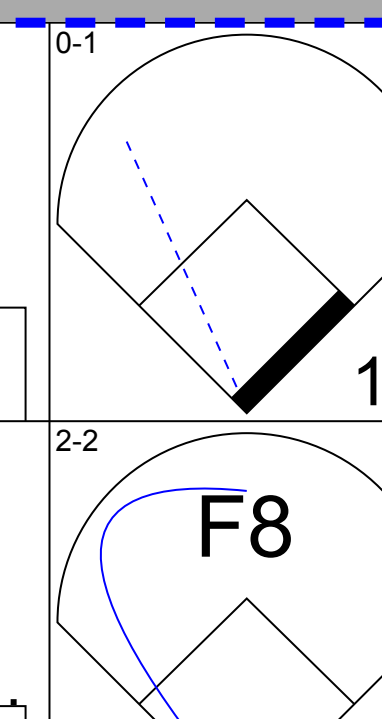
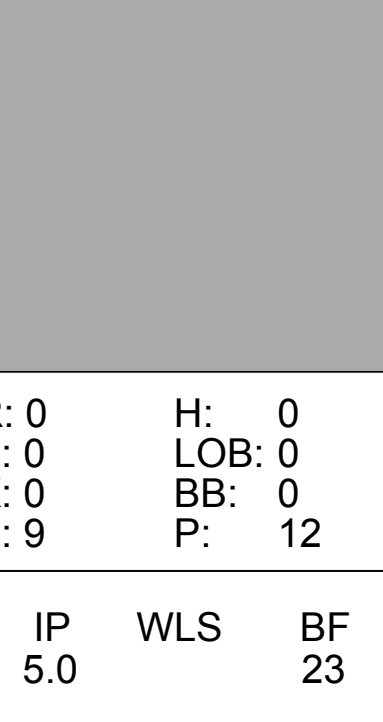
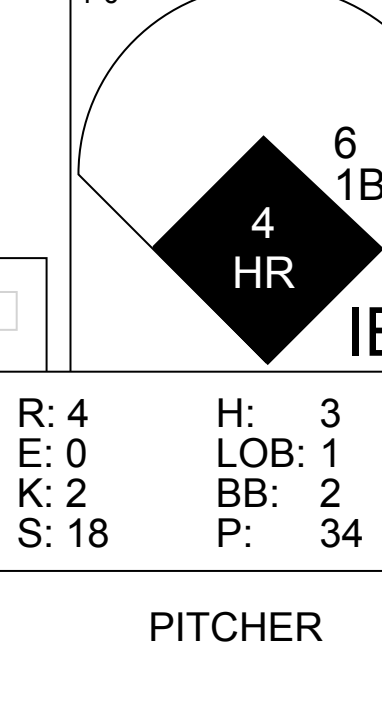
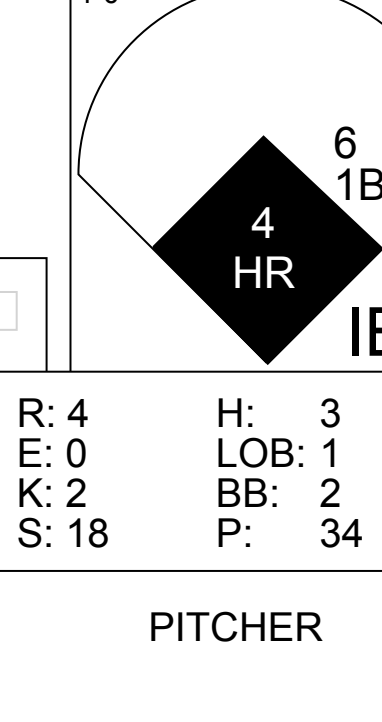


Batter	1	2	3	4	5	6	7	8	9	AB	R	H	RBI	BB	SO	LOB	TOP			
22 Eric Byrnes, R OBP: 0.368, SLG: 0.509	1-2 K		2-2 P6		2-3 K		0-0 P3		1-1 G4-6-3 1B	5	0	1	0	0	2	1	Arizona Diamondbacks @ San Francisco Giants AT&T Park, San Francisco, CA Sat Jun 30 2007, 6:05 PM PDT Att: 43,515 - Partly Cloudy - 65 F			
24 Chris Young, R OBP: 0.297, SLG: 0.437	4-2 1 WP 1B BB		1-3 K		0-2 2B		4-2 1 PB BB		0-0 P6	3	1	1	0	2	1	1				
1 Orlando Hudson, S OBP: 0.387, SLG: 0.470	3-2 34 BB 1B		1-0 1B		1-1 P4		4-0 34 FC6-4 BB		2-2 G4-6-3 1-2	4	0	2	1	1	0	2				
34 Conor Jackson, R OBP: 0.372, SLG: 0.411	4-2 1-2 BB		2-2 L7		0-1 1B		3-1 FC6-4 BB			3	0	1	0	1	0	4				
27 Mark Reynolds, R OBP: 0.336, SLG: 0.516	0-1 F9			2-2 G5-3		2-3 K		1-3 K		4	0	0	0	0	2	3				
37 Juan Cruz, R	(8, 1)									0	0	0	0	0	0	0				
Scott Hairston, R OBP: 0.327, SLG: 0.391	0-1 F9			4-2 BB		0-0 L8		0-1 18 BB 1B		3	0	1	0	1	0	3				
6 Stephen Drew, L OBP: 0.302, SLG: 0.351		0-3 K		1-1 L6		1-0 F7		4-2 BB		3	0	0	0	0	1	2				
57 Dustin Nippert, R	(6, 1)									0	0	0	0	0	0	0				
18 Chad Tracy, L OBP: 0.364, SLG: 0.484	(8, PH)			0-2 F9		0-2 F8		2-3 K		1	0	0	0	0	1	1				
19 Chris Snyder, R OBP: 0.302, SLG: 0.357	(1, 2)							3-3 K		3	0	0	0	0	1	1				
26 Miguel Montero, L OBP: 0.290, SLG: 0.379	(8, PH)							1-2 BB		1	0	0	0	0	1	2				
49 Doug Davis, R OBP: 0.111, SLG: 0.077	(1, 1)			0-3 K		0-3 K2-3		1-2 F9		2	0	0	0	0	2	0				
11 Augie Ojeda, S OBP: 0.393, SLG: 0.480	(6, 6)							1 PB 2B		2	0	1	0	0	0	2				
Inning Stats	R: 1 E: 0 K: 1 S: 16	H: 1 LOB: 2 BB: 2 P: 28	R: 0 E: 0 K: 2 S: 9	H: 0 LOB: 0 BB: 0 P: 9	R: 0 E: 0 K: 1 S: 11	H: 1 LOB: 1 BB: 1 P: 17	R: 0 E: 0 K: 0 S: 11	H: 0 LOB: 1 BB: 1 P: 18	R: 0 E: 0 K: 1 S: 12	H: 1 LOB: 1 BB: 0 P: 15	R: 0 E: 0 K: 1 S: 7	H: 1 LOB: 3 BB: 2 P: 23	R: 0 E: 0 K: 2 S: 14	H: 1 LOB: 2 BB: 1 P: 23	R: 0 E: 0 K: 0 S: 6	H: 1 LOB: 0 BB: 0 P: 9	1B: 5 2B: 2 3B: 0 HR: 0	SF: 0 SAC: 0 DP: 1 HBP: 0	WP: 1 PB: 1 SB: 0 CS: 0	PA: 39
PITCHER	IP WLS BF H R ER SO BB IBB HBP BLK WP HR S P ERA WHIP	IP WLS BF H R ER SO BB IBB HBP BLK WP HR S P ERA WHIP	IP WLS BF H R ER SO BB IBB HBP BLK WP HR S P ERA WHIP	IP WLS BF H R ER SO BB IBB HBP BLK WP HR S P ERA WHIP	IP WLS BF H R ER SO BB IBB HBP BLK WP HR S P ERA WHIP	IP WLS BF H R ER SO BB IBB HBP BLK WP HR S P ERA WHIP	IP WLS BF H R ER SO BB IBB HBP BLK WP HR S P ERA WHIP	IP WLS BF H R ER SO BB IBB HBP BLK WP HR S P ERA WHIP	IP WLS BF H R ER SO BB IBB HBP BLK WP HR S P ERA WHIP	IP WLS BF H R ER SO BB IBB HBP BLK WP HR S P ERA WHIP	IP WLS BF H R ER SO BB IBB HBP BLK WP HR S P ERA WHIP	IP WLS BF H R ER SO BB IBB HBP BLK WP HR S P ERA WHIP	IP WLS BF H R ER SO BB IBB HBP BLK WP HR S P ERA WHIP	IP WLS BF H R ER SO BB IBB HBP BLK WP HR S P ERA WHIP	IP WLS BF H R ER SO BB IBB HBP BLK WP HR S P ERA WHIP	IP WLS BF H R ER SO BB IBB HBP BLK WP HR S P ERA WHIP				
51 Noah Lowry, L ERA: 3.46	(1, 1)	6.2 W 28	5 1 1 8	3 0 0 0	2 0 0 0	0 0 0 0	0 0 4 15	0.00 6.000												
31 Vinnie Chulk, R ERA: 2.55	(7, 1)	0.1 H 3	0 0 0 0	1 0 0 1	0 0 0 0	0 0 0 0	0 0 7 12	0.00 6.000												
32 Kevin Correia, R ERA: 3.15	(8, 1)	0.1 H 3	0 0 0 0	1 0 0 1	0 0 0 0	0 0 0 0	0 0 7 11	0.00 0.000												
Jack Taschner, L ERA: 4.91	(8, 1)	0.2 H 2	0 0 0 0	1 0 0 0	0 0 0 0	0 0 0 0	0 0 6 9	0.00 1.000												
41 Brad Hennessey, R ERA: 3.39	(9, 1)	1.0 S 3	1 0 0 0	0 0 0 0	0 0 0 0	0 0 0 0	0 0 6 9	0.00 1.000												

Batter	1	2	3	4	5	6	7	8	9	AB	R	H	RBI	BB	SO	LOB	BOTTOM			
10 Dave Roberts, L OBP: 0.280, SLG: 0.319	2-3 K	1 SAFE 1-3 SAFE K			0-0 B1-3		2-3 K		3-2 F9	5	0	0	0	0	3	2	Arizona Diamondbacks @ San Francisco Giants AT&T Park, San Francisco, CA Sat Jun 30 2007, 6:05 PM PDT Att: 43,515 - Partly Cloudy - 65 F			
2 Randy Winn, S OBP: 0.333, SLG: 0.408	1-0 F8		0-1 G4-3		1-2 G6-3		4-2 BB		2-2 2B	4	0	1	0	1	0	0				
Ray Durham, S OBP: 0.322, SLG: 0.406	3-1 1 2B 2B		1-0 G6-3		2-1 2B		0-2 F7		4-0 IBB	4	2	2	0	1	0	2				
Barry Bonds, L OBP: 0.513, SLG: 0.599	4-0 1 2B BB		4-2 BB		1-0 1 1B 19 1B 2B		4-2 1 G6-3 BB		1-3 K	1	2	1	1	3	0	0				
14 Fred Lewis, L OBP: 0.317, SLG: 0.385	(7, PR)									1	0	0	0	0	1	2				
1 Benjie Molina, R OBP: 0.309, SLG: 0.425	(8, 7)									4	0	2	2	0	1	2				
19 Kevin Frandsen, R OBP: 0.321, SLG: 0.347	(1, 2)									4	0	2	2	0	1	2				
Pedro Feliz, R OBP: 0.276, SLG: 0.427	(1, 3)									3	0	0	0	1	0	6				
13 Omar Vizquel, S OBP: 0.291, SLG: 0.303	(1, 6)									3	0	1	0	1	0	3				
51 Noah Lowry, R OBP: 0.286, SLG: 0.388	(1, 1)									2	0	0	0	0	0	2				
31 Vinnie Chulk, R ERA: 2.55	(7, 1)									0	0	0	0	0	0	0				
32 Kevin Correia, R ERA: 3.15	(8, 1)									0	0	0	0	0	0	0				
Jack Taschner, L ERA: 4.91	(8, PH)									1	0	0	0	0	1	0				
Mark Sweeney, L ERA: 3.26	(9, 1)									0	0	0	0	0	0	0				
41 Brad Hennessey, R ERA: 3.39	(9, 1)									0	0	0	0	0	0	0				
Inning Stats	R: 2 E: 0 K: 1 S: 15	H: 2 LOB: 2 BB: 2 P: 34	R: 0 E: 0 K: 1 S: 9	H: 0 LOB: 1 BB: 1 P: 14	R: 0 E: 0 K: 1 S: 9	H: 0 LOB: 1 BB: 1 P: 15	R: 0 E: 0 K: 0 S: 9	H: 0 LOB: 1 BB: 1 P: 17	R: 2 E: 0 K: 0 S: 12	H: 4 LOB: 2 BB: 0 P: 16	R: 0 E: 0 K: 1 S: 13	H: 1 LOB: 2 BB: 1 P: 21	R: 0 E: 0 K: 0 S: 11	H: 0 LOB: 2 BB: 2 P: 21	R: 0 E: 0 K: 2 S: 14	H: 1 LOB: 2 BB: 1 P: 26	1B: 4 2B: 4 3B: 0 HR: 0	SF: 0 SAC: 1 DP: 0 HBP: 0	WP: 0 PB: 0 SB: 0 CS: 1	PA: 40
PITCHER	IP WLS BF H R ER SO BB IBB HBP BLK WP HR S P ERA WHIP	IP WLS BF H R ER SO BB IBB HBP BLK WP HR S P ERA WHIP	IP WLS BF H R ER SO BB IBB HBP BLK WP HR S P ERA WHIP	IP WLS BF H R ER SO BB IBB HBP BLK WP HR S P ERA WHIP	IP WLS BF H R ER SO BB IBB HBP BLK WP HR S P ERA WHIP	IP WLS BF H R ER SO BB IBB HBP BLK WP HR S P ERA WHIP	IP WLS BF H R ER SO BB IBB HBP BLK WP HR S P ERA WHIP	IP WLS BF H R ER SO BB IBB HBP BLK WP HR S P ERA WHIP	IP WLS BF H R ER SO BB IBB HBP BLK WP HR S P ERA WHIP	IP WLS BF H R ER SO BB IBB HBP BLK WP HR S P ERA WHIP	IP WLS BF H R ER SO BB IBB HBP BLK WP HR S P ERA WHIP	IP WLS BF H R ER SO BB IBB HBP BLK WP HR S P ERA WHIP	IP WLS BF H R ER SO BB IBB HBP BLK WP HR S P ERA WHIP	IP WLS BF H R ER SO BB IBB HBP BLK WP HR S P ERA WHIP	IP WLS BF H R ER SO BB IBB HBP BLK WP HR S P ERA WHIP	IP WLS BF H R ER SO BB IBB HBP BLK WP HR S P ERA WHIP				
49 Doug Davis, L ERA: 4.29	(1, 1)	5.2 L 29	7 4 4 4	4 4 0 0	0 2 0 0	0 0 0 0	0 0 14 24	0.00 1.500												
57 Dustin Nippert, R ERA: 3.5	(6, 1)	1.1 6	0 0 0 0	0 0 0 0	2 0 0 0	0 0 0 0	0 0 14 24	0.00 1.500												
37 Juan Cruz, R ERA: 3.26	(8, 1)	1.0 5	1 0 0 0	0 0 0 2	0 0 1 0	0 0 0 0	0 0 14 26	0.00 1.000												



Batter	1	2	3	4	5	6	7	8	9	AB	R	H	RBI	BB	SO	LOB	TOP						
10 Dave Roberts, L (1,8) OBP: 0.286, SLG: 0.331										4	0	1	0	1	2	2	San Francisco Giants @ Cincinnati Reds Great American Ball Park, Cincinnati, OH Tue Jul 03 2007, 7:10 PM EDT Att: 37,299 - Clear - 87 F livebaseballscorecards.com						
2 Randy Winn, S (1,9) OBP: 0.331, SLG: 0.403										4	0	0	0	0	1	2							
Ray Durham, S (1,4) OBP: 0.322, SLG: 0.406										4	2	1	0	1	0	3							
Barry Bonds, L (1,7) OBP: 0.517, SLG: 0.614										3	1	1	2	2	0	1							
Ryan Klesko, L (1,3) OBP: 0.387, SLG: 0.486										1	0	0	0	2	0	3							
1 Bengie Molina, R (1,2) OBP: 0.307, SLG: 0.431										4	0	0	1	0	0	7							
Pedro Feliz, R (1,5) OBP: 0.275, SLG: 0.418										4	0	0	0	0	0	2							
13 Omar Vizquel, S (1,6) OBP: 0.286, SLG: 0.297										4	0	1	0	0	0	1							
75 Barry Zito, L (1,1) 19 Kevin Frandsen, R (6, Ph) 32 Kevin Correia, R (6, Ph) 71 Pat Misch, L (7,1) Mark Sweeney, L (8, Ph) Steve Kline, S (8,1)										2	0	1	0	0	0	0							
Inning Stats	R: 2 E: 0 K: 2 S: 23	H: 1 LOB: 1 BB: 2 P: 36	R: 0 E: 0 K: 0 S: 10	H: 0 LOB: 0 BB: 0 P: 13	R: 0 E: 0 K: 0 S: 7	H: 0 LOB: 3 BB: 2 P: 18	R: 0 E: 0 K: 0 S: 7	H: 1 LOB: 0 BB: 0 P: 10	R: 1 E: 0 K: 2 S: 9	H: 2 LOB: 2 BB: 2 P: 19	R: 0 E: 0 K: 0 S: 12	H: 1 LOB: 1 BB: 0 P: 13	R: 0 E: 0 K: 0 S: 11	H: 0 LOB: 1 BB: 0 P: 18	R: 0 E: 1 K: 0 S: 5	H: 0 LOB: 0 BB: 0 P: 11	R: 0 E: 0 K: 0 S: 7	H: 1 LOB: 1 BB: 0 P: 12	1B: 3 2B: 1 3B: 0 HR: 1	SF: 0 SAC: 0 DP: 1 HBP: 2	WP: 0 PA: 40 PB: 0 SB: 1 CS: 0		
PITCHER	IP WLS BF H R ER SO BB IBB HBP BLK WP HR S P ERA WHIP	IP WLS BF H R ER SO BB IBB HBP BLK WP HR S P ERA WHIP	IP WLS BF H R ER SO BB IBB HBP BLK WP HR S P ERA WHIP	IP WLS BF H R ER SO BB IBB HBP BLK WP HR S P ERA WHIP	IP WLS BF H R ER SO BB IBB HBP BLK WP HR S P ERA WHIP	IP WLS BF H R ER SO BB IBB HBP BLK WP HR S P ERA WHIP	IP WLS BF H R ER SO BB IBB HBP BLK WP HR S P ERA WHIP	IP WLS BF H R ER SO BB IBB HBP BLK WP HR S P ERA WHIP	IP WLS BF H R ER SO BB IBB HBP BLK WP HR S P ERA WHIP	IP WLS BF H R ER SO BB IBB HBP BLK WP HR S P ERA WHIP	IP WLS BF H R ER SO BB IBB HBP BLK WP HR S P ERA WHIP	IP WLS BF H R ER SO BB IBB HBP BLK WP HR S P ERA WHIP	IP WLS BF H R ER SO BB IBB HBP BLK WP HR S P ERA WHIP	IP WLS BF H R ER SO BB IBB HBP BLK WP HR S P ERA WHIP	IP WLS BF H R ER SO BB IBB HBP BLK WP HR S P ERA WHIP	IP WLS BF H R ER SO BB IBB HBP BLK WP HR S P ERA WHIP	IP WLS BF H R ER SO BB IBB HBP BLK WP HR S P ERA WHIP	IP WLS BF H R ER SO BB IBB HBP BLK WP HR S P ERA WHIP	IP WLS BF H R ER SO BB IBB HBP BLK WP HR S P ERA WHIP	IP WLS BF H R ER SO BB IBB HBP BLK WP HR S P ERA WHIP	IP WLS BF H R ER SO BB IBB HBP BLK WP HR S P ERA WHIP		
39 Aaron Harang, R (1,1) ERA: 3.84	6.0	W	29	4	3	3	4	5	1	1	0	0	0	0	0	0	0	0	0	8	12	0.00	0.000
40 Jon Coutlangus, L (7,1) ERA: 4.61	0.2		3	0	0	0	0	0	0	0	1	0	0	0	0	0	0	0	0	8	12	0.00	0.000
56 Todd Coffey, R (7,1) ERA: 4.08	1.1		4	0	0	0	0	0	0	0	0	0	0	0	0	0	0	0	0	8	12	0.00	0.000
25 David Weathers, R (9,1) ERA: 3.1	1.0		4	1	0	0	0	0	0	0	0	0	0	0	0	0	0	0	7	12	0.00	1.000	

Batter	1	2	3	4	5	6	7	8	9	AB	R	H	RBI	BB	SO	LOB	BOTTOM						
6 Ryan Freel, R (1,8) OBP: 0.310, SLG: 0.359										5	1	1	0	0	0	1	San Francisco Giants @ Cincinnati Reds Great American Ball Park, Cincinnati, OH Tue Jul 03 2007, 7:10 PM EDT Att: 37,299 - Clear - 87 F livebaseballscorecards.com						
4 Brandon Phillips, R (1,4) OBP: 0.322, SLG: 0.479										4	3	2	4	1	0	1							
Ken Griffey Jr., L (1,9) OBP: 0.391, SLG: 0.575										1	1	0	0	3	0	0							
Jeff Conine, R (1,3) OBP: 0.329, SLG: 0.423										4	0	1	1	0	0	3							
Adam Dunn, L (1,7) OBP: 0.391, SLG: 0.555										3	0	0	0	1	2	2							
30 Norris Hopper, R (8,7) OBP: 0.325, SLG: 0.342										0	0	0	0	0	0	0							
28 Edwin Encarnación, R (1,5) OBP: 0.349, SLG: 0.380										3	0	0	1	1	1	0							
2 Alex Gonzalez, R (1,6) OBP: 0.303, SLG: 0.458										3	1	1	1	1	0	0							
26 David Ross, R (1,2) OBP: 0.264, SLG: 0.411										4	0	1	0	0	2	5							
39 Aaron Harang, R (1,1) Scott Hartung, L (6, Ph) 40 Jon Coutlangus, L (7,1) 56 Todd Coffey, R (7,1) 9 Juan Castro, R (8, Ph) 25 David Weathers, R (9,1)										2	0	0	0	0	2	0							
Inning Stats	R: 0 E: 0 K: 0 S: 9	H: 0 LOB: 0 BB: 0 P: 12	R: 0 E: 0 K: 1 S: 9	H: 0 LOB: 0 BB: 0 P: 17	R: 0 E: 1 K: 1 S: 10	H: 0 LOB: 3 BB: 5 P: 44	R: 1 E: 0 K: 2 S: 16	H: 2 LOB: 2 BB: 1 P: 25	R: 4 E: 0 K: 2 S: 18	H: 3 LOB: 1 BB: 2 P: 34	R: 0 E: 0 K: 0 S: 8	H: 0 LOB: 0 BB: 0 P: 12	R: 0 E: 0 K: 0 S: 11	H: 1 LOB: 1 BB: 0 P: 17	R: 0 E: 0 K: 0 S: 7	H: 0 LOB: 0 BB: 0 P: 11	1B: 3 2B: 2 3B: 0 HR: 1	SF: 0 SAC: 0 DP: 1 HBP: 0	WP: 1 PA: 38 PB: 0 SB: 0 CS: 0				
PITCHER	IP WLS BF H R ER SO BB IBB HBP BLK WP HR S P ERA WHIP	IP WLS BF H R ER SO BB IBB HBP BLK WP HR S P ERA WHIP	IP WLS BF H R ER SO BB IBB HBP BLK WP HR S P ERA WHIP	IP WLS BF H R ER SO BB IBB HBP BLK WP HR S P ERA WHIP	IP WLS BF H R ER SO BB IBB HBP BLK WP HR S P ERA WHIP	IP WLS BF H R ER SO BB IBB HBP BLK WP HR S P ERA WHIP	IP WLS BF H R ER SO BB IBB HBP BLK WP HR S P ERA WHIP	IP WLS BF H R ER SO BB IBB HBP BLK WP HR S P ERA WHIP	IP WLS BF H R ER SO BB IBB HBP BLK WP HR S P ERA WHIP	IP WLS BF H R ER SO BB IBB HBP BLK WP HR S P ERA WHIP	IP WLS BF H R ER SO BB IBB HBP BLK WP HR S P ERA WHIP	IP WLS BF H R ER SO BB IBB HBP BLK WP HR S P ERA WHIP	IP WLS BF H R ER SO BB IBB HBP BLK WP HR S P ERA WHIP	IP WLS BF H R ER SO BB IBB HBP BLK WP HR S P ERA WHIP	IP WLS BF H R ER SO BB IBB HBP BLK WP HR S P ERA WHIP	IP WLS BF H R ER SO BB IBB HBP BLK WP HR S P ERA WHIP	IP WLS BF H R ER SO BB IBB HBP BLK WP HR S P ERA WHIP	IP WLS BF H R ER SO BB IBB HBP BLK WP HR S P ERA WHIP	IP WLS BF H R ER SO BB IBB HBP BLK WP HR S P ERA WHIP	IP WLS BF H R ER SO BB IBB HBP BLK WP HR S P ERA WHIP	IP WLS BF H R ER SO BB IBB HBP BLK WP HR S P ERA WHIP		
75 Barry Zito, L (1,1) ERA: 4.65	5.0	L	23	2	3	3	5	6	0	0	0	0	0	0	0	0	0	0	1	18	34	36.00	4.000
32 Kevin Correia, R (6,1) ERA: 4.08	1.0		8	3	4	4	2	1	1	0	0	0	0	0	0	0	0	0	8	12	0.00	0.000	
71 Pat Misch, L (7,1) ERA:	1.0		3	0	0	0	0	0	0	0	0	0	0	0	0	0	0	0	8	12	0.00	0.000	
Steve Kline, L (8,1) ERA: 4.13	1.0		4	1	0	0	0	0	0	0	0	0	0	0	0	0	0	0	11	17	0.00	1.000	



Batter	1	2	3	4	5	6	7	8	9	AB	R	H	RBI	BB	SO	LOB	TOP		
2 Randy Winn, S OBP: 0.331, SLG: 0.402										4	0	0	0	0	1	1			
14 Fred Lewis, L OBP: 0.351, SLG: 0.447										4	1	2	0	0	2	0			
Ray Durham, S OBP: 0.322, SLG: 0.413										3	0	0	0	1	2	1			
Barry Bonds, L OBP: 0.514, SLG: 0.607										4	1	1	0	0	1	2			
Ryan Klesko, L OBP: 0.390, SLG: 0.481										4	0	2	1	0	0	0			
1 Bengie Molina, R OBP: 0.302, SLG: 0.424										4	0	0	0	0	0	3			
35 Rich Aurilia, R OBP: 0.290, SLG: 0.375										4	1	3	1	0	0	0			
Pedro Feliz, R OBP: 0.275, SLG: 0.414										3	0	0	0	1	0	4			
Matt Morris, R OBP: 0.212, SLG: 0.219										2	0	0	0	0	1	1			
Mark Sweeney, L OBP: 0.313, SLG: 0.386										1	0	1	1	0	0	0			
Steve Kline, S OBP: 0.302, SLG: 0.424										0	0	0	0	0	0	0			
52 Scott Atchison, R OBP: 0.275, SLG: 0.414										0	0	0	0	0	0	0			
Inning Stats	R: 0 E: 0 K: 15	H: 1 LOB: 1 BB: 1 P: 24	R: 0 E: 0 K: 9	H: 0 LOB: 0 BB: 10	R: 0 E: 0 K: 9	H: 0 LOB: 0 BB: 16	R: 2 E: 0 K: 14	H: 4 LOB: 2 BB: 0 P: 20	R: 0 E: 0 K: 8	H: 0 LOB: 0 BB: 0 P: 14	R: 1 E: 0 K: 10	H: 2 LOB: 1 BB: 0 P: 17	R: 0 E: 0 K: 9	H: 0 LOB: 1 BB: 0 P: 15	R: 0 E: 0 K: 9	H: 2 LOB: 1 BB: 0 P: 12	1B: 7 2B: 4 3B: 0 HR: 0	SF: 0 SAC: 0 DP: 3 HBP: 0	WP: 0 PA: 35 PB: 0 SB: 0 CS: 1
PITCHER	IP WLS BF H R ER SO BB IBB HBP BLK WP HR S P ERA WHIP																		
61 Bronson Arroyo, R ERA: 4.84	6.2 W 27 7 3 3 4 2 0 0 0 0 0 72 114 4.05 1.350																		
40 Jon Coutangus, L ERA: 4.4	1.1 H 4 0 0 0 3 0 0 0 0 0 0 10 18 0.00 0.000																		
25 David Weathers, R ERA: 3.02	1.0 S 4 2 0 0 0 0 0 0 0 0 0 9 12 0.00 2.000																		

San Francisco Giants @ Cincinnati Reds
Great American Ball Park, Cincinnati, OH
Thu Jul 05 2007, 7:10 PM EDT
Att: 30,080 - Rain - 73 F

AB 33
R 3
H 9
RBI 3
BB 2
SO 7
LOB 12



Batter	1	2	3	4	5	6	7	8	9	AB	R	H	RBI	BB	SO	LOB	BOTTOM		
33 Josh Hamilton, L OBP: 0.372, SLG: 0.545										3	3	2	1	1	0	0			
4 Brandon Phillips, R OBP: 0.322, SLG: 0.476										5	1	2	0	0	1	1			
Ken Griffey Jr., L OBP: 0.395, SLG: 0.576										4	0	1	2	1	2	3			
Jeff Conine, R OBP: 0.327, SLG: 0.414										3	0	0	0	1	0	1			
Adam Dunn, L OBP: 0.351, SLG: 0.547										1	0	0	1	2	1	0			
9 Juan Castro, R OBP: 0.202, SLG: 0.236										4	1	1	0	0	0	4			
6 Ryan Freel, R OBP: 0.307, SLG: 0.354										4	0	1	1	0	1	1			
2 Alex Gonzalez, R OBP: 0.301, SLG: 0.456										4	0	1	1	0	1	1			
26 David Ross, R OBP: 0.249, SLG: 0.403										4	0	0	0	0	1	1			
61 Bronson Arroyo, R OBP: 0.105, SLG: 0.162										3	1	1	1	0	1	1			
40 Jon Coutangus, L ERA: 3.91										0	0	0	0	0	0	0			
Scott Hatteberg, L OBP: 0.392, SLG: 0.472										0	0	0	0	1	0	0			
25 David Weathers, R ERA: 3.02										0	0	0	0	0	0	0			
Inning Stats	R: 1 E: 0 K: 18	H: 1 LOB: 2 BB: 2 P: 28	R: 3 E: 0 K: 17	H: 3 LOB: 1 BB: 0 P: 25	R: 1 E: 0 K: 9	H: 1 LOB: 1 BB: 1 P: 18	R: 0 E: 0 K: 9	H: 0 LOB: 0 BB: 0 P: 13	R: 0 E: 0 K: 11	H: 1 LOB: 1 BB: 0 P: 13	R: 1 E: 0 K: 10	H: 1 LOB: 1 BB: 0 P: 16	R: 0 E: 0 K: 7	H: 0 LOB: 1 BB: 1 P: 15	R: 0 E: 0 K: 12	H: 1 LOB: 3 BB: 2 P: 22	1B: 4 2B: 2 3B: 0 HR: 2	SF: 1 SAC: 0 DP: 0 HBP: 1	WP: 0 PA: 39 PB: 0 SB: 1 CS: 0
PITCHER	IP WLS BF H R ER SO BB IBB HBP BLK WP HR S P ERA WHIP																		
Matt Morris, R ERA: 3.55	6.0 L 29 7 6 6 6 3 0 0 0 0 0 74 113 9.00 1.667																		
Steve Kline, L ERA: 3.91	1.0 4 0 0 0 0 1 0 0 0 0 0 7 15 0.00 1.000																		
52 Scott Atchison, R ERA: 3.02	1.0 6 1 0 0 1 2 0 0 0 0 0 12 22 0.00 3.000																		

San Francisco Giants @ Cincinnati Reds
Great American Ball Park, Cincinnati, OH
Thu Jul 05 2007, 7:10 PM EDT
Att: 30,080 - Rain - 73 F

AB 31
R 6
H 8
RBI 6
BB 6
SO 7
LOB 12



Batter	1	2	3	4	5	6	7	8	9	AB	R	H	RBI	BB	SO	LOB	TOP										
10 Dave Roberts, L (1, 8) OBP: 0.289, SLG: 0.328	2-1 1B 2B	0-0 G4-3			4-2 1B E	0-1 L8			0-0 B1	4	2	1	0	1	0	4											
2 Randy Winn, S (1, 9) OBP: 0.332, SLG: 0.403	1-0 1B G3-2-5		1-0 E5		0-1 F8		0-1 F7		4-1 BB	4	0	1	0	1	0	1											
Ray Durham, S (1, 4) OBP: 0.324, SLG: 0.412	2-2 1B G3-2-5		1-3 K		3-2 1B E		1-0 P3		2-0 F8	5	1	2	1	0	1	3											
41 Brad Hennessey, R (9, 1) Jack Taschner, L (9, 1)					1-3 1B					0	0	0	0	0	0	0											
23 Randy Messenger, R (9, 1)	2-3 1B				4-2 1B E		4-0 BB		1-3 K	1	1	0	0	3	0	2											
Barry Bonds, L (1, 7) 14 Fred Lewis, L (7, PR) OBP: 0.517, SLG: 0.604 OBP: 0.346, SLG: 0.442	1-0 G3-2-5		4-2 1B E		4-2 1B E		4-0 BB		1-3 K	1	0	0	0	0	1	2											
1 Bengie Molina, R (1, 2) OBP: 0.302, SLG: 0.422	2-2 G5-3		2-1 G6-4-3		0-0 E8		2-1 CS		1-1 1B	4	0	1	0	0	0	3											
35 Rich Aurilia, R (1, 3) OBP: 0.294, SLG: 0.374		4-1 SH2-3 1B		0-0 E6		1-2 F7		1-2 1B		3	0	1	0	1	0	1											
Pedro Feliz, R (1, 5) OBP: 0.271, SLG: 0.408		1-2 F8		1-0 G6-4-3		2-3 K		0-1 P3		4	0	0	0	0	1	3											
13 Omar Vizquel, S (1, 6) OBP: 0.284, SLG: 0.295		1-2 SH2-3 1B		1-1 F9		0-0 10 S		0-0 P6		4	0	2	0	0	0	1											
51 Noah Lowry, R (1, 1) 32 Kevin Correia, R (7, 1) 19 Kevin Frandsen, R (9, PH) OBP: 0.081, SLG: 0.083 OBP: 0.500, SLG: 0.500 OBP: 0.336, SLG: 0.362		1-1 SH2-3		3-3 K		0-0 P3		3-2 1B		2	0	0	0	0	1	1											
Inning Stats	R: 1 E: 0 K: 0 S: 10	H: 3 LOB: 1 BB: 0 P: 18	R: 0 E: 0 K: 0 S: 11	H: 1 LOB: 2 BB: 1 P: 18	R: 0 E: 1 K: 1 S: 10	H: 0 LOB: 0 BB: 0 P: 18	R: 0 E: 1 K: 0 S: 4	H: 0 LOB: 0 BB: 0 P: 6	R: 3 E: 1 K: 1 S: 19	H: 1 LOB: 1 BB: 2 P: 34	R: 0 E: 0 K: 1 S: 7	H: 1 LOB: 1 BB: 0 P: 9	R: 0 E: 0 K: 0 S: 5	H: 0 LOB: 1 BB: 1 P: 11	R: 0 E: 0 K: 0 S: 8	H: 2 LOB: 1 BB: 0 P: 10	R: 0 E: 0 K: 1 S: 12	H: 1 LOB: 2 BB: 1 P: 22	1B: 8 2B: 2 3B: 0 HR: 0	SF: 0 SAC: 1 DP: 3 HBP: 0	WP: 0 PB: 0 SB: 1 CS: 1	PA: 41					
PITCHER	IP	WLS	BF	H	R	ER	SO	BB	IBB	HBP	BLK	WP	HR	S	P	ERA	WHIP										
46 Mike Maroth, L (1, 1) ERA: 4.9	5.0	L	24	5	4	1	2	4	0	0	0	0	0	54	94	1.80	1.800										
Troy Percival, R (6, 1) ERA: 1.5	2.0		7	1	0	0	1	1	0	0	0	0	0	12	20	0.00	1.000										
61 Troy Cate, L (8, 1) ERA: 1.46	2.0		9	3	0	0	1	1	0	0	0	0	0	20	32	0.00	2.000										

San Francisco Giants @ St. Louis Cardinals
 Busch Stadium, St. Louis, MO
 Fri Jul 06 2007, 7:10 PM CDT
 Att: 45,245 - Partly Cloudy - 87 F

AB	33
R	4
H	9
RBI	1
BB	6
SO	4
LOB	21



Batter	1	2	3	4	5	6	7	8	9	AB	R	H	RBI	BB	SO	LOB	BOTTOM										
So Taguchi, R (1, 8) OBP: 0.346, SLG: 0.376	1-0 1B 43 FC6-4		2-3 K		0-0 G5-4-3		1-1 G6-3		0-0 F7	5	0	1	0	0	1	2											
47 Ryan Ludwick, R (1, 7) OBP: 0.286, SLG: 0.458	0-2 L4		4-0 5 G6-4-3 BB		1-2 43 2B		1-0 P3			3	1	1	0	1	0	1											
5 Albert Pujols, R (1, 3) OBP: 0.410, SLG: 0.520	1-3 K		0-1 G6-4-3		2-3 K		3-2 F8			4	0	0	0	0	2	3											
43 Juan Encarnacion, R (1, 9) OBP: 0.296, SLG: 0.455	1-2 FC6-4				3-1 P3		2-0 2B		0-3 K	4	0	1	1	0	1	1											
27 Scott Rolen, R (1, 5) OBP: 0.338, SLG: 0.380		1-3 K		4-2 BB		0-0 L5		0-1 F9		3	0	0	0	1	1	1											
4 Yadier Molina, R (1, 2) OBP: 0.333, SLG: 0.333		4-1 13 BB		0-0 F9		4-1 BB		0-0 G5-3		2	0	0	0	2	0	1											
Aaron Miles, S (1, 4) OBP: 0.332, SLG: 0.340		0-0 P2		1-0 P4		0-2 G3-1		4-0 26 1B 16 BB		3	1	0	0	1	0	4											
13 Brendan Ryan, R (1, 6) 26 Scott Spiezio, S (9, PH) OBP: 0.308, SLG: 0.417 OBP: 0.362, SLG: 0.416		4-0 BB		1-2 BB		3-3 K		3-2 P3		2	0	0	0	1	1	0											
46 Mike Maroth, L (1, 1) 55 Scott Schumaker, L (5, PH) Troy Percival, R (6, 1) 7 Adam Kennedy, L (7, PH) 61 Troy Cate, L (8, 1) 16 Chris Duncan, L (9, PH) OBP: 0.232, SLG: 0.301 OBP: 0.288, SLG: 0.279 OBP: 0.374, SLG: 0.546		2-0 G1-3		1-0 G5-4-3 1B		1-1 G1-3		2-1 1B		1	0	0	0	0	0	2											
Inning Stats	R: 0 E: 0 K: 1 S: 10	H: 1 LOB: 1 BB: 0 P: 13	R: 0 E: 0 K: 1 S: 6	H: 0 LOB: 2 BB: 2 P: 17	R: 0 E: 0 K: 1 S: 7	H: 0 LOB: 1 BB: 1 P: 13	R: 0 E: 0 K: 0 S: 6	H: 0 LOB: 1 BB: 1 P: 14	R: 0 E: 0 K: 1 S: 10	H: 1 LOB: 0 BB: 0 P: 14	R: 1 E: 0 K: 1 S: 12	H: 2 LOB: 0 BB: 1 P: 21	R: 0 E: 0 K: 0 S: 8	H: 0 LOB: 0 BB: 0 P: 13	R: 0 E: 0 K: 1 S: 8	H: 0 LOB: 0 BB: 0 P: 12	R: 2 E: 0 K: 0 S: 7	H: 2 LOB: 1 BB: 1 P: 14	1B: 4 2B: 2 3B: 0 HR: 0	SF: 0 SAC: 0 DP: 2 HBP: 0	WP: 0 PB: 0 SB: 0 CS: 0	PA: 37					
PITCHER	IP	WLS	BF	H	R	ER	SO	BB	IBB	HBP	BLK	WP	HR	S	P	ERA	WHIP										
51 Noah Lowry, L (1, 1) ERA: 3.35	6.0		25	4	1	1	5	5	0	0	0	0	0	16	25	0.00	0.000										
32 Kevin Correia, R (7, 1) ERA: 3.86	2.0	H	6	0	0	0	1	0	0	0	0	0	0	4	9	27.00	3.000										
41 Brad Hennessey, R (9, 1) ERA: 3.82	0.2	H	4	1	2	2	0	1	0	0	0	0	0	2	4	∞	∞										
Jack Taschner, L (9, 1) ERA: 5.09	0.0		1	1	0	0	0	0	0	0	0	0	0	2	4	∞	∞										
23 Randy Messenger, R (9, 1) ERA: 2.21	0.1	S	1	0	0	0	0	0	0	0	0	0	0	1	1	0.00	0.000										

San Francisco Giants @ St. Louis Cardinals
 Busch Stadium, St. Louis, MO
 Fri Jul 06 2007, 7:10 PM CDT
 Att: 45,245 - Partly Cloudy - 87 F

AB	31
R	3
H	6
RBI	3
BB	6
SO	6
LOB	15



Batter	1	2	3	4	5	6	7	8	9	AB	R	H	RBI	BB	SO	LOB	TOP					
10 Dave Roberts, L (1, 8) OBP: 0.293, SLG: 0.337										4	1	2	0	0	1	2	San Francisco Giants @ St. Louis Cardinals Busch Stadium, St. Louis, MO Sat Jul 07 2007, 6:15 PM CDT Att: 45,355 - Partly Cloudy - 89 F					
2 Randy Winn, S (1, 9) OBP: 0.333, SLG: 0.403										5	1	2	2	0	1	1						
Ray Durham, S (1, 4) OBP: 0.322, SLG: 0.406										4	0	0	0	1	0	3						
Barry Bonds, L (1, 7) 52 Scott Atchison, R (7, 1) Jack Taschner, L (8, 1) 23 Randy Messenger, R (8, 1) Pedro Feliz, R (9, PH) 41 Brad Hennessey, R (9, 1)										2	0	0	0	0	2	1						
Ryan Klesko, L (1, 3) OBP: 0.387, SLG: 0.481										4	0	1	0	0	0	2						
1 Benoit Molina, R (1, 2) 39 Guillermo Rodriguez, R (7, PR) OBP: 0.353, SLG: 0.358										3	0	1	0	0	0	1						
35 Rich Aurilia, R (1, 5) OBP: 0.293, SLG: 0.372										4	1	1	0	0	0	2						
13 Omar Vizquel, S (1, 6) OBP: 0.288, SLG: 0.299										3	1	2	0	0	0	1						
55 Tim Lincecum, L (1, 1) Mark Sweeney, L (7, PH) 14 Fred Lewis, L (7, 7) OBP: 0.345, SLG: 0.438										2	1	1	0	0	0	1						
Inning Stats	R: 0 E: 0 K: 1 S: 6	H: 0 LOB: 0 BB: 0 P: 10	R: 0 E: 0 K: 0 S: 6	H: 0 LOB: 1 BB: 1 P: 16	R: 2 E: 0 K: 0 S: 10	H: 3 LOB: 0 BB: 0 P: 15	R: 0 E: 0 K: 1 S: 6	H: 0 LOB: 0 BB: 0 P: 11	R: 0 E: 0 K: 1 S: 4	H: 1 LOB: 0 BB: 0 P: 6	R: 1 E: 0 K: 0 S: 10	H: 2 LOB: 1 BB: 1 P: 19	R: 4 E: 3 K: 0 S: 17	H: 2 LOB: 2 BB: 0 P: 28	R: 0 E: 0 K: 0 S: 9	H: 1 LOB: 1 BB: 0 P: 12		R: 0 E: 1 K: 1 S: 11	H: 1 LOB: 2 BB: 1 P: 23	1B: 8 2B: 4 3B: 0 HR: 0	SF: 0 SAC: 2 DP: 3 HBP: 0	WP: 0 PB: 0 SB: 2 CS: 0
PITCHER	IP WLS BF H R ER SO BB IBB HBP BLK WP HR S P ERA WHIP	IP WLS BF H R ER SO BB IBB HBP BLK WP HR S P ERA WHIP	PITCHER																			
Braden Looper, R (1, 1) ERA: 4.72	6.1	L	26	8	5	4	2	2	0	0	0	0	0	0	0	0	5.68	1.579				
34 Randy Flores, L (7, 1) ERA: 4.5	0.2		5	0	2	0	0	0	0	0	0	0	0	0	0	0	0.00	0.000				
Kip Wells, R (8, 1) ERA: 5.92	2.0		9	2	0	0	1	0	1	0	0	0	0	0	0	0	0.00	1.000				

Batter	1	2	3	4	5	6	7	8	9	AB	R	H	RBI	BB	SO	LOB	BOTTOM			
Aaron Miles, S (1, 6) OBP: 0.325, SLG: 0.332										5	0	0	0	0	1	3	San Francisco Giants @ St. Louis Cardinals Busch Stadium, St. Louis, MO Sat Jul 07 2007, 6:15 PM CDT Att: 45,355 - Partly Cloudy - 89 F			
26 Scott Spiezio, S (1, 9) Kip Wells, R (8, 1) So Taguchi, R (9, PH) OBP: 0.321, SLG: 0.464										3	0	1	0	1	1	0				
5 Albert Pujols, R (1, 3) OBP: 0.410, SLG: 0.518										5	0	2	0	0	1	3				
16 Chris Duncan, L (1, 7) OBP: 0.375, SLG: 0.541										4	0	1	0	1	1	2				
27 Scott Rolen, R (1, 5) OBP: 0.342, SLG: 0.379										3	2	1	0	2	0	1				
55 Skip Schumaker, L (1, 8) OBP: 0.314, SLG: 0.354										4	3	3	1	0	0	2				
4 Yadier Molina, R (1, 2) OBP: 0.326, SLG: 0.325										4	1	0	0	0	0	5				
7 Adam Kennedy, L (1, 4) OBP: 0.280, SLG: 0.252										2	0	0	1	1	1	2				
Braden Looper, R (1, 1) 34 Randy Flores, L (7, 1) 47 Ryan Ludwick, R (7, PH) OBP: 0.272, SLG: 0.467										1	0	1	2	0	0	0				
Inning Stats	R: 0 E: 0 K: 1 S: 9	H: 1 LOB: 1 BB: 0 P: 14	R: 2 E: 0 K: 1 S: 17	H: 3 LOB: 1 BB: 0 P: 26	R: 0 E: 0 K: 0 S: 8	H: 0 LOB: 1 BB: 1 P: 14	R: 0 E: 0 K: 1 S: 10	H: 0 LOB: 0 BB: 1 P: 18	R: 1 E: 0 K: 0 S: 12	H: 1 LOB: 0 BB: 0 P: 15	R: 0 E: 0 K: 0 S: 11	H: 1 LOB: 1 BB: 0 P: 16	R: 3 E: 0 K: 0 S: 15	H: 3 LOB: 1 BB: 1 P: 22	R: 0 E: 0 K: 0 S: 7	H: 1 LOB: 1 BB: 1 P: 13		1B: 8 2B: 3 3B: 0 HR: 1	SF: 1 SAC: 1 DP: 2 HBP: 0	WP: 1 PB: 0 SB: 0 CS: 1
PITCHER	IP WLS BF H R ER SO BB IBB HBP BLK WP HR S P ERA WHIP	IP WLS BF H R ER SO BB IBB HBP BLK WP HR S P ERA WHIP	PITCHER																	
55 Tim Lincecum, R (1, 1) ERA: 4.83	1.0		4	1	0	0	0	0	0	0	0	0	0	0	0	0	0.00	1.000		
52 Scott Atchison, R (7, 1) ERA: 6.08	0.0		3	2	3	3	0	1	0	0	0	0	0	0	0	0	∞	∞		
23 Randy Messenger, R (8, 1) ERA: 2.16	1.0	H	4	1	0	0	0	0	0	0	0	0	0	0	0	0	0.00	1.000		
41 Brad Hennessey, R (9, 1) ERA: 3.72	1.0	S	4	1	0	0	0	1	0	0	0	0	0	0	0	0	0.00	2.000		

Batter	1	2	3	4	5	6	7	8	9	AB	R	H	RBI	BB	SO	LOB	TOP			
10 Dave Roberts, L OBP: 0.297, SLG: 0.337										3	0	1	0	1	0	1	San Francisco Giants @ St. Louis Cardinals Busch Stadium, St. Louis, MO Sun Jul 08 2007, 1:15 PM CDT Att: 44,613 - Sunny - 90 F			
13 Omar Vizquel, S OBP: 0.294, SLG: 0.295										4	0	0	0	0	0	3				
Ray Durham, S OBP: 0.321, SLG: 0.404										4	0	1	0	0	0	2				
Barry Bonds, L OBP: 0.512, SLG: 0.589										3	0	0	0	0	1	3				
19 Kevin Frandsen, R OBP: 0.342, SLG: 0.362										0	0	0	0	1	0	0				
Ryan Klesko, L OBP: 0.385, SLG: 0.477										4	0	1	0	0	2	1				
14 Fred Lewis, L OBP: 0.358, SLG: 0.439										2	0	1	0	2	0	0				
Pedro Feliz, R OBP: 0.270, SLG: 0.405										4	0	1	0	0	0	4				
39 Guillermo Rodriguez, R OBP: 0.286, SLG: 0.235										4	0	0	0	0	0	3				
75 Barry Zito, L OBP: 0.102, SLG: 0.125										1	0	0	0	1	0	0				
52 Scott Atchison, R OBP: 0.265, SLG: 0.375										0	0	0	0	0	0	0				
Mark Sweeney, L OBP: 0.305, SLG: 0.375										0	0	0	0	0	0	0				
32 Kevin Correia, R OBP: 0.304, SLG: 0.500										0	0	0	0	0	0	0				
Steve Kline, S OBP: 0.332, SLG: 0.402										0	0	0	0	0	0	1				
2 Randy Winn, S OBP: 0.332, SLG: 0.402										1	0	0	0	0	0	1				
Inning Stats	R: 0 E: 0 K: 0 S: 8	H: 1 LOB: 1 BB: 0 P: 12	R: 0 E: 0 K: 0 S: 13	H: 0 LOB: 1 BB: 1 P: 19	R: 0 E: 0 K: 1 S: 10	H: 1 LOB: 2 BB: 1 P: 17	R: 0 E: 0 K: 1 S: 10	H: 0 LOB: 1 BB: 1 P: 15	R: 0 E: 0 K: 0 S: 9	H: 2 LOB: 1 BB: 0 P: 12	R: 0 E: 0 K: 0 S: 6	H: 0 LOB: 0 BB: 0 P: 8	R: 0 E: 0 K: 1 S: 7	H: 0 LOB: 1 BB: 0 P: 12	R: 0 E: 0 K: 0 S: 8	H: 1 LOB: 1 BB: 0 P: 15	1B: 5 2B: 0 3B: 0 HR: 0	SF: 0 SAC: 0 DP: 1 HBP: 0	WP: 0 PB: 0 SB: 1 CS: 0	PA: 36
PITCHER	IP WLS BF H R ER SO BB IBB HBP BLK WP HR S P ERA WHIP																			
37 Todd Wellemeyer, R ERA: 5.83	(1, 1) 5.0 W 21 2 0 0 2 4 0 0 0 0 0 0 50 80 0.00 1.200																			
61 Troy Cate, L ERA: 1.42	(6, 1) 0.1 3 2 0 0 0 0 0 0 0 0 0 0 5 9 0.00 6.000																			
Troy Percival, R ERA: 1.59	(6, 1) 0.2 1 0 0 0 0 0 0 0 0 0 0 0 3 3 0.00 0.000																			
31 Ryan Franklin, R ERA: 1.23	(7, 1) 2.0 7 0 0 0 1 1 0 0 0 0 0 0 13 20 0.00 0.500																			
44 Jason Istringhausen, R ERA: 1.53	(9, 1) 1.0 4 1 0 0 0 0 0 0 0 0 0 0 8 15 0.00 1.000																			

Batter	1	2	3	4	5	6	7	8	9	AB	R	H	RBI	BB	SO	LOB	BOTTOM			
13 Brendan Ryan, R OBP: 0.318, SLG: 0.415										5	2	2	0	0	0	1	San Francisco Giants @ St. Louis Cardinals Busch Stadium, St. Louis, MO Sun Jul 08 2007, 1:15 PM CDT Att: 44,613 - Sunny - 90 F			
47 Ryan Ludwick, R OBP: 0.297, SLG: 0.492										4	1	3	1	0	0	1				
31 Ryan Franklin, R OBP: 0.383, SLG: 0.412										0	0	0	0	0	0	0				
26 Scott Spiezio, S OBP: 0.383, SLG: 0.412										1	0	0	0	0	1	0				
44 Jason Istringhausen, R OBP: 0.318, SLG: 0.415										0	0	0	0	0	0	0				
5 Albert Pujols, R OBP: 0.411, SLG: 0.516										3	1	1	1	1	1	2				
43 Juan Encarnacion, R OBP: 0.301, SLG: 0.462										4	2	2	0	0	1	3				
27 Scott Rolen, R OBP: 0.345, SLG: 0.380										2	0	1	1	1	0	0				
16 Chris Duncan, L OBP: 0.380, SLG: 0.547										3	0	2	3	1	0	0				
Gary Bennett, R OBP: 0.257, SLG: 0.298										4	0	0	0	0	1	6				
Aaron Miles, S OBP: 0.328, SLG: 0.332										3	1	1	0	1	0	3				
37 Todd Wellemeyer, R ERA: 5.83	(1, 1) 4.0 L 24 8 6 5 3 0 4 0 0 0 0 0 0 13 19 0.00 0.500																			
61 Troy Cate, L ERA: 1.42	(5, 1) 2.0 6 1 0 0 0 0 0 0 0 0 0 0 0 13 19 0.00 0.500																			
Troy Percival, R ERA: 1.59	(5, 1) 1.0 5 3 1 1 0 0 0 0 0 0 0 0 0 12 15 9.00 3.000																			
55 Skip Schumaker, L OBP: 0.310, SLG: 0.348	(7, 1) 1.0 3 0 0 0 0 1 0 0 0 0 0 0 0 9 17 0.00 0.000																			
So Taguchi, R OBP: 0.348, SLG: 0.377	(8, 1) 1.0 3 0 0 0 0 1 0 0 0 0 0 0 0 9 17 0.00 0.000																			
Inning Stats	R: 2 E: 0 K: 0 S: 16	H: 3 LOB: 2 BB: 1 P: 27	R: 2 E: 1 K: 2 S: 15	H: 2 LOB: 1 BB: 1 P: 25	R: 0 E: 0 K: 1 S: 6	H: 0 LOB: 0 BB: 0 P: 10	R: 0 E: 0 K: 0 S: 6	H: 1 LOB: 1 BB: 0 P: 8	R: 2 E: 0 K: 0 S: 9	H: 2 LOB: 1 BB: 2 P: 19	R: 0 E: 0 K: 0 S: 9	H: 1 LOB: 0 BB: 0 P: 14	R: 1 E: 0 K: 0 S: 12	H: 3 LOB: 1 BB: 0 P: 15	R: 0 E: 0 K: 1 S: 9	H: 0 LOB: 0 BB: 0 P: 17	1B: 8 2B: 5 3B: 0 HR: 0	SF: 1 SAC: 2 DP: 2 HBP: 0	WP: 0 PB: 0 SB: 0 CS: 0	PA: 38
PITCHER	IP WLS BF H R ER SO BB IBB HBP BLK WP HR S P ERA WHIP																			
75 Barry Zito, L ERA: 4.9	(1, 1) 4.0 L 24 8 6 5 3 0 4 0 0 0 0 0 0 13 19 0.00 0.500																			
52 Scott Atchison, R ERA: 3.99	(5, 1) 1.0 5 3 1 1 0 0 0 0 0 0 0 0 0 12 15 9.00 3.000																			
32 Kevin Correia, R ERA: 3.76	(8, 1) 1.0 3 0 0 0 0 1 0 0 0 0 0 0 0 9 17 0.00 0.000																			



Batter	1	2	3	4	5	6	7	8	9	AB	R	H	RBI	BB	SO	LOB	TOP					
15 Rafael Furcal, S OBP: 0.343, SLG: 0.364										5	1	2	1	0	0	4	Los Angeles Dodgers @ San Francisco Giants AT&T Park, San Francisco, CA Sun Jul 15 2007, 1:05 PM PDT Att: 43,446 - Sunny - 67 F					
9 Juan Pierre, L OBP: 0.314, SLG: 0.339										3	1	1	1	1	0	2						
55 Russell Martin, R OBP: 0.387, SLG: 0.498										4	0	3	0	1	0	2						
12 Jeff Kent, R 50 Eric Stults, L Joe Beimel, L 51 Jonathan Broxton, R Wilson Betemit, S 44 Takashi Saito, L										2	0	0	1	1	0	2						
Luis Gonzalez, L 16 Andre Ethier, L										4	0	1	0	0	1	1						
5 Nomar Garciaparra, R										5	0	0	0	0	1	5						
7 James Loney, L										3	1	1	0	1	0	1						
27 Matt Kemp, R										4	2	3	1	0	0	0						
Brett Tomko, R										2	0	0	0	0	0	2						
6 Tony Abreu, S										2	0	1	0	0	0	1						
Inning Stats	R: 1 E: 0 K: 0 S: 11	H: 4 LOB: 2 BB: 0 P: 16	R: 0 E: 0 K: 0 S: 10	H: 1 LOB: 2 BB: 1 P: 18	R: 0 E: 0 K: 1 S: 7	H: 0 LOB: 0 BB: 1 P: 14	R: 2 E: 2 K: 1 S: 14	H: 2 LOB: 2 BB: 1 P: 24	R: 0 E: 0 K: 0 S: 11	H: 0 LOB: 1 BB: 0 P: 18	R: 2 E: 0 K: 0 S: 11	H: 3 LOB: 1 BB: 0 P: 14	R: 0 E: 0 K: 0 S: 8	H: 0 LOB: 0 BB: 0 P: 14	R: 0 E: 0 K: 0 S: 3	H: 1 LOB: 0 BB: 0 P: 6	R: 0 E: 0 K: 1 S: 19	H: 2 LOB: 0 BB: 0 P: 26	1B: 11 2B: 0 3B: 2 HR: 0	SF: 1 SAC: 1 DP: 2 HBP: 0	WP: 0 PB: 0 SB: 0 CS: 2	PA: 42
PITCHER	IP WLS BF H R ER SO BB IBB HBP BLK WP HR S P ERA WHIP	5.2 L 30 10 5 4 2 4 0 0 0 0 0 0 63 103 6.35 2.471	1.1 4 0 0 0 0 0 0 0 0 0 0 0 9 15 0.00 0.000	1.0 3 1 0 0 0 0 0 0 0 0 0 0 3 6 0.00 1.000	1.0 5 2 0 0 1 0 0 0 0 0 0 0 0 19 26 0.00 2.000																	

Batter	1	2	3	4	5	6	7	8	9	AB	R	H	RBI	BB	SO	LOB	BOTTOM						
10 Dave Roberts, L OBP: 0.311, SLG: 0.347										5	2	3	0	0	1	3	Los Angeles Dodgers @ San Francisco Giants AT&T Park, San Francisco, CA Sun Jul 15 2007, 1:05 PM PDT Att: 43,446 - Sunny - 67 F						
14 Fred Lewis, L OBP: 0.321, SLG: 0.435										5	0	1	0	0	2	2							
Ray Durham, S										4	1	1	1	1	0	3							
Barry Bonds, L										5	0	0	0	0	1	6							
Ryan Klesko, L										3	0	0	0	1	0	1							
1 Bengie Molina, R OBP: 0.296, SLG: 0.411										4	0	2	2	0	0	0							
35 Rich Aurilia, R OBP: 0.290, SLG: 0.363										4	0	1	0	0	1	3							
13 Omar Vizquel, S										4	0	1	0	0	0	1							
51 Noah Lowry, R 31 Vinnie Chulk, R 19 Kevin Frandsen, R Jack Taschner, L Mark Sweeney, L 23 Randy Messenger, R										2	0	0	0	0	1	0							
Inning Stats	R: 2 E: 1 K: 0 S: 19	H: 2 LOB: 2 BB: 1 P: 30	R: 0 E: 0 K: 1 S: 7	H: 0 LOB: 0 BB: 0 P: 10	R: 0 E: 0 K: 1 S: 7	H: 0 LOB: 1 BB: 1 P: 16	R: 0 E: 0 K: 0 S: 6	H: 0 LOB: 0 BB: 0 P: 8	R: 1 E: 0 K: 1 S: 9	H: 2 LOB: 1 BB: 0 P: 13	R: 0 E: 0 K: 1 S: 11	H: 1 LOB: 1 BB: 0 P: 16	R: 0 E: 0 K: 1 S: 10	H: 2 LOB: 2 BB: 0 P: 13	R: 0 E: 0 K: 1 S: 15	H: 2 LOB: 3 BB: 1 P: 21		R: 0 E: 0 K: 0 S: 8	H: 0 LOB: 0 BB: 0 P: 12	1B: 8 2B: 0 3B: 1 HR: 0	SF: 0 SAC: 0 DP: 0 HBP: 0	WP: 0 PB: 0 SB: 0 CS: 0	PA: 40
PITCHER	IP WLS BF H R ER SO BB IBB HBP BLK WP HR S P ERA WHIP	5.0 W 22 4 3 1 3 2 0 0 0 0 0 0 48 77 1.80 1.200	1.2 H 8 3 0 0 1 0 0 0 0 0 0 0 5 5 0.00 0.000	0.2 H 2 0 0 0 1 0 0 0 0 0 0 0 5 5 0.00 0.000	0.2 H 5 2 0 0 1 1 0 0 0 0 0 0 13 19 0.00 4.500	0.2 S 3 0 0 0 0 0 0 0 0 0 0 0 8 12 0.00 0.000																	

Batter	1	2	3	4	5	6	7	8	9	AB	R	H	RBI	BB	SO	LOB	TOP					
10 Dave Roberts, L (1,8) OBP: 0.310, SLG: 0.345										4	0	1	0	0	1	1	San Francisco Giants @ Chicago Cubs Wrigley Field, Chicago, IL Mon Jul 16 2007, 6:05 PM CDT Att: 40,282 - Cloudy - 74 F					
13 Omar Vizquel, S (1,6) OBP: 0.297, SLG: 0.295										4	0	0	0	0	2							
2 Randy Winn, S (1,9) OBP: 0.332, SLG: 0.411										4	0	0	0	0	0							
Ray Durham, S (1,4) OBP: 0.321, SLG: 0.399										3	0	0	0	1	0							
1 Bengie Molina, R (1,2) OBP: 0.294, SLG: 0.405										4	0	0	0	0	1	1						
35 Rich Aurilia, R (1,3) OBP: 0.286, SLG: 0.358										3	0	0	0	0	1	0						
Pedro Feliz, R (1,5) OBP: 0.276, SLG: 0.414										2	2	2	1	1	0	0						
19 Kevin Frandsen, R (1,7) OBP: 0.328, SLG: 0.345										2	0	0	0	0	0	1						
55 Tim Lincecum, L (1,1) OBP: 0.125, SLG: 0.130										2	0	0	0	0	1	1						
71 Pat Misch, R (7,1) OBP: 0.318, SLG: 0.278										0	0	0	0	0	0	0						
39 Guillermo Rodriguez, R (8, PH) OBP: 0.500, SLG: 0.500										0	0	0	0	0	0	0						
32 Kevin Correia, R (8,1) OBP: 0.500, SLG: 0.500										0	0	0	0	0	0	0						
23 Randy Messenger, R (8,1) OBP: 0.286, SLG: 0.358										0	0	0	0	0	0	0						
Inning Stats	R: 0 E: 0 K: 1 S: 9	H: 0 LOB: 0 BB: 0 P: 12	R: 0 E: 0 K: 0 S: 5	H: 0 LOB: 0 BB: 0 P: 10	R: 0 E: 0 K: 0 S: 9	H: 1 LOB: 1 BB: 0 P: 11	R: 0 E: 0 K: 0 S: 10	H: 0 LOB: 1 BB: 1 P: 19	R: 1 E: 0 K: 1 S: 9	H: 1 LOB: 0 BB: 0 P: 12	R: 0 E: 0 K: 0 S: 5	H: 0 LOB: 0 BB: 0 P: 6	R: 0 E: 0 K: 1 S: 10	H: 0 LOB: 0 BB: 0 P: 12	R: 1 E: 1 K: 0 S: 9	H: 2 LOB: 1 BB: 1 P: 13	R: 0 E: 0 K: 1 S: 5	H: 0 LOB: 0 BB: 0 P: 8	1B: 3 2B: 0 3B: 0 HR: 1	SF: 0 SAC: 1 DP: 0 HBP: 0	WP: 0 PB: 0 SB: 0 CS: 2	PA: 32
PITCHER	IP WLS BF H R ER SO BB IBB HBP BLK WP HR S P ERA WHIP																					
53 Rich Hill, L (1,1) ERA: 3.7	8.0 W 29 4 2 2 3 2 0 0 0 0 0 1 66 95 2.25 0.750																					
Bob Howry, R (9,1) ERA: 4.37	1.0 S 3 0 0 0 1 0 0 0 0 0 0 0 5 8 0.00 0.000																					

AB	29
R	2
H	4
RBI	2
BB	2
SO	4
LOB	6



Batter	1	2	3	4	5	6	7	8	9	AB	R	H	RBI	BB	SO	LOB	BOTTOM					
12 Alfonso Soriano, R (1,7) OBP: 0.349, SLG: 0.530										4	0	1	0	0	1	0	San Francisco Giants @ Chicago Cubs Wrigley Field, Chicago, IL Mon Jul 16 2007, 6:05 PM CDT Att: 40,282 - Cloudy - 74 F					
2 Ryan Theriot, R (1,6) OBP: 0.342, SLG: 0.367										4	1	1	0	0	0	1						
25 Derrek Lee, R (1,3) OBP: 0.421, SLG: 0.494										3	1	1	0	1	1	0						
16 Aramis Ramirez, R (1,5) OBP: 0.356, SLG: 0.550										4	0	1	2	0	2	1						
32 Daryle Ward, L (1,9) OBP: 0.458, SLG: 0.439										1	0	0	0	2	1	0						
29 Angel Pagan, S (7, PR) OBP: 0.317, SLG: 0.455										1	0	0	0	0	0	1						
Mark DeRosa, R (1,4) OBP: 0.370, SLG: 0.453										1	0	0	0	1	0	1						
Jacque Jones, L (1,8) OBP: 0.290, SLG: 0.327										2	0	0	0	1	1	1						
Koyie Hill, S (1,2) OBP: 0.222, SLG: 0.281										3	1	1	1	0	0	2						
53 Rich Hill, L (1,1) OBP: 0.118, SLG: 0.152										2	0	0	0	0	2	0						
17 Mike Fontenot, L (8, PH) OBP: 0.350, SLG: 0.536										1	0	0	0	0	0	0						
Bob Howry, L (9,1) ERA: 4.37										0	0	0	0	0	0	0						
Inning Stats	R: 0 E: 0 K: 0 S: 5	H: 1 LOB: 0 BB: 0 P: 8	R: 0 E: 0 K: 2 S: 14	H: 0 LOB: 1 BB: 1 P: 24	R: 1 E: 0 K: 1 S: 10	H: 1 LOB: 0 BB: 0 P: 15	R: 0 E: 0 K: 1 S: 9	H: 0 LOB: 1 BB: 1 P: 20	R: 0 E: 0 K: 2 S: 7	H: 0 LOB: 0 BB: 0 P: 10	R: 0 E: 0 K: 2 S: 12	H: 0 LOB: 1 BB: 1 P: 20	R: 0 E: 0 K: 0 S: 4	H: 0 LOB: 2 BB: 2 P: 14	R: 2 E: 0 K: 0 S: 14	H: 3 LOB: 1 BB: 0 P: 20	R: 0 E: 0 K: 1 S: 5	H: 0 LOB: 0 BB: 0 P: 8	1B: 3 2B: 1 3B: 0 HR: 1	SF: 0 SAC: 1 DP: 2 HBP: 0	WP: 0 PB: 0 SB: 0 CS: 0	PA: 32
PITCHER	IP WLS BF H R ER SO BB IBB HBP BLK WP HR S P ERA WHIP																					
55 Tim Lincecum, R (1,1) ERA: 4.37	6.1 1 0 0 0 0 5 0 0 0 0 0 0 1 60 1.42 1.105																					
71 Pat Misch, L (7,1) ERA: 1.69	0.2 1 0 0 0 0 0 0 0 0 0 0 0 1 3 0.00 0.000																					
32 Kevin Correia, R (8,1) ERA: 4.46	0.2 L 4 2 2 2 0 0 0 0 0 0 0 0 9 11 27.00 3.000																					
23 Randy Messenger, R (8,1) ERA: 2.05	0.1 B 2 1 0 0 0 0 0 0 0 0 0 0 5 9 0.00 3.000																					

AB	26
R	3
H	5
RBI	3
BB	5
SO	8
LOB	7



Batter	1	2	3	4	5	6	7	8	9	AB	R	H	RBI	BB	SO	LOB	TOP																	
10 Dave Roberts, L (1,8) OBP: 0.312, SLG: 0.340										3	0	0	1	2	1	0	San Francisco Giants @ Chicago Cubs Wrigley Field, Chicago, IL Tue Jul 17 2007, 7:05 PM CDT Att: 41,102 - Cloudy - 76 F																	
13 Omar Vizquel, S (1,6) OBP: 0.299, SLG: 0.294										4	1	1	1	1	0	1																		
2 Randy Winn, S (1,9) OBP: 0.339, SLG: 0.415										4	1	3	0	1	1	3																		
Ray Durham, S (1,4) OBP: 0.316, SLG: 0.393										5	0	0	0	0	2	6																		
1 Benjie Molina, R (1,2) OBP: 0.297, SLG: 0.407										4	0	2	1	0	0	0																		
14 Fred Lewis, L (8, PR) OBP: 0.362, SLG: 0.431										1	1	0	0	0	0	0																		
35 Rich Aurilia, R (1,3) OBP: 0.362, SLG: 0.350										5	0	0	0	0	2	3																		
Pedro Feliz, R (1,5) OBP: 0.279, SLG: 0.417										3	1	1	1	1	0	0																		
19 Kevin Frandsen, R (1,7) OBP: 0.328, SLG: 0.339										2	0	0	0	1	0	1																		
Barry Bonds, L (8, PH) OBP: 0.455, SLG: 0.555										1	0	0	0	0	2	0																		
31 Vinnie Chulk, R (8, PH) OBP: 0.348, SLG: 0.276										0	0	0	0	0	0	0																		
41 Brad Hennessey, R (9, 1)										0	0	0	0	0	0	0																		
75 Barry Zito, L (1,1) OBP: 0.139, SLG: 0.114										3	0	0	0	0	3	0																		
39 Guillermo Rodriguez, R (8, PH) OBP: 0.348, SLG: 0.276										0	0	0	0	1	0	0																		
Inning Stats	R: 0 E: 0 K: 1 S: 9	H: 1 LOB: 1 BB: 0 P: 11	R: 0 E: 0 K: 1 S: 12	H: 0 LOB: 0 BB: 0 P: 13	R: 0 E: 0 K: 0 S: 6	H: 0 LOB: 0 BB: 0 P: 9	R: 2 E: 0 K: 0 S: 15	H: 3 LOB: 3 BB: 2 P: 27	R: 0 E: 0 K: 0 S: 10	H: 0 LOB: 1 BB: 0 P: 14	R: 0 E: 0 K: 0 S: 10	H: 0 LOB: 2 BB: 2 P: 22	R: 2 E: 0 K: 2 S: 17	H: 2 LOB: 3 BB: 3 P: 39	R: 0 E: 0 K: 1 S: 7	H: 0 LOB: 0 BB: 0 P: 10	1B: 6 2B: 1 3B: 0 HR: 0	SF: 0 SAC: 0 DP: 0 HBP: 0	WP: 2 PB: 0 SB: 1 CS: 0	PA: 42														
PITCHER	IP WLS BF H R ER SO BB IBB HBP BLK WP HR S P ERA WHIP																																	
45 Sean Marshall, L (1,1) ERA: 3.43	6.0	L	26	5	2	2	2	1	1	0	0	0	1	0	62	88	3.00	1.000																
49 Carlos Marmol, R (7, 1) ERA: 1.41	1.1	L	8	1	2	2	2	3	0	0	0	0	1	0	20	38	13.50	3.000																
13 Will Ohman, L (8, 1) ERA: 4.0	0.1		3	0	0	0	0	2	0	0	0	0	0	0	5	16	0.00	6.000																
43 Michael Wuerz, R (8, 1) ERA: 3.61	0.1		2	1	0	0	1	0	0	0	0	0	0	0	4	7	0.00	3.000																
56 Billy Petrick, R (9, 1) ERA: 2.7	1.0		3	0	0	0	1	0	0	0	0	0	0	0	7	10	0.00	0.000																

AB	35
R	4
H	7
RBI	4
BB	7
SO	6
LOB	19



Batter	1	2	3	4	5	6	7	8	9	AB	R	H	RBI	BB	SO	LOB	BOTTOM																	
2 Ryan Theriot, R (1,6) OBP: 0.341, SLG: 0.369										4	1	1	0	0	0	0	San Francisco Giants @ Chicago Cubs Wrigley Field, Chicago, IL Tue Jul 17 2007, 7:05 PM CDT Att: 41,102 - Cloudy - 76 F																	
17 Mike Fontenot, L (1,4) OBP: 0.342, SLG: 0.522										3	0	0	0	0	1	0																		
25 Derrek Lee, R (1,3) OBP: 0.422, SLG: 0.503										4	1	2	1	0	1	1																		
16 Aramis Ramirez, R (1,5) OBP: 0.358, SLG: 0.552										4	0	2	0	0	1	2																		
12 Alfonso Soriano, R (1,7) OBP: 0.345, SLG: 0.524										4	0	0	0	0	2	3																		
Mark DeRosa, R (1,9) OBP: 0.385, SLG: 0.446										4	0	0	0	0	1	2																		
Jason Kendall, R (1,2) OBP: 0.259, SLG: 0.278										3	0	0	0	0	0	0																		
32 Danyle Ward, L (9, PH) OBP: 0.452, SLG: 0.431										1	0	0	0	0	0	1																		
29 Angel Pagán, S (1,8) OBP: 0.317, SLG: 0.451										3	0	1	0	0	0	0																		
45 Sean Marshall, L (1,1) ERA: 3.43										2	0	0	0	0	2	1																		
49 Carlos Marmol, R (7, 1) ERA: 1.41										1	0	0	0	0	1	0																		
13 Will Ohman, L (8, 1) ERA: 4.0										0	0	0	0	0	0	0																		
43 Michael Wuerz, R (8, 1) ERA: 3.61										0	0	0	0	0	0	0																		
56 Billy Petrick, R (9, 1) ERA: 2.7										0	0	0	0	0	0	0																		
Inning Stats	R: 1 E: 1 K: 0 S: 11	H: 1 LOB: 1 BB: 0 P: 15	R: 0 E: 0 K: 2 S: 15	H: 1 LOB: 0 BB: 0 P: 20	R: 0 E: 0 K: 2 S: 11	H: 1 LOB: 1 BB: 0 P: 15	R: 0 E: 0 K: 1 S: 10	H: 0 LOB: 0 BB: 0 P: 14	R: 0 E: 0 K: 1 S: 7	H: 0 LOB: 0 BB: 0 P: 9	R: 1 E: 0 K: 1 S: 14	H: 2 LOB: 1 BB: 0 P: 20	R: 0 E: 0 K: 1 S: 13	H: 0 LOB: 0 BB: 0 P: 16	R: 0 E: 0 K: 1 S: 7	H: 0 LOB: 0 BB: 0 P: 12	R: 0 E: 0 K: 0 S: 9	H: 1 LOB: 1 BB: 0 P: 16	1B: 3 2B: 2 3B: 0 HR: 1	SF: 0 SAC: 1 DP: 0 HBP: 0	WP: 0 PB: 0 SB: 0 CS: 0	PA: 34												
PITCHER	IP WLS BF H R ER SO BB IBB HBP BLK WP HR S P ERA WHIP																																	
75 Barry Zito, L (1,1) ERA: 4.67	7.0	W	27	5	2	1	8	0	0	0	0	0	0	0	81	109	1.29	0.714																
31 Vinnie Chulk, R (8, 1) ERA: 5.58	1.0	H	3	0	0	0	1	0	0	0	0	0	0	7	12	0.00	0.000																	
41 Brad Hennessey, R (9, 1) ERA: 3.43	1.0	S	4	1	0	0	0	0	0	0	0	0	0	9	16	0.00	1.000																	



Batter	1	2	3	4	5	6	7	8	9	AB	R	H	RBI	BB	SO	LOB	TOP				
10 Dave Roberts, L (1.8) OBP: 0.306, SLG: 0.333	G1-3		G1-3		G6-3		G3			4	0	0	0	0	0	3	San Francisco Giants @ Chicago Cubs Wrigley Field, Chicago, IL Wed Jul 18 2007, 1:20 PM CDT Att: 39,792 - Partly Cloudy - 80 F				
14 Fred Lewis, L (1.7) OBP: 0.356, SLG: 0.425	K		1B		F8		F7			4	0	1	0	0	1	0					
2 Randy Winn, S (1.9) OBP: 0.341, SLG: 0.418	2B		FC6-4		L6		HBP			3	0	1	0	0	0	1					
Ryan Klesko, L (1.3) OBP: 0.372, SLG: 0.450	BB		K		F7		G6-3			3	0	0	0	1	1	2					
Ray Durham, S (1.4) OBP: 0.315, SLG: 0.391	G1-3		G4-3		P4		1B			4	1	1	0	0	0	2					
Pedro Feliz, R (1.5) OBP: 0.281, SLG: 0.416	P4		F9		BB		BB			3	0	1	0	1	0	0					
19 Kevin Frandsen, R (1.6) OBP: 0.333, SLG: 0.345	F8		G6-3		G6-3		BB			4	0	2	0	0	0	0					
39 Guillermo Rodriguez, R (1.2) OBP: 0.350, SLG: 0.263	BB		G4-3		F8		G6-4-3			1	0	0	0	1	0	0					
1 Bengie Molina, R (5.2) OBP: 0.295, SLG: 0.404	BB		G5-3		F8		P4			2	0	0	0	0	1	1					
18 Matt Cain, R (1.1) OBP: 0.289, SLG: 0.030	K		G5-3		G5-3		BB			0	0	0	0	0	0	0					
71 Pat Misch, R (5.1) OBP: 0.246, SLG: 0.370										0	0	0	0	0	0	0					
Mark Sweeney, L (7.1) OBP: 0.246, SLG: 0.370										0	0	0	0	0	0	0					
Steve Kline, S (7.1) OBP: 0.246, SLG: 0.370										0	0	0	0	0	0	0					
Jack Taschner, L (8.1) OBP: 0.276, SLG: 0.348										0	0	0	0	0	0	0					
35 Rich Aurilia, R (8.1) OBP: 0.276, SLG: 0.348										0	0	0	0	0	0	1					
Inning Stats	R: 0 E: 0 K: 1 S: 13	H: 1 LOB: 2 BB: 1 P: 24	R: 0 E: 0 K: 1 S: 9	H: 0 LOB: 1 BB: 1 P: 14	R: 0 E: 1 K: 1 S: 12	H: 1 LOB: 1 BB: 0 P: 17	R: 0 E: 0 K: 0 S: 8	H: 0 LOB: 0 BB: 0 P: 10	R: 0 E: 0 K: 0 S: 10	H: 0 LOB: 0 BB: 0 P: 15	R: 0 E: 0 K: 0 S: 7	H: 0 LOB: 0 BB: 0 P: 11	R: 0 E: 0 K: 0 S: 8	H: 1 LOB: 3 BB: 2 P: 21	R: 0 E: 0 K: 0 S: 6	H: 0 LOB: 0 BB: 0 P: 8	R: 1 E: 1 K: 0 S: 9	H: 3 LOB: 1 BB: 0 P: 15	1B: 5 2B: 1 3B: 0 HR: 0	SF: 0 SAC: 0 DP: 2 HBP: 1	WP: 0 PA: 36 PB: 0 SB: 0 CS: 0
PITCHER	IP WLS BF H R ER SO BB IBB HBP BLK WP HR S P ERA WHIP																				
38 Carlos Zambrano, R (1.1) ERA: 3.69	5.0 W 19 2 0 0 3 2 0 0 0 0 0 0 52 80 0.00 0.800																				
36 Sean Gallagher, R (6.1) ERA: 5.73	4.0 S 17 4 1 1 0 2 0 1 0 0 0 0 30 55 2.25 1.500																				

AB	31
R	1
H	6
RBI	0
BB	4
SO	3
LOB	14



Batter	1	2	3	4	5	6	7	8	9	AB	R	H	RBI	BB	SO	LOB	BOTTOM		
12 Alfonso Soriano, R (1.7) OBP: 0.343, SLG: 0.519	G5-3		L1		BB		F9		K	4	1	0	0	1	1	1	San Francisco Giants @ Chicago Cubs Wrigley Field, Chicago, IL Wed Jul 18 2007, 1:20 PM CDT Att: 39,792 - Partly Cloudy - 80 F		
2 Ryan Theriot, R (1.6) OBP: 0.342, SLG: 0.365	F7		BB		BB		F7		BB	3	2	0	0	2	0	0			
32 Daryle Ward, L (1.3) OBP: 0.449, SLG: 0.419	K		G3		G1-3		1B		BB	4	1	1	0	1	1	1			
15 Cliff Floyd, L (1.9) OBP: 0.374, SLG: 0.411	G3		BB		BB		F9		BB	3	2	2	1	0	0	0			
29 Angel Pagán, S (6.9) OBP: 0.320, SLG: 0.461	G3		BB		BB		F9		BB	2	1	1	1	0	0	1			
Mark DeRosa, R (1.5) OBP: 0.369, SLG: 0.447	BB		BB		K		F9		BB	4	1	2	1	1	1	1			
17 Mike Fontenot, L (1.4) OBP: 0.352, SLG: 0.521	K		BB		BB		BB		BB	2	2	1	1	2	1	1			
Jacque Jones, L (1.8) OBP: 0.296, SLG: 0.328	F7		BB		BB		BB		F9	3	2	1	2	2	0	1			
Koyie Hill, S (1.2) OBP: 0.250, SLG: 0.328	BB		BB		BB		K		K	3	0	2	5	1	1	2			
38 Carlos Zambrano, S (1.1) OBP: 0.250, SLG: 0.396	K		F7		G3		G4-3			3	0	0	0	0	1	3			
36 Sean Gallagher, R (6.1) ERA: 5.73	K		F7		G3		G4-3			1	0	0	0	0	0	2			
Inning Stats	R: 0 E: 0 K: 1 S: 12	H: 0 LOB: 0 BB: 0 P: 17	R: 0 E: 0 K: 1 S: 8	H: 0 LOB: 1 BB: 1 P: 17	R: 0 E: 0 K: 1 S: 9	H: 0 LOB: 1 BB: 1 P: 18	R: 4 E: 0 K: 0 S: 17	H: 4 LOB: 1 BB: 1 P: 26	R: 5 E: 0 K: 1 S: 24	H: 2 LOB: 1 BB: 4 P: 44	R: 0 E: 0 K: 0 S: 5	H: 1 LOB: 1 BB: 0 P: 10	R: 0 E: 0 K: 1 S: 11	H: 1 LOB: 2 BB: 1 P: 17	R: 3 E: 0 K: 1 S: 16	H: 2 LOB: 1 BB: 2 P: 30	1B: 6 2B: 5 3B: 0 HR: 0	SF: 1 SAC: 0 DP: 1 HBP: 0	WP: 1 PA: 43 PB: 2 SB: 0 CS: 1
PITCHER	IP WLS BF H R ER SO BB IBB HBP BLK WP HR S P ERA WHIP																		
18 Matt Cain, R (1.1) ERA: 3.87	4.0 L 20 3 3 3 1 2 0 0 0 0 0 0 23 40 13.50 2.250																		
71 Pat Misch, L (5.1) ERA: 4.91	2.0 11 3 3 3 1 2 0 0 0 0 0 0 23 40 13.50 2.500																		
Steve Kline, L (7.1) ERA: 3.38	1.0 5 1 0 0 1 1 0 0 0 0 0 0 11 17 0.00 2.000																		
Jack Taschner, L (8.1) ERA: 6.75	1.0 7 2 3 3 1 2 0 0 0 0 0 0 16 30 27.00 4.000																		



Batter	1	2	3	4	5	6	7	8	9	AB R H RBI BB SO LOB	TOP											
10 Dave Roberts, L OBP: 0.312, SLG: 0.342										5 1 2 1 0 1 0	San Francisco Giants @ Milwaukee Brewers Miller Park, Milwaukee, WI Sat Jul 21 2007, 2:55 PM CDT Att: 43,180 - Partly Cloudy - 70 F livebaseballscorecards.com											
2 Randy Winn, S OBP: 0.348, SLG: 0.419										4 1 1 1 1 1 1 1												
Ray Durham, S OBP: 0.316, SLG: 0.390										5 0 2 3 0 2 2												
Barry Bonds, L OBP: 0.497, SLG: 0.572										2 0 0 0 2 1 1 1 0 0 0 0 0 1												
14 Fred Lewis, L OBP: 0.353, SLG: 0.418										4 2 1 0 1 2 5												
Ryan Klesko, L OBP: 0.371, SLG: 0.438										4 2 1 0 1 2 5												
1 Bengie Molina, R OBP: 0.294, SLG: 0.413										4 0 1 0 0 1 2												
Pedro Feliz, R OBP: 0.291, SLG: 0.426										4 2 3 3 0 0 0												
13 Omar Vizquel, S OBP: 0.289, SLG: 0.292										3 1 0 0 1 1 2												
55 Tim Lincecum, L OBP: 0.143, SLG: 0.115										3 1 0 0 1 1 1 0 0 0 0 0 0 0												
Jack Taschner, L (9, 1)																						
Inning Stats	R: 0 E: 1 K: 2 S: 10	H: 1 LOB: 1 BB: 0 P: 16	R: 1 E: 0 K: 0 S: 11	H: 3 LOB: 1 BB: 0 P: 16	R: 0 E: 0 K: 2 S: 11	H: 0 LOB: 0 BB: 0 P: 17	R: 2 E: 0 K: 2 S: 12	H: 1 LOB: 1 BB: 1 P: 25	R: 0 E: 0 K: 1 S: 8	H: 0 LOB: 0 BB: 0 P: 14	R: 0 E: 0 K: 0 S: 11	H: 1 LOB: 1 BB: 1 P: 16	R: 0 E: 0 K: 1 S: 7	H: 0 LOB: 0 BB: 0 P: 9	R: 0 E: 0 K: 1 S: 7	H: 0 LOB: 2 BB: 2 P: 20	R: 5 E: 1 K: 1 S: 22	H: 4 LOB: 1 BB: 2 P: 36	1B: 7 2B: 3 3B: 0 HR: 1	SF: 0 SAC: 0 DP: 2 HBP: 0	WP: 0 PB: 0 SB: 3 CS: 0	PA: 41
PITCHER	IP WLS BF H R ER SO BB IBB HBP BLK WP HR S P ERA WHIP											IP WLS BF H R ER SO BB IBB HBP BLK WP HR S P ERA WHIP										
31 Dave Bush, R ERA: 4.83	6.0 L 24 6 3 3 7 2 0 0 0 0 0 1 63 104 4.50 1.333																					
Brian Shouse, L ERA: 2.3	2.0 8 0 0 0 2 1 1 0 0 0 0 0 14 29 0.00 0.500																					
Chris Spurling, R ERA: 4.5	0.1 6 3 5 0 2 0 0 0 0 0 0 0 16 29 135.00 15.000																					
Derrick Turnbow, R ERA: 3.38	0.2 3 1 0 0 1 0 0 0 0 0 0 0 6 7 0.00 1.500																					

Batter	1	2	3	4	5	6	7	8	9	AB R H RBI BB SO LOB	BOTTOM											
1 Corey Hart, R OBP: 0.355, SLG: 0.504										4 0 0 0 0 1 2	San Francisco Giants @ Milwaukee Brewers Miller Park, Milwaukee, WI Sat Jul 21 2007, 2:55 PM CDT Att: 43,180 - Partly Cloudy - 70 F livebaseballscorecards.com											
7 J.J. Hardy, R OBP: 0.326, SLG: 0.469										4 0 0 0 0 2 2												
8 Ryan Braun, R OBP: 0.387, SLG: 0.648										4 0 1 0 0 0 1												
28 Prince Fielder, L OBP: 0.373, SLG: 0.604										3 0 0 0 1 2 1												
Johnny Estrada, S OBP: 0.299, SLG: 0.430										4 0 1 0 0 1 1												
Geoff Jenkins, L OBP: 0.326, SLG: 0.476										4 0 1 0 0 1 2												
22 Tony Gwynn Jr., L OBP: 0.350, SLG: 0.324										3 0 0 0 0 2 2												
Craig Counsell, L OBP: 0.354, SLG: 0.332										3 0 1 0 0 0 1												
31 Dave Bush, R OBP: 0.192, SLG: 0.251										1 0 0 0 0 0 0 0 0 0 0 0 1 0 0 0 0 0 0 0 0 0 0 1 0 0 0 0 0 0 1 0 0 0 0 0 0 0 0 0 0 0 0 0 0 0 0												
23 Rickie Weeks Jr., R OBP: 0.332, SLG: 0.379																						
9 Tony Graffanino, R OBP: 0.316, SLG: 0.426																						
Chris Spurling, R ERA: 4.5																						
Derrick Turnbow, R ERA: 3.38																						
Inning Stats	R: 0 E: 0 K: 1 S: 8	H: 0 LOB: 0 BB: 0 P: 11	R: 0 E: 0 K: 0 S: 6	H: 0 LOB: 0 BB: 0 P: 7	R: 0 E: 0 K: 3 S: 12	H: 1 LOB: 1 BB: 0 P: 19	R: 0 E: 0 K: 2 S: 11	H: 1 LOB: 1 BB: 1 P: 17	R: 0 E: 0 K: 1 S: 13	H: 1 LOB: 1 BB: 0 P: 17	R: 0 E: 0 K: 0 S: 6	H: 1 LOB: 1 BB: 1 P: 11	R: 0 E: 0 K: 1 S: 13	H: 1 LOB: 1 BB: 0 P: 17	R: 0 E: 0 K: 0 S: 6	H: 1 LOB: 1 BB: 0 P: 8	R: 0 E: 0 K: 1 S: 7	H: 0 LOB: 1 BB: 1 P: 12	1B: 4 2B: 0 3B: 0 HR: 0	SF: 0 SAC: 0 DP: 0 HBP: 0	WP: 0 PB: 0 SB: 0 CS: 0	PA: 33
PITCHER	IP WLS BF H R ER SO BB IBB HBP BLK WP HR S P ERA WHIP											IP WLS BF H R ER SO BB IBB HBP BLK WP HR S P ERA WHIP										
55 Tim Lincecum, R ERA: 3.96	8.0 W 29 4 0 0 0 1 1 0 0 0 0 0 0 7 12 0.00 1.000																					
Jack Taschner, L ERA: 6.53	1.0 4 0 0 0 1 1 0 0 0 0 0 0 0 7 12 0.00 1.000																					

Batter	1	2	3	4	5	6	7	8	9	AB	R	H	RBI	BB	SO	LOB	TOP										
10 Dave Roberts, L OBP: 0.315, SLG: 0.345	F9		13 1B				G1-3			4	2	2	1	0	0	0	San Francisco Giants @ Milwaukee Brewers Miller Park, Milwaukee, WI Sun Jul 22 2007, 1:05 PM CDT Att: 42,554 - Partly Cloudy - 76 F										
13 Omar Vizquel, S OBP: 0.294, SLG: 0.297	F8		1B					2 1B 35 FC4-6		4	1	3	2	0	0	0											
2 Randy Winn, S OBP: 0.347, SLG: 0.417	F7		G3					35 FC4-6 1B		4	0	1	0	0	0	2											
Ryan Klesko, L OBP: 0.370, SLG: 0.441 Ray Durham, S OBP: 0.315, SLG: 0.389		3-2 2B								3	0	1	0	0	1	0											
35 Rich Aurilia, R OBP: 0.286, SLG: 0.350	F9									4	0	0	1	0	1	2											
1 Bengie Molina, R OBP: 0.290, SLG: 0.408	K									4	0	0	0	0	1	2											
Pedro Feliz, R OBP: 0.291, SLG: 0.433	F7									4	1	1	1	0	0	1											
14 Fred Lewis, L OBP: 0.350, SLG: 0.408			P2							3	1	0	0	1	0	0											
75 Barry Zito, L OBP: 0.195, SLG: 0.111 31 Vinnie Chulk, R ERA: 3.76 Steve Kline, S ERA: 3.26 Mark Sweeney, L OBP: 0.299, SLG: 0.399 32 Kevin Correia, R OBP: 0.299, SLG: 0.399 19 Kevin Frandsen, R OBP: 0.328, SLG: 0.332			K							1	0	0	0	0	1	0											
Inning Stats	R: 0 E: 0 K: 10 S: 10	H: 0 LOB: 0 BB: 0 P: 13	R: 0 E: 0 K: 12 S: 12	H: 1 LOB: 1 BB: 0 P: 20	R: 1 E: 0 K: 11 S: 12	H: 2 LOB: 1 BB: 0 P: 16	R: 0 E: 0 K: 5 S: 5	H: 0 LOB: 0 BB: 0 P: 9	R: 2 E: 0 K: 10 S: 12	H: 2 LOB: 1 BB: 0 P: 22	R: 0 E: 0 K: 7 S: 7	H: 0 LOB: 0 BB: 0 P: 7	R: 1 E: 0 K: 11 S: 11	H: 1 LOB: 0 BB: 0 P: 18	R: 1 E: 0 K: 12 S: 12	H: 2 LOB: 1 BB: 0 P: 13		R: 0 E: 0 K: 10 S: 10	H: 0 LOB: 0 BB: 0 P: 11	1B: 6 2B: 1 3B: 0 HR: 1	SF: 0 SAC: 1 DP: 0 HBP: 0	WP: 0 PB: 0 SB: 1 CS: 0	PA: 36				
PITCHER	IP	WLS	BF	H	R	ER	SO	BB	IBB	HBP	BLK	WP	HR	S	P	ERA	WHIP										
46 Claudio Vargas, R ERA: 4.47	6.0	W	24	5	3	3	4	1	0	0	0	0	0	58	87	4.50	1.000										
12 Carlos Villanueva, R ERA: 3.76	1.0		4	1	1	1	1	0	0	0	0	0	1	11	18	9.00	1.000										
43 Manny Parra, L ERA: 5.86	1.0	H	5	2	1	1	1	0	0	0	0	0	0	12	13	9.00	2.000										
Francisco Cordero, R ERA: 2.5	1.0	S	3	0	0	0	1	0	0	0	0	0	0	10	11	0.00	0.000										

Batter	1	2	3	4	5	6	7	8	9	AB	R	H	RBI	BB	SO	LOB	BOTTOM										
23 Rickie Weeks Jr, R OBP: 0.337, SLG: 0.385	FC6-5									4	0	2	0	1	1	4	San Francisco Giants @ Milwaukee Brewers Miller Park, Milwaukee, WI Sun Jul 22 2007, 1:05 PM CDT Att: 42,554 - Partly Cloudy - 76 F										
7 J.J. Hardy, R OBP: 0.327, SLG: 0.465	FC6-5									5	1	1	2	0	0	6											
8 Ryan Braun, R OBP: 0.387, SLG: 0.657	HR									5	1	2	3	0	1	4											
28 Prince Fielder, L OBP: 0.372, SLG: 0.603	HR									4	1	1	0	0	0	2											
Kevin Mench, R OBP: 0.296, SLG: 0.466	P6									4	0	0	0	0	0	1											
1 Corey Hart, R OBP: 0.356, SLG: 0.512	HR									3	1	1	2	0	0	0											
Johnny Estrada, S OBP: 0.298, SLG: 0.427	K									4	1	1	0	0	1	1											
9 Tony Graffanino, R OBP: 0.323, SLG: 0.409 Geoff Jenkins, L OBP: 0.329, SLG: 0.476	F8									2	1	1	0	1	0	0											
46 Claudio Vargas, R ERA: 5.0 Craig Counsell, L ERA: 3.46 12 Carlos Villanueva, R ERA: 3.76 43 Manny Parra, L ERA: 5.86 22 Tony Gwynn Jr, L OBP: 0.347, SLG: 0.392 Francisco Cordero, R ERA: 2.5										0	0	0	0	0	0	0											
Inning Stats	R: 4 E: 0 K: 1 S: 18	H: 4 LOB: 0 BB: 0 P: 29	R: 0 E: 0 K: 1 S: 12	H: 1 LOB: 2 BB: 1 P: 19	R: 0 E: 0 K: 0 S: 8	H: 0 LOB: 1 BB: 0 P: 15	R: 0 E: 0 K: 2 S: 9	H: 1 LOB: 0 BB: 0 P: 14	R: 0 E: 0 K: 0 S: 7	H: 0 LOB: 0 BB: 0 P: 10	R: 3 E: 0 K: 0 S: 16	H: 4 LOB: 2 BB: 1 P: 27	R: 0 E: 0 K: 0 S: 11	H: 0 LOB: 0 BB: 0 P: 14	R: 0 E: 0 K: 1 S: 12	H: 1 LOB: 2 BB: 1 P: 20		1B: 7 2B: 2 3B: 0 HR: 2	SF: 0 SAC: 0 DP: 0 HBP: 1	WP: 0 PB: 0 SB: 0 CS: 0	PA: 39						
PITCHER	IP	WLS	BF	H	R	ER	SO	BB	IBB	HBP	BLK	WP	HR	S	P	ERA	WHIP										
75 Barry Zito, L ERA: 5.0	5.1	L	27	8	7	7	4	2	0	1	0	0	0	9	12	0.00	6.000										
31 Vinnie Chulk, R ERA: 3.46	0.1		3	2	0	0	0	0	0	0	0	0	0	1	1	0.00	0.000										
Steve Kline, L ERA: 3.26	0.1		1	0	0	0	0	0	0	0	0	0	0	1	1	0.00	0.000										
32 Kevin Correia, R ERA: 4.36	2.0		8	1	0	0	1	1	0	0	0	0	0	23	34	0.00	1.000										

Batter	1	2	3	4	5	6	7	8	9	AB	R	H	RBI	BB	SO	LOB	TOP
Willie Harris, L (1,7) OBP: 0.394, SLG: 0.423	F9	F7		G5-4-3 BB		F8			K	4	0	0	0	1	1	1	Atlanta Braves @ San Francisco Giants AT&T Park, San Francisco, CA Mon Jul 23 2007, 7:15 PM PDT Att: 42,679 - Partly Cloudy - 65 F
11 Edgar Renteria, R (1,6) OBP: 0.392, SLG: 0.484	10 1B	1B		G5-4-3		FC6-4			G6-3	4	1	1	0	1	0	3	
10 Chipper Jones, S (1,5) OBP: 0.324, SLG: 0.592	16 2B	K			G3				G6-3	5	1	1	0	0	2	1	
Andruw Jones, R (1,8) OBP: 0.323, SLG: 0.427	16 2B			K		G5-3			G6-3	3	1	1	0	1	1	0	
16 Brian McCann, L (1,2) OBP: 0.323, SLG: 0.460	1-H 2B			F7		F7			G1-3	4	0	1	3	0	0	1	
7 Jeff Francoeur, R (1,9) OBP: 0.336, SLG: 0.425	G5-3			F9					G3	3	0	0	0	1	0	1	
2 Kelly Johnson, L (1,4) OBP: 0.395, SLG: 0.486						G5-3				3	1	2	0	1	0	2	
Julio Franco, R (1,3) OBP: 0.308, SLG: 0.258	F9			29 SH3-4					F8	4	0	2	0	0	0	3	
29 John Smoltz, R (1,1) OBP: 0.100, SLG: 0.133										2	0	0	1	0	0	1	
23 Matt Diaz, R (8,PH) OBP: 0.372, SLG: 0.476				SH3-4		FC3-6			K2-3	1	0	0	0	0	1	1	
39 Rafael Soriano, R (8,1) OBP: 0.348, SLG: 0.405						FC6-4				0	0	0	0	0	0	0	
Bob Wickman, R (9,1) OBP: 0.324, SLG: 0.328										0	0	0	0	0	0	0	
Inning Stats	R: 3 H: 2 E: 0 K: 0 S: 23	H: 2 R: 0 ER: 0 LOB: 2 BB: 3 P: 43	H: 1 R: 0 ER: 0 LOB: 1 BB: 0 P: 17	H: 0 R: 0 ER: 0 LOB: 0 BB: 0 P: 14	H: 2 R: 1 ER: 0 LOB: 1 BB: 1 P: 14	H: 1 R: 0 ER: 0 LOB: 1 BB: 0 P: 17	H: 0 R: 0 ER: 0 LOB: 0 BB: 0 P: 14	H: 0 R: 0 ER: 0 LOB: 0 BB: 0 P: 14	H: 1 R: 0 ER: 0 LOB: 1 BB: 0 P: 10	H: 0 R: 0 ER: 0 LOB: 0 BB: 0 P: 10	1B: 5 2B: 3 3B: 0 HR: 0	SF: 0 SAC: 1 DP: 1 HBP: 0	WP: 0 PB: 0 SB: 0 CS: 0	PA: 39			
PITCHER	IP WLS BF H R ER SO BB IBB HBP BLK WP HR S P ERA WHIP	IP WLS BF H R ER SO BB IBB HBP BLK WP HR S P ERA WHIP	IP WLS BF H R ER SO BB IBB HBP BLK WP HR S P ERA WHIP	IP WLS BF H R ER SO BB IBB HBP BLK WP HR S P ERA WHIP	IP WLS BF H R ER SO BB IBB HBP BLK WP HR S P ERA WHIP	IP WLS BF H R ER SO BB IBB HBP BLK WP HR S P ERA WHIP	IP WLS BF H R ER SO BB IBB HBP BLK WP HR S P ERA WHIP	IP WLS BF H R ER SO BB IBB HBP BLK WP HR S P ERA WHIP	IP WLS BF H R ER SO BB IBB HBP BLK WP HR S P ERA WHIP	IP WLS BF H R ER SO BB IBB HBP BLK WP HR S P ERA WHIP	IP WLS BF H R ER SO BB IBB HBP BLK WP HR S P ERA WHIP	IP WLS BF H R ER SO BB IBB HBP BLK WP HR S P ERA WHIP	IP WLS BF H R ER SO BB IBB HBP BLK WP HR S P ERA WHIP	IP WLS BF H R ER SO BB IBB HBP BLK WP HR S P ERA WHIP	IP WLS BF H R ER SO BB IBB HBP BLK WP HR S P ERA WHIP	IP WLS BF H R ER SO BB IBB HBP BLK WP HR S P ERA WHIP	
18 Matt Cain, R (1,1) ERA: 4.02	4.1 L 22 6 4 4 2 4 0 0 0 0 0 0 57 95 8.31 2.308	2.2 10 1 0 0 1 0 1 0 0 0 0 24 41 0.00 0.375	2.0 7 1 0 0 2 0 0 0 0 0 0 17 24 0.00 0.500														
Jack Taschner, L (5,1) ERA: 6.0																	
53 Jonathan Sánchez, L (8,1) ERA: 3.54																	

Batter	1	2	3	4	5	6	7	8	9	AB	R	H	RBI	BB	SO	LOB	BOTTOM
10 Dave Roberts, L (1,8) OBP: 0.322, SLG: 0.349	BB WP		G4-3		2 1B					3	1	2	0	1	0	0	Atlanta Braves @ San Francisco Giants AT&T Park, San Francisco, CA Mon Jul 23 2007, 7:15 PM PDT Att: 42,679 - Partly Cloudy - 65 F
2 Randy Winn, S (1,9) OBP: 0.348, SLG: 0.418	L7		G3-6-3						G4-3	4	0	2	0	0	2		
Ray Durham, S (1,4) OBP: 0.311, SLG: 0.384	FC6		G3-6-3						K	4	0	0	0	0	2	4	
Barry Bonds, L (1,7) OBP: 0.497, SLG: 0.569	WP		G4-3		G4-3				G6-4-3	3	0	1	0	1	0	0	
Ryan Klesko, L (1,3) OBP: 0.368, SLG: 0.438	K		FC6-4		K				G6-4-3	4	0	1	0	0	2	3	
1 Bengie Molina, R (1,2) OBP: 0.287, SLG: 0.403	G2-3		K		G6-3				F8	4	0	0	0	0	1	3	
Pedro Feliz, R (1,5) OBP: 0.259, SLG: 0.431	G4-3								K2-3	2	0	0	0	0	0	1	
Jack Taschner, L (5,1) ERA: 3.69										0	0	0	0	0	0	0	
Mark Sweeney, L (7,PH) OBP: 0.328, SLG: 0.382										1	1	1	0	0	0	0	
53 Jonathan Sánchez, L (8,1) OBP: 1.000, SLG: 2.000										0	0	0	0	0	0	0	
14 Fred Lewis, L (9,PH) OBP: 0.348, SLG: 0.405										1	0	0	0	0	1	0	
13 Omar Vizquel, S (1,6) OBP: 0.293, SLG: 0.297										4	0	1	0	0	0	0	
18 Matt Cain, R (1,1) OBP: 0.057, SLG: 0.029										1	0	0	0	0	0	0	
19 Kevin Frandsen, R (5,5) OBP: 0.324, SLG: 0.328										2	0	0	0	0	0	1	
Inning Stats	R: 1 H: 1 E: 1 K: 1 S: 12	H: 0 R: 0 ER: 0 LOB: 0 BB: 0 P: 9	H: 1 R: 0 ER: 0 LOB: 0 BB: 0 P: 9	H: 1 R: 0 ER: 0 LOB: 1 BB: 0 P: 10	H: 1 R: 0 ER: 0 LOB: 2 BB: 1 P: 14	H: 0 R: 0 ER: 0 LOB: 0 BB: 0 P: 15	H: 3 R: 1 ER: 0 LOB: 1 BB: 0 P: 9	H: 1 R: 0 ER: 0 LOB: 0 BB: 0 P: 10	H: 0 R: 0 ER: 0 LOB: 0 BB: 0 P: 10	H: 0 R: 0 ER: 0 LOB: 0 BB: 0 P: 10	1B: 7 2B: 1 3B: 0 HR: 0	SF: 0 SAC: 0 DP: 3 HBP: 0	WP: 1 PB: 0 SB: 0 CS: 0	PA: 35			
PITCHER	IP WLS BF H R ER SO BB IBB HBP BLK WP HR S P ERA WHIP	IP WLS BF H R ER SO BB IBB HBP BLK WP HR S P ERA WHIP	IP WLS BF H R ER SO BB IBB HBP BLK WP HR S P ERA WHIP	IP WLS BF H R ER SO BB IBB HBP BLK WP HR S P ERA WHIP	IP WLS BF H R ER SO BB IBB HBP BLK WP HR S P ERA WHIP	IP WLS BF H R ER SO BB IBB HBP BLK WP HR S P ERA WHIP	IP WLS BF H R ER SO BB IBB HBP BLK WP HR S P ERA WHIP	IP WLS BF H R ER SO BB IBB HBP BLK WP HR S P ERA WHIP	IP WLS BF H R ER SO BB IBB HBP BLK WP HR S P ERA WHIP	IP WLS BF H R ER SO BB IBB HBP BLK WP HR S P ERA WHIP	IP WLS BF H R ER SO BB IBB HBP BLK WP HR S P ERA WHIP	IP WLS BF H R ER SO BB IBB HBP BLK WP HR S P ERA WHIP	IP WLS BF H R ER SO BB IBB HBP BLK WP HR S P ERA WHIP	IP WLS BF H R ER SO BB IBB HBP BLK WP HR S P ERA WHIP	IP WLS BF H R ER SO BB IBB HBP BLK WP HR S P ERA WHIP	IP WLS BF H R ER SO BB IBB HBP BLK WP HR S P ERA WHIP	
29 John Smoltz, R (1,1) ERA: 2.78	7.0 W 29 7 2 1 4 2 0 0 0 0 0 63 84 1.29 1.286	1.0 H 3 1 0 0 1 0 0 0 0 0 0 5 10 0.00 1.000	1.0 S 3 0 0 0 1 0 0 0 0 0 0 8 10 0.00 0.000														
39 Rafael Soriano, R (8,1) ERA: 3.69																	
Bob Wickman, R (9,1) ERA: 4.11																	



Batter	1	2	3	4	5	6	7	8	9	10	11	12	13	AB	R	H	RBI	BB	SO	LOB	TOP							
Willie Harris, L (1.7) OBP: 0.390, SLG: 0.415														6	1	1	0	1	1	4								
11 Edgar Renteria, R (1.6) OBP: 0.393, SLG: 0.489														7	1	3	2	0	0	2								
10 Chipper Jones, S (1.5) OBP: 0.440, SLG: 0.686														5	2	3	2	2	2	1								
Wilfredo Ledezma, L (13.1) Tyler Yates, R (13.1)														0	0	0	0	0	0	0								
Andrew Jones, R (1.8) OBP: 0.319, SLG: 0.423														6	0	1	0	1	1	5								
16 Brian McCann, L (1.2) OBP: 0.320, SLG: 0.455															6	1	1	0	0	2	4							
7 Jeff Francoeur, R (1.9) OBP: 0.336, SLG: 0.426														6	1	2	1	0	1	1								
2 Kelly Johnson, L (1.4) OBP: 0.394, SLG: 0.482														5	0	1	2	1	1	1								
Julio Franco, R (1.3) OBP: 0.310, SLG: 0.268														5	0	1	0	1	2	3								
Chris Woodward, R (13. PR) OBP: 0.250, SLG: 0.311														0	0	0	0	0	0	0								
15 Tim Hudson, R (11.1) Bob Wickman, R (9.1) Oscar Villareal, L (10.1) 23 Matt Diaz, R (11. PR) 58 Pedro Molina, R (10. PR) 19 Yunel Escobar, R (13. PR)															4	0	1	0	0	1								
Inning Stats	R: 0 E: 0 K: 0 S: 7	H: 1 LOB: 1 BB: 1 P: 14	R: 0 E: 0 K: 1 S: 12	H: 1 LOB: 1 BB: 0 P: 17	R: 0 E: 0 K: 1 S: 11	H: 0 LOB: 0 BB: 0 P: 17	R: 3 E: 0 K: 2 S: 21	H: 5 LOB: 2 BB: 0 P: 30	R: 1 E: 0 K: 1 S: 6	H: 1 LOB: 0 BB: 0 P: 8	R: 0 E: 0 K: 0 S: 4	H: 0 LOB: 0 BB: 0 P: 6	R: 0 E: 0 K: 2 S: 10	H: 1 LOB: 3 BB: 2 P: 22	R: 0 E: 0 K: 2 S: 11	H: 1 LOB: 1 BB: 0 P: 18	R: 0 E: 0 K: 0 S: 8	H: 0 LOB: 0 BB: 1 P: 13	R: 0 E: 0 K: 0 S: 6	H: 0 LOB: 0 BB: 1 P: 10	R: 0 E: 0 K: 1 S: 8	H: 1 LOB: 1 BB: 0 P: 13	R: 3 E: 0 K: 0 S: 18	H: 3 LOB: 1 BB: 1 P: 31	1B: 9 2B: 5 3B: 0 HR: 1	SF: 0 SAC: 0 DP: 2 HBP: 0	WP: 1 PB: 0 SB: 1 CS: 0	PA: 58
PITCHER	IP 6.0	WLS 26	BF 8	H 4	R 4	ER 4	SO 5	BB 1	IBB 0	HBP 0	BLK 0	WP 0	HR 1	R 61	ER 92	ERA 6.00	WHIP 1.500											
Matt Morris, R (1.1) ERA: 4.16	32 Kevin Correia, R (7.1) ERA: 4.23	Steve Kline, L (8.1) ERA: 3.19	41 Brad Hennessey, R (9.1) ERA: 3.29	23 Randy Messenger, R (10.1) ERA: 1.94	53 Jonathan Sánchez, L (13.1) ERA: 4.4	31 Vinne Chulk, R (13.1) ERA: 3.43																						

Atlanta Braves @ San Francisco Giants
AT&T Park, San Francisco, CA
Tue Jul 24 2007, 7:45 PM PDT
Att. 43,072 - Partly Cloudy - 62 F

livebaseballscores.com
AB 52
R 7
H 15
RBI 7
BB 6
SO 10
LOB 22



Batter	1	2	3	4	5	6	7	8	9	10	11	12	13	AB	R	H	RBI	BB	SO	LOB	BOTTOM						
10 Doug Mientkiewicz, L (11.1) New Kent, R (11.1) 41 Brad Hennessey, R (11.1) 23 Randy Messenger, R (11.1) 63 Jonathan Sánchez, L (11.1) 31 Vinne Chulk, R (11.1)															3	0	0	0	0	2	2						
13 Omar Vizquel, S (1.6) OBP: 0.294, SLG: 0.295														5	1	1	0	1	0	1							
2 Randy Winn, S (1.9) OBP: 0.346, SLG: 0.413														5	1	0	0	1	0	1							
Barry Bonds, L (1.7) OBP: 0.494, SLG: 0.561															5	1	1	0	1	2	2						
Ryan Klesko, L (1.3) OBP: 0.364, SLG: 0.431														6	0	1	0	0	0	4							
35 Rich Aurilia, R (1.4) OBP: 0.287, SLG: 0.347														5	1	1	1	1	0	1							
Pedro Feliz, R (1.5) OBP: 0.292, SLG: 0.433														5	1	2	3	1	1	0							
39 Guillermo Rodriguez, R (1.2) OBP: 0.394, SLG: 0.286														3	0	1	0	0	1	1							
1 Genevieve Molina, R (10.2) OBP: 0.287, SLG: 0.402														3	0	1	1	0	0	3							
Matt Morris, R (1.1) OBP: 0.216, SLG: 0.222	14 Fred Lewis, L (6. PH) OBP: 0.349, SLG: 0.400													1	0	1	0	0	0	0							
Inning Stats	R: 0 E: 0 K: 1 S: 8	H: 1 LOB: 0 BB: 0 P: 14	R: 0 E: 0 K: 0 S: 7	H: 0 LOB: 0 BB: 0 P: 11	R: 0 E: 0 K: 0 S: 8	H: 1 LOB: 1 BB: 0 P: 12	R: 0 E: 0 K: 1 S: 7	H: 0 LOB: 0 BB: 0 P: 9	R: 0 E: 0 K: 1 S: 9	H: 1 LOB: 1 BB: 0 P: 11	R: 0 E: 0 K: 0 S: 8	H: 1 LOB: 1 BB: 0 P: 12	R: 4 E: 0 K: 0 S: 23	H: 3 LOB: 2 BB: 3 P: 37	R: 0 E: 0 K: 1 S: 6	H: 0 LOB: 0 BB: 0 P: 9	R: 0 E: 0 K: 1 S: 6	H: 0 LOB: 0 BB: 0 P: 8	R: 0 E: 0 K: 0 S: 6	H: 1 LOB: 1 BB: 0 P: 7	R: 1 E: 1 K: 1 S: 20	H: 1 LOB: 3 BB: 3 P: 39	1B: 9 2B: 1 3B: 0 HR: 0	SF: 0 SAC: 0 DP: 2 HBP: 0	WP: 1 PB: 0 SB: 0 CS: 0	PA: 54	
PITCHER	IP 8.2	WLS 33	BF 6	H 3	R 3	ER 3	SO 4	BB 3	IBB 0	HBP 0	BLK 0	WP 0	HR 1	R 75	ER 115	ERA 3.12	WHIP 1.038										
15 Tim Hudson, R (11.1) ERA: 3.24	Bob Wickman, R (9.1) ERA: 4.33	Oscar Villareal, R (10.1) ERA: 3.19	58 Pedro Molina, R (11.1) ERA: 2.17	Wilfredo Ledezma, L (13.1) ERA: 3.22	Tyler Yates, R (13.1) ERA: 5.23																						

Atlanta Braves @ San Francisco Giants
AT&T Park, San Francisco, CA
Tue Jul 24 2007, 7:45 PM PDT
Att. 43,072 - Partly Cloudy - 62 F

livebaseballscores.com
AB 48
R 5
H 10
RBI 5
BB 6
SO 7
LOB 23



Batter	1	2	3	4	5	6	7	8	9	AB	R	H	RBI	BB	SO	LOB	TOP					
19 Yunel Escobar, R (1,4) OBP: 0.343, SLG: 0.391										3	1	1	0	0	0	1	Atlanta Braves @ San Francisco Giants AT&T Park, San Francisco, CA Wed Jul 25 2007, 7:15 PM PDT Att: 42,834 - Overcast - 61 F					
11 Edgar Renteria, R (1,6) OBP: 0.392, SLG: 0.486										4	0	1	0	0	1	2						
10 Chipper Jones, S (1,5) OBP: 0.438, SLG: 0.601											4	0	1	0	0	1		2				
Andruw Jones, R (1,8) OBP: 0.319, SLG: 0.421											4	0	1	1	0	1		1				
7 Jeff Francoeur, R (1,9) OBP: 0.373, SLG: 0.429											4	0	2	0	0	0		2				
23 Matt Diaz, R (1,7) OBP: 0.373, SLG: 0.472											3	0	1	0	1	0		1				
Jarrod Saltalamacchia, S (1,2) OBP: 0.333, SLG: 0.411											4	0	1	0	0	1		3				
Julio Franco, R (1,3) OBP: 0.310, SLG: 0.260											2	0	0	0	1	1		2				
2 Kelly Johnson, L (9, PH) OBP: 0.393, SLG: 0.481											1	0	0	0	0	1		1				
36 Chuck James, L (1,1) OBP: 0.216, SLG: 0.200										2	0	0	0	0	0	1						
Chris Woodward, R (7, PH) OBP: 0.248, SLG: 0.308										1	0	0	0	0	0	2						
54 Chad Paronto, R (7,1)										0	0	0	0	0	0	0						
Inning Stats	R: 1 E: 0 K: 0 S: 12	H: 2 LOB: 1 BB: 0 P: 18	R: 0 E: 0 K: 1 S: 5	H: 0 LOB: 0 BB: 0 P: 8	R: 0 E: 0 K: 0 S: 8	H: 0 LOB: 0 BB: 0 P: 14	R: 0 E: 0 K: 0 S: 10	H: 2 LOB: 2 BB: 0 P: 14	R: 0 E: 0 K: 1 S: 7	H: 1 LOB: 0 BB: 0 P: 11	R: 0 E: 0 K: 0 S: 10	H: 1 LOB: 2 BB: 1 P: 16	R: 0 E: 0 K: 2 S: 9	H: 1 LOB: 1 BB: 0 P: 9	R: 0 E: 0 K: 2 S: 12	H: 1 LOB: 1 BB: 0 P: 18	1B: 7 2B: 1 3B: 0 HR: 0	SF: 0 SAC: 0 DP: 3 HBP: 1	WP: 0 PB: 0 SB: 0 CS: 0	PA: 35		
PITCHER	IP WLS BF H R ER SO BB IBB HBP BLK WP HR S P ERA WHIP	IP WLS BF H R ER SO BB IBB HBP BLK WP HR S P ERA WHIP	IP WLS BF H R ER SO BB IBB HBP BLK WP HR S P ERA WHIP	IP WLS BF H R ER SO BB IBB HBP BLK WP HR S P ERA WHIP	IP WLS BF H R ER SO BB IBB HBP BLK WP HR S P ERA WHIP	IP WLS BF H R ER SO BB IBB HBP BLK WP HR S P ERA WHIP	IP WLS BF H R ER SO BB IBB HBP BLK WP HR S P ERA WHIP	IP WLS BF H R ER SO BB IBB HBP BLK WP HR S P ERA WHIP	IP WLS BF H R ER SO BB IBB HBP BLK WP HR S P ERA WHIP	IP WLS BF H R ER SO BB IBB HBP BLK WP HR S P ERA WHIP	IP WLS BF H R ER SO BB IBB HBP BLK WP HR S P ERA WHIP	IP WLS BF H R ER SO BB IBB HBP BLK WP HR S P ERA WHIP	IP WLS BF H R ER SO BB IBB HBP BLK WP HR S P ERA WHIP	IP WLS BF H R ER SO BB IBB HBP BLK WP HR S P ERA WHIP	IP WLS BF H R ER SO BB IBB HBP BLK WP HR S P ERA WHIP	IP WLS BF H R ER SO BB IBB HBP BLK WP HR S P ERA WHIP	IP WLS BF H R ER SO BB IBB HBP BLK WP HR S P ERA WHIP					
51 Noah Lowry, L (1,1) ERA: 3.4	8.0	W	31	7	1	1	4	2	0	1	0	0	0	0	0	0	0	0	69	104	1.12	1.125
41 Brad Hennessey, R (9,1) ERA: 3.21	1.0	S	4	1	0	0	2	0	0	0	0	0	0	0	0	0	0	0	12	18	0.00	1.000

AB	32
R	1
H	8
RBI	1
BB	2
SO	6
LOB	18



Batter	1	2	3	4	5	6	7	8	9	AB	R	H	RBI	BB	SO	LOB	BOTTOM						
10 Dave Roberts, L (1,8) OBP: 0.317, SLG: 0.343										4	0	1	0	0	1	0	Atlanta Braves @ San Francisco Giants AT&T Park, San Francisco, CA Wed Jul 25 2007, 7:15 PM PDT Att: 42,834 - Overcast - 61 F						
2 Randy Winn, S (1,9) OBP: 0.347, SLG: 0.416										4	1	2	0	0	0	1							
Ray Durham, S (1,4) OBP: 0.307, SLG: 0.378										4	0	0	0	0	1	3							
Pedro Feliz, R (1,5) OBP: 0.295, SLG: 0.437										4	0	2	1	0	0	1							
35 Rich Aurilia, R (1,3) OBP: 0.290, SLG: 0.362										4	1	2	1	0	0	3							
39 Guillermo Rodriguez, R (1,2) OBP: 0.378, SLG: 0.500										3	0	1	0	1	2	0							
19 Kevin Frandsen, R (1,6) OBP: 0.314, SLG: 0.317										3	0	0	0	0	0	1							
13 Omar Vizquel, S (8,6) OBP: 0.293, SLG: 0.294										2	0	1	0	1	0	0							
14 Fred Lewis, L (1,7) OBP: 0.356, SLG: 0.402										3	0	0	0	0	1	2							
51 Noah Lowry, R (1,1) OBP: 0.067, SLG: 0.068										0	0	0	0	0	0	0							
41 Brad Hennessey, R (9,1) ERA: 3.66										0	0	0	0	0	0	0							
Inning Stats	R: 0 E: 0 K: 2 S: 17	H: 2 LOB: 2 BB: 0 P: 25	R: 0 E: 0 K: 2 S: 11	H: 1 LOB: 0 BB: 0 P: 17	R: 1 E: 0 K: 0 S: 9	H: 2 LOB: 1 BB: 0 P: 12	R: 0 E: 0 K: 0 S: 9	H: 0 LOB: 1 BB: 2 P: 19	R: 0 E: 0 K: 1 S: 11	H: 1 LOB: 0 BB: 0 P: 16	R: 0 E: 0 K: 0 S: 4	H: 0 LOB: 0 BB: 0 P: 8	R: 0 E: 0 K: 0 S: 15	H: 2 LOB: 2 BB: 0 P: 22	R: 0 E: 0 K: 0 S: 15	H: 2 LOB: 2 BB: 0 P: 22	1B: 6 2B: 2 3B: 0 HR: 1	SF: 0 SAC: 0 DP: 1 HBP: 0	WP: 1 PB: 0 SB: 1 CS: 0	PA: 34			
PITCHER	IP WLS BF H R ER SO BB IBB HBP BLK WP HR S P ERA WHIP	IP WLS BF H R ER SO BB IBB HBP BLK WP HR S P ERA WHIP	IP WLS BF H R ER SO BB IBB HBP BLK WP HR S P ERA WHIP	IP WLS BF H R ER SO BB IBB HBP BLK WP HR S P ERA WHIP	IP WLS BF H R ER SO BB IBB HBP BLK WP HR S P ERA WHIP	IP WLS BF H R ER SO BB IBB HBP BLK WP HR S P ERA WHIP	IP WLS BF H R ER SO BB IBB HBP BLK WP HR S P ERA WHIP	IP WLS BF H R ER SO BB IBB HBP BLK WP HR S P ERA WHIP	IP WLS BF H R ER SO BB IBB HBP BLK WP HR S P ERA WHIP	IP WLS BF H R ER SO BB IBB HBP BLK WP HR S P ERA WHIP	IP WLS BF H R ER SO BB IBB HBP BLK WP HR S P ERA WHIP	IP WLS BF H R ER SO BB IBB HBP BLK WP HR S P ERA WHIP	IP WLS BF H R ER SO BB IBB HBP BLK WP HR S P ERA WHIP	IP WLS BF H R ER SO BB IBB HBP BLK WP HR S P ERA WHIP	IP WLS BF H R ER SO BB IBB HBP BLK WP HR S P ERA WHIP	IP WLS BF H R ER SO BB IBB HBP BLK WP HR S P ERA WHIP							
36 Chuck James, L (1,1) ERA: 3.55	6.0	L	26	7	2	2	5	2	0	0	0	0	0	0	0	0	0	0	1	67	105	3.00	1.500
54 Chad Paronto, R (7,1) ERA: 3.66	2.0		8	2	0	0	0	0	0	0	0	0	0	0	0	0	0	0	19	30	0.00	1.000	

AB	32
R	2
H	9
RBI	2
BB	2
SO	5
LOB	13



Batter	1	2	3	4	5	6	7	8	9	AB	R	H	RBI	BB	SO	LOB	TOP
Willie Harris, L (1,7) <small>OBP: 0.388, SLG: 0.417</small> 										4	0	1	0	0	2	0	Atlanta Braves @ San Francisco Giants AT&T Park, San Francisco, CA Thu Jul 26 2007, 4:05 PM PDT Att: 42,366 - Sunny - 66 F
19 Yunel Escobar, R (1,6) <small>OBP: 0.355, SLG: 0.397</small> 										3	0	2	0	1	1	0	
2 Kelly Johnson, L (1,4) <small>OBP: 0.389, SLG: 0.475</small> 										4	0	0	0	0	2	4	
Andruw Jones, R (1,8) <small>OBP: 0.318, SLG: 0.422</small> 										4	1	1	0	0	1	2	
16 Brian McCann, L (1,2) <small>OBP: 0.322, SLG: 0.458</small> 36 Chuck James, L (8, PR) <small>OBP: 0.218, SLG: 0.200</small> Jarrod Saltalamacchia, S (8, 2) <small>OBP: 0.333, SLG: 0.411</small> 										4	0	2	0	0	0	1	
7 Jeff Francoeur, R (1,9) <small>OBP: 0.336, SLG: 0.435</small> 										4	1	1	2	0	2	3	
Scott Thorman, L (1,3) <small>OBP: 0.257, SLG: 0.386</small> 										4	0	1	0	0	0	1	
Chris Woodward, R (1,5) <small>OBP: 0.250, SLG: 0.302</small> 11 Edgar Renteria, R (9, PH) <small>OBP: 0.391, SLG: 0.485</small> 										2	0	0	0	1	1	0	
38 Buddy Carlyle, L (1,1) <small>OBP: 0.136, SLG: 0.136</small> 58 Peter Moylan, R (6, 1) <small>ERA: 4.14</small> 23 Matt Diaz, R (7, PH) <small>OBP: 0.371, SLG: 0.469</small> Oscar Villareal, L (7, 1) <small>OBP: 0.450, SLG: 0.599</small> 10 Chiaper Jones, S (9, PH) <small>OBP: 0.450, SLG: 0.599</small> 										2	0	0	0	0	0	2	
Inning Stats <small>R: 0 H: 1 E: 0 LOB: 1 K: 1 S: 12</small>	<small>R: 0 H: 0 E: 0 LOB: 0 K: 1 S: 8</small>	<small>R: 0 H: 1 E: 0 LOB: 2 K: 2 S: 11</small>	<small>R: 2 H: 3 E: 0 LOB: 1 K: 0 S: 12</small>	<small>R: 0 H: 0 E: 0 LOB: 0 K: 1 S: 9</small>	<small>R: 0 H: 1 E: 0 LOB: 1 K: 0 S: 12</small>	<small>R: 0 H: 0 E: 0 LOB: 0 K: 1 S: 7</small>	<small>R: 0 H: 2 E: 0 LOB: 2 K: 3 S: 13</small>	<small>R: 0 H: 0 E: 0 LOB: 0 K: 1 S: 7</small>	<small>R: 0 H: 0 E: 0 LOB: 0 K: 1 S: 9</small>	<small>1B: 3 SF: 0 2B: 4 SAC: 0 3B: 0 DP: 1 HR: 1 HBP: 0</small>	<small>WP: 0 PA: 36 PB: 0 SB: 0 CS: 0</small>						
PITCHER 55 Tim Lincecum, R (1,1) <small>ERA: 3.9</small> 32 Kevin Correia, R (7,1) <small>ERA: 4.14</small> Jack Taschner, L (8,1) <small>ERA: 5.88</small> 31 Vinnie Chulk, R (8,1) <small>ERA: 3.4</small> 41 Brad Hennessey, R (9,1) <small>ERA: 3.14</small>	<small>IP: 6.0 WLS: 25 BF: 6 H: 2 R: 2 ER: 2 SO: 5 BB: 2 IBB: 0 HBP: 0 BLK: 0 WP: 0 HR: 1 S: 64 P: 99 ERA: 3.00 WHIP: 1.333</small>	<small>IP: 1.0 WLS: 4 BF: 1 H: 0 R: 0 ER: 0 SO: 0 BB: 0 IBB: 0 HBP: 0 BLK: 0 WP: 0 HR: 0 S: 13 P: 12 ERA: 0.00 WHIP: 1.000</small>	<small>IP: 0.2 H: 3 BF: 1 H: 0 R: 0 ER: 0 SO: 0 BB: 0 IBB: 0 HBP: 0 BLK: 0 WP: 0 HR: 8 S: 13 P: 12 ERA: 0.00 WHIP: 1.500</small>	<small>IP: 0.1 H: 1 BF: 1 H: 0 R: 0 ER: 0 SO: 1 BB: 0 IBB: 0 HBP: 0 BLK: 0 WP: 0 HR: 3 S: 5 P: 5 ERA: 0.00 WHIP: 0.000</small>	<small>IP: 1.0 S: 3 BF: 0 H: 0 R: 0 ER: 0 SO: 1 BB: 0 IBB: 0 HBP: 0 BLK: 0 WP: 0 HR: 7 S: 9 P: 9 ERA: 0.00 WHIP: 0.000</small>	PITCHER <small>IP: 6.0 WLS: 25 BF: 6 H: 2 R: 2 ER: 2 SO: 5 BB: 2 IBB: 0 HBP: 0 BLK: 0 WP: 0 HR: 1 S: 64 P: 99 ERA: 3.00 WHIP: 1.333</small>	<small>IP: 1.0 WLS: 4 BF: 1 H: 0 R: 0 ER: 0 SO: 0 BB: 0 IBB: 0 HBP: 0 BLK: 0 WP: 0 HR: 0 S: 13 P: 12 ERA: 0.00 WHIP: 1.000</small>	<small>IP: 0.2 H: 3 BF: 1 H: 0 R: 0 ER: 0 SO: 0 BB: 0 IBB: 0 HBP: 0 BLK: 0 WP: 0 HR: 8 S: 13 P: 12 ERA: 0.00 WHIP: 1.500</small>	<small>IP: 0.1 H: 1 BF: 1 H: 0 R: 0 ER: 0 SO: 1 BB: 0 IBB: 0 HBP: 0 BLK: 0 WP: 0 HR: 3 S: 5 P: 5 ERA: 0.00 WHIP: 0.000</small>	<small>IP: 1.0 S: 3 BF: 0 H: 0 R: 0 ER: 0 SO: 1 BB: 0 IBB: 0 HBP: 0 BLK: 0 WP: 0 HR: 7 S: 9 P: 9 ERA: 0.00 WHIP: 0.000</small>							
Batter 10 Dave Roberts, L (1,8) <small>OBP: 0.322, SLG: 0.352</small> 										5	1	3	2	0	0	1	Atlanta Braves @ San Francisco Giants AT&T Park, San Francisco, CA Thu Jul 26 2007, 4:05 PM PDT Att: 42,366 - Sunny - 66 F
2 Randy Winn, S (1,9) <small>OBP: 0.350, SLG: 0.418</small> 										3	0	1	0	2	1	3	
Ray Durham, S (1,4) <small>OBP: 0.306, SLG: 0.376</small> 										5	0	1	1	0	0	2	
Barry Bonds, L (1,7) <small>OBP: 0.491, SLG: 0.560</small> 14 Fred Lewis, L (7, PR) <small>OBP: 0.356, SLG: 0.402</small> 										4	0	1	0	0	0	2	
Ryan Klesko, L (1,3) <small>OBP: 0.369, SLG: 0.438</small> 										3	1	2	0	1	0	0	
Pedro Feliz, R (1,5) <small>OBP: 0.294, SLG: 0.438</small> 										4	1	1	0	0	1	4	
1 Bengie Molina, R (1,2) <small>OBP: 0.284, SLG: 0.397</small> 										4	0	0	0	0	2	5	
13 Omar Vizquel, S (1,6) <small>OBP: 0.296, SLG: 0.300</small> 										4	1	2	1	0	0	0	
55 Tim Lincecum, L (1,1) <small>ERA: 4.25</small> Mark Swiremyer, L (6, PR) <small>OBP: 0.330, SLG: 0.377</small> 32 Kevin Correia, R (7,1) <small>ERA: 4.14</small> Jack Taschner, L (8,1) <small>ERA: 5.88</small> 31 Vinnie Chulk, R (8,1) <small>ERA: 3.4</small> 19 Kevin Frandsen, R (8, PH) <small>OBP: 0.371, SLG: 0.469</small> 41 Brad Hennessey, R (9,1) <small>ERA: 3.14</small> 										1	0	0	0	0	1	0	
Inning Stats <small>R: 0 H: 0 E: 0 LOB: 0 K: 1 S: 7</small>	<small>R: 0 H: 1 E: 0 LOB: 1 K: 0 S: 8</small>	<small>R: 0 H: 2 E: 0 LOB: 2 K: 1 S: 12</small>	<small>R: 0 H: 0 E: 0 LOB: 0 K: 0 S: 6</small>	<small>R: 3 H: 4 E: 0 LOB: 2 K: 1 S: 18</small>	<small>R: 1 H: 3 E: 0 LOB: 3 K: 1 S: 13</small>	<small>R: 0 H: 1 E: 0 LOB: 2 K: 1 S: 6</small>	<small>R: 0 H: 1 E: 0 LOB: 2 K: 0 S: 11</small>	<small>1B: 6 SF: 0 2B: 6 SAC: 1 3B: 0 DP: 0 HR: 0 HBP: 0</small>	<small>WP: 0 PA: 39 PB: 1 SB: 1 CS: 0</small>								
PITCHER 38 Buddy Carlyle, R (1,1) <small>ERA: 2.15</small> 58 Peter Moylan, R (6,1) <small>ERA: 2.15</small> Oscar Villareal, R (7,1) <small>ERA: 3.77</small>	<small>IP: 5.2 WLS: 27 BF: 9 H: 4 R: 4 ER: 4 SO: 4 BB: 2 IBB: 0 HBP: 0 BLK: 0 WP: 0 HR: 0 S: 61 P: 96 ERA: 6.35 WHIP: 1.941</small>	<small>IP: 0.1 WLS: 2 BF: 1 H: 0 R: 0 ER: 0 SO: 0 BB: 0 IBB: 0 HBP: 0 BLK: 0 WP: 0 HR: 3 S: 3 P: 3 ERA: 0.00 WHIP: 3.000</small>	<small>IP: 2.0 WLS: 10 BF: 2 H: 0 R: 0 ER: 0 SO: 1 BB: 1 IBB: 0 HBP: 0 BLK: 0 WP: 0 HR: 17 S: 32 P: 32 ERA: 0.00 WHIP: 1.500</small>	PITCHER <small>IP: 5.2 WLS: 27 BF: 9 H: 4 R: 4 ER: 4 SO: 4 BB: 2 IBB: 0 HBP: 0 BLK: 0 WP: 0 HR: 0 S: 61 P: 96 ERA: 6.35 WHIP: 1.941</small>	<small>IP: 0.1 WLS: 2 BF: 1 H: 0 R: 0 ER: 0 SO: 0 BB: 0 IBB: 0 HBP: 0 BLK: 0 WP: 0 HR: 3 S: 3 P: 3 ERA: 0.00 WHIP: 3.000</small>	<small>IP: 2.0 WLS: 10 BF: 2 H: 0 R: 0 ER: 0 SO: 1 BB: 1 IBB: 0 HBP: 0 BLK: 0 WP: 0 HR: 17 S: 32 P: 32 ERA: 0.00 WHIP: 1.500</small>											

Batter	1	2	3	4	5	6	7	8	9	AB	R	H	RBI	BB	SO	LOB	TOP											
2 Hanley Ramirez, R OBP: 0.392, SLG: 0.567	G4-3		HR	F8			2B			4	1	2	0	0	0	0	Florida Marlins @ San Francisco Giants AT&T Park, San Francisco, CA Sat Jul 28 2007, 6:05 PM PDT Att: 43,001 - Clear - 64 F											
6 Dan Uggla, R OBP: 0.403, SLG: 0.507	1B	BB	F8		G6-3		F7			3	0	0	0	1	0	2												
Miguel Cabrera, R OBP: 0.403, SLG: 0.601	K		HR		G5-3		K			4	1	1	2	0	2	1												
Mike Jacobs, L OBP: 0.326, SLG: 0.452					G6-3					4	0	1	0	0	1	0												
Jason Wood, R OBP: 0.317, SLG: 0.474	1B				F9					0	0	0	0	0	0	0												
14 Josh Willingham, R OBP: 0.374, SLG: 0.467	P2		27 1B		F9		P5			4	1	1	0	0	0	2												
27 Jeremy Hermida, L OBP: 0.350, SLG: 0.441																												
12 Cody Ross, R OBP: 0.393, SLG: 0.579	K				K					3	0	1	1	0	2	0												
20 Matt Treanor, R OBP: 0.374, SLG: 0.444					P5					1	0	0	0	0	0	0												
4 Alfredo Amezaga, S OBP: 0.323, SLG: 0.371					G4-3					3	0	0	0	1	2	0												
Kevin Gregg, R										0	0	0	0	0	0	0												
Dontrelle Willis, L OBP: 0.225, SLG: 0.194										3	0	0	0	0	2	1	AB 33 R 3 H 6 RBI 3 BB 2 SO 11 LOB 7											
Armando Benitez, R										0	0	0	0	0	0	0												
Todd Linden, S OBP: 0.293, SLG: 0.288										0	0	0	0	0	0	0												
Inning Stats	R: 0 H: 1 E: 0 K: 1 S: 18	H: 1 LOB: 2 BB: 1 P: 30	R: 0 H: 0 E: 0 K: 3 S: 11	H: 0 LOB: 1 BB: 1 P: 20	R: 3 H: 4 E: 0 K: 0 S: 15	H: 4 LOB: 1 BB: 0 P: 21	R: 0 H: 0 E: 0 K: 1 S: 7	H: 0 LOB: 0 BB: 0 P: 12	R: 0 H: 0 E: 0 K: 1 S: 8	H: 0 LOB: 0 BB: 0 P: 11	R: 0 H: 1 E: 0 K: 1 S: 9	H: 1 LOB: 1 BB: 0 P: 16	R: 0 H: 0 E: 0 K: 2 S: 9	H: 0 LOB: 0 BB: 0 P: 13	R: 0 H: 0 E: 0 K: 2 S: 10	H: 0 LOB: 0 BB: 0 P: 16		1B: 3 2B: 2 3B: 0 HR: 1	SF: 0 SAC: 0 DP: 0 HBP: 0	WP: 1 PB: 0 SB: 1 CS: 0	PA: 35							
PITCHER	IP	WLS	BF	H	R	ER	SO	BB	IBB	HBP	BLK	WP	HR	S	P	ERA		WHIP										
18 Matt Cain, R ERA: 4.02	7.0		29	6	3	3	7	2	0	0	0	1	1	74	121	3.86		1.143										
31 Vinnie Chulk, R ERA: 3.27	1.0		3	0	0	0	2	0	0	0	0	0	0	9	13	0.00		0.000										
Jack Taschner, L ERA: 5.71	1.0	W	3	0	0	0	2	0	0	0	0	0	0	10	16	0.00		0.000										

Batter	1	2	3	4	5	6	7	8	9	AB	R	H	RBI	BB	SO	LOB	BOTTOM										
2 Randy Winn, S OBP: 0.352, SLG: 0.420	13 BB		F7		L6		G6-3			4	1	1	0	1	0	0	Florida Marlins @ San Francisco Giants AT&T Park, San Francisco, CA Sat Jul 28 2007, 6:05 PM PDT Att: 43,001 - Clear - 64 F										
13 Omar Vizquel, S OBP: 0.300, SLG: 0.302							E5			3	0	2	0	1	0	0											
Ray Durham, S OBP: 0.308, SLG: 0.388	L5		G5-3		F8					4	0	1	1	1	0	3											
Barry Bonds, L OBP: 0.496, SLG: 0.567	K		P4				P2			3	0	0	0	1	1	4											
Pedro Feliz, R OBP: 0.293, SLG: 0.441	K				G5-3		FC5-4			4	1	0	0	0	1	2											
1 Bengie Molina, R OBP: 0.292, SLG: 0.413					F8					3	0	2	0	1	0	0											
35 Rich Aurilia, R OBP: 0.293, SLG: 0.368										4	0	2	1	0	0	2											
19 Kevin Frandsen, R OBP: 0.310, SLG: 0.313										3	0	0	0	0	0	4											
10 Dave Roberts, L OBP: 0.330, SLG: 0.355										0	1	0	0	1	0	0											
18 Matt Cain, R ERA: 4.02										2	0	0	0	0	0	1											
39 Guillermo Rodriguez, R ERA: 5.45										1	0	0	0	0	0	0											
31 Vinnie Chulk, R										0	0	0	0	0	0	0											
Jack Taschner, L										1	0	1	1	0	0	0											
Mark Sweeney, L										0	1	0	0	0	0	0											
14 Fred Lewis, L										0	1	0	0	0	0	0											
Inning Stats	R: 1 H: 1 E: 1 K: 2 S: 12	H: 1 LOB: 1 BB: 1 P: 23	R: 0 H: 1 E: 0 K: 0 S: 7	H: 1 LOB: 1 BB: 0 P: 10	R: 0 H: 1 E: 0 K: 0 S: 9	H: 1 LOB: 1 BB: 0 P: 13	R: 0 H: 1 E: 0 K: 0 S: 10	H: 1 LOB: 1 BB: 0 P: 16	R: 0 H: 1 E: 0 K: 0 S: 7	H: 2 LOB: 1 BB: 1 P: 13	R: 1 H: 2 E: 0 K: 0 S: 7	H: 0 LOB: 1 BB: 1 P: 13	R: 0 H: 0 E: 0 K: 0 S: 11	H: 0 LOB: 0 BB: 1 P: 17	R: 2 H: 2 E: 0 K: 0 S: 13	H: 2 LOB: 3 BB: 2 P: 28	1B: 6 2B: 3 3B: 0 HR: 0	SF: 0 SAC: 1 DP: 2 HBP: 0	WP: 0 PB: 0 SB: 1 CS: 0	PA: 39							
PITCHER	IP	WLS	BF	H	R	ER	SO	BB	IBB	HBP	BLK	WP	HR	S	P	ERA	WHIP										
Dontrelle Willis, L	7.0		31	7	2	1	2	3	0	0	0	0	0	64	106	1.29	1.429										
Armando Benitez, R	1.0	H	3	0	0	0	0	1	0	0	0	0	0	11	17	0.00	1.000										
Kevin Gregg, R	0.1	L	5	2	2	2	0	2	0	0	0	0	0	13	28	54.00	12.000										



Batter	1	2	3	4	5	6	7	8	9	AB	R	H	RBI	BB	SO	LOB	TOP										
Rajai Davis, R OBP: 0.350, SLG: 0.346 (1, 8)	P4		G1-3		E6		CS	WP 1B S 1B		4	1	1	0	0	0	2	San Francisco Giants @ Los Angeles Dodgers Dodger Stadium, Los Angeles, CA Wed Aug 01 2007, 7:10 PM PDT Att: 56,000 - Clear - 72 F										
2 Randy Winn, S OBP: 0.353, SLG: 0.419 (1, 9)	F9		G6-3		G6-3			F7		4	0	0	0	0	0	4											
Ray Durham, S OBP: 0.306, SLG: 0.383 (1, 4)	G4-3			L7		K		K		4	0	0	0	0	2	1											
Barry Bonds, L OBP: 0.490, SLG: 0.551 14 Fred Lewis, L OBP: 0.351, SLG: 0.394 (8, PR) (8, 7)	F9	F9		G3		F8		1B IBB		3	0	0	0	1	0	0											
1 Bengie Molina, R OBP: 0.293, SLG: 0.409 (1, 2)	F9		G5-3		F8			1B		4	0	1	1	0	0	0											
Pedro Feliz, R OBP: 0.290, SLG: 0.432 (1, 5)	F9				G6-3		F9	P4		4	0	0	0	0	0	2											
35 Rich Aurilia, R OBP: 0.299, SLG: 0.373 Mark Sweeney, L OBP: 0.340, SLG: 0.398 (1, 3) (5, 3)			13 2B		13 2B		K	P6		2	2	2	0	0	0	0											
13 Omar Vizquel, S OBP: 0.306, SLG: 0.315 (1, 6)			55 SH1-4		19 1B		19 1B	G4-3		4	1	3	2	0	0	0											
55 Tim Lincecum, L OBP: 0.335, SLG: 0.195 19 Kevin Frandsen, R OBP: 0.287, SLG: 0.320 31 Vinnie Chulk, R OBP: 0.282, SLG: 0.320 Steve Kline, S OBP: 0.282, SLG: 0.320 23 Randy Messenger, R OBP: 0.282, SLG: 0.320 10 Dave Roberts, L OBP: 0.282, SLG: 0.320 (1, 1) (7, PH) (7, 1) (8, 1) (8, 1) (8, PH) (8, PH)			SH1-4		K		2-H CS	L5		1	0	0	0	0	1	1											
Inning Stats	R: 0 E: 0 K: 0 S: 7	H: 0 LOB: 0 BB: 0 P: 11	R: 0 E: 0 K: 0 S: 6	H: 0 LOB: 0 BB: 0 P: 12	R: 1 E: 0 K: 0 S: 9	H: 2 LOB: 1 BB: 0 P: 13	R: 0 E: 0 K: 0 S: 8	H: 0 LOB: 0 BB: 0 P: 10	R: 1 E: 0 K: 1 S: 13	H: 2 LOB: 2 BB: 0 P: 21	R: 0 E: 0 K: 1 S: 6	H: 0 LOB: 0 BB: 0 P: 10	R: 1 E: 0 K: 1 S: 11	H: 2 LOB: 0 BB: 0 P: 16	R: 1 E: 0 K: 1 S: 10	H: 2 LOB: 2 BB: 1 P: 19		R: 0 E: 0 K: 0 S: 9	H: 0 LOB: 0 BB: 0 P: 14	1B: 5 2B: 3 3B: 0 HR: 0	SF: 0 SAC: 1 DP: 0 HBP: 0	WP: 1 PB: 0 SB: 2 CS: 1	PA: 37				
PITCHER	IP	WLS	BF	H	R	ER	SO	BB	IBB	HBP	BLK	WP	HR	S	P	ERA	WHIP										
Mark Hendrickson, L ERA: 4.55 45 Scott Proctor, R ERA: 3.79 51 Jonathan Broxton, R ERA: 2.62 44 Takashi Saito, R ERA: 1.51	6.2		27	6	3	3	3	0	0	0	0	0	0	60	92	4.05	0.900										
	0.1		0	0	0	0	0	0	0	0	0	0	0	0	0	0.00	0.000										
	1.0	W	6	2	1	1	1	0	1	0	0	1	0	10	19	9.00	2.000										
	1.0	S	3	0	0	0	0	0	0	0	0	0	0	9	14	0.00	0.000										

Batter	1	2	3	4	5	6	7	8	9	AB	R	H	RBI	BB	SO	LOB	BOTTOM										
15 Rafael Furcal, S OBP: 0.350, SLG: 0.379 (1, 6)	G4-3 BB		9 3B		F8			9 1B		2	3	1	0	2	0	0	San Francisco Giants @ Los Angeles Dodgers Dodger Stadium, Los Angeles, CA Wed Aug 01 2007, 7:10 PM PDT Att: 56,000 - Clear - 72 F										
9 Juan Pierre, L OBP: 0.313, SLG: 0.336 (1, 8)	G4-3		3B		G4-3			E6 1B		4	1	2	2	0	0	0											
55 Russell Martin, R OBP: 0.367, SLG: 0.470 (1, 2)	K		S BB		G5-3			G1-3		3	0	0	0	1	1	2											
Luis Gonzalez, L OBP: 0.364, SLG: 0.444 (1, 7)	F7		K		G1-5-3			5 HR		4	1	1	2	0	1	2											
5 Nomar Garciaparra, R OBP: 0.331, SLG: 0.365 (1, 5)		P5	F9		7 S BB			HR		3	1	1	2	1	0	2											
7 James Loney, L OBP: 0.391, SLG: 0.517 (1, 3)		1B BB		F8		K		G4-3		3	0	0	0	1	1	1											
Ramon Martinez, R OBP: 0.256, SLG: 0.232 (1, 4)		1B BB		G4-3		G4-3		G6-3		4	0	2	0	0	0	0											
16 Andre Ethier, L OBP: 0.365, SLG: 0.444 (1, 9)		G4-6-3		G4-3				F7		3	0	0	0	0	0	2											
Mark Hendrickson, L ERA: 3.75 45 Scott Proctor, R ERA: 3.4 27 Matt Kemp, R OBP: 0.376, SLG: 0.523 51 Jonathan Broxton, R ERA: 2.62 44 Takashi Saito, L ERA: 1.51 (1, 1) (7, 1) (7, PH) (8, 1) (9, 1)			K		K		K			2	0	0	0	0	2	0											
Inning Stats	R: 1 E: 0 K: 1 S: 8	H: 0 LOB: 1 BB: 1 P: 15	R: 0 E: 0 K: 0 S: 9	H: 1 LOB: 1 BB: 1 P: 16	R: 1 E: 0 K: 2 S: 13	H: 1 LOB: 2 BB: 2 P: 27	R: 0 E: 0 K: 0 S: 6	H: 0 LOB: 0 BB: 0 P: 9	R: 0 E: 0 K: 1 S: 9	H: 0 LOB: 0 BB: 0 P: 14	R: 0 E: 0 K: 1 S: 12	H: 0 LOB: 1 BB: 1 P: 22	R: 0 E: 0 K: 1 S: 7	H: 1 LOB: 0 BB: 0 P: 8	R: 4 E: 1 K: 0 S: 10	H: 4 LOB: 0 BB: 0 P: 14		1B: 5 2B: 0 3B: 1 HR: 1	SF: 0 SAC: 0 DP: 1 HBP: 0	WP: 0 PB: 0 SB: 4 CS: 0	PA: 34						
PITCHER	IP	WLS	BF	H	R	ER	SO	BB	IBB	HBP	BLK	WP	HR	S	P	ERA	WHIP										
55 Tim Lincecum, R ERA: 3.75 31 Vinnie Chulk, R ERA: 3.4 Steve Kline, L ERA: 3.27 23 Randy Messenger, R ERA: 2.75	6.0		24	2	2	1	5	5	0	0	0	0	0	57	103	1.50	1.167										
	1.0	H	4	2	1	1	1	0	0	0	0	0	0	8	10	9.00	2.000										
	0.0		1	1	0	0	0	0	0	0	0	0	0	1	1	∞	∞										
	1.0	L	5	2	3	3	0	0	0	0	0	0	1	8	11	27.00	2.000										

Batter	1	2	3	4	5	6	7	8	9	AB	R	H	RBI	BB	SO	LOB	TOP										
10 Dave Roberts, L (1.8) OBP: 0.326, SLG: 0.357										4	0	0	0	1	1	1	San Francisco Giants @ San Diego Padres PETCO Park, San Diego, CA Sun Aug 05 2007, 4:05 PM EDT Att: 42,438 - Sunny - 77 F										
2 Randy Winn, S (1.9) OBP: 0.343, SLG: 0.408										5	0	0	1	0	2	3											
Ray Durham, S (1.4) OBP: 0.302, SLG: 0.371										3	0	0	0	1	1	2											
Ryan Klesko, L (1.3) OBP: 0.360, SLG: 0.425										4	1	1	0	0	0	1											
41 Brad Hennessey, R (8.1)										0	0	0	0	0	0	0											
Pedro Feliz, R (1.5) OBP: 0.289, SLG: 0.423										4	0	0	0	0	0	2											
14 Fred Lewis, L (1.7) OBP: 0.356, SLG: 0.401										3	1	2	1	1	0	1											
19 Kevin Frandsen, R (1.6) OBP: 0.304, SLG: 0.308										4	0	1	0	0	0	2											
39 Guillermo Rodriguez, R (1.2) OBP: 0.347, SLG: 0.293										3	1	0	0	0	2	3											
1 Benjie Molina, R (9. PH) OBP: 0.293, SLG: 0.414										1	1	1	2	0	0	0											
51 Noah Lowry, R (1.1) OBP: 0.261, SLG: 0.063										1	0	0	0	0	0	0											
Jack Taschner, L (4.1)										0	0	0	0	0	0	0											
31 Vinnie Chulk, R (6.1)										0	0	0	0	0	0	0											
Steve Kline, S (6.1)										0	0	0	0	0	0	0											
Rajai Davis, R (7. PH) OBP: 0.365, SLG: 0.340										1	0	0	0	0	0	0											
75 Barry Zito, L (7.1) OBP: 0.326, SLG: 0.103										0	0	0	0	0	0	0											
Mark Sweeney, L (8.3) OBP: 0.356, SLG: 0.398										1	0	1	0	0	0	0											
Inning Stats	R: 0 E: 0 K: 0 S: 5	H: 0 LOB: 0 BB: 0 P: 9	R: 1 E: 0 K: 1 S: 12	H: 2 LOB: 1 BB: 0 P: 20	R: 0 E: 0 K: 1 S: 8	H: 0 LOB: 0 BB: 0 P: 11	R: 0 E: 0 K: 0 S: 8	H: 0 LOB: 1 BB: 1 P: 14	R: 1 E: 0 K: 1 S: 14	H: 0 LOB: 2 BB: 2 P: 23	R: 0 E: 0 K: 0 S: 21	H: 2 LOB: 2 BB: 0 P: 24	R: 0 E: 0 K: 1 S: 7	H: 0 LOB: 0 BB: 0 P: 9	R: 0 E: 0 K: 1 S: 13	H: 0 LOB: 1 BB: 1 P: 19	R: 2 E: 0 K: 1 S: 12	H: 2 LOB: 1 BB: 1 P: 20	1B: 3 2B: 2 3B: 0 HR: 1	SF: 0 SAC: 1 DP: 0 HBP: 0	WP: 1 PB: 0 SB: 0 CS: 0	PA: 38					
PITCHER	IP	WLS	BF	H	R	ER	SO	BB	IBB	HBP	BLK	WP	HR	S	P	ERA	WHIP										
Justin Germano, R (1.1) ERA: 4.3	5.2		23	2	2	2	3	2	0	0	0	1	0	55	86	3.18	0.706										
26 Doug Brocail, R (6.1) ERA: 4.01	0.1	W	3	2	0	0	0	0	0	0	0	0	0	13	15	0.00	6.000										
45 Justin Hampson, L (7.1) ERA: 2.62	1.0	H	3	0	0	0	1	0	0	0	0	0	0	7	9	0.00	0.000										
21 Heath Bell, R (8.1) ERA: 2.42	1.0	H	3	0	0	0	1	0	0	0	0	0	0	13	19	0.00	0.000										
Trevor Hoffman, R (9.1) ERA: 2.03	1.0	S	6	2	2	2	1	1	0	0	0	0	1	12	20	18.00	3.000										

Batter	1	2	3	4	5	6	7	8	9	AB	R	H	RBI	BB	SO	LOB	BOTTOM										
Mike Cameron, R (1.8) OBP: 0.321, SLG: 0.443										3	1	1	1	2	1	1	San Francisco Giants @ San Diego Padres PETCO Park, San Diego, CA Sun Aug 05 2007, 4:05 PM EDT Att: 42,438 - Sunny - 77 F										
Geoff Blum, S (1.7) OBP: 0.339, SLG: 0.355										4	0	0	0	1	1	3											
23 Adrián González, L (1.3) OBP: 0.337, SLG: 0.466										3	0	1	0	0	0	2											
3 Khalil Greene, R (1.6) OBP: 0.267, SLG: 0.435										3	0	0	0	1	1	1											
5 Kevin Kouzmanoff, R (1.5) OBP: 0.286, SLG: 0.402										4	0	0	0	0	1	4											
4 Michael Barrett, R (1.2) OBP: 0.286, SLG: 0.383										3	2	1	0	1	0	3											
Rob Mackowiak, L (1.9) OBP: 0.354, SLG: 0.414										3	1	1	0	0	1	0											
22 Marcus Giles, R (1.4) OBP: 0.300, SLG: 0.315										3	0	1	2	0	1	0											
Justin Germano, R (1.1) OBP: 0.281, SLG: 0.273										2	0	0	0	0	1	2											
28 Doug Brocail, L (6.1) OBP: 0.209, SLG: 0.200										0	0	0	0	0	0	0											
24 Brian Lintz, L (6. PH) OBP: 0.365, SLG: 0.378										0	0	0	0	0	0	0											
Greg Maddux, R (6. PH) OBP: 0.365, SLG: 0.378										0	0	0	0	0	0	0											
45 Justin Hampson, L (7.1)										0	0	0	0	0	0	0											
21 Heath Bell, R (8.1)										0	0	0	0	0	0	0											
Morgan Ensberg, R (8. PH) OBP: 0.320, SLG: 0.250										1	1	1	0	0	0	0											
Trevor Hoffman, R (9.1) ERA: 2.03										0	0	0	0	0	0	0											
Inning Stats	R: 0 E: 0 K: 0 S: 6	H: 0 LOB: 0 BB: 0 P: 8	R: 1 E: 0 K: 0 S: 8	H: 1 LOB: 2 BB: 1 P: 16	R: 0 E: 0 K: 2 S: 9	H: 0 LOB: 0 BB: 0 P: 13	R: 1 E: 0 K: 1 S: 11	H: 0 LOB: 1 BB: 1 P: 21	R: 2 E: 0 K: 1 S: 19	H: 2 LOB: 2 BB: 1 P: 32	R: 0 E: 0 K: 0 S: 8	H: 0 LOB: 0 BB: 0 P: 17	R: 1 E: 0 K: 2 S: 15	H: 2 LOB: 1 BB: 0 P: 22	1B: 5 2B: 1 3B: 0 HR: 0	SF: 1 SAC: 0 DP: 0 HBP: 2	WP: 1 PB: 0 SB: 1 CS: 0	PA: 38									
PITCHER	IP	WLS	BF	H	R	ER	SO	BB	IBB	HBP	BLK	WP	HR	S	P	ERA	WHIP										
51 Noah Lowry, L (1.1) ERA: 3.32	3.0		15	2	1	1	1	3	0	0	0	1	0	26	48	3.00	1.667										
Jack Taschner, L (4.1) ERA: 5.54	2.0		8	0	1	0	3	1	0	1	0	0	0	20	34	0.00	0.500										
31 Vinnie Chulk, R (6.1) ERA: 3.89	0.2	L	6	2	2	2	1	1	0	0	0	0	0	17	30	27.00	4.500										
Steve Kline, L (6.1) ERA: 3.12	0.1		1	0	0	0	0	0	0	0	0	0	0	2	2	0.00	0.000										
75 Barry Zito, L (7.1) ERA: 5.08	1.0		3	0	0	0	0	0	0	0	0	0	0	8	17	0.00	0.000										
PITCHER	IP	WLS	BF	H	R	ER	SO	BB	IBB	HBP	BLK	WP	HR	S	P	ERA	WHIP										
41 Brad Hennessey, R (8.1) ERA: 3.33	1.0		5	2	1	1	2	0	0	0	0	0	0	15	22	9.00	2.000										



Batter	1	2	3	4	5	6	7	8	9	AB	R	H	RBI	BB	SO	LOB	TOP				
Felipe Lopez, S (1,6) OBP: 0.309, SLG: 0.361										4	1	3	2	1	0	0	Washington Nationals @ San Francisco Giants AT&T Park, San Francisco, CA Tue Aug 07 2007, 7:15 PM PDT Att. 43,154 - Clear - 62 F				
10 Ronnie Belliard, R (1,4) OBP: 0.346, SLG: 0.422										3	1	1	0	2	0	1					
11 Ryan Zimmerman, R (1,5) OBP: 0.324, SLG: 0.454										4	0	1	1	0	0	4					
21 Dmitri Young, S (1,3) OBP: 0.382, SLG: 0.506										5	0	0	0	0	2	7					
Jon Rauch, R (8,1)										0	0	0	0	0	0	0					
32 Chad Cordero, R (9,1)										0	0	0	0	0	0	0					
25 Austin Kearns, R (1,9) OBP: 0.332, SLG: 0.380										4	2	2	2	1	0	2					
Ryan Church, L (1,7) OBP: 0.341, SLG: 0.425										3	0	0	0	1	1	2					
Ryan Langerhans, L (8,7) OBP: 0.266, SLG: 0.283										1	0	0	0	0	1	0					
Brian Schneider, L (1,2) OBP: 0.320, SLG: 0.341										4	2	1	1	1	0	2					
Nook Logan, S (1,8) OBP: 0.328, SLG: 0.356										4	1	1	1	0	1	1					
Mike Bacsik, L (1,1) OBP: 0.174, SLG: 0.182										2	0	0	0	0	0	1					
3 Jesus Flores, R (6,PH) OBP: 0.313, SLG: 0.340										1	0	0	0	0	0	0					
49 Chris Schroder, R (6,1) OBP: 0.329, SLG: 0.267										1	1	1	1	0	0	0					
Tony Batista, R (8,3) OBP: 0.329, SLG: 0.267										1	1	1	1	0	0	0					
Inning Stats	R: 0 E: 0 K: 1 S: 13	H: 2 LOB: 2 BB: 0 P: 21	R: 0 E: 0 K: 1 S: 10	H: 0 LOB: 1 BB: 1 P: 17	R: 3 E: 0 K: 0 S: 14	H: 2 LOB: 0 BB: 1 P: 26	R: 1 E: 0 K: 0 S: 7	H: 1 LOB: 0 BB: 0 P: 11	R: 0 E: 0 K: 1 S: 11	H: 0 LOB: 2 BB: 1 P: 20	R: 0 E: 0 K: 1 S: 10	H: 0 LOB: 1 BB: 1 P: 19	R: 4 E: 0 K: 0 S: 13	H: 4 LOB: 2 BB: 2 P: 30	R: 0 E: 0 K: 1 S: 6	H: 0 LOB: 0 BB: 0 P: 6	1B: 4 2B: 2 HR: 3	SF: 1 SAC: 0 DP: 0 HBP: 0	WP: 1 PB: 0 SB: 3 CS: 0	PA: 43	
PITCHER	IP WLS BF H R ER SO BB IBB HBP BLK WP HR S P ERA WHIP	IP WLS BF H R ER SO BB IBB HBP BLK WP HR S P ERA WHIP	IP WLS BF H R ER SO BB IBB HBP BLK WP HR S P ERA WHIP	IP WLS BF H R ER SO BB IBB HBP BLK WP HR S P ERA WHIP	IP WLS BF H R ER SO BB IBB HBP BLK WP HR S P ERA WHIP	IP WLS BF H R ER SO BB IBB HBP BLK WP HR S P ERA WHIP	IP WLS BF H R ER SO BB IBB HBP BLK WP HR S P ERA WHIP	IP WLS BF H R ER SO BB IBB HBP BLK WP HR S P ERA WHIP	IP WLS BF H R ER SO BB IBB HBP BLK WP HR S P ERA WHIP	IP WLS BF H R ER SO BB IBB HBP BLK WP HR S P ERA WHIP	IP WLS BF H R ER SO BB IBB HBP BLK WP HR S P ERA WHIP	IP WLS BF H R ER SO BB IBB HBP BLK WP HR S P ERA WHIP	IP WLS BF H R ER SO BB IBB HBP BLK WP HR S P ERA WHIP	IP WLS BF H R ER SO BB IBB HBP BLK WP HR S P ERA WHIP	IP WLS BF H R ER SO BB IBB HBP BLK WP HR S P ERA WHIP	IP WLS BF H R ER SO BB IBB HBP BLK WP HR S P ERA WHIP	IP WLS BF H R ER SO BB IBB HBP BLK WP HR S P ERA WHIP	IP WLS BF H R ER SO BB IBB HBP BLK WP HR S P ERA WHIP	IP WLS BF H R ER SO BB IBB HBP BLK WP HR S P ERA WHIP	IP WLS BF H R ER SO BB IBB HBP BLK WP HR S P ERA WHIP	IP WLS BF H R ER SO BB IBB HBP BLK WP HR S P ERA WHIP

AB	36
R	8
H	10
RBI	8
BB	6
SO	5
LOB	20



Batter	1	2	3	4	5	6	7	8	9	AB	R	H	RBI	BB	SO	LOB	BOTTOM					
Rajai Davis, R (1,8) OBP: 0.370, SLG: 0.355										5	1	2	0	0	1	2	Washington Nationals @ San Francisco Giants AT&T Park, San Francisco, CA Tue Aug 07 2007, 7:15 PM PDT Att. 43,154 - Clear - 62 F					
Ryan Klesko, L (1,3) OBP: 0.355, SLG: 0.422										5	0	0	0	0	2	2						
2 Randy Winn, S (1,9) OBP: 0.348, SLG: 0.410										5	0	1	1	0	0	0						
Barry Bonds, L (1,7) OBP: 0.495, SLG: 0.569										3	3	3	1	0	0	0						
53 Jonathan Sanchez, L (6,1) OBP: 1.000, SLG: 2.000										4	1	2	3	0	1	1						
32 Kevin Correia, R (8,1) OBP: 0.260, SLG: 0.260										3	1	0	0	1	0	0						
1 Benjie Molina, R (1,2) OBP: 0.294, SLG: 0.421										4	0	2	0	0	1	1						
Ray Durham, S (1,4) OBP: 0.303, SLG: 0.365										3	1	0	0	1	0	0						
Pedro Feliz, R (1,5) OBP: 0.292, SLG: 0.426										4	0	2	0	0	1	1						
19 Kevin Frandsen, R (1,6) OBP: 0.291, SLG: 0.293										4	0	0	0	0	1	4						
75 Barry Zito, L (1,1) OBP: 0.140, SLG: 0.098										2	0	0	1	0	1	2						
10 Dave Roberts, L (6,8) OBP: 0.325, SLG: 0.354										2	0	0	0	0	1	1						
Inning Stats	R: 0 E: 0 K: 1 S: 7	H: 0 LOB: 0 BB: 0 P: 11	R: 2 E: 0 K: 1 S: 19	H: 3 LOB: 2 BB: 1 P: 31	R: 2 E: 1 K: 1 S: 14	H: 2 LOB: 1 BB: 0 P: 19	R: 0 E: 0 K: 2 S: 11	H: 1 LOB: 0 BB: 0 P: 14	R: 1 E: 0 K: 0 S: 11	H: 1 LOB: 0 BB: 0 P: 17	R: 0 E: 0 K: 1 S: 9	H: 0 LOB: 0 BB: 0 P: 14	R: 1 E: 0 K: 1 S: 12	H: 2 LOB: 1 BB: 0 P: 18	R: 0 E: 0 K: 1 S: 11	H: 1 LOB: 1 BB: 0 P: 14	R: 0 E: 0 K: 0 S: 7	H: 0 LOB: 0 BB: 0 P: 12	1B: 5 2B: 3 HR: 2	SF: 0 SAC: 1 DP: 0 HBP: 0	WP: 0 PB: 0 SB: 0 CS: 0	PA: 39
PITCHER	IP WLS BF H R ER SO BB IBB HBP BLK WP HR S P ERA WHIP	IP WLS BF H R ER SO BB IBB HBP BLK WP HR S P ERA WHIP	IP WLS BF H R ER SO BB IBB HBP BLK WP HR S P ERA WHIP	IP WLS BF H R ER SO BB IBB HBP BLK WP HR S P ERA WHIP	IP WLS BF H R ER SO BB IBB HBP BLK WP HR S P ERA WHIP	IP WLS BF H R ER SO BB IBB HBP BLK WP HR S P ERA WHIP	IP WLS BF H R ER SO BB IBB HBP BLK WP HR S P ERA WHIP	IP WLS BF H R ER SO BB IBB HBP BLK WP HR S P ERA WHIP	IP WLS BF H R ER SO BB IBB HBP BLK WP HR S P ERA WHIP	IP WLS BF H R ER SO BB IBB HBP BLK WP HR S P ERA WHIP	IP WLS BF H R ER SO BB IBB HBP BLK WP HR S P ERA WHIP	IP WLS BF H R ER SO BB IBB HBP BLK WP HR S P ERA WHIP	IP WLS BF H R ER SO BB IBB HBP BLK WP HR S P ERA WHIP	IP WLS BF H R ER SO BB IBB HBP BLK WP HR S P ERA WHIP	IP WLS BF H R ER SO BB IBB HBP BLK WP HR S P ERA WHIP	IP WLS BF H R ER SO BB IBB HBP BLK WP HR S P ERA WHIP	IP WLS BF H R ER SO BB IBB HBP BLK WP HR S P ERA WHIP	IP WLS BF H R ER SO BB IBB HBP BLK WP HR S P ERA WHIP	IP WLS BF H R ER SO BB IBB HBP BLK WP HR S P ERA WHIP	IP WLS BF H R ER SO BB IBB HBP BLK WP HR S P ERA WHIP	IP WLS BF H R ER SO BB IBB HBP BLK WP HR S P ERA WHIP	

AB	37
R	6
H	10
RBI	6
BB	1
SO	8
LOB	13



Batter	1	2	3	4	5	6	7	8	9	AB	R	H	RBI	BB	SO	LOB	TOP										
Felipe Lopez, S OBP: 0.311, SLG: 0.363										4	0	2	0	0	0	1	Washington Nationals @ San Francisco Giants AT&T Park, San Francisco, CA Wed Aug 08 2007, 7:15 PM PDT Att: 42,991 - Cloudy - 62 F										
10 Ronnie Belliard, R OBP: 0.342, SLG: 0.416										4	0	0	0	0	1	2											
11 Ryan Zimmerman, R OBP: 0.321, SLG: 0.450										4	0	0	0	0	1												
21 Dmitri Young, S OBP: 0.381, SLG: 0.504										1	0	0	0	0	1												
Robert Fick, L OBP: 0.275, SLG: 0.222										3	0	0	0	0	0	0											
25 Austin Kearns, R OBP: 0.330, SLG: 0.377										3	0	0	0	0	1	0											
Ryan Church, L OBP: 0.341, SLG: 0.424										3	0	1	0	0	1	0											
Brian Schneider, L OBP: 0.321, SLG: 0.340										1	0	0	0	1	1	1											
D'Angelo Jimenez, S OBP: 0.345, SLG: 0.227										1	0	0	0	0	0	0											
3 Jesus Flores, R OBP: 0.313, SLG: 0.340										3	0	1	0	0	0	2											
Nook Logan, S OBP: 0.328, SLG: 0.362										2	0	0	0	0	0	1											
Tim Redding, R OBP: 0.083, SLG: 0.083										1	0	0	0	0	0	1											
Tony Batista, R OBP: 0.324, SLG: 0.262										1	0	0	0	0	0	1											
40 Billy Traber, L OBP: 0.313, SLG: 0.340										0	0	0	0	0	0	0											
Inning Stats	R: 0 E: 0 K: 1 S: 12	H: 1 LOB: 1 BB: 0 P: 19	R: 0 E: 0 K: 2 S: 12	H: 1 LOB: 1 BB: 0 P: 17	R: 0 E: 0 K: 0 S: 8	H: 1 LOB: 0 BB: 0 P: 13	R: 0 E: 0 K: 0 S: 19	H: 0 LOB: 0 BB: 0 P: 26	R: 0 E: 0 K: 0 S: 13	H: 0 LOB: 1 BB: 1 P: 21	R: 0 E: 0 K: 0 S: 10	H: 0 LOB: 0 BB: 0 P: 13	R: 0 E: 0 K: 1 S: 6	H: 1 LOB: 1 BB: 0 P: 9	R: 0 E: 0 K: 0 S: 10	H: 1 LOB: 1 BB: 0 P: 17	R: 0 E: 0 K: 0 S: 8	H: 0 LOB: 0 BB: 0 P: 12	1B: 3 2B: 1 3B: 0 HR: 0	SF: 0 SAC: 0 DP: 1 HBP: 0	WP: 1 PB: 0 SB: 1 CS: 0	PA: 31					
PITCHER	IP	WLS	BF	H	R	ER	SO	BB	IBB	HBP	BLK	WP	HR	S	P	ERA	WHIP										
18 Matt Cain, R ERA: 3.77	6.0	W	21	3	0	0	3	1	0	0	0	0	0	74	109	0.00	0.667										
Jack Taschner, L ERA: 5.23	2.0		7	1	0	0	1	0	0	0	0	1	0	16	26	0.00	0.500										
31 Vinnie Chulk, R ERA: 3.8	1.0		3	0	0	0	0	0	0	0	0	0	0	8	12	0.00	0.000										

AB	30
R	0
H	4
RBI	0
BB	1
SO	4
LOB	10



Batter	1	2	3	4	5	6	7	8	9	AB	R	H	RBI	BB	SO	LOB	BOTTOM										
10 Dave Roberts, L OBP: 0.327, SLG: 0.359										4	1	2	0	0	0	0	Washington Nationals @ San Francisco Giants AT&T Park, San Francisco, CA Wed Aug 08 2007, 7:15 PM PDT Att: 42,991 - Cloudy - 62 F										
13 Omar Vizquel, S OBP: 0.310, SLG: 0.315										4	0	1	1	0	0	2											
2 Randy Winn, S OBP: 0.347, SLG: 0.407										3	1	0	0	1	0	1											
Barry Bonds, L OBP: 0.496, SLG: 0.580										2	1	2	1	0	0	0											
Jack Taschner, L ERA: 5.23										0	0	0	0	0	0	0											
39 Guillermo Rodriguez, R OBP: 0.340, SLG: 0.286										1	0	0	0	0	0	0											
31 Vinnie Chulk, R ERA: 3.8										4	1	1	0	0	0	1											
Ryan Klesko, L OBP: 0.354, SLG: 0.419										4	0	1	1	0	0	0											
1 Bengie Molina, R OBP: 0.293, SLG: 0.419										4	0	1	1	0	0	0											
Pedro Feliz, R OBP: 0.294, SLG: 0.426										4	0	2	0	0	0	0											
19 Kevin Frandsen, R OBP: 0.284, SLG: 0.286										4	0	0	0	0	0	3											
18 Matt Cain, R OBP: 0.073, SLG: 0.125										2	1	1	1	0	1	1											
Rajai Davis, R OBP: 0.378, SLG: 0.355										0	0	0	0	1	0	0											
Inning Stats	R: 2 E: 0 K: 0 S: 8	H: 1 LOB: 0 BB: 1 P: 16	R: 0 E: 0 K: 1 S: 15	H: 1 LOB: 0 BB: 0 P: 23	R: 0 E: 0 K: 0 S: 8	H: 0 LOB: 0 BB: 0 P: 11	R: 0 E: 0 K: 0 S: 6	H: 0 LOB: 0 BB: 1 P: 12	R: 2 E: 0 K: 0 S: 13	H: 3 LOB: 1 BB: 0 P: 21	R: 0 E: 0 K: 0 S: 4	H: 0 LOB: 0 BB: 0 P: 8	R: 0 E: 0 K: 0 S: 10	H: 1 LOB: 2 BB: 1 P: 15	R: 1 E: 0 K: 0 S: 17	H: 3 LOB: 2 BB: 0 P: 26	R: 1 E: 0 K: 0 S: 8	H: 0 LOB: 0 BB: 0 P: 12	1B: 6 2B: 1 3B: 0 HR: 2	SF: 0 SAC: 0 DP: 1 HBP: 0	WP: 0 PB: 0 SB: 1 CS: 0	PA: 35					
PITCHER	IP	WLS	BF	H	R	ER	SO	BB	IBB	HBP	BLK	WP	HR	S	P	ERA	WHIP										
Tim Redding, R ERA: 2.86	7.0	L	29	6	4	4	4	0	0	0	0	0	0	17	26	9.00	3.000										
40 Billy Traber, L ERA: 4.76	1.0		6	3	1	1	0	0	0	0	0	0	0	17	26	9.00	3.000										

AB	32
R	5
H	9
RBI	5
BB	3
SO	1
LOB	8



Batter	1	2	3	4	5	6	7	8	9	AB	R	H	RBI	BB	SO	LOB	TOP										
Felipe Lopez, S OBP: 0.312, SLG: 0.370	G4-3		K		HR		E4		1B	5	1	2	2	0	1	0	Washington Nationals @ San Francisco Giants AT&T Park, San Francisco, CA Thu Aug 09 2007, 12:35 PM PDT Att: 41,555 - Sunny - 66 F										
Nook Logan, S OBP: 0.330, SLG: 0.363	K		G4-3		1B		1B		K	5	0	2	0	0	2	2											
11 Ryan Zimmerman, R (1,5) OBP: 0.322, SLG: 0.449	1B				BB		L7		P3	4	1	1	0	1	1	5											
25 Austin Kearns, R OBP: 0.333, SLG: 0.379	1B						FC6-4			3	0	2	0	1	0	2											
Tony Batista, R OBP: 0.333, SLG: 0.277	F8				1B		1B		K	4	0	2	0	0	1	2											
10 Ronnie Belliard, R OBP: 0.328, SLG: 0.413	G4-3				SF7		K		F8	3	0	0	1	0	1	2											
3 Jesus Flores, R OBP: 0.323, SLG: 0.327	G4-3				G5-3		K		G5-3	4	0	0	0	0	1	4											
Robert Fick, L OBP: 0.271, SLG: 0.219	G6-3				G3		G4-3		G5-3	2	0	0	0	0	0	0											
Ryan Langerhans, L OBP: 0.305, SLG: 0.280										2	0	0	0	0	0	2											
35 Joel Hanrahan, R OBP: 0.500, SLG: 1.157					P3					2	1	1	0	0	0	0											
34 Ray King, L OBP: 0.345, SLG: 0.407							G3-1		1B	0	0	0	0	0	0	0											
52 Saul Rivera, S OBP: 0.277, SLG: 0.278									BB	0	0	0	0	0	0	0											
Ryan Church, L OBP: 0.356, SLG: 0.416										0	0	0	0	0	0	0											
Jon Ayala, R OBP: 0.294, SLG: 0.425										0	0	0	0	0	0	0											
Jon Rauch, R OBP: 0.397, SLG: 0.394										0	0	0	0	0	0	0											
D'Angelo Jimenez, S OBP: 0.340, SLG: 0.289										0	0	0	0	0	0	0											
32 Chad Cordero, R OBP: 0.299, SLG: 0.425										0	0	0	0	0	0	0											
Inning Stats	R: 0 E: 0 K: 1 S: 9	H: 2 LOB: 2 BB: 0 P: 14	R: 0 E: 0 K: 0 S: 5	H: 0 LOB: 0 BB: 0 P: 10	R: 0 E: 0 K: 1 S: 11	H: 0 LOB: 0 BB: 0 P: 17	R: 1 E: 0 K: 0 S: 10	H: 2 LOB: 1 BB: 1 P: 19	R: 2 E: 0 K: 2 S: 13	H: 3 LOB: 2 BB: 1 P: 21	R: 0 E: 0 K: 2 S: 17	H: 1 LOB: 2 BB: 1 P: 27	R: 0 E: 0 K: 0 S: 13	H: 1 LOB: 2 BB: 0 P: 18	R: 0 E: 0 K: 1 S: 8	H: 0 LOB: 0 BB: 0 P: 11	R: 0 E: 0 K: 1 S: 10	H: 1 LOB: 2 BB: 1 P: 15	1B: 8 2B: 1 3B: 0 HR: 1	SF: 1 SAC: 0 DP: 1 HBP: 0	WP: 0 PB: 0 CS: 1	PA: 39					
PITCHER	IP	WLS	BF	H	R	ER	SO	BB	IBB	HBP	BLK	WP	HR	S	P	ERA	WHIP										
71 Pat Misch, L ERA: 4.58	5.1	L	24	8	3	3	4	2	0	0	0	0	1	58	97	5.06	1.875										
31 Vinnie Chulk, R ERA: 3.74	0.2		0	0	0	0	1	0	0	0	0	0	0	7	11	0.00	0.000										
32 Kevin Correia, R ERA: 4.05	2.0		8	1	0	0	1	0	0	0	0	0	0	21	29	0.00	0.500										
Steve Kline, L ERA: 3.0	0.2		4	1	0	0	1	1	0	0	0	0	0	8	12	0.00	3.000										
Scott Atchison, R ERA: 1.35	0.1		1	0	0	0	0	0	0	0	0	0	0	2	3	0.00	0.000										
Batter	1	2	3	4	5	6	7	8	9	AB	R	H	RBI	BB	SO	LOB	BOTTOM										
10 Dave Roberts, L OBP: 0.329, SLG: 0.361	E6				G4-3		G6-4-3		K	1	0	1	0	0	0	0	Washington Nationals @ San Francisco Giants AT&T Park, San Francisco, CA Thu Aug 09 2007, 12:35 PM PDT Att: 41,555 - Sunny - 66 F										
19 Kevin Frandsen, R OBP: 0.277, SLG: 0.278	1B									4	0	0	0	0	1	4											
13 Omar Vizquel, S OBP: 0.311, SLG: 0.318	1B				L8		F9			5	0	2	0	0	0	1											
2 Randy Winn, S OBP: 0.345, SLG: 0.407	P5				G4-3		G5-3		G4-3	5	0	1	0	0	0	3											
Ryan Klesko, L OBP: 0.356, SLG: 0.416	BB				F8		G4-3			2	0	0	0	2	0	1											
Ray Durham, S OBP: 0.307, SLG: 0.366	BB				P2				1B	2	0	1	0	2	0	1											
Pedro Feliz, R OBP: 0.294, SLG: 0.425	L7				F7		K		1B	4	0	1	0	0	1	6											
Rajai Davis, R OBP: 0.397, SLG: 0.394									K	4	1	3	0	0	1	2											
39 Guillermo Rodriguez, R OBP: 0.340, SLG: 0.289										3	0	1	1	0	1	2											
Barry Bonds, L OBP: 0.495, SLG: 0.578										1	0	0	0	0	0	2											
Steve Kline, S ERA: 4.75										0	0	0	0	0	0	0											
Scott Atchison, R ERA: 1.35										0	0	0	0	0	0	0											
71 Pat Misch, R ERA: 2.76										0	0	0	0	0	0	1											
31 Vinnie Chulk, R ERA: 3.28										0	0	0	0	0	0	0											
Mark Sweeney, L ERA: 2.33										0	0	0	0	0	0	0											
32 Kevin Correia, R OBP: 0.356, SLG: 0.416										0	0	0	0	0	0	0											
1 Bengie Molina, R OBP: 0.255, SLG: 0.418										0	0	0	0	0	0	0											
Inning Stats	R: 0 E: 1 K: 0 S: 17	H: 2 LOB: 3 BB: 2 P: 29	R: 1 E: 0 K: 0 S: 9	H: 2 LOB: 1 BB: 0 P: 14	R: 0 E: 0 K: 0 S: 5	H: 0 LOB: 1 BB: 1 P: 12	R: 0 E: 0 K: 1 S: 10	H: 1 LOB: 1 BB: 0 P: 15	R: 0 E: 0 K: 0 S: 10	H: 1 LOB: 2 BB: 1 P: 18	R: 0 E: 0 K: 0 S: 6	H: 2 LOB: 1 BB: 0 P: 9	R: 0 E: 0 K: 0 S: 7	H: 0 LOB: 0 BB: 0 P: 8	R: 0 E: 0 K: 1 S: 14	H: 2 LOB: 1 BB: 0 P: 19	R: 0 E: 0 K: 1 S: 12	H: 1 LOB: 1 BB: 0 P: 17	1B: 8 2B: 3 3B: 0 HR: 0	SF: 0 SAC: 1 DP: 1 HBP: 0	WP: 0 PB: 0 CS: 3	PA: 40					
PITCHER	IP	WLS	BF	H	R	ER	SO	BB	IBB	HBP	BLK	WP	HR	S	P	ERA	WHIP										
38 Joel Hanrahan, R ERA: 2.76	5.1	W	26	7	1	1	2	4	0	0	0	0	0	2	2	1.69	2.062										
34 Ray King, L ERA: 4.75	0.0		1	1	0	0	0	0	0	0	0	0	0	2	2	∞	∞										
52 Saul Rivera, R ERA: 3.28	0.2	H	1	0	0	0	0	0	0	0	0	0	0	1	2	0.00	0.000										
Luis Ayala, R ERA: 2.33	1.0	H	3	0	0	0	0	0	0	0	0	0	0	7	8	0.00	0.000										
Jon Rauch, R ERA: 3.61	1.0	H	4	2	0	0	1	0	0	0	0	0	0	14	19	0.00	2.000										

Batter	1	2	3	4	5	6	7	8	9	AB	R	H	RBI	BB	SO	LOB	TOP				
13 Nate McLouth, L OBP: 0.303, SLG: 0.391										6	1	1	0	0	4	4					
19 José Bautista, R OBP: 0.339, SLG: 0.402										4	3	2	0	1	2	0					
12 Freddy Sanchez, R OBP: 0.346, SLG: 0.430										5	2	4	5	0	1	0					
25 Adam LaRoche, L OBP: 0.327, SLG: 0.444										5	2	2	3	0	0	2					
52 Franquelis Osona, R										0	0	0	0	0	0	0					
Jason Bay, R OBP: 0.328, SLG: 0.433										5	1	1	0	0	2	1					
41 Ryan Doumit, S OBP: 0.352, SLG: 0.490										5	2	2	0	0	0	1					
Jose Castillo, R OBP: 0.294, SLG: 0.351										5	0	2	2	0	0	1					
2 Jack Wilson, R OBP: 0.320, SLG: 0.378										4	1	2	0	1	1	1					
Tony Armas, R Shawn Chacon, R Damaso Marte, L 16 Salomon Torres, R Josh Phelps, R										3	0	1	1	0	1	1					
Inning Stats	R: 0 E: 0 K: 3 S: 9	H: 0 LOB: 0 BB: 0 P: 10	R: 0 E: 0 K: 1 S: 8	H: 0 LOB: 0 BB: 0 P: 15	R: 0 E: 0 K: 2 S: 9	H: 1 LOB: 1 BB: 0 P: 12	R: 5 E: 0 K: 1 S: 20	H: 5 LOB: 1 BB: 1 P: 31	R: 0 E: 0 K: 1 S: 8	H: 1 LOB: 0 BB: 0 P: 12	R: 1 E: 0 K: 0 S: 7	H: 2 LOB: 0 BB: 0 P: 11	R: 1 E: 0 K: 1 S: 17	H: 2 LOB: 1 BB: 0 P: 23	R: 0 E: 0 K: 1 S: 12	H: 1 LOB: 1 BB: 0 P: 18	R: 6 E: 1 K: 1 S: 24	H: 5 LOB: 2 BB: 2 P: 38	1B: 10 2B: 4 3B: 1 HR: 2	SF: 1 DP: 2 HBP: 0	WP: 0 PA: 46 PB: 0 CS: 1
PITCHER	IP WLS BF H R ER SO BB IBB HBP BLK WP HR S P ERA WHIP	IP WLS BF H R ER SO BB IBB HBP BLK WP HR S P ERA WHIP	IP WLS BF H R ER SO BB IBB HBP BLK WP HR S P ERA WHIP	IP WLS BF H R ER SO BB IBB HBP BLK WP HR S P ERA WHIP	IP WLS BF H R ER SO BB IBB HBP BLK WP HR S P ERA WHIP	IP WLS BF H R ER SO BB IBB HBP BLK WP HR S P ERA WHIP	IP WLS BF H R ER SO BB IBB HBP BLK WP HR S P ERA WHIP	IP WLS BF H R ER SO BB IBB HBP BLK WP HR S P ERA WHIP	IP WLS BF H R ER SO BB IBB HBP BLK WP HR S P ERA WHIP	IP WLS BF H R ER SO BB IBB HBP BLK WP HR S P ERA WHIP	IP WLS BF H R ER SO BB IBB HBP BLK WP HR S P ERA WHIP	IP WLS BF H R ER SO BB IBB HBP BLK WP HR S P ERA WHIP	IP WLS BF H R ER SO BB IBB HBP BLK WP HR S P ERA WHIP	IP WLS BF H R ER SO BB IBB HBP BLK WP HR S P ERA WHIP	IP WLS BF H R ER SO BB IBB HBP BLK WP HR S P ERA WHIP	IP WLS BF H R ER SO BB IBB HBP BLK WP HR S P ERA WHIP	IP WLS BF H R ER SO BB IBB HBP BLK WP HR S P ERA WHIP				

Pittsburgh Pirates @ San Francisco Giants
 AT&T Park, San Francisco, CA
 Sat Aug 11 2007, 12:55 PM PDT
 Att: 43,105 - Partly Cloudy - 67 F

AB	42
R	13
H	17
RBI	12
BB	3
SO	11
LOB	11



Batter	1	2	3	4	5	6	7	8	9	AB	R	H	RBI	BB	SO	LOB	BOTTOM				
Rajai Davis, R OBP: 0.425, SLG: 0.452										3	0	1	0	0	0	3					
13 Omar Vizquel, S OBP: 0.310, SLG: 0.315										4	0	0	0	0	0	5					
2 Randy Winn, S OBP: 0.346, SLG: 0.414										4	1	2	1	0	1	0					
Ray Durham, S OBP: 0.306, SLG: 0.365										4	1	1	0	0	1	1					
Ryan Klesko, L OBP: 0.355, SLG: 0.415										4	1	2	1	0	0	0					
Pedro Feliz, R OBP: 0.293, SLG: 0.425										4	0	1	0	0	0	1					
40 Daniel Ortmeier, S OBP: 0.290, SLG: 0.441										3	0	0	0	1	1	0					
39 Guillermo Rodriguez, R OBP: 0.333, SLG: 0.286										4	0	1	0	0	0	3					
55 Tim Lincecum, L OBP: 0.445, SLG: 0.321										2	0	0	0	0	0	0					
32 Kevin Correia, R OBP: 0.205, SLG: 0.200										0	0	0	1	1	0	0					
10 David Roberts, L OBP: 0.333, SLG: 0.354										0	0	0	0	0	0	0					
51 Noah Lowmy, R OBP: 0.333, SLG: 0.354										0	0	0	0	0	0	0					
38 Brian Wilson, R OBP: 0.333, SLG: 0.354										0	0	0	0	0	0	0					
Steve Kline, S OBP: 0.333, SLG: 0.354										0	0	0	0	0	0	0					
23 Randy Messenger, R OBP: 0.286, SLG: 0.281										1	0	0	0	0	0	0					
Inning Stats	R: 0 E: 0 K: 1 S: 12	H: 2 LOB: 1 BB: 0 P: 16	R: 0 E: 0 K: 1 S: 7	H: 0 LOB: 0 BB: 0 P: 10	R: 0 E: 0 K: 0 S: 8	H: 0 LOB: 1 BB: 0 P: 13	R: 1 E: 0 K: 0 S: 8	H: 1 LOB: 0 BB: 0 P: 16	R: 0 E: 0 K: 0 S: 6	H: 0 LOB: 0 BB: 0 P: 8	R: 0 E: 0 K: 0 S: 9	H: 0 LOB: 0 BB: 0 P: 13	R: 2 E: 0 K: 0 S: 11	H: 3 LOB: 3 BB: 2 P: 24	R: 0 E: 0 K: 1 S: 10	H: 1 LOB: 1 BB: 0 P: 14	R: 0 E: 0 K: 0 S: 8	H: 1 LOB: 0 BB: 0 P: 11	1B: 5 2B: 2 3B: 0 HR: 1	SF: 0 DP: 1 HBP: 1	WP: 0 PA: 36 PB: 1 CS: 1
PITCHER	IP WLS BF H R ER SO BB IBB HBP BLK WP HR S P ERA WHIP	IP WLS BF H R ER SO BB IBB HBP BLK WP HR S P ERA WHIP	IP WLS BF H R ER SO BB IBB HBP BLK WP HR S P ERA WHIP	IP WLS BF H R ER SO BB IBB HBP BLK WP HR S P ERA WHIP	IP WLS BF H R ER SO BB IBB HBP BLK WP HR S P ERA WHIP	IP WLS BF H R ER SO BB IBB HBP BLK WP HR S P ERA WHIP	IP WLS BF H R ER SO BB IBB HBP BLK WP HR S P ERA WHIP	IP WLS BF H R ER SO BB IBB HBP BLK WP HR S P ERA WHIP	IP WLS BF H R ER SO BB IBB HBP BLK WP HR S P ERA WHIP	IP WLS BF H R ER SO BB IBB HBP BLK WP HR S P ERA WHIP	IP WLS BF H R ER SO BB IBB HBP BLK WP HR S P ERA WHIP	IP WLS BF H R ER SO BB IBB HBP BLK WP HR S P ERA WHIP	IP WLS BF H R ER SO BB IBB HBP BLK WP HR S P ERA WHIP	IP WLS BF H R ER SO BB IBB HBP BLK WP HR S P ERA WHIP	IP WLS BF H R ER SO BB IBB HBP BLK WP HR S P ERA WHIP	IP WLS BF H R ER SO BB IBB HBP BLK WP HR S P ERA WHIP	IP WLS BF H R ER SO BB IBB HBP BLK WP HR S P ERA WHIP				

Pittsburgh Pirates @ San Francisco Giants
 AT&T Park, San Francisco, CA
 Sat Aug 11 2007, 12:55 PM PDT
 Att: 43,105 - Partly Cloudy - 67 F

AB	33
R	3
H	8
RBI	3
BB	2
SO	3
LOB	14



Batter	1	2	3	4	5	6	7	8	9	AB R H RBI BB SO LOB	TOP											
Cesar Izturis, S OBP: 0.305, SLG: 0.313	1-0 FC3-2 BB	0-0 1B			2-2 G5-3		1-1 12 F8 19 1B 3B 1B		1-3 K	4 1 2 1 1 1 0	Pittsburgh Pirates @ San Francisco Giants AT&T Park, San Francisco, CA Sun Aug 12 2007, 12:05 PM PDT Att: 41,976 - Cloudy - 68 F											
19 José Bautista, R OBP: 0.340, SLG: 0.401	4-2 FC3-2 BB	3-2 P4			2-1 F7		1-0 3B 1B		3-2 P3	4 1 1 0 1 0 1												
12 Freddy Sanchez, R OBP: 0.347, SLG: 0.426	4-1 FC3-2 BB				1-0 P5		2-0 P4		2-0 F8	4 0 0 0 1 0 2												
Jason Bay, R OBP: 0.328, SLG: 0.431	2-3 K				0-1 G6-3		1-0 HR 1B			4 1 1 0 0 2 5												
Josh Phelps, R OBP: 0.365, SLG: 0.436	1-1 FC3-2				1-1 P3		0-0 HR			4 1 2 4 0 0 3												
41 Ryan Doumit, S OBP: 0.347, SLG: 0.482	3-2 G5-3				0-1 G5-3		1-3 K			4 0 0 0 0 1 4												
26 Ronny Paulino, R OBP: 0.290, SLG: 0.372		3-2 L6			3-2 F9		1-1 1B 1B			4 0 1 0 0 0 0												
Jose Castillo, R OBP: 0.299, SLG: 0.361		2-2 24 G4-3 1B 2B			3-2 F9		0-1 1B			4 1 2 0 0 1 0												
13 Nate McLouth, L OBP: 0.303, SLG: 0.391							1-2 1B			0 0 0 0 0 0 0												
24 Tom Gorzelanny, R OBP: 0.106, SLG: 0.067		0-2 G4-3					0-3 K			4 0 0 0 0 3 3												
Inning Stats	R: 0 E: 0 K: 1 S: 14	H: 0 LOB: 3 BB: 3 P: 32	R: 1 E: 0 K: 0 S: 16	H: 2 LOB: 1 BB: 0 P: 24	R: 0 E: 0 K: 0 S: 5	H: 0 LOB: 0 BB: 0 P: 7	R: 0 E: 0 K: 0 S: 9	H: 0 LOB: 0 BB: 0 P: 15	R: 0 E: 0 K: 1 S: 9	H: 0 LOB: 0 BB: 0 P: 13	R: 2 E: 0 K: 2 S: 14	H: 4 LOB: 2 BB: 0 P: 20	R: 2 E: 0 K: 1 S: 12	H: 3 LOB: 1 BB: 0 P: 17	R: 0 E: 0 K: 2 S: 7	H: 0 LOB: 0 BB: 0 P: 14	R: 0 E: 0 K: 1 S: 13	H: 0 LOB: 0 BB: 0 P: 19	1B: 6 2B: 1 3B: 1 HR: 1	SF: 0 SAC: 0 DP: 0 HBP: 0	WP: 0 PB: 0 SB: 0 CS: 0	PA: 39
PITCHER	IP WLS BF H R ER SO BB IBB HBP BLK WP HR S P ERA WHIP											PITCHER	IP WLS BF H R ER SO BB IBB HBP BLK WP HR S P ERA WHIP									
75 Barry Zito, L ERA: 5.13	(1, 1) 6.0 L 27 6 3 3 4 3 0 0 0 0 0 1 67 111 4.50 1.500																					
31 Vinnie Chulk, R ERA: 3.64	(7, 1) 2.0 9 3 2 2 3 0 0 0 0 0 0 19 31 9.00 1.500																					
Jack Taschner, L ERA: 5.01	(9, 1) 1.0 3 0 0 0 1 0 0 0 0 0 0 13 19 0.00 0.000																					

Batter	1	2	3	4	5	6	7	8	9	AB R H RBI BB SO LOB	BOTTOM											
Rajai Davis, R OBP: 0.418, SLG: 0.442	1-1 F7		0-0 13 S 1B						2-2 G5-3	4 0 1 0 0 0 0	Pittsburgh Pirates @ San Francisco Giants AT&T Park, San Francisco, CA Sun Aug 12 2007, 12:05 PM PDT Att: 41,976 - Cloudy - 68 F											
13 Omar Vizquel, S OBP: 0.307, SLG: 0.312	2-1 P3		1-0 F9						2-0 P6	4 0 0 0 0 0 1												
2 Randy Winn, S OBP: 0.345, SLG: 0.412	1-1 1B 1B		3-2 P3						2-2 F8	4 0 1 0 0 0 1												
Barry Bonds, L OBP: 0.497, SLG: 0.588	1-1 1B 1B		4-0 IBB						2-1 P4	3 0 1 0 1 0 0												
1 Benjie Molina, R OBP: 0.291, SLG: 0.411	0-1 P1		3-2 P3						2-1 G5-3	4 0 0 0 0 1 4												
Pedro Feliz, R OBP: 0.296, SLG: 0.429		1-2 19 G3 2B			2-1 40 FC5-4 1B					3 0 2 0 0 0 0												
40 Daniel Ortmeier, S OBP: 0.277, SLG: 0.419		1-2 F7			2-2 FC5-4 19 G5-4-3					3 0 0 0 0 0 2												
19 Kevin Frandsen, R OBP: 0.275, SLG: 0.276					0-1 G5-4-3					3 0 0 0 0 0 2												
75 Barry Zito, L OBP: 0.133, SLG: 0.093										2 0 0 0 0 2 1												
31 Vinnie Chulk, R OBP: 0.305, SLG: 0.364										0 0 0 0 0 0 0												
Ray Durham, S OBP: 0.305, SLG: 0.364										1 0 0 0 0 1 0												
Jack Taschner, L ERA: 5.01										0 0 0 0 0 0 0												
Inning Stats	R: 0 E: 0 K: 1 S: 10	H: 2 LOB: 2 BB: 0 P: 15	R: 0 E: 0 K: 1 S: 11	H: 1 LOB: 1 BB: 0 P: 15	R: 0 E: 0 K: 0 S: 11	H: 1 LOB: 2 BB: 1 P: 22	R: 0 E: 0 K: 0 S: 8	H: 1 LOB: 0 BB: 0 P: 12	R: 0 E: 0 K: 1 S: 6	H: 0 LOB: 0 BB: 0 P: 8	R: 0 E: 0 K: 1 S: 7	H: 0 LOB: 0 BB: 0 P: 9	R: 0 E: 0 K: 0 S: 5	H: 0 LOB: 0 BB: 0 P: 8	R: 0 E: 0 K: 1 S: 7	H: 0 LOB: 0 BB: 0 P: 13	R: 0 E: 0 K: 0 S: 7	H: 0 LOB: 0 BB: 0 P: 13	1B: 4 2B: 1 3B: 0 HR: 0	SF: 0 SAC: 0 DP: 1 HBP: 0	WP: 0 PB: 0 SB: 1 CS: 0	PA: 32
PITCHER	IP WLS BF H R ER SO BB IBB HBP BLK WP HR S P ERA WHIP											PITCHER	IP WLS BF H R ER SO BB IBB HBP BLK WP HR S P ERA WHIP									
24 Tom Gorzelanny, L ERA: 3.29	(1, 1) 9.0 W 32 5 0 0 4 0 1 0 0 0 0 72 115 0.00 0.556																					



Batter	1	2	3	4	5	6	7	8	9	AB	R	H	RBI	BB	SO	LOB	TOP		
Rajai Davis, R OBP: 0.411, SLG: 0.444 (1,8)	G5-3		G6-3			G6-3			F7	4	0	1	1	0	0	0	San Francisco Giants @ Pittsburgh Pirates PNC Park, Pittsburgh, PA Mon Aug 13 2007, 5:05 PM EDT Clear - 82 F livebaseballscorecards.com		
Ray Durham, S OBP: 0.302, SLG: 0.360 (1,4)	K		F9			K			P6	4	0	0	0	0	2	1			
2 Randy Winn, S OBP: 0.342, SLG: 0.409 (1,9)	G5-3				G4-3				G6-3	4	0	0	0	0	0	0			
Barry Bonds, L OBP: 0.496, SLG: 0.585 (1,7)		G3-1			K				1B	3	0	1	0	0	1	0			
1 Bengie Molina, R OBP: 0.289, SLG: 0.408 (1,2)	P3				G5-3				F9	3	0	0	0	0	0	1			
Pedro Feliz, R OBP: 0.294, SLG: 0.426 (1,5)	P4								F9	3	0	0	0	0	0	1			
40 Daniel Ortmeier, S OBP: 0.279, SLG: 0.431 (1,3)			G3-1			G6-3			G5-3	3	1	1	0	0	0	0			
19 Kevin Frandsen, R OBP: 0.271, SLG: 0.271 (1,6)			G3-1			G3			G1-3	3	0	0	0	0	0	1			
18 Matt Cain, R OBP: 0.070, SLG: 0.119 (1,1)									F9	2	0	0	0	0	1	1			
39 Guillermo Rodriguez, R (8, PH) OBP: 0.329, SLG: 0.250 (8,1)									F9	1	0	0	0	0	0	0			
23 Randy Messenger, R (8,1)									F9	0	0	0	0	0	0	0			
Inning Stats	R: 0 E: 0 K: 1 S: 6	H: 0 LOB: 0 BB: 0 P: 10	R: 0 E: 0 K: 0 S: 5	H: 0 LOB: 0 BB: 0 P: 7	R: 1 E: 0 K: 1 S: 9	H: 2 LOB: 1 BB: 0 P: 12	R: 0 E: 0 K: 1 S: 10	H: 0 LOB: 0 BB: 0 P: 13	R: 0 E: 0 K: 0 S: 5	H: 0 LOB: 0 BB: 0 P: 7	R: 0 E: 0 K: 0 S: 4	H: 1 LOB: 1 BB: 0 P: 5	R: 0 E: 0 K: 0 S: 8	H: 0 LOB: 0 BB: 0 P: 13	R: 0 E: 0 K: 0 S: 6	H: 0 LOB: 0 BB: 0 P: 11	1B: 1 2B: 2 3B: 0 HR: 0	SF: 0 SAC: 0 DP: 0 HBP: 0	WP: 0 PA: 30 PB: 0 SB: 0 CS: 0
PITCHER 28 Paul Maholm, L ERA: 4.38 (1,1)	IP: 9.0 WLS: W BF: 30 H: 3 R: 1 ER: 1 SO: 4 BB: 0 IBB: 0 HBP: 0 BLK: 0 WP: 0 HR: 0 S: 61 P: 91 ERA: 1.00 WHIP: 0.333																		

Batter	1	2	3	4	5	6	7	8	9	AB	R	H	RBI	BB	SO	LOB	BOTTOM		
13 Nate McLouth, L OBP: 0.302, SLG: 0.393 (1,8)	P2						G4-3			4	0	1	1	0	1	1	San Francisco Giants @ Pittsburgh Pirates PNC Park, Pittsburgh, PA Mon Aug 13 2007, 5:05 PM EDT Clear - 82 F livebaseballscorecards.com		
19 José Bautista, R OBP: 0.342, SLG: 0.400 (1,7)	12 2B								F8	3	1	1	0	1	0	0			
12 Freddy Sanchez, R OBP: 0.343, SLG: 0.426 (1,4)	2B								L6	4	1	1	0	0	1	2			
25 Adam LaRoche, L OBP: 0.327, SLG: 0.441 (1,3)	2B								G4-3	3	0	0	0	1	0	2			
41 Ryan Doumit, S OBP: 0.344, SLG: 0.478 (6, PH) Cesar Izturis, S OBP: 0.304, SLG: 0.312 (7,5)	K								G5-3	2	0	0	0	0	1	3			
Jose Castillo, R OBP: 0.299, SLG: 0.367 (7,9)									K	3	0	1	2	0	2	0			
26 Ronny Paulino, R OBP: 0.288, SLG: 0.369 (1,2)	G2-3								G6-3	3	0	0	0	0	1	2			
2 Jack Wilson, R OBP: 0.323, SLG: 0.379 (1,6)										2	0	1	0	0	0	0			
28 Paul Maholm, L OBP: 0.204, SLG: 0.208 (1,1)									B1-6-4	3	1	1	0	0	1	2			
Inning Stats	R: 2 E: 0 K: 1 S: 16	H: 2 LOB: 2 BB: 2 P: 30	R: 1 E: 0 K: 1 S: 15	H: 3 LOB: 2 BB: 0 P: 20	R: 0 E: 0 K: 2 S: 10	H: 0 LOB: 0 BB: 0 P: 14	R: 0 E: 0 K: 2 S: 8	H: 1 LOB: 0 BB: 0 P: 12	R: 0 E: 0 K: 0 S: 9	H: 0 LOB: 0 BB: 0 P: 14	R: 0 E: 0 K: 1 S: 8	H: 0 LOB: 0 BB: 0 P: 10	R: 0 E: 0 K: 0 S: 4	H: 0 LOB: 0 BB: 0 P: 5	R: 0 E: 0 K: 0 S: 8	H: 0 LOB: 0 BB: 0 P: 11	1B: 2 2B: 4 3B: 0 HR: 0	SF: 0 SAC: 0 DP: 1 HBP: 1	WP: 0 PA: 31 PB: 0 SB: 0 CS: 1
PITCHER 18 Matt Cain, R ERA: 3.77 (1,1) 23 Randy Messenger, R (8,1) ERA: 2.62 (8,1)	IP: 7.0 WLS: L BF: 28 H: 6 R: 3 ER: 3 SO: 7 BB: 2 IBB: 0 HBP: 1 BLK: 0 WP: 0 HR: 0 S: 70 P: 105 ERA: 3.86 WHIP: 1.143																		

Batter	1	2	3	4	5	6	7	8	9	AB	R	H	RBI	BB	SO	LOB	TOP		
Rajai Davis, R OBP: 0.420, SLG: 0.471 (1, 8)	4-2 2 S 13 S BB		0-2 L6			1-1 SH2-3 40 FC1-2 2B	0-2 2B	0-2 F6		4	2	2	0	1	0	2	San Francisco Giants @ Pittsburgh Pirates PNC Park, Pittsburgh, PA Mon Aug 13 2007, 5:10 PM EDT Att: 25,434 - Clear - 79 F		
13 Omar Vizquel, S OBP: 0.306, SLG: 0.310 (1, 6)	2-2 F7			0-1 G3		4-1 40 FC1-2 2 SH2-3 BB	2-1 SF8	0-0 F9		3	1	0	1	1	0	3			
2 Randy Winn, S OBP: 0.340, SLG: 0.405 (1, 9)	1-1 G3			3-2 G6-3		0-0 SH2-3	1-2 F7		0-0 G5-3	4	0	0	1	0	0	1			
Pedro Feliz, R OBP: 0.295, SLG: 0.427 (1, 5)	1-2 F9			0-1 G6-3		4-0 40 FC1-2 HR	0-0 40 HR 2B		1-3 K	4	2	1	1	1	1	0			
40 Daniel Ortmeier, S OBP: 0.274, SLG: 0.457 (1, 7)		2-2 G4-3			0-0 G6-3	0-0 FC1-2 HR	1-2 2B HR		1-2 L3	5	2	1	2	0	0	3			
Ryan Klecko, L OBP: 0.360, SLG: 0.432 (1, 3)	3-1 39 F8-4 2B			4-0 19 FC1-6 39 1B BB		3-2 HR	0-1 F7			3	1	2	4	1	0	0			
39 Guillermo Rodriguez, R OBP: 0.339, SLG: 0.296 (1, 2)	0-0 F8-4			2-0 19 FC1-6 1B		3-1 P3		0-1 19 HBP 1B		4	0	2	0	0	0	1			
19 Kevin Frandsen, R OBP: 0.276, SLG: 0.272 (1, 4)			2-1 G5-3		0-1 FC1-6		0-0 51 2B 1B	1-2 HBP		3	1	1	0	0	0	2			
51 Noah Lowry, R OBP: 0.077, SLG: 0.098 (1, 1)			1-3 K		2-3 K		1-0 2B 13 SF8 2B	1-2 F9		3	1	1	1	0	2	2			
10 Dave Roberts, L OBP: 0.332, SLG: 0.362 (8, PH)										1	0	0	0	0	0	2			
Steve Kline, S (8, 1)										0	0	0	0	0	0	0			
Inning Stats	R: 1 E: 0 K: 0 S: 15	H: 0 LOB: 0 BB: 1 P: 23	R: 0 E: 0 K: 0 S: 6	H: 1 LOB: 0 BB: 0 P: 11	R: 0 E: 0 K: 1 S: 8	H: 0 LOB: 0 BB: 0 P: 11	R: 0 E: 0 K: 0 S: 8	H: 1 LOB: 2 BB: 1 P: 15	R: 4 E: 0 K: 0 S: 10	H: 2 LOB: 0 BB: 2 P: 25	R: 5 E: 0 K: 0 S: 16	H: 5 LOB: 0 BB: 0 P: 21	R: 0 E: 0 K: 0 S: 11	H: 1 LOB: 2 BB: 0 P: 13	R: 0 E: 0 K: 1 S: 7	H: 0 LOB: 0 BB: 0 P: 9	1B: 3 2B: 6 3B: 0 HR: 2	SF: 1 SAC: 1 DP: 1 HBP: 1	WP: 0 PA: 41 SB: 0 CS: 2
PITCHER	IP WLS BF H R ER SO BB IBB HBP BLK WP HR S P ERA WHIP	IP WLS BF H R ER SO BB IBB HBP BLK WP HR S P ERA WHIP	IP WLS BF H R ER SO BB IBB HBP BLK WP HR S P ERA WHIP	IP WLS BF H R ER SO BB IBB HBP BLK WP HR S P ERA WHIP	IP WLS BF H R ER SO BB IBB HBP BLK WP HR S P ERA WHIP	IP WLS BF H R ER SO BB IBB HBP BLK WP HR S P ERA WHIP	IP WLS BF H R ER SO BB IBB HBP BLK WP HR S P ERA WHIP	IP WLS BF H R ER SO BB IBB HBP BLK WP HR S P ERA WHIP	IP WLS BF H R ER SO BB IBB HBP BLK WP HR S P ERA WHIP	IP WLS BF H R ER SO BB IBB HBP BLK WP HR S P ERA WHIP	IP WLS BF H R ER SO BB IBB HBP BLK WP HR S P ERA WHIP	IP WLS BF H R ER SO BB IBB HBP BLK WP HR S P ERA WHIP	IP WLS BF H R ER SO BB IBB HBP BLK WP HR S P ERA WHIP	IP WLS BF H R ER SO BB IBB HBP BLK WP HR S P ERA WHIP	IP WLS BF H R ER SO BB IBB HBP BLK WP HR S P ERA WHIP	IP WLS BF H R ER SO BB IBB HBP BLK WP HR S P ERA WHIP	IP WLS BF H R ER SO BB IBB HBP BLK WP HR S P ERA WHIP		
Shane Youman, L ERA: 5.18 (1, 1)	6.0 L 25 4 5 5 2 3 1 0 0 0 1 54 96 7.50 1.167																		
Masumi Kuwata, R ERA: 9.43 (7, 1)	1.0 8 5 5 5 0 0 0 0 0 0 1 16 21 45.00 5.000																		
52 Franquelis Osoria, R ERA: 3.0 (8, 1)	1.0 5 1 0 0 0 0 0 0 0 0 0 11 13 0.00 1.000																		
34 John Grabow, L ERA: 4.21 (9, 1)	1.0 3 0 0 0 0 1 0 0 0 0 0 7 9 0.00 0.000																		



Batter	1	2	3	4	5	6	7	8	9	AB	R	H	RBI	BB	SO	LOB	BOTTOM				
Cesar Izturis, S OBP: 0.298, SLG: 0.305 (1, 6)	0-1 G4-3		1-1 G1-3		3-2 G5-3		0-1 G1-3		0-1 F8	5	0	0	0	0	0	1	San Francisco Giants @ Pittsburgh Pirates PNC Park, Pittsburgh, PA Mon Aug 13 2007, 5:10 PM EDT Att: 25,434 - Clear - 79 F				
19 José Bautista, R OBP: 0.347, SLG: 0.409 (1, 9)	1-2 F7		4-2 BB		4-2 BB		4-1 12 1B BB		1-1 HR	2	1	1	1	3	0	0					
12 Freddy Sanchez, R OBP: 0.344, SLG: 0.426 (1, 4)	1-0 BB		0-3 K		2-0 F8		0-2 1B		1-0 F7	5	0	2	0	0	1	2					
Jason Bay, R OBP: 0.329, SLG: 0.428 (1, 7)	4-1 SAFE		4-2 SAFE		0-1 F8		3-2 G6-3		2-1 G6-3	3	0	0	0	2	0	3					
25 Adam LaRoche, L OBP: 0.326, SLG: 0.439 (1, 3)	0-0 G6-3		1-0 F7		0-0 F7		0-0 F7		2-1 1B	4	0	1	0	0	0	4					
Josh Phelps, R OBP: 0.369, SLG: 0.465 (1, 2)		1-1 HR	0-0 G5-3		3-2 G5-3		0-0 G5-3		0-0 1B	4	1	2	1	0	0	2					
Jose Castillo, R OBP: 0.292, SLG: 0.358 (1, 5)		1-3 K		2-2 G1-3		0-0 L4		2-3 K		4	0	0	0	0	2	2					
13 Nate McLouth, L OBP: 0.305, SLG: 0.395 (1, 8)		3-2 E		0-0 B5-6-4		1-0 F9		0-1 F5		4	0	2	0	0	0	2					
Shane Youman, L ERA: 5.18 (1, 1)	7.0 W 31 6 7 2 3 5 2 0 0 0 2 70 114 2.57 1.571																				
Xavier Nady, R ERA: 3.28 (7, PH)	2.0 9 3 1 1 1 1 0 0 0 0 0 1 18 27 4.50 1.500																				
52 Franquelis Osoria, R ERA: 3.0 (8, 1)																					
2 Jack Wilson, R ERA: 3.28 (8, PH)																					
34 John Grabow, L ERA: 4.21 (9, 1)																					
Inning Stats	R: 0 E: 0 K: 0 S: 8	H: 1 LOB: 2 BB: 1 P: 14	R: 1 E: 0 K: 2 S: 14	H: 2 LOB: 1 BB: 0 P: 21	R: 0 E: 0 K: 1 S: 12	H: 0 LOB: 2 BB: 2 P: 21	R: 0 E: 0 K: 0 S: 5	H: 1 LOB: 0 BB: 0 P: 7	R: 0 E: 0 K: 0 S: 12	H: 0 LOB: 1 BB: 1 P: 21	R: 0 E: 0 K: 0 S: 5	H: 0 LOB: 0 BB: 0 P: 8	R: 1 E: 0 K: 0 S: 14	H: 2 LOB: 2 BB: 1 P: 22	R: 0 E: 0 K: 1 S: 11	H: 2 LOB: 2 BB: 0 P: 16	R: 1 E: 0 K: 0 S: 7	H: 1 LOB: 0 BB: 0 P: 11	1B: 6 2B: 0 3B: 0 HR: 3	SF: 0 SAC: 0 DP: 1 HBP: 0	WP: 0 PA: 40 SB: 1 CS: 0
PITCHER	IP WLS BF H R ER SO BB IBB HBP BLK WP HR S P ERA WHIP	IP WLS BF H R ER SO BB IBB HBP BLK WP HR S P ERA WHIP	IP WLS BF H R ER SO BB IBB HBP BLK WP HR S P ERA WHIP	IP WLS BF H R ER SO BB IBB HBP BLK WP HR S P ERA WHIP	IP WLS BF H R ER SO BB IBB HBP BLK WP HR S P ERA WHIP	IP WLS BF H R ER SO BB IBB HBP BLK WP HR S P ERA WHIP	IP WLS BF H R ER SO BB IBB HBP BLK WP HR S P ERA WHIP	IP WLS BF H R ER SO BB IBB HBP BLK WP HR S P ERA WHIP	IP WLS BF H R ER SO BB IBB HBP BLK WP HR S P ERA WHIP	IP WLS BF H R ER SO BB IBB HBP BLK WP HR S P ERA WHIP	IP WLS BF H R ER SO BB IBB HBP BLK WP HR S P ERA WHIP	IP WLS BF H R ER SO BB IBB HBP BLK WP HR S P ERA WHIP	IP WLS BF H R ER SO BB IBB HBP BLK WP HR S P ERA WHIP	IP WLS BF H R ER SO BB IBB HBP BLK WP HR S P ERA WHIP	IP WLS BF H R ER SO BB IBB HBP BLK WP HR S P ERA WHIP	IP WLS BF H R ER SO BB IBB HBP BLK WP HR S P ERA WHIP					
51 Noah Lowry, L ERA: 3.28 (1, 1)																					
Steve Kline, L ERA: 4.46 (8, 1)																					



Batter	1	2	3	4	5	6	7	8	9	AB	R	H	RBI	BB	SO	LOB	TOP										
Rajai Davis, R (1, 8) 31 Vinnie Chulk, R (7, 1) 1 Bengie Molina, R (9, PH) OBP: 0.290, SLG: 0.411										3	0	1	1	0	1	1	San Francisco Giants @ Atlanta Braves Turner Field, Atlanta, GA Wed Aug 15 2007, 7:35 PM EDT Att: 33,841 - Partly Cloudy - 96 F										
13 Omar Vizquel, S (1, 6) OBP: 0.302, SLG: 0.305										5	0	0	1	0	1	4											
2 Randy Winn, S (1, 9) OBP: 0.339, SLG: 0.406										4	0	1	0	0	0	2											
Barry Bonds, L (1, 7) OBP: 0.495, SLG: 0.589										4	1	1	1	0	0	1											
Ryan Klesko, L (1, 3) 40 Daniel Ortmeier, S (4, 3) OBP: 0.358, SLG: 0.430 OBP: 0.289, SLG: 0.493										2	0	0	0	0	1	0											
Ray Durham, S (1, 4) OBP: 0.303, SLG: 0.356										3	0	1	0	1	0	1											
Pedro Feliz, R (1, 5) OBP: 0.294, SLG: 0.423										4	0	1	0	0	0	2											
39 Guillermo Rodriguez, R (1, 2) OBP: 0.348, SLG: 0.316										3	1	1	0	1	2	2											
48 Russ Ortiz, R (1, 1) Scott Atchison, R (6, 1) Jack Taschner, L (6, 1) 10 Dave Roberts, L (7, PH) OBP: 0.334, SLG: 0.371										1	0	0	0	0	0	0											
Inning Stats	R: 0 E: 0 K: 1 S: 7	H: 1 LOB: 1 BB: 0 P: 11	R: 0 E: 0 K: 1 S: 11	H: 1 LOB: 1 BB: 0 P: 17	R: 0 E: 0 K: 0 S: 5	H: 0 LOB: 1 BB: 0 P: 11	R: 0 E: 0 K: 1 S: 6	H: 0 LOB: 1 BB: 1 P: 15	R: 1 E: 0 K: 1 S: 12	H: 2 LOB: 1 BB: 0 P: 13	R: 1 E: 0 K: 1 S: 10	H: 2 LOB: 1 BB: 0 P: 12	R: 1 E: 0 K: 0 S: 8	H: 1 LOB: 0 BB: 0 P: 10	R: 0 E: 0 K: 0 S: 4	H: 1 LOB: 0 BB: 0 P: 5		R: 0 E: 0 K: 0 S: 10	H: 1 LOB: 2 BB: 1 P: 19	1B: 6 2B: 1 3B: 1 HR: 1	SF: 0 SAC: 1 DP: 1 HBP: 1	WP: 0 PB: 0 SB: 1 CS: 0	PA: 38				
PITCHER	IP	WLS	BF	H	R	ER	SO	BB	IBB	HBP	BLK	WP	HR	S	P	ERA	WHIP										
15 Tim Hudson, R (1, 1) ERA: 3.02	8.0	W	33	8	3	3	5	1	0	1	2	0	1	63	94	3.38	1.125										
Bob Wickman, R (9, 1) ERA: 3.83	1.0	S	5	1	0	0	0	1	0	0	0	0	0	10	19	0.00	2.000										

Batter	1	2	3	4	5	6	7	8	9	AB	R	H	RBI	BB	SO	LOB	BOTTOM										
Willie Harris, L (1, 7) OBP: 0.403, SLG: 0.449										3	1	1	1	1	0	0	San Francisco Giants @ Atlanta Braves Turner Field, Atlanta, GA Wed Aug 15 2007, 7:35 PM EDT Att: 33,841 - Partly Cloudy - 96 F										
2 Kelly Johnson, L (1, 4) OBP: 0.389, SLG: 0.488										5	0	0	0	0	1	5											
10 Chipper Jones, S (1, 5) OBP: 0.428, SLG: 0.594										3	0	2	0	1	0	0											
Mark Teixeira, S (1, 3) OBP: 0.390, SLG: 0.540										2	1	0	1	2	1	2											
16 Brian McCann, L (1, 2) OBP: 0.324, SLG: 0.452										3	1	1	0	0	1	3											
7 Jeff Francoeur, R (1, 9) OBP: 0.351, SLG: 0.462										2	2	1	0	2	1	1											
Andruw Jones, R (1, 8) OBP: 0.308, SLG: 0.412										4	1	1	2	0	1	4											
19 Yunel Escobar, R (1, 6) OBP: 0.361, SLG: 0.402										4	0	0	0	0	2	5											
15 Tim Hudson, R (1, 1) Scott Thorman, L (8, PH) Bob Wickman, R (9, 1) ERA: 5.2 ERA: 4.5 ERA: 5.27										3	0	2	1	0	0	0											
Inning Stats	R: 1 E: 0 K: 1 S: 12	H: 0 LOB: 1 BB: 2 P: 25	R: 1 E: 0 K: 2 S: 15	H: 2 LOB: 2 BB: 1 P: 27	R: 0 E: 0 K: 1 S: 8	H: 1 LOB: 1 BB: 1 P: 13	R: 0 E: 0 K: 0 S: 5	H: 0 LOB: 0 BB: 0 P: 10	R: 0 E: 1 K: 0 S: 6	H: 0 LOB: 0 BB: 0 P: 13	R: 4 E: 0 K: 0 S: 12	H: 3 LOB: 1 BB: 1 P: 25	R: 0 E: 0 K: 2 S: 10	H: 2 LOB: 3 BB: 1 P: 16	R: 0 E: 0 K: 2 S: 11	H: 0 LOB: 0 BB: 0 P: 15		1B: 5 2B: 3 3B: 0 HR: 0	SF: 1 SAC: 0 DP: 1 HBP: 1	WP: 1 PB: 1 SB: 1 CS: 1	PA: 38						
PITCHER	IP	WLS	BF	H	R	ER	SO	BB	IBB	HBP	BLK	WP	HR	S	P	ERA	WHIP										
48 Russ Ortiz, R (1, 1) ERA: 5.2	5.0	L	23	3	4	3	4	5	0	0	0	1	0	47	95	5.40	1.600										
Scott Atchison, R (6, 1) ERA: 4.5	0.1		4	3	1	1	0	0	0	0	0	0	0	7	10	27.00	9.000										
Jack Taschner, L (6, 1) ERA: 5.27	0.2		2	0	1	1	0	0	0	0	0	0	0	4	8	13.50	0.000										
31 Vinnie Chulk, R (7, 1) ERA: 3.78	2.0		9	2	0	0	4	0	1	0	0	0	0	21	31	0.00	1.000										

Batter	1	2	3	4	5	6	7	8	9	AB	R	H	RBI	BB	SO	LOB	TOP			
Rajai Davis, R OBP: 0.423, SLG: 0.468 (1, 8)	F9	P2			SF9	P4			FC6-4	5	1	2	0	0	0	2	San Francisco Giants @ Atlanta Braves Turner Field, Atlanta, GA Thu Aug 16 2007, 7:35 PM EDT Att: 36,419 - Partly Cloudy - 95 F			
10 Dave Roberts, L OBP: 0.335, SLG: 0.371 (1, 7)	HR		P4		G1-3				FC6-4	5	2	2	0	0	0	2				
2 Randy Winn, S OBP: 0.292, SLG: 0.413 (1, 9)	HR				SF9				G4-3	2	2	1	2	2	0	1				
1 Bengie Molina, R OBP: 0.292, SLG: 0.420 (1, 2)	HR		F7							3	1	2	4	0	0	0				
Ray Durham, S OBP: 0.302, SLG: 0.354 (1, 4)	F9		K							3	0	0	0	1	1	0				
Pedro Feliz, R OBP: 0.294, SLG: 0.422 (1, 5)	G6-3				G6-3					4	1	1	0	0	0	2				
40 Daniel Ortmeier, S OBP: 0.300, SLG: 0.545 (1, 3)		HR								4	1	2	1	0	0	0				
19 Kevin Frandsen, R OBP: 0.280, SLG: 0.291 (1, 6)		F9								3	1	1	1	1	0	0				
55 Tim Lincecum, L OBP: 0.135, SLG: 0.114 (1, 1)			K							2	0	0	0	0	0	2				
Ryan Klesko, L OBP: 0.357, SLG: 0.430 (6, PH)										0	0	0	1	0	0	0				
20 Pat Misch, R (6, 1)										1	0	0	0	0	0	0				
38 Brian Wilson, R (9, 1)										0	0	0	0	0	0	0				
Inning Stats	R: 3 E: 0 K: 0 S: 11	H: 2 LOB: 0 BB: 1 P: 18	R: 1 E: 0 K: 1 S: 10	H: 1 LOB: 0 BB: 0 P: 18	R: 1 E: 0 K: 1 S: 10	H: 1 LOB: 0 BB: 0 P: 15	R: 1 E: 0 K: 1 S: 9	H: 2 LOB: 1 BB: 0 P: 13	R: 1 E: 0 K: 0 S: 6	H: 2 LOB: 2 BB: 1 P: 12	R: 1 E: 0 K: 0 S: 8	H: 1 LOB: 1 BB: 2 P: 20	R: 0 E: 0 K: 0 S: 5	H: 0 LOB: 0 BB: 0 P: 8	R: 0 E: 0 K: 0 S: 8	H: 1 LOB: 0 BB: 0 P: 12	1B: 5 2B: 2 3B: 0 HR: 4	SF: 3 SAC: 0 DP: 2 HBP: 0	WP: 1 PB: 0 SB: 1 CS: 0	PA: 39
PITCHER	IP WLS BF H R ER SO BB IBB HBP BLK WP HR S P ERA WHIP	IP WLS BF H R ER SO BB IBB HBP BLK WP HR S P ERA WHIP	IP WLS BF H R ER SO BB IBB HBP BLK WP HR S P ERA WHIP	IP WLS BF H R ER SO BB IBB HBP BLK WP HR S P ERA WHIP	IP WLS BF H R ER SO BB IBB HBP BLK WP HR S P ERA WHIP	IP WLS BF H R ER SO BB IBB HBP BLK WP HR S P ERA WHIP	IP WLS BF H R ER SO BB IBB HBP BLK WP HR S P ERA WHIP	IP WLS BF H R ER SO BB IBB HBP BLK WP HR S P ERA WHIP	IP WLS BF H R ER SO BB IBB HBP BLK WP HR S P ERA WHIP	IP WLS BF H R ER SO BB IBB HBP BLK WP HR S P ERA WHIP	IP WLS BF H R ER SO BB IBB HBP BLK WP HR S P ERA WHIP	IP WLS BF H R ER SO BB IBB HBP BLK WP HR S P ERA WHIP	IP WLS BF H R ER SO BB IBB HBP BLK WP HR S P ERA WHIP	IP WLS BF H R ER SO BB IBB HBP BLK WP HR S P ERA WHIP	IP WLS BF H R ER SO BB IBB HBP BLK WP HR S P ERA WHIP	IP WLS BF H R ER SO BB IBB HBP BLK WP HR S P ERA WHIP				

AB	32
R	9
H	11
RBI	9
BB	4
SO	3
LOB	7



Batter	1	2	3	4	5	6	7	8	9	AB	R	H	RBI	BB	SO	LOB	BOTTOM					
Willie Harris, L OBP: 0.401, SLG: 0.453 (1, 7)	10 WP	G3			G1-3			F7		4	1	1	0	0	0	1	San Francisco Giants @ Atlanta Braves Turner Field, Atlanta, GA Thu Aug 16 2007, 7:35 PM EDT Att: 36,419 - Partly Cloudy - 95 F					
2 Kelly Johnson, L OBP: 0.389, SLG: 0.485 (1, 4)	10 WP		G4-3		F8			G5-3		2	1	0	0	1	0	0						
Chris Woodward, R OBP: 0.248, SLG: 0.298 (8, PH)	10 WP									1	0	0	0	0	0	0						
10 Chipper Jones, S OBP: 0.427, SLG: 0.590 (1, 5)	FC3-6		G6-3		F7			F7		4	0	1	0	0	0	0						
Mark Teixeira, S OBP: 0.389, SLG: 0.536 (1, 3)	FC3-6		K							4	0	1	1	0	1	1						
16 Brian McCann, L OBP: 0.324, SLG: 0.454 (1, 2)	F8									3	1	1	0	0	0	1						
46 Manny Acosta, R (7, 1)	F8									0	0	0	0	0	0	0						
58 Peter Moylan, R (9, 1)										0	0	0	0	0	0	0						
23 Matt Diaz, R OBP: 0.372, SLG: 0.504 (8, PH)										1	0	0	0	0	1	1						
7 Jeff Francoeur, R OBP: 0.348, SLG: 0.458 (1, 9)	K									4	0	0	0	0	1	3						
Andruw Jones, R OBP: 0.310, SLG: 0.413 (1, 8)										4	0	2	0	0	0	1						
19 Yunel Escobar, R OBP: 0.356, SLG: 0.398 (1, 6)	F8									2	0	0	1	0	0	1						
36 Chuck James, L OBP: 0.178, SLG: 0.163 (1, 1)										1	0	0	0	0	1	1						
Tyler Yates, R ERA: 3.95 (4, 1)										0	0	0	0	0	0	0						
Scott Thorman, L OBP: 0.257, SLG: 0.395 (4, PH)										1	0	0	0	0	1	1						
Oscar Villarreal, L OBP: 0.250, SLG: 0.250 (5, 1)										0	0	0	0	0	0	0						
Corky Miller, R OBP: 0.290, SLG: 0.429 (7, 2)										1	0	0	0	0	0	0						
Inning Stats	R: 2 E: 0 K: 1 S: 19	H: 2 LOB: 1 BB: 1 P: 35	R: 0 E: 0 K: 1 S: 7	H: 1 LOB: 0 BB: 0 P: 14	R: 0 E: 0 K: 1 S: 6	H: 0 LOB: 0 BB: 0 P: 11	R: 1 E: 0 K: 1 S: 10	H: 2 LOB: 1 BB: 0 P: 14	R: 0 E: 0 K: 0 S: 10	H: 0 LOB: 0 BB: 0 P: 15	R: 0 E: 0 K: 0 S: 5	H: 0 LOB: 0 BB: 0 P: 8	R: 0 E: 0 K: 0 S: 4	H: 0 LOB: 0 BB: 0 P: 5	R: 0 E: 0 K: 0 S: 6	H: 0 LOB: 0 BB: 0 P: 11	R: 0 E: 0 K: 1 S: 13	H: 1 LOB: 1 BB: 0 P: 17	1B: 4 2B: 1 3B: 1 HR: 0	SF: 1 SAC: 0 DP: 0 HBP: 0	WP: 1 PB: 0 SB: 0 CS: 0	PA: 34
PITCHER	IP WLS BF H R ER SO BB IBB HBP BLK WP HR S P ERA WHIP	IP WLS BF H R ER SO BB IBB HBP BLK WP HR S P ERA WHIP	IP WLS BF H R ER SO BB IBB HBP BLK WP HR S P ERA WHIP	IP WLS BF H R ER SO BB IBB HBP BLK WP HR S P ERA WHIP	IP WLS BF H R ER SO BB IBB HBP BLK WP HR S P ERA WHIP	IP WLS BF H R ER SO BB IBB HBP BLK WP HR S P ERA WHIP	IP WLS BF H R ER SO BB IBB HBP BLK WP HR S P ERA WHIP	IP WLS BF H R ER SO BB IBB HBP BLK WP HR S P ERA WHIP	IP WLS BF H R ER SO BB IBB HBP BLK WP HR S P ERA WHIP	IP WLS BF H R ER SO BB IBB HBP BLK WP HR S P ERA WHIP	IP WLS BF H R ER SO BB IBB HBP BLK WP HR S P ERA WHIP	IP WLS BF H R ER SO BB IBB HBP BLK WP HR S P ERA WHIP	IP WLS BF H R ER SO BB IBB HBP BLK WP HR S P ERA WHIP	IP WLS BF H R ER SO BB IBB HBP BLK WP HR S P ERA WHIP	IP WLS BF H R ER SO BB IBB HBP BLK WP HR S P ERA WHIP	IP WLS BF H R ER SO BB IBB HBP BLK WP HR S P ERA WHIP						



Batter	1	2	3	4	5	6	7	8	9	AB	R	H	RBI	BB	SO	LOB	TOP				
Rajai Davis, R OBP: 0.413, SLG: 0.476 (1,9)	P3		BB		B5-3	1B			K	4	0	1	0	1	1	0					
10 Dave Roberts, L OBP: 0.331, SLG: 0.366 (1,8)	F7		G4-3		F9		F8			4	0	0	0	0	0	2					
Ryan Klesko, L OBP: 0.358, SLG: 0.432 (1,3)	G5-3			1B	HR					4	2	2	0	0	1	0					
Barry Bonds, L OBP: 0.493, SLG: 0.592 41 Brad Hennessey, R (9,1)		K		K	HR					4	1	1	2	0	3	1					
1 Bengie Molina, R OBP: 0.294, SLG: 0.421 (1,2)	P4				P6				P6	4	1	1	1	0	0	0					
Pedro Feliz, R OBP: 0.291, SLG: 0.418 (1,5)	K									4	0	0	0	0	3	1					
Rich Aurilia, R OBP: 0.301, SLG: 0.375 (1,4)			1B							4	0	2	1	0	0	0					
13 Omar Vizquel, S OBP: 0.301, SLG: 0.301 (1,6)			P4						G6-3	2	0	0	0	2	0	1					
18 Matt Cain, R OBP: 0.089, SLG: 0.136 38 Brian Wilson, R (8,1)			SH1-4							2	0	1	0	0	1	2					
2 Randy Winn, S OBP: 0.343, SLG: 0.413 (9,9)									G4-3	0	0	0	0	0	0	0					
Inning Stats	R: 0 E: 0 K: 0 S: 7	H: 0 LOB: 0 BB: 0 P: 14	R: 0 E: 0 K: 2 S: 10	H: 0 LOB: 0 BB: 0 P: 14	R: 0 E: 0 K: 0 S: 11	H: 1 LOB: 2 BB: 1 P: 17	R: 2 E: 0 K: 3 S: 17	H: 3 LOB: 2 BB: 1 P: 27	R: 2 E: 0 K: 0 S: 9	H: 2 LOB: 2 BB: 1 P: 19	R: 0 E: 0 K: 2 S: 8	H: 0 LOB: 0 BB: 0 P: 13	R: 0 E: 0 K: 1 S: 8	H: 0 LOB: 0 BB: 0 P: 16	R: 0 E: 0 K: 1 S: 10	H: 0 LOB: 0 BB: 0 P: 10	1B: 4 2B: 3 3B: 0 HR: 1	SF: 0 SAC: 1 DP: 0 HBP: 0	WP: 0 PB: 0 SB: 0 CS: 0	PA: 37	
PITCHER	IP	WLS	BF	H	R	ER	SO	BB	IBB	HBP	BLK	WP	HR	S	P	ERA	WHIP				
56 Rick Van Den Hurk, R ERA: 7.36 (1,1)	5.2	L	27	7	4	4	5	2	1	0	0	0	1	60	101	6.35	1.588				
48 Lee Gardner, R ERA: 2.41 (6,1)	0.1		1	1	0	0	0	0	0	0	0	0	0	1	3	0.00	3.000				
57 Taylor Tankersley, L ERA: 4.25 (7,1)	1.0		3	0	0	0	2	0	0	0	0	0	0	8	13	0.00	0.000				
32 Justin Miller, R ERA: 3.48 (8,1)	1.0		3	0	0	0	1	0	0	0	0	0	0	8	16	0.00	0.000				
22 Matt Lindstrom, R ERA: 3.62 (9,1)	1.0		3	0	0	0	1	0	0	0	0	0	0	10	10	0.00	0.000				

San Francisco Giants @ Florida Marlins
Dolphin Stadium, Miami, FL
Sat Aug 18 2007, 7:05 PM EDT
Att. 42,817 - Clear - 86 F

AB 33
R 4
H 8
RBI 4
BB 3
SO 9
LOB 7



Batter	1	2	3	4	5	6	7	8	9	AB	R	H	RBI	BB	SO	LOB	BOTTOM				
2 Hanley Ramirez, R OBP: 0.393, SLG: 0.578 (1,6)	HR		P3						K	4	1	1	1	0	2	1					
7 Alejandro De Aza, L OBP: 0.331, SLG: 0.438 (1,8)	1B		G4-3		G4-3				G4-3	4	1	2	0	0	0	0					
Miguel Cabrera, R OBP: 0.407, SLG: 0.604 (1,5)	P4		G4-6-3						G6-3	4	0	0	0	0	1	2					
Mike Jacobs, L OBP: 0.316, SLG: 0.442 (1,3)										3	1	2	2	1	0	0					
6 Dan Uggla, R OBP: 0.321, SLG: 0.478 (9,4)	1B								FC6-4	0	0	0	0	0	0	0					
14 Josh Willingham, R OBP: 0.370, SLG: 0.474 (1,7)	P3								FC6-4	4	0	0	0	0	0	2					
27 Jeremy Hermida, L OBP: 0.363, SLG: 0.448 (1,9)	K									4	0	2	0	0	1	1					
20 Matt Treanor, R OBP: 0.376, SLG: 0.404 (1,2)									SH1-4	2	0	0	0	1	1	0					
4 Alfredo Amezaga, S OBP: 0.321, SLG: 0.366 (9,3)	G3								L4-5	3	0	0	0	0	1	3					
56 Rick Van Den Hurk, R ERA: 7.36, SLG: 0.625 (1,1)										2	0	0	0	0	0	2					
48 Lee Gardner, R ERA: 2.41 (6,1)										0	0	0	0	0	0	0					
57 Taylor Tankersley, L ERA: 4.25 (7,1)										0	0	0	0	0	0	0					
Todd Linden, S OBP: 0.321, SLG: 0.334 (7,PH)										1	0	0	0	0	1	1					
32 Justin Miller, R ERA: 3.48 (8,1)										0	0	0	0	0	0	0					
22 Matt Lindstrom, R ERA: 3.62 (9,1)										0	0	0	0	0	0	0					
Inning Stats	R: 2 E: 0 K: 1 S: 13	H: 3 LOB: 1 BB: 0 P: 19	R: 0 E: 0 K: 1 S: 8	H: 0 LOB: 0 BB: 0 P: 14	R: 0 E: 0 K: 0 S: 7	H: 1 LOB: 0 BB: 0 P: 11	R: 1 E: 0 K: 1 S: 14	H: 2 LOB: 2 BB: 1 P: 24	R: 0 E: 0 K: 2 S: 10	H: 0 LOB: 0 BB: 0 P: 16	R: 0 E: 0 K: 0 S: 8	H: 0 LOB: 1 BB: 0 P: 12	R: 0 E: 0 K: 0 S: 7	H: 0 LOB: 1 BB: 1 P: 13	R: 0 E: 0 K: 0 S: 5	H: 1 LOB: 0 BB: 0 P: 7	1B: 2 2B: 3 3B: 1 HR: 2	SF: 0 SAC: 1 DP: 2 HBP: 1	WP: 0 PB: 0 SB: 0 CS: 0	PA: 35	
PITCHER	IP	WLS	BF	H	R	ER	SO	BB	IBB	HBP	BLK	WP	HR	S	P	ERA	WHIP				
18 Matt Cain, R ERA: 3.78 (1,1)	7.0		28	6	3	3	7	1	0	1	0	0	2	67	108	3.86	1.000				
38 Brian Wilson, R ERA: 3.02 (8,1)	1.0	H	4	0	0	0	0	1	0	0	0	0	0	7	13	0.00	1.000				
41 Brad Hennessey, R ERA: 3.02 (9,1)	1.0	S	3	1	0	0	0	0	0	0	0	0	0	5	7	0.00	1.000				

San Francisco Giants @ Florida Marlins
Dolphin Stadium, Miami, FL
Sat Aug 18 2007, 7:05 PM EDT
Att. 42,817 - Clear - 86 F

AB 31
R 3
H 7
RBI 3
BB 2
SO 7
LOB 12



Batter	1	2	3	4	5	6	7	8	9	AB	R	H	RBI	BB	SO	LOB	TOP										
Rajai Davis, R OBP: 0.397, SLG: 0.446	G5-3		L8	G5-3	FC5-4					5	0	1	0	0	0	5	San Francisco Giants @ Florida Marlins Dolphin Stadium, Miami, FL Mon Aug 20 2007, 1:05 PM EDT Att: 10,907 - Partly Cloudy - 89 F										
10 Dave Roberts, L OBP: 0.330, SLG: 0.371	1B		L9	G3			K		F9	6	1	2	0	0	1	5											
2 Randy Winn, S OBP: 0.344, SLG: 0.411	G4-6-3				L6					4	1	1	0	1	0	3											
Ryan Klesko, L OBP: 0.364, SLG: 0.437										4	2	1	0	2	2	4											
1 Bengie Molina, R OBP: 0.300, SLG: 0.425										5	2	4	3	0	0	1											
Ray Durham, S OBP: 0.303, SLG: 0.359										4	2	1	0	1	2	5											
Rich Aurilia, R OBP: 0.303, SLG: 0.379										5	0	3	1	0	1	4											
32 Kevin Correia, R OBP: 0.333, SLG: 0.333										0	0	0	0	0	0	0											
38 Brian Wilson, R										0	0	0	0	0	0	0											
13 Omar Vizquel, S OBP: 0.304, SLG: 0.303										3	0	2	2	1	0	0											
48 Russ Ortiz, R OBP: 0.176, SLG: 0.235										3	0	1	1	0	0	3											
Jack Taschner, L ERA: 4.02										0	0	0	0	0	0	0											
31 Vinnie Chulk, R ERA: 3.66										1	0	1	0	0	0	0											
Steve Kline, L ERA: 4.66										0	0	0	0	0	0	0											
Scott Atchison, R ERA: 6.17										0	0	0	0	0	0	0											
Pedro Feliz, R OBP: 0.290, SLG: 0.418										1	0	0	0	0	0	0											
Inning Stats	R: 0 E: 0 K: 0 S: 8	H: 1 LOB: 0 BB: 0 P: 11	R: 2 E: 0 K: 0 S: 14	H: 2 LOB: 1 BB: 1 P: 22	R: 1 E: 0 K: 1 S: 11	H: 2 LOB: 2 BB: 1 P: 21	R: 0 E: 0 K: 0 S: 13	H: 2 LOB: 2 BB: 0 P: 20	R: 2 E: 0 K: 1 S: 19	H: 4 LOB: 3 BB: 1 P: 31	R: 1 E: 0 K: 1 S: 13	H: 2 LOB: 2 BB: 0 P: 19	R: 0 E: 0 K: 1 S: 10	H: 2 LOB: 2 BB: 0 P: 14	R: 2 E: 1 K: 2 S: 12	H: 2 LOB: 0 BB: 1 P: 21	R: 0 E: 0 K: 1 S: 9	H: 0 LOB: 2 BB: 1 P: 21	1B: 14 2B: 2 3B: 1 HR: 0	SF: 1 SAC: 0 DP: 1 HBP: 2	WP: 1 PB: 0 SB: 2 CS: 1	PA: 50					
PITCHER	IP	WLS	BF	H	R	ER	SO	BB	IBB	HBP	BLK	WP	HR	S	P	ERA	WHIP										
52 Sergio Mitre, R ERA: 9.64	4.2		27	11	5	5	1	3	0	0	0	0	0	62	101	9.64	3.000										
51 Ross Wolf, R ERA: 9.64	0.2	L	5	2	1	1	0	0	0	1	0	0	0	12	18	13.50	3.000										
22 Matt Lindstrom, R ERA: 3.51	1.2		7	2	0	0	2	0	0	0	0	0	0	14	19	0.00	1.200										
57 Taylor Tankersley, L ERA: 5.06	1.0		5	2	2	1	2	1	0	0	0	1	0	12	21	9.00	3.000										
Kevin Gregg, R ERA: 2.86	1.0		5	0	0	0	1	1	0	1	0	0	0	9	21	0.00	1.000										

Batter	1	2	3	4	5	6	7	8	9	AB	R	H	RBI	BB	SO	LOB	BOTTOM										
2 Hanley Ramirez, R OBP: 0.391, SLG: 0.570	P2	G5-4-3				F7		F8		4	1	0	0	1	0	4	San Francisco Giants @ Florida Marlins Dolphin Stadium, Miami, FL Mon Aug 20 2007, 1:05 PM EDT Att: 10,907 - Partly Cloudy - 89 F										
7 Alejandro De Azza, L OBP: 0.302, SLG: 0.305	F7									4	0	0	0	0	1	3											
Kevin Gregg, R										0	0	0	0	0	0	0											
14 Josh Willingham, R OBP: 0.373, SLG: 0.483	1B									4	1	1	0	1	1	0											
Mike Jacobs, L OBP: 0.316, SLG: 0.433	1B									4	1	1	0	1	1	1											
6 Dan Uggla, R OBP: 0.322, SLG: 0.478	1B									4	1	2	1	1	0	1											
27 Jeremy Hermida, L OBP: 0.368, SLG: 0.467	1B									3	1	2	3	0	1	2											
22 Matt Lindstrom, R ERA: 3.51										0	0	0	0	0	0	0											
57 Taylor Tankersley, L ERA: 5.06										0	0	0	0	0	0	0											
Jason Wood, R OBP: 0.321, SLG: 0.423										1	0	0	0	0	1	0											
12 Cody Ross, R OBP: 0.400, SLG: 0.574										1	0	0	0	0	1	1											
Miguel Olivo, R OBP: 0.256, SLG: 0.388	F9									4	1	2	1	0	0	2											
4 Alfredo Amezaga, S OBP: 0.320, SLG: 0.368										4	1	1	0	0	1	3											
52 Sergio Mitre, R OBP: 0.143, SLG: 0.121										1	0	0	0	1	0	2											
51 Ross Wolf, R ERA: 9.64										0	0	0	0	0	0	0											
Todd Linden, S OBP: 0.313, SLG: 0.304										0	0	0	0	1	0	0											
Miguel Cabrera, R OBP: 0.410, SLG: 0.607										1	0	1	1	0	0	0											
Inning Stats	R: 4 E: 0 K: 0 S: 16	H: 4 LOB: 0 BB: 0 P: 23	R: 0 E: 0 K: 0 S: 6	H: 0 LOB: 0 BB: 1 P: 13	R: 0 E: 0 K: 0 S: 7	H: 0 LOB: 0 BB: 0 P: 11	R: 0 E: 0 K: 0 S: 6	H: 2 LOB: 2 BB: 0 P: 10	R: 1 E: 0 K: 2 S: 11	H: 0 LOB: 3 BB: 3 P: 24	R: 0 E: 0 K: 1 S: 11	H: 1 LOB: 1 BB: 1 P: 20	R: 0 E: 0 K: 1 S: 7	H: 0 LOB: 0 BB: 0 P: 12	R: 2 E: 0 K: 2 S: 15	H: 3 LOB: 1 BB: 0 P: 19	R: 0 E: 0 K: 1 S: 12	H: 0 LOB: 1 BB: 1 P: 18	1B: 7 2B: 1 3B: 0 HR: 2	SF: 0 SAC: 1 DP: 1 HBP: 0	WP: 0 PB: 0 SB: 1 CS: 0	PA: 42					
PITCHER	IP	WLS	BF	H	R	ER	SO	BB	IBB	HBP	BLK	WP	HR	S	P	ERA	WHIP										
48 Russ Ortiz, R ERA: 5.51	4.0		18	6	4	4	0	1	0	0	0	0	0	35	57	9.00	1.750										
Jack Taschner, L ERA: 5.11	1.1	W	9	1	1	0	3	4	0	0	0	0	0	18	36	0.00	3.750										
31 Vinnie Chulk, R ERA: 3.66	1.0	H	3	0	0	0	1	0	0	0	0	0	0	7	14	0.00	0.000										
Steve Kline, L ERA: 4.66	0.1	H	1	0	0	0	0	0	0	0	0	0	0	1	1	0.00	0.000										
Scott Atchison, R ERA: 6.17	0.2	H	5	3	2	2	1	0	0	0	0	1	1	14	19	27.00	4.500										
PITCHER	IP	WLS	BF	H	R	ER	SO	BB	IBB	HBP	BLK	WP	HR	S	P	ERA	WHIP										
32 Kevin Correia, R ERA: 3.9	0.2		4	0	0	0	1	0	0	0	0	0	0	4	5	0.00	0.000										
38 Brian Wilson, R ERA: 3.9	1.0	S	4	0	0	0	1	1	0	0	0	0	0	12	18	0.00	1.000										



Batter	1	2	3	4	5	6	7	8	9	AB	R	H	RBI	BB	SO	LOB	TOP								
2 Ryan Theriot, R OBP: 0.351, SLG: 0.378	G6-3		G1-3			F8			1B 25 1B	4	1	1	0	0	0	1	Chicago Cubs @ San Francisco Giants AT&T Park, San Francisco, CA Tue Aug 21 2007, 7:15 PM PDT Att: 41,242 - Clear - 70 F								
Jacque Jones, L OBP: 0.327, SLG: 0.396	F7			F8		G4-3			16 BB 25 1B	4	1	1	0	0	0	1									
25 Derrek Lee, R OBP: 0.406, SLG: 0.499	G6-3			K			G6-3		16 BB 1B	4	1	1	1	0	1	0									
16 Aramis Ramirez, R OBP: 0.365, SLG: 0.551		G6-3			F8				3H 1B 1B	3	1	0	0	1	0	0									
Cliff Floyd, L OBP: 0.364, SLG: 0.380		G4-3				G6-3			SH1-4 1B 1B	4	0	1	2	0	0	0									
20 Felix Pie, L OBP: 0.266, SLG: 0.344						G4-3			1B SH1-4 1B	0	1	0	0	0	0	0									
Mark DeRosa, R OBP: 0.385, SLG: 0.424					G5-3			P4	SH1-4	3	0	1	0	0	0	0									
17 Mike Fontenot, L OBP: 0.250, SLG: 0.364					L9					3	0	0	0	0	2	1									
9 Jake Fox, R OBP: 0.250, SLG: 0.364										1	0	0	0	0	1	2									
46 Ryan Dempster, R OBP: 0.299, SLG: 0.312										0	0	0	0	0	0	0									
Jason Kendall, R OBP: 0.299, SLG: 0.312										3	0	2	2	1	1	0									
Jason Marquis, L OBP: 0.169, SLG: 0.259										2	0	0	0	0	2	1									
33 Danyle Ward, L OBP: 0.427, SLG: 0.513										1	0	0	0	0	1	1									
47 Scott Eyre, L OBP: 0.328, SLG: 0.371										1	0	0	0	0	0	0									
19 Matt Murton, R OBP: 0.328, SLG: 0.371										1	0	0	0	0	0	2									
Inning Stats	R: 0 E: 0 K: 0 S: 6	H: 0 LOB: 0 BB: 7	R: 0 E: 0 K: 1 S: 8	H: 1 LOB: 1 BB: 0 P: 9	R: 0 E: 0 K: 2 S: 9	H: 0 LOB: 0 BB: 0 P: 13	R: 0 E: 0 K: 1 S: 9	H: 0 LOB: 0 BB: 0 P: 14	R: 0 E: 0 K: 0 S: 7	H: 0 LOB: 0 BB: 0 P: 11	R: 0 E: 0 K: 1 S: 8	H: 1 LOB: 1 BB: 0 P: 9	R: 0 E: 0 K: 0 S: 8	H: 0 LOB: 0 BB: 0 P: 9	R: 0 E: 0 K: 2 S: 9	H: 0 LOB: 1 BB: 1 P: 16	R: 5 E: 0 K: 1 S: 15	H: 5 LOB: 2 BB: 1 P: 23	1B: 6 2B: 1 3B: 0 HR: 0	SF: 0 SAC: 1 DP: 0 HBP: 0	WP: 0 PB: 0 SB: 0 CS: 0	PA: 36			
PITCHER	IP WLS BF H R ER SO BB IBB HBP BLK WP HR S P ERA WHIP	8.0 L 30 5 3 3 7 1 0 0 0 0 0 69 93 3.38 0.750	0.1 3 1 0 0 0 1 0 0 0 0 0 4 9 0.00 6.000	0.2 3 1 2 2 1 0 0 0 0 0 0 6 9 27.00 1.500																					

AB	33
R	5
H	7
RBI	5
BB	2
SO	8
LOB	9



Batter	1	2	3	4	5	6	7	8	9	AB	R	H	RBI	BB	SO	LOB	BOTTOM								
10 Dave Roberts, L OBP: 0.332, SLG: 0.369	G4-3 BB G6-3		L8		G4-3					2	1	0	0	2	0	0	Chicago Cubs @ San Francisco Giants AT&T Park, San Francisco, CA Tue Aug 21 2007, 7:15 PM PDT Att: 41,242 - Clear - 70 F								
Ray Durham, S OBP: 0.302, SLG: 0.356	G6-3 G4-3 BB		G4-3		G4-3					3	0	0	0	1	1	2									
2 Randy Winn, S OBP: 0.343, SLG: 0.409	G4-3									4	0	1	0	0	1	2									
Barry Bonds, L OBP: 0.490, SLG: 0.586										3	0	0	0	1	1	1									
Rajai Davis, R OBP: 0.397, SLG: 0.446			G3							0	0	0	0	0	0	0									
Ryan Klesko, L OBP: 0.360, SLG: 0.431	G6-3			G1-3						4	0	0	1	0	1	2									
1 Bengie Molina, R OBP: 0.297, SLG: 0.421	P3			G6-3						4	0	0	0	0	0	2									
Pedro Feliz, R OBP: 0.291, SLG: 0.418										3	0	1	0	1	0	0									
13 Omar Vizquel, S OBP: 0.306, SLG: 0.308										3	0	1	0	1	0	1									
55 Tim Lincecum, L OBP: 0.125, SLG: 0.105										3	0	0	0	0	1	3									
41 Brad Hennessey, R OBP: 0.300, SLG: 0.541										1	0	0	0	0	0	1									
Inning Stats	R: 1 E: 0 K: 0 S: 9	H: 0 LOB: 2 BB: 3 P: 25	R: 0 E: 0 K: 1 S: 6	H: 0 LOB: 0 BB: 0 P: 9	R: 0 E: 0 K: 0 S: 8	H: 1 LOB: 1 BB: 0 P: 12	R: 0 E: 0 K: 0 S: 9	H: 1 LOB: 2 BB: 1 P: 17	R: 0 E: 0 K: 1 S: 10	H: 0 LOB: 0 BB: 0 P: 14	R: 0 E: 0 K: 2 S: 7	H: 0 LOB: 0 BB: 0 P: 11	R: 0 E: 0 K: 1 S: 16	H: 1 LOB: 2 BB: 1 P: 24	R: 0 E: 0 K: 0 S: 4	H: 0 LOB: 0 BB: 0 P: 5	R: 0 E: 0 K: 0 S: 7	H: 0 LOB: 1 BB: 1 P: 13	1B: 1 2B: 1 3B: 1 HR: 0	SF: 0 SAC: 0 DP: 0 HBP: 0	WP: 0 PB: 0 SB: 1 CS: 0	PA: 36			
PITCHER	IP WLS BF H R ER SO BB IBB HBP BLK WP HR S P ERA WHIP	7.0 W 3 0 0 0 0 0 0 0 0 0 4 5 0.00 0.000	1.0 W 3 0 0 0 0 0 0 0 0 0 4 5 0.00 1.000																						



Batter	1	2	3	4	5	6	7	8	9	10	AB	R	H	RBI	BB	SO	LOB	TOP							
2 Ryan Theriot, R OBP: 0.347, SLG: 0.373	F9			F9		F7		G6-3		K	5	0	0	0	0	1	2								
Mark DeRosa, R OBP: 0.366, SLG: 0.425	F9			25 16 2B					P3		4	1	2	0	0	0	0								
25 Derrek Lee, R OBP: 0.405, SLG: 0.497	K			16 2B		G5-4-3			K		4	1	1	0	0	2	1								
16 Aramis Ramirez, R OBP: 0.364, SLG: 0.550	F8			16 2B					F8		4	0	1	2	0	0	0								
Cliff Floyd, L OBP: 0.263, SLG: 0.382	G3			1H 2H							4	0	1	0	0	0	1								
20 Felix Pie, L OBP: 0.266, SLG: 0.344	G3									17 PB	0	1	0	0	0	0	0								
9 Jake Fox, R OBP: 0.200, SLG: 0.286	G3									E	3	0	0	0	0	0	1								
17 Mike Fontenot, L OBP: 0.338, SLG: 0.418	G3									E	0	1	0	0	1	0	0								
Jason Kendall, R OBP: 0.298, SLG: 0.312	G6-3					L8				24 SH1-3	4	0	1	0	0	0	2								
Jacque Jones, L OBP: 0.324, SLG: 0.393	P6					K				K	3	0	0	0	0	2	3								
53 Rich Hill, L OBP: 0.143, SLG: 0.167	K					K2-3				SH1-3	2	0	0	0	0	2	0								
19 Matt Murton, R OBP: 0.251, SLG: 0.369	K										1	0	0	0	0	0	1								
49 Carlos Marmol, R OBP: 0.221, SLG: 0.250	K										0	0	0	0	0	0	0								
24 Henry Blanco, R OBP: 0.229, SLG: 0.367	K										0	0	0	1	0	0	0								
46 Ryan Dempster, R OBP: 0.338, SLG: 0.418	K										0	0	0	0	0	0	0								
Inning Stats	R: 0 E: 0 K: 1 S: 6	H: 0 LOB: 0 BB: 0 P: 11	R: 0 E: 0 K: 0 S: 5	H: 0 LOB: 0 BB: 0 P: 7	R: 0 E: 0 K: 1 S: 8	H: 0 LOB: 0 BB: 0 P: 10	R: 2 E: 0 K: 2 S: 13	H: 3 LOB: 1 BB: 0 P: 23	R: 0 E: 0 K: 2 S: 7	H: 1 LOB: 0 BB: 0 P: 11	R: 0 E: 0 K: 0 S: 5	H: 0 LOB: 0 BB: 0 P: 9	R: 0 E: 0 K: 0 S: 7	H: 1 LOB: 1 BB: 0 P: 11	R: 0 E: 0 K: 1 S: 10	H: 0 LOB: 0 BB: 0 P: 13	R: 2 E: 1 K: 2 S: 15	H: 1 LOB: 1 BB: 1 P: 24	1B: 4 2B: 2 3B: 0 HR: 0	SF: 0 SAC: 2 DP: 1 HBP: 0	WP: 0 PB: 1 SB: 0 CS: 0	PA: 37			
PITCHER	IP 8.0	WLS 28	BF 5	H 2	R 2	ER 2	SO 4	BB 0	IBB 0	HBP 0	BLK 0	WP 0	HR 0	S 63	P 98	ERA 2.25	WHIP 0.625								
75 Barry Zito, L ERA: 4.74	1.0	3	0	0	0	1	0	0	0	0	0	0	0	10	13	0.00	0.000								
38 Brian Wilson, R ERA: 3.68	1.0	L	6	1	2	0	2	1	0	0	0	0	0	15	24	0.00	2.000								

Chicago Cubs @ San Francisco Giants
AT&T Park, San Francisco, CA
Wed Aug 22 2007, 7:15 PM PDT
Att: 39,548 - Clear - 63 F

AB 34
R 4
H 6
RBI 3
BB 1
SO 7
LOB 11



Batter	1	2	3	4	5	6	7	8	9	10	AB	R	H	RBI	BB	SO	LOB	BOTTOM						
Rajai Davis, R OBP: 0.382, SLG: 0.427	K			P4		K		K		K	5	0	0	0	0	4	3							
40 Daniel Ortmeier, S OBP: 0.284, SLG: 0.511	G1-3			K		G5-3				K	5	0	0	0	0	3	0							
2 Randy Winn, S OBP: 0.344, SLG: 0.411	1B			2B		G5-3				G4-3	5	2	2	0	0	1	0							
Barry Bonds, L OBP: 0.493, SLG: 0.588	1B			1B		L7				G4-3	2	0	1	1	2	0	0							
10 Dave Roberts, L OBP: 0.331, SLG: 0.367	1B			1B		K				G4-3	1	0	0	0	0	0	0							
1 Bengie Molina, R OBP: 0.299, SLG: 0.422	1B			1B		K				K	4	0	2	1	0	2	1							
Pedro Feliz, R OBP: 0.291, SLG: 0.415	K			L6		K				13 1B	3	0	0	0	1	2	4							
Rich Aurilia, R OBP: 0.299, SLG: 0.373	K			G5-3		F7				F9	4	0	0	0	0	1	1							
13 Omar Vizquel, S OBP: 0.306, SLG: 0.308	K			G5-3		P4				1B	4	0	1	0	0	1	0							
75 Barry Zito, L OBP: 0.140, SLG: 0.104	K			G5-3						F8	3	0	1	0	0	1	0							
38 Brian Wilson, R ERA: 1.61	K			G5-3							0	0	0	0	0	0	0							
Ryan Klesko, L OBP: 0.359, SLG: 0.430	K			G5-3							1	0	0	0	0	2	0							
20 Pat Misch, R ERA: 3.26	K			G5-3							0	0	0	0	0	0	0							
Inning Stats	R: 1 E: 0 K: 2 S: 14	H: 2 LOB: 2 BB: 1 P: 25	R: 0 E: 0 K: 3 S: 11	H: 0 LOB: 0 BB: 0 P: 12	R: 1 E: 0 K: 1 S: 20	H: 3 LOB: 2 BB: 0 P: 26	R: 0 E: 0 K: 0 S: 8	H: 0 LOB: 0 BB: 0 P: 12	R: 0 E: 0 K: 1 S: 7	H: 0 LOB: 0 BB: 0 P: 8	R: 0 E: 0 K: 2 S: 11	H: 1 LOB: 1 BB: 0 P: 14	R: 0 E: 0 K: 1 S: 12	H: 1 LOB: 1 BB: 0 P: 18	R: 0 E: 0 K: 3 S: 11	H: 0 LOB: 2 BB: 1 P: 19	R: 0 E: 0 K: 1 S: 12	H: 1 LOB: 2 BB: 1 P: 22	R: 0 E: 0 K: 1 S: 7	H: 0 LOB: 0 BB: 0 P: 9	1B: 5 2B: 2 3B: 0 HR: 0	SF: 0 SAC: 0 DP: 0 HBP: 0	WP: 0 PB: 0 SB: 1 CS: 0	PA: 40
PITCHER	IP 7.0	WLS 28	BF 6	H 2	R 2	ER 2	SO 10	BB 0	IBB 1	HBP 0	BLK 0	WP 0	HR 0	S 83	P 115	ERA 2.57	WHIP 0.857							
53 Rich Hill, L ERA: 3.67	2.0	W	9	1	0	0	4	1	1	0	0	0	0	23	41	0.00	1.000							
49 Carlos Marmol, R ERA: 1.61	1.0	S	3	0	0	0	1	0	0	0	0	0	0	7	9	0.00	0.000							

Chicago Cubs @ San Francisco Giants
AT&T Park, San Francisco, CA
Wed Aug 22 2007, 7:15 PM PDT
Att: 39,548 - Clear - 63 F

AB 37
R 2
H 7
RBI 2
BB 3
SO 15
LOB 11



Batter	1	2	3	4	5	6	7	8	9	AB	R	H	RBI	BB	SO	LOB	TOP						
2 Ryan Theriot, R OBP: 0.348, SLG: 0.377	F8		1B		FC4-6		2B			4	0	2	0	0	0	1	Chicago Cubs @ San Francisco Giants AT&T Park, San Francisco, CA Thu Aug 23 2007, 12:35 PM PDT Att: 41,568 - Sunny - 68 F						
Jacque Jones, L OBP: 0.324, SLG: 0.391	1B		P2		L6		G4-3			4	0	1	0	0	0	3							
25 Derrek Lee, R OBP: 0.402, SLG: 0.492	F7		K		G6-3		P4			4	0	0	0	0	1	2							
16 Aramis Ramirez, R OBP: 0.363, SLG: 0.547	F7		P3		G6-3		G6-3			4	0	1	0	0	0	2							
33 Daryle Ward, L OBP: 0.298, SLG: 0.512		BB			G1-3		K			4	0	1	0	0	2	1							
Mark DeRosa, R OBP: 0.365, SLG: 0.421		17 2B			K		G1-3			3	0	0	0	1	1	1							
Jason Kendall, R OBP: 0.298, SLG: 0.313		F7			G6-3		17 1B			4	1	1	0	0	0	1							
17 Mike Fontenot, L OBP: 0.341, SLG: 0.425		2B			F8		G5-4-3			4	0	2	1	0	0	0							
38 Carlos Zambrano, S OBP: 0.246, SLG: 0.354		K			E5		G5-4-3			2	0	0	0	0	1	2							
47 Scott Eyre, L		K								0	0	0	0	0	0	0							
19 Matt Murton, R OBP: 0.325, SLG: 0.367		K								1	0	0	0	0	0	1							
34 Kerry Wood, R										0	0	0	0	0	0	0							
Bob Howry, L										0	0	0	0	0	0	0							
Inning Stats	R: 0 E: 0 K: 0 S: 9	H: 1 LOB: 1 BB: 0 P: 13	R: 0 E: 0 K: 1 S: 15	H: 2 LOB: 2 BB: 1 P: 19	R: 0 E: 0 K: 1 S: 8	H: 1 LOB: 1 BB: 0 P: 11	R: 0 E: 0 K: 1 S: 9	H: 0 LOB: 0 BB: 0 P: 14	R: 0 E: 1 K: 0 S: 9	H: 0 LOB: 1 BB: 0 P: 10	R: 0 E: 0 K: 1 S: 12	H: 1 LOB: 1 BB: 0 P: 17	R: 1 E: 0 K: 0 S: 13	H: 3 LOB: 1 BB: 0 P: 20	R: 0 E: 0 K: 1 S: 6	H: 0 LOB: 0 BB: 0 P: 9	R: 0 E: 0 K: 0 S: 7	H: 0 LOB: 0 BB: 0 P: 10	1B: 4 2B: 3 3B: 0 HR: 0	SF: 0 SAC: 0 DP: 1 HBP: 0	WP: 0 PB: 1 SB: 0 CS: 0	PA: 35	
PITCHER	IP WLS BF H R ER SO BB IBB HBP BLK WP HR S P ERA WHIP	7.0 W 29 8 1 1 4 1 0 0 0 0 0 75 104 1.29 1.286	1.0 H 3 0 0 0 1 0 0 0 0 0 6 9 0.00 0.000	1.0 S 3 0 0 0 0 0 0 0 0 0 7 10 0.00 0.000																			

Batter	1	2	3	4	5	6	7	8	9	AB	R	H	RBI	BB	SO	LOB	BOTTOM						
10 Dave Roberts, L OBP: 0.335, SLG: 0.372	G4-3		G6-3		1B		FC5-4			4	0	2	2	1	1	0	Chicago Cubs @ San Francisco Giants AT&T Park, San Francisco, CA Thu Aug 23 2007, 12:35 PM PDT Att: 41,568 - Sunny - 68 F						
Rajai Davis, R OBP: 0.369, SLG: 0.410	P3		K		F9		FC5-4			5	0	0	0	0	2	4							
2 Randy Winn, S OBP: 0.346, SLG: 0.413	G4-3		1B		B1-3		1B			5	0	3	0	0	0	1							
Ryan Klesko, L OBP: 0.355, SLG: 0.424	G6-3		K		L7		G4-3			4	0	0	0	0	1	5							
Ray Durham, S OBP: 0.302, SLG: 0.354		E6			B1-3		P6			3	0	0	0	1	0	1							
Rich Aurilia, R OBP: 0.298, SLG: 0.369					FC6-4		F9			3	1	0	0	0	1	2							
38 Brian Wilson, R					18 BB					0	0	0	0	0	0	0							
41 Brad Hennessey, R					10 BB					0	0	0	0	0	0	0							
13 Omar Vizquel, S OBP: 0.307, SLG: 0.306		L3			18 BB		F8			2	1	0	0	2	0	2							
39 Guillermo Rodriguez, R OBP: 0.351, SLG: 0.369		P6			10 BB		F6			4	1	2	0	0	0	4							
18 Matt Cain, R OBP: 0.125, SLG: 0.217		K			10 BB		18 HR			2	1	1	2	1	1	2							
Pedro Feliz, R OBP: 0.291, SLG: 0.414					10 BB		HR			1	0	0	0	0	1	2							
Inning Stats	R: 0 E: 0 K: 0 S: 10	H: 1 LOB: 1 BB: 0 P: 16	R: 0 E: 1 K: 1 S: 11	H: 0 LOB: 2 BB: 0 P: 15	R: 0 E: 0 K: 2 S: 10	H: 1 LOB: 1 BB: 0 P: 13	R: 2 E: 0 K: 0 S: 17	H: 1 LOB: 2 BB: 3 P: 31	R: 0 E: 0 K: 1 S: 12	H: 3 LOB: 2 BB: 1 P: 15	R: 2 E: 0 K: 0 S: 10	H: 3 LOB: 2 BB: 1 P: 18	R: 0 E: 0 K: 1 S: 11	H: 1 LOB: 2 BB: 1 P: 19	R: 0 E: 0 K: 2 S: 7	H: 0 LOB: 0 BB: 0 P: 12	1B: 4 2B: 3 3B: 0 HR: 1	SF: 0 SAC: 0 DP: 0 HBP: 1	WP: 0 PB: 0 SB: 0 CS: 0	PA: 39			
PITCHER	IP WLS BF H R ER SO BB IBB HBP BLK WP HR S P ERA WHIP	5.1 L 28 6 4 4 0 4 0 0 0 0 0 3 5 0.00 1.500	0.2 3 1 0 0 0 0 0 0 0 0 0 3 5 0.00 1.500	1.0 5 1 0 0 1 1 0 0 0 0 0 11 19 0.00 2.000	1.0 3 0 0 0 2 0 0 0 0 0 0 7 12 0.00 0.000																		



Batter	1	2	3	4	5	6	7	8	9	AB	R	H	RBI	BB	SO	LOB	TOP			
23 Rickie Weeks Jr. R OBP: 0.341, SLG: 0.581										3	1	2	1	2	1	0	Milwaukee Brewers @ San Francisco Giants AT&T Park, San Francisco, CA Fri Aug 24 2007, 7:15 PM PDT Att: 37,583 - Clear - 68 F			
1 Corey Hart R OBP: 0.341, SLG: 0.509										5	1	3	0	0	2	4				
8 Ryan Braun, R OBP: 0.379, SLG: 0.642											5	1	2	1	0	1				
2 Bill Hall, R OBP: 0.323, SLG: 0.440											5	1	1	0	0	3				
Kevin Mench, R OBP: 0.296, SLG: 0.426											4	1	1	1	0	0				
73 Seth McClung, L											0	0	0	0	0	0				
Gabe Gross, L OBP: 0.344, SLG: 0.500											1	0	1	0	0	0				
Johnny Estrada, S OBP: 0.295, SLG: 0.407											5	0	3	0	0	1				
27 Joe Dillon, R OBP: 0.406, SLG: 0.548											5	1	1	1	0	1				
7 J.J. Hardy, R OBP: 0.326, SLG: 0.475										4	0	1	1	0	0	0				
46 Claudio Vargas, R OBP: 0.135, SLG: 0.162										0	0	0	0	0	0	0				
Matt Wise, R OBP: 1.000, SLG: 1.000										0	0	0	0	0	0	0				
31 Dave Bush, R OBP: 0.140, SLG: 0.167										1	0	0	0	0	0	0				
39 Chris Capuano, L OBP: 0.282, SLG: 0.324										2	0	1	1	0	0	0				
Geoff Jenkins, L OBP: 0.336, SLG: 0.507										1	0	0	0	0	1	0				
Inning Stats	R: 3 E: 1 K: 2 S: 16	H: 5 LOB: 2 BB: 0 P: 25	R: 1 E: 0 K: 0 S: 10	H: 2 LOB: 1 BB: 0 P: 15	R: 2 E: 0 K: 1 S: 20	H: 4 LOB: 3 BB: 1 P: 31	R: 0 E: 0 K: 0 S: 11	H: 0 LOB: 0 BB: 0 P: 7	R: 0 E: 0 K: 2 S: 11	H: 0 LOB: 1 BB: 1 P: 22	R: 0 E: 0 K: 1 S: 8	H: 0 LOB: 0 BB: 0 P: 8	R: 0 E: 0 K: 2 S: 14	H: 2 LOB: 2 BB: 0 P: 20	R: 0 E: 0 K: 1 S: 10	H: 2 LOB: 1 BB: 0 P: 15	1B: 13 2B: 3 3B: 1 HR: 1	SF: 0 SAC: 0 DP: 1 HBP: 0	WP: 0 PB: 0 SB: 2 CS: 0	PA: 43
PITCHER	IP WLS BF H R ER SO BB IBB HBP BLK WP HR S P ERA WHIP	IP WLS BF H R ER SO BB IBB HBP BLK WP HR S P ERA WHIP	IP WLS BF H R ER SO BB IBB HBP BLK WP HR S P ERA WHIP	IP WLS BF H R ER SO BB IBB HBP BLK WP HR S P ERA WHIP	IP WLS BF H R ER SO BB IBB HBP BLK WP HR S P ERA WHIP	IP WLS BF H R ER SO BB IBB HBP BLK WP HR S P ERA WHIP	IP WLS BF H R ER SO BB IBB HBP BLK WP HR S P ERA WHIP	IP WLS BF H R ER SO BB IBB HBP BLK WP HR S P ERA WHIP	IP WLS BF H R ER SO BB IBB HBP BLK WP HR S P ERA WHIP	IP WLS BF H R ER SO BB IBB HBP BLK WP HR S P ERA WHIP	IP WLS BF H R ER SO BB IBB HBP BLK WP HR S P ERA WHIP	IP WLS BF H R ER SO BB IBB HBP BLK WP HR S P ERA WHIP	IP WLS BF H R ER SO BB IBB HBP BLK WP HR S P ERA WHIP	IP WLS BF H R ER SO BB IBB HBP BLK WP HR S P ERA WHIP	IP WLS BF H R ER SO BB IBB HBP BLK WP HR S P ERA WHIP	IP WLS BF H R ER SO BB IBB HBP BLK WP HR S P ERA WHIP	IP WLS BF H R ER SO BB IBB HBP BLK WP HR S P ERA WHIP	IP WLS BF H R ER SO BB IBB HBP BLK WP HR S P ERA WHIP	IP WLS BF H R ER SO BB IBB HBP BLK WP HR S P ERA WHIP	IP WLS BF H R ER SO BB IBB HBP BLK WP HR S P ERA WHIP

Batter	1	2	3	4	5	6	7	8	9	AB	R	H	RBI	BB	SO	LOB	BOTTOM			
10 Dave Roberts, L OBP: 0.336, SLG: 0.373										5	1	2	0	0	1	0	Milwaukee Brewers @ San Francisco Giants AT&T Park, San Francisco, CA Fri Aug 24 2007, 7:15 PM PDT Att: 37,583 - Clear - 68 F			
Rav Durham, S OBP: 0.302, SLG: 0.354										3	1	1	1	0	1	2				
19 Kevin Frandsen, R OBP: 0.287, SLG: 0.331										2	1	1	1	0	0	0				
2 Randy Winn, S OBP: 0.348, SLG: 0.416										4	1	2	0	0	0	0				
Barry Bonds, L OBP: 0.493, SLG: 0.597										4	2	2	2	0	0	2				
Rajai Davis, R OBP: 0.369, SLG: 0.410										0	0	0	0	0	0	0				
Ryan Klesko, L OBP: 0.354, SLG: 0.425										4	1	1	0	0	1	3				
1 Bengie Molina, R OBP: 0.295, SLG: 0.420										4	0	1	0	0	1	3				
Pedro Feliz, R OBP: 0.292, SLG: 0.413										3	2	1	0	1	0	1				
13 Omar Vizquel, S OBP: 0.309, SLG: 0.311										4	1	2	3	0	0	1				
51 Noah Lowry, R OBP: 0.105, SLG: 0.179										3	1	2	3	0	1	0				
Scott Atchison, R										1	0	0	0	0	0	1				
Steve Kline, S										0	0	0	0	0	0	0				
31 Vinnie Chulk, R OBP: 0.333, SLG: 0.333										0	0	0	0	0	0	0				
Inning Stats	R: 6 E: 0 K: 2 S: 21	H: 6 LOB: 2 BB: 1 P: 38	R: 0 E: 0 K: 1 S: 9	H: 1 LOB: 1 BB: 0 P: 13	R: 2 E: 0 K: 1 S: 8	H: 2 LOB: 0 BB: 0 P: 13	R: 1 E: 0 K: 0 S: 4	H: 1 LOB: 0 BB: 0 P: 8	R: 0 E: 0 K: 1 S: 8	H: 0 LOB: 0 BB: 0 P: 10	R: 1 E: 0 K: 0 S: 14	H: 2 LOB: 0 BB: 0 P: 22	R: 1 E: 0 K: 0 S: 12	H: 3 LOB: 1 BB: 0 P: 15	R: 0 E: 0 K: 0 S: 5	H: 0 LOB: 0 BB: 0 P: 10	1B: 9 2B: 3 3B: 0 HR: 3	SF: 0 SAC: 0 DP: 2 HBP: 1	WP: 0 PB: 0 SB: 2 CS: 0	PA: 39
PITCHER	IP WLS BF H R ER SO BB IBB HBP BLK WP HR S P ERA WHIP	IP WLS BF H R ER SO BB IBB HBP BLK WP HR S P ERA WHIP	IP WLS BF H R ER SO BB IBB HBP BLK WP HR S P ERA WHIP	IP WLS BF H R ER SO BB IBB HBP BLK WP HR S P ERA WHIP	IP WLS BF H R ER SO BB IBB HBP BLK WP HR S P ERA WHIP	IP WLS BF H R ER SO BB IBB HBP BLK WP HR S P ERA WHIP	IP WLS BF H R ER SO BB IBB HBP BLK WP HR S P ERA WHIP	IP WLS BF H R ER SO BB IBB HBP BLK WP HR S P ERA WHIP	IP WLS BF H R ER SO BB IBB HBP BLK WP HR S P ERA WHIP	IP WLS BF H R ER SO BB IBB HBP BLK WP HR S P ERA WHIP	IP WLS BF H R ER SO BB IBB HBP BLK WP HR S P ERA WHIP	IP WLS BF H R ER SO BB IBB HBP BLK WP HR S P ERA WHIP	IP WLS BF H R ER SO BB IBB HBP BLK WP HR S P ERA WHIP	IP WLS BF H R ER SO BB IBB HBP BLK WP HR S P ERA WHIP	IP WLS BF H R ER SO BB IBB HBP BLK WP HR S P ERA WHIP	IP WLS BF H R ER SO BB IBB HBP BLK WP HR S P ERA WHIP	IP WLS BF H R ER SO BB IBB HBP BLK WP HR S P ERA WHIP	IP WLS BF H R ER SO BB IBB HBP BLK WP HR S P ERA WHIP	IP WLS BF H R ER SO BB IBB HBP BLK WP HR S P ERA WHIP	IP WLS BF H R ER SO BB IBB HBP BLK WP HR S P ERA WHIP

Milwaukee Brewers @ San Francisco Giants
 AT&T Park, San Francisco, CA
 Fri Aug 24 2007, 7:15 PM PDT
 Att: 37,583 - Clear - 68 F

AB 41
 R 6
 H 16
 RBI 6
 BB 2
 SO 10
 LOB 18



WP: 0 PA: 43
 PB: 0
 SB: 2
 CS: 0

AB 37
 R 11
 H 15
 RBI 10
 BB 1
 SO 5
 LOB 13



WP: 0 PA: 39
 PB: 0
 SB: 2
 CS: 0

Batter	1	2	3	4	5	6	7	8	9	AB	R	H	RBI	BB	SO	LOB	TOP											
23 Rickie Weeks Jr., R OBP: 0.417, SLG: 0.583										4	0	2	0	0	1	1	<p>Milwaukee Brewers @ San Francisco Giants</p> <p>AT&T Park, San Francisco, CA</p> <p>Sat Aug 25 2007, 6:05 PM PDT</p> <p>Att: 39,069 - Clear - 69 F</p> <p>livebaseballscores.com</p> <p>AB 35 R 2 H 9 RBI 2 BB 0 SO 7 LOB 11</p>											
27 Joe Dillon, R OBP: 0.417, SLG: 0.543										4	0	2	1	0	0	1												
8 Ryan Braun, R OBP: 0.377, SLG: 0.640										4	1	1	0	0	0	3												
Gabe Gross, L OBP: 0.338, SLG: 0.491										2	0	0	0	0	0	1												
1 Corey Hart, R OBP: 0.342, SLG: 0.509										2	0	1	1	0	1	2												
2 Bill Hall, R OBP: 0.320, SLG: 0.436										4	0	0	0	0	2	1												
Geoff Jenkins, L OBP: 0.332, SLG: 0.501										4	0	0	0	0	1	0												
Johnny Estrada, S OBP: 0.301, SLG: 0.408										4	0	2	0	0	0	0												
7 J.J. Hardy, R OBP: 0.324, SLG: 0.471										4	0	0	0	0	1	2												
49 Yovani Gallardo, R OBP: 0.286, SLG: 0.407										1	0	0	0	0	1	0												
43 Manny Parra, L OBP: 0.286, SLG: 0.571										1	1	1	0	0	0	0												
Brian Shouse, L OBP: 0.295, SLG: 0.424										0	0	0	0	0	0	0												
Kevin Mench, R OBP: 0.295, SLG: 0.424										0	0	0	0	0	0	0												
Derrick Turnbow, R OBP: 0.295, SLG: 0.424										0	0	0	0	0	0	0												
Inning Stats	R: 0 E: 0 K: 1 S: 9	H: 1 LOB: 1 BB: 0 P: 13	R: 0 E: 0 K: 2 S: 9	H: 0 LOB: 0 BB: 0 P: 15	R: 0 E: 0 K: 1 S: 12	H: 1 LOB: 1 BB: 0 P: 20	R: 0 E: 0 K: 0 S: 8	H: 0 LOB: 0 BB: 0 P: 12	R: 0 E: 0 K: 0 S: 5	H: 1 LOB: 0 BB: 0 P: 8	R: 2 E: 0 K: 0 S: 16	H: 3 LOB: 1 BB: 0 P: 19	R: 0 E: 0 K: 1 S: 8	H: 0 LOB: 0 BB: 0 P: 12	R: 0 E: 0 K: 1 S: 12	H: 2 LOB: 2 BB: 0 P: 16	R: 0 E: 0 K: 1 S: 11	H: 1 LOB: 1 BB: 0 P: 16	1B: 7 2B: 2 3B: 0 HR: 0	SF: 0 SAC: 0 DP: 1 HBP: 0	WP: 0 PB: 0 CS: 0	PA: 35						
PITCHER	IP WLS BF H R ER SO BB IBB HBP BLK WP HR S P ERA WHIP	5.2 W 21 5 2 2 4 0 0 0 0 0 0 56 84 3.18 0.882	1.2 8 3 0 0 1 0 0 0 0 0 0 18 24 0.00 1.800	1.2 S 6 1 0 0 2 0 0 0 0 0 0 16 23 0.00 0.600											IP WLS BF H R ER SO BB IBB HBP BLK WP HR S P ERA WHIP	5.2 W 21 5 2 2 4 0 0 0 0 0 0 56 84 3.18 0.882	1.2 8 3 0 0 1 0 0 0 0 0 0 18 24 0.00 1.800	1.2 S 6 1 0 0 2 0 0 0 0 0 0 16 23 0.00 0.600										

Batter	1	2	3	4	5	6	7	8	9	AB	R	H	RBI	BB	SO	LOB	BOTTOM													
10 Dave Roberts, L OBP: 0.340, SLG: 0.375										3	1	1	0	2	1	0	<p>Milwaukee Brewers @ San Francisco Giants</p> <p>AT&T Park, San Francisco, CA</p> <p>Sat Aug 25 2007, 6:05 PM PDT</p> <p>Att: 39,069 - Clear - 69 F</p> <p>livebaseballscores.com</p> <p>AB 31 R 6 H 11 RBI 6 BB 5 SO 6 LOB 15</p>													
13 Omar Vizquel, S OBP: 0.306, SLG: 0.309										5	1	1	0	0	1	4														
2 Randy Winn, S OBP: 0.349, SLG: 0.417										4	1	2	0	0	1	1														
Barry Bonds, L OBP: 0.495, SLG: 0.598										3	2	2	2	1	0	0														
Rajai Davis, R OBP: 0.369, SLG: 0.410										0	0	0	0	0	0	0														
Ryan Klesko, L OBP: 0.358, SLG: 0.431										3	1	2	1	1	0	2														
1 Bengie Molina, R OBP: 0.300, SLG: 0.421										4	0	2	1	0	0	1														
Pedro Feliz, R OBP: 0.292, SLG: 0.412										4	0	1	1	0	1	3														
19 Kevin Frandsen, R OBP: 0.286, SLG: 0.328										2	0	0	1	1	0	2														
32 Kevin Correia, R OBP: 0.200, SLG: 0.200										2	0	0	0	0	1	2														
20 Pat Misch, R										1	0	0	0	0	1	0														
38 Brian Wilson, R										0	0	0	0	0	0	0														
Inning Stats	R: 4 E: 0 K: 0 S: 19	H: 5 LOB: 1 BB: 1 P: 28	R: 0 E: 0 K: 3 S: 13	H: 1 LOB: 0 BB: 0 P: 21	R: 1 E: 0 K: 0 S: 12	H: 1 LOB: 2 BB: 2 P: 24	R: 1 E: 0 K: 0 S: 9	H: 3 LOB: 1 BB: 0 P: 13	R: 0 E: 0 K: 2 S: 8	H: 0 LOB: 0 BB: 0 P: 10	R: 0 E: 0 K: 0 S: 9	H: 1 LOB: 1 BB: 0 P: 13	R: 0 E: 0 K: 1 S: 9	H: 0 LOB: 2 BB: 2 P: 17	1B: 9 2B: 2 3B: 0 HR: 0	SF: 1 SAC: 1 DP: 2 HBP: 0	WP: 1 PB: 0 CS: 0	PA: 38												
PITCHER	IP WLS BF H R ER SO BB IBB HBP BLK WP HR S P ERA WHIP	3.0 L 18 7 3 1 1 2 0 0 0 0 0 0 25 37 3.00 1.000	3.0 11 3 1 1 2 0 0 0 0 0 0 9 13 0.00 1.000	1.0 4 1 0 0 0 0 0 0 0 0 0 9 13 0.00 1.000	1.0 5 0 0 0 1 2 0 0 0 0 0 9 17 0.00 2.000											IP WLS BF H R ER SO BB IBB HBP BLK WP HR S P ERA WHIP	3.0 L 18 7 3 1 1 2 0 0 0 0 0 0 25 37 3.00 1.000	3.0 11 3 1 1 2 0 0 0 0 0 0 9 13 0.00 1.000	1.0 4 1 0 0 0 0 0 0 0 0 0 9 13 0.00 1.000	1.0 5 0 0 0 1 2 0 0 0 0 0 9 17 0.00 2.000										

Batter	1	2	3	4	5	6	7	8	9	AB	R	H	RBI	BB	SO	LOB	TOP										
23 Ricke Weeks Jr. R OBP: 0.349, SLG: 0.380										5	1	1	0	0	1	3											
Gabe Gross L OBP: 0.331, SLG: 0.479										3	0	0	0	0	2	4											
2 Bill Hall R OBP: 0.319, SLG: 0.435										1	0	0	0	0	1	0											
28 Prince Fielder L OBP: 0.376, SLG: 0.604										3	1	0	0	1	0	1											
8 Ryan Braun R OBP: 0.378, SLG: 0.648										4	1	2	3	0	1	1											
Geoff Jenkins L OBP: 0.332, SLG: 0.501										4	1	1	0	0	0	2											
1 Cory Hart R OBP: 0.341, SLG: 0.506										4	0	1	0	0	0	1											
Damian Miller R OBP: 0.296, SLG: 0.340										3	0	0	0	1	2	2											
7 J.J. Hardy R OBP: 0.325, SLG: 0.471										4	0	2	1	0	0	0											
31 Dave Bush R OBP: 0.133, SLG: 0.159										2	0	0	0	0	1	1											
Brian Shouse L										0	0	0	0	0	0	0											
Scott Linebrink R										0	0	0	0	0	0	0											
27 Joe Dillon R OBP: 0.432, SLG: 0.556										1	0	1	0	0	0	0											
Inning Stats	R: 0 E: 0 K: 1 S: 13	H: 1 LOB: 1 BB: 0 P: 16	R: 1 E: 0 K: 1 S: 12	H: 3 LOB: 1 BB: 0 P: 14	R: 3 E: 2 K: 1 S: 15	H: 1 LOB: 0 BB: 1 P: 26	R: 0 E: 0 K: 1 S: 13	H: 0 LOB: 2 BB: 1 P: 21	R: 0 E: 0 K: 0 S: 7	H: 0 LOB: 0 BB: 0 P: 8	R: 0 E: 0 K: 1 S: 8	H: 0 LOB: 0 BB: 0 P: 10	R: 0 E: 0 K: 2 S: 10	H: 0 LOB: 0 BB: 0 P: 15	R: 0 E: 0 K: 0 S: 10	H: 0 LOB: 1 BB: 0 P: 15	R: 0 E: 0 K: 1 S: 10	H: 1 LOB: 1 BB: 0 P: 16	1B: 6 2B: 1 3B: 0 HR: 1	SF: 0 SAC: 1 DP: 1 HBP: 0	WP: 0 PB: 0 SB: 0 CS: 1	PA: 38					
PITCHER	IP	WLS	BF	H	R	ER	SO	BB	IBB	HBP	BLK	WP	HR	S	P	ERA	WHIP										
55 Tim Lincecum R ERA: 3.94	6.0		26	7	4	3	5	2	0	0	0	0	1	68	95	4.50	1.500										
Jack Taschner L ERA: 5.0	1.0		3	0	0	0	2	0	0	0	0	0	0	10	15	0.00	0.000										
Steve Kline L ERA: 4.43	1.0	W	4	0	0	0	0	0	0	0	0	0	0	10	15	0.00	0.000										
41 Brad Hennessey R ERA: 3.17	1.0	S	4	1	0	0	1	0	0	0	0	0	0	10	16	0.00	1.000										

Milwaukee Brewers @ San Francisco Giants
AT&T Park, San Francisco, CA
Sun Aug 26 2007, 1:05 PM PDT
Att. 40,997 - Overcast - 67 F

AB 34
R 4
H 8
RBI 4
BB 2
SO 8
LOB 15



Batter	1	2	3	4	5	6	7	8	9	AB	R	H	RBI	BB	SO	LOB	BOTTOM										
10 Dave Roberts L OBP: 0.339, SLG: 0.372										3	1	0	0	1	0	2											
Rajai Davis R OBP: 0.368, SLG: 0.408										3	0	1	0	0	0	1											
2 Randy Winn S OBP: 0.349, SLG: 0.417										4	0	1	2	0	2	1											
Pedro Feliz R OBP: 0.292, SLG: 0.410										4	1	1	0	0	0	1											
Rich Aurilia R OBP: 0.301, SLG: 0.371										4	1	2	1	0	0	0											
40 Daniel Ortmeier S OBP: 0.283, SLG: 0.500										4	0	1	0	0	2	2											
41 Brad Hennessey R										0	0	0	0	0	0	0											
39 Guillermo Rodriguez R OBP: 0.351, SLG: 0.412										3	1	1	2	0	0	1											
19 Kevin Frandsen R OBP: 0.287, SLG: 0.333										3	0	1	0	0	0	1											
55 Tim Lincecum L OBP: 0.122, SLG: 0.100										1	0	0	0	0	1	0											
Ray Durham S OBP: 0.306, SLG: 0.306										1	0	0	0	0	0	0											
51 Nolan Loney S OBP: 0.126, SLG: 0.179										0	0	0	0	0	0	0											
Jack Taschner L ERA: 2.43										0	0	0	0	0	1	1											
Ryan Klesko L OBP: 0.357, SLG: 0.429										0	0	0	0	0	0	0											
Steve Kline S										0	0	0	0	0	0	0											
13 Omar Vizquel S OBP: 0.266, SLG: 0.306										0	0	0	0	0	0	0											
Inning Stats	R: 1 E: 0 K: 0 S: 5	H: 0 LOB: 0 BB: 1 P: 11	R: 0 E: 0 K: 0 S: 12	H: 1 LOB: 1 BB: 0 P: 15	R: 0 E: 0 K: 1 S: 8	H: 0 LOB: 0 BB: 0 P: 12	R: 0 E: 0 K: 1 S: 5	H: 0 LOB: 0 BB: 0 P: 7	R: 0 E: 0 K: 1 S: 7	H: 0 LOB: 0 BB: 0 P: 10	R: 1 E: 0 K: 0 S: 8	H: 2 LOB: 1 BB: 0 P: 9	R: 2 E: 0 K: 2 S: 13	H: 3 LOB: 1 BB: 0 P: 19	R: 1 E: 0 K: 1 S: 10	H: 3 LOB: 1 BB: 0 P: 12	1B: 5 2B: 3 3B: 0 HR: 1	SF: 0 SAC: 1 DP: 0 HBP: 0	WP: 0 PB: 0 SB: 1 CS: 1	PA: 33							
PITCHER	IP	WLS	BF	H	R	ER	SO	BB	IBB	HBP	BLK	WP	HR	S	P	ERA	WHIP										
31 Dave Bush R ERA: 4.96	6.1		26	6	4	4	4	1	0	0	0	0	0	54	76	5.68	1.105										
Brian Shouse L ERA: 2.43	0.2		2	0	0	0	1	0	0	0	0	0	0	4	7	0.00	0.000										
Scott Linebrink R ERA: 3.95	1.0	L	5	3	1	1	1	0	0	0	0	0	0	10	12	9.00	3.000										

Milwaukee Brewers @ San Francisco Giants
AT&T Park, San Francisco, CA
Sun Aug 26 2007, 1:05 PM PDT
Att. 40,997 - Overcast - 67 F

AB 31
R 5
H 9
RBI 5
BB 1
SO 6
LOB 10



Batter	1	2	3	4	5	6	7	8	9	AB	R	H	RBI	BB	SO	LOB	TOP					
19 Ryan Spilborghs, R OBP: 0.364, SLG: 0.518										4	0	0	0	0	0	1	Colorado Rockies @ San Francisco Giants AT&T Park, San Francisco, CA Mon Aug 27 2007, 7:15 PM PDT Att: 35,726 - Clear - 64 F livebaseballscorecards.com					
2 Troy Tulowitzki, R OBP: 0.395, SLG: 0.467										4	0	1	0	0	1	1						
5 Matt Holliday, R OBP: 0.397, SLG: 0.580										4	0	1	0	0	1	1						
17 Todd Helton, L OBP: 0.420, SLG: 0.459										4	0	0	0	0	1	1						
27 Garrett Atkins, R OBP: 0.348, SLG: 0.459										4	0	1	0	0	0	0						
8 Yovit Torresbls, R OBP: 0.335, SLG: 0.368										3	0	0	0	1	1	1						
11 Brad Hawpe, L OBP: 0.382, SLG: 0.541										2	1	1	1	0	1	0						
Jamey Carroll, R OBP: 0.310, SLG: 0.294										3	0	0	0	0	0	2						
Josh Fogg, R OBP: 0.163, SLG: 0.143										2	0	1	0	0	1	0						
24 Ian Stewart, L OBP: 0.300, SLG: 0.526										1	0	0	0	0	1	2						
40 Brian Fuentes, L										0	0	0	0	0	0	0						
50 Jorge Julio, R										0	0	0	0	0	0	0						
LaTroy Hawkins, R										0	0	0	0	0	0	0						
Inning Stats	R: 0 E: 0 K: 1 S: 13	H: 1 LOB: 1 BB: 0 P: 21	R: 0 E: 0 K: 2 S: 9	H: 0 LOB: 0 BB: 0 P: 12	R: 0 E: 0 K: 0 S: 9	H: 1 LOB: 1 BB: 0 P: 13	R: 0 E: 0 K: 2 S: 10	H: 1 LOB: 1 BB: 0 P: 15	R: 1 E: 0 K: 1 S: 10	H: 1 LOB: 0 BB: 0 P: 16	R: 0 E: 0 K: 0 S: 7	H: 0 LOB: 0 BB: 0 P: 12	R: 0 E: 1 K: 1 S: 10	H: 0 LOB: 2 BB: 1 P: 16	R: 0 E: 0 K: 0 S: 7	H: 1 LOB: 0 BB: 0 P: 11	R: 0 E: 0 K: 0 S: 6	H: 0 LOB: 0 BB: 0 P: 11	1B: 4 2B: 0 3B: 0 HR: 1	SF: 0 SAC: 1 DP: 0 HBP: 0	WP: 0 PB: 0 SB: 0 CS: 1	PA: 34
PITCHER	IP WLS BF H R ER SO BB IBB HBP BLK WP HR S P ERA WHIP																					
75 Barry Zito, L ERA: 4.59	(1, 1) 7.0 0 27 4 1 1 7 1 0 0 0 0 0 1 68 105 1.29 0.714																					
38 Brian Wilson, R ERA:	(8, 1) 1.0 W 3 1 0 0 0 0 0 0 0 0 0 0 7 11 0.00 1.000																					
41 Brad Hennessey, R ERA: 3.11	(9, 1) 1.0 S 3 0 0 0 0 0 0 0 0 0 0 0 6 11 0.00 0.000																					

Batter	1	2	3	4	5	6	7	8	9	AB	R	H	RBI	BB	SO	LOB	BOTTOM			
10 Dave Roberts, L OBP: 0.337, SLG: 0.369										5	0	1	0	0	1	3	Colorado Rockies @ San Francisco Giants AT&T Park, San Francisco, CA Mon Aug 27 2007, 7:15 PM PDT Att: 35,726 - Clear - 64 F livebaseballscorecards.com			
13 Omar Vizquel, S OBP: 0.307, SLG: 0.307										3	1	0	0	1	0	1				
2 Randy Winn, S OBP: 0.352, SLG: 0.419										3	0	2	0	1	0	1				
Barry Bonds, L OBP: 0.495, SLG: 0.595										3	0	1	0	1	0	3				
Rajai Davis, R OBP: 0.366, SLG: 0.408										0	1	0	0	0	0	0				
Ryan Klesko, L OBP: 0.359, SLG: 0.430										4	1	2	1	0	0	0				
1 Bengie Molina, R OBP: 0.296, SLG: 0.417										4	1	0	0	0	0	5				
Rich Aurilia, R OBP: 0.307, SLG: 0.372										2	0	1	1	1	0	0				
19 Kevin Frandsen, R OBP: 0.286, SLG: 0.337										4	0	1	2	0	1	4				
75 Barry Zito, L OBP: 0.135, SLG: 0.100										2	0	0	0	0	0	0				
40 Daniel Ortmeier, S OBP: 0.280, SLG: 0.495										1	0	0	0	0	1	0				
38 Brian Wilson, R										0	0	0	0	0	0	0				
Ray Durham, S OBP: 0.303, SLG: 0.357										1	0	0	0	0	0	2				
41 Brad Hennessey, R										0	0	0	0	0	0	0				
Inning Stats	R: 0 E: 0 K: 0 S: 7	H: 0 LOB: 1 BB: 1 P: 14	R: 0 E: 0 K: 0 S: 6	H: 0 LOB: 0 BB: 0 P: 10	R: 0 E: 0 K: 1 S: 9	H: 0 LOB: 0 BB: 0 P: 11	R: 1 E: 0 K: 0 S: 14	H: 1 LOB: 3 BB: 3 P: 30	R: 0 E: 0 K: 0 S: 8	H: 2 LOB: 2 BB: 0 P: 13	R: 0 E: 0 K: 0 S: 8	H: 0 LOB: 1 BB: 0 P: 11	R: 0 E: 0 K: 2 S: 8	H: 0 LOB: 0 BB: 0 P: 13	R: 3 E: 0 K: 0 S: 14	H: 5 LOB: 3 BB: 0 P: 21	1B: 7 2B: 1 3B: 0 HR: 0	SF: 0 SAC: 0 DP: 0 HBP: 1	WP: 0 PB: 0 SB: 0 CS: 0	PA: 37
PITCHER	IP WLS BF H R ER SO BB IBB HBP BLK WP HR S P ERA WHIP																			
Josh Fogg, R ERA: 5.1	(1, 1) 6.0 0 26 3 1 1 1 3 1 1 0 0 0 8 13 1.50 1.000																			
40 Brian Fuentes, L ERA: 3.71	(7, 1) 1.0 0 3 0 0 0 0 2 0 0 0 0 0 0 8 13 0.00 0.000																			
50 Jorge Julio, R ERA: 5.18	(8, 1) 0.1 L 6 5 3 3 0 0 0 0 0 0 0 0 9 16 81.00 15.000																			
LaTroy Hawkins, R ERA: 3.43	(8, 1) 0.2 0 2 0 0 0 0 0 0 0 0 0 0 5 5 0.00 0.000																			



Batter	1	2	3	4	5	6	7	8	9	AB	R	H	RBI	BB	SO	LOB	TOP			
Kazuo Matsui, S OBP: 0.341, SLG: 0.409										5	0	2	0	0	1	3				
2 Troy Tulowitzki, R OBP: 0.382, SLG: 0.463										4	0	0	0	0	0	4				
5 Matt Holliday, R OBP: 0.396, SLG: 0.576										3	0	0	0	1	0	1				
17 Todd Helton, L OBP: 0.419, SLG: 0.456										3	0	0	0	1	1	3				
27 Garrett Atkins, R OBP: 0.345, SLG: 0.455										4	0	0	0	0	0	2				
11 Brad Hawpe, L OBP: 0.381, SLG: 0.537										3	0	0	0	1	1	0				
8 Yorvit Torrealba, R OBP: 0.334, SLG: 0.373										4	1	1	0	0	2	1				
18 Cory Sullivan, L OBP: 0.345, SLG: 0.378										4	0	3	1	0	1	0				
56 Franklin Morales, L OBP: 0.286, SLG: 0.250										1	0	0	0	0	0	0				
24 Ian Stewart, L OBP: 0.286, SLG: 0.350										1	0	0	0	0	1	1				
35 Taylor Buchholz, R OBP: 0.290, SLG: 0.176										0	0	0	0	0	0	0				
19 Ryan Spangola, R OBP: 0.250, SLG: 0.176										1	0	0	0	0	1	1				
34 Matt Herges, L OBP: 0.286, SLG: 0.176										0	0	0	0	0	0	0				
60 Manny Corpas, R OBP: 0.286, SLG: 0.176										0	0	0	0	0	0	0				
20 Chris Lannetta, R OBP: 0.286, SLG: 0.176										1	0	1	0	0	0	0				
Jamey Carroll, R OBP: 0.286, SLG: 0.176										0	0	0	0	0	0	0				
Inning Stats	R: 0 E: 0 K: 0 S: 9	H: 1 LOB: 0 BB: 0 P: 10	R: 0 E: 0 K: 2 S: 11	H: 0 LOB: 1 BB: 23 P: 23	R: 0 E: 0 K: 2 S: 9	H: 0 LOB: 0 BB: 0 P: 14	R: 0 E: 0 K: 0 S: 8	H: 0 LOB: 0 BB: 0 P: 13	R: 0 E: 1 K: 1 S: 16	H: 1 LOB: 3 BB: 1 P: 22	R: 1 E: 0 K: 1 S: 17	H: 2 LOB: 1 BB: 0 P: 24	R: 0 E: 1 K: 0 S: 10	H: 1 LOB: 2 BB: 1 P: 19	R: 0 E: 0 K: 0 S: 9	H: 2 LOB: 0 BB: 0 P: 11	1B: 4 2B: 3 3B: 1 HR: 0	SF: 0 SAC: 0 DP: 1 HBP: 0	WP: 1 PB: 0 SB: 0 CS: 1	PA: 37
PITCHER	IP	WLS	BF	H	R	ER	SO	BB	IBB	HBP	BLK	WP	HR	S	P	ERA	WHIP			
18 Matt Cain, R ERA: 3.57	7.0	W	27	4	1	1	8	2	0	0	0	1	0	77	115	1.29	0.857			
38 Brian Wilson, R ERA:	1.0	H	5	1	0	0	0	1	0	0	0	0	0	10	19	0.00	2.000			
Steve Kline, L ERA:	0.1	H	1	0	0	0	0	0	0	0	0	0	0	3	4	0.00	0.000			
41 Brad Hennessey, R ERA: 3.07	0.2	S	4	2	0	0	0	0	0	0	0	0	0	6	7	0.00	3.000			

Colorado Rockies @ San Francisco Giants
 AT&T Park, San Francisco, CA
 Tue Aug 28 2007, 7:15 PM PDT
 Att: 37,844 - Clear - 68 F

AB	34
R	1
H	7
RBI	1
BB	3
SO	8
LOB	16



Batter	1	2	3	4	5	6	7	8	9	AB	R	H	RBI	BB	SO	LOB	BOTTOM			
Rajai Davis, R OBP: 0.378, SLG: 0.422										3	2	2	0	1	0	0				
13 Omar Vizquel, S OBP: 0.306, SLG: 0.308										2	0	1	0	0	0	1				
2 Randy Winn, S OBP: 0.353, SLG: 0.420										3	0	2	2	0	1	1				
Barry Bonds, L OBP: 0.491, SLG: 0.588										4	0	0	0	0	0	3				
40 Daniel Ortmeier, S OBP: 0.290, SLG: 0.495										0	0	0	0	0	0	0				
1 Benjie Molina, R OBP: 0.302, SLG: 0.427										4	1	3	1	0	0	0				
Pedro Feliz, R OBP: 0.293, SLG: 0.410										3	0	1	0	1	1	1				
Rich Aurilia, R OBP: 0.303, SLG: 0.367										4	0	0	0	0	0	4				
19 Kevin Frandsen, R OBP: 0.297, SLG: 0.344										2	0	2	0	1	0	0				
Ray Durham, S OBP: 0.302, SLG: 0.356										1	0	0	0	0	0	1				
18 Matt Cain, R OBP: 0.118, SLG: 0.204										3	0	0	0	0	0	5				
38 Brian Wilson, R ERA:										0	0	0	0	0	0	0				
Steve Kline, S ERA:										0	0	0	0	0	0	0				
41 Brad Hennessey, R ERA:										0	0	0	0	0	0	0				
Inning Stats	R: 0 E: 0 K: 0 S: 9	H: 1 LOB: 1 BB: 1 P: 19	R: 0 E: 1 K: 0 S: 10	H: 1 LOB: 2 BB: 0 P: 16	R: 1 E: 0 K: 0 S: 9	H: 2 LOB: 0 BB: 0 P: 16	R: 0 E: 0 K: 0 S: 9	H: 1 LOB: 2 BB: 2 P: 23	R: 1 E: 0 K: 0 S: 5	H: 3 LOB: 1 BB: 0 P: 6	R: 1 E: 0 K: 1 S: 8	H: 1 LOB: 0 BB: 0 P: 12	R: 0 E: 0 K: 1 S: 8	H: 1 LOB: 1 BB: 0 P: 9	1B: 9 2B: 1 3B: 0 HR: 1	SF: 1 SAC: 2 DP: 3 HBP: 0	WP: 1 PB: 0 SB: 1 CS: 0	PA: 35		
PITCHER	IP	WLS	BF	H	R	ER	SO	BB	IBB	HBP	BLK	WP	HR	S	P	ERA	WHIP			
56 Franklin Morales, L ERA: 4.4	5.0	L	22	6	2	2	0	2	1	0	0	1	1	14	25	9.00	3.000			
35 Taylor Buchholz, R ERA: 4.32	1.0		5	3	1	1	0	0	0	0	0	0	0	8	12	0.00	1.000			
34 Matt Herges, R ERA: 2.98	1.0		4	1	0	0	1	0	0	0	0	0	0	8	9	0.00	1.000			
60 Manny Corpas, R ERA: 2.09	1.0		4	1	0	0	1	0	0	0	0	0	0	8	9	0.00	1.000			

Colorado Rockies @ San Francisco Giants
 AT&T Park, San Francisco, CA
 Tue Aug 28 2007, 7:15 PM PDT
 Att: 37,844 - Clear - 68 F


AB	29
R	3
H	11
RBI	3
BB	3
SO	2
LOB	16



Batter	1	2	3	4	5	6	7	8	9	AB	R	H	RBI	BB	SO	LOB	TOP			
10 Dave Roberts, L OBP: 0.332, SLG: 0.364	2-1 L8	2-0 P6		2-2 L9		2-2 G6-3		0-1 FC6-4		5	0	0	0	0	0	3	San Francisco Giants @ Washington Nationals Robert F. Kennedy Memorial Stadium, Washington, DC Fri Aug 31 2007, 7:05 PM EDT Att: 25,169 - Clear - 84 F livebaseballscorecards.com			
Rajai Davis, R OBP: 0.382, SLG: 0.426	4-1 S BB BB	0-0 2H 3H 2B		1-1 L8		2-1 F8		1-2 F7		4	0	1	2	1	0	0				
Ray Durham, S OBP: 0.305, SLG: 0.353	1-0 S BB	1-2 BB		4-2 1B BB		0-0 G6-3		1-1 F8		3	0	0	0	2	0	1				
Ryan Klesko, L OBP: 0.357, SLG: 0.427	2-1 G1-3			1-0 1B BB		3-3 K		1-0 G4-3		5	0	1	0	0	1	2				
1 Bengie Molina, R OBP: 0.303, SLG: 0.426	1-2 G5-3			2-3 1B		2-1				3	0	1	0	0	1	4				
Pedro Feliz, R OBP: 0.293, SLG: 0.410		0-0 40 1B		0-1 40 BB		3-2 F7		0-3 K		4	1	2	0	0	1	1				
13 Omar Vizquel, S OBP: 0.307, SLG: 0.305		4-2 32 SH1-4 40 1B 2B		3-2 F6		2-2 F7		0-0 P5		3	1	0	0	1	0	2				
40 Daniel Ortmeier, S OBP: 0.287, SLG: 0.480		0-0 32 SH1-4 2B		4-1 32 FC5-4		0-1 F9		3-2 G3-1		3	1	1	1	1	0	0				
32 Kevin Correia, R OBP: 0.143, SLG: 0.143	1-1 SH1-4			1-2 FC5-4		0-0 F8		0-2 10 FC6-4 1B		2	0	0	0	0	0	3				
Tyler Walker, R OBP: 0.302, SLG: 0.365										0	0	0	0	0	0	0				
38 Brian Wilson, R OBP: 0.302, SLG: 0.365										1	0	1	0	0	0	0				
41 Brad Hennessey, R ERA: 3.99										0	0	0	0	0	0	0				
Inning Stats	R: 0 E: 0 K: 0 S: 9	H: 0 LOB: 2 BB: 2 P: 22	R: 3 E: 0 K: 0 S: 10	H: 3 LOB: 1 BB: 1 P: 17	R: 0 E: 0 K: 0 S: 14	H: 1 LOB: 3 BB: 1 P: 26	R: 0 E: 0 K: 1 S: 15	H: 1 LOB: 2 BB: 1 P: 25	R: 0 E: 0 K: 0 S: 6	H: 0 LOB: 0 BB: 0 P: 10	R: 0 E: 0 K: 2 S: 10	H: 1 LOB: 1 BB: 0 P: 15	R: 0 E: 0 K: 0 S: 12	H: 1 LOB: 1 BB: 0 P: 15	R: 0 E: 0 K: 0 S: 6	H: 0 LOB: 0 BB: 0 P: 9	1B: 5 2B: 2 3B: 0 HR: 0	SF: 0 SAC: 1 DP: 0 HBP: 1	WP: 0 PB: 0 SB: 2 CS: 0	PA: 40
PITCHER	IP WLS BF H R ER SO BB IBB HBP BLK WP HR S P ERA WHIP																			
Tim Redding, R ERA: 3.27	5.0 L 26 5 3 3 1 5 0 1 0 0 0 57 104 5.40 2.000																			
Mike Bacsik, L ERA: 4.74	1.2 6 1 0 0 1 0 0 0 0 0 0 13 22 0.00 0.600																			
49 Chris Schroder, R ERA: 2.35	0.1 1 0 0 0 1 0 0 0 0 0 0 3 3 0.00 0.000																			
Jesus Colome, R ERA: 2.52	1.0 4 1 0 0 0 0 0 0 0 0 0 12 15 0.00 1.000																			
Jon Rauch, R ERA: 3.99	1.0 3 0 0 0 0 0 0 0 0 0 0 6 9 0.00 0.000																			


Batter	1	2	3	4	5	6	7	8	9	AB	R	H	RBI	BB	SO	LOB	BOTTOM					
Nook Logan, S OBP: 0.319, SLG: 0.349	1-1 11 F8 21 1B	2-1 G4-3			0-0 G6-3		0-3 K			4	1	1	0	0	1	2	San Francisco Giants @ Washington Nationals Robert F. Kennedy Memorial Stadium, Washington, DC Fri Aug 31 2007, 7:05 PM EDT Att: 25,169 - Clear - 84 F livebaseballscorecards.com					
Felipe Lopez, S OBP: 0.303, SLG: 0.351	2-2 25 F8 21 1B			2-2 G3-1		0-1 G3-1		1-2 F7		4	0	1	0	0	0	0						
11 Ryan Zimmerman, R OBP: 0.323, SLG: 0.468	2-2 F8			2-2 P3		1-1 G6-3		2-3 K		4	0	0	0	0	1	2						
21 Dmitri Young, S OBP: 0.389, SLG: 0.519	2-0			2-2 K		3-1 F7		4-1		3	0	1	1	1	1	0						
Robert Fick, L OBP: 0.291, SLG: 0.273	1-2 3H 1B							BB		0	0	0	0	0	0	0						
25 Austin Kearns, R OBP: 0.350, SLG: 0.405	3-2 F8			1-1 HR		4-1 BB		0-2 G6-3		3	1	1	1	1	0	3						
26 Willy Mo Peña, R OBP: 0.290, SLG: 0.421	0-3 K			0-0 G5-3		0-0 F9				4	0	0	0	0	1	3						
10 Ronnie Belliard, R OBP: 0.324, SLG: 0.408		1-2 G6-3		0-2 G4-3				0-1 2B		4	0	1	0	0	0	0						
Brian Schneider, L OBP: 0.314, SLG: 0.330		3-2		0-0 G3-1				0-1 L8		3	0	1	0	0	0	1						
Tony Batista, R OBP: 0.363, SLG: 0.338								P3		1	0	0	0	0	0	0						
Tim Redding, R ERA: 3.27										1	0	0	0	0	0	1						
D'Angelo Jimenez, S ERA: 3.16, SLG: 0.190										1	0	0	0	0	0	0						
Mike Bacsik, L ERA: 4.74										0	0	0	0	0	0	0						
49 Chris Schroder, R ERA: 2.35										0	0	0	0	0	0	0						
Ryan Church, L OBP: 0.339, SLG: 0.433										1	0	0	0	0	0	1						
Jesus Colome, R ERA: 2.52										0	0	0	0	0	0	0						
Jon Rauch, R ERA: 3.99										0	0	0	0	0	0	0						
Inning Stats	R: 1 E: 0 K: 1 S: 17	H: 3 LOB: 0 BB: 0 P: 27	R: 0 E: 0 K: 0 S: 11	H: 1 LOB: 0 BB: 0 P: 19	R: 0 E: 0 K: 1 S: 9	H: 0 LOB: 0 BB: 0 P: 15	R: 1 E: 0 K: 0 S: 9	H: 1 LOB: 0 BB: 0 P: 10	R: 0 E: 0 K: 0 S: 4	H: 0 LOB: 0 BB: 0 P: 5	R: 0 E: 0 K: 0 S: 6	H: 0 LOB: 1 BB: 1 P: 14	R: 0 E: 0 K: 1 S: 8	H: 1 LOB: 1 BB: 0 P: 9	R: 0 E: 0 K: 1 S: 10	H: 0 LOB: 1 BB: 1 P: 17	R: 0 E: 0 K: 0 S: 4	H: 0 LOB: 0 BB: 0 P: 5	1B: 3 2B: 2 3B: 0 HR: 1	SF: 0 SAC: 0 DP: 0 HBP: 0	WP: 0 PB: 0 SB: 0 CS: 0	PA: 35
PITCHER	IP WLS BF H R ER SO BB IBB HBP BLK WP HR S P ERA WHIP																					
32 Kevin Correia, R ERA: 3.77	6.0 W 24 5 2 2 2 1 0 0 0 0 0 56 90 3.00 1.000																					
Tyler Walker, R ERA: 3.77	1.0 H 4 1 0 0 1 0 0 0 0 0 0 8 9 0.00 1.000																					
38 Brian Wilson, R ERA: 3.77	1.0 H 4 0 0 0 1 1 0 0 0 0 0 10 17 0.00 1.000																					
41 Brad Hennessey, R ERA: 3.02	1.0 S 3 0 0 0 0 0 0 0 0 0 0 4 5 0.00 0.000																					




Batter	1	2	3	4	5	6	7	8	9	AB	R	H	RBI	BB	SO	LOB	TOP										
10 Dave Roberts, L OBP: 0.329, SLG: 0.360	G4-3		F7			F7		F7		4	0	0	0	0	0	2	San Francisco Giants @ Washington Nationals Robert F. Kennedy Memorial Stadium, Washington, DC Sat Sep 01 2007, 7:05 PM EDT Att: 30,221 - Partly Cloudy - 82 F livebaseballscorecards.com										
Ray Durham, S OBP: 0.302, SLG: 0.350	G6-3			K		P6			F7	4	0	0	0	1	0												
2 Randy Winn, S OBP: 0.351, SLG: 0.417	G3			P4			FC4-5 BB		K2-3	3	0	0	0	1	1												
Barry Bonds, L OBP: 0.484, SLG: 0.576		P3		L7			FC4-5		F7	4	0	0	0	0	1												
Ryan Klesko, L OBP: 0.354, SLG: 0.423		P5			L7					3	0	0	0	0	1												
1 Bengie Molina, R OBP: 0.301, SLG: 0.423					G4-3					3	0	0	0	0	1												
Pedro Feliz, R OBP: 0.293, SLG: 0.416						G6-3			P6	3	1	1	1	0	0												
13 Omar Vizquel, S OBP: 0.307, SLG: 0.304										2	0	0	0	1	0												
53 Jonathan Sánchez, L OBP: 0.333, SLG: 0.667 Scott Atchison, R ERA: 5.14										2	0	0	0	0	1	AB 29 R 1 H 2 RBI 1 BB 2 SO 4 LOB 6 											
12 Nate Schierholtz, L OBP: 0.384, SLG: 0.415 Steve Kline, S ERA: 3.23										0	0	0	0	0	0												
										1	0	1	0	0	0												
										0	0	0	0	0	0												
										0	0	0	0	0	0												
										0	0	0	0	0	0												
										0	0	0	0	0	0												
										0	0	0	0	0	0												
Inning Stats	R: 0 E: 0 K: 0 S: 9	H: 0 LOB: 0 BB: 0 P: 14	R: 0 E: 0 K: 0 S: 8	H: 0 LOB: 0 BB: 0 P: 12	R: 0 E: 0 K: 1 S: 11	H: 0 LOB: 1 BB: 1 P: 17	R: 0 E: 0 K: 1 S: 9	H: 0 LOB: 0 BB: 0 P: 14	R: 1 E: 0 K: 0 S: 11	H: 1 LOB: 0 BB: 0 P: 14	R: 0 E: 0 K: 1 S: 6	H: 0 LOB: 0 BB: 0 P: 9	R: 0 E: 0 K: 1 S: 11	H: 0 LOB: 1 BB: 1 P: 21	R: 0 E: 0 K: 0 S: 7	H: 1 LOB: 1 BB: 0 P: 9	R: 0 E: 0 K: 1 S: 7	H: 0 LOB: 0 BB: 0 P: 8	1B: 1 2B: 0 3B: 0 HR: 1	SF: 0 SAC: 0 DP: 0 HBP: 0	WP: 0 PB: 0 SB: 1 CS: 1	PA: 31					
PITCHER	IP	WLS	BF	H	R	ER	SO	BB	IBB	HBP	BLK	WP	HR	S	P	ERA	WHIP										
38 Joel Hanrahan, R ERA: 5.14	6.0	W	20	1	1	1	2	1	0	0	0	0	1	54	80	1.50	0.333										
34 Ray King, L ERA: 4.54	0.2	H	3	0	0	0	1	1	0	0	0	0	0	7	16	0.00	1.500										
Jesus Colome, R ERA: 2.5	0.1	H	1	0	0	0	0	0	0	0	0	0	0	4	5	0.00	0.000										
Jon Rauch, R ERA: 3.91	1.0	H	4	1	0	0	0	0	0	0	0	0	0	7	9	0.00	1.000										
32 Chad Cordero, R ERA: 3.23	1.0	S	3	0	0	0	1	0	0	0	0	0	0	7	8	0.00	0.000										

Batter	1	2	3	4	5	6	7	8	9	AB	R	H	RBI	BB	SO	LOB	BOTTOM										
Nook Logan, S OBP: 0.318, SLG: 0.348	FC5-4 1B					G5-3		G5-3		4	0	1	0	0	1	4	San Francisco Giants @ Washington Nationals Robert F. Kennedy Memorial Stadium, Washington, DC Sat Sep 01 2007, 7:05 PM EDT Att: 30,221 - Partly Cloudy - 82 F livebaseballscorecards.com										
Felipe Lopez, S OBP: 0.305, SLG: 0.351	FC5-4 21 1B					K				3	1	1	0	1	1												
11 Ryan Zimmerman, R OBP: 0.323, SLG: 0.468	P2					E6 25 CS		F8		4	0	1	1	0	2												
21 Dmitri Young, S OBP: 0.388, SLG: 0.517 Jon Rauch, R ERA: 3.91 32 Chad Cordero, R ERA: 3.23						P4				4	0	1	0	0	2												
										0	0	0	0	0	0												
										0	0	0	0	0	0												
										0	0	0	0	0	0												
										0	0	0	0	0	0												
Inning Stats	R: 0 E: 0 K: 1 S: 14	H: 2 LOB: 2 BB: 0 P: 22	R: 0 E: 0 K: 2 S: 15	H: 2 LOB: 2 BB: 0 P: 21	R: 0 E: 1 K: 1 S: 7	H: 0 LOB: 0 BB: 0 P: 9	R: 0 E: 0 K: 1 S: 9	H: 0 LOB: 0 BB: 0 P: 12	R: 1 E: 0 K: 1 S: 12	H: 2 LOB: 1 BB: 0 P: 21	R: 2 E: 0 K: 1 S: 21	H: 2 LOB: 2 BB: 1 P: 31	R: 1 E: 0 K: 1 S: 15	H: 1 LOB: 1 BB: 1 P: 24	R: 0 E: 0 K: 0 S: 8	H: 0 LOB: 0 BB: 0 P: 14	1B: 7 2B: 1 3B: 0 HR: 1	SF: 1 SAC: 1 DP: 0 HBP: 1	WP: 1 PB: 0 SB: 0 CS: 1	PA: 37							
PITCHER	IP	WLS	BF	H	R	ER	SO	BB	IBB	HBP	BLK	WP	HR	S	P	ERA	WHIP										
53 Jonathan Sánchez, L ERA: 5.27 Scott Atchison, R ERA: 5.09 Steve Kline, L ERA: 4.29	5.1	L	24	6	3	3	7	1	0	1	0	1	0	29	42	5.40	2.400										
	1.2		9	3	1	1	1	1	0	0	0	0	0	8	14	0.00	0.000										
	1.0		3	0	0	0	0	0	0	0	0	0	0	8	14	0.00	0.000										



Batter	1	2	3	4	5	6	7	8	9	AB R H RBI BB SO LOB	TOP																										
Rajai Davis, R (1, 8) OBP: 0.379, SLG: 0.421	K			L7 1B		K		F8		4 0 1 0 0 2 1	San Francisco Giants @ Washington Nationals Robert F. Kennedy Memorial Stadium, Washington, DC Sun Sep 02 2007, 1:35 PM EDT Att: 27,310 - Partly Cloudy - 79 F AB 32 R 1 H 6 RBI 1 BB 1 SO 5 LOB 9 																										
13 Omar Vizquel, S (1, 6) OBP: 0.305, SLG: 0.301	P6			F7		P6		G1-3		4 0 0 0 0 0 2																											
2 Randy Winn, S (1, 9) OBP: 0.351, SLG: 0.414	K					F7			F7	3 0 0 0 1 1 0																											
Pedro Feliz, R (1, 5) OBP: 0.291, SLG: 0.413		P4		L7					K	4 0 0 0 0 1 2																											
Rich Aurilia, R (1, 3) OBP: 0.304, SLG: 0.381		G6-3				G6-3				4 1 2 1 0 0 0																											
10 Dave Roberts, L (9, PR) OBP: 0.329, SLG: 0.360										0 0 0 0 0 0 0																											
38 Brian Wilson, R (9, 1)										0 0 0 0 0 0 0																											
40 Daniel Ortmeier, S (1, 7) OBP: 0.286, SLG: 0.472		L8				F8			K	4 0 1 0 0 1 1																											
39 Guillermo Rodriguez, R (1, 2) OBP: 0.337, SLG: 0.392			L9			L8				3 0 0 0 0 0 1																											
19 Kevin Frandsen, R (1, 4) OBP: 0.299, SLG: 0.345			F9							3 0 2 0 0 0 0																											
75 Barry Zito, L (1, 1) OBP: 0.130, SLG: 0.096										2 0 0 0 0 0 1																											
Barry Bonds, L (8, PH) OBP: 0.463, SLG: 0.575						G5-3				1 0 0 0 0 0 1																											
Tyler Walker, R (8, 1)										0 0 0 0 0 0 0																											
Ryan Klesko, L (9, 3) OBP: 0.354, SLG: 0.423										0 0 0 0 0 0 0																											
Inning Stats	R: 0 E: 0 K: 2 S: 9	H: 0 LOB: 0 BB: 0 P: 15	R: 0 E: 0 K: 0 S: 7	H: 0 LOB: 0 BB: 0 P: 10	R: 0 E: 0 K: 0 S: 8	H: 0 LOB: 0 BB: 0 P: 11	R: 0 E: 0 K: 0 S: 7	H: 1 LOB: 2 BB: 1 P: 16	R: 1 E: 0 K: 0 S: 10	H: 2 LOB: 1 BB: 0 P: 14	R: 0 E: 0 K: 1 S: 6	H: 0 LOB: 0 BB: 0 P: 8	R: 0 E: 0 K: 0 S: 11	H: 1 LOB: 1 BB: 0 P: 16	R: 0 E: 0 K: 0 S: 7	H: 1 LOB: 1 BB: 0 P: 10	R: 0 E: 0 K: 2 S: 15	H: 1 LOB: 1 BB: 0 P: 23	1B: 4 2B: 1 3B: 0 HR: 1	SF: 0 SAC: 0 DP: 0 HBP: 0	WP: 0 PB: 0 SB: 1 CS: 0	PA: 33															
PITCHER	IP WLS BF H R ER SO BB IBB HBP BLK WP HR S P ERA WHIP																																				
47 Matt Chico, L (1, 1) ERA: 4.78	7.0	25	4	1	1	3	1	0	0	0	0	0	0	1	58	90	1.29	0.714																			
52 Saul Rivera, R (8, 1) ERA: 3.65	1.0	4	1	0	0	0	0	0	0	0	0	0	0	7	10	0.00	1.000																				
32 Chad Cordero, R (9, 1) ERA: 3.18	1.0	W 4	1	0	0	2	0	0	0	0	0	0	0	15	23	0.00	1.000																				

Batter	1	2	3	4	5	6	7	8	9	AB R H RBI BB SO LOB	BOTTOM																									
Nook Logan, S (1, 8) OBP: 0.317, SLG: 0.354	K					G6-3			G6-3	4 0 1 1 0 1 0	San Francisco Giants @ Washington Nationals Robert F. Kennedy Memorial Stadium, Washington, DC Sun Sep 02 2007, 1:35 PM EDT Att: 27,310 - Partly Cloudy - 79 F AB 28 R 2 H 4 RBI 2 BB 2 SO 7 LOB 6 																									
Felipe Lopez, S (1, 6) OBP: 0.304, SLG: 0.352	F7					F8				4 1 1 0 0 0 1																										
11 Ryan Zimmerman, R (1, 5) OBP: 0.324, SLG: 0.468	K					E5				3 0 1 1 1 1 0																										
21 Dmitri Young, S (1, 3) OBP: 0.386, SLG: 0.513		G6-3				G6-4-3				3 0 0 0 0 0 2																										
25 Austin Kearns, R (1, 9) OBP: 0.348, SLG: 0.400		G2-3				G4-3				3 0 0 0 0 1 0																										
26 Wily Mo Peña, R (1, 7) OBP: 0.290, SLG: 0.413		G6-3								3 0 0 0 0 2 0																										
10 Ronnie Belliard, R (1, 4) OBP: 0.326, SLG: 0.408										3 1 1 0 0 0 0																										
Brian Schneider, L (1, 2) OBP: 0.314, SLG: 0.328										2 0 0 0 1 0 1																										
47 Matt Chico, L (1, 1) ERA: 4.46										2 0 0 0 0 1 1																										
52 Saul Rivera, S (8, 1)										0 0 0 0 0 0 0																										
Ryan Church, L (8, PH) OBP: 0.338, SLG: 0.432										1 0 0 0 0 1 1																										
32 Chad Cordero, R (9, 1) ERA: 0.75										0 0 0 0 0 0 0																										
Inning Stats	R: 0 E: 0 K: 2 S: 8	H: 0 LOB: 0 BB: 0 P: 14	R: 0 E: 0 K: 0 S: 5	H: 0 LOB: 0 BB: 0 P: 8	R: 1 E: 0 K: 1 S: 16	H: 2 LOB: 1 BB: 0 P: 24	R: 0 E: 1 K: 0 S: 9	H: 0 LOB: 0 BB: 0 P: 14	R: 0 E: 0 K: 1 S: 11	H: 0 LOB: 0 BB: 0 P: 17	R: 0 E: 0 K: 0 S: 8	H: 0 LOB: 0 BB: 0 P: 14	R: 0 E: 0 K: 1 S: 8	H: 0 LOB: 0 BB: 1 P: 16	R: 0 E: 0 K: 2 S: 9	H: 0 LOB: 1 BB: 1 P: 15	R: 1 E: 0 K: 0 S: 8	H: 2 LOB: 1 BB: 0 P: 12	1B: 2 2B: 1 3B: 1 HR: 0	SF: 0 SAC: 0 DP: 2 HBP: 0	WP: 0 PB: 0 SB: 0 CS: 0	PA: 30														
PITCHER	IP WLS BF H R ER SO BB IBB HBP BLK WP HR S P ERA WHIP																																			
75 Barry Zito, L (1, 1) ERA: 4.46	7.0	23	2	1	1	5	1	0	0	0	0	0	0	65	107	1.29	0.429																			
Tyler Walker, R (8, 1) ERA: 0.75	1.0	4	0	0	0	2	1	0	0	0	0	0	0	9	15	0.00	1.000																			
38 Brian Wilson, R (9, 1) ERA: 0.75	0.1	L 3	2	1	1	0	0	0	0	0	0	0	0	8	12	27.00	6.000																			

Batter	1	2	3	4	5	6	7	8	9	AB R H RBI BB SO LOB	TOP										
Rajai Davis, R OBP: 0.380, SLG: 0.421										5 0 2 0 0 0 0	San Francisco Giants @ Colorado Rockies Coors Field, Denver, CO Mon Sep.03 2007, 1:05 PM MDT Att: 30,168 - Partly Cloudy - 83 F										
13 Omar Vizquel, S OBP: 0.302, SLG: 0.298										5 0 0 0 0 0 2											
2 Randy Winn, S OBP: 0.352, SLG: 0.422										4 2 2 1 0 1 1											
1 Bengie Molina, R OBP: 0.303, SLG: 0.429										3 1 1 1 1 1 1											
Rich Aurilia, R OBP: 0.307, SLG: 0.380										3 1 1 0 1 0 1											
Pedro Feliz, R OBP: 0.291, SLG: 0.411										4 0 1 1 0 1 2											
12 Nate Schierholz, L OBP: 0.390, SLG: 0.432										3 0 2 0 1 0 2											
19 Kevin Frandsen, R OBP: 0.298, SLG: 0.343										4 0 1 1 0 0 5											
18 Matt Cain, R OBP: 0.115, SLG: 0.200										1 0 0 0 0 1 0											
20 Pat Misch, R OBP: 0.365, SLG: 0.349										1 0 0 0 0 1 0											
Ray Durham, S OBP: 0.355, SLG: 0.349										1 0 0 0 0 0 0											
Scott Munter, R ERA: 3.21										0 0 0 0 0 0 0											
Jack Taschner, L ERA: 4.69										0 0 0 0 0 0 0											
10 Dave Roberts, L OBP: 0.320, SLG: 0.330										1 0 0 0 0 0 0											
Inning Stats	R: 0 E: 0 K: 0 S: 8	H: 1 LOB: 0 BB: 0 P: 10	R: 1 E: 0 K: 1 S: 11	H: 3 LOB: 1 BB: 0 P: 18	R: 0 E: 0 K: 2 S: 16	H: 1 LOB: 1 BB: 0 P: 22	R: 0 E: 0 K: 0 S: 11	H: 1 LOB: 2 BB: 1 P: 19	R: 0 E: 0 K: 1 S: 6	H: 0 LOB: 0 BB: 0 P: 8	R: 2 E: 0 K: 0 S: 22	H: 3 LOB: 2 BB: 1 P: 31	R: 1 E: 0 K: 1 S: 9	H: 1 LOB: 0 BB: 0 P: 10	R: 0 E: 0 K: 0 S: 9	H: 0 LOB: 1 BB: 1 P: 16	R: 0 E: 0 K: 0 S: 7	H: 0 LOB: 0 BB: 0 P: 12	1B: 7 2B: 1 3B: 0 HR: 2	SF: 0 SAC: 0 DP: 1 HBP: 0	WP: 0 PA: 38 PB: 0 SB: 1 CS: 1
PITCHER	IP WLS BF H R ER SO BB IBB HBP BLK WP HR S P ERA WHIP											IP WLS BF H R ER SO BB IBB HBP BLK WP HR S P ERA WHIP									
26 Jeff Francis, L ERA: 4.12	5.2 W 26 9 3 3 4 2 0 0 0 0 0 1 70 103 4.76 1.941																				
Jeremy Affeldt, L ERA: 3.31	1.1 H 5 1 1 1 1 0 0 0 0 0 0 1 13 15 6.75 0.750																				
LaTroy Hawkins, R ERA: 3.45	1.0 H 4 0 0 0 0 1 0 0 0 0 0 0 9 16 0.00 1.000																				
60 Manny Corpas, R ERA: 1.99	1.0 S 3 0 0 0 0 0 0 0 0 0 0 0 7 12 0.00 0.000																				

Batter	1	2	3	4	5	6	7	8	9	AB R H RBI BB SO LOB	BOTTOM										
3 Willy Taveras, R OBP: 0.363, SLG: 0.378										5 1 3 0 0 1 0	San Francisco Giants @ Colorado Rockies Coors Field, Denver, CO Mon Sep.03 2007, 1:05 PM MDT Att: 30,168 - Partly Cloudy - 83 F										
Kazuo Matsui, S OBP: 0.345, SLG: 0.412										3 1 1 1 1 0 1											
5 Matt Holliday, R OBP: 0.395, SLG: 0.573										3 0 0 1 0 2 4											
17 Todd Helton, L OBP: 0.426, SLG: 0.464										3 1 2 0 1 1 0											
27 Garrett Atkins, R OBP: 0.350, SLG: 0.466										2 1 1 0 1 0 1											
10 Jeff Baker, R OBP: 0.295, SLG: 0.336										0 0 0 0 0 0 0											
LaTroy Hawkins, R ERA: 3.21										1 0 0 0 0 0 0											
60 Manny Corpas, R ERA: 1.99										0 0 0 0 0 0 0											
11 Brad Hawpe, L OBP: 0.380, SLG: 0.535										4 1 1 2 0 1 3											
2 Troy Tulowitz, R OBP: 0.357, SLG: 0.457										4 1 1 1 0 1 2											
20 Chris Iannetta, R OBP: 0.322, SLG: 0.343										4 0 2 2 0 2 0											
26 Jeff Francis, L OBP: 0.214, SLG: 0.241										2 1 1 0 0 1 1											
24 Ian Stewart, L OBP: 0.276, SLG: 0.464										2 0 0 0 0 0 1											
Jamey Carroll, R OBP: 0.315, SLG: 0.292										0 0 0 0 0 0 0											
Inning Stats	R: 0 E: 0 K: 2 S: 8	H: 0 LOB: 0 BB: 0 P: 9	R: 0 E: 0 K: 2 S: 12	H: 1 LOB: 1 BB: 0 P: 16	R: 7 E: 0 K: 2 S: 32	H: 6 LOB: 1 BB: 2 P: 55	R: 0 E: 0 K: 0 S: 6	H: 1 LOB: 0 BB: 0 P: 10	R: 0 E: 0 K: 1 S: 11	H: 1 LOB: 0 BB: 0 P: 17	R: 0 E: 0 K: 1 S: 13	H: 2 LOB: 3 BB: 1 P: 26	R: 0 E: 0 K: 0 S: 12	H: 1 LOB: 1 BB: 0 P: 15	R: 0 E: 0 K: 1 S: 8	H: 0 LOB: 0 BB: 0 P: 11	R: 0 E: 0 K: 1 S: 8	H: 0 LOB: 0 BB: 0 P: 11	1B: 9 2B: 2 3B: 1 HR: 0	SF: 1 SAC: 0 DP: 2 HBP: 0	WP: 0 PA: 37 PB: 1 SB: 0 CS: 0
PITCHER	IP WLS BF H R ER SO BB IBB HBP BLK WP HR S P ERA WHIP											IP WLS BF H R ER SO BB IBB HBP BLK WP HR S P ERA WHIP									
18 Matt Cain, R ERA: 3.83	2.2 L 15 5 6 6 2 2 0 0 0 0 0 0 25 38 3.86 1.714																				
20 Pat Misch, L ERA: 3.21	1.0 9 4 1 1 2 0 0 0 0 0 0 0 13 26 0.00 3.000																				
Scott Munter, R ERA: 3.21	1.0 6 2 0 0 1 1 0 0 0 0 0 0 9 16 0.00 0.000																				
Jack Taschner, L ERA: 4.69	2.0 7 1 0 0 1 0 0 0 0 0 0 0 20 26 0.00 0.500																				

AB	35
R	4
H	10
RBI	4
BB	3
SO	5
LOB	16



Batter	1	2	3	4	5	6	7	8	9	AB	R	H	RBI	BB	SO	LOB	TOP			
Rajai Davis, R OBP: 0.376, SLG: 0.416 (1, 8)										4	1	1	0	0	0	0				
13 Omar Vizquel, S OBP: 0.303, SLG: 0.300 (1, 6)										4	1	2	1	0	0	0				
2 Randy Winn, S OBP: 0.353, SLG: 0.429 (1, 9)										4	1	2	3	0	0	1				
Barry Bonds, L OBP: 0.481, SLG: 0.574 (1, 7)										4	1	1	0	0	0	1				
40 Daniel Ortmeier, S OBP: 0.286, SLG: 0.472 (8, 7)										0	0	0	0	0	0	0				
41 Brad Hennessey, R (8, 1)										0	0	0	0	0	0	0				
1 Bengie Molina, R OBP: 0.302, SLG: 0.430 (1, 2)										4	0	1	0	0	0	1				
Rich Aurilia, R OBP: 0.306, SLG: 0.378 (1, 3)										2	0	0	1	1	1	0				
Pedro Feliz, R OBP: 0.290, SLG: 0.409 (1, 5)										3	0	0	0	0	2	3				
19 Kevin Frandsen, R Steve Kline, S (8, 1)										2	1	1	0	0	0	1				
12 Nate Schierholz, L Tyler Walker, R (7, PH)										0	0	0	0	0	0	0				
38 Brian Wilson, R (8, 1)										0	0	0	0	0	0	0				
10 Dave Roberts, L (8, 7)										0	0	0	0	0	0	0				
55 Tim Lincecum, L Scott Atchison, R (1, 1)										0	0	0	0	0	0	0				
Ray Durham, S OBP: 0.301, SLG: 0.347 (4, 4)										0	0	0	0	0	0	0				
Ray Durham, S OBP: 0.301, SLG: 0.347 (4, 4)										2	0	0	0	0	0	0				
Inning Stats	R: 0 E: 0 K: 0 S: 5	H: 0 LOB: 0 BB: 0 P: 10	R: 1 E: 0 K: 1 S: 8	H: 1 LOB: 0 BB: 0 P: 12	R: 4 E: 0 K: 0 S: 15	H: 4 LOB: 0 BB: 0 P: 22	R: 0 E: 0 K: 0 S: 4	H: 0 LOB: 0 BB: 0 P: 8	R: 0 E: 0 K: 0 S: 7	H: 2 LOB: 2 BB: 0 P: 18	R: 0 E: 0 K: 0 S: 4	H: 0 LOB: 0 BB: 0 P: 5	R: 0 E: 0 K: 0 S: 5	H: 1 LOB: 0 BB: 0 P: 8	R: 0 E: 0 K: 2 S: 7	H: 0 LOB: 0 BB: 0 P: 11	1B: 5 2B: 2 3B: 0 HR: 1	SF: 1 SAC: 1 DP: 3 HBP: 1	WP: 0 PB: 0 SB: 2 CS: 0	PA: 34
PITCHER	IP WLS BF H R ER SO BB IBB HBP BLK WP HR S P ERA WHIP																			
56 Franklin Morales, L (1, 1)	3.0	14	5	5	5	1	0	0	0	0	0	0	0	0	1	28	44	15.00	1.667	
23 Ryan Speier, R (4, 1)	2.0	6	0	0	0	0	0	0	1	0	0	0	0	0	11	20	0.00	0.000		
34 Matt Herges, R (6, 1)	2.0	8	2	0	0	0	0	1	0	0	0	0	0	0	15	23	0.00	1.000		
40 Brian Fuentes, L (8, 1)	1.0	3	1	0	0	0	0	0	0	0	0	0	0	0	5	8	0.00	1.000		
60 Manny Corpas, R (9, 1)	1.0	W	3	0	0	0	2	0	0	0	0	0	0	0	7	11	0.00	0.000		

San Francisco Giants @ Colorado Rockies
Coors Field, Denver, CO
Tue Sep 04 2007, 6:35 PM MDT
Att: 20,563 - Partly Cloudy - 82 F


AB	30
R	5
H	8
RBI	5
BB	1
SO	3
LOB	7



Batter	1	2	3	4	5	6	7	8	9	AB	R	H	RBI	BB	SO	LOB	BOTTOM					
Kazuo Matsui, S OBP: 0.346, SLG: 0.412 (1, 4)										5	0	2	1	0	1	3						
18 Cory Sullivan, L OBP: 0.351, SLG: 0.404 (1, 8)										3	1	1	0	0	0	1						
19 Ryan Spilborghs, R (6, PH) OBP: 0.352, SLG: 0.493 (7, 8)										4	1	1	0	0	0	0						
5 Matt Holliday, R OBP: 0.395, SLG: 0.570 (1, 7)										4	1	1	0	0	0	0						
17 Todd Helton, L OBP: 0.431, SLG: 0.470 (1, 3)										3	1	3	1	2	0	0						
Jamey Carroll, R (9, PR) OBP: 0.315, SLG: 0.292 (9, PR)										0	1	0	0	0	0	0						
27 Garrett Atkins, R OBP: 0.350, SLG: 0.465 (1, 5)										4	0	1	0	1	3	5						
11 Brad Hawpe, L OBP: 0.382, SLG: 0.535 (1, 9)										4	0	2	2	1	1	1						
2 Troy Tulowitzki, R OBP: 0.356, SLG: 0.462 (1, 6)										4	1	1	1	0	2	5						
20 Chris Iannetta, R OBP: 0.322, SLG: 0.339 (1, 2)										2	0	0	1	0	2	2						
47 Joe Koshansky, L (8, PH)										0	0	0	0	1	0	0						
21 Clint Barmes, R (8, PR) OBP: 0.242, SLG: 0.313 (8, PR)										0	1	0	0	0	0	0						
60 Manny Corpas, R (9, 1)										0	0	0	0	0	0	0						
56 Franklin Morales, L (1, 1)	3.0	19	7	3	3	5	1	0	0	0	0	0	0	0	3	0						
24 Jeff Sneed, L (3, PH)										1	0	0	0	0	0	0						
23 Ryan Speier, R (4, 1)	2.0	8	2	1	1	3	0	0	1	0	0	0	0	0	0	0						
10 Jeff Baker, R (5, PH)	1.0	H	3	0	0	0	0	0	0	0	0	6	9	0.00	0.000							
34 Matt Herges, L (8, 1)	1.0	H	3	0	0	0	1	0	0	0	0	7	14	0.00	1.000							
40 Brian Fuentes, L (8, 1)	0.1	H	3	0	1	1	0	1	0	0	0	5	10	27.00	3.000							
8 Yorvit Torrealba, R (8, PH)										0	0	0	0	0	0	0						
Inning Stats	R: 0 E: 0 K: 0 S: 6	H: 0 LOB: 0 BB: 0 P: 7	R: 1 E: 0 K: 3 S: 22	H: 3 LOB: 1 BB: 1 P: 40	R: 2 E: 0 K: 2 S: 16	H: 3 LOB: 3 BB: 1 P: 29	R: 0 E: 0 K: 1 S: 13	H: 2 LOB: 2 BB: 0 P: 21	R: 1 E: 0 K: 2 S: 8	H: 1 LOB: 0 BB: 0 P: 12	R: 0 E: 0 K: 0 S: 6	H: 0 LOB: 0 BB: 0 P: 9	R: 0 E: 0 K: 1 S: 7	H: 0 LOB: 0 BB: 1 P: 14	R: 1 E: 0 K: 0 S: 9	H: 1 LOB: 2 BB: 1 P: 17	R: 1 E: 0 K: 0 S: 5	H: 1 LOB: 2 BB: 2 P: 15	1B: 9 2B: 1 3B: 0 HR: 1	SF: 0 SAC: 0 DP: 3 HBP: 3	WP: 0 PB: 0 SB: 0 CS: 0	PA: 42
PITCHER	IP WLS BF H R ER SO BB IBB HBP BLK WP HR S P ERA WHIP																					
55 Tim Lincecum, R (1, 1)	3.0	19	7	3	3	5	1	0	0	0	0	0	0	0	3	0						
Scott Atchison, R (4, 1)	2.0	8	2	1	1	3	0	0	1	0	0	0	0	0	0	0						
Steve Kline, L (6, 1)	1.0	H	3	0	0	0	0	0	0	0	0	6	9	0.00	0.000							
Tyler Walker, R (7, 1)	1.0	H	3	0	0	0	1	0	0	0	0	7	14	0.00	1.000							
38 Brian Wilson, R (8, 1)	0.1	H	3	0	1	1	0	1	0	0	0	5	10	27.00	3.000							
41 Brad Hennessey, R (8, 1)	1.0	L	6	2	1	1	0	0	0	0	0	0	0	0	0	0						


San Francisco Giants @ Colorado Rockies
Coors Field, Denver, CO
Tue Sep 04 2007, 6:35 PM MDT
Att: 20,563 - Partly Cloudy - 82 F

AB	33
R	6
H	11
RBI	6
BB	6
SO	9
LOB	22




Batter	1	2	3	4	5	6	7	8	9	AB	R	H	RBI	BB	SO	LOB	TOP								
15 Rafael Furcal, S OBP: 0.337, SLG: 0.356	B3		F9			G3	G4-3			4	0	0	0	0	0	2	Los Angeles Dodgers @ San Francisco Giants AT&T Park, San Francisco, CA Fri Sep 07 2007, 7:05 PM PDT Att: 40,016 - Overcast - 68 F								
9 Juan Pierre, L OBP: 0.325, SLG: 0.350	27 1B CS		G3					G3-1		4	2	2	0	0	0	0									
27 Matt Kemp, R OBP: 0.373, SLG: 0.539	12 CS				F9	12 2B P3		K		4	0	2	1	0	1	0									
12 Jeff Kent, R OBP: 0.366, SLG: 0.487 Wilson Valdez, R OBP: 0.293, SLG: 0.309	K				P3	P3				4	0	1	0	0	1	2									
5 Nomar Garciaparra, R OBP: 0.323, SLG: 0.399					G1-3			F8		4	0	0	0	0	0	2									
55 Russell Martin, R OBP: 0.382, SLG: 0.477	7 G3 1B				F9			58 1B		4	0	2	0	0	1	0									
7 James Loney, L OBP: 0.370, SLG: 0.502					G3			F9		4	2	2	2	0	0	2									
16 Andre Ethier, L OBP: 0.351, SLG: 0.451					F8			K		4	0	0	0	0	2	2									
58 Chad Billingsley, R OBP: 0.133, SLG: 0.138 45 Scott Proctor, R Joe Beimel, L Mark Sweeney, L 51 Jonathan Broxton, R	K									3	0	1	0	0	2	0									
Inning Stats	R: 1 E: 0 K: 1 S: 15	H: 2 LOB: 2 BB: 0 P: 20	R: 0 E: 0 K: 1 S: 11	H: 1 LOB: 1 BB: 0 P: 19	R: 0 E: 0 K: 1 S: 10	H: 0 LOB: 0 BB: 0 P: 16	R: 0 E: 0 K: 0 S: 5	H: 0 LOB: 0 BB: 0 P: 8	R: 1 E: 0 K: 1 S: 13	H: 1 LOB: 0 BB: 0 P: 13	R: 1 E: 0 K: 0 S: 7	H: 2 LOB: 1 BB: 0 P: 11	R: 0 E: 0 K: 1 S: 15	H: 2 LOB: 2 BB: 0 P: 25	R: 0 E: 0 K: 1 S: 9	H: 1 LOB: 1 BB: 0 P: 12		R: 1 E: 0 K: 2 S: 12	H: 1 LOB: 0 BB: 0 P: 18	1B: 7 2B: 2 3B: 0 HR: 2	SF: 0 SAC: 0 DP: 1 HBP: 0	WP: 0 PB: 0 SB: 0 CS: 2	PA: 36		
PITCHER	IP	WLS	BF	H	R	ER	SO	BB	IBB	HBP	BLK	WP	HR	S	P	ERA	WHIP								
53 Jonathan Sánchez, L ERA: 3.08	7.0		28	8	3	3	5	0	0	0	0	0	1	76	112	3.86	1.143								
38 Brian Wilson, R ERA: 1.26	1.0	H	4	1	0	0	1	0	0	0	0	0	0	9	12	0.00	1.000								
41 Brad Hennessey, R ERA: 3.19	1.0	W	4	1	1	1	2	0	0	0	0	0	1	12	18	9.00	1.000								

AB	36
R	4
H	10
RBI	3
BB	0
SO	8
LOB	10



Batter	1	2	3	4	5	6	7	8	9	AB	R	H	RBI	BB	SO	LOB	BOTTOM								
10 Dave Roberts, L OBP: 0.327, SLG: 0.357	G5-3 12 G1-3 1B		F7			K	G1-3			4	0	1	0	0	1	1	Los Angeles Dodgers @ San Francisco Giants AT&T Park, San Francisco, CA Fri Sep 07 2007, 7:05 PM PDT Att: 40,016 - Overcast - 68 F								
12 Nate Schierholz, L OBP: 0.397, SLG: 0.481	G1-3					G4-3		L1-3 1B		4	0	2	0	0	0	1									
Ray Durham, S OBP: 0.297, SLG: 0.343	G5-3					F8		F7		4	0	0	0	0	0	3									
Barry Bonds, L OBP: 0.481, SLG: 0.578 41 Brad Hennessey, R	K				G4-1			L1-3 1B		4	1	1	0	0	1	2									
1 Benjie Molina, R OBP: 0.302, SLG: 0.441 8 Eugenio Velez, S 38 Brian Wilson, R Rajai Davis, R OBP: 0.374, SLG: 0.413	HR				G5-3			FC6 1B 13 G6-3		3	1	1	1	0	0	1									
40 Daniel Ortmeier, S OBP: 0.293, SLG: 0.500	F7									4	1	2	1	0	0	2									
Pedro Feliz, R OBP: 0.294, SLG: 0.421	G5-3				CS					3	1	1	1	0	1	0									
13 Omar Vizquel, S OBP: 0.301, SLG: 0.297	G6-3									3	0	0	1	0	0	1									
53 Jonathan Sánchez, L OBP: 0.200, SLG: 0.400 2 Randy Winn, S OBP: 0.354, SLG: 0.429 39 Guillermo Rodríguez, R OBP: 0.337, SLG: 0.392	K									2	0	0	0	0	2	0									
Inning Stats	R: 0 E: 0 K: 1 S: 11	H: 1 LOB: 1 BB: 0 P: 17	R: 1 E: 0 K: 0 S: 8	H: 1 LOB: 0 BB: 0 P: 15	R: 0 E: 0 K: 1 S: 10	H: 1 LOB: 1 BB: 0 P: 15	R: 0 E: 0 K: 0 S: 10	H: 1 LOB: 0 BB: 0 P: 16	R: 0 E: 0 K: 2 S: 10	H: 0 LOB: 0 BB: 0 P: 13	R: 0 E: 0 K: 1 S: 7	H: 0 LOB: 0 BB: 0 P: 14	R: 3 E: 1 K: 0 S: 16	H: 3 LOB: 1 BB: 0 P: 22	R: 0 E: 0 K: 0 S: 5	H: 1 LOB: 0 BB: 0 P: 8		R: 1 E: 0 K: 1 S: 4	H: 1 LOB: 0 BB: 0 P: 4	1B: 6 2B: 1 3B: 1 HR: 2	SF: 0 SAC: 0 DP: 1 HBP: 0	WP: 0 PB: 0 SB: 1 CS: 1	PA: 34		
PITCHER	IP	WLS	BF	H	R	ER	SO	BB	IBB	HBP	BLK	WP	HR	S	P	ERA	WHIP								
58 Chad Billingsley, R ERA: 3.22	6.0		22	5	2	1	5	0	0	0	0	0	1	58	94	1.50	0.833								
45 Scott Proctor, R ERA: 3.74	0.2	B	4	1	1	0	0	0	0	0	0	0	0	7	10	0.00	1.500								
Joe Beimel, L ERA: 0.96	1.1		5	2	1	0	0	0	0	0	0	0	0	12	16	0.00	1.500								
51 Jonathan Broxton, R ERA: 2.36	0.1	L	2	1	1	1	1	0	0	0	0	0	1	4	4	27.00	3.000								

AB	33
R	5
H	9
RBI	5
BB	0
SO	6
LOB	11



Batter	1	2	3	4	5	6	7	8	9	AB	R	H	RBI	BB	SO	LOB	TOP		
15 Rafael Furcal, S OBP: 0.334, SLG: 0.353										4	0	0	1	0	1	0	Los Angeles Dodgers @ San Francisco Giants AT&T Park, San Francisco, CA Sat Sep 08 2007, 12:55 PM PDT Att: 42,228 - Partly Cloudy - 71 F		
9 Juan Pierre, L OBP: 0.325, SLG: 0.349										5	1	1	0	0	1	2			
27 Matt Kemp, R OBP: 0.375, SLG: 0.535										2	1	0	0	2	1	0			
12 Jeff Kent, R OBP: 0.367, SLG: 0.486										3	0	1	0	1	1	2			
51 Jonathan Broxton, R OBP: 0.263, SLG: 0.309										0	0	0	0	0	0	0			
44 Takashi Saito, L OBP: 0.351, SLG: 0.451										0	0	0	0	0	0	0			
Luis Gonzalez, L OBP: 0.360, SLG: 0.434										3	1	1	3	1	0	3			
Wilson Valdez, R OBP: 0.263, SLG: 0.309										0	1	0	0	0	0	0			
16 Andre Ethier, L OBP: 0.379, SLG: 0.473										4	0	0	0	0	1	2			
7 James Loney, L OBP: 0.368, SLG: 0.498										4	1	1	0	0	1	1			
Shea Hillenbrand, R OBP: 0.271, SLG: 0.331										3	0	1	0	0	0	0			
13 Tony Abreu, S OBP: 0.338, SLG: 0.418										1	1	1	1	0	0	0			
David Wells, L OBP: 0.111, SLG: 0.111										3	0	0	0	0	1	1			
Ramon Martinez, R OBP: 0.248, SLG: 0.224										1	0	1	1	0	0	0			
Inning Stats	R: 3 H: 2 E: 0 K: 2 S: 14	H: 2 R: 1 ER: 0 LOB: 24	R: 0 H: 0 E: 0 K: 1 S: 8	H: 0 R: 0 ER: 0 LOB: 14	R: 0 H: 1 E: 0 K: 0 S: 7	H: 1 R: 1 ER: 0 LOB: 2	R: 0 H: 1 E: 0 K: 0 S: 9	H: 0 R: 0 ER: 0 LOB: 0	R: 0 H: 0 E: 0 K: 1 S: 12	H: 0 R: 0 ER: 0 LOB: 0	R: 0 H: 0 E: 0 K: 1 S: 7	H: 0 R: 0 ER: 0 LOB: 0	R: 0 H: 0 E: 0 K: 0 S: 6	H: 0 R: 0 ER: 0 LOB: 0	R: 3 H: 3 E: 0 K: 1 S: 21	H: 3 R: 1 ER: 0 LOB: 28	1B: 6 2B: 0 3B: 0 HR: 1	SF: 0 SAC: 1 DP: 0 HBP: 0	WP: 0 PA: 38 PB: 0 SB: 0 CS: 0
PITCHER	IP WLS BF H R ER SO BB IBB HBP BLK WP HR S P ERA WHIP																		
75 Barry Zito, L ERA: 4.46	6.0 L 25 4 3 3 5 3 0 0 0 0 0 1 59 98 4.00 1.167																		
Dan Giese, R ERA:	2.0 6 0 0 0 1 0 0 0 0 0 0 0 13 20 0.00 0.000																		
Steve Kline, L ERA: 4.78	0.0 1 0 1 1 0 1 0 0 0 0 0 0 2 6 ∞ ∞																		
Scott Munter, R ERA: 6.0	1.0 6 3 2 2 1 0 0 0 0 0 0 0 19 22 18.00 3.000																		

Batter	1	2	3	4	5	6	7	8	9	AB	R	H	RBI	BB	SO	LOB	BOTTOM		
Rajai Davis, R OBP: 0.371, SLG: 0.409										4	1	1	0	0	0	0	Los Angeles Dodgers @ San Francisco Giants AT&T Park, San Francisco, CA Sat Sep 08 2007, 12:55 PM PDT Att: 42,228 - Partly Cloudy - 71 F		
12 Nate Schierholtz, L OBP: 0.397, SLG: 0.500										4	0	1	1	0	0	0			
2 Randy Winn, S OBP: 0.352, SLG: 0.425										4	0	0	0	0	1	1			
Pedro Feliz, R OBP: 0.296, SLG: 0.423										3	0	1	0	1	1	0			
Rich Aurilia, R OBP: 0.302, SLG: 0.372										4	0	0	0	0	2	2			
40 Daniel Ortmeier, S OBP: 0.286, SLG: 0.487										3	0	0	0	0	2	1			
39 Guillermo Rodriguez, R OBP: 0.326, SLG: 0.377										3	0	0	0	0	0	1			
19 Kevin Frandsen, R OBP: 0.300, SLG: 0.345										3	0	1	0	0	0	0			
75 Barry Zito, L ERA: 5.31	7.0 W 25 4 2 2 4 0 0 0 0 0 0 0 56 75 2.57 0.571																		
51 Jonathan Broxton, R ERA: 2.33	1.0 H 3 0 0 0 1 0 0 0 0 0 0 0 7 9 0.00 0.000																		
44 Takashi Saito, R ERA: 1.26	1.0 4 0 0 0 0 1 0 0 0 0 0 0 13 20 0.00 1.000																		
Inning Stats	R: 0 H: 0 E: 0 K: 0 S: 6	H: 0 R: 0 ER: 0 LOB: 8	R: 0 H: 0 E: 0 K: 0 S: 7	H: 0 R: 0 ER: 0 LOB: 9	R: 0 H: 0 E: 0 K: 1 S: 10	H: 0 R: 0 ER: 0 LOB: 12	R: 0 H: 0 E: 0 K: 2 S: 8	H: 0 R: 0 ER: 0 LOB: 11	R: 2 H: 3 E: 1 K: 0 S: 10	H: 3 R: 1 ER: 0 LOB: 15	R: 0 H: 1 E: 0 K: 1 S: 7	H: 1 R: 0 ER: 0 LOB: 8	R: 0 H: 0 E: 0 K: 1 S: 7	H: 0 R: 0 ER: 0 LOB: 9	R: 0 H: 0 E: 0 K: 0 S: 13	H: 0 R: 1 ER: 0 LOB: 20	1B: 2 2B: 1 3B: 1 HR: 0	SF: 0 SAC: 0 DP: 0 HBP: 0	WP: 0 PA: 32 PB: 0 SB: 0 CS: 0
PITCHER	IP WLS BF H R ER SO BB IBB HBP BLK WP HR S P ERA WHIP																		
David Wells, L ERA: 5.31	7.0 W 25 4 2 2 4 0 0 0 0 0 0 0 56 75 2.57 0.571																		
51 Jonathan Broxton, R ERA: 2.33	1.0 H 3 0 0 0 1 0 0 0 0 0 0 0 7 9 0.00 0.000																		
44 Takashi Saito, R ERA: 1.26	1.0 4 0 0 0 0 1 0 0 0 0 0 0 13 20 0.00 1.000																		



Batter	1	2	3	4	5	6	7	8	9	AB	R	H	RBI	BB	SO	LOB	TOP										
13 Tony Abreu, S OBP: 0.328, SLG: 0.405	G4-3		G6-3			F9	G3-1			4	0	0	0	0	0	3	Los Angeles Dodgers @ San Francisco Giants AT&T Park, San Francisco, CA Sun Sep.09.2007, 1:05 PM PDT Att: 40,650 - Cloudy - 68 F										
9 Juan Pierre, L OBP: 0.323, SLG: 0.347	G6-3		L3			G4-3		F8		4	0	0	0	0	0	0											
27 Matt Kemp, R OBP: 0.373, SLG: 0.530	G4-3		F9			F9		G5-4-3 12 1B		4	0	1	0	0	0	0											
12 Jeff Kent, R OBP: 0.368, SLG: 0.499 Ramon Martinez, R OBP: 0.246, SLG: 0.224		HR		G5-3			HR	G5-4-3 1-2		4	2	2	2	0	0	1											
7 James Loney, L OBP: 0.363, SLG: 0.491		P6		L5			K		F8	4	0	0	0	0	1	0											
55 Russell Martin, R OBP: 0.320, SLG: 0.477		F9		16 CS 1B			3B		F7	4	0	2	0	0	0	0											
16 Andre Ethier, L OBP: 0.353, SLG: 0.451		1B		CS		G3-1		K	1B	4	0	2	0	0	1	1											
5 Nomar Garciaparra, R OBP: 0.324, SLG: 0.359		1B		K		K		K	K	3	0	1	0	1	2	1											
31 Brad Penny, R OBP: 0.279, SLG: 0.328 45 Scott Proctor, R Joe Beimel, L 51 Jonathan Broxton, R	G4-3			K		K		1-2 HBP		2	0	0	0	0	1	2											
Inning Stats	R: 0 E: 0 K: 0 S: 10	H: 0 LOB: 0 BB: 0 P: 13	R: 1 E: 0 K: 0 S: 13	H: 3 LOB: 2 BB: 0 P: 19	R: 0 E: 0 K: 0 S: 7	H: 0 LOB: 0 BB: 0 P: 11	R: 0 E: 0 K: 0 S: 9	H: 1 LOB: 0 BB: 0 P: 13	R: 0 E: 0 K: 2 S: 8	H: 0 LOB: 0 BB: 0 P: 9	R: 0 E: 0 K: 0 S: 7	H: 0 LOB: 0 BB: 0 P: 10	R: 1 E: 0 K: 2 S: 21	H: 2 LOB: 3 BB: 1 P: 34	R: 0 E: 0 K: 0 S: 6	H: 1 LOB: 1 BB: 0 P: 9		R: 0 E: 0 K: 1 S: 7	H: 1 LOB: 1 BB: 0 P: 11	1B: 5 2B: 0 3B: 1 HR: 2	SF: 0 SAC: 0 DP: 1 HBP: 1	WP: 0 PB: 0 SB: 0 CS: 1	PA: 36				
PITCHER	IP	WLS	BF	H	R	ER	SO	BB	IBB	HBP	BLK	WP	HR	S	P	ERA	WHIP										
18 Matt Cain, R ERA: 3.78	7.0		28	6	2	2	4	0	1	1	0	0	2	75	109	2.57	0.857										
Tyler Walker, R ERA:	1.0	W	3	1	0	0	0	0	0	0	0	0	0	6	9	0.00	1.000										
41 Brad Hennessey, R ERA: 3.13	1.0	S	4	1	0	0	1	0	0	0	0	0	0	7	11	0.00	1.000										

Batter	1	2	3	4	5	6	7	8	9	AB	R	H	RBI	BB	SO	LOB	BOTTOM										
10 Dave Roberts, L OBP: 0.329, SLG: 0.362 Tyler Walker, R	SH1-3 19 2 G4-3 2B					F9				4	1	2	0	0	0	0	Los Angeles Dodgers @ San Francisco Giants AT&T Park, San Francisco, CA Sun Sep.09.2007, 1:05 PM PDT Att: 40,650 - Cloudy - 68 F										
19 Kevin Frandsen, R OBP: 0.301, SLG: 0.350 8 Eugenio Velez, S 41 Brad Hennessey, R	SH1-3		G6-3			G4-3		HR 2B		3	0	1	0	0	0	1											
2 Randy Winn, S OBP: 0.351, SLG: 0.424	G4-3		1B			G4-3		K		4	0	1	1	0	1	1											
Barry Bonds, L OBP: 0.483, SLG: 0.576 Rajai Davis, R OBP: 0.371, SLG: 0.409			1B			G6-3		HR IBB		2	0	1	0	2	0	0											
Ryan Klesko, L OBP: 0.347, SLG: 0.414 Ray Durham, S OBP: 0.299, SLG: 0.351	G4-3		F7			L9		HR		3	0	0	0	0	3	0											
1 Bengie Molina, R OBP: 0.306, SLG: 0.446			13 FC6-4 1B			13 G3 2B		K		4	0	3	0	0	1	2											
Pedro Feliz, R OBP: 0.294, SLG: 0.419		P6		K		F9		L1		4	0	0	0	0	1	5											
13 Omar Vizquel, S OBP: 0.299, SLG: 0.295		FC6-4		G3				F8		3	0	0	0	0	0	2											
18 Matt Cain, R OBP: 0.111, SLG: 0.192 12 Nate Schierholtz, L OBP: 0.381, SLG: 0.462		P5		G3				G6-3		2	0	0	0	0	0	0											
Inning Stats	R: 1 E: 0 K: 0 S: 6	H: 1 LOB: 1 BB: 1 P: 14	R: 0 E: 0 K: 0 S: 10	H: 1 LOB: 1 BB: 0 P: 13	R: 0 E: 0 K: 0 S: 11	H: 3 LOB: 2 BB: 0 P: 18	R: 0 E: 0 K: 1 S: 9	H: 1 LOB: 1 BB: 0 P: 14	R: 0 E: 0 K: 0 S: 4	H: 0 LOB: 0 BB: 0 P: 7	R: 0 E: 0 K: 0 S: 7	H: 1 LOB: 1 BB: 0 P: 8	R: 0 E: 0 K: 0 S: 5	H: 0 LOB: 0 BB: 0 P: 7	R: 3 E: 0 K: 2 S: 14	H: 2 LOB: 2 BB: 1 P: 22		1B: 5 2B: 3 3B: 0 HR: 1	SF: 0 SAC: 1 DP: 1 HBP: 0	WP: 1 PB: 0 SB: 0 CS: 0	PA: 34						
PITCHER	IP	WLS	BF	H	R	ER	SO	BB	IBB	HBP	BLK	WP	HR	S	P	ERA	WHIP										
31 Brad Penny, R ERA: 2.81	7.0		29	8	2	2	1	1	0	0	0	0	0	82	82	2.57	1.286										
45 Scott Proctor, R ERA: 3.72	0.1	H	1	0	0	0	1	0	0	0	0	1	0	3	6	0.00	0.000										
Joe Beimel, L ERA: 4.91	0.0	L	1	0	0	0	0	0	1	0	0	0	0	4	4	∞	∞										
51 Jonathan Broxton, R ERA: 2.43	0.2	B	3	1	2	2	1	0	0	0	0	0	1	10	11	27.00	1.500										

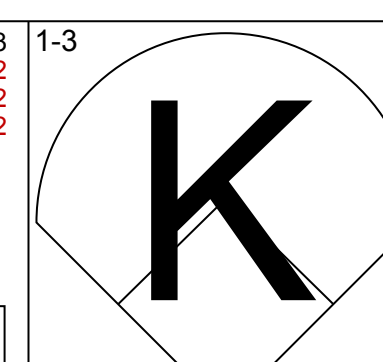
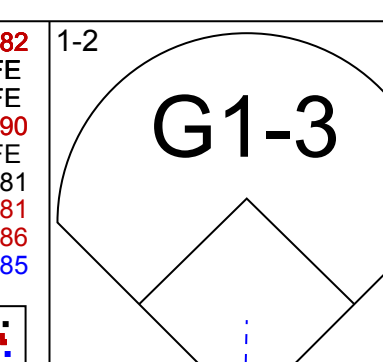
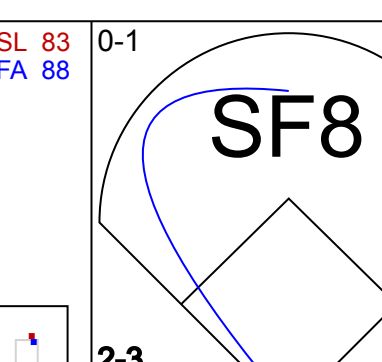
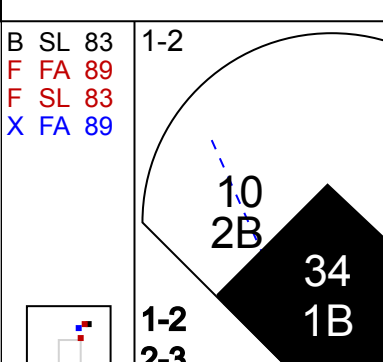
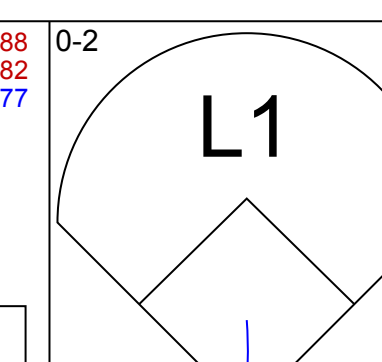
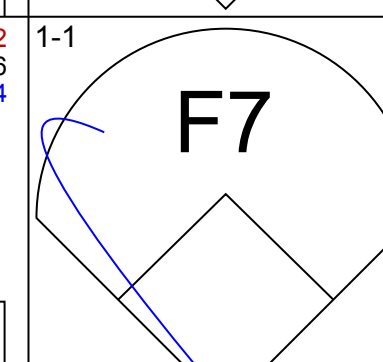
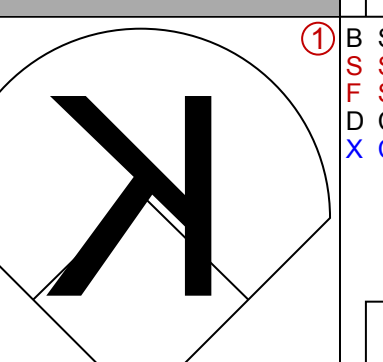
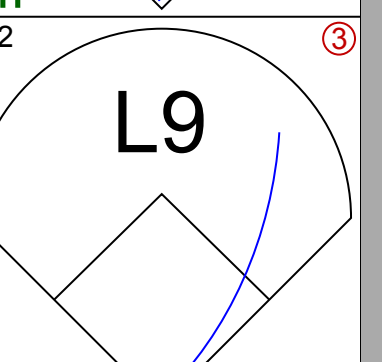
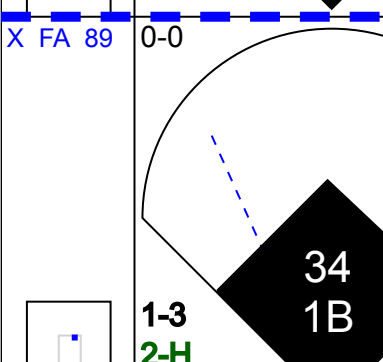
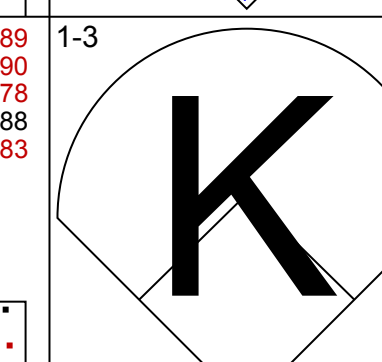
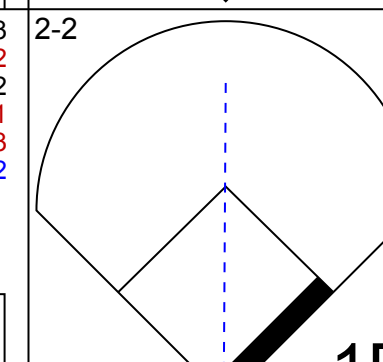
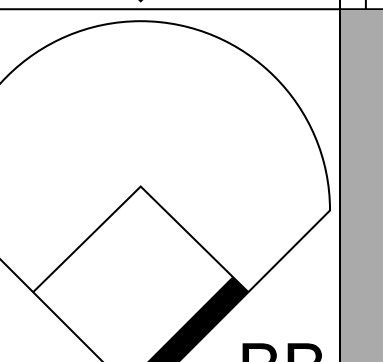
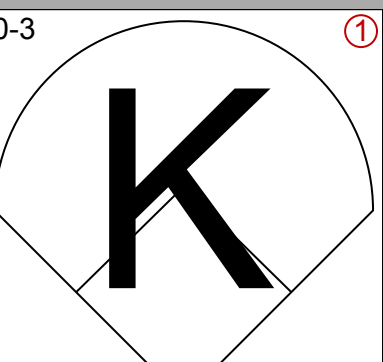
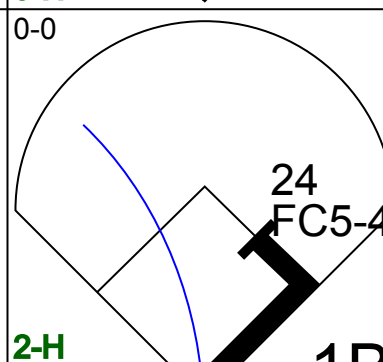
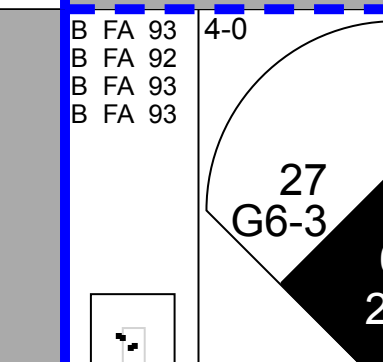

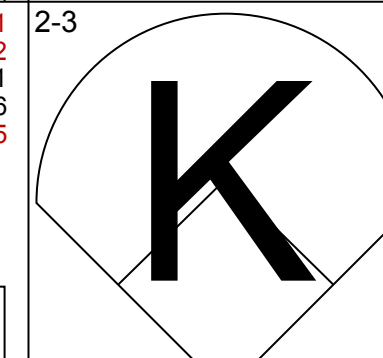
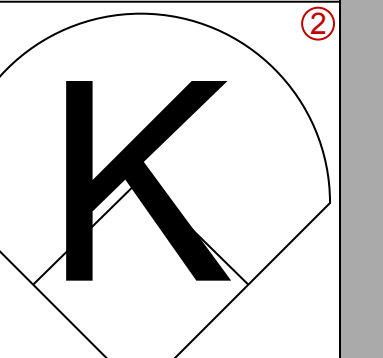
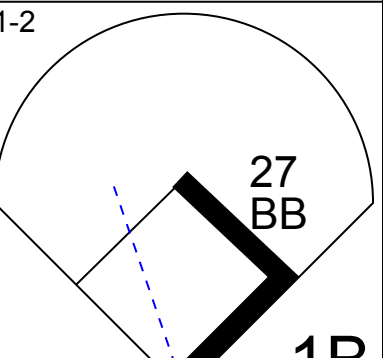
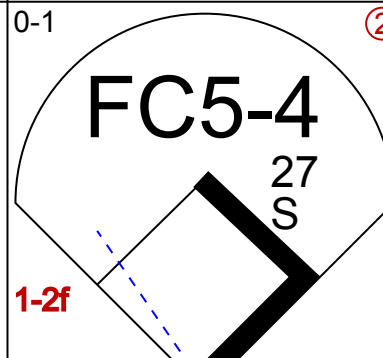
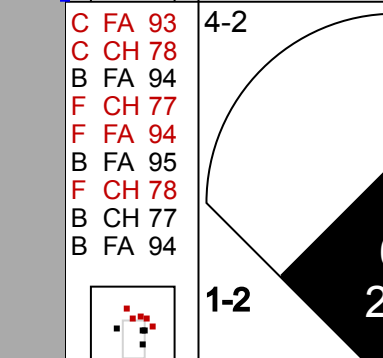
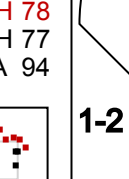
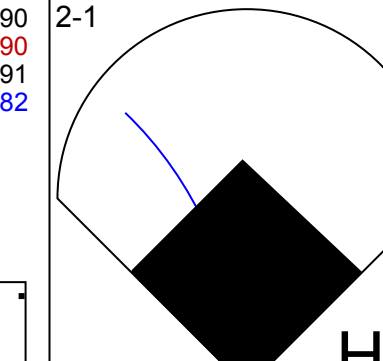
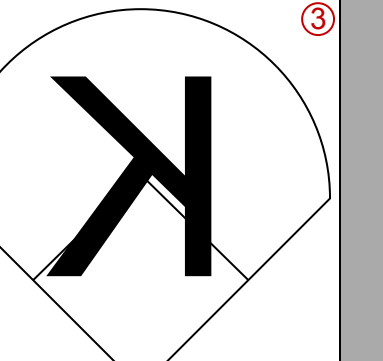
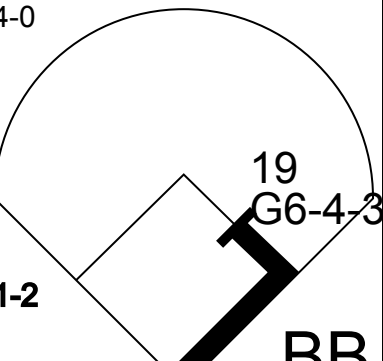
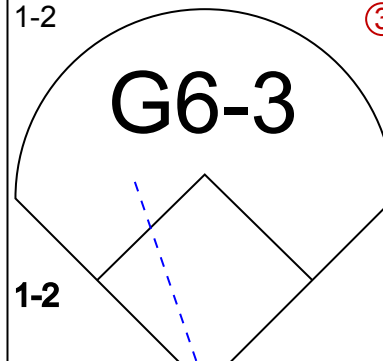
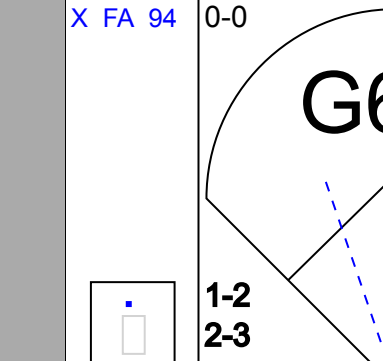
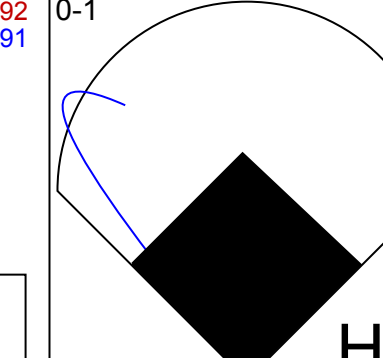
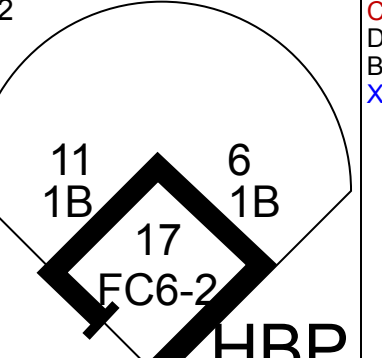
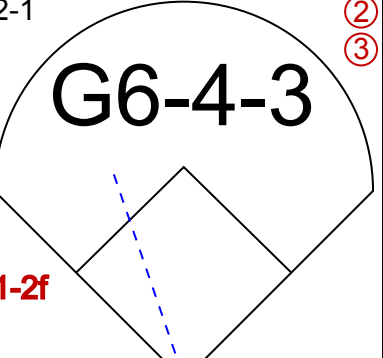

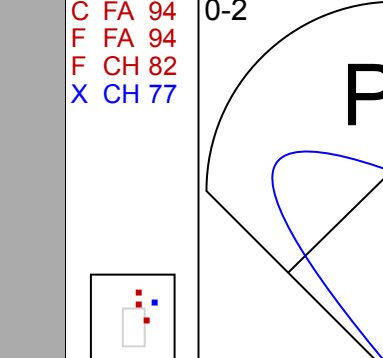
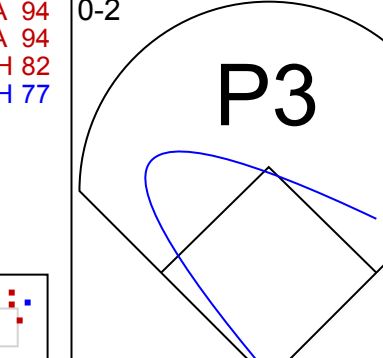
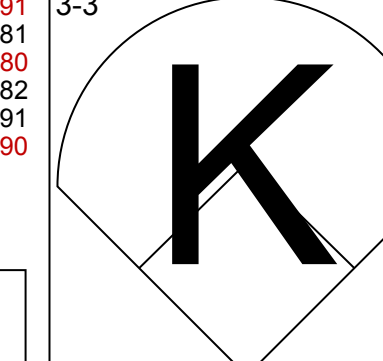
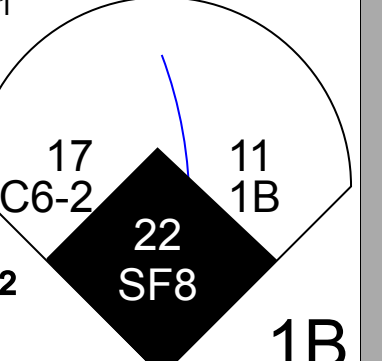

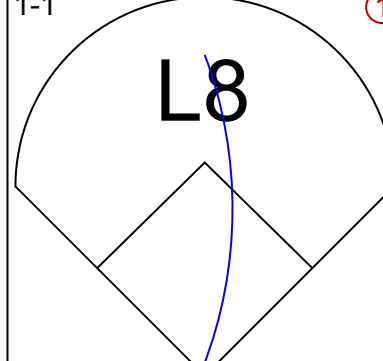
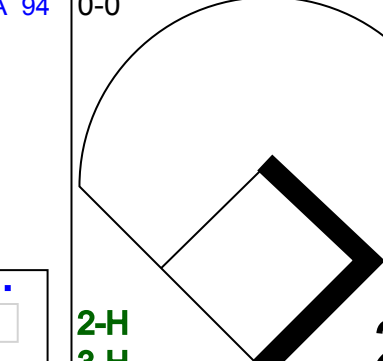
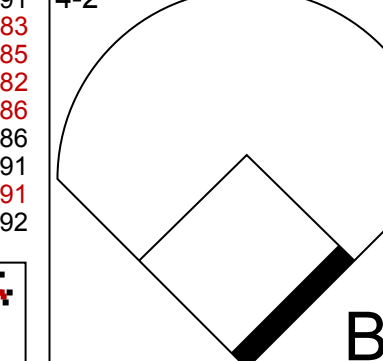
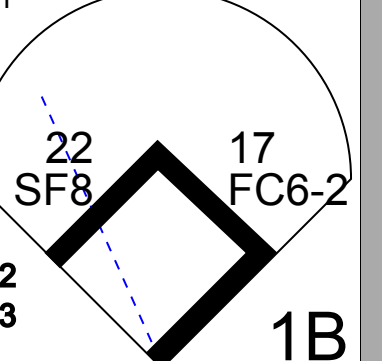

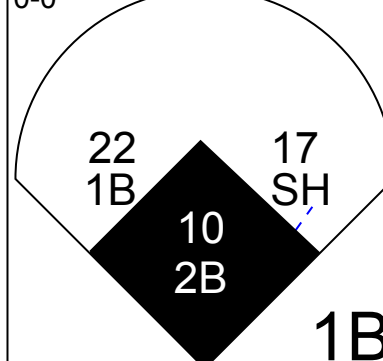
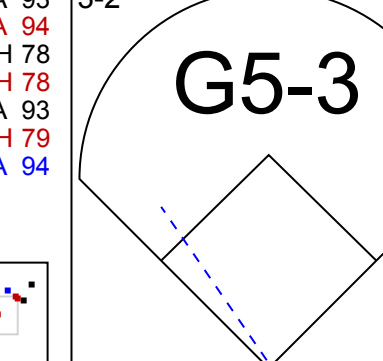
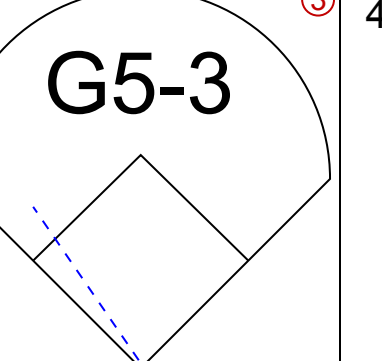

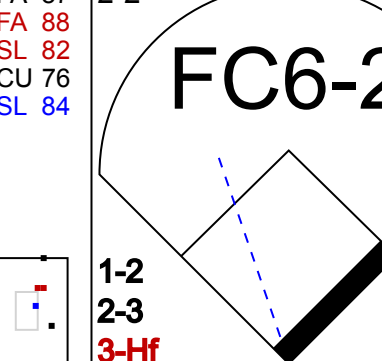
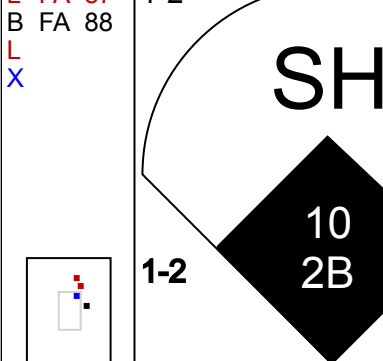
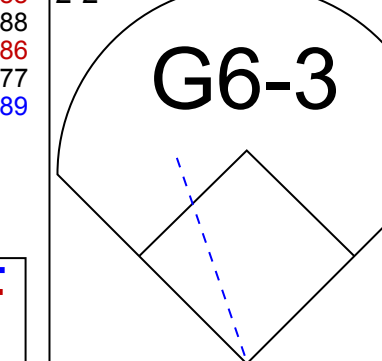
Batter	1	2	3	4	5	6	7	8	9	AB	R	H	RBI	BB	SO	LOB	TOP										
4 Emilio Bonifacio, S OBP: 0.429, SLG: 0.333	F9		G6-3						G5-3	5	0	2	2	0	0	0	Arizona Diamondbacks @ San Francisco Giants AT&T Park, San Francisco, CA Mon Sep 10 2007, 7:15 PM PDT Att: 33,498 - Partly Cloudy - 67 F										
24 Chris Young, R OBP: 0.291, SLG: 0.469	K		F8						F8	4	0	0	0	0	1	1											
22 Eric Byrnes, R OBP: 0.327, SLG: 0.485	P6		P3						G5-3	4	0	0	0	0	0	0											
34 Conor Jackson, R OBP: 0.361, SLG: 0.455 Jeff Cirillo, R OBP: 0.327, SLG: 0.378	L7		F8						L7	4	0	1	0	0	0	0											
6 Stephen Drew, L OBP: 0.305, SLG: 0.363	26 1B 27 BB		F8						10 WP HR	3	1	1	0	1	0	1											
27 Mark Reynolds, R OBP: 0.326, SLG: 0.467 Tony Clark, S OBP: 0.286, SLG: 0.500	26 1B BB		L3						K	2	0	0	0	1	1	1											
26 Miguel Montero, L OBP: 0.291, SLG: 0.408 19 Chris Snyder, R OBP: 0.328, SLG: 0.416	F7		F7						P4	4	1	2	0	0	0	1											
10 Justin Upton, R OBP: 0.303, SLG: 0.420	FC4 IBB		K						HR	2	2	1	0	2	0	1											
Livan Hernandez, R OBP: 0.286, SLG: 0.251 Alberto Callaspo, S OBP: 0.285, SLG: 0.252 37 Juan Cruz, R OBP: 0.285, SLG: 0.252 45 Doug Slaten, L OBP: 0.285, SLG: 0.252 36 Jaiлен Peguero, R OBP: 0.285, SLG: 0.252 Jeff Salazar, L OBP: 0.285, SLG: 0.252 56 Ramon Pena, R OBP: 0.285, SLG: 0.252	FC4		K						F8	2	0	0	0	0	1	4											
	R: 0 E: 0 K: 1 S: 9	H: 0 LOB: 0 BB: 0 P: 10	R: 0 E: 0 K: 0 S: 7	H: 1 LOB: 3 BB: 3 P: 21	R: 0 E: 0 K: 0 S: 7	H: 0 LOB: 0 BB: 0 P: 11	R: 0 E: 0 K: 0 S: 7	H: 0 LOB: 0 BB: 0 P: 9	R: 1 E: 0 K: 1 S: 12	H: 2 LOB: 1 BB: 0 P: 17	R: 0 E: 0 K: 1 S: 11	H: 1 LOB: 1 BB: 0 P: 17	R: 1 E: 0 K: 0 S: 13	H: 2 LOB: 0 BB: 0 P: 19	R: 0 E: 0 K: 0 S: 5	H: 0 LOB: 0 BB: 0 P: 10		R: 3 E: 0 K: 1 S: 12	H: 2 LOB: 0 BB: 1 P: 20	1B: 3 2B: 4 3B: 0 HR: 1	SF: 0 SAC: 0 DP: 0 HBP: 0	WP: 1 PB: 0 SB: 0 CS: 1	PA: 38				
PITCHER	IP	WLS	BF	H	R	ER	SO	BB	IBB	HBP	BLK	WP	HR	S	P	ERA	WHIP										
55 Tim Lincecum, R ERA: 3.99	6.2		28	6	2	2	3	2	1	0	0	0	0	64	100	2.70	1.200										
Tyler Walker, R ERA: 4.74	0.1	H	0	0	0	0	0	0	0	0	0	0	0	2	4	0.00	0.000										
38 Brian Wilson, R ERA: 1.17	1.0	H	3	0	0	0	0	0	0	0	0	0	0	5	10	0.00	0.000										
41 Brad Hennessey, R ERA: 3.54	0.2	L	5	2	3	3	1	1	0	0	0	1	1	9	17	40.50	4.500										
Steve Kline, L ERA: 4.74	0.1		1	0	0	0	0	0	0	0	0	0	0	3	3	0.00	0.000										

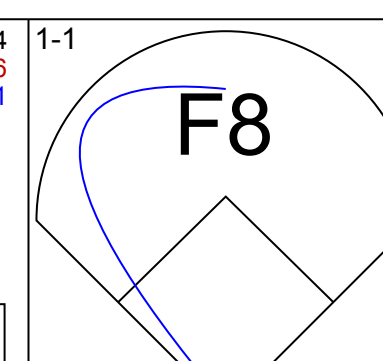
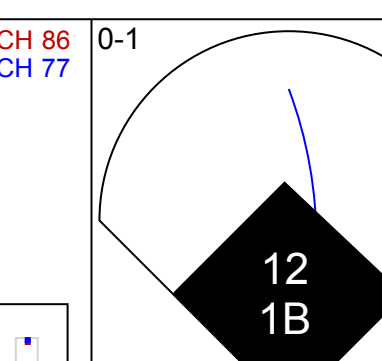
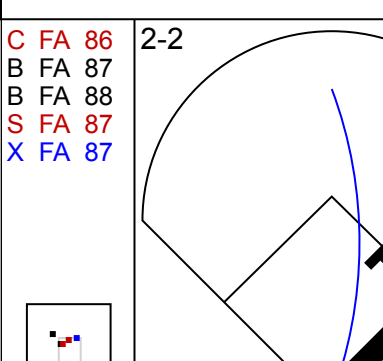

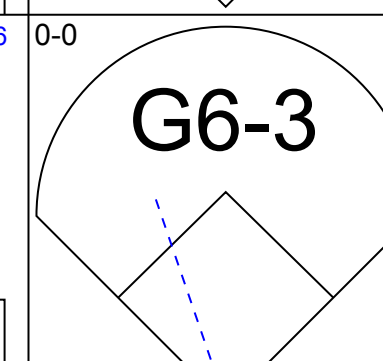
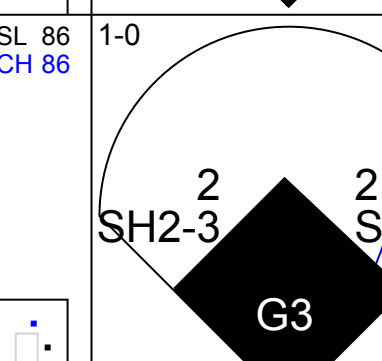
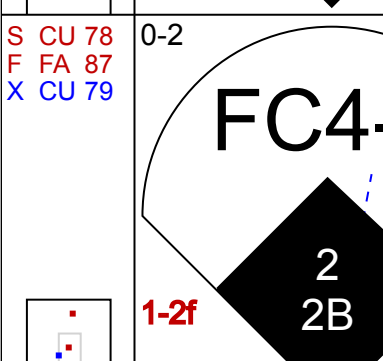
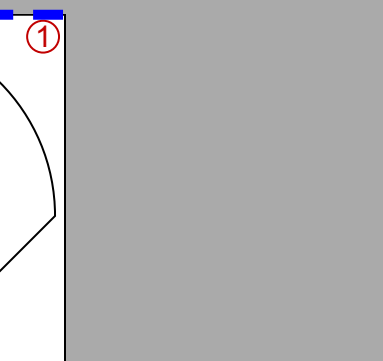
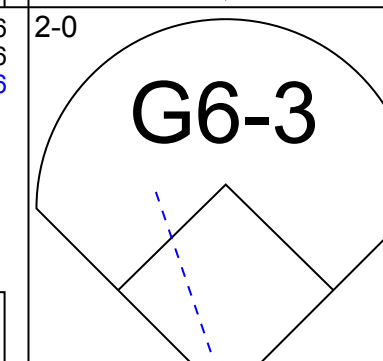
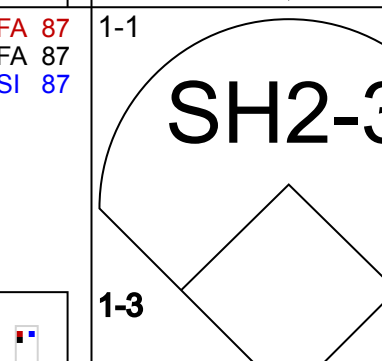
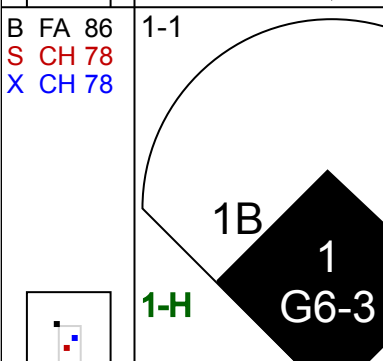
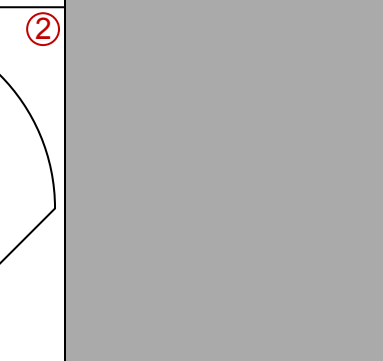
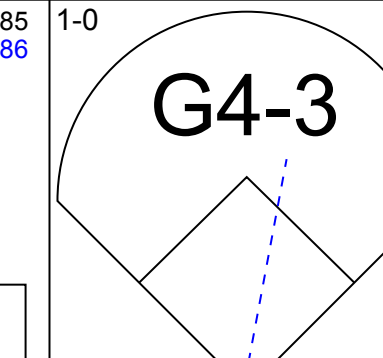
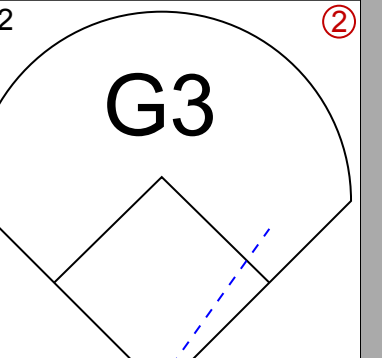
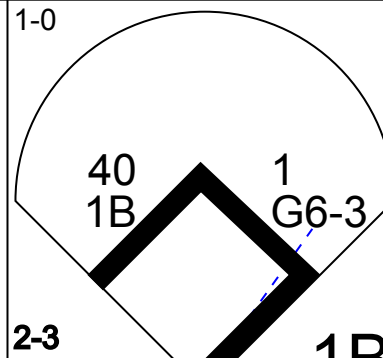
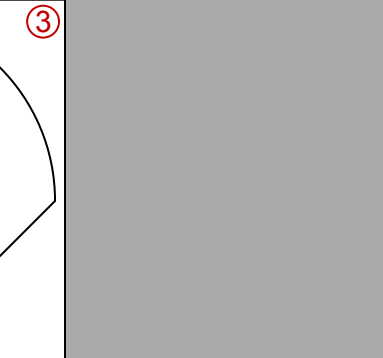
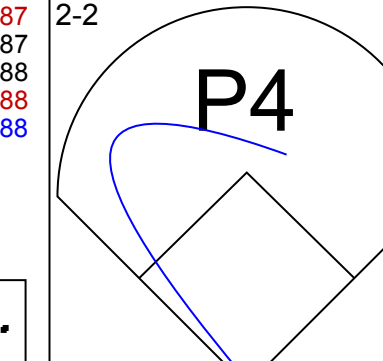
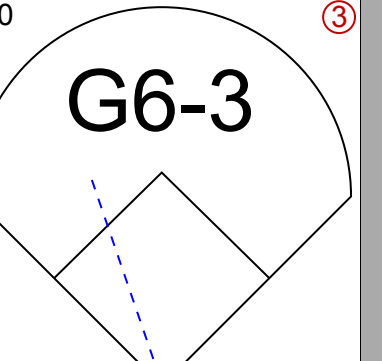
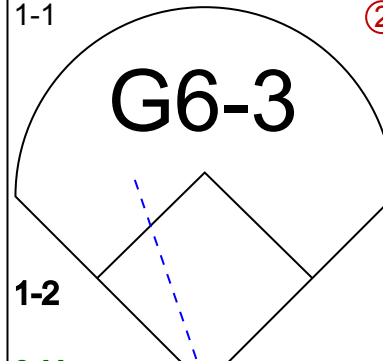
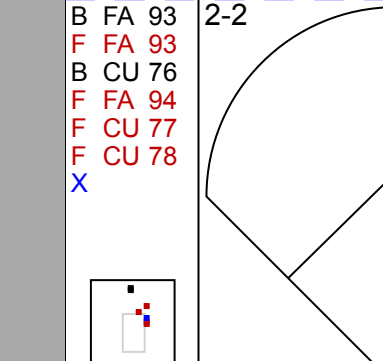
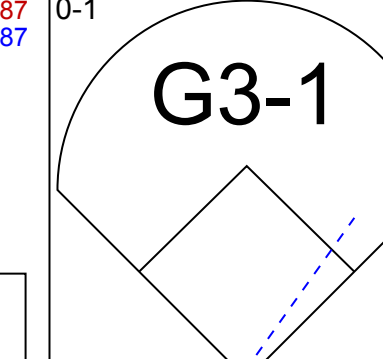
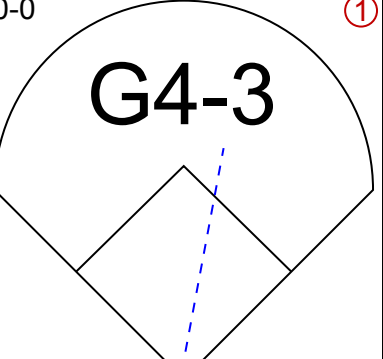
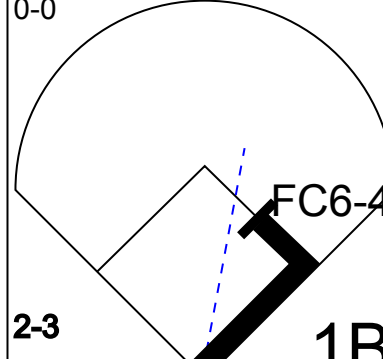
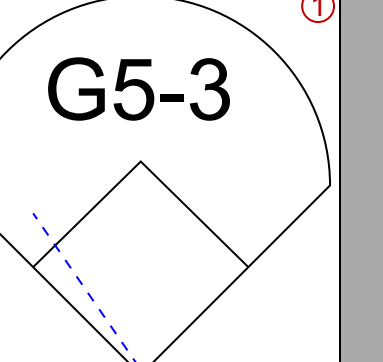
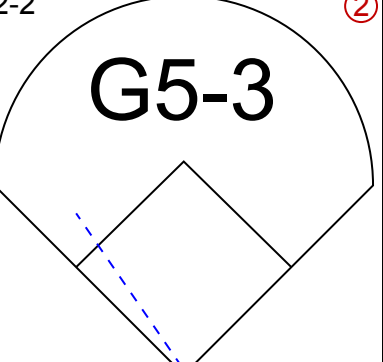
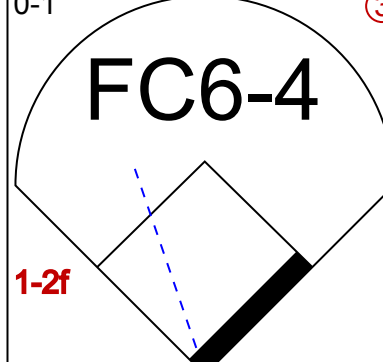
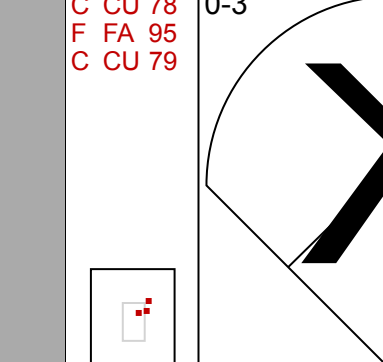
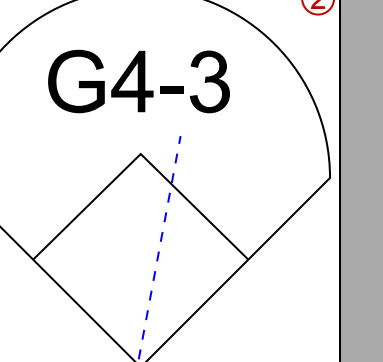
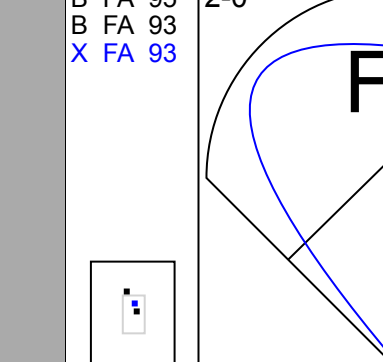
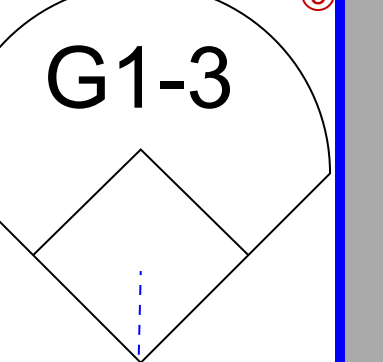
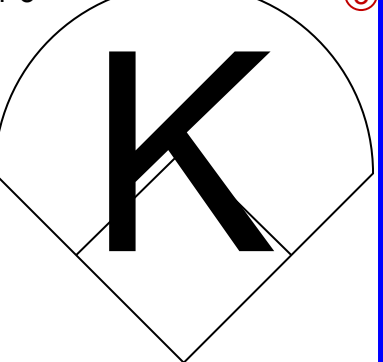

Batter	1	2	3	4	5	6	7	8	9	AB	R	H	RBI	BB	SO	LOB	BOTTOM										
10 Dave Roberts, L OBP: 0.327, SLG: 0.358	2 1B S BB	G5-3		F9					G4-3	4	0	0	0	1	1	1	Arizona Diamondbacks @ San Francisco Giants AT&T Park, San Francisco, CA Mon Sep 10 2007, 7:15 PM PDT Att: 33,498 - Partly Cloudy - 67 F										
Rich Aurilia, R OBP: 0.301, SLG: 0.370	L3								G5-3	5	0	1	0	0	2	1											
2 Randy Winn, S OBP: 0.350, SLG: 0.423	1B		B2-6-3						K	4	0	1	0	0	1	1											
Barry Bonds, L OBP: 0.483, SLG: 0.574 Rajai Davis, R OBP: 0.371, SLG: 0.409	FC1-5-2		1B						P5	3	0	1	0	1	0	2											
Ryan Klesko, L OBP: 0.349, SLG: 0.413	F7		K						G5-3	3	0	1	0	1	1	3											
1 Bengie Molina, R OBP: 0.308, SLG: 0.460	HR		HR						G5-3	4	2	2	2	0	1	3											
13 Omar Vizquel, S OBP: 0.303, SLG: 0.298	HR		G4-3						19 S 19 1B	3	1	2	0	1	0	0											
19 Kevin Frandsen, R OBP: 0.304, SLG: 0.349	55 SH1-3 52-6-3 1B		G4-3						G5-3	3	0	1	1	0	0	3											
55 Tim Lincecum, L ERA: 3.19 Tyler Walker, R ERA: 4.78 37 Juan Cruz, R ERA: 3.19 45 Doug Slaten, L ERA: 2.38 36 Jaiлен Peguero, R ERA: 6.75 56 Ramon Pena, R ERA: 2.59	B2-6-3		SH1-3						K	2	0	0	0	0	1	1											
	R: 2 E: 0 K: 0 S: 6	H: 3 LOB: 0 BB: 0 P: 10	R: 0 E: 0 K: 1 S: 7	H: 2 LOB: 1 BB: 0 P: 8	R: 1 E: 0 K: 0 S: 9	H: 1 LOB: 1 BB: 0 P: 14	R: 0 E: 0 K: 2 S: 10	H: 0 LOB: 2 BB: 2 P: 23	R: 0 E: 0 K: 1 S: 10	H: 1 LOB: 0 BB: 0 P: 15	R: 0 E: 0 K: 3 S: 9	H: 0 LOB: 0 BB: 0 P: 13	R: 0 E: 0 K: 0 S: 10	H: 1 LOB: 2 BB: 1 P: 20	R: 0 E: 0 K: 1 S: 8	H: 0 LOB: 0 BB: 0 P: 11		1B: 7 2B: 0 3B: 0 HR: 2	SF: 0 SAC: 1 DP: 3 HBP: 1	WP: 0 PB: 0 SB: 0 CS: 0	PA: 38						
PITCHER	IP	WLS	BF	H	R	ER	SO	BB	IBB	HBP	BLK	WP	HR	S	P	ERA	WHIP										
Livan Hernandez, R ERA: 4.78	6.0		27	8	3	3	4	3	0	1	0	0	0	9	13	0.00	0.000										
37 Juan Cruz, R ERA: 3.19	1.0		3	0	0	0	3	0	0	0	0	0	0	4	6	0.00	3.000										
45 Doug Slaten, L ERA: 2.38	0.1	W	3	0	0	0	0	0	1	0	0	0	0	6	14	0.00	0.000										
36 Jaiлен Peguero, R ERA: 6.75	0.2		3	0	0	0	0	0	0	0	0	0	0	6	14	0.00	0.000										
56 Ramon Pena, R ERA: 2.59	1.0	S	3	0	0	0	1	0	0	0	0	0	0	8	11	0.00	0.000										

Batter	1	2	3	4	5	6	7	8	9	AB	R	H	RBI	BB	SO	LOB	TOP										
4 Emilio Bonifacio, S OBP: 0.273, SLG: 0.200	G4-3		G5-3		G6-3		L8			4	0	0	0	0	0	1	Arizona Diamondbacks @ San Francisco Giants AT&T Park, San Francisco, CA Tue Sep 11 2007, 7:15 PM PDT Att: 33,633 - Partly Cloudy - 61 F										
6 Stephen Drew, L OBP: 0.303, SLG: 0.360	F9		G5-3		G5-3		G3-1		4	0	0	0	0	0	1												
22 Eric Byrnes, R OBP: 0.367, SLG: 0.487	1B		L6			24 BB	G3-6-1	1B	4	0	3	0	0	0	0												
Tony Clark, S OBP: 0.286, SLG: 0.495	K				K		G3-6-1		4	0	1	0	0	2	3												
27 Mark Reynolds, R OBP: 0.328, SLG: 0.466		F7		F9		24 BB			3	0	1	0	1	0	0												
24 Chris Young, R OBP: 0.293, SLG: 0.474	K			HR		10 G6-4-3		FC6-4	3	1	1	1	1	1	1												
10 Justin Upton, R OBP: 0.301, SLG: 0.413						10 G6-4-3		G6-4-3	4	0	1	0	0	1	4												
19 Chris Snyder, R OBP: 0.332, SLG: 0.420									2	0	1	0	1	0	0												
31 Edgar Gonzalez, R OBP: 0.167, SLG: 0.167									1	0	0	0	0	0	2												
Alberto Callaspo, S OBP: 0.254, SLG: 0.250	G5-3								1	0	0	0	0	0	0												
40 Bill Murphy, L OBP: 0.254, SLG: 0.250									0	0	0	0	0	0	0												
32 Bob Wickman, R OBP: 0.254, SLG: 0.250									0	0	0	0	0	0	0												
Inning Stats	R: 0 H: 1 E: 0 K: 1 S: 9	H: 1 LOB: 1 BB: 0 P: 13	R: 0 H: 1 E: 0 K: 1 S: 13	H: 1 LOB: 2 BB: 1 P: 21	R: 0 H: 0 E: 0 K: 0 S: 6	H: 0 LOB: 0 BB: 0 P: 10	R: 1 H: 2 E: 0 K: 1 S: 13	H: 2 LOB: 1 BB: 0 P: 19	R: 0 H: 1 E: 0 K: 1 S: 9	H: 1 LOB: 2 BB: 0 P: 20	R: 0 H: 0 E: 0 K: 0 S: 10	H: 0 LOB: 0 BB: 0 P: 12	R: 0 H: 1 E: 0 K: 0 S: 6	H: 1 LOB: 0 BB: 0 P: 8	R: 0 H: 1 E: 0 K: 0 S: 6	H: 1 LOB: 0 BB: 0 P: 10	1B: 6 2B: 1 3B: 0 HR: 1	SF: 0 SAC: 1 DP: 3 HBP: 0	WP: 0 PB: 0 SB: 2 CS: 0	PA: 34							
PITCHER	IP	WLS	BF	H	R	ER	SO	BB	IBB	HBP	BLK	WP	HR	S	P	ERA	WHIP										
32 Kevin Correia, R ERA: 3.47	5.1		24	6	1	1	4	3	0	0	0	0	1	56	92	1.69	1.688										
Scott Munter, R ERA: 4.91	0.2		1	0	0	0	0	0	0	0	0	0	0	2	3	0.00	0.000										
Dan Giese, R ERA: 4.91	1.1		5	1	0	0	0	0	0	0	0	0	0	15	18	0.00	0.750										
Tyler Walker, R ERA: 1.1	0.2	W	1	0	0	0	0	0	0	0	0	0	0	1	2	0.00	0.000										
38 Brian Wilson, R ERA: 1.1	1.0	S	3	1	0	0	0	0	0	0	0	0	0	6	10	0.00	1.000										

Batter	1	2	3	4	5	6	7	8	9	AB	R	H	RBI	BB	SO	LOB	BOTTOM										
Rajai Davis, R OBP: 0.369, SLG: 0.405	G5-3			12 2B		F7		F9		4	1	1	0	0	0	1	Arizona Diamondbacks @ San Francisco Giants AT&T Park, San Francisco, CA Tue Sep 11 2007, 7:15 PM PDT Att: 33,633 - Partly Cloudy - 61 F										
12 Nate Schierholtz, L OBP: 0.373, SLG: 0.492	L7			G4-3		G4-3			3	0	1	1	0	0	0												
Ray Durham, S OBP: 0.297, SLG: 0.349	F8			G4-3		G5-3			3	0	0	0	0	0	1												
Barry Bonds, L OBP: 0.482, SLG: 0.571		F8				G3			2	0	0	0	1	0	0												
Rich Aurilia, R OBP: 0.301, SLG: 0.370				G4-6-3		G3			0	0	0	0	0	0	0												
1 Bengie Molina, R OBP: 0.306, SLG: 0.457		F8		G4-6-3		G5-3			3	0	0	0	0	0	2												
40 Daniel Ortmeier, S OBP: 0.295, SLG: 0.509		F7				G6-4-3		SF7	3	1	2	0	0	0	0												
Pedro Feliz, R OBP: 0.292, SLG: 0.418				K		G6-4-3		SF7	2	0	0	1	0	1	1												
13 Omar Vizquel, S OBP: 0.303, SLG: 0.300				G6-3		P6			3	0	1	0	0	0	0												
32 Kevin Correia, R ERA: 3.47				P6		L5		F7	1	0	0	0	0	0	0												
2 Randy Winn, S OBP: 0.106, SLG: 0.100									0	0	0	0	0	0	0												
Scott Munter, R ERA: 4.91									0	0	0	0	0	0	0												
Dan Giese, R ERA: 4.91									0	0	0	0	0	0	0												
Tyler Walker, R ERA: 1.1									0	0	0	0	0	0	0												
Ryan Klesko, L OBP: 0.345, SLG: 0.412									1	0	0	0	0	0	1												
38 Brian Wilson, R ERA: 1.1									0	0	0	0	0	0	0												
Inning Stats	R: 0 H: 0 E: 0 K: 0 S: 10	H: 0 LOB: 0 BB: 0 P: 14	R: 0 H: 0 E: 0 K: 0 S: 7	H: 0 LOB: 0 BB: 0 P: 9	R: 0 H: 0 E: 0 K: 1 S: 8	H: 0 LOB: 0 BB: 0 P: 12	R: 1 H: 2 E: 0 K: 0 S: 14	H: 2 LOB: 1 BB: 1 P: 22	R: 0 H: 1 E: 0 K: 0 S: 7	H: 1 LOB: 0 BB: 0 P: 10	R: 0 H: 0 E: 0 K: 0 S: 5	H: 0 LOB: 0 BB: 0 P: 5	R: 0 H: 0 E: 0 K: 0 S: 9	H: 0 LOB: 0 BB: 0 P: 12	R: 1 H: 2 E: 0 K: 0 S: 14	H: 2 LOB: 1 BB: 0 P: 19	1B: 2 2B: 2 3B: 1 HR: 0	SF: 1 SAC: 0 DP: 2 HBP: 0	WP: 0 PB: 0 SB: 0 CS: 0	PA: 28							
PITCHER	IP	WLS	BF	H	R	ER	SO	BB	IBB	HBP	BLK	WP	HR	S	P	ERA	WHIP										
31 Edgar Gonzalez, R ERA: 4.76	6.0		20	3	1	1	1	0	0	0	0	0	0	7	10	0.00	0.000										
40 Bill Murphy, L ERA: 11.97	0.2		2	0	0	0	0	0	0	0	0	0	0	7	10	0.00	0.000										
32 Bob Wickman, R ERA: 3.91	1.1	L	6	2	1	1	0	0	0	0	0	0	0	16	21	6.75	1.500										



Batter	1	2	3	4	5	6	7	8	9	AB	R	H	RBI	BB	SO	LOB	TOP						
22 Eric Byrnes, R OBP: 0.365, SLG: 0.485										4	1	1	1	0	1	1	Arizona Diamondbacks @ San Francisco Giants AT&T Park, San Francisco, CA Wed Sep 12 2007, 7:15 PM PDT Att: 37,083 - Overcast - 62 F						
10 Justin Upton, R OBP: 0.297, SLG: 0.413 Brandon Lyon, R Dustin Nippert, R										5	1	1	2	0	2	2							
34 Conor Jackson, R Tony Clark, S OBP: 0.289, SLG: 0.495										3	0	2	2	1	1	0							
24 Chris Young, R OBP: 0.294, SLG: 0.472										4	1	1	0	1	2	3							
27 Mark Reynolds, R OBP: 0.333, SLG: 0.473										4	1	1	1	1	1	4							
19 Chris Snyder, R OBP: 0.333, SLG: 0.428										4	1	1	1	0	0	4							
6 Stephen Drew, L OBP: 0.303, SLG: 0.362										5	1	2	2	0	1	0							
11 Augie Ojeda, S										4	1	2	0	1	0	1							
17 Brandon Webb, R OBP: 0.076, SLG: 0.106 7 Carlos Quentin, R OBP: 0.302, SLG: 0.352										2	1	0	0	0	1	4							
Inning Stats	R: 0 E: 0 K: 2 S: 12	H: 1 LOB: 0 BB: 0 P: 18	R: 2 E: 0 K: 2 S: 20	H: 2 LOB: 1 BB: 3 P: 31	R: 0 E: 0 K: 3 S: 11	H: 0 LOB: 1 BB: 1 P: 20	R: 1 E: 0 K: 0 S: 14	H: 2 LOB: 2 BB: 0 P: 23	R: 0 E: 0 K: 1 S: 10	H: 1 LOB: 1 BB: 1 P: 17	R: 4 E: 0 K: 0 S: 16	H: 4 LOB: 1 BB: 0 P: 20	R: 0 E: 0 K: 0 S: 5	H: 0 LOB: 0 BB: 0 P: 12	R: 0 E: 0 K: 1 S: 10	H: 0 LOB: 0 BB: 0 P: 13	R: 2 E: 0 K: 0 S: 15	H: 1 LOB: 1 BB: 2 P: 26	1B: 7 2B: 2 3B: 0 HR: 2	SF: 1 SAC: 1 DP: 1 HBP: 1	WP: 0 PB: 0 SB: 1 CS: 0	PA: 44	
PITCHER	IP WLS BF H R ER SO BB IBB HBP BLK WP HR S P ERA WHIP	IP WLS BF H R ER SO BB IBB HBP BLK WP HR S P ERA WHIP	IP WLS BF H R ER SO BB IBB HBP BLK WP HR S P ERA WHIP	IP WLS BF H R ER SO BB IBB HBP BLK WP HR S P ERA WHIP	IP WLS BF H R ER SO BB IBB HBP BLK WP HR S P ERA WHIP	IP WLS BF H R ER SO BB IBB HBP BLK WP HR S P ERA WHIP	IP WLS BF H R ER SO BB IBB HBP BLK WP HR S P ERA WHIP	IP WLS BF H R ER SO BB IBB HBP BLK WP HR S P ERA WHIP	IP WLS BF H R ER SO BB IBB HBP BLK WP HR S P ERA WHIP	IP WLS BF H R ER SO BB IBB HBP BLK WP HR S P ERA WHIP	IP WLS BF H R ER SO BB IBB HBP BLK WP HR S P ERA WHIP	IP WLS BF H R ER SO BB IBB HBP BLK WP HR S P ERA WHIP	IP WLS BF H R ER SO BB IBB HBP BLK WP HR S P ERA WHIP	IP WLS BF H R ER SO BB IBB HBP BLK WP HR S P ERA WHIP	IP WLS BF H R ER SO BB IBB HBP BLK WP HR S P ERA WHIP	IP WLS BF H R ER SO BB IBB HBP BLK WP HR S P ERA WHIP	IP WLS BF H R ER SO BB IBB HBP BLK WP HR S P ERA WHIP	IP WLS BF H R ER SO BB IBB HBP BLK WP HR S P ERA WHIP	IP WLS BF H R ER SO BB IBB HBP BLK WP HR S P ERA WHIP	IP WLS BF H R ER SO BB IBB HBP BLK WP HR S P ERA WHIP	IP WLS BF H R ER SO BB IBB HBP BLK WP HR S P ERA WHIP	IP WLS BF H R ER SO BB IBB HBP BLK WP HR S P ERA WHIP	IP WLS BF H R ER SO BB IBB HBP BLK WP HR S P ERA WHIP

Batter	1	2	3	4	5	6	7	8	9	AB	R	H	RBI	BB	SO	LOB	BOTTOM						
10 Dave Roberts, L OBP: 0.329, SLG: 0.365										4	1	2	0	0	1	0	Arizona Diamondbacks @ San Francisco Giants AT&T Park, San Francisco, CA Wed Sep 12 2007, 7:15 PM PDT Att: 37,083 - Overcast - 62 F						
12 Nate Schierholtz, L OBP: 0.366, SLG: 0.478										4	2	1	1	0	0	1							
2 Randy Winn, S OBP: 0.350, SLG: 0.423										3	1	1	1	0	0	0							
Ray Durham, S OBP: 0.296, SLG: 0.348										4	0	1	1	0	0	0							
1 Bengie Molina, R OBP: 0.305, SLG: 0.455 39 Guillermo Rodriguez, R OBP: 0.326, SLG: 0.377										4	0	1	1	0	0	1							
40 Daniel Ortmeier, S OBP: 0.296, SLG: 0.504 20 Pat Misch, R 48 Erick Threats, L 8 Eugenio Velez, S										3	0	1	0	0	0	0							
Pedro Feliz, R OBP: 0.290, SLG: 0.414										4	0	0	0	0	1	3							
13 Omar Vizquel, S OBP: 0.303, SLG: 0.300										4	0	1	0	0	0	1							
53 Jonathan Sánchez, L OBP: 0.167, SLG: 0.333 Scott Atchison, R Scott Munter, R Ryan Klesko, L OBP: 0.347, SLG: 0.411										1	0	0	0	0	0	0							
Inning Stats	R: 0 E: 0 K: 0 S: 4	H: 0 LOB: 0 BB: 0 P: 7	R: 0 E: 0 K: 0 S: 6	H: 0 LOB: 0 BB: 0 P: 9	R: 0 E: 0 K: 0 S: 5	H: 0 LOB: 0 BB: 0 P: 6	R: 2 E: 0 K: 0 S: 9	H: 2 LOB: 0 BB: 0 P: 12	R: 0 E: 0 K: 1 S: 8	H: 1 LOB: 1 BB: 0 P: 11	R: 2 E: 0 K: 0 S: 14	H: 4 LOB: 2 BB: 0 P: 19	R: 0 E: 0 K: 1 S: 7	H: 0 LOB: 0 BB: 0 P: 10	R: 0 E: 0 K: 0 S: 11	H: 0 LOB: 0 BB: 0 P: 15	R: 0 E: 0 K: 1 S: 11	H: 1 LOB: 1 BB: 0 P: 15	1B: 6 2B: 1 3B: 1 HR: 0	SF: 0 SAC: 1 DP: 0 HBP: 0	WP: 0 PB: 0 SB: 1 CS: 0	PA: 35	
PITCHER	IP WLS BF H R ER SO BB IBB HBP BLK WP HR S P ERA WHIP	IP WLS BF H R ER SO BB IBB HBP BLK WP HR S P ERA WHIP	IP WLS BF H R ER SO BB IBB HBP BLK WP HR S P ERA WHIP	IP WLS BF H R ER SO BB IBB HBP BLK WP HR S P ERA WHIP	IP WLS BF H R ER SO BB IBB HBP BLK WP HR S P ERA WHIP	IP WLS BF H R ER SO BB IBB HBP BLK WP HR S P ERA WHIP	IP WLS BF H R ER SO BB IBB HBP BLK WP HR S P ERA WHIP	IP WLS BF H R ER SO BB IBB HBP BLK WP HR S P ERA WHIP	IP WLS BF H R ER SO BB IBB HBP BLK WP HR S P ERA WHIP	IP WLS BF H R ER SO BB IBB HBP BLK WP HR S P ERA WHIP	IP WLS BF H R ER SO BB IBB HBP BLK WP HR S P ERA WHIP	IP WLS BF H R ER SO BB IBB HBP BLK WP HR S P ERA WHIP	IP WLS BF H R ER SO BB IBB HBP BLK WP HR S P ERA WHIP	IP WLS BF H R ER SO BB IBB HBP BLK WP HR S P ERA WHIP	IP WLS BF H R ER SO BB IBB HBP BLK WP HR S P ERA WHIP	IP WLS BF H R ER SO BB IBB HBP BLK WP HR S P ERA WHIP	IP WLS BF H R ER SO BB IBB HBP BLK WP HR S P ERA WHIP	IP WLS BF H R ER SO BB IBB HBP BLK WP HR S P ERA WHIP	IP WLS BF H R ER SO BB IBB HBP BLK WP HR S P ERA WHIP	IP WLS BF H R ER SO BB IBB HBP BLK WP HR S P ERA WHIP	IP WLS BF H R ER SO BB IBB HBP BLK WP HR S P ERA WHIP	IP WLS BF H R ER SO BB IBB HBP BLK WP HR S P ERA WHIP	IP WLS BF H R ER SO BB IBB HBP BLK WP HR S P ERA WHIP



Batter	1	2	3	4	5	6	7	8	9	10	AB	R	H	RBI	BB	SO	LOB	TOP			
2 Randy Winn, S OBP: 0.348, SLG: 0.421	(1,8) B FA 89 1-0 X FA 88 G3	(1,8) B FA 90 1-0 X FA 90 F7			(1,1) C FA 90 1-1 B FA 91 X FA 92 F7		(2,2) B SL 84 2-2 B FA 90 X FA 93 F8		(0,0) C XU 84 0-0 X FA 94 1B		5	0	1	0	0	0	2				
13 Omar Vizquel, S OBP: 0.300, SLG: 0.296	(1,6) B FA 88 2-1 B FC 88 X FA 90 P4		(1,2) C FA 89 1-2 B SL 80 X FA 81 P2		(2,2) B FA 91 2-2 B FA 90 C FA 91 X FA 92 G6-3			(1,1) B CU 77 1-1 X FA 91 X CU 79 G6-3	(0,0) X FA 94 0-0 G4-3		5	0	0	0	0	0	2				
12 Nate Schierholtz, L OBP: 0.355, SLG: 0.458	(1,9) C FA 90 0-3 S FA 91 S FA 93 K		(3,3) B FA 91 3-3 S FA 91 S FA 93 S FA 92 K		(0,0) X FA 92 0-0 F9			(2,2) B FA 92 2-2 B FA 93 X FA 93 1B		(1,1) 1-1 F8	5	0	1	0	0	2	0				
Bary Bonds, L Rajai Davis, R OBP: 0.462, SLG: 0.568 OBP: 0.367, SLG: 0.403	(1,7) F B 89 4-2 B B 89 1B 19 SF9 BB		(0,0) X FA 92 0-0 1B		(2,1) B FA 93 2-1 B FA 92 X FA 92 P6			(0,1) C CU 78 0-1 X FA 93 F8		(2,3) 2-3 K	3	1	1	0	1	0	1				
1 Bengie Molina, R OBP: 0.342, SLG: 0.452	(1,2) 1 SAFE B SL 80 2-1 F SL 80 B FA 91 X 19 SF9 1B		(1,2) B SL 80 1-2 S FA 91 X SL 82 F9		(3,3) B FA 91 3-3 F FA 94 S SL 84 X SL 83 K			(2,0) 1 SAFE B FA 92 2-0 X FA 91 F9		(0,0) 0-0 G6-3	5	1	1	0	0	1	2				
40 Daniel Ortmeier, S 41 Brad Hennessey, R Steve Kline, S Dan Giese, R	(1,3) F FA 91 1-3 C FA 91 B FA 91 S SL 83 S SL 82 K				(0,0) X FA 91 0-0 F8			(0,3) C CU 85 0-3 S CU 85 S FA 98 K			4	0	1	0	0	2	2				
Rich Aurilia, R 10 Dave Roberts, L Pedro Feliz, R OBP: 0.303, SLG: 0.369 OBP: 0.329, SLG: 0.365 OBP: 0.290, SLG: 0.414	(1,5) B SL 81 1-0 X FA 91 K		(2,1) 1 SAFE B FA 91 2-1 S FA 91 X FA 90 F8				(2,2) C SL 82 2-2 B FA 91 F FA 94 F FA 92 X FA 93 X SL 83 P2		(4,2) B SL 87 4-2 B SL 89 C FA 97 B FA 98 1B BB		3	0	1	0	1	0	1				
19 Kevin Frandsen, R OBP: 0.299, SLG: 0.344			(2,0) B FA 90 2-0 B FA 91 X FA 92 SF9		(3,3) B SL 82 3-3 B FA 91 S SL 82 X SL 82 K			(0,3) 1 SAFE C FA 96 0-3 C FA 95 S FA 97 K			3	0	0	1	0	2	2				
75 Barry Zito, L 8 Eugenio Volquez, S Tyler Walker, R 38 Brian Wilson, R Ryan Klesko, L OBP: 0.149, SLG: 0.199 OBP: 0.333, SLG: 0.500 OBP: 0.300, SLG: 0.413 OBP: 0.298, SLG: 0.413	(1,11) C FA 90 0-2 S FA 91 F FA 91 X SL 81 1-2 3H 1B				(1,1) F FA 90 1-1 X FA 90 F7			(3,2) L FA 92 3-2 B FA 93 B FA 93 C FA 96 X FA 92 2 WP		(2,2) 1 SAFE B FA 91 2-2 B FA 98 C FA 96 X FA 97 2 1B	2	0	1	1	0	0	1				
Inning Stats	R: 0 H: 0 E: 0 K: 1 S: 6	H: 0 LOB: 0 BB: 0 P: 9	R: 2 H: 3 E: 0 K: 1 S: 18	H: 1 LOB: 2 BB: 1 P: 29	R: 0 H: 1 E: 0 K: 1 S: 11	H: 1 LOB: 1 BB: 0 P: 16	R: 0 H: 1 E: 0 K: 0 S: 6	H: 0 LOB: 0 BB: 0 P: 9	R: 0 H: 0 E: 0 K: 1 S: 6	H: 0 LOB: 0 BB: 0 P: 13	R: 1 H: 1 E: 0 K: 0 S: 15	H: 1 LOB: 0 BB: 0 P: 24	R: 0 H: 1 E: 0 K: 0 S: 8	H: 1 LOB: 1 BB: 0 P: 13	R: 1 H: 2 E: 0 K: 2 S: 13	H: 2 LOB: 2 BB: 0 P: 19	R: 0 H: 0 E: 0 K: 1 S: 6	H: 0 LOB: 0 BB: 0 P: 9	1B: 8 2B: 0 3B: 1 HR: 0	SF: 1 SAC: 0 DP: 0 HBP: 0	WP: 1 PA: 41
PITCHER	IP WLS BF H R ER SO BB IBB HBP BLK WP HR S P ERA WHIP																				
32 Chris Young, R Doug Brocail, R 21 Heath Bell, R Trevor Hoffman, R ERA: 2.77 ERA: 3.29 ERA: 2.32 ERA: 2.65	(1,1) 7.0 WLS 28 H 6 R 3 ER 3 SO 5 BB 1 IBB 0 HBP 0 BLK 0 WP 0 HR 0 S 70 P 114 ERA 3.86 WHIP 1.000	(8,1) 1.0 4 1 0 0 0 0 0 0 0 0 0 8 13 0.00 1.000	(9,1) 1.0 6 2 1 1 2 1 0 0 0 0 0 13 19 9.00 3.000	(10,1) 1.0 W 3 0 0 0 1 0 0 0 0 0 0 6 9 0.00 0.000																	

San Francisco Giants @ San Diego Padres
 PETCO Park, San Diego, CA
 Fri Sep 14 2007, 10:05 PM EDT
 Att: 32,053 - Clear -68 F

livebaseballscorecards.com

AB 38
 R 4
 H 9
 RBI 3
 BB 2
 SO 8
 LOB 13

GIANTS

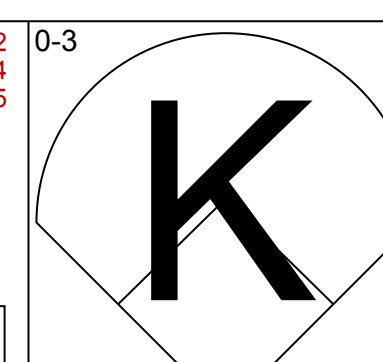
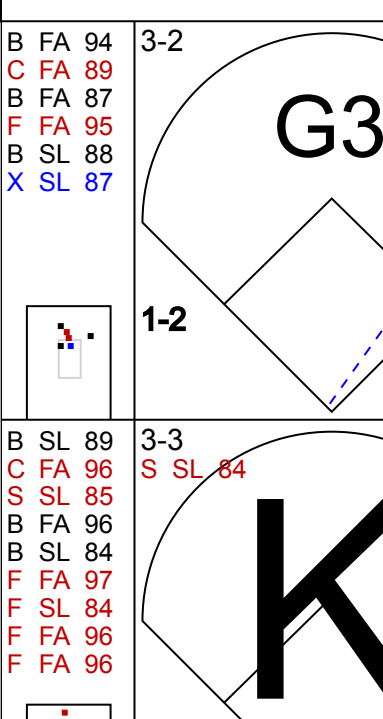
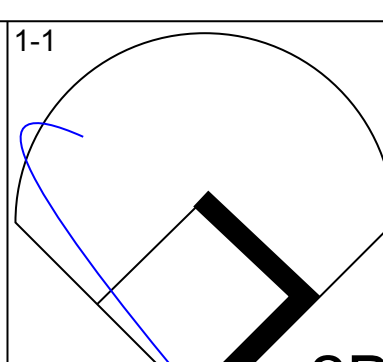
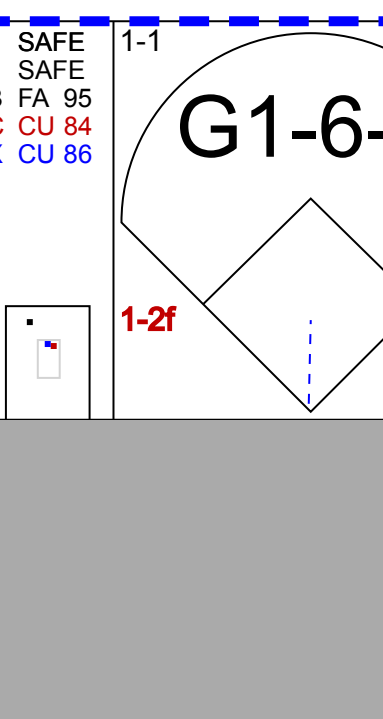
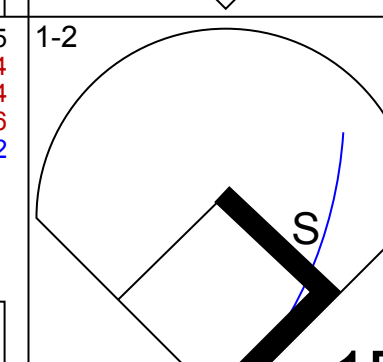

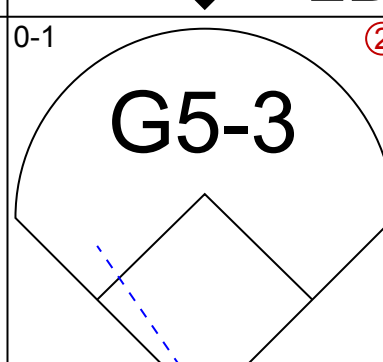
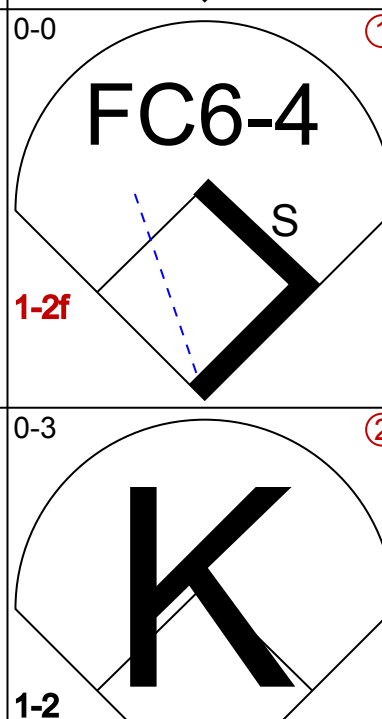
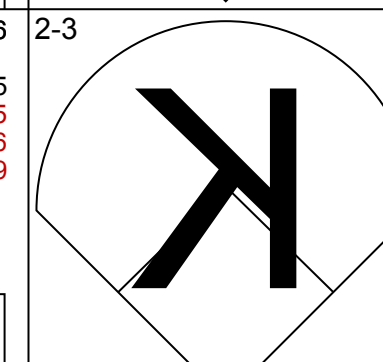
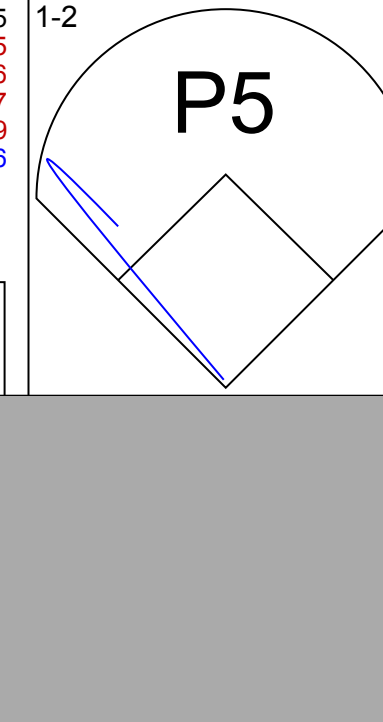
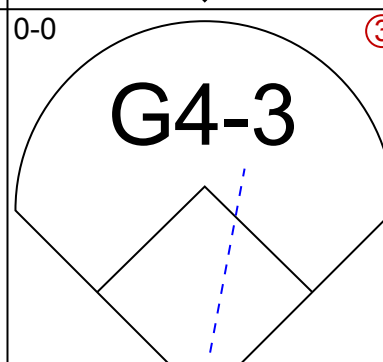

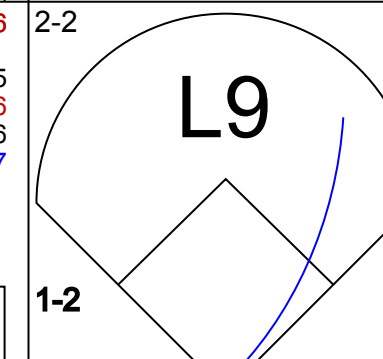




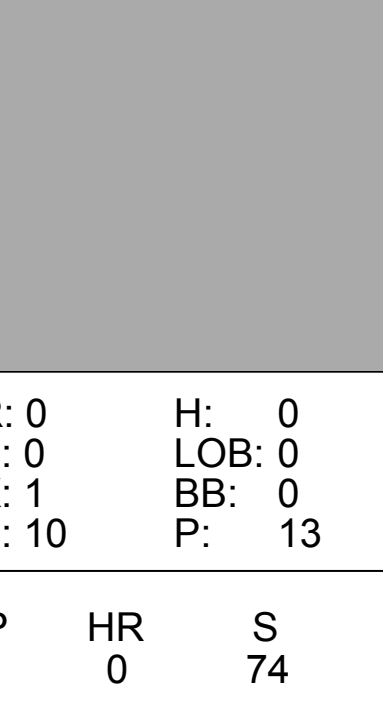
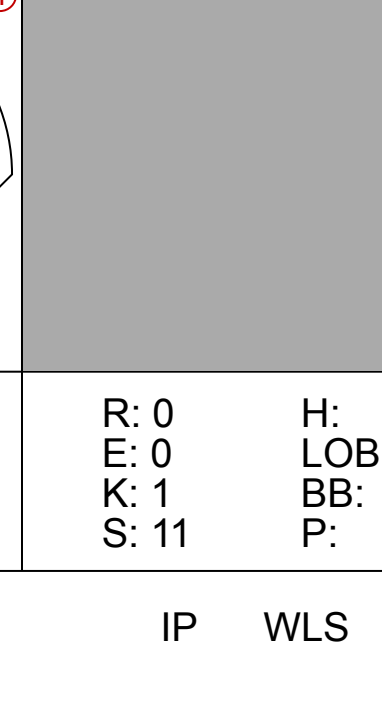

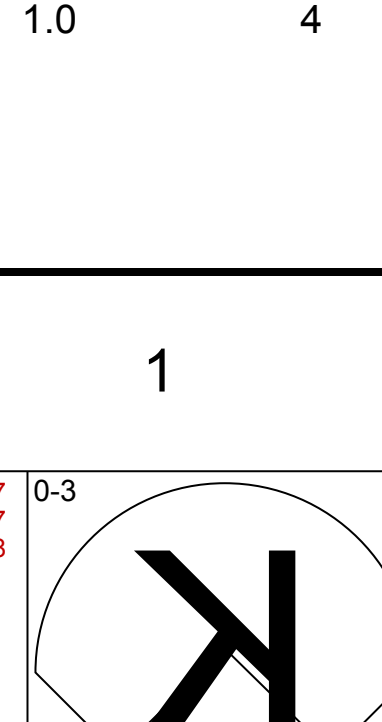
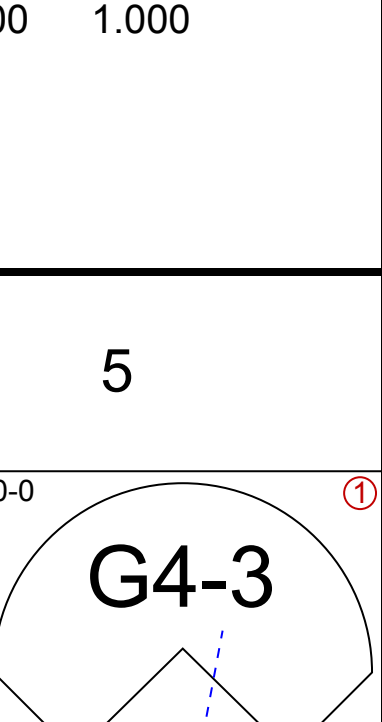
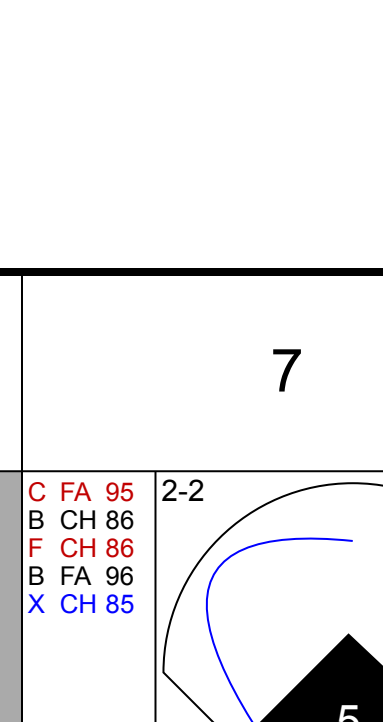
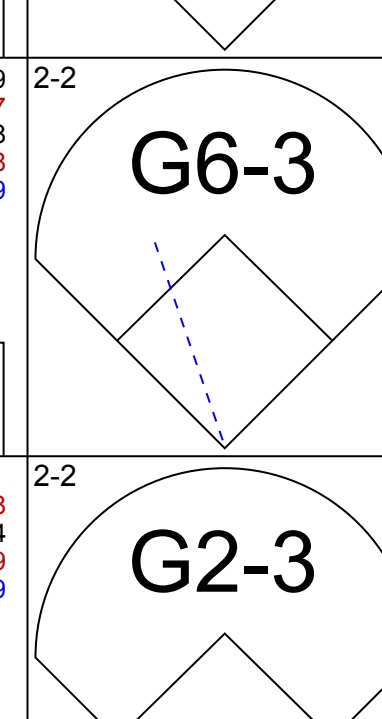
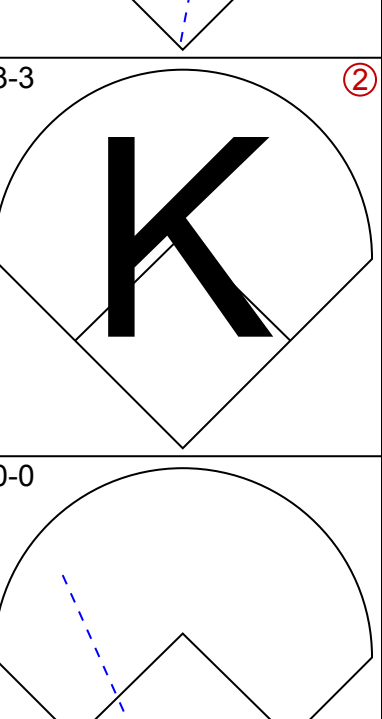
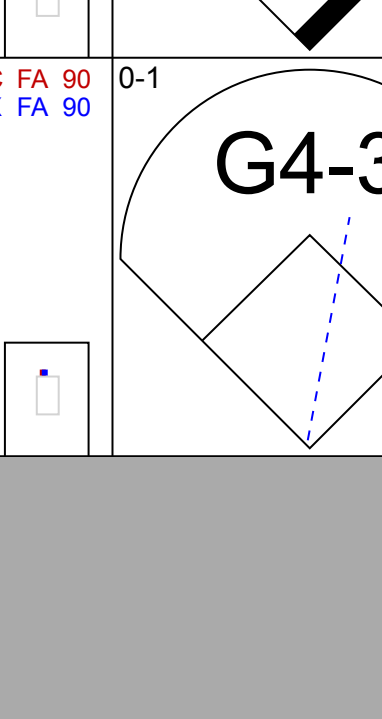
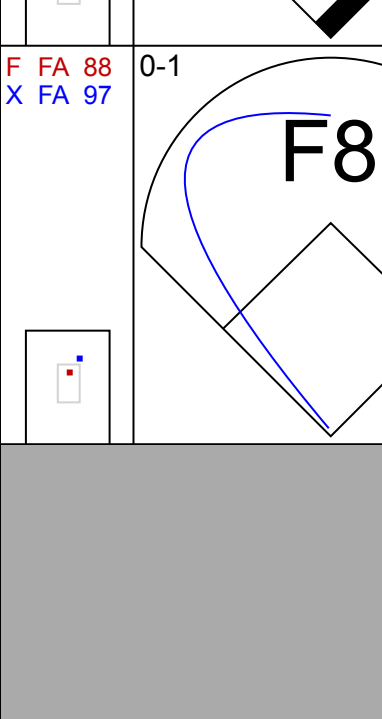
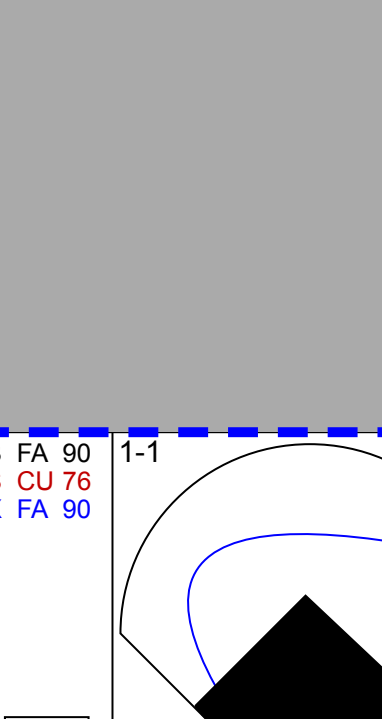
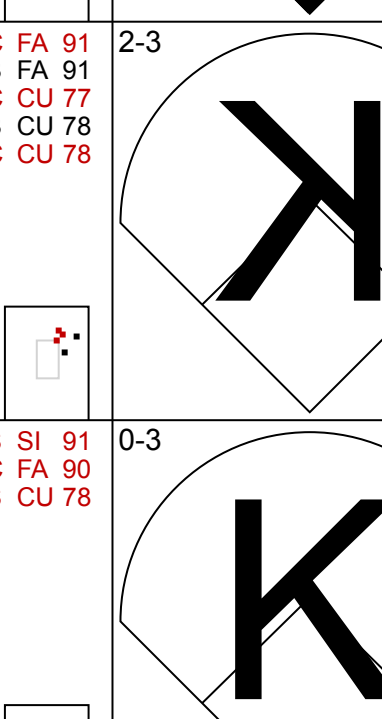
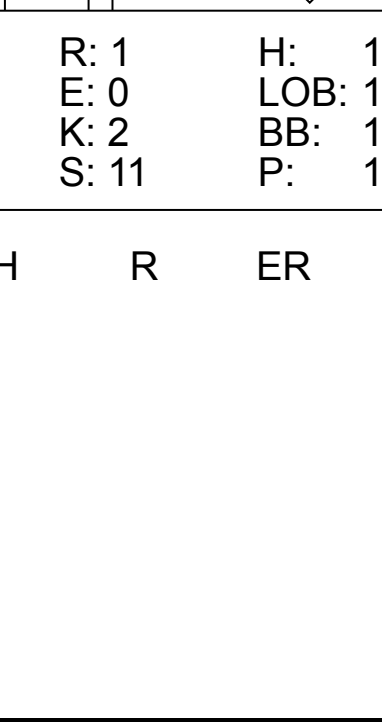
Batter	1	2	3	4	5	6	7	8	9	10	AB	R	H	RBI	BB	SO	LOB	BOTTOM			
24 Brian Giles, L OBP: 0.371, SLG: 0.422	(1,9) B FA 88 3-2 B FA 87 B CU 72 X FA 88 F8		(4,1) B FA 87 4-1 C FA 97 B FA 88 B FA 89 B FA 88 G5-4-3 BB		(0,1) F FA 87 0-1 X CU 72 G1-3		(2,0) B FA 94 2-0 B FA 94 X FA 93 F7		(0,1) C FA 94 0-1 X FA 97 F9		4	0	0	0	1	0	3				
Marcus Giles, R Geoff Blum, S OBP: 0.301, SLG: 0.319 OBP: 0.328, SLG: 0.374	(1,4) B FA 88 2-2 C CH 74 B FA 88 F FA 88 X CH 73 G6-3		(1,1) F FA 88 1-1 B FA 86 1 SAFE X CH 75 G5-4-3		(1,0) B CU 71 1-0 X CH 74 G5-3		(1,3) B SL 86 1-3 B FA 93 1B		(1,0) B FA 94 1-0 X FA 97 2B		3	0	0	0	0	0	1				
Mike Cameron, R OBP: 0.329, SLG: 0.436	(1,8) B FA 87 2-1 S CH 74 X CH 74 P4		(1,2) C FA 88 1-2 C CH 74 B FA 88 X CH 76 G5-3		(4,1) C FA 88 4-1 B FA 87 B CH 74 B FA 88 BB		(3,3) B SL 86 3-3 B FA 92 B FA 93 C FA 96 K		(0,2) B FA 94 0-2 F FA 93 F8		4	0	0	0	1	1	4				
23 Adrián González, L OBP: 0.338, SLG: 0.482		(2,1) B FA 87 2-1 B FA 87 X SL 80 F7		(2,2) F FA 87 2-2 C CH 75 B CU 74 X CH 75 5 HR 1B		(0,0) X CH 76 0-0 F7		(3,1) B FA 97 3-1 S SL 91 B FA 98 X FA 99 G6-3		(0,1) 0-1 G4-3	5	1	1	0	0	0	1				
3 Khalil Greene, R OBP: 0.293, SLG: 0.461		(3,2) C FA 87 C CU 74 B CH 74 F FA 87 H FA 88 5 2B HBP		(2,3) C CH 75 2-3 C FA 88 B FA 88 X CH 75 K		(1,2) C FA 85 1-2 B FA 85 X FA 87 F9		(1,1) B FA 99 1-1 B FA 98 X FA 92 G5-3		(0,0) 0-0 HR	4	1	1	1	0	1	1				
5 Kevin Koussamanoff, R OBP: 0.318, SLG: 0.455		(0,1) S FA 88 X CU 73 2B		(2,1) C FA 87 2-1 B CU 73 X CH 75 HR		(2,3) S CH 76 2-3 B FA 87 C CH 75 F FA 88 C FA 90 K		(2,0) B FA 99 2-0 B FA 98 X FA 93 G6-3			4	1	2	2	0	1	0				
12 Scott Hairston, R OBP: 0.314, SLG: 0.431		(2,2) S CH 76 C CH 74 B FA 88 X FA 88 P3		(0,2) C CH 76 0-2 C FA 88 X FA 88 F7		(2,1) C CU 72 2-1 B FA 88 X FA 88 F7			(3,2) C B 88 B F 88 X F 88 HR		4	1	2	1	0	0	2				
28 Josh Bard, S Brady Clark, R 8 Michael Barrett, R OBP: 0.349, SLG: 0.367 OBP: 0.320, SLG: 0.299 OBP: 0.287, SLG: 0.379		(4,0) IN 87 IN 66 IN 70 2B		(0,2) C FA 87 0-2 B FA 88 X FA 85 F8			(1,0) B FA 95 1-0 X FA 94 F7		(4,2) B B 88 B B 88 11 SH1-4 2B BB		2	0	0	0	2	0	1				
32 Chris Young, R Termar Johnson, S Doug Brocail, R 21 Heath Bell, R 11 Craig Stansberry, R Trevor Hoffman, R OBP: 0.324, SLG: 0.146 OBP: 0.302, SLG: 0.365 OBP: 0.300, SLG: 0.385 OBP: 0.296, SLG: 0.460 OBP: 0.296, SLG: 0.460	(1,11) B FA 88 1-3 C FA 88 C CH 74 S CU 74 K		(3,3) C FA 88 3-3 B FA 87 B CH 73 S CU 74 K				(3,2) B FA 95 3-2 B FA 96 F FA 94 B SL 87 X FA 95 1B		(0,1) 1 SAFE B FA 91 0-1 X FA 97 SH1-4		2	0	0	0	0	2	4				
Inning Stats	R: 0 H: 0 E: 0 K: 0 S: 9	H: 0 LOB: 0 BB: 0 P: 16	R: 0 H: 1 E: 0 K: 1 S: 13	H: 3 LOB: 3 BB: 1 P: 25	R: 0 H: 0 E: 0 K: 0 S: 7	H: 0 LOB: 0 BB: 1 P: 13	R: 2 H: 3 E: 0 K: 2 S: 19	H: 3 LOB: 1 BB: 0 P: 28	R: 0 H: 0 E: 0 K: 0 S: 5	H: 0 LOB: 1 BB: 0 P: 10	R: 0 H: 0 E: 0 K: 1 S: 10	H: 2 LOB: 2 BB: 0 P: 19	R: 0 H: 0 E: 0 K: 0 S: 5	H: 0 LOB: 0 BB: 0 P: 11	R: 2 H: 2 E: 0 K: 0 S: 14	H: 2 LOB: 2 BB: 1 P: 22	R: 1 H: 1 E: 0 K: 0 S: 3	H: 1 LOB: 0 BB: 0 P: 3	1B: 4 2B: 2 3B: 0 HR: 3	SF: 0 SAC: 1 DP: 1 HBP: 1	WP: 0 PA: 41
PITCHER	IP WLS BF H R ER SO BB IBB HBP BLK WP HR S P ERA WHIP																				
75 Barry Zito, L Tyler Walker, R 38 Brian Wilson, R 41 Brad Hennessey, R Steve Kline, L ERA: 4.41 ERA: 1.04 ERA: 3.82 ERA: 4.7	(1,1) 6.0 WLS 25 H 4 R 2 ER 2 SO 4 BB 2 IBB 1 HBP 0 BLK 0 WP 0 HR 1 S 61 P 105 ERA 3.00 WHIP 1.000	(7,1) 1.0 H 5 2 0 0 1 0 0 0 0 0 0 10 19 0.00 2.000	(8,1) 1.0 H 3 0 0 0 0 0 0 0 0 0 0 5 11 0.00 0.000	(9,1) 0.1 H 3 1 2 2 0 1 0 0 0 0 1 8 15 54.00 6.000	(9,1) 0.1 B 2 1 0 0 0 0 0 0 0 0 0 3 4 0.00 3.000																

San Francisco Giants @ San Diego Padres
 PETCO Park, San Diego, CA
 Fri Sep 14 2007, 10:05 PM EDT
 Att: 32,053 - Clear -68 F

livebaseballscorecards.com

AB 35
 R 5
 H 9
 RBI 5
 BB 4
 SO 5
 LOB 17

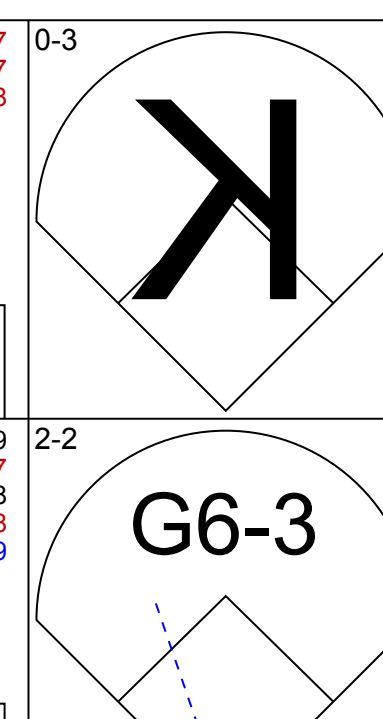
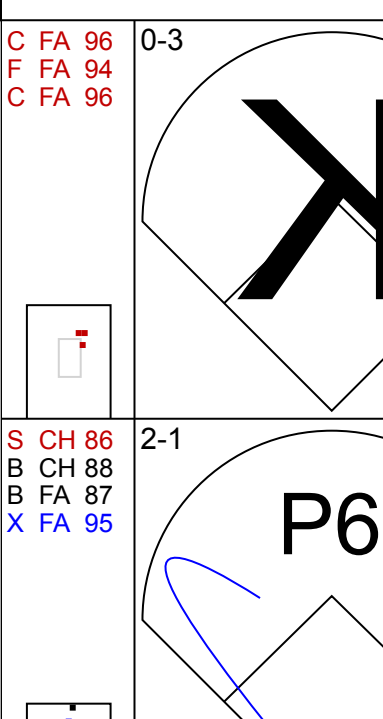
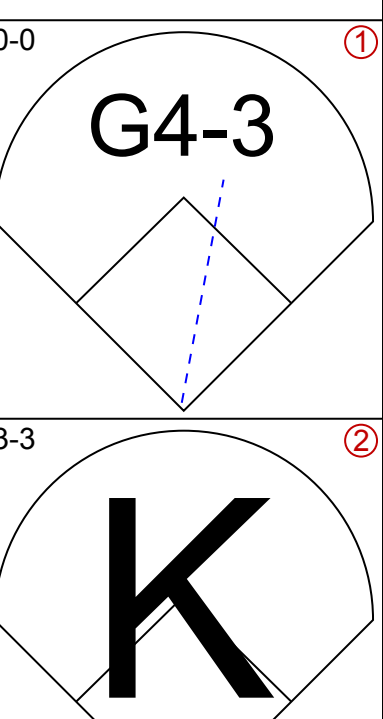
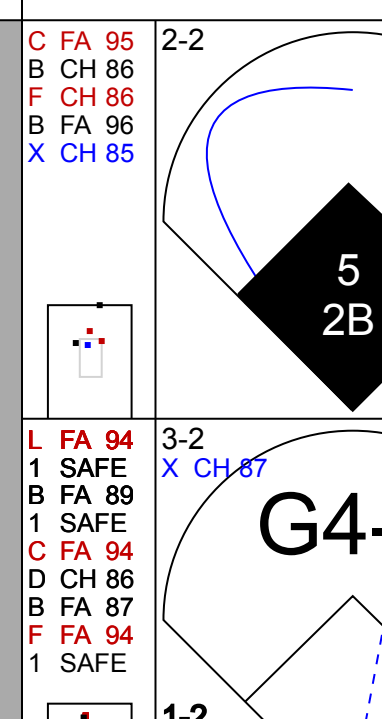
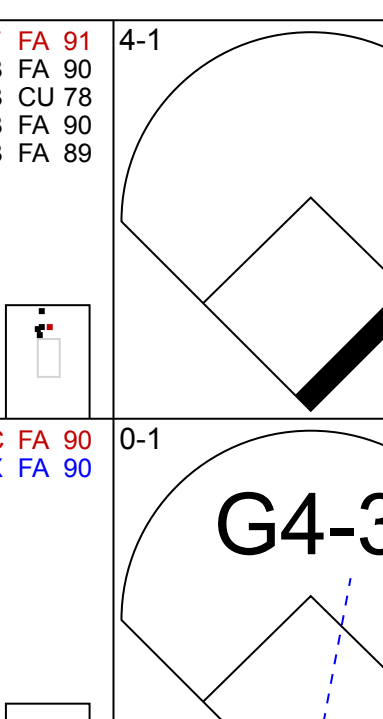
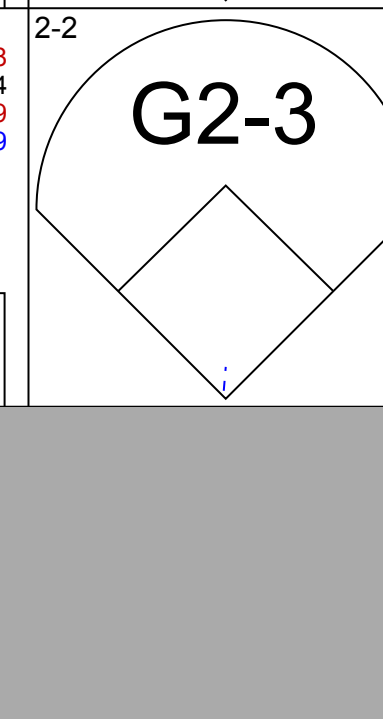
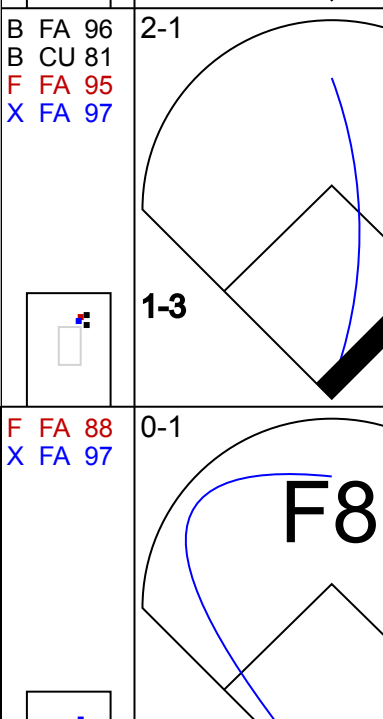
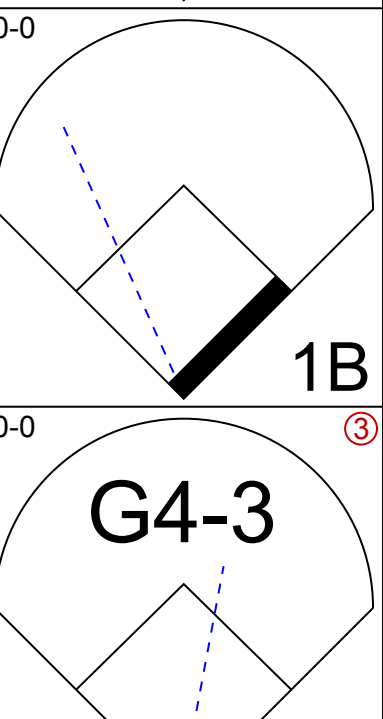
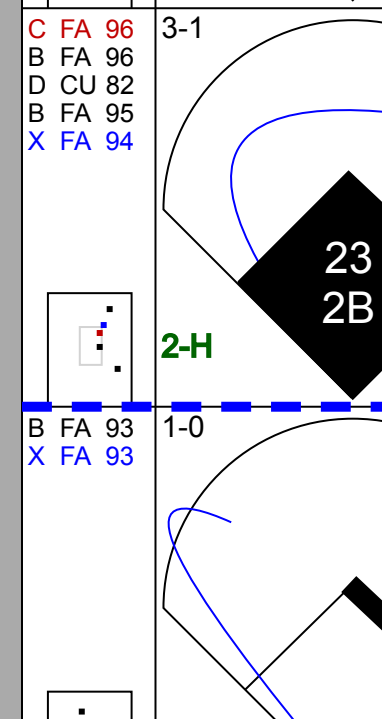




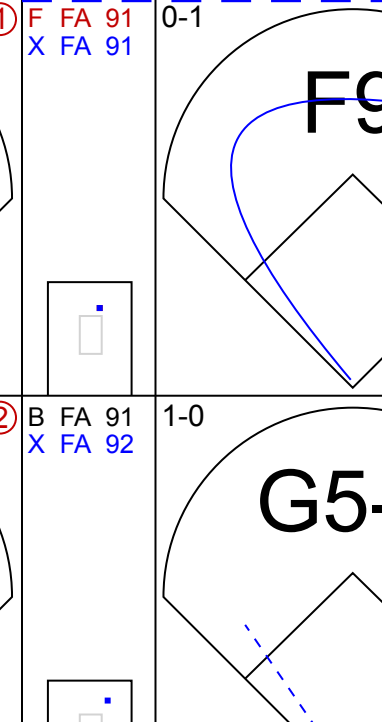

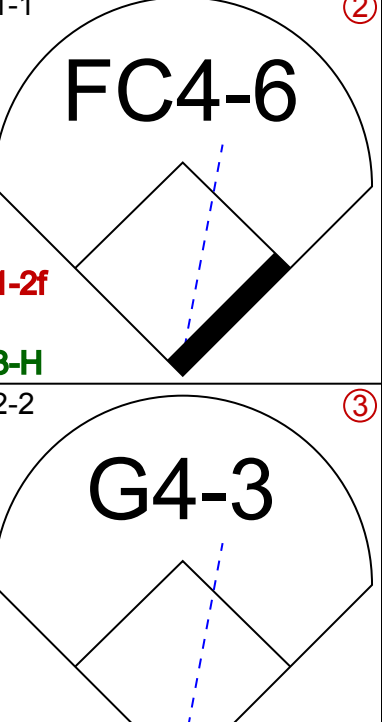



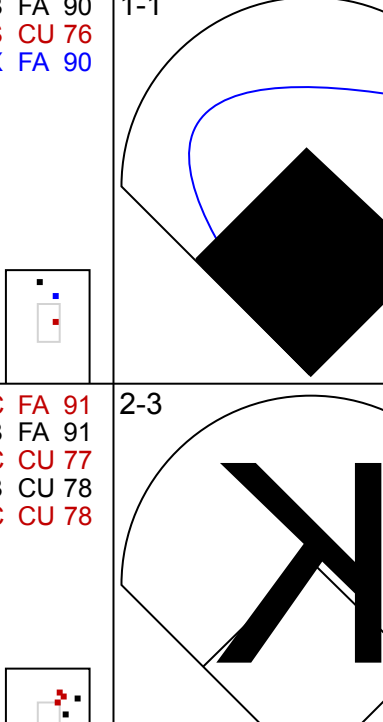

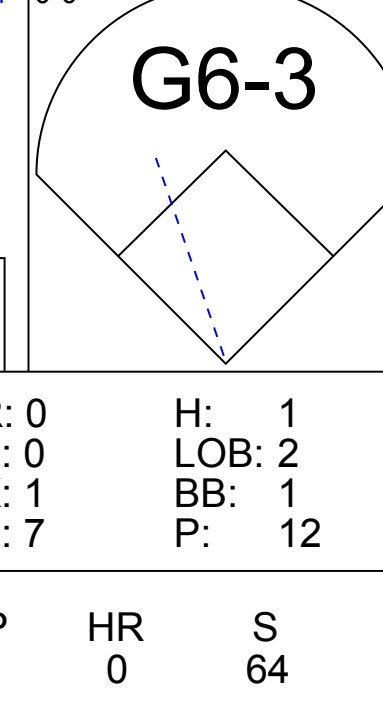
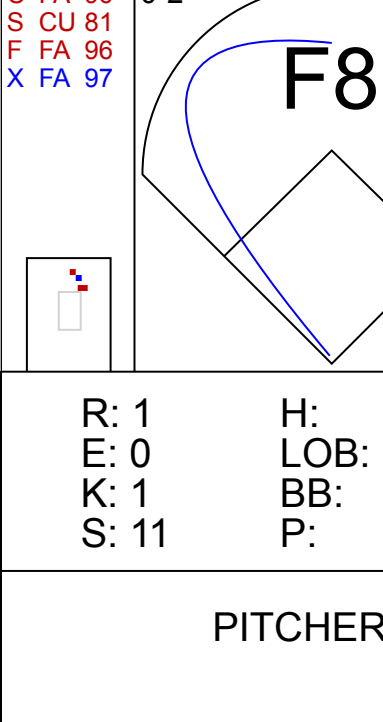
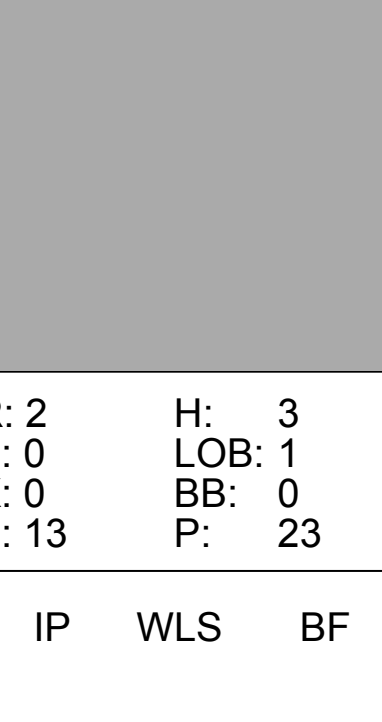




SD

Batter	1	2	3	4	5	6	7	8	9	AB	R	H	RBI	BB	SO	LOB	TOP				
10 Dave Roberts, L (1.8) OBP: 0.330, SLG: 0.366										4	0	1	0	0	1	2					
19 Kevin Frandsen, R (1.4) OBP: 0.303, SLG: 0.347										4	0	2	0	0	1	2					
2 Randy Winn, S (1.7) OBP: 0.344, SLG: 0.415										4	0	0	0	0	2	3					
Pedro Feliz, R (1.5) OBP: 0.289, SLG: 0.414											4	0	0	0	1	2					
12 Nate Schierholtz, L (1.9) OBP: 0.325, SLG: 0.418											4	0	0	0	2	1					
40 Daniel Ortmeier, S (1.3) OBP: 0.286, SLG: 0.480										3	0	0	0	0	3	0					
13 Omar Vizquel, S (1.6) OBP: 0.300, SLG: 0.295										3	0	0	0	0	0	0					
39 Guillermo Rodriguez, R (1.2) OBP: 0.315, SLG: 0.383										2	0	0	0	0	1	0					
8 Eugenio Velez, S (8. PH) OBP: 0.500, SLG: 1.000										0	1	0	0	0	1	0					
1 Bengie Molina, R (8.2) OBP: 0.394, SLG: 0.451										0	0	0	0	0	0	0					
55 Tim Lincecum, L (1.1) OBP: 0.133, SLG: 0.116										2	0	1	0	0	1	0					
Jack Taschner, L (7.1) OBP: 0.295, SLG: 0.346										0	0	0	0	0	0	0					
Ray Durham, S (8. PH) OBP: 0.295, SLG: 0.346										1	0	1	1	0	0	0					
Dan Giese, R (8.1) OBP: 0.295, SLG: 0.346										0	0	0	0	0	0	0					
Inning Stats	R: 0 E: 0 K: 2 S: 13	H: 1 LOB: 1 BB: 0 P: 18	R: 0 E: 0 K: 2 S: 7	H: 0 LOB: 0 BB: 0 P: 10	R: 0 E: 0 K: 1 S: 12	H: 1 LOB: 1 BB: 0 P: 20	R: 0 E: 0 K: 1 S: 10	H: 0 LOB: 0 BB: 0 P: 13	R: 0 E: 0 K: 1 S: 8	H: 1 LOB: 1 BB: 0 P: 10	R: 0 E: 0 K: 1 S: 11	H: 0 LOB: 0 BB: 0 P: 16	R: 1 E: 0 K: 0 S: 8	H: 1 LOB: 0 BB: 1 P: 13	R: 0 E: 0 K: 2 S: 11	H: 1 LOB: 1 BB: 0 P: 12	1B: 4 2B: 1 3B: 0 HR: 0	SF: 0 SAC: 0 DP: 1 HBP: 0	WP: 0 PB: 0 SB: 3 CS: 0	PA: 32	
PITCHER	IP 7.1	WLS W	BF 27	H 4	R 1	ER 1	SO 10	BB 1	IBB 0	HBP 0	BLK 0	WP 0	HR 0	S 74	P 104	ERA 1.23	WHIP 0.682				
44 Jake Peavy, R (1.1) ERA: 2.39																					
21 Heath Bell, R (8.1) ERA: 2.29																					
43 Cla Meredith, R (9.1) ERA: 3.62																					

San Francisco Giants @ San Diego Padres
PETCO Park, San Diego, CA
Sun Sep 16 2007, 4:05 PM EDT
Att: 34,000 - Sunny - 71 F

AB 31
R 1
H 5
RBI 1
BB 1
SO 12
LOB 10



Batter	1	2	3	4	5	6	7	8	9	AB	R	H	RBI	BB	SO	LOB	BOTTOM				
24 Brian Giles, L (1.9) OBP: 0.370, SLG: 0.417										4	1	1	0	1	2	1					
Geoff Blum, S (1.4) OBP: 0.325, SLG: 0.376										5	0	0	0	0	1	3					
5 Kevin Kouzmanoff, R (1.5) OBP: 0.321, SLG: 0.495										4	1	3	1	0	0	0					
23 Adrián González, L (1.3) OBP: 0.340, SLG: 0.487										4	0	1	1	0	0	3					
3 Khalil Greene, R (1.6) OBP: 0.292, SLG: 0.460										3	1	0	0	1	2	1					
12 Scott Hairston, R (1.7) OBP: 0.313, SLG: 0.423										2	0	0	0	2	0	1					
28 Josh Bard, S (1.2) OBP: 0.353, SLG: 0.378										3	2	2	2	1	0	1					
Brady Clark, R (1.8) OBP: 0.313, SLG: 0.319										4	0	1	1	0	1	3					
44 Jake Peavy, R (1.1) OBP: 0.235, SLG: 0.308										2	0	0	0	1	0	3					
21 Heath Bell, R (8.1) OBP: 0.338, SLG: 0.387										0	0	0	0	0	0	0					
Rob Mackowiak, L (8. PH) OBP: 0.338, SLG: 0.387										1	0	0	0	0	1	0					
43 Cla Meredith, R (9.1) ERA: 3.6										0	0	0	0	0	0	0					
Inning Stats	R: 0 E: 0 K: 1 S: 9	H: 0 LOB: 0 BB: 0 P: 13	R: 1 E: 1 K: 0 S: 10	H: 0 LOB: 2 BB: 2 P: 23	R: 0 E: 0 K: 1 S: 11	H: 1 LOB: 2 BB: 1 P: 19	R: 0 E: 0 K: 1 S: 7	H: 1 LOB: 1 BB: 1 P: 12	R: 0 E: 0 K: 1 S: 7	H: 1 LOB: 1 BB: 0 P: 10	R: 1 E: 0 K: 1 S: 11	H: 1 LOB: 1 BB: 1 P: 19	R: 2 E: 0 K: 0 S: 13	H: 3 LOB: 1 BB: 0 P: 23	R: 1 E: 0 K: 2 S: 11	H: 1 LOB: 1 BB: 1 P: 18	1B: 4 2B: 2 3B: 1 HR: 1	SF: 0 SAC: 0 DP: 0 HBP: 0	WP: 0 PB: 0 SB: 0 CS: 0	PA: 38	
PITCHER	IP 6.1	WLS L	BF 30	H 6	R 4	ER 3	SO 5	BB 5	IBB 0	HBP 0	BLK 0	WP 0	HR 0	S 64	P 113	ERA 4.26	WHIP 1.737				
55 Tim Lincecum, R (1.1) ERA: 4.0																					
Jack Taschner, L (7.1) ERA: 4.69																					
Scott Atchison, R (7.1) ERA: 5.4																					
Dan Giese, R (8.1) ERA: 3.6																					

San Francisco Giants @ San Diego Padres
PETCO Park, San Diego, CA
Sun Sep 16 2007, 4:05 PM EDT
Att: 34,000 - Sunny - 71 F

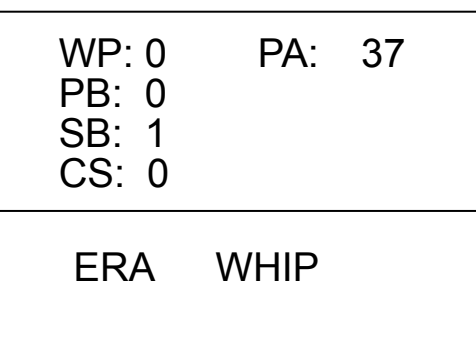
AB 32
R 5
H 8
RBI 5
BB 6
SO 7
LOB 16



Batter	1	2	3	4	5	6	7	8	9	AB	R	H	RBI	BB	SO	LOB	TOP				
10 Dave Roberts, L OBP: 0.331, SLG: 0.370										4	2	1	0	1	1	0					
Rajai Davis, R OBP: 0.359, SLG: 0.393										4	0	0	0	0	2	3					
2 Randy Winn, S OBP: 0.345, SLG: 0.422										3	2	2	4	0	0	0					
1 Bengie Molina, R OBP: 0.306, SLG: 0.452										4	1	2	0	0	0	0					
Ray Durham, S 41 Brad Hennessey, R Steve Kline, S 23 Randy Messenger, R Scott Munter, R 12 Nate Schierholz, L Tyler Walker, R 38 Brian Wilson, R										2	0	0	0	1	0	0					
Pedro Feliz, R OBP: 0.289, SLG: 0.418										4	1	1	3	0	0	2					
40 Daniel Ortmeier, S OBP: 0.292, SLG: 0.481										4	0	2	1	0	2	0					
13 Omar Vizquel, S OBP: 0.298, SLG: 0.293										4	0	0	0	0	0	3					
32 Kevin Correia, R 19 Kevin Frandsen, R										2	0	0	0	0	0	0					
Inning Stats	R: 1 E: 0 K: 1 S: 8	H: 1 LOB: 0 BB: 0 P: 14	R: 0 E: 0 K: 0 S: 5	H: 1 LOB: 1 BB: 0 P: 8	R: 0 E: 0 K: 1 S: 10	H: 0 LOB: 0 BB: 0 P: 15	R: 2 E: 0 K: 0 S: 12	H: 3 LOB: 1 BB: 1 P: 22	R: 0 E: 0 K: 0 S: 9	H: 1 LOB: 0 BB: 0 P: 10	R: 0 E: 0 K: 1 S: 9	H: 0 LOB: 0 BB: 0 P: 11	R: 5 E: 0 K: 2 S: 13	H: 3 LOB: 0 BB: 1 P: 21	R: 0 E: 0 K: 0 S: 6	H: 0 LOB: 0 BB: 0 P: 9	1B: 5 2B: 1 3B: 1 HR: 2	SF: 1 DP: 1 HBP: 1	WP: 0 PB: 0 SB: 1 CS: 0	PA: 37	
PITCHER	IP ERA WLS BF H R ER SO BB IBB HBP BLK WP HR S P ERA WHIP	IP ERA WLS BF H R ER SO BB IBB HBP BLK WP HR S P ERA WHIP	IP ERA WLS BF H R ER SO BB IBB HBP BLK WP HR S P ERA WHIP	IP ERA WLS BF H R ER SO BB IBB HBP BLK WP HR S P ERA WHIP	IP ERA WLS BF H R ER SO BB IBB HBP BLK WP HR S P ERA WHIP	IP ERA WLS BF H R ER SO BB IBB HBP BLK WP HR S P ERA WHIP	IP ERA WLS BF H R ER SO BB IBB HBP BLK WP HR S P ERA WHIP	IP ERA WLS BF H R ER SO BB IBB HBP BLK WP HR S P ERA WHIP	IP ERA WLS BF H R ER SO BB IBB HBP BLK WP HR S P ERA WHIP	IP ERA WLS BF H R ER SO BB IBB HBP BLK WP HR S P ERA WHIP	IP ERA WLS BF H R ER SO BB IBB HBP BLK WP HR S P ERA WHIP	IP ERA WLS BF H R ER SO BB IBB HBP BLK WP HR S P ERA WHIP	IP ERA WLS BF H R ER SO BB IBB HBP BLK WP HR S P ERA WHIP	IP ERA WLS BF H R ER SO BB IBB HBP BLK WP HR S P ERA WHIP	IP ERA WLS BF H R ER SO BB IBB HBP BLK WP HR S P ERA WHIP	IP ERA WLS BF H R ER SO BB IBB HBP BLK WP HR S P ERA WHIP	IP ERA WLS BF H R ER SO BB IBB HBP BLK WP HR S P ERA WHIP	IP ERA WLS BF H R ER SO BB IBB HBP BLK WP HR S P ERA WHIP	IP ERA WLS BF H R ER SO BB IBB HBP BLK WP HR S P ERA WHIP	IP ERA WLS BF H R ER SO BB IBB HBP BLK WP HR S P ERA WHIP	IP ERA WLS BF H R ER SO BB IBB HBP BLK WP HR S P ERA WHIP
6 Stephen Drew, L OBP: 0.304, SLG: 0.358										5	0	0	0	0	1	6					
Jeff Salazar, L 41 Brad Hennessey, R 56 Ramon Pena, R Dustin Nippert, R Alberto Callaspo, S 28 Brandon Medders, R										3	0	0	0	0	0	0					
22 Eric Byrnes, R OBP: 0.359, SLG: 0.475										5	1	1	0	0	1	0					
Tony Clark, S Jeff Cirillo, R										2	1	0	0	2	1	0					
27 Mark Reynolds, R OBP: 0.332, SLG: 0.473										3	0	1	2	1	1	1					
24 Chris Young, R OBP: 0.291, SLG: 0.466										3	0	1	0	1	1	4					
19 Chris Snyder, R OBP: 0.343, SLG: 0.440										3	0	1	0	1	1	4					
11 Augie Ojeda, S OBP: 0.341, SLG: 0.333										2	0	1	1	2	0	1					
17 Brandon Webb, R 26 Miguel Montero, L 37 Juan Cruz, R 7 Carlos Quentin, R										1	0	0	0	1	0	2					
Inning Stats	R: 0 E: 0 K: 2 S: 8	H: 0 LOB: 0 BB: 0 P: 9	R: 1 E: 0 K: 2 S: 21	H: 1 LOB: 3 BB: 3 P: 38	R: 0 E: 0 K: 0 S: 5	H: 0 LOB: 0 BB: 0 P: 6	R: 0 E: 0 K: 0 S: 13	H: 0 LOB: 2 BB: 2 P: 24	R: 0 E: 0 K: 0 S: 5	H: 2 LOB: 3 BB: 2 P: 8	R: 3 E: 0 K: 0 S: 12	H: 3 LOB: 1 BB: 1 P: 22	R: 0 E: 0 K: 0 S: 5	H: 0 LOB: 0 BB: 0 P: 9	R: 0 E: 0 K: 0 S: 6	H: 0 LOB: 0 BB: 0 P: 9	1B: 5 2B: 0 3B: 1 HR: 0	SF: 0 DP: 0 HBP: 0	WP: 0 PB: 0 SB: 0 CS: 0	PA: 41	
PITCHER	IP ERA WLS BF H R ER SO BB IBB HBP BLK WP HR S P ERA WHIP	IP ERA WLS BF H R ER SO BB IBB HBP BLK WP HR S P ERA WHIP	IP ERA WLS BF H R ER SO BB IBB HBP BLK WP HR S P ERA WHIP	IP ERA WLS BF H R ER SO BB IBB HBP BLK WP HR S P ERA WHIP	IP ERA WLS BF H R ER SO BB IBB HBP BLK WP HR S P ERA WHIP	IP ERA WLS BF H R ER SO BB IBB HBP BLK WP HR S P ERA WHIP	IP ERA WLS BF H R ER SO BB IBB HBP BLK WP HR S P ERA WHIP	IP ERA WLS BF H R ER SO BB IBB HBP BLK WP HR S P ERA WHIP	IP ERA WLS BF H R ER SO BB IBB HBP BLK WP HR S P ERA WHIP	IP ERA WLS BF H R ER SO BB IBB HBP BLK WP HR S P ERA WHIP	IP ERA WLS BF H R ER SO BB IBB HBP BLK WP HR S P ERA WHIP	IP ERA WLS BF H R ER SO BB IBB HBP BLK WP HR S P ERA WHIP	IP ERA WLS BF H R ER SO BB IBB HBP BLK WP HR S P ERA WHIP	IP ERA WLS BF H R ER SO BB IBB HBP BLK WP HR S P ERA WHIP	IP ERA WLS BF H R ER SO BB IBB HBP BLK WP HR S P ERA WHIP	IP ERA WLS BF H R ER SO BB IBB HBP BLK WP HR S P ERA WHIP	IP ERA WLS BF H R ER SO BB IBB HBP BLK WP HR S P ERA WHIP	IP ERA WLS BF H R ER SO BB IBB HBP BLK WP HR S P ERA WHIP	IP ERA WLS BF H R ER SO BB IBB HBP BLK WP HR S P ERA WHIP	IP ERA WLS BF H R ER SO BB IBB HBP BLK WP HR S P ERA WHIP	IP ERA WLS BF H R ER SO BB IBB HBP BLK WP HR S P ERA WHIP
32 Kevin Correia, R 41 Brad Hennessey, R Steve Kline, L 23 Randy Messenger, R Scott Munter, R	IP ERA WLS BF H R ER SO BB IBB HBP BLK WP HR S P ERA WHIP	IP ERA WLS BF H R ER SO BB IBB HBP BLK WP HR S P ERA WHIP	IP ERA WLS BF H R ER SO BB IBB HBP BLK WP HR S P ERA WHIP	IP ERA WLS BF H R ER SO BB IBB HBP BLK WP HR S P ERA WHIP	IP ERA WLS BF H R ER SO BB IBB HBP BLK WP HR S P ERA WHIP	IP ERA WLS BF H R ER SO BB IBB HBP BLK WP HR S P ERA WHIP	IP ERA WLS BF H R ER SO BB IBB HBP BLK WP HR S P ERA WHIP	IP ERA WLS BF H R ER SO BB IBB HBP BLK WP HR S P ERA WHIP	IP ERA WLS BF H R ER SO BB IBB HBP BLK WP HR S P ERA WHIP	IP ERA WLS BF H R ER SO BB IBB HBP BLK WP HR S P ERA WHIP	IP ERA WLS BF H R ER SO BB IBB HBP BLK WP HR S P ERA WHIP	IP ERA WLS BF H R ER SO BB IBB HBP BLK WP HR S P ERA WHIP	IP ERA WLS BF H R ER SO BB IBB HBP BLK WP HR S P ERA WHIP	IP ERA WLS BF H R ER SO BB IBB HBP BLK WP HR S P ERA WHIP	IP ERA WLS BF H R ER SO BB IBB HBP BLK WP HR S P ERA WHIP	IP ERA WLS BF H R ER SO BB IBB HBP BLK WP HR S P ERA WHIP	IP ERA WLS BF H R ER SO BB IBB HBP BLK WP HR S P ERA WHIP	IP ERA WLS BF H R ER SO BB IBB HBP BLK WP HR S P ERA WHIP	IP ERA WLS BF H R ER SO BB IBB HBP BLK WP HR S P ERA WHIP	IP ERA WLS BF H R ER SO BB IBB HBP BLK WP HR S P ERA WHIP	IP ERA WLS BF H R ER SO BB IBB HBP BLK WP HR S P ERA WHIP


San Francisco Giants @ Arizona Diamondbacks
Chase Field, Phoenix, AZ
Mon Sep 17 2007, 6:40 PM MST
Att: 31,130 - Clear - 92 F

AB 33
R 8
H 9
RBI 8
BB 2
SO 5
LOB 8



San Francisco Giants @ Arizona Diamondbacks
Chase Field, Phoenix, AZ
Mon Sep 17 2007, 6:40 PM MST
Att: 31,130 - Clear - 92 F

AB 33
R 5
H 6
RBI 5
SO 6
LOB 15



Batter	1	2	3	4	5	6	7	8	9	AB	R	H	RBI	BB	SO	LOB	TOP									
30 Norris Hopper, R OBP: 0.375, SLG: 0.401										5	1	3	0	0	0	2										
27 Jeff Keppinger, R OBP: 0.406, SLG: 0.493										4	0	2	2	1	1	3										
4 Brandon Phillips, R OBP: 0.336, SLG: 0.493										5	0	0	0	0	2	6										
Adam Dunn, L OBP: 0.386, SLG: 0.556										4	0	0	0	1	1	4										
28 Edwin Encarnación, R OBP: 0.356, SLG: 0.439										4	0	1	0	0	0	2										
19 Joey Votto, L OBP: 0.420, SLG: 0.578										4	0	1	0	0	1	1										
Javier Valentin, S OBP: 0.327, SLG: 0.384										4	1	1	0	0	0	2										
51 Jared Burton, R										0	0	0	0	0	0	0										
25 David Weathers, R										0	0	0	0	0	0	0										
Buck Coats, L OBP: 0.286, SLG: 0.167										3	0	1	0	1	1	1										
34 Homer Bailey, R OBP: 0.236, SLG: 0.236										2	1	1	0	0	0	1										
45 Bill Bray, L										0	0	0	0	0	0	0										
Jason Ellison, R										0	0	0	0	0	0	0										
58 Marcus McBeth, R										0	0	0	0	0	0	0										
Jorge Cantu, R										0	0	0	0	0	0	0										
26 David Ross, R										0	0	0	0	0	0	0										
Inning Stats	R: 0 E: 0 K: 1 S: 14	H: 1 LOB: 2 BB: 1 P: 23	R: 0 E: 0 K: 1 S: 7	H: 0 LOB: 0 BB: 0 P: 13	R: 0 E: 1 K: 1 S: 15	H: 2 LOB: 2 BB: 0 P: 20	R: 0 E: 0 K: 0 S: 10	H: 1 LOB: 0 BB: 0 P: 15	R: 2 E: 0 K: 0 S: 12	H: 2 LOB: 1 BB: 1 P: 20	R: 0 E: 0 K: 1 S: 13	H: 1 LOB: 1 BB: 0 P: 22	R: 1 E: 0 K: 2 S: 10	H: 1 LOB: 1 BB: 1 P: 17	R: 1 E: 0 K: 0 S: 10	H: 3 LOB: 2 BB: 0 P: 14	R: 0 E: 0 K: 0 S: 5	H: 1 LOB: 0 BB: 0 P: 8	1B: 9 2B: 2 3B: 0 HR: 1	SF: 0 SAC: 0 DP: 2 HBP: 0	WP: 1 PB: 0 SB: 0 CS: 0	PA: 40				
PITCHER	IP WLS BF H R ER SO BB IBB HBP BLK WP HR S P ERA WHIP	IP WLS BF H R ER SO BB IBB HBP BLK WP HR S P ERA WHIP	IP WLS BF H R ER SO BB IBB HBP BLK WP HR S P ERA WHIP	IP WLS BF H R ER SO BB IBB HBP BLK WP HR S P ERA WHIP	IP WLS BF H R ER SO BB IBB HBP BLK WP HR S P ERA WHIP	IP WLS BF H R ER SO BB IBB HBP BLK WP HR S P ERA WHIP	IP WLS BF H R ER SO BB IBB HBP BLK WP HR S P ERA WHIP	IP WLS BF H R ER SO BB IBB HBP BLK WP HR S P ERA WHIP	IP WLS BF H R ER SO BB IBB HBP BLK WP HR S P ERA WHIP	IP WLS BF H R ER SO BB IBB HBP BLK WP HR S P ERA WHIP	IP WLS BF H R ER SO BB IBB HBP BLK WP HR S P ERA WHIP	IP WLS BF H R ER SO BB IBB HBP BLK WP HR S P ERA WHIP	IP WLS BF H R ER SO BB IBB HBP BLK WP HR S P ERA WHIP	IP WLS BF H R ER SO BB IBB HBP BLK WP HR S P ERA WHIP	IP WLS BF H R ER SO BB IBB HBP BLK WP HR S P ERA WHIP	IP WLS BF H R ER SO BB IBB HBP BLK WP HR S P ERA WHIP	IP WLS BF H R ER SO BB IBB HBP BLK WP HR S P ERA WHIP	IP WLS BF H R ER SO BB IBB HBP BLK WP HR S P ERA WHIP	IP WLS BF H R ER SO BB IBB HBP BLK WP HR S P ERA WHIP	IP WLS BF H R ER SO BB IBB HBP BLK WP HR S P ERA WHIP	IP WLS BF H R ER SO BB IBB HBP BLK WP HR S P ERA WHIP	IP WLS BF H R ER SO BB IBB HBP BLK WP HR S P ERA WHIP	IP WLS BF H R ER SO BB IBB HBP BLK WP HR S P ERA WHIP	IP WLS BF H R ER SO BB IBB HBP BLK WP HR S P ERA WHIP	IP WLS BF H R ER SO BB IBB HBP BLK WP HR S P ERA WHIP	IP WLS BF H R ER SO BB IBB HBP BLK WP HR S P ERA WHIP

Cincinnati Reds @ San Francisco Giants
AT&T Park, San Francisco, CA
Thu Sep 20 2007, 7:15 PM PDT
Att: 35,021 - Partly Cloudy - 63 F

AB	37
R	4
H	12
RBI	4
BB	3
SO	6
LOB	22



Batter	1	2	3	4	5	6	7	8	9	AB	R	H	RBI	BB	SO	LOB	BOTTOM									
Rajai Davis, R OBP: 0.363, SLG: 0.392										4	0	0	0	0	0	0										
8 Eugenio Velez, S OBP: 0.400, SLG: 0.500										3	1	1	0	1	1	0										
2 Randy Winn, S OBP: 0.346, SLG: 0.427										3	0	1	0	1	0	1										
Ryan Klesko, L OBP: 0.346, SLG: 0.409										2	0	0	0	0	0	2										
Rich Aurilia, R OBP: 0.296, SLG: 0.360										2	0	0	0	0	0	2										
12 Nate Schierholz, L OBP: 0.323, SLG: 0.416										4	0	1	1	0	0	0										
Pedro Feliz, R OBP: 0.287, SLG: 0.417										4	1	1	0	0	0	2										
19 Kevin Frandsen, R OBP: 0.306, SLG: 0.358										4	0	1	1	0	1	0										
39 Guillermo Rodriguez, R OBP: 0.304, SLG: 0.349										3	0	0	0	0	1	1										
18 Matt Cain, R OBP: 0.105, SLG: 0.152										2	0	0	0	0	1	0										
Dan Giletti, R										0	0	0	0	0	0	0										
Jack Taschner, L										0	0	0	0	0	0	0										
1 Bengie Molina, R OBP: 0.302, SLG: 0.445										0	0	0	0	0	0	0										
Steve Kline, S										0	0	0	0	0	0	0										
Tyler Walker, R										0	0	0	0	0	0	0										
Scott Atchison, R										0	0	0	0	0	0	0										
Inning Stats	R: 1 E: 0 K: 0 S: 11	H: 2 LOB: 2 BB: 1 P: 18	R: 0 E: 0 K: 2 S: 12	H: 0 LOB: 0 BB: 0 P: 17	R: 0 E: 0 K: 0 S: 7	H: 0 LOB: 0 BB: 0 P: 10	R: 0 E: 0 K: 0 S: 7	H: 0 LOB: 0 BB: 0 P: 11	R: 0 E: 0 K: 1 S: 9	H: 1 LOB: 1 BB: 0 P: 12	R: 1 E: 0 K: 1 S: 13	H: 2 LOB: 1 BB: 0 P: 17	R: 0 E: 0 K: 0 S: 7	H: 0 LOB: 1 BB: 1 P: 12	R: 0 E: 0 K: 0 S: 8	H: 0 LOB: 0 BB: 0 P: 9	1B: 2 2B: 3 3B: 0 HR: 0	SF: 0 SAC: 0 DP: 0 HBP: 0	WP: 0 PB: 0 SB: 1 CS: 0	PA: 34						
PITCHER	IP WLS BF H R ER SO BB IBB HBP BLK WP HR S P ERA WHIP	IP WLS BF H R ER SO BB IBB HBP BLK WP HR S P ERA WHIP	IP WLS BF H R ER SO BB IBB HBP BLK WP HR S P ERA WHIP	IP WLS BF H R ER SO BB IBB HBP BLK WP HR S P ERA WHIP	IP WLS BF H R ER SO BB IBB HBP BLK WP HR S P ERA WHIP	IP WLS BF H R ER SO BB IBB HBP BLK WP HR S P ERA WHIP	IP WLS BF H R ER SO BB IBB HBP BLK WP HR S P ERA WHIP	IP WLS BF H R ER SO BB IBB HBP BLK WP HR S P ERA WHIP	IP WLS BF H R ER SO BB IBB HBP BLK WP HR S P ERA WHIP	IP WLS BF H R ER SO BB IBB HBP BLK WP HR S P ERA WHIP	IP WLS BF H R ER SO BB IBB HBP BLK WP HR S P ERA WHIP	IP WLS BF H R ER SO BB IBB HBP BLK WP HR S P ERA WHIP	IP WLS BF H R ER SO BB IBB HBP BLK WP HR S P ERA WHIP	IP WLS BF H R ER SO BB IBB HBP BLK WP HR S P ERA WHIP	IP WLS BF H R ER SO BB IBB HBP BLK WP HR S P ERA WHIP	IP WLS BF H R ER SO BB IBB HBP BLK WP HR S P ERA WHIP	IP WLS BF H R ER SO BB IBB HBP BLK WP HR S P ERA WHIP	IP WLS BF H R ER SO BB IBB HBP BLK WP HR S P ERA WHIP	IP WLS BF H R ER SO BB IBB HBP BLK WP HR S P ERA WHIP	IP WLS BF H R ER SO BB IBB HBP BLK WP HR S P ERA WHIP	IP WLS BF H R ER SO BB IBB HBP BLK WP HR S P ERA WHIP	IP WLS BF H R ER SO BB IBB HBP BLK WP HR S P ERA WHIP	IP WLS BF H R ER SO BB IBB HBP BLK WP HR S P ERA WHIP	IP WLS BF H R ER SO BB IBB HBP BLK WP HR S P ERA WHIP	IP WLS BF H R ER SO BB IBB HBP BLK WP HR S P ERA WHIP	IP WLS BF H R ER SO BB IBB HBP BLK WP HR S P ERA WHIP

Cincinnati Reds @ San Francisco Giants
AT&T Park, San Francisco, CA
Thu Sep 20 2007, 7:15 PM PDT
Att: 35,021 - Partly Cloudy - 63 F

AB	32
R	2
H	5
RBI	2
BB	2
SO	4
LOB	9



Batter	1	2	3	4	5	6	7	8	9	AB	R	H	RBI	BB	SO	LOB	TOP			
24 Brian Giles, L (1.9)	E7 12 WP 5 1B	FC6	G4-3	G6-3						4	1	1	2	1	0	2	San Diego Padres @ San Francisco Giants AT&T Park, San Francisco, CA Mon Sep 24 2007, 7:15 PM PDT Att: 35,650 - Clear - 65 F			
12 Scott Hairston, R (1.7)	P6	F7						BB		4	0	1	0	1	1	3				
5 Kevin Kouzmanoff, R (1.5)			F7	G1-3						4	0	2	1	0	0	2				
23 Adrián González, L (1.3)										4	1	3	0	1	0	2				
3 Khalil Greene, R (1.6)	L7		F8							5	0	0	0	0	0	6				
28 Josh Bard, S (1.2)	G6-3		FC6-4							5	0	2	1	0	0	3				
Geoff Blum, S (1.4)		P4								4	1	0	0	1	1	4				
Brady Clark, R (1.8)										5	1	2	0	0	0	4				
32 Chris Young, R (1.1)										1	0	1	0	0	0	0				
9 Brian Myrow, L (6,PH)										1	0	0	0	0	0	0				
43 Cia Meredith, R (6.1)										0	0	0	0	0	0	0				
13 Oscar Robles, L (8,PH)										1	0	0	0	0	1	0				
Justin Germano, R (8.1)										0	0	0	0	0	0	0				
Inning Stats	R: 1 E: 0 K: 0 S: 11	H: 2 LOB: 2 BB: 1 P: 19	R: 1 E: 0 K: 0 S: 14	H: 2 LOB: 1 BB: 0 P: 23	R: 0 E: 0 K: 0 S: 7	H: 1 LOB: 1 BB: 0 P: 10	R: 1 E: 0 K: 0 S: 14	H: 1 LOB: 2 BB: 0 P: 26	R: 0 E: 0 K: 0 S: 8	H: 1 LOB: 1 BB: 0 P: 15	R: 0 E: 0 K: 0 S: 8	H: 0 LOB: 0 BB: 0 P: 12	R: 0 E: 0 K: 2 S: 11	H: 0 LOB: 1 BB: 1 P: 18	R: 0 E: 0 K: 10 S: 10	H: 3 LOB: 3 BB: 0 P: 17	1B: 9 2B: 3 3B: 0 HR: 0	SF: 0 SAC: 1 DP: 0 HBP: 1	WP: 1 PB: 0 SB: 0 CS: 0	PA: 44
PITCHER	IP WLS BF H R ER SO BB IBB HBP BLK WP HR S P ERA WHIP																			
75 Barry Zito, L (1.1)	5.0 W 26 8 4 4 1 3 0 0 0 0 1 0 56 93 7.20 2.200																			
41 Brad Hennessey, R (6.1)	2.0 H 8 1 0 0 0 0 0 0 1 0 0 0 16 27 0.00 0.500																			
Scott Atchison, R (8.1)	1.0 5 1 0 0 2 1 0 0 0 0 0 0 14 21 0.00 2.000																			
Jack Taschner, L (9.1)	0.0 1 1 0 0 0 0 0 0 0 0 0 0 2 5 ∞ ∞																			
Tyler Walker, R (9.1)	1.0 4 1 0 0 0 0 0 0 0 0 0 0 5 9 0.00 1.000																			

Batter	1	2	3	4	5	6	7	8	9	AB	R	H	RBI	BB	SO	LOB	BOTTOM	
10 Dave Roberts, L (1.8)	L3	F7	K							5	0	1	0	0	1	2	San Diego Padres @ San Francisco Giants AT&T Park, San Francisco, CA Mon Sep 24 2007, 7:15 PM PDT Att: 35,650 - Clear - 65 F	
19 Kevin Frandsen, R (1.4)	G6-3									4	1	0	0	1	0	2		
2 Randy Winn, S (1.9)										5	1	4	0	0	0	0		
1 Bengie Molina, R (1.2)	F8		P4							4	0	0	0	1	0	5		
Ryan Klesko, L (1.3)		P2								5	2	2	1	0	0	2		
Rich Aurilia, R (1.5)										4	2	1	1	1	1	1		
14 Fred Lewis, L (1.7)										3	2	2	1	1	0	1		
13 Omar Vizquel, S (1.6)										4	1	3	4	0	0	1		
75 Barry Zito, L (1.1)										1	0	1	1	0	0	0		
12 Nate Schotteltrick, L (5,PH)										1	0	0	0	0	0	1		
41 Brad Hennessey, R (8.1)										0	0	0	0	0	0	0		
Ray Durham, S (7,PH)										1	0	0	0	0	0	1		
Scott Atchison, R (8.1)										0	0	0	0	0	0	0		
Jack Taschner, L (9.1)										0	0	0	0	0	0	0		
Tyler Walker, R (9.1)										0	0	0	0	0	0	0		
Inning Stats	R: 0 E: 0 K: 0 S: 10	H: 1 LOB: 1 BB: 0 P: 14	R: 2 E: 0 K: 1 S: 12	H: 2 LOB: 1 BB: 1 P: 20	R: 5 E: 0 K: 1 S: 20	H: 4 LOB: 1 BB: 2 P: 37	R: 0 E: 0 K: 0 S: 9	H: 0 LOB: 1 BB: 1 P: 18	R: 0 E: 0 K: 0 S: 7	H: 1 LOB: 1 BB: 0 P: 10	R: 2 E: 0 K: 0 S: 9	H: 4 LOB: 2 BB: 0 P: 12	R: 0 E: 0 K: 0 S: 6	H: 1 LOB: 1 BB: 0 P: 10	1B: 11 2B: 2 3B: 1 HR: 0	SF: 0 SAC: 1 DP: 0 HBP: 0	WP: 1 PB: 0 SB: 3 CS: 0	PA: 42
PITCHER	IP WLS BF H R ER SO BB IBB HBP BLK WP HR S P ERA WHIP																	
32 Chris Young, R (1.1)	5.0 L 27 8 7 7 3 4 0 0 0 0 1 0 63 105 12.60 2.400																	
43 Cia Meredith, R (6.1)	2.0 11 5 2 2 0 0 0 0 0 0 0 0 16 22 9.00 2.500																	
Justin Germano, R (8.1)	1.0 4 1 0 0 0 0 0 0 0 0 0 0 6 10 0.00 1.000																	



GIANTS

Batter	1	2	3	4	5	6	7	8	9	AB R H RBI BB SO LOB	TOP																		
24 Brian Giles, L OBP: 0.362, SLG: 0.408	G6-3		F7			F8		F8	HR	5 1 1 3 0 0 1	San Diego Padres @ San Francisco Giants AT&T Park, San Francisco, CA Tue Sep 25 2007, 7:15 PM PDT Att: 35,524 - Clear - 72 F																		
12 Scott Hairston, R OBP: 0.326, SLG: 0.455	K		K			HR		K	L6	5 1 1 1 1 0 3 2																			
5 Kevin Kouzmanoff, R OBP: 0.334, SLG: 0.463	1B				K					4 0 2 0 0 1 0																			
23 Adrián González, L OBP: 0.341, SLG: 0.485	F8				P5					4 0 0 0 0 2 3																			
3 Khalil Greene, R OBP: 0.289, SLG: 0.464	K		F9							4 2 2 1 0 1 0																			
28 Josh Bard, S OBP: 0.382, SLG: 0.395	K				G3-6-3 BB					3 0 0 0 1 2 1																			
Geoff Blum, S 50 Joe Thatcher, L					G3-6-3					3 0 1 0 0 0 1																			
9 Brian Myrow, L Trevor Hoffman, R					1-2					0 0 0 0 0 0 0																			
Brady Clark, R OBP: 0.326, SLG: 0.360	F9									4 1 2 1 0 0 1																			
Brett Tomko, R Doug Brocail, L Marcus Giles, R Terrence Long, S 13 Oscar Robles, L 11 Craig Stansberry, R	K				G4-3					2 0 0 0 0 0 1 1																			
Inning Stats	R: 0 E: 0 K: 1 S: 12	H: 1 LOB: 1 BB: 0 P: 19	R: 0 E: 0 K: 2 S: 10	H: 1 LOB: 1 BB: 0 P: 12	R: 0 E: 0 K: 2 S: 13	H: 0 LOB: 0 BB: 0 P: 19	R: 0 E: 0 K: 1 S: 11	H: 1 LOB: 1 BB: 1 P: 16	R: 1 E: 0 K: 1 S: 9	H: 1 LOB: 0 BB: 0 P: 12	R: 1 E: 0 K: 1 S: 9	H: 1 LOB: 2 BB: 1 P: 17	R: 0 E: 0 K: 2 S: 10	H: 1 LOB: 2 BB: 1 P: 19	R: 4 E: 0 K: 1 S: 14	H: 3 LOB: 1 BB: 1 P: 27	1B: 5 2B: 1 3B: 0 HR: 3	SF: 0 SAC: 0 DP: 1 HBP: 0	WP: 0 PB: 0 SB: 0 CS: 0	PA: 38									
PITCHER	IP WLS BF H R ER SO BB IBB HBP BLK WP HR S P ERA WHIP											IP WLS BF H R ER SO BB IBB HBP BLK WP HR S P ERA WHIP																	
18 Matt Cain, R ERA: 3.65	7.0		26	5	2	2	8	1	0	0	0	0	0	0	2	73	113	2.57	0.857										
41 Brad Hennessey, R ERA: 3.53	0.0		1	0	0	0	0	1	0	0	0	0	0	0	2	6													
Steve Kline, L ERA: 4.7	0.1	H	1	0	0	0	0	0	0	0	0	0	0	1	2	6		0.00	0.000										
38 Brian Wilson, R ERA: 2.38	1.1	L	9	4	4	4	3	1	0	0	0	0	0	1	19	35	27.00	3.750											
Scott Munter, R ERA: 4.0	0.1		1	0	0	0	0	0	0	0	0	0	0	2	3		0.00	0.000											

AB 35
R 6
H 9
RBI 6
BB 3
SO 11
LOB 11



Batter	1	2	3	4	5	6	7	8	9	AB R H RBI BB SO LOB	BOTTOM																	
10 Dave Roberts, L OBP: 0.333, SLG: 0.366	E4					B3				5 1 1 1 0 0 0	San Diego Padres @ San Francisco Giants AT&T Park, San Francisco, CA Tue Sep 25 2007, 7:15 PM PDT Att: 35,524 - Clear - 72 F																	
19 Kevin Frandsen, R OBP: 0.327, SLG: 0.373	G1-6-3					CS				4 1 2 1 1 0 1																		
2 Randy Winn, S OBP: 0.351, SLG: 0.437	1B				CS					4 1 3 2 1 1 0																		
1 Bengie Molina, R OBP: 0.300, SLG: 0.435	FC5				G5-3					4 0 1 0 1 0 2																		
Ryan Klesko, L Rich Aurilia, R 38 Brian Wilson, R Scott Munter, R	E6				G3-1					3 0 0 0 0 0 2																		
Pedro Feliz, R OBP: 0.287, SLG: 0.419	FC5				G4-3					1 0 0 0 0 1 2																		
14 Fred Lewis, L Rajai Davis, R										0 0 0 0 0 0 0																		
13 Omar Vizquel, S OBP: 0.301, SLG: 0.308										0 0 0 0 0 0 0																		
18 Matt Cain, R 41 Brad Hennessey, R Steve Kline, S Scott McClain, R										0 0 0 0 0 0 0																		
Inning Stats	R: 0 E: 2 K: 0 S: 9	H: 1 LOB: 3 BB: 1 P: 21	R: 4 E: 0 K: 0 S: 13	H: 3 LOB: 0 BB: 1 P: 23	R: 0 E: 0 K: 0 S: 8	H: 1 LOB: 1 BB: 0 P: 11	R: 0 E: 0 K: 1 S: 8	H: 0 LOB: 0 BB: 1 P: 13	R: 0 E: 0 K: 1 S: 13	H: 1 LOB: 1 BB: 0 P: 18		R: 0 E: 0 K: 1 S: 13	H: 1 LOB: 2 BB: 1 P: 25	R: 0 E: 0 K: 1 S: 9	H: 1 LOB: 1 BB: 0 P: 12	R: 0 E: 0 K: 0 S: 10	H: 2 LOB: 1 BB: 0 P: 12	1B: 7 2B: 2 3B: 0 HR: 1	SF: 0 SAC: 1 DP: 2 HBP: 0	WP: 0 PB: 0 SB: 1 CS: 1	PA: 41							
PITCHER	IP WLS BF H R ER SO BB IBB HBP BLK WP HR S P ERA WHIP											IP WLS BF H R ER SO BB IBB HBP BLK WP HR S P ERA WHIP																
Brett Tomko, R ERA: 5.39	6.0		27	6	4	4	3	3	0	0	0	0	0	0	8	99	6.00	1.500										
Doug Brocail, R ERA: 3.07	0.2		4	1	0	0	0	0	1	0	0	0	0	0	8	17	0.00	1.500										
50 Joe Thatcher, L ERA: 1.02	1.1	W	5	1	0	0	2	0	0	0	0	0	0	14	20	0.00	0.750											
Trevor Hoffman, R ERA: 2.45	1.0	S	4	2	0	0	0	0	0	0	0	0	0	10	12	0.00	2.000											

AB 35
R 4
H 10
RBI 4
BB 4
SO 5
LOB 17



Batter	1	2	3	4	5	6	7	8	9	AB	R	H	RBI	BB	SO	LOB	TOP				
Rajai Davis, R OBP: 0.354, SLG: 0.376										4	1	1	1	0	2	1					
19 Kevin Frandsen, R OBP: 0.329, SLG: 0.371										3	0	1	0	1	0	0					
2 Randy Winn, S OBP: 0.350, SLG: 0.440										4	0	1	0	0	1	2					
Pedro Feliz, R OBP: 0.284, SLG: 0.415										4	0	0	0	0	0	2					
40 Daniel Ortmeier, S OBP: 0.318, SLG: 0.480										3	1	2	0	1	0	1					
12 Nate Schierholz, L OBP: 0.297, SLG: 0.377										4	0	1	0	0	1	3					
50 Eleazer Alfonso, R OBP: 0.302, SLG: 0.383										4	0	1	0	0	0	3					
13 Omar Vizquel, S OBP: 0.304, SLG: 0.309										3	1	2	1	1	0	1					
32 Kevin Correia, R OBP: 0.125, SLG: 0.067										2	0	0	0	0	1	2					
Ray Durham, S OBP: 0.296, SLG: 0.344										1	0	0	0	0	0	1					
23 Randy Messenger, R OBP: 0.304, SLG: 0.309										0	0	0	0	0	0	0					
Scott Munter, R OBP: 0.304, SLG: 0.309										0	0	0	0	0	0	0					
Inning Stats	R: 1 E: 0 K: 0 S: 9	H: 2 LOB: 0 BB: 0 P: 15	R: 1 E: 0 K: 1 S: 13	H: 3 LOB: 1 BB: 0 P: 19	R: 0 E: 0 K: 1 S: 12	H: 0 LOB: 0 BB: 0 P: 18	R: 0 E: 0 K: 0 S: 7	H: 0 LOB: 1 BB: 0 P: 13	R: 1 E: 1 K: 0 S: 9	H: 1 LOB: 0 BB: 0 P: 12	R: 0 E: 0 K: 1 S: 9	H: 1 LOB: 0 BB: 0 P: 11	R: 0 E: 0 K: 1 S: 8	H: 0 LOB: 1 BB: 1 P: 14	R: 0 E: 0 K: 1 S: 12	H: 2 LOB: 1 BB: 0 P: 13	1B: 9 2B: 1 3B: 0 HR: 0	SF: 0 SAC: 0 DP: 4 HBP: 0	WP: 0 PB: 0 SB: 0 CS: 0	PA: 35	
PITCHER	IP WLS BF H R ER SO BB IBB HBP BLK WP HR S P ERA WHIP	IP WLS BF H R ER SO BB IBB HBP BLK WP HR S P ERA WHIP	IP WLS BF H R ER SO BB IBB HBP BLK WP HR S P ERA WHIP	IP WLS BF H R ER SO BB IBB HBP BLK WP HR S P ERA WHIP	IP WLS BF H R ER SO BB IBB HBP BLK WP HR S P ERA WHIP	IP WLS BF H R ER SO BB IBB HBP BLK WP HR S P ERA WHIP	IP WLS BF H R ER SO BB IBB HBP BLK WP HR S P ERA WHIP	IP WLS BF H R ER SO BB IBB HBP BLK WP HR S P ERA WHIP	IP WLS BF H R ER SO BB IBB HBP BLK WP HR S P ERA WHIP	IP WLS BF H R ER SO BB IBB HBP BLK WP HR S P ERA WHIP	IP WLS BF H R ER SO BB IBB HBP BLK WP HR S P ERA WHIP	IP WLS BF H R ER SO BB IBB HBP BLK WP HR S P ERA WHIP	IP WLS BF H R ER SO BB IBB HBP BLK WP HR S P ERA WHIP	IP WLS BF H R ER SO BB IBB HBP BLK WP HR S P ERA WHIP	IP WLS BF H R ER SO BB IBB HBP BLK WP HR S P ERA WHIP	IP WLS BF H R ER SO BB IBB HBP BLK WP HR S P ERA WHIP	IP WLS BF H R ER SO BB IBB HBP BLK WP HR S P ERA WHIP	IP WLS BF H R ER SO BB IBB HBP BLK WP HR S P ERA WHIP	IP WLS BF H R ER SO BB IBB HBP BLK WP HR S P ERA WHIP	IP WLS BF H R ER SO BB IBB HBP BLK WP HR S P ERA WHIP	IP WLS BF H R ER SO BB IBB HBP BLK WP HR S P ERA WHIP

San Francisco Giants @ Los Angeles Dodgers
Dodger Stadium, Los Angeles, CA

AB 32
R 3
H 9
RBI 2
BB 3
SO 5
LOB 16



WP: 0 PA: 35
PB: 0
SB: 0
CS: 0

Fri Sep 28 2007, 7:40 PM PDT
Att: 47,696 - Cloudy - 65 F

Batter	1	2	3	4	5	6	7	8	9	AB	R	H	RBI	BB	SO	LOB	BOTTOM			
9 Juan Pierre, L OBP: 0.331, SLG: 0.352										4	0	2	1	0	0	0				
Wilson Valdez, R OBP: 0.239, SLG: 0.269										2	1	1	2	1	0	0				
27 Matt Kemp, R OBP: 0.364, SLG: 0.509										4	1	1	1	0	2	2				
7 James Loney, L OBP: 0.385, SLG: 0.548										4	1	1	1	0	1	3				
28 Andy LaRoche, R OBP: 0.377, SLG: 0.321										3	1	1	1	1	1	0				
16 Andre Ethier, L OBP: 0.351, SLG: 0.455										3	0	0	0	1	0	1				
Chad Moeller, R OBP: 0.182, SLG: 0.241										3	2	1	0	0	0	2				
14 Chin-Lung Hu, R OBP: 0.227, SLG: 0.500										3	0	1	1	0	1	1				
David Wells, L OBP: 0.185, SLG: 0.270										2	1	1	1	0	1	0				
45 Scott Proctor, R ERA: 3.45										0	0	0	0	0	0	0				
Mark Sweeney, L OBP: 0.335, SLG: 0.386										1	1	1	0	0	0	0				
51 Jonathan Broxton, R ERA: 4.2										0	0	0	0	0	0	0				
3 Delwyn Young, S OBP: 0.140, SLG: 0.140										1	0	0	0	0	0	1				
D.J. Houlton, R ERA: 3.6										0	0	0	0	0	0	0				
Inning Stats	R: 2 E: 0 K: 1 S: 13	H: 2 LOB: 1 BB: 1 P: 20	R: 2 E: 0 K: 0 S: 11	H: 3 LOB: 0 BB: 0 P: 16	R: 1 E: 0 K: 1 S: 13	H: 1 LOB: 0 BB: 0 P: 17	R: 0 E: 0 K: 2 S: 8	H: 0 LOB: 0 BB: 0 P: 12	R: 0 E: 0 K: 0 S: 5	H: 0 LOB: 0 BB: 0 P: 7	R: 0 E: 0 K: 1 S: 5	H: 0 LOB: 0 BB: 0 P: 11	R: 2 E: 0 K: 1 S: 18	H: 3 LOB: 2 BB: 0 P: 27	R: 1 E: 0 K: 0 S: 7	H: 1 LOB: 1 BB: 2 P: 17	1B: 7 2B: 2 3B: 0 HR: 1	SF: 1 SAC: 1 DP: 1 HBP: 1	WP: 0 PB: 0 SB: 0 CS: 1	PA: 37
PITCHER	IP WLS BF H R ER SO BB IBB HBP BLK WP HR S P ERA WHIP	IP WLS BF H R ER SO BB IBB HBP BLK WP HR S P ERA WHIP	IP WLS BF H R ER SO BB IBB HBP BLK WP HR S P ERA WHIP	IP WLS BF H R ER SO BB IBB HBP BLK WP HR S P ERA WHIP	IP WLS BF H R ER SO BB IBB HBP BLK WP HR S P ERA WHIP	IP WLS BF H R ER SO BB IBB HBP BLK WP HR S P ERA WHIP	IP WLS BF H R ER SO BB IBB HBP BLK WP HR S P ERA WHIP	IP WLS BF H R ER SO BB IBB HBP BLK WP HR S P ERA WHIP	IP WLS BF H R ER SO BB IBB HBP BLK WP HR S P ERA WHIP	IP WLS BF H R ER SO BB IBB HBP BLK WP HR S P ERA WHIP	IP WLS BF H R ER SO BB IBB HBP BLK WP HR S P ERA WHIP	IP WLS BF H R ER SO BB IBB HBP BLK WP HR S P ERA WHIP	IP WLS BF H R ER SO BB IBB HBP BLK WP HR S P ERA WHIP	IP WLS BF H R ER SO BB IBB HBP BLK WP HR S P ERA WHIP	IP WLS BF H R ER SO BB IBB HBP BLK WP HR S P ERA WHIP	IP WLS BF H R ER SO BB IBB HBP BLK WP HR S P ERA WHIP	IP WLS BF H R ER SO BB IBB HBP BLK WP HR S P ERA WHIP	IP WLS BF H R ER SO BB IBB HBP BLK WP HR S P ERA WHIP	IP WLS BF H R ER SO BB IBB HBP BLK WP HR S P ERA WHIP	IP WLS BF H R ER SO BB IBB HBP BLK WP HR S P ERA WHIP

San Francisco Giants @ Los Angeles Dodgers
Dodger Stadium, Los Angeles, CA

AB 30
R 8
H 10
RBI 8
BB 3
SO 6
LOB 10



WP: 0 PA: 37
PB: 0
SB: 0
CS: 1

Fri Sep 28 2007, 7:40 PM PDT
Att: 47,696 - Cloudy - 65 F

Batter	1	2	3	4	5	6	7	8	9	AB	R	H	RBI	BB	SO	LOB	TOP						
Rajai Davis, R OBP: 0.361, SLG: 0.374 (1, 8)										4	2	1	0	1	2	0							
19 Kevin Frandsen, R OBP: 0.331, SLG: 0.379 (1, 4)										4	2	1	2	1	1	1							
2 Randy Winn, S OBP: 0.353, SLG: 0.445 (1, 7)										1	0	1	1	0	0	0							
14 Fred Lewis, L OBP: 0.374, SLG: 0.408 (1, 7)										4	1	2	0	0	0	0							
Pedro Feliz, R OBP: 0.290, SLG: 0.418 (1, 5)										5	1	4	1	0	0	1							
40 Daniel Ortmeier, S OBP: 0.317, SLG: 0.497 (1, 3)										5	0	2	0	0	0	4							
12 Nate Schierholtz, L OBP: 0.316, SLG: 0.402 (1, 9)										5	2	3	1	0	0	1							
39 Guillermo Rodriguez, R OBP: 0.327, SLG: 0.356 (1, 2)										4	2	2	1	1	0	0							
13 Omar Vizquel, S OBP: 0.305, SLG: 0.316 (1, 6)										2	1	1	2	0	0	2							
Rich Aurilia, R OBP: 0.304, SLG: 0.368 (4, 6)										2	0	0	0	0	1	0							
8 Eugenio Velez, S OBP: 0.385, SLG: 0.636 (9, PH)										1	0	1	2	0	0	0							
75 Barry Zito, L OBP: 0.141, SLG: 0.113 (1, 1)										4	0	0	0	0	3	1							
Scott McClain, R OBP: 0.182, SLG: 0.182 (9, PH)										1	0	0	0	0	0	1							
38 Brian Wilson, R (9, 1)										0	0	0	0	0	0	0							
Inning Stats	R: 1 E: 0 K: 0 S: 8	H: 1 LOB: 1 BB: 1 P: 17	R: 0 E: 0 K: 0 S: 9	H: 2 LOB: 1 BB: 0 P: 11	R: 0 E: 0 K: 1 S: 10	H: 2 LOB: 2 BB: 0 P: 17	R: 5 E: 1 K: 2 S: 24	H: 6 LOB: 2 BB: 1 P: 38	R: 0 E: 0 K: 1 S: 6	H: 0 LOB: 0 BB: 0 P: 14	R: 3 E: 0 K: 1 S: 15	H: 5 LOB: 2 BB: 0 P: 21	R: 0 E: 0 K: 1 S: 9	H: 0 LOB: 0 BB: 0 P: 11	R: 0 E: 0 K: 1 S: 6	H: 0 LOB: 0 BB: 0 P: 10	R: 2 E: 0 K: 0 S: 14	H: 2 LOB: 1 BB: 1 P: 23	1B: 12 2B: 3 HR: 2	SF: 0 SAC: 0 HBP: 0	WP: 0 PB: 0 SB: 1 CS: 0	PA: 45	
PITCHER	IP WLS BF H R ER SO BB IBB HBP BLK WP HR S P ERA WHIP	IP WLS BF H R ER SO BB IBB HBP BLK WP HR S P ERA WHIP	IP WLS BF H R ER SO BB IBB HBP BLK WP HR S P ERA WHIP	IP WLS BF H R ER SO BB IBB HBP BLK WP HR S P ERA WHIP	IP WLS BF H R ER SO BB IBB HBP BLK WP HR S P ERA WHIP	IP WLS BF H R ER SO BB IBB HBP BLK WP HR S P ERA WHIP	IP WLS BF H R ER SO BB IBB HBP BLK WP HR S P ERA WHIP	IP WLS BF H R ER SO BB IBB HBP BLK WP HR S P ERA WHIP	IP WLS BF H R ER SO BB IBB HBP BLK WP HR S P ERA WHIP	IP WLS BF H R ER SO BB IBB HBP BLK WP HR S P ERA WHIP	IP WLS BF H R ER SO BB IBB HBP BLK WP HR S P ERA WHIP	IP WLS BF H R ER SO BB IBB HBP BLK WP HR S P ERA WHIP	IP WLS BF H R ER SO BB IBB HBP BLK WP HR S P ERA WHIP	IP WLS BF H R ER SO BB IBB HBP BLK WP HR S P ERA WHIP	IP WLS BF H R ER SO BB IBB HBP BLK WP HR S P ERA WHIP	IP WLS BF H R ER SO BB IBB HBP BLK WP HR S P ERA WHIP	IP WLS BF H R ER SO BB IBB HBP BLK WP HR S P ERA WHIP	IP WLS BF H R ER SO BB IBB HBP BLK WP HR S P ERA WHIP	IP WLS BF H R ER SO BB IBB HBP BLK WP HR S P ERA WHIP	IP WLS BF H R ER SO BB IBB HBP BLK WP HR S P ERA WHIP	IP WLS BF H R ER SO BB IBB HBP BLK WP HR S P ERA WHIP	IP WLS BF H R ER SO BB IBB HBP BLK WP HR S P ERA WHIP	IP WLS BF H R ER SO BB IBB HBP BLK WP HR S P ERA WHIP

San Francisco Giants @ Los Angeles Dodgers
Dodger Stadium, Los Angeles, CA
Sun Sep 30 2007, 1:10 PM PDT
Att: 49,211 - Sunny - 84 F

AB 42
R 11
H 18
RBI 10
BB 3
SO 7
LOB 11



Batter	1	2	3	4	5	6	7	8	9	AB	R	H	RBI	BB	SO	LOB	BOTTOM
9 Juan Pierre, L OBP: 0.331, SLG: 0.353 (1, 8)										4	0	1	0	0	0	0	
Wilson Valdez, R OBP: 0.283, SLG: 0.270 (1, 4)										4	0	0	0	0	0	1	
27 Matt Kemp, R OBP: 0.373, SLG: 0.521 (1, 9)										4	1	3	0	0	1	0	
7 James Loney, L OBP: 0.381, SLG: 0.538 (1, 3)										4	0	0	0	0	1	3	
55 Russell Martin, R OBP: 0.374, SLG: 0.469 (1, 2)										2	0	0	0	0	1	1	
D.J. Houlton, R (5, 1)										0	0	0	0	0	0	0	
3 Delwyn Young, S OBP: 0.417, SLG: 0.647 (7, PH)										2	1	2	2	0	0	0	
28 Andy LaRoche, R OBP: 0.385, SLG: 0.312 (1, 5)										4	0	0	0	0	1	1	
16 Andre Ethier, L OBP: 0.350, SLG: 0.452 (1, 7)										3	0	0	0	0	1	0	
49 Jon Meloan, R (8, 1)										0	0	0	0	0	0	0	
14 Chin-Lung Hu, R OBP: 0.241, SLG: 0.517 (1, 6)										3	0	0	0	0	0	0	
50 Eric Stults, L OBP: 0.333, SLG: 0.500 (1, 1)										1	0	0	0	0	1	0	
Chad Moeller, R OBP: 0.175, SLG: 0.232 (5, 2)										2	0	0					